

San Diego Padres - 1987

Batter	1	2	3	4	5	6	7	8	9	AB	R	H	RBI	BB	SO	LOB	TOP								
Stan Jefferson, S (1,8) C X	0-1 1-3 1		1-2 6-3 1	0-2 L3 3			0-0 4-3 2			4	0	0	0	0	0	4									
Gary Templeton, S (1,6) B C X OBP: 0.222, SLG: 0.125	2-2 F8 2		1-1 F8 2		0-1 5-3 1		0-1 4-3 3			4	0	0	0	0	0	1									
Tony Gwynn, L (1,9) B C X OBP: 0.250, SLG: 0.250	1-1 3B 1B		0-3 K 3		2-3 K 2			0-0 1-3 1		4	1	1	0	0	2	0									
Carmelo Martinez, R (1,7) B C X OBP: 0.444, SLG: 1.111 Jim Steels, L (8,7) B C X	1-0 1B 3B			3-2 E5 1B E G1-6-3	3-1 5-3 3			1-0 2B		4	1	2	1	0	0	0									
Kevin Mitchell, R (1,5) X	0-0 F8 3			1-0 E G1-6-3 1B 1-2		0-1 L6 1		3-3 K2-3 2		4	0	1	0	0	1	2									
Steve Garvey, R (1,3) Craig Lefferts, L (8,1)		0-0 5-3 1		0-0 F5 1		1-0 F8 2		1-2 F9 3		4	0	0	0	0	0	3									
Benito Santiago, R (1,2) OBP: 0.333, SLG: 0.667		2-2 HR		2-2 G1-6-3 1B 1-2 2-3 3H		0-1 6-3 3		1-2 4-6 SH3 1B		4	1	2	1	0	0	2									
Joey Cora, S (1,4) OBP: 0.500, SLG: 0.333		2-2 2-3 2		4-0 E IBB			4-1 4-3 SH1-4 BB		0-0 SH3 1	1	0	0	0	2	0	0									
Ed Whitson, R (1,1) John Kruk, L (8,3) OBP: 0.500, SLG: 0.500		1-3 K 3		1-0 FC6 1-2 2-3 3H			0-2 SH1-4 1		2-2 4-6 2 3 3	2	0	0	0	0	1	2									
Inning Stats	R: 1 E: 0 K: 0 S: 10	H: 2 LOB: 1 BB: 0 P: 14	R: 1 E: 0 K: 1 S: 12	H: 1 LOB: 0 BB: 0 P: 17	R: 0 E: 0 K: 1 S: 9	H: 0 LOB: 0 BB: 0 P: 11	R: 1 E: 2 K: 0 S: 12	H: 1 LOB: 3 BB: 1 P: 23	R: 0 E: 0 K: 0 S: 7	H: 0 LOB: 0 BB: 0 P: 12	R: 0 E: 0 K: 0 S: 5	H: 0 LOB: 0 BB: 0 P: 6	R: 0 E: 0 K: 0 S: 7	H: 0 LOB: 1 BB: 1 P: 11	R: 0 E: 0 K: 1 S: 8	H: 1 LOB: 1 BB: 0 P: 13	R: 0 E: 0 K: 0 S: 8	H: 1 LOB: 0 BB: 0 P: 11	1B: 3 2B: 2 3B: 1 HR: 1	SF: 0 SAC: 2 DP: 1 HBP: 0	WP: 0 PB: 0 SB: 0 CS: 0	PA: 36			
PITCHER	IP WLS BF H R ER SO BB IBB HBP BLK WP HR S P ERA WHIP	7.1 W 31 5 3 2 3 1 1 0 0 0 1 64 97 2.46 0.818	1.2 S 5 1 0 0 1 0 0 0 0 0 0 14 21 0.00 0.600																						

San Diego Padres @ San Francisco Giants
 Candlestick Park, San Francisco, CA
 Tue Apr 07 1987, 10:05 PM EDT
 Att: 11,670 - Unknown

San Diego Padres @ San Francisco Giants
 Candlestick Park, San Francisco, CA
 Tue Apr 07 1987, 10:05 PM EDT
 Att: 11,670 - Unknown

San Diego Padres @ San Francisco Giants
 Candlestick Park, San Francisco, CA
 Tue Apr 07 1987, 10:05 PM EDT
 Att: 11,670 - Unknown

AB	32
R	3
H	6
RBI	2
BB	2
SO	4
LOB	15



Batter	1	2	3	4	5	6	7	8	9	AB	R	H	RBI	BB	SO	LOB	BOTTOM								
Will Clark, L (1,3) B C X OBP: 0.400, SLG: 0.600	1-1 PB E 2B 1B		2-1 L7 1		2-2 L9 2			2-1 F9 1		4	1	1	0	0	0	0									
Chris Brown, R (1,5) F B C X OBP: 0.300, SLG: 0.333	1-2 FC1 PB 2B 1-2		0-0 F8 2		0-0 1-3 3			1-2 1B		4	1	1	0	0	0	1									
Jeffrey Leonard, R (1,7) S B C X OBP: 0.400, SLG: 0.444	1-2 CS 1H 2H 2B		1-1 E4 1		0-0 6-3 1			0-0 F6 2		4	0	1	2	0	0	1									
Candy Maldonado, R (1,9) X OBP: 0.250, SLG: 0.286	0-0 5-3 1		0-3 K 3		0-0 F8 2			2-1 F7 3		4	0	0	0	0	1	3									
Chili Davis, S (1,8) B C X OBP: 0.444, SLG: 0.167	4-1 2-3 BB			0-0 L9 1		1-0 F6 3				2	0	0	0	1	0	0									
Bob Melvin, R (1,2) B C X OBP: 0.750, SLG: 2.250	1-0 5-3 3			2-2 HR			1-0 HR			3	2	2	2	0	0	1									
Robby Thompson, R (1,4)		1-1 G4-1 1		2-3 K 2			1-1 F5 1			3	0	0	0	0	1	0									
Jose Uribe, S (1,6) OBP: 0.200, SLG: 0.200		2-0 F7 2		0-0 5-3 3			0-3 K 2			3	0	0	0	0	1	0									
Michael LaCoss, R (1,1) Jeff Robinson, R (8,1)		1-1 F8 3			0-1 5-3 1			1-0 5-3 3		3	0	0	0	0	0	0									
Inning Stats	R: 2 E: 1 K: 0 S: 12	H: 2 LOB: 1 BB: 1 P: 20	R: 0 E: 0 K: 0 S: 5	H: 0 LOB: 0 BB: 0 P: 9	R: 0 E: 1 K: 1 S: 8	H: 0 LOB: 1 BB: 0 P: 11	R: 1 E: 0 K: 1 S: 11	H: 1 LOB: 0 BB: 0 P: 15	R: 0 E: 0 K: 0 S: 6	H: 0 LOB: 0 BB: 0 P: 8	R: 0 E: 0 K: 0 S: 3	H: 0 LOB: 0 BB: 0 P: 4	R: 1 E: 0 K: 1 S: 7	H: 1 LOB: 0 BB: 0 P: 10	R: 0 E: 0 K: 0 S: 10	H: 1 LOB: 1 BB: 0 P: 14	1B: 2 2B: 1 3B: 0 HR: 2	SF: 0 SAC: 0 DP: 0 HBP: 0	WP: 0 PB: 1 SB: 0 CS: 1	PA: 31					
PITCHER	IP WLS BF H R ER SO BB IBB HBP BLK WP HR S P ERA WHIP	7.0 L 27 4 4 3 3 1 0 0 0 0 0 10 14 0.00 1.000																							

San Diego Padres @ San Francisco Giants
 Candlestick Park, San Francisco, CA
 Tue Apr 07 1987, 10:05 PM EDT
 Att: 11,670 - Unknown

San Diego Padres @ San Francisco Giants
 Candlestick Park, San Francisco, CA
 Tue Apr 07 1987, 10:05 PM EDT
 Att: 11,670 - Unknown

San Diego Padres @ San Francisco Giants
 Candlestick Park, San Francisco, CA
 Tue Apr 07 1987, 10:05 PM EDT
 Att: 11,670 - Unknown

AB	30
R	4
H	5
RBI	4
BB	1
SO	3
LOB	6



Batter	1	2	3	4	5	6	7	8	9	AB	R	H	RBI	BB	SO	LOB	TOP										
Stan Jefferson, S (1, 8) OBP: 0.125, SLG: 0.125	6-3		4-3			F9		CS 2H 1B		4	0	1	1	0	0	2											
Gary Templeton, S (1, 6) OBP: 0.154, SLG: 0.083	K			K		F8		CS	K	4	0	0	0	0	3	1											
Tony Gwynn, L (1, 9) OBP: 0.167, SLG: 0.167	6-3			4-3		G3			4-3	4	0	0	0	0	0	1											
Carmelo Martinez, R (1, 7) OBP: 0.308, SLG: 0.769		K		F8			K		L1	4	0	0	0	0	2	0											
Kevin Mitchell, R (1, 5) OBP: 0.333, SLG: 0.333		G6-3 1B			K		F9			3	0	1	0	0	1	0											
Steve Garvey, R (1, 3)		G6-3 1-2			4-3		F4			3	0	0	0	0	0	1											
Benito Santiago, R (1, 2) OBP: 0.417, SLG: 0.750			6-3							3	1	2	0	0	0	0											
Joey Cora, S (1, 4) OBP: 0.455, SLG: 0.444			6-3 2B		L5				K	3	0	1	0	0	1	2											
Andy Hawkins, R (1, 1) Jim Steels, L (6, PH) Dave Dravecky, R (6, 1) John Kruk, L (8, PH) Lance McCullers, S (8, 1)			6-3						F7	1	0	0	0	0	0	1											
Inning Stats	R: 0 E: 0 K: 1 S: 5	H: 0 LOB: 0 BB: 0 P: 5	R: 0 E: 0 K: 1 S: 5	H: 1 LOB: 0 BB: 0 P: 5	R: 0 E: 0 K: 0 S: 4	H: 1 LOB: 1 BB: 0 P: 4	R: 0 E: 0 K: 1 S: 5	H: 0 LOB: 0 BB: 0 P: 5	R: 0 E: 0 K: 0 S: 6	H: 1 LOB: 1 BB: 0 P: 6	R: 0 E: 0 K: 1 S: 5	H: 0 LOB: 0 BB: 0 P: 5	R: 0 E: 0 K: 1 S: 6	H: 2 LOB: 0 BB: 0 P: 6	R: 0 E: 0 K: 1 S: 5	H: 0 LOB: 0 BB: 0 P: 5	1B: 4 2B: 2 3B: 0 HR: 0	SF: 0 SAC: 0 DP: 1 HBP: 0	WP: 0 PB: 0 SB: 1 CS: 1	PA: 32							
PITCHER	IP	WLS	BF	H	R	ER	SO	BB	IBB	HBP	BLK	WP	HR	S	P	ERA	WHIP										
Roger Mason, R (1, 1) ERA: 1.17	7.2	W	28	6	1	1	6	0	0	0	0	0	0	40	40	1.17	0.783										
Scott Garrelts, R (8, 1) ERA:	1.1	S	3	0	0	0	1	0	0	0	0	0	0	5	5	0.00	0.000										

San Diego Padres @ San Francisco Giants
Candlestick Park, San Francisco, CA
Wed Apr 08 1987, 6:33 AM EDT
Att: 9,618 - Unknown

livebaseballscorecards.com

AB 31
R 1
H 6
RBI 1
BB 0
SO 7
LOB 9



Batter	1	2	3	4	5	6	7	8	9	AB	R	H	RBI	BB	SO	LOB	BOTTOM										
Eddie Milner, L (1, 8) BB			6-3			1-3		F8 1-2		3	0	0	0	1	0	2											
Will Clark, L (1, 3) OBP: 0.308, SLG: 0.462	K			F7		K				3	0	0	0	0	2	1											
Jeffrey Leonard, R (1, 7) OBP: 0.462, SLG: 0.583	K			F8 HR					1B	3	1	2	0	0	1	0											
Candy Maldonado, R (1, 9) OBP: 0.273, SLG: 0.300		G1-6-3 1B		F8		4-3				3	0	1	0	0	0	2											
Chris Brown, R (1, 5) OBP: 0.308, SLG: 0.583		G1-6-3 1-2			HR			6-3		3	1	1	2	0	0	1											
Bob Melvin, R (1, 2) OBP: 0.428, SLG: 1.286		F7		F4			F7			3	0	0	0	0	0	0											
Robby Thompson, R (1, 4) Scott Garrelts, R (8, 1)				F9					K	2	0	0	0	1	1	0											
Jose Uribe, S (1, 6) OBP: 0.250, SLG: 0.250									K	3	0	1	0	0	2	1											
Roger Mason, R (1, 1) Chris Speier, R (8, 4) ERA:				K					CS 1B	2	0	0	0	0	2	1											
Inning Stats	R: 0 E: 0 K: 2 S: 6	H: 0 LOB: 1 BB: 1 P: 10	R: 0 E: 0 K: 0 S: 3	H: 1 LOB: 0 BB: 0 P: 3	R: 0 E: 0 K: 1 S: 6	H: 1 LOB: 1 BB: 0 P: 6	R: 2 E: 0 K: 0 S: 5	H: 2 LOB: 0 BB: 0 P: 5	R: 0 E: 0 K: 2 S: 6	H: 0 LOB: 0 BB: 1 P: 10	R: 0 E: 0 K: 1 S: 6	H: 1 LOB: 1 BB: 0 P: 6	R: 0 E: 0 K: 1 S: 5	H: 0 LOB: 0 BB: 0 P: 5	R: 0 E: 0 K: 1 S: 5	H: 1 LOB: 0 BB: 0 P: 5	1B: 4 2B: 1 3B: 0 HR: 1	SF: 0 SAC: 0 DP: 1 HBP: 0	WP: 0 PB: 0 SB: 0 CS: 2	PA: 28							
PITCHER	IP	WLS	BF	H	R	ER	SO	BB	IBB	HBP	BLK	WP	HR	S	P	ERA	WHIP										
Andy Hawkins, R (1, 1) ERA: 3.6	5.0	L	18	4	2	2	5	4	0	0	0	0	0	26	34	3.60	1.200										
Dave Dravecky, L (6, 1) ERA: 3.33	2.0		7	1	0	0	2	0	0	0	0	0	0	11	11	0.00	0.500										
Lance McCullers, R (8, 1) ERA:	1.0		3	1	0	0	1	0	0	0	0	0	0	5	5	0.00	1.000										

San Diego Padres @ San Francisco Giants
Candlestick Park, San Francisco, CA
Wed Apr 08 1987, 6:33 AM EDT
Att: 9,618 - Unknown

livebaseballscorecards.com

AB 26
R 2
H 6
RBI 2
BB 2
SO 8
LOB 8



Batter	1	2	3	4	5	6	7	8	9	AB	R	H	RBI	BB	SO	LOB	TOP										
Stan Jefferson, S OBP: 0.308, SLG: 0.462										5	1	3	1	0	0	1											
Tony Gwynn, L OBP: 0.250, SLG: 0.250										4	1	2	1	0	0	1											
Kevin Mitchell, R OBP: 0.250, SLG: 0.250										4	0	0	0	0	1	3											
Carmelo Martinez, R OBP: 0.294, SLG: 0.706										4	0	1	1	0	2	0											
John Kruk, L OBP: 0.571, SLG: 0.571										4	0	3	0	0	0	0											
Benito Santiago, R OBP: 0.313, SLG: 0.563										4	0	0	0	0	0	4											
Garry Templeton, S OBP: 0.116, SLG: 0.063										4	0	0	0	0	1	3											
Joey Cora, S OBP: 0.467, SLG: 0.364										2	1	0	0	2	0	0											
Storm Davis, R Dave Dravecky, R Randy Ready, R Craig Lefferts, L Tom Gorman, L Steve Garvey, R										1	0	0	0	0	0	0											
Inning Stats	R: 2 E: 0 K: 0 S: 7	H: 4 LOB: 2 BB: 0 P: 7	R: 0 E: 0 K: 0 S: 4	H: 1 LOB: 1 BB: 0 P: 4	R: 0 E: 0 K: 1 S: 6	H: 1 LOB: 1 BB: 0 P: 6	R: 1 E: 0 K: 0 S: 5	H: 2 LOB: 2 BB: 1 P: 9	R: 0 E: 0 K: 0 S: 4	H: 0 LOB: 0 BB: 0 P: 8	R: 0 E: 0 K: 2 S: 7	H: 0 LOB: 0 BB: 0 P: 7	R: 0 E: 0 K: 1 S: 5	H: 0 LOB: 0 BB: 0 P: 5	R: 0 E: 0 K: 1 S: 5	H: 0 LOB: 0 BB: 0 P: 5	1B: 7 2B: 1 3B: 1 HR: 0	SF: 0 SAC: 1 DP: 0 HBP: 0	WP: 0 PB: 1 SB: 0 CS: 1	PA: 37							
PITCHER	IP	WLS	BF	H	R	ER	SO	BB	IBB	HBP	BLK	WP	HR	S	P	ERA	WHIP										
Ted Power, R ERA: 6.75	4.0		21	8	3	3	1	1	0	0	0	0	0	22	26	6.75	2.250										
Rob Murphy, L ERA:	2.0	W	7	1	0	0	1	1	0	0	0	0	0	8	12	0.00	1.000										
Ron Robinson, R ERA:	2.0		6	0	0	0	3	0	0	0	0	0	0	12	12	0.00	0.000										
John Franco, L ERA:	1.0	S	3	0	0	0	1	0	0	0	0	0	0	5	5	0.00	0.000										

San Diego Padres @ Cincinnati Reds
Riverfront Stadium, Cincinnati, OH
Fri Apr 10 1987, 7:05 PM EDT
Att: 26,305 - Unknown

AB	34
R	3
H	9
RBI	3
BB	2
SO	6
LOB	13

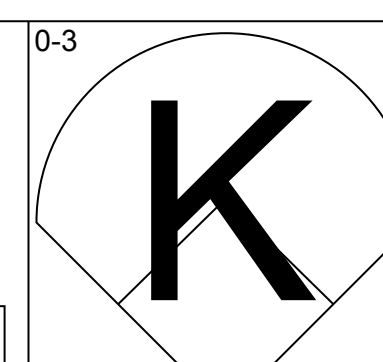
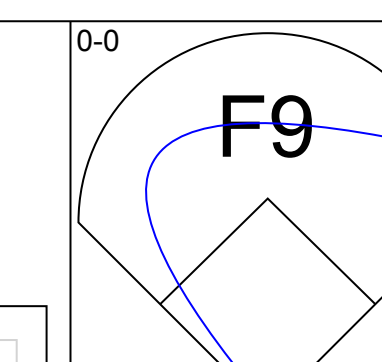
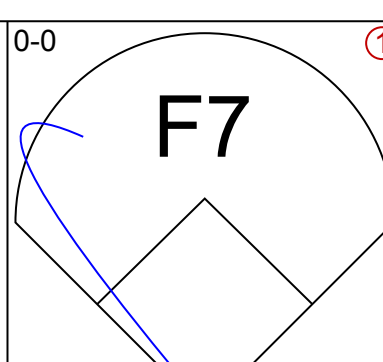
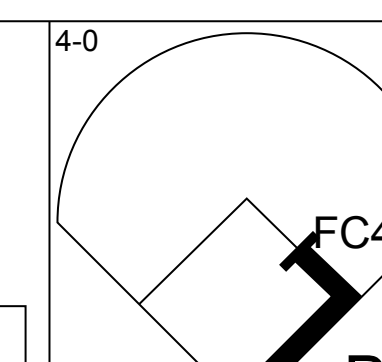
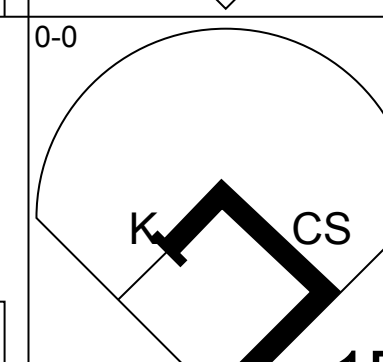
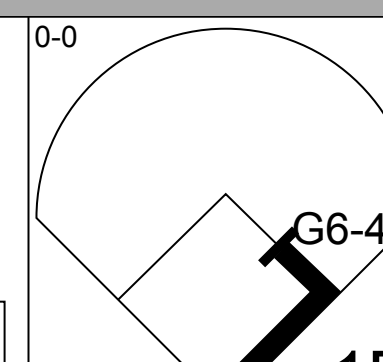
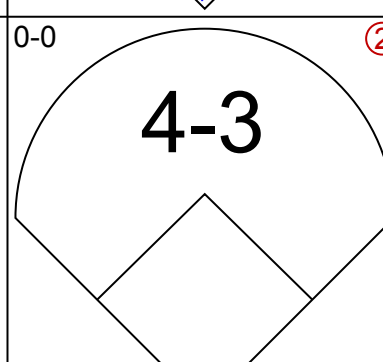
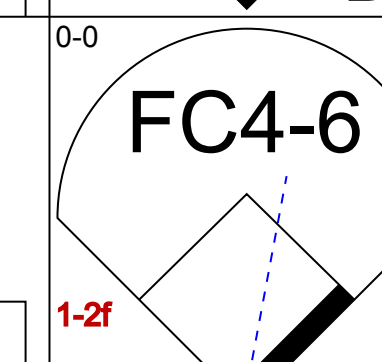
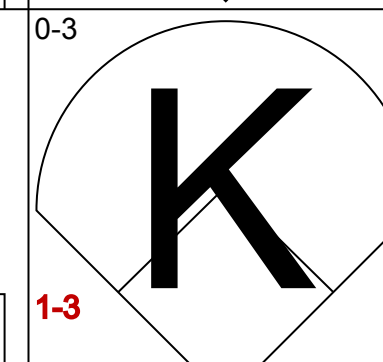
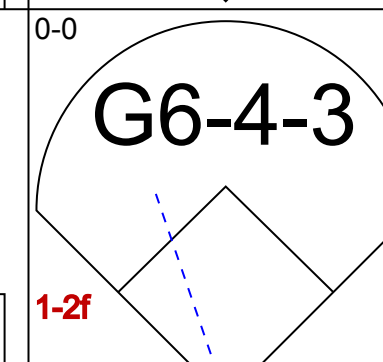
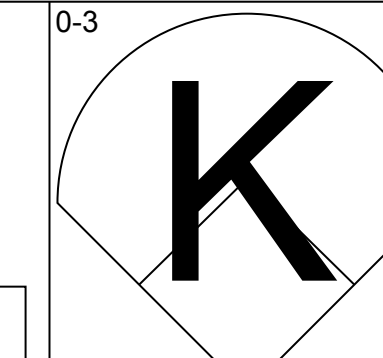
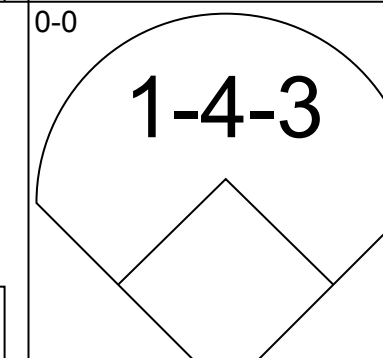
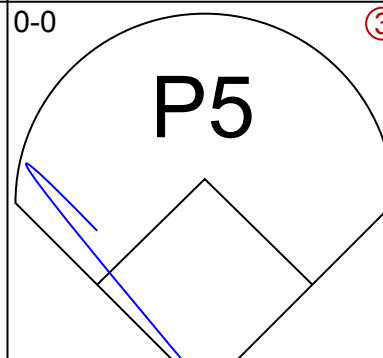
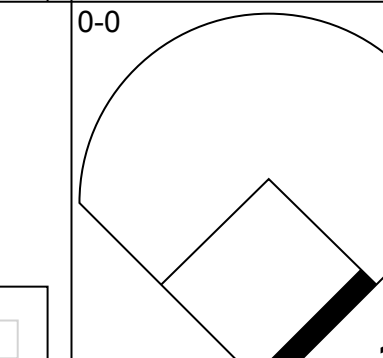
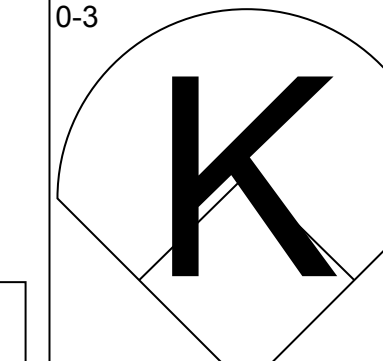
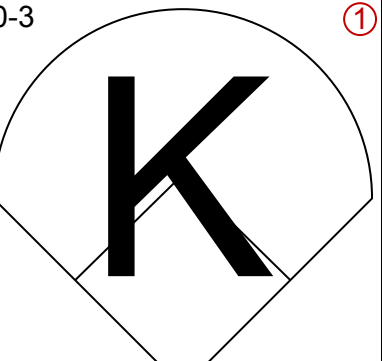
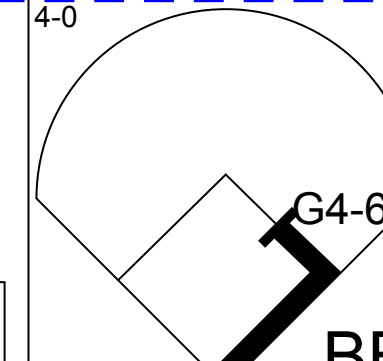
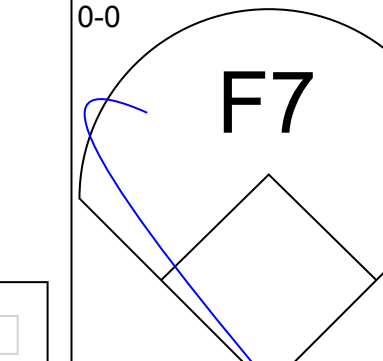
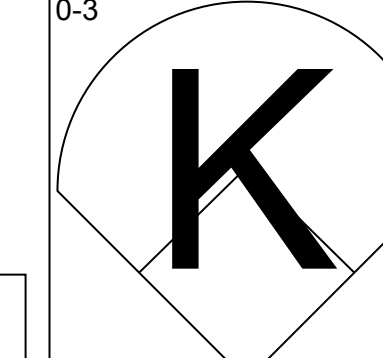
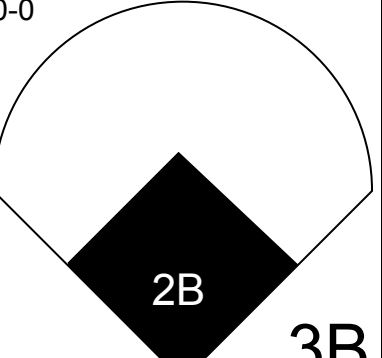
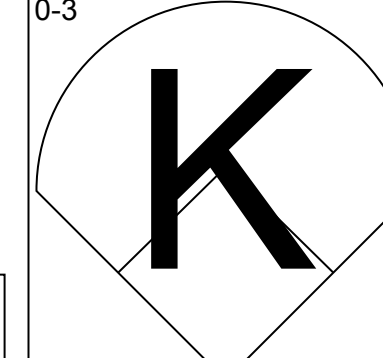
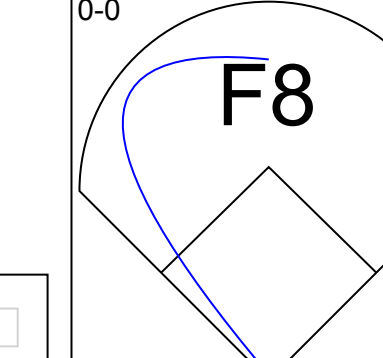
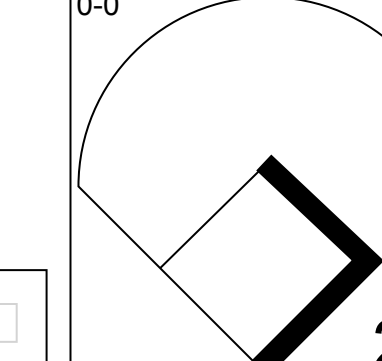
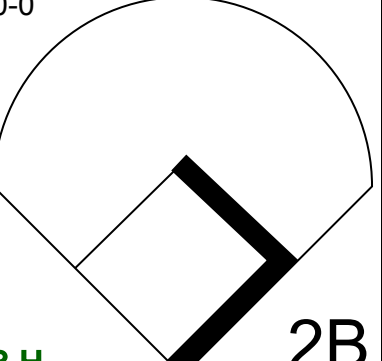
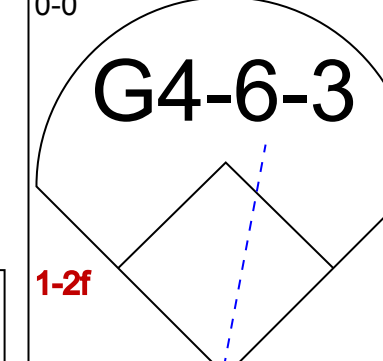
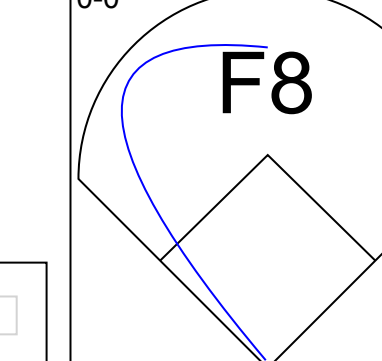
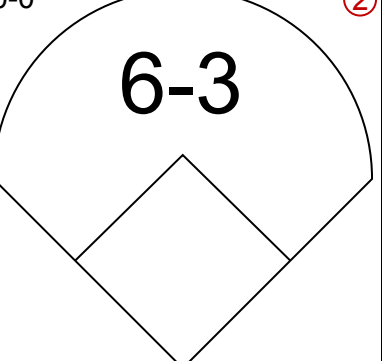
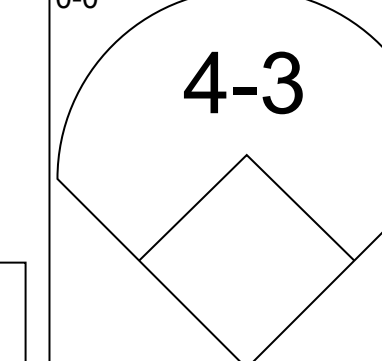
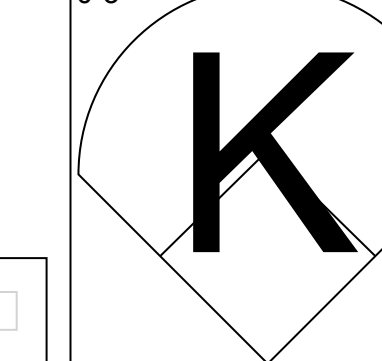
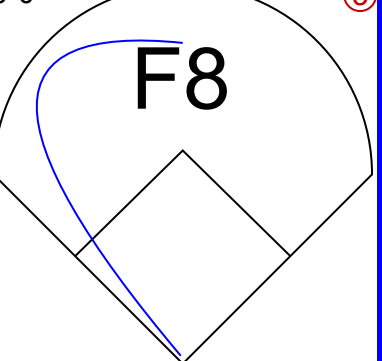
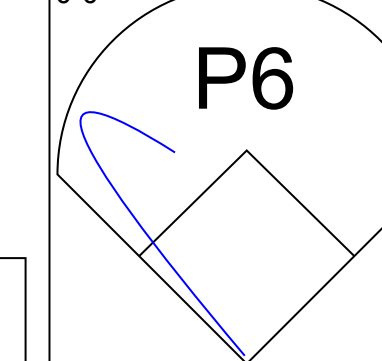


Batter	1	2	3	4	5	6	7	8	9	AB	R	H	RBI	BB	SO	LOB	BOTTOM										
Kal Daniels, L OBP: 0.333, SLG: 0.500										4	1	2	1	1	1	2											
Barry Larkin, R OBP: 0.597, SLG: 0.538										5	1	2	1	0	1	2											
Dave Parker, L OBP: 0.286, SLG: 0.769										5	1	1	2	0	2	5											
Eric Davis, R OBP: 0.692, SLG: 1.000										4	1	2	1	0	0	0											
Buddy Bell, R OBP: 0.308, SLG: 0.333										3	0	0	0	1	0	1											
Bo Diaz, R OBP: 0.455, SLG: 0.400										2	0	0	0	1	1	0											
Terry Francona, L OBP: 0.333, SLG: 0.583										4	0	2	1	0	0	2											
Ron Oester, S OBP: 0.500, SLG: 0.750										2	1	1	0	2	1	0											
Ted Power, R Leo Garcia, L Rob Murphy, L Tracy Jones, R Ron Robinson, R John Franco, L										0	0	0	0	1	0	0											
Inning Stats	R: 2 E: 0 K: 0 S: 5	H: 2 LOB: 0 BB: 0 P: 5	R: 1 E: 0 K: 1 S: 7	H: 2 LOB: 3 BB: 2 P: 15	R: 0 E: 0 K: 1 S: 5	H: 0 LOB: 0 BB: 0 P: 5	R: 0 E: 0 K: 1 S: 5	H: 1 LOB: 2 BB: 1 P: 9	R: 1 E: 0 K: 0 S: 5	H: 2 LOB: 2 BB: 1 P: 9	R: 1 E: 0 K: 3 S: 11	H: 2 LOB: 1 BB: 0 P: 11	R: 1 E: 0 K: 1 S: 6	H: 2 LOB: 2 BB: 2 P: 14	R: 0 E: 0 K: 0 S: 3	H: 0 LOB: 0 BB: 0 P: 3	1B: 5 2B: 5 3B: 1 HR: 1	SF: 0 SAC: 1 DP: 1 HBP: 0	WP: 0 PB: 0 SB: 2 CS: 0	PA: 39							
PITCHER	IP	WLS	BF	H	R	ER	SO	BB	IBB	HBP	BLK	WP	HR	S	P	ERA	WHIP										
Storm Davis, R ERA: 9.0	3.0		17	5	3	3	2	3	0	0	0	0	0	18	30	9.00	2.667										
Dave Dravecky, L ERA: 3.66	2.0	L	8	2	1	1	1	0	1	0	0	0	0	9	13	4.50	1.000										
Craig Lefferts, L ERA: 3.6	2.0		11	4	2	2	4	2	0	0	1	0	0	17	25	9.00	3.000										
Tom Gorman, L ERA:	1.0		3	0	0	0	0	0	0	0	0	0	0	3	3	0.00	0.000										

San Diego Padres @ Cincinnati Reds
Riverfront Stadium, Cincinnati, OH
Fri Apr 10 1987, 7:05 PM EDT
Att: 26,305 - Unknown

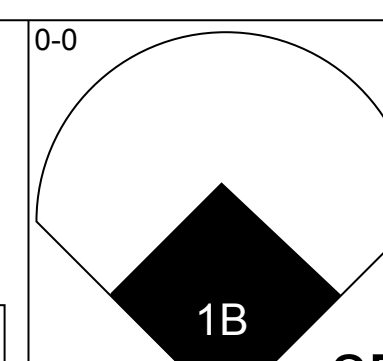
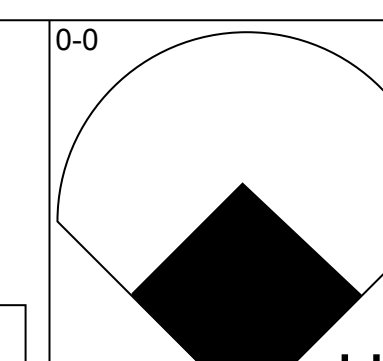
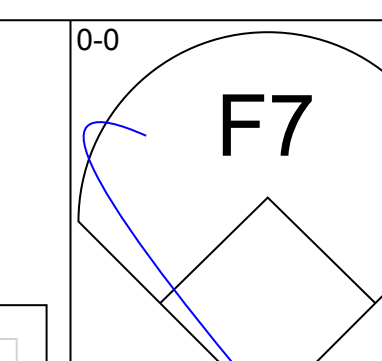
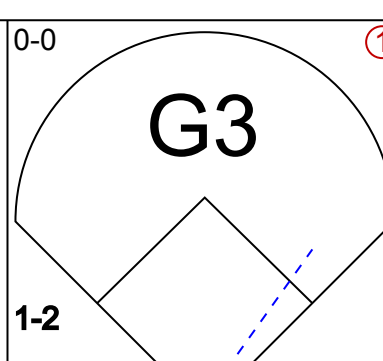
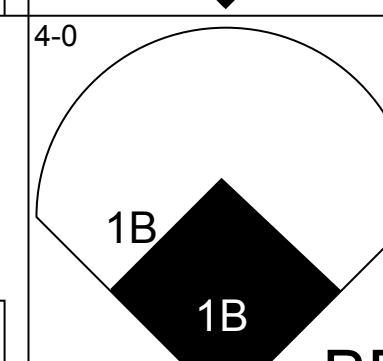
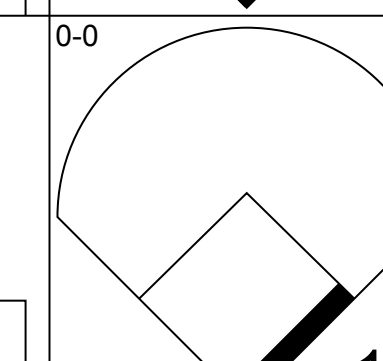
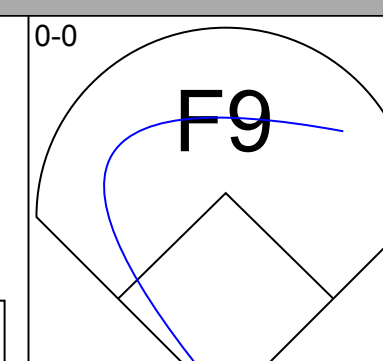
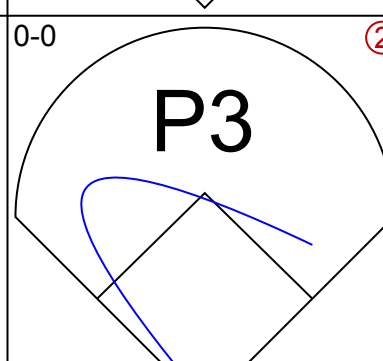
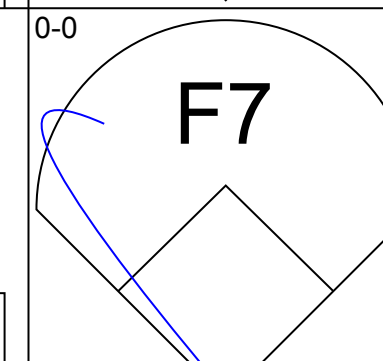
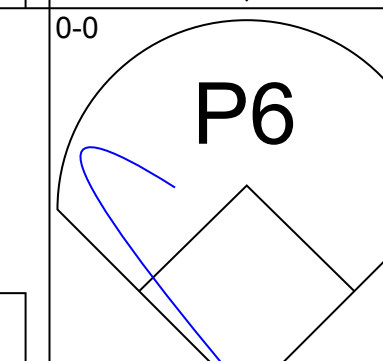
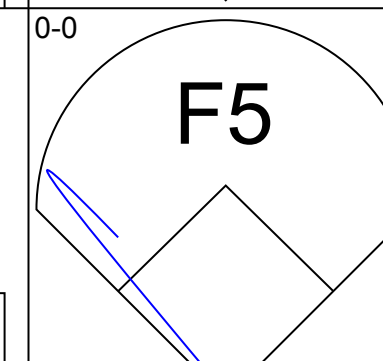
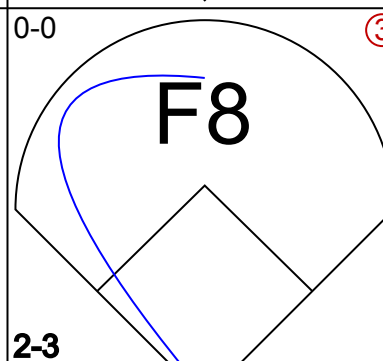
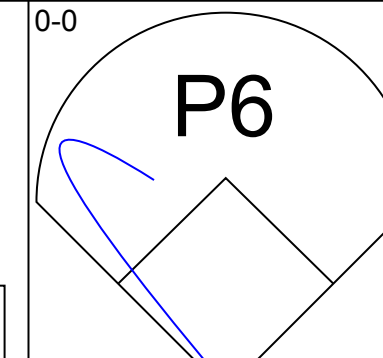
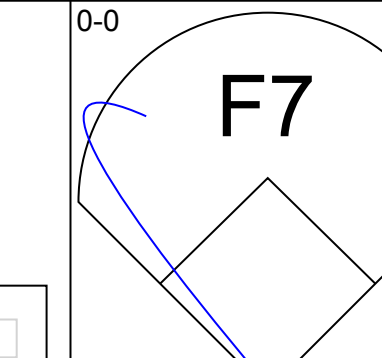
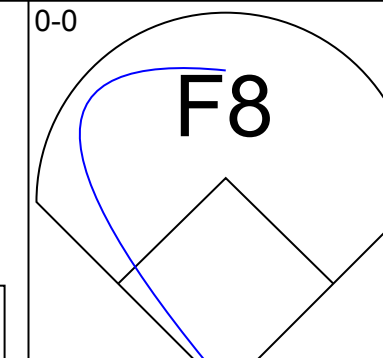
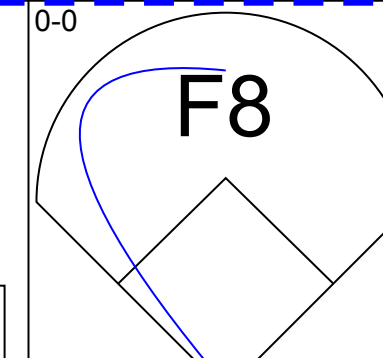
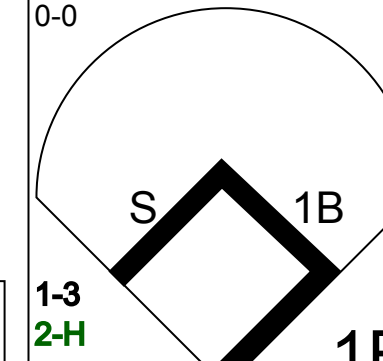

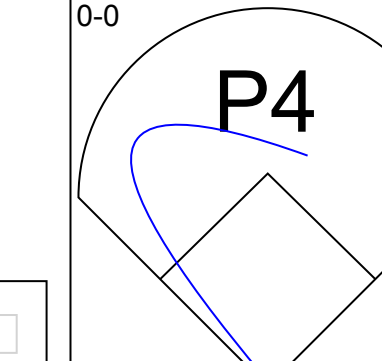
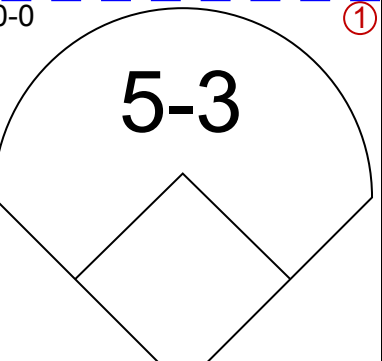
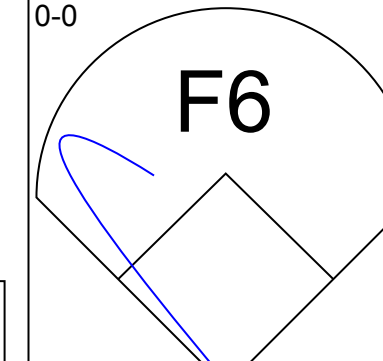
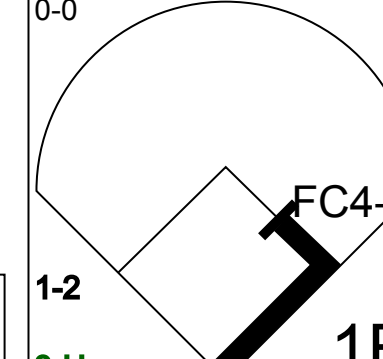
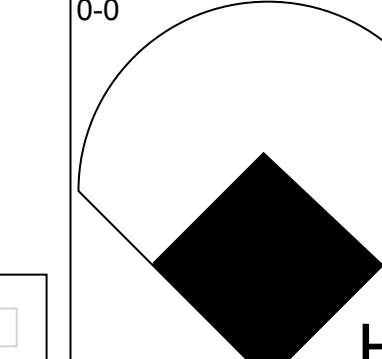
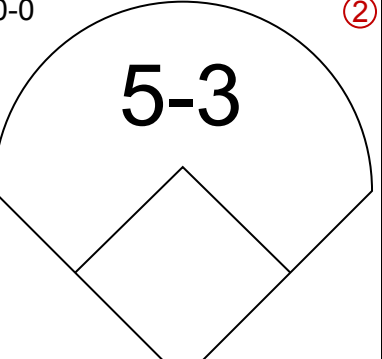
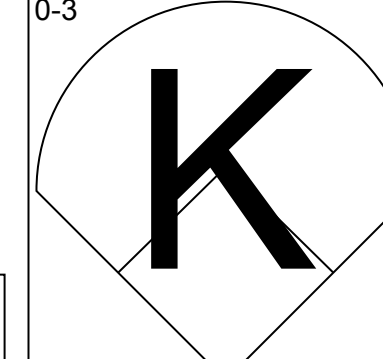
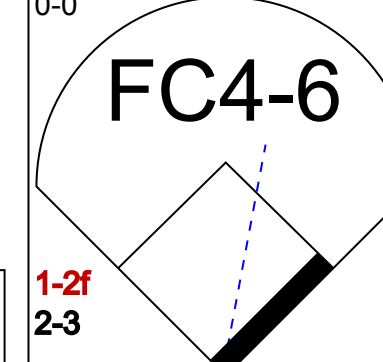
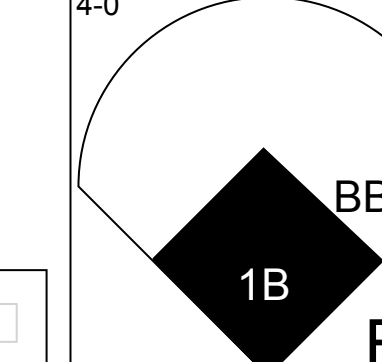

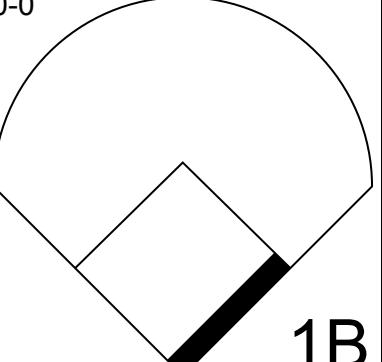
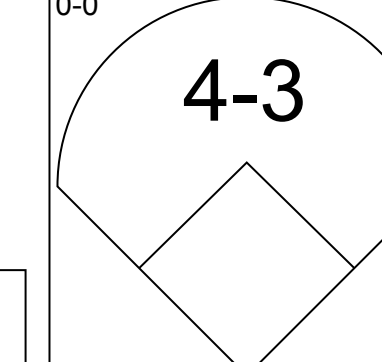
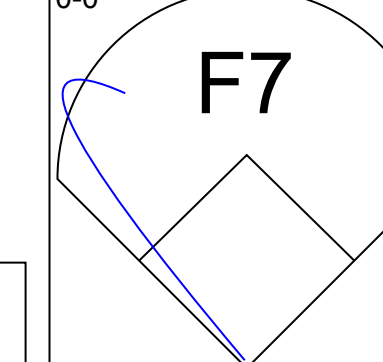
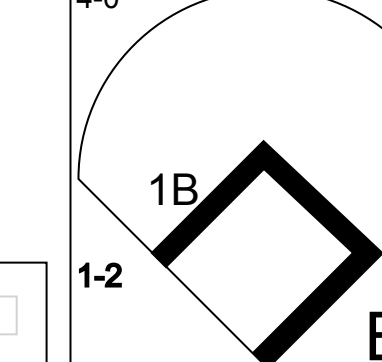

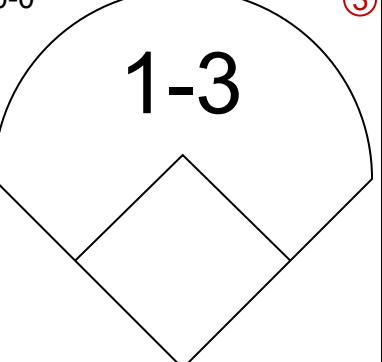
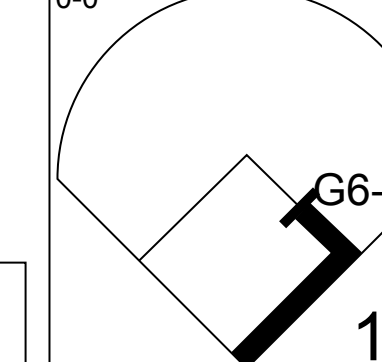
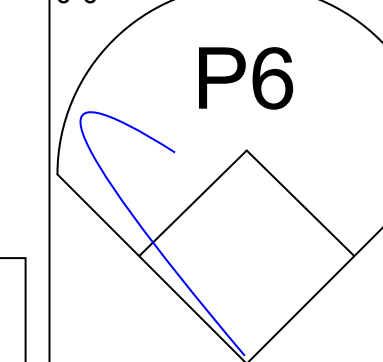
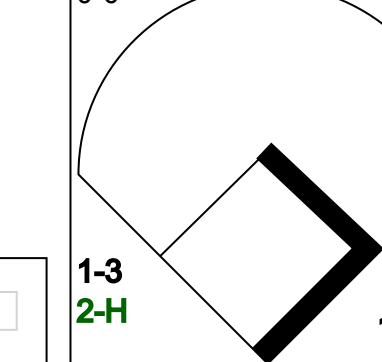
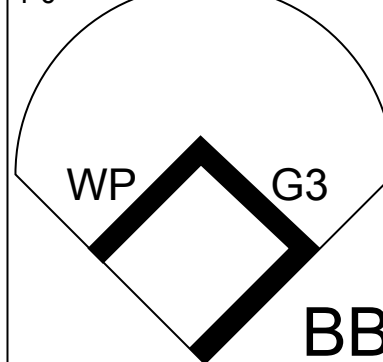

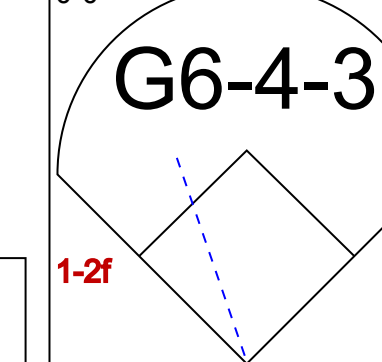
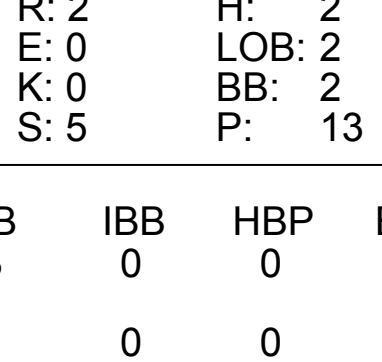
AB	32
R	6
H	11
RBI	6
BB	6
SO	7
LOB	16



Batter	1	2	3	4	5	6	7	8	9	AB	R	H	RBI	BB	SO	LOB	TOP								
Stan Jefferson, S OBP: 0.294, SLG: 0.375 (1, 8)										3	0	0	0	1	1	1	San Diego Padres @ Cincinnati Reds Riverfront Stadium, Cincinnati, OH Sat Apr 11 1987, 3:33 AM EDT Att: 19,621 - Unknown								
Tony Gwynn, L OBP: 0.300, SLG: 0.300 (1, 9)										4	0	2	0	0	0	1									
Kevin Mitchell, R OBP: 0.250, SLG: 0.250 (1, 5)										4	0	1	0	0	2	2									
Steve Garvey, R OBP: 0.067, SLG: 0.067 (1, 3)										4	0	1	0	0	1	1									
John Kruk, L OBP: 0.455, SLG: 0.400 (1, 7)										3	0	0	0	1	2	1									
Benito Santiago, R OBP: 0.300, SLG: 0.600 (1, 2)										4	1	1	0	0	2	2									
Garry Templeton, S OBP: 0.200, SLG: 0.263 Tom Gorman, L (7, 1)										3	0	2	1	0	0	1									
Joey Cora, S OBP: 0.389, SLG: 0.286 (7, 6)										3	0	0	0	0	0	2									
Eric Show, R (1, 1)										1	0	0	0	0	1	1									
Randy Ready, R (5, PH)										1	0	0	0	0	0	1									
Ed Wojna, R (5, 1)										0	0	0	0	0	0	0									
Tim Flannery, L (7, 4)										1	0	0	0	0	0	0									
Inning Stats	R: 0 E: 0 K: 2 S: 7	H: 1 LOB: 0 BB: 0 P: 7	R: 0 E: 0 K: 3 S: 9	H: 0 LOB: 0 BB: 0 P: 9	R: 0 E: 0 K: 1 S: 6	H: 1 LOB: 1 BB: 0 P: 6	R: 0 E: 0 K: 0 S: 3	H: 1 LOB: 0 BB: 0 P: 3	R: 1 E: 0 K: 1 S: 7	H: 2 LOB: 1 BB: 0 P: 7	R: 0 E: 0 K: 0 S: 4	H: 1 LOB: 0 BB: 0 P: 4	R: 0 E: 0 K: 1 S: 4	H: 0 LOB: 0 BB: 1 P: 8	R: 0 E: 0 K: 0 S: 3	H: 0 LOB: 1 BB: 1 P: 7	R: 0 E: 0 K: 1 S: 6	H: 1 LOB: 1 BB: 0 P: 6	1B: 4 2B: 2 3B: 1 HR: 0	SF: 0 SAC: 0 DP: 2 HBP: 0	WP: 0 PB: 0 SB: 0 CS: 1	PA: 33			
PITCHER	IP	WLS	BF	H	R	ER	SO	BB	IBB	HBP	BLK	WP	HR	S	P	ERA	WHIP								
Tom Browning, L ERA: 6.0 (1, 1)	6.0	W	22	6	1	1	7	0	0	0	0	0	0	36	36	1.50	1.000								
Rob Murphy, L ERA: (7, 1)	2.0		7	0	0	0	1	2	0	0	0	0	0	7	15	0.00	1.000								
Frank Williams, R ERA: (9, 1)	1.0		4	1	0	0	1	0	0	0	0	0	0	6	6	0.00	1.000								

AB	31
R	1
H	7
RBI	1
BB	2
SO	9
LOB	13



Batter	1	2	3	4	5	6	7	8	9	AB	R	H	RBI	BB	SO	LOB	BOTTOM								
Kal Daniels, L OBP: 0.368, SLG: 0.722 (1, 7)										4	2	2	1	0	0	3	San Diego Padres @ Cincinnati Reds Riverfront Stadium, Cincinnati, OH Sat Apr 11 1987, 3:33 AM EDT Att: 19,621 - Unknown								
Barry Larkin, R OBP: 0.389, SLG: 0.500 (1, 6)										3	1	1	0	1	0	1									
Dave Parker, L OBP: 0.222, SLG: 0.588 (1, 9)										4	0	0	0	0	0	4									
Eric Davis, R OBP: 0.529, SLG: 0.714 (1, 8)										4	0	0	0	0	0	2									
Buddy Bell, R OBP: 0.294, SLG: 0.313 (1, 5)										4	0	1	1	0	0	0									
Bo Diaz, R OBP: 0.467, SLG: 0.643 (1, 2)										4	1	2	2	0	1	0									
Terry Francona, L OBP: 0.375, SLG: 0.533 (1, 3)										3	1	1	0	1	0	2									
Ron Oester, S OBP: 0.500, SLG: 0.636 (1, 4)										3	0	1	0	1	0	1									
Tom Browning, L OBP: 0.500, SLG: 0.500 (1, 1)										2	0	1	1	0	0	0									
Kurt Stillwell, S OBP: 1.000, SLG: 1.000 (6, PH)										0	0	0	0	1	0	0									
Rob Murphy, L (7, 1)										0	0	0	0	0	0	0									
Tracy Jones, R OBP: 0.500, SLG: 1.000 (8, PH)										1	0	0	0	0	0	1									
Frank Williams, R (9, 1)										0	0	0	0	0	0	0									
Inning Stats	R: 2 E: 0 K: 0 S: 6	H: 3 LOB: 2 BB: 1 P: 10	R: 1 E: 0 K: 0 S: 5	H: 2 LOB: 1 BB: 0 P: 5	R: 2 E: 0 K: 0 S: 5	H: 2 LOB: 2 BB: 2 P: 13	R: 0 E: 0 K: 0 S: 3	H: 0 LOB: 0 BB: 0 P: 3	R: 0 E: 0 K: 0 S: 4	H: 1 LOB: 1 BB: 0 P: 4	R: 0 E: 0 K: 0 S: 3	H: 0 LOB: 1 BB: 1 P: 7	R: 0 E: 0 K: 1 S: 5	H: 0 LOB: 0 BB: 0 P: 5	R: 0 E: 0 K: 0 S: 3	H: 1 LOB: 0 BB: 0 P: 3	1B: 6 2B: 1 3B: 0 HR: 2	SF: 0 SAC: 0 DP: 1 HBP: 0	WP: 1 PB: 0 SB: 1 CS: 0	PA: 36					
PITCHER	IP	WLS	BF	H	R	ER	SO	BB	IBB	HBP	BLK	WP	HR	S	P	ERA	WHIP								
Eric Show, R ERA: 6.35 (1, 1)	4.0	L	22	7	5	5	0	3	0	0	0	0	2	19	31	11.25	2.500								
Ed Wojna, R ERA: (5, 1)	2.0		8	1	0	0	0	1	0	0	0	1	0	7	11	0.00	1.000								
Tom Gorman, L ERA: (7, 1)	2.0		6	1	0	0	1	0	0	0	0	0	0	8	8	0.00	0.500								



Batter	1	2	3	4	5	6	7	8	9	AB	R	H	RBI	BB	SO	LOB	TOP
Stan Jefferson, S OBP: 0.318, SLG: 0.381 (1, 8)	0-0 FC3-6 1B	0-0 1-2 1B			0-0 6-3		0-0 1-3		0-0 4-3	5	0	2	0	0	0	2	
Tony Gwynn, L OBP: 0.250, SLG: 0.250 (1, 9)	0-0 FC3-6 HR	0-3 K			0-0 L8			0-0 F8		4	1	0	0	0	1	3	
Carmelo Martinez, R OBP: 0.286, SLG: 0.660 (1, 7) (8, 3)	4-0 HR BB		0-0 F7		0-0 F8			0-0 F4		3	1	0	0	1	0	0	
Steve Garvey, R OBP: 0.158, SLG: 0.316 Marvell Wynne, L OBP: 0.200, SLG: 0.200 (1, 3) (8, 7)	0-0 HR		0-0 G6-4-3 1B		0-0 1-3			0-0 B1-3		4	1	2	3	0	0	0	
Kevin Mitchell, R OBP: 0.250, SLG: 0.375 (1, 5)	0-0 L8		0-0 G6-4-3 1B		0-0 L9			0-0 HR		4	1	1	1	0	0	1	
Benito Santiago, R OBP: 0.375, SLG: 0.625 (1, 2)	0-0 CS 1B		0-0 3-1 4-3 1B		0-0 1B			0-3 K		4	0	3	0	0	1	0	
Garry Templeton, S OBP: 0.208, SLG: 0.261 (1, 6)	0-0 CS 1-2	0-0 FC2-6 1B		0-0 4-3 1-2		0-0 1-3		0-0 F7		4	0	1	0	0	0	2	
Tim Flannery, L Joey Cora, S OBP: 0.421, SLG: 0.333 (1, 4) (7, PR) (7, 4)		0-0 F7		0-0 3-1 2-3		4-0 G1-6-3 BB		0-0 E 2B 1B		2	0	0	0	1	0	2	
Ed Whitson, R Jim Steels, L Craig Lefferts, L John Kruk, L Lance McCullers, S (1, 1) (7, PH) (7, 1) (8, PH) (9, 1)		0-0 FC2-6 1B		0-0 F9		0-0 G1-6-3 1-2		0-0 1-H 2B		2	0	0	0	0	0	2	
Inning Stats	R: 3 E: 0 K: 0 S: 5	H: 3 LOB: 0 BB: 1 P: 9	R: 0 E: 0 K: 1 S: 7	H: 2 LOB: 2 BB: 0 P: 7	R: 0 E: 0 K: 0 S: 3	H: 1 LOB: 0 BB: 0 P: 3	R: 0 E: 0 K: 0 S: 4	H: 1 LOB: 1 BB: 0 P: 4	R: 0 E: 0 K: 0 S: 2	H: 0 LOB: 0 BB: 1 P: 6	R: 0 E: 0 K: 0 S: 3	H: 0 LOB: 0 BB: 0 P: 3	R: 2 E: 1 K: 1 S: 8	H: 3 LOB: 1 BB: 0 P: 8	1B: 8 2B: 1 3B: 0 HR: 2	SF: 0 SAC: 0 DP: 2 HBP: 0	WP: 0 PA: 38 PB: 0 SB: 1 CS: 1
PITCHER	IP WLS BF H R ER SO BB IBB HBP BLK WP HR S P ERA WHIP	IP WLS BF H R ER SO BB IBB HBP BLK WP HR S P ERA WHIP	IP WLS BF H R ER SO BB IBB HBP BLK WP HR S P ERA WHIP	IP WLS BF H R ER SO BB IBB HBP BLK WP HR S P ERA WHIP	IP WLS BF H R ER SO BB IBB HBP BLK WP HR S P ERA WHIP	IP WLS BF H R ER SO BB IBB HBP BLK WP HR S P ERA WHIP	IP WLS BF H R ER SO BB IBB HBP BLK WP HR S P ERA WHIP	IP WLS BF H R ER SO BB IBB HBP BLK WP HR S P ERA WHIP	IP WLS BF H R ER SO BB IBB HBP BLK WP HR S P ERA WHIP	IP WLS BF H R ER SO BB IBB HBP BLK WP HR S P ERA WHIP	IP WLS BF H R ER SO BB IBB HBP BLK WP HR S P ERA WHIP	IP WLS BF H R ER SO BB IBB HBP BLK WP HR S P ERA WHIP	IP WLS BF H R ER SO BB IBB HBP BLK WP HR S P ERA WHIP	IP WLS BF H R ER SO BB IBB HBP BLK WP HR S P ERA WHIP	IP WLS BF H R ER SO BB IBB HBP BLK WP HR S P ERA WHIP	IP WLS BF H R ER SO BB IBB HBP BLK WP HR S P ERA WHIP	IP WLS BF H R ER SO BB IBB HBP BLK WP HR S P ERA WHIP
Guy Hoffman, L ERA: 5.4 Bill Landrum, R ERA: Ron Robinson, R ERA: 2.57 (1, 1) (6, 1) (8, 1)	5.0 L 21 7 3 3 1 1 0 0 0 0 1 22 26 5.40 1.600	2.0 7 1 0 0 0 1 0 0 0 0 0 6 10 0.00 1.000	2.0 9 3 2 2 1 0 0 0 0 0 0 1 11 11 9.00 1.500														

San Diego Padres @ Cincinnati Reds
Riverfront Stadium, Cincinnati, OH
Sun Apr 12 1987, 3:33 AM EDT
Att: 23,236 - Unknown

AB 35
R 5
H 11
RBI 5
BB 2
SO 2
LOB 13



Batter	1	2	3	4	5	6	7	8	9	AB	R	H	RBI	BB	SO	LOB	BOTTOM		
Kal Daniels, L OBP: 0.304, SLG: 0.591 (1, 7)	0-0 1-3		0-0 4-3		0-3 K 1-3			0-3 K		4	0	0	0	0	2	1			
Barry Larkin, R OBP: 0.388, SLG: 0.500 Kurt Stillwell, S OBP: 0.333, SLG: 0.200 (1, 6) (1, 6)	0-0 4-3		0-0 F9		0-0 F7			0-0 F9		0	0	0	0	0	0	0			
Dave Parker, L OBP: 0.227, SLG: 0.500 (1, 9)	4-0 BB		0-0 F6		0-3 K			0-0 F5		3	0	0	0	1	1	0			
Eric Davis, R OBP: 0.524, SLG: 0.833 (1, 8)	0-0 4-3		0-0 HR		0-0 E S 1B			0-0 F7		4	1	2	1	0	0	1			
Buddy Bell, R OBP: 0.333, SLG: 0.474 (1, 5)		0-0 HR		0-0 6-3		4-0 BB		0-0 6-3		3	1	1	1	1	0	0			
Bo Diaz, R OBP: 0.368, SLG: 0.500 (1, 2)	0-3 K		0-0 5-3		0-3 K			0-3 K		4	0	0	0	0	3	2			
Terry Francona, L OBP: 0.333, SLG: 0.471 Tracy Jones, R OBP: 0.333, SLG: 0.667 Ron Robinson, R (1, 3) (7, PH) (8, 1)		0-0 G3		0-0 F7		0-0 L6		0-0 L6		2	0	0	0	0	0	0			
Ron Oester, S OBP: 0.421, SLG: 0.500 (1, 4)	0-0 1-3		0-0 G3		0-0 6-3			0-0 L6		3	0	0	0	0	0	0			
Guy Hoffman, L Leo Garcia, L Bill Landrum, R Dave Concepcion, R (1, 1) (5, PH) (6, 1) (7, PH) (8, 3)		0-0 K		0-0 K		0-0 E S 1B		0-0 L6		1	0	0	0	0	1	0			
Inning Stats	R: 0 E: 0 K: 0 S: 3	H: 0 LOB: 1 BB: 1 P: 7	R: 1 E: 0 K: 1 S: 6	H: 1 LOB: 0 BB: 0 P: 6	R: 0 E: 0 K: 1 S: 5	H: 0 LOB: 0 BB: 0 P: 5	R: 1 E: 0 K: 0 S: 4	H: 1 LOB: 0 BB: 0 P: 4	R: 0 E: 0 K: 2 S: 8	H: 1 LOB: 2 BB: 1 P: 12	R: 0 E: 0 K: 0 S: 3	H: 0 LOB: 0 BB: 0 P: 3	R: 0 E: 0 K: 1 S: 5	H: 0 LOB: 0 BB: 0 P: 5	R: 0 E: 0 K: 1 S: 5	H: 0 LOB: 0 BB: 0 P: 5	1B: 2 2B: 0 3B: 0 HR: 2	SF: 0 SAC: 0 DP: 0 HBP: 0	WP: 0 PA: 33 PB: 0 SB: 2 CS: 0
PITCHER	IP WLS BF H R ER SO BB IBB HBP BLK WP HR S P ERA WHIP	IP WLS BF H R ER SO BB IBB HBP BLK WP HR S P ERA WHIP	IP WLS BF H R ER SO BB IBB HBP BLK WP HR S P ERA WHIP	IP WLS BF H R ER SO BB IBB HBP BLK WP HR S P ERA WHIP	IP WLS BF H R ER SO BB IBB HBP BLK WP HR S P ERA WHIP	IP WLS BF H R ER SO BB IBB HBP BLK WP HR S P ERA WHIP	IP WLS BF H R ER SO BB IBB HBP BLK WP HR S P ERA WHIP	IP WLS BF H R ER SO BB IBB HBP BLK WP HR S P ERA WHIP	IP WLS BF H R ER SO BB IBB HBP BLK WP HR S P ERA WHIP	IP WLS BF H R ER SO BB IBB HBP BLK WP HR S P ERA WHIP	IP WLS BF H R ER SO BB IBB HBP BLK WP HR S P ERA WHIP	IP WLS BF H R ER SO BB IBB HBP BLK WP HR S P ERA WHIP	IP WLS BF H R ER SO BB IBB HBP BLK WP HR S P ERA WHIP	IP WLS BF H R ER SO BB IBB HBP BLK WP HR S P ERA WHIP	IP WLS BF H R ER SO BB IBB HBP BLK WP HR S P ERA WHIP	IP WLS BF H R ER SO BB IBB HBP BLK WP HR S P ERA WHIP	IP WLS BF H R ER SO BB IBB HBP BLK WP HR S P ERA WHIP		
Ed Whitson, R ERA: 3.46 Craig Lefferts, L ERA: 2.57 Lance McCullers, R ERA: (1, 1) (7, 1) (9, 1)	6.0 W 24 4 2 2 5 2 0 0 0 0 2 32 40 3.00 1.000	2.0 6 0 0 0 0 1 0 0 0 0 0 8 8 0.00 0.000	1.0 S 3 0 0 0 1 0 0 0 0 0 5 5 0.00 0.000																

San Diego Padres @ Cincinnati Reds
Riverfront Stadium, Cincinnati, OH
Sun Apr 12 1987, 3:33 AM EDT
Att: 23,236 - Unknown

AB 31
R 2
H 4
RBI 2
BB 2
SO 7
LOB 4



Batter	1	2	3	4	5	6	7	8	9	AB	R	H	RBI	BB	SO	LOB	TOP										
Will Clark, L OBP: 0.366, SLG: 0.579 (1, 3)	3-1 1B		4-3 BB		G3-1 1B		K 2B			3	0	0	0	1	1	1	San Francisco Giants @ San Diego Padres Jack Murphy Stadium, San Diego, CA Tue Apr 14 1987, 10:05 PM EDT Att: 13,327 - Unknown livebaseballscorecards.com										
Chili Davis, S OBP: 0.324, SLG: 0.382 (1, 8) (8, 9)	1B WP		4-3 1B		1B		1-3 1B			4	1	2	1	0	0	2											
Jeffrey Leonard, R OBP: 0.460, SLG: 0.696 (1, 7) Eddie Milner, L OBP: 0.263, SLG: 0.222 (8, PR) (8, 8)	L3-6 WP 1B		K		K			4-3 2B		4	0	2	0	0	2	2											
Candy Maldonado, R OBP: 0.368, SLG: 0.417 (1, 9) (8, 7)	L3-6 1B		4-3					4-3 2B		4	0	1	0	0	0	3											
Chris Brown, R OBP: 0.325, SLG: 0.486 (1, 5)		6-3 1B			6-3 1B			6-3 K		4	0	1	0	0	1	3											
Bob Melvin, R OBP: 0.409, SLG: 0.952 (1, 2)		HR			5-3 BB			5-3 F7		3	1	1	1	1	0	3											
Matt Williams, R OBP: 0.235, SLG: 0.133 (1, 6)		K			4-2 BB			K		3	0	0	0	1	3	1											
Robby Thompson, R OBP: 0.241, SLG: 0.296 (1, 4)		1-3			5-3			F7		4	0	0	0	0	1	1											
Mark Davis, L OBP: 0.500, SLG: 1.250 (1, 1) Mark Grant, R (5, 1) Joel Youngblood, R OBP: 0.400, SLG: 0.400 (7, PH) Scott Garrelts, R (7, 1)					4-3 3B			4-3 1B		2	1	1	0	0	0	0											
Inning Stats	R: 1 E: 0 K: 0 S: 8	H: 2 LOB: 0 BB: 0 P: 15	R: 1 E: 0 K: 1 S: 8	H: 1 LOB: 0 BB: 0 P: 13	R: 1 E: 0 K: 1 S: 9	H: 1 LOB: 1 BB: 1 P: 17	R: 0 E: 0 K: 0 S: 8	H: 1 LOB: 1 BB: 0 P: 16	R: 0 E: 0 K: 1 S: 9	H: 1 LOB: 1 BB: 0 P: 14	R: 0 E: 0 K: 1 S: 10	H: 1 LOB: 1 BB: 0 P: 17	R: 0 E: 0 K: 1 S: 8	H: 1 LOB: 2 BB: 0 P: 10	R: 0 E: 0 K: 3 S: 9	H: 0 LOB: 0 BB: 0 P: 13		1B: 5 2B: 3 3B: 1 HR: 1	SF: 0 SAC: 0 DP: 1 HBP: 0	WP: 1 PB: 0 SB: 0 CS: 2	PA: 36						
PITCHER	IP	WLS	BF	H	R	ER	SO	BB	IBB	HBP	BLK	WP	HR	S	P	ERA	WHIP										
Ed Wojna, R ERA: 3.38 (1, 1)	6.0	L	25	7	3	3	4	3	0	0	0	1	1	50	87	4.50	1.667										
Craig Lefferts, L ERA: 1.74 (7, 1)	2.0		8	2	0	0	2	0	0	0	0	0	0	18	27	0.00	1.000										
Lance McCullers, R ERA: 1.59 (9, 1)	1.0		3	0	0	0	3	0	0	0	0	0	0	9	13	0.00	0.000										

Batter	1	2	3	4	5	6	7	8	9	AB	R	H	RBI	BB	SO	LOB	BOTTOM										
Joey Cora, S OBP: 0.440, SLG: 0.381 (1, 4)	6-3 S 1B		2-1 1B		1B S 1B		K		6-3	5	1	3	0	0	1	0	San Francisco Giants @ San Diego Padres Jack Murphy Stadium, San Diego, CA Tue Apr 14 1987, 10:05 PM EDT Att: 13,327 - Unknown livebaseballscorecards.com										
Tony Gwynn, L OBP: 0.394, SLG: 0.438 (1, 9)	6-3 1B		F2		1B		5-3		1-3	5	1	2	0	0	0	1											
Carmelo Martinez, R OBP: 0.289, SLG: 0.520 (1, 7)	P5		K		1B WP 1B		K		K	5	0	1	1	0	3	3											
Steve Garvey, R OBP: 0.111, SLG: 0.222 (1, 3)	6-3				F4 K			4-3		4	0	0	0	0	1	4											
Kevin Mitchell, R OBP: 0.313, SLG: 0.387 (1, 5)	K				1B BB		1B WP	1B		3	0	2	1	1	1	2											
Benito Santiago, R OBP: 0.344, SLG: 0.531 (1, 2)		5-3			1B		F8		BB	4	0	2	0	0	0	2											
Garry Templeton, S OBP: 0.219, SLG: 0.258 (1, 6)		K			L7			4-3		4	0	0	0	0	2	4											
Marvell Wynne, L OBP: 0.231, SLG: 0.462 (1, 8) John Kruk, L OBP: 0.529, SLG: 0.733 (8, PH) Lance McCullers, S (9, 1)		F8			P5			K		3	0	0	0	0	1	2											
Ed Wojna, R (1, 1) Tim Flannery, L OBP: 0.400, SLG: 0.143 (6, PH) Craig Lefferts, L (7, 1) Jim Steels, L OBP: 0.333, SLG: 0.667 (8, PH) (9, 8)					K			5-3		2	0	0	0	0	1	0											
Inning Stats	R: 0 E: 0 K: 1 S: 15	H: 2 LOB: 2 BB: 0 P: 24	R: 0 E: 0 K: 1 S: 7	H: 0 LOB: 0 BB: 0 P: 11	R: 0 E: 0 K: 2 S: 12	H: 1 LOB: 1 BB: 0 P: 18	R: 0 E: 0 K: 0 S: 15	H: 1 LOB: 2 BB: 1 P: 23	R: 2 E: 0 K: 1 S: 16	H: 4 LOB: 0 BB: 0 P: 22	R: 0 E: 0 K: 1 S: 6	H: 0 LOB: 0 BB: 0 P: 7	R: 0 E: 0 K: 2 S: 11	H: 0 LOB: 0 BB: 0 P: 16	R: 0 E: 0 K: 1 S: 20	H: 2 LOB: 3 BB: 1 P: 30		R: 0 E: 0 K: 1 S: 8	H: 0 LOB: 0 BB: 0 P: 12	1B: 10 2B: 0 3B: 0 HR: 0	SF: 0 SAC: 0 DP: 0 HBP: 0	WP: 1 PB: 0 SB: 2 CS: 0	PA: 39				
PITCHER	IP	WLS	BF	H	R	ER	SO	BB	IBB	HBP	BLK	WP	HR	S	P	ERA	WHIP										
Mark Davis, L ERA: 2.31 (1, 1)	4.2		23	8	2	2	5	1	0	0	0	0	0	62	93	3.86	1.929										
Mark Grant, R ERA: 1.8 (5, 1)	1.1	W	4	0	0	0	1	0	0	0	0	1	0	9	12	0.00	0.000										
Scott Garrelts, R ERA: (7, 1)	3.0	S	12	2	0	0	4	1	0	0	0	0	0	39	58	0.00	1.000										

Batter	1	2	3	4	5	6	7	8	9	AB	R	H	RBI	BB	SO	LOB	TOP										
Will Clark, L OBP: 0.356, SLG: 0.548 (1, 3)	0-0 4-3		0-0 P5			0-0 F7		0-3 K		4	0	1	0	0	1	0											
Chili Davis, S OBP: 0.317, SLG: 0.368 (1, 8)	0-0 F8			0-0 6-3 WP CS 1B		0-0 1B		0-3 K	0-3 K	4	0	1	0	0	2	1											
Jeffrey Leonard, R OBP: 0.414, SLG: 0.593 (1, 7)	0-0 1-3			0-0 6-3		0-3 K		0-3 K	0-3 K	4	0	0	0	0	0	1											
Candy Maldonado, R OBP: 0.390, SLG: 0.500 (1, 9)		0-0 6-3		4-0 CS BB		0-0 5-3		0-0 F9		2	1	1	1	1	0	0											
Chris Brown, R OBP: 0.349, SLG: 0.487 (1, 5)		0-0 6-3 1B		0-0 CS		0-0 HR				2	0	1	0	1	0	0											
Bob Melvin, R OBP: 0.360, SLG: 0.833 (1, 2)		0-0 6-3 1-2		0-0 1-2 3-H		0-0 5-3		4-0 CS BB		3	0	0	0	0	1	2											
Chris Speier, R OBP: 0.429, SLG: 0.462 (1, 6)		0-3 K				0-0 5-3		0-3 K	0-3 K	3	0	0	0	0	2	1											
Robby Thompson, R OBP: 0.219, SLG: 0.267 (1, 4)			0-0 F8			0-0 F8		0-3 K		3	0	0	0	0	0	0											
Kelly Downs, R (1, 1)			0-3 K			0-0 1-3		0-0 6-3		3	0	0	0	0	2	0											
Inning Stats	R: 0 E: 0 K: 0 S: 3	H: 0 LOB: 0 BB: 0 P: 3	R: 0 E: 0 K: 1 S: 6	H: 1 LOB: 1 BB: 0 P: 6	R: 0 E: 0 K: 1 S: 5	H: 0 LOB: 0 BB: 0 P: 5	R: 0 E: 0 K: 0 S: 2	H: 1 LOB: 1 BB: 1 P: 6	R: 0 E: 0 K: 0 S: 3	H: 0 LOB: 0 BB: 0 P: 3	R: 0 E: 0 K: 1 S: 6	H: 1 LOB: 1 BB: 0 P: 6	R: 1 E: 0 K: 1 S: 5	H: 1 LOB: 0 BB: 1 P: 9	R: 0 E: 0 K: 2 S: 7	H: 0 LOB: 0 BB: 0 P: 7	R: 0 E: 0 K: 2 S: 7	H: 0 LOB: 0 BB: 0 P: 7	1B: 3 2B: 1 3B: 0 HR: 1	SF: 0 SAC: 0 DP: 1 HBP: 0	WP: 1 PB: 0 SB: 0 CS: 2	PA: 31					
PITCHER	IP	WLS	BF	H	R	ER	SO	BB	IBB	HBP	BLK	WP	HR	S	P	ERA	WHIP										
Storm Davis, R ERA: 3.27 (1, 1)	8.0	L	27	4	1	1	6	2	0	0	0	1	1	37	45	1.12	0.750										
Dave Dravecky, L ERA: 4.25 (9, 1)	0.0		0	0	0	0	0	0	0	0	0	0	0	0	0	*	*										

San Francisco Giants @ San Diego Padres
Jack Murphy Stadium, San Diego, CA
Wed Apr 15 1987, 10:05 PM EDT
Att: 14,616 - Unknown

AB	28
R	1
H	4
RBI	1
BB	2
SO	8
LOB	5



Batter	1	2	3	4	5	6	7	8	9	AB	R	H	RBI	BB	SO	LOB	BOTTOM										
Joey Cora, S OBP: 0.379, SLG: 0.320 (1, 4)	0-0 B5-3		0-0 4-3			0-0 3-1			0-0 E4	4	0	0	0	0	0	1											
Tony Gwynn, L OBP: 0.324, SLG: 0.389 (1, 9)	0-0 5-3		0-0 F8			0-3 K			0-0 F7	4	0	0	0	0	1	2											
John Kruk, L OBP: 0.429, SLG: 0.579 (1, 7)	0-3 K			0-0 F7		0-0 6-3			0-3 K	4	0	0	0	0	2	1											
Kevin Mitchell, R OBP: 0.333, SLG: 0.412 (1, 5)		0-3 K		0-0 2B		4-0 G5-4-3 BB			0-0 F4	3	0	1	0	1	1	1											
Benito Santiago, R OBP: 0.314, SLG: 0.486 (1, 2)		0-0 G1-4-3		0-0 6-3		0-0 F4				3	0	0	0	0	0	2											
Steve Garvey, R OBP: 0.143, SLG: 0.222 (1, 3)		1-0 HBP		0-0 4-3		0-0 G5-4-3				0	0	0	0	0	0	0											
Carmelo Martinez, R OBP: 0.250, SLG: 0.451 (2, PR) (3, 3)						1-2				2	0	0	0	0	0	2											
Garry Templeton, S OBP: 0.229, SLG: 0.265 (1, 6)		0-0 F2				0-0 CS 1B		0-3 K		3	0	1	0	0	1	1											
Marvell Wynne, L OBP: 0.250, SLG: 0.438 (1, 8)			0-0 4-3 BLK 1B			0-0 F8		0-0 F9		3	0	1	0	0	0	1											
Storm Davis, R (1, 1)			0-3 K			0-3 K		0-0 F8		2	0	0	0	0	2	2											
Tim Flannery, L OBP: 0.364, SLG: 0.125 (8, PH)			1-2 K			1-2 K				1	0	0	0	0	0	0											
Dave Dravecky, R (9, 1)										0	0	0	0	0	0	0											
Inning Stats	R: 0 E: 0 K: 1 S: 5	H: 0 LOB: 0 BB: 0 P: 5	R: 0 E: 0 K: 1 S: 5	H: 0 LOB: 1 BB: 0 P: 6	R: 0 E: 0 K: 1 S: 6	H: 1 LOB: 0 BB: 0 P: 6	R: 0 E: 0 K: 0 S: 4	H: 1 LOB: 1 BB: 0 P: 4	R: 0 E: 0 K: 1 S: 5	H: 0 LOB: 0 BB: 0 P: 5	R: 0 E: 0 K: 0 S: 2	H: 0 LOB: 0 BB: 1 P: 6	R: 0 E: 0 K: 1 S: 5	H: 0 LOB: 0 BB: 0 P: 5	R: 0 E: 1 K: 1 S: 6	H: 0 LOB: 1 BB: 0 P: 6	R: 0 E: 1 K: 1 S: 6	H: 0 LOB: 1 BB: 0 P: 6	1B: 2 2B: 1 3B: 0 HR: 0	SF: 0 SAC: 0 DP: 1 HBP: 1	WP: 0 PB: 0 SB: 0 CS: 1	PA: 31					
PITCHER	IP	WLS	BF	H	R	ER	SO	BB	IBB	HBP	BLK	WP	HR	S	P	ERA	WHIP										
Kelly Downs, R ERA: 1.76 (1, 1)	9.0	W	31	3	0	0	7	1	0	1	1	0	0	43	48	0.00	0.444										

San Francisco Giants @ San Diego Padres
Jack Murphy Stadium, San Diego, CA
Wed Apr 15 1987, 10:05 PM EDT
Att: 14,616 - Unknown

AB	29
R	0
H	3
RBI	0
BB	1
SO	7
LOB	13



Batter	1	2	3	4	5	6	7	8	9	10	AB	R	H	RBI	BB	SO	LOB								
Steve Sax, R OBP: 0.265, SLG: 0.326 (1, 4)	0-0 6-3		0-0 F8			0-0 1B		0-0 FC6-4 G5-4-3		0-3 K	5	0	1	0	0	1	3								
Mike Ramsey, S OBP: 0.283, SLG: 0.302 (1, 8)	0-3 K			0-0 F7		0-3 K		0-0 G5-4-3			4	0	0	0	0	2	2								
Pedro Guerrero, R OBP: 0.281, SLG: 0.464 (1, 7)	0-0 F9			1-0 G5-4-3 HBP		0-3 K			0-3 K		3	0	0	0	0	2	1								
Mike Marshall, R OBP: 0.300, SLG: 0.324 (1, 9)		0-0 F9		0-0 G5-4-3		0-0 L5			0-0 6-3		4	0	0	0	0	0	2								
Mike Scioscia, L OBP: 0.349, SLG: 0.389 (1, 2)		0-0 F4			0-3 K2-3			0-0 CS 1B		0-3 K	4	0	1	0	0	2	0								
Franklin Stubbs, L OBP: 0.311, SLG: 0.465 (1, 3)		0-0 F7			0-0 HR			0-0 F7 1-2		0-0 1-3	4	1	1	1	0	0	1								
Tracy Woodson, R OBP: 0.294, SLG: 0.367 Dave Anderson, R OBP: 0.200, SLG: 0.200 (10, PR) (10, 5)			0-0 F3		1-0 HBP			4-0 BB		4-0 1B BB	1	0	0	0	2	0	0								
Mariano Duncan, R OBP: 0.326, SLG: 0.351 (1, 6)			0-0 HR		0-0 F6			0-3 K		0-0 1B	4	1	2	1	0	1	2								
Orel Hershiser, R OBP: 0.375, SLG: 0.500 Reggie Williams, R (8, PH) Ken Howell, R (8, 1) Ken Landreaux, L OBP: 0.278, SLG: 0.188 Matt Young, L (10, 1)		0-0 F9		0-0 4-3				4-0 FC6-4 BB		0-0 F5	2	0	0	0	0	0	1								
Inning Stats	R: 0 E: 0 K: 1 S: 5	H: 0 LOB: 0 BB: 0 P: 5	R: 0 E: 0 K: 0 S: 3	H: 0 LOB: 0 BB: 0 P: 3	R: 1 E: 0 K: 0 S: 4	H: 1 LOB: 0 BB: 0 P: 4	R: 0 E: 0 K: 0 S: 2	H: 0 LOB: 0 BB: 0 P: 3	R: 1 E: 0 K: 1 S: 6	H: 1 LOB: 1 BB: 0 P: 7	R: 0 E: 0 K: 2 S: 8	H: 1 LOB: 1 BB: 1 P: 8	R: 0 E: 0 K: 1 S: 5	H: 1 LOB: 1 BB: 1 P: 9	R: 0 E: 0 K: 0 S: 2	H: 0 LOB: 0 BB: 1 P: 6	R: 0 E: 0 K: 2 S: 7	H: 0 LOB: 0 BB: 0 P: 7	R: 0 E: 0 K: 1 S: 6	H: 1 LOB: 2 BB: 1 P: 10	1B: 3 2B: 0 3B: 0 HR: 2	SF: 0 SAC: 0 DP: 2 HBP: 2	WP: 0 PB: 0 SB: 0 CS: 1	PA: 37	
PITCHER	IP 6.0	WLS 23	BF 4	H 2	R 2	ER 2	SO 4	BB 0	IBB 0	HBP 2	BLK 0	WP 0	HR 2	S 29	P 31	ERA 3.00	WHIP 0.667								
Eric Show, R ERA: 5.19 Dave Dravecky, L ERA: 3.89 Craig Leferts, L ERA: 1.46 Lance McCullers, R ERA: 1.35	(1, 1) (7, 1) (8, 1) (10, 1)	1.0 2.0 1.0	3 6 5	0 0 1	0 0 0	0 0 1	1 2 1	0 0 0	0 0 0	0 0 0	0 0 0	0 0 0	0 0 0	4 9 6	8 13 10	0.00 0.00 0.00	2.000 0.500 2.000								

Los Angeles Dodgers @ San Diego Padres
Jack Murphy Stadium, San Diego, CA

Thu Apr 16 1987, 6:33 AM EDT
Att: 28,686 - Unknown

AB	32
R	2
H	5
RBI	2
BB	3
SO	8
LOB	14

WP: 0 PA: 37
PB: 0
SB: 0
CS: 1


Batter	1	2	3	4	5	6	7	8	9	10	AB	R	H	RBI	BB	SO	LOB								
Joey Cora, S OBP: 0.412, SLG: 0.345 (1, 4)	0-0 2B 1B	0-0 2B 1B			1-0 1B 2B HBP				0-0 F7		4	1	2	0	0	0									
Tony Gwynn, L OBP: 0.405, SLG: 0.512 (1, 9)	0-0 2B	0-0 2B			0-0 2B 1B				0-0 1B		5	1	5	1	0	0									
Carmelo Martinez, R OBP: 0.303, SLG: 0.548 (1, 3)	4-0 BB		0-0 F7		0-0 2B				0-0 2B		4	0	2	2	1	0									
John Kruk, L OBP: 0.480, SLG: 0.571 Luis Salazar, R (8, PR) (9, 7)	0-0 F7		0-0 CS 1B		1-3 2B			4-0 3+H IBB		0-0 2B	2	0	1	0	2	0									
Kevin Mitchell, R OBP: 0.300, SLG: 0.366 (1, 5)	0-3 K		0-3 K		0-0 G6-4-3			0-0 F3		0-0 BB	4	0	0	0	0	2									
Benito Santiago, R OBP: 0.308, SLG: 0.462 (1, 2)	0-0 5-3			0-3 K		0-0 FC1-6 1B		0-3 K			4	0	1	0	0	2									
Marvell Wynne, L OBP: 0.200, SLG: 0.350 (1, 8)		0-0 1-3		0-0 P5		0-0 FC1-6 6-3		0-0 F7			4	0	0	0	0	2									
Garry Templeton, S OBP: 0.231, SLG: 0.243 (1, 6)		4-0 FC5-6 BB		0-3 K		0-0 6-3			0-0 F6		3	0	0	0	1	1									
Eric Show, R Dave Dravecky, R Tim Flannery, L Craig Leferts, L Jim Steels, L Lance McCullers, S (1, 11) (7, 1) (7, PH) (8, 1) (8, PH) (10, 1)		0-0 FC5-6 1B 2B		0-0 6-3		0-0 6-3			0-0 F2		2	1	0	0	0	0									
Inning Stats	R: 0 E: 0 K: 1 S: 7	H: 2 LOB: 3 BB: 1 P: 11	R: 1 E: 0 K: 0 S: 4	H: 2 LOB: 2 BB: 1 P: 8	R: 0 E: 0 K: 1 S: 5	H: 1 LOB: 1 BB: 0 P: 5	R: 0 E: 0 K: 2 S: 7	H: 0 LOB: 0 BB: 0 P: 7	R: 1 E: 0 K: 0 S: 4	H: 2 LOB: 2 BB: 1 P: 9	R: 0 E: 0 K: 0 S: 3	H: 1 LOB: 0 BB: 0 P: 3	R: 0 E: 0 K: 1 S: 5	H: 1 LOB: 1 BB: 1 P: 9	R: 0 E: 0 K: 0 S: 3	H: 0 LOB: 0 BB: 0 P: 3	R: 0 E: 0 K: 0 S: 3	H: 0 LOB: 0 BB: 0 P: 3	R: 1 E: 0 K: 0 S: 2	H: 2 LOB: 1 BB: 0 P: 2	1B: 7 2B: 5 3B: 0 HR: 0	SF: 0 SAC: 0 DP: 2 HBP: 1	WP: 0 PB: 0 SB: 0 CS: 1	PA: 39	
PITCHER	IP 7.0	WLS 30	BF 9	H 2	R 2	ER 2	SO 4	BB 2	IBB 1	HBP 1	BLK 0	WP 0	HR 0	S 34	P 47	ERA 2.57	WHIP 1.571								
Orel Hershiser, R ERA: 2.35 Ken Howell, R ERA: 8.44 Matt Young, L ERA: 11.81	(1, 1) (8, 1) (10, 1)	7.0 2.0 0.0	30 7 2	2 0 2	2 0 1	2 0 1	4 1 0	2 0 0	1 0 0	0 0 0	0 0 0	0 0 0	0 0 2	34 8 2	47 12 2	2.57 0.00 ∞	1.571 0.500 ∞								


Los Angeles Dodgers @ San Diego Padres
Jack Murphy Stadium, San Diego, CA

Thu Apr 16 1987, 6:33 AM EDT
Att: 28,686 - Unknown

AB	34
R	3
H	11
RBI	3
BB	4
SO	5
LOB	20

WP: 0 PA: 39
PB: 0
SB: 0
CS: 1

Batter	1	2	3	4	5	6	7	8	9	AB	R	H	RBI	BB	SO	LOB	TOP								
Steve Sax, R OBP: 0.288, SLG: 0.333	0-0 1-3		0-0 L6			0-0 E7		0-0 SH 1B 2B	0-0 FC6-4 1B	5	3	1	0	0	0	2	Los Angeles Dodgers @ San Diego Padres Jack Murphy Stadium, San Diego, CA Sat Apr 18 1987, 6:33 AM EDT Att: 20,915 - Unknown AB 35 R 5 H 8 RBI 4 BB 4 SO 9 LOB 19 								
Mariano Duncan, R OBP: 0.327, SLG: 0.333	4-0 G1-6-3 BB			0-3 K		0-0 4-3		0-0 SH 1B	0-0 2B 1B	3	1	1	1	1	1	1									
Pedro Guerrero, R OBP: 0.333, SLG: 0.658	0-0 G1-6-3			0-0 1B		0-0 5-3		0-0 BB 1B	0-0 1B 2B	5	0	3	3	0	0	1									
Mike Marshall, R OBP: 0.300, SLG: 0.304		0-0 F9		0-3 K		0-0 6-3		0-0 BB 1B	0-3 K	4	0	0	0	1	2	2									
Mike Scioscia, L OBP: 0.346, SLG: 0.432	0-0 4-3			0-0 F8				0-0 F9	0-0 F6	4	0	0	0	0	0	4									
Franklin Stubbs, L OBP: 0.315, SLG: 0.480		0-3 K			0-3 K			0-0 2B WP BB	0-3 K	3	1	0	0	1	3	3									
Tracy Woodson, R OBP: 0.268, SLG: 0.324			0-0 4-3		0-0 5-3			0-0 F8	0-3 K	3	0	0	0	0	0	1									
Ken Landreaux, L OBP: 0.283, SLG: 0.176										1	0	0	0	0	1	3									
Dave Anderson, R OBP: 0.200, SLG: 0.200										0	0	0	0	0	0	0									
Mike Ramsey, S OBP: 0.296, SLG: 0.306			0-3 K		4-0 BB			0-0 WP 1-3 2B	0-0 B1-3	3	0	1	0	1	1	0									
Brian Holton, R OBP: 0.333, SLG: 0.333					0-3 K			0-0 F7	0-0 FC6-4 1B	2	0	1	0	0	1	1									
Tim Leary, R (6, 1)										0	0	0	0	0	0	0									
Len Matuszek, L (7, PH)										0	0	0	0	0	0	0									
Mickey Hatcher, R (7, PH)										1	0	0	0	0	0	1									
Ken Howell, R OBP: 1.000, SLG: 1.000										1	0	1	0	0	0	0									
Inning Stats	R: 0 E: 0 K: 0 S: 2	H: 0 LOB: 0 BB: 1 P: 6	R: 0 E: 0 K: 1 S: 5	H: 0 LOB: 0 BB: 0 P: 5	R: 0 E: 0 K: 1 S: 6	H: 1 LOB: 1 BB: 0 P: 6	R: 0 E: 0 K: 2 S: 8	H: 1 LOB: 1 BB: 0 P: 8	R: 0 E: 0 K: 2 S: 7	H: 0 LOB: 1 BB: 1 P: 11	R: 1 E: 1 K: 0 S: 4	H: 0 LOB: 0 BB: 0 P: 4	R: 0 E: 0 K: 0 S: 4	H: 1 LOB: 1 BB: 1 P: 8	R: 1 E: 0 K: 2 S: 10	H: 2 LOB: 3 BB: 1 P: 14	R: 2 E: 0 K: 1 S: 8	H: 3 LOB: 1 BB: 0 P: 8	1B: 5 2B: 3 3B: 0 HR: 0	SF: 0 SAC: 1 DP: 1 HBP: 0	WP: 1 PB: 0 SB: 1 CS: 0	PA: 40			
PITCHER	IP	WLS	BF	H	R	ER	SO	BB	IBB	HBP	BLK	WP	HR	S	P	ERA	WHIP								
Andy Hawkins, R ERA: 4.02	(1, 1)	6.2	26	3	2	1	6	3	0	0	0	0	0	35	47	1.35	0.900								
Craig Lefferts, L ERA: 1.42	(7, 1)	0.1	1	0	0	0	0	0	0	0	0	1	0	1	1	0.00	0.000								
Lance McCullers, R ERA: 4.15	(8, 1)	2.0	L	13	5	3	3	3	1	0	0	0	0	18	22	13.50	3.000								

Batter	1	2	3	4	5	6	7	8	9	AB	R	H	RBI	BB	SO	LOB	BOTTOM								
Joey Cora, S OBP: 0.395, SLG: 0.333	0-0 4-3		0-3 K		0-0 S 2B					3	0	1	0	1	1	0	Los Angeles Dodgers @ San Diego Padres Jack Murphy Stadium, San Diego, CA Sat Apr 18 1987, 6:33 AM EDT Att: 20,915 - Unknown AB 32 R 2 H 5 RBI 2 BB 4 SO 6 LOB 12 								
Tony Gwynn, L OBP: 0.420, SLG: 0.478	0-0 1-3		0-0 5-3		4-0 S IBB					2	0	0	0	2	0	0									
Carmelo Martinez, R OBP: 0.275, SLG: 0.474	0-0 F8		0-0 6-3		0-0 F7					4	0	0	0	0	0	5									
John Kruk, L OBP: 0.500, SLG: 0.708		0-0 1-3 1B		0-0 HR		0-0 4-3		0-0 F5		3	2	2	1	0	0	0									
Jim Steels, L OBP: 0.250, SLG: 0.500										1	0	0	0	0	0	0									
Kevin Mitchell, R OBP: 0.333, SLG: 0.422		0-0 4-3 1-3 1B		0-3 K		0-0 F9		0-0 6-3		4	0	1	0	0	1	0									
Benito Santiago, R OBP: 0.298, SLG: 0.478		0-0 1-3		0-0 F8		0-3 K		0-3 K		4	0	0	0	0	2	2									
Marvell Wynne, L OBP: 0.208, SLG: 0.304		4-0 4-3 BB		0-0 F7						3	0	0	0	1	0	0									
Garry Templeton, S OBP: 0.255, SLG: 0.250		0-0 4-3			0-0 F2					4	0	1	1	0	0	2									
Andy Hawkins, R (1, 1)										2	0	0	0	0	1	2									
Craig Lefferts, L (7, 1)										0	0	0	0	0	0	0									
Tim Flannery, L OBP: 0.308, SLG: 0.100										1	0	0	0	0	0	1									
Lance McCullers, S (8, 1)										0	0	0	0	0	0	0									
Randy Ready, R OBP: 0.343, SLG: 0.286										1	0	0	0	0	1	0									
Inning Stats	R: 0 E: 0 K: 0 S: 3	H: 0 LOB: 0 BB: 0 P: 3	R: 1 E: 0 K: 1 S: 7	H: 2 LOB: 2 BB: 1 P: 11	R: 0 E: 0 K: 1 S: 5	H: 0 LOB: 0 BB: 0 P: 5	R: 1 E: 0 K: 1 S: 6	H: 1 LOB: 0 BB: 0 P: 6	R: 0 E: 0 K: 0 S: 4	H: 1 LOB: 2 BB: 1 P: 8	R: 0 E: 0 K: 1 S: 5	H: 0 LOB: 0 BB: 0 P: 5	R: 0 E: 0 K: 1 S: 5	H: 0 LOB: 0 BB: 0 P: 5	R: 0 E: 0 K: 1 S: 5	H: 0 LOB: 0 BB: 0 P: 5		1B: 3 2B: 1 3B: 0 HR: 1	SF: 0 SAC: 0 DP: 0 HBP: 0	WP: 0 PB: 0 SB: 3 CS: 0	PA: 36				
PITCHER	IP	WLS	BF	H	R	ER	SO	BB	IBB	HBP	BLK	WP	HR	S	P	ERA	WHIP								
Brian Holton, R ERA: 2.13	(1, 1)	5.0	21	4	2	2	3	1	1	0	0	0	0	25	33	3.60	1.000								
Tim Leary, R ERA: 5.08	(6, 1)	1.0	3	0	0	0	1	0	0	0	0	0	0	5	5	0.00	0.000								
Ken Howell, R ERA: 5.4	(7, 1)	3.0	W	12	1	0	0	2	2	0	0	0	0	14	22	0.00	1.000								

Batter	1	2	3	4	5	6	7	8	9	AB	R	H	RBI	BB	SO	LOB	TOP					
Steve Sax, R OBP: 0.282, SLG: 0.300 (1,4)	1-3		6-3		5-3	1-3	G3		5-3	6	0	0	0	0	0	4						
Mariano Duncan, R OBP: 0.397, SLG: 0.375 (1,6)	HBP		2B		F9		1B	F7	5-3	3	1	2	0	0	0	0						
Dave Anderson, R OBP: 0.167, SLG: 0.167 (7,6)							1B			2	0	0	0	0	0	0						
Pedro Guerrero, R OBP: 0.293, SLG: 0.628 (1,7)	K		K		F8		HR	HR		5	1	2	0	0	2	2						
Reggie Williams, R OBP: 0.167, SLG: 0.167 (8,7)							1B	HR	1B	0	1	0	0	0	0	0						
Mike Marshall, R OBP: 0.345, SLG: 0.460 (1,9)	K					2B	1B	HR	HR	4	3	3	5	1	1	1						
Ken Landreaux, L OBP: 0.293, SLG: 0.176 (8,9)				BB						0	0	0	0	0	0	0						
Mike Scioscia, L OBP: 0.351, SLG: 0.449 (1,2)		F9	1-3			1B	2B	F7	1B	5	1	2	0	0	0	2						
Alex Trevino, R OBP: 0.200, SLG: 0.200 (8,2)										0	0	0	0	0	0	0						
Franklin Stubbs, L OBP: 0.345, SLG: 0.547 (1,3)		HR		FC5-4	BB	SH2-4	E	K	F8	3	1	2	3	1	1	0						
Len Matuszek, L OBP: 0.167, SLG: 0.167 (8,3)										1	0	0	0	0	0	1						
Tracy Woodson, R OBP: 0.357, SLG: 0.357 (1,5)	F9			FC5-4	1-2	K	1B	1B	1B	5	1	2	0	0	1	2						
Mickey Hatcher, R OBP: 0.167, SLG: 0.167 (9,5)							2B	1-3	1B	0	0	0	0	0	0	0						
Mike Ramsey, S OBP: 0.305, SLG: 0.315 (1,8)		1B		F7		FC4	SH2-4	1B	4-3	5	0	2	0	0	0	4						
Bob Welch, R OBP: 0.286, SLG: 0.286 (1,1)	K					SH2-4			4-3	4	0	1	1	0	2	2						
Tom Niedenfuer, R OBP: 0.167, SLG: 0.167 (9,1)							1-2	3H	1B	0	0	0	0	0	0	0						
Inning Stats	R: 0 H: 0 E: 0 K: 2 S: 7	H: 0 LOB: 1 BB: 0 P: 8	R: 1 H: 2 E: 0 K: 1 S: 7	LOB: 1 BB: 0 P: 7	R: 0 H: 1 E: 0 K: 1 S: 6	LOB: 2 BB: 1 P: 10	R: 0 H: 0 E: 0 K: 1 S: 5	LOB: 0 BB: 1 P: 9	R: 0 H: 0 E: 0 K: 0 S: 3	LOB: 0 BB: 0 P: 3	R: 2 H: 3 E: 1 K: 1 S: 9	H: 3 LOB: 2 BB: 0 P: 9	R: 4 H: 6 E: 0 K: 1 S: 11	H: 6 LOB: 2 BB: 0 P: 11	R: 2 H: 4 E: 0 K: 0 S: 7	H: 4 LOB: 2 BB: 0 P: 7	R: 0 H: 0 E: 0 K: 0 S: 3	H: 0 LOB: 0 BB: 0 P: 3	1B: 10 2B: 3 3B: 0 HR: 3	SF: 0 SAC: 1 DP: 0 HBP: 1	WP: 0 PB: 0 SB: 0 CS: 0	PA: 47
PITCHER	IP	WLS	BF	H	R	ER	SO	BB	IBB	HBP	BLK	WP	HR	S	P	ERA	WHIP					
Ed Wojna, R ERA: 5.14 (1,1)	6.0	L	30	8	5	5	6	2	0	1	0	0	1	39	48	7.50	1.667					
Dave Dravecky, L ERA: 5.0 (7,1)	0.2		6	4	2	2	1	0	0	0	0	0	1	8	8	27.00	6.000					
Greg Booker, R ERA: 3.6 (7,1)	2.1		11	4	2	2	0	0	0	0	0	0	1	11	11	7.71	1.714					

Los Angeles Dodgers @ San Diego Padres
Jack Murphy Stadium, San Diego, CA
Sun Apr 19 1987, 6:33 AM EDT
Att: 16,430 - Unknown

AB 43
R 9
H 16
RBI 9
BB 2
SO 7
LOB 18





Batter	1	2	3	4	5	6	7	8	9	AB	R	H	RBI	BB	SO	LOB	BOTTOM					
Joey Cora, S OBP: 0.404, SLG: 0.316 (1,6)	CS		F6		6-3			FC6-4		2	0	0	0	2	0	0						
Jim Steels, L OBP: 0.167, SLG: 0.333 (1,8)	F8		F7		F5			FC6-4		4	0	0	0	0	0	2						
Tony Gwynn, L OBP: 0.426, SLG: 0.469 (1,9)	1-2		BLK	1B		K		F8		3	0	1	0	1	1	1						
Steve Garvey, R OBP: 0.167, SLG: 0.229 (1,3)	K		BLK	1B		F5			2B	4	1	2	0	0	1	2						
John Kruk, L OBP: 0.452, SLG: 0.630 (1,7)		4-3	F7		1-3				E9	3	0	0	0	0	0	2						
Greg Booker, R OBP: 0.250, SLG: 0.500 (7,1)										0	0	0	0	0	0	0						
Randy Ready, R OBP: 0.250, SLG: 0.500 (9,PH)			1-2	2-3					1-H	1	0	1	0	0	0	0						
Kevin Mitchell, R OBP: 0.327, SLG: 0.429 (1,5)			2B		1-3		F8		K	4	0	1	0	0	1	1						
Mark Parent, R OBP: 0.167, SLG: 0.167 (1,2)		K			6-3		K		K	4	0	0	0	0	3	2						
Tim Flannery, L OBP: 0.294, SLG: 0.077 (1,4)					F8		F7		F8	3	0	0	0	1	0	1						
Ed Wojna, R OBP: 0.200, SLG: 0.292 (7,8)		2-3			6-3			F7		2	0	0	0	0	0	2						
Inning Stats	R: 0 H: 0 E: 0 K: 1 S: 4	H: 1 LOB: 2 BB: 2 P: 12	R: 0 H: 1 E: 0 K: 1 S: 6	LOB: 2 BB: 1 P: 10	R: 0 H: 2 E: 0 K: 0 S: 5	LOB: 0 BB: 0 P: 5	R: 0 H: 0 E: 0 K: 0 S: 3	LOB: 0 BB: 0 P: 3	R: 0 H: 0 E: 0 K: 1 S: 5	LOB: 0 BB: 0 P: 5	R: 0 H: 0 E: 0 K: 1 S: 5	H: 0 LOB: 0 BB: 0 P: 5	R: 0 H: 0 E: 0 K: 0 S: 3	H: 0 LOB: 1 BB: 1 P: 7	R: 1 H: 2 E: 1 K: 2 S: 9	H: 2 LOB: 1 BB: 0 P: 9	1B: 3 2B: 3 3B: 0 HR: 0	SF: 0 SAC: 0 DP: 1 HBP: 0	WP: 0 PB: 0 SB: 1 CS: 1	PA: 35		
PITCHER	IP	WLS	BF	H	R	ER	SO	BB	IBB	HBP	BLK	WP	HR	S	P	ERA	WHIP					
Bob Welch, R ERA: 3.98 (1,1)	8.0	W	32	5	1	0	4	4	0	0	1	0	0	36	52	0.00	1.125					
Tom Niedenfuer, R ERA: 5.06 (9,1)	1.0		3	0	0	0	2	0	0	0	0	0	0	7	7	0.00	0.000					

Los Angeles Dodgers @ San Diego Padres
Jack Murphy Stadium, San Diego, CA
Sun Apr 19 1987, 6:33 AM EDT
Att: 16,430 - Unknown

AB 31
R 1
H 5
RBI 0
BB 4
SO 6
LOB 13



Batter	1	2	3	4	5	6	7	8	9	AB	R	H	RBI	BB	SO	LOB	TOP										
Kal Daniels, L OBP: 0.431, SLG: 0.872 (1, 7)	0-0 6-3		0-0 6-3	0-0 3B		0-0 1B	0-0 FC6		0-0 2B	6	1	3	4	0	0	2	Cincinnati Reds @ San Diego Padres Jack Murphy Stadium, San Diego, CA Mon Apr 20 1987, 10:05 PM EDT Att: 11,295 - Unknown AB 43 R 12 H 18 RBI 12 BB 4 SO 8 LOB 22 										
Kurt Stillwell, S OBP: 0.375, SLG: 0.556 (1, 6)	0-0 1B		0-0 F8	0-3 K		0-0 1B	0-0 1B		2-H 3-H 1-0 2B	5	1	3	2	0	1	1											
Dave Parker, L OBP: 0.500, SLG: 0.528 Leo Garcia, L OBP: 0.333, SLG: 0.250 (7, 8)	0-0 G4-6-3		4-0 BB			0-0 2B	0-0 HR		0-3 K	4	1	2	2	1	0	3											
Eric Davis, R OBP: 0.263, SLG: 0.826 Paul Neill, L OBP: 0.000, SLG: 1.000 (7, 9)		0-0 3B	0-0 F6			0-0 L8	0-3 K		0-3 K	4	1	1	0	0	1	2											
Buddy Bell, R OBP: 0.327, SLG: 0.449 (1, 5)		0-0 1B		0-3 K		0-0 F7	0-0 1B		0-0 F8	5	1	2	1	0	1	1											
Bo Diaz, R OBP: 0.333, SLG: 0.386 Sal Butera, R OBP: 0.250, SLG: 0.250 (8, 2)	0-0 6-3		0-0 1B	0-0 3B		4-0 BB	0-0 5-3		0-0 5-3	4	1	1	1	1	0	1											
Dave Concepcion, R OBP: 0.435, SLG: 0.450 (1, 3)		0-0 4-3		0-0 1B		0-0 F9	0-0 FC6		4-0 2B	4	3	2	0	1	0	2											
Ron Oester, S OBP: 0.420, SLG: 0.476 (1, 4)				0-0 3B		0-0 SH3	4-0 1B		0-0 2B	4	3	4	2	1	0	0											
Guy Hoffman, L Lloyd McClendon, R Frank Williams, R (9, PH)	0-0 1-3		0-0 4-3			0-0 SH3	1-2 1B		0-3 K	3	0	0	0	0	1	4											
Inning Stats	R: 0 E: 0 K: 0 S: 3	H: 1 LOB: 0 BB: 0 P: 3	R: 2 E: 0 K: 0 S: 6	H: 3 LOB: 1 BB: 0 P: 6	R: 0 E: 0 K: 0 S: 3	H: 0 LOB: 1 BB: 1 P: 7	R: 3 E: 0 K: 2 S: 11	H: 4 LOB: 1 BB: 0 P: 11	R: 0 E: 0 K: 0 S: 4	H: 1 LOB: 2 BB: 1 P: 8	R: 4 E: 0 K: 1 S: 10	H: 5 LOB: 1 BB: 0 P: 10	R: 1 E: 1 K: 1 S: 7	H: 2 LOB: 2 BB: 1 P: 11	R: 0 E: 0 K: 1 S: 5	H: 0 LOB: 0 BB: 0 P: 5		R: 2 E: 0 K: 3 S: 11	H: 2 LOB: 2 BB: 1 P: 16	1B: 11 2B: 3 3B: 3 HR: 1	SF: 0 SAC: 1 DP: 1 HBP: 1	WP: 1 PB: 0 SB: 1 CS: 0	PA: 49				
PITCHER	IP	WLS	BF	H	R	ER	SO	BB	IBB	HBP	BLK	WP	HR	S	P	ERA	WHIP	PITCHER									
Storm Davis, R ERA: 5.52 (1, 1)	3.2	L	19	8	5	5	1	1	0	0	0	0	0	20	24	12.27	2.455										
Tom Gorman, L ERA: 3.95 (4, 1)	1.1		6	1	0	0	1	1	0	0	0	0	0	7	11	0.00	1.500										
Greg Booker, R ERA: 8.44 (6, 1)	0.1		4	3	3	3	0	0	0	0	0	0	0	4	4	81.00	9.000										
Craig Lefferts, L ERA: 2.51 (6, 1)	1.2		10	4	2	2	2	1	0	0	0	1	1	13	17	10.80	3.000										
Dave Dravecky, L ERA: 5.73 (8, 1)	2.0		10	2	2	2	4	1	0	1	0	0	0	16	21	9.00	1.500										
Batter	1	2	3	4	5	6	7	8	9	AB	R	H	RBI	BB	SO	LOB	BOTTOM										
Joey Cora, S OBP: 0.412, SLG: 0.317 Dave Dravecky, R (8, 1)	4-0 FC6-4		0-0 CS			0-0 5-3			4-0 FC6-4	3	0	1	1	1	0	1	Cincinnati Reds @ San Diego Padres Jack Murphy Stadium, San Diego, CA Mon Apr 20 1987, 10:05 PM EDT Att: 11,295 - Unknown AB 35 R 3 H 9 RBI 2 BB 3 SO 3 LOB 17 										
John Kruk, L OBP: 0.469, SLG: 0.630 (9, PH)	0-0 1B	0-0 CS				0-0 1-3			0-0 BB	0	0	0	0	0	0	0											
Luis Salazar, R OBP: 0.111, SLG: 0.111 (1, 8)	0-0 1B	0-0 CS	0-0 F8			0-0 1-3			0-3 K	5	0	1	0	0	1	2											
Tony Gwynn, L OBP: 0.414, SLG: 0.453 (1, 9)	0-0 FC6-4		0-0 G3			0-0 F6			0-0 1B	4	0	1	0	0	0	2											
Carmelo Martinez, R OBP: 0.273, SLG: 0.452 (1, 7)	0-0 F4		0-0 6-3			0-0 1B			0-0 L5	4	0	1	0	0	0	3											
Kevin Mitchell, R OBP: 0.304, SLG: 0.396 (1, 5)	0-0 F9					0-0 F7			0-3 K	4	0	0	0	0	1	4											
Steve Garvey, R OBP: 0.175, SLG: 0.231 (1, 3)		0-0 WP				0-0 F3			0-0 1-3	4	1	1	0	0	1	1											
Benito Santiago, R OBP: 0.314, SLG: 0.520 (1, 2)		0-0 F8				0-0 2B			0-0 4-3	4	1	2	0	0	0	1											
Garry Templeton, S OBP: 0.255, SLG: 0.250 (1, 6)		0-0 F3				0-0 F3			0-0 4-3	4	0	1	0	0	0	2											
Storm Davis, R OBP: 0.226, SLG: 0.250 Tom Gorman, L OBP: 0.154, SLG: 0.308 Jim Steels, L OBP: 0.000, SLG: 0.000 Greg Booker, R Craig Lefferts, L Randy Ready, R (8, 4)		0-0 E4				0-0 G3			4-0 FC6-4	1	1	1	0	0	0	0											
Inning Stats	R: 0 E: 0 K: 0 S: 4	H: 1 LOB: 2 BB: 1 P: 8	R: 2 E: 1 K: 0 S: 5	H: 3 LOB: 0 BB: 0 P: 5	R: 0 E: 0 K: 0 S: 3	H: 0 LOB: 0 BB: 0 P: 3	R: 0 E: 0 K: 0 S: 4	H: 1 LOB: 1 BB: 0 P: 4	R: 0 E: 0 K: 1 S: 6	H: 0 LOB: 1 BB: 0 P: 6	R: 0 E: 0 K: 0 S: 3	H: 0 LOB: 1 BB: 1 P: 7	R: 0 E: 0 K: 2 S: 8	H: 1 LOB: 0 BB: 0 P: 8	R: 1 E: 0 K: 0 S: 5	H: 2 LOB: 2 BB: 1 P: 9	1B: 7 2B: 2 3B: 0 HR: 0	SF: 0 SAC: 0 DP: 0 HBP: 0	WP: 1 PB: 0 SB: 0 CS: 1	PA: 39							
PITCHER	IP	WLS	BF	H	R	ER	SO	BB	IBB	HBP	BLK	WP	HR	S	P	ERA	WHIP	PITCHER									
Guy Hoffman, L ERA: 2.77 (9, 1)	1.0	W	32	7	2	1	3	2	0	0	0	0	0	5	9	9.00	3.000										

Batter	1	2	3	4	5	6	7	8	9	AB	R	H	RBI	BB	SO	LOB	TOP										
Kal Daniels, L OBP: 0.400, SLG: 0.804 (1, 7)										4	0	0	0	0	3	0	Cincinnati Reds @ San Diego Padres Jack Murphy Stadium, San Diego, CA Tue Apr 21 1987, 10:05 PM EDT Att: 12,983 - Unknown										
Kurt Stillwell, S OBP: 0.386, SLG: 0.564 (1, 6)										3	1	1	0	1	1	0											
Dave Parker, L OBP: 0.279, SLG: 0.518 (1, 9)										3	0	1	0	1	1	0											
Eric Davis, R OBP: 0.519, SLG: 0.898 (1, 8)										3	1	2	1	1	1	1											
Buddy Bell, R OBP: 0.322, SLG: 0.431 (1, 5)										2	0	0	1	1	1	1											
Bo Diaz, R OBP: 0.308, SLG: 0.354 (1, 2)										4	0	0	0	0	1	4											
Dave Concepcion, R OBP: 0.407, SLG: 0.391 (1, 3)										3	0	0	0	1	0	1											
Ron Oester, S OBP: 0.407, SLG: 0.457 (1, 4)										4	0	1	0	0	1	0											
Mario Soto, R Leo Garcia, L Ron Robinson, R Rob Murphy, L Frank Williams, R Paul O'Neill, L OBP: 0.500, SLG: 0.800 (1, 1)										2	0	0	0	0	0	0											
Inning Stats	R: 0 E: 0 K: 2 S: 7	H: 0 LOB: 0 BB: 0 P: 7	R: 0 E: 0 K: 0 S: 4	H: 1 LOB: 1 BB: 0 P: 4	R: 0 E: 0 K: 0 S: 3	H: 0 LOB: 0 BB: 0 P: 3	R: 1 E: 0 K: 1 S: 6	H: 1 LOB: 1 BB: 1 P: 10	R: 0 E: 0 K: 0 S: 3	H: 0 LOB: 0 BB: 0 P: 3	R: 1 E: 0 K: 1 S: 6	H: 1 LOB: 2 BB: 2 P: 14	R: 0 E: 0 K: 1 S: 5	H: 0 LOB: 0 BB: 0 P: 5	R: 0 E: 0 K: 2 S: 7	H: 1 LOB: 1 BB: 1 P: 11		R: 0 E: 0 K: 3 S: 10	H: 1 LOB: 2 BB: 1 P: 14	1B: 2 2B: 2 3B: 0 HR: 1	SF: 1 SAC: 0 DP: 0 HBP: 0	WP: 1 PB: 0 SB: 0 CS: 0	PA: 36				
PITCHER	IP	WLS	BF	H	R	ER	SO	BB	IBB	HBP	BLK	WP	HR	S	P	ERA	WHIP										
Eric Show, R ERA: 4.44 (1, 1)	7.0		27	3	2	2	5	3	0	0	0	1	1	34	46	2.57	0.857										
Lance McCullers, R ERA: 3.39 (8, 1)	2.0	W	9	2	0	0	5	2	0	0	0	0	0	17	25	0.00	2.000										

AB	30
R	2
H	5
RBI	2
BB	5
SO	10
LOB	9



Batter	1	2	3	4	5	6	7	8	9	AB	R	H	RBI	BB	SO	LOB	BOTTOM										
Joey Cora, S OBP: 0.400, SLG: 0.333 (1, 4)										4	1	1	0	0	2	4	Cincinnati Reds @ San Diego Padres Jack Murphy Stadium, San Diego, CA Tue Apr 21 1987, 10:05 PM EDT Att: 12,983 - Unknown										
Jim Steels, L OBP: 0.188, SLG: 0.267 Lance McCullers, S (1, 8)										2	0	0	1	1	0	0											
Tony Gwynn, L OBP: 0.403, SLG: 0.439 (1, 9)										4	0	1	1	0	0	3											
John Kruk, L OBP: 0.472, SLG: 0.633 Carmelo Martinez, R OBP: 0.273, SLG: 0.452 (9, 3)										3	0	1	0	1	0	0											
Steve Garvey, R OBP: 0.182, SLG: 0.233 Luis Salazar, R OBP: 0.111, SLG: 0.111 (8, PR)										4	0	1	0	0	0	3											
Benito Santiago, R OBP: 0.309, SLG: 0.500 (1, 2)										4	1	1	0	0	2	3											
Tim Flannery, L OBP: 0.368, SLG: 0.077 Marvell Wynne, L OBP: 0.231, SLG: 0.292 (8, 8)										0	0	0	0	2	0	0											
Garry Templeton, S OBP: 0.273, SLG: 0.255 (1, 6)										3	0	1	1	1	0	1											
Eric Show, R Kevin Mitchell, R OBP: 0.310, SLG: 0.389 (7, PH)										1	0	0	0	0	0	0											
Inning Stats	R: 1 E: 0 K: 1 S: 7	H: 2 LOB: 2 BB: 1 P: 11	R: 0 E: 0 K: 0 S: 3	H: 0 LOB: 1 BB: 1 P: 7	R: 0 E: 0 K: 0 S: 3	H: 0 LOB: 0 BB: 0 P: 3	R: 0 E: 0 K: 0 S: 2	H: 0 LOB: 0 BB: 1 P: 6	R: 0 E: 0 K: 1 S: 5	H: 0 LOB: 0 BB: 0 P: 5	R: 0 E: 0 K: 0 S: 4	H: 1 LOB: 1 BB: 0 P: 4	R: 1 E: 0 K: 1 S: 6	H: 1 LOB: 3 BB: 3 P: 18	R: 0 E: 0 K: 1 S: 7	H: 2 LOB: 2 BB: 1 P: 11		1B: 4 2B: 2 3B: 0 HR: 0	SF: 0 SAC: 3 DP: 0 HBP: 0	WP: 0 PB: 0 SB: 2 CS: 1	PA: 37						
PITCHER	IP	WLS	BF	H	R	ER	SO	BB	IBB	HBP	BLK	WP	HR	S	P	ERA	WHIP										
Mario Soto, R ERA: 1.5 (7, 1)	6.0		23	3	1	1	2	3	0	0	0	0	0	24	36	1.50	1.000										
Ron Robinson, R ERA: 2.4 (7, 1)	0.2		6	1	1	1	1	3	0	0	0	0	0	5	17	13.50	6.000										
Rob Murphy, L ERA: 2.19 (7, 1)	1.0	L	6	2	1	1	1	1	0	0	0	0	0	7	11	9.00	3.000										
Frank Williams, R ERA: 1.42 (8, 1)	0.1		1	0	0	0	0	0	0	0	0	0	0	1	1	0.00	0.000										

AB	26
R	3
H	6
RBI	3
BB	7
SO	4
LOB	16



Batter	1	2	3	4	5	6	7	8	9	AB	R	H	RBI	BB	SO	LOB	TOP					
Kal Daniels, L OBP: 0.390, SLG: 0.818 (1, 7)																	4 1 1 1 0 1 2					
Kurt Stillwell, S OBP: 0.375, SLG: 0.524 (1, 6)																	3 0 0 0 1 0 1					
Dave Parker, L OBP: 0.277, SLG: 0.500 (1, 9)																	4 0 1 0 0 1 2					
Eric Davis, R OBP: 0.500, SLG: 0.846 (1, 8)																	3 0 0 0 1 1 1					
Buddy Bell, R OBP: 0.302, SLG: 0.400 (1, 5)																	4 0 0 0 0 0 1					
Terry Francona, L OBP: 0.270, SLG: 0.273 (1, 3)																	2 1 1 0 1 0 0					
Dave Concepcion, R OBP: 0.393, SLG: 0.375 (8, PH)																	1 0 0 0 0 0 1					
Sal Butera, R OBP: 0.250, SLG: 0.625 (1, 2)																	4 1 1 2 0 2 2					
Ron Oester, S OBP: 0.414, SLG: 0.449 (1, 4)																	3 0 1 0 1 0 1					
Bill Landrum, R OBP: 0.500, SLG: 0.500 (4, PH)																	0 0 0 0 0 0 0					
Leo Garcia, L OBP: 0.280, SLG: 0.187 (4, PH)																	1 0 0 0 0 0 2					
Frank Williams, R OBP: 0.289, SLG: 0.187 (4, PH)																	0 0 0 0 0 0 0					
Lloyd McClendon, R OBP: 0.289, SLG: 0.187 (7, PH)																	0 0 0 0 0 1 0					
Rob Murphy, L OBP: 0.289, SLG: 0.187 (7, PH)																	0 0 0 0 0 0 0					
Tracy Jones, R OBP: 0.474, SLG: 0.944 (8, PH)																	1 0 0 0 0 0 0					
Inning Stats	R: 0 E: 0 K: 2 S: 8	H: 1 LOB: 1 BB: 0 P: 8	R: 2 E: 0 K: 0 S: 6	H: 3 LOB: 1 BB: 0 P: 6	R: 0 E: 0 K: 0 S: 2	H: 0 LOB: 0 BB: 1 P: 6	R: 0 E: 0 K: 1 S: 5	H: 0 LOB: 2 BB: 2 P: 13	R: 1 E: 1 K: 0 S: 4	H: 1 LOB: 0 BB: 0 P: 4	R: 0 E: 1 K: 1 S: 6	H: 0 LOB: 1 BB: 0 P: 6	R: 0 E: 0 K: 0 S: 5	H: 0 LOB: 1 BB: 1 P: 9	R: 0 E: 0 K: 0 S: 2	H: 0 LOB: 0 BB: 0 P: 6	R: 0 E: 0 K: 0 S: 3	H: 0 LOB: 0 BB: 0 P: 3	1B: 3 2B: 0 3B: 0 HR: 2	SF: 0 SAC: 1 DP: 2 HBP: 0	WP: 0 PB: 1 SB: 0 CS: 1	PA: 37
PITCHER	IP WLS BF H R ER SO BB IBB HBP BLK WP HR S P ERA WHIP																					
Ed Whitson, R ERA: 5.48 (1, 1)	6.0 W 27 5 3 3 4 4 0 0 0 0 2 31 47 4.50 1.500																					
Craig Leferts, L ERA: 2.08 (7, 1)	3.0 S 9 0 0 0 1 1 0 0 0 0 0 10 14 0.00 0.333																					

Cincinnati Reds @ San Diego Padres
Jack Murphy Stadium, San Diego, CA
Wed Apr 22 1987, 10:05 PM EDT
Att: 13,852 - Unknown

AB 30
R 3
H 5
RBI 3
BB 5
SO 5
LOB 13



Batter	1	2	3	4	5	6	7	8	9	AB	R	H	RBI	BB	SO	LOB	BOTTOM			
Joey Cora, S OBP: 0.424, SLG: 0.326 (1, 4)																	1 2 0 0 3 1 0			
Jim Steels, L OBP: 0.200, SLG: 0.263 (1, 8)																	4 0 1 1 0 1 2			
Tony Gwynn, L OBP: 0.394, SLG: 0.459 (1, 9)																	4 1 1 1 0 0 1			
John Kruk, L OBP: 0.487, SLG: 0.613 (1, 7)																	1 2 0 0 2 1 1			
Marvell Wynne, L OBP: 0.222, SLG: 0.280 (7, 8)																	1 0 0 0 0 0 0			
Kevin Mitchell, R OBP: 0.323, SLG: 0.466 (1, 5)																	4 1 2 4 0 1 1			
Steve Garvey, R OBP: 0.170, SLG: 0.217 (1, 3)																	3 0 0 0 0 0 1			
Benito Santiago, R OBP: 0.310, SLG: 0.491 (1, 2)																	3 0 1 0 0 0 0			
Garry Templeton, S OBP: 0.259, SLG: 0.241 (1, 6)																	3 0 0 0 0 0 1			
Ed Whitson, R ERA: 5.48 (1, 1)																	2 0 0 0 0 2 0			
Craig Leferts, L ERA: 2.08 (7, 1)																	0 0 0 0 0 0 0			
Carmelo Martinez, R OBP: 0.287, SLG: 0.442 (7, 3)																	1 0 0 0 0 0 0			
Inning Stats	R: 1 E: 0 K: 1 S: 6	H: 1 LOB: 1 BB: 1 P: 10	R: 0 E: 0 K: 0 S: 3	H: 0 LOB: 0 BB: 0 P: 3	R: 3 E: 0 K: 1 S: 7	H: 2 LOB: 1 BB: 2 P: 15	R: 0 E: 0 K: 1 S: 5	H: 0 LOB: 0 BB: 0 P: 5	R: 0 E: 0 K: 0 S: 2	H: 0 LOB: 0 BB: 1 P: 6	R: 2 E: 0 K: 0 S: 4	H: 2 LOB: 0 BB: 1 P: 8	R: 0 E: 0 K: 2 S: 7	H: 0 LOB: 0 BB: 0 P: 7	R: 0 E: 0 K: 1 S: 5	H: 0 LOB: 0 BB: 0 P: 5	1B: 2 2B: 1 3B: 1 HR: 1	SF: 0 SAC: 0 DP: 0 HBP: 0	WP: 1 PB: 0 SB: 1 CS: 2	PA: 32
PITCHER	IP WLS BF H R ER SO BB IBB HBP BLK WP HR S P ERA WHIP																			
Bill Landrum, R ERA: 6.57 (1, 1)	3.0 L 15 3 4 4 2 2 0 0 0 0 0 1 11 19 6.00 1.333																			
Frank Williams, R ERA: 2.89 (4, 1)	3.0 11 2 2 2 1 2 0 0 0 0 0 1 11 19 6.00 1.333																			
Rob Murphy, L ERA: 1.88 (7, 1)	2.0 6 0 0 0 3 0 0 0 0 0 0 0 12 12 0.00 0.000																			

Cincinnati Reds @ San Diego Padres
Jack Murphy Stadium, San Diego, CA
Wed Apr 22 1987, 10:05 PM EDT
Att: 13,852 - Unknown

AB 27
R 6
H 5
RBI 6
BB 5
SO 6
LOB 7



Batter	1	2	3	4	5	6	7	8	9	AB	R	H	RBI	BB	SO	LOB	TOP										
Kal Daniels, L (1.7) OBP: 0.391, SLG: 0.780	4-0 BB	FC6-4 1-2					4-3		3-1	4	1	1	0	1	0	3	Cincinnati Reds @ San Diego Padres Jack Murphy Stadium, San Diego, CA Thu Apr 23 1987, 6:33 AM EDT Att: 15,966 - Unknown										
Kurt Stillwell, S (1.6) OBP: 0.404, SLG: 0.556	K									3	0	2	1	1	1												
Dave Parker, L (1.9) OBP: 0.275, SLG: 0.531 Paul O'Neill, L (9.9) OBP: 0.500, SLG: 0.800	K									4	1	1	1	0	3	3											
Tracy Jones, R (1.8) OBP: 0.391, SLG: 0.773	K									0	0	0	0	0	0	0											
Buddy Bell, R (1.5) OBP: 0.313, SLG: 0.424										4	0	0	0	0	1	2											
Bo Diaz, R (1.2) OBP: 0.321, SLG: 0.385										4	1	2	0	0	0	0											
Terry Francona, L (1.3) OBP: 0.244, SLG: 0.243										4	0	2	1	0	0	1											
Ron Oester, S (1.4) OBP: 0.403, SLG: 0.434										4	0	0	0	0	0	2											
Tom Browning, L (1.1) OBP: 0.286, SLG: 0.167 Rob Murphy, L (8.1) Ron Robinson, R (8.1)										2	0	0	0	1	1	0											
										0	0	0	0	0	0	0											
										0	0	0	0	0	0	0											
Inning Stats	R: 0 E: 0 K: 3 S: 9	H: 0 LOB: 1 BB: 1 P: 13	R: 1 E: 0 K: 0 S: 5	H: 2 LOB: 2 BB: 1 P: 9	R: 0 E: 0 K: 1 S: 5	H: 1 LOB: 0 BB: 0 P: 5	R: 0 E: 0 K: 0 S: 4	H: 1 LOB: 1 BB: 0 P: 4	R: 1 E: 0 K: 1 S: 7	H: 2 LOB: 1 BB: 0 P: 7	R: 0 E: 0 K: 0 S: 3	H: 0 LOB: 0 BB: 0 P: 3	R: 0 E: 0 K: 1 S: 5	H: 0 LOB: 0 BB: 0 P: 5	R: 1 E: 0 K: 0 S: 4	H: 2 LOB: 1 BB: 1 P: 8	R: 0 E: 0 K: 0 S: 4	H: 1 LOB: 1 BB: 0 P: 4	1B: 5 2B: 3 3B: 0 HR: 1	SF: 0 SAC: 1 DP: 0 HBP: 0	WP: 0 PA: 37 PB: 0 SB: 0 CS: 2						
PITCHER	IP	WLS	BF	H	R	ER	SO	BB	IBB	HBP	BLK	WP	HR	S	P	ERA	WHIP										
Andy Hawkins, R (1.1) ERA: 3.8	8.0	L	33	8	3	3	6	3	0	0	1	0	1	42	54	3.38	1.375										
Dave Dravecky, L (9.1) ERA: 5.25	1.0		4	1	0	0	0	0	0	0	0	0	0	4	4	0.00	1.000										

AB	33
R	3
H	9
RBI	3
BB	3
SO	6
LOB	14



Batter	1	2	3	4	5	6	7	8	9	AB	R	H	RBI	BB	SO	LOB	BOTTOM										
Joey Cora, S (1.4) OBP: 0.410, SLG: 0.313	K									2	0	0	1	0	1	0	Cincinnati Reds @ San Diego Padres Jack Murphy Stadium, San Diego, CA Thu Apr 23 1987, 6:33 AM EDT Att: 15,966 - Unknown										
Randy Ready, R (1.7) OBP: 0.214, SLG: 0.308 Dave Dravecky, R (9.1)	F8									4	0	0	0	0	0	2											
Tony Gwynn, L (1.9) OBP: 0.414, SLG: 0.516	6-3									3	1	2	1	1	0	0											
Carmelo Martinez, R (1.3) OBP: 0.250, SLG: 0.413 John Kruk, L (8. PH) John Kruk, L (9.3) OBP: 0.475, SLG: 0.594	K									3	0	0	0	0	1	1											
Kevin Mitchell, R (1.5) OBP: 0.318, SLG: 0.452										4	0	1	0	0	0	0											
Benito Santiago, R (1.2) OBP: 0.323, SLG: 0.492										4	0	2	0	0	0	1											
Luis Salazar, R (1.8) OBP: 0.083, SLG: 0.083 Tim Flannery, L (9. PH) OBP: 0.350, SLG: 0.071										3	0	0	0	0	0	3											
Garry Templeton, S (1.6) OBP: 0.262, SLG: 0.263										3	1	1	0	0	0	1											
Andy Hawkins, R (1.1) Steve Garvey, R (8. PH) OBP: 0.188, SLG: 0.234 Marvell Wynne, L (8. PR) OBP: 0.222, SLG: 0.280										1	0	0	0	0	1	0											
										1	0	1	0	0	0	0											
										0	0	0	0	0	0	0											
Inning Stats	R: 0 E: 0 K: 1 S: 5	H: 0 LOB: 0 BB: 0 P: 5	R: 0 E: 0 K: 1 S: 6	H: 1 LOB: 1 BB: 0 P: 6	R: 1 E: 0 K: 0 S: 4	H: 1 LOB: 0 BB: 0 P: 4	R: 1 E: 0 K: 0 S: 5	H: 2 LOB: 1 BB: 0 P: 5	R: 0 E: 0 K: 1 S: 5	H: 0 LOB: 0 BB: 0 P: 5	R: 0 E: 0 K: 0 S: 3	H: 1 LOB: 0 BB: 0 P: 3	R: 0 E: 0 K: 0 S: 4	H: 1 LOB: 1 BB: 0 P: 4	R: 0 E: 0 K: 1 S: 6	H: 1 LOB: 2 BB: 1 P: 10	R: 0 E: 0 K: 0 S: 3	H: 0 LOB: 0 BB: 0 P: 3	1B: 5 2B: 1 3B: 0 HR: 1	SF: 0 SAC: 3 DP: 1 HBP: 0	WP: 0 PA: 34 PB: 0 SB: 0 CS: 0						
PITCHER	IP	WLS	BF	H	R	ER	SO	BB	IBB	HBP	BLK	WP	HR	S	P	ERA	WHIP										
Tom Browning, L (1.1) ERA: 5.88	7.2	W	29	7	2	2	3	0	0	0	0	0	1	35	35	2.35	0.913										
Rob Murphy, L (8.1) ERA: 1.99	0.0		1	0	0	0	0	1	0	0	0	0	0	0	4	∞	∞										
Ron Robinson, R (8.1) ERA: 2.2	1.1	S	4	0	0	0	1	0	0	0	0	0	0	6	6	0.00	0.000										



Batter	1	2	3	4	5	6	7	8	9	AB	R	H	RBI	BB	SO	LOB	TOP			
Joey Cora, S OBP: 0.385, SLG: 0.288 (1, 4)										4	0	0	0	0	0	1				
Jim Steels, L OBP: 0.208, SLG: 0.227 Dave Dravecky, R (8, 1)										3	0	0	0	1	1	0				
Tony Gwynn, L OBP: 0.405, SLG: 0.500 (1, 9)										4	0	1	0	0	0	1				
John Kruk, L OBP: 0.455, SLG: 0.543 (1, 7)										3	0	0	0	1	1	0				
Kevin Mitchell, R OBP: 0.314, SLG: 0.439 (1, 5)										4	0	1	0	0	1	2				
Steve Garvey, R OBP: 0.192, SLG: 0.235 (1, 3)										4	0	1	0	0	1	4				
Benito Santiago, R OBP: 0.303, SLG: 0.462 (1, 2)										4	0	0	0	0	3	3				
Garry Templeton, S OBP: 0.266, SLG: 0.267 (1, 6)										3	0	1	0	0	0	1				
Ed Wojna, R Tom Gorman, L Tim Flannery, L Greg Booker, R Marvell Wynne, L OBP: 0.274, SLG: 0.289 (1, 1) (3, 1) (5, Ph) (5, 1) (8, Ph) (8, 9)										1	0	0	0	0	0	0				
Inning Stats	R: 0 E: 0 K: 0 S: 3	H: 0 LOB: 0 BB: 0 P: 3	R: 0 E: 0 K: 2 S: 8	H: 1 LOB: 1 BB: 0 P: 8	R: 0 E: 0 K: 0 S: 3	H: 0 LOB: 0 BB: 0 P: 3	R: 0 E: 0 K: 1 S: 6	H: 1 LOB: 2 BB: 1 P: 10	R: 0 E: 0 K: 1 S: 5	H: 0 LOB: 0 BB: 0 P: 5	R: 0 E: 0 K: 1 S: 6	H: 1 LOB: 1 BB: 0 P: 6	R: 0 E: 0 K: 1 S: 5	H: 0 LOB: 1 BB: 1 P: 9	R: 0 E: 1 K: 1 S: 6	H: 0 LOB: 1 BB: 0 P: 6	1B: 4 2B: 0 3B: 0 HR: 0	SF: 0 SAC: 0 DP: 0 HBP: 0	WP: 0 PB: 0 SB: 1 CS: 0	PA: 34
PITCHER Bob Welch, R ERA: 2.76 (1, 1)	IP: 9.0 WLS: W BF: 34 H: 4 R: 0 ER: 0 SO: 8 BB: 2 IBB: 0 HBP: 0 BLK: 1 WP: 0 HR: 0 S: 48 P: 56 ERA: 0.00 WHIP: 0.667															PITCHER				

San Diego Padres @ Los Angeles Dodgers
Dodger Stadium, Los Angeles, CA
Fri Apr 24 1987, 7:05 PM PDT
Att: 48,980 - Unknown

AB	32
R	0
H	4
RBI	0
BB	2
SO	8
LOB	13



Batter	1	2	3	4	5	6	7	8	9	AB	R	H	RBI	BB	SO	LOB	BOTTOM			
Mariano Duncan, R OBP: 0.342, SLG: 0.344 (1, 6)										4	2	2	0	0	0	0				
Mike Ramsey, S OBP: 0.325, SLG: 0.352 (1, 8)										4	1	3	1	0	0	0				
Pedro Guerrero, R OBP: 0.409, SLG: 0.655 Reggie Williams, R (8, 7)										3	1	2	1	1	0	0				
Mike Marshall, R OBP: 0.314, SLG: 0.460 (1, 9)										3	0	0	1	0	0	4				
Mike Scioscia, L OBP: 0.419, SLG: 0.508 (1, 2)										4	1	3	1	0	0	0				
Franklin Stubbs, L OBP: 0.347, SLG: 0.606 (1, 3)										4	0	1	0	0	0	2				
Tracy Woodson, R OBP: 0.241, SLG: 0.300 (1, 5)										4	0	0	1	0	0	3				
Steve Sax, R OBP: 0.266, SLG: 0.278 (1, 4)										3	0	0	0	0	1	2				
Bob Welch, R OBP: 0.182, SLG: 0.182 (1, 1)										4	0	0	0	0	2	2				
Inning Stats	R: 0 E: 0 K: 0 S: 4	H: 2 LOB: 1 BB: 0 P: 4	R: 1 E: 0 K: 1 S: 7	H: 2 LOB: 1 BB: 0 P: 7	R: 3 E: 0 K: 0 S: 7	H: 4 LOB: 1 BB: 0 P: 7	R: 1 E: 0 K: 1 S: 7	H: 2 LOB: 2 BB: 1 P: 11	R: 0 E: 0 K: 0 S: 4	H: 1 LOB: 0 BB: 0 P: 4	R: 0 E: 0 K: 0 S: 3	H: 0 LOB: 0 BB: 0 P: 3	R: 0 E: 0 K: 1 S: 5	H: 0 LOB: 1 BB: 0 P: 6	R: 0 E: 0 K: 1 S: 5	H: 0 LOB: 1 BB: 0 P: 6	1B: 9 2B: 2 3B: 0 HR: 0	SF: 1 SAC: 0 DP: 0 HBP: 1	WP: 1 PB: 0 SB: 0 CS: 1	PA: 37
PITCHER Ed Wojna, R ERA: 6.61 (1, 1)	IP: 2.1 WLS: L BF: 14 H: 8 R: 4 ER: 4 SO: 1 BB: 0 IBB: 0 HBP: 0 BLK: 0 WP: 1 HR: 0 S: 16 P: 16 ERA: 15.43 WHIP: 3.429															PITCHER				
Tom Gorman, L ERA: 4.09 (3, 1)	IP: 1.2 WLS: L BF: 8 H: 2 R: 1 ER: 1 SO: 1 BB: 0 IBB: 0 HBP: 0 BLK: 0 WP: 0 HR: 0 S: 9 P: 13 ERA: 5.40 WHIP: 1.800															PITCHER				
Greg Booker, R ERA: 5.4 (5, 1)	IP: 3.0 WLS: L BF: 10 H: 1 R: 0 ER: 0 SO: 0 BB: 0 IBB: 0 HBP: 0 BLK: 0 WP: 0 HR: 0 S: 10 P: 10 ERA: 0.00 WHIP: 0.333															PITCHER				
Dave Dravecky, L ERA: 4.85 (8, 1)	IP: 1.0 WLS: L BF: 4 H: 0 R: 0 ER: 0 SO: 1 BB: 0 IBB: 0 HBP: 1 BLK: 0 WP: 0 HR: 0 S: 5 P: 6 ERA: 0.00 WHIP: 0.000															PITCHER				

San Diego Padres @ Los Angeles Dodgers
Dodger Stadium, Los Angeles, CA
Fri Apr 24 1987, 7:05 PM PDT
Att: 48,980 - Unknown

AB	33
R	5
H	11
RBI	5
BB	1
SO	3
LOB	13



Batter	1	2	3	4	5	6	7	8	9	AB	R	H	RBI	BB	SO	LOB	TOP			
Joey Cora, S (1,4) OBP: 0.377, SLG: 0.273	F7	K					K			3	0	0	0	1	2	1	San Diego Padres @ Los Angeles Dodgers Dodger Stadium, Los Angeles, CA Sat Apr 25 1987, 7:05 PM PDT Att: 48,687 - Unknown livebaseballscorecards.com			
John Kruk, L (1,7) OBP: 0.438, SLG: 0.500	FC5-4 BB		4-3		FC4-6 BB		4-3			3	0	0	0	1	0	1				
Tony Gwynn, L (1,9) OBP: 0.397, SLG: 0.486	FC5-4 1B 1-2		6-3 1B		G3		4-3			4	1	1	0	0	0	2				
Carmelo Martinez, R (1,3) OBP: 0.250, SLG: 0.400	1B 1-2 1B		6-3		K		F7			4	1	1	0	0	1	1				
Kevin Mitchell, R (1,5) OBP: 0.311, SLG: 0.429	1B 1-2 2-3 1B		K		5-3		6-3			4	0	1	0	0	1	1				
Manvell Wynne, L (1,8) OBP: 0.250, SLG: 0.300	S 1-3 2-H 3-H 1B		4-3		F4		4-3 1B			4	0	2	2	0	0	0				
Garry Templeton, S (1,6) OBP: 0.265, SLG: 0.254	K 1-2		L6		4-3 4-3 BB		4-3			3	0	0	0	1	1	3				
Mark Parent, R (1,2)		5-3		6-3		4-3		K		2	0	0	0	0	0	0				
Jim Steels, L (7, PH) OBP: 0.200, SLG: 0.217						4-3				1	0	0	0	0	0	1				
Benito Santiago, R (7, 2) OBP: 0.299, SLG: 0.455						1-2				1	0	0	0	0	1	1				
Storm Davis, R (1, 1) OBP: 0.167, SLG: 0.167						4-3				2	0	0	0	0	2	0				
Tim Flannery, L (7, PH) OBP: 0.318, SLG: 0.063		K								1	0	0	0	0	0	1				
Craig Lefferts, L (7, 1)										0	0	0	0	0	0	0				
Inning Stats	R: 2 E: 0 K: 1 S: 8	H: 3 LOB: 2 BB: 1 P: 12	R: 0 E: 0 K: 2 S: 7	H: 0 LOB: 0 BB: 0 P: 7	R: 0 E: 0 K: 1 S: 6	H: 1 LOB: 1 BB: 0 P: 6	R: 0 E: 0 K: 0 S: 3	H: 0 LOB: 0 BB: 0 P: 3	R: 0 E: 0 K: 1 S: 5	H: 0 LOB: 1 BB: 1 P: 9	R: 0 E: 0 K: 1 S: 5	H: 0 LOB: 0 BB: 0 P: 5	R: 0 E: 0 K: 0 S: 3	H: 0 LOB: 0 BB: 0 P: 3	R: 0 E: 0 K: 1 S: 6	H: 1 LOB: 1 BB: 0 P: 6	1B: 5 2B: 0 3B: 0 HR: 0	SF: 0 SAC: 0 DP: 0 HBP: 0	WP: 0 PB: 0 SB: 1 CS: 0	PA: 35
PITCHER Orel Hershiser, R (1, 1) ERA: 2.82	IP: 9.0 WLS: W BF: 35	H: 5 R: 2 ER: 2 SO: 8	BB: 3 IBB: 0 HBP: 0 BLK: 0	WP: 0 HR: 0 S: 48 P: 60	ERA: 2.00 WHIP: 0.889	PITCHER										IP: 9.0 WLS: W BF: 35	H: 5 R: 2 ER: 2 SO: 8	BB: 3 IBB: 0 HBP: 0 BLK: 0	WP: 0 HR: 0 S: 48 P: 60	ERA: 2.00 WHIP: 0.889

Batter	1	2	3	4	5	6	7	8	9	AB	R	H	RBI	BB	SO	LOB	BOTTOM			
Mariano Duncan, R (1,6) OBP: 0.325, SLG: 0.324	F4		6-3		P4		L6			4	0	0	0	0	0	1	San Diego Padres @ Los Angeles Dodgers Dodger Stadium, Los Angeles, CA Sat Apr 25 1987, 7:05 PM PDT Att: 48,687 - Unknown livebaseballscorecards.com			
Mike Ramsay, S (1,8) OBP: 0.305, SLG: 0.333	K		P5		F9		1-3			4	0	0	0	0	1	1				
Pedro Guerrero, R (1,7) OBP: 0.414, SLG: 0.639	BB		6-3		6-3		G3 5-3 1B			3	1	1	0	1	0	1				
Mike Marshall, R (1,9) OBP: 0.324, SLG: 0.463	K			E FC4-6 1B		1B 1B		5-3		4	2	2	0	0	1	2				
Mike Scioscia, L (1,2) OBP: 0.423, SLG: 0.507		G3		FC4-6 E 1B		1B G6-3 1B		G3		4	1	2	0	0	0	1				
Franklin Stubbs, L (1,3) OBP: 0.355, SLG: 0.600		F5		P4		1-3 G6-3 1B		1B		4	0	2	2	0	0	2				
Tracy Woodson, R (1,5) OBP: 0.241, SLG: 0.296		1B		E6 FC4-6		G6-3 1-2 2-3 3-H		F7		4	0	1	0	0	0	4				
Steve Sax, R (1,4) OBP: 0.256, SLG: 0.267		4-3		FC4-6 1-2 2-3 3-H		6-3				3	0	0	1	0	0	3				
Orel Hershiser, R (1, 1) OBP: 0.357, SLG: 0.500			6-3 2B		1-3		F7			3	0	1	0	0	0	2				
Inning Stats	R: 0 E: 0 K: 2 S: 7	H: 0 LOB: 1 BB: 1 P: 11	R: 0 E: 0 K: 0 S: 4	H: 1 LOB: 1 BB: 0 P: 4	R: 0 E: 0 K: 0 S: 4	H: 1 LOB: 1 BB: 0 P: 4	R: 1 E: 1 K: 0 S: 6	H: 2 LOB: 2 BB: 0 P: 6	R: 0 E: 0 K: 0 S: 3	H: 0 LOB: 0 BB: 0 P: 3	R: 2 E: 0 K: 0 S: 5	H: 3 LOB: 0 BB: 0 P: 5	R: 0 E: 0 K: 0 S: 3	H: 0 LOB: 0 BB: 0 P: 3	R: 1 E: 0 K: 0 S: 5	H: 2 LOB: 1 BB: 0 P: 5		1B: 8 2B: 1 3B: 0 HR: 0	SF: 0 SAC: 0 DP: 1 HBP: 0	WP: 0 PB: 0 SB: 0 CS: 0
PITCHER Storm Davis, R (1, 1) ERA: 4.79	IP: 6.0 WLS: L BF: 26	H: 7 R: 3 ER: 2 SO: 2	BB: 1 IBB: 0 HBP: 0 BLK: 0	WP: 0 HR: 0 S: 29 P: 33	ERA: 3.00 WHIP: 1.333	PITCHER										IP: 6.0 WLS: L BF: 26	H: 7 R: 3 ER: 2 SO: 2	BB: 1 IBB: 0 HBP: 0 BLK: 0	WP: 0 HR: 0 S: 29 P: 33	ERA: 3.00 WHIP: 1.333
Craig Lefferts, L (7, 1) ERA: 2.33	IP: 2.0 WLS: L BF: 8	H: 2 R: 1 ER: 1 SO: 0	BB: 0 IBB: 0 HBP: 0 BLK: 0	WP: 0 HR: 0 S: 8 P: 8	ERA: 4.50 WHIP: 1.000	PITCHER										IP: 2.0 WLS: L BF: 8	H: 2 R: 1 ER: 1 SO: 0	BB: 0 IBB: 0 HBP: 0 BLK: 0	WP: 0 HR: 0 S: 8 P: 8	ERA: 4.50 WHIP: 1.000



Batter	1	2	3	4	5	6	7	8	9	AB	R	H	RBI	BB	SO	LOB	TOP					
Randy Ready, R OBP: 0.222, SLG: 0.353 Joey Cora, S OBP: 0.386, SLG: 0.273	6-3		1B E 2B	F4		6-3		G6-4-3 BB		4	1	1	0	0	0	0	4					
Manvell Wynne, L OBP: 0.297, SLG: 0.343	K		F 2-3 1B	1B				G6-4-3 1-2		5	1	3	0	0	1	3	5					
Tony Gwynn, L OBP: 0.398, SLG: 0.481			FC3 WP FC6-2 1-3 3-H			G3			F8	5	0	2	0	0	0	2	5					
Carmelo Martinez, R OBP: 0.228, SLG: 0.364	F9		F7	K					F3	5	0	0	0	0	1	4	5					
Steve Garvey, R OBP: 0.196, SLG: 0.236 Jim Steels, L OBP: 0.192, SLG: 0.208		1B FC1-5 1B	FC6-2 2B 1B	K					F9	4	1	1	0	0	1	3	4					
Kevin Mitchell, R OBP: 0.321, SLG: 0.438		F8	1B							3	1	1	0	1	0	1	3					
Garry Templeton, S OBP: 0.292, SLG: 0.273		FC1-5 1B	1B IBB			G4-6-3 BB				3	0	2	0	1	0	1	3					
Mark Parent, R OBP: 0.182, SLG: 0.182		FC1-5				K				4	0	2	2	0	1	2	4					
Eric Show, R (1, 1)	K		K			K			SH1-3	3	0	0	0	0	3	4	3					
Inning Stats	R: 0 E: 0 K: 1 S: 6	H: 1 LOB: 1 BB: 0 P: 6	R: 0 E: 0 K: 1 S: 7	H: 2 LOB: 2 BB: 0 P: 7	R: 4 E: 1 K: 1 S: 10	H: 4 LOB: 2 BB: 1 P: 14	R: 0 E: 0 K: 2 S: 9	H: 2 LOB: 2 BB: 0 P: 9	R: 0 E: 0 K: 1 S: 4	H: 0 LOB: 0 BB: 1 P: 8	R: 0 E: 0 K: 1 S: 6	H: 1 LOB: 1 BB: 0 P: 6	R: 0 E: 0 K: 0 S: 3	H: 0 LOB: 0 BB: 0 P: 3	R: 0 E: 0 K: 0 S: 4	H: 2 LOB: 2 BB: 1 P: 8	R: 0 E: 0 K: 0 S: 3	H: 0 LOB: 0 BB: 0 P: 3	1B: 10 2B: 2 3B: 0 HR: 0	SF: 0 SAC: 1 DP: 2 HBP: 0	WP: 1 PB: 0 SB: 0 CS: 0	PA: 41
PITCHER	IP	WLS	BF	H	R	ER	SO	BB	IBB	HBP	BLK	WP	HR	S	P	ERA	WHIP					
Rick Honeycutt, L ERA: 0.69	3.0	L	18	7	4	0	3	0	1	0	0	1	0	23	27	0.00	2.333					
Alejandro Pena, R ERA: 1.72	3.0		12	3	0	0	4	1	0	0	0	0	0	19	23	0.00	1.333					
Tim Leary, R ERA: 5.56	1.1		7	2	0	0	0	1	0	0	0	0	0	6	10	0.00	2.250					
Matt Young, L ERA: 10.13	0.2		1	0	0	0	0	0	0	0	0	0	0	1	1	0.00	0.000					
Tom Niedenfuer, R ERA: 3.0	1.0		3	0	0	0	0	0	0	0	0	0	0	3	3	0.00	0.000					

San Diego Padres @ Los Angeles Dodgers
Dodger Stadium, Los Angeles, CA
Sun Apr 26 1987, 3:33 AM PDT
Att: 48,116 - Unknown

livebaseballscorecards.com

AB 37
R 4
H 12
RBI 2
BB 3
SO 7
LOB 20




Batter	1	2	3	4	5	6	7	8	9	AB	R	H	RBI	BB	SO	LOB	BOTTOM				
Mariano Duncan, R OBP: 0.309, SLG: 0.306	F7		F9			6-3		F8		4	0	0	0	0	0	1	4				
Mike Ramsey, S OBP: 0.294, SLG: 0.316	F9		F8			3-1			4-3	4	0	0	0	0	0	0	4				
Pedro Guerrero, R OBP: 0.405, SLG: 0.615	HBP 1B					6-3			5-3	4	0	1	0	0	0	0	4				
Mike Marshall, R OBP: 0.329, SLG: 0.456 Ken Landreaux, L OBP: 0.296, SLG: 0.174	1-2 HBP					K				1	0	0	0	0	1	0	1				
Franklin Stubbs, L OBP: 0.350, SLG: 0.595	4-3					K				2	0	1	0	0	0	0	2				
Franklin Stubbs, L OBP: 0.350, SLG: 0.595	4-3					K				4	0	1	0	0	1	3	4				
Alex Trevino, R OBP: 0.200, SLG: 0.300		F7				F7				3	0	0	0	0	1	1	3				
Tracy Woodson, R OBP: 0.230, SLG: 0.281		5-3				6-3				3	0	0	0	0	0	0	3				
Steve Sax, R OBP: 0.247, SLG: 0.256 Tom Niedenfuer, R ERA: 3.0		5-3				K				3	0	0	0	0	1	0	3				
Rick Honeycutt, L Len Matuszek, L Alejandro Pena, R Fernando Valenzuela, L Tim Leary, R Matt Young, L Dave Anderson, R			L3			G3			E5	0	0	0	0	0	0	0	0				
Inning Stats	R: 0 E: 0 K: 0 S: 4	H: 1 LOB: 2 BB: 0 P: 5	R: 0 E: 0 K: 0 S: 3	H: 0 LOB: 0 BB: 0 P: 3	R: 0 E: 0 K: 2 S: 7	H: 0 LOB: 0 BB: 0 P: 7	R: 0 E: 0 K: 1 S: 5	H: 0 LOB: 0 BB: 0 P: 5	R: 0 E: 0 K: 0 S: 3	H: 0 LOB: 0 BB: 0 P: 3	R: 0 E: 0 K: 1 S: 6	H: 1 LOB: 1 BB: 0 P: 6	R: 0 E: 1 K: 0 S: 4	H: 0 LOB: 1 BB: 0 P: 4	R: 0 E: 0 K: 0 S: 4	H: 1 LOB: 1 BB: 0 P: 4	1B: 2 2B: 1 3B: 0 HR: 0	SF: 0 SAC: 0 DP: 0 HBP: 1	WP: 0 PB: 0 SB: 0 CS: 0	PA: 32	
PITCHER	IP	WLS	BF	H	R	ER	SO	BB	IBB	HBP	BLK	WP	HR	S	P	ERA	WHIP				
Eric Show, R ERA: 3.24	9.0	W	32	3	0	0	4	0	0	1	0	0	0	39	40	0.00	0.333				

San Diego Padres @ Los Angeles Dodgers
Dodger Stadium, Los Angeles, CA
Sun Apr 26 1987, 3:33 AM PDT
Att: 48,116 - Unknown

livebaseballscorecards.com

AB 31
R 0
H 3
RBI 0
BB 0
SO 4
LOB 5



Batter	1	2	3	4	5	6	7	8	9	AB	R	H	RBI	BB	SO	LOB	TOP									
Joey Cora, S OBP: 0.373, SLG: 0.267 (1, 4)										5	1	1	0	0	0	1										
Randy Ready, R OBP: 0.316, SLG: 0.421 (1, 5)										2	2	1	0	2	0	0										
Tony Gwynn, L OBP: 0.402, SLG: 0.494 (1, 9)										4	2	2	1	0	0	1										
Carmelo Martinez, R OBP: 0.246, SLG: 0.362 (1, 7) (8, 3)										3	0	1	0	1	0	0										
Steve Garvey, R OBP: 0.233, SLG: 0.276 Jim Steels, L OBP: 0.192, SLG: 0.208 (1, 3) (8, 7)										3	0	2	3	1	0	0										
Benito Santiago, R OBP: 0.282, SLG: 0.429 (1, 2)										4	0	0	0	0	0	4										
Garry Templeton, S OBP: 0.303, SLG: 0.286 (1, 6)										4	0	2	0	0	0	2										
Marvell Wynne, L OBP: 0.268, SLG: 0.308 (1, 8)										4	0	0	0	0	1	2										
Ed Whitson, R Dave Dravecky, R Lance McCullers, S (1, 1) (7, 1) (8, 1)										3	0	0	0	0	1	1										
Inning Stats	R: 2 E: 1 K: 0 S: 5	H: 3 LOB: 1 BB: 1 P: 9	R: 0 E: 0 K: 0 S: 4	H: 1 LOB: 1 BB: 0 P: 4	R: 0 E: 0 K: 0 S: 3	H: 0 LOB: 0 BB: 0 P: 3	R: 0 E: 0 K: 0 S: 4	H: 1 LOB: 1 BB: 0 P: 4	R: 3 E: 2 K: 0 S: 6	H: 3 LOB: 2 BB: 2 P: 14	R: 0 E: 0 K: 2 S: 7	H: 0 LOB: 0 BB: 0 P: 7	R: 0 E: 0 K: 0 S: 3	H: 1 LOB: 0 BB: 0 P: 3	R: 0 E: 0 K: 0 S: 2	H: 0 LOB: 0 BB: 1 P: 6	R: 0 E: 0 K: 0 S: 3	H: 0 LOB: 0 BB: 0 P: 3	1B: 6 2B: 4 3B: 0 HR: 0	SF: 0 SAC: 0 DP: 2 HBP: 0	WP: 0 PB: 0 SB: 0 CS: 0	PA: 37				
PITCHER	IP WLS BF H R ER SO BB IBB HBP BLK WP HR S P ERA WHIP																									
Tim Conroy, L ERA: 6.55 Ray Soff, R ERA: 4.4 Pat Perry, L ERA: 1.69 Bill Dawley, R ERA: 3.21	(1, 1) (5, 1) (6, 1) (8, 1)	4.1 0.2 2.0 2.0	L 3 6 6	22 1 1 0	7 1 0 0	5 0 0 2	0 0 2 0	0 0 0 1	0 0 0 0	0 0 0 0	0 0 0 0	0 0 10 5	19 3 10 9	31 3 3 9	10.38 0.00 0.00 0.00	2.077 1.500 0.500 0.500										

San Diego Padres @ St. Louis Cardinals
 Busch Stadium, St. Louis, MO
 Tue Apr 28 1987, 7:05 PM CDT
 Att: 25,573 - Unknown

AB 33
 R 5
 H 9
 RBI 4
 BB 4
 SO 2
 LOB 11

Batter	1	2	3	4	5	6	7	8	9	AB	R	H	RBI	BB	SO	LOB	BOTTOM									
Vince Coleman, S OBP: 0.375, SLG: 0.258 (1, 7)										2	0	0	0	1	0	2										
Ozzie Smith, S OBP: 0.290, SLG: 0.207 (1, 6)										4	0	1	0	0	1	2										
Terry Pendleton, S OBP: 0.307, SLG: 0.397 (1, 5)										4	0	1	0	0	0	0										
Jack Clark, R OBP: 0.403, SLG: 0.607 (1, 3)										4	0	0	0	0	2	2										
Willie McGee, S OBP: 0.293, SLG: 0.400 (1, 8)										4	1	1	0	0	1	2										
Curt Ford, L OBP: 0.458, SLG: 0.571 (1, 9)										3	1	2	1	1	0	0										
José Oquendo, S OBP: 0.528, SLG: 0.586 (1, 4)										3	0	2	1	0	0	0										
Steve Lake, R OBP: 0.318, SLG: 0.455 (1, 2)										4	0	0	0	0	1	4										
Tim Conroy, L Ray Soff, R John Morris, L Pat Perry, L Tom Lawless, R Bill Dawley, R (1, 1) (5, 1) (5, 9) (8, 1) (7, 9) (8, 1)										1	0	0	0	0	0	0										
Inning Stats	R: 0 E: 0 K: 1 S: 4	H: 0 LOB: 0 BB: 0 P: 5	R: 0 E: 0 K: 2 S: 9	H: 2 LOB: 0 BB: 0 P: 9	R: 0 E: 0 K: 0 S: 2	H: 0 LOB: 0 BB: 1 P: 6	R: 0 E: 0 K: 0 S: 3	H: 0 LOB: 0 BB: 0 P: 3	R: 0 E: 0 K: 1 S: 5	H: 1 LOB: 2 BB: 1 P: 8	R: 0 E: 0 K: 1 S: 5	H: 0 LOB: 0 BB: 0 P: 5	R: 2 E: 0 K: 1 S: 7	H: 2 LOB: 0 BB: 0 P: 7	R: 0 E: 0 K: 1 S: 7	H: 2 LOB: 2 BB: 0 P: 7	R: 0 E: 0 K: 0 S: 3	H: 0 LOB: 0 BB: 0 P: 3	1B: 5 2B: 1 3B: 1 HR: 0	SF: 1 SAC: 0 DP: 1 HBP: 1	WP: 0 PB: 0 SB: 0 CS: 0	PA: 35				
PITCHER	IP WLS BF H R ER SO BB IBB HBP BLK WP HR S P ERA WHIP																									
Ed Whitson, R Dave Dravecky, L Lance McCullers, R (1, 1) (7, 1) (8, 1)	(1, 1) (7, 1) (8, 1)	6.0 1.1 1.2	W 6 S	24 6 5	5 2 0	2 0 0	2 0 0	4 1 1	0 0 0	0 0 0	0 0 0	0 0 0	29 8 7	38 8 7	3.00 0.00 0.00	1.167 1.500 0.000										

San Diego Padres @ St. Louis Cardinals
 Busch Stadium, St. Louis, MO
 Tue Apr 28 1987, 7:05 PM CDT
 Att: 25,573 - Unknown

AB 31
 R 2
 H 7
 RBI 2
 BB 2
 SO 6
 LOB 14

Batter	1	2	3	4	5	6	7	8	9	AB	R	H	RBI	BB	SO	LOB	TOP					
Joey Cora, S OBP: 0.375, SLG: 0.277 (1, 4)										5	0	2	2	0	1	2						
Tim Flannery, L OBP: 0.333, SLG: 0.190 (1, 5)										5	0	2	0	0	0	1						
Tony Gwynn, L OBP: 0.391, SLG: 0.488 (1, 9)										5	1	1	0	0	0	2						
Carmelo Martinez, R OBP: 0.242, SLG: 0.349 (1, 3)										5	1	1	0	0	2	3						
John Kruk, L OBP: 0.404, SLG: 0.452 (1, 7)										4	0	0	0	0	0	3						
Benito Santiago, R OBP: 0.280, SLG: 0.419 (1, 2)										4	2	1	1	0	1	0						
Marvell Wynne, L OBP: 0.295, SLG: 0.341 (8, PH)										2	1	1	0	1	0	0						
Randy Ready, R OBP: 0.348, SLG: 0.450 (8, PH)										0	0	0	0	0	0	0						
Luis Salazar, R OBP: 0.083, SLG: 0.083 (8, 8)										3	0	1	0	1	0	2						
Garry Templeton, S OBP: 0.313, SLG: 0.288 (1, 6)										1	0	0	0	0	1	3						
Andy Hawkins, R (7, PH)										1	0	0	0	0	0	0						
Jim Steels, L OBP: 0.195, SLG: 0.200 (7, 1)										0	0	0	0	0	0	0						
Craig Lefferts, L (8, PH)										0	0	0	0	0	0	0						
Kevin Mitchell, R OBP: 0.148, SLG: 0.148 (8, 1)										0	0	0	0	0	0	0						
Lance McCullers, S (8, 1)										0	0	0	0	0	0	0						
Dave Dravecky, R (8, 1)										0	0	0	0	0	0	0						
Inning Stats	R: 0 E: 0 K: 1 S: 6	H: 1 LOB: 1 BB: 0 P: 6	R: 2 E: 1 K: 1 S: 7	H: 2 LOB: 1 BB: 1 P: 11	R: 0 E: 0 K: 1 S: 6	H: 1 LOB: 1 BB: 0 P: 6	R: 0 E: 0 K: 0 S: 4	H: 1 LOB: 2 BB: 1 P: 8	R: 0 E: 0 K: 0 S: 3	H: 0 LOB: 0 BB: 0 P: 3	R: 0 E: 0 K: 1 S: 5	H: 0 LOB: 0 BB: 0 P: 5	R: 0 E: 0 K: 0 S: 4	H: 1 LOB: 1 BB: 0 P: 4	R: 4 E: 1 K: 0 S: 7	H: 4 LOB: 1 BB: 0 P: 7	R: 0 E: 0 K: 1 S: 6	H: 1 LOB: 1 BB: 0 P: 6	1B: 8 2B: 3 3B: 0 HR: 0	SF: 0 SAC: 1 DP: 0 HBP: 0	WP: 0 PB: 0 SB: 0 CS: 1	PA: 41
PITCHER	IP	WLS	BF	H	R	ER	SO	BB	IBB	HBP	BLK	WP	HR	S	P	ERA	WHIP					
Danny Cox, R ERA: 3.38 (1, 1)	7.1		33	8	5	2	4	1	1	0	0	0	0	39	47	2.46	1.227					
Ricky Horton, L ERA: 1.15 (8, 1)	0.0		1	1	0	0	0	0	0	0	0	0	0	1	1	∞	∞					
Todd Worrell, R ERA: 5.4 (8, 1)	0.2		2	1	1	0	0	0	0	0	0	0	0	2	2	13.50	1.500					
Pat Perry, L ERA: 1.59 (9, 1)	1.0	W	4	1	0	0	1	0	0	0	0	0	0	6	6	0.00	1.000					

San Diego Padres @ St. Louis Cardinals
Busch Stadium, St. Louis, MO
Wed Apr 29 1987, 7:05 PM CDT
Att: 22,575 - Unknown

AB 37
R 6
H 11
RBI 6
BB 2
SO 5
LOB 16





Batter	1	2	3	4	5	6	7	8	9	AB	R	H	RBI	BB	SO	LOB	BOTTOM					
Vince Coleman, S OBP: 0.365, SLG: 0.254 (1, 7)										5	0	1	2	0	1	4						
Ozzie Smith, S OBP: 0.311, SLG: 0.213 (1, 6)										3	1	1	0	2	0	3						
Terry Pendleton, S OBP: 0.313, SLG: 0.390 (1, 5)										4	1	1	1	1	0	3						
Jack Clark, R OBP: 0.416, SLG: 0.677 (1, 3)										4	3	2	1	1	1	4						
Pat Perry, L (9, 1)										0	0	0	0	0	0	0						
Willie McGee, S OBP: 0.306, SLG: 0.424 (1, 8)										4	1	2	3	0	0	1						
Jim Lindeman, R OBP: 0.283, SLG: 0.580 (1, 9)										4	0	0	0	0	1	2						
Rod Booker, L OBP: 0.500, SLG: 0.333 (1, 4)										3	2	1	0	1	0	1						
Steve Lake, R OBP: 0.319, SLG: 0.447 (1, 2)										3	0	1	0	0	0	1						
Curt Ford, L OBP: 0.480, SLG: 0.591 (8, PH)										1	1	1	1	0	0	0						
Tom Pagnozzi, R OBP: 0.400, SLG: 0.615 (9, 2)										0	0	0	0	0	0	0						
Danny Cox, R OBP: 0.200, SLG: 0.200 (8, 1)										3	0	2	0	0	1	2						
Ricky Horton, L OBP: 0.333, SLG: 0.333 (8, 1)										0	0	0	0	0	0	0						
Todd Worrell, R (8, 1)										0	0	0	0	0	0	0						
John Morris, L (8, PH)										0	0	0	0	0	0	0						
Tilo Landrum, R OBP: 0.302, SLG: 0.250 (9, 9)										0	1	0	0	1	0	0						
Inning Stats	R: 0 E: 0 K: 0 S: 3	H: 1 LOB: 0 BB: 0 P: 3	R: 0 E: 0 K: 0 S: 2	H: 0 LOB: 0 BB: 1 P: 6	R: 0 E: 0 K: 0 S: 4	H: 1 LOB: 1 BB: 0 P: 4	R: 3 E: 1 K: 1 S: 7	H: 1 LOB: 2 BB: 2 P: 15	R: 0 E: 0 K: 1 S: 5	H: 1 LOB: 0 BB: 0 P: 5	R: 1 E: 0 K: 0 S: 4	H: 1 LOB: 0 BB: 0 P: 4	R: 1 E: 1 K: 1 S: 7	H: 2 LOB: 2 BB: 1 P: 11	R: 5 E: 0 K: 1 S: 10	H: 5 LOB: 2 BB: 2 P: 18	R: 0 E: 0 K: 1 S: 6	H: 1 LOB: 1 BB: 0 P: 6	1B: 9 2B: 1 3B: 1 HR: 1	SF: 0 SAC: 0 DP: 3 HBP: 0	WP: 1 PB: 0 SB: 1 CS: 0	PA: 40
PITCHER	IP	WLS	BF	H	R	ER	SO	BB	IBB	HBP	BLK	WP	HR	S	P	ERA	WHIP					
Andy Hawkins, R ERA: 3.94 (1, 1)	6.0		24	5	4	3	2	3	0	0	0	0	1	25	37	4.50	1.333					
Craig Lefferts, L ERA: 2.21 (7, 1)	1.0		6	2	1	0	1	1	0	0	0	0	0	7	11	0.00	3.000					
Lance McCullers, R ERA: 5.68 (8, 1)	0.1	L	5	3	4	4	0	0	1	0	0	0	0	4	8	108.00	9.000					
Dave Dravecky, L ERA: 4.8 (8, 1)	0.2		5	2	1	1	1	0	1	0	0	0	0	6	10	13.50	3.000					

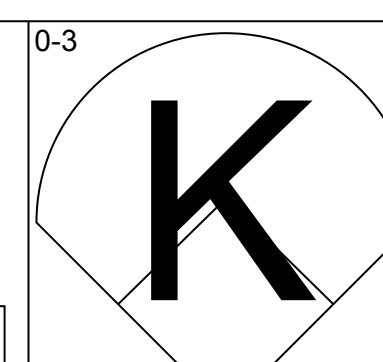
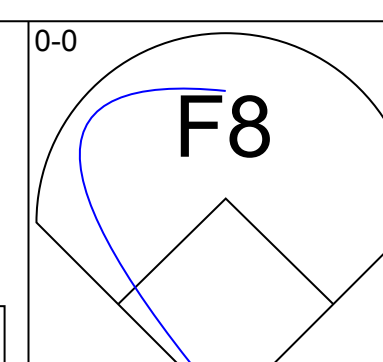
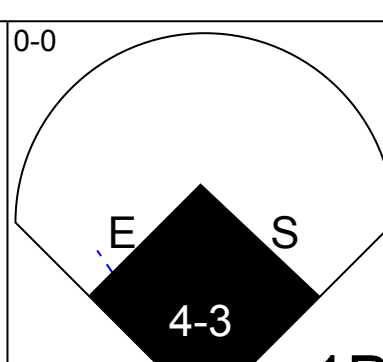
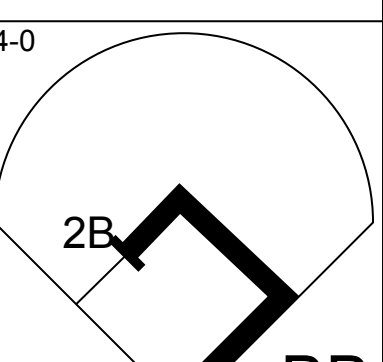
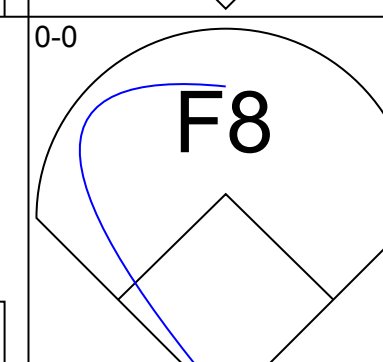
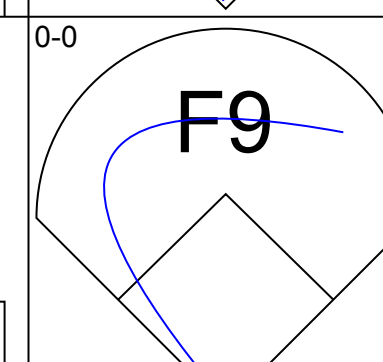
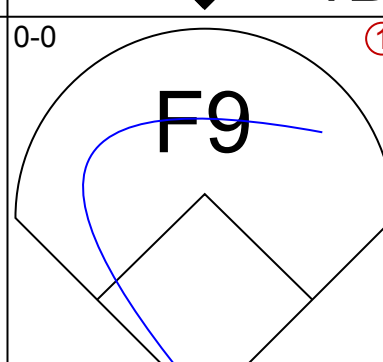
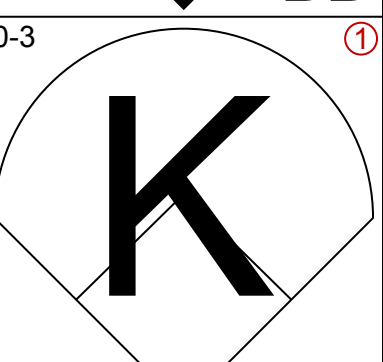
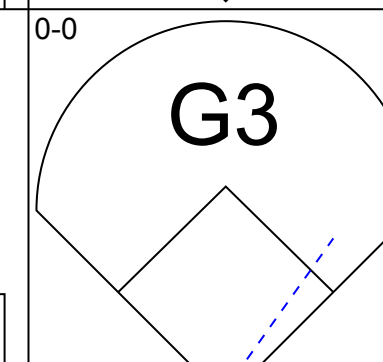
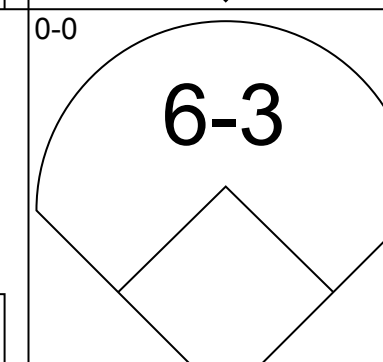
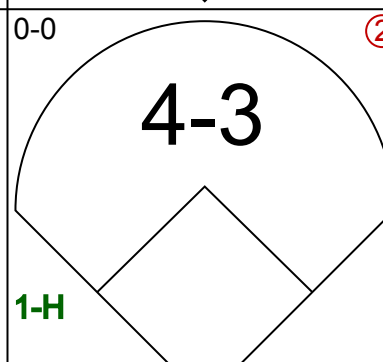
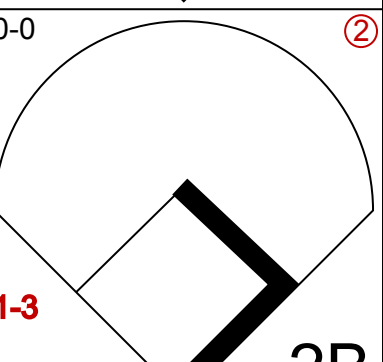
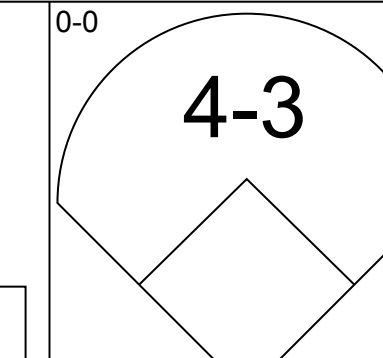
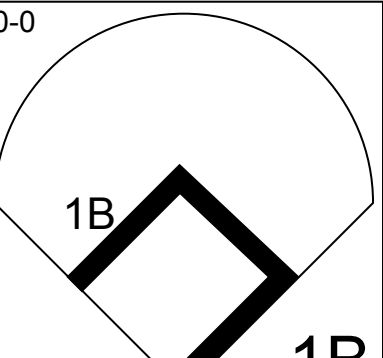
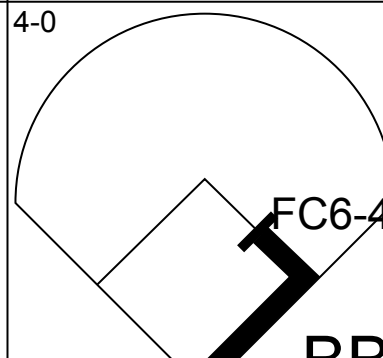
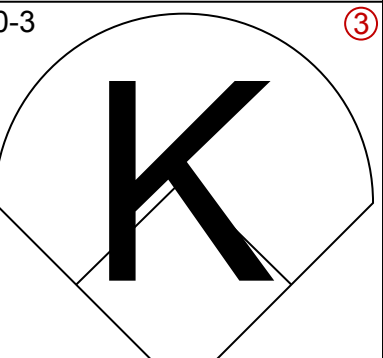
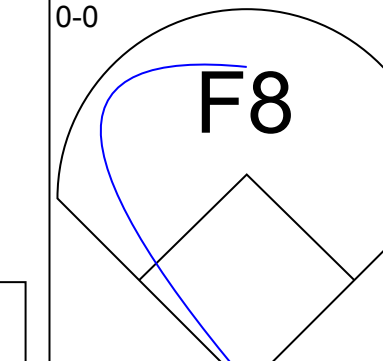
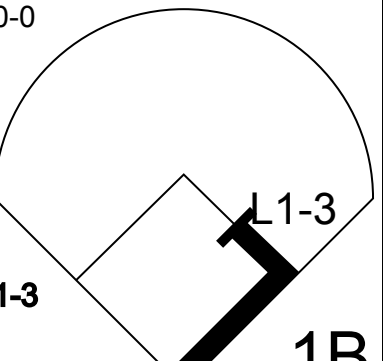
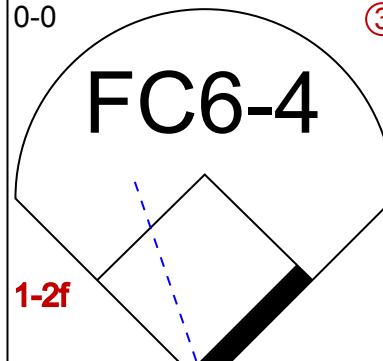

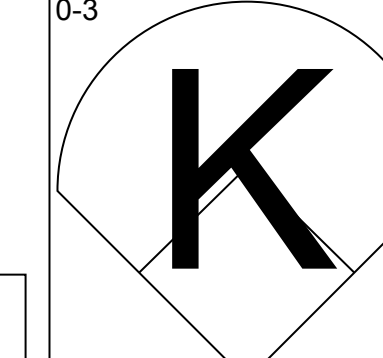
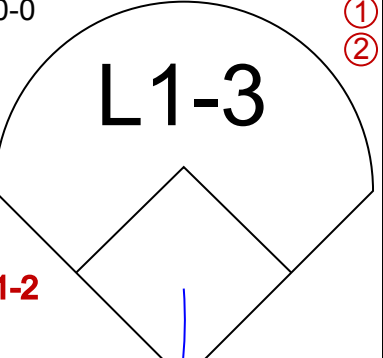



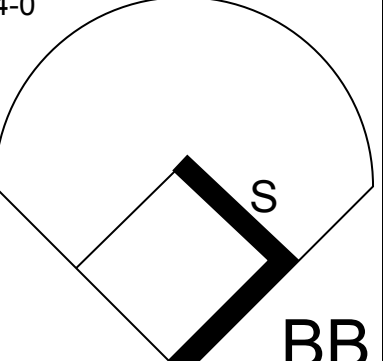
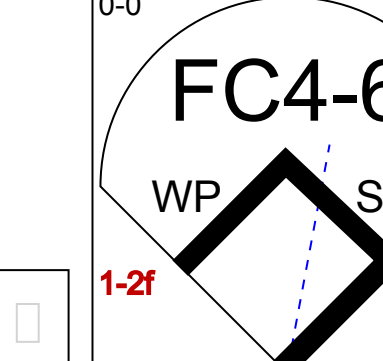
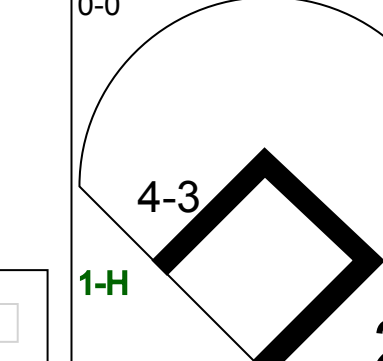
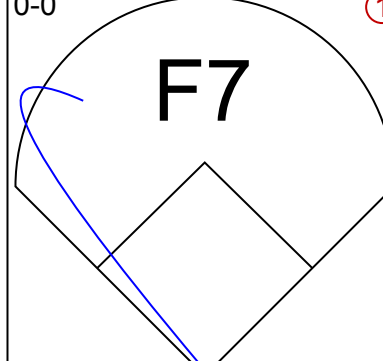
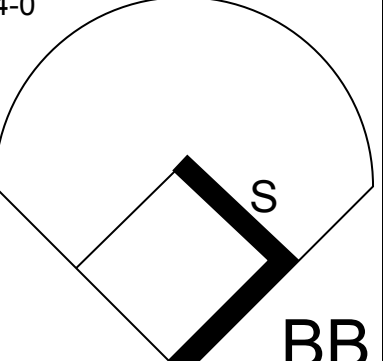
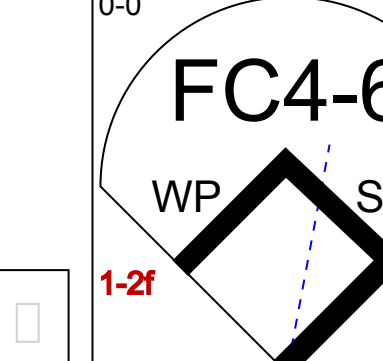
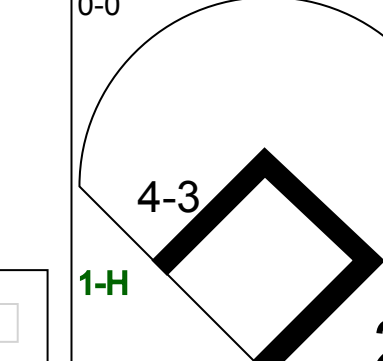
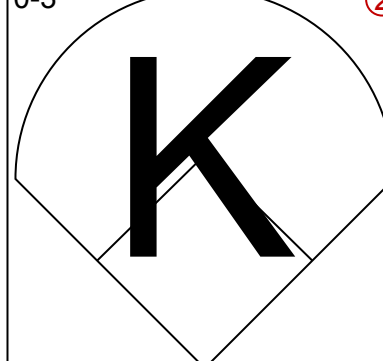
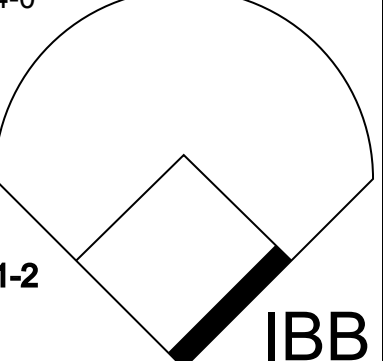
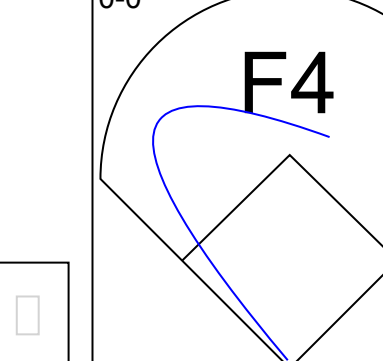
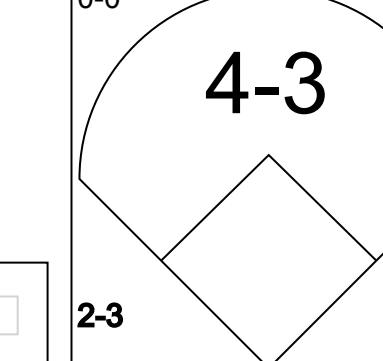

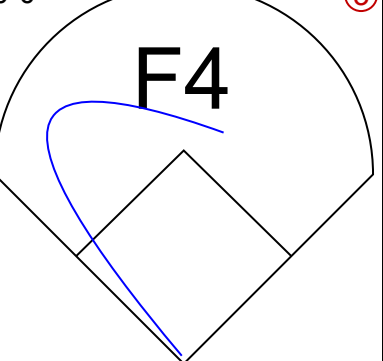
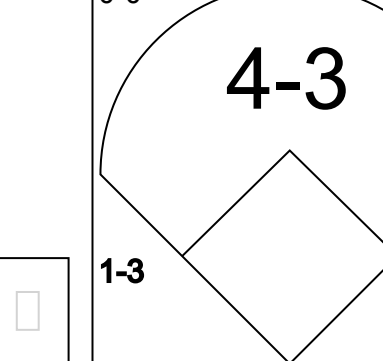
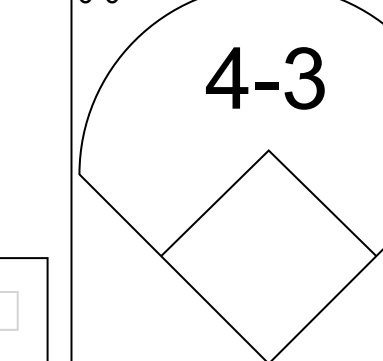
San Diego Padres @ St. Louis Cardinals
Busch Stadium, St. Louis, MO
Wed Apr 29 1987, 7:05 PM CDT
Att: 22,575 - Unknown

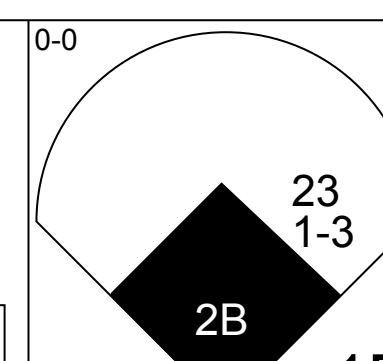
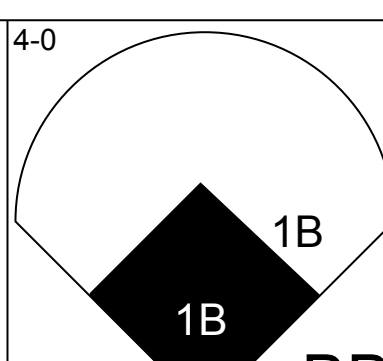
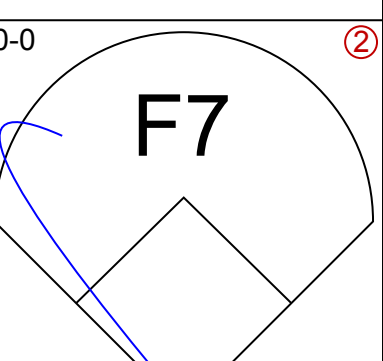
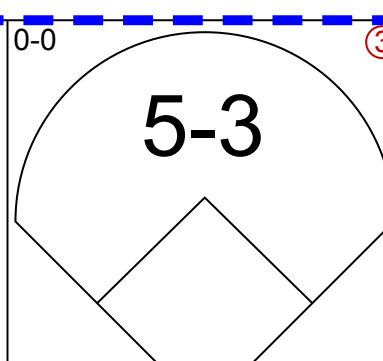
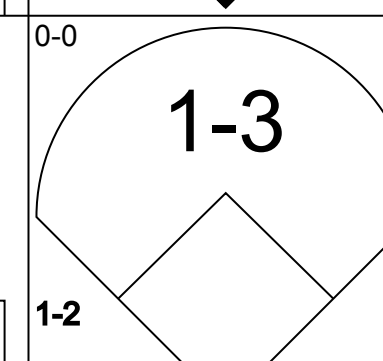
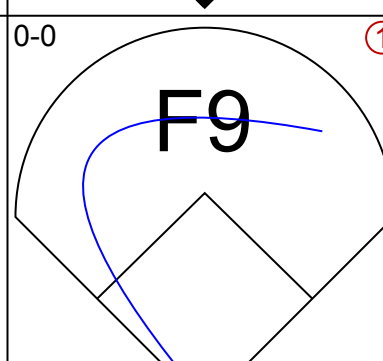
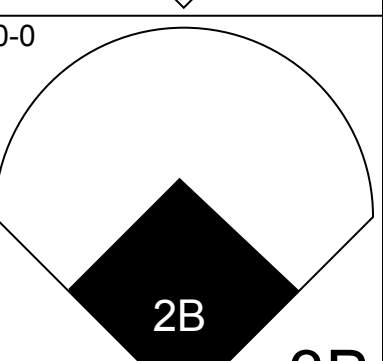
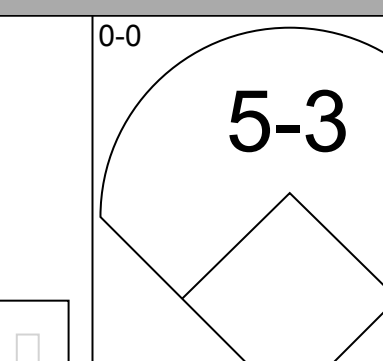
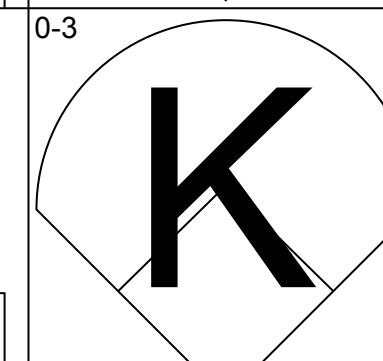
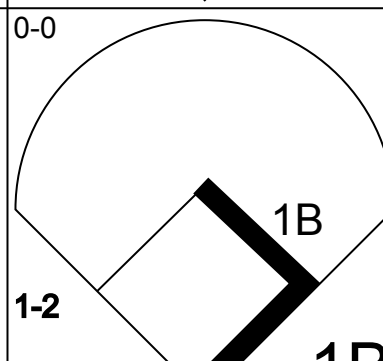
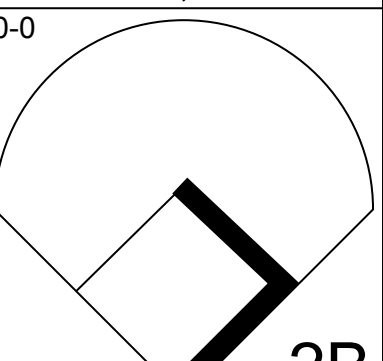
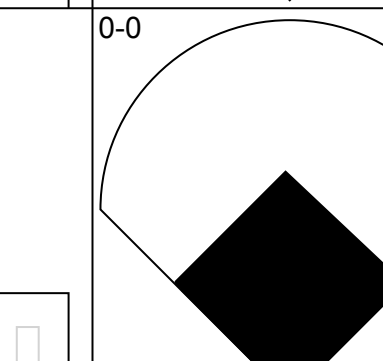
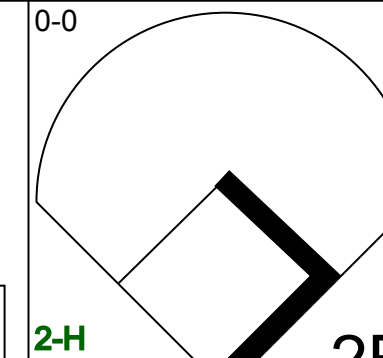
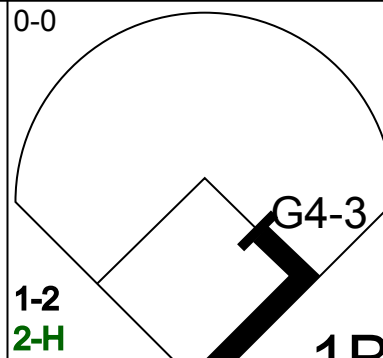
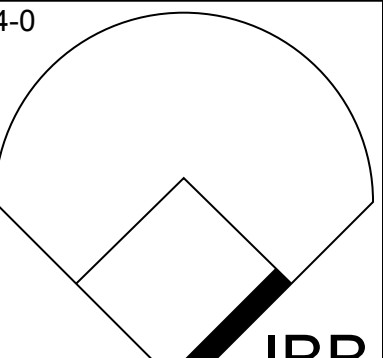
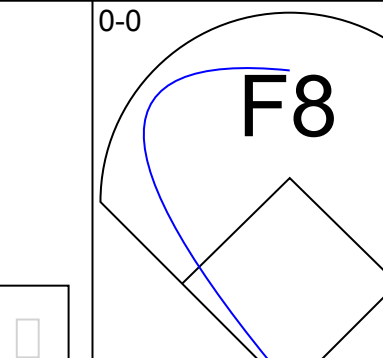
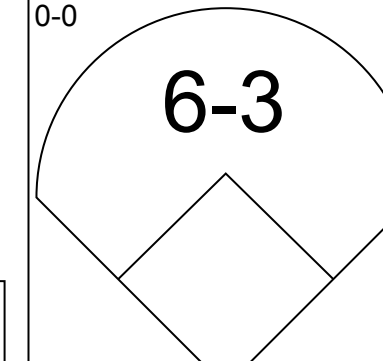
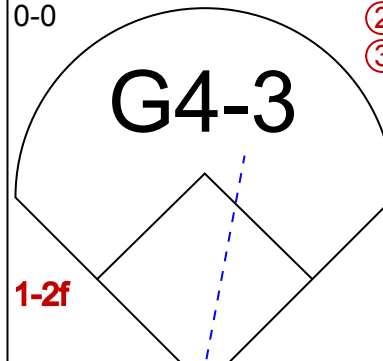
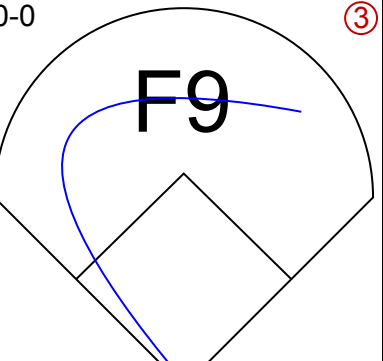
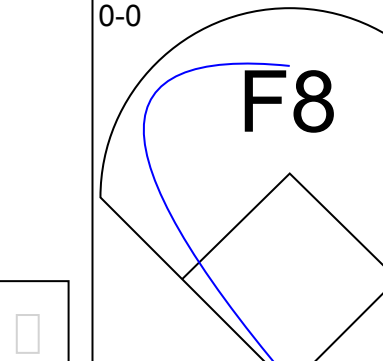
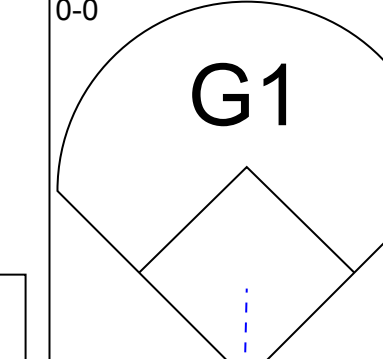
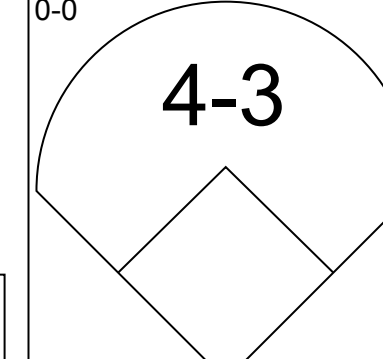
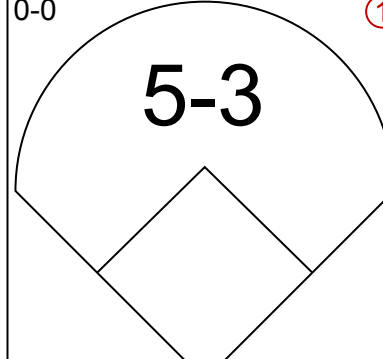
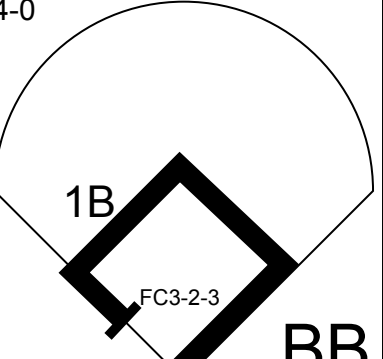
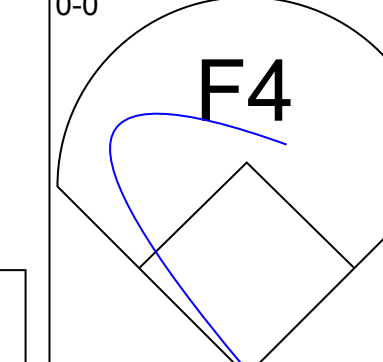
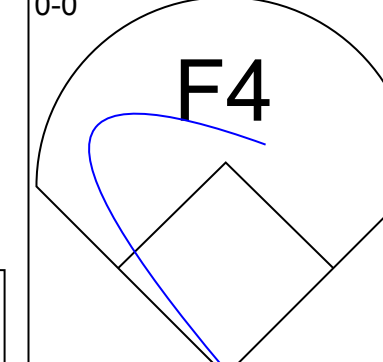
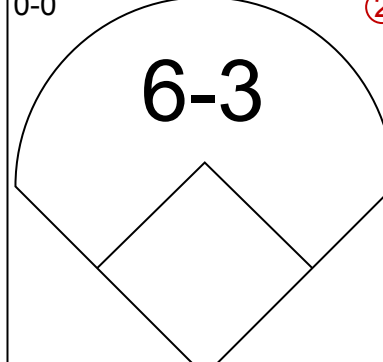
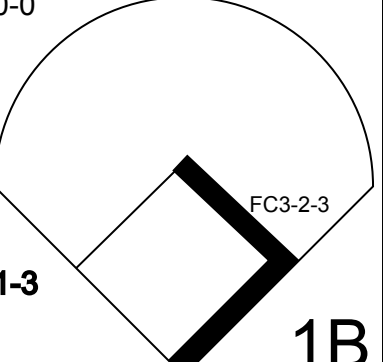
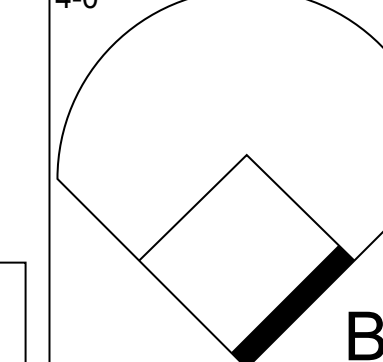
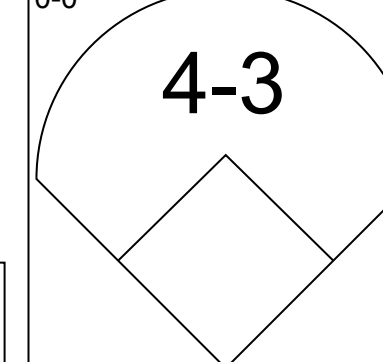
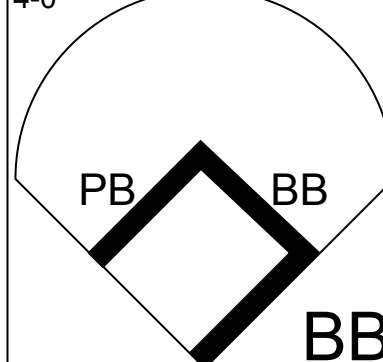
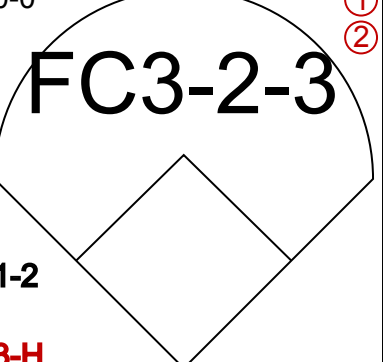
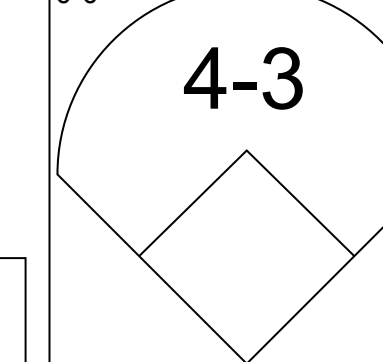
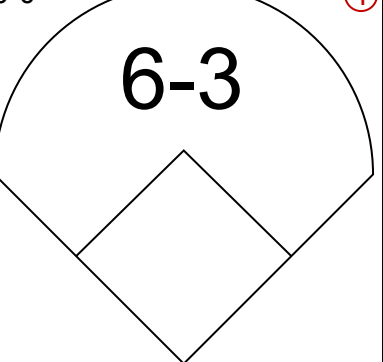
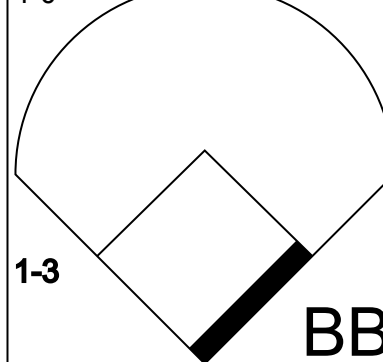
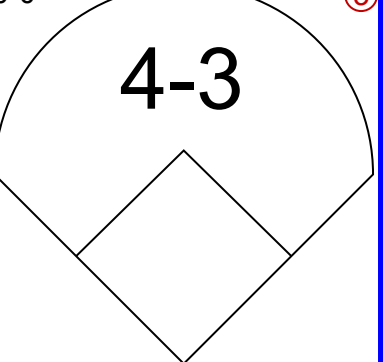
AB 34
R 10
H 12
RBI 8
BB 6
SO 4
LOB 21



Batter	1	2	3	4	5	6	7	8	9	AB	R	H	RBI	BB	SO	LOB	TOP										
Joey Cora, S OBP: 0.378, SLG: 0.320 (1, 6)	F8		CS 1B		3B 2B	F8		G3		5	1	2	0	0	0	2	San Diego Padres @ Chicago Cubs Wrigley Field, Chicago, IL Fri May 01 1987, 3:33 AM CDT Att: 16,100 - Unknown										
Tim Flannery, L OBP: 0.375, SLG: 0.346 Lance McCullers, S (8, 1)	1B		F8		4-3 3B		F7	CS 1B		5	1	3	1	0	0	1											
Tony Gwynn, L OBP: 0.392, SLG: 0.474 (1, 9)	F7		1-2 1B		4-3		BLK BB G3 1B	1-2 1B		5	1	3	1	0	0	1											
John Kruk, L OBP: 0.404, SLG: 0.422 (1, 7)	F7		4-3		3-H 4-0 BB		G3 BLK WP BB	6-3		3	1	0	0	2	0	3											
Kevin Mitchell, R OBP: 0.310, SLG: 0.415 Randy Ready, R OBP: 0.345, SLG: 0.440 (9, PH)	K			5-3	K		WP G3 1B	F3		4	1	1	0	0	2	1											
Steve Garvey, R OBP: 0.251, SLG: 0.258 Camelo Martinez, R OBP: 0.254, SLG: 0.333 (8, 3)	6-3			K			F8 G3	K		4	0	0	1	0	1	2											
Benito Santiago, R OBP: 0.310, SLG: 0.476 (1, 2)	1B 1B			E5			4-3 1B	F8		4	0	2	0	1	0	0											
Marvell Wynne, L OBP: 0.314, SLG: 0.354 (1, 8)	1-3 1B			4-3			4-3			4	0	2	1	0	0	2											
Eric Show, R (1, 1)	6-3						4-3			2	0	0	0	0	1	2											
Jim Steels, L OBP: 0.214, SLG: 0.200 Dave Dravecky, R (6, PH)	6-3				K			4-3		0	0	0	0	1	0	0											
Garry Templeton, S OBP: 0.321, SLG: 0.288 (8, 6)							BB			1	0	0	0	0	0	2											
										0	0	0	0	0	0	0											
Inning Stats	R: 0 E: 0 K: 0 S: 4	H: 1 LOB: 1 BB: 0 P: 4	R: 0 E: 0 K: 1 S: 7	H: 2 LOB: 2 BB: 0 P: 7	R: 0 E: 0 K: 1 S: 4	H: 2 LOB: 1 BB: 0 P: 4	R: 0 E: 1 K: 1 S: 6	H: 0 LOB: 1 BB: 0 P: 6	R: 2 E: 0 K: 2 S: 9	H: 2 LOB: 1 BB: 1 P: 13	R: 0 E: 0 K: 0 S: 4	H: 1 LOB: 2 BB: 1 P: 8	R: 3 E: 0 K: 0 S: 6	H: 3 LOB: 2 BB: 2 P: 14	R: 0 E: 0 K: 1 S: 5	H: 2 LOB: 1 BB: 0 P: 5		R: 0 E: 0 K: 1 S: 5	H: 0 LOB: 0 BB: 0 P: 5	1B: 11 2B: 1 3B: 1 HR: 0	SF: 0 SAC: 0 DP: 0 HBP: 0	WP: 1 PB: 0 SB: 0 CS: 2	PA: 43				
PITCHER	IP	WLS	BF	H	R	ER	SO	BB	IBB	HBP	BLK	WP	HR	S	P	ERA	WHIP										
Scott Sanderson, R ERA: 4.63 (1, 1)	6.1		31	9	4	4	4	3	0	0	0	0	0	36	48	5.68	1.895										
Dickie Noles, R ERA: 5.05 (7, 1)	0.2		5	2	1	1	0	1	0	0	1	1	0	4	8	13.50	4.500										
Frank DiPino, L ERA: (8, 1)	1.0	W	4	2	0	0	0	0	0	0	0	0	0	4	4	0.00	2.000										
Lee Smith, R ERA: 2.25 (9, 1)	1.0	S	3	0	0	0	1	0	0	0	0	0	0	5	5	0.00	0.000										

Batter	1	2	3	4	5	6	7	8	9	AB	R	H	RBI	BB	SO	LOB	BOTTOM										
Chico Walker, S OBP: 0.266, SLG: 0.229 (1, 7)	4-3		F8		F5		G3			4	0	0	0	0	0	1	San Diego Padres @ Chicago Cubs Wrigley Field, Chicago, IL Fri May 01 1987, 3:33 AM CDT Att: 16,100 - Unknown										
23 Ryne Sandberg, R OBP: 0.374, SLG: 0.397 (1, 4)	F8		E6		WP 2-H 1B			F9		4	0	1	1	0	0	0											
Andre Dawson, R OBP: 0.355, SLG: 0.624 (1, 9)	F8		K		K			HR		4	1	1	1	0	2	2											
Leon Durham, L OBP: 0.375, SLG: 0.551 (1, 3)		F8 BLK 1B		K			F9	F7		4	0	1	0	0	1	0											
Jody Davis, R OBP: 0.377, SLG: 0.578 Greg Maddux, R (8, PR)	F7			6-3			F9			4	0	1	0	0	0	1											
Jim Sundberg, R OBP: 0.556, SLG: 0.615 (9, 2)								BB 1B		0	1	0	0	0	0	0											
Keith Moreland, R OBP: 0.198, SLG: 0.276 Dickie Noles, R (7, 1)	F8							BB 1B		0	1	0	0	0	0	0											
Frank DiPino, L (8, 1)								1B BB		0	0	0	0	0	0	0											
Jerry Mumphrey, S OBP: 0.636, SLG: 0.857 Lee Smith, R (9, 1)	1-3				HR			1B BB		0	1	0	0	1	0	0											
Shawon Dunston, R OBP: 0.229, SLG: 0.272 (1, 6)	F4				F9					4	0	2	1	0	0	1											
Dave Martinez, L OBP: 0.361, SLG: 0.333 Bob Demier, R OBP: 0.476, SLG: 0.818 (7, PH)			L4		SH3 1B BB					1	1	0	0	1	0	0											
Scott Sanderson, R OBP: 0.250, SLG: 1.000 Manny Trillo, R OBP: 0.250, SLG: 0.333 (7, 5)					SH3					2	1	1	1	0	0	3											
										1	1	1	1	0	0	0											
Inning Stats	R: 0 E: 0 K: 0 S: 3	H: 0 LOB: 0 BB: 0 P: 3	R: 0 E: 0 K: 0 S: 4	H: 1 LOB: 1 BB: 0 P: 4	R: 1 E: 1 K: 1 S: 7	H: 1 LOB: 1 BB: 0 P: 7	R: 1 E: 0 K: 1 S: 6	H: 1 LOB: 0 BB: 0 P: 6	R: 1 E: 0 K: 1 S: 6	H: 1 LOB: 1 BB: 1 P: 10	R: 0 E: 0 K: 0 S: 3	H: 0 LOB: 0 BB: 0 P: 3	R: 1 E: 0 K: 0 S: 4	H: 2 LOB: 2 BB: 0 P: 4	R: 3 E: 0 K: 0 S: 7	H: 4 LOB: 2 BB: 1 P: 11		R: 0 E: 0 K: 1 S: 5	H: 0 LOB: 0 BB: 0 P: 5	1B: 6 2B: 0 3B: 0 HR: 4	SF: 0 SAC: 1 DP: 1 HBP: 0	WP: 2 PB: 0 SB: 1 CS: 0	PA: 36				
PITCHER	IP	WLS	BF	H	R	ER	SO	BB	IBB	HBP	BLK	WP	HR	S	P	ERA	WHIP										
Eric Show, R ERA: 3.52 (1, 1)	5.0		21	4	3	3	3	1	0	0	1	0	2	26	30	5.40	1.000										
Dave Dravecky, L ERA: 4.75 (6, 1)	2.0		7	2	1	1	0	0	0	0	0	0	1	7	7	4.50	1.000										
Lance McCullers, R ERA: 7.24 (8, 1)	1.0	L	8	4	3	3	0	1	0	0	0	0	1	7	11	27.00	5.000										

Batter	1	2	3	4	5	6	7	8	9	AB	R	H	RBI	BB	SO	LOB	TOP						
Joey Cora, S OBP: 0.388, SLG: 0.329 (1, 4)										3	1	1	0	1	1	0	San Diego Padres @ Chicago Cubs Wrigley Field, Chicago, IL Sun May 03 1987, 3:33 AM CDT Att: 27,202 - Unknown livebaseballscorecards.com						
Tim Flannery, L OBP: 0.324, SLG: 0.290 (1, 5)										4	0	0	0	0	1	2							
Tony Gwynn, L OBP: 0.391, SLG: 0.480 (1, 9)										4	0	1	1	0	0	0							
John Kruk, L OBP: 0.410, SLG: 0.417 (1, 3)										3	0	1	0	1	1	1							
Kevin Mitchell, R OBP: 0.319, SLG: 0.409 (6, 1) Dave Dravecky, R (6, 1)										3	0	1	0	0	0	1							
Greg Booker, R (8, 1) Randy Ready, R (9, PH) OBP: 0.333, SLG: 0.423										0	0	0	0	0	0	0							
Benito Santiago, R OBP: 0.315, SLG: 0.467 (1, 2)										4	1	2	0	0	1	2							
Marvell Wynne, L OBP: 0.322, SLG: 0.364 (1, 8)										3	0	1	1	1	0	1							
Garry Templeton, S OBP: 0.326, SLG: 0.278 (1, 6)										3	0	0	0	1	1	2							
Andy Hawkins, R (1, 1) Jim Steels, L OBP: 0.200, SLG: 0.185 (6, 7)										2	0	0	0	0	1	3							
										2	0	0	0	0	0	2							
Inning Stats	R: 0 E: 0 K: 1 S: 5	H: 0 LOB: 0 BB: 0 P: 5	R: 0 E: 0 K: 1 S: 5	H: 0 LOB: 0 BB: 0 P: 5	R: 0 E: 0 K: 2 S: 7	H: 0 LOB: 0 BB: 0 P: 7	R: 0 E: 0 K: 0 S: 3	H: 0 LOB: 0 BB: 0 P: 3	R: 0 E: 0 K: 0 S: 4	H: 2 LOB: 2 BB: 2 P: 12	R: 1 E: 0 K: 0 S: 4	H: 1 LOB: 1 BB: 1 P: 8	R: 0 E: 0 K: 0 S: 4	H: 1 LOB: 1 BB: 0 P: 4	R: 0 E: 0 K: 2 S: 7	H: 1 LOB: 1 BB: 1 P: 11		R: 1 E: 0 K: 1 S: 7	H: 2 LOB: 1 BB: 0 P: 7	1B: 5 2B: 3 3B: 0 HR: 0	SF: 0 SAC: 0 DP: 1 HBP: 0	WP: 1 PB: 0 SB: 4 CS: 0	PA: 36
PITCHER	IP WLS BF H R ER SO BB IBB HBP BLK WP HR S P ERA WHIP																						
Rick Sutcliffe, R ERA: 3.46 Lee Smith, R ERA: 2.13	(1, 1) (9, 1)	8.1 0.2	W S	34 2	7 0	2 0	1 0	7 0	3 0	1 0	0 0	0 0	0 0	1 2	44 2	60 2	1.08 0.00	1.200 0.000					

Batter	1	2	3	4	5	6	7	8	9	AB	R	H	RBI	BB	SO	LOB	BOTTOM						
Chico Walker, S OBP: 0.276, SLG: 0.234 (1, 7)										3	2	1	0	1	0	2	San Diego Padres @ Chicago Cubs Wrigley Field, Chicago, IL Sun May 03 1987, 3:33 AM CDT Att: 27,202 - Unknown livebaseballscorecards.com						
23 Ryne Sandberg, R OBP: 0.364, SLG: 0.442 (1, 4)										4	1	1	0	0	0	2							
Andre Dawson, R OBP: 0.366, SLG: 0.688 (1, 9)										4	1	3	2	0	1	1							
Leon Durham, L OBP: 0.396, SLG: 0.600 (1, 3)										3	0	2	2	1	0	0							
Keith Moreland, R OBP: 0.191, SLG: 0.262 (1, 5)										4	0	0	0	0	0	5							
Shawon Dunston, R OBP: 0.225, SLG: 0.264 Manny Trillo, R OBP: 0.273, SLG: 0.316 (1, 6) (6, 6)										2	0	0	0	0	0	0							
Jim Sundberg, R OBP: 0.500, SLG: 0.529 (1, 2)										4	0	1	0	0	0	0							
Dave Martinez, L OBP: 0.368, SLG: 0.339 (1, 8)										2	0	0	0	2	0	2							
Rick Sutcliffe, L OBP: 0.400, SLG: 0.417 Lee Smith, R (9, 1)										3	0	0	0	1	0	2							
										0	0	0	0	0	0	0							
Inning Stats	R: 1 E: 0 K: 1 S: 7	H: 2 LOB: 1 BB: 0 P: 7	R: 0 E: 0 K: 0 S: 3	H: 0 LOB: 1 BB: 1 P: 7	R: 1 E: 0 K: 0 S: 4	H: 2 LOB: 1 BB: 1 P: 8	R: 0 E: 0 K: 0 S: 3	H: 0 LOB: 0 BB: 0 P: 3	R: 1 E: 0 K: 0 S: 5	H: 2 LOB: 2 BB: 1 P: 9	R: 0 E: 0 K: 0 S: 3	H: 0 LOB: 2 BB: 2 P: 11	R: 1 E: 0 K: 0 S: 4	H: 1 LOB: 0 BB: 0 P: 4	R: 0 E: 0 K: 0 S: 3	H: 1 LOB: 1 BB: 1 P: 7		R: 0 E: 0 K: 0 S: 7	H: 1 LOB: 1 BB: 1 P: 7	1B: 4 2B: 3 3B: 1 HR: 1	SF: 0 SAC: 0 DP: 2 HBP: 0	WP: 0 PB: 1 SB: 0 CS: 0	PA: 36
PITCHER	IP WLS BF H R ER SO BB IBB HBP BLK WP HR S P ERA WHIP																						
Andy Hawkins, R ERA: 4.08 Dave Dravecky, L ERA: 4.91 Greg Booker, R ERA: 4.35	(1, 1) (6, 1) (8, 1)	5.2 1.1 1.0	L	27 5 4	6 1 1	3 1 0	3 1 0	1 0 0	0 0 1	0 0 0	0 0 0	0 1 0	0 5 3	24 5 7	44 5 7	4.76 6.75 0.00		1.765 0.750 2.000					

AB 32
R 2
H 7
RBI 2
BB 4
SO 7
LOB 14



AB 30
R 4
H 8
RBI 4
BB 6
SO 1
LOB 14



Batter	1	2	3	4	5	6	7	8	9	AB	R	H	RBI	BB	SO	LOB	TOP											
Barry Bonds, L OBP: 0.363, SLG: 0.474 (1, 8)	L3	F6			4-3 2B 1B		HR 1B		HR	5	3	3	1	0	0	0	Pittsburgh Pirates @ San Diego Padres Jack Murphy Stadium, San Diego, CA Tue May 05 1987, 10:05 PM EDT Att: 12,642 - Unknown											
Andy Van Slyke, L OBP: 0.338, SLG: 0.403 (1, 9)	K	CS 1B			4-3 1-3		HR		6-3	5	1	2	2	0	1	1												
Johnny Ray, S OBP: 0.324, SLG: 0.415 (1, 4)	4-3	CS 1-2	F8		3-H 4-0 2B		4-3		F4	5	0	1	1	0	0	0												
Sid Bream, L OBP: 0.419, SLG: 0.613 (1, 3)		2B 2B	L6		G1-6-3 BB		K		P3	4	1	1	0	1	1	0												
Jim Morrison, R OBP: 0.381, SLG: 0.552 (1, 5)		1B 2B	F4		G1-6-3 1-2		K			4	1	1	1	0	1	2												
R.J. Reynolds, S OBP: 0.425, SLG: 0.579 (1, 7)		1B HR BB		4-3		4-3		HR		3	2	1	1	1	0	0												
Michael LaValliere, L OBP: 0.481, SLG: 0.550 (1, 2)		HR 1B			FC6-4 1B		K		L8	4	1	2	1	0	1	0												
Rafael Belliard, R OBP: 0.267, SLG: 0.315 (1, 6)		HR 1B		FC6-4 1-2		1-3		FC6 1B		4	1	2	3	0	0	1												
Dom Taylor, R Hippolito Pena, L Bob Walk, R John Cangelosi, S John Smiley, L Don Robinson, R (1, 1) (4, 1) (5, 1) (7, PH) (7, 1) (8, 1)		5-3		1-3			K		FC6 1-2	2	0	0	0	0	0	1												
Inning Stats	R: 0 E: 0 K: 1 S: 5	H: 0 LOB: 0 BB: 0 P: 5	R: 5 E: 0 K: 0 S: 7	H: 5 LOB: 0 BB: 1 P: 11	R: 0 E: 0 K: 0 S: 3	H: 0 LOB: 0 BB: 0 P: 3	R: 0 E: 0 K: 0 S: 4	H: 1 LOB: 1 BB: 0 P: 4	R: 1 E: 0 K: 0 S: 4	H: 2 LOB: 1 BB: 1 P: 8	R: 0 E: 0 K: 1 S: 5	H: 0 LOB: 0 BB: 0 P: 5	R: 2 E: 0 K: 2 S: 9	H: 2 LOB: 0 BB: 0 P: 9	R: 1 E: 0 K: 1 S: 7	H: 2 LOB: 1 BB: 0 P: 7	R: 1 E: 0 K: 0 S: 4	H: 1 LOB: 0 BB: 0 P: 4	1B: 6 2B: 3 3B: 0 HR: 4	SF: 0 SAC: 0 DP: 1 HBP: 0	WP: 0 PB: 0 SB: 1 CS: 1	PA: 41						
PITCHER	IP	WLS	BF	H	R	ER	SO	BB	IBB	HBP	BLK	WP	HR	S	P	ERA	WHIP											
Eric Show, R ERA: 4.5 (1, 1)	1.2	L	11	5	5	5	1	1	0	0	0	0	0	1	12	16	27.00	3.600										
Jimmy Jones, R ERA: 3.39 (2, 1)	2.2		10	3	1	1	0	0	0	0	0	0	0	0	10	10	3.38	1.125										
Dave Dravecky, L ERA: 4.35 (5, 1)	1.2		5	0	0	0	1	1	0	0	0	0	0	6	10	0.00	0.600											
Rich Gossage, R ERA: 18.0 (7, 1)	1.0		5	2	2	2	2	0	0	0	0	0	1	9	9	18.00	2.000											
Greg Booker, R ERA: 5.11 (8, 1)	2.0		9	3	2	2	1	0	0	0	0	0	2	11	11	9.00	1.500											

Batter	1	2	3	4	5	6	7	8	9	AB	R	H	RBI	BB	SO	LOB	BOTTOM										
Joey Cora, S OBP: 0.407, SLG: 0.333 (1, 4)	F5		SF8		1B G4-6-3 BB	2-H 1B		K		3	1	1	1	1	1	2	Pittsburgh Pirates @ San Diego Padres Jack Murphy Stadium, San Diego, CA Tue May 05 1987, 10:05 PM EDT Att: 12,642 - Unknown										
Tim Flannery, L OBP: 0.341, SLG: 0.324 (1, 5)	FC6-4 BB		G3		G4-6-3 1B		K		F7	4	0	1	0	1	1	0											
Tony Gwynn, L OBP: 0.395, SLG: 0.468 (1, 9)	FC6-4 1-2			K	G4-6-3 1-2 3-H		5-3		2B 1B	5	1	1	0	0	1	2											
Carmelo Martinez, R OBP: 0.285, SLG: 0.355 Greg Booker, R Steve Garvey, R (1, 3) (8, PH) (9, PH)	F9			HR 1B	BB BB		F8		1B 1B 2B	3	1	1	0	1	0	1											
John Kruk, L OBP: 0.424, SLG: 0.412 (8, 3)	F7			HR BB	BB BB		K		1B 1B	3	1	1	0	2	1	0											
Benito Santiago, R OBP: 0.327, SLG: 0.525 (1, 2)	K			HR	HR		F8		K	5	1	1	3	0	2	4											
Marvell Wynne, L OBP: 0.318, SLG: 0.344 Luis Salazar, R OBP: 0.200, SLG: 0.200 (8, PH) (9, 8)	4-3			FC5-4 BB		E8 1B 1B		2B 1B	1-2 1B	2	0	1	0	1	0	0											
Garry Templeton, S OBP: 0.320, SLG: 0.302 (1, 6)			SH5-3 SF8 2B	F9		F6		WP 1-H 2B	F7	5	1	2	1	0	0	4											
Eric Show, R Jimmy Jones, R Dave Dravecky, R Jim Steels, L Rich Gossage, R Randy Ready, R (1, 1) (2, 1) (5, 1) (6, PH) (7, 1) (8, 7)			SH5-3	FC5-4		F8				0	0	0	0	0	0	0											
Inning Stats	R: 0 E: 0 K: 0 S: 3	H: 0 LOB: 1 BB: 1 P: 7	R: 0 E: 0 K: 1 S: 5	H: 0 LOB: 0 BB: 0 P: 5	R: 1 E: 0 K: 0 S: 4	H: 1 LOB: 0 BB: 0 P: 4	R: 3 E: 0 K: 1 S: 7	H: 2 LOB: 1 BB: 2 P: 15	R: 1 E: 0 K: 0 S: 3	H: 1 LOB: 2 BB: 3 P: 15	R: 0 E: 1 K: 0 S: 4	H: 2 LOB: 2 BB: 0 P: 4	R: 0 E: 0 K: 1 S: 5	H: 0 LOB: 0 BB: 0 P: 5	R: 1 E: 0 K: 2 S: 9	H: 2 LOB: 2 BB: 1 P: 13	R: 2 E: 0 K: 1 S: 9	H: 4 LOB: 2 BB: 0 P: 9	1B: 8 2B: 3 3B: 0 HR: 1	SF: 1 SAC: 1 DP: 1 HBP: 0	WP: 1 PB: 0 SB: 0 CS: 0	PA: 44					
PITCHER	IP	WLS	BF	H	R	ER	SO	BB	IBB	HBP	BLK	WP	HR	S	P	ERA	WHIP										
Dom Taylor, R ERA: 8.59 (1, 1)	3.1		15	3	4	4	2	2	0	0	0	0	0	4	20	6.75	3.750										
Hippolito Pena, L ERA: 1.93 (4, 1)	1.1	W	5	2	0	0	0	0	0	0	0	0	0	5	5	0.00	1.500										
Bob Walk, R ERA: 2.57 (5, 1)	1.1		7	2	1	1	2	0	0	0	0	0	0	11	11	5.40	1.200										
John Smiley, L ERA: 3.45 Don Robinson, R ERA: 5.68 (7, 1) (8, 1)	1.2	S	9	4	2	2	2	1	0	0	0	1	0	12	16	13.50	3.750										

AB 38
R 10
H 13
RBI 10
BB 2
SO 5
LOB 6



AB 35
R 8
H 12
RBI 7
BB 7
SO 6
LOB 15



Batter	1	2	3	4	5	6	7	8	9	AB	R	H	RBI	BB	SO	LOB	TOP			
Vince Coleman, S (1, 7) OBP: 0.386, SLG: 0.302	0-3 K		0-0 CS 1B		0-0 4-3		0-0 2H 1B			4	0	2	1	0	1	1				
Ozzie Smith, S (1, 6) OBP: 0.324, SLG: 0.279	0-0 G3		0-0 F7			0-0 1B		0-0 F8 WP 2B		4	1	2	0	0	0	1				
Terry Pendleton, S (1, 5) OBP: 0.352, SLG: 0.400	0-0 L3		0-0 F7			0-0 1B		0-0 6-3		4	0	1	0	0	0	1				
Jack Clark, R (1, 3) OBP: 0.408, SLG: 0.598		4-0 G6-4-3 BB		0-0 F5		0-0 F3		0-0 F8 2-3		3	0	0	0	1	0	3				
Willie McGee, S (1, 8) OBP: 0.307, SLG: 0.415		0-0 G6-4-3		0-0 5-3		0-0 F9		0-3 K		4	0	0	0	0	1	3				
Curt Ford, L (1, 9) OBP: 0.472, SLG: 0.625		0-0 S 1B		0-3 K		0-0 F7			0-3 K	4	1	1	0	0	2	2				
José Oquendo, S (1, 4) OBP: 0.533, SLG: 0.556		0-0 1B		4-0 B5-6-4 1B BB		4-0 1-3 1B BB		0-0 5-3		2	1	1	1	2	0	0				
Steve Lake, R (1, 2) OBP: 0.339, SLG: 0.443		4-0 1-2 IBB		0-0 1-2 1B		0-0 1-3		0-0 F8		3	0	1	0	1	0	1				
Joe Magrane, R (1, 1)		0-3 K		0-0 B5-6-4		0-0 5-3				3	0	0	0	0	1	5				
Inning Stats	R: 0 E: 0 K: 1 S: 5	H: 0 LOB: 0 BB: 0 P: 5	R: 1 E: 0 K: 1 S: 6	H: 2 LOB: 2 BB: 2 P: 14	R: 0 E: 0 K: 0 S: 3	H: 1 LOB: 0 BB: 0 P: 3	R: 0 E: 0 K: 1 S: 5	H: 0 LOB: 0 BB: 0 P: 5	R: 0 E: 0 K: 0 S: 5	H: 2 LOB: 2 BB: 0 P: 5	R: 1 E: 0 K: 0 S: 3	H: 1 LOB: 1 BB: 1 P: 7	R: 1 E: 0 K: 1 S: 6	H: 1 LOB: 0 BB: 0 P: 6	R: 0 E: 0 K: 1 S: 5	H: 0 LOB: 0 BB: 0 P: 5	1B: 7 2B: 1 3B: 0 HR: 0	SF: 0 SAC: 0 DP: 2 HBP: 0	WP: 1 PA: 35 PB: 0 SB: 1 CS: 1	
PITCHER	IP WLS BF H R ER SO BB IBB HBP BLK WP HR S P ERA WHIP																			
Ed Whitson, R (1, 1) ERA: 5.01	7.0 L 28 7 2 2 3 3 1 0 0 0 0 0 30 46 2.57 1.429																			
Rich Gossage, R (8, 1) ERA: 13.5	1.0 4 1 1 1 1 0 0 0 0 1 0 6 6 9.00 1.000																			
Dave Dravecky, L (9, 1) ERA: 4.15	1.0 3 0 0 0 1 0 0 0 0 0 0 5 5 0.00 0.000																			

St. Louis Cardinals @ San Diego Padres
Jack Murphy Stadium, San Diego, CA
Wed May 06 1987, 10:05 PM EDT
Att: 11,937 - Unknown

AB 31
R 3
H 8
RBI 2
BB 4
SO 5
LOB 17



Batter	1	2	3	4	5	6	7	8	9	AB	R	H	RBI	BB	SO	LOB	BOTTOM			
Joey Cora, S (1, 4) OBP: 0.393, SLG: 0.319	0-0 1-3			0-0 G3		0-0 4-3			0-0 FC1-6	4	0	0	0	0	0	1				
Randy Ready, R (1, 7) OBP: 0.359, SLG: 0.394	0-0 4-3			0-0 6-3			0-0 G6-4-3 1B		0-0 4-3	4	0	1	0	0	0	1				
Tony Gwynn, L (1, 9) OBP: 0.385, SLG: 0.455	0-0 4-3			0-0 4-3			0-0 G6-4-3			3	0	0	0	0	0	1				
Carmelo Martinez, R (1, 3) OBP: 0.256, SLG: 0.342		0-0 F8		0-0 F5		0-0 5-3				3	0	0	0	0	0	0				
Benito Santiago, R (1, 2) OBP: 0.317, SLG: 0.510		0-0 5-3		0-0 6-3			0-3 K			3	0	0	0	0	1	0				
Luis Salazar, R (1, 5) OBP: 0.278, SLG: 0.278		0-0 CS 1B		0-0 FC6-4 1B		0-0 F9		0-0 5-3		3	0	2	0	0	0	0				
Garry Templeton, S (1, 6) OBP: 0.310, SLG: 0.292		0-0 CS		0-0 5-3		0-0 FC6-4				3	0	0	0	0	0	1				
Marvell Wynne, L (1, 8) OBP: 0.309, SLG: 0.333			0-3 K		0-0 F7			0-0 FC1-6 1B		2	0	0	0	0	1	0				
Steve Garvey, R (9, PH) OBP: 0.230, SLG: 0.278										1	0	1	0	0	0	0				
Ed Whitson, R (1, 1)										2	0	0	0	0	1	0				
Rich Gossage, R (8, 1)										0	0	0	0	0	0	0				
Dave Dravecky, R (9, 1)										0	0	0	0	0	0	0				
Kevin Mitchell, R (9, PH) OBP: 0.323, SLG: 0.404										1	0	0	0	0	0	1				
Inning Stats	R: 0 E: 0 K: 0 S: 3	H: 0 LOB: 0 BB: 0 P: 3	R: 0 E: 0 K: 0 S: 3	H: 1 LOB: 0 BB: 0 P: 3	R: 0 E: 0 K: 1 S: 5	H: 0 LOB: 0 BB: 0 P: 5	R: 0 E: 0 K: 0 S: 3	H: 0 LOB: 0 BB: 0 P: 3	R: 0 E: 0 K: 1 S: 5	H: 0 LOB: 0 BB: 0 P: 5	R: 0 E: 0 K: 1 S: 3	H: 1 LOB: 1 BB: 1 P: 7	R: 0 E: 0 K: 1 S: 5	H: 0 LOB: 0 BB: 0 P: 6	R: 0 E: 0 K: 0 S: 4	H: 1 LOB: 1 BB: 0 P: 4	1B: 4 2B: 0 3B: 0 HR: 0	SF: 0 SAC: 0 DP: 1 HBP: 0	WP: 0 PA: 30 PB: 0 SB: 0 CS: 1	
PITCHER	IP WLS BF H R ER SO BB IBB HBP BLK WP HR S P ERA WHIP																			
Joe Magrane, L (1, 1) ERA: 1.17	9.0 W 29 4 0 0 3 0 0 0 0 0 0 35 35 0.00 0.444																			

St. Louis Cardinals @ San Diego Padres
Jack Murphy Stadium, San Diego, CA
Wed May 06 1987, 10:05 PM EDT
Att: 11,937 - Unknown

AB 29
R 0
H 4
RBI 0
BB 0
SO 3
LOB 5



Batter	1	2	3	4	5	6	7	8	9	AB	R	H	RBI	BB	SO	LOB	TOP					
Vince Coleman, S OBP: 0.392, SLG: 0.307	F7		FC6-4 PB	E S 1B 1B	E 1-2 1B 1B		F7	1B HR BB		5	3	2	1	1	0	2						
Ozzie Smith, S OBP: 0.327, SLG: 0.270	F7		5-3	1B	E6 BB 1B		BB 1B HBP BB	HR 1B		3	1	0	0	2	0	3						
Rod Booker, L OBP: 0.545, SLG: 0.500	F7			1B	BB 1-2 2-3		BB HBP BB	HR 1B		1	2	1	0	0	0	0						
Terry Pendleton, S OBP: 0.372, SLG: 0.413				F8			HBP BB E 1B	HR		4	2	3	3	1	0	0						
Skeeter Barnes, R OBP: 1.000, SLG: 4.000	FC5-4 BB			HR	1-2 2-3 3-H		1-2 2-3 BB	HR 1-H 3-H		1	1	1	3	0	0	0						
Jack Clark, R OBP: 0.426, SLG: 0.633	FC5-4			HR	1-2 2-3 BB		1-2 2-3 BB	F9		3	1	2	3	2	0	1						
Jim Lindeman, R OBP: 0.224, SLG: 0.460	FC5-4			HR	1-2 2-3 BB		1-2 2-3 BB	F9		1	1	0	0	0	0	0						
Willie McGee, S OBP: 0.323, SLG: 0.419		6-3		1B			E HBP		L5	4	1	2	2	0	0	3						
John Morris, L OBP: 0.333, SLG: 0.333				1B			1-2 2-3 3-H			1	0	0	0	0	0	0						
Curt Ford, L OBP: 0.405, SLG: 0.526	4-3			F2			F7		F7	6	0	0	0	0	0	6						
José Oquendo, S OBP: 0.510, SLG: 0.524	1-3			1-3 3B 1B			4-3	E5		6	1	2	0	0	0	1						
Steve Lake, R OBP: 0.353, SLG: 0.470				FC6-4 BB	1-H 3-H 2B 3B		F7		F8	5	1	2	2	1	0	1						
Bob Forsch, R OBP: 0.333, SLG: 0.467				B3			FC3-6 1B		F9	4	3	2	1	0	0	2						
Ray Sof, R				1B	2B		FC3-6 1B			1	0	0	0	0	1	0						
Pat Perry, L				1B	2B		1-2 1B		K	0	0	0	0	0	0	0						
				1B	2B		1-2 1B			0	0	0	0	0	0	0						
Inning Stats	R: 0 E: 0 K: 0 S: 3	H: 0 LOB: 1 BB: 1 P: 7	R: 0 E: 0 K: 0 S: 3	H: 0 LOB: 0 BB: 0 P: 3	R: 0 E: 0 K: 0 S: 3	H: 0 LOB: 1 BB: 1 P: 7	R: 8 E: 0 K: 0 S: 12	H: 9 LOB: 2 BB: 1 P: 16	R: 2 E: 1 K: 0 S: 7	H: 3 LOB: 3 BB: 1 P: 11	R: 0 E: 0 K: 0 S: 3	H: 0 LOB: 0 BB: 0 P: 3	R: 4 E: 1 K: 0 S: 5	H: 2 LOB: 2 BB: 2 P: 14	R: 3 E: 0 K: 1 S: 7	H: 2 LOB: 0 BB: 1 P: 11	R: 0 E: 0 K: 0 S: 4	H: 1 LOB: 1 BB: 0 P: 4	1B: 13 2B: 1 3B: 1 HR: 2	SF: 0 SAC: 0 DP: 0 HBP: 1	WP: 0 PB: 1 SB: 1 CS: 0	PA: 53
PITCHER	IP WLS BF H R ER SO BB IBB HBP BLK WP HR S P ERA WHIP																					
Andy Hawkins, R ERA: 5.08	(1, 1) 3.2 L 19 6 6 6 0 2 0 0 0 0 0 1 17 25 14.73 2.182																					
Jimmy Jones, R ERA: 8.44	(4, 1) 2.2 21 8 8 4 0 4 0 0 0 0 0 0 17 33 13.50 4.500																					
Greg Booker, R ERA: 6.0	(7, 1) 2.2 13 3 3 3 1 1 0 1 0 0 0 1 13 18 10.12 1.500																					

St. Louis Cardinals @ San Diego Padres
Jack Murphy Stadium, San Diego, CA
Thu May 07 1987, 6:33 AM EDT
Att: 15,607 - Unknown

AB 45
R 17
H 17
RBI 15
BB 7
SO 1
LOB 19



Batter	1	2	3	4	5	6	7	8	9	AB	R	H	RBI	BB	SO	LOB	BOTTOM			
Joey Cora, S OBP: 0.390, SLG: 0.320	F6		4-3		1B		F8		F8	6	0	2	0	0	0	3				
Marvell Wynne, L OBP: 0.324, SLG: 0.338	F7				1B				F8	2	0	1	0	1	0	0				
Stan Jefferson, S OBP: 0.320, SLG: 0.500	F7				1B		HR	G6-4-3	K	3	1	1	2	0	1	3				
Tony Gwynn, L OBP: 0.389, SLG: 0.466					1B					4	1	2	0	0	0	3				
Jim Steels, L OBP: 0.250, SLG: 0.242					1B					2	1	1	0	0	0	2				
Carmelo Martinez, R OBP: 0.286, SLG: 0.366	L8				1B					3	1	2	0	1	0	1				
John Kruk, L OBP: 0.423, SLG: 0.464					1B					5	2	2	3	0	0	3				
Benito Santiago, R OBP: 0.311, SLG: 0.500					1B					2	0	0	0	0	0	1				
Bruce Bochy, R OBP: 0.667, SLG: 2.000	5-3				1B					2	2	1	3	1	0	2				
Luis Salazar, R OBP: 0.348, SLG: 0.318					1B					4	1	2	0	1	0	3				
Garry Templeton, S OBP: 0.301, SLG: 0.283					1B					3	0	0	0	0	0	3				
Greg Booker, R					1B					1	0	0	0	0	0	1				
Steve Garvey, R OBP: 0.240, SLG: 0.288					1B					1	0	1	1	0	0	0				
Andy Hawkins, R					1B					1	0	0	0	0	0	0				
Jimmy Jones, R					1B					1	0	0	0	0	0	0				
Randy Ready, R OBP: 0.381, SLG: 0.417					1B					3	1	2	1	0	1	0				
					1B					1	0	0	0	0	0	0				
Inning Stats	R: 0 E: 0 K: 0 S: 4	H: 1 LOB: 1 BB: 0 P: 4	R: 0 E: 0 K: 0 S: 3	H: 0 LOB: 1 BB: 1 P: 7	R: 0 E: 0 K: 0 S: 4	H: 1 LOB: 1 BB: 0 P: 4	R: 0 E: 0 K: 0 S: 5	H: 2 LOB: 2 BB: 0 P: 5	R: 0 E: 0 K: 0 S: 5	H: 2 LOB: 2 BB: 0 P: 5	R: 5 E: 0 K: 0 S: 8	H: 5 LOB: 1 BB: 1 P: 12	R: 0 E: 0 K: 1 S: 5	H: 1 LOB: 0 BB: 0 P: 5	R: 5 E: 0 K: 1 S: 10	H: 5 LOB: 2 BB: 1 P: 15	1B: 12 2B: 2 3B: 0 HR: 3	SF: 0 SAC: 0 DP: 1 HBP: 1	WP: 0 PB: 0 SB: 1 CS: 0	PA: 48
PITCHER	IP WLS BF H R ER SO BB IBB HBP BLK WP HR S P ERA WHIP																			
Bob Forsch, R ERA: 4.75	(1, 1) 6.2 W 33 10 5 5 0 3 0 0 0 0 0 1 30 42 6.75 1.950																			
Ray Sof, R ERA: 8.23	(7, 1) 1.1 11 6 5 5 1 1 0 1 0 0 0 1 11 16 33.75 5.250																			
Pat Perry, L ERA: 2.66	(9, 1) 1.0 4 1 0 0 0 1 0 0 0 0 0 0 6 6 0.00 1.000																			

St. Louis Cardinals @ San Diego Padres
Jack Murphy Stadium, San Diego, CA
Thu May 07 1987, 6:33 AM EDT
Att: 15,607 - Unknown

AB 43
R 10
H 17
RBI 10
BB 4
SO 2
LOB 25



Batter	1	2	3	4	5	6	7	8	9	AB	R	H	RBI	BB	SO	LOB	TOP			
23 Ryne Sandberg, R (1.4) OBP: 0.410, SLG: 0.510	0-3 K ①		4-0 BB		0-0 E2 1B S		4-0 1B G6-4-3 BB		0-0 F9 ①	3	2	1	1	2	1	0	Chicago Cubs @ San Diego Padres Jack Murphy Stadium, San Diego, CA Fri May 08 1987, 10:05 PM EDT Att: 46,533 - Unknown			
Jerry Mumphy, S (1.7) OBP: 0.511, SLG: 0.692 Brian Dayett, R (8.7) OBP: 0.452, SLG: 0.556	0-3 K ②		0-0 L5 ③		1-3 1B 2-H 3-H		0-0 1B G6-4-3 BB		0-0 F3 ②	3	0	1	0	1	1	1				
Andre Dawson, R (1.9) OBP: 0.355, SLG: 0.623	0-0 6-3 ③			0-0 F4 ①	0-0 SF7 ①		0-0 G6-4-3 ②		0-0 4-3 ③	4	0	0	1	0	0	1				
Leon Durham, L (1.3) OBP: 0.398, SLG: 0.600		4-0 4-3 BB		0-0 F9 ②	0-0 K ②		0-0 E S BB			2	0	0	0	2	1	2				
Jody Davis, R (1.2) OBP: 0.367, SLG: 0.619	0-0 F9 ①			0-0 5-3 ③	0-0 1B		0-0 4-3 ③			4	0	1	1	0	0	2				
Keith Moreland, R (1.5) OBP: 0.229, SLG: 0.277	0-0 4-3 ②				1-2 2-H				0-0 F3 ①	3	1	0	0	1	0	3				
Shawon Dunston, R (1.6) OBP: 0.198, SLG: 0.250	0-3 K ③			0-0 E5 WP 23 1B	0-3 K ①				0-0 F7 ②	4	1	0	0	0	2	2				
Dave Martinez, L (1.8) OBP: 0.354, SLG: 0.319			0-0 L6 ①		0-0 G3 ②				0-0 1B	4	1	2	0	0	0	0				
Rick Sutcliffe, L (1.1) OBP: 0.368, SLG: 0.333 Lee Smith, R (8.1)			0-0 F7 ②		4-0 23 E 2-3 3-H SF7 BB		0-0 4-3 ③		0-0 4-3 ③	3	1	0	0	1	0	1				
										0	0	0	0	0	0	0				
Inning Stats	R: 0 E: 0 K: 2 S: 7	H: 0 LOB: 0 BB: 0 P: 7	R: 0 E: 0 K: 1 S: 5	H: 0 LOB: 1 BB: 1 P: 9	R: 0 E: 0 K: 0 S: 3	H: 0 LOB: 0 BB: 0 P: 3	R: 5 E: 2 K: 1 S: 9	H: 3 LOB: 2 BB: 3 P: 21	R: 0 E: 0 K: 1 S: 5	H: 0 LOB: 0 BB: 0 P: 5	R: 1 E: 0 K: 0 S: 3	H: 1 LOB: 1 BB: 2 P: 11	R: 0 E: 0 K: 0 S: 4	H: 1 LOB: 1 BB: 0 P: 4	R: 0 E: 0 K: 0 S: 3	H: 0 LOB: 0 BB: 0 P: 3	1B: 5 2B: 0 3B: 0 HR: 0	SF: 1 SAC: 0 DP: 1 HBP: 0	WP: 1 PB: 0 SB: 2 CS: 0	PA: 39
PITCHER	IP WLS BF H R ER SO BB IBB HBP BLK WP HR S P ERA WHIP																			
Storm Davis, R (1.1) ERA: 5.82	4.0 L 20 2 5 3 3 5 0 0 0 0 1 0 0 6 6 6.75 1.750																			
Dave Dravecky, L (5.1) ERA: 3.97	1.0 4 1 0 0 1 0 0 0 0 0 0 0 6 6 0.00 1.000																			
Greg Booker, R (6.1) ERA: 5.82	2.0 8 1 1 1 1 2 0 0 0 0 0 0 8 16 4.50 1.500																			
Craig Lefferts, L (8.1) ERA: 2.96	1.0 4 1 0 0 0 0 0 0 0 0 0 0 4 4 0.00 1.000																			
Lance McCullers, R (9.1) ERA: 5.94	1.0 3 0 0 0 0 0 0 0 0 0 0 0 3 3 0.00 0.000																			

Batter	1	2	3	4	5	6	7	8	9	AB	R	H	RBI	BB	SO	LOB	BOTTOM					
Joey Cora, S (1.4) OBP: 0.377, SLG: 0.307	0-0 F8 ①		0-3 K ②			0-0 F9 ①		0-3 K ①		4	0	0	0	0	2	1	Chicago Cubs @ San Diego Padres Jack Murphy Stadium, San Diego, CA Fri May 08 1987, 10:05 PM EDT Att: 46,533 - Unknown					
Stan Jefferson, S (1.8) OBP: 0.276, SLG: 0.429	0-3 K ②		0-3 K ③			0-0 1-3 ②		0-0 4-3 ②		4	0	0	1	0	2	0						
Tony Gwynn, L (1.9) OBP: 0.408, SLG: 0.496	0-0 2B			0-0 G6-4-3 1B		0-0 1B 2B		0-0 S BB		3	1	3	0	1	0	0						
Carmelo Martinez, R (1.3) OBP: 0.294, SLG: 0.360 Lance McCullers, S (9.1)	0-0 5-3 ③			0-0 G6-4-3 ②		0-0 1B		0-0 F6 ③		4	0	1	1	0	0	3						
				1-2		2-H		1-2		0	0	0	0	0	0	0						
John Kruk, L (1.7) OBP: 0.427, SLG: 0.467 (9.3)		0-0 1B SF8 1B		0-0 BLK 1B		0-0 F8 ③		0-0 4-3 ①		4	1	2	0	0	0	1						
Benito Santiago, R (1.2) OBP: 0.309, SLG: 0.491	0-0 CS 1B		0-3 K ③			0-0 F7 ①		0-3 K ②		4	0	1	0	0	2	1						
Luis Salazar, R (1.5) OBP: 0.308, SLG: 0.292 Craig Lefferts, L (8.1) Marvell Wynne, L (9.7) OBP: 0.319, SLG: 0.333	0-0 SF8 ②			0-3 K ①		0-0 5-3 ②		0-3 K ③		2	0	0	1	0	1	0						
	1-2 3-H			0-0 F9 ②		0-0 F8 ③				0	0	0	0	0	0	0						
Garry Templeton, S (1.6) OBP: 0.292, SLG: 0.274	0-0 G3 ③					0-0 F9 ②		0-0 F8 ③		3	0	0	0	0	0	0						
Storm Davis, R (1.1) OBP: 0.091, SLG: 0.091 Dave Dravecky, R (5.1) Jim Steels, L (5. PH) OBP: 0.243, SLG: 0.235 Greg Booker, R (6.1) Randy Ready, R (8.5) OBP: 0.395, SLG: 0.486			0-3 K ①			0-0 F9 ③		0-0 4-3 3B		1	0	0	0	0	1	0						
										0	0	0	0	0	0	0						
Inning Stats	R: 0 E: 0 K: 1 S: 6	H: 1 LOB: 1 BB: 0 P: 6	R: 1 E: 0 K: 0 S: 4	H: 2 LOB: 0 BB: 0 P: 4	R: 0 E: 0 K: 3 S: 9	H: 0 LOB: 0 BB: 0 P: 9	R: 0 E: 0 K: 1 S: 6	H: 2 LOB: 1 BB: 0 P: 6	R: 0 E: 0 K: 1 S: 5	H: 0 LOB: 0 BB: 0 P: 5	R: 1 E: 0 K: 0 S: 5	H: 2 LOB: 1 BB: 0 P: 5	R: 0 E: 0 K: 0 S: 3	H: 0 LOB: 0 BB: 0 P: 3	R: 1 E: 0 K: 1 S: 6	H: 1 LOB: 1 BB: 1 P: 10	R: 0 E: 0 K: 2 S: 7	H: 0 LOB: 0 BB: 0 P: 7	1B: 5 2B: 2 3B: 1 HR: 0	SF: 1 SAC: 0 DP: 1 HBP: 0	WP: 0 PB: 0 SB: 1 CS: 1	PA: 34
PITCHER	IP WLS BF H R ER SO BB IBB HBP BLK WP HR S P ERA WHIP																					
Rick Sutcliffe, R (1.1) ERA: 3.47	7.2 W 30 8 3 3 7 1 0 0 1 1 0 0 43 47 3.52 1.174																					
Lee Smith, R (8.1) ERA: 1.69	1.1 S 4 0 0 0 2 0 0 0 0 0 0 0 8 8 0.00 0.000																					

AB	31
R	6
H	5
RBI	3
BB	7
SO	5
LOB	12



AB	32
R	3
H	8
RBI	3
BB	1
SO	9
LOB	6



livebaseballscorecards.com

livebaseballscorecards.com

Batter	1	2	3	4	5	6	7	8	9	AB	R	H	RBI	BB	SO	LOB	TOP																			
23 Ryne Sandberg, R OBP: 0.397, SLG: 0.491	F2		K			4-3		K		4	0	0	0	0	2	1	Chicago Cubs @ San Diego Padres Jack Murphy Stadium, San Diego, CA Sat May 09 1987, 10:05 PM EDT Att: 19,088 - Unknown																			
Jerryumphrey, S OBP: 0.545, SLG: 0.647	1-3			4-3		HR		6-3		4	1	1	0	0	0	0																				
Brian Dayett, R OBP: 0.452, SLG: 0.556					6-3					0	0	0	0	0	0	0																				
Andre Dawson, R OBP: 0.352, SLG: 0.636	K					2B			F7	4	1	1	2	0	1	0																				
Leon Durham, L OBP: 0.402, SLG: 0.654		F9		HR		F8			HR	4	2	2	2	0	0	0																				
Jody Davis, R OBP: 0.362, SLG: 0.636		6-3		F3		K			HR	4	1	1	1	0	1	0																				
Keith Moreland, R OBP: 0.221, SLG: 0.267		F8			F3			F8		4	0	0	0	0	0	0																				
Shawon Dunston, R OBP: 0.191, SLG: 0.241			K		K			6-3		4	0	0	0	0	3	0																				
Dave Martinez, L OBP: 0.365, SLG: 0.324			G3		BLK			K		2	0	1	0	1	1	0																				
Greg Maddux, R Lee Smith, R		G3			4-3			B2-3		3	0	0	0	0	0	2																				
Inning Stats	R: 0 E: 0 K: 1 S: 5	H: 0 LOB: 0 BB: 0 P: 5	R: 0 E: 0 K: 0 S: 3	H: 0 LOB: 0 BB: 0 P: 3	R: 0 E: 0 K: 2 S: 7	H: 0 LOB: 1 BB: 1 P: 11	R: 1 E: 0 K: 0 S: 4	H: 1 LOB: 0 BB: 0 P: 4	R: 0 E: 0 K: 1 S: 6	H: 1 LOB: 1 BB: 0 P: 6	R: 2 E: 0 K: 1 S: 7	H: 2 LOB: 0 BB: 0 P: 7	R: 0 E: 0 K: 1 S: 5	H: 0 LOB: 0 BB: 0 P: 5	R: 0 E: 0 K: 1 S: 5	H: 0 LOB: 0 BB: 0 P: 5	R: 2 E: 0 K: 1 S: 7	H: 2 LOB: 2 BB: 0 P: 7	1B: 1 2B: 1 3B: 0 HR: 4	SF: 0 SAC: 0 DP: 0 HBP: 0	WP: 0 PA: 34 PB: 0 SB: 1 CS: 0															
PITCHER	IP	WLS	BF	H	R	ER	SO	BB	IBB	HBP	BLK	WP	HR	S	P	ERA	WHIP	PITCHER		IP	WLS	BF	H	R	ER	SO	BB	IBB	HBP	BLK	WP	HR	S	P	ERA	WHIP
Eric Show, R ERA: 4.66	8.1	L	32	6	5	5	7	1	0	0	1	0	4	45	49	5.40	0.840																			
Lance McCullers, R ERA: 5.71	0.2		2	0	0	0	1	0	0	0	0	0	0	4	4	0.00	0.000																			

AB	33
R	5
H	6
RBI	5
BB	1
SO	8
LOB	3



Batter	1	2	3	4	5	6	7	8	9	AB	R	H	RBI	BB	SO	LOB	BOTTOM																			
Stan Jefferson, S OBP: 0.294, SLG: 0.455	K		S		3-1		G3			5	1	2	0	0	1	0	Chicago Cubs @ San Diego Padres Jack Murphy Stadium, San Diego, CA Sat May 09 1987, 10:05 PM EDT Att: 19,088 - Unknown																			
Randy Ready, R OBP: 0.396, SLG: 0.488	4-3		P4		1B		5-3		2B	4	0	1	0	1	0	1																				
Tony Gwynn, L OBP: 0.407, SLG: 0.484	4-3		S		1B		G3		BB	3	1	0	0	2	0	2																				
Carmelo Martinez, R OBP: 0.303, SLG: 0.371		F9			1B					3	0	2	0	1	0	0																				
Joey Coors, S OBP: 0.377, SLG: 0.307			1B		BB					0	0	0	0	0	0	0																				
John Kruk, L OBP: 0.443, SLG: 0.468			1-2		1B				1B	2	0	1	2	2	1	1																				
Lance McCullers, S		1-3			1B				K	0	0	0	0	0	0	0																				
Bruce Bochy, R OBP: 0.500, SLG: 1.000			1-2		1B				G3	2	0	0	0	1	0	5																				
Marvell Wynne, L OBP: 0.315, SLG: 0.328			1-2		1B				G3	1	0	0	0	0	0	1																				
Benito Santiago, R OBP: 0.309, SLG: 0.491		1-3			F3				K	0	0	0	0	0	0	0																				
Garry Templeton, S OBP: 0.291, SLG: 0.273	1-3				3-1				K	4	0	1	0	0	1	4																				
Luis Salazar, R OBP: 0.267, SLG: 0.250	K				6-3				FC6-4	4	0	0	0	0	1	3																				
Eric Show, R Steve Garvey, R					G3				K	3	0	0	0	0	1	1																				
Inning Stats	R: 0 E: 0 K: 1 S: 5	H: 0 LOB: 0 BB: 0 P: 5	R: 0 E: 0 K: 1 S: 5	H: 0 LOB: 2 BB: 2 P: 13	R: 2 E: 0 K: 1 S: 7	H: 2 LOB: 2 BB: 2 P: 15	R: 0 E: 0 K: 0 S: 3	H: 0 LOB: 0 BB: 0 P: 3	R: 0 E: 0 K: 0 S: 3	H: 1 LOB: 3 BB: 0 P: 3	R: 0 E: 0 K: 2 S: 8	H: 0 LOB: 0 BB: 0 P: 3	R: 0 E: 0 K: 2 S: 8	H: 1 LOB: 2 BB: 0 P: 8	R: 0 E: 0 K: 1 S: 6	H: 1 LOB: 2 BB: 1 P: 10	1B: 5 2B: 2 3B: 0 HR: 0	SF: 0 SAC: 0 DP: 1 HBP: 0	WP: 0 PA: 39 PB: 0 SB: 3 CS: 0																	
PITCHER	IP	WLS	BF	H	R	ER	SO	BB	IBB	HBP	BLK	WP	HR	S	P	ERA	WHIP	PITCHER		IP	WLS	BF	H	R	ER	SO	BB	IBB	HBP	BLK	WP	HR	S	P	ERA	WHIP
Greg Maddux, R ERA: 5.21	7.1	W	32	6	2	2	4	3	3	0	0	0	0	34	58	2.46	1.227																			
Lee Smith, R ERA: 1.53	1.2	S	7	1	0	0	2	1	0	0	0	0	0	10	14	0.00	1.200																			

AB	32
R	2
H	7
RBI	2
BB	7
SO	6
LOB	18




Batter	1	2	3	4	5	6	7	8	9	AB	R	H	RBI	BB	SO	LOB	TOP																				
23 Ryne Sandberg, R OBP: 0.392, SLG: 0.509 Manny Trillo, R OBP: 0.258, SLG: 0.393	5-3			HR	F7		6-3			4	1	1	1	0	0	2	Chicago Cubs @ San Diego Padres Jack Murphy Stadium, San Diego, CA Sun May 10 1987, 6:33 AM EDT Att: 14,682 - Unknown																				
Jerry Mumphrey, S OBP: 0.577, SLG: 0.714	K			FC1-5 2B			BB 1B	G3-6-1 1B		4	0	3	0	0	1	0																					
Andre Dawson, R OBP: 0.344, SLG: 0.620 Chico Walker, S OBP: 0.258, SLG: 0.209	6-3			FC1-5 1B		F7		L6		3	1	0	0	0	0	2																					
Leon Durham, L OBP: 0.388, SLG: 0.630		F5		F7		F8		G3-6-1 1-2		4	0	0	0	0	0	3																					
Keith Moreland, R OBP: 0.233, SLG: 0.271 Brian Dayett, R OBP: 0.438, SLG: 0.536	6-3			FC6-4 1B			BB 1-2		4-3	2	0	1	1	1	0	0																					
Jim Sundberg, R OBP: 0.414, SLG: 0.417 Ron Davis, R	F3			FC6-4 1-2		5-3			5-3	3	0	0	0	0	0	3																					
Frank DiPino, L Dickie Noles, R Gary Matthews, R OBP: 0.222, SLG: 0.333										0	0	0	0	0	0	0																					
Shawon Dunston, R OBP: 0.202, SLG: 0.243			2-3				F8			3	0	1	0	1	0	0																					
Dave Martinez, L OBP: 0.371, SLG: 0.324			F4		1-3		BB BLK			3	0	1	0	1	0	1																					
Jamie Moyer, L OBP: 0.250, SLG: 0.250 Jay Baller, R			K		6-3					2	0	0	0	0	1	1																					
Jody Davis, R OBP: 0.354, SLG: 0.622						2-3	F8		FC5 2-3	0	0	0	0	0	0	3																					
Inning Stats	R: 0 E: 0 K: 1 S: 5	H: 0 LOB: 0 BB: 0 P: 5	R: 0 E: 0 K: 0 S: 3	H: 0 LOB: 0 BB: 0 P: 3	R: 0 E: 0 K: 1 S: 5	H: 0 LOB: 0 BB: 0 P: 5	R: 2 E: 0 K: 0 S: 6	H: 3 LOB: 1 BB: 0 P: 6	R: 0 E: 0 K: 0 S: 4	H: 1 LOB: 2 BB: 1 P: 8	R: 0 E: 0 K: 0 S: 3	H: 0 LOB: 1 BB: 1 P: 7	R: 0 E: 0 K: 0 S: 3	H: 1 LOB: 0 BB: 0 P: 3	R: 0 E: 0 K: 0 S: 4	H: 1 LOB: 2 BB: 1 P: 8		1B: 5 2B: 1 3B: 0 HR: 1	SF: 0 SAC: 0 DP: 1 HBP: 0	WP: 0 PA: 36 PB: 0 SB: 1 CS: 0																	
PITCHER	IP	WLS	BF	H	R	ER	SO	BB	IBB	HBP	BLK	WP	HR	S	P	ERA		WHIP	PITCHER		IP	WLS	BF	H	R	ER	SO	BB	IBB	HBP	BLK	WP	HR	S	P	ERA	WHIP
Ed Whitson, R ERA: 4.79	(1, 1)	5.2	W	23	5	2	2	2	1	0	0	0	0	1	26	30		3.18	1.059																		
Rich Gossage, R ERA: 11.57	(6, 1)	0.1		1	0	0	0	0	0	0	0	0	0	0	1	1		0.00	0.000																		
Greg Booker, R ERA: 4.95	(7, 1)	3.0	S	12	2	0	0	0	2	0	0	1	0	0	10	18	0.00	1.333																			


AB	33
R	2
H	7
RBI	2
BB	3
SO	2
LOB	16



Batter	1	2	3	4	5	6	7	8	9	AB	R	H	RBI	BB	SO	LOB	BOTTOM																				
Stan Jefferson, S OBP: 0.350, SLG: 0.444	F9									3	1	1	1	3	1	0	Chicago Cubs @ San Diego Padres Jack Murphy Stadium, San Diego, CA Sun May 10 1987, 6:33 AM EDT Att: 14,682 - Unknown																				
Joey Cora, S OBP: 0.375, SLG: 0.302	L6									5	1	1	0	1	1	7																					
Tony Gwynn, L OBP: 0.508 Marvell Wynne, L OBP: 0.311, SLG: 0.324				6-3						4	3	2	2	1	0	0																					
Carmelo Martinez, R OBP: 0.324, SLG: 0.376	K									4	2	2	0	2	1	1																					
Randy Ready, R OBP: 0.407, SLG: 0.500										5	2	2	2	1	0	4																					
Bruce Bochy, R OBP: 0.500, SLG: 0.833 John Kruk, L OBP: 0.438, SLG: 0.460 Benito Santiago, R OBP: 0.313, SLG: 0.495										2	0	1	0	0	0	1																					
Garry Templeton, S OBP: 0.304, SLG: 0.288										1	0	0	0	0	1	1																					
Luis Salazar, R OBP: 0.343, SLG: 0.333										1	1	1	3	0	0	0																					
Ed Whitson, R OBP: 0.125, SLG: 0.125 Rich Gossage, R										5	2	2	0	0	1	0																					
Jim Steels, L OBP: 0.237, SLG: 0.229 Greg Booker, R										1	0	0	0	0	3	1																					
Inning Stats	R: 1 E: 0 K: 1 S: 6	H: 1 LOB: 0 BB: 0 P: 6	R: 1 E: 0 K: 0 S: 6	H: 3 LOB: 3 BB: 1 P: 10	R: 0 E: 0 K: 0 S: 4	H: 1 LOB: 1 BB: 0 P: 4	R: 0 E: 0 K: 1 S: 5	H: 1 LOB: 0 BB: 0 P: 5	R: 5 E: 1 K: 2 S: 13	H: 5 LOB: 2 BB: 0 P: 13	R: 5 E: 0 K: 1 S: 10	H: 5 LOB: 3 BB: 3 P: 22	R: 1 E: 1 K: 0 S: 4	H: 1 LOB: 1 BB: 1 P: 8	R: 1 E: 0 K: 0 S: 4	H: 1 LOB: 3 BB: 3 P: 16		1B: 17 2B: 1 3B: 0 HR: 1	SF: 1 SAC: 0 DP: 1 HBP: 0	WP: 0 PA: 50 PB: 0 SB: 2 CS: 1																	
PITCHER	IP	WLS	BF	H	R	ER	SO	BB	IBB	HBP	BLK	WP	HR	S	P	ERA		WHIP	PITCHER		IP	WLS	BF	H	R	ER	SO	BB	IBB	HBP	BLK	WP	HR	S	P	ERA	WHIP
Jamie Moyer, L ERA: 3.92	(1, 1)	4.1	L	23	9	6	5	3	1	1	0	0	0	11	19	36.00		6.000																			
Jay Baller, R ERA: 45.0	(5, 1)	1.0		9	5	5	4	2	1	1	0	1	0	0	4	8		27.00	12.000																		
Ron Davis, R ERA: 3.38	(6, 1)	0.1		5	3	1	1	0	1	0	0	0	0	0	5	9		0.00	1.500																		
Frank DiPino, L ERA: 2.08	(6, 1)	1.1		6	1	1	0	0	1	0	0	0	0	0	4	16	9.00	4.000																			
Dickie Noles, R ERA: 4.74	(8, 1)	1.0		7	1	1	1	0	3	0	0	0	0	0	4	16	9.00	4.000																			



Batter	1	2	3	4	5	6	7	8	9	AB	R	H	RBI	BB	SO	LOB	TOP
Stan Jefferson, S OBP: 0.311, SLG: 0.390	E1 2B	G1-6-3		L5-3			K	F3		5	1	0	0	0	1	3	San Diego Padres @ Pittsburgh Pirates Three Rivers Stadium, Pittsburgh, PA Tue May 12, 1987, 7:05 PM EDT Att: 5,744 - Unknown livebaseballscorecards.com AB 37 R 5 H 10 RBI 4 BB 4 SO 4 LOB 17 
Joey Cora, S OBP: 0.376, SLG: 0.309	1B 2B		4-3		F8		BB BB	L4		4	1	1	1	1	0	0	
Tony Gwynn, L OBP: 0.407, SLG: 0.496	6-3		1B 1B		L4		F8	5-3		5	1	1	0	0	0	2	
Carmelo Martinez, R OBP: 0.336, SLG: 0.381	G3 1B		5-3		F2		BB	FC6-4 1B		4	0	2	1	1	0	1	
John Kruk, L OBP: 0.434, SLG: 0.455 Randy Ready, R OBP: 0.393, SLG: 0.479	G3 1-2		1B 1B			K	F7	FC6-4		3	0	1	1	0	1	1	
Benito Santiago, R OBP: 0.328, SLG: 0.500	BB		1B			S 1B		K		3	1	2	0	1	1	0	
Garry Templeton, S OBP: 0.303, SLG: 0.280	G3		F8		L5			E BB		3	1	0	0	1	0	5	
Luis Salazar, R OBP: 0.333, SLG: 0.324		5-3		F9		1B WP		E8		4	0	1	1	0	0	0	
Andy Hawkins, R OBP: 0.182, SLG: 0.182 Craig Lefferts, L								P1		3	0	2	0	0	1	1	
Kevin Mitchell, R OBP: 0.320, SLG: 0.400 Storm Davis, R OBP: 0.091, SLG: 0.091	G1-6-3 1B		L5-3 1B			1-2 K				0	0	0	0	0	0	0	
Inning Stats	R: 2 E: 1 K: 0 S: 6	H: 2 LOB: 1 BB: 1 P: 10	R: 0 E: 0 K: 0 S: 3	H: 1 LOB: 0 BB: 0 P: 3	R: 1 E: 0 K: 0 S: 6	H: 3 LOB: 2 BB: 0 P: 6	R: 0 E: 0 K: 0 S: 3	H: 1 LOB: 0 BB: 0 P: 3	R: 0 E: 0 K: 1 S: 5	H: 0 LOB: 2 BB: 2 P: 13	R: 1 E: 1 K: 1 S: 6	H: 0 LOB: 1 BB: 1 P: 10	R: 0 E: 0 K: 0 S: 4	H: 1 LOB: 1 BB: 0 P: 4	1B: 9 2B: 2 3B: 0 HR: 0	SF: 0 SAC: 0 DP: 2 HBP: 0	WP: 1 PA: 41 PB: 0 SB: 1 CS: 0
PITCHER	IP WLS BF H R ER SO BB IBB HBP BLK WP HR S P ERA WHIP																
Rick Reuschel, R ERA: 2.03	6.0 W 27 9 4 3 2 1 0 0 0 0 1 0 30 34 4.50 1.667																
John Smiley, L ERA: 3.39	2.0 10 0 1 0 2 3 0 0 0 0 0 0 11 23 0.00 1.500																
Logan Easley, R ERA: 4.05	1.0 4 1 0 0 0 0 0 0 0 0 0 0 4 4 0.00 1.000																

Batter	1	2	3	4	5	6	7	8	9	AB	R	H	RBI	BB	SO	LOB	BOTTOM
Barry Bonds, L OBP: 0.375, SLG: 0.510	E 4-3 1B	HR		F8		E 1B BB		E 1B 1B		5	4	3	3	1	0	3	San Diego Padres @ Pittsburgh Pirates Three Rivers Stadium, Pittsburgh, PA Tue May 12, 1987, 7:05 PM EDT Att: 5,744 - Unknown livebaseballscorecards.com AB 37 R 12 H 13 RBI 11 BB 9 SO 2 LOB 23 
Andy Van Slyke, L OBP: 0.340, SLG: 0.379	E2 4-3 BB	4-3			FC1-6-5 2B	E6 1B 1B		P6		4	1	2	0	1	0	2	
Johnny Ray, S OBP: 0.323, SLG: 0.378 Houston Jimenez, R	F9		F7		FC1-6-5 2-3	1B 1B		FC4-6 IBB		4	0	1	1	1	0	3	
Sid Bream, L OBP: 0.404, SLG: 0.590	4-3		1B BB		IBB	1B		FC4-6 2B 1B		3	1	1	3	2	0	3	
Jim Morrison, R OBP: 0.345, SLG: 0.528	F8		F7		K	F8		1B 2B		5	1	1	1	0	1	6	
R.J. Reynolds, S OBP: 0.387, SLG: 0.500		PB HR 2B	1B		L5		5-3	1B 2B IBB		4	2	2	0	1	0	2	
Michael LaValliere, L OBP: 0.451, SLG: 0.433	F9		F9			L6		2B 1B		5	0	1	2	0	0	3	
Rafael Belliard, R OBP: 0.288, SLG: 0.365	F9			4-3		4-3		6-3		5	0	1	1	0	0	1	
Rick Reuschel, R OBP: 0.211, SLG: 0.278 John Smiley, L						K				2	2	1	0	1	1	0	
John Cangelosi, S OBP: 0.477, SLG: 0.241 Logan Easley, R	HR BB					1B E 2B				0	0	0	0	0	0	0	
Inning Stats	R: 1 E: 1 K: 0 S: 4	H: 1 LOB: 1 BB: 1 P: 8	R: 3 E: 0 K: 0 S: 5	H: 2 LOB: 0 BB: 1 P: 9	R: 0 E: 0 K: 1 S: 5	H: 1 LOB: 2 BB: 1 P: 8	R: 0 E: 0 K: 1 S: 5	H: 0 LOB: 0 BB: 0 P: 5	R: 0 E: 1 K: 0 S: 7	H: 4 LOB: 2 BB: 1 P: 11	R: 0 E: 0 K: 0 S: 3	H: 0 LOB: 0 BB: 0 P: 3	R: 5 E: 0 K: 0 S: 7	H: 4 LOB: 3 BB: 4 P: 23	1B: 7 2B: 5 3B: 0 HR: 1	SF: 0 SAC: 0 DP: 0 HBP: 0	WP: 0 PA: 46 PB: 1 SB: 1 CS: 0
PITCHER	IP WLS BF H R ER SO BB IBB HBP BLK WP HR S P ERA WHIP																
Andy Hawkins, R ERA: 5.64	5.2 L 30 8 7 6 2 4 1 0 0 0 0 0 0 5 5 0.00 0.750																
Craig Lefferts, L ERA: 2.81	1.1 5 1 0 0 0 0 0 0 0 0 0 0 5 5 0.00 0.750																
Storm Davis, R ERA: 6.94	1.0 11 4 5 5 0 2 2 0 0 0 0 0 7 23 45.00 6.000																

Batter	1	2	3	4	5	6	7	8	9	AB	R	H	RBI	BB	SO	LOB	TOP		
Stan Jefferson, S OBP: 0.340, SLG: 0.400 (1, 8)										4	1	2	0	1	1	0	San Diego Padres @ Pittsburgh Pirates Three Rivers Stadium, Pittsburgh, PA Wed May 13 1987, 7:05 PM EDT Att: 7,916 - Unknown		
Joey Cora, S OBP: 0.377, SLG: 0.322 (1, 4)										5	0	2	2	0	1	2			
Tony Gwynn, L OBP: 0.400, SLG: 0.485 (1, 9)										5	0	1	0	0	0	3			
Carmelo Martinez, R OBP: 0.348, SLG: 0.380 (1, 3)										3	1	1	0	2	0	1			
Randy Ready, R OBP: 0.417, SLG: 0.500 (1, 7)										2	1	1	1	2	0	1			
Benito Santiago, R OBP: 0.325, SLG: 0.491 (1, 2)										4	1	1	0	0	1	4			
Garry Templeton, S OBP: 0.293, SLG: 0.270 (1, 6)										4	0	0	0	0	0	6			
Luis Salazar, R OBP: 0.326, SLG: 0.300 (1, 5)										3	0	0	0	1	1	0			
Dave Dravecky, R OBP: 0.330, SLG: 0.333 (5, 1)										2	0	1	0	0	1	0			
Rich Gossage, R OBP: 0.322, SLG: 0.229 (6, PH)										0	0	0	0	0	0	0			
Craig Lefferts, L OBP: 0.287, SLG: 0.153 (7, PH)										0	0	0	0	0	0	0			
Greg Booker, R OBP: 0.287, SLG: 0.153 (7, PH)										1	0	0	0	0	0	0			
Marvell Wynne, L OBP: 0.287, SLG: 0.153 (8, PH)										0	0	0	0	0	0	0			
Jimmy Jones, R OBP: 0.287, SLG: 0.153 (8, PH)										0	0	0	0	0	0	0			
Inning Stats	R: 0 E: 0 K: 1 S: 5	H: 0 LOB: 0 BB: 0 P: 5	R: 0 E: 0 K: 1 S: 5	H: 0 LOB: 1 BB: 1 P: 9	R: 0 E: 0 K: 0 S: 4	H: 2 LOB: 1 BB: 0 P: 4	R: 0 E: 0 K: 0 S: 4	H: 1 LOB: 2 BB: 1 P: 8	R: 1 E: 0 K: 1 S: 7	H: 2 LOB: 1 BB: 0 P: 7	R: 4 E: 1 K: 0 S: 6	H: 3 LOB: 2 BB: 3 P: 18	R: 0 E: 0 K: 0 S: 3	H: 0 LOB: 1 BB: 1 P: 7	R: 0 E: 0 K: 2 S: 7	H: 0 LOB: 0 BB: 0 P: 7	1B: 7 2B: 2 3B: 0 HR: 0	SF: 1 SAC: 1 DP: 1 HBP: 0	WP: 0 PA: 41 CS: 1
PITCHER	IP WLS BF H R ER SO BB IBB HBP BLK WP HR S P ERA WHIP																		
Bob Kipper, L ERA: 5.88 (1, 1)	5.0	23	6	3	3	3	3	0	0	0	0	0	0	26	38	5.40	1.800		
Logan Easley, R ERA: 4.35 (6, 1)	0.2	6	2	2	1	0	1	1	0	0	0	0	0	4	12	13.50	4.500		
Hipolito Pena, L ERA: 1.17 (6, 1)	0.1	1	0	0	0	0	0	0	0	0	0	0	0	1	1	0.00	0.000		
Bob Walk, R ERA: 3.0 (7, 1)	1.0	W	4	0	0	0	0	1	0	0	0	0	0	3	7	0.00	1.000		
Don Robinson, R ERA: 3.48 (8, 1)	2.0	S	7	1	0	0	2	0	0	0	0	0	0	11	11	0.00	0.500		

AB	33
R	5
H	9
RBI	4
BB	6
SO	5
LOB	17



Batter	1	2	3	4	5	6	7	8	9	AB	R	H	RBI	BB	SO	LOB	BOTTOM		
Barry Bonds, L OBP: 0.384, SLG: 0.533 (1, 8)										3	2	1	3	2	0	1	San Diego Padres @ Pittsburgh Pirates Three Rivers Stadium, Pittsburgh, PA Wed May 13 1987, 7:05 PM EDT Att: 7,916 - Unknown		
Bobby Bonilla, S OBP: 0.286, SLG: 0.297 Don Robinson, R (8, 1)										4	0	0	0	1	1	5			
Johnny Ray, S OBP: 0.348, SLG: 0.407 (1, 4)										4	2	4	1	1	0	0			
Jim Morrison, R OBP: 0.347, SLG: 0.531 (1, 5)										5	0	2	1	0	0	4			
Mike Diaz, R OBP: 0.297, SLG: 0.567 Andy Van Slyke, L OBP: 0.337, SLG: 0.379 (7, PR) (8, 9)										4	0	1	0	0	1	2			
Sid Bream, L OBP: 0.395, SLG: 0.581 (1, 3)										5	1	1	1	0	2	1			
Junior Ortiz, R OBP: 0.456, SLG: 0.302 Michael LaValliere, L OBP: 0.466, SLG: 0.443 (7, PH) (8, 2)										2	0	1	0	1	0	0			
Rafael Belliard, R OBP: 0.286, SLG: 0.359 (1, 6)										4	1	1	0	0	1	4			
Bob Kipper, R OBP: 0.456, SLG: 0.836 (5, 1)										2	1	1	0	0	0	0			
Logan Easley, R ERA: 10.12 (6, PH)										0	0	0	0	0	0	0			
Hipolito Pena, L ERA: 4.67 (6, PH)										1	1	1	0	0	0	0			
Bill Almon, R ERA: 4.79 (7, PH)										0	0	0	0	0	0	0			
Bob Walk, R OBP: 0.307, SLG: 0.525 (7, PH)										1	0	1	1	0	0	0			
R.J. Reynolds, S OBP: 0.307, SLG: 0.525 (8, 7)										1	0	1	1	0	0	0			
Inning Stats	R: 0 E: 0 K: 0 S: 3	H: 1 LOB: 1 BB: 1 P: 7	R: 0 E: 0 K: 1 S: 6	H: 1 LOB: 0 BB: 0 P: 6	R: 1 E: 0 K: 1 S: 7	H: 2 LOB: 1 BB: 0 P: 7	R: 0 E: 0 K: 1 S: 5	H: 0 LOB: 1 BB: 1 P: 9	R: 1 E: 0 K: 0 S: 4	H: 1 LOB: 2 BB: 2 P: 12	R: 3 E: 0 K: 1 S: 8	H: 3 LOB: 0 BB: 0 P: 8	R: 3 E: 0 K: 0 S: 7	H: 4 LOB: 3 BB: 2 P: 15	R: 1 E: 0 K: 1 S: 7	H: 3 LOB: 2 BB: 0 P: 7	1B: 10 2B: 4 3B: 0 HR: 1	SF: 1 SAC: 0 DP: 1 HBP: 0	WP: 1 PA: 43 CS: 0
PITCHER	IP WLS BF H R ER SO BB IBB HBP BLK WP HR S P ERA WHIP																		
Dave Dravecky, L ERA: 3.95 (1, 1)	4.2	21	4	2	2	3	4	0	0	1	0	0	2	2	0.00	3.000			
Rich Gossage, R ERA: 10.12 (5, 1)	0.1	2	1	0	0	0	0	0	0	0	0	0	2	2	0.00	3.000			
Craig Lefferts, L ERA: 4.67 (6, 1)	1.1	L	10	6	6	6	1	0	0	0	1	0	1	12	12	40.50	4.500		
Greg Booker, R ERA: 4.79 (7, 1)	0.2	5	1	0	0	0	1	1	0	0	0	0	3	11	0.00	3.000			
Jimmy Jones, R ERA: 8.53 (8, 1)	1.0	5	3	1	1	1	0	0	0	0	0	0	7	7	9.00	3.000			

AB	36
R	9
H	15
RBI	8
BB	6
SO	5
LOB	17



Batter	1	2	3	4	5	6	7	8	9	AB	R	H	RBI	BB	SO	LOB	TOP					
Stan Jefferson, S OBP: 0.345, SLG: 0.400 (1, 8)										5	1	2	0	0	0	4	San Diego Padres @ Pittsburgh Pirates Three Rivers Stadium, Pittsburgh, PA Thu May 14 1987, 7:05 PM EDT Att: 5,592 - Unknown					
Joey Cors, S OBP: 0.373, SLG: 0.336 (1, 6)										4	1	1	1	0	0	2						
Storm Davis, R OBP: 0.091, SLG: 0.091 (8, 1)										0	0	0	0	0	0	0						
Luis Salazar, R OBP: 0.318, SLG: 0.293 (9, PH)										1	0	0	0	0	1	3						
Tony Gwynn, L OBP: 0.400, SLG: 0.489 (1, 9)										5	1	2	1	0	1	4						
Carmelo Martinez, R OBP: 0.345, SLG: 0.375 (1, 3)										4	0	1	0	0	1	1						
John Kruk, L OBP: 0.437, SLG: 0.464 (1, 7)										3	0	1	1	1	1	2						
Kevin Mitchell, R OBP: 0.317, SLG: 0.394 (1, 5)										4	0	1	0	0	0	1						
Benito Santiago, R OBP: 0.331, SLG: 0.492 (1, 2)										4	0	2	0	0	0	2						
Randy Ready, R OBP: 0.391, SLG: 0.463 (1, 4)										4	0	0	0	0	1	4						
Eric Show, R OBP: 0.056, SLG: 0.056 (1, 1)										3	0	1	0	0	1	1						
Lance McCullers, S (7, 1)										0	0	0	0	0	0	0						
Garry Templeton, S OBP: 0.290, SLG: 0.268 (7, 6)										1	0	0	0	0	0	2						
Inning Stats	R: 0 E: 0 K: 0 S: 3	H: 1 LOB: 0 BB: 0 P: 3	R: 0 E: 0 K: 1 S: 6	H: 1 LOB: 2 BB: 1 P: 10	R: 3 E: 0 K: 1 S: 9	H: 4 LOB: 1 BB: 0 P: 9	R: 0 E: 0 K: 0 S: 3	H: 1 LOB: 0 BB: 0 P: 3	R: 0 E: 0 K: 0 S: 5	H: 2 LOB: 2 BB: 0 P: 5	R: 0 E: 0 K: 1 S: 5	H: 0 LOB: 0 BB: 0 P: 5	R: 0 E: 0 K: 1 S: 6	H: 1 LOB: 1 BB: 0 P: 6	R: 0 E: 0 K: 1 S: 5	H: 0 LOB: 0 BB: 0 P: 5	R: 0 E: 2 K: 1 S: 8	H: 1 LOB: 3 BB: 0 P: 8	1B: 8 2B: 2 3B: 1 HR: 0	SF: 0 SAC: 0 DP: 1 HBP: 0	WP: 0 PB: 0 SB: 1 CS: 1	PA: 39
PITCHER	IP WLS BF H R ER SO BB IBB HBP BLK WP HR S P ERA WHIP	6.0 W 26 9 3 3 3 1 0 0 0 0 0 0 31 35 4.50 1.667	3.0 S 13 2 0 0 3 0 0 0 0 0 0 0 19 19 0.00 0.667	PITCHER										IP WLS BF H R ER SO BB IBB HBP BLK WP HR S P ERA WHIP								
Brian Fisher, R ERA: 6.0 (1, 1)																						
John Smiley, L ERA: 2.91 (7, 1)																						

Batter	1	2	3	4	5	6	7	8	9	AB	R	H	RBI	BB	SO	LOB	BOTTOM			
Barry Bonds, L OBP: 0.385, SLG: 0.519 (1, 8)										3	1	0	0	2	2	2	San Diego Padres @ Pittsburgh Pirates Three Rivers Stadium, Pittsburgh, PA Thu May 14 1987, 7:05 PM EDT Att: 5,592 - Unknown			
Andy Van Slyke, L OBP: 0.321, SLG: 0.359 (1, 9)										5	0	0	0	0	1	6				
Johnny Ray, S OBP: 0.397, SLG: 0.398 (1, 4)										5	2	1	1	0	0	2				
Houston Jimenez, R (9, 4)										0	0	0	0	0	0	0				
Sid Bream, L OBP: 0.403, SLG: 0.596 (1, 3)										4	3	2	0	1	1	0				
Jim Morrison, R OBP: 0.397, SLG: 0.530 (1, 5)										4	2	2	1	0	0	1				
Bill Almon, R OBP: 0.211, SLG: 0.222 (9, 5)										0	0	0	0	0	0	0				
R.J. Reynolds, S OBP: 0.397, SLG: 0.516 (1, 7)										5	1	2	2	0	0	3				
Michael LaValliere, L OBP: 0.474, SLG: 0.446 (1, 2)										4	1	2	3	1	0	1				
Rafael Belliard, R OBP: 0.295, SLG: 0.358 (1, 6)										3	0	1	1	1	0	4				
Brian Fisher, R (1, 1)										2	0	0	0	0	0	2				
Bobby Bonilla, S OBP: 0.283, SLG: 0.293 (6, PH)										1	0	0	0	0	0	2				
John Smiley, L OBP: 0.500, SLG: 1.000 (7, 1)										1	0	1	1	0	0	0				
Inning Stats	R: 1 E: 0 K: 0 S: 3	H: 0 LOB: 0 BB: 1 P: 7	R: 0 E: 0 K: 0 S: 4	H: 1 LOB: 2 BB: 1 P: 8	R: 3 E: 1 K: 1 S: 9	H: 3 LOB: 2 BB: 1 P: 13	R: 0 E: 0 K: 1 S: 5	H: 0 LOB: 0 BB: 0 P: 5	R: 0 E: 0 K: 0 S: 5	H: 0 LOB: 0 BB: 0 P: 5	R: 0 E: 1 K: 0 S: 4	H: 1 LOB: 3 BB: 2 P: 12	R: 5 E: 1 K: 1 S: 11	H: 5 LOB: 2 BB: 0 P: 12	R: 1 E: 0 K: 0 S: 4	H: 1 LOB: 0 BB: 0 P: 4	1B: 9 2B: 1 3B: 1 HR: 0	SF: 0 SAC: 0 DP: 0 HBP: 1	WP: 0 PB: 0 SB: 3 CS: 0	PA: 43
PITCHER	IP WLS BF H R ER SO BB IBB HBP BLK WP HR S P ERA WHIP	6.0 L 31 7 6 3 3 4 0 0 0 0 0 9 10 18.00 3.000	1.0 8 3 3 2 1 0 0 0 0 0 0 0 4 4 9.00 1.000	PITCHER										IP WLS BF H R ER SO BB IBB HBP BLK WP HR S P ERA WHIP						
Eric Show, R ERA: 4.64 (1, 1)																				
Lance McCullers, R ERA: 6.38 (7, 1)																				
Storm Davis, R ERA: 7.0 (8, 1)																				



Batter	1	2	3	4	5	6	7	8	9	AB	R	H	RBI	BB	SO	LOB	TOP								
Joey Cora, S OBP: 0.361, SLG: 0.323 (1, 4)										5	0	0	0	0	1	1									
Randy Ready, R OBP: 0.406, SLG: 0.483 (1, 7)										4	2	2	0	1	0	0									
Tony Gwynn, L OBP: 0.400, SLG: 0.486 (1, 9)										5	0	2	1	0	0	2									
Carmelo Martinez, R OBP: 0.363, SLG: 0.377 (1, 3)										2	1	1	1	3	0	0									
Kevin Mitchell, R OBP: 0.311, SLG: 0.384 (1, 5)										5	0	1	0	0	2	6									
Benito Santiago, R OBP: 0.328, SLG: 0.492 (1, 2)										4	0	1	0	0	0	4									
Garry Templeton, S OBP: 0.281, SLG: 0.259 (1, 6)										4	0	0	0	0	0	3									
Marvell Wynne, L OBP: 0.333, SLG: 0.352 (8, PH)										2	1	2	1	1	0	0									
Luis Salazar, R OBP: 0.311, SLG: 0.286 (8, PH)										1	0	0	0	0	1	0									
Ed Whitson, R OBP: 0.118, SLG: 0.118 (5, 1)										1	0	0	0	0	0	1									
Rich Gossage, R OBP: 0.309, SLG: 0.392 (6, PH)										0	0	0	0	0	0	0									
Stan Jefferson, S OBP: 0.309, SLG: 0.392 (6, PH)										0	0	0	0	0	0	0									
Greg Booker, R OBP: 0.309, SLG: 0.392 (6, PH)										0	0	0	0	0	0	0									
Craig Lefferts, L OBP: 0.295, SLG: 0.290 (8, PH)										0	0	0	0	0	0	0									
Steve Garvey, R OBP: 0.295, SLG: 0.290 (8, PH)										1	0	0	0	0	0	0									
Lance McCullers, S OBP: 0.295, SLG: 0.290 (8, PH)										0	0	0	0	0	0	0									
Inning Stats	R: 0 E: 0 K: 0 S: 3	H: 1 LOB: 0 BB: 0 P: 3	R: 0 E: 0 K: 0 S: 4	H: 1 LOB: 1 BB: 0 P: 4	R: 2 E: 0 K: 0 S: 4	H: 1 LOB: 2 BB: 3 P: 16	R: 0 E: 0 K: 0 S: 4	H: 1 LOB: 1 BB: 0 P: 4	R: 0 E: 0 K: 0 S: 3	H: 0 LOB: 0 BB: 0 P: 3	R: 1 E: 0 K: 0 S: 5	H: 2 LOB: 2 BB: 1 P: 9	R: 1 E: 1 K: 1 S: 8	H: 2 LOB: 2 BB: 0 P: 8	R: 0 E: 0 K: 2 S: 5	H: 0 LOB: 0 BB: 0 P: 5	R: 0 E: 0 K: 2 S: 8	H: 1 LOB: 2 BB: 1 P: 12	1B: 6 2B: 3 3B: 0 HR: 0	SF: 0 SAC: 1 DP: 0 HBP: 0	WP: 1 PB: 0 SB: 0 CS: 1	PA: 42			
PITCHER	IP	WLS	BF	H	R	ER	SO	BB	IBB	HBP	BLK	WP	HR	S	P	ERA	WHIP								
Shane Rawley, L ERA: 3.73 (1, 1)	6.1	W	31	8	4	3	0	4	0	0	0	1	0	27	43	4.26	1.895								
Kent Tekulve, R ERA: 3.29 (7, 1)	0.2		2	0	0	0	1	0	0	0	0	0	0	4	4	0.00	0.000								
Wally Ritchie, L ERA: 0.79 (8, 1)	1.2		7	1	0	0	2	1	0	0	0	0	0	10	14	0.00	1.200								
Steve Bedrosian, R ERA: 5.29 (9, 1)	0.1	S	1	0	0	0	1	0	0	0	0	0	0	3	3	0.00	0.000								

San Diego Padres @ Philadelphia Phillies
Veterans Stadium, Philadelphia, PA
Fri May 15 1987, 7:05 PM EDT
Att: 22,907 - Unknown

livebaseballscorecards.com

AB 35
R 4
H 9
RBI 3
BB 5
SO 4
LOB 19

Batter	1	2	3	4	5	6	7	8	9	AB	R	H	RBI	BB	SO	LOB	BOTTOM								
Milt Thompson, L OBP: 0.344, SLG: 0.413 (1, 8)										4	2	2	2	1	0	2									
Jeff Stone, L OBP: 0.370, SLG: 0.292 (1, 7)										3	1	1	1	0	2	2									
Chris James, R OBP: 0.318, SLG: 0.350 (9, 7)										0	0	0	0	0	0	0									
Juan Samuel, R OBP: 0.315, SLG: 0.511 (1, 4)										5	0	0	0	0	1	7									
Mike Schmidt, R OBP: 0.358, SLG: 0.593 (1, 5)										3	1	1	1	1	2	0									
Von Hayes, L OBP: 0.392, SLG: 0.294 (1, 3)										1	0	0	0	3	0	3									
Glenn Wilson, R OBP: 0.311, SLG: 0.491 (1, 9)										4	0	1	1	0	1	2									
Lance Parrish, R OBP: 0.278, SLG: 0.352 (1, 2)										4	1	1	0	0	1	2									
Steve Jeltz, S OBP: 0.246, SLG: 0.132 (1, 6)										2	1	0	0	2	1	1									
Shane Rawley, R OBP: 0.421, SLG: 0.389 (7, 1)										2	1	1	0	0	1	1									
Kent Tekulve, R OBP: 1.000, SLG: 1.000 (8, 1)										0	0	0	0	0	0	0									
Wally Ritchie, L OBP: 1.000, SLG: 1.000 (9, 1)										1	0	1	0	0	0	0									
Steve Bedrosian, R ERA: 6.05 (8, 1)										0	0	0	0	0	0	0									
Inning Stats	R: 1 E: 0 K: 2 S: 7	H: 0 LOB: 0 BB: 1 P: 11	R: 0 E: 0 K: 1 S: 4	H: 0 LOB: 0 BB: 1 P: 8	R: 0 E: 0 K: 1 S: 4	H: 0 LOB: 0 BB: 1 P: 8	R: 5 E: 0 K: 2 S: 13	H: 6 LOB: 2 BB: 1 P: 17	R: 1 E: 0 K: 1 S: 6	H: 1 LOB: 3 BB: 2 P: 15	R: 0 E: 0 K: 1 S: 5	H: 0 LOB: 0 BB: 0 P: 5	R: 0 E: 0 K: 1 S: 6	H: 1 LOB: 1 BB: 0 P: 6	R: 0 E: 0 K: 1 S: 6	H: 0 LOB: 0 BB: 0 P: 6	1B: 4 2B: 5 3B: 1 HR: 0	SF: 0 SAC: 1 DP: 2 HBP: 2	WP: 1 PB: 1 SB: 3 CS: 1	PA: 39					
PITCHER	IP	WLS	BF	H	R	ER	SO	BB	IBB	HBP	BLK	WP	HR	S	P	ERA	WHIP								
Ed Whitson, R ERA: 5.23 (5, 1)	0.1		2	1	0	0	1	0	0	0	0	0	0	4	4	0.00	3.000								
Rich Gossage, R ERA: 9.0 (6, 1)	0.1		3	1	1	1	1	1	0	0	0	0	0	4	8	27.00	6.000								
Greg Booker, R ERA: 5.14 (6, 1)	1.2		7	0	0	0	1	0	1	1	0	1	0	7	12	0.00	0.000								
Craig Lefferts, L ERA: 4.4 (8, 1)	1.0		4	1	0	0	1	0	0	0	0	0	0	6	6	0.00	1.000								

San Diego Padres @ Philadelphia Phillies
Veterans Stadium, Philadelphia, PA
Fri May 15 1987, 7:05 PM EDT
Att: 22,907 - Unknown

livebaseballscorecards.com

AB 29
R 7
H 8
RBI 5
BB 7
SO 9
LOB 20

Batter	1	2	3	4	5	6	7	8	9	AB	R	H	RBI	BB	SO	LOB	TOP					
Stan Jefferson, S OBP: 0.333, SLG: 0.370	F9			CS BB		5-3			6-3	3	0	0	0	1	0	0	San Diego Padres @ Philadelphia Phillies Veterans Stadium, Philadelphia, PA Sat May 16 1987, 7:05 PM EDT Att: 21,713 - Unknown					
Joey Cora, S OBP: 0.351, SLG: 0.313	K			B2		F9			6-3	4	0	0	0	0	1	1						
Tony Gwynn, L OBP: 0.405, SLG: 0.490	F7			1B						3	0	2	0	0	0	0						
Jim Steels, L OBP: 0.231, SLG: 0.229				1B						0	0	0	0	0	0	0						
Carmelo Martinez, R OBP: 0.362, SLG: 0.376		F6		1B						3	0	1	1	0	0	1						
Kevin Mitchell, R OBP: 0.303, SLG: 0.373		F9		F9						3	0	0	0	0	0	3						
Randy Ready, R OBP: 0.389, SLG: 0.459		6-3								3	0	0	0	0	0	0						
Garry Templeton, S OBP: 0.275, SLG: 0.252			F9			6-3			F9	3	0	0	0	0	0	0						
Bruce Bochy, R OBP: 0.364, SLG: 0.556			K			F8			K	3	0	0	0	0	2	0						
Jimmy Jones, R OBP: 0.304, SLG: 0.279			K						6-3	1	0	0	0	0	1	0						
Storm Davis, R OBP: 0.083, SLG: 0.083										1	0	0	0	0	1	0						
Luis Salazar, R OBP: 0.304, SLG: 0.279										1	0	0	0	0	0	0						
Inning Stats	R: 0 E: 0 K: 1 S: 5	H: 0 LOB: 0 BB: 0 P: 5	R: 0 E: 0 K: 0 S: 3	H: 0 LOB: 0 BB: 0 P: 3	R: 0 E: 0 K: 2 S: 7	H: 0 LOB: 0 BB: 0 P: 7	R: 0 E: 0 K: 0 S: 4	H: 2 LOB: 2 BB: 1 P: 8	R: 0 E: 0 K: 0 S: 3	H: 0 LOB: 0 BB: 0 P: 3	R: 0 E: 0 K: 1 S: 5	H: 0 LOB: 0 BB: 0 P: 5	R: 0 E: 0 K: 0 S: 3	H: 1 LOB: 1 BB: 0 P: 3	R: 0 E: 0 K: 1 S: 5	H: 0 LOB: 0 BB: 0 P: 5	R: 0 E: 0 K: 0 S: 3	H: 0 LOB: 0 BB: 0 P: 3	1B: 3 2B: 0 3B: 0 HR: 0	SF: 0 SAC: 0 DP: 1 HBP: 0	WP: 0 PB: 0 SB: 0 CS: 1	PA: 29
PITCHER Don Carman, L ERA: 3.38	IP: 9.0 WLS: W BF: 29 H: 3 R: 0 ER: 0 SO: 5 BB: 1 IBB: 0 HBP: 0 BLK: 0 WP: 0 HR: 0 S: 38 P: 42 ERA: 0.00 WHIP: 0.444											PITCHER	IP: 9.0 WLS: W BF: 29 H: 3 R: 0 ER: 0 SO: 5 BB: 1 IBB: 0 HBP: 0 BLK: 0 WP: 0 HR: 0 S: 38 P: 42 ERA: 0.00 WHIP: 0.444									

Batter	1	2	3	4	5	6	7	8	9	AB	R	H	RBI	BB	SO	LOB	BOTTOM			
Milt Thompson, L OBP: 0.338, SLG: 0.400	K	F7		1B	K2-3		FC4-6			4	1	0	0	1	2	4	San Diego Padres @ Philadelphia Phillies Veterans Stadium, Philadelphia, PA Sat May 16 1987, 7:05 PM EDT Att: 21,713 - Unknown			
Jeff Stone, L OBP: 0.406, SLG: 0.321	FC1-6	F7		1B	FC6-4		6-3			4	1	2	2	1	0	3				
Juan Samuel, R OBP: 0.318, SLG: 0.514	FC1-6		G1-4-3	2B	FC6-4		4-3			5	3	2	1	0	0	3				
Mike Schmidt, R OBP: 0.364, SLG: 0.603	E5		G1-4-3	1B			5-3			3	1	2	1	0	0	1				
Rick Schu, R OBP: 0.167, SLG: 0.261	E5		G1-4-3	1B			5-3			2	0	0	0	0	0	0				
Von Hayes, L OBP: 0.403, SLG: 0.294			SF7	1B			5-3			0	1	0	1	3	0	0				
Greg Gross, L OBP: 0.308, SLG: 0.217			SF7	1B			5-3			1	0	0	0	0	0	0				
Glenn Wilson, R OBP: 0.310, SLG: 0.483	5-3		4-3	1B			5-3			4	0	1	2	0	0	3				
Ron Roenicke, S OBP: 0.222, SLG: 0.067	5-3		4-3	1B			5-3			1	0	0	0	0	0	0				
Lance Parrish, R OBP: 0.277, SLG: 0.349		6-3		F9			4-3			4	0	1	1	0	0	1				
Steve Jeltz, S OBP: 0.277, SLG: 0.145				SH			FC4-6			2	2	1	0	2	0	2				
Don Carman, L OBP: 0.071, SLG: 0.071		SH		K			FC4-6			3	0	1	0	0	2	1				
Inning Stats	R: 1 E: 1 K: 1 S: 6	H: 1 LOB: 2 BB: 2 P: 14	R: 0 E: 1 K: 0 S: 4	H: 0 LOB: 2 BB: 1 P: 8	R: 1 E: 0 K: 0 S: 4	H: 1 LOB: 0 BB: 0 P: 4	R: 6 E: 0 K: 1 S: 11	H: 6 LOB: 2 BB: 2 P: 19	R: 0 E: 0 K: 2 S: 8	H: 1 LOB: 1 BB: 0 P: 8	R: 0 E: 0 K: 0 S: 3	H: 0 LOB: 1 BB: 1 P: 7	R: 1 E: 0 K: 0 S: 4	H: 1 LOB: 1 BB: 1 P: 8	R: 0 E: 0 K: 0 S: 3	H: 0 LOB: 0 BB: 0 P: 3	1B: 8 2B: 2 3B: 0 HR: 0	SF: 1 SAC: 1 DP: 0 HBP: 0	WP: 0 PB: 0 SB: 0 CS: 0	PA: 42
PITCHER Jimmy Jones, R ERA: 11.7	IP: 3.2 WLS: L BF: 24 H: 7 R: 8 ER: 7 SO: 2 BB: 4 IBB: 1 HBP: 0 BLK: 0 WP: 0 HR: 0 S: 23 P: 43 ERA: 17.18 WHIP: 3.000											PITCHER Storm Davis, R ERA: 6.47	IP: 4.1 WLS: L BF: 18 H: 3 R: 1 ER: 1 SO: 2 BB: 2 IBB: 0 HBP: 0 BLK: 0 WP: 0 HR: 0 S: 20 P: 28 ERA: 2.08 WHIP: 1.154							



Batter	1	2	3	4	5	6	7	8	9	AB	R	H	RBI	BB	SO	LOB	TOP								
Joey Cora, S OBP: 0.359, SLG: 0.323	F8		FC4-6				FC1-6	CS		5	0	3	0	0	0	1									
Manvell Wynne, L OBP: 0.337, SLG: 0.338	BB			WP			FC1-6	CS	B1-3	3	2	0	0	2	1	2									
Tony Gwynn, L OBP: 0.411, SLG: 0.483	7-6			BLK						2	2	0	0	3	0	2									
John Kruk, L OBP: 0.446, SLG: 0.500		6-3					FC6-4			5	1	3	2	0	0	1									
Kevin Mitchell, R OBP: 0.316, SLG: 0.400							6-3		L9	3	1	1	2	2	0	3									
Jim Steels, L OBP: 0.282, SLG: 0.222																									
Randy Ready, R OBP: 0.384, SLG: 0.452	G3-6-3			HR																					
Stan Jefferson, S OBP: 0.326, SLG: 0.364							FC6-4		F8	1	0	0	0	2	0	1									
Garry Templeton, S OBP: 0.281, SLG: 0.260										1	0	0	0	0	0	2									
										1	0	0	0	0	0	2									
Garry Templeton, S OBP: 0.281, SLG: 0.260							FC6-4			4	0	2	0	0	0	4									
Bruce Bochy, R OBP: 0.333, SLG: 0.417									F8	3	0	0	0	1	0	3									
Andy Hawkins, R OBP: 0.133, SLG: 0.133																									
Lance McCullers, S OBP: 0.326, SLG: 0.364									F4	4	0	0	0	0	0	3									
										0	0	0	0	0	0	0									
Inning Stats	R: 0 E: 0 K: 0 S: 2	H: 0 LOB: 0 BB: 1 P: 6	R: 0 E: 0 K: 0 S: 2	H: 0 LOB: 0 BB: 1 P: 6	R: 0 E: 0 K: 0 S: 4	H: 1 LOB: 1 BB: 0 P: 4	R: 3 E: 1 K: 0 S: 4	H: 2 LOB: 1 BB: 3 P: 16	R: 0 E: 0 K: 1 S: 6	H: 1 LOB: 1 BB: 0 P: 6	R: 1 E: 0 K: 0 S: 4	H: 1 LOB: 2 BB: 2 P: 12	R: 2 E: 0 K: 0 S: 5	H: 2 LOB: 2 BB: 2 P: 13	R: 0 E: 0 K: 0 S: 3	H: 1 LOB: 0 BB: 0 P: 3	R: 0 E: 0 K: 0 S: 4	H: 1 LOB: 2 BB: 1 P: 8	1B: 6 2B: 4 3B: 0 HR: 1	SF: 0 SAC: 0 DP: 3 HBP: 0	WP: 1 PB: 1 SB: 5 CS: 1	PA: 43			
PITCHER	IP	WLS	BF	H	R	ER	SO	BB	IBB	HBP	BLK	WP	HR	S	P	ERA	WHIP								
Michael Jackson, R ERA: 3.71	3.1	L	15	2	3	3	0	5	0	0	1	1	1	10	30	8.10	2.100								
Dan Schatzeder, L ERA: 3.0	2.2		12	3	1	0	1	1	1	0	0	0	0	12	20	0.00	1.500								
Wally Ritchie, L ERA: 2.03	2.0		10	3	2	2	0	1	1	0	0	0	0	8	16	9.00	2.000								
Kent Tekulve, R ERA: 3.18	1.0		5	1	0	0	0	1	0	0	0	0	0	4	8	0.00	2.000								

San Diego Padres @ Philadelphia Phillies
Veterans Stadium, Philadelphia, PA
Sun May 17 1987, 3:33 AM EDT
Att: 34,964 - Unknown

AB 32
R 6
H 9
RBI 4
BB 10
SO 1
LOB 24



Batter	1	2	3	4	5	6	7	8	9	AB	R	H	RBI	BB	SO	LOB	BOTTOM								
Milt Thompson, L OBP: 0.340, SLG: 0.415	G3		G3						4-3	5	1	2	1	0	0	0									
Jeff Stone, L OBP: 0.405, SLG: 0.344	G3		G3							4	1	1	0	1	0	2									
Juan Samuel, R OBP: 0.321, SLG: 0.503	6-3									3	0	0	1	2	1	1									
Mike Schmidt, R OBP: 0.366, SLG: 0.619	6-3									5	2	2	1	0	0	4									
Von Hayes, L OBP: 0.413, SLG: 0.298		4-3								2	0	1	0	2	0	0									
Glenn Wilson, R OBP: 0.300, SLG: 0.467										4	0	0	0	0	0	4									
John Russell, R OBP: 0.152, SLG: 0.250										3	0	0	0	0	1	3									
Wally Ritchie, L OBP: 1.000, SLG: 1.000										0	0	0	0	0	0	0									
Greg Gross, L OBP: 0.296, SLG: 0.217										0	0	0	1	0	0	0									
Luis Aquayo, R OBP: 0.265, SLG: 0.516										0	0	0	0	0	0	0									
Steve Jeltz, S OBP: 0.279, SLG: 0.140										2	1	0	0	1	0	2									
Ron Roenicke, S OBP: 0.211, SLG: 0.063										1	0	0	0	0	1	2									
Kent Tekulve, R OBP: 0.273, SLG: 0.342										0	0	0	0	0	0	0									
Michael Jackson, R ERA: 3.71										0	0	0	0	0	0	0									
Dan Schatzeder, L ERA: 3.0										1	0	0	0	0	1	2									
Lance Parrish, R OBP: 0.273, SLG: 0.342										2	0	0	0	0	0	0									
Inning Stats	R: 1 E: 0 K: 0 S: 4	H: 1 LOB: 0 BB: 0 P: 4	R: 0 E: 0 K: 1 S: 5	H: 0 LOB: 0 BB: 0 P: 5	R: 1 E: 0 K: 0 S: 4	H: 1 LOB: 2 BB: 2 P: 12	R: 0 E: 1 K: 1 S: 6	H: 0 LOB: 2 BB: 1 P: 10	R: 0 E: 0 K: 1 S: 5	H: 0 LOB: 0 BB: 0 P: 5	R: 1 E: 0 K: 0 S: 4	H: 2 LOB: 0 BB: 0 P: 4	R: 0 E: 0 K: 0 S: 3	H: 0 LOB: 0 BB: 0 P: 3	R: 2 E: 2 K: 1 S: 8	H: 2 LOB: 2 BB: 1 P: 12	R: 0 E: 0 K: 0 S: 3	H: 0 LOB: 2 BB: 2 P: 11	1B: 2 2B: 3 3B: 0 HR: 1	SF: 1 SAC: 1 DP: 0 HBP: 0	WP: 0 PB: 0 SB: 0 CS: 0	PA: 40			
PITCHER	IP	WLS	BF	H	R	ER	SO	BB	IBB	HBP	BLK	WP	HR	S	P	ERA	WHIP								
Andy Hawkins, R ERA: 5.57	7.0	W	29	5	4	4	3	3	0	0	0	0	0	32	44	5.14	1.143								
Lance McCullers, R ERA: 5.49	2.0	S	11	1	1	0	1	3	0	0	0	0	0	10	22	0.00	2.000								

San Diego Padres @ Philadelphia Phillies
Veterans Stadium, Philadelphia, PA
Sun May 17 1987, 3:33 AM EDT
Att: 34,964 - Unknown

AB 32
R 5
H 6
RBI 4
BB 6
SO 4
LOB 20



Batter	1	2	3	4	5	6	7	8	9	AB	R	H	RBI	BB	SO	LOB	TOP					
Stan Jefferson, S OBP: 0.348, SLG: 0.417 (1, 8)										5	2	3	0	0	1	1						
Joey Cors, S OBP: 0.354, SLG: 0.319 (1, 4)										5	1	1	1	0	1	4						
Tony Gwynn, L OBP: 0.410, SLG: 0.477 (1, 9)										4	2	1	0	1	0	3						
Carmelo Martinez, R OBP: 0.364, SLG: 0.372 (1, 3)										4	0	1	2	1	0	1						
Kevin Mitchell, R OBP: 0.328, SLG: 0.404 (1, 5)										4	1	2	1	1	0	1						
John Kruk, L OBP: 0.438, SLG: 0.487 Craig Lefferts, L Lance McCullers, S (1, 7) (7, 1) (8, 1)										4	0	1	1	0	1	4						
Benito Santiago, R OBP: 0.326, SLG: 0.484 (1, 2)										4	1	1	0	0	2	3						
Garry Templeton, S OBP: 0.273, SLG: 0.252 (1, 6)										4	0	0	0	0	1	1						
Dave Dravecky, R OBP: 0.333, SLG: 0.333 Marvell Wynne, L (1, 1) (7, 7)										3	0	1	0	0	1	0						
Inning Stats	R: 2 E: 0 K: 1 S: 7	H: 2 LOB: 2 BB: 2 P: 15	R: 0 E: 0 K: 2 S: 7	H: 0 LOB: 0 BB: 7 P: 7	R: 2 E: 1 K: 0 S: 6	H: 3 LOB: 1 BB: 0 P: 6	R: 0 E: 0 K: 0 S: 4	H: 1 LOB: 1 BB: 0 P: 4	R: 0 E: 1 K: 1 S: 6	H: 0 LOB: 1 BB: 0 P: 6	R: 1 E: 1 K: 2 S: 10	H: 2 LOB: 2 BB: 0 P: 10	R: 0 E: 0 K: 1 S: 3	H: 1 LOB: 0 BB: 0 P: 3	R: 0 E: 0 K: 1 S: 5	H: 1 LOB: 0 BB: 0 P: 5	R: 2 E: 0 K: 1 S: 7	H: 2 LOB: 1 BB: 1 P: 11	1B: 11 2B: 0 3B: 1 HR: 0	SF: 0 SAC: 0 DP: 1 HBP: 0	WP: 0 PB: 0 SB: 5 CS: 1	PA: 43
PITCHER	IP	WLS	BF	H	R	ER	SO	BB	IBB	HBP	BLK	WP	HR	S	P	ERA	WHIP					
Ron Darling, R ERA: 5.57 (1, 1)	5.0	L	24	6	4	3	4	2	0	0	0	0	0	30	38	5.40	1.600					
Doug Sisk, R ERA: 4.66 (6, 1)	0.1		4	2	1	0	1	0	0	0	0	0	0	6	6	0.00	6.000					
Gene Walter, L ERA: 3.45 (6, 1)	0.2		2	0	0	0	1	0	0	0	0	0	0	4	4	0.00	0.000					
Jeff Innis, R ERA: 3.0 (7, 1)	1.0		3	1	0	0	0	0	0	0	0	0	0	3	3	0.00	1.000					
Terry Leach, R ERA: 2.49 (8, 1)	2.0		9	3	2	2	2	0	1	0	0	0	0	12	16	9.00	1.500					

San Diego Padres @ New York Mets
Shea Stadium, Flushing, NY
Mon May 18 1987, 7:05 PM EDT
Att: 20,693 - Unknown

AB 39
R 7
H 12
RBI 5
BB 3
SO 8
LOB 19



Batter	1	2	3	4	5	6	7	8	9	AB	R	H	RBI	BB	SO	LOB	BOTTOM					
Mookie Wilson, S OBP: 0.361, SLG: 0.500 Terry Leach, R (1, 8) (8, 1)										4	0	0	0	0	0	0						
Dave Magadan, L OBP: 0.348, SLG: 0.604 (9, PH)										1	0	0	0	0	0	2						
Tim Lincecum, R OBP: 0.514, SLG: 0.596 (1, 4)										4	0	2	0	1	0	0						
Keith Hernandez, L OBP: 0.383, SLG: 0.429 (1, 3)										5	0	2	0	0	1	3						
Kevin Reynolds, R OBP: 0.350, SLG: 0.480 (1, 7)										4	1	0	0	1	1	4						
Darryl Strawberry, L OBP: 0.345, SLG: 0.576 (1, 9)										3	1	1	2	1	0	2						
Bary Lyons, R OBP: 0.207, SLG: 0.393 (1, 2)										4	0	0	0	0	1	4						
Howard Johnson, S OBP: 0.338, SLG: 0.446 (1, 5)										3	1	1	0	1	1	2						
Rafael Santana, R OBP: 0.283, SLG: 0.295 Wally Backman, S (1, 6) (9, PH)										3	0	0	0	0	0	1						
Ron Darling, R Lenny Dykstra, L Doug Sisk, R Gene Walter, L Jeff Innis, R Lee Mazzilli, S (1, 1) (5, PH) (6, 1) (6, 1) (7, 1) (7, PH) (8, 8)										1	0	0	0	0	0	0						
Inning Stats	R: 0 E: 0 K: 1 S: 5	H: 0 LOB: 1 BB: 1 P: 9	R: 0 E: 0 K: 0 S: 3	H: 0 LOB: 1 BB: 1 P: 7	R: 0 E: 0 K: 0 S: 3	H: 0 LOB: 0 BB: 0 P: 3	R: 0 E: 0 K: 0 S: 4	H: 1 LOB: 2 BB: 1 P: 8	R: 0 E: 0 K: 0 S: 3	H: 0 LOB: 0 BB: 0 P: 3	R: 2 E: 1 K: 1 S: 7	H: 2 LOB: 0 BB: 0 P: 7	R: 1 E: 0 K: 1 S: 6	H: 1 LOB: 0 BB: 0 P: 6	R: 0 E: 0 K: 1 S: 6	H: 1 LOB: 2 BB: 1 P: 10	R: 2 E: 1 K: 1 S: 9	H: 3 LOB: 2 BB: 0 P: 9	1B: 5 2B: 1 3B: 0 HR: 2	SF: 0 SAC: 0 DP: 1 HBP: 0	WP: 0 PB: 0 SB: 1 CS: 0	PA: 40
PITCHER	IP	WLS	BF	H	R	ER	SO	BB	IBB	HBP	BLK	WP	HR	S	P	ERA	WHIP					
Dave Dravecky, L ERA: 3.24 (1, 1)	6.0	W	24	3	2	0	2	3	0	0	0	0	1	25	37	0.00	1.000					
Craig Lefferts, L ERA: 4.5 (7, 1)	1.1		6	2	1	1	2	0	0	0	0	0	1	10	10	6.75	1.500					
Lance McCullers, R ERA: 5.09 (8, 1)	1.2	S	10	3	2	0	1	0	1	0	0	0	0	11	15	0.00	1.800					

San Diego Padres @ New York Mets
Shea Stadium, Flushing, NY
Mon May 18 1987, 7:05 PM EDT
Att: 20,693 - Unknown


AB 36
R 5
H 8
RBI 3
BB 4
SO 5
LOB 19



Batter	1	2	3	4	5	6	7	8	9	AB	R	H	RBI	BB	SO	LOB	TOP			
Stan Jefferson, S OBP: 0.366, SLG: 0.438	0-0 E4 CS		0-0 1B 2B		4-0 CS BB		0-0 6-3		0-0 CS 1B	4	1	2	0	1	0	0	San Diego Padres @ New York Mets Shea Stadium, Flushing, NY Tue May 19 1987, 7:05 PM EDT Att: 20,820 - Unknown			
Joey Cora, S OBP: 0.355, SLG: 0.317	0-0 4-3		0-0 1B E 1B		4-0 1B HR BB		0-0 4-3		0-0 1-2 2-3 1B	4	1	1	1	1	0	4				
Tony Gwynn, L OBP: 0.412, SLG: 0.478	0-0 FC6-4 1B		0-0 E1 1B		0-0 1-2 HR 1B				0-0 E4 G5-4-3	4	1	2	0	0	0	1				
Carmelo Martinez, R OBP: 0.368, SLG: 0.402	0-0 FC6-4		0-0 1-2 2-3 1B		0-0 2H HR				0-0 G5-4-3	4	1	2	3	0	0	2				
Kevin Mitchell, R OBP: 0.325, SLG: 0.398		0-0 G1-6-3 1B	0-3 K		0-0 6-3				0-0 4-3	4	0	1	0	0	1	3				
John Kruk, L OBP: 0.430, SLG: 0.476		0-0 G1-6-3		0-0 6-3		0-0 CS 1B			0-0 4-3	4	0	1	0	0	0	1				
Benito Santiago, R OBP: 0.316, SLG: 0.470		0-3 K		0-0 5-3		0-3 K 1-2			0-3 K	4	0	0	0	0	3	1				
Garry Templeton, S OBP: 0.268, SLG: 0.246			0-0 6-3	0-0 6-3					0-0 1B S 1B	3	0	0	0	0	0	0				
Marvell Wynne, L OBP: 0.353, SLG: 0.355			0-0 6-3	0-0 6-3		0-0 G1			0-0 1B S 1B	1	0	1	0	0	0	0				
Eric Show, R OBP: 0.048, SLG: 0.048			0-3 K		0-3 K		0-0 6-3		4-0 1B	3	0	0	0	0	2	0				
Rich Gossage, R OBP: 0.279, SLG: 0.222									1-2 BB	0	0	0	0	0	0	0				
Inning Stats	R: 0 E: 1 K: 0 S: 4	H: 1 LOB: 1 BB: 0 P: 4	R: 0 E: 0 K: 1 S: 5	H: 1 LOB: 0 BB: 0 P: 5	R: 1 E: 1 K: 2 S: 11	H: 3 LOB: 3 BB: 0 P: 11	R: 0 E: 0 K: 0 S: 3	H: 0 LOB: 0 BB: 0 P: 3	R: 3 E: 0 K: 1 S: 6	H: 2 LOB: 0 BB: 2 P: 14	R: 0 E: 0 K: 0 S: 3	H: 0 LOB: 0 BB: 0 P: 3	R: 0 E: 1 K: 0 S: 3	H: 0 LOB: 0 BB: 0 P: 3	R: 0 E: 0 K: 1 S: 7	H: 2 LOB: 3 BB: 1 P: 11	1B: 8 2B: 1 3B: 0 HR: 1	SF: 0 SAC: 0 DP: 2 HBP: 0	WP: 0 PB: 0 SB: 1 CS: 3	PA: 38
PITCHER	IP WLS BF H R ER SO BB IBB HBP BLK WP HR S P ERA WHIP	IP WLS BF H R ER SO BB IBB HBP BLK WP HR S P ERA WHIP																		
John Mitchell, R ERA: 6.0	(1, 1)	6.0	L	26	8	4	4	5	2	0	0	0	0	0	0	1	34	42	6.00	1.667
Roger McDowell, R ERA: 1.17	(7, 1)	3.0	W	12	2	0	0	1	1	0	0	0	0	0	0	0	13	17	0.00	1.000

Batter	1	2	3	4	5	6	7	8	9	AB	R	H	RBI	BB	SO	LOB	BOTTOM			
Lenny Dykstra, L OBP: 0.382, SLG: 0.520	0-0 4-3	0-0 G3		0-3 K		0-0 F9		0-0 L7		5	0	0	0	0	1	0	San Diego Padres @ New York Mets Shea Stadium, Flushing, NY Tue May 19 1987, 7:05 PM EDT Att: 20,820 - Unknown			
Wally Backman, S OBP: 0.294, SLG: 0.289	0-0 BB 4-3 BB		0-0 2B	0-0 4-3 1B		0-0 F4		0-0 4-3		5	2	3	0	0	0	0				
Keith Hernandez, L OBP: 0.390, SLG: 0.442	0-0 4-3		0-0 2H 1B 2B	0-0 4-3		0-0 BB SF9 1B		0-0 CS 1B		5	2	3	1	0	0	2				
Kevin McReynolds, R OBP: 0.362, SLG: 0.480	4-0 BB BB BB		0-0 2H 2B 1B	0-0 F3		4-0 SF9 BB BB		0-0 CS		2	1	1	1	2	0	1				
Darryl Strawberry, L OBP: 0.355, SLG: 0.582	4-0 1-2 2-3 BB		0-0 1H 2B		0-3 K		4-0 S BB			2	0	1	1	2	1	0				
Howard Johnson, S OBP: 0.343, SLG: 0.447	4-0 1-2 2-3 3H BB		0-3 K		0-0 FC4-6 1B		0-0 SF9			2	0	1	2	1	1	1				
Barry Lyons, R OBP: 0.212, SLG: 0.355	0-0 1-3		4-0 BB		0-0 F2		0-0 F6			3	0	0	0	1	0	6				
Rafael Santana, R OBP: 0.281, SLG: 0.286		0-0 4-3	0-0 B1		0-0 FC4-6		4-0 IBB			3	0	0	0	1	0	3				
John Mitchell, R		0-0 6-3	0-0 L4			0-0 G3		0-0 F8		2	0	0	0	0	0	2				
Lee Mazzilli, S OBP: 0.480, SLG: 0.682										1	0	0	0	0	0	0				
Roger McDowell, R ERA: 5.4	(7, 1)	2.0	L	8	1	0	0	0	1	1	0	0	0	0	0	3				
Inning Stats	R: 1 E: 0 K: 0 S: 4	H: 1 LOB: 3 BB: 3 P: 16	R: 0 E: 0 K: 0 S: 3	H: 0 LOB: 0 BB: 0 P: 3	R: 3 E: 0 K: 1 S: 9	H: 4 LOB: 2 BB: 1 P: 13	R: 0 E: 0 K: 1 S: 6	H: 1 LOB: 1 BB: 0 P: 6	R: 0 E: 0 K: 0 S: 3	H: 0 LOB: 0 BB: 3 P: 3	R: 1 E: 0 K: 0 S: 4	H: 1 LOB: 3 BB: 3 P: 16	R: 0 E: 0 K: 0 S: 3	H: 1 LOB: 0 BB: 0 P: 3	R: 0 E: 0 K: 1 S: 7	H: 6 LOB: 3 3B: 0 HR: 0	SF: 1 SAC: 0 DP: 0 HBP: 0	WP: 0 PB: 0 SB: 1 CS: 1	PA: 40	
PITCHER	IP WLS BF H R ER SO BB IBB HBP BLK WP HR S P ERA WHIP	IP WLS BF H R ER SO BB IBB HBP BLK WP HR S P ERA WHIP																		
Eric Show, R ERA: 4.92	(1, 1)	6.0	L	31	8	5	5	3	5	0	0	0	0	0	0	0	32	52	7.50	2.167
Rich Gossage, R ERA: 5.4	(7, 1)	2.0	L	8	1	0	0	0	1	1	0	0	0	0	0	0	6	14	0.00	1.000

AB 35
R 4
H 10
RBI 4
BB 3
SO 6
LOB 12



AB 31
R 5
H 9
RBI 5
BB 7
SO 3
LOB 18



Batter	1	2	3	4	5	6	7	8	9	AB	R	H	RBI	BB	SO	LOB	TOP					
Casey Candaele, S OBP: 0.373, SLG: 0.400	F9			6-3		SH1-4	F6			3	0	0	0	0	0	0						
Mitch Webster, S OBP: 0.341, SLG: 0.373	4-3			F8		BB		G3		4	1	1	1	0	0	0						
Tim Raines, S OBP: 0.417, SLG: 0.518	K			FC6-4 BB		E4		6-3		3	0	0	0	1	1	1						
Tim Wallach, R OBP: 0.346, SLG: 0.483		L6		FC6-4		BB		P3		3	0	0	0	1	0	1						
Andres Galarraga, R OBP: 0.415, SLG: 0.529		F7			P3			K		3	0	0	1	1	1	0						
Vance Law, R OBP: 0.373, SLG: 0.466		F9			5-3	F9		F9		4	0	0	0	0	0	3						
Herm Winningham, L OBP: 0.347, SLG: 0.469			K			G3				4	0	2	0	0	1	3						
John Stefero, L OBP: 0.237, SLG: 0.250			K			K				3	0	0	0	1	3	1						
Floyd Youmans, R OBP: 0.286, SLG: 0.571										3	1	1	0	0	0	0						
Tim Burke, R (7, 1)						SH1-4 1B		5-3		1	0	0	0	0	0	2						
Inning Stats	R: 0 E: 0 K: 1 S: 5	H: 0 LOB: 0 BB: 0 P: 5	R: 0 E: 0 K: 0 S: 3	H: 0 LOB: 0 BB: 0 P: 3	R: 0 E: 0 K: 2 S: 7	H: 0 LOB: 0 BB: 0 P: 7	R: 0 E: 0 K: 0 S: 3	H: 0 LOB: 1 BB: 1 P: 7	R: 0 E: 0 K: 1 S: 6	H: 1 LOB: 1 BB: 0 P: 6	R: 2 E: 1 K: 0 S: 6	H: 2 LOB: 3 BB: 2 P: 14	R: 0 E: 0 K: 1 S: 5	H: 0 LOB: 0 BB: 0 P: 5	R: 0 E: 0 K: 0 S: 3	H: 0 LOB: 0 BB: 0 P: 3	R: 0 E: 0 K: 1 S: 6	H: 1 LOB: 2 BB: 1 P: 10	1B: 2 2B: 1 3B: 1 HR: 0	SF: 0 SAC: 1 DP: 0 HBP: 0	WP: 0 PB: 0 SB: 0 CS: 0	PA: 36
PITCHER	IP	WLS	BF	H	R	ER	SO	BB	IBB	HBP	BLK	WP	HR	S	P	ERA	WHIP					
Eric Show, R ERA: 4.48	(1, 1)	8.0	L	31	3	2	1	5	2	1	0	0	0	38	50	1.12	0.625					
Rich Gossage, R ERA: 5.0	(9, 1)	1.0		5	1	0	0	1	0	1	0	0	0	6	10	0.00	1.000					

Montreal Expos @ San Diego Padres
Jack Murphy Stadium, San Diego, CA
Sun May 24 1987, 6:33 AM EDT
Att: 12,939 - Unknown

AB 31
R 2
H 4
RBI 2
BB 4
SO 6
LOB 11



Batter	1	2	3	4	5	6	7	8	9	AB	R	H	RBI	BB	SO	LOB	BOTTOM				
Stan Jefferson, S OBP: 0.352, SLG: 0.410	K		K			F6		K		4	0	0	0	0	3	0					
Joey Cora, S OBP: 0.339, SLG: 0.297					F6			K		4	0	1	0	0	1	0					
Tony Gwynn, L OBP: 0.409, SLG: 0.456										3	0	0	0	1	1	1					
John Kruk, L OBP: 0.435, SLG: 0.474										3	1	2	0	1	1	1					
Marvell Wynne, L OBP: 0.352, SLG: 0.358										3	0	0	0	1	1	3					
Benito Santiago, R OBP: 0.311, SLG: 0.445										4	0	1	0	0	0	3					
Garry Templeton, S OBP: 0.258, SLG: 0.252										3	0	0	0	0	1	2					
Luis Salazar, R OBP: 0.321, SLG: 0.308										3	0	0	0	0	0	1					
Eric Show, R OBP: 0.043, SLG: 0.043										2	0	0	0	0	1	0					
Jim Steels, L OBP: 0.287, SLG: 0.211										1	0	0	0	0	0	0					
Rich Gossage, R (9, 1)										0	0	0	0	0	0	0					
Inning Stats	R: 0 E: 0 K: 2 S: 8	H: 1 LOB: 1 BB: 0 P: 8	R: 0 E: 0 K: 1 S: 5	H: 0 LOB: 0 BB: 0 P: 5	R: 0 E: 0 K: 2 S: 7	H: 0 LOB: 0 BB: 0 P: 7	R: 0 E: 0 K: 1 S: 6	H: 1 LOB: 2 BB: 1 P: 10	R: 0 E: 0 K: 0 S: 3	H: 0 LOB: 0 BB: 0 P: 3	R: 1 E: 0 K: 0 S: 3	H: 1 LOB: 1 BB: 2 P: 11	R: 0 E: 0 K: 2 S: 7	H: 0 LOB: 0 BB: 0 P: 7	R: 0 E: 0 K: 1 S: 6	H: 1 LOB: 1 BB: 0 P: 6	1B: 4 2B: 0 3B: 0 HR: 0	SF: 0 SAC: 0 DP: 1 HBP: 0	WP: 0 PB: 0 SB: 3 CS: 0	PA: 33	
PITCHER	IP	WLS	BF	H	R	ER	SO	BB	IBB	HBP	BLK	WP	HR	S	P	ERA	WHIP				
Floyd Youmans, R ERA: 5.86	(1, 1)	6.0	W	23	2	1	1	6	3	0	0	0	0	32	44	1.50	0.833				
Tim Burke, R ERA: 1.33	(7, 1)	3.0	S	10	2	0	0	3	0	0	0	0	0	16	16	0.00	0.667				

Montreal Expos @ San Diego Padres
Jack Murphy Stadium, San Diego, CA
Sun May 24 1987, 6:33 AM EDT
Att: 12,939 - Unknown

AB 30
R 1
H 4
RBI 0
BB 3
SO 9
LOB 11



Batter	1	2	3	4	5	6	7	8	9	AB	R	H	RBI	BB	SO	LOB	TOP																					
Milt Thompson, L (1.8) OBP: 0.341, SLG: 0.387	0-0 1B HR	0-0 5-3		0-0 F2			4-0 CS BB		0-0 F7	4	1	1	0	1	0	2	Philadelphia Phillies @ San Diego Padres Jack Murphy Stadium, San Diego, CA Mon May 25 1987, 10:05 PM EDT Att: 11,504 - Unknown																					
Jeff Stone, L (1.7) OBP: 0.352, SLG: 0.354	0-3 K	4-0		0-0 G4-6-3 1B			0-3 K		0-0 F8	3	0	1	0	1	2	2																						
Kent Tekulve, R (7.1)	1-2									0	0	0	0	0	0	0																						
Steve Bedrosian, R (8.1)										1	0	0	0	0	0	2																						
Juan Samuel, R (1.4) OBP: 0.326, SLG: 0.497	0-0 HR	0-0 F4		0-0 G4-6-3 1-2					0-0 F6	4	1	1	0	0	0	2																						
Mike Schmidt, R (1.5) OBP: 0.363, SLG: 0.591	0-3 K			0-0 F9					0-0 F7	3	0	0	0	0	2	2																						
Rick Schu, R (6.5) OBP: 0.171, SLG: 0.303										1	0	0	0	0	0	0																						
Von Hayes, L (1.3) OBP: 0.423, SLG: 0.361	0-0 HR			4-0 E S BB			0-0 4-3		0-3 K	3	1	1	3	1	1	0																						
Lance Parrish, R (1.2) OBP: 0.291, SLG: 0.344	0-0 BB			0-3 K			0-0 F6		0-0 5-3	3	0	0	0	1	1	1																						
Glenn Wilson, R (1.9) OBP: 0.298, SLG: 0.447	0-0 1-3			0-0 F8			0-3 K		0-0 1B	4	1	1	0	0	1	2																						
Luis Aguayo, R (1.6) OBP: 0.297, SLG: 0.610				0-0 4-3					4-0 1B	3	2	2	2	1	0	0																						
Steve Jeltz, S (9. PR) OBP: 0.286, SLG: 0.153		HR							BB	0	0	0	0	0	0	0																						
Michael Jackson, R (1.1)										2	0	0	0	0	0	0																						
Tom Hume, R (6.1)		4-3								0	0	0	0	0	0	0																						
Dan Schatzeder, L (6.1) OBP: 0.273, SLG: 0.200				0-0 6-3						1	0	0	0	0	1	0																						
Greg Gross, L (7.7) OBP: 0.382, SLG: 0.259									1-2 2-H 1B	1	0	1	1	0	0	0																						
Inning Stats	R: 3 E: 0 K: 2 S: 10	H: 3 LOB: 1 BB: 1 P: 14	R: 1 E: 0 K: 0 S: 4	H: 1 LOB: 1 BB: 1 P: 8	R: 0 E: 1 K: 1 S: 5	H: 0 LOB: 1 BB: 1 P: 9	R: 0 E: 0 K: 0 S: 3	H: 0 LOB: 0 BB: 0 P: 3	R: 0 E: 0 K: 1 S: 5	H: 1 LOB: 0 BB: 0 P: 5	R: 0 E: 0 K: 2 S: 7	H: 0 LOB: 0 BB: 0 P: 11	R: 0 E: 0 K: 1 S: 5	H: 0 LOB: 0 BB: 0 P: 5	R: 1 E: 0 K: 0 S: 5	H: 2 LOB: 2 BB: 1 P: 9	1B: 4 2B: 1 3B: 0 HR: 3	SF: 0 SAC: 0 DP: 1 HBP: 0	WP: 0 PB: 0 SB: 3 CS: 1	PA: 38																		
PITCHER	IP	WLS	BF	H	R	ER	SO	BB	IBB	HBP	BLK	WP	HR	S	P	ERA	WHIP	PITCHER			IP	WLS	BF	H	R	ER	SO	BB	IBB	HBP	BLK	WP	HR	S	P	ERA	WHIP	
Ed Whitson, R (1.1) ERA: 5.72	6.0		25	5	4	4	5	3	0	0	0	0	2	32	44	6.00	1.333																					
Dave Dravecky, L (7.1) ERA: 4.3	2.0	L	7	1	1	1	3	1	0	0	0	0	1	12	16	4.50	1.000																					
Lance McCullers, R (9.1) ERA: 5.04	1.0		6	2	1	1	0	1	0	0	0	0	0	5	9	9.00	3.000																					

AB	33
R	6
H	8
RBI	6
BB	5
SO	8
LOB	13



Batter	1	2	3	4	5	6	7	8	9	AB	R	H	RBI	BB	SO	LOB	BOTTOM																					
Stan Jefferson, S (1.8) OBP: 0.355, SLG: 0.395	4-0 1B HR	4-0 BB		0-0 F9			0-0 CS		0-3 K	3	1	0	0	2	2	1	Philadelphia Phillies @ San Diego Padres Jack Murphy Stadium, San Diego, CA Mon May 25 1987, 10:05 PM EDT Att: 11,504 - Unknown																					
Joey Cora, S (1.4) OBP: 0.342, SLG: 0.298	0-0 HR	0-0 F7		0-0 1B CS BB			0-0 B5			3	1	1	0	1	0	2																						
John Kruk, L (1.7) OBP: 0.445, SLG: 0.515	0-0 HR	0-0 1-3		0-0 CS 1B			0-0 1B		0-3 K	4	1	3	3	0	0	2																						
Carmelo Martinez, R (1.3) OBP: 0.362, SLG: 0.414	0-0 S 1B			0-3 K			0-0 F7		0-3 K	4	0	1	0	0	2	3																						
Benito Santiago, R (1.2) OBP: 0.303, SLG: 0.433	0-0 F8			0-0 F9			0-0 L8		0-0 4-3	4	0	0	0	0	0	3																						
Shane Mack, R (1.9) OBP: 0.333, SLG: 0.333	0-3 K			0-3 K			4-0 1B FC4-6 BB		4-0 BB	2	1	0	0	2	2	1																						
Lance McCullers, S (9.1)										0	0	0	0	0	0	0																						
Luis Salazar, R (1.5) OBP: 0.333, SLG: 0.309	0-3 K			4-0 BB			0-0 FC4-6 1B		0-0 G6-4-3	3	0	1	0	1	1	2																						
Garry Templeton, S (1.6) OBP: 0.258, SLG: 0.246		4-0 SH1-4 BB		0-0 F8			0-0 FC4-6 FC4-6		0-3 K	3	0	0	1	1	1	2																						
Ed Whitson, R (1.1) ERA: 4.26	5.0		25	5	4	4	5	6	0	0	0	0	0	0	0	0																						
Tom Hume, R (6.1) ERA: 5.3	0.1		1	0	0	0	0	0	0	0	0	0	0	0	0	0																						
Dan Schatzeder, L (6.1) ERA: 2.73	1.1	W	4	1	0	0	1	0	0	0	0	6	6	0.00	0.750																							
Kent Tekulve, R (7.1) ERA: 3.48	0.1		1	0	0	0	1	0	0	0	0	3	3	0.00	0.000																							
Steve Bedrosian, R (8.1) ERA: 4.24	2.0	S	6	0	0	0	3	1	0	0	0	11	15	0.00	0.500																							
Inning Stats	R: 3 E: 0 K: 2 S: 10	H: 3 LOB: 1 BB: 1 P: 14	R: 0 E: 0 K: 0 S: 3	H: 0 LOB: 2 BB: 2 P: 11	R: 0 E: 0 K: 2 S: 7	H: 0 LOB: 0 BB: 0 P: 7	R: 0 E: 0 K: 1 S: 5	H: 0 LOB: 1 BB: 1 P: 9	R: 0 E: 0 K: 0 S: 3	H: 1 LOB: 1 BB: 1 P: 7	R: 1 E: 0 K: 0 S: 3	H: 1 LOB: 0 BB: 1 P: 7	R: 0 E: 0 K: 2 S: 8	H: 1 LOB: 1 BB: 0 P: 8	R: 0 E: 0 K: 0 S: 2	H: 0 LOB: 0 BB: 1 P: 6	R: 0 E: 0 K: 3 S: 9	H: 0 LOB: 0 BB: 0 P: 9	1B: 5 2B: 0 3B: 0 HR: 1	SF: 0 SAC: 1 DP: 1 HBP: 0	WP: 0 PB: 0 SB: 2 CS: 3	PA: 38																
PITCHER	IP	WLS	BF	H	R	ER	SO	BB	IBB	HBP	BLK	WP	HR	S	P	ERA	WHIP	PITCHER			IP	WLS	BF	H	R	ER	SO	BB	IBB	HBP	BLK	WP	HR	S	P	ERA	WHIP	
Michael Jackson, R (1.1) ERA: 4.26	5.0		25	5	4	4	5	6	0	0	0	0	0	0	0	0	7.20	2.200																				
Tom Hume, R (6.1) ERA: 5.3	0.1		1	0	0	0	0	0	0	0	0	0	0	1	1	0.00	0.000																					
Dan Schatzeder, L (6.1) ERA: 2.73	1.1	W	4	1	0	0	1	0	0	0	0	0	0	6	6	0.00	0.750																					
Kent Tekulve, R (7.1) ERA: 3.48	0.1		1	0	0	0	1	0	0	0	0	0	0	3	3	0.00	0.000																					
Steve Bedrosian, R (8.1) ERA: 4.24	2.0	S	6	0	0	0	3	1	0	0	0	0	11	15	0.00	0.500																						



Batter	1	2	3	4	5	6	7	8	9	AB	R	H	RBI	BB	SO	LOB	TOP				
Lenny Dykstra, L OBP: 0.391, SLG: 0.588 (1, 8)										4	0	0	0	0	0	1					
Wally Backman, S OBP: 0.285, SLG: 0.282 (1, 4)										4	0	1	0	0	1	0					
Keith Hernandez, L OBP: 0.402, SLG: 0.460 (1, 3)										4	0	1	0	0	0	2					
Kevin McReynolds, R OBP: 0.331, SLG: 0.465 (1, 7)										4	0	2	0	0	0	0					
Darryl Strawberry, L OBP: 0.400, SLG: 0.637 (1, 9)										2	2	1	1	2	0	0					
Gary Carter, R OBP: 0.289, SLG: 0.378 (1, 2)										4	0	0	0	0	1	4					
Howard Johnson, S OBP: 0.326, SLG: 0.424 (1, 5)										4	1	1	0	0	2	0					
Rafael Santana, R OBP: 0.304, SLG: 0.347 (1, 6)										3	0	0	0	0	1	1					
Sid Fernandez, L OBP: 0.238, SLG: 0.316 (1, 1)										1	0	0	1	1	0	0					
Inning Stats	R: 0 E: 0 K: 0 S: 3	H: 0 LOB: 0 BB: 0 P: 3	R: 0 E: 0 K: 0 S: 3	H: 0 LOB: 0 BB: 0 P: 3	R: 0 E: 0 K: 0 S: 4	H: 1 LOB: 0 BB: 0 P: 4	R: 0 E: 0 K: 0 S: 4	H: 2 LOB: 2 BB: 1 P: 8	R: 0 E: 0 K: 1 S: 5	H: 0 LOB: 0 BB: 0 P: 5	R: 1 E: 0 K: 2 S: 8	H: 1 LOB: 0 BB: 0 P: 8	R: 0 E: 0 K: 1 S: 6	H: 1 LOB: 2 BB: 1 P: 10	R: 1 E: 0 K: 0 S: 3	H: 1 LOB: 0 BB: 1 P: 7	1B: 2 2B: 4 3B: 0 HR: 1	SF: 1 SAC: 0 DP: 2 HBP: 0	WP: 0 PB: 1 SB: 1 CS: 0	PA: 34	
PITCHER	IP	WLS	BF	H	R	ER	SO	BB	IBB	HBP	BLK	WP	HR	S	P	ERA	WHIP				
Eric Show, R ERA: 4.3 (1, 1)	7.0	L	25	4	2	2	4	0	1	0	0	0	1	32	36	2.57	0.571				
Lance McCullers, R ERA: 4.7 (8, 1)	2.0		9	2	1	0	1	2	0	0	0	0	0	9	17	0.00	2.000				

New York Mets @ San Diego Padres
Jack Murphy Stadium, San Diego, CA
Sat May 30 1987, 10:05 PM EDT
Att: 19,071 - Unknown

AB 30
R 3
H 6
RBI 2
BB 3
SO 5
LOB 8



Batter	1	2	3	4	5	6	7	8	9	AB	R	H	RBI	BB	SO	LOB	BOTTOM				
Joey Cora, S OBP: 0.340, SLG: 0.291 (1, 4)										3	0	1	0	1	0	0					
Randy Ready, R OBP: 0.389, SLG: 0.421 (1, 7)										4	0	1	0	0	0	2					
Tony Gwynn, L OBP: 0.418, SLG: 0.478 (1, 9)										3	0	1	0	1	0	0					
Kevin Mitchell, R OBP: 0.303, SLG: 0.354 (1, 5)										3	0	0	0	1	0	1					
John Kruk, L OBP: 0.471, SLG: 0.540 (1, 3)										3	0	0	0	1	2	3					
Benito Santiago, R OBP: 0.305, SLG: 0.417 (1, 2)										4	0	1	0	0	3	1					
Shane Mack, R OBP: 0.316, SLG: 0.353 (1, 8)										3	0	0	0	0	2	1					
Bruce Bochy, R OBP: 0.353, SLG: 0.385 (9, PH)										1	0	0	0	0	1	1					
Garry Templeton, S OBP: 0.267, SLG: 0.255 (1, 6)										3	0	1	0	0	1	1					
Eric Show, R OBP: 0.042, SLG: 0.042 (1, 1)										1	0	0	0	0	1	0					
Carmelo Martinez, R OBP: 0.350, SLG: 0.387 (7, PH)										1	0	0	0	0	1	1					
Lance McCullers, S (8, 1)										0	0	0	0	0	0	0					
Inning Stats	R: 0 E: 0 K: 0 S: 2	H: 0 LOB: 1 BB: 2 P: 10	R: 0 E: 0 K: 3 S: 9	H: 0 LOB: 0 BB: 0 P: 9	R: 0 E: 0 K: 0 S: 4	H: 2 LOB: 1 BB: 0 P: 4	R: 0 E: 0 K: 1 S: 5	H: 0 LOB: 0 BB: 0 P: 5	R: 0 E: 0 K: 1 S: 7	H: 2 LOB: 3 BB: 1 P: 11	R: 0 E: 0 K: 3 S: 10	H: 1 LOB: 1 BB: 0 P: 10	R: 0 E: 0 K: 0 S: 3	H: 0 LOB: 0 BB: 0 P: 3	R: 0 E: 0 K: 2 S: 7	H: 0 LOB: 1 BB: 1 P: 11	1B: 4 2B: 2 3B: 0 HR: 0	SF: 0 SAC: 1 DP: 1 HBP: 0	WP: 0 PB: 0 SB: 0 CS: 0	PA: 34	
PITCHER	IP	WLS	BF	H	R	ER	SO	BB	IBB	HBP	BLK	WP	HR	S	P	ERA	WHIP				
Sid Fernandez, L ERA: 2.12 (1, 1)	9.0	W	34	5	0	0	11	3	1	0	0	0	0	52	68	0.00	0.889				

New York Mets @ San Diego Padres
Jack Murphy Stadium, San Diego, CA
Sat May 30 1987, 10:05 PM EDT
Att: 19,071 - Unknown

AB 29
R 0
H 5
RBI 0
BB 4
SO 11
LOB 11



Batter	1	2	3	4	5	6	7	8	9	AB	R	H	RBI	BB	SO	LOB	TOP																						
Lenny Dykstra, L OBP: 0.380, SLG: 0.569 Jesse Orosco, R (8, 1)	F8		L7			6-3		FC4-6		4	0	0	0	0	0	1																							
Wally Backman, S OBP: 0.284, SLG: 0.281 (1, 4)	4-3			4-3					B1-3	4	0	1	0	0	0	0																							
Lee Mazzilli, S OBP: 0.417, SLG: 0.594 (1, 3)				3-1		F8			K	4	0	1	0	0	1	1																							
Kevin McReynolds, R OBP: 0.324, SLG: 0.454 (1, 7)	6-3			F9					L5	4	0	0	0	0	0	1																							
Darryl Strawberry, L OBP: 0.399, SLG: 0.631 (1, 9)		E8				K				3	0	1	0	0	2	0																							
Gary Carter, R OBP: 0.290, SLG: 0.373 (1, 2)		F9				F5				2	0	0	0	1	0	1																							
Dave Magadan, L OBP: 0.311, SLG: 0.516 Howard Johnson, S OBP: 0.326, SLG: 0.424 (8, PR) (8, 5)		FC5-3				FC5-4				3	0	1	0	0	0	2																							
Bill Almon, R OBP: 0.208, SLG: 0.217 (1, 6)			4-3			L4			K	3	0	0	0	0	1	2																							
John Mitchell, R (1, 1) Mookie Wilson, S OBP: 0.403, SLG: 0.593 (8, PH) (8, 8)			K						FC6-4	2	0	0	0	0	2	0																							
Inning Stats	R: 0 E: 0 K: 0 S: 4	H: 1 LOB: 1 BB: 0 P: 4	R: 0 E: 1 K: 0 S: 3	H: 1 LOB: 0 BB: 0 P: 3	R: 0 E: 0 K: 1 S: 5	H: 0 LOB: 0 BB: 0 P: 5	R: 0 E: 0 K: 0 S: 3	H: 0 LOB: 0 BB: 0 P: 3	R: 0 E: 0 K: 1 S: 5	H: 1 LOB: 1 BB: 0 P: 6	R: 0 E: 0 K: 1 S: 5	H: 0 LOB: 0 BB: 0 P: 5	R: 0 E: 0 K: 1 S: 6	H: 1 LOB: 1 BB: 0 P: 6	R: 0 E: 0 K: 1 S: 5	H: 0 LOB: 0 BB: 0 P: 5	1B: 3 2B: 1 3B: 1 HR: 0	SF: 0 SAC: 0 DP: 1 HBP: 0	WP: 0 PB: 0 CS: 0	PA: 31																			
PITCHER	IP	WLS	BF	H	R	ER	SO	BB	IBB	HBP	BLK	WP	HR	S	P	ERA	WHIP	PITCHER				IP	WLS	BF	H	R	ER	SO	BB	IBB	HBP	BLK	WP	HR	S	P	ERA	WHIP	
Ed Whitson, R ERA: 5.09 Rich Gossage, R ERA: 3.97	(1, 1)	7.2	W	27	4	0	0	5	1	0	0	0	0	0	36	40	0.00	0.652					(8, 1)	1.1	S	4	0	0	0	1	0	0	0	0	0	6	6	0.00	0.000

New York Mets @ San Diego Padres
Jack Murphy Stadium, San Diego, CA
Sun May 31 1987, 6:33 AM EDT
Att: 17,811 - Unknown

AB 30
R 0
H 4
RBI 0
BB 1
SO 6
LOB 9



Batter	1	2	3	4	5	6	7	8	9	AB	R	H	RBI	BB	SO	LOB	BOTTOM																					
Joey Cora, S OBP: 0.333, SLG: 0.284 (1, 4)	4-3			K		4-3		6-3		4	0	0	0	0	1	0																						
Marvell Wynne, L OBP: 0.327, SLG: 0.330 (1, 7)	4-3			G3		G3				3	0	0	0	0	0	0																						
Tony Gwynn, L OBP: 0.417, SLG: 0.476 (1, 9)	4-3			4-3						3	0	1	0	0	0	0																						
John Kruk, L OBP: 0.468, SLG: 0.534 (1, 3)		F8				K				3	1	1	0	0	1	1																						
Benito Santiago, R OBP: 0.299, SLG: 0.409 (1, 2)		4-3				F9				3	0	0	0	0	1	1																						
Randy Ready, R OBP: 0.376, SLG: 0.405 (1, 5)		6-3				F9				3	0	0	0	0	0	1																						
Shane Mack, R OBP: 0.364, SLG: 0.490 (1, 8)								F7		3	0	2	0	0	0	0																						
Garry Templeton, S OBP: 0.274, SLG: 0.263 (1, 6)										3	0	2	1	0	1	0																						
Ed Whitson, R OBP: 0.095, SLG: 0.095 Rich Gossage, R (8, 1)	(1, 1)	7.0	L	25	6	1	1	4	0	0	0	0	0	0	0	0																						
Inning Stats	R: 0 E: 0 K: 0 S: 3	H: 0 LOB: 0 BB: 0 P: 3	R: 0 E: 0 K: 0 S: 3	H: 0 LOB: 0 BB: 0 P: 3	R: 0 E: 0 K: 1 S: 5	H: 2 LOB: 0 BB: 0 P: 5	R: 0 E: 0 K: 1 S: 5	H: 0 LOB: 0 BB: 0 P: 5	R: 1 E: 0 K: 0 S: 6	H: 3 LOB: 2 BB: 0 P: 6	R: 0 E: 1 K: 1 S: 6	H: 1 LOB: 1 BB: 0 P: 6	R: 0 E: 0 K: 1 S: 5	H: 0 LOB: 0 BB: 0 P: 5	R: 0 E: 0 K: 2 S: 7	H: 0 LOB: 0 BB: 0 P: 7	1B: 6 2B: 0 3B: 0 HR: 0	SF: 0 SAC: 0 DP: 0 HBP: 0	WP: 0 PB: 0 CS: 2	PA: 28																		
PITCHER	IP	WLS	BF	H	R	ER	SO	BB	IBB	HBP	BLK	WP	HR	S	P	ERA	WHIP	PITCHER				IP	WLS	BF	H	R	ER	SO	BB	IBB	HBP	BLK	WP	HR	S	P	ERA	WHIP
John Mitchell, R ERA: 5.4 Jesse Orosco, L ERA: 4.76	(1, 1)	7.0	L	25	6	1	1	4	0	0	0	0	0	0	33	33	1.29	0.857					(8, 1)	1.0	3	0	0	0	2	0	0	0	0	7	7	0.00	0.000	

New York Mets @ San Diego Padres
Jack Murphy Stadium, San Diego, CA
Sun May 31 1987, 6:33 AM EDT
Att: 17,811 - Unknown

AB 28
R 1
H 6
RBI 1
BB 0
SO 6
LOB 6



Batter	1	2	3	4	5	6	7	8	9	AB	R	H	RBI	BB	SO	LOB	TOP						
Tim Flannery, L OBP: 0.306, SLG: 0.286 (1, 4)	L8		F7		4-3		6-3		G6-4-3	5	0	0	0	0	0	2							
Randy Ready, R OBP: 0.376, SLG: 0.405 (1, 5)	F9		FC6-4 1B		3B 1B		L5		F9	5	1	2	0	0	0	0							
Tony Gwynn, L OBP: 0.423, SLG: 0.492 (1, 9)	1B		FC6-4		3B		1B			4	0	3	1	0	0	2							
Carmelo Martinez, R OBP: 0.341, SLG: 0.377 (1, 3)	6-3			K	F8		F3			4	0	0	0	0	1	3							
John Kruk, L OBP: 0.476, SLG: 0.534 (1, 7)		G5-4-3 1B		1B BB		SH3-4 BB SF8 BB		K		2	1	1	0	2	1	0							
Benito Santiago, R OBP: 0.298, SLG: 0.402 (1, 2)	G5-4-3			K		SH3-4 1B BB		6-3		3	0	0	0	1	1	2							
Shane Mack, R OBP: 0.400, SLG: 0.409 (1, 8)				K	1B	SH3-4				2	0	1	0	1	1	0							
Garry Templeton, S OBP: 0.268, SLG: 0.258 (1, 6)			5-3	F8		SF8		K		3	0	0	1	0	1	3							
Jimmy Jones, R OBP: 0.143, SLG: 0.143 (1, 1)					5-3					2	0	1	0	0	0	0							
Marvell Wynne, L OBP: 0.333, SLG: 0.337 (6, PH)										1	0	1	0	0	0	0							
Lance McCullers, S (6, 1)			1B							0	0	0	0	0	0	0							
Joey Cora, S OBP: 0.337, SLG: 0.288 (9, PH)			1B						G6-4-3 1B	1	0	1	0	0	0	0							
Inning Stats	R: 0 E: 0 K: 0 S: 4	H: 1 LOB: 1 BB: 0 P: 4	R: 0 E: 0 K: 1 S: 5	H: 1 LOB: 0 BB: 0 P: 5	R: 0 E: 0 K: 0 S: 5	H: 2 LOB: 2 BB: 0 P: 5	R: 0 E: 0 K: 2 S: 8	H: 1 LOB: 2 BB: 1 P: 12	R: 1 E: 0 K: 0 S: 5	H: 2 LOB: 1 BB: 0 P: 5	R: 1 E: 0 K: 0 S: 3	H: 1 LOB: 2 BB: 2 P: 11	R: 0 E: 0 K: 0 S: 4	H: 1 LOB: 1 BB: 0 P: 4	R: 0 E: 0 K: 2 S: 7	H: 0 LOB: 1 BB: 1 P: 11	R: 0 E: 0 K: 0 S: 3	H: 1 LOB: 0 BB: 0 P: 3	1B: 9 2B: 0 3B: 1 HR: 0	SF: 1 SAC: 1 DP: 2 HBP: 0	WP: 0 PB: 0 SB: 1 CS: 0	PA: 38	
PITCHER	IP	WLS	BF	H	R	ER	SO	BB	IBB	HBP	BLK	WP	HR	S	P	ERA	WHIP						
Bryn Smith, R ERA: 5.6 (1, 1)	5.0	W	24	7	2	2	3	3	0	0	0	0	0	27	39	3.60	2.000						
Andy McGaffigan, R ERA: 1.93 (6, 1)	3.0		11	2	0	0	2	1	0	0	0	0	0	14	18	0.00	1.000						
Lary Sorensen, R ERA: 2.12 (9, 1)	1.0		3	1	0	0	0	0	0	0	0	0	0	3	3	0.00	1.000						

San Diego Padres @ Montreal Expos
Olympic Stadium, Montreal, QB
Tue Jun 02 1987, 7:05 PM EDT
Att: 18,254 - Unknown

AB 32
R 2
H 10
RBI 2
BB 4
SO 5
LOB 12



Batter	1	2	3	4	5	6	7	8	9	AB	R	H	RBI	BB	SO	LOB	BOTTOM						
Casey Candaele, S OBP: 0.376, SLG: 0.394 (1, 8)	4-3		BB S 2H 1B		3-1	K		4-3		5	0	1	1	0	1	2							
Mitch Webster, S OBP: 0.373, SLG: 0.425 (1, 9)	B1-3		BB BB		HR		4-3 E 1B BB	F7		3	2	1	1	2	0	1							
Tim Raines, S OBP: 0.438, SLG: 0.550 (1, 7)	6-3		1-2 2-3 BB		4-3		4-3			3	0	0	0	1	0	1							
Tim Wallach, R OBP: 0.335, SLG: 0.467 (1, 5)		4-3	6-3			1B		CS 1B		4	0	2	1	0	0	3							
Andres Galarraga, R OBP: 0.414, SLG: 0.509 (1, 3)		K		E S 5-3 BB		K		1-2 BB		2	1	0	0	2	2	1							
Hubie Brooks, R OBP: 0.273, SLG: 0.323 (1, 6)		6-3		K		HR		K		4	1	1	1	0	2	2							
Vance Law, R OBP: 0.381, SLG: 0.456 (1, 4)			3-1	5-3 BB		SH1-4 1B		6-3		3	0	1	0	1	0	0							
Mike Fitzgerald, R OBP: 0.299, SLG: 0.302 (1, 2)			PB SH2-3 1B 1B	5-3		F5		1B 2B		4	2	2	1	0	0	2							
Bryn Smith, R OBP: 0.364, SLG: 0.500 (1, 1)			SH2-3			SH1-4				1	0	0	0	0	1	1							
Andy McGaffigan, R (6, 1)			SH2-3							0	0	0	0	0	0	0							
Wallace Johnson, S OBP: 0.212, SLG: 0.364 (6, PH)										1	0	1	1	0	0	0							
Lary Sorensen, R (9, 1)			1-2					2H 1B		0	0	0	0	0	0	0							
Inning Stats	R: 0 E: 0 K: 0 S: 3	H: 0 LOB: 0 BB: 0 P: 3	R: 0 E: 0 K: 1 S: 5	H: 0 LOB: 0 BB: 0 P: 5	R: 1 E: 0 K: 0 S: 5	H: 2 LOB: 3 BB: 2 P: 13	R: 1 E: 0 K: 2 S: 7	H: 0 LOB: 1 BB: 2 P: 15	R: 1 E: 0 K: 1 S: 7	H: 2 LOB: 1 BB: 0 P: 7	R: 1 E: 0 K: 1 S: 5	H: 1 LOB: 1 BB: 2 P: 13	R: 1 E: 0 K: 0 S: 5	H: 2 LOB: 1 BB: 0 P: 5	R: 1 E: 0 K: 0 S: 5	H: 2 LOB: 1 BB: 0 P: 5	1B: 6 2B: 1 3B: 0 HR: 2	SF: 0 SAC: 2 DP: 0 HBP: 0	WP: 0 PB: 1 SB: 2 CS: 1	PA: 38			
PITCHER	IP	WLS	BF	H	R	ER	SO	BB	IBB	HBP	BLK	WP	HR	S	P	ERA	WHIP						
Jimmy Jones, R ERA: 7.71 (1, 1)	5.0	L	23	4	3	2	4	4	0	0	0	0	0	27	43	3.60	1.600						
Lance McCullers, R ERA: 5.09 (6, 1)	3.0		15	5	3	3	2	2	0	0	0	0	1	17	25	9.00	2.333						

San Diego Padres @ Montreal Expos
Olympic Stadium, Montreal, QB
Tue Jun 02 1987, 7:05 PM EDT
Att: 18,254 - Unknown

AB 30
R 6
H 9
RBI 6
BB 6
SO 6
LOB 13

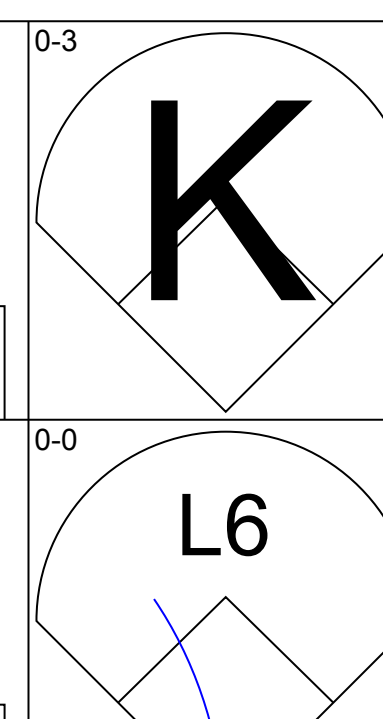
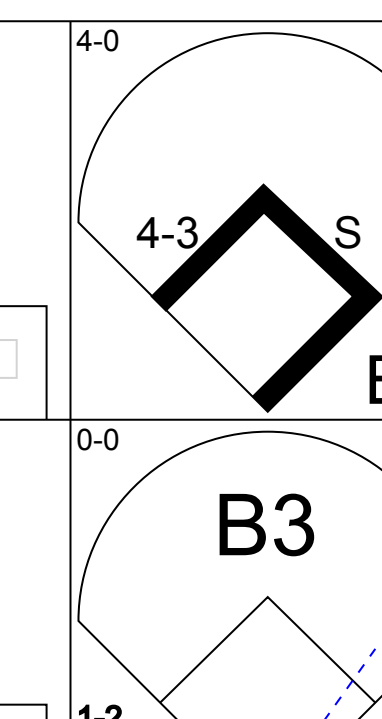
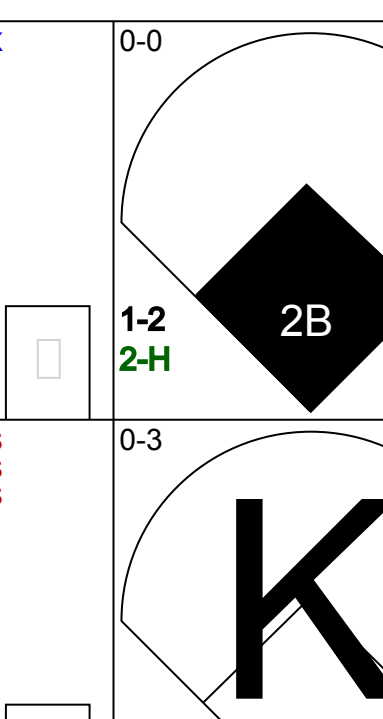
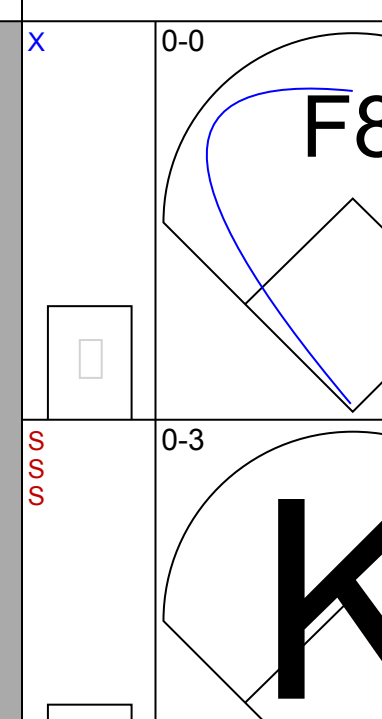
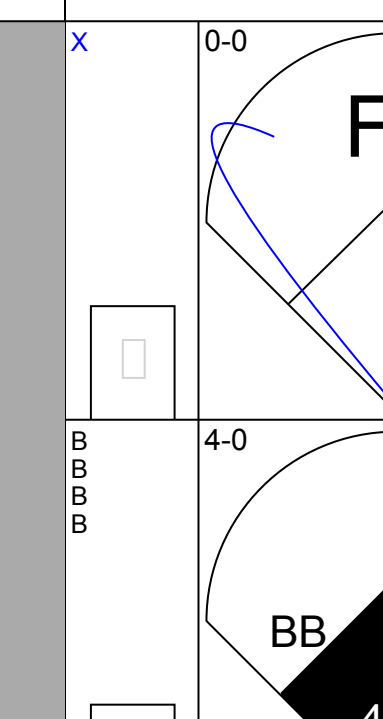
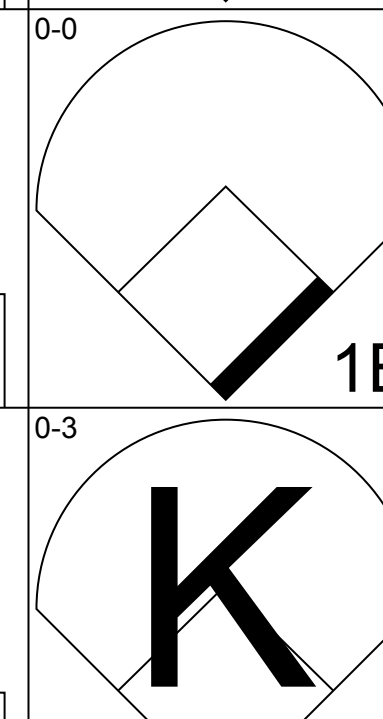
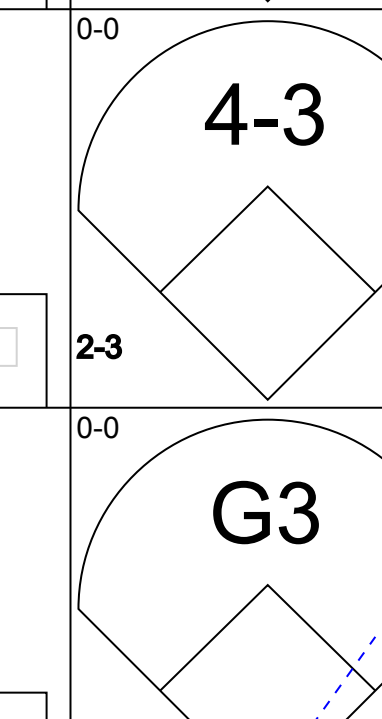
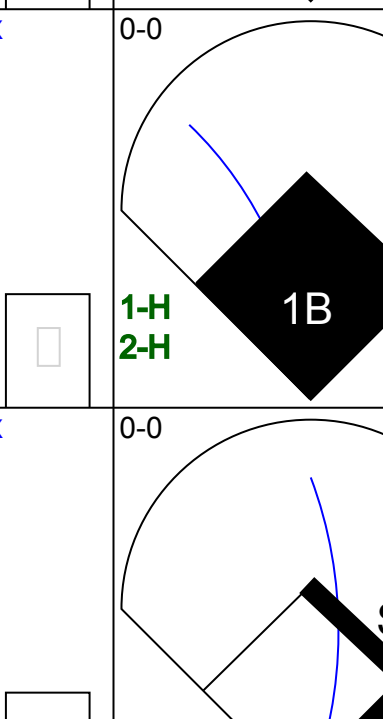
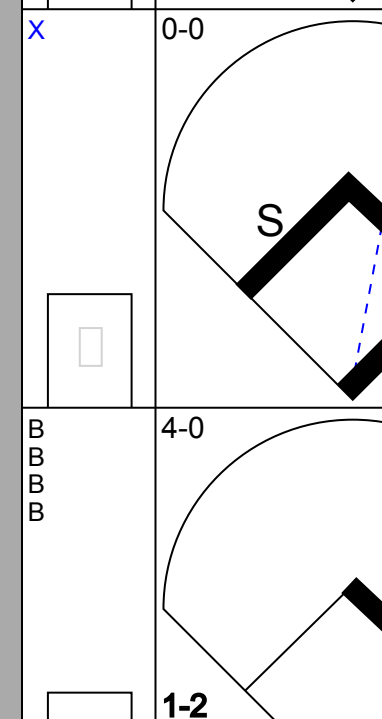
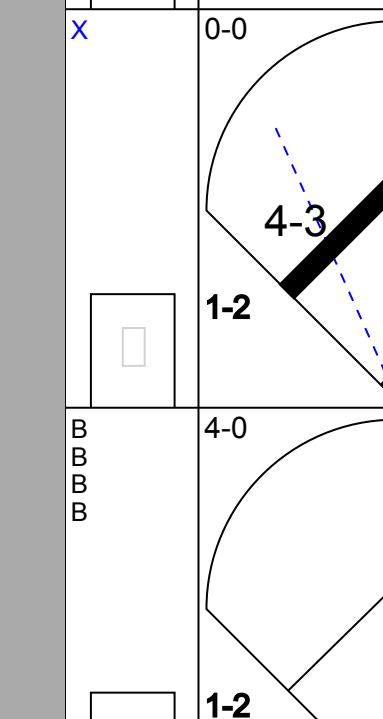



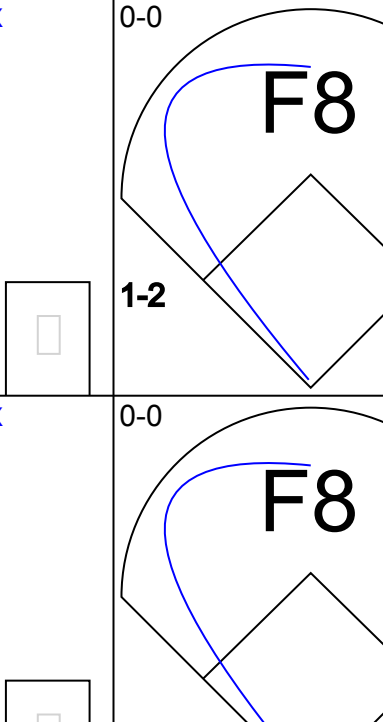
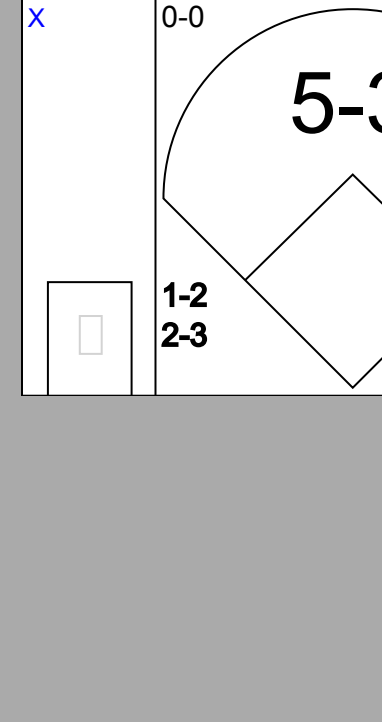
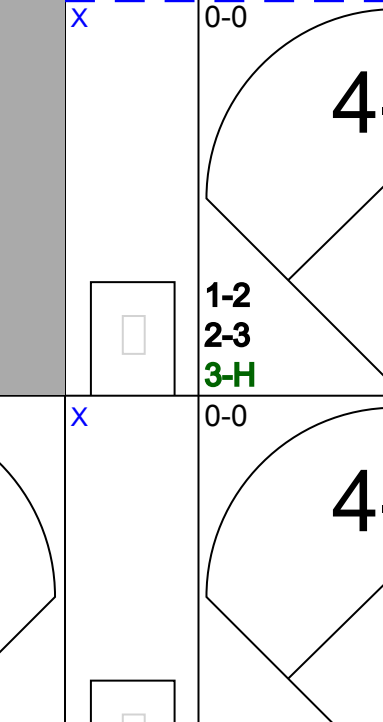


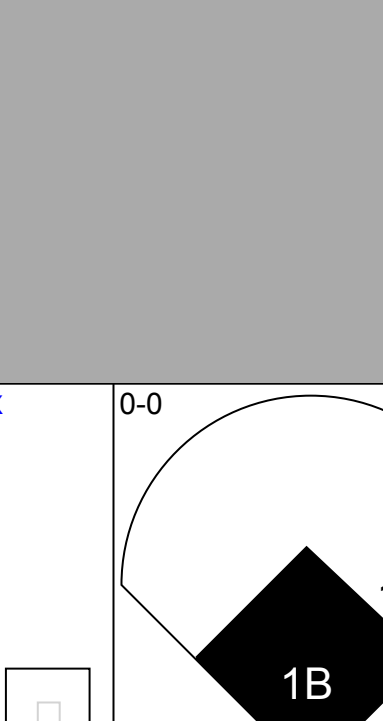

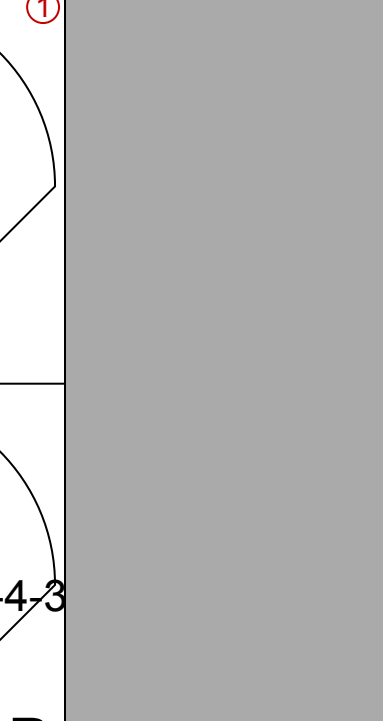
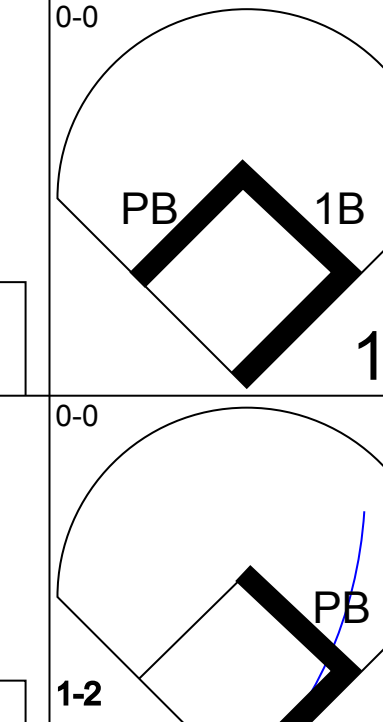
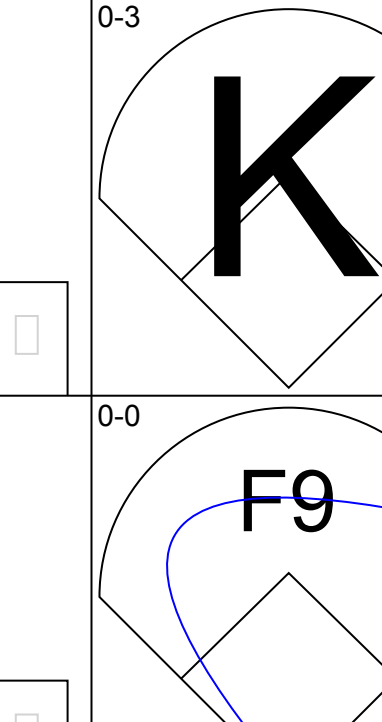

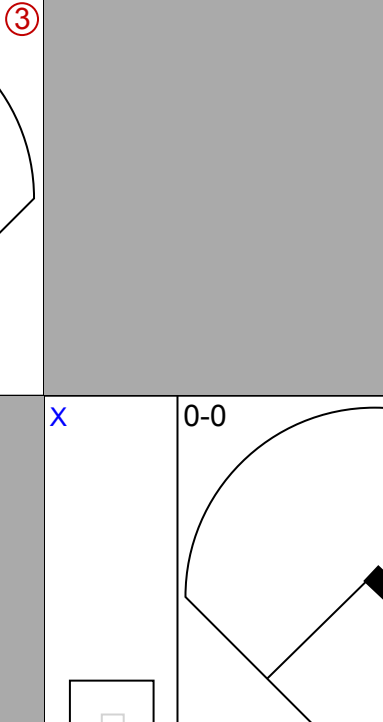
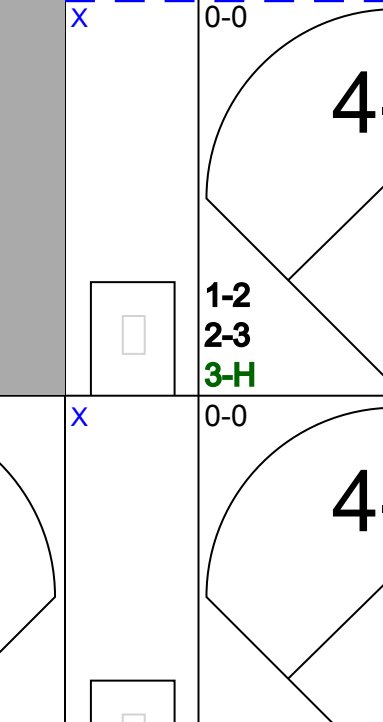


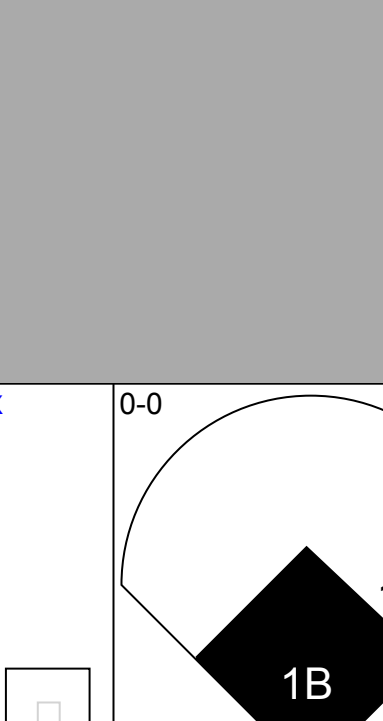
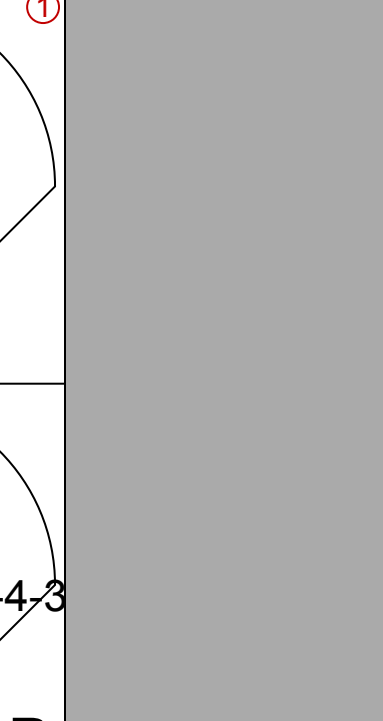

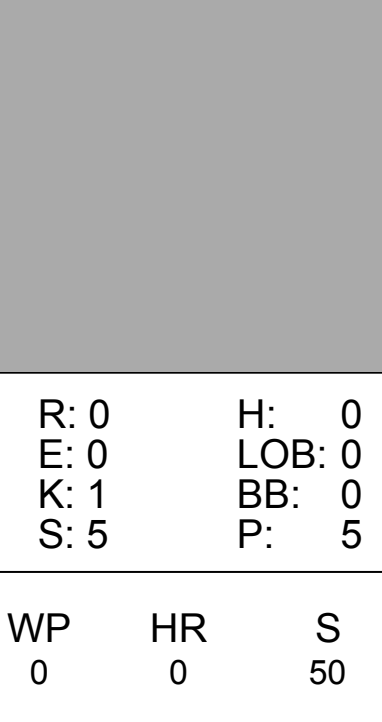
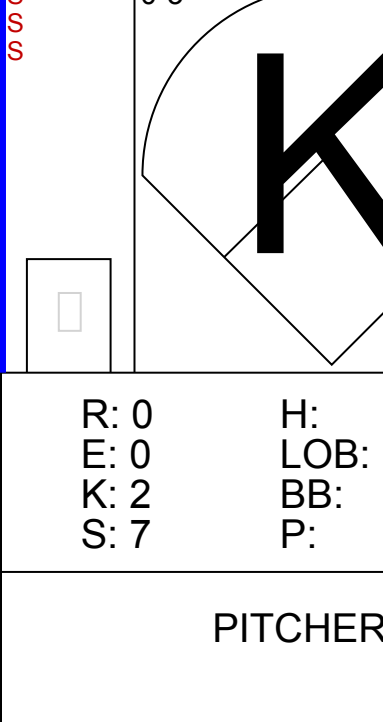
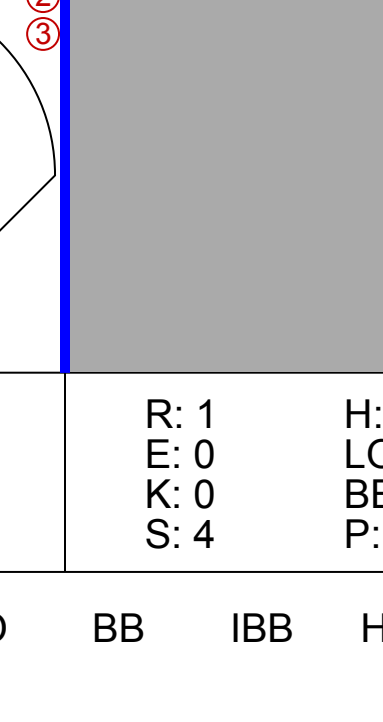
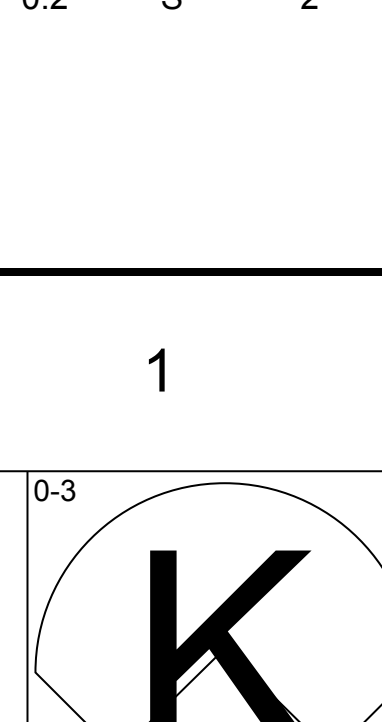
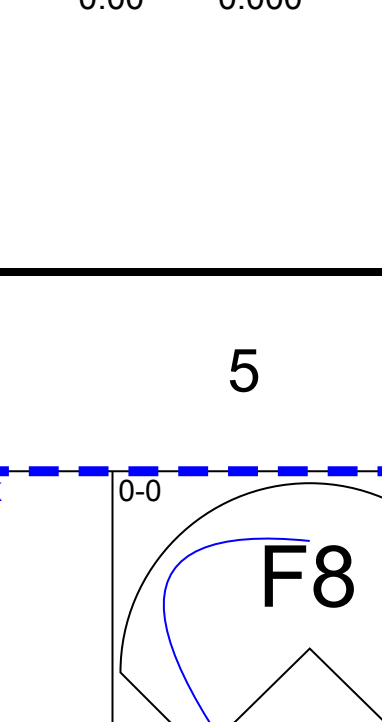
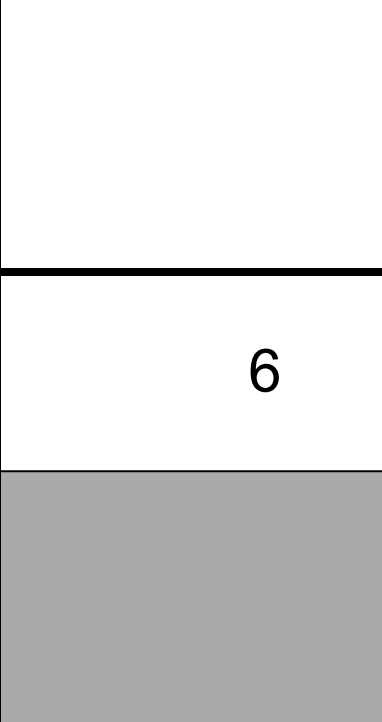
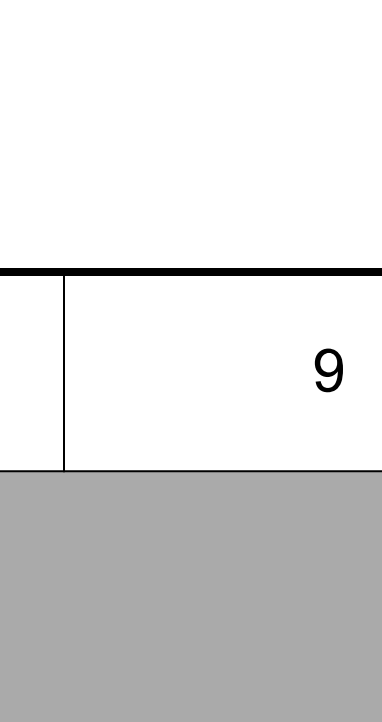
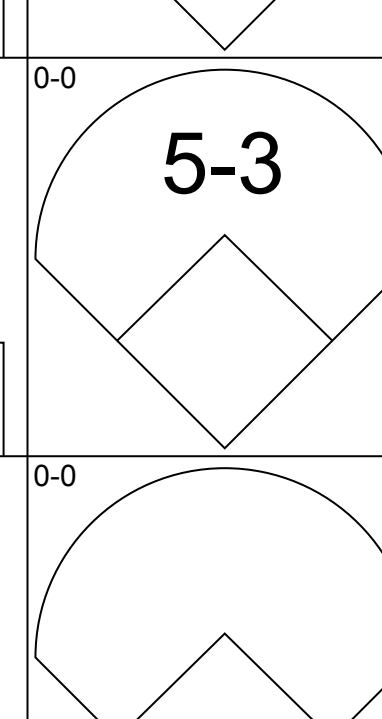
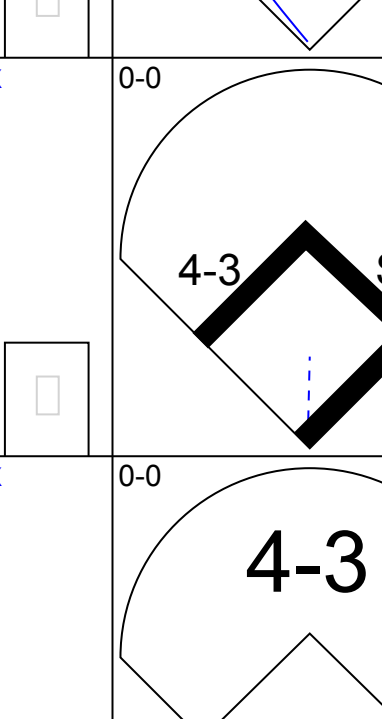




Batter	1	2	3	4	5	6	7	8	9	AB	R	H	RBI	BB	SO	LOB	TOP							
Joey Cora, S OBP: 0.333, SLG: 0.297 (1, 4)										5	0	1	0	0	1	1	San Diego Padres @ Montreal Expos Olympic Stadium, Montreal, QB Wed Jun 03 1987, 7:05 PM EDT Att: 16,921 - Unknown							
Randy Ready, R OBP: 0.392, SLG: 0.407 (1, 5)										2	2	1	0	2	0	1								
Tony Gwynn, L OBP: 0.425, SLG: 0.492 (1, 9)										4	1	2	0	0	0	2								
John Kruk, L OBP: 0.477, SLG: 0.549 (1, 7)										4	0	2	1	0	1	3								
Bruce Bochy, R OBP: 0.333, SLG: 0.333 (1, 2)										2	0	0	1	1	0	1								
Shane Mack, R OBP: 0.357, SLG: 0.360 Marvell Wynne, L OBP: 0.330, SLG: 0.337 (8, 8)										3	0	0	0	0	0	2								
Carmelo Martinez, R OBP: 0.333, SLG: 0.367 (1, 3)										4	0	0	0	0	1	1								
Luis Salazar, R OBP: 0.318, SLG: 0.295 Tim Flannery, L OBP: 0.294, SLG: 0.273 (7, 4)										2	0	1	0	0	0	0								
Andy Hawkins, R OBP: 0.190, SLG: 0.190 Jim Steels, L OBP: 0.271, SLG: 0.244 Craig Lefferts, L OBP: 0.301, SLG: 0.351 (9, 8)										2	0	0	0	0	1	1								
Inning Stats	R: 0 E: 0 K: 0 S: 4	H: 1 LOB: 1 BB: 0 P: 4	R: 0 E: 0 K: 0 S: 3	H: 0 LOB: 0 BB: 0 P: 3	R: 0 E: 0 K: 1 S: 5	H: 0 LOB: 0 BB: 0 P: 5	R: 0 E: 0 K: 1 S: 6	H: 2 LOB: 1 BB: 0 P: 6	R: 0 E: 0 K: 1 S: 6	H: 1 LOB: 1 BB: 0 P: 6	R: 1 E: 0 K: 0 S: 4	H: 1 LOB: 2 BB: 2 P: 12	R: 0 E: 0 K: 0 S: 4	H: 1 LOB: 0 BB: 0 P: 4	R: 2 E: 0 K: 1 S: 7	H: 2 LOB: 1 BB: 1 P: 11		R: 0 E: 0 K: 0 S: 3	H: 0 LOB: 0 BB: 0 P: 3	1B: 5 2B: 2 3B: 2 HR: 0	SF: 2 SAC: 0 DP: 1 HBP: 0	WP: 0 PB: 0 SB: 1 CS: 2	PA: 37	
PITCHER	IP WLS BF H R ER SO BB IBB HBP BLK WP HR S P ERA WHIP	6.0 W 24 5 1 1 3 2 0 0 0 0 0 0 28 36 1.50 1.167	3.0 S 13 3 2 2 1 1 0 0 0 0 0 0 14 18 6.00 1.333																					



Batter	1	2	3	4	5	6	7	8	9	AB	R	H	RBI	BB	SO	LOB	BOTTOM						
Casey Candaele, S OBP: 0.372, SLG: 0.389 (1, 6)										5	0	1	0	0	0	2	San Diego Padres @ Montreal Expos Olympic Stadium, Montreal, QB Wed Jun 03 1987, 7:05 PM EDT Att: 16,921 - Unknown						
Mitch Webster, S OBP: 0.364, SLG: 0.414 (1, 9)										5	0	0	0	0	1	2							
Tim Raines, S OBP: 0.447, SLG: 0.584 (1, 7)										4	2	3	1	0	0	0							
Tim Wallach, R OBP: 0.333, SLG: 0.467 (1, 5)										4	0	1	1	0	0	1							
Andres Galarraga, R OBP: 0.416, SLG: 0.524 (1, 3)										3	1	1	1	0	0	2							
Herm Winningham, L OBP: 0.382, SLG: 0.500 (1, 8)										3	0	1	0	1	0	2							
Vance Law, R OBP: 0.389, SLG: 0.456 (1, 4)										2	1	1	0	2	0	0							
Jeff Reed, L OBP: 0.220, SLG: 0.200 (1, 2)										3	0	0	0	0	0	3							
Neal Heaton, L OBP: 0.313, SLG: 0.323 Wallace Johnson, S OBP: 0.206, SLG: 0.353 Tim Burke, R (7, 1)										2	0	1	1	0	0	0							
Inning Stats	R: 1 E: 0 K: 0 S: 5	H: 2 LOB: 2 BB: 0 P: 6	R: 0 E: 0 K: 0 S: 3	H: 0 LOB: 0 BB: 0 P: 3	R: 0 E: 1 K: 0 S: 5	H: 1 LOB: 2 BB: 0 P: 5	R: 0 E: 0 K: 0 S: 6	H: 3 LOB: 2 BB: 0 P: 6	R: 0 E: 0 K: 0 S: 3	H: 0 LOB: 0 BB: 0 P: 3	R: 0 E: 0 K: 0 S: 3	H: 0 LOB: 0 BB: 0 P: 11	R: 2 E: 0 K: 0 S: 6	H: 3 LOB: 2 BB: 1 P: 10	R: 0 E: 0 K: 2 S: 7	H: 0 LOB: 0 BB: 0 P: 7		1B: 6 2B: 1 3B: 0 HR: 2	SF: 0 SAC: 1 DP: 0 HBP: 1	WP: 0 PB: 0 SB: 4 CS: 0	PA: 38		
PITCHER	IP WLS BF H R ER SO BB IBB HBP BLK WP HR S P ERA WHIP	6.0 L 28 6 2 2 2 2 0 1 0 0 0 2 13 17 9.00 1.500																					

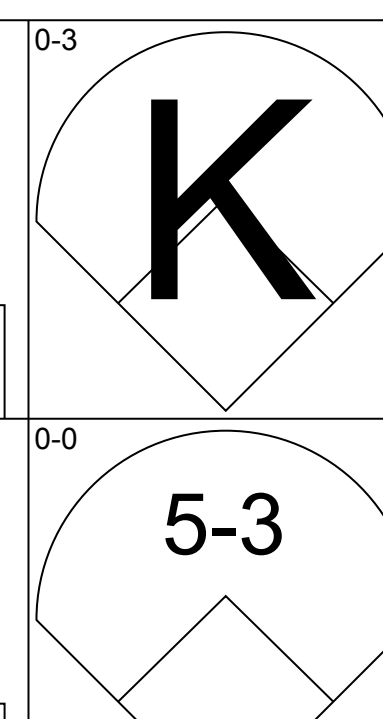
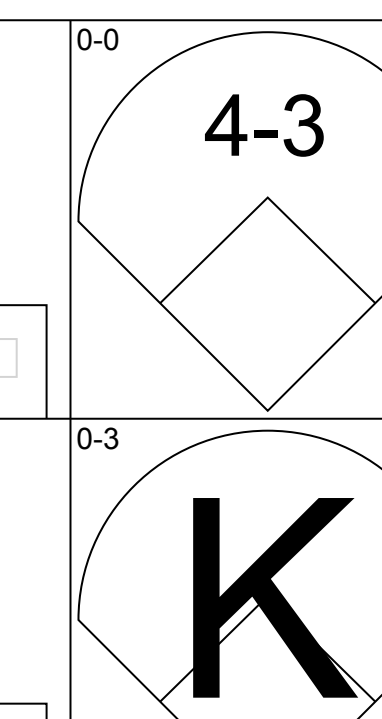
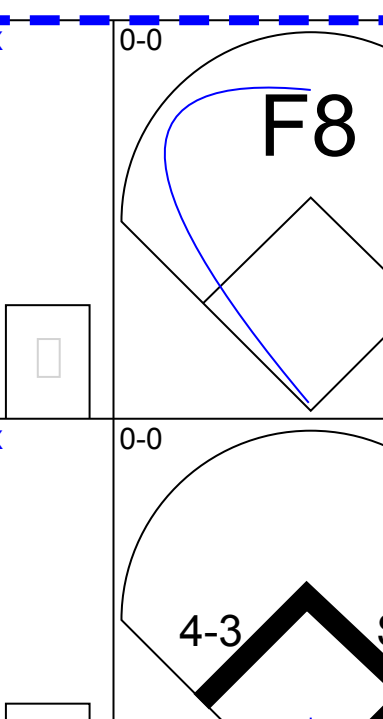
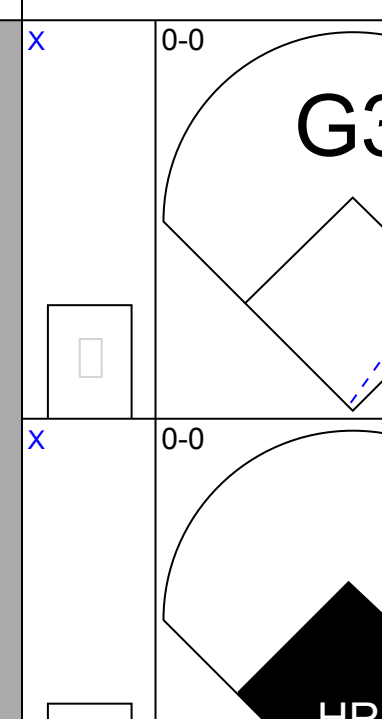
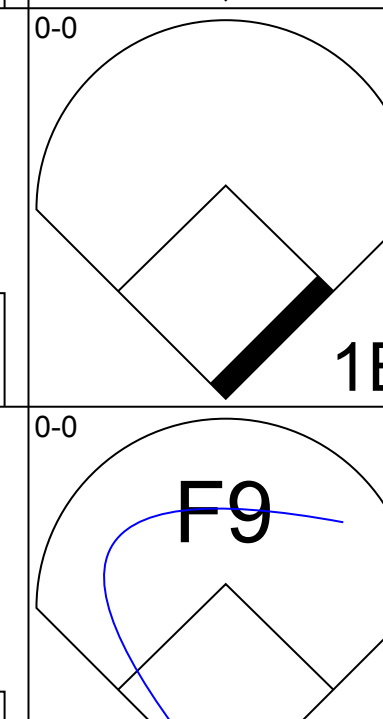
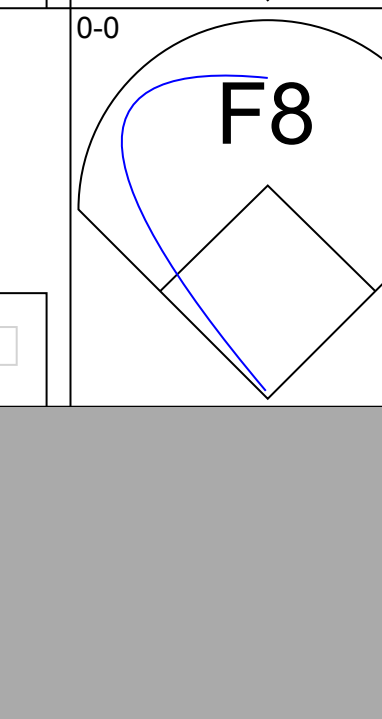
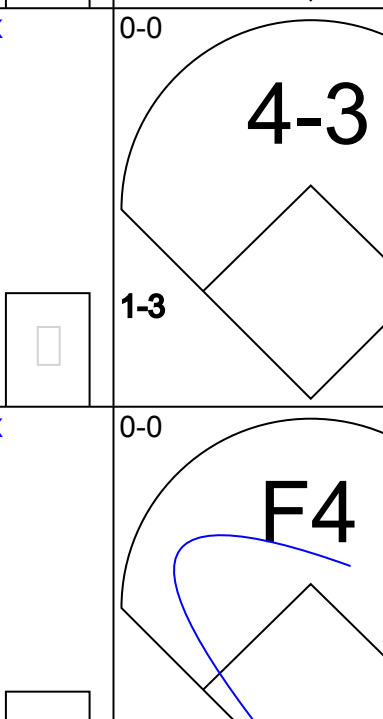
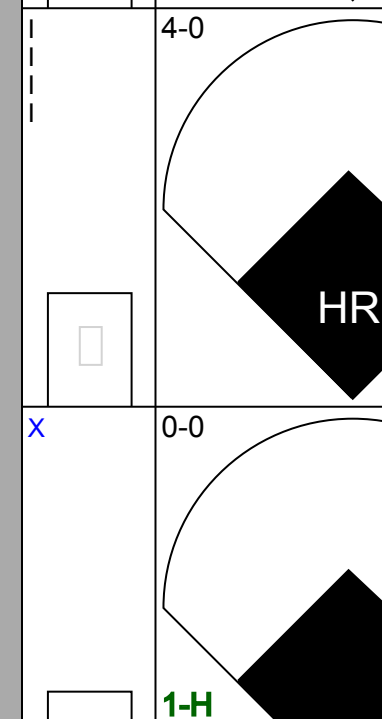



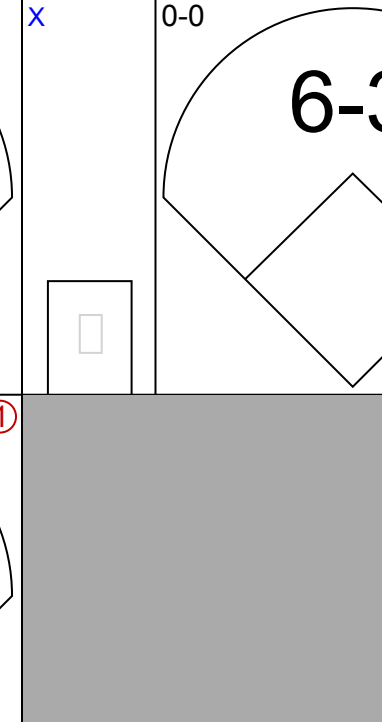

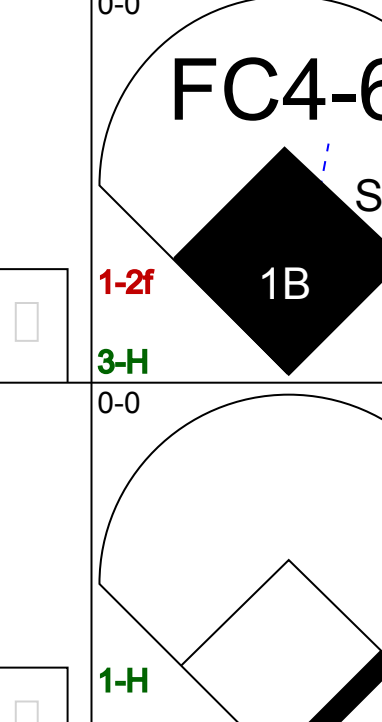


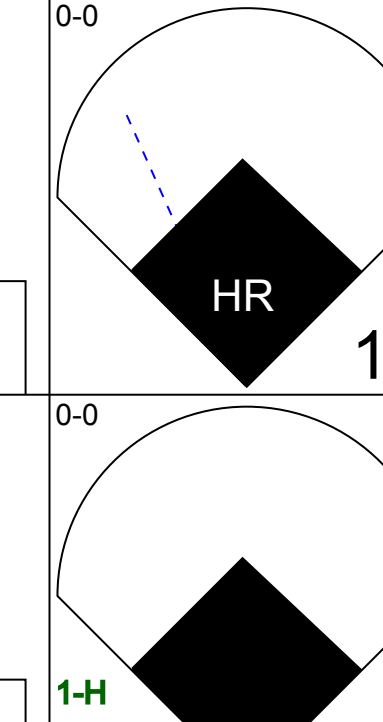
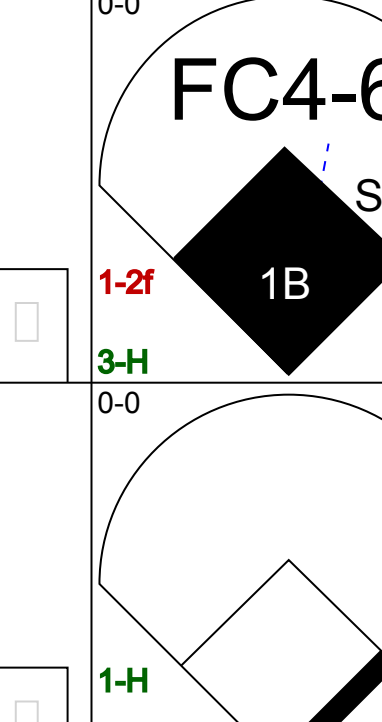
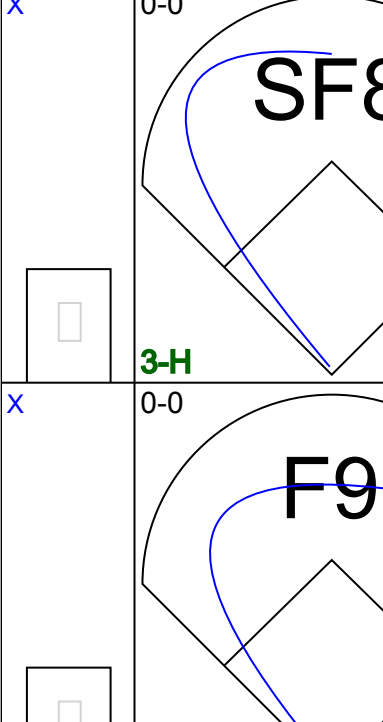
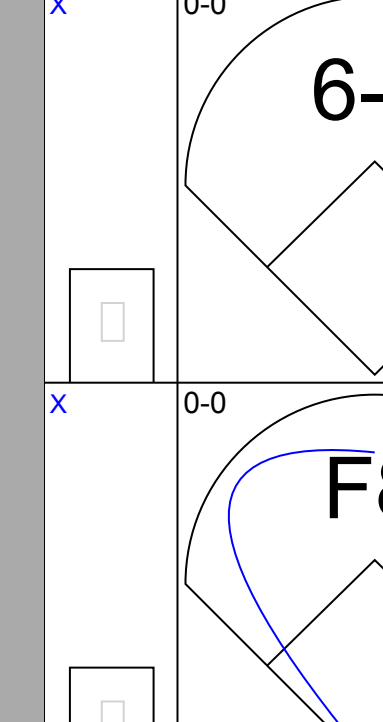
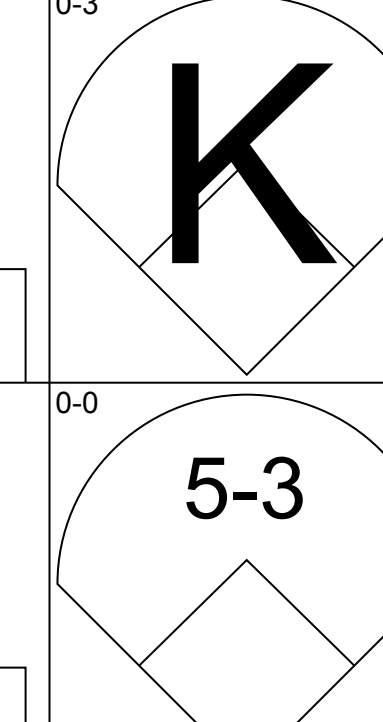
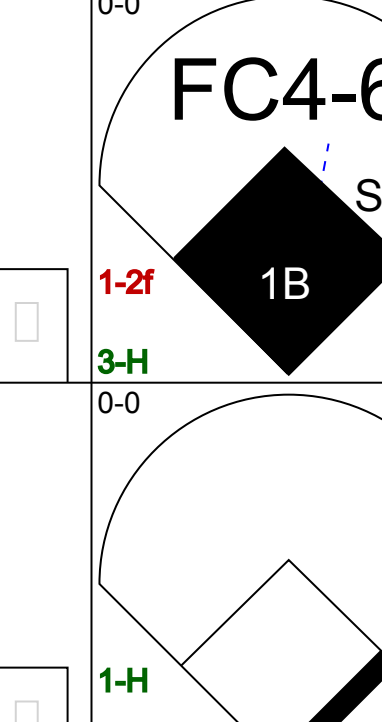
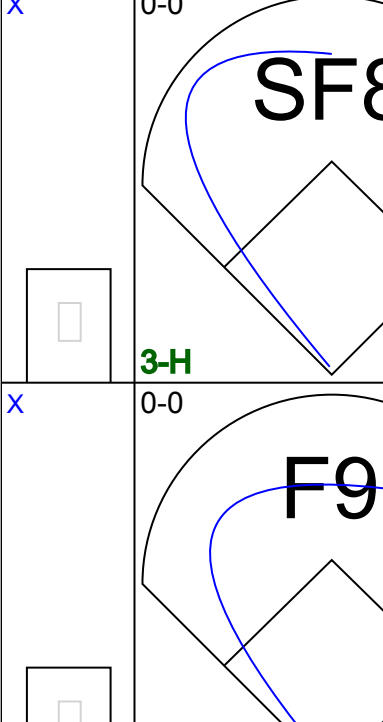
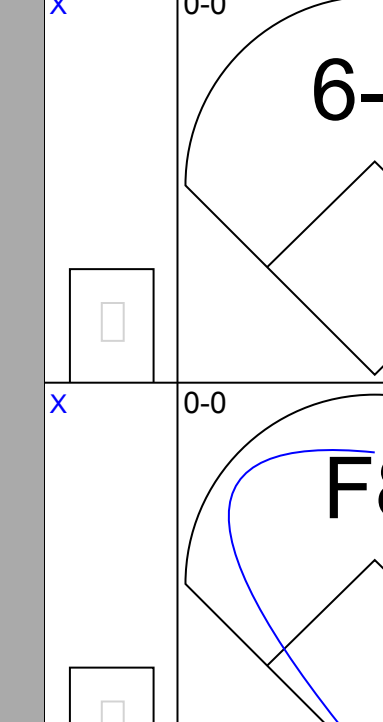

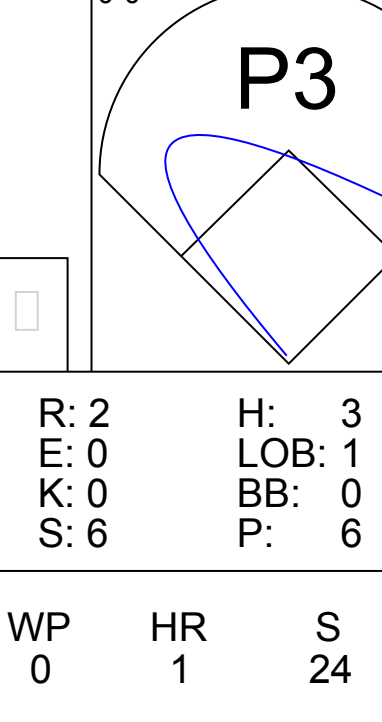
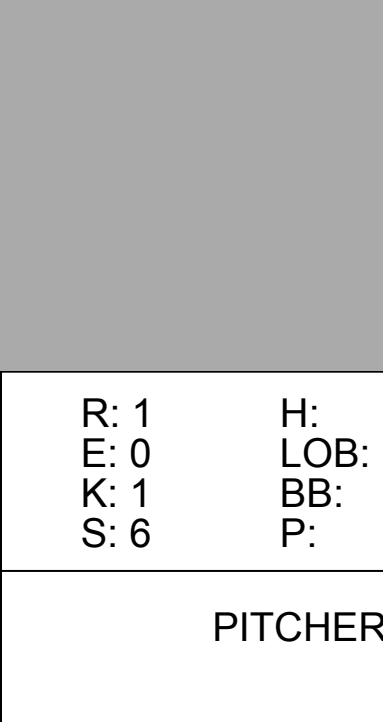
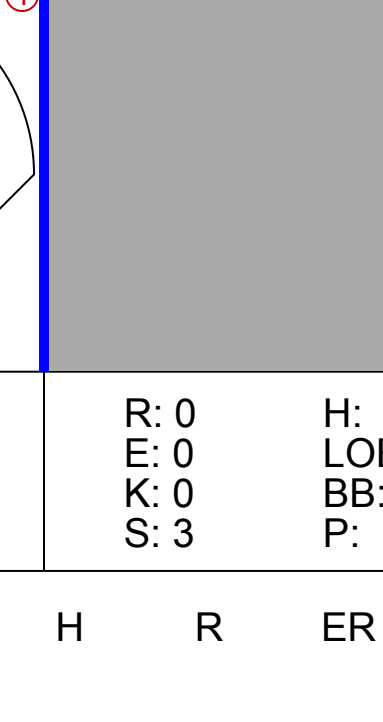
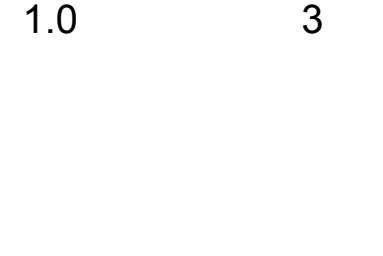
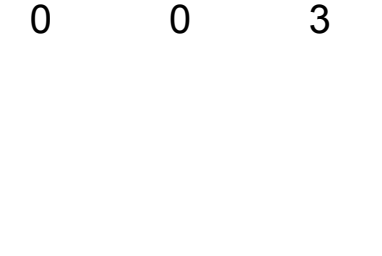




Batter	1	2	3	4	5	6	7	8	9	AB	R	H	RBI	BB	SO	LOB	TOP					
Marvell Wynne, L (1, 7) OBP: 0.333, SLG: 0.333										4	1	1	1	1	1	0						
Joey Cors, S (1, 4) OBP: 0.330, SLG: 0.293										2	0	0	0	0	0	1						
Randy Ready, R (5, PH) OBP: 0.390, SLG: 0.398										2	1	0	0	1	2	2						
Tony Gwynn, L (1, 9)										5	1	4	2	0	0	1						
John Kruk, L (1, 3) OBP: 0.481, SLG: 0.544										3	0	1	1	2	1	2						
Benito Santiago, R (1, 2) OBP: 0.296, SLG: 0.397										5	0	1	1	0	1	5						
Tim Flannery, L (1, 5) OBP: 0.304, SLG: 0.286										5	0	2	0	0	0	3						
Shane Mack, R (1, 8) OBP: 0.313, SLG: 0.310										4	0	0	0	0	2	3						
Luis Salazar, R (1, 6) OBP: 0.329, SLG: 0.297										3	1	1	0	1	0	2						
Dave Dravecky, R (1, 1) Kev Mitchell, R (5, PH) Storm Davis, S (5, 1) Jim Steeby, L (5, 0) Carmelo Martinez, R (8, PH) Greg Booker, R (8, 1)										1	0	0	0	0	1	2						
Inning Stats	R: 0 E: 0 K: 2 S: 8	H: 1 LOB: 1 BB: 0 P: 8	R: 0 E: 0 K: 2 S: 9	H: 2 LOB: 2 BB: 0 P: 9	R: 0 E: 0 K: 0 S: 3	H: 0 LOB: 1 BB: 1 P: 7	R: 0 E: 0 K: 1 S: 5	H: 0 LOB: 0 BB: 0 P: 5	R: 4 E: 0 K: 1 S: 10	H: 5 LOB: 1 BB: 0 P: 10	R: 0 E: 0 K: 2 S: 7	H: 0 LOB: 0 BB: 0 P: 7	R: 0 E: 0 K: 1 S: 6	H: 1 LOB: 2 BB: 1 P: 10	R: 0 E: 0 K: 0 S: 3	H: 1 LOB: 1 BB: 1 P: 7	R: 1 E: 0 K: 0 S: 4	H: 1 LOB: 2 BB: 2 P: 12	1B: 10 2B: 1 3B: 0 HR: 0	SF: 0 SAC: 0 DP: 1 HBP: 0	WP: 0 PB: 1 SB: 5 CS: 0	PA: 42
PITCHER	IP WLS BF H R ER SO BB IBB HBP BLK WP HR S P ERA WHIP																					
Floyd Youmans, R (1, 1) ERA: 5.28	7.1 W 35 10 4 4 9 3 0 0 0 0 0 0 50 62 4.91 1.773																					
Bob McClure, L (8, 1) ERA: 5.4	1.0 5 1 1 1 0 2 0 0 0 0 0 0 3 11 9.00 3.000																					
Randy St. Claire, R (9, 1) ERA: 4.94	0.2 S 2 0 0 0 0 0 0 0 0 0 0 0 0 2 2 0.00 0.000																					

San Diego Padres @ Montreal Expos
Olympic Stadium, Montreal, QB
Thu Jun 04 1987, 7:05 PM EDT
Att: 13,677 - Unknown

AB 37
R 5
H 11
RBI 5
BB 5
SO 9
LOB 23



Batter	1	2	3	4	5	6	7	8	9	AB	R	H	RBI	BB	SO	LOB	BOTTOM			
Casey Candaele, S (1, 8) OBP: 0.365, SLG: 0.380										4	0	0	0	0	1	0				
Mitch Webster, S (1, 9) OBP: 0.397, SLG: 0.421										4	1	2	0	0	1	0				
Tim Raines, S (1, 7) OBP: 0.449, SLG: 0.578										3	1	1	0	1	0	1				
Tim Wallach, R (1, 5) OBP: 0.337, SLG: 0.484										4	2	2	3	0	0	2				
Andres Galarraga, R (1, 3) OBP: 0.412, SLG: 0.518										4	2	1	0	0	1	1				
Hubie Brooks, R (1, 6) OBP: 0.297, SLG: 0.429										4	1	2	2	0	0	1				
Vance Law, R (1, 4) OBP: 0.381, SLG: 0.448										3	1	0	2	0	1	1				
Mike Fitzgerald, R (1, 2) OBP: 0.297, SLG: 0.300										4	0	1	1	0	0	0				
Floyd Youmans, R (1, 1) OBP: 0.211, SLG: 0.421										3	0	0	0	0	1	1				
Bob McClure, R (8, 1) Randy St. Claire, R (9, 1) OBP: 0.250, SLG: 0.250										0	0	0	0	0	0	0				
Inning Stats	R: 0 E: 0 K: 1 S: 6	H: 1 LOB: 1 BB: 0 P: 6	R: 2 E: 0 K: 1 S: 7	H: 2 LOB: 0 BB: 0 P: 7	R: 0 E: 0 K: 1 S: 5	H: 0 LOB: 0 BB: 0 P: 5	R: 2 E: 0 K: 0 S: 6	H: 3 LOB: 1 BB: 0 P: 6	R: 0 E: 0 K: 0 S: 4	H: 1 LOB: 1 BB: 0 P: 4	R: 1 E: 0 K: 1 S: 6	H: 0 LOB: 0 BB: 0 P: 6	R: 3 E: 0 K: 1 S: 7	H: 2 LOB: 1 BB: 1 P: 11	R: 0 E: 0 K: 0 S: 3	H: 0 LOB: 0 BB: 0 P: 3	1B: 6 2B: 1 3B: 0 HR: 2	SF: 1 SAC: 0 DP: 0 HBP: 0	WP: 1 PB: 1 SB: 2 CS: 0	PA: 35
PITCHER	IP WLS BF H R ER SO BB IBB HBP BLK WP HR S P ERA WHIP																			
Dave Dravecky, L (1, 1) ERA: 4.93	4.0 18 6 4 4 3 0 0 0 0 0 1 1 24 24 9.00 1.500																			
Storm Davis, R (5, 1) ERA: 6.38	3.0 L 14 3 4 3 2 0 1 0 0 0 1 1 17 21 9.00 1.000																			
Greg Booker, R (8, 1) ERA: 4.23	1.0 3 0 0 0 0 0 0 0 0 0 0 0 3 3 0.00 0.000																			

San Diego Padres @ Montreal Expos
Olympic Stadium, Montreal, QB
Thu Jun 04 1987, 7:05 PM EDT
Att: 13,677 - Unknown

AB 33
R 8
H 9
RBI 8
BB 1
SO 5
LOB 7



Batter	1	2	3	4	5	6	7	8	9	AB	R	H	RBI	BB	SO	LOB	TOP																										
Marvell Wynne, L (1, 7) OBP: 0.345, SLG: 0.351	G3		G3					1B		4	2	2	0	1	0	0	San Diego Padres @ Atlanta Braves Atlanta-Fulton County Stadium, Atlanta, GA Fri Jun 05 1987, 7:05 PM EDT Att: 14,278 - Unknown																										
Shane Mack, R (1, 8) OBP: 0.306, SLG: 0.281	K		G3				F9	1B		3	0	0	0	1	1	1																											
Jim Steels, L (8, PH) OBP: 0.286, SLG: 0.244			G3				1B	BB		0	1	0	1	1	0	0																											
Tony Gwynn, L (1, 9) OBP: 0.441, SLG: 0.525	HR		F7				1B	BB		4	2	3	2	1	0	0																											
John Kruk, L (1, 3) OBP: 0.491, SLG: 0.554	1B						1B	BB		5	2	4	3	0	1	2																											
Randy Ready, R (1, 5) OBP: 0.382, SLG: 0.387	F9						1B	BB		5	0	1	0	0	1	5																											
Bruce Bochy, R (1, 2) OBP: 0.308, SLG: 0.450							1B	BB		5	1	1	2	0	1	1																											
Tim Flannery, L (1, 4) OBP: 0.311, SLG: 0.283	FC5-4		G3				3-1	BB		4	0	1	0	1	0	0	livebaseballscorecards.com AB 39 R 10 H 13 RBI 8 BB 6 SO 6 LOB 14																										
Luis Salazar, R (1, 6) OBP: 0.333, SLG: 0.294	FC5-4		BB				F8	BB		4	1	1	0	1	0	1																											
Eric Show, R (1, 1) OBP: 0.034, SLG: 0.034	FC6-4		K				F4	BB		5	1	0	0	0	2	4																											
Inning Stats										R: 1	H: 2	R: 0	H: 1	R: 0	H: 0	R: 2		H: 3	R: 0	H: 2	R: 0	H: 0	R: 1	H: 2	R: 6	H: 3	R: 0	H: 0	1B: 10	SF: 0	WP: 0	PA: 45											
PITCHER										E: 0	LOB: 1	E: 0	LOB: 1	E: 1	LOB: 2	E: 0		LOB: 0	E: 0	LOB: 0	E: 0	LOB: 0	E: 0	LOB: 0	E: 1	LOB: 2	E: 0	LOB: 1	E: 0	LOB: 0	2B: 1	SAC: 0	FB: 0										
PITCHER										K: 1	BB: 0	K: 0	BB: 0	K: 2	BB: 1	K: 1		BB: 0	K: 0	BB: 0	K: 0	BB: 0	K: 1	BB: 3	K: 1	BB: 0	K: 0	BB: 0	K: 0	BB: 0	K: 1	BB: 0	K: 0	BB: 0	3B: 0	DP: 0	SB: 0						
PITCHER										S: 7	P: 7	S: 4	P: 4	S: 3	P: 3	S: 7		P: 11	S: 8	P: 12	S: 5	P: 9	S: 9	P: 21	S: 9	P: 21	S: 5	P: 5	S: 10	P: 10	S: 5	P: 7	S: 3	P: 3	S: 5	P: 9	HR: 2	HBP: 0	CS: 0				
PITCHER										IP	WLS	BF	H	R	ER	SO	BB	IBB	HBP	BLK	WP	HR	S	P	ERA	WHIP	IP	WLS	BF	H	R	ER	SO	BB	IBB	HBP	BLK	WP	HR	S	P	ERA	WHIP
Doyle Alexander, R (1, 1) ERA: 3.68	7.0	L	32	10	4	4	4	2	1	0	0	0	2	37	49	5.14	1.714																										
Jim Acker, R (8, 1) ERA: 4.99	1.0		10	3	6	4	1	3	0	0	0	0	0	9	21	36.00	6.000																										
Charlie Puleo, R (9, 1) ERA: 4.25	1.0		3	0	0	0	1	0	0	0	0	0	0	5	5	0.00	0.000																										

Batter	1	2	3	4	5	6	7	8	9	AB	R	H	RBI	BB	SO	LOB	BOTTOM																										
Dion James, L (1, 8) OBP: 0.391, SLG: 0.435	F8		F9					4-3		3	0	0	0	1	0	2	San Diego Padres @ Atlanta Braves Atlanta-Fulton County Stadium, Atlanta, GA Fri Jun 05 1987, 7:05 PM EDT Att: 14,278 - Unknown																										
Ken Oberkfell, L (1, 5) OBP: 0.376, SLG: 0.407	F5		G3				G4-6-3	F9		4	0	0	1	0	0	3																											
Gerald Perry, L (1, 3) OBP: 0.287, SLG: 0.310	CS		F5				F6	BB		3	0	1	0	1	0	1																											
Dale Murphy, R (1, 9) OBP: 0.461, SLG: 0.625	CS						E9	5-3		3	1	1	0	1	0	1																											
Ken Griffey, L (1, 7) OBP: 0.381, SLG: 0.557			K				SF9	3-1		3	0	0	1	0	2	1																											
Andres Thomas, R (1, 6) OBP: 0.291, SLG: 0.373	F4						6-3	HR		4	1	2	1	0	0	1																											
Ozzie Virgil, R (1, 2) OBP: 0.351, SLG: 0.592	F4						L7	1B		4	0	1	0	0	0	2																											
Glenn Hubbard, R (1, 4) OBP: 0.446, SLG: 0.474			F9				K	F8		2	1	0	0	2	1	1																											
Doyle Alexander, R (1, 1) ERA: 3.68			F9				F9	K		0	0	0	0	0	0	0	livebaseballscorecards.com AB 28 R 3 H 5 RBI 3 BB 5 SO 4 LOB 13																										
Albert Hall, S (7, PH) OBP: 0.402, SLG: 0.483			G3				SH1-4	K		1	0	0	0	0	0	0																											
Jim Acker, R (8, 1) OBP: 0.286, SLG: 0.286			G3				SH1-4	K		0	0	0	0	0	0	0																											
Charlie Puleo, R (9, 1) OBP: 0.571, SLG: 1.000			1-2				1-2	K		0	0	0	0	0	0	0																											
Graig Nettles, L (9, PH) OBP: 0.289, SLG: 0.318			HBP				1-2	K		1	0	0	0	0	1	1																											
Inning Stats										R: 0	H: 1	R: 0	H: 0	R: 1	H: 0	R: 0		H: 0	R: 1	H: 1	R: 0	H: 0	R: 0	H: 0	R: 1	H: 2	R: 0	H: 0	1B: 3	SF: 1	WP: 0	PA: 37											
PITCHER										E: 0	LOB: 0	E: 0	LOB: 1	E: 0	LOB: 1	E: 0		LOB: 0	E: 1	LOB: 0	E: 0	LOB: 0	E: 0	LOB: 1	E: 0	LOB: 1	E: 0	LOB: 0	E: 0	LOB: 1	E: 0	LOB: 0	2B: 1	SAC: 1	FB: 0								
PITCHER										K: 0	BB: 0	K: 1	BB: 1	K: 1	BB: 0	K: 0	BB: 0	K: 0	BB: 0	K: 1	BB: 0	K: 0	BB: 1	K: 0	BB: 0	K: 0	BB: 0	K: 0	BB: 0	K: 1	BB: 0	K: 0	BB: 0	K: 0	BB: 0	K: 0	BB: 0	3B: 0	DP: 1	SB: 0			
PITCHER										S: 3	P: 3	S: 5	P: 9	S: 3	P: 8	S: 6	P: 6	S: 4	P: 4	S: 5	P: 5	S: 3	P: 7	S: 7	P: 7	S: 3	P: 3	S: 5	P: 9	S: 10	P: 10	S: 5	P: 7	S: 3	P: 3	S: 5	P: 9	HR: 1	HBP: 1	CS: 1			
PITCHER										IP	WLS	BF	H	R	ER	SO	BB	IBB	HBP	BLK	WP	HR	S	P	ERA	WHIP	IP	WLS	BF	H	R	ER	SO	BB	IBB	HBP	BLK	WP	HR	S	P	ERA	WHIP
Eric Show, R (1, 1) ERA: 4.06	9.0	W	36	5	3	2	4	5	0	1	0	0	1	38	59	2.00	1.111																										



Batter	1	2	3	4	5	6	7	8	9	AB	R	H	RBI	BB	SO	LOB	TOP					
Shane Mack, R OBP: 0.317, SLG: 0.297 (1, 8)										5	1	2	1	0	0	1	San Diego Padres @ Atlanta Braves Atlanta-Fulton County Stadium, Atlanta, GA Sat Jun 06 1987, 7:05 PM EDT Att: 20,557 - Unknown					
Randy Ready, R OBP: 0.391, SLG: 0.398 (1, 5)										5	1	3	2	0	0	1						
Tony Gwynn, L OBP: 0.436, SLG: 0.517 (1, 9)										5	0	1	1	0	0	4						
Kevin Mitchell, R OBP: 0.304, SLG: 0.353 Marvell Wynne, L OBP: 0.345, SLG: 0.351 (1, 7) (7, 7)										4	0	1	0	0	1	3						
John Kruk, L OBP: 0.491, SLG: 0.552 (1, 3)										4	0	2	1	0	0	0						
Bruce Bochy, R OBP: 0.287, SLG: 0.375 (1, 2)										4	0	0	0	0	3	3						
Luis Salazar, R OBP: 0.329, SLG: 0.292 (1, 6)										4	1	1	0	0	1	0						
Tim Flannery, L OBP: 0.323, SLG: 0.286 (1, 4)										3	1	1	0	1	0	0						
Ed Whitson, R OBP: 0.091, SLG: 0.091 Jim Steels, L OBP: 0.300, SLG: 0.262 Lance McCullers, S (6, PH) (6, 1)										1	0	0	0	0	0	2						
Inning Stats	R: 1 E: 0 K: 0 S: 4	H: 2 LOB: 0 BB: 4 P: 4	R: 0 E: 0 K: 1 S: 6	H: 1 LOB: 2 BB: 1 P: 10	R: 1 E: 0 K: 1 S: 8	H: 3 LOB: 2 BB: 0 P: 8	R: 2 E: 1 K: 1 S: 9	H: 3 LOB: 2 BB: 0 P: 9	R: 0 E: 0 K: 1 S: 5	H: 0 LOB: 3 BB: 0 P: 5	R: 1 E: 0 K: 0 S: 5	H: 2 LOB: 1 BB: 0 P: 5	R: 0 E: 0 K: 0 S: 3	H: 1 LOB: 0 BB: 0 P: 3	R: 0 E: 0 K: 1 S: 5	H: 0 LOB: 0 BB: 0 P: 5	1B: 12 2B: 0 3B: 0 HR: 0	SF: 0 SAC: 1 DP: 2 HBP: 0	WP: 0 PB: 0 SB: 1 CS: 0	PA: 39		
PITCHER	IP WLS BF H R ER SO BB IBB HBP BLK WP HR S P ERA WHIP	IP WLS BF H R ER SO BB IBB HBP BLK WP HR S P ERA WHIP	IP WLS BF H R ER SO BB IBB HBP BLK WP HR S P ERA WHIP	IP WLS BF H R ER SO BB IBB HBP BLK WP HR S P ERA WHIP	IP WLS BF H R ER SO BB IBB HBP BLK WP HR S P ERA WHIP	IP WLS BF H R ER SO BB IBB HBP BLK WP HR S P ERA WHIP	IP WLS BF H R ER SO BB IBB HBP BLK WP HR S P ERA WHIP	IP WLS BF H R ER SO BB IBB HBP BLK WP HR S P ERA WHIP	IP WLS BF H R ER SO BB IBB HBP BLK WP HR S P ERA WHIP	IP WLS BF H R ER SO BB IBB HBP BLK WP HR S P ERA WHIP	IP WLS BF H R ER SO BB IBB HBP BLK WP HR S P ERA WHIP	IP WLS BF H R ER SO BB IBB HBP BLK WP HR S P ERA WHIP	IP WLS BF H R ER SO BB IBB HBP BLK WP HR S P ERA WHIP	IP WLS BF H R ER SO BB IBB HBP BLK WP HR S P ERA WHIP	IP WLS BF H R ER SO BB IBB HBP BLK WP HR S P ERA WHIP	IP WLS BF H R ER SO BB IBB HBP BLK WP HR S P ERA WHIP	IP WLS BF H R ER SO BB IBB HBP BLK WP HR S P ERA WHIP	IP WLS BF H R ER SO BB IBB HBP BLK WP HR S P ERA WHIP	IP WLS BF H R ER SO BB IBB HBP BLK WP HR S P ERA WHIP	IP WLS BF H R ER SO BB IBB HBP BLK WP HR S P ERA WHIP	IP WLS BF H R ER SO BB IBB HBP BLK WP HR S P ERA WHIP	IP WLS BF H R ER SO BB IBB HBP BLK WP HR S P ERA WHIP

AB	37
R	5
H	12
RBI	5
BB	1
SO	5
LOB	14



Batter	1	2	3	4	5	6	7	8	9	AB	R	H	RBI	BB	SO	LOB	BOTTOM						
Albert Hall, S OBP: 0.402, SLG: 0.489 (1, 8)										5	0	2	0	0	0	1	San Diego Padres @ Atlanta Braves Atlanta-Fulton County Stadium, Atlanta, GA Sat Jun 06 1987, 7:05 PM EDT Att: 20,557 - Unknown						
Ken Oberkfell, L OBP: 0.381, SLG: 0.418 (1, 5)										4	1	2	0	1	0	1							
Gerald Perry, L OBP: 0.292, SLG: 0.311 Gene Garber, R (8, 1)										3	0	1	1	1	0	1							
Dale Murphy, R OBP: 0.462, SLG: 0.638 (1, 9)										4	1	2	2	0	1	2							
Ken Griffey, L OBP: 0.385, SLG: 0.556 (1, 7) (8, 3)										4	0	2	0	0	0	3							
Andres Thomas, R OBP: 0.290, SLG: 0.369 (1, 6)										4	0	1	0	0	0	2							
Ozzie Virgil, R OBP: 0.343, SLG: 0.576 (1, 2)										4	0	0	0	0	1	2							
Glenn Hubbard, R OBP: 0.442, SLG: 0.469 (1, 4)										4	1	1	0	0	0	0							
Larry McWilliams, L OBP: 0.571, SLG: 1.000 Dion James, L OBP: 0.377, SLG: 0.430 (1, 1) (4, 1) (7, PH) (8, 7)										1	0	0	0	0	1	0							
Inning Stats	R: 2 E: 0 K: 0 S: 6	H: 4 LOB: 1 BB: 0 P: 6	R: 0 E: 0 K: 1 S: 5	H: 0 LOB: 0 BB: 0 P: 5	R: 0 E: 0 K: 0 S: 3	H: 0 LOB: 0 BB: 0 P: 3	R: 0 E: 0 K: 0 S: 4	H: 1 LOB: 1 BB: 0 P: 4	R: 1 E: 0 K: 0 S: 6	H: 3 LOB: 3 BB: 1 P: 10	R: 0 E: 0 K: 1 S: 5	H: 0 LOB: 0 BB: 0 P: 5	R: 0 E: 0 K: 1 S: 6	H: 1 LOB: 2 BB: 1 P: 10	R: 0 E: 0 K: 0 S: 3	H: 1 LOB: 0 BB: 0 P: 3	R: 0 E: 0 K: 0 S: 4	H: 1 LOB: 1 BB: 0 P: 4	1B: 7 2B: 3 3B: 0 HR: 1	SF: 0 SAC: 1 DP: 1 HBP: 0	WP: 0 PB: 0 SB: 0 CS: 0	PA: 38	
PITCHER	IP WLS BF H R ER SO BB IBB HBP BLK WP HR S P ERA WHIP	IP WLS BF H R ER SO BB IBB HBP BLK WP HR S P ERA WHIP	IP WLS BF H R ER SO BB IBB HBP BLK WP HR S P ERA WHIP	IP WLS BF H R ER SO BB IBB HBP BLK WP HR S P ERA WHIP	IP WLS BF H R ER SO BB IBB HBP BLK WP HR S P ERA WHIP	IP WLS BF H R ER SO BB IBB HBP BLK WP HR S P ERA WHIP	IP WLS BF H R ER SO BB IBB HBP BLK WP HR S P ERA WHIP	IP WLS BF H R ER SO BB IBB HBP BLK WP HR S P ERA WHIP	IP WLS BF H R ER SO BB IBB HBP BLK WP HR S P ERA WHIP	IP WLS BF H R ER SO BB IBB HBP BLK WP HR S P ERA WHIP	IP WLS BF H R ER SO BB IBB HBP BLK WP HR S P ERA WHIP	IP WLS BF H R ER SO BB IBB HBP BLK WP HR S P ERA WHIP	IP WLS BF H R ER SO BB IBB HBP BLK WP HR S P ERA WHIP	IP WLS BF H R ER SO BB IBB HBP BLK WP HR S P ERA WHIP	IP WLS BF H R ER SO BB IBB HBP BLK WP HR S P ERA WHIP	IP WLS BF H R ER SO BB IBB HBP BLK WP HR S P ERA WHIP	IP WLS BF H R ER SO BB IBB HBP BLK WP HR S P ERA WHIP	IP WLS BF H R ER SO BB IBB HBP BLK WP HR S P ERA WHIP	IP WLS BF H R ER SO BB IBB HBP BLK WP HR S P ERA WHIP	IP WLS BF H R ER SO BB IBB HBP BLK WP HR S P ERA WHIP	IP WLS BF H R ER SO BB IBB HBP BLK WP HR S P ERA WHIP	IP WLS BF H R ER SO BB IBB HBP BLK WP HR S P ERA WHIP	IP WLS BF H R ER SO BB IBB HBP BLK WP HR S P ERA WHIP



Batter	1	2	3	4	5	6	7	8	9	AB	R	H	RBI	BB	SO	LOB	TOP											
Marvell Wynne, L OBP: 0.353, SLG: 0.359	K	1B					E6		1B	6	1	3	0	0	1	1	San Diego Padres @ Atlanta Braves Atlanta-Fulton County Stadium, Atlanta, GA Sun Jun 07 1987, 3:33 AM EDT Att: 15,789 - Unknown											
Shane Mack, R OBP: 0.319, SLG: 0.302	F4	1B		FC4-6	6-3		5-3		1B	6	1	2	1	0	0	3												
Tony Gwynn, L OBP: 0.537, SLG: 0.526										4	2	2	2	0	0	2												
Jim Steels, L OBP: 0.308, SLG: 0.273	HR				5-3		4-3			2	0	1	1	0	0	1												
John Kruk, L OBP: 0.491, SLG: 0.568	HR			F8	2B				4-3	5	2	2	2	1	1	2												
Greg Booker, R				2B	BB					0	0	0	0	0	0	0												
Randy Ready, R OBP: 0.408, SLG: 0.431	1B			5-3	2B					4	1	3	1	1	1	1												
Bruce Bochy, R OBP: 0.257, SLG: 0.379	6-3			5-3	HR		5-3		6-3	5	1	1	2	0	0	3												
Tim Flannery, L OBP: 0.300, SLG: 0.262		K		4-3	E6		G3		F9	5	1	0	0	0	1	3												
Luis Salazar, R OBP: 0.333, SLG: 0.329		F9					6-3		K	4	1	1	3	1	1	0												
Jimmy Jones, R OBP: 0.300, SLG: 0.300										3	2	2	0	0	0	1												
Storm Davis, R ERA: 5.36										0	0	0	0	0	0	0												
Craig Lefferts, L ERA: 6.07										1	0	0	0	0	1	0												
Rich Gossage, R ERA: 5.02										0	0	0	0	0	0	0												
Carmelo Martinez, R OBP: 0.329, SLG: 0.363	1B	1B								1	0	0	0	0	0	0												
Inning Stats	R: 2 E: 0 K: 1 S: 8	H: 3 LOB: 1 BB: 0 P: 8	R: 1 E: 0 K: 1 S: 8	H: 3 LOB: 2 BB: 0 P: 8	R: 0 E: 0 K: 0 S: 3	H: 0 LOB: 1 BB: 1 P: 7	R: 8 E: 1 K: 0 S: 10	H: 6 LOB: 1 BB: 2 P: 18	R: 0 E: 0 K: 1 S: 6	H: 0 LOB: 0 BB: 0 P: 3	R: 0 E: 1 K: 1 S: 6	H: 0 LOB: 1 BB: 0 P: 6	R: 0 E: 0 K: 1 S: 6	H: 1 LOB: 1 BB: 0 P: 6	R: 1 E: 0 K: 1 S: 8	H: 3 LOB: 2 BB: 0 P: 8	1B: 10 2B: 5 3B: 0 HR: 2	SF: 0 SAC: 0 DP: 0 HBP: 0	WP: 0 PB: 0 SB: 0 CS: 0	PA: 49								
PITCHER	IP	WLS	BF	H	R	ER	SO	BB	IBB	HBP	BLK	WP	HR	S	P	ERA	WHIP											
Rick Mahler, R	(1, 1)	3.2		22	8	7	2	3	0	0	0	0	0	1	23	35	17.18	3.000										
Jeff Dedmon, R	(4, 1)	2.1		13	5	4	1	0	0	0	0	0	0	1	15	15	3.86	2.143										
Paul Assenmacher, L	(7, 1)	1.0		4	0	0	0	0	0	0	0	0	0	6	6	0.00	0.000											
Gene Garber, R	(8, 1)	2.0	W	10	4	1	1	2	0	0	0	0	0	14	14	4.50	2.000											

AB	46
R	12
H	17
RBI	12
BB	3
SO	6
LOB	17




Batter	1	2	3	4	5	6	7	8	9	AB	R	H	RBI	BB	SO	LOB	BOTTOM										
Albert Hall, S OBP: 0.416, SLG: 0.490	3-1			1B		4-3	K		BB	4	1	2	0	2	1	1	San Diego Padres @ Atlanta Braves Atlanta-Fulton County Stadium, Atlanta, GA Sun Jun 07 1987, 3:33 AM EDT Att: 15,789 - Unknown										
Ken Oberkfell, L OBP: 0.384, SLG: 0.417	3-1			WP		3-1			BB	3	2	1	2	2	0	1											
Gerald Perry, L OBP: 0.301, SLG: 0.315	F7			WP			1B		BB	4	2	2	0	1	0	3											
Dale Murphy, R OBP: 0.460, SLG: 0.630				5-3			2B		K	4	2	1	1	1	1	3											
Ken Griffey, L OBP: 0.385, SLG: 0.565	F8			4-3			E		F7	5	2	2	4	0	0	3											
Andres Thomas, R OBP: 0.280, SLG: 0.356				1-3			E4		F8	5	1	0	0	0	1	1											
Ozzie Virgil, R OBP: 0.344, SLG: 0.571	F7			L5			G3-6-1		5-3	5	1	2	2	0	0	0											
Glenn Hubbard, R OBP: 0.446, SLG: 0.472	F9			4-3			HBP		BB	3	2	1	0	1	0	0											
Rick Mahler, R OBP: 0.150, SLG: 0.156				5-3			G3-6-1		BB	1	0	0	0	0	0	0											
Jeff Dedmon, L OBP: 0.290, SLG: 0.143									BB	1	0	0	0	0	0	0											
Craig Lefferts, L OBP: 0.296, SLG: 0.311									BB	1	0	0	0	0	0	0											
Paul Assenmacher, L OBP: 0.320, SLG: 0.314									BB	1	0	1	1	0	0	0											
Rafael Ramirez, R OBP: 0.320, SLG: 0.314									BB	1	0	1	1	0	0	0											
Gene Garber, R OBP: 0.320, SLG: 0.314									BB	1	0	1	1	0	0	0											
Ted Simmons, S OBP: 0.320, SLG: 0.314									BB	1	0	1	1	0	0	0											
Inning Stats	R: 0 E: 0 K: 0 S: 4	H: 1 LOB: 2 BB: 1 P: 8	R: 0 E: 0 K: 0 S: 3	H: 0 LOB: 0 BB: 0 P: 3	R: 2 E: 0 K: 0 S: 5	H: 2 LOB: 1 BB: 1 P: 9	R: 0 E: 0 K: 0 S: 3	H: 0 LOB: 0 BB: 0 P: 3	R: 0 E: 0 K: 0 S: 3	H: 0 LOB: 0 BB: 0 P: 3	R: 4 E: 1 K: 1 S: 9	H: 4 LOB: 1 BB: 0 P: 10	R: 6 E: 3 K: 0 S: 9	H: 5 LOB: 2 BB: 2 P: 17	R: 0 E: 0 K: 2 S: 7	H: 0 LOB: 0 BB: 0 P: 7	R: 1 E: 0 K: 0 S: 2	H: 1 LOB: 3 BB: 3 P: 14	1B: 10 2B: 3 3B: 0 HR: 0	SF: 1 SAC: 0 DP: 1 HBP: 1	WP: 3 PB: 0 SB: 1 CS: 0	PA: 47					
PITCHER	IP	WLS	BF	H	R	ER	SO	BB	IBB	HBP	BLK	WP	HR	S	P	ERA	WHIP										
Jimmy Jones, R	(1, 1)	5.0		23	6	5	0	2	0	0	0	1	0	21	29	9.00	1.600										
Storm Davis, R	(6, 1)	0.0		3	1	1	0	0	0	1	0	0	0	2	3	∞	∞										
Craig Lefferts, L	(6, 1)	1.1		9	4	6	4	1	0	0	0	0	0	10	14	27.00	3.750										
Rich Gossage, R	(7, 1)	1.2		7	1	0	0	2	0	1	0	0	0	10	14	0.00	0.600										
Greg Booker, R	(9, 1)	0.1	L	5	1	1	1	0	3	0	0	0	0	2	14	27.00	12.000										



Batter	1	2	3	4	5	6	7	8	9	AB	R	H	RBI	BB	SO	LOB	TOP								
Randy Ready, R OBP: 0.408, SLG: 0.439 (1, 4) (8, 5)	1-3		2B		F8			G3 1B E 1B	F3	5	1	2	0	0	0	0									
Shane Mack, R OBP: 0.333, SLG: 0.319 (1, 8)	1B		K			5-3		G3 1B E 1B		4	1	2	0	0	1	1									
Tony Gwynn, L OBP: 0.438, SLG: 0.526 (1, 9)	1-3 CS 1B		4-3				1B	G3		4	0	2	0	0	0	3									
Carmelo Martinez, R OBP: 0.322, SLG: 0.353 Jim Steels, L OBP: 0.308, SLG: 0.273 (1, 7) (8, PR) (8, 7)	1-2 K				F5			E6 4-3 2B		4	0	0	1	0	1	3									
John Kruk, L OBP: 0.486, SLG: 0.559 (1, 3)		4-3						4-3		4	0	1	0	0	1	2									
Benito Santiago, R OBP: 0.295, SLG: 0.399 (1, 2)		K			FC6-4 1B			4-3		4	1	1	1	0	2	1									
Luis Salazar, R OBP: 0.400, SLG: 0.400 Rich Gossage, R (8, 1)		HR			5-3			S 1B 2B		4	1	3	2	0	0	1									
Garry Templeton, S OBP: 0.262, SLG: 0.251 (1, 6)		5-3						CS 1B		4	0	0	0	0	0	1									
Andy Hawkins, R OBP: 0.174, SLG: 0.174 Kevin Mitchell, R OBP: 0.302, SLG: 0.350 Craig Lefferts, L (7, 1) Tim Flannery, L OBP: 0.296, SLG: 0.258 (8, 4)			K					5-3	B1-3	2	0	0	0	0	1	0									
Inning Stats	R: 0 E: 0 K: 1 S: 6	H: 2 LOB: 1 BB: 0 P: 6	R: 1 E: 0 K: 1 S: 6	H: 1 LOB: 0 BB: 0 P: 6	R: 0 E: 0 K: 2 S: 8	H: 1 LOB: 1 BB: 0 P: 8	R: 0 E: 0 K: 0 S: 4	H: 1 LOB: 1 BB: 0 P: 4	R: 0 E: 0 K: 0 S: 3	H: 0 LOB: 0 BB: 0 P: 3	R: 0 E: 0 K: 1 S: 6	H: 1 LOB: 1 BB: 0 P: 6	R: 0 E: 0 K: 1 S: 6	H: 1 LOB: 1 BB: 0 P: 6	R: 4 E: 1 K: 0 S: 7	H: 4 LOB: 1 BB: 0 P: 7	R: 0 E: 0 K: 0 S: 3	H: 0 LOB: 0 BB: 0 P: 3	1B: 7 2B: 3 3B: 0 HR: 1	SF: 0 SAC: 0 DP: 0 HBP: 0	WP: 0 PB: 1 SB: 1 CS: 2	PA: 38			
PITCHER	IP	WLS	BF	H	R	ER	SO	BB	IBB	HBP	BLK	WP	HR	S	P	ERA	WHIP								
Bob Knepper, L ERA: 6.98 Dave Meads, L ERA: 5.92	(1, 1) (8, 1)	7.2 L	34	11	5	2	6	0	0	0	0	0	1	46	46	2.35	1.435								

San Diego Padres @ Houston Astros
Astrodome, Houston, TX
Mon Jun 08 1987, 8:05 PM EDT
Att: 14,756 - Unknown


AB 37
R 5
H 11
RBI 4
BB 0
SO 6
LOB 13



Batter	1	2	3	4	5	6	7	8	9	AB	R	H	RBI	BB	SO	LOB	BOTTOM								
Billy Hatcher, R OBP: 0.382, SLG: 0.477 (1, 8)	K		FC1 S 1B		4-3	F6				5	0	2	1	0	1	1									
Bill Doran, S OBP: 0.328, SLG: 0.367 (1, 4)	FC5-3 1B		FC1					F9		4	0	1	0	1	0	2									
Chuck Jackson, R OBP: 0.375, SLG: 0.455 (1, 5)	FC5-3 1-2		F9		4-3			5-3		4	0	0	0	0	0	3									
Denny Walling, L OBP: 0.358, SLG: 0.413 (1, 3)	F7				F8			F6		4	1	1	0	0	0	1									
Jose Cruz, L OBP: 0.328, SLG: 0.433 (1, 7)		4-3						4-3		3	1	1	0	1	0	0									
Kevin Bass, S OBP: 0.335, SLG: 0.436 (1, 9)	1B		F7					SF9 2B		4	1	3	1	0	0	1									
Alan Ashby, S OBP: 0.398, SLG: 0.424 (1, 2)			F7					G4-6-3 1B		3	0	1	0	1	0	2									
Craig Reynolds, L OBP: 0.320, SLG: 0.345 (1, 6)		F9								3	1	1	1	0	0	1									
Bob Knepper, L OBP: 0.200, SLG: 0.286 Dave Meads, L OBP: 0.500, SLG: 0.333 Terry Puhl, L OBP: 0.291, SLG: 0.314 (1, 1) (8, 1) (8, PH)			F8					F8		1	0	0	1	0	0	0									
Inning Stats	R: 0 E: 0 K: 1 S: 6	H: 1 LOB: 1 BB: 0 P: 6	R: 0 E: 0 K: 0 S: 4	H: 2 LOB: 1 BB: 0 P: 4	R: 0 E: 0 K: 0 S: 4	H: 1 LOB: 1 BB: 0 P: 4	R: 0 E: 0 K: 0 S: 4	H: 1 LOB: 1 BB: 0 P: 4	R: 1 E: 0 K: 0 S: 4	H: 1 LOB: 1 BB: 1 P: 8	R: 3 E: 0 K: 0 S: 5	H: 2 LOB: 1 BB: 2 P: 13	R: 0 E: 0 K: 0 S: 3	H: 0 LOB: 0 BB: 0 P: 3	R: 0 E: 0 K: 0 S: 3	H: 1 LOB: 1 BB: 0 P: 3	R: 0 E: 0 K: 0 S: 4	H: 1 LOB: 1 BB: 0 P: 4	1B: 7 2B: 3 3B: 0 HR: 0	SF: 2 SAC: 1 DP: 1 HBP: 0	WP: 0 PB: 0 SB: 1 CS: 0	PA: 38			
PITCHER	IP	WLS	BF	H	R	ER	SO	BB	IBB	HBP	BLK	WP	HR	S	P	ERA	WHIP								
Andy Hawkins, R ERA: 5.17 Craig Lefferts, L ERA: 5.09 Rich Gossage, R ERA: 3.0	(1, 1) (7, 1) (8, 1)	6.0 W	28 3	8	4	4	1	0	0	0	0	0	0	3	3	0.00	0.000								

San Diego Padres @ Houston Astros
Astrodome, Houston, TX
Mon Jun 08 1987, 8:05 PM EDT
Att: 14,756 - Unknown

AB 32
R 4
H 10
RBI 4
BB 3
SO 1
LOB 11



Batter	1	2	3	4	5	6	7	8	9	AB	R	H	RBI	BB	SO	LOB	TOP		
Marvell Wynne, L (1, 7) <small>OBP: 0.356, SLG: 0.356</small> Carmelo Martinez, R (3, 7) <small>OBP: 0.324, SLG: 0.350</small> Lance McCullers, S (7, 1)	K		BB		BB		F8			1	0	0	0	1	1	0	San Diego Padres @ Houston Astros Astrodome, Houston, TX Tue Jun 09 1987, 8:05 PM EDT Att: 11,511 - Unknown		
Shane Mack, R (1, 8) <small>OBP: 0.309, SLG: 0.294</small>	F8		3-1		F9			F9		4	0	0	0	0	0	4			
Tony Gwynn, L (1, 9) <small>OBP: 0.439, SLG: 0.523</small>	5-3			S	5-3		F7	1B	1B	3	0	1	0	1	0	2			
John Kruk, L (1, 3) <small>OBP: 0.475, SLG: 0.544</small>		K		F7		4-3		F7		4	0	0	0	0	1	2			
Benito Santiago, R (1, 2) <small>OBP: 0.294, SLG: 0.396</small>	K		5-3		F8			S	1B	4	0	1	0	0	1	1			
Tim Flannery, L (1, 4) <small>OBP: 0.293, SLG: 0.246</small>	6-3			S	BB		F7		4-3	3	0	0	0	1	0	2			
Luis Salazar, R (1, 5) <small>OBP: 0.337, SLG: 0.381</small>		K	5-3				K		6-3	4	0	0	0	0	2	2			
Garry Templeton, S (1, 6) <small>OBP: 0.273, SLG: 0.259</small>			SH1-4	BB					K	3	0	2	0	1	1	0			
Dave Dravecky, R (1, 1) <small>OBP: 0.250, SLG: 0.250</small> Jim Steels, L (7, PH) <small>OBP: 0.296, SLG: 0.261</small>	SH1-4			SH1-4	1B		F4		K	0	0	0	0	0	0	0			
Inning Stats	R: 0 E: 0 K: 1 S: 5	H: 0 LOB: 0 BB: 0 P: 5	R: 0 E: 0 K: 2 S: 7	H: 0 LOB: 0 BB: 0 P: 7	R: 0 E: 0 K: 1 S: 5	H: 0 LOB: 2 BB: 2 P: 13	R: 0 E: 0 K: 0 S: 3	H: 0 LOB: 2 BB: 2 P: 11	R: 0 E: 0 K: 0 S: 4	H: 1 LOB: 2 BB: 1 P: 8	R: 0 E: 0 K: 1 S: 6	H: 1 LOB: 1 BB: 0 P: 6	R: 0 E: 0 K: 0 S: 5	H: 2 LOB: 2 BB: 0 P: 5	R: 0 E: 0 K: 2 S: 7	H: 0 LOB: 0 BB: 0 P: 7		1B: 4 2B: 0 3B: 0 HR: 0	SF: 0 SAC: 2 DP: 0 HBP: 0
PITCHER Danny Darwin, R (1, 1) <small>ERA: 3.35</small> Dave Smith, R (8, 1) <small>ERA:</small>	IP: 7.2 WLS: W BF: 32 H: 4 R: 0 ER: 0 SO: 5 BB: 5 IBB: 0 HBP: 0 BLK: 0 WP: 0 HR: 0 S: 37 P: 57 ERA: 0.00 WHIP: 1.174	IP: 1.1 WLS: S BF: 4 H: 0 R: 0 ER: 0 SO: 2 BB: 0 IBB: 0 HBP: 0 BLK: 0 WP: 0 HR: 0 S: 8 P: 8 ERA: 0.00 WHIP: 0.000																	

Batter	1	2	3	4	5	6	7	8	9	AB	R	H	RBI	BB	SO	LOB	BOTTOM		
Billy Hatcher, R (1, 8) <small>OBP: 0.382, SLG: 0.473</small>	1-3		FC4-6		6-3			SH		2	0	0	0	1	0	0	San Diego Padres @ Houston Astros Astrodome, Houston, TX Tue Jun 09 1987, 8:05 PM EDT Att: 11,511 - Unknown		
Bill Doran, S (1, 4) <small>OBP: 0.327, SLG: 0.362</small>	5-3		FC4-6			F9		BB		3	0	0	1	1	0	2			
Chuck Jackson, R (1, 5) <small>OBP: 0.357, SLG: 0.400</small>	6-3					G3		F3		3	0	0	0	1	0	2			
Glenn Davis, R (1, 3) <small>OBP: 0.327, SLG: 0.498</small>		F2	F6			E6		L4		4	0	0	0	0	0	5			
Kevin Bass, S (1, 9) <small>OBP: 0.330, SLG: 0.430</small>		5-3			6-3		F7			3	0	0	0	0	0	1			
Jose Cruz, L (1, 7) <small>OBP: 0.323, SLG: 0.425</small>		6-3			G3			F4		3	0	0	0	0	0	0			
Alan Ashby, S (1, 2) <small>OBP: 0.396, SLG: 0.422</small>			BB	1B	FC4-6	1B		F9		3	1	1	0	0	1	0			
Dickie Thon, R (1, 6) <small>OBP: 0.321, SLG: 0.239</small>			FC4-6	BB	1B		F8		F8	3	0	1	0	0	0	0			
Danny Darwin, R (1, 1) <small>OBP: 0.160, SLG: 0.280</small> Dave Smith, R (8, 1) <small>OBP: 0.667, SLG: 0.500</small>	F9							K		2	0	0	0	0	1	2			
Inning Stats	R: 0 E: 0 K: 0 S: 3	H: 0 LOB: 0 BB: 0 P: 3	R: 0 E: 0 K: 0 S: 3	H: 0 LOB: 0 BB: 0 P: 3	R: 1 E: 0 K: 0 S: 5	H: 2 LOB: 3 BB: 2 P: 13	R: 0 E: 0 K: 1 S: 5	H: 0 LOB: 0 BB: 0 P: 5	R: 0 E: 0 K: 1 S: 5	H: 0 LOB: 0 BB: 0 P: 5	R: 0 E: 1 K: 0 S: 4	H: 0 LOB: 1 BB: 0 P: 4	R: 0 E: 0 K: 0 S: 3	H: 0 LOB: 2 BB: 2 P: 11	R: 0 E: 0 K: 0 S: 3	H: 0 LOB: 2 BB: 2 P: 11		1B: 2 2B: 0 3B: 0 HR: 0	SF: 0 SAC: 1 DP: 0 HBP: 0
PITCHER Dave Dravecky, L (1, 1) <small>ERA: 4.53</small> Lance McCullers, R (7, 1) <small>ERA: 4.31</small>	IP: 6.0 WLS: L BF: 23 H: 2 R: 1 ER: 1 SO: 2 BB: 2 IBB: 0 HBP: 0 BLK: 0 WP: 0 HR: 0 S: 25 P: 33 ERA: 1.50 WHIP: 0.667	IP: 2.0 WLS: 8 BF: 8 H: 0 R: 0 ER: 0 SO: 0 BB: 2 IBB: 0 HBP: 0 BLK: 0 WP: 0 HR: 6 S: 14 P: 14 ERA: 0.00 WHIP: 1.000																	

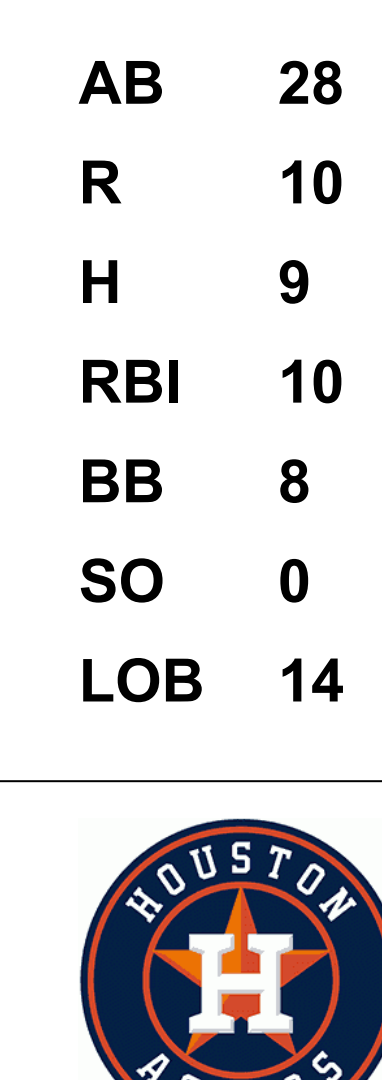


Batter	1	2	3	4	5	6	7	8	9	AB	R	H	RBI	BB	SO	LOB	TOP			
Randy Ready, R OBP: 0.408, SLG: 0.438	F9		K		BB		F7			5	0	2	0	0	1	0	San Diego Padres @ Houston Astros Astrodome, Houston, TX Wed Jun 10 1987, 8:05 PM EDT Att: 20,276 - Unknown			
Jim Steels, L OBP: 0.322, SLG: 0.250	S BB		4-3		BB			BB	F9	2	0	0	0	3	0	2				
Tony Gwynn, L OBP: 0.444, SLG: 0.523	S				BB		SF7			0	0	0	1	3	0	0				
John Kruk, L OBP: 0.470, SLG: 0.533	K				BB		4-3		F7	3	0	0	0	1	1	6				
Benito Santiago, R OBP: 0.293, SLG: 0.393	K				BB				F8	4	0	1	0	0	2	4				
Tim Flannery, L OBP: 0.278, SLG: 0.232		F7			BB		G3		F7	4	0	0	0	0	0	5				
Shane Mack, R OBP: 0.288, SLG: 0.273		6-3			BB				F4	4	0	0	0	0	1	2				
Garry Templeton, S OBP: 0.272, SLG: 0.259		4-3			BB		F7		F7	4	1	1	0	0	0	0				
Storm Davis, R OBP: 0.071, SLG: 0.071			K		BB					1	0	0	0	0	1	0				
Kevin Mitchell, R OBP: 0.300, SLG: 0.348					BB		F5		1B	1	0	0	0	0	1	1				
Ray Hayward, L										0	0	0	0	0	0	0				
Greg Booker, R										1	0	0	0	0	0	0				
Luis Salazar, R OBP: 0.344, SLG: 0.388									1B	1	0	1	0	0	0	0				
Inning Stats	R: 0 E: 0 K: 2 S: 7	H: 0 LOB: 2 BB: 2 P: 15	R: 0 E: 0 K: 0 S: 3	H: 0 LOB: 0 BB: 0 P: 3	R: 0 E: 0 K: 2 S: 7	H: 1 LOB: 2 BB: 2 P: 13	R: 1 E: 0 K: 1 S: 7	H: 2 LOB: 2 BB: 1 P: 11	R: 0 E: 0 K: 0 S: 3	H: 0 LOB: 0 BB: 0 P: 3	R: 0 E: 0 K: 0 S: 3	H: 0 LOB: 2 BB: 2 P: 11	R: 0 E: 0 K: 0 S: 5	H: 2 LOB: 2 BB: 0 P: 5	R: 0 E: 0 K: 0 S: 5	H: 2 LOB: 2 BB: 0 P: 5	1B: 5 2B: 0 3B: 0 HR: 0	SF: 1 SAC: 0 DP: 1 HBP: 0	WP: 0 PB: 0 SB: 2 CS: 0	PA: 38
PITCHER	IP WLS BF H R ER SO BB IBB HBP BLK WP HR S P ERA WHIP																			
Mike Scott, R ERA: 2.29	(1, 1) 7.0 W 28 3 1 1 7 5 0 0 0 0 0 0 37 57 1.29 1.143																			
Ron Mathis, R ERA:	(8, 1) 1.0 5 0 0 0 0 2 0 0 0 0 0 0 3 11 0.00 2.000																			
Aurelio Lopez, R ERA: 3.62	(9, 1) 1.0 5 2 0 0 0 0 0 0 0 0 0 0 5 5 0.00 2.000																			

AB 30
R 1
H 5
RBI 1
BB 7
SO 7
LOB 20



Batter	1	2	3	4	5	6	7	8	9	AB	R	H	RBI	BB	SO	LOB	BOTTOM			
Billy Hatcher, R OBP: 0.386, SLG: 0.471	S		F2	F7	BB			WP		3	0	1	2	2	0	1	San Diego Padres @ Houston Astros Astrodome, Houston, TX Wed Jun 10 1987, 8:05 PM EDT Att: 20,276 - Unknown			
Bill Doran, S OBP: 0.329, SLG: 0.358	F8				BB			BB		2	1	0	0	2	0	1				
Jim Pankovits, R OBP: 0.125, SLG: 0.087	F8				HR			BB		1	0	0	0	0	0	1				
Denny Walling, L OBP: 0.360, SLG: 0.439	FC1-5-6-1			HR	BB		G1-4-6-3			5	2	2	2	0	0	3				
Glenn Davis, R OBP: 0.335, SLG: 0.495	BB			HR	BB		F6			1	2	0	0	2	0	1				
Kevin Bass, S OBP: 0.329, SLG: 0.431	F8			3-1	BB		G3			4	1	1	1	0	0	4				
Jose Cruz, L OBP: 0.328, SLG: 0.426				HR	BB		G3			2	1	1	0	1	0	1				
Terry Puhl, L OBP: 0.286, SLG: 0.308				HR	BB		G3			1	0	0	0	0	0	0				
Alan Ashby, S OBP: 0.401, SLG: 0.447				HR	BB					3	2	2	5	0	0	1				
Mark Bailey, S OBP: 0.319, SLG: 0.220				HR	BB					0	0	0	0	1	0	0				
Craig Reynolds, L OBP: 0.325, SLG: 0.351				HR	BB					4	1	2	0	0	0	1				
Mike Scott, R OBP: 0.172, SLG: 0.077	F4			SH1-4	BB					1	0	0	0	0	0	0				
Ron Mathis, R ERA:	(8, 1) 1.0 5 2 0 0 0 0 0 0 0 0 0 3 11 0.00 2.000																			
Aurelio Lopez, R ERA:	(9, 1) 1.0 5 2 0 0 0 0 0 0 0 0 0 3 11 0.00 2.000																			
Inning Stats	R: 0 E: 0 K: 0 S: 3	H: 0 LOB: 2 BB: 2 P: 11	R: 0 E: 0 K: 0 S: 3	H: 1 LOB: 0 BB: 0 P: 3	R: 0 E: 0 K: 0 S: 3	H: 0 LOB: 0 BB: 0 P: 3	R: 4 E: 0 K: 0 S: 6	H: 3 LOB: 1 BB: 1 P: 11	R: 6 E: 0 K: 0 S: 7	H: 5 LOB: 1 BB: 2 P: 15	R: 0 E: 0 K: 0 S: 2	H: 0 LOB: 1 BB: 1 P: 6	R: 0 E: 0 K: 0 S: 3	H: 0 LOB: 1 BB: 1 P: 7	R: 0 E: 0 K: 0 S: 3	H: 0 LOB: 1 BB: 1 P: 7	1B: 6 2B: 1 3B: 0 HR: 2	SF: 0 SAC: 2 DP: 2 HBP: 1	WP: 2 PB: 0 SB: 1 CS: 0	PA: 39
PITCHER	IP WLS BF H R ER SO BB IBB HBP BLK WP HR S P ERA WHIP																			
Storm Davis, R ERA: 6.57	(1, 1) 4.0 L 19 4 4 4 0 2 1 1 0 0 1 1 7 15 54.00 7.000																			
Ray Hayward, L ERA: 54.0	(5, 1) 1.0 9 5 6 6 0 2 0 0 0 0 1 1 7 15 54.00 7.000																			
Greg Booker, R ERA: 4.2	(6, 1) 2.0 7 0 0 0 0 2 0 0 0 0 0 0 5 13 0.00 1.000																			
Luis Salazar, R ERA:	(8, 1) 1.0 4 0 0 0 0 1 0 0 0 0 1 0 3 7 0.00 1.000																			



AB 28
R 10
H 9
RBI 10
BB 8
SO 0
LOB 14

Batter	1	2	3	4	5	6	7	8	9	AB	R	H	RBI	BB	SO	LOB	TOP					
Tim Flannery L (1,4) OBP: 0.298, SLG: 0.247	F8		E 1B	FC6-4 IBB			4-3		G6-4-3 1B	4	0	2	0	1	0	0	San Diego Padres @ San Francisco Giants Candlestick Park, San Francisco, CA Thu Jun 11 1987, 10:05 PM EDT Att: 6,982 - Unknown					
Randy Ready R (1,7) OBP: 0.407, SLG: 0.431	E5		E 1B	FC6-4					G6-4-3	4	0	1	0	1	0	5						
Tony Gwynn L (1,9) OBP: 0.440, SLG: 0.518	F7		E6							2	0	0	0	0	0	3						
Jim Steels L (3,PR) OBP: 0.311, SLG: 0.240	F7		E6							2	0	0	0	0	0	2						
John Kruk L (1,3) OBP: 0.459, SLG: 0.519	K		K							4	0	0	0	0	2	4						
Kevin Mitchell R (1,5) OBP: 0.299, SLG: 0.340			K							3	0	0	0	1	1	3						
Benito Santiago R (1,2) OBP: 0.302, SLG: 0.400										4	0	3	0	0	0	1						
Shane Mack R (1,8) OBP: 0.286, SLG: 0.271										4	0	1	0	0	0	3						
Garry Templeton S (1,6) OBP: 0.272, SLG: 0.254										3	0	0	0	1	0	4						
Eric Show R (1,1) OBP: 0.032, SLG: 0.032										2	0	0	0	0	1	2						
Luis Salazar R (7,PH) OBP: 0.340, SLG: 0.384										1	0	0	0	0	0	0						
Lance McCullers S (7,1) OBP: 0.378, SLG: 0.378										0	0	0	0	0	0	0						
Carmelo Martinez R (9,PH) OBP: 0.322, SLG: 0.348										1	0	0	0	0	0	1						
Inning Stats	R: 0 E: 1 K: 1 S: 6	H: 0 LOB: 1 BB: 0 P: 6	R: 0 E: 0 K: 0 S: 3	H: 0 LOB: 1 BB: 1 P: 7	R: 0 E: 1 K: 2 S: 10	H: 2 LOB: 3 BB: 0 P: 10	R: 0 E: 0 K: 1 S: 7	H: 2 LOB: 3 BB: 1 P: 11	R: 0 E: 0 K: 1 S: 5	H: 0 LOB: 0 BB: 0 P: 5	R: 0 E: 0 K: 0 S: 3	H: 1 LOB: 1 BB: 1 P: 3	R: 0 E: 0 K: 0 S: 4	H: 0 LOB: 1 BB: 1 P: 9	R: 0 E: 0 K: 0 S: 3	H: 1 LOB: 1 BB: 0 P: 4	R: 0 E: 0 K: 0 S: 3	H: 1 LOB: 1 BB: 1 P: 7	1B: 7 2B: 0 3B: 0 HR: 0	SF: 0 SAC: 0 DP: 2 HBP: 0	WP: 0 PB: 0 SB: 1 CS: 0	PA: 38
PITCHER Kelly Downs R (1,1) ERA: 2.99	IP: 9.0 WLS: W BF: 38 H: 7 R: 0 ER: 0 SO: 6 BB: 3 IBB: 1 HBP: 0 BLK: 0 WP: 0 HR: 0 S: 46 P: 62 ERA: 0.00 WHIP: 1.111															PITCHER	IP: 9.0 WLS: W BF: 38 H: 7 R: 0 ER: 0 SO: 6 BB: 3 IBB: 1 HBP: 0 BLK: 0 WP: 0 HR: 0 S: 46 P: 62 ERA: 0.00 WHIP: 1.111					

Batter	1	2	3	4	5	6	7	8	9	AB	R	H	RBI	BB	SO	LOB	BOTTOM					
Eddie Milner L (1,8) OBP: 0.321, SLG: 0.269	CS 1B		4-3 BB			F5				2	0	1	0	1	0	0	San Diego Padres @ San Francisco Giants Candlestick Park, San Francisco, CA Thu Jun 11 1987, 10:05 PM EDT Att: 6,982 - Unknown					
Chris Speier R (1,4) OBP: 0.381, SLG: 0.452	4-3		4-3			K				3	0	0	1	0	1	3						
Will Clark L (1,3) OBP: 0.368, SLG: 0.586	F7		L3			G3				3	0	0	0	0	0	2						
Mike Aldrete L (8,3) OBP: 0.378, SLG: 0.378	F7		L3			G3				0	0	0	0	0	0	0						
Candy Maldonado R (1,9) OBP: 0.396, SLG: 0.585						5-3				2	0	0	0	1	0	0						
Chili Davis S (1,7) OBP: 0.349, SLG: 0.418						F6				2	0	0	0	1	1	0						
Bob Melvin R (1,2) OBP: 0.297, SLG: 0.459						F4				3	0	0	0	0	1	1						
Ivan De Jesus R (1,6) OBP: 0.250, SLG: 0.250										2	0	0	0	0	0	0						
Joel Youngblood R (8,PH) OBP: 0.308, SLG: 0.304										1	0	0	0	0	1	0						
Mark Wasinger R (9,5) OBP: 0.354, SLG: 0.419										0	0	0	0	0	0	0						
Matt Williams R (1,5) OBP: 0.243, SLG: 0.337										3	1	1	0	0	1	0						
Kelly Downs R (1,1) OBP: 0.154, SLG: 0.154										3	0	1	0	0	1	0						
Inning Stats	R: 0 E: 0 K: 0 S: 3	H: 1 LOB: 0 BB: 0 P: 3	R: 0 E: 0 K: 0 S: 1	H: 0 LOB: 0 BB: 2 P: 9	R: 1 E: 0 K: 0 S: 5	H: 2 LOB: 2 BB: 1 P: 9	R: 0 E: 0 K: 0 S: 3	H: 0 LOB: 0 BB: 0 P: 3	R: 0 E: 0 K: 1 S: 5	H: 0 LOB: 0 BB: 0 P: 5	R: 0 E: 0 K: 1 S: 5	H: 0 LOB: 0 BB: 0 P: 5	R: 0 E: 0 K: 2 S: 7	H: 0 LOB: 0 BB: 0 P: 7	R: 0 E: 0 K: 2 S: 7	H: 0 LOB: 0 BB: 0 P: 7	R: 0 E: 0 K: 2 S: 7	H: 0 LOB: 0 BB: 0 P: 7	1B: 2 2B: 1 3B: 0 HR: 0	SF: 0 SAC: 0 DP: 1 HBP: 0	WP: 0 PB: 0 SB: 0 CS: 2	PA: 27
PITCHER Eric Show R (1,1) ERA: 3.89	IP: 6.0 WLS: L BF: 21 H: 3 R: 1 ER: 1 SO: 2 BB: 3 IBB: 0 HBP: 0 BLK: 0 WP: 0 HR: 0 S: 22 P: 34 ERA: 1.50 WHIP: 1.000															PITCHER Lance McCullers R (7,1) ERA: 4.1	IP: 2.0 WLS: L BF: 6 H: 0 R: 0 ER: 0 SO: 4 BB: 0 IBB: 0 HBP: 0 BLK: 0 WP: 0 HR: 0 S: 14 P: 14 ERA: 0.00 WHIP: 0.000					

AB	34
R	0
H	7
RBI	0
BB	4
SO	6
LOB	27



AB	24
R	1
H	3
RBI	1
BB	3
SO	6
LOB	6



Batter	1	2	3	4	5	6	7	8	9	AB	R	H	RBI	BB	SO	LOB	TOP										
Tim Flannery, L OBP: 0.315, SLG: 0.269 (1, 4)										5	1	3	1	0	0	1											
Randy Ready, R OBP: 0.407, SLG: 0.430 (1, 7)										5	0	2	0	0	1	4											
Tony Gwynn, L OBP: 0.538, SLG: 0.511 Jim Steels, L OBP: 0.311, SLG: 0.240 (7, PR) (7, 9)										3	1	0	1	1	0	2											
John Kruk, L OBP: 0.450, SLG: 0.506 (1, 3)										4	0	0	0	0	2	4											
Benito Santiago, R OBP: 0.306, SLG: 0.402 (1, 2)										4	0	2	1	0	1	0											
Shane Mack, R OBP: 0.284, SLG: 0.286 (1, 8)										4	1	1	0	0	1	1											
Kevin Mitchell, R OBP: 0.304, SLG: 0.361 (1, 5)										3	1	1	1	1	1	0											
Garry Templeton, S OBP: 0.276, SLG: 0.260 (1, 6)										4	1	2	1	0	1	1											
Ed Whitson, R OBP: 0.080, SLG: 0.080 (1, 1)										3	0	0	0	0	2	2											
Inning Stats	R: 2 E: 0 K: 1 S: 7	H: 3 LOB: 1 BB: 0 P: 7	R: 2 E: 0 K: 0 S: 5	H: 2 LOB: 1 BB: 1 P: 9	R: 0 E: 0 K: 0 S: 4	H: 1 LOB: 1 BB: 0 P: 4	R: 0 E: 0 K: 2 S: 7	H: 0 LOB: 0 BB: 0 P: 7	R: 0 E: 0 K: 0 S: 3	H: 0 LOB: 0 BB: 0 P: 3	R: 1 E: 0 K: 3 S: 10	H: 3 LOB: 3 BB: 1 P: 14	R: 0 E: 0 K: 3 S: 9	H: 0 LOB: 0 BB: 0 P: 9	R: 0 E: 0 K: 1 S: 6	H: 1 LOB: 1 BB: 0 P: 6	1B: 9 2B: 1 3B: 0 HR: 1	SF: 0 SAC: 1 DP: 0 HBP: 0	WP: 1 PB: 0 SB: 3 CS: 1	PA: 38							
PITCHER	IP	WLS	BF	H	R	ER	SO	BB	IBB	HBP	BLK	WP	HR	S	P	ERA	WHIP										
Michael LaCoss, R ERA: 4.53 (1, 1)	1.2	L	10	5	4	4	1	1	0	0	0	1	0	11	15	21.60	3.600										
Randy Bockus, R ERA: 1.59 (2, 1)	4.1		14	2	0	0	2	0	0	0	0	0	0	18	18	0.00	0.462										
Keith Comstock, L ERA: 3.12 (7, 1)	2.0		10	3	1	1	5	1	0	0	0	0	1	19	23	4.50	2.000										
Jeff Robinson, R ERA: 2.52 (9, 1)	1.0		4	1	0	0	1	0	0	0	0	0	0	6	6	0.00	1.000										

San Diego Padres @ San Francisco Giants
 Candlestick Park, San Francisco, CA
 Fri Jun 12, 1987, 10:05 PM EDT
 Att: 12,577 - Unknown
livebaseballscorecards.com

AB	35
R	5
H	11
RBI	5
BB	2
SO	9
LOB	15




Batter	1	2	3	4	5	6	7	8	9	AB	R	H	RBI	BB	SO	LOB	BOTTOM										
Eddie Milner, L OBP: 0.290, SLG: 0.241 Keith Comstock, L (7, 1)										3	0	0	0	0	1	1											
Will Clark, L OBP: 0.366, SLG: 0.583 Jeff Robinson, R OBP: 0.143, SLG: 0.143 (9, 1)										0	0	0	0	0	0	0											
Chris Speier, R OBP: 0.352, SLG: 0.439 (1, 4)										4	0	0	0	0	0	0											
Jeffrey Leonard, R OBP: 0.372, SLG: 0.616 (1, 7)										4	0	0	0	0	0	0											
Candy Maldonado, R OBP: 0.390, SLG: 0.575 (1, 9)										4	0	0	0	0	0	0											
Mike Aldrete, L OBP: 0.376, SLG: 0.376 (1, 3)										3	0	1	0	0	0	0											
Bob Brenly, R OBP: 0.357, SLG: 0.365 (1, 2)										3	0	1	0	0	1	1											
Mark Wasinger, R OBP: 0.360, SLG: 0.422 Joel Youngblood, R OBP: 0.296, SLG: 0.292 Ivan De Jesus, R OBP: 0.250, SLG: 0.250 (9, 6)										2	0	1	0	0	0	1											
Matt Williams, R OBP: 0.241, SLG: 0.333 Harry Spillman, L OBP: 0.429, SLG: 0.517 (9, 5)										2	0	0	0	0	1	2											
Michael LaCoss, R OBP: 0.143, SLG: 0.100 Randy Bockus, L (2, 1)										0	0	0	0	0	0	0											
Chili Davis, S OBP: 0.346, SLG: 0.414 (7, 8)										1	0	0	0	0	1	1											
Inning Stats	R: 0 E: 0 K: 0 S: 3	H: 0 LOB: 0 BB: 0 P: 3	R: 0 E: 0 K: 1 S: 5	H: 0 LOB: 0 BB: 0 P: 5	R: 0 E: 0 K: 2 S: 8	H: 1 LOB: 1 BB: 0 P: 8	R: 0 E: 0 K: 0 S: 3	H: 0 LOB: 0 BB: 0 P: 3	R: 0 E: 0 K: 0 S: 4	H: 0 LOB: 0 BB: 0 P: 3	R: 0 E: 0 K: 1 S: 5	H: 0 LOB: 0 BB: 0 P: 5	R: 0 E: 0 K: 0 S: 4	H: 1 LOB: 1 BB: 0 P: 4	R: 0 E: 0 K: 2 S: 8	H: 1 LOB: 1 BB: 0 P: 8	R: 0 E: 0 K: 0 S: 3	H: 0 LOB: 0 BB: 0 P: 3	1B: 4 2B: 0 3B: 0 HR: 0	SF: 0 SAC: 0 DP: 0 HBP: 0	WP: 0 PB: 0 SB: 0 CS: 0	PA: 31					
PITCHER	IP	WLS	BF	H	R	ER	SO	BB	IBB	HBP	BLK	WP	HR	S	P	ERA	WHIP										
Ed Whitson, R ERA: 4.55 (1, 1)	9.0	W	31	4	0	0	6	0	0	0	0	0	0	43	43	0.00	0.444										


San Diego Padres @ San Francisco Giants
 Candlestick Park, San Francisco, CA
 Fri Jun 12, 1987, 10:05 PM EDT
 Att: 12,577 - Unknown
livebaseballscorecards.com

AB	31
R	0
H	4
RBI	0
BB	0
SO	6
LOB	8



Batter	1	2	3	4	5	6	7	8	9	AB	R	H	RBI	BB	SO	LOB	TOP											
Randy Ready, R (1, 7) OBP: 0.424, SLG: 0.439 Craig Lefferts, L (6, 1) OBP: 0.500, SLG: 0.500										2	4	2	0	2	0	0	San Diego Padres @ San Francisco Giants Candlestick Park, San Francisco, CA Sat Jun 13 1987, 6:33 AM EDT Att: 19,499 - Unknown											
Gary Templeton, S (1, 6) OBP: 0.275, SLG: 0.258										5	0	1	2	0	2	5												
Cameloto Martinez, R (1, 3) OBP: 0.330, SLG: 0.364										4	1	2	3	1	1	1												
Benito Santiago, R (1, 2) OBP: 0.303, SLG: 0.402										5	1	1	1	0	2	2												
Kevin Mitchell, R (1, 5) OBP: 0.307, SLG: 0.354										3	2	0	0	2	1	2												
Shane Mack, R (1, 8) OBP: 0.292, SLG: 0.338										5	1	2	3	0	1	1												
Luis Salazar, R (1, 9) OBP: 0.333, SLG: 0.367										4	0	0	0	1	0	1												
Tim Flannery, L (1, 4) OBP: 0.330, SLG: 0.272										3	1	1	1	2	0	1												
Andy Hawkins, R (1, 1) OBP: 0.160, SLG: 0.160 Jim Steels, L (6, PH) OBP: 0.313, SLG: 0.245										2	0	0	0	0	1	1												
Inning Stats	R: 1 E: 0 K: 0 S: 5	H: 2 LOB: 1 BB: 0 P: 5	R: 3 E: 1 K: 2 S: 10	H: 3 LOB: 1 BB: 1 P: 14	R: 0 E: 0 K: 1 S: 5	H: 0 LOB: 0 BB: 0 P: 5	R: 0 E: 0 K: 0 S: 3	H: 0 LOB: 0 BB: 0 P: 3	R: 4 E: 0 K: 1 S: 7	H: 2 LOB: 1 BB: 3 P: 19	R: 2 E: 0 K: 2 S: 9	H: 2 LOB: 1 BB: 1 P: 13	R: 0 E: 0 K: 1 S: 5	H: 0 LOB: 1 BB: 1 P: 9	R: 0 E: 0 K: 0 S: 3	H: 1 LOB: 0 BB: 0 P: 3		R: 1 E: 1 K: 2 S: 8	H: 1 LOB: 2 BB: 2 P: 16	1B: 7 2B: 4 3B: 0 HR: 1	SF: 0 SAC: 0 DP: 1 HBP: 0	WP: 1 PB: 0 SB: 2 CS: 0	PA: 45					
PITCHER	IP	WLS	BF	H	R	ER	SO	BB	IBB	HBP	BLK	WP	HR	S	P	ERA	WHIP	PITCHER										
Atlee Hammaker, L (1, 1) ERA: 2.85	4.1	L	24	7	8	7	4	3	1	0	0	0	1	0	28	44	14.54	2.308										
Jon Periman, R (5, 1) ERA	0.2		2	0	0	0	0	0	0	0	0	0	1	0	2	2	0.00	0.000										
Jim Gott, R (6, 1) ERA: 5.35	2.0		10	2	2	2	3	2	0	0	0	0	0	0	14	22	9.00	2.000										
Michael LaCoss, R (8, 1) ERA: 4.45	1.0		3	1	0	0	0	0	0	0	0	0	0	0	3	3	0.00	1.000										
Scott Garretts, R (9, 1) ERA: 3.35	1.0		6	1	1	1	2	2	0	0	0	0	0	0	8	16	9.00	3.000										
Batter	1	2	3	4	5	6	7	8	9	AB	R	H	RBI	BB	SO	LOB	BOTTOM											
Chris Speier, R (1, 5) OBP: 0.358, SLG: 0.440 Ivan De Jesus, R (7, 6) OBP: 0.200, SLG: 0.200										2	1	1	0	1	0	0	San Diego Padres @ San Francisco Giants Candlestick Park, San Francisco, CA Sat Jun 13 1987, 6:33 AM EDT Att: 19,499 - Unknown											
Will Clark, L (1, 3) OBP: 0.374, SLG: 0.586 Michael LaCoss, R (8, 1) OBP: 0.143, SLG: 0.100 Scott Garretts, R (9, 1) OBP: 0.143, SLG: 0.143 Bob Brenly, R (9, PH) OBP: 0.353, SLG: 0.361										4	0	3	1	0	1	0												
Jeffrey Leonard, R (1, 7) OBP: 0.372, SLG: 0.613 Jim Gott, R (6, 1) Joel Youngblood, R (7, PH) OBP: 0.286, SLG: 0.280										3	0	1	0	0	1	2												
Candy Maldonado, R (1, 9) OBP: 0.388, SLG: 0.570										4	0	1	1	0	0	4												
Chili Davis, S (1, 8) OBP: 0.341, SLG: 0.407										4	0	0	0	0	1	2												
Bob Melvin, R (1, 2) OBP: 0.290, SLG: 0.447										4	0	0	0	0	0	1												
Robby Thompson, R (1, 4) OBP: 0.347, SLG: 0.454										4	1	2	0	0	0	1												
Matt Williams, R (1, 6) OBP: 0.246, SLG: 0.337										4	0	2	0	0	0	2												
Atlee Hammaker, S (1, 1) OBP: 0.118, SLG: 0.118 Jon Periman, L (5, 1) Mike Aldrete, L (5, PH) OBP: 0.365, SLG: 0.364										1	0	0	0	0	0	1												
Inning Stats	R: 1 E: 0 K: 0 S: 5	H: 2 LOB: 1 BB: 0 P: 5	R: 0 E: 0 K: 0 S: 4	H: 1 LOB: 1 BB: 0 P: 4	R: 0 E: 0 K: 2 S: 7	H: 0 LOB: 0 BB: 0 P: 7	R: 0 E: 0 K: 0 S: 3	H: 0 LOB: 0 BB: 0 P: 3	R: 1 E: 0 K: 0 S: 6	H: 3 LOB: 3 BB: 1 P: 10	R: 0 E: 0 K: 0 S: 4	H: 1 LOB: 1 BB: 0 P: 4	R: 0 E: 0 K: 1 S: 6	H: 1 LOB: 1 BB: 0 P: 6	R: 0 E: 0 K: 0 S: 4	H: 1 LOB: 1 BB: 0 P: 4		R: 0 E: 0 K: 0 S: 4	H: 1 LOB: 1 BB: 0 P: 4	1B: 9 2B: 1 3B: 0 HR: 0	SF: 0 SAC: 0 DP: 0 HBP: 0	WP: 0 PB: 0 SB: 0 CS: 0	PA: 38					
PITCHER	IP	WLS	BF	H	R	ER	SO	BB	IBB	HBP	BLK	WP	HR	S	P	ERA	WHIP	PITCHER										
Andy Hawkins, R (1, 1) ERA: 5.07	5.0	W	22	6	2	2	2	1	0	0	0	0	0	25	29	3.60	1.400											
Craig Lefferts, L (6, 1) ERA: 4.63	4.0	S	16	4	0	0	1	0	0	0	0	0	0	18	18	0.00	1.000											

Batter	1	2	3	4	5	6	7	8	9	AB	R	H	RBI	BB	SO	LOB	TOP											
Steve Sax, R OBP: 0.316, SLG: 0.353 (1,4)	5-3		1B		K		F7			4	0	1	0	0	1	1	Los Angeles Dodgers @ San Diego Padres Jack Murphy Stadium, San Diego, CA Tue Jun 16 1987, 10:05 PM EDT Att: 22,968 - Unknown AB 33 R 2 H 8 RBI 2 BB 2 SO 8 LOB 15 											
John Shelby, S OBP: 0.297, SLG: 0.409 (1,8)	1B		F4			2B	K			3	1	1	0	1	1													
Pedro Guerrero, R OBP: 0.398, SLG: 0.602 (1,7)	G5-4-3				F9	E5		K		4	0	1	0	0	1													
Mike Marshall, R OBP: 0.321, SLG: 0.469 (1,9)	G5-4-3				F6			K		4	0	1	1	0	1	2												
Franklin Stubbs, L OBP: 0.321, SLG: 0.469 (1,3)			F7		4-3		F5			4	0	0	0	0	1	2												
Mickey Hatcher, R OBP: 0.330, SLG: 0.439 (1,5)			F8			F7				3	0	1	0	1	0	0												
Alex Trevino, R OBP: 0.273, SLG: 0.333 Ken Landreaux, L OBP: 0.296, SLG: 0.302 Mike Scioscia, L OBP: 0.374, SLG: 0.390 (6, PH) (6, 2)	5-3					1B	K		G4-6-3	2	1	1	0	0	0	0												
Dave Anderson, R OBP: 0.288, SLG: 0.309 Ralph Bryant, L OBP: 0.400, SLG: 0.571 Mariano Duncan, R OBP: 0.269, SLG: 0.299 (6, 6)			F4			SH1-3	F7			2	0	1	0	0	0	0												
Rick Honeycutt, L OBP: 0.182, SLG: 0.143 Reggie Williams, R OBP: 0.250, SLG: 0.133 Alejandro Pena, R OBP: 0.100, SLG: 0.100 Brad Havens, L OBP: 0.290, SLG: 0.310 (7, 1) (7, 1) (9, PH)			4-3			SH1-3			K	1	0	0	0	1	0	0												
Inning Stats	R: 0 E: 0 K: 0 S: 3	H: 1 LOB: 1 BB: 1 P: 7	R: 0 E: 0 K: 0 S: 3	H: 0 LOB: 0 BB: 0 P: 3	R: 0 E: 0 K: 0 S: 4	H: 1 LOB: 1 BB: 0 P: 4	R: 0 E: 0 K: 0 S: 3	H: 0 LOB: 0 BB: 0 P: 3	R: 1 E: 0 K: 1 S: 7	H: 2 LOB: 1 BB: 0 P: 7	R: 1 E: 1 K: 1 S: 8	H: 2 LOB: 3 BB: 1 P: 12	R: 0 E: 0 K: 2 S: 7	H: 0 LOB: 0 BB: 0 P: 7	R: 0 E: 0 K: 3 S: 9	H: 0 LOB: 0 BB: 0 P: 9		R: 0 E: 0 K: 1 S: 6	H: 2 LOB: 1 BB: 0 P: 6	1B: 4 2B: 4 3B: 0 HR: 0	SF: 0 SAC: 1 DP: 2 HBP: 0	WP: 0 PB: 0 SB: 0 CS: 0	PA: 36					
PITCHER	IP	WLS	BF	H	R	ER	SO	BB	IBB	HBP	BLK	WP	HR	S	P	ERA		WHIP	PITCHER									
Eric Show, R ERA: 3.87 (1, 1)	5.0		22	6	2	2	1	1	0	0	0	0	0	23	27	3.60		1.400										
Craig Lefferts, L ERA: 4.5 (6, 1)	0.1		2	0	0	0	0	0	1	0	0	0	0	1	5	0.00		0.000										
Lance McCullers, R ERA: 3.95 (6, 1)	1.2	W	5	0	0	0	3	0	0	0	0	0	0	11	11	0.00		0.000										
Rich Gossage, R ERA: 2.65 (8, 1)	2.0	S	7	2	0	0	4	0	0	0	0	0	0	15	15	0.00		1.000										

Batter	1	2	3	4	5	6	7	8	9	AB	R	H	RBI	BB	SO	LOB	BOTTOM											
Stan Jefferson, S OBP: 0.354, SLG: 0.351 (1,7)	K		1-3							3	0	0	0	1	2	0	Los Angeles Dodgers @ San Diego Padres Jack Murphy Stadium, San Diego, CA Tue Jun 16 1987, 10:05 PM EDT Att: 22,968 - Unknown AB 26 R 3 H 6 RBI 3 BB 7 SO 4 LOB 9 											
Randy Ready, R OBP: 0.428, SLG: 0.434 Rich Gossage, R (8, 1)	F7		1B		6-3					3	1	1	1	1	0	0												
Tony Gwynn, L OBP: 0.442, SLG: 0.513 (1,9)	2B		1B							3	1	2	0	1	0	3												
Carmelo Martinez, R OBP: 0.347, SLG: 0.405 (1,3)			1B							3	0	2	2	1	0	0												
Benito Santiago, R OBP: 0.298, SLG: 0.394 (1,2)	5-3		FC6-4							4	0	0	0	0	4													
Shane Mack, R OBP: 0.313, SLG: 0.338 (1,8)			G3							2	0	0	0	2	0	0												
Kevin Mitchell, R OBP: 0.300, SLG: 0.351 (1,5)			F8		L8-3					3	0	0	0	0	1	2												
Garry Templeton, S OBP: 0.275, SLG: 0.255 (1,6)	5-3				5-3					2	1	0	0	1	0	0												
Eric Show, R OBP: 0.030, SLG: 0.030 Craig Lefferts, L OBP: 0.500, SLG: 0.500 Lance McCullers, S OBP: 0.337, SLG: 0.280 (7, PH) (8, 4)										2	0	0	0	0	1	0												
Inning Stats	R: 1 E: 0 K: 1 S: 7	H: 2 LOB: 1 BB: 0 P: 7	R: 0 E: 0 K: 0 S: 3	H: 0 LOB: 0 BB: 0 P: 3	R: 1 E: 0 K: 1 S: 8	H: 3 LOB: 2 BB: 0 P: 8	R: 0 E: 0 K: 0 S: 2	H: 0 LOB: 0 BB: 1 P: 6	R: 0 E: 0 K: 1 S: 5	H: 0 LOB: 0 BB: 0 P: 5	R: 0 E: 0 K: 0 S: 1	H: 0 LOB: 2 BB: 2 P: 9	R: 1 E: 0 K: 1 S: 5	H: 1 LOB: 3 BB: 4 P: 21	R: 0 E: 0 K: 0 S: 3	H: 0 LOB: 0 BB: 0 P: 3		1B: 5 2B: 2 3B: 0 HR: 0	SF: 0 SAC: 0 DP: 2 HBP: 0	WP: 0 PB: 0 SB: 0 CS: 1	PA: 33							
PITCHER	IP	WLS	BF	H	R	ER	SO	BB	IBB	HBP	BLK	WP	HR	S	P	ERA		WHIP	PITCHER									
Rick Honeycutt, L ERA: 2.73 (7, 1)	6.0		23	5	2	2	3	3	0	0	0	0	0	26	38	3.00		1.333										
Alejandro Pena, R ERA: 4.67 (7, 1)	0.2	L	6	1	1	1	1	2	2	0	1	0	0	4	20	13.50		4.500										
Brad Havens, L ERA: 4.7 (7, 1)	1.1		4	0	0	0	0	0	0	0	0	0	0	4	4	0.00		0.000										

Batter	1	2	3	4	5	6	7	8	9	AB	R	H	RBI	BB	SO	LOB	TOP										
Eddie Milner, L OBP: 0.225, SLG: 0.184 (1, 8)										4	0	0	0	0	2	0	San Francisco Giants @ San Diego Padres Jack Murphy Stadium, San Diego, CA Thu Jun 18 1987, 10:05 PM EDT Att: 13,856 - Unknown livebaseballscorecards.com										
Will Clark, L OBP: 0.374, SLG: 0.586 (1, 3)										4	0	0	0	0	1	0											
Jeffrey Leonard, R OBP: 0.365, SLG: 0.597 (1, 7)										4	1	2	0	0	0	0											
Candy Maldonado, R OBP: 0.381, SLG: 0.554 (1, 9)										4	0	2	1	0	0	1											
Chris Brown, R OBP: 0.333, SLG: 0.447 (1, 5)										4	0	0	0	0	2	4											
Bob Brenly, R OBP: 0.357, SLG: 0.381 (1, 2)										3	0	1	0	1	1	1											
Robby Thompson, R OBP: 0.344, SLG: 0.441 (1, 4)										3	0	1	0	0	1	2											
Matt Williams, R OBP: 0.235, SLG: 0.321 (7, PH)										2	0	0	0	0	0	2											
Chili Davis, S OBP: 0.330, SLG: 0.388 (7, 6)										1	0	0	0	0	0	2											
Chris Speier, R OBP: 0.353, SLG: 0.424 (7, 6)										0	0	0	0	0	0	0											
Atlee Hammaker, S OBP: 0.105, SLG: 0.105 (1, 1)										2	0	0	0	0	1	2											
Jeff Robinson, R OBP: 0.143, SLG: 0.143 (6, PH)										0	0	0	0	0	0	0											
Harry Spilman, L OBP: 0.405, SLG: 0.484 (8, PH)										1	0	0	0	0	1	0											
Scott Garrelts, R OBP: 0.143, SLG: 0.143 (8, 1)										0	0	0	0	0	0	0											
Inning Stats	R: 1 E: 0 K: 2 S: 9	H: 2 LOB: 1 BB: 0 P: 9	R: 0 E: 0 K: 0 S: 3	H: 1 LOB: 1 BB: 1 P: 7	R: 0 E: 0 K: 1 S: 5	H: 0 LOB: 0 BB: 0 P: 5	R: 0 E: 0 K: 2 S: 7	H: 0 LOB: 0 BB: 0 P: 7	R: 0 E: 0 K: 1 S: 5	H: 0 LOB: 0 BB: 0 P: 5	R: 0 E: 0 K: 1 S: 5	H: 2 LOB: 2 BB: 0 P: 7	R: 0 E: 0 K: 1 S: 5	H: 0 LOB: 0 BB: 0 P: 5	R: 0 E: 1 K: 0 S: 4	H: 1 LOB: 1 BB: 0 P: 4	1B: 5 2B: 1 3B: 0 HR: 0	SF: 0 SAC: 0 DP: 1 HBP: 0	WP: 0 PB: 0 SB: 0 CS: 2	PA: 33							
PITCHER	IP	WLS	BF	H	R	ER	SO	BB	IBB	HBP	BLK	WP	HR	S	P	ERA	WHIP										
Storm Davis, R ERA: 6.04	(1, 1)	6.0	W	21	3	1	1	7	1	0	0	0	0	34	38	1.50	0.667										
Jimmy Jones, R ERA: 7.57	(7, 1)	1.0		5	2	0	0	1	0	0	0	0	0	7	7	0.00	2.000										
Rich Gossage, R ERA: 2.37	(8, 1)	2.0	S	7	1	0	0	1	0	0	0	0	0	9	9	0.00	0.500										

Batter	1	2	3	4	5	6	7	8	9	AB	R	H	RBI	BB	SO	LOB	BOTTOM										
Stan Jefferson, S OBP: 0.344, SLG: 0.350 (1, 7)										4	0	2	0	0	2	0	San Francisco Giants @ San Diego Padres Jack Murphy Stadium, San Diego, CA Thu Jun 18 1987, 10:05 PM EDT Att: 13,856 - Unknown livebaseballscorecards.com										
Randy Ready, R OBP: 0.413, SLG: 0.416 (8, 1)										4	1	0	0	0	0	2											
Rich Gossage, R (8, 1)										0	0	0	0	0	0	0											
Tony Gwynn, L OBP: 0.440, SLG: 0.504 (1, 9)										3	0	0	0	1	1	2											
Carmelo Martinez, R OBP: 0.363, SLG: 0.462 (1, 3)										2	2	2	2	2	0	0											
Benito Santiago, R OBP: 0.305, SLG: 0.400 (1, 2)										4	0	1	1	0	0	3											
Shane Mack, R OBP: 0.310, SLG: 0.333 (1, 8)										4	0	0	0	0	2	2											
Kevin Mitchell, R OBP: 0.301, SLG: 0.369 (1, 5)										2	0	1	0	0	0	0											
Luis Salazar, R OBP: 0.340, SLG: 0.371 (5, 5)										2	0	1	0	0	0	0											
Garry Templeton, S OBP: 0.274, SLG: 0.251 (1, 6)										4	0	1	0	0	2	1											
Storm Davis, R OBP: 0.063, SLG: 0.063 (7, 1)										2	0	0	0	0	1	2											
Jimmy Jones, R OBP: 0.300, SLG: 0.300 (7, PH)										0	0	0	0	0	0	0											
Tim Flannery, L OBP: 0.330, SLG: 0.274 (8, 4)										1	0	0	0	0	0	0											
Inning Stats	R: 1 E: 1 K: 3 S: 11	H: 1 LOB: 2 BB: 1 P: 15	R: 0 E: 0 K: 0 S: 3	H: 0 LOB: 0 BB: 0 P: 3	R: 0 E: 0 K: 0 S: 3	H: 1 LOB: 0 BB: 0 P: 3	R: 1 E: 0 K: 1 S: 8	H: 3 LOB: 2 BB: 0 P: 8	R: 0 E: 0 K: 1 S: 5	H: 0 LOB: 0 BB: 0 P: 5	R: 1 E: 0 K: 1 S: 7	H: 2 LOB: 1 BB: 0 P: 7	R: 0 E: 0 K: 0 S: 4	H: 1 LOB: 3 BB: 2 P: 12	R: 0 E: 0 K: 2 S: 7	H: 0 LOB: 0 BB: 0 P: 7	1B: 5 2B: 1 3B: 0 HR: 2	SF: 0 SAC: 0 DP: 1 HBP: 0	WP: 0 PB: 0 SB: 2 CS: 0	PA: 35							
PITCHER	IP	WLS	BF	H	R	ER	SO	BB	IBB	HBP	BLK	WP	HR	S	P	ERA	WHIP										
Atlee Hammaker, L ERA: 2.89	(1, 1)	5.2	L	25	7	3	2	5	1	0	0	0	0	2	34	3.18	1.412										
Jeff Robinson, R ERA: 2.55	(6, 1)	1.1		7	1	0	0	1	1	1	0	0	0	7	15	0.00	1.500										
Scott Garrelts, R ERA: 3.28	(8, 1)	1.0		3	0	0	0	2	0	0	0	0	0	7	7	0.00	0.000										

Batter	1	2	3	4	5	6	7	8	9	AB	R	H	RBI	BB	SO	LOB	TOP					
Robby Thompson, R OBP: 0.346, SLG: 0.453 (1, 4)	0-0 2B		0-0 2B			0-0 F8	0-0 F2		0-0 6-3	5	0	2	0	0	0	1	San Francisco Giants @ San Diego Padres Jack Murphy Stadium, San Diego, CA Fri Jun 19 1987, 10:05 PM EDT Att: 19,288 - Unknown livebaseballscorecards.com					
Chris Brown, R OBP: 0.317, SLG: 0.422 (1, 5)	0-0 F9		0-0 F2			0-0 1-3		0-0 5-3	0-0 F9	5	0	0	0	0	0	2						
Jeffrey Leonard, R OBP: 0.362, SLG: 0.589 (1, 7)	0-0 5-3			0-0 5-3		0-0 4-3		0-0 2B 1B	0-0 F6	5	1	1	0	0	0	1						
Candy Maldonado, R OBP: 0.383, SLG: 0.556 (1, 9)	0-0 6-3			0-3 K		0-3 K		0-0 1B 2B BB	0-0 2B	3	2	1	1	1	1	1						
Chili Davis, S OBP: 0.332, SLG: 0.394 (1, 8)		0-0 F6		0-3 K				0-0 2B 2B	0-0 2B	4	2	2	1	0	1	0						
Bob Melvin, R OBP: 0.282, SLG: 0.430 (1, 2)		0-0 F9			0-0 5-3			0-3 K	0-0 2B	2	0	0	0	0	0	0						
Bob Brenly, R OBP: 0.359, SLG: 0.377 (6, 2)								0-3 K	4-0 2B BB	1	1	0	0	1	1	2						
Will Clark, L OBP: 0.372, SLG: 0.585 (1, 3)				0-3 K		0-3 K		0-3 K	0-0 WP 1-H 2-H 2B	4	0	1	2	0	3	2						
Matt Williams, R OBP: 0.238, SLG: 0.323 (1, 6)								0-0 E	0-0 F7	2	0	1	0	0	0	0						
Eddie Milner, L OBP: 0.244, SLG: 0.231 (7, PH)								0-0 E		1	1	1	1	0	0	0						
Jeff Robinson, R OBP: 0.143, SLG: 0.143 (7, 1)								0-0 E		0	0	0	0	0	0	0						
Joel Youngblood, R OBP: 0.259, SLG: 0.250 (8, PH)								0-0 E		1	0	0	0	0	0	1						
Scott Garretts, R OBP: 0.143, SLG: 0.143 (8, 1)								0-0 E		0	0	0	0	0	0	0						
Mark Davis, L OBP: 0.217, SLG: 0.348 (1, 1)								0-0 E		1	0	0	0	0	1	0						
Mike Aldrete, L OBP: 0.347, SLG: 0.344 (5, PH)								0-0 E		1	0	0	0	0	1	1						
Randy Bockus, L (5, 1)								0-0 E		0	0	0	0	0	0	0						
Chris Speier, R OBP: 0.349, SLG: 0.418 (7, PH)								0-0 E		2	0	0	0	0	1	1						
Inning Stats	R: 0 E: 0 K: 0 S: 4	H: 1 LOB: 1 BB: 0 P: 4	R: 0 E: 0 K: 1 S: 5	H: 0 LOB: 0 BB: 0 P: 5	R: 0 E: 0 K: 1 S: 6	H: 1 LOB: 1 BB: 0 P: 6	R: 0 E: 0 K: 2 S: 7	H: 0 LOB: 0 BB: 0 P: 7	R: 0 E: 0 K: 2 S: 8	H: 1 LOB: 1 BB: 0 P: 8	R: 0 E: 0 K: 0 S: 3	H: 0 LOB: 0 BB: 0 P: 3	R: 3 E: 1 K: 2 S: 10	H: 2 LOB: 1 BB: 1 P: 14	R: 4 E: 0 K: 1 S: 9	H: 4 LOB: 1 BB: 1 P: 13	R: 0 E: 0 K: 0 S: 3	H: 0 LOB: 0 BB: 0 P: 3	1B: 3 2B: 6 3B: 0 HR: 0	SF: 0 SAC: 0 DP: 0 HBP: 0	WP: 1 PB: 0 SB: 0 CS: 0	PA: 39
PITCHER	IP	WLS	BF	H	R	ER	SO	BB	IBB	HBP	BLK	WP	HR	S	P	ERA	WHIP					
Dave Dravecky, L ERA: 3.78	0.0		0	0	0	0	0	0	0	0	0	0	0	0	13	17	27.00	3.750				
Lance McCullers, R ERA: 4.44	1.1	L	10	4	5	4	2	1	0	0	0	0	0	0	5	5	0.00	1.500				
Craig Lefferts, L ERA: 4.44	0.2		3	1	0	0	1	0	0	0	0	0	0	0	3	3	0.00	0.000				
Jimmy Jones, R ERA: 7.39	1.0		3	0	0	0	0	0	0	0	0	0	0	3	3	0.00	0.000					

Batter	1	2	3	4	5	6	7	8	9	AB	R	H	RBI	BB	SO	LOB	BOTTOM				
Stan Jefferson, S OBP: 0.346, SLG: 0.361 (1, 7)	0-0 1B	0-0 2B		0-0 F9		0-3 K		0-3 K		5	3	2	0	0	2	2	San Francisco Giants @ San Diego Padres Jack Murphy Stadium, San Diego, CA Fri Jun 19 1987, 10:05 PM EDT Att: 19,288 - Unknown livebaseballscorecards.com				
Randy Ready, R OBP: 0.412, SLG: 0.423 (1, 4)	0-3 K	0-0 1B		0-0 F9		0-0 1B		0-0 6-3		5	1	2	2	0	1	2					
Tony Gwynn, L OBP: 0.443, SLG: 0.515 (1, 9)	0-0 F8	0-0 1B		0-0 F7		0-0 F8		0-0 6-3		5	2	3	2	0	0	1					
Carmelo Martinez, R OBP: 0.359, SLG: 0.452 (1, 3)	0-0 F8	0-0 4-3		4-0 E		0-0 5-3		0-0 6-3		4	0	0	1	1	0	2					
Benito Santiago, R OBP: 0.303, SLG: 0.393 (1, 2)	4-0 2B		0-3 K		0-3 K		0-3 K		0-0 6-3	4	0	0	0	1	3	1					
Shane Mack, R OBP: 0.308, SLG: 0.341 (1, 8)	0-0 BB		0-0 6-3		0-0 E5		0-0 6-3			4	0	1	1	0	0	1					
Craig Lefferts, L OBP: 0.500, SLG: 0.500 (8, 1)	0-0 2B		0-0 6-3		0-0 E5		0-0 6-3			0	0	0	0	0	0	0					
Jimmy Jones, R OBP: 0.300, SLG: 0.300 (9, 1)	1-3 2B		0-0 6-3		0-0 5-3		0-0 6-3			0	0	0	0	0	0	0					
Kevin Mitchell, R OBP: 0.300, SLG: 0.362 (1, 5)	0-0 F9		0-0 6-3		0-0 5-3		0-0 BB			3	0	0	0	1	0	4					
Garry Templeton, S OBP: 0.270, SLG: 0.248 (1, 6)		0-0 4-3		0-3 K		0-3 K		0-3 K		3	0	0	0	0	2	0					
John Kruk, L OBP: 0.450, SLG: 0.506 (8, PH)										1	0	0	0	0	1	1					
Luis Salazar, R OBP: 0.340, SLG: 0.371 (9, 6)										0	0	0	0	0	0	0					
Dave Dravecky, R OBP: 0.267, SLG: 0.214 (1, 1)		0-3 K		4-0 BB		0-0 1-3		0-3 K		2	0	0	0	1	1	0					
Lance McCullers, S (7, 1)										0	0	0	0	0	0	0					
Jim Steels, L OBP: 0.308, SLG: 0.241 (8, 7)										1	0	0	0	0	1	1					
Inning Stats	R: 2 E: 0 K: 1 S: 8	H: 3 LOB: 2 BB: 1 P: 12	R: 2 E: 0 K: 1 S: 8	H: 3 LOB: 0 BB: 0 P: 8	R: 0 E: 0 K: 1 S: 5	H: 0 LOB: 0 BB: 0 P: 5	R: 0 E: 0 K: 1 S: 5	H: 0 LOB: 1 BB: 1 P: 9	R: 0 E: 0 K: 2 S: 9	H: 1 LOB: 1 BB: 0 P: 9	R: 0 E: 0 K: 1 S: 5	H: 0 LOB: 0 BB: 0 P: 5	R: 0 E: 0 K: 3 S: 9	H: 0 LOB: 1 BB: 1 P: 13	R: 1 E: 0 K: 0 S: 4	H: 1 LOB: 0 BB: 0 P: 4	1B: 4 2B: 3 3B: 1 HR: 0	SF: 0 SAC: 0 DP: 0 HBP: 0	WP: 0 PB: 1 SB: 4 CS: 0	PA: 41	
PITCHER	IP	WLS	BF	H	R	ER	SO	BB	IBB	HBP	BLK	WP	HR	S	P	ERA	WHIP				
Mark Davis, L ERA: 5.12	4.0		20	6	4	4	4	2	0	0	0	0	0	26	34	9.00	2.000				
Randy Bockus, R ERA: 1.53	2.0	W	10	1	1	0	3	1	0	0	0	0	0	15	19	0.00	1.000				
Jeff Robinson, R ERA: 2.5	1.0		3	0	0	0	1	0	0	0	0	0	0	5	5	0.00	0.000				
Scott Garretts, R ERA: 3.33	2.0	S	8	1	1	1	3	1	0	0	0	0	0	13	17	4.50	1.000				

Batter	1	2	3	4	5	6	7	8	9	AB	R	H	RBI	BB	SO	LOB	TOP								
Robby Thompson, R OBP: 0.343, SLG: 0.444 (1,4)	0-0 5-3		4-0 BB		0-0 F8			0-0 5-3		3	0	0	0	1	0	0	San Francisco Giants @ San Diego Padres Jack Murphy Stadium, San Diego, CA Sat Jun 20 1987, 10:05 PM EDT Att: 50,494 - Unknown livebaseballscorecards.com								
Will Clark, L OBP: 0.366, SLG: 0.573 (1,3)	0-0 F9		4-3 1-2			0-3 K		0-0 G3		4	0	0	0	0	1	1									
Jeffrey Leonard, R OBP: 0.357, SLG: 0.580 (1,7)	0-0 F8		0-0 F4			0-3 K		0-0 F9		4	0	0	0	0	1	1									
Candy Maldonado, R OBP: 0.385, SLG: 0.555 (1,9)		0-0 G4-6-3 1B		0-0 5-3		0-0 5-3		0-0 1B		4	0	2	0	0	0	0									
Chili Davis, S OBP: 0.335, SLG: 0.408 (1,8)		0-0 G4-6-3 1-2		0-0 G3			0-0 HR	0-0 1B		4	1	2	1	0	0	1									
Chris Brown, R OBP: 0.305, SLG: 0.404 (1,5)		0-0 G1-3		0-0 1-3			0-0 4-3	0-3 K		4	0	0	0	0	1	2									
Bob Brenly, R OBP: 0.359, SLG: 0.404 (1,2)			0-0 6-3		0-0 HR		0-0 F7	0-0 F7		3	1	1	1	0	0	0									
Harry Spilman, L OBP: 0.395, SLG: 0.469 (9, PH)					0-3 K		0-0 5-3			1	0	0	0	0	0	2									
Matt Williams, R OBP: 0.239, SLG: 0.328 (1,6)			0-0 HR		0-0 2B					3	1	1	0	0	1	0									
Jim Gott, R OBP: 0.130, SLG: 0.400 (5, 1)			0-0 2H		0-0 HR		0-0 F9	0-3 K		2	1	1	2	0	0	0									
Inning Stats	R: 0 E: 0 K: 0 S: 3	H: 0 LOB: 0 BB: 0 P: 3	R: 0 E: 0 K: 0 S: 3	H: 1 LOB: 0 BB: 0 P: 3	R: 2 E: 0 K: 0 S: 5	H: 2 LOB: 1 BB: 1 P: 9	R: 0 E: 0 K: 0 S: 3	H: 0 LOB: 0 BB: 0 P: 3	R: 1 E: 0 K: 1 S: 6	H: 1 LOB: 0 BB: 0 P: 6	R: 0 E: 0 K: 2 S: 7	H: 0 LOB: 0 BB: 0 P: 7	R: 1 E: 0 K: 0 S: 4	H: 1 LOB: 0 BB: 0 P: 4	R: 0 E: 0 K: 1 S: 5	H: 0 LOB: 0 BB: 0 P: 5	R: 0 E: 0 K: 1 S: 7	H: 2 LOB: 2 BB: 0 P: 7	1B: 3 2B: 1 3B: 0 HR: 3	SF: 0 SAC: 0 DP: 1 HBP: 0	WP: 0 PB: 0 SB: 0 CS: 0	PA: 34			
PITCHER	IP	WLS	BF	H	R	ER	SO	BB	IBB	HBP	BLK	WP	HR	S	P	ERA	WHIP								
Andy Hawkins, R ERA: 5.03 (1, 1)	6.0		22	4	3	3	3	1	0	0	0	0	2	27	31	4.50	0.833								
Jimmy Jones, R ERA: 7.45 (7, 1)	1.0	W	4	1	1	1	0	0	0	0	0	0	1	4	4	9.00	1.000								
Lance McCullers, R ERA: 4.25 (8, 1)	2.0	S	8	2	0	0	2	0	0	0	0	0	0	12	12	0.00	1.000								

Batter	1	2	3	4	5	6	7	8	9	AB	R	H	RBI	BB	SO	LOB	BOTTOM								
Stan Jefferson, S OBP: 0.348, SLG: 0.363 (1,8) (8,7)	0-0 FC5-4 1B		0-3 K		0-0 1B	0-3 K		0-3 K		5	1	2	0	0	3	1	San Francisco Giants @ San Diego Padres Jack Murphy Stadium, San Diego, CA Sat Jun 20 1987, 10:05 PM EDT Att: 50,494 - Unknown livebaseballscorecards.com								
Tim Flannery, L OBP: 0.343, SLG: 0.276 (1,4)	0-0 FC5-4 1-2		4-0 1B		0-0 1B	0-0 G3		4-0 CS		3	1	1	0	2	0	2									
Tony Gwynn, L OBP: 0.446, SLG: 0.525 (1,9)	0-0 FC5-4 1-2		0-0 1B		0-0 1B	0-0 F7		0-0 2B		5	2	3	1	0	0	2									
Carmelo Martinez, R OBP: 0.362, SLG: 0.450 (1,7)	0-0 1H		0-0 F2		0-3 K	4-0 6-3	0-0 SH1-4	0-0 HR		3	0	1	1	1	1	4									
Shane Mack, R OBP: 0.315, SLG: 0.380 (7, PR) (8, 8)			0-0 1B		1-2 K	0-3 K	4-0 6-3	0-0 HR		1	2	1	1	0	0	0									
John Kruk, L OBP: 0.456, SLG: 0.503 (1,3)	0-3 K2-3			4-0 WP	4-0 WP	0-0 SH1-4	0-0 SH1-4	4-0 HR		1	1	0	0	3	1	1									
Benito Santiago, R OBP: 0.300, SLG: 0.402 (1,2)		0-0 F8		0-0 L9	0-3 K	0-0 6-3	0-0 6-3	1-1 HR		5	1	1	3	0	1	6									
Kevin Mitchell, R OBP: 0.303, SLG: 0.359 (1,5)		0-0 6-3		0-0 L7	4-0 BB	0-0 HR	0-0 HR	0-0 F9		4	1	1	1	1	0	1									
Garry Templeton, S OBP: 0.274, SLG: 0.263 (1,6)		0-0 5-3		4-0 1B	0-3 K	0-0 HR	0-0 HR			3	1	1	2	1	1	3									
Andy Hawkins, R OBP: 0.148, SLG: 0.148 (1, 1)			0-0 6-3		0-0 1-3	0-0 G3	0-0 F8			2	0	0	0	0	0	2									
Inning Stats	R: 1 E: 0 K: 1 S: 7	H: 2 LOB: 1 BB: 0 P: 7	R: 0 E: 0 K: 0 S: 3	H: 0 LOB: 0 BB: 0 P: 3	R: 0 E: 0 K: 1 S: 6	H: 1 LOB: 2 BB: 1 P: 10	R: 0 E: 0 K: 0 S: 3	H: 0 LOB: 2 BB: 2 P: 11	R: 2 E: 0 K: 3 S: 12	H: 3 LOB: 3 BB: 2 P: 20	R: 0 E: 0 K: 1 S: 6	H: 1 LOB: 1 BB: 0 P: 6	R: 3 E: 0 K: 0 S: 5	H: 2 LOB: 1 BB: 1 P: 9	R: 4 E: 0 K: 1 S: 7	H: 3 LOB: 0 BB: 2 P: 15	1B: 8 2B: 1 3B: 1 HR: 2	SF: 0 SAC: 1 DP: 0 HBP: 0	WP: 3 PB: 0 SB: 3 CS: 1	PA: 43					
PITCHER	IP	WLS	BF	H	R	ER	SO	BB	IBB	HBP	BLK	WP	HR	S	P	ERA	WHIP								
Jim Gott, R ERA: 5.26 (5, 1)	1.2		7	1	2	2	2	1	0	0	0	0	0	10	14	10.80	1.200								
Keith Comstock, L ERA: 3.75 (7, 1)	0.2	L	4	2	1	1	0	0	0	0	0	0	1	4	4	13.50	3.000								
Randy Bockus, R ERA: 4.5 (8, 1)	0.2		5	2	3	3	1	1	1	0	0	0	0	5	13	40.50	4.500								
Michael LaCoss, R ERA: 4.36 (8, 1)	0.1		2	1	1	1	0	0	0	0	0	1	1	2	2	27.00	3.000								

Batter	1	2	3	4	5	6	7	8	9	AB	R	H	RBI	BB	SO	LOB	TOP					
Robby Thompson, R OBP: 0.333, SLG: 0.429 (1,4)										5	1	0	0	0	0	2	San Francisco Giants @ San Diego Padres Jack Murphy Stadium, San Diego, CA Sun Jun 21 1987, 6:33 AM EDT Att: 19,856 - Unknown livebaseballscorecards.com					
Jeffrey Leonard, R OBP: 0.354, SLG: 0.576 (1,7)										5	1	1	1	0	0	1						
Scott Garrelts, R OBP: 0.143, SLG: 0.143 (8,1)										0	0	0	0	0	0	0						
Will Clark, L OBP: 0.366, SLG: 0.581 (1,3)										4	1	1	1	1	0	1						
Candy Maldonado, R OBP: 0.389, SLG: 0.554 (1,9)										4	2	2	1	1	0	1						
Chili Davis, S OBP: 0.332, SLG: 0.408 (1,8)										5	1	1	1	0	1	4						
Chris Brown, R OBP: 0.300, SLG: 0.394 (1,5)											5	0	1	1	0	0		1				
Bob Brenly, R OBP: 0.368, SLG: 0.434 (1,2)											4	3	2	1	1	0		0				
Matt Williams, R OBP: 0.248, SLG: 0.350 (1,6)											5	2	3	2	0	0	2					
Kelly Downs, R OBP: 0.188, SLG: 0.161 (1,1)											3	0	1	1	1	0	3					
Eddie Milner, L OBP: 0.233, SLG: 0.220 (8,8)										1	0	0	0	0	0	0						
Inning Stats	R: 4 E: 1 K: 0 S: 9	H: 4 LOB: 2 BB: 0 P: 9	R: 0 E: 0 K: 0 S: 4	H: 1 LOB: 2 BB: 1 P: 8	R: 2 E: 0 K: 0 S: 5	H: 2 LOB: 1 BB: 1 P: 9	R: 0 E: 0 K: 1 S: 5	H: 0 LOB: 0 BB: 0 P: 5	R: 1 E: 0 K: 0 S: 4	H: 1 LOB: 1 BB: 1 P: 8	R: 1 E: 0 K: 0 S: 4	H: 2 LOB: 0 BB: 0 P: 4	R: 0 E: 0 K: 0 S: 4	H: 1 LOB: 1 BB: 0 P: 4	R: 0 E: 0 K: 0 S: 3	H: 0 LOB: 0 BB: 0 P: 3		R: 3 E: 1 K: 0 S: 5	H: 1 LOB: 0 BB: 1 P: 9	1B: 7 2B: 2 3B: 0 HR: 3	SF: 0 SAC: 0 DP: 1 HBP: 0	WP: 0 PB: 1 SB: 3 CS: 0
PITCHER	IP WLS BF H R ER SO BB IBB HBP BLK WP HR S P ERA WHIP																					
Eric Show, R ERA: 4.14 (1,1)	0.1 L 7 4 4 3 0 0 0 0 0 0 0 7 19 81.00 12.000																					
Greg Booker, R ERA: 4.13 (1,1)	2.2 13 3 2 1 0 2 0 0 0 0 0 11 17 3.38 1.875																					
Ray Hayward, L ERA: 13.5 (4,1)	3.0 12 3 2 2 1 1 0 0 0 0 2 13 17 6.00 1.333																					
Jimmy Jones, R ERA: 6.75 (7,1)	3.0 13 2 3 0 0 1 0 0 0 0 1 12 16 0.00 1.000																					

Batter	1	2	3	4	5	6	7	8	9	AB	R	H	RBI	BB	SO	LOB	BOTTOM			
Stan Jefferson, S OBP: 0.338, SLG: 0.350 (1,8)										4	0	0	0	0	2	0	San Francisco Giants @ San Diego Padres Jack Murphy Stadium, San Diego, CA Sun Jun 21 1987, 6:33 AM EDT Att: 19,856 - Unknown livebaseballscorecards.com			
Tim Flannery, L OBP: 0.330, SLG: 0.264 (1,4)										4	0	0	0	0	0	0				
Tony Gwynn, L OBP: 0.443, SLG: 0.520 (1,9)										4	0	1	0	0	1	0				
Carmelo Martinez, R OBP: 0.364, SLG: 0.445 (1,7)										2	0	0	0	2	0	0				
John Kruk, L OBP: 0.455, SLG: 0.500 (1,3)										3	1	1	0	0	0	3				
Jimmy Jones, R OBP: 0.300, SLG: 0.300 (7,1)										0	0	0	0	0	0	0				
Luis Salazar, R OBP: 0.336, SLG: 0.367 (9,PH)										1	0	0	0	0	0	0				
Randy Ready, R OBP: 0.418, SLG: 0.449 (1,5)										4	1	2	2	0	0	0				
Benito Santiago, R OBP: 0.300, SLG: 0.399 (1,2)										4	0	1	0	0	1	0				
Garry Templeton, S OBP: 0.274, SLG: 0.263 (1,6)										4	0	1	0	0	1	2				
Eric Show, R OBP: 0.030, SLG: 0.030 (1,1)										0	0	0	0	0	0	0				
Greg Booker, R OBP: 0.349, SLG: 0.321 (8,1)										0	0	0	0	0	0	0				
Jim Steels, L OBP: 0.299, SLG: 0.232 (3,PH)										1	0	0	0	0	0	0				
Ray Hayward, L OBP: 0.312, SLG: 0.356 (7,8)										1	0	0	0	0	0	0				
Inning Stats	R: 0 E: 0 K: 1 S: 6	H: 1 LOB: 2 BB: 1 P: 10	R: 0 E: 0 K: 0 S: 3	H: 0 LOB: 0 BB: 0 P: 3	R: 0 E: 0 K: 1 S: 5	H: 0 LOB: 0 BB: 0 P: 5	R: 2 E: 0 K: 1 S: 7	H: 2 LOB: 0 BB: 0 P: 7	R: 0 E: 0 K: 0 S: 3	H: 0 LOB: 0 BB: 0 P: 3	R: 0 E: 0 K: 0 S: 4	H: 1 LOB: 1 BB: 1 P: 7	R: 0 E: 0 K: 1 S: 5	H: 0 LOB: 0 BB: 0 P: 5	R: 0 E: 0 K: 1 S: 7	H: 2 LOB: 2 BB: 0 P: 7	1B: 5 2B: 0 3B: 0 HR: 1	SF: 0 SAC: 0 DP: 0 HBP: 0	WP: 0 PB: 0 SB: 1 CS: 0	PA: 35
PITCHER	IP WLS BF H R ER SO BB IBB HBP BLK WP HR S P ERA WHIP																			
Kelly Downs, R ERA: 3.49 (1,1)	7.0 W 27 4 2 2 3 2 0 0 0 0 0 31 39 2.57 0.857																			
Scott Garrelts, R ERA: 3.21 (8,1)	2.0 8 2 0 0 2 0 0 0 0 0 0 12 12 0.00 1.000																			

Batter	1	2	3	4	5	6	7	8	9	AB	R	H	RBI	BB	SO	LOB	TOP
Billy Hatcher, R OBP: 0.369, SLG: 0.455 Rocky Childress, R (7, 1)	0-0 4-3		0-0 F9			0-0 6-3	0-0 4-3			4	0	0	0	0	0	2	
Bill Doran, S OBP: 0.342, SLG: 0.382	4-0 BB		0-0 F9			0-3 K		0-0 G3		3	0	0	0	1	1	0	
Denny Walling, L OBP: 0.353, SLG: 0.419	0-0 F8			0-0 F9		4-0 BB		0-0 F5		3	0	0	0	1	0	1	
Glenn Davis, R OBP: 0.353, SLG: 0.518	4-0 1-2 BB			0-3 K		0-0 F7		0-0 4-3		3	0	0	0	1	1	1	
Kevin Bass, S OBP: 0.331, SLG: 0.431	0-0 F8			0-0 6-3			4-0 BB 1B		0-0 F2	3	1	0	0	1	0	2	
Jose Cruz, L OBP: 0.320, SLG: 0.402		0-0 F3			0-0 5-3		4-0 BB 1B	0-0 4-3		3	0	0	0	1	0	0	
Craig Reynolds, L OBP: 0.321, SLG: 0.354		0-0 F7			0-0 2B		0-0 F2		0-0 5-3	4	0	1	0	0	0	2	
Ronn Reynolds, R OBP: 0.121, SLG: 0.156 Alan Ashby, S OBP: 0.387, SLG: 0.424 (7, PH)		0-3 K			0-0 F9		0-3 K			2	0	0	0	0	1	1	
Nolan Ryan, R OBP: 0.111, SLG: 0.192 Terry Puhl, L OBP: 0.260, SLG: 0.264 (7, PH)			0-3 K		0-3 K		0-0 1-3 2-H 1B			2	0	0	0	0	2	1	
Inning Stats	R: 0 E: 0 K: 0 S: 3	H: 0 LOB: 2 BB: 2 P: 11	R: 0 E: 0 K: 1 S: 5	H: 0 LOB: 0 BB: 0 P: 5	R: 0 E: 0 K: 1 S: 5	H: 0 LOB: 0 BB: 0 P: 5	R: 0 E: 0 K: 1 S: 6	H: 1 LOB: 1 BB: 1 P: 9	R: 1 E: 0 K: 1 S: 6	H: 1 LOB: 2 BB: 2 P: 14	R: 0 E: 0 K: 0 S: 3	H: 0 LOB: 0 BB: 0 P: 3	R: 0 E: 0 K: 0 S: 3	H: 0 LOB: 0 BB: 0 P: 3	1B: 1 2B: 1 3B: 0 HR: 0	SF: 0 SAC: 0 DP: 0 HBP: 0	WP: 0 PA: 34 PB: 0 SB: 0 CS: 0
PITCHER Ed Whitson, R ERA: 4.56	IP: 9.0 WLS: W BF: 34 H: 2 R: 1 ER: 1 SO: 6 BB: 5 IBB: 0 HBP: 0 BLK: 0 WP: 0 HR: 0 S: 41 P: 61 ERA: 1.00 WHIP: 0.778															PITCHER	

Houston Astros @ San Diego Padres
Jack Murphy Stadium, San Diego, CA
Tue Jun 23 1987, 10:05 PM EDT
Att: 12,722 - Unknown

AB 29
R 1
H 2
RBI 1
BB 5
SO 6
LOB 12



Batter	1	2	3	4	5	6	7	8	9	AB	R	H	RBI	BB	SO	LOB	BOTTOM
Stan Jefferson, S OBP: 0.329, SLG: 0.339	0-0 F2		0-3 K		0-0 5-3			0-0 G3		4	0	0	0	0	1	0	
Tim Flannery, L OBP: 0.327, SLG: 0.255	0-0 G3		4-0 BB 3B		0-0 4-3			0-0 F7		3	1	0	0	1	0	0	
Tony Gwynn, L OBP: 0.441, SLG: 0.524	0-0 6-3		0-0 FC5-4 3B		0-0 G3			0-0 F9		4	1	1	1	0	0	0	
Carmelo Martinez, R OBP: 0.369, SLG: 0.446 Shane Mack, R OBP: 0.312, SLG: 0.356		0-0 1B E	4-0 FC5-4 BB			0-3 K				2	1	1	0	1	1	0	
John Kruk, L OBP: 0.453, SLG: 0.497		0-0 E8 1B	0-0 FC5-4 WP			0-0 6-3				3	1	1	1	0	0	1	
Benito Santiago, R OBP: 0.296, SLG: 0.394		0-3 K	0-0 F3			0-0 F8				3	0	0	0	0	1	2	
Kevin Mitchell, R OBP: 0.298, SLG: 0.353		0-0 4-3		0-0 6-3			0-3 K			3	0	0	0	0	1	1	
Garry Templeton, S OBP: 0.275, SLG: 0.264		0-0 1B		0-0 5-3			0-3 K			3	0	1	1	0	1	0	
Ed Whitson, R OBP: 0.069, SLG: 0.069		0-0 4-3		0-3 K			0-0 F8			3	0	0	0	0	1	1	
Inning Stats	R: 0 E: 0 K: 0 S: 3	H: 3 LOB: 1 BB: 0 P: 8	R: 2 E: 0 K: 1 S: 6	H: 1 LOB: 1 BB: 2 P: 14	R: 0 E: 0 K: 1 S: 5	H: 0 LOB: 0 BB: 0 P: 5	R: 0 E: 0 K: 1 S: 5	H: 0 LOB: 0 BB: 0 P: 5	R: 0 E: 0 K: 2 S: 7	H: 0 LOB: 0 BB: 0 P: 7	R: 0 E: 0 K: 0 S: 3	H: 0 LOB: 0 BB: 0 P: 3	R: 0 E: 0 K: 0 S: 3	H: 0 LOB: 0 BB: 0 P: 3	1B: 3 2B: 0 3B: 1 HR: 0	SF: 0 SAC: 0 DP: 0 HBP: 0	WP: 1 PA: 30 PB: 0 SB: 0 CS: 0
PITCHER Nolan Ryan, R ERA: 2.95 Rocky Childress, R ERA:	IP: 6.0 WLS: L BF: 24 H: 4 R: 4 ER: 3 SO: 4 BB: 2 IBB: 0 HBP: 0 BLK: 0 WP: 0 HR: 0 S: 30 P: 38 ERA: 4.50 WHIP: 1.000															PITCHER	

Houston Astros @ San Diego Padres
Jack Murphy Stadium, San Diego, CA
Tue Jun 23 1987, 10:05 PM EDT
Att: 12,722 - Unknown

AB 28
R 4
H 4
RBI 3
BB 2
SO 6
LOB 5



Batter	1	2	3	4	5	6	7	8	9	AB	R	H	RBI	BB	SO	LOB	TOP																					
Billy Hatcher, R OBP: 0.369, SLG: 0.454	0-0 6-3		0-0 4-3		0-0 1B 2B 1B		0-0 E S 2B 1B	0-3 K		5	2	2	0	0	1	1																						
Bill Doran, S OBP: 0.346, SLG: 0.390	0-0 4-3			0-0 F8	0-0 2B 1B 1B		0-0 E2 2B 1B		0-0 WP 1B 2B	5	3	3	1	0	0	0																						
Denny Walling, L OBP: 0.348, SLG: 0.407	0-0 F8			0-0 F7	0-3 K		4-0 2B IBB		0-0 4-3	4	1	0	0	1	1	4																						
Glenn Davis, R OBP: 0.361, SLG: 0.528		0-0 E7 1B		0-0 E7 1B	0-0 1B 2B		0-3 K		0-0 BB 1B 1B	5	2	4	3	0	1	3																						
Kevin Bass, S OBP: 0.329, SLG: 0.426		0-0 6-3		0-0 F9	0-0 1B		0-0 F5		0-0 F9	5	0	1	2	0	0	6																						
Jose Cruz, L OBP: 0.322, SLG: 0.407		0-0 5-3			0-0 F8		0-0 2B		0-0 BB 1B	5	1	2	3	0	0	2																						
Craig Reynolds, L OBP: 0.325, SLG: 0.365					0-0 1B E 2B		0-3 K		4-0 S 1B BB	4	1	2	0	0	1	1																						
Jim Pankovits, R OBP: 0.120, SLG: 0.083					0-0 1B E 1B		0-0 6-3		0-0 F2	0	0	0	0	0	0	0																						
Terry Puhl, L OBP: 0.269, SLG: 0.264					0-0 1B E 1B		0-0 6-3		0-0 F2	5	1	2	2	0	0	1																						
Dickie Thon, R OBP: 0.347, SLG: 0.259					0-0 E4 1B 2B		0-3 K		0-0 FC6-4	1	0	0	0	0	0	0																						
Ronn Reynolds, R OBP: 0.156, SLG: 0.189			0-0 F8		0-0 1B E 1B		0-0 6-3		0-0 F2	5	1	2	2	0	0	1																						
Danny Darwin, R OBP: 0.126, SLG: 0.219			0-0 5-3		0-0 E4 1B 2B		0-3 K		0-0 FC6-4	1	0	0	0	0	0	0																						
Davey Lopes, R OBP: 0.333, SLG: 0.421					0-0 1B E 1B		0-0 6-3		0-0 F2	1	1	0	1	0	0	1																						
Ron Mathis, R OBP: 0.333, SLG: 0.421					0-0 1B E 1B		0-0 6-3		0-0 F2	1	0	0	0	0	0	0																						
Dave Meads, L OBP: 0.333, SLG: 0.421					0-0 1B E 1B		0-0 6-3		0-0 F2	1	0	0	0	0	0	0																						
Larry Andersen, R OBP: 0.333, SLG: 0.421					0-0 1B E 1B		0-0 6-3		0-0 F2	1	0	0	0	0	0	0																						
Alan Ashby, S OBP: 0.333, SLG: 0.421					0-0 1B E 1B		0-0 6-3		0-0 F2	1	0	0	0	0	0	0																						
Dave Smith, R OBP: 0.333, SLG: 0.421					0-0 1B E 1B		0-0 6-3		0-0 F2	1	0	0	0	0	0	0																						
Inning Stats	R: 0 E: 0 K: 0 S: 3	H: 0 LOB: 0 BB: 0 P: 3	R: 0 E: 1 K: 0 S: 4	H: 1 LOB: 1 BB: 0 P: 4	R: 0 E: 0 K: 0 S: 3	H: 0 LOB: 0 BB: 0 P: 3	R: 0 E: 1 K: 0 S: 4	H: 1 LOB: 1 BB: 0 P: 4	R: 6 E: 1 K: 1 S: 12	H: 6 LOB: 1 BB: 0 P: 12	R: 0 E: 0 K: 2 S: 7	H: 0 LOB: 0 BB: 1 P: 7	R: 3 E: 1 K: 1 S: 7	H: 3 LOB: 1 BB: 1 P: 11	R: 0 E: 0 K: 2 S: 8	H: 1 LOB: 1 BB: 0 P: 8	R: 3 E: 0 K: 0 S: 7	H: 4 LOB: 2 BB: 1 P: 11	1B: 12 2B: 4 3B: 0 HR: 0	SF: 0 SAC: 0 DP: 0 HBP: 0	WP: 1 PA: 45 PB: 0 SB: 2 CS: 0																	
PITCHER	IP	WLS	BF	H	R	ER	SO	BB	IBB	HBP	BLK	WP	HR	S	P	ERA	WHIP	PITCHER				IP	WLS	BF	H	R	ER	SO	BB	IBB	HBP	BLK	WP	HR	S	P	ERA	WHIP
Jimmy Jones, R ERA: 6.19	4.1		20	6	5	2	0	0	0	0	0	0	0	20	20	4.15	1.385																					
Craig Lefferts, L ERA: 4.47	1.2	L	7	2	1	0	3	0	0	0	0	0	0	13	13	0.00	1.200																					
Lance McCullers, R ERA: 4.62	2.0	L	10	4	3	3	3	0	1	0	0	0	0	15	19	13.50	2.000																					
Ray Hayward, L ERA: 16.5	0.2		5	3	3	3	0	0	0	0	0	1	0	5	5	40.50	4.500																					
Greg Booker, R ERA: 4.09	0.1		3	1	0	0	0	1	0	0	0	0	0	2	6	0.00	6.000																					

Houston Astros @ San Diego Padres
Jack Murphy Stadium, San Diego, CA
Wed Jun 24 1987, 10:05 PM EDT
Att: 17,483 - Unknown



AB	43
R	12
H	16
RBI	12
BB	2
SO	6
LOB	22

Batter	1	2	3	4	5	6	7	8	9	AB	R	H	RBI	BB	SO	LOB	BOTTOM																						
Stan Jefferson, S OBP: 0.331, SLG: 0.336	4-0 1B 1B BB	0-0 S 1B	0-0 F8			0-3 K	0-0 4-3			4	2	1	0	1	1	2																							
Tim Flannery, L OBP: 0.348, SLG: 0.283	0-0 BB E 1B	0-0 6-3 SF7 1B		0-0 F9		0-0 FC3-6 1B	0-0 1B	0-0 3-H 1B		5	3	4	2	0	0	0																							
Tony Gwynn, L OBP: 0.443, SLG: 0.529	0-0 1-2 3-H E 1B	0-0 6-3		0-0 2B		0-0 FC3-6 1B	0-0 F7			5	1	3	1	0	0	2																							
Carmelo Martinez, R OBP: 0.367, SLG: 0.441	4-0 E BB	0-0 SF7		0-0 F5		0-0 FC3-6 1B 1B		0-3 K		2	0	0	1	1	0	3																							
Luis Salazar, R OBP: 0.333, SLG: 0.384	1-2 2-3 E BB	0-0 3-H SF7		0-0 F5		0-0 FC3-6 1B 1B		0-0 K		1	0	0	0	0	1	0																							
John Kruk, L OBP: 0.451, SLG: 0.494	0-3 K	0-0 S 1B		0-3 K		0-0 1B 1B		0-0 4-3		5	0	2	1	0	2	4																							
Randy Ready, R OBP: 0.420, SLG: 0.447	0-0 E3	0-0 F4		0-0 BB		0-0 1B 1B		0-0 F9		3	0	1	1	1	0	2																							
Lance McCullers, S ERA: 5.4					0-0 BB					0	0	0	0	0	0	0																							
Jim Steels, L OBP: 0.294, SLG: 0.228	1-3 2-H 3-H E 1B	1-2 F9								1	0	0	0	0	0	0																							
Ray Hayward, L ERA: 16.5										0	0	0	0	0	0	0																							
Greg Booker, R ERA: 4.09										0	0	0	0	0	0	0																							
Benito Santiago, R OBP: 0.294, SLG: 0.390	0-3 K		0-0 SH1-4 1B		0-3 K	0-3 K			0-0 4-3	5	0	1	0	0	3	6																							
Garry Templeton, S OBP: 0.273, SLG: 0.259	4-0 IBB		0-3 K		0-3 K		0-0 5-3		0-0 6-3	4	0	0	0	1	2	2																							
Jimmy Jones, R OBP: 0.273, SLG: 0.273	0-0 5-3		0-0 SH1-4		0-3 K		0-0 K		0-3 K	1	0	0	0	0	0	3																							
Craig Lefferts, L OBP: 0.333, SLG: 0.333										1	0	0	0	0	1	1																							
Shane Mack, R OBP: 0.316, SLG: 0.371							4-3 1B 2B			2	1	1	0	0	1	0																							
Inning Stats	R: 3 E: 1 K: 2 S: 10	H: 2 LOB: 3 BB: 3 P: 22	R: 2 E: 0 K: 0 S: 6	H: 3 LOB: 1 BB: 0 P: 6	R: 0 E: 0 K: 1 S: 6	H: 1 LOB: 1 BB: 0 P: 6	R: 0 E: 0 K: 1 S: 6	H: 1 LOB: 1 BB: 0 P: 6	R: 0 E: 0 K: 3 S: 9	H: 0 LOB: 1 BB: 1 P: 13	R: 1 E: 0 K: 2 S: 11	H: 4 LOB: 3 BB: 0 P: 11	R: 1 E: 0 K: 0 S: 5	H: 2 LOB: 1 BB: 0 P: 5	R: 0 E: 0 K: 1 S: 5	H: 0 LOB: 0 BB: 0 P: 5	R: 0 E: 0 K: 1 S: 5	H: 0 LOB: 0 BB: 0 P: 5	1B: 11 2B: 2 3B: 0 HR: 0	SF: 1 SAC: 1 DP: 0 HBP: 0	WP: 0 PA: 45 PB: 0 SB: 2 CS: 0																		
PITCHER	IP	WLS	BF	H	R	ER	SO	BB	IBB	HBP	BLK	WP	HR	S	P	ERA	WHIP	PITCHER				IP	WLS	BF	H	R	ER	SO	BB	IBB	HBP	BLK	WP	HR	S	P	ERA	WHIP	
Danny Darwin, R ERA: 3.18	4.0		23	7	5	4	4	2	1	0	0	0	0	13	17	6.75	1.500																						
Ron Mathis, R ERA: 5.4	1.1		6	1	1	1	4	1	0	0	0	0	0	13	17	6.75	1.500																						
Dave Meads, L ERA: 6.35	0.0		1	1	0	0	0	0	0	0	0	0	0	1	1	∞	∞																						
Larry Andersen, R ERA: 3.05	2.2	W	12	4	1	1	2	0	0	0	0	0	0	16	16	3.38	1.500																						
Dave Smith, R ERA: 0.3	1.0		3	0	0	0	1	0	0	0	0	0	0	5	5	0.00	0.000																						

Houston Astros @ San Diego Padres
Jack Murphy Stadium, San Diego, CA
Wed Jun 24 1987, 10:05 PM EDT
Att: 17,483 - Unknown



AB	39
R	7
H	13
RBI	6
BB	4
SO	11
LOB	25

Batter	1	2	3	4	5	6	7	8	9	AB	R	H	RBI	BB	SO	LOB	TOP			
Billy Hatcher, R OBP: 0.368, SLG: 0.451 Rocky Childress, R (8, 1)	6-3			6-3		FC6-5 S 1B		F7		4	0	1	0	0	0	1	Houston Astros @ San Diego Padres Jack Murphy Stadium, San Diego, CA Thu Jun 25 1987, 6:33 AM EDT Att: 15,959 - Unknown			
Bill Doran, S OBP: 0.342, SLG: 0.384 (1, 4)	6-3			5-3		FC6-5-4 S 1-3		1-3		4	0	0	0	0	0	2				
Chuck Jackson, R OBP: 0.316, SLG: 0.353 Denny Walling, L OBP: 0.346, SLG: 0.404 (8, PH) (8, 5)	K			HR		K		F8		3	1	1	1	0	2	1				
Glenn Davis, R OBP: 0.356, SLG: 0.519 (1, 3)		K		K			6-3		K	4	0	0	0	0	3	0				
Kevin Bass, S OBP: 0.328, SLG: 0.424 (1, 9)		F9					5-3		F9	4	0	1	0	0	0	0				
Jim Pankovits, R OBP: 0.179, SLG: 0.115 Jose Cruz, L OBP: 0.325, SLG: 0.410 (9, PH)		L9					S 1B		WP BB 1B	2	0	1	0	1	0	0				
Dickie Thon, R OBP: 0.338, SLG: 0.250 Craig Reynolds, L OBP: 0.321, SLG: 0.360 (7, PH) (7, 6)			K				L6		F3	2	0	0	0	0	1	1				
Ronn Reynolds, R OBP: 0.150, SLG: 0.179 Alan Ashby, S OBP: 0.383, SLG: 0.419 (7, PH) (7, 2)			F8				6-3		K	2	0	0	0	0	0	1				
Mike Scott, R OBP: 0.139, SLG: 0.061 Terry Puhl, L OBP: 0.278, SLG: 0.274 (8, PH)			L1				5-3		1-3 1B	2	0	0	0	0	0	0				
Inning Stats	R: 0 E: 0 K: 1 S: 5	H: 0 LOB: 0 BB: 0 P: 5	R: 0 E: 0 K: 1 S: 5	H: 0 LOB: 0 BB: 0 P: 5	R: 0 E: 0 K: 1 S: 5	H: 0 LOB: 0 BB: 0 P: 5	R: 1 E: 0 K: 1 S: 6	H: 1 LOB: 1 BB: 0 P: 6	R: 0 E: 0 K: 1 S: 4	H: 1 LOB: 1 BB: 0 P: 4	R: 0 E: 0 K: 1 S: 6	H: 1 LOB: 2 BB: 1 P: 10	R: 0 E: 0 K: 0 S: 4	H: 1 LOB: 1 BB: 0 P: 4	R: 0 E: 0 K: 1 S: 6	H: 1 LOB: 1 BB: 0 P: 6		1B: 5 2B: 0 3B: 0 HR: 1	SF: 0 SAC: 0 DP: 0 HBP: 0	WP: 1 PB: 0 SB: 3 CS: 0
PITCHER	IP WLS BF H R ER SO BB IBB HBP BLK WP HR S P ERA WHIP	6.1 W 24 4 1 1 5 1 0 0 0 0 1 1 33 37 1.42 0.789	2.2 S 10 2 0 0 2 0 0 0 0 1 0 14 14 0.00 0.750	PITCHER										IP WLS BF H R ER SO BB IBB HBP BLK WP HR S P ERA WHIP						

Batter	1	2	3	4	5	6	7	8	9	AB	R	H	RBI	BB	SO	LOB	BOTTOM			
Stan Jefferson, S OBP: 0.336, SLG: 0.336 (7, 7)	K		K			S 1B BB		L5-4 SH3 1B		3	1	1	0	1	2	0	Houston Astros @ San Diego Padres Jack Murphy Stadium, San Diego, CA Thu Jun 25 1987, 6:33 AM EDT Att: 15,959 - Unknown			
Tim Flannery, L OBP: 0.347, SLG: 0.284 (1, 4)	G3			3-1		1B 1H		SH3		3	1	1	1	0	0	0				
Tony Gwynn, L OBP: 0.447, SLG: 0.531 (1, 9)	K			G6-4-3 1B		1B 1-2		1B IBB		3	1	2	0	1	1	0				
Carmelo Martinez, R OBP: 0.371, SLG: 0.444 Shane Mack, R OBP: 0.313, SLG: 0.367 (6, PR) (7, 8)		S 1B		G6-4-3 1-2		1B 1H 2H		L5-4		3	0	2	2	0	0	1				
John Kruk, L OBP: 0.450, SLG: 0.489 (1, 3)		F8				1B IBB				2	0	0	0	1	0	1				
Kevin Mitchell, R OBP: 0.298, SLG: 0.353 (1, 5)		K		K		1B 1-2 2H				3	0	1	1	0	2	1				
Bruce Bochy, R OBP: 0.236, SLG: 0.333 (1, 2)		K		5-3				5-3		3	0	0	0	0	1	1				
Garry Templeton, S OBP: 0.270, SLG: 0.256 (1, 6)				F9				L9		3	0	0	0	0	0	0				
Dave Dravecky, R OBP: 0.235, SLG: 0.188 Lance McCullers, S (7, 1)				K		K		1-3		2	0	0	0	0	2	0				
Inning Stats	R: 0 E: 0 K: 2 S: 7	H: 1 LOB: 1 BB: 0 P: 7	R: 0 E: 0 K: 2 S: 8	H: 1 LOB: 0 BB: 0 P: 8	R: 0 E: 0 K: 2 S: 7	H: 0 LOB: 0 BB: 0 P: 7	R: 0 E: 0 K: 0 S: 3	H: 1 LOB: 0 BB: 0 P: 3	R: 0 E: 0 K: 1 S: 5	H: 0 LOB: 0 BB: 0 P: 5	R: 4 E: 0 K: 1 S: 8	H: 4 LOB: 2 BB: 2 P: 16	R: 0 E: 0 K: 0 S: 3	H: 0 LOB: 0 BB: 0 P: 3	R: 0 E: 0 K: 0 S: 3	H: 1 LOB: 1 BB: 1 P: 7		1B: 7 2B: 1 3B: 0 HR: 0	SF: 0 SAC: 1 DP: 2 HBP: 0	WP: 0 PB: 0 SB: 2 CS: 0
PITCHER	IP WLS BF H R ER SO BB IBB HBP BLK WP HR S P ERA WHIP	7.0 L 27 6 4 4 8 1 1 0 0 0 0 0 41 49 5.14 1.000	1.0 L 4 1 0 0 0 0 0 1 0 0 0 0 3 7 0.00 1.000	PITCHER										IP WLS BF H R ER SO BB IBB HBP BLK WP HR S P ERA WHIP						

AB 33
R 1
H 6
RBI 1
BB 1
SO 7
LOB 12



Batter	1	2	3	4	5	6	7	8	9	AB	R	H	RBI	BB	SO	LOB	TOP					
Dion James, L (1, 8) OBP: 0.399, SLG: 0.433										4	1	2	0	0	1	0	Atlanta Braves @ San Diego Padres Jack Murphy Stadium, San Diego, CA Fri Jun 26 1987, 10:05 PM EDT Att: 13,266 - Unknown					
Rafael Ramirez, R (1, 6) OBP: 0.310, SLG: 0.363										4	0	2	0	0	0	1						
Gerald Perry, L (1, 3) OBP: 0.314, SLG: 0.352										2	0	0	1	1	0	1						
Dale Murphy, R (1, 9) OBP: 0.462, SLG: 0.655										3	0	0	0	1	1	3						
Ken Griffey, L (1, 7) OBP: 0.380, SLG: 0.565										3	0	0	0	1	0	3						
Graig Nettles, L (1, 5) OBP: 0.284, SLG: 0.272										4	0	0	0	0	0	3						
Ozzie Virgil, R (1, 2) OBP: 0.336, SLG: 0.565										4	0	1	0	0	0	1						
Paul Runge, R (1, 4)										4	0	0	0	0	0	2						
Rick Mahler, R (1, 1) OBP: 0.195, SLG: 0.225 Trench Davis, L (7, PH) Larry McWilliams, L (7, 1) OBP: 0.333, SLG: 0.333										2	0	0	0	0	1	0						
Inning Stats	R: 1 E: 0 K: 0 S: 5	H: 2 LOB: 2 BB: 1 P: 9	R: 0 E: 0 K: 0 S: 3	H: 0 LOB: 0 BB: 0 P: 3	R: 0 E: 0 K: 2 S: 8	H: 1 LOB: 1 BB: 0 P: 8	R: 0 E: 0 K: 0 S: 3	H: 0 LOB: 0 BB: 0 P: 3	R: 0 E: 0 K: 1 S: 5	H: 0 LOB: 0 BB: 0 P: 5	R: 0 E: 1 K: 0 S: 4	H: 0 LOB: 1 BB: 0 P: 4	R: 0 E: 0 K: 0 S: 4	H: 1 LOB: 1 BB: 0 P: 4	R: 0 E: 0 K: 0 S: 3	H: 1 LOB: 1 BB: 1 P: 7	R: 0 E: 0 K: 0 S: 3	H: 0 LOB: 1 BB: 1 P: 7	1B: 4 2B: 1 3B: 0 HR: 0	SF: 1 SAC: 0 DP: 1 HBP: 0	WP: 0 PB: 0 SB: 1 CS: 0	PA: 35
PITCHER	IP WLS BF H R ER SO BB IBB HBP BLK WP HR S P ERA WHIP																					
Eric Show, R (1, 1) ERA: 3.93	7.1 W 30 5 1 1 3 2 0 0 0 0 0 0 34 42 1.23 0.955																					
Rich Gossage, R (8, 1) ERA: 2.16	1.2 S 5 0 0 0 0 1 0 0 0 0 0 0 4 8 0.00 0.600																					

Batter	1	2	3	4	5	6	7	8	9	AB	R	H	RBI	BB	SO	LOB	BOTTOM	
Stan Jefferson, S (1, 8) OBP: 0.333, SLG: 0.336 (7, 7)										3	0	1	1	0	0	0	Atlanta Braves @ San Diego Padres Jack Murphy Stadium, San Diego, CA Fri Jun 26 1987, 10:05 PM EDT Att: 13,266 - Unknown	
Tim Flannery, L (1, 4) OBP: 0.336, SLG: 0.274										4	0	0	0	0	0	1		
Tony Gwynn, L (1, 9) OBP: 0.452, SLG: 0.534										4	1	3	0	0	0	0		
Carmelo Martinez, R (1, 7) OBP: 0.366, SLG: 0.438 Shane Mack, R (7, 8) OBP: 0.309, SLG: 0.363										3	0	0	0	0	1	2		
John Kruk, L (1, 3) OBP: 0.451, SLG: 0.486										3	1	1	0	1	0	0		
Kevin Mitchell, R (1, 5) OBP: 0.303, SLG: 0.362										4	0	2	1	0	1	1		
Bruce Bochy, R (1, 2) OBP: 0.261, SLG: 0.333										3	2	1	1	1	2	2		
Garry Templeton, S (1, 6) OBP: 0.282, SLG: 0.276										2	1	2	1	2	0	0		
Eric Show, R (1, 1) OBP: 0.028, SLG: 0.029 Rich Gossage, R (8, 1) ERA: 6.1										2	0	0	1	0	1	3		
Inning Stats	R: 0 E: 0 K: 0 S: 4	H: 1 LOB: 1 BB: 0 P: 4	R: 0 E: 0 K: 1 S: 6	H: 1 LOB: 2 BB: 1 P: 10	R: 0 E: 0 K: 2 S: 7	H: 0 LOB: 0 BB: 0 P: 7	R: 2 E: 0 K: 0 S: 4	H: 1 LOB: 0 BB: 1 P: 8	R: 3 E: 0 K: 1 S: 8	H: 4 LOB: 1 BB: 1 P: 12	R: 0 E: 0 K: 0 S: 4	H: 1 LOB: 1 BB: 0 P: 4	R: 0 E: 0 K: 1 S: 6	H: 1 LOB: 2 BB: 1 P: 10	1B: 7 2B: 2 3B: 1 HR: 0	SF: 2 SAC: 0 DP: 1 HBP: 0	WP: 0 PB: 0 SB: 0 CS: 0	PA: 36
PITCHER	IP WLS BF H R ER SO BB IBB HBP BLK WP HR S P ERA WHIP																	
Rick Mahler, R (1, 1) ERA: 5.25	6.0 L 27 8 5 5 4 2 1 0 0 1 0 0 32 44 7.50 1.667																	
Larry McWilliams, L (7, 1) ERA: 6.1	2.0 9 2 0 0 1 0 1 0 0 0 0 0 10 14 0.00 1.000																	

Batter	1	2	3	4	5	6	7	8	9	AB	R	H	RBI	BB	SO	LOB	TOP					
Dion James, L (1, 8) OBP: 0.396, SLG: 0.433										4	1	0	0	1	1	0						
Rafael Ramirez, R (1, 6) OBP: 0.309, SLG: 0.359										5	0	0	1	0	1	1						
Gerald Perry, L (1, 3) OBP: 0.309, SLG: 0.356										4	1	1	1	1	1	0						
Dale Murphy, R (1, 9) OBP: 0.455, SLG: 0.656										4	1	1	0	0	1	2						
Ken Griffey, L (1, 7) OBP: 0.378, SLG: 0.553										4	1	1	1	0	0	2						
Graig Nettles, L (1, 5) OBP: 0.301, SLG: 0.352										4	1	2	2	0	0	1						
Bruce Benedict, R (1, 2) OBP: 0.279, SLG: 0.211										3	0	0	0	1	0	2						
Glenn Hubbard, R (1, 4) OBP: 0.441, SLG: 0.447										4	0	2	0	0	0	0						
Charlie Puleo, R (1, 1) OBP: 0.364, SLG: 0.636										3	0	0	0	0	1	2						
Paul Assenmacher, L (7, 1)										1	0	0	0	0	1	2						
Gene Garber, R (9, 1)										0	0	0	0	0	0	0						
Inning Stats	R: 0 E: 0 K: 0 S: 3	H: 0 LOB: 2 BB: 2 P: 11	R: 0 E: 0 K: 0 S: 3	H: 0 LOB: 0 BB: 0 P: 3	R: 1 E: 1 K: 0 S: 4	H: 0 LOB: 0 BB: 0 P: 4	R: 0 E: 0 K: 0 S: 4	H: 1 LOB: 1 BB: 0 P: 4	R: 0 E: 0 K: 1 S: 5	H: 0 LOB: 0 BB: 0 P: 5	R: 3 E: 0 K: 2 S: 11	H: 4 LOB: 2 BB: 1 P: 15	R: 1 E: 0 K: 1 S: 6	H: 1 LOB: 0 BB: 0 P: 6	R: 0 E: 1 K: 1 S: 7	H: 1 LOB: 2 BB: 0 P: 7	R: 0 E: 0 K: 1 S: 5	H: 0 LOB: 0 BB: 0 P: 5	1B: 4 2B: 1 3B: 0 HR: 2	SF: 0 SAC: 0 DP: 0 HBP: 0	WP: 0 PB: 0 SB: 0 CS: 0	PA: 39
PITCHER	IP WLS BF H R ER SO BB IBB HBP BLK WP HR S P ERA WHIP																					
Ed Whitson, R (1, 1) ERA: 4.56	6.0 L 27 5 4 3 3 3 0 0 0 0 0 1 30 42 4.50 1.333																					
Craig Lefferts, L (7, 1) ERA: 4.36	3.0 12 2 1 1 3 0 0 0 0 0 0 1 18 18 3.00 0.667																					

Atlanta Braves @ San Diego Padres
Jack Murphy Stadium, San Diego, CA
Sun Jun 28 1987, 6:33 AM EDT
Att: 16,724 - Unknown

AB 36
R 5
H 7
RBI 5
BB 3
SO 6
LOB 12



Batter	1	2	3	4	5	6	7	8	9	AB	R	H	RBI	BB	SO	LOB	BOTTOM					
Marvell Wynne, L (1, 8) OBP: 0.355, SLG: 0.349										2	0	0	0	1	0	1						
Shane Mack, R (7, PH) OBP: 0.303, SLG: 0.355										1	0	0	0	0	0	0						
Tim Flannery, L (1, 4) OBP: 0.336, SLG: 0.272										4	0	1	0	0	1	1						
Tony Gwynn, L (1, 9) OBP: 0.453, SLG: 0.541										4	1	1	0	0	0	1						
Carmelo Martinez, R (1, 7) OBP: 0.372, SLG: 0.452										4	0	1	0	0	2	1						
John Kruk, L (1, 3) OBP: 0.452, SLG: 0.478										3	1	1	0	1	1	2						
Kevin Mitchell, R (1, 5) OBP: 0.307, SLG: 0.368										2	0	2	1	0	0	0						
Craig Lefferts, L (7, 1) OBP: 0.333, SLG: 0.333										0	0	0	0	0	0	0						
Stan Jefferson, S (9, PH) OBP: 0.327, SLG: 0.324										0	0	0	0	1	0	0						
Benito Santiago, R (1, 2) OBP: 0.296, SLG: 0.393										3	0	0	1	0	0	4						
Luis Salazar, R (1, 6) OBP: 0.333, SLG: 0.363										3	0	1	0	0	1	1						
Jim Steels, L (9, PH) OBP: 0.230, SLG: 0.224										1	0	0	0	0	1	1						
Ed Whitson, R (1, 1) OBP: 0.065, SLG: 0.065										2	0	0	0	0	0	2						
Randy Ready, R (7, 5) OBP: 0.420, SLG: 0.447										1	0	0	0	0	0	0						
Inning Stats	R: 0 E: 0 K: 1 S: 5	H: 1 LOB: 1 BB: 1 P: 9	R: 1 E: 0 K: 1 S: 6	H: 1 LOB: 1 BB: 1 P: 10	R: 0 E: 0 K: 1 S: 5	H: 0 LOB: 0 BB: 0 P: 5	R: 0 E: 0 K: 1 S: 6	H: 2 LOB: 1 BB: 0 P: 6	R: 0 E: 0 K: 0 S: 4	H: 1 LOB: 1 BB: 0 P: 4	R: 1 E: 0 K: 1 S: 7	H: 2 LOB: 1 BB: 0 P: 7	R: 0 E: 0 K: 0 S: 3	H: 0 LOB: 0 BB: 0 P: 3	R: 0 E: 0 K: 0 S: 3	H: 0 LOB: 0 BB: 0 P: 3	R: 0 E: 0 K: 1 S: 5	H: 0 LOB: 1 BB: 1 P: 9	1B: 6 2B: 1 3B: 0 HR: 0	SF: 2 SAC: 0 DP: 1 HBP: 0	WP: 1 PB: 0 SB: 1 CS: 1	PA: 35
PITCHER	IP WLS BF H R ER SO BB IBB HBP BLK WP HR S P ERA WHIP																					
Charlie Puleo, R (1, 1) ERA: 3.8	6.0 W 25 7 2 2 5 2 0 0 0 0 0 0 33 41 3.00 1.500																					
Paul Assenmacher, L (7, 1) ERA: 4.43	2.1 8 0 0 0 0 1 0 0 0 0 0 0 7 11 0.00 0.429																					
Gene Garber, R (9, 1) ERA: 3.96	0.2 S 2 0 0 0 1 0 0 0 0 0 1 0 4 4 0.00 0.000																					

Atlanta Braves @ San Diego Padres
Jack Murphy Stadium, San Diego, CA
Sun Jun 28 1987, 6:33 AM EDT
Att: 16,724 - Unknown

AB 30
R 2
H 7
RBI 2
BB 3
SO 6
LOB 14



Batter	1	2	3	4	5	6	7	8	9	AB	R	H	RBI	BB	SO	LOB	TOP		
Stan Jefferson, S (1, 8) OBP: 0.321, SLG: 0.317										4	0	1	0	0	2	0	San Diego Padres @ Los Angeles Dodgers Dodger Stadium, Los Angeles, CA Tue Jun 30 1987, 7:05 PM PDT Att: 31,578 - Unknown		
Tim Flannery, L (1, 4) OBP: 0.345, SLG: 0.281										4	0	2	0	0	0	1			
Tony Gwynn, L (1, 9) OBP: 0.453, SLG: 0.540										4	0	1	0	0	0	1			
Carmelo Martinez, R (1, 7) OBP: 0.380, SLG: 0.456										3	0	2	0	1	0	0			
John Kruk, L (1, 3) OBP: 0.454, SLG: 0.476										4	0	1	0	0	1	6			
Randy Ready, R (1, 5) OBP: 0.411, SLG: 0.436										4	0	0	0	0	0	3			
Garry Templeton, S (1, 6) OBP: 0.272, SLG: 0.263										4	0	0	0	0	2	2			
Bruce Bochy, R (1, 2) OBP: 0.240, SLG: 0.302										3	0	0	0	0	0	0			
Marvell Wynne, L (9, PH) OBP: 0.352, SLG: 0.346										1	0	0	0	0	0	2			
Dave Dravecky, R (1, 1) OBP: 0.211, SLG: 0.167										2	0	0	0	0	2	0			
Jim Steels, L (7, PH) OBP: 0.286, SLG: 0.220										1	0	0	0	0	0	0			
Greg Booker, R (7, 1)										0	0	0	0	0	0	0			
Inning Stats	R: 0 E: 0 K: 1 S: 7	H: 2 LOB: 2 BB: 0 P: 7	R: 0 E: 0 K: 1 S: 5	H: 0 LOB: 0 BB: 0 P: 5	R: 0 E: 0 K: 2 S: 9	H: 2 LOB: 3 BB: 1 P: 13	R: 0 E: 0 K: 1 S: 5	H: 0 LOB: 0 BB: 0 P: 5	R: 0 E: 0 K: 2 S: 7	H: 1 LOB: 1 BB: 0 P: 7	R: 0 E: 0 K: 0 S: 4	H: 0 LOB: 0 BB: 0 P: 4	R: 0 E: 0 K: 0 S: 3	H: 0 LOB: 0 BB: 0 P: 3	R: 0 E: 0 K: 0 S: 5	H: 1 LOB: 2 BB: 0 P: 5	1B: 6 2B: 1 3B: 0 HR: 0	SF: 0 SAC: 0 DP: 1 HBP: 0	WP: 0 PA: 35 PB: 0 SB: 0 CS: 0
PITCHER Orel Hershiser, R (1, 1) ERA: 2.39	IP: 9.0 WLS: W BF: 35 H: 7 R: 0 ER: 0 SO: 7 BB: 1 IBB: 0 HBP: 0 BLK: 0 WP: 0 HR: 0 S: 48 P: 52 ERA: 0.00 WHIP: 0.889															PITCHER IP: 9.0 WLS: W BF: 35 H: 7 R: 0 ER: 0 SO: 7 BB: 1 IBB: 0 HBP: 0 BLK: 0 WP: 0 HR: 0 S: 48 P: 52 ERA: 0.00 WHIP: 0.889			

Batter	1	2	3	4	5	6	7	8	9	AB	R	H	RBI	BB	SO	LOB	BOTTOM		
Dave Anderson, R (1, 6) OBP: 0.315, SLG: 0.400										3	0	0	0	1	0	2	San Diego Padres @ Los Angeles Dodgers Dodger Stadium, Los Angeles, CA Tue Jun 30 1987, 7:05 PM PDT Att: 31,578 - Unknown		
Steve Sax, R (1, 4) OBP: 0.320, SLG: 0.350										4	0	1	2	0	2	2			
John Shelby, S (1, 8) OBP: 0.272, SLG: 0.429										4	0	0	0	0	1	3			
Pedro Guerrero, R (1, 7) OBP: 0.383, SLG: 0.544										4	1	1	0	0	1	1			
Mike Marshall, R (1, 9) OBP: 0.341, SLG: 0.479										4	0	0	0	0	1	1			
Mickey Hatcher, R (1, 3) OBP: 0.321, SLG: 0.423										4	1	2	1	0	0	0			
Phil Garner, R (1, 5) OBP: 0.268, SLG: 0.323										2	1	1	0	2	0	0			
Mike Scioscia, L (1, 2) OBP: 0.351, SLG: 0.350										2	1	0	1	1	0	3			
Orel Hershiser, R (1, 1) OBP: 0.292, SLG: 0.348										2	0	1	0	0	1	1			
Inning Stats	R: 0 E: 0 K: 2 S: 7	H: 0 LOB: 0 BB: 0 P: 7	R: 0 E: 0 K: 1 S: 5	H: 0 LOB: 0 BB: 0 P: 5	R: 2 E: 0 K: 0 S: 5	H: 2 LOB: 1 BB: 1 P: 9	R: 0 E: 0 K: 0 S: 4	H: 1 LOB: 2 BB: 1 P: 8	R: 0 E: 0 K: 2 S: 9	H: 2 LOB: 1 BB: 1 P: 13	R: 0 E: 1 K: 1 S: 6	H: 0 LOB: 1 BB: 0 P: 6	R: 0 E: 0 K: 0 S: 3	H: 0 LOB: 0 BB: 0 P: 3	R: 0 E: 1 K: 0 S: 5	H: 0 LOB: 0 BB: 0 P: 5		1B: 3 2B: 3 3B: 0 HR: 0	SF: 0 SAC: 1 DP: 0 HBP: 0
PITCHER Dave Dravecky, L (1, 1) ERA: 3.76	IP: 6.0 WLS: L BF: 27 H: 6 R: 4 ER: 4 SO: 5 BB: 2 IBB: 2 HBP: 0 BLK: 0 WP: 0 HR: 0 S: 33 P: 49 ERA: 6.00 WHIP: 1.333															PITCHER Greg Booker, R (7, 1) ERA: 3.95			



Batter	1	2	3	4	5	6	7	8	9	AB	R	H	RBI	BB	SO	LOB	TOP											
Stan Jefferson, S OBP: 0.312, SLG: 0.307 (1, 7)	0-0 6-3		0-0 5-3		0-3 K		0-3 K		0-0 4-3	5	0	0	0	0	2	2	San Diego Padres @ Los Angeles Dodgers Dodger Stadium, Los Angeles, CA Wed Jul 01 1987, 7:05 PM PDT Att: 45,722 - Unknown livebaseballscorecards.com											
Shane Mack, R OBP: 0.317, SLG: 0.371 (1, 8)	0-0 FC1-6 2B		4-0 BB		0-3 K		0-0 K BLK 1B			3	0	2	0	1	1	2												
Tony Gwynn, L OBP: 0.450, SLG: 0.534 (1, 9)	0-0 FC1-6 FC5-4 2-3		0-0 6-3		0-0 G3		4-0 1-2 IBB			3	0	0	0	1	0	4												
Carmelo Martinez, R OBP: 0.378, SLG: 0.457 (1, 3)	0-0 FC5-4 1-2			0-0 6-3		0-0 HR 2B		0-3 K 2-3		4	1	1	0	0	1	3												
Randy Ready, R OBP: 0.408, SLG: 0.438 Tim Flannery, L OBP: 0.345, SLG: 0.281 (8, 4)		0-0 3-1 1B 2B		0-0 L5		0-0 6-3		0-0 G3		4	1	1	0	0	0	1												
Kevin Mitchell, R OBP: 0.319, SLG: 0.407 (1, 5)	0-0 3-1 2-3		0-0 HR		0-0 HR		0-0 4-3			4	2	2	3	0	0	1												
Benito Santiago, R OBP: 0.300, SLG: 0.395 (1, 2)	0-0 G4-6-3 1B 3-H		0-3 K		0-0 6-3 2B		0-0 F8			4	0	2	1	0	1	0												
Garry Templeton, S OBP: 0.272, SLG: 0.263 (1, 6)	0-0 G4-6-3 1-2			0-0 E 1B		0-0 6-3		0-0 F8		4	0	1	0	0	0	2												
Eric Show, R OBP: 0.025, SLG: 0.026 (1, 1)			0-0 5-3		0-0 E2 1-2		0-3 K		0-0 F2	4	0	0	0	0	1	2												
Inning Stats	R: 0 E: 0 K: 0 S: 4	H: 1 LOB: 1 BB: 0 P: 4	R: 1 E: 0 K: 0 S: 4	H: 2 LOB: 0 BB: 0 P: 4	R: 0 E: 0 K: 0 S: 3	H: 0 LOB: 1 BB: 1 P: 7	R: 1 E: 0 K: 1 S: 6	H: 1 LOB: 0 BB: 0 P: 6	R: 0 E: 1 K: 2 S: 9	H: 1 LOB: 2 BB: 0 P: 9	R: 2 E: 0 K: 1 S: 8	H: 3 LOB: 1 BB: 0 P: 8	R: 0 E: 0 K: 2 S: 7	H: 1 LOB: 1 BB: 1 P: 11	R: 0 E: 0 K: 0 S: 3	H: 0 LOB: 0 BB: 0 P: 3		R: 0 E: 0 K: 0 S: 3	H: 0 LOB: 0 BB: 0 P: 3	1B: 3 2B: 4 3B: 0 HR: 2	SF: 0 SAC: 0 DP: 1 HBP: 0	WP: 0 PA: 37 PB: 0 SB: 0 CS: 0						
PITCHER	IP	WLS	BF	H	R	ER	SO	BB	IBB	HBP	BLK	WP	HR	S	P	ERA	WHIP											
Rick Honeycutt, L ERA: 3.15 (1, 1)	5.1	L	25	8	4	4	3	1	0	0	0	0	0	2	30	34	6.75	1.688										
Ken Howell, R ERA: 4.98 (6, 1)	0.2		2	0	0	0	1	0	0	0	0	0	0	4	4	0.00	0.000											
Brian Holton, R ERA: 3.25 (7, 1)	2.0		7	1	0	0	2	0	1	0	1	0	0	10	14	0.00	0.500											
Alejandro Pena, R ERA: 4.38 (9, 1)	1.0		3	0	0	0	0	0	0	0	0	0	0	3	3	0.00	0.000											

Batter	1	2	3	4	5	6	7	8	9	AB	R	H	RBI	BB	SO	LOB	BOTTOM										
Dave Anderson, R OBP: 0.313, SLG: 0.395 (1, 6)	0-0 F8		0-0 6-3			0-0 BB 1B			0-0 5-3	4	0	1	0	0	0	0	San Diego Padres @ Los Angeles Dodgers Dodger Stadium, Los Angeles, CA Wed Jul 01 1987, 7:05 PM PDT Att: 45,722 - Unknown livebaseballscorecards.com										
John Shelby, S OBP: 0.276, SLG: 0.432 (1, 8)	0-0 PB 2B			0-0 F9		4-0 BB 1B			0-0 G3	3	0	1	0	1	0	0											
Danny Heep, L (1, 7)	0-0 F7 2-3			0-0 F7		0-0 G1-2-3 3-H			0-0 F6	4	0	0	0	0	0	4											
Mike Marshall, R OBP: 0.338, SLG: 0.474 Ken Landreaux, L OBP: 0.296, SLG: 0.297 (7, 9)	0-0 5-3			0-0 F6		0-0 F7			0-0 F7	2	0	0	0	0	0	1											
Franklin Stubbs, L OBP: 0.312, SLG: 0.444 (1, 3)		0-0 4-3			0-3 K				0-0 F2	3	0	0	0	0	1	0											
Alex Trevino, R OBP: 0.294, SLG: 0.359 (1, 2)		0-0 F8			0-0 G6-3 1B				0-0 F5	3	0	1	0	0	0	0											
Steve Sax, R OBP: 0.317, SLG: 0.346 (1, 4)		0-0 6-3			0-0 G6-3 1-2				0-0 5-3	3	0	0	0	0	0	1											
Jeff Hamilton, R OBP: 0.276, SLG: 0.278 (1, 5)			0-0 F8			0-0 BB 1B G1-2-3 1B			0-0 6-3	3	0	1	0	0	0	0											
Rick Honeycutt, L OBP: 0.281, SLG: 0.240 Ken Howell, R OBP: 1.000, SLG: 1.000 Ralph Brantley, L OBP: 0.313, SLG: 0.290 Brian Holton, R OBP: 0.290, SLG: 0.429 Phil Garner, R OBP: 0.296, SLG: 0.320 Alejandro Pena, R OBP: 0.300, SLG: 0.300 (1, 1)			0-0 6-3		0-3 K				0-0 F2	1	0	0	0	0	0	0											
Inning Stats	R: 0 E: 0 K: 0 S: 4	H: 1 LOB: 1 BB: 0 P: 4	R: 0 E: 0 K: 0 S: 3	H: 0 LOB: 0 BB: 0 P: 3	R: 0 E: 0 K: 0 S: 3	H: 0 LOB: 0 BB: 0 P: 3	R: 0 E: 0 K: 1 S: 5	H: 1 LOB: 0 BB: 0 P: 5	R: 0 E: 0 K: 1 S: 6	H: 2 LOB: 2 BB: 1 P: 10	R: 0 E: 0 K: 0 S: 3	H: 0 LOB: 0 BB: 0 P: 3	R: 0 E: 0 K: 0 S: 3	H: 0 LOB: 0 BB: 0 P: 3	R: 0 E: 0 K: 0 S: 3	H: 0 LOB: 0 BB: 0 P: 3		1B: 3 2B: 1 3B: 0 HR: 0	SF: 0 SAC: 0 DP: 2 HBP: 0	WP: 0 PA: 30 PB: 1 SB: 0 CS: 0							
PITCHER	IP	WLS	BF	H	R	ER	SO	BB	IBB	HBP	BLK	WP	HR	S	P	ERA	WHIP										
Eric Show, R ERA: 3.62 (1, 1)	9.0	W	30	4	0	0	2	1	0	0	0	0	0	33	37	0.00	0.556										



Batter	1	2	3	4	5	6	7	8	9	AB	R	H	RBI	BB	SO	LOB	TOP										
Shane Mack, R OBP: 0.324, SLG: 0.376	F8			6-3		E6 4-3 1B				4	1	2	0	0	0	0	San Diego Padres @ Montreal Expos Olympic Stadium, Montreal, QB Sat Jul 04 1987, 7:05 PM EDT Att: 20,905 - Unknown										
Randy Ready, R OBP: 0.407, SLG: 0.433 Luis Salazar, R OBP: 0.333, SLG: 0.363	FC4-6 1B			1-3 BB		4-3	F4			3	0	1	0	1	0	3											
Tony Gwynn, L OBP: 0.448, SLG: 0.528	FC4-6 1-2 CS			1-3		F9 1B		F8		4	0	1	1	0	0	2											
Carmelo Martinez, R OBP: 0.370, SLG: 0.444 Marvell Wynne, L OBP: 0.357, SLG: 0.360	CS 1-2	F6		P3		F9 1B		K		4	0	1	0	0	1	1											
Kevin Mitchell, R OBP: 0.313, SLG: 0.398		F8			HR	F9 1B		F2		4	1	1	0	0	0	2											
John Kruk, L OBP: 0.451, SLG: 0.487		G3			HR	FC6-4 1-2		4-3		4	1	1	2	0	0	2											
Benito Santiago, R OBP: 0.299, SLG: 0.395			F9		F8		6-3			4	0	1	0	0	0	0											
Garry Templeton, S OBP: 0.264, SLG: 0.254 Rich Gossage, R			F9		6-3		5-3			4	0	0	0	0	0	1											
Ed Whitson, R OBP: 0.088, SLG: 0.118 Lance McCullers, S Tim Flannery, L OBP: 0.350, SLG: 0.276			F4		F7		1B 2B			3	0	1	0	0	0	0											
Inning Stats	R: 0 E: 0 K: 0 S: 3	H: 1 LOB: 0 BB: 0 P: 3	R: 0 E: 0 K: 0 S: 3	H: 0 LOB: 0 BB: 0 P: 3	R: 0 E: 0 K: 0 S: 3	H: 0 LOB: 1 BB: 1 P: 7	R: 2 E: 0 K: 0 S: 5	H: 2 LOB: 0 BB: 0 P: 5	R: 1 E: 1 K: 0 S: 6	H: 3 LOB: 2 BB: 0 P: 6	R: 0 E: 0 K: 0 S: 5	H: 2 LOB: 2 BB: 0 P: 5	R: 0 E: 0 K: 0 S: 5	H: 0 LOB: 0 BB: 0 P: 5	R: 0 E: 0 K: 0 S: 3	H: 1 LOB: 0 BB: 0 P: 3		1B: 7 2B: 1 3B: 0 HR: 1	SF: 0 SAC: 0 DP: 0 HBP: 0	WP: 0 PB: 0 SB: 0 CS: 2	PA: 36						
PITCHER	IP	WLS	BF	H	R	ER	SO	BB	IBB	HBP	BLK	WP	HR	S	P	ERA	WHIP										
Neal Heaton, L ERA: 4.3 Tim Burke, R ERA: 1.67	7.0		29	8	3	3	0	1	0	0	0	0	1	28	32	3.86	1.286										


Batter	1	2	3	4	5	6	7	8	9	AB	R	H	RBI	BB	SO	LOB	BOTTOM										
Casey Candaele, S OBP: 0.340, SLG: 0.348	K		F8		1-3		CS	FC1-5 BLK 1B		4	0	1	0	0	1	0	San Diego Padres @ Montreal Expos Olympic Stadium, Montreal, QB Sat Jul 04 1987, 7:05 PM EDT Att: 20,905 - Unknown										
Mitch Webster, S OBP: 0.368, SLG: 0.416	K					F8		FC1-5 CS		4	0	1	0	0	1	1											
Tim Raines, S OBP: 0.448, SLG: 0.550	3B BB		L5			K		F7 1-2		3	1	0	0	1	1	2											
Tim Wallach, R OBP: 0.348, SLG: 0.507				5-3 BB		F8		6-3		3	0	1	1	1	0	0											
Hubie Brooks, R OBP: 0.333, SLG: 0.496	F9			5-3 1-3			HR 1B			4	2	2	1	0	0	2											
Andres Galarraga, R OBP: 0.466, SLG: 0.538		F8		K			HR			3	1	1	2	0	1	1											
Herm Winningham, L OBP: 0.362, SLG: 0.444			G6-4-3 1B		F9		K			3	0	1	0	0	1	1											
Jeff Reed, L OBP: 0.209, SLG: 0.200		G6-4-3 1-2				K		1-3		3	0	0	0	0	1	1											
Neal Heaton, L ERA: 4.47 Lance McCullers, R ERA: 4.42 Rich Gossage, R ERA: 2.45			5-3		G3			CS BB		2	0	0	0	0	0	0											
Inning Stats	R: 1 E: 0 K: 2 S: 8	H: 1 LOB: 1 BB: 1 P: 12	R: 0 E: 0 K: 0 S: 3	H: 1 LOB: 0 BB: 0 P: 3	R: 0 E: 0 K: 0 S: 4	H: 1 LOB: 1 BB: 0 P: 4	R: 0 E: 0 K: 1 S: 5	H: 0 LOB: 0 BB: 1 P: 9	R: 0 E: 0 K: 1 S: 5	H: 0 LOB: 0 BB: 0 P: 5	R: 2 E: 0 K: 1 S: 6	H: 2 LOB: 0 BB: 1 P: 10	R: 0 E: 0 K: 0 S: 3	H: 1 LOB: 0 BB: 0 P: 3	R: 1 E: 0 K: 0 S: 2	H: 1 LOB: 0 BB: 0 P: 2		1B: 4 2B: 0 3B: 1 HR: 2	SF: 0 SAC: 0 DP: 1 HBP: 0	WP: 0 PB: 0 SB: 0 CS: 2	PA: 33						
PITCHER	IP	WLS	BF	H	R	ER	SO	BB	IBB	HBP	BLK	WP	HR	S	P	ERA	WHIP										
Ed Whitson, R Lance McCullers, R Rich Gossage, R	6.0		23	4	2	2	5	2	0	0	0	0	1	8	12	4.50	1.500										
	0.1	L	2	1	1	1	0	0	0	0	0	0	1	2	2	27.00	3.000										



Batter	1	2	3	4	5	6	7	8	9	AB	R	H	RBI	BB	SO	LOB	TOP										
Marvell Wynne, L OBP: 0.346, SLG: 0.348 Rich Gossage, R	4-3		B1-3		F7			K		4	0	0	0	0	1	0											
Tony Gwynn, L OBP: 0.446, SLG: 0.534	HR		F8			6-3		K		4	1	1	1	0	1	0											
Chris Brown, R OBP: 0.297, SLG: 0.412	4-3		K			6-3		6-3		4	0	0	0	0	1	0											
John Kruk, L OBP: 0.452, SLG: 0.500	2B			4-3		F8		HR		3	2	1	1	1	0	0											
Benito Santiago, R OBP: 0.305, SLG: 0.404	2B			BB			K	WP	S	4	0	3	1	0	1	0											
Tim Flannery, L OBP: 0.354, SLG: 0.272	G3			1B		F7		FC6-4		2	0	0	0	2	0	1											
Shane Mack, R OBP: 0.321, SLG: 0.381				G1-4-3		G1-4-3		FC6-4		4	0	1	0	0	0	4											
Luis Salazar, R OBP: 0.327, SLG: 0.356 Stan Jefferson, S OBP: 0.309, SLG: 0.303	F6					K		F8		2	0	0	0	0	1	1											
Jimmy Jones, R OBP: 0.176, SLG: 0.176 Mark Davis, L OBP: 0.217, SLG: 0.348 Jim Steels, L OBP: 0.282, SLG: 0.217 Garry Templeton, S OBP: 0.264, SLG: 0.254	5-3					6-3		4-3		2	0	0	0	0	0	1											
Inning Stats	R: 2 E: 0 K: 0 S: 5	H: 2 LOB: 1 BB: 1 P: 9	R: 0 E: 0 K: 0 S: 3	H: 1 LOB: 0 BB: 0 P: 3	R: 0 E: 0 K: 1 S: 5	H: 0 LOB: 0 BB: 0 P: 5	R: 0 E: 0 K: 0 S: 3	H: 1 LOB: 1 BB: 1 P: 7	R: 0 E: 0 K: 1 S: 5	H: 0 LOB: 0 BB: 0 P: 5	R: 0 E: 0 K: 1 S: 5	H: 0 LOB: 0 BB: 0 P: 5	R: 0 E: 0 K: 1 S: 5	H: 0 LOB: 0 BB: 0 P: 5	R: 1 E: 0 K: 1 S: 7	H: 2 LOB: 2 BB: 1 P: 11	1B: 2 2B: 2 3B: 0 HR: 2	SF: 0 SAC: 0 DP: 1 HBP: 0	WP: 1 PB: 0 SB: 1 CS: 1	PA: 34							
PITCHER	IP	WLS	BF	H	R	ER	SO	BB	IBB	HBP	BLK	WP	HR	S	P	ERA	WHIP										
Bryn Smith, R ERA: 5.4 Jeff Parrett, R ERA: 2.7	7.0		25	4	2	2	3	2	0	0	0	0	1	29	37	2.57	0.857										
	2.0	L	9	2	1	1	2	1	0	0	0	1	1	12	16	4.50	1.500										

San Diego Padres @ Montreal Expos
Olympic Stadium, Montreal, QB
Sun Jul 05 1987, 3:33 AM EDT
Att: 20,563 - Unknown


AB 31
R 3
H 6
RBI 3
BB 3
SO 5
LOB 7



Batter	1	2	3	4	5	6	7	8	9	AB	R	H	RBI	BB	SO	LOB	BOTTOM										
Casey Candaele, S OBP: 0.341, SLG: 0.346	F8		F8		1B				4-3	4	0	1	0	1	0	1											
Mitch Webster, S OBP: 0.373, SLG: 0.418	F7				1B					3	1	2	0	0	0	0											
Tim Raines, S OBP: 0.441, SLG: 0.541	F5		F8							4	0	0	0	0	0	5											
Tim Wallach, R OBP: 0.347, SLG: 0.507		E6		4-3				K		4	1	1	1	0	1	0											
Hubie Brooks, R OBP: 0.331, SLG: 0.488		1B		1-3				K		4	0	1	0	0	1	1											
Andres Galarraga, R OBP: 0.403, SLG: 0.534		1B		6-3				K		4	0	1	1	0	1	1											
Herm Winningham, L OBP: 0.360, SLG: 0.439		K			5-3					4	0	1	0	0	1	2											
Mike Fitzgerald, R OBP: 0.325, SLG: 0.331		G5-3			6-3					3	0	1	0	0	0	2											
Bryn Smith, R OBP: 0.250, SLG: 0.389 Tom Foley, L OBP: 0.310, SLG: 0.383 Vance Law, R OBP: 0.360, SLG: 0.419 Jeff Parrett, R					F8					2	0	1	0	0	0	0											
Wallace Johnson, S OBP: 0.280, SLG: 0.391					1B					1	0	1	0	0	0	0											
Inning Stats	R: 0 E: 0 K: 0 S: 3	H: 0 LOB: 0 BB: 0 P: 3	R: 1 E: 1 K: 1 S: 7	H: 2 LOB: 1 BB: 0 P: 7	R: 0 E: 0 K: 0 S: 3	H: 0 LOB: 1 BB: 0 P: 4	R: 0 E: 0 K: 0 S: 3	H: 0 LOB: 0 BB: 0 P: 3	R: 0 E: 0 K: 0 S: 4	H: 2 LOB: 2 BB: 0 P: 4	R: 1 E: 0 K: 0 S: 5	H: 2 LOB: 1 BB: 0 P: 5	R: 0 E: 0 K: 0 S: 5	H: 2 LOB: 3 BB: 1 P: 9	R: 0 E: 0 K: 3 S: 9	H: 0 LOB: 0 BB: 0 P: 9	R: 0 E: 0 K: 0 S: 4	H: 2 LOB: 1 BB: 0 P: 4	1B: 8 2B: 2 3B: 0 HR: 0	SF: 0 SAC: 1 DP: 1 HBP: 1	WP: 0 PB: 0 SB: 1 CS: 0	PA: 37					
PITCHER	IP	WLS	BF	H	R	ER	SO	BB	IBB	HBP	BLK	WP	HR	S	P	ERA	WHIP										
Jiminy Jones, R ERA: 4.62 Mark Davis, L ERA: 4.67 Rich Gossage, R ERA: 2.25	6.1		26	7	2	1	1	0	0	0	0	0	0	3	7	0.00	3.000										
	2.0	W	7	2	0	0	3	0	0	0	0	0	0	13	13	0.00	1.000										


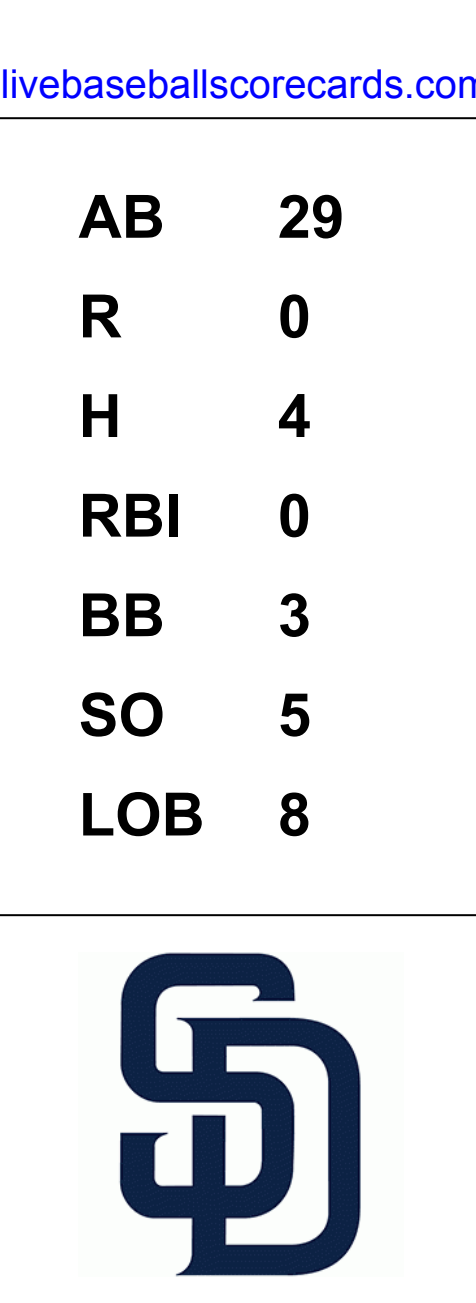
San Diego Padres @ Montreal Expos
Olympic Stadium, Montreal, QB
Sun Jul 05 1987, 3:33 AM EDT
Att: 20,563 - Unknown

AB 34
R 2
H 10
RBI 2
BB 1
SO 4
LOB 13



Batter	1	2	3	4	5	6	7	8	9	AB	R	H	RBI	BB	SO	LOB	TOP					
Shane Mack, R OBP: 0.319, SLG: 0.376 (1, 8)	0-0 4-3		0-3 K			0-0 6-3		0-0 1B		4	0	1	0	0	1	0	San Diego Padres @ Chicago Cubs Wrigley Field, Chicago, IL Mon Jul 06 1987, 3:33 AM CDT Att: 20,508 - Unknown AB 29 R 0 H 4 RBI 0 BB 3 SO 5 LOB 8					
Tony Gwynn, L OBP: 0.443, SLG: 0.530 (1, 9)	0-0 F9			0-0 G4-6-3 1B		0-0 F7		0-0 4-3		4	0	1	0	0	0	2						
Chris Brown, R OBP: 0.289, SLG: 0.490 (1, 5)	0-0 6-3			0-0 G4-6-3 1-2		0-0 5-3			0-0 F8	4	0	0	0	0	0	1						
Carmelo Martinez, R OBP: 0.368, SLG: 0.438 (1, 7)		0-0 6-3		4-0 CS BB			0-0 L5		0-0 5-3	3	0	0	0	1	0	0						
John Kruk, L OBP: 0.445, SLG: 0.490 (1, 3)	0-3 K			0-0 CS 1-2	0-0 F7		0-3 K		0-0 6-3	4	0	0	0	0	2	0						
Randy Ready, R OBP: 0.411, SLG: 0.430 Greg Booker, R (7, 1)	4-0 BB				4-0 1B BB		0-3 K			1	0	0	0	2	1	0						
Benito Santiago, R OBP: 0.302, SLG: 0.399 (1, 2)	0-3 K				0-0 L9			0-0 P6		3	0	0	0	0	1	2						
Garry Templeton, S OBP: 0.268, SLG: 0.259 (1, 6)			0-0 6-3			0-0 1-3 1B		0-0 FC4-6 1B		3	0	2	0	0	0	0						
Mark Grant, R OBP: 0.133, SLG: 0.071 Keith Comstock, L (5, 1)			0-0 4-3			0-0 2-3		0-0 FC4-6 1B 1-2		2	0	0	0	0	0	2						
Tim Flannery, L OBP: 0.351, SLG: 0.270 (7, 4)										0	0	0	0	0	0	0						
Inning Stats	R: 0 E: 0 K: 0 S: 3	H: 0 LOB: 0 BB: 0 P: 3	R: 0 E: 0 K: 2 S: 7	H: 0 LOB: 1 BB: 1 P: 11	R: 0 E: 0 K: 1 S: 5	H: 0 LOB: 0 BB: 0 P: 5	R: 0 E: 0 K: 0 S: 2	H: 1 LOB: 0 BB: 1 P: 6	R: 0 E: 0 K: 0 S: 4	H: 1 LOB: 2 BB: 1 P: 8	R: 0 E: 0 K: 0 S: 3	H: 0 LOB: 0 BB: 0 P: 3	R: 0 E: 0 K: 2 S: 7	H: 0 LOB: 0 BB: 0 P: 7	R: 0 E: 0 K: 0 S: 5	H: 2 LOB: 2 BB: 0 P: 5	R: 0 E: 0 K: 0 S: 3	H: 0 LOB: 0 BB: 0 P: 3	1B: 4 2B: 0 3B: 0 HR: 0	SF: 0 SAC: 0 DP: 1 HBP: 0	WP: 0 PB: 0 SB: 0 CS: 1	PA: 33
PITCHER Steve Trout, L ERA: 3.41 (1, 1)	IP: 9.0 WLS: W BF: 32 H: 4 R: 0 ER: 0 SO: 5 BB: 3 IBB: 0 HBP: 0 BLK: 0 WP: 0 HR: 0 S: 39 P: 51 ERA: 0.00 WHIP: 0.778															PITCHER						

Batter	1	2	3	4	5	6	7	8	9	AB	R	H	RBI	BB	SO	LOB	BOTTOM					
Dave Martinez, L OBP: 0.402, SLG: 0.410 (1, 8)	0-0 4-3		0-0 2B		0-0 FC5-4 1B	0-3 K				4	0	2	0	0	1	1	San Diego Padres @ Chicago Cubs Wrigley Field, Chicago, IL Mon Jul 06 1987, 3:33 AM CDT Att: 20,508 - Unknown AB 32 R 7 H 10 RBI 7 BB 2 SO 4 LOB 10					
Paul Noco, R OBP: 0.326, SLG: 0.411 (1, 4)	0-0 F3		0-0 6-3		0-0 FC5-4 1B HR		0-0 L5			4	1	0	0	0	0	3						
Leon Durham, L OBP: 0.354, SLG: 0.512 (1, 3)	0-0 F9		0-0 G3		0-0 HR 1B		0-0 G3			4	1	1	1	0	0	1						
Andre Dawson, R OBP: 0.330, SLG: 0.562 (1, 9)		0-0 HR		0-0 4-3 1B 2B	0-0 HR 1B		0-0 5-3			4	3	3	4	0	0	0						
Jerry Mumphrey, S OBP: 0.385, SLG: 0.481 (1, 7)	0-0 4-3		0-0 4-3		0-0 K		0-0 4-3			4	0	0	0	0	1	1						
Keith Moreland, R OBP: 0.286, SLG: 0.407 (1, 5)	0-0 F7		0-0 G5-4-3 1B		0-0 HR		0-0 G5-4-3 1B			4	1	3	2	0	0	0						
Jody Davis, R OBP: 0.315, SLG: 0.410 (1, 2)	4-0 BB		0-0 G5-4-3 1-2		0-0 5-3		0-0 G5-4-3 1-2			3	0	0	0	1	0	2						
Mike Brumley, S OBP: 0.257, SLG: 0.286 (1, 6)	0-0 F8				4-0 FC2-6 BB	0-3 K				2	0	0	0	1	1	1						
Steve Trout, L OBP: 0.136, SLG: 0.136 (1, 1)			0-3 K		0-0 FC2-6 FC5-4 1B 1B		0-0 1B			3	1	1	0	0	1	1						
Inning Stats	R: 0 E: 0 K: 0 S: 3	H: 0 LOB: 0 BB: 0 P: 3	R: 1 E: 0 K: 0 S: 4	H: 1 LOB: 1 BB: 1 P: 8	R: 0 E: 0 K: 1 S: 6	H: 1 LOB: 0 BB: 0 P: 6	R: 1 E: 0 K: 0 S: 4	H: 2 LOB: 0 BB: 0 P: 4	R: 4 E: 0 K: 1 S: 8	H: 3 LOB: 0 BB: 1 P: 12	R: 1 E: 0 K: 2 S: 9	H: 2 LOB: 1 BB: 0 P: 9	R: 0 E: 0 K: 0 S: 3	H: 0 LOB: 0 BB: 0 P: 3	R: 0 E: 0 K: 0 S: 3	H: 1 LOB: 0 BB: 0 P: 3		R: 0 E: 0 K: 0 S: 3	H: 0 LOB: 0 BB: 0 P: 3	1B: 5 2B: 2 3B: 0 HR: 3	SF: 0 SAC: 0 DP: 2 HBP: 0	WP: 0 PB: 0 SB: 0 CS: 0
PITCHER Mark Grant, R ERA: 4.11 Keith Comstock, L ERA: 3.27 Greg Booker, R ERA: 3.65 (1, 1)	IP: 4.2 WLS: L BF: 22 H: 7 R: 6 ER: 6 SO: 1 BB: 2 IBB: 0 HBP: 0 BLK: 0 WP: 0 HR: 2 S: 22 P: 30 ERA: 11.57 WHIP: 1.929															PITCHER						
PITCHER Mark Grant, R ERA: 4.11 Keith Comstock, L ERA: 3.27 Greg Booker, R ERA: 3.65 (5, 1)	IP: 1.1 WLS: L BF: 6 H: 2 R: 1 ER: 1 SO: 3 BB: 0 IBB: 0 HBP: 0 BLK: 0 WP: 0 HR: 1 S: 12 P: 12 ERA: 6.75 WHIP: 1.500															PITCHER						
PITCHER Greg Booker, R ERA: 3.65 (7, 1)	IP: 2.0 WLS: L BF: 6 H: 1 R: 0 ER: 0 SO: 0 BB: 0 IBB: 0 HBP: 0 BLK: 0 WP: 0 HR: 0 S: 6 P: 6 ERA: 0.00 WHIP: 0.500															PITCHER						



Batter	1	2	3	4	5	6	7	8	9	10	11	AB	R	H	RBI	BB	SO	LOB	TOP										
Stan Jefferson, S OBP: 0.307, SLG: 0.299	5-3	F8		FC		F8			6-3		K	6	0	0	0	0	1	2											
Tony Gwynn, L OBP: 0.445, SLG: 0.527				FC3-2		K			6-3		K	6	1	2	0	0	2	2											
Randy Ready, R OBP: 0.211, SLG: 0.428 Mark Lewis, L OBP: 0.257, SLG: 0.348 Lance McCullers, S OBP: 0.303, SLG: 0.332 Bruce Bochy, R OBP: 0.444, SLG: 0.517																													
Carmelo Martinez, R OBP: 0.376, SLG: 0.439 Rich Gossage, R																													
Chris Brown, R OBP: 0.301, SLG: 0.422																													
Benito Santiago, R OBP: 0.309, SLG: 0.409																													
Shane Mack, R OBP: 0.317, SLG: 0.390																													
Gary Templeton, S OBP: 0.278, SLG: 0.284 Marvell Wynne, L OBP: 0.348, SLG: 0.350 Luis Salazar, R OBP: 0.319, SLG: 0.346																													
Jimmy Jones, R OBP: 0.158, SLG: 0.158 Tim Flannery, L OBP: 0.344, SLG: 0.265																													
Inning Stats	R: 0 E: 0 K: 2 S: 8	H: 1 LOB: 2 BB: 1 P: 12	R: 1 E: 0 K: 2 S: 8	H: 1 LOB: 1 BB: 1 P: 12	R: 1 E: 0 K: 1 S: 7	H: 3 LOB: 2 BB: 1 P: 11	R: 0 E: 0 K: 1 S: 7	H: 1 LOB: 2 BB: 0 P: 7	R: 2 E: 0 K: 1 S: 7	H: 2 LOB: 0 BB: 0 P: 7	R: 0 E: 0 K: 2 S: 7	H: 0 LOB: 0 BB: 0 P: 7	R: 0 E: 0 K: 0 S: 3	H: 1 LOB: 0 BB: 0 P: 3	R: 0 E: 0 K: 2 S: 8	H: 1 LOB: 1 BB: 0 P: 8	R: 1 E: 0 K: 1 S: 6	H: 1 LOB: 0 BB: 0 P: 6	R: 0 E: 0 K: 0 S: 4	H: 1 LOB: 1 BB: 0 P: 4	R: 0 E: 0 K: 3 S: 9	H: 0 LOB: 0 BB: 0 P: 9	1B: 8 2B: 1 3B: 0 HR: 3	SF: 0 SAC: 3 DP: 1 HBP: 0	WP: 0 PB: 0 SB: 1 CS: 0	PA: 47			
PITCHER	IP ERA WLS BF H R ER SO BB IBB HBP BLK WP HR S P ERA WHIP	5.34 4.79 0.1 1.1 2.1	26 6 1 0 0 2 0 0 0 0 0 0 0 0 10 10 0.00 0.500	4 0 0 0 0 0 0 0 0 0 0 0 0 0 2 2 0.00 3.000	4 0 0 0 0 0 0 0 0 0 0 0 0 0 8 8 0.00 0.000	7 3.86 0.857																							
Bob Kipper, L ERA: 5.34	IP WLS BF H R ER SO BB IBB HBP BLK WP HR S P ERA WHIP	6.1 2.0 0.1 1.1 2.1	6 1 0 0 0 2 0 0 0 0 0 0 0 0 10 10 0.00 0.500	2 1 0 0 0 0 0 0 0 0 0 0 0 0 2 2 0.00 3.000	4 0 0 0 0 0 0 0 0 0 0 0 0 0 8 8 0.00 0.000	17 3.86 0.857																							
Doug Drabek, R ERA: 4.79	IP WLS BF H R ER SO BB IBB HBP BLK WP HR S P ERA WHIP	8.1 0.1 1.1 2.1	2 1 0 0 0 0 0 0 0 0 0 0 0 0 2 2 0.00 3.000	4 0 0 0 0 0 0 0 0 0 0 0 0 0 8 8 0.00 0.000	17 3.86 0.857																								
Barry Jones, R ERA: 5.17	IP WLS BF H R ER SO BB IBB HBP BLK WP HR S P ERA WHIP	8.1 0.1 1.1 2.1	2 1 0 0 0 0 0 0 0 0 0 0 0 0 2 2 0.00 3.000	4 0 0 0 0 0 0 0 0 0 0 0 0 0 8 8 0.00 0.000	17 3.86 0.857																								
John Smiley, L ERA: 4.75	IP WLS BF H R ER SO BB IBB HBP BLK WP HR S P ERA WHIP	9.1 2.1 W 9	2 1 1 1 4 0 0 0 0 0 0 0 0 1 17 17 3.86 0.857	0 0 0 0 0 0 0 0 0 0 0 0 0 0 8 8 0.00 0.000	17 3.86 0.857																								
Don Robinson, R ERA: 4.01	IP WLS BF H R ER SO BB IBB HBP BLK WP HR S P ERA WHIP	9.1 2.1 W 9	2 1 1 1 4 0 0 0 0 0 0 0 0 1 17 17 3.86 0.857	0 0 0 0 0 0 0 0 0 0 0 0 0 0 8 8 0.00 0.000	17 3.86 0.857																								
Batter	1	2	3	4	5	6	7	8	9	10	11	AB	R	H	RBI	BB	SO	LOB	BOTTOM										
Barry Bonds, L OBP: 0.319, SLG: 0.464																													
Andy Van Slyke, L OBP: 0.364, SLG: 0.544																													
Johnny Ray, S OBP: 0.311, SLG: 0.343																													
Sid Bream, L OBP: 0.353, SLG: 0.465																													
Jim Morrison, R OBP: 0.316, SLG: 0.440																													
R.J. Reynolds, S OBP: 0.352, SLG: 0.439																													
Michael LaValliere, L OBP: 0.368, SLG: 0.358																													
Felix Fermin, R OBP: 0.286, SLG: 0.167																													
Bob Kipper, R OBP: 0.200, SLG: 0.310 John Campbell, S OBP: 0.219, SLG: 0.325 Doug Drabek, R OBP: 0.222, SLG: 0.200 Al Pedrique, R OBP: 0.256, SLG: 0.297 Barry Jones, R OBP: 0.250, SLG: 0.320 John Smiley, L OBP: 0.250, SLG: 0.320 Don Robinson, R OBP: 0.250, SLG: 0.320 Bobby Bonilla, S OBP: 0.250, SLG: 0.320																													
Inning Stats	R: 2 E: 0 K: 0 S: 5	H: 2 LOB: 0 BB: 0 P: 5	R: 0 E: 0 K: 0 S: 3	H: 0 LOB: 0 BB: 0 P: 3	R: 0 E: 0 K: 0 S: 4	H: 1 LOB: 1 BB: 0 P: 4	R: 0 E: 0 K: 0 S: 3	H: 0 LOB: 0 BB: 0 P: 3	R: 1 E: 0 K: 0 S: 6	H: 3 LOB: 3 BB: 1 P: 10	R: 0 E: 0 K: 1 S: 5	H: 0 LOB: 0 BB: 0 P: 5	R: 2 E: 0 K: 0 S: 5	H: 2 LOB: 3 BB: 3 P: 17	R: 0 E: 0 K: 0 S: 3	H: 0 LOB: 0 BB: 0 P: 3	R: 0 E: 0 K: 0 S: 3	H: 1 LOB: 2 BB: 2 P: 11	R: 0 E: 0 K: 1 S: 5	H: 0 LOB: 0 BB: 0 P: 5	R: 1 E: 0 K: 0 S: 4	H: 2 LOB: 1 BB: 0 P: 4	1B: 7 2B: 3 3B: 0 HR: 1	SF: 0 SAC: 0 DP: 0 HBP: 0	WP: 0 PB: 0 SB: 0 CS: 1	PA: 48			
PITCHER	IP WLS BF H R ER SO BB IBB HBP BLK WP HR S P ERA WHIP	7.1 0.0 1.2 2.2	27 4 0 0 0 0 0 0 0 0 0 0 0 0 12 20 4.74 1.263	4 1 0 0 0 0 0 0 0 0 0 0 0 0 5 5 0.00 0.000	12 3 1 1 1 2 0 0 0 0 0 0 0 0 12 20 3.38 1.875	0 0 0 0 0 0 0 0 0 0 0 0 0 0 5 5 0.00 0.000	12 20 3.38 1.875																						
Jimmy Jones, R ERA: 4.74	IP WLS BF H R ER SO BB IBB HBP BLK WP HR S P ERA WHIP	7.1 0.0 1.2 2.2	27 4 0 0 0 0 0 0 0 0 0 0 0 0 12 20 4.74 1.263	4 1 0 0 0 0 0 0 0 0 0 0 0 0 5 5 0.00 0.000	12 3 1 1 1 2 0 0 0 0 0 0 0 0 12 20 3.38 1.875	0 0 0 0 0 0 0 0 0 0 0 0 0 0 5 5 0.00 0.000	12 20 3.38 1.875																						
Mark Davis, L ERA: 4.82	IP WLS BF H R ER SO BB IBB HBP BLK WP HR S P ERA WHIP	7.1 0.0 1.2 2.2	27 4 0 0 0 0 0 0 0 0 0 0 0 0 12 20 4.74 1.263	4 1 0 0 0 0 0 0 0 0 0 0 0 0 5 5 0.00 0.000	12 3 1 1 1 2 0 0 0 0 0 0 0 0 12 20 3.38 1.875	0 0 0 0 0 0 0 0 0 0 0 0 0 0 5 5 0.00 0.000	12 20 3.38 1.875																						
Lance McCullers, R ERA: 4.71	IP WLS BF H R ER SO BB IBB HBP BLK WP HR S P ERA WHIP	7.1 0.0 1.2 2.2	27 4 0 0 0 0 0 0 0 0 0 0 0 0 12 20 4.74 1.263	4 1 0 0 0 0 0 0 0 0 0 0 0 0 5 5 0.00 0.000	12 3 1 1 1 2 0 0 0 0 0 0 0 0 12 20 3.38 1.875	0 0 0 0 0 0 0 0 0 0 0 0 0 0 5 5 0.00 0.000	12 20 3.38 1.875																						
Rich Gossage, R ERA: 2.67	IP WLS BF H R ER SO BB IBB HBP BLK WP HR S P ERA WHIP	7.1 0.0 1.2 2.2	27 4 0 0 0 0 0 0 0 0 0 0 0 0 12 20 4.74 1.263	4 1 0 0 0 0 0 0 0 0 0 0 0 0 5 5 0.00 0.000	12 3 1 1 1 2 0 0 0 0 0 0 0 0 12 20 3.38 1.875	0 0 0 0 0 0 0 0 0 0 0 0 0 0 5 5 0.00 0.000	12 20 3.38 1.875																						

San Diego Padres @ Pittsburgh Pirates
Three Rivers Stadium, Pittsburgh, PA
Fri Jul 10 1987, 7:05 PM EDT
Att: 13,109 - Unknown

AB 41
R 5
H 12
RBI 5
BB 3
SO 15
LOB 19



San Diego Padres @ Pittsburgh Pirates
Three Rivers Stadium, Pittsburgh, PA
Fri Jul 10 1987, 7:05 PM EDT
Att: 13,109 - Unknown

AB 42
R 6
H 11
RBI 6
BB 6
SO 2
LOB 17



Batter	1	2	3	4	5	6	7	8	9	AB	R	H	RBI	BB	SO	LOB	TOP										
Stan Jefferson, S OBP: 0.311, SLG: 0.322 (1, 8)										4	1	2	1	0	1	3	San Diego Padres @ Pittsburgh Pirates Three Rivers Stadium, Pittsburgh, PA Sat Jul 11 1987, 7:05 PM EDT Att: 27,476 - Unknown										
Tony Gwynn, L OBP: 0.443, SLG: 0.529 (1, 9)										3	1	1	1	0	0	1											
John Kruk, L OBP: 0.445, SLG: 0.521 (1, 3)										4	0	2	1	0	0	1											
Carmelo Martinez, R OBP: 0.375, SLG: 0.436 Shane Mack, R OBP: 0.317, SLG: 0.390 (1, 7) (8, PR) (8, 8)										4	0	1	0	0	0	1											
Chris Brown, R OBP: 0.294, SLG: 0.411 (1, 5)										4	0	0	0	0	1	1											
Tim Flannery, L OBP: 0.342, SLG: 0.265 (1, 4)										4	0	1	0	0	2	0											
Benito Santiago, R OBP: 0.308, SLG: 0.410 (1, 2)										4	0	2	0	0	1	0											
Garry Templeton, S OBP: 0.285, SLG: 0.291 (1, 6)										4	1	3	0	0	0	2											
Mark Grant, R OBP: 0.118, SLG: 0.063 Mark Davis, L OBP: 0.208, SLG: 0.333 (1, 1) (8, 1)										2	0	0	0	0	1	3											
										1	0	0	0	0	0	1											
Inning Stats	R: 1 E: 0 K: 0 S: 4	H: 1 LOB: 0 BB: 0 P: 4	R: 0 E: 0 K: 1 S: 7	H: 2 LOB: 2 BB: 0 P: 7	R: 0 E: 0 K: 1 S: 4	H: 2 LOB: 1 BB: 0 P: 4	R: 0 E: 0 K: 1 S: 5	H: 1 LOB: 1 BB: 0 P: 5	R: 1 E: 1 K: 0 S: 5	H: 1 LOB: 1 BB: 0 P: 5	R: 0 E: 0 K: 2 S: 8	H: 1 LOB: 1 BB: 0 P: 8	R: 1 E: 0 K: 0 S: 4	H: 3 LOB: 1 BB: 0 P: 4	R: 0 E: 0 K: 1 S: 6	H: 1 LOB: 1 BB: 0 P: 6	1B: 9 2B: 3 3B: 0 HR: 1	SF: 1 SAC: 1 DP: 1 HBP: 0	WP: 0 PB: 0 SB: 1 CS: 3	PA: 37							
PITCHER	IP	WLS	BF	H	R	ER	SO	BB	IBB	HBP	BLK	WP	HR	S	P	ERA	WHIP										
Brian Fisher, R ERA: 5.11 (1, 1)	7.0	L	29	9	3	2	5	0	0	0	0	0	1	39	39	2.57	1.286										
Barry Jones, R ERA: 8.69 (8, 1)	1.0		3	2	0	0	0	0	0	0	0	0	0	3	3	0.00	2.000										
Brett Gideon, R ERA: 5.14 (9, 1)	1.0		4	1	0	0	1	0	0	0	0	0	0	6	6	0.00	1.000										

AB	34
R	3
H	12
RBI	3
BB	0
SO	6
LOB	13



Batter	1	2	3	4	5	6	7	8	9	AB	R	H	RBI	BB	SO	LOB	BOTTOM										
Barry Bonds, L OBP: 0.323, SLG: 0.463 Brett Gideon, R (1, 7) (9, 1)										3	0	1	0	2	1	4	San Diego Padres @ Pittsburgh Pirates Three Rivers Stadium, Pittsburgh, PA Sat Jul 11 1987, 7:05 PM EDT Att: 27,476 - Unknown										
Andy Van Slyke, L OBP: 0.358, SLG: 0.534 (1, 8)										5	0	0	0	0	3	9											
Johnny Ray, S OBP: 0.315, SLG: 0.345 (1, 4)										4	0	2	0	1	0	0											
Sid Bream, L OBP: 0.351, SLG: 0.460 (1, 3)										5	0	1	0	0	0	3											
Jim Morrison, R OBP: 0.320, SLG: 0.439 (1, 5)										3	0	1	0	2	0	3											
Bobby Bonilla, S OBP: 0.332, SLG: 0.447 (1, 9)										5	1	1	0	0	0	4											
Michael LaValliere, L OBP: 0.384, SLG: 0.356 (1, 2)										4	0	1	0	0	0	1											
Felix Fermin, R OBP: 0.400, SLG: 0.333 John Cangelosi, S OBP: 0.522, SLG: 0.325 Al Pedrique, R OBP: 0.290, SLG: 0.297 (1, 6) (8, PH) (9, 6)										3	0	2	0	0	0	0											
Brian Fisher, R OBP: 0.185, SLG: 0.385 Barry Jones, R (8, 1)										1	0	0	0	0	0	0											
Mike Diaz, R OBP: 0.316, SLG: 0.517 (8, PH) (9, 7)										0	0	0	0	1	0	0											
Inning Stats	R: 0 E: 1 K: 1 S: 5	H: 0 LOB: 2 BB: 2 P: 13	R: 1 E: 1 K: 1 S: 8	H: 2 LOB: 2 BB: 0 P: 8	R: 0 E: 0 K: 0 S: 3	H: 0 LOB: 1 BB: 1 P: 7	R: 0 E: 0 K: 1 S: 7	H: 2 LOB: 2 BB: 0 P: 7	R: 0 E: 0 K: 0 S: 4	H: 1 LOB: 1 BB: 1 P: 8	R: 0 E: 0 K: 0 S: 4	H: 2 LOB: 1 BB: 0 P: 4	R: 0 E: 0 K: 1 S: 5	H: 0 LOB: 2 BB: 2 P: 13	R: 0 E: 0 K: 0 S: 3	H: 0 LOB: 1 BB: 1 P: 7	1B: 8 2B: 1 3B: 0 HR: 0	SF: 0 SAC: 2 DP: 1 HBP: 0	WP: 0 PB: 0 SB: 0 CS: 1	PA: 42							
PITCHER	IP	WLS	BF	H	R	ER	SO	BB	IBB	HBP	BLK	WP	HR	S	P	ERA	WHIP										
Mark Grant, R ERA: 3.7 (1, 1)	7.1		36	9	0	0	3	6	0	0	0	0	0	7	11	0.00	0.600										
Mark Davis, L ERA: 4.72 (8, 1)	1.2	S	6	0	0	0	1	1	0	0	0	0	0	7	11	0.00	0.600										




Batter	1	2	3	4	5	6	7	8	9	AB	R	H	RBI	BB	SO	LOB	TOP					
Stan Jefferson, S (1, 8) <small>OBP: 0.328, SLG: 0.337</small>										4	0	4	0	1	0	0	San Diego Padres @ Pittsburgh Pirates Three Rivers Stadium, Pittsburgh, PA Sun Jul 12 1987, 3:33 AM EDT Att: 13,276 - Unknown					
Marvell Wynne, L (1, 7) <small>OBP: 0.341, SLG: 0.342</small>										3	0	0	0	0	0	3						
Carmelo Martinez, R (7, PH) <small>OBP: 0.373, SLG: 0.434</small>										1	0	0	0	0	0	2						
Keith Comstock, L (7, 1) <small>OBP: 0.316, SLG: 0.343</small>										1	0	0	0	0	0	1						
Luis Salazar, R (9, PH) <small>OBP: 0.316, SLG: 0.343</small>										1	0	0	0	0	0	1						
Tony Gwynn, L (1, 9) <small>OBP: 0.443, SLG: 0.525</small>										2	0	0	0	2	0	1						
John Kruk, L (1, 3) <small>OBP: 0.446, SLG: 0.519</small>										3	2	1	0	1	0	4						
Chris Brown, R (1, 5) <small>OBP: 0.293, SLG: 0.404</small>										3	0	0	0	1	0	2						
Tim Flannery, L (1, 4) <small>OBP: 0.348, SLG: 0.273</small>										3	0	2	2	0	0	0						
Shane Mack, R (8, PH) <small>OBP: 0.315, SLG: 0.387</small>										1	0	0	0	0	0	2						
Garry Templeton, S (1, 6) <small>OBP: 0.284, SLG: 0.291</small>										4	0	1	0	0	0	5						
Bruce Bochy, R (1, 2) <small>OBP: 0.231, SLG: 0.289</small>										2	0	0	0	0	0	3						
Jim Steels, L (7, PH) <small>OBP: 0.301, SLG: 0.230</small>										1	0	1	0	0	0	0						
Benito Santiago, R (7, 2) <small>OBP: 0.307, SLG: 0.409</small>										1	0	0	0	0	0	0						
Eric Show, R (1, 1) <small>OBP: 0.047, SLG: 0.071</small>										2	0	0	0	0	2	0						
Randy Ready, R (7, PH) <small>OBP: 0.407, SLG: 0.423</small>										2	0	0	0	0	1	1						
Inning Stats	R: 0 E: 1 K: 0 S: 3	H: 1 LOB: 0 BB: 0 P: 3	R: 1 E: 1 K: 0 S: 4	H: 1 LOB: 1 BB: 1 P: 8	R: 0 E: 0 K: 1 S: 6	H: 1 LOB: 2 BB: 1 P: 10	R: 0 E: 0 K: 0 S: 4	H: 0 LOB: 1 BB: 0 P: 8	R: 1 E: 0 K: 0 S: 5	H: 2 LOB: 1 BB: 0 P: 5	R: 0 E: 0 K: 0 S: 4	H: 2 LOB: 0 BB: 0 P: 4	R: 0 E: 0 K: 0 S: 3	H: 0 LOB: 2 BB: 2 P: 11	R: 0 E: 0 K: 1 S: 6	H: 1 LOB: 1 BB: 0 P: 6	1B: 9 2B: 0 3B: 0 HR: 0	SF: 0 SAC: 0 DP: 4 HBP: 0	WP: 1 PA: 39 CS: 2			
PITCHER	IP: 6.1 WLS: W BF: 27 ERA: 4.05	IP: 1.0 WLS: S BF: 6 ERA: 4.95	IP: 1.2 WLS: S BF: 6 ERA: 4.15	IP: 6.1 WLS: L BF: 27 ERA: 4.05	IP: 1.0 WLS: L BF: 5 ERA: 4.95	IP: 1.2 WLS: S BF: 6 ERA: 4.15	IP: 6.1 WLS: W BF: 27 ERA: 4.05	IP: 1.0 WLS: L BF: 5 ERA: 4.95	IP: 1.2 WLS: S BF: 6 ERA: 4.15	IP: 6.1 WLS: L BF: 27 ERA: 4.05	IP: 1.0 WLS: L BF: 5 ERA: 4.95	IP: 1.2 WLS: S BF: 6 ERA: 4.15	IP: 6.1 WLS: W BF: 27 ERA: 4.05	IP: 1.0 WLS: L BF: 5 ERA: 4.95	IP: 1.2 WLS: S BF: 6 ERA: 4.15	IP: 6.1 WLS: L BF: 27 ERA: 4.05	IP: 1.0 WLS: L BF: 5 ERA: 4.95	IP: 1.2 WLS: S BF: 6 ERA: 4.15	IP: 6.1 WLS: W BF: 27 ERA: 4.05	IP: 1.0 WLS: L BF: 5 ERA: 4.95	IP: 1.2 WLS: S BF: 6 ERA: 4.15	
Barry Bonds, L (1, 7) <small>OBP: 0.322, SLG: 0.460</small>										4	0	1	0	0	1	3	San Diego Padres @ Pittsburgh Pirates Three Rivers Stadium, Pittsburgh, PA Sun Jul 12 1987, 3:33 AM EDT Att: 13,276 - Unknown					
Andy Van Slyke, L (1, 8) <small>OBP: 0.357, SLG: 0.534</small>										4	0	1	0	0	2	1						
Johnny Ray, S (1, 4) <small>OBP: 0.320, SLG: 0.351</small>										3	1	2	0	1	0	1						
Sid Bream, L (1, 3) <small>OBP: 0.353, SLG: 0.461</small>										4	0	2	0	0	1	2						
R.J. Reynolds, S (1, 9) <small>OBP: 0.350, SLG: 0.442</small>										3	1	1	1	0	1	3						
Brett Gideon, R (8, 1) <small>OBP: 0.350, SLG: 0.442</small>										0	0	0	0	0	0	0						
Bobby Bonilla, S (1, 5) <small>OBP: 0.339, SLG: 0.464</small>										3	2	2	2	1	0	0						
Michael LaValliere, L (1, 2) <small>OBP: 0.362, SLG: 0.354</small>										4	0	1	0	0	0	1						
Felix Fermin, R (1, 6) <small>OBP: 0.429, SLG: 0.333</small>										3	0	1	0	0	0	1						
Mike Dunne, R (1, 1) <small>OBP: 0.111, SLG: 0.059</small>										1	0	0	0	0	0	0						
John Smiley, L (7, 1) <small>OBP: 0.250, SLG: 0.500</small>										0	0	0	0	0	0	0						
Jim Morrison, R (8, 5) <small>OBP: 0.320, SLG: 0.439</small>										0	0	0	0	0	0	0						
Inning Stats	R: 0 E: 0 K: 0 S: 5	H: 3 LOB: 2 BB: 0 P: 5	R: 1 E: 0 K: 0 S: 3	H: 1 LOB: 0 BB: 1 P: 7	R: 0 E: 0 K: 2 S: 7	H: 0 LOB: 1 BB: 1 P: 11	R: 2 E: 0 K: 0 S: 6	H: 3 LOB: 1 BB: 0 P: 6	R: 0 E: 0 K: 2 S: 8	H: 1 LOB: 1 BB: 0 P: 8	R: 0 E: 0 K: 0 S: 4	H: 1 LOB: 2 BB: 0 P: 5	R: 1 E: 0 K: 1 S: 6	H: 2 LOB: 0 BB: 0 P: 6	R: 0 E: 0 K: 0 S: 3	H: 0 LOB: 0 BB: 0 P: 3		1B: 7 2B: 3 3B: 0 HR: 1	SF: 1 SAC: 2 DP: 1 HBP: 1	WP: 0 PA: 36 CS: 1		
PITCHER	IP: 6.0 WLS: L BF: 28 ERA: 3.96	IP: 2.0 WLS: L BF: 7 ERA: 3.46	IP: 6.0 WLS: L BF: 28 ERA: 3.96	IP: 2.0 WLS: L BF: 7 ERA: 3.46	IP: 6.0 WLS: L BF: 28 ERA: 3.96	IP: 2.0 WLS: L BF: 7 ERA: 3.46	IP: 6.0 WLS: L BF: 28 ERA: 3.96	IP: 2.0 WLS: L BF: 7 ERA: 3.46	IP: 6.0 WLS: L BF: 28 ERA: 3.96	IP: 2.0 WLS: L BF: 7 ERA: 3.46	IP: 6.0 WLS: L BF: 28 ERA: 3.96	IP: 2.0 WLS: L BF: 7 ERA: 3.46	IP: 6.0 WLS: L BF: 28 ERA: 3.96	IP: 2.0 WLS: L BF: 7 ERA: 3.46	IP: 6.0 WLS: L BF: 28 ERA: 3.96	IP: 2.0 WLS: L BF: 7 ERA: 3.46		IP: 6.0 WLS: L BF: 28 ERA: 3.96	IP: 6.0 WLS: L BF: 28 ERA: 3.96	IP: 2.0 WLS: L BF: 7 ERA: 3.46	IP: 6.0 WLS: L BF: 28 ERA: 3.96	IP: 2.0 WLS: L BF: 7 ERA: 3.46

Batter	1	2	3	4	5	6	7	8	9	10	AB	R	H	RBI	BB	SO	LOB	TOP								
Vince Coleman, S OBP: 0.376, SLG: 0.326 (1, 7)	F7		E BB 1B		4-3		5-3	4-3			5	1	1	0	0	0	1									
Ozzie Smith, S OBP: 0.396, SLG: 0.364 (1, 6)	2B		FC6-4 BB		E S BB		K		6-3		3	2	1	0	2	1	0									
Tom Herr, S OBP: 0.361, SLG: 0.346 (1, 4)	2B		FC6-4 BB		F8		2B BB		3-1		4	0	1	1	1	0	1									
Jack Clark, R OBP: 0.454, SLG: 0.628 (1, 3)	K		BB		K		2B		4-3		4	0	1	0	1	2	1									
Willie McGee, S OBP: 0.330, SLG: 0.459 (1, 8)	4-3		F7		6-3 BB		1B		5-3		4	0	1	0	1	0	3									
Terry Pendleton, S OBP: 0.381, SLG: 0.429 (1, 5)	G1-4-3		4-3		6-3 BB		F9		2B		4	0	1	0	1	0	5									
Curt Ford, L OBP: 0.355, SLG: 0.482 Jim Lindeman, R OBP: 0.214, SLG: 0.370 (6, PH)	6-3		F7		K		K		G6-3 IBB		2	0	0	0	0	0	0									
John Morris, L OBP: 0.356, SLG: 0.485 Ken Dayley, L (10, 1)			F7		6-3		6-3		SH1-4 BB		0	0	0	0	1	0	0									
Tony Peña, R OBP: 0.322, SLG: 0.328 (1, 2)	BB		BB		6-3		1-2 2-3		1-2 2-3		3	0	0	0	2	0	4									
Joe Magrane, R OBP: 0.115, SLG: 0.120 José Oquendo, S OBP: 0.436, SLG: 0.376 (10, 9)	F7		6-3		K		SH1-4 BB				3	0	0	0	0	1	3									
											0	0	0	0	0	0	0									
Inning Stats	R: 1 E: 0 K: 1 S: 7	H: 2 LOB: 1 BB: 0 P: 7	R: 0 E: 0 K: 0 S: 3	H: 0 LOB: 1 BB: 1 P: 7	R: 1 E: 1 K: 0 S: 4	H: 1 LOB: 2 BB: 2 P: 12	R: 0 E: 0 K: 0 S: 3	H: 0 LOB: 0 BB: 0 P: 3	R: 1 E: 1 K: 1 S: 5	H: 0 LOB: 0 BB: 1 P: 9	R: 0 E: 0 K: 2 S: 8	H: 1 LOB: 2 BB: 1 P: 12	R: 0 E: 0 K: 1 S: 6	H: 1 LOB: 3 BB: 2 P: 14	R: 0 E: 0 K: 1 S: 5	H: 0 LOB: 1 BB: 1 P: 9	R: 0 E: 0 K: 0 S: 3	H: 0 LOB: 0 BB: 0 P: 3	R: 0 E: 0 K: 0 S: 3	H: 1 LOB: 1 BB: 1 P: 7	1B: 2 2B: 4 3B: 0 HR: 0	SF: 0 SAC: 1 DP: 1 HBP: 0	WP: 0 PA: 44			
PITCHER	IP 5.0	WLS 24	H 4	R 3	ER 1	SO 2	BB 5	IBB 0	HBP 0	BLK 0	WP 0	HR 0	S 23	P 43	ERA 1.80	WHIP 1.800										
Eric Show, R ERA: 3.88 (1, 1)	2.0	9	1	0	0	3	1	1	0	0	0	0	13	21	0.00	1.000										
Mark Davis, L ERA: 4.54 (6, 1)	2.0	7	0	0	0	1	1	0	0	0	0	0	8	12	0.00	0.500										
Lance McCullers, R ERA: 4.5 (8, 1)	1.0	4	1	0	0	0	0	1	0	0	0	0	3	7	0.00	1.000										
Rich Gossage, R ERA: 2.7 (10, 1)																										

St. Louis Cardinals @ San Diego Padres
Jack Murphy Stadium, San Diego, CA
Sat Jul 18 1987, 6:33 AM EDT
Att: 30,691 - Unknown


AB 34
R 3
H 6
RBI 1
BB 9
SO 6
LOB 20



Batter	1	2	3	4	5	6	7	8	9	10	AB	R	H	RBI	BB	SO	LOB	BOTTOM								
Stan Jefferson, S OBP: 0.321, SLG: 0.328 John Kruk, L OBP: 0.452, SLG: 0.529 (5, 3)	5-3		G3-6-3 1B		K		1B			SH5-3 BB	2	0	1	0	0	0	0									
Tony Gwynn, L OBP: 0.439, SLG: 0.521 (1, 9)	K		G3-6-3		SF7 3B		F7		SH5-3		4	1	1	0	0	1	4									
Carmelo Martinez, R OBP: 0.376, SLG: 0.440 (1, 3)	4-0		4-3		SF7		SH3-4 BB		1B BB		1	0	0	1	2	0	1									
Marvell Wynne, L OBP: 0.348, SLG: 0.344 (8, PR)	BB				SH3-4 BB		SH3-4 BB		1B BB		0	0	0	0	1	0	0									
Chris Brown, R OBP: 0.305, SLG: 0.410 (1, 5)	K		E5 FC6-4		G6-4-3 BB		SH3-4		1-2 1B		3	0	1	1	1	1	1									
Benito Santiago, R OBP: 0.307, SLG: 0.416 (1, 2)	F9		FC6-4 BLK		G6-4-3		G4-6-3 IBB				3	0	0	0	1	0	2									
Shane Mack, R OBP: 0.308, SLG: 0.392 (1, 8)	K2-3		K		F6		G4-6-3				4	0	0	0	0	2	3									
Garry Templeton, S OBP: 0.283, SLG: 0.296 (1, 6)	K		L3		4-3				5-3		4	0	0	0	0	1	1									
Randy Ready, R OBP: 0.401, SLG: 0.412 (1, 4)			1B SH G3-6-3 BB		K		BB 1B		6-3		3	2	1	0	1	1	0									
Eric Show, R OBP: 0.346, SLG: 0.470 (6, 1)			SH		6-3		1B BB		4-3		1	0	0	0	0	0	0									
Bruce Bochy, R OBP: 0.305, SLG: 0.393 (7, PH)			G3-6-3 1B								0	0	0	0	1	0	0									
Mark Karam, R OBP: 0.308, SLG: 0.311 Lance McCullers, S OBP: 0.348, SLG: 0.376 (8, 1)											0	0	0	0	0	0	0									
Luis Salazar, R OBP: 0.214, SLG: 0.339 Rich Gossage, R (10, 1)											1	0	0	0	0	0	0									
Inning Stats	R: 0 E: 0 K: 2 S: 7	H: 0 LOB: 1 BB: 1 P: 11	R: 0 E: 0 K: 2 S: 7	H: 0 LOB: 0 BB: 0 P: 7	R: 1 E: 1 K: 0 S: 4	H: 1 LOB: 1 BB: 1 P: 8	R: 0 E: 1 K: 1 S: 6	H: 0 LOB: 1 BB: 0 P: 6	R: 0 E: 0 K: 2 S: 7	H: 0 LOB: 0 BB: 0 P: 7	R: 1 E: 0 K: 0 S: 5	H: 2 LOB: 2 BB: 1 P: 9	R: 0 E: 0 K: 0 S: 2	H: 0 LOB: 2 BB: 2 P: 10	R: 0 E: 0 K: 0 S: 3	H: 0 LOB: 0 BB: 0 P: 3	R: 1 E: 0 K: 0 S: 2	H: 1 LOB: 2 BB: 2 P: 10	1B: 4 2B: 0 3B: 1 HR: 0	SF: 1 SAC: 3 DP: 3 HBP: 0	WP: 0 PA: 40					
PITCHER	IP 9.0	WLS 36	H 4	R 3	ER 2	SO 7	BB 5	IBB 1	HBP 0	BLK 1	WP 0	HR 0	S 44	P 68	ERA 2.00	WHIP 1.000										
Joe Magrane, L ERA: 3.2 (1, 1)	0.1	4	1	1	1	0	2	0	0	0	0	0	2	10	27.00	9.000										
Ken Dayley, L ERA: 1.93 (10, 1)																										

St. Louis Cardinals @ San Diego Padres
Jack Murphy Stadium, San Diego, CA
Sat Jul 18 1987, 6:33 AM EDT
Att: 30,691 - Unknown

AB 28
R 4
H 5
RBI 3
BB 8
SO 7
LOB 12



Batter	1	2	3	4	5	6	7	8	9	10	AB	R	H	RBI	BB	SO	LOB	TOP								
Vince Coleman, S OBP: 0.376, SLG: 0.327 (1, 7)											5	1	2	0	0	3	1									
Ozzie Smith, S OBP: 0.394, SLG: 0.361 (1, 6)											5	1	1	1	0	1	1									
Terry Pendleton, S OBP: 0.379, SLG: 0.428 (1, 5)											5	1	1	0	0	0	3									
Jack Clark, R OBP: 0.456, SLG: 0.646 (1, 3)											4	2	2	3	1	1	2									
Willie McGee, S OBP: 0.328, SLG: 0.455 (1, 8)											5	0	1	0	0	1	3									
Curt Ford, L OBP: 0.358, SLG: 0.480 Ken Dayley, L (8, 1)											3	0	1	1	1	0	3									
Todd Worrell, R (10, 1)											0	0	0	0	0	0	0									
José Oquendo, S OBP: 0.427, SLG: 0.366 (1, 4)											4	0	0	0	0	0	3									
Steve Lake, R OBP: 0.310, SLG: 0.382 (1, 2)											4	0	0	0	0	1	2									
Ricky Horton, L OBP: 0.222, SLG: 0.235 Bill Dawley, R OBP: 0.353, SLG: 0.200 Pat Perry, L OBP: 0.167, SLG: 0.167 Lee Tunnell, R OBP: 0.250, SLG: 0.250 John Morris, L OBP: 0.365, SLG: 0.493 (1, 1)											3	0	0	0	0	1	0									
Inning Stats	R: 0 E: 0 K: 1 S: 6	H: 1 LOB: 1 BB: 0 P: 6	R: 0 E: 0 K: 0 S: 2	H: 0 LOB: 0 BB: 1 P: 6	R: 0 E: 0 K: 1 S: 5	H: 0 LOB: 2 BB: 1 P: 10	R: 0 E: 0 K: 0 S: 3	H: 0 LOB: 0 BB: 0 P: 3	R: 3 E: 1 K: 0 S: 8	H: 4 LOB: 2 BB: 0 P: 8	R: 0 E: 0 K: 2 S: 7	H: 0 LOB: 0 BB: 0 P: 7	R: 1 E: 0 K: 0 S: 4	H: 2 LOB: 0 BB: 0 P: 4	R: 0 E: 1 K: 2 S: 8	H: 1 LOB: 1 BB: 0 P: 8	R: 1 E: 0 K: 1 S: 6	H: 1 LOB: 0 BB: 0 P: 6	1B: 6 2B: 2 3B: 0 HR: 2	SF: 0 SAC: 0 DP: 1 HBP: 0	WP: 0 PB: 0 SB: 2 CS: 1	PA: 42				
PITCHER	IP 5.1	WLS 23	H 5	R 3	ER 3	SO 3	BB 2	IBB 0	HBP 0	BLK 1	WP 0	HR 1	S 27	P 35	ERA 5.06	WHIP 1.312										
Jimmy Jones, R ERA: 4.76 Mark Davis, L ERA: 4.44 Lance McCullers, R ERA: 4.5 Rich Gossage, R ERA: 2.9	(1, 1)	(6, 1)	(8, 1)	(10, 1)																						

St. Louis Cardinals @ San Diego Padres
Jack Murphy Stadium, San Diego, CA
Sun Jul 19 1987, 6:33 AM EDT
Att: 20,701 - Unknown

livebaseballscorecards.com

AB 39
R 5
H 9
RBI 5
BB 2
SO 8
LOB 18

Batter	1	2	3	4	5	6	7	8	9	10	AB	R	H	RBI	BB	SO	LOB	BOTTOM								
Shane Mack, R OBP: 0.299, SLG: 0.380 (1, 8)											4	0	0	0	1	1										
Tony Gwynn, L OBP: 0.441, SLG: 0.520 (1, 9)											3	1	1	0	2	0	0									
Carmelo Martinez, R OBP: 0.378, SLG: 0.428 Lance McCullers, S OBP: 0.236, SLG: 0.277 Rich Gossage, R (9, PH) (10, 1)											3	0	1	2	1	0	1									
Bruce Bochy, R OBP: 0.236, SLG: 0.277 Rich Gossage, R (9, PH) (10, 1)											1	0	0	0	0	0	0									
John Kruk, L OBP: 0.451, SLG: 0.524 (1, 3)											4	1	1	1	1	0	3									
Randy Ready, R OBP: 0.401, SLG: 0.409 (1, 5)											4	0	1	0	1	1	0									
Benito Santiago, R OBP: 0.305, SLG: 0.412 (1, 2)											5	0	1	1	0	2	2									
Garry Templeton, S OBP: 0.278, SLG: 0.291 (1, 6)												5	0	0	0	1	2									
Tim Flannery, L OBP: 0.339, SLG: 0.264 (1, 4)											3	1	0	0	1	0	3									
Jimmy Jones, R OBP: 0.143, SLG: 0.143 Mark Davis, L OBP: 0.208, SLG: 0.333 Stan Jefferson, S OBP: 0.324, SLG: 0.328 Marvell Wynne, L OBP: 0.353, SLG: 0.350 (1, 1)	(1, 1)	(6, 1)	(7, PH)	(8, 7)																						
Inning Stats	R: 0 E: 0 K: 0 S: 3	H: 0 LOB: 1 BB: 1 P: 7	R: 0 E: 0 K: 0 S: 3	H: 0 LOB: 0 BB: 0 P: 3	R: 0 E: 0 K: 0 S: 3	H: 0 LOB: 0 BB: 0 P: 3	R: 1 E: 1 K: 0 S: 6	H: 2 LOB: 3 BB: 1 P: 10	R: 0 E: 0 K: 0 S: 4	H: 1 LOB: 2 BB: 1 P: 8	R: 0 E: 0 K: 1 S: 5	H: 0 LOB: 0 BB: 0 P: 5	R: 3 E: 0 K: 0 S: 4	H: 2 LOB: 2 BB: 4 P: 20	R: 0 E: 0 K: 1 S: 6	H: 1 LOB: 1 BB: 0 P: 6	R: 0 E: 0 K: 0 S: 3	H: 0 LOB: 0 BB: 0 P: 3	R: 0 E: 0 K: 3 S: 9	H: 0 LOB: 0 BB: 0 P: 9	1B: 6 2B: 0 3B: 0 HR: 0	SF: 0 SAC: 1 DP: 0 HBP: 0	WP: 0 PB: 0 SB: 0 CS: 1	PA: 43		
PITCHER	IP 6.1	WLS 28	H 3	R 3	ER 3	SO 1	BB 5	IBB 0	HBP 0	BLK 1	WP 0	HR 0	S 25	P 45	ERA 4.26	WHIP 1.263										
Ricky Horton, L ERA: 3.32 Bill Dawley, R ERA: 4.36 Pat Perry, L ERA: 4.13 Lee Tunnell, R ERA: 4.83 Ken Dayley, L ERA: 1.8	(1, 1)	(7, 1)	(7, 1)	(7, 1)	(8, 1)																					
PITCHER	IP 1.0	WLS 3	H 0	R 0	ER 0	SO 3	BB 0	IBB 0	HBP 0	BLK 0	WP 0	HR 0	S 9	P 9	ERA 0.00	WHIP 0.000										
Todd Worrell, R ERA: 3.2	(10, 1)																									

St. Louis Cardinals @ San Diego Padres
Jack Murphy Stadium, San Diego, CA
Sun Jul 19 1987, 6:33 AM EDT
Att: 20,701 - Unknown

livebaseballscorecards.com

AB 35
R 4
H 6
RBI 4
BB 7
SO 5
LOB 12

Batter	1	2	3	4	5	6	7	8	9	AB	R	H	RBI	BB	SO	LOB	TOP															
Dave Martinez, L (1, 8) OBP: 0.401, SLG: 0.424										3	0	1	0	1	1	0	Chicago Cubs @ San Diego Padres Jack Murphy Stadium, San Diego, CA Mon Jul 20 1987, 10:05 PM EDT Att: 15,113 - Unknown															
23 Ryne Sandberg, R (1, 4) OBP: 0.375, SLG: 0.512										4	1	2	0	0	1	2																
Rafael Palmeiro, L (1, 3) OBP: 0.358, SLG: 0.590										4	1	2	2	0	0	0																
Andre Dawson, R (1, 9) OBP: 0.327, SLG: 0.547										4	1	1	0	0	1	2																
Jerry Mumphrey, S (1, 7) OBP: 0.382, SLG: 0.484										3	1	2	0	0	0	2																
Brian Dayett, R (8, PH) OBP: 0.414, SLG: 0.556										1	0	0	0	0	0	0																
Keith Moreland, R (1, 5) OBP: 0.294, SLG: 0.433										4	0	2	1	0	0	1																
Paul Noce, R (1, 6) OBP: 0.382, SLG: 0.408										3	0	0	0	0	2	3																
Manny Trillo, R (9, PH) OBP: 0.394, SLG: 0.496										1	0	0	0	0	1	0																
Jim Sundberg, R (1, 2) OBP: 0.360, SLG: 0.400										4	0	0	0	0	2	1																
Bob Tewksbury, R (1, 1)										3	0	0	0	0	2	0																
Frank DiPino, L (7, 1)										0	0	0	0	0	0	0																
Ed Lynch, R (7, 1) OBP: 0.091, SLG: 0.091										0	0	0	0	0	0	0																
Inning Stats	R: 0 E: 0 K: 2 S: 9	H: 2 LOB: 2 BB: 0 P: 9	R: 0 E: 0 K: 1 S: 5	H: 1 LOB: 0 BB: 0 P: 5	R: 0 E: 0 K: 0 S: 3	H: 1 LOB: 0 BB: 0 P: 3	R: 1 E: 0 K: 1 S: 7	H: 3 LOB: 1 BB: 0 P: 7	R: 0 E: 0 K: 1 S: 5	H: 0 LOB: 0 BB: 0 P: 5	R: 3 E: 2 K: 0 S: 6	H: 3 LOB: 0 BB: 0 P: 6	R: 0 E: 0 K: 3 S: 9	H: 0 LOB: 0 BB: 1 P: 13	R: 0 E: 0 K: 0 S: 3	H: 0 LOB: 0 BB: 0 P: 7	1B: 8 2B: 1 3B: 0 HR: 1	SF: 0 SAC: 0 DP: 1 HBP: 0	WP: 0 PB: 0 SB: 0 CS: 2	PA: 35												
PITCHER	IP WLS BF H R ER SO BB IBB HBP BLK WP HR S P ERA WHIP																															
Andy Hawkins, R (1, 1) ERA: 4.8	5.0	23	10	4	3	5	0	0	0	0	0	1	33	33	5.40	2.000																
Lance McCullers, R (6, 1) ERA: 4.37	2.0	W	6	0	0	0	3	1	0	0	0	0	11	15	0.00	0.500																
Mark Davis, L (8, 1) ERA: 4.34	2.0	S	6	0	0	0	2	0	0	0	0	0	10	10	0.00	0.000																

Batter	1	2	3	4	5	6	7	8	9	AB	R	H	RBI	BB	SO	LOB	BOTTOM															
Stan Jefferson, S (1, 8) OBP: 0.324, SLG: 0.328										3	1	1	0	0	1	0	Chicago Cubs @ San Diego Padres Jack Murphy Stadium, San Diego, CA Mon Jul 20 1987, 10:05 PM EDT Att: 15,113 - Unknown															
Tony Gwynn, L (1, 9) OBP: 0.439, SLG: 0.515										3	2	0	1	1	0	3																
Carmelo Martinez, R (1, 7) OBP: 0.380, SLG: 0.439										2	1	1	2	1	0	0																
Mark Davis, L (8, 1) OBP: 0.208, SLG: 0.333										0	0	0	0	0	0	0																
John Kruk, L (1, 3) OBP: 0.446, SLG: 0.517										3	0	0	1	0	1	2																
Randy Ready, R (1, 5) OBP: 0.403, SLG: 0.411										4	0	2	2	0	0	0																
Benito Santiago, R (1, 2) OBP: 0.311, SLG: 0.407										4	0	0	0	0	3	2																
Garry Templeton, S (1, 6) OBP: 0.284, SLG: 0.301										4	1	3	0	0	0	0																
Tim Flannery, L (1, 4) OBP: 0.355, SLG: 0.279										3	1	3	0	1	0	0																
Andy Hawkins, R (1, 1) OBP: 0.156, SLG: 0.156										1	0	1	0	0	0	0																
Lance McCullers, S (6, 1) ERA: 2.63										0	0	0	0	0	0	0																
Jim Steels, L (7, PH) OBP: 0.311, SLG: 0.242										1	1	1	0	0	0	0																
Shane Mack, R (8, 8) OBP: 0.297, SLG: 0.377										1	0	0	0	0	0	2																
Inning Stats	R: 1 E: 0 K: 2 S: 8	H: 1 LOB: 2 BB: 2 P: 16	R: 1 E: 2 K: 0 S: 4	H: 2 LOB: 0 BB: 0 P: 4	R: 0 E: 0 K: 1 S: 5	H: 0 LOB: 0 BB: 0 P: 5	R: 0 E: 0 K: 0 S: 4	H: 2 LOB: 2 BB: 1 P: 8	R: 1 E: 0 K: 0 S: 4	H: 1 LOB: 0 BB: 0 P: 4	R: 0 E: 0 K: 1 S: 5	H: 0 LOB: 0 BB: 0 P: 5	R: 4 E: 0 K: 0 S: 7	H: 4 LOB: 0 BB: 0 P: 7	R: 0 E: 0 K: 1 S: 6	H: 2 LOB: 1 BB: 0 P: 6	1B: 11 2B: 2 3B: 0 HR: 0	SF: 1 SAC: 3 DP: 2 HBP: 0	WP: 0 PB: 0 SB: 0 CS: 1	PA: 37												
PITCHER	IP WLS BF H R ER SO BB IBB HBP BLK WP HR S P ERA WHIP																															
Bob Tewksbury, R (1, 1) ERA: 6.64	6.0	L	27	8	5	4	4	2	1	0	1	0	32	44	6.00	1.667																
Frank DiPino, L (7, 1) ERA: 2.63	0.1		2	0	0	0	0	0	0	0	0	0	2	2	0.00	0.000																
Ed Lynch, R (7, 1) ERA: 4.42	1.2		7	4	2	2	1	0	0	0	0	0	9	9	10.80	2.400																

AB	34
R	4
H	10
RBI	3
BB	1
SO	10
LOB	11



AB	29
R	7
H	12
RBI	6
BB	3
SO	5
LOB	9



Batter	1	2	3	4	5	6	7	8	9	AB	R	H	RBI	BB	SO	LOB	TOP									
Dave Martinez, L (1, 8) OBP: 0.397, SLG: 0.419 Bob Demier, R (7, PH) OBP: 0.414, SLG: 0.533 (7, 8)	K		K		K		BB			3	0	0	0	0	3	2	Chicago Cubs @ San Diego Padres Jack Murphy Stadium, San Diego, CA Tue Jul 21 1987, 10:05 PM EDT Att: 17,305 - Unknown									
23 Ryne Sandberg, R (1, 4) OBP: 0.370, SLG: 0.504	6-3			5-3		F8	FC5			4	0	0	0	0	0	2										
Rafael Palmeiro, L (1, 3) OBP: 0.352, SLG: 0.569	K			G4-6-3 1B		P6				4	0	1	0	0	1	0										
Andre Dawson, R (1, 9) OBP: 0.326, SLG: 0.544		FC4-6 1B		G4-6-3 1-2		L7				4	0	1	0	0	0	1										
Jerry Mumphrey, S (1, 7) OBP: 0.382, SLG: 0.497 Brian Dayett, R (8, PH) OBP: 0.410, SLG: 0.550 (8, 7)	FC4-6 1-2					HR				3	1	1	1	0	0	1										
Keith Moreland, R (1, 5) OBP: 0.293, SLG: 0.431	F9					1B				1	0	0	0	0	1	0										
Luis Quinones, S (1, 6) OBP: 0.333, SLG: 0.333	F8					1B				4	0	1	0	0	1	1										
Jody Davis, R (1, 2) OBP: 0.315, SLG: 0.416 Paul Nocco, R (9, PR) OBP: 0.294, SLG: 0.408			6-3		K		HR			4	1	2	2	0	1	2										
Jamie Moyer, L (1, 1) OBP: 0.214, SLG: 0.158 Scott Sanderson, R (7, 1) OBP: 0.167, SLG: 0.227 Manny Trillo, R (9, PH) OBP: 0.391, SLG: 0.492			K		K		23 FC5 BB			0	0	0	0	0	0	0										
										1	0	0	0	0	1	1										
Inning Stats	R: 0 E: 0 K: 2 S: 7	H: 0 LOB: 0 BB: 0 P: 7	R: 0 E: 0 K: 0 S: 4	H: 1 LOB: 1 BB: 0 P: 4	R: 0 E: 0 K: 2 S: 7	H: 0 LOB: 0 BB: 0 P: 7	R: 0 E: 0 K: 0 S: 3	H: 1 LOB: 0 BB: 0 P: 3	R: 1 E: 0 K: 3 S: 12	H: 3 LOB: 2 BB: 0 P: 12	R: 0 E: 0 K: 0 S: 3	H: 0 LOB: 0 BB: 0 P: 3	R: 2 E: 0 K: 0 S: 5	H: 2 LOB: 2 BB: 2 P: 13	R: 0 E: 0 K: 1 S: 5	H: 0 LOB: 0 BB: 0 P: 5	R: 0 E: 0 K: 3 S: 10	H: 1 LOB: 1 BB: 0 P: 10	1B: 6 2B: 0 3B: 0 HR: 2	SF: 0 SAC: 0 DP: 1 HBP: 0	WP: 0 PB: 0 SB: 0 CS: 0	PA: 36				
PITCHER	IP WLS BF H R ER SO BB IBB HBP BLK WP HR S P ERA WHIP	6.2 L 27 7 3 3 7 1 0 0 0 0 2 40 44 4.05 1.200	2.1 W 9 1 0 0 4 1 0 0 0 0 0 16 20 0.00 0.857																							

livebaseballscores.com



AB 34
R 3
H 8
RBI 3
BB 2
SO 11
LOB 13

Batter	1	2	3	4	5	6	7	8	9	AB	R	H	RBI	BB	SO	LOB	BOTTOM	
Stan Jefferson, S (1, 7) OBP: 0.327, SLG: 0.328	K		FC S		CS 1B		BB			3	0	1	1	1	1	1	Chicago Cubs @ San Diego Padres Jack Murphy Stadium, San Diego, CA Tue Jul 21 1987, 10:05 PM EDT Att: 17,305 - Unknown	
Tony Gwynn, L (1, 9) OBP: 0.437, SLG: 0.513	3-1		SF7 2-3 3-H		CS 1-2		F7			3	0	1	1	0	0	2		
Carmelo Martinez, R (1, 3) OBP: 0.375, SLG: 0.432	K		F9 3-H 1-2				F8			4	0	0	0	0	1	4		
Chris Brown, R (1, 5) OBP: 0.304, SLG: 0.407		F7		CS 1B		K				4	0	1	0	0	1	1		
Randy Ready, R (1, 4) OBP: 0.402, SLG: 0.415 Mark Davis, L (7, 1) OBP: 0.200, SLG: 0.320		P9		1-2 2B		6-3				3	0	1	0	0	0	1		
Shane Mack, R (1, 8) OBP: 0.296, SLG: 0.368		F8		K			E6 3B			3	1	0	0	1	1	1		
Garry Templeton, S (1, 6) OBP: 0.287, SLG: 0.310			SH5-4 FC 1B		P4		2B 3B			4	2	2	1	0	1	2		
Bruce Bochy, R (1, 2) OBP: 0.241, SLG: 0.265			FC SH5-4 SF7 BB		5-3		F9			2	1	0	0	1	0	1		
Ed Whitson, R (1, 1) OBP: 0.100, SLG: 0.125 Tim Flannery, L (7, 4) OBP: 0.358, SLG: 0.291			SH5-4		K		CS 2B			1	0	0	0	0	1	0		
										1	0	1	1	0	0	0		
Inning Stats	R: 0 E: 0 K: 2 S: 7	H: 0 LOB: 0 BB: 0 P: 7	R: 0 E: 0 K: 0 S: 3	H: 0 LOB: 0 BB: 0 P: 3	R: 2 E: 0 K: 0 S: 5	H: 1 LOB: 1 BB: 1 P: 9	R: 0 E: 0 K: 1 S: 6	H: 2 LOB: 1 BB: 0 P: 6	R: 0 E: 0 K: 1 S: 6	H: 1 LOB: 1 BB: 0 P: 6	R: 2 E: 1 K: 0 S: 6	H: 2 LOB: 2 BB: 1 P: 10	R: 0 E: 0 K: 2 S: 7	H: 0 LOB: 1 BB: 1 P: 11	1B: 4 2B: 2 3B: 1 HR: 0	SF: 1 SAC: 1 DP: 0 HBP: 0	WP: 0 PB: 0 SB: 1 CS: 2	PA: 35
PITCHER	IP WLS BF H R ER SO BB IBB HBP BLK WP HR S P ERA WHIP	6.2 L 29 7 4 3 5 2 0 0 1 0 0 8 12 4.05 1.350	1.1 5 0 0 0 2 1 0 0 0 0 0 0 8 12 0.00 0.750															

livebaseballscores.com



AB 29
R 4
H 7
RBI 4
BB 3
SO 7
LOB 13

Batter	1	2	3	4	5	6	7	8	9	AB	R	H	RBI	BB	SO	LOB	TOP																				
Dave Martinez, L (1,8) OBP: 0.391, SLG: 0.413 Bob Demier, R (9, PH) OBP: 0.410, SLG: 0.528	F8		P5		4-3		K		K	4	0	0	0	0	1	0																					
23 Ryne Sandberg, R (1,4) OBP: 0.369, SLG: 0.498	F9		F9		FC3-6 BB		F7			3	0	0	0	1	0	0																					
Rafael Palmeiro, L (1,7) OBP: 0.347, SLG: 0.544	F8		F9		FC3-6 HR				BB BB	3	1	0	0	1	0	1																					
Andre Dawson, R (1,9) OBP: 0.328, SLG: 0.552		F9		E 1B					L6	4	2	2	2	0	0	1																					
Leon Durham, L (1,3) OBP: 0.352, SLG: 0.505		HR		F7		F7			K	4	1	1	0	0	1	2																					
Keith Moreland, R (1,5) OBP: 0.296, SLG: 0.439		HR		E6 1B 4-3		F3			BB BB	3	2	1	2	1	0	1																					
Jody Davis, R (1,2) OBP: 0.317, SLG: 0.415		BB		4-3 1B		L9			F8	3	0	1	1	1	0	2																					
Luis Quinones, S (1,6) OBP: 0.222, SLG: 0.222 Paul Noco, R (9, PH) OBP: 0.292, SLG: 0.405	P3		4-3		3-1				K	3	0	0	1	0	0	2																					
Rick Sutcliffe, L (1,1) OBP: 0.200, SLG: 0.167	L3		G3		3-1				K	4	0	0	0	0	1	2																					
Inning Stats	R: 0 E: 0 K: 0 S: 3	H: 0 LOB: 0 BB: 0 P: 3	R: 2 E: 0 K: 0 S: 5	H: 2 LOB: 1 BB: 1 P: 9	R: 0 E: 0 K: 0 S: 3	H: 0 LOB: 0 BB: 0 P: 3	R: 2 E: 1 K: 0 S: 6	H: 2 LOB: 1 BB: 0 P: 6	R: 2 E: 0 K: 0 S: 4	H: 1 LOB: 0 BB: 1 P: 8	R: 0 E: 0 K: 0 S: 3	H: 0 LOB: 0 BB: 0 P: 3	R: 0 E: 0 K: 1 S: 5	H: 0 LOB: 2 BB: 2 P: 13	R: 0 E: 0 K: 3 S: 9	H: 0 LOB: 0 BB: 0 P: 9	1B: 2 2B: 1 3B: 0 HR: 2	SF: 0 SAC: 0 DP: 0 HBP: 0	WP: 0 PA: 37 PB: 0 SB: 0 CS: 0																		
PITCHER	IP	WLS	BF	H	R	ER	SO	BB	IBB	HBP	BLK	WP	HR	S	P	ERA	WHIP	PITCHER		IP	WLS	BF	H	R	ER	SO	BB	IBB	HBP	BLK	WP	HR	S	P	ERA	WHIP	
Mark Grant, R (1,1) ERA: 4.08	5.0	L	23	5	6	5	0	2	0	0	0	0	2	21	29	9.00	1.400																				
Greg Booker, R (6,1) ERA: 3.89	2.0		6	0	0	0	1	0	0	0	0	0	0	8	8	0.00	0.000																				
Keith Comstock, L (8,1) ERA: 2.87	2.0		8	0	0	0	4	2	0	0	0	0	0	14	22	0.00	1.000																				

Chicago Cubs @ San Diego Padres
Jack Murphy Stadium, San Diego, CA
Wed Jul 22 1987, 10:05 PM EDT
Att: 18,614 - Unknown

AB	33
R	6
H	5
RBI	6
BB	4
SO	5
LOB	11



Batter	1	2	3	4	5	6	7	8	9	AB	R	H	RBI	BB	SO	LOB	BOTTOM																				
Stan Jefferson, S (1,8) OBP: 0.329, SLG: 0.345	K		HR		E 3B 1B		4-3		F7	5	2	2	1	0	1	1																					
Marvell Wynne, L (1,7) OBP: 0.357, SLG: 0.370 Keith Comstock, L (8,1)	4-3		F8		1B		BB			4	0	2	1	0	0	0																					
Tony Gwynn, L (1,9) OBP: 0.435, SLG: 0.510	S 1B		F8		1-3		F7			4	1	1	0	0	0	2																					
John Kruk, L (1,3) OBP: 0.450, SLG: 0.521	1B				S 1B		1B 1-3		F7	4	0	3	1	0	0	0																					
Chris Brown, R (1,5) OBP: 0.297, SLG: 0.398	K				K		1-3		6-3	4	0	0	0	0	2	3																					
Tim Flannery, L (1,4) OBP: 0.350, SLG: 0.283		1-3		1-3		E5 1B			F8	4	0	0	0	0	0	2																					
Garry Templeton, S (1,6) OBP: 0.287, SLG: 0.310		G3		K		G5-4-3 1B			1-3	4	0	1	0	0	1	1																					
Bruce Bochy, R (1,2) OBP: 0.226, SLG: 0.245		K			F9	G5-4-3			K	4	0	0	0	0	2	3																					
Mark Grant, R (1,1) OBP: 0.150, SLG: 0.105 Jim Steels, L (5, PH) OBP: 0.307, SLG: 0.238 Greg Booker, R (6,1) Shane Mack, R (7, PH) OBP: 0.299, SLG: 0.370	B1-3				G3		K		1B	1	0	0	0	0	0	0																					
Inning Stats	R: 1 E: 0 K: 2 S: 9	H: 2 LOB: 1 BB: 0 P: 9	R: 0 E: 0 K: 1 S: 5	H: 0 LOB: 0 BB: 0 P: 5	R: 1 E: 0 K: 0 S: 4	H: 1 LOB: 0 BB: 0 P: 4	R: 0 E: 0 K: 2 S: 8	H: 1 LOB: 1 BB: 0 P: 8	R: 1 E: 0 K: 0 S: 5	H: 2 LOB: 1 BB: 0 P: 5	R: 0 E: 0 K: 0 S: 5	H: 2 LOB: 2 BB: 0 P: 5	R: 0 E: 0 K: 1 S: 6	H: 1 LOB: 1 BB: 0 P: 6	R: 0 E: 0 K: 0 S: 3	H: 0 LOB: 0 BB: 0 P: 3	R: 0 E: 0 K: 1 S: 6	H: 1 LOB: 1 BB: 0 P: 6	1B: 8 2B: 0 3B: 1 HR: 1	SF: 0 SAC: 0 DP: 1 HBP: 0	WP: 0 PA: 37 PB: 0 SB: 3 CS: 0																
PITCHER	IP	WLS	BF	H	R	ER	SO	BB	IBB	HBP	BLK	WP	HR	S	P	ERA	WHIP	PITCHER		IP	WLS	BF	H	R	ER	SO	BB	IBB	HBP	BLK	WP	HR	S	P	ERA	WHIP	
Rick Sutcliffe, R (1,1) ERA: 3.33	9.0	W	37	10	3	3	7	0	0	0	0	0	1	51	51	3.00	1.111																				

Chicago Cubs @ San Diego Padres
Jack Murphy Stadium, San Diego, CA
Wed Jul 22 1987, 10:05 PM EDT
Att: 18,614 - Unknown

AB	37
R	3
H	10
RBI	3
BB	0
SO	7
LOB	12



Batter	1	2	3	4	5	6	7	8	9	AB	R	H	RBI	BB	SO	LOB	TOP											
Barry Bonds, L (1, 7) OBP: 0.324, SLG: 0.451	0-0 4-3		4-0 CS BB		0-0 2B			0-0 F8		3	0	1	0	1	0	0	Pittsburgh Pirates @ San Diego Padres Jack Murphy Stadium, San Diego, CA Thu Jul 23 1987, 6:33 AM EDT Att: 14,911 - Unknown											
Andy Van Slyke, L (1, 8) OBP: 0.352, SLG: 0.522	0-0 1B		0-0 F7		0-0 F6			0-0 1B		4	0	2	0	0	0	2												
Jim Morrison, R (1, 4) OBP: 0.321, SLG: 0.428	0-3 K			0-0 G3 3B				0-0 F5		4	1	1	0	0	1	2												
Sid Bream, L (1, 3) OBP: 0.348, SLG: 0.438	0-3 K			0-0 G3				0-0 4-3		4	0	0	0	0	1	2												
R.J. Reynolds, S (1, 9) OBP: 0.333, SLG: 0.406		0-0 1B		0-0 F8				0-3 K		4	0	1	0	0	2	1												
Bobby Bonilla, S (1, 5) OBP: 0.342, SLG: 0.456		0-3 K		0-0 2H 3B			0-3 K	4-0 HBP BB		3	0	1	1	1	2	1												
Michael LaValliere, L (1, 2) Mike Diaz, R (9, PH) OBP: 0.337, SLG: 0.513		0-0 F7		0-0 F8			0-0 4-3	1-0 1-2 HBP		3	0	0	0	0	0	2												
Sam Khalifa, R (1, 6) Johnny Ray, S (9, PH) OBP: 0.315, SLG: 0.345		0-0 4-3			0-0 F6		0-3 K	0-0 F5		3	0	0	0	0	1	1												
Doug Drabek, R (1, 1) John Smiley, L (7, 1) John Cangelosi, S (8, PH) Barry Jones, R (8, 1)			0-0 F8		0-0 F7			0-3 K		2	0	0	0	0	0	0												
Inning Stats	R: 0 E: 0 K: 2 S: 8	H: 1 LOB: 1 BB: 0 P: 8	R: 0 E: 0 K: 1 S: 6	H: 1 LOB: 1 BB: 0 P: 6	R: 0 E: 0 K: 0 S: 2	H: 0 LOB: 0 BB: 1 P: 6	R: 1 E: 0 K: 0 S: 5	H: 2 LOB: 1 BB: 0 P: 5	R: 0 E: 0 K: 1 S: 4	H: 1 LOB: 1 BB: 0 P: 4	R: 0 E: 0 K: 1 S: 5	H: 0 LOB: 0 BB: 0 P: 5	R: 0 E: 0 K: 2 S: 7	H: 0 LOB: 2 BB: 0 P: 7	R: 0 E: 0 K: 1 S: 6	H: 1 LOB: 1 BB: 0 P: 6		R: 0 E: 0 K: 1 S: 5	H: 0 LOB: 2 BB: 1 P: 10	1B: 4 2B: 1 3B: 1 HR: 0	SF: 0 SAC: 0 DP: 0 HBP: 1	WP: 0 PB: 0 SB: 0 CS: 1	PA: 35					
PITCHER	IP	WLS	BF	H	R	ER	SO	BB	IBB	HBP	BLK	WP	HR	S	P	ERA		WHIP										
Eric Show, R (1, 1) ERA: 3.69	8.2	W	34	6	1	1	8	2	0	1	0	0	0	47	56	1.04		0.923										
Rich Gossage, R (9, 1) ERA: 2.87	0.1	S	1	0	0	0	0	0	0	0	0	0	0	1	1	0.00	0.000											

Batter	1	2	3	4	5	6	7	8	9	AB	R	H	RBI	BB	SO	LOB	BOTTOM										
Stan Jefferson, S (1, 8) OBP: 0.336, SLG: 0.347	0-0 CS 3-1 1B		4-0 2B BB		0-0 4-3			4-0 1B BB		2	1	1	0	2	0	0	Pittsburgh Pirates @ San Diego Padres Jack Murphy Stadium, San Diego, CA Thu Jul 23 1987, 6:33 AM EDT Att: 14,911 - Unknown										
Tony Gwynn, L (1, 9) OBP: 0.438, SLG: 0.515	0-0 3-1 1-2		0-0 1-H 2B		4-0 BB		0-0 1-2 2-H 1B			3	0	2	1	1	0	1											
Carmelo Martinez, R (1, 7) Shane Mack, R (8, 8) OBP: 0.297, SLG: 0.368	4-0 2-3 BB		0-3 K		0-3 K			0-3 K		2	0	0	0	1	2	2											
John Kruk, L (1, 3) OBP: 0.448, SLG: 0.517	0-0 4-3		0-0 4-3			0-0 FC5-4 1B		0-0 F7		4	0	1	0	0	0	2											
Randy Ready, R (1, 5) OBP: 0.404, SLG: 0.429		0-0 HR		4-0 FC1-6 BB		0-0 FC5-4 FC8-4 1-2		0-0 F2		3	1	1	1	1	0	1											
Tim Flannery, L (1, 4) OBP: 0.344, SLG: 0.277		0-0 F7		0-0 FC1-6 FC6-4 1-2		0-0 FC8-4 CS		0-0 F7		3	0	0	0	0	0	2											
Benito Santiago, R (1, 2) OBP: 0.299, SLG: 0.403		0-0 F8		0-0 FC6-4 WP 1-2		0-0 CS		0-0 F7		3	0	0	0	0	0	1											
Luis Salazar, R (1, 6) OBP: 0.314, SLG: 0.339		0-0 4-3		0-0 F9 1-2			0-0 SH1-4 1B			3	0	1	0	0	0	1											
Eric Show, R (1, 1) OBP: 0.043, SLG: 0.067			0-3 K		0-0 1-3			0-0 SH1-4		2	0	0	0	0	1	0											
Rich Gossage, R (9, 1) ERA: 2.87								1-2		0	0	0	0	0	0	0											
Inning Stats	R: 0 E: 0 K: 0 S: 3	H: 1 LOB: 1 BB: 1 P: 7	R: 1 E: 0 K: 0 S: 4	H: 1 LOB: 0 BB: 0 P: 4	R: 1 E: 0 K: 2 S: 8	H: 1 LOB: 1 BB: 1 P: 12	R: 0 E: 0 K: 0 S: 3	H: 0 LOB: 1 BB: 1 P: 7	R: 0 E: 0 K: 1 S: 5	H: 0 LOB: 1 BB: 1 P: 9	R: 0 E: 0 K: 0 S: 3	H: 1 LOB: 0 BB: 0 P: 3	R: 0 E: 0 K: 0 S: 4	H: 2 LOB: 2 BB: 1 P: 8	R: 0 E: 0 K: 1 S: 5	H: 0 LOB: 0 BB: 0 P: 5		1B: 4 2B: 1 3B: 0 HR: 1	SF: 0 SAC: 1 DP: 0 HBP: 0	WP: 1 PB: 0 SB: 0 CS: 2	PA: 33						
PITCHER	IP	WLS	BF	H	R	ER	SO	BB	IBB	HBP	BLK	WP	HR	S	P	ERA		WHIP									
Doug Drabek, R (1, 1) ERA: 4.47	6.2	L	28	5	2	2	3	5	0	0	0	0	0	29	49	2.70	1.500										
John Smiley, L (7, 1) ERA: 4.8	0.1	1	1	0	0	0	0	0	0	0	0	0	0	1	1	0.00	3.000										
Barry Jones, R (8, 1) ERA: 7.36	1.0	3	0	0	0	0	1	0	0	0	0	0	0	5	5	0.00	0.000										

AB	32
R	1
H	6
RBI	1
BB	2
SO	8
LOB	13



AB	26
R	2
H	6
RBI	2
BB	5
SO	4
LOB	10



Batter	1	2	3	4	5	6	7	8	9	AB	R	H	RBI	BB	SO	LOB	TOP										
John Cangelosi, S (1,9) R.J. Reynolds, S (8,9) OBP: 0.500, SLG: 0.363 OBP: 0.332, SLG: 0.405	0-3 K		0-0 4-3		0-0 FC5-4 2B		4-0 F7 S BB		0-3 K	3	1	0	0	1	1	1	Pittsburgh Pirates @ San Diego Padres Jack Murphy Stadium, San Diego, CA Fri Jul 24 1987, 10:05 PM EDT Att: 17,136 - Unknown										
Andy Van Slyke, L (1,8) OBP: 0.349, SLG: 0.516	0-3 K		0-0 4-3		4-0 2B BB		0-3 K		0-0 F9	4	1	0	0	1	2	1											
Johnny Ray, S (1,4) OBP: 0.316, SLG: 0.349	0-3 K			0-0 1B 5-3	0-0 2B 1-H 2-H		4-0 F7 IBB		0-0 F9	4	1	2	2	1	1	0											
Sid Bream, L (1,3) OBP: 0.344, SLG: 0.432		0-3 K		0-0 L4	0-0 4-3		0-0 F7			4	0	0	0	0	1	4											
Bobby Bonilla, S (1,5) OBP: 0.344, SLG: 0.455		0-0 6-3		0-0 5-3		0-0 1B	4-0 IBB			3	0	1	0	1	0	1											
Barry Bonds, L (1,7) OBP: 0.328, SLG: 0.453		4-0 S BB		0-0 1B 2-H		0-0 1B	0-0 4-3			3	0	2	1	1	0	3											
Michael LaValliere, L (1,2) OBP: 0.373, SLG: 0.335		4-0 BB		0-0 5-3		0-3 K		0-3 K		3	0	0	0	1	2	3											
Sam Khalifa, R (1,6)		0-0 5-3			0-0 E5 FC5-4	0-0 P3		0-0 F9		4	0	0	0	0	0	4											
Mike Dunne, R (1,1) Terry Harper, R (8,PH) John Smiley, L (8,1) Brett Gideon, R (9,1) OBP: 0.077, SLG: 0.040 OBP: 0.298, SLG: 0.357 OBP: 0.200, SLG: 0.400			0-0 F8		0-3 K	0-3 K		0-0 F4		3	0	0	0	0	2	3											
Inning Stats	R: 0 E: 0 K: 3 S: 9	H: 0 LOB: 0 BB: 9	R: 0 E: 0 K: 1 S: 5	H: 0 LOB: 2 BB: 13	R: 0 E: 0 K: 0 S: 3	H: 0 LOB: 0 BB: 3	R: 1 E: 0 K: 0 S: 5	H: 2 LOB: 1 BB: 0 P: 5	R: 2 E: 1 K: 1 S: 7	H: 1 LOB: 1 BB: 1 P: 11	R: 0 E: 0 K: 2 S: 9	H: 2 LOB: 2 BB: 0 P: 9	R: 0 E: 0 K: 1 S: 5	H: 0 LOB: 3 BB: 3 P: 17	R: 0 E: 0 K: 1 S: 5	H: 0 LOB: 0 BB: 5		R: 0 E: 0 K: 1 S: 5	H: 0 LOB: 0 BB: 5	1B: 4 2B: 1 3B: 0 HR: 0	SF: 0 SAC: 0 DP: 0 HBP: 0	WP: 0 PB: 0 SB: 2 CS: 0	PA: 39				
PITCHER	IP	WLS	BF	H	R	ER	SO	BB	IBB	HBP	BLK	WP	HR	S	P	ERA	WHIP										
Jimmy Jones, R (1,1) ERA: 4.54	5.0	L	24	5	3	1	5	3	0	0	0	0	0	31	43	1.80	1.600										
Keith Comstock, L (6,1) ERA: 2.7	2.0		9	0	0	0	3	1	2	0	0	0	0	12	24	0.00	0.500										
Mark Davis, L (8,1) ERA: 4.12	2.0		6	0	0	0	2	0	0	0	0	0	0	10	10	0.00	0.000										

AB	33
R	3
H	5
RBI	3
BB	6
SO	10
LOB	20



Batter	1	2	3	4	5	6	7	8	9	AB	R	H	RBI	BB	SO	LOB	BOTTOM										
Stan Jefferson, S (1,8) OBP: 0.335, SLG: 0.345	0-3 K		0-0 1B		0-0 4-3		0-3 K			4	0	1	0	0	2	1	Pittsburgh Pirates @ San Diego Padres Jack Murphy Stadium, San Diego, CA Fri Jul 24 1987, 10:05 PM EDT Att: 17,136 - Unknown										
Tony Gwynn, L (1,9) OBP: 0.439, SLG: 0.514	0-0 1B WP		0-0 1B 1-3		0-0 3-1		0-3 K			4	1	2	0	0	1	0											
Carmelo Martinez, R (1,7) OBP: 0.373, SLG: 0.426	0-0 1B WP		0-3 K		0-0 F7		0-0 F4			4	0	1	0	0	1	1											
John Kruk, L (1,3) OBP: 0.445, SLG: 0.512	0-0 F7			0-3 K		0-0 1B		0-0 1-3		4	0	1	0	0	1	1											
Randy Ready, R (1,5) OBP: 0.401, SLG: 0.425	0-0 5-3			0-0 6-3		0-0 FC6-4 1B		0-3 K		4	0	1	0	0	1	1											
Bento Santiago, R (1,2) OBP: 0.295, SLG: 0.397		0-0 4-3		0-0 F9		0-0 FC6-4 1-2		0-3 K		4	0	0	0	0	1	2											
Garry Templeton, S (1,6) OBP: 0.286, SLG: 0.309		0-0 5-3			0-0 4-3		0-0 4-3 WP 5-3 1B		0-0 G3	4	1	1	0	0	0	0											
Tim Flannery, L (1,4) OBP: 0.344, SLG: 0.274		0-0 F8			4-0 SH1-4 BB		0-0 4-3			2	0	0	0	1	0	1											
Jimmy Jones, R (1,1) Keith Comstock, L (6,1) Marvell Wynne, L (7,PH) Mark Davis, L (8,1) OBP: 0.136, SLG: 0.136 OBP: 0.354, SLG: 0.367 OBP: 0.200, SLG: 0.320			0-3 K		0-0 SH1-4 BB		0-0 5-3			1	0	0	0	0	1	0											
Inning Stats	R: 1 E: 0 K: 1 S: 7	H: 2 LOB: 1 BB: 0 P: 7	R: 0 E: 0 K: 0 S: 3	H: 0 LOB: 0 BB: 0 P: 3	R: 0 E: 0 K: 2 S: 8	H: 2 LOB: 1 BB: 0 P: 8	R: 0 E: 0 K: 1 S: 5	H: 0 LOB: 0 BB: 0 P: 5	R: 0 E: 0 K: 0 S: 3	H: 0 LOB: 1 BB: 1 P: 7	R: 0 E: 0 K: 0 S: 5	H: 2 LOB: 2 BB: 0 P: 5	R: 1 E: 0 K: 1 S: 6	H: 1 LOB: 0 BB: 0 P: 6	R: 0 E: 0 K: 1 S: 5	H: 0 LOB: 0 BB: 5		R: 0 E: 0 K: 2 S: 7	H: 0 LOB: 0 BB: 7	1B: 7 2B: 0 3B: 0 HR: 0	SF: 0 SAC: 1 DP: 0 HBP: 0	WP: 2 PB: 0 SB: 0 CS: 0	PA: 34				
PITCHER	IP	WLS	BF	H	R	ER	SO	BB	IBB	HBP	BLK	WP	HR	S	P	ERA	WHIP										
Mike Dunne, R (1,1) ERA: 3.39	7.0	W	28	7	2	2	5	1	0	0	0	0	0	37	41	2.57	1.143										
John Smiley, L (8,1) ERA: 4.79	1.0		3	0	0	0	1	0	0	0	0	0	0	5	5	0.00	0.000										
Brett Gideon, R (9,1) ERA: 3.55	1.0	S	3	0	0	0	2	0	0	0	0	0	0	7	7	0.00	0.000										

AB	32
R	2
H	7
RBI	1
BB	1
SO	8
LOB	7




Batter	1	2	3	4	5	6	7	8	9	AB	R	H	RBI	BB	SO	LOB	TOP		
Barry Bonds, L (1,7) OBP: 0.328, SLG: 0.461										5	2	2	1	0	1	3	Pittsburgh Pirates @ San Diego Padres Jack Murphy Stadium, San Diego, CA Sat Jul 25 1987, 10:05 PM EDT Att: 19,764 - Unknown		
Andy Van Slyke, L (1,8) OBP: 0.356, SLG: 0.520										3	3	2	1	2	0	0			
Johnny Ray, S (1,4) OBP: 0.320, SLG: 0.349										3	1	1	0	2	0	3			
Sid Bream, L (1,3) OBP: 0.348, SLG: 0.435										5	1	3	5	0	0	1			
Jim Morrison, R (1,5) OBP: 0.319, SLG: 0.423										4	1	0	0	1	2	4			
R.J. Reynolds, S (1,9) OBP: 0.329, SLG: 0.397										4	0	0	0	1	2	0			
Michael LaValliere, L (1,2) Junior Ortiz, R (9,PH) OBP: 0.371, SLG: 0.332 OBP: 0.298, SLG: 0.304										2	0	0	1	1	0	0			
Sam Khalifa, R (1,6) OBP: 0.091, SLG: 0.091										4	1	1	1	0	1	1			
Brian Fisher, R (1,1) OBP: 0.235, SLG: 0.355										3	0	1	0	1	2	2			
Barry Jones, R (7,1) Don Robinson, R (9,1) OBP: 0.250, SLG: 0.143										0	0	0	0	0	0	0			
Inning Stats	R: 5 E: 0 K: 1 S: 8	H: 3 LOB: 1 BB: 3 P: 20	R: 1 E: 1 K: 0 S: 5	H: 2 LOB: 1 BB: 0 P: 5	R: 0 E: 0 K: 0 S: 3	H: 0 LOB: 0 BB: 0 P: 3	R: 0 E: 0 K: 0 S: 3	H: 1 LOB: 1 BB: 1 P: 7	R: 0 E: 0 K: 2 S: 7	H: 0 LOB: 0 BB: 0 P: 7	R: 0 E: 0 K: 3 S: 11	H: 4 LOB: 2 BB: 1 P: 15	R: 0 E: 0 K: 3 S: 9	H: 0 LOB: 2 BB: 2 P: 17	R: 0 E: 0 K: 0 S: 3	H: 0 LOB: 1 BB: 1 P: 5	1B: 8 2B: 1 3B: 0 HR: 1	SF: 1 SAC: 1 DP: 1 HBP: 0	WP: 1 PA: 44 PB: 0 SB: 0 CS: 0
PITCHER	IP WLS BF H R ER SO BB IBB HBP BLK WP HR S P ERA WHIP	IP WLS BF H R ER SO BB IBB HBP BLK WP HR S P ERA WHIP																	
Andy Hawkins, R (1,1) ERA: 5.23	1.2 L 13 5 6 6 1 3 0 0 0 0 0 1 12 24 32.40 4.800																		
Greg Booker, R (2,1) ERA: 3.97	2.1 8 1 0 0 0 1 0 0 0 0 0 0 7 11 0.00 0.857																		
Lance McCullers, R (5,1) ERA: 4.56	3.0 16 4 3 3 7 3 0 0 0 0 0 0 27 39 9.00 2.333																		
Keith Comstock, L (8,1) ERA: 2.55	2.0 7 0 0 0 1 1 0 0 0 0 1 0 8 12 0.00 0.500																		

Batter	1	2	3	4	5	6	7	8	9	AB	R	H	RBI	BB	SO	LOB	BOTTOM				
Stan Jefferson, S (1,8) OBP: 0.332, SLG: 0.351										5	0	1	1	0	2	2	Pittsburgh Pirates @ San Diego Padres Jack Murphy Stadium, San Diego, CA Sat Jul 25 1987, 10:05 PM EDT Att: 19,764 - Unknown				
Tony Gwynn, L (1,9) OBP: 0.441, SLG: 0.513										3	0	1	0	2	1	2					
Carmelo Martinez, R (1,7) OBP: 0.293, SLG: 0.435										4	1	1	1	0	1	4					
Keith Comstock, L (8,1) Jim Steels, L (9,PH) OBP: 0.303, SLG: 0.234										0	0	0	0	0	0	0					
John Kruk, L (1,3) OBP: 0.442, SLG: 0.506										3	0	0	0	1	0	1					
Randy Ready, R (1,5) OBP: 0.403, SLG: 0.438										3	1	1	1	1	1	2					
Gary Templeton, S (1,6) OBP: 0.283, SLG: 0.305										4	0	0	0	0	2	3					
Benito Santiago, R (1,2) OBP: 0.293, SLG: 0.395										2	0	0	0	0	1	0					
Lance McCullers, S (5,1) Shane Mack, R (7,PH) OBP: 0.299, SLG: 0.365										0	0	0	0	0	0	0					
Tim Flannery, L (1,4) OBP: 0.342, SLG: 0.280										4	0	1	0	0	0	2					
Andy Hawkins, R (1,1) OBP: 0.156, SLG: 0.156										0	0	0	0	0	0	0					
Greg Booker, R (2,1) Bruce Bochy, R (5,2) OBP: 0.246, SLG: 0.255										1	0	0	0	0	0	1					
										2	1	1	0	1	1	0					
Inning Stats	R: 0 E: 0 K: 1 S: 5	H: 0 LOB: 1 BB: 1 P: 9	R: 0 E: 0 K: 2 S: 7	H: 0 LOB: 0 BB: 0 P: 7	R: 0 E: 0 K: 1 S: 6	H: 1 LOB: 1 BB: 0 P: 6	R: 2 E: 0 K: 2 S: 9	H: 2 LOB: 0 BB: 0 P: 9	R: 0 E: 0 K: 2 S: 7	H: 0 LOB: 0 BB: 0 P: 7	R: 0 E: 0 K: 0 S: 4	H: 1 LOB: 2 BB: 1 P: 8	R: 1 E: 0 K: 0 S: 5	H: 2 LOB: 2 BB: 1 P: 9	R: 0 E: 0 K: 0 S: 3	H: 0 LOB: 2 BB: 2 P: 11	R: 0 E: 0 K: 2 S: 7	H: 0 LOB: 1 BB: 1 P: 11	1B: 2 2B: 1 3B: 1 HR: 2	SF: 0 SAC: 0 DP: 0 HBP: 0	WP: 1 PA: 39 PB: 0 SB: 0 CS: 0
PITCHER	IP WLS BF H R ER SO BB IBB HBP BLK WP HR S P ERA WHIP	IP WLS BF H R ER SO BB IBB HBP BLK WP HR S P ERA WHIP																			
Brian Fisher, R (1,1) ERA: 4.96	6.2 W 29 6 3 3 8 3 0 0 0 0 1 0 4 12 4.05 1.350																				
Barry Jones, R (7,1) ERA: 7.0	1.1 6 0 0 0 0 2 0 0 0 0 1 0 4 12 0.00 1.500																				
Don Robinson, R (9,1) ERA: 4.15	1.0 4 0 0 0 0 2 1 0 0 0 0 0 0 7 11 0.00 1.000																				

Batter	1	2	3	4	5	6	7	8	9	AB	R	H	RBI	BB	SO	LOB	TOP			
John Cangelosi, S (1, 9) OBP: 0.493, SLG: 0.358	F7		G3			2B 3-1 1B		6-3		4	1	1	0	0	0	0	Pittsburgh Pirates @ San Diego Padres Jack Murphy Stadium, San Diego, CA Sun Jul 26 1987, 6:33 AM EDT Att: 13,219 - Unknown			
Andy Van Slyke, L (1, 8) OBP: 0.397, SLG: 0.522	G1-6-3		G3			3-1 1-3 2B		E BB		3	0	1	0	1	0	0				
Johnny Ray, S (1, 4) OBP: 0.319, SLG: 0.351	2B		4-3			3-1		G3		4	0	1	1	0	0	2				
Sid Bream, L (1, 3) OBP: 0.344, SLG: 0.429	4-3			5-3		L3		F8		4	0	0	0	0	0	3				
Bobby Bonilla, S (1, 5) OBP: 0.343, SLG: 0.463		HR		F9		K		G3		4	1	1	1	0	1	1				
Barry Bonds, L (1, 7) OBP: 0.331, SLG: 0.475		HR		4-3				F9		4	2	2	1	0	0	0				
Michael LaValliere, L (1, 2) OBP: 0.366, SLG: 0.326		F8			3-1			K		4	0	0	1	0	1	0				
Sam Khalifa, R (1, 6) OBP: 0.143, SLG: 0.143		5-3			F9			3H 6-3		3	0	1	0	0	0	0				
Jim Morrison, R (9, PH) OBP: 0.316, SLG: 0.422					F9			1B		1	0	0	0	0	0	0				
Bob Kipper, R (1, 1) OBP: 0.242, SLG: 0.303					G3			K		1	0	0	0	0	0	0				
Bob Walk, R (4, 1) OBP: 0.333, SLG: 0.333										1	0	0	0	0	0	0				
R.J. Reynolds, S (7, PH) OBP: 0.328, SLG: 0.396										1	0	0	0	0	1	1				
Don Robinson, R (7, 1) OBP: 0.250, SLG: 0.143										0	0	0	0	0	0	0				
Inning Stats	R: 0 E: 0 K: 0 S: 4	H: 1 LOB: 1 BB: 0 P: 4	R: 2 E: 0 K: 0 S: 5	H: 2 LOB: 0 BB: 0 P: 5	R: 0 E: 0 K: 0 S: 3	H: 0 LOB: 0 BB: 0 P: 3	R: 0 E: 0 K: 0 S: 3	H: 0 LOB: 0 BB: 0 P: 3	R: 1 E: 0 K: 1 S: 7	H: 2 LOB: 1 BB: 0 P: 7	R: 0 E: 0 K: 2 S: 8	H: 1 LOB: 1 BB: 0 P: 8	R: 0 E: 1 K: 0 S: 3	H: 0 LOB: 1 BB: 1 P: 7	R: 1 E: 0 K: 0 S: 4	H: 1 LOB: 0 BB: 0 P: 4	1B: 2 2B: 2 3B: 1 HR: 2	SF: 0 SAC: 0 DP: 0 HBP: 0	WP: 0 PB: 0 SB: 0 CS: 0	PA: 35
PITCHER Ed Whitson, R (1, 1) ERA: 4.86	IP: 9.0 WLS: W BF: 35 H: 7 R: 4 ER: 4 SO: 3 BB: 1 IBB: 0 HBP: 0 BLK: 0 WP: 0 HR: 2 S: 40 P: 44 ERA: 4.00 WHIP: 0.889																			

Batter	1	2	3	4	5	6	7	8	9	AB	R	H	RBI	BB	SO	LOB	BOTTOM			
Shane Mack, R (1, 8) OBP: 0.303, SLG: 0.383	HR	K		1B E HBP		K		K		4	2	1	1	0	3	0	Pittsburgh Pirates @ San Diego Padres Jack Murphy Stadium, San Diego, CA Sun Jul 26 1987, 6:33 AM EDT Att: 13,219 - Unknown			
Tony Gwynn, L (1, 9) OBP: 0.439, SLG: 0.510	F7		5-3	E 1-2 1B		F7				4	1	1	0	0	0	0				
Carmelo Martinez, R (1, 7) OBP: 0.373, SLG: 0.433				E9						3	2	1	1	1	1	0				
Marvell Wynne, L (7, 7) OBP: 0.354, SLG: 0.367	1B 2B BB		F8	1H 2H WP 1B		K				0	0	0	0	0	0	0				
John Kruk, L (1, 3) OBP: 0.440, SLG: 0.502	F7			K				4-3		4	0	1	0	0	1	1				
Randy Ready, R (1, 5) OBP: 0.400, SLG: 0.435	2B 1-2 1B		F8	3H		K		F9		4	0	1	0	0	1	1				
Benito Santiago, R (1, 2) OBP: 0.299, SLG: 0.399				HR BB		K		S BB		2	1	1	1	2	1	0				
Luis Salazar, R (1, 6) OBP: 0.320, SLG: 0.371	6-3			1H HR		1B		K2-3 1-2		4	1	2	2	0	1	3				
Tim Flannery, L (1, 4) OBP: 0.340, SLG: 0.279		L6		F7				4-3		4	0	1	0	0	0	0				
Ed Whitson, R (1, 1) OBP: 0.091, SLG: 0.114		L4		F3		5-3		K		4	0	0	0	0	1	2				
Inning Stats	R: 2 E: 0 K: 0 S: 6	H: 3 LOB: 2 BB: 1 P: 10	R: 0 E: 0 K: 1 S: 5	H: 0 LOB: 0 BB: 0 P: 5	R: 0 E: 0 K: 0 S: 4	H: 1 LOB: 1 BB: 0 P: 4	R: 5 E: 1 K: 1 S: 8	H: 3 LOB: 0 BB: 1 P: 13	R: 0 E: 0 K: 2 S: 9	H: 2 LOB: 2 BB: 0 P: 9	R: 0 E: 0 K: 2 S: 7	H: 0 LOB: 0 BB: 0 P: 7	R: 0 E: 0 K: 1 S: 5	H: 0 LOB: 1 BB: 1 P: 9	R: 0 E: 0 K: 2 S: 7	H: 0 LOB: 0 BB: 0 P: 7	1B: 6 2B: 1 3B: 0 HR: 2	SF: 0 SAC: 0 DP: 0 HBP: 1	WP: 1 PB: 0 SB: 1 CS: 0	PA: 37
PITCHER Bob Kipper, L (1, 1) ERA: 5.91	IP: 3.2 WLS: L BF: 20 H: 6 R: 6 ER: 6 SO: 1 BB: 2 IBB: 0 HBP: 1 BLK: 0 WP: 2 HR: 2 S: 19 P: 28 ERA: 14.73 WHIP: 2.182																			
Bob Walk, R (4, 1) ERA: 3.64	2.1 3 1 0 5 0 0 0 0 1 0 20 20 0.00 1.286																			
Don Robinson, R (7, 1) ERA: 4.02	2.0 7 0 0 0 3 1 0 0 0 0 0 12 16 0.00 0.500																			

AB	34
R	4
H	7
RBI	4
BB	1
SO	3
LOB	7



AB	33
R	7
H	9
RBI	5
BB	3
SO	9
LOB	7



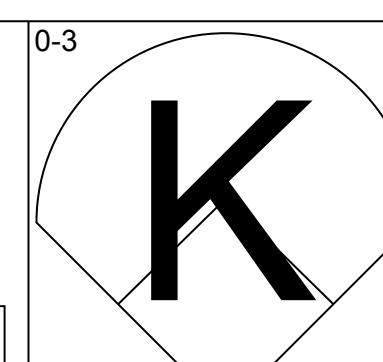
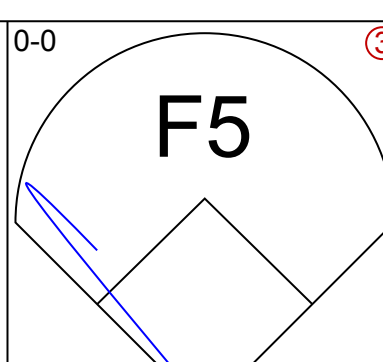
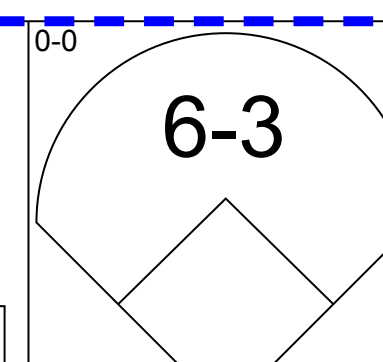
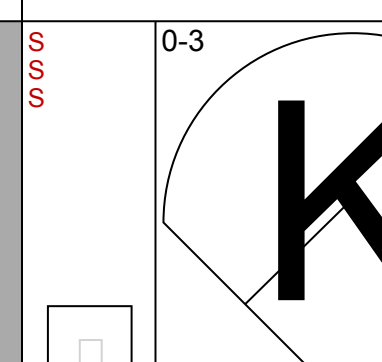
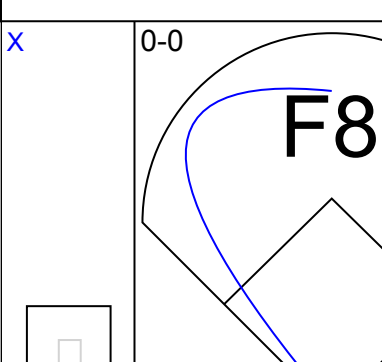
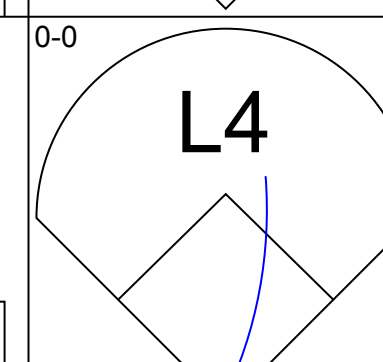
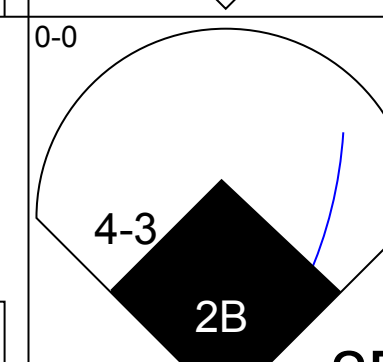
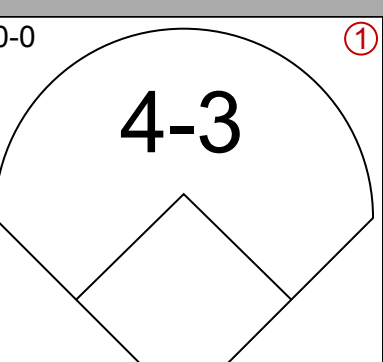
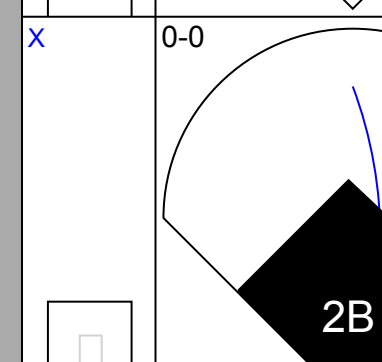
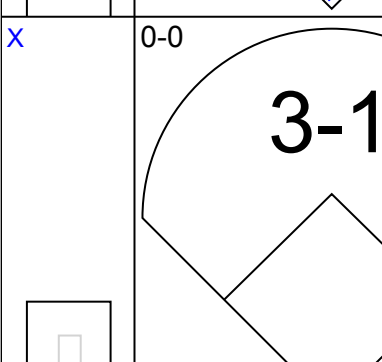
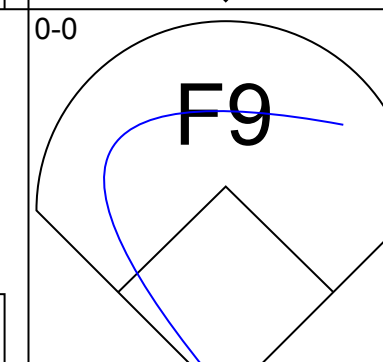
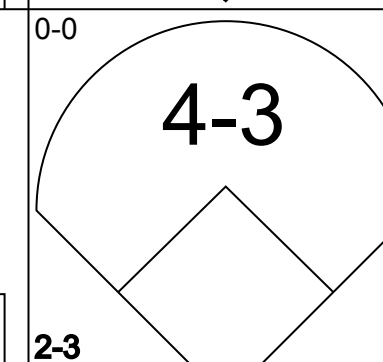
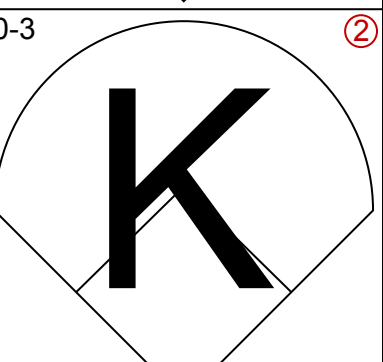
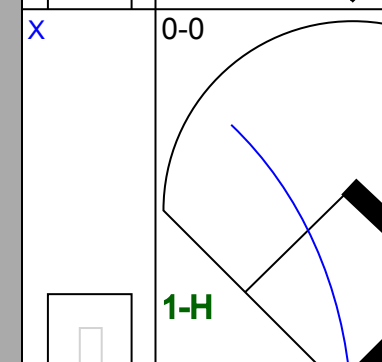
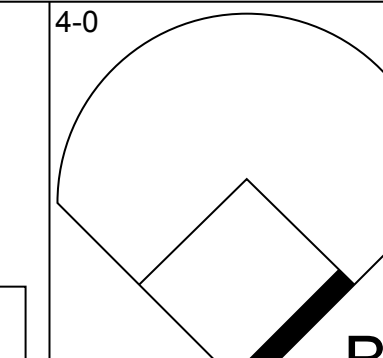
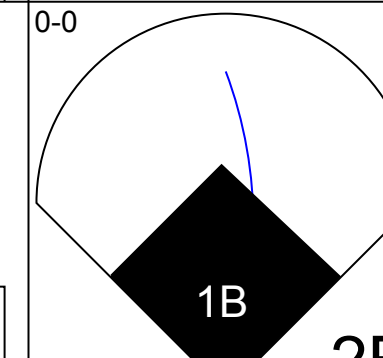
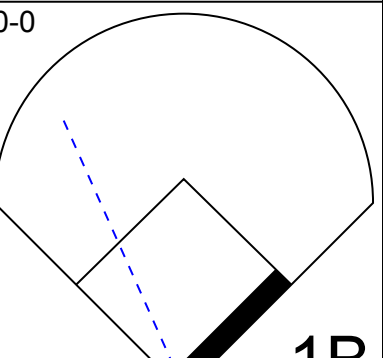
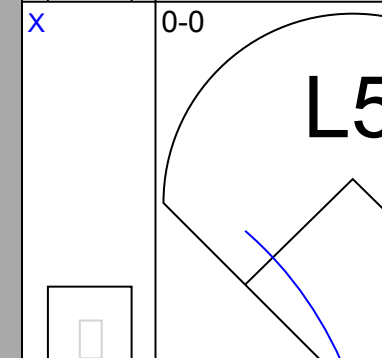
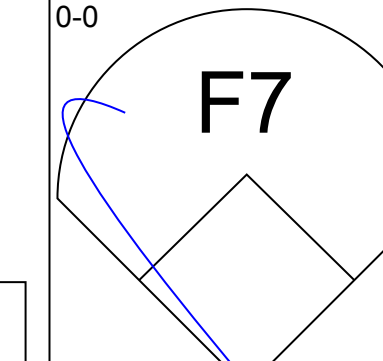
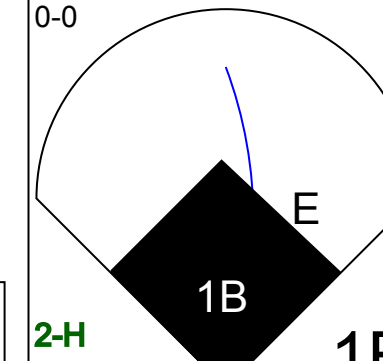
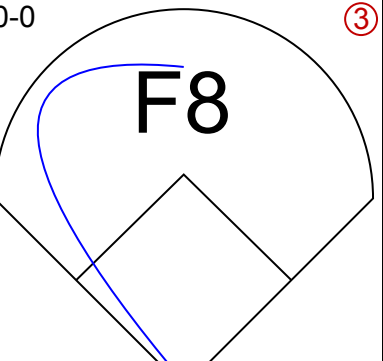
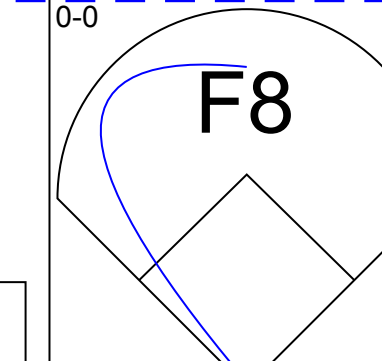
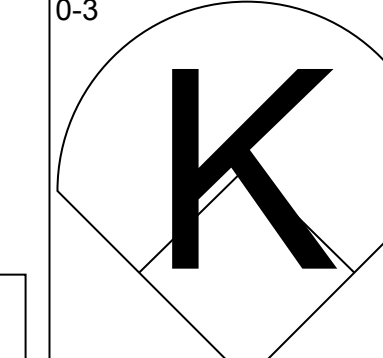
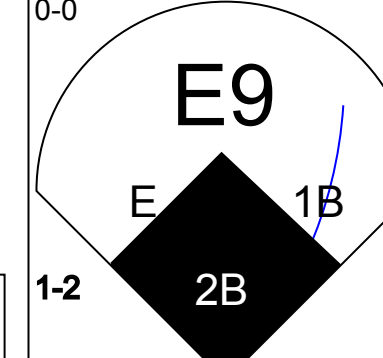
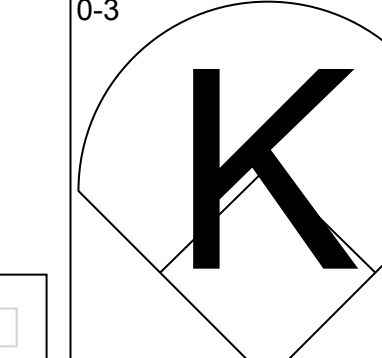
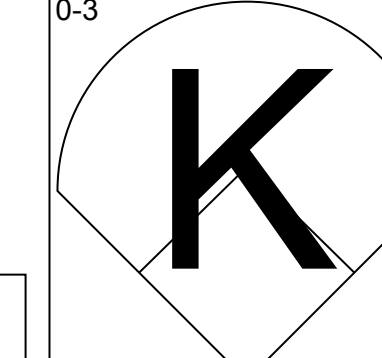
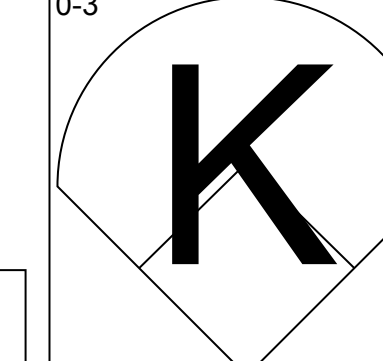
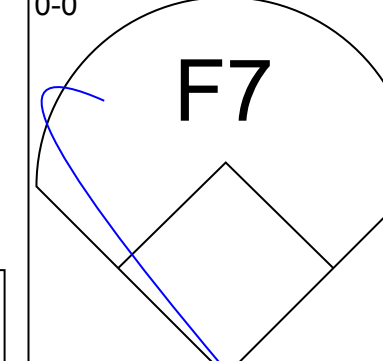
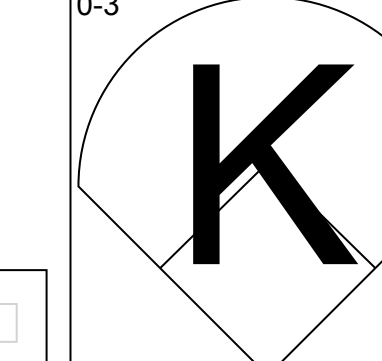
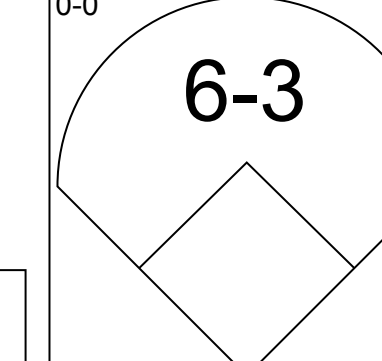
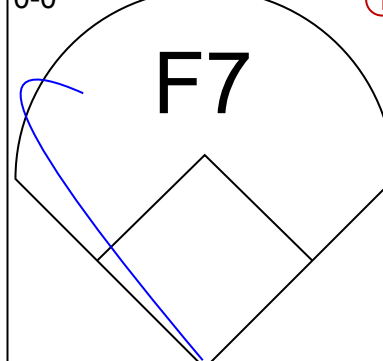
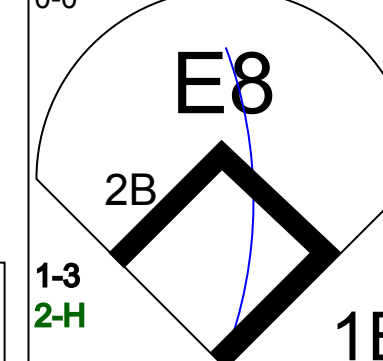
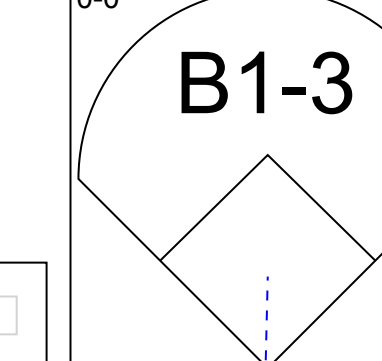
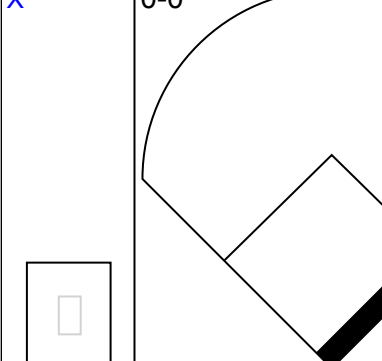

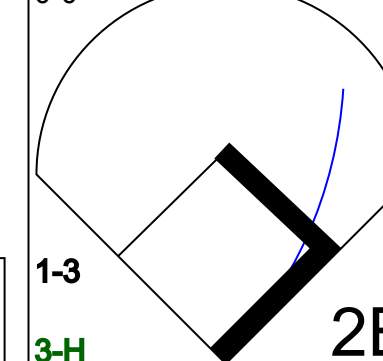
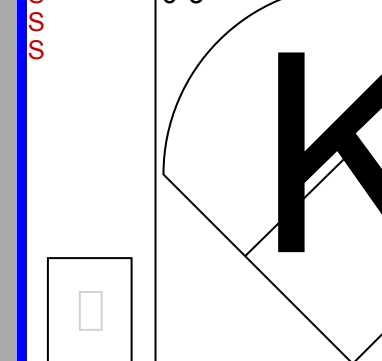
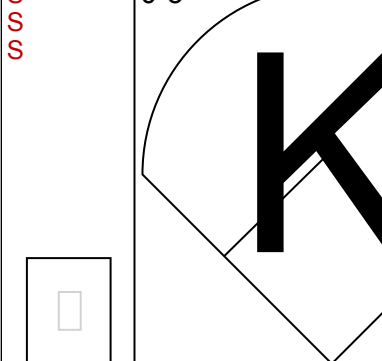
Batter	1	2	3	4	5	6	7	8	9	AB	R	H	RBI	BB	SO	LOB	TOP										
Stan Jefferson, S OBP: 0.333, SLG: 0.352	F8	5-3					CS	FC4-6 1B	FC1-6 2B	5	1	2	0	0	0	2	San Diego Padres @ Cincinnati Reds Riverfront Stadium, Cincinnati, OH Tue Jul 28 1987, 7:05 PM EDT Att: 24,209 - Unknown										
Tony Gwynn, L OBP: 0.336, SLG: 0.508	4-3		K					FC4-6 2B		5	1	1	2	0	1	2											
Camelo Martinez, R Mark Davis, L Rich Gossage, R	1B 3B BB		K							3	1	2	0	2	1	0											
John Kruk, L OBP: 0.439, SLG: 0.500	1B		G3							0	0	0	0	0	0	0											
Randy Ready, R OBP: 0.406, SLG: 0.445	1B									0	0	0	0	0	0	0											
Benito Santiago, R OBP: 0.298, SLG: 0.397	1B									5	1	2	1	0	1	3											
Garry Templeton, S OBP: 0.285, SLG: 0.305	K		G5-4-3							2	1	1	2	2	0	2											
Luis Salazar, R Tim Flannery, L Shane Mack, R	4-3		L8							4	0	1	1	0	0	2											
Mark Grant, R Jim Steels, L Lance McCullers, S Bruce Bochy, R Jimmy Jones, R Chris Brown, R	K									3	1	1	0	1	1	2											
Luis Salazar, R Tim Flannery, L	4-3		L3							2	0	0	0	0	0	0											
Inning Stats	R: 3 E: 0 K: 1 S: 8	H: 3 LOB: 1 BB: 1 P: 12	R: 0 E: 0 K: 1 S: 5	H: 0 LOB: 0 BB: 0 P: 5	R: 0 E: 0 K: 2 S: 7	H: 0 LOB: 0 BB: 0 P: 7	R: 0 E: 0 K: 0 S: 2	H: 0 LOB: 0 BB: 1 P: 6	R: 0 E: 0 K: 0 S: 3	H: 1 LOB: 1 BB: 1 P: 7	R: 0 E: 0 K: 0 S: 3	H: 2 LOB: 0 BB: 0 P: 3	R: 1 E: 0 K: 0 S: 5	H: 3 LOB: 1 BB: 2 P: 5	R: 3 E: 0 K: 1 S: 8	H: 3 LOB: 2 BB: 2 P: 16	1B: 10 2B: 3 3B: 1 HR: 0	SF: 0 SAC: 0 DP: 4 HBP: 0	WP: 0 PA: 41 CS: 2								
PITCHER	IP	WLS	BF	H	R	ER	SO	BB	IBB	HBP	BLK	WP	HR	S	P	ERA	WHIP										
Tom Browning, L ERA: 6.77	6.0		24	5	3	3	5	3	0	0	1	0	0	31	43	4.50	1.333										
Frank Williams, R ERA: 2.69	1.1		6	4	1	1	0	0	0	0	0	0	0	6	6	6.75	3.000										
Rob Murphy, L ERA: 3.43	0.0		1	1	0	0	0	0	0	0	0	0	0	1	1	∞	∞										
Bill Landrum, R ERA: 4.72	0.2		1	0	0	0	0	0	0	0	0	0	0	1	1	0.00	0.000										
John Franco, L ERA: 1.75	1.0	W	8	3	3	3	1	1	1	0	0	0	0	8	16	27.00	4.000										
Batter	1	2	3	4	5	6	7	8	9	AB	R	H	RBI	BB	SO	LOB	BOTTOM										
Barry Larkin, R OBP: 0.299, SLG: 0.382	HR									4	2	3	1	0	0	0	San Diego Padres @ Cincinnati Reds Riverfront Stadium, Cincinnati, OH Tue Jul 28 1987, 7:05 PM EDT Att: 24,209 - Unknown										
Dave Concepcion, R OBP: 0.359, SLG: 0.346	1B									1	0	1	1	0	0	0											
Buddy Bell, R OBP: 0.364, SLG: 0.414	1B									5	0	2	0	0	0	1											
Eric Davis, R OBP: 0.413, SLG: 0.661	P4		K							3	0	0	0	2	1	3											
Dave Parker, L OBP: 0.319, SLG: 0.461	1B									4	1	0	0	1	1	2											
Paul O'Neill, L OBP: 0.250, SLG: 0.338	F8									2	1	0	0	2	0	2											
Tracy Jones, R OBP: 0.339, SLG: 0.478	F8									1	0	0	0	0	0	0											
Bo Diaz, R OBP: 0.327, SLG: 0.442	G3									4	1	1	1	0	0	4											
Terry McGriff, R OBP: 0.300, SLG: 0.300	G3									0	1	0	0	0	0	0											
Nick Esasky, R OBP: 0.299, SLG: 0.550										4	1	2	2	1	0	0											
Kurt Stillwell, S OBP: 0.303, SLG: 0.361	K									5	0	2	1	0	2	1											
Tom Browning, L Terry Francona, R Frank Williams, R Rob Murphy, L Bill Landrum, R Dave Collins, S John Franco, L Lloyd McClendon, R	SH5-3 1B 1B									1	0	0	0	0	0	0											
Inning Stats	R: 1 E: 0 K: 0 S: 5	H: 2 LOB: 2 BB: 1 P: 9	R: 0 E: 0 K: 1 S: 6	H: 2 LOB: 0 BB: 0 P: 6	R: 0 E: 0 K: 1 S: 5	H: 0 LOB: 0 BB: 0 P: 5	R: 0 E: 0 K: 0 S: 3	H: 0 LOB: 0 BB: 0 P: 3	R: 0 E: 0 K: 0 S: 3	H: 0 LOB: 0 BB: 0 P: 3	R: 4 E: 1 K: 0 S: 6	H: 3 LOB: 1 BB: 2 P: 14	R: 1 E: 1 K: 0 S: 4	H: 1 LOB: 2 BB: 2 P: 12	R: 1 E: 0 K: 1 S: 8	H: 3 LOB: 2 BB: 0 P: 8	R: 1 E: 0 K: 1 S: 5	H: 1 LOB: 3 BB: 2 P: 14	1B: 8 2B: 3 3B: 0 HR: 1	SF: 0 SAC: 1 DP: 0 HBP: 1	WP: 2 PA: 45 CS: 0						
PITCHER	IP	WLS	BF	H	R	ER	SO	BB	IBB	HBP	BLK	WP	HR	S	P	ERA	WHIP										
Mark Grant, R ERA: 4.21	6.0		27	7	5	4	2	3	0	0	0	1	0	12	20	9.00	3.000										
Lance McCullers, R ERA: 4.69	2.0		12	4	2	2	1	2	0	0	0	1	0	12	20	9.00	3.000										
Mark Davis, L ERA: 4.19	0.2	L	5	1	1	1	1	1	0	1	0	0	0	5	10	13.50	3.000										
Rich Gossage, R ERA: 2.87	0.0		1	0	0	0	0	1	0	0	0	0	0	0	4	∞	∞										

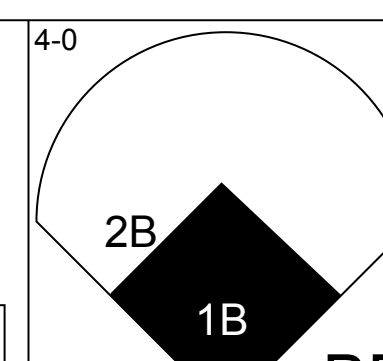
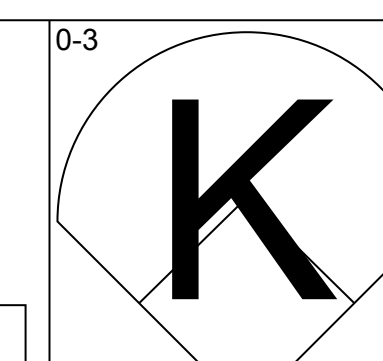
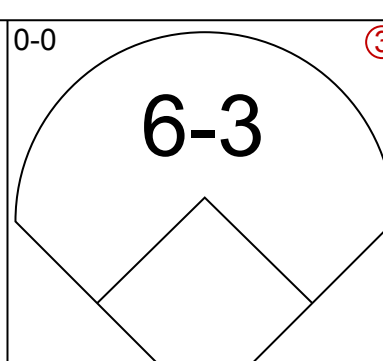
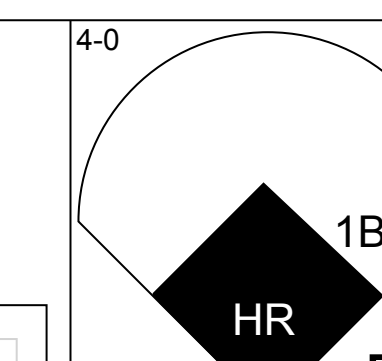
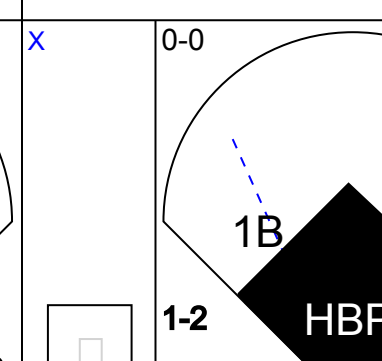
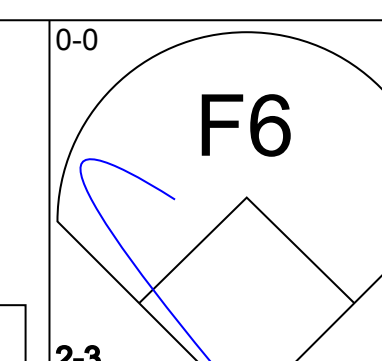
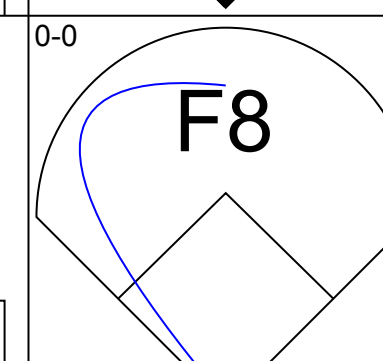
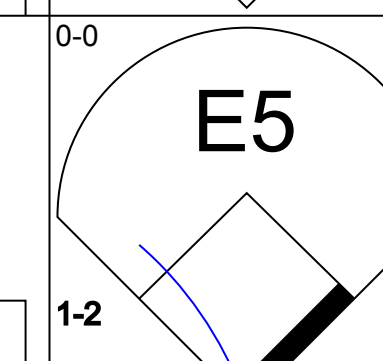
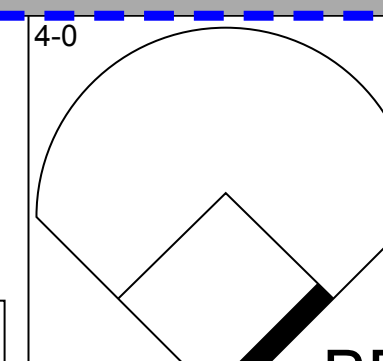
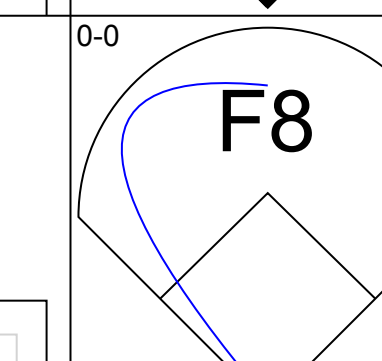
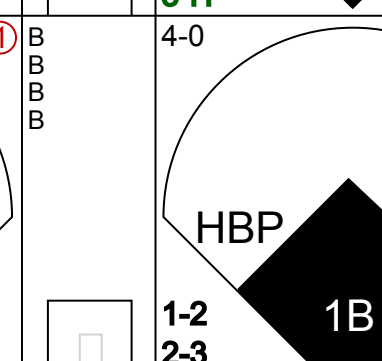
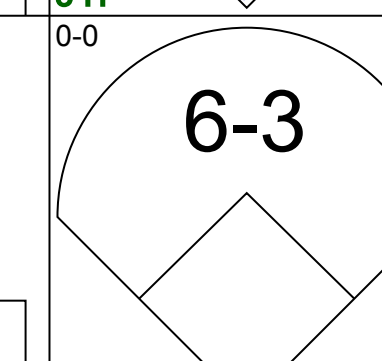
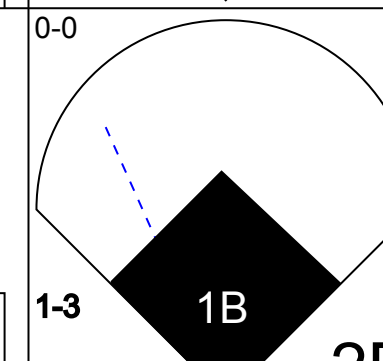
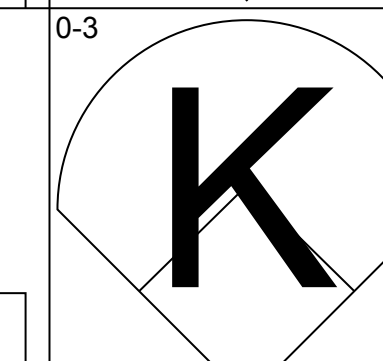
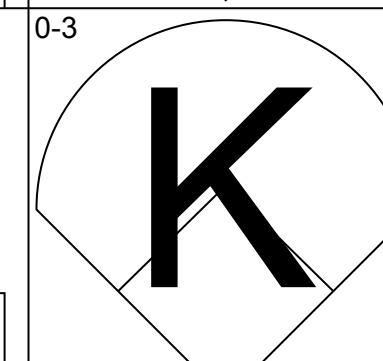
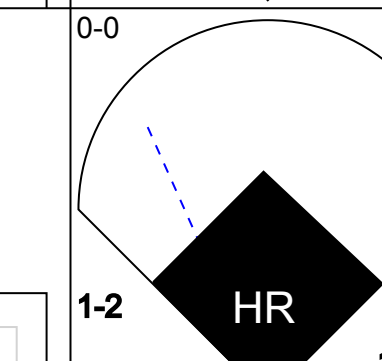
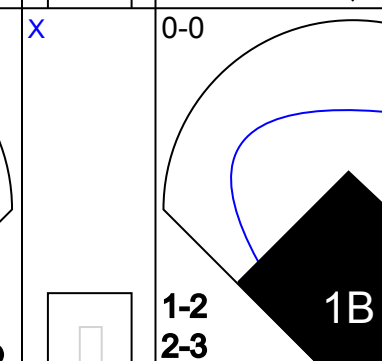
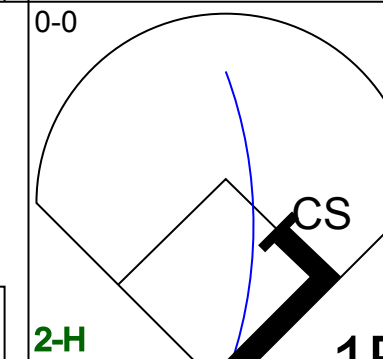
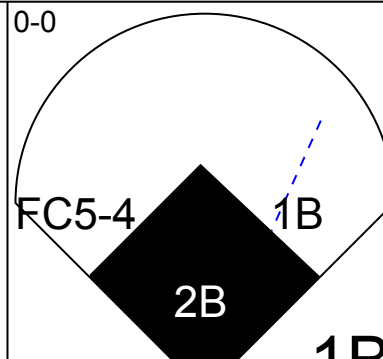
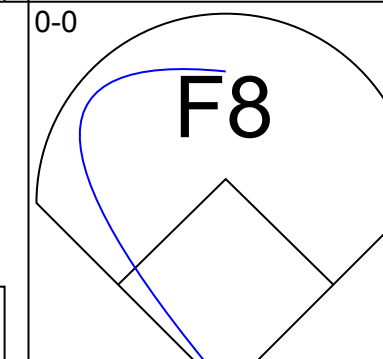
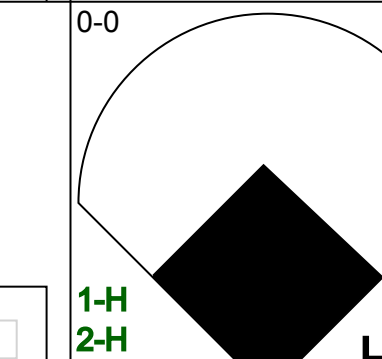
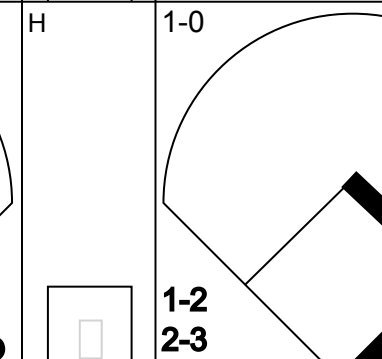
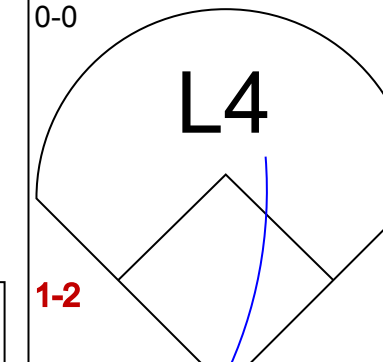
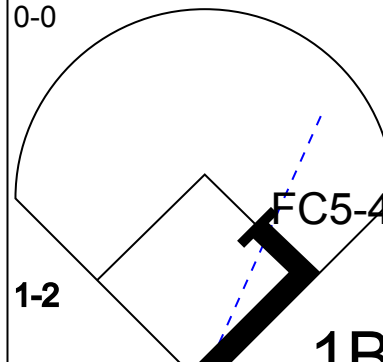
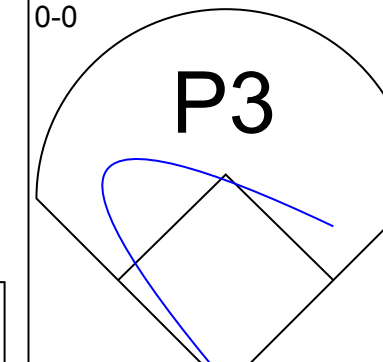
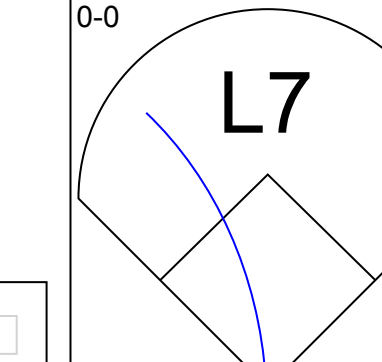
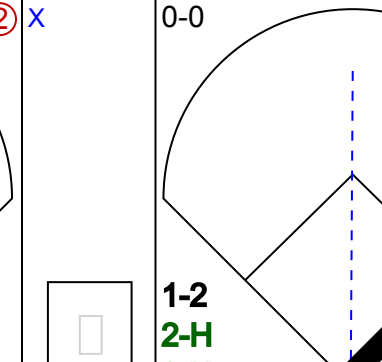
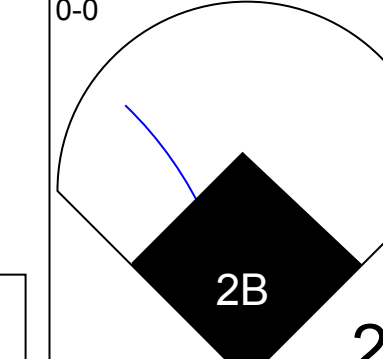
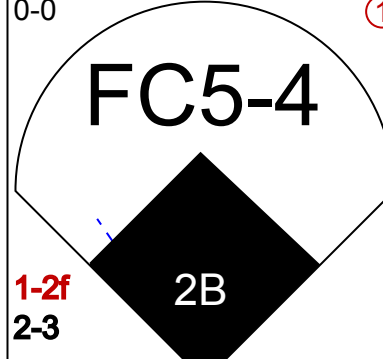

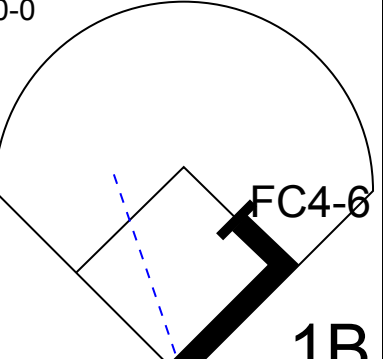
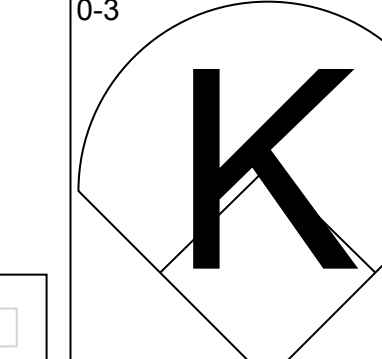
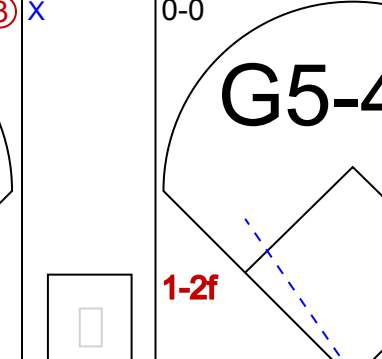
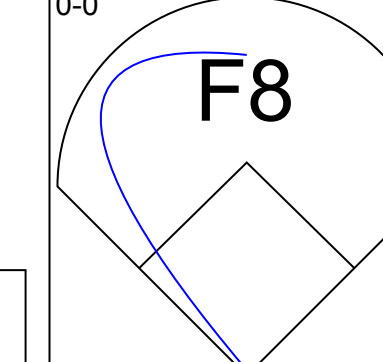
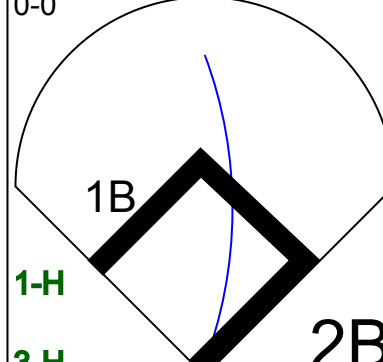

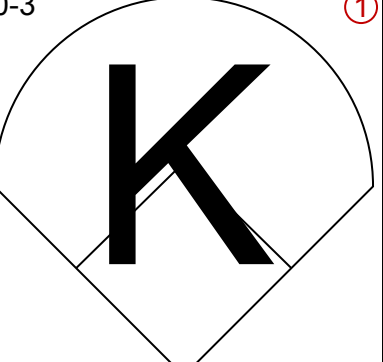
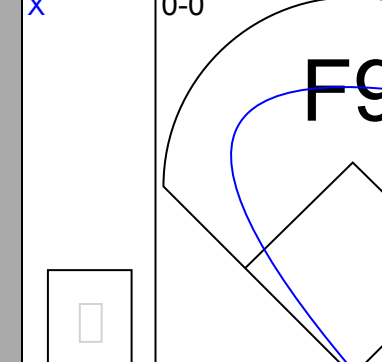
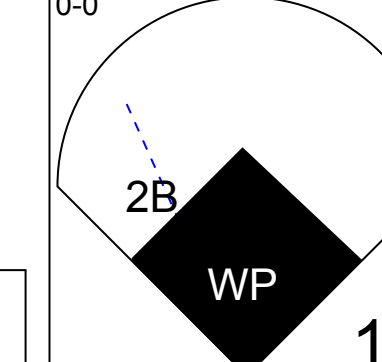
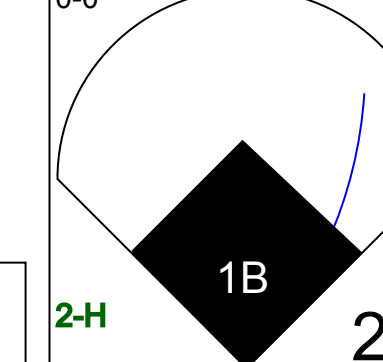
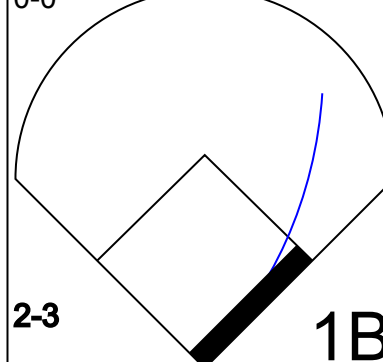

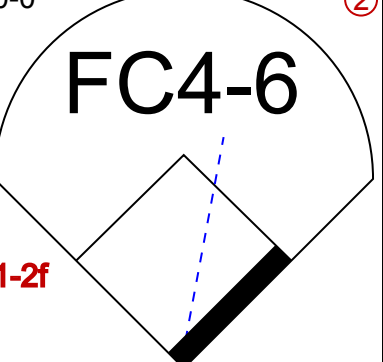
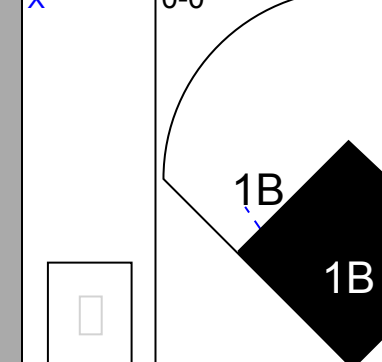
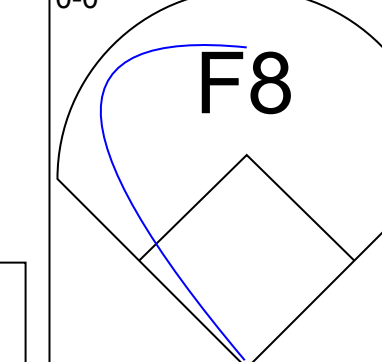
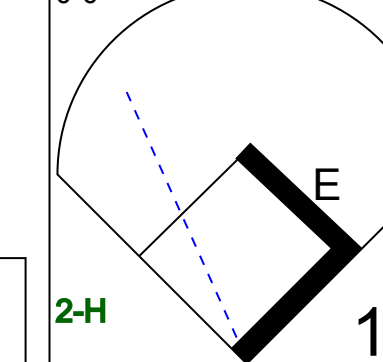
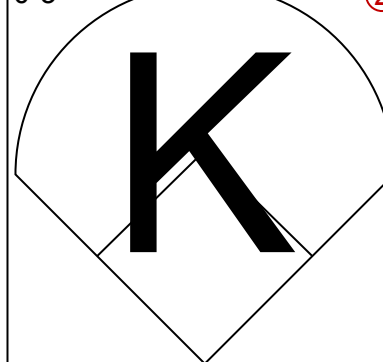

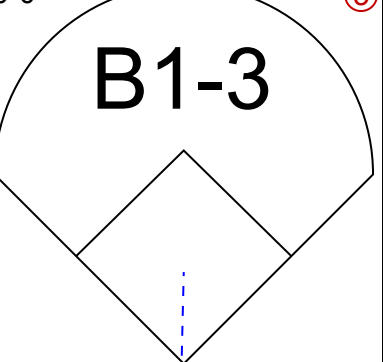
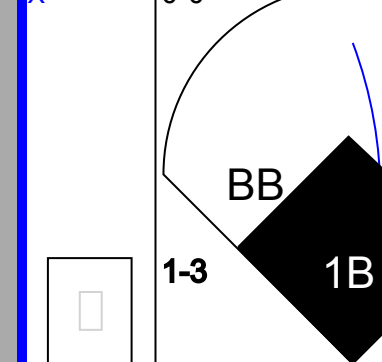
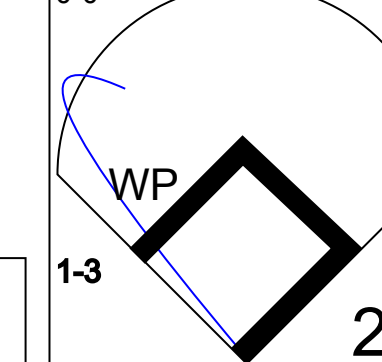
AB	35
R	7
H	13
RBI	7
BB	5
SO	6
LOB	14



AB	36
R	8
H	12
RBI	7
BB	7
SO	4
LOB	14



Batter	1	2	3	4	5	6	7	8	9	AB	R	H	RBI	BB	SO	LOB	TOP																	
Stan Jefferson, S OBP: 0.327, SLG: 0.344 (1, 8)										5	0	0	0	0	2	3	San Diego Padres @ Cincinnati Reds Riverfront Stadium, Cincinnati, OH Wed Jul 29 1987, 7:05 PM EDT Att: 20,914 - Unknown																	
Tony Gwynn, L OBP: 0.435, SLG: 0.510 (1, 9)										5	2	2	0	0	0	1																		
Camelito Martinez, R OBP: 0.378, SLG: 0.441 (1, 7)										4	0	1	1	0	1	1																		
John Kruk, L OBP: 0.443, SLG: 0.506 Mark Davis, L OBP: 0.200, SLG: 0.320 Luis Salazar, R OBP: 0.315, SLG: 0.364 (1, 3)										3	1	2	1	1	0	1																		
Randy Ready, R OBP: 0.403, SLG: 0.441 (1, 5)										4	1	1	1	0	0	2																		
Benito Santiago, R OBP: 0.295, SLG: 0.392 (1, 2)										4	1	0	0	0	3	2																		
Garry Templeton, S OBP: 0.282, SLG: 0.301 (1, 6)										4	0	0	0	0	2	3																		
Tim Flannery, L OBP: 0.342, SLG: 0.282 (1, 4)										4	0	2	1	0	0	0																		
Eric Show, R OBP: 0.415, SLG: 0.665 Greg Bookser, R OBP: 0.200, SLG: 0.380 Marvell Wynne, L OBP: 0.200, SLG: 0.380 Keith Comstock, L OBP: 0.300, SLG: 0.300 Shane Mack, R OBP: 0.300, SLG: 0.300 (1, 1)										1	0	0	0	0	1	0																		
Inning Stats	R: 0 E: 0 K: 1 S: 5	H: 0 LOB: 0 BB: 0 P: 5	R: 0 E: 0 K: 2 S: 7	H: 0 LOB: 1 BB: 1 P: 11	R: 0 E: 0 K: 1 S: 5	H: 0 LOB: 0 BB: 0 P: 5	R: 4 E: 2 K: 0 S: 9	H: 5 LOB: 2 BB: 0 P: 9	R: 0 E: 0 K: 1 S: 6	H: 0 LOB: 0 BB: 0 P: 6	R: 1 E: 0 K: 2 S: 9	H: 2 LOB: 1 BB: 0 P: 9	R: 0 E: 0 K: 1 S: 5	H: 0 LOB: 0 BB: 0 P: 5	R: 0 E: 0 K: 1 S: 6	H: 1 LOB: 1 BB: 0 P: 6		1B: 5 2B: 4 3B: 0 HR: 0	SF: 0 SAC: 0 DP: 0 HBP: 0	WP: 0 PB: 0 SB: 1 CS: 0	PA: 38													
PITCHER	IP WLS BF H R ER SO BB IBB HBP BLK WP HR S P ERA WHIP																																	
Ted Power, R ERA: 4.32 Rob Murphy, L ERA: 3.39 Bill Landrum, R ERA: 4.53 (1, 1)	3.2	18	5	4	2	4	1	0	0	0	0	0	0	0	25	29	4.91	1.636																

Batter	1	2	3	4	5	6	7	8	9	AB	R	H	RBI	BB	SO	LOB	BOTTOM																
Barry Larkin, R OBP: 0.304, SLG: 0.380 (1, 6)										4	3	1	1	2	1	4	San Diego Padres @ Cincinnati Reds Riverfront Stadium, Cincinnati, OH Wed Jul 29 1987, 7:05 PM EDT Att: 20,914 - Unknown																
Buddy Bell, R OBP: 0.363, SLG: 0.409 (1, 5)										4	1	0	0	2	0	4																	
Eric Davis, R OBP: 0.664 Terry McGriff, R OBP: 0.300, SLG: 0.300 (1, 8)										5	3	3	1	0	2	3																	
Dave Parker, L OBP: 0.324, SLG: 0.471 Terry Francona, L OBP: 0.241, SLG: 0.289 (1, 9)										4	2	3	6	0	0	1																	
Paul O'Neill, L OBP: 0.256, SLG: 0.343 Tracy Jones, R OBP: 0.339, SLG: 0.477 (1, 7)										2	0	1	0	0	0	1																	
Bo Diaz, R OBP: 0.328, SLG: 0.444 Bill Landrum, R OBP: 0.200, SLG: 0.200 (1, 2)										5	2	2	0	0	1	4																	
Nick Esasky, R OBP: 0.302, SLG: 0.551 (1, 3)										5	1	2	2	0	1	2																	
Kurt Stillwell, S OBP: 0.308, SLG: 0.369 (1, 4)										5	2	3	1	0	0	2																	
Ted Power, R OBP: 0.196, SLG: 0.233 Rob Murphy, L OBP: 0.200, SLG: 0.200 Lloyd McClendon, R OBP: 0.236, SLG: 0.327 Dave Collins, S OBP: 0.320, SLG: 0.333 (1, 1)										2	0	1	1	0	1	2																	
Inning Stats	R: 2 E: 0 K: 0 S: 4	H: 2 LOB: 0 BB: 1 P: 8	R: 2 E: 1 K: 2 S: 11	H: 3 LOB: 2 BB: 0 P: 11	R: 2 E: 0 K: 1 S: 9	H: 4 LOB: 2 BB: 0 P: 9	R: 0 E: 0 K: 1 S: 5	H: 0 LOB: 1 BB: 1 P: 9	R: 0 E: 0 K: 1 S: 6	H: 1 LOB: 1 BB: 0 P: 6	R: 3 E: 0 K: 1 S: 7	H: 2 LOB: 0 BB: 1 P: 11	R: 5 E: 0 K: 0 S: 7	H: 5 LOB: 1 BB: 1 P: 12	R: 1 E: 0 K: 0 S: 5	H: 2 LOB: 1 BB: 0 P: 5		1B: 13 2B: 5 3B: 0 HR: 1	SF: 0 SAC: 0 DP: 1 HBP: 1	WP: 1 PB: 0 SB: 0 CS: 1	PA: 47												
PITCHER	IP WLS BF H R ER SO BB IBB HBP BLK WP HR S P ERA WHIP																																
Eric Show, R ERA: 4.03 Greg Bookser, R ERA: 3.61 Keith Comstock, L ERA: 3.05 Mark Davis, L ERA: 4.65 Luis Salazar, R ERA: 4.5 (1, 1)	2.1	16	6	0	0	1	1	0	0	0	0	0	0	5	5	0.00	1.500																

AB	37
R	5
H	9
RBI	5
BB	1
SO	11
LOB	14



Batter	1	2	3	4	5	6	7	8	9	AB	R	H	RBI	BB	SO	LOB	TOP																						
Stan Jefferson, S OBP: 0.332, SLG: 0.350 (1, 8)	F8	4-3					F4		4-3 SH1-4 1B	5	0	2	0	0	0	3																							
Tim Flannery, L OBP: 0.335, SLG: 0.276 (1, 4)	K		K				F4		G3 SH1-4 1-2	4	0	0	0	0	2	0																							
Tony Gwynn, L OBP: 0.434, SLG: 0.503 (1, 9)	6-3		4-3				F8		L7 4-3	5	0	0	0	0	0	1																							
Carmelo Martinez, R OBP: 0.381, SLG: 0.448 (1, 7)		K	K				5-3		1B 1B F9	5	1	1	0	0	2	1																							
John Kruk, L OBP: 0.440, SLG: 0.502 Shane Mack, R OBP: 0.302, SLG: 0.378 (1, 3)		1B 1B BB					F7		1B 1B 2B 1-2 1B	2	2	1	0	1	0	0																							
Benito Santiago, R OBP: 0.307, SLG: 0.407 (1, 2)		4-3 1B 1-3 1B					1-3		SH2-3 2-3 1B 1-2 2-H 1B	4	1	3	1	0	0	0																							
Garry Templeton, S OBP: 0.289, SLG: 0.309 (1, 6)							K		SH2-3 1-2 3-H 1B 1-3 2-H 1B	4	1	3	3	0	1	0																							
Luis Salazar, R OBP: 0.311, SLG: 0.352 (1, 5)		4-3 1-2 2-3					F9		F7 4-0 1B IBB	3	0	0	0	1	0	4																							
Ed Whitson, R OBP: 0.109, SLG: 0.130 Lance McCullers, S (7, 1)							6-3		SH2-3 1-2 2-3 5-3	2	0	1	2	0	0	0																							
Inning Stats	R: 0 E: 0 K: 1 S: 5	H: 0 LOB: 0 BB: 0 P: 5	R: 3 E: 0 K: 1 S: 8	H: 3 LOB: 1 BB: 1 P: 12	R: 0 E: 0 K: 2 S: 7	H: 0 LOB: 0 BB: 0 P: 7	R: 0 E: 0 K: 1 S: 5	H: 0 LOB: 0 BB: 0 P: 5	R: 0 E: 0 K: 0 S: 3	H: 1 LOB: 1 BB: 0 P: 3	R: 0 E: 0 K: 0 S: 3	H: 0 LOB: 0 BB: 0 P: 3	R: 1 E: 0 K: 0 S: 6	H: 3 LOB: 2 BB: 0 P: 6	R: 2 E: 0 K: 0 S: 7	H: 4 LOB: 3 BB: 1 P: 11	R: 0 E: 0 K: 0 S: 4	H: 1 LOB: 1 BB: 0 P: 4	1B: 11 2B: 1 3B: 0 HR: 0	SF: 0 SAC: 2 DP: 0 HBP: 0	WP: 0 PA: 40 PB: 0 SB: 0 CS: 0																		
PITCHER	IP	WLS	BF	H	R	ER	SO	BB	IBB	HBP	BLK	WP	HR	S	P	ERA	WHIP	PITCHER				IP	WLS	BF	H	R	ER	SO	BB	IBB	HBP	BLK	WP	HR	S	P	ERA	WHIP	
Danny Darwin, R ERA: 3.38 Larry Andersen, R ERA: 3.39 Dave Meads, L ERA: 4.73	(1, 1)	7.0	L	28	7	4	4	5	1	0	0	0	0	0	37	41	5.14	1.143					(8, 1)	1.0	8	4	2	2	0	0	1	0	0	0	0	7	11	18.00	4.000
	(9, 1)	1.0		4	1	0	0	0	0	0	0	0	0	0	4	4	0.00	1.000																					

San Diego Padres @ Houston Astros
Astrodome, Houston, TX
Fri Jul 31 1987, 8:05 PM EDT
Att: 28,377 - Unknown

AB	36
R	6
H	12
RBI	6
BB	2
SO	5
LOB	12

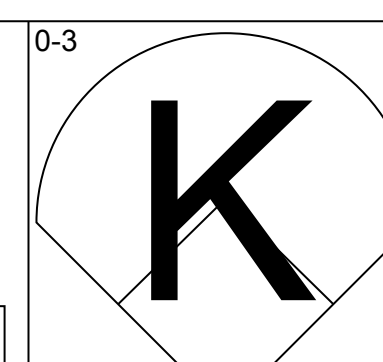
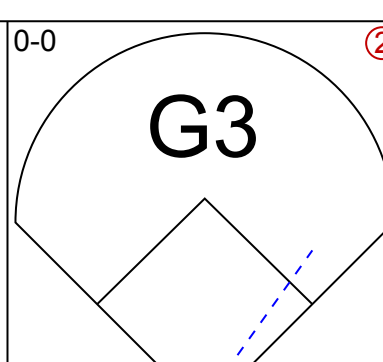
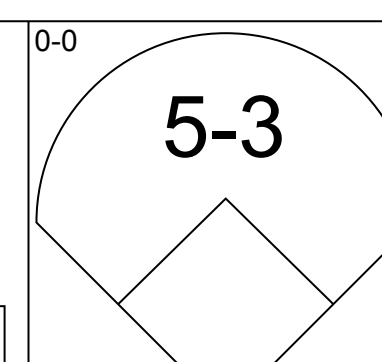
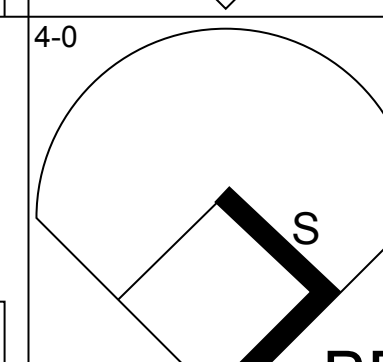
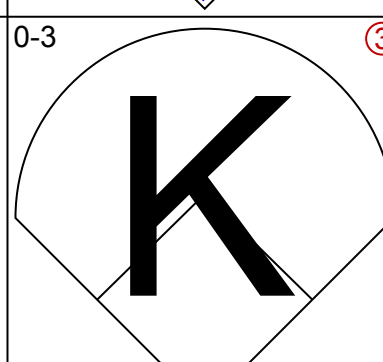
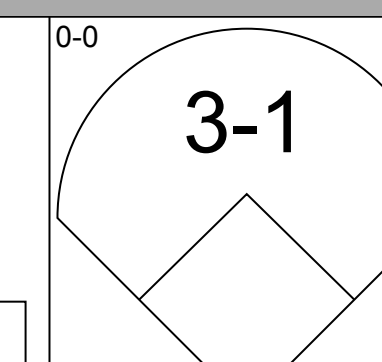
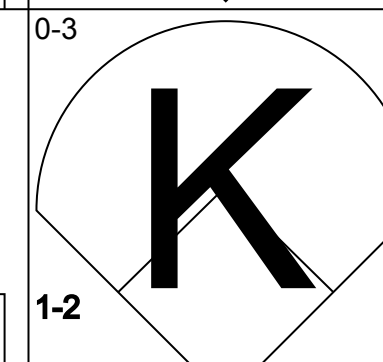
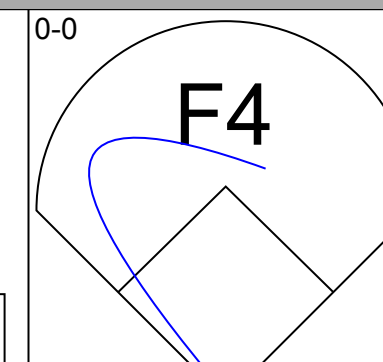
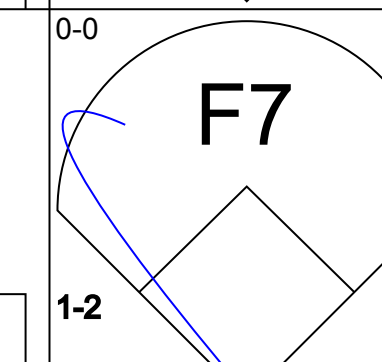
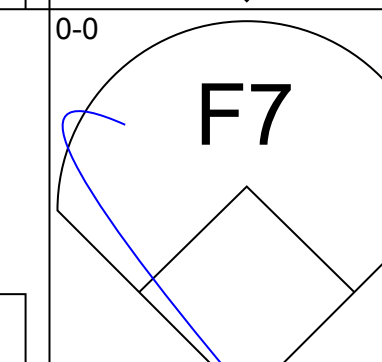
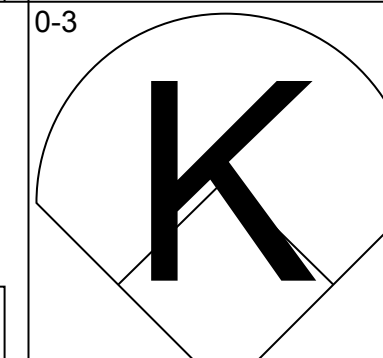
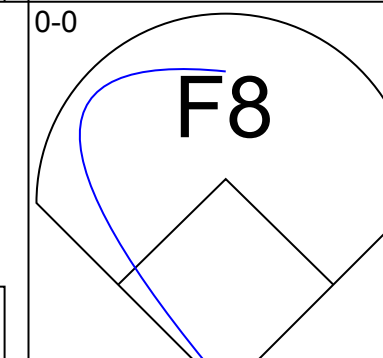
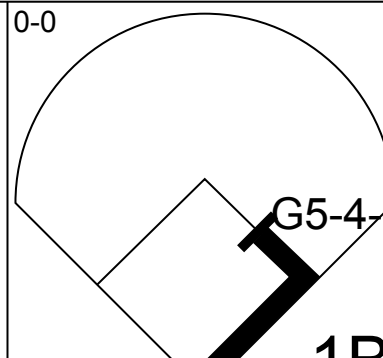
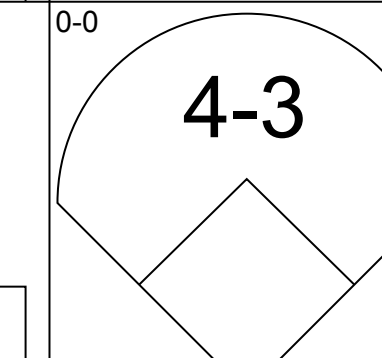
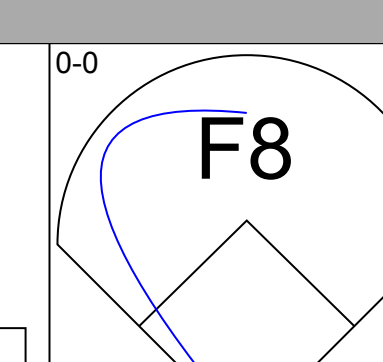
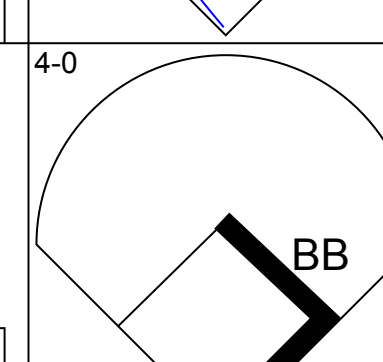
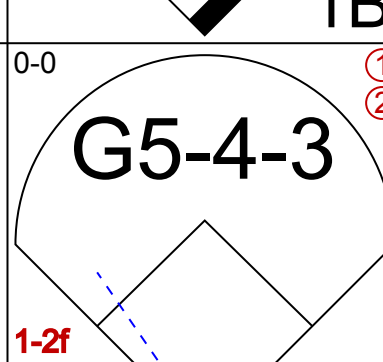
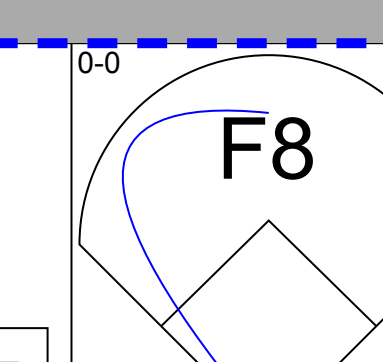
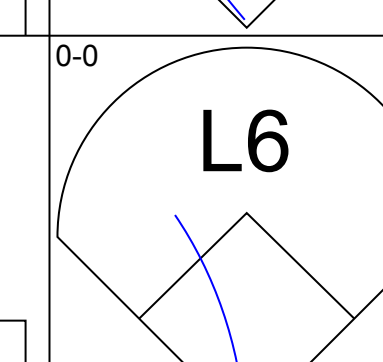
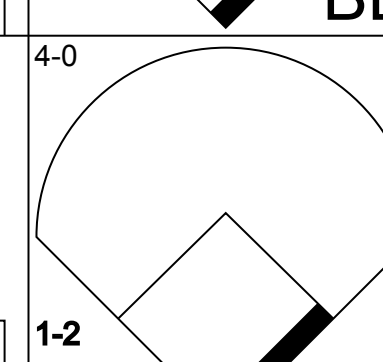
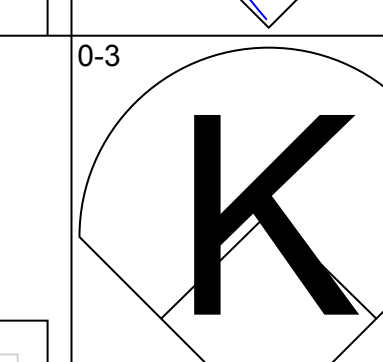
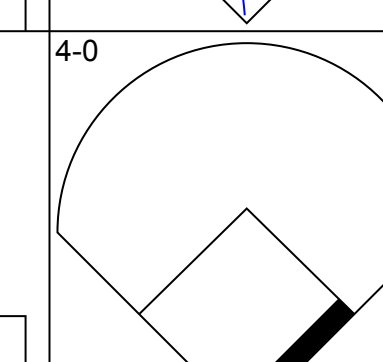
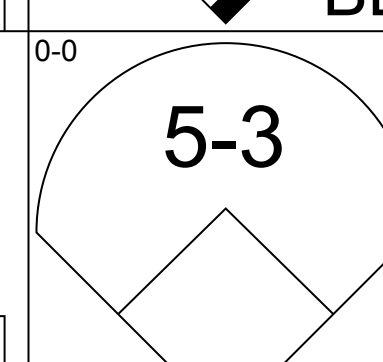
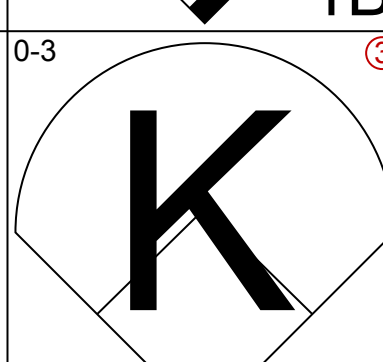
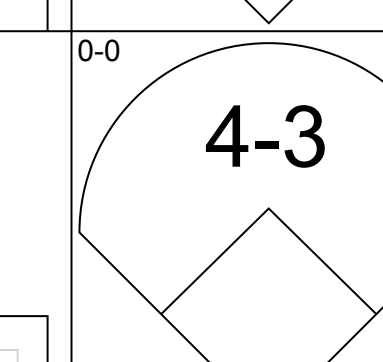
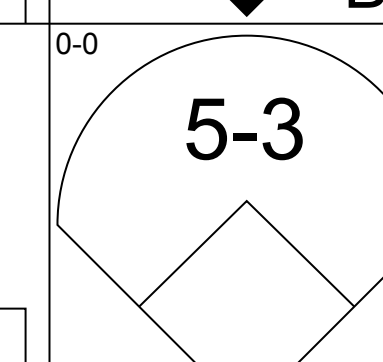
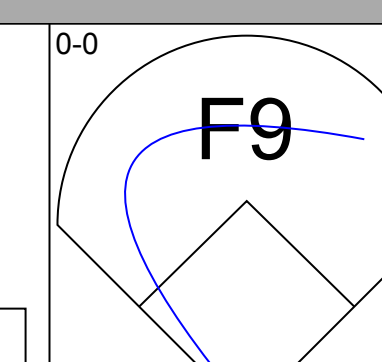
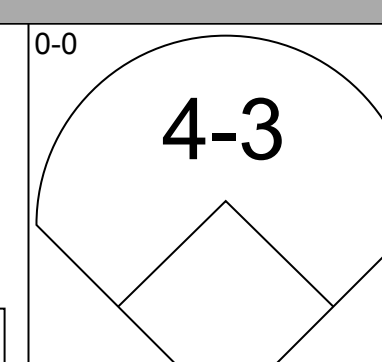
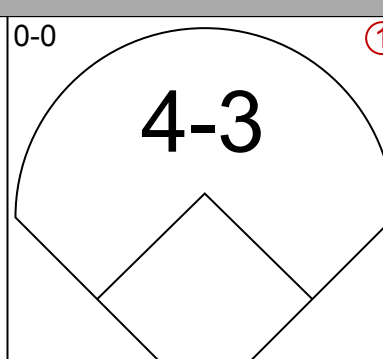
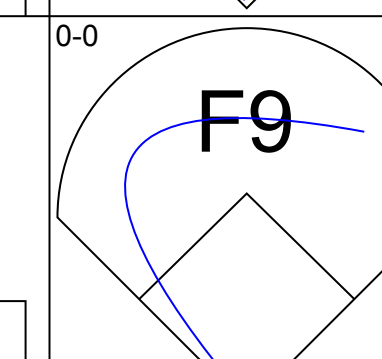
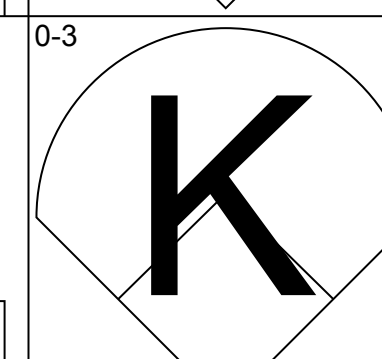


Batter	1	2	3	4	5	6	7	8	9	AB	R	H	RBI	BB	SO	LOB	BOTTOM																					
Billy Hatcher, R OBP: 0.364, SLG: 0.430 (1, 7)	F8	5-3					F9		6-3	5	0	0	0	0	0	4																						
Gerald Young, S OBP: 0.306, SLG: 0.308 (1, 8)	S 1B BB						F8 1B E 1B		6-3 1B S 1B	4	1	2	0	1	0	0																						
Bill Doran, S OBP: 0.348, SLG: 0.416 (1, 4)	S 1H 1B						F7 1-2 1B		6-3 1-3 1B	4	0	2	1	0	0	1																						
Glenn Davis, R OBP: 0.323, SLG: 0.477 (1, 3)	F7						G4-6-3 2-3 1B		F8 6-3	4	0	1	0	0	0	3																						
Alan Ashby, S OBP: 0.394, SLG: 0.464 (1, 2)	G3 1-2						1B 1B 1B G4-6-3		BB 4-0 BB	3	1	1	0	1	0	3																						
Kevin Bass, S OBP: 0.331, SLG: 0.435 (1, 9)		K					1B 1-3 1B		G3 K	4	0	1	0	0	2	1																						
Ken Caminiti, S OBP: 0.286, SLG: 0.463 (1, 5)		3-1					F9 1B		F9 K	4	0	0	0	0	1	3																						
Craig Reynolds, L OBP: 0.315, SLG: 0.358 Dave Meads, L OBP: 0.500, SLG: 0.333 (9, 1)							F7 1B		F8 3-1	4	0	1	0	0	0	3																						
Danny Darwin, R OBP: 0.200, SLG: 0.229 Denny Waling, L OBP: 0.339, SLG: 0.439 Larry Andersen, R Buddy Biancalana, S OBP: 0.224, SLG: 0.292 (9, 6)							1-2 3-H 1B		K K	2	0	2	1	0	0	0																						
Inning Stats	R: 1 E: 0 K: 0 S: 4	H: 1 LOB: 1 BB: 1 P: 8	R: 0 E: 0 K: 1 S: 7	H: 2 LOB: 2 BB: 0 P: 7	R: 0 E: 0 K: 0 S: 3	H: 0 LOB: 0 BB: 0 P: 3	R: 0 E: 0 K: 0 S: 6	H: 3 LOB: 2 BB: 0 P: 6	R: 0 E: 1 K: 0 S: 4	H: 2 LOB: 1 BB: 0 P: 4	R: 0 E: 0 K: 0 S: 3	H: 0 LOB: 0 BB: 0 P: 3	R: 0 E: 0 K: 1 S: 7	H: 2 LOB: 2 BB: 0 P: 7	R: 0 E: 0 K: 2 S: 7	H: 0 LOB: 1 BB: 1 P: 11	R: 0 E: 0 K: 1 S: 5	H: 0 LOB: 0 BB: 0 P: 5	1B: 10 2B: 0 3B: 0 HR: 0	SF: 0 SAC: 0 DP: 1 HBP: 0	WP: 0 PA: 38 PB: 0 SB: 3 CS: 0																	
PITCHER	IP	WLS	BF	H	R	ER	SO	BB	IBB	HBP	BLK	WP	HR	S	P	ERA	WHIP	PITCHER				IP	WLS	BF	H	R	ER	SO	BB	IBB	HBP	BLK	WP	HR	S	P	ERA	WHIP
Ed Whitson, R ERA: 4.76 Lance McCullers, R ERA: 4.63	(1, 1)	6.2	W	30	10	2	2	2	1	0	0	0	0	33	37	2.70	1.650					(7, 1)	2.1	S	8	0	0	0	3	1	0	0	0	0	13	17	0.00	0.429

San Diego Padres @ Houston Astros
Astrodome, Houston, TX
Fri Jul 31 1987, 8:05 PM EDT
Att: 28,377 - Unknown

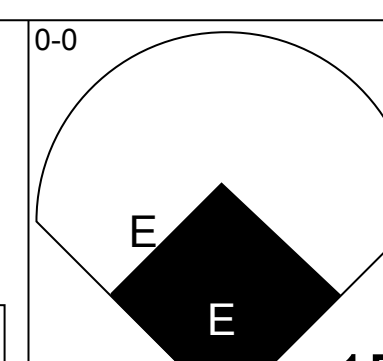
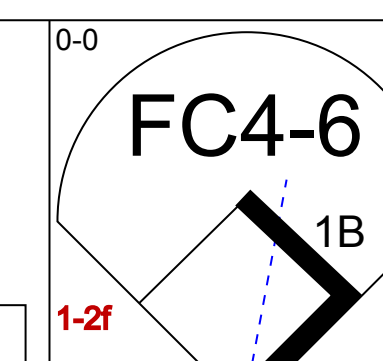
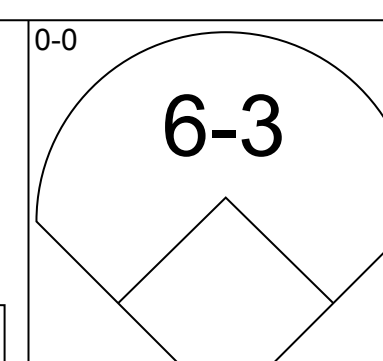
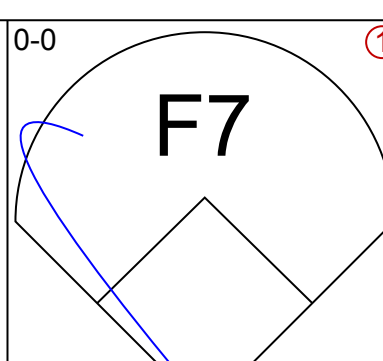
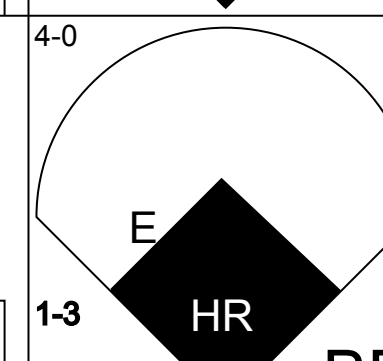
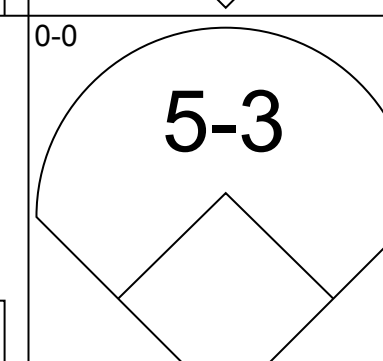
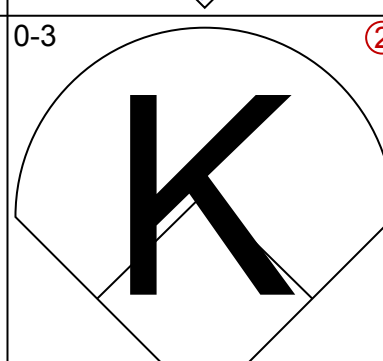
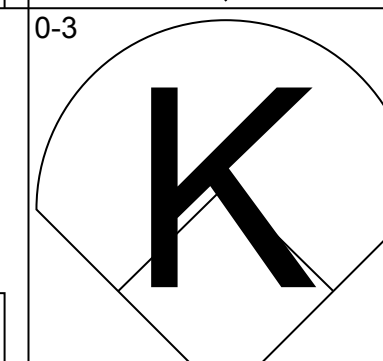
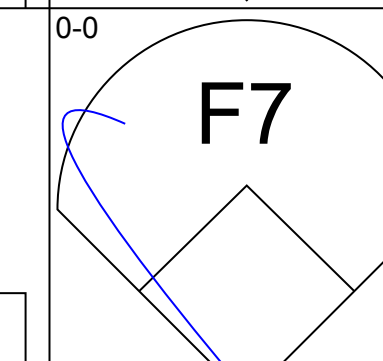
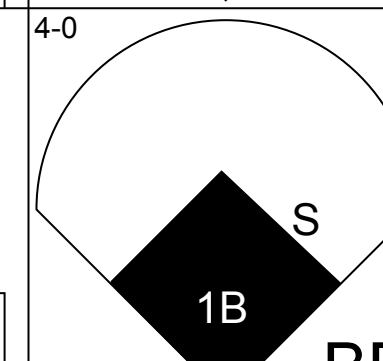

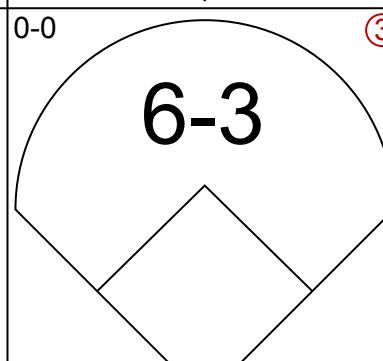
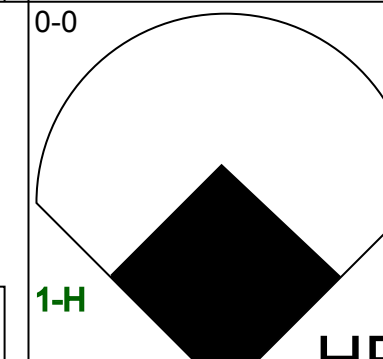
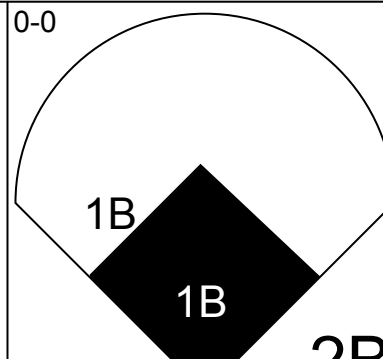
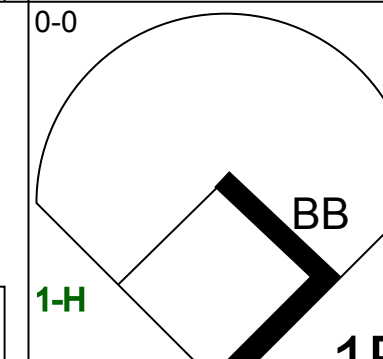

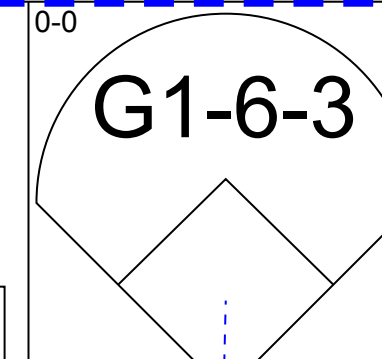
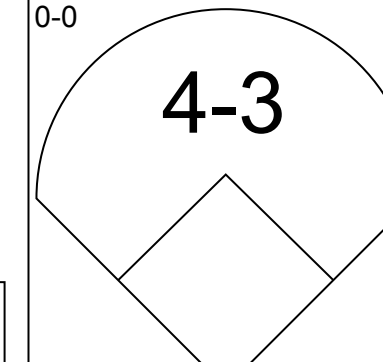
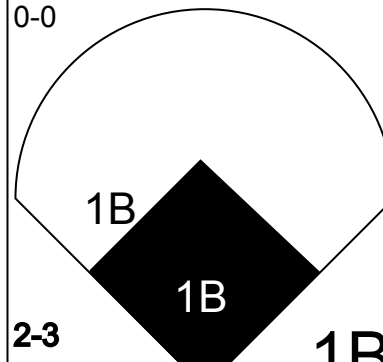
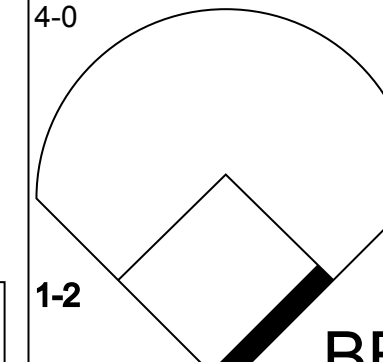

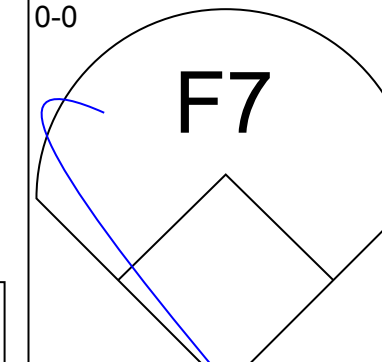
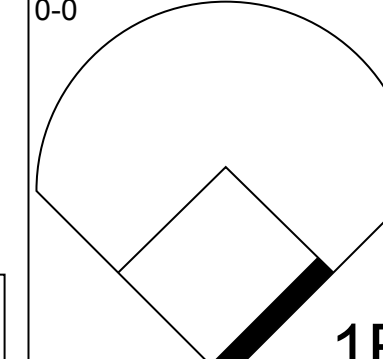
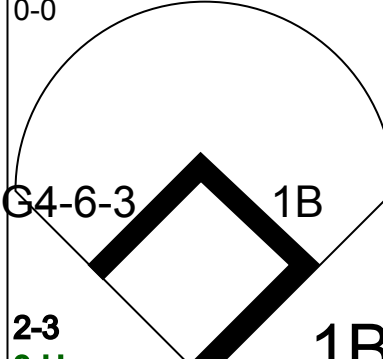
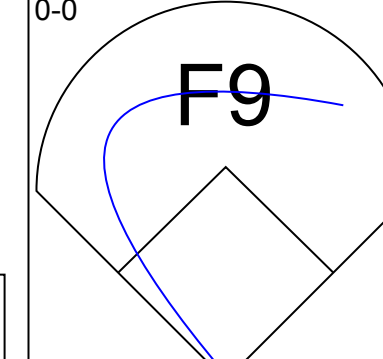

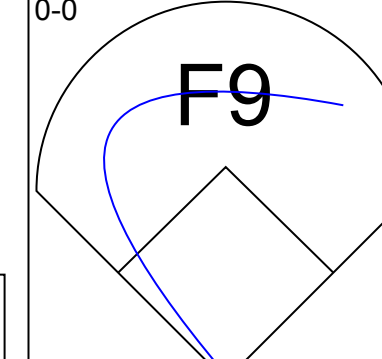
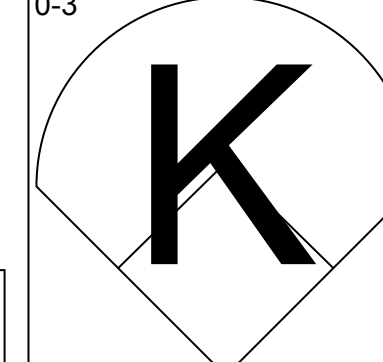
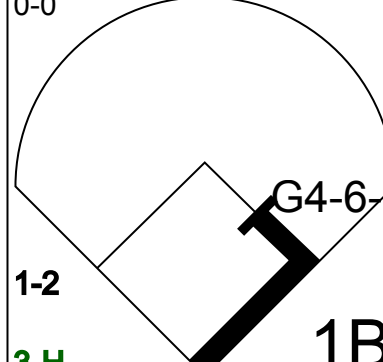

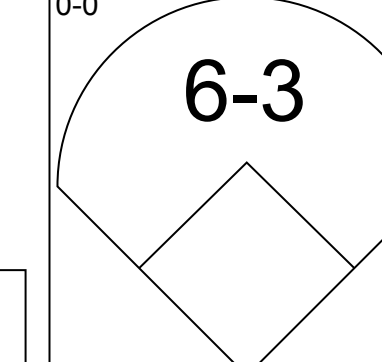
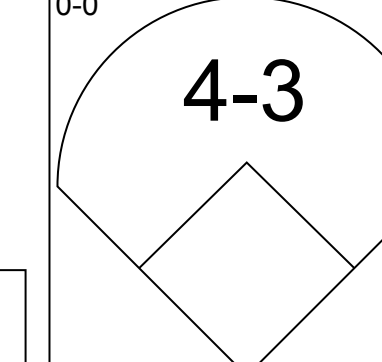
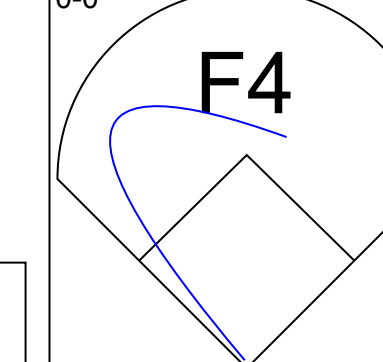
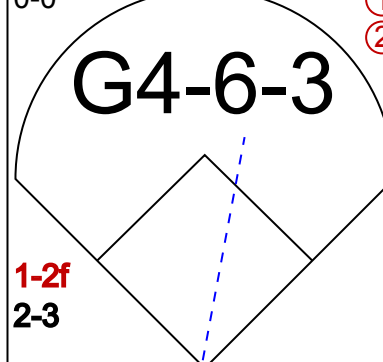
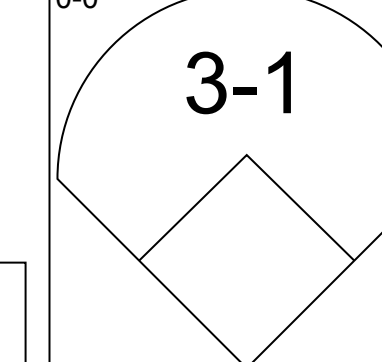
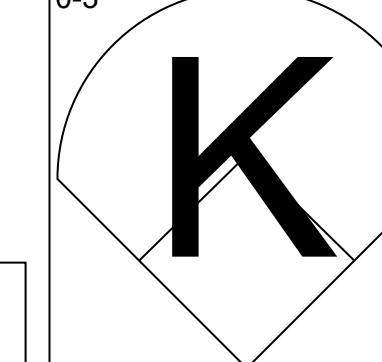
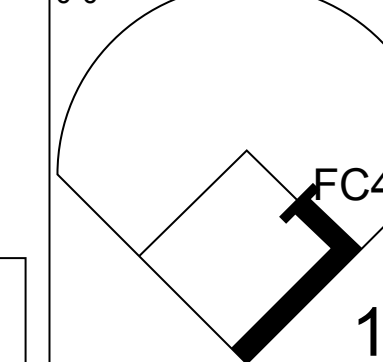
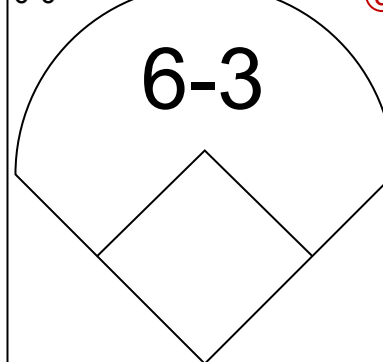
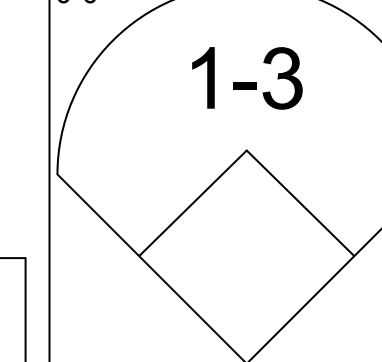
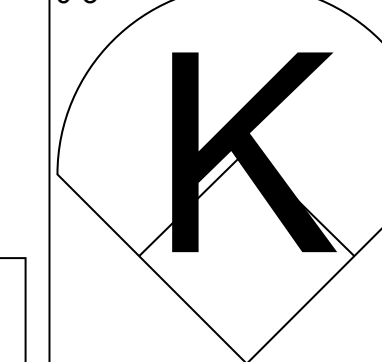
AB	36
R	2
H	10
RBI	2
BB	2
SO	5
LOB	18



Batter	1	2	3	4	5	6	7	8	9	AB	R	H	RBI	BB	SO	LOB	TOP					
Stan Jefferson, S (1, 8) OBP: 0.332, SLG: 0.343 Lance McCullers, S (7, 1)										3	0	0	0	1	1	0	San Diego Padres @ Houston Astros Astrodome, Houston, TX Sun Aug 02 1987, 4:33 AM EDT Att: 21,562 - Unknown					
Tony Gwynn, L (1, 9) OBP: 0.434, SLG: 0.500										3	0	1	0	1	1	0						
Carmelo Martinez, R (1, 7) OBP: 0.378, SLG: 0.442										4	0	0	0	0	1	3						
John Kruk, L (1, 3) OBP: 0.437, SLG: 0.504										4	0	1	0	0	1	1						
Benito Santiago, R (1, 2) OBP: 0.308, SLG: 0.416										3	0	0	0	1	0	1						
Tim Flannery, L (1, 4) OBP: 0.344, SLG: 0.286										3	0	1	0	1	1	0						
Garry Templeton, S (1, 6) OBP: 0.288, SLG: 0.304										3	0	0	0	1	1	3						
Randy Ready, R (1, 5) OBP: 0.401, SLG: 0.431										3	0	0	0	0	0	1						
Mark Grant, R (1, 1) OBP: 0.136, SLG: 0.091 Greg Bookser, R (3, 1) OBP: 0.266, SLG: 0.242 Jim Steels, L (5, PH) OBP: 0.255, SLG: 0.241 Mark Davis, L (5, 1) OBP: 0.255, SLG: 0.241 Shane Mack, R (7, PH) OBP: 0.256, SLG: 0.273 Lance McCullers, S (7, 8)										1	0	0	0	0	0	0						
Inning Stats	R: 0 E: 0 K: 3 S: 9	H: 0 LOB: 1 BB: 1 P: 13	R: 0 E: 0 K: 0 S: 3	H: 0 LOB: 1 BB: 1 P: 7	R: 0 E: 0 K: 1 S: 5	H: 0 LOB: 0 BB: 0 P: 5	R: 0 E: 0 K: 0 S: 3	H: 0 LOB: 2 BB: 2 P: 11	R: 0 E: 0 K: 1 S: 4	H: 1 LOB: 2 BB: 1 P: 8	R: 0 E: 0 K: 1 S: 6	H: 2 LOB: 1 BB: 0 P: 6	R: 0 E: 0 K: 1 S: 5	H: 0 LOB: 0 BB: 0 P: 5	R: 0 E: 0 K: 0 S: 3	H: 0 LOB: 0 BB: 0 P: 3		R: 0 E: 0 K: 1 S: 5	H: 0 LOB: 0 BB: 0 P: 5	1B: 3 2B: 0 3B: 0 HR: 0	SF: 0 SAC: 0 DP: 1 HBP: 0	WP: 0 PB: 0 SB: 2 CS: 0
PITCHER	IP	WLS	BF	H	R	ER	SO	BB	IBB	HBP	BLK	WP	HR	S	P	ERA	WHIP					
Mike Scott, R (1, 1) ERA: 2.67	8.0	W	31	3	0	0	6	5	0	0	0	0	0	38	58	0.00	1.000					
Rocky Childress, R (9, 1) ERA: 2.08	1.0		3	0	0	0	1	0	0	0	0	0	0	5	5	0.00	0.000					

AB	29
R	0
H	3
RBI	0
BB	5
SO	7
LOB	9



Batter	1	2	3	4	5	6	7	8	9	AB	R	H	RBI	BB	SO	LOB	BOTTOM					
Gerald Young, S (1, 8) OBP: 0.313, SLG: 0.306										4	1	1	0	0	0	1	San Diego Padres @ Houston Astros Astrodome, Houston, TX Sun Aug 02 1987, 4:33 AM EDT Att: 21,562 - Unknown					
Billy Hatcher, R (1, 7) OBP: 0.365, SLG: 0.426										3	1	1	0	1	1	0						
Bill Doran, S (1, 4) OBP: 0.346, SLG: 0.412										3	1	0	0	1	1	4						
Alan Ashby, S (1, 2) OBP: 0.399, SLG: 0.484										4	2	3	3	0	0	0						
Denny Walling, L (1, 3) OBP: 0.362, SLG: 0.437										3	1	1	0	1	0	0						
Kevin Bass, S (1, 9) OBP: 0.333, SLG: 0.435										4	0	2	1	0	0	2						
Ken Caminiti, S (1, 5) OBP: 0.302, SLG: 0.459										4	0	1	1	0	1	1						
Craig Reynolds, L (1, 6) OBP: 0.310, SLG: 0.352										4	0	0	0	0	1	2						
Mike Scott, R (1, 1) OBP: 0.170, SLG: 0.120 Terry Puhl, L (8, PH) OBP: 0.255, SLG: 0.241 Rocky Childress, R (9, 1)										3	0	1	0	0	0	1						
Inning Stats	R: 3 E: 2 K: 2 S: 10	H: 3 LOB: 1 BB: 1 P: 14	R: 0 E: 0 K: 0 S: 5	H: 2 LOB: 2 BB: 0 P: 5	R: 2 E: 0 K: 0 S: 6	H: 4 LOB: 1 BB: 0 P: 6	R: 1 E: 0 K: 0 S: 4	H: 1 LOB: 2 BB: 2 P: 12	R: 0 E: 0 K: 1 S: 5	H: 0 LOB: 0 BB: 0 P: 3	R: 0 E: 0 K: 1 S: 5	H: 0 LOB: 0 BB: 0 P: 5	R: 0 E: 0 K: 0 S: 3	H: 0 LOB: 0 BB: 0 P: 3	R: 0 E: 0 K: 2 S: 7	H: 0 LOB: 0 BB: 0 P: 7		R: 0 E: 0 K: 2 S: 7	H: 0 LOB: 0 BB: 0 P: 7	1B: 8 2B: 1 3B: 0 HR: 1	SF: 0 SAC: 0 DP: 1 HBP: 0	WP: 0 PB: 0 SB: 1 CS: 0
PITCHER	IP	WLS	BF	H	R	ER	SO	BB	IBB	HBP	BLK	WP	HR	S	P	ERA	WHIP					
Mark Grant, R (1, 1) ERA: 4.6	2.0	L	16	9	5	5	2	1	0	0	0	0	0	6	14	4.50	1.500					
Greg Bookser, R (3, 1) ERA: 3.65	2.0		8	1	1	1	0	2	0	0	0	0	0	6	14	4.50	1.500					
Mark Davis, L (5, 1) ERA: 4.55	2.0		6	0	0	0	1	0	0	0	0	0	0	8	8	0.00	0.000					
Lance McCullers, R (7, 1) ERA: 4.52	2.0		6	0	0	0	2	0	0	0	0	0	0	10	10	0.00	0.000					



Batter	1	2	3	4	5	6	7	8	9	AB	R	H	RBI	BB	SO	LOB	TOP			
Stan Jefferson, S OBP: 0.333, SLG: 0.349										5	2	2	0	0	1	2	San Diego Padres @ Atlanta Braves Atlanta-Fulton County Stadium, Atlanta, GA Tue Aug 04 1987, 7:05 PM EDT Att: 7,185 - Unknown			
Tony Gwynn, L OBP: 0.433, SLG: 0.501									5	1	2	0	0	0	3					
Camelo Martinez, R OBP: 0.391, SLG: 0.441									3	2	1	0	2	0	1					
John Kruk, L OBP: 0.439, SLG: 0.527									5	2	3	7	0	0	1					
Chris Brown, R OBP: 0.290, SLG: 0.387									5	0	0	0	0	3	3					
Benito Santiago, R OBP: 0.307, SLG: 0.414									4	0	1	0	0	1	2					
Garry Templeton, S OBP: 0.291, SLG: 0.302									2	0	0	0	2	1	1					
Tim Flannery, L OBP: 0.343, SLG: 0.281									3	0	0	0	1	1	2					
Mark Davis, L OBP: 0.200, SLG: 0.320									0	0	0	0	0	0	0					
Eric Show, R OBP: 0.042, SLG: 0.064									1	0	0	0	0	1	1					
Shane Mack, R OBP: 0.302, SLG: 0.377									1	0	1	0	0	0	0					
Keith Comstock, L OBP: 0.302, SLG: 0.377									0	0	0	0	0	0	0					
Greg Booker, R OBP: 0.395, SLG: 0.429									1	0	0	0	0	0	0					
Randy Ready, R OBP: 0.395, SLG: 0.429									1	0	0	0	0	0	0					
Inning Stats	R: 3 E: 0 K: 2 S: 10	H: 3 LOB: 1 BB: 1 P: 14	R: 0 E: 0 K: 1 S: 5	H: 0 LOB: 1 BB: 1 P: 9	R: 0 E: 0 K: 0 S: 3	H: 0 LOB: 0 BB: 0 P: 3	R: 0 E: 0 K: 2 S: 7	H: 0 LOB: 1 BB: 1 P: 11	R: 1 E: 0 K: 2 S: 10	H: 3 LOB: 2 BB: 0 P: 10	R: 0 E: 0 K: 1 S: 6	H: 1 LOB: 1 BB: 0 P: 6	R: 0 E: 0 K: 0 S: 3	H: 0 LOB: 0 BB: 0 P: 3	R: 3 E: 0 K: 0 S: 5	H: 2 LOB: 0 BB: 1 P: 9	1B: 6 2B: 2 3B: 0 HR: 2	SF: 0 SAC: 1 DP: 1 HBP: 0	WP: 0 PB: 0 SB: 3 CS: 0	PA: 41
PITCHER	IP WLS BF H R ER SO BB IBB HBP BLK WP HR S P ERA WHIP																			
Charlie Puleo, R ERA: 4.13	(1, 1) 5.0 W 25 6 4 4 7 4 0 0 0 0 1 35 51 7.20 2.000																			
Ed Olwine, L ERA: 4.5	(6, 1) 1.2 6 2 0 0 0 0 0 0 0 0 0 6 6 0.00 1.200																			
Jeff Dedmon, R ERA: 2.85	(7, 1) 2.1 10 2 3 3 1 1 0 0 0 0 0 1 11 15 11.57 1.286																			

AB	35
R	7
H	10
RBI	7
BB	5
SO	8
LOB	16



Batter	1	2	3	4	5	6	7	8	9	AB	R	H	RBI	BB	SO	LOB	BOTTOM			
Dion James, L OBP: 0.423, SLG: 0.486									3	1	2	0	2	0	0	San Diego Padres @ Atlanta Braves Atlanta-Fulton County Stadium, Atlanta, GA Tue Aug 04 1987, 7:05 PM EDT Att: 7,185 - Unknown				
Ken Oberkfell, L OBP: 0.351, SLG: 0.393									5	2	2	4	0	0	2					
Gerald Perry, L OBP: 0.329, SLG: 0.385									3	3	2	1	2	0	0					
Dale Murphy, R OBP: 0.419, SLG: 0.573									5	1	2	3	0	1	4					
Ken Griffey, L OBP: 0.360, SLG: 0.474									4	1	2	0	1	0	1					
Andres Thomas, R OBP: 0.270, SLG: 0.307									4	1	2	1	0	1	2					
Ozzie Virgil, R OBP: 0.317, SLG: 0.486									4	1	1	2	0	1	4					
Glenn Hubbard, R OBP: 0.421, SLG: 0.438									2	2	1	1	1	0	0					
Charlie Puleo, R OBP: 0.227, SLG: 0.333									2	0	0	0	0	1	0					
Ed Olwine, R ERA: 3.1	(6, 1) 0.1 5 2 1 1 0 2 0 0 0 0 0 3 11 27.00 12.000																			
Greg Booker, R ERA: 3.69	(6, 1) 2.0 6 1 1 1 0 1 0 0 0 0 0 5 9 4.50 1.000																			
Mark Davis, L ERA: 4.81	(8, 1) 0.2 5 2 3 3 0 1 0 0 0 0 0 1 4 8 40.50 4.500																			
Inning Stats	R: 1 E: 0 K: 1 S: 5	H: 1 LOB: 0 BB: 1 P: 9	R: 5 E: 0 K: 1 S: 10	H: 5 LOB: 0 BB: 0 P: 10	R: 0 E: 0 K: 1 S: 6	H: 1 LOB: 1 BB: 0 P: 6	R: 0 E: 0 K: 0 S: 3	H: 0 LOB: 0 BB: 0 P: 3	R: 1 E: 0 K: 1 S: 7	H: 2 LOB: 2 BB: 1 P: 11	R: 1 E: 0 K: 0 S: 4	H: 2 LOB: 2 BB: 2 P: 12	R: 0 E: 0 K: 0 S: 3	H: 1 LOB: 0 BB: 0 P: 3	R: 4 E: 0 K: 0 S: 5	H: 2 LOB: 0 BB: 2 P: 13	1B: 9 2B: 1 3B: 1 HR: 3	SF: 1 SAC: 2 DP: 3 HBP: 0	WP: 1 PB: 0 SB: 0 CS: 0	PA: 41
PITCHER	IP WLS BF H R ER SO BB IBB HBP BLK WP HR S P ERA WHIP																			
Eric Show, R ERA: 4.33	(1, 1) 5.0 L 25 6 4 4 7 4 0 0 0 0 1 35 51 7.20 2.000																			
Keith Comstock, L ERA: 3.1	(6, 1) 0.1 5 2 1 1 0 2 0 0 0 0 0 3 11 27.00 12.000																			
Greg Booker, R ERA: 3.69	(6, 1) 2.0 6 1 1 1 0 1 0 0 0 0 0 5 9 4.50 1.000																			
Mark Davis, L ERA: 4.81	(8, 1) 0.2 5 2 3 3 0 1 0 0 0 0 0 1 4 8 40.50 4.500																			



Batter	1	2	3	4	5	6	7	8	9	AB	R	H	RBI	BB	SO	LOB	TOP																	
Stan Jefferson, S OBP: 0.332, SLG: 0.371 (1, 7)										5	2	2	1	0	0	3																		
Shane Mack, R OBP: 0.304, SLG: 0.376 (1, 8)										5	2	2	0	0	0	1																		
Tony Gwynn, L OBP: 0.439, SLG: 0.510 (1, 9)										5	1	4	2	0	0	1																		
John Kruk, L OBP: 0.440, SLG: 0.534 (1, 3)										2	0	0	0	2	0	2																		
Chris Brown, R OBP: 0.287, SLG: 0.379 (1, 5)										5	0	0	0	0	1	8																		
Bento Santiago, R OBP: 0.308, SLG: 0.412 (1, 2)										5	2	2	1	0	0	0																		
Garry Templeton, S OBP: 0.295, SLG: 0.307 (1, 6)										4	0	3	2	0	0	0																		
Tim Flannery, L OBP: 0.335, SLG: 0.275 (1, 4)										4	0	0	0	0	0	3																		
Ed Whitson, R Jim Shields, L Mark Davis, L Marvell Wynne, S Keith Comstock, L Lance McCullers, S Rich Gossage, R (1, 1) (7, PH) (7, 1) (8, PH) (8, 1) (8, 1) (9, 1)										2	0	1	0	0	1	0																		
Inning Stats	R: 1 E: 0 K: 0 S: 5	H: 2 LOB: 1 BB: 0 P: 5	R: 0 E: 0 K: 0 S: 3	H: 1 LOB: 0 BB: 0 P: 3	R: 1 E: 0 K: 1 S: 7	H: 2 LOB: 2 BB: 1 P: 11	R: 0 E: 0 K: 0 S: 5	H: 2 LOB: 2 BB: 0 P: 5	R: 0 E: 0 K: 0 S: 4	H: 1 LOB: 1 BB: 0 P: 4	R: 0 E: 0 K: 0 S: 3	H: 0 LOB: 0 BB: 0 P: 3	R: 1 E: 0 K: 2 S: 9	H: 2 LOB: 2 BB: 1 P: 13	R: 1 E: 1 K: 0 S: 5	H: 1 LOB: 1 BB: 0 P: 5	R: 3 E: 1 K: 0 S: 6	H: 3 LOB: 1 BB: 0 P: 6	1B: 11 2B: 3 3B: 0 HR: 1	SF: 0 SAC: 2 DP: 1 HBP: 0	WP: 1 PA: 43													
PITCHER	IP WLS BF H R ER SO BB IBB HBP BLK WP HR S P ERA WHIP																																	
Rick Mahler, R ERA: 4.82 Gene Garber, R ERA: 3.5	(1, 1) (8, 1)	7.0 L	32 11	10 4	3 4	3 0	3 0	0 0	0 0	0 0	0 0	0 0	1 0	1 0	36 11	44 11	3.86 0.00	1.429 2.000																

San Diego Padres @ Atlanta Braves
Atlanta-Fulton County Stadium, Atlanta, GA
Thu Aug 06 1987, 3:33 AM EDT
Att: 7,671 - Unknown

AB 39
R 7
H 14
RBI 7
BB 2
SO 3
LOB 19



Batter	1	2	3	4	5	6	7	8	9	AB	R	H	RBI	BB	SO	LOB	BOTTOM												
Dion James, L OBP: 0.423, SLG: 0.483 (1, 8)										3	1	1	0	1	0	0													
Ken Oberkfell, L OBP: 0.345, SLG: 0.388 (1, 5)										4	1	1	0	0	0	1													
Gerald Perry, L OBP: 0.324, SLG: 0.378 (1, 3)										4	0	1	1	0	0	0													
Dale Murphy, R OBP: 0.425, SLG: 0.582 (1, 9)										3	1	1	1	1	2	2													
Ken Griffey, L OBP: 0.360, SLG: 0.468 (1, 7)										3	0	0	0	1	1	1													
Andres Thomas, R OBP: 0.269, SLG: 0.305 (1, 6)										4	0	0	1	0	0	3													
Bruce Benedict, R OBP: 0.286, SLG: 0.195 Graig Nettles, L OBP: 0.302, SLG: 0.357 (7, PH) (8, 1)										3	0	0	0	0	0	0													
Glenn Hubbard, R OBP: 0.412, SLG: 0.428 (1, 4)										4	0	0	0	0	0	1													
Rick Mahler, R OBP: 0.211, SLG: 0.255 Gary Roenicke, R OBP: 0.339, SLG: 0.505 Gene Garber, R (7, PH) (8, 1)										2	0	0	0	0	0	0													
Inning Stats	R: 0 E: 0 K: 0 S: 3	H: 0 LOB: 0 BB: 0 P: 3	R: 1 E: 0 K: 0 S: 4	H: 1 LOB: 0 BB: 0 P: 4	R: 0 E: 0 K: 1 S: 5	H: 0 LOB: 1 BB: 1 P: 7	R: 0 E: 0 K: 1 S: 5	H: 0 LOB: 1 BB: 1 P: 9	R: 0 E: 0 K: 1 S: 7	H: 3 LOB: 1 BB: 1 P: 11	R: 1 E: 0 K: 0 S: 4	H: 1 LOB: 0 BB: 0 P: 4	R: 0 E: 0 K: 1 S: 5	H: 0 LOB: 0 BB: 0 P: 5	R: 0 E: 1 K: 0 S: 4	H: 0 LOB: 1 BB: 0 P: 4	1B: 3 2B: 0 3B: 0 HR: 2	SF: 0 SAC: 0 DP: 0 HBP: 0	WP: 0 PA: 36										
PITCHER	IP WLS BF H R ER SO BB IBB HBP BLK WP HR S P ERA WHIP																												
Ed Whitson, R ERA: 4.75 Mark Davis, L ERA: 4.86 Keith Comstock, L ERA: 3.05 Lance McCullers, R ERA: 4.5 Rich Gossage, R ERA: 2.55	(1, 1) (7, 1) (8, 1) (8, 1) (9, 1)	6.0 1.0 0.2 0.1 1.0	24 4 2 W S	4 1 0 0 0	3 1 0 0 0	3 1 0 0 0	2 0 0 0 0	2 0 0 0 0	2 1 2 3 4	25 4 2 3 4	37 4 2 3 4	4.50 9.00 0.00 0.00 0.00	1.000 1.000 0.000 0.000 0.000																

San Diego Padres @ Atlanta Braves
Atlanta-Fulton County Stadium, Atlanta, GA
Thu Aug 06 1987, 3:33 AM EDT
Att: 7,671 - Unknown

AB 32
R 4
H 5
RBI 4
BB 3
SO 3
LOB 8



Batter	1	2	3	4	5	6	7	8	9	AB	R	H	RBI	BB	SO	LOB	TOP	
Gerald Young, S OBP: 0.327, SLG: 0.326										4	1	1	0	1	1	5	Houston Astros @ San Diego Padres Jack Murphy Stadium, San Diego, CA Fri Aug 07 1987, 10:05 PM EDT Att: 17,194 - Unknown	
Billy Hatcher, R OBP: 0.362, SLG: 0.418 Terry Puhl, L OBP: 0.253, SLG: 0.239										4	0	1	0	1	0	2		
Bill Doran, S OBP: 0.354, SLG: 0.412										4	0	1	0	1	0	2		
Alan Ashby, S OBP: 0.411, SLG: 0.485										3	0	1	0	2	0	3		
Kevin Bass, S OBP: 0.338, SLG: 0.454										5	0	2	0	0	0	6		
Glenn Davis, R OBP: 0.311, SLG: 0.459										5	0	0	0	0	1	5		
Ken Caminiti, S OBP: 0.313, SLG: 0.429										4	0	2	0	1	1	1		
Buddy Biancalana, S OBP: 0.220, SLG: 0.263 Jose Cruz, L OBP: 0.303, SLG: 0.397										3	0	1	0	1	0	4		
Mike Scott, R OBP: 0.161, SLG: 0.113 Davey Lopes, R OBP: 0.361, SLG: 0.345 Juan Agosto, L Rocky Childress, R										3	0	0	0	0	1	3		
Inning Stats	R: 1 E: 1 K: 0 S: 4	H: 1 LOB: 2 BB: 2 P: 12	R: 0 E: 0 K: 0 S: 4	H: 1 LOB: 2 BB: 1 P: 8	R: 0 E: 0 K: 1 S: 6	H: 1 LOB: 3 BB: 2 P: 14	R: 0 E: 0 K: 0 S: 4	H: 1 LOB: 1 BB: 0 P: 12	R: 0 E: 0 K: 1 S: 7	H: 2 LOB: 3 BB: 1 P: 11	R: 0 E: 0 K: 0 S: 4	H: 1 LOB: 0 BB: 0 P: 4	R: 0 E: 0 K: 1 S: 5	H: 0 LOB: 0 BB: 0 P: 5	1B: 8 2B: 1 3B: 0 HR: 0	SF: 0 SAC: 0 DP: 0 HBP: 0		WP: 0 PA: 44 PB: 0 SB: 4 CS: 0
PITCHER	IP WLS BF H R ER SO BB IBB HBP BLK WP HR S P ERA WHIP																	
Eric Nolte, L ERA: 4.7	(1, 1) 3.2 22 4 1 0 1 6 1 0 0 0 0 0 17 45 0.00 2.727																	
Mark Davis, L ERA: 4.7	(4, 1) 3.0 W 14 4 0 0 1 1 0 0 0 0 0 0 15 19 0.00 1.667																	
Lance McCullers, R ERA: 4.38	(7, 1) 2.1 S 8 1 0 0 2 0 0 0 0 0 0 0 12 12 0.00 0.429																	

Batter	1	2	3	4	5	6	7	8	9	AB	R	H	RBI	BB	SO	LOB	BOTTOM			
Stan Jefferson, S OBP: 0.337, SLG: 0.383										5	2	3	0	0	0	1	Houston Astros @ San Diego Padres Jack Murphy Stadium, San Diego, CA Fri Aug 07 1987, 10:05 PM EDT Att: 17,194 - Unknown			
Tony Gwynn, L OBP: 0.439, SLG: 0.513										4	2	1	1	1	0	2				
Camelo Martinez, R OBP: 0.379, SLG: 0.435 Shane Mack, R OBP: 0.308, SLG: 0.386										2	0	1	0	1	0	2				
John Kruk, L OBP: 0.441, SLG: 0.531										3	1	1	1	1	0	1				
Chris Brown, R OBP: 0.282, SLG: 0.372										4	0	0	0	0	0	5				
Benito Santiago, R OBP: 0.307, SLG: 0.410										4	1	1	1	0	1	4				
Garry Templeton, S OBP: 0.292, SLG: 0.304										4	0	0	0	0	0	3				
Tim Flannery, L OBP: 0.338, SLG: 0.279										4	0	2	1	0	1	0				
Eric Nolte, L OBP: 0.250, SLG: 0.250 Mark Davis, L OBP: 0.222, SLG: 0.333 Lance McCullers, S										1	0	0	0	0	1	1				
Inning Stats	R: 2 E: 1 K: 1 S: 8	H: 2 LOB: 2 BB: 1 P: 12	R: 0 E: 0 K: 1 S: 7	H: 2 LOB: 0 BB: 0 P: 7	R: 0 E: 0 K: 0 S: 3	H: 0 LOB: 0 BB: 0 P: 3	R: 0 E: 0 K: 1 S: 6	H: 1 LOB: 1 BB: 0 P: 6	R: 0 E: 0 K: 0 S: 4	H: 1 LOB: 2 BB: 1 P: 8	R: 0 E: 0 K: 0 S: 3	H: 0 LOB: 0 BB: 0 P: 3	R: 5 E: 0 K: 0 S: 7	H: 5 LOB: 1 BB: 1 P: 11	R: 0 E: 0 K: 1 S: 5	H: 0 LOB: 0 BB: 0 P: 5		1B: 8 2B: 1 3B: 2 HR: 0	SF: 0 SAC: 0 DP: 0 HBP: 0	WP: 2 PA: 38 PB: 0 SB: 2 CS: 0
PITCHER	IP WLS BF H R ER SO BB IBB HBP BLK WP HR S P ERA WHIP																			
Mike Scott, R ERA: 2.68	(1, 1) 6.0 L 27 6 2 2 3 2 0 0 0 0 1 0 31 39 3.00 1.333																			
Juan Agosto, L ERA: 10.8	(7, 1) 0.0 4 3 4 4 0 1 0 0 0 0 1 0 3 7 ∞ ∞																			
Rocky Childress, R ERA: 2.13	(7, 1) 2.0 7 2 1 1 1 0 0 0 0 0 0 0 9 9 4.50 1.000																			

AB	36
R	1
H	9
RBI	0
BB	8
SO	4
LOB	31



Batter	1	2	3	4	5	6	7	8	9	10	AB	R	H	RBI	BB	SO	LOB				
Gerald Young, S (1, 8) OBP: 0.311, SLG: 0.309	F7		F9		F9		F6			4-3	5	0	0	0	0	0	1				
Billy Hatcher, R (1, 7) OBP: 0.360, SLG: 0.415	F8		4-3 1B		F6		K			6-3	5	0	1	0	0	1	1				
Bill Doran, S (1, 4) OBP: 0.353, SLG: 0.410	3-1		4-3			G6-4-3 1B		K			4	0	1	0	0	1	1				
Alan Ashby, S (1, 2) OBP: 0.413, SLG: 0.482		FC1-6 1B WP BB				G6-4-3 1-2f		K			2	1	0	0	2	1	1				
Kevin Bass, S (1, 9) OBP: 0.339, SLG: 0.453		FC1-6 1-2 1B		G3		2B BB		5-3			3	1	1	0	1	0	2				
Denny Walling, L (1, 3) OBP: 0.356, SLG: 0.432	FC1-6 6-3 1-2f 2-3 1B			F7		2B			K		4	1	1	1	0	1	2				
Ken Caminiti, S (1, 5) OBP: 0.298, SLG: 0.407	6-3			L4		F7			F9		4	0	0	0	0	0	2				
Craig Reynolds, L (1, 6) OBP: 0.315, SLG: 0.352				F4			PE SH2-4 1B		4-3		4	0	2	1	0	0	0				
Nolan Ryan, R OBP: 0.075, SLG: 0.128	4-3					6-3					2	0	0	0	0	0	1				
Larry Andersen, R (7, 1)											0	0	0	0	0	0	0				
Dave Smith, R OBP: 0.667, SLG: 0.500											0	0	0	0	0	0	0				
Jose Cruz, L OBP: 0.302, SLG: 0.396											1	0	0	0	0	0	0				
Dave Meads, L OBP: 0.500, SLG: 0.333											0	0	0	0	0	0	0				
Inning Stats	R: 0 E: 0 K: 0 S: 3	H: 0 LOB: 0 BB: 0 P: 3	R: 2 E: 0 K: 0 S: 5	H: 2 LOB: 1 BB: 1 P: 9	R: 0 E: 0 K: 0 S: 4	H: 1 LOB: 2 BB: 1 P: 8	R: 0 E: 0 K: 0 S: 3	H: 0 LOB: 0 BB: 0 P: 3	R: 1 E: 0 K: 0 S: 4	H: 2 LOB: 1 BB: 1 P: 8	R: 0 E: 0 K: 1 S: 6	H: 1 LOB: 1 BB: 0 P: 6	R: 0 E: 0 K: 2 S: 7	H: 0 LOB: 0 BB: 0 P: 7	R: 0 E: 0 K: 1 S: 5	H: 0 LOB: 0 BB: 0 P: 5	R: 0 E: 0 K: 0 S: 3	H: 0 LOB: 0 BB: 0 P: 3	1B: 5 2B: 1 3B: 0 HR: 0	SF: 0 SAC: 1 DP: 1 HBP: 0	WP: 1 PA: 38
PITCHER	IP WLS BF H R ER SO BB IBB HBP BLK WP HR S P ERA WHIP	IP WLS BF H R ER SO BB IBB HBP BLK WP HR S P ERA WHIP	IP WLS BF H R ER SO BB IBB HBP BLK WP HR S P ERA WHIP	IP WLS BF H R ER SO BB IBB HBP BLK WP HR S P ERA WHIP	IP WLS BF H R ER SO BB IBB HBP BLK WP HR S P ERA WHIP	IP WLS BF H R ER SO BB IBB HBP BLK WP HR S P ERA WHIP	IP WLS BF H R ER SO BB IBB HBP BLK WP HR S P ERA WHIP	IP WLS BF H R ER SO BB IBB HBP BLK WP HR S P ERA WHIP	IP WLS BF H R ER SO BB IBB HBP BLK WP HR S P ERA WHIP	IP WLS BF H R ER SO BB IBB HBP BLK WP HR S P ERA WHIP	IP WLS BF H R ER SO BB IBB HBP BLK WP HR S P ERA WHIP	IP WLS BF H R ER SO BB IBB HBP BLK WP HR S P ERA WHIP	IP WLS BF H R ER SO BB IBB HBP BLK WP HR S P ERA WHIP	IP WLS BF H R ER SO BB IBB HBP BLK WP HR S P ERA WHIP	IP WLS BF H R ER SO BB IBB HBP BLK WP HR S P ERA WHIP	IP WLS BF H R ER SO BB IBB HBP BLK WP HR S P ERA WHIP	IP WLS BF H R ER SO BB IBB HBP BLK WP HR S P ERA WHIP	IP WLS BF H R ER SO BB IBB HBP BLK WP HR S P ERA WHIP	IP WLS BF H R ER SO BB IBB HBP BLK WP HR S P ERA WHIP	IP WLS BF H R ER SO BB IBB HBP BLK WP HR S P ERA WHIP	IP WLS BF H R ER SO BB IBB HBP BLK WP HR S P ERA WHIP
Mark Grant, R ERA: 4.59	6.0	7	1	0	0	3	0	0	0	0	0	0	13	13	0.00	0.500					
Keith Comstock, L ERA: 2.91	2.0	3	0	0	0	1	0	0	0	0	0	0	5	5	0.00	0.000					
Mark Davis, L ERA: 4.68	1.0	3	0	0	0	1	0	0	0	0	0	0	5	5	0.00	0.000					
Rich Gossage, R ERA: 2.48	1.0	W	3	0	0	0	0	0	0	0	0	0	3	3	0.00	0.000					


TOP

Houston Astros @ San Diego Padres
Jack Murphy Stadium, San Diego, CA

Sat Aug 08 1987, 10:05 PM EDT
Att: 20,466 - Unknown

livebaseballscorecards.com

AB 34
R 3
H 6
RBI 2
BB 3
SO 4
LOB 11



WP: 1 PA: 38
PB: 1
SB: 0
CS: 0

Batter	1	2	3	4	5	6	7	8	9	10	AB	R	H	RBI	BB	SO	LOB				
Stan Jefferson, S (1, 8) OBP: 0.334, SLG: 0.384	K		K			2B		FC4-6 1-2f		K	5	0	1	0	0	3	1				
Tony Gwynn, L (1, 9) OBP: 0.436, SLG: 0.507	4-3		4-3			F8		K		1B BB	4	1	0	0	1	1	2				
Camelto Martinez, R OBP: 0.383, SLG: 0.436											2	0	1	0	1	0	1				
Shane Mack, R (9, PR) OBP: 0.312, SLG: 0.390											1	1	1	0	0	0	0				
John Kruk, L (1, 3) OBP: 0.443, SLG: 0.543	1-3										5	2	3	2	0	1	2				
Chris Brown, R OBP: 0.292, SLG: 0.371		6-3									3	0	1	0	0	0	1				
Benito Santiago, R OBP: 0.309, SLG: 0.414											4	0	2	2	0	1	1				
Garry Templeton, S OBP: 0.289, SLG: 0.300											4	0	0	0	0	1	2				
Tim Flannery, L OBP: 0.341, SLG: 0.276											2	0	0	0	2	0	1				
Mark Grant, R OBP: 0.128, SLG: 0.087											1	0	0	0	0	1	0				
Jim Sheets, L OBP: 0.306, SLG: 0.125											0	0	0	0	0	0	0				
Keith Comstock, L ERA: 2.91											0	0	0	0	0	0	0				
Marvell Wynne, L OBP: 0.309, SLG: 0.372											1	0	0	0	0	0	1				
Mark Davis, L OBP: 0.302, SLG: 0.396											0	0	0	0	0	0	0				
Randy Ready, R OBP: 0.285, SLG: 0.427											1	0	0	0	0	0	2				
Rich Gossage, R ERA: 2.48											0	0	0	0	0	0	0				
Inning Stats	R: 0 E: 0 K: 1 S: 5	H: 0 LOB: 1 BB: 1 P: 9	R: 0 E: 0 K: 0 S: 4	H: 1 LOB: 1 BB: 0 P: 4	R: 0 E: 0 K: 2 S: 7	H: 0 LOB: 0 BB: 0 P: 7	R: 0 E: 0 K: 1 S: 4	H: 0 LOB: 0 BB: 0 P: 5	R: 0 E: 0 K: 1 S: 5	H: 1 LOB: 1 BB: 1 P: 6	R: 1 E: 0 K: 0 S: 6	H: 2 LOB: 0 BB: 0 P: 4	R: 0 E: 0 K: 1 S: 5	H: 0 LOB: 1 BB: 1 P: 9	R: 2 E: 0 K: 1 S: 8	H: 3 LOB: 2 BB: 1 P: 12	R: 1 E: 0 K: 1 S: 5	H: 2 LOB: 2 BB: 1 P: 9	1B: 6 2B: 3 3B: 0 HR: 1	SF: 0 SAC: 1 DP: 2 HBP: 1	WP: 0 PA: 40
PITCHER	IP WLS BF H R ER SO BB IBB HBP BLK WP HR S P ERA WHIP	IP WLS BF H R ER SO BB IBB HBP BLK WP HR S P ERA WHIP	IP WLS BF H R ER SO BB IBB HBP BLK WP HR S P ERA WHIP	IP WLS BF H R ER SO BB IBB HBP BLK WP HR S P ERA WHIP	IP WLS BF H R ER SO BB IBB HBP BLK WP HR S P ERA WHIP	IP WLS BF H R ER SO BB IBB HBP BLK WP HR S P ERA WHIP	IP WLS BF H R ER SO BB IBB HBP BLK WP HR S P ERA WHIP	IP WLS BF H R ER SO BB IBB HBP BLK WP HR S P ERA WHIP	IP WLS BF H R ER SO BB IBB HBP BLK WP HR S P ERA WHIP	IP WLS BF H R ER SO BB IBB HBP BLK WP HR S P ERA WHIP	IP WLS BF H R ER SO BB IBB HBP BLK WP HR S P ERA WHIP	IP WLS BF H R ER SO BB IBB HBP BLK WP HR S P ERA WHIP	IP WLS BF H R ER SO BB IBB HBP BLK WP HR S P ERA WHIP	IP WLS BF H R ER SO BB IBB HBP BLK WP HR S P ERA WHIP	IP WLS BF H R ER SO BB IBB HBP BLK WP HR S P ERA WHIP	IP WLS BF H R ER SO BB IBB HBP BLK WP HR S P ERA WHIP	IP WLS BF H R ER SO BB IBB HBP BLK WP HR S P ERA WHIP	IP WLS BF H R ER SO BB IBB HBP BLK WP HR S P ERA WHIP	IP WLS BF H R ER SO BB IBB HBP BLK WP HR S P ERA WHIP	IP WLS BF H R ER SO BB IBB HBP BLK WP HR S P ERA WHIP	IP WLS BF H R ER SO BB IBB HBP BLK WP HR S P ERA WHIP
Nolan Ryan, R ERA: 3.04	6.0	7	1	0	0	1	1	0	0	0	0	0	8	12	0.00	1.000					
Larry Andersen, R ERA: 3.04	2.0	7	3	2	2	1	0	1	0	0	0	0	8	12	18.00	3.000					
Dave Smith, R ERA: 1.17	1.0	L	4	2	1	1	1	1	0	0	0	0	5	9	27.00	9.000					
Dave Meads, L ERA: 4.71	0.1																				


BOTTOM

Houston Astros @ San Diego Padres
Jack Murphy Stadium, San Diego, CA

Sat Aug 08 1987, 10:05 PM EDT
Att: 20,466 - Unknown

livebaseballscorecards.com

AB 34
R 4
H 9
RBI 4
BB 4
SO 9
LOB 14



WP: 0 PA: 40
PB: 0
SB: 3
CS: 0

Batter	1	2	3	4	5	6	7	8	9	AB	R	H	RBI	BB	SO	LOB	TOP								
Gerald Young, S OBP: 0.315, SLG: 0.300 (1, 8)	F6						K		K	3	1	0	0	2	2	2	Houston Astros @ San Diego Padres Jack Murphy Stadium, San Diego, CA Sun Aug 09 1987, 6:33 AM EDT Att: 10,893 - Unknown AB 30 R 3 H 3 RBI 3 BB 8 SO 8 LOB 23								
Billy Hatcher, R OBP: 0.358, SLG: 0.411 (1, 7)			F4		6-3		G5-4-3		F6	4	0	0	1	1	0	4									
Bill Doran, S OBP: 0.351, SLG: 0.406 (1, 4)			F5		F6				4-3	4	0	0	0	1	1	4									
Alan Ashby, S OBP: 0.409, SLG: 0.477 (1, 2)	F8				6-3				K	3	1	0	0	0	1	2									
Kevin Bass, S OBP: 0.339, SLG: 0.450 (1, 9)										3	1	0	0	1	2	1									
Denny Walling, L OBP: 0.358, SLG: 0.430 (8, 3)										3	0	1	0	1	0	2									
Glenn Davis, R OBP: 0.312, SLG: 0.461 (8, PH)										3	0	1	2	0	0	1									
Jose Cruz, L OBP: 0.302, SLG: 0.396 (8, PH)										0	0	0	0	0	0	0									
Davey Lopes, R OBP: 0.378, SLG: 0.345 (8, PH)										0	0	0	0	1	0	0									
Larry Andersen, R (8, 1)										0	0	0	0	0	0	0									
Craig Reynolds, L OBP: 0.315, SLG: 0.349 (8, PH)										2	0	0	0	1	0	2									
Ken Caminiti, S OBP: 0.294, SLG: 0.402 (8, 5)										1	0	0	0	0	1	3									
Bob Knepper, L OBP: 0.193, SLG: 0.207 (7, PH)										2	0	0	0	0	1	2									
Terry Puhl, L OBP: 0.250, SLG: 0.247 (7, 1)										1	0	1	0	0	0	0									
Rocky Childress, R (7, 1)										0	0	0	0	0	0	0									
Buddy Biancalana, S OBP: 0.217, SLG: 0.259 (8, 6)										1	0	0	0	0	0	0									
Inning Stats	R: 0 E: 0 K: 1 S: 5	H: 0 LOB: 1 BB: 1 P: 9	R: 0 E: 0 K: 1 S: 5	H: 0 LOB: 0 BB: 0 P: 5	R: 0 E: 0 K: 0 S: 3	H: 0 LOB: 2 BB: 2 P: 11	R: 2 E: 1 K: 1 S: 7	H: 1 LOB: 1 BB: 1 P: 11	R: 1 E: 0 K: 0 S: 3	H: 0 LOB: 0 BB: 1 P: 7	R: 0 E: 0 K: 0 S: 4	H: 1 LOB: 1 BB: 0 P: 4	R: 0 E: 0 K: 1 S: 5	H: 1 LOB: 0 BB: 0 P: 5	R: 0 E: 0 K: 3 S: 9	H: 0 LOB: 3 BB: 3 P: 21	R: 0 E: 1 K: 1 S: 6	H: 0 LOB: 1 BB: 0 P: 6	1B: 2 2B: 1 3B: 0 HR: 0	SF: 0 SAC: 0 DP: 1 HBP: 0	WP: 0 PB: 0 SB: 4 CS: 0	PA: 39			
PITCHER	IP	WLS	BF	H	R	ER	SO	BB	IBB	HBP	BLK	WP	HR	S	P	ERA	WHIP								
Eric Show, R ERA: 4.21	6.0	W	27	3	3	1	3	5	0	0	0	0	0	28	48	1.50	1.333								
Lance McCullers, R ERA: 4.3	1.2		6	0	0	0	3	2	0	0	0	0	0	10	18	0.00	1.200								
Mark Davis, L ERA: 4.64	0.1		2	0	0	0	1	1	0	0	0	0	0	3	7	0.00	3.000								
Rich Gossage, R ERA: 2.41	1.0	S	4	0	0	0	1	0	0	0	0	0	0	6	6	0.00	0.000								

Batter	1	2	3	4	5	6	7	8	9	AB	R	H	RBI	BB	SO	LOB	BOTTOM								
Stan Jefferson, S OBP: 0.340, SLG: 0.389 (8, 7)										4	1	3	0	0	0	0	Houston Astros @ San Diego Padres Jack Murphy Stadium, San Diego, CA Sun Aug 09 1987, 6:33 AM EDT Att: 10,893 - Unknown AB 32 R 4 H 10 RBI 4 BB 3 SO 6 LOB 12								
Tony Gwynn, L OBP: 0.437, SLG: 0.511 (1, 9)										3	1	1	1	1	0	1									
Carmelo Martinez, R OBP: 0.394, SLG: 0.435 (8, 8)										3	0	1	1	1	2	3									
Shane Mack, R OBP: 0.312, SLG: 0.390 (8, 8)										0	0	0	0	0	0	0									
John Kruk, L OBP: 0.438, SLG: 0.536 (1, 3)										4	0	0	0	0	2	2									
Chris Brown, R OBP: 0.282, SLG: 0.383 (1, 5)										4	1	1	1	0	0	0									
Randy Ready, R OBP: 0.403, SLG: 0.448 (1, 4)										3	1	2	0	1	1	0									
Luis Salazar, R OBP: 0.308, SLG: 0.346 (9, 1)										4	0	1	0	0	0	2									
Rich Gossage, R (9, 1)										0	0	0	0	0	0	0									
Bruce Bochy, R OBP: 0.246, SLG: 0.254 (1, 2)										3	0	0	0	0	1	4									
Benito Santiago, R OBP: 0.309, SLG: 0.413 (7, 2)										1	0	0	0	0	0	0									
Eric Show, R OBP: 0.059, SLG: 0.080 (7, 1)										3	0	1	1	0	0	0									
Lance McCullers, S (7, 1)										0	0	0	0	0	0	0									
Mark Davis, L OBP: 0.222, SLG: 0.333 (8, 1)										0	0	0	0	0	0	0									
Garry Templeton, S OBP: 0.289, SLG: 0.300 (9, 6)										0	0	0	0	0	0	0									
Inning Stats	R: 0 E: 0 K: 1 S: 5	H: 1 LOB: 1 BB: 1 P: 9	R: 0 E: 0 K: 0 S: 4	H: 1 LOB: 1 BB: 0 P: 4	R: 2 E: 0 K: 0 S: 5	H: 3 LOB: 1 BB: 0 P: 5	R: 2 E: 0 K: 2 S: 11	H: 4 LOB: 3 BB: 1 P: 15	R: 0 E: 0 K: 0 S: 4	H: 1 LOB: 2 BB: 1 P: 8	R: 0 E: 0 K: 0 S: 3	H: 0 LOB: 0 BB: 0 P: 3	R: 0 E: 0 K: 2 S: 7	H: 0 LOB: 0 BB: 0 P: 7	R: 0 E: 0 K: 1 S: 5	H: 0 LOB: 0 BB: 0 P: 5	1B: 6 2B: 0 3B: 3 HR: 1	SF: 0 SAC: 0 DP: 2 HBP: 0	WP: 0 PB: 0 SB: 0 CS: 1	PA: 35					
PITCHER	IP	WLS	BF	H	R	ER	SO	BB	IBB	HBP	BLK	WP	HR	S	P	ERA	WHIP								
Bob Knepper, L ERA: 5.92	6.0	L	29	10	4	3	3	3	0	0	0	0	0	32	44	4.50	2.167								
Rocky Childress, R ERA: 2.05	1.0		3	0	0	0	2	0	0	0	0	0	0	7	7	0.00	0.000								
Larry Andersen, R ERA: 3.0	1.0		3	0	0	0	1	0	0	0	0	0	0	5	5	0.00	0.000								

Batter	1	2	3	4	5	6	7	8	9	AB	R	H	RBI	BB	SO	LOB	TOP			
Dion James, L (1,8) OBP: 0.407, SLG: 0.462	L4			L9		4-3			B1-3	4	0	0	0	0	0	0				
Ken Oberkfell, L (1,5) OBP: 0.350, SLG: 0.385	4-3			1-3 1B		L7			G3	4	0	1	0	0	0	0				
Gerald Perry, L (1,3) OBP: 0.331, SLG: 0.400	K			FC5 1-3 1B		K			F7	4	0	1	0	0	2	0				
Dale Murphy, R (1,9) OBP: 0.421, SLG: 0.585		6-3		1-3					K	3	0	0	0	0	1	2				
Ken Griffey, L (1,7) OBP: 0.358, SLG: 0.457		1-3		1-2 2-3					4-3	2	0	0	0	1	0	0				
Paul Runge, R (1,6) OBP: 0.200, SLG: 0.357		6-3		IBB					K	3	0	0	0	0	1	3				
Bruce Benedict, R (1,2) OBP: 0.277, SLG: 0.188				FC5 2-3f						3	0	0	0	0	0	0				
Glenn Hubbard, R (1,4) OBP: 0.408, SLG: 0.426				F8		L8			5-3	3	0	0	0	0	0	0	AB 29			
Doyle Alexander, R (1,1) OBP: 0.056, SLG: 0.029				6-3		F9			E5	3	0	0	0	0	0	0	R 0			
Graig Nettles, L (8, PH) OBP: 0.301, SLG: 0.354				F7		6-3			G4-6-3	2	0	0	0	0	0	0	H 2			
Ed Olwine, R (8, 1)									G4-6-3	1	0	0	0	0	0	1	RBI 0			
										0	0	0	0	0	0	0	BB 1			
																	SO 4			
																	LOB 6			
Inning Stats	R: 0 E: 0 K: 1 S: 5	H: 0 LOB: 0 BB: 0 P: 5	R: 0 E: 0 K: 0 S: 3	H: 0 LOB: 0 BB: 0 P: 3	R: 0 E: 0 K: 0 S: 3	H: 0 LOB: 0 BB: 1 P: 9	R: 0 E: 0 K: 0 S: 5	H: 0 LOB: 0 BB: 0 P: 3	R: 0 E: 0 K: 1 S: 5	H: 0 LOB: 0 BB: 0 P: 5	R: 0 E: 0 K: 2 S: 7	H: 0 LOB: 0 BB: 0 P: 7	R: 0 E: 1 K: 0 S: 3	H: 0 LOB: 0 BB: 0 P: 3	R: 0 E: 0 K: 0 S: 3	H: 0 LOB: 0 BB: 0 P: 3	1B: 2 2B: 0 3B: 0 HR: 0	SF: 0 SAC: 0 DP: 1 HBP: 0	WP: 0 PB: 0 SB: 0 CS: 0	PA: 30
PITCHER	IP WLS BF H R ER SO BB IBB HBP BLK WP HR S P ERA WHIP																			
Jimmy Jones, R (1,1) ERA: 4.34	9.0 W 30 2 0 0 4 0 1 0 0 0 0 0 37 41 0.00 0.222																			

Atlanta Braves @ San Diego Padres
Jack Murphy Stadium, San Diego, CA
Mon Aug 10 1987, 10:05 PM EDT
Att: 21,128 - Unknown

AB 29
R 0
H 2
RBI 0
BB 1
SO 4
LOB 6



Batter	1	2	3	4	5	6	7	8	9	AB	R	H	RBI	BB	SO	LOB	BOTTOM	
Stan Jefferson, S (1,8) OBP: 0.336, SLG: 0.383	4-3		4-3			F7		F9		4	0	0	0	0	0	0		
Tony Gwynn, L (1,9) OBP: 0.435, SLG: 0.511	L4		F4			2B		4-3		4	0	1	0	0	0	0		
Carmelo Martinez, R (1,7) OBP: 0.391, SLG: 0.430	F3			L5		6-3		F9		3	0	0	0	0	0	1		
Shane Mack, R (8, 8)										1	0	0	0	0	0	0		
John Kruk, L (1,3) OBP: 0.435, SLG: 0.530		F7		4-3		F8				3	0	0	0	0	0	0		
Chris Brown, R (1,5) OBP: 0.287, SLG: 0.385		1B		6-3		HR	BB			2	1	1	0	1	0	0		
Benito Santiago, R (1,2) OBP: 0.309, SLG: 0.421		L5			4-3		HR			3	1	1	2	0	0	1		
Garry Templeton, S (1,6) OBP: 0.289, SLG: 0.298		BB			G3		K			2	0	0	0	1	1	0	AB 27	
Randy Ready, R (1,4) OBP: 0.402, SLG: 0.444		BB			F9		FC4	HBP		2	0	0	0	0	2		R 2	
Jimmy Jones, R (1,1) OBP: 0.194, SLG: 0.290			6-3			F4		FC4		3	0	0	0	0	1		H 3	
																	RBI 2	
																	BB 2	
																	SO 1	
																	LOB 5	
Inning Stats	R: 0 E: 0 K: 0 S: 3	H: 1 LOB: 2 BB: 1 P: 8	R: 0 E: 0 K: 0 S: 3	H: 0 LOB: 0 BB: 0 P: 3	R: 0 E: 0 K: 0 S: 3	H: 0 LOB: 0 BB: 0 P: 3	R: 0 E: 0 K: 0 S: 4	H: 1 LOB: 1 BB: 0 P: 4	R: 2 E: 0 K: 1 S: 6	H: 1 LOB: 1 BB: 1 P: 11	R: 0 E: 0 K: 0 S: 3	H: 0 LOB: 0 BB: 0 P: 3	R: 0 E: 0 K: 0 S: 3	H: 0 LOB: 0 BB: 0 P: 3	1B: 1 2B: 1 3B: 0 HR: 1	SF: 0 SAC: 0 DP: 0 HBP: 1	WP: 0 PB: 0 SB: 1 CS: 0	PA: 30
PITCHER	IP WLS BF H R ER SO BB IBB HBP BLK WP HR S P ERA WHIP																	
Doyle Alexander, R (1,1) ERA: 4.13	7.0 L 27 3 2 2 1 0 0 0 0 0 0 0 26 35 2.57 0.714																	
Ed Olwine, L (8, 1) ERA: 4.15	1.0 3 0 0 0 0 0 0 0 0 0 0 3 3 0.00 0.000																	

Atlanta Braves @ San Diego Padres
Jack Murphy Stadium, San Diego, CA
Mon Aug 10 1987, 10:05 PM EDT
Att: 21,128 - Unknown

AB 27
R 2
H 3
RBI 2
BB 2
SO 1
LOB 5



Batter	1	2	3	4	5	6	7	8	9	AB	R	H	RBI	BB	SO	LOB	TOP				
Dion James, L OBP: 0.405, SLG: 0.466 (1, 8)	0-0 4-3	0-0 3B			0-0 4-3		0-0 1-3		0-0 SH SH1-3	4	0	1	2	0	0	1					
Ken Oberkfell, L OBP: 0.345, SLG: 0.384 (1, 5)	0-0 F7	0-0 F6			0-0 4-3			0-0 2B G3 1B	0-0 SH1-3	4	1	1	0	0	0	1					
Gerald Perry, L OBP: 0.332, SLG: 0.403 (1, 3)	0-0 WP 1B				0-0 F9		0-0 F7	0-0 G3 1-3 1B 2B	0-0 5-3	5	1	2	0	0	0	2					
Dale Murphy, R OBP: 0.419, SLG: 0.579 (1, 9)	0-3 K				0-0 1-3		0-3 K	0-3 K		4	0	0	0	1	3	3					
Ken Griffey, L OBP: 0.356, SLG: 0.453 Gene Garber, R (9, 1)		0-0 F8 S 1B			0-0 F7		0-0 4-3	0-0 G3	0-0 4-3	5	1	1	1	0	0	4					
Jeff Blauser, R (1, 6)		0-0 F9			0-0 5-3					3	0	0	0	0	1	1					
Graig Nettles, L OBP: 0.305, SLG: 0.354 Paul Runge, R OBP: 0.200, SLG: 0.357 (8, 6)		0-0 F9			0-0 5-3		0-3 K	0-0 1B BB		0	0	0	0	1	0	0					
Ozzie Virgil, R OBP: 0.319, SLG: 0.487 (1, 2)	4-0 1B BB	0-0 1B BB			0-0 F8		0-0 HR	0-0 FC6-4 1B		3	2	2	2	1	0	0					
Glenn Hubbard, R OBP: 0.404, SLG: 0.421 (1, 4)	0-0 F8	0-0 F8			0-0 F8		0-0 6-3	0-0 FC6-4		4	0	0	0	0	0	4					
Rick Mahler, R OBP: 0.225, SLG: 0.263 Albert Hall, S OBP: 0.262, SLG: 0.393 Ed Olivine, R (7, 1) Joe Boever, R (8, 1) Gary Roenicke, R OBP: 0.391, SLG: 0.505 (9, 7)	0-0 1-2 3H 3B 1B	0-0 1-2 3H 3B 1B			0-0 3-1		0-0 1B	0-0 SH1-3 SH BB	4-0	2	1	1	1	0	0	0					
Inning Stats	R: 0 E: 0 K: 1 S: 6	H: 1 LOB: 1 BB: 0 P: 6	R: 3 E: 0 K: 0 S: 6	H: 3 LOB: 1 BB: 1 P: 10	R: 0 E: 0 K: 0 S: 3	H: 0 LOB: 0 BB: 0 P: 3	R: 0 E: 0 K: 0 S: 3	H: 0 LOB: 0 BB: 0 P: 3	R: 0 E: 0 K: 1 S: 5	H: 0 LOB: 0 BB: 0 P: 5	R: 1 E: 0 K: 1 S: 7	H: 2 LOB: 1 BB: 0 P: 7	R: 2 E: 0 K: 1 S: 8	H: 3 LOB: 2 BB: 1 P: 12	R: 0 E: 1 K: 0 S: 4	H: 0 LOB: 3 BB: 2 P: 12	1B: 6 2B: 1 3B: 1 HR: 1	SF: 0 SAC: 2 DP: 0 HBP: 0	WP: 1 PB: 0 SB: 1 CS: 0	PA: 41	
PITCHER	IP WLS BF H R ER SO BB IBB HBP BLK WP HR S P ERA WHIP	IP WLS BF H R ER SO BB IBB HBP BLK WP HR S P ERA WHIP	IP WLS BF H R ER SO BB IBB HBP BLK WP HR S P ERA WHIP	IP WLS BF H R ER SO BB IBB HBP BLK WP HR S P ERA WHIP	IP WLS BF H R ER SO BB IBB HBP BLK WP HR S P ERA WHIP	IP WLS BF H R ER SO BB IBB HBP BLK WP HR S P ERA WHIP	IP WLS BF H R ER SO BB IBB HBP BLK WP HR S P ERA WHIP	IP WLS BF H R ER SO BB IBB HBP BLK WP HR S P ERA WHIP	IP WLS BF H R ER SO BB IBB HBP BLK WP HR S P ERA WHIP	IP WLS BF H R ER SO BB IBB HBP BLK WP HR S P ERA WHIP	IP WLS BF H R ER SO BB IBB HBP BLK WP HR S P ERA WHIP	IP WLS BF H R ER SO BB IBB HBP BLK WP HR S P ERA WHIP	IP WLS BF H R ER SO BB IBB HBP BLK WP HR S P ERA WHIP	IP WLS BF H R ER SO BB IBB HBP BLK WP HR S P ERA WHIP	IP WLS BF H R ER SO BB IBB HBP BLK WP HR S P ERA WHIP	IP WLS BF H R ER SO BB IBB HBP BLK WP HR S P ERA WHIP	IP WLS BF H R ER SO BB IBB HBP BLK WP HR S P ERA WHIP	IP WLS BF H R ER SO BB IBB HBP BLK WP HR S P ERA WHIP	IP WLS BF H R ER SO BB IBB HBP BLK WP HR S P ERA WHIP	IP WLS BF H R ER SO BB IBB HBP BLK WP HR S P ERA WHIP	IP WLS BF H R ER SO BB IBB HBP BLK WP HR S P ERA WHIP

Atlanta Braves @ San Diego Padres
Jack Murphy Stadium, San Diego, CA
Tue Aug 11 1987, 10:05 PM EDT
Att: 12,512 - Unknown

AB 35
R 6
H 9
RBI 6
BB 4
SO 4
LOB 16



Batter	1	2	3	4	5	6	7	8	9	AB	R	H	RBI	BB	SO	LOB	BOTTOM					
Stan Jefferson, S OBP: 0.333, SLG: 0.391 (1, 8) (8, 7) (9, 8)	0-0 HR	0-0 6-3		0-0 5-3		0-0 4-3		0-0 F5		5	1	1	1	0	0	4						
Tony Gwynn, L OBP: 0.441, SLG: 0.524 (1, 9)	0-0 3B 1B		0-0 G3 S 1B		0-0 2B 1B		0-0 HR	0-0 SH2-3 S 1B		5	4	5	1	0	0	0						
Carmelo Martinez, R OBP: 0.380, SLG: 0.435 Keith Comstock, L (8, 1) Lance McCullers, S (8, 1) Marvell Wynne, L OBP: 0.353, SLG: 0.372 (9, 7)	0-0 SF7 3B		0-0 F7		0-0 E6 2B		0-0 F7	0-0 SH2-3		4	2	1	1	0	0	2						
John Kruk, L OBP: 0.434, SLG: 0.532 (1, 3)	0-0 SF7		0-0 G3		0-0 1-2 2B		0-0 6-3	0-0 1B HBP IBB		3	0	1	3	1	0	1						
Chris Brown, R OBP: 0.289, SLG: 0.379 (1, 5)	0-0 6-3 BB		0-0 G3		0-0 6-3		0-0 6-3	0-0 1B HBP		3	0	0	0	1	0	2						
Benito Santiago, R OBP: 0.307, SLG: 0.418 (1, 2)	0-0 6-3		0-0 6-3		0-0 L3		0-0 F5	0-0 1-2 2-3 3H 1B		5	0	1	1	0	0	2						
Garry Templeton, S OBP: 0.291, SLG: 0.301 (1, 6)	0-0 6-3		0-0 E 1B		0-3 K		0-0 1B			4	0	2	0	0	1	2						
Tim Flannery, L OBP: 0.339, SLG: 0.276 (1, 4)		0-0 1-3		0-0 F9		0-0 1-3		0-0 1-2 1B		4	0	1	0	0	0	1						
Ed Whitson, R OBP: 0.118, SLG: 0.137 Shane Mack, R OBP: 0.308, SLG: 0.385 Mark Davis, L OBP: 0.222, SLG: 0.333 (8, 8) (9, 1)		0-0 6-3		0-0 E1		0-0 F8		0-3 K		3	0	0	0	0	0	1						
Inning Stats	R: 3 E: 0 K: 0 S: 6	H: 3 LOB: 1 BB: 1 P: 10	R: 0 E: 0 K: 0 S: 3	H: 0 LOB: 0 BB: 0 P: 3	R: 0 E: 1 K: 0 S: 4	H: 1 LOB: 2 BB: 0 P: 4	R: 0 E: 1 K: 0 S: 5	H: 1 LOB: 1 BB: 0 P: 5	R: 2 E: 0 K: 1 S: 8	H: 2 LOB: 1 BB: 0 P: 8	R: 0 E: 0 K: 0 S: 3	H: 0 LOB: 0 BB: 0 P: 3	R: 1 E: 0 K: 0 S: 4	H: 1 LOB: 0 BB: 0 P: 4	R: 0 E: 0 K: 1 S: 7	H: 2 LOB: 3 BB: 0 P: 7	R: 1 E: 0 K: 0 S: 3	H: 2 LOB: 3 BB: 1 P: 8	1B: 8 2B: 1 3B: 1 HR: 2	SF: 1 SAC: 1 DP: 0 HBP: 1	WP: 0 PB: 0 SB: 2 CS: 0	PA: 42
PITCHER	IP WLS BF H R ER SO BB IBB HBP BLK WP HR S P ERA WHIP	IP WLS BF H R ER SO BB IBB HBP BLK WP HR S P ERA WHIP	IP WLS BF H R ER SO BB IBB HBP BLK WP HR S P ERA WHIP	IP WLS BF H R ER SO BB IBB HBP BLK WP HR S P ERA WHIP	IP WLS BF H R ER SO BB IBB HBP BLK WP HR S P ERA WHIP	IP WLS BF H R ER SO BB IBB HBP BLK WP HR S P ERA WHIP	IP WLS BF H R ER SO BB IBB HBP BLK WP HR S P ERA WHIP	IP WLS BF H R ER SO BB IBB HBP BLK WP HR S P ERA WHIP	IP WLS BF H R ER SO BB IBB HBP BLK WP HR S P ERA WHIP	IP WLS BF H R ER SO BB IBB HBP BLK WP HR S P ERA WHIP	IP WLS BF H R ER SO BB IBB HBP BLK WP HR S P ERA WHIP	IP WLS BF H R ER SO BB IBB HBP BLK WP HR S P ERA WHIP	IP WLS BF H R ER SO BB IBB HBP BLK WP HR S P ERA WHIP	IP WLS BF H R ER SO BB IBB HBP BLK WP HR S P ERA WHIP	IP WLS BF H R ER SO BB IBB HBP BLK WP HR S P ERA WHIP	IP WLS BF H R ER SO BB IBB HBP BLK WP HR S P ERA WHIP	IP WLS BF H R ER SO BB IBB HBP BLK WP HR S P ERA WHIP	IP WLS BF H R ER SO BB IBB HBP BLK WP HR S P ERA WHIP	IP WLS BF H R ER SO BB IBB HBP BLK WP HR S P ERA WHIP	IP WLS BF H R ER SO BB IBB HBP BLK WP HR S P ERA WHIP	IP WLS BF H R ER SO BB IBB HBP BLK WP HR S P ERA WHIP	IP WLS BF H R ER SO BB IBB HBP BLK WP HR S P ERA WHIP

Atlanta Braves @ San Diego Padres
Jack Murphy Stadium, San Diego, CA
Tue Aug 11 1987, 10:05 PM EDT
Att: 12,512 - Unknown

AB 37
R 7
H 12
RBI 7
BB 2
SO 2
LOB 17



Batter	1	2	3	4	5	6	7	8	9	AB	R	H	RBI	BB	SO	LOB	TOP										
Albert Hall, S OBP: 0.359, SLG: 0.386 (1, 8)	F9		FC4-6 SF8 1B BB		K		6-3			3	1	0	0	1	1	1	Atlanta Braves @ San Diego Padres Jack Murphy Stadium, San Diego, CA Wed Aug 12 1987, 10:05 PM EDT Att: 14,400 - Unknown										
Jeff Blausler, R OBP: 0.250, SLG: 0.143 (1, 6)	1-3		FC4-6 1B		PB BB			K		3	0	1	0	1	1	0											
Gerald Perry, L OBP: 0.333, SLG: 0.413 (1, 3)	HR		FC4-6 1-2 2-3		FC6-2 1-2 2-H			G6-4-3 1B		4	1	2	1	0	0	4											
Dale Murphy, R OBP: 0.415, SLG: 0.575 (1, 9)	K		SF8		K			G6-4-3 1-2		3	0	0	1	0	2	3											
Gary Roenicke, R OBP: 0.348, SLG: 0.505 Ken Griffey, L OBP: 0.356, SLG: 0.453 (1, 7) (9, 7)		K	F3			F8			3-1 F9-2 2B	4	0	1	0	0	1	1											
Ted Simmons, S OBP: 0.318, SLG: 0.375 (1, 2)		F6			F6		5-3		3-1	4	0	0	0	0	0	1											
Ken Oberkfell, L OBP: 0.348, SLG: 0.381 (1, 5)					4-3		K		F9-2	3	0	0	0	0	1	1											
Glenn Hubbard, R OBP: 0.403, SLG: 0.419 (1, 4)					6-3					2	0	0	0	1	0	0											
Zane Smith, L OBP: 0.224, SLG: 0.236 (1, 1)			G3							3	0	1	0	0	0	2											
Inning Stats	R: 1 E: 0 K: 1 S: 6	H: 1 LOB: 0 BB: 1 P: 6	R: 0 E: 0 K: 1 S: 5	H: 0 LOB: 2 BB: 1 P: 10	R: 1 E: 0 K: 0 S: 4	H: 1 LOB: 1 BB: 1 P: 8	R: 0 E: 0 K: 0 S: 3	H: 0 LOB: 0 BB: 0 P: 3	R: 0 E: 0 K: 2 S: 8	H: 1 LOB: 2 BB: 1 P: 12	R: 0 E: 0 K: 0 S: 5	H: 0 LOB: 0 BB: 0 P: 5	R: 0 E: 0 K: 0 S: 3	H: 0 LOB: 0 BB: 0 P: 3	R: 0 E: 0 K: 1 S: 5	H: 1 LOB: 0 BB: 0 P: 5	R: 0 E: 0 K: 0 S: 3	H: 1 LOB: 0 BB: 0 P: 3	1B: 3 2B: 2 3B: 0 HR: 1	SF: 1 SAC: 0 DP: 2 HBP: 1	WP: 0 PB: 1 SB: 1 CS: 0	PA: 34					
PITCHER	IP	WLS	BF	H	R	ER	SO	BB	IBB	HBP	BLK	WP	HR	S	P	ERA	WHIP										
Eric Nolte, L ERA: 1.08 (1, 1)	6.0	L	25	3	2	2	5	3	0	1	0	0	1	31	44	3.00	1.000										
Greg Booker, R ERA: 3.51 (7, 1)	2.1		8	2	0	0	1	0	0	0	0	0	0	10	10	0.00	0.857										
Mark Davis, L ERA: 4.56 (9, 1)	0.2		1	0	0	0	0	0	0	0	0	0	0	1	1	0.00	0.000										

Batter	1	2	3	4	5	6	7	8	9	AB	R	H	RBI	BB	SO	LOB	BOTTOM										
Stan Jefferson, S OBP: 0.331, SLG: 0.388 (1, 7)	4-3		FC4-6 1B		F8	L8			K	5	0	1	0	0	1	2	Atlanta Braves @ San Diego Padres Jack Murphy Stadium, San Diego, CA Wed Aug 12 1987, 10:05 PM EDT Att: 14,400 - Unknown										
Tony Gwynn, L OBP: 0.440, SLG: 0.521 (1, 9)	K		FC4-6 FC6-4 1-2		S 1B			G3		4	0	1	0	0	1	1											
Carmelo Martinez, R OBP: 0.378, SLG: 0.430 (1, 3)			FC6-4 1-2		L7			F8		3	0	0	0	1	0	2											
Chris Brown, R OBP: 0.284, SLG: 0.372 (1, 5)	E6 1-2		1-3		1-3			5-3		4	0	0	0	0	0	3											
Benito Santiago, R OBP: 0.307, SLG: 0.418 (1, 2)	F5				F8			F9		4	1	1	0	0	0	2											
Shane Mack, R OBP: 0.307, SLG: 0.382 (1, 8)					6-3			1B 2B		4	0	1	0	0	0	1											
Garry Templeton, S OBP: 0.294, SLG: 0.303 (1, 6)			G4-6-3 1-2					F9		4	0	2	1	0	0	1											
Randy Ready, R OBP: 0.404, SLG: 0.441 (1, 4)								G3		2	0	0	0	2	0	1											
Eric Nolte, L OBP: 0.167, SLG: 0.167 Luis Salazar, R OBP: 0.313, SLG: 0.346 Greg Booker, R (6, PH) Mark Davis, L OBP: 0.222, SLG: 0.333 John Kruk, L OBP: 0.433, SLG: 0.530 (9, PH)									F9	2	0	0	0	0	2	3											
										0	0	0	0	1	0	0											
										0	0	0	0	0	0	0											
										0	0	0	0	0	0	0											
										1	0	0	0	0	1	0											
Inning Stats	R: 0 E: 1 K: 1 S: 6	H: 0 LOB: 2 BB: 1 P: 10	R: 0 E: 0 K: 1 S: 5	H: 1 LOB: 1 BB: 1 P: 9	R: 0 E: 0 K: 0 S: 4	H: 1 LOB: 1 BB: 0 P: 4	R: 0 E: 0 K: 1 S: 6	H: 1 LOB: 2 BB: 1 P: 10	R: 0 E: 0 K: 0 S: 4	H: 1 LOB: 1 BB: 0 P: 4	R: 1 E: 0 K: 0 S: 5	H: 2 LOB: 2 BB: 1 P: 9	R: 0 E: 0 K: 0 S: 3	H: 0 LOB: 0 BB: 0 P: 3	R: 0 E: 0 K: 0 S: 3	H: 0 LOB: 0 BB: 0 P: 3	R: 0 E: 0 K: 2 S: 7	H: 0 LOB: 0 BB: 0 P: 7	1B: 5 2B: 1 3B: 0 HR: 0	SF: 0 SAC: 0 DP: 1 HBP: 0	WP: 0 PB: 0 SB: 1 CS: 0	PA: 37					
PITCHER	IP	WLS	BF	H	R	ER	SO	BB	IBB	HBP	BLK	WP	HR	S	P	ERA	WHIP										
Zane Smith, L ERA: 4.08 (1, 1)	9.0	W	37	6	1	1	5	4	0	0	0	0	0	43	59	1.00	1.111										

AB 29
R 2
H 5
RBI 2
BB 3
SO 6
LOB 13



AB 33
R 1
H 6
RBI 1
BB 4
SO 5
LOB 16



Batter	1	2	3	4	5	6	7	8	9	AB	R	H	RBI	BB	SO	LOB	TOP				
Kurt Stillwell, S OBP: 0.304, SLG: 0.373 (1, 4)	F3			K		F8		1-3		4	0	0	0	1	1	0	Cincinnati Reds @ San Diego Padres Jack Murphy Stadium, San Diego, CA Fri Aug 14 1987, 10:05 PM EDT Unknown				
Buddy Bell, R OBP: 0.369, SLG: 0.397 (1, 5)	BB BB			BB		PB BB		P3		3	1	2	0	2	0	0					
Eric Davis, R OBP: 0.410, SLG: 0.645 (1, 8)	FC5 BB			BB		PB BB			K	2	1	0	0	3	2	3					
Kal Daniels, L OBP: 0.420, SLG: 0.615 (1, 7)	F8			F6		1-2 2-3				3	0	1	2	2	0	2					
Dave Parker, L OBP: 0.309, SLG: 0.433 (1, 9)	1-2 2-3			6-3		1-3			F7	4	0	0	0	1	0	5					
Bo Diaz, R OBP: 0.325, SLG: 0.464 (1, 2)	FC5			1B		6-3			K	5	0	1	0	0	1	4					
Nick Esasky, R OBP: 0.313, SLG: 0.503 (1, 3)				FC6-4		F7				4	0	1	0	0	2	0					
Barry Larkin, R OBP: 0.292, SLG: 0.354 (1, 6)				FC6-4		4-3			K	4	0	0	0	0	1	2					
Ted Power, R OBP: 0.192, SLG: 0.208 John Franco, L (9, 1)				HBP		6-3			6-3	3	0	0	0	0	0	0					
Inning Stats	R: 0 E: 0 K: 0 S: 4	H: 1 LOB: 3 BB: 2 P: 12	R: 0 E: 0 K: 2 S: 7	H: 0 LOB: 3 BB: 2 P: 16	R: 0 E: 0 K: 1 S: 5	H: 2 LOB: 2 BB: 0 P: 5	R: 2 E: 0 K: 1 S: 7	H: 2 LOB: 1 BB: 1 P: 11	R: 0 E: 0 K: 0 S: 3	H: 0 LOB: 0 BB: 0 P: 3	R: 0 E: 0 K: 0 S: 3	H: 0 LOB: 0 BB: 0 P: 7	R: 0 E: 0 K: 0 S: 3	H: 0 LOB: 1 BB: 1 P: 11	R: 0 E: 0 K: 2 S: 7	H: 0 LOB: 0 BB: 0 P: 3	1B: 4 2B: 1 3B: 0 HR: 0	SF: 0 SAC: 0 DP: 0 HBP: 1	WP: 0 PB: 1 SB: 0 CS: 0	PA: 42	
PITCHER	IP	WLS	BF	H	R	ER	SO	BB	IBB	HBP	BLK	WP	HR	S	P	ERA	WHIP				
Eric Show, R ERA: 4.17 (1, 1)	6.0	L	32	5	2	2	3	7	1	1	0	0	0	29	62	3.00	2.000				
Lance McCullers, R ERA: 4.06 (7, 1)	2.0		6	0	0	0	2	0	0	0	0	0	0	10	10	0.00	0.000				
Mark Davis, L ERA: 4.52 (9, 1)	1.0		4	0	0	0	2	1	0	0	0	0	0	7	11	0.00	1.000				

Batter	1	2	3	4	5	6	7	8	9	AB	R	H	RBI	BB	SO	LOB	BOTTOM					
Stan Jefferson, S OBP: 0.326, SLG: 0.380 (1, 8)	K			K		1-3		F8		4	0	0	0	0	2	3	Cincinnati Reds @ San Diego Padres Jack Murphy Stadium, San Diego, CA Fri Aug 14 1987, 10:05 PM EDT Unknown					
Tony Gwynn, L OBP: 0.439, SLG: 0.521 (1, 9)	F7			WP		4-3		FC6-4		4	0	1	0	0	0	3						
Carmelo Martinez, R OBP: 0.374, SLG: 0.425 Shane Mack, R (9, PR)	6-3			F4		F9		E6		4	0	0	0	0	0	1						
John Kruk, L OBP: 0.434, SLG: 0.531 (1, 3)				4-3				K		4	0	2	0	0	1	2						
Benito Santiago, R OBP: 0.306, SLG: 0.413 (1, 2)						6-3				4	0	1	0	0	0	2						
Chris Brown, R OBP: 0.279, SLG: 0.368 (1, 5)						F8		F3		4	0	0	0	0	1	4						
Garry Templeton, S OBP: 0.290, SLG: 0.302 (1, 6)						F8		F8		4	0	0	0	0	1	2						
Tim Flannery, L OBP: 0.343, SLG: 0.275 (1, 4)				K						1	0	0	0	2	1	0						
Eric Show, R OBP: 0.058, SLG: 0.078 Marvell Wynne, L (6, PH)				K						1	0	0	0	0	1	1						
Lance McCullers, S (7, 1)										0	0	0	0	0	0	0						
Randy Ready, R OBP: 0.408, SLG: 0.447 Mark Davis, L OBP: 0.222, SLG: 0.333 (9, 1)										0	0	0	0	0	0	0						
Inning Stats	R: 0 E: 0 K: 1 S: 5	H: 0 LOB: 0 BB: 0 P: 5	R: 0 E: 0 K: 1 S: 5	H: 1 LOB: 0 BB: 0 P: 5	R: 0 E: 0 K: 2 S: 7	H: 0 LOB: 0 BB: 0 P: 7	R: 0 E: 0 K: 1 S: 6	H: 1 LOB: 1 BB: 0 P: 6	R: 0 E: 0 K: 0 S: 3	H: 0 LOB: 0 BB: 0 P: 3	R: 0 E: 0 K: 1 S: 5	H: 0 LOB: 1 BB: 1 P: 9	R: 0 E: 0 K: 0 S: 4	H: 1 LOB: 1 BB: 0 P: 4	R: 0 E: 0 K: 0 S: 3	H: 0 LOB: 2 BB: 1 P: 8	R: 0 E: 1 K: 2 S: 9	H: 1 LOB: 2 BB: 0 P: 9	1B: 3 2B: 2 3B: 0 HR: 0	SF: 0 SAC: 0 DP: 1 HBP: 1	WP: 1 PB: 0 SB: 0 CS: 1	PA: 34
PITCHER	IP	WLS	BF	H	R	ER	SO	BB	IBB	HBP	BLK	WP	HR	S	P	ERA	WHIP					
Ted Power, R ERA: 4.28 John Franco, L ERA: 1.82 (9, 1)	8.0	W	30	3	0	0	6	2	0	1	0	0	0	8	48	0.00	0.625					

Batter	1	2	3	4	5	6	7	8	9	AB	R	H	RBI	BB	SO	LOB	TOP										
Kurt Stillwell, S OBP: 0.302, SLG: 0.370 (1, 4)	F2		F8		HR	4-3		F4		5	1	1	0	0	0	1	Cincinnati Reds @ San Diego Padres Jack Murphy Stadium, San Diego, CA Fri Aug 14, 1987, 10:05 PM EDT Att: 32,080 - Unknown										
Buddy Bell, R OBP: 0.372, SLG: 0.407 (1, 5)	F7		BB		HR			F8		4	1	2	3	1	0	0											
Eric Davis, R OBP: 0.408, SLG: 0.639 (1, 8)	K		F9		6-3			F7		5	1	1	0	0	1	2											
Kal Daniels, L OBP: 0.420, SLG: 0.623 (1, 7)		4-3	G3		S			K		5	1	2	2	0	1	2											
Dave Parker, L OBP: 0.311, SLG: 0.435 Frank Williams, R OBP: 0.298, SLG: 0.393 Paul O'Neill, L OBP: 0.298, SLG: 0.393 Rob Murphy, L OBP: 0.298, SLG: 0.393 John Franco, L OBP: 0.298, SLG: 0.393 Terry Francona, L OBP: 0.298, SLG: 0.393 (1, 9)	HR				E4			K		3	1	2	0	0	0	1											
Bo Diaz, R OBP: 0.326, SLG: 0.464 (1, 2)	HR				1-3			K		5	1	2	0	0	0	3											
Nick Esasky, R OBP: 0.312, SLG: 0.512 (1, 3)	HR				F9			F3		4	1	1	3	0	0	2											
Dave Concepcion, R OBP: 0.366, SLG: 0.351 (1, 6)	F9							F9		4	0	1	0	0	0	1											
Guy Hoffman, L OBP: 0.121, SLG: 0.152 Jeff Montgomery, R (3, 1)	K							F7		1	0	0	0	0	1	0											
Bill Scherrer, L (4, 1)					HR					0	0	0	0	0	0	0											
Dave Collins, S OBP: 0.333, SLG: 0.306 (5, PH)					BB					1	1	0	0	2	0	1											
Inning Stats	R: 0 E: 0 K: 1 S: 5	H: 0 LOB: 0 BB: 0 P: 5	R: 3 E: 0 K: 1 S: 8	H: 3 LOB: 0 BB: 0 P: 8	R: 0 E: 0 K: 0 S: 3	H: 2 LOB: 2 BB: 0 P: 4	R: 3 E: 0 K: 0 S: 6	H: 3 LOB: 1 BB: 1 P: 10	R: 0 E: 0 K: 2 S: 8	H: 1 LOB: 1 BB: 0 P: 8	R: 0 E: 0 K: 0 S: 4	H: 1 LOB: 1 BB: 0 P: 4	R: 2 E: 0 K: 0 S: 6	H: 3 LOB: 1 BB: 0 P: 6	1B: 9 2B: 1 3B: 0 HR: 3	SF: 0 SAC: 0 DP: 0 HBP: 0	WP: 1 PA: 42 PB: 0 SB: 2 CS: 0										
PITCHER	IP	WLS	BF	H	R	ER	SO	BB	IBB	HBP	BLK	WP	HR	S	P	ERA	WHIP										
Jimmy Jones, R ERA: 4.75 (1, 1)	4.0		20	7	6	6	2	2	0	0	0	0	2	22	30	13.50	2.250										
Greg Booker, R ERA: 3.39 (5, 1)	2.0	W	8	1	0	0	0	1	0	0	0	0	0	7	11	0.00	1.000										
Lance McCullers, R ERA: 4.02 (7, 1)	1.0		4	1	0	0	2	0	0	0	0	0	0	8	8	0.00	1.000										
Rich Gossage, R ERA: 2.75 (8, 1)	2.0		10	4	2	2	0	0	0	0	0	1	1	10	10	9.00	2.000										

Batter	1	2	3	4	5	6	7	8	9	AB	R	H	RBI	BB	SO	LOB	BOTTOM										
Stan Jefferson, S OBP: 0.327, SLG: 0.381 Lance McCullers, S (7, 1)	6-3		BB		CS			K		5	2	2	0	0	0	2	Cincinnati Reds @ San Diego Padres Jack Murphy Stadium, San Diego, CA Fri Aug 14, 1987, 10:05 PM EDT Att: 32,080 - Unknown										
Rich Gossage, R (8, 1)			1B							0	0	0	0	0	0	0											
Tony Gwynn, L OBP: 0.441, SLG: 0.522 (1, 9)	G6-4-3		BB					E6		5	3	3	0	1	0	0											
Randy Ready, R OBP: 0.410, SLG: 0.453 (1, 4)	G6-4-3		BB					E6		6	2	3	4	0	0	3											
John Kruk, L OBP: 0.435, SLG: 0.532 (1, 3)	HR		K					G3		5	2	2	2	1	2	3											
Chris Brown, R OBP: 0.280, SLG: 0.364 Tim Flannery, L OBP: 0.344, SLG: 0.278 (5, PH)	F9		FC5-2-6-2					G3		2	1	0	0	1	0	3											
Shane Mack, R OBP: 0.309, SLG: 0.414 (1, 8)	HR		3B					G3		2	0	1	0	0	0	2											
Luis Salazar, R OBP: 0.329, SLG: 0.365 (1, 6)	5-3		3B					K		4	1	3	1	1	0	0											
Bruce Bochy, R OBP: 0.260, SLG: 0.246 Benito Santiago, R OBP: 0.307, SLG: 0.423 (6, PR)	BB		K					HR		2	0	0	0	2	2	3											
Jimmy Jones, R OBP: 0.206, SLG: 0.273 Greg Booker, R (5, 1)	K							BB		1	1	1	2	0	0	0											
Marvell Wynne, L OBP: 0.338, SLG: 0.354 (6, PH)	K							HR		2	0	0	0	0	0	2											
Inning Stats	R: 0 E: 0 K: 0 S: 3	H: 1 LOB: 0 BB: 0 P: 3	R: 2 E: 0 K: 1 S: 7	H: 2 LOB: 1 BB: 1 P: 11	R: 4 E: 0 K: 2 S: 11	H: 4 LOB: 1 BB: 1 P: 15	R: 5 E: 0 K: 2 S: 12	H: 5 LOB: 2 BB: 2 P: 20	R: 0 E: 0 K: 0 S: 3	H: 0 LOB: 2 BB: 2 P: 11	R: 1 E: 1 K: 0 S: 5	H: 1 LOB: 1 BB: 0 P: 5	R: 3 E: 1 K: 2 S: 11	H: 3 LOB: 1 BB: 0 P: 11	1B: 11 2B: 3 3B: 1 HR: 2	SF: 1 SAC: 0 DP: 1 HBP: 0	WP: 3 PA: 49 PB: 0 SB: 2 CS: 1										
PITCHER	IP	WLS	BF	H	R	ER	SO	BB	IBB	HBP	BLK	WP	HR	S	P	ERA	WHIP										
Guy Hoffman, L ERA: 4.51 (1, 1)	1.0		16	7	6	6	2	2	0	0	0	0	0	18	26	20.25	3.375										
Jeff Montgomery, R ERA: 7.84 (3, 1)	0.1		5	3	4	4	1	1	0	0	0	0	0	6	10	108.00	12.000										
Bill Scherrer, L ERA: 4.55 (4, 1)	1.0		6	2	1	1	2	1	0	0	0	1	0	9	13	9.00	3.000										
Frank Williams, R ERA: 2.44 (5, 1)	2.0		10	1	0	0	0	2	1	0	0	1	0	7	19	0.00	1.500										
Rob Murphy, L ERA: 3.11 (7, 1)	1.0		5	1	1	0	0	0	0	0	0	1	0	5	5	0.00	1.000										

AB	39
R	8
H	13
RBI	8
BB	3
SO	4
LOB	14



AB	41
R	15
H	17
RBI	14
BB	7
SO	7
LOB	22




Batter	1	2	3	4	5	6	7	8	9	10	11	AB	R	H	RBI	BB	SO	LOB	TOP										
Stan Jefferson, S OBP: 0.324, SLG: 0.376 (1, 7)	F4		E 1B S		5-3		1B		F9		SH1-4	5	1	2	0	0	0	0											
Tony Gwynn, L OBP: 0.440, SLG: 0.523 (1, 9)	1B		F7				F6				WP 1B	5	1	3	0	1	0	3											
Randy Ready, R OBP: 0.413, SLG: 0.446 (1, 4)	1B		S 1B		5-3		F7				1B	3	2	1	0	3	0	3											
John Kruk, L OBP: 0.432, SLG: 0.525 (1, 3)	F7		1B				4-3		F8		HR 1B	6	1	3	5	0	0	3											
Benito Santiago, R OBP: 0.307, SLG: 0.435 (1, 2)			F7				5-3				HR	6	2	3	4	0	1	3											
Chris Brown, R OBP: 0.281, SLG: 0.364 (1, 5)			5-3		F7		1B				1B	6	0	2	0	0	0	1											
Garry Templeton, S OBP: 0.289, SLG: 0.300 (1, 6)	P3				4-3		F7		L7		1B	6	0	2	0	0	0	2											
Shane Mack, R OBP: 0.351, SLG: 0.402 (8, 1)					L5						L5	4	0	0	0	0	2	2											
Mark Davis, L OBP: 0.222, SLG: 0.333 (8, 1)												0	0	0	0	0	0	0											
Carmelo Martinez, R OBP: 0.369, SLG: 0.418 (10, PH)												1	0	0	0	0	0	1											
Rich Gossage, R (10, 1)												1	0	0	0	0	0	2											
Eric Nolte, L OBP: 0.125, SLG: 0.125 (6, 1)			F6									2	0	0	0	0	0	0											
Lance McCullers, S OBP: 0.182, SLG: 0.100 (8, 8)					5-3							1	1	1	0	0	0	0											
Marvell Wynne, L OBP: 0.337, SLG: 0.349 (8, 8)							1B				K	2	1	0	0	1	2	2											
Inning Stats	R: 0 E: 0 K: 0 S: 4	H: 2 LOB: 1 BB: 0 P: 4	R: 0 E: 0 K: 1 S: 6	H: 1 LOB: 1 BB: 0 P: 6	R: 2 E: 0 K: 0 S: 5	H: 2 LOB: 1 BB: 1 P: 9	R: 0 E: 0 K: 0 S: 3	H: 0 LOB: 0 BB: 0 P: 3	R: 0 E: 0 K: 0 S: 4	H: 1 LOB: 1 BB: 0 P: 4	R: 1 E: 0 K: 1 S: 7	H: 2 LOB: 1 BB: 0 P: 7	R: 1 E: 0 K: 0 S: 6	H: 3 LOB: 2 BB: 0 P: 6	R: 0 E: 0 K: 0 S: 3	H: 0 LOB: 0 BB: 0 P: 3	R: 0 E: 0 K: 1 S: 6	H: 1 LOB: 2 BB: 1 P: 10	R: 0 E: 0 K: 1 S: 6	H: 1 LOB: 1 BB: 0 P: 6	R: 5 E: 0 K: 1 S: 9	H: 4 LOB: 2 BB: 3 P: 21	1B: 13 2B: 2 3B: 0 HR: 2	SF: 0 SAC: 1 DP: 0 HBP: 0	WP: 1 PB: 0 SB: 3 CS: 0	PA: 54			
PITCHER	IP WLS BF H R ER SO BB IBB HBP BLK WP HR S P ERA WHIP	Don Carman, L ERA: 4.62 (1, 1)	6.2 0.1 31 11 4 3 2 1 0 0 0 0 0 1 34 38 4.05 1.800	Todd Frohirth, R ERA: (7, 1)	0.1 1 0 0 0 0 0 0 0 0 0 0 0 1 1 0.00 0.000	Kent Tekulve, R ERA: 3.2 (8, 1)	1.0 3 0 0 0 0 0 0 0 0 0 0 0 3 3 0.00 0.000	Jeff Calhoun, L ERA: 1.86 (9, 1)	2.0 9 2 0 0 2 0 1 0 0 0 0 0 12 16 0.00 1.000	Wally Ritchie, L ERA: 4.3 (11, 1)	1.0 L 10 4 5 5 1 1 2 0 0 1 1 9 21 45.00 5.000	PITCHER	IP WLS BF H R ER SO BB IBB HBP BLK WP HR S P ERA WHIP																
Juan Samuel, R OBP: 0.347, SLG: 0.508 (1, 4)	S BB		4-3		1B		K		F8		F9 1B	3	0	2	0	3	1	2											
Von Hayes, L OBP: 0.439, SLG: 0.543 (6, 3)	F6		4-3				4-3		F9		1B	6	0	2	3	0	0	5											
Chris James, R OBP: 0.367, SLG: 0.594 (1, 7)	F8		5-3		F8		1B		F8		F9	6	0	1	1	0	0	8											
Mike Schmidt, R OBP: 0.400, SLG: 0.548 (1, 5)	K				4-3		F8		F4		FC6-4	5	0	0	0	1	1	4											
Lance Parrish, R OBP: 0.298, SLG: 0.390 (1, 2)			K		G5-4-3		K		6-3		FC6-4	5	0	1	0	0	2	3											
Glenn Wilson, R OBP: 0.314, SLG: 0.400 (1, 9)			5-3		G5-4-3		PB				G3	5	0	2	0	0	1												
Rick Schu, R OBP: 0.320, SLG: 0.471 (6, 8)			F8				5-3		F8		4-3	2	0	0	0	0	0	0											
Milt Thompson, L OBP: 0.367, SLG: 0.470 (9, 1)							K2-3					0	0	0	0	0	0	0											
Greg Gross, L OBP: 0.400, SLG: 0.385 (10, PH)												1	0	0	0	0	0	0											
Wally Ritchie, L OBP: 0.500, SLG: 0.500 (11, 1)												0	0	0	0	0	0	0											
Steve Jeltz, S OBP: 0.311, SLG: 0.280 (8, PH)							F9				F6	3	1	1	0	0	1	0											
Luis Aguayo, R OBP: 0.283, SLG: 0.413 (9, 6)									2B			2	0	0	0	0	0	1											
Don Carman, L OBP: 0.133, SLG: 0.093 (7, 1)												0	2	0	0	2	0	0											
Todd Frohirth, R (7, 1)												0	0	0	0	0	0	0											
Jeff Stone, L OBP: 0.351, SLG: 0.382 (8, 1)			2B									1	1	1	0	0	0	0											
Kent Tekulve, R (8, 1)												0	0	0	0	0	0	0											
Ron Roenicke, S OBP: 0.310, SLG: 0.288 (9, 8)			4-3				1B					2	0	1	0	0	1	0											
Inning Stats	R: 0 E: 0 K: 1 S: 5	H: 0 LOB: 1 BB: 1 P: 9	R: 0 E: 0 K: 1 S: 5	H: 0 LOB: 0 BB: 0 P: 5	R: 1 E: 0 K: 1 S: 6	H: 1 LOB: 1 BB: 1 P: 10	R: 0 E: 0 K: 0 S: 3	H: 1 LOB: 0 BB: 0 P: 3	R: 0 E: 0 K: 0 S: 4	H: 1 LOB: 1 BB: 0 P: 4	R: 2 E: 0 K: 1 S: 8	H: 3 LOB: 1 BB: 0 P: 8	R: 0 E: 0 K: 0 S: 4	H: 1 LOB: 1 BB: 0 P: 4	R: 0 E: 0 K: 0 S: 4	H: 0 LOB: 0 BB: 0 P: 3	R: 0 E: 0 K: 1 S: 7	H: 2 LOB: 2 BB: 0 P: 7	1B: 7 2B: 4 3B: 0 HR: 0	SF: 0 SAC: 0 DP: 1 HBP: 0	WP: 0 PB: 1 SB: 1 CS: 0	PA: 49							
PITCHER	IP WLS BF H R ER SO BB IBB HBP BLK WP HR S P ERA WHIP	Eric Nolte, L ERA: 1.66 (1, 1)	5.0 2.1 21 5 3 2 3 4 0 0 0 0 0 23 39 3.60 1.400	Lance McCullers, R ERA: 4.11 (6, 1)	2.1 12 5 2 2 3 0 0 0 0 0 0 0 18 18 7.71 2.143	Mark Davis, L ERA: 4.4 (8, 1)	1.2 8 1 0 0 0 0 2 0 0 0 0 6 14 0.00 0.600	Rich Gossage, R ERA: 2.61 (10, 1)	2.0 W 8 2 0 0 1 0 0 0 0 0 0 10 10 0.00 1.000	PITCHER	IP WLS BF H R ER SO BB IBB HBP BLK WP HR S P ERA WHIP																		

San Diego Padres @ Philadelphia Phillies
Veterans Stadium, Philadelphia, PA
Tue Aug 18 1987, 7:05 PM EDT
Att: 27,867 - Unknown

livebaseballscorecards.com


AB 48
R 9
H 17
RBI 9
BB 5
SO 5
LOB 22



San Diego Padres @ Philadelphia Phillies
Veterans Stadium, Philadelphia, PA
Tue Aug 18 1987, 7:05 PM EDT
Att: 27,867 - Unknown

livebaseballscorecards.com

AB 43
R 4
H 11
RBI 4
BB 6
SO 7
LOB 26



Batter	1	2	3	4	5	6	7	8	9	AB	R	H	RBI	BB	SO	LOB	TOP					
Stan Jefferson, S OBP: 0.325, SLG: 0.376 (1, 8)										5	0	2	0	0	2	3						
Tony Gwynn, L OBP: 0.438, SLG: 0.519 (1, 9)										5	1	1	0	0	0	3						
Camelo Martinez, R OBP: 0.371, SLG: 0.419 (1, 7)										4	1	2	0	0	0	0						
John Kruk, L OBP: 0.430, SLG: 0.521 (1, 3)										4	0	1	0	0	0	3						
Bento Santiago, R OBP: 0.309, SLG: 0.436 (1, 2)										4	1	2	1	0	0	1						
Chris Brown, R OBP: 0.281, SLG: 0.362 (1, 5)										4	0	1	1	0	0	2						
Garry Templeton, S OBP: 0.291, SLG: 0.305 (1, 6)										4	2	2	1	0	0	1						
Randy Ready, R OBP: 0.412, SLG: 0.449 (9, PH)										3	0	1	1	0	1	1						
Tim Flannery, L OBP: 0.348, SLG: 0.283 (9, PH)										1	0	0	0	0	0	1						
Mark Grant, R OBP: 0.148, SLG: 0.080 (5, 1)										0	0	0	0	0	0	0						
Greg Booker, R OBP: 0.299, SLG: 0.400 (6, 1)										0	0	0	0	0	0	0						
Shane Mack, R OBP: 0.299, SLG: 0.400 (6, 1)										0	0	0	0	0	0	0						
Storm Davis, R OBP: 0.299, SLG: 0.400 (6, 1)										0	0	0	0	0	0	0						
Bruce Bochy, R OBP: 0.299, SLG: 0.400 (7, 1)										0	0	0	0	0	0	0						
Keith Comstock, L OBP: 0.299, SLG: 0.400 (7, 1)										0	0	0	0	0	0	0						
Luis Salazar, R OBP: 0.338, SLG: 0.381 (9, PH)										1	0	1	1	0	0	0						
Inning Stats	R: 0 E: 0 K: 0 S: 3	H: 1 LOB: 0 BB: 0 P: 3	R: 0 E: 0 K: 0 S: 3	H: 0 LOB: 0 BB: 0 P: 3	R: 0 E: 0 K: 1 S: 5	H: 1 LOB: 1 BB: 1 P: 9	R: 0 E: 0 K: 0 S: 4	H: 1 LOB: 1 BB: 0 P: 4	R: 0 E: 0 K: 0 S: 3	H: 0 LOB: 0 BB: 0 P: 3	R: 0 E: 0 K: 0 S: 3	H: 1 LOB: 0 BB: 0 P: 3	R: 3 E: 0 K: 0 S: 7	H: 4 LOB: 1 BB: 0 P: 7	R: 1 E: 0 K: 1 S: 8	H: 3 LOB: 2 BB: 0 P: 8	R: 1 E: 0 K: 1 S: 7	H: 2 LOB: 1 BB: 0 P: 7	1B: 10 2B: 3 3B: 0 HR: 0	SF: 0 SAC: 0 DP: 3 HBP: 0	WP: 0 PB: 0 SB: 1 CS: 0	PA: 38
PITCHER	IP	WLS	BF	H	R	ER	SO	BB	IBB	HBP	BLK	WP	HR	S	P	ERA	WHIP					
Bruce Ruffin, L ERA: 4.22 (1, 1)	7.2	W	31	10	4	4	2	1	0	0	0	0	0	34	38	4.70	1.435					
Kent Tekulve, R ERA: 3.3 (8, 1)	0.1		3	2	1	1	0	0	0	0	0	0	0	3	3	27.00	6.000					
Jeff Calhoun, L ERA: 1.77 (9, 1)	1.0	S	4	1	0	0	1	0	0	0	0	0	0	6	6	0.00	1.000					

San Diego Padres @ Philadelphia Phillies
Veterans Stadium, Philadelphia, PA
Wed Aug 19 1987, 7:05 PM EDT
Att: 30,595 - Unknown

AB	37
R	5
H	13
RBI	5
BB	1
SO	3
LOB	16

WP	0	PA	38
PB	0		
SB	1		
CS	0		

San Diego Padres @ Philadelphia Phillies
Veterans Stadium, Philadelphia, PA
Wed Aug 19 1987, 7:05 PM EDT
Att: 30,595 - Unknown

AB	32
R	6
H	8
RBI	6
BB	1
SO	6
LOB	12

Batter	1	2	3	4	5	6	7	8	9	AB	R	H	RBI	BB	SO	LOB	BOTTOM				
Juan Samuel, R OBP: 0.350, SLG: 0.515 (1, 4)										4	3	3	0	0	0	0					
Milt Thompson, L OBP: 0.366, SLG: 0.468 (1, 8)										4	1	1	1	0	1	2					
Chris James, R OBP: 0.365, SLG: 0.601 (1, 7)										4	1	1	2	0	2	3					
Mike Schmidt, R OBP: 0.401, SLG: 0.558 (1, 5)										4	1	2	3	0	0	1					
Von Hayes, L OBP: 0.436, SLG: 0.539 (1, 3)										3	0	0	0	1	1	1					
Glenn Wilson, R OBP: 0.311, SLG: 0.397 (1, 9)										4	0	0	0	0	1	3					
Lance Parrish, R OBP: 0.298, SLG: 0.389 (1, 2)										3	0	1	0	0	0	0					
Steve Jeltz, S OBP: 0.307, SLG: 0.276 (1, 6)										3	0	0	0	0	0	2					
Bruce Ruffin, S OBP: 0.054, SLG: 0.071 (8, 1)										3	0	0	0	0	1	0					
Kent Tekulve, R (8, 1)										0	0	0	0	0	0	0					
Jeff Calhoun, L (9, 1)										0	0	0	0	0	0	0					
Inning Stats	R: 1 E: 0 K: 2 S: 9	H: 2 LOB: 2 BB: 1 P: 13	R: 0 E: 0 K: 1 S: 5	H: 0 LOB: 0 BB: 0 P: 5	R: 3 E: 1 K: 1 S: 8	H: 2 LOB: 0 BB: 0 P: 8	R: 0 E: 1 K: 0 S: 3	H: 0 LOB: 0 BB: 0 P: 3	R: 2 E: 0 K: 1 S: 7	H: 2 LOB: 0 BB: 0 P: 7	R: 0 E: 0 K: 0 S: 3	H: 1 LOB: 1 BB: 0 P: 3	R: 0 E: 0 K: 1 S: 6	H: 1 LOB: 1 BB: 0 P: 6	R: 0 E: 0 K: 1 S: 6	H: 1 LOB: 1 BB: 0 P: 6	1B: 4 2B: 1 3B: 1 HR: 2	SF: 0 SAC: 0 DP: 2 HBP: 0	WP: 1 PB: 0 SB: 2 CS: 0	PA: 33	
PITCHER	IP	WLS	BF	H	R	ER	SO	BB	IBB	HBP	BLK	WP	HR	S	P	ERA	WHIP				
Mark Grant, R ERA: 4.81 (1, 1)	4.1	L	21	6	6	5	5	1	0	0	0	0	0	2	2	0.00	0.000				
Greg Booker, R ERA: 3.33 (5, 1)	0.2		2	0	0	0	0	0	0	0	0	0	0	2	2	0.00	0.000				
Storm Davis, R ERA: 5.83 (6, 1)	1.0		3	1	0	0	0	0	0	0	0	0	0	3	3	0.00	1.000				
Keith Comstock, L ERA: 3.11 (7, 1)	2.0		7	1	0	0	1	0	0	0	0	1	0	9	9	0.00	0.500				



Batter	1	2	3	4	5	6	7	8	9	AB	R	H	RBI	BB	SO	LOB	TOP									
Stan Jefferson, S OBP: 0.322, SLG: 0.371 (1, 8) (6, 7)	0-0 4-3	0-0 F7		0-3 K		0-0 E4 1B		0-0 L3		5	0	0	0	0	1	3										
Tony Gwynn, L OBP: 0.438, SLG: 0.516 (1, 9)	0-0 S 1B		0-3 K		0-0 F8	0-0 2-3 3-H 1B			0-0 1-3	5	1	2	1	0	1	0										
Carmelo Martínez, R OBP: 0.371, SLG: 0.415 Shane Mack, R OBP: 0.296, SLG: 0.395 (1, 7) (6, 8)	4-0 1B		0-0 HR 1B		0-0 F8	0-0 3-H 1B			0-0 F9	3	1	1	0	1	0	2										
John Kruk, L OBP: 0.428, SLG: 0.524 (1, 3)	0-0 F7		0-0 HR 1B		0-0 F5				0-3 K	5	1	2	2	0	1	2										
Benito Santiago, R OBP: 0.315, SLG: 0.441 (1, 2)	0-0 1-3 2-H 1B		0-3 K			0-3 K			0-0 F9	4	0	1	1	0	2	1										
Randy Ready, R OBP: 0.414, SLG: 0.451 (1, 5)	0-3 K		0-0 F5			0-0 1B 2B			4-0 BB	3	1	1	0	1	1	2										
Garry Templeton, S OBP: 0.287, SLG: 0.299 (1, 6)		0-3 K		0-0 F7		4-0 1B E BB			0-0 G4-6-3 1-2	3	1	0	0	1	1	2										
Tim Flannery, L OBP: 0.349, SLG: 0.288 (1, 4)	0-0 4-3		0-0 F7			0-0 E 1B 1B			4-0 L1-4 BB	3	1	1	1	1	0	0										
Jimmy Jones, R OBP: 0.243, SLG: 0.306 Lance McCullers, S OBP: 0.167, SLG: 0.091 Mark Davis, L OBP: 0.222, SLG: 0.333 (1, 1) (7, 1) (9, 1)		0-0 1B		0-0 1B		0-0 F7			0-0 L1-4 1-2	3	0	2	0	0	0	2										
Inning Stats	R: 1 E: 0 K: 1 S: 7	H: 2 LOB: 2 BB: 1 P: 11	R: 0 E: 0 K: 1 S: 6	H: 1 LOB: 1 BB: 0 P: 6	R: 2 E: 0 K: 2 S: 9	H: 2 LOB: 0 BB: 0 P: 9	R: 0 E: 0 K: 1 S: 6	H: 1 LOB: 1 BB: 0 P: 6	R: 0 E: 0 K: 0 S: 3	H: 0 LOB: 0 BB: 0 P: 3	R: 3 E: 1 K: 1 S: 9	H: 3 LOB: 2 BB: 1 P: 13	R: 0 E: 0 K: 0 S: 3	H: 1 LOB: 1 BB: 1 P: 7	R: 0 E: 0 K: 0 S: 2	H: 0 LOB: 0 BB: 1 P: 6	R: 0 E: 0 K: 1 S: 5	H: 0 LOB: 0 BB: 0 P: 5	1B: 8 2B: 2 3B: 0 HR: 1	SF: 0 SAC: 0 DP: 2 HBP: 0	WP: 0 PB: 0 SB: 3 CS: 0	PA: 40				
PITCHER	IP	WLS	BF	H	R	ER	SO	BB	IBB	HBP	BLK	WP	HR	S	P	ERA	WHIP									
Ron Darling, R ERA: 4.49	(1, 1)	6.0	L	30	9	6	4	6	2	0	0	0	0	1	40	48	6.00	1.833								
Jeff Innis, R ERA: 3.24	(7, 1)	1.0		4	1	0	0	0	1	0	0	0	0	0	3	7	0.00	2.000								
Jesse Orosco, L ERA: 4.88	(8, 1)	2.0		6	0	0	0	1	1	0	0	0	0	0	7	11	0.00	0.500								

San Diego Padres @ New York Mets
Shea Stadium, Flushing, NY
Fri Aug 21 1987, 7:05 PM EDT
Att: 41,088 - Unknown

AB	36
R	6
H	10
RBI	5
BB	4
SO	7
LOB	15



Batter	1	2	3	4	5	6	7	8	9	AB	R	H	RBI	BB	SO	LOB	BOTTOM									
Lenny Dykstra, L OBP: 0.349, SLG: 0.445 Jeff Innis, R OBP: 0.401, SLG: 0.458 (1, 8) (7, 1) (8, 5)	1-0 SH2-3 HBP		0-0 FC6-5 PO			0-0 F8		0-0 1B	0-0 G3	2	0	0	0	0	0	2										
Wally Backman, S OBP: 0.297, SLG: 0.271 Bill Almon, R OBP: 0.329, SLG: 0.306 (1, 4) (9, PH)	0-0 SH2-3		0-0 PO	4-0 G4-6-3 BB		0-0 1-3		0-3 K	0-3 K	2	0	0	0	1	1	2										
Keith Hernandez, L OBP: 0.388, SLG: 0.447 (1, 3)	0-0 3-1			0-0 G4-6-3		0-0 F9		0-0 FC5-4 1B		4	0	1	0	0	0	3										
Darryl Strawberry, L OBP: 0.401, SLG: 0.588 (1, 9)	0-3 K			0-0 F9				0-0 1B	0-3 K	4	0	1	0	0	2	3										
Kevin McReynolds, R OBP: 0.335, SLG: 0.517 (1, 7)		0-0 F8			0-0 1B			0-0 BB	0-0 FC5-4	4	0	2	0	0	0	2										
Gary Carter, R OBP: 0.297, SLG: 0.403 (1, 2)		0-0 5-3			0-3 K			0-3 K		4	1	1	0	0	2	3										
Howard Johnson, S OBP: 0.368, SLG: 0.538 (1, 5) (8, 6)		0-0 F4			0-0 G5-4-3 1B			0-0 F5		4	1	2	1	0	0	2										
Rafael Santana, R OBP: 0.319, SLG: 0.388 Lee Mazzilli, S OBP: 0.408, SLG: 0.459 Jesse Orosco, R OBP: 0.422, SLG: 0.606 (1, 6) (7, PH) (8, 1) (9, PH)			0-0 FC6-5 SH3-4		0-0 G5-4-3			4-0 BB	0-0 6-3 2B	2	0	1	0	0	0	2										
Ron Darling, R OBP: 0.172, SLG: 0.232 Mookie Wilson, S OBP: 0.351, SLG: 0.459 (1, 1) (6, PH) (7, 8)			0-0 SH3-4			4-0 BB		0-3 K	0-0 6-3	0	0	0	0	0	0	0										
Inning Stats	R: 0 E: 0 K: 1 S: 5	H: 0 LOB: 1 BB: 0 P: 6	R: 0 E: 0 K: 0 S: 3	H: 0 LOB: 0 BB: 0 P: 3	R: 0 E: 0 K: 0 S: 3	H: 1 LOB: 0 BB: 0 P: 3	R: 0 E: 0 K: 0 S: 2	H: 0 LOB: 0 BB: 1 P: 6	R: 0 E: 0 K: 1 S: 6	H: 2 LOB: 1 BB: 0 P: 6	R: 0 E: 0 K: 0 S: 3	H: 0 LOB: 1 BB: 1 P: 7	R: 0 E: 0 K: 2 S: 9	H: 2 LOB: 3 BB: 1 P: 13	R: 0 E: 0 K: 2 S: 9	H: 2 LOB: 2 BB: 0 P: 9	R: 2 E: 0 K: 1 S: 8	H: 3 LOB: 1 BB: 0 P: 8	1B: 8 2B: 2 3B: 0 HR: 0	SF: 0 SAC: 2 DP: 2 HBP: 1	WP: 0 PB: 0 SB: 0 CS: 0	PA: 39				
PITCHER	IP	WLS	BF	H	R	ER	SO	BB	IBB	HBP	BLK	WP	HR	S	P	ERA	WHIP									
Jimmy Jones, R ERA: 4.45	(1, 1)	6.0	W	23	5	0	0	2	2	0	1	0	0	0	24	33	0.00	1.167								
Lance McCullers, R ERA: 4.21	(7, 1)	2.0		12	5	2	2	4	1	0	0	0	0	0	19	23	9.00	3.000								
Mark Davis, L ERA: 4.35	(9, 1)	1.0		3	0	0	0	1	0	0	0	0	0	0	5	5	0.00	0.000								

San Diego Padres @ New York Mets
Shea Stadium, Flushing, NY
Fri Aug 21 1987, 7:05 PM EDT
Att: 41,088 - Unknown

AB	32
R	2
H	10
RBI	2
BB	3
SO	7
LOB	25



Batter	1	2	3	4	5	6	7	8	9	AB	R	H	RBI	BB	SO	LOB	TOP								
Stan Jefferson, S OBP: 0.325, SLG: 0.377	6-3		F8				6-3			4	0	1	1	0	0	3	San Diego Padres @ New York Mets Shea Stadium, Flushing, NY Sun Aug 23 1987, 3:33 AM EDT Att: 42,951 - Unknown								
Randy Ready, R OBP: 0.413, SLG: 0.472	6-3			1B		F8		L4		4	1	1	0	0	0	0									
Tony Gwynn, L OBP: 0.436, SLG: 0.517	F7			K			4-3 BB	4-3		4	0	1	0	0	1	1									
Carmelo Martinez, R OBP: 0.369, SLG: 0.410		F9						5-3		3	0	1	1	1	0	0									
Benito Santiago, R OBP: 0.311, SLG: 0.435	L6									3	0	0	0	0	0	3									
Bruce Bochy, R OBP: 0.276, SLG: 0.281				G5-4-3						1	0	1	0	0	0	0									
Manvell Wynne, L OBP: 0.329, SLG: 0.340	F7									4	0	0	0	0	0	3									
Garry Templeton, S OBP: 0.289, SLG: 0.301										4	1	2	0	0	0	1									
Tim Flannery, L OBP: 0.297, SLG: 0.289										2	0	1	0	1	1	1									
Shane Mack, R OBP: 0.295, SLG: 0.293										0	0	0	0	0	0	0									
Keith Cornstock, L OBP: 0.295, SLG: 0.293										0	0	0	0	0	0	0									
Greg Booker, R OBP: 0.295, SLG: 0.293										0	0	0	0	0	0	0									
Storm Davis, R OBP: 0.295, SLG: 0.293										0	0	0	0	0	0	0									
Chris Brown, R OBP: 0.295, SLG: 0.293										1	0	1	0	0	0	0									
Eric Nolte, L OBP: 0.111, SLG: 0.111										1	0	0	0	0	0	1									
Luis Salazar, R OBP: 0.325, SLG: 0.361										2	0	0	0	0	0	3									
Inning Stats	R: 0 E: 0 K: 0 S: 3	H: 0 LOB: 0 BB: 0 P: 3	R: 0 E: 0 K: 0 S: 3	H: 0 LOB: 0 BB: 0 P: 3	R: 0 E: 0 K: 1 S: 6	H: 1 LOB: 1 BB: 0 P: 6	R: 1 E: 0 K: 1 S: 6	H: 2 LOB: 0 BB: 0 P: 6	R: 1 E: 0 K: 0 S: 5	H: 3 LOB: 2 BB: 0 P: 5	R: 0 E: 0 K: 0 S: 4	H: 1 LOB: 2 BB: 1 P: 8	R: 0 E: 0 K: 0 S: 3	H: 0 LOB: 1 BB: 1 P: 7	R: 0 E: 0 K: 0 S: 3	H: 0 LOB: 0 BB: 0 P: 3	R: 0 E: 0 K: 0 S: 5	H: 2 LOB: 2 BB: 0 P: 5	1B: 8 2B: 0 3B: 1 HR: 0	SF: 0 SAC: 1 DP: 1 HBP: 0	WP: 0 PB: 0 SB: 2 CS: 0	PA: 36			
PITCHER	IP	WLS	BF	H	R	ER	SO	BB	IBB	HBP	BLK	WP	HR	S	P	ERA	WHIP								
Dwight Gooden, R ERA: 3.07	6.1	W	26	7	2	2	2	2	0	0	0	0	0	28	36	2.84	1.421								
Roger McDowell, R ERA: 4.16	2.2	S	10	2	0	0	0	0	0	0	0	0	0	10	10	0.00	0.750								

Batter	1	2	3	4	5	6	7	8	9	AB	R	H	RBI	BB	SO	LOB	BOTTOM								
Mookie Wilson, S OBP: 0.350, SLG: 0.455	5-3		F9							5	2	2	1	0	0	0	San Diego Padres @ New York Mets Shea Stadium, Flushing, NY Sun Aug 23 1987, 3:33 AM EDT Att: 42,951 - Unknown								
Tim Lincecum, R OBP: 0.425, SLG: 0.610	F8									4	1	2	1	1	0	0									
Keith Hernandez, L OBP: 0.389, SLG: 0.447			4-3							3	1	1	0	1	0	2									
Darryl Strawberry, L OBP: 0.400, SLG: 0.592	F9									4	1	1	2	0	0	3									
Kevin McReynolds, R OBP: 0.331, SLG: 0.508										5	0	0	0	0	1	3									
Howard Johnson, S OBP: 0.369, SLG: 0.540										3	2	1	1	1	0	1									
Barry Lyons, R OBP: 0.276, SLG: 0.346										2	1	0	1	1	1	1									
Rafael Santana, R OBP: 0.321, SLG: 0.387										3	0	1	2	1	0	1									
Dwight Gooden, R OBP: 0.244, SLG: 0.244										3	1	1	0	0	0	2									
Roger McDowell, R OBP: 0.308, SLG: 0.333										1	0	0	0	0	0	1									
Inning Stats	R: 0 E: 0 K: 0 S: 3	H: 0 LOB: 1 BB: 0 P: 4	R: 1 E: 0 K: 1 S: 6	H: 1 LOB: 0 BB: 0 P: 6	R: 0 E: 0 K: 0 S: 4	H: 1 LOB: 1 BB: 0 P: 4	R: 1 E: 0 K: 0 S: 4	H: 1 LOB: 1 BB: 1 P: 8	R: 1 E: 1 K: 1 S: 5	H: 2 LOB: 1 BB: 0 P: 5	R: 0 E: 1 K: 1 S: 6	H: 0 LOB: 2 BB: 1 P: 10	R: 5 E: 0 K: 0 S: 5	H: 2 LOB: 1 BB: 3 P: 18	R: 1 E: 0 K: 0 S: 5	H: 2 LOB: 1 BB: 0 P: 5	1B: 4 2B: 3 3B: 0 HR: 2	SF: 1 SAC: 0 DP: 0 HBP: 2	WP: 1 PB: 0 SB: 2 CS: 0	PA: 41					
PITCHER	IP	WLS	BF	H	R	ER	SO	BB	IBB	HBP	BLK	WP	HR	S	P	ERA	WHIP								
Eric Nolte, L ERA: 1.95	6.0	L	27	5	3	2	2	1	1	0	0	0	0	28	37	3.00	1.000								
Keith Cornstock, L ERA: 3.59	0.1		4	1	3	3	0	2	0	0	0	0	0	2	10	81.00	9.000								
Greg Booker, R ERA: 3.63	0.2		5	1	2	2	0	1	0	1	0	1	0	3	8	27.00	3.000								
Storm Davis, R ERA: 6.38	1.0		5	2	1	1	0	0	0	0	0	0	0	5	5	9.00	2.000								



Batter	1	2	3	4	5	6	7	8	9	AB	R	H	RBI	BB	SO	LOB	TOP			
Tim Raines, S (1, 7) OBP: 0.421, SLG: 0.557	4-0 CS BB		0-0 F8		0-0 F8			0-0 F9		3	0	0	0	1	0	0	Montreal Expos @ San Diego Padres Jack Murphy Stadium, San Diego, CA Tue Aug 25 1987, 10:05 PM EDT Att: 12,105 - Unknown			
Mitch Webster, S (1, 9) OBP: 0.371, SLG: 0.442	4-0 4-3 BB		4-0 BB		0-0 F9			0-3 K		2	0	0	0	2	1	0				
Tom Foley, L (1, 6) OBP: 0.342, SLG: 0.478	0-0 4-3 1-2		0-3 K		0-0 F2			0-0 1B		4	0	1	0	0	1	2				
Tim Wallach, R (1, 5) OBP: 0.348, SLG: 0.528	4-0 BB			0-0 HR				0-0 F3		3	1	2	1	1	0	0				
Andres Galarraga, R (1, 3) OBP: 0.383, SLG: 0.489	0-3 K			0-0 F8				0-0 F8		4	0	0	0	0	1	4				
Vance Law, R (1, 4) OBP: 0.362, SLG: 0.454		0-3 K		0-0 1-3				0-0 F8		4	0	0	0	0	1	0				
Casey Candaele, S (1, 8) OBP: 0.339, SLG: 0.355		0-3 K		0-0 1B				0-0 F7		4	0	1	0	0	1	0				
Jeff Reed, L (1, 2) OBP: 0.241, SLG: 0.255		0-3 K		0-0 1B				0-0 G3		4	0	1	0	0	1	0				
Neal Heaton, L (1, 1) OBP: 0.197, SLG: 0.200			0-3 K		0-0 F7			0-0 5-3		1	0	0	0	0	1	0				
Wallace Johnson, S (4, PH) OBP: 0.257, SLG: 0.309				0-0 F7						1	0	0	0	0	0	2				
Andy McGaffigan, R (4, 1)										0	0	0	0	0	0	0				
Dave Engle, R (7, PH) OBP: 0.293, SLG: 0.329										1	0	0	0	0	0	0				
Jeff Parrett, R (7, 1)										0	0	0	0	0	0	0				
Inning Stats	R: 0 E: 0 K: 1 S: 4	H: 0 LOB: 2 BB: 3 P: 16	R: 0 E: 0 K: 3 S: 9	H: 0 LOB: 0 BB: 0 P: 9	R: 0 E: 0 K: 2 S: 7	H: 0 LOB: 1 BB: 1 P: 11	R: 1 E: 0 K: 0 S: 6	H: 3 LOB: 2 BB: 0 P: 6	R: 0 E: 0 K: 0 S: 3	H: 0 LOB: 0 BB: 0 P: 3	R: 0 E: 0 K: 1 S: 3	H: 0 LOB: 0 BB: 0 P: 3	R: 0 E: 0 K: 0 S: 7	H: 2 LOB: 2 BB: 0 P: 7	R: 0 E: 0 K: 0 S: 3	H: 0 LOB: 0 BB: 0 P: 3	1B: 4 2B: 0 3B: 0 HR: 1	SF: 0 SAC: 0 DP: 0 HBP: 0	WP: 0 PB: 0 SB: 0 CS: 1	PA: 35
PITCHER	IP WLS BF H R ER SO BB IBB HBP BLK WP HR S P ERA WHIP																			
Mark Grant, R (1, 1) ERA: 4.58	7.2 W 31 5 1 1 7 4 0 0 0 0 1 41 57 1.17 1.174																			
Lance McCullers, R (8, 1) ERA: 4.2	1.1 S 4 0 0 0 0 0 0 0 0 0 0 0 4 4 0.00 0.000																			

AB	31
R	1
H	5
RBI	1
BB	4
SO	7
LOB	8



Batter	1	2	3	4	5	6	7	8	9	AB	R	H	RBI	BB	SO	LOB	BOTTOM				
Stan Jefferson, S (1, 7) OBP: 0.323, SLG: 0.383	0-0 4-3		0-0 HR	0-0 F7		0-3 K		0-0 F5		5	1	1	1	0	1	1	Montreal Expos @ San Diego Padres Jack Murphy Stadium, San Diego, CA Tue Aug 25 1987, 10:05 PM EDT Att: 12,105 - Unknown				
Tony Gwynn, L (1, 9) OBP: 0.438, SLG: 0.517	0-0 4-3		0-0 1B	0-3 K		4-0 WP		0-0 PO		4	1	2	0	1	1	0					
Randy Ready, R (1, 4) OBP: 0.417, SLG: 0.475	0-0 1B		0-0 1B	0-0 F7		4-0 IBB		0-0 PO		3	1	2	0	1	0	0					
Carmelo Martinez, R (1, 3) OBP: 0.368, SLG: 0.408	0-0 F5		0-0 HR	0-0 F9		0-0 5-3				4	1	1	1	0	0	4					
Benito Santiago, R (1, 2) OBP: 0.313, SLG: 0.441		0-0 F8	0-0 HR	4-0 1B		0-0 F9				3	1	1	3	1	0	0					
Chris Brown, R (1, 5) OBP: 0.293, SLG: 0.371		0-0 1B	0-3 K	0-0 1B		0-0 F7		0-0 1B		4	0	3	0	0	1	0					
Garry Templeton, S (1, 6) OBP: 0.286, SLG: 0.297		0-3 K	0-0 F9	0-0 G4-6-3		0-0 F7		0-0 F7		4	0	0	0	0	1	4					
Shane Mack, R (1, 8) OBP: 0.303, SLG: 0.398		0-0 1B	0-0 1B	4-0 WP		0-3 K				3	0	2	0	1	1	1					
Mark Grant, R (1, 1) OBP: 0.138, SLG: 0.074		0-3 K	0-0 5-3	0-0 SH1-3		0-0 4-3				2	0	0	0	0	1	3					
Lance McCullers, S (8, 1) OBP: 0.143, SLG: 0.077										1	0	0	0	0	0	0					
Inning Stats	R: 0 E: 0 K: 0 S: 4	H: 1 LOB: 1 BB: 0 P: 4	R: 0 E: 0 K: 2 S: 9	H: 2 LOB: 2 BB: 0 P: 9	R: 5 E: 0 K: 1 S: 11	H: 6 LOB: 1 BB: 0 P: 11	R: 0 E: 0 K: 1 S: 5	H: 0 LOB: 0 BB: 0 P: 5	R: 0 E: 0 K: 0 S: 3	H: 1 LOB: 1 BB: 1 P: 7	R: 0 E: 0 K: 1 S: 5	H: 0 LOB: 3 BB: 3 P: 17	R: 0 E: 0 K: 1 S: 6	H: 1 LOB: 1 BB: 0 P: 6	R: 0 E: 0 K: 0 S: 3	H: 1 LOB: 0 BB: 0 P: 3		1B: 10 2B: 0 3B: 0 HR: 2	SF: 0 SAC: 1 DP: 1 HBP: 0	WP: 1 PB: 0 SB: 2 CS: 0	PA: 39
PITCHER	IP WLS BF H R ER SO BB IBB HBP BLK WP HR S P ERA WHIP																				
Neal Heaton, L (1, 1) ERA: 4.39	3.0 L 18 9 5 5 3 0 0 0 0 0 2 24 24 15.00 3.000																				
Andy McGaffigan, R (4, 1) ERA: 2.41	3.0 13 1 0 0 2 3 1 0 0 1 0 13 29 0.00 1.333																				
Jeff Parrett, R (7, 1) ERA: 3.54	2.0 7 2 0 0 1 0 0 0 0 0 0 9 9 0.00 1.000																				

AB	33
R	5
H	12
RBI	5
BB	4
SO	6
LOB	13



Batter	1	2	3	4	5	6	7	8	9	AB	R	H	RBI	BB	SO	LOB	TOP					
Juan Samuel, R (1, 4) OBP: 0.346, SLG: 0.506	4-0 BB		0-0 6-3		0-3 K			4-0 BB		2	0	0	0	2	1	1	Philadelphia Phillies @ San Diego Padres Jack Murphy Stadium, San Diego, CA Sat Aug 29 1987, 10:05 PM EDT Att: 12,492 - Unknown					
Milt Thompson, L (1, 8) OBP: 0.369, SLG: 0.471	0-0 4-3		0-0 4-3			0-0 4-3		0-0 G3		4	0	0	0	0	0	2						
Chris James, R (1, 7) OBP: 0.357, SLG: 0.586	0-0 6-3		0-0 5-3			0-0 HR		0-3 K		4	1	1	1	0	1	2						
Mike Schmidt, R (1, 5) OBP: 0.405, SLG: 0.554	0-0 6-3			4-0 PO 5-3 BB		0-0 G4-6-3 1B		0-0 F9		3	0	1	0	1	0	1						
Von Hayes, L (1, 3) OBP: 0.438, SLG: 0.524		0-0 FC4-6 BB 1B		0-3 K		0-0 G4-6-3 1B		0-3 K		4	0	1	0	0	2	2						
Lance Parrish, R (1, 2) OBP: 0.308, SLG: 0.396		4-0 FC4-6 BB		0-0 5-3			0-0 5-3		0-3 K		3	0	0	0	1	1						
Glenn Wilson, R (1, 9) OBP: 0.309, SLG: 0.383		0-0 FC4-6 FC6-4		0-0 PO	0-0 4-3		0-0 6-3			3	0	0	0	0	0	2						
Steve Jeltz, S (1, 6) OBP: 0.316, SLG: 0.284		0-3 K		0-0 1B			0-0 F9			3	0	1	0	0	1	2						
Bruce Ruffin, S (1, 1) OBP: 0.051, SLG: 0.068		0-0 FC6-4		0-3 K			0-0 F7			2	0	0	0	0	1	3						
Steve Bedrosian, R (7, 1) Ron Roenicke, S (8, PH) Jeff Calhoun, L (8, 1)										0	0	0	0	0	0	0						
Inning Stats	R: 0 E: 0 K: 0 S: 3	H: 0 LOB: 1 BB: 1 P: 7	R: 0 E: 0 K: 1 S: 6	H: 1 LOB: 2 BB: 1 P: 10	R: 0 E: 0 K: 0 S: 3	H: 0 LOB: 0 BB: 0 P: 3	R: 0 E: 0 K: 1 S: 4	H: 0 LOB: 0 BB: 1 P: 8	R: 0 E: 0 K: 2 S: 8	H: 1 LOB: 1 BB: 0 P: 8	R: 1 E: 0 K: 0 S: 4	H: 2 LOB: 0 BB: 0 P: 4	R: 0 E: 0 K: 0 S: 3	H: 0 LOB: 0 BB: 0 P: 3	R: 0 E: 0 K: 1 S: 5	H: 0 LOB: 1 BB: 1 P: 9	R: 0 E: 0 K: 2 S: 7	H: 0 LOB: 0 BB: 0 P: 7	1B: 3 2B: 0 3B: 0 HR: 1	SF: 0 SAC: 0 DP: 1 HBP: 0	WP: 0 PB: 0 SB: 0 CS: 0	PA: 34
PITCHER Eric Nolte, L (1, 1) ERA: 1.72	IP: 9.0 WLS: W BF: 33 H: 4 R: 1 ER: 1 SO: 7 BB: 4 IBB: 0 HBP: 0 BLK: 0 WP: 0 HR: 1 S: 43 P: 59 ERA: 1.00 WHIP: 0.889															PITCHER						

Batter	1	2	3	4	5	6	7	8	9	AB	R	H	RBI	BB	SO	LOB	BOTTOM			
Stan Jefferson, S (1, 7) OBP: 0.321, SLG: 0.376	0-0 G5-3 S 1B		0-0 F6		0-0 2-3 1B		4-0 1B WP BB	0-0 SH5-3		3	1	2	0	1	0	2	Philadelphia Phillies @ San Diego Padres Jack Murphy Stadium, San Diego, CA Sat Aug 29 1987, 10:05 PM EDT Att: 12,492 - Unknown			
Tony Gwynn, L (1, 9) OBP: 0.437, SLG: 0.513	4-0 G5-3 1B BB		0-0 4-3		0-0 1-3		0-0 F6 1B	0-0 L6		4	2	1	0	1	0	3				
Randy Ready, R (1, 4) Tim Flannery, L (7, PH) OBP: 0.356, SLG: 0.290	0-0 G5-3		0-3 K		0-0 F8		0-0 F6	0-0 F7		3	0	0	0	0	1	2				
John Kruk, L (1, 3) OBP: 0.429, SLG: 0.534	0-0 2H 1B		4-0 1B BB		0-3 K		4-0 1B IBB			2	0	1	1	2	1	0				
Benito Santiago, R (1, 2) OBP: 0.317, SLG: 0.445	0-0 5-3		0-0 1B		0-0 1B		0-3 K			4	0	2	0	0	1	4				
Shane Mack, R (1, 8) Marvell Wynne, L (7, PH) OBP: 0.331, SLG: 0.342		4-0 1B BB		0-0 F9		0-3 K		0-0 1B		2	0	0	0	1	1	3				
Garry Templeton, S (1, 6) OBP: 0.287, SLG: 0.295		0-0 1B		4-0 1B S BB		0-0 F7		1-3 2H 3H 4-0 1B		2	0	1	0	2	0	0				
Luis Salazar, R (1, 5) OBP: 0.310, SLG: 0.342		0-3 K		0-3 K		0-3 K		0-0 F8		4	0	0	0	0	3	6				
Eric Nolte, L (1, 1) OBP: 0.154, SLG: 0.083		0-3 K		0-0 2-3		0-3 K		4-0 SH5-3 BB		3	0	0	0	1	2	3				
Inning Stats	R: 1 E: 0 K: 0 S: 4	H: 2 LOB: 1 BB: 1 P: 8	R: 0 E: 0 K: 2 S: 8	H: 1 LOB: 2 BB: 1 P: 12	R: 0 E: 0 K: 1 S: 6	H: 1 LOB: 2 BB: 1 P: 10	R: 0 E: 0 K: 1 S: 6	H: 1 LOB: 1 BB: 0 P: 8	R: 0 E: 0 K: 2 S: 7	H: 0 LOB: 0 BB: 0 P: 7	R: 2 E: 0 K: 1 S: 7	H: 2 LOB: 3 BB: 3 P: 19	R: 0 E: 0 K: 0 S: 3	H: 0 LOB: 1 BB: 1 P: 7	R: 0 E: 0 K: 2 S: 7	H: 0 LOB: 0 BB: 0 P: 7		1B: 8 2B: 0 3B: 0 HR: 0	SF: 0 SAC: 1 DP: 1 HBP: 0	WP: 1 PB: 0 SB: 2 CS: 0
PITCHER Bruce Ruffin, L (1, 1) ERA: 4.41 Steve Bedrosian, R (7, 1) ERA: 2.69 Jeff Calhoun, L (8, 1) ERA: 1.42	IP: 6.0 WLS: L BF: 29 H: 7 R: 3 ER: 3 SO: 8 BB: 5 IBB: 0 HBP: 0 BLK: 0 WP: 1 HR: 0 S: 40 P: 60 ERA: 4.50 WHIP: 2.000															PITCHER				

AB	29
R	1
H	4
RBI	1
BB	4
SO	7
LOB	16



AB	30
R	3
H	8
RBI	3
BB	8
SO	9
LOB	26



Batter	1	2	3	4	5	6	7	8	9	AB	R	H	RBI	BB	SO	LOB	TOP					
Juan Samuel, R OBP: 0.346, SLG: 0.504 (1, 4)	0-3 K		0-0 1B		0-0 5-3		0-0 F4			4	0	1	0	0	1	2						
Milt Thompson, L OBP: 0.368, SLG: 0.468 (1, 8)	0-0 6-3		0-3 K		4-0 BB		0-0 F7			3	0	0	0	1	1	1						
Chris James, R OBP: 0.353, SLG: 0.578 (1, 7)	0-3 K			0-0 5-3	0-3 K			0-0 F8		4	0	0	0	0	2	2						
Mike Schmidt, R OBP: 0.405, SLG: 0.556 (1, 5)		0-0 E 2B		0-0 F4		0-0 1B		0-0 F9		4	1	2	0	0	0	0						
Von Hayes, L OBP: 0.436, SLG: 0.522 (1, 3)		0-0 F8		0-0 1B		0-0 F6		0-0 G3		4	0	1	0	0	0	2						
Glenn Wilson, R OBP: 0.310, SLG: 0.384 (1, 9)		0-0 E7 4-3 1B		0-0 1B		0-0 F9			0-0 3-1	4	0	2	0	0	0	1						
Darren Daulton, L OBP: 0.276, SLG: 0.304 (1, 2)		0-0 4-3 1-2		0-0 F8		0-3 K			0-0 6-3	4	0	0	0	0	1	4						
Steve Jeltz, S OBP: 0.318, SLG: 0.285 (1, 6)		0-0 F7			4-0 SH1-4 BB		0-0 1-3		0-0 1B	3	0	1	0	1	0	1						
Kevin Gross, R OBP: 0.208, SLG: 0.196 (5, 1)			0-3 K		0-0 SH1-4		0-0 E 2B		0-0 G3	1	0	0	0	0	0	0						
Michael Jackson, R OBP: 0.179, SLG: 0.125 (7, PH)										0	0	0	0	0	0	0						
Jeff Stone, L OBP: 0.333, SLG: 0.369 (7, 1)										0	0	0	0	0	0	0						
Kent Tekulve, R OBP: 0.309, SLG: 0.350 (8, 1)										0	0	0	0	0	0	0						
Wally Ritchie, L OBP: 0.299, SLG: 0.250 (8, PH)										0	0	0	0	0	0	0						
Greg Gross, L OBP: 0.395, SLG: 0.373 (8, PH)										1	0	0	0	0	0	1						
Inning Stats	R: 0 E: 0 K: 2 S: 7	H: 0 LOB: 0 BB: 0 P: 7	R: 1 E: 1 K: 0 S: 5	H: 2 LOB: 1 BB: 0 P: 5	R: 0 E: 0 K: 2 S: 7	H: 1 LOB: 0 BB: 0 P: 7	R: 0 E: 0 K: 0 S: 5	H: 2 LOB: 2 BB: 0 P: 5	R: 0 E: 0 K: 1 S: 5	H: 0 LOB: 2 BB: 2 P: 13	R: 0 E: 0 K: 1 S: 6	H: 1 LOB: 1 BB: 0 P: 6	R: 0 E: 0 K: 0 S: 4	H: 1 LOB: 1 BB: 0 P: 4	R: 0 E: 0 K: 0 S: 3	H: 0 LOB: 0 BB: 0 P: 3	R: 0 E: 0 K: 0 S: 4	H: 1 LOB: 1 BB: 0 P: 4	1B: 6 2B: 2 3B: 0 HR: 0	SF: 0 SAC: 1 DP: 0 HBP: 0	WP: 0 PB: 0 SB: 0 CS: 0	PA: 36
PITCHER Mark Grant, R ERA: 4.32 (1, 1)	IP: 9.0 WLS: W BF: 36 H: 8 R: 1 ER: 1 SO: 6 BB: 2 IBB: 0 HBP: 0 BLK: 0 WP: 0 HR: 0 S: 46 P: 54 ERA: 1.00 WHIP: 1.111																					

Philadelphia Phillies @ San Diego Padres
Jack Murphy Stadium, San Diego, CA
Sun Aug 30 1987, 6:33 AM EDT
Att: 12,072 - Unknown

AB 33
R 1
H 8
RBI 0
BB 2
SO 6
LOB 14



Batter	1	2	3	4	5	6	7	8	9	AB	R	H	RBI	BB	SO	LOB	BOTTOM			
Marvell Wynne, L OBP: 0.335, SLG: 0.378 (1, 8) (7, 7)	0-0 4-3		0-0 G3 3B	0-3 K		0-0 1-H HR				4	2	2	2	0	1	2				
Tony Gwynn, L OBP: 0.440, SLG: 0.516 (1, 9)	4-0 S BB		0-0 G3		0-0 4-3 E 2B	0-0 1B				3	1	2	1	1	0	0				
Carmelo Martinez, R OBP: 0.394, SLG: 0.404 (1, 7) (7, 8)	0-0 F9		0-3 K		0-0 4-3	0-0 F9				4	0	0	0	0	1	3				
Shane Mack, R OBP: 0.304, SLG: 0.392 (7, 8)										0	0	0	0	0	0	0				
John Kruk, L OBP: 0.425, SLG: 0.528 (1, 3)	0-0 6-3		0-0 F7		0-3 K		0-3 K			4	0	0	0	0	2	2				
Bento Santiago, R OBP: 0.316, SLG: 0.443 (1, 2)		0-3 K		0-0 L9	0-0 E5	0-0 S 1B		0-0 CS 1B		4	0	1	0	0	1	0				
Chris Brown, R OBP: 0.291, SLG: 0.373 (1, 5)		0-0 HR		0-0 E 1B 1B	0-3 K	0-0 F9		0-0 F9		4	2	2	1	0	1	2				
Garry Templeton, S OBP: 0.287, SLG: 0.293 (1, 6)		4-0 S BB		0-3 K		0-0 1-3		0-0 5-3		3	0	0	0	1	1	1				
Tim Flannery, L OBP: 0.358, SLG: 0.291 (1, 4)		0-3 K		0-0 E6 1B		4-0 HR BB		0-0 G4-3-6 1B		3	1	1	0	1	1	2				
Mark Grant, R OBP: 0.152, SLG: 0.097 (1, 1)		0-0 1-3		0-0 1-2 1B		0-3 K		0-0 G4-3-6		4	0	1	1	0	1	3				
Inning Stats	R: 0 E: 0 K: 0 S: 3	H: 0 LOB: 1 BB: 1 P: 7	R: 1 E: 0 K: 2 S: 8	H: 1 LOB: 1 BB: 1 P: 12	R: 1 E: 0 K: 1 S: 6	H: 1 LOB: 0 BB: 0 P: 6	R: 1 E: 1 K: 2 S: 10	H: 2 LOB: 2 BB: 0 P: 10	R: 1 E: 1 K: 2 S: 9	H: 1 LOB: 1 BB: 0 P: 9	R: 2 E: 0 K: 1 S: 7	H: 2 LOB: 1 BB: 1 P: 11	R: 0 E: 0 K: 1 S: 5	H: 1 LOB: 0 BB: 0 P: 5	R: 0 E: 0 K: 0 S: 3	H: 1 LOB: 0 BB: 0 P: 3	1B: 5 2B: 1 3B: 1 HR: 2	SF: 0 SAC: 0 DP: 1 HBP: 0	WP: 0 PB: 0 SB: 3 CS: 1	PA: 36
PITCHER Kevin Gross, R ERA: 4.39 (1, 1)	IP: 4.2 WLS: L BF: 23 H: 5 R: 4 ER: 2 SO: 6 BB: 2 IBB: 0 HBP: 0 BLK: 0 WP: 0 HR: 1 S: 33 P: 41 ERA: 3.86 WHIP: 1.500																			
Michael Jackson, R ERA: 4.24 (5, 1)	1.1 7 2 2 2 2 1 0 0 0 0 0 1 10 14 13.50 2.250																			
Kent Tekulve, R ERA: 3.09 (7, 1)	1.0 3 1 0 0 1 0 0 0 0 0 0 0 5 5 0.00 1.000																			
Wally Ritchie, L ERA: 3.81 (8, 1)	1.0 3 1 0 0 0 0 0 0 0 0 0 0 3 3 0.00 1.000																			

Philadelphia Phillies @ San Diego Padres
Jack Murphy Stadium, San Diego, CA
Sun Aug 30 1987, 6:33 AM EDT
Att: 12,072 - Unknown

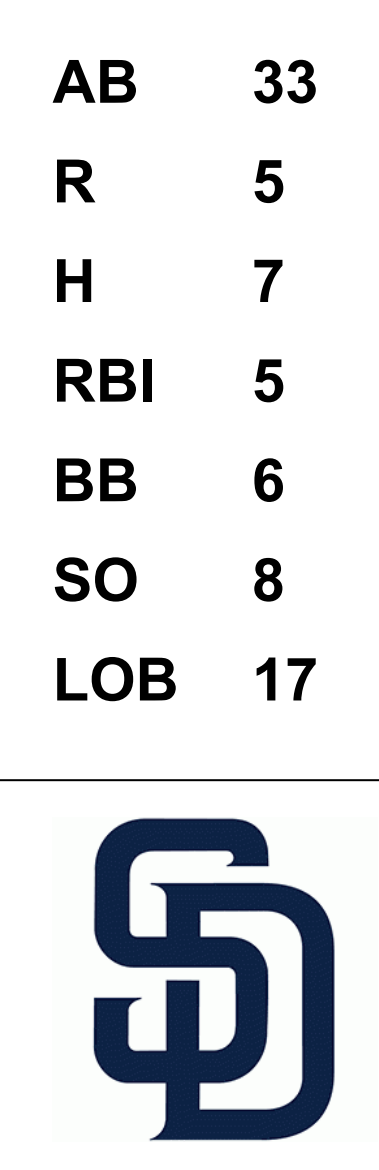
AB 33
R 6
H 9
RBI 5
BB 3
SO 9
LOB 15

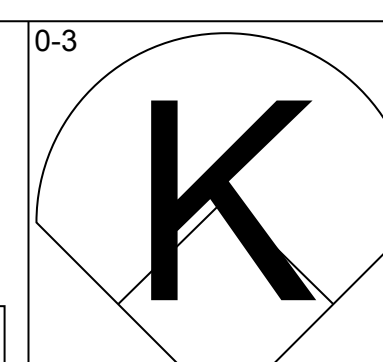
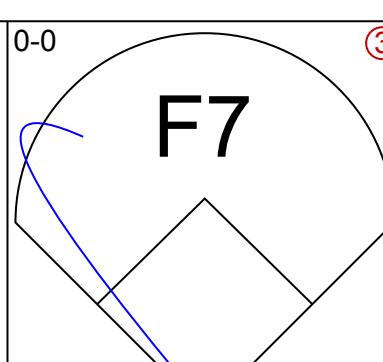
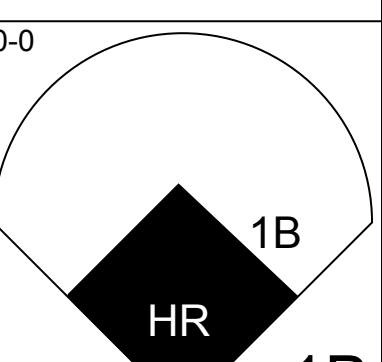
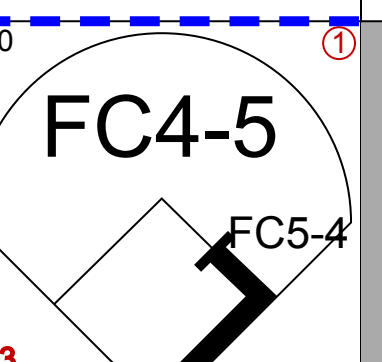
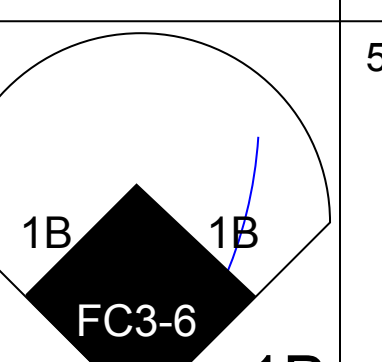
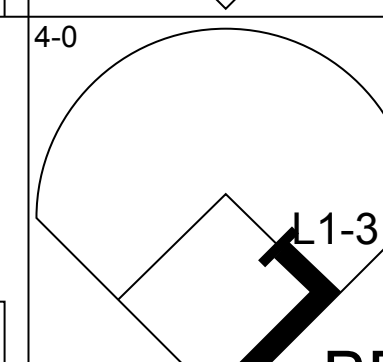
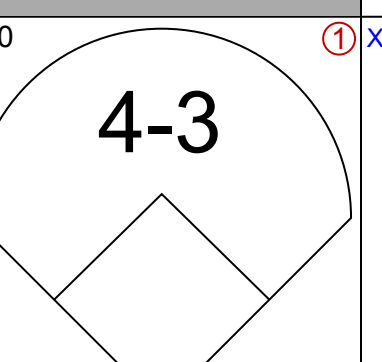
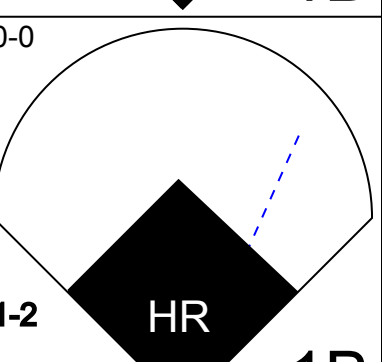
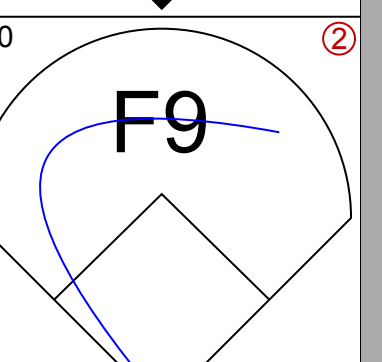
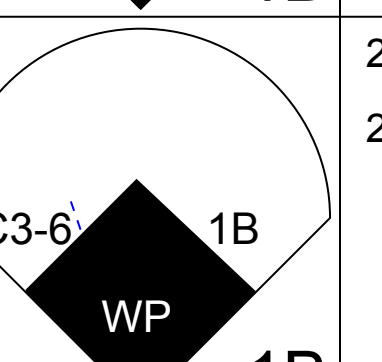
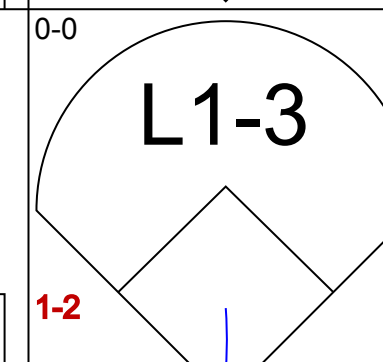
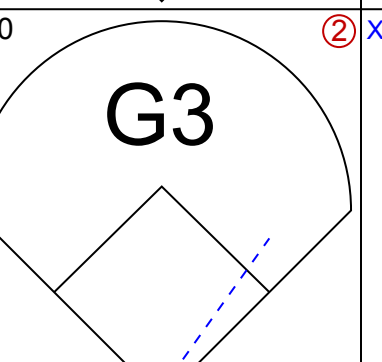
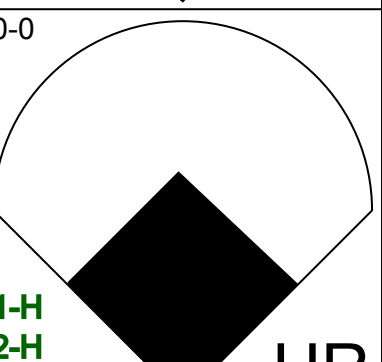
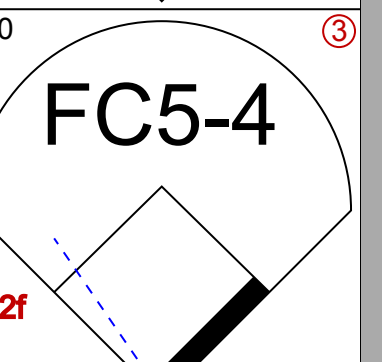
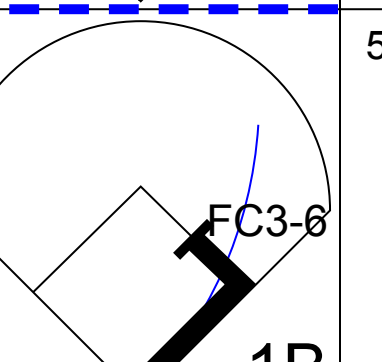
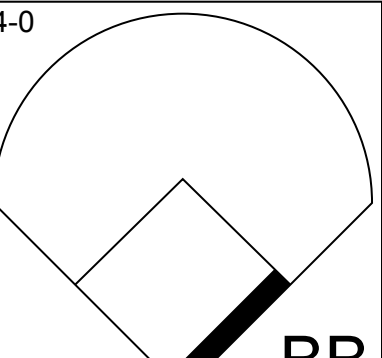
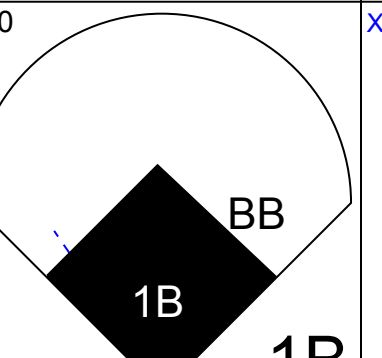
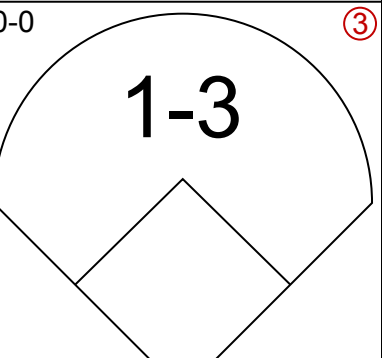
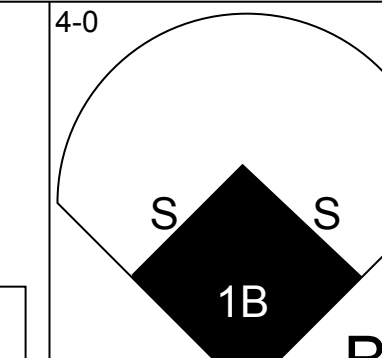
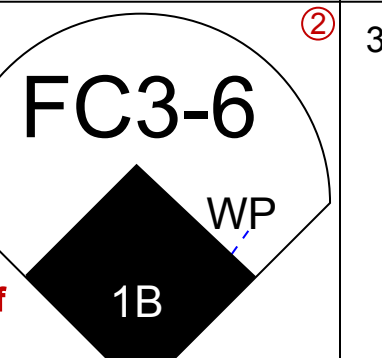

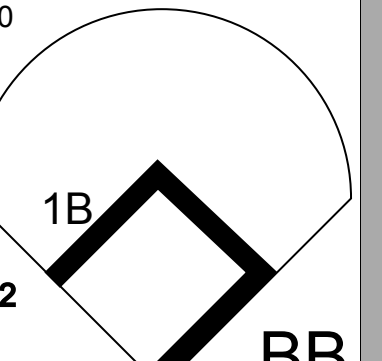
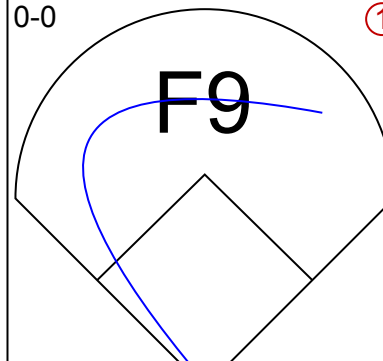
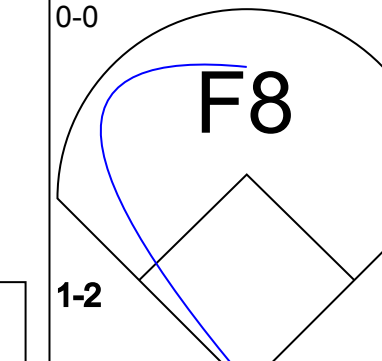
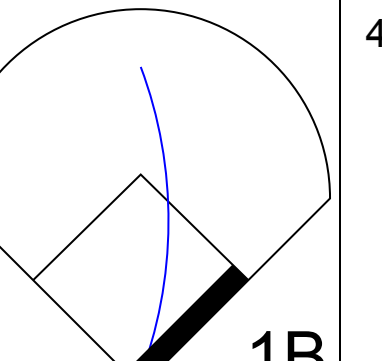

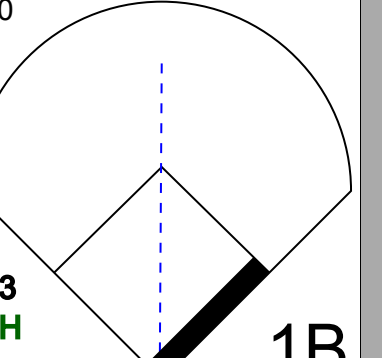
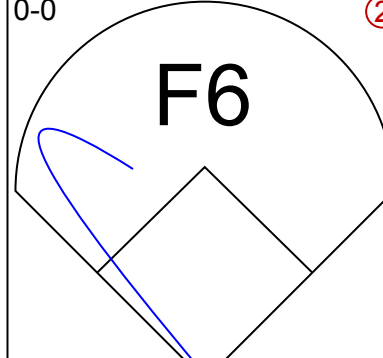
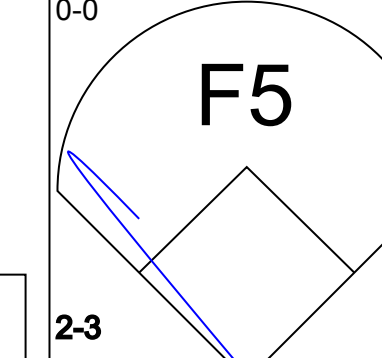
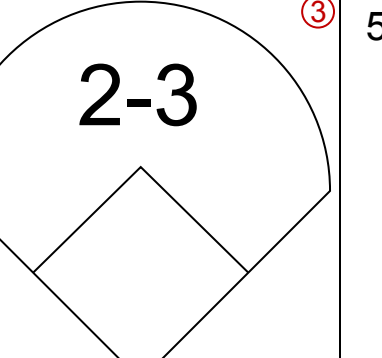

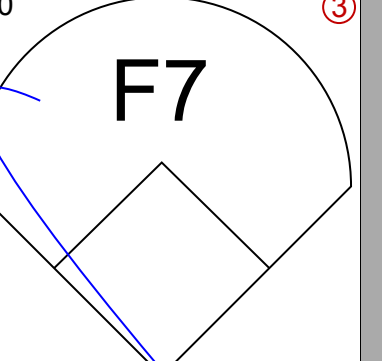
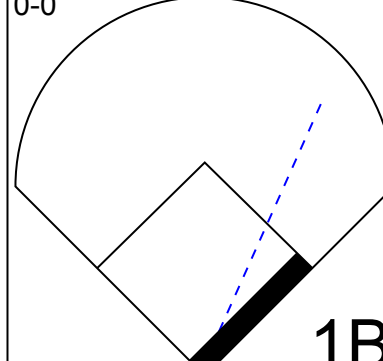
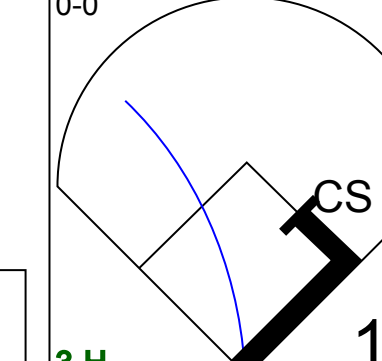
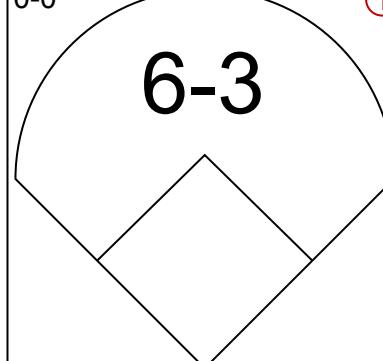
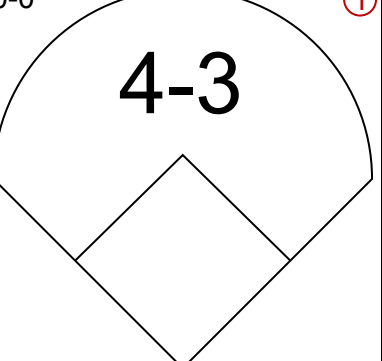
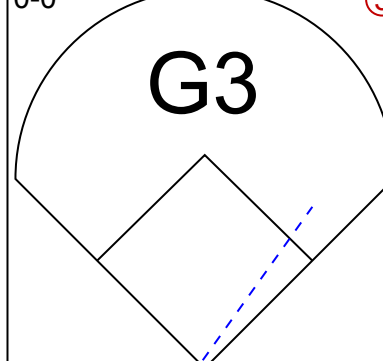
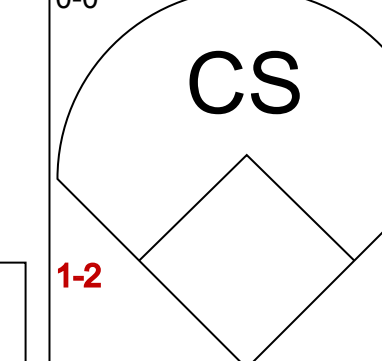
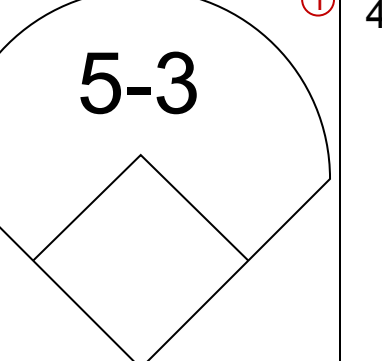
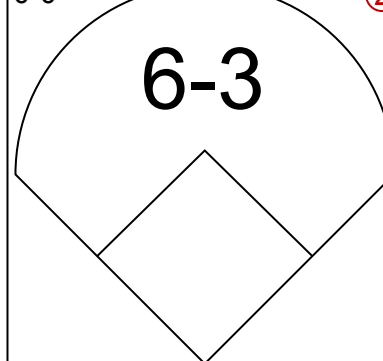
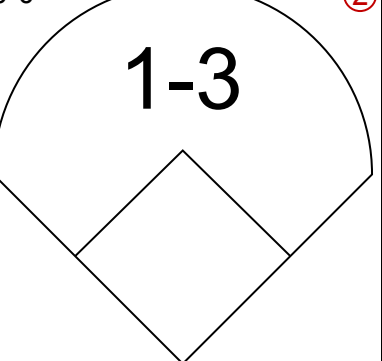
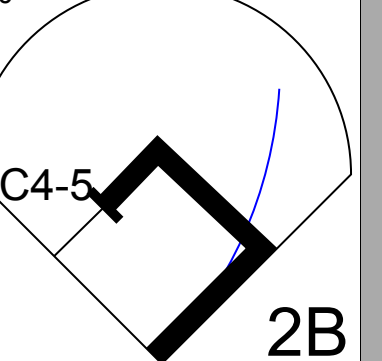
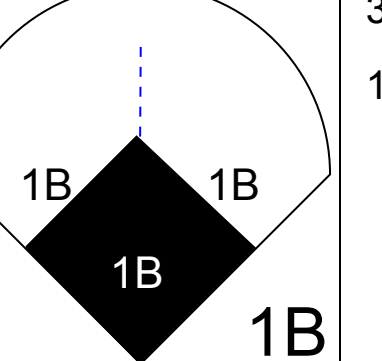


Batter	1	2	3	4	5	6	7	8	9	10	AB	R	H	RBI	BB	SO	LOB	TOP										
Lenny Dykstra, L Randy Myers, L Doug Sisk, R Lee Mazzilli, S Jesse Orosco, R Roger McDowell, R	(1, 4) 0-3 K		(1, 4) 0-3 K		(1, 4) 0-0 F8		(1, 4) 0-0 WP 1B	(1, 4) 0-0 E1		(1, 4) 0-3 K	4	0	1	0	0	2	0	New York Mets @ San Diego Padres Jack Murphy Stadium, San Diego, CA Mon Aug 31 1987, 10:05 PM EDT Att. 11,708 - Unknown										
Wally Backman, S OBP: 0.294, SLG: 0.273	(1, 4) 0-0 F8				(1, 4) 0-3 K		(1, 4) 1-2 2-3 BB	(1, 4) 1-2 BB			3	1	1	1	2	1	0											
Keith Hernandez, L OBP: 0.388, SLG: 0.444	(1, 3) 0-0 P3		(1, 3) 0-3 K		(1, 3) 0-0 F8		(1, 3) 0-0 L4	(1, 3) 0-0 L3			5	0	0	0	0	1	5											
Daryl Strawberry, L OBP: 0.394, SLG: 0.568	(1, 9)				(1, 9) 0-0 F9		(1, 9) 0-0 1B	(1, 9) 0-0 F8	(1, 9) 0-0 4-3		4	0	1	0	1	0	0											
Kevin McReynolds, R OBP: 0.324, SLG: 0.494	(1, 7)				(1, 7) 0-3 K		(1, 7) 0-0 F8	(1, 7) 0-0 E5 1B 3B	(1, 7) 0-0 F4		5	1	0	0	0	1	2											
Gary Carter, R OBP: 0.295, SLG: 0.412	(1, 2)				(1, 2) 0-3 K		(1, 2) 4-0 1B BB	(1, 2) 0-0 F9	(1, 2) 0-0 F8	(1, 2) 0-0 F7		4	0	0	0	1	1		3									
Howard Johnson, S OBP: 0.375, SLG: 0.544	(1, 5)				(1, 5) 4-0 1B BB		(1, 5) 0-0 1B	(1, 5) 0-0 F7	(1, 5) 0-0 3B 1B	(1, 5) 0-0 HR	4	2	3	1	1	0	0											
Rafael Santana, R OBP: 0.310, SLG: 0.376	(1, 6)				(1, 6) 0-0 5-3		(1, 6) 0-0 5-3	(1, 6) 0-0 5-3	(1, 6) 0-0 3B 1B	(1, 6) 0-3 K	5	1	1	2	0	1	4											
Ron Darling, R OBP: 0.161, SLG: 0.217 Mookie Wilson, S OBP: 0.354, SLG: 0.463	(1, 1) (7, PH) (7, 8)				(1, 1) 0-0 F9		(1, 1) 0-0 F9	(1, 1) 4-0 WP 1B BB	(1, 1) 0-0 3B E 3B	(1, 1) 0-3 K	2	0	0	0	0	0	0											
(1, 1) (7, PH) (7, 8)					(1, 1) 0-0 F9		(1, 1) 4-0 WP 1B BB	(1, 1) 0-0 3B E 3B	(1, 1) 0-3 K	2	1	1	1	1	1	0	0											
Inning Stats	R: 0 E: 0 K: 1 S: 5	H: 0 LOB: 0 BB: 0 P: 5	R: 0 E: 0 K: 2 S: 7	H: 0 LOB: 2 BB: 2 P: 15	R: 1 E: 0 K: 2 S: 8	H: 1 LOB: 0 BB: 1 P: 8	R: 0 E: 0 K: 1 S: 5	H: 0 LOB: 0 BB: 0 P: 5	R: 0 E: 0 K: 1 S: 4	H: 1 LOB: 1 BB: 0 P: 4	R: 0 E: 0 K: 0 S: 4	H: 1 LOB: 3 BB: 2 P: 12	R: 4 E: 2 K: 0 S: 8	H: 3 LOB: 2 BB: 1 P: 12	R: 0 E: 0 K: 1 S: 3	H: 0 LOB: 0 BB: 0 P: 3	R: 1 E: 0 K: 3 S: 10	H: 1 LOB: 0 BB: 0 P: 10	1B: 4 2B: 0 3B: 2 HR: 2	SF: 0 SAC: 0 DP: 0 HBP: 0	WP: 1 PB: 0 SB: 1 CS: 0	PA: 46						
PITCHER	IP 6.2	WLS 29	BF 4	H 4	R 1	ER 1	SO 6	BB 4	IBB 1	HBP 0	BLK 0	WP 1	HR 1	S 36	P 56	ERA 1.35	WHIP 1.200											
Eric Show, R ERA: 4.19	(7, 1)	1.0	7	3	4	0	0	0	0	0	0	0	0	7	7	0.00	3.000											
Mark Davis, L ERA: 4.24	(8, 1)	1.1	6	0	0	0	0	1	0	0	0	0	0	5	9	0.00	0.750											
Lance McCullers, R ERA: 4.11	(10, 1)	1.0	L	4	1	1	1	3	0	0	0	0	0	1	10	10	9.00	1.000										
Keith Comstock, L ERA: 3.99																												

Batter	1	2	3	4	5	6	7	8	9	10	AB	R	H	RBI	BB	SO	LOB	BOTTOM									
Marvell Wynne, L OBP: 0.328, SLG: 0.369	(1, 8) (8, 7) (10, 1)		(1, 8) 0-0 F7			(1, 8) 0-0 SH1-3		(1, 8) 0-0 G4-6-3		(1, 8) 0-0 F7		4	0	0	0	1	1	New York Mets @ San Diego Padres Jack Murphy Stadium, San Diego, CA Mon Aug 31 1987, 10:05 PM EDT Att. 11,708 - Unknown									
Keith Comstock, L											0	0	0	0	0	0	0										
Tony Gwynn, L OBP: 0.441, SLG: 0.515	(1, 9) 0-3 K										3	2	1	0	2	1	0										
Carmelo Martinez, R OBP: 0.367, SLG: 0.406 Shane Mack, R OBP: 0.302, SLG: 0.389	(1, 7) (7, PH) (8, 8)										3	1	2	1	1	0	0										
John Kruk, L OBP: 0.425, SLG: 0.525	(1, 3)										4	0	1	1	1	2	4										
Benito Santiago, R OBP: 0.319, SLG: 0.446	(1, 2)										4	0	2	2	1	0	2										
Chris Brown, R OBP: 0.287, SLG: 0.368	(1, 5)										3	0	0	1	0	1	4										
Garry Templeton, S OBP: 0.284, SLG: 0.290	(1, 6)										4	0	0	0	0	1	5										
Tim Flannery, L OBP: 0.356, SLG: 0.287	(1, 4)										3	1	0	0	1	1	0										
Eric Show, R OBP: 0.085, SLG: 0.103 Mark Davis, L OBP: 0.207, SLG: 0.310 Lance McCullers, S OBP: 0.143, SLG: 0.077 Stan Jefferson, S OBP: 0.320, SLG: 0.375	(1, 1) (7, 1) (8, 1) (9, PH) (10, 7)										3	1	1	0	0	0	1										
(1, 1) (7, 1) (8, 1) (9, PH) (10, 7)											0	0	0	0	0	0	0										
(1, 1) (7, 1) (8, 1) (9, PH) (10, 7)											1	0	0	0	0	1	0										
Inning Stats	R: 0 E: 0 K: 2 S: 7	H: 0 LOB: 0 BB: 0 P: 7	R: 0 E: 0 K: 0 S: 4	H: 2 LOB: 1 BB: 0 P: 4	R: 0 E: 0 K: 0 S: 3	H: 0 LOB: 0 BB: 0 P: 3	R: 1 E: 0 K: 0 S: 4	H: 1 LOB: 2 BB: 2 P: 12	R: 4 E: 1 K: 1 S: 8	H: 2 LOB: 2 BB: 3 P: 20	R: 0 E: 0 K: 0 S: 3	H: 1 LOB: 1 BB: 1 P: 9	R: 0 E: 0 K: 2 S: 7	H: 0 LOB: 0 BB: 0 P: 7	R: 0 E: 0 K: 1 S: 5	H: 0 LOB: 0 BB: 0 P: 5	R: 0 E: 0 K: 1 S: 5	H: 0 LOB: 0 BB: 0 P: 5	1B: 6 2B: 2 3B: 0 HR: 0	SF: 1 SAC: 1 DP: 3 HBP: 0	WP: 0 PB: 0 SB: 2 CS: 0	PA: 41					
PITCHER	IP 6.0	WLS 28	BF 6	H 5	R 4	ER 4	SO 3	BB 1	IBB 2	HBP 0	BLK 0	WP 0	HR 0	S 29	P 49	ERA 6.00	WHIP 1.500										
Ron Darling, R ERA: 4.41	(7, 1)	0.1	3	1	0	0	1	1	0	0	0	0	0	4	8	0.00	6.000										
Doug Sisk, R ERA: 3.7	(7, 1)	0.2	1	0	0	0	0	0	0	0	0	0	0	1	1	0.00	0.000										
Jesse Orosco, L ERA: 4.95	(8, 1)	2.2	W	8	0	0	4	0	0	0	0	0	0	16	16	0.00	0.000										
Roger McDowell, R ERA: 4.0	(10, 1)	0.1	S	1	0	0	0	0	0	0	0	0	0	1	1	0.00	0.000										
(10, 1)																											

AB 40
R 6
H 8
RBI 5
BB 6
SO 9
LOB 14

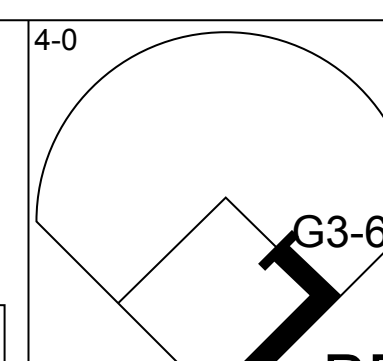
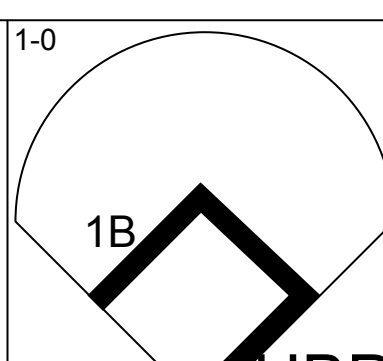
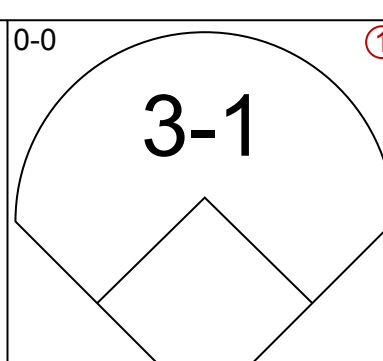
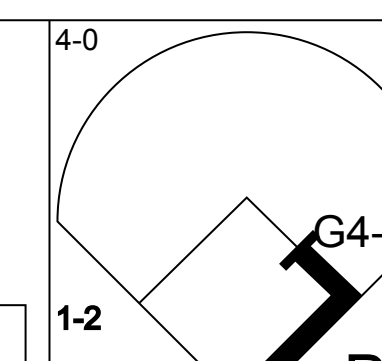
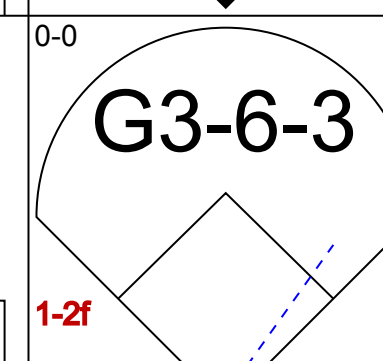
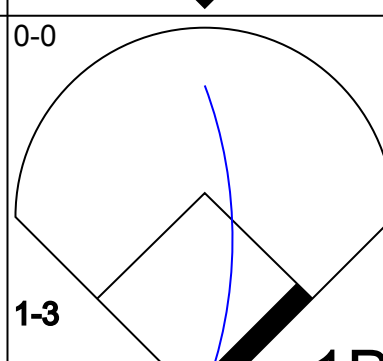
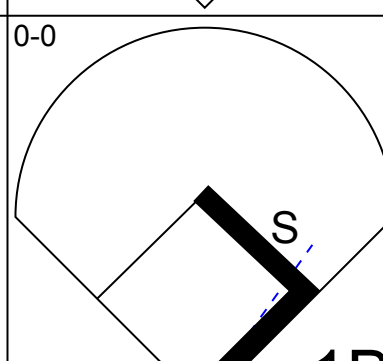
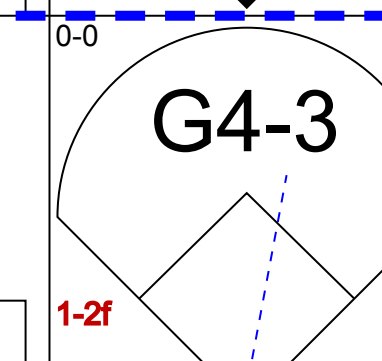
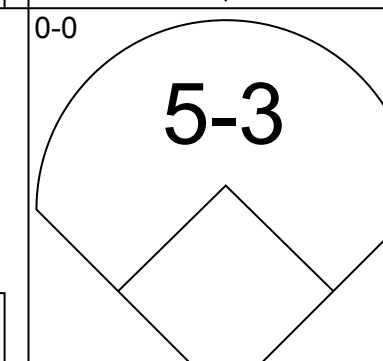
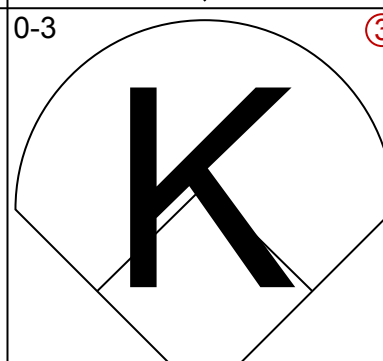
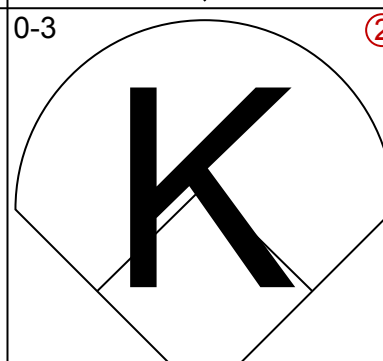

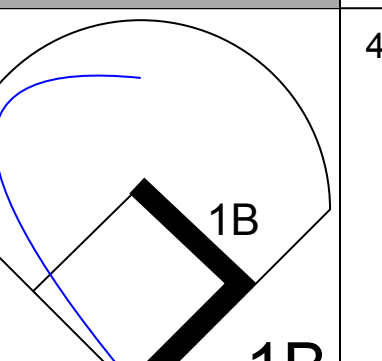
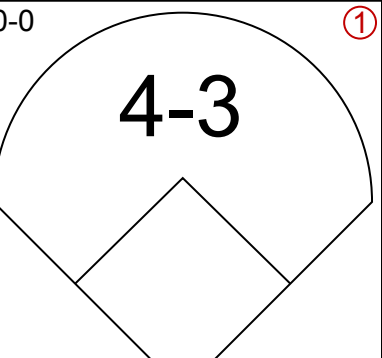
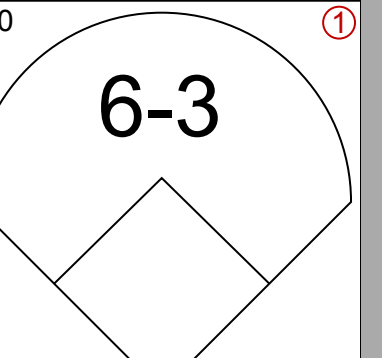
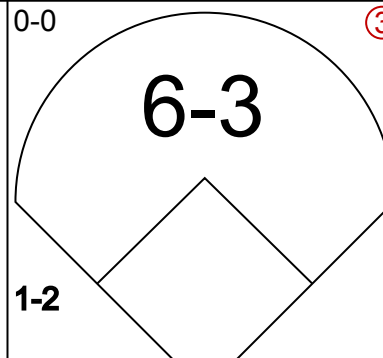

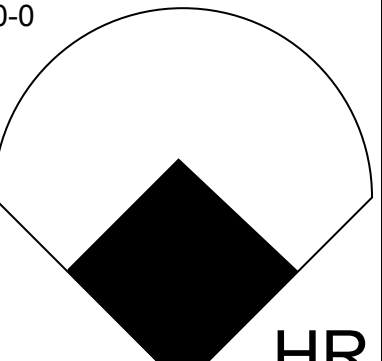
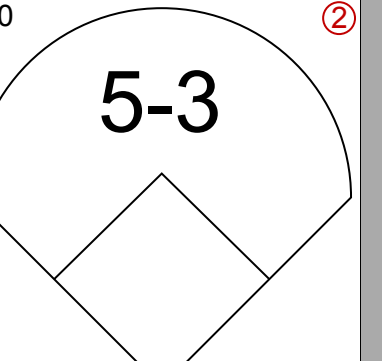



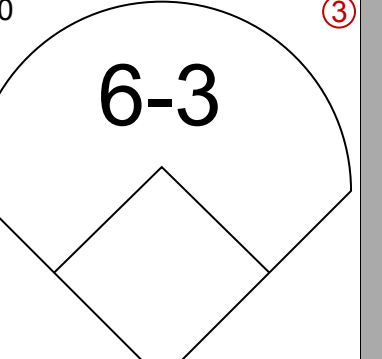



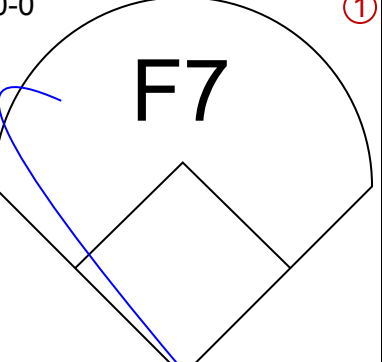
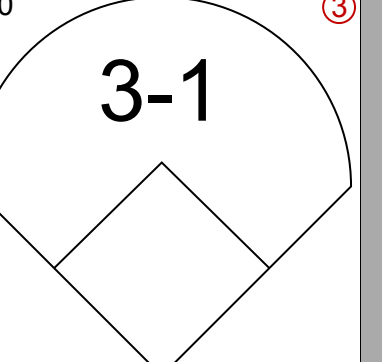
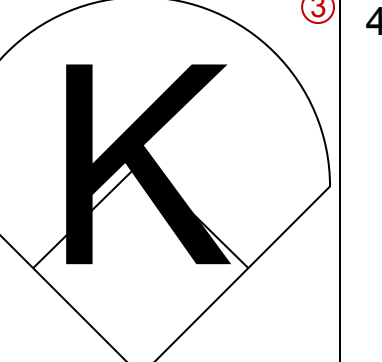
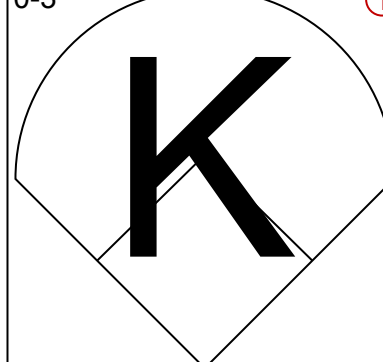
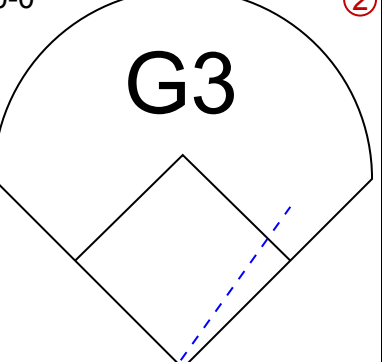
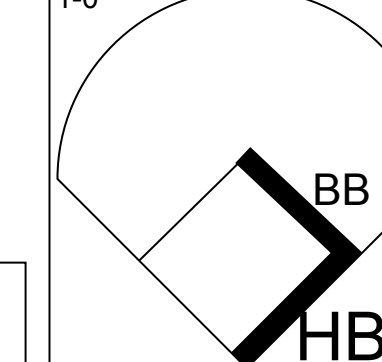
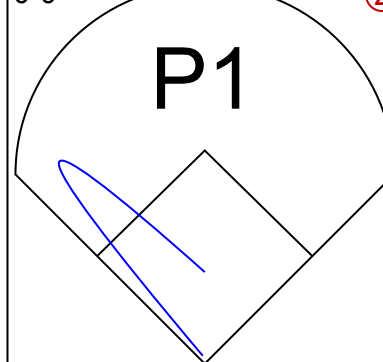
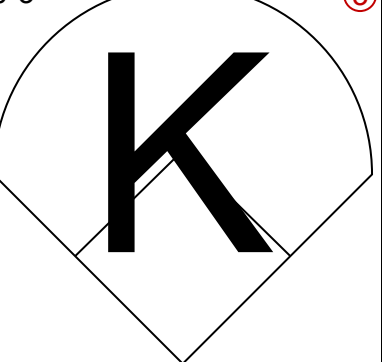
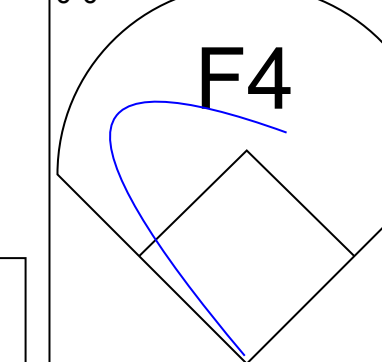


Batter	1	2	3	4	5	6	7	8	9	AB	R	H	RBI	BB	SO	LOB	TOP					
Mookie Wilson, S OBP: 0.354, SLG: 0.462 (1, 8)										5	2	2	0	0	1	1						
Wally Backman, S OBP: 0.298, SLG: 0.274 Tim Teufel, R OBP: 0.433, SLG: 0.601 (7, PH) (7, 4)										2	1	1	0	1	0	0						
Keith Hernandez, L OBP: 0.386, SLG: 0.449 (1, 3)										5	1	2	4	0	0	2						
Darryl Strawberry, L OBP: 0.396, SLG: 0.566 (1, 9)										3	3	1	1	2	0	2						
Lee Mazzilli, S OBP: 0.405, SLG: 0.444 (1, 7)										4	0	1	1	1	0	2						
Gary Carter, R OBP: 0.294, SLG: 0.409 (1, 2)										5	0	1	1	0	0	3						
Howard Johnson, S OBP: 0.375, SLG: 0.544 (1, 5)										4	0	2	1	0	0	3						
Rafael Santana, R OBP: 0.307, SLG: 0.372 (1, 6)											4	0	0	0	0	1						
David Cone, L OBP: 0.095, SLG: 0.100 Randy Myers, L OBP: 0.333, SLG: 0.333 (8, 1)										3	0	1	0	0	0	0						
Inning Stats	R: 0 E: 0 K: 1 S: 4	H: 0 LOB: 0 BB: 1 P: 8	R: 0 E: 0 K: 0 S: 3	H: 0 LOB: 1 BB: 1 P: 7	R: 0 E: 0 K: 0 S: 3	H: 0 LOB: 0 BB: 0 P: 3	R: 1 E: 0 K: 0 S: 5	H: 2 LOB: 2 BB: 1 P: 9	R: 3 E: 0 K: 0 S: 6	H: 3 LOB: 0 BB: 0 P: 6	R: 0 E: 0 K: 0 S: 4	H: 1 LOB: 1 BB: 0 P: 4	R: 0 E: 0 K: 0 S: 4	H: 1 LOB: 1 BB: 0 P: 4	R: 1 E: 0 K: 0 S: 3	H: 1 LOB: 0 BB: 1 P: 7	R: 4 E: 0 K: 0 S: 8	H: 5 LOB: 1 BB: 0 P: 8	1B: 11 2B: 2 3B: 0 HR: 1	SF: 0 SAC: 0 DP: 1 HBP: 0	WP: 1 PB: 0 SB: 2 CS: 1	PA: 43
PITCHER	IP	WLS	BF	H	R	ER	SO	BB	IBB	HBP	BLK	WP	HR	S	P	ERA	WHIP					
Jimmy Jones, R ERA: 4.5 (1, 1)	6.0	L	27	7	4	4	1	3	0	0	0	0	1	26	38	6.00	1.667					
Dave Leiper, L ERA: 3.51 (7, 1)	2.0		7	1	1	1	0	1	0	0	0	0	0	6	10	4.50	1.000					
Greg Booker, R ERA: 3.9 (9, 1)	0.1		4	3	3	0	0	0	0	0	0	0	0	4	4	81.00	9.000					
Keith Comstock, L ERA: 4.11 (9, 1)	0.2		4	2	1	1	0	0	0	0	0	1	0	4	4	13.50	3.000					

New York Mets @ San Diego Padres
Jack Murphy Stadium, San Diego, CA
Tue Sep 01 1987, 10:05 PM EDT
Att: 14,669 - Unknown

AB 38
R 9
H 13
RBI 8
BB 4
SO 1
LOB 15



Batter	1	2	3	4	5	6	7	8	9	AB	R	H	RBI	BB	SO	LOB	BOTTOM					
Stan Jefferson, S OBP: 0.325, SLG: 0.374 (1, 8)										1	0	0	0	2	0	0						
Tony Gwynn, L OBP: 0.441, SLG: 0.515 (1, 9)										4	0	2	0	0	0	3						
Carmelo Martinez, R OBP: 0.366, SLG: 0.494 (1, 7)										4	0	1	0	0	2	3						
John Kruk, L OBP: 0.421, SLG: 0.519 (1, 3)										4	0	0	0	0	0	2						
Benito Santiago, R OBP: 0.321, SLG: 0.453 (1, 2)										4	1	2	1	0	1	0						
Chris Brown, R OBP: 0.283, SLG: 0.363 (1, 5)										4	0	0	0	0	2	2						
Garry Templeton, S OBP: 0.282, SLG: 0.287 (1, 6)										4	0	0	0	0	1	2						
Tim Flannery, L OBP: 0.356, SLG: 0.285 (1, 4)										2	0	0	0	0	1	0						
Jimmy Jones, R OBP: 0.220, SLG: 0.275 Dave Leiper, L (7, 1)										2	0	0	0	0	1	0						
Marvell Wynne, L OBP: 0.326, SLG: 0.366 Greg Booker, R Keith Comstock, L (9, 1)										0	0	0	0	0	0	0						
Inning Stats	R: 0 E: 0 K: 0 S: 2	H: 0 LOB: 0 BB: 1 P: 6	R: 1 E: 0 K: 1 S: 6	H: 1 LOB: 0 BB: 0 P: 6	R: 0 E: 0 K: 2 S: 8	H: 1 LOB: 2 BB: 0 P: 9	R: 0 E: 0 K: 0 S: 3	H: 0 LOB: 0 BB: 0 P: 3	R: 0 E: 0 K: 1 S: 5	H: 0 LOB: 0 BB: 0 P: 5	R: 0 E: 0 K: 1 S: 6	H: 1 LOB: 1 BB: 0 P: 6	R: 0 E: 0 K: 2 S: 7	H: 0 LOB: 0 BB: 0 P: 7	R: 0 E: 0 K: 0 S: 2	H: 0 LOB: 1 BB: 1 P: 7	R: 0 E: 0 K: 1 S: 7	H: 2 LOB: 2 BB: 0 P: 7	1B: 4 2B: 0 3B: 0 HR: 1	SF: 0 SAC: 0 DP: 2 HBP: 2	WP: 0 PB: 0 SB: 1 CS: 0	PA: 34
PITCHER	IP	WLS	BF	H	R	ER	SO	BB	IBB	HBP	BLK	WP	HR	S	P	ERA	WHIP					
David Cone, R ERA: 4.07 Randy Myers, L ERA: 4.34 (8, 1)	7.1	W	28	3	1	1	7	2	0	2	0	0	0	8	48	0.00	1.200					

New York Mets @ San Diego Padres
Jack Murphy Stadium, San Diego, CA
Tue Sep 01 1987, 10:05 PM EDT
Att: 14,669 - Unknown

AB 30
R 1
H 5
RBI 1
BB 2
SO 8
LOB 13

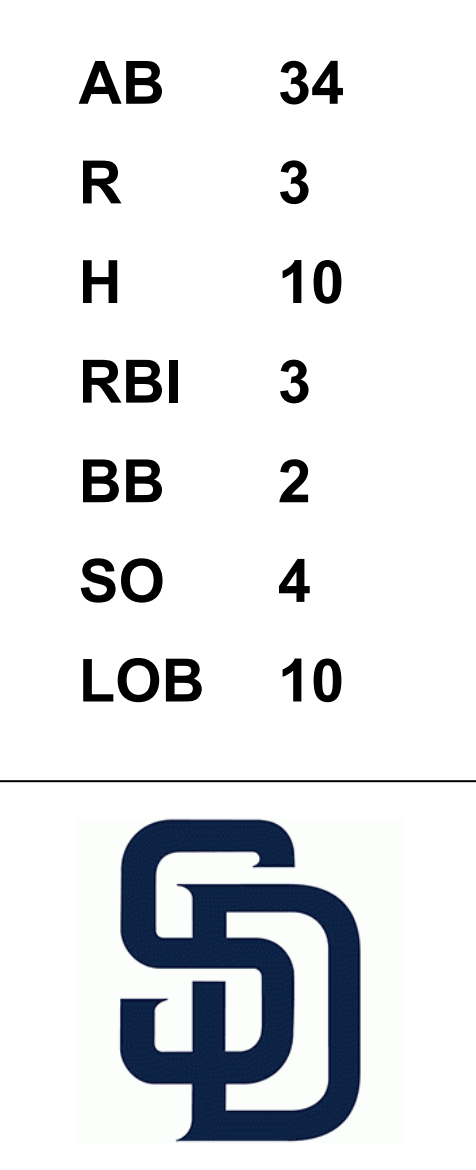


Batter	1	2	3	4	5	6	7	8	9	AB	R	H	RBI	BB	SO	LOB	TOP			
Mookie Wilson, S OBP: 0.356, SLG: 0.463 (1, 8)	0-0 FC4-6 1B		0-0 CS 1B		0-3 K			0-3 K		4	0	2	0	0	2	0	New York Mets @ San Diego Padres Jack Murphy Stadium, San Diego, CA Wed Sep 02 1987, 10:05 PM EDT Att: 16,069 - Unknown			
Dave Magadan, L OBP: 0.397, SLG: 0.444 Rafael Santana, R OBP: 0.306, SLG: 0.370 (1, 5) (7, 6)	0-0 FC4-6 FC6-4 1-2		0-0 HR 1B		0-3 K			0-0 F4		3	1	1	0	0	1	1				
Keith Hernandez, L OBP: 0.389, SLG: 0.457 (1, 3)	0-3 K		0-0 HR		4-0 G6-4-3 BB			0-0 1B		3	1	2	2	1	1	1				
Kevin McReynolds, R OBP: 0.322, SLG: 0.490 (1, 7)	0-0 FC6-4 1-2		0-0 1-3		0-0 G6-4-3 1-2			0-3 K		4	0	0	0	0	1	3				
Lee Mazzilli, S OBP: 0.393, SLG: 0.429 Lenny Dykstra, L OBP: 0.348, SLG: 0.447 (1, 9) (9, 8)		0-0 4-3		0-0 F7				0-0 L3		4	0	0	0	0	1	0				
Gary Carter, R OBP: 0.294, SLG: 0.409 Keith Miller, R OBP: 0.395, SLG: 0.512 Barry Lyons, R OBP: 0.294, SLG: 0.346 (1, 2) (7, PR) (7, 2)		0-0 5-3		0-3 K				4-0 1B BB		3	0	1	0	0	1	0				
Howard Johnson, S OBP: 0.378, SLG: 0.555 (1, 6) (7, 5)		0-0 2B		0-0 3-1				0-0 1H HR		4	1	3	2	0	0	0				
Wally Backman, S OBP: 0.295, SLG: 0.271 Tim Teufel, R OBP: 0.431, SLG: 0.598 (9, PH) (9, 4)	0-3 K			0-0 F7				0-0 6-3		3	0	0	0	0	1	2				
Dwight Gooden, R OBP: 0.212, SLG: 0.212 (1, 1)			0-3 K		0-0 F9			0-3 K		4	0	0	0	0	2	3				
Inning Stats	R: 0 E: 0 K: 1 S: 6	H: 1 LOB: 1 BB: 0 P: 6	R: 0 E: 0 K: 1 S: 6	H: 1 LOB: 1 BB: 0 P: 6	R: 2 E: 0 K: 1 S: 7	H: 3 LOB: 0 BB: 0 P: 7	R: 0 E: 0 K: 1 S: 5	H: 0 LOB: 0 BB: 0 P: 5	R: 0 E: 0 K: 1 S: 4	H: 0 LOB: 0 BB: 1 P: 8	R: 2 E: 0 K: 1 S: 7	H: 2 LOB: 1 BB: 0 P: 7	R: 0 E: 0 K: 2 S: 8	H: 1 LOB: 1 BB: 0 P: 8	R: 0 E: 0 K: 1 S: 6	H: 1 LOB: 2 BB: 1 P: 10		1B: 6 2B: 1 3B: 0 HR: 2	SF: 0 SAC: 0 DP: 1 HBP: 0	WP: 0 PB: 0 SB: 0 CS: 1
PITCHER	IP WLS BF H R ER SO BB IBB HBP BLK WP HR S P ERA WHIP	8.1 L 34 9 4 4 10 2 0 0 0 0 2 52 60 4.32 1.320	0.2 2 0 0 0 0 0 0 0 0 0 0 0 2 2 0.00 0.000	PITCHER										IP WLS BF H R ER SO BB IBB HBP BLK WP HR S P ERA WHIP						
Ed Whitson, R ERA: 4.7 Mark Davis, L ERA: 4.22 (1, 1) (9, 1)																				

AB	34
R	4
H	9
RBI	4
BB	2
SO	10
LOB	12




Batter	1	2	3	4	5	6	7	8	9	AB	R	H	RBI	BB	SO	LOB	BOTTOM					
Stan Jefferson, S OBP: 0.323, SLG: 0.375 (1, 8)	0-0 4-3			0-0 3-1				0-0 F8		5	0	1	1	0	0	0	New York Mets @ San Diego Padres Jack Murphy Stadium, San Diego, CA Wed Sep 02 1987, 10:05 PM EDT Att: 16,069 - Unknown					
Tony Gwynn, L OBP: 0.442, SLG: 0.513 (1, 9)	4-0 2B SF7 BB	4-0 FC6-4 IBB		0-3 K			0-0 G3			2	1	0	0	2	1	0						
Carmelo Martinez, R OBP: 0.365, SLG: 0.495 (1, 7)	0-0 1-3 2B	0-0 FC6-4 1-2		0-3 K			0-0 F7			4	0	1	0	0	1	3						
John Kruk, L OBP: 0.417, SLG: 0.515 (1, 3)	0-0 SF7		0-0 5-3		0-0 1-3			0-0 4-3		3	0	0	1	0	0	0						
Benito Santiago, R OBP: 0.323, SLG: 0.456 (1, 2)	0-0 F8		0-0 2B		0-3 K			0-0 1B 1B		4	0	2	0	0	1	1						
Randy Ready, R OBP: 0.416, SLG: 0.470 (1, 5)		0-0 G4-6-3 1B	0-3 K		0-0 1B 2B			0-0 FC6-4 1-2 1B		4	1	3	0	0	1	1						
Garry Templeton, S OBP: 0.282, SLG: 0.286 (1, 6)		0-0 G4-6-3 1-2	0-0 F8		0-0 6-3 1B			0-0 FC6-4 1-2		4	0	1	1	0	0	3						
Tim Flannery, L OBP: 0.355, SLG: 0.284 (1, 4)		0-0 1B 2B 1B		0-0 F7			0-0 6-3			4	1	1	0	0	0	1						
Ed Whitson, R OBP: 0.138, SLG: 0.140 Mark Davis, L OBP: 0.207, SLG: 0.310 Marvell Wynne, L OBP: 0.324, SLG: 0.364 (1, 1) (9, 1) (9, PH)		0-0 2B 1-2 1B		0-0 L4			0-0 4-3		0-0 F6	3	0	1	0	0	0	1						
Inning Stats	R: 1 E: 0 K: 0 S: 4	H: 1 LOB: 3 BB: 1 P: 8	R: 1 E: 0 K: 0 S: 6	H: 4 LOB: 3 BB: 1 P: 10	R: 0 E: 0 K: 1 S: 6	H: 1 LOB: 1 BB: 0 P: 6	R: 0 E: 0 K: 0 S: 3	H: 0 LOB: 0 BB: 0 P: 3	R: 0 E: 0 K: 2 S: 7	H: 0 LOB: 0 BB: 0 P: 7	R: 1 E: 0 K: 1 S: 7	H: 2 LOB: 1 BB: 0 P: 7	R: 0 E: 0 K: 0 S: 3	H: 0 LOB: 0 BB: 0 P: 3	R: 0 E: 0 K: 0 S: 4	H: 2 LOB: 1 BB: 0 P: 4		R: 0 E: 0 K: 0 S: 3	H: 0 LOB: 0 BB: 0 P: 3	1B: 6 2B: 4 3B: 0 HR: 0	SF: 1 SAC: 0 DP: 1 HBP: 0	WP: 0 PB: 0 SB: 0 CS: 0
PITCHER	IP WLS BF H R ER SO BB IBB HBP BLK WP HR S P ERA WHIP	9.0 W 37 10 3 3 4 1 1 0 0 0 0 43 51 3.00 1.222	PITCHER										IP WLS BF H R ER SO BB IBB HBP BLK WP HR S P ERA WHIP									
Dwight Gooden, R ERA: 2.87 (1, 1)																						



Batter	1	2	3	4	5	6	7	8	9	AB	R	H	RBI	BB	SO	LOB	TOP								
Tony Gwynn, L OBP: 0.443, SLG: 0.513 (1, 9)										4	0	2	0	1	0	3	San Diego Padres @ St. Louis Cardinals Busch Stadium, St. Louis, MO Fri Sep 04 1987, 7:05 PM CDT Att: 34,319 - Unknown								
Stan Jefferson, S OBP: 0.318, SLG: 0.369 (1, 7)										5	0	0	0	0	1	5									
Randy Ready, R OBP: 0.415, SLG: 0.465 (1, 4) (8, 5)										3	0	0	0	1	1	1									
Carmelo Martinez, R OBP: 0.369, SLG: 0.408 (1, 3) John Kruk, L OBP: 0.416, SLG: 0.514 (8, PH) (8, 3)										3	1	2	0	1	0	1									
Benito Santiago, R OBP: 0.323, SLG: 0.454 (1, 2)										4	1	1	0	0	1	3									
Shane Mack, R OBP: 0.310, SLG: 0.389 (1, 8)										3	0	1	0	1	1	2									
Garry Templeton, S OBP: 0.285, SLG: 0.290 (1, 6)										5	0	3	1	0	0	1									
Luis Salazar, R OBP: 0.310, SLG: 0.342 (1, 5) Tim Flannery, L OBP: 0.352, SLG: 0.282 (8, PH) (8, 4)										3	0	1	1	0	0	2									
Eric Nolte, L OBP: 0.125, SLG: 0.067 (1, 1) Lance McCullers, S OBP: 0.143, SLG: 0.077 (7, 1) Bruce Bochy, R OBP: 0.269, SLG: 0.273 (8, PH) Mark Davis, L OBP: 0.207, SLG: 0.310 (8, 1)										0	0	0	0	0	0	0									
Inning Stats	R: 0 E: 0 K: 0 S: 4	H: 1 LOB: 2 BB: 1 P: 8	R: 0 E: 0 K: 1 S: 7	H: 2 LOB: 3 BB: 1 P: 11	R: 2 E: 0 K: 1 S: 9	H: 4 LOB: 3 BB: 0 P: 10	R: 0 E: 0 K: 0 S: 3	H: 0 LOB: 2 BB: 0 P: 5	R: 0 E: 0 K: 1 S: 5	H: 0 LOB: 0 BB: 0 P: 5	R: 0 E: 0 K: 2 S: 7	H: 0 LOB: 0 BB: 0 P: 7	R: 0 E: 0 K: 0 S: 3	H: 1 LOB: 1 BB: 1 P: 7	R: 0 E: 1 K: 0 S: 5	H: 1 LOB: 3 BB: 1 P: 9		R: 0 E: 0 K: 2 S: 8	H: 1 LOB: 1 BB: 0 P: 8	1B: 10 2B: 0 3B: 0 HR: 0	SF: 0 SAC: 0 DP: 1 HBP: 3	WP: 0 PB: 0 SB: 2 CS: 0	PA: 44		
PITCHER	IP	WLS	BF	H	R	ER	SO	BB	IBB	HBP	BLK	WP	HR	S	P	ERA	WHIP								
Joe Magrane, L ERA: 3.71 Scott Terry, R ERA: Ken Dayley, L ERA: 2.13 Todd Worrell, R ERA: 2.76	(1, 1)	6.0	30	7	2	2	5	1	1	3	0	0	0	35	46	3.00	1.333								

Batter	1	2	3	4	5	6	7	8	9	AB	R	H	RBI	BB	SO	LOB	BOTTOM								
Vince Coleman, S OBP: 0.363, SLG: 0.346 (1, 7)										5	1	3	0	0	2	1	San Diego Padres @ St. Louis Cardinals Busch Stadium, St. Louis, MO Fri Sep 04 1987, 7:05 PM CDT Att: 34,319 - Unknown								
Ozzie Smith, S OBP: 0.389, SLG: 0.376 (1, 6)										3	0	0	0	1	1	3									
Tom Herr, S OBP: 0.358, SLG: 0.361 (1, 4)										3	0	1	2	1	1	2									
Jack Clark, R OBP: 0.460, SLG: 0.600 (1, 3) Todd Worrell, R OBP: 0.125, SLG: 0.125 (8, 1)										4	0	0	0	0	1	4									
Willie McGee, S OBP: 0.314, SLG: 0.427 (1, 8)										4	0	0	0	0	1	0									
Terry Pendleton, S OBP: 0.380, SLG: 0.432 (1, 5)										4	1	2	0	0	0	0									
Jim Lindeman, R OBP: 0.263, SLG: 0.399 (1, 9) Scott Terry, R ERA: Ken Dayley, L ERA: Tom Pagnozzi, R OBP: 0.244, SLG: 0.368 (8, 2)										3	0	1	0	0	2	0									
Tony Peña, R OBP: 0.294, SLG: 0.323 (1, 2) (8, 3)										4	1	1	2	0	1	2									
Joe Magrane, R OBP: 0.205, SLG: 0.195 (1, 1) José Oquendo, S OBP: 0.415, SLG: 0.354 (7, 9)										2	1	2	0	0	0	0									
Inning Stats	R: 0 E: 0 K: 1 S: 5	H: 0 LOB: 0 BB: 0 P: 5	R: 0 E: 0 K: 0 S: 3	H: 0 LOB: 0 BB: 0 P: 3	R: 2 E: 0 K: 2 S: 10	H: 3 LOB: 2 BB: 1 P: 14	R: 0 E: 0 K: 1 S: 5	H: 0 LOB: 0 BB: 0 P: 5	R: 0 E: 0 K: 2 S: 9	H: 2 LOB: 2 BB: 0 P: 9	R: 0 E: 0 K: 0 S: 5	H: 2 LOB: 2 BB: 0 P: 5	R: 0 E: 0 K: 1 S: 6	H: 1 LOB: 2 BB: 1 P: 10	R: 2 E: 0 K: 2 S: 10	H: 3 LOB: 1 BB: 0 P: 10		1B: 10 2B: 0 3B: 0 HR: 1	SF: 0 SAC: 0 DP: 0 HBP: 0	WP: 0 PB: 0 SB: 1 CS: 0	PA: 37				
PITCHER	IP	WLS	BF	H	R	ER	SO	BB	IBB	HBP	BLK	WP	HR	S	P	ERA	WHIP								
Eric Nolte, L ERA: 1.87 Lance McCullers, R ERA: 4.09 Mark Davis, L ERA: 4.34	(1, 1)	6.2	30	8	2	2	6	2	0	0	0	0	0	3	3	0.00	0.000								
Mark Davis, L ERA: 4.34 (8, 1)	1.0	L	6	3	2	2	2	0	0	0	0	0	1	10	10	18.00	3.000								



Batter	1	2	3	4	5	6	7	8	9	AB	R	H	RBI	BB	SO	LOB	TOP					
Tony Gwynn, L OBP: 0.444, SLG: 0.512 (1, 9)	L7	2H 1B			F7		E IBB			3	0	1	0	1	0	0						
Shane Mack, R OBP: 0.308, SLG: 0.386 (1, 8)	F4		5-3		1B		FC2			4	0	1	0	0	0	2						
Carmelo Martínez, R OBP: 0.399, SLG: 0.494 Stan Jefferson, S OBP: 0.318, SLG: 0.368 (1, 7) (6, 7)	5-3		K		F9		F7			3	0	0	0	0	1	1						
John Kruk, L OBP: 0.415, SLG: 0.511 (1, 3)		K	1B		1-3		K			4	0	1	0	0	2	0						
Bento Santiago, R OBP: 0.323, SLG: 0.454 (1, 2)		WP HR 2B	F9		F8		F9			4	1	1	0	0	0	1						
Randy Ready, R OBP: 0.413, SLG: 0.460 (1, 4)		4-0 HR BB			P3		L8			3	1	0	0	1	0	0						
Garry Templeton, S OBP: 0.287, SLG: 0.302 (1, 6)		2-3 BB	K		K		2B FC2 2B			4	1	2	3	0	1	0						
Luis Salazar, R OBP: 0.315, SLG: 0.348 (1, 5)		1-H 3-H HR	K		K		2B E 2B			3	1	1	0	1	1	0						
Mark Grant, R OBP: 0.143, SLG: 0.091 Lance McCullers, S OBP: 0.133, SLG: 0.071 (1, 1) (8, 1)	SH2-4	1B BB	K		K		2-3 K			2	0	0	0	0	2	2						
Inning Stats	R: 0 E: 0 K: 0 S: 3	H: 0 LOB: 0 BB: 0 P: 3	R: 3 E: 0 K: 1 S: 7	H: 3 LOB: 2 BB: 2 P: 15	R: 0 E: 0 K: 1 S: 6	H: 1 LOB: 1 BB: 0 P: 6	R: 0 E: 0 K: 2 S: 7	H: 0 LOB: 0 BB: 0 P: 7	R: 0 E: 0 K: 1 S: 6	H: 1 LOB: 1 BB: 0 P: 6	R: 0 E: 0 K: 0 S: 3	H: 0 LOB: 0 BB: 0 P: 3	R: 1 E: 1 K: 1 S: 7	H: 2 LOB: 2 BB: 1 P: 11	R: 0 E: 0 K: 1 S: 5	H: 0 LOB: 0 BB: 0 P: 5	R: 0 E: 0 K: 1 S: 5	H: 0 LOB: 0 BB: 0 P: 5	1B: 3 2B: 3 3B: 0 HR: 1	SF: 0 SAC: 1 DP: 0 HBP: 0	WP: 1 PB: 0 SB: 0 CS: 0	PA: 36
PITCHER	IP	WLS	BF	H	R	ER	SO	BB	IBB	HBP	BLK	WP	HR	S	P	ERA	WHIP					
Greg Mathews, L ERA: 4.19 Lee Tunnell, R ERA: 5.15 Ricky Horton, L ERA: 3.92 (1, 1) (7, 1) (8, 1)	6.0	L	26	7	4	3	5	2	0	0	0	1	1	34	42	4.50	1.500					
PITCHER	IP	WLS	BF	H	R	ER	SO	BB	IBB	HBP	BLK	WP	HR	S	P	ERA	WHIP					

San Diego Padres @ St. Louis Cardinals
Busch Stadium, St. Louis, MO
Sat Sep 05 1987, 7:05 PM CDT
Att: 49,555 - Unknown

AB 32
R 4
H 7
RBI 3
BB 3
SO 8
LOB 8



Batter	1	2	3	4	5	6	7	8	9	AB	R	H	RBI	BB	SO	LOB	BOTTOM					
Vince Coleman, S OBP: 0.367, SLG: 0.354 (1, 7)	BLK 4-3 1B		WP 1-3 2B		CS 2B		1-2 1B		6-3	5	0	4	0	0	0	0						
Ozzie Smith, S OBP: 0.388, SLG: 0.373 (1, 6)	4-3 1-2		6-3		2-3 3-H 4-0 BB		F7			3	0	0	0	1	0	4						
Tom Herr, S OBP: 0.360, SLG: 0.360 (1, 4)	BLK BB		BB		K		L9			2	0	0	0	2	1	3						
Jack Clark, R OBP: 0.459, SLG: 0.598 Dan Driessen, L OBP: 0.500, SLG: 0.500 (1, 3) (7, 3)	K		K		BB		1-3 1B			2	0	0	0	1	2	4						
Willie McGee, S OBP: 0.312, SLG: 0.424 (1, 8)	G3		F7		L7		K			4	0	0	0	0	1	6						
Terry Pendleton, S OBP: 0.377, SLG: 0.429 (1, 5)		K			F2		K			4	0	0	0	0	2	2						
Lance Johnson, L OBP: 0.303, SLG: 0.387 (1, 9)	B3		G3		1-3		1-3			4	0	0	0	0	1	2						
Tony Peña, R OBP: 0.290, SLG: 0.318 (1, 2)	6-3		5-3		6-3		6-3			4	0	0	0	0	0	0						
Greg Mathews, R OBP: 0.246, SLG: 0.224 Lee Tunnell, R OBP: 0.235, SLG: 0.235 John Morris, L OBP: 0.322, SLG: 0.454 Ricky Horton, L OBP: 0.214, SLG: 0.222 José Quiñedo, S OBP: 0.413, SLG: 0.352 (1, 1) (7, 1) (7, PH) (8, 1) (9, PH)		2B WP BB	6-3		6-3		1B			1	1	0	0	1	0	0						
Inning Stats	R: 0 E: 0 K: 1 S: 6	H: 1 LOB: 2 BB: 1 P: 10	R: 0 E: 0 K: 1 S: 5	H: 0 LOB: 0 BB: 0 P: 5	R: 1 E: 0 K: 1 S: 6	H: 1 LOB: 2 BB: 2 P: 14	R: 0 E: 0 K: 0 S: 3	H: 0 LOB: 0 BB: 0 P: 3	R: 0 E: 0 K: 1 S: 5	H: 1 LOB: 1 BB: 1 P: 9	R: 0 E: 0 K: 1 S: 5	H: 0 LOB: 1 BB: 1 P: 9	R: 0 E: 0 K: 0 S: 5	H: 2 LOB: 2 BB: 0 P: 5	R: 0 E: 0 K: 2 S: 8	H: 1 LOB: 1 BB: 0 P: 8	R: 0 E: 0 K: 1 S: 5	H: 0 LOB: 0 BB: 0 P: 5	1B: 4 2B: 2 3B: 0 HR: 0	SF: 0 SAC: 0 DP: 0 HBP: 0	WP: 1 PB: 0 SB: 0 CS: 1	PA: 37
PITCHER	IP	WLS	BF	H	R	ER	SO	BB	IBB	HBP	BLK	WP	HR	S	P	ERA	WHIP					
Mark Grant, R ERA: 4.16 Lance McCullers, R ERA: 4.02 (1, 1) (8, 1)	7.0	W	31	6	1	1	5	5	0	0	1	1	0	36	56	1.29	1.571					
PITCHER	IP	WLS	BF	H	R	ER	SO	BB	IBB	HBP	BLK	WP	HR	S	P	ERA	WHIP					



San Diego Padres @ St. Louis Cardinals
Busch Stadium, St. Louis, MO
Sat Sep 05 1987, 7:05 PM CDT
Att: 49,555 - Unknown

AB 32
R 1
H 6
RBI 0
BB 5
SO 8
LOB 21



Batter	1	2	3	4	5	6	7	8	9	AB	R	H	RBI	BB	SO	LOB	TOP					
Tony Gwynn, L (1,9) OBP: 0.441, SLG: 0.508	0-0 6-3			0-0 4-3		0-0 G3		0-0 E3		4	0	0	0	0	0	0	San Diego Padres @ St. Louis Cardinals Busch Stadium, St. Louis, MO Sun Sep 06 1987, 3:33 AM CDT Att: 42,402 - Unknown livebaseballscorecards.com					
Stan Jefferson, S (1,7) OBP: 0.315, SLG: 0.364	0-3 K			0-0 P3		0-0 6-3		0-0 FC5-4 HR		4	1	0	0	0	1	1						
Randy Ready, R (1,4) OBP: 0.414, SLG: 0.469	0-0 6-3			4-0 BB BB		0-0 F7		0-0 HR		3	1	1	2	1	0	0						
Carmelo Martinez, R (1,3) OBP: 0.367, SLG: 0.406		0-0 1-3		4-0 1-2 BB		0-0 1-3		0-0 WP 2B		3	0	1	0	1	0	0						
Bento Santiago, R (1,2) OBP: 0.322, SLG: 0.455	0-3 K			0-0 F9		0-0 HR 2B		0-3 K		4	1	1	0	0	2	3						
Chris Brown, R (1,5) OBP: 0.282, SLG: 0.372	0-0 5-3				0-3 K		0-0 HR		0-3 K	4	1	1	2	0	2	0						
Garry Templeton, S (1,6) OBP: 0.287, SLG: 0.301			0-3 K		0-0 FC5-4 1B		0-0 F4		0-0 F7	4	0	1	0	0	1	0						
Shane Mack, R (1,8) OBP: 0.304, SLG: 0.380			0-0 L3		0-0 FC5-4		0-0 1-3		0-0 F7	3	0	0	0	0	0	1						
Tim Flannery, L (9, PH) OBP: 0.313, SLG: 0.280			0-0 K		0-0 F9		0-0 6-3			1	0	0	0	0	0	0						
Eric Show, R (1,1) OBP: 0.082, SLG: 0.100			0-3 K		0-0 F9					2	0	0	0	0	1	1						
Dave Leiper, L (7, 1)			0-0 K							0	0	0	0	0	0	0						
Lance McCullers, S (7, 1) OBP: 0.133, SLG: 0.071			0-0 K							0	0	0	0	0	0	0						
Luis Salazar, R (8, PH) OBP: 0.313, SLG: 0.345										1	0	0	0	0	0	0						
Mark Davis, L (8, 1) OBP: 0.207, SLG: 0.310										0	0	0	0	0	0	0						
Inning Stats	R: 0 E: 0 K: 1 S: 5	H: 0 LOB: 0 BB: 0 P: 5	R: 0 E: 0 K: 1 S: 5	H: 0 LOB: 0 BB: 0 P: 5	R: 0 E: 0 K: 2 S: 7	H: 0 LOB: 0 BB: 2 P: 7	R: 0 E: 0 K: 0 S: 3	H: 1 LOB: 2 BB: 0 P: 11	R: 0 E: 0 K: 1 S: 6	H: 0 LOB: 0 BB: 0 P: 6	R: 0 E: 0 K: 0 S: 3	H: 0 LOB: 0 BB: 0 P: 3	R: 2 E: 0 K: 0 S: 5	H: 2 LOB: 0 BB: 0 P: 5	R: 2 E: 1 K: 1 S: 8	H: 2 LOB: 1 BB: 0 P: 8	R: 0 E: 0 K: 1 S: 5	H: 0 LOB: 0 BB: 0 P: 5	1B: 1 2B: 2 3B: 0 HR: 2	SF: 0 SAC: 0 DP: 0 HBP: 0	WP: 1 PB: 0 SB: 0 CS: 0	PA: 35
PITCHER	IP WLS BF H R ER SO BB IBB HBP BLK WP HR S P ERA WHIP																					
John Tudor, L (1, 1) ERA: 3.99	7.0 W 26 3 2 2 5 2 0 0 0 0 1 34 42 2.57 0.714																					
Ken Dayley, L (8, 1) ERA: 2.1	0.2 4 1 2 0 0 0 0 0 0 0 0 1 4 4 0.00 1.500																					
Todd Worrell, R (8, 1) ERA: 2.71	1.1 S 5 1 0 0 2 0 0 0 0 0 1 0 9 9 0.00 0.750																					


Batter	1	2	3	4	5	6	7	8	9	AB	R	H	RBI	BB	SO	LOB	BOTTOM			
Vince Coleman, S (1,7) OBP: 0.364, SLG: 0.350	0-3 K	0-0 F7		0-0 G1-6-3		0-3 K		0-0 F6		5	0	0	0	0	2	4	San Diego Padres @ St. Louis Cardinals Busch Stadium, St. Louis, MO Sun Sep 06 1987, 3:33 AM CDT Att: 42,402 - Unknown livebaseballscorecards.com			
Ozzie Smith, S (1,6) OBP: 0.388, SLG: 0.374	0-3 K		0-0 G6-4-3 1B		0-0 E5 4-3 WP HR		0-0 FC4-6 BB 1B	0-0 F7		5	2	2	0	0	1	0				
Tom Herr, S (1,4) OBP: 0.358, SLG: 0.360	0-0 2B		0-0 G6-4-3 1-2		0-0 4-3		0-3 K	0-0 L5		5	0	1	0	0	1	3				
Jack Clark, R (1,3) OBP: 0.462, SLG: 0.605	0-3 K		0-0 1B BLK 1B		0-0 HR		4-0 FC4-6 BB			3	1	2	2	1	1	1				
Willie McGee, S (1,8) OBP: 0.313, SLG: 0.425		0-0 1B 1B	0-0 1-3 1B		0-0 4-3		0-0 FC4-6 S 1B BB			4	2	2	0	0	0	2				
Terry Pendleton, S (1,5) OBP: 0.380, SLG: 0.431		0-0 1B 1-2	0-0 F7		0-0 PO 1B		0-0 BB S 1B			4	0	3	1	0	0	2				
Lance Johnson, L (1,9) OBP: 0.306, SLG: 0.364		0-0 F8		4-0 1B BB		0-0 PO	0-0 4-3			2	1	0	0	1	0	2				
José Quiñones, S (7, PH) OBP: 0.415, SLG: 0.352				0-0 1B BB	0-0 1-2	0-0 4-3	0-0 1-2 2-3 BB			0	0	0	0	1	0	0				
Steve Lake, R (1,2) OBP: 0.307, SLG: 0.370		0-0 F7		0-0 5-3		0-0 2B	4-0 1-2 2-3 BB			3	0	1	0	0	0	3				
Dan Driessen, L (7, PH) OBP: 0.587, SLG: 0.500				0-0 1-2		0-0 6-3				0	0	0	1	1	0	0				
Tony Peña, R (8, 2) OBP: 0.290, SLG: 0.318				0-0 1-2		0-0 G1-6-3 2H 1B				0	0	0	0	0	0	0				
John Tudor, L (1, 1) OBP: 0.280, SLG: 0.250		0-0 1-2 2H 1B		0-0 G1-6-3 2H 1B		0-0 6-3	0-0 F7			3	0	2	2	0	0	1				
John Morris, L (7, PH) OBP: 0.319, SLG: 0.450										1	0	0	0	0	0	3				
Ken Dayley, L (8, 1) OBP: 0.125, SLG: 0.125										0	0	0	0	0	0	0				
Todd Worrell, R (8, 1) OBP: 0.125, SLG: 0.125										0	0	0	0	0	0	0				
Inning Stats	R: 0 E: 0 K: 3 S: 10	H: 1 LOB: 1 BB: 0 P: 10	R: 1 E: 0 K: 0 S: 6	H: 3 LOB: 2 BB: 0 P: 6	R: 0 E: 0 K: 0 S: 5	H: 3 LOB: 0 BB: 0 P: 5	R: 1 E: 0 K: 0 S: 3	H: 1 LOB: 0 BB: 1 P: 7	R: 2 E: 1 K: 0 S: 5	H: 2 LOB: 0 BB: 0 P: 5	R: 0 E: 0 K: 1 S: 6	H: 1 LOB: 0 BB: 0 P: 6	R: 2 E: 0 K: 1 S: 7	H: 2 LOB: 3 BB: 3 P: 19	R: 0 E: 0 K: 0 S: 3	H: 0 LOB: 0 BB: 0 P: 3	1B: 10 2B: 2 3B: 0 HR: 1	SF: 0 SAC: 0 DP: 2 HBP: 0	WP: 1 PB: 0 SB: 2 CS: 0	PA: 40
PITCHER	IP WLS BF H R ER SO BB IBB HBP BLK WP HR S P ERA WHIP																			
Eric Show, R (1, 1) ERA: 4.2	6.0 L 28 11 4 3 4 1 0 0 0 0 1 35 39 4.50 2.000																			
Dave Leiper, L (7, 1) ERA: 4.09	0.2 6 2 2 2 1 2 0 0 0 0 0 6 14 27.00 6.000																			
Lance McCullers, R (7, 1) ERA: 4.0	0.1 2 0 0 0 0 1 0 0 0 0 0 1 5 0.00 3.000																			
Mark Davis, L (8, 1) ERA: 4.3	1.0 3 0 0 0 0 0 0 0 0 0 0 3 3 0.00 0.000																			

Batter	1	2	3	4	5	6	7	8	9	AB	R	H	RBI	BB	SO	LOB	TOP					
Tony Gwynn, L OBP: 0.440, SLG: 0.505 (1, 9)				6-3 ①		L9 ①	G3 ①		4-3 ③	5	1	1	0	1	0	2	San Diego Padres @ Atlanta Braves Atlanta-Fulton County Stadium, Atlanta, GA Mon Sep 07 1987, 3:33 AM EDT Att: 5,295 - Unknown AB 38 R 11 H 13 RBI 11 BB 7 SO 4 LOB 14 					
Stan Jefferson, S OBP: 0.313, SLG: 0.362 (1, 8) (6, 7)				F8 ②		B5-3 ②	K ②			5	1	1	0	0	1	6						
Carmelo Martinez, R Shane Mack, R OBP: 0.307, SLG: 0.383 (1, 7) (6, PR) (6, 8)		F9 ①		1B 2B		1B BB	1B BB			3	1	2	1	1	0	0						
John Kruk, L OBP: 0.414, SLG: 0.508 (1, 3)		F6 ②		1B CS		1B BB			4-3 ①	4	2	1	2	1	0	1						
Randy Ready, R OBP: 0.417, SLG: 0.468 (1, 4)		E BB		CS ③	4-3 ①	1B BB			K ②	3	2	1	1	2	1	0						
Chris Brown, R OBP: 0.291, SLG: 0.387 (1, 5)		K ③		HR		1B BB				3	2	2	3	2	1	1						
Garry Templeton, S OBP: 0.286, SLG: 0.300 (1, 6)			4-3 ①		4-3 ②	F9 ③			F9 ③	5	0	1	2	0	0	2						
Bruce Bochy, R OBP: 0.280, SLG: 0.300 (1, 2)			6-3 ②						5-3 ①	4	0	2	1	0	0	1						
Joey Cora, S OBP: 0.330, SLG: 0.293 (7, PR)						1B 2B				0	1	0	0	0	0	0						
Mark Parent, R OBP: 0.154, SLG: 0.154 (7, 2)										1	0	0	0	0	0	0						
Jimmy Jones, R OBP: 0.209, SLG: 0.262 (1, 1)			5-3 ③						F7 ②	2	0	0	0	0	1	1						
Mark Davis, L OBP: 0.233, SLG: 0.333 (6, 1)										1	0	1	0	0	0	0						
Randy Byers, L (9, PH)										1	0	0	0	0	0	0						
Greg Booker, R (9, 1)										0	0	0	0	0	0	0						
Inning Stats	R: 5 E: 1 K: 0 S: 8	H: 4 LOB: 3 BB: 3 P: 20	R: 0 E: 1 K: 1 S: 5	H: 0 LOB: 1 BB: 1 P: 9	R: 0 E: 0 K: 0 S: 3	H: 0 LOB: 0 BB: 0 P: 3	R: 1 E: 0 K: 0 S: 4	H: 2 LOB: 0 BB: 0 P: 4	R: 1 E: 0 K: 1 S: 7	H: 2 LOB: 1 BB: 0 P: 7	R: 3 E: 0 K: 0 S: 5	H: 2 LOB: 1 BB: 2 P: 13	R: 1 E: 0 K: 1 S: 7	H: 3 LOB: 2 BB: 0 P: 7	R: 0 E: 0 K: 1 S: 5	H: 0 LOB: 1 BB: 1 P: 9	R: 0 E: 0 K: 0 S: 3	H: 0 LOB: 0 BB: 0 P: 3	1B: 10 2B: 2 3B: 0 HR: 1	SF: 0 SAC: 1 DP: 0 HBP: 0	WP: 0 PB: 1 SB: 0 CS: 1	PA: 47
PITCHER	IP WLS BF H R ER SO BB IBB HBP BLK WP HR S P ERA WHIP																					
Tom Glavine, L ERA: 7.0 (1, 1)	5.0 L 27 8 7 2 3 1 0 0 0 0 1 27 43 12.60 2.200																					
Ed O'Liver, L ERA: 4.58 (6, 1)	0.2 4 0 2 2 0 2 0 0 0 0 0 0 2 10 27.00 3.000																					
Jeff Dedmon, R ERA: 3.84 (6, 1)	0.1 3 2 1 1 0 0 0 0 0 0 0 3 3 27.00 6.000																					
Paul Assenmacher, L ERA: 4.32 (7, 1)	2.0 9 3 1 1 2 1 0 0 0 0 0 0 12 16 4.50 2.000																					
Jim Acker, R ERA: 4.48 (9, 1)	1.0 3 0 0 0 0 0 0 0 0 0 0 0 3 3 0.00 0.000																					
Batter	1	2	3	4	5	6	7	8	9	AB	R	H	RBI	BB	SO	LOB	BOTTOM					
Dion James, L OBP: 0.392, SLG: 0.474 (1, 8)	F7 ①		4-3 ②		1-3 2-H 2B		G4-3 1B			4	0	2	1	0	0	0	San Diego Padres @ Atlanta Braves Atlanta-Fulton County Stadium, Atlanta, GA Mon Sep 07 1987, 3:33 AM EDT Att: 5,295 - Unknown AB 33 R 4 H 9 RBI 4 BB 3 SO 3 LOB 15 					
Ken Oberkfell, L OBP: 0.342, SLG: 0.375 (1, 5)			4-3 ③		6-3 ②		F9 ①			4	1	1	2	0	0	2						
Gerald Perry, L OBP: 0.322, SLG: 0.402 (1, 3)	6-3 ②			2-3 ①	4-3 ③		G4-3 ③			4	0	0	0	0	0	2						
Dale Murphy, R OBP: 0.414, SLG: 0.577 (1, 9)	4-3 ③			FC3-6 1B		WP 1B	E 1B		G5-4-3 1B	4	1	3	0	0	0	0						
Ken Griffey, L OBP: 0.357, SLG: 0.454 (1, 7)		1B BB		FC3-6 WP		F8 ①			G5-4-3 ②	3	0	0	0	1	0	3						
Ozzie Virgil, R OBP: 0.328, SLG: 0.486 (1, 2)				1-2					1-2	4	0	0	0	0	2	3						
Jim Acker, R OBP: 0.286, SLG: 0.231 (9, 1)		K ①		L4 ③		E5 1B WP			K ③	0	0	0	0	0	0	0						
Jeff Blauser, R OBP: 0.316, SLG: 0.341 (1, 6)										4	0	3	1	0	0	0						
Glenn Hubbard, R OBP: 0.388, SLG: 0.394 (1, 4)										3	1	0	0	1	0	3						
Tom Glavine, L Paul Assenmacher, L Ed O'Liver, L Jeff Dedmon, L Graig Nettles, L Paul Assenmacher, L Bruce Benedict, R OBP: 0.119, SLG: 0.151 OBP: 0.290, SLG: 0.414 OBP: 0.330, SLG: 0.414 OBP: 0.290, SLG: 0.313 OBP: 0.290, SLG: 0.352 OBP: 0.286, SLG: 0.352 OBP: 0.272, SLG: 0.384 (1, 1) (5, PR) (6, 1) (6, 1) (6, PH) (7, 1) (7, 2) (9, 2)				6-3 ①		2B 6-3 BB			F4 ③	1	0	0	0	0	0	0						
Inning Stats	R: 1 E: 0 K: 0 S: 4	H: 1 LOB: 0 BB: 0 P: 4	R: 0 E: 0 K: 1 S: 5	H: 1 LOB: 1 BB: 1 P: 9	R: 0 E: 0 K: 0 S: 3	H: 0 LOB: 0 BB: 0 P: 3	R: 0 E: 0 K: 0 S: 4	H: 1 LOB: 1 BB: 0 P: 4	R: 2 E: 0 K: 0 S: 5	H: 2 LOB: 1 BB: 1 P: 9	R: 1 E: 1 K: 1 S: 7	H: 2 LOB: 2 BB: 1 P: 11	R: 0 E: 0 K: 0 S: 3	H: 1 LOB: 0 BB: 0 P: 3	R: 0 E: 0 K: 1 S: 5	H: 1 LOB: 0 BB: 0 P: 5	R: 0 E: 0 K: 0 S: 3	H: 0 LOB: 0 BB: 0 P: 3	1B: 7 2B: 1 3B: 0 HR: 1	SF: 0 SAC: 0 DP: 3 HBP: 0	WP: 2 PB: 0 SB: 0 CS: 0	PA: 36
PITCHER	IP WLS BF H R ER SO BB IBB HBP BLK WP HR S P ERA WHIP																					
Jimmy Jones, R ERA: 4.59 (1, 1)	5.2 W 26 7 4 4 1 3 0 0 0 0 0 0 11 25 37 6.35 1.765																					
Mark Davis, L ERA: 4.21 (6, 1)	2.1 7 2 0 0 2 0 0 0 0 0 0 0 11 11 0.00 0.857																					
Greg Booker, R ERA: 3.83 (9, 1)	1.0 3 0 0 0 0 0 0 0 0 0 0 0 3 3 0.00 0.000																					

Batter	1	2	3	4	5	6	7	8	9	AB	R	H	RBI	BB	SO	LOB	TOP					
Tony Gwynn, L (1, 9) OBP: 0.442, SLG: 0.506			 IBB		 IBB		 1-H, 2B			2	0	1	1	2	1	0						
Tim Flannery, L (1, 4) OBP: 0.345, SLG: 0.274 Randy Ready, R (7, PH) Mark Davis, L (7, 1) OBP: 0.416, SLG: 0.466 Mark Davis, L (7, 1) OBP: 0.233, SLG: 0.333			 F7		 1-3		 F4			3	0	0	0	0	1	5						
John Kruk, L (1, 3) OBP: 0.409, SLG: 0.500	 4-3			 4-3		 1-3	 F7			4	0	0	0	0	0	1						
Benito Santiago, R (1, 2) OBP: 0.321, SLG: 0.458				 6-3		 HR				4	1	1	1	0	2	0						
Chris Brown, R (1, 5) OBP: 0.290, SLG: 0.383				 6-3		 FC9-4, 1B		 5-3		4	0	1	0	0	1	0						
Shawn Abner, R (1, 7) OBP: 0.200, SLG: 0.400					 SH1-3, 2B	 FC9-4, 1B		 6-3		4	0	1	0	0	1	1						
Garry Templeton, S (1, 6) OBP: 0.284, SLG: 0.297			 4-3		 SH1-3, 2B	 F8			 6-3	3	0	0	0	0	0	1						
Shane Mack, R (1, 8) OBP: 0.312, SLG: 0.384 Marvell Wynne, L (9, PH) OBP: 0.315, SLG: 0.353			 SH5-4, 1B		 SH5-4, BB		 F9		 F8	2	0	1	0	1	0	0						
Eric Nolte, L (1, 1) OBP: 0.125, SLG: 0.067 Lance McCullers, S (6, 1) OBP: 0.133, SLG: 0.071 Joey Cora, S (7, PH) OBP: 0.335, SLG: 0.296			 SH5-4		 SH5-4		 2B, BB			0	0	0	0	0	0	0						
Inning Stats	R: 0 E: 0 K: 2 S: 7	H: 0 LOB: 0 BB: 0 P: 7	R: 0 E: 0 K: 3 S: 9	H: 0 LOB: 0 BB: 0 P: 9	R: 0 E: 0 K: 0 S: 4	H: 1 LOB: 2 BB: 1 P: 8	R: 0 E: 0 K: 0 S: 3	H: 0 LOB: 0 BB: 0 P: 3	R: 0 E: 0 K: 0 S: 4	H: 1 LOB: 3 BB: 2 P: 12	R: 1 E: 0 K: 0 S: 5	H: 2 LOB: 1 BB: 0 P: 5	R: 1 E: 0 K: 0 S: 4	H: 1 LOB: 0 BB: 1 P: 8	R: 0 E: 0 K: 1 S: 5	H: 0 LOB: 0 BB: 0 P: 5	R: 0 E: 0 K: 1 S: 5	H: 0 LOB: 0 BB: 0 P: 5	1B: 2 2B: 2 3B: 0 HR: 1	SF: 0 SAC: 3 DP: 0 HBP: 0	WP: 0 PB: 0 SB: 1 CS: 0	PA: 36
PITCHER	IP WLS BF H R ER SO BB IBB HBP BLK WP HR S P ERA WHIP																					
David Palmer, R (1, 1) ERA: 4.54	6.1 W 27 4 2 2 5 2 2 0 0 0 1 33 49 2.84 0.947																					
Chuck Cary, L (7, 1) ERA:	0.0 1 1 0 0 0 0 0 0 0 0 0 1 1 ∞ ∞																					
Jim Acker, R (7, 1) ERA: 4.35	2.2 S 8 0 0 0 2 0 0 0 0 0 0 0 12 12 0.00 0.000																					

San Diego Padres @ Atlanta Braves
Atlanta-Fulton County Stadium, Atlanta, GA
Wed Sep 09 1987, 7:05 PM EDT
Att: 2,501 - Unknown


AB 29
R 2
H 5
RBI 2
BB 4
SO 7
LOB 9



Batter	1	2	3	4	5	6	7	8	9	AB	R	H	RBI	BB	SO	LOB	BOTTOM			
Ron Gant, R (1, 4) OBP: 0.444, SLG: 0.444	 CS, 1B		 1B		 5-3		 F6			4	0	2	0	0	0	1				
Albert Hall, S (1, 8) OBP: 0.365, SLG: 0.386	 P3, 1-2						 5-3			4	0	0	0	0	2	2				
Gerald Perry, L (1, 3) OBP: 0.325, SLG: 0.404	 4-3			 FC6-4, 1B		 2B, BB		 2B		3	1	2	0	1	0	0				
Dale Murphy, R (1, 9) OBP: 0.415, SLG: 0.580		 F8		 FC6-4, 1B		 2B, SF8, BB		 F2		2	1	0	0	2	0	0				
Gary Roenicke, R (1, 7) OBP: 0.355, SLG: 0.488		 F6		 FC6-4		 SF8, 1B, 2B				4	1	1	1	0	1	2				
Ozzie Virgil, R (1, 2) OBP: 0.325, SLG: 0.480		 BB		 F7		 SF8				1	0	0	1	1	0	2				
Ken Oberkfell, L (1, 5) OBP: 0.343, SLG: 0.376		 3-1		 5		 F9		 1B		3	0	1	1	0	0	1				
Jeff Blauser, R (1, 6) OBP: 0.304, SLG: 0.319					 SH2-4, BB					2	0	0	0	1	2	1				
David Palmer, R (1, 1) OBP: 0.156, SLG: 0.227 Chuck Cary, L (7, 1) Jim Acker, R (7, 1) OBP: 0.267, SLG: 0.214			 F7		 SH2-4					1	0	0	0	0	0	0				
Inning Stats	R: 0 E: 0 K: 0 S: 3	H: 1 LOB: 0 BB: 0 P: 3	R: 0 E: 0 K: 0 S: 3	H: 0 LOB: 1 BB: 1 P: 7	R: 0 E: 0 K: 2 S: 8	H: 1 LOB: 0 BB: 0 P: 8	R: 0 E: 0 K: 0 S: 3	H: 1 LOB: 2 BB: 1 P: 7	R: 0 E: 0 K: 0 S: 3	H: 0 LOB: 1 BB: 1 P: 7	R: 3 E: 0 K: 2 S: 9	H: 2 LOB: 1 BB: 2 P: 17	R: 0 E: 0 K: 1 S: 5	H: 0 LOB: 0 BB: 0 P: 5	R: 0 E: 0 K: 1 S: 5	H: 1 LOB: 0 BB: 0 P: 5	1B: 4 2B: 2 3B: 0 HR: 0	SF: 1 SAC: 1 DP: 0 HBP: 0	WP: 0 PB: 0 SB: 1 CS: 1	PA: 32
PITCHER	IP WLS BF H R ER SO BB IBB HBP BLK WP HR S P ERA WHIP																			
Eric Nolte, L (1, 1) ERA: 2.22	5.1 L 24 4 3 3 3 5 0 0 0 0 0 0 5 5 0.00 1.688																			
Lance McCullers, R (6, 1) ERA: 3.95	0.2 3 1 0 0 1 0 0 0 0 0 0 0 5 5 0.00 1.500																			
Mark Davis, L (7, 1) ERA: 4.14	2.0 6 1 0 0 2 0 0 0 0 0 0 0 10 10 0.00 0.500																			

San Diego Padres @ Atlanta Braves
Atlanta-Fulton County Stadium, Atlanta, GA
Wed Sep 09 1987, 7:05 PM EDT
Att: 2,501 - Unknown

AB 25
R 3
H 6
RBI 3
BB 5
SO 6
LOB 9



Batter	1	2	3	4	5	6	7	8	9	AB	R	H	RBI	BB	SO	LOB	TOP			
Gerald Young, S OBP: 0.373, SLG: 0.370 (1, 8)	4-0 G3 WP BB		0-3 K			0-0 F8		0-0 FC4-6 DI		3	0	0	0	1	1	2				
Bill Doran, S OBP: 0.358, SLG: 0.413 Chuck Jackson, R OBP: 0.282, SLG: 0.296 (1, 4) (6, 6)	0-0 G3		0-0 4-3			0-0 F7		4-0 BB		3	0	0	0	0	0	2				
Kevin Bass, S OBP: 0.350, SLG: 0.461 Dave Meads, L OBP: 0.500, SLG: 0.333 (1, 9) (8, 1)	0-0 P5				0-0 L5			0-0 F8		4	0	1	0	0	0	3				
Glenn Davis, R OBP: 0.306, SLG: 0.470 (1, 3)	0-3 K				0-3 K			0-0 F9		3	0	0	0	1	2	2				
Alan Ashby, S OBP: 0.372, SLG: 0.445 Ronn Reynolds, R OBP: 0.185, SLG: 0.208 (1, 2) (5, 2)		0-0 G3			0-3 K			0-0 F8		2	0	0	0	0	1	0				
Jose Cruz, L OBP: 0.312, SLG: 0.410 (1, 7)	4-0 G4-3 BB				0-0 3-1			0-3 K		3	0	0	0	1	2	3				
Ken Caminiti, S OBP: 0.275, SLG: 0.338 (1, 5)	0-0 G4-3 1-2				0-0 F4			0-0 F4		4	0	0	0	0	1	4				
Craig Reynolds, L OBP: 0.317, SLG: 0.363 Rob Mallicoat, L (5, 1)					0-0 F6			0-0 FC4-6 1B		2	0	1	0	0	0	0				
Terry Puhl, L OBP: 0.292, SLG: 0.271 (8, PH) (8, 9)					0-0 1B					1	0	1	0	0	0	0				
Mike Scott, R OBP: 0.176, SLG: 0.141 Ty Gainey, L OBP: 0.143, SLG: 0.077 Manny Hernandez, R (3, PH) (3, 1)					0-0 F6			0-3 K		0	0	0	0	0	0	1				
Buddy Biancalana, S OBP: 0.191, SLG: 0.227 (5, 6) (6, 4)								0-0 F7		2	0	0	0	0	1	1				
Inning Stats	R: 0 E: 0 K: 1 S: 5	H: 0 LOB: 1 BB: 1 P: 9	R: 0 E: 0 K: 0 S: 2	H: 0 LOB: 0 BB: 1 P: 6	R: 0 E: 0 K: 1 S: 6	H: 1 LOB: 1 BB: 0 P: 6	R: 0 E: 0 K: 2 S: 7	H: 0 LOB: 0 BB: 0 P: 7	R: 0 E: 0 K: 0 S: 3	H: 0 LOB: 0 BB: 0 P: 3	R: 0 E: 0 K: 1 S: 7	H: 2 LOB: 2 BB: 0 P: 7	R: 0 E: 0 K: 1 S: 6	H: 1 LOB: 2 BB: 1 P: 10	R: 0 E: 0 K: 2 S: 7	H: 0 LOB: 1 BB: 1 P: 11	1B: 4 2B: 0 3B: 0 HR: 0	SF: 0 SAC: 0 DP: 1 HBP: 0	WP: 1 PB: 0 SB: 0 CS: 0	PA: 34
PITCHER Eric Show, R ERA: 4.0 (1, 1)	IP: 9.0 WLS: W BF: 34 H: 4 R: 0 ER: 0 SO: 8 BB: 4 IBB: 0 HBP: 0 BLK: 0 WP: 1 HR: 0 S: 46 P: 62 ERA: 0.00 WHIP: 0.889															PITCHER				

Houston Astros @ San Diego Padres
Jack Murphy Stadium, San Diego, CA
Fri Sep 11 1987, 10:05 PM EDT
Att: 38,725 - Unknown

AB 30
R 0
H 4
RBI 0
BB 4
SO 8
LOB 19



Batter	1	2	3	4	5	6	7	8	9	AB	R	H	RBI	BB	SO	LOB	BOTTOM			
Tony Gwynn, L OBP: 0.445, SLG: 0.519 Shawn Abner, R OBP: 0.273, SLG: 0.364 (1, 9) (6, 9)	0-0 S 1B	4-0 1B IBB	0-0 3B	0-0 FC6-4 1-2		0-0 F7				3	3	2	0	1	0	1				
Stan Jefferson, S OBP: 0.316, SLG: 0.370 (1, 8) (7, 7)	0-0 S 1B	0-0 1B IBB	0-0 1B 3B		0-0 1B 1B			0-0 F9		5	3	4	4	0	0	0				
Carmelo Martinez, R OBP: 0.377, SLG: 0.417 Shane Mack, R OBP: 0.311, SLG: 0.391 (1, 7) (7, 8)	0-0 5-3 1-2	0-0 2B 1B	0-0 1B 3B		0-3 K 1B			0-0 6-3		4	1	2	2	0	1	2				
John Kruk, L OBP: 0.410, SLG: 0.497 (1, 3)	4-0 S BB	4-0 2B FC4-6 IBB	0-0 F8		0-3 K			0-0 4-3		3	1	0	0	2	1	2				
Benito Santiago, R OBP: 0.321, SLG: 0.457 Mark Parent, R OBP: 0.143, SLG: 0.143 (1, 2) (8, 2)	0-0 L7	0-0 FC4-6 2B	0-0 F8		0-0 1B 1B			0-0 F8		4	0	2	2	0	0	3				
Chris Brown, R OBP: 0.294, SLG: 0.378 Luis Salazar, R OBP: 0.311, SLG: 0.343 (1, 5) (8, 5)	0-0 F8	4-0 FC4-6 BB		4-0 1B SF7 BB	0-0 1B			0-3 K		2	1	1	1	2	0	2				
Garry Templeton, S OBP: 0.291, SLG: 0.304 Joey Cora, S OBP: 0.333, SLG: 0.294 (1, 6) (8, PH) (9, 4)		0-0 1B	0-0 FC4-6	0-0 FC6-5 SF7 1B	0-0 3-1			0-3 K		4	1	2	1	0	0	4				
Tim Flannery, L OBP: 0.345, SLG: 0.272 (1, 4) (9, 6)		0-0 1B BB	0-0 F8	0-0 SF7		0-0 F7				2	1	0	1	1	0	2				
Eric Show, R OBP: 0.077, SLG: 0.094 (1, 1)		0-0 5-3	0-0 6-3	0-0 FC6-5 FC6-4		0-0 F7				4	0	0	0	0	0	3				
Inning Stats	R: 1 E: 0 K: 0 S: 5	H: 2 LOB: 2 BB: 1 P: 9	R: 6 E: 0 K: 0 S: 7	H: 4 LOB: 2 BB: 4 P: 23	R: 2 E: 0 K: 0 S: 6	H: 3 LOB: 1 BB: 0 P: 6	R: 1 E: 0 K: 0 S: 4	H: 1 LOB: 1 BB: 1 P: 8	R: 1 E: 0 K: 2 S: 10	H: 3 LOB: 2 BB: 0 P: 10	R: 0 E: 0 K: 0 S: 3	H: 0 LOB: 0 BB: 0 P: 3	R: 0 E: 0 K: 0 S: 3	H: 0 LOB: 0 BB: 0 P: 7	R: 0 E: 0 K: 2 S: 7	H: 0 LOB: 0 BB: 0 P: 7	1B: 10 2B: 1 3B: 2 HR: 0	SF: 1 SAC: 0 DP: 0 HBP: 0	WP: 0 PB: 0 SB: 5 CS: 0	PA: 43
PITCHER Mike Scott, R ERA: 3.24 Manny Hernandez, R ERA: 4.8 Rob Mallicoat, L ERA: 3.0 Dave Meads, L ERA: 4.98	IP: 2.0 WLS: L BF: 17 H: 6 R: 4 ER: 3 SO: 0 BB: 1 IBB: 0 HBP: 0 BLK: 0 WP: 0 HR: 0 S: 12 P: 32 ERA: 31.50 WHIP: 4.500															PITCHER				

Houston Astros @ San Diego Padres
Jack Murphy Stadium, San Diego, CA
Fri Sep 11 1987, 10:05 PM EDT
Att: 38,725 - Unknown

AB 36
R 11
H 13
RBI 11
BB 6
SO 4
LOB 19



Batter	1	2	3	4	5	6	7	8	9	AB	R	H	RBI	BB	SO	LOB	TOP					
Gerald Young, S (1.8) OBP: 0.373, SLG: 0.371	F9		F6				1B		4-3	5	0	2	0	0	0	0	Houston Astros @ San Diego Padres Jack Murphy Stadium, San Diego, CA Sun Sep 13 1987, 6:33 AM EDT Att: 11,120 - Unknown					
Billy Hatcher, R (1.7) OBP: 0.367, SLG: 0.444	3-1		6-3				FC6		6-3	4	0	1	1	0	0	0						
Bill Doran, S (1.4) OBP: 0.356, SLG: 0.410	3-1			E3	F7		FC6			4	0	0	0	0	0	4						
Glenn Davis, R (1.3) OBP: 0.306, SLG: 0.469		1-3								4	0	1	0	0	0	0						
Kevin Bass, S (1.9) OBP: 0.348, SLG: 0.458	F9		G6-3							4	0	0	0	0	0	2						
Denny Walling, L (1.5) OBP: 0.354, SLG: 0.416			F9							2	0	1	0	2	0	1						
Craig Reynolds, L (1.6) OBP: 0.317, SLG: 0.361	F4									4	0	1	0	0	1	2						
Ronn Reynolds, R (1.2) OBP: 0.207, SLG: 0.268										3	2	1	1	1	1	2						
Jim Deshaies, L (1.1) OBP: 0.212, SLG: 0.109										2	0	1	0	0	1	0						
Rocky Childress, R (5.1) OBP: 0.133, SLG: 0.071										0	0	0	0	0	0	0						
Ty Gainey, L (7. PH) OBP: 0.500, SLG: 0.333										1	0	0	0	0	0	0						
Dave Meads, L (7.1) OBP: 0.500, SLG: 0.333										0	0	0	0	0	0	0						
Jose Cruz, L (9. PH) OBP: 0.311, SLG: 0.409										1	0	0	0	0	0	0						
Inning Stats	R: 0 E: 0 K: 0 S: 3	H: 0 LOB: 0 BB: 0 P: 3	R: 0 E: 0 K: 0 S: 3	H: 0 LOB: 1 BB: 1 P: 7	R: 1 E: 0 K: 1 S: 6	H: 1 LOB: 0 BB: 0 P: 6	R: 0 E: 1 K: 0 S: 4	H: 1 LOB: 1 BB: 0 P: 4	R: 1 E: 0 K: 0 S: 5	H: 2 LOB: 2 BB: 1 P: 9	R: 0 E: 0 K: 1 S: 5	H: 0 LOB: 1 BB: 1 P: 9	R: 0 E: 0 K: 1 S: 7	H: 2 LOB: 2 BB: 0 P: 7	R: 0 E: 0 K: 0 S: 5	H: 2 LOB: 2 BB: 0 P: 5	R: 0 E: 0 K: 0 S: 3	H: 0 LOB: 0 BB: 0 P: 3	1B: 7 2B: 0 3B: 0 HR: 1	SF: 1 SAC: 0 DP: 1 HBP: 0	WP: 0 PB: 0 SB: 0 CS: 0	PA: 38
PITCHER Jimmy Jones, R (1.1) ERA: 4.4	IP: 9.0 WLS: W BF: 38 H: 8 R: 2 ER: 2 SO: 3 BB: 3 IBB: 0 HBP: 0 BLK: 0 WP: 0 HR: 1 S: 41 P: 53 ERA: 2.00 WHIP: 1.222															PITCHER						

AB	34
R	2
H	8
RBI	2
BB	3
SO	3
LOB	11



Batter	1	2	3	4	5	6	7	8	9	AB	R	H	RBI	BB	SO	LOB	BOTTOM					
Tony Gwynn, L (1.9) OBP: 0.446, SLG: 0.519	FC6-4	F8			HR		K			4	1	2	0	0	1	0	Houston Astros @ San Diego Padres Jack Murphy Stadium, San Diego, CA Sun Sep 13 1987, 6:33 AM EDT Att: 11,120 - Unknown					
Stan Jefferson, S (1.7) OBP: 0.313, SLG: 0.366	FC6-4		F9		K		K			4	0	0	0	0	2	3						
Carmelo Martinez, R (1.3) OBP: 0.380, SLG: 0.426										3	2	2	3	1	1	0						
Benito Santiago, R (1.2) OBP: 0.325, SLG: 0.460										4	2	3	0	0	0	1						
Randy Ready, R (1.4) OBP: 0.425, SLG: 0.495										2	3	2	4	2	0	0						
Chris Brown, R (1.5) OBP: 0.297, SLG: 0.394										4	1	2	3	0	1	1						
Garry Templeton, S (1.6) OBP: 0.289, SLG: 0.301										4	0	0	0	0	2	2						
Shane Mack, R (1.8) OBP: 0.306, SLG: 0.384										4	0	0	0	0	1	1						
Jimmy Jones, R (1.1) OBP: 0.191, SLG: 0.239										4	1	0	0	0	1	0						
Inning Stats	R: 3 E: 0 K: 1 S: 8	H: 4 LOB: 1 BB: 1 P: 12	R: 0 E: 0 K: 1 S: 5	H: 0 LOB: 0 BB: 0 P: 5	R: 0 E: 0 K: 1 S: 5	H: 1 LOB: 0 BB: 0 P: 5	R: 0 E: 0 K: 2 S: 7	H: 0 LOB: 1 BB: 1 P: 11	R: 5 E: 0 K: 1 S: 10	H: 4 LOB: 0 BB: 0 P: 10	R: 0 E: 0 K: 1 S: 5	H: 0 LOB: 0 BB: 0 P: 5	R: 0 E: 0 K: 1 S: 5	H: 1 LOB: 0 BB: 0 P: 5	R: 2 E: 0 K: 1 S: 6	H: 1 LOB: 0 BB: 1 P: 10		R: 0 E: 0 K: 0 S: 3	H: 0 LOB: 0 BB: 0 P: 3	1B: 6 2B: 2 3B: 0 HR: 3	SF: 0 SAC: 0 DP: 1 HBP: 0	WP: 0 PB: 0 SB: 0 CS: 2
PITCHER Jim Deshaies, L (1.1) ERA: 4.65	IP: 4.1 WLS: L BF: 23 H: 9 R: 8 ER: 7 SO: 6 BB: 2 IBB: 0 HBP: 0 BLK: 0 WP: 0 HR: 2 S: 33 P: 41 ERA: 14.54 WHIP: 2.538															PITCHER						
Rocky Childress, R (5.1) ERA: 2.4	1.2	5	0	0	0	1	0	0	0	0	0	7	7	0.00	0.000							
Dave Meads, L (7.1) ERA: 5.16	2.0	8	2	2	2	2	1	0	0	0	1	11	15	9.00	1.500							

AB	33
R	10
H	11
RBI	10
BB	3
SO	9
LOB	8



Batter	1	2	3	4	5	6	7	8	9	AB	R	H	RBI	BB	SO	LOB	TOP								
Tony Gwynn, L OBP: 0.446, SLG: 0.518 (1, 9)										3	1	1	0	1	1	1	San Diego Padres @ San Francisco Giants Candlestick Park, San Francisco, CA Mon Sep 14 1987, 10:05 PM EDT Att: 11,378 - Unknown livebaseballscorecards.com								
Stan Jefferson, S OBP: 0.313, SLG: 0.365 (1, 8)										4	1	1	0	0	0	2									
Carmelo Martinez, R OBP: 0.379, SLG: 0.432 (1, 7)										4	1	1	1	0	0	2									
John Kruk, L OBP: 0.409, SLG: 0.495 (1, 3)										4	0	1	1	0	1	1									
Benito Santiago, R OBP: 0.324, SLG: 0.458 (1, 2)										4	0	1	1	0	2	0									
Chris Brown, R OBP: 0.299, SLG: 0.394 (2, PR)										0	0	0	0	0	0	0									
Randy Ready, R OBP: 0.423, SLG: 0.491 (2, 5)										2	0	0	0	0	0	0									
Garry Templeton, S OBP: 0.287, SLG: 0.299 (1, 6)										3	0	0	0	0	1	1									
Tim Flannery, L OBP: 0.341, SLG: 0.268 (7, 1)										3	0	0	0	0	1	1									
Lance McCullers, S OBP: 0.133, SLG: 0.071 (7, 1)										0	0	0	0	0	0	0									
Ed Whitson, R OBP: 0.148, SLG: 0.150 (7, 5)										2	0	1	0	0	0	0									
Luis Salazar, R OBP: 0.309, SLG: 0.341 (7, 5)										1	0	0	0	0	0	0									
Inning Stats	R: 1 E: 0 K: 0 S: 4	H: 2 LOB: 0 BB: 4	R: 0 E: 0 K: 3 S: 9	H: 0 LOB: 1 BB: 0 P: 10	R: 0 E: 0 K: 0 S: 2	H: 0 LOB: 0 BB: 1 P: 6	R: 1 E: 0 K: 2 S: 8	H: 1 LOB: 0 BB: 0 P: 8	R: 0 E: 0 K: 0 S: 4	H: 2 LOB: 0 BB: 0 P: 4	R: 0 E: 0 K: 0 S: 3	H: 0 LOB: 0 BB: 0 P: 3	R: 0 E: 0 K: 1 S: 5	H: 0 LOB: 0 BB: 0 P: 5	R: 0 E: 0 K: 0 S: 3	H: 0 LOB: 0 BB: 0 P: 3	1B: 5 2B: 0 3B: 0 HR: 1	SF: 0 SAC: 0 DP: 0 HBP: 1	WP: 0 PB: 0 SB: 3 CS: 3	PA: 34					
PITCHER	IP	WLS	BF	H	R	ER	SO	BB	IBB	HBP	BLK	WP	HR	S	P	ERA	WHIP								
Mike Krukow, R ERA: 5.23 (1, 1)	1.1		6	2	1	1	1	0	0	1	0	0	0	7	8	6.75	1.500								
Joe Price, L ERA: 2.92 (2, 1)	3.2		13	2	1	1	4	1	0	0	0	0	1	20	24	2.46	0.818								
Randy Bockus, R ERA: 3.95 (6, 1)	2.0		7	2	1	1	0	0	0	0	0	0	0	7	7	4.50	1.000								
Craig Lefferts, L ERA: 3.86 (8, 1)	2.0	W	6	0	0	0	1	0	0	0	0	0	0	8	8	0.00	0.000								

Batter	1	2	3	4	5	6	7	8	9	AB	R	H	RBI	BB	SO	LOB	BOTTOM								
Eddie Milner, L OBP: 0.316, SLG: 0.366 (1, 8)										3	2	1	1	1	0	0	San Diego Padres @ San Francisco Giants Candlestick Park, San Francisco, CA Mon Sep 14 1987, 10:05 PM EDT Att: 11,378 - Unknown livebaseballscorecards.com								
Kevin Mitchell, R OBP: 0.345, SLG: 0.480 (1, 5)										3	1	1	0	0	0	1									
Mike Aldrete, L OBP: 0.381, SLG: 0.458 (1, 7)										4	0	1	1	0	2	2									
Candy Maldonado, R OBP: 0.352, SLG: 0.525 (1, 9)										4	0	1	1	0	1	1									
Willi Clark, L OBP: 0.358, SLG: 0.553 (1, 3)										4	0	1	0	0	1	0									
Bob Brenly, R OBP: 0.354, SLG: 0.479 (1, 2)										2	0	1	0	1	0	0									
Robby Thompson, R OBP: 0.329, SLG: 0.421 (1, 4)										4	0	0	0	0	1	5									
Jose Uribe, S OBP: 0.335, SLG: 0.391 (1, 6)										4	1	1	1	0	0	2									
Mike Krukow, R OBP: 0.316, SLG: 0.366 (1, 1)										0	0	0	0	0	0	0									
Joe Price, R OBP: 0.345, SLG: 0.480 (2, 1)										1	0	0	0	0	1	0									
Francisco Melendez, L OBP: 0.345, SLG: 0.480 (5, PR)										1	0	0	0	0	0	0									
Randy Bockus, L OBP: 0.345, SLG: 0.480 (6, 1)										0	0	0	0	0	0	0									
Chili Davis, S OBP: 0.329, SLG: 0.421 (7, PR)										1	0	0	0	0	0	0									
Craig Lefferts, L OBP: 0.309, SLG: 0.341 (8, 1)										0	0	0	0	0	0	0									
Inning Stats	R: 2 E: 1 K: 0 S: 6	H: 3 LOB: 2 BB: 0 P: 7	R: 0 E: 0 K: 1 S: 5	H: 0 LOB: 0 BB: 0 P: 5	R: 0 E: 0 K: 1 S: 5	H: 0 LOB: 0 BB: 0 P: 5	R: 0 E: 0 K: 2 S: 8	H: 1 LOB: 1 BB: 0 P: 8	R: 1 E: 0 K: 1 S: 6	H: 1 LOB: 1 BB: 1 P: 10	R: 0 E: 0 K: 0 S: 3	H: 0 LOB: 1 BB: 1 P: 7	R: 0 E: 0 K: 1 S: 6	H: 1 LOB: 0 BB: 0 P: 6	R: 0 E: 0 K: 0 S: 3	H: 0 LOB: 0 BB: 0 P: 3	R: 1 E: 0 K: 0 S: 2	H: 1 LOB: 0 BB: 0 P: 2	1B: 4 2B: 1 3B: 0 HR: 2	SF: 0 SAC: 0 DP: 1 HBP: 1	WP: 0 PB: 0 SB: 2 CS: 0	PA: 35			
PITCHER	IP	WLS	BF	H	R	ER	SO	BB	IBB	HBP	BLK	WP	HR	S	P	ERA	WHIP								
Ed Whitson, R ERA: 4.76 (1, 1)	6.0		26	5	3	3	5	2	0	1	0	0	1	33	42	4.50	1.167								
Lance McCullers, R ERA: 3.9 (7, 1)	2.1	L	9	2	1	1	1	0	0	0	0	0	1	11	11	3.86	0.857								

Batter	1	2	3	4	5	6	7	8	9	AB	R	H	RBI	BB	SO	LOB	TOP		
Tony Gwynn, L OBP: 0.447, SLG: 0.519 Andy Hawkins, R OBP: 0.156, SLG: 0.156 Shane Bieber, R OBP: 0.304, SLG: 0.382 Mark Davis, L OBP: 0.160, SLG: 0.333 Greg Booker, R OBP: 0.197, SLG: 0.395	X 0-0 1B		X 0-0 1B		X 0-0 G6-4-3 1-2		X 0-3 K		X 4-0 BB	3	0	2	0	0	0	1	San Diego Padres @ San Francisco Giants Candlestick Park, San Francisco, CA Tue Sep 15 1987, 6:33 AM EDT Att: 16,252 - Unknown		
Stan Jefferson, S OBP: 0.309, SLG: 0.360	X 0-0 F9 1-2		X 0-0 F5			X 0-0 6-3		X 0-0 F7	X 0-0 F4	5	0	0	0	0	0	5			
Carmelo Martinez, R OBP: 0.391, SLG: 0.440 Randy Byers, L OBP: 0.500, SLG: 0.500	(1, 7) 4-0 IBB		X 0-0 L6			X 0-0 HR		X 0-0 1B		2	1	1	1	1	0	1			
John Kruk, L OBP: 0.407, SLG: 0.492 Rob Nelson, L OBP: 0.195, SLG: 0.222	(1, 3) 0-0 F7			X 0-0 F7		X 0-3 K		X 0-3 K		2	0	0	0	0	0	2			
Benito Santiago, R OBP: 0.325, SLG: 0.460 Mark Parent, R OBP: 0.125, SLG: 0.125	(1, 2) 0-3 K			X 0-0 6-3 2B		X 0-0 4-3		X 0-0 P3		2	0	1	0	0	1	2			
Randy Ready, R OBP: 0.421, SLG: 0.491	(1, 4) 0-0 6-3			X 0-0 6-3			X 0-0 HR 2B		X 0-0 F3	4	1	1	0	0	0	1			
Garry Templeton, S OBP: 0.286, SLG: 0.298 Joey Cora, S OBP: 0.330, SLG: 0.291	(1, 6) 0-3 K			X 0-0 F9			X 0-0 F9		X 0-0 E6 BB 1B	2	0	0	0	0	1	1			
Luis Salazar, R OBP: 0.314, SLG: 0.345	(1, 5) 0-0 L6				X 0-0 G6-4-3 1B		X 0-0 F8		X 0-0 BB 1B	4	0	2	0	0	0	1			
Eric Nolte, L OBP: 0.118, SLG: 0.063 Keith Comstock, L OBP: 0.118, SLG: 0.063 Dave Leiper, L OBP: 0.286, SLG: 0.571	(1, 1) (3, 1) (4, 1) (5, 9)		X 0-0 6-3			X 0-3 K		X 0-0 HR	X 0-0 F9	1	0	0	0	0	0	0			
Inning Stats	R: 0 E: 0 K: 1 S: 6	H: 1 LOB: 2 BB: 1 P: 10	R: 0 E: 0 K: 1 S: 5	H: 0 LOB: 0 BB: 0 P: 5	R: 0 E: 0 K: 0 S: 4	H: 1 LOB: 1 BB: 0 P: 4	R: 0 E: 0 K: 1 S: 5	H: 1 LOB: 0 BB: 0 P: 5	R: 1 E: 0 K: 1 S: 6	H: 1 LOB: 0 BB: 0 P: 6	R: 2 E: 0 K: 1 S: 7	H: 2 LOB: 0 BB: 0 P: 7	R: 0 E: 0 K: 1 S: 6	H: 1 LOB: 1 BB: 1 P: 6	R: 0 E: 1 K: 0 S: 5	H: 1 LOB: 3 BB: 1 P: 9		1B: 5 2B: 2 3B: 0 HR: 2	SF: 0 SAC: 0 DP: 1 HBP: 0
PITCHER	IP WLS BF H R ER SO BB IBB HBP BLK WP HR S P ERA WHIP	5.0 W 19 4 0 0 3 0 1 0 0 0 0 24 28 0.00 0.800	2.0 9 3 3 3 2 0 0 0 0 0 0 2 13 13 13.50 1.500	2.0 10 2 0 0 1 1 0 0 0 0 0 0 11 15 0.00 1.500															

Batter	1	2	3	4	5	6	7	8	9	AB	R	H	RBI	BB	SO	LOB	BOTTOM		
Robby Thompson, R OBP: 0.332, SLG: 0.420 Harry Spilman, L OBP: 0.337, SLG: 0.390 Francisco Melendez, L OBP: 0.289, SLG: 0.367	(1, 4) 4-0 BB	X 0-0 5-3		X 4-0 HR BB	X 0-0 F7		X 4-0 WP 1B 5-3 BB	X 0-0 6-3		1	1	0	0	2	0	0	San Diego Padres @ San Francisco Giants Candlestick Park, San Francisco, CA Tue Sep 15 1987, 6:33 AM EDT Att: 16,252 - Unknown		
Kevin Mitchell, R OBP: 0.347, SLG: 0.489 Joel Youngblood, R OBP: 0.289, SLG: 0.367	(1, 5) 0-0 F9		X 0-0 1B WP	X 0-0 1B 1-H	X 0-0 1B		X 0-0 1B WP		X 0-0 1B	3	2	2	2	0	0	1			
Mike Aldrete, L OBP: 0.383, SLG: 0.458 Eddie Milner, L OBP: 0.313, SLG: 0.362	(1, 7) 0-0 4-3		X 0-0 1B WP	X 4-0 1B BB	X 0-0 4-3		X 0-0 L6		X 1-2 2-3	2	1	1	0	1	0	1			
Candy Maldonado, R OBP: 0.349, SLG: 0.521 Chris Speier, R OBP: 0.337, SLG: 0.405	(1, 9) 0-0 5-3		X 0-3 K	X 0-3 K		X 0-0 HR 1B	X 0-0 5-3		X 0-0 HR 1B	3	0	0	0	0	2	3			
Chili Davis, S OBP: 0.330, SLG: 0.420	(1, 8) 0-0 1B HR		X 0-0 1B 2-H	X 0-0 1B 1B	X 0-0 1B 1B		X 0-0 HR 1-H	X 4-0 BB		4	4	4	4	1	0	0			
Will Clark, L OBP: 0.361, SLG: 0.556 Matt Williams, R OBP: 0.242, SLG: 0.348	(1, 3) 0-0 HR 1B		X 0-0 1B FC5-4	X 0-0 1B 1-2 2-H	X 0-0 1B 1B		X 0-0 F5	X 0-3 K2-3		3	1	3	1	0	0	0			
Bob Melvin, R OBP: 0.244, SLG: 0.353 Kirt Manwaring, R OBP: 0.244, SLG: 0.353	(1, 2) 0-0 HR		X 0-0 F8	X 0-0 FC6-4 1B	X 0-0 FC6-4 1B		X 0-0 F8	X 0-0 6-3		3	1	2	4	0	0	1			
Jose Uribe, S OBP: 0.331, SLG: 0.387 Mark Wasinger, R OBP: 0.350, SLG: 0.370	(1, 6) 1-3 1B		X 0-0 FC5-4	X 0-0 FC6-4	X 0-0 FC6-4		X 0-0 WP 1B	X 0-0 1B		3	0	0	0	0	0	4			
Atlee Hammaker, S OBP: 0.113, SLG: 0.096 Jessie Reid, L OBP: 0.113, SLG: 0.096 John Burkett, R OBP: 0.200, SLG: 0.222	(1, 1) (5, PH) (6, 1) (8, 9)	X 0-0 4-3		X 0-0 6-3	X 0-3 K		X 0-3 K	X 0-0 F9		2	0	0	0	0	0	0			
Inning Stats	R: 0 E: 0 K: 0 S: 3	H: 0 LOB: 1 BB: 1 P: 7	R: 3 E: 0 K: 0 S: 6	H: 3 LOB: 0 BB: 0 P: 6	R: 3 E: 0 K: 1 S: 9	H: 4 LOB: 1 BB: 0 P: 9	R: 4 E: 0 K: 1 S: 9	H: 4 LOB: 3 BB: 2 P: 17	R: 0 E: 0 K: 1 S: 6	H: 1 LOB: 1 BB: 0 P: 6	R: 2 E: 0 K: 1 S: 8	H: 3 LOB: 2 BB: 2 P: 8	R: 1 E: 0 K: 1 S: 6	H: 1 LOB: 2 BB: 2 P: 14	R: 0 E: 0 K: 0 S: 4	H: 1 LOB: 1 BB: 0 P: 4		1B: 13 2B: 0 3B: 0 HR: 4	SF: 0 SAC: 0 DP: 0 HBP: 0
PITCHER	IP WLS BF H R ER SO BB IBB HBP BLK WP HR S P ERA WHIP	2.1 L 14 5 4 4 1 2 0 0 0 0 1 11 19 27.00 5.250	1.1 11 5 4 4 1 2 0 0 0 0 0 0 1 11 19 27.00 5.250	0.1 1 0 0 0 0 0 0 0 0 0 0 0 1 1 0.00 0.000	2.0 10 4 2 2 2 0 0 0 0 1 1 14 14 9.00 2.000	5.3 6 1 1 1 1 2 0 0 0 1 0 6 14 9.00 3.000													



Batter	1	2	3	4	5	6	7	8	9	AB	R	H	RBI	BB	SO	LOB	TOP
Albert Hall, S OBP: 0.358, SLG: 0.378 Jim Acker, R OBP: 0.267, SLG: 0.214	(1, 8) 0-3 K	(1, 8) 0-0 F8			(1, 8) 0-0 F7			(1, 8) 0-0 F9		4	0	0	0	0	1	3	
Ron Gant, R OBP: 0.276, SLG: 0.278	(1, 4) 0-3 K		(1, 4) 0-3 K		(1, 4) 0-0 5-3			(1, 4) 0-0 F8		4	0	0	0	0	2	0	
Dion James, L OBP: 0.398, SLG: 0.479	(1, 7) 0-0 1B		(1, 7) 0-0 4-3		(1, 7) 0-0 3-1			(1, 7) 0-0 G3		4	0	1	0	0	0	0	
Dale Murphy, R OBP: 0.413, SLG: 0.580	(1, 9) 0-3 K		(1, 9) 0-0 F9		(1, 9) 0-3 K			(1, 9) 0-0 5-3		4	0	0	0	0	2	1	
Gerald Perry, L OBP: 0.328, SLG: 0.406	(1, 3)		(1, 3) 0-0 F7		(1, 3) 0-0 4-3			(1, 3) 0-0 G5-4-3 1B		3	0	1	0	0	0	0	
Ozzie Virgil, R OBP: 0.324, SLG: 0.484	(1, 2)		(1, 2) 4-0 BB BB		(1, 2) 0-0 6-3			(1, 2) 0-0 G5-4-3 1-2		2	0	0	0	1	0	1	
Ken Oberkfell, L OBP: 0.339, SLG: 0.366	(1, 5)		(1, 5) 4-0 BB 1-2 BB		(1, 5) 0-3 K			(1, 5) 0-0 G3		2	0	0	0	1	1	0	
Jeff Blausler, R OBP: 0.295, SLG: 0.348 Ken Griffey, L OBP: 0.355, SLG: 0.454	(1, 6) (8, PH) (8, 7)		(1, 6) 4-0 BB 1-2 2-3 BB		(1, 6) 0-3 K			(1, 6) 0-0 F6		1	0	0	0	1	1	0	
Kevin Coffman, R OBP: 0.200, SLG: 0.200 Charlie Puleo, R OBP: 0.222, SLG: 0.308 Graig Nettles, L OBP: 0.299, SLG: 0.368 Paul Runge, R OBP: 0.286, SLG: 0.387	(1, 1) (6, 1) (8, PH) (8, 6)		(1, 1) 0-3 K		(1, 1) 0-3 K			(1, 1) 0-0 G3		2	0	0	0	0	2	3	
Inning Stats	R: 0 E: 0 K: 3 S: 10	H: 1 LOB: 1 BB: 0 P: 10	R: 0 E: 0 K: 1 S: 5	H: 0 LOB: 3 BB: 3 P: 17	R: 0 E: 0 K: 1 S: 5	H: 0 LOB: 0 BB: 0 P: 5	R: 0 E: 0 K: 1 S: 5	H: 0 LOB: 0 BB: 0 P: 5	R: 0 E: 0 K: 0 S: 3	H: 1 LOB: 1 BB: 0 P: 3	R: 0 E: 0 K: 0 S: 3	H: 0 LOB: 0 BB: 0 P: 3	R: 0 E: 0 K: 0 S: 3	H: 0 LOB: 0 BB: 0 P: 3	1B: 2 2B: 0 3B: 0 HR: 0	SF: 0 SAC: 0 DP: 1 HBP: 0	WP: 0 PA: 31 PB: 0 SB: 0 CS: 0
PITCHER Mark Grant, R ERA: 4.01	IP: 9.0 WLS: W BF: 31 H: 2 R: 0 ER: 0 SO: 9 BB: 3 IBB: 0 HBP: 0 BLK: 0 WP: 0 HR: 0 S: 46 P: 58 ERA: 0.00 WHIP: 0.556															PITCHER	

Atlanta Braves @ San Diego Padres
Jack Murphy Stadium, San Diego, CA
Wed Sep 16 1987, 10:05 PM EDT
Att: 7,892 - Unknown

AB 28
R 0
H 2
RBI 0
BB 3
SO 9
LOB 8



Batter	1	2	3	4	5	6	7	8	9	AB	R	H	RBI	BB	SO	LOB	BOTTOM
Tony Gwynn, L OBP: 0.447, SLG: 0.521	(1, 9) 0-0 5-3		(1, 9) 0-0 L5		(1, 9) 0-0 3B			(1, 9) 4-0 CS BB		3	0	1	0	1	0	0	
Stan Jefferson, S OBP: 0.308, SLG: 0.358	(1, 8) 4-0 S 2B BB		(1, 8) 0-0 4-3		(1, 8) 0-0 4-3			(1, 8) 0-3 K		3	1	0	0	1	1	2	
Carmelo Martinez, R OBP: 0.380, SLG: 0.439 Shane Mack, R OBP: 0.303, SLG: 0.380	(1, 7) (6, PR) (7, 8)		(1, 7) 0-3 K		(1, 7) 0-3 K			(1, 7) 0-0 CS 1B		3	0	1	0	0	2	1	
John Kruk, L OBP: 0.410, SLG: 0.496	(1, 3) 0-0 2H 1B 2B		(1, 3) 0-0 G3		(1, 3) 0-0 BB 1-2 1B			(1, 3) 4-0 S 1B BB		3	2	2	1	1	0	0	
Benito Santiago, R OBP: 0.324, SLG: 0.459	(1, 2) 0-0 2H 1B		(1, 2) 0-0 L8		(1, 2) 0-0 F9			(1, 2) 0-0 P3		4	0	1	1	0	0	2	
Randy Ready, R OBP: 0.425, SLG: 0.497	(1, 5) 0-0 6-3		(1, 5) 0-0 PB 2B		(1, 5) 0-0 BB 1-2 BB			(1, 5) 0-0 1H 1B		3	0	2	1	1	0	1	
Garry Templeton, S OBP: 0.286, SLG: 0.296	(1, 6)		(1, 6) 0-0 F7		(1, 6) 0-3 K			(1, 6) 0-0 1-3		3	0	0	0	1	1	2	
Tim Flannery, L OBP: 0.338, SLG: 0.265	(1, 4) 0-0 F7		(1, 4) 0-0 F7		(1, 4) 0-0 1-3			(1, 4) 0-0 F7		3	0	0	0	0	0	3	
Mark Grant, R OBP: 0.171, SLG: 0.105	(1, 1) 0-3 K		(1, 1) 0-0 G3		(1, 1) 0-0 G3			(1, 1) 0-0 B1-3		3	0	0	0	0	1	0	
Inning Stats	R: 2 E: 0 K: 1 S: 7	H: 2 LOB: 1 BB: 1 P: 11	R: 0 E: 0 K: 1 S: 5	H: 0 LOB: 0 BB: 0 P: 5	R: 0 E: 0 K: 1 S: 6	H: 1 LOB: 1 BB: 0 P: 6	R: 0 E: 0 K: 0 S: 4	H: 2 LOB: 2 BB: 2 P: 12	R: 0 E: 0 K: 1 S: 4	H: 0 LOB: 1 BB: 1 P: 8	R: 1 E: 0 K: 0 S: 4	H: 1 LOB: 1 BB: 1 P: 8	1B: 4 2B: 3 3B: 1 HR: 0	SF: 0 SAC: 0 DP: 1 HBP: 0	WP: 0 PA: 34 PB: 1 SB: 2 CS: 2		
PITCHER Kevin Coffman, R ERA: 6.91 Charlie Puleo, R ERA: 4.27 Jim Acker, R ERA: 4.31	IP: 5.2 WLS: L BF: 25 H: 6 R: 2 ER: 2 SO: 4 BB: 3 IBB: 0 HBP: 0 BLK: 0 WP: 0 HR: 0 S: 30 P: 42 ERA: 3.18 WHIP: 1.588															PITCHER	

Atlanta Braves @ San Diego Padres
Jack Murphy Stadium, San Diego, CA
Wed Sep 16 1987, 10:05 PM EDT
Att: 7,892 - Unknown

AB 29
R 3
H 7
RBI 3
BB 5
SO 5
LOB 11



Batter	1	2	3	4	5	6	7	8	9	AB	R	H	RBI	BB	SO	LOB	TOP		
Dion James, L (1, 8) OBP: 0.398, SLG: 0.480	F7		1B		F7		4-3		2B	5	0	2	1	0	0	1	Atlanta Braves @ San Diego Padres Jack Murphy Stadium, San Diego, CA Thu Sep 17 1987, 6:33 AM EDT Att: 8,194 - Unknown		
Ken Oberkfell, L (1, 5) OBP: 0.337, SLG: 0.363	F3		F9		BB		G3		F7	4	0	0	0	1	0	3			
Gerald Perry, L (1, 3) OBP: 0.326, SLG: 0.402	F7			4-3	F6		L9			4	0	0	0	0	0	2			
Dale Murphy, R (1, 9) OBP: 0.412, SLG: 0.578		K		6-3		1B		K		4	0	1	0	0	2	0			
Ken Griffey, L (1, 7) OBP: 0.356, SLG: 0.453		BB		BB	1B	F9		F5		3	0	1	0	1	0	1			
Ted Simmons, S (1, 2) OBP: 0.348, SLG: 0.399		L8		BB	1B	1B		F6		3	0	1	0	1	0	1			
Jeff Blausler, R (1, 6) OBP: 0.294, SLG: 0.345		F9		F9		K		2B	1B	4	0	1	0	0	1	5			
Glenn Hubbard, R (1, 4) OBP: 0.382, SLG: 0.387			F8		FC2-6	K		F5		4	0	1	0	0	1	3			
Zane Smith, L (1, 1) OBP: 0.187, SLG: 0.183			K		FC2-6			L7		2	0	0	0	0	1	1			
Albert Hall, S (7, PH) OBP: 0.361, SLG: 0.390					BB		4-3			1	1	1	0	0	0	0			
Marty Clary, R (7, PH) OBP: 0.297, SLG: 0.366					1-2					1	0	0	0	0	0	1			
Inning Stats	R: 0 E: 0 K: 0 S: 3	H: 0 LOB: 0 BB: 0 P: 3	R: 0 E: 0 K: 1 S: 5	H: 0 LOB: 1 BB: 1 P: 9	R: 0 E: 0 K: 1 S: 6	H: 1 LOB: 1 BB: 0 P: 6	R: 0 E: 0 K: 0 S: 4	H: 1 LOB: 2 BB: 1 P: 8	R: 0 E: 0 K: 0 S: 4	H: 2 LOB: 0 BB: 0 P: 9	R: 1 E: 0 K: 0 S: 4	H: 1 LOB: 0 BB: 0 P: 4	R: 0 E: 0 K: 1 S: 5	H: 0 LOB: 0 BB: 0 P: 5	R: 0 E: 0 K: 0 S: 5	H: 2 LOB: 2 BB: 0 P: 5	1B: 6 2B: 1 3B: 1 HR: 0	SF: 0 SAC: 0 DP: 0 HBP: 0	WP: 0 PA: 38 PB: 0 SB: 0 CS: 0
PITCHER Eric Show, R (1, 1) ERA: 3.86	IP: 9.0 WLS: W BF: 38 H: 8 R: 1 ER: 1 SO: 5 BB: 3 IBB: 0 HBP: 0 BLK: 0 WP: 0 HR: 0 S: 45 P: 57 ERA: 1.00 WHIP: 1.222																		


Batter	1	2	3	4	5	6	7	8	9	AB	R	H	RBI	BB	SO	LOB	BOTTOM		
Tony Gwynn, L (1, 9) OBP: 0.445, SLG: 0.517	5-3		6-3			6-3	F7			4	0	0	0	0	0	0	Atlanta Braves @ San Diego Padres Jack Murphy Stadium, San Diego, CA Thu Sep 17 1987, 6:33 AM EDT Att: 8,194 - Unknown		
Stan Jefferson, S (1, 8) OBP: 0.310, SLG: 0.356	K			6-3		1B	1B	BB	BB	2	1	0	0	2	1	0			
Randy Ready, R (1, 5) OBP: 0.423, SLG: 0.492	F9			L9		L7	1B	BB		3	0	0	0	1	0	1			
Luis Salazar, R (8, PH) OBP: 0.314, SLG: 0.345							1-2	BB		0	0	0	0	0	0	0			
Carmelo Martinez, R (1, 3) OBP: 0.381, SLG: 0.440		3-1		F3		E	2B	1B	1-2	4	1	2	0	0	0	0			
Benito Santiago, R (1, 2) OBP: 0.326, SLG: 0.467		HR			4-3	1B	2B	E4	F9	4	3	2	1	0	0	4			
Shawn Abner, R (1, 7) OBP: 0.276, SLG: 0.556		K			B1	1-3	IHR	2B		4	1	1	1	0	2	1			
Garry Templeton, S (1, 6) OBP: 0.285, SLG: 0.302		P3			4-3	2-3	IHR		F7	4	1	1	3	0	0	1			
Joey Cora, S (1, 4) OBP: 0.329, SLG: 0.290			4-3			2-3	1B		F3	4	0	1	1	0	0	0			
Eric Show, R (1, 1) OBP: 0.074, SLG: 0.090			L4			3-H	F7		F7	3	0	0	0	0	0	1			
Inning Stats	R: 0 E: 0 K: 1 S: 5	H: 0 LOB: 0 BB: 0 P: 5	R: 1 E: 0 K: 1 S: 6	H: 1 LOB: 0 BB: 0 P: 6	R: 0 E: 0 K: 0 S: 3	H: 0 LOB: 0 BB: 0 P: 3	R: 0 E: 0 K: 0 S: 3	H: 0 LOB: 0 BB: 0 P: 3	R: 1 E: 0 K: 0 S: 5	H: 2 LOB: 1 BB: 0 P: 5	R: 5 E: 1 K: 0 S: 7	H: 3 LOB: 0 BB: 1 P: 11	R: 0 E: 0 K: 1 S: 5	H: 1 LOB: 3 BB: 2 P: 12	R: 0 E: 0 K: 1 S: 5	H: 0 LOB: 0 BB: 0 P: 5	1B: 3 2B: 2 3B: 0 HR: 2	SF: 0 SAC: 0 DP: 0 HBP: 0	WP: 0 PA: 35 PB: 0 SB: 0 CS: 0
PITCHER Zane Smith, L (1, 1) ERA: 3.91	IP: 6.0 WLS: L BF: 26 H: 6 R: 7 ER: 2 SO: 2 BB: 1 IBB: 0 HBP: 0 BLK: 0 WP: 0 HR: 1 S: 29 P: 33 ERA: 3.00 WHIP: 1.167																		
PITCHER Marty Clary, R (7, 1) ERA: 2.7	IP: 2.0 WLS: L BF: 9 H: 1 R: 0 ER: 0 SO: 1 BB: 2 IBB: 0 HBP: 0 BLK: 0 WP: 0 HR: 0 S: 9 P: 17 ERA: 0.00 WHIP: 1.500																		



Batter	1	2	3	4	5	6	7	8	9	AB	R	H	RBI	BB	SO	LOB	TOP			
Tony Gwynn, L (1, 9) OBP: 0.447, SLG: 0.518	0-0 CS 1B		4-0 BB		0-0 6-3			0-0 SH1 1B	4-0 FC4-6 1BB	3	1	2	0	2	0	1				
Shane Mack, R (1, 8) OBP: 0.303, SLG: 0.377	4-0		0-0 6-3		0-0 5-3			0-0 SH1	0-0 FC4-6	2	0	0	0	1	0	2				
Marvell Wynne, L (9, PH) OBP: 0.316, SLG: 0.349	5-3 1-2 BB							1-2	1-2	1	0	0	0	0	0	2				
Randy Ready, R (1, 5) OBP: 0.422, SLG: 0.490	5-3							0-0 E FC6-4 1B		3	0	1	0	0	0	1				
John Kruk, L (8, PH) OBP: 0.412, SLG: 0.498	1-2				1B 1B			2-H		1	1	1	1	0	0	0				
Luis Salazar, R (8, 5) OBP: 0.314, SLG: 0.345					1B			1B		0	0	0	0	0	0	0				
Carmelo Martinez, R (1, 3) OBP: 0.380, SLG: 0.438	0-3 K				0-0 F3			0-0 FC6-4 1B	0-0 E5 FC6-4	4	0	1	0	0	1	3				
Benito Santiago, R (1, 2) OBP: 0.325, SLG: 0.465			0-0 5-3		0-0 1B 1B			0-0 F4	0-0 FC6-4	4	0	1	1	0	0	2				
Shawn Abner, R (1, 7) OBP: 0.273, SLG: 0.500			0-0 5-3		0-0 G4-3 1B			0-0 FC6-4	0-0 G3	4	0	1	0	0	0	2				
Garry Templeton, S (1, 6) OBP: 0.283, SLG: 0.300			0-3 K		0-0 G4-3			0-0 F8	0-0 3-1	4	0	0	0	0	1	3				
Joey Cora, S (1, 4) OBP: 0.332, SLG: 0.294					0-0 F9			0-0 6-3	0-0 SH1-4 1B	4	0	2	0	0	0	0				
Jimmy Jones, R (1, 1) OBP: 0.188, SLG: 0.234			0-3 K					0-0 SH1-4	0-0 SH1-4	1	0	0	0	0	1	0				
Bruce Bochy, R (7, PH) OBP: 0.277, SLG: 0.296					SH1-4					1	0	0	0	0	1	0				
Mark Davis, L (7, 1) OBP: 0.233, SLG: 0.333								0-0 K	0-0 SH1-4	0	0	0	0	0	0	0				
Lance McCullers, S (7, 1) OBP: 0.133, SLG: 0.071					1-2				1-2	0	0	0	0	0	0	0				
Inning Stats	R: 0 E: 0 K: 1 S: 5	H: 1 LOB: 1 BB: 1 P: 9	R: 0 E: 0 K: 1 S: 5	H: 0 LOB: 0 BB: 0 P: 5	R: 0 E: 0 K: 1 S: 5	H: 0 LOB: 1 BB: 1 P: 9	R: 0 E: 0 K: 0 S: 5	H: 3 LOB: 2 BB: 0 P: 5	R: 0 E: 0 K: 0 S: 4	H: 1 LOB: 1 BB: 0 P: 4	R: 0 E: 0 K: 0 S: 4	H: 0 LOB: 0 BB: 0 P: 5	R: 2 E: 1 K: 0 S: 6	H: 2 LOB: 1 BB: 0 P: 6	R: 0 E: 0 K: 0 S: 4	H: 1 LOB: 2 BB: 1 P: 8	1B: 9 2B: 0 3B: 0 HR: 0	SF: 0 SAC: 3 DP: 1 HBP: 0	WP: 0 PB: 0 SB: 2 CS: 1	PA: 38
PITCHER	IP	WLS	BF	H	R	ER	SO	BB	IBB	HBP	BLK	WP	HR	S	P	ERA	WHIP			
Jim Deshaies, L (1, 1) ERA: 4.47	7.1		29	7	1	1	4	2	0	0	0	0	0	35	43	1.23	1.227			
Dave Smith, R (8, 1) ERA: 1.13	1.2	L	9	2	1	0	0	0	1	0	0	0	0	8	12	0.00	1.200			

San Diego Padres @ Houston Astros
Astrodome, Houston, TX
Fri Sep 18 1987, 8:05 PM EDT
Att: 13,182 - Unknown


AB 32
R 2
H 9
RBI 2
BB 3
SO 4
LOB 16



Batter	1	2	3	4	5	6	7	8	9	AB	R	H	RBI	BB	SO	LOB	BOTTOM					
Gerald Young, S (1, 8) OBP: 0.379, SLG: 0.386	0-0 CS 1B		4-0 BB			0-0 L6	0-0 F5		0-0 4-3	4	0	1	0	1	0	2						
Billy Hatcher, R (1, 7) OBP: 0.354, SLG: 0.427	0-0 F9 1-2		0-0 F8			0-0 4-3	0-0 F4			4	0	0	0	0	0	5						
Bill Doran, S (1, 4) OBP: 0.358, SLG: 0.410	0-3 K				0-0 G4-6-3 1B	4-0 1B BB		0-0 1B S 1B		3	1	2	0	1	1	0						
Kevin Bass, S (1, 9) OBP: 0.350, SLG: 0.461			0-0 6-3		0-0 G4-6-3	0-0 1B BB		0-3 K		4	0	1	0	0	1	2						
Glenn Davis, R (1, 3) OBP: 0.301, SLG: 0.457			0-0 5-3		0-0 1B	0-0 1B		0-3 K		4	0	2	1	0	1	1						
Ken Caminiti, S (1, 5) OBP: 0.272, SLG: 0.331			0-0 F8		0-0 F8	0-0 K		0-0 S 1B		3	0	0	0	0	1	3						
Jose Cruz, L (8, PH) OBP: 0.311, SLG: 0.408						1-2 2-H 1B				1	0	1	0	0	0	0						
Denny Walling, L (9, 5) OBP: 0.354, SLG: 0.421						0-0 K		1-3 S 1B		0	0	0	0	0	0	0						
Craig Reynolds, L (1, 6) OBP: 0.307, SLG: 0.350			0-0 6-3		0-0 P3	0-0 F7		0-3 K		4	0	0	0	0	1	2						
Ronn Reynolds, R (1, 2) OBP: 0.208, SLG: 0.275			0-0		0-0 F9	0-0		0-0 K		3	0	2	0	0	0	0						
Ty Garney, L (9, PH) OBP: 0.125, SLG: 0.067								0-0 K		1	0	0	0	0	1	0						
Jim Deshaies, L (1, 1) OBP: 0.218, SLG: 0.104			0-3 K		0-0 2B	0-0 6-3		4-0 BB		2	0	0	0	1	1	1						
Dave Smith, R (8, 1) OBP: 0.687, SLG: 0.500										0	0	0	0	0	0	0						
Terry Puhl, L (9, PH) OBP: 0.291, SLG: 0.270										1	0	0	0	0	0	0						
Inning Stats	R: 0 E: 0 K: 1 S: 5	H: 1 LOB: 0 BB: 0 P: 5	R: 0 E: 0 K: 0 S: 3	H: 0 LOB: 0 BB: 0 P: 3	R: 0 E: 0 K: 1 S: 6	H: 1 LOB: 2 BB: 1 P: 10	R: 0 E: 0 K: 0 S: 4	H: 2 LOB: 1 BB: 0 P: 4	R: 0 E: 0 K: 0 S: 3	H: 0 LOB: 0 BB: 0 P: 3	R: 1 E: 0 K: 1 S: 7	H: 2 LOB: 2 BB: 1 P: 11	R: 0 E: 0 K: 0 S: 4	H: 1 LOB: 2 BB: 1 P: 8	R: 0 E: 0 K: 3 S: 11	H: 2 LOB: 0 BB: 0 P: 11	R: 0 E: 0 K: 1 S: 5	H: 0 LOB: 0 BB: 0 P: 5	1B: 7 2B: 2 3B: 0 HR: 0	SF: 0 SAC: 0 DP: 1 HBP: 0	WP: 0 PB: 0 SB: 2 CS: 1	PA: 37
PITCHER	IP	WLS	BF	H	R	ER	SO	BB	IBB	HBP	BLK	WP	HR	S	P	ERA	WHIP					
Jim Jones, R (1, 1) ERA: 4.27	6.0		24	6	1	1	3	2	0	0	0	0	0	28	36	1.50	1.333					
Mark Davis, L (7, 1) ERA: 4.18	0.1		3	1	0	0	0	1	0	0	0	0	0	2	6	0.00	6.000					
Lance McCullers, R (7, 1) ERA: 3.81	2.2	W	10	2	0	0	4	0	0	0	0	0	0	18	18	0.00	0.750					

San Diego Padres @ Houston Astros
Astrodome, Houston, TX
Fri Sep 18 1987, 8:05 PM EDT
Att: 13,182 - Unknown

AB 34
R 1
H 9
RBI 1
BB 3
SO 7
LOB 16



Batter	1	2	3	4	5	6	7	8	9	AB	R	H	RBI	BB	SO	LOB	TOP			
Stan Jefferson, S OBP: 0.305, SLG: 0.349 (1, 8)	F8		F7			F8		K		4	0	0	0	0	1	0	San Diego Padres @ Houston Astros Astrodome, Houston, TX Sun Sep 20 1987, 4:33 AM EDT Att: 10,328 - Unknown			
Joey Cora, S OBP: 0.322, SLG: 0.285 (1, 4)	4-3			G3		F8		F8		4	0	0	0	0	0					
John Kruk, L OBP: 0.411, SLG: 0.493 (1, 3)	K			6-3 BB		F8			1-3	3	0	0	0	1	1					
Carmelo Martinez, R OBP: 0.378, SLG: 0.433 Shane Mack, R OBP: 0.302, SLG: 0.375 (1, 7) (9, 8)		5-3		6-3		2B 3-1 1B		K		4	1	1	0	0	1	1				
Marvell Wynne, L OBP: 0.319, SLG: 0.358 (1, 9)	K			K		3-1 SF7 2B		S 1B		4	1	2	0	0	2	1				
Tim Flannery, L OBP: 0.333, SLG: 0.257 (1, 5)	WP BB			6-3 1B BB		3-1		G3		2	0	0	1	2	0	2				
Luis Salazar, R OBP: 0.309, SLG: 0.341 Garry Templeton, S OBP: 0.282, SLG: 0.304 (1, 6) (8, 6)	6-3			6-3		SF7				2	0	0	1	0	0	2				
Mark Parent, R OBP: 0.105, SLG: 0.105 (1, 2)			4-3			3H F9				3	0	0	0	0	1	1				
Eric Nolte, L OBP: 0.158, SLG: 0.111 Randy Byers, L OBP: 0.333, SLG: 0.333 Mark Davis, L OBP: 0.233, SLG: 0.333 (1, 1) (8, PH) (8, 1)	K		K			F7				2	0	1	0	0	1	0				
				2H 1B						1	0	0	0	0	0	0				
Inning Stats	R: 0 E: 0 K: 1 S: 5	H: 0 LOB: 0 BB: 0 P: 5	R: 0 E: 0 K: 1 S: 5	H: 0 LOB: 1 BB: 1 P: 9	R: 0 E: 0 K: 1 S: 5	H: 0 LOB: 0 BB: 0 P: 5	R: 0 E: 0 K: 1 S: 5	H: 1 LOB: 2 BB: 1 P: 9	R: 0 E: 0 K: 0 S: 3	H: 0 LOB: 0 BB: 0 P: 3	R: 2 E: 0 K: 0 S: 5	H: 2 LOB: 0 BB: 0 P: 5	R: 0 E: 0 K: 1 S: 5	H: 0 LOB: 0 BB: 0 P: 5	R: 0 E: 0 K: 1 S: 6	H: 1 LOB: 1 BB: 0 P: 6	1B: 3 2B: 1 3B: 0 HR: 0	SF: 1 SAC: 0 DP: 0 HBP: 0	WP: 1 PB: 0 SB: 1 CS: 0	PA: 33
PITCHER Mike Scott, R ERA: 3.31 (1, 1)	IP: 9.0 WLS: W BF: 33 H: 4 R: 2 ER: 2 SO: 7 BB: 3 IBB: 0 HBP: 0 BLK: 0 WP: 1 HR: 0 S: 44 P: 56 ERA: 2.00 WHIP: 0.778															PITCHER				

Batter	1	2	3	4	5	6	7	8	9	AB	R	H	RBI	BB	SO	LOB	BOTTOM					
Gerald Young, S OBP: 0.379, SLG: 0.387 (1, 8)	5-3		BLK S FC6-2 1B		FC4-6 1B			6-3		4	0	2	0	0	0	0	San Diego Padres @ Houston Astros Astrodome, Houston, TX Sun Sep 20 1987, 4:33 AM EDT Att: 10,328 - Unknown					
Billy Hatcher, R OBP: 0.353, SLG: 0.426 (1, 7)	K		K		FC4-6 1-2 3H		5-3		4	0	0	1	0	2	2							
Bill Doran, S OBP: 0.354, SLG: 0.404 (1, 4)	BB		FC6-2 2H		5-3			F8		3	0	0	0	1	0	2						
Kevin Bass, S OBP: 0.346, SLG: 0.456 (1, 9)	F8		5-3				5-3		4	1	1	0	0	0	2							
Glenn Davis, R OBP: 0.300, SLG: 0.452 (1, 3)		E5 1-3 2B		P3		F8		1B SH3 IBB		3	1	0	0	1	0	0						
Ken Caminiti, S OBP: 0.272, SLG: 0.329 Chuck Jackson, R OBP: 0.282, SLG: 0.296 (1, 5) (9, PH)	1-3		K		K		F9		3	0	0	0	0	1	1							
Dale Berra, R OBP: 0.282, SLG: 0.242 Buddy Biancalana, S OBP: 0.188, SLG: 0.224 Davy Lopes, R OBP: 0.440, SLG: 0.395 (1, 6) (9, 6) (9, PH)	F7		5-3				K		3	0	0	0	0	1	1							
Ronn Reynolds, R OBP: 0.200, SLG: 0.273 Jim Pankovits, R OBP: 0.291, SLG: 0.256 (1, 2) (9, PH)			2H 2B		E6 1B SH3 FC4-6		5-3		3	1	1	1	0	0	0							
Mike Scott, R OBP: 0.167, SLG: 0.133 (1, 1)	K				SH3		K		2	0	0	0	0	2	1							
Inning Stats	R: 0 E: 0 K: 1 S: 5	H: 0 LOB: 1 BB: 1 P: 9	R: 1 E: 1 K: 1 S: 7	H: 1 LOB: 1 BB: 0 P: 7	R: 0 E: 0 K: 1 S: 6	H: 1 LOB: 1 BB: 0 P: 6	R: 0 E: 0 K: 1 S: 5	H: 0 LOB: 0 BB: 0 P: 5	R: 1 E: 1 K: 0 S: 5	H: 1 LOB: 1 BB: 0 P: 5	R: 0 E: 0 K: 2 S: 7	H: 0 LOB: 0 BB: 0 P: 7	R: 0 E: 0 K: 0 S: 3	H: 0 LOB: 0 BB: 0 P: 3	R: 0 E: 0 K: 0 S: 3	H: 0 LOB: 0 BB: 0 P: 3		R: 1 E: 0 K: 0 S: 3	H: 2 LOB: 3 BB: 2 P: 11	1B: 3 2B: 2 3B: 0 HR: 0	SF: 0 SAC: 2 DP: 0 HBP: 0	WP: 0 PB: 0 SB: 1 CS: 0
PITCHER Eric Nolte, L ERA: 2.79 Mark Davis, L ERA: 4.2 (1, 1) (8, 1)	IP: 7.0 WLS: L BF: 27 H: 3 R: 2 ER: 1 SO: 6 BB: 1 IBB: 0 HBP: 0 BLK: 0 WP: 0 HR: 0 S: 38 P: 42 ERA: 0.00 WHIP: 0.571															PITCHER						

AB 29
R 2
H 4
RBI 2
BB 3
SO 7
LOB 7



Batter	1	2	3	4	5	6	7	8	9	AB	R	H	RBI	BB	SO	LOB	TOP			
Tony Gwynn, L (1, 9) OBP: 0.448, SLG: 0.518	F8				F8				SF7	3	0	1	1	1	1	0	0			
Stan Jefferson, S (1, 8) OBP: 0.342, SLG: 0.345	K				F7				L3	5	0	0	0	0	2	5				
Randy Ready, R (1, 5) OBP: 0.424, SLG: 0.498	K				HR				F7	3	1	1	1	2	1	2				
Carmelo Martinez, R (1, 3) OBP: 0.377, SLG: 0.431		K			1B				G6-4-3	4	1	1	0	0	2	2				
Benito Santiago, R (1, 2) OBP: 0.324, SLG: 0.464	K				1B					4	0	2	0	0	1	0				
Shawn Abner, R (1, 7) OBP: 0.240, SLG: 0.440										3	0	0	0	0	1	2				
Marvell Wynne, L (8, PH) OBP: 0.318, SLG: 0.356	4-3				K				L5	1	0	0	0	0	0	1				
Garry Templeton, S (1, 6) OBP: 0.283, SLG: 0.306					E1				L4	4	1	2	0	0	0	1				
Joey Cora, S (1, 4) OBP: 0.322, SLG: 0.286					SH1-3				BB 1B	3	0	1	0	0	0	2				
Mark Grant, R (1, 1) OBP: 0.163, SLG: 0.100					SH1-3				BB 1B	2	0	0	0	0	1	3				
Dave Leiper, L (6, 1) OBP: 0.301, SLG: 0.373					K				BB	0	0	0	0	0	0	0				
Shane Mack, R (7, PH) OBP: 0.156, SLG: 0.156					5-3				BB	0	0	0	0	0	0	0				
Andy Hawkins, R (7, 1) OBP: 0.156, SLG: 0.156					1-2				BB	0	0	0	0	0	0	0				
Luis Salazar, R (9, PH) OBP: 0.312, SLG: 0.341					1-2				BB	0	0	0	0	1	0	0				
Inning Stats	R: 0 E: 0 K: 2 S: 7	H: 0 LOB: 0 BB: 0 P: 7	R: 0 E: 0 K: 2 S: 7	H: 0 LOB: 0 BB: 0 P: 7	R: 0 E: 0 K: 2 S: 8	H: 1 LOB: 2 BB: 1 P: 12	R: 2 E: 1 K: 1 S: 9	H: 3 LOB: 2 BB: 0 P: 9	R: 0 E: 0 K: 0 S: 5	H: 0 LOB: 0 BB: 0 P: 3	R: 0 E: 0 K: 0 S: 4	H: 1 LOB: 1 BB: 0 P: 4	R: 0 E: 0 K: 0 S: 3	H: 1 LOB: 1 BB: 1 P: 7	R: 1 E: 0 K: 0 S: 5	H: 2 LOB: 2 BB: 1 P: 9	1B: 6 2B: 1 3B: 0 HR: 1	SF: 1 SAC: 1 DP: 1 HBP: 0	WP: 0 PB: 0 SB: 3 CS: 0	PA: 39
PITCHER	IP WLS BF H R ER SO BB IBB HBP BLK WP HR S P ERA WHIP																			
Dennis Rasmussen, L (1, 1) ERA: 4.82	7.0 W 30 5 2 1 8 3 0 0 0 0 1 43 55 1.29 1.143																			
Frank Williams, R (8, 1) ERA: 2.3	1.0 S 3 1 0 0 0 0 0 0 0 0 0 0 3 3 0.00 1.000																			
John Franco, L (9, 1) ERA: 2.74	1.0 S 6 2 1 1 0 0 1 0 0 0 0 0 0 5 9 9.00 3.000																			

San Diego Padres @ Cincinnati Reds
Riverfront Stadium, Cincinnati, OH
Tue Sep 22 1987, 7:05 PM EDT
Att: 13,270 - Unknown

AB 33
R 3
H 8
RBI 2
BB 4
SO 8
LOB 18



Batter	1	2	3	4	5	6	7	8	9	AB	R	H	RBI	BB	SO	LOB	BOTTOM			
Kal Daniels, L (1, 7) OBP: 0.434, SLG: 0.633	4-3				F8				F8	4	0	0	0	1	0	0				
Jeff Treadway, L (1, 4) OBP: 0.352, SLG: 0.396					F7					3	0	1	0	0	0	1				
Dave Concepcion, R (6, PH) OBP: 0.369, SLG: 0.375	1B				F9				4-3	1	0	0	0	0	0	0				
Eric Davis, R (1, 8) OBP: 0.403, SLG: 0.604	1B				F9				5-3	2	1	0	0	2	0	0				
Dave Parker, L (1, 9) OBP: 0.315, SLG: 0.444									5-3	3	2	2	1	1	0	0				
Paul O'Neill, L (8, 9) OBP: 0.320, SLG: 0.493					HR				1B	0	0	0	0	0	0	0				
Buddy Bell, R (1, 5) OBP: 0.368, SLG: 0.412	G6-4-3				FC5-4				F7	3	1	1	1	1	0	3				
Nick Esasky, R (1, 3) OBP: 0.323, SLG: 0.544					1B				1B	3	1	2	0	1	0	0				
Terry McGriff, R (1, 2) OBP: 0.262, SLG: 0.373					K				4-3	4	0	2	2	0	1	3				
Barry Larkin, R (1, 6) OBP: 0.301, SLG: 0.359					FC1-6				1B	4	0	1	1	0	0	3				
John Franco, L (9, 1) ERA: 3.54					FC5-4				F4	0	0	0	0	0	0	0				
Dennis Rasmussen, L (1, 1) OBP: 0.083, SLG: 0.083					4-3				4-3	3	0	0	0	0	2	5				
Frank Williams, R (8, 1) ERA: 3.54					K					0	0	0	0	0	0	0				
Kurt Stillwell, S (8, PH) OBP: 0.314, SLG: 0.372					4-3					1	0	0	0	0	0	0				
Inning Stats	R: 0 E: 0 K: 0 S: 4	H: 2 LOB: 2 BB: 1 P: 8	R: 0 E: 0 K: 1 S: 6	H: 1 LOB: 1 BB: 0 P: 6	R: 0 E: 0 K: 0 S: 3	H: 0 LOB: 0 BB: 0 P: 3	R: 1 E: 0 K: 1 S: 7	H: 2 LOB: 2 BB: 1 P: 11	R: 4 E: 0 K: 1 S: 7	H: 3 LOB: 4 BB: 2 P: 23	R: 0 E: 0 K: 0 S: 3	H: 0 LOB: 0 BB: 0 P: 3	R: 0 E: 0 K: 0 S: 4	H: 1 LOB: 1 BB: 0 P: 4	R: 0 E: 0 K: 0 S: 3	H: 0 LOB: 0 BB: 0 P: 3	1B: 7 2B: 1 3B: 0 HR: 1	SF: 0 SAC: 0 DP: 1 HBP: 0	WP: 0 PB: 0 SB: 1 CS: 0	PA: 37
PITCHER	IP WLS BF H R ER SO BB IBB HBP BLK WP HR S P ERA WHIP																			
Mark Grant, R (1, 1) ERA: 4.18	5.0 L 27 5 5 3 3 5 0 0 0 0 0 1 27 51 9.00 2.600																			
Dave Leiper, L (6, 1) ERA: 3.54	1.0 S 3 0 0 0 0 0 0 0 0 0 0 0 3 3 0.00 0.000																			
Andy Hawkins, R (7, 1) ERA: 5.2	2.0 S 7 1 0 0 0 0 0 0 0 0 0 0 7 7 0.00 0.500																			

San Diego Padres @ Cincinnati Reds
Riverfront Stadium, Cincinnati, OH
Tue Sep 22 1987, 7:05 PM EDT
Att: 13,270 - Unknown

AB 31
R 5
H 9
RBI 5
BB 6
SO 3
LOB 15



Batter	1	2	3	4	5	6	7	8	9	AB	R	H	RBI	BB	SO	LOB	TOP														
Tony Gwynn, L OBP: 0.449, SLG: 0.518 (1, 9)										4	1	1	0	0	0	1	San Diego Padres @ Los Angeles Dodgers Dodger Stadium, Los Angeles, CA Fri Sep 25 1987, 7:05 PM PDT Att: 20,995 - Unknown														
Marvell Wynne, L OBP: 0.332, SLG: 0.359 (1, 8)										4	1	0	0	0	1	1															
John Kruk, L OBP: 0.413, SLG: 0.506 (1, 3)										4	0	1	1	0	2	0															
Carmelo Martinez, R OBP: 0.372, SLG: 0.424 (1, 7)										4	0	0	0	0	1	1															
Benito Santiago, R OBP: 0.322, SLG: 0.457 (1, 2)										4	0	1	0	0	2	0															
Randy Ready, R OBP: 0.421, SLG: 0.508 (1, 5)										4	1	2	1	0	0	2															
Garry Templeton, S OBP: 0.284, SLG: 0.304 (1, 6)										4	0	2	0	0	0	3															
Tim Flannery, L OBP: 0.335, SLG: 0.256 (9, PH)										2	0	0	0	1	1	2															
Rob Nelson, L OBP: 0.194, SLG: 0.200 (9, PH)										1	0	0	0	0	1	1															
Ed Whitson, R OBP: 0.136, SLG: 0.138 Greg Booker, R (5, 1)										2	0	0	0	0	0	2															
Joey Cora, S OBP: 0.320, SLG: 0.280 Andy Hawkins, R OBP: 0.156, SLG: 0.156 Stan Jefferson, S OBP: 0.303, SLG: 0.344 (9, PH)										0	0	0	0	0	0	0															
Inning Stats	R: 2 E: 1 K: 1 S: 9	H: 3 LOB: 2 BB: 0 P: 9	R: 0 E: 0 K: 0 S: 3	H: 0 LOB: 1 BB: 1 P: 7	R: 0 E: 0 K: 2 S: 7	H: 0 LOB: 0 BB: 0 P: 7	R: 0 E: 0 K: 0 S: 4	H: 1 LOB: 1 BB: 0 P: 4	R: 0 E: 0 K: 2 S: 7	H: 0 LOB: 0 BB: 0 P: 7	R: 1 E: 0 K: 1 S: 7	H: 2 LOB: 1 BB: 0 P: 7	R: 0 E: 0 K: 0 S: 3	H: 0 LOB: 0 BB: 0 P: 3	R: 0 E: 0 K: 1 S: 5	H: 1 LOB: 1 BB: 0 P: 6	1B: 6 2B: 0 3B: 0 HR: 1	SF: 0 SAC: 0 DP: 0 HBP: 0	WP: 0 PB: 0 SB: 0 CS: 0	PA: 36											
PITCHER	IP WLS BF H R ER SO BB IBB HBP BLK WP HR S P ERA WHIP																														
Tim Belcher, R ERA: 3.0 Alejandro Pena, R ERA: 3.72	(1, 1) (8, 1)	7.0 S	29 7	6 1	3 0	2 0	6 2	1 0	0 0	0 0	1 0	40 11	44 11	2.57 0.00	1.000 0.500																

AB	35
R	3
H	7
RBI	2
BB	1
SO	8
LOB	14



Batter	1	2	3	4	5	6	7	8	9	AB	R	H	RBI	BB	SO	LOB	BOTTOM														
Mike Sharperson, R OBP: 0.262, SLG: 0.263 Chris Gwynn, L OBP: 0.308, SLG: 0.320 Alejandro Pena, R OBP: 0.083, SLG: 0.083 (1, 4)										3	0	0	0	0	0	2	San Diego Padres @ Los Angeles Dodgers Dodger Stadium, Los Angeles, CA Fri Sep 25 1987, 7:05 PM PDT Att: 20,995 - Unknown														
Franklin Stubbs, L OBP: 0.291, SLG: 0.411 Jose Gonzalez, R (7, PR)										4	2	3	0	0	1	0															
Pedro Guerrero, R OBP: 0.415, SLG: 0.545 (1, 3)										4	1	2	3	0	2	1															
Mike Marshall, R OBP: 0.318, SLG: 0.446 (1, 9)										3	0	0	0	1	1	1															
John Shelby, S OBP: 0.303, SLG: 0.446 (1, 8)										4	1	0	0	0	0	2															
Mike Scioscia, L OBP: 0.347, SLG: 0.367 (1, 2)										4	0	2	0	0	0	0															
Glenn Hoffman, R OBP: 0.285, SLG: 0.270 (1, 6)										3	1	0	1	0	0	1															
Phil Garner, R OBP: 0.289, SLG: 0.307 (8, 4)										2	0	0	0	1	0	0															
Tim Belcher, R OBP: 0.250, SLG: 0.250 Danny Heep, L OBP: 0.228, SLG: 0.212 Dave Anderson, R OBP: 0.299, SLG: 0.313 (1, 1)										2	0	1	1	0	0	0															
Inning Stats	R: 0 E: 0 K: 2 S: 7	H: 0 LOB: 0 BB: 0 P: 7	R: 2 E: 1 K: 0 S: 5	H: 2 LOB: 2 BB: 2 P: 13	R: 2 E: 0 K: 1 S: 7	H: 2 LOB: 0 BB: 0 P: 7	R: 0 E: 0 K: 0 S: 3	H: 0 LOB: 0 BB: 0 P: 3	R: 1 E: 0 K: 0 S: 5	H: 2 LOB: 1 BB: 0 P: 5	R: 0 E: 0 K: 0 S: 3	H: 0 LOB: 0 BB: 0 P: 3	R: 0 E: 0 K: 1 S: 6	H: 1 LOB: 1 BB: 0 P: 6	R: 0 E: 0 K: 0 S: 3	H: 1 LOB: 0 BB: 0 P: 3		1B: 5 2B: 2 3B: 0 HR: 1	SF: 0 SAC: 0 DP: 0 HBP: 0	WP: 0 PB: 0 SB: 0 CS: 1	PA: 34										
PITCHER	IP WLS BF H R ER SO BB IBB HBP BLK WP HR S P ERA WHIP																														
Ed Whitson, R ERA: 4.66 Greg Booker, R ERA: 3.54 Andy Hawkins, R ERA: 5.11	(1, 1) (5, 1) (7, 1)	4.1 1.2 2.0	L 5 7	21 0 2	5 0 0	3 0 0	3 0 1	2 0 0	0 0 0	0 0 0	0 0 0	25 5 9	33 5 9	10.38 0.00 0.00	1.846 0.000 1.000																

AB	31
R	5
H	8
RBI	5
BB	2
SO	4
LOB	7



Batter	1	2	3	4	5	6	7	8	9	AB	R	H	RBI	BB	SO	LOB	TOP					
Tony Gwynn, L (1, 9) OBP: 0.446, SLG: 0.514	0-0 5-3			0-0 F7		0-0 6-3		0-0 2-3		4	0	0	0	0	0	1						
Joey Cora, S (1, 4) OBP: 0.315, SLG: 0.275	0-3 K			0-0 F7		0-0 B3-1			0-0 6-3	4	0	0	0	0	1	0						
Carmelo Martinez, R (1, 7) OBP: 0.373, SLG: 0.427	0-0 CS 1B			0-0 2B		0-3 K			0-0 B5-3	4	0	2	0	0	1	0						
John Kruk, L (1, 3) OBP: 0.412, SLG: 0.504	0-0 CS 1-2	0-0 F8		0-3 K			0-3 K		0-0 1B 1B	4	0	1	0	0	2	1						
Benito Santiago, R (1, 2) OBP: 0.323, SLG: 0.458		0-0 F9			0-0 F7 2B 1B		0-0 6-3		0-0 1B 1B	4	1	2	0	0	0	0						
Randy Ready, R (1, 5) OBP: 0.416, SLG: 0.502		0-0 F7			0-0 F7 1-2		0-3 K		0-0 F8	4	0	0	0	0	1	3						
Garry Templeton, S (1, 6) OBP: 0.286, SLG: 0.307			0-0 3-1		0-0 2B 2H			4-0 BB		2	0	1	1	1	0	0						
Stan Jefferson, S (1, 8) OBP: 0.301, SLG: 0.342			0-0 6-3		0-0 F7			0-3 K		3	0	0	0	0	1	2						
Eric Nolte, L (1, 1) OBP: 0.143, SLG: 0.100			0-0 4-3		0-3 K			0-3 K		2	0	0	0	0	1	1						
Mark Davis, L (6, 1) OBP: 0.233, SLG: 0.333										0	0	0	0	0	0	0						
Lance McCullers, S (7, 1) OBP: 0.133, SLG: 0.071										0	0	0	0	0	0	0						
Marvell Wynne, L (8, PH) OBP: 0.330, SLG: 0.357										1	0	0	0	0	1	1						
Greg Booker, R (8, 1) OBP: 0.357, SLG: 0.357										0	0	0	0	0	0	0						
Inning Stats	R: 0 E: 0 K: 1 S: 5	H: 1 LOB: 0 BB: 0 P: 5	R: 0 E: 0 K: 0 S: 3	H: 0 LOB: 0 BB: 0 P: 3	R: 0 E: 0 K: 0 S: 3	H: 0 LOB: 0 BB: 0 P: 3	R: 0 E: 0 K: 1 S: 6	H: 1 LOB: 1 BB: 0 P: 6	R: 1 E: 0 K: 1 S: 7	H: 2 LOB: 1 BB: 0 P: 7	R: 0 E: 0 K: 1 S: 5	H: 0 LOB: 0 BB: 0 P: 5	R: 0 E: 0 K: 2 S: 7	H: 0 LOB: 0 BB: 0 P: 7	R: 0 E: 0 K: 2 S: 7	H: 0 LOB: 1 BB: 1 P: 11	R: 0 E: 0 K: 0 S: 5	H: 2 LOB: 2 BB: 0 P: 5	1B: 4 2B: 2 3B: 0 HR: 0	SF: 0 SAC: 0 DP: 0 HBP: 0	WP: 0 PB: 0 SB: 0 CS: 1	PA: 34
PITCHER Bob Welch, R (1, 1) ERA: 3.34	IP: 9.0 WLS: W BF: 33 H: 6 R: 1 ER: 1 SO: 8 BB: 1 IBB: 0 HBP: 0 BLK: 0 WP: 0 HR: 0 S: 48 P: 52 ERA: 1.00 WHIP: 0.778															PITCHER	IP: 9.0 WLS: W BF: 33 H: 6 R: 1 ER: 1 SO: 8 BB: 1 IBB: 0 HBP: 0 BLK: 0 WP: 0 HR: 0 S: 48 P: 52 ERA: 1.00 WHIP: 0.778					

San Diego Padres @ Los Angeles Dodgers
 Dodger Stadium, Los Angeles, CA
 Sat Sep 26 1987, 3:33 AM PDT
 Att: 18,357 - Unknown

AB	32
R	1
H	6
RBI	1
BB	1
SO	8
LOB	9



Batter	1	2	3	4	5	6	7	8	9	AB	R	H	RBI	BB	SO	LOB	BOTTOM			
Jose Gonzalez, R (1, 7) OBP: 0.250, SLG: 0.500	0-0 2B		0-0 4-3		0-0 4-3		0-3 K			3	0	1	0	0	0	1				
Ken Landreaux, L (7, PH) OBP: 0.273, SLG: 0.330	0-3 K									1	0	0	0	0	0	1				
Mike Ramsey, S (8, 7) OBP: 0.287, SLG: 0.296	0-0 1B									0	0	0	0	0	0	0				
Mike Sharperson, R (1, 4) OBP: 0.273, SLG: 0.275	0-3 K		0-0 1B			0-0 1B 1B	0-3 6-3			3	1	2	0	0	1	1				
Danny Heep, L (7, PH) OBP: 0.226, SLG: 0.209										1	0	0	0	0	0	1				
Dave Anderson, R (8, 5) OBP: 0.299, SLG: 0.313										0	0	0	0	0	0	0				
Pedro Guerrero, R (1, 3) OBP: 0.414, SLG: 0.543	0-0 5-3		0-0 G3			0-0 BB 1B 1B	0-0 F8			4	1	1	0	0	0	2				
Franklin Stubbs, L (9, 3) OBP: 0.291, SLG: 0.411	0-0 2-3					0-0 1B 1B				0	0	0	0	0	0	0				
Mike Marshall, R (1, 9) OBP: 0.319, SLG: 0.446	0-0 6-3			0-0 F8		0-0 BB 1B 1B		0-0 F4		4	1	2	1	0	0	1				
John Shelby, S (1, 8) OBP: 0.303, SLG: 0.444		0-0 4-3		0-0 F9		0-0 1B CS BB		0-0 1B 1B		3	0	0	0	1	0	1				
Mike Scioscia, L (1, 2) OBP: 0.346, SLG: 0.366		0-0 E6		0-0 G3		0-0 F8		0-0 F7		4	0	1	0	0	0	3				
Glenn Hoffman, R (1, 6) OBP: 0.290, SLG: 0.276		0-0 F8			0-0 4-3 1B	0-0 CS 1B		0-0 1B 1B		4	0	2	2	0	0	3				
Phil Garner, R (1, 5) OBP: 0.289, SLG: 0.312		0-0 5-3			0-0 F7	0-0 CS		0-0 5-3		3	0	1	0	0	0	2				
Bob Welch, R (1, 1) OBP: 0.218, SLG: 0.150			0-0 3-1		0-0 4-3 1-2		0-0 6-3 2B			3	0	0	0	0	1	2				
Inning Stats	R: 0 E: 0 K: 1 S: 6	H: 1 LOB: 1 BB: 0 P: 6	R: 0 E: 1 K: 0 S: 4	H: 0 LOB: 1 BB: 0 P: 4	R: 0 E: 0 K: 0 S: 4	H: 1 LOB: 1 BB: 0 P: 4	R: 0 E: 0 K: 0 S: 3	H: 0 LOB: 0 BB: 0 P: 3	R: 0 E: 0 K: 0 S: 4	H: 1 LOB: 1 BB: 0 P: 4	R: 3 E: 0 K: 0 S: 5	H: 4 LOB: 1 BB: 1 P: 9	R: 0 E: 0 K: 1 S: 6	H: 1 LOB: 0 BB: 0 P: 6	R: 0 E: 0 K: 0 S: 5	H: 2 LOB: 2 BB: 0 P: 5	1B: 8 2B: 3 3B: 0 HR: 0	SF: 0 SAC: 0 DP: 1 HBP: 0	WP: 0 PB: 0 SB: 0 CS: 2	PA: 35
PITCHER Eric Nolte, L (1, 1) ERA: 3.0	IP: 5.0 WLS: L BF: 23 H: 6 R: 3 ER: 3 SO: 3 BB: 1 IBB: 0 HBP: 0 BLK: 0 WP: 0 HR: 0 S: 24 P: 28 ERA: 5.40 WHIP: 1.400															PITCHER	IP: 5.0 WLS: L BF: 23 H: 6 R: 3 ER: 3 SO: 3 BB: 1 IBB: 0 HBP: 0 BLK: 0 WP: 0 HR: 0 S: 24 P: 28 ERA: 5.40 WHIP: 1.400			
Mark Davis, L (6, 1) ERA: 4.07	1.0 2 1 0 0 0 0 0 0 0 0 0 2 2 0.00 1.000																			
Lance McCullers, R (7, 1) ERA: 3.84	1.0 4 1 0 0 1 0 0 0 0 0 0 6 6 0.00 1.000																			
Greg Booker, R (8, 1) ERA: 3.48	1.0 5 2 0 0 0 0 0 0 0 0 0 5 5 0.00 2.000																			

San Diego Padres @ Los Angeles Dodgers
 Dodger Stadium, Los Angeles, CA
 Sat Sep 26 1987, 3:33 AM PDT
 Att: 18,357 - Unknown

AB	33
R	3
H	10
RBI	3
BB	1
SO	2
LOB	18



Batter	1	2	3	4	5	6	7	8	9	AB	R	H	RBI	BB	SO	LOB	TOP					
Randy Ready, R OBP: 0.419, SLG: 0.502	0-0 1B	0-0 BB		0-0 5-3			4-0 FC1-6 BB		0-0 F7	4	1	2	0	1	0	1						
Shane Mack, R OBP: 0.306, SLG: 0.375	0-0 1B	4-0 1B		0-0 F9			0-0 FC1-6 L4-3		0-0 4-3	3	0	1	0	1	0	2						
Marvell Wynne, L OBP: 0.328, SLG: 0.355	0-0 1B	1-2 BB					0-0 L4-3			1	0	0	0	0	0	0						
Carmelo Martinez, R OBP: 0.371, SLG: 0.423	0-3 K	0-0 F7				4-0 FC3-6 BB			0-3 K	4	0	0	0	1	2	5						
John Kruk, L OBP: 0.412, SLG: 0.503	0-0 BB			0-0 5-3		0-0 FC3-6 CS			0-0 F7	4	0	2	1	0	0	1						
Stan Jefferson, S OBP: 0.301, SLG: 0.342	1-2 2H 1B			1-2 1B		1-2				0	0	0	0	0	0	0						
Bento Santiago, R OBP: 0.322, SLG: 0.456	0-0 F9			0-0 5-3		0-0 F7			0-0 3B 1B	4	1	1	0	0	0	4						
Shawn Abner, R OBP: 0.287, SLG: 0.483	4-0 1-2 BB			0-0 5-3		0-0 CS	0-0 G3		0-0 E	3	1	1	1	1	0	1						
Garry Templeton, S OBP: 0.284, SLG: 0.304	0-0 F7			0-0 F6			0-0 6-3		0-0 E6 1B	4	0	0	0	0	0	4						
Joey Cora, S OBP: 0.321, SLG: 0.284		0-0 F2		0-0 S 1B			0-0 1B		0-0 G6-4-3 1B	4	0	3	0	0	0	0						
Mark Grant, R OBP: 0.152, SLG: 0.093		0-0 1-3					0-3 K		0-0 G6-4-3	3	0	0	0	0	1	2						
Tony Gwynn, L OBP: 0.445, SLG: 0.513				0-0 F4					0-0 1-2	1	0	0	0	0	0	2						
Rich Gossage, R OBP: 0.287, SLG: 0.355									0-0 1-2	0	0	0	0	0	0	0						
Inning Stats	R: 1 E: 0 K: 1 S: 8	H: 3 LOB: 3 BB: 1 P: 12	R: 0 E: 0 K: 0 S: 4	H: 1 LOB: 2 BB: 1 P: 8	R: 0 E: 0 K: 0 S: 4	H: 1 LOB: 1 BB: 0 P: 4	R: 0 E: 0 K: 0 S: 4	H: 1 LOB: 1 BB: 0 P: 4	R: 0 E: 0 K: 0 S: 2	H: 0 LOB: 0 BB: 1 P: 6	R: 0 E: 0 K: 1 S: 6	H: 1 LOB: 1 BB: 0 P: 6	R: 0 E: 0 K: 0 S: 2	H: 0 LOB: 0 BB: 1 P: 6	R: 2 E: 1 K: 0 S: 6	H: 3 LOB: 1 BB: 0 P: 6	R: 0 E: 0 K: 1 S: 5	H: 0 LOB: 0 BB: 0 P: 5	1B: 9 2B: 1 3B: 1 HR: 0	SF: 0 SAC: 0 DP: 2 HBP: 0	WP: 0 PB: 0 SB: 1 CS: 1	PA: 40
PITCHER	IP	WLS	BF	H	R	ER	SO	BB	IBB	HBP	BLK	WP	HR	S	P	ERA	WHIP					
Fernando Valenzuela, L ERA: 4.0	(1, 1)	7.1	35	10	3	3	2	4	0	0	0	0	0	35	51	3.68	1.909					
Tim Crews, R ERA: 2.33	(8, 1)	0.2	W	1	0	0	0	0	0	0	0	0	0	1	1	0.00	0.000					
Alejandro Pena, R ERA: 3.67	(9, 1)	1.0	S	3	0	0	0	1	0	0	0	0	0	5	5	0.00	0.000					

San Diego Padres @ Los Angeles Dodgers
Dodger Stadium, Los Angeles, CA
Sun Sep 27 1987, 3:33 AM PDT
Att: 24,179 - Unknown

AB	35
R	3
H	10
RBI	2
BB	4
SO	3
LOB	22



Batter	1	2	3	4	5	6	7	8	9	AB	R	H	RBI	BB	SO	LOB	BOTTOM					
Steve Sax, R OBP: 0.327, SLG: 0.357	0-0 B5-3		0-0 4-3			0-0 SH2-3 1B		4-0 FC3-6 BB		3	0	1	0	1	0	0						
Chris Gwynn, L OBP: 0.276, SLG: 0.286	0-0 F7		0-0 L4			0-0 SH2-3		0-0 FC3-6 BB		3	1	0	0	0	0	2						
Craig Shipley, R OBP: 0.276, SLG: 0.310						1-2 2-3 2B		1-2 2B BB		0	0	0	0	0	0	0						
Franklin Stubbs, L OBP: 0.290, SLG: 0.407	0-0 6-3			0-3 K		0-3 K		4-0 K		3	1	0	0	1	2	1						
Mike Marshall, R OBP: 0.321, SLG: 0.455		0-0 HR		0-0 FC4-6 1B		0-0 F8		0-3 K		4	1	2	1	0	1	4						
John Shelby, S OBP: 0.306, SLG: 0.447		0-0 SH1-3 1B		0-0 FC4-6		4-0 WP SH5-3 BB		0-0 1H 2H 3H 2B		3	0	2	3	1	0	1						
Mike Scioscia, L OBP: 0.346, SLG: 0.364		0-0 F4		0-0 F6		0-0 SH5-3		4-0 IBB		2	0	0	0	1	0	2						
Glenn Hoffman, R OBP: 0.287, SLG: 0.273		0-0 SH1-3			0-0 F3		0-3 K		0-3 K	2	0	0	0	0	1	1						
Ralph Bryant, L OBP: 0.344, SLG: 0.418		1-2 1B					2-3 K			1	0	0	0	0	1	2						
Alejandro Pena, R OBP: 0.083, SLG: 0.083										0	0	0	0	0	0	0						
Mike Sharperson, R OBP: 0.268, SLG: 0.269		0-0 5-3			0-0 F8		0-3 K			2	0	0	0	0	0	1						
Ken Landreaux, L OBP: 0.271, SLG: 0.328										1	0	0	0	0	1	1						
Dave Anderson, R OBP: 0.299, SLG: 0.313										0	0	0	0	0	0	0						
Fernando Valenzuela, L OBP: 0.136, SLG: 0.170			0-0 F4		0-0 4-3			4-0 FC3-6 BB 2B		2	0	0	0	0	0	0						
Tim Crews, R	(8, 1)									0	0	0	0	0	0	0						
Danny Heep, L OBP: 0.233, SLG: 0.209	(8, PH)									0	0	0	0	1	0	0						
Mike Ramsey, S OBP: 0.287, SLG: 0.296	(8, PR)									0	1	0	0	0	0	0						
Jose Canzales, R OBP: 0.250, SLG: 0.500	(9, 7)									0	0	0	0	0	0	0						
Inning Stats	R: 0 E: 0 K: 0 S: 3	H: 0 LOB: 0 BB: 0 P: 3	R: 1 E: 0 K: 0 S: 5	H: 2 LOB: 1 BB: 0 P: 5	R: 0 E: 0 K: 0 S: 3	H: 0 LOB: 0 BB: 0 P: 3	R: 0 E: 0 K: 1 S: 6	H: 1 LOB: 1 BB: 0 P: 6	R: 0 E: 0 K: 0 S: 3	H: 0 LOB: 0 BB: 0 P: 3	R: 0 E: 0 K: 1 S: 6	H: 1 LOB: 1 BB: 0 P: 6	R: 0 E: 0 K: 2 S: 7	H: 0 LOB: 1 BB: 1 P: 11	R: 3 E: 0 K: 2 S: 8	H: 1 LOB: 2 BB: 4 P: 24	R: 0 E: 0 K: 2 S: 8	H: 0 LOB: 0 BB: 0 P: 5	1B: 3 2B: 1 3B: 0 HR: 1	SF: 0 SAC: 3 DP: 0 HBP: 0	WP: 1 PB: 0 SB: 0 CS: 0	PA: 34
PITCHER	IP	WLS	BF	H	R	ER	SO	BB	IBB	HBP	BLK	WP	HR	S	P	ERA	WHIP					
Mark Grant, R ERA: 4.05	(1, 1)	7.0	L	8	1	3	3	2	3	1	0	0	0	8	24	27.00	4.000					
Rich Gossage, R ERA: 3.16	(8, 1)	1.0	L	8	1	3	3	2	3	1	0	0	0	8	24	27.00	4.000					

San Diego Padres @ Los Angeles Dodgers
Dodger Stadium, Los Angeles, CA
Sun Sep 27 1987, 3:33 AM PDT
Att: 24,179 - Unknown

AB	26
R	4
H	5
RBI	4
BB	5
SO	6
LOB	15



Batter	1	2	3	4	5	6	7	8	9	AB	R	H	RBI	BB	SO	LOB	TOP								
Eddie Milner, L (1, 8) OBP: 0.320, SLG: 0.374 Jeffrey Leonard, R (4, FH) OBP: 0.318, SLG: 0.483 (4, 7)	1-3		1B	HR		F4		6-3		2	0	1	0	0	0	0	San Francisco Giants @ San Diego Padres Jack Murphy Stadium, San Diego, CA Mon Sep 28 1987, 10:05 PM EDT Att: 29,844 - Unknown								
Kevin Mitchell, R (1, 5) OBP: 0.349, SLG: 0.472	F8		1B	1B				E5		5	1	2	0	0	0										
Mike Aldrete, L (1, 7) OBP: 0.392, SLG: 0.466 Chili Davis, S (5, FH) OBP: 0.342, SLG: 0.436 (5, 8)			1B	1B				FC1-2		0	0	0	0	2	0										
Candy Maldonado, R (1, 9) OBP: 0.349, SLG: 0.519	F8		1B	1B				FC1-2		4	0	2	1	1	0	3									
Will Clark, L (1, 3) OBP: 0.372, SLG: 0.576			1B	1B				F8		5	0	2	0	0	1	4									
Bob Brenly, R (1, 2) OBP: 0.346, SLG: 0.462	L7		3-1					F9		5	0	0	0	0	1	5									
Robby Thompson, R (1, 4) OBP: 0.336, SLG: 0.422								F9		3	0	1	0	2	0	0									
Jose Uribe, S (1, 6) OBP: 0.336, SLG: 0.412	4-3			HR				6-3		5	1	1	0	0	0	4									
Dave Dravecky, R (1, 1) OBP: 0.203, SLG: 0.164 Dave Henderson, R (5, FH) OBP: 0.333, SLG: 0.416 Don Robinson, R (5, 1) OBP: 0.263, SLG: 0.444			F9	SH2-4		F6		HR		0	0	0	0	0	0	0									
				1B						1	0	0	0	0	0	3									
										1	1	1	1	0	0	0									
Inning Stats	R: 0 E: 0 K: 0 S: 3	H: 0 LOB: 1 BB: 1 P: 7	R: 0 E: 0 K: 1 S: 5	H: 0 LOB: 1 BB: 1 P: 9	R: 1 E: 0 K: 0 S: 6	H: 4 LOB: 3 BB: 1 P: 10	R: 2 E: 0 K: 0 S: 5	H: 2 LOB: 0 BB: 0 P: 5	R: 1 E: 0 K: 0 S: 5	H: 2 LOB: 3 BB: 2 P: 13	R: 0 E: 0 K: 1 S: 7	H: 2 LOB: 2 BB: 0 P: 7	R: 0 E: 0 K: 1 S: 5	H: 1 LOB: 0 BB: 0 P: 5	R: 1 E: 1 K: 0 S: 5	H: 1 LOB: 2 BB: 1 P: 9	R: 0 E: 0 K: 0 S: 3	H: 0 LOB: 0 BB: 0 P: 3	1B: 7 2B: 2 3B: 0 HR: 3	SF: 0 SAC: 1 DP: 0 HBP: 0	WP: 1 PB: 0 SB: 2 CS: 0	PA: 44			
PITCHER	IP ERA WLS BF H R ER SO BB IBB HBP BLK WP HR S P ERA WHIP	IP ERA WLS BF H R ER SO BB IBB HBP BLK WP HR S P ERA WHIP	IP ERA WLS BF H R ER SO BB IBB HBP BLK WP HR S P ERA WHIP	IP ERA WLS BF H R ER SO BB IBB HBP BLK WP HR S P ERA WHIP	IP ERA WLS BF H R ER SO BB IBB HBP BLK WP HR S P ERA WHIP	IP ERA WLS BF H R ER SO BB IBB HBP BLK WP HR S P ERA WHIP	IP ERA WLS BF H R ER SO BB IBB HBP BLK WP HR S P ERA WHIP	IP ERA WLS BF H R ER SO BB IBB HBP BLK WP HR S P ERA WHIP	IP ERA WLS BF H R ER SO BB IBB HBP BLK WP HR S P ERA WHIP	IP ERA WLS BF H R ER SO BB IBB HBP BLK WP HR S P ERA WHIP	IP ERA WLS BF H R ER SO BB IBB HBP BLK WP HR S P ERA WHIP	IP ERA WLS BF H R ER SO BB IBB HBP BLK WP HR S P ERA WHIP	IP ERA WLS BF H R ER SO BB IBB HBP BLK WP HR S P ERA WHIP	IP ERA WLS BF H R ER SO BB IBB HBP BLK WP HR S P ERA WHIP	IP ERA WLS BF H R ER SO BB IBB HBP BLK WP HR S P ERA WHIP	IP ERA WLS BF H R ER SO BB IBB HBP BLK WP HR S P ERA WHIP	IP ERA WLS BF H R ER SO BB IBB HBP BLK WP HR S P ERA WHIP	IP ERA WLS BF H R ER SO BB IBB HBP BLK WP HR S P ERA WHIP	IP ERA WLS BF H R ER SO BB IBB HBP BLK WP HR S P ERA WHIP	IP ERA WLS BF H R ER SO BB IBB HBP BLK WP HR S P ERA WHIP	IP ERA WLS BF H R ER SO BB IBB HBP BLK WP HR S P ERA WHIP	IP ERA WLS BF H R ER SO BB IBB HBP BLK WP HR S P ERA WHIP	IP ERA WLS BF H R ER SO BB IBB HBP BLK WP HR S P ERA WHIP	IP ERA WLS BF H R ER SO BB IBB HBP BLK WP HR S P ERA WHIP	IP ERA WLS BF H R ER SO BB IBB HBP BLK WP HR S P ERA WHIP
Tony Gwynn, L (1, 9) OBP: 0.447, SLG: 0.514	E8		FC6-4	1B		G3				5	1	3	1	0	0	3	San Francisco Giants @ San Diego Padres Jack Murphy Stadium, San Diego, CA Mon Sep 28 1987, 10:05 PM EDT Att: 29,844 - Unknown								
Shane Mack, R (1, 8) OBP: 0.305, SLG: 0.370	6-3		1B	1B				P3		3	0	0	0	1	1	2									
Carmelo Martinez, R (1, 7) OBP: 0.372, SLG: 0.423 Stan Jefferson, S (7, PR) OBP: 0.300, SLG: 0.341 (8, 7)	5-3							4-3		4	0	2	1	0	0	1									
John Kruk, L (1, 3) OBP: 0.410, SLG: 0.499	F8		1B	1B				F7		4	0	0	0	1	2	5									
Benito Santiago, R (1, 2) OBP: 0.324, SLG: 0.460			F7							4	0	2	1	0	0	3									
Randy Ready, R (1, 5) OBP: 0.417, SLG: 0.508 (9, 4)										4	1	1	1	0	0	3									
Garry Templeton, S (1, 6) OBP: 0.283, SLG: 0.304	3-1									4	1	1	0	0	0	1									
Joey Cora, S (1, 4) OBP: 0.319, SLG: 0.281 Rob Nelson, L (8, FH) OBP: 0.188, SLG: 0.194 Luis Salazar, R (9, 5) OBP: 0.307, SLG: 0.335			G3	SH1				E4		2	0	0	0	0	0	1									
				1B				K		1	0	0	0	0	1	0									
										0	0	0	0	0	0	0									
Inning Stats	R: 0 E: 1 K: 0 S: 4	H: 1 LOB: 1 BB: 0 P: 4	R: 0 E: 0 K: 0 S: 4	H: 1 LOB: 0 BB: 0 P: 4	R: 1 E: 0 K: 1 S: 7	H: 2 LOB: 2 BB: 1 P: 11	R: 2 E: 0 K: 2 S: 10	H: 3 LOB: 1 BB: 0 P: 10	R: 0 E: 0 K: 0 S: 2	H: 0 LOB: 0 BB: 1 P: 6	R: 0 E: 1 K: 0 S: 4	H: 0 LOB: 2 BB: 1 P: 8	R: 1 E: 0 K: 1 S: 7	H: 2 LOB: 0 BB: 0 P: 7	R: 0 E: 0 K: 1 S: 5	H: 0 LOB: 0 BB: 0 P: 5	R: 0 E: 0 K: 0 S: 4	H: 1 LOB: 1 BB: 0 P: 4	1B: 8 2B: 0 3B: 1 HR: 1	SF: 0 SAC: 2 DP: 1 HBP: 0	WP: 1 PB: 0 SB: 1 CS: 0	PA: 40			
PITCHER	IP ERA WLS BF H R ER SO BB IBB HBP BLK WP HR S P ERA WHIP	IP ERA WLS BF H R ER SO BB IBB HBP BLK WP HR S P ERA WHIP	IP ERA WLS BF H R ER SO BB IBB HBP BLK WP HR S P ERA WHIP	IP ERA WLS BF H R ER SO BB IBB HBP BLK WP HR S P ERA WHIP	IP ERA WLS BF H R ER SO BB IBB HBP BLK WP HR S P ERA WHIP	IP ERA WLS BF H R ER SO BB IBB HBP BLK WP HR S P ERA WHIP	IP ERA WLS BF H R ER SO BB IBB HBP BLK WP HR S P ERA WHIP	IP ERA WLS BF H R ER SO BB IBB HBP BLK WP HR S P ERA WHIP	IP ERA WLS BF H R ER SO BB IBB HBP BLK WP HR S P ERA WHIP	IP ERA WLS BF H R ER SO BB IBB HBP BLK WP HR S P ERA WHIP	IP ERA WLS BF H R ER SO BB IBB HBP BLK WP HR S P ERA WHIP	IP ERA WLS BF H R ER SO BB IBB HBP BLK WP HR S P ERA WHIP	IP ERA WLS BF H R ER SO BB IBB HBP BLK WP HR S P ERA WHIP	IP ERA WLS BF H R ER SO BB IBB HBP BLK WP HR S P ERA WHIP	IP ERA WLS BF H R ER SO BB IBB HBP BLK WP HR S P ERA WHIP	IP ERA WLS BF H R ER SO BB IBB HBP BLK WP HR S P ERA WHIP	IP ERA WLS BF H R ER SO BB IBB HBP BLK WP HR S P ERA WHIP	IP ERA WLS BF H R ER SO BB IBB HBP BLK WP HR S P ERA WHIP	IP ERA WLS BF H R ER SO BB IBB HBP BLK WP HR S P ERA WHIP	IP ERA WLS BF H R ER SO BB IBB HBP BLK WP HR S P ERA WHIP	IP ERA WLS BF H R ER SO BB IBB HBP BLK WP HR S P ERA WHIP	IP ERA WLS BF H R ER SO BB IBB HBP BLK WP HR S P ERA WHIP	IP ERA WLS BF H R ER SO BB IBB HBP BLK WP HR S P ERA WHIP	IP ERA WLS BF H R ER SO BB IBB HBP BLK WP HR S P ERA WHIP	IP ERA WLS BF H R ER SO BB IBB HBP BLK WP HR S P ERA WHIP

AB 36
R 5
H 12
RBI 5
BB 6
SO 3
LOB 20



AB 35
R 4
H 10
RBI 4
BB 3
SO 5
LOB 21



Batter	1	2	3	4	5	6	7	8	9	AB	R	H	RBI	BB	SO	LOB	TOP										
Jeffrey Leonard, R (1.7) OBP: 0.317, SLG: 0.480	5-3	L6		4-3		1-3			G5-4-3 1B	5	0	1	0	0	0	1											
Matt Williams, R (1.6) OBP: 0.243, SLG: 0.343	6-3		1B 3-1 BB		6-3		L3		G5-4-3 1-2	4	1	0	0	1	0	1											
Francisco Melendez, L (1.3) OBP: 0.364, SLG: 0.364			3-1 FC4-2 1B		5-3 E 1B					4	1	4	0	0	0	0											
Harry Spilman, L (1.5) OBP: 0.323, SLG: 0.369	F7		3-1		5-3		F7			4	0	0	1	0	0	4											
Jessie Reid, L (1.9) OBP: 0.286, SLG: 0.667		HR	FC4-2		E BB		K			3	1	1	1	1	1	2											
Randy Kutcher, R (1.8) OBP: 0.214, SLG: 0.385		E 3B	F9		E5		K			4	1	1	0	0	1	2											
Mark Wasinger, R (1.4) OBP: 0.341, SLG: 0.351		E5 SF7		6-3	6-3			G5-4-3 BB		3	1	0	0	1	0	2											
Kirt Manwaring, R (1.2)	6-3					F9		G5-4-3 1-2		3	0	0	0	0	0	2											
Kelly Downs, R (1.1) OBP: 0.158, SLG: 0.164	SF7					6-3				2	0	0	1	0	1	1											
Scott Garrelts, R (7.1) OBP: 0.200, SLG: 0.300										0	0	0	0	0	0	0											
Bob Melvin, R (9. PH) OBP: 0.250, SLG: 0.371										1	0	0	0	0	1	0											
Craig Lefferts, L (9.1) OBP: 0.286, SLG: 0.429										0	0	0	0	0	0	0											
Inning Stats	R: 0 E: 0 K: 0 S: 4	H: 1 LOB: 1 BB: 0 P: 4	R: 3 E: 1 K: 0 S: 6	H: 2 LOB: 0 BB: 0 P: 6	R: 1 E: 0 K: 0 S: 4	H: 1 LOB: 1 BB: 1 P: 8	R: 0 E: 0 K: 1 S: 5	H: 0 LOB: 0 BB: 0 P: 6	R: 1 E: 1 K: 0 S: 5	H: 1 LOB: 2 BB: 1 P: 9	R: 0 E: 0 K: 1 S: 6	H: 1 LOB: 1 BB: 0 P: 6	R: 0 E: 0 K: 1 S: 4	H: 0 LOB: 0 BB: 0 P: 8	R: 0 E: 0 K: 1 S: 5	H: 1 LOB: 0 BB: 0 P: 5	1B: 5 2B: 0 3B: 1 HR: 1	SF: 1 SAC: 0 DP: 2 HBP: 1	WP: 0 PB: 0 SB: 0 CS: 0	PA: 38							
PITCHER	IP	WLS	BF	H	R	ER	SO	BB	IBB	HBP	BLK	WP	HR	S	P	ERA	WHIP										
Jimmy Jones, R (1.1) ERA: 4.35	3.0	L	15	4	4	2	0	1	0	0	0	0	1	14	18	6.00	1.667										
Greg Booker, R (4.1) ERA: 3.32	2.0		10	1	1	0	1	1	0	1	0	0	0	10	15	0.00	1.000										
Ed Whitson, R (6.1) ERA: 4.62	2.0		7	1	0	0	1	0	0	0	0	0	0	9	9	0.00	0.500										
Keith Comstock, L (8.1) ERA: 4.53	2.0		6	1	0	0	2	1	0	0	0	0	0	9	13	0.00	1.000										

San Francisco Giants @ San Diego Padres
 Jack Murphy Stadium, San Diego, CA
 Tue Sep 29 1987, 10:05 PM EDT
 Att: 9,682 - Unknown

AB 33
R 5
H 7
RBI 3
BB 3
SO 4
LOB 15



Batter	1	2	3	4	5	6	7	8	9	AB	R	H	RBI	BB	SO	LOB	BOTTOM										
Shane Mack, R (1.8) OBP: 0.304, SLG: 0.365	6-3		6-3		F8			HR BB		3	1	0	0	1	0	0											
Benito Santiago, R (1.2) OBP: 0.323, SLG: 0.464	6-3			6-3	F8			HR		4	1	1	2	0	0	0											
John Kruk, L (1.3) OBP: 0.409, SLG: 0.497				K		4-3		F7		4	0	1	0	0	1	0											
Randy Ready, R (1.5) OBP: 0.415, SLG: 0.504	G3			1B 1B		6-3		5-3		4	1	1	0	0	0	1											
Randy Byers, L (1.7) OBP: 0.500, SLG: 0.571		4-3		BB 1B				K		4	0	2	0	0	1	0											
Shawn Abner, R (1.9) OBP: 0.286, SLG: 0.471		1-3		BB 1B		F6		F3		4	0	1	1	0	0	1											
Garry Templeton, S (1.6) OBP: 0.283, SLG: 0.302			K				F8	F9		3	0	0	0	1	1	0											
Joey Cora, S (1.4) OBP: 0.315, SLG: 0.278				4-3	F7			F9		3	0	0	0	0	0	3											
Stan Jefferson, S (9. PH) OBP: 0.299, SLG: 0.340										1	0	0	0	0	0	0											
Jimmy Jones, R (1.1) OBP: 0.200, SLG: 0.220										0	0	0	0	0	0	0											
Rob Nelson, L (3. PH) OBP: 0.182, SLG: 0.188										1	0	0	0	0	0	0											
Greg Sooker, R (4.1) OBP: 0.250, SLG: 0.250										0	0	0	0	0	0	0											
Tim Flannery, L (5. PH) OBP: 0.194, SLG: 0.138										0	0	0	0	0	0	0											
Ed Whitson, R (6.1) OBP: 0.250, SLG: 0.353										0	0	0	0	0	0	0											
Marvell Wynne, L (7. PH) OBP: 0.250, SLG: 0.353										1	0	0	0	0	0	0											
Keith Comstock, L (8.1)										0	0	0	0	0	0	0											
Inning Stats	R: 0 E: 0 K: 0 S: 4	H: 1 LOB: 1 BB: 0 P: 4	R: 0 E: 0 K: 1 S: 5	H: 0 LOB: 0 BB: 0 P: 5	R: 0 E: 0 K: 0 S: 3	H: 0 LOB: 0 BB: 0 P: 3	R: 1 E: 0 K: 1 S: 8	H: 3 LOB: 3 BB: 1 P: 12	R: 0 E: 0 K: 0 S: 3	H: 0 LOB: 0 BB: 0 P: 3	R: 0 E: 0 K: 0 S: 4	H: 1 LOB: 1 BB: 0 P: 4	R: 0 E: 0 K: 1 S: 3	H: 0 LOB: 0 BB: 0 P: 3	R: 2 E: 0 K: 1 S: 6	H: 1 LOB: 1 BB: 1 P: 10	R: 0 E: 0 K: 0 S: 3	H: 0 LOB: 0 BB: 0 P: 3	1B: 4 2B: 1 3B: 0 HR: 1	SF: 0 SAC: 0 DP: 0 HBP: 0	WP: 0 PB: 0 SB: 1 CS: 0	PA: 35					
PITCHER	IP	WLS	BF	H	R	ER	SO	BB	IBB	HBP	BLK	WP	HR	S	P	ERA	WHIP										
Kelly Downs, R (1.1) ERA: 3.73	6.0	W	24	5	1	1	2	1	0	0	0	0	0	27	31	1.50	1.000										
Scott Garrelts, R (7.1) ERA: 3.2	2.0		8	1	2	2	1	1	0	0	0	0	1	9	13	9.00	1.000										
Craig Lefferts, L (9.1) ERA: 3.91	1.0	S	3	0	0	0	0	0	0	0	0	0	0	3	3	0.00	0.000										

San Francisco Giants @ San Diego Padres
 Jack Murphy Stadium, San Diego, CA
 Tue Sep 29 1987, 10:05 PM EDT
 Att: 9,682 - Unknown

AB 33
R 3
H 6
RBI 3
BB 2
SO 3
LOB 5



Batter	1	2	3	4	5	6	7	8	9	AB	R	H	RBI	BB	SO	LOB	TOP				
Kal Daniels, L (1, 7) OBP: 0.428, SLG: 0.616	1-3	FC4		4-3			K			4	0	0	0	0	1	3					
Jeff Treadway, L (1, 4) OBP: 0.372, SLG: 0.480	4-0					4-3				2	1	1	0	1	0	0					
Dave Concepcion, R (7, PH) OBP: 0.373, SLG: 0.375	1B			G3-6-3			1B			1	0	1	0	0	0	0					
Paul O'Neill, L (1, 8) OBP: 0.337, SLG: 0.503										2	0	2	0	1	0	0					
Tracy Jones, R (7, PH) OBP: 0.333, SLG: 0.436	1-3			G3-6-3			FC5-4			1	0	0	0	0	1	1					
Dave Parker, L (1, 9) OBP: 0.311, SLG: 0.436	L7			G3-6-3			FC5-4			4	0	0	0	0	0	3					
Buddy Bell, R (1, 5) OBP: 0.368, SLG: 0.426										4	1	0	0	0	0	1					
E6										4	1	0	0	0	0	1					
F4										3	0	0	0	1	1	0					
Terry McGriff, R (1, 2) OBP: 0.278, SLG: 0.329										3	0	0	0	1	1	0					
5-3										4	1	1	0	0	0	2					
Terry Francona, L (1, 3) OBP: 0.262, SLG: 0.295										4	1	1	0	0	0	2					
FC3-6										4	0	0	1	0	0	2					
FC6-4										4	0	0	1	0	0	2					
Barry Larkin, R (1, 6) OBP: 0.301, SLG: 0.365										4	0	0	1	0	0	2					
FC6-4										4	0	0	1	0	0	2					
P3										4	0	2	1	0	2	0					
F8										0	0	0	0	0	0	0					
Tom Browning, L (1, 1) OBP: 0.212, SLG: 0.204										4	0	2	1	0	2	0					
John Franco, L (9, 1)										0	0	0	0	0	0	0					
K										0	0	0	0	0	0	0					
K										0	0	0	0	0	0	0					
Inning Stats	R: 0 E: 0 K: 0 S: 3	H: 1 LOB: 1 BB: 1 P: 7	R: 1 E: 1 K: 0 S: 5	H: 1 LOB: 2 BB: 1 P: 9	R: 1 E: 0 K: 0 S: 4	H: 2 LOB: 0 BB: 0 P: 4	R: 1 E: 0 K: 0 S: 5	H: 2 LOB: 1 BB: 0 P: 5	R: 0 E: 0 K: 1 S: 5	H: 0 LOB: 1 BB: 0 P: 5	R: 0 E: 0 K: 3 S: 10	H: 1 LOB: 1 BB: 0 P: 10	R: 0 E: 0 K: 0 S: 3	H: 0 LOB: 0 BB: 0 P: 3	R: 0 E: 0 K: 1 S: 5	H: 0 LOB: 0 BB: 0 P: 5	1B: 5 2B: 2 3B: 0 HR: 0	SF: 0 SAC: 0 DP: 1 HBP: 0	WP: 0 PB: 0 SB: 0 CS: 0	PA: 36	
PITCHER	IP	WLS	BF	H	R	ER	SO	BB	IBB	HBP	BLK	WP	HR	S	P	ERA	WHIP				
Andy Hawkins, R (1, 1) ERA: 5.09	4.0	L	19	6	3	2	0	2	0	0	0	0	0	17	25	4.50	2.000				
Dave Leiper, L (5, 1) ERA: 3.73	2.0		7	0	0	0	1	1	0	0	0	0	0	8	12	0.00	0.500				
Mark Davis, L (7, 1) ERA: 4.02	2.0		7	1	0	0	3	0	0	0	0	0	0	13	13	0.00	0.500				
Keith Comstock, L (9, 1) ERA: 4.45	1.0		3	0	0	0	1	0	0	0	0	0	0	5	5	0.00	0.000				

Cincinnati Reds @ San Diego Padres
Jack Murphy Stadium, San Diego, CA
Wed Sep 30 1987, 10:05 PM EDT
Att: 8,493 - Unknown

AB 33
R 3
H 7
RBI 2
BB 3
SO 5
LOB 12



Batter	1	2	3	4	5	6	7	8	9	AB	R	H	RBI	BB	SO	LOB	BOTTOM				
Tony Gwynn, L (1, 9) OBP: 0.447, SLG: 0.514	6-3									4	0	2	0	0	0	1					
Benito Santiago, R (1, 2) OBP: 0.297, SLG: 0.466										2	0	1	0	0	0	0					
Stan Jefferson, S (8, PH) OBP: 0.296, SLG: 0.339										0	0	0	0	0	0	1					
Mark Davis, L (7, 1) OBP: 0.233, SLG: 0.333										0	0	0	0	0	0	0					
Shane Mack, R (8, PH) OBP: 0.303, SLG: 0.364										1	0	0	0	0	1	1					
Keith Comstock, L (9, 1)										0	0	0	0	0	0	0					
Carmelo Martinez, R (1, 7) OBP: 0.371, SLG: 0.429	L5									4	1	1	1	0	0	1					
John Kruk, L (1, 3) OBP: 0.410, SLG: 0.495										3	0	1	0	1	1	1					
Randy Ready, R (1, 5) OBP: 0.416, SLG: 0.504										4	0	2	0	0	0	2					
Shawn Abner, R (1, 8) OBP: 0.296, SLG: 0.421										4	0	0	0	0	0	4					
Luis Salazar, R (1, 6) OBP: 0.301, SLG: 0.328										4	0	0	0	0	2	3					
CS										3	0	2	0	0	0	0					
Joey Cora, S (1, 4) OBP: 0.319, SLG: 0.283										3	0	2	0	0	0	0					
Gary Templeton, S (9, PH) OBP: 0.283, SLG: 0.301										1	0	0	0	0	1	2					
Andy Hawkins, R (1, 1) OBP: 0.156, SLG: 0.156										0	0	0	0	0	0	0					
Mark Parent, R (5, 2) OBP: 0.095, SLG: 0.095										2	0	0	0	0	0	1					
Inning Stats	R: 0 E: 0 K: 0 S: 3	H: 0 LOB: 0 BB: 0 P: 3	R: 0 E: 0 K: 0 S: 3	H: 1 LOB: 0 BB: 0 P: 3	R: 0 E: 0 K: 0 S: 4	H: 1 LOB: 1 BB: 0 P: 4	R: 0 E: 0 K: 0 S: 4	H: 1 LOB: 1 BB: 0 P: 4	R: 0 E: 0 K: 1 S: 6	H: 1 LOB: 1 BB: 0 P: 6	R: 0 E: 0 K: 1 S: 6	H: 1 LOB: 1 BB: 0 P: 6	R: 0 E: 0 K: 1 S: 6	H: 1 LOB: 2 BB: 0 P: 6	R: 1 E: 0 K: 2 S: 9	H: 2 LOB: 2 BB: 1 P: 13	1B: 7 2B: 1 3B: 0 HR: 1	SF: 0 SAC: 1 DP: 1 HBP: 0	WP: 0 PB: 0 SB: 0 CS: 1	PA: 36	
PITCHER	IP	WLS	BF	H	R	ER	SO	BB	IBB	HBP	BLK	WP	HR	S	P	ERA	WHIP				
Tom Browning, L (1, 1) ERA: 5.19	8.0		31	8	1	1	3	1	0	0	0	0	0	36	40	1.12	1.125				
John Franco, L (9, 1) ERA: 2.96	1.0	S	4	1	0	0	2	0	0	0	0	0	0	8	8	0.00	1.000				

Cincinnati Reds @ San Diego Padres
Jack Murphy Stadium, San Diego, CA
Wed Sep 30 1987, 10:05 PM EDT
Att: 8,493 - Unknown

AB 33
R 1
H 9
RBI 1
BB 1
SO 5
LOB 17



Batter	1	2	3	4	5	6	7	8	9	AB	R	H	RBI	BB	SO	LOB	TOP										
Dave Collins, S OBP: 0.325, SLG: 0.320 Frank Williams, R (8, 1)	0-0 G3 WP 2B	0-0 FC6-4		4-0 BB		0-0 2B 2B		0-0 4-3 2B		4	2	3	0	1	0	2	<p>Cincinnati Reds @ San Diego Padres</p> <p>Jack Murphy Stadium, San Diego, CA</p> <p>Thu Oct 01 1987, 6:33 AM EDT</p> <p>Att: 9,316 - Unknown</p>										
Rob Murphy, L OBP: 0.200, SLG: 0.200 Bill Landrum, R OBP: 0.200, SLG: 0.200 Pat Perry, L OBP: 0.143, SLG: 0.143 (8, 1)										0	0	0	0	0	0	0											
Dave Concepcion, R OBP: 0.370, SLG: 0.375 (1, 5)	0-0 G3 2-3		0-0 6-3	0-3 K		0-0 2H 2B		0-0 4-3 2-3		5	0	1	1	0	1	5											
Tracy Jones, R OBP: 0.334, SLG: 0.438 (1, 8) (8, 7)	0-0 F8 3-H 2B		0-0 6-3		0-0 WP 2B 1B		0-0 F8		0-0 F8	5	1	2	0	0	0	2											
Dave Parker, L OBP: 0.310, SLG: 0.434 (1, 9)	0-0 F8 2-3		0-0 F6		0-3 K 1-2		0-0 F7 1B 1B		0-0 L8	5	0	1	0	0	1	2											
Lloyd McClendon, R OBP: 0.250, SLG: 0.373 (1, 3)	0-0 F8			4-0 1B BB	0-0 2H 2B		0-0 F7 1-2		0-0 F6	4	1	1	1	1	0	2											
Terry McGriff, R OBP: 0.298, SLG: 0.338 (1, 2)		4-0 FC4-6 BB		0-0 E BB	0-0 5-3 2		0-0 F9		0-0 FC6-4 1B	4	0	2	0	1	0	2											
Kurt Stillwell, S OBP: 0.314, SLG: 0.370 (1, 4)		0-0 FC4-6 G3 1-2		0-0 E9 G5-2-3 1-3 2-H 1B	0-0 F7		4-0 1B IBB		0-0 FC6-4 1-2	4	0	1	1	1	0	3											
Barry Larkin, R OBP: 0.303, SLG: 0.365 (1, 6)	0-0 G3 1-2			0-0 FC1 G5-2-3		4-0 CS BB	0-0 1-2 2-H 1B			3	0	1	0	1	0	3											
Pat Pacillo, R OBP: 0.167, SLG: 0.182 (6, PH) Jeff Treadway, L OBP: 0.367, SLG: 0.474 Jeff Montgomery, R (6, 1) Leo Garcia, L OBP: 0.265, SLG: 0.300 (8, 8)		4-0 FC6-4 BB		0-0 G5-2-3 1-2 2-3 3-H 1B		0-0 F5		0-3 K		1	0	0	0	1	0	3											
Inning Stats	R: 1 E: 0 K: 0 S: 5	H: 2 LOB: 1 BB: 0 P: 5	R: 0 E: 0 K: 0 S: 3	H: 0 LOB: 2 BB: 2 P: 11	R: 0 E: 0 K: 0 S: 3	H: 0 LOB: 0 BB: 0 P: 3	R: 1 E: 1 K: 1 S: 7	H: 2 LOB: 3 BB: 2 P: 15	R: 1 E: 0 K: 0 S: 4	H: 2 LOB: 1 BB: 1 P: 8	R: 0 E: 0 K: 0 S: 4	H: 2 LOB: 2 BB: 1 P: 8	R: 0 E: 0 K: 1 S: 6	H: 1 LOB: 1 BB: 0 P: 6	R: 0 E: 0 K: 0 S: 4	H: 1 LOB: 1 BB: 0 P: 4	1B: 6 2B: 6 3B: 0 HR: 0	SF: 0 SAC: 0 DP: 1 HBP: 0	WP: 2 PB: 0 SB: 0 CS: 1	PA: 43							
PITCHER	IP	WLS	BF	H	R	ER	SO	BB	IBB	HBP	BLK	WP	HR	S	P	ERA	WHIP										
Eric Nolte, L ERA: 3.21 Greg Booker, R ERA: 3.29 Ed Whitson, R ERA: 4.64 Lance McCullers, R ERA: 3.78 Mark Davis, L ERA: 3.98	4.1	L	23	6	3	3	2	4	0	0	0	2	0	23	39	6.23	2.308										

AB	37
R	4
H	12
RBI	3
BB	6
SO	3
LOB	25



Batter	1	2	3	4	5	6	7	8	9	AB	R	H	RBI	BB	SO	LOB	BOTTOM										
Stan Jefferson, S OBP: 0.298, SLG: 0.337 (1, 8) (9, 7)	0-0 3-1		0-0 F8		4-0 BB		0-0 5-3			3	0	0	0	1	0	1	<p>Cincinnati Reds @ San Diego Padres</p> <p>Jack Murphy Stadium, San Diego, CA</p> <p>Thu Oct 01 1987, 6:33 AM EDT</p> <p>Att: 9,316 - Unknown</p>										
Benito Santiago, R OBP: 0.323, SLG: 0.465 (1, 2)	0-0 F3		0-0 L6		0-0 1-3			0-0 1B S 1B		4	0	1	0	0	0	1											
Randy Ready, R OBP: 0.416, SLG: 0.503 (6, PH) Tony Gwynn, L OBP: 0.448, SLG: 0.515 (9, 9)	0-3 K		0-0 F7		0-0 WP 1B 1B		0-0 1-3 S 1B		0-0 K	3	1	1	0	0	1	0											
John Kruk, L OBP: 0.407, SLG: 0.491 Mark Davis, L OBP: 0.233, SLG: 0.333 (9, 1)		0-0 G3		0-0 4-3		0-3 K		0-3 K		4	0	0	0	0	2	3											
Randy Byers, L OBP: 0.545, SLG: 0.600 (8, PH) Carmelo Martinez, R OBP: 0.373, SLG: 0.459 (9, 3)		0-0 HR 1B		0-0 F7		0-0 PC S 2H 1B		4-0 G6-4-3 IBB		3	1	2	1	0	0	0											
Shawn Abner, R OBP: 0.286, SLG: 0.500 Lance McCullers, S OBP: 0.133, SLG: 0.071 (8, PH) Rob Nelson, L OBP: 0.192, SLG: 0.188 Shane Mack, R OBP: 0.302, SLG: 0.362 (9, 8)		0-0 HR		4-0 BB		0-3 K		0-0 G6-4-3 1-2		2	1	1	2	1	1	1											
Garry Templeton, S OBP: 0.282, SLG: 0.300 (1, 6)		4-0 BB		0-0 L9		0-0 PO	0-0 6-3		0-0 F7	3	0	0	0	1	0	1											
Joey Cora, S OBP: 0.319, SLG: 0.283 Bruce Bochy, R OBP: 0.267, SLG: 0.284 (9, PH)		0-0 F8		0-0 B3		0-0 E S 1B		0-0 L1		3	0	1	0	0	0	1											
Eric Nolte, L OBP: 0.136, SLG: 0.095 (5, 1) Greg Booker, R OBP: 0.295 (8, 1) Ed Whitson, R OBP: 0.136, SLG: 0.136 (7, 9) Luis Salazar, R OBP: 0.206, SLG: 0.326 (9, 9)		0-3 K		0-0 L4		0-3 K		0-0 F8		1	0	0	0	0	1	1											
Inning Stats	R: 0 E: 0 K: 1 S: 5	H: 0 LOB: 0 BB: 0 P: 5	R: 2 E: 0 K: 1 S: 7	H: 2 LOB: 1 BB: 1 P: 11	R: 0 E: 0 K: 0 S: 3	H: 0 LOB: 0 BB: 0 P: 3	R: 0 E: 0 K: 0 S: 3	H: 0 LOB: 1 BB: 1 P: 7	R: 1 E: 0 K: 2 S: 8	H: 2 LOB: 0 BB: 0 P: 8	R: 0 E: 0 K: 1 S: 6	H: 1 LOB: 1 BB: 0 P: 6	R: 0 E: 0 K: 1 S: 6	H: 2 LOB: 2 BB: 1 P: 10	R: 0 E: 0 K: 0 S: 3	H: 0 LOB: 0 BB: 0 P: 3		1B: 6 2B: 0 3B: 0 HR: 1	SF: 0 SAC: 0 DP: 1 HBP: 0	WP: 1 PB: 0 SB: 4 CS: 0	PA: 37						
PITCHER	IP	WLS	BF	H	R	ER	SO	BB	IBB	HBP	BLK	WP	HR	S	P	ERA	WHIP										
Pat Pacillo, R ERA: 6.13 Jeff Montgomery, R ERA: 6.87 Frank Williams, R ERA: 2.21 Rob Murphy, L ERA: 3.07 Bill Landrum, R ERA: 4.88	5.0	W	20	2	2	2	2	3	0	0	0	1	0	21	33	3.60	1.000										
Pat Perry, L ERA: 3.67 (8, 1)	1.2	S	4	0	0	0	0	0	0	0	0	0	0	4	4	4.50	1.500										



Batter	1	2	3	4	5	6	7	8	9	AB	R	H	RBI	BB	SO	LOB	TOP			
Jose Gonzalez, R (1, 8) <small>OBP: 0.214, SLG: 0.308</small> Danny Heep, L (8, PH) <small>OBP: 0.231, SLG: 0.208</small>	4-0 2B BB		0-0 FC5-4 1-2		0-0 L6			0-3 K	0-0 F7	2	0	0	0	1	0	1	Los Angeles Dodgers @ San Diego Padres Jack Murphy Stadium, San Diego, CA Sat Oct 03 1987, 10:05 PM EDT Att: 21,995 - Unknown			
Mike Sharperson, R (1, 4) <small>OBP: 0.282, SLG: 0.288</small>	0-0 1-3 2B		0-0 L4 1-2		0-0 5-3			0-3 K		4	0	1	0	0	1	1				
Pedro Guerrero, R (1, 3) <small>OBP: 0.416, SLG: 0.539</small> Mike Devereaux, R (8, PR) <small>OBP: 0.268, SLG: 0.283</small>	0-3 K		0-0 F3			0-0 G6-4-3 1B		0-0 FC6-4 1B		4	0	2	0	0	1	3				
Mike Marshall, R (1, 9) <small>OBP: 0.327, SLG: 0.460</small>	0-3 K			0-0 6-3		0-0 G6-4-3 1-2		0-0 FC6-4 1-2		4	0	0	0	0	1	4				
Mike Scioscia, L (1, 2) <small>OBP: 0.344, SLG: 0.365</small> Mike Ramsey, S (9, PR) <small>OBP: 0.287, SLG: 0.296</small>	0-0 G3			0-0 4-3		0-0 F4			0-0 SH3-4 2B	4	0	1	0	0	0	2				
Ralph Bryant, L (1, 7) <small>OBP: 0.359, SLG: 0.409</small>		0-0 F8		0-0 E S 1B			0-0 L4		4-0 SH3-4 BB	3	0	1	0	1	0	0				
Glenn Hoffman, R (1, 6) <small>OBP: 0.271, SLG: 0.259</small>		0-0 F8		4-0 1-3 BB			0-0 5-3		0-0 SH3-4 1-2 2-3	2	0	0	0	1	0	0				
Craig Shipley, R (1, 5) <small>OBP: 0.265, SLG: 0.294</small> Steve Sax, R (9, PH) <small>OBP: 0.326, SLG: 0.359</small>		0-0 6-3		0-0 F8			0-0 1B		0-3 K	3	0	1	0	0	0	2				
Orel Hershiser, R (1, 1) <small>OBP: 0.228, SLG: 0.267</small> John Shelby, S (9, PH) <small>OBP: 0.311, SLG: 0.454</small>			0-0 FC5-4 1B		0-0 F7		0-0 5-3		4-0 IBB	3	0	1	0	0	0	1				
Inning Stats	R: 0 E: 0 K: 2 S: 8	H: 1 LOB: 2 BB: 1 P: 12	R: 0 E: 0 K: 0 S: 3	H: 0 LOB: 0 BB: 0 P: 3	R: 0 E: 0 K: 0 S: 4	H: 1 LOB: 1 BB: 0 P: 4	R: 0 E: 0 K: 0 S: 4	H: 1 LOB: 2 BB: 1 P: 8	R: 0 E: 0 K: 0 S: 3	H: 0 LOB: 0 BB: 0 P: 3	R: 0 E: 0 K: 0 S: 3	H: 1 LOB: 1 BB: 0 P: 4	R: 0 E: 0 K: 2 S: 8	H: 1 LOB: 1 BB: 0 P: 8	R: 0 E: 0 K: 1 S: 6	H: 1 LOB: 3 BB: 2 P: 14		1B: 5 2B: 2 3B: 0 HR: 0	SF: 0 SAC: 1 DP: 1 HBP: 0	WP: 0 PB: 0 SB: 2 CS: 0
PITCHER	IP WLS BF H R ER SO BB IBB HBP BLK WP HR S P ERA WHIP																			
Jimmy Jones, R (1, 1) <small>ERA: 4.14</small> Lance McCullers, R (8, 1) <small>ERA: 3.72</small>	7.0 W 27 5 0 0 2 2 2 0 0 0 0 0 0 0 0.00 1.000																			
IP WLS BF H R ER SO BB IBB HBP BLK WP HR S P ERA WHIP																				

AB	32
R	0
H	7
RBI	0
BB	4
SO	5
LOB	19



Batter	1	2	3	4	5	6	7	8	9	AB	R	H	RBI	BB	SO	LOB	BOTTOM			
Tony Gwynn, L (1, 9) <small>OBP: 0.446, SLG: 0.511</small>	0-0 L7		0-0 4-3			0-0 6-3				3	0	0	0	0	0	1	Los Angeles Dodgers @ San Diego Padres Jack Murphy Stadium, San Diego, CA Sat Oct 03 1987, 10:05 PM EDT Att: 21,995 - Unknown			
Benito Santiago, R (1, 2) <small>OBP: 0.322, SLG: 0.463</small>	0-3 K			0-0 6-3		0-0 F9				3	0	0	0	0	1	1				
Randy Byers, L (1, 7) <small>OBP: 0.400, SLG: 0.429</small> Lance McCullers, S (8, 1) <small>OBP: 0.133, SLG: 0.071</small>	0-3 K			0-0 G3			0-3 K			3	0	0	0	0	2	0				
John Kruk, L (1, 3) <small>OBP: 0.406, SLG: 0.489</small>		0-0 6-3		0-0 3-1			4-0 CS BB			2	0	0	0	1	0	0				
Randy Ready, R (1, 5) <small>OBP: 0.418, SLG: 0.506</small>		0-3 K			0-0 6-3		4-0 1-2 BB			2	0	0	0	1	1	0				
Stan Jefferson, S (1, 8) <small>OBP: 0.297, SLG: 0.342</small>		0-0 HR			0-0 4-3		0-0 4-3			3	1	1	1	0	0	1				
Garry Templeton, S (1, 6) <small>OBP: 0.281, SLG: 0.296</small>		0-0 G3			0-0 G3			0-0 5-3		3	0	0	0	0	0	0				
Joey Cora, S (1, 4) <small>OBP: 0.322, SLG: 0.287</small>			0-0 6-3			0-0 SH1-3 1B		0-0 G4-6-3 1B		3	0	2	0	0	0	0				
Jimmy Jones, R (1, 1) <small>OBP: 0.196, SLG: 0.224</small> Shane Mack, R (8, 8) <small>OBP: 0.300, SLG: 0.363</small>			0-3 K		0-0 SH1-3		0-0 G4-6-3		0-0 G4-6-3	1	0	0	0	0	1	0				
Inning Stats	R: 0 E: 0 K: 2 S: 7	H: 0 LOB: 0 BB: 0 P: 7	R: 1 E: 0 K: 1 S: 6	H: 1 LOB: 0 BB: 0 P: 6	R: 0 E: 0 K: 1 S: 5	H: 0 LOB: 0 BB: 0 P: 5	R: 0 E: 0 K: 0 S: 3	H: 0 LOB: 0 BB: 0 P: 3	R: 0 E: 0 K: 0 S: 3	H: 0 LOB: 0 BB: 0 P: 3	R: 0 E: 0 K: 0 S: 4	H: 1 LOB: 1 BB: 0 P: 4	R: 0 E: 0 K: 1 S: 4	H: 0 LOB: 2 BB: 2 P: 12	R: 0 E: 0 K: 0 S: 3	H: 1 LOB: 0 BB: 0 P: 3		1B: 2 2B: 0 3B: 0 HR: 1	SF: 0 SAC: 1 DP: 1 HBP: 0	WP: 0 PB: 0 SB: 0 CS: 1
PITCHER	IP WLS BF H R ER SO BB IBB HBP BLK WP HR S P ERA WHIP																			
Orel Hershiser, R (1, 1) <small>ERA: 3.06</small>	8.0 L 27 3 1 1 5 2 2 0 0 0 0 0 1 35 43 1.12 0.625																			
IP WLS BF H R ER SO BB IBB HBP BLK WP HR S P ERA WHIP																				

AB	24
R	1
H	3
RBI	1
BB	2
SO	5
LOB	4



Batter	1	2	3	4	5	6	7	8	9	AB	R	H	RBI	BB	SO	LOB	TOP					
Steve Sax, R (1,4) OBP: 0.331, SLG: 0.369 Craig Shipley, R (5,5) OBP: 0.257, SLG: 0.286	0-0 HR		0-0 2B		0-0 1B			0-0 F9		3	1	3	2	0	0	0	Los Angeles Dodgers @ San Diego Padres Jack Murphy Stadium, San Diego, CA Sun Oct 04 1987, 6:33 AM EDT Att: 33,474 - Unknown livebaseballscorecards.com					
Mike Sharperson, R (1,5) OBP: 0.291, SLG: 0.287	0-0 2B 3-1 1B		0-0 4-3		0-0 G5-4-3			0-0 E6		4	1	1	0	0	0	2						
Pedro Guerrero, R (1,3) OBP: 0.416, SLG: 0.539 Chris Gwynn, L (6,7) OBP: 0.242, SLG: 0.250 Reggie Williams, R (8,PH) OBP: 0.214, SLG: 0.111	0-0 3-1 SF7 2B		0-0 F4		0-3 K			0-0 6-3		3	1	1	0	0	1	1						
Ralph Bryant, L (1,9) OBP: 0.346, SLG: 0.391 Mike Devereaux, R (8,PH) OBP: 0.253, SLG: 0.278	0-0 3-1		0-0 F7		0-0 4-3			0-3 K2-3		3	0	0	1	0	0	2						
Jose Gonzalez, R (1,8) OBP: 0.222, SLG: 0.313	0-0 SF7		0-0 F9		0-0 6-3			0-0 S 1B		3	1	1	1	0	0	0						
Danny Heep, L (1,7) OBP: 0.226, SLG: 0.204 Mickey Hatcher, R (6,3) OBP: 0.328, SLG: 0.429	0-0 F8		0-0 4-3		0-0 5-3			0-0 5-3		2	0	0	0	0	0	0						
Glenn Hoffman, R (1,6) OBP: 0.269, SLG: 0.257 Ken Landreaux, L (7,PH) OBP: 0.269, SLG: 0.324 Dave Anderson, R (7,5) OBP: 0.299, SLG: 0.313 John Shelby, S (9,PH) OBP: 0.311, SLG: 0.453 Alejandro Pena, R (9,1) OBP: 0.077, SLG: 0.077	0-0 6-3		0-3 K		0-0 4-3			0-3 K		2	0	0	0	0	1	0						
Orlando Mercado, R (1,2) OBP: 0.300, SLG: 0.259	0-3 K		0-0 BLK 1B 2B		0-0 4-3			0-0 FC5-4 1B		4	1	3	1	0	1	0						
Shawn Hillegas, R (1,1) Mike Scioscia, L (7,PH) OBP: 0.340, SLG: 0.364 Tim Crews, R (7,1) Phil Garner, R (9,PH) OBP: 0.285, SLG: 0.307	0-3 K		0-3 K		0-0 4-3			0-0 FC5-4 1B		2	0	0	0	0	2	1						
Inning Stats	R: 3 E: 0 K: 0 S: 6	H: 3 LOB: 0 BB: 0 P: 6	R: 0 E: 0 K: 2 S: 7	H: 0 LOB: 0 BB: 0 P: 7	R: 0 E: 0 K: 1 S: 4	H: 1 LOB: 1 BB: 0 P: 4	R: 0 E: 0 K: 1 S: 5	H: 0 LOB: 0 BB: 0 P: 5	R: 1 E: 0 K: 1 S: 6	H: 2 LOB: 0 BB: 0 P: 6	R: 0 E: 0 K: 1 S: 5	H: 0 LOB: 0 BB: 0 P: 5	R: 0 E: 1 K: 1 S: 6	H: 0 LOB: 1 BB: 0 P: 6	R: 1 E: 0 K: 3 S: 7	H: 2 LOB: 1 BB: 0 P: 7		1B: 5 2B: 3 HR: 1	SF: 1 SAC: 0 DP: 1 HBP: 0	WP: 0 PB: 0 SB: 2 CS: 0	PA: 36	
PITCHER	IP WLS BF H R ER SO BB IBB HBP BLK WP HR S P ERA WHIP																					
Ed Whitson, R (1,1) ERA: 4.73 Greg Booker, R (3,1) ERA: 3.16 Dave Leiper, L (5,1) ERA: 3.95 Andy Hawkins, R (7,1) ERA: 5.05 Mark Davis, L (8,1) ERA: 3.99	2.0 L 9 3 3 3 2 0 0 0 0 0 0 1 13 13 13.50 1.500	2.0 7 1 0 0 1 0 0 0 0 0 0 9 9 0.00 0.500	2.0 7 2 1 1 2 0 0 0 0 1 0 0 11 11 4.50 1.000	1.0 4 1 0 0 0 0 0 0 0 0 0 4 4 0.00 1.000	2.0 9 2 1 1 2 0 0 0 0 0 0 0 13 13 4.50 1.000																	
Batter	1	2	3	4	5	6	7	8	9	AB	R	H	RBI	BB	SO	LOB	BOTTOM					
Tony Gwynn, L (1,9) OBP: 0.447, SLG: 0.511 Shawn Abner, R (2,9) OBP: 0.306, SLG: 0.511	4-0 BB	0-0 F7			0-0 F9		0-0 2B		0-0 1B	0	0	0	0	1	0	0	Los Angeles Dodgers @ San Diego Padres Jack Murphy Stadium, San Diego, CA Sun Oct 04 1987, 6:33 AM EDT Att: 33,474 - Unknown livebaseballscorecards.com					
Stan Jefferson, S (1,8) OBP: 0.296, SLG: 0.339	0-0 G4-6-3		0-0 F8		4-0 S BB		0-0 4-3		0-3 K	4	0	0	0	1	1	3						
John Kruk, L (1,3) OBP: 0.406, SLG: 0.488 Rob Nelson, L (4,3) OBP: 0.167, SLG: 0.171	4-0 FC6-4 BB		0-3 K		0-3 K		0-0 F2		0-3 K	1	0	0	0	1	1	0						
Carmelo Martinez, R (1,7) OBP: 0.372, SLG: 0.430 Randy Byars, L (5,7) OBP: 0.353, SLG: 0.375	0-0 FC6-4		0-0 F8		0-3 K				0-3 K	2	0	0	0	0	2	1						
Bento Santiago, R (1,2) OBP: 0.324, SLG: 0.467 Jimmy Jones, R (4,PR) OBP: 0.196, SLG: 0.224 Mark Parent, R (5,2) OBP: 0.080, SLG: 0.080	0-0 1B 1B 2B		0-0 G3 BB 1B		0-3 K				0-3 K	2	1	2	0	0	0	0						
Randy Ready, R (1,5) OBP: 0.424, SLG: 0.521	0-0 FC3-6 1B		4-0 G3 BB		0-0 HR				0-0 E 2B	3	2	3	1	1	0	0						
Luis Salazar, R (1,6) OBP: 0.302, SLG: 0.328	0-0 FC3-6 1B		0-0 F8		0-0 4-3				0-0 E7 1B	4	0	2	2	0	0	2						
Joey Cora, S (1,4) OBP: 0.317, SLG: 0.282	0-0 L8		0-0 G3		0-3 K				0-0 F5	4	0	0	0	0	1	5						
Ed Whitson, R (1,1) ERA: 4.73 Greg Booker, R (3,1) ERA: 3.16 Dave Leiper, L (5,1) ERA: 3.95 Andy Hawkins, R (7,1) ERA: 5.05 Mark Davis, L (8,1) ERA: 3.99	0-0 FC3-6		0-0 L8		0-0 5-3				0-3 K	0	0	0	0	0	0	0						
Inning Stats	R: 0 E: 0 K: 0 S: 2	H: 0 LOB: 1 BB: 2 P: 10	R: 1 E: 0 K: 0 S: 6	H: 3 LOB: 2 BB: 0 P: 6	R: 0 E: 0 K: 1 S: 5	H: 0 LOB: 0 BB: 0 P: 5	R: 0 E: 0 K: 0 S: 4	H: 1 LOB: 3 BB: 1 P: 8	R: 0 E: 0 K: 2 S: 7	H: 0 LOB: 1 BB: 1 P: 11	R: 1 E: 0 K: 2 S: 8	H: 1 LOB: 1 BB: 0 P: 8	R: 0 E: 0 K: 0 S: 4	H: 1 LOB: 1 BB: 0 P: 4	R: 1 E: 1 K: 2 S: 9	H: 2 LOB: 1 BB: 0 P: 9		R: 0 E: 0 K: 3 S: 10	H: 1 LOB: 1 BB: 0 P: 10	1B: 5 2B: 3 HR: 1	SF: 0 SAC: 0 DP: 1 HBP: 0	WP: 0 PB: 0 SB: 1 CS: 0
PITCHER	IP WLS BF H R ER SO BB IBB HBP BLK WP HR S P ERA WHIP																					
Shawn Hillegas, R (1,1) ERA: 3.57 Tim Crews, R (7,1) ERA: 2.49 Alejandro Pena, R (9,1) ERA: 3.5	6.0 W 26 5 2 2 5 4 0 0 0 0 0 0 13 13 3.00 1.500	2.0 9 3 1 1 2 0 0 0 0 0 0 0 13 13 4.50 1.500	1.0 S 4 1 0 0 3 0 0 0 0 0 0 0 10 10 0.00 1.000																			