

San Diego Padres - 1988

Batter	1	2	3	4	5	6	7	8	9	AB R H RBI BB SO LOB	TOP											
Stan Jefferson, S (1, 8) X	0-0 F3		1-3 K			0-2 4-3		2-2 4-3		4 0 0 0 0 1 1	San Diego Padres @ Houston Astros Astrodome, Houston, TX Tue Apr 05 1988, 8:05 PM EDT Att: 39,906 - Dome - 70 F											
Tony Gwynn, L (1, 9) S B X	1-2 6-3			0-3 K		4-1 S BB		2-3 2B BB		2 1 0 0 2 1 0												
Keith Moreland, R (1, 7) X Shawn Abner, R (8, 7)	0-0 F8			1-3 K		2-3 K		1-0 1-H 2B		4 0 1 2 0 2 1 0 0 0 0 0 0 0												
John Kruk, L (1, 3)		3-2 4-3		0-0 4-3			0-0 4-3	1-1 G3		4 0 0 0 0 0 1												
Randy Ready, R (1, 4)		2-2 F4			3-2 F8		3-1 F7		3-2 F8	4 0 0 0 0 0 0												
Benito Santiago, R (1, 2) O C C S		1-3 K			0-2 1B		0-0 1B		3-3 K	4 0 2 0 0 2 0												
Chris Brown, R (1, 5) B B F B X OBP: 0.250, SLG: 1.000			3-1 HR		0-3 K		2-3 K		1-2 F9	4 1 1 1 0 2 2												
Garry Templeton, S (1, 6) F B F S			1-3 K		0-0 F8			0-1 4-3 2B SH1-3		3 1 1 0 0 1 1												
Ed Whitson, R (1, 1)			1-0 G3			1-3 K		0-0 SH1-3		2 0 0 0 0 1 0												
Lance McCullers, S (8, 1)								1-2		0 0 0 0 0 0 0												
Mark Davis, L (8, 1)										0 0 0 0 0 0 0												
Inning Stats	R: 0 E: 0 K: 0 S: 5	H: 0 LOB: 0 BB: 0 P: 6	R: 0 E: 0 K: 1 S: 10	H: 0 LOB: 0 BB: 0 P: 16	R: 1 E: 0 K: 2 S: 9	H: 1 LOB: 0 BB: 0 P: 15	R: 0 E: 0 K: 2 S: 7	H: 0 LOB: 0 BB: 0 P: 8	R: 0 E: 0 K: 1 S: 11	H: 1 LOB: 1 BB: 0 P: 14	R: 0 E: 0 K: 2 S: 11	H: 0 LOB: 1 BB: 1 P: 17	R: 0 E: 0 K: 1 S: 9	H: 1 LOB: 1 BB: 0 P: 14	R: 2 E: 0 K: 0 S: 9	H: 2 LOB: 1 BB: 1 P: 17	R: 0 E: 0 K: 1 S: 9	H: 0 LOB: 0 BB: 0 P: 16	1B: 3 2B: 1 3B: 0 HR: 1	SF: 0 SAC: 1 DP: 0 HBP: 0	WP: 0 PB: 0 SB: 2 CS: 0	PA: 34
PITCHER	IP WLS BF H R ER SO BB IBB HBP BLK WP HR S P ERA WHIP												PITCHER	IP WLS BF H R ER SO BB IBB HBP BLK WP HR S P ERA WHIP								
Mike Scott, R (1, 1) ERA: 3.38	8.0 W 31 5 3 3 9 2 0 0 0 0 0 1 71 107 3.38 0.875																					
Dave Smith, R (9, 1) ERA:	1.0 S 3 0 0 0 1 0 0 0 0 0 0 0 9 16 0.00 0.000																					

AB	31
R	3
H	5
RBI	3
BB	2
SO	10
LOB	6



Batter	1	2	3	4	5	6	7	8	9	AB R H RBI BB SO LOB	TOP		
Randy Ready, R (1, 4) OBP: 0.250, SLG: 0.143	0-1 CS 1B		2-3 K			4-1 G4-6-3 BB		1-3 K		3 0 1 0 1 2 0			
Tony Gwynn, L (1, 9) OBP: 0.500, SLG: 0.333	2-2 CS 1B			3-1 1B G5-4-3		2-1 G4-6-3		2-1 G1		4 1 2 0 0 0 1			
Keith Moreland, R (1, 7) OBP: 0.250, SLG: 0.375	2-3 K			2-1 1B G5-4-3		2-2 6-3		2-2 F8		4 0 1 0 0 1 2			
Carmelo Martinez, R (1, 3)	0-2 L5			1-0 G5-4-3		2-1 1-3		0-2 5-3		4 0 0 0 0 0 2			
Benito Santiago, R (1, 2) OBP: 0.571, SLG: 0.571		1-0 K2-3 1B		0-3 K		2-1 2B 1B				3 0 2 0 0 1 0			
Chris Brown, R (1, 5) OBP: 0.286, SLG: 0.857		1-3 K			1-3 K		2-1 1-3 2B			3 0 1 0 0 2 1			
Shawn Abner, R (1, 8)		2-3 K2-3			2-0 F8		0-3 K			3 0 0 0 0 2 3			
Garry Templeton, S (1, 6) OBP: 0.167, SLG: 0.167			2-2 6-3		2-1 L8			1-1 6-3		3 0 0 0 0 0 0			
Andy Hawkins, R (1, 1) Candy Sierra, R (4, 1) Dickie Thon, R (6, PH) Greg Booker, R (6, 1) Stan Jefferson, S (8, PH) Eric Notte, L (8, 1)		0-0 6-3				0-1 5-3		1-2 1-3		1 0 0 0 0 0 0 0 0 0 0 0 0 0 1 0 0 0 0 0 0 0 0 0 0 0 0 0 1 0 0 0 0 0 0 0 0 0 0 0 0 0			
Inning Stats	R: 0 H: 2 E: 0 LOB: 1 K: 1 BB: 0 S: 11 P: 15	R: 0 H: 1 E: 0 LOB: 1 K: 2 BB: 0 S: 7 P: 11	R: 0 H: 0 E: 0 LOB: 0 K: 1 BB: 0 S: 7 P: 11	R: 1 H: 2 E: 0 LOB: 0 K: 1 BB: 0 S: 8 P: 14	R: 0 H: 0 E: 0 LOB: 0 K: 1 BB: 0 S: 7 P: 12	R: 0 H: 0 E: 0 LOB: 0 K: 0 BB: 1 S: 5 P: 11	R: 0 H: 2 E: 0 LOB: 2 K: 1 BB: 0 S: 13 P: 21	R: 0 H: 0 E: 0 LOB: 0 K: 1 BB: 0 S: 8 P: 11	R: 0 H: 0 E: 0 LOB: 0 K: 0 BB: 0 S: 8 P: 12	1B: 6 SF: 0 2B: 2 SAC: 0 3B: 0 DP: 3 HR: 0 HBP: 0	WP: 0 PA: 31 PB: 0 SB: 0 CS: 2		
PITCHER	IP WLS BF H R ER SO BB IBB HBP BLK WP HR S P ERA WHIP											PITCHER	IP WLS BF H R ER SO BB IBB HBP BLK WP HR S P ERA WHIP
Bob Knepper, L (1, 1) ERA: 1.29	7.0 W 25 7 1 1 7 1 0 0 0 0 0 0 58 95 1.29 1.143												
Juan Agosto, L (8, 1) ERA:	2.0 6 0 0 0 1 0 0 0 0 0 0 0 16 23 0.00 0.000												

San Diego Padres @ Houston Astros
Astrodome, Houston, TX
Wed Apr 06 1988, 4:33 AM EDT
Att. 14,865 - Dome - 70 F

livebaseballscorecards.com

AB	30
R	1
H	7
RBI	0
BB	1
SO	8
LOB	9



Batter	1	2	3	4	5	6	7	8	9
Gerald Young, S OBP: 0.125, SLG: 0.125 (1, 8)	L8	F8		1B		1-3		6-3	
Billy Hatcher, R OBP: 0.625, SLG: 0.857 (1, 7)	1B		1B	1B		K			
Bill Doran, S OBP: 0.375, SLG: 0.286 (1, 4)	HR		1B	1B		K			
Glenn Davis, R OBP: 0.625, SLG: 1.667 (1, 3)	HR		P6		1B	4-3			
Denny Walling, L OBP: 0.286, SLG: 0.429 (1, 5)	F7		1B		P5	4-3			
Alan Ashby, S OBP: 0.500, SLG: 0.429 (1, 2)	1B		K		1B	5-3			
Terry Puhl, L OBP: 0.375, SLG: 0.286 (1, 9)	K			G3-1		G6-4-3		SH5-3	
Rafael Ramirez, R OBP: 0.286, SLG: 0.429 (1, 6)		F9		SH1-3		G6-4-3		K	
Bob Knepper, L Juan Agosto, L				SH1-3		4-3		SH5-3	

AB	R	H	RBI	BB	SO	LOB
5	1	1	1	0	0	1
3	1	2	0	1	1	0
3	1	2	2	1	1	0
3	1	2	2	1	0	1
4	0	1	0	0	0	2
4	0	2	0	0	1	3
3	0	1	0	1	1	1
4	1	1	0	0	1	4
2	0	0	0	0	1	0
0	0	0	0	0	0	0

AB	R	H	RBI	BB	SO	LOB
31	5	12	5	4	6	12

Inning Stats		R	H	E	K	S	P	BB	IBB	HBP	BLK	WP	HR	S	P	ERA	WHIP
R: 3	H: 4	E: 0	LOB: 1	K: 1	BB: 0	S: 14	P: 26										
R: 0	H: 0	E: 0	LOB: 0	K: 1	BB: 0	S: 8	P: 12										
R: 0	H: 2	E: 0	LOB: 2	K: 1	BB: 1	S: 12	P: 23										
R: 2	H: 3	E: 0	LOB: 2	K: 0	BB: 1	S: 9	P: 18										
R: 0	H: 1	E: 0	LOB: 2	K: 0	BB: 2	S: 9	P: 17										
R: 0	H: 0	E: 0	LOB: 0	K: 1	BB: 0	S: 9	P: 12										
R: 0	H: 1	E: 0	LOB: 1	K: 1	BB: 0	S: 8	P: 13										
R: 0	H: 1	E: 0	LOB: 1	K: 1	BB: 0	S: 8	P: 11										


PITCHER	IP	WLS	BF	H	R	ER	SO	BB	IBB	HBP	BLK	WP	HR	S	P	ERA	WHIP
Andy Hawkins, R ERA: 12.27 (1, 1)	3.2	L	20	8	5	5	3	2	0	0	0	0	1	41	75	12.27	2.727
Candy Sierra, R ERA: (4, 1)	1.1		6	2	0	0	0	2	0	0	0	0	0	11	21	0.00	3.000
Greg Booker, R ERA: (6, 1)	2.0		7	1	0	0	2	0	0	0	0	0	0	17	25	0.00	0.500
Eric Nolte, L ERA: (8, 1)	1.0		4	1	0	0	1	0	0	0	0	0	0	8	11	0.00	1.000

PITCHER	IP	WLS	BF	H	R	ER	SO	BB	IBB	HBP	BLK	WP	HR	S	P	ERA	WHIP
WP: 0	PA: 37	PB: 0	SB: 1	CS: 1													

San Diego Padres @ Houston Astros
Astrodome, Houston, TX
Wed Apr 06 1988, 4:33 AM EDT
Att. 14,865 - Dome - 70 F

livebaseballscorecards.com



Batter	1	2	3	4	5	6	7	8	9	AB R H RBI BB SO LOB	TOP		
Stan Jefferson, S (1, 8) C X	0-1 4-3 ①		0-3 K ③			1-1 F8 ①		1-2 F9 ②		4 0 0 0 0 1 1	San Diego Padres @ San Francisco Giants Candlestick Park, San Francisco, CA Thu Apr 07 1988, 10:05 PM EDT Att. 54,543 - Unknown - 61 F livebaseballscorecards.com AB 31 R 1 H 6 RBI 1 BB 1 SO 6 LOB 9 		
Tony Gwynn, L (1, 9) OBP: 0.333, SLG: 0.200 C B X	1-2 1-3 ②			0-3 K ①		0-0 G3 ②		1-2 4-1 ③		4 0 0 0 0 1 1			
Randy Ready, R (1, 4) OBP: 0.250, SLG: 0.100 B B B	4-0 BB ③			3-2 4-3 ②		3-3 K ③			1-1 5-3 ①	3 0 0 0 1 1 0			
John Kruk, L (1, 3) OBP: 0.250, SLG: 0.250 F X	0-1 1-3 ③			1-2 1-3 ③			0-1 G5-4-3 1B ①		0-0 G4-6-3 1B ②	4 0 2 0 0 0 1			
Keith Moreland, R (1, 7) OBP: 0.250, SLG: 0.333 C B X					3-2 1B 1B ①		2-0 G5-4-3 1-2f ②		3-1 G4-6-3 1-2f ③	4 0 1 0 0 0 2			
Benito Santiago, R (1, 2) OBP: 0.500, SLG: 0.800 C B X					2-0 L8 ①		0-1 HR ①			3 1 1 1 0 0 1			
Chris Brown, R (1, 5) OBP: 0.200, SLG: 0.600 Mark Davis, L (7, 1) C B B F			2-3 K ③		0-3 K ②		1-3 K ③			3 0 0 0 0 3 1 0 0 0 0 0 0 0			
Garry Templeton, S (1, 6) OBP: 0.222, SLG: 0.222 F X					2-0 G3 ①		2-0 FC4-6 1B ②		0-1 3-1 ①	3 0 1 0 0 0 0			
Eric Show, R (1, 1) Tim Flannery, L (5, PH) Eric Nolte, L (5, 1) Dickie Thon, R (7, 5) OBP: 0.500, SLG: 1.000 X					0-0 5-3 ②		0-1 FC4-6 1-2f ③		0-0 F9 2B ①	1 0 0 0 0 0 0 1 0 0 0 0 0 2 0 0 0 0 0 0 0 1 0 1 0 0 0 0			
Inning Stats	R: 0 H: 0 E: 0 LOB: 1 K: 0 BB: 1 S: 7 P: 12	R: 0 H: 0 E: 0 LOB: 0 K: 1 BB: 0 S: 7 P: 11	R: 0 H: 0 E: 0 LOB: 0 K: 1 BB: 0 S: 8 P: 8	R: 0 H: 0 E: 0 LOB: 0 K: 1 BB: 0 S: 9 P: 13	R: 0 H: 2 E: 0 LOB: 2 K: 1 BB: 0 S: 12 P: 19	R: 0 H: 0 E: 0 LOB: 0 K: 1 BB: 0 S: 8 P: 12	R: 1 H: 2 E: 0 LOB: 0 K: 1 BB: 0 S: 8 P: 11	R: 0 H: 1 E: 0 LOB: 1 K: 0 BB: 0 S: 11 P: 13	R: 0 H: 1 E: 0 LOB: 0 K: 0 BB: 0 S: 5 P: 9	1B: 4 SF: 0 2B: 1 SAC: 0 3B: 0 DP: 2 HR: 1 HBP: 0		WP: 0 PA: 32 PB: 0 SB: 0 CS: 0	
PITCHER	IP WLS BF H R ER SO BB IBB HBP BLK WP HR S P ERA WHIP											PITCHER	IP WLS BF H R ER SO BB IBB HBP BLK WP HR S P ERA WHIP
Mike Krukow, R (1, 1) ERA: 1.29	7.0 W 25 4 1 1 6 1 0 0 0 0 0 1 59 86 1.29 0.714												
Atee Hammaker, L (8, 1) ERA:	2.0 7 2 0 0 0 0 0 0 0 0 0 0 0 16 22 0.00 1.000												

Batter	1	2	3	4	5	6	7	8	9
Brett Butler, L OBP: 0.308, SLG: 0.692 (1, 8)	0-1 4-3		1 SAFE 3-2 F6		3-2 HR		0-3 K		
Mike Aldrete, L OBP: 0.385, SLG: 0.400 (1, 7)	3-2 L6			1-3 K	1-0 F7		0-1 1B		
Will Clark, L OBP: 0.385, SLG: 0.200 (1, 3)	1-0 6-3			2-2 F8	4-2 BB		3-1 FC5-4 1B		
Candy Maldonado, R OBP: 0.333, SLG: 0.200 (1, 9)		2-2 G1		1-1 1B HR HBP	0-0 F9		0-2 FC5-4		
Kevin Mitchell, R OBP: 0.333, SLG: 0.222 (1, 5)		0-0 5-3		0-0 1B HR		4-1 1B BLK BB	2-0 F8		
Bob Brenly, R OBP: 0.250, SLG: 1.000 (1, 2)		0-2 F3		2-0 HR		1 SAFE 1-1 F8		2-3 K	
Robby Thompson, R OBP: 0.364, SLG: 0.545 (1, 4)			1-1 BLK 1B	2-0 1B		1 SAFE 0-2 1B		1-3 K	
Jose Uribe, S OBP: 0.273, SLG: 0.200 (1, 6)			1 SAFE 0-0 F4	0-0 F9		1-0 F4		3-3 K	
Mike Krukow, R Atlee Hammaker, S			1 SAFE 0-3 K		2-0 F8	1-1 F9			

Inning Stats	R: 0	H: 0	E: 0	K: 0	S: 6	LOB: 0	BB: 0	P: 10
	R: 0	H: 0	E: 0	K: 0	S: 8 <td>LOB: 0</td> <td>BB: 0</td> <td>P: 10</td>	LOB: 0	BB: 0	P: 10
	R: 0	H: 1	E: 0	K: 1	S: 10 <td>LOB: 1</td> <td>BB: 0</td> <td>P: 13 </td>	LOB: 1	BB: 0	P: 13
	R: 3	H: 3	E: 0	K: 1	S: 11 <td>LOB: 1</td> <td>BB: 0</td> <td>P: 19 </td>	LOB: 1	BB: 0	P: 19
	R: 1	H: 1	E: 0	K: 0	S: 9 <td>LOB: 1</td> <td>BB: 1</td> <td>P: 19 </td>	LOB: 1	BB: 1	P: 19
	R: 1	H: 1	E: 0	K: 0	S: 9 <td>LOB: 1</td> <td>BB: 1</td> <td>P: 16 </td>	LOB: 1	BB: 1	P: 16
	R: 1	H: 2	E: 0	K: 1	S: 11 <td>LOB: 1</td> <td>BB: 0</td> <td>P: 16 </td>	LOB: 1	BB: 0	P: 16
	R: 0	H: 0	E: 0	K: 3	S: 11 <td>LOB: 0</td> <td>BB: 0</td> <td>P: 17 </td>	LOB: 0	BB: 0	P: 17

PITCHER	IP	WLS	BF	H	R	ER	SO	BB	IBB	HBP	BLK	WP	HR	S	P	ERA	WHIP
Eric Show, R ERA: 6.75 (1, 1)	4.0	L	17	4	3	3	2	0	0	0	1	0	1	35	52	6.75	1.000
Eric Nolte, L ERA: 6.0 (5, 1)	2.0		10	2	2	2	0	2	0	0	1	0	1	18	35	9.00	2.000
Mark Davis, L ERA: 6.75 (7, 1)	2.0		8	2	1	1	4	0	0	0	0	0	0	22	33	4.50	1.000

AB R H RBI BB SO LOB

4	1	1	1	0	1	1
4	1	1	0	0	1	0
3	0	1	1	1	0	0
3	1	0	0	0	0	2
3	2	1	0	1	0	1
4	1	1	3	0	1	1
4	0	3	1	0	1	0
4	0	0	0	0	1	3
3	0	0	0	0	1	2
0	0	0	0	0	0	0

WP	HR	S	P	ERA	WHIP
0	0	0	35	6.75	1.000
0	0	0	35	9.00	2.000
0	0	0	33	4.50	1.000

San Diego Padres @ San Francisco Giants
Candlestick Park, San Francisco, CA

Thu Apr 07 1988, 10:05 PM EDT
Att: 54,543 - Unknown - 61 F

AB	32
R	6
H	8
RBI	6
BB	2
SO	6
LOB	10



Batter	1	2	3	4	5	6	7	8	9	AB R H RBI BB SO LOB	TOP	
Tony Gwynn, L (1, 9) OBP: 0.250, SLG: 0.143	2-2 3-1		0-3 K		1-2 1-3			2-2 F7		4 0 0 0 0 1 1		
Garry Templeton, S (1, 6) OBP: 0.154, SLG: 0.154	1-3 K			1-1 5-3		2-1 3-1		2-2 3-1		4 0 0 0 0 1 1		
Randy Ready, R (1, 4) OBP: 0.313, SLG: 0.154	0-1 1B			4-2 1B BB		1-2 F2		1-3 K		3 1 1 0 0 1 1		
John Kruk, L (1, 3) OBP: 0.250, SLG: 0.250	3-3 K			0-1 1B 1-2 1B		2-1 1-3		3-1 F7		4 0 1 0 0 1 1		
Keith Moreland, R (1, 7) OBP: 0.313, SLG: 0.375		1-2 4-3		1-0 1B 1-3 2-H		1-0 1B		1-2 F9		4 0 2 1 0 0 0		
Benito Santiago, R (1, 2) OBP: 0.429, SLG: 0.643		1-2 4-3		0-3 K		0-3 K		2-2 1B		4 0 1 0 0 2 3		
Tim Flannery, L (1, 5)		0-2 F7		3-3 K		0-0 F7		0-1 F7		4 0 0 0 0 1 4		
Stan Jefferson, S (1, 8)			1-2 5-3		0-2 4-3		0-2 3-1			3 0 0 0 0 0 1		
Jimmy Jones, R (1, 1)			1-2 4-3		0-0 F4			4-0 3-1 BLK BB		2 0 0 0 0 0 0		
Greg Booker, R (6, 1)										0 0 0 0 0 0 0		
Marvell Wynne, L (8, PH)										0 0 0 0 1 0 0		
Lance McCullers, S (8, 1)										0 0 0 0 0 0 0		
Inning Stats	R: 0 H: 1 E: 0 LOB: 1 K: 2 BB: 0 S: 13 P: 19	R: 0 H: 0 E: 0 LOB: 0 K: 0 BB: 0 S: 10 P: 12	R: 0 H: 0 E: 0 LOB: 0 K: 1 BB: 0 S: 10 P: 12	R: 1 H: 2 E: 0 LOB: 2 K: 2 BB: 1 S: 14 P: 23	R: 0 H: 0 E: 0 LOB: 0 K: 0 BB: 0 S: 7 P: 8	R: 0 H: 0 E: 0 LOB: 0 K: 0 BB: 0 S: 10 P: 15	R: 0 H: 1 E: 0 LOB: 1 K: 1 BB: 0 S: 8 P: 9	R: 0 H: 0 E: 0 LOB: 1 K: 1 BB: 1 S: 9 P: 18	R: 0 H: 1 E: 0 LOB: 1 K: 0 BB: 0 S: 10 P: 16	1B: 5 SF: 0 2B: 0 SAC: 0 3B: 0 DP: 0 HR: 0 HBP: 0	WP: 0 PA: 34 PB: 0 SB: 0 CS: 0	
PITCHER Michael LaCoss, R (1, 1) ERA: 1.5 Don Robinson, R (7, 1) ERA:	IP WLS BF H R ER SO BB IBB HBP BLK WP HR S P ERA WHIP	6.0 W 22 3 1 1 5 1 0 0 0 0 0 0 64 89 1.50 0.667	3.0 S 12 2 0 0 2 1 0 0 0 1 0 0 27 43 0.00 1.000	PITCHER IP WLS BF H R ER SO BB IBB HBP BLK WP HR S P ERA WHIP								

San Diego Padres @ San Francisco Giants
Candlestick Park, San Francisco, CA

Fri Apr 08 1988, 10:05 PM EDT
Att. 14,916 - Unknown - 45 F

AB	32
R	1
H	5
RBI	1
BB	2
SO	7
LOB	12



Batter	1	2	3	4	5	6	7	8	9	AB	R	H	RBI	BB	SO	LOB
Brett Butler, L OBP: 0.353, SLG: 0.765 (1, 8)	1-1 FC3-6 1B		3-2 4-3 3B		1-2 G3 1-2		2-1 F6			4	1	2	0	0	0	2
Mike Aldrete, L OBP: 0.294, SLG: 0.286 (1, 7)	2-3 K		0-1 4-3			1-3 K	2-0 4-3			4	0	0	1	0	2	2
Will Clark, L OBP: 0.353, SLG: 0.286 (1, 3)	1-2 FC3-6 1B 1-2f		3-H 2-2 6-3			2-0 2B		1-2 F8		4	2	1	0	0	0	1
Candy Maldonado, R OBP: 0.438, SLG: 0.500 (1, 9)	0-1 1B 1-3 1B		1-2 6-3			1-1 HR 2B		2-1 2B		4	1	3	1	0	0	0
Kevin Mitchell, R OBP: 0.375, SLG: 0.538 (1, 5)	2-0 FC5-4 1B 1-3 3-H 1B			1-1 6-3		2-1 HR 2B		1-1 5-3		4	1	2	3	0	0	1
Bob Brenly, R OBP: 0.125, SLG: 0.500 (1, 2)	2-0 FC5-4 1-2f			2-1 5-3		2-3 K		1-3 K		4	0	0	0	0	2	3
Robby Thompson, R OBP: 0.286, SLG: 0.429 (1, 4)		0-0 6-3		1-1 1-3		2-0 F8				3	0	0	0	0	0	0
Jose Uribe, S OBP: 0.357, SLG: 0.308 (1, 6)		2-1 6-3			2-0 CS 1B		2-2 1B			3	0	2	0	0	0	0
Michael LaCoss, R Don Robinson, R		1-3 K		0-1 F2		1-3 K				2	0	0	0	0	1	1
										1	0	0	0	0	1	1

Inning Stats	R: 1	H: 3	E: 0	K: 1	S: 15	H: 3	LOB: 2	BB: 0	P: 22	R: 0	H: 0	E: 0	K: 1	S: 6	H: 0	LOB: 0	BB: 0	P: 9	R: 1	H: 1	E: 0	K: 0	S: 11	R: 0	H: 0	E: 0	K: 0	S: 6	H: 0	LOB: 0	BB: 0	P: 10	R: 0	H: 1	E: 0	K: 0	S: 9	R: 3	H: 3	E: 0	K: 2	S: 13	H: 3	LOB: 0	BB: 0	P: 23	R: 0	H: 1	E: 0	K: 1	S: 10	H: 1	LOB: 1	BB: 0	P: 16	R: 0	H: 1	E: 0	K: 1	S: 11	H: 1	LOB: 1	BB: 0	P: 16
--------------	------	------	------	------	-------	------	--------	-------	-------	------	------	------	------	------	------	--------	-------	------	------	------	------	------	-------	------	------	------	------	------	------	--------	-------	-------	------	------	------	------	------	------	------	------	------	-------	------	--------	-------	-------	------	------	------	------	-------	------	--------	-------	-------	------	------	------	------	-------	------	--------	-------	-------

PITCHER	IP	WLS	BF	H	R	ER	SO	BB	IBB	HBP	BLK	WP	HR	S	P	ERA	WHIP
Jimmy Jones, R ERA: 8.44 (1, 1)	5.1	L	23	8	5	5	3	0	0	0	0	0	1	53	82	8.44	1.500
Greg Booker, R ERA: (6, 1)	1.2		6	1	0	0	2	0	0	0	0	0	0	14	24	0.00	0.600
Lance McCullers, R ERA: 20.25 (8, 1)	1.0		4	1	0	0	1	0	0	0	0	0	0	11	16	0.00	1.000

BOTTOM

San Diego Padres @ San Francisco Giants
Candlestick Park, San Francisco, CA

Fri Apr 08 1988, 10:05 PM EDT
Att: 14,916 - Unknown - 45 F

AB	33
R	5
H	10
RBI	5
BB	0
SO	6
LOB	11

livebaseballscorecards.com

GIANTS

WP: 0	PA: 33
PB: 0	
SB: 0	
CS: 1	

Batter	1	2	3	4	5	6	7	8	9	AB R H RBI BB SO LOB	TOP		
Tony Gwynn, L (1, 9) OBP: 0.300, SLG: 0.389	1-1 E6 1B		0-1 HR			2-1 FC6-4 1B		0-1 1-3		4 1 2 1 0 0 0	San Diego Padres @ San Francisco Giants Candlestick Park, San Francisco, CA Sat Apr 09 1988, 6:33 AM EDT Att. 17,930 - Sunny - 72 F		
Dickie Thon, R (1, 6) OBP: 0.167, SLG: 0.333	0-0 F3		2-2 6-3			0-0 FC6-4 1B 1-2f		0-0 5-3		4 0 0 0 0 0 2			
Randy Ready, R (1, 4) OBP: 0.350, SLG: 0.235	1-0 1-2 1B		1-1 F7			0-1 1-2 FC3-6 1B			2-1 F9	4 0 2 0 0 0 0			
John Kruk, L (1, 3) OBP: 0.313, SLG: 0.313	2-3 1B			3-1 G1-6-3 1B		1-1 1-2f 2-3 FC3-6			1-1 1B 1B	4 0 2 0 0 1 4			
Keith Moreland, R (1, 7) OBP: 0.300, SLG: 0.350 Shawn Abner, R (9, PR)	0-0 F7			0-0 G1-6-3 1-2f		2-1 F8			0-0 1-2 G6-3 1B	4 0 1 0 0 0 5 0 0 0 0 0 0 0			
Benito Santiago, R (1, 2) OBP: 0.389, SLG: 0.556		0-0 F9		0-0 CS 1B			0-0 6-3		2-1 G6-3 1-2f	4 0 1 0 0 0 2			
Tim Flannery, L (1, 5) OBP: 0.125, SLG: 0.125		0-0 F8		0-1 CS 1-2	1-1 G6-4-3 1B		0-0 L1			3 0 1 0 0 0 0			
Stan Jefferson, S (1, 8)		1-1 5-3			2-0 G6-4-3 1-2f		0-0 2-3			3 0 0 0 0 0 1			
Mark Grant, R (1, 1) Marvell Wynne, L (8, PH) Mark Davis, L (8, 1)			0-1 1-3		2-2 G3			1-1 4-3		2 0 0 0 0 0 0 1 0 0 0 0 0 0 0 0 0 0 0 0 0			
Inning Stats	R: 0 H: 1 E: 1 LOB: 2 K: 1 BB: 0 S: 10 P: 12	R: 0 H: 0 E: 0 LOB: 0 K: 0 BB: 0 S: 4 P: 5	R: 1 H: 1 E: 0 LOB: 0 K: 0 BB: 0 S: 9 P: 12	R: 0 H: 2 E: 0 LOB: 0 K: 0 BB: 0 S: 5 P: 8	R: 0 H: 1 E: 0 LOB: 0 K: 0 BB: 0 S: 6 P: 11	R: 0 H: 2 E: 0 LOB: 2 K: 0 BB: 0 S: 9 P: 14	R: 0 H: 0 E: 0 LOB: 0 K: 0 BB: 0 S: 3 P: 3	R: 0 H: 0 E: 0 LOB: 0 K: 0 BB: 0 S: 5 P: 6	R: 0 H: 2 E: 0 LOB: 2 K: 0 BB: 0 S: 7 P: 12	1B: 8 SF: 0 2B: 0 SAC: 0 3B: 0 DP: 3 HR: 1 HBP: 0	WP: 0 PA: 34 PB: 0 SB: 0 CS: 1		
PITCHER	IP WLS BF H R ER SO BB IBB HBP BLK WP HR S P ERA WHIP											PITCHER	IP WLS BF H R ER SO BB IBB HBP BLK WP HR S P ERA WHIP
Rick Reuschel, R (1, 1) ERA: 1.08	8.1 W 32 9 1 1 1 0 0 0 0 0 0 1 56 79 1.08 1.080												
Scott Garrelts, R (9, 1) ERA: 16.2	0.2 S 1 0 0 0 0 0 0 0 0 0 0 0 2 4 0.00 0.000												

livebaseballscores.com

AB	33
R	1
H	9
RBI	1
BB	0
SO	1
LOB	14



Batter	1	2	3	4	5	6	7	8	9	AB R H RBI BB SO LOB	TOP
Tony Gwynn, L (1, 9) OBP: 0.240, SLG: 0.304	0-0 P6	3-1 G4-6-3		1-2 F7		1-2 1-3			1-0 6-3	5 0 0 0 0 0 3	
Dickie Thon, R (1, 6) OBP: 0.300, SLG: 0.333	2-1 1B		1-0 F3		4-1 HR BB		1-1 5-3			3 1 1 0 1 0 0	
Randy Ready, R (1, 4) OBP: 0.375, SLG: 0.400	4-2 2B		2-2 F8		1-2 HR		2-1 F7			3 2 1 2 1 0 0	
Carmelo Martinez, R (1, 3) OBP: 0.125, SLG: 0.250	1-2 1B		1-1 F9		0-0 E5		2-1 4-3			4 1 1 1 0 0 0	
Keith Moreland, R (1, 7) OBP: 0.375, SLG: 0.391 Marvell Wynne, L (8, PR)	3-2 1B		2-2 1B		0-1 G6-4-3		4-0 G4-3 BB			3 2 2 1 1 0 1 0 0 0 0 0 0 0	
Chris Brown, R (1, 5) OBP: 0.214, SLG: 0.500 Lance McCullers, S (8, 1)	2-1 E5		2-3 K		0-0 1B		1-0 F3			4 0 1 0 0 1 2 0 0 0 0 0 0 0	
Shawn Abner, R (1, 8) OBP: 0.143, SLG: 0.143	2-3 K		0-0 1B		0-0 5-3		1-2 G4-3			4 0 1 0 0 1 3	
Mark Parent, R (1, 2) OBP: 0.500, SLG: 0.500		1-1 FC1-6 1B		1-0 1B		0-0 5-3		0-0 F7		4 0 2 1 0 0 0	
Ed Whitson, R (1, 1) Stan Jefferson, S (6, PH) Mark Davis, L (6, 1) Tim Flannery, L (8, 5) OBP: 0.111, SLG: 0.111		0-1 FC1-6		0-0 F5		0-2 1-3		1-1 B4		2 0 0 0 0 0 3 1 0 0 0 0 0 0 0 0 0 0 0 0 0 1 0 0 0 0 0 0	
Inning Stats	R: 3 H: 3 E: 1 LOB: 1 K: 1 BB: 1 S: 21 P: 33	R: 0 H: 1 E: 0 LOB: 0 K: 0 BB: 0 S: 6 P: 10	R: 0 H: 0 E: 0 LOB: 0 K: 0 BB: 0 S: 8 P: 12	R: 1 H: 3 E: 0 LOB: 2 K: 1 BB: 0 S: 14 P: 20	R: 2 H: 2 E: 1 LOB: 1 K: 0 BB: 1 S: 9 P: 14	R: 0 H: 0 E: 0 LOB: 0 K: 0 BB: 0 S: 7 P: 8	R: 0 H: 0 E: 0 LOB: 0 K: 0 BB: 0 S: 6 P: 11	R: 0 H: 0 E: 0 LOB: 1 K: 0 BB: 1 S: 5 P: 10	R: 0 H: 0 E: 0 LOB: 0 K: 0 BB: 0 S: 4 P: 6	1B: 7 SF: 0 2B: 1 SAC: 0 3B: 0 DP: 3 HR: 1 HBP: 0	WP: 0 PA: 37 PB: 0 SB: 0 CS: 1
PITCHER	IP WLS BF H R ER SO BB IBB HBP BLK WP HR S P ERA WHIP										
Dave Dravecky, L (1, 1) ERA: 2.77	4.0 L 19 7 4 3 2 1 0 0 0 0 0 0 49 75 6.75 2.000										
Atlee Hammaker, L (5, 1) ERA: 4.5	2.0 9 2 2 2 0 1 0 0 0 0 0 1 16 22 9.00 1.500										
Joe Price, L (7, 1) ERA:	2.0 6 0 0 0 0 1 0 0 0 0 0 0 11 21 0.00 0.500										
Craig Lefferts, L (9, 1) ERA:	1.0 3 0 0 0 0 0 0 0 0 0 0 0 4 6 0.00 0.000										

San Diego Padres @ San Francisco Giants
Candlestick Park, San Francisco, CA

Sun Apr 10 1988, 6:33 AM EDT
Att. 45,936 - Sunny - 80 F

AB	34
R	6
H	9
RBI	5
BB	3
SO	2
LOB	12



Batter	1	2	3	4	5	6	7	8	9	AB R H RBI BB SO LOB
Brett Butler, L OBP: 0.385, SLG: 0.654 (1, 8)	1-1 1B FC3-2 1B		2-2 G3 SF7 1B		2-2 FC6-4 1B		0-0 6-3		3-2 6-3	5 1 3 0 0 0 1
Mike Aldrete, L OBP: 0.320, SLG: 0.333 (1, 7)	2-2 BB FC3-2 SF8 1B		2-1 G3 1-3		0-2 FC6-4 FC4-6 1-2f		2-3 K			4 1 1 0 0 1 2
Will Clark, L OBP: 0.292, SLG: 0.400 (1, 3)	0-0 FC3-2 SF8 BB 1-2 3-H		0-2 SF7 3-H		0-0 FC4-6 2B 1-2f		3-2 F7			3 1 0 1 0 0 3
Candy Maldonado, R OBP: 0.391, SLG: 0.450 (1, 9)	4-2 SF8 BB 1-2 2-3		0-3 K		0-0 2B 1-H		0-0 F3			3 0 1 1 1 1 0
Kevin Mitchell, R OBP: 0.348, SLG: 0.611 (1, 5)	1-0 SF8 1-2 2-3 3-H		3-1 F7 BB BB BB BB		4-1 BB BB BB BB		2-3 K			2 0 0 1 1 1 0
Bob Melvin, R OBP: 0.143, SLG: 0.214 (1, 2)	1-2 F9		2-2 1B 2B		0-3 K		1-3 K			4 1 1 0 0 2 4
Robby Thompson, R OBP: 0.235, SLG: 0.353 (1, 4)		1-2 F9		0-0 F8		1-3 K2-3			2-3 K	3 0 0 0 0 1 1 1 0 0 0 0 1 0
Jessie Reid, L (9, PH)										
Jose Uribe, S OBP: 0.381, SLG: 0.400 (1, 6)		1-1 F9		2-1 F9 2-H 1B		2-1 6-3			1-1 F5	4 0 1 1 0 0 0
Dave Dravecky, R Harry Spilman, L Atlee Hammaker, S Phil Garner, R Joe Price, R Craig Lefferts, L Joel Youngblood, R OBP: 1.000, SLG: 2.000 (1, 1) (4, PH) (5, 1) (6, PH) (7, 1) (9, 1) (9, PH)		0-1 6-3		2-2 L4		3-2 F9			1-0 2B	1 0 0 0 0 0 0 1 0 0 0 0 0 1 0 0 0 0 0 0 0 1 0 1 0 1 0 0 0 0

Inning Stats	R: 1 E: 0 K: 0 S: 12	H: 2 LOB: 2 BB: 1 P: 21	R: 0 E: 0 K: 0 S: 7	H: 0 LOB: 0 BB: 0 P: 9	R: 1 E: 1 K: 1 S: 12	H: 1 LOB: 0 BB: 0 P: 15	R: 1 E: 0 K: 0 S: 13	H: 2 LOB: 1 BB: 0 P: 22	R: 1 E: 0 K: 1 S: 13	H: 2 LOB: 2 BB: 1 P: 19	R: 0 E: 0 K: 1 S: 9	H: 0 LOB: 0 BB: 0 P: 15	R: 0 E: 0 K: 1 S: 8	H: 0 LOB: 0 BB: 0 P: 13	R: 0 E: 0 K: 2 S: 9	H: 0 LOB: 0 BB: 0 P: 12	R: 0 E: 0 K: 1 S: 11	H: 1 LOB: 1 BB: 0 P: 18	1B: 5 2B: 3 3B: 0 HR: 0	SF: 2 SAC: 0 DP: 0 HBP: 0	WP: 0 PB: 0 SB: 0 CS: 0	PA: 37
--------------	-------------------------------	----------------------------------	------------------------------	---------------------------------	-------------------------------	----------------------------------	-------------------------------	----------------------------------	-------------------------------	----------------------------------	------------------------------	----------------------------------	------------------------------	----------------------------------	------------------------------	----------------------------------	-------------------------------	----------------------------------	----------------------------------	------------------------------------	----------------------------------	--------

PITCHER	IP	WLS	BF	H	R	ER	SO	BB	IBB	HBP	BLK	WP	HR	S	P	ERA	WHIP
Ed Whitson, R ERA: 3.75 (1, 1)	5.0	W	24	7	4	3	2	2	0	0	0	0	0	57	86	5.40	1.800
Mark Davis, L ERA: 3.18 (6, 1)	2.0		6	0	0	0	2	0	0	0	0	0	0	17	28	0.00	0.000
Lance McCullers, R ERA: 8.1 (8, 1)	2.0	S	7	1	0	0	3	0	0	0	0	0	0	20	30	0.00	0.500

BOTTOM

San Diego Padres @ San Francisco Giants
Candlestick Park, San Francisco, CA

livebaseballscores.com

AB 33
R 4
H 8
RBI 4
BB 2
SO 7
LOB 12



WP: 0 PA: 37
PB: 0
SB: 0
CS: 0

Sun Apr 10 1988, 6:33 AM EDT
Att: 45,936 - Sunny - 80 F

Batter	1	2	3	4	5	6	7	8	9	AB R H RBI BB SO LOB	TOP
Steve Sax, R (1, 4) OBP: 0.289, SLG: 0.273	0-2 F4		0-3 K			0-1 5-3		0-0 F9	0-1 1-3	5 0 0 0 0 1 2	
Alfredo Griffin, S (1, 6) OBP: 0.250, SLG: 0.353	0-1 F6			1-0 4-3		0-2 F7		1-1 5-3		4 0 0 0 0 0 0	
Kirk Gibson, L (1, 7) OBP: 0.361, SLG: 0.452	0-0 F7			0-3 K			1-0 1B HBP	2-0 1B HR		3 2 1 0 0 1 0	
Pedro Guerrero, R (1, 5) OBP: 0.438, SLG: 0.577		1-2 6-3		0-0 5-3			3-2 1B 1B	3-0 1B HR		3 1 1 2 0 0 0	
Jeff Hamilton, R (8, 5)							1-2 G3-2-3 HBP	1-H HR		0 0 0 0 0 0 0	
Mike Marshall, R (1, 3) OBP: 0.333, SLG: 0.313	3-1 F3				0-0 F5		1-2 G3-2-3 1B	0-2 1B		4 0 2 1 0 0 0	
Mike Davis, L (1, 9) OBP: 0.313, SLG: 0.250	4-2 2-6 BB				0-0 E4		1-2 2-3 1B	2-2 F9		3 0 1 0 1 0 1	
John Shelby, S (1, 8) OBP: 0.258, SLG: 0.179	1-0 2-6		1-3 K		3-2 G3-6-3		1-1 G3-2-3		0-1 3-1	4 0 0 0 0 1 4	
Mike Scioscia, L (1, 2) OBP: 0.500, SLG: 0.500			2-2 1B		1-2		3-2 6-3	4-0 1B	4-0 BB	2 0 1 0 2 0 0	
Tim Leary, R (1, 1) OBP: 0.333, SLG: 0.333			0-3 K				1-2 HR		1-0 F7	1 0 0 0 0 1 1	
Franklin Stubbs, L (8, PH) OBP: 1.000, SLG: 4.000										1 1 1 1 0 0 0	
Alejandro Peña, R (6, 1)										0 0 0 0 0 0 0	
Danny Heep, L (7, PH)										1 0 0 0 0 1 3	
Jay Howell, R (7, 1)										0 0 0 0 0 0 0	
Mickey Hatcher, R (8, PH)										1 0 0 0 0 0 1	
Jesse Orosco, R (9, 1)										0 0 0 0 0 0 0	
Inning Stats	R: 0 H: 0 E: 0 LOB: 0 K: 0 BB: 0 S: 6 P: 6	R: 0 H: 0 E: 0 LOB: 1 K: 0 BB: 1 S: 7 P: 16	R: 0 H: 1 E: 0 LOB: 1 K: 3 BB: 0 S: 13 P: 16	R: 0 H: 0 E: 0 LOB: 0 K: 1 BB: 0 S: 5 P: 6	R: 0 H: 0 E: 1 LOB: 0 K: 0 BB: 0 S: 6 P: 9	R: 1 H: 1 E: 0 LOB: 0 K: 0 BB: 0 S: 12 P: 16	R: 1 H: 3 E: 0 LOB: 3 K: 1 BB: 1 S: 12 P: 25	R: 2 H: 2 E: 0 LOB: 1 K: 0 BB: 0 S: 11 P: 19	R: 0 H: 0 E: 0 LOB: 1 K: 0 BB: 1 S: 5 P: 10	1B: 5 SF: 0 2B: 0 SAC: 0 3B: 0 DP: 2 HR: 2 HBP: 2	WP: 0 PA: 37 PB: 0 SB: 0 CS: 0
PITCHER	IP WLS BF H R ER SO BB IBB HBP BLK WP HR S P ERA WHIP										
Eric Show, R (1, 1) ERA: 5.4	7.2 L 33 7 4 4 5 1 1 2 0 0 2 68 107 4.70 1.043										
Lance McCullers, R (8, 1) ERA: 5.79	1.1 5 0 0 0 0 1 0 0 0 0 0 9 16 0.00 0.750										

Los Angeles Dodgers @ San Diego Padres
 Jack Murphy Stadium, San Diego, CA
 Wed Apr 13 1988, 10:05 PM EDT
 Att. 16,838 - Unknown - 70 F

AB	32
R	4
H	7
RBI	4
BB	3
SO	5
LOB	12



Batter	1	2	3	4	5	6	7	8	9	AB	R	H	RBI	BB	SO	LOB
Stan Jefferson, S OBP: 0.083, SLG: 0.208 (1, 8)	1-0 6-3 3B		1-0 4-3			1-0 F7		1-3 K		4	1	1	1	0	1	0
Tony Gwynn, L OBP: 0.273, SLG: 0.300 (1, 9)	2-1 6-3		0-0 3-H 1B			2-2 G1			2-2 SH1-3 BB SF8 1B	4	1	2	1	0	0	0
Randy Ready, R OBP: 0.344, SLG: 0.333 (1, 4)	1-1 F9		1-3 K			3-2 F9			4-2 SF8 SH1-3 BB 1-2	3	0	0	0	1	1	1
John Kruk, L OBP: 0.348, SLG: 0.522 (1, 3)	2-3 K			1-2 6-3			3-1 1B		2-2 SH1-3 1-2 2-3	3	0	1	0	0	1	0
Keith Moreland, R OBP: 0.367, SLG: 0.379 Tim Flannery, L OBP: 0.200, SLG: 0.200 Dickie Thon, R OBP: 0.364, SLG: 0.333 (1, 5) (8, 5) (9, PH)		2-2 G6-4-3 1B		1-0 F9		1-1 F7			4-2 SF8 BB	3	0	1	0	0	0	1
Benito Santiago, R OBP: 0.346, SLG: 0.480 (1, 2)		0-0 G6-4-3 1-2f		1-3 K		1-2 F9			0-2 SF8 1-2 2-3 3-H	3	0	0	1	0	1	2
Carmelo Martinez, R OBP: 0.143, SLG: 0.154 Shawn Abner, R OBP: 0.125, SLG: 0.125 Lance McCullers, S Mark Parent, R OBP: 0.400, SLG: 0.400 (1, 7) (8, 7) (8, 1) (9, PH)		0-0 F6		2-2 5-3		0-1 6-3			2-3 K 2-3	3	0	0	0	0	0	1
Garry Templeton, S OBP: 0.250, SLG: 0.350 (1, 6)			0-0 WP 4-3 2B		1-3 K2-3			2-2 F6		3	1	1	0	0	1	0
Eric Show, R Marvell Wynne, L (1, 1) (8, 7)			2-3 K 2-3		2-3 K			1-3 K		2	0	0	0	0	2	1

Inning Stats	R: 1	H: 1	R: 0	H: 1	R: 0	H: 0	R: 0	H: 0	R: 0	H: 1	R: 0	H: 0	R: 1	H: 1	R: 0	H: 1
	E: 0	LOB: 0	E: 0	LOB: 0	E: 0	LOB: 0	E: 0	LOB: 0	E: 0	LOB: 1	E: 0	LOB: 0	E: 0	LOB: 2	E: 0	LOB: 2
	K: 1	BB: 0	K: 0	BB: 0	K: 1	BB: 0	K: 0	BB: 0	K: 0	BB: 0	K: 0	BB: 0	K: 1	BB: 2	K: 1	BB: 2
	S: 9	P: 15	S: 6	P: 8	S: 7	P: 10	S: 10	P: 15	S: 7	P: 13	S: 10	P: 15	S: 11	P: 15	S: 17	P: 31

PITCHER	IP	WLS	BF	H	R	ER	SO	BB	IBB	HBP	BLK	WP	HR	S	P	ERA	WHIP
Tim Leary, R ERA: 4.5 (1, 1)	5.0		18	4	2	2	6	0	0	0	0	1	0	41	61	3.60	0.800
Alejandro Pena, R ERA: (6, 1)	1.0		3	0	0	0	0	0	0	0	0	0	0	7	13	0.00	0.000
Jay Howell, R ERA: (7, 1)	2.0	W	7	1	0	0	2	0	0	0	0	0	0	21	30	0.00	0.500
Jesse Orosco, L ERA: 3.86 (9, 1)	1.0	S	6	1	1	1	1	2	0	0	0	0	0	17	31	9.00	3.000

BOTTOM

Los Angeles Dodgers @ San Diego Padres
Jack Murphy Stadium, San Diego, CA

Wed Apr 13 1988, 10:05 PM EDT
Att: 16,838 - Unknown - 70 F

AB	30
R	3
H	6
RBI	3
BB	2
SO	9
LOB	8



Inning Stats	1B: 4	SF: 1	WP: 1	PA: 34
	2B: 1	SAC: 1	PB: 0	
	3B: 1	DP: 1	SB: 0	
	HR: 0	HBP: 0	CS: 0	

Batter	1	2	3	4	5	6	7	8	9	AB R H RBI BB SO LOB	TOP
Steve Sax, R (1, 4) OBP: 0.268, SLG: 0.250 Danny Heep, L (9, PH)	2-1 F9		2-1 6-3		0-0 5-3		0-0 SH5-4		1-1 4-3	3 0 0 0 0 0 0 1 0 0 0 0 0 1	
Alfredo Griffin, S (1, 6) OBP: 0.250, SLG: 0.342	0-3 K		1-2 BB 1B		0-2 4-3		0-0 1-3			4 0 1 0 0 1 1	
Kirk Gibson, L (1, 7) OBP: 0.375, SLG: 0.424	4-1 BB		4-0 1 SAFE 1 SAFE 1B 1-2 BB		2-3 K		1-2 G3			2 0 0 0 2 1 1	
Pedro Guerrero, R (1, 5) OBP: 0.389, SLG: 0.500	0-1 4-3		2-0 F9		1-0 1-3		3-3 K			4 0 0 0 0 1 3	
Mike Marshall, R (1, 3) OBP: 0.324, SLG: 0.306		1-2 L4		3-2 6-3		0-1 1B 1B		0-3 K		4 0 1 0 0 1 0	
Mike Davis, L (1, 9) OBP: 0.333, SLG: 0.281		1-3 K		1-2 S BB 1B		0-0 1-2 1B		1-2 F6		4 0 2 0 0 1 0	
John Shelby, S (1, 8) OBP: 0.237, SLG: 0.161		4-2 FC6-4 BB		2-2 F7		1-2 F7		1-3 K		3 0 0 0 1 1 3	
Mike Scioscia, L (1, 2) OBP: 0.500, SLG: 0.520 Dave Anderson, R (9, PR)		1 SAFE 1 SAFE 1 SAFE FC6-4 1-2f		4-1 1 SAFE 1 SAFE 1 SAFE FC4-6 1-2 BB		0-1 1-3		0-0 2B		3 0 1 0 1 0 3 0 0 0 0 0 0 0	
Fernando Valenzuela, L (1, 1) OBP: 0.400, SLG: 0.400 Franklin Stubbs, L (9, PH)			0-0 6-3		0-2 FC4-6 1-2f 2-3		0-1 SH5-4 1B		1-3 K	3 0 1 0 0 0 2 1 0 0 0 0 1 1	
Inning Stats	R: 0 E: 0 K: 1 S: 8 H: 0 LOB: 1 BB: 1 P: 14	R: 0 E: 0 K: 1 S: 12 H: 0 LOB: 1 BB: 1 P: 18	R: 0 E: 0 K: 0 S: 7 H: 1 LOB: 2 BB: 1 P: 16	R: 0 E: 0 K: 0 S: 15 H: 1 LOB: 2 BB: 1 P: 25	R: 0 E: 0 K: 1 S: 8 H: 0 LOB: 0 BB: 0 P: 10	R: 0 E: 0 K: 0 S: 9 H: 2 LOB: 2 BB: 0 P: 11	R: 0 E: 0 K: 0 S: 9 H: 1 LOB: 1 BB: 0 P: 10	R: 0 E: 0 K: 2 S: 12 H: 0 LOB: 0 BB: 0 P: 16	R: 0 E: 0 K: 2 S: 9 H: 1 LOB: 1 BB: 0 P: 12	1B: 5 2B: 1 3B: 0 HR: 0 SF: 0 SAC: 1 DP: 0 HBP: 0	WP: 0 PB: 0 SB: 1 CS: 0 PA: 37
PITCHER	IP WLS BF H R ER SO BB IBB HBP BLK WP HR S P ERA WHIP										
Jimmy Jones, R (1, 1) ERA: 3.75	6.2 W 29 5 0 0 3 4 0 0 0 0 0 0 63 98 0.00 1.350										
Mark Davis, L (7, 1) ERA: 1.86	0.1 1 0 0 0 0 0 0 0 0 0 0 0 5 6 0.00 0.000										
Lance McCullers, R (8, 1) ERA: 4.05	2.0 S 7 1 0 0 4 0 0 0 0 0 0 0 21 28 0.00 0.500										

Los Angeles Dodgers @ San Diego Padres
Jack Murphy Stadium, San Diego, CA

Thu Apr 14 1988, 6:33 AM EDT
Att. 24,096 - Overcast - 68 F

AB	32
R	0
H	6
RBI	0
BB	4
SO	7
LOB	15



Batter	1	2	3	4	5	6	7	8	9
Stan Jefferson, S OBP: 0.143, SLG: 0.222 (1, 8)	2-3 K		4-0 CS BB		1-0 F9		1-1 1B BB 1B		
Tony Gwynn, L OBP: 0.297, SLG: 0.353 (1, 9)	2-2 G3		1-1 CS 1-2	2-2 3-1 E 2B		1-1 6-3	0-0 BB BB 1B		
Randy Ready, R OBP: 0.361, SLG: 0.333 (1, 4)	2-2 F9			2-1 3-1		3-2 1B 1B 1B	4-1 BB BB		
John Kruk, L OBP: 0.407, SLG: 0.520 (1, 3)		2-3 K		4-1 5-3 1B BB 3-H		0-1 1B 1B 1-2	4-2 BB BB 1-2 2-3 3-H BB		
Keith Moreland, R OBP: 0.412, SLG: 0.424 (1, 7)		2-0 1B		1-1 5-3 1B 1-2		1-2 FC6-4 1B 1-2 2-3	0-0 5-3		
Lance McCullers, S (8, 1)		1B		1-2 1B		1-2 2-3 1B			
Benito Santiago, R OBP: 0.333, SLG: 0.448 (1, 2)		1-0 G4-6-3 1B		3-2 5-3		3-2 F3	0-0 4-3		
Chris Brown, R OBP: 0.167, SLG: 0.389 (1, 5)		0-0 G4-6-3 1-2f		1-0 6-3		1-2 FC6-4 1-2f	1-2 1-3		
Dickie Thon, R OBP: 0.267, SLG: 0.231 (1, 6)			3-1 F7		2-0 P4		1-0 F8	3-2 4-3	
Jimmy Jones, R (1, 1)			3-3 K		3-2 F8		0-0 5-3		
Mark Davis, L (7, 1)									
Carmelo Martinez, R OBP: 0.133, SLG: 0.143 (7, PH)									
Shawn Abner, R OBP: 0.125, SLG: 0.125 (8, 7)									

AB	R	H	RBI	BB	SO	LOB
3	1	1	0	1	1	0
4	1	2	0	0	0	0
3	0	1	0	1	0	1
2	0	1	1	2	1	0
4	0	3	0	0	0	3
0	0	0	0	0	0	0
4	0	1	0	0	0	5
4	0	0	0	0	0	7
4	0	0	0	0	0	0
2	0	0	0	0	1	0
0	0	0	0	0	0	0
1	0	0	0	0	0	0
0	0	0	0	0	0	0

AB	R	H	RBI	BB	SO	LOB
31	2	9	1	4	3	16

Inning Stats		R: 0	H: 0	E: 0	K: 1	S: 14	R: 0	H: 2	E: 0	K: 1	S: 6	R: 0	H: 0	E: 0	K: 1	S: 7	R: 1	H: 2	E: 1	K: 0	S: 15	R: 0	H: 0	E: 0	K: 0	S: 5	R: 0	H: 3	E: 0	K: 0	S: 20	R: 1	H: 2	E: 0	K: 0	S: 11	R: 0	H: 0	E: 0	K: 0	S: 8
PITCHER		IP	WLS	BF	H	R	ER	SO	BB	IBB	HBP	BLK	WP	HR	S	P	ERA	WHIP	PITCHER		IP	WLS	BF	H	R	ER	SO	BB	IBB	HBP	BLK	WP	HR	S	P	ERA	WHIP				
Fernando Valenzuela, L (1, 1)		8.0	L	35	9	2	2	3	4	0	0	0	0	0	86	150	2.25	1.625																							

Los Angeles Dodgers @ San Diego Padres
Jack Murphy Stadium, San Diego, CA
 Thu Apr 14 1988, 6:33 AM EDT
 Att. 24,096 - Overcast - 68 F

livebaseballscorecards.com

WP: 0 PA: 36
 PB: 0
 SB: 0
 CS: 1



Batter	1	2	3	4	5	6	7	8	9	AB	R	H	RBI	BB	SO	LOB	TOP										
Brett Butler, L (1, 8) OBP: 0.333, SLG: 0.511	2-2 6-3	0-2 G6-3		1-2 F7		0-0 B5-3	3-3 K			5	0	0	0	0	1	4											
Kevin Mitchell, R (1, 5) OBP: 0.286, SLG: 0.457	4-1 FC6-4 BB		1-0 F9	2-1 1B		1-3 K		0-1 5-3		4	0	1	0	1	1	0											
Will Clark, L (1, 3) OBP: 0.326, SLG: 0.432	1-1 FC6-4 HR		4-1 E S 1B BB	2-1 4-3			1-2 1B 1B	0-0 F8		4	3	1	0	1	0	3											
Candy Maldonado, R (1, 9) OBP: 0.405, SLG: 0.515	1-1 HR		0-1 F3		3-3 K		0-0 1B S CS 1B	4-1 BB		4	1	2	2	1	1	1											
Jeffrey Leonard, R (1, 7) OBP: 0.714, SLG: 1.000 Atlee Hammaker, S (7, 1)	2-2 2B		3-2 BB 1B		4-1 5-3 BB		0-1 1B IBB 2B 1B	3-3 K		3	1	3	2	1	0	0											
Robby Thompson, R (1, 4) OBP: 0.294, SLG: 0.355	1-0 6-3		4-2 1B BB		3-2 5-3		1-3 K		0-0 E6 1B E	4	1	0	0	1	1	4											
Jose Uribe, S (1, 6) OBP: 0.378, SLG: 0.333		0-0 E5		2-0 F9		4-0 IBB		4-1 2B IBB	2-0 FC6-4 1B	3	1	1	0	2	0	2	AB 37										
Bob Melvin, R (1, 2) OBP: 0.167, SLG: 0.250		1-2 E3 G6-3		1-1 1B SH2-4 1B		0-0 4-3		2-2 2B 2B	1-0 FC6-4 G6-3	5	1	2	2	0	0	4	R 8										
Rick Reuschel, R (1, 1) Mike Aldrete, L (7, PH) OBP: 0.353, SLG: 0.357		2-3 K		0-0 SH2-4		1-3 K		2-2 2B	0-0 G6-3	2	0	0	0	0	2	2	H 11										
Inning Stats	R: 2 E: 0 K: 0 S: 12	H: 2 LOB: 1 BB: 1 P: 23	R: 0 E: 2 K: 1 S: 11	H: 0 LOB: 1 BB: 0 P: 14	R: 1 E: 0 K: 0 S: 11	H: 1 LOB: 2 BB: 2 P: 25	R: 0 E: 0 K: 0 S: 10	H: 2 LOB: 2 BB: 0 P: 16	R: 0 E: 0 K: 2 S: 7	H: 0 LOB: 0 BB: 0 P: 9	R: 4 E: 0 K: 2 S: 21	H: 5 LOB: 1 BB: 1 P: 32	R: 0 E: 0 K: 1 S: 7	H: 0 LOB: 1 BB: 1 P: 14	R: 1 E: 2 K: 0 S: 4	H: 1 LOB: 0 BB: 0 P: 7	1B: 7 2B: 3 3B: 0 HR: 1	SF: 0 SAC: 1 DP: 2 HBP: 0	WP: 0 PB: 0 SB: 2 CS: 1	PA: 45							
PITCHER	IP	WLS	BF	H	R	ER	SO	BB	IBB	HBP	BLK	WP	HR	S	P	ERA	WHIP										
Mark Grant, R (1, 1) ERA: 4.5	5.0	L	26	5	3	3	2	4	1	0	0	0	1	55	102	5.40	1.800										
Candy Sierra, R (6, 1) ERA: 10.8	2.0		11	5	4	4	4	0	1	0	0	0	0	28	41	18.00	2.500										
Greg Booker, R (8, 1) ERA:	2.0		8	1	1	0	1	1	0	0	0	0	0	11	21	0.00	1.000										

San Francisco Giants @ San Diego Padres
Jack Murphy Stadium, San Diego, CA

AB 37
R 8
H 11
RBI 7
BB 7
SO 7
LOB 22



Fri Apr 15 1988, 10:05 PM EDT
 Att. 15,492 - Unknown - 65 F

WP: 0 PA: 45
 PB: 0
 SB: 2
 CS: 1

Batter	1	2	3	4	5	6	7	8	9	AB	R	H	RBI	BB	SO	LOB
Stan Jefferson, S OBP: 0.152, SLG: 0.194 (1, 8)	2-2 F8 ①		1-1 1-3 ③		4-1 FC4-6 BB ③			1-1 6-3 ①	1-2 4-3 ③	4	0	0	0	1	0	1
Tony Gwynn, L OBP: 0.293, SLG: 0.342 (1, 9)	1-1 F9 ②			3-2 F7 ①	2-1 FC4-6 1-2f ③			0-1 FC4-6 1B ②		4	0	1	0	0	0	2
Randy Ready, R OBP: 0.375, SLG: 0.441 (1, 4)	2-2 FC4-6 1B ③			2-1 HR ②			1-3 K ①	1-2 FC4-6 1-2f ②		4	1	2	1	0	1	1
John Kruk, L OBP: 0.387, SLG: 0.483 (1, 3)	1-1 FC4-6 1-2f ③			1-0 1B ②			2-2 1-3 ②	1-0 3-1 ③		4	0	1	0	0	0	2
Keith Moreland, R OBP: 0.395, SLG: 0.405 (1, 7)		1-0 5-3 ①		1-0 F7 ②			2-1 L3 ③		0-0 1B 1B ③	4	1	1	0	0	0	1
Benito Santiago, R OBP: 0.324, SLG: 0.424 (1, 2)		0-0 5-3 ②		1-3 K ③			1-3 K ①		1-2 E 1B SF7 1B ②	4	1	1	0	0	2	1
Chris Brown, R OBP: 0.227, SLG: 0.381 (1, 5)		0-0 5-3 ③					0-1 F8 1B ①		1-3 K ①	3	0	1	0	1	1	2
Garry Templeton, S OBP: 0.250, SLG: 0.333 (1, 6)			2-2 L6 ①		2-0 F8 1-2 ①		2-3 K ②		1-2 E9 1B ②	4	0	1	1	0	1	2
Mark Grant, R Tim Flannery, L Candy Sierra, R Carmelo Martinez, R Greg Booker, R Shawn Abner, R (1, 1) (5, PH) (6, 1) (7, PH) (8, 1) (9, PH)			1-0 5-3 ②		3-2 F8 ②		0-0 FC6-4 1-2f ③		3-2 SF7 3-H ②	1	0	0	0	0	0	0

Inning Stats	R: 0	H: 1	E: 0	K: 0	S: 11	LOB: 1	BB: 0	P: 17	R: 0	H: 0	E: 0	K: 0	S: 3	LOB: 0	BB: 0	P: 4	R: 0	H: 0	E: 0	K: 0	S: 7	LOB: 0	BB: 0	P: 11	R: 1	H: 2	E: 0	K: 1	S: 10	LOB: 1	BB: 0	P: 18	R: 0	H: 1	E: 0	K: 0	S: 9	LOB: 2	BB: 1	P: 20	R: 0	H: 0	E: 0	K: 1	S: 9	LOB: 0	BB: 0	P: 14	R: 0	H: 0	E: 0	K: 2	S: 10	LOB: 1	BB: 1	P: 17	R: 0	H: 1	E: 1	K: 0	S: 8	LOB: 1	BB: 0	P: 11	R: 2	H: 3	E: 1	K: 1	S: 17	LOB: 1	BB: 0	P: 24	1B: 7	SF: 1	2B: 0	SAC: 0	3B: 0	DP: 0	HR: 1	HBP: 0	WP: 0	PA: 37
--------------	------	------	------	------	-------	--------	-------	-------	------	------	------	------	------	--------	-------	------	------	------	------	------	------	--------	-------	-------	------	------	------	------	-------	--------	-------	-------	------	------	------	------	------	--------	-------	-------	------	------	------	------	------	--------	-------	-------	------	------	------	------	-------	--------	-------	-------	------	------	------	------	------	--------	-------	-------	------	------	------	------	-------	--------	-------	-------	-------	-------	-------	--------	-------	-------	-------	--------	-------	--------

PITCHER	IP	WLS	BF	H	R	ER	SO	BB	IBB	HBP	BLK	WP	HR	S	P	ERA	WHIP
Rick Reuschel, R ERA: 1.26 (1, 1)	6.0	W	23	4	1	1	2	1	0	0	0	0	0	49	84	1.50	0.833
Atlee Hammaker, L ERA: 2.7 (7, 1)	3.0	S	14	4	2	1	3	1	0	0	0	0	0	35	52	3.00	1.667

BOTTOM

San Francisco Giants @ San Diego Padres
Jack Murphy Stadium, San Diego, CA

Fri Apr 15 1988, 10:05 PM EDT
Att: 15,492 - Unknown - 65 F

AB	34
R	3
H	8
RBI	3
BB	2
SO	5
LOB	14

PITCHER	IP	WLS	BF	H	R	ER	SO	BB	IBB	HBP	BLK	WP	HR	S	P	ERA	WHIP
---------	----	-----	----	---	---	----	----	----	-----	-----	-----	----	----	---	---	-----	------

Batter	1	2	3	4	5	6	7	8	9	AB R H RBI BB SO LOB	TOP														
Brett Butler, L (1, 8) OBP: 0.367, SLG: 0.532	4-2 BB CS		1-2 2B			1-0 B5-3		4-2 BB 1-2		2 0 1 0 2 0 0	San Francisco Giants @ San Diego Padres Jack Murphy Stadium, San Diego, CA Sat Apr 16 1988, 10:05 PM EDT Att. 32,095 - Unknown - 60 F livebaseballscorecards.com														
Kevin Mitchell, R (1, 5) OBP: 0.283, SLG: 0.436	2-3 K 1-2		0-0 P3			0-0 CS 1B		2-3 K		4 0 1 0 0 2 4															
Will Clark, L (1, 3) OBP: 0.319, SLG: 0.488	0-0 HR				2-2 3-1	2-1 F9 1-2		0-0 F8		4 1 1 1 0 0 1															
Candy Maldonado, R (1, 9) OBP: 0.366, SLG: 0.459	1-1 4-3				2-2 5-3		0-0 6-3		0-3 K	4 0 0 0 0 1 0															
Jeffrey Leonard, R (1, 7) OBP: 0.455, SLG: 0.600					0-2 L9		0-1 6-3		0-1 6-3	4 0 0 0 0 0 0															
Robby Thompson, R (1, 4) OBP: 0.270, SLG: 0.324					1-3 K		1-0 P5			3 0 0 0 0 1 0															
Jose Uribe, S (1, 6) OBP: 0.350, SLG: 0.306					0-1 6-3					3 0 0 0 0 2 0															
Bob Melvin, R (1, 2) OBP: 0.185, SLG: 0.259					2-2 1B					3 0 1 0 0 1 0															
Dave Dravecky, R (1, 1) Joel Youngblood, R (8, PH) Joe Price, R (8, 1) Don Robinson, R (8, 1)					1-2 F8					2 0 0 0 0 0 1															
					0-0 G3					0 0 0 0 1 0 0															
										0 0 0 0 0 0 0															
										0 0 0 0 0 0 0															
Inning Stats	R: 1 E: 0 K: 1 S: 9	H: 1 LOB: 0 BB: 1 P: 15	R: 0 E: 0 K: 1 S: 9	H: 0 LOB: 0 BB: 0 P: 13	R: 0 E: 0 K: 1 S: 11	H: 1 LOB: 1 BB: 0 P: 13	R: 0 E: 0 K: 0 S: 12	H: 0 LOB: 0 BB: 0 P: 16	R: 0 E: 0 K: 1 S: 12	H: 1 LOB: 1 BB: 0 P: 15	R: 0 E: 0 K: 0 S: 5	H: 1 LOB: 0 BB: 0 P: 7	R: 0 E: 0 K: 0 S: 4	H: 0 LOB: 0 BB: 0 P: 5	R: 0 E: 0 K: 2 S: 15	H: 0 LOB: 2 BB: 2 P: 26	R: 0 E: 0 K: 1 S: 7	H: 0 LOB: 0 BB: 0 P: 7	1B: 2 2B: 2 3B: 0 HR: 1	SF: 0 SAC: 0 DP: 1 HBP: 0	WP: 0 PB: 0 SB: 1 CS: 2	PA: 32			
PITCHER	IP	WLS	BF	H	R	ER	SO	BB	IBB	HBP	BLK	WP	HR	S	P	ERA	WHIP								
Ed Whitson, R (1, 1) ERA: 2.84	7.0		24	4	1	1	4	1	0	0	0	0	1	62	84	1.29	0.714								
Mark Davis, L (8, 1) ERA: 1.54	2.0	W	8	0	0	0	3	2	0	0	0	0	0	22	33	0.00	1.000								



Batter	1	2	3	4	5	6	7	8	9	AB R H RBI BB SO LOB
Stan Jefferson, S OBP: 0.162, SLG: 0.200 (1, 8)	0-1 4-3 ①		0-3 K ②		2-3 K ③			2-1 SH1-3 1B		4 0 1 0 0 2 3
Tony Gwynn, L OBP: 0.295, SLG: 0.341 (1, 9)	0-1 BLK 1B		3-3 K ③			1-1 F7 ①		0-0 SH1-3 1-2 ①		3 0 1 0 0 1 1
Randy Ready, R OBP: 0.341, SLG: 0.395 (1, 4)	1 SAFE 1 SAFE 0-1 P7 1-2 ②			3-2 F8 ①		1-1 F7 ②		3-3 K ②		4 0 0 0 0 1 2
Keith Moreland, R OBP: 0.357, SLG: 0.366 (1, 7)	1-0 P8 ③			1-1 F9 ②		1-1 P3 ③		0-2 5-3 ③		4 0 0 0 0 0 2
Carmelo Martinez, R OBP: 0.105, SLG: 0.111 John Kruk, L OBP: 0.406, SLG: 0.600 (1, 3) (9, PH)		1-2 P3 ①		2-1 P3 ③			0-3 K ①		0-1 HR	3 0 0 0 0 1 0 1 1 1 1 0 0 0
Benito Santiago, R OBP: 0.324, SLG: 0.417 (1, 2)		0-0 P9 ②			2-1 FC6-4 BB 1B		0-1 6-3 ②			3 0 1 0 0 0 0
Chris Brown, R OBP: 0.280, SLG: 0.391 (1, 5)		1-0 5-3 ③			4-1 FC6-4 BB 1B		0-0 3B 1B			2 1 1 0 1 0 0
Garry Templeton, S OBP: 0.296, SLG: 0.444 (1, 6)			1-2 SH1-3 1B		0-0 FC6-4 SH1-3 1-2 2-3 ①		0-1 3B 1B			3 0 2 1 0 0 2
Ed Whitson, R Dickie Thon, R OBP: 0.250, SLG: 0.214 Mark Davis, L (1, 1) (7, PH) (8, 1)			0-1 SH1-3 ①		0-0 SH1-3 ②		0-2 P3 ③			0 0 0 0 0 0 0 1 0 0 0 0 0 1 0 0 0 0 0 0 0

Inning Stats	R: 0 E: 0 K: 0 S: 7	H: 1 LOB: 1 BB: 0 P: 8	R: 0 E: 0 K: 0 S: 7	H: 0 LOB: 0 BB: 0 P: 9	R: 0 E: 0 K: 2 S: 14	H: 1 LOB: 1 BB: 0 P: 18	R: 0 E: 0 K: 0 S: 10	H: 0 LOB: 0 BB: 0 P: 16	R: 0 E: 0 K: 1 S: 10	H: 1 LOB: 2 BB: 1 P: 18	R: 0 E: 0 K: 0 S: 6	H: 0 LOB: 0 BB: 0 P: 9	R: 1 E: 0 K: 1 S: 13	H: 2 LOB: 1 BB: 0 P: 13	R: 0 E: 0 K: 1 S: 9	H: 1 LOB: 1 BB: 0 P: 14	R: 1 E: 0 K: 0 S: 2	H: 1 LOB: 0 BB: 0 P: 2	1B: 5 2B: 0 3B: 1 HR: 1	SF: 0 SAC: 3 DP: 0 HBP: 0
--------------	------------------------------	---------------------------------	------------------------------	---------------------------------	-------------------------------	----------------------------------	-------------------------------	----------------------------------	-------------------------------	----------------------------------	------------------------------	---------------------------------	-------------------------------	----------------------------------	------------------------------	----------------------------------	------------------------------	---------------------------------	----------------------------------	------------------------------------

PITCHER	IP	WLS	BF	H	R	ER	SO	BB	IBB	HBP	BLK	WP	HR	S	P	ERA	WHIP
Dave Dravecky, L ERA: 2.25 (1, 1)	7.0		27	5	1	1	4	1	0	0	1	0	0	67	91	1.29	0.857
Joe Price, L ERA: (8, 1)	0.1		2	1	0	0	0	0	0	0	0	0	0	3	5	0.00	3.000
Don Robinson, R ERA: 1.35 (8, 1)	0.2	L	3	1	1	1	1	0	0	0	0	0	1	8	11	13.50	1.500


BOTTOM

San Francisco Giants @ San Diego Padres
Jack Murphy Stadium, San Diego, CA

Sat Apr 16 1988, 10:05 PM EDT
Att: 32,095 - Unknown - 60 F

livebaseballscorecards.com

AB	28
R	2
H	7
RBI	2
BB	1
SO	5
LOB	11



WP	PA	ERA	WHIP
0	32		
0			
0			

Batter	1	2	3	4	5	6	7	8	9	AB R H RBI BB SO LOB	TOP	
Marvell Wynne, L (1, 8) OBP: 0.364, SLG: 0.667 C F X	0-2 4-3 ①		2-3 K ②			4-2 G6-3 BB		0-0 F8 ③		3 0 0 0 1 1 0		
Tony Gwynn, L (1, 9) OBP: 0.320, SLG: 0.333 C B B F B B	4-2 BB		3-2 S 1B			0-2 G6-3 ① ② 1-2f		1-2 F7 ①		3 0 1 0 1 0 1		
Randy Ready, R (1, 4) OBP: 0.333, SLG: 0.381 B B 1 SAFE 1 SAFE 1 SAFE 1 SAFE F F F F	2-2 1 SAFE X F2		1-2 F9 ③ 1-2			2-2 E5 S		0-0 1B		4 0 1 0 0 0 2		
John Kruk, L (1, 3) OBP: 0.378, SLG: 0.529 Carmelo Martinez, R (2, 3) OBP: 0.091, SLG: 0.095 S 1 SAFE S F F S	1-3 K ③			1-1 1-3 ①		2-2 6-3 ③ 1-2		3-2 F9 ②		1 0 0 0 0 1 1 3 0 0 0 0 0 2		
Keith Moreland, R (1, 7) OBP: 0.320, SLG: 0.327 C B B B B B		3-3 K ①		0-3 K ②		1-2 6-3 ①		3-1 5-3 ③		4 0 0 0 0 2 1		
Benito Santiago, R (1, 2) OBP: 0.325, SLG: 0.436 X		0-0 PB 2B		1-3 K ③		0-2 5-3 ②				3 0 1 0 0 1 0		
Chris Brown, R (1, 5) OBP: 0.219, SLG: 0.300 S B B F B F		2-3 K ②			1-3 K ①		0-3 K ③			3 0 0 0 0 3 1		
Garry Templeton, S (1, 6) OBP: 0.242, SLG: 0.364 S B C C B B		3-3 K ③ 2-3			2-3 K ②			0-0 F8 ①		3 0 0 0 0 2 1		
Eric Show, R (1, 1) Candy Sierra, R (3, 1) Dave Leiper, L (7, 1) Stan Jefferson, S (8, PH) OBP: 0.150, SLG: 0.184 Greg Booker, R (8, 1)			2-2 4-3 ①		2-3 K ③			1-2 F7 ②		1 0 0 0 0 0 0 1 0 0 0 0 1 0 0 0 0 0 0 0 0 1 0 0 0 0 0 0 0 0 0 0 0 0 0		
Inning Stats	R: 0 H: 0 E: 0 LOB: 1 K: 1 BB: 1 S: 14 P: 21	R: 0 H: 1 E: 0 LOB: 1 K: 3 BB: 0 S: 11 P: 19	R: 0 H: 1 E: 0 LOB: 1 K: 1 BB: 0 S: 17 P: 25	R: 0 H: 0 E: 0 LOB: 0 K: 2 BB: 0 S: 8 P: 10	R: 0 H: 0 E: 0 LOB: 0 K: 3 BB: 0 S: 11 P: 16	R: 0 H: 0 E: 1 LOB: 1 K: 0 BB: 1 S: 15 P: 23	R: 0 H: 0 E: 0 LOB: 0 K: 1 BB: 0 S: 9 P: 10	R: 0 H: 0 E: 0 LOB: 0 K: 0 BB: 0 S: 5 P: 6	R: 0 H: 1 E: 0 LOB: 1 K: 0 BB: 0 S: 10 P: 17	1B: 2 SF: 0 2B: 1 SAC: 0 3B: 0 DP: 1 HR: 0 HBP: 0	WP: 0 PA: 32 PB: 1 SB: 2 CS: 0	
PITCHER Tim Leary, R (1, 1) ERA: 2.37	IP WLS BF H R ER SO BB IBB HBP BLK WP HR S P ERA WHIP	9.0 W 32 3 0 0 11 2 0 0 0 0 0 0 100 147 0.00 0.556										

San Diego Padres @ Los Angeles Dodgers
 Dodger Stadium, Los Angeles, CA

Mon Apr 18 1988, 7:05 PM PDT
 Att. 24,357 - Unknown - 58 F

AB	30
R	0
H	3
RBI	0
BB	2
SO	11
LOB	9



Batter	1	2	3	4	5	6	7	8	9
Steve Sax, R (1, 4) Dave Anderson, R (5, 4) OBP: 0.286, SLG: 0.260 OBP: 0.333, SLG: 0.333	0-0 FC4-6 1B	1-2 1B	1-2 5-3		1-3 K			1-0 L8	
Alfredo Griffin, S (1, 6) OBP: 0.246, SLG: 0.333	2-1 FC4-6 1B	0-0 1B	1-2 F7		4-0 BB			1-2 6-3	
Franklin Stubbs, L (1, 7) (5, 9) OBP: 0.667, SLG: 1.250	4-0 1B	4-1 FC4-6 BB		3-2 2B	2-1 PO	2-3 K			
Pedro Guerrero, R (1, 5) OBP: 0.385, SLG: 0.500	0-0 1B	0-0 FC4-6		1-2 F9		0-0 CS			
Mike Marshall, R (1, 3) OBP: 0.296, SLG: 0.321	3-1 G5-4-3		0-1 FC6-4 1B	2-0 2B		2-3 K			
Mike Davis, L (1, 9) (5, 8) OBP: 0.320, SLG: 0.273		1-2 F8	3-2 FC6-4 1B	1-0 1-3		1-1 CS	1-3 K		
John Shelby, S (1, 8) Danny Heep, L (4, PH) (5, 7) OBP: 0.277, SLG: 0.195		4-0 SH5-4 1B	0-0 2B	3-3 K		2-2 4-3			
Mike Scioscia, L (1, 2) OBP: 0.500, SLG: 0.516		4-0 SH5-4 1B	2-1 1B		4-2 PO	1-2 F7			
Tim Leary, R (1, 1) OBP: 0.400, SLG: 0.400		0-0 SH5-4	1-2 5-3 1B		1-0 SH3-4		0-1 5-3		

Inning Stats	R: 1	H: 2	E: 0	K: 0	S: 6	LOB: 1	BB: 1	P: 15	R: 2	H: 2	E: 0	K: 0	S: 12	LOB: 3	BB: 3	P: 26	R: 3	H: 4	E: 0	K: 0	S: 19	LOB: 1	BB: 0	P: 27	R: 0	H: 2	E: 0	K: 1	S: 13	LOB: 2	BB: 0	P: 23	R: 0	H: 0	E: 0	K: 1	S: 7	LOB: 1	BB: 2	P: 19	R: 0	H: 1	E: 0	K: 2	S: 9	LOB: 0	BB: 0	P: 14	R: 0	H: 0	E: 0	K: 1	S: 9	LOB: 0	BB: 0	P: 13	R: 0	H: 0	E: 0	K: 0	S: 6	LOB: 0	BB: 0	P: 8
--------------	------	------	------	------	------	--------	-------	-------	------	------	------	------	-------	--------	-------	-------	------	------	------	------	-------	--------	-------	-------	------	------	------	------	-------	--------	-------	-------	------	------	------	------	------	--------	-------	-------	------	------	------	------	------	--------	-------	-------	------	------	------	------	------	--------	-------	-------	------	------	------	------	------	--------	-------	------

PITCHER	IP	WLS	BF	H	R	ER	SO	BB	IBB	HBP	BLK	WP	HR	S	P	ERA	WHIP
Eric Show, R (1, 1) ERA: 8.36	2.1	L	17	7	6	6	0	4	0	0	0	0	0	27	55	23.14	4.714
Candy Sierra, R (3, 1) ERA: 5.14	3.2		15	4	0	0	4	2	0	0	0	0	0	39	69	0.00	1.636
Dave Leiper, L (7, 1) ERA:	1.0		3	0	0	0	1	0	0	0	0	0	0	9	13	0.00	0.000
Greg Booker, R (8, 1) ERA:	1.0		3	0	0	0	0	0	0	0	0	0	0	6	8	0.00	0.000

AB R H RBI BB SO LOB

3	0	2	2	0	0	1
2	0	0	0	0	1	1
4	1	1	0	1	0	2
2	0	1	0	2	1	0
4	0	2	1	0	0	4
4	0	2	0	0	1	3
4	1	0	0	0	1	3
1	2	1	0	1	0	0
2	0	0	0	0	1	2
2	2	1	1	2	0	0
2	0	1	2	0	0	0

AB	30
R	6
H	11
RBI	6
BB	6
SO	5
LOB	16



WP	HR	S	P	ERA	WHIP
0	0	0	40	0	0

San Diego Padres @ Los Angeles Dodgers
 Dodger Stadium, Los Angeles, CA
 Mon Apr 18 1988, 7:05 PM PDT
 Att: 24,357 - Unknown - 58 F

livebaseballscorecards.com

Batter	1	2	3	4	5	6	7	8	9	AB R H RBI BB SO LOB	TOP		
Gerald Young, S (1, 8) OBP: 0.275, SLG: 0.288	3-2 L6		0-2 G3		0-0 4-3			3-1 L4		4 0 0 0 0 0 3	Houston Astros @ San Diego Padres Jack Murphy Stadium, San Diego, CA Fri Apr 22 1988, 10:05 PM EDT Att: 35,695 - Unknown livebaseballscorecards.com		
Billy Hatcher, R (1, 7) OBP: 0.364, SLG: 0.424	1-0 S 1B		0-0 CS 1B			1-2 6-3		2-2 FC6-4 1B		4 0 3 1 0 0 0			
Bill Doran, S (1, 4) OBP: 0.358, SLG: 0.317	2-2 P5		1-0 CS 1-2	0-0 3-1		1-0 1B		0-0 FC6-4 1-2f		4 0 1 0 0 0 2			
Glenn Davis, R (1, 3) OBP: 0.414, SLG: 0.729	2-1 F8 1-2			3-1 4-3		3-3 K		1-3 K		4 0 0 0 0 2 3			
Kevin Bass, S (1, 9) OBP: 0.350, SLG: 0.500		1-3 K		2-1 1-3		1-0 4-1		2-0 G4-3 1B		4 0 1 0 0 1 1			
Alan Ashby, S (1, 2) OBP: 0.382, SLG: 0.510		3-3 K			2-2 3-1		0-0 3-1	1-2 G4-3 1-2f		4 0 0 0 0 1 1			
Denny Walling, L (1, 5) OBP: 0.368, SLG: 0.556 Steve Henderson, R (9, PH) OBP: 0.333, SLG: 0.286		3-3 K			1-2 E 2B		1-1 3-1	1-3 K		3 0 1 0 0 1 0 1 0 0 0 0 1 0			
Rafael Ramirez, R (1, 6) OBP: 0.250, SLG: 0.333			0-0 G3 SH3-4 1B 1B		2-0 F8		2-1 FC6-4 1B			3 1 2 0 0 0 1			
Nolan Ryan, R (1, 1) OBP: 0.222, SLG: 0.222 Terry Puhl, L (7, PH) OBP: 0.350, SLG: 0.294 Jim Pankovits, R (7, PH) Juan Agosto, L (7, 1)			0-0 SH3-4		0-1 E5		2-1 FC6-4 1-2f			1 0 0 0 0 0 1 0 0 0 0 0 0 0 1 0 0 0 0 0 1 0 0 0 0 0 0 0			
Inning Stats	R: 0 H: 1 E: 0 LOB: 1 K: 0 BB: 0 S: 10 P: 18	R: 0 H: 0 E: 0 LOB: 0 K: 3 BB: 0 S: 10 P: 17	R: 1 H: 2 E: 0 LOB: 0 K: 0 BB: 0 S: 6 P: 7	R: 0 H: 0 E: 0 LOB: 0 K: 0 BB: 0 S: 5 P: 10	R: 0 H: 1 E: 1 LOB: 2 K: 0 BB: 0 S: 10 P: 15	R: 0 H: 1 E: 0 LOB: 1 K: 1 BB: 0 S: 9 P: 14	R: 0 H: 1 E: 0 LOB: 1 K: 0 BB: 0 S: 7 P: 12	R: 0 H: 1 E: 0 LOB: 1 K: 1 BB: 0 S: 9 P: 15	R: 0 H: 1 E: 0 LOB: 0 K: 1 BB: 0 S: 7 P: 11	1B: 7 SF: 0 2B: 1 SAC: 1 3B: 0 DP: 1 HR: 0 HBP: 0		WP: 0 PA: 35 PB: 0 SB: 1 CS: 1	
PITCHER	IP WLS BF H R ER SO BB IBB HBP BLK WP HR S P ERA WHIP											PITCHER	IP WLS BF H R ER SO BB IBB HBP BLK WP HR S P ERA WHIP
Jimmy Jones, R (1, 1) ERA: 2.89 Mark Davis, L (7, 1) ERA: 1.29	6.2 W 26 6 1 1 4 0 0 0 0 0 0 0 55 89 1.35 0.900												



Batter	1	2	3	4	5	6	7	8	9
Tony Gwynn, L OBP: 0.315, SLG: 0.327 (1, 9)	1-1 1B 1B	0-1 FC4-6 1-2f			1-3 K		2-3 K 1-2		
Roberto Alomar, S OBP: 0.250, SLG: 0.250 (1, 4)	0-2 1-2 1B		0-3 K		2-0 P5		0-2 F9 2-3		
Randy Ready, R OBP: 0.314, SLG: 0.356 Chris Brown, R OBP: 0.212, SLG: 0.290 (1, 5) (7, 5)	0-2 P2		1-1 3-1		2-0 P2		0-0 6-3		
Keith Moreland, R OBP: 0.340, SLG: 0.346 Shawn Abner, R OBP: 0.100, SLG: 0.111 (1, 7) (7, 7)	1-3 K		1-2 1B		2-2 HR 1B		1-3 K		
Benito Santiago, R OBP: 0.318, SLG: 0.488 (1, 2)	2-3 K		1-1 P4		0-1 HR		0-0 F9		
Carmelo Martinez, R OBP: 0.192, SLG: 0.167 (1, 3)		2-2 BB 1B		2-3 K	4-2 E CS BB		2-2 1B		
Marvell Wynne, L OBP: 0.333, SLG: 0.769 (1, 8)		0-0 F9		3-2 HR	0-0 F8		1-0 1-3		
Garry Templeton, S OBP: 0.222, SLG: 0.333 Mark Davis, L (7, 1)		1-2 L8		1-3 K	1 SAFE 0-3 K 1-H				
Jimmy Jones, R Dickie Thon, R OBP: 0.294, SLG: 0.267 (1, 1) (7, 6)		4-0 FC4-6 1-2 BB		2-3 K			2-2 F9 S 1B		

Inning Stats	R: 0	H: 2	E: 0	K: 2	S: 14	LOB: 2	BB: 0	P: 18	R: 0	H: 1	E: 0	K: 0	S: 10	LOB: 2	BB: 1	P: 17	R: 0	H: 1	E: 0	K: 1	S: 10	LOB: 1	BB: 0	P: 13	R: 1	H: 1	E: 0	K: 3	S: 14	LOB: 0	BB: 0	P: 22	R: 0	H: 0	E: 0	K: 1	S: 5	LOB: 0	BB: 0	P: 10	R: 2	H: 2	E: 1	K: 1	S: 17	LOB: 0	BB: 1	P: 23	R: 0	H: 1	E: 0	K: 1	S: 10	LOB: 1	BB: 0	P: 14	R: 0	H: 1	E: 0	K: 1	S: 9	LOB: 1	BB: 0	P: 13
--------------	------	------	------	------	-------	--------	-------	-------	------	------	------	------	-------	--------	-------	-------	------	------	------	------	-------	--------	-------	-------	------	------	------	------	-------	--------	-------	-------	------	------	------	------	------	--------	-------	-------	------	------	------	------	-------	--------	-------	-------	------	------	------	------	-------	--------	-------	-------	------	------	------	------	------	--------	-------	-------

PITCHER	IP	WLS	BF	H	R	ER	SO	BB	IBB	HBP	BLK	WP	HR	S	P	ERA	WHIP
Nolan Ryan, R ERA: 3.54 (1, 1)	6.0	L	26	7	3	3	8	2	0	0	0	0	2	70	103	4.50	1.500
Juan Agosto, L ERA: 2.57 (7, 1)	2.0		8	2	0	0	2	0	0	0	0	0	0	19	27	0.00	1.000


BOTTOM

Houston Astros @ San Diego Padres
Jack Murphy Stadium, San Diego, CA

Fri Apr 22 1988, 10:05 PM EDT
 Att. 35,695 - Unknown

AB	32
R	3
H	9
RBI	3
BB	2
SO	10
LOB	17

livebaseballscorecards.com



WP	PA	ERA	WHIP
0	34		

Batter	1	2	3	4	5	6	7	8	9	AB R H RBI BB SO LOB	TOP											
Gerald Young, S OBP: 0.274, SLG: 0.286 (1, 8) B F F F X	2-2 1B		0-3 K		2-0 3-1		0-0 F8			4 0 1 0 0 1 3												
Billy Hatcher, R OBP: 0.357, SLG: 0.413 (1, 7) L SAFE 1 SAFE C	0-3 K		0-0 1B			3-3 K		1-3 K		4 0 1 0 0 3 1												
Bill Doran, S OBP: 0.338, SLG: 0.297 (1, 4) 1 SAFE X	0-0 F8		1-1 F8			2-1 F8		2-0 F8		4 0 0 0 0 0 2												
Glenn Davis, R OBP: 0.419, SLG: 0.706 (1, 3) 1 SAFE X	0-0 F2			4-2 BB		1-2 1B		1-2 6-3		3 0 1 0 1 0 1												
Kevin Bass, S OBP: 0.318, SLG: 0.452 (1, 9) L F T X		0-2 E6		2-0 G4-6-3		0-1 4-3		0-0 3-1		4 0 0 0 0 0 2												
Alan Ashby, S OBP: 0.373, SLG: 0.481 (1, 2) 1 SAFE S 1 SAFE X		0-1 F8		1-0 4-3			4-1 BB	1-3 K		3 0 0 0 1 1 1												
Denny Walling, L OBP: 0.366, SLG: 0.538 Steve Henderson, R OBP: 0.313, SLG: 0.267 (9, PH)		2-2 4-3			1-0 1B		3-1 FC6-4	3-2 6-3		3 0 1 0 0 0 2 1 0 0 0 0 0 0												
Rafael Ramirez, R OBP: 0.242, SLG: 0.322 Craig Reynolds, L OBP: 0.286, SLG: 0.167 (7, PH) (7, 6)		1-3 K			0-2 FC4-6		1-3 K			2 0 0 0 0 1 2 1 0 0 0 0 1 1												
Danny Darwin, R OBP: 0.143, SLG: 0.286 Terry Puhl, L OBP: 0.381, SLG: 0.294 Larry Andersen, R OBP: 1.000, SLG: 1.000 (7, 1)			1-3 K		1-1 SH2-4		4-2 BB			1 0 0 0 0 1 0 0 0 0 0 1 0 0 0 0 0 0 0 0 0												
Inning Stats	R: 0 E: 0 K: 1 S: 9	H: 1 LOB: 1 BB: 0 P: 11	R: 0 E: 1 K: 1 S: 11	H: 0 LOB: 1 BB: 0 P: 14	R: 0 E: 0 K: 2 S: 11	H: 1 LOB: 1 BB: 0 P: 12	R: 0 E: 0 K: 0 S: 4	H: 0 LOB: 0 BB: 1 P: 11	R: 0 E: 0 K: 0 S: 7	H: 1 LOB: 1 BB: 0 P: 11	R: 0 E: 0 K: 1 S: 12	H: 1 LOB: 1 BB: 0 P: 18	R: 0 E: 1 K: 1 S: 11	H: 0 LOB: 2 BB: 2 P: 23	R: 0 E: 0 K: 1 S: 8	H: 0 LOB: 0 BB: 0 P: 12	R: 0 E: 0 K: 1 S: 7	H: 0 LOB: 0 BB: 0 P: 11	1B: 4 2B: 0 3B: 0 HR: 0	SF: 0 SAC: 1 DP: 1 HBP: 0	WP: 0 PB: 0 SB: 0 CS: 0	PA: 34
PITCHER	IP WLS BF H R ER SO BB IBB HBP BLK WP HR S P ERA WHIP																				PITCHER	IP WLS BF H R ER SO BB IBB HBP BLK WP HR S P ERA WHIP
Ed Whitson, R ERA: 2.13 (1, 1)	6.1 W 25 4 0 0 5 2 0 0 0 0 0 57 87 0.00 0.947																					
Lance McCullers, R ERA: 6.1 (7, 1)	1.2 6 0 0 0 2 1 0 0 0 0 0 0 16 25 0.00 0.600																					
Mark Davis, L ERA: 1.2 (9, 1)	1.0 3 0 0 0 1 0 0 0 0 0 0 0 7 11 0.00 0.000																					

Houston Astros @ San Diego Padres
Jack Murphy Stadium, San Diego, CA

Sat Apr 23 1988, 10:05 PM EDT
Att. 11,104 - Unknown - 60 F

livebaseballscorecards.com

AB	30
R	0
H	4
RBI	0
BB	3
SO	8
LOB	15



Batter	1	2	3	4	5	6	7	8	9	AB R H RBI BB SO LOB	TOP																							
Gerald Young, S OBP: 0.286, SLG: 0.278 (1, 8) B C B F X	2-2 6-3 ①		X 0-0 F7 ③			C 4-1 B B B B S BB		B 4-2 C C C C C B BB	2 0 0 0 2 0 1																									
Billy Hatcher, R OBP: 0.338, SLG: 0.388 (1, 7) B X	1-0 F9 ②			2-2 5-3 ①		S 0-2 F F X 1-2 F8 ③		B 1-0 X 1-2 4-3 ②	4 0 0 0 0 0 2																									
Bill Doran, S OBP: 0.333, SLG: 0.294 (1, 4) B F X	1-2 4-3 ③			1-1 F7 ②		B 3-1 C C B B B 1B G6-4-3		X 0-0 3-1 ③	4 0 1 0 0 0 1																									
Glenn Davis, R OBP: 0.400, SLG: 0.667 (1, 3)		X 0-0 6-3 ①		S 0-2 F F X F3 ③		B 2-2 C C B B B 1-2f G6-4-3 ① ②			3 0 0 0 0 0 1																									
Kevin Bass, S OBP: 0.298, SLG: 0.422 (1, 9)		S 0-3 K ②		S 0-1 X F9 ①		B 2-2 C C B B B 6-3 ③			3 0 0 0 0 1 0																									
Denny Walling, L OBP: 0.341, SLG: 0.500 (1, 5)		B 1-0 X 4-3 ③		B 2-2 C C B B F X 4-3 ②		X 0-0 F5 ①			3 0 0 0 0 0 0																									
Craig Reynolds, L OBP: 0.300, SLG: 0.125 (1, 6)			B 4-0 B B B B 4-3 BB ①		F 0-1 X 6-3 ③		C 0-1 X F8 ②		2 0 0 0 1 0 0																									
Mark Bailey, S OBP: 0.455, SLG: 0.250 (1, 2)			C 2-1 B B B X 4-3 ①		X 0-0 L5 ①		B 2-3 C C B B B S K ③		3 0 0 0 0 1 1																									
Jim Deshaies, L (1, 1)			S 2-3 C C B B B K ②		C 1-3 C C B B B K ②		B 3-3 C C C C B B K ①	2 0 0 0 0 2 1																										
Ernie Camacho, R (8, 1)									0 0 0 0 0 0 0																									
Terry Puhl, L OBP: 0.364, SLG: 0.278 (9, PH)									1 0 0 0 0 1 0																									
Inning Stats	R: 0 E: 0 K: 0 S: 7	H: 0 LOB: 0 BB: 0 P: 11	R: 0 E: 0 K: 1 S: 5	H: 0 LOB: 0 BB: 0 P: 6	R: 0 E: 0 K: 1 S: 7	H: 0 LOB: 1 BB: 1 P: 15	R: 0 E: 0 K: 0 S: 11	H: 0 LOB: 0 BB: 0 P: 14	R: 0 E: 0 K: 0 S: 7	H: 0 LOB: 0 BB: 0 P: 9	R: 0 E: 0 K: 1 S: 10	H: 0 LOB: 1 BB: 1 P: 15	R: 0 E: 0 K: 0 S: 11	H: 1 LOB: 0 BB: 0 P: 18	R: 0 E: 0 K: 1 S: 7	H: 0 LOB: 0 BB: 0 P: 9	R: 0 E: 0 K: 1 S: 7	H: 0 LOB: 1 BB: 1 P: 15	1B: 1 2B: 0 3B: 0 HR: 0	SF: 0 SAC: 0 DP: 1 HBP: 0	WP: 0 PB: 0 SB: 1 CS: 0	PA: 30												
PITCHER Andy Hawkins, R ERA: 4.32 (1, 1)	IP 9.0	WLS W	BF 30	H 1	R 0	ER 0	SO 5	BB 3	IBB 0	HBP 0	BLK 0	WP 0	HR 0	S 72	P 112	ERA 0.00	WHIP 0.444																	
																		PITCHER																
																		IP	WLS	BF	H	R	ER	SO	BB	IBB	HBP	BLK	WP	HR	S	P	ERA	WHIP

Houston Astros @ San Diego Padres
Jack Murphy Stadium, San Diego, CA

Sun Apr 24 1988, 6:33 AM EDT
Att. 15,976 - Sunny - 70 F

livebaseballscorecards.com

AB	27
R	0
H	1
RBI	0
BB	3
SO	5
LOB	7



Batter	1	2	3	4	5	6	7	8	9	AB R H RBI BB SO LOB
--------	---	---	---	---	---	---	---	---	---	----------------------

Tony Gwynn, L <small>OBP: 0.339, SLG: 0.327</small> <small>(1, 9)</small> 										3 0 1 0 1 0 0
Roberto Alomar, S <small>OBP: 0.333, SLG: 0.333</small> <small>(1, 4)</small> 										4 0 1 1 0 2 2
Randy Ready, R <small>OBP: 0.345, SLG: 0.380</small> <small>(1, 5)</small> 										2 1 0 0 2 1 4
Keith Moreland, R <small>OBP: 0.305, SLG: 0.310</small> <small>(1, 7)</small> Marvell Wynne, L <small>OBP: 0.316, SLG: 0.765</small> <small>(8, 8)</small> 										3 0 0 0 0 0 1 1 1 1 1 0 0 0
Benito Santiago, R <small>OBP: 0.308, SLG: 0.451</small> <small>(1, 2)</small> 										4 0 1 1 0 1 0
Carmelo Martinez, R <small>OBP: 0.152, SLG: 0.129</small> <small>(1, 3)</small> 										3 0 0 0 0 0 0
Dickie Thon, R <small>OBP: 0.300, SLG: 0.278</small> <small>(1, 6)</small> 										3 1 1 0 0 1 0
Shawn Abner, R <small>OBP: 0.214, SLG: 0.231</small> <small>(1, 8)</small> <small>(8, 7)</small> 										3 0 1 0 0 0 1
Andy Hawkins, R <small>(1, 1)</small> 										2 0 0 0 0 1 1

Inning Stats	R: 0 H: 0 E: 0 K: 10 S: 10	H: 0 LOB: 1 BB: 1 P: 18	R: 0 H: 0 E: 0 K: 4 S: 4	H: 0 LOB: 0 BB: 0 P: 6	R: 0 H: 2 E: 0 K: 2 S: 18	H: 2 LOB: 2 BB: 0 P: 25	R: 0 H: 0 E: 0 K: 6 S: 6	H: 0 LOB: 0 BB: 0 P: 9	R: 1 H: 2 E: 0 K: 9 S: 9	H: 2 LOB: 2 BB: 1 P: 19	R: 0 H: 0 E: 0 K: 8 S: 8	H: 0 LOB: 0 BB: 0 P: 13	R: 0 H: 0 E: 0 K: 12 S: 12	H: 0 LOB: 0 BB: 0 P: 15	R: 2 H: 2 E: 0 K: 12 S: 12	H: 2 LOB: 0 BB: 1 P: 21	1B: 5 2B: 0 3B: 1 HR: 0	SF: 0 SAC: 1 DP: 0 HBP: 0	WP: 0 PB: 0 SB: 1 CS: 1	PA: 33
--------------	----------------------------	-------------------------	--------------------------	------------------------	---------------------------	-------------------------	--------------------------	------------------------	--------------------------	-------------------------	--------------------------	-------------------------	----------------------------	-------------------------	----------------------------	-------------------------	-------------------------	---------------------------	-------------------------	--------

PITCHER	IP	WLS	BF	H	R	ER	SO	BB	IBB	HBP	BLK	WP	HR	S	P	ERA	WHIP
Jim Deshaies, L <small>ERA: 2.55</small> <small>(1, 1)</small>	7.2	L	31	5	3	3	6	2	1	0	0	0	0	77	124	3.52	0.913
Ernie Camacho, R <small>ERA: 8.44</small> <small>(8, 1)</small>	0.1		1	1	0	0	0	0	0	0	0	0	0	2	2	0.00	3.000

BOTTOM

Houston Astros @ San Diego Padres
Jack Murphy Stadium, San Diego, CA
 Sun Apr 24 1988, 6:33 AM EDT
 Att. 15,976 - Sunny - 70 F

livebaseballscorecards.com

AB	28
R	3
H	6
RBI	3
BB	3
SO	6
LOB	9



Batter	1	2	3	4	5	6	7	8	9	AB R H RBI BB SO LOB	TOP	
Vince Coleman, S (1, 7) OBP: 0.346, SLG: 0.528	1-2 G4-6-3 1B		1-0 S 1B			1-0 4-3		2-2 CS 1B		4 0 3 0 0 0 0		
Ozzie Smith, S (1, 6) OBP: 0.397, SLG: 0.412	2-2 G4-6-3 1-2f		3-3 K 1-2			0-0 6-3		2-1 CS 1-2	0-1 G4-3 1B	4 0 1 0 0 1 3		
Willie McGee, S (1, 8) OBP: 0.280, SLG: 0.296	0-1 4-3				1-2 1B	1-0 2B			1-0 G4-3 1-2f	4 0 2 0 0 0 1		
Bob Horner, R (1, 3) OBP: 0.403, SLG: 0.436		0-0 G6-3 1B		2-0 G6-4-3 1B		2-0 6-3			0-0 3B	4 0 3 0 0 0 1		
Terry Pendleton, S (1, 5) OBP: 0.278, SLG: 0.288		0-1 G6-3 1-2f		3-2 F7			2-2 F7		1-2 4-3	4 0 0 0 0 0 4		
Tom Brunansky, R (1, 9) OBP: 0.265, SLG: 0.246		1-2 F3		0-0 G6-4-3 1-2f			1-3 K			3 0 0 0 0 1 2		
Tony Peña, R (1, 2) OBP: 0.276, SLG: 0.393			2-2 4-3			0-1 6-3		2-2 F8		3 0 0 0 0 0 0		
Luis Alicea, S (1, 4) OBP: 0.333, SLG: 0.400			0-0 1B			2-2 L5		1-0 G3		3 0 1 0 0 0 0		
John Tudor, L (1, 1) Randy O'Neal, R (7, 1) Duane Walker, L (8, PH) Scott Terry, R (8, 1)			2-3 K			0-0 F7		2-1 F2		2 0 0 0 0 1 1 0 0 0 0 0 0 0 1 0 0 0 0 0 0 0 0 0 0 0 0 0		
Inning Stats	R: 0 H: 1 E: 0 LOB: 0 K: 0 BB: 0 S: 9 P: 12	R: 0 H: 1 E: 0 LOB: 0 K: 0 BB: 0 S: 7 P: 8	R: 0 H: 2 E: 0 LOB: 2 K: 2 BB: 0 S: 12 P: 20	R: 0 H: 2 E: 0 LOB: 1 K: 0 BB: 0 S: 10 P: 15	R: 0 H: 0 E: 0 LOB: 0 K: 0 BB: 0 S: 6 P: 8	R: 0 H: 1 E: 0 LOB: 1 K: 0 BB: 0 S: 4 P: 8	R: 0 H: 0 E: 0 LOB: 0 K: 1 BB: 0 S: 10 P: 15	R: 0 H: 1 E: 0 LOB: 0 K: 0 BB: 0 S: 7 P: 14	R: 0 H: 2 E: 0 LOB: 1 K: 0 BB: 0 S: 8 P: 10	1B: 8 SF: 0 2B: 1 SAC: 0 3B: 1 DP: 4 HR: 0 HBP: 0	WP: 0 PA: 33 PB: 0 SB: 1 CS: 1	
PITCHER Eric Show, R (1, 1) ERA: 5.09	IP WLS BF H R ER SO BB IBB HBP BLK WP HR S P ERA WHIP	9.0 W 32 10 0 0 3 0 0 0 0 0 0 0 73 110 0.00 1.111										

St. Louis Cardinals @ San Diego Padres
Jack Murphy Stadium, San Diego, CA

Tue Apr 26 1988, 10:05 PM EDT
Att. 15,553 - Unknown - 65 F

livebaseballscorecards.com

AB	32
R	0
H	10
RBI	0
BB	0
SO	3
LOB	12



Batter	1	2	3	4	5	6	7	8	9
Tony Gwynn, L (1, 9) OBP: 0.348, SLG: 0.356	0-1 1-3		0-2 1-H 2B			0-0 1-2 FC4-6 1B		1-0 F8	
Roberto Alomar, S (1, 4) OBP: 0.267, SLG: 0.267	0-3 K			1-3 K		1-1 F9			
Randy Ready, R (1, 5) OBP: 0.328, SLG: 0.358	1-2 6-3			2-1 F7		1-2 FC4-6 1-2f			
Keith Moreland, R (1, 7) OBP: 0.290, SLG: 0.295		2-1 4-3		2-2 F7			1-0 4-3		
Marvell Wynne, L (8, 8) OBP: 0.316, SLG: 0.765									
Benito Santiago, R (1, 2) OBP: 0.309, SLG: 0.444		0-0 F8			1-2 F8		0-0 CS 1B		
Carmelo Martinez, R (1, 3) OBP: 0.167, SLG: 0.235		1-2 F7			2-0 P6		1-1 1-2 HR		
Garry Templeton, S (1, 6) OBP: 0.214, SLG: 0.310			1-1 L4		1-0 4-3		3-2 F7		
Shawn Abner, R (1, 8) OBP: 0.176, SLG: 0.188			0-1 L5			1-0 L5		2-3 K	
Eric Show, R (1, 1) OBP: 0.286, SLG: 0.286			1-1 2B 1B			0-0 1B 1B		0-3 K	

Inning Stats	R: 0 E: 0 K: 1 S: 8	H: 0 LOB: 0 BB: 0 P: 9	R: 0 E: 0 K: 0 S: 6	H: 0 LOB: 0 BB: 0 P: 9	R: 0 E: 0 K: 0 S: 10	H: 2 LOB: 2 BB: 0 P: 12	R: 0 E: 0 K: 1 S: 8	H: 0 LOB: 0 BB: 0 P: 13	R: 0 E: 0 K: 0 S: 5	H: 0 LOB: 0 BB: 0 P: 9	R: 0 E: 0 K: 0 S: 9	H: 2 LOB: 2 BB: 0 P: 12	R: 1 E: 0 K: 0 S: 10	H: 2 LOB: 0 BB: 0 P: 15	R: 0 E: 0 K: 2 S: 7	H: 0 LOB: 0 BB: 0 P: 10
--------------	------------------------------	---------------------------------	------------------------------	---------------------------------	-------------------------------	----------------------------------	------------------------------	----------------------------------	------------------------------	---------------------------------	------------------------------	----------------------------------	-------------------------------	----------------------------------	------------------------------	----------------------------------

PITCHER	IP	WLS	BF	H	R	ER	SO	BB	IBB	HBP	BLK	WP	HR	S	P	ERA	WHIP
John Tudor, L (1, 1) ERA:	6.0		21	4	0	0	2	0	0	0	0	0	0	46	64	0.00	0.667
Randy O'Neal, R (7, 1) ERA: 3.38	1.0	L	4	2	1	1	0	0	0	0	0	0	1	10	15	9.00	2.000
Scott Terry, R (8, 1) ERA:	1.0		3	0	0	0	2	0	0	0	0	0	0	7	10	0.00	0.000


BOTTOM

St. Louis Cardinals @ San Diego Padres
Jack Murphy Stadium, San Diego, CA

Tue Apr 26 1988, 10:05 PM EDT
Att: 15,553 - Unknown - 65 F

AB	R	H	RBI	BB	SO	LOB
4	0	2	0	0	0	0
3	0	0	0	0	2	2
3	0	0	0	0	0	2
3	0	0	0	0	0	0
3	0	1	0	0	0	0
3	1	1	1	0	0	0
3	0	0	0	0	0	0
3	0	0	0	0	1	0
3	0	2	0	0	1	0

AB	28
R	1
H	6
RBI	1
BB	0
SO	4
LOB	4



1B	2B	3B	HR	SF	SAC	DP	HBP	WP	PA	ERA	WHIP
4	1	0	1	0	0	0	0	0	28		

Batter	1	2	3	4	5	6	7	8	9	AB R H RBI BB SO LOB	TOP	
Vince Coleman, S OBP: 0.349, SLG: 0.513 (1, 7)	2-1 5-3 ①		1-0 FC6-4 1B ③			4-1 CS 1B BB	1-1 3-1 ③		2-3 K ③	4 0 1 0 1 1 1		
Ozzie Smith, S OBP: 0.402, SLG: 0.417 (1, 6)	1-0 6-3 ②		0-0 FC6-4 1-2f			0-0 1-3 1B 1B		0-1 F8 SH1-3 1B		4 0 2 0 0 0 1		
Willie McGee, S OBP: 0.282, SLG: 0.297 (1, 8)	2-2 F8 ③			2-1 F7		1-1 1-2 2-3 1B		0-1 SH1-3 1-2		3 0 1 0 0 0 0		
Bob Horner, R OBP: 0.408, SLG: 0.431 (1, 3)		0-0 G5-4-3 E 1B		0-0 F8		0-1 1-2 2-3		4-0 BB IBB		3 0 1 0 1 0 2		
Terry Pendleton, S OBP: 0.263, SLG: 0.271 (1, 5)		1-2 E3 G5-4-3 1-2		0-0 F8		0-2 F8		0-0 F8 2-3		4 0 0 0 0 0 5		
Tom Brunansky, R OBP: 0.278, SLG: 0.297 (1, 9)		2-2 G5-4-3 1-2f 2-3			0-0 HR		3-0 E5 4-3 WP 1B	4-1 BB		3 2 1 1 1 0 2		
Tony Peña, R OBP: 0.258, SLG: 0.367 (1, 2)		2-3 K ③		2-1 5-3		2-2 4-3 1-3		0-0 G3 ③		4 0 0 0 0 1 5		
Luis Alicaia, S OBP: 0.313, SLG: 0.357 (1, 4)			1-3 K ①		2-1 6-3 ②		0-1 SH3-4 1B		3-2 6-3 ①	4 0 1 1 0 1 0		
Greg Mathews, R OBP: 0.143, SLG: 0.143 Bob Forsch, R Todd Worrell, R			1-1 4-3 ②		0-0 F9 ③		0-0 SH3-4 1-2		0-3 K ②	1 0 0 0 0 0 0 1 0 0 0 0 0 0 1 0 0 0 0 1 0		
Inning Stats	R: 0 E: 0 K: 0 S: 6 H: 0 LOB: 0 BB: 0 P: 11	R: 0 E: 1 K: 1 S: 11 H: 1 LOB: 1 BB: 0 P: 16	R: 0 E: 0 K: 1 S: 8 H: 1 LOB: 1 BB: 0 P: 11	R: 0 E: 0 K: 0 S: 4 H: 0 LOB: 0 BB: 0 P: 6	R: 1 E: 0 K: 0 S: 6 H: 1 LOB: 0 BB: 0 P: 10	R: 0 E: 0 K: 0 S: 9 H: 2 LOB: 2 BB: 1 P: 14	R: 1 E: 1 K: 0 S: 11 H: 1 LOB: 1 BB: 0 P: 16	R: 0 E: 0 K: 0 S: 7 H: 1 LOB: 3 BB: 2 P: 15	R: 0 E: 0 K: 2 S: 10 H: 0 LOB: 0 BB: 0 P: 15	1B: 6 2B: 0 3B: 0 HR: 1 SF: 0 SAC: 2 DP: 1 HBP: 0	WP: 1 PB: 0 SB: 0 CS: 1 PA: 37	
PITCHER Jimmy Jones, R ERA: 2.45 Mark Davis, L ERA: 1.06	IP 7.0 WLS L BF 28 H 6 R 2 ER 1 SO 2 BB 1 IBB 0 HBP 0 BLK 0 WP 1 HR 1 S 55 P 84 ERA 1.29 WHIP 1.000	IP 2.0 WLS L BF 9 H 1 R 0 ER 0 SO 2 BB 1 IBB 1 HBP 0 BLK 0 WP 0 HR 0 S 17 P 30 ERA 0.00 WHIP 1.000	PITCHER IP WLS BF H R ER SO BB IBB HBP BLK WP HR S P ERA WHIP									

St. Louis Cardinals @ San Diego Padres
 Jack Murphy Stadium, San Diego, CA
 Wed Apr 27 1988, 10:05 PM EDT
 Att. 14,417 - Unknown - 60 F

livebaseballscorecards.com

AB	32
R	2
H	7
RBI	2
BB	3
SO	4
LOB	16



Batter	1	2	3	4	5	6	7	8	9	AB	R	H	RBI	BB	SO	LOB
Tony Gwynn, L (1, 9) OBP: 0.357, SLG: 0.355	0-1 4-3			0-1 F8		4-0 IBB		1-0 1B		3	0	1	0	1	0	0
Roberto Alomar, S (1, 4) OBP: 0.263, SLG: 0.263	1-0 CS 1B			2-1 F8		1-0 P6		2-3 K		4	0	1	0	0	1	3
Randy Ready, R (1, 5) OBP: 0.308, SLG: 0.333 (8, 7)	2-1 6-3 1-2			3-2 5-3			1-1 E4 SH1-4 1B SF7	0-1 6-3		4	1	0	0	0	0	2
Keith Moreland, R (1, 7) OBP: 0.323, SLG: 0.317 Marvell Wynne, L (7, PR) OBP: 0.300, SLG: 0.722 (8, 8)			4-2 G6-4-3 BB		1-1 G6-4-3 1B		2-0 SH1-4 1-2 1B		0-1 4-3	2	0	2	0	1	0	0
Benito Santiago, R (1, 2) OBP: 0.293, SLG: 0.421			0-1 F8		2-1 G6-4-3 1-2f		0-0 SH1-4 1-2 2-3		0-0 L6	3	0	0	0	0	0	2
Carmelo Martinez, R (1, 3) OBP: 0.158, SLG: 0.222 John Kruk, L (7, PH) OBP: 0.385, SLG: 0.514 (8, 3)			1-1 G6-4-3 1-2f		0-2 6-3		4-1 IBB		3-3 K	2	0	0	0	0	0	1
Garry Templeton, S (1, 6) OBP: 0.222, SLG: 0.318 Mark Davis, L (8, 1)			1-2 F3		2-0 SH5-4 1B		1-2 SF7			2	0	1	1	0	0	0
Shawn Abner, R (1, 8) OBP: 0.158, SLG: 0.167 Tim Flannery, L (7, PH) OBP: 0.250, SLG: 0.250 (8, 5)			2-1 P6		0-1 F2		0-3 K			2	0	0	0	0	0	1
Jimmy Jones, R (1, 1) Dickie Thon, R (8, 6) OBP: 0.286, SLG: 0.263			2-2 6-3		1-1 SH5-4 1-2				1-2 P5	1	0	0	0	0	0	0

Inning Stats	R: 0	H: 1	E: 0	LOB: 0	K: 0	P: 8	R: 0	H: 0	E: 0	LOB: 0	K: 0	P: 11	R: 0	H: 0	E: 0	LOB: 0	K: 0	P: 14	R: 0	H: 1	E: 0	LOB: 2	K: 0	P: 10	R: 1	H: 1	E: 1	LOB: 2	K: 1	P: 19	R: 0	H: 1	E: 0	LOB: 1	K: 1	P: 14	R: 0	H: 0	E: 0	LOB: 0	K: 1	P: 9	1B: 5	SF: 1	2B: 0	SAC: 2	3B: 0	DP: 2	HR: 0	HBP: 0
--------------	------	------	------	--------	------	------	------	------	------	--------	------	-------	------	------	------	--------	------	-------	------	------	------	--------	------	-------	------	------	------	--------	------	-------	------	------	------	--------	------	-------	------	------	------	--------	------	------	-------	-------	-------	--------	-------	-------	-------	--------


PITCHER	IP	WLS	BF	H	R	ER	SO	BB	IBB	HBP	BLK	WP	HR	S	P	ERA	WHIP
Greg Mathews, L (1, 1) ERA: 3.27	3.0		9	1	0	0	0	1	0	0	0	0	0	20	33	0.00	0.667
Bob Forsch, R (4, 1) ERA: 6.19	3.1	W	14	3	1	0	0	0	1	0	0	0	0	25	44	0.00	0.900
Todd Worrell, R (7, 1) ERA: 4.97	2.2	S	10	1	0	0	3	0	1	0	0	0	0	23	35	0.00	0.375

BOTTOM

St. Louis Cardinals @ San Diego Padres
Jack Murphy Stadium, San Diego, CA

Wed Apr 27 1988, 10:05 PM EDT
 Att: 14,417 - Unknown - 60 F

AB	27
R	1
H	5
RBI	1
BB	3
SO	3
LOB	11



WP	PA	ERA	WHIP
0	33		

Batter	1	2	3	4	5	6	7	8	9	AB R H RBI BB SO LOB	TOP																
Vince Coleman, S OBP: 0.341, SLG: 0.494 (1, 7)	2-2 1-3	0-0 2B 1-2 2-3 1B		0-0 E4 1B		2-1 L5		1-3 K		5 0 1 0 0 1 2																	
Ozzie Smith, S OBP: 0.391, SLG: 0.408 (1, 6)	1-1 FC4 1B	0-1 SF8		0-1 F9		1-0 F7		3-1 4-3		4 0 1 1 0 0 3																	
Willie McGee, S OBP: 0.289, SLG: 0.316 (1, 8)	1-0 FC4 1-2f	1-1 3-H 1-3 2-H 2B		0-1 1-3 1B			0-1 5-3		0-2 6-3	5 0 2 1 0 0 1																	
Bob Homer, R OBP: 0.382, SLG: 0.397 (1, 3)	1-0 F3	2-2 3-1		1-1 5-3			0-2 4-3		0-0 F8	5 0 0 0 0 0 5																	
Terry Pendleton, S OBP: 0.284, SLG: 0.320 (1, 5)		1-2 HR 1B		0-0 E9 G3 2B			0-0 4-3		2-2 1-3	5 2 3 0 0 0 0																	
Tom Brunansky, R OBP: 0.303, SLG: 0.403 (1, 9)		2-2 HR		1-3 K			1-1 HR		4-0 IBB	3 2 2 3 1 1 1																	
Luis Alicea, S OBP: 0.300, SLG: 0.333 (1, 4)		1-2 1B 1B SF8 1B		1-0 G3			1-0 4-3		2-3 K	4 1 1 1 0 1 2																	
Scott Terry, R (7, 1)										0 0 0 0 0 0 0																	
Steve Peters, L (9, 1)										0 0 0 0 0 0 0																	
Todd Worrell, R (9, 1)										0 0 0 0 0 0 0																	
Steve Lake, R OBP: 0.400, SLG: 0.538 (1, 2)		0-1 1B 2B 1B		3-3 K			1-3 K		4-0 SH1-3 BB	3 1 1 0 1 2 0																	
Tom Lawless, R (8, PR)										0 0 0 0 0 0 0																	
Tony Peña, R OBP: 0.258, SLG: 0.367 (8, 2)										0 0 0 0 0 0 0																	
Jose DeLeon, R OBP: 0.100, SLG: 0.100 (1, 1)		1-3 K							2-1 SH1-3	1 0 0 0 0 1 2																	
Larry McWilliams, L OBP: 0.400, SLG: 0.250 (2, 1)										2 0 0 0 0 0 0																	
José Oquendo, S OBP: 0.357, SLG: 0.320 (7, 4)										0 0 0 0 0 0 0																	
Inning Stats	R: 0 E: 0 K: 0 S: 7	H: 1 LOB: 1 BB: 0 P: 12	R: 4 E: 0 K: 2 S: 25	H: 6 LOB: 2 BB: 0 P: 33	R: 1 E: 1 K: 2 S: 8	H: 1 LOB: 0 BB: 0 P: 13	R: 0 E: 1 K: 0 S: 8	H: 1 LOB: 2 BB: 0 P: 9	R: 1 E: 0 K: 1 S: 9	H: 1 LOB: 0 BB: 0 P: 12	R: 0 E: 0 K: 0 S: 7	H: 0 LOB: 0 BB: 0 P: 11	R: 0 E: 0 K: 1 S: 10	H: 1 LOB: 2 BB: 1 P: 16	R: 0 E: 0 K: 1 S: 7	H: 0 LOB: 2 BB: 1 P: 17	R: 0 E: 0 K: 0 S: 7	H: 0 LOB: 0 BB: 0 P: 9	1B: 6 2B: 3 3B: 0 HR: 2	SF: 1 SAC: 1 DP: 0 HBP: 0	WP: 0 PB: 0 SB: 0 CS: 0	PA: 41					
PITCHER	IP	WLS	BF	H	R	ER	SO	BB	IBB	HBP	BLK	WP	HR	S	P	ERA	WHIP										
Ed Whitson, R ERA: 3.33 (1, 1)	1.2		12	7	4	4	1	0	0	0	0	0	1	29	40	21.60	4.200										
Candy Sierra, R ERA: 4.91 (2, 1)	0.1		1	0	0	0	0	0	0	0	0	0	0	3	5	0.00	0.000										
Greg Booker, R ERA: (3, 1)	1.0	L	4	1	1	0	2	0	0	0	0	0	0	8	13	0.00	1.000										
Mark Grant, R ERA: 4.5 (4, 1)	2.0		9	2	1	1	1	0	0	0	0	0	1	17	21	4.50	1.000										
Dave Leiper, L ERA: (6, 1)	2.0		8	1	0	0	1	0	1	0	0	0	0	17	27	0.00	0.500										
PITCHER	IP	WLS	BF	H	R	ER	SO	BB	IBB	HBP	BLK	WP	HR	S	P	ERA	WHIP										
Lance McCullers, R ERA: 5.11 (8, 1)	2.0		7	0	0	0	1	1	0	0	0	0	0	14	26	0.00	0.500										

St. Louis Cardinals @ San Diego Padres
Jack Murphy Stadium, San Diego, CA

Thu Apr 28 1988, 6:33 AM EDT
Att. 21,075 - Overcast - 60 F

livebaseballscorecards.com

AB	37
R	6
H	11
RBI	6
BB	2
SO	6
LOB	16



Batter	1	2	3	4	5	6	7	8	9	AB R H RBI BB SO LOB	TOP											
Barry Bonds, L (1, 7) OBP: 0.283, SLG: 0.563	0-0 G3			4-2 BLK 1B BB		2-2 F7	3-3 K		2-3 K	4 1 0 0 1 2 3												
Jose Lind, R (1, 4) OBP: 0.232, SLG: 0.250	1-1 6-3			3-2 1-3 1-2		1-1 WP 3-1 1B		0-1 F9		4 0 1 0 0 0 1												
Andy Van Slyke, L (1, 8) OBP: 0.314, SLG: 0.440	2-2 G3			1-1 2-H BB 1B		0-0 3-1 1-2		0-3 K		4 0 1 1 0 1 1												
Bobby Bonilla, S (1, 5) OBP: 0.387, SLG: 0.679			3-2 G3	2-1 F8		3-2 F8		3-2 1B		4 0 1 0 0 0 2												
Sid Bream, L (1, 3) OBP: 0.362, SLG: 0.492			2-0 4-3	4-0 1-2 BB		1-0 1B 2B 1B		1-0 5-3		2 1 1 0 1 0 0 1 0 0 0 0 0 1												
Dave Hostetter, R (8, PH) OBP: 0.200, SLG: 0.200			2-1 F7	2-2 F8		1-0 2B BLK 1B		1-3 K		4 1 1 0 0 1 2												
R.J. Reynolds, S (1, 9) OBP: 0.362, SLG: 0.550			1-0 4-3		1-0 F8		2-2 F7		1-1 5-3	3 0 0 0 0 0 2 1 0 0 0 0 0 0												
Michael LaValliere, L (1, 2) OBP: 0.486, SLG: 0.466			3-1 F3		1-1 5-3		1-1 BLK 1-3 2-H 2B		4-2 1B BB	3 0 1 1 1 0 0												
John Cangelosi, S (9, PH) OBP: 0.350, SLG: 0.294			1-3 K		0-1 4-3		2-3 K 2-3 3-H		2-2 1B	0 0 0 0 0 0 0 1 0 0 0 0 0 1 1 0 0 0 0 0 0 1 0 0 0 0 1 1 0 0 0 0 0 0 0 1 0 1 0 0 0 0												
Al Pedrique, R (1, 6) OBP: 0.227, SLG: 0.179																						
Brian Fisher, R (1, 1)																						
Randy Milligan, R (3, PH) OBP: 0.286, SLG: 0.118																						
Vicente Palacios, R (3, 1)																						
Darnell Coles, R (7, PH) OBP: 0.395, SLG: 0.465																						
Bob Kipper, R (7, 1)																						
Junior Ortiz, R (9, PH) OBP: 0.375, SLG: 0.500																						
Inning Stats	R: 0 E: 0 K: 0 S: 6	H: 0 LOB: 0 BB: 0 P: 9	R: 0 E: 0 K: 0 S: 7	H: 0 LOB: 0 BB: 0 P: 14	R: 0 E: 0 K: 1 S: 9	H: 0 LOB: 0 BB: 0 P: 14	R: 1 E: 0 K: 0 S: 15	H: 1 LOB: 2 BB: 2 P: 31	R: 0 E: 0 K: 0 S: 5	H: 0 LOB: 0 BB: 0 P: 7	R: 0 E: 0 K: 0 S: 11	H: 1 LOB: 1 BB: 0 P: 17	R: 2 E: 0 K: 2 S: 14	H: 3 LOB: 1 BB: 0 P: 24	R: 0 E: 0 K: 1 S: 10	H: 1 LOB: 1 BB: 0 P: 14	R: 0 E: 0 K: 2 S: 16	H: 1 LOB: 2 BB: 1 P: 26	1B: 6 2B: 1 3B: 0 HR: 0	SF: 0 SAC: 0 DP: 0 HBP: 0	WP: 1 PB: 0 SB: 0 CS: 0	PA: 37
PITCHER	IP WLS BF H R ER SO BB IBB HBP BLK WP HR S P ERA WHIP																					
Andy Hawkins, R (1, 1) ERA: 4.31	6.1 W 26 5 3 3 1 2 0 0 0 1 0 0 60 104 4.26 1.105																					
Mark Davis, L (7, 1) ERA: 0.92	2.2 S 11 2 0 0 5 1 0 0 0 1 0 0 33 52 0.00 1.125																					

Pittsburgh Pirates @ San Diego Padres
 Jack Murphy Stadium, San Diego, CA
 Fri Apr 29 1988, 10:05 PM EDT
 Att. 16,185 - Unknown - 68 F

AB	34
R	3
H	7
RBI	2
BB	3
SO	6
LOB	13



Batter	1	2	3	4	5	6	7	8	9
Tony Gwynn, L OBP: 0.363, SLG: 0.361 (1, 9)	1-1 4-3		3-1 F8	1-2 L4		1-2 1-3		2-1 F8	
Roberto Alomar, S OBP: 0.321, SLG: 0.333 (1, 4)	2-3 K		1-1 S 1B		1-2 G3	3-1 2B		3-3 K 1-2	
John Kruk, L OBP: 0.388, SLG: 0.545 (1, 3)	0-1 HR		3-3 K 1-2		4-2 BB 1B BB	1-0 1-3		0-1 2-H 1B	
Keith Moreland, R OBP: 0.338, SLG: 0.333 Shawn Abner, R OBP: 0.150, SLG: 0.158 (7, PR) (8, 7)	1-2 4-3			0-3 K	0-0 BB 1B		1-0 CS 1B	1-1 3-1	
Benito Santiago, R OBP: 0.284, SLG: 0.409 (1, 2)		3-1 S 2B		0-0 2B 1B	1-2 F7		0-2 F8		
Marvell Wynne, L OBP: 0.379, SLG: 0.680 (1, 8)		2-1 F7		1-0 1-H 1B 2B	4-1 1B BB		4-0 SAFE 1B BB		
Chris Brown, R OBP: 0.333, SLG: 0.351 (1, 5)		4-2 G6-4-3 BB		2-0 6-3	1-1 1-3 2-H 3-H 1B		3-2 1-3 1B		
Garry Templeton, S OBP: 0.250, SLG: 0.306 (1, 6)		0-2 G6-4-3 1-2f		4-0 1B IBB	0-0 F8		0-3 K		
Andy Hawkins, R OBP: 0.091, SLG: 0.091 Mark Davis, L (7, 1)			2-3 K	0-1 1-3 2-H 1B		2-1 F7		4-0 S 1B BB	

Inning Stats	R: 1	H: 1	E: 0	LOB: 0	K: 1	P: 17	R: 0	H: 1	E: 0	LOB: 1	K: 0	P: 19	R: 0	H: 1	E: 0	LOB: 1	K: 2	P: 19	R: 2	H: 3	E: 0	LOB: 2	K: 1	P: 19	R: 2	H: 2	E: 0	LOB: 2	K: 0	P: 25	R: 0	H: 1	E: 0	LOB: 1	K: 0	P: 17	R: 0	H: 2	E: 0	LOB: 2	K: 1	P: 19	R: 1	H: 1	E: 0	LOB: 1	K: 1	P: 20
	13	17	10	19	10	19	11	19	14	17	11	19	11	19	11	19	11	19	11	19	11	19	11	19	11	19	11	19	11	19	11	19	11	19	11	19	11	19	11	19	11	19	11	19	11	19		

PITCHER	IP	WLS	BF	H	R	ER	SO	BB	IBB	HBP	BLK	WP	HR	S	P	ERA	WHIP
Brian Fisher, R ERA: 1.84 (1, 1)	2.0		8	2	1	1	1	1	0	0	0	0	1	23	36	4.50	1.500
Vicente Palacios, R ERA: 5.65 (3, 1)	4.0	L	22	7	4	4	3	2	1	0	0	0	0	45	80	9.00	2.250
Bob Kipper, L ERA: 3.38 (7, 1)	2.0		10	3	1	1	2	2	0	0	0	0	0	21	39	4.50	2.500

BOTTOM


AB	R	H	RBI	BB	SO	LOB
5	0	0	0	0	0	3
5	0	2	0	0	2	1
4	2	2	2	1	1	2
4	1	2	0	0	1	0
1	0	0	0	0	0	1
4	1	2	0	0	0	3
2	1	1	1	2	0	1
3	0	2	2	1	0	1
3	0	0	0	1	1	6
3	0	1	1	0	1	0
0	1	0	0	1	0	0

AB 34
R 6
H 12
RBI 6
BB 6
SO 6
LOB 18

WP: 0 **PA: 40**
PB: 0
SB: 3
CS: 1

Pittsburgh Pirates @ San Diego Padres
Jack Murphy Stadium, San Diego, CA

Fri Apr 29 1988, 10:05 PM EDT
Att: 16,185 - Unknown - 68 F



PITCHER	IP	WLS	BF	H	R	ER	SO	BB	IBB	HBP	BLK	WP	HR	S	P	ERA	WHIP
Brian Fisher, R ERA: 1.84 (1, 1)	2.0		8	2	1	1	1	1	0	0	0	0	1	23	36	4.50	1.500
Vicente Palacios, R ERA: 5.65 (3, 1)	4.0	L	22	7	4	4	3	2	1	0	0	0	0	45	80	9.00	2.250
Bob Kipper, L ERA: 3.38 (7, 1)	2.0		10	3	1	1	2	2	0	0	0	0	0	21	39	4.50	2.500

Batter	1	2	3	4	5	6	7	8	9	AB R H RBI BB SO LOB	TOP											
Barry Bonds, L (1, 7) OBP: 0.278, SLG: 0.554	3-2 4-3 SF8 2B		1-1 6-3		3-1 3-1		1-2 E4		0-0 G3	5 1 1 0 0 0 2												
Jose Lind, R (1, 4) OBP: 0.242, SLG: 0.253	2-0 4-3		0-0		4-0 BB		2-1 F9			3 0 1 0 1 0 2												
Andy Van Slyke, L (1, 8) OBP: 0.300, SLG: 0.423	1-2 SF8		1-1 F7		0-3 K			1-1 G3		3 0 0 1 0 1 2												
Bobby Bonilla, S (1, 5) OBP: 0.381, SLG: 0.682	0-0 P3			1-0 1B 3B		2-3 K		1-3 K		4 1 1 0 0 2 0												
Sid Bream, L (1, 3) OBP: 0.370, SLG: 0.493		1-1 L4		0-0 SH1-3 1B		1-2 F8		1-0 CS 1B		4 1 2 1 0 0 0												
R.J. Reynolds, S (1, 9) OBP: 0.333, SLG: 0.500		0-1 3-1		1-1 1-3		0-0 4-3		2-2 CS	1-0 F9	4 0 0 0 0 0 1												
Junior Ortiz, R (1, 2) OBP: 0.421, SLG: 0.688		2-0 HR		1-1 SH1-3			1-2 F7		4-2 1B BB	2 1 1 2 1 0 0												
Al Pedrique, R (1, 6) OBP: 0.208, SLG: 0.163		1-1 F9		0-0 4-3			0-0 F9		2-3 K	4 0 0 0 0 1 1												
Bob Walk, R (1, 1) OBP: 0.091, SLG: 0.091			1-3 K		2-3 K		1-1 HR		1-1 1B	2 0 0 0 0 2 0												
Randy Milligan, R (7, PH) OBP: 0.318, SLG: 0.333										1 1 1 1 0 0 0												
Bob Kipper, R (7, 1)										0 0 0 0 0 0 0												
Jeff Robinson, R (7, 1) OBP: 0.250, SLG: 0.143									1-2 1B	1 0 1 0 0 0 0												
Inning Stats	R: 1 E: 0 K: 0 S: 8	H: 1 LOB: 0 BB: 0 P: 14	R: 1 E: 0 K: 0 S: 7	H: 1 LOB: 0 BB: 0 P: 11	R: 0 E: 0 K: 1 S: 8	H: 1 LOB: 1 BB: 0 P: 11	R: 2 E: 0 K: 0 S: 7	H: 2 LOB: 0 BB: 0 P: 10	R: 0 E: 0 K: 2 S: 8	H: 0 LOB: 1 BB: 1 P: 17	R: 0 E: 0 K: 1 S: 9	H: 0 LOB: 0 BB: 0 P: 12	R: 1 E: 1 K: 0 S: 11	H: 1 LOB: 1 BB: 0 P: 16	R: 0 E: 0 K: 1 S: 8	H: 1 LOB: 0 BB: 0 P: 13	R: 0 E: 0 K: 1 S: 10	H: 1 LOB: 2 BB: 1 P: 18	1B: 4 2B: 1 3B: 1 HR: 2	SF: 1 SAC: 1 DP: 0 HBP: 0	WP: 0 PB: 0 SB: 1 CS: 1	PA: 38
PITCHER	IP WLS BF H R ER SO BB IBB HBP BLK WP HR S P ERA WHIP																					
Mark Grant, R (1, 1) ERA: 5.5	4.0 L 17 5 4 4 1 0 0 0 0 0 1 30 46 9.00 1.250																					
Greg Booker, R (5, 1) ERA:	2.0 7 0 0 0 3 1 0 0 0 0 0 0 17 29 0.00 0.500																					
Candy Sierra, R (7, 1) ERA: 5.4	1.0 5 1 1 1 0 0 0 0 0 0 1 11 16 9.00 1.000																					
Dave Leiper, L (8, 1) ERA:	1.0 3 1 0 0 1 0 0 0 0 0 0 8 13 0.00 1.000																					
Lance McCullers, R (9, 1) ERA: 4.73	1.0 5 1 0 0 1 1 0 0 0 0 0 10 18 0.00 2.000																					

Pittsburgh Pirates @ San Diego Padres
Jack Murphy Stadium, San Diego, CA

Sat Apr 30 1988, 10:05 PM EDT
Att. 24,357 - Unknown - 65 F

AB	33
R	5
H	8
RBI	5
BB	2
SO	6
LOB	8



Batter	1	2	3	4	5	6	7	8	9	AB R H RBI BB SO LOB	TOP											
Barry Bonds, L (1, 7) OBP: 0.284, SLG: 0.542	2-3 K	0-0 F8			2-0 1B 1B		4-0 1B IBB		1-2 FC1-5 2-3	4 1 1 0 1 1 3												
Jose Lind, R (1, 4) OBP: 0.240, SLG: 0.250	0-1 B1-3		1-3 K		1-3 1B 1B		0-3 K		0-1 2-3	5 0 1 0 0 2 3												
Andy Van Slyke, L (1, 8) OBP: 0.305, SLG: 0.422	1-0 F8		1-0 P6		3-1 1B		1-1 1B		0-0 4-3	5 0 2 1 0 0 1												
Bobby Bonilla, S (1, 5) OBP: 0.366, SLG: 0.652		1-2 4-3	0-1 F7		1-3 K		0-0 F9			4 0 0 0 0 1 5												
Sid Bream, L (1, 3) OBP: 0.364, SLG: 0.471		4-2 BB 1B BB		0-0 F7		2-2 4-3		0-1 4-3		3 1 0 0 1 0 0												
Darnell Coles, R (1, 9) OBP: 0.357, SLG: 0.447	1 SAFE 0-2 BB 1B		2-2 L6		1-3 K		2-3 K			4 1 1 0 0 2 0												
Michael LaValliere, L (1, 2) OBP: 0.473, SLG: 0.443	BB BB BB BB	4-1 1B BB	2-1 6-3		0-1 F8		1-3 K			3 0 0 0 1 1 0												
Al Pedrique, R (1, 6) OBP: 0.250, SLG: 0.234	X 0-0 1B		2-1 F9		2-1 1B 2B		3-2 2B 1B			4 1 3 2 0 0 0												
John Smiley, L (1, 1) OBP: 0.200, SLG: 0.200	X 0-0 F7		1-1 6-3		1-3 K		1 SAFE 2-1 FC1-5 1-H 2B			2 0 0 0 0 0 2												
John Cangelosi, S (7, PH) OBP: 0.333, SLG: 0.278										1 0 0 0 0 1 1												
Barry Jones, R (7, 1)										0 0 0 0 0 0 0												
R.J. Reynolds, S (9, PH) OBP: 0.346, SLG: 0.533										1 0 1 1 0 0 0												
Jim Gott, R (9, 1)										0 0 0 0 0 0 0												
Inning Stats	R: 0 E: 0 K: 1 S: 7	H: 0 LOB: 0 BB: 0 P: 10	R: 2 E: 0 K: 0 S: 16	H: 2 LOB: 2 BB: 2 P: 25	R: 0 E: 0 K: 1 S: 7	H: 0 LOB: 0 BB: 0 P: 9	R: 0 E: 0 K: 0 S: 7	H: 0 LOB: 0 BB: 0 P: 11	R: 1 E: 0 K: 1 S: 17	H: 3 LOB: 2 BB: 0 P: 28	R: 0 E: 0 K: 1 S: 8	H: 0 LOB: 0 BB: 0 P: 11	R: 0 E: 0 K: 2 S: 11	H: 2 LOB: 3 BB: 1 P: 19	R: 0 E: 0 K: 2 S: 10	H: 0 LOB: 0 BB: 0 P: 13	R: 1 E: 0 K: 0 S: 11	H: 2 LOB: 1 BB: 0 P: 17	1B: 7 2B: 2 3B: 0 HR: 0	SF: 0 SAC: 0 DP: 0 HBP: 0	WP: 0 PB: 0 SB: 0 CS: 0	PA: 39
PITCHER	IP	WLS	BF	H	R	ER	SO	BB	IBB	HBP	BLK	WP	HR	S	P	ERA	WHIP					
Eric Show, R (1, 1) ERA: 4.97	6.0	L	25	5	3	3	4	2	0	0	0	0	0	62	94	4.50	1.167					
Lance McCullers, R (7, 1) ERA: 4.11	2.0		9	2	0	0	4	0	1	0	0	0	0	21	32	0.00	1.000					
Greg Booker, R (9, 1) ERA: 0.84	1.0		5	2	1	1	0	0	0	0	0	0	0	11	17	9.00	2.000					

Pittsburgh Pirates @ San Diego Padres
Jack Murphy Stadium, San Diego, CA
 Sun May 01 1988, 6:33 AM EDT
 Att. 21,694 - Sunny - 70 F

livebaseballscorecards.com

AB	36
R	4
H	9
RBI	4
BB	3
SO	8
LOB	15



Batter	1	2	3	4	5	6	7	8	9	AB	R	H	RBI	BB	SO	LOB
Tony Gwynn, L OBP: 0.348, SLG: 0.346 (1, 9)	3-3 K		2-2 FC3-6 CS			2-0 F8		2-1 4-3		4	0	0	0	0	1	2
Roberto Alomar, S OBP: 0.297, SLG: 0.371 (1, 4)	1-1 4-3		1-1 CS	2-1 4-3		0-3 K			0-1 G3	4	0	0	0	0	1	1
John Kruk, L OBP: 0.368, SLG: 0.490 (1, 3)	3-1 1-3			0-3 K		0-1 1-3			1-3 K	4	0	0	0	0	2	1
Carmelo Martinez, R OBP: 0.136, SLG: 0.190 (1, 7)		3-2 F4		0-1 P3			1-1 L7		2-3 K	4	0	0	0	0	1	0
Chris Brown, R OBP: 0.327, SLG: 0.341 (1, 5)		1-2 1-3			3-1 F9		1-2 1B			3	0	1	0	0	0	0
Dickie Thon, R OBP: 0.231, SLG: 0.208 (1, 6)		1-2 3-1			1-3 K		1-3 K			3	0	0	0	0	2	1
Shawn Abner, R OBP: 0.174, SLG: 0.318 Marvell Wynne, L OBP: 0.353, SLG: 0.586 (7, PH) (8, 8)			1-1 HR		3-2 G3		1-3 K			2	1	1	1	0	0	0
Mark Parent, R OBP: 0.300, SLG: 0.400 Benito Santiago, R OBP: 0.264, SLG: 0.380 (8, PH) (9, 2)			0-2 1-3			2-0 2B		3-2 F9		2	1	1	0	0	0	0
Eric Show, R OBP: 0.375, SLG: 0.375 Randy Ready, R OBP: 0.313, SLG: 0.356 Lance McCullers, S Randy Byers, L Greg Booker, R (1, 1) (6, PH) (7, 1) (8, PH) (9, 1)			0-0 FC3-6 1B			0-1 F8 2B		1-3 K		1	0	1	0	0	0	0

Inning Stats	R: 0	H: 0	E: 0	K: 1	S: 8	LOB: 0	BB: 0	P: 15	R: 0	H: 0	E: 0	K: 0	S: 10	LOB: 0	BB: 0	P: 15	R: 1	H: 2	E: 0	K: 0	S: 12	LOB: 0	BB: 0	P: 16	R: 0	H: 0	E: 0	K: 1	S: 9	LOB: 0	BB: 0	P: 16	R: 1	H: 2	E: 0	K: 1	S: 9	LOB: 1	BB: 0	P: 13	R: 0	H: 1	E: 0	K: 2	S: 13	LOB: 1	BB: 0	P: 17	R: 0	H: 0	E: 0	K: 1	S: 8	LOB: 0	BB: 0	P: 14	R: 0	H: 0	E: 0	K: 2	S: 9	LOB: 0	BB: 0	P: 12	1B: 2	2B: 2	3B: 0	HR: 1	SF: 0	SAC: 0	DP: 0	HBP: 0	WP: 0	PB: 0	SB: 0	CS: 1	PA: 32
--------------	------	------	------	------	------	--------	-------	-------	------	------	------	------	-------	--------	-------	-------	------	------	------	------	-------	--------	-------	-------	------	------	------	------	------	--------	-------	-------	------	------	------	------	------	--------	-------	-------	------	------	------	------	-------	--------	-------	-------	------	------	------	------	------	--------	-------	-------	------	------	------	------	------	--------	-------	-------	-------	-------	-------	-------	-------	--------	-------	--------	-------	-------	-------	-------	--------

PITCHER	IP	WLS	BF	H	R	ER	SO	BB	IBB	HBP	BLK	WP	HR	S	P	ERA	WHIP
John Smiley, L ERA: 3.69 (1, 1)	6.0	W	21	4	2	2	4	0	0	0	0	0	1	55	84	3.00	0.667
Barry Jones, R ERA: (7, 1)	2.0		7	1	0	0	3	0	0	0	0	0	0	21	31	0.00	0.500
Jim Gott, R ERA: 2.92 (9, 1)	1.0	S	3	0	0	0	2	0	0	0	0	0	0	9	12	0.00	0.000

BOTTOM

Pittsburgh Pirates @ San Diego Padres
Jack Murphy Stadium, San Diego, CA
 Sun May 01 1988, 6:33 AM EDT
 Att. 21,694 - Sunny - 70 F

livebaseballscores.com

AB	31
R	2
H	5
RBI	2
BB	0
SO	9
LOB	6



Batter	1	2	3	4	5	6	7	8	9	AB R H RBI BB SO LOB	TOP		
23 Ryne Sandberg, R (1, 4) OBP: 0.269, SLG: 0.416	0-2 F9 HR 2B		2-2 6-3	2-1 G5-3 2-3f			1-0 HR	3-2 6-3		5 2 2 1 0 0 4			
Dave Martinez, L (1, 8) OBP: 0.314, SLG: 0.368	1-2 F9 2-3		1-2 5-3			4-2 1B BB	2-0 1-3		0-0 FC5-4 1B	4 0 1 0 1 0 1			
Andre Dawson, R (1, 9) OBP: 0.317, SLG: 0.610	1-0 HR		0-2 F8			0-1 F3	1-1 L8		0-0 FC5-4 1B 1-2f	5 1 1 2 0 0 2			
Rafael Palmeiro, L (1, 7) OBP: 0.371, SLG: 0.455 Darrin Jackson, R (9, PH) OBP: 0.267, SLG: 0.267	2-1 L8			0-2 2B 1B		1-2 1B 1-3	2-2 1B 1B		3-1 1B 1-2	4 1 3 0 0 0 0 1 0 1 0 0 0 0			
Jody Davis, R (1, 2) OBP: 0.427, SLG: 0.541 Jim Sundberg, R (4, PR) OBP: 0.333, SLG: 0.222	4-0 BB			3-2 1B SF9 2B 1-H		0-0 L8	2-0 1B 1-2		1-3 K	1 0 1 1 1 0 0 3 1 1 0 0 1 3			
Mark Grace, L (1, 3) OBP: 0.400, SLG: 0.400	1-1 5-3			2-1 E 2-3 1B		2-2 CS 1B	2-0 L7		1-0 F7	5 0 2 0 0 0 5			
Vance Law, R (1, 5) OBP: 0.309, SLG: 0.429		0-1 F8		1-0 SF9		1-3 K 1-2		1-0 1-3		3 0 0 1 0 1 1			
Shawon Dunston, R (1, 6) OBP: 0.286, SLG: 0.438		2-2 P6		0-1 E5 G5-3 23 1-3 1B		1-2 1B		1-1 1B		4 0 3 0 0 0 0			
Jamie Moyer, L (1, 1) OBP: 0.182, SLG: 0.100 Les Lancaster, R (7, 1) Frank DiPino, L (8, 1) Rich Gossage, R (9, 1)		1-1 5-3		2-2 E6		1-3 K		1-3 K		3 0 0 0 0 1 3 1 0 0 0 0 1 1 0 0 0 0 0 0 0 0 0 0 0 0 0 0			
Inning Stats	R: 2 H: 2 E: 0 LOB: 1 K: 0 BB: 1 S: 12 P: 21	R: 0 H: 0 E: 0 LOB: 0 K: 0 BB: 0 S: 10 P: 13	R: 0 H: 0 E: 0 LOB: 0 K: 0 BB: 0 S: 12 P: 15	R: 2 H: 4 E: 2 LOB: 3 K: 0 BB: 0 S: 17 P: 27	R: 0 H: 1 E: 0 LOB: 1 K: 0 BB: 1 S: 12 P: 17	R: 0 H: 2 E: 0 LOB: 1 K: 2 BB: 0 S: 20 P: 25	R: 1 H: 3 E: 0 LOB: 2 K: 0 BB: 0 S: 10 P: 20	R: 0 H: 1 E: 0 LOB: 1 K: 1 BB: 0 S: 10 P: 15	R: 0 H: 2 E: 0 LOB: 2 K: 1 BB: 0 S: 8 P: 13	1B: 11 SF: 1 2B: 3 SAC: 0 3B: 0 DP: 2 HR: 2 HBP: 0	WP: 0 PA: 42 PB: 0 SB: 0 CS: 1		
PITCHER	IP WLS BF H R ER SO BB IBB HBP BLK WP HR S P ERA WHIP											PITCHER	IP WLS BF H R ER SO BB IBB HBP BLK WP HR S P ERA WHIP
Jimmy Jones, R (1, 1) ERA: 3.34	4.0 L 20 6 4 4 0 2 0 0 0 0 0 1 55 84 9.00 2.000												
Candy Sierra, R (5, 1) ERA: 4.35	2.0 7 3 0 0 2 0 0 0 0 0 0 0 28 34 0.00 1.500												
Greg Booker, R (7, 1) ERA: 1.42	2.0 10 4 1 1 1 0 0 0 0 0 0 1 20 35 4.50 2.000												
Dave Leiper, L (9, 1) ERA:	0.2 4 2 0 0 1 0 0 0 0 0 0 0 7 11 0.00 3.000												
Mark Davis, L (9, 1) ERA: 0.9	0.1 1 0 0 0 0 0 0 0 0 0 0 0 1 2 0.00 0.000												

Chicago Cubs @ San Diego Padres
 Jack Murphy Stadium, San Diego, CA
 Mon May 02 1988, 10:05 PM EDT
 Att. 21,435 - Unknown - 70 F

livebaseballscorecards.com

AB	39
R	5
H	15
RBI	5
BB	2
SO	4
LOB	20



Batter	1	2	3	4	5	6	7	8	9	AB R H RBI BB SO LOB	TOP											
23 Ryne Sandberg, R (1, 4) OBP: 0.269, SLG: 0.418	0-0 F8		1-1 F7		1-2 4-3		2-1 6-3		0-1 2B	5 0 1 1 0 0 1												
Dave Martinez, L (1, 8) OBP: 0.319, SLG: 0.365	1-2 L4			2-2 4-3	0-1 1B		1-3 K		3-2 SF8	4 0 1 2 0 1 0												
Andre Dawson, R (1, 9) OBP: 0.336, SLG: 0.664	0-0 5-3			0-2 F8	1-2 F9			4-0 G6-3 1B	4-0 IBB	3 0 0 0 2 0 1												
Rafael Palmeiro, L (1, 7) Darrin Jackson, R (8, 7) OBP: 0.377, SLG: 0.469 OBP: 0.222, SLG: 0.222		0-0 F8 1B		1-1 L4		2-1 4-3		2-0 G6-3 1B	2-2 F8	4 0 2 0 0 0 0 1 0 0 0 0 0 2												
Manny Trillo, R (1, 5) OBP: 0.235, SLG: 0.226		1-2 G6-4-3 1B			4-1 1B BB	3-2 F3		1-1 G6-3		3 1 1 0 1 0 2												
Mark Grace, L (1, 3) OBP: 0.571, SLG: 0.818		0-0 F8			4-0 1B BB	0-0 HR		4-1 BB		2 2 1 1 2 0 2												
Jim Sundberg, R (1, 2) OBP: 0.433, SLG: 0.360		0-1 G6-4-3			0-0 FC6-4 1B	4-2 BB		1-3 K		3 0 1 1 1 1 4												
Shawon Dunston, R (1, 6) Angel Salazar, R (7, 6) OBP: 0.286, SLG: 0.427 OBP: 0.400, SLG: 0.800			2-2 F8		2-2 FC6-4 23 E	0-3 K			2-2 F9	3 1 0 1 0 1 2 1 0 0 0 0 0 0												
Rick Sutcliffe, L (1, 1) Frank DiPino, L (7, 1) Les Lancaster, R (8, 1) Jerry Mumphrey, S (9, PH) Rich Gossage, R (9, 1) OBP: 0.167, SLG: 0.118 OBP: 0.316, SLG: 0.235			0-0 F7		0-0 FC1 23 E		0-2 1-3		4-0 23 2B SF8 BB	3 1 0 0 0 0 1 0 0 0 0 0 0 0 0 0 0 0 0 0 0 0 1 0 0 1 0 0 0 0 0 0 0 0 0												
Inning Stats	R: 0 E: 0 K: 0 S: 5	H: 0 LOB: 0 BB: 0 P: 6	R: 0 E: 0 K: 0 S: 7	H: 2 LOB: 1 BB: 0 P: 8	R: 0 E: 0 K: 0 S: 7	H: 0 LOB: 0 BB: 0 P: 10	R: 0 E: 0 K: 0 S: 8	H: 0 LOB: 0 BB: 0 P: 11	R: 4 E: 2 K: 0 S: 19	H: 2 LOB: 1 BB: 2 P: 31	R: 1 E: 0 K: 1 S: 15	H: 1 LOB: 1 BB: 1 P: 24	R: 0 E: 0 K: 1 S: 9	H: 0 LOB: 0 BB: 0 P: 12	R: 0 E: 0 K: 1 S: 7	H: 1 LOB: 2 BB: 2 P: 19	R: 1 E: 0 K: 0 S: 14	H: 1 LOB: 2 BB: 2 P: 28	1B: 5 2B: 1 3B: 0 HR: 1	SF: 1 SAC: 0 DP: 2 HBP: 0	WP: 0 PB: 0 SB: 0 CS: 0	PA: 40
PITCHER	IP WLS BF H R ER SO BB IBB HBP BLK WP HR S P ERA WHIP																					
Andy Hawkins, R (1, 1) ERA: 4.21	5.0 L 21 4 4 2 0 2 0 0 0 0 0 0 46 66 3.60 1.200																					
Keith Comstock, L (6, 1) ERA: 4.5	2.0 8 1 1 1 2 1 0 0 0 0 1 24 36 4.50 1.000																					
Lance McCullers, R (8, 1) ERA: 3.93	2.0 11 2 1 1 1 3 1 0 0 0 0 21 47 4.50 2.500																					

Chicago Cubs @ San Diego Padres
 Jack Murphy Stadium, San Diego, CA
 Wed May 04 1988, 10:05 PM EDT
 Att. 12,662 - Unknown - 65 F

livebaseballscorecards.com

AB	32
R	6
H	7
RBI	6
BB	7
SO	3
LOB	15



Batter	1	2	3	4	5	6	7	8	9	AB	R	H	RBI	BB	SO	LOB
Roberto Alomar, S OBP: 0.314, SLG: 0.417 (1, 4)	0-0 P1		2-2 G3		0-1 4-3		0-1 1B			4	0	1	0	0	0	0
Tony Gwynn, L OBP: 0.347, SLG: 0.337 (1, 9)	3-1 1B		1-1 F8		3-1 F7		1-2 F8			4	0	1	0	0	0	1
Chris Brown, R OBP: 0.377, SLG: 0.389 (1, 5)	1-0 1-3		2-2 5-3		2-1 4-3		4-2 BB			3	0	0	0	1	0	1
John Kruk, L OBP: 0.366, SLG: 0.460 Carmelo Martinez, R OBP: 0.133, SLG: 0.186 (1, 3) (9, 3)	3-3 K		2-2 L4		4-0 1B FC5-4 BB		1-3 K			3	1	0	0	1	2	2
Keith Moreland, R OBP: 0.370, SLG: 0.384 (1, 7)		0-3 K	1-1 HR		1-2 FC5-4 1B		3-1 F7			4	1	2	1	0	1	1
Benito Santiago, R OBP: 0.262, SLG: 0.410 (1, 2)		3-2 5-3 2B	2-0 HR		0-2 FC5-4 S		1-2 4-3			4	1	2	2	0	0	2
Shawn Abner, R OBP: 0.200, SLG: 0.321 Marvell Wynne, L OBP: 0.333, SLG: 0.514 (1, 8) (6, PH) (7, 8)		1-2 5-3	1-3 K		1-1 P6		0-3 K			2	0	0	0	0	1	1
Garry Templeton, S OBP: 0.250, SLG: 0.286 (1, 6)		4-1 S BB	1-2 F7		1-1 1-2		0-0 F8		1-2 F9	3	0	0	0	1	0	0
Andy Hawkins, R OBP: 0.083, SLG: 0.083 Randy Byers, L Keith Comstock, L Dickie Thorn, R OBP: 0.214, SLG: 0.192 Lance McCullers, S Randy Ready, R OBP: 0.324, SLG: 0.355 (1, 1) (5, PH) (6, 1) (7, PH) (8, 1) (9, PH)		1-2 1-3	2-3 K		2-3 K		2-2 F3		0-3 K	1	0	0	0	0	0	2


Inning Stats	R: 0	H: 1	E: 0	LOB: 1	K: 1	P: 14	R: 0	H: 1	E: 0	LOB: 2	K: 1	P: 23	R: 0	H: 0	E: 0	LOB: 0	K: 0	P: 15	R: 2	H: 2	E: 0	LOB: 0	K: 1	P: 22	R: 0	H: 0	E: 0	LOB: 0	K: 1	P: 12	R: 1	H: 1	E: 0	LOB: 1	K: 0	P: 18	R: 0	H: 1	E: 0	LOB: 1	K: 0	P: 12	R: 0	H: 0	E: 0	LOB: 1	K: 1	P: 19	R: 0	H: 0	E: 0	LOB: 0	K: 2	P: 12	R: 0	H: 0	E: 0	LOB: 0	K: 2	P: 12	1B: 3	SF: 0	2B: 1	SAC: 0	3B: 0	DP: 0	HR: 2	HBP: 0	WP: 0	PA: 36
--------------	------	------	------	--------	------	-------	------	------	------	--------	------	-------	------	------	------	--------	------	-------	------	------	------	--------	------	-------	------	------	------	--------	------	-------	------	------	------	--------	------	-------	------	------	------	--------	------	-------	------	------	------	--------	------	-------	------	------	------	--------	------	-------	------	------	------	--------	------	-------	-------	-------	-------	--------	-------	-------	-------	--------	-------	--------

PITCHER	IP	WLS	BF	H	R	ER	SO	BB	IBB	HBP	BLK	WP	HR	S	P	ERA	WHIP
Rick Sutcliffe, R ERA: 4.47 (1, 1)	6.2	W	28	6	3	3	4	2	0	0	0	0	2	69	112	4.05	1.200
Frank DiPino, L ERA: 3.14 (7, 1)	0.2		3	0	0	0	1	1	0	0	0	0	0	8	14	0.00	1.500
Les Lancaster, R ERA: 5.79 (8, 1)	0.2		2	0	0	0	0	0	0	0	0	0	0	5	9	0.00	0.000
Rich Gossage, R ERA: 3.38 (9, 1)	1.0	S	3	0	0	0	2	0	0	0	0	0	0	11	12	0.00	0.000

BOTTOM

Chicago Cubs @ San Diego Padres
Jack Murphy Stadium, San Diego, CA
 Wed May 04 1988, 10:05 PM EDT
 Att: 12,662 - Unknown - 65 F

AB	33
R	3
H	6
RBI	3
BB	3
SO	7
LOB	11



Batter	1	2	3	4	5	6	7	8	9	10	11	12	AB	R	H	RBI	BB	SO	LOB	TOP				
Roberto Alomar, S OBP: 0.304, SLG: 0.415	(1, 4) C F X 0-2 G5-3 1B 2B		(1, 3) C X 1-3 K			(1) C X 0-1 F8		(3) X 0-0 G4-3			(3) F B F X 2-2 G4-3		5 1 1 0 0 1 1											
Tony Gwynn, L OBP: 0.340, SLG: 0.340	(1, 9) L X 0-1 L7		(3) X 2-2 G6-3			(2) X 0-0 G3-1			(1) X 0-0 G4-3			(1) F B X 1-1 1B 2B	5 0 1 0 0 0 1											
Chris Brown, R OBP: 0.364, SLG: 0.373	(1, 5) B X 1-0 G5-3 2-3			(1) F B X 3-2 G5-3 1B		(3) C X 0-1 G5-3			(2) C X 0-1 G4-3			(1) F S C 0-3 K	5 0 1 0 0 1 2											
Carmelo Martinez, R OBP: 0.160, SLG: 0.208	(1, 3) B B F X 2-1 1B			(1) F SAFE X 3-2 F4		(1) S C X 0-3 K			(3) S C X 0-2 G6-3			(1) B X 1-2 G6-4-3 1B	5 0 2 1 0 1 1											
Keith Moreland, R OBP: 0.351, SLG: 0.363	(1, 7) B X 1-0 G4-3			(1) F SAFE X 2-1 G5-3 1-2		(2) B B B X 3-0 F7					(1) C X 0-1 G6-3	(2) F SAFE X 0-2 G6-4-3 1-2	5 0 0 0 0 0 4											
Benito Santiago, R OBP: 0.250, SLG: 0.391		(1, 2) C X 1-2 G6-3		(3) F X 1-1 F8		(3) X 0-0 G5-3				(2) F B X 2-3 K			4 0 0 0 0 1 1											
Garry Templeton, S OBP: 0.236, SLG: 0.269	(1, 6) C X 2-2 P6				(1) F X 0-1 G4-3			(1) F F F X 0-2 G4-3			(3) X 0-0 F7		4 0 0 0 0 0 0											
Mark Davis, L (10, 1)													0 0 0 0 0 0 0											
Shawn Abner, R OBP: 0.182, SLG: 0.290	(1, 8) C X 1-3 K				(2) F X 0-2 G6-3			(2) S B B X 2-1 G5-3			(1) S C X 0-3 K		3 0 0 0 0 1 0											
Marvell Wynne, L OBP: 0.326, SLG: 0.500	(11, PH) (11, 8)												1 0 0 0 0 1 0											
Mark Grant, R (1, 1)			(1) C X 1-3 K			(3) B S T C X 1-3 K					(2) F B X 2-1 G4-3 2B		2 0 0 0 0 2 0											
Randy Byers, L OBP: 0.250, SLG: 0.500	(8, PH)												1 0 1 0 0 0 0											
Lance McCullers, S (8, 1)													0 0 0 0 0 0 0											
Dickie Thon, R OBP: 0.207, SLG: 0.185	(10, 6)												1 0 0 0 0 0 0											
Inning Stats	R: 1 E: 0 K: 0 S: 9	H: 2 LOB: 1 BB: 0 P: 13	R: 0 E: 0 K: 1 S: 9	H: 0 LOB: 0 BB: 0 P: 13	R: 0 E: 0 K: 2 S: 10	H: 0 LOB: 0 BB: 0 P: 14	R: 0 E: 0 K: 1 S: 8	H: 1 LOB: 1 BB: 0 P: 20	R: 0 E: 0 K: 1 S: 8	H: 0 LOB: 0 BB: 0 P: 8	R: 0 E: 0 K: 1 S: 5	H: 1 LOB: 1 BB: 0 P: 13	R: 0 E: 0 K: 0 S: 6	H: 0 LOB: 0 BB: 0 P: 6	R: 0 E: 0 K: 1 S: 6	H: 0 LOB: 0 BB: 0 P: 8	R: 0 E: 0 K: 1 S: 9	H: 0 LOB: 0 BB: 0 P: 12	R: 0 E: 0 K: 1 S: 12	H: 2 LOB: 1 BB: 0 P: 14	1B: 3 2B: 3 3B: 0 HR: 0	SF: 0 SAC: 0 DP: 1 HBP: 0	WP: 0 PB: 0 SB: 0 CS: 0	PA: 41
PITCHER	IP WLS BF H R ER SO BB IBB HBP BLK WP HR S P ERA WHIP																							
Bob Walk, R ERA: 1.36	(1, 1)	8.0	28	4	1	1	5	0	0	0	0	0	0	0	0	0	0	0	0	0	1.12	0.500		
Jeff Robinson, R ERA: 2.27	(9, 1)	3.0	9	0	0	0	2	0	0	0	0	0	0	0	0	0	0	0	0	0	0.00	0.000		
Barry Jones, R ERA:	(12, 1)	1.0	4	2	0	0	1	0	0	0	0	0	0	0	0	0	0	0	0	0	0.00	2.000		

San Diego Padres @ Pittsburgh Pirates
 Three Rivers Stadium, Pittsburgh, PA
 Fri May 06 1988, 7:05 PM EDT
 Att. 25,045 - Unknown - 54 F

livebaseballscores.com

AB	41
R	1
H	6
RBI	1
BB	0
SO	8
LOB	10



Batter	1	2	3	4	5	6	7	8	9	AB R H RBI BB SO LOB	TOP																	
Roberto Alomar, S (1, 4) OBP: 0.328, SLG: 0.431	0-0 G4-3		1-1 1B		0-0 F9			1-2 BLK 1B	1-1 CS FC3-2 1B	5 1 3 0 0 0 1																		
Tony Gwynn, L (1, 9) OBP: 0.333, SLG: 0.333	1-1 G4-3		0-1 G4-3		2-3 K			2-2 SH1-4 1B	0-1 FC3-2 1B	5 0 1 1 0 1 4																		
Chris Brown, R (1, 5) OBP: 0.357, SLG: 0.365	0-2 F9			1-2 G1-3	0-0 FC6-4			1-0 SH1-4 1B	1-0 CS	4 0 1 0 0 0 1																		
Carmelo Martinez, R (1, 3) OBP: 0.189, SLG: 0.220		3-1 G3 1B		4-2 2B G6-3 BB		1-0 P3		1-0 SH1-4		2 1 1 0 1 0 0																		
Randy Ready, R (1, 7) OBP: 0.333, SLG: 0.369		2-1 F8		2-1 BLK 1B 2B		0-1 G5-3		4-0 IBB		3 1 1 0 1 0 1																		
Benito Santiago, R (8, 2) OBP: 0.250, SLG: 0.391				1-3 1B 2B						0 0 0 0 0 0 0																		
Mark Parent, R (1, 2) OBP: 0.200, SLG: 0.267		1-1 G3		0-2 G6-3		3-3 K		0-1 F7		3 0 0 1 0 1 2																		
Marvell Wynne, L (8, PH) OBP: 0.318, SLG: 0.487		1-2		3-H 1B						1 0 0 0 0 0 3																		
Dickie Thon, R (1, 6) OBP: 0.212, SLG: 0.194		1-2 G5-3		3-2 1B			1-3 K	1-3 K		4 0 1 1 0 2 4																		
Shawn Abner, R (1, 8) OBP: 0.189, SLG: 0.286			1-1 G3	0-2 P2			1-1 G4-3		1-2 1B SH1-4 FC3-2 1B	4 0 1 0 0 0 1																		
Eric Show, R (1, 1) OBP: 0.364, SLG: 0.364			1-1 G5-3		0-1 FC6-4 1B		0-0 P2		0-0 SH1-4	3 0 1 0 0 0 0																		
Inning Stats	R: 0 E: 0 K: 0 S: 7	H: 0 LOB: 0 BB: 0 P: 8	R: 0 E: 0 K: 0 S: 10	H: 1 LOB: 1 BB: 0 P: 17	R: 0 E: 0 K: 0 S: 8	H: 1 LOB: 1 BB: 0 P: 11	R: 2 E: 0 K: 0 S: 19	H: 2 LOB: 1 BB: 1 P: 29	R: 0 E: 0 K: 1 S: 9	H: 0 LOB: 0 BB: 0 P: 13	R: 0 E: 0 K: 1 S: 6	H: 0 LOB: 0 BB: 0 P: 8	R: 1 E: 0 K: 1 S: 14	H: 3 LOB: 3 BB: 1 P: 24	R: 0 E: 0 K: 0 S: 9	H: 2 LOB: 1 BB: 0 P: 12	1B: 9 2B: 1 3B: 0 HR: 0	SF: 0 SAC: 2 DP: 0 HBP: 0	WP: 0 PA: 39 PB: 0 SB: 0 CS: 1									
PITCHER	IP WLS BF H R ER SO BB IBB HBP BLK WP HR S P ERA WHIP																											
John Smiley, L (1, 1) ERA: 3.49	7.0		27	5	2	2	3	1	0	0	1	0	0	66	95	2.57	0.857											
Jim Gott, R (8, 1) ERA: 2.93	2.0	L	11	5	1	1	1	0	1	0	1	0	0	23	36	4.50	2.500											

San Diego Padres @ Pittsburgh Pirates
 Three Rivers Stadium, Pittsburgh, PA
 Sat May 07 1988, 3:33 AM EDT
 Att. 24,555 - Sunny - 75 F

livebaseballscorecards.com

AB	34
R	3
H	10
RBI	3
BB	2
SO	4
LOB	17



Batter	1	2	3	4	5	6	7	8	9	AB	R	H	RBI	BB	SO	LOB
R.J. Reynolds, S (1, 7) OBP: 0.314, SLG: 0.476	2-1 2B	0-1 G3-1			1-0 G3		2-3 K			4	1	1	1	0	1	1
Jose Lind, R (1, 4) OBP: 0.305, SLG: 0.294	0-0 1B 2B	4-0 BB			1-2 P3		1-0 1B			3	0	2	1	1	0	0
Andy Van Slyke, L (1, 8) OBP: 0.336, SLG: 0.505	3-2 1B	1-1 F7			0-0 L9		0-1 F8			4	0	1	0	0	0	3
Bobby Bonilla, S (1, 5) OBP: 0.376, SLG: 0.631	1-0 F5			1-0 F6		4-1 G3 BB		3-3 K		3	0	0	0	1	1	2
Sid Bream, L (1, 3) OBP: 0.357, SLG: 0.461	0-0 P6			0-0 G4-3		0-1 G3		3-2 G4-3		4	0	0	0	0	0	3
Darnell Coles, R (1, 9) OBP: 0.303, SLG: 0.375	1-2 F9			1-3 K		1-1 G6-3		1-2 P4		4	0	0	0	0	1	3
Michael LaValliere, L (1, 2) OBP: 0.455, SLG: 0.417		4-0 SH1-4 1B G3-1 BB		1-1 F4		4-0 FC6-4 IBB		3-2 G4-3		2	1	0	0	2	0	0
Al Pedrique, R (1, 6) OBP: 0.250, SLG: 0.236		1-1 G3-1 SH1-4 1B		1-0 F8		1-2 FC6-4		1-3 K		3	0	1	0	0	0	2
Barry Bonds, L (9, PH) OBP: 0.277, SLG: 0.496										1	0	0	0	0	1	0
John Smiley, L (1, 1) OBP: 0.182, SLG: 0.182		0-1 SH1-4		0-3 K			2-2 L6		1-2 P3	1	0	0	0	0	1	0
John Cangelosi, S (7, PH) OBP: 0.290, SLG: 0.192										1	0	0	0	0	0	0
Jim Gott, R (8, 1)										0	0	0	0	0	0	0
Mike Diaz, R (9, PH)										1	0	0	0	0	0	0

Inning Stats	R: 1	H: 3	E: 0	K: 12	S: 19	R: 1	H: 1	E: 0	K: 8	S: 18	R: 0	H: 0	E: 0	K: 1	S: 5	R: 0	H: 0	E: 0	K: 1	S: 6	R: 0	H: 0	E: 0	K: 0	S: 7	R: 0	H: 0	E: 0	K: 10	S: 20	R: 0	H: 1	E: 0	K: 1	S: 9	R: 0	H: 0	E: 0	K: 11	S: 18	R: 0	H: 0	E: 0	K: 10	S: 15	1B: 3	2B: 2	3B: 0	HR: 0	SF: 0	SAC: 1	DP: 0	HBP: 0	WP: 0	PB: 0	SB: 0	CS: 0	PA: 36
Eric Show, R (1, 1) ERA: 4.26	IP	WLS	BF	H	R	ER	SO	BB	IBB	HBP	BLK	WP	HR	S	P	ERA	WHIP																																									

BOTTOM

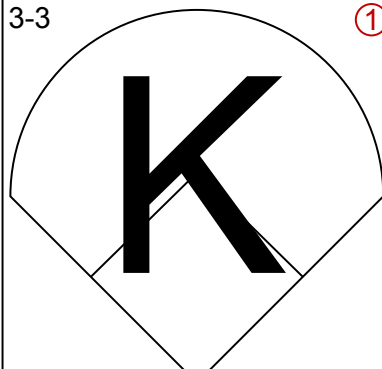
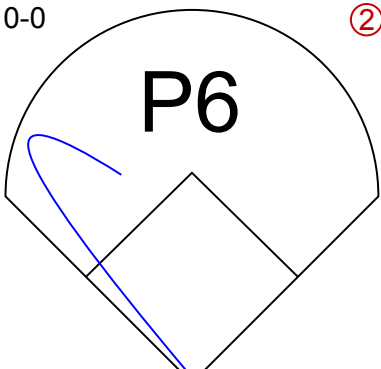
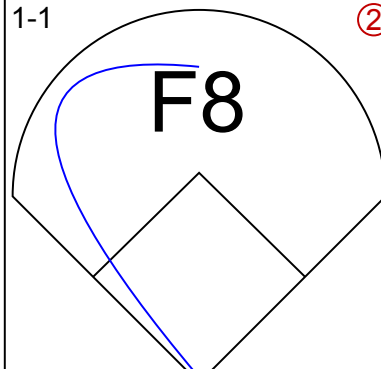
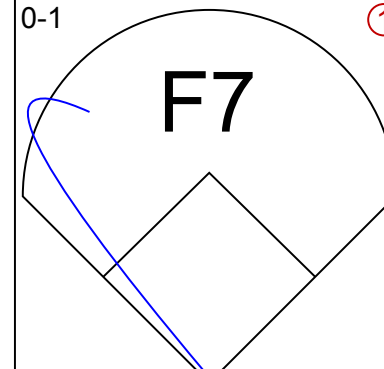
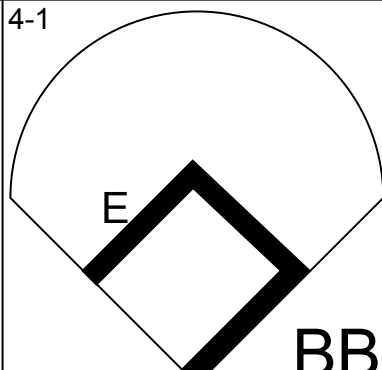
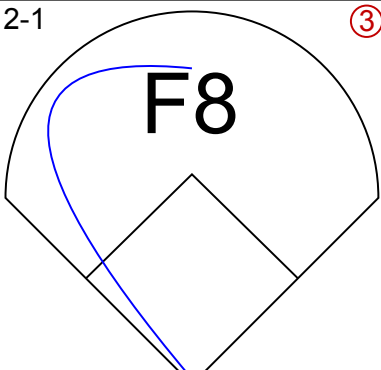
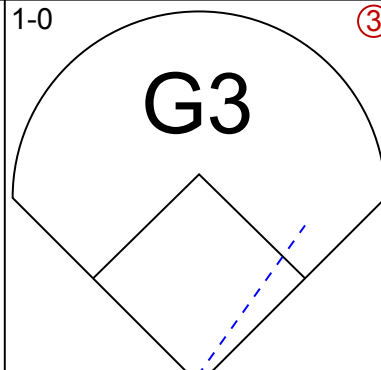
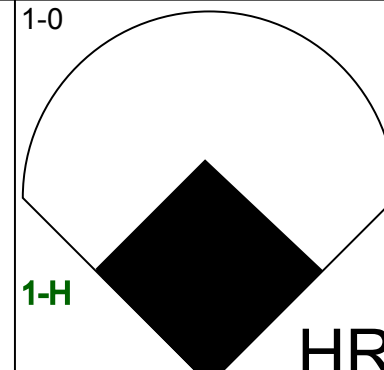
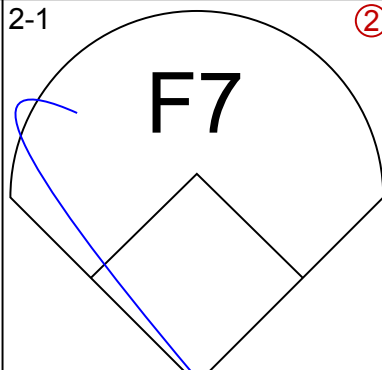
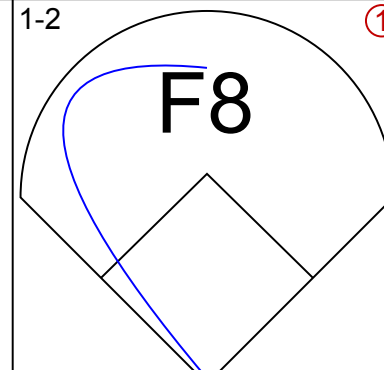
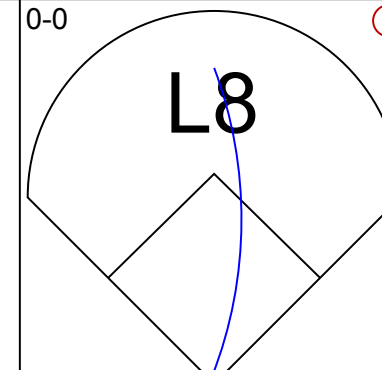
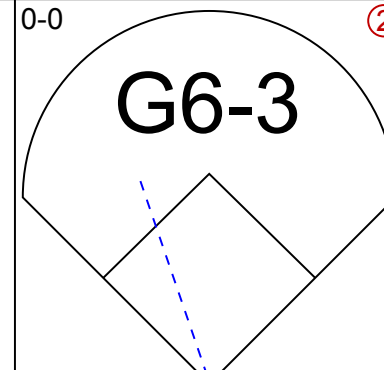
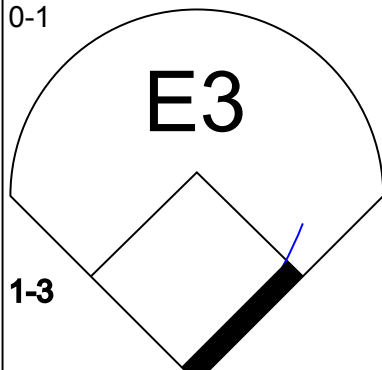
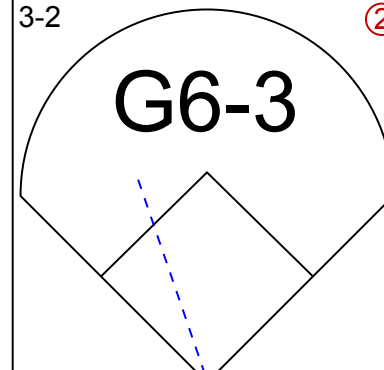
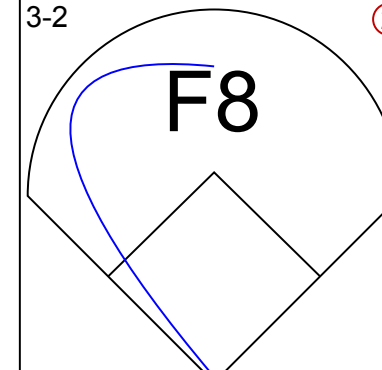
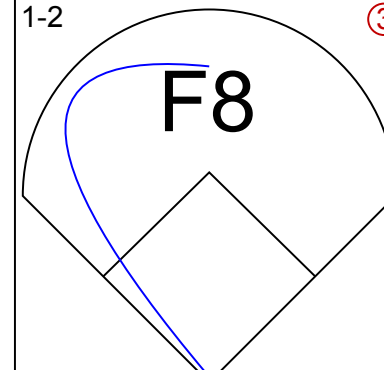
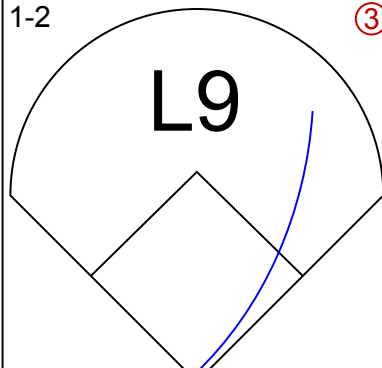
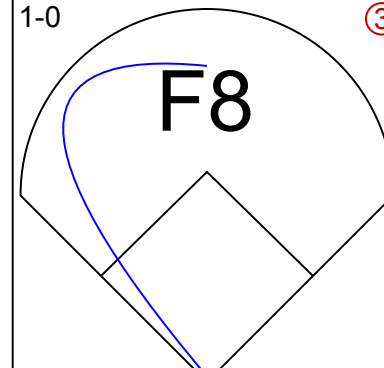
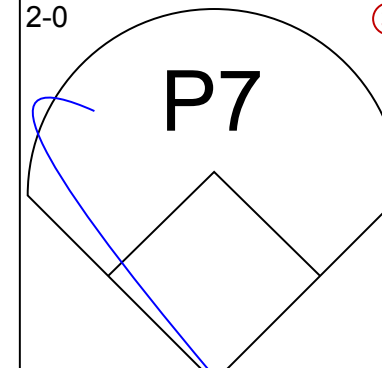
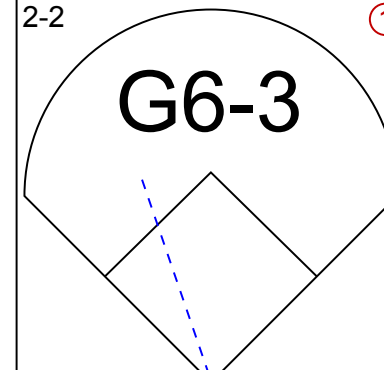
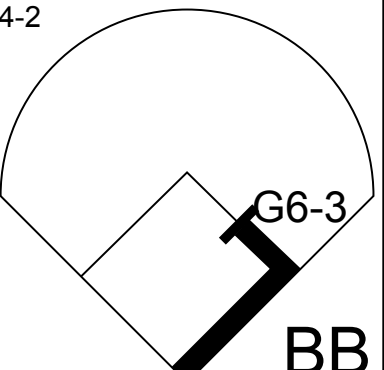
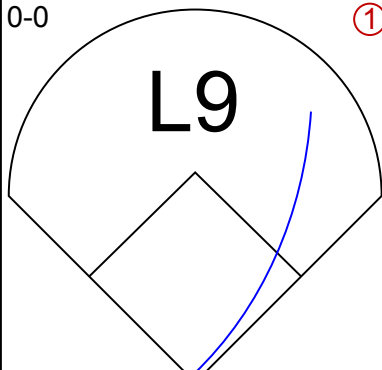
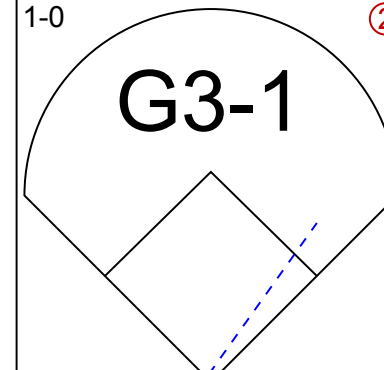
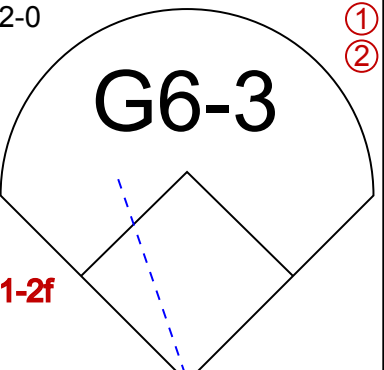
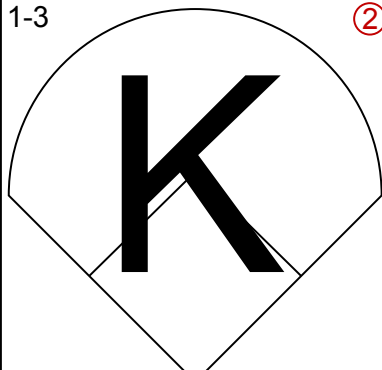
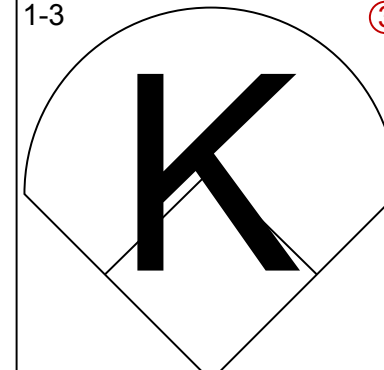
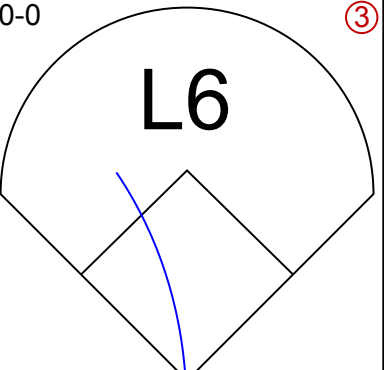
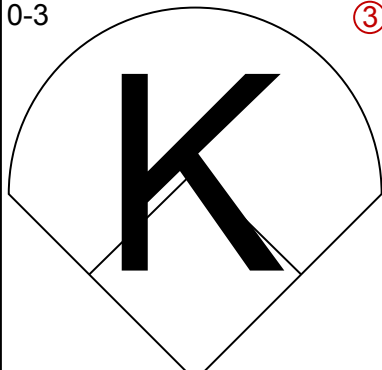
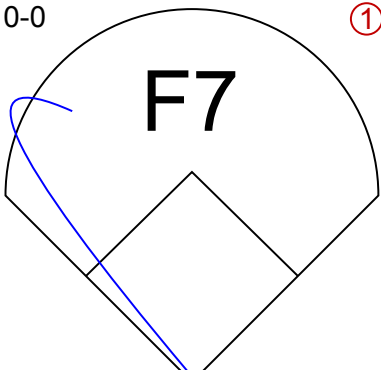
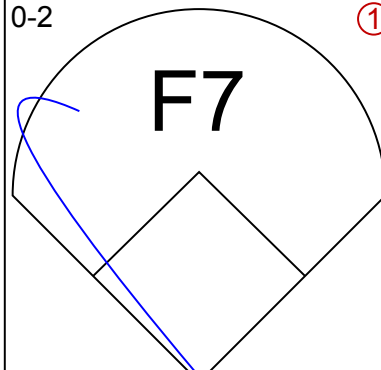
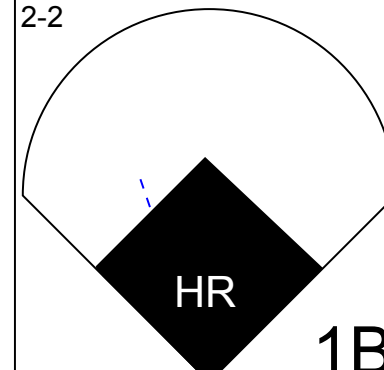
San Diego Padres @ Pittsburgh Pirates
 Three Rivers Stadium, Pittsburgh, PA

Sat May 07 1988, 3:33 AM EDT
 Att. 24,555 - Sunny - 75 F

livebaseballscorecards.com

AB	31
R	2
H	5
RBI	2
BB	4
SO	5
LOB	14



Batter	1	2	3	4	5	6	7	8	9	AB R H RBI BB SO LOB	TOP											
Roberto Alomar, S (1, 4) OBP: 0.308, SLG: 0.403	3-3 		0-0 			1-1 			0-1 	4 0 0 0 0 1 1												
Marvell Wynne, L (1, 8) OBP: 0.333, SLG: 0.548	4-1 		2-1 			1-0 			1-0 	3 1 1 2 1 0 0												
Chris Brown, R (1, 5) OBP: 0.338, SLG: 0.343	2-1 			1-2 			0-0 		0-0 	4 0 0 0 0 0 1												
Carmelo Martinez, R (1, 3) OBP: 0.175, SLG: 0.204	0-1 			3-2 			3-2 		1-2 	4 0 0 0 0 0 1												
Keith Moreland, R (1, 7) OBP: 0.340, SLG: 0.351	1-2 			1-0 			2-0 			3 0 0 0 0 0 2												
Benito Santiago, R (1, 2) OBP: 0.253, SLG: 0.382		2-2 			4-2 			0-0 		2 0 0 0 1 0 0												
Dickie Thon, R (1, 6) OBP: 0.194, SLG: 0.176			1-0 		2-0 			1-3 		3 0 0 0 0 1 1												
Shawn Abner, R (1, 9) OBP: 0.175, SLG: 0.263			1-3 		0-0 			0-3 		3 0 0 0 0 2 0												
Jimmy Jones, R (1, 1)			0-0 							2 0 0 0 0 0 0												
Keith Comstock, L (7, 1)						0-2 				0 0 0 0 0 0 0												
Greg Booker, R (8, 1)										0 0 0 0 0 0 0												
Randy Ready, R (9, PH) OBP: 0.342, SLG: 0.379									2-2 	1 1 1 0 0 0 0												
Inning Stats	R: 0 E: 1 K: 1 S: 13	H: 0 LOB: 2 BB: 1 P: 23	R: 0 E: 0 K: 1 S: 8	H: 0 LOB: 0 BB: 0 P: 12	R: 0 E: 0 K: 0 S: 4	H: 0 LOB: 0 BB: 0 P: 6	R: 0 E: 0 K: 0 S: 7	H: 0 LOB: 0 BB: 0 P: 12	R: 0 E: 0 K: 0 S: 7	H: 0 LOB: 0 BB: 1 P: 11	R: 0 E: 0 K: 0 S: 6	H: 0 LOB: 0 BB: 0 P: 8	R: 0 E: 0 K: 0 S: 5	H: 0 LOB: 0 BB: 0 P: 10	R: 0 E: 0 K: 2 S: 8	H: 0 LOB: 0 BB: 0 P: 9	R: 2 E: 0 K: 0 S: 13	H: 2 LOB: 0 BB: 0 P: 17	1B: 1 2B: 0 3B: 0 HR: 1	SF: 0 SAC: 0 DP: 1 HBP: 0	WP: 0 PB: 0 SB: 0 CS: 0	PA: 31
PITCHER Doug Drabek, R (1, 1) ERA: 4.02	IP: 9.0 WLS: W BF: 31 H: 2 R: 2 ER: 2 SO: 4 BB: 2 IBB: 0 HBP: 0 BLK: 0 WP: 0 HR: 1 S: 71 P: 108 ERA: 2.00 WHIP: 0.444																					

San Diego Padres @ Pittsburgh Pirates
 Three Rivers Stadium, Pittsburgh, PA
 Sun May 08 1988, 3:33 AM EDT
 Att. 20,756 - Sunny - 80 F

livebaseballscorecards.com

AB	29
R	2
H	2
RBI	2
BB	2
SO	4
LOB	6



Batter	1	2	3	4	5	6	7	8	9
Barry Bonds, L OBP: 0.274, SLG: 0.479 (1, 7)	3-3 K		0-3 K			1-0 E4 2B	4-0 2B IBB	1-0 FC4-6	
Jose Lind, R OBP: 0.303, SLG: 0.301 (1, 4)	0-3 K			0-0 G6-3		1-3 K	0-0 2B		
Andy Van Slyke, L OBP: 0.333, SLG: 0.514 (1, 8)	1-2 G4-3			1-1 3B		0-2 G1-3	0-0 F8		
Bobby Bonilla, S OBP: 0.388, SLG: 0.652 (1, 5)		0-0 G4-3 2B		2-2 G4-3		1-0 2B 2B		3-1 2B 1B	
Sid Bream, L OBP: 0.353, SLG: 0.462 (1, 3)		1-2 F7		1-3 K		0-0 2B		3-3 K	
R.J. Reynolds, S OBP: 0.311, SLG: 0.478 (1, 9)		0-0 G4-3			0-1 F9	2-2 G3		1-0 1B 2B	
Junior Ortiz, R OBP: 0.414, SLG: 0.654 (1, 2)		0-0 L9			2-1 2B		0-2 E5 CS	0-1 1B 1B	
Al Pedrique, R OBP: 0.266, SLG: 0.254 (1, 6)			2-3 K		2-0 F9		1-0 SH3-4 2B 1B	2-0 FC4-6 1B	
Doug Drabek, R OBP: 0.059, SLG: 0.059 (1, 1)			0-0 G6-3		1-3 K		0-0 SH3-4	1-3 K	

Inning Stats	R: 0	H: 0	E: 0	K: 2	S: 10	LOB: 0	BB: 0	P: 14
	0	1	0	0	7	1	0	7
	0	1	0	0	7	1	0	7
	0	0	0	0	7	0	0	7
	0	0	0	0	7	0	0	7
	0	1	0	0	13	1	0	13
	0	1	0	0	13	1	0	13
	2	2	1	0	17	1	0	17
	2	2	1	0	13	1	0	13
	2	4	0	2	24	2	0	24

PITCHER	IP	WLS	BF	H	R	ER	SO	BB	IBB	HBP	BLK	WP	HR	S	P	ERA	WHIP
Jimmy Jones, R ERA: 3.22 (1, 1)	6.2	L	29	7	4	2	7	0	1	0	0	0	0	60	85	2.70	1.050
Keith Comstock, L ERA: 10.13 (7, 1)	0.2		4	2	2	2	1	0	0	0	1	0	0	7	14	27.00	3.000
Greg Booker, R ERA: 1.1 (8, 1)	0.2		4	2	0	0	1	0	0	0	0	0	0	7	11	0.00	3.000


BOTTOM

San Diego Padres @ Pittsburgh Pirates
Three Rivers Stadium, Pittsburgh, PA

Sun May 08 1988, 3:33 AM EDT
Att. 20,756 - Sunny - 80 F

AB	35
R	6
H	11
RBI	6
BB	1
SO	9
LOB	16

livebaseballscorecards.com



1B	2B	3B	HR	SF	SAC	DP	HBP	WP	PA	ERA	WHIP
4	6	1	0	0	0	0	0	0	37		

Batter	1	2	3	4	5	6	7	8	9
Vince Coleman, S OBP: 0.316, SLG: 0.416 (1, 7)	0-2 G6-3 S 1B		0-2 1B 2B 2-H	3-2 G6-3		0-1 G3		2-3 K	
Ozzie Smith, S OBP: 0.373, SLG: 0.364 (1, 6)	1 SAFE 1 SAFE 1B 1B 1B X	2-0 F9	2-2 2B E 2-3 1B	1-0 G5-3		2-0 F9			
Willie McGee, S OBP: 0.331, SLG: 0.375 (1, 8)	1-0 G6-3		0-3 K	0-2 S 1B		0-1 G3-1			
Tom Brunansky, R OBP: 0.347, SLG: 0.436 (1, 9)	4-2 BB		1-1 E 2B 2B 3-H	3-3 K		2-2 F3			
Bob Horner, R OBP: 0.353, SLG: 0.386 José Oquendo, S OBP: 0.308, SLG: 0.257 (1, 3) (8, 3)	3-2 P4		1-0 E1 2B 1B 2-3 3-H		3-1 P8		1-2 2B 2B		
Terry Pendleton, S OBP: 0.306, SLG: 0.339 (1, 5)		0-1 F9	1-1 1B 2B 1-3 3-H		4-0 FC6-4 BB		2-2 2B 2-H		
Luis Alicea, S OBP: 0.322, SLG: 0.353 (1, 4)		2-1 F7	1-0 2B 2B 2-H 3-H 1B		1-1 F8		2-3 K		
Tony Peña, R OBP: 0.245, SLG: 0.308 (1, 2)		0-2 G3-1	0-3 K		0-1 FC6-4		1-2 G5-3		
Larry McWilliams, L OBP: 0.300, SLG: 0.333 Scott Terry, R (7, 1)						1-2 F8		1-3 K2-3	

Inning Stats	R: 0 E: 0 K: 14 S: 14	H: 1 LOB: 2 BB: 1 P: 24	R: 0 E: 0 K: 7 S: 7	H: 0 LOB: 0 BB: 0 P: 9	R: 6 E: 1 K: 2 S: 21	H: 6 LOB: 1 BB: 0 P: 27	R: 0 E: 0 K: 1 S: 12	H: 1 LOB: 1 BB: 0 P: 18	R: 0 E: 0 K: 6 S: 6	H: 0 LOB: 1 BB: 1 P: 14	R: 0 E: 0 K: 6 S: 6	H: 0 LOB: 0 BB: 0 P: 9	R: 1 E: 0 K: 1 S: 16	H: 2 LOB: 1 BB: 0 P: 23	R: 0 E: 0 K: 2 S: 9	H: 0 LOB: 0 BB: 0 P: 13
--------------	--------------------------------	----------------------------------	------------------------------	---------------------------------	-------------------------------	----------------------------------	-------------------------------	----------------------------------	------------------------------	----------------------------------	------------------------------	---------------------------------	-------------------------------	----------------------------------	------------------------------	----------------------------------

PITCHER	IP	WLS	BF	H	R	ER	SO	BB	IBB	HBP	BLK	WP	HR	S	P	ERA	WHIP
Ed Whitson, R ERA: 6.12 (1, 1)	2.1	L	16	7	6	5	1	1	0	0	0	0	0	37	55	19.29	3.429
Greg Booker, R ERA: 1.0 (3, 1)	1.2		6	1	0	0	2	0	0	0	0	0	0	17	23	0.00	0.600
Candy Sierra, R ERA: 6.08 (5, 1)	2.0		7	0	0	0	0	1	0	0	0	0	0	12	23	0.00	0.500
Keith Comstock, L ERA: 7.71 (7, 1)	2.0		8	2	1	1	3	0	0	0	0	0	0	25	36	4.50	1.000

BOTTOM

San Diego Padres @ St. Louis Cardinals
 Busch Stadium, St. Louis, MO
 Mon May 09 1988, 7:05 PM CDT
 Att: 27,289 - Unknown - 71 F

AB	35
R	7
H	10
RBI	7
BB	2
SO	6
LOB	13



1B:	4	SF:	0	WP:	0	PA:	37
2B:	6	SAC:	0	PB:	0		
3B:	0	DP:	0	SB:	2		
HR:	0	HBP:	0	CS:	0		

BOTTOM

San Diego Padres @ St. Louis Cardinals
Busch Stadium, St. Louis, MO
Tue May 10 1988, 7:05 PM CDT
Att: 26,876 - Unknown - 74 F

livebaseballscorecards.com

AB 32
R 5
H 10
RBI 5
BB 6
SO 4
LOB 15



WP: 0 PA: 39
PB: 0
SB: 1
CS: 0

Batter	1	2	3	4	5	6	7	8	9	AB	R	H	RBI	BB	SO	LOB	
Vince Coleman, S (1, 7) OBP: 0.305, SLG: 0.400	G3		G4-3		F5	FC5-4		G6-3		5	0	0	0	0	0	2	
Ozzie Smith, S (1, 6) OBP: 0.374, SLG: 0.365	G1-6-3		G3		1B		SF9	G5-3		5	1	2	0	0	0	0	
Willie McGee, S (1, 8) OBP: 0.341, SLG: 0.392	1B		2B		G6-3		SF9	K		5	1	3	0	0	1	1	
Tom Brunansky, R (1, 9) OBP: 0.344, SLG: 0.423	K		G4-3			G5-3	2B	BB		3	0	0	0	1	1	2	
Bob Horner, R (1, 3) OBP: 0.350, SLG: 0.379		1B	BB		G6-3		SF9			2	0	0	1	1	0	0	
José Oquendo, S (8, 3) OBP: 0.308, SLG: 0.257		BB	BB			G5-3				0	0	0	0	0	0	0	
Terry Pendleton, S (1, 5) OBP: 0.320, SLG: 0.351		1B	BB		G1-3	1B	BB	2B		2	1	1	1	2	0	0	
Luis Alicea, S (1, 4) OBP: 0.317, SLG: 0.333	F8		G4-3			1B	BB	L8		3	1	0	0	1	0	4	
Tony Peña, R (1, 2) OBP: 0.276, SLG: 0.362		G6-3			HR	1B		IBB		3	1	3	1	1	0	0	
Greg Mathews, R (1, 1) OBP: 0.167, SLG: 0.091		G6-3			K			K		2	0	0	0	0	1	3	
Bob Forsch, R (6, 1)										0	0	0	0	0	0	0	
Duane Walker, L (6, PH) OBP: 0.667, SLG: 0.500										1	0	1	2	0	0	0	
Steve Peters, L (7, 1)										0	0	0	0	0	0	0	
Todd Worrell, R (7, 1)										1	0	0	0	0	1	3	
Inning Stats	R: 0 E: 0 K: 1 S: 12	H: 1 LOB: 1 BB: 0 P: 16	R: 0 E: 0 K: 0 S: 6	H: 1 LOB: 2 BB: 2 P: 17	R: 0 E: 0 K: 0 S: 6	H: 1 LOB: 1 BB: 0 P: 9	R: 0 E: 0 K: 0 S: 7	H: 0 LOB: 0 BB: 0 P: 8	R: 1 E: 0 K: 1 S: 13	H: 2 LOB: 1 BB: 0 P: 21	R: 2 E: 0 K: 1 S: 13	H: 3 LOB: 3 BB: 2 P: 38	R: 0 E: 0 K: 1 S: 12	H: 0 LOB: 0 BB: 0 P: 15	1B: 7 2B: 2 3B: 0 HR: 1	SF: 1 SAC: 0 DP: 1 HBP: 0	WP: 0 PA: 39 PB: 0 SB: 1 CS: 0

PITCHER	IP	WLS	BF	H	R	ER	SO	BB	IBB	HBP	BLK	WP	HR	S	P	ERA	WHIP
Andy Hawkins, R (1, 1) ERA: 4.29	5.2	L	27	7	3	3	2	4	0	0	0	0	1	53	93	4.76	1.941
Lance McCullers, R (6, 1) ERA: 3.43	0.1		1	0	0	0	0	0	0	0	0	0	0	4	6	0.00	0.000
Greg Booker, R (7, 1) ERA: 1.96	0.1		5	3	2	2	0	1	0	0	0	0	0	13	20	54.00	12.000
Keith Comstock, L (7, 1) ERA: 5.68	1.2		6	0	0	0	2	0	1	0	0	0	0	23	33	0.00	0.000

PITCHER	IP	WLS	BF	H	R	ER	SO	BB	IBB	HBP	BLK	WP	HR	S	P	ERA	WHIP
Andy Hawkins, R (1, 1) ERA: 4.29	5.2	L	27	7	3	3	2	4	0	0	0	0	1	53	93	4.76	1.941
Lance McCullers, R (6, 1) ERA: 3.43	0.1		1	0	0	0	0	0	0	0	0	0	0	4	6	0.00	0.000
Greg Booker, R (7, 1) ERA: 1.96	0.1		5	3	2	2	0	1	0	0	0	0	0	13	20	54.00	12.000
Keith Comstock, L (7, 1) ERA: 5.68	1.2		6	0	0	0	2	0	1	0	0	0	0	23	33	0.00	0.000

Batter	1	2	3	4	5	6	7	8	9	10	AB R H RBI BB SO LOB	TOP												
Roberto Alomar, S OBP: 0.273, SLG: 0.351 (1, 4) F X	0-1 F7		1-3 K			0-1 G3			0-1 4-3		4 0 0 0 0 1 0	<p>San Diego Padres @ Chicago Cubs</p> <p>Wrigley Field, Chicago, IL</p> <p>Wed May 11 1988, 3:33 AM CDT</p> <p>Att: 12,600 - Cloudy - 64 F</p>												
Garry Templeton, S OBP: 0.238, SLG: 0.266 (1, 6) B F T T T T T T X	3-2 1-3			2-2 CS 1B		2-2 1-3			3-2 4-3		4 0 1 0 0 0 0													
Randy Ready, R OBP: 0.345, SLG: 0.397 (1, 5) C F S	0-3 K			2-2 1-3 1-2 2B				3-3 K		X 0-0 F9	4 0 1 0 0 2 0													
John Kruk, L OBP: 0.360, SLG: 0.463 (1, 3)		2-2 FC6-5 2B		3-2 1-3 2-3		3-2 1-3		B X 1-0 3-1		B F F F F S 3-3 K	4 0 1 0 0 1 1													
Keith Moreland, R OBP: 0.321, SLG: 0.324 (1, 7)		0-2 5-3		2-2 6-3				C X 0-1 5-3		B S F F B X 2-2 F8	4 0 0 0 0 0 2													
Benito Santiago, R OBP: 0.265, SLG: 0.380 (1, 2)		B X 1-0 FC6-5-4 2-3			0-3 K			B F B X 2-1 4-3			3 0 0 0 0 1 1													
Shane Mack, R OBP: 0.091, SLG: 0.091 (1, 8) (8, 9)		B B S B X 2-1 1-3		2-2 6-3				C X 0-1 4-3			3 0 0 0 0 0 1													
Shawn Abner, R OBP: 0.200, SLG: 0.239 Lance McCullers, S Mark Davis, L Randy Byers, L OBP: 0.250, SLG: 0.500 (1, 9) (8, 1) (10, 1) (10, 7)			2-1 1-3		2-1 5-3			C S T S B B S 2-3 K			3 0 0 0 0 1 0													
Mark Grant, R Marvell Wynne, L OBP: 0.327, SLG: 0.535 (1, 1) (8, 8)			0-3 K			B X 1-1 4-3		S B C 0-3 K			2 0 0 0 0 1 0 1 0 0 0 0 1 0													
Inning Stats	R: 0 E: 0 K: 1 S: 9	H: 0 LOB: 0 BB: 0 P: 12	R: 0 E: 0 K: 0 S: 11	H: 1 LOB: 1 BB: 0 P: 16	R: 0 E: 0 K: 2 S: 9	H: 0 LOB: 0 BB: 0 P: 12	R: 0 E: 0 K: 0 S: 16	H: 2 LOB: 1 BB: 0 P: 25	R: 0 E: 0 K: 1 S: 8	H: 0 LOB: 0 BB: 0 P: 12	R: 0 E: 0 K: 0 S: 8		H: 0 LOB: 0 BB: 0 P: 11	R: 0 E: 0 K: 1 S: 6	H: 0 LOB: 0 BB: 0 P: 10	R: 0 E: 0 K: 1 S: 8	H: 0 LOB: 0 BB: 0 P: 12	R: 0 E: 0 K: 1 S: 9	H: 0 LOB: 0 BB: 0 P: 12	R: 0 E: 0 K: 1 S: 7	H: 0 LOB: 0 BB: 0 P: 12	1B: 1 2B: 2 3B: 0 HR: 0	SF: 0 SAC: 0 DP: 0 HBP: 0	WP: 0 PB: 0 SB: 0 CS: 1
PITCHER Greg Maddux, R ERA: 2.1 (1, 1)	IP 10.0	WLS W	BF 32	H 3	R 0	ER 0	SO 8	BB 0	IBB 0	HBP 0	BLK 0	WP 0	HR 0	S 91	P 134	ERA 0.00	WHIP 0.300							

livebaseballscorecards.com

AB	32
R	0
H	3
RBI	0
BB	0
SO	8
LOB	5



Batter	1	2	3	4	5	6	7	8	9	10	AB R H RBI BB SO LOB
23 Ryne Sandberg, R OBP: 0.278, SLG: 0.463 (1, 4)	2-2 F7		1-1 F8		2-3 K			2-2 5-3		1-2 FC3-2 3B	5 0 1 0 0 1 1
Mark Grace, L OBP: 0.441, SLG: 0.464 (1, 3)	0-1 FC5-4 1B		0-0 F8			0-0 G4-6-3 1B		4-1 2B BB		4-0 FC3-2 IBB SH IBB	3 1 2 0 2 0 1
Andre Dawson, R OBP: 0.380, SLG: 0.659 (1, 9)	1-1 FC5-4 1-2f			0-0 FC4-6 1B		1-1 F8		3-2 1-3 2B		4-0 SH FC3-2 IBB	4 0 2 0 1 0 2
Rafael Palmeiro, L OBP: 0.377, SLG: 0.487 (1, 7)	3-1 F7			0-0 FC4-6 1-2f		1-0 G4-6-3 1-2f		4-0 G1-6-3 IBB		0-0 FC3-2 SH	4 0 0 0 1 0 6
Vance Law, R OBP: 0.336, SLG: 0.443 (1, 5)		0-0 FC5-4 1B		2-1 FC4 1-2			2-3 K	1-1 G1-6-3 1-2f		1-2 2-3 3-H 2-2 SH	4 0 1 1 0 1 4
Damon Berryhill, S OBP: 0.200, SLG: 0.333 (1, 2)		1-1 F7		0-1 FC4-6 1-2f 2-3			0-0 2B		0-1 FC3-6 1B		4 0 2 0 0 0 3
Darrin Jackson, R OBP: 0.222, SLG: 0.222 (1, 8)		1-2 FC5-4 1-2f PO		2-3 K			1-3 K		1-0 FC3-6 1-2f		4 0 0 0 0 2 5
Shawon Dunston, R OBP: 0.280, SLG: 0.413 (1, 6)		2-2 PO 1-2	0-1 E5 SH1-4		0-0 4-3		4-0 IBB		1-3 K		2 0 0 0 1 0 0 1 0 0 0 0 1 1
Angel Salazar, R OBP: 0.333, SLG: 0.667 (9, 6)		1 SAFE									
Greg Maddux, R OBP: 0.120, SLG: 0.160 (1, 1)			2-0 SH1-4 1-2		0-1 L9		0-2 1-3		0-1 6-3		3 0 0 0 0 0 3

Inning Stats	R: 0	H: 1	E: 0	K: 0	S: 9	H: 1	LOB: 1	BB: 0	P: 15	R: 0	H: 1	E: 0	K: 0	S: 9	H: 0	LOB: 1	BB: 0	P: 9	R: 0	H: 1	E: 1	K: 1	S: 9	H: 0	LOB: 0	BB: 0	P: 8	R: 0	H: 1	E: 0	K: 0	S: 4	R: 0	H: 1	E: 0	K: 2	S: 12	R: 0	H: 1	E: 0	K: 1	S: 9	R: 0	H: 1	E: 0	K: 0	S: 8	R: 0	H: 1	E: 0	K: 1	S: 9	R: 1	H: 1	E: 0	K: 0	S: 9	1B: 5	SF: 0	2B: 2	SAC: 2	3B: 1	DP: 2	HR: 0	HBP: 0	WP: 0	PA: 42
--------------	------	------	------	------	------	------	--------	-------	-------	------	------	------	------	------	------	--------	-------	------	------	------	------	------	------	------	--------	-------	------	------	------	------	------	------	------	------	------	------	-------	------	------	------	------	------	------	------	------	------	------	------	------	------	------	------	------	------	------	------	------	-------	-------	-------	--------	-------	-------	-------	--------	-------	--------

PITCHER	IP	WLS	BF	H	R	ER	SO	BB	IBB	HBP	BLK	WP	HR	S	P	ERA	WHIP
Mark Grant, R ERA: 3.24 (1, 1)	7.1		29	5	0	0	4	1	1	0	0	0	0	59	92	0.00	0.818
Lance McCullers, R ERA: 3.57 (8, 1)	1.2	L	10	3	1	1	1	0	3	0	0	0	0	17	36	5.40	1.800
Mark Davis, L ERA: 1.99 (10, 1)	0.1		2	0	0	0	0	0	0	0	0	0	0	5	6	0.00	0.000

PITCHER	IP	WLS	BF	H	R	ER	SO	BB	IBB	HBP	BLK	WP	HR	S	P	ERA	WHIP
---------	----	-----	----	---	---	----	----	----	-----	-----	-----	----	----	---	---	-----	------


BOTTOM

San Diego Padres @ Chicago Cubs
Wrigley Field, Chicago, IL

Wed May 11 1988, 3:33 AM CDT
Att. 12,600 - Cloudy - 64 F

livebaseballscorecards.com

AB	34
R	1
H	8
RBI	1
BB	5
SO	5
LOB	26



Batter	1	2	3	4	5	6	7	8	9	10	AB R H RBI BB SO LOB	TOP																
Roberto Alomar, S OBP: 0.280, SLG: 0.354 (1, 4)	1-0 CS 1B	1-2 F7			2-3 K		0-0 FC5-6 1-2f		3-1 1B 1B		5 0 2 0 0 1 4	San Diego Padres @ Chicago Cubs Wrigley Field, Chicago, IL Thu May 12 1988, 3:33 AM CDT Att. 15,638 - Sunny																
Garry Templeton, S OBP: 0.247, SLG: 0.274 (1, 6)	1-3 K 1-2		0-0 4-3		1-0 2B 1B		0-2 F7		0-0 G4-6-3 1B	5 0 2 0 0 1 2																		
John Kruk, L OBP: 0.363, SLG: 0.472 (1, 3)	1-2 1B		2-3 K		0-0 1-3 2B		0-3 K		0-0 G4-6-3 1-2f	5 0 2 0 0 2 3																		
Keith Moreland, R OBP: 0.308, SLG: 0.309 (1, 7)	3-1 F9		1-2 6-3		0-2 L9			1-1 6-3		0-2 E6 CS	5 0 0 0 0 0 3																	
Randy Ready, R OBP: 0.348, SLG: 0.397 (1, 5)		2-3 K		2-1 L9		2-2 WP 6-3 1B		0-1 6-3		1-0 1-2 1B	5 0 2 0 0 1 0																	
Shane Mack, R OBP: 0.250, SLG: 0.313 (1, 8)		2-2 1B 1B		0-1 F8 2B		0-1 6-3 1-2		3-2 2B 1B		2-2 L4	5 1 3 0 0 0 2																	
Mark Parent, R OBP: 0.211, SLG: 0.222 Benito Santiago, R OBP: 0.269, SLG: 0.392 (8, PH) (8, 2)		2-1 F9		0-0 F8 2-3		2-2 F7		1-0 1-H 2B		1-1 L9	3 0 0 0 0 0 3 2 0 1 1 0 0 1																	
Shawn Abner, R OBP: 0.204, SLG: 0.240 (1, 9)		1-1 BB 1-3 1B		2-2 L9 2-3		2-2 F7 2-3		3-2 6-3			4 0 1 0 0 0 3																	
Eric Show, R OBP: 0.365, SLG: 0.333 Carmelo Martinez, R OBP: 0.215, SLG: 0.233 Dickie Thon, R OBP: 0.215, SLG: 0.200 Lance McCullers, S Marvell Wynne, L OBP: 0.320, SLG: 0.523 Mark Davis, L (1, 1) (7, PH) (7, PH) (7, 1) (9, PH) (9, 1)		4-1 BB		0-0 4-3		1-2 FC5-6 1B		1-0 F3			1 0 0 0 1 0 0 1 0 1 0 0 0 0 0 0 0 0 0 0 0 0 0 0 0 0 0 0 1 0 0 0 0 0 0 0 0 0 0 0 0 0																	
Inning Stats	R: 0 E: 0 K: 1 S: 11	H: 2 LOB: 1 BB: 0 P: 17	R: 0 E: 0 K: 1 S: 19	H: 2 LOB: 3 BB: 1 P: 30	R: 0 E: 0 K: 1 S: 9	H: 0 LOB: 0 BB: 0 P: 12	R: 0 E: 0 K: 0 S: 8	H: 1 LOB: 1 BB: 0 P: 12	R: 0 E: 0 K: 1 S: 10	H: 2 LOB: 2 BB: 0 P: 13	R: 0 E: 0 K: 0 S: 15		H: 1 LOB: 1 BB: 0 P: 21	R: 0 E: 0 K: 1 S: 10	H: 1 LOB: 1 BB: 0 P: 11	R: 1 E: 0 K: 0 S: 15	H: 2 LOB: 1 BB: 0 P: 23	R: 0 E: 0 K: 0 S: 5	H: 2 LOB: 1 BB: 0 P: 9	R: 0 E: 1 K: 0 S: 12	H: 1 LOB: 1 BB: 0 P: 15	1B: 11 2B: 3 3B: 0 HR: 0	SF: 0 SAC: 0 DP: 1 HBP: 0	WP: 1 PB: 0 SB: 0 CS: 2	PA: 43			
PITCHER	IP WLS BF H R ER SO BB IBB HBP BLK WP HR S P ERA WHIP	IP WLS BF H R ER SO BB IBB HBP BLK WP HR S P ERA WHIP	IP WLS BF H R ER SO BB IBB HBP BLK WP HR S P ERA WHIP	IP WLS BF H R ER SO BB IBB HBP BLK WP HR S P ERA WHIP	IP WLS BF H R ER SO BB IBB HBP BLK WP HR S P ERA WHIP	IP WLS BF H R ER SO BB IBB HBP BLK WP HR S P ERA WHIP	IP WLS BF H R ER SO BB IBB HBP BLK WP HR S P ERA WHIP	IP WLS BF H R ER SO BB IBB HBP BLK WP HR S P ERA WHIP	IP WLS BF H R ER SO BB IBB HBP BLK WP HR S P ERA WHIP	IP WLS BF H R ER SO BB IBB HBP BLK WP HR S P ERA WHIP	IP WLS BF H R ER SO BB IBB HBP BLK WP HR S P ERA WHIP	IP WLS BF H R ER SO BB IBB HBP BLK WP HR S P ERA WHIP	IP WLS BF H R ER SO BB IBB HBP BLK WP HR S P ERA WHIP	IP WLS BF H R ER SO BB IBB HBP BLK WP HR S P ERA WHIP	IP WLS BF H R ER SO BB IBB HBP BLK WP HR S P ERA WHIP	IP WLS BF H R ER SO BB IBB HBP BLK WP HR S P ERA WHIP	IP WLS BF H R ER SO BB IBB HBP BLK WP HR S P ERA WHIP	IP WLS BF H R ER SO BB IBB HBP BLK WP HR S P ERA WHIP	IP WLS BF H R ER SO BB IBB HBP BLK WP HR S P ERA WHIP	IP WLS BF H R ER SO BB IBB HBP BLK WP HR S P ERA WHIP	IP WLS BF H R ER SO BB IBB HBP BLK WP HR S P ERA WHIP	IP WLS BF H R ER SO BB IBB HBP BLK WP HR S P ERA WHIP	IP WLS BF H R ER SO BB IBB HBP BLK WP HR S P ERA WHIP	IP WLS BF H R ER SO BB IBB HBP BLK WP HR S P ERA WHIP	IP WLS BF H R ER SO BB IBB HBP BLK WP HR S P ERA WHIP	IP WLS BF H R ER SO BB IBB HBP BLK WP HR S P ERA WHIP	IP WLS BF H R ER SO BB IBB HBP BLK WP HR S P ERA WHIP	IP WLS BF H R ER SO BB IBB HBP BLK WP HR S P ERA WHIP

AB	42
R	1
H	14
RBI	1
BB	1
SO	5
LOB	21



Batter	1	2	3	4	5	6	7	8	9	AB R H RBI BB SO LOB	TOP	
Tim Raines, S (1, 7) OBP: 0.382, SLG: 0.438	1-2 4-3			4-1 1B BB	4-0 IBB			0-0 F7		2 1 0 0 2 0 1		
Johnny Paredes, R (1, 4) OBP: 0.328, SLG: 0.294	0-0 G3			1-1 F9	0-3 K2-3			1-2 G1-6-3		4 0 0 0 0 1 5		
Hubie Brooks, R (1, 9) OBP: 0.283, SLG: 0.400	2-2 5-3			1-0 1B 1-2 1B				0-0 F9		4 0 1 0 0 0 0		
Graig Nettles, L (1, 5) OBP: 0.286, SLG: 0.368		0-0 F8		0-0 G5-4-3 1B				0-1 F5		4 0 1 1 0 0 0		
Andres Galarraga, R (1, 3) OBP: 0.377, SLG: 0.569		0-3 K		1-2 G5-4-3 1-2f				0-0 P4		4 0 1 0 0 1 2		
Jeff Reed, L (1, 2) OBP: 0.382, SLG: 0.375		2-0 P6			4-2 SH3-4 1B BB			0-1 CS		2 0 0 0 1 0 0		
Herm Winningham, L (1, 8) OBP: 0.463, SLG: 0.382			1-3 K		1-2 SH3-4 1B			3-3 K		3 0 1 0 0 2 0		
Tom Foley, L (1, 6) OBP: 0.221, SLG: 0.219			0-3 K		0-1 F5			1-2 F7		3 0 0 0 0 1 2		
John Dopson, L (1, 1) Andy McGaffigan, R (6, 1) Mitch Webster, S (8, PH) Floyd Youmans, R (8, 1) OBP: 0.091, SLG: 0.100			2-1 G3		0-0 SH3-4			1-1 G1-6-3 1B		1 0 0 0 0 0 0 0 0 0 0 0 0 0 1 0 1 0 0 0 0 0 0 0 0 0 0 0		
Inning Stats	R: 0 E: 0 K: 0 S: 8 H: 0 LOB: 0 BB: 0 P: 11	R: 0 E: 0 K: 1 S: 5 H: 0 LOB: 0 BB: 0 P: 7	R: 0 E: 0 K: 2 S: 9 H: 0 LOB: 0 BB: 0 P: 12	R: 1 E: 0 K: 0 S: 8 H: 2 LOB: 1 BB: 1 P: 15	R: 0 E: 0 K: 1 S: 11 H: 1 LOB: 3 BB: 2 P: 20	R: 0 E: 0 K: 0 S: 6 H: 1 LOB: 0 BB: 0 P: 10	R: 0 E: 0 K: 1 S: 9 H: 0 LOB: 0 BB: 0 P: 13	R: 0 E: 0 K: 0 S: 6 H: 1 LOB: 0 BB: 0 P: 8	R: 0 E: 0 K: 0 S: 4 H: 0 LOB: 0 BB: 0 P: 4	1B: 5 2B: 0 3B: 0 HR: 0 SF: 0 SAC: 1 DP: 2 HBP: 0	WP: 0 PB: 0 SB: 0 CS: 1 PA: 33	
PITCHER Jimmy Jones, R (1, 1) ERA: 2.78	IP WLS BF H R ER SO BB IBB HBP BLK WP HR S P ERA WHIP	9.0 W 32 5 1 1 5 2 1 0 0 0 0 66 100 1.00 0.778										

Montreal Expos @ San Diego Padres
Jack Murphy Stadium, San Diego, CA
 Fri May 13 1988, 10:05 PM EDT
 Att. 13,707 - Unknown - 68 F

livebaseballscorecards.com

AB	28
R	1
H	5
RBI	1
BB	3
SO	5
LOB	10



Batter	1	2	3	4	5	6	7	8	9	AB	R	H	RBI	BB	SO	LOB
Roberto Alomar, S (1, 4) OBP: 0.287, SLG: 0.349	4-0 BB BB		3-1 F8		0-0 5-3		2-3 K	2-1 1B		4	0	1	0	1	1	0
Garry Templeton, S (1, 6) OBP: 0.245, SLG: 0.261	0-3 K		0-0 6-3			4-1 G1-6-3 2B BB	2-2 F8	2-1 F7		4	1	0	0	1	1	3
John Kruk, L (1, 3) OBP: 0.376, SLG: 0.459	4-0 1-2 BB		0-2 4-3			4-0 1-2 G1-6-3 BB	4-0 2B BB	3-2 F7		2	1	0	0	3	0	2
Benito Santiago, R (1, 2) OBP: 0.269, SLG: 0.396	1-1 F9			0-1 6-3		1-2 G1-6-3 1-2f 2-3	0-0 1-H 3B 2B			4	1	1	1	0	0	4
Randy Ready, R (1, 5) OBP: 0.355, SLG: 0.420	2-1 1-3			3-1 6-3		4-2 2B 1B BB	0-0 2-H HR 3B			3	2	1	1	1	0	2
Carmelo Martinez, R (1, 7) OBP: 0.243, SLG: 0.308		1-1 F9		0-1 FC4-6 1B		1-1 1-3 3-H 2B	2-0 3-H HR			4	2	3	3	0	0	0
Shane Mack, R (1, 8) OBP: 0.250, SLG: 0.300		0-2 5-3		1-2 FC4-6 1-2f		2-2 BLK S 1B	1-0 F9			4	0	1	2	0	0	1
Shawn Abner, R (1, 9) OBP: 0.241, SLG: 0.264			0-0 1B		0-0 5-3	4-0 BLK IBB		0-0 1B 1B		3	0	2	0	1	0	0
Jimmy Jones, R (1, 1)		0-3 K			2-1 6-3	0-2 G3		2-1 F9		4	0	0	0	0	1	4

Inning Stats		R: 0	H: 0	E: 0	K: 1	S: 8	R: 0	H: 1	E: 0	K: 1	S: 9	R: 0	H: 0	E: 0	K: 0	S: 6	R: 0	H: 1	E: 0	K: 0	S: 9	R: 0	H: 0	E: 0	K: 0	S: 4	R: 3	H: 2	E: 0	K: 0	S: 18	R: 4	H: 3	E: 0	K: 1	S: 13	R: 0	H: 2	E: 0	K: 0	S: 10
John Dopson, R (1, 1) ERA: 4.22	IP: 5.2	WLS: L	BF: 24	H: 3	R: 3	ER: 3	SO: 2	BB: 5	IBB: 0	HBP: 0	BLK: 0	WP: 0	HR: 0	S: 45	P: 80	ERA: 4.76	WHIP: 1.412																								
Andy McGaffigan, R (6, 1) ERA: 5.0	IP: 1.1	WLS: L	BF: 10	H: 4	R: 4	ER: 4	SO: 1	BB: 1	IBB: 1	HBP: 0	BLK: 1	WP: 0	HR: 1	S: 22	P: 39	ERA: 27.00	WHIP: 3.750																								
Floyd Youmans, R (8, 1) ERA: 5.09	IP: 1.0	WLS: L	BF: 5	H: 2	R: 0	ER: 0	SO: 0	BB: 0	IBB: 0	HBP: 0	BLK: 0	WP: 0	HR: 0	S: 10	P: 19	ERA: 0.00	WHIP: 2.000																								


BOTTOM

Montreal Expos @ San Diego Padres
Jack Murphy Stadium, San Diego, CA


Fri May 13 1988, 10:05 PM EDT
 Att: 13,707 - Unknown - 68 F

AB	32
R	7
H	9
RBI	7
BB	7
SO	3
LOB	16

WP: 0 PA: 39
 PB: 0
 SB: 1
 CS: 0



livebaseballscores.com

Batter	1	2	3	4	5	6	7	8	9	AB R H RBI BB SO LOB	TOP		
Tim Raines, S (1, 7) OBP: 0.385, SLG: 0.450	0-0 4-3 3B		1-2 4-3			1-0 4-3		4-2 BB		3 1 1 0 1 0 0			
Johnny Paredes, R (1, 4) OBP: 0.313, SLG: 0.278 Graig Nettles, L (8, PH) OBP: 0.273, SLG: 0.350 Luis Rivera, R (8, 6) OBP: 0.224, SLG: 0.268	0-1 4-3		1-1 F8			1-3 K		0-0 F6		3 0 0 1 0 1 0 1 0 0 0 0 0 1 0 0 0 0 0 0 0			
Hubie Brooks, R (1, 9) OBP: 0.282, SLG: 0.396	0-3 K		1-2 L9			0-1 6-3			0-2 1B	4 0 1 0 0 1 0			
Tim Wallach, R (1, 5) OBP: 0.278, SLG: 0.344	0-0 F8			1-1 F4			0-2 F3		1-2 F9	4 0 0 0 0 0 1			
Andres Galarraga, R (1, 3) OBP: 0.373, SLG: 0.582		2-2 1-3		1-0 F7			1-0 HR		0-1 F9	4 1 1 1 0 0 1			
Jeff Reed, L (1, 2) OBP: 0.375, SLG: 0.368		1-2 BB 1B		1-1 6-3			0-3 K		2-3 K	4 0 1 0 0 2 1			
Herm Winningham, L (1, 8) OBP: 0.432, SLG: 0.351		0-0 F7			1-3 K		2-2 G3			3 0 0 0 0 1 1	AB 31 R 2 H 4 RBI 2 BB 2 SO 6 LOB 7		
Tom Foley, L (1, 6) OBP: 0.225, SLG: 0.212 (8, 4)		4-0 BB			0-3 K			1-0 F8		2 0 0 0 1 1 0			
Dennis Martinez, R (1, 1) OBP: 0.316, SLG: 0.278 Mitch Webster, S (8, PH) OBP: 0.363, SLG: 0.343 Jeff Parrett, R (8, 1)		1-1 L7			0-2 1-3			0-0 1-3		2 0 0 0 0 0 2 1 0 0 0 0 0 0 0 0 0 0 0 0 0			
Inning Stats	R: 1 H: 1 E: 0 LOB: 0 K: 1 BB: 0 S: 8 P: 8	R: 0 H: 1 E: 0 LOB: 2 K: 0 BB: 1 S: 11 P: 19	R: 0 H: 0 E: 0 LOB: 0 K: 0 BB: 0 S: 9 P: 12	R: 0 H: 0 E: 0 LOB: 0 K: 0 BB: 0 S: 5 P: 8	R: 0 H: 0 E: 0 LOB: 0 K: 2 BB: 0 S: 9 P: 10	R: 0 H: 0 E: 0 LOB: 0 K: 1 BB: 0 S: 6 P: 8	R: 1 H: 1 E: 0 LOB: 0 K: 1 BB: 0 S: 12 P: 15	R: 0 H: 0 E: 0 LOB: 1 K: 0 BB: 1 S: 7 P: 12	R: 0 H: 1 E: 0 LOB: 1 K: 1 BB: 0 S: 14 P: 17	1B: 2 SF: 0 2B: 0 SAC: 0 3B: 1 DP: 0 HR: 1 HBP: 0	WP: 0 PA: 33 PB: 0 SB: 0 CS: 0		
PITCHER Ed Whitson, R (1, 1) ERA: 5.49 Lance McCullers, R (8, 1) ERA: 3.04	IP WLS BF H R ER SO BB IBB HBP BLK WP HR S P ERA WHIP	7.0 W 25 3 2 2 5 1 0 0 0 0 1 60 80 2.57 0.571	2.0 S 8 1 0 0 1 1 0 0 0 0 0 0 21 29 0.00 1.000									PITCHER IP WLS BF H R ER SO BB IBB HBP BLK WP HR S P ERA WHIP	

Montreal Expos @ San Diego Padres
Jack Murphy Stadium, San Diego, CA
 Sat May 14 1988, 10:05 PM EDT
 Att. 43,811 - Unknown - 75 F

livebaseballscorecards.com

Batter	1	2	3	4	5	6	7	8	9	AB R H RBI BB SO LOB	TOP											
Tim Raines, S (1, 7) OBP: 0.385, SLG: 0.440	1-2 4-3		2-1 4-3			4-2 1B FC5-6 HBP	4-0 IBB		1-3 K	3 1 0 0 1 1 1												
Johnny Paredes, R (1, 4) OBP: 0.309, SLG: 0.276	0-0 BLK 6-3 1B		1-3 K			0-0 FC5-6 BB 1B	0-2 5-3			4 0 1 0 0 1 6												
Hubie Brooks, R (1, 9) OBP: 0.281, SLG: 0.392	1-0 SAFE 6-3		0-3 K			0-0 BB 1B	2-2 F9			4 0 1 1 0 1 1												
Tim Wallach, R (1, 5) OBP: 0.277, SLG: 0.341	0-3 K		2-3 K			0-0 F9	0-2 BLK 1B			4 0 1 0 0 2 3												
Andres Galarraga, R (1, 3) OBP: 0.370, SLG: 0.569			2-3 K			4-2 BB	2-3 K			3 0 0 0 1 3 1												
Mitch Webster, S (1, 8) OBP: 0.359, SLG: 0.333			1-0 F8			1-2 4-3	2-2 F5			3 0 0 0 1 0 3												
Nelson Santovenia, R (1, 2) OBP: 0.286, SLG: 0.286			0-1 F7			2-2 F9	0-0 G3 SH 1B			3 0 1 0 0 0 0												
Herm Winningham, L (7, PR) OBP: 0.432, SLG: 0.351										0 0 0 0 0 0 0												
Jeff Reed, L (7, 2) OBP: 0.375, SLG: 0.368										0 0 0 0 0 0 0												
Dave Engle, R (8, PH) OBP: 0.350, SLG: 0.294										1 0 0 0 0 1 2												
Luis Rivera, R (1, 6) OBP: 0.227, SLG: 0.262			4-2 4-3 SH BB			0-0 F8	0-0 SH			2 0 0 0 1 1 0												
Bryn Smith, R (1, 1) OBP: 0.154, SLG: 0.083			0-0 SH			0-1 FC5-6 HBP 1B	0-0 G3			1 0 1 0 0 0 0												
Graig Nettles, L (7, PH) OBP: 0.261, SLG: 0.333										1 0 0 0 0 0 1												
Jeff Parrett, R (7, 1)										0 0 0 0 0 0 0												
Wallace Johnson, S (9, PH) OBP: 0.353, SLG: 0.313			1-2				2-3			1 0 0 0 0 0 0												
Inning Stats	R: 0 E: 0 K: 1 S: 9	H: 1 LOB: 1 BB: 0 P: 11	R: 0 E: 0 K: 1 S: 6	H: 0 LOB: 0 BB: 0 P: 8	R: 0 E: 0 K: 1 S: 10	H: 0 LOB: 1 BB: 1 P: 17	R: 0 E: 0 K: 3 S: 10	H: 0 LOB: 0 BB: 0 P: 14	R: 0 E: 0 K: 0 S: 11	H: 1 LOB: 3 BB: 1 P: 14	R: 1 E: 0 K: 0 S: 16	H: 2 LOB: 3 BB: 1 P: 26	R: 0 E: 0 K: 0 S: 9	H: 1 LOB: 3 BB: 1 P: 13	R: 0 E: 0 K: 2 S: 14	H: 1 LOB: 2 BB: 1 P: 23	R: 0 E: 0 K: 2 S: 11	H: 0 LOB: 0 BB: 0 P: 13	1B: 5 2B: 0 3B: 0 HR: 0	SF: 0 SAC: 2 DP: 0 HBP: 1	WP: 0 PB: 0 SB: 0 CS: 0	PA: 37
PITCHER	IP WLS BF H R ER SO BB IBB HBP BLK WP HR S P ERA WHIP																					
Andy Hawkins, R (1, 1) ERA: 3.86	7.0 W 29 4 1 1 6 2 1 1 1 0 0 71 103 1.29 0.857																					
Lance McCullers, R (8, 1) ERA: 2.96	0.2 4 1 0 0 1 1 0 0 1 0 0 11 19 0.00 3.000																					
Mark Davis, L (8, 1) ERA: 2.1	1.1 S 4 0 0 0 3 0 0 0 0 0 0 14 17 0.00 0.000																					

Montreal Expos @ San Diego Padres
Jack Murphy Stadium, San Diego, CA
 Sun May 15 1988, 6:33 AM EDT
 Att. 21,478 - Sunny - 73 F

livebaseballscorecards.com

AB	30
R	1
H	5
RBI	1
BB	4
SO	10
LOB	18



Batter	1	2	3	4	5	6	7	8	9
Roberto Alomar, S (1, 4) OBP: 0.284, SLG: 0.333	3-2 6-3		0-0 E5			1-2 F7		4-2 BB	
Dickie Thon, R (1, 6) OBP: 0.195, SLG: 0.179	0-0 P4		2-1 F7			1-3 K		1-0 F8	
John Kruk, L (1, 3) OBP: 0.376, SLG: 0.430	4-1 BB		0-2 F7			2-2 4-3		4-0 BB	
Benito Santiago, R (1, 2) OBP: 0.267, SLG: 0.395	0-2 6-3			0-2 P3			0-0 SH1-4 1B	0-1 L6	
Randy Ready, R (1, 5) OBP: 0.354, SLG: 0.419		0-1 4-3 1B		3-2 1-3			0-1 SH1-4		
Carmelo Martinez, R (1, 7) OBP: 0.224, SLG: 0.282 Lance McCullers, S (8, 1) Mark Davis, L (8, 1)		0-0 4-3		3-3 K			1-2 F7		
Shane Mack, R (1, 8) OBP: 0.269, SLG: 0.308		0-3 K			0-0 CS 1B		2-0 S 1B		
Shawn Abner, R (1, 9) OBP: 0.266, SLG: 0.293		0-0 2-H 1B			0-1 F8		2-3 K		
Andy Hawkins, R (1, 1) OBP: 0.125, SLG: 0.125 Marvell Wynne, L (8, 7) OBP: 0.333, SLG: 0.533			0-0 F7 E 1B		0-0 5-3			0-1 1B	


AB	R	H	RBI	BB	SO	LOB
3	0	0	0	1	0	1
4	0	0	0	0	1	3
2	0	0	0	2	0	1
4	1	1	0	0	0	3
2	1	1	0	0	0	0
3	0	0	0	0	1	2
0	0	0	0	0	0	0
0	0	0	0	0	0	0
3	0	2	1	0	1	1
3	0	1	1	0	1	2
2	0	1	0	0	0	0
1	0	1	0	0	0	0

BOTTOM

Montreal Expos @ San Diego Padres
Jack Murphy Stadium, San Diego, CA

Sun May 15 1988, 6:33 AM EDT
Att: 21,478 - Sunny - 73 F

AB	27
R	2
H	7
RBI	2
BB	3
SO	4
LOB	13



Inning Stats	R: 0	H: 0	E: 0	K: 0	S: 8	R: 1	H: 2	E: 0	K: 1	S: 7	R: 0	H: 1	E: 1	K: 0	S: 7	R: 0	H: 0	E: 0	K: 1	S: 10	R: 0	H: 1	E: 0	K: 0	S: 4	R: 0	H: 0	E: 0	K: 1	S: 10	R: 1	H: 2	E: 0	K: 1	S: 11	R: 0	H: 1	E: 0	K: 0	S: 8
	0	0	0	0	15	1	2	0	1	7	0	1	1	0	9	0	0	0	1	16	0	1	0	0	4	1	2	0	0	14	1	2	0	1	15	0	1	0	2	16

PITCHER	IP	WLS	BF	H	R	ER	SO	BB	IBB	HBP	BLK	WP	HR	S	P	ERA	WHIP
Bryn Smith, R (1, 1) ERA: 3.2	6.0		21	4	1	1	3	1	0	0	0	0	0	46	65	1.50	0.833
Jeff Parrett, R (7, 1) ERA: 1.38	2.0	L	10	3	1	1	1	2	0	0	0	0	0	19	31	4.50	2.500

WP	PA	ERA	WHIP
0	31		

Batter	1	2	3	4	5	6	7	8	9	AB	R	H	RBI	BB	SO	LOB	TOP										
Lenny Dykstra, L OBP: 0.378, SLG: 0.547 Mookie Wilson, S OBP: 0.359, SLG: 0.500	0-0 2B	1-2 4-3		0-1 1B		2-3 K		0-1 F8		3	0	2	0	0	0	2											
Tim Teufel, R OBP: 0.359, SLG: 0.352	0-3 K		1-1 1B BB	1-0 CS	1-3 K	4-0 BB		1-1 F9		4	0	1	0	1	2	1											
Keith Hernandez, L OBP: 0.333, SLG: 0.433	3-3 K		0-0 F7		4-1 1B BB	1-2 G3		0-0 4-3		4	1	0	0	1	1	3											
Darryl Strawberry, L OBP: 0.392, SLG: 0.577	3-1 F7		2-0 BB S 1B WP		1-3 K		4-0 1B HR		4-1 G5-4-3 1B BB	3	2	1	0	2	1	2											
Kevin McReynolds, R OBP: 0.325, SLG: 0.413		4-1 1B BB	1 SAFE 4-1 WP BB		0-0 1B		0-1 1B HR		3-1 G5-4-3 1B	3	2	3	0	2	0	0											
Gary Carter, R OBP: 0.375, SLG: 0.550		4-2 SH5-3 1B BB	1-3 3-H BB		1-0 1B		1-1 1B HR		1-1 G5-4-3 1B	3	1	2	4	2	0	2											
Howard Johnson, S OBP: 0.319, SLG: 0.372		2-2 SH5-3 1B	1-0 F9		0-3 K		2-1 4-3		2-2 G3	5	0	1	1	0	1	5											
Kevin Elster, R OBP: 0.296, SLG: 0.333		3-3 K		1-0 F7		2-0 SH1-4 WP 1B		2-2 G3		4	1	1	0	0	1	2											
Dwight Gooden, R OBP: 0.250, SLG: 0.250 Roger McDowell, R OBP: 0.500, SLG: 1.000		0-0 SH5-3		1-0 4-3		0-1 SH1-4		2-3 K		2	0	0	0	0	1	0											
		1-2 2-3								0	0	0	0	0	0	0											
Inning Stats	R: 0 E: 0 K: 2 S: 9	H: 1 LOB: 1 BB: 0 P: 15	R: 1 E: 0 K: 1 S: 16	H: 1 LOB: 2 BB: 2 P: 30	R: 1 E: 0 K: 0 S: 6	H: 2 LOB: 2 BB: 2 P: 18	R: 0 E: 0 K: 0 S: 4	H: 1 LOB: 0 BB: 0 P: 7	R: 1 E: 0 K: 3 S: 12	H: 2 LOB: 2 BB: 1 P: 19	R: 1 E: 0 K: 1 S: 12	H: 1 LOB: 1 BB: 1 P: 21	R: 3 E: 0 K: 1 S: 14	H: 2 LOB: 0 BB: 1 P: 25	R: 0 E: 0 K: 0 S: 5	H: 0 LOB: 0 BB: 0 P: 6	R: 0 E: 0 K: 0 S: 8	H: 1 LOB: 1 BB: 1 P: 18	1B: 9 2B: 1 3B: 0 HR: 1	SF: 0 SAC: 2 DP: 1 HBP: 0	WP: 4 PB: 0 SB: 1 CS: 1	PA: 44					
PITCHER	IP	WLS	BF	H	R	ER	SO	BB	IBB	HBP	BLK	WP	HR	S	P	ERA	WHIP										
Mark Grant, R ERA: 3.5	(1, 1)	2.2	15	4	2	2	3	4	0	0	0	1	0	30	61	6.75	3.000										
Candy Sierra, R ERA: 6.19	(3, 1)	2.2	12	4	2	2	3	1	0	0	0	0	0	20	33	6.75	1.875										
Keith Comstock, L ERA: 5.14	(6, 1)	0.2	3	0	0	0	1	1	0	0	0	1	0	9	16	0.00	1.500										
Greg Booker, R ERA: 3.1	(7, 1)	2.0	L	9	2	3	3	1	0	0	0	0	1	19	31	13.50	1.500										
Mark Davis, L ERA: 2.03	(9, 1)	1.0	4	1	0	0	0	1	0	0	0	0	0	8	18	0.00	2.000										

New York Mets @ San Diego Padres
 Jack Murphy Stadium, San Diego, CA
 Mon May 16 1988, 10:05 PM EDT
 Att. 15,445 - Unknown - 65 F

livebaseballscorecards.com

AB	33
R	7
H	11
RBI	5
BB	8
SO	8
LOB	17



Batter	1	2	3	4	5	6	7	8	9	AB R H RBI BB SO LOB
Roberto Alomar, S OBP: 0.270, SLG: 0.316 (1, 4)	1-0 6-3	0-3 K		1-1 G3		0-0 F2		1-1 5-3	5 0 0 0 0 1 1	
Dickie Thon, R OBP: 0.239, SLG: 0.209 (1, 6)	3-2 2B	4-0 FC4-6 BB		2-0 1B		1-3 K		0-1 4-3	4 1 2 1 1 1 0	
John Kruk, L OBP: 0.388, SLG: 0.452 (1, 3)	2-2 5-3 1B	0-0 FC4-6 1-2f		0-0 S 1B		0-0 G4-6-3 1B		2-3 K	5 1 3 1 0 1 1	
Benito Santiago, R OBP: 0.258, SLG: 0.381 (1, 2)	0-1 5-3		1-1 L6	2-3 K		0-2 G4-6-3 1-2f			4 0 0 0 0 1 4	
Randy Ready, R OBP: 0.369, SLG: 0.427 (1, 5)	4-2 1B BB		2-2 S 1B		2-1 5-3	1-1 1B			3 0 2 0 1 0 0	
Carmelo Martinez, R OBP: 0.238, SLG: 0.284 (1, 7)	0-0 1-2 1B		3-2 F7	4-2 4-3 BB		2-2 F9			3 0 1 1 1 0 2	
Shane Mack, R OBP: 0.233, SLG: 0.267 (1, 8)	1-3 K		1-3 K	1-2	1-1 4-3		2-2 F9		4 0 0 0 0 2 4	
Shawn Abner, R OBP: 0.279, SLG: 0.371 (1, 9)		1-0 HR		0-1 G3 1B 2B	2-1 F9		2-1 F8		4 2 2 1 0 0 1	
Mark Grant, R Candy Sierra, R Keith Comstock, L Randy Byers, L Greg Booker, R Marvell Wynne, L Mark Davis, L	1-0 3-1		0-3 K		2-2 G3		2-3 K		1 0 0 0 0 0 0 1 0 0 0 0 0 1 1 0 0 0 0 0 0 0 0 1 0 0 0 0 0 0 0 0 0 0 0 0 0 0 0 1 0 0 0 0 0 1 0 0 0 0 0 0 0 0 0	

Inning Stats	R: 2	H: 3	E: 0	K: 1	S: 16	LOB: 2	BB: 1	P: 27	R: 1	H: 1	E: 0	K: 1	S: 6	LOB: 1	BB: 1	P: 12	R: 0	H: 1	E: 0	K: 1	S: 12	LOB: 1	BB: 0	P: 19	R: 1	H: 3	E: 0	K: 2	S: 12	LOB: 2	BB: 0	P: 17	R: 0	H: 0	E: 0	K: 0	S: 11	LOB: 1	BB: 1	P: 20	R: 0	H: 0	E: 0	K: 1	S: 7	LOB: 0	BB: 0	P: 10	R: 0	H: 2	E: 0	K: 0	S: 12	LOB: 1	BB: 0	P: 15	R: 0	H: 0	E: 0	K: 1	S: 8	LOB: 0	BB: 0	P: 14	R: 0	H: 0	E: 0	K: 1	S: 8	LOB: 0	BB: 0	P: 11	1B: 7	SF: 0	2B: 2	SAC: 0	3B: 0	DP: 1	HR: 1	HBP: 0	WP: 0	PA: 39
PITCHER	IP	WLS	BF	H	R	ER	SO	BB	IBB	HBP	BLK	WP	HR	S	P	ERA	WHIP																																																																	
Dwight Gooden, R ERA: 3.15 (1, 1)	6.2	W	32	10	4	4	6	3	0	0	0	0	1	70	112	5.40	1.950																																																																	
Roger McDowell, R ERA: 2.45 (7, 1)	2.1	S	7	0	0	0	2	0	0	0	0	0	0	22	33	0.00	0.000																																																																	


BOTTOM

New York Mets @ San Diego Padres
Jack Murphy Stadium, San Diego, CA

Mon May 16 1988, 10:05 PM EDT
Att: 15,445 - Unknown - 65 F

livebaseballscorecards.com

AB	36
R	4
H	10
RBI	4
BB	3
SO	8
LOB	14



Batter	1	2	3	4	5	6	7	8	9	AB	R	H	RBI	BB	SO	LOB
Roberto Alomar, S OBP: 0.269, SLG: 0.313 (1, 4)	2-1 F7		3-2 F7		3-2 1B		1-3 K			4	0	1	0	0	1	0
Dickie Thon, R OBP: 0.260, SLG: 0.234 (1, 6)	3-1 BLK 1B		0-1 5-3		1-3 K			0-1 1B		4	0	2	0	0	1	1
John Kruk, L OBP: 0.392, SLG: 0.455 (1, 3)	0-2 BLK 1B		0-2 F7		1-0 FC6-5 BLK 1B		1-3 K			4	0	2	0	0	1	1
Keith Moreland, R OBP: 0.306, SLG: 0.301 Lance McCullers, S (9, 1)	1-3 K			4-2 BB		3-3 K		0-1 F7		3	0	0	0	1	2	4
Randy Ready, R OBP: 0.364, SLG: 0.413 (1, 5)	1-1 F7			2-1 F8		4-0 FC6-5 BB		0-1 P4		3	0	0	0	1	0	4
Shawn Abner, R OBP: 0.278, SLG: 0.364 (1, 9)		1-2 1B		2-3 K		1-1 FC6-5		1-2 SH3		4	0	1	0	0	1	3
Shane Mack, R OBP: 0.212, SLG: 0.242 (1, 8)			1-3 K		0-1 4-3		2-3 K		1-0 SH3	3	0	0	0	0	2	4
Mark Parent, R OBP: 0.182, SLG: 0.190 Carmelo Martinez, R OBP: 0.235, SLG: 0.280 (9, PH)			2-3 K		0-0 F8		1-3 K		3-3 K	3	0	0	0	0	2	1
Eric Show, R OBP: 0.333, SLG: 0.286 Randy Byers, L OBP: 0.286, SLG: 0.429 Mark Davis, L (8, 1)			0-3 K		2-3 K		2-3 K		3-2 5-3	2	0	0	0	0	2	1
Marvell Wynne, L OBP: 0.327, SLG: 0.522 Benito Santiago, R OBP: 0.256, SLG: 0.378 (9, PH)										1	0	0	0	0	1	0

Inning Stats	R: 0	H: 2	E: 0	K: 1	S: 12	R: 0	H: 1	E: 0	K: 3	S: 14	R: 0	H: 0	E: 0	K: 0	S: 8	R: 0	H: 0	E: 0	K: 1	S: 10	R: 0	H: 1	E: 0	K: 2	S: 10	R: 0	H: 1	E: 0	K: 3	S: 10	R: 0	H: 1	E: 0	K: 1	S: 9	R: 0	H: 0	E: 1	K: 1	S: 16
	LOB: 2	BB: 0	P: 19	LOB: 1	BB: 0	LOB: 1	BB: 0	LOB: 2	BB: 1	LOB: 0	LOB: 0	LOB: 1	BB: 0	LOB: 2	BB: 1	LOB: 0	LOB: 0	LOB: 1	BB: 0	LOB: 2	BB: 0	LOB: 0	LOB: 1	BB: 0	LOB: 2	BB: 1	LOB: 0	LOB: 0	LOB: 1	BB: 0	LOB: 1	BB: 0	LOB: 1	BB: 0	LOB: 1	BB: 0	LOB: 1	BB: 0	LOB: 1	


PITCHER	IP	WLS	BF	H	R	ER	SO	BB	IBB	HBP	BLK	WP	HR	S	P	ERA	WHIP
David Cone, R ERA: 1.79 (1, 1)	7.0	W	29	6	0	0	12	2	0	0	2	0	0	77	120	0.00	1.143
Randy Myers, L ERA: 1.42 (8, 1)	2.0	S	7	0	0	0	2	0	0	0	0	0	0	23	32	0.00	0.000

BOTTOM

New York Mets @ San Diego Padres
Jack Murphy Stadium, San Diego, CA

Tue May 17 1988, 10:05 PM EDT
Att: 12,035 - Unknown - 60 F

AB	33
R	0
H	6
RBI	0
BB	2
SO	14
LOB	21



WP	PA
0	36

Batter	1	2	3	4	5	6	7	8	9	AB R H RBI BB SO LOB	TOP										
Lenny Dykstra, L OBP: 0.364, SLG: 0.516 (1, 8)	2-1 L4 ①		3-2 4-3 ②		1-2 5-3 1B		0-0 E2 HR 1-2	2-2 8-4-3 ② ③ 1-2f		5 1 1 0 0 0 2											
Wally Backman, S OBP: 0.194, SLG: 0.121 (1, 4)	2-1 F7 ②		3-1 E6 2B		1-2 5-3 ② 1-2		0-3 K ② 2-3		2-1 F3 ①	5 1 0 0 0 1 3											
Keith Hernandez, L OBP: 0.347, SLG: 0.473 (1, 3)	0-1 1B 1B		2-2 1-H 2B		1-3 K ③		2-0 HR 1-H		1-2 L4 ②	5 1 3 3 0 1 1											
Darryl Strawberry, L OBP: 0.401, SLG: 0.580 (1, 9)	1-1 1-2 1B		0-0 F8 ③			2-2 1B S	2-2 2B BB		1-0 1B S	5 1 4 0 0 0 1											
Kevin McReynolds, R OBP: 0.333, SLG: 0.419 (1, 7)	2-0 P4 ③			2-1 FC6-5 2B		1-0 F7 ①	4-0 2B BB		3-2 F8 ③ 1-2	4 1 1 0 1 0 4											
Gary Carter, R OBP: 0.382, SLG: 0.535 (1, 2)		3-2 P4 ①		1-1 FC6-5 ① 2-3		0-1 F8 ②	4-0 2B BB 1-2 2-3			3 0 0 0 1 0 2											
Howard Johnson, S OBP: 0.322, SLG: 0.370 (1, 5)		2-0 F5 ②		2-1 F8 ②		4-1 1B 1-2	2-1 2B ③ 1-H 2-H 3-H			3 0 1 2 1 0 1											
Kevin Elster, R OBP: 0.276, SLG: 0.310 (1, 6)		1-1 F7 ③		1-0 P3 ③		1-1 F8 ③		0-1 F8 ①		4 0 0 0 0 0 3											
Bob Ojeda, L OBP: 0.278, SLG: 0.278 Roger McDowell, R OBP: 0.500, SLG: 1.000 (9, 1)			2-2 4-3 ①		1-0 F7 ①		0-0 K E 1B	0-2 8-4-3 1B		4 0 2 0 0 0 0 0 0 0 0 0 0 0											
Inning Stats	R: 0 E: 0 K: 0 S: 9	H: 2 LOB: 2 BB: 0 P: 16	R: 0 E: 0 K: 0 S: 6	H: 0 LOB: 0 BB: 0 P: 12	R: 1 E: 1 K: 0 S: 17	H: 1 LOB: 1 BB: 0 P: 27	R: 0 E: 0 K: 0 S: 7	H: 1 LOB: 1 BB: 0 P: 13	R: 0 E: 0 K: 1 S: 10	H: 1 LOB: 1 BB: 0 P: 14	R: 0 E: 0 K: 0 S: 10	H: 1 LOB: 2 BB: 1 P: 18	R: 4 E: 1 K: 1 S: 11	H: 4 LOB: 2 BB: 2 P: 25	R: 0 E: 0 K: 0 S: 10	H: 1 LOB: 0 BB: 0 P: 12	R: 0 E: 0 K: 0 S: 9	H: 1 LOB: 1 BB: 0 P: 16	1B: 7 2B: 5 3B: 0 HR: 1	SF: 0 SAC: 0 DP: 1 HBP: 0	WP: 0 PA: 41 PB: 0 SB: 2 CS: 0
PITCHER	IP WLS BF H R ER SO BB IBB HBP BLK WP HR S P ERA WHIP	IP WLS BF H R ER SO BB IBB HBP BLK WP HR S P ERA WHIP	IP WLS BF H R ER SO BB IBB HBP BLK WP HR S P ERA WHIP	IP WLS BF H R ER SO BB IBB HBP BLK WP HR S P ERA WHIP	IP WLS BF H R ER SO BB IBB HBP BLK WP HR S P ERA WHIP	IP WLS BF H R ER SO BB IBB HBP BLK WP HR S P ERA WHIP	IP WLS BF H R ER SO BB IBB HBP BLK WP HR S P ERA WHIP	IP WLS BF H R ER SO BB IBB HBP BLK WP HR S P ERA WHIP	IP WLS BF H R ER SO BB IBB HBP BLK WP HR S P ERA WHIP	IP WLS BF H R ER SO BB IBB HBP BLK WP HR S P ERA WHIP	IP WLS BF H R ER SO BB IBB HBP BLK WP HR S P ERA WHIP	IP WLS BF H R ER SO BB IBB HBP BLK WP HR S P ERA WHIP	IP WLS BF H R ER SO BB IBB HBP BLK WP HR S P ERA WHIP	IP WLS BF H R ER SO BB IBB HBP BLK WP HR S P ERA WHIP	IP WLS BF H R ER SO BB IBB HBP BLK WP HR S P ERA WHIP	IP WLS BF H R ER SO BB IBB HBP BLK WP HR S P ERA WHIP	IP WLS BF H R ER SO BB IBB HBP BLK WP HR S P ERA WHIP	IP WLS BF H R ER SO BB IBB HBP BLK WP HR S P ERA WHIP	IP WLS BF H R ER SO BB IBB HBP BLK WP HR S P ERA WHIP	IP WLS BF H R ER SO BB IBB HBP BLK WP HR S P ERA WHIP	
Jimmy Jones, R ERA: 3.12 (1, 1)	6.2 L 32 9 5 4 2 1 1 0 0 0 1 68 117 5.40 1.500																				
Candy Sierra, R ERA: 5.71 (7, 1)	1.1 5 2 0 0 0 0 1 0 0 0 0 0 12 20 0.00 2.250																				
Keith Comstock, L ERA: 4.5 (9, 1)	1.0 4 1 0 0 0 0 0 0 0 0 0 0 9 16 0.00 1.000																				

New York Mets @ San Diego Padres
Jack Murphy Stadium, San Diego, CA

Wed May 18 1988, 10:05 PM EDT
 Att. 17,163 - Unknown - 65 F

livebaseballscorecards.com

AB	38
R	5
H	12
RBI	5
BB	3
SO	2
LOB	17



BOTTOM

New York Mets @ San Diego Padres
Jack Murphy Stadium, San Diego, CA

Thu May 19 1988, 6:33 AM EDT
Att. 19,844 - Sunny - 80 F

livebaseballscorecards.com

AB	30
R	4
H	6
RBI	4
BB	4
SO	8
LOB	14



WP:	1	PA:	38
PB:	0		
SB:	2		
CS:	0		

AB R H RBI BB SO LOB

4	1	2	0	1	1	2
4	0	0	0	0	0	2
1	0	0	1	2	1	1
4	0	0	0	0	0	3
3	1	1	0	0	0	1
3	1	1	1	1	0	1
4	0	0	0	0	2	3
4	0	1	1	0	2	1
1	0	0	0	0	1	0
0	0	0	0	0	0	0
0	0	0	0	0	0	0
1	0	0	0	0	1	0
0	0	0	0	0	0	0
1	1	1	1	0	0	0

Batter	1	2	3	4	5	6	7	8	9
Dickie Thon, R OBP: 0.322, SLG: 0.340 (1, 4)	0-2 SH1-4 SF7 2B		4-2 WP BB	1-3 K			0-2 2B		3-2 4-3
Garry Templeton, S OBP: 0.225, SLG: 0.240 (1, 6)	0-0 SH1-4 2-3		0-1 F7		1-0 6-3		1-1 6-3		2-1 F6
John Kruk, L OBP: 0.382, SLG: 0.435 (1, 3)	0-1 SF7 3-H		4-1 BB	1-2 BB	4-2 S BB		1-3 K		
Benito Santiago, R OBP: 0.240, SLG: 0.354 (1, 2)	2-2 6-3		0-0 F9		3-1 1-3			0-2 L6	
Randy Ready, R OBP: 0.357, SLG: 0.394 (1, 5)		0-1 S 1B		1-0 F9 BB 1B HBP	0-1 4-3			0-0 F9	
Keith Moreland, R OBP: 0.313, SLG: 0.328 (1, 7)		1-0 F8		4-0 1B 1-2 BB		2-2 4-3		3-1 HR	
Shawn Abner, R OBP: 0.253, SLG: 0.329 (1, 9)		3-3 K		0-0 F9 2-3		3-2 5-3		2-3 K	
Shane Mack, R OBP: 0.225, SLG: 0.231 (1, 8)		1-3 K		0-0 SH3-4 1B		2-3 K			1-1 F8
Ed Whitson, R OBP: 0.091, SLG: 0.091 (7, 1) Keith Cornstock, L (7, 1) Greg Booker, R (7, PH) Randy Byers, L OBP: 0.250, SLG: 0.375 (8, 1) Candy Sierra, R (9, PH) Marvell Wynne, L OBP: 0.340, SLG: 0.596			1-3 K	0-1 SH3-4			1-3 K		2-2 HR

Inning Stats	R: 1	H: 1	R: 0	H: 1	R: 0	H: 0	R: 1	H: 1	R: 0	H: 0	R: 0	H: 1	R: 1	H: 1	R: 1	H: 1	R: 1	H: 1	1B: 2	SF: 1	WP: 1	PA: 38
	E: 0	LOB: 0	E: 0	LOB: 1	E: 0	LOB: 2	E: 0	LOB: 2	E: 0	LOB: 1	E: 0	LOB: 0	E: 0	LOB: 0	E: 0	LOB: 0	E: 0	LOB: 0	2B: 2 <td>SAC: 2 <td>PB: 0 <td></td> </td></td>	SAC: 2 <td>PB: 0 <td></td> </td>	PB: 0 <td></td>	
	K: 0	BB: 0	K: 2	BB: 0	K: 1	BB: 2	K: 1	BB: 1	K: 0	BB: 1	K: 1	BB: 0	K: 1	BB: 0	K: 1	BB: 0	K: 1	BB: 0	3B: 0	DP: 0 <td>SB: 2</td> <td></td>	SB: 2	
	S: 9	P: 11	S: 10	P: 15	S: 10	P: 19	S: 7	P: 13	S: 10	P: 18	S: 9	P: 16	S: 11	P: 14	S: 9	P: 14	S: 10	P: 18	HR: 2 <td>HBP: 1 <td>CS: 0</td> <td></td> </td>	HBP: 1 <td>CS: 0</td> <td></td>	CS: 0	

PITCHER	IP	WLS	BF	H	R	ER	SO	BB	IBB	HBP	BLK	WP	HR	S	P	ERA	WHIP
Ron Darling, R ERA: 2.06 (1, 1)	8.0	W	34	5	3	3	8	4	0	1	0	1	1	75	120	3.38	1.125
Terry Leach, R ERA: 4.43 (9, 1)	1.0		4	1	1	1	0	0	0	0	0	0	1	10	18	9.00	1.000

Batter	1	2	3	4	5	6	7	8	9	AB R H RBI BB SO LOB	TOP																
Milt Thompson, L (1, 8) OBP: 0.320, SLG: 0.275 Mike Young, S (9, PH) OBP: 0.231, SLG: 0.200 (9, 9)	1-1 F9 HR 2B		1-1 G3		2-1 L5		2-3 K		0-3 K	4 1 1 0 0 1 1 1 0 0 0 0 1 2																	
Phil Bradley, R (1, 7) OBP: 0.342, SLG: 0.341	1-2 F9 2-3		0-1 1B		2-1 F8		1-1 1-3		3-2 F9	5 0 1 0 0 0 4																	
Von Hayes, L (1, 3) OBP: 0.351, SLG: 0.376	1-1 L3		0-0 4-3			4-0 1B SF9 1B BB		0-0 B1-3		3 1 0 0 1 0 2																	
Mike Schmidt, R (1, 5) OBP: 0.340, SLG: 0.408	0-0 HR			3-1 P3		1-0 F8		4-1 WP BB		3 1 1 2 1 0 1																	
Lance Parrish, R (1, 2) OBP: 0.329, SLG: 0.492	0-3 K			3-2 5-3		0-0 1B 1-2 1B		2-2 F9		4 0 1 0 0 1 1																	
Juan Samuel, R (1, 4) OBP: 0.280, SLG: 0.340		0-1 6-3		1-0 S 1B		1-0 1-2 2-3 1B		3-2 P4		4 0 2 0 0 0 1																	
Chris James, R (1, 9) OBP: 0.276, SLG: 0.422 (9, 8)		1-1 F9		1 SAFE 1 SAFE 1 SAFE F8		1-0 SF9			0-1 SH1-4 SH 1B	3 0 1 1 0 0 1	AB 32 R 3 H 8 RBI 3 BB 2 SO 4 LOB 15																
Steve Jeltz, S (1, 6) OBP: 0.340, SLG: 0.316		1-3 K			2-1 SH3-4 1B		1-0 L5		1-0 SH SH1-4	3 0 1 0 0 1 2																	
David Palmer, R (1, 1) OBP: 0.187, SLG: 0.667 Steve Bedrosian, R (6, 1) Bob Demler, R (7, PH) OBP: 0.375, SLG: 0.326 Greg Harris, S (7, 1) OBP: 1.000, SLG: 1.000 Luis Aguayo, R (9, PH) OBP: 0.289, SLG: 0.308 Kent Tekulve, R (9, 1)			0-2 5-3		1 SAFE 0-1 SH3-4		2-2 4-3		2-0 SH1-4	1 0 0 0 0 0 0 0 0 0 0 0 0 0 1 0																	
Inning Stats	R: 2 E: 0 K: 1 S: 11	H: 2 LOB: 0 BB: 0 P: 14	R: 0 E: 0 K: 1 S: 7	H: 0 LOB: 0 BB: 0 P: 9	R: 0 E: 0 K: 0 S: 8	H: 1 LOB: 1 BB: 0 P: 9	R: 0 E: 0 K: 0 S: 10	H: 1 LOB: 1 BB: 0 P: 20	R: 0 E: 0 K: 0 S: 8	H: 1 LOB: 1 BB: 0 P: 14	R: 1 E: 0 K: 0 S: 5	H: 2 LOB: 2 BB: 1 P: 13	R: 0 E: 0 K: 1 S: 9	H: 0 LOB: 0 BB: 0 P: 14	R: 0 E: 0 K: 0 S: 8	H: 0 LOB: 1 BB: 1 P: 17	R: 0 E: 1 K: 1 S: 11	H: 1 LOB: 2 BB: 0 P: 17	1B: 6 2B: 1 3B: 0 HR: 1	SF: 1 SAC: 3 DP: 0 HBP: 0	WP: 1 PB: 0 SB: 1 CS: 0	PA: 38					
PITCHER Andy Hawkins, R (1, 1) ERA: 3.93 Mark Davis, L (7, 1) ERA: 2.05	IP 6.0	WLS 26	H 7	R 3	ER 3	SO 2	BB 1	IBB 0	HBP 0	BLK 0	WP 0	HR 1	S 49	P 79	ERA 4.50	WHIP 1.333											
										PITCHER	IP	WLS	BF	H	R	ER	SO	BB	IBB	HBP	BLK	WP	HR	S	P	ERA	WHIP

Philadelphia Phillies @ San Diego Padres
 Jack Murphy Stadium, San Diego, CA
 Fri May 20 1988, 10:05 PM EDT
 Att. 10,208 - Unknown - 68 F

livebaseballscorecards.com



Batter	1	2	3	4	5	6	7	8	9	AB R H RBI BB SO LOB
Dickie Thon, R OBP: 0.328, SLG: 0.333 (1, 6)	4-0 FC3-6 BB		3-2 F9		1 SAFE 0-2 1 SAFE 1B		0-1 5-3		1-3 K	4 0 1 0 1 1 1
Roberto Alomar, S OBP: 0.257, SLG: 0.296 (1, 4)	2-2 FC3-6 WP 2B 1-2f		2-1 F8		1-3 K		0-0 4-3		2-0 1B 2-H	5 1 1 1 0 1 3
John Kruk, L OBP: 0.395, SLG: 0.436 (1, 3)	4-0 2B 1-2 FC5-2 BB		4-0 BB		0-1 1B 1-2 2-H		2-2 F5			2 0 1 1 2 0 0
Randy Ready, R OBP: 0.361, SLG: 0.437 (1, 5)	2-2 FC5-2 2B 1-3 2-H		0-1 4-3		0-3 K			3-2 HR		4 1 2 2 0 1 3
Benito Santiago, R OBP: 0.233, SLG: 0.344 (1, 2)	0-0 FC5-2 2-3 3-H			0-3 K		3-2 F8		1-1 4-3		4 0 0 0 0 1 2
Keith Moreland, R OBP: 0.303, SLG: 0.317 (1, 7)	1-1 F9		2-1 F7		1-2 5-3		2-3 K			4 0 0 0 0 1 2
Marvell Wynne, L OBP: 0.333, SLG: 0.608 (1, 8)		2-3 K		0-0 4-3		2-2 3B		2-1 F5		4 0 1 0 0 1 0
Shane Mack, R OBP: 0.273, SLG: 0.244 (1, 9)		2-0 1-3			4-1 1B 1B BB		4-0 BB		1-1 SH3-4 1B	2 2 1 0 2 0 0
Andy Hawkins, R OBP: 0.111, SLG: 0.111 (1, 1)			1-3 K		0-3 K		1-1 4-3		0-0 SH3-4	2 0 0 0 0 2 1
Randy Byers, L OBP: 0.222, SLG: 0.333 (6, PH)									1-2	1 0 0 0 0 0 2
Mark Davis, L (7, 1)										0 0 0 0 0 0 0
Garry Templeton, S OBP: 0.225, SLG: 0.240 (9, PH)										0 0 0 0 0 0 0

Inning Stats	R: 1 E: 0 K: 0 S: 11	H: 1 LOB: 2 BB: 2 P: 24	R: 0 E: 0 K: 2 S: 7	H: 0 LOB: 0 BB: 0 P: 12	R: 0 E: 0 K: 0 S: 8	H: 0 LOB: 1 BB: 1 P: 17	R: 0 E: 0 K: 1 S: 6	H: 0 LOB: 0 BB: 0 P: 8	R: 1 E: 0 K: 3 S: 16	H: 2 LOB: 2 BB: 1 P: 21	R: 0 E: 0 K: 0 S: 12	H: 1 LOB: 2 BB: 1 P: 23	R: 0 E: 0 K: 0 S: 6	H: 0 LOB: 0 BB: 0 P: 8	R: 1 E: 0 K: 1 S: 12	H: 1 LOB: 0 BB: 0 P: 20	R: 1 E: 0 K: 1 S: 7	H: 2 LOB: 1 BB: 0 P: 11	1B: 4 2B: 1 3B: 1 HR: 1	SF: 0 SAC: 1 DP: 0 HBP: 0
--------------	-------------------------------	----------------------------------	------------------------------	----------------------------------	------------------------------	----------------------------------	------------------------------	---------------------------------	-------------------------------	----------------------------------	-------------------------------	----------------------------------	------------------------------	---------------------------------	-------------------------------	----------------------------------	------------------------------	----------------------------------	----------------------------------	------------------------------------

PITCHER	IP	WLS	BF	H	R	ER	SO	BB	IBB	HBP	BLK	WP	HR	S	P	ERA	WHIP
David Palmer, R ERA: 4.91 (1, 1)	5.2		26	4	2	2	6	5	0	0	0	1	0	58	102	3.18	1.588
Steve Bedrosian, R ERA: (6, 1)	0.1		1	0	0	0	0	0	0	0	0	0	0	2	3	0.00	0.000
Greg Harris, R ERA: 3.0 (7, 1)	2.0		7	1	1	1	1	0	0	0	0	0	1	18	28	4.50	0.500
Kent Tekulve, R ERA: 2.95 (9, 1)	0.2	L	4	2	1	1	1	0	0	0	0	0	0	7	11	13.50	3.000

BOTTOM

Philadelphia Phillies @ San Diego Padres
Jack Murphy Stadium, San Diego, CA
 Fri May 20 1988, 10:05 PM EDT
 Att: 10,208 - Unknown - 68 F

livebaseballscores.com

AB	32
R	4
H	7
RBI	4
BB	5
SO	8
LOB	14



WP	PA
1	38
0	
0	
0	

Batter	1	2	3	4	5	6	7	8	9	AB R H RBI BB SO LOB	TOP											
Milt Thompson, L (1, 8) OBP: 0.317, SLG: 0.274	0-3 K		3-2 6-3		1-2 E S 1B		0-2 L7			4 1 1 0 0 1 0	Philadelphia Phillies @ San Diego Padres Jack Murphy Stadium, San Diego, CA Sat May 21 1988, 10:05 PM EDT Att. 15,572 - Unknown - 70 F livebaseballscorecards.com											
Phil Bradley, R (1, 7) OBP: 0.339, SLG: 0.338	3-2 4-3		1-1 F8		1-2 HR 1B		0-0 5-3			4 1 1 1 0 0 0												
Von Hayes, L (1, 3) OBP: 0.355, SLG: 0.397	4-1 BB			1-3 K	0-0 HR		2-3 K			3 1 1 2 1 2 0												
Mike Schmidt, R (1, 5) OBP: 0.331, SLG: 0.395	1-0 4-3			2-3 K	3-3 K		2-1 6-3			4 0 0 0 0 2 1												
Juan Samuel, R (1, 4) OBP: 0.286, SLG: 0.359		1-3 K		1-2 HR		4-1 4-3 BB	0-0 B1-3			3 1 1 1 1 1 0												
Chris James, R (1, 9) OBP: 0.276, SLG: 0.417		3-2 4-3		0-1 1B		0-1 F8	2-1 P4			4 0 1 0 0 0 1												
Steve Bedrosian, R (8, 1)										0 0 0 0 0 0 0												
Darren Daulton, L (1, 2) OBP: 0.296, SLG: 0.261		4-2 BB		0-1 CS 1B		2-2 4-3		3-3 K		3 0 1 0 1 1 1												
Steve Jeltz, S (1, 6) OBP: 0.337, SLG: 0.305		2-2 F9		2-2 CS	0-2 4-3	4-0 FC6-4 IBB	0-0 F5			3 0 0 0 1 0 1												
Shane Rawley, R (1, 1) OBP: 0.136, SLG: 0.095			1-1 F3		2-3 K	0-1 FC6-4	0-1 6-3			3 0 0 0 0 1 2												
Greg Gross, L (8, 9) OBP: 0.238, SLG: 0.158										1 0 0 0 0 0 0												
Inning Stats	R: 0 E: 0 K: 1 S: 8	H: 0 LOB: 1 BB: 1 P: 16	R: 0 E: 0 K: 1 S: 15	H: 0 LOB: 1 BB: 1 P: 24	R: 0 E: 0 K: 0 S: 7	H: 0 LOB: 0 BB: 0 P: 12	R: 1 E: 0 K: 2 S: 20	H: 3 LOB: 1 BB: 0 P: 26	R: 3 E: 0 K: 2 S: 18	H: 3 LOB: 0 BB: 0 P: 25	R: 0 E: 0 K: 0 S: 9	H: 0 LOB: 2 BB: 2 P: 18	R: 0 E: 0 K: 1 S: 8	H: 0 LOB: 0 BB: 0 P: 10	R: 0 E: 0 K: 0 S: 5	H: 0 LOB: 0 BB: 0 P: 9	R: 0 E: 0 K: 1 S: 6	H: 0 LOB: 0 BB: 0 P: 9	1B: 4 2B: 0 3B: 0 HR: 2	SF: 0 SAC: 0 DP: 0 HBP: 0	WP: 0 PB: 0 SB: 1 CS: 1	PA: 37
PITCHER	IP WLS BF H R ER SO BB IBB HBP BLK WP HR S P ERA WHIP																					
Mark Grant, R (1, 1) ERA: 3.77	7.0 L 30 6 4 4 7 3 1 0 0 0 2 85 131 5.14 1.286																					
Greg Booker, R (8, 1) ERA: 2.86	1.0 3 0 0 0 0 0 0 0 0 0 0 5 9 0.00 0.000																					
Lance McCullers, R (9, 1) ERA: 2.76	1.0 3 0 0 0 0 1 0 0 0 0 0 6 9 0.00 0.000																					

Philadelphia Phillies @ San Diego Padres
 Jack Murphy Stadium, San Diego, CA
 Sat May 21 1988, 10:05 PM EDT
 Att. 15,572 - Unknown - 70 F

AB	32
R	4
H	6
RBI	4
BB	4
SO	8
LOB	6



BOTTOM

Philadelphia Phillies @ San Diego Padres
Jack Murphy Stadium, San Diego, CA

Sat May 21 1988, 10:05 PM EDT
Att: 15,572 - Unknown - 70 F

livebaseballscorecards.com

AB	31
R	3
H	8
RBI	3
BB	7
SO	1
LOB	21



WP:	0	PA:	39
PB:	0		
SB:	0		
CS:	1		

AB R H RBI BB SO LOB

3	0	1	1	2	0	0
5	0	1	2	0	1	3
4	0	0	0	1	0	4
3	0	1	0	1	0	1
3	0	2	0	1	0	1
0	0	0	0	0	0	0
4	0	0	0	0	0	5
3	0	0	0	0	0	1
0	0	0	0	1	0	0
3	2	2	0	0	0	0
1	0	0	0	0	0	3
0	1	0	0	1	0	0
1	0	1	0	0	0	0
0	0	0	0	0	0	0
1	0	0	0	0	0	3
0	0	0	0	0	0	0

1B:	7	SF:	0
2B:	1	SAC:	1
3B:	0	DP:	2
HR:	0	HBP:	0

WP:	0	PA:	39
PB:	0		
SB:	0		
CS:	1		

1B:	7	SF:	0
2B:	1	SAC:	1
3B:	0	DP:	2
HR:	0	HBP:	0

WP:	0	PA:	39
PB:	0		
SB:	0		
CS:	1		

Batter	1	2	3	4	5	6	7	8	9
Dickie Thon, R OBP: 0.348, SLG: 0.333 (1, 6)	2-2 1-3 ①		1-2 CS 2-H 1B		4-0 1B 1-2 BB		4-2 FC4-6 1-2 2-3 BB		3-2 1-3 ①
Roberto Alomar, S OBP: 0.254, SLG: 0.292 (1, 4)	2-3 K		3-2 4-3 ② ③ 1-2		2-2 FC6 1-2 2-H 1B		0-0 FC4-6 1-2f 2-3 3-H BB		2-2 F7 ②
John Kruk, L OBP: 0.387, SLG: 0.418 (1, 3)	4-1 FC6-4 BB			0-1 1-3 ① X	0-0 FC6 1-2f ③		1-0 G6-4-3 1-2f ② ③		0-0 P6 ③
Randy Ready, R OBP: 0.366, SLG: 0.434 (1, 5) (9, 7)	1-1 FC6-4 1-2f ③			4-2 BB ②		1-1 P6 ①		0-1 2B 1B	
Keith Moreland, R OBP: 0.316, SLG: 0.333 Garry Templeton, S OBP: 0.225, SLG: 0.240 (8, PR) (9, 5)		4-0 G6-4-3 BB		3-0 L9 ②		3-1 FC6-4 1B		1-0 1-3 2B	
Benito Santiago, R OBP: 0.226, SLG: 0.333 (1, 2)		2-2 G6-4-3 1-2f ① ②		2-0 L9 ③		0-0 P4 ②		0-0 F5 ①	
Shawn Abner, R OBP: 0.244, SLG: 0.316 Marvell Wynne, L OBP: 0.345, SLG: 0.608 (8, PH) (9, 8)		1-1 F8 ③			0-0 F9 ①	1-1 FC6-4 1-2f ③		4-0 IBB	
Shane Mack, R OBP: 0.298, SLG: 0.273 Randy Byers, L OBP: 0.200, SLG: 0.300 (8, PH) (9, 9)			2-1 SH1-4 1B 1B		0-2 3-1 ②		2-2 BB 1B FC4-6 1B	1-1 P6 ②	
Mark Grant, R (1, 1) Carmelo Martinez, R OBP: 0.244, SLG: 0.289 (7, PH) Greg Booker, R (8, 1) Chris Brown, R OBP: 0.309, SLG: 0.311 Lance McCullers, S (9, 1)			0-0 SH1-4 ①		4-2 BB 1B BB		2-0 FC4-6 1-2 BB 1B	0-0 6-3 ③	

Inning Stats	R: 0	H: 0	E: 0	LOB: 1	K: 1	S: 10	R: 0	H: 0	E: 0	LOB: 0	K: 0	S: 7	R: 1	H: 2	E: 0	LOB: 0	K: 0	S: 10	R: 0	H: 0	E: 0	LOB: 1	K: 0	S: 6	R: 1	H: 1	E: 0	LOB: 2	K: 0	S: 13	R: 0	H: 1	E: 0	LOB: 1	K: 0	S: 7	R: 1	H: 2	E: 0	LOB: 1	K: 0	S: 8	R: 0	H: 2	E: 0	LOB: 3	K: 0	S: 7	R: 0	H: 0	E: 0	LOB: 0	K: 0	S: 10	1B: 7	2B: 1	3B: 0	HR: 0	SF: 0	SAC: 1	DP: 2	HBP: 0
--------------	------	------	------	--------	------	-------	------	------	------	--------	------	------	------	------	------	--------	------	-------	------	------	------	--------	------	------	------	------	------	--------	------	-------	------	------	------	--------	------	------	------	------	------	--------	------	------	------	------	------	--------	------	------	------	------	------	--------	------	-------	-------	-------	-------	-------	-------	--------	-------	--------

PITCHER	IP	WLS	BF	H	R	ER	SO	BB	IBB	HBP	BLK	WP	HR	S	P	ERA	WHIP
Shane Rawley, L ERA: 3.53 (1, 1)	7.0	W	30	6	3	3	1	6	0	0	0	0	0	61	116	3.86	1.714
Steve Bedrosian, R ERA: (8, 1)	2.0	S	9	2	0	0	0	0	1	0	0	0	0	17	28	0.00	1.000

PITCHER	IP	WLS	BF	H	R	ER	SO	BB	IBB	HBP	BLK	WP	HR	S	P	ERA	WHIP
---------	----	-----	----	---	---	----	----	----	-----	-----	-----	----	----	---	---	-----	------

Batter	1	2	3	4	5	6	7	8	9	AB R H RBI BB SO LOB	TOP	
Milt Thompson, L (1, 8) OBP: 0.315, SLG: 0.274	2-1 F8		0-0 G3			1-1 F7		1-1 1B		4 0 1 0 0 0 1		
Phil Bradley, R (1, 7) Wally Ritchie, L (8, 1) OBP: 0.331, SLG: 0.329	2-2 F9			3-1 F4		1-0 6-3		2-3 K		4 0 0 0 0 1 1 0 0 0 0 0 0 0		
Von Hayes, L (1, 3) Luis Aguayo, R (7, PR) OBP: 0.361, SLG: 0.424 OBP: 0.304, SLG: 0.325	3-2 4-3			2-2 HR			2-2 1B	2-2 1B		3 1 2 1 0 0 0 1 0 1 0 0 0 0		
Mike Schmidt, R (1, 5) OBP: 0.323, SLG: 0.383		1-3 K		1-1 F3			2-3 K	2-1 4-3		4 0 0 0 0 2 3		
Juan Samuel, R (1, 4) OBP: 0.285, SLG: 0.357		2-2 6-3		0-1 6-3			0-0 1B		1-1 F9	4 0 1 0 0 0 0		
Chris James, R (1, 9) OBP: 0.267, SLG: 0.403		2-2 F8			0-0 F8		0-3 K		0-1 5-3	4 0 0 0 0 1 2		
Darren Daulton, L (1, 2) OBP: 0.258, SLG: 0.222			1-3 K		0-1 4-3		0-0 6-3		1-3 K	4 0 0 0 0 2 2		
Steve Jeltz, S (1, 6) OBP: 0.347, SLG: 0.341			0-0 1B		2-2 4-3			0-1 4-3		3 1 2 0 0 0 0		
Kevin Gross, R (1, 1) Bill Almon, R (8, PH) Danny Clay, R (6, 1) Don Carman, L (6, 1) Greg Gross, L (8, PH)			1-2 F9			2-3 K		1-2 4-3		1 0 0 0 0 0 1 1 0 0 0 0 1 0 0 0 0 0 0 0 0 0 0 0 0 0 0 0 1 0 0 1 0 0 0		
Inning Stats	R: 0 H: 0 E: 0 LOB: 0 K: 0 BB: 0 S: 8 P: 15	R: 0 H: 0 E: 0 LOB: 0 K: 1 BB: 0 S: 11 P: 16	R: 0 H: 1 E: 0 LOB: 1 K: 1 BB: 0 S: 8 P: 10	R: 1 H: 1 E: 0 LOB: 0 K: 0 BB: 0 S: 10 P: 16	R: 0 H: 0 E: 0 LOB: 0 K: 0 BB: 0 S: 6 P: 8	R: 0 H: 0 E: 0 LOB: 0 K: 1 BB: 0 S: 6 P: 10	R: 0 H: 2 E: 0 LOB: 2 K: 2 BB: 0 S: 12 P: 16	R: 1 H: 3 E: 0 LOB: 2 K: 1 BB: 0 S: 17 P: 25	R: 0 H: 0 E: 0 LOB: 0 K: 1 BB: 0 S: 7 P: 9	1B: 5 SF: 0 2B: 0 SAC: 0 3B: 1 DP: 0 HR: 1 HBP: 0	WP: 0 PA: 34 PB: 0 SB: 0 CS: 0	
PITCHER Eric Show, R (1, 1) ERA: 3.15	IP WLS BF H R ER SO BB IBB HBP BLK WP HR S P ERA WHIP											PITCHER IP WLS BF H R ER SO BB IBB HBP BLK WP HR S P ERA WHIP

Philadelphia Phillies @ San Diego Padres
 Jack Murphy Stadium, San Diego, CA
 Sun May 22 1988, 6:33 AM EDT
 Att. 40,012 - Sunny - 75 F

livebaseballscorecards.com



Batter	1	2	3	4	5	6	7	8	9	AB R H RBI BB SO LOB
Dickie Thon, R OBP: 0.338, SLG: 0.313 (1, 6)	3-3 K		2-3 K	1-3 K		4-1 S 2B BB		3-1 F9		4 1 0 0 1 3 1
Roberto Alomar, S OBP: 0.268, SLG: 0.325 (1, 4)	0-0 F7		3-2 S 1B 1B		1-0 HR	4-1 2B BB		1-0 L8		4 3 2 1 1 0 1
John Kruk, L OBP: 0.403, SLG: 0.471 (1, 3)	4-2 1B BB		0-1 F5		3-0 S 3B 1B	2-2 1B 2B		1-2 HR		4 3 3 4 1 0 1
Randy Ready, R OBP: 0.383, SLG: 0.440 (1, 5)	2-2 SAFE 1-3 1B		4-0 1B 1B BB		1-2 P4	1-1 WP 1B		4-0 BB		3 1 2 1 2 0 1
Keith Moreland, R OBP: 0.314, SLG: 0.331 (1, 7) Shawn Abner, R OBP: 0.241, SLG: 0.312 (7, 9)	0-1 P3		1-1 1B 1B		0-2 6-3	3-1 4-3		2-0 F3		4 0 1 1 0 0 4 1 0 0 0 0 0 1
Marvell Wynne, L OBP: 0.355, SLG: 0.636 (1, 8) (7, 7)		1-1 F9	1-1 1B		1-2 3B		2-2 P3			4 0 2 2 0 0 0
Shane Mack, R OBP: 0.294, SLG: 0.255 (1, 9) (7, 8)		4-0 S BB	1-2 4-3		3-2 F9		2-2 G3			3 0 0 0 1 0 3
Mark Parent, R OBP: 0.192, SLG: 0.200 (1, 2)		3-0 6-3		0-1 B1-4 1B		0-1 F8	1-2 L9			4 0 1 0 0 0 1
Eric Show, R OBP: 0.263, SLG: 0.222 (1, 1)		1-2 F8		0-1 B1-4 1-2f		1-2 F3		1-0 E6 HR		4 1 0 0 0 0 2

Inning Stats	R: 0 E: 0 K: 1 S: 16	H: 1 LOB: 2 BB: 1 P: 25	R: 0 E: 0 K: 0 S: 6	H: 0 LOB: 1 BB: 1 P: 15	R: 2 E: 0 K: 1 S: 17	H: 3 LOB: 2 BB: 1 P: 29	R: 0 E: 0 K: 1 S: 7	H: 1 LOB: 0 BB: 0 P: 8	R: 2 E: 0 K: 0 S: 16	H: 3 LOB: 1 BB: 0 P: 25	R: 3 E: 0 K: 0 S: 14	H: 2 LOB: 1 BB: 2 P: 29	R: 0 E: 0 K: 0 S: 12	H: 0 LOB: 0 BB: 0 P: 17	R: 2 E: 1 K: 0 S: 9	H: 1 LOB: 1 BB: 1 P: 21
--------------	-------------------------------	----------------------------------	------------------------------	----------------------------------	-------------------------------	----------------------------------	------------------------------	---------------------------------	-------------------------------	----------------------------------	-------------------------------	----------------------------------	-------------------------------	----------------------------------	------------------------------	----------------------------------

PITCHER	IP	WLS	BF	H	R	ER	SO	BB	IBB	HBP	BLK	WP	HR	S	P	ERA	WHIP
Kevin Gross, R ERA: 2.06 (1, 1)	5.0	L	25	8	4	4	3	3	0	0	0	0	1	62	102	7.20	2.200
Danny Clay, R ERA: 7.11 (6, 1)	0.2		4	0	2	2	0	2	0	0	0	0	0	7	16	27.00	3.000
Don Carman, L ERA: 4.91 (6, 1)	1.1		6	2	1	1	0	0	0	0	0	1	0	19	30	6.75	1.500
Wally Ritchie, L ERA: 0.75 (8, 1)	1.0		6	1	2	0	0	1	0	0	0	0	1	9	21	0.00	2.000

BOTTOM

Philadelphia Phillies @ San Diego Padres
Jack Murphy Stadium, San Diego, CA

Sun May 22 1988, 6:33 AM EDT
Att: 40,012 - Sunny - 75 F

livebaseballscorecards.com

AB	35
R	9
H	11
RBI	9
BB	6
SO	3
LOB	15



WP	HR	S	P	ERA	WHIP
1B: 7	SF: 0	PA: 41			
2B: 2	SAC: 0				
3B: 1	DP: 1				
HR: 2	HBP: 0				

Batter	1	2	3	4	5	6	7	8	9	10	11	12	13	AB R H RBI BB SO LOB	TOP													
Dickie Thon, R OBP: 0.338, SLG: 0.319 Mark Grant, R OBP: 0.192, SLG: 0.200 Mark Parent, R OBP: 0.192, SLG: 0.200	1-2 PB SH3 1B		2-1 S 1B		0-0 6-3		1-1 L3			0-0 G4-6-3 1-2f		0-0 SF7		5 1 2 1 0 0 1 0 0 0 0 0 0 0 0 0 0 0 0 0 0														
Roberto Alomar, S OBP: 0.273, SLG: 0.352	0-1 SH3		0-0 F7		1-2 6-3		1-1 L3-6 SH5-3 1B			2-1 HR		2-1 P5		5 1 2 1 0 0 3														
John Kruk, L OBP: 0.403, SLG: 0.457	4-0 K2 BB		4-2 1B BB		3-2 F7		0-1 SH5-3			0-1 4-3				3 0 0 0 2 0 0														
Randy Ready, R OBP: 0.381, SLG: 0.430	2-3 K2		1-2 FC5-4 1B		1-2 6-3		2-2 L3-6			3-1 F2				5 0 1 1 1 1 3														
Keith Moreland, R OBP: 0.315, SLG: 0.331 Shawn Abner, R OBP: 0.235, SLG: 0.304 Dave Leiper, L OBP: 0.223, SLG: 0.237 Garry Templeton, S OBP: 0.223, SLG: 0.237		1-2 1B	1-0 FC5-4		0-0 6-3		0-0 6-3		0-0 6-3		2-0 P9		1-0 FC6-4 HR	3 0 1 0 0 0 2 2 0 0 0 0 0 0 0 0 0 0 0 0 0 1 1 0 0 0 0 1														
Marvell Wynne, L OBP: 0.388, SLG: 0.717		1-3 K		1-0 G3		0-0 HR		4-1 CS BB		0-2 E5 1B SF7		0-1 HR	5 3 2 3 1 1 1															
Benito Santiago, R OBP: 0.231, SLG: 0.333 Candy Sierra, R OBP: 0.231, SLG: 0.333		0-1 F8		2-1 1B		1-0 6-3		1-2 K		2-2 HBP 1B		0-0 F8	6 0 2 0 0 1 2 0 0 0 0 0 0 0															
Shane Mack, R OBP: 0.288, SLG: 0.231		0-0 5-3		1-0 P8		2-1 1-3		2-1 1-3		1-3 K		0-0 B1	5 0 0 0 0 1 4															
Jimmy Jones, R OBP: 0.288, SLG: 0.231 Mark Davis, L OBP: 0.288, SLG: 0.231 Lance McCullers, S OBP: 0.288, SLG: 0.231 Carmelo Martinez, R OBP: 0.288, SLG: 0.231 Greg Bookout, R OBP: 0.288, SLG: 0.231 Chris Brown, R OBP: 0.288, SLG: 0.231			3-2 5-3		1-1 5-3		0-0 6-3			3-2 G4-6-3 1B		4-2 HBP	3 0 0 0 0 0 1 0 0 0 0 0 0 0 0 0 0 0 0 0 0 1 0 1 0 0 0 0 0 0 0 0 0 0 0 0 0 0 0 0 0 0															
Inning Stats	R: 0 E: 0 K: 1 S: 11	H: 1 LOB: 2 BB: 1 P: 18	R: 0 E: 0 K: 1 S: 9	H: 1 LOB: 1 BB: 0 P: 11	R: 1 E: 0 K: 0 S: 13	H: 2 LOB: 2 BB: 1 P: 24	R: 0 E: 0 K: 0 S: 7	H: 1 LOB: 1 BB: 0 P: 11	R: 0 E: 0 K: 0 S: 7	H: 0 LOB: 0 BB: 0 P: 11	R: 1 E: 0 K: 0 S: 7	H: 1 LOB: 0 BB: 0 P: 9	R: 0 E: 0 K: 1 S: 9	H: 0 LOB: 0 BB: 1 P: 13	R: 0 E: 0 K: 1 S: 9	H: 1 LOB: 0 BB: 0 P: 13	R: 1 E: 1 K: 0 S: 14	H: 1 LOB: 2 BB: 0 P: 21	R: 2 E: 1 K: 0 S: 8	H: 1 LOB: 0 BB: 1 P: 15	1B: 8 2B: 2 3B: 0 HR: 3	SF: 1 SAC: 2 DP: 3 HBP: 1	WP: 0 PB: 1 SB: 1 CS: 1	PA: 52				
PITCHER	IP WLS BF H R ER SO BB IBB HBP BLK WP HR S P ERA WHIP	IP WLS BF H R ER SO BB IBB HBP BLK WP HR S P ERA WHIP														IP WLS BF H R ER SO BB IBB HBP BLK WP HR S P ERA WHIP												
John Dopson, R ERA: 2.66	(1, 1) 7.0																											
Joe Hesketh, L ERA: 3.86	(8, 1) 0.1																											
Jeff Parrett, R ERA: 2.4	(8, 1) 2.2																											
Tim Burke, R ERA: 3.09	(11, 1) 1.0																											
Andy McGaffigan, R ERA: 4.76	(12, 1) 2.0	W																										

San Diego Padres @ Montreal Expos
Olympic Stadium, Montreal, QB
Tue May 24 1988, 7:05 PM EDT
Att. 14,234 - Dome - 75 F

livebaseballscorecards.com

AB	44
R	6
H	11
RBI	6
BB	4
SO	4
LOB	18



Batter	1	2	3	4	5	6	7	8	9	AB R H RBI BB SO LOB	TOP	
Dickie Thon, R (1, 6) OBP: 0.329, SLG: 0.311	1-1 BB 1B	1-1 E6 2-H		1-0 G1 1-2		0-2 F7 1-2f			2-2 L8	5 0 1 0 0 0 3		
Roberto Alomar, S (1, 4) OBP: 0.271, SLG: 0.346	1-0 L4	2-2 P6		1-0 1B		0-0 FC4-6 1-2f			2-2 F8	5 0 1 0 0 0 4		
John Kruk, L (1, 3) OBP: 0.398, SLG: 0.450	1-1 BB 1B		3-2 6-3	1-3 K					2-2 4-3	4 0 1 0 0 1 2		
Randy Ready, R (1, 5) OBP: 0.370, SLG: 0.415	1-3 K		3-3 K		1-2 F9				2-0 F7	4 0 0 0 0 2 2		
Keith Moreland, R (1, 7) OBP: 0.320, SLG: 0.338	4-0 FC5-4 BB		2-0 1B 2B		2-0 F9				0-1 5-3	3 1 1 0 1 0 0		
Marvell Wynne, L (1, 8) OBP: 0.361, SLG: 0.688	2-1 FC5-4 1-2f		0-1 FC6-4 2-H 1B		3-1 L9				0-2 4-1	4 0 1 1 0 0 3		
Benito Santiago, R (1, 2) OBP: 0.231, SLG: 0.338		1-2 E 2B	0-0 FC6-4 1-2f			0-0 P9			0-1 P3	4 1 1 0 0 0 1		
Shane Mack, R (1, 9) OBP: 0.283, SLG: 0.236		0-0 L4		2-0 FC1-6 HBP		3-2 1B 1B			2-1 3-1	3 0 1 0 0 0 1		
Ed Whitson, R (1, 1) OBP: 0.077, SLG: 0.077		0-3 K		0-0 FC1-6 G1		0-0 FC4-6 1B			1-3 K2-3	2 0 0 0 0 1 2		
Tim Flannery, L (6, PH) OBP: 0.294, SLG: 0.294										1 0 1 0 0 0 0		
Greg Booker, R (6, 1)										0 0 0 0 0 0 0		
Garry Templeton, S (9, PH) OBP: 0.221, SLG: 0.235										1 0 0 0 0 1 0		
Inning Stats	R: 0 H: 2 E: 0 LOB: 3 K: 1 BB: 1 S: 10 P: 20	R: 1 H: 1 E: 1 LOB: 1 K: 1 BB: 0 P: 17	R: 1 H: 2 E: 0 LOB: 1 K: 1 BB: 0 P: 19	R: 0 H: 1 E: 0 LOB: 2 K: 1 BB: 0 P: 11	R: 0 H: 0 E: 0 LOB: 0 K: 0 BB: 0 P: 12	R: 0 H: 2 E: 0 LOB: 2 K: 0 BB: 0 P: 15	R: 0 H: 0 E: 0 LOB: 0 K: 0 BB: 0 P: 10	R: 0 H: 0 E: 0 LOB: 0 K: 0 BB: 0 P: 9	R: 0 H: 0 E: 0 LOB: 0 K: 1 BB: 0 P: 14	1B: 6 SF: 0 2B: 2 SAC: 0 3B: 0 DP: 0 HR: 0 HBP: 1	WP: 0 PA: 38 PB: 0 SB: 0 CS: 0	
PITCHER Dennis Martinez, R (1, 1) ERA: 2.61	IP WLS BF H R ER SO BB IBB HBP BLK WP HR S P ERA WHIP	9.0 W 38 8 2 1 5 1 0 1 0 0 0 0 80 127 1.00 1.000										

San Diego Padres @ Montreal Expos
Olympic Stadium, Montreal, QB
Wed May 25 1988, 7:05 PM EDT
Att. 10,586 - Dome - 73 F

livebaseballscorecards.com

AB 36
R 2
H 8
RBI 1
BB 1
SO 5
LOB 18



Batter	1	2	3	4	5	6	7	8	9	AB R H RBI BB SO LOB	TOP		
Dickie Thon, R (1, 6) OBP: 0.337, SLG: 0.325	1-1 BLK S SF8 HBP		3-1 1-H 2B		1-3 K			0-0 F9		3 1 1 0 0 1 1			
Roberto Alomar, S (1, 4) OBP: 0.263, SLG: 0.336	1-2 5-3		0-0 F8		0-1 4-3			2-2 F8		4 0 0 0 0 0 3			
John Kruk, L (1, 3) OBP: 0.394, SLG: 0.446	1-0 SF8			0-0 CS 1B				0-0 F8		3 0 1 1 0 0 0			
Randy Ready, R (1, 5) OBP: 0.366, SLG: 0.418	0-1 F7			2-0 1-2 2B				1-2 4-3	2-1 6-3	4 1 1 0 0 0 0			
Keith Moreland, R (1, 7) OBP: 0.325, SLG: 0.350		1-1 5-3		1-1 2-H 2B				0-1 BLK 1B	1-2 5-3	4 0 2 1 0 0 0			
Marvell Wynne, L (1, 8) OBP: 0.342, SLG: 0.647		1-2 4-3		0-0 F7				1-3 K	2-2 P4	4 0 0 0 0 1 2			
Benito Santiago, R (1, 2) OBP: 0.227, SLG: 0.331		1-3 K		0-2 F7				0-1 L3		3 0 0 0 0 1 1			
Shane Mack, R (1, 9) OBP: 0.270, SLG: 0.224			1-2 6-3		0-0 4-3			2-3 K		3 0 0 0 0 1 0			
Andy Hawkins, R (1, 1) OBP: 0.200, SLG: 0.200			1-0 2B 1B		0-0 1B			3-3 K		2 0 2 0 0 0 0			
Tim Flannery, L (7, PH) OBP: 0.278, SLG: 0.278										1 0 0 0 0 1 0			
Lance McCullers, S (7, 1)										0 0 0 0 0 0 0			
Inning Stats	R: 1 H: 0 E: 0 LOB: 0 K: 0 BB: 0 S: 7 P: 10	R: 0 H: 0 E: 0 LOB: 0 K: 1 BB: 0 S: 8 P: 11	R: 0 H: 2 E: 0 LOB: 1 K: 0 BB: 0 S: 7 P: 12	R: 1 H: 3 E: 0 LOB: 1 K: 0 BB: 0 S: 9 P: 11	R: 0 H: 1 E: 0 LOB: 1 K: 1 BB: 0 S: 8 P: 9	R: 0 H: 1 E: 0 LOB: 1 K: 1 BB: 0 S: 10 P: 15	R: 0 H: 0 E: 0 LOB: 0 K: 2 BB: 0 S: 10 P: 15	R: 0 H: 0 E: 0 LOB: 0 K: 0 BB: 0 S: 5 P: 7	R: 0 H: 0 E: 0 LOB: 0 K: 0 BB: 0 S: 9 P: 14	1B: 4 SF: 1 2B: 3 SAC: 0 3B: 0 DP: 0 HR: 0 HBP: 1	WP: 0 PA: 33 PB: 0 SB: 1 CS: 1		
PITCHER	IP WLS BF H R ER SO BB IBB HBP BLK WP HR S P ERA WHIP											PITCHER	IP WLS BF H R ER SO BB IBB HBP BLK WP HR S P ERA WHIP
Bryn Smith, R (1, 1) ERA: 3.7	6.0 W 24 7 2 2 3 0 0 1 2 0 0 49 68 3.00 1.167												
Jeff Parrett, R (7, 1) ERA: 2.18	3.0 S 9 0 0 0 2 0 0 0 0 0 0 24 36 0.00 0.000												

San Diego Padres @ Montreal Expos
Olympic Stadium, Montreal, QB
Thu May 26 1988, 7:05 PM EDT
Att. 9,554 - Dome

livebaseballscorecards.com

AB	31
R	2
H	7
RBI	2
BB	0
SO	5
LOB	7



Batter	1	2	3	4	5	6	7	8	9	AB R H RBI BB SO LOB	TOP	
Dickie Thon, R OBP: 0.344, SLG: 0.325 (1, 6)	4-1 BB S		3-2 3B 1B 2-H		0-0 L6			2-3 K		3 1 1 1 1 1 0		
Roberto Alomar, S OBP: 0.262, SLG: 0.348 (1, 4)	0-1 F2		1-0 3B 1-H			0-3 K		1-1 5-3		4 0 1 1 0 1 1		
Randy Ready, R OBP: 0.356, SLG: 0.405 (1, 5)	2-3 K 1-2		0-2 F3			3-2 5-3		1-3 K		4 0 0 0 0 2 2		
Carmelo Martinez, R OBP: 0.253, SLG: 0.288 (1, 3)	1-1 5-3		2-3 K			4-2 BB BB			0-1 F9	3 0 0 0 1 1 2		
Keith Moreland, R OBP: 0.325, SLG: 0.345 Marvell Wynne, L OBP: 0.338, SLG: 0.638 (1, 7) (8, 7)		0-2 F8		3-2 P3		4-1 BB 1-2 BB			0-1 F5	2 0 0 0 1 0 0 1 0 0 0 0 0 0		
Benito Santiago, R OBP: 0.227, SLG: 0.329 (1, 2)		1-3 K		0-3 K		0-2 F4			0-2 S 1B	4 0 1 0 0 2 2		
Shawn Abner, R OBP: 0.225, SLG: 0.289 (1, 9)		3-3 K		2-2 P4			2-1 F6		2-0 1-3 1-2	4 0 0 0 0 1 1		
Shane Mack, R OBP: 0.273, SLG: 0.217 (1, 8)			4-2 SH1-4 1B BB		1-0 F8		1-0 4-3			2 1 0 0 1 0 0		
Mark Grant, R Mark Davis, L (1, 1) (7, 1)			1-1 SH1-4		0-2 B1-3		2-1 F9			2 0 0 0 0 0 0 0 0 0 0 0 0 0		
Inning Stats	R: 0 H: 0 E: 0 LOB: 1 K: 1 BB: 1 S: 10 P: 17	R: 0 H: 0 E: 0 LOB: 0 K: 2 BB: 0 S: 10 P: 14	R: 2 H: 2 E: 0 LOB: 1 K: 1 BB: 1 S: 16 P: 27	R: 0 H: 0 E: 0 LOB: 0 K: 1 BB: 0 S: 12 P: 17	R: 0 H: 0 E: 0 LOB: 0 K: 0 BB: 0 S: 6 P: 7	R: 0 H: 0 E: 0 LOB: 2 K: 1 BB: 2 S: 15 P: 26	R: 0 H: 0 E: 0 LOB: 0 K: 0 BB: 0 S: 5 P: 10	R: 0 H: 0 E: 0 LOB: 0 K: 2 BB: 0 S: 8 P: 12	R: 0 H: 1 E: 0 LOB: 1 K: 0 BB: 0 S: 8 P: 10	1B: 2 SF: 0 2B: 0 SAC: 1 3B: 1 DP: 0 HR: 0 HBP: 0	WP: 0 PA: 34 PB: 0 SB: 2 CS: 0	
PITCHER Sid Fernandez, L ERA: 4.53 Terry Leach, R ERA: 3.76 (1, 1) (8, 1)	IP WLS BF H R ER SO BB IBB HBP BLK WP HR S P ERA WHIP	7.0 L 27 2 2 2 6 4 0 0 0 0 0 0 74 118 2.57 0.857	2.0 7 1 0 0 2 0 0 0 0 0 0 0 16 22 0.00 0.500	PITCHER IP WLS BF H R ER SO BB IBB HBP BLK WP HR S P ERA WHIP								

San Diego Padres @ New York Mets
Shea Stadium, Flushing, NY
Fri May 27 1988, 7:05 PM EDT
Att: 36,074 - Unknown

livebaseballscorecards.com

AB	29
R	2
H	3
RBI	2
BB	4
SO	8
LOB	8



Batter	1	2	3	4	5	6	7	8	9	AB	R	H	RBI	BB	SO	LOB
Lenny Dykstra, L OBP: 0.333, SLG: 0.462 Kevin McReynolds, R OBP: 0.310, SLG: 0.374	0-0 F8		0-0 B1-3		0-2 F5		0-0 F8			3	0	0	0	0	0	0
Mookie Wilson, S OBP: 0.330, SLG: 0.447	1-0 4-3		0-0 4-3		1-0 4-3			2-2 6-3		4	0	0	0	0	0	0
Keith Hernandez, L OBP: 0.396, SLG: 0.478	3-1 BB 1B		4-1 BB		4-1 L3 BB			2-2 E3		2	0	1	0	2	0	0
Howard Johnson, S OBP: 0.355, SLG: 0.442	4-0 SAFE 1-2 BB		1-3 K		2-2 SAFE L3 1-2			0-3 K		3	0	0	0	1	2	3
Gary Carter, R OBP: 0.363, SLG: 0.500	1-3 K			1-0 1B HBP		2-2 6-3		1-0 F9		3	0	0	0	0	1	3
Lee Mazzilli, S OBP: 0.216, SLG: 0.156		2-2 G3		1-1 SAFE F7		3-2 F2		0-1 6-3		4	0	0	0	0	0	1
Dave Magadan, L OBP: 0.386, SLG: 0.229		1-3 K		0-0 G1-6-3 1B		2-0 HBP 1B		1-3 K		4	0	2	0	0	2	0
Wally Backman, S OBP: 0.269, SLG: 0.210 Keith Miller, R		3-2 1B		1-0 G1-6-3 1-2f		0-0 F2		2-2 4-3		3	0	1	0	0	0	3
Sid Fernandez, L OBP: 0.313, SLG: 0.250 Daryl Strawberry, L OBP: 0.395, SLG: 0.564 Terry Leach, R	1-1 4-3				0-3 K		3-2 HBP			2	0	0	0	0	1	1

Inning Stats	R: 0	H: 1	E: 0	LOB: 2	K: 1	S: 7	P: 16	R: 0	H: 1	E: 0	LOB: 1	K: 1	S: 11	P: 18	R: 0	H: 0	E: 0	LOB: 1	K: 1	S: 7	P: 12	R: 0	H: 1	E: 0	LOB: 1	K: 0	S: 4	P: 7	R: 0	H: 0	E: 0	LOB: 0	K: 1	S: 12	P: 13	R: 0	H: 0	E: 0	LOB: 0	K: 0	S: 10	P: 18	R: 0	H: 1	E: 1	LOB: 1	K: 1	S: 11	P: 16	R: 0	H: 0	E: 0	LOB: 0	K: 1	S: 11	P: 14	1B: 4	SF: 0	2B: 1	SAC: 0	3B: 0	DP: 2	HR: 0	HBP: 2	WP: 0	PA: 35
PITCHER	IP	WLS	BF	H	R	ER	SO	BB	IBB	HBP	BLK	WP	HR	S	P	ERA	WHIP																																																	
Mark Grant, R ERA: 3.55	(1, 1)	6.2	W	27	4	0	4	3	0	2	0	0	0	58	99	0.00	1.050																																																	
Mark Davis, L ERA: 1.85	(7, 1)	2.1	S	8	0	0	2	0	0	0	0	0	0	23	31	0.00	0.000																																																	

BOTTOM

San Diego Padres @ New York Mets
 Shea Stadium, Flushing, NY
 Fri May 27 1988, 7:05 PM EDT
 Att. 36,074 - Unknown

livebaseballscorecards.com

AB	30
R	0
H	4
RBI	0
BB	3
SO	6
LOB	13



San Diego Padres @ New York Mets
 Shea Stadium, Flushing, NY
 Sat May 28 1988, 3:33 AM EDT
 Att: 40,940 - Unknown

livebaseballscorecards.com

AB	31
R	1
H	7
RBI	1
BB	5
SO	8
LOB	18



WP:	0	PA:	37
PB:	0		
SB:	1		
CS:	1		

Batter	1	2	3	4	5	6	7	8	9	AB	R	H	RBI	BB	SO	LOB	TOP					
Garry Templeton, S OBP: 0.222, SLG: 0.235 (1, 6)	0-0 BB S 1B	3-1 F8			1-2 F5		0-0 F3			4	1	1	0	0	0	2						
Roberto Alomar, S OBP: 0.255, SLG: 0.338 (1, 4)	0-0 F8		1-1 F9		0-0 F9			1-1 4-3		4	0	0	0	0	0	1						
John Kruk, L OBP: 0.404, SLG: 0.447 (1, 3)	4-2 1B BB 1-2 BB		4-0 1B BB		1-1 G6-4-3 1B			1-3 K		2	0	1	0	2	1	0						
Carmelo Martinez, R OBP: 0.264, SLG: 0.289 (1, 7)	4-2 1B BB 1-2 2-3		3-2 G4-6-3 1B		0-0 G6-4-3 1-2f			0-1 6-3		3	0	1	0	1	0	1						
Marvell Wynne, L OBP: 0.346, SLG: 0.625 (1, 9)	1-1 1-2 2-3 3-H 1B		2-0 G4-6-3 1-2f		4-2 CS BB			0-1 6-3		3	0	1	1	1	0	2						
Chris Brown, R OBP: 0.314, SLG: 0.308 (1, 5)	1-3 K		2-3 K		1-0 CS 1-2		0-0 F9		2-2 BB 1B	4	0	1	0	0	2	3						
Shane Mack, R OBP: 0.286, SLG: 0.222 (1, 8)	1-3 K		0-3 K				0-0 1B 1B		4-0 1-2 BB	3	0	1	0	1	2	3						
Mark Parent, R OBP: 0.200, SLG: 0.207 (1, 2)		1-3 K	1-2 L9				2-1 1-2 1B		2-3 SAFE K	4	0	1	0	0	2	2						
Eric Show, R OBP: 0.238, SLG: 0.200 Tim Flannery, L OBP: 0.263, SLG: 0.263 Dave Leiper, L (7, 1) Candy Sierra, R (8, 1) Randy Ready, R OBP: 0.354, SLG: 0.402 (9, PH)		0-3 K		0-1 6-3			1-0 F7		0-1 F9	2	0	0	0	0	1	0						
Inning Stats	R: 1 E: 0 K: 2 S: 17	H: 2 LOB: 3 BB: 2 P: 28	R: 0 E: 0 K: 2 S: 8	H: 0 LOB: 0 BB: 0 P: 12	R: 0 E: 0 K: 0 S: 8	H: 1 LOB: 1 BB: 1 P: 18	R: 0 E: 0 K: 2 S: 9	H: 0 LOB: 0 BB: 0 P: 12	R: 0 E: 0 K: 0 S: 9	H: 0 LOB: 0 BB: 0 P: 10	R: 0 E: 0 K: 0 S: 6	H: 1 LOB: 0 BB: 1 P: 11	R: 0 E: 0 K: 0 S: 6	H: 2 LOB: 2 BB: 0 P: 9	R: 0 E: 0 K: 1 S: 7	H: 0 LOB: 0 BB: 0 P: 9	R: 0 E: 0 K: 1 S: 10	H: 1 LOB: 2 BB: 1 P: 18	1B: 7 2B: 0 3B: 0 HR: 0	SF: 0 SAC: 0 DP: 2 HBP: 0	WP: 0 PB: 0 SB: 1 CS: 1	PA: 37
PITCHER David Cone, R ERA: 1.65 Roger McDowell, R ERA: 2.22	IP: 8.1 WLS: W BF: 34 H: 7 R: 1 ER: 1 SO: 7 BB: 5 IBB: 0 HBP: 0 BLK: 0 WP: 0 HR: 0 S: 75 P: 120 ERA: 1.08 WHIP: 1.440	IP: 0.2 WLS: S BF: 2 H: 0 R: 0 ER: 0 SO: 1 BB: 0 IBB: 0 HBP: 0 BLK: 0 WP: 0 HR: 0 S: 5 P: 7 ERA: 0.00 WHIP: 0.000															PITCHER IP: 0 WLS: 0 BF: 0 H: 0 R: 0 ER: 0 SO: 0 BB: 0 IBB: 0 HBP: 0 BLK: 0 WP: 0 HR: 0 S: 0 P: 0 ERA: 0.00 WHIP: 0.000					

Batter	1	2	3	4	5	6	7	8	9
Lenny Dykstra, L OBP: 0.336, SLG: 0.451 (1, 8)	4-2 CS BB		4-2 BB BB		0-1 4-3	1-1 F9		2-3 K	
Wally Backman, S OBP: 0.282, SLG: 0.215 (1, 4)	1-3 K		4-2 BB		0-0 F7		1-2 G3 4-3 1B		
Keith Hernandez, L OBP: 0.387, SLG: 0.466 (1, 3)	0-2 4-3		2-1 4-3			1-1 4-3	0-0 4-3		
Darryl Strawberry, L OBP: 0.397, SLG: 0.569 (1, 9)		0-1 4-3		2-1 L9 FC4-6 2B		2-0 2B 1B	2-2 G3		
Kevin McReynolds, R OBP: 0.315, SLG: 0.384 (1, 7)		0-1 F4		1-2 L9		2-1 1B 2B	3-1 1B		
Gary Carter, R OBP: 0.366, SLG: 0.496 (1, 2)		3-2 F4		1-1 FC4-6 HBP		0-2 F9	0-0 FC6-4 1B		
Howard Johnson, S OBP: 0.358, SLG: 0.436 (1, 5)			4-2 4-3 PB BB		0-0 FC4-6	4-0 1B IBB	1-0 FC6-4		
Kevin Elster, R OBP: 0.285, SLG: 0.308 (1, 6)			3-3 K		1-0 F3	1-0 1B		0-0 F7	
David Cone, L OBP: 0.158, SLG: 0.167 Roger McDowell, R OBP: 0.333, SLG: 0.667 (9, 1)			2-0 4-3		0-2 5-3	0-0 1B		0-1 F8	

Inning Stats	R: 0	H: 0	E: 0	K: 1	S: 11	R: 0	H: 0	E: 0	K: 0	S: 9	R: 0	H: 0	E: 0	K: 1	S: 19	R: 1	H: 1	E: 0	K: 0	S: 8	R: 0	H: 0	E: 0	K: 0	S: 6	R: 3	H: 4	E: 0	K: 0	S: 13	R: 1	H: 3	E: 0	K: 0	S: 11	R: 0	H: 0	E: 0	K: 1	S: 6		
	LOB: 0	BB: 1	LOB: 0	BB: 0	LOB: 3	BB: 3	LOB: 1	BB: 0	LOB: 2	BB: 1	LOB: 0	BB: 0	LOB: 0	BB: 1	LOB: 0	LOB: 2	BB: 1	LOB: 0	BB: 0	LOB: 0	LOB: 2	BB: 0	LOB: 0	BB: 0	LOB: 0	LOB: 2	BB: 0	LOB: 0	BB: 0	LOB: 0	BB: 0	LOB: 0	BB: 0	LOB: 0	BB: 0	LOB: 0	BB: 0	LOB: 0	BB: 0	LOB: 0	BB: 0	LOB: 0

PITCHER	IP	WLS	BF	H	R	ER	SO	BB	IBB	HBP	BLK	WP	HR	S	P	ERA	WHIP
Eric Show, R ERA: 3.41 (1, 1)	6.0	L	28	5	4	4	2	4	1	1	0	0	0	66	107	6.00	1.500
Dave Leiper, L ERA: 2.84 (7, 1)	1.0		6	3	1	1	0	0	0	0	0	0	0	11	18	9.00	3.000
Candy Sierra, R ERA: 6.53 (8, 1)	1.0		3	0	0	0	1	0	0	0	0	0	0	6	8	0.00	0.000

BOTTOM

San Diego Padres @ New York Mets
Shea Stadium, Flushing, NY

Sat May 28 1988, 3:33 AM EDT
Att. 40,940 - Unknown

AB	R	H	RBI	BB	SO	LOB
3	0	0	0	2	1	2
3	1	1	0	1	1	1
4	0	0	0	0	0	5
4	2	2	0	0	0	1
4	1	2	2	0	0	1
3	0	1	0	0	0	1
2	1	0	1	2	0	3
4	0	1	1	0	1	2
4	0	1	1	0	0	1
0	0	0	0	0	0	0

AB	31
R	5
H	8
RBI	5
BB	5
SO	3
LOB	17

WP: 0 PA: 37
PB: 1
SB: 0
CS: 1



PITCHER	IP	WLS	BF	H	R	ER	SO	BB	IBB	HBP	BLK	WP	HR	S	P	ERA	WHIP
Eric Show, R ERA: 3.41 (1, 1)	6.0	L	28	5	4	4	2	4	1	1	0	0	0	66	107	6.00	1.500
Dave Leiper, L ERA: 2.84 (7, 1)	1.0		6	3	1	1	0	0	0	0	0	0	0	11	18	9.00	3.000
Candy Sierra, R ERA: 6.53 (8, 1)	1.0		3	0	0	0	1	0	0	0	0	0	0	6	8	0.00	0.000

Batter	1	2	3	4	5	6	7	8	9	AB R H RBI BB SO LOB	TOP											
Dickie Thon, R OBP: 0.327, SLG: 0.306 (1, 6)	1-3 K			2-0 6-3		2-3 K	1-1 6-3		2-0 6-3	5 0 0 0 0 2 3												
Roberto Alomar, S OBP: 0.262, SLG: 0.343 (1, 4)	0-0 1-3			1-2 F4			0-0 1B 2B 1B	0-0 G6-3 1B		4 1 2 0 0 0 0												
Tony Gwynn, L OBP: 0.330, SLG: 0.330 (1, 9)	3-1 6-3			2-3 K			0-0 2B E 1B	1-2 G6-3 1-2f		4 1 1 0 0 1 1												
Keith Moreland, R OBP: 0.325, SLG: 0.352 Marvell Wynne, L OBP: 0.354, SLG: 0.630 (1, 7) (7, 7)		0-1 5-3			2-1 F9		2-0 E 2B	0-0 2B 1B		3 1 1 1 0 0 0 1 1 1 0 0 0 0												
John Kruk, L OBP: 0.400, SLG: 0.449 (1, 3)		2-3 K			3-2 4-3		1-1 E4 1B	0-0 1-H 2B		4 1 1 2 0 1 0												
Benito Santiago, R OBP: 0.228, SLG: 0.327 (1, 2)		1-1 6-3			1-0 5-3		0-2 2-H 3-H 1B S 1B	0-0 F8		4 1 1 1 0 0 1												
Chris Brown, R OBP: 0.300, SLG: 0.293 (1, 5)			0-0 F9			1-2 F7	2-3 K		2-3 K	4 0 0 0 0 2 1												
Shane Mack, R OBP: 0.297, SLG: 0.239 (1, 8)			0-2 F9			3-2 6-3	0-1 SH1-3 2-H 1B		1-1 SH3-4 1B	4 0 2 1 0 0 0												
Jimmy Jones, R OBP: 0.136, SLG: 0.050 Mark Davis, L (9, 1)			2-3 K			0-0 1B	0-0 SH1-3 1-2		2-1 SH3-4 1-2	2 0 1 0 0 1 0 0 0 0 0 0 0 0												
Inning Stats	R: 0 E: 0 K: 1 S: 6	H: 0 LOB: 0 BB: 0 P: 10	R: 0 E: 0 K: 1 S: 7	H: 0 LOB: 0 BB: 0 P: 10	R: 0 E: 0 K: 1 S: 7	H: 0 LOB: 0 BB: 0 P: 9	R: 0 E: 0 K: 1 S: 7	H: 0 LOB: 0 BB: 0 P: 12	R: 0 E: 0 K: 1 S: 9	H: 0 LOB: 0 BB: 0 P: 15	R: 0 E: 0 K: 1 S: 11	H: 1 LOB: 1 BB: 0 P: 17	R: 5 E: 1 K: 1 S: 18	H: 5 LOB: 1 BB: 0 P: 24	R: 1 E: 0 K: 1 S: 7	H: 3 LOB: 1 BB: 0 P: 8	R: 0 E: 0 K: 1 S: 8	H: 1 LOB: 1 BB: 0 P: 15	1B: 8 2B: 2 3B: 0 HR: 0	SF: 0 SAC: 2 DP: 1 HBP: 0	WP: 0 PB: 0 SB: 1 CS: 0	PA: 37
PITCHER	IP WLS BF H R ER SO BB IBB HBP BLK WP HR S P ERA WHIP																					
Bob Ojeda, L ERA: 3.52 (1, 1)	6.0 L 24 5 5 4 5 0 0 0 0 0 0 0 55 84 6.00 0.833																					
Terry Leach, R ERA: 3.62 (7, 1)	1.0 4 1 0 0 1 0 0 0 0 0 0 0 10 13 0.00 1.000																					
Gene Walter, L ERA: 5.14 (8, 1)	0.2 4 3 1 1 0 0 0 0 0 0 0 0 6 7 13.50 4.500																					
Jeff Innis, R ERA: 2.89 (8, 1)	1.1 5 1 0 0 1 0 0 0 0 0 0 0 9 16 0.00 0.750																					

San Diego Padres @ New York Mets
Shea Stadium, Flushing, NY
Sun May 29 1988, 3:33 AM EDT
Att. 46,189 - Sunny - 80 F

livebaseballscorecards.com

AB	35
R	6
H	10
RBI	5
BB	0
SO	7
LOB	6



Batter	1	2	3	4	5	6	7	8	9	AB R H RBI BB SO LOB	TOP																								
Dickie Thon, R OBP: 0.311, SLG: 0.289 (1, 6)	2-1 4-3		0-3 K		2-3 K	0-0 FC4-6			1-1 6-3	5 0 0 0 0 2 3	San Diego Padres @ Philadelphia Phillies Veterans Stadium, Philadelphia, PA Mon May 30 1988, 7:05 PM EDT Att. 17,910 - Unknown - 95 F AB 34 R 3 H 7 RBI 3 BB 5 SO 8 LOB 21																								
Roberto Alomar, S OBP: 0.266, SLG: 0.345 (1, 4)	0-0 FC5-4 1B		0-0 F9		1-1 S 1B	0-1 F8			3-2 F9	5 0 2 0 0 0 2																									
Tony Gwynn, L OBP: 0.317, SLG: 0.315 (1, 9)	0-1 FC5-4		0-0 5-3		1-1 L6			1-1 6-3	1-3 K	5 0 0 0 0 1 3																									
Keith Moreland, R OBP: 0.329, SLG: 0.351 (1, 7)	1-1 F9			1-1 HR 1B	4-0 FC6-4 IBB			0-0 F8		3 1 1 0 1 0 1																									
Randy Ready, R OBP: 0.358, SLG: 0.423 (1, 5)		4-0 BB BB		3-2 HR	0-1 FC6-4			0-2 F8		3 1 1 2 1 0 3																									
Benito Santiago, R OBP: 0.235, SLG: 0.327 (1, 2)		1-3 K		1-3 K		4-2 2B BB		2-2 1B		3 1 1 0 1 2 1																									
Carmelo Martinez, R OBP: 0.263, SLG: 0.299 (1, 3)		0-2 F8		1-3 K		0-1 FC1-5 2B		2-3 K		4 0 1 1 0 2 2																									
Shane Mack, R OBP: 0.308, SLG: 0.232 (1, 8)		4-1 1-2 BB		1-0 4-3		4-2 FC4-6 FC1-5 BB		1-1 F9		2 0 0 0 2 0 1																									
Ed Whitson, R OBP: 0.125, SLG: 0.188 Greg Booker, R OBP: 0.297, SLG: 0.289 Chris Brown, R OBP: 0.297, SLG: 0.289 Candy Sierra, R (8, 1)	0-0 F9				0-0 1B 2B	0-2 FC1-5		1-3 K		3 0 1 0 0 0 4 0 0 0 0 0 0 0 1 0 0 0 0 1 1 0 0 0 0 0 0 0																									
Inning Stats	R: 0 E: 0 K: 0 S: 7	H: 1 LOB: 1 BB: 0 P: 10	R: 0 E: 0 K: 1 S: 8	H: 0 LOB: 2 BB: 2 P: 17	R: 0 E: 0 K: 1 S: 5	H: 0 LOB: 0 BB: 0 P: 5	R: 2 E: 0 K: 2 S: 15	H: 2 LOB: 0 BB: 0 P: 22	R: 0 E: 0 K: 1 S: 10	H: 2 LOB: 3 BB: 1 P: 18	R: 1 E: 0 K: 0 S: 13	H: 1 LOB: 2 BB: 2 P: 21	R: 0 E: 0 K: 0 S: 6	H: 0 LOB: 0 BB: 0 P: 7	R: 0 E: 0 K: 2 S: 13	H: 1 LOB: 1 BB: 0 P: 19	R: 0 E: 0 K: 1 S: 9	H: 0 LOB: 0 BB: 0 P: 14	1B: 4 2B: 2 3B: 0 HR: 1	SF: 0 SAC: 0 DP: 0 HBP: 0	WP: 0 PB: 0 SB: 1 CS: 0	PA: 39													
PITCHER Shane Rawley, L ERA: 3.61 (1, 1)	IP 9.0	WLS W	BF 39	H 7	R 3	ER 3	SO 8	BB 4	IBB 1	HBP 0	BLK 0	WP 0	HR 1	S 86	P 133	ERA 3.00	WHIP 1.222	PITCHER	IP	WLS	BF	H	R	ER	SO	BB	IBB	HBP	BLK	WP	HR	S	P	ERA	WHIP

livebaseballscorecards.com



Batter	1	2	3	4	5	6	7	8	9	AB	R	H	RBI	BB	SO	LOB	TOP								
Marvell Wynne, L (1, 8) OBP: 0.391, SLG: 0.675	1-0 SH3 SF 2B		2-2 2B 1B		2-2 E SF8 1B	4-1 S BB		1-0 E 2B		4 4 4 1 1 0 0															
Roberto Alomar, S (1, 4) OBP: 0.278, SLG: 0.351	2-0 SH3		0-0 2B 1B		0-0 E5 SF8 1B	4-2 BB		0-2 5-3		3 2 2 0 1 0 1															
Tony Gwynn, L (1, 9) OBP: 0.312, SLG: 0.325	0-0 SF		1-1 1B 2B		2-0 SF8	1-0 F5		2-1 E5		3 0 1 3 0 0 2															
Keith Moreland, R (1, 7) OBP: 0.325, SLG: 0.346	0-1 F7		0-2 L5-3 1B		2-1 L5		2-1 F7	1-1 F7		5 0 1 1 0 0 3															
John Kruk, L (1, 3) OBP: 0.393, SLG: 0.434	0-2 F7		1-2 F9		4-0 S IBB		2-2 F7	1-3 K		4 0 0 0 1 1 3															
Benito Santiago, R (1, 2) OBP: 0.246, SLG: 0.323		4-1 6-3 BB	1-2 L5-3		4-2 S BB		1-0 F8	4-1 BB		2 0 0 0 3 0 2															
Chris Brown, R (1, 5) OBP: 0.305, SLG: 0.291		0-3 K		4-1 G1-6-3 BB	3-2 6-3		1-0 2B 1B	1-1 F7		3 1 1 0 1 1 3															
Randy Ready, R (8, 5) OBP: 0.355, SLG: 0.420					1-2 6-3					1 0 0 0 0 0 1															
Garry Templeton, S (1, 6) OBP: 0.221, SLG: 0.243		2-0 6-3		0-0 G1-6-3		3-2 6-3		0-0 SH2-3 1B 2B	0-0 F7	5 1 1 1 0 0 3															
Andy Hawkins, R (1, 1) OBP: 0.174, SLG: 0.174		2-1 6-3		0-0 1-3		2-1 F8		0-1 SH2-3		3 0 0 0 0 0 1															
Inning Stats	R: 1 E: 1 K: 0 S: 8	H: 1 LOB: 1 BB: 0 P: 11	R: 0 E: 0 K: 1 S: 7	H: 0 LOB: 1 BB: 1 P: 15	R: 2 E: 0 K: 0 S: 16	H: 4 LOB: 1 BB: 0 P: 21	R: 0 E: 0 K: 0 S: 3	H: 0 LOB: 0 BB: 1 P: 7	R: 2 E: 1 K: 0 S: 15	H: 2 LOB: 2 BB: 2 P: 32	R: 0 E: 0 K: 0 S: 12	H: 0 LOB: 2 BB: 2 P: 26	R: 0 E: 0 K: 0 S: 6	H: 0 LOB: 0 BB: 0 P: 11	R: 3 E: 1 K: 0 S: 12	H: 3 LOB: 1 BB: 0 P: 17	R: 0 E: 0 K: 1 S: 7	H: 0 LOB: 1 BB: 1 P: 13	1B: 6 2B: 5 3B: 0 HR: 0	SF: 2 SAC: 2 DP: 2 HBP: 0	WP: 0 PB: 0 SB: 4 CS: 0	PA: 44			
PITCHER	IP	WLS	BF	H	R	ER	SO	BB	IBB	HBP	BLK	WP	HR	S	P	ERA	WHIP								
David Palmer, R (1, 1) ERA: 5.26	5.0	L	25	7	5	4	1	3	1	0	0	0	0	49	86	7.20	2.000								
Danny Clay, R (6, 1) ERA: 6.14	1.0		5	0	0	0	0	2	0	0	0	0	0	12	26	0.00	2.000								
Wally Ritchie, L (7, 1) ERA: 1.69	2.0		10	3	3	2	0	0	0	0	0	0	0	18	28	9.00	1.500								
Greg Harris, R (9, 1) ERA: 2.88	1.0		4	0	0	0	1	1	0	0	0	0	0	7	13	0.00	1.000								

San Diego Padres @ Philadelphia Phillies
Veterans Stadium, Philadelphia, PA
Tue May 31 1988, 3:33 AM EDT
Att. 16,733 - Unknown - 87 F

AB	33
R	8
H	10
RBI	6
BB	7
SO	2
LOB	19



Batter	1	2	3	4	5	6	7	8	9	AB	R	H	RBI	BB	SO	LOB
--------	---	---	---	---	---	---	---	---	---	----	---	---	-----	----	----	-----

Juan Samuel, R <small>OBP: 0.306, SLG: 0.403</small> (1, 4)	2-3 			2-1 		0-1 		4-1 	3 0 1 0 1 1 0
Von Hayes, L <small>OBP: 0.366, SLG: 0.448</small> (1, 3)	2-1 			3-2 		0-1 		0-0 	4 0 3 0 0 0 0
Lance Parrish, R <small>OBP: 0.326, SLG: 0.478</small> (1, 2)	0-0 			1-0 		1-1 		0-0 	4 0 0 0 0 0 4
Mike Schmidt, R <small>OBP: 0.305, SLG: 0.341</small> (1, 5)		0-0 		1-2 		0-1 		1-2 	4 0 0 0 0 0 3
Chris James, R <small>OBP: 0.271, SLG: 0.410</small> (1, 9)		0-3 			0-1 		1-1 	1-2 	4 0 0 0 0 1 2
Phil Bradley, R <small>OBP: 0.328, SLG: 0.302</small> (1, 7)		0-0 			1-0 		2-1 		3 0 0 0 0 0 0
Milt Thompson, L <small>OBP: 0.333, SLG: 0.309</small> (1, 8)			0-0 		4-2 		2-1 		2 0 0 0 1 0 0
Steve Jeltz, S <small>OBP: 0.323, SLG: 0.311</small> (1, 6)			1-0 		1-1 		1-2 		3 0 0 0 0 0 1
David Palmer, R <small>OBP: 1.125, SLG: 0.500</small> (6, 1) Danny Clay, R <small>OBP: 0.245, SLG: 0.167</small> (7, 1) Greg Gross, L <small>OBP: 1.000, SLG: 1.000</small> (8, PH) Wally Ritchie, L (9, 1)			0-1 		0-1 		0-2 		1 0 0 0 0 0 0 0 0 0 0 0 0 0 1 0 0 0 0 0 0 0 0 0 0 0 0 0 1 0 0 0 0 0 0 0 0 0 0 0 0 0

Inning Stats	R: 0	H: 0	E: 0	LOB: 0	K: 1	BB: 0	S: 6	P: 10	R: 0	H: 0	E: 0	LOB: 0	K: 1	BB: 0	S: 5	P: 5	R: 0	H: 0	E: 0	LOB: 0	K: 0	BB: 0	S: 4	P: 5	R: 0	H: 2	E: 0	LOB: 1	K: 0	BB: 0	S: 11	P: 18	R: 0	H: 0	E: 0	LOB: 1	K: 0	BB: 1	S: 7	P: 13	R: 0	H: 1	E: 0	LOB: 1	K: 0	BB: 0	S: 8	P: 9	R: 0	H: 0	E: 0	LOB: 0	K: 0	BB: 0	S: 6	P: 9	R: 0	H: 0	E: 0	LOB: 0	K: 0	BB: 1	S: 10	P: 13	R: 0	H: 1	E: 0	LOB: 2	K: 0	BB: 1	S: 9	P: 15	1B: 3	SF: 0	2B: 1	SAC: 0	3B: 0	DP: 0	HR: 0	HBP: 0
--------------	------	------	------	--------	------	-------	------	-------	------	------	------	--------	------	-------	------	------	------	------	------	--------	------	-------	------	------	------	------	------	--------	------	-------	-------	-------	------	------	------	--------	------	-------	------	-------	------	------	------	--------	------	-------	------	------	------	------	------	--------	------	-------	------	------	------	------	------	--------	------	-------	-------	-------	------	------	------	--------	------	-------	------	-------	-------	-------	-------	--------	-------	-------	-------	--------

PITCHER	IP	WLS	BF	H	R	ER	SO	BB	IBB	HBP	BLK	WP	HR	S	P	ERA	WHIP
Andy Hawkins, R <small>ERA: 3.6</small> (1, 1)	9.0	W	32	4	0	0	2	2	0	0	0	0	0	66	97	0.00	0.667

BOTTOM

San Diego Padres @ Philadelphia Phillies
 Veterans Stadium, Philadelphia, PA
 Tue May 31 1988, 3:33 AM EDT
 Att: 16,733 - Unknown - 87 F

AB	30
R	0
H	4
RBI	0
BB	2
SO	2
LOB	10



WP	PA	ERA	WHIP
0	32		

Batter	1	2	3	4	5	6	7	8	9	AB R H RBI BB SO LOB	TOP
Marvell Wynne, L (1, 8) OBP: 0.413, SLG: 0.700 (7, 7)	1-1 FC6-4 3B	0-0 2-H 1B		1-3 K		4-0 IBB			4-1 2B G3-1 BB	3 2 2 1 2 1 0	
Roberto Alomar, S (1, 4) OBP: 0.282, SLG: 0.359	0-3 K	2-0 PO 1-2	1-1 SH1-3 HR 1B		0-2 1-3	0-1 F5			1-1 G3-1 1B 2B	5 2 2 0 0 1 4	
Tony Gwynn, L (1, 9) OBP: 0.310, SLG: 0.316	4-1 FC6-4 BB		0-0 SH1-3 1-2		0-1 F8		1-1 1-3		1-1 G3-1	3 0 0 1 1 0 1	
Keith Moreland, R (1, 7) OBP: 0.329, SLG: 0.369 Shane Mack, R (7, PR) OBP: 0.308, SLG: 0.232 Carmelo Martinez, R (9, PH) OBP: 0.271, SLG: 0.307 Dickie Thon, R (9, PR) OBP: 0.311, SLG: 0.289	1-2 FC6-4 BB 1-2f 3-H		2-0 HR 2-H		1-3 K		1-0 FC1-4 1B		0-2 F9 1B 3-H	4 1 2 3 0 1 1 0 0 0 0 0 0 0 1 0 1 1 0 0 0 0 0 0 0 0 0 0	
John Kruk, L (1, 3) OBP: 0.394, SLG: 0.429	4-1 1-2 BB		1-1 6-3		0-0 4-3		1-2 FC1-4 1-2f		0-0 1-2 1B	4 0 1 0 1 0 1	
Benito Santiago, R (1, 2) OBP: 0.250, SLG: 0.325	3-2 F6		1-1 1B		0-2 BB 1B		2-0 F9		2-1 F9 2-3	5 1 2 0 0 0 5	
Tim Flannery, L (1, 5) OBP: 0.292, SLG: 0.227		4-1 BLK 1B BB	0-0 F4		4-0 1B 1-2 BB			1-0 G3	2-1 F4	3 1 0 0 2 0 4	
Garry Templeton, S (1, 6) OBP: 0.222, SLG: 0.243		2-2 F8		2-3 K		0-0 1-3 2-H 1B		0-0 L1-6-3		4 0 1 1 0 1 1	
Mark Grant, R (1, 1) Lance McCullers, S (6, 1) Mark Davis, L (8, 1)		1-3 K 1-2		0-0 F9		2-3 K		1-3 K		3 0 0 0 0 2 3 1 0 0 0 0 1 0 0 0 0 0 0 0 0	
Inning Stats	R: 1 H: 1 E: 0 LOB: 2 K: 1 BB: 2 S: 13 P: 26	R: 1 H: 1 E: 0 LOB: 0 K: 1 BB: 1 S: 8 P: 17	R: 2 H: 3 E: 0 LOB: 1 K: 0 BB: 0 S: 9 P: 14	R: 0 H: 0 E: 0 LOB: 0 K: 2 BB: 0 S: 8 P: 11	R: 0 H: 0 E: 0 LOB: 0 K: 1 BB: 0 S: 8 P: 9	R: 1 H: 2 E: 0 LOB: 3 K: 1 BB: 2 S: 10 P: 20	R: 0 H: 1 E: 0 LOB: 1 K: 0 BB: 0 S: 8 P: 13	R: 0 H: 0 E: 0 LOB: 0 K: 1 BB: 0 S: 5 P: 7	R: 2 H: 3 E: 0 LOB: 3 K: 0 BB: 1 S: 13 P: 23	1B: 8 SF: 0 2B: 1 SAC: 1 3B: 1 DP: 0 HR: 1 HBP: 0	WP: 0 PA: 44 PB: 1 SB: 0 CS: 0
PITCHER Kevin Gross, R (1, 1) ERA: 2.43 Kent Tekulve, R (7, 1) ERA: 2.89 Steve Bedrosian, R (9, 1) ERA: 7.36 Greg Harris, R (9, 1) ERA: 2.81	IP WLS BF H R ER SO BB IBB HBP BLK WP HR S P ERA WHIP 6.0 0 29 7 5 5 6 4 1 0 1 0 1 56 97 7.50 1.833 2.0 W 7 1 0 0 1 0 0 0 0 0 0 0 13 20 0.00 0.500 0.1 5 3 2 2 0 1 0 0 0 0 0 0 9 15 54.00 12.000 0.2 S 2 0 0 0 0 0 0 0 0 0 0 0 4 8 0.00 0.000	PITCHER IP WLS BF H R ER SO BB IBB HBP BLK WP HR S P ERA WHIP 0.0 0 0 0 0 0 0 0 0 0 0 0 0 0 0 0.00 0.000									

San Diego Padres @ Philadelphia Phillies
 Veterans Stadium, Philadelphia, PA
 Wed Jun 01 1988, 7:05 PM EDT
 Att. 16,270 - Unknown - 80 F

AB	36
R	7
H	11
RBI	7
BB	6
SO	7
LOB	20



Batter	1	2	3	4	5	6	7	8	9
Juan Samuel, R OBP: 0.308, SLG: 0.400 (1, 4)	1-1 G6-4-3 1B		2-1 F9		0-2 F8		1-1 F5	4-0 1B 3B IBB	
Milt Thompson, L OBP: 0.331, SLG: 0.308 (8, PH)	1-0 G6-4-3		3-3 K		0-3 K		0-0 WP 1B	2-1 3B 1B	
Luis Aguayo, R OBP: 0.321, SLG: 0.311 Steve Bedrosian, R Greg Harris, S OBP: 1.000, SLG: 1.000 (9, 1)	1-2f							1-2 2-H 3-H 3B 1B	
Von Hayes, L OBP: 0.372, SLG: 0.467 (1, 3)	0-0 F6			2-2 1B 2B		4-0 HR BB	1-2 F8	3-2 3B	
Lance Parrish, R OBP: 0.333, SLG: 0.497 (1, 2)		1-0 1B 1B		4-1 1B BB		1 SAFE 3-2 HR	0-1 F7	1-3 K	
Mike Schmidt, R OBP: 0.309, SLG: 0.345 (1, 5)		2-1 F7		3-1 G6-3 1B 1-2 2-H 1B		2-1 E 1B 1B		1-2 6-3	
Chris James, R OBP: 0.276, SLG: 0.431 (1, 9) (9, 8)		2-3 K		0-0 G6-3 1B 1-2 2-H 1B		2-2 E1 1B 1-2		0-1 HR	
Greg Gross, L OBP: 0.263, SLG: 0.176 (1, 7) (9, 9)		2-1 1B		0-0 G6-3 1-2f 2-3		3-2 F9		4-2 WP BB 1B BB	
Steve Jeltz, S OBP: 0.328, SLG: 0.312 (1, 6)		0-0 4-3		2-0 4-3		1-2 1B 1-3 2-H		4-2 1B BB WP BB	
Kevin Gross, R OBP: 0.290, SLG: 0.276 Darren Daulton, L OBP: 0.250, SLG: 0.219 Kent Tekulve, R Phil Bradley, R OBP: 0.327, SLG: 0.301 (1, 1) (6, PH) (7, 1) (8, PH) (9, 7)			0-0 F6		0-0 6-3		2-2 F9	2-3 K	

AB	R	H	RBI	BB	SO	LOB
4	1	1	0	1	0	0
4	0	1	0	0	2	1
1	1	1	2	0	0	0
0	0	0	0	0	0	0
0	0	0	0	0	0	0
4	2	2	2	1	0	1
4	2	2	2	1	1	2
4	0	2	1	0	0	1
4	1	2	2	0	1	2
3	1	1	0	1	0	4
3	1	1	0	1	0	3
2	0	0	0	0	0	0
1	0	0	0	0	0	2
0	0	0	0	0	0	0
1	0	0	0	0	1	2


AB	R	H	RBI	BB	SO	LOB
35	9	13	9	5	5	18

Inning Stats	R: 0	H: 1	E: 0	K: 0	S: 4	LOB: 0	BB: 0	P: 6
	R: 0	H: 2	E: 0	K: 1	S: 9 <td>LOB: 2</td> <td>BB: 0</td> <td>P: 16 </td>	LOB: 2	BB: 0	P: 16
	R: 0	H: 0	E: 1	K: 1	S: 6 <td>LOB: 0</td> <td>BB: 0</td> <td>P: 11 </td>	LOB: 0	BB: 0	P: 11
	R: 2	H: 3	E: 0	K: 0	S: 10 <td>LOB: 1</td> <td>BB: 1</td> <td>P: 21 </td>	LOB: 1	BB: 1	P: 21
	R: 0	H: 0	E: 0	K: 1	S: 10 <td>LOB: 0</td> <td>BB: 0</td> <td>P: 10 </td>	LOB: 0	BB: 0	P: 10
	R: 2	H: 3	E: 1	K: 0	S: 22 <td>LOB: 2</td> <td>BB: 1</td> <td>P: 39 </td>	LOB: 2	BB: 1	P: 39
	R: 0	H: 1	E: 0	K: 0	S: 9 <td>LOB: 1</td> <td>BB: 0</td> <td>P: 11 </td>	LOB: 1	BB: 0	P: 11
	R: 5	H: 3	E: 0	K: 2	S: 27 <td>LOB: 1</td> <td>BB: 3</td> <td>P: 48 </td>	LOB: 1	BB: 3	P: 48

WP	HR	S	P	ERA	WHIP
2	0	0	40		

San Diego Padres @ Philadelphia Phillies
Veterans Stadium, Philadelphia, PA
Wed Jun 01 1988, 7:05 PM EDT
Att: 16,270 - Unknown - 80 F

livebaseballscorecards.com



PITCHER	IP	WLS	BF	H	R	ER	SO	BB	IBB	HBP	BLK	WP	HR	S	P	ERA	WHIP
Mark Grant, R ERA: 3.88 (1, 1)	5.0		22	7	4	4	3	2	0	0	0	0	1	42	74	7.20	1.800
Lance McCullers, R ERA: 3.82 (6, 1)	2.1	L	12	4	2	2	0	1	0	0	0	1	1	35	52	7.71	2.143
Mark Davis, L ERA: 2.31 (8, 1)	0.2		6	2	3	3	2	1	1	0	0	1	0	20	36	40.50	4.500

Batter	1	2	3	4	5	6	7	8	9	AB R H RBI BB SO LOB	TOP		
Albert Hall, S (1, 8) OBP: 0.343, SLG: 0.325	2-1 1B		1-3 K			2-1 SF8 1B		3-2 F7		4 1 2 0 0 1 0	<p>Atlanta Braves @ San Diego Padres Jack Murphy Stadium, San Diego, CA</p> <p>Fri Jun 03 1988, 10:05 PM EDT Att. 10,773 - Unknown - 65 F</p>		
Ken Oberkfell, L (1, 5) OBP: 0.345, SLG: 0.381	0-0 1B		2-3 K			1-0 HR 2B		0-0 1B		4 1 3 0 0 1 0			
Gerald Perry, L (1, 3) OBP: 0.352, SLG: 0.421	1-2 F9				0-1 4-3	0-2 SF8		2-2 F8		3 0 0 1 0 0 2			
Dale Murphy, R (1, 9) OBP: 0.338, SLG: 0.428	2-2 5-3				2-2 L8	0-0 HR			1-2 HR	4 2 2 3 0 0 1			
Dion James, L (1, 7) OBP: 0.378, SLG: 0.358 Gary Roenicke, R (9, PH) OBP: 0.339, SLG: 0.442					3-1 6-3	1-0 4-3			0-0 FC5-4 1B	2 0 0 0 1 0 0 1 1 1 0 0 0 0			
Ozzie Virgil, R (1, 2) OBP: 0.248, SLG: 0.374	1 SAFE P6				2-3 K		1-2 G6-4-3 1B		2-2 FC5-4 1B	4 0 2 0 0 1 1			
Andres Thomas, R (1, 6) OBP: 0.246, SLG: 0.325	1 SAFE G6-4-3 1B				0-3 K		0-0 G6-4-3 1-2f		0-2 FC5-4 1-2f	4 0 1 1 0 1 2			
Ron Gant, R (1, 4) OBP: 0.230, SLG: 0.351	1-2 G6-4-3 1-2f				1-3 K		0-0 F7		2-3 K	4 0 0 0 0 2 3			
Kevin Coffman, R (1, 1) OBP: 0.231, SLG: 0.385 Charlie Puleo, R (4, 1) OBP: 0.250, SLG: 0.250 Paul Runge, R (6, PH) OBP: 0.361, SLG: 0.345 José Alvarez, R (6, 1) OBP: 1.000, SLG: 1.000 Jerry Royster, R (8, PH) Juan Eichelberger, R (8, 1) Ted Simmons, S (9, PH) OBP: 0.294, SLG: 0.286			0-3 K			0-0 6-3		2-1 5-3	1-3 K	1 0 0 0 0 0 1 0 0 0 0 0 0 0 0 0 1 0 0 0 0 0 0 0 0 0 0 0 0 0 0 0 1 0 0 0 0 0 0 0 0 0 0 0 0 0 0 0 1 0 0 0 0 0 1 1			
Inning Stats	R: 0 H: 2 E: 0 LOB: 1 K: 0 BB: 0 S: 10 P: 15	R: 0 H: 1 E: 0 LOB: 1 K: 0 BB: 1 S: 8 P: 14	R: 0 H: 0 E: 0 LOB: 0 K: 3 BB: 0 S: 11 P: 14	R: 0 H: 0 E: 0 LOB: 0 K: 0 BB: 0 S: 7 P: 12	R: 0 H: 0 E: 0 LOB: 0 K: 3 BB: 0 S: 9 P: 12	R: 3 H: 3 E: 0 LOB: 0 K: 0 BB: 0 S: 9 P: 13	R: 0 H: 1 E: 0 LOB: 0 K: 0 BB: 0 S: 5 P: 6	R: 0 H: 1 E: 0 LOB: 1 K: 0 BB: 0 S: 11 P: 18	R: 2 H: 3 E: 0 LOB: 1 K: 2 BB: 0 S: 21 P: 27	1B: 8 SF: 1 2B: 1 SAC: 0 3B: 0 DP: 2 HR: 2 HBP: 0	WP: 0 PA: 36 PB: 0 SB: 0 CS: 0		
PITCHER	IP WLS BF H R ER SO BB IBB HBP BLK WP HR S P ERA WHIP											PITCHER	IP WLS BF H R ER SO BB IBB HBP BLK WP HR S P ERA WHIP
Eric Show, R (1, 1) ERA: 3.42	7.2 W 29 8 3 3 6 1 0 0 0 0 1 65 97 3.52 1.174												
Mark Davis, L (8, 1) ERA: 2.72	1.1 S 7 3 2 2 2 0 0 0 0 0 0 1 26 34 13.50 2.250												

livebaseballscorecards.com

AB	34
R	5
H	11
RBI	5
BB	1
SO	8
LOB	10



Batter	1	2	3	4	5	6	7	8	9	AB R H RBI BB SO LOB	TOP														
Albert Hall, S (1, 8) OBP: 0.345, SLG: 0.331	0-1 1-3		1-1 4-3	4-2 FC6-4 BB			0-0 6-3 2B		1-3 K	4 0 1 0 1 1 0															
Ken Oberkfell, L (1, 5) OBP: 0.341, SLG: 0.375	2-2 G4-6-3 1B		0-0 4-3	0-0 FC6-4 1-2f			0-1 6-3		1-1 6-3	5 0 1 0 0 0 4															
Gerald Perry, L (1, 3) OBP: 0.350, SLG: 0.418	1-2 G4-6-3 1-2f			2-0 E 1B		0-1 4-3				4 1 1 0 0 0 2															
Dale Murphy, R (1, 9) OBP: 0.341, SLG: 0.429		0-0 E6 2B 4-3		2-1 1-H 1B		0-3 K		1-0 FC3-5 1B		4 2 2 1 0 1 0															
Dion James, L (1, 7) OBP: 0.388, SLG: 0.372		1-1 4-3 5-3 2B		4-1 SH5-3 1B 1-2 BB		0-3 K		0-0 FC3-5 1B		3 2 2 0 1 1 0															
Andres Thomas, R (1, 6) OBP: 0.246, SLG: 0.323		1-1 4-3		2-0 1B SH5-3 1-2 2-H 1B		0-2 1-3		1-0 FC3-5		4 0 1 2 0 0 3															
Bruce Benedict, R (1, 2) OBP: 0.324, SLG: 0.328		0-0 5-3		0-0 SH5-3		1-1 1-3		1-1 F7		2 0 0 1 0 0 0															
Ted Simmons, S (8, PH) OBP: 0.286, SLG: 0.276		3-H 5-3		1-2 2-3		1-1 1-3		1-1 F7		1 0 0 0 0 0 2															
Ron Gant, R (1, 4) OBP: 0.232, SLG: 0.351		2-3 3-H K		0-2 SH3-4 1B		2-1 5-3		0-3 K		3 0 1 1 0 1 0															
Ken Griffey, L (8, PH) OBP: 0.311, SLG: 0.333										1 0 0 0 0 1 2															
Paul Runge, R (8, 4) OBP: 0.361, SLG: 0.345										0 0 0 0 0 0 0															
Pete Smith, R (1, 1) OBP: 0.063, SLG: 0.125			3-1 5-3		2-1 SH3-4 1B		0-1 6-3		1-2 P4	1 0 0 0 0 0 0															
Charlie Puleo, R (3, 1) OBP: 0.250, SLG: 0.250										0 0 0 0 0 0 0															
Jerry Royster, R (7, PH)										1 0 0 0 0 0 0															
Rick Mahler, R (7, 1) OBP: 0.120, SLG: 0.125										0 0 0 0 0 0 0															
Gary Roenicke, R (9, PH) OBP: 0.333, SLG: 0.434										1 0 0 0 0 0 0															
Inning Stats	R: 0 E: 0 K: 0 S: 11	H: 1 LOB: 0 BB: 0 P: 14	R: 2 E: 1 K: 1 S: 9	H: 1 LOB: 0 BB: 0 P: 13	R: 0 E: 0 K: 0 S: 5	H: 0 LOB: 0 BB: 0 P: 9	R: 3 E: 1 K: 0 S: 15	H: 4 LOB: 3 BB: 2 P: 31	R: 0 E: 0 K: 2 S: 8	H: 0 LOB: 0 BB: 0 P: 8	R: 0 E: 0 K: 0 S: 7	H: 0 LOB: 0 BB: 0 P: 10	R: 0 E: 0 K: 0 S: 7	H: 1 LOB: 1 BB: 0 P: 7	R: 0 E: 0 K: 1 S: 8	H: 2 LOB: 2 BB: 0 P: 11	R: 0 E: 0 K: 1 S: 8	H: 0 LOB: 0 BB: 0 P: 11	1B: 7 2B: 2 3B: 0 HR: 0	SF: 0 SAC: 2 DP: 1 HBP: 0	WP: 0 PB: 0 SB: 0 CS: 0	PA: 38			
PITCHER	IP WLS BF H R ER SO BB IBB HBP BLK WP HR S P ERA WHIP																								
Jimmy Jones, R (1, 1) ERA: 3.2	3.1		17	6	5	3	1	1	0	0	0	0	0	35	56	8.10	2.100								
Ed Whitson, R (4, 1) ERA: 5.73	3.2	W	13	1	0	0	2	1	0	0	0	0	0	27	36	0.00	0.545								
Lance McCullers, R (8, 1) ERA: 3.62	2.0	S	8	2	0	0	2	0	0	0	0	0	0	16	22	0.00	1.000								

Atlanta Braves @ San Diego Padres
Jack Murphy Stadium, San Diego, CA

Sat Jun 04 1988, 10:05 PM EDT
Att. 27,352 - Unknown - 65 F

livebaseballscorecards.com

AB	34
R	5
H	9
RBI	5
BB	2
SO	5
LOB	13



Batter	1	2	3	4	5	6	7	8	9	AB R H RBI BB SO LOB
Marvell Wynne, L OBP: 0.396, SLG: 0.682 (1, 8) BB X	3-1 F7 1	1-1 F7 2	4-2 BB 1-2 2-3		0-0 P6 2		2-3 K 3			4 0 0 0 1 1 3
Roberto Alomar, S OBP: 0.291, SLG: 0.352 (1, 4) BB BB BB	4-1 E S 1B BB	2-2 CS 2-H 1B	1-0 4-3 3		1-0 2-3 3			0-1 1-3 1		4 1 1 1 1 0 4
Tony Gwynn, L OBP: 0.319, SLG: 0.344 (1, 9) SAFE SAFE SAFE SAFE SAFE SAFE SAFE SAFE SAFE SAFE	2-2 E S 1B 1-H	2-2 CS 2-3	2-1 4-3 1	1-2 HR		2-1 6-3 1		0-1 F7 2		5 1 2 2 0 0 0
Keith Moreland, R OBP: 0.341, SLG: 0.378 (1, 7) SAFE SAFE SAFE SAFE SAFE SAFE SAFE SAFE SAFE SAFE	4-1 BB 1-3 BB		0-1 HR 1B	0-2 1B		1-2 1-3 2		1-1 L1 3		4 1 2 0 1 0 0 0 0 0 0 0 0 0
John Kruk, L OBP: 0.393, SLG: 0.451 (1, 3) BB BB BB	4-0 BB 1-2 BB		0-1 HR 1B	2-3 K 1		3-2 2B				3 1 2 2 1 1 1
Benito Santiago, R OBP: 0.256, SLG: 0.324 (1, 2) F F F S	1-3 K 2		0-1 BB BB SF8 1B	0-0 F8 2		0-3 K 3				4 1 1 0 0 2 5
Chris Brown, R OBP: 0.313, SLG: 0.292 (1, 5) F X	1-1 F9 3		4-1 BB BB 1-2 BB	1-0 2-3 3			1-1 SH2-4 1B			3 0 1 0 1 0 4
Garry Templeton, S OBP: 0.234, SLG: 0.265 (1, 6) F X		1-1 E1 SH1-4 1B	4-2 BB 1-2 2-3 BB		1-0 1B 1		0-0 SH2-4 1-2			2 1 1 0 1 0 0
Jimmy Jones, R OBP: 0.130, SLG: 0.050 (1, 1) Ed Whitson, R OBP: 0.118, SLG: 0.176 (4, 1) Tim Flannery, L OBP: 0.280, SLG: 0.217 (7, PH) Lance McCullers, S (8, 1)		3-2 SH1-4 1-2	1-0 SF8 3-H		0-0 B2 1		0-3 K 2			0 0 0 1 0 0 0 1 0 0 0 0 0 1 1 0 0 0 0 1 1 0 0 0 0 0 0 0

Inning Stats	R: 1 E: 0 K: 1 S: 12	H: 1 LOB: 3 BB: 3 P: 31	R: 1 E: 1 K: 0 S: 13	H: 1 LOB: 0 BB: 0 P: 22	R: 3 E: 0 K: 0 S: 22	H: 3 LOB: 3 BB: 3 P: 38	R: 1 E: 0 K: 1 S: 11	H: 2 LOB: 1 BB: 0 P: 15	R: 0 E: 0 K: 0 S: 4	H: 1 LOB: 1 BB: 0 P: 6	R: 0 E: 0 K: 1 S: 11	H: 1 LOB: 1 BB: 0 P: 17	R: 0 E: 0 K: 2 S: 9	H: 1 LOB: 1 BB: 0 P: 12	R: 0 E: 0 K: 0 S: 6	H: 0 LOB: 0 BB: 0 P: 7
1B: 7 2B: 1 3B: 0 HR: 2	SF: 1 SAC: 2 DP: 0 HBP: 0	WP: 0 PA: 41														

PITCHER	IP	WLS	BF	H	R	E	SO	BB	IBB	HBP	BLK	WP	HR	S	P	ERA	WHIP
Pete Smith, R ERA: 5.4 (1, 1)	2.1		16	5	5	4	1	4	0	0	0	0	1	34	68	15.43	3.857
Charlie Puleo, R ERA: 4.24 (3, 1)	3.2	L	17	4	1	1	2	2	0	0	0	0	1	39	61	2.46	1.636
Rick Mahler, R ERA: 3.36 (7, 1)	2.0		7	1	0	0	2	0	0	0	0	0	0	15	19	0.00	0.500

BOTTOM

Atlanta Braves @ San Diego Padres
Jack Murphy Stadium, San Diego, CA

Sat Jun 04 1988, 10:05 PM EDT
Att: 27,352 - Unknown - 65 F

livebaseballscorecards.com

AB	31
R	6
H	10
RBI	6
BB	6
SO	5
LOB	19



Batter	1	2	3	4	5	6	7	8	9	AB R H RBI BB SO LOB	TOP											
Albert Hall, S OBP: 0.349, SLG: 0.336 (1, 8)	2-2 1-3		1-1 CS 1B			2-3 K		0-0 2B 1B		4 1 2 0 0 1 1												
Ken Oberkfell, L OBP: 0.339, SLG: 0.378 (1, 5)	1-1 G3		1-1 CS 1-2	2-2 4-3		3-1 F6		3-2 1B 2B		4 1 1 1 0 0 1												
Gerald Perry, L OBP: 0.363, SLG: 0.427 (1, 3)	3-2 CS 1B			4-2 CS BB			0-0 4-3 1B	3-2 1B		3 1 3 1 1 0 0												
Dale Murphy, R OBP: 0.344, SLG: 0.428 (1, 9)	2-1 CS 1-2	0-1 6-3		0-2 F9			2-2 4-3 1B	4-0 IBB		3 0 1 0 1 0 1												
Dion James, L OBP: 0.378, SLG: 0.362 (1, 7)			2-1 F7	3-2 CS 1-2	3-1 F7		1-2 4-3	0-1 F7		4 0 0 0 0 0 4												
Andres Thomas, R OBP: 0.246, SLG: 0.322 (1, 6)			0-1 1B		1-3 K		0-0 4-3	1-1 F9		4 0 1 1 0 1 1												
Bruce Benedict, R OBP: 0.306, SLG: 0.308 (1, 2)			1-2 F2		1-1 5-3		2-3 3-H F4	0-0 6-3		4 0 0 0 0 0 2												
Ron Gant, R OBP: 0.226, SLG: 0.341 (1, 4)			1-3 K			0-3 K		2-2 F8	1-0 1-6-3	4 0 0 0 0 2 0												
Tom Glavine, L OBP: 0.333, SLG: 0.389 Ken Griffey, L OBP: 0.308, SLG: 0.330 Bruce Sutter, R (8, 1)			1-2 F8			1-0 1B		1-1 F7		2 0 1 0 0 0 0 1 0 0 0 0 0 0 0 0 0 0 0 0 0												
Inning Stats	R: 0 E: 0 K: 0 S: 10	H: 1 LOB: 0 BB: 0 P: 18	R: 0 E: 0 K: 0 S: 9	H: 1 LOB: 1 BB: 0 P: 12	R: 0 E: 0 K: 1 S: 9	H: 1 LOB: 0 BB: 0 P: 13	R: 0 E: 0 K: 0 S: 12	H: 0 LOB: 0 BB: 1 P: 21	R: 0 E: 0 K: 1 S: 7	H: 0 LOB: 0 BB: 0 P: 12	R: 0 E: 0 K: 2 S: 9	H: 1 LOB: 1 BB: 0 P: 15	R: 1 E: 0 K: 0 S: 11	H: 2 LOB: 1 BB: 0 P: 15	R: 2 E: 0 K: 0 S: 14	H: 3 LOB: 2 BB: 1 P: 27	R: 0 E: 0 K: 0 S: 4	H: 0 LOB: 0 BB: 0 P: 6	1B: 8 2B: 1 3B: 0 HR: 0	SF: 0 SAC: 0 DP: 0 HBP: 0	WP: 0 PB: 0 SB: 1 CS: 3	PA: 38
PITCHER	IP WLS BF H R ER SO BB IBB HBP BLK WP HR S P ERA WHIP																					
Andy Hawkins, R ERA: 3.59 Mark Davis, L ERA: 2.63	(1, 1) 7.2 L 29 8 3 3 4 1 0 0 0 0 0 0 76 121 3.52 1.174																					
	(8, 1) 1.1 6 1 0 0 0 0 0 1 0 0 0 0 9 18 0.00 0.750																					

Atlanta Braves @ San Diego Padres
Jack Murphy Stadium, San Diego, CA

Sun Jun 05 1988, 6:33 AM EDT
Att. 14,414 - Sunny - 72 F

livebaseballscorecards.com

AB 33
R 3
H 9
RBI 3
BB 2
SO 4
LOB 10



Batter	1	2	3	4	5	6	7	8	9	AB R H RBI BB SO LOB	TOP
Chris Sabo, R (1, 5) OBP: 0.311, SLG: 0.468	1-0 F3	2-1 1B			1-0 5-3		2-1 G6-4-3	0-0 FC6-4	1-2 4-3	6 1 2 1 0 0 2	
Jeff Treadway, L (1, 4) OBP: 0.358, SLG: 0.371	2-3 K		2-1 F8		0-2 BB BB 1B		0-0 E6	1-0 FC6-4 1B	1-2 FC6-4 1B	5 2 2 0 0 1 1	
Kal Daniels, L (1, 7) OBP: 0.419, SLG: 0.482	2-1 HR 1B		2-0 HR		4-2 BB BB		4-0 G6-4-3	2-0 FC6-4 1B	1-2 FC6-4 1B	3 2 3 1 2 0 0	
Eric Davis, R (1, 8) OBP: 0.332, SLG: 0.411	1-1 HR		1-0 HR		0-1 F2		1-2 G6-4-3	0-0 FC6-4 1B	0-0 FC6-4 1B	5 3 2 3 0 0 6	
Paul O'Neill, L (1, 9) OBP: 0.307, SLG: 0.374	2-0 2B		0-1 3-1		4-2 BB BB		1-1 1B	3-2 1B 1B	1-3 1B 1B	4 1 3 2 1 0 0	
Nick Esasky, R (1, 3) OBP: 0.354, SLG: 0.416	1-3 K		1-3 K		2-2 F8		0-3 K2-3	0-0 1B 1B	1-2 2B 1B	5 1 1 1 0 3 5	
Bo Diaz, R (1, 2) OBP: 0.246, SLG: 0.366		0-0 1B 2B		2-2 F8		2-1 F9		0-0 P6	0-0 2B 1B	5 2 2 1 0 0 0	
Dave Concepcion, R (1, 6) OBP: 0.290, SLG: 0.268		2-1 5-3		1-0 4-3		3-1 F9		2-0 FC6-4 1B	2-3 K	5 0 1 0 0 1 3	
Tom Browning, L (1, 1) OBP: 0.231, SLG: 0.250		0-2 5-3		0-3 K		0-2 G3		0-3 K	0-1 2B	5 0 1 2 0 2 2	
Inning Stats	R: 2 H: 3 E: 0 LOB: 1 K: 2 BB: 0 S: 14 P: 23	R: 1 H: 2 E: 0 LOB: 1 K: 0 BB: 0 S: 8 P: 12	R: 2 H: 2 E: 0 LOB: 0 K: 1 BB: 0 S: 9 P: 15	R: 0 H: 0 E: 0 LOB: 0 K: 1 BB: 0 S: 7 P: 10	R: 0 H: 1 E: 0 LOB: 3 K: 0 BB: 2 S: 14 P: 25	R: 0 H: 0 E: 0 LOB: 0 K: 0 BB: 0 S: 7 P: 12	R: 2 H: 2 E: 1 LOB: 1 K: 1 BB: 1 S: 11 P: 19	R: 0 H: 1 E: 0 LOB: 1 K: 1 BB: 0 S: 6 P: 8	R: 5 H: 6 E: 0 LOB: 1 K: 1 BB: 0 S: 16 P: 25	1B: 11 SF: 0 2B: 3 SAC: 0 3B: 0 DP: 1 HR: 3 HBP: 0	WP: 0 PA: 46 PB: 0 SB: 0 CS: 0
PITCHER	IP WLS BF H R ER SO BB IBB HBP BLK WP HR S P ERA WHIP										
Mark Grant, R (1, 1) ERA: 4.45	3.0 L 15 7 5 5 3 0 0 0 0 0 0 3 31 50 15.00 2.333										
Candy Sierra, R (4, 1) ERA: 5.7	2.0 9 1 0 0 1 2 0 0 0 0 0 0 21 35 0.00 1.500										
Dave Leiper, L (6, 1) ERA: 1.93	3.0 13 3 2 0 2 1 0 0 0 0 0 0 24 39 0.00 1.333										
Greg Booker, R (9, 1) ERA: 4.3	1.0 9 6 5 5 1 0 0 0 0 0 0 0 16 25 45.00 6.000										

Cincinnati Reds @ San Diego Padres
 Jack Murphy Stadium, San Diego, CA
 Mon Jun 06 1988, 10:05 PM EDT
 Att: 8,053 - Unknown - 65 F

AB	43
R	12
H	17
RBI	11
BB	3
SO	7
LOB	19




Batter	1	2	3	4	5	6	7	8	9
Shane Mack, R OBP: 0.307, SLG: 0.221 (1, 8)	1-1 1-3		1-3 K	1-3 K			4-0 4-3 WP BB		
Roberto Alomar, S OBP: 0.277, SLG: 0.333 (1, 4)	1-0 L6			1-2 BB 2B 1B		0-1 P6	2-1 4-3	1-3	
Tony Gwynn, L OBP: 0.327, SLG: 0.331 (1, 9)	1-2 4-3			4-1 2B BB		1-2 F8	4-1 BB		
Keith Moreland, R OBP: 0.335, SLG: 0.371 Lance McCullers, S (8, 1)			1-3 K	1-0 1B 2B		0-1 FC6-4 1B	2-1 P6		
Carmelo Martinez, R OBP: 0.267, SLG: 0.301 (1, 3)			0-0 P4	2-0 G4-6-3 2B 1B		1-0 FC6-4	0-0 5-3		
Benito Santiago, R OBP: 0.250, SLG: 0.311 (1, 2)			0-0 5-3	4-0 G4-6-3 BB		1-1 F7	1-2 5-3		
Chris Brown, R OBP: 0.303, SLG: 0.313 (1, 5)			1-0 HR	0-0 G4-6-3 1-2f 2-3		2-3 K	2-0 F9		
Garry Templeton, S OBP: 0.231, SLG: 0.254 (1, 6)			0-3 K	4-0 2B IBB		1-1 6-3			
Ed Whitson, R OBP: 0.158, SLG: 0.263 Tim Flannery, L OBP: 0.269, SLG: 0.208 (7, PH) Marvell Wynne, L OBP: 0.392, SLG: 0.674 (8, 7)			0-0 5-3	2-2 1-H 3-H 2B		1-0 F8			

Inning Stats	R: 0	H: 0	E: 0	K: 0	S: 7	LOB: 0	BB: 0	P: 10	R: 0	H: 0	E: 0	K: 1	S: 7	LOB: 0	BB: 0	P: 8	R: 1	H: 1	E: 0	K: 2	S: 8	LOB: 0	BB: 0	P: 10	R: 5	H: 4	E: 0	K: 1	S: 13	LOB: 1	BB: 3	P: 32	R: 0	H: 1	E: 0	K: 0	S: 8	LOB: 1	BB: 0	P: 10	R: 0	H: 0	E: 0	K: 1	S: 7	LOB: 0	BB: 0	P: 11	R: 0	H: 0	E: 0	K: 0	S: 6	LOB: 2	BB: 2	P: 19	R: 0	H: 0	E: 0	K: 0	S: 5	LOB: 0	BB: 0	P: 8
--------------	------	------	------	------	------	--------	-------	-------	------	------	------	------	------	--------	-------	------	------	------	------	------	------	--------	-------	-------	------	------	------	------	-------	--------	-------	-------	------	------	------	------	------	--------	-------	-------	------	------	------	------	------	--------	-------	-------	------	------	------	------	------	--------	-------	-------	------	------	------	------	------	--------	-------	------

AB R H RBI BB SO LOB										BOTTOM									
3 0 0 0 1 2 1										Cincinnati Reds @ San Diego Padres Jack Murphy Stadium, San Diego, CA Tue Jun 07 1988, 10:05 PM EDT Att. 8,575 - Unknown - 60 F									
4 1 1 0 0 0 1										AB 29 R 6 H 6 RBI 6 BB 5 SO 5 LOB 7									
2 1 0 0 2 0 0										livebaseballscorecards.com									
4 1 2 2 0 1 2										2 1 0 0 1 1 0									
0 0 0 0 0 0 0										2 0 1 2 0 0 0									
4 1 1 1 0 0 1										1 0 0 0 0 0 0									
3 0 0 0 1 0 0										0 0 0 0 0 0 0									
4 1 1 1 0 0 1										1B: 3 SF: 0 2B: 2 SAC: 0 3B: 0 DP: 1 HR: 1 HBP: 0									
PITCHER										PITCHER									
Danny Jackson, L (1, 1) ERA: 3.6 Frank Williams, R (5, 1) ERA: 3.13 Tim Birtsas, L (8, 1) ERA: 3.52										IP WLS BF H R ER SO BB IBB HBP BLK WP HR S P ERA WHIP Danny Jackson, L (1, 1) 4.0 L 19 5 6 6 4 2 1 0 0 0 1 0 21 40 0.00 1.000 Frank Williams, R (5, 1) 3.0 12 1 0 0 1 2 0 0 0 1 0 21 40 0.00 1.000 Tim Birtsas, L (8, 1) 1.0 3 0 0 0 0 0 0 0 0 0 0 5 8 0.00 0.000									

Cincinnati Reds @ San Diego Padres
Jack Murphy Stadium, San Diego, CA
 Tue Jun 07 1988, 10:05 PM EDT
 Att. 8,575 - Unknown - 60 F



Batter	1	2	3	4	5	6	7	8	9	AB R H RBI BB SO LOB	TOP											
Chris Sabo, R (1, 5) OBP: 0.322, SLG: 0.477	1-1 P3	3-3 K		1-2 E 1B		2-1 BB 1B		1-1 F8		5 2 2 0 0 1 0	Cincinnati Reds @ San Diego Padres Jack Murphy Stadium, San Diego, CA Wed Jun 08 1988, 10:05 PM EDT Att. 10,854 - Unknown - 60 F											
Dave Collins, S (1, 9) OBP: 0.305, SLG: 0.280	0-0 E 2B 1B	1-0 WP S 2B 1B		3-2 E 1B 1B		1-0 F8		0-3 K		5 2 3 0 0 1 1												
Kal Daniels, L (1, 7) OBP: 0.420, SLG: 0.472	4-2 2B 1B BB	4-2 WP 2B BB		0-0 E6 1B		4-1 1B BB		2-0 1B 1B		2 2 1 1 3 0 1												
Paul O'Neill, L (1, 8) OBP: 0.326, SLG: 0.399	1-0 1B 2B	3-2 1B 2B		1-0 G5-4-3 1B		0-1 FC6-4 1B		0-2 1B		5 1 5 4 0 0 0												
Nick Esasky, R (1, 3) OBP: 0.345, SLG: 0.397	1-3 K	2-1 5-3		0-1 G5-4-3 1-2f		2-1 FC6-4 1-2f		1-1 5-3		5 0 0 0 0 1 10												
Jeff Treadway, L (1, 4) OBP: 0.357, SLG: 0.361	4-1 1B BB		0-0 4-3		1-3 K		3-2 1B		2-3 K	4 0 1 0 1 2 0												
Bo Diaz, R (1, 2) OBP: 0.240, SLG: 0.355	1-1 1B		0-2 5-3		2-2 P6		2-1 F9		0-0 4-3	5 0 1 2 0 0 1												
Dave Concepcion, R (1, 6) OBP: 0.287, SLG: 0.276	3-3 K		0-1 F9		0-1 5-3		0-2 F8		0-0 1B	5 0 1 0 0 1 3												
Jose Rijo, R (1, 1) Barry Larkin, R (7, PH) Rob Murphy, L (7, 1) Lloyd McClendon, R (9, PH) John Franco, L (9, 1)		2-3 K		0-0 6-3		0-3 K		1-0 5-3	1-1 P4	3 0 0 0 0 2 0 1 0 0 0 0 0 1 0 0 0 0 0 0 0 1 0 0 0 0 0 1 0 0 0 0 0 0 0												
Inning Stats	R: 3 E: 0 K: 2 S: 16	H: 3 LOB: 2 BB: 2 P: 31	R: 2 E: 0 K: 2 S: 15	H: 2 LOB: 1 BB: 1 P: 30	R: 0 E: 0 K: 0 S: 7	H: 0 LOB: 0 BB: 0 P: 7	R: 1 E: 1 K: 0 S: 12	H: 3 LOB: 2 BB: 0 P: 17	R: 0 E: 0 K: 1 S: 9	H: 0 LOB: 0 BB: 0 P: 12	R: 1 E: 0 K: 1 S: 11	H: 2 LOB: 2 BB: 1 P: 20	R: 0 E: 0 K: 0 S: 9	H: 1 LOB: 1 BB: 0 P: 15	R: 0 E: 0 K: 1 S: 12	H: 2 LOB: 2 BB: 0 P: 16	R: 0 E: 0 K: 1 S: 7	H: 1 LOB: 1 BB: 0 P: 10	1B: 12 2B: 2 3B: 0 HR: 0	SF: 0 SAC: 0 DP: 1 HBP: 0	WP: 1 PB: 0 SB: 2 CS: 0	PA: 45
PITCHER	IP WLS BF H R ER SO BB IBB HBP BLK WP HR S P ERA WHIP																					
Eric Show, R (1, 1) ERA: 3.89	5.0 L 26 8 6 6 5 3 0 0 0 1 0 59 97 10.80 2.200																					
Dave Leiper, L (6, 1) ERA: 2.19	3.0 15 5 1 1 2 1 0 0 0 0 0 32 51 3.00 2.000																					
Greg Booker, R (9, 1) ERA: 4.15	1.0 4 1 0 0 1 0 0 0 0 0 0 7 10 0.00 1.000																					

livebaseballscorecards.com

AB	41
R	7
H	14
RBI	7
BB	4
SO	8
LOB	18



Batter	1	2	3	4	5	6	7	8	9	AB	R	H	RBI	BB	SO	LOB
Marvell Wynne, L (1, 8) OBP: 0.396, SLG: 0.663	3-2 4-3		1-2 3-1			4-1 BB		2-1 BB 1B		3	0	1	0	1	0	0
Randy Ready, R (1, 4) OBP: 0.348, SLG: 0.414	0-3 K		2-3 K			0-1 F9		2-2 BB 1B		4	0	1	0	0	2	1
Tony Gwynn, L (1, 9) OBP: 0.331, SLG: 0.326	4-2 BB					2-1 F9		4-0 BB		2	0	0	0	2	0	1
Keith Moreland, R (1, 7) OBP: 0.328, SLG: 0.363	0-3 K					2-3 K		0-2 L4		4	0	0	0	0	2	5
John Kruk, L (1, 3) OBP: 0.391, SLG: 0.462						1-2 4-3				4	1	2	1	0	0	0
Benito Santiago, R (1, 2) OBP: 0.245, SLG: 0.304						1-1 4-3				4	0	0	0	0	2	1
Chris Brown, R (1, 5) OBP: 0.292, SLG: 0.301						1-3 K				4	0	0	0	0	1	1
Dickie Thon, R (1, 6) OBP: 0.306, SLG: 0.286						0-1 1B				3	0	1	0	0	1	0
Eric Show, R (1, 1) OBP: 0.240, SLG: 0.208						3-3 K				1	0	0	0	0	0	0
Tim Flannery, L (5, PH) OBP: 0.259, SLG: 0.200										1	0	0	0	0	1	1
Dave Leiper, L (6, 1)										0	0	0	0	0	0	0
Carmelo Martinez, R (8, PH) OBP: 0.265, SLG: 0.298										1	0	0	0	0	0	0
Greg Booker, R (9, 1)										0	0	0	0	0	0	0

Inning Stats	R: 0	H: 0	E: 0	K: 2	S: 13	R: 1	H: 1	E: 0	K: 2	S: 19	R: 0	H: 0	E: 0	K: 1	S: 11	R: 0	H: 0	E: 0	K: 0	S: 10	R: 0	H: 1	E: 0	K: 2	S: 11	R: 0	H: 0	E: 0	K: 1	S: 9	R: 0	H: 2	E: 0	K: 0	S: 14	R: 0	H: 1	E: 0	K: 0	S: 9	1B: 4	2B: 0	3B: 0	HR: 1	SF: 0	SAC: 0	DP: 1	HBP: 0	WP: 0	PB: 0	SB: 0	CS: 0	PA: 34
--------------	------	------	------	------	-------	------	------	------	------	-------	------	------	------	------	-------	------	------	------	------	-------	------	------	------	------	-------	------	------	------	------	------	------	------	------	------	-------	------	------	------	------	------	-------	-------	-------	-------	-------	--------	-------	--------	-------	-------	-------	-------	--------

PITCHER	IP	WLS	BF	H	R	ER	SO	BB	IBB	HBP	BLK	WP	HR	S	P	ERA	WHIP
Jose Rijo, R (1, 1) ERA: 2.17	6.0	W	22	2	1	1	8	2	0	0	0	0	1	73	112	1.50	0.667
Rob Murphy, L (7, 1) ERA: 2.97	2.0		9	2	0	0	1	1	0	0	0	0	0	25	40	0.00	1.500
John Franco, L (9, 1) ERA: 1.41	1.0		3	1	0	0	0	0	0	0	0	0	0	9	14	0.00	1.000

BOTTOM

Cincinnati Reds @ San Diego Padres
Jack Murphy Stadium, San Diego, CA
 Wed Jun 08 1988, 10:05 PM EDT
 Att: 10,854 - Unknown - 60 F

livebaseballscorecards.com

AB	31
R	1
H	5
RBI	1
BB	3
SO	9
LOB	10



Batter	1	2	3	4	5	6	7	8	9	AB R H RBI BB SO LOB	TOP		
Chris Sabo, R (1, 5) OBP: 0.316, SLG: 0.468	2-2 5-3		2-1 4-3			0-0 5-3		0-1 F8		4 0 0 0 0 0 1			
Dave Collins, S (1, 9) OBP: 0.302, SLG: 0.291	1-3 K				0-0 F8 2B	0-0 P1			0-1 4-3	4 0 1 0 0 1 0			
Kal Daniels, L (1, 7) OBP: 0.413, SLG: 0.463	0-3 K				0-0 F7	1-2 G3			2-3 K	4 0 0 0 0 2 1			
Paul O'Neill, L (1, 8) OBP: 0.324, SLG: 0.395		1-1 2B 1B			1-0 F8				0-0 1-3	4 1 1 0 0 0 1			
Nick Esasky, R (1, 3) OBP: 0.352, SLG: 0.407		0-2 FC1-6-5-4 1-H 2B			1-1 HBP				0-0 4-3	2 0 1 1 0 0 0			
Jeff Treadway, L (1, 4) OBP: 0.351, SLG: 0.354		1-0 F8			0-1 F7				1-1 5-3	3 0 0 0 0 0 3			
Dave Concepcion, R (1, 6) OBP: 0.288, SLG: 0.271		0-1 FC1-6-5-4			4-1 G6-4-3 BB				1-3 K	2 0 0 0 1 1 1			
Terry McGriff, R (1, 2) OBP: 0.303, SLG: 0.310			0-2 5-3		0-2 G6-4-3				4-2 BB	2 0 0 0 0 0 1			
Barry Larkin, R (8, PH) OBP: 0.346, SLG: 0.423					1-2f					0 0 0 0 1 0 0			
Frank Williams, R (8, 1)										0 0 0 0 0 0 0			
Ron Robinson, R (1, 1) OBP: 0.143, SLG: 0.143			2-2 4-3		0-0 F9				3-2 F2	1 0 0 0 0 0 0			
Luis Quinones, S (5, PH) OBP: 0.200, SLG: 0.200										1 0 0 0 0 0 0			
Tim Birtsas, L (5, 1)										0 0 0 0 0 0 0			
Lloyd McClendon, R (8, PH) OBP: 0.388, SLG: 0.429										1 0 0 0 0 0 1			
Inning Stats	R: 0 H: 0 E: 0 LOB: 0 K: 2 BB: 0 S: 9 P: 12	R: 1 H: 2 E: 0 LOB: 0 K: 0 BB: 0 S: 8 P: 10	R: 0 H: 0 E: 0 LOB: 0 K: 0 BB: 0 S: 9 P: 13	R: 0 H: 1 E: 0 LOB: 2 K: 0 BB: 0 S: 6 P: 8	R: 0 H: 0 E: 0 LOB: 0 K: 0 BB: 1 S: 5 P: 9	R: 0 H: 0 E: 0 LOB: 0 K: 0 BB: 0 S: 6 P: 7	R: 0 H: 0 E: 0 LOB: 0 K: 0 BB: 0 S: 5 P: 7	R: 0 H: 0 E: 0 LOB: 1 K: 1 BB: 1 S: 15 P: 23	R: 0 H: 0 E: 0 LOB: 0 K: 1 BB: 0 S: 6 P: 8	1B: 1 SF: 0 2B: 3 SAC: 0 3B: 0 DP: 2 HR: 0 HBP: 1	WP: 0 PA: 31 PB: 0 SB: 0 CS: 0		
PITCHER	IP WLS BF H R ER SO BB IBB HBP BLK WP HR S P ERA WHIP											PITCHER	IP WLS BF H R ER SO BB IBB HBP BLK WP HR S P ERA WHIP
Jimmy Jones, R (1, 1) ERA: 2.99	8.0 W 28 3 1 1 3 2 0 1 0 0 0 0 63 89 1.12 0.625												
Mark Davis, L (9, 1) ERA: 2.56	1.0 S 3 0 0 0 1 0 0 0 0 0 0 0 6 8 0.00 0.000												

Cincinnati Reds @ San Diego Padres
 Jack Murphy Stadium, San Diego, CA
 Thu Jun 09 1988, 6:33 AM EDT
 Att. 12,986 - Sunny

livebaseballscorecards.com

AB	28
R	1
H	3
RBI	1
BB	2
SO	4
LOB	9



Batter	1	2	3	4	5	6	7	8	9	AB	R	H	RBI	BB	SO	LOB
Marvell Wynne, L OBP: 0.391, SLG: 0.646 (1, 8) (8, 7)	G3		F8	K		G6-4-3 1B				4	0	1	0	0	1	0
Roberto Alomar, S OBP: 0.277, SLG: 0.337 (1, 4)	K		K			F8				4	0	1	0	0	2	1
Tony Gwynn, L OBP: 0.323, SLG: 0.317 (1, 9)	6-3		E4 2B	F9		G6-4-3 1-2f				4	1	0	0	0	0	2
John Kruk, L OBP: 0.393, SLG: 0.466 (1, 3)		F7	F7 1B							3	1	1	1	1	0	0
Randy Ready, R OBP: 0.352, SLG: 0.417 Shane Mack, R OBP: 0.307, SLG: 0.221 (1, 7) (8, 8)		BB 1B	BB 1B	L4						4	1	2	1	0	0	2
Benito Santiago, R OBP: 0.245, SLG: 0.303 (1, 2)		F8	1B 1B							4	0	1	0	0	0	1
Tim Flannery, L OBP: 0.290, SLG: 0.214 (1, 5)		F8	1B 1B							3	0	1	1	1	0	0
Dickie Thon, R OBP: 0.322, SLG: 0.290 (1, 6)		BB BB	S 1B							2	0	1	0	2	1	0
Jimmy Jones, R OBP: 0.115, SLG: 0.043 Carmelo Martinez, R OBP: 0.262, SLG: 0.295 Mark Davis, L (8, PH) (9, 1)		4-3	B2-3							3	0	0	0	0	0	7

Inning Stats	R: 0	H: 0	E: 0	K: 1	S: 10	R: 0	H: 1	E: 0	K: 0	S: 9	R: 3	H: 4	E: 1	K: 1	S: 22	R: 0	H: 1	E: 0	K: 0	S: 11	R: 0	H: 1	E: 0	K: 0	S: 9	R: 0	H: 0	E: 0	K: 0	S: 8	R: 0	H: 0	E: 0	K: 1	S: 6	R: 0	H: 0	E: 0	K: 0	S: 6
	0	0	0	1	15	0	1	0	0	19	0	4	0	1	37	0	1	0	0	16	0	1	0	0	12	0	0	0	0	15	0	0	0	1	6	0	0	0	0	6

PITCHER	IP	WLS	BF	H	R	ER	SO	BB	IBB	HBP	BLK	WP	HR	S	P	ERA	WHIP
Ron Robinson, R ERA: 3.9 (1, 1)	4.0	L	23	6	3	0	3	3	1	0	0	0	0	50	89	0.00	2.250
Tim Birtsas, L ERA: 2.95 (5, 1)	3.0		10	2	0	0	0	0	0	0	0	0	0	28	43	0.00	0.667
Frank Williams, R ERA: 3.0 (8, 1)	1.0		3	0	0	0	1	0	0	0	0	0	0	6	6	0.00	0.000

BOTTOM

Cincinnati Reds @ San Diego Padres
Jack Murphy Stadium, San Diego, CA
 Thu Jun 09 1988, 6:33 AM EDT
 Att. 12,986 - Sunny

AB	32
R	3
H	8
RBI	3
BB	4
SO	4
LOB	13



1B	2B	3B	HR	SF	SAC	DP	HBP	WP	PA
6	2	0	0	0	0	1	0	0	36

Batter	1	2	3	4	5	6	7	8	9	AB	R	H	RBI	BB	SO	LOB
Marvell Wynne, L OBP: 0.386, SLG: 0.630 (1, 8)	2-2 1-3			1-0 6-3		1-1 4-3		2-2 1B		4	0	1	0	0	0	0
Roberto Alomar, S OBP: 0.281, SLG: 0.337 (1, 4)	2-1 G4-6-3 1B			2-3 K			4-1 2B 6-3 BB	0-1 F8		3	1	1	0	1	1	1
Tony Gwynn, L OBP: 0.321, SLG: 0.322 (1, 9)	1-1 G4-6-3 1-2f			3-2 E4			0-1 6-3 SF7 2B		2-1 G3	4	1	1	0	0	0	1
Keith Moreland, R OBP: 0.327, SLG: 0.361 (1, 7)				0-1 4-1			0-0 6-3		2-3 K	4	0	1	1	0	1	2
John Kruk, L OBP: 0.390, SLG: 0.459 (1, 3)				2-2 F7		1-0 L6	0-2 SF7		4-0 2B BB	2	1	0	1	1	0	1
Benito Santiago, R OBP: 0.250, SLG: 0.309 (1, 2)				1-0 G6-3 1-2f		2-3 K	3-2 2B		4-2 2B BB	3	1	1	0	1	1	1
Chris Brown, R OBP: 0.293, SLG: 0.302 (1, 5)				2-1 B1-3 1B		0-0 F9	0-2 6-3		0-0 2B	3	0	1	0	0	0	1
Lance McCullers, S OBP: 0.269, SLG: 0.313 (8, 1)										0	0	0	0	0	0	0
Carmelo Martinez, R OBP: 0.269, SLG: 0.313 (9, PH)										1	0	1	2	0	0	0
Garry Templeton, S OBP: 0.226, SLG: 0.248 (1, 6)				0-3 K		1-2 G3		0-0 F5		3	0	0	0	0	1	1
Andy Hawkins, R OBP: 0.167, SLG: 0.167 (1, 1)				0-0 B1-3						1	0	0	0	0	0	1
Tim Flannery, L OBP: 0.281, SLG: 0.207 (6, PH)										1	0	0	0	0	1	0
Mark Grant, R (7, 1)										0	0	0	0	0	0	0
Randy Ready, R OBP: 0.349, SLG: 0.414 (8, 5)				1-2f						1	0	0	0	0	1	0

Inning Stats	R: 0	H: 1	E: 0	LOB: 0	K: 0	P: 12	R: 0	H: 1	E: 0	LOB: 0	K: 0	P: 9	R: 0	H: 1	E: 0	LOB: 0	K: 1	P: 8	R: 0	H: 0	E: 0	LOB: 0	K: 1	P: 8	R: 0	H: 0	E: 0	LOB: 0	K: 1	P: 13	R: 2	H: 2	E: 0	LOB: 1	K: 0	P: 22	R: 0	H: 1	E: 0	LOB: 1	K: 1	P: 12	R: 2	H: 1	E: 0	LOB: 1	K: 1	P: 20	1B: 4	SF: 1	2B: 4	SAC: 0	3B: 0	DP: 3	HR: 0	HBP: 0	WP: 0	PA: 34
--------------	------	------	------	--------	------	-------	------	------	------	--------	------	------	------	------	------	--------	------	------	------	------	------	--------	------	------	------	------	------	--------	------	-------	------	------	------	--------	------	-------	------	------	------	--------	------	-------	------	------	------	--------	------	-------	-------	-------	-------	--------	-------	-------	-------	--------	-------	--------

PITCHER	IP	WLS	BF	H	R	ER	SO	BB	IBB	HBP	BLK	WP	HR	S	P	ERA	WHIP
Tim Leary, R ERA: 2.76 (1, 1)	6.1		22	4	2	2	4	1	0	0	0	0	0	47	74	2.84	0.789
Jesse Orosco, L ERA: 3.05 (7, 1)	0.1		2	1	0	0	0	0	0	0	0	0	0	7	10	0.00	3.000
Alejandro Pena, R ERA: 1.91 (7, 1)	1.1		5	1	0	0	1	0	0	0	0	0	0	13	16	0.00	0.750
Jay Howell, R ERA: 3.13 (9, 1)	0.2	L	5	1	2	2	1	2	0	0	0	0	0	8	20	27.00	4.500

BOTTOM

Los Angeles Dodgers @ San Diego Padres
Jack Murphy Stadium, San Diego, CA

Fri Jun 10 1988, 10:05 PM EDT
Att: 19,859 - Unknown - 65 F

AB	30
R	4
H	7
RBI	4
BB	3
SO	6
LOB	9



Batter	1	2	3	4	5	6	7	8	9	AB R H RBI BB SO LOB	TOP											
Steve Sax, R (1, 4) OBP: 0.339, SLG: 0.398	1-1 6-3		1-1 L4			1-3 K	0-3 K			4 0 0 0 0 2 2	Los Angeles Dodgers @ San Diego Padres Jack Murphy Stadium, San Diego, CA Sat Jun 11 1988, 10:05 PM EDT Att. 26,068 - Unknown - 68 F livebaseballscorecards.com											
Mickey Hatcher, R (1, 3) OBP: 0.407, SLG: 0.456	0-0 1B 1B		1-0 E7 1B			0-1 E5 1B E		3-2 P4		4 1 2 0 0 0 0												
Kirk Gibson, L (1, 7) OBP: 0.366, SLG: 0.531	1-1 1-2 1B		1-2 1-3			0-2 FC6-4 1B		1-2 4-3		4 0 2 0 0 0 1												
Mike Marshall, R (1, 9) OBP: 0.294, SLG: 0.388	0-3 K			0-0 P3		0-0 FC6-4 1-2 2-H		2-3 K		4 0 0 0 0 2 3												
John Shelby, S (1, 8) OBP: 0.346, SLG: 0.408	0-3 K			1-1 F9		1-3 K		1-2 6-3		4 0 0 0 0 2 3												
Jeff Hamilton, R (1, 5) OBP: 0.219, SLG: 0.304		1-3 K		1-0 6-3		0-2 3-1		1-2 F8		4 0 0 0 0 1 0												
Rick Dempsey, R (1, 2) OBP: 0.340, SLG: 0.409		3-3 K			3-3 K	1-2 F9 2B		2-1 F7		4 0 1 0 0 2 0												
Dave Anderson, R (1, 6) OBP: 0.349, SLG: 0.329		2-0 F8			0-1 F9	4-1 BB BB				2 0 0 0 1 0 0												
Don Sutton, R (1, 1) OBP: 0.150, SLG: 0.105			0-3 K		0-1 5-3	1-2 F9 2-3				2 0 0 0 0 1 0												
Mike Sharperson, R (7, PH) OBP: 0.455, SLG: 0.455										1 0 0 0 0 0 2												
Jesse Orosco, R (7, 1)										0 0 0 0 0 0 0												
Inning Stats	R: 0 E: 0 K: 2 S: 11	H: 2 LOB: 2 BB: 0 P: 13	R: 0 E: 0 K: 2 S: 10	H: 0 LOB: 0 BB: 0 P: 16	R: 0 E: 1 K: 1 S: 9	H: 1 LOB: 1 BB: 0 P: 12	R: 0 E: 0 K: 0 S: 4	H: 0 LOB: 0 BB: 0 P: 6	R: 0 E: 0 K: 1 S: 7	H: 0 LOB: 0 BB: 0 P: 10	R: 1 E: 2 K: 2 S: 12	H: 1 LOB: 1 BB: 0 P: 14	R: 0 E: 0 K: 1 S: 14	H: 1 LOB: 2 BB: 1 P: 20	R: 0 E: 0 K: 1 S: 12	H: 0 LOB: 0 BB: 0 P: 18	R: 0 E: 0 K: 0 S: 9	H: 0 LOB: 0 BB: 0 P: 13	1B: 4 2B: 1 3B: 0 HR: 0	SF: 0 SAC: 0 DP: 0 HBP: 0	WP: 0 PB: 0 SB: 0 CS: 0	PA: 34
PITCHER Dennis Rasmussen, L (1, 1) ERA: 4.96	IP: 9.0 WLS: W BF: 34 H: 5 R: 1 ER: 0 SO: 10 BB: 1 IBB: 0 HBP: 0 BLK: 0 WP: 0 HR: 0 S: 88 P: 122 ERA: 0.00 WHIP: 0.667											PITCHER	IP: 0 WLS: 0 BF: 0 H: 0 R: 0 ER: 0 SO: 0 BB: 0 IBB: 0 HBP: 0 BLK: 0 WP: 0 HR: 0 S: 0 P: 0 ERA: 0.00 WHIP: 0.000									



Batter	1	2	3	4	5	6	7	8	9
Marvell Wynne, L <small>(1, 8) OBP: 0.381, SLG: 0.615</small> <small>(9, 7)</small>	2-1 <small>1B</small>	0-3 <small>K</small>			0-2 <small>1-3</small>		0-3 <small>K</small>		
Roberto Alomar, S <small>(1, 4)</small> <small>OBP: 0.281, SLG: 0.335</small>	0-0 <small>1B</small>		1-2 <small>G3</small>		2-3 <small>K</small>			1-2 <small>P4</small>	
Tony Gwynn, L <small>(1, 9)</small> <small>OBP: 0.315, SLG: 0.315</small>	1-0 <small>SH1-3</small>		2-1 <small>4-3</small>		0-0 <small>G3</small>			1-2 <small>4-3</small>	
Keith Moreland, R <small>(1, 7)</small> <small>OBP: 0.330, SLG: 0.369</small> Shane Mack, R <small>(9, 8)</small> <small>OBP: 0.307, SLG: 0.221</small>	0-0 <small>L5</small>		0-1 <small>1B</small>		2-1 <small>SF7 2B</small>			2-0 <small>F7</small>	
John Kruk, L <small>(1, 3)</small> <small>OBP: 0.389, SLG: 0.453</small>		4-0 <small>BB SF9 1B BB</small>	0-1 <small>F7</small>		1-1 <small>3-1</small>	2-3 <small>3-1</small>			
Benito Santiago, R <small>(1, 2)</small> <small>OBP: 0.251, SLG: 0.311</small>		1-1 <small>SF9 BB 1B</small>		1-2 <small>F8</small>	0-0 <small>SF7</small>	3-H <small>SF7</small>			
Chris Brown, R <small>(1, 5)</small> <small>OBP: 0.294, SLG: 0.296</small>		0-2 <small>P6</small>		4-0 <small>BB</small>	0-0 <small>F9</small>				
Garry Templeton, S <small>(1, 6)</small> <small>OBP: 0.228, SLG: 0.244</small>		4-0 <small>BB</small>		3-2 <small>F7</small>	2-3 <small>K</small>				
Dennis Rasmussen, L <small>(1, 1)</small> <small>OBP: 0.200, SLG: 0.250</small>		0-0 <small>SF9</small>		0-0 <small>4-3</small>	1-1 <small>4-3</small>				

AB	R	H	RBI	BB	SO	LOB
4	0	1	0	0	2	2
4	0	1	0	0	1	0
3	0	0	0	0	0	0
4	1	2	0	0	0	2
0	0	0	0	0	0	0
2	1	0	0	1	0	2
2	0	1	1	0	0	0
2	0	0	0	1	0	2
2	0	0	0	1	1	1
2	0	0	1	0	0	1

Los Angeles Dodgers @ San Diego Padres
 Jack Murphy Stadium, San Diego, CA
 Sat Jun 11 1988, 10:05 PM EDT
 Att: 26,068 - Unknown - 68 F

AB	25
R	2
H	5
RBI	2
BB	3
SO	4
LOB	10



Inning Stats		R	H	E	K	S	IP	WLS	BF	H	R	ER	SO	BB	IBB	HBP	BLK	WP	HR	S	P	ERA	WHIP
		0	2	0	0	5	6.0	L	25	5	2	2	2	3	0	0	0	0	0	43	71	3.00	1.333
		1	1	0	1	9	2.0		6	0	0	0	2	0	0	0	0	0	0	17	24	0.00	0.000

WP	PA
0	31

Batter	1	2	3	4	5	6	7	8	9	AB R H RBI BB SO LOB	TOP											
Steve Sax, R (1, 4) OBP: 0.337, SLG: 0.396	0-1 4-3		1-1 FC6-5			1-2 4-3 1B		1-1 L5		4 0 1 0 0 0 1												
Franklin Stubbs, L (1, 3) OBP: 0.327, SLG: 0.295 Mike Sharperson, R (8, PH) OBP: 0.417, SLG: 0.417 (8, 5)	4-1 BB		2-2 F9			0-3 K		1-1 5-3		2 0 0 0 1 1 2 1 0 0 0 0 0 0												
Kirk Gibson, L (1, 7) OBP: 0.360, SLG: 0.521	0-2 F8			0-1 4-3		0-0 4-3		1-0 F7		4 0 0 0 0 0 2												
Mike Marshall, R (1, 9) OBP: 0.293, SLG: 0.386	1-0 5-3			0-0 2B 1B		0-0 5-3		1-3 K		4 1 1 0 0 1 2												
John Shelby, S (1, 8) OBP: 0.356, SLG: 0.432		0-1 F7		2-2 CS 1-H 2B		0-2 G3 1B 2B		0-1 1B 1B		4 1 3 1 0 0 0												
Mike Scioscia, L (1, 2) OBP: 0.381, SLG: 0.371		2-1 L4		0-2 F8		0-0 G3		1-1 1B		4 0 1 0 0 0 2												
Jeff Hamilton, R (1, 5) OBP: 0.208, SLG: 0.288 (8, 3)		0-0 F7			1-3 K		1-3 K		0-3 K	4 0 0 0 0 3 2												
Dave Anderson, R (1, 6) OBP: 0.360, SLG: 0.342			0-0 FC6-5 BLK 1B		0-0 B1-3		1-2 1B			3 0 2 1 0 0 0												
Tim Belcher, R (1, 1) OBP: 0.095, SLG: 0.143 Mike Davis, L (5, PH) OBP: 0.270, SLG: 0.237 Brian Holton, R (5, 1) Danny Heep, L (7, PH) OBP: 0.437, SLG: 0.356 Tim Crews, R (7, 1)			1-3 K		0-2 F7		1-1 5-3			1 0 0 0 0 1 1 1 0 0 0 0 0 0 0 0 0 0 0 0 0 1 0 0 0 0 0 1 0 0 0 0 0 0 0												
Inning Stats	R: 0 E: 0 K: 0 S: 7	H: 0 LOB: 1 BB: 1 P: 12	R: 0 E: 0 K: 0 S: 5	H: 0 LOB: 0 BB: 0 P: 7	R: 0 E: 0 K: 1 S: 10	H: 1 LOB: 1 BB: 0 P: 13	R: 1 E: 0 K: 0 S: 12	H: 2 LOB: 0 BB: 0 P: 14	R: 0 E: 0 K: 1 S: 8	H: 0 LOB: 0 BB: 0 P: 9	R: 0 E: 0 K: 1 S: 8	H: 1 LOB: 1 BB: 0 P: 9	R: 1 E: 0 K: 1 S: 15	H: 2 LOB: 1 BB: 0 P: 18	R: 0 E: 0 K: 0 S: 5	H: 0 LOB: 0 BB: 0 P: 8	R: 0 E: 0 K: 2 S: 10	H: 2 LOB: 1 BB: 0 P: 12	1B: 6 2B: 2 3B: 0 HR: 0	SF: 0 SAC: 0 DP: 0 HBP: 0	WP: 0 PB: 0 SB: 0 CS: 1	PA: 34
PITCHER	IP WLS BF H R ER SO BB IBB HBP BLK WP HR S P ERA WHIP																					
Ed Whitson, R (1, 1) ERA: 5.13	7.0 W 27 6 2 2 4 1 0 0 0 1 0 0 65 82 2.57 1.000																					
Mark Davis, L (8, 1) ERA: 2.43	2.0 S 7 2 0 0 2 0 0 0 0 0 0 0 15 20 0.00 1.000																					

Los Angeles Dodgers @ San Diego Padres
Jack Murphy Stadium, San Diego, CA

Sun Jun 12 1988, 6:33 AM EDT
Att. 21,533 - Sunny - 70 F

AB	33
R	2
H	8
RBI	2
BB	1
SO	6
LOB	13



Batter	1	2	3	4	5	6	7	8	9	AB	R	H	RBI	BB	SO	LOB
Marvell Wynne, L OBP: 0.385, SLG: 0.611 (1, 8) B C F X (8, 7)	2-2 SH5-3 1B		0-3 K	1-2 3-1			3-2 SH3-4 1B			4	0	2	0	0	1	0
Roberto Alomar, S OBP: 0.283, SLG: 0.337 (1, 4) 1 SAFE SAFE X	0-0 SH5-3 1-2		1-0 2B 2B 1B	1-2 3-1			1-1 SH3-4 1-2			2	1	1	0	0	0	0
Tony Gwynn, L OBP: 0.320, SLG: 0.322 (1, 9) B C F X	1-2 1-3		0-1 1-3 2B				4-0 IBB			3	1	1	0	1	0	1
Keith Moreland, R OBP: 0.329, SLG: 0.363 Mark Davis, L (8, 1) F X	0-1 4-3		4-0 2B E IBB				1-0 F9			3	1	0	0	1	0	3
Carmelo Martinez, R OBP: 0.269, SLG: 0.320 (1, 3) C F X		0-2 F7	0-1 1-3 2-H 3-H E 2B				1-2 F7			4	1	1	2	0	1	2
Benito Santiago, R OBP: 0.256, SLG: 0.315 (1, 2) C C C X		0-2 5-3	0-2 2-H 3-H E7 1B				1-0 E5 1B			4	1	2	2	0	0	0
Chris Brown, R OBP: 0.301, SLG: 0.313 (1, 5) C C C C X		2-2 2B	0-2 5-3				0-0 G3-6-3 2-H 1B			4	0	2	1	0	1	1
Garry Templeton, S OBP: 0.229, SLG: 0.238 (1, 6) B B B B X		4-1 IBB	0-3 K				0-0 G3-6-3 1-2f			3	0	0	0	1	1	2
Ed Whitson, R OBP: 0.136, SLG: 0.227 Shane Mack, R OBP: 0.307, SLG: 0.221 (8, 8) C C C C X		3-2 4-3		0-2 F8			0-3 K			3	0	0	0	0	1	2

Inning Stats	R: 0	H: 1	E: 0	LOB: 1	K: 0	BB: 0	S: 9	R: 0	H: 1	E: 0	LOB: 2	K: 0	BB: 1	S: 19	R: 4	H: 4	E: 1	LOB: 1	K: 2	BB: 1	S: 17	R: 0	H: 0	E: 0	LOB: 0	K: 0	BB: 0	S: 10	R: 0	H: 0	E: 0	LOB: 0	K: 0	BB: 0	S: 9	R: 1	H: 2	E: 1	LOB: 0	K: 1	BB: 0	S: 6	R: 0	H: 1	E: 0	LOB: 2	K: 1	BB: 1	S: 9	R: 0	H: 0	E: 0	LOB: 0	K: 1	BB: 0	S: 8
	0	1	0	1	0	0	12	0	1	0	2	0	1	19	4	4	1	1	2	1	1	22	0	0	0	0	0	10	0	0	0	0	0	0	12	1	2	1	0	0	7	0	1	20	0	0	13									

PITCHER	IP	WLS	BF	H	R	ER	SO	BB	IBB	HBP	BLK	WP	HR	S	P	ERA	WHIP
Tim Belcher, R ERA: 4.08 (1, 1)	4.0	L	20	6	4	4	2	0	0	0	0	0	0	55	74	9.00	1.500
Brian Holton, R ERA: 1.5 (5, 1)	2.0		7	2	1	0	1	0	0	0	0	0	0	15	19	0.00	1.000
Tim Crews, R ERA: 2.95 (7, 1)	2.0		8	1	0	0	2	0	1	0	0	0	0	17	33	0.00	0.500

BOTTOM

Los Angeles Dodgers @ San Diego Padres
Jack Murphy Stadium, San Diego, CA

Sun Jun 12 1988, 6:33 AM EDT
Att: 21,533 - Sunny - 70 F

livebaseballscorecards.com

AB	30
R	5
H	9
RBI	5
BB	3
SO	5
LOB	11



WP	PA	3B	SF	SAC	DP	HBP	CS
0	35	0	0	2	1	0	0

Batter	1	2	3	4	5	6	7	8	9	AB R H RBI BB SO LOB	TOP											
Brett Butler, L (1, 8) OBP: 0.368, SLG: 0.354	3-1 G3		3-3 K			1-0 F7		2-2 BB 1B		4 1 1 0 0 1 0	San Francisco Giants @ San Diego Padres Jack Murphy Stadium, San Diego, CA Mon Jun 13 1988, 10:05 PM EDT Att. 13,176 - Sunny - 70 F											
Robby Thompson, R (1, 4) OBP: 0.381, SLG: 0.417	0-2 F8		2-2 F8			1-3 K		4-2 1B 1-2 BB		3 0 0 0 1 1 0												
Will Clark, L (1, 3) OBP: 0.357, SLG: 0.541	3-2 HR			4-1 G6-4-3 BB		4-1 BB		2-2 1-3 2-H 1B		2 1 2 2 2 0 0												
Candy Maldonado, R (1, 9) OBP: 0.299, SLG: 0.385 Don Robinson, R (8, 1)	3-1 L5			0-1 G6-4-3 1-2f		0-3 K		2-3 K		4 0 0 0 0 2 4 0 0 0 0 0 0 0												
Mike Aldrete, L (1, 7) OBP: 0.340, SLG: 0.344		1-0 G3		2-1 L6			0-0 4-3		2-3 K	4 0 0 0 0 1 0												
Kevin Mitchell, R (1, 5) OBP: 0.312, SLG: 0.439		1-3 K			0-1 FC6-4 1B		2-0 L4		1-2 1-3	4 0 1 0 0 1 0												
Bob Brenly, R (1, 2) OBP: 0.227, SLG: 0.303		1-2 P4			2-0 FC6-4 1-2f		2-3 K		4-2 BB	3 0 0 0 1 1 1												
Matt Williams, R (1, 6) OBP: 0.250, SLG: 0.500 Ernest Riles, L (8, PH) OBP: 0.296, SLG: 0.348 (8, 6)			2-2 F8		2-1 F3			0-1 3-1	1-0 4-3	2 0 0 0 0 0 1 2 0 0 0 0 0 1												
Mike Krukow, R (1, 1) OBP: 0.107, SLG: 0.185 Francisco Melendez, L (8, PH) Joel Youngblood, R (8, 9) OBP: 0.395, SLG: 0.395			1-0 HR		0-1 F7			1-1 G3		2 1 1 1 0 0 1 1 0 0 0 0 0 0 0 0 0 0 0 0 0												
Inning Stats	R: 1 E: 0 K: 0 S: 10	H: 1 LOB: 0 BB: 0 P: 19	R: 0 E: 0 K: 1 S: 9	H: 0 LOB: 0 BB: 0 P: 12	R: 1 E: 0 K: 1 S: 11	H: 1 LOB: 0 BB: 0 P: 19	R: 0 E: 0 K: 0 S: 5	H: 0 LOB: 0 BB: 1 P: 11	R: 0 E: 0 K: 0 S: 7	H: 1 LOB: 1 BB: 0 P: 11		R: 0 E: 0 K: 2 S: 8	H: 0 LOB: 1 BB: 1 P: 14	R: 0 E: 0 K: 1 S: 5	H: 0 LOB: 0 BB: 0 P: 9	R: 1 E: 0 K: 1 S: 20	H: 2 LOB: 2 BB: 1 P: 31	R: 0 E: 0 K: 1 S: 10	H: 0 LOB: 1 BB: 1 P: 18	1B: 3 2B: 0 3B: 0 HR: 2	SF: 0 SAC: 0 DP: 1 HBP: 0	WP: 0 PB: 0 SB: 0 CS: 0
PITCHER	IP WLS BF H R ER SO BB IBB HBP BLK WP HR S P ERA WHIP												PITCHER	IP WLS BF H R ER SO BB IBB HBP BLK WP HR S P ERA WHIP								
Eric Show, R (1, 1) ERA: 3.86 Mark Davis, L (8, 1) ERA: 2.36	7.2 W 29 4 3 3 5 3 0 0 0 0 2 69 116 3.52 0.913													1.1 S 6 1 0 0 2 1 0 0 0 0 0 0 16 28 0.00 1.500								

livebaseballscorecards.com

AB	31
R	3
H	5
RBI	3
BB	4
SO	7
LOB	8



Batter	1	2	3	4	5	6	7	8	9
Marvell Wynne, L <small>(1, 8) OBP: 0.378, SLG: 0.602</small> <small>(8, 7)</small>	3-3 	3-1 L5 			1-0 F8 2B 	0-0 G4-3 1-2f 		1-1 4-3 	
Roberto Alomar, S <small>(1, 4) OBP: 0.287, SLG: 0.356</small>	0-0 4-3 		0-0 HR		2-3 K		0-2 4-3 1B		
Tony Gwynn, L <small>(1, 9) OBP: 0.318, SLG: 0.316</small>	2-2 4-3 		0-2 3-1 		4-0 2B S IBB		1-2 4-3 		
Keith Moreland, R <small>(1, 7) OBP: 0.327, SLG: 0.361</small> Shane Mack, R <small>(8, 8) OBP: 0.307, SLG: 0.221</small>		0-0 1B 1B	2-3 		2-0 F8 		2-0 P3 		
Carmelo Martinez, R <small>(1, 3) OBP: 0.277, SLG: 0.337</small>		1-1 1B E 1B	2-0 F7 		3-2 2B 1-H 3-H		0-0 5-3 		
Tim Flannery, L <small>(1, 5) OBP: 0.333, SLG: 0.226</small>		1-1 E 1B 1-3 3-H		0-0 6-3 	4-2 BB		4-1 SH1 HR BB		
Dickie Thon, R <small>(1, 6) OBP: 0.322, SLG: 0.284</small>		1-1 E6 5-3 1-3 3-H		4-1 6-3 S BB	0-3 K		0-0 SH1 		
Mark Parent, R <small>(1, 2) OBP: 0.189, SLG: 0.194</small>		2-2 5-3 		0-1 6-3 		0-0 G4-3 1B		1-3 K	
Eric Show, R <small>(1, 1) OBP: 0.214, SLG: 0.185</small> Mark Davis, L <small>(8, 1) OBP: 0.500, SLG: 1.333</small>		0-3 		0-0 L5 		0-3 K		0-1 HR 2-H	

AB	R	H	RBI	BB	SO	LOB
5	1	1	0	0	1	3
4	1	2	1	0	1	1
3	1	0	0	1	0	1
4	1	1	0	0	1	3
0	0	0	0	0	0	0
4	1	2	2	0	0	1
2	1	1	1	2	0	0
2	0	0	1	1	1	3
4	0	1	0	0	1	4
3	0	0	0	0	2	4
1	1	1	2	0	0	0
1B: 5	SF: 0	2B: 2	SAC: 1	3B: 0	DP: 1	HR: 2
WP: 0	PA: 37	PB: 0	SB: 2	CS: 0		

BOTTOM

San Francisco Giants @ San Diego Padres
Jack Murphy Stadium, San Diego, CA

Mon Jun 13 1988, 10:05 PM EDT
 Att. 13,176 - Sunny - 70 F

livebaseballscorecards.com

AB	32
R	7
H	9
RBI	7
BB	4
SO	7
LOB	20


Inning Stats	R	H	E	K	S	R	H	E	K	S	R	H	E	K	S	R	H	E	K	S	R	H	E	K	S
	0	0	0	1	10	2	3	1	1	15	0	1	0	1	8	0	0	0	0	0	0	0	0	0	0
	0	0	0	1	15	1	2	1	1	23	0	1	0	1	8	0	0	0	0	0	0	0	0	0	0
	0	0	0	1	5	0	0	0	0	9	0	0	0	0	8	0	0	0	0	0	0	0	0	0	0
	0	0	0	1	5	0	0	0	0	9	0	0	0	0	8	0	0	0	0	0	0	0	0	0	0
	0	0	0	1	5	0	0	0	0	9	0	0	0	0	8	0	0	0	0	0	0	0	0	0	0
	0	0	0	1	5	0	0	0	0	9	0	0	0	0	8	0	0	0	0	0	0	0	0	0	0

PITCHER	IP	WLS	BF	H	R	ER	SO	BB	IBB	HBP	BLK	WP	HR	S	P	ERA	WHIP
Mike Krukow, R <small>(1, 1) ERA: 4.26</small>	7.0	L	32	8	5	5	6	2	1	0	0	0	1	68	108	6.43	1.429
Don Robinson, R <small>(8, 1) ERA: 2.72</small>	1.0		5	1	2	2	1	1	0	0	0	0	1	9	15	18.00	2.000

WP	HR	S	P	ERA	WHIP
0	0	1	0	0	0

Batter	1	2	3	4	5	6	7	8	9	AB R H RBI BB SO LOB	TOP			
Brett Butler, L (1, 8) OBP: 0.369, SLG: 0.355	1-2 4-3		0-2 2B 1B		0-0 1B 5-3 1B		1-1 1-3		0-2 G3	5 2 2 0 0 0 1	San Francisco Giants @ San Diego Padres Jack Murphy Stadium, San Diego, CA Tue Jun 14 1988, 10:05 PM EDT Att. 13,789 - Unknown - 68 F livebaseballscorecards.com			
Robby Thompson, R (1, 4) OBP: 0.383, SLG: 0.416	4-1 HBP BB		0-0 2B 1-2 2B 1B		0-1 5-3 1-2		1-1 F8		3 1 1 0 1 0 1					
Will Clark, L (1, 3) OBP: 0.356, SLG: 0.540	0-1 F8		2-0 2B 1-3 2-H		1-3 K		1-3 K		4 1 1 1 0 2 2					
Candy Maldonado, R (1, 9) OBP: 0.310, SLG: 0.395	2-2 FC6-4 HBP		2-1 2B 2-H 3-H		0-0 1B 2-H		4-2 G6-3 BB		2 1 2 3 1 0 0					
Kevin Mitchell, R (1, 7) OBP: 0.311, SLG: 0.435	1-0 FC6-4		0-2 1B 2-H		1-1 5-3		2-1 F6		4 0 1 1 0 0 4					
Chris Speier, R (1, 6) OBP: 0.317, SLG: 0.310		1-2 6-3	2-2 F8		3-3 K		1-1 G6-3		4 0 0 0 0 1 1					
Ernest Riles, L (1, 5) OBP: 0.295, SLG: 0.345		1-1 F7		2-0 L9		3-1 FC6-4 1B		3-2 L3	4 0 1 0 0 0 0					
Kirt Manwaring, R (1, 2) OBP: 0.333, SLG: 0.394 Francisco Melendez, L (9, PH)		0-1 5-3		0-0 6-3		0-0 FC6-4 1-2f		1-1 3-1	3 0 0 0 0 0 1 1 0 0 0 0 0 0					
Michael LaCoss, R (1, 1) OBP: 0.333, SLG: 0.320 Randy Bockus, L (6, 1) Craig Lefferts, L (6, 1) Scott Garrelts, R (7, 1) Joel Youngblood, R (9, PH) OBP: 0.409, SLG: 0.436			0-3 K	3-2 G3		0-3 K		1-1 2B	3 0 0 0 0 2 1 0 1 0 1 0 0 0 0					
Inning Stats	R: 0 H: 0 E: 0 LOB: 2 K: 0 BB: 1 S: 9 P: 17	R: 0 H: 0 E: 0 LOB: 0 K: 0 BB: 0 S: 7 P: 9	R: 4 H: 5 E: 0 LOB: 0 K: 1 BB: 0 S: 17 P: 23	R: 0 H: 0 E: 0 LOB: 0 K: 0 BB: 0 S: 5 P: 10	R: 1 H: 2 E: 0 LOB: 1 K: 1 BB: 0 S: 9 P: 11	R: 0 H: 1 E: 0 LOB: 1 K: 2 BB: 0 S: 9 P: 15	R: 0 H: 0 E: 0 LOB: 0 K: 1 BB: 0 S: 7 P: 10	R: 0 H: 0 E: 0 LOB: 0 K: 0 BB: 1 S: 6 P: 13	R: 0 H: 1 E: 0 LOB: 1 K: 0 BB: 0 S: 10 P: 15	1B: 6 SF: 0 2B: 3 SAC: 0 3B: 0 DP: 1 HR: 0 HBP: 1		WP: 0 PA: 37 PB: 0 SB: 0 CS: 0		
PITCHER	IP WLS BF H R ER SO BB IBB HBP BLK WP HR S P ERA WHIP													
Jimmy Jones, R (1, 1) ERA: 3.35	5.0		7 5 5 2 1 0 1 0	0 0 47 70 9.00 1.600										
Greg Booker, R (6, 1) ERA: 4.02	1.0	W	4 1 0 0 2 0 0 0	0 0 9 15 0.00 1.000										
Dave Leiper, L (7, 1) ERA: 2.03	1.0		3 0 0 0 1 0 0 0	0 0 7 10 0.00 0.000										
Lance McCullers, R (8, 1) ERA: 3.16	2.0	S	7 1 0 0 0 1 0 0	0 0 16 28 0.00 1.000										



Batter	1	2	3	4	5	6	7	8	9	AB R H RBI BB SO LOB	TOP		
Brett Butler, L (1, 8) OBP: 0.369, SLG: 0.369	1-1 F7		2-2 CS	1-0 E S 1B	0-0 HR		0-0 B2-3		0-0 G4-3	5 2 2 1 0 0 0	San Francisco Giants @ San Diego Padres Jack Murphy Stadium, San Diego, CA Wed Jun 15 1988, 6:33 AM EDT Att. 14,209 - Sunny - 70 F livebaseballscorecards.com AB 33 R 4 H 8 RBI 4 BB 5 SO 3 LOB 18 		
Robby Thompson, R (1, 4) OBP: 0.379, SLG: 0.408	4-2 CS BB			2-1 F7	1-3 K		1-2 L5		2-1 F8	4 0 0 0 1 1 1			
Will Clark, L (1, 3) OBP: 0.360, SLG: 0.539	3-2 3-1			4-1 1B	2-2 1B		3-2 PB 1B		0-1 G3	4 1 2 0 1 0 1			
Candy Maldonado, R (1, 9) OBP: 0.309, SLG: 0.392		2-2 P3		0-1 BB 1B	2-0 F9		2-1 G5-3			4 1 1 1 0 0 2			
Joel Youngblood, R (1, 7) OBP: 0.396, SLG: 0.405		3-3 K		0-0 F3	2-2 G1-3		4-1 G4-3 BB			3 0 0 0 1 1 3			
Kevin Mitchell, R (1, 5) OBP: 0.314, SLG: 0.434		0-2 F8		4-2 1B BB		1-2 P6		0-0 G4-3 1B		3 0 1 0 1 0 0			
Chris Speier, R (1, 6) OBP: 0.326, SLG: 0.333			2-1 F8	2-2 HBP 1B	1-0 2B		1-1 G4-3		1-1 2-3	4 0 2 2 0 0 2			
Kirt Manwaring, R (1, 2) OBP: 0.324, SLG: 0.361			1-1 L9	1-0 HBP		1-0 G6-3		0-0 L4		3 0 0 0 0 0 3			
Rick Reuschel, R (1, 1) OBP: 0.097, SLG: 0.067			4-2 CS BB	0-2 L8		1-3 K		1-2 3-1-3		2 0 0 0 1 1 4			
Joe Price, R (7, 1)										0 0 0 0 0 0 0			
Francisco Melendez, L (8, PH)										1 0 0 0 0 0 2			
Don Robinson, R (8, 1)										0 0 0 0 0 0 0			
Inning Stats	R: 0 E: 0 K: 0 S: 7 H: 0 LOB: 0 BB: 1 P: 15	R: 0 E: 0 K: 1 S: 13 H: 0 LOB: 0 BB: 0 P: 18	R: 0 E: 0 K: 0 S: 8 H: 0 LOB: 0 BB: 1 P: 17	R: 3 E: 0 K: 0 S: 22 H: 3 LOB: 3 BB: 2 P: 35	R: 1 E: 0 K: 1 S: 11 H: 2 LOB: 1 BB: 0 P: 18	R: 0 E: 0 K: 1 S: 9 H: 1 LOB: 1 BB: 0 P: 13	R: 0 E: 0 K: 0 S: 13 H: 1 LOB: 1 BB: 0 P: 19	R: 0 E: 0 K: 0 S: 10 H: 1 LOB: 2 BB: 1 P: 16	R: 0 E: 0 K: 0 S: 5 H: 0 LOB: 0 BB: 0 P: 7	1B: 6 2B: 1 3B: 0 HR: 1 SF: 0 SAC: 0 DP: 0 HBP: 1	WP: 0 PB: 1 SB: 1 CS: 2 PA: 40		
PITCHER	IP WLS BF H R ER SO BB IBB HBP BLK WP HR S P ERA WHIP											PITCHER	IP WLS BF H R ER SO BB IBB HBP BLK WP HR S P ERA WHIP
Andy Hawkins, R (1, 1) ERA: 3.76	5.0 L 23 5 4 4 2 4 0 1 0 0 0 1 61 103 7.20 1.800												
Mark Grant, R (6, 1) ERA: 4.33	2.0 8 2 0 0 1 0 0 0 0 0 0 0 22 32 0.00 1.000												
Greg Booker, R (8, 1) ERA: 3.9	1.0 5 1 0 0 0 1 0 0 0 0 0 0 10 16 0.00 2.000												
Dave Leiper, L (9, 1) ERA: 1.88	1.0 3 0 0 0 0 0 0 0 0 0 0 0 5 7 0.00 0.000												

Batter	1	2	3	4	5	6	7	8	9	AB	R	H	RBI	BB	SO	LOB
Marvell Wynne, L OBP: 0.382, SLG: 0.617 (1, 8)	1-1 F8		0-0 SF7		2-2 L6		1-0 1B			3	0	1	1	0	0	2
Roberto Alomar, S OBP: 0.286, SLG: 0.357 (1, 4)	0-1 F8		1-1 1-3			1-2 G6-4-3 1B	0-3 K			4	1	1	0	0	1	3
Tony Gwynn, L OBP: 0.326, SLG: 0.325 (1, 9)	0-1 F8			0-0 G5-4-3 1B		1-2 G6-4-3 1B	0-1 L4			4	0	2	0	0	0	3
Keith Moreland, R OBP: 0.329, SLG: 0.361 (1, 7)		0-1 1B		1-0 G5-4-3		0-1 G6-4-3		2-2 F8		4	0	1	0	0	0	3
John Kruk, L OBP: 0.389, SLG: 0.448 (1, 3)		1 SAFE 3-2 F7		2-2 G4-3		2-1 FC5-4 1B		0-0 F8		4	0	1	1	0	0	1
Benito Santiago, R OBP: 0.256, SLG: 0.312 (1, 2)		1 SAFE 1-3 K			0-0 G6-3	0-0 FC5-4		0-3 K		4	0	0	0	0	2	2
Chris Brown, R OBP: 0.292, SLG: 0.297 (1, 5)		0-1 5-3			0-2 G6-3		1-0 F8		1-2 L9	4	0	0	0	0	0	1
Garry Templeton, S OBP: 0.241, SLG: 0.259 (1, 6)			1-1 SH1-4 SF7 2B		2-1 E 1B		0-0 1B BB 1B		1-2 G4-3	4	1	3	0	0	0	0
Andy Hawkins, R OBP: 0.167, SLG: 0.167 (5, PH) Tim Flaherty, L OBP: 0.316, SLG: 0.212 (6, 1) Mark Grant, R (7, PH) Randy Ready, R OBP: 0.351, SLG: 0.411 (8, 1) Greg Booker, R (9, 1) Dave Leiper, L (9, PH) Carmelo Martinez, R OBP: 0.265, SLG: 0.321			0-0 SH1-4		0-0 E4		4-0 1B BB		0-0 F9	0	0	0	0	0	0	0

Inning Stats	R: 0	H: 0	E: 0	K: 0	S: 6	H: 0	LOB: 0	BB: 0	P: 7	R: 0	H: 1	E: 0	K: 1	S: 10	H: 1	LOB: 1	BB: 0	P: 14	R: 1	H: 1	E: 0	K: 0	S: 6	H: 1	LOB: 0	BB: 0	P: 8	R: 0	H: 1	E: 0	K: 0	S: 6	H: 1	LOB: 0	BB: 0	P: 9	R: 0	H: 1	E: 1	K: 0	S: 11	H: 3	LOB: 1	BB: 0	P: 14	R: 0	H: 2	E: 0	K: 1	S: 9	H: 0	LOB: 0	BB: 0	P: 9	R: 0	H: 0	E: 0	K: 0	S: 7	H: 0	LOB: 0	BB: 0	P: 9	R: 0	H: 0	E: 0	K: 0	S: 7	H: 0	LOB: 0	BB: 0	P: 9	R: 0	H: 0	E: 0	K: 0	S: 7	H: 0	LOB: 0	BB: 0	P: 9	1B: 8	SF: 1	2B: 1	SAC: 1	3B: 0	DP: 2	HR: 0	HBP: 0	WP: 0	PA: 36
--------------	------	------	------	------	------	------	--------	-------	------	------	------	------	------	-------	------	--------	-------	-------	------	------	------	------	------	------	--------	-------	------	------	------	------	------	------	------	--------	-------	------	------	------	------	------	-------	------	--------	-------	-------	------	------	------	------	------	------	--------	-------	------	------	------	------	------	------	------	--------	-------	------	------	------	------	------	------	------	--------	-------	------	------	------	------	------	------	------	--------	-------	------	-------	-------	-------	--------	-------	-------	-------	--------	-------	--------


PITCHER	IP	WLS	BF	H	R	ER	SO	BB	IBB	HBP	BLK	WP	HR	S	P	ERA	WHIP
Rick Reuschel, R ERA: 2.61 (1, 1)	6.1	W	27	8	2	2	1	1	0	0	0	0	0	52	74	2.84	1.421
Joe Price, L ERA: 3.51 (7, 1)	0.2	S	3	1	0	0	1	0	0	0	0	0	0	7	8	0.00	1.500
Don Robinson, R ERA: 2.58 (8, 1)	2.0	S	6	0	0	0	1	0	0	0	0	0	0	14	18	0.00	0.000

BOTTOM

San Francisco Giants @ San Diego Padres
Jack Murphy Stadium, San Diego, CA

Wed Jun 15 1988, 6:33 AM EDT
Att. 14,209 - Sunny - 70 F

AB	33
R	2
H	9
RBI	2
BB	1
SO	3
LOB	16



PITCHER	IP	WLS	BF	H	R	ER	SO	BB	IBB	HBP	BLK	WP	HR	S	P	ERA	WHIP
Rick Reuschel, R ERA: 2.61 (1, 1)	6.1	W	27	8	2	2	1	1	0	0	0	0	0	52	74	2.84	1.421
Joe Price, L ERA: 3.51 (7, 1)	0.2	S	3	1	0	0	1	0	0	0	0	0	0	7	8	0.00	1.500
Don Robinson, R ERA: 2.58 (8, 1)	2.0	S	6	0	0	0	1	0	0	0	0	0	0	14	18	0.00	0.000

Batter	1	2	3	4	5	6	7	8	9	AB R H RBI BB SO LOB	TOP
Marvell Wynne, L (1, 8) OBP: 0.390, SLG: 0.616 (8, 7)	2-2 			1-1 		0-0 	1-2 	0-0 		5 1 3 0 0 0 0	San Diego Padres @ Los Angeles Dodgers Dodger Stadium, Los Angeles, CA Fri Jun 17 1988, 3:33 AM PDT Overcast - 70 F
Roberto Alomar, S (1, 4) OBP: 0.288, SLG: 0.363	1-3 			0-0 		0-0 	2-1 		3-1 	5 1 2 1 0 1 1	
Tony Gwynn, L (1, 9) OBP: 0.333, SLG: 0.337	2-2 			4-2 		0-0 	4-0 		0-0 	3 1 1 2 2 0 0	
John Kruk, L (1, 3) OBP: 0.390, SLG: 0.439			1-0 	4-2 		4-0 	0-1 		3-2 	3 1 0 0 2 0 2	
Keith Moreland, R (1, 7) Shane Mack, R (8, PR) OBP: 0.327, SLG: 0.361 OBP: 0.307, SLG: 0.221 (8, 8)			1-1 	2-1 		2-1 		1-1 		3 0 1 1 0 0 2 0 1 0 0 0 0 0	
Benito Santiago, R (1, 2) OBP: 0.260, SLG: 0.321			2-2 		2-2 	0-1 		1-2 		4 1 2 0 0 0 0	
Chris Brown, R (1, 5) OBP: 0.299, SLG: 0.306				0-0 		1-3 	0-1 		1-2 	3 0 2 3 0 1 0	
Garry Templeton, S (1, 6) OBP: 0.242, SLG: 0.254				0-0 		1-2 	4-0 		0-0 	3 0 0 0 1 0 2	
Ed Whitson, R (1, 1) Mark Davis, L (8, 1) OBP: 0.160, SLG: 0.280 OBP: 0.500, SLG: 1.333			0-3 		0-3 		0-0 		0-0 	3 1 1 0 0 2 2 0 0 0 0 0 0 0	
Inning Stats	R: 0 H: 0 E: 0 LOB: 0 K: 1 BB: 0 S: 10 P: 15	R: 0 H: 0 E: 0 LOB: 0 K: 0 BB: 0 S: 6 P: 10	R: 0 H: 1 E: 0 LOB: 0 K: 1 BB: 0 S: 5 P: 5	R: 0 H: 1 E: 0 LOB: 2 K: 0 BB: 2 S: 13 P: 24	R: 0 H: 0 E: 0 LOB: 0 K: 1 BB: 0 S: 13 P: 17	R: 5 H: 5 E: 0 LOB: 2 K: 1 BB: 2 S: 15 P: 28	R: 0 H: 1 E: 0 LOB: 1 K: 0 BB: 1 S: 7 P: 14	R: 2 H: 4 E: 0 LOB: 2 K: 0 BB: 0 S: 11 P: 14	R: 0 H: 0 E: 0 LOB: 0 K: 0 BB: 0 S: 6 P: 12	1B: 8 SF: 2 2B: 3 SAC: 1 3B: 1 DP: 3 HR: 0 HBP: 0	
PITCHER Tim Leary, R (1, 1) ERA: 3.13 Tim Crews, R (6, 1) ERA: 3.08 Alejandro Pena, R (9, 1) ERA: 2.27	IP WLS BF H R ER SO BB IBB HBP BLK WP HR S P ERA WHIP 5.0 L 22 6 5 5 3 3 0 0 0 0 0 0 53 84 9.00 1.800 3.0 15 6 2 2 1 0 2 0 0 0 0 0 27 43 6.00 2.000 1.0 3 0 0 0 0 0 0 0 0 0 0 0 6 12 0.00 0.000					PITCHER IP WLS BF H R ER SO BB IBB HBP BLK WP HR S P ERA WHIP					

livebaseballscorecards.com

AB	32
R	7
H	12
RBI	7
BB	5
SO	4
LOB	9



Batter	1	2	3	4	5	6	7	8	9	AB R H RBI BB SO LOB	TOP	
Marvell Wynne, L <small>(1, 8) X OBP: 0.397, SLG: 0.612 (9, 7)</small>	0-0 1B		4-2 1B BB		0-0 1B	1-0 6-3		1-3 K		4 1 2 0 1 1 2	San Diego Padres @ Los Angeles Dodgers Dodger Stadium, Los Angeles, CA Fri Jun 17 1988, 7:05 PM PDT Att. 33,649 - Unknown - 65 F	
Randy Ready, R <small>(1, 4) SAFE OBP: 0.355, SLG: 0.409 Roberto Alomar, S <small>(7, 4) X</small> </small>	0-1 G4-6-3 1-2f		4-2 1B BB		2-1 L8		2-1 FC1-6 1B FC5-4 1B	1-3 K	3 2 1 0 1 0 2 1 0 0 0 0 1 0			
Tony Gwynn, L <small>(1, 9) B B C B OBP: 0.346, SLG: 0.347</small>	4-1 S BB		3-2 E7 1B 1-H 2-H		0-2 FC4-6 1-2f		1-0 FC1-6 1B	1-1 CS 1B	4 0 3 1 1 0 1			
John Kruk, L <small>(1, 3) S B B C 2 X OBP: 0.390, SLG: 0.431 Shane Mack, R <small>(9, 8) SAFE</small> </small>	3-2 6-3 1-2		4-0 FC6-4 IBB		4-1 1-2 IBB		2-1 FC1-6 FC5-4 1-2f 2-3	0-3 K 1-2	3 0 0 0 2 1 4 0 0 0 0 0 0 0			
Carmelo Martinez, R <small>(1, 7) X OBP: 0.296, SLG: 0.310 (9, 3)</small>		0-1 4-3	0-0 FC6-4 1-2f		1-0 F5		2-0 FC5-4 1-2f 3-H		4 0 0 1 0 0 5			
Benito Santiago, R <small>(1, 2) C B X OBP: 0.260, SLG: 0.319</small>		1-1 L5		1-1 F8		1-0 SH1-3 E 1B		0-2 6-3	4 1 1 0 0 0 1			
Tim Flannery, L <small>(1, 5) B B C X OBP: 0.317, SLG: 0.222</small>		2-1 L8		1-1 CS 1B		1-1 SH1-3 1-2		2-0 F9	3 0 1 0 0 0 0			
Dickie Thon, R <small>(1, 6) F C B X OBP: 0.339, SLG: 0.286</small>			1-2 5-3	4-2 S 1-2 BB		1-1 E7 2-H 1B		4-1 BB	2 0 1 1 2 0 0			
Dennis Rasmussen, L <small>(1, 1) C X OBP: 0.179, SLG: 0.222 Lance McCullers, S <small>(7, 1)</small> </small>			0-1 6-3	2-3 K 1-2		0-1 4-3		1-3 K	3 0 0 0 0 1 2 1 0 0 0 0 1 1			
Inning Stats	R: 0 H: 1 E: 0 LOB: 1 K: 0 BB: 1 S: 7 P: 14	R: 0 H: 0 E: 0 LOB: 0 K: 0 BB: 0 S: 6 P: 9	R: 2 H: 1 E: 1 LOB: 2 K: 0 BB: 3 S: 17 P: 32	R: 0 H: 1 E: 0 LOB: 1 K: 1 BB: 1 S: 9 P: 17	R: 0 H: 1 E: 0 LOB: 2 K: 0 BB: 1 S: 9 P: 16	R: 1 H: 2 E: 1 LOB: 1 K: 0 BB: 0 S: 8 P: 12	R: 1 H: 2 E: 1 LOB: 1 K: 0 BB: 0 S: 9 P: 16	R: 0 H: 0 E: 0 LOB: 1 K: 2 BB: 1 S: 8 P: 16	R: 0 H: 1 E: 0 LOB: 0 K: 2 BB: 0 S: 8 P: 10	1B: 9 SF: 0 2B: 0 SAC: 1 3B: 0 DP: 1 HR: 0 HBP: 0	WP: 0 PA: 40 PB: 0 SB: 4 CS: 2	
PITCHER Don Sutton, R <small>(1, 1) ERA: 3.52</small> Brian Holton, R <small>(6, 1) ERA: 1.97</small> Jesse Orosco, L <small>(8, 1) ERA: 3.0</small> Jay Howell, R <small>(9, 1) ERA: 2.77</small>	IP WLS BF H R ER SO BB IBB HBP BLK WP HR S P ERA WHIP											PITCHER IP WLS BF H R ER SO BB IBB HBP BLK WP HR S P ERA WHIP

livebaseballscorecards.com

AB	32
R	4
H	9
RBI	3
BB	7
SO	5
LOB	18



Batter	1	2	3	4	5	6	7	8	9	AB R H RBI BB SO LOB	TOP		
Marvell Wynne, L (1, 8) OBP: 0.387, SLG: 0.594 F7	3-1 F7		1-1 G3			0-0 F8		1-2 4-3		4 0 0 0 0 0 0	San Diego Padres @ Los Angeles Dodgers Dodger Stadium, Los Angeles, CA Sat Jun 18 1988, 3:33 AM PDT Att. 37,743 - Cloudy - 70 F		
Roberto Alomar, S (1, 4) OBP: 0.286, SLG: 0.359 P6	3-2 P6			2-1 F8		1-2 BB 1B		1-0 G3		4 0 1 0 0 0 0			
Tony Gwynn, L (1, 9) OBP: 0.349, SLG: 0.343 4-3	1-1 4-3			4-0 BB		4-1 SAFE 1-2 BB		1-0 F8		2 0 0 0 2 0 0			
Keith Moreland, R (1, 7) Shane Mack, R (9, PR) OBP: 0.330, SLG: 0.368 OBP: 0.307, SLG: 0.221 2B		3-2 2B		1-1 F7		1-1 F7		2-2 4-3 1B		4 0 2 0 0 0 3 0 0 0 0 0 0 0			
Carmelo Martinez, R (1, 3) OBP: 0.248, SLG: 0.299 K		3-3 K		0-0 P5		2-1 F9		1-1 4-3		4 0 0 0 0 1 3			
Chris Brown, R (1, 5) OBP: 0.304, SLG: 0.312 K		1-3 K			1-2 F8		2-2 BB 1B	2-2 1B		4 0 2 0 0 1 1			
Mark Parent, R (1, 2) Benito Santiago, R (9, PH) OBP: 0.200, SLG: 0.184 OBP: 0.259, SLG: 0.318 5-3		3-2 5-3			0-0 F9		4-2 1-2 BB	0-3 K		2 0 0 0 1 0 1 1 0 0 0 0 1 2			
Garry Templeton, S (1, 6) John Kruk, L (7, PH) Dickie Thon, R (7, 6) OBP: 0.238, SLG: 0.250 OBP: 0.388, SLG: 0.429 OBP: 0.336, SLG: 0.283 B5-3			0-1 B5-3		2-2 F7		2-2 F8	0-3 K		2 0 0 0 0 0 0 1 0 0 0 0 0 2 1 0 0 0 0 1 2			
Eric Show, R (1, 1) Randy Ready, R (7, PH) Dave Leiper, L (7, 1) OBP: 0.200, SLG: 0.172 OBP: 0.353, SLG: 0.407 6-3		3-2 6-3			1-3 K		0-3 K			2 0 0 0 0 1 0 1 0 0 0 0 1 2 0 0 0 0 0 0 0			
Inning Stats	R: 0 H: 0 E: 0 LOB: 0 K: 0 BB: 0 S: 9 P: 16	R: 0 H: 1 E: 0 LOB: 1 K: 2 BB: 0 S: 18 P: 28	R: 0 H: 0 E: 0 LOB: 0 K: 0 BB: 0 S: 8 P: 12	R: 0 H: 0 E: 0 LOB: 1 K: 0 BB: 1 S: 5 P: 12	R: 0 H: 0 E: 0 LOB: 0 K: 0 BB: 0 S: 7 P: 10	R: 0 H: 1 E: 0 LOB: 2 K: 1 BB: 1 S: 10 P: 17	R: 0 H: 1 E: 0 LOB: 2 K: 1 BB: 1 S: 17 P: 27	R: 0 H: 0 E: 0 LOB: 0 K: 2 BB: 0 S: 15 P: 8	R: 0 H: 2 E: 0 LOB: 2 K: 2 BB: 0 S: 15 P: 20	1B: 4 SF: 0 2B: 1 SAC: 0 3B: 0 DP: 0 HR: 0 HBP: 0	WP: 0 PA: 35 PB: 0 SB: 0 CS: 0		
PITCHER	IP WLS BF H R ER SO BB IBB HBP BLK WP HR S P ERA WHIP											PITCHER	IP WLS BF H R ER SO BB IBB HBP BLK WP HR S P ERA WHIP
Tim Belcher, R (1, 1) ERA: 3.71	6.1 W 25 3 0 0 3 3 0 0 0 0 0 0 68 114 0.00 0.947												
Jesse Orosco, L (7, 1) ERA: 2.92	0.2 2 0 0 0 1 0 0 0 0 0 0 0 6 8 0.00 0.000												
Jay Howell, R (8, 1) ERA: 2.57	2.0 S 8 2 0 0 2 0 0 0 0 0 0 0 20 28 0.00 1.000												

livebaseballscorecards.com

AB	32
R	0
H	5
RBI	0
BB	3
SO	6
LOB	16



Batter	1	2	3	4	5	6	7	8	9
Steve Sax, R (1, 4) OBP: 0.343, SLG: 0.389 Mike Sharperson, R (6, 4) OBP: 0.438, SLG: 0.533	1-2 5-3		2-1 F6 1B			1-2 WP 4-3 1B		3-1 5-3	
Mike Davis, L (1, 9) OBP: 0.265, SLG: 0.239	2-0 F7		1-1 F6			2-2 4-3		2-3 K	
Kirk Gibson, L (1, 7) OBP: 0.360, SLG: 0.530	1-0 4-3		3-1 L6			4-1 S BB		0-0 HR	
John Shelby, S (1, 8) OBP: 0.378, SLG: 0.470		0-0 HR 1B		1-3 K		1-0 F3		1-1 1B	
Franklin Stubbs, L (1, 3) OBP: 0.319, SLG: 0.322		0-0 L9		1-0 G3		4-1 IBB		3-1 F7	
Mike Scioscia, L (1, 2) OBP: 0.354, SLG: 0.344		1-0 6-3		2-2 F7		3-2 L6			
Jeff Hamilton, R (1, 5) OBP: 0.218, SLG: 0.309		3-2 HR		3-3 K		2-3 K			
Dave Anderson, R (1, 6) OBP: 0.369, SLG: 0.340		1-3 K		1-0 6-3		0-0 6-3			
Tim Belcher, R (1, 1) OBP: 0.087, SLG: 0.130 Jesse Orosco, R (7, 1) Mickey Hatcher, R (7, PH) OBP: 0.342, SLG: 0.380 Jay Howell, R (8, 1)			1-3 K		0-0 6-3		1-1 P5		

AB	R	H	RBI	BB	SO	LOB
2	0	1	0	0	0	0
2	0	1	0	0	0	0
4	0	0	0	0	1	2
3	1	1	1	1	0	1
4	1	2	0	0	1	2
3	0	0	0	1	0	2
3	0	0	0	0	0	4
3	1	1	2	0	2	0
3	0	0	0	0	1	0
2	0	0	0	0	1	0
0	0	0	0	0	0	0
1	0	0	0	0	0	0
0	0	0	0	0	0	0

BOTTOM

San Diego Padres @ Los Angeles Dodgers
Dodger Stadium, Los Angeles, CA

Sat Jun 18 1988, 3:33 AM PDT
Att: 37,743 - Cloudy - 70 F

livebaseballscorecards.com

AB	30
R	3
H	6
RBI	3
BB	2
SO	6
LOB	11



Inning Stats	R	H	ER	SO	BB	IBB	HBP	BLK	WP	HR	S	P	ERA	WHIP	
R: 0 E: 0 K: 0 S: 7	H: 0 LOB: 0 BB: 0 P: 11	R: 2 E: 0 K: 1 S: 10	H: 2 LOB: 0 BB: 0 P: 15	R: 0 E: 1 K: 1 S: 10	H: 1 LOB: 1 BB: 0 P: 17	R: 0 E: 0 K: 1 S: 8	H: 0 LOB: 0 BB: 0 P: 12	R: 0 E: 0 K: 1 S: 5	H: 0 LOB: 0 BB: 0 P: 9	R: 0 E: 0 K: 0 S: 15	H: 1 LOB: 3 BB: 2 P: 30	R: 0 E: 0 K: 1 S: 6	H: 0 LOB: 0 BB: 0 P: 9	R: 1 E: 0 K: 1 S: 11	H: 2 LOB: 1 BB: 0 P: 20

PITCHER	IP	WLS	BF	H	R	ER	SO	BB	IBB	HBP	BLK	WP	HR	S	P	ERA	WHIP
Eric Show, R (1, 1) ERA: 3.8	6.0	L	24	4	2	2	4	1	1	0	0	1	1	55	94	3.00	0.833
Dave Leiper, L (7, 1) ERA: 2.2	2.0		8	2	1	1	2	0	0	0	0	0	1	17	29	4.50	1.000

WP	PA	ERA	WHIP
1	32		
0			
1			
0			

Batter	1	2	3	4	5	6	7	8	9	AB R H RBI BB SO LOB	TOP	
Marvell Wynne, L (1, 8) OBP: 0.386, SLG: 0.588 Shane Mack, R (6, 8) OBP: 0.303, SLG: 0.218	0-0 		2-0 4-3 		0-1 F8 			0-0 P3 		3 0 1 0 0 0 0 1 0 0 0 0 0 1	San Diego Padres @ Los Angeles Dodgers Dodger Stadium, Los Angeles, CA Sun Jun 19 1988, 3:33 AM PDT Overcast - 76 F	
Roberto Alomar, S (1, 4) OBP: 0.287, SLG: 0.358 Randy Ready, R (6, 4) OBP: 0.351, SLG: 0.404 (8, 9)	1-0 G6-3 			0-1 		0-2 L9 		0-0 FC3-6 		3 1 1 0 0 0 1 1 0 0 0 0 0 1		
Tony Gwynn, L (1, 9) OBP: 0.347, SLG: 0.341 Dave Leiper, L (8, 1)	1-2 4-3 			2-1 F7 		2-1 4-3 		1-1 		4 0 1 0 0 0 1 0 0 0 0 0 0 0		
John Kruk, L (1, 3) OBP: 0.390, SLG: 0.423		0-0 1-3 		4-2 		4-2 		1-1 1-3 		2 0 0 0 2 0 2		
Keith Moreland, R (1, 7) OBP: 0.332, SLG: 0.374 Carmelo Martínez, R (6, PH) OBP: 0.244, SLG: 0.284 (6, 7)		2-1 5-3 		1-2 		2-2 G1 		0-1 5-3 		2 0 1 1 0 0 0 2 0 0 0 0 0 1		
Benito Santiago, R (1, 2) OBP: 0.263, SLG: 0.321		0-0 E5 		1-2 		0-0 		1-1 		4 1 2 0 0 0 2		
Tim Flannery, L (1, 5) OBP: 0.289, SLG: 0.205		1-0 1-3 		1-0 F8 		3-1 		3-1 SF7 		3 0 0 1 0 0 4		
Garry Templeton, S (1, 6) OBP: 0.232, SLG: 0.243			0-0 5-3 		2-1 F7 		1-3 K 		1-3 K 			4 0 0 0 0 2 0
Jimmy Jones, R (1, 1) OBP: 0.103, SLG: 0.038 Greg Booker, R (5, 1) Dickie Thon, R (8, PH) OBP: 0.341, SLG: 0.290 (8, 4)			1-3 K 		0-2 F8 			0-0 		2 0 0 0 0 1 0 0 0 0 0 0 0 0 1 0 1 0 0 0 0		
Inning Stats	R: 0 H: 1 E: 0 LOB: 0 K: 0 BB: 0 S: 5 P: 7	R: 0 H: 0 E: 1 LOB: 1 K: 0 BB: 0 S: 5 P: 8	R: 0 H: 0 E: 0 LOB: 0 K: 1 BB: 0 S: 5 P: 8	R: 1 H: 2 E: 0 LOB: 2 K: 0 BB: 1 S: 13 P: 22	R: 0 H: 0 E: 0 LOB: 0 K: 0 BB: 0 S: 7 P: 9	R: 0 H: 0 E: 0 LOB: 1 K: 0 BB: 1 S: 10 P: 18	R: 0 H: 1 E: 0 LOB: 0 K: 1 BB: 0 S: 6 P: 10	R: 0 H: 2 E: 0 LOB: 2 K: 0 BB: 0 S: 7 P: 9	R: 1 H: 1 E: 0 LOB: 0 K: 1 BB: 0 S: 12 P: 17	1B: 6 SF: 1 2B: 1 SAC: 0 3B: 0 DP: 2 HR: 0 HBP: 0	WP: 1 PA: 35 PB: 0 SB: 1 CS: 0	
PITCHER Orel Hershiser, R (1, 1) ERA: 2.5	IP WLS BF H R ER SO BB IBB HBP BLK WP HR S P ERA WHIP 9.0 W 35 7 2 2 3 2 0 0 0 1 0 70 108 2.00 1.000											PITCHER IP WLS BF H R ER SO BB IBB HBP BLK WP HR S P ERA WHIP

livebaseballscorecards.com

AB	32
R	2
H	7
RBI	2
BB	2
SO	3
LOB	13



Batter	1	2	3	4	5	6	7	8	9	10	11	AB R H RBI BB SO LOB	TOP												
Marvell Wynne, L OBP: 0.384, SLG: 0.577	1-0 F9	3-1 1B		1-1 1B		0-0 6-3		1-0 G3		0-1 6-3		6 0 2 0 0 0 2													
Roberto Alomar, S OBP: 0.288, SLG: 0.355	4-0 G3 2B	1-2 FC4-6 1B		0-0 G1-2-3			3-2 6-3	1-3 K			0-2 4-3	5 1 1 1 1 1 5													
Tony Gwynn, L OBP: 0.351, SLG: 0.346	0-1 G3	0-2 FC4-6			0-1 1-3 1B		1-1 4-3		0-0 G6-3 1B		0-1 6-3 1B	6 0 3 0 0 0 3													
Keith Moreland, R OBP: 0.332, SLG: 0.378	1-1 2B			1-2 1-3		0-1 1-3 1B	0-1 BB 1B		0-1 G6-3		0-1 6-3	6 0 2 1 0 0 3													
John Kruk, L OBP: 0.393, SLG: 0.429	0-3 K			1-1 L5		0-0 F8	2-2 BB 1B		0-0 1B 2B		4-0 IBB	5 1 2 0 1 1 2													
Randy Ready, R OBP: 0.363, SLG: 0.429		0-1 HR		2-2 5-3		4-2 WP BB	4-2 FC6-4 BB		2-1 1B		0-1 F9	3 1 2 2 2 0 0 1 0 0 0 0 0 2													
Mark Davis, L OBP: 0.400, SLG: 1.000																									
Dickie Thon, R OBP: 0.341, SLG: 0.291		2-1 FC6-5 1B		1-2 P4		3-3 K	2-2 FC6-4 BB		2-2 F3			3 0 1 0 0 0 1 2 1 0 0 0 0 0 0 3 1 0 0 0 0 0 0 1													
Carmelo Martinez, R OBP: 0.242, SLG: 0.292																									
Gary Templeton, S OBP: 0.231, SLG: 0.241																									
Mark Parent, R OBP: 0.227, SLG: 0.214		2-2 4-3		0-0 1B SH G1-2-3 1B		1-1 F9		1-0 G3 SH3-4 1B		0-0 F3		4 0 2 0 0 0 0 1 1 0 0 0 0 0 0 0													
Benito Santiago, R OBP: 0.262, SLG: 0.320																									
Mark Grant, R OBP: 0.283, SLG: 0.200		0-0 FC6-5 1B 1B		0-0 SH 1B		2-3 K		1-0 SH3-4		1-3 K		2 1 0 0 0 0 1 1 1 0 0 0 0 0 1 0													
Tim Flannery, L OBP: 0.283, SLG: 0.200																									
Inning Stats	R: 1 E: 0 K: 1 S: 8	H: 1 LOB: 1 BB: 1 P: 14	R: 2 E: 0 K: 0 S: 16	H: 4 LOB: 2 BB: 0 P: 24	R: 0 E: 0 K: 0 S: 6	H: 0 LOB: 0 BB: 0 P: 11	R: 0 E: 0 K: 0 S: 8	H: 2 LOB: 2 BB: 0 P: 10	R: 0 E: 0 K: 1 S: 12	H: 1 LOB: 2 BB: 1 P: 20	R: 0 E: 0 K: 1 S: 7	H: 0 LOB: 0 BB: 0 P: 10	R: 0 E: 0 K: 0 S: 16	H: 2 LOB: 3 BB: 1 P: 28	R: 0 E: 0 K: 1 S: 6	H: 1 LOB: 2 BB: 0 P: 10	R: 1 E: 0 K: 0 S: 9	H: 3 LOB: 1 BB: 0 P: 13	R: 0 E: 0 K: 1 S: 6	H: 0 LOB: 0 BB: 0 P: 7	R: 0 E: 0 K: 0 S: 9	H: 1 LOB: 2 BB: 1 P: 13	1B: 12 SF: 0 2B: 2 SAC: 2 3B: 0 DP: 2 HR: 1 HBP: 0	WP: 1 PA: 51 PB: 0 SB: 1 CS: 0	
PITCHER	IP WLS BF H R ER SO BB IBB HBP BLK WP HR S P ERA WHIP												PITCHER	IP WLS BF H R ER SO BB IBB HBP BLK WP HR S P ERA WHIP											
Fernando Valenzuela, L ERA: 3.62	(1, 1) 7.1 36 11 3 3 3 3 3 0 0 0 1 1 75 121 3.68 1.909																								
Jesse Orosco, L ERA: 3.09	(8, 1) 1.2 7 3 1 1 1 0 0 0 0 0 0 0 13 19 5.40 1.800																								
Tim Crews, R ERA: 2.86	(10, 1) 2.0 W 8 1 0 0 0 1 0 1 0 0 0 0 0 15 20 0.00 0.500																								

San Diego Padres @ Los Angeles Dodgers
 Dodger Stadium, Los Angeles, CA
 Sun Jun 19 1988, 3:38 AM PDT
 Att: 37,045 - Cloudy - 77 F

AB	45
R	4
H	15
RBI	4
BB	4
SO	5
LOB	25



livebaseballscorecards.com

Batter	1	2	3	4	5	6	7	8	9	10	11	AB R H RBI BB SO LOB
Steve Sax, R OBP: 0.343, SLG: 0.385 (1, 4)	1-3 K	3-2 5-3		1-1 G4-3		1-0 B2			1-1 F9		4-0 1B IBB	5 0 0 0 1 1 2
Franklin Stubbs, L OBP: 0.313, SLG: 0.348 (1, 3)	2-0 L4		0-1 BB 2B 1B	1-3 K			4-1 S BB		1-2 G3		3-3 K	5 1 1 0 1 2 2
Kirk Gibson, L OBP: 0.370, SLG: 0.540 (1, 7)	4-1 FC6-4 BB		4-2 SAFE 2B 4-3 BB	3-3 K			3-2 F7			1-2 4-3	1-0 1B	4 1 1 1 2 1 1
Mike Marshall, R OBP: 0.310, SLG: 0.423 (1, 9)	1-0 FC6-4		1-1 4-3 1B 2B		0-1 1B		4-1 G4-6-3 BB			0-0 G1 2B		4 1 3 1 1 0 1
John Shelby, S OBP: 0.374, SLG: 0.454 (1, 8)		0-0 F7	1-0 F5		1-1 P5		2-1 G4-6-3			4-0 G1 IBB		4 0 0 0 1 0 5
Mike Scioscia, L OBP: 0.348, SLG: 0.337 Mickey Hatcher, R OBP: 0.338, SLG: 0.375 Rick Dempsey, R OBP: 0.333, SLG: 0.527 (1, 2)		2-3 K	2-1 4-3		1-0 F8		1-1 P6			1-1 G1		4 0 0 1 0 1 2 1 0 0 0 0 0 2 0 0 0 0 0 0 0
Jeff Hamilton, R OBP: 0.236, SLG: 0.343 (1, 5)		2-0 HR	4-1 1B BB		0-1 F9		2-3 K2-3			0-2 4-3		4 1 1 1 1 1 3
Mike Sharperson, R OBP: 0.455, SLG: 0.524 Dave Anderson, R OBP: 0.379, SLG: 0.347 (1, 6)		1-0 2B 1B	2-1 1-2 1B		3-2 4-3		3-3 K				4-2 SH3-4 1B BB	4 0 2 1 0 1 0 0 1 0 0 1 0 0
Fernando Valenzuela, L OBP: 0.250, SLG: 0.290 Jesse Orosco, R (8, 1) Danny Heep, L OBP: 0.405, SLG: 0.328 Tim Crews, R (10, 1) Orel Hershiser, R OBP: 0.111, SLG: 0.167 (11, PH)		0-0 2B	0-1 F8		0-0 G3				1-0 F8		0-1 SH3-4	3 0 1 0 0 0 2 0 0 0 0 0 0 0 1 0

Inning Stats	R: 0	H: 0	E: 0	K: 1	S: 6	P: 14	R: 1	H: 3	E: 0	K: 1	S: 11	P: 19	R: 3	H: 3	E: 0	K: 0	S: 14	P: 28	R: 0	H: 0	E: 0	K: 2	S: 9	P: 14	R: 0	H: 1	E: 0	K: 0	S: 7	P: 9	R: 0	H: 0	E: 0	K: 0	S: 5	P: 9	R: 0	H: 0	E: 0	K: 0	S: 8	P: 21	R: 0	H: 0	E: 0	K: 2	S: 10	P: 16	R: 0	H: 0	E: 0	K: 0	S: 6	P: 9	R: 0	H: 1	E: 0	K: 0	S: 9	P: 15	R: 1	H: 1	E: 0	K: 1	S: 9	P: 21	1B: 5	SF: 0	2B: 3	SAC: 1	3B: 0	DP: 1	HR: 1	HBP: 0	WP: 0	PA: 48
Mark Grant, R ERA: 4.35 (1, 1)	IP	WLS	BF	H	R	ER	SO	BB	IBB	HBP	BLK	WP	HR	S	P	ERA	WHIP																																																											
Mark Davis, L ERA: 2.35 (9, 1)	2.2	L	13	2	1	1	1	1	2	0	0	0	0	24	45	3.38	1.125																																																											


BOTTOM

San Diego Padres @ Los Angeles Dodgers
Dodger Stadium, Los Angeles, CA

Sun Jun 19 1988, 3:38 AM PDT
Att: 37,045 - Cloudy - 77 F

livebaseballscores.com

AB	39
R	5
H	9
RBI	5
BB	8
SO	7
LOB	20



Batter	1	2	3	4	5	6	7	8	9	AB R H RBI BB SO LOB	TOP												
Marvell Wynne, L (1, 8) OBP: 0.380, SLG: 0.568	0-2 4-3		1-2 PB BLK 2-H 1B			0-2 F8			1-1 G4-3	4 0 1 1 0 0 0	San Diego Padres @ San Francisco Giants Candlestick Park, San Francisco, CA Mon Jun 20 1988, 10:05 PM EDT Att. 11,440 - Unknown - 50 F												
Roberto Alomar, S (1, 4) OBP: 0.283, SLG: 0.348	3-2 G3		2-2 L3			2-2 G3-1			0-1 G6-3	4 0 0 0 0 0 1													
Tony Gwynn, L (1, 9) OBP: 0.344, SLG: 0.339	1-2 G3		0-2 G4-3			2-1 F7			3-1 G3	4 0 0 0 0 0 1													
John Kruk, L (1, 3) OBP: 0.388, SLG: 0.421		3-3 K		0-0 G6-3			2-3 K			3 0 0 0 0 2 0													
Keith Moreland, R (1, 7) OBP: 0.328, SLG: 0.373 Shane Mack, R (9, 7) OBP: 0.303, SLG: 0.218		0-1 G3		0-1 G1-3		1-2 G6-3				3 0 0 0 0 0 0 0 0 0 0 0 0 0													
Randy Ready, R (1, 5) OBP: 0.357, SLG: 0.420		1-0 6-3		3-2 G6-3		0-1 F9				3 0 0 0 0 0 0													
Benito Santiago, R (1, 2) OBP: 0.263, SLG: 0.320			1-1 1B G5-3 1B		0-2 G5-3		0-3 K			3 1 1 0 0 1 0													
Garry Templeton, S (1, 6) OBP: 0.233, SLG: 0.243			1-2 1B G5-3 1B 1-3 1B 1B		2-3 K		0-0 F7			3 1 1 0 0 1 0													
Andy Hawkins, R (1, 1) OBP: 0.148, SLG: 0.148 Mark Davis, L (8, 1) OBP: 0.400, SLG: 1.000			0-1 G5-3 1-2 3-H		2-3 K		0-3 K			3 0 0 1 0 2 1 0 0 0 0 0 0 0													
Inning Stats	R: 0 E: 0 K: 0 S: 13	H: 0 LOB: 0 BB: 0 P: 17	R: 0 E: 0 K: 1 S: 6	H: 0 LOB: 0 BB: 0 P: 10	R: 2 E: 0 K: 0 S: 18	H: 3 LOB: 1 BB: 0 P: 23	R: 0 E: 0 K: 0 S: 6	H: 0 LOB: 0 BB: 0 P: 9	R: 0 E: 0 K: 2 S: 9	H: 0 LOB: 0 BB: 0 P: 13	R: 0 E: 0 K: 1 S: 10	H: 0 LOB: 0 BB: 0 P: 14	R: 0 E: 0 K: 1 S: 8	H: 0 LOB: 0 BB: 0 P: 11	R: 0 E: 0 K: 2 S: 7	H: 0 LOB: 0 BB: 0 P: 7	R: 0 E: 0 K: 0 S: 6	H: 0 LOB: 0 BB: 0 P: 10	1B: 3 2B: 0 3B: 0 HR: 0	SF: 0 SAC: 0 DP: 0 HBP: 0	WP: 0 PB: 1 SB: 0 CS: 0	PA: 30	
PITCHER Michael LaCoss, R (1, 1) ERA: 3.28 Craig Lefferts, L (9, 1) ERA: 2.72	IP 8.0	WLS L	BF 27	H 3	R 2	ER 2	SO 6	BB 0	IBB 0	HBP 0	BLK 1	WP 0	HR 0	S 77	P 104	ERA 2.25	WHIP 0.375						PITCHER IP 1.0 WLS 3 BF 0 H 0 R 0 ER 0 SO 0 BB 0 IBB 0 HBP 0 BLK 0 WP 0 HR 0 S 6 P 10 ERA 0.00 WHIP 0.000

AB	30
R	2
H	3
RBI	2
BB	0
SO	6
LOB	3



WP: 0	PA: 30
PB: 1	
SB: 0	
CS: 0	

ERA	WHIP
-----	------

1B: 3	SF: 0
2B: 0	SAC: 0
3B: 0	DP: 0
HR: 0	HBP: 0

AB	R	H	RBI	BB	SO	LOB
----	---	---	-----	----	----	-----

AB	R	H	RBI	BB	SO	LOB
----	---	---	-----	----	----	-----

livebaseballscorecards.com

Batter	1	2	3	4	5	6	7	8	9	AB R H RBI BB SO LOB
Brett Butler, L OBP: 0.373, SLG: 0.375 (1, 8) BB X	2-0 E 1B 1B		4-2 1B BB		0-2 G4-3			4-1 E BB	4-1 1-2 BB	2 0 1 0 3 0 0
Ernest Riles, L OBP: 0.297, SLG: 0.351 (1, 5) C 1 SAFE F S	0-3 K		2-2 1-3 L4-3 1B			2-2 L8		1-1 E8 1B	1-3 K	5 0 2 0 0 2 4
Will Clark, L OBP: 0.372, SLG: 0.540 (1, 3) P F B X	2-1 E9 1-3 1B		1-0 L4-3 1-2			1-1 G4-3		1-3 K		4 0 1 0 0 1 4
Candy Maldonado, R OBP: 0.303, SLG: 0.381 (1, 9) F C C	0-3 K			2-0 1B		1-0 F8		2-3 K		4 0 1 0 0 2 4
Mike Aldrete, L OBP: 0.349, SLG: 0.355 Joel Youngblood, R (9, PH) OBP: 0.387, SLG: 0.392 (1, 7) C B B X	3-1 P6			1-3 K		0-0 F7			3-2 SH5-4 BB 1B	3 0 0 0 0 1 3 1 1 1 0 0 0 0
Bob Brenly, R OBP: 0.243, SLG: 0.316 Robby Thompson, R (9, PR) OBP: 0.377, SLG: 0.410 (1, 2) S B X		1-2 F8		0-0 F8		2-2 FC5-4 1B			4-1 1B SH5-4 BB	3 0 1 0 1 0 1 0 0 0 0 0 0 0
Chris Speier, R OBP: 0.299, SLG: 0.294 (1, 4) S X		0-1 F9		3-3 K		0-1 FC5-4 1-2f			3-1 SH5-4	3 0 0 0 0 1 2
Jose Uribe, S OBP: 0.287, SLG: 0.298 (1, 6) F X		0-1 G3			0-0 P9		1-2 P5		1-1 BB 1B	4 0 1 1 0 0 1
Michael LaCoss, R OBP: 0.310, SLG: 0.296 Francisco Melendez, L (8, PH) Craig Lefferts, L (9, 1) Kevin Mitchell, R (9, PH) OBP: 0.310, SLG: 0.421 (1, 1) C F X			0-2 F8		3-2 G5-3			0-0 G3	1-3 K	2 0 0 0 0 0 0 1 0 0 0 0 0 0 0 0 0 0 0 0 0 1 0 0 0 0 1 3

Inning Stats	R: 0 E: 1 K: 2 S: 12	H: 2 LOB: 2 BB: 0 P: 18	R: 0 E: 0 K: 0 S: 7	H: 0 LOB: 0 BB: 0 P: 8	R: 0 E: 0 K: 0 S: 11	H: 1 LOB: 1 BB: 1 P: 18	R: 0 E: 0 K: 2 S: 10	H: 1 LOB: 1 BB: 0 P: 16	R: 0 E: 0 K: 0 S: 7	H: 0 LOB: 0 BB: 0 P: 10	R: 0 E: 0 K: 0 S: 6	H: 0 LOB: 0 BB: 0 P: 10	R: 0 E: 0 K: 0 S: 9	H: 1 LOB: 1 BB: 0 P: 12	R: 0 E: 1 K: 2 S: 11	H: 1 LOB: 2 BB: 1 P: 19	R: 1 E: 0 K: 2 S: 17	H: 2 LOB: 3 BB: 2 P: 34	1B: 8 2B: 1 3B: 0 HR: 0	SF: 0 SAC: 1 DP: 1 HBP: 0
--------------	-------------------------------	----------------------------------	------------------------------	---------------------------------	-------------------------------	----------------------------------	-------------------------------	----------------------------------	------------------------------	----------------------------------	------------------------------	----------------------------------	------------------------------	----------------------------------	-------------------------------	----------------------------------	-------------------------------	----------------------------------	----------------------------------	------------------------------------


PITCHER	IP	WLS	BF	H	R	ER	SO	BB	IBB	HBP	BLK	WP	HR	S	P	ERA	WHIP
Andy Hawkins, R ERA: 3.47 (1, 1)	7.1	W	29	6	0	0	4	2	0	0	0	0	0	66	101	0.00	1.091
Mark Davis, L ERA: 2.45 (8, 1)	1.2	S	9	2	1	1	4	2	0	0	0	0	0	24	44	5.40	2.400

BOTTOM

San Diego Padres @ San Francisco Giants
Candlestick Park, San Francisco, CA

Mon Jun 20 1988, 10:05 PM EDT
Att: 11,440 - Unknown - 50 F

AB	33
R	1
H	8
RBI	1
BB	4
SO	8
LOB	22



Batter	1	2	3	4	5	6	7	8	9	AB R H RBI BB SO LOB	TOP	
Marvell Wynne, L (1, 8) OBP: 0.375, SLG: 0.553	0-3 K		0-1 G3	2-1 FC3-6 BB 1-2f		0-2 G4-3			4-0 G3 2B BB	4 1 0 0 1 1 1	San Diego Padres @ San Francisco Giants Candlestick Park, San Francisco, CA Tue Jun 21 1988, 10:05 PM EDT Att. 12,363 - Unknown livebaseballscorecards.com	
Roberto Alomar, S (1, 4) OBP: 0.286, SLG: 0.347	1-2 P6		2-1 BB 2B 1B	4-0 FC6 BB		0-3 K		2-2 G3	4 1 1 0 1 1 1			
Tony Gwynn, L (1, 9) OBP: 0.341, SLG: 0.340	0-0 L7		0-1 F7	2-1 FC6 1-2f		0-1 G6-3		0-0 2B 2B	5 1 1 1 0 0 3			
John Kruk, L (1, 3) OBP: 0.393, SLG: 0.429		2-2 G4-3	4-1 2B BB		2-2 SH5-3 BB WP 1B		2-2 G1-3	1-2 F9 2B	4 2 2 1 1 0 0			
Keith Moreland, R (1, 7) OBP: 0.333, SLG: 0.384		0-0 FC6-4 1B 2B	1-0 2B		4-0 WP SH5-3 FC4-6-5-6 BB		2-0 F8	0-2 F9	4 2 2 2 1 0 1 0 0 0 0 0 0 0			
Shane Mack, R (9, 7) OBP: 0.303, SLG: 0.218			0-2 2B		1-2 BB		1-3 K	2-3				
Randy Ready, R (1, 5) OBP: 0.355, SLG: 0.413		3-1 FC6-4 HBP	0-2 G1-3		0-0 SH5-3			2-2 G5-3	3 0 0 0 0 1 2			
Benito Santiago, R (1, 2) OBP: 0.258, SLG: 0.314		0-0 FC6-4 1B 1-2f 2-3		2-2 G5-3	0-3 K FC4-6-5-6		1-0 F8		4 0 0 0 0 1 3			
Garry Templeton, S (1, 6) OBP: 0.239, SLG: 0.263		2-1 1B		1-0 1B 3B	1-0 FC4-6-5-6 FC6 1-2f		0-2 G6-3		4 1 2 2 0 0 1			
Dennis Rasmussen, L (1, 1) OBP: 0.188, SLG: 0.226		0-0 L7		1-2 FC3-6 1B 3-H	1-2 FC6 1-2f		3-2 G6-3		4 0 1 1 0 0 3			
Inning Stats	R: 0 E: 0 K: 1 S: 7 H: 0 LOB: 0 BB: 0 P: 8	R: 1 E: 0 K: 0 S: 9 H: 2 LOB: 2 BB: 0 P: 16	R: 2 E: 0 K: 0 S: 11 H: 2 LOB: 1 BB: 1 P: 18	R: 1 E: 0 K: 0 S: 11 H: 2 LOB: 2 BB: 1 P: 23	R: 2 E: 0 K: 1 S: 12 H: 1 LOB: 1 BB: 1 P: 19	R: 0 E: 0 K: 1 S: 8 H: 0 LOB: 0 BB: 0 P: 8	R: 0 E: 0 K: 1 S: 7 H: 0 LOB: 0 BB: 0 P: 12	R: 0 E: 0 K: 0 S: 8 H: 0 LOB: 0 BB: 0 P: 12	R: 2 E: 0 K: 0 S: 13 H: 2 LOB: 1 BB: 1 P: 22	1B: 4 2B: 4 3B: 1 HR: 0 SF: 0 SAC: 1 DP: 0 HBP: 1	WP: 1 PA: 42 PB: 0 SB: 0 CS: 0	
PITCHER	IP WLS BF H R ER SO BB IBB HBP BLK WP HR S P ERA WHIP											
Rick Reuschel, R (1, 1) ERA: 2.89	3.2 L 20 6 4 4 1 2 0 0 0 0 0 0 36 61 9.82 2.182											
Randy Bockus, R (4, 1) ERA: 4.3	1.1 7 1 2 2 1 1 0 0 0 0 1 0 14 23 13.50 1.500											
Joe Price, L (6, 1) ERA: 3.07	3.0 9 0 0 0 2 0 0 0 0 0 0 0 23 32 0.00 0.000											
Scott Garrelts, R (9, 1) ERA: 5.31	1.0 6 2 2 2 0 1 0 0 0 0 0 0 13 22 18.00 3.000											

AB	36
R	8
H	9
RBI	7
BB	4
SO	4
LOB	15



Batter	1	2	3	4	5	6	7	8	9	AB	R	H	RBI	BB	SO	LOB
Brett Butler, L OBP: 0.370, SLG: 0.372 (1, 8)	3-2 L9		2-2 FC6-4		1-1 L9			2-1 F9	1-2 G4-3	5	0	1	0	0	0	3
Chris Speier, R OBP: 0.290, SLG: 0.284 (1, 4)	3-2 G5-3		0-0 G5-4-3		2-2 L9			2-2 G5-3		3	0	0	0	0	0	2
Joe Price, R (6, 1)										0	0	0	0	0	0	0
Joel Youngblood, R OBP: 0.390, SLG: 0.385 (8, PH)										1	0	0	0	0	0	0
Scott Garrelts, R (9, 1)										0	0	0	0	0	0	0
Will Clark, L OBP: 0.370, SLG: 0.543 (1, 3)	1-0 P7			0-0 G4-3		1-0 F5		0-0 G5-3		4	1	1	0	0	0	0
Candy Maldonado, R OBP: 0.298, SLG: 0.374 (1, 9)		2-2 G5-3		2-2 G4-3		3-2 G3			1-1 G6-3	4	0	0	1	0	0	0
Kevin Mitchell, R OBP: 0.313, SLG: 0.420 (1, 5)		4-2 1B		0-0 F3		0-2 G5-3			1-1 HR	3	1	1	0	1	0	0
Mike Aldrete, L OBP: 0.359, SLG: 0.394 (1, 7)		1 SAFE 1 SAFE 1 SAFE 1 SAFE 1-3 1B		0-0 2B			1-0 F8		2-0 HR	4	1	3	2	0	0	0
Bob Brenly, R OBP: 0.243, SLG: 0.307 (1, 2)		0-3 K		2-2 F3			4-1 FC5-4		0-0 F7	3	0	0	0	1	1	3
Jose Uribe, S OBP: 0.286, SLG: 0.297 (1, 6)		1-3 K			0-1 B1-3		1-2 FC5-4		1-0 E	4	0	1	0	0	1	3
Rick Reuschel, R OBP: 0.125, SLG: 0.097 (1, 1)			0-2 FC6-4		0-0 G5-3		2-3 K		1-0 E4	1	0	1	0	0	0	0
Randy Bockus, L (4, 1)										0	0	0	0	0	0	0
Francisco Melendez, L (5, PH)										1	0	0	0	0	0	0
Ernest Riles, L OBP: 0.293, SLG: 0.347 (6, 4)										2	0	0	0	0	1	2

Inning Stats	R: 0	H: 0	E: 0	K: 0	S: 8	R: 0	H: 1	E: 0	K: 2	S: 13	R: 0	H: 1	E: 0	K: 0	S: 7	R: 1	H: 2	E: 0	K: 0	S: 10	R: 0	H: 1	E: 0	K: 0	S: 8	R: 0	H: 0	E: 0	K: 1	S: 10	R: 0	H: 0	E: 0	K: 0	S: 6	R: 2	H: 3	E: 1	K: 0	S: 11	1B: 5	SF: 0	2B: 1	SAC: 0	3B: 1	DP: 1	HR: 1	HBP: 0	WP: 1	PA: 37
	0	0	0	0	8	0	1	0	2	13	0	1	0	0	7	1	2	0	0	10	0	1	0	0	8	0	0	0	0	12	0	0	0	6	10	3	0	0	11	5	0	1	0	1	0	1	1	37		


PITCHER	IP	WLS	BF	H	R	ER	SO	BB	IBB	HBP	BLK	WP	HR	S	P	ERA	WHIP
Dennis Rasmussen, L ERA: 4.67 (1, 1)	9.0	W	37	8	3	3	3	2	0	0	0	1	1	81	130	3.00	1.111

BOTTOM

San Diego Padres @ San Francisco Giants
Candlestick Park, San Francisco, CA

Tue Jun 21 1988, 10:05 PM EDT
Att. 12,363 - Unknown

AB	35
R	3
H	8
RBI	3
BB	2
SO	3
LOB	13



Batter	1	2	3	4	5	6	7	8	9	AB R H RBI BB SO LOB	TOP															
Dickie Thon, R OBP: 0.343, SLG: 0.296 (1, 6)	3-1 E9 1B	2-3 K		1-2 F9			0-0 1B		1-1 E S 1B	5 1 2 0 0 1 2	San Diego Padres @ San Francisco Giants Candlestick Park, San Francisco, CA Wed Jun 22 1988, 6:33 AM EDT Att. 18,825 - Sunny - 75 F															
Roberto Alomar, S OBP: 0.280, SLG: 0.339 (1, 4)	0-0 4-3	0-3 K			0-0 4-3		1-1 G3		1-2 E1 1B	5 0 0 0 0 1 4																
Tony Gwynn, L OBP: 0.338, SLG: 0.337 (1, 9)	3-1 CS 1B				2-2 4-3			0-1 1-3	0-0 4-3	5 0 1 1 0 0 2																
Keith Moreland, R OBP: 0.328, SLG: 0.377 Marvell Wynne, L OBP: 0.375, SLG: 0.553 (1, 7) (8, 7)	2-3 K			1-1 F9		0-0 5-3		0-2 F8		4 0 0 0 0 1 1 0 0 0 0 0 0 0																
Carmelo Martinez, R OBP: 0.290, SLG: 0.323 (1, 3)		2-1 1B 2B 1B		0-0 HR		2-3 K		0-0 5-3		4 2 2 1 0 1 0																
Randy Ready, R OBP: 0.363, SLG: 0.427 (1, 5)		0-0 2B 1B 1B		0-0 6-3		0-1 G5-4-3 1B			3-2 WP SF9 2B	4 2 3 0 0 0 0																
Benito Santiago, R OBP: 0.263, SLG: 0.322 (1, 2)		0-0 1B 2B		1-0 G4-3 1B		0-0 G5-4-3			1-3 K	4 1 2 1 0 1 2																
Shane Mack, R OBP: 0.301, SLG: 0.222 (1, 8)		0-1 WP SH3-4 1B		1-0 G4-3		3-3 K			1-2 SF9	3 0 1 3 0 1 1																
Ed Whitson, R OBP: 0.192, SLG: 0.308 Tim Flannery, L OBP: 0.277, SLG: 0.195 Dave Leiper, L OBP: 0.399, SLG: 0.312 Lance McCullers, S OBP: 0.400, SLG: 1.000 (1, 1) (7, PH) (7, 1) (9, PH) (9, 1) (9, 1)		0-0 SH3-4		0-0 1B		1-3 K			4-2 1B E BB	1 0 1 0 0 0 0 1 0 0 0 0 1 0 0 0 0 0 0 0 0 0 1 0 0 1 0 0 0 0 0 0 0 0 0 0 0 0 0 0 0 0																
Inning Stats	R: 1 H: 1 E: 1 LOB: 0 K: 1 BB: 0 S: 12 P: 18	R: 3 H: 4 E: 0 LOB: 1 K: 2 BB: 0 S: 15 P: 18	R: 1 H: 1 E: 0 LOB: 0 K: 0 BB: 0 S: 6 P: 9	R: 0 H: 2 E: 0 LOB: 1 K: 2 BB: 0 S: 6 P: 9	R: 0 H: 0 E: 0 LOB: 0 K: 0 BB: 0 S: 6 P: 8	R: 0 H: 1 E: 0 LOB: 0 K: 1 BB: 0 S: 6 P: 8	R: 0 H: 1 E: 0 LOB: 1 K: 2 BB: 0 S: 10 P: 14	R: 0 H: 0 E: 0 LOB: 0 K: 0 BB: 0 S: 6 P: 6	R: 2 H: 2 E: 1 LOB: 2 K: 1 BB: 1 S: 19 P: 30	1B: 9 SF: 1 2B: 2 SAC: 1 3B: 0 DP: 2 HR: 1 HBP: 0		WP: 2 PA: 39 PB: 0 SB: 1 CS: 1														
PITCHER	IP WLS BF H R ER SO BB IBB HBP BLK WP HR S P ERA WHIP											PITCHER	IP WLS BF H R ER SO BB IBB HBP BLK WP HR S P ERA WHIP													
Atlee Hammaker, L ERA: 4.17 (1, 1)	3.0	15	6	5	4	3	0	0	0	0	1	1	33	45	12.00	2.000										
Randy Bockus, R ERA: 3.38 (4, 1)	4.0	14	4	0	0	3	0	0	0	0	0	0	28	39	0.00	1.000										
Don Robinson, R ERA: 2.76 (8, 1)	1.2	9	2	2	1	1	1	0	0	0	1	0	24	35	5.40	1.800										
Craig Lefferts, L ERA: 2.7 (9, 1)	0.1	W	1	0	0	0	0	0	0	0	0	0	1	1	0.00	0.000										

AB	36
R	7
H	12
RBI	6
BB	1
SO	7
LOB	12



Batter	1	2	3	4	5	6	7	8	9	AB R H RBI BB SO LOB	TOP														
Marvell Wynne, L (1, 8) OBP: 0.364, SLG: 0.535	1-3 K	2-3 K		2-3 K			2-1 G3		3-3 K	5 0 0 0 0 4 2															
Roberto Alomar, S (1, 4) OBP: 0.278, SLG: 0.333	2-3 K		3-2 6-3		1-1 4-3		4-0 FC4-6 BB		0-1 F8	4 0 0 0 1 1 0															
Tony Gwynn, L (1, 9) OBP: 0.335, SLG: 0.330	4-2 BB		1-2 4-3		0-0 F7		2-2 FC4-6 1B 1-2f		0-2 G3	4 0 0 0 1 0 1															
John Kruk, L (1, 3) OBP: 0.399, SLG: 0.433	2-3 K		4-0 FC6-4 BB		2-1 1B		0-0 1B		1-3 1B	3 0 2 0 1 1 1															
Keith Moreland, R (1, 7) OBP: 0.327, SLG: 0.375		2-0 BLK 1B	1 SAFE 2-1 FC6-4 1-2f		1-2 F9		2-1 F3			4 1 1 0 0 0 4															
Randy Ready, R (1, 5) OBP: 0.366, SLG: 0.435		1-3 K		1-1 4-3 1B		0-2 F8		1-2 SH5-3 1B		4 1 2 0 0 1 1															
Benito Santiago, R (1, 2) OBP: 0.263, SLG: 0.319		1-0 F8		2-1 F9		4-2 BB		0-0 SH5-3		2 0 0 0 1 0 2															
Garry Templeton, S (1, 6) OBP: 0.240, SLG: 0.263		0-0 2B 1B		1-2 4-3		1 SAFE 0-1 F9		0-0 L9		4 1 1 1 0 0 3															
Eric Show, R (1, 1) OBP: 0.250, SLG: 0.258		0-0 2B		1-1 1B		1 SAFE 2-3 K		2-2 5-3		2 0 2 2 0 0 0															
Tim Flannery, L (6, PH) OBP: 0.271, SLG: 0.190										1 0 0 0 0 1 1															
Mark Grant, R (6, 1)										0 0 0 0 0 0 0															
Carmelo Martinez, R (8, PH) OBP: 0.248, SLG: 0.320		2-H 2B		3-H 1B						1 0 0 0 0 0 1															
Lance McCullers, S (8, 1)										0 0 0 0 0 0 0															
Inning Stats	R: 0 E: 0 K: 3 S: 12	H: 0 LOB: 1 BB: 1 P: 21	R: 2 E: 0 K: 2 S: 10	H: 3 LOB: 1 BB: 0 P: 16	R: 0 E: 0 K: 0 S: 8	H: 0 LOB: 1 BB: 1 P: 18	R: 1 E: 0 K: 1 S: 14	H: 2 LOB: 1 BB: 0 P: 21	R: 0 E: 0 K: 0 S: 8	H: 1 LOB: 1 BB: 0 P: 12	R: 0 E: 0 K: 1 S: 11	H: 0 LOB: 1 BB: 1 P: 17	R: 0 E: 0 K: 0 S: 10	H: 1 LOB: 2 BB: 1 P: 20	R: 0 E: 0 K: 0 S: 11	H: 1 LOB: 1 BB: 0 P: 14	R: 0 E: 0 K: 1 S: 9	H: 0 LOB: 0 BB: 0 P: 12	1B: 6 2B: 2 3B: 0 HR: 0	SF: 0 SAC: 1 DP: 0 HBP: 0	WP: 0 PB: 0 SB: 0 CS: 0	PA: 39			
PITCHER	IP	WLS	BF	H	R	ER	SO	BB	IBB	HBP	BLK	WP	HR	S	P	ERA	WHIP								
Pete Smith, R (1, 1) ERA: 5.63	6.0	W	27	6	3	3	7	3	0	0	1	0	0	63	105	4.50	1.500								
Paul Assenmacher, L (7, 1) ERA: 3.86	0.2		4	1	0	0	0	1	0	0	0	0	0	8	16	0.00	3.000								
José Álvarez, R (7, 1) ERA: 2.81	0.1		1	0	0	0	0	0	0	0	0	0	0	2	4	0.00	0.000								
Bruce Sutter, R (8, 1) ERA: 2.87	2.0	S	7	1	0	0	1	0	0	0	0	0	0	20	26	0.00	0.500								

San Diego Padres @ Atlanta Braves
Atlanta-Fulton County Stadium, Atlanta, GA

Fri Jun 24 1988, 7:05 PM EDT
Att: 9,137 - Unknown - 85 F

livebaseballscorecards.com

AB	34
R	3
H	8
RBI	3
BB	4
SO	8
LOB	16



Batter	1	2	3	4	5	6	7	8	9	AB R H RBI BB SO LOB
Albert Hall, S OBP: 0.316, SLG: 0.301 (1, 8)	0-3 K	1-1 4-3		1 SAFE 0-0 4-3			1 SAFE 3-3 K			4 0 0 0 0 2 2
Ken Oberkfell, L OBP: 0.317, SLG: 0.341 (1, 5)	1-2 2B	2-2 F2			1-2 4-3			0-0 4-3		4 1 1 0 0 0 0
Dion James, L OBP: 0.380, SLG: 0.368 (1, 7)	4-1 2B E BB		0-0 F7		1-0 4-3			3-2 F8		3 1 0 0 1 0 0
Dale Murphy, R OBP: 0.336, SLG: 0.427 (1, 9)	2-2 F7		0-1 F4		2-2 F7			0-1 WP 2B		4 0 1 0 0 0 2
Ted Simmons, S OBP: 0.289, SLG: 0.313 José Alvarez, R OBP: 0.750, SLG: 0.750 Bruce Sutter, R (8, 1)	0-0 E7 2B 1-H 2-H		2-1 E5		2-2 G3			4-2 WP BB		3 1 1 1 0 0 0 0 0 0 0 0 0 0 0 0 0 0 1 0 0
Andres Thomas, R OBP: 0.260, SLG: 0.351 (1, 6)	1-1 2B 2B		0-1 F5		0-1 4-3			1-2 F6 1-2 2-3		4 1 1 1 0 0 3
Ozzie Virgil, R OBP: 0.254, SLG: 0.386 (1, 2)	0-0 2B			1-2 L9		2-3 K				3 0 1 1 0 1 0
Ron Gant, R OBP: 0.279, SLG: 0.424 (1, 4)	0-1 F7			0-0 1B			4-2 CS BB			2 0 1 0 1 0 1
Pete Smith, R OBP: 0.091, SLG: 0.136 Paul Assenmacher, L OBP: 0.500, SLG: 1.000 Ken Griffey, L OBP: 0.297, SLG: 0.313 (7, 1) (7, 3)		1-0 6-3		1-3 K			1 SAFE 0-2 F7			2 0 0 0 0 1 1 0 0 0 0 0 0 0 1 0 0 0 0 0 1

Inning Stats	R: 4	H: 4	E: 1	K: 1	S: 19	LOB: 1	BB: 1	P: 27	R: 0	H: 0	E: 0	K: 0	S: 6	LOB: 0	BB: 0	P: 10	R: 0	H: 0	E: 1	K: 0	S: 7	LOB: 1	BB: 0	P: 9	R: 0	H: 1	E: 0	K: 1	S: 8	LOB: 1	BB: 0	P: 10	R: 0	H: 0	E: 0	K: 0	S: 7	LOB: 0	BB: 0	P: 11	R: 0	H: 0	E: 0	K: 1	S: 10	LOB: 0	BB: 0	P: 14	R: 0	H: 0	E: 0	K: 1	S: 10	LOB: 0	BB: 1	P: 17	R: 0	H: 1	E: 0	K: 0	S: 12	LOB: 2	BB: 1	P: 20
PITCHER	IP	WLS	BF	H	R	ER	SO	BB	IBB	HBP	BLK	WP	HR	S	P	ERA	WHIP																																															
Eric Show, R ERA: 3.98 (1, 1)	5.0	L	22	5	4	4	2	1	0	0	0	0	0	47	67	7.20	1.200																																															
Mark Grant, R ERA: 4.23 (6, 1)	2.0		6	0	0	0	2	1	0	0	0	0	0	20	31	0.00	0.500																																															
Lance McCullers, R ERA: 3.3 (8, 1)	1.0		5	1	0	0	0	1	0	0	0	1	0	12	20	0.00	2.000																																															

BOTTOM

San Diego Padres @ Atlanta Braves
Atlanta-Fulton County Stadium, Atlanta, GA

Fri Jun 24 1988, 7:05 PM EDT
Att. 9,137 - Unknown - 85 F

AB	30
R	4
H	6
RBI	3
BB	3
SO	4
LOB	10

livebaseballscorecards.com

1B:	1	SF:	0	WP:	1	PA:	33
2B:	5	SAC:	0	PB:	0		
3B:	0	DP:	0	SB:	0		
HR:	0	HBP:	0	CS:	1		



Batter	1	2	3	4	5	6	7	8	9	AB R H RBI BB SO LOB	TOP																								
Garry Templeton, S (1, 6) OBP: 0.250, SLG: 0.264	0-2 L3		3-2 5-3		1-0 2B 1B		4-0 BB		4-0 BB	3 0 1 2 2 0 1																									
Randy Ready, R (1, 4) OBP: 0.362, SLG: 0.434 (8, 5)	2-2 F8		2-1 F9		0-0 1B 2B		3-1 F9		3-2 F8	5 1 1 0 0 0 3																									
Tony Gwynn, L (1, 9) OBP: 0.338, SLG: 0.333	3-2 1-3			3-1 G1-4-3 1B 1B	1-2 1B		1-1 F8			4 0 2 1 0 0 1																									
Keith Moreland, R (1, 7) OBP: 0.325, SLG: 0.373		0-1 1-3		2-2 G1-4-3 1B	1-3 K		2-2 6-3			4 0 1 0 0 1 2																									
Carmelo Martinez, R (1, 3) OBP: 0.241, SLG: 0.310		0-3 K		3-1 G1-4-3		1-2 6-3		2-2 F7		4 0 0 0 0 1 2																									
Benito Santiago, R (1, 2) OBP: 0.259, SLG: 0.314		0-0 F9		2-3 K		0-3 K		2-1 F9		4 0 0 0 0 2 1																									
Chris Brown, R (1, 5) OBP: 0.322, SLG: 0.333 Greg Booker, R (8, 1)			0-1 SH1-4 BB 5-3 1B		3-2 1B 2B	0-1 1B		2-2 5-3		4 2 3 0 0 0 0 0 0 0 0 0 0 0	AB 33 R 4 H 10 RBI 4 BB 3 SO 6 LOB 12																								
Shane Mack, R (1, 8) OBP: 0.320, SLG: 0.238		4-1 SH1-4 BB		3-2 SH2-3 1B 1B	0-0 1B			0-3 K		3 1 2 1 1 1 0																									
Jimmy Jones, R (1, 1) OBP: 0.103, SLG: 0.038 Mark Grant, R (5, 1) Tim Flannery, L (6, PH) OBP: 0.265, SLG: 0.186 Dave Leiper, L (6, 1) Roberto Alomar, S (8, 4) OBP: 0.277, SLG: 0.332		1-1 SH1-4		0-0 SH2-3	0-3 K			2-2 F6		0 0 0 0 0 0 0 0 0 0 0 0 0 0 1 0 0 0 0 1 2 0 0 0 0 0 0 0 1 0 0 0 0 0 0																									
Inning Stats	R: 0 E: 0 K: 0 S: 11	H: 0 LOB: 0 BB: 0 P: 16	R: 0 E: 0 K: 1 S: 6	H: 0 LOB: 0 BB: 0 P: 6	R: 1 E: 0 K: 0 S: 16	H: 1 LOB: 1 BB: 1 P: 26	R: 0 E: 0 K: 1 S: 10	H: 2 LOB: 1 BB: 0 P: 20	R: 3 E: 0 K: 1 S: 18	H: 5 LOB: 1 BB: 0 P: 27	R: 0 E: 0 K: 2 S: 12	H: 2 LOB: 2 BB: 0 P: 13	R: 0 E: 0 K: 0 S: 7	H: 0 LOB: 1 BB: 1 P: 17	R: 0 E: 0 K: 0 S: 12	H: 0 LOB: 0 BB: 0 P: 18	R: 0 E: 0 K: 1 S: 12	H: 0 LOB: 1 BB: 1 P: 21	1B: 8 2B: 2 3B: 0 HR: 0	SF: 0 SAC: 2 DP: 1 HBP: 0	WP: 0 PB: 0 SB: 0 CS: 0	PA: 38													
PITCHER	IP WLS BF H R ER SO BB IBB HBP BLK WP HR S P ERA WHIP																																		
Tom Glavine, L (1, 1) ERA: 5.62 Charlie Puleo, R (5, 1) ERA: 4.01	4.1 W	19 19	6 4	4 0	4 0	2 4	1 2	0 0	0 0	0 0	0 0	0 0	54 50	86 78	8.31 0.00	1.615 1.286																			

San Diego Padres @ Atlanta Braves
Atlanta-Fulton County Stadium, Atlanta, GA

Sat Jun 25 1988, 7:05 PM EDT
Att. 12,315 - Unknown - 92 F

livebaseballscorecards.com



Batter	1	2	3	4	5	6	7	8	9	AB R H RBI BB SO LOB	TOP																							
Dickie Thon, R OBP: 0.348, SLG: 0.303 (1, 6)	3-2 PB SF9 1B	2-1 1-2 2-H 1B			3-1 6-3		1-3 K			4 1 2 1 0 1 1																								
Randy Ready, R OBP: 0.360, SLG: 0.429 (1, 4) (6, 5)	2-1 SF9 PB 1-2 1B	1-1 1-3			1-1 L7			3-3 K		4 0 1 0 0 1 2																								
Tony Gwynn, L OBP: 0.332, SLG: 0.327 (1, 9)	2-3 K				2-0 5-3		1-0 F8	0-1 F7		4 0 0 0 0 1 2																								
Carmelo Martinez, R OBP: 0.248, SLG: 0.313 (1, 7) (8, 3)	2-0 SF9 1-3 2-H				0-0 F6		1-0 1B	4-2 BB		2 0 1 1 1 0 0																								
John Kruk, L OBP: 0.392, SLG: 0.423 Mark Davis, L OBP: 0.400, SLG: 1.000 (1, 3) (8, 1)	1-2 4-3				1-1 4-3		3-3 K	2-2 5-3		4 0 0 0 0 1 3 0 0 0 0 0 0 0																								
Chris Brown, R OBP: 0.315, SLG: 0.326 Roberto Alomar, S OBP: 0.276, SLG: 0.331 (1, 5) (6, 4)					2-1 4-3		3-3 K		1-3 K	3 0 0 0 0 1 1 1 0 0 0 0 1 0																								
Mark Parent, R OBP: 0.208, SLG: 0.196 (1, 2)					1-0 4-3			2-1 4-3		4 0 0 0 0 1 0																								
Shane Mack, R OBP: 0.337, SLG: 0.253 (1, 8)					1-0 L4			1-1 SH1-3 1B		3 1 2 0 1 0 0																								
Andy Hawkins, R OBP: 0.172, SLG: 0.143 Marvell Wynne, L OBP: 0.362, SLG: 0.532 (1, 1) (8, 7)					0-0 6-3			0-1 SH1-3		1 0 0 0 1 0 0 1 0 0 0 0 0 1																								
Inning Stats	R: 1 E: 0 K: 1 S: 13	H: 2 LOB: 1 BB: 0 P: 23	R: 1 E: 0 K: 0 S: 14	H: 2 LOB: 2 BB: 1 P: 23	R: 0 E: 0 K: 0 S: 4	H: 0 LOB: 0 BB: 0 P: 7	R: 0 E: 0 K: 0 S: 4	H: 0 LOB: 0 BB: 0 P: 8	R: 0 E: 0 K: 2 S: 10	H: 1 LOB: 1 BB: 0 P: 18	R: 0 E: 0 K: 1 S: 9	H: 1 LOB: 1 BB: 0 P: 13	R: 0 E: 0 K: 1 S: 12	H: 0 LOB: 1 BB: 1 P: 21	R: 0 E: 0 K: 2 S: 7	H: 0 LOB: 1 BB: 1 P: 15	1B: 6 2B: 0 3B: 0 HR: 0	SF: 1 SAC: 1 DP: 0 HBP: 0	WP: 0 PB: 1 SB: 0 CS: 0	PA: 36														
PITCHER	IP WLS BF H R ER SO BB IBB HBP BLK WP HR S P ERA WHIP																																	
Zane Smith, L ERA: 3.71 Paul Assenmacher, L ERA: 3.67	(1, 1) (8, 1)	7.0 L	28 8	6 0	2 0	1 0	4 3	1 2	0 0	0 0	0 0	0 19	101 36	1.29 0.00	1.000																			

San Diego Padres @ Atlanta Braves
Atlanta-Fulton County Stadium, Atlanta, GA

Sun Jun 26 1988, 3:33 AM EDT
Att: 7,301 - Cloudy - 97 F

livebaseballscorecards.com

AB 31
R 2
H 6
RBI 2
BB 3
SO 7
LOB 10



Batter	1	2	3	4	5	6	7	8	9	AB	R	H	RBI	BB	SO	LOB
Ron Gant, R OBP: 0.278, SLG: 0.434 (1, 4)	3-1 L7		1-0 HR		2-3 K			2-2 F2		4	1	1	1	0	1	0
Ken Oberkfell, L OBP: 0.317, SLG: 0.342 Paul Runge, R OBP: 0.396, SLG: 0.359 (1, 5) (8, PR) (9, 5)	1-2 FC4-6 1B		0-0 G3			3-2 3-1		1-2 G3-6 1B		4	0	2	0	0	0	0
Dion James, L OBP: 0.364, SLG: 0.363 Jerry Royster, R OBP: 0.292, SLG: 0.348 (1, 8) (8, PH) (9, 8)	0-2 F7		0-2 F6			4-0 BB		0-1 G3-6 1-2f		2	0	0	0	1	0	1
Dale Murphy, R OBP: 0.330, SLG: 0.418 (1, 9)	0-0 FC4-6 1-2f		3-2 6-3			1-1 F3			3-1 L7	4	0	0	0	0	0	2
Ken Griffey, L OBP: 0.301, SLG: 0.317 (1, 7) (8, 3)		0-0 HBP 1B		3-0 F8		1-0 F8			1-0 4-3	4	0	1	0	0	0	1
Ted Simmons, S OBP: 0.293, SLG: 0.343 Tom Glavine, L OBP: 0.320, SLG: 0.333 Paul Assenmacher, L OBP: 0.500, SLG: 1.000 Jim Morrison, R OBP: 0.210, SLG: 0.263 (1, 3) (7, PR) (8, 1) (9, PH)		1-1 SAFE F5		2-1 F3			2-2 4-3 2B		2-3 K	3	0	1	0	0	0	1
Andres Thomas, R OBP: 0.257, SLG: 0.349 (1, 6)		1-3 K		2-2 L8			1-0 4-3			3	0	0	0	0	1	2
Ozzie Virgil, R OBP: 0.256, SLG: 0.381 (1, 2)		1-1 FC6-4 HBP			1-0 F7		0-3 K			2	0	0	0	0	1	2
Zane Smith, L OBP: 0.148, SLG: 0.148 Gary Roenicke, R OBP: 0.325, SLG: 0.378 (1, 1) (7, PH) (8, 7)		1-2 FC6-4			1-1 L7		1-3 K			2	0	0	0	0	0	2

Inning Stats	R: 0	H: 1	E: 0	LOB: 1	K: 0	BB: 0	S: 9	R: 0	H: 1	E: 0	LOB: 2	K: 1	BB: 0	S: 11	R: 1	H: 1	E: 0	LOB: 0	K: 0	BB: 0	S: 9	R: 0	H: 0	E: 0	LOB: 0	K: 0	BB: 0	S: 7	R: 0	H: 0	E: 0	LOB: 1	K: 0	BB: 1	S: 10	R: 0	H: 1	E: 0	LOB: 2	K: 2	BB: 0	S: 11	R: 0	H: 1	E: 0	LOB: 1	K: 0	BB: 0	S: 10	R: 0	H: 0	E: 0	LOB: 0	K: 1	BB: 0	S: 7
PITCHER	IP	WLS	BF	H	R	ER	SO	BB	IBB	HBP	BLK	WP	HR	S	P	ERA	WHIP																																							
Andy Hawkins, R ERA: 3.31 Mark Davis, L ERA: 2.72	7.1	W	29	5	1	1	4	1	0	0	0	0	0	73	112	1.23	0.818																																							

BOTTOM

San Diego Padres @ Atlanta Braves
Atlanta-Fulton County Stadium, Atlanta, GA

Sun Jun 26 1988, 3:33 AM EDT
Att. 7,301 - Cloudy - 97 F

AB	31
R	1
H	5
RBI	1
BB	1
SO	5
LOB	14

livebaseballscorecards.com



WP	PA	ERA	WHIP
0	33		

Batter	1	2	3	4	5	6	7	8	9	AB R H RBI BB SO LOB	TOP											
Tim Flannery, L (1, 5) OBP: 0.291, SLG: 0.245	1-2 F8 1B	0-0 WP HR 1B	0-1 B1-5-3		0-1 E9 G4-6-3		2-0 1-3 3-H 2B		3-3 K	6 1 3 3 0 1 1												
Roberto Alomar, S (1, 4) OBP: 0.278, SLG: 0.329	0-0 S 1B	4-1 HR BB	0-0 G3		2-0 G4-6-3 1-2f		3-2 F7			4 1 1 0 1 0 3												
Tony Gwynn, L (1, 9) OBP: 0.329, SLG: 0.338	2-1 F8 2-3	2-1 HR	3-2 L6			1-1 F7		3-1 F8		5 1 1 3 0 0 2												
John Kruk, L (1, 3) OBP: 0.392, SLG: 0.422	2-3 K 1-2	1-1 BB SF8 1B		2-1 4-3		1-0 F7		3-1 1B		5 1 2 0 0 1 2												
Keith Moreland, R (1, 7) Lance McCullers, S (8, 1) OBP: 0.331, SLG: 0.375	4-1 BB	1-0 SF8 BB 2B 1B		2-0 2B SF9 1B		2-3 K		2-2 P6		4 2 2 0 1 1 1 0 0 0 0 0 0 0												
Mark Parent, R (1, 2) OBP: 0.245, SLG: 0.240	2-3 K	4-1 2B 1-2 2-3 BB		1-2 SF9 1-3 2B		1-0 1B 2B 1B		0-0 1-3		4 1 2 0 1 1 4												
Garry Templeton, S (1, 6) OBP: 0.249, SLG: 0.272					0-0 SF9		1-0 F7		0-3 K2-3	3 1 1 2 0 1 1	AB 38 R 9 H 14 RBI 9 BB 5 SO 8 LOB 20											
Shane Mack, R (1, 8) OBP: 0.358, SLG: 0.278					0-3 K		2-2 2B 1-3 1B		4-2 BB	3 1 2 1 2 1 1												
Dennis Rasmussen, L (1, 1) Marvell Wynne, L (8, 7) OBP: 0.171, SLG: 0.206					3-2 3-1		0-3 K		3-3 K	3 0 0 0 0 1 4 1 0 0 0 0 1 1												
Inning Stats	R: 0 E: 0 K: 2 S: 14	H: 2 LOB: 3 BB: 1 P: 25	R: 7 E: 0 K: 0 S: 23	H: 6 LOB: 2 BB: 3 P: 50	R: 0 E: 0 K: 0 S: 6	H: 0 LOB: 0 BB: 0 P: 9	R: 1 E: 0 K: 1 S: 10	H: 2 LOB: 1 BB: 0 P: 15	R: 0 E: 1 K: 0 S: 6	H: 0 LOB: 0 BB: 0 P: 11	R: 0 E: 0 K: 1 S: 6	H: 0 LOB: 0 BB: 0 P: 10	R: 1 E: 0 K: 1 S: 12	H: 3 LOB: 2 BB: 0 P: 21	R: 0 E: 0 K: 0 S: 8	H: 1 LOB: 1 BB: 0 P: 16	R: 0 E: 0 K: 3 S: 12	H: 0 LOB: 1 BB: 1 P: 22	1B: 9 2B: 4 3B: 0 HR: 1	SF: 2 SAC: 1 DP: 1 HBP: 0	WP: 1 PB: 0 SB: 1 CS: 0	PA: 46
PITCHER	IP WLS BF H R ER SO BB IBB HBP BLK WP HR S P ERA WHIP																					
Jack Armstrong, R (1, 1) ERA: 10.57	1.1 L 14 7 7 7 2 3 0 0 0 1 1 28 54 47.25 7.500																					
Jeff Gray, R (2, 1) ERA: 2.08	4.2 18 3 1 1 2 1 0 0 0 0 0 37 66 1.93 0.857																					
Frank Williams, R (7, 1) ERA: 3.09	2.0 10 4 1 1 1 0 0 0 0 0 0 20 37 4.50 2.000																					
Rob Murphy, L (9, 1) ERA: 2.11	1.0 4 0 0 0 3 1 0 0 0 0 0 12 22 0.00 1.000																					

San Diego Padres @ Cincinnati Reds
Riverfront Stadium, Cincinnati, OH
Mon Jun 27 1988, 7:05 PM EDT
Att. 19,529 - Unknown - 81 F

livebaseballscorecards.com



Batter	1	2	3	4	5	6	7	8	9	AB R H RBI BB SO LOB	TOP																						
Dickie Thon, R OBP: 0.338, SLG: 0.293 (1, 6) C B X	1-1 1-3 X	0-0 4-3 2-3 X			2-1 6-3 B B F X			0-0 4-3 X		4 0 0 0 0 0 1																							
Roberto Alomar, S OBP: 0.278, SLG: 0.336 (1, 4) B X	1-0 FC3 3B	0-1 6-3 X			1-2 G3 X			1-2 6-3 X		4 1 1 0 0 0 1																							
Tony Gwynn, L OBP: 0.328, SLG: 0.336 (1, 9) B S X	1-1 FC3 1B		0-1 G6-4-3 1B			0-1 4-3 X			0-0 4-3 X	4 1 1 1 0 0 0																							
Keith Moreland, R OBP: 0.330, SLG: 0.373 (1, 3) Marvell Wynne, L OBP: 0.360, SLG: 0.529 (9, PR) S X	2-3 K 3-H		2-0 G6-4-3 1-2f			0-0 F9 X			2-1 K 1B	4 0 1 0 0 1 2 0 0 0 0 0 0 0																							
Carmelo Martinez, R OBP: 0.248, SLG: 0.311 (1, 7) B B X	2-0 K 1B		1-3 K F F F F S			2-2 F8 X			0-0 L5 X	4 1 1 0 0 1 1																							
Randy Ready, R OBP: 0.357, SLG: 0.425 (1, 5) B C B X	2-1 K 1B 2-H 3-H		2-1 P3 X			0-1 4-3 X			3-3 K B F F F F S	4 0 1 2 0 1 1																							
Mark Parent, R OBP: 0.232, SLG: 0.226 (1, 2) X	0-0 6-3 X		2-0 6-3 B B X			0-0 5-3 X				3 0 0 0 0 0 1																							
Shane Mack, R OBP: 0.358, SLG: 0.280 (1, 8) B T C B B B X		3-2 SH5-4 1B		0-0 4-3 X		2-3 K B B C C B X				3 0 1 0 0 1 0																							
Ed Whitson, R OBP: 0.185, SLG: 0.296 (1, 1) Chris Brown, R OBP: 0.313, SLG: 0.323 (8, PH) Mark Grant, R (8, 1) Dave Leiper, L (9, 1) Lance McCullers, S (9, 1) Tim Flannery, L (9, 5)		0-0 SH5-4 1-2 X			1-1 3-1 F B X			2-2 6-3 X		1 0 0 0 0 0 0 1 0																							
Inning Stats	R: 3 E: 0 K: 1 S: 12	H: 3 LOB: 1 BB: 0 P: 21	R: 0 E: 0 K: 0 S: 7	H: 1 LOB: 1 BB: 0 P: 10	R: 0 E: 0 K: 1 S: 8	H: 1 LOB: 0 BB: 0 P: 11	R: 0 E: 0 K: 0 S: 4	H: 0 LOB: 0 BB: 0 P: 8	R: 0 E: 0 K: 0 S: 7	H: 0 LOB: 0 BB: 0 P: 11	R: 0 E: 0 K: 0 S: 7	H: 0 LOB: 0 BB: 0 P: 9	R: 0 E: 0 K: 1 S: 6	H: 0 LOB: 0 BB: 0 P: 8	R: 0 E: 0 K: 0 S: 7	H: 0 LOB: 0 BB: 0 P: 10	R: 0 E: 0 K: 1 S: 9	H: 1 LOB: 1 BB: 0 P: 14	1B: 5 2B: 0 3B: 1 HR: 0	SF: 0 SAC: 1 DP: 1 HBP: 0	WP: 0 PB: 0 SB: 0 CS: 0	PA: 33											
PITCHER Danny Jackson, L (1, 1) ERA: 3.42	IP 9.0	WLS W	BF 33	H 6	R 3	ER 3	SO 4	BB 0	IBB 0	HBP 0	BLK 0	WP 0	HR 0	S 67	P 102	ERA 3.00	WHIP 0.667																
											PITCHER	IP	WLS	BF	H	R	ER	SO	BB	IBB	HBP	BLK	WP	HR	S	P	ERA	WHIP					

San Diego Padres @ Cincinnati Reds
Riverfront Stadium, Cincinnati, OH
Tue Jun 28 1988, 7:05 PM EDT
Att. 22,329 - Unknown

livebaseballscorecards.com

AB	32
R	3
H	6
RBI	3
BB	0
SO	4
LOB	7



Batter	1	2	3	4	5	6	7	8	9	AB	R	H	RBI	BB	SO	LOB
Barry Larkin, R OBP: 0.359, SLG: 0.459 (1, 6)	2-1 F9 SH3 1B		1-1 5-3		3-2 2-H HR			1-0 L6		4	2	2	2	0	0	0
Chris Sabo, R OBP: 0.360, SLG: 0.543 (1, 5)	0-0 SH3		3-1 F7		0-1 1-3			1-3 K		3	0	0	0	0	1	0
Kal Daniels, L OBP: 0.420, SLG: 0.458 (1, 7) Eddie Milner, L OBP: 0.273, SLG: 0.250 (4, 7)	3-2 F9		3-3 K				1-0 F8	3-2 2B		2	0	0	0	0	1	1
Paul O'Neill, L OBP: 0.322, SLG: 0.399 (1, 9)	4-2 1B BB			1-2 P2		0-0 1B		1-0 P6		3	0	1	0	1	0	1
Eric Davis, R OBP: 0.331, SLG: 0.436 (1, 8)	3-1 1B			3-2 P6		3-3 K		3-2 1B BB		4	1	2	1	0	1	1
Leon Durham, L OBP: 0.311, SLG: 0.440 (1, 3)	1-2 3-H P6			0-0 F8		2-3 K		0-1 1B		4	0	1	0	0	1	3
Jeff Treadway, L OBP: 0.333, SLG: 0.363 (1, 4) Dave Concepcion, R (9, PH) OBP: 0.283, SLG: 0.263		0-0 F7			0-0 SH3-4 HR 1B		1-2 F9	4-0 1B BB		3	1	1	0	0	0	0
Terry McGriff, R OBP: 0.292, SLG: 0.269 (1, 2) Dave Collins, S (9, PH) OBP: 0.282, SLG: 0.287		0-2 F9			3-3 K		1-3 K	2-2 F8		3	0	0	0	0	2	1
Danny Jackson, R OBP: 0.158, SLG: 0.189 (1, 1) Tracy Jones, R (9, PH) OBP: 0.329, SLG: 0.273		1-2 L6			0-0 SH3-4		0-1 4-3	1-2 3-H BB		1	0	0	0	1	0	0

Inning Stats	R: 1	H: 2	E: 0	K: 0	S: 21	R: 0	H: 0	E: 0	K: 0	S: 9	R: 0	H: 0	E: 0	K: 1	S: 7	R: 0	H: 0	E: 0	K: 0	S: 7	R: 2	H: 2	E: 0	K: 1	S: 12	R: 0	H: 1	E: 0	K: 2	S: 8	R: 0	H: 0	E: 0	K: 1	S: 9	R: 0	H: 1	E: 0	K: 1	S: 8	R: 1	H: 2	E: 0	K: 0	S: 14	1B: 6	2B: 1	3B: 0	HR: 1	SF: 0	SAC: 2	DP: 0	HBP: 0	WP: 0	PB: 0	SB: 0	CS: 0	PA: 36
--------------	------	------	------	------	-------	------	------	------	------	------	------	------	------	------	------	------	------	------	------	------	------	------	------	------	-------	------	------	------	------	------	------	------	------	------	------	------	------	------	------	------	------	------	------	------	-------	-------	-------	-------	-------	-------	--------	-------	--------	-------	-------	-------	-------	--------

PITCHER	IP	WLS	BF	H	R	ER	SO	BB	IBB	HBP	BLK	WP	HR	S	P	ERA	WHIP
Ed Whitson, R ERA: 4.87 (1, 1)	7.0		27	5	3	3	5	1	0	0	0	0	1	73	112	3.86	0.857
Mark Grant, R ERA: 4.26 (8, 1)	1.0	L	6	3	1	1	1	0	0	0	0	0	0	13	22	9.00	3.000
Dave Leiper, L ERA: 2.11 (9, 1)	0.0		1	0	0	0	0	0	1	0	0	0	0	4		∞	∞
Lance McCullers, R ERA: 3.14 (9, 1)	0.1		2	0	0	0	0	1	0	0	0	0	0	9	15	0.00	3.000

BOTTOM

San Diego Padres @ Cincinnati Reds
Riverfront Stadium, Cincinnati, OH

Tue Jun 28 1988, 7:05 PM EDT
Att. 22,329 - Unknown

AB	31
R	4
H	8
RBI	4
BB	3
SO	6
LOB	10



Batter	1	2	3	4	5	6	7	8	9	AB R H RBI BB SO LOB	TOP	
Dickie Thon, R OBP: 0.342, SLG: 0.288 (1, 6)	4-2 S BB SF9 BB		2-1 F9		4-1 S HR BB		1-2 1-3			2 2 0 0 2 0 0		
Roberto Alomar, S OBP: 0.281, SLG: 0.348 (1, 4)	4-2 SF9 S 1-2 BB		2-3 K		2-2 1-H HR		2-1 5-3			3 1 1 2 1 1 0		
Tony Gwynn, L OBP: 0.327, SLG: 0.332 (1, 9)	0-3 K		4-0 BB		1-2 6-3		3-2 F7			3 0 0 0 1 1 2		
Keith Moreland, R OBP: 0.328, SLG: 0.372 Marvell Wynne, L OBP: 0.360, SLG: 0.529 (1, 3) (8, 7)	2-2 SF9 1-3 2-H		0-1 F8		1-2 FC6-4 1B		2-0 F5			3 0 1 1 0 0 1 0 0 0 0 0 0 0		
John Kruk, L OBP: 0.390, SLG: 0.419 (1, 7) (8, 3)	0-0 F7			0-0 G4-6-3 1B		2-2 F8		0-0 1-3		4 0 1 0 0 0 2		
Randy Ready, R OBP: 0.351, SLG: 0.416 (1, 5)		3-2 F7		0-1 G4-6-3 1-2f		0-0 F4		1-1 6-3		4 0 0 0 0 0 2		
Benito Santiago, R OBP: 0.255, SLG: 0.308 (1, 2)		0-0 F9		1-2 5-3		0-0 FC6-4 1-2f		2-2 5-3		4 0 0 0 0 0 1		
Shane Mack, R OBP: 0.357, SLG: 0.274 (1, 8)		1-1 HBP			2-2 F8		0-1 4-3			2 0 0 0 0 0 0		
Eric Show, R OBP: 0.229, SLG: 0.235 Mark Davis, L OBP: 0.400, SLG: 1.000 (1, 1) (9, 1)	1 SAFE 1 SAFE BB 1 SAFE	2-1 F2		0-1 L6		2-3 K				3 0 0 0 0 1 1 0 0 0 0 0 0 0		
Inning Stats	R: 1 H: 0 E: 0 LOB: 1 K: 1 BB: 2 S: 14 P: 24	R: 0 H: 0 E: 0 LOB: 1 K: 0 BB: 0 S: 8 P: 14	R: 0 H: 0 E: 0 LOB: 1 K: 1 BB: 1 S: 8 P: 16	R: 0 H: 1 E: 0 LOB: 0 K: 0 BB: 0 S: 7 P: 8	R: 2 H: 1 E: 0 LOB: 0 K: 0 BB: 1 S: 14 P: 23	R: 0 H: 1 E: 0 LOB: 1 K: 0 BB: 0 S: 9 P: 12	R: 0 H: 0 E: 0 LOB: 0 K: 1 BB: 0 S: 8 P: 11	R: 0 H: 0 E: 0 LOB: 0 K: 0 BB: 0 S: 8 P: 15	R: 0 H: 0 E: 0 LOB: 0 K: 0 BB: 0 S: 6 P: 9	1B: 2 SF: 1 2B: 0 SAC: 0 3B: 0 DP: 1 HR: 1 HBP: 1	WP: 0 PA: 34 PB: 0 SB: 3 CS: 0	
PITCHER Tim Birtsas, L ERA: 3.93 Rob Dibble, R ERA: John Franco, L ERA: 2.01	IP WLS BF H R ER SO BB IBB HBP BLK WP HR S P ERA WHIP											PITCHER IP WLS BF H R ER SO BB IBB HBP BLK WP HR S P ERA WHIP
(1, 1) (7, 1) (9, 1)	6.0 L 25 3 3 3 2 4 0 1 0 0 1 60 97 4.50 1.167											
	2.0 6 0 0 0 1 0 0 0 0 0 0 16 26 0.00 0.000											
	1.0 3 0 0 0 0 0 0 0 0 0 0 6 9 0.00 0.000											

San Diego Padres @ Cincinnati Reds
Riverfront Stadium, Cincinnati, OH

Wed Jun 29 1988, 7:05 PM EDT
Att. 20,331 - Overcast - 65 F

livebaseballscorecards.com

AB	28
R	3
H	3
RBI	3
BB	4
SO	3
LOB	9



Batter	1	2	3	4	5	6	7	8	9	AB R H RBI BB SO LOB
--------	---	---	---	---	---	---	---	---	---	----------------------

Barry Larkin, R <small>(1, 6)</small> <small>OBP: 0.354, SLG: 0.453</small>	<small>1-1</small> 		<small>1-2</small> 			<small>0-2</small> 		<small>0-2</small> 		4 0 0 0 0 0 1
Chris Sabo, R <small>(1, 5)</small> <small>OBP: 0.359, SLG: 0.550</small>	<small>0-1</small> 			<small>0-0</small> 		<small>2-1</small> 			<small>1-3</small> 	4 1 1 1 0 1 0
Kal Daniels, L <small>(1, 7)</small> <small>OBP: 0.415, SLG: 0.450</small>	<small>2-1</small> 			<small>1-3</small> 			<small>1-0</small> 		<small>1-3</small> 	4 0 0 0 0 2 0
Paul O'Neill, L <small>(1, 9)</small> <small>OBP: 0.325, SLG: 0.414</small>	<small>1-0</small> 			<small>0-2</small> 			<small>2-1</small> 		<small>0-3</small> 	4 1 2 1 0 1 0
Eric Davis, R <small>(1, 8)</small> <small>OBP: 0.327, SLG: 0.430</small>		<small>0-1</small> 		<small>3-3</small> 			<small>1-2</small> 			3 0 0 0 0 1 1
Leon Durham, L <small>(1, 3)</small> <small>OBP: 0.304, SLG: 0.429</small>		<small>0-1</small> 			<small>1-1</small> 		<small>0-0</small> 			3 0 0 0 0 0 0
Jeff Treadway, L <small>(1, 4)</small> <small>OBP: 0.333, SLG: 0.362</small>		<small>2-0</small> 			<small>1-1</small> 			<small>0-1</small> 		3 0 1 0 0 0 0
Terry McGriff, R <small>(1, 2)</small> <small>OBP: 0.287, SLG: 0.263</small>			<small>0-2</small> 		<small>1-0</small> 			<small>0-0</small> 		2 0 0 0 0 0 1
Dave Collins, S <small>(8, PH)</small> <small>OBP: 0.279, SLG: 0.284</small>										1 0 0 0 0 0 0
Lloyd McClendon, R <small>(9, 2)</small> <small>OBP: 0.351, SLG: 0.366</small>										0 0 0 0 0 0 0
Tim Birtsas, L <small>(1, 1)</small> <small>OBP: 0.261, SLG: 0.238</small>			<small>0-1</small> 			<small>3-2</small> 		<small>0-0</small> 		1 0 0 0 0 0 0
Eddie Milner, L <small>(6, PH)</small> <small>OBP: 0.261, SLG: 0.238</small>										1 0 0 0 0 0 0
Rob Dibble, L <small>(7, 1)</small> <small>OBP: 0.261, SLG: 0.238</small>										0 0 0 0 0 0 0
Tracy Jones, R <small>(8, PH)</small> <small>OBP: 0.338, SLG: 0.284</small>										1 0 1 0 0 0 0
John Franco, L <small>(9, 1)</small> <small>OBP: 0.338, SLG: 0.284</small>										0 0 0 0 0 0 0

Inning Stats	R: 1	H: 1	E: 0	K: 0	S: 7	R: 0	H: 0	E: 0	K: 0	S: 5	R: 0	H: 0	E: 0	K: 0	S: 9	R: 0	H: 1	E: 0	K: 2	S: 10	R: 0	H: 1	E: 0	K: 0	S: 5	R: 0	H: 0	E: 0	K: 0	S: 9	R: 1	H: 1	E: 0	K: 0	S: 8	R: 0	H: 1	E: 0	K: 0	S: 7	R: 0	H: 0	E: 0	K: 3	S: 9	1B: 3	2B: 0	3B: 0	HR: 2	SF: 0	SAC: 0	DP: 1	HBP: 0	WP: 0	PA: 31
--------------	------	------	------	------	------	------	------	------	------	------	------	------	------	------	------	------	------	------	------	-------	------	------	------	------	------	------	------	------	------	------	------	------	------	------	------	------	------	------	------	------	------	------	------	------	------	-------	-------	-------	-------	-------	--------	-------	--------	-------	--------

PITCHER	IP	WLS	BF	H	R	ER	SO	BB	IBB	HBP	BLK	WP	HR	S	P	ERA	WHIP
Eric Show, R <small>(1, 1)</small> <small>ERA: 3.83</small>	8.1	W	29	5	2	2	3	0	0	0	0	0	2	63	87	2.16	0.600
Mark Davis, L <small>(9, 1)</small> <small>ERA: 2.68</small>	0.2	S	2	0	0	0	2	0	0	0	0	0	0	6	7	0.00	0.000

BOTTOM

San Diego Padres @ Cincinnati Reds
 Riverfront Stadium, Cincinnati, OH
 Wed Jun 29 1988, 7:05 PM EDT
 Att. 20,331 - Overcast - 65 F

livebaseballscorecards.com

AB	31
R	2
H	5
RBI	2
BB	0
SO	5
LOB	3



Batter	1	2	3	4	5	6	7	8	9	10	AB	R	H	RBI	BB	SO	LOB	TOP					
Marvell Wynne, L (1, 8) <small>OBP: 0.361, SLG: 0.543</small>	1-1 			2-1 	3-3 			0-0 		1-0 	5	1	2	1	0	1	4						
Roberto Alomar, S (1, 4) <small>OBP: 0.280, SLG: 0.345</small> Mark Davis, L (10, 1) <small>OBP: 0.400, SLG: 1.000</small>	1-3 			0-0 			2-3 	2-1 		0-1 	5	0	1	0	0	2	3						
Tony Gwynn, L (1, 9) <small>OBP: 0.325, SLG: 0.330</small>	2-3 			1-2 			0-0 	2-1 			4	0	1	0	0	1	3						
John Kruk, L (1, 7) <small>OBP: 0.363, SLG: 0.410</small>			1-2 	2-1 			2-1 		2-1 		4	0	0	0	0	0	1						
Keith Moreland, R (1, 3) <small>OBP: 0.324, SLG: 0.367</small>			2-0 		1-0 		1-2 		2-0 		4	0	0	0	0	0	1						
Benito Santiago, R (1, 2) <small>OBP: 0.255, SLG: 0.307</small>			1-1 		1-2 		1-3 		1-3 		4	1	1	0	0	2	0						
Tim Flannery, L (1, 5) <small>OBP: 0.288, SLG: 0.264</small>			1-1 		0-0 		0-0 			2-2 	4	1	1	0	0	0	0						
Garry Templeton, S (1, 6) <small>OBP: 0.254, SLG: 0.283</small>			0-3 		0-0 		2-2 			3-2 	4	0	2	2	0	1	0						
Jimmy Jones, R (1, 1) <small>OBP: 0.097, SLG: 0.036</small> Carmelo Martinez, R (8, PH) <small>OBP: 0.253, SLG: 0.316</small> Lance McCullers, S (8, 1) <small>OBP: 0.354, SLG: 0.416</small> Randy Ready, R (10, PH) <small>OBP: 0.354, SLG: 0.416</small>			1-3 		0-3 		0-2 			4-2 	2	0	0	0	0	2	1						
Inning Stats	R: 0 E: 0 K: 2 S: 8	H: 1 LOB: 1 BB: 0 P: 12	R: 0 E: 0 K: 0 S: 7	H: 0 LOB: 0 BB: 0 P: 11	R: 0 E: 0 K: 2 S: 8	H: 0 LOB: 0 BB: 0 P: 10	R: 1 E: 0 K: 0 S: 8	H: 1 LOB: 0 BB: 0 P: 13	R: 2 E: 0 K: 2 S: 12	H: 3 LOB: 1 BB: 0 P: 17	R: 0 E: 0 K: 1 S: 11	H: 0 LOB: 0 BB: 0 P: 10	R: 0 E: 0 K: 0 S: 7	H: 2 LOB: 1 BB: 0 P: 12	R: 0 E: 0 K: 1 S: 7	H: 0 LOB: 0 BB: 0 P: 12	R: 0 E: 0 K: 0 S: 11	H: 1 LOB: 2 BB: 1 P: 21	1B: 6 2B: 3 3B: 0 HR: 1	SF: 0 SAC: 0 DP: 2 HBP: 0	WP: 0 PB: 0 SB: 1 CS: 1	PA: 38	
PITCHER Jose Rijo, R (1, 1) <small>ERA: 3.0</small> Rob Murphy, L (8, 1) <small>ERA: 2.08</small> Rob Dibble, R (9, 1) <small>ERA:</small> John Franco, L (10, 1) <small>ERA: 1.98</small>	IP 7.1 0.2 1.1 0.2	WLS 29 1 6 W	BF 29 1 6 2	H 8 0 1 0	R 3 0 0 0	ER 3 0 0 0	SO 8 0 1 0	BB 0 0 1 0	IBB 0 0 0 0	HBP 0 0 0 0	BLK 0 0 0 0	WP 0 0 0 0	HR 1 0 0 0	S 67 2 15 3	P 96 4 29 4	ERA 3.68 0.00 0.00 0.00	WHIP 1.091 0.000 1.500 0.000						

San Diego Padres @ Cincinnati Reds
 Riverfront Stadium, Cincinnati, OH
 Thu Jun 30 1988, 3:33 AM EDT
 Att. 25,908 - Sunny - 85 F

livebaseballscorecards.com

AB	37
R	3
H	9
RBI	3
BB	1
SO	9
LOB	13



Batter	1	2	3	4	5	6	7	8	9	AB R H RBI BB SO LOB	TOP																						
Vince Coleman, S OBP: 0.335, SLG: 0.391 (1, 7)	1-2 1-3		4-1 1B BB		3-2 G3			0-0 4-3 1B		3 0 1 0 1 0 1	St. Louis Cardinals @ San Diego Padres Jack Murphy Stadium, San Diego, CA Fri Jul 01 1988, 10:05 PM EDT Att. 16,440 - Unknown - 70 F livebaseballscorecards.com																						
Ozzie Smith, S OBP: 0.347, SLG: 0.331 (1, 6)	0-1 F7		2-1 FC6-4 1B			4-2 BB		0-1 4-3		3 0 1 1 1 0 1																							
Willie McGee, S OBP: 0.355, SLG: 0.393 (1, 8)	0-1 3-1		1-2 FC6-4			1-3 K		4-2 BB		3 0 0 0 1 1 3																							
Tom Brunansky, R OBP: 0.373, SLG: 0.414 (1, 9)		0-0 F2		1-0 P6		1-0 P6		0-0 F8		4 0 0 0 0 0 3																							
Terry Pendleton, S OBP: 0.329, SLG: 0.380 (1, 5)		2-1 F7		1-1 F7		0-1 F8		0-0 F9		4 0 0 0 0 0 1																							
Tony Peña, R OBP: 0.290, SLG: 0.366 (1, 2)		1-0 P4		0-1 L3		1-3 K		0-1 F8		4 0 0 0 0 1 0																							
Mike Fitzgerald, R OBP: 0.267, SLG: 0.276 (1, 3)			0-2 6-3		2-2 6-3		2-2 5-3		2-2 F9	4 0 0 0 0 0 0																							
Luis Alicea, S OBP: 0.291, SLG: 0.306 Steve Peters, L (7, 1) John Costello, R (8, 1)			4-1 SH3-4 1B BB		0-0 SH1-4 1B		1-0 F8			2 1 1 0 1 0 0 0 0 0 0 0 0 0 0 0 0 0 0 0 0																							
Jose DeLeon, R OBP: 0.114, SLG: 0.114 José Oquendo, S OBP: 0.341, SLG: 0.347 (7, 4)			1-0 SH3-4		0-1 SH1-4		0-1 4-3			0 0 0 0 0 0 0 1 0 0 0 0 0 0																							
Inning Stats	R: 0 E: 0 K: 0 S: 8	H: 0 LOB: 0 BB: 0 P: 9	R: 0 E: 0 K: 0 S: 4	H: 0 LOB: 0 BB: 0 P: 7	R: 1 E: 0 K: 0 S: 12	H: 1 LOB: 2 BB: 2 P: 24	R: 0 E: 0 K: 0 S: 5	H: 0 LOB: 0 BB: 0 P: 7	R: 0 E: 0 K: 0 S: 13	H: 1 LOB: 1 BB: 0 P: 18		R: 0 E: 0 K: 1 S: 9	H: 0 LOB: 1 BB: 1 P: 15	R: 0 E: 0 K: 1 S: 7	H: 0 LOB: 0 BB: 0 P: 11	R: 0 E: 0 K: 0 S: 8	H: 1 LOB: 2 BB: 1 P: 12	R: 0 E: 0 K: 0 S: 6	H: 0 LOB: 0 BB: 0 P: 8	1B: 3 2B: 0 3B: 0 HR: 0	SF: 0 SAC: 2 DP: 0 HBP: 0	WP: 0 PB: 0 SB: 0 CS: 0	PA: 34										
PITCHER Andy Hawkins, R ERA: 3.12 (1, 1)	IP 9.0	WLS W	BF 34	H 3	R 1	ER 1	SO 2	BB 4	IBB 0	HBP 0	BLK 0	WP 0	HR 0	S 72	P 111	ERA 1.00	WHIP 0.778																
											PITCHER	IP	WLS	BF	H	R	ER	SO	BB	IBB	HBP	BLK	WP	HR	S	P	ERA	WHIP					



Batter	1	2	3	4	5	6	7	8	9	AB R H RBI BB SO LOB	TOP																									
Vince Coleman, S (1, 7) OBP: 0.334, SLG: 0.390	2-1 F9		3-3 K	1-0 CS 1B			1-2 F9			4 0 1 0 0 1 0	St. Louis Cardinals @ San Diego Padres Jack Murphy Stadium, San Diego, CA Sat Jul 02 1988, 10:05 PM EDT Att. 23,006 - Unknown - 68 F livebaseballscorecards.com																									
Ozzie Smith, S (1, 6) OBP: 0.343, SLG: 0.327	3-3 K		0-0 E6 1B HR	2-0 CS 1-2	1-2 3-1		1-3 K			4 1 0 0 0 2 0																										
Willie McGee, S (1, 8) OBP: 0.354, SLG: 0.392	2-3 K		0-1 1 SAFE 1 SAFE 1-2 HR 1B		1-1 1-3			1-2 4-1		4 1 1 0 0 1 0																										
Tom Brunansky, R (1, 9) OBP: 0.372, SLG: 0.422		2-3 K	1-2 1-H 2-H HR		2-3 K			2-2 F2		4 1 1 3 0 2 0																										
Terry Pendleton, S (1, 5) OBP: 0.333, SLG: 0.383		1-1 WP 2B 1B	1-1 WP 1B		0-0 1-3			1-2 4-3		4 1 2 0 0 0 0																										
Tony Peña, R (1, 2) OBP: 0.293, SLG: 0.366	1 SAFE 4-1 1 SAFE 1-2 2B BB	1 SAFE 3-2 P4			1-3 K			3-2 1B		3 1 1 0 1 1 1																										
Mike Fitzgerald, R (1, 3) OBP: 0.265, SLG: 0.273	3-1 F7		2-0 F7		1-2 E8 WP 1B			1-3 K		4 0 1 0 0 1 4																										
José Oquendo, S (1, 4) OBP: 0.340, SLG: 0.350	2-0 1-H 2-H 2B		0-0 F7		2-1 6-3			2-3 K		4 0 1 2 0 1 2																										
Larry McWilliams, L (1, 1) OBP: 0.194, SLG: 0.172	0-3 K		0-3 K		1-0 F8			3-1 F9		2 0 0 0 0 2 1																										
Curt Ford, L (7, PH) OBP: 0.236, SLG: 0.245										1 0 0 0 0 0 0																										
John Costello, R (7, 1)										0 0 0 0 0 0 0																										
Ken Dayley, L (7, 1)										0 0 0 0 0 0 0																										
Tom Pagnozzi, R (9, PH) OBP: 0.277, SLG: 0.295										1 0 0 0 0 0 1																										
Inning Stats	R: 0 H: 0 E: 0 K: 2 S: 11	H: 0 LOB: 0 BB: 0 P: 18	R: 2 H: 2 E: 0 K: 2 S: 12	H: 2 LOB: 1 BB: 1 P: 24	R: 3 H: 3 E: 1 K: 1 S: 16	H: 3 LOB: 1 BB: 0 P: 26	R: 0 H: 1 E: 0 K: 1 S: 6	H: 1 LOB: 0 BB: 0 P: 9	R: 0 H: 0 E: 0 K: 1 S: 9	H: 0 LOB: 0 BB: 0 P: 13	R: 0 H: 1 E: 1 K: 1 S: 9	H: 1 LOB: 1 BB: 0 P: 13	R: 0 H: 0 E: 0 K: 1 S: 7	H: 0 LOB: 0 BB: 0 P: 10	R: 0 H: 0 E: 0 K: 0 S: 9	H: 0 LOB: 0 BB: 0 P: 13	R: 0 H: 1 E: 0 K: 2 S: 11	H: 1 LOB: 1 BB: 0 P: 20	1B: 6 SF: 0 2B: 1 SAC: 0 3B: 0 DP: 0 HR: 1 HBP: 0	WP: 3 PA: 37 PB: 0 SB: 0 CS: 1																
PITCHER	IP WLS BF H R ER SO BB IBB HBP BLK WP HR S P ERA WHIP																																			
Dennis Rasmussen, L (1, 1) ERA: 4.75	3.0		16	5	5	4	5	1	0	0	0	2	1	39	68	12.00	2.000																			
Greg Booker, R (4, 1) ERA: 3.99	2.0		6	1	0	0	2	0	0	0	0	0	0	15	22	0.00	0.500																			
Mark Grant, R (6, 1) ERA: 4.14	2.0	W	7	1	0	0	2	0	0	0	0	1	0	16	23	0.00	0.500																			
Mark Davis, L (8, 1) ERA: 2.72	2.0	S	7	1	0	0	2	0	0	0	0	0	0	20	33	0.00	0.500																			



Batter	1	2	3	4	5	6	7	8	9	AB R H RBI BB SO LOB	TOP																									
Vince Coleman, S (1, 7) OBP: 0.335, SLG: 0.390	0-0 1B 2B 1B	0-1 FC3-6 1-2f		1-1 1-3			0-2 SH3-4 1B		1-3 K	5 1 2 0 0 1 1																										
Ozzie Smith, S (1, 6) OBP: 0.345, SLG: 0.329	1-2 2B 1B	2-1 F9			2-2 3-1		0-0 SH3-4		2-1 HR 1B	4 2 2 0 0 0 1																										
Willie McGee, S (1, 8) OBP: 0.355, SLG: 0.395	0-2 1B 2B		3-2 F7 1B		2-0 4-3		1-3 K		0-3 K	5 1 2 1 0 2 3																										
Tom Brunansky, R (1, 9) OBP: 0.369, SLG: 0.428	0-3 K		0-0 F7		2-0 F7		2-0 F7		1-2 HR	5 1 1 2 0 1 5																										
Terry Pendleton, S (1, 5) OBP: 0.330, SLG: 0.377	2-0 2B 1B		2-3 K			2-2 F8		2-2 F8	1-2 F7	5 0 1 1 0 1 1																										
Curt Ford, L (1, 3) OBP: 0.237, SLG: 0.245	0-3 K		1-1 1B			0-3 K		2-0 F4		4 0 1 1 0 2 2																										
Luis Alicea, S (8, 4) OBP: 0.291, SLG: 0.306			0-3 2-H 1B							0 0 0 0 0 0 0																										
José Oquendo, S (1, 4) OBP: 0.342, SLG: 0.347	0-2 5-3		0-1 F8			4-0 BB		4-2 BB		2 0 0 0 2 0 3																										
Steve Lake, R (1, 2) OBP: 0.268, SLG: 0.270		2-2 E5 FC5-4		1-3 K		1-3 F2		4-2 BB	1-2 BB	3 0 0 0 1 1 1																										
Joe Magrane, R (1, 1) OBP: 0.294, SLG: 0.500		0-0 FC5-4		1-1 1-3			1-0 SH3-4 1B		3-3 K	3 0 1 0 0 0 1																										
Duane Walker, L (8, PH) OBP: 0.250, SLG: 0.167										1 0 0 0 0 1 2																										
Todd Worrell, R (8, 1)										0 0 0 0 0 0 0																										
Inning Stats	R: 2 E: 0 K: 2 S: 17	H: 4 LOB: 2 BB: 0 P: 20	R: 0 E: 1 K: 0 S: 8	H: 0 LOB: 1 BB: 0 P: 12	R: 1 E: 0 K: 1 S: 12	H: 2 LOB: 1 BB: 0 P: 18	R: 0 E: 0 K: 1 S: 7	H: 0 LOB: 0 BB: 0 P: 10	R: 0 E: 0 K: 0 S: 5	H: 0 LOB: 0 BB: 0 P: 11	R: 0 E: 0 K: 1 S: 12	H: 0 LOB: 1 BB: 1 P: 20	R: 0 E: 0 K: 1 S: 10	H: 2 LOB: 2 BB: 0 P: 14	R: 0 E: 0 K: 1 S: 12	H: 0 LOB: 2 BB: 2 P: 27	R: 2 E: 0 K: 2 S: 14	H: 2 LOB: 0 BB: 0 P: 19	1B: 8 2B: 1 3B: 0 HR: 1	SF: 0 SAC: 1 DP: 0 HBP: 0	WP: 0 PB: 0 SB: 1 CS: 0	PA: 41														
PITCHER	IP WLS BF H R ER SO BB IBB HBP BLK WP HR S P ERA WHIP																				IP WLS BF H R ER SO BB IBB HBP BLK WP HR S P ERA WHIP															
Ed Whitson, R (1, 1) ERA: 4.84	6.0		26	6	3	3	5	1	0	0	0	0	0	61	91	4.50	1.167																			
Dave Leiper, L (7, 1) ERA: 2.05	0.2		4	2	0	0	1	0	0	0	0	0	0	9	11	0.00	3.000																			
Lance McCullers, R (7, 1) ERA: 3.23	2.1	L	11	2	2	2	3	2	0	0	0	0	1	27	49	7.71	1.714																			

St. Louis Cardinals @ San Diego Padres
 Jack Murphy Stadium, San Diego, CA

AB	37
R	5
H	10
RBI	5
BB	3
SO	9
LOB	20



Sun Jul 03 1988, 6:33 AM EDT
 Att. 15,467 - Sunny - 75 F

livebaseballscorecards.com

Batter	1	2	3	4	5	6	7	8	9	AB R H RBI BB SO LOB
Randy Ready, R OBP: 0.358, SLG: 0.421 (1, 4)	0-1 1B	2-0 1B		0-0 SF9			3-2 SH2-4 1B		1-2 4-3	4 0 3 2 0 0 0
Shane Mack, R OBP: 0.345, SLG: 0.275 (1, 8) Marvell Wynne, L OBP: 0.355, SLG: 0.536 (9, PH)	3-1 F9	0-1 1-3		0-1 4-3			0-0 SH2-4 1-2		1-3 K	3 0 0 0 0 0 4 1 0 0 0 0 1 0
Tony Gwynn, L OBP: 0.328, SLG: 0.339 (1, 9)	3-1 1B		0-1 L4-3 1B		1-1 6-3		0-1 3-1 2-3		2-3 K	5 0 2 0 0 1 1
Carmelo Martinez, R OBP: 0.247, SLG: 0.301 (1, 7)	4-2 1-2 BB		0-2 L4-3 1-2		2-0 6-3		1-1 4-3			3 0 0 0 1 0 2
John Kruk, L OBP: 0.387, SLG: 0.408 (1, 3)	2-3 K		3-2 1-3		2-2 3-1			1-1 SH3 HR 1B		4 1 1 0 0 1 3
Chris Brown, R OBP: 0.310, SLG: 0.315 (1, 5)	0-0 6-3			3-2 4-3		2-2 1-3		0-0 SH3 1-2		3 0 0 0 0 0 3
Benito Santiago, R OBP: 0.270, SLG: 0.324 (1, 2)		0-1 6-3 PB 1B 1B		0-0 SH 1B SF9 1B		0-0 1B		3-2 6-3		4 2 3 0 0 0 1
Garry Templeton, S OBP: 0.275, SLG: 0.333 (1, 6)		1-2 6-3 1-3		1-2 SF9 SH 1B		0-3 K		1-1 HR		4 1 2 2 0 1 2
Ed Whitson, R OBP: 0.179, SLG: 0.286 (1, 1) Dickie Thon, R OBP: 0.338, SLG: 0.283 (6, PH) Dave Leiper, L (7, 1) Lance McCullers, S (7, 1)		0-0 F4		0-1 SH 1-2 2-3		1-1 F9		0-3 K		1 0 0 0 0 0 1 1 0 0 0 0 0 1 0 0 0 0 0 0 0 1 0 0 0 0 1 0

Inning Stats	R: 0	H: 2	E: 0	K: 1	S: 12	LOB: 3	BB: 1	P: 24	R: 1	H: 2	E: 0	K: 0	S: 9	LOB: 1	BB: 0	P: 12	R: 0	H: 1	E: 0	K: 0	S: 8	LOB: 0	BB: 0	P: 11	R: 1	H: 2	E: 1	K: 0	S: 13	LOB: 2	BB: 0	P: 17	R: 0	H: 0	E: 0	K: 0	S: 6	LOB: 0	BB: 0	P: 11	R: 0	H: 1	E: 0	K: 1	S: 12	LOB: 1	BB: 0	P: 15	R: 0	H: 1	E: 0	K: 0	S: 8	LOB: 1	BB: 0	P: 12	R: 2	H: 2	E: 0	K: 1	S: 12	LOB: 0	BB: 0	P: 17	R: 0	H: 0	E: 0	K: 2	S: 10	LOB: 0	BB: 0	P: 14	1B: 10	SF: 1	2B: 1	SAC: 3	3B: 0	DP: 1	HR: 1	HBP: 0	WP: 0	PA: 39
--------------	------	------	------	------	-------	--------	-------	-------	------	------	------	------	------	--------	-------	-------	------	------	------	------	------	--------	-------	-------	------	------	------	------	-------	--------	-------	-------	------	------	------	------	------	--------	-------	-------	------	------	------	------	-------	--------	-------	-------	------	------	------	------	------	--------	-------	-------	------	------	------	------	-------	--------	-------	-------	------	------	------	------	-------	--------	-------	-------	--------	-------	-------	--------	-------	-------	-------	--------	-------	--------

PITCHER	IP	WLS	BF	H	R	ER	SO	BB	IBB	HBP	BLK	WP	HR	S	P	ERA	WHIP
Joe Magrane, L ERA: 2.66 (1, 1)	7.0		31	9	2	0	2	1	0	0	0	0	0	68	102	0.00	1.429
Todd Worrell, R ERA: 2.6 (8, 1)	2.0	W	8	2	2	2	3	0	0	0	0	0	1	22	31	9.00	1.000

BOTTOM

St. Louis Cardinals @ San Diego Padres
Jack Murphy Stadium, San Diego, CA

Sun Jul 03 1988, 6:33 AM EDT
Att. 15,467 - Sunny - 75 F

livebaseballscorecards.com

AB	34
R	4
H	11
RBI	4
BB	1
SO	5
LOB	18



Batter	1	2	3	4	5	6	7	8	9	10	AB R H RBI BB SO LOB	TOP												
R.J. Reynolds, S OBP: 0.292, SLG: 0.352 (1, 7)	1-1 4-3			0-0 1-3		0-3 K		1-2 L4		1-1 FC6-4	5 0 0 0 0 1 2	Pittsburgh Pirates @ San Diego Padres Jack Murphy Stadium, San Diego, CA Mon Jul 04 1988, 10:05 PM EDT Att: 35,406 - Unknown - 68 F												
Jose Lind, R OBP: 0.296, SLG: 0.310 (1, 4)	0-1 P4			2-1 HR		2-1 F8			2-2 2B 6-3 1B	4 2 2 1 0 0 0														
Andy Van Slyke, L OBP: 0.342, SLG: 0.516 (1, 8)	1-3 K			0-1 4-3			2-2 BLK 1B		0-1 6-3 WP 2B	4 1 2 0 0 1 0														
Bobby Bonilla, S OBP: 0.365, SLG: 0.540 (1, 5)			1-2 5-3	1-1 6-3			1-3 K		1-0 6-3	4 0 0 1 0 1 2														
Darnell Coles, R OBP: 0.298, SLG: 0.384 (1, 9)			0-3 K		2-2 F9		1-2 F7		2-3 3-H K	4 0 0 0 0 2 1														
Sid Bream, L OBP: 0.333, SLG: 0.489 (1, 3)			2-2 F9		1-3 K		0-0 F8		2-2 1-3	4 0 0 0 0 1 1														
Michael LaValliere, L OBP: 0.370, SLG: 0.330 Junior Ortiz, R OBP: 0.363, SLG: 0.418 (10, PH) (10, 2)			1-0 F7		1-2 1B			0-0 4-3		1-2 6-3	3 0 1 0 0 0 0 1 0 0 0 0 0 0													
Rafael Belliard, R OBP: 0.331, SLG: 0.281 Denny Gonzalez, R OBP: 0.357, SLG: 0.182 (8, PH) (8, 6)			2-3 K		0-0 F9			0-3 K		2-2 4-3	2 0 0 0 0 1 1 2 0 0 0 0 1 0													
Brian Fisher, R John Camargo, SS Barry Jones, R Dave Rucker, L Orestes Destrade, S Jeff Ruppel, RF Mike Dier, SS Mike Durrin, SS Jim Gott, R			0-0 1-3			0-1 F7				4-1 FC6-4 BB	1 0 0 0 0 0 0 0 1 0 1 0													
Inning Stats	R: 0 E: 0 K: 1 S: 7	H: 0 LOB: 0 BB: 0 P: 9	R: 0 E: 0 K: 1 S: 10	H: 0 LOB: 0 BB: 0 P: 13	R: 0 E: 0 K: 1 S: 6	H: 0 LOB: 0 BB: 0 P: 9	R: 1 E: 0 K: 0 S: 7	H: 1 LOB: 0 BB: 0 P: 10	R: 0 E: 0 K: 1 S: 10	H: 1 LOB: 1 BB: 0 P: 14	R: 0 E: 0 K: 1 S: 7		H: 0 LOB: 0 BB: 0 P: 9	R: 0 E: 0 K: 1 S: 10	H: 1 LOB: 1 BB: 0 P: 14	R: 0 E: 0 K: 2 S: 10	H: 0 LOB: 1 BB: 0 P: 12	R: 2 E: 0 K: 1 S: 13	H: 2 LOB: 0 BB: 0 P: 18	R: 0 E: 0 K: 0 S: 9	H: 0 LOB: 1 BB: 1 P: 17	1B: 3 2B: 1 3B: 0 HR: 1	SF: 0 SAC: 0 DP: 0 HBP: 0	WP: 1 PB: 1 SB: 0 CS: 0
PITCHER Eric Show, R ERA: 3.72 Mark Davis, L ERA: 2.78	IP 8.0	WLS 29	BF 4	H 2	R 2	ER 2	SO 8	BB 0	IBB 0	HBP 0	BLK 1	WP 0	HR 1	S 71	P 96	ERA 2.25	WHIP 0.500							
	IP 2.0	WLS 8	BF 1	H 1	R 1	ER 1	SO 1	BB 0	IBB 0	HBP 0	BLK 0	WP 1	HR 0	S 18	P 29	ERA 4.50	WHIP 1.000							

AB	36
R	3
H	5
RBI	2
BB	1
SO	9
LOB	7



livebaseballscorecards.com

Batter	1	2	3	4	5	6	7	8	9	10	AB	R	H	RBI	BB	SO	LOB
Marvell Wynne, L OBP: 0.351, SLG: 0.526 (1, 8)	1-2 2-3		1-0 F9	3-1 P6			2-1 1-2 1B		0-2 G3		5	0	1	0	0	0	2
Roberto Alomar, S OBP: 0.283, SLG: 0.350 (1, 4)	1-1 4-3		1-2 2B		0-0 6-3		1-0 1-3			1-0 SH1-4 1B	5	2	2	0	0	0	1
Tony Gwynn, L OBP: 0.330, SLG: 0.338 (1, 9)	1-1 G3		4-0 2B BB		2-1 F7			0-0 1-3		0-2 1B SH1-4 1B	4	0	1	0	1	0	0
John Kruk, L OBP: 0.381, SLG: 0.400 (1, 7)		1-1 6-3	0-3 K		2-1 F7			2-3 K		0-0 SH1-4	4	0	0	0	0	2	2
Shane Mack, R OBP: 0.345, SLG: 0.275 (9, 7)										1-2 2-3	0	0	0	0	0	0	0
Keith Moreland, R OBP: 0.320, SLG: 0.368 (1, 3)		4-1 1B E BB	2-0 1-3 2-H 2B			1-2 P4		0-0 P4		4-0 1B IBB	3	1	1	1	1	0	0
Chris Brown, R OBP: 0.319, SLG: 0.320 (1, 5)		0-3 K	4-2 BB			1-1 4-3			1-2 3-1 WP 1B	3-2 1-2 2-3 3-H 1B	4	0	2	1	1	1	1
Benito Santiago, R OBP: 0.269, SLG: 0.323 (1, 2)		0-0 1-2 E 1B	0-3 K			2-2 F9			0-3 K		4	1	1	0	0	2	4
Garry Templeton, S OBP: 0.279, SLG: 0.343 (1, 6)		0-1 E8 1-H 2-H 2B		0-1 4-3			2-0 CS 1B		3-1 3-1		4	0	2	2	0	0	1
Eric Show, R OBP: 0.211, SLG: 0.216 (1, 1)		0-2 5-3		1-2 F3			3-3 K		4-0 BB		3	0	0	0	0	1	2
Mark Davis, L OBP: 0.400, SLG: 1.000 (9, 1)											0	0	0	0	0	0	0
Carmelo Martinez, R OBP: 0.252, SLG: 0.301 (9, 3)											0	0	0	0	1	0	0
Tim Flannery, L OBP: 0.311, SLG: 0.278 (10, PH)											0	0	0	0	1	0	0

Inning Stats	R: 0	H: 0	E: 0	K: 0	S: 7	R: 2	H: 2	E: 1	K: 1	S: 13	R: 1	H: 2	E: 0	K: 2	S: 15	R: 0	H: 0	E: 0	K: 0	S: 7	R: 0	H: 0	E: 0	K: 0	S: 5	R: 0	H: 0	E: 0	K: 1	S: 7	R: 0	H: 2	E: 0	K: 1	S: 15	R: 0	H: 0	E: 0	K: 1	S: 5	R: 0	H: 1	E: 0	K: 1	S: 13	R: 1	H: 3	E: 0	K: 0	S: 9	1B: 7	2B: 3	3B: 0	HR: 0	SF: 0	SAC: 1	DP: 0	HBP: 0	WP: 1	PA: 42
--------------	------	------	------	------	------	------	------	------	------	-------	------	------	------	------	-------	------	------	------	------	------	------	------	------	------	------	------	------	------	------	------	------	------	------	------	-------	------	------	------	------	------	------	------	------	------	-------	------	------	------	------	------	-------	-------	-------	-------	-------	--------	-------	--------	-------	--------

PITCHER	IP	WLS	BF	H	R	ER	SO	BB	IBB	HBP	BLK	WP	HR	S	P	ERA	WHIP
Brian Fisher, R ERA: 5.08 (1, 1)	5.0		22	4	3	3	3	3	0	0	0	0	0	47	75	5.40	1.400
Barry Jones, R ERA: 2.97 (6, 1)	1.1		5	1	0	0	1	0	0	0	0	0	0	12	21	0.00	0.750
Dave Rucker, L ERA: 4.5 (7, 1)	0.2		2	1	0	0	0	0	0	0	0	0	0	3	6	0.00	1.500
Jeff Robinson, R ERA: 2.99 (8, 1)	2.0		8	1	0	0	2	1	0	0	0	1	0	18	28	0.00	1.000
Jim Gott, R ERA: 2.97 (10, 1)	0.1	L	5	3	1	1	0	0	1	0	0	0	0	9	17	27.00	9.000

BOTTOM

Pittsburgh Pirates @ San Diego Padres
 Jack Murphy Stadium, San Diego, CA
 Mon Jul 04 1988, 10:05 PM EDT
 Att. 35,406 - Unknown - 68 F

livebaseballscorecards.com

AB	36
R	4
H	10
RBI	4
BB	5
SO	6
LOB	13



Batter	1	2	3	4	5	6	7	8	9	AB R H RBI BB SO LOB	TOP	
Tommy Gregg, L (1, 7) OBP: 0.400, SLG: 1.000	0-0 5-3 1B		1-0 HR		1-0 F7		0-2 5-3		1-2 G3	5 1 2 1 0 0 0		
Jose Lind, R (1, 4) OBP: 0.293, SLG: 0.306	2-1 5-3		1-1 F8		1-2 E6 1B BB		0-0 F8		1-0 6-3	5 1 0 0 0 0 1		
Andy Van Slyke, L (1, 8) OBP: 0.346, SLG: 0.527	0-3 K		2-2 WP S 1B		4-2 1B BB		0-1 HR			3 1 2 1 1 1 1		
Bobby Bonilla, S (1, 5) OBP: 0.383, SLG: 0.534	1-1 4-3		4-2 BB		0-0 F7		1-1 1-3			3 0 0 0 1 0 3		
Damell Coles, R (1, 9) OBP: 0.301, SLG: 0.387		2-2 5-3	1-3 K		0-0 1B		1-1 G6-4-3 1B			4 0 2 1 0 1 2		
Sid Bream, L (1, 3) OBP: 0.336, SLG: 0.489		0-3 K		1-2 1B		0-0 G3		0-0 G6-4-3 1B		4 0 2 0 0 1 2		
Junior Ortiz, R (1, 2) OBP: 0.368, SLG: 0.421		1-1 FC6-4 1B		2-3 K		1-2 CS 1B		0-2 G6-4-3		4 0 2 0 0 1 3		
Rafael Belliard, R (1, 6) OBP: 0.323, SLG: 0.273		1-1 FC6-4		0-3 K		0-1 F9		0-1 F7		4 0 0 0 0 1 4		
Bob Walk, R (1, 1) OBP: 0.103, SLG: 0.105			2-3 K		0-1 5-3		1-3 K		1-3 K	4 0 0 0 0 3 1		
Barry Jones, R (9, 1)										0 0 0 0 0 0 0		
Inning Stats	R: 0 H: 1 E: 0 LOB: 1 K: 1 BB: 0 S: 9 P: 12	R: 0 H: 1 E: 0 LOB: 1 K: 1 BB: 0 S: 11 P: 15	R: 1 H: 2 E: 0 LOB: 2 K: 2 BB: 1 S: 15 P: 26	R: 0 H: 1 E: 0 LOB: 1 K: 2 BB: 0 S: 14 P: 17	R: 1 H: 1 E: 1 LOB: 2 K: 0 BB: 1 S: 10 P: 16	R: 0 H: 1 E: 0 LOB: 0 K: 1 BB: 0 S: 9 P: 11	R: 1 H: 1 E: 0 LOB: 0 K: 0 BB: 0 S: 8 P: 9	R: 0 H: 2 E: 0 LOB: 1 K: 0 BB: 0 S: 8 P: 9	R: 0 H: 0 E: 0 LOB: 0 K: 1 BB: 0 S: 7 P: 10	1B: 8 SF: 0 2B: 0 SAC: 0 3B: 0 DP: 1 HR: 2 HBP: 0	WP: 1 PA: 38 PB: 0 SB: 1 CS: 1	
PITCHER Jimmy Jones, R (1, 1) ERA: 4.26 Mark Grant, R (8, 1) ERA: 4.04	IP WLS BF H R ER SO BB IBB HBP BLK WP HR S P ERA WHIP	7.0 L 31 8 3 2 7 2 0 0 0 1 2 76 106 2.57 1.429	2.0 7 2 0 0 1 0 0 0 0 0 0 15 19 0.00 1.000	PITCHER IP WLS BF H R ER SO BB IBB HBP BLK WP HR S P ERA WHIP								

Pittsburgh Pirates @ San Diego Padres
Jack Murphy Stadium, San Diego, CA

Tue Jul 05 1988, 10:05 PM EDT
Att. 10,415 - Unknown - 68 F

livebaseballscorecards.com

AB 36
R 3
H 10
RBI 3
BB 2
SO 8
LOB 17



Batter	1	2	3	4	5	6	7	8	9	AB	R	H	RBI	BB	SO	LOB
Marvell Wynne, L (1, 8) OBP: 0.344, SLG: 0.514	2-1 G3	1-2 F9			0-3 K			2-1 4-3		4	0	0	0	0	1	1
Roberto Alomar, S (1, 4) OBP: 0.279, SLG: 0.345	1-1 F8		3-2 4-3			2-1 G3		0-1 4-3		4	0	0	0	0	0	0
Tony Gwynn, L (1, 9) OBP: 0.336, SLG: 0.344	2-1 1B		1-2 L1-3-1			3-1 F7		0-1 PO		4	1	3	0	0	0	0
John Kruk, L (1, 7) OBP: 0.383, SLG: 0.399	4-0 1B		3-1 L1-3-1			3-2 6-3		1-1 PO	0-0 SH3-4	3	1	1	0	1	0	1
Keith Moreland, R (1, 3) OBP: 0.321, SLG: 0.367	1-2 1B			1-2 F8			2-0 F8		0-0 SH3-4	3	0	1	0	0	0	0
Chris Brown, R (1, 5) OBP: 0.335, SLG: 0.329	1-1 1B			0-0 G5-4-3			1-2 E		4-1 WP	2	0	2	2	1	0	0
Benito Santiago, R (1, 2) OBP: 0.269, SLG: 0.322				1-2 G5-4-3			2-2 P4		0-0 WP	4	0	1	0	0	0	2
Garry Templeton, S (1, 6) OBP: 0.279, SLG: 0.337					1-1 5-3		2-2 FC5		4-0 IBB	3	0	0	0	1	0	1
Jimmy Jones, R (1, 1) OBP: 0.121, SLG: 0.067					0-0 5-3		1-2 4-3		2-3 K	2	0	1	0	0	0	0
Tim Flannery, L (7, PH) OBP: 0.306, SLG: 0.273										1	0	0	0	0	0	2
Mark Grant, R (8, 1)										0	0	0	0	0	0	0
Randy Ready, R (9, PH) OBP: 0.356, SLG: 0.419										1	0	0	0	0	1	3

Inning Stats	R: 2	H: 3	E: 0	K: 0	S: 11	LOB: 2	BB: 1	P: 22	R: 0	H: 1	E: 0	K: 0	S: 12	LOB: 1	BB: 0	P: 14	R: 0	H: 1	E: 0	K: 0	S: 8	LOB: 0	BB: 0	P: 15	R: 0	H: 1	E: 0	K: 0	S: 8	LOB: 0	BB: 0	P: 10	R: 0	H: 0	E: 0	K: 1	S: 6	LOB: 0	BB: 0	P: 7	R: 0	H: 0	E: 1	K: 0	S: 14	LOB: 2	BB: 0	P: 22	R: 0	H: 1	E: 0	K: 0	S: 7	LOB: 0	BB: 0	P: 10	R: 0	H: 2	E: 0	K: 1	S: 7	LOB: 3	BB: 2	P: 17	1B: 9	2B: 1	3B: 0	HR: 0	SF: 0	SAC: 1	DP: 2	HBP: 1	WP: 1	PB: 0	SB: 0	CS: 0	PA: 37
PITCHER	IP	WLS	BF	H	R	ER	SO	BB	IBB	HBP	BLK	WP	HR	S	P	ERA	WHIP																																																												
Bob Walk, R (1, 1) ERA: 2.56	8.1	W	33	8	2	2	1	2	0	1	0	0	0	76	122	2.16	1.200																																																												
Barry Jones, R (9, 1) ERA: 2.93	0.2	S	3	1	0	0	1	0	1	0	0	1	0	4	10	0.00	1.500																																																												


BOTTOM

Pittsburgh Pirates @ San Diego Padres
Jack Murphy Stadium, San Diego, CA

Tue Jul 05 1988, 10:05 PM EDT
Att: 10,415 - Unknown - 68 F

livebaseballscorecards.com

AB	31
R	2
H	9
RBI	2
BB	3
SO	2
LOB	10



Batter	1	2	3	4	5	6	7	8	9	AB R H RBI BB SO LOB	TOP														
Barry Bonds, L (1, 7) OBP: 0.365, SLG: 0.519	1-3 		2-2 1B 			1-0 FC6-4 1B 	0-1 1B 			4 0 3 0 0 1 0	Pittsburgh Pirates @ San Diego Padres Jack Murphy Stadium, San Diego, CA Thu Jul 07 1988, 6:33 AM EDT Att: 16,076 - Sunny														
Jose Lind, R (1, 4) OBP: 0.289, SLG: 0.302	0-1 F9 		1-2 1-3 			2-2 FC6-4 1B 	0-0 F8 			4 1 0 0 0 0 3															
Andy Van Slyke, L (1, 8) OBP: 0.345, SLG: 0.523	1-2 4-3 			2-2 4-3 		3-1 2B BB 1B 	1-0 F7 			4 1 1 1 0 0 1															
Bobby Bonilla, S (1, 5) OBP: 0.382, SLG: 0.534		0-1 6-3 		2-1 F4 		2-1 BB 1-3 2B 		1-1 F3 		4 0 1 0 0 0 0															
Damell Coles, R (1, 9) OBP: 0.300, SLG: 0.380		1-1 F7 		4-2 FC6 BB 		1-0 P4 		2-3 K 		3 0 0 0 1 1 2															
Sid Bream, L (1, 3) OBP: 0.338, SLG: 0.485		4-1 FC4 BB 		0-1 FC6 1-2f 		4-0 BB IBB 		2-0 F7 		2 0 0 0 2 0 1															
Michael LaValliere, L (1, 2) OBP: 0.368, SLG: 0.324		2-2 FC4 1-2f 			0-0 F8 		4-2 BB 		0-0 F7 	3 0 0 1 1 0 1															
Rafael Belliard, R (1, 6) OBP: 0.314, SLG: 0.266			0-2 1-3 		0-0 F8 		0-0 5-3 		0-2 4-3 	4 0 0 0 0 0 3															
John Smiley, L (1, 1) OBP: 0.154, SLG: 0.108			0-3 K 		1-3 K 		0-3 K 		2-3 K 	3 0 0 0 0 3 0															
Jeff Robinson, R (7, 1) OBP: 0.167, SLG: 0.091										0 0 0 0 0 0 0															
Orestes Destrade, S (9, PH) OBP: 0.167, SLG: 0.167										1 0 0 0 0 1 0															
Jim Gott, R (9, 1)										0 0 0 0 0 0 0															
Inning Stats	R: 0 E: 0 K: 1 S: 9	H: 0 LOB: 0 BB: 0 P: 11	R: 0 E: 0 K: 0 S: 8	H: 0 LOB: 1 BB: 1 P: 15	R: 0 E: 0 K: 1 S: 15	H: 1 LOB: 1 BB: 0 P: 18	R: 0 E: 0 K: 0 S: 10	H: 0 LOB: 1 BB: 1 P: 18	R: 0 E: 0 K: 1 S: 5	H: 0 LOB: 0 BB: 0 P: 6	R: 2 E: 1 K: 0 S: 13	H: 3 LOB: 3 BB: 2 P: 29	R: 0 E: 0 K: 1 S: 7	H: 1 LOB: 1 BB: 0 P: 8	R: 0 E: 0 K: 1 S: 9	H: 0 LOB: 0 BB: 0 P: 14	R: 0 E: 0 K: 1 S: 7	H: 0 LOB: 0 BB: 0 P: 9	1B: 4 2B: 1 3B: 0 HR: 0	SF: 0 SAC: 0 DP: 0 HBP: 0	WP: 0 PB: 0 SB: 0 CS: 0	PA: 36			
PITCHER	IP	WLS	BF	H	R	ER	SO	BB	IBB	HBP	BLK	WP	HR	S	P	ERA	WHIP								
Andy Hawkins, R (1, 1) ERA: 3.12	6.0	L	26	4	2	2	3	3	1	0	0	0	0	60	97	3.00	1.167								
Dave Leiper, L (7, 1) ERA: 1.88	2.0		7	1	0	0	2	0	0	0	0	0	0	16	22	0.00	0.500								
Lance McCullers, R (9, 1) ERA: 3.17	1.0		3	0	0	0	1	0	0	0	0	0	0	7	9	0.00	0.000								

livebaseballscorecards.com

AB	32
R	2
H	5
RBI	2
BB	4
SO	6
LOB	11



BOTTOM

Pittsburgh Pirates @ San Diego Padres
Jack Murphy Stadium, San Diego, CA

livebaseballscorecards.com

AB 33
R 0
H 8
RBI 0
BB 2
SO 11
LOB 17



WP: 0 PA: 36
PB: 0
SB: 0
CS: 1

ERA WHIP

Thu Jul 07 1988, 6:33 AM EDT
Att. 16,076 - Sunny

AB R H RBI BB SO LOB

3 0 0 0 0 1 0
0 0 0 0 1 0 0

4 0 2 0 0 1 2

4 0 2 0 0 1 2

2 0 0 0 1 1 2
1 0 0 0 0 0 3
0 0 0 0 0 0 0

4 0 2 0 0 1 0

4 0 0 0 0 2 3

2 0 0 0 0 2 1
2 0 1 0 0 0 2

4 0 0 0 0 1 2

1 0 0 0 0 1 0
1 0 0 0 0 0 0
0 0 0 0 0 0 0
1 0 1 0 0 0 0

1B: 8 SF: 0
2B: 0 SAC: 0
3B: 0 DP: 0
HR: 0 HBP: 0

Batter	1	2	3	4	5	6	7	8	9
Dickie Thon, R (1, 6) OBP: 0.331, SLG: 0.277 John Kruk, L (8, PH) OBP: 0.385, SLG: 0.399 (9, 7)	2-3 K ①		3-2 F3 ③			2-2 F8 ②		4-1 1B BB 1-2	
Randy Ready, R (1, 4) OBP: 0.359, SLG: 0.421	1-2 1B			0-1 F7 ①		3-2 1B		1-3 K ②	
Tony Gwynn, L (1, 9) OBP: 0.338, SLG: 0.347	0-3 K ②			0-0 CS 1B		2-1 4-3 ③		1-1 1-2 2-3 1B	
Keith Moreland, R (1, 3) OBP: 0.321, SLG: 0.365 Marvell Wynne, L (7, PR) OBP: 0.342, SLG: 0.511 Lance McCullers, S (9, 1)	2-2 P4 ③			1-3 K ②			4-1 FC1-5 1B BB	2-1 F8 ③	
Carmelo Martinez, R (1, 7) OBP: 0.258, SLG: 0.306 (8, 3)		1-3 K ①		1-2 CS 1-2 ③ X	0-0 FC6-4 1B		0-1 FC1-5 1B		2-2 5-3 ①
Chris Brown, R (1, 5) OBP: 0.327, SLG: 0.320		1-3 K ②			1-3 K ①		2-1 FC1-5 F7 ①		0-1 4-3 ②
Mark Parent, R (1, 2) OBP: 0.224, SLG: 0.218 Benito Santiago, R (7, PH) OBP: 0.271, SLG: 0.323 (8, 2)		1-3 K ③			0-3 K ②		0-2 F7 ② ③		1-2 1B
Shane Mack, R (1, 8) OBP: 0.333, SLG: 0.264			3-2 6-3 ①		0-2 FC6-4 ③			2-1 5-3 ①	1-3 K ③
Andy Hawkins, R (1, 1) OBP: 0.152, SLG: 0.125 Garry Templeton, S (6, PH) OBP: 0.277, SLG: 0.335 Dave Leiper, L (7, 1) Tim Flannery, L (8, PH) OBP: 0.317, SLG: 0.286 (9, 6)			0-3 K ②			0-1 F3 ①		0-1 1B BB 1B	

Inning Stats	R: 0	H: 1	E: 0	K: 2	S: 16	R: 0	H: 0	E: 0	K: 3	S: 10	R: 0	H: 0	E: 1	K: 1	S: 13	R: 0	H: 1	E: 0	K: 1	S: 9	R: 0	H: 1	E: 0	K: 2	S: 10	R: 0	H: 1	E: 0	K: 0	S: 10	R: 0	H: 1	E: 0	K: 0	S: 8	R: 0	H: 2	E: 0	K: 1	S: 13	R: 0	H: 1	E: 0	K: 1	S: 11	1B: 8	2B: 0	3B: 0	HR: 0	SF: 0	SAC: 0	DP: 0	HBP: 0	WP: 0	PB: 0	SB: 0	CS: 1
--------------	------	------	------	------	-------	------	------	------	------	-------	------	------	------	------	-------	------	------	------	------	------	------	------	------	------	-------	------	------	------	------	-------	------	------	------	------	------	------	------	------	------	-------	------	------	------	------	-------	-------	-------	-------	-------	-------	--------	-------	--------	-------	-------	-------	-------

PITCHER	IP	WLS	BF	H	R	ER	SO	BB	IBB	HBP	BLK	WP	HR	S	P	ERA	WHIP
John Smiley, L (1, 1) ERA: 2.68	6.1	W	24	5	0	0	9	1	0	0	0	0	0	73	103	0.00	0.947
Jeff Robinson, R (7, 1) ERA: 2.92	1.2		7	2	0	0	1	1	0	0	0	0	0	16	26	0.00	1.800
Jim Gott, R (9, 1) ERA: 2.9	1.0	S	4	1	0	0	1	0	0	0	0	0	0	11	15	0.00	1.000

Batter	1	2	3	4	5	6	7	8	9	AB R H RBI BB SO LOB	TOP									
Shawon Dunston, R OBP: 0.308, SLG: 0.428 (1, 6)	0-1 F9 2B 23 1B 1B		1-0 F9 1B		1-3 K			0-1 4-3		4 1 1 0 0 1 1										
Rafael Palmeiro, L OBP: 0.349, SLG: 0.449 (1, 7)	0-0 F7		0-0 1B			1-0 F8		0-0 SF9 3B		4 1 2 0 0 0 1										
Andre Dawson, R OBP: 0.351, SLG: 0.520 (1, 9)	1-2 23 1B CS 2B		1-1 F7		0-0 23 1B 1B		0-0 SF9		3 0 2 1 0 0 0											
23 Ryne Sandberg, R OBP: 0.322, SLG: 0.427 (1, 4)	3-2 CS 1B		0-0 P5		3-2 CS 1B		3-2 4-3		4 0 2 1 0 0 0											
Vance Law, R OBP: 0.361, SLG: 0.417 (1, 5)	1-3 K 1-2 3-H		4-1 PB BB		3-2 F7 1-2		1-2 L6		3 0 0 0 1 1 4											
Jody Davis, R OBP: 0.341, SLG: 0.405 (1, 2)		1-0 F9		2-2 F8 1-2		1-1 1-3		1-3 K2-3		4 0 0 0 0 1 1										
Mark Grace, L OBP: 0.376, SLG: 0.446 (1, 3)		2-1 F9		1-1 F7		2-0 1B		0-0 1B		4 0 2 0 0 0 0										
Darrin Jackson, R OBP: 0.259, SLG: 0.389 (1, 8)		1-1 F9		3-2 F2		1-0 P4		2-1 P6		4 0 0 0 0 0 2										
Jeff Pico, R OBP: 0.176, SLG: 0.125 (1, 1)			0-2 L4		2-1 1B		1-3 K			2 0 1 0 0 0 0										
Al Nipper, R OBP: 0.154, SLG: 0.231 (5, 1)										0 0 0 0 0 0 0										
Manny Trillo, R OBP: 0.283, SLG: 0.291 (7, PH)										1 0 0 0 0 1 1										
Pat Perry, L (7, 1)										0 0 0 0 0 0 0										
Calvin Schiraldi, R OBP: 0.107, SLG: 0.074 (7, 1)										0 0 0 0 0 0 0										
Inning Stats	R: 1 E: 0 K: 1 S: 14	H: 3 LOB: 1 BB: 0 P: 19	R: 0 E: 0 K: 0 S: 5	H: 0 LOB: 0 BB: 0 P: 9	R: 0 E: 0 K: 0 S: 5	H: 1 LOB: 1 BB: 0 P: 6	R: 0 E: 0 K: 0 S: 7	H: 0 LOB: 1 BB: 1 P: 14	R: 0 E: 0 K: 0 S: 9	H: 2 LOB: 1 BB: 0 P: 16	R: 0 E: 0 K: 1 S: 8	H: 1 LOB: 1 BB: 0 P: 13	R: 1 E: 0 K: 0 S: 6	H: 1 LOB: 0 BB: 0 P: 7	R: 0 E: 0 K: 1 S: 10	H: 1 LOB: 1 BB: 0 P: 14	1B: 8 2B: 1 3B: 1 HR: 0	SF: 1 SAC: 0 DP: 0 HBP: 0	WP: 0 PB: 1 SB: 0 CS: 3	PA: 35
PITCHER Dennis Rasmussen, L ERA: 4.5 (1, 1)	IP: 9.0 WLS: W BF: 35 H: 10 R: 2 ER: 2 SO: 4 BB: 1 IBB: 0 HBP: 0 BLK: 0 WP: 0 HR: 0 S: 77 P: 118 ERA: 2.00 WHIP: 1.222																			

Chicago Cubs @ San Diego Padres
Jack Murphy Stadium, San Diego, CA

Fri Jul 08 1988, 10:05 PM EDT
Att. 19,071 - Unknown - 68 F

livebaseballscorecards.com

AB 33
R 2
H 10
RBI 2
BB 1
SO 4
LOB 10



Batter	1	2	3	4	5	6	7	8	9	AB	R	H	RBI	BB	SO	LOB
Marvell Wynne, L OBP: 0.348, SLG: 0.511 (1, 8)	2-2 4-3 1B		0-0 G3		1-0 1B 1B		4-0 B3-4 BB	3-1 G3		4	1	2	1	1	0	1
Roberto Alomar, S OBP: 0.279, SLG: 0.343 (1, 4)	3-2 4-3 1-2		1-3 K		1-1 1B 1B		0-0 B3-4 1-2f			4	0	1	0	0	1	2
Tony Gwynn, L OBP: 0.344, SLG: 0.351 (1, 9)	4-2 BB		1-1 F9		0-1 S 1B		1-2 2B 1B			3	1	2	1	1	0	0
John Kruk, L OBP: 0.387, SLG: 0.403 (1, 7)	3-3 K			4-2 G6-4-3 1B BB	3-3 K		2-0 1B 2B			3	1	1	0	1	2	4
Keith Moreland, R OBP: 0.323, SLG: 0.367 (1, 3)	2-1 G3		1-0 G6-4-3 1B	1-2 K	1-3 K		1-1 1B			4	0	2	2	0	1	4
Chris Brown, R OBP: 0.320, SLG: 0.312 (1, 5)		3-2 6-3		0-2 G6-4-3 1-2f 2-3		1-2 4-3		0-2 L4		4	0	0	0	0	0	3
Benito Santiago, R OBP: 0.274, SLG: 0.330 (1, 2)		1-2 1B		0-2 5-3		0-0 2B		1-3 K		4	0	2	0	0	1	1
Garry Templeton, S OBP: 0.277, SLG: 0.339 (1, 6)		1-1 F8			0-0 SH2-4 1B 2B	1-2 F8		0-1 P6		4	1	1	0	0	0	2
Dennis Rasmussen, L OBP: 0.158, SLG: 0.189 (1, 1)		2-3 K			1-2 SH2-4 2-3	0-3 K		1-3 K		3	0	0	0	0	3	2


Inning Stats	R: 0	H: 1	E: 0	LOB: 2	K: 1	BB: 1	S: 18	R: 0	H: 1	E: 0	LOB: 1	K: 1	BB: 0	S: 11	R: 0	H: 0	E: 0	LOB: 0	K: 1	BB: 0	S: 7	R: 0	H: 1	E: 0	LOB: 1	K: 0	BB: 1	S: 10	R: 2	H: 4	E: 0	LOB: 2	K: 2	BB: 0	S: 17	R: 0	H: 1	E: 0	LOB: 1	K: 1	BB: 0	S: 12	R: 2	H: 3	E: 0	LOB: 1	K: 0	BB: 1	S: 10	R: 0	H: 0	E: 0	LOB: 1	K: 2	BB: 0	S: 12	1B: 8	SF: 0	2B: 4	SAC: 1	3B: 0	DP: 2	HR: 0	HBP: 0
--------------	------	------	------	--------	------	-------	-------	------	------	------	--------	------	-------	-------	------	------	------	--------	------	-------	------	------	------	------	--------	------	-------	-------	------	------	------	--------	------	-------	-------	------	------	------	--------	------	-------	-------	------	------	------	--------	------	-------	-------	------	------	------	--------	------	-------	-------	-------	-------	-------	--------	-------	-------	-------	--------

PITCHER	IP	WLS	BF	H	R	ER	SO	BB	IBB	HBP	BLK	WP	HR	S	P	ERA	WHIP
Jeff Pico, R ERA: 4.63 (1, 1)	4.1	L	21	7	2	2	3	2	0	0	0	0	0	55	85	4.15	2.077
Al Nipper, R ERA: 2.84 (5, 1)	1.2		6	1	0	0	3	0	0	0	0	0	0	20	24	0.00	0.600
Pat Perry, L ERA: 3.86 (7, 1)	0.2		4	2	2	2	0	1	0	0	0	0	0	5	12	27.00	4.500
Calvin Schiraldi, R ERA: 4.5 (7, 1)	1.1		6	1	0	0	2	0	0	0	0	1	0	17	23	0.00	0.750

BOTTOM

Chicago Cubs @ San Diego Padres
Jack Murphy Stadium, San Diego, CA
 Fri Jul 08 1988, 10:05 PM EDT
 Att: 19,071 - Unknown - 68 F

AB	33
R	4
H	11
RBI	4
BB	3
SO	8
LOB	19



WP	PA	ERA	WHIP
1	37		

Batter	1	2	3	4	5	6	7	8	9	AB R H RBI BB SO LOB	TOP		
Shawon Dunston, R (1, 6) OBP: 0.305, SLG: 0.422	1-3 ① K		2-3 ③ K			0-1 ③ F8		1-3 ③ K		4 0 0 0 0 3 1			
Dave Martinez, L (1, 8) OBP: 0.300, SLG: 0.341	1-2 ② 4-3			2-0 ① 4-3			1-2 ① F7		2-2 ① 4-3	4 0 0 0 0 0 0			
Rafael Palmeiro, L (1, 7) OBP: 0.348, SLG: 0.447	1-2 ③ 4-3			0-2 ② 6-3			1-0 1B 23 1B 1B		1-2 ② F7	4 1 1 0 0 0 0			
23 Ryne Sandberg, R (1, 4) OBP: 0.324, SLG: 0.426		0-3 ① K		3-2 ③ 5-3			1-0 1B 1-2 1B		4-0 FC6-4 BB	3 1 1 0 1 1 0			
Mark Grace, L (1, 3) OBP: 0.375, SLG: 0.444 Andre Dawson, R (9, PH) OBP: 0.350, SLG: 0.519		0-1 ② 1-3			2-0 ① F8		2-1 1-5-3 1B 1-2 2-3 1B		2-1 ③ FC6-4 1-2f	3 0 1 0 0 0 0 1 0 0 0 0 0 1			
Vance Law, R (1, 5) OBP: 0.360, SLG: 0.416		1-3 ③ K			0-0 ② F9		0-2 PO 1-5-3 1-2 2-H 3-H 1B			3 0 1 2 0 1 0			
Jody Davis, R (1, 2) OBP: 0.336, SLG: 0.399			1-1 ① 5-3		0-3 ③ K		0-0 ② 1-5-3 1-2 2-3			3 0 0 0 0 1 2			
Gary Varsho, L (1, 9) OBP: 0.167, SLG: 0.167			3-1 G3 1B		0-0 ① 6-3		1-2 ③ PO 2-3		2-1 ① F8	3 0 1 0 0 0 0			
Rick Sutcliffe, L (1, 1) OBP: 0.158, SLG: 0.111 Frank DiPino, L (3, 1) Manny Trillo, R (6, PH) OBP: 0.290, SLG: 0.287 Les Lancaster, R (6, 1) Jerry Mumphrey, S (8, PH) Pat Perry, L (8, 1)			0-2 ② G3		2-3 ② K			3-1 ② F7		1 0 0 0 0 0 1 0 0 0 0 0 0 0 1 0 0 0 0 1 0 0 0 0 0 0 0 0 1 0 0 0 0 0 0 0 0 0 0 0 0 0			
Inning Stats	R: 0 H: 0 E: 0 LOB: 0 K: 1 BB: 0 S: 11 P: 14	R: 0 H: 0 E: 0 LOB: 0 K: 2 BB: 0 S: 8 P: 9	R: 0 H: 1 E: 0 LOB: 1 K: 1 BB: 0 S: 11 P: 17	R: 0 H: 0 E: 0 LOB: 0 K: 0 BB: 0 S: 7 P: 12	R: 0 H: 0 E: 0 LOB: 0 K: 1 BB: 0 S: 5 P: 7	R: 0 H: 0 E: 0 LOB: 0 K: 1 BB: 0 S: 6 P: 8	R: 2 H: 4 E: 0 LOB: 1 K: 0 BB: 0 S: 13 P: 19	R: 0 H: 0 E: 0 LOB: 0 K: 1 BB: 0 S: 9 P: 15	R: 0 H: 0 E: 0 LOB: 1 K: 0 BB: 1 S: 11 P: 20	1B: 5 SF: 0 2B: 0 SAC: 0 3B: 0 DP: 0 HR: 0 HBP: 0	WP: 0 PA: 33 PB: 0 SB: 0 CS: 0		
PITCHER	IP WLS BF H R ER SO BB IBB HBP BLK WP HR S P ERA WHIP											PITCHER	IP WLS BF H R ER SO BB IBB HBP BLK WP HR S P ERA WHIP
Ed Whitson, R (1, 1) ERA: 4.73	6.1 W 24 5 2 2 6 0 0 0 0 0 0 0 58 82 2.84 0.789												
Lance McCullers, R (7, 1) ERA: 3.04	2.1 7 0 0 0 1 1 0 0 0 0 0 0 21 35 0.00 0.429												
Mark Davis, L (9, 1) ERA: 2.77	0.1 S 1 0 0 0 0 0 0 0 0 0 0 0 2 4 0.00 0.000												

Chicago Cubs @ San Diego Padres
 Jack Murphy Stadium, San Diego, CA
 Sat Jul 09 1988, 10:05 PM EDT
 Att. 28,364 - Unknown - 68 F

livebaseballscorecards.com

AB	31
R	2
H	5
RBI	2
BB	1
SO	7
LOB	5



Batter	1	2	3	4	5	6	7	8	9
Marvell Wynne, L OBP: 0.359, SLG: 0.516 (1, 8)	1-1 SH3 1B	3-2 FC4-6 2-H 1B		1-0 E9 1-3 1B		4-1 G4-6-3 BB		2-1 F9	
Roberto Alomar, S OBP: 0.279, SLG: 0.343 (1, 4)	0-0 SH3 1-2	1-0 FC4-6 1-2f		0-0 1-3 1B		0-0 G4-6-3 1-2f			
Tony Gwynn, L OBP: 0.346, SLG: 0.353 (1, 9)	3-1 F8 2-H 1B		1-2 S 1B	1-3				2-1 F8	
John Kruk, L OBP: 0.389, SLG: 0.399 (1, 7) (8, 3)	4-1 BB		4-1 1B 1-2 BB	K				0-1 6-3	
Keith Moreland, R OBP: 0.326, SLG: 0.369 Shane Mack, R OBP: 0.333, SLG: 0.264 (1, 3) (7, PR) (8, 7)	0-2 F8 2-3		0-0 G4-6-3 1-2 2-H 1B		0-0 5-3			0-1 S 1B	
Benito Santiago, R OBP: 0.274, SLG: 0.328 (1, 2)	0-1 F8		0-0 L5		0-0 FC6-4 1B			2-2 F9 1-2	
Tim Flannery, L OBP: 0.313, SLG: 0.283 (1, 5)		1-1 1-3	3-1 G4-6-3 1-2f		1-3 K			1-2 1B	
Garry Templeton, S OBP: 0.276, SLG: 0.337 (1, 6)		1-0 WP SH5-4 1B		1-1 F9		1-0 FC6-4 1-2f		1-2 P4	
Ed Whitson, R OBP: 0.200, SLG: 0.300 Lance McCullers, S OBP: 0.400, SLG: 1.000 (1, 1) (7, 1) (9, 1)		1-1 SH5-4		0-0 E 1B 1B		2-2 F9		0-0 F3	

Inning Stats	R: 1	H: 2	E: 0	LOB: 2	K: 0	BB: 1	S: 11	R: 1	H: 2	E: 0	LOB: 1	K: 0	BB: 0	S: 11	R: 1	H: 2	E: 0	LOB: 1	K: 0	BB: 1	S: 9	R: 1	H: 3	E: 1	LOB: 2	K: 1	BB: 0	S: 11	R: 0	H: 1	E: 0	LOB: 1	K: 1	BB: 0	S: 6	R: 0	H: 0	E: 0	LOB: 0	K: 0	BB: 1	S: 5	R: 0	H: 1	E: 0	LOB: 2	K: 0	BB: 0	S: 9	R: 0	H: 1	E: 0	LOB: 1	K: 0	BB: 0	S: 9
--------------	------	------	------	--------	------	-------	-------	------	------	------	--------	------	-------	-------	------	------	------	--------	------	-------	------	------	------	------	--------	------	-------	-------	------	------	------	--------	------	-------	------	------	------	------	--------	------	-------	------	------	------	------	--------	------	-------	------	------	------	------	--------	------	-------	------

PITCHER	IP	WLS	BF	H	R	ER	SO	BB	IBB	HBP	BLK	WP	HR	S	P	ERA	WHIP
Rick Sutcliffe, R ERA: 4.44 (1, 1)	2.1	L	15	6	3	3	0	2	0	0	0	1	0	29	49	11.57	3.429
Frank DiPino, L ERA: 4.58 (3, 1)	2.2		11	4	1	1	2	0	0	0	0	0	0	19	29	3.38	1.500
Les Lancaster, R ERA: 3.06 (6, 1)	2.0		7	1	0	0	0	1	0	0	0	0	0	14	24	0.00	1.000
Pat Perry, L ERA: 3.76 (8, 1)	1.0		4	1	0	0	0	0	0	0	0	0	0	9	13	0.00	1.000

BOTTOM

AB	R	H	RBI	BB	SO	LOB
4	1	3	1	1	0	1
3	0	1	1	0	0	2
4	1	2	1	0	0	2
2	0	0	0	2	1	2
4	0	2	1	0	0	2
0	0	0	0	0	0	0
4	0	1	0	0	0	5
4	0	1	0	0	1	3
4	1	1	0	0	0	2
2	1	1	0	0	0	0
1	0	0	0	0	0	1
0	0	0	0	0	0	0

AB	32
R	4
H	12
RBI	4
BB	3
SO	2
LOB	20



WP	HR	S	P	ERA	WHIP
1	0	13	37		

Chicago Cubs @ San Diego Padres
Jack Murphy Stadium, San Diego, CA
 Sat Jul 09 1988, 10:05 PM EDT
 Att: 28,364 - Unknown - 68 F

livebaseballscores.com

Batter	1	2	3	4	5	6	7	8	9	AB R H RBI BB SO LOB	TOP											
Dave Martinez, L (1, 8) OBP: 0.309, SLG: 0.349	1-0 1-3		0-1 1B		4-1 BB		4-1 E BB		2-2 1B 2B	3 0 2 0 2 0 0												
Rafael Palmeiro, L (1, 7) OBP: 0.349, SLG: 0.445	1-1 L6		0-1 G6-4-3 1B		2-0 4-3		0-0 FC3 23 FC6-4		4-1 1B BB	4 0 1 0 1 0 3												
Andre Dawson, R (1, 9) OBP: 0.351, SLG: 0.526	2-2 HR		1-1 G6-4-3 1-2f		1-0 6-3		1-2 F8		0-0 1B	5 1 2 1 0 0 4												
23 Ryne Sandberg, R (1, 4) OBP: 0.320, SLG: 0.421	0-0 6-3			1-0 P4		2-2 6-3		2-2 FC6-4 1-2f		4 0 0 0 0 0 2												
Mark Grace, L (1, 3) OBP: 0.373, SLG: 0.441		2-2 F8		2-2 4-3		3-1 BLK 1B		2-2 6-3		4 0 1 0 0 0 0												
Vance Law, R (1, 5) OBP: 0.359, SLG: 0.414		2-1 PO 1B		2-1 6-3		0-1 F9 1-2		3-2 F9		4 0 1 0 0 0 1												
Shawon Dunston, R (1, 6) OBP: 0.306, SLG: 0.423		2-2 F3			0-2 FC5-4 1B		0-1 G3 1B		0-0 F8	2 0 1 0 0 0 1												
Angel Salazar, R (5, 6) OBP: 0.292, SLG: 0.348										2 1 1 0 0 0 0												
Jim Sundberg, R (1, 2) OBP: 0.357, SLG: 0.404		3-0 PO 1-2	0-0 HR		1-3 K		1-2 G3		1-0 5-3	4 1 1 1 0 1 2												
Greg Maddux, R (1, 1) OBP: 0.161, SLG: 0.194			0-2 4-3		0-0 FC5-4 1-2f		0-0 BB FC3 1B		1-1 5-3	4 1 1 1 0 0 1												
Inning Stats	R: 1 E: 0 K: 0 S: 8	H: 1 LOB: 0 BB: 0 P: 12	R: 0 E: 0 K: 0 S: 8	H: 1 LOB: 0 BB: 0 P: 17	R: 1 E: 0 K: 0 S: 10	H: 3 LOB: 1 BB: 0 P: 11	R: 0 E: 0 K: 0 S: 6	H: 0 LOB: 0 BB: 0 P: 11	R: 0 E: 1 K: 1 S: 9	H: 1 LOB: 2 BB: 1 P: 16	R: 0 E: 0 K: 0 S: 9	H: 1 LOB: 1 BB: 0 P: 15	R: 2 E: 1 K: 0 S: 15	H: 2 LOB: 2 BB: 1 P: 22	R: 0 E: 0 K: 0 S: 9	H: 0 LOB: 0 BB: 0 P: 14	R: 0 E: 0 K: 0 S: 10	H: 2 LOB: 2 BB: 1 P: 18	1B: 8 2B: 1 3B: 0 HR: 2	SF: 0 SAC: 0 DP: 1 HBP: 0	WP: 0 PB: 0 SB: 0 CS: 0	PA: 40
PITCHER Eric Show, R (1, 1) ERA: 3.67	IP: 9.0 WLS: L BF: 39 H: 11 R: 4 ER: 3 SO: 1 BB: 3 IBB: 0 HBP: 0 BLK: 1 WP: 0 HR: 2 S: 84 P: 136 ERA: 3.00 WHIP: 1.556											PITCHER	IP: 9.0 WLS: L BF: 39 H: 11 R: 4 ER: 3 SO: 1 BB: 3 IBB: 0 HBP: 0 BLK: 1 WP: 0 HR: 2 S: 84 P: 136 ERA: 3.00 WHIP: 1.556									

Chicago Cubs @ San Diego Padres
Jack Murphy Stadium, San Diego, CA

Sun Jul 10 1988, 6:33 AM EDT
Att. 19,835 - Sunny - 80 F

livebaseballscorecards.com

AB	36
R	4
H	11
RBI	3
BB	3
SO	1
LOB	14



Batter	1	2	3	4	5	6	7	8	9	AB R H RBI BB SO LOB
Marvell Wynne, L OBP: 0.351, SLG: 0.503 (1, 8)	2-3 1B	2-3 1B		2-2 1B			2-2 1B		2-3 1B	5 0 0 0 0 3 3
Roberto Alomar, S OBP: 0.279, SLG: 0.342 (1, 4)	1-1 1B	1-2 1B		0-0 1B			1-2 1B			4 1 1 0 0 0 3
Tony Gwynn, L OBP: 0.348, SLG: 0.355 (1, 9)	3-1 1B			0-1 1B			1-1 1B			4 0 2 1 0 0 0
John Kruk, L OBP: 0.390, SLG: 0.395 (1, 7) (9, 3)	4-2 1B			4-0 1B			0-0 1B			2 0 0 0 2 0 0
Keith Moreland, R OBP: 0.328, SLG: 0.371 Shane Mack, R OBP: 0.333, SLG: 0.264 (1, 3) (8, PR) (9, 7)	0-0 1B			0-0 1B			1-1 1B			4 0 2 0 0 0 4 0 0 0 0 0 0 0
Benito Santiago, R OBP: 0.270, SLG: 0.324 (1, 2)	1-0 1B			2-2 1B			1-2 1B			4 0 0 0 0 0 6
Tim Flannery, L OBP: 0.324, SLG: 0.297 (1, 5)		2-2 1B		2-2 1B			3-3 1B			4 1 2 0 0 1 1
Garry Templeton, S OBP: 0.280, SLG: 0.345 (1, 6)		1-1 1B		0-1 2B			2-2 1B			4 0 2 1 0 0 0
Eric Show, R OBP: 0.200, SLG: 0.205 Randy Ready, R OBP: 0.357, SLG: 0.418 (1, 1) (9, PH)		0-0 1B		0-0 1B			0-0 1B			2 0 0 0 0 0 1 1 0 0 0 0 0 0

Inning Stats	R: 1 E: 0 K: 1 S: 12	H: 2 LOB: 2 BB: 1 P: 23	R: 0 E: 0 K: 1 S: 14	H: 2 LOB: 2 BB: 0 P: 20	R: 0 E: 0 K: 0 S: 6	H: 1 LOB: 1 BB: 1 P: 12	R: 1 E: 0 K: 0 S: 11	H: 2 LOB: 1 BB: 0 P: 15	R: 0 E: 0 K: 0 S: 8	H: 1 LOB: 1 BB: 0 P: 11	R: 0 E: 0 K: 1 S: 8	H: 0 LOB: 0 BB: 0 P: 13	R: 0 E: 0 K: 0 S: 9	H: 0 LOB: 0 BB: 0 P: 14	R: 0 E: 0 K: 0 S: 6	H: 1 LOB: 1 BB: 0 P: 12	R: 0 E: 0 K: 1 S: 9	H: 0 LOB: 0 BB: 0 P: 11	1B: 8 2B: 1 3B: 0 HR: 0	SF: 0 SAC: 1 DP: 1 HBP: 0	WP: 0 PB: 0 SB: 1 CS: 0	PA: 37
PITCHER Greg Maddux, R ERA: 2.14 (1, 1)	IP 9.0	WLS W	BF 37	H 9	R 2	ER 2	SO 4	BB 2	IBB 0	HBP 0	BLK 1	WP 0	HR 0	S 83	P 131	ERA 2.00	WHIP 1.222					
PITCHER																						
IP WLS BF H R ER SO BB IBB HBP BLK WP HR S P ERA WHIP																						


BOTTOM

Chicago Cubs @ San Diego Padres
Jack Murphy Stadium, San Diego, CA

Sun Jul 10 1988, 6:33 AM EDT
Att: 19,835 - Sunny - 80 F

livebaseballscorecards.com

AB	34
R	2
H	9
RBI	2
BB	2
SO	4
LOB	18



Batter	1	2	3	4	5	6	7	8	9	AB R H RBI BB SO LOB	TOP											
Marvell Wynne, L (1, 8) OBP: 0.344, SLG: 0.492	2-3 K		3-1 L8			2-2 P6		0-3 K		4 0 0 0 0 2 1												
Roberto Alomar, S (1, 4) OBP: 0.279, SLG: 0.340	1-0 G4-3			0-1 G3-1		0-3 K		1-0 1B 1B		4 1 1 0 0 1 0												
Tony Gwynn, L (1, 9) OBP: 0.351, SLG: 0.358	1-1 1B			1-1 G3		2-3 K		0-0 1B 1B		4 1 2 0 0 1 0												
Keith Moreland, R (1, 3) OBP: 0.324, SLG: 0.365	2-0 G5-3			2-2 F9		0-3 K		1-3 K		4 0 0 0 0 2 3												
John Kruk, L (1, 7) Carmelo Martinez, R (9, PH) Shane Mack, R (9, 7)		2-1 E6 G5-4-3		4-1 F8 1B WP BB		1-3 K		1-1 1B 1B		2 1 0 0 1 1 0 1 0 1 1 0 0 0 0 0 0 0 0 0 0												
Chris Brown, R (1, 5) OBP: 0.324, SLG: 0.317		0-1 G5-4-3 1-2f		0-0 L8 WP 1B		2-2 G4-3		1-2 G6-4-3 1B		4 0 2 1 0 0 1												
Benito Santiago, R (1, 2) OBP: 0.266, SLG: 0.319		3-1 F3		1-0 F8		2-0 G6-3		0-0 G6-4-3		4 0 0 0 0 0 4												
Garry Templeton, S (1, 6) OBP: 0.276, SLG: 0.340			0-0 F7		1-1 L8		2-1 B1-3			3 0 0 0 0 0 1												
Andy Hawkins, R (1, 1) OBP: 0.167, SLG: 0.143			2-3 K		1-1 F8		1-1 1B			3 0 1 0 0 1 1												
Inning Stats	R: 0 E: 0 K: 1 S: 7	H: 1 LOB: 1 BB: 0 P: 13	R: 0 E: 1 K: 0 S: 6	H: 0 LOB: 0 BB: 0 P: 11	R: 0 E: 0 K: 1 S: 6	H: 0 LOB: 0 BB: 0 P: 11	R: 0 E: 0 K: 0 S: 8	H: 0 LOB: 0 BB: 0 P: 11	R: 1 E: 0 K: 0 S: 7	H: 1 LOB: 1 BB: 1 P: 14	R: 0 E: 0 K: 2 S: 12	H: 0 LOB: 0 BB: 0 P: 16	R: 0 E: 0 K: 2 S: 10	H: 0 LOB: 0 BB: 0 P: 13	R: 0 E: 0 K: 1 S: 8	H: 1 LOB: 1 BB: 0 P: 13	R: 2 E: 0 K: 1 S: 11	H: 4 LOB: 1 BB: 0 P: 15	1B: 7 2B: 0 3B: 0 HR: 0	SF: 0 SAC: 0 DP: 2 HBP: 0	WP: 1 PB: 0 SB: 0 CS: 0	PA: 34
PITCHER	IP WLS BF H R ER SO BB IBB HBP BLK WP HR S P ERA WHIP																					
Jose DeLeon, R (1, 1) ERA: 3.98	8.0 L 28 3 1 1 7 1 0 0 0 1 0 64 102 1.12 0.500																					
Larry McWilliams, L (9, 1) ERA: 2.7	0.1 3 2 2 2 1 0 0 0 0 0 0 5 7 54.00 6.000																					
Dan Quisenberry, R (9, 1) ERA: 3.46	0.2 3 2 0 0 0 0 0 0 0 0 0 6 8 0.00 3.000																					

San Diego Padres @ St. Louis Cardinals
 Busch Stadium, St. Louis, MO
 Thu Jul 14 1988, 7:05 PM CDT
 Att. 28,938 - Unknown - 98 F

AB	33
R	3
H	7
RBI	2
BB	1
SO	8
LOB	11



Batter	1	2	3	4	5	6	7	8	9	AB	R	H	RBI	BB	SO	LOB
Vince Coleman, S OBP: 0.326, SLG: 0.372 (1, 7) C X	0-1 F7 ①		2-2 F9 ②			2-1 G4-3 ①		0-1 1B ①		4	0	1	0	0	0	0
Ozzie Smith, S OBP: 0.343, SLG: 0.332 (1, 6) B F F B X	2-2 E4 1B		2-1 2B			0-1 L9 ②		2-3 K ③		4	0	2	0	0	1	1
Willie McGee, S OBP: 0.344, SLG: 0.380 (1, 8) C F X	0-2 F9 ②		1-2 G3 ③			1-1 F8 ③			1-2 P7 ①	4	0	0	0	0	0	2
Tom Brunansky, R OBP: 0.373, SLG: 0.447 (1, 9) S X	0-1 F7 ③			2-1 F8 ①			4-0 1B BB		0-0 HR	3	1	1	1	1	0	1
Mike Laga, L (1, 3)		1-0 G3 ①		2-3 K ②			0-0 F8 ①		0-0 P7 ②	4	0	0	0	0	1	1
José Oquendo, S OBP: 0.359, SLG: 0.350 (1, 5) X		0-0 1B		1-3 K ③			1 SAFE 2-2 G6-4-3 1-2 1B		4-0 FC6-4 BB	3	0	2	0	1	1	0
Tony Peña, R OBP: 0.289, SLG: 0.360 (1, 2) 1 SAFE C B 1 B F X		2-2 F9 ②			0-0 P7 ①		2-2 G6-4-3 ② ③		1-0 FC6-4 ③	4	0	0	0	0	0	4
Luis Alicea, S OBP: 0.280, SLG: 0.292 (1, 4) 1 SAFE B B X		2-0 G3 ③			2-2 G6-3 ②			1-1 P4 ①		3	0	0	0	0	0	1
Jose DeLeon, R OBP: 0.103, SLG: 0.103 (1, 1) C C B B X			1-2 F9 ①			0-0 G6-3 ③		2-2 F7 ②		2	0	0	0	0	0	0
Curt Ford, L OBP: 0.217, SLG: 0.222 (8, PH) X L Larry McWilliams, L OBP: 0.194, SLG: 0.172 (9, 1) Dan Quisenberry, R (9, 1)										1	0	0	0	0	0	0
										0	0	0	0	0	0	0
										0	0	0	0	0	0	0
										0	0	0	0	0	0	0

Inning Stats	R: 0	H: 1	R: 0	H: 1	R: 0	H: 1	R: 0	H: 0	R: 0	H: 0	R: 0	H: 1	R: 0	H: 1	R: 1	H: 1	1B: 4	SF: 0
	E: 1	LOB: 1	E: 0	LOB: 1	E: 0	LOB: 0	E: 0	LOB: 0	E: 0	LOB: 0	E: 0	LOB: 1	E: 0	LOB: 1	E: 0	LOB: 1	2B: 1	SAC: 0
	K: 0	BB: 0	K: 0	BB: 0	K: 2	BB: 0	K: 0	BB: 0	K: 0	BB: 0	K: 0	BB: 1	K: 1	BB: 0	K: 0	BB: 1	3B: 0	DP: 1
	S: 11	P: 13	S: 6	P: 11	S: 14	P: 20	S: 9	P: 14	S: 5	P: 7	S: 8	P: 16	S: 6	P: 12	S: 6	P: 12	HR: 1	HBP: 0


PITCHER	IP	WLS	BF	H	R	ER	SO	BB	IBB	HBP	BLK	WP	HR	S	P	ERA	WHIP
Andy Hawkins, R ERA: 2.97 (1, 1)	9.0	W	34	6	1	1	3	2	0	0	0	0	1	76	118	1.00	0.889

BOTTOM

San Diego Padres @ St. Louis Cardinals
 Busch Stadium, St. Louis, MO

Thu Jul 14 1988, 7:05 PM CDT
 Att: 28,938 - Unknown - 98 F

AB	32
R	1
H	6
RBI	1
BB	2
SO	3
LOB	10



WP: 0	PA: 34
PB: 0	
SB: 0	
CS: 0	

BOTTOM

San Diego Padres @ St. Louis Cardinals
Busch Stadium, St. Louis, MO

livebaseballscorecards.com

AB	33
R	3
H	10
RBI	3
BB	2
SO	2
LOB	16



WP:	1	PA:	36
PB:	0	SB:	1
CS:	0		

Fri Jul 15 1988, 7:05 PM CDT
Att: 34,414 - Unknown - 99 F

AB R H RBI BB SO LOB

4	1	2	2	0	0	0
3	0	1	0	0	0	1
0	0	0	0	0	0	0
0	0	0	0	0	0	0
0	0	0	0	0	0	0
4	0	0	1	0	0	2
4	0	1	0	0	0	1
3	0	2	0	1	0	1
4	0	1	0	0	0	3
3	1	2	0	1	0	1
4	1	1	0	0	1	4
2	0	0	0	0	1	0
2	0	0	0	0	0	3

Batter	1	2	3	4	5	6	7	8	9
Vince Coleman, S OBP: 0.327, SLG: 0.374 (1, 7)	2-1 P6		0-1 1B G6-3		0-0 G5-3		2-1 S 1B		
Ozzie Smith, S OBP: 0.344, SLG: 0.332 Todd Worrell, R (8, 1)	2-1 G5-4-3		1-0 G6-3 WP 1B		1-1 G5-3		1-2 G1-3		
Ken Dayley, L (9, 1)	HBP		1-3 1B				2-3		
Mike Laga, L (9, 3)									
Dan Quisenberry, R (9, 1)									
Willie McGee, S OBP: 0.340, SLG: 0.376 (1, 8)	0-0 G5-4-3		1-0 G6-3		0-0 G5-3			1-1 G6-3	
Tom Brunansky, R OBP: 0.371, SLG: 0.445 (1, 9)		2-2 F9	3-2 G1-3		2-2 L5-3 1B			2-2 G5-3	
Tom Pagnozzi, R OBP: 0.308, SLG: 0.318 (1, 3)		4-0 1B BB		0-0 1B		0-0 L5-3		1-1 1B	
José Oquendo, S OBP: 0.357, SLG: 0.348 (8, 6)		0-0 F3		1-1 F3			0-0 1B BB G5-2-3 1B	2-2 P4	
Tony Peña, R OBP: 0.295, SLG: 0.363 (1, 2)		0-2 SAFE 1B		0-0 F8			4-1 G5-2-3 1B BB		1-2 G6-4-3 1B
Luis Alicea, S OBP: 0.279, SLG: 0.291 (1, 4)		2-3 K		2-1 P9			1-0 G5-2-3 1B	1-1 G6-4-3	
John Tudor, L OBP: 0.167, SLG: 0.091 Terry Pendleton, S OBP: 0.320, SLG: 0.374 (7, PH) (8, 5)			1-3 K		0-1 P9		0-1 G5-2-3	0-0 F8	

Inning Stats	R: 0 E: 0 K: 0 S: 4	H: 0 LOB: 0 BB: 0 P: 8	R: 0 E: 0 K: 1 S: 10	H: 1 LOB: 2 BB: 1 P: 18	R: 1 E: 0 K: 1 S: 11	H: 2 LOB: 1 BB: 0 P: 16	R: 0 E: 0 K: 0 S: 6	H: 1 LOB: 1 BB: 0 P: 9	R: 0 E: 0 K: 0 S: 5	H: 0 LOB: 0 BB: 0 P: 6	R: 0 E: 0 K: 0 S: 7	H: 1 LOB: 0 BB: 0 P: 9	R: 2 E: 0 K: 0 S: 10	H: 3 LOB: 1 BB: 1 P: 18	R: 0 E: 0 K: 0 S: 11	H: 1 LOB: 1 BB: 0 P: 17	R: 0 E: 0 K: 0 S: 7	H: 1 LOB: 0 BB: 0 P: 9	1B: 10 2B: 1 3B: 0 HR: 0	SF: 0 SAC: 0 DP: 4 HBP: 1	WP: 1 PB: 0 SB: 1 CS: 0	PA: 36
---------------------	------------------------------	---------------------------------	-------------------------------	----------------------------------	-------------------------------	----------------------------------	------------------------------	---------------------------------	------------------------------	---------------------------------	------------------------------	---------------------------------	-------------------------------	----------------------------------	-------------------------------	----------------------------------	------------------------------	---------------------------------	-----------------------------------	------------------------------------	----------------------------------	--------

PITCHER	IP	WLS	BF	H	R	ER	SO	BB	IBB	HBP	BLK	WP	HR	S	P	ERA	WHIP
Dennis Rasmussen, L ERA: 4.5 (1, 1)	6.0		25	6	3	3	2	2	0	1	0	1	0	45	72	4.50	1.333
Mark Davis, L ERA: 2.62 (7, 1)	3.0	W	11	4	0	0	0	0	0	0	0	0	0	26	38	0.00	1.333

Batter	1	2	3	4	5	6	7	8	9	AB R H RBI BB SO LOB	TOP									
Marvell Wynne, L (1, 8) OBP: 0.338, SLG: 0.482 Carmelo Martinez, R (9, PH) OBP: 0.267, SLG: 0.314 Mark Davis, L (9, 1) OBP: 0.500, SLG: 1.000 Lance McCullers, S (9, 1)	0-3 K		2-2 4-3		1-3 K		0-0 L9		1 SAFE 3-3 K	4 0 0 0 0 2 0 1 0 0 0 0 1 2 0 0 0 0 0 0 0 0 0 0 0 0 0 0	San Diego Padres @ St. Louis Cardinals Busch Stadium, St. Louis, MO Sat Jul 16 1988, 7:05 PM CDT Att. 43,338 - Unknown - 99 F livebaseballscorecards.com									
Roberto Alomar, S (1, 4) OBP: 0.277, SLG: 0.338	3-1 4-3		1-1 F9		1-1 1B		0-1 1-3		2-2 F7	5 0 1 0 0 0 2										
Tony Gwynn, L (1, 9) OBP: 0.360, SLG: 0.379	2-2 1-3		3-1 HR		0-1 1B		1-1 SH1-3		1-1 1B	4 1 3 1 0 0 0										
Keith Moreland, R (1, 3) OBP: 0.326, SLG: 0.368		0-0 6-3	4-1 BB		0-1 F9		1-0 SH1-3		1-2 SH1-3	2 0 0 0 1 0 2										
John Kruk, L (1, 7) OBP: 0.390, SLG: 0.386		1-3 K	1 SAFE 3-1 G3		1-1 4-3		4-0 G6-4-3		1-2 IBB	3 0 0 0 1 1 1										
Benito Santiago, R (1, 2) OBP: 0.269, SLG: 0.328		1-2 3B		1-1 L9		0-0 6-3		0-2 G6-4-3	1-2f	4 1 1 0 0 0 2										
Tim Flannery, L (1, 5) OBP: 0.347, SLG: 0.333		1-0 3B		1-1 6-3		4-2 BB		4-2 SH1	BB	2 0 1 1 2 0 0										
Garry Templeton, S (1, 6) OBP: 0.277, SLG: 0.337		4-0 IBB		2-2 G3		0-0 G3		1-1 SH1	1-2	2 0 0 0 1 0 1										
Ed Whitson, R (1, 1) OBP: 0.182, SLG: 0.273 Randy Ready, R (9, PH) OBP: 0.352, SLG: 0.408 Shane Mack, R (9, 8) OBP: 0.333, SLG: 0.266		1-3 K		0-2 L7		1-2 5-3		0-1 E4	S	3 0 0 0 0 1 2 1 0 0 0 0 0 1 0 0 0 0 0 0 0										
Inning Stats	R: 0 H: 0 E: 0 K: 1 S: 9	H: 0 LOB: 0 BB: 0 P: 14	R: 1 H: 2 E: 0 K: 2 S: 12	H: 2 LOB: 2 BB: 1 P: 20	R: 1 H: 1 E: 0 K: 0 S: 10	H: 1 LOB: 1 BB: 1 P: 23	R: 0 H: 0 E: 0 K: 0 S: 10	H: 0 LOB: 0 BB: 0 P: 14	R: 0 H: 2 E: 0 K: 1 S: 12	H: 2 LOB: 2 BB: 0 P: 14	R: 0 H: 0 E: 0 K: 0 S: 6	H: 0 LOB: 1 BB: 1 P: 11	R: 0 H: 0 E: 0 K: 0 S: 6	H: 0 LOB: 0 BB: 0 P: 7	R: 0 H: 1 E: 0 K: 0 S: 7	H: 1 LOB: 1 BB: 1 P: 13	R: 0 H: 0 E: 1 K: 1 S: 15	H: 0 LOB: 2 BB: 1 P: 25	1B: 3 SF: 0 2B: 1 SAC: 2 3B: 1 DP: 1 HR: 1 HBP: 0	WP: 0 PA: 38 PB: 0 SB: 1 CS: 0
PITCHER	IP WLS BF H R ER SO BB IBB HBP BLK WP HR S P ERA WHIP																			
Danny Cox, R (1, 1) ERA: 4.01 Ken Dayley, L (9, 1) ERA: 3.86 John Costello, R (9, 1) ERA: 1.35	8.0 3 0 0 0 4 2 2 0 0 0 1 72 116 2.25 1.000																			
	0.1 3 0 0 0 0 1 0 0 0 0 0 8 13 0.00 3.000																			
	0.2 W 2 0 0 0 1 0 0 0 0 0 0 7 12 0.00 0.000																			

San Diego Padres @ St. Louis Cardinals
 Busch Stadium, St. Louis, MO
 Sat Jul 16 1988, 7:05 PM CDT
 Att. 43,338 - Unknown - 99 F

AB	31
R	2
H	6
RBI	2
BB	5
SO	5
LOB	13



Batter	1	2	3	4	5	6	7	8	9	AB R H RBI BB SO LOB	TOP												
Dickie Thon, R OBP: 0.346, SLG: 0.299 (1, 6)	4-0 SH5-3 BLK 1B BB	2-2 2B		0-0 G4-3 1-2			3-1 F8			3 1 1 1 1 0 1													
Roberto Alomar, S OBP: 0.275, SLG: 0.334 (1, 4)	2-1 SH5-3 1-3	0-0 G6-3		1-3 K			0-0 L9			3 0 0 0 0 1 2													
Tony Gwynn, L OBP: 0.359, SLG: 0.377 (1, 9)	0-3 K		1-1 CS 1B		0-0 G4-3		1-1 G4-3			4 0 1 0 0 1 1													
Keith Moreland, R OBP: 0.331, SLG: 0.375 Marvell Wynne, L OBP: 0.338, SLG: 0.482 (8, PR) (8, 8)	3-2 E 1B 3-H		3-1 CS 1B 2B 1-2		1-0 G5-3		4-0 G6-4-3 BB			3 1 2 1 1 0 0 0 0 0 0 0 0 0													
Carmelo Martinez, R OBP: 0.280, SLG: 0.306 (1, 7) (8, 3)	0-2 E4 1-2		2-2 G6-3 2-3		0-0 G4-3		0-0 G6-4-3 1-2f			4 0 0 0 0 0 3													
Chris Brown, R OBP: 0.319, SLG: 0.312 (1, 5)	2-1 G3		0-1 1B 3-H		0-1 G6-3		1-2 G6-3			4 0 1 1 0 0 2													
Mark Parent, R OBP: 0.210, SLG: 0.203 (1, 2)			1-0 G6-3 SAFE	2-1 F9		3-2 G1-3		1-2 G5-3		4 0 0 0 0 0 1													
Shane Mack, R OBP: 0.338, SLG: 0.268 (8, 7)		4-2 WP SH5-3 2B BB		0-0 G4-3 1B		0-1 G4-3		1-3 K		3 1 1 0 1 1 0													
Eric Show, R OBP: 0.190, SLG: 0.195 (1, 1)		1-0 SH5-3 1-2		2-3 M K		0-0 G6-3				2 0 0 0 0 1 1													
Inning Stats	R: 1 E: 1 K: 1 S: 13	H: 1 LOB: 2 BB: 1 P: 24	R: 1 E: 0 K: 0 S: 8	H: 1 LOB: 1 BB: 1 P: 16	R: 1 E: 0 K: 0 S: 12	H: 3 LOB: 1 BB: 0 P: 19	R: 0 E: 0 K: 2 S: 8	H: 1 LOB: 1 BB: 0 P: 11	R: 0 E: 0 K: 0 S: 3	H: 0 LOB: 0 BB: 0 P: 4	R: 0 E: 0 K: 0 S: 7	H: 0 LOB: 0 BB: 0 P: 10	R: 0 E: 0 K: 0 S: 4	H: 0 LOB: 0 BB: 0 P: 7	R: 0 E: 0 K: 0 S: 3	H: 0 LOB: 1 BB: 1 P: 8	R: 0 E: 0 K: 1 S: 9	H: 0 LOB: 0 BB: 0 P: 12	1B: 4 2B: 2 3B: 0 HR: 0	SF: 0 SAC: 2 DP: 1 HBP: 0	WP: 1 PB: 0 SB: 0 CS: 2	PA: 35	
PITCHER Joe Magrane, L ERA: 2.51 Dan Quisenberry, R ERA: 3.14	IP 7.0 2.0	WLS L	BF 29 6	H 6 0	R 3 0	ER 2 0	SO 3 1	BB 2 1	IBB 0 0	HBP 0 0	BLK 1 0	WP 1 0	HR 0 0	S 55 12	P 91 20	ERA 2.57 0.00	WHIP 1.143 0.500						PITCHER IP WLS BF H R ER SO BB IBB HBP BLK WP HR S P ERA WHIP

San Diego Padres @ St. Louis Cardinals
 Busch Stadium, St. Louis, MO
 Sun Jul 17 1988, 3:33 AM CDT
 Att. 27,926 - Sunny - 94 F

livebaseballscorecards.com

AB	30
R	3
H	6
RBI	3
BB	3
SO	4
LOB	11



Batter	1	2	3	4	5	6	7	8	9	AB R H RBI BB SO LOB	TOP											
Dickie Thon, R OBP: 0.354, SLG: 0.312 (1, 6)	4-2 BB 2B		0-1 1B		2-2 1B FC4-6 2B		1-0 F9	3-2 P4		4 2 2 0 1 0 2												
Randy Ready, R OBP: 0.355, SLG: 0.415 Roberto Alomar, S OBP: 0.274, SLG: 0.333 (1, 4) (7, 4)	2-2 1B 2B		2-2 F4		0-1 FC4-6 1B		1-1 G4-3		0-0 G4-3	4 0 2 1 0 0 1 1 0 0 0 0 0 0												
Tony Gwynn, L OBP: 0.362, SLG: 0.385 (1, 9)	0-0 1B		1-3 K		1-1 FC4-6 1-2f 3-H		0-1 1B		2-1 2B	5 1 3 1 0 1 2												
Keith Moreland, R OBP: 0.329, SLG: 0.369 (1, 3)	1-2 P3		0-1 F4		1 SAFE 3-1 F4		1 SAFE 1-0 G4-3		4-0 2B IBB	4 1 0 0 1 0 5												
Carmelo Martinez, R OBP: 0.299, SLG: 0.309 (1, 7)	1-0 P2			1-2 F2		1-3 K		2-0 L8	1-1 SF8 2B	5 1 1 2 0 1 2												
Chris Brown, R OBP: 0.321, SLG: 0.316 (1, 5)	0-0 F9			1-0 E5		0-1 1B 1B		2-2 1B 1B	0-0 SF8	4 1 2 1 0 0 2												
Benito Santiago, R OBP: 0.268, SLG: 0.323 (1, 2)		1-2 G5-3		1 SAFE 1-2 F7		1 SAFE 3-2 F7		4-2 1B BB	3-2 G6-3	4 0 0 0 1 0 2												
Shane Mack, R OBP: 0.338, SLG: 0.270 Marvell Wynne, L OBP: 0.336, SLG: 0.480 (1, 8) (8, PH) (8, 8)		3-3 K		1-2 L4		2-0 1B		3-1 P6		3 0 1 0 0 1 1 1 0 0 0 0 0 2												
Jimmy Jones, R OBP: 0.135, SLG: 0.088 (1, 1)		1-3 K		0-0 F2		0-3 K		1-0 1B		4 0 1 1 0 2 2												
Inning Stats	R: 1 E: 0 K: 0 S: 12	H: 2 LOB: 2 BB: 1 P: 20	R: 0 E: 0 K: 2 S: 13	H: 0 LOB: 0 BB: 0 P: 18	R: 0 E: 1 K: 1 S: 12	H: 1 LOB: 1 BB: 0 P: 15	R: 0 E: 1 K: 0 S: 11	H: 0 LOB: 1 BB: 0 P: 15	R: 1 E: 0 K: 0 S: 10	H: 2 LOB: 1 BB: 0 P: 16	R: 0 E: 0 K: 2 S: 15	H: 2 LOB: 2 BB: 0 P: 21	R: 0 E: 0 K: 0 S: 6	H: 1 LOB: 1 BB: 0 P: 9	R: 1 E: 0 K: 0 S: 12	H: 2 LOB: 2 BB: 1 P: 27	R: 3 E: 0 K: 0 S: 10	H: 2 LOB: 0 BB: 1 P: 20	1B: 8 2B: 4 3B: 0 HR: 0	SF: 1 SAC: 0 DP: 0 HBP: 0	WP: 0 PB: 0 SB: 0 CS: 0	PA: 43
PITCHER	IP WLS BF H R ER SO	IP WLS BF H R ER SO	IP WLS BF H R ER SO	IP WLS BF H R ER SO	IP WLS BF H R ER SO	IP WLS BF H R ER SO	IP WLS BF H R ER SO	IP WLS BF H R ER SO	IP WLS BF H R ER SO	IP WLS BF H R ER SO	IP WLS BF H R ER SO	IP WLS BF H R ER SO	IP WLS BF H R ER SO	IP WLS BF H R ER SO	IP WLS BF H R ER SO	IP WLS BF H R ER SO	IP WLS BF H R ER SO	IP WLS BF H R ER SO	ERA WHIP	ERA WHIP		
John Smiley, L ERA: 2.84 (1, 1)	5.0 L 22 5 2 2 3																			3.60 1.200		
Barry Jones, R ERA: 2.74 (6, 1)	2.1 11 4 1 1 2																			3.86 1.714		
Jeff Robinson, R ERA: 3.05 (8, 1)	1.2 10 3 3 3 0																			16.20 2.400		

San Diego Padres @ Pittsburgh Pirates
Three Rivers Stadium, Pittsburgh, PA
Tue Jul 19 1988, 7:05 PM EDT
Unknown

AB	39
R	6
H	12
RBI	6
BB	3
SO	5
LOB	21



Batter	1	2	3	4	5	6	7	8	9	AB R H RBI BB SO LOB	TOP											
Marvell Wynne, L OBP: 0.336, SLG: 0.478 (1, 8) B B B C X	3-1 SH1-3 2B	1-1 G3-1			1-1 F8		2-1 P6			4 1 1 0 0 0 2												
Roberto Alomar, S OBP: 0.279, SLG: 0.339 (1, 4) L X	0-1 SH1-3 2-3		1-2 F8		3-1 G4-3			0-0 1B 2B		3 0 1 0 0 0 1												
Tony Gwynn, L OBP: 0.365, SLG: 0.408 (1, 9) B B X	2-0 WP 2B		1-1 G5-4-3 1B			3-1 G6-3 3B		0-0 F7		4 1 3 1 0 0 1												
Keith Moreland, R OBP: 0.327, SLG: 0.370 (1, 3) B F X	1-1 G6-3		2-1 G5-4-3 1-2f			1-0 G6-3		2-3 K2-3		4 0 0 1 0 1 3												
John Kruk, L OBP: 0.393, SLG: 0.385 (1, 7) B B B	4-0 FC6 2-3 BB			2-2 FC4-3 1B		0-2 F7		2-2 1B		3 0 2 0 1 0 0												
Benito Santiago, R OBP: 0.268, SLG: 0.322 (1, 2) X	0-0 FC6 1-2f		1-0 FC4-3 1-2f			1-2 BLK 1B		0-3 K		4 0 1 0 0 1 5												
Chris Brown, R OBP: 0.315, SLG: 0.309 (1, 5) X		0-0 G6-3		0-0 G6-4-3 1-2f		2-2 G6-3		1-1 F7		4 0 0 0 0 0 2												
Garry Templeton, S OBP: 0.276, SLG: 0.343 (1, 6) B C B X		2-2 3B			0-2 F7		0-0 G4-3		1-1 G3-1	4 0 1 0 0 0 0												
Dennis Rasmussen, L OBP: 0.167, SLG: 0.195 Carmelo Martinez, R OBP: 0.261, SLG: 0.329 Mark Grant, R (7, PH) Tim Flannery, L OBP: 0.338, SLG: 0.314 (9, PH)		0-0 G4-3			0-1 1B		3-2 P6		0-3 K	2 0 1 0 0 0 1 1 0 0 0 0 0 0 0 0 0 0 0 0 0 1 0 0 0 0 1 0												
Inning Stats	R: 1 E: 0 K: 0 S: 8	H: 2 LOB: 2 BB: 1 P: 18	R: 0 E: 0 K: 0 S: 7	H: 1 LOB: 1 BB: 0 P: 10	R: 0 E: 0 K: 0 S: 7	H: 1 LOB: 0 BB: 0 P: 11	R: 0 E: 0 K: 0 S: 5	H: 1 LOB: 0 BB: 0 P: 8	R: 0 E: 0 K: 0 S: 9	H: 1 LOB: 1 BB: 0 P: 13	R: 1 E: 0 K: 0 S: 12	H: 2 LOB: 1 BB: 0 P: 19	R: 0 E: 0 K: 0 S: 7	H: 0 LOB: 0 BB: 0 P: 12	R: 0 E: 0 K: 2 S: 11	H: 2 LOB: 2 BB: 0 P: 15	R: 0 E: 0 K: 1 S: 7	H: 0 LOB: 0 BB: 0 P: 9	1B: 5 2B: 3 3B: 2 HR: 0	SF: 0 SAC: 1 DP: 2 HBP: 0	WP: 1 PB: 0 SB: 0 CS: 0	PA: 36
PITCHER	IP WLS BF H R ER SO BB IBB HBP BLK WP HR S P ERA WHIP																					
Bob Walk, R ERA: 2.61 (1, 1)	7.0 W 29 9 2 2 0 1 0 0 1 0 56 92 2.57 1.429																					
Bob Kipper, L ERA: 3.82 (8, 1)	0.1 1 0 0 0 0 0 0 0 0 0 0 0 1 1 0.00 0.000																					
Jim Gott, R ERA: 2.7 (8, 1)	1.2 S 6 1 0 0 3 0 0 0 0 0 0 0 16 22 0.00 0.600																					

San Diego Padres @ Pittsburgh Pirates
Three Rivers Stadium, Pittsburgh, PA
 Wed Jul 20 1988, 7:05 PM EDT
 Att. 24,575 - Unknown - 83 F

livebaseballscorecards.com

AB	34
R	2
H	10
RBI	2
BB	1
SO	3
LOB	15



Batter	1	2	3	4	5	6	7	8	9
R.J. Reynolds, S OBP: 0.293, SLG: 0.364 (1, 7) (8, 9)	0-1 G4-3 PB 2B		2-0 1B		1-3 K 1-2			0-1 F8	
Jose Lind, R OBP: 0.286, SLG: 0.296 (1, 4)	1-1 G4-3 2-3		3-2 G4-3			1-2 F9 2B		0-1 G6-3 1-2f	
Andy Van Slyke, L OBP: 0.353, SLG: 0.539 (1, 8)	4-1 CS BB 3-H			1-3 K		0-1 F9 2-3			
Bobby Bonilla, S OBP: 0.386, SLG: 0.520 (1, 5)	4-1 CS BB 1-2		1-0 BB 2B 1B		2-1 G5-3				
Darnell Coles, R OBP: 0.299, SLG: 0.374 Jim Gott, R (8, 1)	1-0 CS 1-2	1-0 L6	2-2 F9		3-2 F8				
Mike Diaz, R OBP: 0.386, SLG: 0.236 Sid Bream, L OBP: 0.345, SLG: 0.468 (7, PH) (8, 3)		3-0 P2	4-2 2B BB		1-3 K				
Junior Ortiz, R OBP: 0.355, SLG: 0.407 (1, 2)		0-0 G6-3	2-2 2B		3-1 L9				
Rafael Belliard, R OBP: 0.323, SLG: 0.293 (1, 6)			3-2 F8		1-2 L1				
Bob Walk, R OBP: 0.109, SLG: 0.111 Bob Kipper, R Barry Bonds, L OBP: 0.383, SLG: 0.567 (8, 1) (8, 7)			1-3 K		2-2 CS 1B			2-1 G6-3 1B	

Inning Stats	R: 1	H: 1	E: 0	K: 0	S: 6	LOB: 0	BB: 2	P: 16	R: 0	H: 0	E: 0	K: 0	S: 3	LOB: 0	BB: 0	P: 7	R: 0	H: 1	E: 0	K: 1	S: 11	LOB: 1	BB: 0	P: 20	R: 2	H: 2	E: 0	K: 1	S: 14	LOB: 1	BB: 1	P: 24	R: 0	H: 1	E: 0	K: 1	S: 9	LOB: 1	BB: 0	P: 13	R: 0	H: 1	E: 0	K: 0	S: 10	LOB: 1	BB: 0	P: 16	R: 0	H: 0	E: 0	K: 1	S: 6	LOB: 0	BB: 0	P: 11	R: 0	H: 1	E: 0	K: 0	S: 6	LOB: 0	BB: 0	P: 8
1B: 4	SF: 0	2B: 4	SAC: 0	3B: 0	DP: 2	HR: 0	HBP: 0	WP: 0	PA: 30																																																							

PITCHER	IP	WLS	BF	H	R	ER	SO	BB	IBB	HBP	BLK	WP	HR	S	P	ERA	WHIP
Dennis Rasmussen, L ERA: 4.42 (1, 1)	6.0	L	23	6	3	2	3	3	0	0	0	0	0	53	96	3.00	1.500
Mark Grant, R ERA: 3.89 (7, 1)	2.0		6	1	0	0	1	0	0	0	0	0	0	12	19	0.00	0.500

BOTTOM

San Diego Padres @ Pittsburgh Pirates
Three Rivers Stadium, Pittsburgh, PA

Wed Jul 20 1988, 7:05 PM EDT
Att: 24,575 - Unknown - 83 F

AB	26
R	3
H	7
RBI	2
BB	3
SO	4
LOB	9



WP	PA	ERA	WHIP
0	30		

Batter	1	2	3	4	5	6	7	8	9	AB R H RBI BB SO LOB	TOP												
Dickie Thon, R OBP: 0.353, SLG: 0.320 (1, 6)	1-3 K	1-2 3B 2B		2-1 F8			1-2 CS 1B		1-3 K	5 1 2 0 0 2 0													
Randy Ready, R OBP: 0.361, SLG: 0.431 Roberto Alomar, S OBP: 0.278, SLG: 0.338 (7, 4)	1-0 1B 1B	2-1 2-H 3B			2-0 L9		3-2 1B FC3-2 1B		0-1 F8	4 1 3 1 0 0 0 1 0 0 0 0 0 0													
Tony Gwynn, L OBP: 0.368, SLG: 0.409 (1, 9)	1-1 F7	1-0 F9			4-1 5-3 BB		2-1 FC3-2 1B		1-2 1B	4 0 2 0 1 0 2													
Carmelo Martinez, R OBP: 0.260, SLG: 0.325 Marvell Wynne, L OBP: 0.336, SLG: 0.478 (1, 7)	3-2 FC5 1B 1-3 1B		3-2 F2		2-2 5-3		1-1 FC3-2 FC5-4		0-1 F4	5 0 1 0 0 0 4 0 0 0 0 0 0 0													
Keith Moreland, R OBP: 0.326, SLG: 0.368 (1, 3)	0-1 1-2 3-H 1B		0-2 F1		1-2 5-3		0-0 FC5-4			4 0 1 1 0 0 3													
Chris Brown, R OBP: 0.313, SLG: 0.308 (1, 5)	1-0 FC5 2-3f		1-2 FC5-4 1B		1-2 6-3		1-2 6-3			4 0 1 0 0 0 2													
Benito Santiago, R OBP: 0.271, SLG: 0.334 (1, 2)		1-1 HR	0-0 FC5-4		2-2 F8		1-1 FC6-4 1B			4 1 2 1 0 0 1													
Shane Mack, R OBP: 0.336, SLG: 0.269 (1, 8)		0-0 6-3		0-2 6-3		0-0 1B		1-3 K		4 0 1 0 0 1 1													
Ed Whitson, R OBP: 0.162, SLG: 0.243 Lance McCullers, S (9, 1)		0-0 4-3		0-0 6-3		0-0 F7		0-0 FC6-4		4 0 0 0 0 0 2 0 0 0 0 0 0 0													
Inning Stats	R: 1 E: 0 K: 1 S: 13	H: 3 LOB: 2 BB: 0 P: 20	R: 2 E: 0 K: 0 S: 10	H: 3 LOB: 1 BB: 0 P: 15	R: 0 E: 0 K: 0 S: 16	H: 1 LOB: 1 BB: 0 P: 20	R: 0 E: 0 K: 0 S: 6	H: 0 LOB: 0 BB: 0 P: 8	R: 0 E: 0 K: 0 S: 7	H: 0 LOB: 1 BB: 1 P: 16	R: 0 E: 0 K: 0 S: 8	H: 1 LOB: 1 BB: 0 P: 11	R: 0 E: 0 K: 0 S: 11	H: 3 LOB: 2 BB: 0 P: 18	R: 0 E: 0 K: 1 S: 10	H: 1 LOB: 1 BB: 0 P: 13	R: 0 E: 0 K: 1 S: 10	H: 1 LOB: 1 BB: 0 P: 12	1B: 10 2B: 1 3B: 1 HR: 1	SF: 0 SAC: 0 DP: 0 HBP: 0	WP: 0 PA: 40 PB: 0 SB: 0 CS: 1		
PITCHER Jamie Moyer, L ERA: 3.04 Pat Perry, L ERA: 3.47	IP 7.0	WLS L	BF 32	H 11	R 3	ER 3	SO 1	BB 1	IBB 0	HBP 0	BLK 0	WP 0	HR 1	S 71	P 108	ERA 3.86	WHIP 1.714						
	IP 2.0	WLS 8	BF 2	H 0	R 0	ER 0	SO 2	BB 0	IBB 0	HBP 0	BLK 0	WP 0	HR 0	S 20	P 25	ERA 0.00	WHIP 1.000						

San Diego Padres @ Chicago Cubs
Wrigley Field, Chicago, IL
Thu Jul 21 1988, 3:33 AM CDT
Att. 28,485 - Overcast

livebaseballscorecards.com

AB 39
R 3
H 13
RBI 3
BB 1
SO 3
LOB 15



BOTTOM

San Diego Padres @ Chicago Cubs
Wrigley Field, Chicago, IL
Thu Jul 21 1988, 3:33 AM CDT
Att. 28,485 - Overcast

livebaseballscorecards.com

AB 35
R 1
H 8
RBI 1
BB 2
SO 1
LOB 19



WP: 0 PA: 37
PB: 0
SB: 0
CS: 0

AB R H RBI BB SO LOB

4 0 0 0 1 0 4

4 0 0 0 0 0 4

1 0 0 0 0 0 0
3 0 0 0 0 0 1

4 0 0 0 0 1 1

4 0 1 0 0 0 2

3 0 1 0 1 0 1

4 0 2 0 0 0 1

4 1 2 0 0 0 2
0 0 0 0 0 0 0

2 0 1 0 0 0 1
1 0 1 1 0 0 0
0 0 0 0 0 0 0
1 0 0 0 0 0 2

1B: 7 SF: 0
2B: 1 SAC: 0
3B: 0 DP: 2
HR: 0 HBP: 0

Batter	1	2	3	4	5	6	7	8	9
Mitch Webster, S (1, 8) OBP: 0.348, SLG: 0.318	0-0 B1-3		2-1 F7			4-1 E BB	2-2 E4		1-0 F9
23 Ryne Sandberg, R (1, 4) OBP: 0.325, SLG: 0.405	0-0 4-3		0-1 FC6-4			1 SAFE 1-2 F3	0-2 1-3		
Mark Grace, L (1, 3) OBP: 0.376, SLG: 0.416 Gary Varsho, L (4, 7) OBP: 0.273, SLG: 0.273	0-1 F6			0-0 4-3		1 SAFE 1-2 F7		0-1 F6	
Andre Dawson, R (1, 9) OBP: 0.339, SLG: 0.501		1-3 K		1-2 6-3		0-1 E5		0-1 6-3	
Rafael Palmeiro, L (1, 7) OBP: 0.346, SLG: 0.434 (4, 3)		1-2 F8		1-0 F7		2-0 4-3		0-0 1B	
Vance Law, R (1, 5) OBP: 0.351, SLG: 0.399		4-2 BB			0-0 G4-6-3 1B		0-1 4-3	0-2 F9	
Shawon Dunston, R (1, 6) OBP: 0.300, SLG: 0.405		0-2 4-3			2-0 G4-6-3 1B		2-0 F8		0-0 1B
Damon Berryhill, S (1, 2) OBP: 0.292, SLG: 0.361 Darrin Jackson, R (9, PR) OBP: 0.256, SLG: 0.376			1-2 4-3		2-2 G4-6-3		0-0 E 2B		2-0 G5-4-3 1B
Jamie Moyer, L (1, 1) OBP: 0.143, SLG: 0.103 Jerry Mumphrey, S (7, PH) OBP: 0.214, SLG: 0.192 Pat Perry, L (8, 1) Jody Davis, R (9, PH) OBP: 0.330, SLG: 0.387			2-2 23 FC6-4 1B		0-0 1-6-3		1-1 E8 1B		1-0 G5-4-3

Inning Stats	R: 0	H: 0	E: 0	LOB: 0	K: 0	S: 4	P: 4	R: 0	H: 0	E: 0	LOB: 1	K: 1	BB: 1	S: 12	P: 18	R: 0	H: 1	E: 0	LOB: 1	K: 0	BB: 0	S: 14	P: 19	R: 0	H: 0	E: 0	LOB: 0	K: 0	BB: 0	S: 5	P: 7	R: 0	H: 2	E: 0	LOB: 1	K: 0	BB: 0	S: 6	P: 10	R: 0	H: 0	E: 1	LOB: 2	K: 0	BB: 1	S: 9	P: 18	R: 1	H: 2	E: 2	LOB: 2	K: 0	BB: 0	S: 12	P: 17	R: 0	H: 1	E: 0	LOB: 1	K: 0	BB: 0	S: 8	P: 8	R: 0	H: 2	E: 0	LOB: 2	K: 0	BB: 0	S: 4	P: 8
--------------	------	------	------	--------	------	------	------	------	------	------	--------	------	-------	-------	-------	------	------	------	--------	------	-------	-------	-------	------	------	------	--------	------	-------	------	------	------	------	------	--------	------	-------	------	-------	------	------	------	--------	------	-------	------	-------	------	------	------	--------	------	-------	-------	-------	------	------	------	--------	------	-------	------	------	------	------	------	--------	------	-------	------	------

PITCHER	IP	WLS	BF	H	R	ER	SO	BB	IBB	HBP	BLK	WP	HR	S	P	ERA	WHIP
Ed Whitson, R (1, 1) ERA: 4.26	8.0	W	35	8	1	1	1	2	0	0	0	0	0	72	105	1.12	1.250
Lance McCullers, R (9, 1) ERA: 2.97	1.0	S	2	0	0	0	0	0	0	0	0	0	0	2	4	0.00	0.000

PITCHER	IP	WLS	BF	H	R	ER	SO	BB	IBB	HBP	BLK	WP	HR	S	P	ERA	WHIP
---------	----	-----	----	---	---	----	----	----	-----	-----	-----	----	----	---	---	-----	------

Batter	1	2	3	4	5	6	7	8	9	10	11	AB R H RBI BB SO LOB	TOP				
Marvell Wynne, L (1, 8) OBP: 0.329, SLG: 0.467	F9		FC5-4		F6			4-3	G3			5 0 0 0 0 0 2	San Diego Padres @ Chicago Cubs Wrigley Field, Chicago, IL Fri Jul 22 1988, 3:33 AM CDT Att. 30,903 - Sunny				
Roberto Alomar, S (1, 4) OBP: 0.280, SLG: 0.342	F6		G4-6-3		F5			1B	1-3			5 1 2 0 0 0 0					
Tony Gwynn, L (1, 9) OBP: 0.369, SLG: 0.409	F7		G4-6-3		2B			1B	K			5 1 2 1 0 1 2					
John Kruk, L (1, 7) OBP: 0.392, SLG: 0.389 Carmelo Martinez, R (8, PH) OBP: 0.257, SLG: 0.322 (8, 3)	K				F7			F9	K			3 1 1 0 0 1 0 2 0 0 0 0 1 1					
Keith Moreland, R (1, 3) OBP: 0.331, SLG: 0.373 Mark Davis, L (8, 1) OBP: 0.500, SLG: 1.000 Dickie Thon, R (11, PH) OBP: 0.351, SLG: 0.318 (11, 6)	2B				1B			F8	K			4 0 3 2 0 0 1 0 0 0 0 0 0 0 1 0 0 0 0 1 0					
Chris Brown, R (1, 5) OBP: 0.309, SLG: 0.303 Dave Leiper, L (6, 1) Randy Ready, R (8, 7) OBP: 0.363, SLG: 0.431	F8				F8			K	1B			3 0 0 0 0 1 3 0 0 0 0 0 0 0 2 1 1 0 0 0 0					
Benito Santiago, R (1, 2) OBP: 0.273, SLG: 0.337					FC6-4			F8	B3			4 0 1 0 1 0 2					
Garry Templeton, S (1, 6) OBP: 0.275, SLG: 0.340 Lance McCullers, S (11, 1)	F9				F9			F8	FC6-4			5 0 1 0 0 0 3 0 0 0 0 0 0 0					
Eric Show, R (1, 1) OBP: 0.182, SLG: 0.186 Tim Flannery, L (6, 5) OBP: 0.329, SLG: 0.306			E5		F6			F9	FC6-4			2 0 0 0 0 0 0 2 0 0 1 0 0 1					
Inning Stats	R: 0 H: 0 E: 0 K: 5 S: 5	R: 0 H: 2 E: 0 K: 1 S: 8	R: 0 H: 1 E: 1 K: 10 S: 10	R: 0 H: 1 E: 0 K: 9 S: 9	R: 0 H: 0 E: 0 K: 7 S: 7	R: 2 H: 3 E: 0 K: 10 S: 10	R: 0 H: 0 E: 0 K: 9 S: 9	R: 1 H: 2 E: 0 K: 12 S: 12	R: 1 H: 2 E: 0 K: 8 S: 8	R: 0 H: 0 E: 0 K: 9 S: 9	R: 0 H: 0 E: 0 K: 13 S: 9	1B: 8 SF: 0 2B: 4 SAC: 0 3B: 0 DP: 2 HR: 0 HBP: 0		WP: 0 PA: 44 PB: 0 SB: 0 CS: 1			
PITCHER	IP WLS BF H R ER SO BB IBB HBP BLK WP HR S P ERA WHIP																
Al Nipper, R (1, 1) ERA: 3.02	5.1	23	7	2	2	1	0	0	0	0	0	0	0	46	63	3.38	1.312
Les Lancaster, R (6, 1) ERA: 3.73	2.0	6	1	1	1	1	0	0	0	0	0	0	0	17	29	4.50	0.500
Pat Perry, L (8, 1) ERA: 3.47	0.0	1	1	0	0	0	0	0	0	0	0	0	0	2	4	∞	∞
Rich Gossage, R (8, 1) ERA: 3.29	1.2	7	2	1	1	0	0	0	0	0	0	0	0	13	17	5.40	1.200
Frank DiPino, L (10, 1) ERA: 4.32	2.0	W 7	0	0	0	3	1	0	0	0	0	0	0	18	29	0.00	0.500

AB	43
R	4
H	11
RBI	4
BB	1
SO	5
LOB	15



Batter	1	2	3	4	5	6	7	8	9	AB R H RBI BB SO LOB	TOP	
Marvell Wynne, L (1, 8) OBP: 0.328, SLG: 0.463 	2-2 L9 		2-1 F4 		0-1 PO 			0-1 3-1 		4 0 1 0 0 0 0		
Roberto Alomar, S (1, 4) OBP: 0.280, SLG: 0.341 	3-3 K 			2-2 2B 	1-1 PO 	1-2 4-3 		1-3 K 		4 1 1 0 0 2 0		
Tony Gwynn, L (1, 9) OBP: 0.373, SLG: 0.417 	0-1 1B 			0-1 2B 		0-1 L8 		1-1 1B 		4 1 3 1 0 0 0		
John Kruk, L (1, 7) OBP: 0.387, SLG: 0.382 	3-2 4-3 			1-0 4-3 		2-0 F9 		3-1 L6 		4 0 0 0 0 0 3		
Keith Moreland, R (1, 3) OBP: 0.333, SLG: 0.378 Dickie Thon, R (9, PR) OBP: 0.351, SLG: 0.318 		1-3 K 		0-1 2B 		2-0 6-3 		2-2 1B 		4 0 2 1 0 1 0		
Chris Brown, R (1, 5) OBP: 0.303, SLG: 0.296 		0-1 6-3 		1-3 K 		0-1 F8 		0-0 F9 		4 0 0 0 0 1 3		
Garry Templeton, S (1, 6) OBP: 0.271, SLG: 0.335 		0-1 F9 		1-0 F9 		3-1 F7 				3 0 0 0 0 0 1		
Mark Parent, R (1, 2) OBP: 0.188, SLG: 0.182 			0-0 F8 		2-0 6-3 		1-1 F8 			3 0 0 0 0 0 0		
Andy Hawkins, R (1, 1) OBP: 0.154, SLG: 0.132 Carmelo Martinez, R (8, PH) OBP: 0.255, SLG: 0.320 Mark Grant, R (8, 1) 			0-3 K 		0-3 K 		1-1 F7 			2 0 0 0 0 2 0		
										1 0 0 0 0 0 0		
										0 0 0 0 0 0 0		
Inning Stats	R: 0 H: 1 E: 0 LOB: 1 K: 1 BB: 0 S: 16 P: 24	R: 0 H: 0 E: 0 LOB: 0 K: 1 BB: 0 S: 7 P: 8	R: 0 H: 0 E: 0 LOB: 0 K: 1 BB: 0 S: 6 P: 8	R: 2 H: 3 E: 0 LOB: 1 K: 1 BB: 0 S: 12 P: 17	R: 0 H: 1 E: 0 LOB: 0 K: 1 BB: 0 S: 7 P: 10	R: 0 H: 0 E: 0 LOB: 0 K: 0 BB: 0 S: 6 P: 9	R: 0 H: 0 E: 0 LOB: 0 K: 0 BB: 0 S: 5 P: 10	R: 0 H: 0 E: 0 LOB: 0 K: 0 BB: 0 S: 6 P: 8	R: 0 H: 2 E: 0 LOB: 2 K: 1 BB: 0 S: 11 P: 18	1B: 5 SF: 0 2B: 2 SAC: 0 3B: 0 DP: 0 HR: 0 HBP: 0	WP: 0 PA: 34 PB: 0 SB: 0 CS: 0	
PITCHER	IP WLS BF H R ER SO BB IBB HBP BLK WP HR S P ERA WHIP Calvin Schiraldi, R (1, 1) ERA: 4.33 Pat Perry, L (9, 1) ERA: 3.42 Rich Gossage, R (9, 1) ERA: 3.25											PITCHER IP WLS BF H R ER SO BB IBB HBP BLK WP HR S P ERA WHIP

San Diego Padres @ Chicago Cubs
 Wrigley Field, Chicago, IL
 Sat Jul 23 1988, 3:33 AM CDT
 Att. 33,007 - Sunny - 76 F

livebaseballscorecards.com

AB 33
R 2
H 7
RBI 2
BB 0
SO 6
LOB 7



Batter	1	2	3	4	5	6	7	8	9
Shawon Dunston, R OBP: 0.298, SLG: 0.403 (1, 6)	1-1 23 CS 1B	0-0 1-3 2-H 2B			0-0 L9		0-2 4-3		
23 Ryne Sandberg, R OBP: 0.320, SLG: 0.406 (1, 4)	1-2 6-3 1-2	2-1 F7			1-3 K			1-2 HR	
Mitch Webster, S OBP: 0.348, SLG: 0.316 (1, 8)	1-1 2B 1B				0-0 F8 4-3			3-2 F7	
Andre Dawson, R OBP: 0.344, SLG: 0.514 (1, 9)	1-1 1-3 2B				0-2 6-3		1-2 HR	2-0 FC3-6 1B	
Rafael Palmeiro, L OBP: 0.344, SLG: 0.430 Pat Perry, L Rich Gossage, R (1, 3) (9, 1) (9, 1)	0-2 5-3				0-0 1B		0-0 4-3	1-2 FC3-6 1-2f	
Vance Law, R OBP: 0.351, SLG: 0.399 (1, 5)		0-0 1B 2B 1B			2-0 F4		1-2 L9	3-2 F8	
Gary Varsho, L OBP: 0.259, SLG: 0.259 (1, 7)		0-1 F7			0-0 L3		0-0 4-3		
Damon Berryhill, S OBP: 0.292, SLG: 0.391 (1, 2)		1-2 L5			2-1 4-3		0-0 L7		
Calvin Schiraldi, R OBP: 0.114, SLG: 0.088 Manny Trillo, R OBP: 0.260, SLG: 0.265 (1, 1) (9, 3)		0-0 2B 1B			0-2 F4		1-1 5-3		

AB	R	H	RBI	BB	SO	LOB
4	0	2	1	0	0	0
4	1	1	1	0	1	3
4	0	1	0	0	0	0
4	1	3	1	0	0	0
4	0	1	0	0	0	3
0	0	0	0	0	0	0
0	0	0	0	0	0	0
4	1	1	0	0	0	2
3	0	0	0	0	0	1
3	0	0	0	0	0	1
3	0	1	0	0	0	0
0	0	0	0	0	0	0

BOTTOM

San Diego Padres @ Chicago Cubs
 Wrigley Field, Chicago, IL
 Sat Jul 23 1988, 3:33 AM CDT
 Att: 33,007 - Sunny - 76 F

AB	33
R	3
H	10
RBI	3
BB	0
SO	1
LOB	10



1B:	6	SF:	0	WP:	0	PA:	33
2B:	2	SAC:	0	PB:	0		
3B:	0	DP:	0	SB:	0		
HR:	2	HBP:	0	CS:	1		

Inning Stats		R	H	E	K	S	P	R	H	E	K	S	P	R	H	E	K	S	P	R	H	E	K	S	P	R	H	E	K	S	P												
R: 0 H: 3 E: 0 K: 16 S: 16		3	LOB: 2	0	BB: 0	19		R: 1 H: 3 E: 0 K: 11 S: 11	3	LOB: 2	0	BB: 0	14	R: 0 H: 1 E: 0 K: 6 S: 6	1	LOB: 1	0	BB: 0	8	R: 0 H: 0 E: 0 K: 6 S: 6	0	LOB: 0	0	BB: 0	6	R: 1 H: 1 E: 0 K: 8 S: 8	1	LOB: 0	0	BB: 0	10	R: 0 H: 0 E: 0 K: 6 S: 6	0	LOB: 0	0	BB: 0	7	R: 1 H: 2 E: 0 K: 13 S: 23	2	LOB: 1	0	BB: 0	23
PITCHER		IP	WLS	BF	H	R	ER	SO	BB	IBB	HBP	BLK	WP	HR	S	P	ERA	WHIP																									
Andy Hawkins, R ERA: 3.37 (1, 1)		7.0		28	8	2	2	1	0	0	0	0	0	1	58	72	2.57	1.143																									
Mark Grant, R ERA: 3.95 (8, 1)		1.0	L	5	2	1	1	0	0	0	0	0	0	1	13	23	9.00	2.000																									

WP	HR	S	P	ERA	WHIP
0	0	0	0		

Batter	1	2	3	4	5	6	7	8	9	AB R H RBI BB SO LOB	TOP											
John Kruk, L (1, 7) OBP: 0.385, SLG: 0.392	0-0 HR		0-1 4-3		1-1 4-3		0-2 FC6			4 1 1 1 0 0 1												
Garry Templeton, S (1, 6) OBP: 0.267, SLG: 0.329	1-0 L4		2-3 K			2-1 3-1		1-0 F8		4 0 0 0 0 1 0												
Tony Gwynn, L (1, 9) OBP: 0.369, SLG: 0.411	2-2 F7		1-1 B1-3			1-0 3-1		0-1 F7		4 0 0 0 0 0 0												
Keith Moreland, R (1, 3) OBP: 0.332, SLG: 0.376	0-3 K			2-2 F9		1-2 1B		1-0 L7		4 0 1 0 0 1 0												
Marvell Wynne, L (1, 8) OBP: 0.331, SLG: 0.468		1-2 1B		1-3 K		2-2 1B		0-1 4-3		4 1 2 0 0 1 0												
Benito Santiago, R (1, 2) OBP: 0.279, SLG: 0.338		4-2 1B		4-1 BB		1-0 F8		3-2 2B		2 0 1 0 2 0 2												
Tim Flannery, L (1, 5) OBP: 0.326, SLG: 0.316		0-3 K		1-0 4-3			0-1 B1-3		0-1 1-3	4 0 1 0 0 1 3												
Roberto Alomar, S (1, 4) OBP: 0.283, SLG: 0.341		3-2 CS			0-0 1-3		3-2 3-1		4-0 IBB	3 0 1 1 1 0 0												
Jimmy Jones, R (1, 1) OBP: 0.150, SLG: 0.083		2-0 F3			3-2 5-3		4-1 FC6		1-0 L1-5	2 0 0 0 1 0 2												
Randy Ready, R (9, PH) OBP: 0.361, SLG: 0.429										1 0 0 0 0 0 3												
Mark Davis, L (9, 1) OBP: 0.500, SLG: 1.000										0 0 0 0 0 0 0												
Inning Stats	R: 1 E: 0 K: 1 S: 9	H: 1 LOB: 0 BB: 0 P: 12	R: 1 E: 0 K: 1 S: 16	H: 2 LOB: 1 BB: 1 P: 26	R: 0 E: 0 K: 1 S: 7	H: 0 LOB: 0 BB: 0 P: 10	R: 0 E: 0 K: 1 S: 8	H: 0 LOB: 1 BB: 1 P: 16	R: 0 E: 0 K: 0 S: 6	H: 0 LOB: 0 BB: 0 P: 10	R: 0 E: 0 K: 0 S: 13	H: 2 LOB: 2 BB: 0 P: 20	R: 0 E: 0 K: 0 S: 10	H: 0 LOB: 1 BB: 1 P: 17	R: 0 E: 0 K: 0 S: 4	H: 0 LOB: 0 BB: 0 P: 6	R: 0 E: 0 K: 0 S: 8	H: 2 LOB: 2 BB: 1 P: 16	1B: 4 2B: 3 3B: 0 HR: 1	SF: 0 SAC: 0 DP: 1 HBP: 0	WP: 0 PB: 0 SB: 0 CS: 2	PA: 36
PITCHER	IP WLS BF H R ER SO BB IBB HBP BLK WP HR S P ERA WHIP																					
Rick Sutcliffe, R (1, 1) ERA: 3.97	8.0 L 31 5 2 2 4 3 0 0 0 0 0 1 73 117 2.25 1.000																					
Jeff Pico, R (9, 1) ERA: 4.61	1.0 5 2 0 0 0 0 0 1 0 0 0 0 8 16 0.00 2.000																					

San Diego Padres @ Chicago Cubs
Wrigley Field, Chicago, IL
 Sun Jul 24 1988, 3:33 AM CDT
 Att. 33,217 - Cloudy - 79 F

AB	32
R	2
H	7
RBI	2
BB	4
SO	4
LOB	11



BOTTOM

San Diego Padres @ Chicago Cubs
Wrigley Field, Chicago, IL
Sun Jul 24 1988, 3:33 AM CDT
Att: 33,217 - Cloudy - 79 F

livebaseballscorecards.com

AB	30
R	1
H	5
RBI	1
BB	2
SO	2
LOB	9



WP:	0	PA:	32
PB:	0	SB:	0
CS:	0		

AB R H RBI BB SO LOB

3 1 0 0 1 0 1

4 0 1 1 0 0 0

4 0 1 0 0 1 1

4 0 1 0 0 0 2

3 0 1 0 0 0 1

3 0 0 0 0 0 1

3 0 0 0 0 0 1

2 0 0 0 0 1 0

0 0 0 0 1 0 0

0 0 0 0 0 0 0

0 0 0 0 0 0 0

1B: 4 SF: 0

2B: 2 SAC: 0

3B: 0 DP: 2

HR: 0 HBP: 0

Batter	1	2	3	4	5	6	7	8	9
Shawon Dunston, R OBP: 0.298, SLG: 0.400 (1, 6)	4-0 BB 23 2B		1-0 F4			0-0 6-3		0-0 B1-3	
23 Ryne Sandberg, R OBP: 0.320, SLG: 0.407 (1, 4)	1-2 L9 1-H 2B		2-0 F8			1-2 F8		2-1 1-3	
Mitch Webster, S OBP: 0.347, SLG: 0.316 (1, 8)	0-0 L9			0-0 9-3 1B		2-1 F7		0-3 K	
Andre Dawson, R OBP: 0.343, SLG: 0.511 (1, 9)	0-0 F2			1-1 9-3 1-2f		1-0 F8		1-0 1B	
Rafael Palmeiro, L OBP: 0.344, SLG: 0.430 (1, 3)	0-1 F8			2-0 1B		0-1 L4		2-1 4-3	
Jody Davis, R OBP: 0.327, SLG: 0.383 (9, PH)									
Vance Law, R OBP: 0.351, SLG: 0.398 (1, 5)		1-0 FC6-4 1B		2-0 6-3		1-2 F7			
Gary Varsho, L OBP: 0.233, SLG: 0.233 (1, 7)		0-1 FC6-4 G4-3 1-2f			2-1 4-3			2-1 4-3	
Damon Berryhill, S OBP: 0.285, SLG: 0.381 (1, 2)		1-0 G4-3 1-2f			3-2 F4			0-0 F7	
Rick Sutcliffe, L OBP: 0.133, SLG: 0.093 (1, 1)			0-0 6-3			0-3 K		4-2 BB	
Jerry Mumphrey, S OBP: 0.228, SLG: 0.192 (8, PH)									
Darrin Jackson, R OBP: 0.266, SLG: 0.378 (8, PR)									
Jeff Pico, R OBP: 0.158, SLG: 0.111 (9, 1)									

Inning Stats	R: 1	H: 1	R: 0	H: 1	R: 0	H: 0	R: 0	H: 2	R: 0	H: 0	R: 0	H: 0	R: 0	H: 0	R: 0	H: 0	R: 0	H: 0	R: 0	H: 1	R: 0	H: 1	1B: 4	SF: 0	WP: 0	PA: 32
	E: 0	LOB: 1	E: 0	LOB: 0	E: 0	LOB: 0	E: 0	LOB: 1	E: 0	LOB: 0	E: 0	LOB: 0	E: 0	LOB: 0	E: 0	LOB: 0	E: 0	LOB: 0	E: 0	LOB: 1	E: 0	LOB: 1	2B: 2	SAC: 0	PB: 0	
	K: 0	BB: 1	K: 0	BB: 0	K: 0	BB: 0	K: 0	BB: 0	K: 0	BB: 0	K: 1	BB: 0	K: 0	BB: 0	K: 0	BB: 0	K: 0	BB: 0	K: 0	BB: 0	K: 1	BB: 0	3B: 0	DP: 2	SB: 0	
	S: 7	P: 12	S: 4	P: 6	S: 3	P: 6	S: 5	P: 10	S: 10	P: 15	S: 6	P: 9	S: 6	P: 8	S: 6	P: 12	S: 8	P: 13	S: 6	P: 12	S: 8	P: 13	HR: 0	HBP: 0	CS: 0	

PITCHER	IP	WLS	BF	H	R	ER	SO	BB	IBB	HBP	BLK	WP	HR	S	P	ERA	WHIP
Jimmy Jones, R ERA: 3.82 (1, 1)	8.0	W	28	4	1	1	1	2	0	0	0	0	0	47	78	1.12	0.750
Mark Davis, L ERA: 2.73 (9, 1)	1.0	S	4	1	0	0	1	0	0	0	0	0	0	8	13	0.00	1.000

Batter	1	2	3	4	5	6	7	8	9	AB R H RBI BB SO LOB	TOP											
Gerald Young, S (1, 8) OBP: 0.347, SLG: 0.322	1-2 CS 2B		3-1 5-3		1-1 F8			1-1 P3		4 0 1 0 0 0 1												
Bill Doran, S (1, 4) OBP: 0.349, SLG: 0.350	1-3 SAFE 2-3 K		0-1 P6			4-1 FC5-4 BB		4-1 6-3 2B BB		2 1 0 0 2 1 1												
Kevin Bass, S (1, 9) OBP: 0.327, SLG: 0.399	3-1 1B 2B		2-1 F8			2-0 F8		2-2 6-3 1-2		4 0 1 0 0 0 2												
Glenn Davis, R (1, 3) OBP: 0.338, SLG: 0.500	4-1 SAFE 1B BB			2-2 P3		0-2 FC5-4 1-2f		4-0 2B BB		2 0 0 0 2 0 1												
Buddy Bell, R (1, 5) OBP: 0.295, SLG: 0.341	1-2 1-2 2-3 1B			1-1 P3		1-2 FC5-4 1-2f		0-1 1-3 2-H 2B		4 0 2 1 0 0 1												
Billy Hatcher, R (1, 7) OBP: 0.328, SLG: 0.361	2-3 K			1-1 F4			3-2 5-3	1-1 F2		4 0 0 0 0 1 5												
Rafael Ramirez, R (1, 6) OBP: 0.284, SLG: 0.359		1-0 5-3			3-2 1B		0-1 F8		1-2 L5	4 0 1 0 0 0 0												
Craig Biggio, R (1, 2) OBP: 0.274, SLG: 0.309		4-0 BB			0-0 F7		2-1 1B		2-2 1-3	2 0 1 0 1 0 1												
Craig Reynolds, L (9, PH) OBP: 0.289, SLG: 0.321										1 0 0 0 0 0 0												
Jim Deshaies, L (1, 1) OBP: 0.103, SLG: 0.054		0-0 B5-6-4			2-3 K		2-1 SAFE F9		2-3 K	1 0 0 0 0 0 1												
John Fisher, R (5, PH) OBP: 0.200, SLG: 0.200										1 0 0 0 0 0 1												
Dave Meads, L (5, 1)										0 0 0 0 0 0 0												
Jim Pankovits, R (7, PH) OBP: 0.303, SLG: 0.347										1 0 0 0 0 0 1												
Larry Andersen, R (7, 1) OBP: 0.400, SLG: 0.400										0 0 0 0 0 0 0												
Juan Agosto, L (8, 1)										0 0 0 0 0 0 0												
Terry Puhl, L (9, PH) OBP: 0.449, SLG: 0.476										1 0 0 0 0 1 0												
Inning Stats	R: 0 E: 0 K: 2 S: 17	H: 3 LOB: 3 BB: 1 P: 29	R: 0 E: 0 K: 0 S: 2	H: 0 LOB: 0 BB: 1 P: 7	R: 0 E: 0 K: 0 S: 6	H: 0 LOB: 0 BB: 0 P: 11	R: 0 E: 0 K: 0 S: 7	H: 0 LOB: 0 BB: 0 P: 11	R: 0 E: 0 K: 1 S: 13	H: 1 LOB: 1 BB: 0 P: 19	R: 0 E: 0 K: 0 S: 8	H: 0 LOB: 1 BB: 1 P: 15	R: 0 E: 0 K: 0 S: 9	H: 1 LOB: 1 BB: 0 P: 16	R: 1 E: 0 K: 0 S: 10	H: 1 LOB: 2 BB: 2 P: 22	R: 0 E: 0 K: 1 S: 10	H: 0 LOB: 0 BB: 0 P: 15	1B: 3 2B: 3 3B: 0 HR: 0	SF: 0 SAC: 0 DP: 1 HBP: 0	WP: 0 PB: 0 SB: 0 CS: 1	PA: 36
PITCHER	IP WLS BF H R ER SO BB IBB HBP BLK WP HR S P ERA WHIP																					
Dennis Rasmussen, L (1, 1) ERA: 4.2	8.0 W 33 6 1 1 3 5 0 0 0 0 0 0 72 130 1.12 1.375																					
Lance McCullers, R (9, 1) ERA: 2.88	1.0 3 0 0 0 1 0 0 0 0 0 0 0 10 15 0.00 0.000																					

Houston Astros @ San Diego Padres
Jack Murphy Stadium, San Diego, CA

Tue Jul 26 1988, 10:05 PM EDT
Att. 16,691 - Unknown - 80 F

livebaseballscorecards.com

AB	31
R	1
H	6
RBI	1
BB	5
SO	4
LOB	15



Batter	1	2	3	4	5	6	7	8	9
Stan Jefferson, S <small>OBP: 0.159, SLG: 0.171</small> (1, 8)	2-2 5-3			4-1 FC2-6 BB			2-0 4-3		
Dickie Thon, R <small>OBP: 0.343, SLG: 0.309</small> (1, 6)	1-0 F9			0-0 FC2-6 HR 1-2f	0-0 F9		0-0 6-3		
Tony Gwynn, L <small>OBP: 0.365, SLG: 0.406</small> (1, 9)	1-2 F7			2-0 F9 1 SAFE 1 SAFE B 1 SAFE B 1 SAFE 1 SAFE 1 SAFE 1 SAFE	2-3 K		2-3 K		
Carmelo Martinez, R <small>OBP: 0.261, SLG: 0.341</small> (1, 7) (9, 3)			2-3 K	0-0 HR 1-H	1-2 1B		0-0 6-3		
Keith Moreland, R <small>OBP: 0.334, SLG: 0.376</small> Lance McCullers, S (9, 1)			2-1 K 1B	4-0 3B BB	1-2 P4		2-1 3-1		
Benito Santiago, R <small>OBP: 0.278, SLG: 0.343</small> (1, 2)			3-3 K 1-2 1 SAFE B 1 SAFE B 1 SAFE S	1-2 1B 3B 1-H		1-0 F9	0-1 F9		
Chris Brown, R <small>OBP: 0.303, SLG: 0.297</small> (1, 5)			3-3 K	0-0 1B 1B 3-H		0-0 F8			
Roberto Alomar, S <small>OBP: 0.286, SLG: 0.342</small> (1, 4)			1-2 F8	1-0 1B 1B 1-2		4-1 BB			
Dennis Rasmussen, L <small>OBP: 0.178, SLG: 0.205</small> Marvell Wynne, L <small>OBP: 0.331, SLG: 0.468</small> (9, 7)			1-3 K	0-0 1B 1-3 2-H		1-3 K			

Inning Stats	R: 0	H: 0	E: 0	K: 10	S: 10	R: 0	H: 1	E: 0	K: 2	S: 9	R: 0	H: 0	E: 0	K: 2	S: 9	R: 5	H: 5	E: 0	K: 0	S: 13	R: 0	H: 1	E: 0	K: 1	S: 11	R: 0	H: 0	E: 0	K: 1	S: 5	R: 0	H: 0	E: 0	K: 0	S: 5	R: 0	H: 0	E: 0	K: 0	S: 7				
	0	0	0	10	10	0	1	0	2	9	0	0	0	2	9	5	5	0	0	13	0	1	0	1	11	0	0	0	0	5	0	0	0	0	7	0	0	0	0	0	0	0	0	0

PITCHER										PITCHER																																				
IP	WLS	BF	H	R	ER	SO	BB	IBB	HBP	BLK	WP	HR	S	P	ERA	WHIP	IP	WLS	BF	H	R	ER	SO	BB	IBB	HBP	BLK	WP	HR	S	P	ERA	WHIP													
Jim Deshaies, L	(1, 1)	4.0	L	19	6	5	4	2	0	0	0	1	41	69	11.25	2.000																														
Dave Meads, L	(5, 1)	2.0		8	1	0	2	1	0	0	0	0	17	27	0.00	1.000																														
Larry Andersen, R	(7, 1)	1.0		3	0	0	1	0	0	0	0	0	5	9	0.00	0.000																														
Juan Agosto, L	(8, 1)	1.0		3	0	0	0	0	0	0	0	0	5	7	0.00	0.000																														

BOTTOM


Houston Astros @ San Diego Padres
Jack Murphy Stadium, San Diego, CA

Tue Jul 26 1988, 10:05 PM EDT
 Att: 16,691 - Unknown - 80 F

AB	R	H	RBI	BB	SO	LOB
3	0	0	0	1	0	2
4	1	0	0	0	0	1
4	0	0	0	0	2	1
4	1	2	2	0	1	0
3	1	1	0	1	0	1
0	0	0	0	0	0	0
4	1	1	1	0	1	1
3	1	1	1	0	1	0
2	0	1	0	1	0	0
3	0	1	1	0	2	1
0	0	0	0	0	0	0

livebaseballscorecards.com

AB	30
R	5
H	7
RBI	5
BB	3
SO	7
LOB	7



1B:	5	SF:	0	WP:	0	PA:	33
2B:	0	SAC:	0	PB:	0		
3B:	1	DP:	0	SB:	0		
HR:	1	HBP:	0	CS:	0		

Batter	1	2	3	4	5	6	7	8	9	AB R H RBI BB SO LOB	TOP	
Gerald Young, S OBP: 0.343, SLG: 0.318 (1, 8)	1-1 4-3		1-3 K		2-1 6-3			2-1 F8		4 0 0 0 0 1 0		
Bill Doran, S OBP: 0.351, SLG: 0.350 (1, 4)	4-2 CS BB		2-0 L4		2-0 1B			1-2 6-3		3 0 1 0 1 0 0		
Terry Puhl, L OBP: 0.437, SLG: 0.462 (1, 7)	2-2 F8		0-0 F7		2-0 F7			0-0 5-3		4 0 0 0 0 0 2		
Glenn Davis, R OBP: 0.340, SLG: 0.501 Rafael Ramirez, R OBP: 0.285, SLG: 0.359 (1, 3) (2, PR) (2, 6)	1-0 CS 1-2	1-2 HR 1B		0-0 F9		0-1 G5-4-3 1B		1-0 L5	1 0 1 0 0 0 0 3 1 1 0 0 0 0			
Buddy Bell, R OBP: 0.294, SLG: 0.335 (1, 5)		1 SAFE 0-2 F9		4-1 HR BB		2-2 G5-4-3 1-2f		0-0 5-3	3 1 0 0 1 0 2			
Kevin Bass, S OBP: 0.329, SLG: 0.418 (1, 9)		1 SAFE 1-1 HR		1-1 HR		0-3 K		0-0 5-3	4 2 2 4 0 1 0			
Craig Reynolds, L OBP: 0.291, SLG: 0.321 (1, 6) (2, 3)		1-1 1B		3-2 F8		1-1 F9			3 0 1 0 0 0 0			
Craig Biggio, R OBP: 0.263, SLG: 0.296 (1, 2)		0-3 SAFE K		3-2 6-3		0-1 F7			3 0 0 0 0 1 1			
Nolan Ryan, R OBP: 0.082, SLG: 0.063 Juan Agosto, L Dave Smith, R (1, 1) (8, 1) (8, 1)		1-3 K		0-0 5-3		1-0 6-3			3 0 0 0 0 1 1 0 0 0 0 0 0 0 0 0 0 0 0 0 0			
Inning Stats	R: 0 E: 0 K: 0 S: 9 H: 0 LOB: 0 BB: 1 P: 17	R: 2 E: 0 K: 2 S: 17 H: 3 LOB: 1 BB: 0 P: 21	R: 0 E: 0 K: 1 S: 5 H: 0 LOB: 0 BB: 0 P: 8	R: 2 E: 0 K: 0 S: 11 H: 1 LOB: 0 BB: 1 P: 22	R: 0 E: 0 K: 0 S: 5 H: 1 LOB: 1 BB: 0 P: 11	R: 0 E: 0 K: 1 S: 9 H: 1 LOB: 0 BB: 0 P: 11	R: 0 E: 0 K: 0 S: 5 H: 0 LOB: 0 BB: 0 P: 7	R: 0 E: 0 K: 0 S: 6 H: 0 LOB: 0 BB: 0 P: 9	R: 0 E: 0 K: 0 S: 3 H: 0 LOB: 0 BB: 0 P: 4	1B: 4 2B: 0 3B: 0 HR: 2 SF: 0 SAC: 0 DP: 1 HBP: 0	WP: 0 PB: 0 SB: 0 CS: 1 PA: 34	
PITCHER	IP WLS BF H R ER SO BB IBB HBP BLK WP HR S P ERA WHIP											
Ed Whitson, R ERA: 4.37 (1, 1)	5.0 L 21 5 4 4 3 2 0 0 0 0 0 2 47 79 7.20 1.400											
Greg Booker, R ERA: 3.65 (6, 1)	2.0 6 1 0 0 1 0 0 0 0 0 0 0 14 18 0.00 0.500											
Dave Leiper, L ERA: 1.59 (8, 1)	2.0 6 0 0 0 0 0 0 0 0 0 0 0 9 13 0.00 0.000											

Houston Astros @ San Diego Padres
Jack Murphy Stadium, San Diego, CA

Wed Jul 27 1988, 10:05 PM EDT
Att. 15,850 - Unknown - 72 F

livebaseballscorecards.com

AB	31
R	4
H	6
RBI	4
BB	2
SO	4
LOB	6



Batter	1	2	3	4	5	6	7	8	9	AB	R	H	RBI	BB	SO	LOB
Stan Jefferson, S (1, 8) Carmelo Martinez, R (9, PH) OBP: 0.167, SLG: 0.222 OBP: 0.299, SLG: 0.339	3-3 C X K	0-0 F6 X			3-1 3B X		2-2 E5 X		2-2 6-3 X 1-2 2-3	4	0	1	0	0	1	1
Roberto Alomar, S (1, 4) OBP: 0.285, SLG: 0.338	4-1 FC4-6 1B BB		0-1 F7 X		3-2 F7 X		1-3 K X		0-0 4-3 X	4	0	0	0	1	1	5
Tony Gwynn, L (1, 9) OBP: 0.369, SLG: 0.408	1-1 FC4-6 1B		0-1 G6-4-3 1B			4-1 S BB		2-2 4-3 X		3	0	2	0	1	0	0
John Kruk, L (1, 7) OBP: 0.383, SLG: 0.388	0-1 FC4-6 1-2f 2-3		0-1 G6-4-3 1-2f			1-2 6-3 1-2		4-0 BB		3	0	0	0	1	0	4
Keith Moreland, R (1, 3) OBP: 0.331, SLG: 0.371	2-2 6-3			2-2 F7		0-1 5-3		2-1 F8		4	0	0	0	0	0	4
Benito Santiago, R (1, 2) OBP: 0.281, SLG: 0.346		2-0 1B 2B		1-2 F9		4-1 BB		1-2 F6		3	1	1	0	1	0	1
Chris Brown, R (1, 5) Jimmy Jones, R (9, PR) OBP: 0.307, SLG: 0.297 OBP: 0.150, SLG: 0.083		0-0 6-3 BLK 2-H 1B		0-3 K		0-3 K			1-1 6-3 G3 HBP	3	0	1	1	0	2	2
Garry Templeton, S (1, 6) OBP: 0.266, SLG: 0.327		0-2 F8			0-2 G6-4-3 1B		0-1 4-3		2-1 G3 1-2	4	0	1	0	0	0	2
Ed Whitson, R (1, 1) Tim Flaherty, L (5, PH) Greg Goocher, R (6, 1) Marvell Wynne, L (7, PH) Dave Leiper, L (8, 1) Randy Ready, R (9, PH) OBP: 0.158, SLG: 0.237 OBP: 0.322, SLG: 0.312 OBP: 0.329, SLG: 0.466 OBP: 0.364, SLG: 0.429		1-0 6-3 2-3			0-2 G6-4-3 1-2f		1-1 F6		4-0 6-3 BB	1	0	0	0	0	0	1

Inning Stats	R: 0	H: 1	E: 0	K: 1	S: 15	R: 1	H: 2	E: 0	K: 0	S: 7	R: 0	H: 1	E: 0	K: 0	S: 6	R: 0	H: 0	E: 0	K: 1	S: 9	R: 0	H: 2	E: 0	K: 0	S: 13	R: 0	H: 0	E: 0	K: 1	S: 10	R: 0	H: 0	E: 1	K: 1	S: 11	R: 0	H: 0	E: 0	K: 0	S: 10	R: 0	H: 0	E: 0	K: 0	S: 7	R: 0	H: 0	E: 0	K: 0	S: 16	1B: 4	2B: 1	3B: 1	SF: 0	SAC: 0	DP: 2	HBP: 1	WP: 0	PB: 0	SB: 1	CS: 0	PA: 38
--------------	------	------	------	------	-------	------	------	------	------	------	------	------	------	------	------	------	------	------	------	------	------	------	------	------	-------	------	------	------	------	-------	------	------	------	------	-------	------	------	------	------	-------	------	------	------	------	------	------	------	------	------	-------	-------	-------	-------	-------	--------	-------	--------	-------	-------	-------	-------	--------

PITCHER	IP	WLS	BF	H	R	ER	SO	BB	IBB	HBP	BLK	WP	HR	S	P	ERA	WHIP
Nolan Ryan, R (1, 1) ERA: 4.02	7.0	W	29	6	1	1	4	3	0	0	1	0	0	71	106	1.29	1.286
Juan Agosto, L (8, 1) ERA: 2.48	0.1		2	0	0	0	0	1	0	0	0	0	0	4	10	0.00	3.000
Dave Smith, R (8, 1) ERA: 2.89	1.2	S	7	0	0	0	0	1	0	1	0	0	0	13	25	0.00	0.600

BOTTOM

Houston Astros @ San Diego Padres
Jack Murphy Stadium, San Diego, CA

Wed Jul 27 1988, 10:05 PM EDT
Att: 15,850 - Unknown - 72 F

livebaseballscorecards.com

AB	32
R	1
H	6
RBI	1
BB	5
SO	4
LOB	23



Batter	1	2	3	4	5	6	7	8	9	AB R H RBI BB SO LOB	TOP											
Billy Hatcher, R (1, 8) OBP: 0.330, SLG: 0.363	2-1 HR 2B	1-1 P3			4-2 BB		2-2 F5			3 1 1 0 1 0 1												
Bill Doran, S (1, 4) OBP: 0.353, SLG: 0.362	0-2 HR		0-1 1B		1-1 F7			1-0 L8		4 1 2 2 0 0 1												
Terry Puhl, L (1, 7) OBP: 0.432, SLG: 0.455	3-1 BB 4-3 1B		2-2 F7		2-0 G3			2-1 L8		4 1 1 0 0 0 1												
Kevin Bass, S (1, 9) OBP: 0.331, SLG: 0.420	4-2 4-3 1-2 BB		1-0 2B		2-3 K			0-0 4-3		3 0 1 0 1 1 0												
Buddy Bell, R (1, 5) OBP: 0.288, SLG: 0.328	3-3 K 1-2 2-3		0-0 P6		1-0 6-3			3-3 K		4 0 0 0 0 2 3												
Craig Reynolds, L (1, 3) OBP: 0.289, SLG: 0.319	1-0 4-3		0-0 G6-4-3 1B		0-3 K			1-0 6-3		4 0 1 1 0 1 1												
Rafael Ramirez, R (1, 6) OBP: 0.284, SLG: 0.358	1-3 K		1-1 G6-4-3 1-2f		1-1 PB 1B			1-2 6-3		4 0 1 0 0 1 2												
Craig Biggio, R (1, 2) OBP: 0.253, SLG: 0.284		1-1 F7		1-0 5-3			0-1 B3			3 0 0 0 0 0 1												
Bob Knepper, L (1, 1) OBP: 0.081, SLG: 0.057		0-3 K		0-1 6-3			1-1 P6			2 0 0 0 0 1 0												
Louie Meadows, L (7, PH) OBP: 0.300, SLG: 0.519										1 0 0 0 0 0 1												
Larry Andersen, R (7, 1) OBP: 0.400, SLG: 0.400										0 0 0 0 0 0 0												
Inning Stats	R: 3 E: 0 K: 2 S: 18	H: 3 LOB: 1 BB: 1 P: 32	R: 0 E: 0 K: 1 S: 7	H: 0 LOB: 0 BB: 0 P: 9	R: 0 E: 0 K: 0 S: 7	H: 2 LOB: 1 BB: 0 P: 10	R: 0 E: 0 K: 0 S: 4	H: 1 LOB: 0 BB: 0 P: 6	R: 0 E: 0 K: 0 S: 7	H: 0 LOB: 1 BB: 1 P: 14	R: 0 E: 0 K: 2 S: 7	H: 0 LOB: 0 BB: 0 P: 10	R: 0 E: 0 K: 0 S: 9	H: 1 LOB: 1 BB: 0 P: 13	R: 0 E: 0 K: 0 S: 4	H: 0 LOB: 0 BB: 0 P: 7	R: 0 E: 0 K: 1 S: 8	H: 0 LOB: 0 BB: 0 P: 13	1B: 4 2B: 2 3B: 0 HR: 1	SF: 0 SAC: 0 DP: 1 HBP: 0	WP: 0 PB: 1 SB: 2 CS: 0	PA: 34
PITCHER	IP WLS BF H R ER SO BB IBB HBP BLK WP HR S P ERA WHIP												PITCHER	IP WLS BF H R ER SO BB IBB HBP BLK WP HR S P ERA WHIP								
Eric Show, R (1, 1) ERA: 3.62	7.0 L 28 7 3 3 5 2 0 0 0 0 0 1 59 94 3.86 1.286																					
Lance McCullers, R (8, 1) ERA: 2.79	2.0 6 0 0 0 1 0 0 0 0 0 0 0 12 20 0.00 0.000																					

Houston Astros @ San Diego Padres
 Jack Murphy Stadium, San Diego, CA
 Thu Jul 28 1988, 6:33 AM EDT
 Att: 17,030 - Sunny

livebaseballscorecards.com

AB 32
 R 3
 H 7
 RBI 3
 BB 2
 SO 6
 LOB 11



Batter	1	2	3	4	5	6	7	8	9	AB R H RBI BB SO LOB
Stan Jefferson, S OBP: 0.170, SLG: 0.220 (1, 8)	0-3 K		0-0 1B FC3-2 1B		2-2 5-3		1-2 F7		1-2 P5	5 0 1 0 0 1 1
Randy Ready, R OBP: 0.368, SLG: 0.438 (1, 5)	2-3 K		1-0 1B FC3-2 1B		3-2 2B		1-3 K		1-2 1B	5 0 3 1 0 2 1
Tony Gwynn, L OBP: 0.364, SLG: 0.402 (1, 9)	1-2 F9		0-0 FC3-2 FC5-4 1B		0-2 G3		0-1 E4		0-0 F7	5 0 0 0 0 0 5
Carmelo Martinez, R OBP: 0.264, SLG: 0.339 Lance McCullers, S (8, 1)		0-0 FC5-4 1B	0-0 P2		4-2 6-3 WP 1B BB		2-2 F9			3 1 1 0 1 0 4 0 0 0 0 0 0 0
Keith Moreland, R OBP: 0.327, SLG: 0.367 (1, 3)		2-1 FC5-4 1B	0-0 FC5-4		2-1 6-3		1-2 F9			4 0 0 0 0 0 4
Benito Santiago, R OBP: 0.281, SLG: 0.343 (1, 2)		0-2 F8		4-0 G5-4-3 BB		0-0 F9		2-2 L8		3 0 0 0 1 0 2
Dickie Thon, R OBP: 0.352, SLG: 0.321 (1, 6)		3-2 FC5-4 1B		2-2 G5-4-3 1-2f		1-0 S 1B		0-1 S 1B		4 0 3 1 0 0 1
Roberto Alomar, S OBP: 0.282, SLG: 0.333 (1, 4)		1-2 FC5-4		1-1 F9		1-2 F7		3-3 K		4 0 0 0 0 1 4
Eric Show, R OBP: 0.196, SLG: 0.200 Marvell Wynne, L (7, PH) OBP: 0.331, SLG: 0.464 (8, 7)			3-2 1B 1B		1-3 K		4-0 E BB		1-3 K	2 1 1 0 0 1 0 1 0 0 0 1 1 0

Inning Stats	R: 0	H: 0	E: 0	K: 2	S: 10	LOB: 0	BB: 0	P: 13	R: 0	H: 2	E: 1	K: 0	S: 12	LOB: 2	BB: 0	P: 18	R: 1	H: 3	E: 0	K: 0	S: 8	LOB: 2	BB: 0	P: 12	R: 0	H: 0	E: 0	K: 0	S: 5	LOB: 0	BB: 1	P: 12	R: 0	H: 1	E: 0	K: 1	S: 15	LOB: 1	BB: 0	P: 21	R: 1	H: 1	E: 0	K: 0	S: 12	LOB: 1	BB: 1	P: 19	R: 0	H: 0	E: 1	K: 1	S: 13	LOB: 2	BB: 1	P: 20	R: 0	H: 1	E: 0	K: 1	S: 13	LOB: 1	BB: 0	P: 19	R: 0	H: 1	E: 0	K: 1	S: 13	LOB: 1	BB: 0	P: 16	1B: 8	SF: 0	2B: 1	SAC: 0	3B: 0	DP: 1	HR: 0	HBP: 0	WP: 1	PA: 39
PITCHER	IP	WLS	BF	H	R	ER	SO	BB	IBB	HBP	BLK	WP	HR	S	P	ERA	WHIP																																																																	
Bob Knepper, L ERA: 3.02 (1, 1)	6.0	W	26	7	2	2	3	2	0	0	0	1	0	62	95	3.00	1.500																																																																	
Larry Andersen, R ERA: 3.22 (7, 1)	3.0	S	13	2	0	0	3	1	0	0	0	0	0	39	55	0.00	1.000																																																																	

BOTTOM

Houston Astros @ San Diego Padres
Jack Murphy Stadium, San Diego, CA

Thu Jul 28 1988, 6:33 AM EDT
Att. 17,030 - Sunny

livebaseballscorecards.com

AB	36
R	2
H	9
RBI	2
BB	3
SO	6
LOB	22



Batter	1	2	3	4	5	6	7	8	9	AB R H RBI BB SO LOB	TOP		
Kal Daniels, L (1, 7) OBP: 0.398, SLG: 0.442	2-2 2B		1-0 F9			1-1 6-3	1-3 K			4 0 1 0 0 1 1			
Jeff Treadway, L (1, 5) OBP: 0.317, SLG: 0.369 Chris Sabo, R (8, PH) OBP: 0.327, SLG: 0.477 (8, 5)	2-2 F9			3-1 G4-6-3 1B		0-0 4-3		4-1 G6-4-3 BB		3 0 1 0 0 0 1 0 0 0 0 1 0 0			
Barry Larkin, R (1, 6) OBP: 0.350, SLG: 0.424	3-2 F8			0-2 G4-6-3 1-2f		2-1 FC6-4 1B		1-0 G6-4-3 1-2f		4 0 1 0 0 0 3			
Eric Davis, R (1, 8) OBP: 0.345, SLG: 0.492	0-2 F8			3-2 HR		1-1 FC6-4 1-2f		1-0 6-3		4 1 1 1 0 0 2			
Paul O'Neill, L (1, 9) OBP: 0.316, SLG: 0.403 Dave Collins, S (9, PH) OBP: 0.280, SLG: 0.284		1-0 F9		4-2 BB		0-0 G3		0-0 5-3		2 0 0 0 1 0 0 1 0 0 0 0 0 0			
Nick Esasky, R (1, 3) OBP: 0.332, SLG: 0.437		0-1 F7		1-3 K		0-0 F7		0-0 1B 1B		4 0 1 0 0 1 1			
Bo Diaz, R (1, 2) OBP: 0.240, SLG: 0.349 Tom Browning, L (9, PR) OBP: 0.196, SLG: 0.188		2-2 6-3			1-1 4-3	2-1 HR		0-0 G1-6-3 1B		4 1 2 1 0 0 0 0 0 0 0 0 0 0			
Ron Oester, S (1, 4) OBP: 0.355, SLG: 0.231			1-0 L1		0-0 F8	2-0 3B 1B		1-2 G1-6-3 1-2f		4 1 1 0 0 0 2			
Jack Armstrong, R (1, 1) Eddie Milner, L (5, PH) OBP: 0.236, SLG: 0.196 Randy St. Claire, R (5, 1) Herm Winningham, L (7, PH) OBP: 0.319, SLG: 0.300 Rob Dibble, L (7, 1)			2-3 K		0-2 F7	1-1 3B				1 0 0 0 0 1 0 1 0 0 0 0 0 0 0 0 0 0 0 0 0 1 0 1 1 0 0 0 0 0 0 0 0 0 0			
Inning Stats	R: 0 H: 1 E: 0 LOB: 1 K: 0 BB: 0 S: 13 P: 20	R: 0 H: 0 E: 0 LOB: 0 K: 0 BB: 0 S: 6 P: 9	R: 0 H: 0 E: 0 LOB: 0 K: 1 BB: 0 S: 5 P: 9	R: 1 H: 2 E: 0 LOB: 1 K: 1 BB: 1 S: 16 P: 27	R: 0 H: 0 E: 0 LOB: 0 K: 0 BB: 0 S: 6 P: 7	R: 0 H: 1 E: 0 LOB: 1 K: 0 BB: 0 S: 7 P: 11	R: 2 H: 3 E: 0 LOB: 1 K: 1 BB: 0 S: 10 P: 16	R: 0 H: 0 E: 0 LOB: 0 K: 0 BB: 1 S: 3 P: 9	R: 0 H: 2 E: 0 LOB: 2 K: 0 BB: 0 S: 6 P: 7	1B: 5 SF: 0 2B: 1 SAC: 0 3B: 1 DP: 3 HR: 2 HBP: 0	WP: 0 PA: 35 PB: 0 SB: 0 CS: 0		
PITCHER	IP WLS BF H R ER SO BB IBB HBP BLK WP HR S P ERA WHIP											PITCHER	IP WLS BF H R ER SO BB IBB HBP BLK WP HR S P ERA WHIP
Andy Hawkins, R (1, 1) ERA: 3.4	6.2 W 27 7 3 3 2 1 0 0 0 0 2 60 95 4.05 1.200												
Mark Davis, L (7, 1) ERA: 2.63	2.1 S 8 2 0 0 1 1 0 0 0 0 0 0 12 20 0.00 1.286												

Cincinnati Reds @ San Diego Padres
 Jack Murphy Stadium, San Diego, CA
 Fri Jul 29 1988, 10:05 PM EDT
 Att. 24,497 - Unknown - 70 F

livebaseballscorecards.com

AB	33
R	3
H	9
RBI	3
BB	2
SO	3
LOB	10



Batter	1	2	3	4	5	6	7	8	9	AB	R	H	RBI	BB	SO	LOB
John Kruk, L OBP: 0.384, SLG: 0.387 (1, 7)	0-0 WP BB SF8 1B	1-0 L4		2-2 SF8		1-2 F7		4-0 L6-4 BB		3	1	1	1	1	0	1
Roberto Alomar, S OBP: 0.283, SLG: 0.330 (1, 4)	4-2 WP BB 1-2		0-3 K	2-1 F8		4-1 BB		0-1 L6-4		3	0	0	0	2	1	3
Tony Gwynn, L OBP: 0.363, SLG: 0.409 (1, 9)	2-2 F7		2-2 IHR	0-0 3-1		1-1 P4				4	1	1	1	0	0	4
Keith Moreland, R OBP: 0.323, SLG: 0.363 (1, 3)	2-0 SF8		1-2 P4		3-2 L6		2-1 6-3			3	0	0	1	0	0	0
Marvell Wynne, L OBP: 0.333, SLG: 0.460 (1, 8)	4-2 FC6-4 BB		4-2 BB BB		1-3 K		0-0 P5			2	0	0	0	2	1	0
Benito Santiago, R OBP: 0.283, SLG: 0.343 (1, 2)	0-0 FC6-4		4-2 BB	1-2 BB	1-3 K		1-1 BLK 1B			3	0	1	0	1	1	2
Tim Flannery, L OBP: 0.330, SLG: 0.313 (1, 5)		2-1 SH3-4 1B	3-2 F7		4-2 HR BB		2-3 K			3	1	1	0	1	1	3
Garry Templeton, S OBP: 0.274, SLG: 0.348 (1, 6)	1-0 F8			0-0 E 1B SF8 1B		3-2 HR		0-1 BB 1B		4	2	3	2	0	0	1
Andy Hawkins, R OBP: 0.171, SLG: 0.150 (1, 1)		1-0 SH3-4		0-1 E7 1B		0-0 6-3		0-3 K		2	0	1	0	0	0	0
Mark Davis, L OBP: 0.429, SLG: 0.833 (7, 1)				1-3 1B						1	0	0	0	0	1	1

Inning Stats	R: 1	H: 1	E: 0	K: 0	S: 12	R: 0	H: 1	E: 0	K: 0	S: 5	R: 1	H: 1	E: 0	K: 1	S: 21	R: 1	H: 1	E: 0	K: 1	S: 9	R: 0	H: 0	E: 0	K: 2	S: 11	R: 2	H: 1	E: 0	K: 0	S: 12	R: 0	H: 1	E: 0	K: 1	S: 9	R: 0	H: 1	E: 0	K: 1	S: 7	R: 0	H: 1	E: 0	K: 1	S: 11
	LOB: 2	BB: 2	P: 24	LOB: 1	BB: 0	LOB: 1	BB: 0	LOB: 2	BB: 2	P: 35	LOB: 2	BB: 1	LOB: 1	BB: 1	P: 13	LOB: 0	BB: 0	LOB: 0	BB: 0	P: 16	LOB: 1	BB: 1	LOB: 1	BB: 0	P: 14	LOB: 1	BB: 1	LOB: 1	BB: 1	P: 11	LOB: 1	BB: 1	LOB: 1	BB: 1	P: 11	LOB: 1	BB: 1	LOB: 1	BB: 1	P: 11	LOB: 1	BB: 1	LOB: 1	BB: 1	P: 11

PITCHER	IP	WLS	BF	H	R	ER	SO	BB	IBB	HBP	BLK	WP	HR	S	P	ERA	WHIP
Jack Armstrong, R ERA: 5.35 (1, 1)	4.0	L	21	5	3	2	1	4	0	0	0	1	0	47	82	4.50	2.250
Randy St. Claire, R ERA: 6.35 (5, 1)	2.0		9	1	2	2	2	2	0	0	0	0	1	23	41	9.00	1.500
Rob Dibble, R ERA: 1.93 (7, 1)	2.0		8	2	0	0	2	1	0	0	1	0	0	16	25	0.00	1.500

BOTTOM

Cincinnati Reds @ San Diego Padres
Jack Murphy Stadium, San Diego, CA
 Fri Jul 29 1988, 10:05 PM EDT
 Att: 24,497 - Unknown - 70 F

livebaseballscorecards.com

AB	28
R	5
H	8
RBI	5
BB	7
SO	5
LOB	15



WP: 1	PA: 38
PB: 0	
SB: 0	
CS: 0	

Batter	1	2	3	4	5	6	7	8	9	AB R H RBI BB SO LOB	TOP											
Kal Daniels, L (1, 7) OBP: 0.398, SLG: 0.443	1-0 2B		0-0 F8		1-2 6-3		1-0 F9		4-0 IBB	4 0 1 0 1 0 0												
Barry Larkin, R (1, 6) OBP: 0.355, SLG: 0.429	4-0 G6-3 BB		1-0 2B		1-1 1B		4-1 CS BB		0-2 5-3	3 0 2 0 2 0 2												
Chris Sabo, R (1, 5) OBP: 0.327, SLG: 0.474	2-0 P7		1-0 6-3		2-2 F9		3-2 CS	1-0 FC4-6 1B		4 0 1 0 0 0 4												
Eric Davis, R (1, 8) OBP: 0.344, SLG: 0.488	2-2 G6-3 1-2f			1-1 F7		0-2 G6-4-3 1B 1B		0-1 F8		4 1 1 0 0 0 3												
Paul O'Neill, L (1, 9) OBP: 0.318, SLG: 0.410		2-1 6-3		0-0 1B 3B		1 SAFE 2-2 G6-4-3 1B		1 SAFE 0-0 FC4-6 1-2f		4 1 2 0 0 0 1												
Nick Esasky, R (1, 3) OBP: 0.331, SLG: 0.434		3-3 K		2-1 1B		0-0 G6-4-3 1-2f 2-3		0-0 5-3		4 0 1 1 0 1 3												
Jeff Reed, L (1, 2) OBP: 0.294, SLG: 0.285		1-2 2B		0-3 K 1-2		3-1 1B			1-0 FC4-6 1B	4 0 3 1 0 1 1												
Ron Oester, S (1, 4) OBP: 0.314, SLG: 0.200		0-2 G3		2-1 F8		0-0 4-3			1 SAFE 2-1 FC4-6 SH5-4 1-2f	4 0 0 0 0 0 4												
Tom Browning, L (1, 1) OBP: 0.185, SLG: 0.176			1-0 1-3		2-2 L6		1-1 6-3		0-1 SH5-4	3 0 0 0 0 0 0 0 0 0 0 0 0 0												
John Franco, L (9, 1)																						
Inning Stats	R: 0 E: 0 K: 0 S: 5	H: 1 LOB: 1 BB: 1 P: 14	R: 0 E: 0 K: 1 S: 11	H: 1 LOB: 1 BB: 0 P: 17	R: 0 E: 0 K: 0 S: 4	H: 1 LOB: 1 BB: 0 P: 7	R: 1 E: 0 K: 1 S: 11	H: 2 LOB: 1 BB: 0 P: 16	R: 0 E: 0 K: 0 S: 14	H: 1 LOB: 1 BB: 0 P: 19	R: 1 E: 0 K: 0 S: 11	H: 3 LOB: 1 BB: 0 P: 16	R: 0 E: 0 K: 0 S: 7	H: 0 LOB: 0 BB: 1 P: 16	R: 0 E: 1 K: 0 S: 5	H: 1 LOB: 1 BB: 0 P: 6	R: 0 E: 0 K: 0 S: 10	H: 1 LOB: 2 BB: 1 P: 16	1B: 7 2B: 3 3B: 1 HR: 0	SF: 0 SAC: 1 DP: 2 HBP: 0	WP: 0 PB: 0 SB: 2 CS: 1	PA: 39
PITCHER	IP WLS BF H R ER SO BB IBB HBP BLK WP HR S P ERA WHIP																					
Jimmy Jones, R (1, 1) ERA: 3.78	6.0 L 26 9 2 2 2 1 0 0 0 0 0 0 56 89 3.00 1.667																					
Mark Grant, R (7, 1) ERA: 3.81	3.0 12 2 0 0 0 1 1 0 0 0 0 22 38 0.00 1.000																					

Cincinnati Reds @ San Diego Padres
Jack Murphy Stadium, San Diego, CA
 Sat Jul 30 1988, 10:05 PM EDT
 Att. 20,387 - Unknown - 70 F

AB	34
R	2
H	11
RBI	2
BB	3
SO	2
LOB	18



Batter	1	2	3	4	5	6	7	8	9	AB	R	H	RBI	BB	SO	LOB
Stan Jefferson, S OBP: 0.175, SLG: 0.222 (1, 8)	3-2 P3 ①			2-2 F8 ①		1-1 F8 ③			0-1 FC4-6 1B ②	4	0	1	0	0	0	0
Roberto Alomar, S OBP: 0.280, SLG: 0.326 (1, 4)	2-2 6-3 ②			1-0 6-3 ②			0-1 F7 ①		1-1 FC4-6 FC6 ②	4	0	0	0	0	0	2
Tony Gwynn, L OBP: 0.361, SLG: 0.407 (1, 9)	0-1 F7 ③			1-0 1B ③			2-3 K ②		0-0 FC6 1-2f ③	4	0	1	0	0	1	2
Carmelo Martinez, R OBP: 0.260, SLG: 0.333 (1, 7)				0-2 F9 ③			1-0 F8 ③			3	0	0	0	0	0	1
Keith Moreland, R OBP: 0.323, SLG: 0.363 (1, 3)				1-2 F8 ②			2-2 FC4-6 1B ①		0-1 F7 ①	3	0	1	0	0	0	0
Randy Ready, R OBP: 0.364, SLG: 0.432 (1, 5)				2-1 4-3 ③			0-0 FC4-6 G5-4-3 1-2f ①		0-1 5-3 ②	3	0	0	0	0	0	1
Garry Templeton, S OBP: 0.271, SLG: 0.343 (1, 6)				2-2 F8 ①			0-0 G5-4-3 1-2f ③		2-2 F4 ③	3	0	0	0	0	0	1
Mark Parent, R OBP: 0.194, SLG: 0.188 (1, 2)				0-0 5-3 ②			1-0 F9 ①		1-1 FC4-6 1B 1B ②	3	0	1	0	0	0	0
Jimmy Jones, R OBP: 0.146, SLG: 0.081 (6, PH)				2-3 K ③			2-3 K ②		0-3 K ①	1	0	0	0	0	1	0
Marvell Wynne, L OBP: 0.332, SLG: 0.458 (7, 1)										1	0	0	0	0	1	0
Mark Grant, R (7, 1)										0	0	0	0	0	0	0
Dickie Thon, R OBP: 0.350, SLG: 0.318 (9, PH)										1	0	0	0	0	1	1

Inning Stats	R: 0	H: 0	E: 0	LOB: 0	K: 0	S: 12	P: 17	R: 0	H: 0	E: 0	LOB: 0	K: 0	S: 9	P: 14	R: 0	H: 0	E: 0	LOB: 0	K: 1	S: 11	P: 15	R: 0	H: 1	E: 0	LOB: 1	K: 0	S: 8	P: 12	R: 0	H: 1	E: 0	LOB: 0	K: 0	S: 5	P: 7	R: 0	H: 0	E: 0	LOB: 0	K: 1	S: 6	P: 10	R: 0	H: 0	E: 0	LOB: 0	K: 1	S: 6	P: 9	R: 0	H: 0	E: 0	LOB: 0	K: 0	S: 8	P: 10	R: 0	H: 2	E: 0	LOB: 2	K: 1	S: 10	P: 12	1B: 4	2B: 0	3B: 0	HR: 0	SF: 0	SAC: 0	DP: 1	HBP: 0	WP: 0	PB: 0	SB: 0	CS: 0	PA: 30
--------------	------	------	------	--------	------	-------	-------	------	------	------	--------	------	------	-------	------	------	------	--------	------	-------	-------	------	------	------	--------	------	------	-------	------	------	------	--------	------	------	------	------	------	------	--------	------	------	-------	------	------	------	--------	------	------	------	------	------	------	--------	------	------	-------	------	------	------	--------	------	-------	-------	-------	-------	-------	-------	-------	--------	-------	--------	-------	-------	-------	-------	--------

PITCHER	IP	WLS	BF	H	R	ER	SO	BB	IBB	HBP	BLK	WP	HR	S	P	ERA	WHIP
Tom Browning, L ERA: 3.26 (1, 1)	8.1	W	28	4	0	0	4	0	0	0	0	0	0	72	102	0.00	0.480
John Franco, L ERA: 1.62 (9, 1)	0.2	S	2	0	0	0	0	0	0	0	0	0	0	3	4	0.00	0.000

BOTTOM

Cincinnati Reds @ San Diego Padres
Jack Murphy Stadium, San Diego, CA
 Sat Jul 30 1988, 10:05 PM EDT
 Att: 20,387 - Unknown - 70 F

livebaseballscorecards.com

AB	30
R	0
H	4
RBI	0
BB	0
SO	4
LOB	8



Batter	1	2	3	4	5	6	7	8	9	AB R H RBI BB SO LOB	TOP											
Kal Daniels, L (1, 7) OBP: 0.396, SLG: 0.439	1-3 K		2-2 BB 1B	2-3 K			1-3 K	3-3 K		5 0 1 0 0 4 1	Cincinnati Reds @ San Diego Padres Jack Murphy Stadium, San Diego, CA Sun Jul 31 1988, 6:33 AM EDT Att. 18,852 - Sunny - 75 F											
Barry Larkin, R (1, 6) OBP: 0.356, SLG: 0.427	3-2 F8		4-0 BB 1-2 BB		2-1 F8		2-2 1B HBP WP 1B		1-0 L5	4 1 1 0 1 0 0												
Chris Sabo, R (1, 5) OBP: 0.325, SLG: 0.469	1-2 P5		0-2 F3		2-0 5-3		3-2 WP 1B BB HBP 1-2		0-0 F8	4 1 0 0 0 0 2												
Eric Davis, R (1, 8) OBP: 0.342, SLG: 0.484		2-3 K		2-2 P4	2-2 F3		0-0 BB WP 1-2 2-3 1B		0-3 K	5 0 1 0 0 2 0												
Nick Esasky, R (1, 3) OBP: 0.337, SLG: 0.435		3-2 1B		4-2 HR BB		0-0 F7	4-2 BB BB			2 1 1 0 2 0 0												
Lloyd McClendon, R (1, 9) OBP: 0.316, SLG: 0.363		1-0 F9		1-0 HR		2-1 2B	4-1 BB			3 1 2 2 0 0 1												
Paul O'Neill, L (7, PH) OBP: 0.320, SLG: 0.410				1-H HR		1-2 2-3 3-H BB				0 0 0 1 1 0 0												
Bo Diaz, R (1, 2) OBP: 0.237, SLG: 0.344		3-2 6-3		1-1 4-3		1-0 F8	0-3 K			4 0 0 0 0 1 5												
Dave Concepcion, R (1, 4) OBP: 0.266, SLG: 0.252			1-0 F9	2-1 1B 2B		3-1 F9		2-3 K		3 1 1 0 0 0 1												
Dave Collins, S (8, PH) OBP: 0.278, SLG: 0.282										1 0 0 0 0 1 0												
Rob Murphy, L (8, 1)										0 0 0 0 0 0 0												
Tim Birtsas, L (1, 1)			1-3 K	1-2 2-H 1B			1-2 1-3	2-3 K		0 0 0 0 0 0 0												
Randy St. Claire, R (1, 1)										1 0 0 0 0 1 0												
Jeff Treadway, L (4, PH) OBP: 0.850, SLG: 0.372										1 0 1 1 0 0 0												
Rob Dibble, L (4, 1)										0 0 0 0 0 0 0												
Herm Winningham, L (7, PH) OBP: 0.316, SLG: 0.297										1 0 0 0 0 0 0												
Frank Williams, R (7, 1)										0 0 0 0 0 0 0												
Ron Oester, S (8, PH) OBP: 0.306, SLG: 0.194										1 0 0 0 0 1 0												
Inning Stats	R: 0 E: 0 K: 1 S: 14	H: 0 LOB: 0 BB: 0 P: 19	R: 0 E: 0 K: 1 S: 10	H: 1 LOB: 1 BB: 0 P: 19	R: 0 E: 0 K: 1 S: 10	H: 1 LOB: 2 BB: 1 P: 18	R: 3 E: 0 K: 1 S: 18	H: 3 LOB: 1 BB: 1 P: 31	R: 0 E: 0 K: 0 S: 6	H: 0 LOB: 0 BB: 0 P: 12	R: 0 E: 0 K: 0 S: 6	H: 1 LOB: 1 BB: 0 P: 12	R: 2 E: 0 K: 2 S: 24	H: 2 LOB: 3 BB: 2 P: 39	R: 0 E: 0 K: 3 S: 9	H: 0 LOB: 0 BB: 0 P: 16	R: 0 E: 0 K: 1 S: 5	H: 0 LOB: 0 BB: 0 P: 6	1B: 5 2B: 2 3B: 0 HR: 1	SF: 0 SAC: 0 DP: 0 HBP: 1	WP: 1 PB: 0 SB: 0 CS: 0	PA: 40
PITCHER	IP WLS BF H R ER SO BB IBB HBP BLK WP HR S P ERA WHIP																					
Dennis Rasmussen, L (1, 1) ERA: 4.33	6.2 W 31 8 5 5 5 2 0 1 0 0 1 79 133 6.75 1.500																					
Lance McCullers, R (7, 1) ERA: 2.69	2.1 S 9 0 0 0 5 2 0 0 0 1 0 23 39 0.00 0.857																					

livebaseballscorecards.com

AB	35
R	5
H	8
RBI	4
BB	4
SO	10
LOB	10



BOTTOM

Cincinnati Reds @ San Diego Padres
Jack Murphy Stadium, San Diego, CA

Sun Jul 31 1988, 6:33 AM EDT
Att. 18,852 - Sunny - 75 F

livebaseballscorecards.com

AB	35
R	8
H	12
RBI	7
BB	6
SO	3
LOB	18



WP	1	PA	43
PB	0		
SB	4		
CS	0		

AB R H RBI BB SO LOB

5	1	1	0	0	1	2
4	1	2	0	0	0	3
3	1	0	0	2	0	4
4	1	1	2	0	0	2
4	1	2	2	1	1	0
0	0	0	0	0	0	0
4	2	3	1	1	0	1
5	0	2	2	0	1	3
4	0	0	0	0	0	3
2	1	1	0	1	0	0
0	0	0	0	1	0	0

1B	9	SF	1
2B	2	SAC	0
3B	1	DP	1
HR	0	HBP	1

WP	1	PA	43
PB	0		
SB	4		
CS	0		

Batter	1	2	3	4	5	6	7	8	9
Dickie Thon, R OBP: 0.346, SLG: 0.315 (1, 6)	0-1 4-3 1B	1-0 E5 SF8 2B	0-0 1B 1B		2-0 F9		1-3 K		
Stan Jefferson, S OBP: 0.210, SLG: 0.241 (1, 8)	0-0 BLK 1B	1-0 6-3	2-1 1B		1-2 HBP		2-1 G1-6-3		
Tony Gwynn, L OBP: 0.362, SLG: 0.404 (1, 9)	3-1 F8	4-0 S 2B IBB	0-1 F7		4-0 FC6-4 IBB		2-1 6-3		
Keith Moreland, R OBP: 0.322, SLG: 0.362 (1, 3)	2-0 BB 1B	1-0 SF8		0-0 F9	0-2 FC6-4		0-0 6-3		
Carmelo Martinez, R OBP: 0.269, SLG: 0.342 Marvell Wynne, L OBP: 0.332, SLG: 0.458 (1, 7) (8, PR) (9, 7)	4-2 1B BB	3-2 SAFE 2B		1-3 K	0-1 2-3		0-0 1B 1B		
Randy Ready, R OBP: 0.373, SLG: 0.438 (1, 5)	1-2 1B 1B	0-1 6-3		4-0 3B BB	0-2 6-3 WP 1B		1-2 SAFE SAFE 1B		
Roberto Alomar, S OBP: 0.282, SLG: 0.333 (1, 4)	3-1 S 1B		1-0 F2	0-1 SAFE 3B	1-2 6-3		2-3 K		
Mark Parent, R OBP: 0.184, SLG: 0.178 (1, 2)	3-2 6-3		2-2 6-3	0-0 F9	2-1 F3				
Dennis Rasmussen, L OBP: 0.208, SLG: 0.239 Lance McCullers, S (7, 1)		3-2 E SF8 2B	4-2 1B 1B BB		1-2 6-3		4-2 G1-6-3 BB		

Inning Stats	R: 3	H: 4	E: 0	LOB: 2	K: 0	P: 32	R: 3	H: 2	E: 1	LOB: 1	K: 0	P: 27	R: 0	H: 2	E: 0	LOB: 3	K: 0	P: 23	R: 1	H: 1	E: 0	LOB: 1	K: 1	P: 12	R: 0	H: 0	E: 0	LOB: 2	K: 0	P: 18	R: 1	H: 1	E: 0	LOB: 0	K: 0	P: 13	R: 0	H: 0	E: 0	LOB: 0	K: 1	P: 15	R: 0	H: 2	E: 0	LOB: 2	K: 1	P: 18
--------------	------	------	------	--------	------	-------	------	------	------	--------	------	-------	------	------	------	--------	------	-------	------	------	------	--------	------	-------	------	------	------	--------	------	-------	------	------	------	--------	------	-------	------	------	------	--------	------	-------	------	------	------	--------	------	-------

PITCHER	IP	WLS	BF	H	R	ER	SO	BB	IBB	HBP	BLK	WP	HR	S	P	ERA	WHIP
Tim Birtsas, L ERA: 4.4	(1, 1)	0.2	L	7	4	3	0	1	0	0	1	0	0	13	26	40.50	7.500
Randy St. Claire, R ERA: 5.27	(1, 1)	2.1		14	4	3	0	1	1	0	0	0	0	31	56	0.00	2.143
Rob Dibble, R ERA: 2.49	(4, 1)	3.0		14	2	2	1	1	1	1	0	1	0	27	43	6.00	1.000
Frank Williams, R ERA: 2.63	(7, 1)	1.0		3	0	0	1	1	0	0	0	0	0	8	15	0.00	1.000
Rob Murphy, L ERA: 2.22	(8, 1)	1.0		5	2	0	1	0	0	0	0	0	0	13	18	0.00	2.000

Batter	1	2	3	4	5	6	7	8	9	AB R H RBI BB SO LOB	TOP											
Ron Gant, R OBP: 0.294, SLG: 0.437 (1, 4)	0-0 5-6-3		0-0 F8		0-1 2B 1B		1-3 K			4 1 1 1 0 1 0												
Ken Oberkfell, L OBP: 0.328, SLG: 0.357 (1, 5)	4-1 2B BB		2-2 P4		1-1 4-3 2B			1-1 4-3		3 0 1 1 1 0 0												
Gerald Perry, L OBP: 0.365, SLG: 0.427 (1, 3)	1-2 1-3 2B		2-1 F8		0-0 4-3			0-3 K		4 0 1 0 0 1 1												
Dale Murphy, R OBP: 0.336, SLG: 0.469 (1, 9)	2-3 K			0-2 F9	1-2 6-3			2-3 K		4 0 0 0 0 2 3												
Andres Thomas, R OBP: 0.276, SLG: 0.375 (1, 6)	2-1 P6			2-3 K		2-0 G4-6-3 1B			1-0 WP SF7 1B	4 1 2 0 0 1 2												
Dion James, L OBP: 0.366, SLG: 0.367 (1, 7)				1-2 1B		0-0 G4-6-3 1-2f 1B			0-0 WP 1B	3 0 2 0 0 0 1												
Lonnie Smith, R OBP: 0.357, SLG: 0.273 (9, PH)									1-2 1B	1 0 1 0 0 0 0												
Bruce Benedict, R OBP: 0.319, SLG: 0.299 (1, 2)				2-2 F6	2-1 F9		0-0 6-3		1-0 SF7	3 0 0 0 0 0 2												
Terry Blocker, L OBP: 0.280, SLG: 0.217 (1, 8)				0-0 F8		2-1 SH3-4 1B 1B			2-3 K	3 1 1 0 0 0 1												
Ted Simmons, S OBP: 0.351, SLG: 0.406 (9, PH)									1-3 K	1 0 0 0 0 1 1												
Tom Glavine, L OBP: 0.256, SLG: 0.263 (1, 1)				1-3 K		0-0 SH3-4			0-3 K	1 0 0 0 0 1 1												
Charlie Puleo, R OBP: 0.200, SLG: 0.200 (6, 1)										0 0 0 0 0 0 0												
Ozzie Virgil, R OBP: 0.275, SLG: 0.361 (6, 2)										2 0 0 0 0 1 1												
Jim Morrison, R OBP: 0.234, SLG: 0.287 (9, PH)										0 0 0 1 0 0 0												
Inning Stats	R: 0 E: 0 K: 1 S: 10	H: 1 LOB: 2 BB: 1 P: 19	R: 0 E: 0 K: 1 S: 9	H: 1 LOB: 1 BB: 0 P: 12	R: 0 E: 0 K: 0 S: 7	H: 0 LOB: 0 BB: 0 P: 11	R: 0 E: 0 K: 1 S: 16	H: 1 LOB: 1 BB: 0 P: 21	R: 2 E: 0 K: 0 S: 12	H: 3 LOB: 1 BB: 0 P: 15	R: 0 E: 0 K: 0 S: 3	H: 1 LOB: 0 BB: 0 P: 5	R: 0 E: 0 K: 1 S: 7	H: 0 LOB: 0 BB: 0 P: 9	R: 0 E: 0 K: 2 S: 9	H: 0 LOB: 0 BB: 0 P: 12	R: 1 E: 0 K: 2 S: 9	H: 2 LOB: 1 BB: 0 P: 13	1B: 7 2B: 2 3B: 0 HR: 0	SF: 1 SAC: 1 DP: 1 HBP: 0	WP: 1 PB: 0 SB: 0 CS: 0	PA: 36
PITCHER	IP WLS BF H R ER SO BB IBB HBP BLK WP HR S P ERA WHIP																					
Ed Whitson, R ERA: 4.31 (1, 1)	6.0 W 25 7 2 2 3 1 0 0 0 0 0 57 83 3.00 1.333																					
Dave Leiper, L ERA: 1.72 (7, 1)	3.0 S 11 2 1 1 5 0 0 0 0 1 0 25 34 3.00 0.667																					

Atlanta Braves @ San Diego Padres
Jack Murphy Stadium, San Diego, CA

Mon Aug 01 1988, 10:05 PM EDT
Att: 9,971 - Unknown - 70 F

livebaseballscorecards.com

AB 33
R 3
H 9
RBI 3
BB 1
SO 8
LOB 13



Batter	1	2	3	4	5	6	7	8	9
Dickie Thon, R OBP: 0.342, SLG: 0.307 (1, 6)	3-2 F8		4-2 G6-3 BB		0-1 E6	1-2 F9		1-2 P6	
Stan Jefferson, S OBP: 0.212, SLG: 0.246 (1, 8)	2-2 FC1-6 1B		1-1 G6-3 1-2f		3-1 F8	2-2 SF8			
Tony Gwynn, L OBP: 0.361, SLG: 0.402 (1, 9)	0-1 FC1-6 1B 1-2f		2-1 F8		0-1 F7	1-2 3-H 1B			
Keith Moreland, R OBP: 0.321, SLG: 0.360 Dave Leiper, L (7, 1)	2-1 FC5-4 1B 1-3			2-2 1-3	2-1 6-3	1-1 L5			
Carmelo Martinez, R OBP: 0.273, SLG: 0.361 (1, 7)	1-0 FC5-4 1-2f			1-0 HR		1-1 1B 2B 1B	3-2 F7		
Randy Ready, R OBP: 0.375, SLG: 0.436 (1, 5)		1-0 E5 1B CS		4-2 1B BB		1-2 2B 1B 1-2	2-0 P4		
Roberto Alomar, S OBP: 0.284, SLG: 0.338 (1, 4)		1-3 K		0-0 1B		2-2 2B 2B 1-3 2-H	1-0 6-3		
Mark Parent, R OBP: 0.192, SLG: 0.187 Benito Santiago, R OBP: 0.284, SLG: 0.342 (6, PH) (7, 2)		3-1 CS 1B 1-3		3-1 F8		4-0 2B SF8 IBB	0-1 F7		
Ed Whitson, R OBP: 0.150, SLG: 0.225 Chris Brown, R OBP: 0.307, SLG: 0.297 John Kruk, L OBP: 0.384, SLG: 0.392 (6, PH) (7, 3)		2-3 K 1-2 3-H		2-1 1-3		2-2 SF8 1B 2B 1-3 2-H 3-H	2-3 K		

Inning Stats	R: 0 E: 0 K: 0 S: 12	H: 2 LOB: 2 BB: 0 P: 20	R: 0 E: 1 K: 2 S: 9	H: 1 LOB: 1 BB: 0 P: 16	R: 0 E: 0 K: 0 S: 6	H: 0 LOB: 0 BB: 1 P: 13	R: 1 E: 0 K: 0 S: 12	H: 2 LOB: 2 BB: 1 P: 24	R: 0 E: 1 K: 0 S: 8	H: 0 LOB: 1 BB: 0 P: 13	R: 5 E: 0 K: 0 S: 26	H: 5 LOB: 1 BB: 1 P: 41	R: 0 E: 0 K: 0 S: 5	H: 0 LOB: 0 BB: 0 P: 11	R: 0 E: 0 K: 1 S: 9	H: 0 LOB: 0 BB: 0 P: 12
1B: 7 2B: 2 3B: 0 HR: 1	SF: 1 SAC: 0 DP: 1 HBP: 0	WP: 0 PA: 37 PB: 0 SB: 0 CS: 2														

PITCHER	IP	WLS	BF	H	R	ER	SO	BB	IBB	HBP	BLK	WP	HR	S	P	ERA	WHIP
Tom Glavine, L ERA: 5.24 Charlie Puleo, R ERA: 3.49	(1, 1) (6, 1)	5.0 3.0	L 11	26 11	8 2	5 1	5 1	2 1	2 0	1 0	0 0	0 0	1 0	56 31	103 47	9.00 3.00	2.000 0.667

BOTTOM

Atlanta Braves @ San Diego Padres
Jack Murphy Stadium, San Diego, CA

Mon Aug 01 1988, 10:05 PM EDT
 Att. 9,971 - Unknown - 70 F

livebaseballscorecards.com

AB	33
R	6
H	10
RBI	6
BB	3
SO	3
LOB	17



Batter	1	2	3	4	5	6	7	8	9	AB R H RBI BB SO LOB	TOP											
Ron Gant, R (1, 4) OBP: 0.293, SLG: 0.438	1-1 G3 SF7 2B		2-0 F7			1-0 L7		0-3 K2-3		4 1 1 0 0 1 1	<p>Atlanta Braves @ San Diego Padres</p> <p>Jack Murphy Stadium, San Diego, CA</p> <p>Tue Aug 02 1988, 10:05 PM EDT</p> <p>Att. 11,298 - Unknown - 75 F</p>											
Ken Oberkfell, L (1, 5) OBP: 0.330, SLG: 0.362	1-0 G3 2-3			0-0 G6-4-3 1B		1-0 1-3 2B		2-1 6-3		4 0 2 0 0 0 1												
Gerald Perry, L (1, 3) OBP: 0.364, SLG: 0.425	3-2 SF7 3-H			1-1 G6-4-3 1-2f		4-0 FC6 IBB		2-0 4-3		2 0 0 1 1 0 1												
Dale Murphy, R (1, 9) OBP: 0.333, SLG: 0.465	3-1 6-3			0-1 5-3		0-2 FC6 1-2f		0-2 5-3		4 0 0 0 0 0 3												
Andres Thomas, R (1, 6) OBP: 0.276, SLG: 0.374		0-2 6-3			0-0 G5-4-3 1B		0-3 K		0-3 K	4 0 1 0 0 2 0												
Dion James, L (1, 7) OBP: 0.364, SLG: 0.366		1-3 K			1-1 L6		0-1 BB 1B		2-1 4-3	4 0 1 0 0 1 1												
Bruce Benedict, R (1, 2) OBP: 0.313, SLG: 0.293		1-1 5-3			1-1 G5-4-3 1-2f		2-0 F7			3 0 0 0 0 0 2												
Terry Blocker, L (1, 8) OBP: 0.286, SLG: 0.200			0-1 F8			0-0 F7		4-2 BB		2 0 0 0 1 0 0												
29 John Smoltz, R (1, 1) OBP: 0.200, SLG: 0.200			0-0 6-3			1-2 2B 1B		2-2 F7		2 0 1 0 0 0 0												
Ted Simmons, S (7, PH) OBP: 0.347, SLG: 0.400										1 0 0 0 0 0 2												
Paul Assenmacher, L (7, 1) OBP: 0.500, SLG: 1.000										0 0 0 0 0 0 0												
Inning Stats	R: 1 E: 0 K: 0 S: 12	H: 1 LOB: 0 BB: 0 P: 20	R: 0 E: 0 K: 1 S: 10	H: 0 LOB: 0 BB: 0 P: 12	R: 0 E: 0 K: 0 S: 4	H: 0 LOB: 0 BB: 0 P: 6	R: 0 E: 0 K: 0 S: 5	H: 1 LOB: 0 BB: 0 P: 6	R: 0 E: 0 K: 0 S: 5	H: 1 LOB: 0 BB: 0 P: 7	R: 0 E: 0 K: 0 S: 10	H: 2 LOB: 3 BB: 1 P: 17	R: 0 E: 0 K: 1 S: 15	H: 1 LOB: 2 BB: 1 P: 23	R: 0 E: 0 K: 1 S: 6	H: 0 LOB: 0 BB: 0 P: 10	R: 0 E: 0 K: 1 S: 8	H: 0 LOB: 0 BB: 0 P: 10	1B: 4 2B: 2 3B: 0 HR: 0	SF: 1 SAC: 0 DP: 2 HBP: 0	WP: 0 PB: 0 SB: 0 CS: 0	PA: 33
PITCHER Eric Show, R (1, 1) ERA: 3.46	IP: 9.0 WLS: W BF: 33 H: 6 R: 1 ER: 1 SO: 4 BB: 1 IBB: 1 HBP: 0 BLK: 0 WP: 0 HR: 0 S: 75 P: 111 ERA: 1.00 WHIP: 0.778											PITCHER	IP: WLS: BF: H: R: ER: SO: BB: IBB: HBP: BLK: WP: HR: S: P: ERA: WHIP:									

AB	30
R	1
H	6
RBI	1
BB	2
SO	4
LOB	11



Batter	1	2	3	4	5	6	7	8	9	AB R H RBI BB SO LOB
Stan Jefferson, S (1, 8) OBP: 0.239, SLG: 0.297	4-0 SH1-3 2B BB	4-2 1-2 BB		2-2 4-3 2B		3-2 HR		1-2 L4 BB		3 2 1 1 2 0 0
Roberto Alomar, S (1, 4) OBP: 0.284, SLG: 0.340	0-1 SH1-3 1-2	3-2 F9		1-0 3-1 2B		0-3 HR		1-1 6-3		4 0 1 0 0 1 3
Tony Gwynn, L (1, 9) OBP: 0.365, SLG: 0.407	2-1 4-3 2B		1-1 1B 2B 1B	4-1 3-1 BB		1-3 HR				3 1 2 1 1 1 0
John Kruk, L (1, 3) OBP: 0.386, SLG: 0.406	0-2 4-3 2-3		0-0 FC5-4 1B	2-2 3-1		3-1 HR				4 1 2 1 0 0 3
Benito Santiago, R (1, 2) OBP: 0.281, SLG: 0.337	0-3 K		0-0 FC5-4 2B 1-2f	1-3 K		2-3 K				4 0 0 0 0 3 5
Marvell Wynne, L (1, 7) OBP: 0.339, SLG: 0.465		0-1 FC4-6 1B	2-2 1-3 2B		1-3 K	4-0 BB				3 0 2 1 1 1 0
Tim Flannery, L (1, 5) OBP: 0.326, SLG: 0.301		4-1 FC4-6 BB	0-0 G3		3-3 K	1-2 F7				3 0 0 0 1 1 3
Garry Templeton, S (1, 6) OBP: 0.271, SLG: 0.339		0-1 FC4-6 1-2f 2-3	4-0 IBB		2-1 3-1	0-2 F8				3 0 0 0 1 0 3
Eric Show, R (1, 1) OBP: 0.180, SLG: 0.184		0-3 K	1-2 L6			1-3 K		1-1 6-3		4 0 0 0 0 2 5

Inning Stats	R: 1 E: 0 K: 1 S: 10	H: 1 LOB: 1 BB: 1 P: 16	R: 0 E: 0 K: 1 S: 14	H: 1 LOB: 3 BB: 2 P: 25	R: 1 E: 0 K: 0 S: 12	H: 3 LOB: 3 BB: 1 P: 20	R: 0 E: 0 K: 1 S: 12	H: 1 LOB: 2 BB: 1 P: 22	R: 0 E: 0 K: 2 S: 10	H: 0 LOB: 0 BB: 0 P: 16	R: 1 E: 0 K: 3 S: 18	H: 1 LOB: 0 BB: 0 P: 23	R: 1 E: 0 K: 1 S: 11	H: 1 LOB: 1 BB: 1 P: 21	R: 0 E: 0 K: 0 S: 7	H: 0 LOB: 0 BB: 0 P: 10	1B: 3 2B: 3 3B: 0 HR: 2	SF: 0 SAC: 1 DP: 0 HBP: 0	WP: 0 PB: 0 SB: 1 CS: 0	PA: 38	
PITCHER	IP	WLS	BF	H	R	ER	SO	BB	IBB	HBP	BLK	WP	HR	S	P	ERA	WHIP				
29 John Smoltz, R (1, 1) ERA: 3.63	6.0	L	30	7	3	3	8	4	1	0	0	0	1	76	122	4.50	1.833				
Paul Assenmacher, L (7, 1) ERA: 3.5	2.0		8	1	1	1	1	1	0	0	0	0	1	18	31	4.50	1.000				

BOTTOM

Atlanta Braves @ San Diego Padres
Jack Murphy Stadium, San Diego, CA

Tue Aug 02 1988, 10:05 PM EDT
Att. 11,298 - Unknown - 75 F

livebaseballscorecards.com

AB	31
R	4
H	8
RBI	4
BB	6
SO	9
LOB	22



Batter	1	2	3	4	5	6	7	8	9	AB R H RBI BB SO LOB	TOP									
Ron Gant, R (1, 4) OBP: 0.295, SLG: 0.439	0-0 FC3-6 1B		3-3 K		2-1 P5			0-2 BB SH SF7 1B	0-0 SH1-4	4 2 2 0 0 1 0										
Ken Oberkfell, L (1, 5) OBP: 0.332, SLG: 0.364	2-0 FC3-6 1B		0-0			3-2 E4 4-3-5		0-0 SH SF7 1B	1-2 6-3	3 0 2 0 0 0 0 0 1 0 0 0 0 0 1 0 0 0 0 0 1										
Tom Glavine, L (8, PR) OBP: 0.256, SLG: 0.263	1-3 FC3-6 1B							1-2 1B												
Jerry Royster, R (8, 5) OBP: 0.236, SLG: 0.205																				
Gerald Perry, L (1, 3) OBP: 0.362, SLG: 0.420	2-2 FC3-6 G6-4-3 1-2f 3-H		0-0 4-3			3-2 4-3-5 1-3f		4-0 1B S BB	1-0 6-3	4 1 0 1 1 0 4										
Dale Murphy, R (1, 9) OBP: 0.330, SLG: 0.460	0-2 G6-4-3 1-2f			3-3 K		1-1 F5		0-3 K		4 0 0 0 0 2 4										
Andres Thomas, R (1, 6) OBP: 0.274, SLG: 0.371		2-2 6-3		1-0 F8			1-0 6-3	0-0 SF7		3 0 0 1 0 0 0										
Dion James, L (1, 7) OBP: 0.369, SLG: 0.369		2-2 G3		2-2 1B			1-0 1B	4-1 1B IBB		3 0 2 0 1 0 0										
Ozzie Virgil, R (1, 2) OBP: 0.279, SLG: 0.363		0-1 1B		0-2 P3			0-0 F2	1-1 1B 1-3 2-H 3-H		4 0 2 2 0 0 2										
Terry Blocker, L (1, 8) OBP: 0.281, SLG: 0.179		3-2 3-1			0-1 F8		4-2 BB	0-1 G3		3 0 0 0 1 0 3										
Zane Smith, L (1, 1) OBP: 0.216, SLG: 0.222			0-0 4-3		0-1 4-3		0-1 6-3		4-2 SH1-4 BB	3 0 0 0 1 0 2										
Inning Stats	R: 1 E: 0 K: 0 S: 10	H: 2 LOB: 0 BB: 0 P: 14	R: 0 E: 0 K: 0 S: 15	H: 1 LOB: 1 BB: 0 P: 22	R: 0 E: 0 K: 1 S: 6	H: 1 LOB: 1 BB: 0 P: 9	R: 0 E: 0 K: 1 S: 11	H: 1 LOB: 1 BB: 0 P: 17	R: 0 E: 1 K: 0 S: 8	H: 0 LOB: 0 BB: 0 P: 15	R: 0 E: 0 K: 0 S: 8	H: 1 LOB: 2 BB: 1 P: 14	R: 3 E: 1 K: 1 S: 14	H: 2 LOB: 2 BB: 2 P: 23	R: 0 E: 0 K: 0 S: 8	H: 0 LOB: 1 BB: 1 P: 14	1B: 8 2B: 1 3B: 0 HR: 0	SF: 1 SAC: 2 DP: 2 HBP: 0	WP: 0 PB: 0 SB: 2 CS: 0	PA: 39
PITCHER	IP WLS BF H R ER SO BB IBB HBP BLK WP HR S P ERA WHIP																			
Andy Hawkins, R (1, 1) ERA: 3.3	7.0 L 30 7 4 1 2 2 0 0 0 0 0 0 69 108 1.29 1.286																			
Lance McCullers, R (8, 1) ERA: 2.6	2.0 9 1 0 0 1 1 1 0 0 0 0 0 17 28 0.00 1.000																			

Atlanta Braves @ San Diego Padres
Jack Murphy Stadium, San Diego, CA

Wed Aug 03 1988, 10:05 PM EDT
Att. 15,061 - Unknown - 70 F

livebaseballscorecards.com

AB 32
R 4
H 8
RBI 4
BB 4
SO 3
LOB 16



Batter	1	2	3	4	5	6	7	8	9	AB	R	H	RBI	BB	SO	LOB	TOP										
Stan Jefferson, S (1, 8) OBP: 0.250, SLG: 0.282	0-3 K	0-0 6-3		4-0 FC6-4 BB			2-3 K	2-1 FC6		4	0	0	0	1	2	1											
Randy Ready, R (1, 4) OBP: 0.374, SLG: 0.429	4-0 1B 2B BB	2-2 6-3		1-1 FC6-4			4-2 1B BB	1-2 F7		3	2	0	0	2	0	4											
Tony Gwynn, L (1, 9) OBP: 0.367, SLG: 0.411	1-2 2B 1B		3-2 4-3		2-2 P6		0-1 1B HR 1B		1-1 3-1	5	2	2	0	0	0	0											
Keith Moreland, R (1, 3) OBP: 0.319, SLG: 0.360	0-1 1B 2B		0-1 P3		2-3 K		1-2 HR 1B		2-1 G3	5	2	2	3	0	1	0											
Carmelo Martinez, R (1, 7) OBP: 0.282, SLG: 0.372	4-2 1B BB		1-1 P2		2-1 F7		1-2 HR		4-2 BB	3	1	1	3	2	0	0											
Benito Santiago, R (1, 2) OBP: 0.263, SLG: 0.336	0-0 FC6 1B			4-1 FC5-4 BB		0-1 BB 1B		0-0 L5	3-2 F9	4	0	2	1	1	0	1											
Chris Brown, R (1, 5) OBP: 0.305, SLG: 0.296	3-3 K			0-1 FC5-4 BB BB		0-1 F9	2-3 K			4	0	0	0	0	2	4											
Mark Grant, R (7, 1)										0	0	0	0	0	0	0											
Mark Davis, L (7, 1) OBP: 0.429, SLG: 0.833										0	0	0	0	0	0	0											
Dickie Thon, R (1, 6) OBP: 0.344, SLG: 0.306	2-1 FC6			2-3 K		4-2 FC6-4 BB		1-0 FC6 1B		3	0	1	0	1	1	3											
Jimmy Jones, R (1, 1) OBP: 0.159, SLG: 0.077		1-0 F8		4-0 BB BB		0-0 FC6-4		2-2 F7		2	0	0	0	1	0	1											
Dave Leiper, L (6, 1)										0	0	0	0	0	0	0											
Tim Flannery, L (7, 5) OBP: 0.323, SLG: 0.298										1	0	0	0	0	0	1											
Inning Stats	R: 3 E: 0 K: 2 S: 18	H: 3 LOB: 2 BB: 2 P: 32	R: 0 E: 0 K: 0 S: 5	H: 0 LOB: 0 BB: 0 P: 8	R: 0 E: 0 K: 0 S: 8	H: 0 LOB: 0 BB: 0 P: 12	R: 0 E: 0 K: 1 S: 9	H: 0 LOB: 3 BB: 3 P: 24	R: 0 E: 0 K: 1 S: 9	H: 0 LOB: 0 BB: 0 P: 15	R: 0 E: 0 K: 0 S: 8	H: 1 LOB: 1 BB: 1 P: 12	R: 4 E: 0 K: 2 S: 20	H: 3 LOB: 0 BB: 1 P: 30	R: 0 E: 0 K: 0 S: 9	H: 1 LOB: 1 BB: 0 P: 15	R: 0 E: 0 K: 0 S: 10	H: 0 LOB: 1 BB: 1 P: 20	1B: 6 2B: 1 3B: 0 HR: 1	SF: 0 SAC: 0 DP: 0 HBP: 0	WP: 0 PB: 0 SB: 0 CS: 0	PA: 42					
PITCHER	IP	WLS	BF	H	R	ER	SO	BB	IBB	HBP	BLK	WP	HR	S	P	ERA	WHIP										
Danny Jackson, L (1, 1) ERA: 2.86	6.0		27	4	3	3	4	6	0	0	0	0	0	57	103	4.50	1.667										
Rob Murphy, L (7, 1) ERA: 2.8	0.1		5	3	4	4	1	1	0	0	0	0	1	16	24	108.00	12.000										
Frank Williams, R (7, 1) ERA: 2.49	0.2	W	2	0	0	0	1	0	0	0	0	0	0	4	6	0.00	0.000										
John Franco, L (8, 1) ERA: 1.51	2.0	S	8	1	0	0	0	1	0	0	0	0	0	19	35	0.00	1.000										

San Diego Padres @ Cincinnati Reds
Riverfront Stadium, Cincinnati, OH
Fri Aug 05 1988, 7:05 PM EDT
Att. 29,340 - Overcast - 86 F

AB	34
R	7
H	8
RBI	7
BB	8
SO	6
LOB	15



WP: 0	PA: 42
PB: 0	
SB: 0	
CS: 0	

ERA	WHIP										
-----	------	--	--	--	--	--	--	--	--	--	--

Batter	1	2	3	4	5	6	7	8	9
Herm Winningham, L (1, 7) OBP: 0.323, SLG: 0.319	0-0 FC6-4 1B		0-0 6-3		0-1 B1-3	3-2 3B		1-3 K	
Chris Sabo, R (1, 5) OBP: 0.323, SLG: 0.459	1-1 FC6-4 1B		0-0 1B		2-3 K	1-3 K		1-2 P4	
Barry Larkin, R (1, 6) OBP: 0.352, SLG: 0.422	1-0 FC6-4 1-2f 3-H		1-1 1B 2B		1-0 F8		3-1 HR 1B	1-0 FC6-4 1B	
Eric Davis, R (1, 8) OBP: 0.350, SLG: 0.502	2-3 K		1-0 1B 1B			1-2 BB G1-2-3 1B	1-1 HR	0-1 FC6-4	
Paul O'Neill, L (1, 9) OBP: 0.319, SLG: 0.409	0-1 4-3		0-1 FC5-4 1B			0-0 BB G1-2-3 1B	1-2 2B		
Nick Esasky, R (1, 3) OBP: 0.330, SLG: 0.432		0-0 HR	0-0 FC5-4			4-2 BB G1-2-3 3B BB	3-3 K		
Jeff Reed, L (1, 2) OBP: 0.305, SLG: 0.288		1-0 F7		2-0 F8		1-1 G1-2-3	1-1 2B		
Bo Diaz, R (6, PH) OBP: 0.239, SLG: 0.349						1-2 2-3 3-Hf	2-H		
Ron Oester, S (1, 4) OBP: 0.311, SLG: 0.231		1-1 4-3		1-1 F8		4-0 BB 3B IBB	0-1 6-3		
Danny Jackson, R (1, 1) OBP: 0.138, SLG: 0.143		1-3 K		0-3 K		4-2 BB 3B BB	2-2 1-3		
Dave Concepcion, R (6, PH) OBP: 0.271, SLG: 0.252									
Rob Murphy, L (7, 1)									
Frank Williams, R (7, 1)									
Dave Collins, S (7, PH) OBP: 0.265, SLG: 0.277									
John Franco, L (8, 1)									

AB	R	H	RBI	BB	SO	LOB
5	1	2	3	0	1	0
5	0	2	0	0	2	1
5	2	3	1	0	0	1
5	1	3	3	0	1	2
4	2	3	0	0	0	1
3	2	1	1	1	1	3
2	0	0	0	0	0	0
2	0	1	1	0	0	3
3	1	0	0	1	0	1
2	0	0	0	0	2	0
0	1	0	1	1	0	0
0	0	0	0	0	0	0
0	0	0	0	0	0	0
1	0	0	0	0	0	1
0	0	0	0	0	0	0

AB	R	H	RBI	BB	SO	LOB
37	10	15	10	3	7	13

Inning Stats	R: 1	H: 2	E: 0	K: 1	S: 9	LOB: 1	BB: 0	P: 13
IP	5.0	1.0	0.1	1.2				
WLS		L						
BF	24	5	5	6				
H	9	1	4	1				
R	6	1	3	0				
ER	6	1	3	0				
SO	4	1	1	1				
BB	1	1	0	0				
IBB	0	0	0	0				
HBP	0	0	0	0				
BLK	0	0	0	0				
WP	0	0	0	0				
HR	1	0	1	0				
S	42	10	12	18				
P	62	23	21	23				
ERA	10.80	9.00	81.00	0.00				
WHIP	2.000	2.000	12.000	0.600				

WP	HR	S	P	ERA	WHIP
0	0	1	40		

San Diego Padres @ Cincinnati Reds
 Riverfront Stadium, Cincinnati, OH
 Fri Aug 05 1988, 7:05 PM EDT
 Att: 29,340 - Overcast - 86 F

livebaseballscorecards.com



Batter	1	2	3	4	5	6	7	8	9	AB R H RBI BB SO LOB	TOP											
Marvell Wynne, L (1, 8) OBP: 0.341, SLG: 0.479	1-2 6-3		1-0 1B		0-1 6-3			2-2 HR		4 1 2 1 0 0 1												
Roberto Alomar, S (1, 4) OBP: 0.286, SLG: 0.349	0-3 K		1-1 4-3		3-1 1B 3B			2-3 K		4 1 1 0 0 2 1												
Tony Gwynn, L (1, 9) OBP: 0.368, SLG: 0.412	2-3 K			2-2 1B		2-3 K		3-2 6-4-3 1B		4 1 2 0 0 2 1												
John Kruk, L (1, 7) OBP: 0.383, SLG: 0.409		1-2 SF9 3B		3-1 F7		2-3 K		0-1 6-4-3		4 1 1 0 0 1 3												
Keith Moreland, R (1, 3) OBP: 0.320, SLG: 0.361		1-0 B1-3		2-2 L6		3-1 1B		1-2 2-H 1B		4 0 2 2 0 0 2												
Benito Santiago, R (1, 2) OBP: 0.280, SLG: 0.333		0-0 SF9		3-2 F8		1-1 L5		1-1 4-3		3 0 0 1 0 0 3												
Tim Flannery, L (1, 5) OBP: 0.310, SLG: 0.284		2-3 K			1-3 K				1-1 G6-3	4 0 0 0 0 3 0												
Garry Templeton, S (1, 6) OBP: 0.267, SLG: 0.333			0-0 B5-6-4 1B		0-1 E5 G3				0-2 L4	4 0 1 0 0 0 0												
Dennis Rasmussen, L (1, 1) OBP: 0.192, SLG: 0.220			2-1 B5-6-4		1-1 G3				3-3 K	4 0 0 0 0 1 2												
Mark Davis, L (9, 1) OBP: 0.429, SLG: 0.833			1-2		1-2					0 0 0 0 0 0 0												
Inning Stats	R: 0 E: 0 K: 2 S: 9	H: 0 LOB: 0 BB: 0 P: 12	R: 1 E: 0 K: 1 S: 9	H: 1 LOB: 0 BB: 0 P: 13	R: 0 E: 0 K: 0 S: 6	H: 2 LOB: 1 BB: 0 P: 10	R: 0 E: 0 K: 0 S: 13	H: 1 LOB: 1 BB: 0 P: 22	R: 0 E: 1 K: 1 S: 9	H: 0 LOB: 1 BB: 0 P: 11	R: 1 E: 0 K: 2 S: 13	H: 2 LOB: 1 BB: 0 P: 24	R: 0 E: 0 K: 1 S: 8	H: 0 LOB: 0 BB: 0 P: 12	R: 2 E: 0 K: 1 S: 19	H: 3 LOB: 1 BB: 0 P: 28	R: 0 E: 0 K: 1 S: 8	H: 0 LOB: 0 BB: 0 P: 12	1B: 6 2B: 0 3B: 2 HR: 1	SF: 1 SAC: 0 DP: 1 HBP: 0	WP: 0 PB: 0 SB: 0 CS: 0	PA: 36
PITCHER	IP WLS BF H R ER SO BB IBB HBP BLK WP HR S P ERA WHIP																					
Jose Rijo, R (1, 1) ERA: 2.59	7.1 L 30 8 4 4 8 0 0 0 0 0 0 1 79 123 4.91 1.091																					
Rob Murphy, L (8, 1) ERA: 2.78	0.1 1 0 0 0 0 0 0 0 0 0 0 0 2 2 0.00 0.000																					
Rob Dibble, R (8, 1) ERA: 2.38	0.1 2 1 0 0 0 0 0 0 0 0 0 0 5 7 0.00 3.000																					
Tim Lirtsas, L (9, 1) ERA: 4.3	1.0 3 0 0 0 0 1 0 0 0 0 0 0 8 12 0.00 0.000																					

San Diego Padres @ Cincinnati Reds
Riverfront Stadium, Cincinnati, OH
Sat Aug 06 1988, 7:05 PM EDT
Att. 34,636 - Unknown - 86 F

livebaseballscorecards.com

AB	35
R	4
H	9
RBI	4
BB	0
SO	9
LOB	13



San Diego Padres @ Cincinnati Reds
Riverfront Stadium, Cincinnati, OH

Sun Aug 07 1988, 3:33 AM EDT
Att. 25,809 - Sunny - 90 F

AB	32
R	3
H	6
RBI	3
BB	7
SO	8
LOB	15



WP:	0	PA:	39
PB:	0		
SB:	2		
CS:	1		

Batter	1	2	3	4	5	6	7	8	9	AB R H RBI BB SO LOB
Dickie Thon, R (1, 6) OBP: 0.345, SLG: 0.314	0-0 2B		0-0 F8		0-0 F9		0-0 6-3		1-0 1B	5 1 2 0 0 0 0
Roberto Alomar, S (1, 4) OBP: 0.291, SLG: 0.358	0-0 B2		0-0		4-0		4-0		0-3 K	2 1 1 1 2 0 1
Dave Leiper, L (7, 1)			HR		S BB		BB			0 0 0 0 0 0 0
John Kruk, L (9, PH) OBP: 0.382, SLG: 0.408							BB			1 0 0 0 0 1 1
Tony Gwynn, L (1, 9) OBP: 0.369, SLG: 0.415	0-0 2B		0-0 CS 1B		0-0 L8		0-0 F6		1-1 L7	5 0 2 1 0 0 3
Carmelo Martinez, R (1, 7) OBP: 0.276, SLG: 0.365	0-3 K		0-3 K		0-3 K				2-3 K	4 0 0 0 0 4 3
Keith Moreland, R (1, 3) OBP: 0.317, SLG: 0.357	2-2 F8				0-0 F8		0-0 L7		0-3 K	4 0 0 0 0 1 1
Benito Santiago, R (1, 2) OBP: 0.263, SLG: 0.331					4-0 S BB		0-0 6-3		4-1 2B BB	2 1 0 0 2 0 0
Marvell Wynne, L (1, 8) OBP: 0.344, SLG: 0.481					0-0 F2		4-1 BB		0-0 1-H 2B	3 0 1 1 1 0 1
Chris Brown, R (1, 5) OBP: 0.308, SLG: 0.293					4-0 BB		0-0 1-3 IBB		0-3 K	2 0 0 0 2 1 2
Ed Whitson, R (1, 1) OBP: 0.143, SLG: 0.214					0-0 F9		0-0 6-3		2-1 L9	2 0 0 0 0 1 3
Lance McCullers, S (6, 1)										0 0 0 0 0 0 0
Randy Ready, R (7, PH) OBP: 0.371, SLG: 0.425										2 0 0 0 0 0 0

Inning Stats	R: 1	H: 2	R: 0	H: 0	R: 1	H: 2	R: 0	H: 0	R: 0	H: 0	R: 0	H: 0	R: 0	H: 0	R: 1	H: 1	R: 0	H: 1	1B: 2	SF: 0	WP: 0	PA: 39
	E: 0	LOB: 1	E: 0	LOB: 1	E: 0	LOB: 1	E: 0	LOB: 2	E: 0	LOB: 1	E: 0	LOB: 1	E: 0	LOB: 1	E: 0	LOB: 1	E: 0	LOB: 1	2B: 4	SAC: 0	PB: 0	
	K: 1	BB: 0	K: 0	BB: 1	K: 1	BB: 0	K: 1	BB: 2	K: 1	BB: 1	K: 0	BB: 1	K: 0	BB: 1	K: 3	BB: 1	K: 1	BB: 0	3B: 0	DP: 1	SB: 2	
	S: 9	P: 11	S: 3	P: 7	S: 6	P: 6	S: 6	P: 15	S: 5	P: 9	S: 4	P: 8	S: 3	P: 7	S: 14	P: 20	S: 8	P: 12	HR: 1	HBP: 0	CS: 1	

PITCHER	IP	WLS	BF	H	R	ER	SO	BB	IBB	HBP	BLK	WP	HR	S	P	ERA	WHIP
Tom Browning, L (1, 1) ERA: 3.29	7.0	W	30	4	2	2	4	5	1	0	0	0	1	36	63	2.57	1.286
Frank Williams, R (8, 1) ERA: 2.66	0.2		3	0	1	1	2	1	0	0	0	0	0	10	16	13.50	1.500
John Franco, L (8, 1) ERA: 1.48	1.1	S	6	2	0	0	2	0	0	0	0	0	0	12	16	0.00	1.500

Batter	1	2	3	4	5	6	7	8	9	AB	R	H	RBI	BB	SO	LOB
--------	---	---	---	---	---	---	---	---	---	----	---	---	-----	----	----	-----

<p>Dave Collins, S (1, 7) OBP: 0.281, SLG: 0.274</p> <p>Frank Williams, R (8, 1)</p> <p>John Franco, L (8, 1)</p>	<p>1-1</p>		<p>0-1</p>			<p>3-2</p>	<p>0-0</p>			<p>4</p> <p>1</p> <p>0</p> <p>0</p> <p>0</p> <p>0</p> <p>0</p> <p>1</p>
<p>Chris Sabo, R (1, 5) OBP: 0.324, SLG: 0.460</p>	<p>2-2</p>			<p>0-0</p>		<p>2-1</p>	<p>0-0</p>			<p>4</p> <p>1</p> <p>1</p> <p>0</p> <p>0</p> <p>0</p> <p>0</p> <p>0</p>
<p>Barry Larkin, R (1, 6) OBP: 0.353, SLG: 0.420</p>	<p>1-2</p>			<p>0-0</p>		<p>4-0</p>		<p>1-1</p>		<p>3</p> <p>1</p> <p>2</p> <p>0</p> <p>1</p> <p>0</p> <p>0</p> <p>0</p>
<p>Eric Davis, R (1, 8) OBP: 0.348, SLG: 0.495</p>	<p>2-1</p>			<p>0-3</p>		<p>1-2</p>		<p>0-3</p>		<p>4</p> <p>1</p> <p>1</p> <p>1</p> <p>0</p> <p>2</p> <p>2</p> <p>2</p>
<p>Paul O'Neill, L (1, 9) OBP: 0.318, SLG: 0.404</p>		<p>0-3</p>		<p>0-3</p>		<p>0-0</p>		<p>0-0</p>		<p>3</p> <p>0</p> <p>0</p> <p>1</p> <p>0</p> <p>2</p> <p>1</p> <p>1</p>
<p>Nick Esasky, R (1, 3) OBP: 0.329, SLG: 0.424</p>		<p>0-3</p>		<p>0-3</p>		<p>4-0</p>				<p>2</p> <p>0</p> <p>0</p> <p>0</p> <p>1</p> <p>2</p> <p>0</p> <p>0</p>
<p>Bo Diaz, R (1, 2) OBP: 0.236, SLG: 0.341</p>		<p>0-0</p>			<p>0-0</p>	<p>4-0</p>				<p>2</p> <p>0</p> <p>0</p> <p>1</p> <p>1</p> <p>0</p> <p>0</p> <p>0</p>
<p>Ron Oester, S (1, 4) OBP: 0.292, SLG: 0.214</p>			<p>0-0</p>		<p>0-0</p>	<p>0-3</p>				<p>3</p> <p>0</p> <p>0</p> <p>0</p> <p>0</p> <p>1</p> <p>2</p> <p>2</p>
<p>Tom Browning, L (1, 1) OBP: 0.203, SLG: 0.167</p> <p>Dave Concepcion, R (7, PH) OBP: 0.264, SLG: 0.245</p> <p>Herm Winningham, L (8, 7) OBP: 0.323, SLG: 0.319</p>			<p>0-0</p>			<p>4-1</p>	<p>0-0</p>			<p>1</p> <p>0</p> <p>0</p> <p>0</p> <p>1</p> <p>0</p> <p>0</p> <p>0</p> <p>0</p> <p>0</p> <p>0</p> <p>0</p> <p>0</p> <p>0</p> <p>0</p> <p>0</p>

Inning Stats	R: 0	H: 1	E: 0	K: 0	S: 10	R: 0	H: 0	E: 0	K: 2	S: 7	R: 0	H: 0	E: 0	K: 0	S: 4	R: 0	H: 1	E: 0	K: 2	S: 8	R: 0	H: 0	E: 0	K: 1	S: 5	R: 4	H: 2	E: 0	K: 1	S: 13	R: 0	H: 0	E: 0	K: 0	S: 3	R: 0	H: 0	E: 0	K: 1	S: 6	1B: 4	2B: 0	3B: 0	HR: 0	SF: 1	SAC: 0	DP: 0	HBP: 0	WP: 0	PB: 1	SB: 3	CS: 0	PA: 32
--------------	------	------	------	------	-------	------	------	------	------	------	------	------	------	------	------	------	------	------	------	------	------	------	------	------	------	------	------	------	------	-------	------	------	------	------	------	------	------	------	------	------	-------	-------	-------	-------	-------	--------	-------	--------	-------	-------	-------	-------	--------

PITCHER	IP	WLS	BF	H	R	ER	SO	BB	IBB	HBP	BLK	WP	HR	S	P	ERA	WHIP
Ed Whitson, R (1, 1) ERA: 4.33	5.2	L	24	4	4	3	5	3	0	0	0	0	0	44	68	4.76	1.235
Lance McCullers, R (6, 1) ERA: 2.59	0.1		2	0	0	0	1	1	0	0	0	0	0	3	7	0.00	3.000
Dave Leiper, L (7, 1) ERA: 2.1	2.0		6	0	0	0	1	0	0	0	0	0	0	9	10	0.00	0.000

BOTTOM

San Diego Padres @ Cincinnati Reds
 Riverfront Stadium, Cincinnati, OH
 Sun Aug 07 1988, 3:33 AM EDT
 Att: 25,809 - Sunny - 90 F

AB	27
R	4
H	4
RBI	3
BB	4
SO	7
LOB	6

PITCHER	IP	WLS	BF	H	R	ER	SO	BB	IBB	HBP	BLK	WP	HR	S	P	ERA	WHIP
---------	----	-----	----	---	---	----	----	----	-----	-----	-----	----	----	---	---	-----	------

Batter	1	2	3	4	5	6	7	8	9	AB R H RBI BB SO LOB	TOP		
Dickie Thon, R OBP: 0.343, SLG: 0.313 (1, 6)	2-1 SH1-4 1B 1B		1-1 6-3		1-3 K		1-1 6-3			4 1 1 0 0 1 1			
Stan Jefferson, S OBP: 0.241, SLG: 0.270 (1, 8)	0-0 SH1-4 1-2		0-3 K		1-1 P2			1-1 P4		3 0 0 0 0 1 0			
Tony Gwynn, L OBP: 0.370, SLG: 0.414 (1, 9)	0-0 2-H 1B		1-1 1-3			0-1 F8		4-0 G6-4-3 BB		3 0 1 1 1 0 0			
Keith Moreland, R OBP: 0.316, SLG: 0.356 (1, 3)	1-1 F9			1-2 1B		2-1 F9		1-2 G6-4-3 1-2f		4 0 1 0 0 0 1			
Carmelo Martinez, R OBP: 0.276, SLG: 0.363 (1, 7)		1-1 F8		0-0 HR 1B		0-0 F7			3-2 F8	4 1 1 0 0 0 0			
Benito Santiago, R OBP: 0.268, SLG: 0.354 (1, 2)		1-0 HR		2-2 1-H HR			2-2 WP 1B		1-2 L4	4 3 3 3 0 0 0			
Randy Ready, R OBP: 0.365, SLG: 0.418 (1, 5)		0-2 5-3		3-1 L6		1 SAFE 2-3 K			1-1 4-3	4 0 0 0 0 1 1			
Roberto Alomar, S OBP: 0.294, SLG: 0.359 (1, 4)		4-1 BB		1-1 6-3			1-0 SH1-4 2-H 1B			2 0 1 1 1 0 0			
Eric Show, R OBP: 0.173, SLG: 0.176 (1, 1)		2-2 5-3		2-2 6-3			0-0 SH1-4 1-2			2 0 0 0 0 0 1			
Inning Stats	R: 1 E: 0 K: 0 S: 6 H: 2 LOB: 0 BB: 0 P: 9	R: 1 E: 0 K: 0 S: 11 H: 1 LOB: 1 BB: 1 P: 19	R: 0 E: 0 K: 1 S: 8 H: 0 LOB: 0 BB: 0 P: 10	R: 2 E: 0 K: 0 S: 11 H: 3 LOB: 0 BB: 0 P: 18	R: 0 E: 0 K: 1 S: 8 H: 0 LOB: 0 BB: 0 P: 12	R: 0 E: 0 K: 0 S: 5 H: 0 LOB: 0 BB: 0 P: 7	R: 1 E: 0 K: 1 S: 11 H: 2 LOB: 1 BB: 0 P: 17	R: 0 E: 0 K: 0 S: 6 H: 0 LOB: 0 BB: 1 P: 12	R: 0 E: 0 K: 0 S: 8 H: 0 LOB: 0 BB: 0 P: 13	1B: 6 2B: 0 3B: 0 HR: 2 SF: 0 SAC: 2 DP: 1 HBP: 0	WP: 1 PB: 0 SB: 0 CS: 0	PA: 34	
PITCHER Zane Smith, L ERA: 4.24 Charlie Puleo, R ERA: 3.97	IP WLS BF H R ER SO BB IBB HBP BLK WP HR S P ERA WHIP	8.0 L 31 8 5 5 3 2 0 0 0 1 2 66 104 5.62 1.250	1.0 3 0 0 0 0 0 0 0 0 0 0 8 13 0.00 0.000									PITCHER IP WLS BF H R ER SO BB IBB HBP BLK WP HR S P ERA WHIP	

San Diego Padres @ Atlanta Braves
Atlanta-Fulton County Stadium, Atlanta, GA

Tue Aug 09 1988, 7:05 PM EDT
Att: 6,730 - Unknown - 86 F

livebaseballscorecards.com

AB	30
R	5
H	8
RBI	5
BB	2
SO	3
LOB	4



Batter	1	2	3	4	5	6	7	8	9	AB	R	H	RBI	BB	SO	LOB
Ron Gant, R OBP: 0.312, SLG: 0.467 (1, 4)	1-0 F7		2-2 F9			0-0 F7		3-2 HR		4	1	1	1	0	0	0
Ken Oberkfell, L OBP: 0.332, SLG: 0.371 (1, 5)	0-0 HBP 1B		1-0 F8			2-1 FC3-6 1B		0-0 G3		4	0	2	0	0	0	0
Gerald Perry, L OBP: 0.359, SLG: 0.414 (1, 3)	1-3 K				2-0 F8	0-0 FC3-6 FC6-4 1-2f		2-2 F8		4	0	0	0	0	1	2
Dale Murphy, R OBP: 0.328, SLG: 0.450 (1, 9)	1-0 1-2 HBP			1-0 4-3		2-1 FC6-4 1-2f			2-2 4-3	3	0	0	0	0	0	1
Andres Thomas, R OBP: 0.271, SLG: 0.374 (1, 6)	3-1 F8			1-3 K			0-1 P5		2-3 K	4	0	0	0	0	2	2
Dion James, L OBP: 0.361, SLG: 0.359 (1, 7)		0-0 G3			3-1 L6		1-0 1B		1-0 F8	4	0	1	0	0	0	0
Ozzie Virgil, R OBP: 0.285, SLG: 0.361 (1, 2)		1-2 P6			4-0 1-3 BB		0-0 P6			2	0	0	0	1	0	1
Terry Blocker, L OBP: 0.220, SLG: 0.133 (1, 8)		1-0 F7			1-0 1-3		0-0 G3			3	0	0	0	0	0	2
Zane Smith, L OBP: 0.205, SLG: 0.211 (1, 1)			0-1 4-3			0-3 K		1-2 L9		2	0	0	0	0	1	1
Lonnie Smith, R OBP: 0.360, SLG: 0.333 (8, PH)										1	0	0	0	0	0	0
Charlie Puleo, R OBP: 0.200, SLG: 0.200 (9, 1)										0	0	0	0	0	0	0

Inning Stats	R: 0	H: 1	E: 0	K: 1	S: 8	R: 0	H: 0	E: 0	K: 0	S: 5	R: 0	H: 0	E: 0	K: 1	S: 7	R: 0	H: 0	E: 0	K: 1	S: 7	R: 0	H: 0	E: 0	K: 1	S: 6	R: 0	H: 1	E: 0	K: 0	S: 6	R: 0	H: 1	E: 0	K: 0	S: 5	R: 1	H: 1	E: 0	K: 0	S: 10	R: 0	H: 0	E: 0	K: 1	S: 9	1B: 3	SF: 0	2B: 0	SAC: 0	3B: 0	DP: 0	HR: 1	HBP: 1	WP: 0	PA: 33
Eric Show, R ERA: 3.33 (1, 1)	IP	WLS	BF	H	R	ER	SO	BB	IBB	HBP	BLK	WP	HR	S	P	ERA	WHIP	IP	WLS	BF	H	R	ER	SO	BB	IBB	HBP	BLK	WP	HR	S	P	ERA	WHIP	IP	WLS	BF	H	R	ER	SO	BB	IBB	HBP	BLK	WP	HR	S	P	ERA	WHIP				


BOTTOM

San Diego Padres @ Atlanta Braves
Atlanta-Fulton County Stadium, Atlanta, GA

Tue Aug 09 1988, 7:05 PM EDT
Att. 6,730 - Unknown - 86 F

livebaseballscorecards.com

AB	31
R	1
H	4
RBI	1
BB	1
SO	4
LOB	9



Batter	1	2	3	4	5	6	7	8	9	10	11	12	13	14	15	16	AB	R	H	RBI	BB	SO	LOB	TOP										
John Kruk, L OBP: 0.372, SLG: 0.395 (1, 7)	0-0 L1		1-3 K2-3		3-2 F8			0-0 F7		2-1 G3		0-1 F7		3-3 K		0-0 F7	8	0	0	0	0	2	5											
Roberto Alomar, S OBP: 0.291, SLG: 0.354 (1, 4)	0-3 K 3-1 2B		1-1 3-4-3		0-2 F8			2-0 F6		3-3 K		1-2 F9		2-2 1-3		2-1 1B 1-2 2-H	8	1	1	0	0	2	2											
Tony Gwynn, L OBP: 0.368, SLG: 0.414 (1, 9)	3-1 3-1 1-3		2-1 F7		1-1 F8			3-2 SH3-4 E 1B		0-1 2B		0-0 F7		1-2 1-6-3			7	1	2	0	0	0	1											
Keith Moreland, R OBP: 0.316, SLG: 0.358 (1, 3)	0-1 2B			0-1 6-3				0-0 E6 SH3-4 E 1-2		2-0 F8		1-1 F9 1B		2-0 F7			4	0	1	1	0	0	1											
Stan Jefferson, S OBP: 0.244, SLG: 0.273 (9, PR)																	3	1	1	0	0	0	1											
Marvell Wynne, L OBP: 0.343, SLG: 0.475 (1, 8)	2-1 F8			3-2 F6			3-2 G3		0-0 SH3-4		4-2 CS BB		0-2 1B		1-2 F8		5	0	1	0	1	0	1											
Benito Santiago, R OBP: 0.285, SLG: 0.358 (1, 2)		2-3 K		1-2 F9			0-1 F9		0-0 E6		0-0 B1		0-1 F9		3-2 HR		7	1	1	2	0	1	5											
Randy Ready, R OBP: 0.360, SLG: 0.410 (1, 5)		2-2 F9			3-2 4-3		2-0 L5		1-3 K		2-1 F7		0-2 4-3		0-1 1B 1B		7	1	1	0	0	1	5											
Garry Templeton, S OBP: 0.275, SLG: 0.340 (1, 6)		1-1 1B		2-1 SH1-4 1B			0-1 4-3		2-1 E3		1-1 CS		0-0 SH3-4 1B		2-2 6-3		7	0	4	0	0	0	1											
Andy Hawkins, R OBP: 0.159, SLG: 0.140 (8, PH)		0-1 F4		0-0 SH1-4			2-0 1B		0-0 4-3			0-0 SH3-4 1B		2-0 F8		1-2 1B	1	0	0	0	0	0	1											
Tim Flannery, L OBP: 0.273, SLG: 0.282 (8, PH)																	1	0	1	0	0	0	0											
Greg Booker, R OBP: 0.275, SLG: 0.341 (8, PH)																	0	0	0	0	0	0	0											
Carmelo Martinez, R OBP: 0.229, SLG: 0.333 (12, PH)																	0	0	0	0	0	0	0											
Mark Davis, S OBP: 0.341, SLG: 0.311 (14, PH)																	0	0	0	0	0	0	0											
Dickie Thorn, R OBP: 0.341, SLG: 0.311 (14, PH)																	1	0	0	0	0	0	0											
Dave Leiper, L OBP: 1.000, SLG: 1.000 (14, PH)																	1	0	1	1	0	0	0											
Inning Stats	R: 1 E: 0 K: 1 S: 10	H: 1 LOB: 1 BB: 0 P: 15	R: 0 E: 0 K: 1 S: 12	H: 1 LOB: 1 BB: 0 P: 17	R: 0 E: 0 K: 1 S: 7	H: 0 LOB: 0 BB: 0 P: 11	R: 0 E: 0 K: 0 S: 8	H: 0 LOB: 0 BB: 0 P: 12	R: 0 E: 0 K: 0 S: 10	H: 1 LOB: 1 BB: 0 P: 18	R: 0 E: 0 K: 0 S: 7	H: 0 LOB: 0 BB: 0 P: 9	R: 0 E: 0 K: 0 S: 6	H: 0 LOB: 0 BB: 0 P: 11	R: 0 E: 0 K: 0 S: 5	H: 1 LOB: 1 BB: 0 P: 9	R: 2 E: 3 K: 1 S: 13	H: 1 LOB: 2 BB: 0 P: 19	R: 0 E: 0 K: 1 S: 8	H: 1 LOB: 1 BB: 0 P: 15	R: 0 E: 0 K: 0 S: 9	H: 0 LOB: 0 BB: 1 P: 14	R: 0 E: 0 K: 0 S: 11	H: 2 LOB: 2 BB: 0 P: 12	R: 0 E: 0 K: 1 S: 7	H: 0 LOB: 0 BB: 0 P: 14	R: 0 E: 0 K: 0 S: 8	H: 0 LOB: 0 BB: 0 P: 13	R: 2 E: 0 K: 0 S: 19	H: 5 LOB: 2 BB: 0 P: 26	1B: 11 2B: 2 3B: 0 HR: 1	SF: 0 SAC: 3 DP: 0 HBP: 0	WP: 1 PB: 0 SB: 1 CS: 1	PA: 66
PITCHER	IP WLS BF H R ER SO BB IBB HBP BLK WP HR S P ERA WHIP																																	
Rick Mahler, R ERA: 3.89 (1, 1)	9.0																																	
Joe Boever, R ERA: (10, 1)	2.0																																	
Charlie Puleo, R ERA: 3.87 (12, 1)	2.0																																	
German Jimenez, L ERA: 5.45 (14, 1)	3.0	L																																

San Diego Padres @ Atlanta Braves
Atlanta-Fulton County Stadium, Atlanta, GA

AB 61
R 5
H 14
RBI 4
BB 1
SO 6
LOB 25



Wed Aug 10 1988, 7:05 PM EDT
Att: 6,070 - Unknown

Batter	1	2	3	4	5	6	7	8	9	AB R H RBI BB SO LOB	TOP	
John Kruk, L (1, 7) OBP: 0.371, SLG: 0.397 (4, 3)	2-1 G3			3-2 F9		1-0 SH1-4 1B 2B		1-3 K		4 1 1 0 0 1 0		
Roberto Alomar, S (1, 4) OBP: 0.291, SLG: 0.354	1-0 G4-3			0-2 1B		0-1 SH1-4		3-1 F8		3 0 1 0 0 0 0		
Tony Gwynn, L (1, 9) OBP: 0.370, SLG: 0.415	0-1 F7			3-1 S 1B		0-1 FC1-6 1B		0-1 F8		4 0 2 1 0 0 0		
Keith Moreland, R (1, 3) OBP: 0.314, SLG: 0.356 Stan Jefferson, S (4, 7) OBP: 0.239, SLG: 0.266			3-1 5-3	2-3 K		1-2 FC1-6 E S 1-2f		2-3 K		2 0 0 0 0 1 2 2 0 0 0 0 1 1		
Marvell Wynne, L (1, 8) OBP: 0.342, SLG: 0.472			3-3 K	2-0 P5		1-0 G4-3		1-1 1B		4 0 1 0 0 1 3		
Benito Santiago, R (1, 2) OBP: 0.285, SLG: 0.357			0-2 P3		3-2 WP 1B		2-2 F9		0-0 F8	4 0 1 0 0 0 1		
Randy Ready, R (1, 5) OBP: 0.355, SLG: 0.403			3-1 F8		1-1 P6		0-2 5-3		0-1 F7	4 0 0 0 0 0 2		
Garry Templeton, S (1, 6) OBP: 0.276, SLG: 0.340			0-3 K		2-3 K		2-2 1B			3 0 1 0 0 2 1		
Jimmy Jones, R (1, 1) OBP: 0.149, SLG: 0.071			1-3 K		1-3 K		1-1 F8			3 0 0 0 0 2 2		
Inning Stats	R: 0 H: 0 E: 0 LOB: 0 K: 0 BB: 0 S: 5 P: 8	R: 0 H: 0 E: 0 LOB: 0 K: 1 BB: 0 S: 8 P: 14	R: 0 H: 0 E: 0 LOB: 0 K: 2 BB: 0 S: 8 P: 12	R: 0 H: 2 E: 0 LOB: 2 K: 1 BB: 0 S: 18 P: 27	R: 0 H: 1 E: 0 LOB: 1 K: 2 BB: 0 S: 13 P: 20	R: 1 H: 2 E: 0 LOB: 1 K: 0 BB: 0 S: 9 P: 12	R: 0 H: 1 E: 0 LOB: 1 K: 0 BB: 0 S: 13 P: 18	R: 0 H: 0 E: 0 LOB: 0 K: 1 BB: 0 S: 7 P: 11	R: 0 H: 1 E: 0 LOB: 1 K: 1 BB: 0 S: 8 P: 11	1B: 6 SF: 0 2B: 1 SAC: 1 3B: 0 DP: 0 HR: 0 HBP: 0	WP: 1 PA: 34 PB: 0 SB: 2 CS: 0	
PITCHER Pete Smith, R (1, 1) ERA: 4.31	IP WLS BF H R ER SO BB IBB HBP BLK WP HR S P ERA WHIP	9.0 W 34 7 1 1 8 0 0 0 0 1 0 89 133 1.00 0.778										

San Diego Padres @ Atlanta Braves
Atlanta-Fulton County Stadium, Atlanta, GA

Thu Aug 11 1988, 7:05 PM EDT
Att. 7,053 - Unknown

livebaseballscorecards.com

AB 33
R 1
H 7
RBI 1
BB 0
SO 8
LOB 12



Batter	1	2	3	4	5	6	7	8	9	AB R H RBI BB SO LOB	TOP											
Dickie Thon, R OBP: 0.338, SLG: 0.310 (1, 6)	3-2 G3 SH1-4 1B	2-1 SF9			2-2 L4		1-0 L5		0-0 G3	4 0 1 1 0 0 0												
Stan Jefferson, S OBP: 0.239, SLG: 0.265 (1, 8)	0-1 SH1-4	0-1 G5-3			1-1 G6-3		1-2 2B 1B		0-1 F8	4 1 1 0 0 0 1												
Tony Gwynn, L OBP: 0.373, SLG: 0.420 (1, 9)	1-2 G3				0-1 CS 1B		2-2 2B 1B		1-2 G3	5 1 3 1 0 0 1												
Keith Moreland, R OBP: 0.314, SLG: 0.353 (1, 3)	4-1 BB				2-1 G6-3		0-0 F9		1-0 L5-3	3 0 0 0 1 0 3												
Benito Santiago, R OBP: 0.284, SLG: 0.356 (1, 2)	0-0 F7				0-2 L6		1-0 2B 1B		2-3 K	4 0 1 0 0 1 3												
Carmelo Martinez, R OBP: 0.274, SLG: 0.356 (1, 7)					2-0 G5-3		2-2 F7		1-3 K	3 1 0 0 1 1 2												
Chris Brown, R OBP: 0.312, SLG: 0.301 (1, 5)					0-1 F8		0-2 2B		0-2 F9	4 1 2 1 0 0 0												
Roberto Alomar, S OBP: 0.296, SLG: 0.362 (1, 4)					0-0 G5-3		4-0 IBB		0-1 2B	3 0 2 1 1 0 0												
Dennis Rasmussen, L OBP: 0.179, SLG: 0.204 Mark Davis, L OBP: 0.429, SLG: 0.833 (9, 1)					2-2 G4-3		0-3 K		0-0 L3	4 0 0 0 0 2 6 0 0 0 0 0 0 0												
Inning Stats	R: 0 E: 0 K: 0 S: 10	H: 1 LOB: 2 BB: 1 P: 18	R: 2 E: 0 K: 1 S: 12	H: 2 LOB: 1 BB: 1 P: 20	R: 0 E: 0 K: 0 S: 8	H: 1 LOB: 0 BB: 0 P: 9	R: 0 E: 0 K: 0 S: 4	H: 0 LOB: 0 BB: 0 P: 6	R: 0 E: 0 K: 0 S: 8	H: 0 LOB: 0 BB: 0 P: 13	R: 1 E: 0 K: 1 S: 15	H: 3 LOB: 3 BB: 1 P: 24	R: 1 E: 0 K: 1 S: 10	H: 2 LOB: 1 BB: 0 P: 15	R: 0 E: 0 K: 1 S: 9	H: 1 LOB: 1 BB: 0 P: 10	R: 0 E: 0 K: 0 S: 6	H: 0 LOB: 0 BB: 0 P: 7	1B: 6 2B: 4 3B: 0 HR: 0	SF: 1 SAC: 1 DP: 0 HBP: 0	WP: 0 PB: 0 SB: 0 CS: 1	PA: 39
PITCHER	IP WLS BF H R ER SO BB IBB HBP BLK WP HR S P ERA WHIP																					
Bob Knepper, L ERA: 3.39 (1, 1)	6.1 L 30 9 4 4 2 2 1 0 0 0 0 0 63 98 5.68 1.737																					
Danny Darwin, R ERA: 4.4 (7, 1)	0.2 2 0 0 0 1 0 0 0 0 0 0 0 4 7 0.00 0.000																					
Larry Andersen, R ERA: 3.09 (8, 1)	2.0 7 1 0 0 1 0 0 0 0 0 0 0 15 17 0.00 0.500																					

San Diego Padres @ Houston Astros
Astrodome, Houston, TX
Fri Aug 12 1988, 8:05 PM EDT
Att: 24,122 - Dome - 72 F

livebaseballscorecards.com

AB 34
R 4
H 10
RBI 4
BB 3
SO 4
LOB 16



Batter	1	2	3	4	5	6	7	8	9	AB R H RBI BB SO LOB	TOP											
Stan Jefferson, S (1, 8) OBP: 0.232, SLG: 0.256 Marvell Wynne, L (8, PH) OBP: 0.341, SLG: 0.470 (8, 8)	0-1 F7		1-1 F8			1-3 K		2-3 K		3 0 0 0 0 1 1 1 0 0 0 0 1 1												
Roberto Alomar, S (1, 4) OBP: 0.295, SLG: 0.359	1-3 K			4-0 F9 4-3 BB		1-3 K			0-3 K	3 0 0 0 1 3 0												
Tony Gwynn, L (1, 9) OBP: 0.369, SLG: 0.416	0-1 F7			1-2 4-3 1-2		0-2 4-3			0-1 6-3	4 0 0 0 0 0 1												
Keith Moreland, R (1, 3) OBP: 0.313, SLG: 0.352 Dickie Thon, R (9, PR) OBP: 0.338, SLG: 0.310		1-1 P6		0-2 F9 2-3		0-0 F8			1-0 1B	4 0 1 0 0 0 1 0 0 0 0 0 0 0												
Benito Santiago, R (1, 2) OBP: 0.281, SLG: 0.352		1-1 F8		1-3 K		3-3 K			1-1 5-3	4 0 0 0 0 2 2												
John Kruk, L (1, 7) OBP: 0.370, SLG: 0.396		1-1 6-3			2-2 F8 SH3 1B		0-0 F7			3 0 1 0 0 0 0												
Chris Brown, R (1, 5) OBP: 0.309, SLG: 0.299			1-3 K		0-1 SH3			1-2 6-3		2 0 0 0 0 1 0												
Garry Templeton, S (1, 6) OBP: 0.273, SLG: 0.336			0-0 F8		0-1 F8			1-1 F7		3 0 0 0 0 0 1												
Ed Whitson, R (1, 1) OBP: 0.159, SLG: 0.227 Tim Flannery, L (8, PH) OBP: 0.324, SLG: 0.300 Dave Leiper, L (8, 1) OBP: 1.000, SLG: 1.000			0-0 1B		1-3 K			2-1 1B		2 0 1 0 0 1 1 1 0 1 0 0 0 0 0 0 0 0 0 0 0												
Inning Stats	R: 0 E: 0 K: 1 S: 8	H: 0 LOB: 0 BB: 0 P: 9	R: 0 E: 0 K: 0 S: 6	H: 0 LOB: 0 BB: 0 P: 9	R: 0 E: 0 K: 1 S: 7	H: 1 LOB: 1 BB: 0 P: 9	R: 0 E: 0 K: 1 S: 9	H: 0 LOB: 1 BB: 1 P: 15	R: 0 E: 0 K: 1 S: 10	H: 1 LOB: 1 BB: 0 P: 13	R: 0 E: 0 K: 2 S: 9	H: 0 LOB: 0 BB: 0 P: 11	R: 0 E: 0 K: 1 S: 5	H: 0 LOB: 0 BB: 0 P: 8	R: 0 E: 0 K: 1 S: 11	H: 1 LOB: 1 BB: 0 P: 17	R: 0 E: 0 K: 1 S: 9	H: 1 LOB: 1 BB: 0 P: 11	1B: 4 2B: 0 3B: 0 HR: 0	SF: 0 SAC: 1 DP: 0 HBP: 0	WP: 0 PB: 0 SB: 0 CS: 0	PA: 32
PITCHER Mike Scott, R (1, 1) ERA: 2.51	IP 9.0	WLS W	BF 32	H 4	R 0	ER 0	SO 9	BB 1	IBB 0	HBP 0	BLK 0	WP 0	HR 0	S 74	P 102	ERA 0.00	WHIP 0.556					
											PITCHER IP WLS BF H R ER SO BB IBB HBP BLK WP HR S P ERA WHIP											

San Diego Padres @ Houston Astros
 Astrodome, Houston, TX
 Sat Aug 13 1988, 8:05 PM EDT
 Att. 29,381 - Dome - 72 F

livebaseballscorecards.com

AB	30
R	0
H	4
RBI	0
BB	1
SO	9
LOB	8



Batter	1	2	3	4	5	6	7	8	9	AB R H RBI BB SO LOB	TOP	
Marvell Wynne, L (1, 8) OBP: 0.338, SLG: 0.464	2-1 F8		1-2 P6	1-0 4-3			1-1 1B		1-0 5-3	5 0 1 0 0 0 0		
Roberto Alomar, S (1, 4) OBP: 0.294, SLG: 0.357	0-0 1-3		1-0 F7		0-0 6-3		0-1 F7		1-1 FC4-6 1B	5 0 1 0 0 0 1		
Tony Gwynn, L (1, 9) OBP: 0.367, SLG: 0.413	1-1 F7		3-2 1B		0-2 3-1		0-2 F7		1-0 FC4-6 FC5-4 1-2f	5 0 1 0 0 0 2		
Keith Moreland, R (1, 3) OBP: 0.309, SLG: 0.347		3-1 5-3	2-2 F7		2-1 5-3		0-1 F8		1-2 FC5-4 1-2f	5 0 0 0 0 0 3		
John Kruk, L (1, 7) Stan Jefferson, S (9, 7) OBP: 0.372, SLG: 0.398 OBP: 0.232, SLG: 0.256		1-0 6-3		2-2 3B 1B		1-0 5-3		0-0 1B 1B		4 1 2 0 0 0 0 0 0 0 0 0 0 0		
Tim Flannery, L (1, 5) OBP: 0.340, SLG: 0.333		2-2 1B 1B HBP		1-1 1-H HR 3B		2-1 E6 F8 HR		1-2 1B 1B		3 3 2 1 0 0 0		
Garry Templeton, S (1, 6) OBP: 0.276, SLG: 0.338		1-2 1B 1-3 1B		1-3 K		2-0 F8		1-2 1-2 2-H 1B		4 0 2 0 0 1 2		
Mark Parent, R (1, 2) OBP: 0.220, SLG: 0.291		2-1 1-2 3-H 1B		1-0 HR		3-0 HR		0-1 F9		4 2 3 5 0 0 2		
Eric Show, R (1, 1) OBP: 0.161, SLG: 0.164		0-1 P6		1-3 K		1-3 K		0-1 1-3		4 0 0 0 0 2 4		
Inning Stats	R: 0 E: 0 K: 0 S: 5 H: 0 LOB: 0 BB: 0 P: 8	R: 1 E: 0 K: 0 S: 13 H: 2 LOB: 2 BB: 0 P: 22	R: 0 E: 0 K: 0 S: 12 H: 1 LOB: 1 BB: 0 P: 19	R: 3 E: 0 K: 2 S: 15 H: 3 LOB: 0 BB: 0 P: 22	R: 0 E: 0 K: 0 S: 6 H: 0 LOB: 0 BB: 0 P: 8	R: 2 E: 1 K: 1 S: 8 H: 1 LOB: 0 BB: 0 P: 17	R: 0 E: 0 K: 0 S: 9 H: 1 LOB: 1 BB: 0 P: 10	R: 0 E: 0 K: 0 S: 13 H: 3 LOB: 2 BB: 0 P: 15	R: 0 E: 0 K: 0 S: 7 H: 1 LOB: 1 BB: 0 P: 11	1B: 9 2B: 0 3B: 1 HR: 2 SF: 0 SAC: 0 DP: 0 HBP: 1	WP: 0 PA: 40 PB: 0 SB: 0 CS: 0	
PITCHER	IP WLS BF H R ER SO BB IBB HBP BLK WP HR S P ERA WHIP											
Joaquin Andujar, R (1, 1) ERA: 3.94	4.0 L 19 6 4 4 2 0 0 1 0 0 0 1 45 71 9.00 1.500											
Dave Meads, L (5, 1) ERA: 3.26	2.0 8 1 2 0 1 0 0 0 0 0 0 1 14 25 0.00 0.500											
Danny Darwin, R (7, 1) ERA: 4.34	2.0 9 4 0 0 0 0 0 0 0 0 0 0 22 25 0.00 2.000											
Juan Agosto, L (9, 1) ERA: 2.41	1.0 4 1 0 0 0 0 0 0 0 0 0 0 7 11 0.00 1.000											

San Diego Padres @ Houston Astros
 Astrodome, Houston, TX
 Sun Aug 14 1988, 4:33 AM EDT
 Att. 28,455 - Dome - 72 F

AB	39
R	6
H	12
RBI	6
BB	0
SO	3
LOB	14



livebaseballscorecards.com

Batter	1	2	3	4	5	6	7	8	9	AB R H RBI BB SO LOB	TOP											
Dave Martinez, L (1, 8) OBP: 0.303, SLG: 0.317	2-0 G3-6-1 1B	2-1 SAFE SH1-3			1-0 3-1		1-3 SAFE K			3 0 1 1 0 1 1												
Tim Raines, S (1, 7) OBP: 0.361, SLG: 0.433	1-1 SAFE G3-6-1 1B	0-0 3-H 3-1			4-2 BB			1-2 6-3		3 0 1 0 1 0 1												
Graig Nettles, L (1, 3) OBP: 0.260, SLG: 0.261	1-0 G3-6-1 1-2f 2-3			2-2 4-3	0-0 F9			0-2 F9		4 0 0 0 0 0 3												
Hubie Brooks, R (1, 9) OBP: 0.319, SLG: 0.451	4-1 FC6-4 BB			2-1 PO 1B	0-3 K			4-2 BB		2 0 1 0 2 1 1												
Tim Wallach, R (1, 5) OBP: 0.309, SLG: 0.413	0-1 FC6-4 1-2f			0-0 F8		2-2 FC4-3-6-3 1B		2-3 K		4 0 1 0 0 1 4												
Tom Foley, L (1, 4) OBP: 0.319, SLG: 0.384		0-2 F7	2-2 SAFE PO	0-0 P6	0-2 FC4-3-6-3 1-2f			2-2 F8		4 0 0 0 0 0 1												
Nelson Santovenia, R (1, 2) OBP: 0.311, SLG: 0.425		2-1 2B 1B		0-2 F8	0-1 G5-4-3 1-2f			2-3 K		4 1 1 0 0 1 1												
Rex Hudler, R (1, 6) OBP: 0.338, SLG: 0.489		1-1 1B SH1-3 2B		0-0 1B		1-1 G3		0-0 F8		4 1 2 0 0 0 0												
Brian Holman, R (1, 1) OBP: 0.167, SLG: 0.167		2-1 SH1-3		2-3 K		3-2 CS 1B				2 0 1 1 0 1 1												
Jeff Parrett, R (6, 1)										0 0 0 0 0 0 0												
Otis Nixon, S (7, PH) OBP: 0.281, SLG: 0.282										1 0 1 0 0 0 0												
Neal Heaton, L (7, 1) OBP: 0.150, SLG: 0.150		2-3 3-H								0 0 0 0 0 0 0												
Inning Stats	R: 0 E: 0 K: 0 S: 7	H: 2 LOB: 2 BB: 1 P: 15	R: 2 E: 0 K: 0 S: 12	H: 3 LOB: 1 BB: 0 P: 19	R: 0 E: 0 K: 0 S: 8	H: 1 LOB: 0 BB: 0 P: 14	R: 0 E: 0 K: 1 S: 9	H: 1 LOB: 1 BB: 0 P: 11	R: 0 E: 0 K: 1 S: 10	H: 0 LOB: 1 BB: 1 P: 15	R: 0 E: 0 K: 0 S: 10	H: 1 LOB: 0 BB: 0 P: 12	R: 0 E: 0 K: 1 S: 8	H: 1 LOB: 1 BB: 0 P: 13	R: 0 E: 0 K: 1 S: 13	H: 0 LOB: 1 BB: 1 P: 20	R: 0 E: 0 K: 1 S: 8	H: 0 LOB: 0 BB: 0 P: 12	1B: 8 2B: 2 3B: 0 HR: 0	SF: 0 SAC: 1 DP: 3 HBP: 0	WP: 0 PB: 0 SB: 0 CS: 1	PA: 36
PITCHER	IP WLS BF H R ER SO BB IBB HBP BLK WP HR S P ERA WHIP																					
Jimmy Jones, R (1, 1) ERA: 3.84	6.0 W 25 8 2 2 2 2 2 0 0 0 0 0 56 86 3.00 1.667																					
Lance McCullers, R (7, 1) ERA: 2.41	3.0 S 10 1 0 0 3 1 0 0 0 0 0 0 29 45 0.00 0.667																					

Montreal Expos @ San Diego Padres
Jack Murphy Stadium, San Diego, CA

Tue Aug 16 1988, 10:05 PM EDT
 Att. 13,727 - Unknown - 68 F

livebaseballscorecards.com

AB	31
R	2
H	9
RBI	2
BB	3
SO	5
LOB	13



Batter	1	2	3	4	5	6	7	8	9
Stan Jefferson, S OBP: 0.230, SLG: 0.244 (1, 8)	4-2 S 1B BB		1-2 G3		0-0 FC6-4 1B		1-0 5-3	2-3 K	
Roberto Alomar, S OBP: 0.293, SLG: 0.359 (1, 4)	0-0 P1		0-2 L3		2-3 K		2-1 E 1B		
Tony Gwynn, L OBP: 0.376, SLG: 0.423 (1, 9)	2-1 1-H 1B		1-1 1B 2B		4-0 1B IBB		2-2 E7 1B		
Keith Moreland, R OBP: 0.313, SLG: 0.349 (1, 3)	1-2 F8		2-1 1B		3-1 1B		4-0 F8 IBB		
John Kruk, L OBP: 0.367, SLG: 0.391 Carmelo Martinez, R OBP: 0.276, SLG: 0.357 (7, PH) (8, 7)	1-3 K		0-0 F5		2-2 F5		1-1 1B		
Benito Santiago, R OBP: 0.286, SLG: 0.355 (1, 2)		1-1 6-3		3-2 6-3		1-0 WP K2 1B	1-1 F8		
Randy Ready, R OBP: 0.353, SLG: 0.398 (1, 5)		0-0 F8		3-2 F7		4-2 BB	1-3 K		
Garry Templeton, S OBP: 0.268, SLG: 0.328 (1, 6)		0-2 6-3		0-0 6-3		1-3 K		2-1 F8	
Jimmy Jones, R OBP: 0.184, SLG: 0.114 Marvell Wynne, L OBP: 0.338, SLG: 0.459 Lance McCullers, S (7, 1)			1-1 G3 2B 1B		1-0 FC6-4 1B	2-3 K2		1-1 F9	

Inning Stats	R: 1	H: 1	E: 0	K: 1	S: 12	R: 0	H: 0	E: 0	K: 0	S: 6	R: 2	H: 3	E: 0	K: 0	S: 13	R: 0	H: 0	E: 0	K: 0	S: 8	R: 1	H: 2	E: 0	K: 1	S: 13	R: 0	H: 1	E: 0	K: 2	S: 10	R: 2	H: 3	E: 1	K: 1	S: 13	R: 0	H: 0	E: 0	K: 1	S: 8
	LOB: 1	BB: 1	LOB: 0	BB: 0	P: 19	LOB: 0	BB: 0	LOB: 0	BB: 0	P: 7	LOB: 1	BB: 0	LOB: 0	BB: 0	P: 18	LOB: 2	BB: 1	LOB: 2	BB: 1	P: 23	LOB: 2	BB: 1	LOB: 2	BB: 1	P: 18	LOB: 2	BB: 1	LOB: 2	BB: 1	P: 25	LOB: 0	BB: 0	LOB: 0	BB: 0	P: 13	LOB: 0	BB: 0	LOB: 0	BB: 0	P: 13


PITCHER	IP	WLS	BF	H	R	ER	SO	BB	IBB	HBP	BLK	WP	HR	S	P	ERA	WHIP
Brian Holman, R ERA: 3.17 (1, 1)	5.0	L	24	7	4	4	2	1	1	0	0	0	0	53	83	7.20	1.600
Jeff Parrett, R ERA: 2.25 (6, 1)	1.0		3	0	0	0	2	1	0	0	0	1	0	9	16	0.00	1.000
Neal Heaton, L ERA: 4.91 (7, 1)	2.0		10	3	2	2	2	0	1	0	0	0	0	21	38	9.00	1.500

BOTTOM

Montreal Expos @ San Diego Padres
Jack Murphy Stadium, San Diego, CA
 Tue Aug 16 1988, 10:05 PM EDT
 Att: 13,727 - Unknown - 68 F

AB	R	H	RBI	BB	SO	LOB
4	2	0	0	1	1	2
4	1	1	0	0	1	3
3	2	3	2	1	0	0
3	0	2	2	1	0	1
3	0	0	0	0	1	4
1	0	1	2	0	0	0
4	0	1	0	0	0	2
3	0	0	0	1	1	2
4	0	0	0	0	1	2
2	1	2	0	0	0	0
1	0	0	0	0	1	2
1	0	0	0	0	0	0

AB	33
R	6
H	10
RBI	6
BB	4
SO	6
LOB	18



WP	1	PA	37
PB	0	SB	2
CS	0		

PITCHER	IP	WLS	BF	H	R	ER	SO	BB	IBB	HBP	BLK	WP	HR	S	P	ERA	WHIP
Brian Holman, R ERA: 3.17 (1, 1)	5.0	L	24	7	4	4	2	1	1	0	0	0	0	53	83	7.20	1.600
Jeff Parrett, R ERA: 2.25 (6, 1)	1.0		3	0	0	0	2	1	0	0	0	1	0	9	16	0.00	1.000
Neal Heaton, L ERA: 4.91 (7, 1)	2.0		10	3	2	2	2	0	1	0	0	0	0	21	38	9.00	1.500

Batter	1	2	3	4	5	6	7	8	9	AB R H RBI BB SO LOB	TOP		
Rex Hudler, R OBP: 0.329, SLG: 0.474 (1, 4) ^B X	1-0 F2		1-2 F7		0-1 F7		0-1 5-3			4 0 0 0 0 0 3			
Tim Raines, S OBP: 0.360, SLG: 0.430 (1, 7) ^X	0-0 6-3		1-1 P4			2-0 F9		4-0 FC2-4 BB		3 0 0 0 1 0 0			
Tracy Jones, R OBP: 0.331, SLG: 0.314 (1, 8) ^B ^C ^C ^X	1-2 F7		2-2 1-3			0-0 P6		0-1 FC2-4 FC6-4 1-2f		4 0 0 0 0 0 1			
Hubie Brooks, R OBP: 0.318, SLG: 0.451 (1, 9) ^B ^B ^X		1-1 2B		1-0 4-3		2-3 K		3-0 F9		4 1 1 0 0 1 1			
Tim Wallach, R OBP: 0.308, SLG: 0.414 (1, 5) ^B ^X	1-0 2B			0-3 K			3-2 F7	1-2 FC6-4 1-2f		4 0 1 1 0 1 1			
Andres Galarraga, R OBP: 0.353, SLG: 0.541 (1, 3) ^F ^B ^X		1-1 L3		2-1 F9			0-0 FC1-4 2B		1-3 K	4 0 1 0 0 1 1			
Mike Fitzgerald, R OBP: 0.348, SLG: 0.408 (1, 2) ^S ^B ^B ^C ^X SAFE	1-2 L6				0-3 K		3-1 FC1-4 1B 2-3		1-0 1B	4 1 1 0 0 1 2			
Luis Rivera, R OBP: 0.271, SLG: 0.331 (1, 6) ^B ^B ^B ^F ^B ^B		4-1 BB		4-1 SH1-4 BB			0-0 E6 1B 1-H		1-0 L4	2 0 1 0 2 0 1			
Bryn Smith, R OBP: 0.167, SLG: 0.171 Andy McGaffigan, R OBP: 0.214, SLG: 0.455 Nelson Santovenia, R OBP: 0.281, SLG: 0.282 Otis Nixon, S OBP: 0.281, SLG: 0.282 Joe Hesketh, R OBP: 0.256, SLG: 0.257 (1, 1) ^B (6, 1) ^C (7, PH) ^C (7, PR) ^C (7, 1) ^C (9, PH) ^C	1-3 K			0-0 SH1-4		1-2 BB	4-1 BB		1-0 P6	1 0 0 0 0 0 1 2 0 0 0 0 0 0 0 0 0 0 0 0 0 1 0 0 0 0 0 0 0 0 0 0 0 0 0 0 0 0 0 0 1 0 0 0 0 0 0 1			
Inning Stats	R: 0 E: 0 K: 0 S: 5 H: 0 LOB: 0 BB: 0 P: 7	R: 1 E: 0 K: 1 S: 12 H: 2 LOB: 2 BB: 1 P: 21	R: 0 E: 0 K: 0 S: 9 H: 0 LOB: 0 BB: 0 P: 13	R: 0 E: 0 K: 1 S: 6 H: 0 LOB: 0 BB: 0 P: 9	R: 0 E: 0 K: 1 S: 8 H: 0 LOB: 1 BB: 1 P: 12	R: 0 E: 0 K: 1 S: 5 H: 0 LOB: 0 BB: 0 P: 9	R: 1 E: 1 K: 0 S: 10 H: 2 LOB: 2 BB: 1 P: 20	R: 0 E: 0 K: 0 S: 8 H: 0 LOB: 1 BB: 1 P: 16	R: 0 E: 0 K: 1 S: 6 H: 1 LOB: 1 BB: 0 P: 10	1B: 2 2B: 3 3B: 0 HR: 0 SF: 0 SAC: 1 DP: 0 HBP: 0	WP: 0 PB: 0 SB: 0 CS: 0 PA: 36		
PITCHER	IP WLS BF H R ER SO BB IBB HBP BLK WP HR S P ERA WHIP											PITCHER	IP WLS BF H R ER SO BB IBB HBP BLK WP HR S P ERA WHIP
Dennis Rasmussen, L ERA: 3.91 Mark Davis, L ERA: 2.32	(1, 1) 6.2 W 26 4 2 1 4 2 0 0 0 0 0 0 52 84 1.35 0.900											(7, 1) 2.1 S 10 1 0 0 1 2 0 0 0 0 0 0 17 33 0.00 1.286	

Montreal Expos @ San Diego Padres
Jack Murphy Stadium, San Diego, CA
 Wed Aug 17 1988, 10:05 PM EDT
 Att. 12,348 - Unknown - 70 F

livebaseballscorecards.com

AB	31
R	2
H	5
RBI	1
BB	4
SO	5
LOB	13



Batter	1	2	3	4	5	6	7	8	9	AB R H RBI BB SO LOB	TOP																	
Dave Martinez, L (1, 8) OBP: 0.302, SLG: 0.314	2-3 		4-1 			0-0 	0-3 			3 0 0 0 1 2 2																		
Tim Raines, S (1, 7) OBP: 0.359, SLG: 0.426	0-1 		3-2 			4-0 		0-1 		3 0 0 0 1 0 1																		
Tom Foley, L (1, 4) OBP: 0.318, SLG: 0.382	1-1 		1-2 			2-1 		1-2 		4 0 1 0 0 0 2																		
Hubie Brooks, R (1, 9) OBP: 0.320, SLG: 0.452		0-2 		0-0 		0-0 		1-2 	1-2 	4 1 2 0 0 0 1																		
Tim Wallach, R (1, 5) OBP: 0.308, SLG: 0.412		0-1 		3-3 		0-1 			0-2 	4 1 1 0 0 1 3																		
Andres Galarraga, R (1, 3) OBP: 0.356, SLG: 0.555		1-0 		0-1 			1-2 		1-0 	4 2 3 4 0 0 0																		
Nelson Santovenia, R (1, 2) OBP: 0.308, SLG: 0.417		3-3 			0-3 		0-1 		0-0 	4 0 0 0 0 2 1																		
Luis Rivera, R (1, 6) OBP: 0.267, SLG: 0.327		0-0 			1-3 		0-0 		3-3 	4 0 0 0 0 2 1																		
Pascual Perez, R (1, 1) Otis Nixon, S (7, PH) Andy McGaffigan, R (7, 1) Graig Nettles, L (9, PH) Tim Burke, R (9, 1)			1-3 		0-3 		2-2 		1-3 	2 0 0 0 0 2 0 1 0 1 0 0 0 0 0 0 0 0 0 0 0 1 0 0 0 0 1 0 0 0 0 0 0 0 0																		
Inning Stats	R: 0 E: 0 K: 1 S: 7	H: 0 LOB: 0 BB: 0 P: 10	R: 2 E: 0 K: 1 S: 11	H: 2 LOB: 0 BB: 0 P: 15	R: 0 E: 0 K: 1 S: 15	H: 0 LOB: 1 BB: 1 P: 24	R: 0 E: 0 K: 1 S: 9	H: 0 LOB: 0 BB: 0 P: 12	R: 0 E: 0 K: 3 S: 9	H: 0 LOB: 0 BB: 0 P: 10	R: 0 E: 0 K: 0 S: 6	H: 1 LOB: 2 BB: 1 P: 12	R: 0 E: 0 K: 1 S: 14	H: 2 LOB: 2 BB: 0 P: 17	R: 0 E: 0 K: 0 S: 8	H: 1 LOB: 0 BB: 0 P: 10	R: 2 E: 0 K: 2 S: 11	H: 2 LOB: 0 BB: 0 P: 16	1B: 6 2B: 0 3B: 0 HR: 2	SF: 0 SAC: 0 DP: 1 HBP: 0	WP: 0 PB: 0 SB: 1 CS: 0	PA: 36						
PITCHER	IP WLS BF H R ER SO BB IBB HBP BLK WP HR S P ERA WHIP																											
Ed Whitson, R (1, 1) ERA: 4.14	8.0		32	7	3	3	8	2	0	0	0	0	0	1	82	113	3.38	1.125										
Lance McCullers, R (9, 1) ERA: 2.5	1.0	W	4	1	1	1	2	0	0	0	0	0	1	8	13	9.00	1.000											

Montreal Expos @ San Diego Padres
Jack Murphy Stadium, San Diego, CA
 Thu Aug 18 1988, 6:33 AM EDT
 Att. 15,648 - Sunny - 70 F

livebaseballscorecards.com

AB	34
R	4
H	8
RBI	4
BB	2
SO	10
LOB	11



BOTTOM

Montreal Expos @ San Diego Padres
Jack Murphy Stadium, San Diego, CA
Thu Aug 18 1988, 6:33 AM EDT
Att. 15,648 - Sunny - 70 F

livebaseballscorecards.com

AB 32
R 5
H 9
RBI 5
BB 6
SO 8
LOB 19



WP: 0 PA: 41
PB: 0
SB: 3
CS: 1

AB R H RBI BB SO LOB

5 0 0 0 0 1 2

4 1 2 0 1 1 0

3 1 1 0 2 1 0

4 0 2 1 0 0 2

2 2 1 0 2 0 1

4 0 1 2 0 1 6

3 0 1 2 1 2 4

4 0 1 0 0 1 2

0 1 0 0 0 0 0

3 0 0 0 0 1 2

0 0 0 0 0 0 0

0 0 0 0 0 0 0

1B: 5 SF: 0
2B: 3 SAC: 2
3B: 1 DP: 0
HR: 0 HBP: 0

2-1

0-1

3-2

1-1

1-1

0-0

4-2

2-3

0-0

0-1

0-0

2-3

2-1

2-2

4-1

0-0

4-0

1-1

0-3

0-0

0-1

0-0

0-0

2-3

2-1

0-1

0-0

2-2

4-0

2-1

1-0

1-1

0-0

0-0

0-0

0-0

1-0

0-1

1-2

2-2

2-0

2-1

2-0

2-0

0-3

0-0

0-0

0-0

1-0

0-1

0-0

0-1

1-0

1-3

1-0

2-2

0-3

0-0

0-0

0-0

1-0

0-1

0-0

0-1

1-0

1-3

1-0

2-2

0-3

0-0

0-0

0-0

2-3

0-3

3-3

0-1

1-0

1-3

1-3

2-2

0-3

0-0

0-0

0-0

2-3

0-3

3-3

0-1

1-0

1-3

1-3

2-2

0-3

0-0

0-0

0-0

2-1

0-1

3-2

1-1

1-1

0-0

4-2

2-3

0-0

0-0

0-0

0-0

2-1

0-1

3-2

1-1

1-1

0-0

4-2

2-3

0-0

0-0

0-0

0-0

2-1

0-1

3-2

1-1

1-1

0-0

4-2

2-3

0-0

0-0

0-0

0-0

(1, 8)

(1, 4)

(1, 9)

(1, 3)

(1, 7)

(1, 5)

(1, 6)

(1, 2)

(9, PR)

(1, 1)

(9, 1)

(9, 6)

(1, 1)

(7, 1)

(9, 1)

(9, 6)

(1, 1)

(7, 1)

(9, 1)

(9, 6)

Marvell Wynne, L

Roberto Alomar, S

Tony Gwynn, L

Carmelo Martinez, R

John Kruk, L

Tim Flannery, L

Dickie Thon, R

Mark Parent, R

Stan Jefferson, S

Ed Whitson, R

Lance McCullers, S

Garry Templeton, S

Pascual Perez, R

Andy McGaffigan, R

Tim Burke, R

IP

WLS

BF

H

R

OBP: 0.332, SLG: 0.450

OBP: 0.296, SLG: 0.362

OBP: 0.379, SLG: 0.423

OBP: 0.280, SLG: 0.360

OBP: 0.373, SLG: 0.392

OBP: 0.342, SLG: 0.350

OBP: 0.341, SLG: 0.316

OBP: 0.221, SLG: 0.301

OBP: 0.231, SLG: 0.245

OBP: 0.149, SLG: 0.213

ERA: 3.36

OBP: 0.269, SLG: 0.328

ERA: 2.49

ERA: 3.36

ERA: 3.52

ERA

WHIP

ERA

WHIP

ERA

F8

F9

G3

5-3

3B

3B

BB

K

6-3

R: 0 H: 0

E: 0 LOB: 0

K: 0 BB: 0

S: 7 P: 12

R: 1 H: 2

E: 0 LOB: 2

K: 1 BB: 1

S: 11 P: 19

F8

F9

G3

5-3

3B

3B

BB

K

6-3

R: 0 H: 0

E: 0 LOB: 0

K: 3 BB: 0

S: 10 P: 15

R: 1 H: 1

E: 0 LOB: 1

K: 2 BB: 0

S: 11 P: 14

F8

F9

G3

5-3

3B

3B

BB

K

6-3

R: 0 H: 0

E: 0 LOB: 0

K: 1 BB: 0

S: 7 P: 10

R: 3 H: 3

E: 0 LOB: 0

K: 0 BB: 1

S: 9 P: 20

4-3

0-1

0-0

2-2

4-0

2-1

1-0

1-1

0-3

0-0

0-0

0-0

0-0

0-0

0-0

0-0

0-0

4-3

0-1

0-0

2-2

4-0

2-1

1-0

1-1

0-3

0-0

0-0

0-0

0-0

0-0

0-0

0-0

0-0

4-3

0-1

0-0

2-2

4-0

2-1

1-0

1-1

0-3

0-0

0-0

0-0

0-0

0-0

0-0

0-0

0-0

4-3

0-1

0-0

2-2

4-0

2-1

1-0

Batter	1	2	3	4	5	6	7	8	9	10	AB R H RBI BB SO LOB	TOP														
Lenny Dykstra, L (1, 8) OBP: 0.328, SLG: 0.391 Roger McDowell, R (8, 1) OBP: 0.429, SLG: 0.857 Barry Lyons, R (10, PH) OBP: 0.246, SLG: 0.351 Randy Myers, L (10, 1)	0-1 L6		1-2 G3			0-0 FC4-6		1-0 2B		4-2 BB	4 0 1 2 0 0 2 0 0 0 0 0 0 0 0 0 0 0 1 0 0 0 0 0 0 0 0 0															
Wally Backman, S (1, 4) OBP: 0.369, SLG: 0.328 Tim Teufel, R (8, PH) OBP: 0.328, SLG: 0.336	1-2 5-3			1-3 K		2-0 F8		1-2 5-3		1-3 K	3 0 0 0 0 1 1 2 0 0 0 0 1 4															
Keith Hernandez, L (1, 3)	1-0 G3			1-0 BB 1B		1-2 4-3		3-3 K		0-0 F7	5 0 1 0 0 1 5															
Darryl Strawberry, L (1, 9) OBP: 0.363, SLG: 0.543		2-2 4-3		4-2 BB G6-4-3		2-0 6-3		2-3 K			3 0 0 0 1 1 0															
Kevin McReynolds, R (1, 7) OBP: 0.331, SLG: 0.471		1-3 K		2-0 BB G6-4-3		0-1 F2		1-3 K			4 0 0 0 0 2 2															
Gary Carter, R (1, 2) OBP: 0.313, SLG: 0.379		3-2 F7			0-0 F8		2-3 K		2-2 F7		4 0 0 0 0 1 0															
Howard Johnson, S (1, 6) OBP: 0.341, SLG: 0.430			1-2 F8		1-1 F7			0-2 WP 2B		4-1 BB SH1-3 BB	3 1 1 0 1 0 0															
Dave Magadan, L (1, 5) OBP: 0.386, SLG: 0.331 Kevin Elster, R (8, 6) OBP: 0.289, SLG: 0.319			3-3 K		2-3 K			3-2 1-3		1-2 SH1-3	3 0 0 0 0 2 1 0 0 0 0 0 0 0															
Sid Fernandez, L (1, 1) OBP: 0.314, SLG: 0.326 Mookie Wilson, S (8, PH) OBP: 0.321, SLG: 0.373			0-2 1B			2-1 FC4-6 1B		4-2 WP 2B BB		4-0 BB IBB	2 0 2 0 0 0 0 0 1 0 0 2 0 0															
Inning Stats	R: 0 E: 0 K: 0 S: 6	H: 0 LOB: 0 BB: 0 P: 8	R: 0 E: 0 K: 1 S: 10	H: 0 LOB: 0 BB: 0 P: 16	R: 0 E: 0 K: 1 S: 12	H: 1 LOB: 1 BB: 0 P: 17	R: 0 E: 0 K: 1 S: 8	H: 1 LOB: 1 BB: 1 P: 16	R: 0 E: 0 K: 1 S: 6	H: 0 LOB: 0 BB: 0 P: 9	R: 0 E: 0 K: 0 S: 7	H: 1 LOB: 1 BB: 0 P: 12	R: 0 E: 0 K: 1 S: 9	H: 0 LOB: 0 BB: 0 P: 13	R: 2 E: 0 K: 1 S: 16	H: 2 LOB: 1 BB: 1 P: 28	R: 0 E: 0 K: 2 S: 10	H: 0 LOB: 0 BB: 0 P: 15	R: 0 E: 0 K: 1 S: 10	H: 0 LOB: 3 BB: 3 P: 24	1B: 3 2B: 2 3B: 0 HR: 0	SF: 0 SAC: 1 DP: 1 HBP: 0	WP: 1 PB: 0 SB: 0 CS: 0	PA: 39		
PITCHER Eric Show, R (1, 1) ERA: 3.17 Mark Davis, L (8, 1) ERA: 2.24	IP 7.1	WLS 28	BF 28	H 5	R 2	ER 2	SO 5	BB 2	IBB 0	HBP 0	BLK 0	WP 1	HR 0	S 68	P 109	ERA 2.46	WHIP 0.955									
	IP 2.2	WLS 11	BF 11	H 0	R 0	ER 0	SO 4	BB 2	IBB 1	HBP 0	BLK 0	WP 0	HR 0	S 26	P 49	ERA 0.00	WHIP 0.750									

New York Mets @ San Diego Padres
Jack Murphy Stadium, San Diego, CA

Fri Aug 19 1988, 10:05 PM EDT
Att. 35,327 - Unknown

livebaseballscorecards.com

AB 33
R 2
H 5
RBI 2
BB 5
SO 9
LOB 15



Batter	1	2	3	4	5	6	7	8	9	10	AB R H RBI BB SO LOB
Stan Jefferson, S OBP: 0.229, SLG: 0.235 (1, 8)	4-2 BLK HR BB		2-3 K		1-1 P5			1-3 K		1-3 K	4 1 0 0 1 3 2
Randy Ready, R OBP: 0.347, SLG: 0.391 (1, 7) (10, 5)	0-1 6-3		2-2 F8			1-1 5-3		2-2 L8		3-3 K	5 0 0 0 0 1 3
Carmelo Martinez, R OBP: 0.283, SLG: 0.374 (1, 9)	2-1 HR		3-3 K			0-0 F3		3-1 6-3		2-1 1B	5 1 2 3 0 1 0
Keith Moreland, R OBP: 0.316, SLG: 0.348 (1, 3)	2-0 L5			1-1 F9		4-0 BB			3-2 6-3		3 0 0 0 1 0 0
Benito Santiago, R OBP: 0.290, SLG: 0.363 (1, 2)	0-0 F9			3-2 F8		2-3 K			3-2 FC4-6 1B		4 0 1 0 0 1 1
Chris Brown, R OBP: 0.310, SLG: 0.304 (1, 5)		1-2 G6-4-3 1B		1-2 2B			2-2 4-3		2-1 FC4-6 FC6-4 1-2f		3 0 2 0 0 0 0 1 0 0 0 0 0 1
John Kruk, L OBP: 0.372, SLG: 0.390 (9, PH) (10, 7)											
Dickie Thon, R OBP: 0.339, SLG: 0.314 (1, 6)		1-0 G6-4-3 1-2f		1-0 F9			0-1 1B		3-1 FC6-4 1-2f		4 0 1 0 0 0 3
Roberto Alomar, S OBP: 0.298, SLG: 0.363 (1, 4)		2-2 1B			1-3 K		1-3 K			1-1 WP 1B	4 1 2 0 0 2 1
Eric Show, R OBP: 0.153, SLG: 0.155 (1, 1)		0-2 6-3			0-1 F4		0-2 L7			4-2 1B BB	3 0 0 0 0 0 2 0 0 0 0 0 0 0 0 0 0 0 1 0 0
Mark Davis, L OBP: 0.375, SLG: 0.714 (8, 1)											
Tim Flannery, L OBP: 0.348, SLG: 0.350 (10, PH)											

Inning Stats	R: 2	H: 1	E: 0	K: 0	S: 10	P: 18	R: 0	H: 2	E: 0	K: 0	S: 13	P: 17	R: 0	H: 0	E: 0	K: 2	S: 9	P: 16	R: 0	H: 1	E: 0	K: 0	S: 10	P: 16	R: 0	H: 0	E: 0	K: 1	S: 8	P: 10	R: 0	H: 0	E: 0	K: 1	S: 7	P: 14	R: 0	H: 1	E: 0	K: 1	S: 12	P: 15	R: 0	H: 0	E: 0	K: 1	S: 8	P: 14	R: 0	H: 1	E: 0	K: 0	S: 10	P: 21	R: 0	H: 2	E: 0	K: 2	S: 14	P: 25	1B: 6	SF: 0	2B: 1	SAC: 0	3B: 0	DP: 1	HR: 1	HBP: 0
--------------	------	------	------	------	-------	-------	------	------	------	------	-------	-------	------	------	------	------	------	-------	------	------	------	------	-------	-------	------	------	------	------	------	-------	------	------	------	------	------	-------	------	------	------	------	-------	-------	------	------	------	------	------	-------	------	------	------	------	-------	-------	------	------	------	------	-------	-------	-------	-------	-------	--------	-------	-------	-------	--------

PITCHER	IP	WLS	BF	H	R	ER	SO	BB	IBB	HBP	BLK	WP	HR	S	P	ERA	WHIP
Sid Fernandez, L ERA: 3.25 (1, 1)	7.0		27	5	2	2	5	2	0	0	1	0	1	69	106	2.57	1.000
Roger McDowell, R ERA: 2.1 (8, 1)	2.0		7	1	0	0	1	0	0	0	0	0	0	18	35	0.00	0.500
Randy Myers, L ERA: 1.81 (10, 1)	0.2	L	5	2	1	1	2	1	0	0	0	1	0	14	25	13.50	4.500


BOTTOM

New York Mets @ San Diego Padres
Jack Murphy Stadium, San Diego, CA

Fri Aug 19 1988, 10:05 PM EDT
 Att: 35,327 - Unknown

livebaseballscorecards.com

AB	36
R	3
H	8
RBI	3
BB	3
SO	8
LOB	13



WP	1	PA	39
PB	0		
SB	0		
CS	0		

Batter	1	2	3	4	5	6	7	8	9	AB R H RBI BB SO LOB	TOP	
Lenny Dykstra, L (1, 8) OBP: 0.327, SLG: 0.388 Randy Myers, L (8, 1) Roger McDowell, R (8, 1) OBP: 0.429, SLG: 0.857	1-0 6-3		0-3 K			0-0 B1-3		1-2 BB		3 0 0 0 1 1 1 0 0 0 0 0 0 0 0 0 0 0 0 0 0		
Wally Backman, S (1, 4) OBP: 0.371, SLG: 0.331	2-2 F7			1-2 1B 4-3 1B		3-2 1B		0-0 B3		4 0 2 0 0 0 2		
Keith Hernandez, L (1, 3) OBP: 0.347, SLG: 0.406	1-2 P6			1-0 4-3 1-2		3-1 1-3		1-0 F8		4 0 0 0 0 0 4		
Darryl Strawberry, L (1, 9) OBP: 0.364, SLG: 0.545		2-0 F7		2-2 S 1B		1-0 2B		3-3 K		4 0 2 0 0 1 2		
Kevin McReynolds, R (1, 7) OBP: 0.328, SLG: 0.467		0-3 K		1-2 P4 1-2		1-2 P6		0-1 F8		4 0 0 0 0 1 2		
Gary Carter, R (1, 2) OBP: 0.312, SLG: 0.377 Bob Ojeda, L (9, PR) OBP: 0.184, SLG: 0.204		2-1 F7			2-0 5-3		0-0 F3		2-2 BB 1B 1B	4 0 1 0 0 0 1 0 0 0 0 0 0 0		
Howard Johnson, S (1, 5) (7, 6) OBP: 0.345, SLG: 0.432			2-2 CS 1B		0-3 K		4-0 IBB		0-2 BB 1B	3 0 2 0 1 1 0		
Kevin Elster, R (1, 6) OBP: 0.287, SLG: 0.317 Dave Magadan, L (7, PH) OBP: 0.386, SLG: 0.329 (7, 5)			3-2 F8 1-2		0-1 L6		2-3 K		4-2 G6-4-3 BB	2 0 0 0 0 0 1 1 0 0 0 1 1 2		
Ron Darling, R (1, 1) OBP: 0.213, SLG: 0.267 Mookie Wilson, S (8, PH) OBP: 0.323, SLG: 0.372 (8, 8)			0-1 1B			0-1 P4		4-1 BB BB	1-0 G6-4-3	2 0 1 0 0 0 0 1 0 0 0 1 0 3		
Inning Stats	R: 0 H: 0 E: 0 LOB: 0 K: 0 BB: 0 S: 9 P: 13	R: 0 H: 0 E: 0 LOB: 0 K: 1 BB: 0 S: 6 P: 10	R: 0 H: 2 E: 0 LOB: 1 K: 1 BB: 0 S: 12 P: 17	R: 0 H: 2 E: 0 LOB: 1 K: 0 BB: 0 S: 15 P: 20	R: 0 H: 0 E: 0 LOB: 0 K: 1 BB: 0 S: 6 P: 8	R: 0 H: 1 E: 0 LOB: 1 K: 0 BB: 0 S: 8 P: 14	R: 0 H: 1 E: 0 LOB: 2 K: 1 BB: 1 S: 12 P: 20	R: 0 H: 0 E: 0 LOB: 2 K: 1 BB: 2 S: 7 P: 19	R: 0 H: 2 E: 0 LOB: 3 K: 0 BB: 1 S: 14 P: 21	1B: 7 SF: 0 2B: 1 SAC: 0 3B: 0 DP: 1 HR: 0 HBP: 0	WP: 0 PA: 36 PB: 0 SB: 1 CS: 1	
PITCHER Andy Hawkins, R (1, 1) ERA: 3.43 Mark Davis, L (8, 1) ERA: 2.18	IP WLS BF H R ER SO BB IBB HBP BLK WP HR S P ERA WHIP	7.0 W 28 6 0 0 4 2 1 0 0 0 0 0 70 112 0.00 1.143	2.0 S 8 2 0 0 1 1 0 0 0 0 0 0 19 30 0.00 1.500	PITCHER IP WLS BF H R ER SO BB IBB HBP BLK WP HR S P ERA WHIP								

New York Mets @ San Diego Padres
Jack Murphy Stadium, San Diego, CA

Sun Aug 21 1988, 6:33 AM EDT
Att. 29,679 - Sunny - 75 F

livebaseballscorecards.com

AB	32
R	0
H	8
RBI	0
BB	4
SO	5
LOB	18



Batter	1	2	3	4	5	6	7	8	9
John Kruk, L OBP: 0.374, SLG: 0.390 Marvell Wynne, L OBP: 0.332, SLG: 0.450 (9, 8)	4-1 FC3-6 BB		0-3 K2-3		3-1 4-3			2-0 WP 1B	
Roberto Alomar, S OBP: 0.300, SLG: 0.364 (1, 4)	0-0 FC3-6 1B			0-0 3-1 1B	2-3 K			0-1 WP 1B	
Tony Gwynn, L OBP: 0.378, SLG: 0.421 (1, 8) (9, 9)	1-1 1B			1-1 3-1 1-2		2-2 3-1		2-3 K	
Carmelo Martinez, R OBP: 0.288, SLG: 0.374 (1, 7)	1-3 K			0-0 BB 1B		1-2 F8		4-1 FC5-4 BB	
Keith Moreland, R OBP: 0.316, SLG: 0.347 (1, 3)			1-0 G4-6-3 1B	2-3 K		0-0 F8		0-0 FC5-4 1-2f	
Benito Santiago, R OBP: 0.290, SLG: 0.363 (1, 2)			0-0 F8	2-2 BB 1B		1-3 K			
Tim Flannery, L OBP: 0.347, SLG: 0.343 (1, 5)		2-2 G4-6-3 1-2f		4-0 1-2 2-3 BB		1-1 L4			
Garry Templeton, S OBP: 0.266, SLG: 0.325 (1, 6)			1-2 6-3	0-3 K		0-0 F8			
Andy Hawkins, R OBP: 0.143, SLG: 0.125 Mark Davis, L OBP: 0.375, SLG: 0.714 Dickie Thon, R OBP: 0.338, SLG: 0.313 (8, 1) (8, 6)			0-2 4-3		1-0 6-3			1-3 K	

AB	R	H	RBI	BB	SO	LOB
3	0	1	0	1	1	0
0	0	0	0	0	0	0
4	1	2	0	0	1	1
4	0	1	0	0	1	3
3	0	1	1	1	1	1
4	0	1	0	0	1	4
3	0	1	0	0	1	1
2	0	0	0	1	0	1
3	0	0	0	0	1	3
2	0	0	0	0	0	0
0	0	0	0	0	0	0
1	0	0	0	0	1	0


BOTTOM

New York Mets @ San Diego Padres
Jack Murphy Stadium, San Diego, CA

Sun Aug 21 1988, 6:33 AM EDT
Att: 29,679 - Sunny - 75 F

livebaseballscorecards.com

AB	29
R	1
H	7
RBI	1
BB	3
SO	8
LOB	14



Inning Stats	R: 0	H: 1	E: 0	K: 1	S: 7	LOB: 1	BB: 1	P: 13									
R: 0 H: 1 E: 0 K: 1 S: 5	R: 0 H: 1 E: 0 K: 0 S: 5	R: 0 H: 0 E: 0 K: 1 S: 9	R: 1 H: 3 E: 0 K: 2 S: 15	R: 0 H: 0 E: 0 K: 1 S: 7	R: 0 H: 0 E: 0 K: 1 S: 6	R: 0 H: 2 E: 0 K: 2 S: 11	1B: 7 2B: 0 3B: 0 HR: 0	SF: 0 SAC: 0 DP: 1 HBP: 0									
PITCHER	IP	WLS	BF	H	R	ER	SO	BB	IBB	HBP	BLK	WP	HR	S	P	ERA	WHIP
Ron Darling, R ERA: 3.39	(1, 1)	7.0	L	26	5	1	1	6	2	0	0	0	0	56	86	1.29	1.000
Randy Myers, L ERA: 1.79	(8, 1)	0.2		4	2	0	2	0	0	0	0	0	0	9	14	0.00	3.000
Roger McDowell, R ERA: 2.09	(8, 1)	0.1		2	0	0	0	1	0	0	0	1	0	2	6	0.00	3.000

WP	PA	ERA	WHIP
1	32		
0			
1			
0			

Batter	1	2	3	4	5	6	7	8	9	AB	R	H	RBI	BB	SO	LOB	TOP					
Phil Bradley, R OBP: 0.341, SLG: 0.368 (1, 7) (8, 8)	2-2 4-3		1-1 G6-3 1B			0-1 4-3		0-0 1B		4	0	2	0	0	0	0						
Milt Thompson, L OBP: 0.351, SLG: 0.352 Bruce Ruffin, S OBP: 0.194, SLG: 0.121 (1, 8) (8, 1)	0-0 4-3		1-1 G6-3 1-2f			1-2 1B		0-1 F7		4	0	1	0	0	0	2						
Chris James, R OBP: 0.288, SLG: 0.401 Kent Tekulve, R (6, 1) Greg Gross, L OBP: 0.293, SLG: 0.206 (8, PH) (8, 7)	2-1 HR			2-2 G3		0-1 F8		3-2 5-3		3	1	1	1	0	0	1						
Ricky Jordan, R OBP: 0.340, SLG: 0.533 (1, 3)	0-1 5-3			1-0 4-3			1-0 P3		0-0 FC6-4 1B	4	0	1	0	0	0	0						
Juan Samuel, R OBP: 0.303, SLG: 0.386 (1, 4)		0-0 F9		1-3 K			1-1 E6 1B		2-2 FC6-4 1-2f	4	0	0	0	0	1	1						
Lance Parrish, R OBP: 0.305, SLG: 0.397 (1, 2)		0-0 1B			0-1 6-3		0-0 1-2 1B		1-1 P6	4	0	2	0	0	0	1						
Shane Turner, L OBP: 0.143, SLG: 0.077 Danny Clay, R Mike Young, S OBP: 0.343, SLG: 0.342 (1, 5) (5, 1) (6, 9)		1-3 K			0-0 F7		3-3 K		0-0 4-3	2	0	0	0	0	1	1						
Steve Jeltz, S OBP: 0.335, SLG: 0.274 (1, 6)		1-3 K			2-3 K		0-1 F9			3	0	0	0	0	2	3						
Kevin Gross, R OBP: 0.231, SLG: 0.210 Greg Harris, S OBP: 0.375, SLG: 0.625 Keith Miller, S OBP: 0.237, SLG: 0.229 (1, 1) (4, 1) (5, 5)			0-1 4-3			3-3 K		0-3 K		1	0	0	0	0	0	0						
										0	0	0	0	0	0	0						
										2	0	0	0	0	2	0						
Inning Stats	R: 1 E: 0 K: 0 S: 11	H: 1 LOB: 0 BB: 0 P: 15	R: 0 E: 0 K: 2 S: 8	H: 1 LOB: 1 BB: 0 P: 10	R: 0 E: 0 K: 0 S: 6	H: 1 LOB: 0 BB: 0 P: 8	R: 0 E: 0 K: 1 S: 7	H: 0 LOB: 0 BB: 0 P: 11	R: 0 E: 0 K: 1 S: 7	H: 0 LOB: 0 BB: 0 P: 9	R: 0 E: 1 K: 1 S: 10	H: 1 LOB: 1 BB: 0 P: 14	R: 0 E: 1 K: 1 S: 11	H: 1 LOB: 2 BB: 0 P: 16	R: 0 E: 0 K: 1 S: 10	H: 1 LOB: 1 BB: 0 P: 13	R: 0 E: 0 K: 0 S: 7	H: 1 LOB: 1 BB: 0 P: 10	1B: 6 2B: 0 3B: 0 HR: 1	SF: 0 SAC: 0 DP: 1 HBP: 0	WP: 0 PB: 0 SB: 0 CS: 0	PA: 34
PITCHER Ed Whitson, R ERA: 3.97 (1, 1)	IP: 9.0 WLS: W BF: 34 H: 7 R: 1 ER: 1 SO: 7 BB: 0 IBB: 0 HBP: 0 BLK: 0 WP: 0 HR: 1 S: 77 P: 106 ERA: 1.00 WHIP: 0.778															PITCHER IP: WLS: BF: H: R: ER: SO: BB: IBB: HBP: BLK: WP: HR: S: P: ERA: WHIP						

Philadelphia Phillies @ San Diego Padres
 Jack Murphy Stadium, San Diego, CA
 Tue Aug 23 1988, 10:05 PM EDT
 Att. 10,535 - Unknown - 70 F

AB	34
R	1
H	7
RBI	1
BB	0
SO	7
LOB	13



Batter	1	2	3	4	5	6	7	8	9	AB	R	H	RBI	BB	SO	LOB
John Kruk, L OBP: 0.383, SLG: 0.402 (1, 9)	2-2 F7		1-1 E 1B	1-0 HR		4-2 G6-4-3 1-2 HR BB	3-3 K			4	3	2	1	1	1	0
Roberto Alomar, S OBP: 0.304, SLG: 0.363 (1, 4)	1-3 K		0-0 E8 1-H 2B 1B	4-0 BB BB		4-0 G6-4-3 1-2 2-3 BB		3-1 4-3		3	1	1	0	2	1	0
Tony Gwynn, L OBP: 0.381, SLG: 0.425 (1, 8)	1-0 F8		1-0 HR 2B	4-0 1-2 BB		1-1 G6-4-3 1-2f 2-3 3-H		2-1 6-3		4	1	1	1	1	0	2
Carmelo Martinez, R OBP: 0.291, SLG: 0.403 (1, 7)		0-0 1B 2B	1-2 2-H HR	2-1 F3		0-1 HR		1-0 5-3		5	3	3	4	0	0	2
Keith Moreland, R OBP: 0.321, SLG: 0.349 (1, 3)		0-1 S 1B	2-0 F7		1-1 G6-4-6-3 1B	4-0 1B BB				3	0	2	1	1	0	0
Benito Santiago, R OBP: 0.292, SLG: 0.370 (1, 2)		3-3 K	4-1 BB		1-1 G6-4-6-3 1-2f 1B	0-0 1-3 1B				3	0	1	0	1	1	2
Randy Ready, R OBP: 0.344, SLG: 0.384 (1, 5)		2-1 F9	0-1 SAFE SAFE F8		1-2 1B	2-1 F9				4	0	1	0	0	0	4
Garry Templeton, S OBP: 0.262, SLG: 0.319 (1, 6)		1-2 5-3		2-2 P4	1-2 F9		0-0 F7			4	0	0	0	0	0	2
Ed Whitson, R OBP: 0.157, SLG: 0.216 (1, 1)			2-3 K	0-0 B1-3		0-0 BB BB G6-4-3 1B	1-3 K			4	1	1	0	0	2	0

Inning Stats	R: 0	H: 0	E: 0	K: 1	S: 8	LOB: 0	BB: 0	P: 12	R: 1	H: 2	E: 0	K: 1	S: 13	LOB: 1	BB: 0	P: 19	R: 4	H: 4	E: 1	K: 1	S: 14	LOB: 1	BB: 1	P: 25	R: 1	H: 1	E: 0	K: 0	S: 8	LOB: 2	BB: 2	P: 21	R: 0	H: 2	E: 0	K: 0	S: 11	LOB: 1	BB: 0	P: 15	R: 3	H: 3	E: 0	K: 0	S: 12	LOB: 2	BB: 3	P: 27	R: 0	H: 0	E: 0	K: 2	S: 7	LOB: 0	BB: 0	P: 11	R: 0	H: 0	E: 0	K: 0	S: 5	LOB: 0	BB: 0	P: 11
1B: 7	2B: 2	3B: 0	HR: 3	SF: 0	SAC: 0	DP: 2	HBP: 0	WP: 0	PA: 40																																																							

PITCHER	IP	WLS	BF	H	R	ER	SO	BB	IBB	HBP	BLK	WP	HR	S	P	ERA	WHIP
Kevin Gross, R ERA: 3.5 (1, 1)	3.2	L	21	7	6	6	3	3	0	0	0	0	2	41	73	14.73	2.727
Greg Harris, R ERA: 2.55 (4, 1)	0.1		1	0	0	0	0	0	0	0	0	0	0	2	4	0.00	0.000
Danny Clay, R ERA: 6.0 (5, 1)	1.2		11	5	3	3	0	3	0	0	0	0	1	21	38	16.20	4.800
Kent Tekulve, R ERA: 3.72 (6, 1)	1.1		4	0	0	0	2	0	0	0	0	0	0	9	15	0.00	0.000
Bruce Ruffin, L ERA: 4.44 (8, 1)	1.0		3	0	0	0	0	0	0	0	0	0	0	5	11	0.00	0.000

BOTTOM

Philadelphia Phillies @ San Diego Padres
Jack Murphy Stadium, San Diego, CA
 Tue Aug 23 1988, 10:05 PM EDT
 Att: 10,535 - Unknown - 70 F

livebaseballscorecards.com

AB	34
R	9
H	12
RBI	7
BB	6
SO	5
LOB	12



Batter	1	2	3	4	5	6	7	8	9	AB R H RBI BB SO LOB	TOP																													
Phil Bradley, R (1, 7) OBP: 0.337, SLG: 0.364	0-3 K		0-2 1-3			0-0 F9		1-1 FC6-4 E 1B 1-2f	0-1 1-3	5 0 0 0 0 1 3																														
Milt Thompson, L (1, 8) OBP: 0.355, SLG: 0.357	0-0 2B 1B		1-2 6-3			0-1 FC5-4 1B		0-0 E 1B 1-2		4 0 3 0 0 0 0																														
Juan Samuel, R (1, 4) OBP: 0.302, SLG: 0.387	0-0 1-3 2B			0-1 1-6-3		0-1 FC5-4 1-2f		3-3 SAFE K 1-2 2-3		4 0 1 0 0 1 3																														
Ricky Jordan, R (1, 3) OBP: 0.345, SLG: 0.539	2-3 K			1-1 2B		0-1 F8			0-2 BB 1B	4 1 2 0 0 1 3																														
Lance Parrish, R (1, 2) OBP: 0.305, SLG: 0.393	2-2 5-3			0-1 6-3			1-2 P5		4-2 1B 2B BB	3 1 0 0 1 0 3																														
Chris James, R (1, 9)		2-0 G6-4-3 1B		0-1 F8			0-0 6-3		3-2 2B 1B 1-2 2-H	4 0 2 1 0 0 1																														
Steve Jeltz, S (1, 6) OBP: 0.331, SLG: 0.271		2-2 G6-4-3 1-2f			0-0 F7		1-1 4-3		2-2 F8	4 0 0 0 0 0 3																														
Shane Turner, L (1, 5) OBP: 0.176, SLG: 0.125 Darren Daulton, L (9, PH) OBP: 0.289, SLG: 0.262		1-0 G3			1-0 4-3			0-1 FC6-4 1B	1-3 K	3 0 1 0 0 0 0 1 0 0 0 0 1 2																														
David Palmer, R (1, 1) OBP: 0.243, SLG: 0.514 Greg Harris, S (4, 1) OBP: 0.333, SLG: 0.556 Bruce Ruffin, S (7, 1) OBP: 0.194, SLG: 0.121 Greg Gross, L (8, PH) OBP: 0.290, SLG: 0.204 Steve Bedrosian, R (8, 1) OBP: 0.256, SLG: 0.278 Keith Miller, S (9, PH)			1-3 K		0-0 1-3			3-0 L5	3-2 1-3 2-H 2B	1 0 0 0 0 1 0 1 0 0 0 0 0 0 0 0 0 0 0 0 0 1 0 0 0 0 0 1 0 0 0 0 0 0 0 1 0 1 1 0 0 0																														
Inning Stats	R: 0 E: 0 K: 2 S: 13	H: 2 LOB: 2 BB: 0 P: 17	R: 0 E: 0 K: 0 S: 5	H: 1 LOB: 0 BB: 0 P: 10	R: 0 E: 0 K: 1 S: 10	H: 0 LOB: 0 BB: 0 P: 12	R: 0 E: 0 K: 0 S: 8	H: 1 LOB: 1 BB: 0 P: 9	R: 0 E: 0 K: 0 S: 3	H: 0 LOB: 0 BB: 0 P: 4	R: 0 E: 0 K: 0 S: 7	H: 1 LOB: 1 BB: 0 P: 7	R: 0 E: 0 K: 0 S: 6	H: 0 LOB: 0 BB: 0 P: 8	R: 0 E: 1 K: 1 S: 9	H: 2 LOB: 2 BB: 0 P: 16	R: 2 E: 0 K: 1 S: 23	H: 3 LOB: 2 BB: 1 P: 36	1B: 7 2B: 3 3B: 0 HR: 0	SF: 0 SAC: 0 DP: 1 HBP: 0	WP: 0 PB: 0 SB: 0 CS: 0	PA: 37																		
PITCHER Eric Show, R (1, 1) ERA: 3.12	IP 9.0	WLS W	BF 37	H 10	R 2	ER 2	SO 5	BB 1	IBB 0	HBP 0	BLK 0	WP 0	HR 0	S 84	P 119	ERA 2.00	WHIP 1.222						PITCHER	IP 9.0	WLS W	BF 37	H 10	R 2	ER 2	SO 5	BB 1	IBB 0	HBP 0	BLK 0	WP 0	HR 0	S 84	P 119	ERA 2.00	WHIP 1.222

Philadelphia Phillies @ San Diego Padres
 Jack Murphy Stadium, San Diego, CA
 Wed Aug 24 1988, 10:05 PM EDT
 Att. 14,632 - Unknown - 75 F

AB	36
R	2
H	10
RBI	2
BB	1
SO	5
LOB	19



Batter	1	2	3	4	5	6	7	8	9	AB R H RBI BB SO LOB
John Kruk, L OBP: 0.381, SLG: 0.398 (1, 9) B F B C X	3-2 F7 ①	1-1 F8 ②		4-1 F9 BB 1-2		1-2 4-3 ③				3 0 0 0 1 0 0
Roberto Alomar, S OBP: 0.304, SLG: 0.362 (1, 4) X	0-0 1B 1B	0-3 K2-3 ③		1-1 F9 ② 1-2 2-3			2-1 E4 S F8			4 1 1 0 0 1 2
Tony Gwynn, L OBP: 0.384, SLG: 0.434 (1, 8) X	0-0 1B 1-3 1B		0-0 HR	4-0 FC6-4 IBB			0-0 F8 ① 1-2			3 2 2 1 1 0 1
Carmelo Martinez, R OBP: 0.298, SLG: 0.419 (1, 7) C F B X	1-2 1B 1B		0-1 HR	1-0 FC6-4 ③ 1-2f			4-1 S BB			3 2 2 2 1 0 3
Keith Moreland, R OBP: 0.321, SLG: 0.348 (1, 3) X	0-0 1B 1-2 2-H 1B		1-0 1-3 ①		3-1 F8 ①		3-3 K ② 2-3			4 0 1 1 0 1 2
Benito Santiago, R OBP: 0.292, SLG: 0.369 (1, 2) F X	0-2 FC6-4 1B 1-2 2-H		0-2 2-3 ②		0-0 6-3 ②		0-0 6-3 ③ 1-2			4 0 1 1 0 0 2
Chris Brown, R OBP: 0.305, SLG: 0.299 (1, 5) F X	0-1 F8 ②		0-0 4-3 ③		0-0 F9 ③			1-3 K ①		4 0 0 0 0 1 2
Dickie Thon, R OBP: 0.336, SLG: 0.308 (1, 6) B X	1-0 FC6-4 ③ 1-2f			4-2 F9 S BB		0-1 4-3 ①		2-3 K ②		3 0 0 0 1 1 2
Eric Show, R OBP: 0.143, SLG: 0.145 (1, 1) C F B X		1-2 F7 ①		0-3 K ①		0-3 K ②		1-3 K ③		4 0 0 0 0 3 1

Inning Stats	R: 3 E: 0 K: 0 S: 17	H: 5 LOB: 2 BB: 0 P: 22	R: 0 E: 0 K: 1 S: 10	H: 0 LOB: 0 BB: 0 P: 12	R: 2 E: 0 K: 0 S: 8	H: 2 LOB: 0 BB: 0 P: 9	R: 0 E: 0 K: 1 S: 11	H: 0 LOB: 3 BB: 3 P: 24	R: 0 E: 0 K: 0 S: 4	H: 0 LOB: 0 BB: 0 P: 7	R: 0 E: 0 K: 1 S: 10	H: 0 LOB: 0 BB: 0 P: 11	R: 0 E: 1 K: 1 S: 8	H: 0 LOB: 2 BB: 1 P: 17	R: 0 E: 0 K: 3 S: 13	H: 0 LOB: 0 BB: 0 P: 17	1B: 5 2B: 0 3B: 0 HR: 2	SF: 0 SAC: 0 DP: 0 HBP: 0	WP: 0 PB: 0 SB: 3 CS: 0	PA: 36
--------------	-------------------------------	----------------------------------	-------------------------------	----------------------------------	------------------------------	---------------------------------	-------------------------------	----------------------------------	------------------------------	---------------------------------	-------------------------------	----------------------------------	------------------------------	----------------------------------	-------------------------------	----------------------------------	----------------------------------	------------------------------------	----------------------------------	--------

PITCHER	IP	WLS	BF	H	R	ER	SO	BB	IBB	HBP	BLK	WP	HR	S	P	ERA	WHIP
David Palmer, R ERA: 4.46 (1, 1)	3.1	L	19	7	5	5	2	2	0	0	0	0	2	43	58	13.50	2.700
Greg Harris, R ERA: 2.46 (4, 1)	2.2		9	0	0	0	1	0	1	0	0	0	0	17	27	0.00	0.000
Bruce Ruffin, L ERA: 4.41 (7, 1)	1.0		5	0	0	0	1	1	0	0	0	0	0	8	17	0.00	1.000
Steve Bedrosian, R ERA: 4.02 (8, 1)	1.0		3	0	0	0	3	0	0	0	0	0	0	13	17	0.00	0.000

BOTTOM

Philadelphia Phillies @ San Diego Padres
Jack Murphy Stadium, San Diego, CA
Wed Aug 24 1988, 10:05 PM EDT
Att: 14,632 - Unknown - 75 F

AB	32
R	5
H	7
RBI	5
BB	4
SO	7
LOB	15



PITCHER	IP	WLS	BF	H	R	ER	SO	BB	IBB	HBP	BLK	WP	HR	S	P	ERA	WHIP
---------	----	-----	----	---	---	----	----	----	-----	-----	-----	----	----	---	---	-----	------

Batter	1	2	3	4	5	6	7	8	9	AB R H RBI BB SO LOB	TOP		
John Kruk, L (1, 9) OBP: 0.382, SLG: 0.399	1-2 6-3		1-2 4-3		3-2 E8 1-H 2-H 1B		3-0 2-H 1B			4 0 2 2 0 0 0			
Roberto Alomar, S (1, 4) OBP: 0.303, SLG: 0.359	0-0 4-3			3-2 4-3	4-1 1-2 BB		1-0 F7			3 0 0 0 1 0 1			
Tony Gwynn, L (1, 8) OBP: 0.381, SLG: 0.430	1-0 F7			0-0 4-3	0-0 4-3			0-0 3-1		4 0 0 0 0 0 2			
Carmelo Martinez, R (1, 7) OBP: 0.301, SLG: 0.430 Marvell Wynne, L (9, 7) OBP: 0.331, SLG: 0.449		0-0 HR		4-1 FC4 BB		0-0 F7		2-2 4-3		3 1 1 1 1 0 0 0 0 0 0 0 0 0			
Keith Moreland, R (1, 3) OBP: 0.320, SLG: 0.345		4-0 G5-4-3 BB		1-1 FC4 1-2f		1-3 K		1-2 F9		3 0 0 0 1 1 1			
Benito Santiago, R (1, 2) OBP: 0.289, SLG: 0.365		1-1 G5-4-3 1-2f			1-2 F9	2-3 K		3-3 K		4 0 0 0 0 2 1			
Chris Brown, R (1, 5) OBP: 0.304, SLG: 0.298		0-0 5-3			0-1 6-3		0-0 SH1-4 1B 1B		1-3 K	4 1 1 0 0 1 0			
Dickie Thon, R (1, 6) OBP: 0.335, SLG: 0.307			2-3 K		1-0 1B 1B		1-1 L8		3-3 K	4 1 1 0 0 2 1			
Andy Hawkins, R (1, 1) OBP: 0.157, SLG: 0.140 Mark Davis, L (7, 1) OBP: 0.375, SLG: 0.714			0-0 6-3		0-0 1B 1B		0-0 SH1-4			2 1 1 0 0 0 0 0 0 0 0 0 0 0			
Inning Stats	R: 0 E: 0 K: 0 S: 5 H: 0 LOB: 0 BB: 0 P: 7	R: 1 E: 0 K: 0 S: 4 H: 1 LOB: 0 BB: 1 P: 9	R: 0 E: 0 K: 1 S: 8 H: 0 LOB: 0 BB: 0 P: 11	R: 0 E: 0 K: 0 S: 7 H: 0 LOB: 1 BB: 1 P: 15	R: 2 E: 1 K: 0 S: 12 H: 3 LOB: 2 BB: 1 P: 21	R: 0 E: 0 K: 2 S: 7 H: 0 LOB: 0 BB: 0 P: 10	R: 1 E: 0 K: 0 S: 6 H: 2 LOB: 1 BB: 0 P: 11	R: 0 E: 0 K: 0 S: 8 H: 0 LOB: 0 BB: 0 P: 11	R: 0 E: 0 K: 3 S: 10 H: 0 LOB: 0 BB: 0 P: 17	1B: 5 2B: 0 3B: 0 HR: 1 SF: 0 SAC: 1 DP: 1 HBP: 0	WP: 0 PB: 0 SB: 0 CS: 0 PA: 35		
PITCHER	IP WLS BF H R ER SO BB IBB HBP BLK WP HR S P ERA WHIP											PITCHER	IP WLS BF H R ER SO BB IBB HBP BLK WP HR S P ERA WHIP
John Dopson, R (1, 1) ERA: 2.99	6.2 L 28 6 4 3 3 3 0 0 0 0 0 1 48 82 4.05 1.350												
Neal Heaton, L (7, 1) ERA: 4.82	0.1 1 0 0 0 0 0 0 0 0 0 0 0 1 2 0.00 0.000												
Jeff Parrett, R (8, 1) ERA: 2.38	2.0 6 0 0 0 0 3 0 0 0 0 0 0 0 18 28 0.00 0.000												

San Diego Padres @ Montreal Expos
Olympic Stadium, Montreal, QB
Fri Aug 26 1988, 7:05 PM EDT
Att. 21,391 - Dome

livebaseballscorecards.com

AB	31
R	4
H	6
RBI	3
BB	3
SO	6
LOB	6



Batter	1	2	3	4	5	6	7	8	9	AB R H RBI BB SO LOB	TOP
John Kruk, L (1, 9) OBP: 0.381, SLG: 0.397	3-2 FC5-2 2B 1B		3-3 K		1-0 L7		0-0 4-3			4 0 1 0 0 1 1	
Roberto Alomar, S (1, 4) OBP: 0.305, SLG: 0.363	2-2 L8		2-2 4-3		0-1 2B			1-2 G1 1B		4 0 2 0 0 0 1	
Tony Gwynn, L (1, 8) OBP: 0.380, SLG: 0.431	0-1 FC5-2 1-3 2B		2-2 4-3		1-0 G3			1-3 K		4 0 1 0 0 1 2	
Carmelo Martinez, R (1, 7) OBP: 0.297, SLG: 0.423	2-1 FC5-2 2-3 3-H			2-2 E3 HBP		3-3 K		1-0 G1 1-2		4 0 0 0 0 1 3	
Keith Moreland, R (1, 3) OBP: 0.317, SLG: 0.342	0-1 G4-3			3-1 L7		2-2 6-3		0-0 G1-3		4 0 0 0 0 0 4	
Benito Santiago, R (1, 2) OBP: 0.288, SLG: 0.363		0-0 F9		2-2 SAFE 1-2 HBP		1-0 F9			0-0 4-3	3 0 0 0 0 0 0	
Chris Brown, R (1, 5) OBP: 0.301, SLG: 0.295		3-2 G1-3		0-0 F3			0-1 FC5-4 1B		1-3 K	2 0 0 0 0 0 2	
Tim Flannery, L (7, PH) OBP: 0.350, SLG: 0.346										2 0 1 0 0 1 0	
Dickie Thon, R (1, 6) OBP: 0.338, SLG: 0.307		1-2 1B		1-1 F9			1-2 SAFE FC5-4 1-2f		4-2 BB	3 0 1 0 1 0 3	
Jimmy Jones, R (1, 1) OBP: 0.189, SLG: 0.188		0-1 5-3				0-0 5-3		0-0 P5		2 0 0 0 0 0 1	
Marvell Wynne, L (7, PH) OBP: 0.330, SLG: 0.447										1 0 0 0 0 0 1	
Greg Booker, R (7, 1)										0 0 0 0 0 0 0	
Randy Ready, R (9, PH) OBP: 0.343, SLG: 0.383										1 0 0 0 0 0 1	
Inning Stats	R: 0 H: 2 E: 0 LOB: 2 K: 0 BB: 0 S: 12 P: 19	R: 0 H: 1 E: 0 LOB: 1 K: 0 BB: 0 S: 11 P: 15	R: 0 H: 0 E: 1 LOB: 2 K: 0 BB: 0 S: 11 P: 18	R: 0 H: 0 E: 1 LOB: 2 K: 0 BB: 0 S: 10 P: 18	R: 0 H: 1 E: 0 LOB: 1 K: 0 BB: 0 S: 5 P: 7	R: 0 H: 0 E: 0 LOB: 0 K: 1 BB: 0 S: 7 P: 13	R: 0 H: 1 E: 0 LOB: 1 K: 0 BB: 0 S: 7 P: 8	R: 0 H: 1 E: 0 LOB: 1 K: 1 BB: 0 S: 8 P: 11	R: 0 H: 0 E: 0 LOB: 1 K: 1 BB: 1 S: 8 P: 13	1B: 4 SF: 0 2B: 2 SAC: 0 3B: 0 DP: 0 HR: 0 HBP: 1	WP: 0 PA: 36 PB: 0 SB: 0 CS: 0
PITCHER	IP WLS BF H R ER SO BB IBB HBP BLK WP HR S P ERA WHIP										
Bryn Smith, R (1, 1) ERA: 3.13	7.0 W 28 5 0 0 2 0 0 1 0 0 0 63 98 0.00 0.714										
Joe Hesketh, L (8, 1) ERA: 2.93	2.0 S 8 1 0 0 2 1 0 0 0 0 0 0 16 24 0.00 1.000										

San Diego Padres @ Montreal Expos
Olympic Stadium, Montreal, QB
Sat Aug 27 1988, 7:05 PM EDT
Att. 20,986 - Dome - 67 F

livebaseballscorecards.com

AB 34
R 0
H 6
RBI 0
BB 1
SO 4
LOB 19



Batter	1	2	3	4	5	6	7	8	9	AB	R	H	RBI	BB	SO	LOB
--------	---	---	---	---	---	---	---	---	---	----	---	---	-----	----	----	-----

<p>Otis Nixon, S (1, 7) OBP: 0.291, SLG: 0.281</p>	<p>Dave Martinez, L (1, 8) OBP: 0.303, SLG: 0.324</p>	<p>Tom Foley, L (1, 4) OBP: 0.312, SLG: 0.378</p>	<p>Hubie Brooks, R (1, 9) OBP: 0.317, SLG: 0.441</p> <p>Tracy Jones, R (8, 9) OBP: 0.333, SLG: 0.317</p>	<p>Tim Wallach, R (1, 5) OBP: 0.301, SLG: 0.402</p>	<p>Wallace Johnson, S (1, 3) OBP: 0.366, SLG: 0.365</p>	<p>Mike Fitzgerald, R (1, 2) OBP: 0.342, SLG: 0.396</p>	<p>Luis Rivera, R (1, 6) OBP: 0.274, SLG: 0.326</p> <p>Rex Hudler, R (8, 6) OBP: 0.321, SLG: 0.450</p>	<p>Bryn Smith, R (1, 1) OBP: 0.174, SLG: 0.159</p> <p>Graig Nettles, L (7, PH) OBP: 0.262, SLG: 0.253</p> <p>Pascual Perez, R (7, PR)</p> <p>Joe Hesketh, R (8, 1)</p>	<p>3B</p>	<p>1B</p>	<p>1B</p>	<p>1B</p>	<p>1B</p>	<p>1B</p>	<p>1B</p>	<p>1B</p>	<p>1B</p>	<p>1B</p>	<p>1B</p>	<p>1B</p>
---	--	--	--	--	--	--	--	--	------------------	------------------	------------------	------------------	------------------	------------------	------------------	------------------	------------------	------------------	------------------	------------------

Inning Stats	R: 0 E: 0 K: 1 S: 16	H: 0 LOB: 1 BB: 1 P: 25	R: 1 E: 2 K: 1 S: 18	H: 2 LOB: 2 BB: 1 P: 30	R: 1 E: 0 K: 1 S: 10	H: 1 LOB: 0 BB: 0 P: 13	R: 0 E: 0 K: 0 S: 4	H: 0 LOB: 0 BB: 1 P: 6	R: 0 E: 0 K: 1 S: 6	H: 0 LOB: 0 BB: 0 P: 9	R: 0 E: 0 K: 1 S: 8	H: 1 LOB: 0 BB: 0 P: 11	R: 1 E: 0 K: 0 S: 8	H: 3 LOB: 2 BB: 0 P: 16	R: 1 E: 0 K: 0 S: 12	H: 3 LOB: 2 BB: 0 P: 22	1B: 9 2B: 1 3B: 1 HR: 0	SF: 2 SAC: 0 DP: 1 HBP: 0
--------------	-------------------------------	----------------------------------	-------------------------------	----------------------------------	-------------------------------	----------------------------------	------------------------------	---------------------------------	------------------------------	---------------------------------	------------------------------	----------------------------------	------------------------------	----------------------------------	-------------------------------	----------------------------------	----------------------------------	------------------------------------

PITCHER	IP	WLS	BF	H	R	ER	SO	BB	IBB	HBP	BLK	WP	HR	S	P	ERA	WHIP
Jimmy Jones, R (1, 1) ERA: 3.72	6.0	L	23	4	2	1	5	2	0	0	0	0	0	62	94	1.50	1.000
Greg Booker, R (7, 1) ERA: 3.8	2.0		12	6	2	2	0	0	0	0	0	0	0	20	38	9.00	3.000

BOTTOM

San Diego Padres @ Montreal Expos
Olympic Stadium, Montreal, QB
Sat Aug 27 1988, 7:05 PM EDT
Att. 20,986 - Dome - 67 F

AB	31
R	4
H	10
RBI	4
BB	2
SO	5
LOB	12



WP: 0	PA: 35
PB: 0	
SB: 1	
CS: 1	

Batter	1	2	3	4	5	6	7	8	9	AB R H RBI BB SO LOB	TOP																
John Kruk, L (1, 9) OBP: 0.381, SLG: 0.397	0-2 4-3		1-1 F8 SH1-3 1B	1-1 F7			1-1 G3 BB 1B		0-3 K	5 0 2 0 0 1 2																	
Roberto Alomar, S (1, 4) OBP: 0.309, SLG: 0.362	4-2 3B BB		0-0 SH1-3			0-3 K2-3	4-0 G3 BB		4-1 1B SF7 BB	1 2 0 0 3 1 0																	
Tony Gwynn, L (1, 8) OBP: 0.380, SLG: 0.435	1-0 1-H 3B		1-2 E2			2-2 6-3	2-2 G3		0-1 1B	5 1 2 1 0 0 3																	
Carmelo Martinez, R (1, 3) OBP: 0.295, SLG: 0.416	0-2 G3		2-1 F8			2-3 K	0-3 K		4-0 1B IBB	4 0 0 0 1 2 5																	
Marvell Wynne, L (1, 7) OBP: 0.329, SLG: 0.444 Keith Moreland, R (9, PH) OBP: 0.316, SLG: 0.342 Stan Jefferson, S (9, 7) OBP: 0.229, SLG: 0.235	1-2 F8		0-0 1-3			1-1 P5		1-1 2B 1B	3-1 SF7	4 1 1 0 0 0 3 0 0 0 1 0 0 0 0 0 0 0 0 0 0																	
Tim Flannery, L (1, 5) OBP: 0.376, SLG: 0.398		3-1 FC5-4 HBP		3-2 2B 1B		1-1 BLK 3B	2-2 1B 2B	1-2 1B	1-2 1B	4 1 4 1 0 0 0																	
Dickie Thon, R (1, 6) OBP: 0.335, SLG: 0.309		0-3 K		1-0 1-3 2B		1-1 F3	1-2 5-3	1-2 5-3	1-2 5-3	5 0 1 0 0 1 5																	
Mark Parent, R (1, 2) OBP: 0.213, SLG: 0.291 Benito Santiago, R (8, PH) OBP: 0.288, SLG: 0.362		3-2 FC5-4 BLK 1B		2-3 K		0-1 4-3		3-2 4-3		3 0 0 0 0 1 3 1 0 0 0 0 0 2																	
Ed Whitson, R (1, 1) OBP: 0.167, SLG: 0.222 Mark Davis, L (7, 1) OBP: 0.375, SLG: 0.714 Randy Ready, R (8, PH) OBP: 0.346, SLG: 0.385 Lance McCullers, S (8, 1)		0-0 1B		0-0 1-3		1-3 K		0-0 1B		3 0 1 0 0 1 2 0 0 0 0 0 0 0 1 0 1 1 0 0 0 0 0 0 0 0 0 0																	
Inning Stats	R: 1 E: 0 K: 0 S: 13	H: 1 LOB: 1 BB: 1 P: 19	R: 0 E: 0 K: 1 S: 8	H: 1 LOB: 2 BB: 0 P: 14	R: 0 E: 1 K: 0 S: 9	H: 1 LOB: 2 BB: 0 P: 13	R: 0 E: 0 K: 1 S: 11	H: 2 LOB: 2 BB: 0 P: 17	R: 0 E: 0 K: 2 S: 10	H: 0 LOB: 0 BB: 0 P: 14	R: 1 E: 0 K: 0 S: 8	H: 1 LOB: 0 BB: 0 P: 11	R: 0 E: 0 K: 2 S: 11	H: 1 LOB: 2 BB: 1 P: 19	R: 1 E: 0 K: 0 S: 13	H: 3 LOB: 2 BB: 0 P: 19	R: 2 E: 0 K: 1 S: 15	H: 2 LOB: 2 BB: 2 P: 28	1B: 8 2B: 2 3B: 2 HR: 0	SF: 1 SAC: 1 DP: 0 HBP: 1	WP: 0 PB: 0 SB: 0 CS: 0	PA: 43					
PITCHER	IP WLS BF H R ER SO BB IBB HBP BLK WP HR S P ERA WHIP																										
Pascual Perez, R (1, 1) ERA: 2.45	6.0		26	6	2	2	4	1	0	1	2	0	0	59	88	3.00	1.167										
Andy McGaffigan, R (7, 1) ERA: 3.3	1.0		5	1	0	0	2	1	0	0	0	0	0	11	19	0.00	2.000										
Tim Burke, R (8, 1) ERA: 3.44	1.0		5	3	1	1	0	0	0	0	0	0	0	13	19	9.00	3.000										
Neal Heaton, L (9, 1) ERA: 4.99	0.1	L	4	1	2	2	1	1	1	0	0	0	0	6	14	54.00	6.000										
Jeff Parrett, R (9, 1) ERA: 2.35	0.2		3	1	0	0	0	0	0	0	0	0	0	9	14	0.00	1.500										

San Diego Padres @ Montreal Expos
Olympic Stadium, Montreal, QB
Sun Aug 28 1988, 3:33 AM EDT
Att. 29,615 - Dome - 70 F

AB	36
R	5
H	12
RBI	4
BB	4
SO	7
LOB	25



Batter	1	2	3	4	5	6	7	8	9	AB R H RBI BB SO LOB
Otis Nixon, S (1, 7) OBP: 0.286, SLG: 0.277 Graig Nettles, L (7, PH) OBP: 0.262, SLG: 0.253 Tracy Jones, R (7, PH) OBP: 0.335, SLG: 0.320 (8, 7)	1-3 K		1-1 F8		1-1 4-3		2-2 E7 1B 1-H 2-H		3-2 E6	3 0 0 0 0 1 0 0 0 0 0 0 0 0 2 0 1 1 0 0 0
Dave Martinez, L (1, 8) OBP: 0.299, SLG: 0.319	1-2 4-3		2-3 K		1-2 F2		3-3 K		0-3 K	5 0 0 0 0 3 2
Wallace Johnson, S (1, 3) OBP: 0.378, SLG: 0.394 Tim Burke, R (8, 1) Mike Fitzgerald, R (8, PH) OBP: 0.347, SLG: 0.402 Neal Heaton, L (9, 1) OBP: 0.143, SLG: 0.143 Jeff Parrett, R (9, 1)	1-2 2B		0-1 BB 1B			0-0 F9		2-1 CS 1B 1B		3 0 2 0 0 0 0 0 0 0 0 0 0 0 1 0 1 0 0 0 0 0 0 0 0 0 0 0 0 0 0 0 0 0 0
Hubie Brooks, R (1, 9) OBP: 0.318, SLG: 0.440	1-0 1-3		4-2 BB 1B			1-3 K		1-2 CS 1B		3 0 1 0 1 1 1
Tim Wallach, R (1, 5) OBP: 0.299, SLG: 0.399		1-2 L5	2-0 F9			2-1 F7		3-3 K		4 0 0 0 0 1 4
Tom Foley, L (1, 4) OBP: 0.321, SLG: 0.393		2-0 HR		4-0 K BB			2-2 SH1-3 1B 1B		4-0 IBB	2 2 2 1 2 0 0
Rex Hudler, R (1, 6) OBP: 0.315, SLG: 0.441		1-3 K		2-3 K 1-2			0-2 SH1-3 1-2		1-3 K	3 0 0 0 0 3 3
Nelson Santovenia, R (1, 2) OBP: 0.294, SLG: 0.387		0-0 1B		1-3 K			0-1 F9		1-1 5-3	4 0 1 0 0 1 1
Pascual Perez, R (1, 1) Andy McGaffigan, R (7, 1) Andres Galarraga, R (7, PH) OBP: 0.356, SLG: 0.544 (8, 3)		2-3 K			0-1 1-3		4-2 1B E BB		1-0 5-3	2 0 0 0 0 1 1 0 0 0 0 0 0 0 1 1 0 0 1 0 0

Inning Stats	R: 0 E: 0 K: 1 S: 14	H: 1 LOB: 1 BB: 0 P: 18	R: 1 E: 0 K: 2 S: 14	H: 2 LOB: 1 BB: 0 P: 20	R: 0 E: 0 K: 1 S: 16	H: 1 LOB: 2 BB: 1 P: 25	R: 0 E: 0 K: 2 S: 7	H: 0 LOB: 0 BB: 1 P: 14	R: 0 E: 0 K: 0 S: 7	H: 0 LOB: 0 BB: 0 P: 9	R: 0 E: 0 K: 1 S: 6	H: 0 LOB: 0 BB: 0 P: 9	R: 2 E: 1 K: 1 S: 21	H: 2 LOB: 1 BB: 1 P: 32	R: 0 E: 0 K: 2 S: 13	H: 2 LOB: 2 BB: 1 P: 24	R: 0 E: 1 K: 1 S: 9	H: 0 LOB: 1 BB: 0 P: 14	1B: 6 2B: 1 3B: 0 HR: 1	SF: 0 SAC: 1 DP: 0 HBP: 0	WP: 0 PB: 0 SB: 0 CS: 2	PA: 38
--------------	-------------------------------	----------------------------------	-------------------------------	----------------------------------	-------------------------------	----------------------------------	------------------------------	----------------------------------	------------------------------	---------------------------------	------------------------------	---------------------------------	-------------------------------	----------------------------------	-------------------------------	----------------------------------	------------------------------	----------------------------------	----------------------------------	------------------------------------	----------------------------------	--------

PITCHER	IP	WLS	BF	H	R	ER	SO	BB	IBB	HBP	BLK	WP	HR	S	P	ERA	WHIP
Ed Whitson, R (1, 1) ERA: 3.92	6.2		27	5	3	2	7	3	0	0	0	0	1	79	116	2.70	1.200
Mark Davis, L (7, 1) ERA: 2.11	0.1		2	1	0	0	1	0	0	0	0	0	0	6	11	0.00	3.000
Lance McCullers, R (8, 1) ERA: 2.34	2.0	W	9	2	0	0	3	0	1	0	0	0	0	22	38	0.00	1.000

BOTTOM

San Diego Padres @ Montreal Expos
 Olympic Stadium, Montreal, QB

Sun Aug 28 1988, 3:33 AM EDT
 Att. 29,615 - Dome - 70 F

livebaseballscorecards.com

AB	33
R	3
H	8
RBI	2
BB	4
SO	11
LOB	12



Batter	1	2	3	4	5	6	7	8	9	AB R H RBI BB SO LOB	TOP
Stan Jefferson, S (1, 7) OBP: 0.221, SLG: 0.225	2-2 4-3		2-3 K			2-1 F5			2-2 F7	4 0 0 0 0 1 0	San Diego Padres @ New York Mets Shea Stadium, Flushing, NY Mon Aug 29 1988, 7:05 PM EDT Att. 16,444 - Unknown - 68 F
Roberto Alomar, S (1, 4) OBP: 0.309, SLG: 0.360 Randy Ready, R (8, 5) OBP: 0.344, SLG: 0.383	0-1 F4			0-0 6-3		4-1 BLK BB			0-0 L9	2 0 0 0 1 0 0 1 0 0 0 0 0 0	
Tony Gwynn, L (1, 8) OBP: 0.379, SLG: 0.436	0-3 K			1-1 2B		2-3 K			0-1 F8	4 0 1 0 0 2 1	
Keith Moreland, R (1, 3) OBP: 0.317, SLG: 0.341		4-2 FC3-6 BB		2-3 K		1-3 K				2 0 0 0 1 2 1	
John Kruk, L (1, 9) OBP: 0.378, SLG: 0.394		0-3 K		3-2 F7		2-0 3-1				3 0 0 0 0 1 2	
Benito Santiago, R (1, 2) OBP: 0.286, SLG: 0.359		2-2 FC3-6 E S 1-2f			0-0 4-3		0-1 L6			3 0 0 0 0 0 1	
Tim Flannery, L (1, 5) OBP: 0.367, SLG: 0.387		1-1 SAFE L5			1-0 F8		0-1 L6			3 0 0 0 0 0 1	
Garry Templeton, S (1, 6) OBP: 0.260, SLG: 0.316			0-1 G3		0-2 F9		0-2 6-3			3 0 0 0 0 0 0	
Eric Show, R (1, 1) OBP: 0.141, SLG: 0.143 Dickie Thon, R (6, PH) OBP: 0.333, SLG: 0.308 Dave Leiper, L (6, 1) OBP: 1.000, SLG: 1.000 Marvell Wynne, L (8, PH) OBP: 0.328, SLG: 0.442 Mark Grant, R (8, 1)			1-3 K			3-2 6-3		1-3 K		1 0 0 0 0 1 0 1 0 0 0 0 0 0 0 0 0 0 0 0 0 1 0 0 0 0 1 0 0 0 0 0 0 0 0	
Inning Stats	R: 0 H: 0 E: 0 LOB: 0 K: 1 BB: 0 S: 10 P: 12	R: 0 H: 0 E: 0 LOB: 1 K: 1 BB: 1 S: 10 P: 17	R: 0 H: 0 E: 0 LOB: 0 K: 2 BB: 0 S: 8 P: 11	R: 0 H: 1 E: 0 LOB: 1 K: 1 BB: 0 S: 11 P: 17	R: 0 H: 0 E: 0 LOB: 0 K: 0 BB: 0 S: 5 P: 6	R: 0 H: 0 E: 0 LOB: 1 K: 1 BB: 1 S: 13 P: 24	R: 0 H: 0 E: 0 LOB: 0 K: 1 BB: 0 S: 6 P: 9	R: 0 H: 0 E: 0 LOB: 0 K: 1 BB: 0 S: 8 P: 9	R: 0 H: 0 E: 0 LOB: 0 K: 0 BB: 0 S: 6 P: 8	1B: 0 SF: 0 2B: 1 SAC: 0 3B: 0 DP: 0 HR: 0 HBP: 0	
PITCHER David Cone, R (1, 1) ERA: 2.25	IP WLS BF H R ER SO BB IBB HBP BLK WP HR S P ERA WHIP										

livebaseballscorecards.com

AB	28
R	0
H	1
RBI	0
BB	2
SO	8
LOB	6



Batter	1	2	3	4	5	6	7	8	9
Mookie Wilson, S OBP: 0.335, SLG: 0.394 (1, 7) (3, 8)	3-3 K	0-0 L7		1-1 4-3		0-2 3B 1B		2-3 K	
Gregg Jefferies, S OBP: 0.556, SLG: 1.333 (1, 4)	0-0 1B 2B		2-0 HR		1-1 6-3	2-0 3B			
Keith Hernandez, L OBP: 0.349, SLG: 0.427 (1, 3)	3-3 K		2-2 F5		2-2 HR	0-2 G3			
Darryl Strawberry, L OBP: 0.361, SLG: 0.532 (1, 9)	3-1 BB 1B		0-2 L9 1B 2B		3-2 F2		1-3 K		
Howard Johnson, S OBP: 0.349, SLG: 0.427 (1, 6) (7, 5)	4-1 FC6-4 BB		0-0 L9		1-0 2B		1-1 G5-3		
Gary Carter, R OBP: 0.306, SLG: 0.368 (1, 2)	1-0 FC6-4		3-1 1B		2-1 5-3		1-0 6-3		
Lenny Dykstra, L OBP: 0.323, SLG: 0.382 Lee Mazzilli, S OBP: 0.214, SLG: 0.168 (1, 8) (3, 7)		1-3 K	2-1 1-3			3-2 G3 1B		1-2 G3	
Dave Magadan, L OBP: 0.384, SLG: 0.332 Kevin Elster, R OBP: 0.280, SLG: 0.306 (1, 5) (7, 6)		0-0 FC6-5 2B		3-1 L7		2-2 F9		0-1 5-3	
David Cone, L OBP: 0.200, SLG: 0.194 (1, 1)		0-0 FC6-5-4		2-2 F7		2-2 G3		0-1 WP 1B	

Inning Stats	R: 1	H: 2	E: 0	K: 2	S: 12	LOB: 2	BB: 1	P: 26
	R: 0	H: 1	E: 0	K: 1	S: 6	LOB: 1	BB: 0	P: 7
	R: 2	H: 3	E: 0	K: 0	S: 13	LOB: 1	BB: 0	P: 22
	R: 0	H: 0	E: 0	K: 0	S: 11	LOB: 0	BB: 0	P: 17
	R: 1	H: 2	E: 0	K: 0	S: 11	LOB: 1	BB: 0	P: 20
	R: 2	H: 3	E: 0	K: 0	S: 17	LOB: 1	BB: 0	P: 26
	R: 0	H: 0	E: 0	K: 1	S: 6	LOB: 0	BB: 0	P: 9
	R: 0	H: 1	E: 0	K: 1	S: 10	LOB: 1	BB: 0	P: 13

PITCHER	IP	WLS	BF	H	R	ER	SO	BB	IBB	HBP	BLK	WP	HR	S	P	ERA	WHIP
Eric Show, R ERA: 3.22 (1, 1)	5.0	L	24	8	4	4	3	1	0	0	0	0	2	53	92	7.20	1.800
Dave Leiper, L ERA: 2.2 (6, 1)	2.0		9	3	2	2	1	0	0	0	0	0	0	23	35	9.00	1.500
Mark Grant, R ERA: 4.02 (8, 1)	1.0		4	1	0	0	1	0	0	0	0	1	0	10	13	0.00	1.000

BOTTOM

San Diego Padres @ New York Mets
Shea Stadium, Flushing, NY

Mon Aug 29 1988, 7:05 PM EDT
Att: 16,444 - Unknown - 68 F

AB	R	H	RBI	BB	SO	LOB
5	1	1	1	0	2	2
4	2	3	2	0	0	0
4	1	1	1	0	1	2
4	1	2	1	0	1	0
3	0	1	0	1	0	1
4	0	1	1	0	0	3
1	0	0	0	0	1	0
3	1	1	0	0	0	1
3	0	1	0	0	0	1
1	0	0	0	0	0	0
4	0	1	0	0	0	2

AB	36
R	6
H	12
RBI	6
BB	1
SO	5
LOB	12

livebaseballscorecards.com



WP	PA
1	37
PB	0
SB	1
CS	0

Batter	1	2	3	4	5	6	7	8	9	AB R H RBI BB SO LOB	TOP											
Randy Ready, R (1, 5) OBP: 0.343, SLG: 0.381	2-1 G3		0-1 F9			2-2 BB 1B		1-2 P4		4 0 1 0 0 0 1												
Roberto Alomar, S (1, 4) OBP: 0.307, SLG: 0.357	1-1 P4			0-3 K		0-3 K		1-1 F7		4 0 0 0 0 2 1												
Tony Gwynn, L (1, 8) OBP: 0.380, SLG: 0.435	0-0 G4-3			0-1 FC4-6 1B		4-2 1B BB		2-2 P7		3 0 1 0 1 0 0												
Carmelo Martinez, R (1, 7) OBP: 0.298, SLG: 0.418 Stan Jefferson, S (9, PR) OBP: 0.221, SLG: 0.225		1-0 F8		2-2 L9		0-0 1B		0-0 FC6 1B		4 0 2 0 0 0 1 0 0 0 0 0 0 0												
Keith Moreland, R (1, 3) OBP: 0.314, SLG: 0.337		2-3 K		1-0 FC4-6 1-2f			0-0 G5-3		1-1 FC6 1-2f	4 0 0 0 0 1 2												
Benito Santiago, R (1, 2) OBP: 0.286, SLG: 0.359		0-0 G5-3			0-3 K		0-0 F7-4 1B			3 0 1 0 0 1 0												
John Kruk, L (1, 9) OBP: 0.375, SLG: 0.390			2-2 G4-3		3-3 K		1-0 F7-4			3 0 0 0 0 1 1												
Garry Templeton, S (1, 6) OBP: 0.261, SLG: 0.316			0-1 SH5-4 1B		1-3 K			0-0 F9		3 0 1 0 0 1 0												
Dennis Rasmussen, L (1, 1) OBP: 0.169, SLG: 0.193 Dickie Thon, R (8, PH) OBP: 0.332, SLG: 0.306 Lance McCullers, S (8, 1)			0-0 SH5-4			3-2 G5-3		0-1 G5-3		1 0 0 0 0 0 0 1 0 0 0 0 0 0 0 0 0 0 0 0 0												
Inning Stats	R: 0 E: 0 K: 0 S: 5	H: 0 LOB: 0 BB: 0 P: 8	R: 0 E: 0 K: 1 S: 5	H: 0 LOB: 0 BB: 0 P: 8	R: 0 E: 0 K: 0 S: 9	H: 1 LOB: 1 BB: 0 P: 11	R: 0 E: 0 K: 1 S: 9	H: 1 LOB: 1 BB: 0 P: 12	R: 0 E: 0 K: 3 S: 9	H: 0 LOB: 0 BB: 0 P: 13	R: 0 E: 0 K: 1 S: 15	H: 2 LOB: 2 BB: 1 P: 24	R: 0 E: 0 K: 0 S: 3	H: 1 LOB: 0 BB: 0 P: 4	R: 0 E: 0 K: 0 S: 6	H: 0 LOB: 0 BB: 0 P: 7	R: 0 E: 0 K: 0 S: 11	H: 1 LOB: 1 BB: 0 P: 15	1B: 6 2B: 1 3B: 0 HR: 0	SF: 0 SAC: 1 DP: 1 HBP: 0	WP: 0 PB: 0 SB: 0 CS: 0	PA: 32
PITCHER Bob Ojeda, L (1, 1) ERA: 3.0	IP: 9.0 WLS: W BF: 32 H: 6 R: 0 ER: 0 SO: 6 BB: 1 IBB: 0 HBP: 0 BLK: 0 WP: 0 HR: 0 S: 72 P: 102 ERA: 0.00 WHIP: 0.778											PITCHER	IP: 9.0 WLS: W BF: 32 H: 6 R: 0 ER: 0 SO: 6 BB: 1 IBB: 0 HBP: 0 BLK: 0 WP: 0 HR: 0 S: 72 P: 102 ERA: 0.00 WHIP: 0.778									

San Diego Padres @ New York Mets
Shea Stadium, Flushing, NY
Tue Aug 30 1988, 7:05 PM EDT
Att. 38,713 - Unknown - 75 F

livebaseballscorecards.com

AB	30
R	0
H	6
RBI	0
BB	1
SO	6
LOB	6



BOTTOM

San Diego Padres @ New York Mets
Shea Stadium, Flushing, NY
Wed Aug 31 1988, 3:33 AM EDT
Att. 36,274 - Cloudy - 75 F

livebaseballscorecards.com

AB 29
R 3
H 5
RBI 3
BB 6
SO 3
LOB 10



WP: 0 PA: 35
PB: 0
SB: 0
CS: 0

AB R H RBI BB SO LOB

4 0 1 1 0 0 1

1 0 0 0 1 0 1

2 0 0 0 0 0 0

4 0 1 0 0 0 2

3 0 0 0 1 0 2

4 0 1 0 0 0 1

3 1 1 0 1 2 0

4 0 0 0 0 0 2

2 1 0 0 2 0 0

0 0 0 0 0 0 0

2 1 1 2 0 1 1

0 0 0 0 1 0 0

0 0 0 0 0 0 0

1B: 2 SF: 0
2B: 4 SAC: 0
3B: 0 DP: 3
HR: 0 HBP: 0

Batter	1	2	3	4	5	6	7	8	9
Mookie Wilson, S OBP: 0.333, SLG: 0.394 (1, 8)	0-0 E4 L7-4 BB	1-0 2-H 2B			1-1 F4		0-0 G4-6-3 1-2f		
Gregg Jefferies, S OBP: 0.467, SLG: 0.929 Tim Teufel, R OBP: 0.311, SLG: 0.325 (1, 4) (4, 4)	4-0 SAFE SAFE 1-2 BB	0-0 4-3			0-2 4-3			1-2 G3	
Keith Hernandez, L OBP: 0.348, SLG: 0.425 (1, 3)	3-2 L7-4 2-3		0-0 G4-6-3 1B		0-0 L6			1-0 G3	
Darryl Strawberry, L OBP: 0.358, SLG: 0.525 (1, 9)	3-2 SAFE SAFE 4-3		1-2 G4-6-3 1-2f		2-0 F8			4-2 FC6-4 BB	
Kevin McReynolds, R OBP: 0.330, SLG: 0.472 (1, 7)		0-2 1B 2B	0-0 F3		1-2 F8			0-1 FC6-4 1-2f	
Howard Johnson, S OBP: 0.350, SLG: 0.427 (1, 6)		1-1 SAFE 2B 1B 2-3		2-3 K		4-1 BB		3-3 K	
Gary Carter, R OBP: 0.303, SLG: 0.364 (1, 2)		0-0 F4		0-1 F7		2-2 SAFE SAFE 6-3		0-0 F4	
Dave Magadan, L OBP: 0.385, SLG: 0.330 (1, 5)		4-2 SAFE SAFE SAFE SAFE 1-2 2B BB		4-2 BB			1-2 F7		2-1 F8
Sid Fernandez, L OBP: 0.315, SLG: 0.313 Terry Leach, R OBP: 0.154, SLG: 0.231 Lenny Dykstra, L OBP: 0.325, SLG: 0.382 Roger McDowell, R OBP: 0.375, SLG: 0.750 (1, 1) (2, 1) (7, PH) (8, 1)		0-0 1-H 2-H 2B 2B		0-3 K			4-1 G4-6-3 BB		

Inning Stats	R: 0	H: 0	E: 1	K: 0	S: 9	H: 0	LOB: 1	BB: 1	P: 19	R: 3	H: 4	E: 0	K: 0	S: 14	R: 0	H: 1	E: 0	K: 0	S: 5	R: 0	H: 0	E: 0	K: 2	S: 10	R: 0	H: 0	E: 0	K: 0	S: 6	R: 0	H: 0	E: 0	K: 0	S: 8	R: 0	H: 0	E: 0	K: 0	S: 5	R: 0	H: 0	E: 0	K: 0	S: 8	R: 0	H: 0	E: 0	K: 1	S: 7	R: 0	H: 0	E: 0	K: 0	S: 7	1B: 2	SF: 0	2B: 4	SAC: 0	3B: 0	DP: 3	HR: 0	HBP: 0	WP: 0	PA: 35
--------------	------	------	------	------	------	------	--------	-------	-------	------	------	------	------	-------	------	------	------	------	------	------	------	------	------	-------	------	------	------	------	------	------	------	------	------	------	------	------	------	------	------	------	------	------	------	------	------	------	------	------	------	------	------	------	------	------	-------	-------	-------	--------	-------	-------	-------	--------	-------	--------

PITCHER	IP	WLS	BF	H	R	ER	SO	BB	IBB	HBP	BLK	WP	HR	S	P	ERA	WHIP
Andy Hawkins, R ERA: 3.49 (1, 1)	6.1	W	27	5	3	3	2	5	0	0	0	0	0	56	94	4.26	1.579
Mark Davis, L ERA: 2.04 (7, 1)	2.2	S	8	0	0	0	1	1	0	0	0	0	0	16	27	0.00	0.375

Batter	1	2	3	4	5	6	7	8	9	AB R H RBI BB SO LOB	TOP											
Dickie Thon, R OBP: 0.332, SLG: 0.304 (1, 6)	1-0 1B 2B 1B	1-2 G3 2-3		4-0 BB		1-1 F9		0-1 F3	0-2 5-3	5 1 1 0 1 0 4												
Randy Ready, R OBP: 0.342, SLG: 0.376 (1, 5)	3-2 2B 4-3 1-3 1B	2-2 6-3		0-0 4-3		0-1 5-3		4-2 1-2 BB		4 1 1 0 1 0 3												
Tony Gwynn, L OBP: 0.376, SLG: 0.432 (1, 8)	0-0 4-3 1-3 3-H 1B 2B		3-1 G3-1		0-1 G5-4-3 1B 1B	1-0 L3		2-2 F7		5 2 2 1 0 0 2												
Carmelo Martinez, R OBP: 0.302, SLG: 0.416 Stan Jefferson, S OBP: 0.228, SLG: 0.233 (1, 7) (9, 7)	1-1 4-3		3-1 FC6-4 1B		4-1 G5-4-3 BB		2-1 E6 BB	2-3 K		4 0 1 1 1 1 1 0 0 0 0 0 0 0												
Keith Moreland, R OBP: 0.314, SLG: 0.336 (1, 3)	0-0 2-3 3-H 1B		2-0 FC6-4 1-2f		2-2 G5-4-3 1-2f 2-3		1-0 F3	1-0 F9		5 0 1 1 0 0 4												
Benito Santiago, R OBP: 0.295, SLG: 0.367 (1, 2)	2-1 F9		1-1 FC6-4 1-2f		1-0 1B 1B 3-H		4-0 1-2 BB G4-6-3	0-1 WP S 2B 1B		4 2 2 1 1 0 2												
John Kruk, L OBP: 0.376, SLG: 0.390 (1, 9)	0-1 5-3			1-3 K	1-1 1B 1B		1-1 G4-6-3 1-2f	3-2 1B 2B		5 1 2 1 0 1 3												
Roberto Alomar, S OBP: 0.316, SLG: 0.364 (1, 4)		4-2 G3 SH3 BB		0-0 SH1-4 1B	0-1 1-2 1B		2-1 P4	4-0 1B IBB		3 0 2 1 2 0 0												
Jimmy Jones, R OBP: 0.185, SLG: 0.184 Lance McCullers, S OBP: 0.250, SLG: 0.143 Tim Flannery, L OBP: 0.372, SLG: 0.393 Mark Davis, L OBP: 0.333, SLG: 0.625 (1, 1) (6, 1) (9, PH) (9, 1)		0-0 SH3		3-1 SH1-4	2-2 F9		0-0 BB 1B	1-1 1-3 2-H 1B		1 0 0 0 0 0 2 1 0 1 0 0 0 0 1 0 1 1 0 0 0 0 0 0 0 0 0 0												
Inning Stats	R: 3 E: 0 K: 0 S: 12	H: 4 LOB: 1 BB: 0 P: 19	R: 0 E: 0 K: 0 S: 10	H: 0 LOB: 1 BB: 1 P: 17	R: 0 E: 0 K: 0 S: 7	H: 1 LOB: 1 BB: 1 P: 16	R: 0 E: 0 K: 1 S: 7	H: 1 LOB: 2 BB: 1 P: 15	R: 2 E: 0 K: 0 S: 15	H: 4 LOB: 2 BB: 1 P: 25	R: 0 E: 0 K: 0 S: 5	H: 0 LOB: 0 BB: 0 P: 7	R: 0 E: 1 K: 0 S: 5	H: 0 LOB: 1 BB: 1 P: 13	R: 0 E: 0 K: 0 S: 11	H: 1 LOB: 2 BB: 1 P: 19	R: 2 E: 0 K: 1 S: 17	H: 3 LOB: 2 BB: 1 P: 28	1B: 12 2B: 2 3B: 0 HR: 0	SF: 0 SAC: 2 DP: 2 HBP: 0	WP: 1 PB: 0 SB: 2 CS: 0	PA: 46
PITCHER	IP WLS BF H R ER SO BB IBB HBP BLK WP HR S P ERA WHIP																					
Don Carman, L ERA: 4.56 (1, 1)	4.2 L 26 10 5 5 1 3 0 0 0 0 0 0 47 86 9.64 2.786																					
Bill Dawley, R ERA: 16.2 (5, 1)	0.1 1 0 0 0 0 0 0 0 0 0 0 0 4 6 0.00 0.000																					
Mike Maddux, R ERA: 4.09 (6, 1)	1.0 3 0 0 0 0 0 0 0 0 0 0 0 5 7 0.00 0.000																					
Greg Harris, R ERA: 2.42 (7, 1)	2.2 15 4 2 2 1 2 1 0 0 1 0 29 56 6.75 2.250																					
Kent Tekulve, R ERA: 3.6 (9, 1)	0.1 1 0 0 0 0 0 0 0 0 0 0 0 4 4 0.00 0.000																					

San Diego Padres @ Philadelphia Phillies
Veterans Stadium, Philadelphia, PA
Fri Sep 02 1988, 7:05 PM EDT
Att. 15,384 - Unknown - 73 F

AB	38
R	7
H	14
RBI	7
BB	6
SO	2
LOB	21



BOTTOM

San Diego Padres @ Philadelphia Phillies
Veterans Stadium, Philadelphia, PA

livebaseballscorecards.com

AB	35
R	4
H	10
RBI	4
BB	1
SO	4
LOB	14



WP	0	PA	36
PB	0		
SB	0		
CS	0		

Fri Sep 02 1988, 7:05 PM EDT
Att: 15,384 - Unknown - 73 F

Batter	1	2	3	4	5	6	7	8	9	AB	R	H	RBI	BB	SO	LOB
Phil Bradley, R OBP: 0.341, SLG: 0.389 (1, 7)										4	1	3	0	0	0	0
Milt Thompson, L OBP: 0.354, SLG: 0.356 (1, 8)										4	1	1	0	0	1	2
Chris James, R OBP: 0.289, SLG: 0.395 (1, 5)										3	0	1	2	1	0	1
Ricky Jordan, R OBP: 0.333, SLG: 0.506 (1, 3)										4	1	2	0	0	0	3
Ron Jones, L OBP: 0.308, SLG: 0.560 (1, 9)										4	1	2	2	0	0	1
Juan Samuel, R OBP: 0.294, SLG: 0.373 (1, 4)										4	0	1	0	0	0	1
Lance Parrish, R OBP: 0.295, SLG: 0.374 (1, 2)										4	0	0	0	0	1	2
Steve Jeltz, S OBP: 0.317, SLG: 0.253 (1, 6)										2	0	0	0	0	0	0
Von Hayes, L OBP: 0.353, SLG: 0.417 (6, PH)										1	0	0	0	0	0	2
Greg Harris, S OBP: 0.333, SLG: 0.556 (7, 1)										0	0	0	0	0	0	0
Kent Tekulve, R (9, 1)										0	0	0	0	0	0	0
Keith Miller, S OBP: 0.244, SLG: 0.263 (9, PH)										1	0	0	0	0	1	0
Don Carman, L OBP: 0.058, SLG: 0.058 (5, 1)										1	0	0	0	0	0	0
Bill Dawley, R (5, 1)										0	0	0	0	0	0	0
Tom Barrett, S OBP: 0.242, SLG: 0.143 (5, PH)										1	0	0	0	0	1	0
Mike Maddux, L OBP: 0.182, SLG: 0.190 (6, 1)										0	0	0	0	0	0	0
Greg Gross, L OBP: 0.287, SLG: 0.204 (6, PH)										1	0	0	0	0	0	2
Jackie Gutierrez, R OBP: 0.255, SLG: 0.288 (7, 8)										1	0	0	0	0	0	0

Inning Stats	R: 2	H: 3	E: 0	K: 12	S: 12	LOB: 0	BB: 0	P: 21	R: 0	H: 0	E: 0	K: 0	S: 6	LOB: 0	BB: 0	P: 11	R: 0	H: 1	E: 0	K: 0	S: 6	LOB: 1	BB: 0	P: 6	R: 2	H: 2	E: 0	K: 0	S: 9	LOB: 0	BB: 0	P: 12	R: 0	H: 1	E: 0	K: 2	S: 13	LOB: 2	BB: 1	P: 21	R: 0	H: 2	E: 0	K: 1	S: 15	LOB: 2	BB: 0	P: 23	R: 0	H: 0	E: 0	K: 0	S: 8	LOB: 0	BB: 0	P: 10	R: 0	H: 1	E: 0	K: 0	S: 5	LOB: 0	BB: 0	P: 7	R: 0	H: 0	E: 0	K: 1	S: 13	LOB: 0	BB: 0	P: 19	1B: 8	SF: 0	2B: 1	SAC: 0	3B: 0	DP: 1	HR: 1	HBP: 0	WP: 0	PA: 36
--------------	------	------	------	-------	-------	--------	-------	-------	------	------	------	------	------	--------	-------	-------	------	------	------	------	------	--------	-------	------	------	------	------	------	------	--------	-------	-------	------	------	------	------	-------	--------	-------	-------	------	------	------	------	-------	--------	-------	-------	------	------	------	------	------	--------	-------	-------	------	------	------	------	------	--------	-------	------	------	------	------	------	-------	--------	-------	-------	-------	-------	-------	--------	-------	-------	-------	--------	-------	--------

PITCHER	IP	WLS	BF	H	R	ER	SO	BB	IBB	HBP	BLK	WP	HR	S	P	ERA	WHIP
Jimmy Jones, R ERA: 3.83 (1, 1)	5.0	W	23	8	4	4	2	1	0	0	1	0	1	49	76	7.20	1.800
Lance McCullers, R ERA: 2.22 (6, 1)	3.0		10	2	0	0	1	0	0	0	0	0	0	25	35	0.00	0.667
Mark Davis, L ERA: 2.02 (9, 1)	1.0	S	3	0	0	0	1	0	0	0	0	0	0	13	19	0.00	0.000

Batter	1	2	3	4	5	6	7	8	9	AB R H RBI BB SO LOB	TOP		
John Kruk, L (1, 9) OBP: 0.379, SLG: 0.389	3-2 F8		1-1 G3			4-1 FC3-6 1B BB		4-2 SH5-3 BB	1-0 1-3 2-H 1B	3 1 1 1 2 0 0			
Roberto Alomar, S (1, 4) OBP: 0.317, SLG: 0.365	2-2 F8			2-2 F8		0-0 FC3-6 1B		0-1 SH5-3 BB	1-2 1-2 3-H 1B	4 0 2 1 0 0 0			
Tony Gwynn, L (1, 8) OBP: 0.375, SLG: 0.429	0-2 4-3			1-3 K		1-0 FC3-6 BB 1B 1-2f 2-3		4-0 IBB		3 1 0 0 1 1 2			
Carmelo Martinez, R (1, 7) OBP: 0.302, SLG: 0.412				1-2 1-6-3		4-1 1B BB 1-2		2-2 F2		3 0 0 0 1 0 2			
Keith Moreland, R (1, 3) OBP: 0.317, SLG: 0.340					1-0 1B	2-2 1-3 2-H 3-H 1B		0-0 F8		4 1 3 2 0 0 2			
Benito Santiago, R (1, 2) OBP: 0.293, SLG: 0.363				0-1 5-3 1B		1-2 F8 1B		0-0 6-3		4 0 0 0 0 0 2			
Tim Flannery, L (1, 5) OBP: 0.376, SLG: 0.391				0-0 CS 2-H 1B		0-0 F3		2-2 G3 HBP		3 0 1 1 0 0 1			
Garry Templeton, S (1, 6) OBP: 0.263, SLG: 0.324				2-2 CS 1-2	2-3 K	0-0 4-3		0-0 G3		4 1 1 0 0 1 2			
Ed Whitson, R (1, 1) OBP: 0.172, SLG: 0.224				2-3 K		0-3 K		0-0 F3		4 1 1 0 0 2 1			
Inning Stats	R: 0 E: 0 K: 0 S: 9 H: 0 LOB: 0 BB: 0 P: 14	R: 1 E: 0 K: 0 S: 12 H: 2 LOB: 0 BB: 0 P: 15	R: 0 E: 0 K: 2 S: 9 H: 0 LOB: 0 BB: 0 P: 14	R: 0 E: 0 K: 1 S: 9 H: 0 LOB: 0 BB: 0 P: 13	R: 0 E: 0 K: 0 S: 6 H: 1 LOB: 1 BB: 0 P: 8	R: 2 E: 0 K: 1 S: 10 H: 2 LOB: 2 BB: 2 P: 21	R: 0 E: 0 K: 0 S: 7 H: 0 LOB: 1 BB: 0 P: 9	R: 0 E: 0 K: 0 S: 8 H: 0 LOB: 2 BB: 2 P: 18	R: 2 E: 0 K: 0 S: 12 H: 4 LOB: 1 BB: 0 P: 16	1B: 9 2B: 0 3B: 0 HR: 0 SF: 0 SAC: 1 DP: 0 HBP: 1	WP: 0 PB: 0 SB: 0 CS: 1 PA: 39		
PITCHER	IP WLS BF H R ER SO BB IBB HBP BLK WP HR S P ERA WHIP											PITCHER	IP WLS BF H R ER SO BB IBB HBP BLK WP HR S P ERA WHIP
Kevin Gross, R (1, 1) ERA: 3.58	8.0 L 32 5 3 3 4 3 1 1 0 0 0 0 70 112 3.38 1.000												
Steve Bedrosian, R (9, 1) ERA: 3.96	1.0 6 4 2 2 0 0 0 0 0 0 0 0 12 16 18.00 4.000												

San Diego Padres @ Philadelphia Phillies
Veterans Stadium, Philadelphia, PA
Sat Sep 03 1988, 7:05 PM EDT
Att: 16,315 - Unknown

AB	32
R	5
H	9
RBI	5
BB	4
SO	4
LOB	12



Batter	1	2	3	4	5	6	7	8	9	AB R H RBI BB SO LOB
Brett Butler, L OBP: 0.394, SLG: 0.390 (1, 8) C B F X	1-2 1B 1B	0-0 F9		1-1 4-3		2-1 5-3			3-2 1B 1B	5 1 2 0 0 0 1
Chris Speier, R OBP: 0.324, SLG: 0.360 (1, 4) C F F X	0-2 F7	4-1 E BB		3-1 P4			0-1 5-3		1-3 K	4 0 0 0 1 1 2
Will Clark, L OBP: 0.317, SLG: 0.508 (1, 3) S C X	0-2 FC6-4 1B 1B	0-1 E3		0-0 P6			1-0 P5		1-1 1-3 1B	5 1 2 0 0 0 1
Kevin Mitchell, R OBP: 0.324, SLG: 0.448 (1, 7) X	0-0 FC6-4 1B	3-3 K			0-0 F8		2-0 L7		3-2 6-3	5 0 1 1 0 1 4
Candy Maldonado, R OBP: 0.317, SLG: 0.377 (1, 9) Roger Samuels, L (6, 1)	1-0 FC6-4 BB 1B		2-0 6-3		1-1 F7			1-1 S SH1-4 WP 1B		3 0 0 0 0 0 2 0 0 0 0 0 0 0 1 0 1 0 0 0 0 0 1 0 0 0 0 0 0 0 0 0 0 0 0
Phil Garner, R OBP: 0.250, SLG: 0.250 (8, PH) Donell Nixon, R OBP: 0.400, SLG: 0.391 (8, PR) Ernest Riles, L OBP: 0.293, SLG: 0.351 (9, 5)	1-2 3-H 1B		1-1 F8		0-1 L7			1-1 SH1-4		3 0 1 1 0 0 0
Bob Melvin, R OBP: 0.277, SLG: 0.395 (1, 2) B X	1-0 BB 1B		3-2 1B 1B		0-3 K			3-3 K 2-H		3 0 1 0 1 2 1 0 0 0 0 0 0 0
Matt Williams, R OBP: 0.283, SLG: 0.440 (1, 5) Scott Garrelts, R OBP: 0.091, SLG: 0.091 (9, 1) F B C F B B	4-2 1-2 2-3 BB		1-1 K 1B		2-0 1B			1-0 5-3		4 0 2 0 0 0 4
Jose Uribe, S OBP: 0.298, SLG: 0.311 (1, 6) X	0-0 1-3		1-1 1-2 1B		1-0 F8			2-3 K		2 0 0 0 0 1 2 0 0 0 0 0 0 0 2 0 0 0 0 1 1
Atlee Hammaker, S OBP: 0.179, SLG: 0.115 (1, 1) Lary Sorensen, R (6, 1) Joel Youngblood, R OBP: 0.314, SLG: 0.290 (6, 9)		0-0 5-3	1-3 K							

Inning Stats	R: 2	H: 4	E: 0	K: 0	S: 18	LOB: 3	BB: 1	P: 25	R: 0	H: 0	E: 1	K: 1	S: 9	LOB: 2	BB: 1	P: 16	R: 0	H: 2	E: 0	K: 1	S: 11	LOB: 2	BB: 0	P: 19	R: 0	H: 0	E: 0	K: 0	S: 5	LOB: 0	BB: 0	P: 9	R: 0	H: 0	E: 0	K: 0	S: 5	LOB: 0	BB: 0	P: 6	R: 0	H: 1	E: 0	K: 1	S: 8	LOB: 1	BB: 0	P: 13	R: 0	H: 0	E: 0	K: 0	S: 4	LOB: 0	BB: 0	P: 7	R: 1	H: 1	E: 0	K: 1	S: 8	LOB: 1	BB: 0	P: 14	R: 0	H: 2	E: 0	K: 2	S: 15	LOB: 2	BB: 0	P: 25	1B: 10	2B: 0	3B: 0	HR: 0	SF: 0	SAC: 1	DP: 0	HBP: 0	WP: 1	PB: 0	SB: 1	CS: 0	PA: 40
PITCHER	IP	WLS	BF	H	R	ER	SO	BB	IBB	HBP	BLK	WP	HR	S	P	ERA	WHIP																																																																				
Dennis Rasmussen, L ERA: 3.77 (1, 1)	8.0	W	35	8	3	3	4	2	0	0	0	1	0	68	109	3.38	1.250																																																																				
Mark Davis, L ERA: 2.0 (9, 1)	1.0	S	5	2	0	0	2	0	0	0	0	0	0	15	25	0.00	2.000																																																																				

BOTTOM

San Diego Padres @ San Francisco Giants
Candlestick Park, San Francisco, CA
Tue Sep 06 1988, 10:05 PM EDT
Att. 5,770 - Unknown

livebaseballscorecards.com

AB	37
R	3
H	10
RBI	2
BB	2
SO	6
LOB	18



Batter	1	2	3	4	5	6	7	8	9	AB	R	H	RBI	BB	SO	LOB
John Kruk, L OBP: 0.375, SLG: 0.381 (1, 9)	4-1 L3-4 1B BB		1-1 3-1		3-3 K			2-0 4-3		3	0	0	0	1	1	1
Roberto Alomar, S OBP: 0.320, SLG: 0.363 (1, 4)	0-0 1-2 1B			0-1 E 1B	1-2 F3			1-0 F8		4	1	2	0	0	0	1
Tony Gwynn, L OBP: 0.370, SLG: 0.422 (1, 8)	0-0 B1			0-1 E9 F8 1-H 1B			0-3 K	0-1 E4		4	0	1	0	0	1	2
Carmelo Martinez, R OBP: 0.299, SLG: 0.400 (1, 7)	0-0 L3-4 2-3			4-2 BB			1-1 F2	4-0 1-2 IBB		2	0	0	0	2	0	2
Keith Moreland, R OBP: 0.317, SLG: 0.346 (1, 3)		2-2 F7		3-1 P3			1-0 P4	0-3 K		4	0	0	0	0	1	4
Benito Santiago, R OBP: 0.290, SLG: 0.359 (1, 2)		0-2 F9		0-0 F8 2-3			2-0 F2			3	0	0	0	0	0	2
Tim Flannery, L OBP: 0.380, SLG: 0.398 (1, 5)		2-3 K		1-0 4-3			4-2 2B BB			2	0	0	0	1	1	2
Garry Templeton, S OBP: 0.267, SLG: 0.331 (1, 6)		2-1 5-3		3-2 PB S 1B			0-0 1-H 2B			3	0	2	0	0	0	0
Andy Hawkins, R OBP: 0.143, SLG: 0.127 (1, 1)		0-0 P5		2-3 K			2-3 K			3	0	0	0	0	2	2
Mark Davis, L OBP: 0.333, SLG: 0.625 (9, 1)				1-2 K						0	0	0	0	0	0	0

Inning Stats	R: 0	H: 1	E: 0	K: 0	S: 4	LOB: 1	BB: 1	P: 8	R: 0	H: 0	E: 0	K: 1	S: 12	LOB: 0	BB: 0	P: 16	R: 0	H: 0	E: 0	K: 0	S: 5	LOB: 0	BB: 0	P: 8	R: 1	H: 2	E: 1	K: 0	S: 10	LOB: 2	BB: 1	P: 18	R: 0	H: 1	E: 0	K: 2	S: 14	LOB: 1	BB: 0	P: 23	R: 0	H: 0	E: 0	K: 1	S: 6	LOB: 0	BB: 0	P: 8	R: 0	H: 1	E: 0	K: 1	S: 8	LOB: 1	BB: 1	P: 16	R: 0	H: 0	E: 1	K: 1	S: 9	LOB: 2	BB: 1	P: 16
--------------	------	------	------	------	------	--------	-------	------	------	------	------	------	-------	--------	-------	-------	------	------	------	------	------	--------	-------	------	------	------	------	------	-------	--------	-------	-------	------	------	------	------	-------	--------	-------	-------	------	------	------	------	------	--------	-------	------	------	------	------	------	------	--------	-------	-------	------	------	------	------	------	--------	-------	-------

PITCHER	IP	WLS	BF	H	R	ER	SO	BB	IBB	HBP	BLK	WP	HR	S	P	ERA	WHIP
Ron Robinson, R ERA: 3.91 (1, 1)	4.0	L	16	3	1	1	1	2	0	0	0	0	0	31	50	2.25	1.250
Rob Dibble, R ERA: 2.08 (5, 1)	2.0		7	1	0	0	3	0	0	0	0	0	0	20	31	0.00	0.500
Rob Murphy, L ERA: 2.91 (7, 1)	2.0		9	1	0	0	2	1	1	0	0	0	0	17	32	0.00	1.000

BOTTOM

Cincinnati Reds @ San Diego Padres
 Jack Murphy Stadium, San Diego, CA
 Wed Sep 07 1988, 10:05 PM EDT
 Att: 11,714 - Unknown - 70 F

livebaseballscorecards.com

AB	28
R	1
H	5
RBI	0
BB	4
SO	6
LOB	16



1B: 4	SF: 0	WP: 0	PA: 32
2B: 2	SAC: 0	PB: 1	
3B: 0	DP: 1	SB: 2	
HR: 0	HBP: 0	CS: 0	

PITCHER	IP	WLS	BF	H	R	ER	SO	BB	IBB	HBP	BLK	WP	HR	S	P	ERA	WHIP
---------	----	-----	----	---	---	----	----	----	-----	-----	-----	----	----	---	---	-----	------

Batter	1	2	3	4	5	6	7	8	9	AB R H RBI BB SO LOB	TOP
Barry Larkin, R (1, 6) OBP: 0.341, SLG: 0.419	1-2 F8		1-2 G3 1B		1-1 F2		1-1 PO	1-0 5-3		4 0 1 0 0 0 0	Cincinnati Reds @ San Diego Padres Jack Murphy Stadium, San Diego, CA Thu Sep 08 1988, 10:05 PM EDT Att. 11,836 - Unknown - 70 F
Lenny Harris, L (1, 5)	0-1 4-3		0-0 G3			1-1 G3		3-2 F8	4 0 0 0 0 0 1		
Kal Daniels, L (1, 7) John Franco, L (8, 1)	2-3 K		0-2 P6			2-2 E1 2B		3-2 4-3	4 1 0 0 0 1 1 0 0 0 0 0 0 0		
Eric Davis, R (1, 8) OBP: 0.367, SLG: 0.510		4-1 FC4-6 BB		0-3 K		1 SAFE 2-1 2B		4-2 FC4-6 BB	2 0 1 1 2 1 0		
Paul O'Neill, L (1, 9) OBP: 0.311, SLG: 0.409		1 SAFE 1-1 FC4-6 1B		1-2 F7		2-2 F8		1 SAFE 1-1 FC4-6	4 1 0 0 0 0 3		
Nick Esasky, R (1, 3) Dave Concepcion, R (9, 3)		1-1 1B 1-2 1B		4-2 BB		0-3 K		0-0 F9	3 0 1 0 1 1 2 0 0 0 0 0 0 0		
Jeff Reed, L (1, 2) OBP: 0.291, SLG: 0.268		1-3 K		0-1 G3		2-2 F8		1-1 4-3	4 0 0 0 0 1 4		
Ron Oester, S (1, 4) OBP: 0.324, SLG: 0.330		1-0 1B		1-0 F7		1-0 PO 2B			3 0 2 1 0 0 0		
Jose Rijo, R (1, 1) Ken Griffey, L (7, PH) Frank Williams, R (7, 1) Herm Winningham, L (8, 7)		0-1 L4		0-0 G3		0-0 1-3			2 0 0 0 0 0 0 1 0 0 0 0 0 1 0 0 0 0 0 0 0 0 0 0 0 0 0 0		
Inning Stats	R: 0 H: 0 E: 0 LOB: 0 K: 1 BB: 0 S: 10 P: 13	R: 1 H: 2 E: 0 LOB: 2 K: 1 BB: 1 S: 9 P: 17	R: 0 H: 1 E: 0 LOB: 1 K: 0 BB: 0 S: 9 P: 10	R: 0 H: 0 E: 0 LOB: 1 K: 1 BB: 1 S: 10 P: 15	R: 0 H: 0 E: 0 LOB: 0 K: 0 BB: 0 S: 4 P: 6	R: 1 H: 1 E: 1 LOB: 1 K: 1 BB: 0 S: 14 P: 21	R: 0 H: 1 E: 0 LOB: 0 K: 0 BB: 0 S: 6 P: 10	R: 0 H: 0 E: 0 LOB: 0 K: 0 BB: 0 S: 7 P: 14	R: 0 H: 0 E: 0 LOB: 1 K: 0 BB: 1 S: 8 P: 14	1B: 3 SF: 0 2B: 2 SAC: 0 3B: 0 DP: 0 HR: 0 HBP: 0	WP: 0 PA: 35 PB: 0 SB: 0 CS: 0
PITCHER	IP WLS BF H R ER SO BB IBB HBP BLK WP HR S P ERA WHIP										
Ed Whitson, R (1, 1) ERA: 3.75	6.0 L 24 4 2 1 4 2 0 0 0 0 0 0 56 82 1.50 1.000										
Lance McCullers, R (7, 1) ERA: 2.17	2.0 6 1 0 0 0 0 0 0 0 0 0 0 0 13 24 0.00 0.500										
Mark Grant, R (9, 1) ERA: 3.97	1.0 4 0 0 0 0 0 1 0 0 0 0 0 0 8 14 0.00 1.000										

livebaseballscorecards.com



Batter	1	2	3	4	5	6	7	8	9	AB	R	H	RBI	BB	SO	LOB
John Kruk, L OBP: 0.374, SLG: 0.379 (1, 9)	2-2 SH5-3 1B		1-2 6-3			0-0 F7		0-0 1-3		4	0	1	0	0	0	2
Roberto Alomar, S OBP: 0.318, SLG: 0.361 (1, 4)	1-0 SH5-3 1-2			1-0 1-3		3-3 K			1-2 F9	3	0	0	0	0	1	1
Tony Gwynn, L OBP: 0.367, SLG: 0.418 (1, 8)	0-2 1-3 2-3			0-1 G3			1-1 G3		0-0 6-3	4	0	0	0	0	0	1
Carmelo Martinez, R OBP: 0.295, SLG: 0.394 (1, 7)	2-3 K			0-1 L6			2-3 K		3-2 5-3	4	0	0	0	0	2	1
Keith Moreland, R OBP: 0.315, SLG: 0.344 (1, 3)		0-2 L6			1-0 6-3			2-3 K		3	0	0	0	0	1	0
Benito Santiago, R OBP: 0.291, SLG: 0.359 (1, 2)		0-1 6-3			1-2 6-3			0-1 1B E FC4-6 1B		3	1	1	0	0	0	0
Tim Flannery, L OBP: 0.371, SLG: 0.388 (1, 5)		1-3 K			2-1 G3			0-1 F7		3	0	0	0	0	1	1
Garry Templeton, S OBP: 0.271, SLG: 0.334 (1, 6)			2-3 K			1-1 1B		3-2 FC4-6 1B		3	0	2	0	0	1	0
Ed Whitson, R OBP: 0.169, SLG: 0.220 (1, 1)			1-3 K			2-3 K		1-0 FC4-6		1	0	0	0	0	1	0
Marvell Wynne, L OBP: 0.327, SLG: 0.441 (6, PH)										1	0	0	0	0	1	1
Lance McCullers, S OBP: 0.250, SLG: 0.143 (7, 1)										0	0	0	0	0	0	0
Randy Ready, R OBP: 0.344, SLG: 0.380 (8, PH)										1	0	0	1	0	0	1
Mark Grant, R (9, 1)										0	0	0	0	0	0	0

Inning Stats	R: 0	H: 1	E: 0	K: 1	S: 11	R: 0	H: 0	E: 0	K: 1	S: 9	R: 0	H: 0	E: 0	K: 2	S: 9	R: 0	H: 0	E: 0	K: 0	S: 5	R: 0	H: 0	E: 0	K: 0	S: 6	R: 0	H: 1	E: 0	K: 2	S: 10	R: 0	H: 0	E: 0	K: 2	S: 8	R: 1	H: 2	E: 1	K: 0	S: 10	R: 0	H: 0	E: 0	K: 0	S: 8	R: 0	H: 0	E: 0	K: 0	S: 12	1B: 4	2B: 0	3B: 0	HR: 0	SF: 0	SAC: 1	DP: 0	HBP: 0	WP: 0	PB: 0	SB: 0	CS: 0
--------------	------	------	------	------	-------	------	------	------	------	------	------	------	------	------	------	------	------	------	------	------	------	------	------	------	------	------	------	------	------	-------	------	------	------	------	------	------	------	------	------	-------	------	------	------	------	------	------	------	------	------	-------	-------	-------	-------	-------	-------	--------	-------	--------	-------	-------	-------	-------

PITCHER	IP	WLS	BF	H	R	ER	SO	BB	IBB	HBP	BLK	WP	HR	S	P	ERA	WHIP
Jose Rijo, R ERA: 2.55 (1, 1)	6.0	W	20	2	0	0	6	0	0	0	0	0	0	50	71	0.00	0.333
Frank Williams, R ERA: 2.51 (7, 1)	1.1		6	2	1	0	2	0	0	0	0	0	0	16	24	0.00	1.500
John Franco, L ERA: 1.18 (8, 1)	1.2	S	5	0	0	0	0	0	0	0	0	0	0	10	15	0.00	0.000

BOTTOM

Cincinnati Reds @ San Diego Padres
Jack Murphy Stadium, San Diego, CA
Thu Sep 08 1988, 10:05 PM EDT
Att: 11,836 - Unknown - 70 F

livebaseballscorecards.com

AB	30
R	1
H	4
RBI	1
BB	0
SO	8
LOB	8



WP: 0	PA: 31
PB: 0	
SB: 0	
CS: 0	

Batter	1	2	3	4	5	6	7	8	9	10	11	AB R H RBI BB SO LOB	TOP													
Ron Gant, R Bruce Sutter, R (1, 5) (11, 1)	L5		4-3		5-3			1B 2B	6-3		G6-4-3	6 1 1 0 0 0 3 0 0 0 0 0 0 0														
Jeff Blauser, R OBP: 0.296, SLG: 0.458 (1, 4)	SF7 3B		BB		F7			1B BB		K		4 2 1 0 1 1 1														
Gerald Perry, L OBP: 0.357, SLG: 0.411 (1, 3)	SF7		4-3		1-3			1B BB		6-3		3 1 0 1 1 0 1														
Dale Murphy, R OBP: 0.316, SLG: 0.443 (1, 9)	FC6-4 1B				F7			1B 1B		FC5-4 BB		4 0 2 2 1 0 0														
Andres Thomas, R OBP: 0.270, SLG: 0.366 (1, 6)	FC6-4				F5			1B		FC5-4		5 0 1 1 0 0 2														
Dion James, L OBP: 0.361, SLG: 0.359 Ted Simmons, S OBP: 0.337, SLG: 0.371 José Álvarez, R OBP: 0.500, SLG: 0.429 Jim Morrison, R OBP: 0.216, SLG: 0.244 (1, 7) (8, PH) (8, 1) (11, PH) (11, 5)			G3		3-1			4-3 P3			E6 1B 1B	3 0 0 0 0 0 0 1 0 0 0 0 0 2 0 0 0 0 0 0 0 1 1 1 0 0 0 0														
Ozzie Virgil, R OBP: 0.304, SLG: 0.368 (1, 2)			K					6-3 1B				5 0 2 1 0 2 2														
Terry Blocker, L OBP: 0.236, SLG: 0.236 Lonnie Smith, R OBP: 0.269, SLG: 0.267 (1, 8) (9, PH) (9, 7)			K					F2		L6		3 0 1 0 0 1 1 2 0 0 0 0 1 1														
German Jimenez, L OBP: 0.087, SLG: 0.087 Jerry Royster, R OBP: 0.231, SLG: 0.214 Jim Acker, R OBP: 0.750, SLG: 0.667 Albert Hall, S OBP: 0.316, SLG: 0.301 (1, 1) (5, PH) (5, 1) (8, PH) (8, 7) (9, 8)			F5					6-3		F9		1 0 0 0 0 0 0 1 0 0 0 0 0 1 0 0 0 0 0 0 0 3 0 1 0 0 0 0														
Inning Stats	R: 1 E: 0 S: 15	H: 2 LOB: 1 BB: 0 P: 23	R: 0 E: 0 S: 7	H: 0 LOB: 0 BB: 0 P: 8	R: 0 E: 0 S: 11	H: 0 LOB: 1 BB: 1 P: 18	R: 0 E: 0 S: 5	H: 0 LOB: 0 BB: 0 P: 10	R: 0 E: 0 S: 10	H: 1 LOB: 1 BB: 0 P: 17	R: 0 E: 0 S: 6	H: 0 LOB: 0 BB: 0 P: 10	R: 0 E: 0 S: 10	H: 1 LOB: 1 BB: 0 P: 15	R: 3 E: 1 S: 15	H: 3 LOB: 2 BB: 1 P: 27	R: 0 E: 0 S: 6	H: 0 LOB: 0 BB: 0 P: 10	R: 0 E: 0 S: 11	H: 0 LOB: 1 BB: 1 P: 16	R: 1 E: 1 S: 11	H: 3 LOB: 1 BB: 0 P: 17	1B: 8 2B: 1 3B: 1 HR: 0	SF: 1 SAC: 0 DP: 1 HBP: 0	WP: 0 PB: 0 SB: 0 CS: 0	PA: 46
PITCHER	IP WLS BF H R ER SO BB IBB HBP BLK WP HR S P ERA WHIP												IP WLS BF H R ER SO BB IBB HBP BLK WP HR S P ERA WHIP													
Jimmy Jones, R ERA: 3.77 (1, 1)	7.1 L 29 5 3 3 3 1 0 0 0 0 0 69 111 3.68 0.818												3.0 L 16 5 2 0 2 2 0 0 0 0 0 37 59 0.00 2.333													
Lance McCullers, R ERA: 2.15 (11, 1)	0.2 1 0 0 0 0 0 0 0 0 0 0 0 1 1 0.00 0.000																									

Atlanta Braves @ San Diego Padres
Jack Murphy Stadium, San Diego, CA
Fri Sep 09 1988, 10:05 PM EDT
Att. 44,112 - Unknown

livebaseballscorecards.com

AB 42
R 5
H 10
RBI 5
BB 3
SO 5
LOB 14



Batter	1	2	3	4	5	6	7	8	9	10	11	AB R H RBI BB SO LOB	BOTTOM																		
Dickie Thon, R OBP: 0.346, SLG: 0.320 (1, 6)	2-1 2B 1B	4-2 BB		3-1 E 1B 1B		1-2 4-3 G3 1B		1-1 6-3			1-1 6-3	5 2 3 0 1 0 0	Atlanta Braves @ San Diego Padres Jack Murphy Stadium, San Diego, CA Fri Sep 09 1988, 10:05 PM EDT Att. 44,112 - Unknown																		
Roberto Alomar, S OBP: 0.316, SLG: 0.358 (1, 4)	0-0 F8	1-0 F2		1-0 E5 1B		0-0 G3			3-2 4-3		0-3 K	6 1 1 0 0 1 5																			
Tony Gwynn, L OBP: 0.366, SLG: 0.417 Marvell Wynne, L OBP: 0.326, SLG: 0.439 (1, 8) (8, 8)	1-2 F8		1-2 P4	0-2 2-H 3-H 1B		0-2 4-3			1-3 K			4 0 1 2 0 0 2 1 0 0 0 0 1 0																			
Carmelo Martinez, R OBP: 0.293, SLG: 0.394 (1, 7) (11, 3)	2-1 1-H 2B		1-1 1-3	3-2 F8		0-0 6-3			2-1 6-3			5 0 1 1 0 0 2																			
Keith Moreland, R OBP: 0.316, SLG: 0.343 Stan Jefferson, S OBP: 0.228, SLG: 0.233 (1, 3) (10, PR) (11, 7)	2-2 F8		4-2 2B BB		0-1 F8		0-0 F7			2-2 SH5-4 1B		4 1 1 0 1 0 1 0 0 0 0 0 0 0																			
Benito Santiago, R OBP: 0.293, SLG: 0.365 (1, 2)		1-2 4-3	0-0 1-H 2B		0-0 4-3 2B		0-0 F8			0-0 SH5-4		4 0 2 1 0 0 0																			
John Kruk, L OBP: 0.372, SLG: 0.375 (1, 9)		3-2 F7	0-1 6-3		1-2 4-3 2-3		3-2 6-3			4-0 G6-4-3 IBB		4 0 0 0 1 0 2																			
Chris Brown, R OBP: 0.303, SLG: 0.294 Lance McCullers, S OBP: 0.250, SLG: 0.143 (1, 5) (11, 1)		2-1 1B 1B		0-0 F8	4-0 IBB			1-2 4-3		0-2 G6-4-3		4 0 1 0 1 0 2 0 0 0 0 0 0 0																			
Jimmy Jones, R OBP: 0.193, SLG: 0.192 Mark Davis, L OBP: 0.300, SLG: 0.556 Tim Flannery, L OBP: 0.369, SLG: 0.385 (1, 1) (8, 1) (11, 5)		0-0 BB 1B		0-0 6-3	2-2 L6			0-0 F7			0-0 F7	3 0 1 0 0 0 2 1 0 0 0 0 0 0 1 0 0 0 0 0 0																			
Inning Stats	R: 1 E: 0 K: 0 S: 12	H: 2 LOB: 1 BB: 0 P: 19	R: 0 E: 0 K: 0 S: 12	H: 2 LOB: 3 BB: 1 P: 23	R: 1 E: 0 K: 0 S: 10	H: 1 LOB: 1 BB: 1 P: 16	R: 2 E: 1 K: 0 S: 11	H: 3 LOB: 1 BB: 0 P: 18	R: 0 E: 0 K: 0 S: 11	H: 1 LOB: 2 BB: 1 P: 18	R: 0 E: 0 K: 0 S: 9	H: 1 LOB: 1 BB: 0 P: 10		R: 0 E: 0 K: 0 S: 5	H: 0 LOB: 0 BB: 0 P: 8	R: 0 E: 0 K: 0 S: 6	H: 0 LOB: 0 BB: 0 P: 8	R: 0 E: 0 K: 1 S: 9	H: 0 LOB: 0 BB: 0 P: 15	R: 0 E: 0 K: 0 S: 7	H: 1 LOB: 2 BB: 1 P: 13	R: 0 E: 0 K: 1 S: 6	H: 0 LOB: 0 BB: 0 P: 7	1B: 8 2B: 3 3B: 0 HR: 0	SF: 0 SAC: 1 DP: 1 HBP: 0	WP: 0 PB: 0 SB: 0 CS: 0	PA: 47				
PITCHER	IP WLS BF H R ER SO BB IBB HBP BLK WP HR S P ERA WHIP																														
German Jimenez, L ERA: 5.19 (1, 1)	4.0	22	8	4	3	0	0	2	0	0	0	0	0	45	76	6.75	2.500														
Jim Acker, R ERA: 4.76 (5, 1)	3.0	12	2	0	0	0	0	1	0	0	0	0	0	25	36	0.00	0.667														
José Álvarez, R ERA: 3.4 (8, 1)	3.0	W 10	1	0	0	1	0	1	0	0	0	0	0	22	36	0.00	0.333														
Bruce Sutter, R ERA: 4.76 (11, 1)	1.0	S 3	0	0	0	1	0	0	0	0	0	0	0	6	7	0.00	0.000														

AB	42
R	4
H	11
RBI	4
BB	4
SO	2
LOB	16



livebaseballscorecards.com

Batter	1	2	3	4	5	6	7	8	9	AB R H RBI BB SO LOB	TOP	
Ron Gant, R (1, 5) OBP: 0.309, SLG: 0.435	4-1 G3 S BB		0-0 F8		0-0 P4			0-3 K		3 0 0 0 1 1 0	Atlanta Braves @ San Diego Padres Jack Murphy Stadium, San Diego, CA Sat Sep 10 1988, 10:05 PM EDT Att. 15,349 - Unknown - 70 F	
Jeff Blauser, R (1, 4) OBP: 0.290, SLG: 0.429	0-3 SAFE K		1-2 5-3			0-1 6-3		1-1 WP 1B	4 1 1 0 0 1 1			
Gerald Perry, L (1, 3) OBP: 0.354, SLG: 0.408	1-2 SAFE G3			2-2 F7		2-3 K		2-2 6-3	4 0 0 0 0 1 2			
Dale Murphy, R (1, 9) OBP: 0.315, SLG: 0.441	2-2 6-3			0-0 F8		0-0 F8		0-0 2-H 1B	4 0 1 1 0 0 1			
Andres Thomas, R (1, 6) OBP: 0.268, SLG: 0.364		0-0 L5		2-2 E7 S		1-3 K		0-1 F8	4 0 0 0 0 1 1			
Dion James, L (1, 7) OBP: 0.360, SLG: 0.356		0-1 4-3		4-2 1-2 BB		1-3 K		0-0 F7	3 0 0 0 1 1 1			
Ozzie Virgil, R (1, 2) OBP: 0.304, SLG: 0.378		1-2 HR		0-1 F8		0-1 F7			3 1 1 1 0 0 2			
Terry Blocker, L (1, 8) OBP: 0.232, SLG: 0.231		1-0 4-3			1-1 6-3			2-0 4-3	3 0 0 0 0 0 0			
Rick Mahler, R (1, 1) OBP: 0.154, SLG: 0.156			1-3 K		0-0 P4			2-2 F9	2 0 0 0 0 1 0			
Albert Hall, S (8, PH) OBP: 0.315, SLG: 0.300									1 0 0 0 0 0 0			
Joe Boever, R (8, 1)									0 0 0 0 0 0 0			
Inning Stats	R: 0 H: 0 E: 0 LOB: 1 K: 1 BB: 1 S: 10 P: 17	R: 1 H: 1 E: 0 LOB: 0 K: 0 BB: 0 S: 7 P: 9	R: 0 H: 0 E: 0 LOB: 0 K: 1 BB: 0 S: 7 P: 9	R: 0 H: 0 E: 1 LOB: 2 K: 0 BB: 1 S: 11 P: 19	R: 0 H: 0 E: 0 LOB: 0 K: 0 BB: 0 S: 4 P: 5	R: 0 H: 0 E: 0 LOB: 0 K: 1 BB: 0 S: 6 P: 8	R: 0 H: 0 E: 0 LOB: 0 K: 2 BB: 0 S: 8 P: 10	R: 0 H: 0 E: 0 LOB: 0 K: 1 BB: 0 S: 7 P: 11	R: 1 H: 2 E: 0 LOB: 1 K: 0 BB: 0 S: 9 P: 12	1B: 2 SF: 0 2B: 0 SAC: 0 3B: 0 DP: 0 HR: 1 HBP: 0	WP: 1 PA: 33 PB: 0 SB: 2 CS: 0	
PITCHER Eric Show, R (1, 1) ERA: 3.2	IP WLS BF H R ER SO BB IBB HBP BLK WP HR S P ERA WHIP	9.0 W 33 3 2 2 6 2 0 0 0 1 1 69 100 2.00 0.556										

livebaseballscorecards.com

AB	31
R	2
H	3
RBI	2
BB	2
SO	6
LOB	8



Batter	1	2	3	4	5	6	7	8	9	AB R H RBI BB SO LOB	TOP	
Ron Gant, R (1, 5) OBP: 0.310, SLG: 0.434	4-2 BB G6-4-3			0-0 E5		1-0 F8		2-0 1B 1-2 2-H 3-H		3 0 1 2 1 0 0		
Jeff Blausen, R (1, 4) OBP: 0.257, SLG: 0.375	1-0 G6-4-3 1-2f			0-0 F9		1-1 F8		1-1 F9		4 0 0 0 0 0 4		
Gerald Perry, L (1, 3) OBP: 0.351, SLG: 0.404	0-0 F8			1-3 K			1-0 4-3	2-0 6-3		4 0 0 0 0 1 3		
Dale Murphy, R (1, 9) OBP: 0.313, SLG: 0.438		1-1 F3		1-0 L6			1-2 1-3	2-1 P6		4 0 0 0 0 0 1		
Andres Thomas, R (1, 6) OBP: 0.268, SLG: 0.363		1-3 K			0-1 5-3		3-3 K	0-2 FC6-4 1B		4 0 1 0 0 2 0		
Ozzie Virgil, R (1, 2) OBP: 0.304, SLG: 0.374		3-2 P3			2-2 F5		4-2 1B 1B 1B BB	1-0 FC6-4 1B		3 1 0 0 1 0 1		
Lonnie Smith, R (1, 7) OBP: 0.282, SLG: 0.281			3-2 F9		2-1 1B		0-0 1B 1B	1-0 5-3		4 1 2 0 0 0 1		
Terry Blocker, L (1, 8) OBP: 0.234, SLG: 0.233			2-3 K		1-3 K		0-0 1B 1B			3 0 1 0 0 2 1		
Charlie Puleo, R (1, 1) OBP: 0.182, SLG: 0.182			0-0 1-3			3-2 G3		0-0 F6		0 0 0 0 0 0 0		
Kevin Coffman, R (2, 1) OBP: 0.281, SLG: 0.384										1 0 0 0 0 0 0		
Jerry Royster, R (6, PH) OBP: 0.229, SLG: 0.212										1 0 0 0 0 0 0		
Chuck Cary, L (6, 1)										0 0 0 0 0 0 0		
Albert Hall, S (8, PH) OBP: 0.313, SLG: 0.298										1 0 0 0 0 0 3		
Ed Olwine, R (8, 1)										0 0 0 0 0 0 0		
Inning Stats	R: 0 H: 0 E: 0 LOB: 0 K: 0 BB: 1 S: 5 P: 10	R: 0 H: 0 E: 0 LOB: 0 K: 1 BB: 0 S: 8 P: 13	R: 0 H: 0 E: 0 LOB: 0 K: 1 BB: 0 S: 7 P: 12	R: 0 H: 0 E: 1 LOB: 1 K: 1 BB: 0 S: 6 P: 8	R: 0 H: 1 E: 0 LOB: 1 K: 1 BB: 0 S: 11 P: 16	R: 0 H: 0 E: 0 LOB: 0 K: 0 BB: 0 S: 6 P: 11	R: 0 H: 0 E: 0 LOB: 0 K: 1 BB: 0 S: 9 P: 14	R: 2 H: 3 E: 0 LOB: 2 K: 0 BB: 1 S: 9 P: 18	R: 0 H: 1 E: 0 LOB: 1 K: 0 BB: 0 S: 8 P: 12	1B: 5 SF: 0 2B: 0 SAC: 0 3B: 0 DP: 1 HR: 0 HBP: 0	WP: 0 PA: 34 PB: 0 SB: 0 CS: 0	
PITCHER	IP WLS BF H R ER SO BB IBB HBP BLK WP HR S P ERA WHIP											
Dennis Rasmussen, L (1, 1) ERA: 3.62	7.0 W 23 1 0 0 5 1 0 0 0 0 0 0 52 84 0.00 0.286											
Greg Booker, R (8, 1) ERA: 4.01	2.0 11 4 2 2 0 1 0 0 0 0 0 0 17 30 9.00 2.500											

Atlanta Braves @ San Diego Padres
 Jack Murphy Stadium, San Diego, CA

Sun Sep 11 1988, 6:33 AM EDT
 Att. 10,089 - Sunny - 75 F

livebaseballscorecards.com

AB 32
 R 2
 H 5
 RBI 2
 BB 2
 SO 5
 LOB 14



Batter	1	2	3	4	5	6	7	8	9	AB R H RBI BB SO LOB	TOP											
Brett Butler, L (1, 8) OBP: 0.399, SLG: 0.405	2-1 P6		0-1 3B		2-0 FC6-4		1-2 WP 1B		2-2 1-3	5 0 2 1 0 0 1												
Robby Thompson, R (1, 4) OBP: 0.331, SLG: 0.386	2-3 K		4-2 L4-3 BB		3-2 5-3		1-0 SF7			2 0 0 1 1 1 1												
Will Clark, L (1, 3) OBP: 0.380, SLG: 0.502	0-2 G3		1-0 L4-3			0-0 F8	3-3 K			4 0 0 0 0 1 4												
Candy Maldonado, R (1, 9) OBP: 0.313, SLG: 0.379		0-0 HR		1-1 F9		0-0 F9		1-3 K		4 1 1 1 0 1 0												
Mike Aldrete, L (1, 7) OBP: 0.358, SLG: 0.342		0-0 1B		4-1 1B SF8 BB		3-2 F9		4-2 BB		2 1 1 0 2 0 0												
Ernest Riles, L (1, 5) OBP: 0.305, SLG: 0.368		2-1 L1-3 1B		2-1 1 SAFE 1 SAFE 1 SAFE 1-3 1B		1-1 E 1B		0-0 F4		3 1 3 0 0 0 0												
Matt Williams, R (7, 5) OBP: 0.271, SLG: 0.415										1 0 0 0 0 0 1												
Kirt Manwaring, R (1, 2) OBP: 0.267, SLG: 0.301		1-2 L1-3		2-2 SF8		0-0 E6 1B SF7 BB		2-2 F9		3 1 0 1 0 0 4												
Jose Uribe, S (1, 6) OBP: 0.297, SLG: 0.306		0-1 L3		1-2 F9		4-0 WP 1B BB				3 0 0 0 1 1 2												
Dennis Cook, L (1, 1) OBP: 0.083, SLG: 0.083			1-3 K		4-0 FC6-4 BB		1-3 K		0-3 K	1 0 0 0 1 1 0												
Craig Lefferts, L (6, 1) OBP: 0.321, SLG: 0.442										0 0 0 0 0 0 0												
Kevin Mitchell, R (7, PH) OBP: 0.083, SLG: 0.083										1 0 0 0 0 1 3												
Roger Samuels, L (7, 1) OBP: 0.083, SLG: 0.083										1 0 0 0 0 1 0												
Scott Garretts, R (9, 1) OBP: 0.083, SLG: 0.083										0 0 0 0 0 0 0												
Joe Price, R (9, 1) OBP: 0.083, SLG: 0.083										0 0 0 0 0 0 0												
Inning Stats	R: 0 E: 0 K: 1 S: 10	H: 0 LOB: 0 BB: 0 P: 14	R: 1 E: 0 K: 0 S: 10	H: 3 LOB: 1 BB: 0 P: 13	R: 0 E: 0 K: 1 S: 10	H: 1 LOB: 1 BB: 1 P: 16	R: 1 E: 0 K: 0 S: 12	H: 1 LOB: 1 BB: 1 P: 21	R: 0 E: 0 K: 0 S: 4	H: 0 LOB: 0 BB: 1 P: 13	R: 0 E: 0 K: 0 S: 5	H: 0 LOB: 0 BB: 0 P: 8	R: 2 E: 1 K: 2 S: 14	H: 2 LOB: 2 BB: 1 P: 25	R: 0 E: 0 K: 1 S: 9	H: 0 LOB: 1 BB: 1 P: 16	R: 0 E: 0 K: 2 S: 9	H: 0 LOB: 0 BB: 0 P: 11	1B: 5 2B: 2 3B: 1 HR: 1	SF: 2 SAC: 0 DP: 2 HBP: 0	WP: 1 PB: 0 SB: 0 CS: 1	PA: 37
PITCHER	IP WLS BF H R ER SO BB IBB HBP BLK WP HR S P ERA WHIP												PITCHER	IP WLS BF H R ER SO BB IBB HBP BLK WP HR S P ERA WHIP								
Andy Hawkins, R (1, 1) ERA: 3.32	6.1 L 28 7 4 2 3 4 0 0 0 0 0 1 60 101 2.84 1.737																					
Dave Leiper, L (7, 1) ERA: 2.11	1.2 6 0 0 0 2 1 0 0 0 0 1 0 14 25 0.00 0.600																					
Mark Grant, R (9, 1) ERA: 3.93	1.0 3 0 0 0 2 0 0 0 0 0 0 0 9 11 0.00 0.000																					

San Francisco Giants @ San Diego Padres
Jack Murphy Stadium, San Diego, CA
 Mon Sep 12 1988, 10:05 PM EDT
 Att. 22,740 - Unknown - 65 F

AB	30
R	4
H	7
RBI	4
BB	5
SO	7
LOB	16



Batter	1	2	3	4	5	6	7	8	9	AB	R	H	RBI	BB	SO	LOB
Dickie Thon, R OBP: 0.345, SLG: 0.319 (1, 6)	2-1 F9 ①		0-1 4-3 ③			0-3 K ①		0-0 G4-6-3 1B		4	0	1	0	0	1	0
Roberto Alomar, S OBP: 0.320, SLG: 0.363 (1, 4)	3-2 F8 ②			1-2 F8 ①		4-1 F7 BB BB		2-1 G4-6-3 ② ③ 1-2f		3	0	0	0	1	0	1
Carmelo Martinez, R OBP: 0.307, SLG: 0.418 (1, 9)	4-2 BB			0-0 1B		4-1 SAFE SAFE 1-2 BB		1-1 HR		2	1	2	1	2	0	0
Keith Moreland, R OBP: 0.315, SLG: 0.346 (1, 3)	0-1 F9 ③			0-0 F9 ②		0-2 F7 ② 2-3		3-1 HR		4	1	1	1	0	0	4
Benito Santiago, R OBP: 0.292, SLG: 0.363 (1, 2)		1-2 F8 ①		1-1 F9 ③		0-3 K ③		0-0 F7 1B		4	0	1	0	0	1	3
Randy Ready, R OBP: 0.339, SLG: 0.375 (1, 7)		2-0 F9 ②			2-2 F9 ①		0-1 5-3 ①		3-1 F7 ① 1-3	4	0	0	0	0	0	1
Chris Brown, R OBP: 0.304, SLG: 0.295 (9, PH)		1-1 5-3 ③			2-1 1B		1-1 G3 ②		4-2 BB	3	0	1	0	0	0	0
John Kruk, L OBP: 0.371, SLG: 0.368 (9, PR)										0	0	0	0	1	0	0
Stan Jefferson, S OBP: 0.218, SLG: 0.222 (9, PR)										0	0	0	0	0	0	0
Marvell Wynne, L OBP: 0.320, SLG: 0.441 (1, 8)			1-0 F9 ①		2-2 F8 ②		2-2 F8 ③		1-1 F8 ②	4	0	0	0	0	0	3
Andy Hawkins, R OBP: 0.138, SLG: 0.123 (1, 1)			2-3 K ②		0-0 6-3 ③			0-1 F8 ①		2	0	0	0	0	1	1
Dave Leiper, L OBP: 1.000, SLG: 1.000 (7, 1)										0	0	0	0	0	0	0
Mark Parent, R OBP: 0.224, SLG: 0.319 (8, PH)										1	0	0	0	0	0	0
Mark Grant, R (9, 1)										0	0	0	0	0	0	0
Garry Templeton, S OBP: 0.276, SLG: 0.341 (9, PH)										1	0	0	0	0	0	2

Inning Stats	R: 0	H: 0	E: 0	K: 11	S: 11	R: 0	H: 0	E: 0	K: 6	S: 6	R: 0	H: 0	E: 0	K: 1	S: 7	R: 0	H: 1	E: 0	K: 8	S: 8	R: 0	H: 1	E: 0	K: 9	S: 9	R: 0	H: 0	E: 0	K: 2	S: 12	R: 0	H: 0	E: 0	K: 0	S: 9	R: 0	H: 1	E: 0	K: 5	S: 5	R: 2	H: 3	E: 0	K: 12	S: 12	1B: 4	2B: 0	3B: 0	HR: 2	SF: 0	SAC: 0	DP: 1	HBP: 0	WP: 0	PB: 0	SB: 0	CS: 0	PA: 36
--------------	------	------	------	-------	-------	------	------	------	------	------	------	------	------	------	------	------	------	------	------	------	------	------	------	------	------	------	------	------	------	-------	------	------	------	------	------	------	------	------	------	------	------	------	------	-------	-------	-------	-------	-------	-------	-------	--------	-------	--------	-------	-------	-------	-------	--------

PITCHER	IP	WLS	BF	H	R	ER	SO	BB	IBB	HBP	BLK	WP	HR	S	P	ERA	WHIP
Dennis Cook, L ERA: 0.00	(1, 1)	5.1	21	2	0	0	2	3	0	0	0	0	0	46	78	0.00	0.938
Craig Lefferts, L ERA: 3.25	(6, 1)	0.2	2	0	0	0	1	0	0	0	0	0	0	7	7	0.00	0.000
Roger Samuels, L ERA: 5.06	(7, 1)	2.0	8	3	2	2	0	0	0	0	0	0	2	18	27	9.00	1.500
Scott Garrelts, R ERA: 3.82	(9, 1)	0.1	3	1	0	0	0	1	0	0	0	0	0	5	12	0.00	6.000
Joe Price, L ERA: 3.47	(9, 1)	0.2	2	0	0	0	0	0	0	0	0	0	0	3	4	0.00	0.000

BOTTOM

San Francisco Giants @ San Diego Padres
 Jack Murphy Stadium, San Diego, CA
 Mon Sep 12 1988, 10:05 PM EDT
 Att: 22,740 - Unknown - 65 F

AB	32
R	2
H	6
RBI	2
BB	4
SO	3
LOB	15



WP: 0	PA: 36
ERA	WHIP

Batter	1	2	3	4	5	6	7	8	9	AB R H RBI BB SO LOB	TOP											
Brett Butler, L (1, 8) OBP: 0.398, SLG: 0.402	3-2 L7			3-2 6-3	1-0 HBP		1-2 G3-1			3 0 0 0 0 0 0												
Robby Thompson, R (1, 4) OBP: 0.330, SLG: 0.393	2-2 6-3			3-2 HR	2-1 SF9			1-0 F8		3 1 1 2 0 0 0												
Will Clark, L (1, 3) OBP: 0.379, SLG: 0.500	3-0 F7			2-2 FC4-6 1B	1-3 K			0-0 F8		4 0 1 0 0 1 2												
Candy Maldonado, R (1, 9) OBP: 0.316, SLG: 0.385		2-2 5-3		1-0 FC4-6 1-2f		0-1 HR		4-1 BB		3 1 1 1 1 0 1												
Mike Aldrete, L (1, 7) OBP: 0.357, SLG: 0.341		2-1 4-3		3-2 4-3		1-2 G6-4-3 1B		3-2 G3-1		4 0 1 0 0 0 2												
Ernest Riles, L (1, 5) OBP: 0.306, SLG: 0.369		0-1 1-3			1-2 2B	1-1 G6-4-3 1B		0-0 F8		2 1 1 0 0 0 0												
Chris Speier, R (6, PH) OBP: 0.313, SLG: 0.346					1-2 1B	1-1 SAFE				2 0 0 0 0 0 1												
Kirt Manwaring, R (1, 2) OBP: 0.266, SLG: 0.312			0-0 F8		2-2 1B SF9 2B	1-1 F8			1-3 K	4 1 1 1 0 1 0												
Jose Uribe, S (1, 6) OBP: 0.296, SLG: 0.304			0-0 G4-3		1-1 F6		3-3 K		4-0 BB	3 0 0 0 1 1 1												
Rick Reuschel, R (1, 1) OBP: 0.138, SLG: 0.127			0-1 6-3		2-2 HBP 1B		1-2 G3		0-3 K	3 0 1 0 0 0 0												
Craig Lefferts, L (8, 1)										1 0 0 0 0 1 1												
Inning Stats	R: 0 E: 0 K: 0 S: 10	H: 0 LOB: 0 BB: 0 P: 18	R: 0 E: 0 K: 0 S: 7	H: 0 LOB: 0 BB: 0 P: 11	R: 0 E: 0 K: 0 S: 4	H: 0 LOB: 0 BB: 0 P: 4	R: 1 E: 0 K: 0 S: 14	H: 2 LOB: 1 BB: 0 P: 26	R: 2 E: 0 K: 1 S: 18	H: 3 LOB: 2 BB: 0 P: 27	R: 1 E: 0 K: 0 S: 9	H: 2 LOB: 0 BB: 0 P: 12	R: 0 E: 0 K: 1 S: 9	H: 0 LOB: 0 BB: 0 P: 14	R: 0 E: 0 K: 0 S: 6	H: 0 LOB: 1 BB: 1 P: 14	R: 0 E: 0 K: 2 S: 7	H: 0 LOB: 1 BB: 1 P: 12	1B: 4 2B: 1 3B: 0 HR: 2	SF: 1 SAC: 0 DP: 1 HBP: 1	WP: 0 PB: 0 SB: 0 CS: 0	PA: 36
PITCHER	IP WLS BF H R ER SO BB IBB HBP BLK WP HR S P ERA WHIP																					
Ed Whitson, R (1, 1) ERA: 3.84	5.0 L 23 7 4 4 1 0 0 0 1 0 0 2 58 92 7.20 1.400																					
Dave Leiper, L (6, 1) ERA: 2.01	2.0 5 0 0 0 1 0 0 0 0 0 0 0 13 20 0.00 0.000																					
Lance McCullers, R (8, 1) ERA: 2.1	2.0 8 0 0 0 2 2 0 0 0 0 0 0 13 26 0.00 1.000																					

San Francisco Giants @ San Diego Padres
Jack Murphy Stadium, San Diego, CA
 Tue Sep 13 1988, 10:05 PM EDT
 Att. 9,530 - Unknown

AB	32
R	4
H	7
RBI	4
BB	2
SO	4
LOB	8



Batter	1	2	3	4	5	6	7	8	9	AB	R	H	RBI	BB	SO	LOB
Marvell Wynne, L (1, 8) OBP: 0.323, SLG: 0.442	1-0 E L7 1B		0-0 G3		0-0 SH5-3 1B		2-1 G3			4	1	2	0	0	0	0
Roberto Alomar, S (1, 4) OBP: 0.320, SLG: 0.363	0-1 L7 1-2		2-0 E7 1B		1-1 SH5-3 1-2 2-3			0-0 F7		3	0	1	0	0	0	1
Carmelo Martinez, R (1, 7) OBP: 0.303, SLG: 0.412	0-1 E9 1B 2-3		2-2 F8		1-0 L7-2 3-H			2-2 5-3		4	0	0	0	0	0	4
John Kruk, L (1, 9) OBP: 0.370, SLG: 0.367	1-0 1-3 3-H 1B		3-2 F8		2-1 L9			1-3 K		4	0	1	1	0	1	1
Keith Moreland, R (1, 3) OBP: 0.314, SLG: 0.345 Stan Jefferson, S (9, PR) OBP: 0.218, SLG: 0.222	1-1 L5			0-0 L4		0-2 6-3			1-0 1B	4	0	1	0	0	0	2
Benito Santiago, R (1, 2) OBP: 0.291, SLG: 0.362	2-0 5-3			1-2 6-3		0-0 1B			3-2 F4	4	0	1	0	0	0	3
Tim Flannery, L (1, 5) OBP: 0.371, SLG: 0.382 Randy Ready, R (9, PH) OBP: 0.338, SLG: 0.373		0-0 L8		2-1 FC4-6 1B		1-2 F8			0-1 F9	3	0	1	0	0	0	1
Garry Templeton, S (1, 6) OBP: 0.272, SLG: 0.337		0-2 F5		2-1 FC4-6 1-2f					0-3 K	1	0	0	0	0	0	1
Ed Whitson, R (1, 1) OBP: 0.180, SLG: 0.230 Dave Leiper, L (6, 1) OBP: 1.000, SLG: 1.000 Dickie Thon, R (7, PH) OBP: 0.343, SLG: 0.318 Lance McCullers, S (8, 1) OBP: 0.250, SLG: 0.143		2-2 5-3			0-2 SH5-3 L7-2 1B			0-3 K		2	0	1	0	0	0	0

Inning Stats	R: 1	H: 2	E: 1	K: 0	S: 9	H: 2	LOB: 2	BB: 0	P: 14	R: 0	H: 0	E: 0	K: 0	S: 8	R: 0	H: 1	E: 1	K: 0	S: 8	R: 0	H: 1	E: 0	K: 0	S: 8	R: 0	H: 2	E: 0	K: 0	S: 7	R: 0	H: 1	E: 0	K: 0	S: 9	R: 0	H: 0	E: 0	K: 1	S: 6	R: 0	H: 0	E: 0	K: 1	S: 11	R: 0	H: 1	E: 0	K: 1	S: 9	1B: 8	2B: 1	3B: 0	HR: 0	SF: 0	SAC: 1	DP: 1	HBP: 0	WP: 0	PB: 0	SB: 0	CS: 0	PA: 35
--------------	------	------	------	------	------	------	--------	-------	-------	------	------	------	------	------	------	------	------	------	------	------	------	------	------	------	------	------	------	------	------	------	------	------	------	------	------	------	------	------	------	------	------	------	------	-------	------	------	------	------	------	-------	-------	-------	-------	-------	--------	-------	--------	-------	-------	-------	-------	--------

PITCHER	IP	WLS	BF	H	R	ER	SO	BB	IBB	HBP	BLK	WP	HR	S	P	ERA	WHIP
Rick Reuschel, R (1, 1) ERA: 3.04	7.0	W	28	7	1	1	1	0	0	0	0	0	0	55	82	1.29	1.000
Craig Lefferts, L (8, 1) ERA: 3.18	2.0	S	7	1	0	0	2	0	0	0	0	0	0	20	27	0.00	0.500

BOTTOM

San Francisco Giants @ San Diego Padres
Jack Murphy Stadium, San Diego, CA
Tue Sep 13 1988, 10:05 PM EDT
Att. 9,530 - Unknown

AB	34
R	1
H	8
RBI	1
BB	0
SO	3
LOB	15



PITCHER	IP	WLS	BF	H	R	ER	SO	BB	IBB	HBP	BLK	WP	HR	S	P	ERA	WHIP
---------	----	-----	----	---	---	----	----	----	-----	-----	-----	----	----	---	---	-----	------

Batter	1	2	3	4	5	6	7	8	9	AB	R	H	RBI	BB	SO	LOB	TOP					
Brett Butler, L (1, 8) OBP: 0.398, SLG: 0.402	2-2 F8	0-2 FC3-6		2-0 SF8		4-1 BB		0-0 SF7 1B		3	0	1	1	1	0	2						
Robby Thompson, R (1, 4) OBP: 0.329, SLG: 0.391	1-0 6-3		0-1 B5-3	1-2 G5-4-3		0-0 F8		0-0 SF7 1B		5	0	1	0	0	0	3						
Will Clark, L (1, 3) OBP: 0.381, SLG: 0.501	0-0 S 1B		1-0 1B		2-2 4-3	4-1 BB		1-0 SF7		3	0	2	1	1	0	0						
Candy Maldonado, R (1, 9) OBP: 0.313, SLG: 0.385	3-3 K 1-2		2-0 L4		0-0 SF7 2B	0-0 F2		2-1 G5-3		5	1	1	0	0	1	8						
Mike Aldrete, L (1, 7) OBP: 0.360, SLG: 0.339				0-0 G5-3		4-0 E BB		4-0 BB		2	1	0	0	3	0	1						
Ernest Riles, L (1, 5) OBP: 0.308, SLG: 0.375						2-2 SF7		2-2 6-3		4	1	2	1	0	0	3						
Joe Price, R (8, 1)										0	0	0	0	0	0	0						
Lary Sorensen, R (8, 1)										0	0	0	0	0	0	0						
Scott Garrelts, R (9, 1) OBP: 0.083, SLG: 0.083										0	0	0	0	0	0	0						
Craig Lefferts, L (9, 1)										0	0	0	0	0	0	0						
Kirt Manwaring, R (1, 2) OBP: 0.286, SLG: 0.321										4	1	2	0	0	1	1						
Jose Uribe, S (1, 6) OBP: 0.297, SLG: 0.306										4	1	2	2	0	0	1						
Don Robinson, R (1, 1) OBP: 0.209, SLG: 0.238										3	0	1	1	0	0	3						
Francisco Melendez, L (8, PH) OBP: 0.316, SLG: 0.235										0	0	0	0	1	0	0						
Donell Nixon, R (8, PR) OBP: 0.400, SLG: 0.391										0	1	0	0	0	0	0						
Matt Williams, R (8, 5) OBP: 0.269, SLG: 0.412										1	0	0	0	0	1	0						
Inning Stats	R: 0 E: 0 K: 1 S: 10	H: 1 LOB: 1 BB: 0 P: 16	R: 1 E: 0 K: 0 S: 17	H: 1 LOB: 2 BB: 1 P: 26	R: 0 E: 0 K: 0 S: 5	H: 1 LOB: 1 BB: 0 P: 8	R: 3 E: 0 K: 0 S: 14	H: 4 LOB: 0 BB: 0 P: 22	R: 1 E: 1 K: 0 S: 8	H: 1 LOB: 1 BB: 1 P: 16	R: 0 E: 0 K: 0 S: 9	H: 1 LOB: 3 BB: 2 P: 18	R: 0 E: 0 K: 0 S: 9	H: 1 LOB: 1 BB: 0 P: 11	R: 1 E: 0 K: 0 S: 8	H: 2 LOB: 3 BB: 2 P: 21	R: 0 E: 0 K: 2 S: 9	H: 0 LOB: 0 BB: 0 P: 11	1B: 10 2B: 2 3B: 0 HR: 0	SF: 4 SAC: 0 DP: 1 HBP: 1	WP: 0 PB: 0 SB: 1 CS: 0	PA: 45
PITCHER	IP	WLS	BF	H	R	ER	SO	BB	IBB	HBP	BLK	WP	HR	S	P	ERA	WHIP					
Jimmy Jones, R (1, 1) ERA: 3.91	3.0	L	18	7	4	4	1	1	0	1	0	0	0	42	65	12.00	2.667					
Mark Grant, R (4, 1) ERA: 3.84	2.0		7	1	1	0	0	1	0	0	0	0	0	12	23	0.00	1.000					
Greg Booker, R (6, 1) ERA: 3.86	2.0		10	2	0	0	0	2	0	0	0	0	0	18	29	0.00	2.000					
Lance McCullers, R (8, 1) ERA: 2.18	1.0		7	2	1	1	0	2	0	0	0	0	0	8	21	9.00	4.000					
Mark Davis, L (9, 1) ERA: 1.99	1.0		3	0	0	0	2	0	0	0	0	0	0	9	11	0.00	0.000					

San Francisco Giants @ San Diego Padres
Jack Murphy Stadium, San Diego, CA
 Wed Sep 14 1988, 10:05 PM EDT
 Att: 10,692 - Unknown

AB	34
R	6
H	12
RBI	6
BB	6
SO	3
LOB	22



BOTTOM

San Francisco Giants @ San Diego Padres
Jack Murphy Stadium, San Diego, CA

livebaseballscorecards.com

AB 35
R 5
H 11
RBI 5
BB 3
SO 1
LOB 17



WP: 0 PA: 39
PB: 0
SB: 1
CS: 0

ERA WHIP

ERA 2.57 WHIP 1.143
ERA 3.75
ERA 3.21
ERA 3.79
ERA 3.16

Wed Sep 14 1988, 10:05 PM EDT
Att. 10,692 - Unknown

AB R H RBI BB SO LOB

3	1	1	0	2	0	1
5	0	1	1	0	0	2
5	1	1	0	0	0	3
4	0	2	1	0	0	0
3	1	1	1	0	0	1
4	1	1	0	0	0	3
0	0	0	0	0	0	0
3	0	2	0	1	0	1
4	1	1	2	0	1	2
1	0	1	0	0	0	0
0	0	0	0	0	0	0
1	0	0	0	0	0	1
1	0	0	0	0	0	2
0	0	0	0	0	0	0
1	0	0	0	0	0	0
1	0	0	0	0	0	1

1B: 11 SF: 1
2B: 1 SAC: 0
3B: 0 DP: 2
HR: 0 HBP: 0

1B	11	SF	1
2B	1	SAC	0
3B	0	DP	2
HR	0	HBP	0

Batter	1	2	3	4	5	6	7	8	9
John Kruk, L OBP: 0.372, SLG: 0.367 (1, 9)	1-2 L3 1B		3-2 G4-6-3 1-2f			1-0 4-3		4-2 1B BLK 1B BB	4-2 1B BB
Roberto Alomar, S OBP: 0.318, SLG: 0.361 (1, 4)	0-0 B1			1-0 L4		1-1 G4-3		0-2 F6 1-2	0-0 1-3 2-H 1B
Tony Gwynn, L OBP: 0.364, SLG: 0.413 (1, 8)	1-1 L3 1-2			3-2 L5		2-2 4-3		0-0 1B SF9 2-3	2-2 L5
Carmelo Martinez, R OBP: 0.308, SLG: 0.414 (1, 7)		0-2 4-3 5-3 1B		1-0 F9		2-1 F4		1-0 1-3 FC6-4 1B	
Keith Moreland, R OBP: 0.314, SLG: 0.345 (1, 3)		0-2 5-3 1-2		0-1 1B FC1-6 1B		0-1 5-3		1-2 3-H SF9	
Benito Santiago, R OBP: 0.291, SLG: 0.361 Mark Davis, L OBP: 0.300, SLG: 0.556 (1, 2) (9, 1)		0-0 4-3 2-3		0-0 F9		0-0 1B 1B		0-1 FC6-4 1-2f	
Tim Flannery, L OBP: 0.381, SLG: 0.388 (1, 5)		1-2 G4-3		0-2 1-3 FC1-6 1B		3-2 1B 1B		4-2 FC4-6 BB	
Garry Templeton, S OBP: 0.272, SLG: 0.335 (1, 6)			0-3 K	0-2 FC1-6 1-2f 3-H		0-2 1-3 3-H 1B		0-2 FC4-6 1B 1-2f	
Jimmy Jones, R OBP: 0.297, SLG: 0.208 Mark Grant, R (4, 1) Marvell Wynne, L OBP: 0.322, SLG: 0.440 Greg Booker, R (5, PH) (6, 1) Randy Ready, R OBP: 0.337, SLG: 0.372 Lance McCullers, S OBP: 0.290, SLG: 0.143 Mark Parent, R OBP: 0.222, SLG: 0.316 (7, PH) (8, 1) (9, 2)			0-0 G4-6-3 1B	0-1 F8		0-1 F8		0-2 L8	

Inning Stats	R: 0 H: 1 E: 0 K: 0 S: 6	H: 1 LOB: 0 BB: 0 P: 8	R: 0 H: 1 E: 0 K: 0 S: 11	H: 1 LOB: 1 BB: 0 P: 12	R: 0 H: 1 E: 0 K: 1 S: 7	H: 0 LOB: 0 BB: 0 P: 10	R: 0 H: 0 E: 0 K: 0 S: 5	R: 1 H: 2 E: 0 K: 0 S: 12	R: 0 H: 0 E: 0 K: 0 S: 6	R: 1 H: 3 E: 0 K: 0 S: 15	H: 3 LOB: 2 BB: 0 P: 22	R: 2 H: 2 E: 0 K: 0 S: 13	H: 2 LOB: 1 BB: 1 P: 19	R: 1 H: 1 E: 0 K: 0 S: 14	H: 1 LOB: 2 BB: 2 P: 24	1B: 11 2B: 1 3B: 0 HR: 0	SF: 1 SAC: 0 DP: 2 HBP: 0
--------------	--------------------------	------------------------	---------------------------	-------------------------	--------------------------	-------------------------	--------------------------	---------------------------	--------------------------	---------------------------	-------------------------	---------------------------	-------------------------	---------------------------	-------------------------	--------------------------	---------------------------

PITCHER	IP	WLS	BF	H	R	ER	SO	BB	IBB	HBP	BLK	WP	HR	S	P	ERA	WHIP
Don Robinson, R ERA: 2.5 (1, 1)	7.0		27	8	2	2	1	0	0	0	0	0	0	62	84	2.57	1.143
Joe Price, L ERA: 3.75 (8, 1)	0.1		3	1	2	2	0	1	0	0	1	0	0	7	11	54.00	6.000
Lary Sorensen, R ERA: 3.21 (8, 1)	0.2		4	1	1	1	0	1	0	0	0	0	0	8	14	13.50	3.000
Scott Garrelts, R ERA: 3.79 (9, 1)	0.2		4	1	0	0	0	1	0	0	0	0	0	9	13	0.00	3.000
Craig Lefferts, L ERA: 3.16 (9, 1)	0.1	S	1	0	0	0	0	0	0	0	0	0	0	3	5	0.00	0.000

Batter	1	2	3	4	5	6	7	8	9	AB R H RBI BB SO LOB	TOP											
John Kruk, L (1, 9) OBP: 0.373, SLG: 0.365	0-0 F7		1-2 2B 1B		4-1 BB		3-1 G3	2-2 G4-3		4 1 1 0 1 0 1												
Roberto Alomar, S (1, 4) OBP: 0.319, SLG: 0.366	1-1 F8		0-0 3B 2B		0-1 F7		1-0 1B 2B		0-1 6-3	5 2 2 2 0 0 2												
Tony Gwynn, L (1, 8) OBP: 0.366, SLG: 0.418	2-1 G6-3		0-1 2-H 3B		0-0 F8		1-1 2-H HR 1B		4-2 1B SF8 BB	4 2 2 2 1 0 2												
Carmelo Martinez, R (1, 7) OBP: 0.307, SLG: 0.423		1-1 F2	3-2 P4			2-1 4-3	1-2 2-H HR		3-2 1 SAFE 1 SAFE 1 SAFE 2B 1B	5 2 2 2 0 0 1												
Keith Moreland, R (1, 3) OBP: 0.311, SLG: 0.342		1-0 F9		1-1 F7		0-0 F7	3-3 K		1-1 SF8	4 0 0 1 0 1 0												
Benito Santiago, R (1, 2) OBP: 0.292, SLG: 0.364		1-3 K		0-0 F7		0-1 S 1B	1-1 F3		3-0 3-H 1-H 2B	5 1 2 1 0 1 0												
Tim Flannery, L (1, 5) OBP: 0.375, SLG: 0.377			2-2 6-3	1-0 6-3		4-1 1B BB		1-0 G6-3	0-3 K	4 0 0 0 1 1 1												
Garry Templeton, S (1, 6) OBP: 0.275, SLG: 0.337			2-0 L5		3-2 SH2-4 1B	0-0 1-2 2-H 1B		2-2 G6-3		4 0 2 1 0 0 0												
Eric Show, R (1, 1) OBP: 0.162, SLG: 0.164			2-1 1B 2B 1B		1-0 SH2-4	0-3 K		3-2 1B		2 1 1 0 0 1 2												
Lance McCullers, S (7, 1) OBP: 0.333, SLG: 0.250					1-2 1B					1 0 1 0 0 0 0												
Inning Stats	R: 0 E: 0 K: 0 S: 5	H: 0 LOB: 0 BB: 0 P: 8	R: 0 E: 0 K: 1 S: 6	H: 0 LOB: 0 BB: 0 P: 9	R: 3 E: 0 K: 0 S: 17	H: 4 LOB: 1 BB: 0 P: 27	R: 0 E: 0 K: 0 S: 4	H: 0 LOB: 0 BB: 0 P: 6	R: 0 E: 0 K: 0 S: 9	H: 1 LOB: 2 BB: 1 P: 17	R: 1 E: 0 K: 1 S: 10	H: 2 LOB: 2 BB: 1 P: 16	R: 3 E: 0 K: 1 S: 15	H: 3 LOB: 0 BB: 0 P: 25	R: 0 E: 0 K: 0 S: 11	H: 1 LOB: 1 BB: 0 P: 19	R: 2 E: 0 K: 1 S: 15	H: 2 LOB: 1 BB: 1 P: 25	1B: 8 2B: 3 3B: 1 HR: 1	SF: 1 SAC: 1 DP: 0 HBP: 0	WP: 0 PB: 0 SB: 1 CS: 0	PA: 43
PITCHER	IP WLS BF H R ER SO BB IBB HBP BLK WP HR S P ERA WHIP																					
Pete Smith, R (1, 1) ERA: 3.86	5.0 L 21 5 3 3 1 1 0 0 0 0 0 0 41 67 5.40 1.200																					
Jim Acker, R (6, 1) ERA: 5.29	2.0 12 5 4 4 2 1 0 0 0 0 0 1 25 41 18.00 3.000																					
Ed Olwine, L (8, 1) ERA: 7.16	1.1 6 1 1 1 0 1 0 0 0 0 0 0 15 27 6.75 1.500																					
José Álvarez, R (9, 1) ERA: 3.36	0.2 4 2 1 1 1 0 0 0 0 0 0 0 11 17 13.50 3.000																					

San Diego Padres @ Atlanta Braves
Atlanta-Fulton County Stadium, Atlanta, GA

Sat Sep 17 1988, 7:05 PM EDT
Overcast - 69 F

livebaseballscorecards.com

AB	38
R	9
H	13
RBI	9
BB	3
SO	4
LOB	9



BOTTOM

San Diego Padres @ Atlanta Braves
Atlanta-Fulton County Stadium, Atlanta, GA

Sat Sep 17 1988, 7:05 PM EDT
Overcast - 69 F

livebaseballscorecards.com

AB	35
R	4
H	9
RBI	4
BB	3
SO	4
LOB	16



WP:	1	PA:	39
PB:	0		
SB:	0		
CS:	0		

AB R H RBI BB SO LOB

4	0	2	0	1	0	0
5	0	2	1	0	1	3
4	1	1	0	1	0	3
4	0	0	0	0	0	3
3	0	0	1	0	2	2
3	1	0	0	1	0	2
4	1	2	1	0	0	0
4	1	1	1	0	0	2
1	0	0	0	0	0	0
1	0	1	0	0	0	0
0	0	0	0	0	0	0
1	0	0	0	0	1	1
0	0	0	0	0	0	0
0	0	0	0	0	0	0
1	0	0	0	0	0	0

1B:	5	SF:	1
2B:	3	SAC:	0
3B:	0	DP:	0
HR:	1	HBP:	0

WP	HR	S	P	ERA	WHIP
----	----	---	---	-----	------

Batter	1	2	3	4	5	6	7	8	9
Ron Gant, R OBP: 0.313, SLG: 0.432 (1, 5)	1-1 P4		0-1 P4			3-2 2B		4-2 1B BB	1-2 1B
Tommy Gregg, L OBP: 0.292, SLG: 0.500 (1, 7)	0-1 1-3			1-0 2B	1-1 F8		2-2 1B	1-3 1B	1-3 K
Gerald Perry, L OBP: 0.346, SLG: 0.396 (1, 3)	2-1 6-3			4-2 BB		1-0 F9 SF7 2B	1-2 F8		1-0 3-1
Dale Murphy, R OBP: 0.313, SLG: 0.432 (1, 9)		1-0 L3		1-0 F9		0-0 F9		2-0 F5	
Andres Thomas, R OBP: 0.269, SLG: 0.364 (1, 6)		0-3 K		1-2 P3		0-1 SF7		0-3 K	
Mark Lemke, S (1, 4)		0-0 G4-3		2-0 G3		0-1 F7		4-0 1B WP BB	
Bruce Benedict, R OBP: 0.304, SLG: 0.282 (1, 2)			2-1 G6-3		0-0 G6-3		0-1 1B BB	1-2 1B	
Terry Blocker, L OBP: 0.237, SLG: 0.250 (1, 8)			1-1 HR		0-0 F6		2-2 P6	2-2 F7	
Pete Smith, R OBP: 0.137, SLG: 0.140 Albert Hall, S OBP: 0.315, SLG: 0.300 Jim Acker, R OBP: 0.750, SLG: 0.667 Dion James, L OBP: 0.354, SLG: 0.349 Ed Olwine, R (8, 1) José Alvarez, R OBP: 0.550, SLG: 0.429 Ted Simmons, S OBP: 0.327, SLG: 0.359 (9, PH)			1-0 G5-3		0-0 2B 1B		1-3 K		0-1 P5

Inning Stats	R: 0	H: 0	E: 0	K: 0	S: 6	R: 0	H: 0	E: 0	K: 1	S: 5	R: 1	H: 1	E: 0	K: 0	S: 7	R: 0	H: 1	E: 0	K: 0	S: 10	R: 0	H: 2	E: 0	K: 0	S: 9	R: 1	H: 1	E: 0	K: 0	S: 6	R: 1	H: 2	E: 0	K: 1	S: 20	R: 1	H: 1	E: 0	K: 1	S: 10	R: 0	H: 1	E: 0	K: 1	S: 11	1B: 5	2B: 3	3B: 0	HR: 1	SF: 1	SAC: 0	DP: 0	HBP: 0	WP: 1	PA: 39
--------------	------	------	------	------	------	------	------	------	------	------	------	------	------	------	------	------	------	------	------	-------	------	------	------	------	------	------	------	------	------	------	------	------	------	------	-------	------	------	------	------	-------	------	------	------	------	-------	-------	-------	-------	-------	-------	--------	-------	--------	-------	--------

PITCHER	IP	WLS	BF	H	R	ER	SO	BB	IBB	HBP	BLK	WP	HR	S	P	ERA	WHIP
Eric Show, R ERA: 3.2 (1, 1)	6.0	W	24	5	2	2	1	1	0	0	0	0	1	43	65	3.00	1.000
Lance McCullers, R ERA: 2.31 (7, 1)	3.0	S	15	4	2	2	3	2	0	0	0	1	0	41	63	6.00	2.000

Batter	1	2	3	4	5	6	7	8	9	AB R H RBI BB SO LOB	TOP											
Dickie Thon, R (1, 6) OBP: 0.342, SLG: 0.314 Dave Leiper, L (7, 1) OBP: 1.000, SLG: 1.000 Greg Booker, R (8, 1) Benito Santiago, R (9, PH) OBP: 0.294, SLG: 0.365	0-0 G6-3		1-0 F8		4-0 BB		0-0 L7		0-0 S 1B	3 0 0 0 1 0 1 0 0 0 0 0 0 0 0 0 0 0 0 0 0 1 0 1 1 0 0 0												
Randy Ready, R (1, 7) OBP: 0.335, SLG: 0.369	1-0 5-3			2-2 G2-3 1B	0-1 F8			2-1 P6	2-2 P6	5 1 1 0 0 0 4												
Tony Gwynn, L (1, 8) OBP: 0.365, SLG: 0.417	2-2 L5			1-2 G2-3		0-0 1B		2-2 G4-3		4 0 1 0 0 0 1												
Carmelo Martinez, R (1, 9) OBP: 0.304, SLG: 0.418		1-0 L4		0-0 F8		1-2 F8		1-2 F8		4 0 0 0 0 0 2												
Keith Moreland, R (1, 3) OBP: 0.312, SLG: 0.344 Stan Jefferson, S (9, PR) OBP: 0.218, SLG: 0.222		2-1 F9		3-2 E8 1B		1 SAFE 0-1 P4			2-1 E 1B	4 0 2 1 0 0 1 0 1 0 0 0 0 0												
Chris Brown, R (1, 5) OBP: 0.299, SLG: 0.290		0-0 E4		1-1 E8		3-1 F9			1-2 F9	4 0 0 0 0 0 3												
Mark Parent, R (1, 2) OBP: 0.214, SLG: 0.303		1-0 P3			0-1 E1 B5-6-4		1-3 K		2-2 E5 1B	4 1 0 0 0 1 2	AB 37 R 3 H 7 RBI 3 BB 1 SO 1 LOB 19											
Roberto Alomar, S (1, 4) OBP: 0.319, SLG: 0.365			2-2 P3		0-0 E6 S B5-6-4		1-1 1B		1-2 L7	4 0 1 0 0 0 3												
Dennis Rasmussen, L (1, 1) OBP: 0.194, SLG: 0.190 Garry Templeton, S (7, PH) OBP: 0.276, SLG: 0.338			1-0 3-1		1-0 B5-6-4		2-2 E5		0-1 1B	2 0 0 0 0 0 2 2 0 1 1 0 0 0												
Inning Stats	R: 0 E: 0 K: 0 S: 6	H: 0 LOB: 0 BB: 0 P: 9	R: 0 E: 1 K: 0 S: 5	H: 0 LOB: 1 BB: 0 P: 9	R: 0 E: 0 K: 0 S: 6	H: 0 LOB: 0 BB: 0 P: 10	R: 1 E: 1 K: 0 S: 14	H: 2 LOB: 2 BB: 0 P: 21	R: 0 E: 2 K: 0 S: 6	H: 0 LOB: 2 BB: 1 P: 11	R: 0 E: 0 K: 0 S: 8	H: 1 LOB: 1 BB: 0 P: 12	R: 0 E: 1 K: 1 S: 12	H: 1 LOB: 1 BB: 0 P: 16	R: 0 E: 0 K: 0 S: 8	H: 0 LOB: 0 BB: 0 P: 13	R: 2 E: 1 K: 0 S: 21	H: 3 LOB: 3 BB: 0 P: 29	1B: 7 2B: 0 3B: 0 HR: 0	SF: 0 SAC: 0 DP: 1 HBP: 0	WP: 0 PB: 0 SB: 2 CS: 0	PA: 38
PITCHER	IP WLS BF H R ER SO BB IBB HBP BLK WP HR S P ERA WHIP																					
Tom Glavine, L (1, 1) ERA: 4.6	8.2 W 36 6 3 1 1 1 0 0 0 0 0 0 82 124 1.04 0.808																					
Paul Assenmacher, L (9, 1) ERA: 3.04	0.1 S 2 1 0 0 0 0 0 0 0 0 0 0 4 6 0.00 3.000																					

San Diego Padres @ Atlanta Braves
Atlanta-Fulton County Stadium, Atlanta, GA

Sat Sep 17 1988, 7:05 PM EDT
Att: 4,224 - Unknown - 69 F

livebaseballscorecards.com



Batter	1	2	3	4	5	6	7	8	9
Ron Gant, R OBP: 0.313, SLG: 0.433 Jerry Royster, R OBP: 0.226, SLG: 0.210	1-1 2B		3-3 K		0-0 5-3		4-2 1B 2B BB	1-0 L7	
Lonnie Smith, R OBP: 0.291, SLG: 0.282	1-1 L4		3-2 1B 1B		0-0 5-3		0-0 2B 1B 1B		
Gerald Perry, L OBP: 0.349, SLG: 0.407	0-3 K		0-2 1B			0-0 HR	0-0 1B SF8 2B		
Dale Murphy, R OBP: 0.314, SLG: 0.433		2-2 G4-3 1B	1-0 G6-3		0-0 1-3		1-1 BB 1B		
Andres Thomas, R OBP: 0.269, SLG: 0.363		0-0 G4-3		2-2 F7		4-2 1B BB	2-2 SF8		
Ozzie Virgil, R OBP: 0.312, SLG: 0.378		3-3 K		1-2 1B		1-1 1B 1B	4-0 G5-4-3 BB		
Mark Lemke, S (1, 4)		3-1 F8		0-0 F7		0-0 F5	1-2 G5-4-3		
Terry Blocker, L OBP: 0.243, SLG: 0.262			2-0 PB 1B 2B		2-3 K	0-1 1B	2-1 G3		
Tom Glavine, L OBP: 0.241, SLG: 0.218 Paul Assenmacher, L OBP: 0.500, SLG: 1.000			1-3 K		0-0 G4-3	2-3 K	0-0 G5-3		

Inning Stats	R: 0	H: 1	E: 0	LOB: 0	K: 1	BB: 0	S: 7	P: 9
	R: 0	H: 1	E: 0	LOB: 1	K: 1	BB: 0	S: 9	P: 17
	R: 1	H: 3	E: 0	LOB: 2	K: 2	BB: 0	S: 16	P: 26
	R: 0	H: 1	E: 0	LOB: 1	K: 1	BB: 0	S: 10	P: 15
	R: 0	H: 0	E: 0	LOB: 0	K: 0	BB: 0	S: 3	P: 3
	R: 2	H: 3	E: 0	LOB: 2	K: 1	BB: 1	S: 13	P: 20
	R: 3	H: 3	E: 0	LOB: 1	K: 0	BB: 2	S: 13	P: 25
	R: 0	H: 0	E: 0	LOB: 0	K: 0	BB: 0	S: 4	P: 7
	R: 0	H: 0	E: 0	LOB: 0	K: 0	BB: 0	S: 0	P: 0

PITCHER	IP	WLS	BF	H	R	ER	SO	BB	IBB	HBP	BLK	WP	HR	S	P	ERA	WHIP
Dennis Rasmussen, L ERA: 3.65	(1, 1)	6.0	L 27	9	3	3	6	1	0	0	0	0	1	58	90	4.50	1.667
Dave Leiper, L ERA: 2.56	(7, 1)	1.0	7	3	3	3	0	2	0	0	0	0	0	13	25	27.00	5.000
Greg Booker, R ERA: 3.78	(8, 1)	1.0	3	0	0	0	0	0	0	0	0	0	0	4	7	0.00	0.000

BOTTOM

AB	R	H	RBI	BB	SO	LOB
4	1	1	0	1	1	1
0	0	0	0	0	0	0
4	1	2	1	0	0	0
4	2	3	2	0	1	0
4	0	2	1	0	0	2
2	1	0	1	1	0	1
3	0	2	0	1	1	1
4	0	0	0	0	0	6
4	1	2	1	0	1	1
4	0	0	0	0	2	3
0	0	0	0	0	0	0

San Diego Padres @ Atlanta Braves
Atlanta-Fulton County Stadium, Atlanta, GA

Sat Sep 17 1988, 7:05 PM EDT
Att. 4,224 - Unknown - 69 F

livebaseballscores.com

AB	33
R	6
H	12
RBI	6
BB	3
SO	6
LOB	15

Braves

WP	PA
0	37
PB	1
SB	0
CS	0

Batter	1	2	3	4	5	6	7	8	9	10	AB R H RBI BB SO LOB	TOP
Marvell Wynne, L (1, 7) <small>OBP: 0.316, SLG: 0.433</small> <small>(8, 9)</small>											5 0 0 0 0 1 2	San Diego Padres @ Atlanta Braves Atlanta-Fulton County Stadium, Atlanta, GA Sun Sep 18 1988, 3:33 AM EDT Att. 4,837 - Overcast - 72 F
Roberto Alomar, S (1, 4) <small>OBP: 0.319, SLG: 0.367</small>											5 1 2 0 0 0 1	
Tony Gwynn, L (1, 8) <small>OBP: 0.365, SLG: 0.416</small>											5 0 2 1 0 0 0	
Carmelo Martinez, R (1, 3) <small>OBP: 0.302, SLG: 0.417</small>											5 1 1 0 0 0 4	
John Kruk, L (1, 9) <small>OBP: 0.370, SLG: 0.362</small> Keith Moreland, R (8, PH) <small>OBP: 0.314, SLG: 0.345</small> Stan Jefferson, S (8, PR) <small>OBP: 0.218, SLG: 0.222</small> Mark Davis, L (8, 1) <small>OBP: 0.273, SLG: 0.500</small>											3 0 0 0 0 1 1 1 0 1 1 0 0 0 0 0 0 0 0 0 0 1 0 0 0 0 1 0	
Benito Santiago, R (1, 2) <small>OBP: 0.295, SLG: 0.373</small>											4 1 2 1 0 0 2	
Tim Flannery, L (1, 5) <small>OBP: 0.374, SLG: 0.376</small> Dickie Thon, R (9, PH) <small>OBP: 0.344, SLG: 0.329</small> <small>(9, 6)</small>											3 0 1 1 0 0 0 1 1 1 1 0 0 0	
Garry Templeton, S (1, 6) <small>OBP: 0.273, SLG: 0.334</small> <small>(9, 5)</small>											4 0 0 0 0 0 2	
Andy Hawkins, R (1, 1) <small>OBP: 0.136, SLG: 0.121</small> Mark Grant, R (3, 1) <small>OBP: 0.339, SLG: 0.373</small> Randy Ready, R (8, PH) <small>OBP: 0.339, SLG: 0.373</small> <small>(8, 7)</small>											1 0 0 0 0 0 2 1 0 0 0 0 1 0 2 1 2 0 0 0 0	
Inning Stats	R: 0 H: 0 E: 0 LOB: 0 K: 0 BB: 0 S: 6 P: 8	R: 1 H: 3 E: 0 LOB: 2 K: 1 BB: 0 S: 14 P: 22	R: 0 H: 0 E: 0 LOB: 0 K: 0 BB: 0 S: 7 P: 11	R: 0 H: 0 E: 0 LOB: 0 K: 0 BB: 0 S: 5 P: 7	R: 0 H: 0 E: 0 LOB: 0 K: 1 BB: 0 S: 7 P: 11	R: 0 H: 2 E: 0 LOB: 1 K: 0 BB: 0 S: 7 P: 10	R: 1 H: 1 E: 0 LOB: 0 K: 0 BB: 0 S: 12 P: 18	R: 2 H: 4 E: 0 LOB: 2 K: 1 BB: 0 S: 18 P: 26	R: 1 H: 2 E: 0 LOB: 1 K: 0 BB: 0 S: 8 P: 11	R: 0 H: 0 E: 0 LOB: 0 K: 1 BB: 0 S: 9 P: 12	1B: 8 SF: 0 2B: 2 SAC: 0 3B: 0 DP: 1 HR: 2 HBP: 0	
PITCHER 29 John Smoltz, R (1, 1) <small>ERA: 5.07</small> Paul Assenmacher, L (8, 1) <small>ERA: 3.05</small>	IP: 7.1 WLS: 29 BF: 29 H: 8 R: 4 ER: 4 SO: 3	IP: 2.2 WLS: 12 BF: 4 H: 1 R: 1 ER: 1 SO: 1	IP: 0.0 WLS: 0 BF: 0 H: 0 R: 0 ER: 0 SO: 0	IP: 0.0 WLS: 0 BF: 0 H: 0 R: 0 ER: 0 SO: 0	IP: 0.0 WLS: 0 BF: 0 H: 0 R: 0 ER: 0 SO: 0	IP: 0.0 WLS: 0 BF: 0 H: 0 R: 0 ER: 0 SO: 0	IP: 0.0 WLS: 0 BF: 0 H: 0 R: 0 ER: 0 SO: 0	IP: 0.0 WLS: 0 BF: 0 H: 0 R: 0 ER: 0 SO: 0	IP: 0.0 WLS: 0 BF: 0 H: 0 R: 0 ER: 0 SO: 0	IP: 0.0 WLS: 0 BF: 0 H: 0 R: 0 ER: 0 SO: 0	ERA: 4.91 WHIP: 1.091 ERA: 3.38 WHIP: 1.500	

livebaseballscorecards.com

AB	41
R	5
H	12
RBI	5
BB	0
SO	4
LOB	14



Batter	1	2	3	4	5	6	7	8	9	AB R H RBI BB SO LOB	TOP	
Dickie Thon, R (1, 6) OBP: 0.343, SLG: 0.325 Bip Roberts, S (9, PH)	3-2 F7		4-1 FC3-6 1B BB		1-1 FC6-4 1B 1-2f		0-1 1-3		1-2 F9	3 0 0 0 1 0 1 1 0 0 0 0 0 0		
Roberto Alomar, S (1, 4) OBP: 0.323, SLG: 0.378	1-1 2B		0-1 FC3-6 1B		0-1 F3			0-0 HR		4 2 3 1 0 0 1		
Tony Gwynn, L (1, 8) OBP: 0.366, SLG: 0.419	2-1 2B		1-2 FC3-6 1B 1-2f 2-3		0-1 SAFE 1B			1-1 5-3		4 0 2 1 0 0 2		
Carmelo Martinez, R (1, 9) OBP: 0.301, SLG: 0.415	2-2 F7		1-2 5-3		1-2 F7			0-1 PB 1B 1B		4 0 1 0 0 0 5		
Keith Moreland, R (1, 3) OBP: 0.313, SLG: 0.344	1-1 1-3			1-3 K		1-0 5-3		2-2 PB 1B 1-2		4 0 1 0 0 1 1		
Benito Santiago, R (1, 2) OBP: 0.293, SLG: 0.370		0-1 6-3		0-0 5-3		3-2 6-3		1-3 K		4 0 0 0 0 1 2		
Randy Ready, R (1, 7) OBP: 0.338, SLG: 0.370		2-2 6-3		4-0 BB		3-2 F9		1-0 F7 1-2 2-3		3 0 0 0 1 0 2		
Chris Brown, R (1, 5) OBP: 0.294, SLG: 0.285		0-1 6-3		0-0 5-3			0-0 6-3		1-3 K	4 0 0 0 0 1 1		
Ed Whitson, R (1, 1) OBP: 0.190, SLG: 0.226 Dave Leiper, L (5, 1) OBP: 1.000, SLG: 1.000 Jerald Clark, R (7, PH) Greg Harris, R (7, 1) Rob Nelson, L (9, PH)			1-3 K		4-1 FC6-4 BB		1-1 6-3		2-1 F8	1 0 0 0 1 1 0 0 0 0 0 0 0 0 1 0 0 0 0 0 0 0 0 0 0 0 0 0 1 0 0 0 0 0 0		
Inning Stats	R: 1 H: 2 E: 0 LOB: 1 K: 0 BB: 0 S: 15 P: 24	R: 0 H: 0 E: 0 LOB: 0 K: 0 BB: 0 S: 7 P: 9	R: 0 H: 1 E: 0 LOB: 2 K: 1 BB: 1 S: 12 P: 19	R: 0 H: 0 E: 0 LOB: 1 K: 1 BB: 1 S: 5 P: 10	R: 0 H: 1 E: 0 LOB: 2 K: 0 BB: 1 S: 10 P: 16	R: 0 H: 0 E: 0 LOB: 0 K: 0 BB: 0 S: 10 P: 17	R: 0 H: 0 E: 0 LOB: 0 K: 0 BB: 0 S: 5 P: 6	R: 1 H: 3 E: 0 LOB: 2 K: 1 BB: 0 S: 12 P: 17	R: 0 H: 0 E: 0 LOB: 0 K: 1 BB: 0 S: 8 P: 12	1B: 4 SF: 0 2B: 2 SAC: 0 3B: 0 DP: 0 HR: 1 HBP: 0	WP: 0 PA: 37 PB: 1 SB: 0 CS: 0	
PITCHER Danny Jackson, L (1, 1) ERA: 2.63 Rob Dibble, R (8, 1) ERA: 1.95	IP WLS BF H R ER SO BB IBB HBP BLK WP HR S P ERA WHIP	7.1 W 32 7 2 2 2 3 0 0 0 0 0 1 72 112 2.46 1.364	1.2 5 0 0 0 2 0 0 0 0 0 0 0 12 18 0.00 0.000									

San Diego Padres @ Cincinnati Reds
Riverfront Stadium, Cincinnati, OH
Mon Sep 19 1988, 7:05 PM EDT
Att. 16,369 - Unknown - 70 F

livebaseballscorecards.com

AB	34
R	2
H	7
RBI	2
BB	3
SO	4
LOB	15



Batter	1	2	3	4	5	6	7	8	9
Barry Larkin, R OBP: 0.344, SLG: 0.424 Luis Quinones, S OBP: 0.343, SLG: 0.485	1-2 F6		1-0 F9		2-1 E6 1B	4-0 IBB		1-3 K	
Lenny Harris, L OBP: 0.429, SLG: 0.333 Marty Brown, R	0-0 1B		0-0 1B		4-2 1B BB	0-1 FC5		1-0 F7	
Kal Daniels, L OBP: 0.394, SLG: 0.469 Lloyd McClendon, R OBP: 0.301, SLG: 0.326	0-3 K			0-0 HR 2B	0-1 F9		3-2 1B 2B	0-3 K	
Paul O'Neill, L OBP: 0.309, SLG: 0.411	1-2 6-3			0-2 HR	2-2 SAFE 1B		3-1 2B FC3-2 1B		
Van Snider, L OBP: 0.111, SLG: 0.222		0-2 G3		1-3 K	1-3 K		3-1 FC3-2 1B 2B		
Herm Winningham, L OBP: 0.303, SLG: 0.306		0-0 3-1		1-0 4-3		1-0 6-3	2-0 L4		
Jeff Reed, L OBP: 0.295, SLG: 0.288		3-2 3-1		2-1 4-3		2-0 2B 1B	1-2 FC3-2 1B		
Ron Oester, S OBP: 0.328, SLG: 0.344			0-1 F9 SH3-4 1B		2-1 SH3-4 E 1B	1-0 FC5 2B	2-1 1-2 3-H 1B		
Danny Jackson, R OBP: 0.170, SLG: 0.188 Rob Dibble, L			0-0 SH3-4		1-0 SH3-4	1-3 K	1-0 F7		

Inning Stats	R: 0 E: 0 K: 1 S: 13	H: 1 LOB: 1 BB: 0 P: 14	R: 0 E: 0 K: 0 S: 7	H: 0 LOB: 0 BB: 0 P: 10	R: 1 E: 0 K: 0 S: 5	H: 2 LOB: 1 BB: 0 P: 6	R: 2 E: 0 K: 1 S: 12	H: 2 LOB: 0 BB: 0 P: 16	R: 2 E: 1 K: 1 S: 17	H: 3 LOB: 2 BB: 1 P: 29	R: 0 E: 0 K: 1 S: 8	H: 2 LOB: 3 BB: 1 P: 17	R: 2 E: 0 K: 0 S: 17	H: 4 LOB: 2 BB: 0 P: 32	R: 0 E: 0 K: 2 S: 8	H: 0 LOB: 0 BB: 0 P: 10
--------------	-------------------------------	----------------------------------	------------------------------	----------------------------------	------------------------------	---------------------------------	-------------------------------	----------------------------------	-------------------------------	----------------------------------	------------------------------	----------------------------------	-------------------------------	----------------------------------	------------------------------	----------------------------------

PITCHER	IP	WLS	BF	H	R	ER	SO	BB	IBB	HBP	BLK	WP	HR	S	P	ERA	WHIP
Ed Whitson, R ERA: 3.94	(1, 1)	4.1	L	20	7	5	4	2	1	0	0	0	1	46	64	8.31	1.846
Dave Leiper, L ERA: 2.47	(5, 1)	1.2		9	3	0	2	0	1	0	0	0	0	16	28	0.00	1.800
Greg Harris, R ERA: 9.0	(7, 1)	2.0		10	4	2	2	0	0	0	0	0	0	25	42	9.00	2.000

BOTTOM

AB	R	H	RBI	BB	SO	LOB
3	1	1	1	1	0	1
1	0	0	0	0	1	0
2	0	2	1	1	0	0
2	0	0	0	0	0	3
4	2	2	0	0	1	3
1	0	0	0	0	1	0
4	1	3	3	0	0	1
4	1	1	1	0	2	2
4	0	0	0	0	0	2
4	0	1	0	0	0	2
4	2	4	1	0	0	0
2	0	0	0	0	1	4
0	0	0	0	0	0	0

San Diego Padres @ Cincinnati Reds
Riverfront Stadium, Cincinnati, OH

Mon Sep 19 1988, 7:05 PM EDT
Att: 16,369 - Unknown - 70 F

livebaseballscorecards.com

AB	35
R	7
H	14
RBI	7
BB	2
SO	6
LOB	18



WP	HR	S	P	ERA	WHIP
0	0	0	39	0	0

Batter	1	2	3	4	5	6	7	8	9	AB R H RBI BB SO LOB	TOP		
Dickie Thon, R (1, 6) OBP: 0.345, SLG: 0.328 Garry Templeton, S (2, PH) OBP: 0.273, SLG: 0.333 (2, 6)	0-0 S 1B 1B	2-2 F4			1-2 BB 1B		0-0 5-3		0-3 K	1 0 1 0 0 0 0 4 0 1 0 0 1 3			
Roberto Alomar, S (1, 4) OBP: 0.326, SLG: 0.379	0-1 S 1B		4-0 BB		4-2 BB		0-0 F7			2 0 1 0 2 0 0			
Benito Santiago, R (1, 2) OBP: 0.291, SLG: 0.366	0-3 K		2-3 SAFE K		0-0 F7		0-0 5-3			4 0 0 0 0 2 5			
Carmelo Martinez, R (1, 9) OBP: 0.298, SLG: 0.410	3-3 K 1-2 2-3		2-3 SAFE K		0-0 L8		2-3 K			4 0 0 0 0 3 5			
Keith Moreland, R (1, 3) OBP: 0.311, SLG: 0.342	1-0 5-3		1-1 SAFE L8		1-1 L9		1-0 6-3			4 0 0 0 0 0 3			
Randy Ready, R (1, 7) OBP: 0.337, SLG: 0.378		2-0 F8		2-1 F7		1-2 5-3		2-1 HR		4 1 1 1 0 0 0			
Chris Brown, R (1, 5) OBP: 0.294, SLG: 0.285		1-2 4-3		3-3 K		1-0 F8		0-2 BB 1B		4 0 1 0 0 1 0			
Marvell Wynne, L (1, 8) OBP: 0.319, SLG: 0.435		2-1 WP 1B 2B		2-1 F8		0-1 F8		4-0 1-2 BB		3 1 1 0 1 0 0			
Jimmy Jones, R (1, 1) OBP: 0.217, SLG: 0.218 Mark Grant, R (5, 1) Jerald Clark, R (7, PH) Dave Leiper, L (7, 1) Lance McCullers, S (8, 1) Mark Parent, R (8, PH) John Kruk, L (9, PH) John Kruk, L (9, PH) OBP: 0.214, SLG: 0.303 OBP: 0.369, SLG: 0.361		2-2 1B		3-2 L8		1-1 6-3		0-3 K		2 0 1 1 0 0 0 0 0 0 0 0 0 0 1 0 1 0 0 0 0 1 2			
Inning Stats	R: 0 H: 2 E: 0 LOB: 2 K: 2 BB: 0 S: 10 P: 14	R: 1 H: 2 E: 0 LOB: 1 K: 0 BB: 0 S: 12 P: 21	R: 0 H: 0 E: 0 LOB: 1 K: 2 BB: 1 S: 9 P: 18	R: 0 H: 0 E: 0 LOB: 0 K: 1 BB: 0 S: 7 P: 14	R: 0 H: 1 E: 0 LOB: 2 K: 0 BB: 1 S: 10 P: 18	R: 0 H: 0 E: 0 LOB: 0 K: 0 BB: 0 S: 6 P: 9	R: 0 H: 0 E: 0 LOB: 0 K: 0 BB: 0 S: 5 P: 6	R: 0 H: 0 E: 0 LOB: 0 K: 1 BB: 0 S: 5 P: 7	R: 1 H: 2 E: 0 LOB: 2 K: 2 BB: 1 S: 12 P: 19	1B: 5 SF: 0 2B: 1 SAC: 0 3B: 0 DP: 0 HR: 1 HBP: 0	WP: 1 PA: 37 PB: 0 SB: 2 CS: 0		
PITCHER	IP WLS BF H R ER SO BB IBB HBP BLK WP HR S P ERA WHIP											PITCHER	IP WLS BF H R ER SO BB IBB HBP BLK WP HR S P ERA WHIP
Norm Charlton, L (1, 1) ERA: 4.28	8.1 W 35 7 2 2 6 3 0 0 0 1 1 70 120 2.16 1.200												
Randy St. Claire, R (9, 1) ERA: 4.6	0.2 2 0 0 0 2 0 0 0 0 0 0 6 6 0.00 0.000												

San Diego Padres @ Cincinnati Reds
Riverfront Stadium, Cincinnati, OH
Tue Sep 20 1988, 3:33 AM EDT
Att. 10,280 - Sunny - 70 F

livebaseballscorecards.com

AB	34
R	2
H	7
RBI	2
BB	3
SO	8
LOB	18



Batter	1	2	3	4	5	6	7	8	9
Barry Larkin, R OBP: 0.344, SLG: 0.424 (1, 6)	1-0 4-3	1-0 FC4-6 1B		1-2 CS	2-2 1B BB E	1-2 4-3		0-0 F9	
Lenny Harris, L OBP: 0.545, SLG: 0.500 (1, 5)	1-0 1B	0-0 SF9			4-2 1B BB E	2-0 1B			
Kal Daniels, L OBP: 0.395, SLG: 0.469 (1, 7)	0-1 1B	1 SAFE FC4-6			0-1 E G4	0-0 L9			
Van Snider, L OBP: 0.111, SLG: 0.222 (7, 7)	1-2 1B	1-2f			1-2 2-3 G4				
Paul O'Neill, L OBP: 0.314, SLG: 0.416 (1, 9)	1-1 1-2 2-H 1B		X	0-0 L9-3 1B	0-0 E7 G4 L6-5 1B		X	0-0 FC3-6 1B	
Nick Esasky, R OBP: 0.324, SLG: 0.394 (1, 3)	3-0 L5			3-2 L9-3	0-0 G4 1B		B X	1-0 FC3-6 1-3	
Herm Winningham, L OBP: 0.298, SLG: 0.299 (1, 8)	0-3 K			0-3 K	1-2 G4		X	0-0 1-3	
Jeff Reed, L OBP: 0.290, SLG: 0.283 (1, 2)		1-2 F7			2-1 4-3	0-1 L6-5		0-0 4-3	
Ron Oester, S OBP: 0.340, SLG: 0.351 (1, 4)		4-1 SH 1B BB			0-0 CS 1B		B X	1-0 4-3 SH3-4 1B	
Norm Charlton, S Randy St. Claire, R (9, 1)		2-2 SH 1B SF9			0-3 K		X	0-0 SH3-4	

Inning Stats	R: 1	H: 3	E: 0	K: 1	S: 10	H: 3	LOB: 2	BB: 0	P: 16	R: 2	H: 1	E: 0	K: 0	S: 13	H: 1	LOB: 1	BB: 1	P: 23	R: 0	H: 1	E: 0	K: 1	S: 8	H: 1	LOB: 0	BB: 0	P: 11	R: 0	H: 1	E: 0	K: 1	S: 8	R: 3	H: 4	E: 1	K: 0	S: 15	H: 2	LOB: 1	BB: 0	P: 14	R: 0	H: 1	E: 0	K: 0	S: 4	R: 0	H: 0	E: 0	K: 1	S: 5	H: 0	LOB: 0	BB: 0	P: 7
--------------	------	------	------	------	-------	------	--------	-------	-------	------	------	------	------	-------	------	--------	-------	-------	------	------	------	------	------	------	--------	-------	-------	------	------	------	------	------	------	------	------	------	-------	------	--------	-------	-------	------	------	------	------	------	------	------	------	------	------	------	--------	-------	------

PITCHER	IP	WLS	BF	H	R	ER	SO	BB	IBB	HBP	BLK	WP	HR	S	P	ERA	WHIP
Jimmy Jones, R ERA: 4.12 (1, 1)	4.0	L	21	8	6	6	3	2	0	0	0	0	0	46	74	13.50	2.500
Mark Grant, R ERA: 3.69 (5, 1)	2.0		9	4	1	1	0	0	0	0	0	0	0	18	23	4.50	2.000
Dave Leiper, L ERA: 2.42 (7, 1)	1.0		4	1	0	0	0	0	0	0	0	0	0	4	5	0.00	1.000
Lance McCullers, R ERA: 2.28 (8, 1)	1.0		3	0	0	0	1	0	0	0	0	0	0	5	7	0.00	0.000

BOTTOM

San Diego Padres @ Cincinnati Reds
Riverfront Stadium, Cincinnati, OH

Tue Sep 20 1988, 3:33 AM EDT
Att: 10,280 - Sunny - 70 F

AB	R	H	RBI	BB	SO	LOB
5	1	2	1	0	0	1
2	2	2	2	1	0	0
4	1	2	0	0	0	2
0	0	0	0	0	0	0
4	0	4	3	0	0	0
4	0	1	0	0	0	4
4	0	0	1	0	2	5
4	0	0	0	0	0	3
3	2	2	0	1	0	0
2	1	0	0	0	2	1
0	0	0	0	0	0	0

AB	32
R	7
H	13
RBI	7
BB	2
SO	4
LOB	16

livebaseballscorecards.com



WP	PA	3B	DP	HR	HBP	CS
0	38	0	2	0	0	1

PITCHER	IP	WLS	BF	H	R	ER	SO	BB	IBB	HBP	BLK	WP	HR	S	P	ERA	WHIP
---------	----	-----	----	---	---	----	----	----	-----	-----	-----	----	----	---	---	-----	------

Batter	1	2	3	4	5	6	7	8	9	AB R H RBI BB SO LOB	TOP	
Roberto Alomar, S (1, 4) OBP: 0.327, SLG: 0.379 Bip Roberts, S (7, 4)	4-2 BB S 1B BB	0-0 BB 1-2 2-3 1B 1B	0-1 5-3		2-2 G6-4-3 1-2f			1-0 F9		3 2 1 0 1 0 2 1 0 0 0 0 0 1		
Tim Flannery, L (1, 5) OBP: 0.375, SLG: 0.368	0-1 F2	4-2 BB 1B 1-2 2-3 FC1-2 BB	4-1 BB			1-1 F7		0-0 G6-4-3 1-2f		3 0 0 1 2 0 2		
Tony Gwynn, L (1, 8) OBP: 0.369, SLG: 0.421 Stan Jefferson, S (6, 8)	4-2 1B BB 1-2 FC6-4 BB	3-1 FC1-2 BB 1-2 HR 2-H 3-H 1B	1-1 4-3			1-2 1B		3-2 L5		3 2 2 2 1 0 1 1 0 0 0 0 0 0		
Keith Moreland, R (1, 3) OBP: 0.312, SLG: 0.339	4-2 FC6-4 1B 1-2 2-3 BB	4-1 FC1-2 1-2 HR 2-3 BB		1-1 P4		0-3 K		0-0 F9		3 1 0 0 2 1 1		
John Kruk, L (1, 9) OBP: 0.368, SLG: 0.359	3-2 FC6-4 1B 1-2 2-3 3-H 1B	2-0 FC1-2 1-2 HR 2-3 3-H		2-1 6-3		3-3 K		0-1 6-3		5 1 1 1 0 1 4		
Benito Santiago, R (1, 2) OBP: 0.290, SLG: 0.372	2-2 FC6-4 1-2f 2-3 3-H	0-0 HR		2-3 K			1-2 6-3			4 1 1 5 0 1 2		
Marvell Wynne, L (1, 7) OBP: 0.318, SLG: 0.432	2-3 K	0-2 1-3			1-0 FC4-6 BB 1B		1-1 L4			4 0 1 0 0 1 2		
Garry Templeton, S (1, 6) OBP: 0.275, SLG: 0.333		1-1 SH BB 1B	4-3		4-0 FC4-6 1-2 BB		0-3 K			3 1 1 0 1 1 0		
Dennis Rasmussen, L (1, 1) OBP: 0.200, SLG: 0.197		1-1 SH BB 1B 1-2 1B	1-3 K		3-1 FC4-6 1-2f 2-3		0-1 G6-4-3 1B			3 1 1 0 0 1 2		
Inning Stats	R: 2 H: 1 E: 0 LOB: 2 K: 1 BB: 3 S: 22 P: 41	R: 7 H: 4 E: 0 LOB: 0 K: 0 BB: 2 S: 17 P: 33	R: 0 H: 0 E: 0 LOB: 1 K: 1 BB: 1 S: 8 P: 14	R: 0 H: 0 E: 0 LOB: 0 K: 1 BB: 0 S: 7 P: 12	R: 0 H: 1 E: 0 LOB: 1 K: 0 BB: 1 S: 6 P: 16	R: 0 H: 1 E: 0 LOB: 1 K: 2 BB: 0 S: 13 P: 18	R: 0 H: 0 E: 0 LOB: 0 K: 1 BB: 0 S: 9 P: 11	R: 0 H: 1 E: 0 LOB: 0 K: 0 BB: 0 S: 4 P: 5	R: 0 H: 0 E: 0 LOB: 0 K: 0 BB: 0 S: 6 P: 9	1B: 7 SF: 0 2B: 0 SAC: 1 3B: 0 DP: 2 HR: 1 HBP: 0	WP: 0 PA: 41 PB: 0 SB: 1 CS: 0	
PITCHER	IP WLS BF H R ER SO BB IBB HBP BLK WP HR S P ERA WHIP											
Ramon Martinez, R (1, 1) ERA: 4.26	1.0 L 11 3 6 6 1 4 0 0 0 0 0 0 30 55 54.00 7.000											
Ricky Horton, L (2, 1) ERA: 4.96	1.0 6 2 3 3 0 1 0 0 0 0 0 1 9 19 27.00 3.000											
Brian Holton, R (3, 1) ERA: 1.83	3.0 11 1 0 0 2 2 0 0 0 0 0 0 21 42 0.00 1.000											
Tim Crews, R (6, 1) ERA: 3.36	2.0 7 1 0 0 3 0 0 0 0 0 0 0 22 29 0.00 0.500											
Ken Howell, R (8, 1) ERA: 7.2	2.0 6 1 0 0 0 0 0 0 0 0 0 0 10 14 0.00 0.500											

San Diego Padres @ Los Angeles Dodgers
 Dodger Stadium, Los Angeles, CA
 Wed Sep 21 1988, 7:05 PM PDT
 Sunny - 65 F

AB	33
R	9
H	8
RBI	9
BB	7
SO	6
LOB	17



Batter	1	2	3	4	5	6	7	8	9	AB R H RBI BB SO LOB	TOP															
Roberto Alomar, S (1, 4) OBP: 0.327, SLG: 0.376	2-1 F7		4-1 1B BB		0-3 K2-3		1-2 B1-3-6 1B			3 1 1 0 1 1 0	San Diego Padres @ Los Angeles Dodgers Dodger Stadium, Los Angeles, CA Thu Sep 22 1988, 7:05 PM PDT Att. 30,074 - Unknown - 60 F															
Tim Flannery, L (1, 5) OBP: 0.373, SLG: 0.362	1-3 K		4-2 1B BB		3-2 F7		0-0 B1-3-6 1-3f			3 0 0 0 1 1 1																
Tony Gwynn, L (1, 8) OBP: 0.372, SLG: 0.422	1-0 F7		1-1 1B		2-1 1B		1-1 4-3			4 0 2 1 0 0 0																
Keith Moreland, R (1, 3) OBP: 0.309, SLG: 0.336		1-0 5-3	0-0 F9		2-0 F6		1-1 4-3			4 0 0 0 0 0 3																
John Kruk, L (1, 9) OBP: 0.365, SLG: 0.362 Carmelo Martinez, R (2, 7) OBP: 0.300, SLG: 0.428		2-2 E9 SF9 1B		2-2 E5 1B 1B		0-1 HR		0-0 HR		1 1 1 0 0 0 0 3 3 3 2 0 0 0																
Benito Santiago, R (1, 2) OBP: 0.288, SLG: 0.369		1-2 SF9		0-0 F9		2-3 K		1-0 6-3		3 0 0 1 0 1 1																
Marvell Wynne, L (1, 7) OBP: 0.317, SLG: 0.430 (2, 9)		3-H 0-1 6-3		2-2 2-H 1B		2-1 F7				4 0 1 1 0 1 0																
Garry Templeton, S (1, 6) OBP: 0.277, SLG: 0.337			1-3 K		0-3 K		1-2 F8			4 0 0 0 0 3 1																
Eric Show, R (1, 1) OBP: 0.154, SLG: 0.156			2-2 F3		1-3 K		1-1 1-3			4 0 0 0 0 2 1																
Inning Stats	R: 0 E: 0 K: 1 S: 6	H: 0 LOB: 0 BB: 0 P: 10	R: 1 E: 1 K: 0 S: 9	H: 1 LOB: 0 BB: 0 P: 13	R: 1 E: 0 K: 1 S: 12	H: 1 LOB: 2 BB: 2 P: 24	R: 1 E: 1 K: 2 S: 13	H: 2 LOB: 1 BB: 0 P: 18	R: 0 E: 0 K: 1 S: 9	H: 1 LOB: 1 BB: 0 P: 16		R: 1 E: 0 K: 1 S: 15	H: 1 LOB: 0 BB: 0 P: 20	R: 0 E: 0 K: 0 S: 6	H: 1 LOB: 0 BB: 0 P: 8	R: 1 E: 0 K: 0 S: 6	H: 1 LOB: 0 BB: 0 P: 9	R: 0 E: 0 K: 3 S: 9	H: 0 LOB: 0 BB: 0 P: 10	1B: 6 2B: 1 3B: 0 HR: 2	SF: 1 SAC: 0 DP: 1 HBP: 0	WP: 0 PB: 0 SB: 1 CS: 0	PA: 36			
PITCHER	IP WLS BF H R ER SO BB IBB HBP BLK WP HR S P ERA WHIP																									
Tim Leary, R (1, 1) ERA: 2.74	7.0	29	7	4	2	6	2	0	0	0	0	1	70	109	2.57	1.286										
Alejandro Pena, R (8, 1) ERA: 2.01	2.0	L	7	1	1	1	3	0	0	0	0	1	15	19	4.50	0.500										

livebaseballscorecards.com

AB	33
R	5
H	8
RBI	5
BB	2
SO	9
LOB	7



Batter	1	2	3	4	5	6	7	8	9	AB R H RBI BB SO LOB
Alfredo Griffin, S (1, 6) OBP: 0.265, SLG: 0.263	0-1 1B SF8 1B		1-3 K			2-3 K		1-0 1B		4 1 2 0 0 2 0
Steve Sax, R (1, 4) OBP: 0.325, SLG: 0.343	1-1 1-3 HR 1B		2-2 4-3			0-0 PB 2B		2-2 6-3 1B		4 1 3 0 0 0 0
Kirk Gibson, L (1, 7) OBP: 0.378, SLG: 0.486	1-0 SF8 1-2 3-H		2-3 K			3-3 K 2-3		4-1 6-3 BB 1-2		2 0 0 1 1 2 1
Mike Marshall, R (1, 9) OBP: 0.316, SLG: 0.450	0-0 HR 2-H			0-3 K		1-2 3-1		0-2 6-3		4 1 1 2 0 1 3
John Shelby, S (1, 8) OBP: 0.318, SLG: 0.392	1-1 1-3			1-0 G4-6-3 1B			3-1 HR	0-0 L4		4 1 2 1 0 0 2
Franklin Stubbs, L (1, 3) OBP: 0.299, SLG: 0.381	1-2 4-3			0-0 G4-6-3 1-2f			0-0 F8 SH5-4 1B	1-2 4-3		4 0 1 0 0 0 1
Jeff Hamilton, R (1, 5) OBP: 0.282, SLG: 0.376		0-2 CS 1B			2-2 F9		1-0 SH5-4 1-2	0-0 5-3		3 0 1 0 0 0 0
Mike Scioscia, L (1, 2) OBP: 0.324, SLG: 0.330		2-3 K			2-1 4-3		1-0 F8	1-1 1B		1 0 0 0 0 1 1
Rick Dempsey, R (4, 2) OBP: 0.354, SLG: 0.477		1-2 K					2-3 F8			2 0 0 0 0 0 1
Mike Davis, L (9, PH) OBP: 0.270, SLG: 0.277		0-0 F4			1-3 K		0-1 F3	0-1 F7		1 0 1 0 0 0 0
Tim Leary, R (1, 1) OBP: 0.294, SLG: 0.323										2 0 0 0 0 1 0
Danny Heep, L (7, PH) OBP: 0.352, SLG: 0.266										1 0 0 0 0 0 1
Alejandro Pena, R (8, 1)										0 0 0 0 0 0 0
Chris Gwynn, L (9, PH) OBP: 0.286, SLG: 0.167										1 0 0 0 0 0 1

Inning Stats	R: 3 E: 0 K: 0 S: 11	H: 3 LOB: 0 BB: 0 P: 15	R: 0 E: 0 K: 1 S: 7	H: 1 LOB: 0 BB: 0 P: 9	R: 0 E: 0 K: 2 S: 10	H: 0 LOB: 0 BB: 0 P: 15	R: 0 E: 0 K: 1 S: 5	H: 1 LOB: 0 BB: 0 P: 6	R: 0 E: 0 K: 1 S: 8	H: 0 LOB: 0 BB: 0 P: 13	R: 0 E: 0 K: 2 S: 10	H: 1 LOB: 1 BB: 0 P: 16	R: 1 E: 0 K: 0 S: 7	H: 2 LOB: 1 BB: 0 P: 12	R: 0 E: 0 K: 0 S: 9	H: 2 LOB: 2 BB: 1 P: 16	R: 0 E: 0 K: 0 S: 9	H: 1 LOB: 1 BB: 0 P: 11	1B: 8 2B: 1 3B: 0 HR: 2	SF: 1 SAC: 1 DP: 1 HBP: 0
--------------	-------------------------------	----------------------------------	------------------------------	---------------------------------	-------------------------------	----------------------------------	------------------------------	---------------------------------	------------------------------	----------------------------------	-------------------------------	----------------------------------	------------------------------	----------------------------------	------------------------------	----------------------------------	------------------------------	----------------------------------	----------------------------------	------------------------------------

PITCHER	IP	WLS	BF	H	R	ER	SO	BB	IBB	HBP	BLK	WP	HR	S	P	ERA	WHIP	PITCHER	IP	WLS	BF	H	R	ER	SO	BB	IBB	HBP	BLK	WP	HR	S	P	ERA	WHIP	
Eric Show, R (1, 1) ERA: 3.23	9.0	W	36	11	4	4	7	1	0	0	0	0	2	76	113	4.00	1.333																			

BOTTOM

San Diego Padres @ Los Angeles Dodgers
 Dodger Stadium, Los Angeles, CA
 Thu Sep 22 1988, 7:05 PM PDT
 Att: 30,074 - Unknown - 60 F

livebaseballscores.com

AB	33
R	4
H	11
RBI	4
BB	1
SO	7
LOB	11



WP: 0	PA: 36
PB: 1	
SB: 0	
CS: 1	

Batter	1	2	3	4	5	6	7	8	9	10	11	12	AB	R	H	RBI	BB	SO	LOB	TOP				
Gerald Young, S OBP: 0.333, SLG: 0.325	1-1 G3	2-2 4-3		0-2 F8			0-0 P6		1-3 K			0-2 F9	6	0	0	0	0	1	4					
Bill Doran, S OBP: 0.338, SLG: 0.333	1-2 1-3		0-0 6-3		0-0 4-3		2-2 3-1			4-2 SH1-4 BB		0-1 5-3	4	0	0	0	1	0	0					
Louie Meadows, L OBP: 0.289, SLG: 0.441													0	0	0	0	0	0	0					
Casey Candaele, S OBP: 0.221, SLG: 0.230													1	0	0	0	0	0	0					
Kevin Bass, S OBP: 0.314, SLG: 0.392	4-0 HR BB		1-0 HR		0-1 1B		3-2 6-3			1 SAFE 1 SAFE SH1-4		3-2 6-3	4	2	2	1	1	0	0					
Glenn Davis, R OBP: 0.343, SLG: 0.489	0-1 HR		1-0 G3-1		0-1 F8		2-1 G1-4-3 1B			4-0 IBB			4	1	2	2	1	0	1					
Buddy Bell, R OBP: 0.301, SLG: 0.351	1-1 F8		0-1 1B		0-1 L8		0-0 G1-4-3			0-3 K			5	0	1	0	0	1	4					
Billy Hatcher, R OBP: 0.321, SLG: 0.367		0-2 F7		3-2 F7		2-2 6-3		1-3 K		3-2 F2			5	0	0	0	0	1	3					
Rafael Ramirez, R OBP: 0.297, SLG: 0.381		2-1 SH5-4 1B		1-0 F8		0-0 F7			2-2 F9		0-2 6-3		5	0	1	0	0	0	0					
Craig Biggio, R OBP: 0.272, SLG: 0.389		0-1 SH5-4 1B		1-2 SH3-4 1B		1-2 FC5-4 1B			1-2 L6		1-1 5-3		5	0	3	0	0	0	0					
Mike Scott, R OBP: 0.101, SLG: 0.103		1-0 SH5-4		0-1 SH3-4		2-2 FC5-4			4-1 S BB		2-2 6-3		1	0	0	0	0	0	1					
Terry Puhl, L OBP: 0.402, SLG: 0.400													0	0	0	0	1	0	0					
Dave Smith, R (9, 1)													0	0	0	0	0	0	0					
John Fishel, R OBP: 0.200, SLG: 0.400													1	0	0	0	0	0	0					
Danny Darwin, R OBP: 0.086, SLG: 0.161													0	0	0	0	0	0	0					
Inning Stats	R: 2 E: 0 K: 0 S: 9	H: 1 LOB: 0 BB: 1 P: 16	R: 0 E: 0 K: 0 S: 11	H: 2 LOB: 2 BB: 0 P: 16	R: 1 E: 0 K: 0 S: 8	H: 2 LOB: 1 BB: 0 P: 13	R: 0 E: 0 K: 0 S: 7	H: 1 LOB: 1 BB: 0 P: 7	R: 0 E: 0 K: 0 S: 11	H: 1 LOB: 1 BB: 0 P: 16	R: 0 E: 0 K: 0 S: 8	H: 0 LOB: 0 BB: 0 P: 13	R: 0 E: 0 K: 1 S: 10	H: 0 LOB: 1 BB: 1 P: 18	R: 0 E: 0 K: 1 S: 14	H: 0 LOB: 2 BB: 2 P: 25	R: 0 E: 0 K: 0 S: 10	H: 0 LOB: 0 BB: 0 P: 13	R: 0 E: 0 K: 0 S: 8	H: 0 LOB: 0 BB: 0 P: 11	1B: 7 2B: 0 3B: 0 HR: 2	SF: 0 SAC: 3 DP: 1 HBP: 0	WP: 0 PB: 0 SB: 1 CS: 0	PA: 48
PITCHER	IP WLS BF H R ER SO BB IBB HBP BLK WP HR S P ERA WHIP																							
Andy Hawkins, R ERA: 3.51	(1, 1) 7.0																							
Lance McCullers, R ERA: 2.57	(8, 1) 3.0	12	1	0	0	3	2	1	0	0	0	0	30	52	0.00	1.000								
Dave Leiper, L ERA: 2.32	(11, 1) 2.0	W 6	0	0	0	0	0	0	0	0	0	0	18	24	0.00	0.000								

Houston Astros @ San Diego Padres
 Jack Murphy Stadium, San Diego, CA
 Fri Sep 23 1988, 10:05 PM EDT
 Att: 9,929 - Unknown - 65 F

livebaseballscorecards.com

AB	41
R	3
H	9
RBI	3
BB	4
SO	3
LOB	13



Batter	1	2	3	4	5	6	7	8	9	10	11	12
Roberto Alomar, S OBP: 0.328, SLG: 0.383 (1, 4)	1-1 G3 S 4-3 1B		0-0 HR		1-3 K2-3		0-1 F7			0-3 K		
Tim Flannery, L OBP: 0.365, SLG: 0.353 (1, 5)	0-2 G3		0-2 F8		1-0 4-3		2-1 4-3			0-0 5-3		
Lance McCullers, S OBP: 0.333, SLG: 0.250 (8, 1)												
Chris Brown, R OBP: 0.293, SLG: 0.283 (10, PH)												
Dave Leiper, L OBP: 1.000, SLG: 1.000 (11, 1)	1-3											
Tony Gwynn, L OBP: 0.371, SLG: 0.419 (1, 8)	2-1 4-3			4-2 E S BB			0-0 F7		0-0 F8			3-1 4-3
Carmelo Martinez, R OBP: 0.298, SLG: 0.424 (1, 7)	3-H 2-3 K			0-2 F8		1-2 2B 1B		0-0 6-3			1-0 1-3	
Marvell Wynne, L OBP: 0.318, SLG: 0.431 (1, 9)		2-3 K		4-1 1-3 BB		1-0 1-3 2B		1-1 G3			0-3 K	
Benito Santiago, R OBP: 0.287, SLG: 0.366 (1, 2)		1-3 K		0-0 P4		4-0 IBB			0-0 P6		3-1 5-3	
Rob Nelson, L (1, 3)		1-3 K		1-2 F9		3-3 K			1-1 F9			4-2 SH1-3 BB
Stan Jefferson, S OBP: 0.217, SLG: 0.220 (12, PR)												0-0 SH1-3
Garry Templeton, S OBP: 0.280, SLG: 0.345 (1, 6)			0-1 4-3		3-1 SF8 3B		0-3 K		1-2 FC4-6 1B		1-2 SH1-3	
Andy Hawkins, R OBP: 0.131, SLG: 0.119 (1, 1)			1-2 G3		0-1 SF8		3-3 K		1-0 FC4-6		2-1 SH1-3 1B	
Bip Roberts, S (7, PH)												
Randy Ready, R OBP: 0.339, SLG: 0.379 (8, 5)												2-H 1B

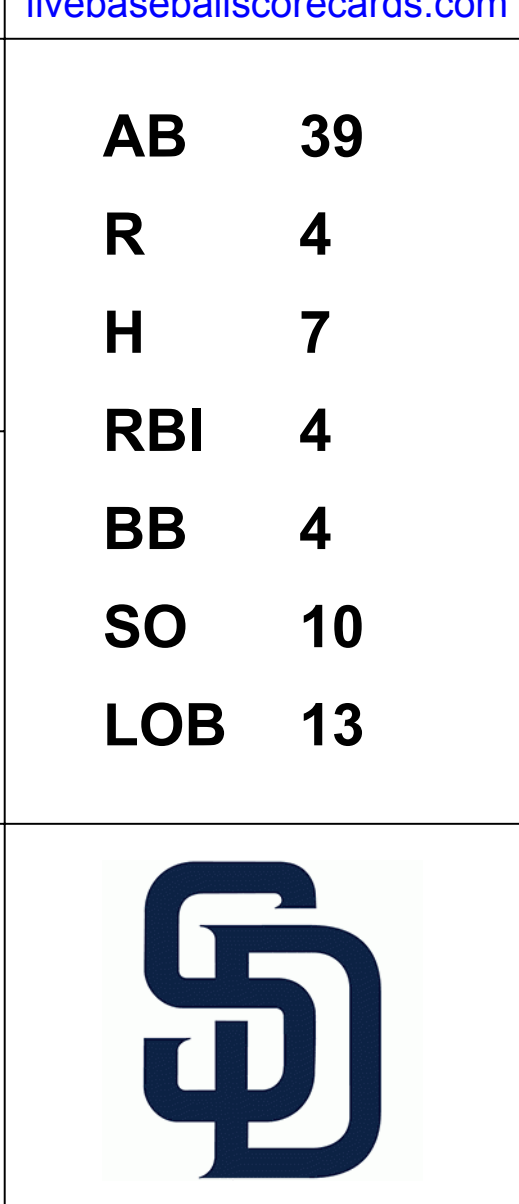
AB	R	H	RBI	BB	SO	LOB
5	2	2	1	0	2	0
4	0	0	0	0	0	1
0	0	0	0	0	0	0
1	0	0	0	0	0	0
0	0	0	0	0	0	0
4	0	0	1	1	0	0
5	0	1	0	0	1	1
4	0	1	0	1	2	0
4	0	0	0	1	1	2
4	0	0	0	1	2	5
0	1	0	0	0	0	0
4	1	2	0	0	1	3
1	0	0	1	0	0	0
1	0	0	0	0	1	0
2	0	1	1	0	0	1

AB	R	H	RBI	BB	SO	LOB
39	4	7	4	4	10	13

Inning Stats	R: 1	H: 1	E: 0	LOB: 0	K: 1	S: 10	R: 0	H: 0	E: 0	LOB: 0	K: 3	S: 9	R: 1	H: 1	E: 0	LOB: 0	K: 0	S: 10	R: 0	H: 0	E: 0	LOB: 2	K: 0	S: 11	R: 1	H: 1	E: 0	LOB: 0	K: 1	S: 8	R: 0	H: 2	E: 0	LOB: 3	K: 2	S: 11	R: 0	H: 0	E: 0	LOB: 0	K: 1	S: 7	R: 0	H: 0	E: 0	LOB: 0	K: 0	S: 4	R: 0	H: 1	E: 0	LOB: 1	K: 0	S: 7	R: 0	H: 0	E: 0	LOB: 0	K: 1	S: 6	R: 0	H: 0	E: 0	LOB: 0	K: 1	S: 7	R: 1	H: 1	E: 0	LOB: 1	K: 0	S: 6	R: 0	H: 1	E: 0	LOB: 0	K: 0	S: 6
PITCHER	IP	WLS	BF	H	R	ER	SO	BB	IBB	HBP	BLK	WP	HR	S	P	ERA	WHIP																																																													
Mike Scott, R ERA: 2.89 (1, 1)	8.0		32	5	3	3	8	2	1	0	0	0	0	1	70	109	3.38	0.875																																																												
Dave Smith, R ERA: 2.18 (9, 1)	2.0		7	1	0	0	1	0	0	0	0	0	0	0	13	19	0.00	0.500																																																												
Danny Darwin, R ERA: 3.91 (11, 1)	1.1	L	6	1	1	1	1	1	0	0	0	0	0	0	13	23	6.75	1.500																																																												

WP	PA
0	45

Houston Astros @ San Diego Padres
Jack Murphy Stadium, San Diego, CA
 Fri Sep 23 1988, 10:05 PM EDT
 Att. 9,929 - Unknown - 65 F



Batter	1	2	3	4	5	6	7	8	9	AB R H RBI BB SO LOB	TOP											
Billy Hatcher, R (1, 8) OBP: 0.319, SLG: 0.364	1-1 F9		0-0 F7		0-2 P6		1-2 4-3			4 0 0 0 0 0 2												
Craig Reynolds, L (1, 4) OBP: 0.285, SLG: 0.308	1-1 F8		1-0 BB 1B		1-0 F8			0-0 F9		4 0 1 0 0 0 0												
Kevin Bass, S (1, 9) OBP: 0.316, SLG: 0.394	0-0 2B		4-0 1-2 BB		1-0 3-1			1-2 F8		3 0 1 0 1 0 0												
Glenn Davis, R (1, 3) OBP: 0.341, SLG: 0.485	3-2 6-3		2-0 1-3		2-0 6-3			0-3 K		4 0 0 0 0 1 3												
Buddy Bell, R (1, 5) OBP: 0.301, SLG: 0.350 Craig Smajstrla, S (9, PR)		2-2 P4		0-2 6-3		0-0 F7		1-1 1B		4 0 1 0 0 0 0 0 0 0 0 0 0 0												
Terry Puhl, L (1, 7) OBP: 0.400, SLG: 0.397		3-1 F7		1-3 K		0-0 BB 1B		2-2 F7		4 0 1 0 0 1 1												
Rafael Ramirez, R (1, 6) OBP: 0.298, SLG: 0.384		1-0 2B		0-2 1B		2-3 K		0-2 F7		4 0 2 0 0 1 2												
Craig Biggio, R (1, 2) OBP: 0.265, SLG: 0.378 Alan Ashby, S (9, PH)		2-3 K		1-0 F9		1-2 P4		1-0 1-3		3 0 0 0 0 1 3 1 0 0 0 0 0 1												
Jeff Heathcock, R (1, 1) Harry Spilman, L (5, PH) Joaquin Andujar, S (5, 1) Louie Meadows, L (7, PH) Brian Meyer, R (7, 1)			1-0 6-3		2-3 K		4-2 SAFE BB			1 0 0 0 0 0 0 1 0 0 0 0 1 0 0 0 0 0 0 0 0 0 0 0 0 1 0 0 0 0 0 0 0 0 0												
Inning Stats	R: 0 E: 0 K: 0 S: 8	H: 1 LOB: 1 BB: 0 P: 13	R: 0 E: 0 K: 1 S: 9	H: 1 LOB: 1 BB: 0 P: 17	R: 0 E: 0 K: 0 S: 4	H: 1 LOB: 2 BB: 1 P: 12	R: 0 E: 0 K: 1 S: 10	H: 1 LOB: 1 BB: 0 P: 12	R: 0 E: 0 K: 1 S: 7	H: 0 LOB: 0 BB: 0 P: 10	R: 0 E: 0 K: 0 S: 3	H: 0 LOB: 0 BB: 0 P: 6	R: 0 E: 0 K: 1 S: 16	H: 1 LOB: 2 BB: 1 P: 24	R: 0 E: 0 K: 1 S: 8	H: 0 LOB: 0 BB: 0 P: 9	R: 0 E: 0 K: 0 S: 9	H: 1 LOB: 1 BB: 0 P: 13	1B: 4 2B: 2 3B: 0 HR: 0	SF: 0 SAC: 0 DP: 0 HBP: 0	WP: 0 PB: 0 SB: 0 CS: 0	PA: 35
PITCHER Ed Whitson, R (1, 1) ERA: 3.76	IP: 9.0 WLS: W BF: 35 H: 6 R: 0 ER: 0 SO: 5 BB: 2 IBB: 0 HBP: 0 BLK: 0 WP: 0 HR: 0 S: 74 P: 116 ERA: 0.00 WHIP: 0.889											PITCHER IP: WLS: BF: H: R: ER: SO: BB: IBB: HBP: BLK: WP: HR: S: P: ERA: WHIP:										

Houston Astros @ San Diego Padres
Jack Murphy Stadium, San Diego, CA

Sat Sep 24 1988, 10:05 PM EDT
Att. 21,252 - Unknown - 65 F

livebaseballscorecards.com

AB 33
R 0
H 6
RBI 0
BB 2
SO 5
LOB 12



Batter	1	2	3	4	5	6	7	8	9	AB R H RBI BB SO LOB	TOP											
Gerald Young, S (1, 8) OBP: 0.331, SLG: 0.323 Juan Agosto, L (8, 1)	2-1 F9		3-3 SAFE K		0-0 X F7			0-2 4-3		4 0 0 0 0 1 1 0 0 0 0 0 0 0	Houston Astros @ San Diego Padres Jack Murphy Stadium, San Diego, CA Sun Sep 25 1988, 6:33 AM EDT Att. 11,796 - Sunny - 70 F											
Craig Reynolds, L (1, 4) OBP: 0.286, SLG: 0.308 Craig Smajstrla, S (8, PH) (8, 4)	1-3 K		0-0 X 1B			2-3 K		0-0 P6		3 0 1 1 0 2 0 1 0 0 0 0 0 0												
Terry Puhl, L (1, 7) OBP: 0.395, SLG: 0.392 John Fishel, R (8, PH) OBP: 0.188, SLG: 0.375 (8, 7)	2-0 F2		1-3 SAFE K			2-2 G3		1-2 6-3		3 0 0 0 0 1 1 1 0 0 0 0 0 0												
Glenn Davis, R (1, 3) OBP: 0.342, SLG: 0.484			1-3 K		4-0 FC4-6 BB 1B		0-0 BB 1B		2-3 K	3 0 1 0 1 2 0												
Kevin Bass, S (1, 9) OBP: 0.317, SLG: 0.395			0-1 F7		1-2 FC4-6 1-2f		4-1 BB 1B		2-1 2B	3 0 1 0 1 0 1												
Ken Caminiti, S (1, 5) OBP: 0.230, SLG: 0.261			0-1 1B		0-0 SAFE F7		1-3 K		2-1 F7	4 0 1 0 0 1 4												
Rafael Ramirez, R (1, 6) OBP: 0.297, SLG: 0.381 Chuck Jackson, R (8, 6) OBP: 0.302, SLG: 0.372			1-3 SAFE K		0-1 SAFE F7		0-1 F7		0-1 5-3	3 0 0 0 0 1 2 1 0 0 0 0 0 1												
Craig Biggio, R (1, 2) OBP: 0.267, SLG: 0.372			4-0 S 1B BB		1-3 K		0-3 K			2 1 0 0 1 2 0												
Bob Forsch, R (1, 1) OBP: 0.273, SLG: 0.281 Dave Meads, L (5, 1) OBP: 0.600, SLG: 0.333 Louie Meadows, L (7, PH) OBP: 0.300, SLG: 0.429 Rocky Childress, R (7, 1) OBP: 0.333, SLG: 0.333 Casey Candaele, S (8, 8) OBP: 0.221, SLG: 0.230			2-3 K		1-2 F7		2-1 P3			2 0 0 0 0 1 1 0 0 0 0 0 0 0 1 0												
Inning Stats	R: 0 E: 0 K: 1 S: 6	H: 0 LOB: 0 BB: 0 P: 11	R: 0 E: 0 K: 2 S: 12	H: 1 LOB: 1 BB: 0 P: 14	R: 1 E: 0 K: 3 S: 10	H: 1 LOB: 1 BB: 1 P: 20	R: 0 E: 0 K: 0 S: 7	H: 0 LOB: 1 BB: 1 P: 12	R: 0 E: 0 K: 1 S: 8	H: 0 LOB: 0 BB: 0 P: 10		R: 0 E: 0 K: 2 S: 11	H: 1 LOB: 2 BB: 1 P: 20	R: 0 E: 0 K: 1 S: 7	H: 0 LOB: 0 BB: 0 P: 9	R: 0 E: 0 K: 0 S: 8	H: 0 LOB: 0 BB: 0 P: 9	R: 0 E: 0 K: 1 S: 9	H: 1 LOB: 1 BB: 0 P: 15	1B: 3 2B: 1 3B: 0 HR: 0	SF: 0 SAC: 0 DP: 0 HBP: 0	WP: 0 PB: 0 SB: 1 CS: 0
PITCHER Greg Harris, R (1, 1) ERA: 2.45	IP 9.0	WLS W	BF 34	H 4	R 1	ER 1	SO 11	BB 3	IBB 0	HBP 0	BLK 0	WP 0	HR 0	S 78	P 120	ERA 1.00	WHIP 0.778					

livebaseballscorecards.com

AB	31
R	1
H	4
RBI	1
BB	3
SO	11
LOB	11



Batter	1	2	3	4	5	6	7	8	9	AB R H RBI BB SO LOB	TOP									
Alfredo Griffin, S (1, 6) OBP: 0.258, SLG: 0.253	1-1 F9		1-0 1-3		1-2 P6			1-1 E6 SH5-4 1B		4 1 0 0 0 0 0	Los Angeles Dodgers @ San Diego Padres Jack Murphy Stadium, San Diego, CA Mon Sep 26 1988, 10:05 PM EDT Att. 18,552 - Unknown - 65 F									
Steve Sax, R (1, 4) OBP: 0.324, SLG: 0.342	1-1 1B 2B		3-2 G4-3 1B		0-0 B5-3			2-1 SH5-4 2-3		3 0 2 0 0 0 0										
Mickey Hatcher, R (1, 7) OBP: 0.321, SLG: 0.351 Jose Gonzalez, R (8, PR) OBP: 0.167, SLG: 0.176	1-1 1B 2-H		1-1 G4-3 1-2f		0-0 4-3			1-0 1B 3-H		4 0 2 1 0 0 1 0 0 0 0 0 0 0										
Mike Marshall, R (1, 9) OBP: 0.313, SLG: 0.446	1-1 L6			1-0 F8		0-1 G3		0-3 K		4 0 0 0 0 1 2										
John Shelby, S (1, 8) OBP: 0.316, SLG: 0.393		3-1 F9		2-2 HR		2-0 1B		0-0 F7		4 1 2 1 0 0 1										
Jeff Hamilton, R (1, 5) OBP: 0.273, SLG: 0.365 Alejandro Pena, R (6, 1)		0-0 F8		1-0 P4		3-3 K		0-0 CS 1B		3 0 0 0 0 1 1 0 0 0 0 0 0 0 1 0 1 0 0 0 0 0 0 0 0 0 0 0										
Mike Sharperson, R (9, PH) OBP: 0.327, SLG: 0.340 Franklin Stubbs, L (9, 3) OBP: 0.296, SLG: 0.378																				
Rick Dempsey, R (1, 2) OBP: 0.347, SLG: 0.466		0-0 E6 1B		1-0 4-3			1-3 K	1-3 K 1-2		4 0 0 0 0 2 1										
Tracy Woodson, R (1, 3) OBP: 0.275, SLG: 0.325 Jay Howell, R (9, 1)		1-1 1-2 1B			0-0 HR		0-0 6-3	4-2 BB		3 1 2 1 1 0 0 0 0 0 0 0 0 0										
Fernando Valenzuela, L (1, 1) OBP: 0.205, SLG: 0.233 Brian Holton, R (4, 1) Ricky Horton, L (5, 1) Tim Crews, R (5, 1) OBP: 0.200, SLG: 0.200 Dave Anderson, R (6, 5) OBP: 0.321, SLG: 0.317		0-2 4-3		2-3 K			0-1 1-3	3-2 F8		1 0 0 0 0 0 2 1 0 0 0 0 1 0 0 0 0 0 0 0 0 0 0 0 0 0 0 0 2 0 0 0 0 0 1										
Inning Stats	R: 0 E: 0 K: 0 S: 8	H: 2 LOB: 1 BB: 0 P: 12	R: 0 E: 1 K: 0 S: 9	H: 1 LOB: 2 BB: 0 P: 13	R: 0 E: 0 K: 0 S: 6	H: 1 LOB: 0 BB: 0 P: 11	R: 1 E: 0 K: 0 S: 6	H: 1 LOB: 0 BB: 0 P: 11	R: 1 E: 0 K: 1 S: 8	H: 1 LOB: 1 BB: 0 P: 13	R: 0 E: 0 K: 1 S: 7	H: 0 LOB: 0 BB: 0 P: 8	R: 1 E: 1 K: 1 S: 9	H: 1 LOB: 1 BB: 0 P: 13	R: 0 E: 0 K: 1 S: 10	H: 1 LOB: 1 BB: 1 P: 18	1B: 6 2B: 1 3B: 0 HR: 2	SF: 0 SAC: 1 DP: 1 HBP: 0	WP: 0 PB: 0 SB: 0 CS: 1	PA: 36
PITCHER Dennis Rasmussen, L (1, 1) ERA: 3.54	IP: 9.0 WLS: L BF: 36 H: 9 R: 3 ER: 2 SO: 5 BB: 1 IBB: 0 HBP: 0 BLK: 0 WP: 0 HR: 2 S: 71 P: 110 ERA: 2.00 WHIP: 1.111											PITCHER	IP: 9.0 WLS: L BF: 36 H: 9 R: 3 ER: 2 SO: 5 BB: 1 IBB: 0 HBP: 0 BLK: 0 WP: 0 HR: 2 S: 71 P: 110 ERA: 2.00 WHIP: 1.111							

livebaseballscorecards.com

AB	34
R	3
H	9
RBI	3
BB	1
SO	5
LOB	9



Batter	1	2	3	4	5	6	7	8	9	AB R H RBI BB SO LOB	TOP											
Dave Anderson, R (1, 6) OBP: 0.325, SLG: 0.319	3-2 G4-3 1B		4-2 1B BB		0-1 2B 1B	2-1 G6-3			2-2 F7	4 1 2 0 1 0 1	Los Angeles Dodgers @ San Diego Padres Jack Murphy Stadium, San Diego, CA Tue Sep 27 1988, 10:05 PM EDT Att. 13,235 - Unknown - 76 F livebaseballscorecards.com											
Danny Heep, L (1, 7) OBP: 0.355, SLG: 0.268	1-0 F8		0-1 1B		4-0 2B BB		0-0 F8		3 1 1 0 1 0 1													
Mike Davis, L (1, 9) OBP: 0.266, SLG: 0.274	1-0 G4-3		1-0 F8		0-1 SF7		0-0 G4-3		3 0 0 1 0 0 3													
Franklin Stubbs, L (1, 3) OBP: 0.296, SLG: 0.380	3-2 F5			1-1 F9	0-1 1B 2B		3-3 K		4 1 1 2 0 1 1													
Jeff Hamilton, R (1, 5) OBP: 0.272, SLG: 0.364		1-3 K		1-0 F8	0-2 1B		0-3 K		4 0 1 1 0 2 0													
Jose Gonzalez, R (1, 8) OBP: 0.190, SLG: 0.158		0-3 K2-3		4-2 BB	0-3 K		1-1 G3-1		2 0 0 0 1 2 1													
Ramon Martinez, R (5, 1)									0 0 0 0 0 0 0													
Mike Scioscia, L (8, PH) OBP: 0.323, SLG: 0.329									1 0 0 0 0 0 0													
William Brennan, R (8, 1)									0 0 0 0 0 0 0													
Mike Sharperson, R (1, 4) OBP: 0.304, SLG: 0.315		1-1 G5-3		2-3 K		3-1 E3		1-0 F8	4 0 0 0 0 1 1													
Gilberto Reyes, R (1, 2) OBP: 0.143, SLG: 0.143			0-0 G4-3		2-2 BB SF7 1B	0-3 K		0-0 G5-3	4 1 1 0 0 1 1													
Tim Leary, R (1, 1) OBP: 0.290, SLG: 0.318			0-3 K		2-2 F9	0-0 F8		1-3 K	1 0 0 0 0 1 0													
Ricky Horton, L (4, 1)									0 0 0 0 0 0 0													
Chris Gwynn, L (5, PH) OBP: 0.333, SLG: 0.250									1 0 0 0 0 0 1													
Mike Devereaux, R (5, 8) OBP: 0.171, SLG: 0.154									2 0 0 0 0 1 1													
Inning Stats	R: 0 E: 0 K: 0 S: 8	H: 1 LOB: 1 BB: 0 P: 16	R: 0 E: 0 K: 2 S: 8	H: 0 LOB: 0 BB: 0 P: 10	R: 0 E: 0 K: 1 S: 10	H: 1 LOB: 2 BB: 1 P: 15	R: 0 E: 0 K: 1 S: 10	H: 0 LOB: 1 BB: 1 P: 18	R: 4 E: 0 K: 1 S: 18	H: 4 LOB: 1 BB: 1 P: 26	R: 0 E: 1 K: 1 S: 8	H: 0 LOB: 1 BB: 0 P: 13	R: 0 E: 0 K: 1 S: 5	H: 0 LOB: 0 BB: 0 P: 8	R: 0 E: 0 K: 1 S: 6	H: 0 LOB: 0 BB: 0 P: 8	R: 0 E: 0 K: 1 S: 8	H: 0 LOB: 0 BB: 0 P: 11	1B: 5 2B: 1 3B: 0 HR: 0	SF: 1 SAC: 0 DP: 0 HBP: 0	WP: 0 PB: 0 SB: 0 CS: 0	PA: 37
PITCHER Eric Show, R (1, 1) ERA: 3.26	IP: 9.0 WLS: W BF: 37 H: 6 R: 4 ER: 4 SO: 9 BB: 3 IBB: 0 HBP: 0 BLK: 0 WP: 0 HR: 0 S: 81 P: 125 ERA: 4.00 WHIP: 1.000											PITCHER IP: WLS: BF: H: R: ER: SO: BB: IBB: HBP: BLK: WP: HR: S: P: ERA: WHIP:										



Batter	1	2	3	4	5	6	7	8	9
Roberto Alomar, S OBP: 0.326, SLG: 0.380 (1, 4)	3-1 E5 G3-1 1B	0-0 E6 S 1B		0-1 G4-3	2-0 B1-3			1-1 G4-3	
Tim Flannery, L OBP: 0.361, SLG: 0.345 (1, 5)	1-0 G3-1 2-3	2-2 BB 1B		4-2 2B BB	3-2 G5-3			1-0 BB 1B	
Randy Ready, R OBP: 0.344, SLG: 0.388 (1, 7)	0-0 2B 1B	4-1 BB		1-2 F8		1-1 F7		4-0 BB	
Carmelo Martinez, R OBP: 0.303, SLG: 0.431 (1, 9)	1-1 F8	1-3 K		0-0 1B 2B		3-1 F3		2-1 F9-2	
Marvell Wynne, L OBP: 0.327, SLG: 0.434 (1, 8)	3-1 2B 1B			2-1 1B		2-2 L9			
Benito Santiago, R OBP: 0.284, SLG: 0.366 (1, 2)	0-0 2B			0-0 G5-3 K		2-0 G4-3			
Rob Nelson, L OBP: 0.222, SLG: 0.353 (1, 3)	2-3 K			0-0 HR		2-2 G3-1		1-3 K	
Garry Templeton, S OBP: 0.285, SLG: 0.354 (1, 6)				2-1 3B		0-2 E 2B		3-2 F8	
Eric Show, R OBP: 0.159, SLG: 0.160 (1, 1)				0-1 L6		1-2 E3 B1-3		2-1 1B G4-3 F9-2 1B	

Inning Stats	R: 3	H: 4	E: 1	LOB: 1	K: 1	P: 22	R: 1	H: 1	E: 1	LOB: 2	K: 2	P: 19	R: 1	H: 2	E: 0	LOB: 1	K: 0	P: 9	R: 2	H: 2	E: 0	LOB: 1	K: 1	P: 22	R: 1	H: 1	E: 0	LOB: 1	K: 0	P: 23	R: 0	H: 0	E: 0	LOB: 0	K: 0	P: 13	R: 0	H: 0	E: 0	LOB: 0	K: 1	P: 13	R: 0	H: 2	E: 0	LOB: 2	K: 0	P: 17
--------------	------	------	------	--------	------	-------	------	------	------	--------	------	-------	------	------	------	--------	------	------	------	------	------	--------	------	-------	------	------	------	--------	------	-------	------	------	------	--------	------	-------	------	------	------	--------	------	-------	------	------	------	--------	------	-------

PITCHER	IP	WLS	BF	H	R	ER	SO	BB	IBB	HBP	BLK	WP	HR	S	P	ERA	WHIP
Tim Leary, R ERA: 2.94	(1, 1)	3.2	L	22	8	7	6	3	2	0	0	0	0	0	63	14.73	2.727
Ricky Horton, L ERA: 4.83	(4, 1)	0.1		2	1	0	1	0	0	0	0	0	0	5	9	0.00	3.000
Ramon Martinez, R ERA: 3.89	(5, 1)	3.0		11	1	1	0	1	0	0	0	0	0	29	49	0.00	0.333
William Brennan, R ERA: 6.75	(8, 1)	1.0		5	2	0	0	0	1	0	0	0	0	7	17	0.00	3.000

AB R H RBI BB SO LOB

5	2	1	0	0	0	2
4	1	2	1	1	0	2
3	1	1	1	2	0	1
5	1	1	1	0	1	6
4	1	2	1	0	0	0
4	0	1	2	0	1	1
4	1	1	1	0	2	1
4	1	2	0	0	0	0
4	0	1	0	0	1	1

AB	37
R	8
H	12
RBI	7
BB	3
SO	5
LOB	14



Los Angeles Dodgers @ San Diego Padres
Jack Murphy Stadium, San Diego, CA

livebaseballscorecards.com

WP: 0	PA: 40
PB: 0	
SB: 1	
CS: 0	

WP	HR	S	P	ERA	WHIP
0	0	0	0	0.00	3.000

Tue Sep 27 1988, 10:05 PM EDT
Att: 13,235 - Unknown - 76 F

Batter	1	2	3	4	5	6	7	8	9	10	11	12	13	14	15	16	AB	R	H	RBI	BB	SO	LOB	TOP								
Steve Sax, R OBP: 0.322, SLG: 0.340 Mike Sharperson, R OBP: 0.293, SLG: 0.304	F8		L9			E6		6-3		6-3			K		F8		5	0	0	0	0	0	2									
Franklin Stubbs, L OBP: 0.293, SLG: 0.372 Mickey Hatcher, R OBP: 0.325, SLG: 0.355	P6		K			F8		BB		G3			P6		E	1B	5	0	0	0	1	1	3									
Kirk Gibson, L OBP: 0.377, SLG: 0.483 Jesse Orosco, R OBP: 0.278, SLG: 0.339	1B				K	4-6-3		F8		G3			K		3B	4-3	5	0	1	0	0	1	2									
John Shelby, S OBP: 0.317, SLG: 0.391 Chris Gwynn, L OBP: 0.300, SLG: 0.222	F7				K	1-2		BB		1B			K		K	4-3	5	0	1	0	1	3	2									
Mike Davis, L OBP: 0.262, SLG: 0.270 Jose Gonzalez, R OBP: 0.167, SLG: 0.136	L7				F9	P6		P6		F8			K		F9	E5	4	0	0	0	0	0	3									
Mike Scioscia, L OBP: 0.321, SLG: 0.326 Rick Dempsey, R OBP: 0.342, SLG: 0.458	4-3				F9			F9		L5			P6		K	F9	4	0	0	0	0	0	1									
Jeff Hamilton, R OBP: 0.268, SLG: 0.358 Tim Crews, R OBP: 0.200, SLG: 0.200 Danny Heep, L OBP: 0.353, SLG: 0.286 Ken Howell, R OBP: 0.266, SLG: 0.286	F8				F9			F8		4-3			F8		F9		5	0	0	0	0	0	1									
Ricky Horton, L																	0	0	0	0	0	0	0									
Alfredo Griffin, S OBP: 0.260, SLG: 0.256			K			2B		K					K				1	0	0	0	0	0	0									
Orel Hershiser, R OBP: 0.140, SLG: 0.176 Mike Devereaux, R OBP: 0.163, SLG: 0.146						1-3							SH3		K		3	0	1	0	0	1	1									
																	2	0	0	0	0	2	1									
Inning Stats	R: 0 E: 0 K: 0 S: 7	H: 1 LOB: 1 BB: 0 P: 11	R: 0 E: 0 K: 0 S: 4	H: 0 LOB: 0 BB: 0 P: 5	R: 0 E: 0 K: 2 S: 11	H: 1 LOB: 1 BB: 0 P: 13	R: 0 E: 0 K: 2 S: 9	H: 0 LOB: 0 BB: 0 P: 14	R: 0 E: 0 K: 1 S: 6	H: 1 LOB: 1 BB: 0 P: 13	R: 0 E: 1 K: 0 S: 7	H: 0 LOB: 2 BB: 1 P: 16	R: 0 E: 0 K: 1 S: 9	H: 0 LOB: 1 BB: 1 P: 18	R: 0 E: 0 K: 0 S: 9	H: 1 LOB: 1 BB: 0 P: 14	R: 0 E: 0 K: 2 S: 7	H: 0 LOB: 0 BB: 0 P: 7	R: 0 E: 0 K: 2 S: 9	H: 0 LOB: 1 BB: 0 P: 11	R: 0 E: 0 K: 2 S: 10	H: 1 LOB: 1 BB: 0 P: 12	R: 0 E: 0 K: 1 S: 10	H: 0 LOB: 0 BB: 0 P: 12	R: 0 E: 0 K: 1 S: 6	H: 0 LOB: 0 BB: 0 P: 9	R: 1 E: 1 K: 0 S: 12	H: 1 LOB: 1 BB: 0 P: 18	1B: 4 2B: 1 3B: 1 HR: 0	SF: 0 SAC: 1 DP: 0 HBP: 1	WP: 0 PB: 1 SB: 1 CS: 0	PA: 60
PITCHER	IP WLS BF H R ER SO BB IBB HBP BLK WP HR S P ERA WHIP																															
Andy Hawkins, R ERA: 3.35	10.0																															
Mark Davis, L ERA: 2.03	2.0	7	0	0	0	4	0	0	0	0	0	0	0	0	0	0	0	0	0	0	0	0	0	0	0							
Lance McCullers, R ERA: 2.49	3.0	10	1	0	0	4	0	0	0	0	0	0	0	0	0	0	0	0	0	0	0	0	0	0	0							
Dave Leiper, L ERA: 2.28	1.0	W	5	1	1	0	0	0	0	0	0	0	0	0	0	0	0	0	0	0	0	0	0	0	0							

Los Angeles Dodgers @ San Diego Padres
Jack Murphy Stadium, San Diego, CA

AB 56
R 1
H 6
RBI 0
BB 2
SO 14
LOB 19



Wed Sep 28 1988, 10:05 PM EDT
Att. 22,596 - Unknown

livebaseballscorecards.com

Batter	1	2	3	4	5	6	7	8	9	10	11	12	13	14	15	16	AB	R	H	RBI	BB	SO	LOB					
Roberto Alomar, S OBP: 0.324, SLG: 0.377 (1, 4)	F8		B3			F7		PO 1B			F9		G3		4-3		7	0	1	0	0	0	1					
Tim Flannery, L OBP: 0.362, SLG: 0.343 (1, 5)	FC4-6 1B		6-3			4-3		PO 1-2	1-3		CS BB		F8			CS BB	4	0	1	0	1	0	0					
Bip Roberts, S OBP: 0.400, SLG: 0.333 (11, PR) (12, 5)																	1	0	0	0	1	0	0					
Tony Gwynn, L OBP: 0.371, SLG: 0.413 (1, 8)	FC4-6 1-2f			4-3		4-3			4-3		BB S BB		5-3				5	0	0	0	1	0	1					
Stan Jefferson, S OBP: 0.215, SLG: 0.218 (16, 8)																	1	0	0	0	0	1	1					
Carmelo Martinez, R OBP: 0.302, SLG: 0.425 (1, 3)	P3			K			6-3		5-3		BB S BB						5	1	0	0	2	2	1					
Marvell Wynne, L OBP: 0.330, SLG: 0.433 (1, 9)		L8																										
Mark Parent, R OBP: 0.230, SLG: 0.393 (16, PH)				FC6-4 1B							K SH1-4						5	0	2	0	1	1	0					
Benito Santiago, R OBP: 0.282, SLG: 0.362 (1, 2)		F9									BB S BB			F8			1	1	1	2	0	0	0					
Randy Ready, R OBP: 0.339, SLG: 0.381 (1, 7)																	5	0	0	0	0	1	5					
Garry Templeton, S OBP: 0.283, SLG: 0.349 (1, 6)		E3															6	0	0	0	0	1	2					
Andy Hawkins, R OBP: 0.125, SLG: 0.113 (10, PH)																												
Keith Moreland, R OBP: 0.391, SLG: 0.332 (11, 1)																												
Mark Loretta, L OBP: 0.271, SLG: 0.500 (12, PH)																												
Rob Nelson, L OBP: 0.225, SLG: 0.330 (13, 1)																												
Lance McCullers, S OBP: 0.233, SLG: 0.283 (15, PH)																												
Chris Brown, R OBP: 0.342, SLG: 0.321 (15, PR)																												
Dickie Thorn, R OBP: 0.242, SLG: 0.321 (16, 1)																												
Dave Leiper, L OBP: 0.000, SLG: 1.000 (16, 1)																												
Inning Stats	R: 0 E: 0 K: 8	H: 1 LOB: 1 BB: 0 P: 12	R: 0 E: 1 K: 0 S: 9	H: 0 LOB: 1 BB: 0 P: 13	R: 0 E: 0 K: 0 S: 6	H: 0 LOB: 0 BB: 0 P: 7	R: 0 E: 0 K: 1 S: 8	H: 1 LOB: 1 BB: 0 P: 12	R: 0 E: 0 K: 0 S: 5	H: 0 LOB: 0 BB: 0 P: 8	R: 0 E: 0 K: 1 S: 7	H: 1 LOB: 0 BB: 0 P: 11	R: 0 E: 0 K: 0 S: 5	H: 0 LOB: 0 BB: 4 P: 8	R: 0 E: 0 K: 2 S: 7	H: 0 LOB: 0 BB: 0 P: 10	R: 0 E: 0 K: 0 S: 11	H: 0 LOB: 0 BB: 0 P: 16	R: 0 E: 0 K: 2 S: 7	H: 0 LOB: 0 BB: 0 P: 9	R: 0 E: 0 K: 0 S: 4	H: 0 LOB: 2 BB: 1 P: 12	R: 2 E: 0 K: 1 S: 11	H: 1 LOB: 0 BB: 2 P: 22	1B: 4 2B: 1 3B: 0 HR: 1	SF: 0 SAC: 1 DP: 1 HBP: 0	WP: 1 PB: 0 SB: 2 CS: 2	PA: 60

BOTTOM

Los Angeles Dodgers @ San Diego Padres
 Jack Murphy Stadium, San Diego, CA
 Wed Sep 28 1988, 10:05 PM EDT
 Att: 22,596 - Unknown

livebaseballscores.com

AB	50
R	2
H	5
RBI	2
BB	8
SO	8
LOB	14



PITCHER	IP	WLS	BF	H	R	ER	SO	BB	IBB	HBP	BLK	WP	HR	S	P	ERA	WHIP
Orel Hershiser, R ERA: 2.26 (1, 1)	10.0		36	4	0	0	3	0	1	0	0	1	0	77	116	0.00	0.400
Jesse Orosco, L ERA: 2.77 (11, 1)	1.0		6	0	0	0	0	3	1	0	0	0	0	10	31	0.00	3.000
Tim Crews, R ERA: 3.15 (12, 1)	2.0		6	0	0	0	2	0	0	0	0	0	0	18	26	0.00	0.000
Ken Howell, R ERA: 6.39 (14, 1)	2.2		10	0	1	1	3	3	0	0	0	0	0	20	40	3.38	1.125
Ricky Horton, L ERA: 4.91 (16, 1)	0.0	L	1	1	1	1	0	0	0	0	0	0	1	2	3	∞	∞

BOTTOM

San Diego Padres @ Houston Astros
Astrodome, Houston, TX
Fri Sep 30 1988, 8:05 PM EDT
Att. 9,711 - Dome - 70 F

livebaseballscorecards.com

AB	32
R	1
H	8
RBI	1
BB	0
SO	2
LOB	13



WP:	0	PA:	32
PB:	0	SB:	0
CS:	0		

AB R H RBI BB SO LOB

4 0 1 0 0 0 2

4 0 0 0 0 0 4

4 0 0 0 0 0 1

4 1 2 0 0 1 0

4 0 1 1 0 0 1

3 0 1 0 0 0 1

3 0 1 0 0 0 3

1B:	6	SF:	0
2B:	3	SAC:	0
3B:	0	DP:	4
HR:	0	HBP:	0

1B:	6	SF:	0
2B:	3	SAC:	0
3B:	0	DP:	4
HR:	0	HBP:	0

1B:	6	SF:	0
2B:	3	SAC:	0
3B:	0	DP:	4
HR:	0	HBP:	0

WP:	0	PA:	32
PB:	0	SB:	0
CS:	0		

Batter	1	2	3	4	5	6	7	8	9
Billy Hatcher, R OBP: 0.322, SLG: 0.373 (1, 7)	1-0 E6 L8-3		1-1 L7			3-2 4-3 2B		3-2 P6	
Gerald Young, S OBP: 0.335, SLG: 0.325 (1, 8)	1-0 L8-3 1-2		2-1 L9			1-0 4-3 2-3		1-1 G3	
Kevin Bass, S OBP: 0.314, SLG: 0.390 (1, 9)	3-2 F7				3-2 G2	2-2 F7			2-1 1-3
Glenn Davis, R OBP: 0.340, SLG: 0.477 (1, 3)		0-1 1B 2B		0-1 L7			2-1 G4-6-3 1B		2-3 K
Alan Ashby, S OBP: 0.319, SLG: 0.374 (1, 2)		1-1 1B 1B		2-2 G3			0-2 G4-6-3 1-2f		3-1 F8
Craig Reynolds, L OBP: 0.287, SLG: 0.314 (1, 4)		2-0 P4			2-0 G6-4-3 1B		0-0 F8		
Rafael Ramirez, R OBP: 0.299, SLG: 0.380 (1, 6)		0-0 G3-6-1 1B			1-1 P4			1-1 4-3	
Ken Caminiti, S OBP: 0.233, SLG: 0.250 (1, 5)		0-0 G3-6-1 1-2f			3-1 G6-4-3 1-2f			2-1 1B 1B	
Dave Meads, L OBP: 0.000, SLG: 0.250 (5, 1) Danny Darwin, R OBP: 0.086, SLG: 0.161 (6, PH) Louie Meadows, L OBP: 0.277, SLG: 0.381 (7, 1) Joaquin Andujar, S OBP: 0.289, SLG: 0.316 (8, PH) Terry Puhl, L OBP: 0.394, SLG: 0.388 (9, 1)			0-0 L7			0-3 K		0-0 1B	

Inning Stats	R: 0	H: 0	E: 1	LOB: 0	K: 0	S: 6	P: 11	R: 1	H: 3	E: 0	LOB: 1	K: 0	S: 7	P: 10	R: 0	H: 0	E: 0	LOB: 0	K: 0	S: 5	R: 0	H: 0	E: 0	LOB: 0	K: 0	S: 9	P: 14	R: 0	H: 1	E: 0	LOB: 0	K: 0	S: 5	R: 0	H: 1	E: 0	LOB: 1	K: 1	S: 11	R: 0	H: 1	E: 0	LOB: 0	K: 0	S: 6	P: 8	R: 0	H: 2	E: 0	LOB: 2	K: 0	S: 13	P: 20	R: 0	H: 0	E: 0	LOB: 0	K: 1	S: 8	P: 15
--------------	------	------	------	--------	------	------	-------	------	------	------	--------	------	------	-------	------	------	------	--------	------	------	------	------	------	--------	------	------	-------	------	------	------	--------	------	------	------	------	------	--------	------	-------	------	------	------	--------	------	------	------	------	------	------	--------	------	-------	-------	------	------	------	--------	------	------	-------

PITCHER	IP	WLS	BF	H	R	ER	SO	BB	IBB	HBP	BLK	WP	HR	S	P	ERA	WHIP
Ed Whitson, R ERA: 3.77 (1, 1)	2.0		8	3	1	1	0	0	0	0	0	0	0	13	21	4.50	1.500
Greg Harris, R ERA: 1.5 (3, 1)	7.0	W	24	5	0	0	2	0	0	0	0	0	0	57	93	0.00	0.714

PITCHER	IP	WLS	BF	H	R	ER	SO	BB	IBB	HBP	BLK	WP	HR	S	P	ERA	WHIP
---------	----	-----	----	---	---	----	----	----	-----	-----	-----	----	----	---	---	-----	------

Batter	1	2	3	4	5	6	7	8	9	AB R H RBI BB SO LOB	TOP											
Roberto Alomar, S (1, 4) OBP: 0.329, SLG: 0.383	0-2 4-3	0-0 FC1-6-4 1B		1-3 K			2-1 F8 SF8 2B		0-1 F9 SH5-3 WP 1B	5 2 2 1 0 1 2												
Tim Flannery, L (1, 5) OBP: 0.365, SLG: 0.341	2-0 BB 1B SF7 HBP	1-0 SAFE SF7		4-1 E S BB			0-0 F8		0-0 SH5-3	1 1 0 1 1 0 1												
Tony Gwynn, L (1, 8) OBP: 0.373, SLG: 0.415 Stan Jefferson, S (6, 7) OBP: 0.211, SLG: 0.216	2-1 BB 1B	0-1 SAFE S 1B		2-1 G3			2-2 SF8		0-0 E6	3 0 2 0 0 0 1 1 0 0 1 0 0 1												
Carmelo Martinez, R (1, 7) OBP: 0.305, SLG: 0.422	4-2 B 1-2 2-3 BB	1-3 K		2-3 K			1-3 K		0-0 F9	4 0 0 0 1 3 4												
Marvell Wynne, L (1, 9) OBP: 0.324, SLG: 0.426	1-0 SF7		0-0 F7			2-3 K2-3		0-0 6-3	2-3 K	4 0 0 1 0 2 1												
Mark Parent, R (1, 2) OBP: 0.240, SLG: 0.386	1-0 4-3		4-2 BB			0-0 G3		1-3 K		3 0 0 0 1 1 2												
Rob Nelson, L (1, 3) OBP: 0.261, SLG: 0.333		1-1 1B FC1-6-4 1B	1-3 K			3-3 K		4-2 2B BB		3 2 1 0 1 2 1												
Garry Templeton, S (1, 6) OBP: 0.286, SLG: 0.354		0-1 FC1-6-4 1B SF7 1B	0-0 F8			2-2 F6		0-1 1-H 2B		4 1 2 1 0 0 1												
Greg Booker, R (1, 1) OBP: 0.250, SLG: 0.375 Dave Leiper, L (6, 1) OBP: 0.500, SLG: 0.500 Mark Davis, L (9, 1) OBP: 0.273, SLG: 0.500		0-1 FC1-6-4 1B	0-3 K			0-3 K		0-3 K		3 0 1 0 0 2 0 1 0 0 0 0 1 1 0 0 0 0 0 0 0												
Inning Stats	R: 1 E: 0 K: 0 S: 13	H: 1 LOB: 2 BB: 1 P: 23	R: 2 E: 0 K: 1 S: 14	H: 4 LOB: 2 BB: 0 P: 17	R: 0 E: 0 K: 1 S: 9	H: 0 LOB: 1 BB: 1 P: 14	R: 0 E: 0 K: 2 S: 9	H: 0 LOB: 1 BB: 1 P: 16	R: 0 E: 0 K: 2 S: 7	H: 0 LOB: 0 BB: 0 P: 11	R: 0 E: 0 K: 2 S: 9	H: 0 LOB: 0 BB: 0 P: 14	R: 1 E: 0 K: 1 S: 10	H: 1 LOB: 0 BB: 0 P: 15	R: 1 E: 0 K: 2 S: 13	H: 1 LOB: 1 BB: 1 P: 18	R: 1 E: 1 K: 1 S: 9	H: 1 LOB: 1 BB: 0 P: 11	1B: 6 2B: 2 3B: 0 HR: 0	SF: 3 SAC: 1 DP: 0 HBP: 1	WP: 1 PB: 0 SB: 4 CS: 0	PA: 41
PITCHER	IP WLS BF H R ER SO BB IBB HBP BLK WP HR S P ERA WHIP																					
Bob Forscher, R (1, 1) ERA: 4.29	1.2 L 12 5 3 3 0 1 0 1 0 0 0 0 23 35 16.20 3.600																					
Rocky Childress, R (2, 1) ERA: 6.17	4.1 15 0 0 0 8 2 0 0 0 0 0 0 38 60 0.00 0.462																					
Danny Darwin, R (7, 1) ERA: 3.84	2.0 9 2 2 2 3 1 0 0 0 0 0 0 23 33 9.00 1.500																					
Juan Agosto, L (9, 1) ERA: 2.27	1.0 5 1 1 0 1 0 0 0 0 0 1 0 9 11 0.00 1.000																					

San Diego Padres @ Houston Astros
 Astrodome, Houston, TX
 Sat Oct 01 1988, 8:05 PM EDT
 Att. 10,452 - Dome

livebaseballscorecards.com

AB	32
R	6
H	8
RBI	5
BB	4
SO	12
LOB	15



Batter	1	2	3	4	5	6	7	8	9	AB	R	H	RBI	BB	SO	LOB
Billy Hatcher, R OBP: 0.321, SLG: 0.371 (1, 7)	1-2 P4			1-2 6-3		4-1 FC1-4 1B BB		1-2 4-3		3	0	0	1	1	0	1
Gerald Young, S OBP: 0.334, SLG: 0.325 (1, 8)	3-3 K			2-0 4-3		2-0 FC1-4 1B		0-0 SF7		3	0	1	2	0	1	0
Craig Reynolds, L OBP: 0.290, SLG: 0.317 (1, 4)	3-3 K			1-0 1B		1-1 FC1-4		0-2 6-3		2	0	1	0	0	1	0
Kevin Bass, S OBP: 0.314, SLG: 0.390 (6, PH)										1	0	0	0	0	0	2
Danny Darwin, R OBP: 0.086, SLG: 0.161 (7, 1)										0	0	0	0	0	0	0
Buddy Bell, R OBP: 0.299, SLG: 0.348 (8, PH)										1	0	0	0	0	0	0
Juan Agosto, L OBP: 0.299, SLG: 0.348 (9, 1)										0	0	0	0	0	0	0
Glenn Davis, R OBP: 0.338, SLG: 0.474 (1, 3)		1-1 5-3		0-0 P3		0-1 4-3			2-1 1-3	4	0	0	0	0	0	3
Terry Puhl, L OBP: 0.395, SLG: 0.389 (1, 9)		1-2 G6-4-3 1B			0-0 4-3-2		1-1 G5-4-3 1B		1-3 K	2	0	1	0	0	0	0
John Fishel, R OBP: 0.280, SLG: 0.375 (7, PH)										2	0	1	0	0	1	0
Rafael Ramirez, R OBP: 0.297, SLG: 0.377 (1, 6)		0-1 G6-4-3			0-1 3-1		1-0 G5-4-3		2-1 F8	4	0	0	0	0	0	2
Ken Caminiti, S OBP: 0.225, SLG: 0.241 (1, 5)			2-2 P5		0-0 4-3		2-3 K			3	0	0	0	0	1	0
Craig Biggio, R OBP: 0.258, SLG: 0.355 (1, 2)			1-0 P6			0-3 K		2-2 E5 2B 4-3		3	1	0	0	0	1	0
Bob Forsch, R OBP: 0.273, SLG: 0.281 (1, 1)			1-3 K			4-2 BB 1B BB		2-1 4-3 SF7 2B		0	0	0	0	0	0	0
Rocky Childress, R OBP: 0.250, SLG: 0.250 (2, 1)										1	0	0	0	0	1	0
Louie Meadows, L OBP: 0.292, SLG: 0.381 (6, PH)										0	1	0	0	1	0	0
Casey Candaele, S OBP: 0.234, SLG: 0.245 (7, 4)										1	1	1	0	0	0	0

Inning Stats	R: 0	H: 0	E: 0	K: 2	S: 10	H: 0	LOB: 0	BB: 0	P: 17	R: 0	H: 1	E: 0	K: 0	S: 8	H: 0	LOB: 0	BB: 0	P: 10	R: 0	H: 0	E: 0	K: 1	S: 7	H: 1	LOB: 1	BB: 0	P: 11	R: 0	H: 0	E: 0	K: 0	S: 4	H: 1	LOB: 2	BB: 2	P: 22	R: 0	H: 1	E: 0	K: 1	S: 6	H: 1	LOB: 0	BB: 0	P: 10	R: 2	H: 1	E: 1	K: 0	S: 15	H: 1	LOB: 0	BB: 0	P: 20	R: 0	H: 0	E: 0	K: 1	S: 8	H: 0	LOB: 0	BB: 0	P: 13	1B: 4	SF: 1	2B: 1	SAC: 0	3B: 0	DP: 2	HR: 0	HBP: 0	WP: 0	PA: 33
--------------	------	------	------	------	-------	------	--------	-------	-------	------	------	------	------	------	------	--------	-------	-------	------	------	------	------	------	------	--------	-------	-------	------	------	------	------	------	------	--------	-------	-------	------	------	------	------	------	------	--------	-------	-------	------	------	------	------	-------	------	--------	-------	-------	------	------	------	------	------	------	--------	-------	-------	-------	-------	-------	--------	-------	-------	-------	--------	-------	--------

PITCHER	IP	WLS	BF	H	R	ER	SO	BB	IBB	HBP	BLK	WP	HR	S	P	ERA	WHIP
Greg Booker, R ERA: 3.39 (1, 1)	5.1	W	19	2	1	1	4	2	0	0	0	0	0	42	67	1.69	0.750
Dave Leiper, L ERA: 2.17 (6, 1)	2.2		11	3	2	0	1	0	0	0	0	0	0	26	38	0.00	1.125
Mark Davis, L ERA: 2.01 (9, 1)	1.0	S	3	0	0	0	1	0	0	0	0	0	0	8	13	0.00	0.000

BOTTOM

San Diego Padres @ Houston Astros
Astrodome, Houston, TX
Sat Oct 01 1988, 8:05 PM EDT
Att. 10,452 - Dome

AB	30
R	3
H	5
RBI	3
BB	2
SO	6
LOB	8



PITCHER	IP	WLS	BF	H	R	ER	SO	BB	IBB	HBP	BLK	WP	HR	S	P	ERA	WHIP
---------	----	-----	----	---	---	----	----	----	-----	-----	-----	----	----	---	---	-----	------

Batter	1	2	3	4	5	6	7	8	9	AB R H RBI BB SO LOB	TOP
Roberto Alomar, S (1, 4) OBP: 0.328, SLG: 0.382	2-3 K		0-1 FC6-4 2B 1-2f		3-3 K	1-0 F7			0-0 1B 1B	5 1 1 0 0 2 3	
Dickie Thon, R (1, 6) OBP: 0.347, SLG: 0.337	0-1 P4		0-1 2B 1-3		1-2 2B 3B 1-H		2-2 4-3		0-1 1B 1B 1-3	5 2 3 1 0 0 0	
Randy Ready, R (1, 5) OBP: 0.346, SLG: 0.390	4-2 BLK BB		1-1 F7 2B		1-0 2B 3-H		2-2 P4		2-0 1B 1-H 3-H G5-4-3	4 0 2 3 1 0 2	
Carmelo Martinez, R (1, 9) OBP: 0.301, SLG: 0.416	0-0 F7 1-2		3-3 K		2-2 P5		1-3 K FC5-4		0-0 G5-4-3 1-2f	5 0 0 0 0 2 5	
Keith Moreland, R (1, 3) OBP: 0.305, SLG: 0.331		1-1 1-3		1-0 E8 FC3-4 IBB		4-0 IBB		0-0 FC5-4 1-2f	1-0 1B 2B	4 1 1 0 1 0 1	
Jerald Clark, R (1, 7) OBP: 0.200, SLG: 0.267		0-3 K		1-3 K		3-2 P4		1-3 K	0-0 1B 2-H	5 0 1 1 0 3 3	
Marvell Wynne, L (1, 8) OBP: 0.325, SLG: 0.426		4-2 S BB		0-1 FC3-4 FC5-4 1-2f		0-1 6-3		0-1 2B	1-0 4-3	4 0 1 0 1 0 2	
Mark Parent, R (1, 2) OBP: 0.232, SLG: 0.373		1 SAFE 3-3 SAFE SAFE K		1 SAFE 2-2 SAFE FC5-4 1-2f		0-0 F8		2-0 5-3		4 0 0 0 0 1 3	
Dennis Rasmussen, L (1, 1) OBP: 0.250, SLG: 0.229			4-1 FC6-4 BB		0-2 3B 1B		0-0 1B		3-3 K	3 1 2 0 1 1 1	
Inning Stats	R: 0 E: 0 K: 1 S: 9 H: 0 LOB: 1 P: 15	R: 0 E: 0 K: 2 S: 12 H: 0 LOB: 1 P: 20	R: 0 E: 0 K: 1 S: 10 H: 1 LOB: 2 P: 18	R: 0 E: 1 K: 1 S: 12 H: 0 LOB: 1 P: 16	R: 2 E: 0 K: 1 S: 24 H: 3 LOB: 2 P: 38	R: 0 E: 0 K: 0 S: 5 H: 1 LOB: 1 P: 6	R: 0 E: 0 K: 1 S: 10 H: 0 LOB: 1 P: 15	R: 0 E: 0 K: 2 S: 11 H: 1 LOB: 1 P: 17	R: 3 E: 0 K: 0 S: 8 H: 5 LOB: 1 P: 12	1B: 6 2B: 4 3B: 1 HR: 0 SF: 0 SAC: 0 DP: 1 HBP: 0	WP: 0 PB: 1 SB: 2 CS: 0 PA: 43
PITCHER	IP WLS BF H R ER SO BB IBB HBP BLK WP HR S P ERA WHIP										
Jim Deshaies, L (1, 1) ERA: 3.0	5.0 L 24 4 2 2 6 3 1 0 1 0 0 67 107 3.60 1.400										
Larry Andersen, R (6, 1) ERA: 2.94	2.0 8 1 0 0 1 0 0 0 0 0 0 15 21 0.00 0.500										
Dave Smith, R (8, 1) ERA: 2.67	1.2 10 6 3 3 2 0 0 0 0 0 0 18 27 16.20 3.600										
Juan Agosto, L (9, 1) ERA: 2.26	0.1 1 0 0 0 0 0 0 0 0 0 0 1 2 0.00 0.000										

San Diego Padres @ Houston Astros
 Astrodome, Houston, TX
 Sun Oct 02 1988, 4:33 AM EDT
 Att. 15,056 - Dome

livebaseballscorecards.com

AB	39
R	5
H	11
RBI	5
BB	4
SO	9
LOB	20



