

# San Diego Padres - 1988

Batter	1	2	3	4	5	6	7	8	9	AB	R	H	RBI	BB	SO	LOB	TOP			
Stan Jefferson, S (1.8)	F3		K			4-3		4-3		4	0	0	0	0	0	1	<b>San Diego Padres @ Houston Astros</b> Astrodome, Houston, TX Tue Apr 05 1988, 8:05 PM EDT Att: 39,906 - Dome - 70 F			
Tony Gwynn, L (1.9)	6-3			K				2B		2	1	0	0	2	1					
Keith Moreland, R (1.7) Shawn Abner, R (8.7)	F8			K				2B		4	0	1	2	0	2	1				
John Kruk, L (1.3)		4-3			4-3			G3		4	0	0	0	0	0	1				
Randy Ready, R (1.4)		F4				F8		F7		4	0	0	0	0	0	0				
Benito Santiago, R (1.2) OBP: 0.500, SLG: 0.500		K				1B		1B		4	0	2	0	0	2	0				
Chris Brown, R (1.5) OBP: 0.250, SLG: 1.000				HR		K		K		4	1	1	1	0	2	2				
Garry Templeton, S (1.6) OBP: 0.333, SLG: 0.333			K			F8		SH1-3		3	1	1	0	0	1	1				
Ed Whitson, R (1.1) Lance McCullers, S (8.1) Mark Davis, L (8.1)			G3					SH1-3		2	0	0	0	0	1	0				
										0	0	0	0	0	0	0				
<b>Inning Stats</b>	R: 0 E: 0 K: 0 S: 5	H: 0 LOB: 0 BB: 0 P: 6	R: 0 E: 0 K: 1 S: 10	H: 0 LOB: 0 BB: 0 P: 16	R: 1 E: 0 K: 2 S: 9	H: 1 LOB: 0 BB: 0 P: 15	R: 0 E: 0 K: 2 S: 7	H: 0 LOB: 0 BB: 0 P: 8	R: 0 E: 0 K: 1 S: 11	H: 1 LOB: 1 BB: 1 P: 14	R: 0 E: 0 K: 1 S: 9	H: 1 LOB: 1 BB: 0 P: 14	R: 2 E: 0 K: 0 S: 9	H: 2 LOB: 1 BB: 1 P: 17	R: 0 E: 0 K: 1 S: 9	H: 0 LOB: 0 BB: 0 P: 16	1B: 3 2B: 1 3B: 0 HR: 1	SF: 0 SAC: 1 DP: 0 HBP: 0	WP: 0 PB: 0 SB: 2 CS: 0	PA: 34
<b>PITCHER</b>	IP	WLS	BF	H	R	ER	SO	BB	IBB	HBP	BLK	WP	HR	S	P	ERA	WHIP			
Mike Scott, R (1.1) ERA: 3.38	8.0	W	31	5	3	3	9	2	0	0	0	0	1	71	107	3.38	0.875			
Dave Smith, R (9.1) ERA:	1.0	S	3	0	0	0	1	0	0	0	0	0	0	9	16	0.00	0.000			

AB	31
R	3
H	5
RBI	3
BB	2
SO	10
LOB	6



Batter	1	2	3	4	5	6	7	8	9	AB	R	H	RBI	BB	SO	LOB	BOTTOM			
Gerald Young, S (1.8)	G3		L9			4-3		SH5-3		3	0	0	0	0	0	0	<b>San Diego Padres @ Houston Astros</b> Astrodome, Houston, TX Tue Apr 05 1988, 8:05 PM EDT Att: 39,906 - Dome - 70 F			
Billy Hatcher, R (1.7) OBP: 0.500, SLG: 0.750	F8			G4-6-3		F8		1B		4	1	2	1	0	0	0				
Bill Doran, S (1.4)	6-3			G4-6-3				F9		4	0	0	0	0	0	3				
Glenn Davis, R (1.3) OBP: 0.500, SLG: 1.333		F7			HR			1B		3	2	1	1	1	0	0				
Denny Walling, L (1.5) OBP: 0.333, SLG: 0.667		G3						1B		3	0	1	0	0	0	0				
Steve Henderson, R (8. PH) OBP: 1.000, SLG: 1.000					F4			WP		1	0	1	1	0	0	0				
Dave Smith, R (9.1)								1B		0	0	0	0	0	0	0				
Alan Ashby, S (1.2) OBP: 0.500, SLG: 0.333						L7				3	0	1	0	1	0	1				
Terry Puhl, L (1.9) OBP: 0.250, SLG: 0.250										4	1	1	0	0	0	3				
Rafael Ramirez, R (1.6) OBP: 0.333, SLG: 0.667										3	1	1	0	0	0	0				
Mike Scott, R (1.1) Kevin Bass, S (8. PH) Chuck Jackson, R (8. PR)										2	0	0	0	0	1	0				
										1	0	1	2	0	0	0				
										0	1	0	0	0	0	0				
<b>Inning Stats</b>	R: 0 E: 0 K: 0 S: 8	H: 0 LOB: 0 BB: 0 P: 11	R: 0 E: 0 K: 0 S: 7	H: 1 LOB: 1 BB: 0 P: 11	R: 0 E: 0 K: 1 S: 10	H: 0 LOB: 0 BB: 0 P: 12	R: 1 E: 0 K: 0 S: 8	H: 2 LOB: 0 BB: 0 P: 13	R: 0 E: 0 K: 0 S: 5	H: 0 LOB: 0 BB: 0 P: 7	R: 0 E: 0 K: 0 S: 8	H: 0 LOB: 0 BB: 0 P: 9	R: 0 E: 0 K: 0 S: 8	H: 1 LOB: 1 BB: 0 P: 11	R: 5 E: 0 K: 0 S: 23	H: 5 LOB: 2 BB: 2 P: 37	1B: 5 2B: 3 3B: 0 HR: 1	SF: 0 SAC: 1 DP: 1 HBP: 0	WP: 1 PB: 0 SB: 1 CS: 0	PA: 34
<b>PITCHER</b>	IP	WLS	BF	H	R	ER	SO	BB	IBB	HBP	BLK	WP	HR	S	P	ERA	WHIP			
Ed Whitson, R (1.1) ERA: 2.57	7.0		25	5	2	2	1	0	0	0	0	0	0	10	12	2.57	0.714			
Lance McCullers, R (8.1) ERA: 81.0	0.1	L	4	3	2	2	0	0	0	0	0	0	0	10	12	54.00	9.000			
Mark Davis, L (8.1) ERA: 13.5	0.2		5	1	2	2	0	1	1	0	0	1	0	11	22	27.00	3.000			





Batter	1	2	3	4	5	6	7	8	9	AB	R	H	RBI	BB	SO	LOB	TOP							
Randy Ready, R OBP: 0.250, SLG: 0.143										3	0	1	0	1	2	0								
Tony Gwynn, L OBP: 0.500, SLG: 0.333										4	1	2	0	0	0	1								
Keith Moreland, R OBP: 0.250, SLG: 0.375										4	0	1	0	0	1	2								
Carmelo Martinez, R OBP: 0.250, SLG: 0.375										4	0	0	0	0	0	2								
Benito Santiago, R OBP: 0.571, SLG: 0.571										3	0	2	0	0	1	0								
Chris Brown, R OBP: 0.286, SLG: 0.857										3	0	1	0	0	2	1								
Shawn Abner, R OBP: 0.250, SLG: 0.375										3	0	0	0	0	2	3								
Garry Templeton, S OBP: 0.167, SLG: 0.167										3	0	0	0	0	0	0								
Andy Hawkins, R Candy Sierra, R Dickie Thon, R Greg Booker, R Stan Jefferson, S Eric Nolte, L										1	0	0	0	0	0	0								
<b>Inning Stats</b>	R: 0 H: 2 E: 0 K: 1 S: 11	H: 2 LOB: 1 BB: 0 P: 15	R: 0 H: 1 E: 0 K: 2 S: 7	H: 1 LOB: 1 BB: 0 P: 11	R: 0 H: 0 E: 0 K: 1 S: 7	H: 0 LOB: 0 BB: 0 P: 11	R: 1 H: 2 E: 0 K: 1 S: 8	H: 2 LOB: 0 BB: 0 P: 14	R: 0 H: 0 E: 0 K: 1 S: 7	H: 0 LOB: 0 BB: 0 P: 12	R: 0 H: 0 E: 0 K: 1 S: 5	H: 0 LOB: 0 BB: 1 P: 11	R: 0 H: 2 E: 0 K: 1 S: 13	H: 2 LOB: 2 BB: 0 P: 21	R: 0 H: 0 E: 0 K: 1 S: 8	H: 0 LOB: 0 BB: 0 P: 11	R: 0 H: 0 E: 0 K: 0 S: 8	H: 0 LOB: 0 BB: 0 P: 12	1B: 6 2B: 2 3B: 0 HR: 0	SF: 0 SAC: 0 DP: 3 HBP: 0	WP: 0 PB: 0 SB: 0 CS: 2	PA: 31		
<b>PITCHER</b>	IP WLS BF H R ER SO BB IBB HBP BLK WP HR S P ERA WHIP	IP WLS BF H R ER SO BB IBB HBP BLK WP HR S P ERA WHIP	IP WLS BF H R ER SO BB IBB HBP BLK WP HR S P ERA WHIP	IP WLS BF H R ER SO BB IBB HBP BLK WP HR S P ERA WHIP	IP WLS BF H R ER SO BB IBB HBP BLK WP HR S P ERA WHIP	IP WLS BF H R ER SO BB IBB HBP BLK WP HR S P ERA WHIP	IP WLS BF H R ER SO BB IBB HBP BLK WP HR S P ERA WHIP	IP WLS BF H R ER SO BB IBB HBP BLK WP HR S P ERA WHIP	IP WLS BF H R ER SO BB IBB HBP BLK WP HR S P ERA WHIP	IP WLS BF H R ER SO BB IBB HBP BLK WP HR S P ERA WHIP	IP WLS BF H R ER SO BB IBB HBP BLK WP HR S P ERA WHIP	IP WLS BF H R ER SO BB IBB HBP BLK WP HR S P ERA WHIP	IP WLS BF H R ER SO BB IBB HBP BLK WP HR S P ERA WHIP	IP WLS BF H R ER SO BB IBB HBP BLK WP HR S P ERA WHIP	IP WLS BF H R ER SO BB IBB HBP BLK WP HR S P ERA WHIP	IP WLS BF H R ER SO BB IBB HBP BLK WP HR S P ERA WHIP	IP WLS BF H R ER SO BB IBB HBP BLK WP HR S P ERA WHIP	IP WLS BF H R ER SO BB IBB HBP BLK WP HR S P ERA WHIP	IP WLS BF H R ER SO BB IBB HBP BLK WP HR S P ERA WHIP	IP WLS BF H R ER SO BB IBB HBP BLK WP HR S P ERA WHIP	IP WLS BF H R ER SO BB IBB HBP BLK WP HR S P ERA WHIP	IP WLS BF H R ER SO BB IBB HBP BLK WP HR S P ERA WHIP	IP WLS BF H R ER SO BB IBB HBP BLK WP HR S P ERA WHIP	IP WLS BF H R ER SO BB IBB HBP BLK WP HR S P ERA WHIP

San Diego Padres @ Houston Astros  
Astrodome, Houston, TX  
Wed Apr 06 1988, 4:33 AM EDT  
Att. 14,865 - Dome - 70 F

AB	30
R	1
H	7
RBI	0
BB	1
SO	8
LOB	9




Batter	1	2	3	4	5	6	7	8	9	AB	R	H	RBI	BB	SO	LOB	BOTTOM							
Gerald Young, S OBP: 0.125, SLG: 0.125										5	1	1	1	0	0	1								
Billy Hatcher, R OBP: 0.625, SLG: 0.857										3	1	2	0	1	1	0								
Bill Doran, S OBP: 0.375, SLG: 0.286										3	1	2	2	1	1	0								
Glenn Davis, R OBP: 0.625, SLG: 1.667										3	1	2	2	1	0	1								
Denny Walling, L OBP: 0.286, SLG: 0.429										4	0	1	0	0	0	2								
Alan Ashby, S OBP: 0.500, SLG: 0.429										4	0	2	0	0	1	3								
Terry Puhl, L OBP: 0.375, SLG: 0.286										3	0	1	0	1	1	1								
Rafael Ramirez, R OBP: 0.286, SLG: 0.429										4	1	1	0	0	1	4								
Bob Knepper, L Juan Agosto, L										2	0	0	0	0	1	0								
<b>Inning Stats</b>	R: 3 H: 4 E: 0 K: 1 S: 14	H: 4 LOB: 1 BB: 0 P: 26	R: 0 H: 0 E: 0 K: 1 S: 8	H: 0 LOB: 0 BB: 0 P: 12	R: 0 H: 2 E: 0 K: 1 S: 12	H: 2 LOB: 1 BB: 1 P: 23	R: 2 H: 3 E: 0 K: 0 S: 9	H: 3 LOB: 2 BB: 1 P: 18	R: 0 H: 1 E: 0 K: 1 S: 9	H: 1 LOB: 1 BB: 0 P: 13	R: 0 H: 1 E: 0 K: 1 S: 8	H: 1 LOB: 1 BB: 0 P: 11	R: 0 H: 1 E: 0 K: 1 S: 8	H: 1 LOB: 1 BB: 0 P: 11	R: 0 H: 0 E: 0 K: 1 S: 8	H: 0 LOB: 0 BB: 0 P: 11	R: 0 H: 0 E: 0 K: 0 S: 8	H: 0 LOB: 0 BB: 0 P: 12	1B: 9 2B: 2 3B: 0 HR: 1	SF: 0 SAC: 2 DP: 1 HBP: 0	WP: 0 PB: 0 SB: 1 CS: 1	PA: 37		
<b>PITCHER</b>	IP WLS BF H R ER SO BB IBB HBP BLK WP HR S P ERA WHIP	IP WLS BF H R ER SO BB IBB HBP BLK WP HR S P ERA WHIP	IP WLS BF H R ER SO BB IBB HBP BLK WP HR S P ERA WHIP	IP WLS BF H R ER SO BB IBB HBP BLK WP HR S P ERA WHIP	IP WLS BF H R ER SO BB IBB HBP BLK WP HR S P ERA WHIP	IP WLS BF H R ER SO BB IBB HBP BLK WP HR S P ERA WHIP	IP WLS BF H R ER SO BB IBB HBP BLK WP HR S P ERA WHIP	IP WLS BF H R ER SO BB IBB HBP BLK WP HR S P ERA WHIP	IP WLS BF H R ER SO BB IBB HBP BLK WP HR S P ERA WHIP	IP WLS BF H R ER SO BB IBB HBP BLK WP HR S P ERA WHIP	IP WLS BF H R ER SO BB IBB HBP BLK WP HR S P ERA WHIP	IP WLS BF H R ER SO BB IBB HBP BLK WP HR S P ERA WHIP	IP WLS BF H R ER SO BB IBB HBP BLK WP HR S P ERA WHIP	IP WLS BF H R ER SO BB IBB HBP BLK WP HR S P ERA WHIP	IP WLS BF H R ER SO BB IBB HBP BLK WP HR S P ERA WHIP	IP WLS BF H R ER SO BB IBB HBP BLK WP HR S P ERA WHIP	IP WLS BF H R ER SO BB IBB HBP BLK WP HR S P ERA WHIP	IP WLS BF H R ER SO BB IBB HBP BLK WP HR S P ERA WHIP	IP WLS BF H R ER SO BB IBB HBP BLK WP HR S P ERA WHIP	IP WLS BF H R ER SO BB IBB HBP BLK WP HR S P ERA WHIP	IP WLS BF H R ER SO BB IBB HBP BLK WP HR S P ERA WHIP	IP WLS BF H R ER SO BB IBB HBP BLK WP HR S P ERA WHIP	IP WLS BF H R ER SO BB IBB HBP BLK WP HR S P ERA WHIP	IP WLS BF H R ER SO BB IBB HBP BLK WP HR S P ERA WHIP


San Diego Padres @ Houston Astros  
Astrodome, Houston, TX  
Wed Apr 06 1988, 4:33 AM EDT  
Att. 14,865 - Dome - 70 F

AB	31
R	5
H	12
RBI	5
BB	4
SO	6
LOB	12





Batter	1	2	3	4	5	6	7	8	9	AB	R	H	RBI	BB	SO	LOB	TOP				
Stan Jefferson, S (1.8) C X	0-1 4-3		0-3 K			1-1 F8		1-2 F9		4	0	0	0	0	1	1	<p>San Diego Padres @ San Francisco Giants Candlestick Park, San Francisco, CA</p> <p>Thu Apr 07 1988, 10:05 PM EDT Att: 54,543 - Unknown - 61 F</p> <p>livebaseballscorecards.com</p> <p>AB 31 R 1 H 6 RBI 1 BB 1 SO 6 LOB 9</p> 				
Tony Gwynn, L (1.9) C C C X X	1-2 1-3			0-3 K		0-0 G3		1-2 4-1		4	0	0	0	0	1	1					
Randy Ready, R (1.4) B B B	4-0 BB			3-2 4-3		3-3 K			1-1 5-3	3	0	0	0	1	1	0					
John Kruk, L (1.3) F X	0-1 1-3			1-2 1-3			0-1 G5-4-3 1B		0-0 G4-6-3 1B	4	0	2	0	0	0	1					
Keith Moreland, R (1.7) C B X		1-1 F8			3-2 1B		2-0 G5-4-3 1B		3-1 G4-6-3 1B	4	0	1	0	0	0	2					
Benito Santiago, R (1.2) C B X		1-1 F4			2-0 L8		0-1 HR			3	1	1	1	0	0	1					
Chris Brown, R (1.5) Mark Davis, L (7.1) C B B B X		2-3 K			0-3 K		1-3 K			3	0	0	0	0	3	1					
Garry Templeton, S (1.6) X T P R X			0-2 G3		2-0 1B		0-1 3-1			3	0	1	0	0	0	0					
Eric Show, R (1.1) Tim Flannery, L (5, PH) Eric Nolte, L (5.1) Dickie Thon, R (7.5) C B B X			0-0 5-3		0-1 FC4-6 1B		0-0 F9 2B			1	0	0	0	0	0	0					
Inning Stats	R: 0 E: 0 K: 0 S: 7	H: 0 LOB: 1 BB: 1 P: 12	R: 0 E: 0 K: 1 S: 7	H: 0 LOB: 0 BB: 0 P: 11	R: 0 E: 0 K: 1 S: 8	H: 0 LOB: 0 BB: 0 P: 8	R: 0 E: 0 K: 1 S: 9	H: 0 LOB: 0 BB: 0 P: 13	R: 0 E: 0 K: 1 S: 8	H: 2 LOB: 2 BB: 0 P: 19	R: 1 E: 0 K: 1 S: 8	H: 2 LOB: 0 BB: 0 P: 11	R: 0 E: 0 K: 0 S: 11	H: 1 LOB: 1 BB: 0 P: 13	R: 0 E: 0 K: 0 S: 5	H: 1 LOB: 0 BB: 0 P: 9		1B: 4 2B: 1 3B: 0 HR: 1	SF: 0 SAC: 0 DP: 2 HBP: 0	WP: 0 PB: 0 SB: 0 CS: 0	PA: 32
PITCHER	IP	WLS	BF	H	R	ER	SO	BB	IBB	HBP	BLK	WP	HR	S	P	ERA	WHIP				
Mike Krukow, R (1.1) ERA: 1.29	7.0	W	25	4	1	1	6	1	0	0	0	0	1	59	86	1.29	0.714				
Atlee Hammaker, L (8.1) ERA:	2.0		7	2	0	0	0	0	0	0	0	0	0	16	22	0.00	1.000				

Batter	1	2	3	4	5	6	7	8	9	AB	R	H	RBI	BB	SO	LOB	BOTTOM				
Brett Butler, L (1.8) M X	0-1 4-3		1 SAFE 3-2 1-2 F6		3-2 HR		0-3 K			4	1	1	1	0	1	1	<p>San Diego Padres @ San Francisco Giants Candlestick Park, San Francisco, CA</p> <p>Thu Apr 07 1988, 10:05 PM EDT Att: 54,543 - Unknown - 61 F</p> <p>livebaseballscorecards.com</p> <p>AB 32 R 6 H 8 RBI 6 BB 2 SO 6 LOB 10</p> 				
Mike Aldrete, L (1.7) F B B B X X	3-2 L6			1-3 K	1-0 F7		0-1 1B 2B			4	1	1	0	0	1	0					
Will Clark, L (1.3) B X	1-0 6-3			2-2 F8	4-2 BB		3-1 FC5-4 1B			3	0	1	1	1	0	0					
Candy Maldonado, R (1.9) X T P R B B B X X		2-2 G1		1-1 1B HR HBP	0-0 F9		0-2 FC5-4 1B			3	1	0	0	0	0	2					
Kevin Mitchell, R (1.5) X		0-0 5-3		0-0 1B HR		4-1 1B BLK BB		1 SAFE 2-0 F8		3	2	1	0	1	0	1					
Bob Brenly, R (1.2) C B X		0-2 F3		2-0 1B HR		1 SAFE 1-1 F8		2-3 K		4	1	1	3	0	1	1					
Robby Thompson, R (1.4) C B X			1-1 1B BLK	2-0 1B		1 SAFE 0-2 1B		1-3 K		4	0	3	1	0	1	0					
Jose Uribe, S (1.6) 1 SAFE X			0-0 F4	0-0 F9		1-0 F4		3-3 K		4	0	0	0	0	1	3					
Mike Krukow, R (1.1) Atlee Hammaker, S (8.1) C 1 SAFE F L			0-3 K		2-0 F8		1-1 F9			3	0	0	0	0	1	2					
Inning Stats	R: 0 E: 0 K: 0 S: 6	H: 0 LOB: 0 BB: 0 P: 10	R: 0 E: 0 K: 0 S: 8	H: 0 LOB: 0 BB: 0 P: 10	R: 0 E: 0 K: 1 S: 10	H: 1 LOB: 1 BB: 0 P: 13	R: 3 E: 0 K: 1 S: 11	H: 3 LOB: 1 BB: 0 P: 19	R: 1 E: 0 K: 0 S: 9	H: 1 LOB: 1 BB: 1 P: 19	R: 1 E: 0 K: 0 S: 9	H: 1 LOB: 1 BB: 1 P: 16	R: 1 E: 0 K: 1 S: 11	H: 2 LOB: 1 BB: 0 P: 16	R: 0 E: 0 K: 3 S: 11	H: 0 LOB: 0 BB: 0 P: 17		1B: 5 2B: 1 3B: 0 HR: 2	SF: 0 SAC: 0 DP: 0 HBP: 1	WP: 0 PB: 0 SB: 0 CS: 0	PA: 35
PITCHER	IP	WLS	BF	H	R	ER	SO	BB	IBB	HBP	BLK	WP	HR	S	P	ERA	WHIP				
Eric Show, R (1.1) ERA: 6.75	4.0	L	17	4	3	3	2	0	0	1	1	0	1	35	52	6.75	1.000				
Eric Nolte, L (5.1) ERA: 6.0	2.0		10	2	2	2	0	2	0	0	1	0	1	18	35	9.00	2.000				
Mark Davis, L (7.1) ERA: 6.75	2.0		8	2	1	1	4	0	0	0	0	0	0	22	33	4.50	1.000				



Batter	1	2	3	4	5	6	7	8	9	AB	R	H	RBI	BB	SO	LOB	TOP			
Tony Gwynn, L OBP: 0.250, SLG: 0.143	2-2 3-1		0-3 K		1-2 1-3			2-2 F7		4	0	0	0	0	1	1				
Gary Templeton, S OBP: 0.154, SLG: 0.154	1-3 K			1-1 5-3		2-1 3-1		2-2 3-1		4	0	0	0	0	1	1				
Randy Ready, R OBP: 0.313, SLG: 0.154	0-1 1B			4-2 1B BB		1-2 F2		1-3 K		3	1	1	0	1	1	1				
John Kruk, L OBP: 0.250, SLG: 0.250	3-3 K			0-1 1B BB		2-1 1-3			3-1 F7	4	0	1	0	0	1	1				
Keith Moreland, R OBP: 0.313, SLG: 0.375		1-2 4-3		1-0 1B		1-0 1B			1-2 F9	4	0	2	1	0	0	0				
Benito Santiago, R OBP: 0.429, SLG: 0.643		1-2 4-3		1-3 2-H 1B		0-3 K			2-2 1B	4	0	1	0	0	2	3				
Tim Flannery, L (1, 5)		0-2 F7		3-3 K			0-0 F7		0-1 F7	4	0	0	0	0	1	4				
Stan Jefferson, S (1, 8)			1-2 5-3		0-2 4-3				0-2 3-1	3	0	0	0	0	0	1				
Jimmy Jones, R Greg Booker, R Marvell Wynne, L Lance McCullers, S	(1, 1) (6, 1) (8, PH) (8, 1)		1-2 4-3		0-0 F4			4-0 3-1 BLK BB		2	0	0	0	0	0	0				
<b>Inning Stats</b>	R: 0 H: 1 E: 0 K: 2 S: 13	H: 1 LOB: 1 BB: 0 P: 19	R: 0 H: 0 E: 0 K: 0 S: 10	H: 0 LOB: 0 BB: 0 P: 12	R: 0 H: 0 E: 0 K: 1 S: 10	H: 0 LOB: 0 BB: 0 P: 12	R: 1 H: 2 E: 0 K: 2 S: 14	H: 2 LOB: 2 BB: 1 P: 23	R: 0 H: 0 E: 0 K: 0 S: 7	H: 0 LOB: 0 BB: 0 P: 8	R: 0 H: 1 E: 0 K: 1 S: 8	H: 1 LOB: 1 BB: 0 P: 9	R: 0 H: 0 E: 0 K: 1 S: 9	H: 0 LOB: 1 BB: 1 P: 18	R: 0 H: 1 E: 0 K: 0 S: 10	H: 1 LOB: 1 BB: 0 P: 16	1B: 5 2B: 0 3B: 0 HR: 0	SF: 0 SAC: 0 DP: 0 HBP: 0	WP: 0 PB: 0 SB: 0 CS: 0	PA: 34
<b>PITCHER</b>	IP WLS BF H R ER SO BB IBB HBP BLK WP HR S P ERA WHIP	IP WLS BF H R ER SO BB IBB HBP BLK WP HR S P ERA WHIP																		
Michael LaCoss, R ERA: 1.5	(1, 1) 6.0 W 22 3 1 1 5 1 0 0 0 0 0 64 89 1.50 0.667	Don Robinson, R ERA:	(7, 1) 3.0 S 12 2 0 0 2 1 0 0 1 0 0 27 43 0.00 1.000																	

San Diego Padres @ San Francisco Giants  
Candlestick Park, San Francisco, CA  
Fri Apr 08 1988, 10:05 PM EDT  
Att: 14,916 - Unknown - 45 F

AB	32
R	1
H	5
RBI	1
BB	2
SO	7
LOB	12



Batter	1	2	3	4	5	6	7	8	9	AB	R	H	RBI	BB	SO	LOB	BOTTOM			
Brett Butler, L OBP: 0.353, SLG: 0.765	1-1 FC3-6 1B		3-2 4-3 3B		1-2 G3		2-1 F6			4	1	2	0	0	0	2				
Mike Aldrete, L OBP: 0.294, SLG: 0.286	2-3 K		0-1 4-3			1-3 K		2-0 4-3		4	0	0	1	0	2	2				
Will Clark, L OBP: 0.353, SLG: 0.286	1-2 FC3-6 1B 1-2 1B		3-H 2-2 6-3			2-0 2B		1-2 F8		4	2	1	0	0	0	1				
Candy Maldonado, R OBP: 0.438, SLG: 0.500	0-1 1B		1-2 6-3			1-1 HR 2B		2-1 2B		4	1	3	1	0	0	0				
Kevin Mitchell, R OBP: 0.375, SLG: 0.538	2-0 FC5-4 1B			1-1 6-3		2-1 HR 2B		1-1 5-3		4	1	2	3	0	0	1				
Bob Brenly, R OBP: 0.125, SLG: 0.500	1-3 3-H FC5-4 1B			2-1 5-3		2-3 K		1-3 K		4	0	0	0	0	2	3				
Robby Thompson, R OBP: 0.286, SLG: 0.429		0-0 6-3		1-1 1-3		2-0 F8				3	0	0	0	0	0	0				
Jose Uribe, S OBP: 0.357, SLG: 0.308		2-1 6-3			2-0 CS 1B		2-2 1B			3	0	2	0	0	0	0				
Michael LaCoss, R Don Robinson, R	(1, 1) (7, 1)		1-3 K		0-1 F2		1-3 K			2	0	0	0	0	1	1				
<b>Inning Stats</b>	R: 1 H: 3 E: 0 K: 1 S: 15	H: 3 LOB: 2 BB: 0 P: 22	R: 0 H: 0 E: 0 K: 1 S: 6	H: 0 LOB: 0 BB: 0 P: 9	R: 1 H: 1 E: 0 K: 0 S: 11	H: 1 LOB: 0 BB: 0 P: 17	R: 0 H: 0 E: 0 K: 0 S: 6	H: 0 LOB: 0 BB: 0 P: 10	R: 0 H: 1 E: 0 K: 0 S: 6	H: 1 LOB: 0 BB: 0 P: 9	R: 3 H: 3 E: 0 K: 2 S: 13	H: 3 LOB: 0 BB: 0 P: 23	R: 0 H: 1 E: 0 K: 1 S: 10	H: 1 LOB: 1 BB: 0 P: 16	R: 0 H: 1 E: 0 K: 1 S: 11	H: 1 LOB: 1 BB: 0 P: 16	1B: 5 2B: 3 3B: 1 HR: 1	SF: 0 SAC: 0 DP: 0 HBP: 0	WP: 0 PB: 0 SB: 0 CS: 1	PA: 33
<b>PITCHER</b>	IP WLS BF H R ER SO BB IBB HBP BLK WP HR S P ERA WHIP	IP WLS BF H R ER SO BB IBB HBP BLK WP HR S P ERA WHIP																		
Jimmy Jones, R ERA: 8.44	(1, 1) 5.1 L 23 8 5 3 0 0 0 0 0 0 14 24 8.44 1.500	Greg Booker, R ERA:	(6, 1) 1.2 6 1 0 0 2 0 0 0 0 0 0 11 16 0.00 1.000																	
Lance McCullers, R ERA: 20.25	(8, 1) 1.0 4 1 0 0 1 0 0 0 0 0 0 11 16 0.00 1.000																			

San Diego Padres @ San Francisco Giants  
Candlestick Park, San Francisco, CA  
Fri Apr 08 1988, 10:05 PM EDT  
Att: 14,916 - Unknown - 45 F

AB	33
R	5
H	10
RBI	5
BB	0
SO	6
LOB	11





Batter	1	2	3	4	5	6	7	8	9	AB	R	H	RBI	BB	SO	LOB	TOP					
Tony Gwynn, L OBP: 0.300, SLG: 0.389	1-1 E6 1B		0-1 HR			2-1 FC6-4 1B		0-1 1-3		4	1	2	1	0	0	0						
Dickie Thon, R OBP: 0.197, SLG: 0.333	0-0 F3		2-2 6-3			0-0 FC6-4 1B 1-2		0-0 5-3		4	0	0	0	0	0	2						
Randy Ready, R OBP: 0.350, SLG: 0.235	1-0 1-2 1B		1-1 F7			0-1 FC3-6 1B			2-1 F9	4	0	2	0	0	0	0						
John Kruk, L OBP: 0.313, SLG: 0.313	2-3 K		3-1 G1-6-3 1B			1-1 FC3-6 1-2 2-3			1-1 1B 1B	4	0	2	0	0	1	4						
Keith Moreland, R OBP: 0.300, SLG: 0.350 Shawn Abner, R (9, PR)	0-0 F7		0-0 G1-6-3 1-2			2-1 F8			0-0 G6-3 1B	4	0	1	0	0	0	5						
Bento Santiago, R OBP: 0.389, SLG: 0.556		0-0 F9		0-0 CS 1B					2-1 G6-3 1-2	4	0	1	0	0	0	2						
Tim Flannery, L OBP: 0.125, SLG: 0.125		0-0 F8		0-1 CS 1-2	1-1 G6-4-3 1B					3	0	1	0	0	0	0						
Stan Jefferson, S (1, 8)		1-1 5-3			2-0 G6-4-3 1-2					3	0	0	0	0	0	1						
Mark Grant, R Marvell Wynne, L (8, PH) Mark Davis, L (8, 1)			0-1 1-3		2-2 G3				1-1 4-3	2	0	0	0	0	0	0						
<b>Inning Stats</b>	R: 0 E: 1 K: 1 S: 10	H: 1 LOB: 2 BB: 0 P: 12	R: 0 E: 0 K: 0 S: 4	H: 0 LOB: 0 BB: 0 P: 5	R: 1 E: 0 K: 0 S: 9	H: 1 LOB: 0 BB: 0 P: 12	R: 0 E: 0 K: 0 S: 5	H: 2 LOB: 0 BB: 0 P: 8	R: 0 E: 0 K: 0 S: 6	H: 1 LOB: 0 BB: 0 P: 11	R: 0 E: 0 K: 0 S: 9	H: 2 LOB: 2 BB: 0 P: 14	R: 0 E: 0 K: 0 S: 3	H: 0 LOB: 0 BB: 0 P: 3	R: 0 E: 0 K: 0 S: 5	H: 0 LOB: 0 BB: 0 P: 6	R: 0 E: 0 K: 0 S: 7	H: 2 LOB: 2 BB: 0 P: 12	1B: 8 2B: 0 3B: 0 HR: 1	SF: 0 SAC: 0 DP: 3 HBP: 0	WP: 0 PB: 0 SB: 0 CS: 1	PA: 34
<b>PITCHER</b>	IP WLS BF H R ER SO BB IBB HBP BLK WP HR S P ERA WHIP	IP WLS BF H R ER SO BB IBB HBP BLK WP HR S P ERA WHIP															IP WLS BF H R ER SO BB IBB HBP BLK WP HR S P ERA WHIP					
Rick Reuschel, R ERA: 1.08	8.1 W 32 9 1 1 1	0.2 S 1 0 0 0 0															0.00 0.000					
Scott Garrelts, R ERA: 16.2																						

**San Diego Padres @ San Francisco Giants**  
Candlestick Park, San Francisco, CA  
Sat Apr 09 1988, 6:33 AM EDT  
Att: 17,930 - Sunny - 72 F


AB	33
R	1
H	9
RBI	1
BB	0
SO	1
LOB	14



Batter	1	2	3	4	5	6	7	8	9	AB	R	H	RBI	BB	SO	LOB	BOTTOM					
Brett Butler, L OBP: 0.333, SLG: 0.667	2-1 CS 1B		2-2 F8					1-3 K		4	0	1	0	0	1	1						
Mike Aldrete, L OBP: 0.333, SLG: 0.353	4-1 HR BB		2-2 F7					0-3 K		3	1	1	0	1	1	1						
Will Clark, L OBP: 0.350, SLG: 0.471	0-0 HR		2-2 2B					2-3 K		3	1	1	2	0	0	1						
Candy Maldonado, R OBP: 0.368, SLG: 0.412	2-1 1-3		2-0 F8					0-0 F9		3	0	0	0	0	0	0						
Kevin Mitchell, R OBP: 0.368, SLG: 0.688	3-0 5-3			0-0 6-3				1-0 F8		3	1	1	1	0	1	0						
Bob Melvin, R OBP: 0.100, SLG: 0.100		1-2 FC3-6 1B		2-0 HR				1-3 K		3	0	1	0	0	0	0						
Chris Speier, R		0-1 FC3-6 CS 1B 1-2		3-0 6-3				2-2 6-3		3	0	0	0	0	0	1						
Jose Uribe, S OBP: 0.412, SLG: 0.438		0-0 CS 1B 1-2		2-2 5-3				1-2 6-3		3	0	2	0	0	1	0						
Rick Reuschel, R Scott Garrelts, R		1-2 CS			3-3 K			1-0 2B		3	0	0	0	0	2	1						
<b>Inning Stats</b>	R: 2 E: 0 K: 0 S: 8	H: 2 LOB: 0 BB: 1 P: 18	R: 0 E: 0 K: 0 S: 8	H: 2 LOB: 0 BB: 0 P: 10	R: 0 E: 0 K: 0 S: 12	H: 1 LOB: 1 BB: 0 P: 20	R: 1 E: 0 K: 0 S: 6	H: 1 LOB: 0 BB: 0 P: 13	R: 0 E: 0 K: 2 S: 10	H: 0 LOB: 0 BB: 0 P: 15	R: 0 E: 0 K: 0 S: 5	H: 0 LOB: 0 BB: 0 P: 8	R: 0 E: 0 K: 1 S: 10	H: 0 LOB: 0 BB: 0 P: 14	R: 0 E: 0 K: 3 S: 11	H: 1 LOB: 1 BB: 0 P: 15	R: 0 E: 0 K: 0 S: 7	H: 0 LOB: 0 BB: 0 P: 12	1B: 3 2B: 3 3B: 0 HR: 2	SF: 0 SAC: 0 DP: 1 HBP: 0	WP: 0 PB: 0 SB: 0 CS: 3	PA: 30
<b>PITCHER</b>	IP WLS BF H R ER SO BB IBB HBP BLK WP HR S P ERA WHIP	IP WLS BF H R ER SO BB IBB HBP BLK WP HR S P ERA WHIP															IP WLS BF H R ER SO BB IBB HBP BLK WP HR S P ERA WHIP					
Mark Grant, R ERA: 3.86	7.0 L 25 6 3 3 3	1.0 4 1 0 0 3															0.00 1.000					
Mark Davis, L ERA: 4.91																						

**San Diego Padres @ San Francisco Giants**  
Candlestick Park, San Francisco, CA  
Sat Apr 09 1988, 6:33 AM EDT  
Att: 17,930 - Sunny - 72 F

AB	28
R	3
H	7
RBI	3
BB	1
SO	6
LOB	5









Batter	1	2	3	4	5	6	7	8	9	AB	R	H	RBI	BB	SO	LOB	TOP										
Steve Sax, R OBP: 0.333, SLG: 0.321 (1, 4)	2-1 6-3	0-0 5-3		0-0 6-3		1-3 K			0-3 K	5	0	0	0	0	2	5											
Alfredo Griffin, S OBP: 0.281, SLG: 0.400 (1, 6)	0-0 2B	2-1 4-3			1-1 5-3	0-1 F8			0-1 4-3	5	1	1	0	0	0	4											
Kirk Gibson, L OBP: 0.344, SLG: 0.464 (1, 7)	0-0 1B		2-0 1B		1-1 F7			1-1 G3	0-3 K	5	1	2	1	0	1	0											
Pedro Guerrero, R OBP: 0.429, SLG: 0.478 (1, 5)	0-3 K		2-2 1B		3-1 FC6-4			1-2 1-3		4	0	2	0	0	1	1											
Mike Marshall, R OBP: 0.310, SLG: 0.286 (1, 3)	1-2 1B		0-0 F7		1-0 FC6-4			3-3 K		4	0	1	1	0	1	3											
Mike Davis, L OBP: 0.286, SLG: 0.240 (1, 9)	1-1 G3		2-0 G3-6-3		1-1 F5			2-3 K		4	0	0	0	0	1	3											
John Shelby, S OBP: 0.296, SLG: 0.208 (1, 8)		4-1 BLK		2-1 CS		3-2 E		0-0 1B		3	1	3	0	1	0	0											
Mike Scioscia, L OBP: 0.455, SLG: 0.500 (1, 2)		1-1 FC1-5		2-1 SH3-4		3-1 E		1-3 K		4	0	3	1	0	1	1											
Don Sutton, R Brad Havens, L Mickey Hatcher, R Tim Belcher, R Jeff Hamilton, R Alejandro Pena, R (1, 1) (5, 1) (6, PH) (6, 1) (8, PH) (8, 1)		2-1 FC1-5		0-0 SH3-4		1-2 E		2-3 K		1	0	0	0	0	0	1											
Inning Stats	R: 2 E: 0 K: 1 S: 13	H: 3 LOB: 1 BB: 0 P: 17	R: 1 E: 0 K: 0 S: 8	H: 1 LOB: 1 BB: 1 P: 17	R: 0 E: 0 K: 0 S: 6	H: 2 LOB: 1 BB: 0 P: 12	R: 0 E: 0 K: 0 S: 6	H: 2 LOB: 1 BB: 0 P: 10	R: 0 E: 1 K: 1 S: 15	H: 2 LOB: 3 BB: 0 P: 24	R: 0 E: 0 K: 1 S: 12	H: 0 LOB: 0 BB: 0 P: 17	R: 0 E: 0 K: 3 S: 10	H: 1 LOB: 1 BB: 0 P: 15	R: 0 E: 0 K: 2 S: 9	H: 0 LOB: 0 BB: 0 P: 9	1B: 9 2B: 3 3B: 0 HR: 0	SF: 0 SAC: 1 DP: 1 HBP: 0	WP: 0 PB: 0 SB: 0 CS: 1	PA: 39							
PITCHER	IP	WLS	BF	H	R	ER	SO	BB	IBB	HBP	BLK	WP	HR	S	P	ERA	WHIP										
Andy Hawkins, R ERA: 8.0 Mark Davis, L ERA: 1.93	(1, 1) (6, 1)	5.1 S	25 14	10 2	3 0	3 0	1 7	1 0	0 0	0 0	1 0	0 0	0 41	78 56	5.06 0.00	2.062 0.545											

Los Angeles Dodgers @ San Diego Padres  
Jack Murphy Stadium, San Diego, CA  
Tue Apr 12, 1988, 10:05 PM EDT  
Att: 52,395 - Unknown

AB	37
R	3
H	12
RBI	3
BB	1
SO	8
LOB	21



Batter	1	2	3	4	5	6	7	8	9	AB	R	H	RBI	BB	SO	LOB	BOTTOM											
Stan Jefferson, S OBP: 0.050, SLG: 0.100 (1, 8)	1-2 4-3		0-0 1-3		0-0 B5-3	2-3 K				4	0	1	0	0	1	3												
Tony Gwynn, L OBP: 0.241, SLG: 0.269 (1, 9)	2-1 4-3		0-1 6-3		4-1 1B		2-2 F7			3	1	0	0	1	0	1												
Randy Ready, R OBP: 0.357, SLG: 0.375 (1, 4)	1-2 F8		0-2 4-3		0-2 HR		3-2 F2			4	1	1	0	0	0	1												
John Kruk, L OBP: 0.350, SLG: 0.550 (1, 3)	3-1 F8		0-0 1B		1-0 HR		3-2 F8			4	2	2	4	0	0	1												
Keith Moreland, R OBP: 0.370, SLG: 0.385 Tim Flannery, L OBP: 0.200, SLG: 0.200 (1, 5) (7, 5)		2-1 1B		1-2 L4		3-2 F9		3-2 1B		3	0	1	0	0	0	1												
Benito Santiago, R OBP: 0.409, SLG: 0.545 (1, 2)		1-1 F8		0-0 CS		2-2 FC1-5		1-2 F9		4	0	2	1	0	0	2												
Carmelo Martinez, R OBP: 0.182, SLG: 0.200 Shawn Abner, R OBP: 0.125, SLG: 0.125 (1, 7) (6, PH) (7, 7)		0-2 F6		0-0 F8		4-1 FC1-5		2-2 F7		2	0	0	0	1	0	2												
Garry Templeton, S OBP: 0.235, SLG: 0.294 (1, 6)		2-2 1B		2-0 CS		3-2 FC1-5		2-3 F7		4	0	2	0	0	1	3												
Andy Hawkins, R Mark Davis, L (1, 1) (6, 1)		3-2 F6		0-1 FC1-5		0-2 FC1-5				2	1	0	0	0	0	3												
Inning Stats	R: 0 E: 0 K: 0 S: 13	H: 1 LOB: 1 BB: 0 P: 20	R: 0 E: 0 K: 0 S: 14	H: 2 LOB: 2 BB: 0 P: 22	R: 0 E: 0 K: 0 S: 6	H: 0 LOB: 0 BB: 0 P: 6	R: 1 E: 0 K: 0 S: 6	H: 2 LOB: 0 BB: 0 P: 9	R: 4 E: 0 K: 0 S: 17	H: 3 LOB: 0 BB: 1 P: 28	R: 0 E: 0 K: 2 S: 14	H: 1 LOB: 2 BB: 1 P: 24	R: 0 E: 0 K: 0 S: 10	H: 0 LOB: 0 BB: 0 P: 18	R: 0 E: 0 K: 0 S: 15	H: 1 LOB: 1 BB: 0 P: 21	1B: 6 2B: 3 3B: 0 HR: 1	SF: 0 SAC: 0 DP: 0 HBP: 0	WP: 0 PB: 0 SB: 0 CS: 1	PA: 36								
PITCHER	IP	WLS	BF	H	R	ER	SO	BB	IBB	HBP	BLK	WP	HR	S	P	ERA	WHIP											
Don Sutton, R ERA: 4.5 Brad Havens, L ERA: 4.5 Tim Belcher, R ERA: Alejandro Pena, R ERA:	(1, 1) (5, 1) (6, 1) (8, 1)	4.2 0.1 2.0 1.0	L 2 8 4	21 1 1 1	4 1 0 0	4 1 0 0	0 0 2 0	0 1 0 0	0 0 0 0	0 0 0 0	0 0 0 0	0 0 0 0	0 1 24 15	51 9 42 21	7 5 24 15	6 9 42 21	7.71 27.00 0.00 0.00	1.714 3.000 1.000 1.000										

Los Angeles Dodgers @ San Diego Padres  
Jack Murphy Stadium, San Diego, CA  
Tue Apr 12, 1988, 10:05 PM EDT  
Att: 52,395 - Unknown

AB	33
R	5
H	10
RBI	5
BB	2
SO	2
LOB	20





Batter	1	2	3	4	5	6	7	8	9	AB	R	H	RBI	BB	SO	LOB	TOP					
Steve Sax, R OBP: 0.288, SLG: 0.273 (1.4)	F4		K			5-3		F9	1-3	5	0	0	0	0	1	2						
Alfredo Griffin, S OBP: 0.250, SLG: 0.353 (1.6)	F6			4-3		F7		5-3		4	0	0	0	0	0	0						
Kirk Gibson, L OBP: 0.361, SLG: 0.452 (1.7)	F7			K			HBP 1B	HR HBP		3	2	1	0	0	1	0						
Pedro Guerrero, R OBP: 0.438, SLG: 0.577 (1.5)		6-3		5-3			HBP 1B	HR HBP		3	1	1	2	0	0	0						
Jeff Hamilton, R (8.5)										0	0	0	0	0	0	0						
Mike Marshall, R OBP: 0.333, SLG: 0.313 (1.3)	F3				F5		HBP 1B	HR		4	0	2	1	0	0	0						
Mike Davis, L OBP: 0.313, SLG: 0.250 (1.9)	BB				E4		HBP 1B	1B		3	0	1	0	1	0	1						
John Shelby, S OBP: 0.258, SLG: 0.179 (1.8)	2-6		K		G3-6-3		G3-2-3		3-1	4	0	0	0	0	1	4						
Mike Scioscia, L OBP: 0.500, SLG: 0.500 (1.2)			1B			6-3				2	0	1	0	2	0	0						
Tim Leary, R OBP: 0.333, SLG: 0.333 (5. PH)			K							1	0	0	0	0	1	1						
Francis Stubbs, R OBP: 0.000, SLG: 0.000 (6. PH)										1	1	1	1	0	0	0						
Alejandro Pena, R (6. PH)										0	0	0	0	0	0	0						
Danny Heep, L (7. PH)										1	0	0	0	0	1	3						
Jay Howell, R (7. PH)										0	0	0	0	0	0	0						
Mickey Hatcher, R (8. PH)										1	0	0	0	0	0	0						
Jesse Orosco, R (9. PH)										0	0	0	0	0	0	0						
<b>Inning Stats</b>	R: 0 E: 0 K: 0 S: 6	H: 0 LOB: 0 BB: 0 P: 6	R: 0 E: 0 K: 0 S: 7	H: 0 LOB: 1 BB: 1 P: 16	R: 0 E: 0 K: 3 S: 13	H: 1 LOB: 1 BB: 0 P: 16	R: 0 E: 0 K: 1 S: 5	H: 0 LOB: 0 BB: 0 P: 6	R: 0 E: 1 K: 0 S: 6	H: 0 LOB: 0 BB: 0 P: 9	R: 1 E: 0 K: 0 S: 12	H: 1 LOB: 0 BB: 0 P: 16	R: 1 E: 0 K: 0 S: 12	H: 3 LOB: 3 BB: 1 P: 25	R: 2 E: 0 K: 0 S: 11	H: 2 LOB: 1 BB: 0 P: 19	R: 0 E: 0 K: 0 S: 5	H: 0 LOB: 1 BB: 1 P: 10	1B: 5 2B: 0 3B: 0 HR: 2	SF: 0 SAC: 0 DP: 2 HBP: 2	WP: 0 PB: 0 SB: 0 CS: 0	PA: 37
<b>PITCHER</b>	IP WLS BF H R ER SO BB IBB HBP BLK WP HR S P ERA WHIP																					
Eric Show, R ERA: 5.4 (1.1)	7.2 L 33 7 4 4 5 1 1 2 0 0 2 68 107 4.70 1.043																					
Lance McCullers, R ERA: 5.79 (8.1)	1.1 5 0 0 0 0 1 0 0 0 0 0 9 16 0.00 0.750																					

Los Angeles Dodgers @ San Diego Padres  
Jack Murphy Stadium, San Diego, CA  
Wed Apr 13 1988, 10:05 PM EDT  
Att: 16,838 - Unknown - 70 F

AB 32  
R 4  
H 7  
RBI 4  
BB 3  
SO 5  
LOB 12



Batter	1	2	3	4	5	6	7	8	9	AB	R	H	RBI	BB	SO	LOB	BOTTOM			
Stan Jefferson, S OBP: 0.083, SLG: 0.208 (1.8)	6-3 3B		4-3			F7		K		4	1	1	1	0	1	0				
Tony Gwynn, L OBP: 0.273, SLG: 0.300 (1.9)	6-3		3-H			G1			SH1-3 BB SF8 1B	4	1	2	1	0	0	0				
Randy Ready, R OBP: 0.344, SLG: 0.333 (1.4)	3-H F9		1B			F9			SF8 SH1-3 BB	3	0	0	0	1	1	1				
John Kruk, L OBP: 0.348, SLG: 0.522 (1.3)	K			6-3			1B		SH1-3	3	0	1	0	0	1	0				
Keith Moreland, R OBP: 0.367, SLG: 0.379 (1.5)		2-2		F9			F7		4-2 SF8 BB	3	0	1	0	0	0	1				
Tim Flannery, L OBP: 0.200, SLG: 0.200 (8.5)			G6-4-3 1B							0	0	0	0	0	0	0				
Dickie Thorn, R OBP: 0.364, SLG: 0.333 (9. PH)										0	0	0	0	1	0	0				
Benito Santiago, R OBP: 0.346, SLG: 0.480 (1.2)		G6-4-3 1-2		K			F9		SF8	3	0	0	1	0	1	2				
Carmelo Martinez, R OBP: 0.143, SLG: 0.154 (1.7)					2-2				1-2 2-3 3-H	3	0	0	0	0	0	1				
Shawn Abner, R OBP: 0.125, SLG: 0.125 (8.7)										0	0	0	0	0	0	0				
Lance McCullers, S (8. PH)										0	0	0	0	0	0	0				
Mark Parent, R OBP: 0.400, SLG: 0.400 (9. PH)										1	0	0	0	0	1	2				
Garry Templeton, S OBP: 0.250, SLG: 0.350 (1.6)					0-0		K2-3		F6	3	1	1	0	0	1	0				
Eric Show, R (1.1)			WP 4-3 2B							2	0	0	0	0	2	1				
Marvell Wynne, L (8.7)			K							1	0	0	0	0	1	0				
<b>Inning Stats</b>	R: 1 E: 0 K: 1 S: 9	H: 1 LOB: 0 BB: 0 P: 15	R: 0 E: 0 K: 0 S: 6	H: 1 LOB: 0 BB: 0 P: 8	R: 1 E: 0 K: 2 S: 9	H: 2 LOB: 1 BB: 0 P: 13	R: 0 E: 0 K: 1 S: 7	H: 0 LOB: 0 BB: 0 P: 10	R: 0 E: 0 K: 0 S: 10	H: 0 LOB: 0 BB: 0 P: 15	R: 0 E: 0 K: 0 S: 10	H: 0 LOB: 1 BB: 0 P: 15	R: 0 E: 0 K: 2 S: 11	H: 0 LOB: 0 BB: 0 P: 15	R: 1 E: 0 K: 1 S: 17	H: 1 LOB: 2 BB: 2 P: 31	1B: 4 2B: 1 3B: 1 HR: 0	SF: 1 SAC: 1 DP: 1 HBP: 0	WP: 1 PB: 0 SB: 0 CS: 0	PA: 34
<b>PITCHER</b>	IP WLS BF H R ER SO BB IBB HBP BLK WP HR S P ERA WHIP																			
Tim Leary, R ERA: 4.5 (1.1)	5.0 3 0 0 0 0 0 0 0 0 0 0 7 13 0.00 0.800																			
Alejandro Pena, R ERA (6.1)	1.0 3 0 0 0 0 0 0 0 0 0 0 7 13 0.00 0.800																			
Jay Howell, R ERA (7.1)	2.0 W 7 1 0 0 2 0 0 0 0 0 0 21 30 0.00 0.500																			
Jesse Orosco, L ERA: 3.86 (9.1)	1.0 S 6 1 1 1 1 2 0 0 0 0 0 0 17 31 9.00 3.000																			

Los Angeles Dodgers @ San Diego Padres  
Jack Murphy Stadium, San Diego, CA  
Wed Apr 13 1988, 10:05 PM EDT  
Att: 16,838 - Unknown - 70 F

AB 30  
R 3  
H 6  
RBI 3  
BB 2  
SO 9  
LOB 8





Batter	1	2	3	4	5	6	7	8	9	AB	R	H	RBI	BB	SO	LOB	TOP				
Steve Sax, R (1,4) OBP: 0.288, SLG: 0.250 Danny Heep, L (9, PH)	F9		6-3		5-3		SH5-4		4-3	3	0	0	0	0	0	0					
Alfredo Griffin, S (1,6) OBP: 0.250, SLG: 0.342	K		BB		4-3		1-3			4	0	1	0	0	1	1					
Kirk Gibson, L (1,7) OBP: 0.375, SLG: 0.424	BB		BB		K		G3			2	0	0	0	2	1	1					
Pedro Guerrero, R (1,5) OBP: 0.389, SLG: 0.500	4-3		F9							4	0	0	0	0	1	3					
Mike Marshall, R (1,3) OBP: 0.324, SLG: 0.306		L4			6-3					4	0	1	0	0	1	0					
Mike Davis, L (1,9) OBP: 0.333, SLG: 0.281	K		BB		BB					4	0	2	0	0	1	0					
John Shelby, S (1,8) OBP: 0.257, SLG: 0.161			BB		F7					3	0	0	0	1	1	3					
Mike Scioscia, L (1,2) OBP: 0.500, SLG: 0.520 Dave Anderson, R (9, PR)			BB		BB					3	0	1	0	1	0	3					
Fernando Valenzuela, L (1,1) OBP: 0.400, SLG: 0.400 Franklin Stubbs, L (9, PH)			BB		BB					3	0	1	0	0	0	2					
Inning Stats	R: 0 E: 0 K: 1 S: 8	H: 0 LOB: 1 BB: 1 P: 14	R: 0 E: 0 K: 1 S: 12	H: 0 LOB: 1 BB: 1 P: 18	R: 0 E: 0 K: 0 S: 7	H: 1 LOB: 2 BB: 1 P: 16	R: 0 E: 0 K: 0 S: 15	H: 1 LOB: 0 BB: 0 P: 25	R: 0 E: 0 K: 1 S: 9	H: 2 LOB: 2 BB: 0 P: 11	R: 0 E: 0 K: 0 S: 9	H: 1 LOB: 1 BB: 0 P: 10	R: 0 E: 0 K: 2 S: 12	H: 0 LOB: 0 BB: 0 P: 16	R: 0 E: 0 K: 0 S: 9	H: 1 LOB: 1 BB: 0 P: 12	1B: 5 2B: 1 3B: 0 HR: 0	SF: 0 SAC: 1 DP: 0 HBP: 0	WP: 0 PB: 0 SB: 1 CS: 0	PA: 37	
PITCHER	IP	WLS	BF	H	R	ER	SO	BB	IBB	HBP	BLK	WP	HR	S	P	ERA	WHIP				
Jimmy Jones, R (1,1) ERA: 3.75	6.2	W	29	5	0	0	3	4	0	0	0	0	0	63	98	0.00	1.350				
Mark Davis, L (7,1) ERA: 1.99	0.1		1	0	0	0	0	0	0	0	0	0	0	5	6	0.00	0.000				
Lance McCullers, R (8,1) ERA: 4.05	2.0	S	7	1	0	0	4	0	0	0	0	0	0	21	28	0.00	0.500				

Los Angeles Dodgers @ San Diego Padres  
 Jack Murphy Stadium, San Diego, CA  
 Thu Apr 14 1988, 6:33 AM EDT  
 Att: 24,096 - Overcast - 68 F

AB 32  
 R 0  
 H 6  
 RBI 0  
 BB 4  
 SO 7  
 LOB 15



Batter	1	2	3	4	5	6	7	8	9	AB	R	H	RBI	BB	SO	LOB	BOTTOM				
Stan Jefferson, S (1,8) OBP: 0.143, SLG: 0.222	K		CS		F9					3	1	1	0	1	1	0					
Tony Gwynn, L (1,9) OBP: 0.297, SLG: 0.353	G3		CS		E					4	1	2	0	0	0	0					
Randy Ready, R (1,4) OBP: 0.361, SLG: 0.333	F9				3-1					3	0	1	0	1	0	1					
John Kruk, L (1,3) OBP: 0.407, SLG: 0.520					BB					2	0	1	1	2	1	0					
Keith Moreland, R (1,7) OBP: 0.412, SLG: 0.424 Lance McCullers, S (8,1)					BB					4	0	3	0	0	0	3					
Benito Santiago, R (1,2) OBP: 0.333, SLG: 0.448					BB					4	0	1	0	0	0	5					
Chris Brown, R (1,5) OBP: 0.167, SLG: 0.389					BB					4	0	0	0	0	0	7					
Dickie Thon, R (1,6) OBP: 0.267, SLG: 0.231					F7					4	0	0	0	0	0	0					
Jimmy Jones, R (1,1) Mark Davis, L (7,1) Carmelo Martinez, R (7, PH) Shawn Abner, R (8,7) OBP: 0.125, SLG: 0.125					K					2	0	0	0	0	0	0					
Inning Stats	R: 0 E: 0 K: 1 S: 14	H: 2 LOB: 1 BB: 0 P: 20	R: 0 E: 0 K: 1 S: 6	H: 2 LOB: 1 BB: 0 P: 11	R: 0 E: 0 K: 1 S: 7	H: 0 LOB: 0 BB: 1 P: 18	R: 1 E: 1 K: 0 S: 15	H: 2 LOB: 2 BB: 1 P: 28	R: 0 E: 0 K: 0 S: 5	H: 0 LOB: 0 BB: 0 P: 11	R: 0 E: 0 K: 0 S: 20	H: 3 LOB: 3 BB: 0 P: 29	R: 1 E: 0 K: 0 S: 11	H: 2 LOB: 2 BB: 2 P: 21	R: 0 E: 0 K: 0 S: 8	H: 0 LOB: 0 BB: 0 P: 12	1B: 8 2B: 1 3B: 0 HR: 0	SF: 0 SAC: 0 DP: 1 HBP: 0	WP: 0 PB: 0 SB: 0 CS: 1	PA: 36	
PITCHER	IP	WLS	BF	H	R	ER	SO	BB	IBB	HBP	BLK	WP	HR	S	P	ERA	WHIP				
Fernando Valenzuela, L (1,1) ERA: 3.68	8.0	L	35	9	2	2	3	4	0	0	0	0	0	86	150	2.25	1.625				

Los Angeles Dodgers @ San Diego Padres  
 Jack Murphy Stadium, San Diego, CA  
 Thu Apr 14 1988, 6:33 AM EDT  
 Att: 24,096 - Overcast - 68 F

AB 31  
 R 2  
 H 9  
 RBI 1  
 BB 4  
 SO 3  
 LOB 16





Batter	1	2	3	4	5	6	7	8	9	AB	R	H	RBI	BB	SO	LOB	TOP				
<b>Brett Butler, L</b> OBP: 0.333, SLG: 0.511	2-2 6-3	0-2 G6-3		1-2 F7		0-0 B5-3	3-3 K			5	0	0	0	0	1	4	<b>San Francisco Giants @ San Diego Padres</b> Jack Murphy Stadium, San Diego, CA Fri Apr 15 1988, 10:05 PM EDT Att: 15,492 - Unknown - 65 F <a href="http://livebaseballscorecards.com">livebaseballscorecards.com</a>				
<b>Kevin Mitchell, R</b> OBP: 0.286, SLG: 0.457	4-1 FC6-4 BB		1-0 F9	2-1 1B		1-3 K		0-1 5-3		4	0	1	0	1	1	0					
<b>Will Clark, L</b> OBP: 0.326, SLG: 0.432	1-1 FC6-4 HR		4-1 E S 1B BB	2-1 4-3			1-2 1B 1B	0-0 F8		4	3	1	0	1	0	3					
<b>Candy Maldonado, R</b> OBP: 0.405, SLG: 0.515	1-1 HR		0-1 F3		3-3 K		0-0 1B S 1B	4-1 BB		4	1	2	2	1	1	1					
<b>Jeffrey Leonard, R</b> OBP: 0.714, SLG: 1.000 <b>Atlee Hammaker, S</b> ERA: 10.8	2-2 2B		3-2 BB 1B	5-3 BB			0-1 1B S 1B	3-3 BB		3	1	3	2	1	0	0					
<b>Robby Thomson, R</b> OBP: 0.294, SLG: 0.355	1-0 6-3		3-H 4-2 1B BB	1-2 BB	3-2 5-3		1-3 3-H 1B			4	1	0	0	1	1	4					
<b>Jose Uribe, S</b> OBP: 0.378, SLG: 0.333		0-0 E5	2-0 F9		4-0 1B IBB		4-1 1-2 2B IBB	2-0 FC6-4 1B		3	1	1	0	2	0	2					
<b>Bob Melvin, R</b> OBP: 0.167, SLG: 0.250		1-2 E3		1-1 1B SH2-4 1B	0-0 4-3		2-2 3-H 2B 2B	1-0 FC6-4 G6-3		5	1	2	2	0	0	4					
<b>Rick Reuschel, R</b> <b>Mike Aldrete, L</b> ERA: 10.8		2-3 K		0-0 SH2-4	1-3 K		2-2 2B	0-0 G6-3		2	0	0	0	0	2	2					
<b>Inning Stats</b>	R: 2 E: 0 K: 0 S: 12	H: 2 LOB: 1 BB: 1 P: 23	R: 0 E: 2 K: 1 S: 11	H: 0 LOB: 1 BB: 0 P: 14	R: 1 E: 0 K: 0 S: 11	H: 1 LOB: 2 BB: 2 P: 25	R: 0 E: 0 K: 1 S: 10	H: 2 LOB: 2 BB: 0 P: 16	R: 0 E: 0 K: 1 S: 11	H: 0 LOB: 0 BB: 0 P: 24	R: 0 E: 0 K: 2 S: 7	H: 0 LOB: 0 BB: 0 P: 9	R: 4 E: 0 K: 2 S: 21	H: 5 LOB: 1 BB: 1 P: 32	R: 0 E: 0 K: 1 S: 7	H: 0 LOB: 1 BB: 0 P: 14	R: 1 E: 2 K: 0 S: 4	H: 1 LOB: 0 BB: 0 P: 7	1B: 7 2B: 3 3B: 0 HR: 1	SF: 0 SAC: 1 DP: 2 HBP: 0	WP: 0 PA: 45 PB: 0 CS: 2
<b>PITCHER</b>	IP WLS BF H R ER SO BB IBB HBP BLK WP HR S P ERA WHIP	IP WLS BF H R ER SO BB IBB HBP BLK WP HR S P ERA WHIP																			
<b>Mark Grant, R</b> ERA: 4.5	(1, 1)	5.0	L	26	5	3	3	2	4	1	0	0	0	0	0	1	55	102	5.40	1.800	
<b>Candy Sierra, R</b> ERA: 10.8	(6, 1)	2.0		11	5	4	4	4	0	1	0	0	0	0	0	0	28	41	18.00	2.500	
<b>Greg Booker, R</b> ERA: 10.8	(8, 1)	2.0		8	1	1	0	1	1	0	0	0	0	0	0	0	11	21	0.00	1.000	

Batter	1	2	3	4	5	6	7	8	9	AB	R	H	RBI	BB	SO	LOB	BOTTOM			
<b>Stan Jefferson, S</b> OBP: 0.152, SLG: 0.194	2-2 F8		1-1 1-3		4-1 FC4-6 BB			1-1 6-3	1-2 4-3	4	0	0	0	1	0	1	<b>San Francisco Giants @ San Diego Padres</b> Jack Murphy Stadium, San Diego, CA Fri Apr 15 1988, 10:05 PM EDT Att: 15,492 - Unknown - 65 F <a href="http://livebaseballscorecards.com">livebaseballscorecards.com</a>			
<b>Tony Gwynn, L</b> OBP: 0.293, SLG: 0.342	1-1 F9			3-2 F7	2-1 FC4-6			0-1 FC4-6 1B		4	0	1	0	0	0	2				
<b>Randy Ready, R</b> OBP: 0.375, SLG: 0.441	2-2 FC4-6 1B			2-1 HR		1-3 K		1-2 FC4-6 1B		4	1	2	1	0	1	1				
<b>John Kruk, L</b> OBP: 0.387, SLG: 0.483	1-1 FC4-6			1-0 1B		2-2 1-3 K		1-0 3-1		4	0	1	0	0	0	2				
<b>Keith Moreland, R</b> OBP: 0.395, SLG: 0.405		1-0 5-3		1-0 F7		2-1 L3			0-0 1B 1B	4	1	1	0	0	0	1				
<b>Benito Santiago, R</b> OBP: 0.324, SLG: 0.424		0-0 5-3		1-3 K			1-3 K		1-2 E 1B SF7 1B	4	1	1	0	0	2	1				
<b>Chris Brown, R</b> OBP: 0.227, SLG: 0.381		0-0 5-3			0-1 F8 1B		4-2 FC6-4 BB		1-3 K	3	0	1	0	1	1	2				
<b>Garry Templeton, S</b> OBP: 0.250, SLG: 0.333			2-2 L6		2-0 F8		2-3 K		1-2 E9 1B	4	0	1	1	0	1	2				
<b>Inning Stats</b>	R: 0 E: 0 K: 0 S: 11	H: 1 LOB: 0 BB: 0 P: 17	R: 0 E: 0 K: 0 S: 3	H: 0 LOB: 0 BB: 0 P: 4	R: 0 E: 0 K: 0 S: 7	H: 0 LOB: 0 BB: 0 P: 11	R: 1 E: 0 K: 1 S: 10	H: 2 LOB: 1 BB: 0 P: 18	R: 0 E: 0 K: 1 S: 9	H: 0 LOB: 0 BB: 0 P: 14	R: 0 E: 0 K: 2 S: 10	H: 0 LOB: 1 BB: 1 P: 17	R: 0 E: 1 K: 0 S: 8	H: 1 LOB: 1 BB: 0 P: 11	R: 2 E: 1 K: 1 S: 17	H: 3 LOB: 1 BB: 0 P: 24	1B: 7 2B: 0 3B: 0 HR: 1	SF: 1 SAC: 0 DP: 0 HBP: 0	WP: 0 PA: 37 PB: 0 SB: 0 CS: 0	
<b>PITCHER</b>	IP WLS BF H R ER SO BB IBB HBP BLK WP HR S P ERA WHIP	IP WLS BF H R ER SO BB IBB HBP BLK WP HR S P ERA WHIP																		
<b>Rick Reuschel, R</b> ERA: 1.26	(1, 1)	6.0	W	23	4	1	1	2	1	0	0	0	0	0	0	0	49	84	1.50	0.833
<b>Atlee Hammaker, L</b> ERA: 2.7	(7, 1)	3.0	S	14	4	2	1	3	1	0	0	0	0	0	0	0	35	52	3.00	1.667



Batter	1	2	3	4	5	6	7	8	9	AB	R	H	RBI	BB	SO	LOB	TOP										
<b>Brett Butler, L</b> (1, 8) OBP: 0.367, SLG: 0.532	4-2 CS BB		1-2 2B			1-0 B5-3		4-2 BB		2	0	1	0	2	0	0	<b>San Francisco Giants @ San Diego Padres</b> Jack Murphy Stadium, San Diego, CA Sat Apr 16 1988, 10:05 PM EDT Att: 32,095 - Unknown - 60 F <a href="http://livebaseballscorecards.com">livebaseballscorecards.com</a>										
<b>Kevin Mitchell, R</b> (1, 5) OBP: 0.283, SLG: 0.436	2-3 K		0-0 P3			0-0 CS 1B		2-3 K		4	0	1	0	0	2	4											
<b>Will Clark, L</b> (1, 3) OBP: 0.319, SLG: 0.488	0-0 HR			2-2 3-1		2-1 F9			0-0 F8	4	1	1	1	0	0	1											
<b>Candy Maldonado, R</b> (1, 9) OBP: 0.366, SLG: 0.459	1-1 4-3			2-2 5-3			0-0 6-3		0-3 K	4	0	0	0	0	1	0											
<b>Jeffrey Leonard, R</b> (1, 7) OBP: 0.455, SLG: 0.600		1-0 F8		0-2 L9			0-1 6-3		0-1 6-3	4	0	0	0	0	0	0											
<b>Robby Thomson, R</b> (1, 4) OBP: 0.270, SLG: 0.324		1-2 6-3			1-3 K					3	0	0	0	0	1	0											
<b>Jose Uribe, S</b> (1, 6) OBP: 0.350, SLG: 0.306			2-3 K		0-1 6-3					3	0	0	0	0	2	0											
<b>Bob Melvin, R</b> (1, 2) OBP: 0.185, SLG: 0.259			0-3 K		2-2 1B					3	0	1	0	0	1	0											
<b>Dave Dravecky, R</b> (1, 1) OBP: 0.300, SLG: 0.333			1-2 F8		1-2 G3					2	0	0	0	0	0	1											
<b>Joe Price, R</b> (8, 1) OBP: 0.357, SLG: 0.366								4-2 BB		0	0	0	0	1	0	0											
<b>Don Robinson, R</b> (8, 1) OBP: 0.357, SLG: 0.366										0	0	0	0	0	0	0											
<b>Inning Stats</b>	R: 1 E: 0 K: 1 S: 9	H: 1 LOB: 0 BB: 1 P: 15	R: 0 E: 0 K: 1 S: 9	H: 0 LOB: 0 BB: 0 P: 13	R: 0 E: 0 K: 1 S: 11	H: 1 LOB: 1 BB: 0 P: 13	R: 0 E: 0 K: 0 S: 12	H: 0 LOB: 0 BB: 0 P: 16	R: 0 E: 0 K: 1 S: 12	H: 1 LOB: 1 BB: 0 P: 15	R: 0 E: 0 K: 0 S: 5	H: 0 LOB: 0 BB: 0 P: 7	R: 0 E: 0 K: 0 S: 4	H: 0 LOB: 0 BB: 0 P: 5	R: 0 E: 0 K: 2 S: 15	H: 0 LOB: 2 BB: 2 P: 26	R: 0 E: 0 K: 1 S: 7	H: 0 LOB: 0 BB: 0 P: 7	1B: 2 2B: 2 3B: 0 HR: 1	SF: 0 SAC: 0 DP: 1 HBP: 0	WP: 0 PB: 0 SB: 1 CS: 2	PA: 32					
<b>PITCHER</b>	IP	WLS	BF	H	R	ER	SO	BB	IBB	HBP	BLK	WP	HR	S	P	ERA	WHIP										
<b>Ed Whitson, R</b> (1, 1) ERA: 2.84	7.0		24	4	1	1	4	1	0	0	0	0	1	62	84	1.29	0.714										
<b>Mark Davis, L</b> (8, 1) ERA: 1.54	2.0	W	8	0	0	0	3	2	0	0	0	0	0	22	33	0.00	1.000										

Batter	1	2	3	4	5	6	7	8	9	AB	R	H	RBI	BB	SO	LOB	BOTTOM										
<b>Stan Jefferson, S</b> (1, 8) OBP: 0.162, SLG: 0.200	0-1 4-3		0-3 K							4	0	1	0	0	2	3	<b>San Francisco Giants @ San Diego Padres</b> Jack Murphy Stadium, San Diego, CA Sat Apr 16 1988, 10:05 PM EDT Att: 32,095 - Unknown - 60 F <a href="http://livebaseballscorecards.com">livebaseballscorecards.com</a>										
<b>Tony Gwynn, L</b> (1, 9) OBP: 0.295, SLG: 0.341	0-1 BLK 1B		3-3 K			1-1 F7		0-0 SH1-3 1B		3	0	1	0	0	1	1											
<b>Randy Ready, R</b> (1, 4) OBP: 0.341, SLG: 0.395	0-1 P7			3-2 F8		1-1 F7		3-3 K		4	0	0	0	0	1	2											
<b>Keith Moreland, R</b> (1, 7) OBP: 0.357, SLG: 0.366	1-0 P8			1-1 F9		1-1 P3		0-2 5-3		4	0	0	0	0	0	2											
<b>Carmelo Martinez, R</b> (1, 3) OBP: 0.105, SLG: 0.111		1-2 P3		2-1 P3			0-3 K			3	0	0	0	0	1	0											
<b>John Kruk, L</b> (8, PH) OBP: 0.450, SLG: 0.600									0-1 HR	1	1	1	1	0	0	0											
<b>Benito Santiago, R</b> (1, 2) OBP: 0.324, SLG: 0.417		0-0 P9			2-1 FC6-4 1B		0-1 6-3			3	0	1	0	0	0	0											
<b>Chris Brown, R</b> (1, 5) OBP: 0.280, SLG: 0.391		1-0 5-3			4-1 FC6-4 1B		0-0 3B 1B			2	1	1	0	1	0	0											
<b>Garry Templeton, S</b> (1, 6) OBP: 0.296, SLG: 0.444			1-2 SH1-3 1B		0-0 FC6-4 SH1-3		0-1 1B 3B			3	0	2	1	0	0	2											
<b>Ed Whitson, R</b> (1, 1) ERA: 2.25			0-1 SH1-3		0-0 SH1-3		0-2 P3			0	0	0	0	0	0	0											
<b>Dickie Thon, R</b> (7, PH) OBP: 0.250, SLG: 0.214										1	0	0	0	0	0	1											
<b>Mark Davis, L</b> (8, 1) ERA: 1.35			1-2							0	0	0	0	0	0	0											
<b>Inning Stats</b>	R: 0 E: 0 K: 0 S: 7	H: 1 LOB: 1 BB: 0 P: 8	R: 0 E: 0 K: 0 S: 7	H: 0 LOB: 0 BB: 0 P: 9	R: 0 E: 0 K: 2 S: 14	H: 1 LOB: 1 BB: 0 P: 18	R: 0 E: 0 K: 0 S: 10	H: 0 LOB: 0 BB: 0 P: 16	R: 0 E: 0 K: 1 S: 10	H: 1 LOB: 2 BB: 1 P: 18	R: 0 E: 0 K: 0 S: 6	H: 0 LOB: 0 BB: 0 P: 9	R: 1 E: 0 K: 1 S: 13	H: 2 LOB: 1 BB: 0 P: 13	R: 0 E: 0 K: 1 S: 9	H: 1 LOB: 1 BB: 0 P: 14	R: 1 E: 0 K: 0 S: 2	H: 1 LOB: 0 BB: 0 P: 2	1B: 5 2B: 0 3B: 1 HR: 1	SF: 0 SAC: 3 DP: 0 HBP: 0	WP: 0 PB: 0 SB: 0 CS: 0	PA: 32					
<b>PITCHER</b>	IP	WLS	BF	H	R	ER	SO	BB	IBB	HBP	BLK	WP	HR	S	P	ERA	WHIP										
<b>Dave Dravecky, L</b> (1, 1) ERA: 2.25	7.0		27	5	1	1	4	1	0	0	1	0	0	67	91	1.29	0.857										
<b>Joe Price, L</b> (8, 1) ERA: 1.35	0.1		2	1	0	0	0	0	0	0	0	0	0	3	5	0.00	3.000										
<b>Don Robinson, R</b> (8, 1) ERA: 1.35	0.2	L	3	1	1	1	1	0	0	0	0	0	1	8	11	13.50	1.500										

**AB** 29  
**R** 1  
**H** 4  
**RBI** 1  
**BB** 3  
**SO** 7  
**LOB** 6





Batter	1	2	3	4	5	6	7	8	9	AB	R	H	RBI	BB	SO	LOB	TOP					
<b>Brett Butler, L</b> (1, 8) OBP: 0.370, SLG: 0.500	2-3 K		0-3 K		4-0 HR BB		4-1 BB		1-2 6-3	3	1	0	0	2	2	0	<b>San Francisco Giants @ San Diego Padres</b> Jack Murphy Stadium, San Diego, CA Sun Apr 17 1988, 6:33 AM EDT Att: 15,194 - Cloudy - 68 F					
<b>Kevin Mitchell, R</b> (1, 5) OBP: 0.294, SLG: 0.442	1-0 6-3		4-0 BB BB		1-3 K		2-3 K		0-0 HR 2B	4	1	1	0	1	2	3						
<b>Will Clark, L</b> (1, 3) OBP: 0.365, SLG: 0.591	1-2 6-3		4-2 BB		2-0 HR			3-2 FC4 1B 2B	4-0 HR IBB	3	3	2	3	2	0	0						
<b>Candy Maldonado, R</b> (1, 9) OBP: 0.370, SLG: 0.524		3-2 1B FC5-2 1B	3-3 K		2-2 F9			0-0 FC4 1B S	0-2 HR	5	2	2	3	0	1	3						
<b>Jeffrey Leonard, R</b> (1, 7) OBP: 0.438, SLG: 0.533		1-0 BB FC5-2 G1-2-3 1B		1-3 K		0-0 P5		1-2 E S CS 1B	0-1 P6	5	0	2	1	0	1	0						
<b>Chris Speier, R</b> (1, 4) OBP: 0.222, SLG: 0.250		0-0 FC5-2 BB		0-0 1-3		1-0 5-3		1-2 3-H 1-3 K		4	0	0	0	0	1	3						
<b>Jose Uribe, S</b> (1, 6) OBP: 0.341, SLG: 0.282		4-1 1-2 2-3 BB		1-0 6-3		2-2 G3		1-3 K		3	0	0	0	1	1	0						
<b>Bob Melvin, R</b> (1, 2) OBP: 0.226, SLG: 0.387		0-2 G1-2-3			1-1 SH1-4 HR 1B		1-1 P6		1-0 HR	4	2	2	1	0	0	3						
<b>Kelly Downs, R</b> (1, 1) <b>Mike Aldrete, L</b> (7, PH) <b>Scott Garrelts, R</b> (7, 1)			0-0 5-3		0-1 SH1-4		2-2 6-3		2-3 K	1	0	0	0	0	0	0	<b>GIANTS</b>					
<b>Inning Stats</b>	R: 0 E: 0 K: 1 S: 9	H: 0 LOB: 0 BB: 0 P: 13	R: 0 E: 0 K: 0 S: 10	H: 2 LOB: 2 BB: 1 P: 18	R: 0 E: 0 K: 2 S: 9	H: 0 LOB: 2 BB: 2 P: 20	R: 0 E: 0 K: 1 S: 5	H: 0 LOB: 0 BB: 0 P: 7	R: 3 E: 0 K: 1 S: 12	H: 2 LOB: 0 BB: 1 P: 22	R: 0 E: 0 K: 0 S: 5	H: 0 LOB: 1 BB: 1 P: 20	R: 0 E: 0 K: 1 S: 11	H: 0 LOB: 1 BB: 1 P: 20	R: 2 E: 0 K: 2 S: 15	H: 2 LOB: 2 BB: 0 P: 21	R: 4 E: 0 K: 1 S: 13	H: 3 LOB: 0 BB: 1 P: 21	1B: 4 2B: 3 3B: 0 HR: 3	SF: 0 SAC: 1 DP: 2 HBP: 0	WP: 0 PB: 0 SB: 1 CS: 3	PA: 41
<b>PITCHER</b>	IP	WLS	BF	H	R	ER	SO	BB	IBB	HBP	BLK	WP	HR	S	P	ERA	WHIP					
<b>Andy Hawkins, R</b> (1, 1) ERA: 8.75	7.0		30	5	4	4	6	5	0	0	0	0	1	65	115	5.14	1.429					
<b>Lance McCullers, R</b> (8, 1) ERA: 7.27	2.0	L	11	4	5	4	3	0	1	0	0	0	2	24	35	18.00	2.000					

Batter	1	2	3	4	5	6	7	8	9	AB	R	H	RBI	BB	SO	LOB	BOTTOM					
<b>Tim Flannery, L</b> (1, 4) OBP: 0.267, SLG: 0.267	1-2 S 2B 1B		0-0 WP 1B		0-2 4-3			2-3 K		4	1	2	0	0	1	0	<b>San Francisco Giants @ San Diego Padres</b> Jack Murphy Stadium, San Diego, CA Sun Apr 17 1988, 6:33 AM EDT Att: 15,194 - Cloudy - 68 F					
<b>Tony Gwynn, L</b> (1, 9) OBP: 0.304, SLG: 0.333	4-0 2B BB		0-3 K		0-0 5-3		1-3 K		0-0 1-0 0-0	0	1	0	0	1	0	0						
<b>Stan Jefferson, S</b> (3, PH) OBP: 0.154, SLG: 0.189	1-2 2B BB		3-3 K		4-1 HR BB		0-0 4-3		3	1	0	0	1	1	3							
<b>John Kruk, L</b> (1, 3) OBP: 0.389, SLG: 0.545	1-0 F7		1-2 K		0-0 F3		0-0 4-3		4	0	1	0	0	0	4							
<b>Keith Moreland, R</b> (1, 7) OBP: 0.348, SLG: 0.356	0-1 F7		3-2 5-3		0-0 F5		1-0 HR		0-1 G4-6-3 1B	4	0	1	0	0	0	4						
<b>Marvell Wynne, L</b> (1, 8) OBP: 0.429, SLG: 1.000	3-1 1-H 2-H 2B		2-0 F5		1-0 HR		1-0 HR		1-0 G4-6-3	4	1	2	4	0	0	1						
<b>Chris Brown, R</b> (1, 5) OBP: 0.241, SLG: 0.333	1-1 5-3		1-2 K		2-1 1-3		1-1 F3		1-2 F9	4	0	0	0	0	0	1						
<b>Garry Templeton, S</b> (1, 6) OBP: 0.267, SLG: 0.400		1-0 6-3		0-1 P5		0-1 F7		0-1 F7		3	0	0	0	0	0	0						
<b>Mark Parent, R</b> (1, 2) OBP: 0.250, SLG: 0.250		3-3 K		0-1 5-3		1-0 F7		1-0 F7		3	0	0	0	0	1	0						
<b>Andy Hawkins, R</b> (1, 1) <b>Lance McCullers, S</b> (8, 1)		0-0 4-3		0-0 P6		2-1 6-3		2-1 6-3		3	0	0	0	0	0	0	<b>SD</b>					
<b>Inning Stats</b>	R: 2 E: 0 K: 0 S: 11	H: 2 LOB: 1 BB: 1 P: 20	R: 0 E: 0 K: 1 S: 5	H: 0 LOB: 0 BB: 0 P: 9	R: 0 E: 0 K: 2 S: 11	H: 1 LOB: 1 BB: 0 P: 17	R: 0 E: 0 K: 0 S: 5	H: 0 LOB: 0 BB: 0 P: 9	R: 0 E: 0 K: 0 S: 6	H: 0 LOB: 0 BB: 0 P: 6	R: 2 E: 0 K: 0 S: 6	H: 1 LOB: 0 BB: 1 P: 12	R: 0 E: 0 K: 0 S: 5	H: 0 LOB: 0 BB: 0 P: 8	R: 0 E: 0 K: 2 S: 8	H: 0 LOB: 0 BB: 0 P: 11	R: 0 E: 0 K: 0 S: 6	H: 1 LOB: 0 BB: 0 P: 8	1B: 3 2B: 1 3B: 0 HR: 1	SF: 0 SAC: 0 DP: 1 HBP: 0	WP: 1 PB: 0 SB: 1 CS: 0	PA: 33
<b>PITCHER</b>	IP	WLS	BF	H	R	ER	SO	BB	IBB	HBP	BLK	WP	HR	S	P	ERA	WHIP					
<b>Kelly Downs, R</b> (1, 1) ERA: 4.0	6.0		24	4	4	4	3	2	0	0	0	0	1	44	73	6.00	1.000					
<b>Scott Garrelts, R</b> (7, 1) ERA: 7.04	3.0	W	9	1	0	0	2	0	0	0	0	0	0	19	27	0.00	0.333					



Batter	1	2	3	4	5	6	7	8	9	AB	R	H	RBI	BB	SO	LOB	TOP					
Marvell Wynne, L OBP: 0.364, SLG: 0.667 (1, 8)	0-2 4-3		2-3 K			4-2 G6-3 BB		0-0 F8		3	0	0	0	1	1	0						
Tony Gwynn, L OBP: 0.320, SLG: 0.333 (1, 9)	4-2 BB		3-2 S 1B			0-2 G6-3 1-2f		1-2 F7		3	0	1	0	1	0	1						
Randy Ready, R OBP: 0.333, SLG: 0.381 (1, 4)	2-2 SAFE F2		1-2 F9			2-2 E5		0-0 1B		4	0	1	0	0	0	2						
John Kruk, L OBP: 0.378, SLG: 0.529 Carmelo Martinez, R OBP: 0.091, SLG: 0.095 (1, 3) (2, 3)	1-3 SAFE K			1-1 1-3		2-2 6-3		3-2 F9		1	0	0	0	0	1	1						
Keith Moreland, R OBP: 0.320, SLG: 0.327 (1, 7)		3-3 K		0-3 K		1-2 6-3		3-1 5-3		4	0	0	0	0	2	1						
Benito Santiago, R OBP: 0.325, SLG: 0.436 (1, 2)		0-0 PB 2B		1-3 K		0-2 5-3				3	0	1	0	0	1	0						
Chris Brown, R OBP: 0.219, SLG: 0.300 (1, 5)		2-3 K		1-3 K		0-3 K				3	0	0	0	0	3	1						
Garry Templeton, S OBP: 0.242, SLG: 0.364 (1, 6)		3-3 K		2-3 K		0-0 F8				3	0	0	0	0	2	1						
Eric Show, R Candy Sierra, R Dave Leiper, L Stan Jefferson, S Greg Booker, R (1, 1) (3, 1) (7, 1) (8, PH) (8, 1)			2-2 4-3		2-3 K		1-2 F7			1	0	0	0	0	0	0						
<b>Inning Stats</b>	R: 0 E: 0 K: 1 S: 14	H: 0 LOB: 1 BB: 1 P: 21	R: 0 E: 0 K: 3 S: 11	H: 1 LOB: 1 BB: 0 P: 19	R: 0 E: 0 K: 1 S: 17	H: 1 LOB: 1 BB: 0 P: 25	R: 0 E: 0 K: 2 S: 8	H: 0 LOB: 0 BB: 0 P: 10	R: 0 E: 0 K: 3 S: 11	H: 0 LOB: 0 BB: 0 P: 16	R: 0 E: 1 K: 0 S: 15	H: 0 LOB: 1 BB: 1 P: 23	R: 0 E: 0 K: 1 S: 9	H: 0 LOB: 0 BB: 0 P: 10	R: 0 E: 0 K: 0 S: 5	H: 0 LOB: 0 BB: 0 P: 6	R: 0 E: 0 K: 0 S: 10	H: 1 LOB: 1 BB: 0 P: 17	1B: 2 2B: 1 3B: 0 HR: 0	SF: 0 SAC: 0 DP: 1 HBP: 0	WP: 0 PB: 1 SB: 2 CS: 0	PA: 32
<b>PITCHER</b> Tim Leary, R ERA: 2.37 (1, 1)	IP: 9.0 WLS: W BF: 32 H: 3 R: 0 ER: 0 SO: 11 BB: 2 IBB: 0 HBP: 0 BLK: 0 WP: 0 HR: 0 S: 100 P: 147 ERA: 0.00 WHIP: 0.556															<b>PITCHER</b>	IP: 9.0 WLS: W BF: 32 H: 3 R: 0 ER: 0 SO: 11 BB: 2 IBB: 0 HBP: 0 BLK: 0 WP: 0 HR: 0 S: 100 P: 147 ERA: 0.00 WHIP: 0.556					

San Diego Padres @ Los Angeles Dodgers  
Dodger Stadium, Los Angeles, CA  
Mon Apr 18 1988, 7:05 PM PDT  
Att: 24,357 - Unknown - 58 F

AB 30  
R 0  
H 3  
RBI 0  
BB 2  
SO 11  
LOB 9



Batter	1	2	3	4	5	6	7	8	9	AB	R	H	RBI	BB	SO	LOB	BOTTOM			
Steve Sax, R OBP: 0.286, SLG: 0.260 Dave Anderson, R OBP: 0.333, SLG: 0.333 (1, 4) (5, 4)	0-0 FC4-6 1B	1-2 1B	1-2 5-3		1-3 K			1-0 L8		3	0	2	2	0	0	1				
Alfredo Griffin, S OBP: 0.246, SLG: 0.333 (1, 6)	1-2 SAFE FC4-6 1B	0-0 S 1B	1-2 F7		4-0 BB			1-2 6-3		4	1	1	0	1	0	2				
Franklin Stubbs, L OBP: 0.667, SLG: 1.250 (1, 7) (5, 9)	4-0 1B	4-1 FC4-6 BB		3-2 2B	2-1 PO	2-3 K				2	0	1	0	2	1	0				
Pedro Guerrero, R OBP: 0.385, SLG: 0.500 (1, 5)	0-0 G5-4-3 1B	0-0 FC4-6		1-2 F9		0-0 CS		2-3 2B		4	0	2	1	0	0	4				
Mike Marshall, R OBP: 0.296, SLG: 0.321 (1, 3)	3-1 G5-4-3 1-2f		0-1 FC6-4 1B		1-3 2B		2-3 K			4	0	2	0	0	1	3				
Mike Davis, L OBP: 0.320, SLG: 0.273 (1, 9) (5, 8)		1-2 F8	3-2 FC6-4 1B		1-0 1-3	1-1 CS	1-3 K			4	1	0	0	0	1	3				
John Shelby, S OBP: 0.277, SLG: 0.195 Danny Heep, L ERA: 5.14 (1, 8) (4, PH) (5, 7)		4-0 SH5-4 1B	0-0 2B	3-3 K		2-2 4-3				1	2	1	0	1	0	0				
Mike Scioscia, L OBP: 0.500, SLG: 0.516 (1, 2)		4-0 SH5-4 1B	2-1 SH3-4 1B		4-2 PO SH3-4 BB		1-2 F7			2	2	1	1	2	0	0				
Tim Leary, R OBP: 0.400, SLG: 0.400 (1, 1)		0-0 SH5-4	0-0 SH3-4 1B		1-0 SH3-4		0-1 5-3			2	0	1	2	0	0	0				
<b>Inning Stats</b>	R: 1 E: 0 K: 0 S: 6	H: 2 LOB: 1 BB: 1 P: 15	R: 2 E: 0 K: 0 S: 12	H: 2 LOB: 3 BB: 3 P: 26	R: 3 E: 0 K: 0 S: 19	H: 4 LOB: 1 BB: 0 P: 27	R: 0 E: 0 K: 1 S: 13	H: 2 LOB: 2 BB: 0 P: 23	R: 0 E: 0 K: 2 S: 9	H: 1 LOB: 0 BB: 0 P: 14	R: 0 E: 0 K: 1 S: 9	H: 0 LOB: 0 BB: 0 P: 13	R: 0 E: 0 K: 0 S: 6	H: 0 LOB: 0 BB: 0 P: 8	R: 0 E: 0 K: 0 S: 6	H: 0 LOB: 0 BB: 0 P: 8	1B: 8 2B: 3 3B: 0 HR: 0	SF: 0 SAC: 2 DP: 1 HBP: 0	WP: 0 PB: 0 SB: 1 CS: 1	PA: 40
<b>PITCHER</b> Eric Show, R ERA: 8.36 Candy Sierra, R ERA: 5.14 Dave Leiper, L ERA: Greg Booker, R ERA: (1, 1) (3, 1) (7, 1) (8, 1)	IP: 2.1 WLS: L BF: 17 H: 7 R: 6 ER: 6 SO: 4 BB: 4 IBB: 0 HBP: 0 BLK: 0 WP: 0 HR: 0 S: 27 P: 55 ERA: 23.14 WHIP: 4.714															<b>PITCHER</b>	IP: 2.1 WLS: L BF: 17 H: 7 R: 6 ER: 6 SO: 4 BB: 4 IBB: 0 HBP: 0 BLK: 0 WP: 0 HR: 0 S: 27 P: 55 ERA: 23.14 WHIP: 4.714			

San Diego Padres @ Los Angeles Dodgers  
Dodger Stadium, Los Angeles, CA  
Mon Apr 18 1988, 7:05 PM PDT  
Att: 24,357 - Unknown - 58 F

AB 30  
R 6  
H 11  
RBI 6  
BB 6  
SO 5  
LOB 16









Batter	1	2	3	4	5	6	7	8	9	AB	R	H	RBI	BB	SO	LOB	TOP					
Gerald Young, S (1, 8) OBP: 0.274, SLG: 0.286										4	0	1	0	0	1	3	<b>Houston Astros @ San Diego Padres</b> Jack Murphy Stadium, San Diego, CA Sat Apr 23 1988, 10:05 PM EDT Att: 11,104 - Unknown - 60 F <a href="http://livebaseballscores.com">livebaseballscores.com</a>					
Billy Hatcher, R (1, 7) OBP: 0.357, SLG: 0.413										4	0	1	0	0	3	1						
Bill Doran, S (1, 4) OBP: 0.338, SLG: 0.297										4	0	0	0	0	0	2						
Glenn Davis, R (1, 3) OBP: 0.419, SLG: 0.706										3	0	1	0	1	0	1						
Kevin Bass, S (1, 9) OBP: 0.318, SLG: 0.452										4	0	0	0	0	0	2						
Alan Ashby, S (1, 2) OBP: 0.373, SLG: 0.481										3	0	0	0	1	1	1						
Denny Walling, L (1, 5) OBP: 0.366, SLG: 0.538										3	0	1	0	0	0	2						
Steve Henderson, R (9, PH) OBP: 0.313, SLG: 0.267										1	0	0	0	0	0	0						
Rafael Ramirez, R (1, 6) OBP: 0.242, SLG: 0.322										2	0	0	0	0	1	2						
Craig Reynolds, L (7, PH) OBP: 0.296, SLG: 0.167										1	0	0	0	0	1	1						
Danny Darwin, R (1, 1) OBP: 0.143, SLG: 0.286										1	0	0	0	0	1	0						
Terry Puhl, L (7, PH) OBP: 0.381, SLG: 0.294										0	0	0	0	1	0	0						
Larry Andersen, R (7, 1) OBP: 1.000, SLG: 1.000										0	0	0	0	0	0	0						
<b>Inning Stats</b>	R: 0 E: 0 K: 1 S: 9	H: 1 LOB: 1 BB: 0 P: 11	R: 0 E: 1 K: 1 S: 11	H: 0 LOB: 1 BB: 0 P: 14	R: 0 E: 0 K: 2 S: 11	H: 1 LOB: 1 BB: 0 P: 12	R: 0 E: 0 K: 0 S: 4	H: 0 LOB: 0 BB: 1 P: 11	R: 0 E: 0 K: 0 S: 7	H: 1 LOB: 1 BB: 0 P: 11	R: 0 E: 0 K: 1 S: 12	H: 0 LOB: 2 BB: 0 P: 18	R: 0 E: 1 K: 1 S: 11	H: 0 LOB: 2 BB: 23 P: 23	R: 0 E: 0 K: 1 S: 8	H: 0 LOB: 0 BB: 0 P: 12	R: 0 E: 0 K: 1 S: 7	H: 0 LOB: 0 BB: 0 P: 11	1B: 4 2B: 0 3B: 0 HR: 0	SF: 0 SAC: 1 DP: 1 HBP: 0	WP: 0 PB: 0 SB: 0 CS: 0	PA: 34
<b>PITCHER</b>	IP WLS BF H R ER SO BB IBB HBP BLK WP HR S P ERA WHIP																					
Ed Whitson, R (1, 1) ERA: 2.13	6.1 W 25 4 0 0 5 2 0 0 0 0 0 0 0 0 57 87 0.00 0.947																					
Lance McCullers, R (7, 1) ERA: 6.1	1.2 6 0 0 0 2 1 0 0 0 0 0 0 0 16 25 0.00 0.600																					
Mark Davis, L (9, 1) ERA: 1.2	1.0 3 0 0 0 1 0 0 0 0 0 0 0 0 7 11 0.00 0.000																					

Batter	1	2	3	4	5	6	7	8	9	AB	R	H	RBI	BB	SO	LOB	BOTTOM					
Tony Gwynn, L (1, 9) OBP: 0.328, SLG: 0.327										3	1	1	0	1	0	0	<b>Houston Astros @ San Diego Padres</b> Jack Murphy Stadium, San Diego, CA Sat Apr 23 1988, 10:05 PM EDT Att: 11,104 - Unknown - 60 F <a href="http://livebaseballscores.com">livebaseballscores.com</a>					
Roberto Alomar, S (1, 4) OBP: 0.375, SLG: 0.375										4	1	2	0	0	0	0						
Randy Ready, R (1, 5) OBP: 0.333, SLG: 0.396										3	1	2	2	0	0	0						
Keith Moreland, R (1, 7) OBP: 0.321, SLG: 0.327										3	0	0	0	0	0	3						
Shawn Abner, R (8, 7) OBP: 0.192, SLG: 0.200										1	0	1	1	0	0	0						
Benito Santiago, R (1, 2) OBP: 0.313, SLG: 0.468										4	0	1	1	0	0	4						
Carmelo Martinez, R (1, 3) OBP: 0.187, SLG: 0.143										4	0	0	0	0	1	3						
Marvell Wynne, L (1, 8) OBP: 0.278, SLG: 0.625										3	0	0	0	0	0	1						
Garry Templeton, S (1, 6) OBP: 0.231, SLG: 0.333										3	1	1	0	0	1	0						
Ed Whitson, R (1, 1) Lance McCullers, S (7, 1) Tim Flannery, L (6, PH) Mark Davis, L (9, 1)										2	0	0	0	0	1	0						
<b>Inning Stats</b>	R: 0 E: 0 K: 0 S: 9	H: 2 LOB: 2 BB: 0 P: 16	R: 0 E: 0 K: 0 S: 4	H: 0 LOB: 0 BB: 0 P: 5	R: 0 E: 0 K: 0 S: 7	H: 0 LOB: 0 BB: 0 P: 10	R: 1 E: 1 K: 0 S: 12	H: 2 LOB: 1 BB: 0 P: 15	R: 0 E: 0 K: 2 S: 8	H: 0 LOB: 0 BB: 0 P: 11	R: 0 E: 0 K: 0 S: 6	H: 0 LOB: 0 BB: 0 P: 9	R: 0 E: 0 K: 1 S: 11	H: 0 LOB: 0 BB: 0 P: 14	R: 3 E: 0 K: 0 S: 16	H: 4 LOB: 2 BB: 1 P: 23	R: 0 E: 0 K: 0 S: 7	H: 0 LOB: 0 BB: 0 P: 11	1B: 7 2B: 1 3B: 0 HR: 0	SF: 0 SAC: 2 DP: 0 HBP: 0	WP: 0 PB: 0 SB: 0 CS: 0	PA: 33
<b>PITCHER</b>	IP WLS BF H R ER SO BB IBB HBP BLK WP HR S P ERA WHIP																					
Danny Darwin, R (1, 1) ERA: 2.82	6.0 L 22 4 1 1 2 0 0 0 0 0 0 0 0 46 66 1.50 0.667																					
Larry Andersen, R (7, 1) ERA: 5.0	2.0 11 4 3 3 1 0 1 0 0 0 0 0 0 27 37 13.50 2.000																					



Batter	1	2	3	4	5	6	7	8	9	AB	R	H	RBI	BB	SO	LOB	TOP					
Gerald Young, S (1, 8) OBP: 0.286, SLG: 0.278	2-2 6-3		0-0 F7			4-1 BB			4-2 BB	2	0	0	0	2	0	1	<b>Houston Astros @ San Diego Padres</b> <b>Jack Murphy Stadium, San Diego, CA</b> Sun Apr 24 1988, 6:33 AM EDT Att: 15,976 - Sunny - 70 F					
Billy Hatcher, R (1, 7) OBP: 0.338, SLG: 0.388	1-0 F9			2-2 5-3		0-2 F8			1-0 4-3	4	0	0	0	0	2							
Bill Doran, S (1, 4) OBP: 0.333, SLG: 0.294	1-2 4-3			1-1 F7			3-1 1B		0-0 3-1	4	0	1	0	0	1							
Glenn Davis, R (1, 3) OBP: 0.400, SLG: 0.667		0-0 6-3		0-2 F3			2-2 G6-4-3 1B			3	0	0	0	0	1							
Kevin Bass, S (1, 9) OBP: 0.298, SLG: 0.422		0-3 K			0-1 F9		2-2 6-3			3	0	0	0	0	1	0						
Denny Walling, L (1, 5) OBP: 0.341, SLG: 0.500		1-0 4-3			2-2 4-3			0-0 F5		3	0	0	0	0	0	0						
Craig Reynolds, L (1, 6) OBP: 0.300, SLG: 0.125			4-0 4-3 BB		0-1 6-3			0-1 F8		2	0	0	0	1	0	0						
Mark Bailey, S (1, 2) OBP: 0.455, SLG: 0.250			2-1 4-3			0-0 L5		2-3 K		3	0	0	0	0	1	1						
Jim Deshaies, L (1, 1) Ernie Camacho, R (8, 1) Terry Puhl, L (9, PH) OBP: 0.364, SLG: 0.278			2-3 K			1-3 K			3-3 K	2	0	0	0	0	2	1						
										0	0	0	0	0	0	0						
										1	0	0	0	0	1	0						
<b>Inning Stats</b>	R: 0 E: 0 K: 0 S: 7	H: 0 LOB: 0 BB: 0 P: 11	R: 0 E: 0 K: 1 S: 5	H: 0 LOB: 0 BB: 0 P: 6	R: 0 E: 0 K: 1 S: 7	H: 0 LOB: 1 BB: 1 P: 15	R: 0 E: 0 K: 0 S: 11	H: 0 LOB: 0 BB: 0 P: 14	R: 0 E: 0 K: 0 S: 7	H: 0 LOB: 2 BB: 0 P: 9	R: 0 E: 0 K: 1 S: 10	H: 0 LOB: 1 BB: 1 P: 15	R: 0 E: 0 K: 0 S: 11	H: 1 LOB: 0 BB: 0 P: 18	R: 0 E: 0 K: 1 S: 7	H: 0 LOB: 0 BB: 0 P: 9	R: 0 E: 0 K: 1 S: 7	H: 0 LOB: 1 BB: 1 P: 15	1B: 1 2B: 0 3B: 0 HR: 0	SF: 0 SAC: 0 DP: 1 HBP: 0	WP: 0 PB: 0 SB: 1 CS: 0	PA: 30
<b>PITCHER</b> Andy Hawkins, R (1, 1) ERA: 4.32	IP: 9.0 WLS: W BF: 30 H: 1 R: 0 ER: 0 SO: 5 BB: 3 IBB: 0 HBP: 0 BLK: 0 WP: 0 HR: 0 S: 72 P: 112 ERA: 0.00 WHIP: 0.444															<b>PITCHER</b>						

AB	27
R	0
H	1
RBI	0
BB	3
SO	5
LOB	7



Batter	1	2	3	4	5	6	7	8	9	AB	R	H	RBI	BB	SO	LOB	BOTTOM
Tony Gwynn, L (1, 9) OBP: 0.339, SLG: 0.327	1-1 4-3		2-1 1B		4-0 1B IBB			2-2 4-3		3	0	1	0	1	0	0	<b>Houston Astros @ San Diego Padres</b> <b>Jack Murphy Stadium, San Diego, CA</b> Sun Apr 24 1988, 6:33 AM EDT Att: 15,976 - Sunny - 70 F
Roberto Alomar, S (1, 4) OBP: 0.333, SLG: 0.333	2-2 F7		2-3 K		3-2 1B			0-3 K		4	0	1	1	0	2	2	
Randy Ready, R (1, 5) OBP: 0.345, SLG: 0.380	4-2 FC5-4 BB		2-3 K		0-0 F9			4-0 3B BB		2	1	0	0	2	1	4	
Keith Moreland, R (1, 7) Marvell Wynne, L (8, 8) OBP: 0.305, SLG: 0.310 OBP: 0.316, SLG: 0.765	1-2 FC5-4			2-0 P4		2-1 F7		3-1 1B 3B		3	0	0	0	0	0	1	
Benito Santiago, R (1, 2) OBP: 0.308, SLG: 0.451		1-1 F9		1-1 F8		1-3 K		0-0 CS 1B		4	0	1	1	0	1	0	
Carmelo Martinez, R (1, 3) OBP: 0.152, SLG: 0.129		0-0 F8		0-2 1-3		2-2 F7		1-0 CS		3	0	0	0	0	0	0	
Dickie Thon, R (1, 6) OBP: 0.300, SLG: 0.278		1-0 5-3			1-1 SH3-4 1B			0-3 K		3	1	1	0	0	1	0	
Shawn Abner, R (1, 8) OBP: 0.214, SLG: 0.231			2-2 1B 1B		1-0 L6		3-2 F5			3	0	1	0	0	0	1	
Andy Hawkins, R (1, 1)			0-2 B1		1-1 SH3-4		0-3 K			2	0	0	0	0	1	1	
										1B: 5 2B: 0 3B: 1 HR: 0	SF: 0 SAC: 1 DP: 0 HBP: 0	WP: 0 PB: 0 SB: 1 CS: 1	PA: 33				
<b>PITCHER</b> Jim Deshaies, L (1, 1) ERA: 2.55 Ernie Camacho, R (8, 1) ERA: 8.44	IP: 7.2 WLS: L BF: 31 H: 5 R: 3 ER: 3 SO: 3 BB: 5 IBB: 1 HBP: 0 BLK: 0 WP: 0 HR: 0 S: 77 P: 124 ERA: 3.52 WHIP: 0.913															<b>PITCHER</b>	

AB	28
R	3
H	6
RBI	3
BB	3
SO	6
LOB	9





Batter	1	2	3	4	5	6	7	8	9	AB	R	H	RBI	BB	SO	LOB	TOP								
Vince Coleman, S (1, 7) OBP: 0.346, SLG: 0.528	1-2 G4-6-3 1B		1-0 SAFE SAFE 1B			1-0 4-3		2-2 CS 1B		4	0	3	0	0	0	0									
Ozzie Smith, S (1, 6) OBP: 0.397, SLG: 0.412	1-2 SAFE SAFE SAFE SAFE 1B	2-2 G4-6-3 1-2	3-3 SAFE SAFE SAFE SAFE SAFE 1B			0-0 6-3		2-1 SAFE SAFE SAFE SAFE SAFE CS	0-1 SAFE SAFE SAFE SAFE SAFE G4-3 1B	4	0	1	0	0	1	3									
Willie McGee, S (1, 8) OBP: 0.280, SLG: 0.296	0-1 4-3					1-0 1B		1-0 2B	1-0 SAFE SAFE SAFE SAFE SAFE G4-3 1B	4	0	2	0	0	0	1									
Bob Horner, R (1, 3)		0-0 SAFE SAFE SAFE SAFE SAFE 1B				2-0 SAFE SAFE SAFE SAFE SAFE 1B		2-0 6-3	0-0 SAFE SAFE SAFE SAFE SAFE 3B	4	0	3	0	0	0	1									
Terry Pendleton, S (1, 5) OBP: 0.278, SLG: 0.288		0-1 SAFE SAFE SAFE SAFE SAFE G6-3 1-2				3-2 SAFE SAFE SAFE SAFE SAFE F7		2-2 SAFE SAFE SAFE SAFE SAFE F7	1-2 SAFE SAFE SAFE SAFE SAFE 4-3	4	0	0	0	0	0	4									
Tom Brunansky, R (1, 9) OBP: 0.285, SLG: 0.246		1-2 SAFE SAFE SAFE SAFE SAFE F3				0-0 SAFE SAFE SAFE SAFE SAFE G6-4-3 1-2		1-3 SAFE SAFE SAFE SAFE SAFE K		3	0	0	0	0	1	2									
Tony Peña, R (1, 2) OBP: 0.276, SLG: 0.393			2-2 SAFE SAFE SAFE SAFE SAFE 4-3			0-1 SAFE SAFE SAFE SAFE SAFE 6-3		2-2 SAFE SAFE SAFE SAFE SAFE F8		3	0	0	0	0	0	0									
Luis Alicaia, S (1, 4) OBP: 0.333, SLG: 0.400			0-0 SAFE SAFE SAFE SAFE SAFE 1B			2-2 SAFE SAFE SAFE SAFE SAFE L5		1-0 SAFE SAFE SAFE SAFE SAFE G3		3	0	1	0	0	0	0									
John Tudor, L (1, 1) Randy O'Neal, R (7, 1) Duane Walker, L (8, PH) Scott Terry, R (8, 1)			2-3 SAFE SAFE SAFE SAFE SAFE K			0-0 SAFE SAFE SAFE SAFE SAFE F7		2-1 SAFE SAFE SAFE SAFE SAFE F2		2	0	0	0	0	1	1									
<b>Inning Stats</b>	R: 0 E: 0 K: 0 S: 9	H: 1 LOB: 0 BB: 0 P: 12	R: 0 E: 0 K: 0 S: 7	H: 1 LOB: 0 BB: 0 P: 8	R: 0 E: 0 K: 2 S: 12	H: 2 LOB: 2 BB: 0 P: 20	R: 0 E: 0 K: 0 S: 10	H: 2 LOB: 1 BB: 0 P: 15	R: 0 E: 0 K: 0 S: 6	H: 0 LOB: 0 BB: 0 P: 8	R: 0 E: 0 K: 1 S: 4	H: 1 LOB: 0 BB: 0 P: 8	R: 0 E: 0 K: 1 S: 10	H: 0 LOB: 0 BB: 0 P: 15	R: 0 E: 0 K: 0 S: 7	H: 1 LOB: 0 BB: 0 P: 14	R: 0 E: 0 K: 0 S: 8	H: 2 LOB: 1 BB: 0 P: 10	1B: 8 2B: 1 3B: 1 HR: 0	SF: 0 SAC: 0 DP: 4 HBP: 0	WP: 0 PB: 0 SB: 1 CS: 1	PA: 33			
<b>PITCHER</b> Eric Show, R (1, 1) ERA: 5.09	IP: 9.0 WLS: W BF: 32 H: 10 R: 0 ER: 0 SO: 3 BB: 0 IBB: 0 HBP: 0 BLK: 0 WP: 0 HR: 0 S: 73 P: 110 ERA: 0.00 WHIP: 1.111																								

St. Louis Cardinals @ San Diego Padres  
Jack Murphy Stadium, San Diego, CA  
Tue Apr 26 1988, 10:05 PM EDT  
Att: 15,563 - Unknown - 65 F

livebaseballscores.com

AB 32  
R 0  
H 10  
RBI 0  
BB 0  
SO 3  
LOB 12



Batter	1	2	3	4	5	6	7	8	9	AB	R	H	RBI	BB	SO	LOB	BOTTOM							
Tony Gwynn, L (1, 9) OBP: 0.348, SLG: 0.356	0-1 1-3		0-2 SAFE SAFE SAFE SAFE SAFE 2B			0-0 SAFE SAFE SAFE SAFE SAFE FC4-6 1B		1-0 SAFE SAFE SAFE SAFE SAFE F8		4	0	2	0	0	0	0								
Roberto Alomar, S (1, 4) OBP: 0.287, SLG: 0.287	0-3 SAFE SAFE SAFE SAFE SAFE K					1-3 SAFE SAFE SAFE SAFE SAFE K		1-1 SAFE SAFE SAFE SAFE SAFE F9		3	0	0	0	0	2	2								
Randy Ready, R (1, 5) OBP: 0.328, SLG: 0.358	1-2 SAFE SAFE SAFE SAFE SAFE 6-3					2-1 SAFE SAFE SAFE SAFE SAFE F7		1-2 SAFE SAFE SAFE SAFE SAFE FC4-6 1-2		3	0	0	0	0	0	2								
Keith Moreland, R (1, 7) Marvell Wynne, L (8, 8) OBP: 0.290, SLG: 0.295 OBP: 0.316, SLG: 0.765		2-1 SAFE SAFE SAFE SAFE SAFE 4-3				2-2 SAFE SAFE SAFE SAFE SAFE F7		1-0 SAFE SAFE SAFE SAFE SAFE 4-3		3	0	0	0	0	0	0								
Benito Santiago, R (1, 2) OBP: 0.309, SLG: 0.444		0-0 SAFE SAFE SAFE SAFE SAFE F8				1-2 SAFE SAFE SAFE SAFE SAFE F8		0-0 SAFE SAFE SAFE SAFE SAFE CS 1B		3	0	1	0	0	0	0								
Carmelo Martinez, R (1, 3) OBP: 0.187, SLG: 0.235		1-2 SAFE SAFE SAFE SAFE SAFE F7				2-0 SAFE SAFE SAFE SAFE SAFE P6		1-1 SAFE SAFE SAFE SAFE SAFE HR		3	1	1	1	0	0	0								
Garry Templeton, S (1, 6) OBP: 0.214, SLG: 0.310			1-1 SAFE SAFE SAFE SAFE SAFE L4			1-0 SAFE SAFE SAFE SAFE SAFE 4-3		3-2 SAFE SAFE SAFE SAFE SAFE F7		3	0	0	0	0	0	0								
Shawn Abner, R (1, 8) OBP: 0.176, SLG: 0.188			0-1 SAFE SAFE SAFE SAFE SAFE L5			1-0 SAFE SAFE SAFE SAFE SAFE L5		2-3 SAFE SAFE SAFE SAFE SAFE K		3	0	0	0	0	1	0								
Eric Show, R (1, 1) OBP: 0.286, SLG: 0.286			1-1 SAFE SAFE SAFE SAFE SAFE 2B 1B			0-0 SAFE SAFE SAFE SAFE SAFE 1B 1B		0-3 SAFE SAFE SAFE SAFE SAFE K		3	0	2	0	0	1	0								
<b>Inning Stats</b>	R: 0 E: 0 K: 1 S: 8	H: 0 LOB: 0 BB: 0 P: 9	R: 0 E: 0 K: 0 S: 6	H: 0 LOB: 0 BB: 0 P: 9	R: 0 E: 0 K: 0 S: 10	H: 2 LOB: 2 BB: 0 P: 12	R: 0 E: 0 K: 1 S: 8	H: 0 LOB: 0 BB: 0 P: 13	R: 0 E: 0 K: 0 S: 9	H: 2 LOB: 2 BB: 0 P: 12	R: 0 E: 0 K: 0 S: 10	H: 2 LOB: 0 BB: 0 P: 15	R: 0 E: 0 K: 2 S: 7	H: 0 LOB: 0 BB: 0 P: 10	1B: 4 2B: 1 3B: 0 HR: 1	SF: 0 SAC: 0 DP: 0 HBP: 0	WP: 0 PB: 0 SB: 0 CS: 1	PA: 28						
<b>PITCHER</b> John Tudor, L (1, 1) ERA: Randy O'Neal, R (7, 1) ERA: 3.38 Scott Terry, R (8, 1) ERA:	IP: 6.0 WLS: L BF: 4 H: 2 R: 1 ER: 1 SO: 2 BB: 0 IBB: 0 HBP: 0 BLK: 0 WP: 0 HR: 0 S: 46 P: 64 ERA: 0.00 WHIP: 0.667																							

St. Louis Cardinals @ San Diego Padres  
Jack Murphy Stadium, San Diego, CA  
Tue Apr 26 1988, 10:05 PM EDT  
Att: 15,563 - Unknown - 65 F

livebaseballscores.com

AB 28  
R 1  
H 6  
RBI 1  
BB 0  
SO 4  
LOB 4













Batter	1	2	3	4	5	6	7	8	9	AB	R	H	RBI	BB	SO	LOB	TOP																					
<b>Barry Bonds, L</b> OBP: 0.283, SLG: 0.563 (1, 7)	G3			BLK 1B BB		F7	K		K	4	1	0	0	1	2	3	<b>Pittsburgh Pirates @ San Diego Padres</b> Jack Murphy Stadium, San Diego, CA Fri Apr 29 1988, 10:05 PM EDT Att: 16,185 - Unknown - 68 F																					
<b>Jose Lind, R</b> OBP: 0.232, SLG: 0.250 (1, 4)	6-3		1-3			WP 3-1 1B		F9		4	0	1	0	0	0	1																						
<b>Andy Van Slyke, L</b> OBP: 0.314, SLG: 0.440 (1, 8)	G3		2-H 1B			3-1		K		4	0	1	1	0	1	1																						
<b>Bobby Bonilla, S</b> OBP: 0.387, SLG: 0.679 (1, 5)		G3	F8			F8				4	0	1	0	0	0	2																						
<b>Sid Bream, L</b> OBP: 0.362, SLG: 0.492 <b>Dave Hostetter, R</b> OBP: 0.200, SLG: 0.200 (8, PH) (8, 3)	4-3		1-2 BB					1B 2B 1B		2	1	1	0	1	0	0																						
<b>R.J. Reynolds, S</b> OBP: 0.382, SLG: 0.550 (1, 9)	F7		F8							1	0	0	0	0	0	1																						
<b>Michael LaValliere, L</b> OBP: 0.489, SLG: 0.466 <b>John Cangelosi, S</b> OBP: 0.350, SLG: 0.294 (9, PH) (9, 3)	4-3				F8			F7		3	0	0	0	0	0	2																						
<b>Al Pedrique, R</b> OBP: 0.227, SLG: 0.179 (1, 6)	F3				5-3					3	0	1	1	1	0	0																						
<b>Brian Fisher, R</b> <b>Randy Milligan, R</b> <b>Vicente Palacios, R</b> <b>Darnell Coles, R</b> <b>Bob Kipper, R</b> <b>Junior Ortiz, R</b> OBP: 0.375, SLG: 0.500 (1, 1) (3, PH) (3, 1) (7, PH) (7, 1) (9, PH)	K				4-3					0	0	0	0	0	0	0																						
<b>Inning Stats</b>	R: 0 E: 0 K: 0 S: 6	H: 0 LOB: 0 BB: 0 P: 9	R: 0 E: 0 K: 0 S: 7	H: 0 LOB: 0 BB: 0 P: 14	R: 0 E: 0 K: 1 S: 9	H: 0 LOB: 0 BB: 0 P: 14	R: 1 E: 0 K: 0 S: 15	H: 1 LOB: 2 BB: 2 P: 31	R: 0 E: 0 K: 0 S: 5	H: 0 LOB: 0 BB: 0 P: 7	R: 0 E: 0 K: 0 S: 11	H: 1 LOB: 1 BB: 0 P: 17	R: 2 E: 0 K: 2 S: 14	H: 3 LOB: 1 BB: 0 P: 24	R: 0 E: 0 K: 1 S: 10	H: 1 LOB: 1 BB: 1 P: 14		R: 0 E: 0 K: 2 S: 16	H: 1 LOB: 2 BB: 1 P: 26	1B: 6 2B: 1 3B: 0 HR: 0	SF: 0 SAC: 0 DP: 0 HBP: 0	WP: 1 PB: 0 SB: 0 CS: 0	PA: 37															
<b>PITCHER</b>	IP	WLS	BF	H	R	ER	SO	BB	IBB	HBP	BLK	WP	HR	S	P	ERA	WHIP	<b>PITCHER</b>				IP	WLS	BF	H	R	ER	SO	BB	IBB	HBP	BLK	WP	HR	S	P	ERA	WHIP
<b>Andy Hawkins, R</b> ERA: 4.31 (1, 1)	6.1	W	26	5	3	3	1	2	0	0	1	1	0	60	104	4.26	1.105					6.1	L	11	2	0	0	5	1	0	0	1	0	0	33	52	0.00	1.125
<b>Mark Davis, L</b> ERA: 0.92 (7, 1)	2.2	S	11	2	0	0	5	1	0	0	1	0	0	33	52	0.00	1.125					2.2	S	11	2	0	0	5	1	0	0	1	0	0	33	52	0.00	1.125

AB	34
R	3
H	7
RBI	2
BB	3
SO	6
LOB	13



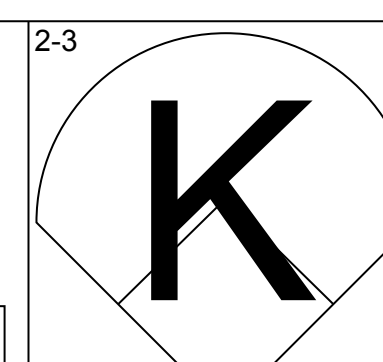
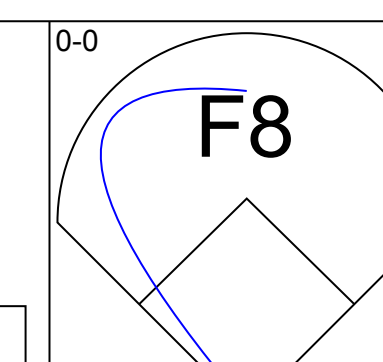
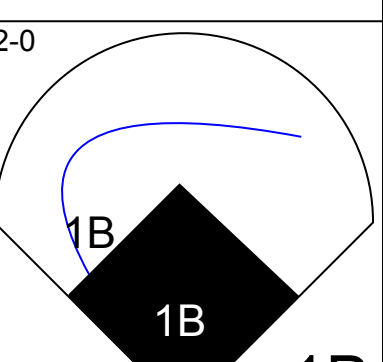
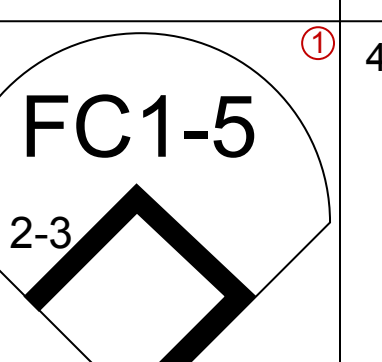
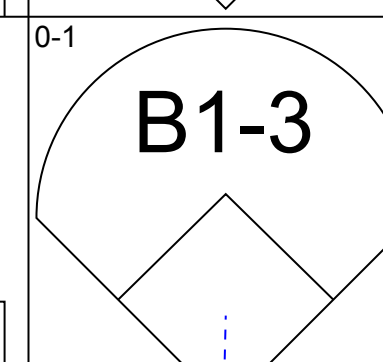
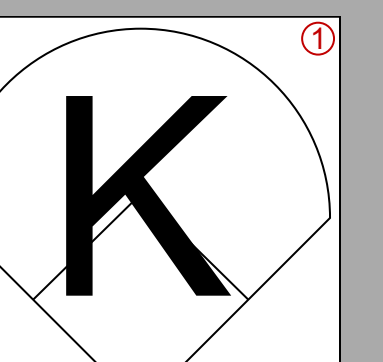
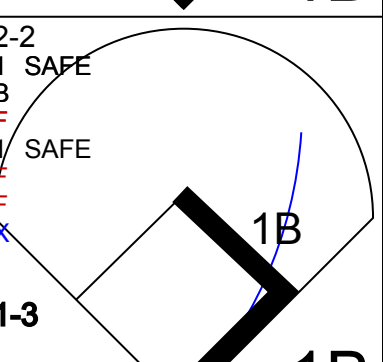
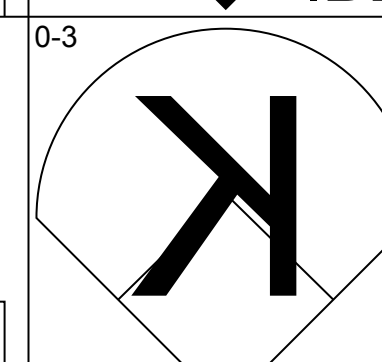
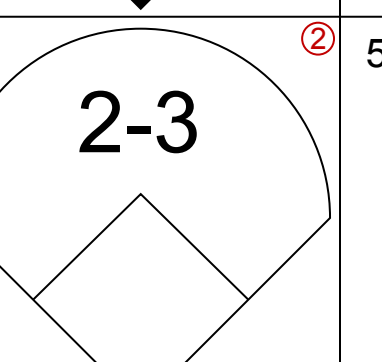
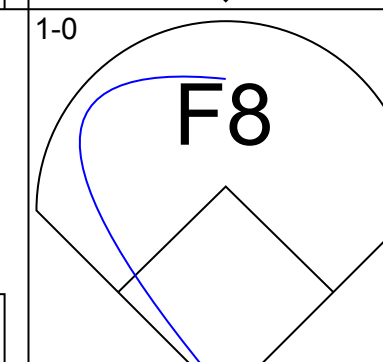
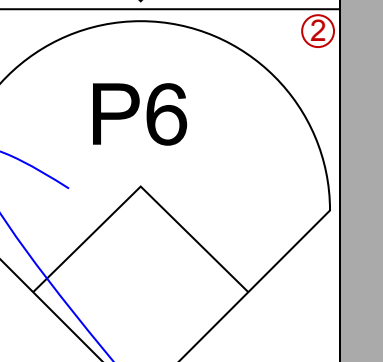
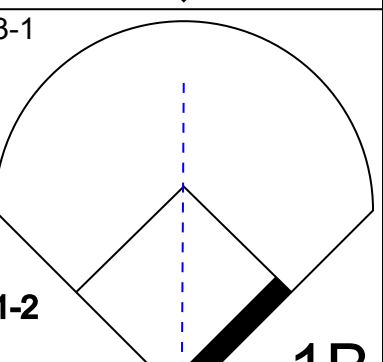
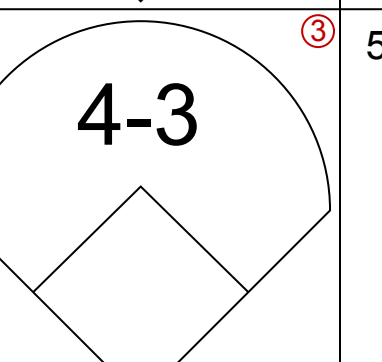
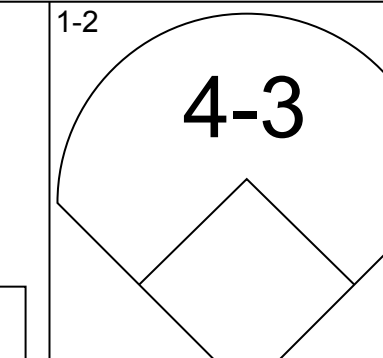
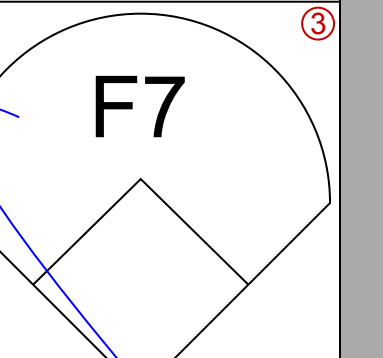
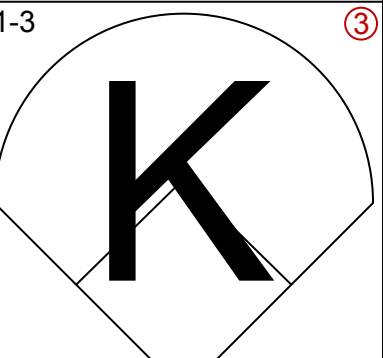
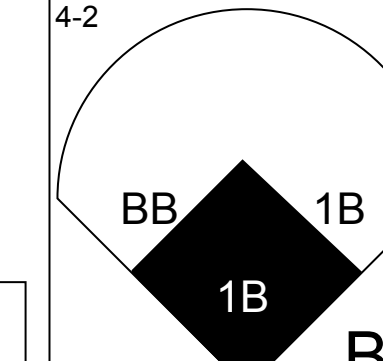
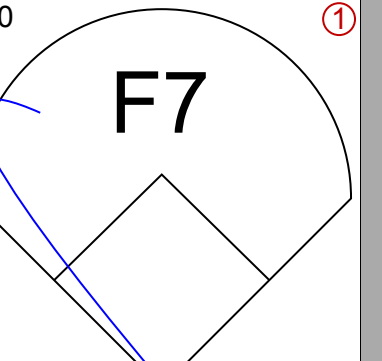
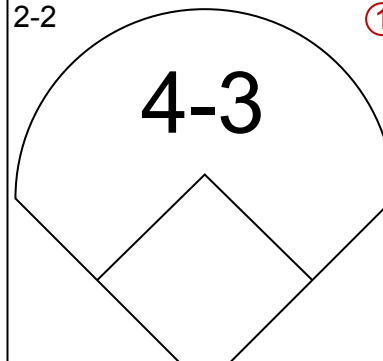
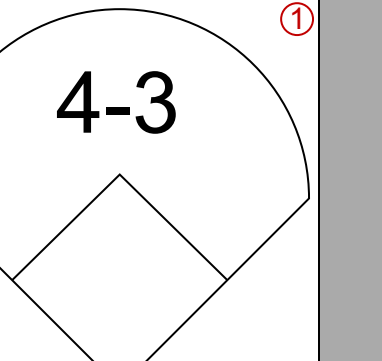
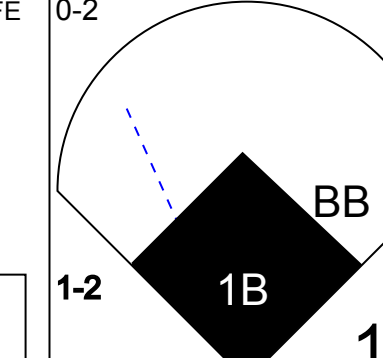
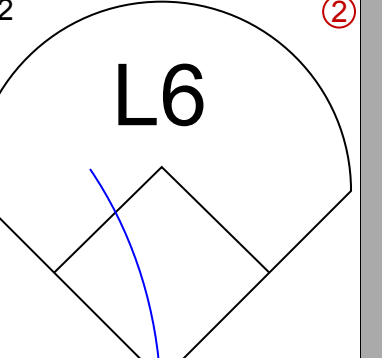
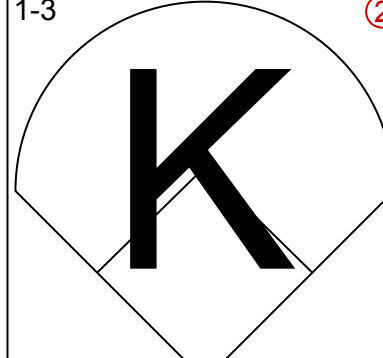
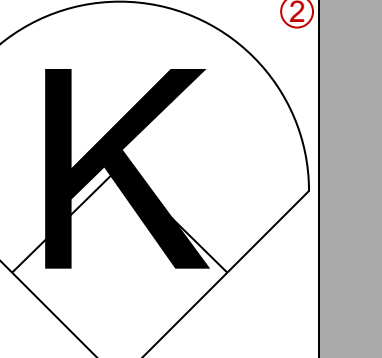
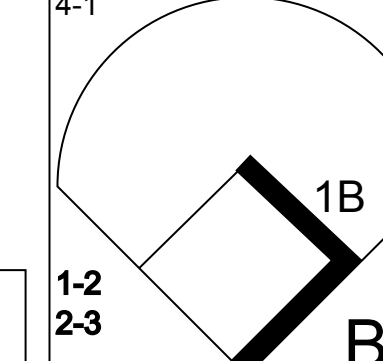
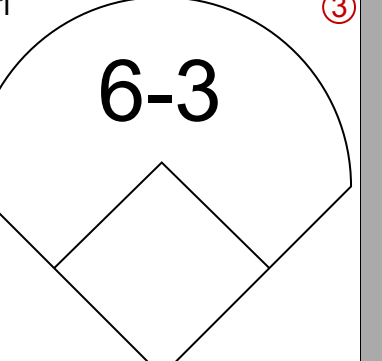
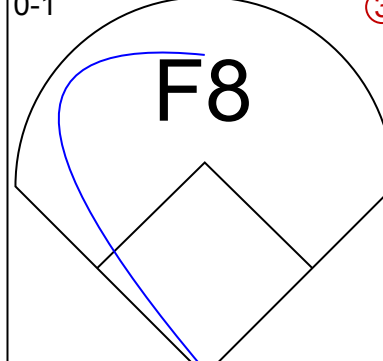
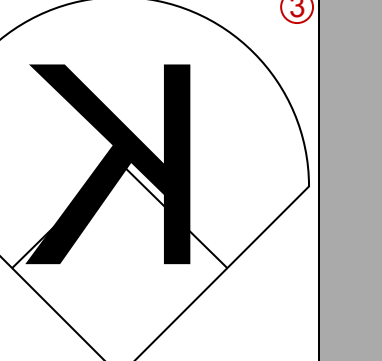
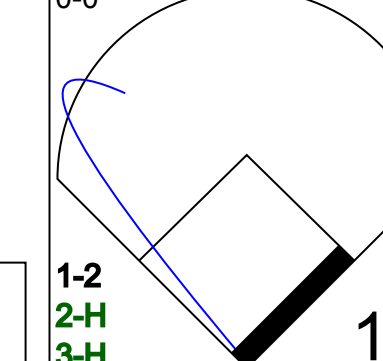
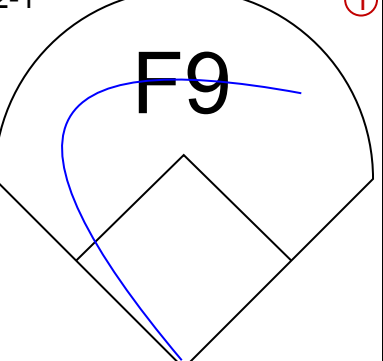
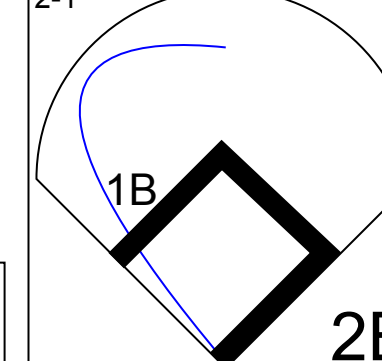
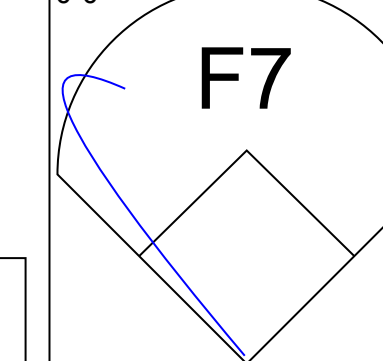
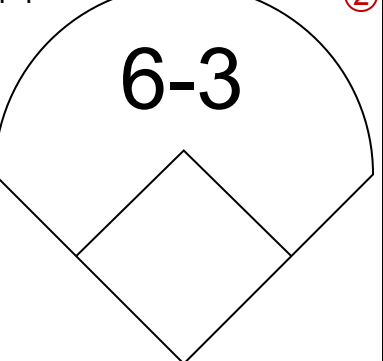
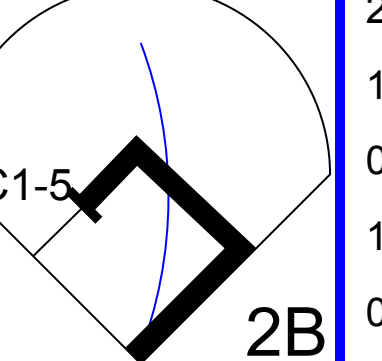
Batter	1	2	3	4	5	6	7	8	9	AB	R	H	RBI	BB	SO	LOB	BOTTOM																					
<b>Tony Gwynn, L</b> OBP: 0.363, SLG: 0.361 (1, 9)	4-3		F8	L4		1-3		F8		5	0	0	0	0	0	3	<b>Pittsburgh Pirates @ San Diego Padres</b> Jack Murphy Stadium, San Diego, CA Fri Apr 29 1988, 10:05 PM EDT Att: 16,185 - Unknown - 68 F																					
<b>Roberto Alomar, S</b> OBP: 0.321, SLG: 0.333 (1, 4)	K		S 1B		G3			K		5	0	2	0	0	2	1																						
<b>John Kruk, L</b> OBP: 0.388, SLG: 0.545 (1, 3)	HR		K		BB 1B BB					4	2	2	2	1	1	2																						
<b>Keith Moreland, R</b> OBP: 0.338, SLG: 0.333 <b>Shawn Abner, R</b> OBP: 0.150, SLG: 0.158 (7, PR) (8, 7)	4-3				BB 1B					4	1	2	0	0	1	0																						
<b>Benito Santiago, R</b> OBP: 0.284, SLG: 0.409 (1, 2)		S 2B			F7			F8		4	1	2	0	0	0	3																						
<b>Manvell Wynne, L</b> OBP: 0.379, SLG: 0.680 (1, 8)	F7				1B 2B					2	1	1	1	2	0	1																						
<b>Chris Brown, R</b> OBP: 0.333, SLG: 0.351 (1, 5)					6-3					3	0	2	2	1	0	1																						
<b>Garry Templeton, S</b> OBP: 0.250, SLG: 0.306 (1, 6)	G6-4-3				1B IBB					3	0	0	0	1	1	6																						
<b>Andy Hawkins, R</b> OBP: 0.091, SLG: 0.091 <b>Mark Davis, L</b> (7, 1)										3	0	1	1	0	1	0																						
<b>Inning Stats</b>	R: 1 E: 0 K: 1 S: 13	H: 1 LOB: 0 BB: 0 P: 17	R: 0 E: 0 K: 0 S: 10	H: 1 LOB: 1 BB: 1 P: 19	R: 0 E: 0 K: 2 S: 10	H: 1 LOB: 1 BB: 0 P: 19	R: 2 E: 0 K: 1 S: 11	H: 3 LOB: 2 BB: 1 P: 19	R: 2 E: 0 K: 0 S: 14	H: 2 LOB: 2 BB: 2 P: 25	R: 0 E: 0 K: 0 S: 10	H: 1 LOB: 1 BB: 0 P: 17	R: 0 E: 0 K: 1 S: 11	H: 2 LOB: 2 BB: 1 P: 19	R: 1 E: 0 K: 1 S: 10	H: 1 LOB: 1 BB: 1 P: 20		1B: 8 2B: 3 3B: 0 HR: 1	SF: 0 SAC: 0 DP: 1 HBP: 0	WP: 0 PB: 0 SB: 3 CS: 1	PA: 40																	
<b>PITCHER</b>	IP	WLS	BF	H	R	ER	SO	BB	IBB	HBP	BLK	WP	HR	S	P	ERA	WHIP	<b>PITCHER</b>				IP	WLS	BF	H	R	ER	SO	BB	IBB	HBP	BLK	WP	HR	S	P	ERA	WHIP
<b>Brian Fisher, R</b> ERA: 1.84 (1, 1)	2.0	L	22	7	4	4	3	2	1	0	0	0	0	45	80	9.00	2.250					2.0	L	10	3	1	1	2	2	0	0	0	0	21	39	4.50	2.500	
<b>Vicente Palacios, R</b> ERA: 5.65 (3, 1)	4.0	L	22	7	4	4	3	2	1	0	0	0	0	45	80	9.00	2.250					4.0	L	10	3	1	1	2	2	0	0	0	0	21	39	4.50	2.500	
<b>Bob Kipper, L</b> ERA: 9.38 (7, 1)	2.0		10	3	1	1	2	2	0	0	0	0	0	21	39	4.50	2.500					2.0		10	3	1	1	2	2	0	0	0	0	21	39	4.50	2.500	





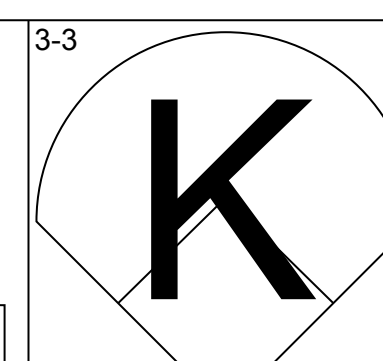
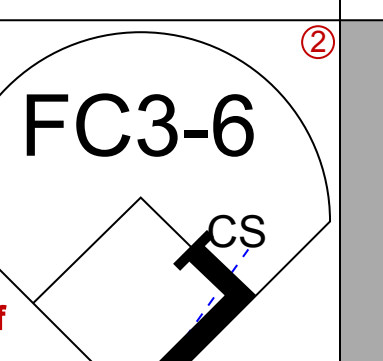
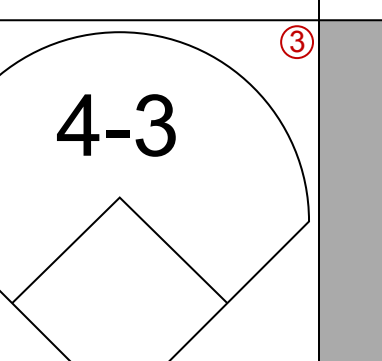
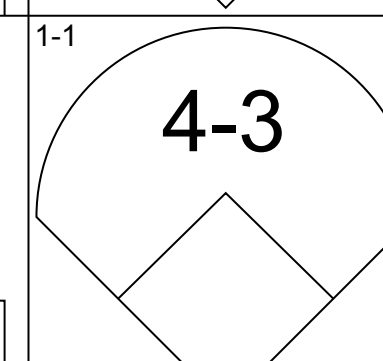
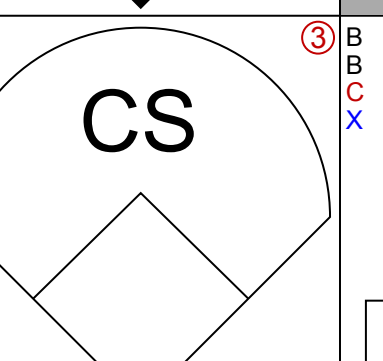
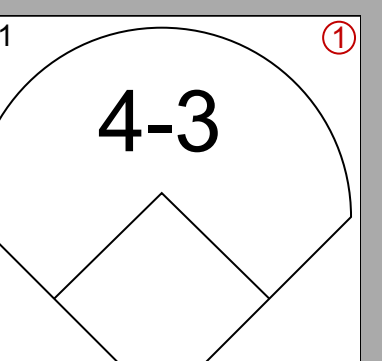
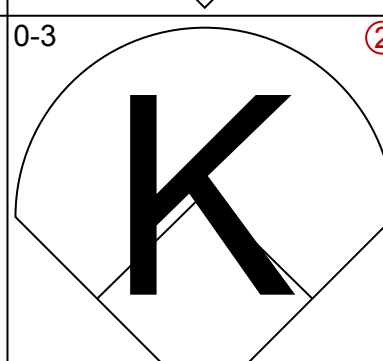
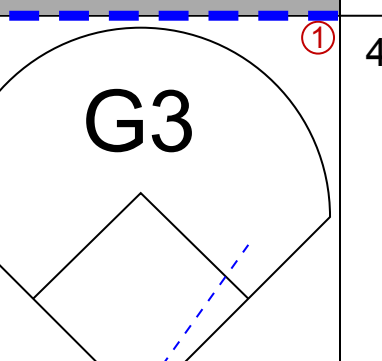
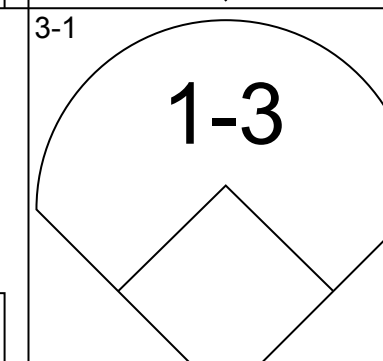
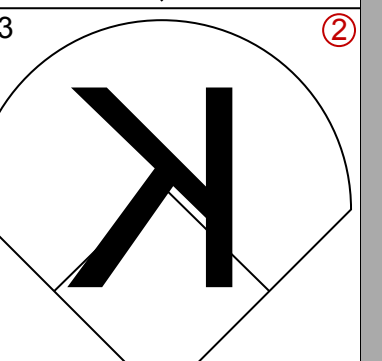
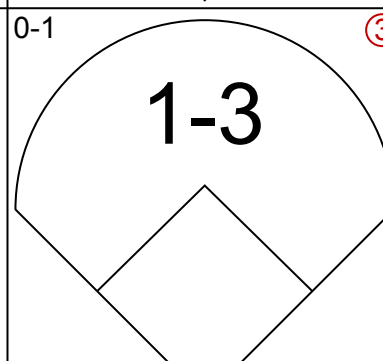
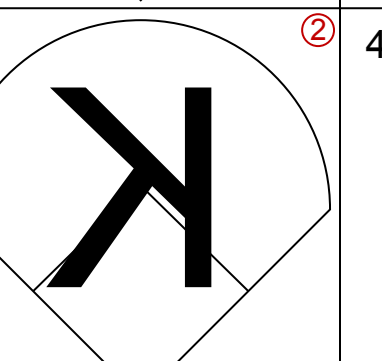
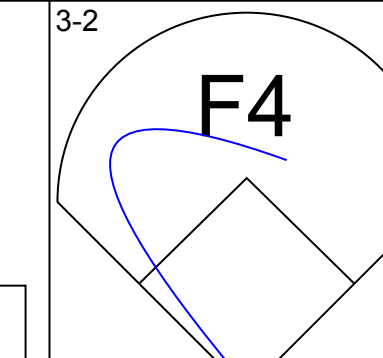
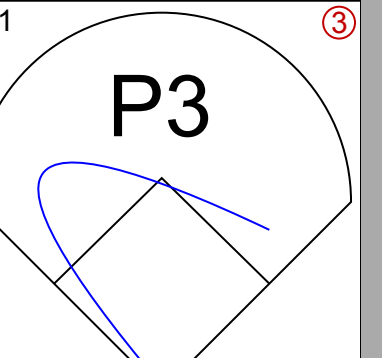
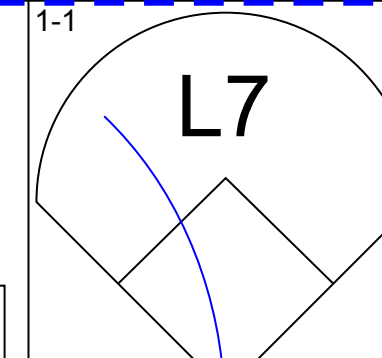
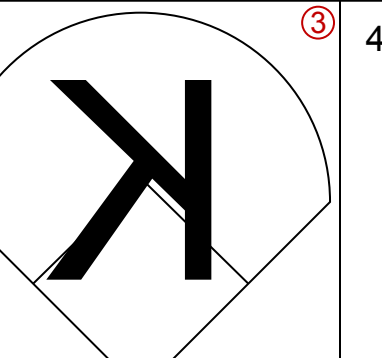
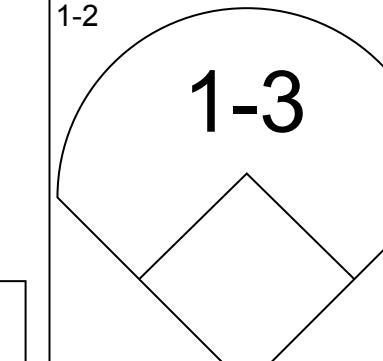
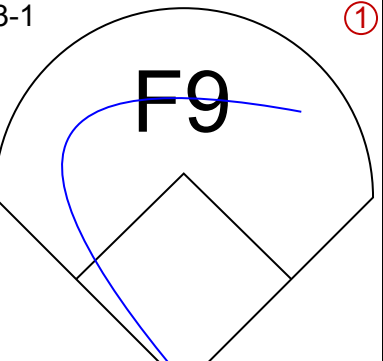
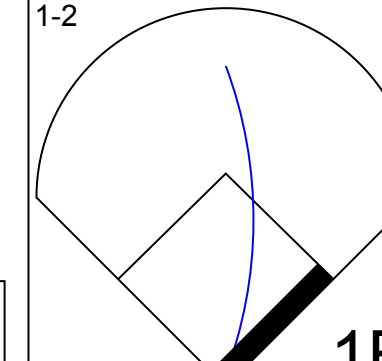
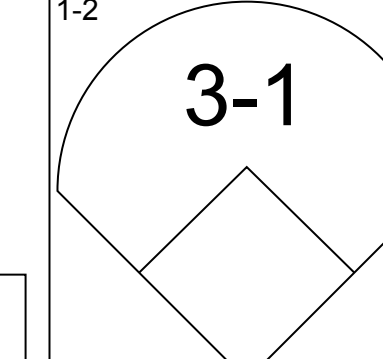
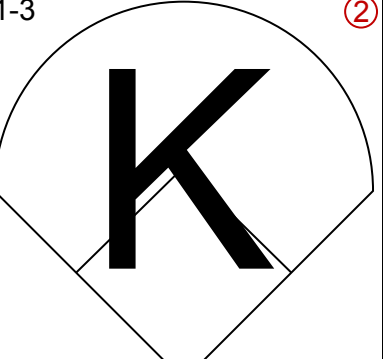
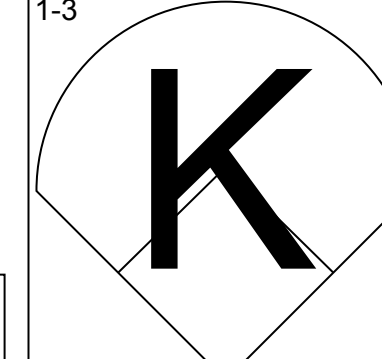
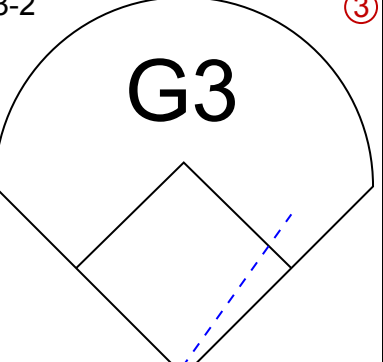
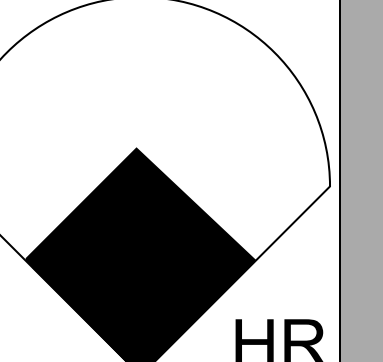
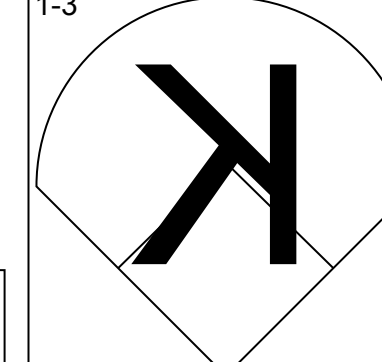
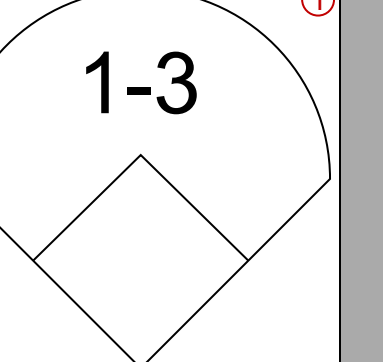
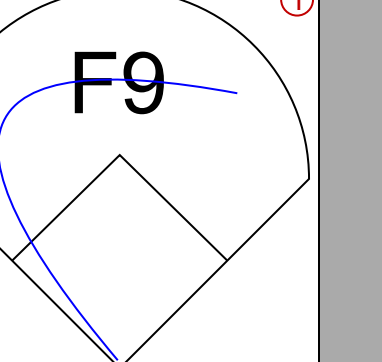
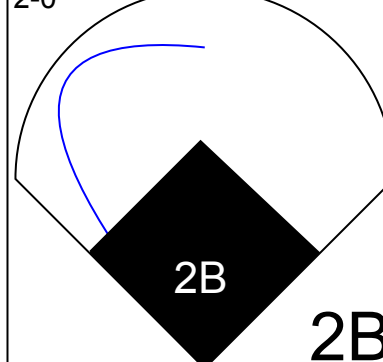
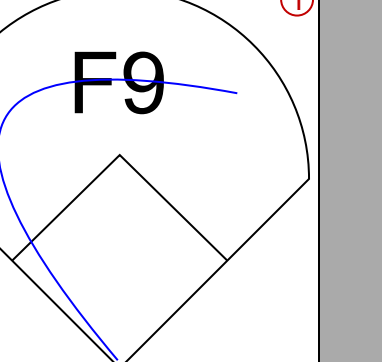
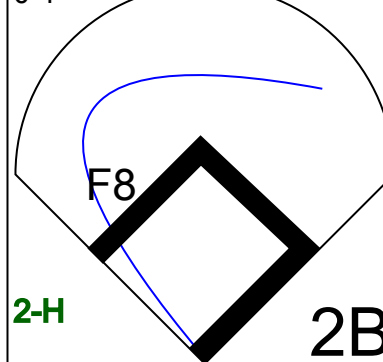
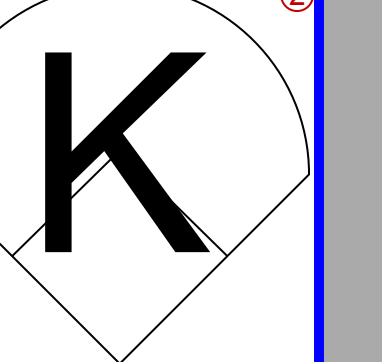
Batter	1	2	3	4	5	6	7	8	9	AB	R	H	RBI	BB	SO	LOB	TOP				
Barry Bonds, L (1, 7) OBP: 0.278, SLG: 0.554	3-2 SF8 2B		1-1 6-3		3-1 3-1		1-2 E4		0-0 G3	5	1	1	0	0	0	2	<b>Pittsburgh Pirates @ San Diego Padres</b> Jack Murphy Stadium, San Diego, CA Sat Apr 30 1988, 10:05 PM EDT Att: 24,357 - Unknown - 65 F				
Jose Lind, R (1, 4) OBP: 0.242, SLG: 0.253	2-0 4-3		0-0		4-0		2-1 F9			3	0	1	0	1	0	2					
Andy Van Slyke, L (1, 8) OBP: 0.300, SLG: 0.423	1-2 SF8		1-1 F7		0-3 BB			1-1 G3		3	0	0	1	0	1	2					
Bobby Bonilla, S (1, 5) OBP: 0.381, SLG: 0.682	0-0 P3			1-0 1B		2-3 K		1-3 K		4	1	1	0	0	2	0					
Sid Bream, L (1, 3) OBP: 0.370, SLG: 0.493		1-1 L4		0-0 SH1-3 1B		1-2 F8		1-0 CS 1B		4	1	2	1	0	0	0					
R.J. Reynolds, S (1, 9) OBP: 0.333, SLG: 0.500		0-1 3-1		1-1 1-3		0-0 4-3		2-2 CS	1-0 F9	4	0	0	0	0	0	1					
Junior Ortiz, R (1, 2) OBP: 0.421, SLG: 0.688		2-0 HR		1-1 SH1-3		1-2 F7		4-2 1B BB		2	1	1	2	1	0	0					
Al Pedrique, R (1, 6) OBP: 0.208, SLG: 0.163		1-1 F9		0-0 4-3		0-0 F9		2-3 K		4	0	0	0	0	1	1					
Bob Walk, R (1, 1) OBP: 0.091, SLG: 0.091			1-3 K		2-3 K		1-1 HR		1-1 1B	2	0	0	0	0	2	0					
Randy Milligan, R (7, PH) OBP: 0.318, SLG: 0.333									1-1 1B	1	1	1	1	0	0	0					
Bob Kipper, R (7, 1) OBP: 0.250, SLG: 0.143									1-2 1B	0	0	0	0	0	0	0					
Jeff Robinson, R (7, 1) OBP: 0.250, SLG: 0.143										1	0	1	0	0	0	0					
<b>Inning Stats</b>	R: 1 E: 0 K: 0 S: 8	H: 1 LOB: 0 BB: 0 P: 14	R: 1 E: 0 K: 0 S: 7	H: 1 LOB: 0 BB: 0 P: 11	R: 0 E: 0 K: 1 S: 8	H: 1 LOB: 0 BB: 0 P: 11	R: 2 E: 0 K: 0 S: 7	H: 2 LOB: 0 BB: 0 P: 10	R: 0 E: 0 K: 2 S: 9	H: 0 LOB: 0 BB: 0 P: 12	R: 1 E: 1 K: 0 S: 11	H: 1 LOB: 1 BB: 0 P: 16	R: 0 E: 0 K: 1 S: 8	H: 1 LOB: 0 BB: 0 P: 13	R: 0 E: 0 K: 1 S: 10	H: 1 LOB: 2 BB: 1 P: 18	1B: 4 2B: 1 3B: 1 HR: 2	SF: 1 SAC: 1 DP: 0 HBP: 0	WP: 0 PA: 38 PB: 0 SB: 1 CS: 1		
<b>PITCHER</b>	IP WLS BF H R ER SO BB IBB HBP BLK WP HR S P ERA WHIP	IP WLS BF H R ER SO BB IBB HBP BLK WP HR S P ERA WHIP	IP WLS BF H R ER SO BB IBB HBP BLK WP HR S P ERA WHIP	IP WLS BF H R ER SO BB IBB HBP BLK WP HR S P ERA WHIP	IP WLS BF H R ER SO BB IBB HBP BLK WP HR S P ERA WHIP	IP WLS BF H R ER SO BB IBB HBP BLK WP HR S P ERA WHIP	IP WLS BF H R ER SO BB IBB HBP BLK WP HR S P ERA WHIP	IP WLS BF H R ER SO BB IBB HBP BLK WP HR S P ERA WHIP	IP WLS BF H R ER SO BB IBB HBP BLK WP HR S P ERA WHIP	IP WLS BF H R ER SO BB IBB HBP BLK WP HR S P ERA WHIP	IP WLS BF H R ER SO BB IBB HBP BLK WP HR S P ERA WHIP	IP WLS BF H R ER SO BB IBB HBP BLK WP HR S P ERA WHIP	IP WLS BF H R ER SO BB IBB HBP BLK WP HR S P ERA WHIP	IP WLS BF H R ER SO BB IBB HBP BLK WP HR S P ERA WHIP	IP WLS BF H R ER SO BB IBB HBP BLK WP HR S P ERA WHIP	IP WLS BF H R ER SO BB IBB HBP BLK WP HR S P ERA WHIP	IP WLS BF H R ER SO BB IBB HBP BLK WP HR S P ERA WHIP				
Mark Grant, R (1, 1) ERA: 5.5	4.0 L	5 4	4 4	1 1	0 0	0 0	0 0	0 0	0 0	0 0	1 1	30 29	46 26	9.00 0.00	1.250 0.500						
Greg Booker, R (5, 1) ERA: 5.4	2.0	7 0	0 0	0 0	3 3	1 0	0 0	0 0	0 0	0 0	0 1	17 19	0 29	0.00 9.00	1.000						
Candy Sierra, R (7, 1) ERA: 5.4	1.0	5 1	1 1	0 0	1 1	0 0	0 0	0 0	0 0	0 0	1 1	11 26	9 29	9.00 0.00	1.000						
Dave Leiper, L (8, 1) ERA: 4.73	1.0	3 1	0 0	0 0	1 1	0 0	0 0	0 0	0 0	0 0	0 0	8 13	0 13	0.00 2.000							
Lance McCullers, R (9, 1) ERA: 4.73	1.0	5 1	0 0	0 0	1 1	1 0	0 0	0 0	0 0	0 0	0 0	10 18	0 18	0.00 2.000							
<b>Batter</b>	<b>1</b>	<b>2</b>	<b>3</b>	<b>4</b>	<b>5</b>	<b>6</b>	<b>7</b>	<b>8</b>	<b>9</b>	<b>AB</b>	<b>R</b>	<b>H</b>	<b>RBI</b>	<b>BB</b>	<b>SO</b>	<b>LOB</b>	<b>BOTTOM</b>				
Tony Gwynn, L (1, 9) OBP: 0.365, SLG: 0.364	1-1 FC6-4 1B		0-0 FC4-6 1B		1-1 L5		1-1 6-3		1-0 F7	5	0	2	0	0	0	0	<b>Pittsburgh Pirates @ San Diego Padres</b> Jack Murphy Stadium, San Diego, CA Sat Apr 30 1988, 10:05 PM EDT Att: 24,357 - Unknown - 65 F				
Roberto Alomar, S (1, 4) OBP: 0.333, SLG: 0.419	1-1 FC6-4 1-2		2-0 FC4-6 BB		4-2 1B BB		2-2 HR		0-3 K	4	1	1	1	1	1	3					
John Kruk, L (1, 3) OBP: 0.396, SLG: 0.532	2-1 4-3		4-1 FC5-4 BB		0-1 1-2 1B		3-2 F7			3	0	1	0	1	0	1					
Keith Moreland, R (1, 7) OBP: 0.333, SLG: 0.342	0-0 B2-3		2-1 FC5-4 1-2		1-0 F7		3-1 2B			4	0	1	0	0	0	6					
Benito Santiago, R (1, 2) OBP: 0.268, SLG: 0.386		0-2 5-3		1-0 6-3		2-2 F9		0-3 K2-3		4	0	0	0	0	1	3					
Marvell Wynne, L (1, 8) OBP: 0.384, SLG: 0.607		2-0 P4		4-1 1B BB		1-0 F8		1-1 F9		3	0	0	0	1	0	0					
Lance McCullers, S (9, 1) ERA: 4.15										0	0	0	0	0	0	0					
Chris Brown, R (1, 5) OBP: 0.326, SLG: 0.341		0-0 L3		2-1 1-3 1B		0-0 6-3		0-0 4-3		4	0	1	0	0	0	0					
Garry Templeton, S (1, 6) OBP: 0.268, SLG: 0.327			1-1 F8		4-2 BB		3-1 2B		1-3 K	3	0	1	0	1	1	0					
Mark Grant, R (1, 1) Carmelo Martinez, R (4, PH) Greg Booker, R (5, 1) Dicke Thon, R (6, PH) Candy Sierra, R (7, 1) Dave Leiper, L (8, 1) Shawn Abner, R (9, 8) OBP: 0.143, SLG: 0.150			4-1 FC4-6 1B BB		3-1 F8		2-1 6-3		0-3 K	0	0	0	0	1	0	0					
<b>Inning Stats</b>	R: 0 E: 0 K: 0 S: 7	H: 1 LOB: 0 BB: 0 P: 11	R: 0 E: 0 K: 0 S: 5	H: 0 LOB: 0 BB: 0 P: 7	R: 0 E: 0 K: 0 S: 8	H: 1 LOB: 3 BB: 2 P: 21	R: 0 E: 0 K: 0 S: 9	H: 1 LOB: 2 BB: 2 P: 23	R: 0 E: 0 K: 0 S: 10	H: 1 LOB: 1 BB: 1 P: 18	R: 0 E: 0 K: 0 S: 6	H: 1 LOB: 1 BB: 0 P: 12	R: 1 E: 0 K: 1 S: 14	H: 2 LOB: 1 BB: 0 P: 23	R: 0 E: 0 K: 1 S: 6	H: 0 LOB: 0 BB: 0 P: 8	R: 0 E: 0 K: 2 S: 8	H: 0 LOB: 0 BB: 0 P: 9	1B: 4 2B: 2 3B: 0 HR: 1	SF: 0 SAC: 0 DP: 0 HBP: 0	WP: 0 PA: 38 PB: 0 SB: 1 CS: 0
<b>PITCHER</b>	IP WLS BF H R ER SO BB IBB HBP BLK WP HR S P ERA WHIP	IP WLS BF H R ER SO BB IBB HBP BLK WP HR S P ERA WHIP	IP WLS BF H R ER SO BB IBB HBP BLK WP HR S P ERA WHIP	IP WLS BF H R ER SO BB IBB HBP BLK WP HR S P ERA WHIP	IP WLS BF H R ER SO BB IBB HBP BLK WP HR S P ERA WHIP	IP WLS BF H R ER SO BB IBB HBP BLK WP HR S P ERA WHIP	IP WLS BF H R ER SO BB IBB HBP BLK WP HR S P ERA WHIP	IP WLS BF H R ER SO BB IBB HBP BLK WP HR S P ERA WHIP	IP WLS BF H R ER SO BB IBB HBP BLK WP HR S P ERA WHIP	IP WLS BF H R ER SO BB IBB HBP BLK WP HR S P ERA WHIP	IP WLS BF H R ER SO BB IBB HBP BLK WP HR S P ERA WHIP	IP WLS BF H R ER SO BB IBB HBP BLK WP HR S P ERA WHIP	IP WLS BF H R ER SO BB IBB HBP BLK WP HR S P ERA WHIP	IP WLS BF H R ER SO BB IBB HBP BLK WP HR S P ERA WHIP	IP WLS BF H R ER SO BB IBB HBP BLK WP HR S P ERA WHIP	IP WLS BF H R ER SO BB IBB HBP BLK WP HR S P ERA WHIP	IP WLS BF H R ER SO BB IBB HBP BLK WP HR S P ERA WHIP				
Bob Walk, R (1, 1) ERA: 1.42	6.0 W	27 5	0 0	0 0	0 0	0 0	0 0	0 0	0 0	0 0	1 1	9 15	13.50 1.500								
Bob Kipper, L (7, 1) ERA: 4.15	0.2	3 1	1 1	1 0	0 0	0 0	0 0	0 0	0 0	0 0	1 0	9 19	15 25	13.50 0.00	1.500 0.429						
Jeff Robinson, R (7, 1) ERA: 2.36	2.1	8 1	0 0	0 0	4 4	0 0	0 0	0 0	0 0	0 0	0 0	19 25	0.00 0.429								



Batter	1	2	3	4	5	6	7	8	9	AB	R	H	RBI	BB	SO	LOB	TOP				
<b>Barry Bonds, L</b> (1, 7) OBP: 0.284, SLG: 0.542										4	1	1	0	1	1	3	<b>Pittsburgh Pirates @ San Diego Padres</b> Jack Murphy Stadium, San Diego, CA Sun May 01, 1988, 6:33 AM EDT Att: 21,694 - Sunny - 70 F				
<b>Jose Lind, R</b> (1, 4) OBP: 0.240, SLG: 0.250										5	0	1	0	0	2	3					
<b>Andy Van Slyke, L</b> (1, 8) OBP: 0.305, SLG: 0.422										5	0	2	1	0	0	1					
<b>Bobby Bonilla, S</b> (1, 5) OBP: 0.366, SLG: 0.652										4	0	0	0	0	1	5					
<b>Sid Bream, L</b> (1, 3) OBP: 0.364, SLG: 0.471										3	1	0	0	1	0	0					
<b>Darnell Coles, R</b> (1, 9) OBP: 0.357, SLG: 0.447										4	1	1	0	0	2	0					
<b>Michael LaValliere, L</b> (1, 2) OBP: 0.473, SLG: 0.443										3	0	0	0	1	1	0					
<b>Al Pedrique, R</b> (1, 6) OBP: 0.250, SLG: 0.234										4	1	3	2	0	0	0					
<b>John Smiley, L</b> (1, 1) OBP: 0.200, SLG: 0.200										2	0	0	0	0	0	2					
<b>John Cangelosi, S</b> (7, PH) OBP: 0.333, SLG: 0.278										1	0	0	0	0	1	1					
<b>Barry Jones, R</b> (7, 1) OBP: 0.346, SLG: 0.533										1	0	1	1	0	0	0					
<b>R.J. Reynolds, S</b> (9, PH) OBP: 0.346, SLG: 0.533										0	0	0	0	0	0	0					
<b>Jim Gott, R</b> (9, 1) OBP: 0.346, SLG: 0.533										0	0	0	0	0	0	0					
<b>Inning Stats</b>	R: 0 E: 0 K: 1 S: 7	H: 0 LOB: 0 BB: 0 P: 10	R: 2 E: 0 K: 0 S: 16	H: 2 LOB: 2 BB: 2 P: 25	R: 0 E: 0 K: 1 S: 7	H: 0 LOB: 0 BB: 0 P: 9	R: 0 E: 0 K: 0 S: 7	H: 0 LOB: 0 BB: 0 P: 11	R: 1 E: 0 K: 1 S: 17	H: 3 LOB: 2 BB: 0 P: 28	R: 0 E: 0 K: 1 S: 8	H: 0 LOB: 0 BB: 0 P: 11	R: 0 E: 0 K: 2 S: 11	H: 2 LOB: 3 BB: 1 P: 19	R: 0 E: 0 K: 2 S: 10	H: 0 LOB: 0 BB: 0 P: 13	R: 1 E: 0 K: 0 S: 11	H: 2 LOB: 1 BB: 0 P: 17	1B: 7 2B: 2 3B: 0 HR: 0	SF: 0 SAC: 0 DP: 0 HBP: 0	WP: 0 PA: 39 PB: 0 SB: 0 CS: 0
<b>PITCHER</b>	IP	WLS	BF	H	R	ER	SO	BB	IBB	HBP	BLK	WP	HR	S	P	ERA	WHIP				
<b>Eric Show, R</b> (1, 1) ERA: 4.97	6.0	L	25	5	3	3	4	2	0	0	0	0	0	62	94	4.50	1.167				
<b>Lance McCullers, R</b> (7, 1) ERA: 4.11	2.0		9	2	0	0	4	0	1	0	0	0	0	21	32	0.00	1.000				
<b>Greg Booker, R</b> (9, 1) ERA: 0.84	1.0		5	2	1	1	0	0	0	0	0	0	0	11	17	9.00	2.000				

AB 36  
R 4  
H 9  
RBI 4  
BB 3  
SO 8  
LOB 15



Batter	1	2	3	4	5	6	7	8	9	AB	R	H	RBI	BB	SO	LOB	BOTTOM				
<b>Tony Gwynn, L</b> (1, 9) OBP: 0.348, SLG: 0.346										4	0	0	0	0	1	2	<b>Pittsburgh Pirates @ San Diego Padres</b> Jack Murphy Stadium, San Diego, CA Sun May 01, 1988, 6:33 AM EDT Att: 21,694 - Sunny - 70 F				
<b>Roberto Alomar, S</b> (1, 4) OBP: 0.297, SLG: 0.371										4	0	0	0	0	1	1					
<b>John Kruk, L</b> (1, 3) OBP: 0.388, SLG: 0.490										4	0	0	0	0	2	1					
<b>Carmelo Martinez, R</b> (1, 7) OBP: 0.136, SLG: 0.190										4	0	0	0	0	1	0					
<b>Chris Brown, R</b> (1, 5) OBP: 0.327, SLG: 0.341										3	0	1	0	0	0	0					
<b>Dickie Thon, R</b> (1, 6) OBP: 0.231, SLG: 0.208										3	0	0	0	0	2	1					
<b>Shawn Abner, R</b> (1, 8) OBP: 0.374, SLG: 0.318										2	1	1	1	0	0	0					
<b>Marvell Wynne, L</b> (7, PH) OBP: 0.353, SLG: 0.586										1	0	0	0	0	1	1					
<b>Mark Parent, R</b> (1, 2) OBP: 0.300, SLG: 0.400										2	1	1	0	0	0	0					
<b>Bento Santiago, R</b> (8, PH) OBP: 0.294, SLG: 0.380										1	0	0	0	0	0	0					
<b>Eric Show, R</b> (1, 1) OBP: 0.375, SLG: 0.375										1	0	1	0	0	0	0					
<b>Randy Ready, R</b> (6, PH) OBP: 0.313, SLG: 0.356										0	0	0	0	0	0	0					
<b>Lance McCullers, S</b> (7, 1) OBP: 0.313, SLG: 0.356										0	0	0	0	0	0	0					
<b>Randy Byers, L</b> (8, PH) OBP: 0.313, SLG: 0.356										0	0	0	0	0	1	0					
<b>Greg Booker, R</b> (9, 1) OBP: 0.313, SLG: 0.356										0	0	0	0	0	0	0					
<b>Inning Stats</b>	R: 0 E: 0 K: 1 S: 8	H: 0 LOB: 0 BB: 0 P: 15	R: 0 E: 0 K: 0 S: 10	H: 0 LOB: 0 BB: 0 P: 15	R: 1 E: 0 K: 0 S: 12	H: 2 LOB: 0 BB: 0 P: 16	R: 0 E: 0 K: 1 S: 7	H: 0 LOB: 0 BB: 0 P: 9	R: 0 E: 0 K: 1 S: 9	H: 0 LOB: 0 BB: 0 P: 16	R: 1 E: 0 K: 1 S: 9	H: 2 LOB: 1 BB: 0 P: 13	R: 0 E: 0 K: 2 S: 13	H: 1 LOB: 1 BB: 0 P: 17	R: 0 E: 0 K: 1 S: 8	H: 0 LOB: 0 BB: 0 P: 14	R: 0 E: 0 K: 2 S: 9	H: 0 LOB: 0 BB: 0 P: 12	1B: 2 2B: 2 3B: 0 HR: 1	SF: 0 SAC: 0 DP: 0 HBP: 0	WP: 0 PA: 32 PB: 0 SB: 0 CS: 1
<b>PITCHER</b>	IP	WLS	BF	H	R	ER	SO	BB	IBB	HBP	BLK	WP	HR	S	P	ERA	WHIP				
<b>John Smiley, L</b> (1, 1) ERA: 3.69	6.0	W	21	4	2	2	4	0	0	0	0	0	0	55	84	3.00	0.667				
<b>Barry Jones, R</b> (7, 1) ERA: 3.69	2.0		7	1	0	0	3	0	0	0	0	0	0	21	31	0.00	0.500				
<b>Jim Gott, R</b> (9, 1) ERA: 2.92	1.0	S	3	0	0	0	2	0	0	0	0	0	0	9	12	0.00	0.000				

AB 31  
R 2  
H 5  
RBI 2  
BB 0  
SO 9  
LOB 6





Batter	1	2	3	4	5	6	7	8	9	AB	R	H	RBI	BB	SO	LOB	TOP			
<b>23 Ryne Sandberg, R</b> OBP: 0.269, SLG: 0.416										5	2	2	1	0	0	4				
<b>Dave Martinez, L</b> OBP: 0.314, SLG: 0.368										4	0	1	0	1	0	1				
<b>Andre Dawson, R</b> OBP: 0.317, SLG: 0.610										5	1	1	2	0	0	2				
<b>Rafael Palmeiro, L</b> OBP: 0.371, SLG: 0.455										4	1	3	0	0	0	0				
<b>Darin Jackson, R</b> OBP: 0.267, SLG: 0.267										1	0	1	1	1	0	0				
<b>Jody Davis, R</b> OBP: 0.427, SLG: 0.541										3	1	1	0	0	1	3				
<b>Jim Sundberg, R</b> OBP: 0.333, SLG: 0.222										5	0	2	0	0	0	5				
<b>Mark Grace, L</b> OBP: 0.400, SLG: 0.400										3	0	0	1	0	1	1				
<b>Vance Law, R</b> OBP: 0.309, SLG: 0.429										3	0	0	1	0	1	1				
<b>Shawon Dunston, R</b> OBP: 0.286, SLG: 0.438										4	0	3	0	0	0	0				
<b>Jamie Moyer, L</b> OBP: 0.182, SLG: 0.100										3	0	0	0	0	1	3				
<b>Les Lancaster, R</b>										1	0	0	0	0	1	1				
<b>Frank DiPino, L</b>										0	0	0	0	0	0	0				
<b>Rich Gossage, R</b>										0	0	0	0	0	0	0				
<b>Inning Stats</b>	R: 2 E: 0 K: 0 S: 12	H: 2 LOB: 1 BB: 1 P: 21	R: 0 E: 0 K: 0 S: 10	H: 0 LOB: 0 BB: 0 P: 13	R: 0 E: 0 K: 0 S: 12	H: 0 LOB: 0 BB: 0 P: 15	R: 2 E: 2 K: 0 S: 17	H: 4 LOB: 3 BB: 0 P: 27	R: 0 E: 0 K: 2 S: 20	H: 2 LOB: 1 BB: 0 P: 25	R: 1 E: 0 K: 0 S: 10	H: 3 LOB: 2 BB: 0 P: 20	R: 0 E: 0 K: 1 S: 10	H: 1 LOB: 1 BB: 0 P: 15	R: 0 E: 0 K: 1 S: 8	H: 2 LOB: 2 BB: 0 P: 13	1B: 11 2B: 3 3B: 0 HR: 2	SF: 1 SAC: 0 DP: 2 HBP: 0	WP: 0 PB: 0 SB: 0 CS: 1	PA: 42
<b>PITCHER</b>	IP WLS BF H R ER SO BB IBB HBP BLK WP HR S P ERA WHIP																			
<b>Jimmy Jones, R</b> ERA: 3.34	(1, 1) 4.0 L 20 6 4 4 0 2 2 0 0 0 0 0 1 55 84 9.00 2.000																			
<b>Candy Sierra, R</b> ERA: 4.35	(5, 1) 2.0 7 3 0 0 2 0 0 0 0 0 0 0 1 28 34 0.00 1.500																			
<b>Greg Booker, R</b> ERA: 1.42	(7, 1) 2.0 10 4 1 1 1 0 0 0 0 0 0 0 1 20 35 4.50 2.000																			
<b>Dave Leiper, L</b> ERA: 0.9	(9, 1) 0.2 4 2 0 0 1 0 0 0 0 0 0 0 7 11 0.00 3.000																			
<b>Mark Davis, L</b> ERA: 0.9	(9, 1) 0.1 1 0 0 0 0 0 0 0 0 0 0 0 1 2 0.00 0.000																			

Chicago Cubs @ San Diego Padres  
Jack Murphy Stadium, San Diego, CA  
Mon May 02 1988, 10:05 PM EDT  
Att: 21,435 - Unknown - 70 F

AB	39
R	5
H	15
RBI	5
BB	2
SO	4
LOB	20



Batter	1	2	3	4	5	6	7	8	9	AB	R	H	RBI	BB	SO	LOB	BOTTOM					
<b>Tony Gwynn, L</b> OBP: 0.362, SLG: 0.353										4	1	2	0	1	1	2						
<b>Roberto Alomar, S</b> OBP: 0.286, SLG: 0.333										4	1	0	0	1	1	4						
<b>John Kruk, L</b> OBP: 0.355, SLG: 0.464										5	0	1	1	0	0	3						
<b>Keith Moreland, R</b> OBP: 0.361, SLG: 0.354										3	0	2	1	2	0	0						
<b>Benito Santiago, R</b> OBP: 0.260, SLG: 0.368										5	0	1	0	0	1	6						
<b>Chris Brown, R</b> OBP: 0.370, SLG: 0.396										4	0	3	0	1	0	1						
<b>Shawn Abner, R</b> OBP: 0.192, SLG: 0.292										2	0	0	0	1	1	4						
<b>Marvell Wynne, L</b> OBP: 0.343, SLG: 0.567										1	0	0	0	0	0	1						
<b>Garry Templeton, S</b> OBP: 0.267, SLG: 0.321										4	0	1	0	0	0	7						
<b>Jimmy Jones, R</b> ERA: 4.66	(1, 1) 6.0 W 30 7 2 2 4 5 1 0 0 0 0 0 0 61 112 3.00 2.000																					
<b>Les Lancaster, R</b> ERA: 6.0	(7, 1) 1.1 6 2 0 0 0 1 0 0 0 0 0 0 7 10 0.00 2.250																					
<b>Frank DiPino, L</b> ERA: 3.29	(8, 1) 1.0 3 0 0 0 0 0 0 0 0 0 0 0 7 10 0.00 0.000																					
<b>Rich Gossage, R</b> ERA: 3.72	(9, 1) 0.2 3 1 0 0 1 0 0 0 0 0 0 0 10 13 0.00 1.500																					
<b>Inning Stats</b>	R: 2 E: 0 K: 1 S: 16	H: 3 LOB: 3 BB: 2 P: 30	R: 0 E: 0 K: 1 S: 7	H: 0 LOB: 1 BB: 1 P: 15	R: 0 E: 0 K: 0 S: 11	H: 2 LOB: 3 BB: 1 P: 21	R: 0 E: 0 K: 0 S: 8	H: 0 LOB: 2 BB: 2 P: 21	R: 0 E: 0 K: 0 S: 6	H: 1 LOB: 1 BB: 0 P: 7	R: 0 E: 0 K: 2 S: 13	H: 1 LOB: 1 BB: 0 P: 18	R: 0 E: 0 K: 0 S: 10	H: 1 LOB: 1 BB: 0 P: 20	R: 0 E: 0 K: 0 S: 7	H: 1 LOB: 1 BB: 0 P: 10	R: 0 E: 0 K: 1 S: 14	H: 1 LOB: 1 BB: 0 P: 20	1B: 9 2B: 1 3B: 0 HR: 0	SF: 0 SAC: 0 DP: 2 HBP: 0	WP: 0 PB: 0 SB: 1 CS: 0	PA: 42
<b>PITCHER</b>	IP WLS BF H R ER SO BB IBB HBP BLK WP HR S P ERA WHIP																					

Chicago Cubs @ San Diego Padres  
Jack Murphy Stadium, San Diego, CA  
Mon May 02 1988, 10:05 PM EDT  
Att: 21,435 - Unknown - 70 F

AB	35
R	2
H	10
RBI	2
BB	7
SO	5
LOB	32





Batter	1	2	3	4	5	6	7	8	9	AB	R	H	RBI	BB	SO	LOB	TOP									
<b>23 Ryne Sandberg, R</b> OBP: 0.272, SLG: 0.419	0-3 K		2-3 K	3-2 SF7	4-2 E BB	2-0 P4			1-1 4-3 2B	4	0	1	1	1	2	1										
<b>Dave Martinez, L</b> OBP: 0.324, SLG: 0.370	0-0 2B SF8 1B		4-2 S HR BB	0-3 K	2-2 E9 1B		0-0 4-3		0-2 4-3	5	2	2	2	1	1	3										
<b>Andre Dawson, R</b> OBP: 0.333, SLG: 0.683	1-0 1-3 SF8 2B		1-2 HR	0-0 HR	1-3 HR		1-1 1-3		1-2 P4	4	2	3	5	0	0	2										
<b>Darrin Jackson, R</b> OBP: 0.235, SLG: 0.235	1-2 SF8		2-2 HR	1-0 HR	1-0 L5		1-1 4-3			4	0	2	1	0	0	2										
<b>Rafael Palmeiro, L</b> OBP: 0.373, SLG: 0.467	0-0 2-3 3-H		1-3 1B	0-3 K						5	0	0	0	0	4	3										
<b>Vance Law, R</b> OBP: 0.294, SLG: 0.406	0-0 K		0-3 K						3-1 4-3	4	3	2	0	1	1	0										
<b>Mark Grace, L</b> OBP: 0.500, SLG: 0.556		0-0 F7		4-1 1B BB	1-2 2B 1B	2-1 1B E 2B		2-3 K		4	3	2	0	1	1	0										
<b>Jim Sundberg, R</b> OBP: 0.423, SLG: 0.364		1-1 1-3		1-1 BB 1B 23 SF7 1B	2-2 1B E 2B	1-0 E 1B		4-1 BB		4	3	3	1	1	0	0										
<b>Shawon Dunston, R</b> OBP: 0.294, SLG: 0.440		1-0 F9		1-2 23 SF7 HR BB 1B	1-2 E 2B	1-0 L1		1-2 1-3		4	2	2	0	0	0	2										
<b>Angel Salazar, R</b> OBP: 0.500, SLG: 1.000				1-2 2-3 HR BB 1B	2-3 E 1B					1	0	0	0	0	0	1										
<b>Calvin Schiraldi, R</b> <b>Mike Bielecki, R</b>			2-2 4-3	4-0 HR BB	0-3 K	2-1 E8			0-0 F8	3	1	0	1	1	1	2										
<b>Inning Stats</b>	R: 1 E: 0 K: 2 S: 13	H: 2 LOB: 1 BB: 0 P: 18	R: 0 E: 0 K: 0 S: 4	H: 0 LOB: 0 BB: 0 P: 6	R: 2 E: 0 K: 2 S: 21	H: 2 LOB: 1 BB: 1 P: 33	R: 5 E: 0 K: 2 S: 18	H: 4 LOB: 1 BB: 2 P: 32	R: 3 E: 1 K: 1 S: 24	H: 4 LOB: 1 BB: 0 P: 37	R: 2 E: 0 K: 1 S: 10	H: 2 LOB: 1 BB: 0 P: 20	R: 0 E: 0 K: 0 S: 5	H: 0 LOB: 0 BB: 0 P: 7	R: 0 E: 0 K: 1 S: 10	H: 0 LOB: 1 BB: 1 P: 20	R: 0 E: 0 K: 0 S: 11	H: 1 LOB: 1 BB: 0 P: 13	1B: 8 2B: 5 3B: 0 HR: 2	SF: 2 SAC: 0 DP: 0 HBP: 0	WP: 0 PB: 0 SB: 1 CS: 0	PA: 48				
<b>PITCHER</b>	IP	WLS	BF	H	R	ER	SO	BB	IBB	HBP	BLK	WP	HR	S	P	ERA	WHIP									
<b>Ed Whitson, R</b> ERA: 5.1	3.0	L	18	6	7	7	4	3	0	0	0	0	1	24	44	73	21.00	3.000								
<b>Candy Sierra, R</b> ERA: 7.15	1.0		8	5	4	4	2	0	0	0	0	0	0	27	32	0.00	1.333									
<b>Greg Booker, R</b> ERA: 1.15	3.0		14	3	2	0	2	1	0	0	0	0	0	10	20	0.00	1.000									
<b>Mark Grant, R</b> ERA: 5.21	1.0		4	1	0	0	0	0	0	0	0	0	0	11	13	0.00	1.000									
<b>Lance McCullers, R</b> ERA: 3.66	1.0		4	1	0	0	0	0	0	0	0	0	0	11	13	0.00	1.000									

Chicago Cubs @ San Diego Padres  
 Jack Murphy Stadium, San Diego, CA  
 Tue May 03 1988, 10:05 PM EDT  
 Att: 11,772 - Unknown - 65 F

AB	41
R	13
H	15
RBI	11
BB	5
SO	9
LOB	17



Batter	1	2	3	4	5	6	7	8	9	AB	R	H	RBI	BB	SO	LOB	BOTTOM								
<b>Tony Gwynn, L</b> OBP: 0.391, SLG: 0.341	1-2 6-3				0-2 F7		1-0 F9		1-2 1B 2B	3	0	0	0	0	0	0									
<b>Shawn Abner, R</b> OBP: 0.214, SLG: 0.346		0-1 3-1								2	1	1	0	0	0	0									
<b>Roberto Alomar, S</b> OBP: 0.319, SLG: 0.432	1-2 BB WP FC3-6 1B		3-2 HR		3-2 4-3		1-2 F7		0-0 F9 1B 2-H 1B	5	2	3	2	0	0	0									
<b>John Kruk, L</b> OBP: 0.373, SLG: 0.483	4-1 FC3-6 BB 1B		2-3 K		1-1 2B				1-1 E3 1B WP 1B	4	2	2	0	1	1	0									
<b>Keith Moreland, R</b> OBP: 0.364, SLG: 0.341	4-1 FC3-6 BB		0-2 F9		1-0 L6				4-0 1B 1B BB	3	0	0	0	2	0	3									
<b>Benito Santiago, R</b> OBP: 0.250, SLG: 0.354	0-0 FC3-6 1B		0-0 5-3						1-0 P3	3	0	0	1	0	0	2									
<b>Mark Parent, R</b> OBP: 0.250, SLG: 0.333	1-2 2-3 BB								1-2 BB	2	0	0	0	0	0	4									
<b>Chris Brown, R</b> OBP: 0.386, SLG: 0.412	1-0 1-2 3-H 1B				2-0 5-3 1B				2-1 1B	3	0	2	1	0	0	0									
<b>Randy Ready, R</b> OBP: 0.329, SLG: 0.361									1-2 2-3 BB	1	0	1	0	1	0	0									
<b>Marvell Wynne, L</b> OBP: 0.350, SLG: 0.543	1-0 3-1				0-0 5-3				1-2 1B	5	0	2	1	0	1	6									
<b>Garry Templeton, S</b> OBP: 0.250, SLG: 0.300		0-0 L6			0-2 6-3				3-2 L1	4	0	0	0	0	0	5									
<b>Ed Whitson, R</b> <b>Candy Sierra, R</b> <b>Greg Booker, R</b> <b>Randy Byers, L</b> <b>Mark Grant, R</b> <b>Carmelo Martinez, R</b> <b>Lance McCullers, S</b>		0-1 4-3			0-3 K				0-0 F7	1	0	0	0	0	0	0									
<b>Inning Stats</b>	R: 2 E: 0 K: 0 S: 12	H: 2 LOB: 2 BB: 2 P: 24	R: 0 E: 0 K: 0 S: 5	H: 0 LOB: 0 BB: 0 P: 5	R: 1 E: 0 K: 1 S: 12	H: 1 LOB: 0 BB: 0 P: 17	R: 0 E: 0 K: 1 S: 8	H: 1 LOB: 1 BB: 0 P: 10	R: 0 E: 0 K: 0 S: 10	H: 1 LOB: 1 BB: 0 P: 15	R: 0 E: 0 K: 0 S: 14	H: 1 LOB: 1 BB: 0 P: 24	R: 0 E: 0 K: 1 S: 10	H: 0 LOB: 0 BB: 0 P: 14	R: 1 E: 1 K: 0 S: 11	H: 2 LOB: 3 BB: 1 P: 21	R: 1 E: 0 K: 1 S: 17	H: 3 LOB: 3 BB: 1 P: 28	1B: 8 2B: 2 3B: 0 HR: 1	SF: 0 SAC: 0 DP: 0 HBP: 0	WP: 2 PB: 0 SB: 0 CS: 0	PA: 43			
<b>PITCHER</b>	IP	WLS	BF	H	R	ER	SO	BB	IBB	HBP	BLK	WP	HR	S	P	ERA	WHIP								
<b>Calvin Schiraldi, R</b> ERA: 5.61	7.0	W	31	6	4	3	3	3	0	0	0	0	0	26	42	3.86	1.286								
<b>Mike Bielecki, R</b> ERA: 6.75	2.0		12	5	1	1	1	1	0	0	0	0	0	26	42	4.50	3.000								

Chicago Cubs @ San Diego Padres  
 Jack Murphy Stadium, San Diego, CA  
 Tue May 03 1988, 10:05 PM EDT  
 Att: 11,772 - Unknown - 65 F

AB	39
R	5
H	11
RBI	5
BB	4
SO	4
LOB	24





Batter	1	2	3	4	5	6	7	8	9	AB	R	H	RBI	BB	SO	LOB	TOP								
<b>23 Ryne Sandberg, R</b> OBP: 0.269, SLG: 0.418	F8		F7				6-3			5	0	1	1	0	0	1	<b>Chicago Cubs @ San Diego Padres</b> Jack Murphy Stadium, San Diego, CA Wed May 04 1988, 10:05 PM EDT Att: 12,662 - Unknown - 65 F								
<b>Dave Martinez, L</b> OBP: 0.319, SLG: 0.365	L4			4-3	4-3		K		SF8	4	0	1	2	0	1	0									
<b>Andre Dawson, R</b> OBP: 0.336, SLG: 0.664	5-3			F8	F9			G6-3		3	0	0	0	2	0	1									
<b>Rafael Palmeiro, L</b> OBP: 0.377, SLG: 0.469				L4			4-3		F8	4	0	2	0	0	0	0									
<b>Darin Jackson, R</b> OBP: 0.222, SLG: 0.222										1	0	0	0	0	0	2									
<b>Manny Trillo, R</b> OBP: 0.235, SLG: 0.226							F3			3	1	1	0	1	0	2									
<b>Mark Grace, L</b> OBP: 0.571, SLG: 0.818										2	2	1	1	2	0	2									
<b>Jim Sundberg, R</b> OBP: 0.433, SLG: 0.360										3	0	1	1	1	1	4									
<b>Shawon Dunston, R</b> OBP: 0.286, SLG: 0.427										3	1	0	1	0	1	2									
<b>Angel Salazar, R</b> OBP: 0.400, SLG: 0.800										1	0	0	0	0	0	0									
<b>Rick Sutcliffe, L</b> OBP: 0.167, SLG: 0.118										3	1	0	0	0	0	1									
<b>Frank DiPino, L</b> ERA: 4.5										0	0	0	0	0	0	0									
<b>Les Lancaster, R</b> ERA: 5.79										0	0	0	0	0	0	0									
<b>Jerry Mumphy, S</b> OBP: 0.316, SLG: 0.235										0	1	0	0	1	0	0									
<b>Rich Gossage, R</b> ERA: 3.93										0	0	0	0	0	0	0									
<b>Inning Stats</b>	R: 0 E: 0 K: 0 S: 5	H: 0 LOB: 0 BB: 0 P: 6	R: 0 E: 0 K: 0 S: 7	H: 2 LOB: 1 BB: 0 P: 8	R: 0 E: 0 K: 0 S: 7	H: 0 LOB: 0 BB: 0 P: 10	R: 0 E: 0 K: 0 S: 8	H: 0 LOB: 0 BB: 0 P: 11	R: 4 E: 2 K: 0 S: 19	H: 2 LOB: 1 BB: 2 P: 31	R: 1 E: 0 K: 1 S: 15	H: 1 LOB: 1 BB: 1 P: 24	R: 0 E: 0 K: 1 S: 9	H: 0 LOB: 0 BB: 0 P: 12	R: 0 E: 0 K: 1 S: 7	H: 1 LOB: 2 BB: 2 P: 19	R: 1 E: 0 K: 0 S: 14	H: 1 LOB: 2 BB: 2 P: 28	1B: 5 2B: 1 3B: 0 HR: 1	SF: 1 SAC: 0 DP: 2 HBP: 0	WP: 0 PB: 0 SB: 0 CS: 0	PA: 40			
<b>PITCHER</b>	IP	WLS	BF	H	R	ER	SO	BB	IBB	HBP	BLK	WP	HR	S	P	ERA	WHIP								
<b>Andy Hawkins, R</b> ERA: 4.21	5.0	L	21	4	4	2	0	2	0	0	0	0	0	46	66	3.60	1.200								
<b>Keith Comstock, L</b> ERA: 4.5	2.0		8	1	1	1	2	1	0	0	0	0	1	24	36	4.50	1.000								
<b>Lance McCullers, R</b> ERA: 3.93	2.0		11	2	1	1	1	3	1	0	0	0	0	21	47	4.50	2.500								

AB	32
R	6
H	7
RBI	6
BB	7
SO	3
LOB	15



Batter	1	2	3	4	5	6	7	8	9	AB	R	H	RBI	BB	SO	LOB	BOTTOM								
<b>Roberto Alomar, S</b> OBP: 0.314, SLG: 0.417	P1		G3							4	0	1	0	0	0	0	<b>Chicago Cubs @ San Diego Padres</b> Jack Murphy Stadium, San Diego, CA Wed May 04 1988, 10:05 PM EDT Att: 12,662 - Unknown - 65 F								
<b>Tony Gwynn, L</b> OBP: 0.347, SLG: 0.337										4	0	1	0	0	0	1									
<b>Chris Brown, R</b> OBP: 0.377, SLG: 0.389										3	0	0	0	1	0	1									
<b>John Kruk, L</b> OBP: 0.386, SLG: 0.460										3	1	0	0	1	2	2									
<b>Carmelo Martinez, R</b> OBP: 0.133, SLG: 0.186										0	0	0	0	0	0	0									
<b>Keith Moreland, R</b> OBP: 0.370, SLG: 0.384										4	1	2	1	0	1	1									
<b>Benito Santiago, R</b> OBP: 0.282, SLG: 0.410										4	1	2	2	0	0	2									
<b>Shawn Abner, R</b> OBP: 0.200, SLG: 0.321										2	0	0	0	0	1	1									
<b>Marvell Wynne, L</b> OBP: 0.333, SLG: 0.514										2	0	0	0	0	1	1									
<b>Garry Templeton, S</b> OBP: 0.250, SLG: 0.286										3	0	0	0	1	0	0									
<b>Andy Hawkins, R</b> ERA: 4.47										1	0	0	0	0	0	2									
<b>Randy Eyers, L</b> ERA: 3.14										1	0	0	0	0	0	0									
<b>Keith Comstock, L</b> ERA: 3.14										0	0	0	0	0	0	0									
<b>Dickie Thon, R</b> ERA: 5.79										0	0	0	0	0	0	0									
<b>Lance McCullers, S</b> ERA: 3.38										0	0	0	0	0	0	0									
<b>Randy Ready, R</b> ERA: 3.38										1	0	0	0	0	1	0									
<b>Inning Stats</b>	R: 0 E: 0 K: 1 S: 7	H: 1 LOB: 1 BB: 0 P: 14	R: 0 E: 0 K: 1 S: 14	H: 1 LOB: 2 BB: 1 P: 23	R: 0 E: 0 K: 0 S: 10	H: 0 LOB: 0 BB: 0 P: 15	R: 2 E: 0 K: 1 S: 15	H: 2 LOB: 0 BB: 0 P: 22	R: 0 E: 0 K: 1 S: 7	H: 0 LOB: 0 BB: 0 P: 12	R: 1 E: 0 K: 0 S: 10	H: 1 LOB: 1 BB: 1 P: 18	R: 0 E: 0 K: 0 S: 9	H: 1 LOB: 1 BB: 0 P: 12	R: 0 E: 0 K: 1 S: 10	H: 0 LOB: 1 BB: 1 P: 19	R: 0 E: 0 K: 2 S: 11	H: 0 LOB: 0 BB: 0 P: 12	1B: 3 2B: 1 3B: 0 HR: 2	SF: 0 SAC: 0 DP: 0 HBP: 0	WP: 0 PB: 0 SB: 2 CS: 0	PA: 36			
<b>PITCHER</b>	IP	WLS	BF	H	R	ER	SO	BB	IBB	HBP	BLK	WP	HR	S	P	ERA	WHIP								
<b>Rick Sutcliffe, R</b> ERA: 4.47	6.2	W	28	6	3	3	4	2	0	0	0	0	0	8	14	4.05	1.200								
<b>Frank DiPino, L</b> ERA: 3.14	0.2		3	0	0	0	1	1	0	0	0	0	0	8	14	0.00	1.500								
<b>Les Lancaster, R</b> ERA: 5.79	0.2		2	0	0	0	0	0	0	0	0	0	0	5	9	0.00	0.000								
<b>Rich Gossage, R</b> ERA: 3.38	1.0	S	3	0	0	0	2	0	0	0	0	0	0	11	12	0.00	0.000								

AB	33
R	3
H	6
RBI	3
BB	3
SO	7
LOB	11






Batter	1	2	3	4	5	6	7	8	9	10	11	12	AB	R	H	RBI	BB	SO	LOB
<b>Roberto Alomar, S</b> OBP: 0.304, SLG: 0.415	G5-3 1B 2B		K			F8		G4-3			G4-3		5	1	1	0	0	1	1
<b>Tony Gwynn, L</b> OBP: 0.340, SLG: 0.340	L7		G6-3			G3-1			G4-3			1B 2B	5	0	1	0	0	0	1
<b>Chris Brown, R</b> OBP: 0.364, SLG: 0.373	G5-3			G5-3 1B		G5-3			G4-3			K	5	0	1	0	0	1	2
<b>Carmelo Martinez, R</b> OBP: 0.160, SLG: 0.208				F4			K			G6-3			5	0	2	1	0	1	1
<b>Keith Moreland, R</b> OBP: 0.351, SLG: 0.363	G4-3			G5-3			F7				G6-3		5	0	0	0	0	0	4
<b>Benito Santiago, R</b> OBP: 0.250, SLG: 0.391		G6-3			F8			G5-3					4	0	0	0	0	1	1
<b>Gary Templeton, S</b> OBP: 0.236, SLG: 0.289		P6						G4-3					4	0	0	0	0	0	0
<b>Mark Davis, L</b> OBP: 0.182, SLG: 0.290						G4-3					F7		0	0	0	0	0	0	0
<b>Shawn Abner, R</b> OBP: 0.326, SLG: 0.500						G6-3							3	0	0	0	0	1	0
<b>Mark Grant, R</b> OBP: 0.250, SLG: 0.500													2	0	0	0	0	2	0
<b>Randy Byers, L</b> OBP: 0.207, SLG: 0.185											G4-3		1	0	1	0	0	0	0
<b>Lance McCullers, S</b> OBP: 0.207, SLG: 0.185													0	0	0	0	0	0	0
<b>Dickie Thorn, R</b> OBP: 0.207, SLG: 0.185													1	0	0	0	0	0	0
<b>Inning Stats</b>	R: 1 E: 0 K: 0 S: 9	H: 2 LOB: 1 BB: 0 P: 13	R: 0 E: 0 K: 1 S: 9	H: 0 LOB: 0 BB: 0 P: 13	R: 0 E: 0 K: 2 S: 10	H: 1 LOB: 0 BB: 0 P: 14	R: 0 E: 0 K: 1 S: 8	H: 0 LOB: 0 BB: 0 P: 5	R: 0 E: 0 K: 1 S: 9	H: 1 LOB: 1 BB: 0 P: 13	R: 0 E: 0 K: 1 S: 6	H: 0 LOB: 0 BB: 0 P: 8	R: 0 E: 0 K: 1 S: 12	H: 2 LOB: 1 BB: 0 P: 14	1B: 3 2B: 3 3B: 0 HR: 0	SF: 0 SAC: 0 DP: 1 HBP: 0	WP: 0 PB: 0 SB: 0 CS: 0	PA: 41	
<b>PITCHER</b>	IP WLS BF H R ER SO BB IBB HBP BLK WP HR S P ERA WHIP	IP WLS BF H R ER SO BB IBB HBP BLK WP HR S P ERA WHIP	IP WLS BF H R ER SO BB IBB HBP BLK WP HR S P ERA WHIP	IP WLS BF H R ER SO BB IBB HBP BLK WP HR S P ERA WHIP	IP WLS BF H R ER SO BB IBB HBP BLK WP HR S P ERA WHIP	IP WLS BF H R ER SO BB IBB HBP BLK WP HR S P ERA WHIP	IP WLS BF H R ER SO BB IBB HBP BLK WP HR S P ERA WHIP	IP WLS BF H R ER SO BB IBB HBP BLK WP HR S P ERA WHIP	IP WLS BF H R ER SO BB IBB HBP BLK WP HR S P ERA WHIP	IP WLS BF H R ER SO BB IBB HBP BLK WP HR S P ERA WHIP	IP WLS BF H R ER SO BB IBB HBP BLK WP HR S P ERA WHIP	IP WLS BF H R ER SO BB IBB HBP BLK WP HR S P ERA WHIP	IP WLS BF H R ER SO BB IBB HBP BLK WP HR S P ERA WHIP	IP WLS BF H R ER SO BB IBB HBP BLK WP HR S P ERA WHIP	IP WLS BF H R ER SO BB IBB HBP BLK WP HR S P ERA WHIP	IP WLS BF H R ER SO BB IBB HBP BLK WP HR S P ERA WHIP	IP WLS BF H R ER SO BB IBB HBP BLK WP HR S P ERA WHIP	IP WLS BF H R ER SO BB IBB HBP BLK WP HR S P ERA WHIP	IP WLS BF H R ER SO BB IBB HBP BLK WP HR S P ERA WHIP

**San Diego Padres @ Pittsburgh Pirates**  
Three Rivers Stadium, Pittsburgh, PA  
Fri May 06 1988, 7:05 PM EDT  
Att. 25,045 - Unknown - 54 F

livebaseballscorecards.com

AB 41  
R 1  
H 6  
RBI 1  
BB 0  
SO 8  
LOB 10



Batter	1	2	3	4	5	6	7	8	9	10	11	12	AB	R	H	RBI	BB	SO	LOB					
<b>John Cangelosi, S</b> OBP: 0.300, SLG: 0.200	F8		G1-3			G1-3		G3				L8	5	0	0	0	1	0	0					
<b>Jose Lind, R</b> OBP: 0.290, SLG: 0.276	1B BB		FC4-6 1B			G6-3		BB 1B		SH1-4 BB		F9	4	1	2	0	1	0	0					
<b>Andy Van Slyke, L</b> OBP: 0.339, SLG: 0.515	1B 1B		FC4-6 S			F7		BB 1B		F7		BB 1B	6	1	3	0	0	0	2					
<b>Bobby Bonilla, S</b> OBP: 0.380, SLG: 0.648	K		K			G1-3		BB 1B				HR BB	3	1	0	0	3	2	3					
<b>Sid Bream, L</b> OBP: 0.372, SLG: 0.482	1B		FC6-4 BB			1B		P5		P5		HR BB	5	1	3	4	1	0	5					
<b>Danell Coles, R</b> OBP: 0.462, SLG: 0.404	K		FC6-4 1B			K		K				K	4	0	0	0	0	3	7					
<b>Jeff Robinson, R</b> OBP: 0.250, SLG: 0.143			G5-3 1B			K		K				K	0	0	0	0	0	0	0					
<b>Randy Milligan, R</b> OBP: 0.288, SLG: 0.286													1	0	0	0	0	1	0					
<b>Barry Jones, R</b> OBP: 0.288, SLG: 0.286													0	0	0	0	0	0	0					
<b>Michael LaValliere, L</b> OBP: 0.400, SLG: 0.636		F9											4	0	1	0	0	0	0					
<b>Junior Ortiz, R</b> OBP: 0.400, SLG: 0.636													1	0	1	0	0	0	0					
<b>Al Pedrique, R</b> OBP: 0.246, SLG: 0.231		G4-3											3	0	0	0	0	0	2					
<b>Barry Bonds, L</b> OBP: 0.280, SLG: 0.500													1	0	0	0	0	1	0					
<b>Rafael Belliard, R</b> OBP: 0.298, SLG: 0.326													1	0	1	0	0	0	0					
<b>Bob Walk, R</b> OBP: 0.071, SLG: 0.071													3	0	0	0	0	1	0					
<b>R.J. Reynolds, S</b> OBP: 0.318, SLG: 0.475					L6								2	0	0	0	0	0	2					
<b>Inning Stats</b>	R: 1 E: 0 K: 2 S: 20	H: 2 LOB: 2 BB: 1 P: 31	R: 0 E: 0 K: 1 S: 6	H: 0 LOB: 0 BB: 0 P: 10	R: 0 E: 0 K: 1 S: 10	H: 1 LOB: 1 BB: 0 P: 18	R: 0 E: 0 K: 0 S: 8	H: 1 LOB: 1 BB: 0 P: 15	R: 0 E: 0 K: 1 S: 15	H: 0 LOB: 0 BB: 0 P: 16	R: 0 E: 0 K: 0 S: 7	H: 2 LOB: 3 BB: 1 P: 18	R: 0 E: 0 K: 1 S: 7	H: 0 LOB: 0 BB: 0 P: 11	R: 0 E: 0 K: 0 S: 10	H: 0 LOB: 2 BB: 2 P: 23	R: 0 E: 0 K: 1 S: 11	H: 2 LOB: 1 BB: 0 P: 15	R: 3 E: 0 K: 0 S: 12	H: 2 LOB: 0 BB: 1 P: 18	1B: 9 2B: 1 3B: 0 HR: 1	SF: 0 SAC: 1 DP: 2 HBP: 0	WP: 0 PB: 0 SB: 1 CS: 0	PA: 50
<b>PITCHER</b>	IP WLS BF H R ER SO BB IBB HBP BLK WP HR S P ERA WHIP	IP WLS BF H R ER SO BB IBB HBP BLK WP HR S P ERA WHIP	IP WLS BF H R ER SO BB IBB HBP BLK WP HR S P ERA WHIP	IP WLS BF H R ER SO BB IBB HBP BLK WP HR S P ERA WHIP	IP WLS BF H R ER SO BB IBB HBP BLK WP HR S P ERA WHIP	IP WLS BF H R ER SO BB IBB HBP BLK WP HR S P ERA WHIP	IP WLS BF H R ER SO BB IBB HBP BLK WP HR S P ERA WHIP	IP WLS BF H R ER SO BB IBB HBP BLK WP HR S P ERA WHIP	IP WLS BF H R ER SO BB IBB HBP BLK WP HR S P ERA WHIP	IP WLS BF H R ER SO BB IBB HBP BLK WP HR S P ERA WHIP	IP WLS BF H R ER SO BB IBB HBP BLK WP HR S P ERA WHIP	IP WLS BF H R ER SO BB IBB HBP BLK WP HR S P ERA WHIP	IP WLS BF H R ER SO BB IBB HBP BLK WP HR S P ERA WHIP	IP WLS BF H R ER SO BB IBB HBP BLK WP HR S P ERA WHIP	IP WLS BF H R ER SO BB IBB HBP BLK WP HR S P ERA WHIP	IP WLS BF H R ER SO BB IBB HBP BLK WP HR S P ERA WHIP	IP WLS BF H R ER SO BB IBB HBP BLK WP HR S P ERA WHIP	IP WLS BF H R ER SO BB IBB HBP BLK WP HR S P ERA WHIP	IP WLS BF H R ER SO BB IBB HBP BLK WP HR S P ERA WHIP					

**San Diego Padres @ Pittsburgh Pirates**  
Three Rivers Stadium, Pittsburgh, PA  
Fri May 06 1988, 7:05 PM EDT  
Att. 25,045 - Unknown - 54 F

livebaseballscorecards.com

AB 43  
R 4  
H 11  
RBI 4  
BB 6  
SO 8  
LOB 21





Batter	1	2	3	4	5	6	7	8	9	AB	R	H	RBI	BB	SO	LOB	TOP								
<b>Roberto Alomar, S</b> OBP: 0.328, SLG: 0.431 (1, 4)	G4-3 1B		1-1 1B		0-0 F9			1-2 BLK 1B	1-1 CS FC3-2 1B	5	1	3	0	0	0	1									
<b>Tony Gwynn, L</b> OBP: 0.333, SLG: 0.333 (1, 9)	G4-3		0-1 G4-3		2-3 K			2-2 SH1-4 1B 1-H	0-1 FC3-2 1B	5	0	1	1	0	1	4									
<b>Chris Brown, R</b> OBP: 0.357, SLG: 0.365 (1, 5)	F9			1-2 G1-3	0-0 FC6-4			1-0 SH1-4 1B	CS	4	0	1	0	0	0	1									
<b>Carmelo Martinez, R</b> OBP: 0.189, SLG: 0.220 (1, 3)		3-1 G3 1B		4-2 2B G6-3 BB		1-0 P3		1-0 SH1-4		2	1	1	0	1	0	0									
<b>Randy Ready, R</b> OBP: 0.333, SLG: 0.369 <b>Benito Santiago, R</b> OBP: 0.250, SLG: 0.391 (1, 7) (8, 2)	F8	2-1 F8		2-1 BLK 1B 2B		0-1 G5-3		4-0 IBB		3	1	1	0	1	0	1									
<b>Mark Parent, R</b> OBP: 0.200, SLG: 0.267 <b>Marvell Wynne, L</b> OBP: 0.318, SLG: 0.487 (1, 2) (8, PH) (8, 7)	G3	1-1 G3		0-2 G6-3		3-3 K		0-1 F7		3	0	0	1	0	1	2									
<b>Dickie Thon, R</b> OBP: 0.212, SLG: 0.194 (1, 6)	G5-3			3-H 3-2 1B			1-3 K	1-3 K		4	0	1	1	0	2	4									
<b>Shawn Abner, R</b> OBP: 0.189, SLG: 0.286 (1, 8)			1-1 G3	0-2 P2			1-1 G4-3		1-2 SH1-4 FC3-2 1B	4	0	1	0	0	0	1									
<b>Eric Show, R</b> OBP: 0.364, SLG: 0.364 (1, 1)	G5-3		1-1 G5-3		0-1 FC6-4 1B			P2	SH1-4	3	0	1	0	0	0	0									
<b>Inning Stats</b>	R: 0 E: 0 K: 0 S: 7	H: 0 LOB: 0 BB: 0 P: 8	R: 0 E: 0 K: 0 S: 10	H: 1 LOB: 1 BB: 0 P: 17	R: 0 E: 0 K: 0 S: 8	H: 1 LOB: 1 BB: 0 P: 11	R: 2 E: 0 K: 0 S: 19	H: 2 LOB: 1 BB: 1 P: 29	R: 0 E: 0 K: 1 S: 7	H: 1 LOB: 0 BB: 0 P: 9	R: 0 E: 0 K: 1 S: 9	H: 0 LOB: 0 BB: 0 P: 13	R: 0 E: 0 K: 1 S: 6	H: 0 LOB: 0 BB: 0 P: 8	R: 1 E: 0 K: 1 S: 14	H: 3 LOB: 3 BB: 1 P: 24	R: 0 E: 0 K: 0 S: 9	H: 2 LOB: 1 BB: 0 P: 12	1B: 9 2B: 1 3B: 0 HR: 0	SF: 0 SAC: 2 DP: 0 HBP: 0	WP: 0 PB: 0 SB: 0 CS: 1	PA: 39			
<b>PITCHER</b>	IP	WLS	BF	H	R	ER	SO	BB	IBB	HBP	BLK	WP	HR	S	P	ERA	WHIP								
<b>John Smiley, L</b> ERA: 3.49 <b>Jim Gott, R</b> ERA: 2.93	(1, 1)	7.0	27	5	2	2	3	1	0	0	1	0	0	66	95	2.57	0.857								
	(8, 1)	2.0	L	11	5	1	1	1	0	1	0	1	0	23	36	4.50	2.500								

**San Diego Padres @ Pittsburgh Pirates**  
Three Rivers Stadium, Pittsburgh, PA  
Sat May 07 1988, 3:33 AM EDT  
Att. 24,555 - Sunny - 75 F

AB 34  
R 3  
H 10  
RBI 3  
BB 2  
SO 4  
LOB 17



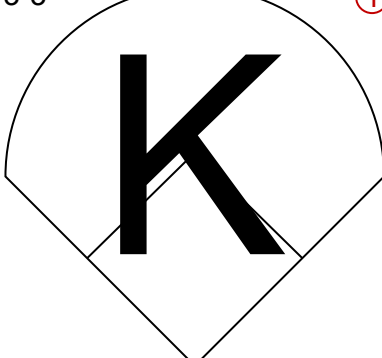
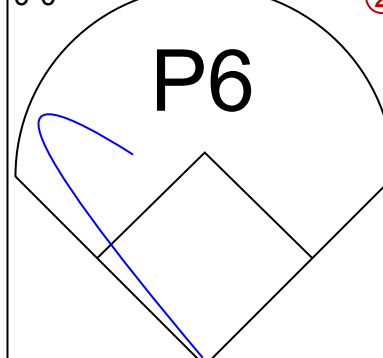
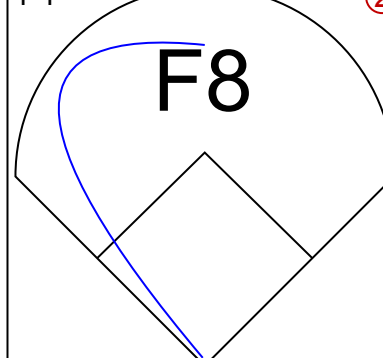
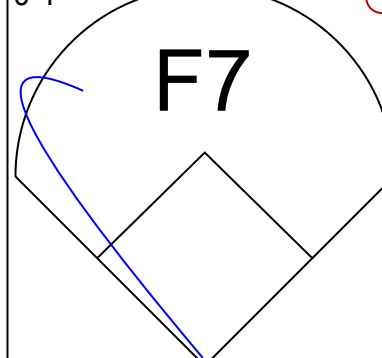
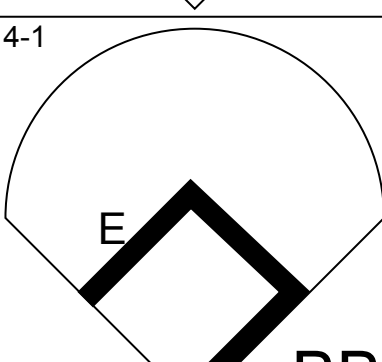
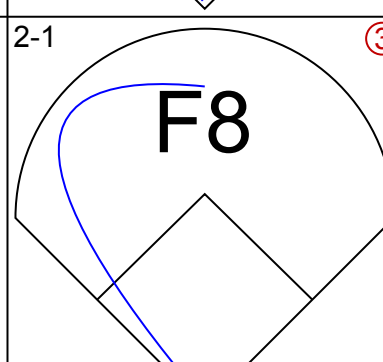
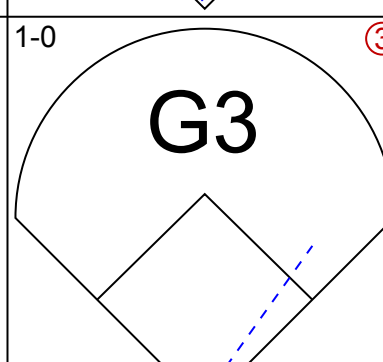
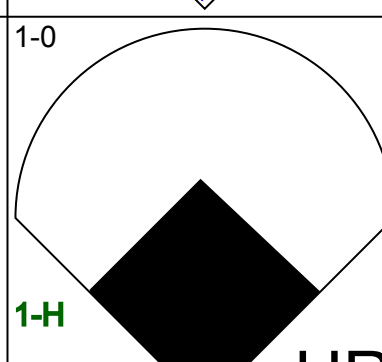
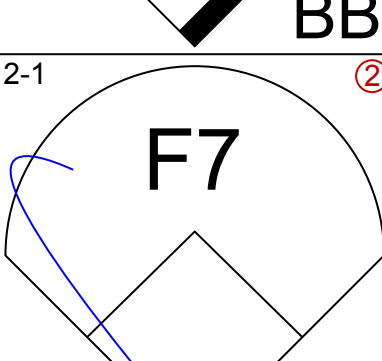
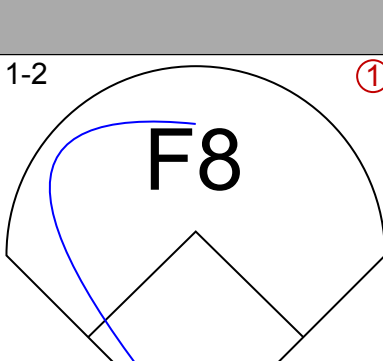
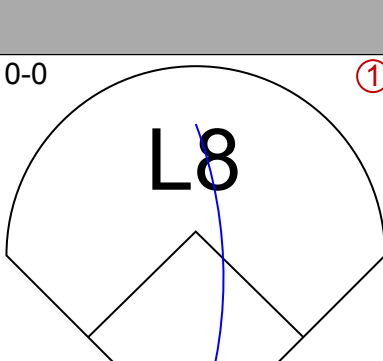
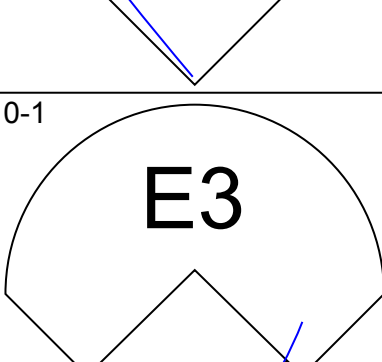
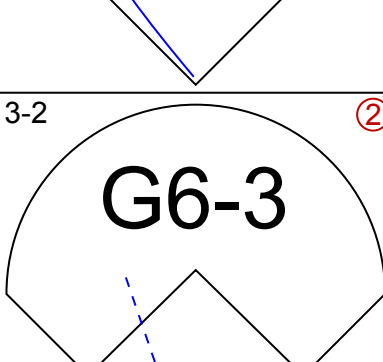
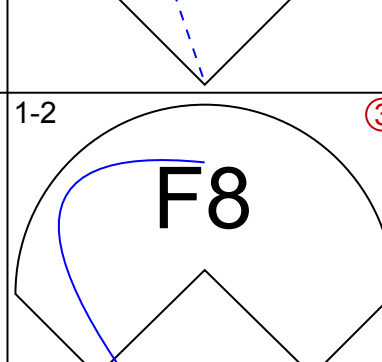
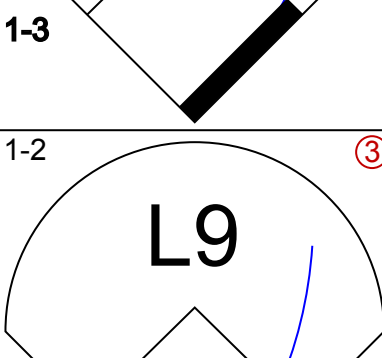
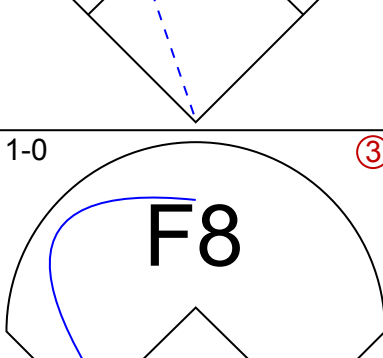
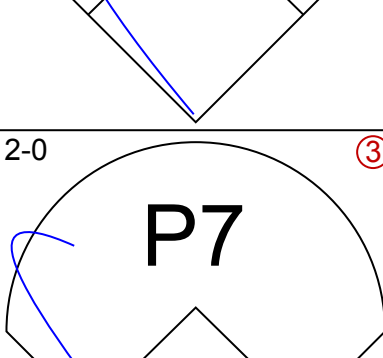
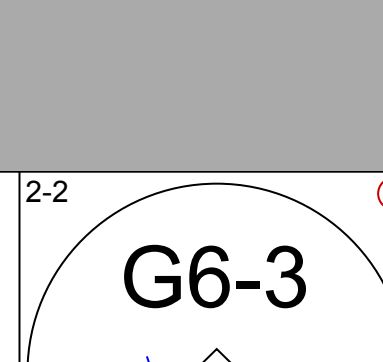
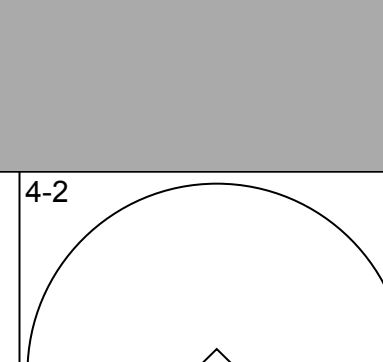
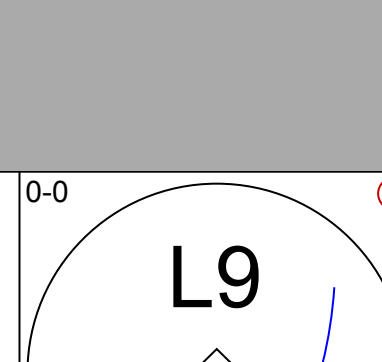
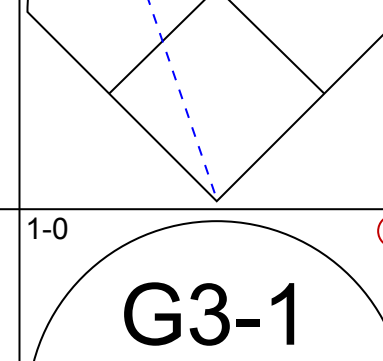
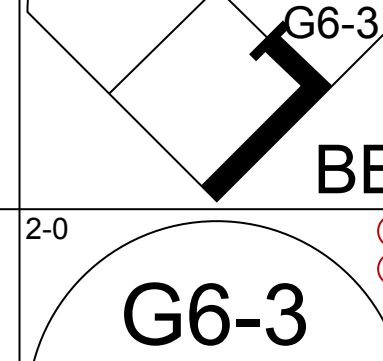
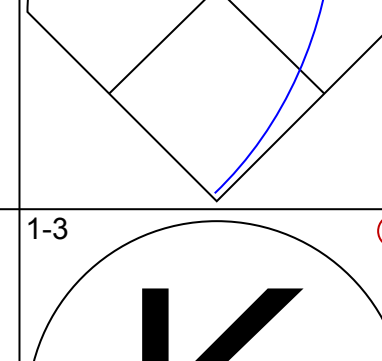
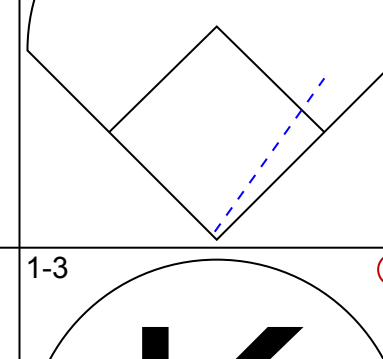
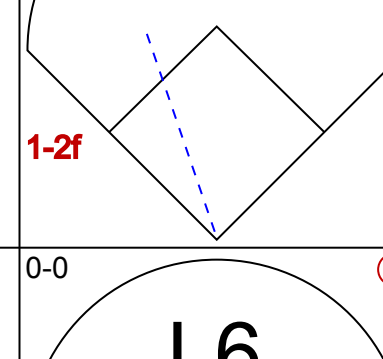
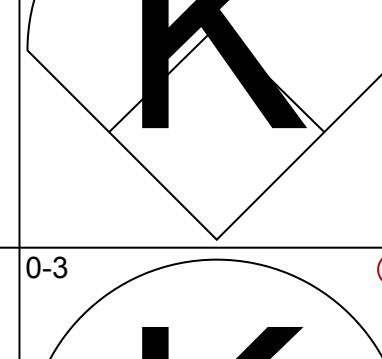
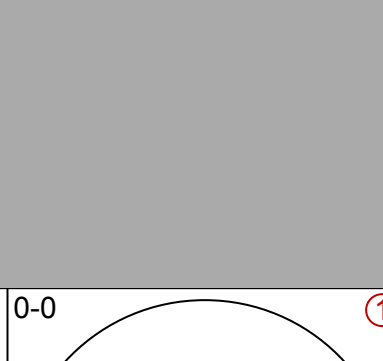
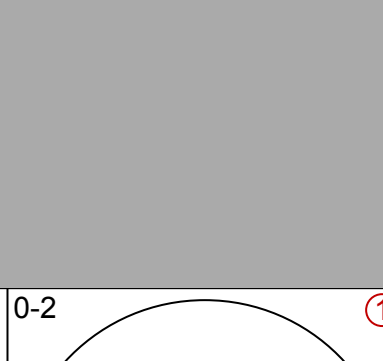
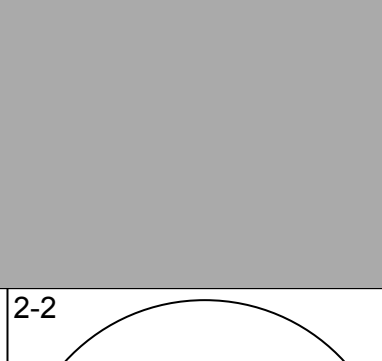
Batter	1	2	3	4	5	6	7	8	9	AB	R	H	RBI	BB	SO	LOB	BOTTOM								
<b>R.J. Reynolds, S</b> OBP: 0.314, SLG: 0.476 (1, 7)	2B 2B	G3-1			1-0 G3		2-3 K			4	1	1	1	0	1	1									
<b>Jose Lind, R</b> OBP: 0.305, SLG: 0.294 (1, 4)	1B 2H 2B	3-H 4-0 BB			1-2 P3		1-0 1B			3	0	2	1	1	0	0									
<b>Andy Van Slyke, L</b> OBP: 0.336, SLG: 0.505 (1, 8)	2-3 1B	F7			0-0 L9		0-1 F8			4	0	1	0	0	0	3									
<b>Bobby Bonilla, S</b> OBP: 0.376, SLG: 0.631 (1, 5)	F5		1-0 F6			4-1 G3 BB		3-3 K		3	0	0	0	1	1	2									
<b>Sid Bream, L</b> OBP: 0.357, SLG: 0.461 (1, 3)	P6		0-0 G4-3		0-1 G3		1-2 G3		3-2 G4-3	4	0	0	0	0	0	3									
<b>Damell Coles, R</b> OBP: 0.303, SLG: 0.375 (1, 9)	F9		1-3 K		1-1 G6-3		1-2 G6-3		1-2 P4	4	0	0	0	0	1	3									
<b>Michael LaValliere, L</b> OBP: 0.455, SLG: 0.417 (1, 2)		4-0 SH1-4 G3-1 BB		1-1 F4		4-0 FC6-4 IBB		3-2 G4-3		2	1	0	0	2	0	0									
<b>Al Pedrique, R</b> OBP: 0.250, SLG: 0.236 <b>Barry Bonds, L</b> OBP: 0.277, SLG: 0.496 (1, 6) (9, PH)	G3-1 SH1-4 1B		1-1 F8		1-0 F8		1-2 FC6-4		1-3 K	3	0	1	0	0	0	2									
<b>John Smiley, L</b> OBP: 0.182, SLG: 0.182 <b>John Cangelosi, S</b> OBP: 0.280, SLG: 0.192 <b>Jim Gott, R</b> <b>Mike Diaz, R</b> (8, PH)	SH1-4		0-1 SH1-4		0-3 K		2-2 L6		1-2 P3	1	0	0	0	0	1	0									
<b>Inning Stats</b>	R: 1 E: 0 K: 0 S: 12	H: 3 LOB: 2 BB: 0 P: 19	R: 1 E: 0 K: 0 S: 8	H: 1 LOB: 2 BB: 2 P: 18	R: 0 E: 0 K: 1 S: 5	H: 0 LOB: 0 BB: 0 P: 7	R: 0 E: 0 K: 1 S: 6	H: 0 LOB: 0 BB: 0 P: 8	R: 0 E: 0 K: 0 S: 5	H: 0 LOB: 0 BB: 0 P: 7	R: 0 E: 0 K: 0 S: 10	H: 0 LOB: 2 BB: 2 P: 20	R: 0 E: 0 K: 1 S: 9	H: 1 LOB: 1 BB: 0 P: 14	R: 0 E: 0 K: 1 S: 11	H: 0 LOB: 0 BB: 0 P: 18	R: 0 E: 0 K: 1 S: 10	H: 0 LOB: 0 BB: 0 P: 15	1B: 3 2B: 2 3B: 0 HR: 0	SF: 0 SAC: 1 DP: 0 HBP: 0	WP: 0 PB: 0 SB: 0 CS: 0	PA: 36			
<b>PITCHER</b>	IP	WLS	BF	H	R	ER	SO	BB	IBB	HBP	BLK	WP	HR	S	P	ERA	WHIP								
<b>Eric Show, R</b> ERA: 4.26	(1, 1)	9.0	W	36	5	2	2	5	3	1	0	0	0	76	126	2.00	0.889								

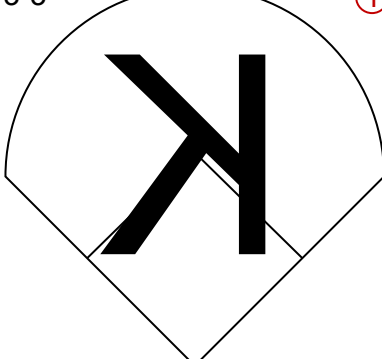
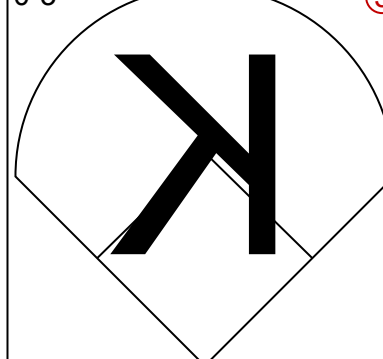
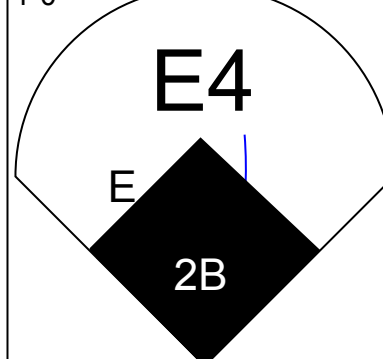

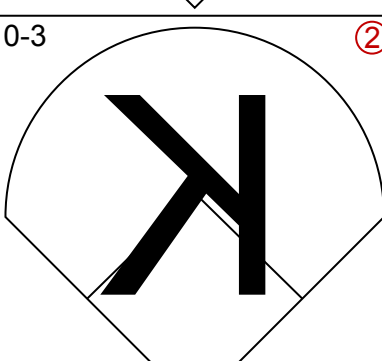
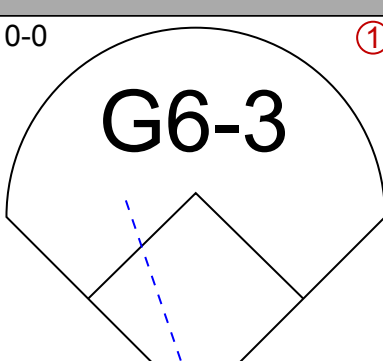
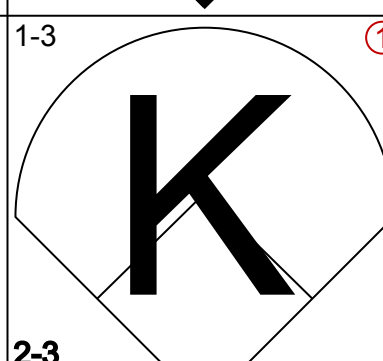
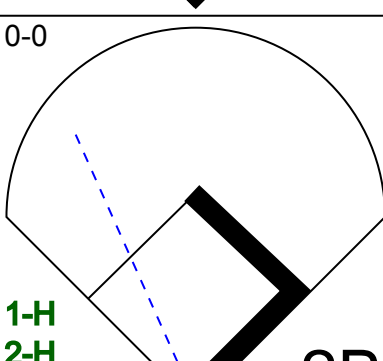
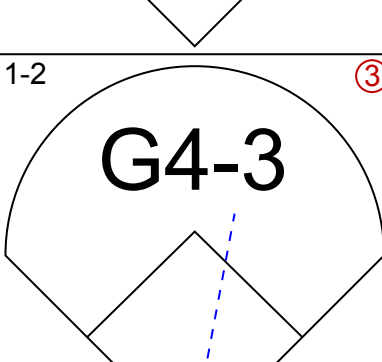
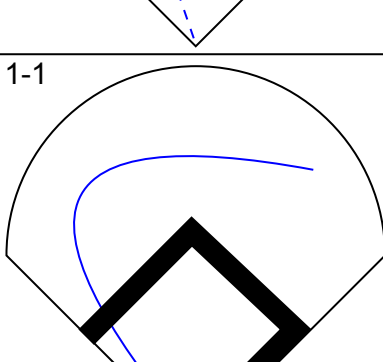
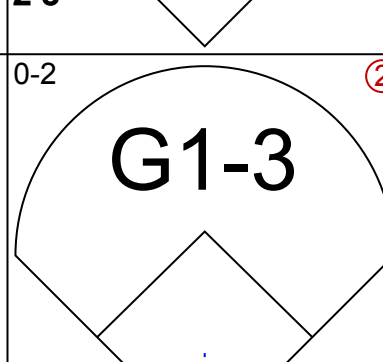
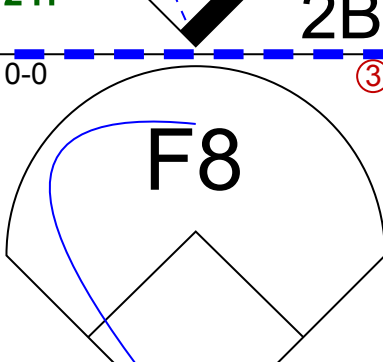
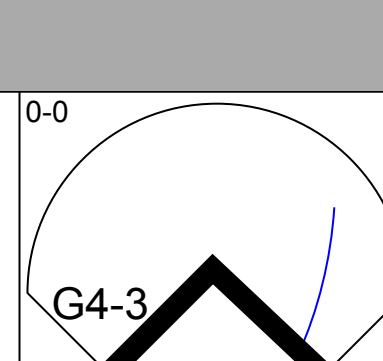
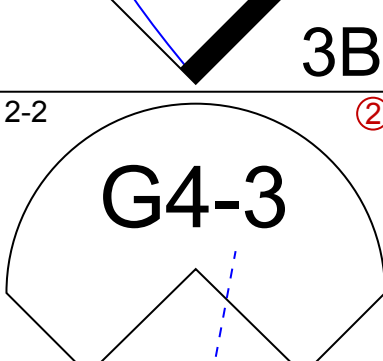
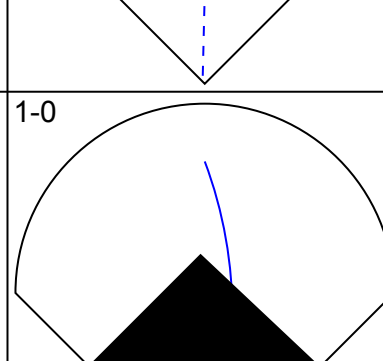
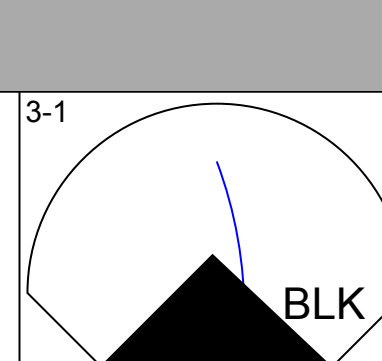
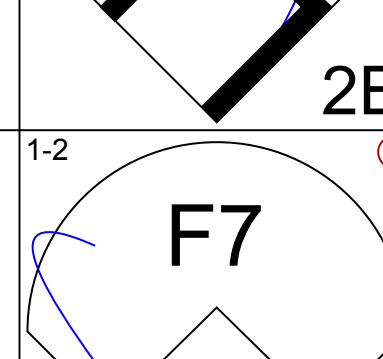
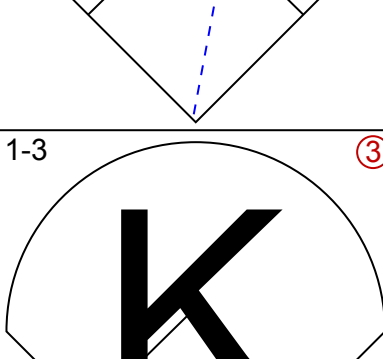
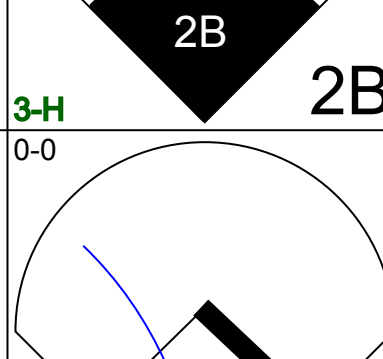
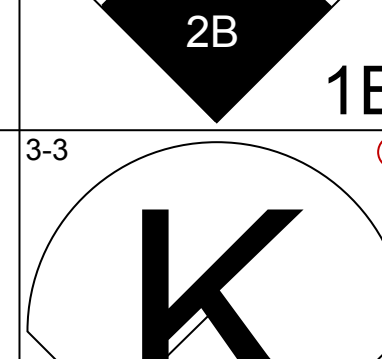
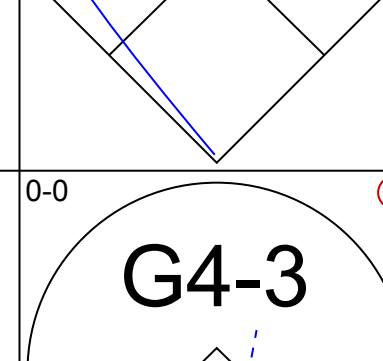
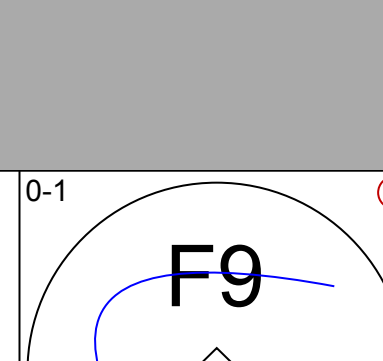
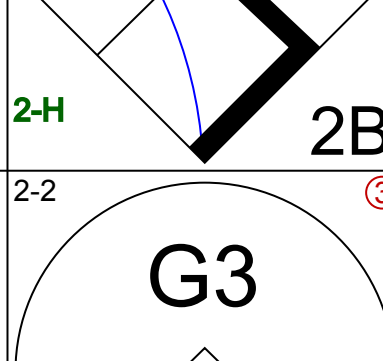
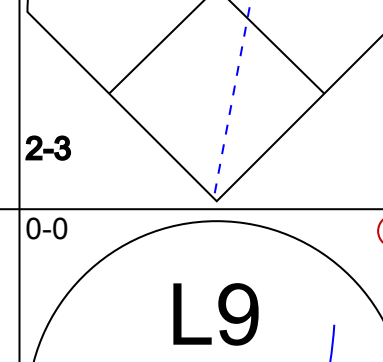
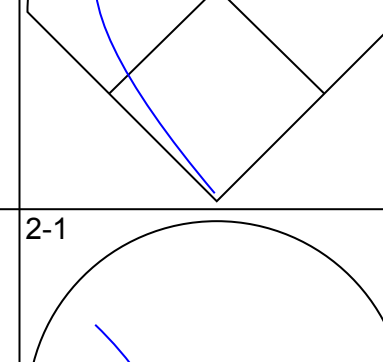
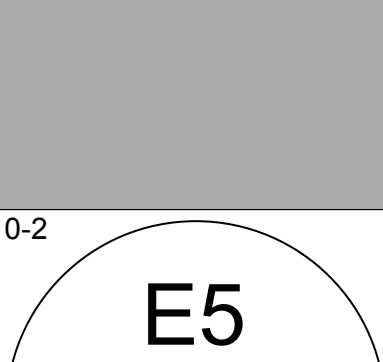
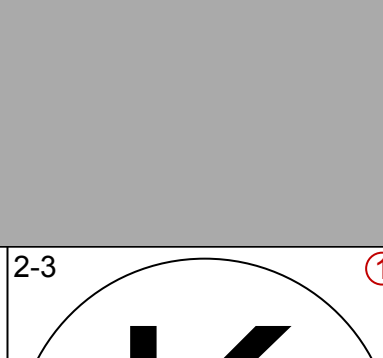
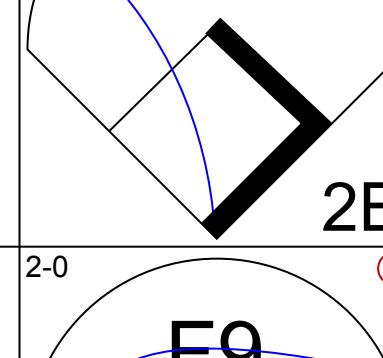
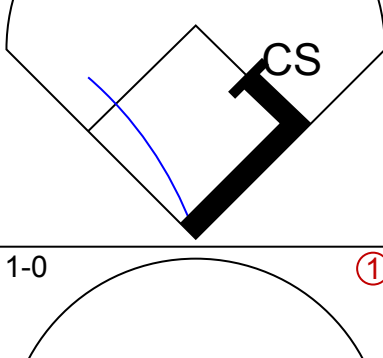
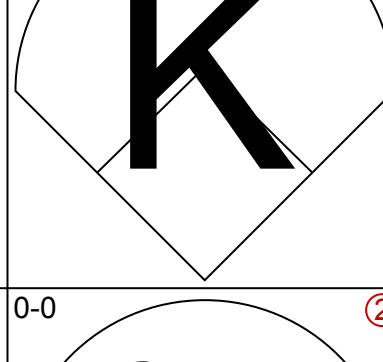
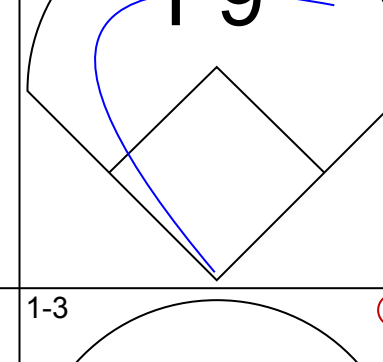
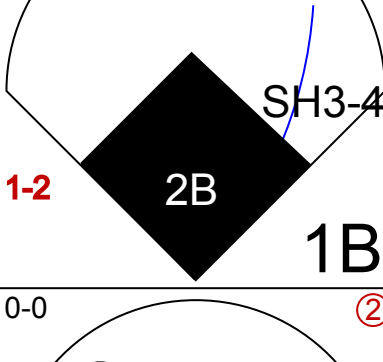
**San Diego Padres @ Pittsburgh Pirates**  
Three Rivers Stadium, Pittsburgh, PA  
Sat May 07 1988, 3:33 AM EDT  
Att. 24,555 - Sunny - 75 F

AB 31  
R 2  
H 5  
RBI 2  
BB 4  
SO 5  
LOB 14





Batter	1	2	3	4	5	6	7	8	9	AB	R	H	RBI	BB	SO	LOB	TOP					
<b>Roberto Alomar, S</b> (1, 4) OBP: 0.308, SLG: 0.403	3-3 		0-0 			1-1 			0-1 	4	0	0	0	0	1	1	<b>San Diego Padres @ Pittsburgh Pirates</b> Three Rivers Stadium, Pittsburgh, PA Sun May 08 1988, 3:33 AM EDT Att: 20,756 - Sunny - 80 F <a href="http://livebaseballscorecards.com">livebaseballscorecards.com</a>					
<b>Marvell Wynne, L</b> (1, 8) OBP: 0.333, SLG: 0.548	4-1 		2-1 			1-0 			1-0 	3	1	1	2	1	0	0						
<b>Chris Brown, R</b> (1, 5) OBP: 0.338, SLG: 0.343	SAFE 2-1 			SAFE 1-2 					0-0 	4	0	0	0	0	0	1						
<b>Carmelo Martinez, R</b> (1, 3) OBP: 0.175, SLG: 0.204	SAFE 0-1 			SAFE 3-2 					1-2 	4	0	0	0	0	0	1						
<b>Keith Moreland, R</b> (1, 7) OBP: 0.340, SLG: 0.351	SAFE 1-2 			SAFE 1-0 					2-0 	3	0	0	0	0	0	2						
<b>Benito Santiago, R</b> (1, 2) OBP: 0.253, SLG: 0.382		2-2 			4-2 				0-0 	2	0	0	0	1	0	0						
<b>Dickie Thon, R</b> (1, 6) OBP: 0.194, SLG: 0.176		SAFE 1-0 			SAFE 2-0 				1-3 	3	0	0	0	0	1	1						
<b>Shawn Abner, R</b> (1, 9) OBP: 0.175, SLG: 0.263		SAFE 1-3 			SAFE 0-0 				0-3 	3	0	0	0	0	2	0						
<b>Jimmy Jones, R</b> (1, 1) <b>Keith Comstock, L</b> (7, 1) <b>Greg Booker, R</b> (8, 1) <b>Randy Ready, R</b> (9, PH) OBP: 0.342, SLG: 0.379			0-0 			0-2 			2-2 	2	0	0	0	0	0	0						
<b>Inning Stats</b>	R: 0 E: 1 K: 1 S: 13	H: 0 LOB: 2 BB: 1 P: 23	R: 0 E: 0 K: 1 S: 8	H: 0 LOB: 0 BB: 0 P: 12	R: 0 E: 0 K: 0 S: 4	H: 0 LOB: 0 BB: 0 P: 6	R: 0 E: 0 K: 0 S: 7	H: 0 LOB: 0 BB: 0 P: 12	R: 0 E: 0 K: 0 S: 7	H: 0 LOB: 0 BB: 1 P: 11	R: 0 E: 0 K: 0 S: 6	H: 0 LOB: 0 BB: 0 P: 8	R: 0 E: 0 K: 0 S: 5	H: 0 LOB: 0 BB: 0 P: 10	R: 0 E: 0 K: 2 S: 8	H: 0 LOB: 0 BB: 0 P: 9	R: 2 E: 0 K: 0 S: 13	H: 2 LOB: 0 BB: 0 P: 17	1B: 1 2B: 0 3B: 0 HR: 1	SF: 0 SAC: 0 DP: 1 HBP: 0	WP: 0 PB: 0 SB: 0 CS: 0	PA: 31
<b>PITCHER</b> <b>Doug Drabek, R</b> (1, 1) ERA: 4.02	IP: 9.0 WLS: W BF: 31	H: 2 R: 2 ER: 2 SO: 4	BB: 2 IBB: 0 HBP: 0 BLK: 0	WP: 0 HR: 1 S: 71 P: 108	ERA: 2.00 WHIP: 0.444																	

Batter	1	2	3	4	5	6	7	8	9	AB	R	H	RBI	BB	SO	LOB	BOTTOM			
<b>Barry Bonds, L</b> (1, 7) OBP: 0.274, SLG: 0.479	3-3 		0-3 			1-0 			1-0 	4	2	0	0	1	2	2	<b>San Diego Padres @ Pittsburgh Pirates</b> Three Rivers Stadium, Pittsburgh, PA Sun May 08 1988, 3:33 AM EDT Att: 20,756 - Sunny - 80 F <a href="http://livebaseballscorecards.com">livebaseballscorecards.com</a>			
<b>Jose Lind, R</b> (1, 4) OBP: 0.303, SLG: 0.301	0-3 			0-0 		1-3 			2-3 	4	0	1	2	0	2	1				
<b>Andy Van Slyke, L</b> (1, 8) OBP: 0.333, SLG: 0.514	1-2 			1-1 		0-2 			0-0 	4	0	1	0	0	0	2				
<b>Bobby Bonilla, S</b> (1, 5) OBP: 0.388, SLG: 0.652		0-0 		2-2 		1-0 			3-1 	4	2	3	1	0	0	1				
<b>Sid Bream, L</b> (1, 3) OBP: 0.353, SLG: 0.462		1-2 		1-3 		0-0 			3-3 	4	0	1	1	0	2	3				
<b>R.J. Reynolds, S</b> (1, 9) OBP: 0.311, SLG: 0.478		0-0 			0-1 				2-2 	4	1	1	1	0	0	2				
<b>Junior Ortiz, R</b> (1, 2) OBP: 0.414, SLG: 0.654		0-0 			2-1 				0-1 	4	0	2	1	0	0	1				
<b>Al Pedrique, R</b> (1, 6) OBP: 0.266, SLG: 0.254			2-3 		2-0 				1-0 	4	1	2	0	0	1	1				
<b>Doug Drabek, R</b> (1, 1) OBP: 0.059, SLG: 0.059			0-0 		1-3 				0-0 	3	0	0	0	0	2	3				
<b>Inning Stats</b>	R: 0 E: 0 K: 2 S: 10	H: 0 LOB: 0 BB: 0 P: 14	R: 0 E: 0 K: 0 S: 6	H: 1 LOB: 1 BB: 0 P: 7	R: 0 E: 0 K: 2 S: 7	H: 0 LOB: 0 BB: 0 P: 9	R: 0 E: 0 K: 1 S: 9	H: 1 LOB: 1 BB: 0 P: 13	R: 0 E: 0 K: 1 S: 8	H: 1 LOB: 0 BB: 0 P: 13	R: 2 E: 2 K: 1 S: 12	H: 2 LOB: 1 BB: 0 P: 17	R: 2 E: 1 K: 0 S: 9	H: 2 LOB: 1 BB: 1 P: 13	R: 2 E: 0 K: 2 S: 13	H: 4 LOB: 2 BB: 0 P: 24	1B: 4 2B: 6 3B: 1 HR: 0	SF: 0 SAC: 1 DP: 0 HBP: 0	WP: 0 PB: 0 SB: 0 CS: 1	PA: 37
<b>PITCHER</b> <b>Jimmy Jones, R</b> (1, 1) ERA: 3.22 <b>Keith Comstock, L</b> (7, 1) ERA: 10.13 <b>Greg Booker, R</b> (8, 1) ERA: 1.1	IP: 6.2 WLS: L BF: 29	H: 7 R: 4 ER: 2 SO: 7	BB: 0 IBB: 0 HBP: 0 BLK: 1	WP: 0 HR: 0 S: 60 P: 85	ERA: 2.70 WHIP: 1.050															



Batter	1	2	3	4	5	6	7	8	9	AB	R	H	RBI	BB	SO	LOB	TOP								
<b>Roberto Alomar, S</b> OBP: 0.290, SLG: 0.379 (1, 4)	F8		G5-4-3		FC6-4			G6-3		4	0	0	0	0	0	3	<b>San Diego Padres @ St. Louis Cardinals</b> Busch Stadium, St. Louis, MO Mon May 09 1988, 7:05 PM CDT Att: 27,289 - Unknown - 71 F								
<b>Gary Templeton, S</b> OBP: 0.237, SLG: 0.268 (1, 6)	K				G6-4-3 1B		G6-3	G5-3		4	0	1	0	0	1	0									
<b>Chris Brown, R</b> OBP: 0.321, SLG: 0.324 (1, 5)	G6-3				L8		F8	G5-3		4	0	0	0	0	0	1									
<b>Keith Moreland, R</b> OBP: 0.337, SLG: 0.347 (1, 7)			G6-4-3 1B		G6-4-3 1-2		F7		K	4	0	1	0	0	1	1									
<b>Carmelo Martinez, R</b> OBP: 0.197, SLG: 0.196 (1, 3)		G6-4-3 1-2						G4-3		2	1	0	0	2	0	1									
<b>Benito Santiago, R</b> OBP: 0.283, SLG: 0.387 (1, 2)					F9		FC5-4 1B			4	0	2	0	0	0	2									
<b>Shane Mack, R</b> OBP: 0.250, SLG: 0.250 (1, 8)					FC4-6 1B		F8			4	0	1	0	0	0	3									
<b>Shawn Abner, R</b> OBP: 0.209, SLG: 0.275 (1, 9)					F8					2	0	1	0	1	0	2									
<b>Ed Whitson, R</b> OBP: 0.246, SLG: 0.290 (5, PH)					G5-4-3 BB					1	0	0	0	0	1	1									
<b>Greg Booker, R</b> OBP: 0.246, SLG: 0.290 (5, PH)					K					0	0	0	0	0	0	0									
<b>Dickie Thon, R</b> OBP: 0.246, SLG: 0.290 (5, PH)										1	0	1	1	0	0	0									
<b>Candy Sierra, R</b> OBP: 0.246, SLG: 0.290 (5, PH)										0	0	0	0	0	0	0									
<b>Randy Ready, R</b> OBP: 0.246, SLG: 0.290 (7, PH)										1	0	0	0	0	0	2									
<b>Keith Comstock, L</b> OBP: 0.246, SLG: 0.290 (7, PH)										0	0	0	0	0	0	0									
<b>Inning Stats</b>	R: 0 E: 0 K: 1 S: 9	H: 0 LOB: 0 BB: 0 P: 16	R: 0 E: 0 K: 0 S: 11	H: 2 LOB: 1 BB: 0 P: 15	R: 0 E: 0 K: 1 S: 7	H: 0 LOB: 0 BB: 1 P: 14	R: 0 E: 0 K: 0 S: 10	H: 1 LOB: 0 BB: 0 P: 14	R: 1 E: 0 K: 0 S: 15	H: 2 LOB: 2 BB: 1 P: 24	R: 0 E: 0 K: 0 S: 5	H: 0 LOB: 0 BB: 0 P: 8	R: 0 E: 0 K: 0 S: 10	H: 1 LOB: 2 BB: 1 P: 18	R: 0 E: 0 K: 0 S: 5	H: 0 LOB: 0 BB: 0 P: 7	R: 0 E: 0 K: 1 S: 8	H: 1 LOB: 1 BB: 0 P: 11	1B: 7 2B: 0 3B: 0 HR: 0	SF: 0 SAC: 0 DP: 3 HBP: 0	WP: 0 PB: 0 SB: 0 CS: 0	PA: 34			
<b>PITCHER</b>	IP	WLS	BF	H	R	ER	SO	BB	IBB	HBP	BLK	WP	HR	S	P	ERA	WHIP								
<b>Larry McWilliams, L</b> ERA: 0.58 (1, 1)	6.2	W	26	6	1	1	2	3	0	0	0	0	0	65	107	1.35	1.350								
<b>Scott Terry, R</b> ERA: 2.95 (7, 1)	2.1		8	1	0	0	1	0	0	0	0	0	0	15	20	0.00	0.429								

AB	31
R	1
H	7
RBI	1
BB	3
SO	3
LOB	16



Batter	1	2	3	4	5	6	7	8	9	AB	R	H	RBI	BB	SO	LOB	BOTTOM								
<b>Vince Coleman, S</b> OBP: 0.316, SLG: 0.416 (1, 7)	G6-3 1B		1B 2B 2B		G6-3			K		5	1	2	1	0	1	0	<b>San Diego Padres @ St. Louis Cardinals</b> Busch Stadium, St. Louis, MO Mon May 09 1988, 7:05 PM CDT Att: 27,289 - Unknown - 71 F								
<b>Ozzie Smith, S</b> OBP: 0.373, SLG: 0.364 (1, 6)	F9		2B E 1B		G5-3		F9			4	1	1	0	0	0	1									
<b>Willie McGee, S</b> OBP: 0.331, SLG: 0.375 (1, 8)	G6-3		K				G3-1			4	0	1	0	0	1	3									
<b>Tom Brunansky, R</b> OBP: 0.347, SLG: 0.436 (1, 9)			2B BB		K		F3			3	1	1	1	1	1	1									
<b>Bob Horner, R</b> OBP: 0.353, SLG: 0.386 (1, 3)	P4		E1 2B 1B				P8			4	2	1	1	0	0	3									
<b>José Oquendo, S</b> OBP: 0.308, SLG: 0.257 (8, 3)			2B 1B				2B			0	0	0	0	0	0	0									
<b>Terry Pendleton, S</b> OBP: 0.306, SLG: 0.339 (1, 5)			1B 2B				FC6-4 BB			3	1	2	2	1	0	0									
<b>Luis Alicea, S</b> OBP: 0.322, SLG: 0.353 (1, 4)	F7		1B				F8			4	0	1	2	0	1	2									
<b>Tony Peña, R</b> OBP: 0.245, SLG: 0.308 (1, 2)	G3-1		K				FC6-4			4	0	0	0	0	1	2									
<b>Larry McWilliams, L</b> OBP: 0.300, SLG: 0.333 (1, 1)							F8			3	1	1	0	0	0	1									
<b>Scott Terry, R</b> ERA: 7.71 (7, 1)										1	0	0	0	0	1	0									
<b>Inning Stats</b>	R: 0 E: 0 K: 0 S: 14	H: 1 LOB: 2 BB: 1 P: 24	R: 0 E: 0 K: 0 S: 7	H: 0 LOB: 0 BB: 0 P: 9	R: 6 E: 1 K: 2 S: 21	H: 6 LOB: 1 BB: 0 P: 27	R: 0 E: 0 K: 1 S: 12	H: 1 LOB: 0 BB: 0 P: 18	R: 0 E: 0 K: 0 S: 6	H: 0 LOB: 0 BB: 1 P: 14	R: 0 E: 0 K: 0 S: 6	H: 0 LOB: 0 BB: 0 P: 9	R: 1 E: 0 K: 1 S: 16	H: 2 LOB: 1 BB: 0 P: 23	R: 0 E: 0 K: 2 S: 9	H: 0 LOB: 0 BB: 0 P: 13	1B: 4 2B: 6 3B: 0 HR: 0	SF: 0 SAC: 0 DP: 0 HBP: 0	WP: 0 PB: 0 SB: 2 CS: 0	PA: 37					
<b>PITCHER</b>	IP	WLS	BF	H	R	ER	SO	BB	IBB	HBP	BLK	WP	HR	S	P	ERA	WHIP								
<b>Ed Whitson, R</b> ERA: 6.12 (1, 1)	2.1	L	16	7	6	5	1	1	0	0	0	0	0	17	23	0.00	0.600								
<b>Greg Booker, R</b> ERA: 1.0 (3, 1)	1.2		6	1	0	0	2	0	0	0	0	0	0	12	23	0.00	0.500								
<b>Candy Sierra, R</b> ERA: 6.08 (5, 1)	2.0		7	0	0	0	0	1	0	0	0	0	0	25	36	4.50	1.000								
<b>Keith Comstock, L</b> ERA: 7.71 (7, 1)	2.0		8	2	1	1	3	0	0	0	0	0	0	25	36	4.50	1.000								

AB	35
R	7
H	10
RBI	7
BB	2
SO	6
LOB	13









Batter	1	2	3	4	5	6	7	8	9	10	AB	R	H	RBI	BB	SO	LOB	TOP	
<b>Roberto Alomar, S</b> OBP: 0.273, SLG: 0.351	(1,4) F 0-1 F7		(1,3) K			(2) G3			(2) 4-3		4	0	0	0	0	1	0	<b>San Diego Padres @ Chicago Cubs</b> Wrigley Field, Chicago, IL Wed May 11 1988, 3:33 AM CDT Att. 12,600 - Cloudy - 64 F	
<b>Garry Templeton, S</b> OBP: 0.238, SLG: 0.266	(1,6) B 3-2 1-3			2-2 CS 1B		(3) 1-3			(3) 4-3		4	0	1	0	0	0	0		
<b>Randy Ready, R</b> OBP: 0.345, SLG: 0.397	(1,5) C 0-3 K			2-2 1-3 2B				(1) 3-3 K		(1) 0-0 F9	4	0	1	0	0	2	0		
<b>John Kruk, L</b> OBP: 0.360, SLG: 0.463	(1,3)			3-2 2B				(2) 1-0 3-1		(2) 3-3 K	4	0	1	0	0	1	1		
<b>Keith Moreland, R</b> OBP: 0.321, SLG: 0.324	(1,7)			0-2 5-3				(3) 0-1 5-3		(3) 2-2 F8	4	0	0	0	0	0	2		
<b>Benito Santiago, R</b> OBP: 0.265, SLG: 0.380	(1,2)			1-0 FC6-5-4				(1) 0-3 K			3	0	0	0	0	1	1		
<b>Shane Mack, R</b> OBP: 0.091, SLG: 0.091	(1,8) (8,9)			2-1 1-3				(2) 0-1 6-3		(2) 4-3	3	0	0	0	0	0	1		
<b>Shawn Abner, R</b> OBP: 0.200, SLG: 0.239	(1,9)			2-1 1-3				(3) 2-3 5-3		(3) 2-3 K	3	0	0	0	0	0	1		
<b>Lance McCullers, S</b> (8,1)											0	0	0	0	0	0	0		
<b>Mark Davis, L</b> (10,1)											0	0	0	0	0	0	0		
<b>Randy Byers, L</b> OBP: 0.250, SLG: 0.500	(10,7)										0	0	0	0	0	0	0		
<b>Mark Grant, R</b> (1,1)											2	0	0	0	0	1	0		
<b>Marvell Wynne, L</b> OBP: 0.327, SLG: 0.535	(8,8)										1	0	0	0	0	1	0		
<b>Inning Stats</b>	R: 0 E: 0 K: 1 S: 9	H: 0 LOB: 0 BB: 0 P: 12	R: 0 E: 0 K: 0 S: 11	H: 1 LOB: 1 BB: 0 P: 16	R: 0 E: 0 K: 2 S: 9	H: 0 LOB: 0 BB: 0 P: 12	R: 0 E: 0 K: 0 S: 16	H: 2 LOB: 1 BB: 0 P: 25	R: 0 E: 0 K: 1 S: 8	H: 0 LOB: 0 BB: 0 P: 11	R: 0 E: 0 K: 1 S: 6	H: 0 LOB: 0 BB: 0 P: 10	R: 0 E: 0 K: 1 S: 8	H: 0 LOB: 0 BB: 0 P: 12	R: 0 E: 0 K: 1 S: 7	H: 0 LOB: 0 BB: 0 P: 12	1B: 1 2B: 2 3B: 0 HR: 0	SF: 0 SAC: 0 DP: 0 HBP: 0	WP: 0 PA: 32 PB: 0 SB: 0 CS: 1
<b>PITCHER</b> <b>Greg Maddux, R</b> ERA: 2.1	(1,1)	IP: 10.0 WLS: W BF: 32 H: 3 R: 0 ER: 0 SO: 8 BB: 0 IBB: 0 HBP: 0 BLK: 0 WP: 0 HR: 0 S: 91 P: 134 ERA: 0.00 WHIP: 0.300																	

AB	32
R	0
H	3
RBI	0
BB	0
SO	8
LOB	5



Batter	1	2	3	4	5	6	7	8	9	10	AB	R	H	RBI	BB	SO	LOB	BOTTOM													
<b>23 Ryne Sandberg, R</b> OBP: 0.278, SLG: 0.463	(1,4) B 2-2 F7		(2) F8			(3) K				(1) 5-3		5	0	1	0	0	1	1													
<b>Mark Grace, L</b> OBP: 0.441, SLG: 0.464	(1,3) X 0-1 FC5-4 1B		(3) F8					(1) 4-1 G4-6-3 1B		(1) 2B BB	3	1	2	0	2	0	1														
<b>Andre Dawson, R</b> OBP: 0.380, SLG: 0.659	(1,9) C 1-1 FC5-4							(1) 1-1 F8		(1) 3-2 BB	4	0	2	0	1	0	2														
<b>Rafael Palmeiro, L</b> OBP: 0.377, SLG: 0.487	(1,7) B 3-1 F7							(3) 1-0 G4-6-3		(3) 4-0 G1-6-3 IBB	4	0	0	0	1	0	6														
<b>Vance Law, R</b> OBP: 0.336, SLG: 0.443	(1,5)							(1) 2-1 FC4		(1) 1-1 G1-6-3	4	0	1	1	0	1	4														
<b>Damon Berryhill, S</b> OBP: 0.200, SLG: 0.333	(1,2)							(1) 0-0 FC4-6		(1) 0-0 FC3-6 1B	4	0	2	0	0	0	3														
<b>Darrin Jackson, R</b> OBP: 0.222, SLG: 0.222	(1,8)							(2) 1-2 FC5-4		(2) 1-0 FC3-6	4	0	0	0	0	2	5														
<b>Shawon Dunston, R</b> OBP: 0.280, SLG: 0.413	(1,6)							(3) 2-2 PO		(3) 1-3 K	2	0	0	0	1	0	0														
<b>Angel Salazar, R</b> OBP: 0.333, SLG: 0.667	(9,6)							(1) 0-1 E5		(1) 4-0 IBB	1	0	0	0	0	1	1														
<b>Greg Maddux, R</b> OBP: 0.120, SLG: 0.160	(1,1)							(1) 2-0 SH1-4		(1) 0-1 L9	3	0	0	0	0	0	3														
<b>Inning Stats</b>	R: 0 E: 0 K: 0 S: 9	H: 1 LOB: 1 BB: 0 P: 15	R: 0 E: 0 K: 0 S: 9	H: 1 LOB: 1 BB: 0 P: 12	R: 0 E: 1 K: 0 S: 6	H: 0 LOB: 1 BB: 0 P: 9	R: 0 E: 1 K: 1 S: 9	H: 1 LOB: 2 BB: 0 P: 13	R: 0 E: 0 K: 1 S: 6	H: 0 LOB: 0 BB: 0 P: 8	R: 0 E: 0 K: 2 S: 4	H: 1 LOB: 2 BB: 0 P: 6	R: 0 E: 0 K: 0 S: 12	H: 1 LOB: 2 BB: 1 P: 19	R: 0 E: 0 K: 1 S: 9	H: 1 LOB: 3 BB: 2 P: 19	1B: 5 2B: 2 3B: 1 HR: 0	SF: 0 SAC: 2 DP: 2 HBP: 0	WP: 0 PA: 42 PB: 0 SB: 0 CS: 0												
<b>PITCHER</b> <b>Mark Grant, R</b> ERA: 3.24	(1,1)	IP: 7.1 WLS: L BF: 29 H: 5 R: 0 ER: 1 SO: 4 BB: 1 IBB: 0 HBP: 0 BLK: 0 WP: 0 HR: 0 S: 59 P: 92 ERA: 0.00 WHIP: 0.818																													
<b>Lance McCullers, R</b> ERA: 3.57	(8,1)	1.2 L	10 3	1 1	0 1	0 1	0 3	0 0	0 0	0 0	0 17	36	5.40	1.800																	
<b>Mark Davis, L</b> ERA: 1.99	(10,1)	0.1	2 0	0 0	0 0	0 0	0 0	0 0	0 0	0 5	6	0.00	0.000																		

AB	34
R	1
H	8
RBI	1
BB	5
SO	5
LOB	26










Batter	1	2	3	4	5	6	7	8	9	AB	R	H	RBI	BB	SO	LOB	TOP			
Tim Raines, S (1,7) OBP: 0.382, SLG: 0.438	1-2 4-3			4-1 1B BB	4-0 IBB			0-0 F7		2	1	0	0	2	0	1	<b>Montreal Expos @ San Diego Padres</b> Jack Murphy Stadium, San Diego, CA Fri May 13 1988, 10:05 PM EDT Att: 13,707 - Unknown - 68 F			
Johnny Paredes, R (1,4) OBP: 0.326, SLG: 0.294	0-0 G3		1-1 F9	0-3 K2-3			1-2 G1-6-3		4	0	0	0	0	1	5					
Hubie Brooks, R (1,9) OBP: 0.283, SLG: 0.400	2-2 5-3		1-0 1B 1-2 1B			1-1 5-3		0-0 F9	4	0	1	0	0	0	0					
Graig Nettles, L (1,5) OBP: 0.286, SLG: 0.368		0-0 F8		0-0 G5-4-3 1B		2-0 G3		0-1 F5	4	0	1	1	0	0	0					
Andres Galarraga, R (1,3) OBP: 0.377, SLG: 0.569		0-3 K		1-2 G5-4-3 1B		1-1 CS 1B		0-0 P4	4	0	1	0	0	1	2					
Jeff Reed, L (1,2) OBP: 0.382, SLG: 0.375		2-0 P6			4-2 SH3-4 1B BB	0-1 CS	0-0 4-3		2	0	0	0	1	0	0					
Herm Winningham, L (1,8) OBP: 0.463, SLG: 0.382			1-3 K		1-2 SH3-4 1B		3-3 K		3	0	1	0	0	2	0					
Tom Foley, L (1,6) OBP: 0.221, SLG: 0.219			0-3 K		0-1 F5		1-2 F7		3	0	0	0	0	1	2					
John Dopson, L (1,1) Andy McGaffigan, R (6,1) Mitch Webster, S (8,PH) Floyd Youmans, R (8,1) OBP: 0.366, SLG: 0.346 OBP: 0.091, SLG: 0.100			2-1 G3		0-0 SH3-4			1-1 G1-6-3 1B	1	0	0	0	0	0	0					
<b>Inning Stats</b>	R: 0 E: 0 K: 0 S: 8	H: 0 LOB: 0 BB: 0 P: 11	R: 0 E: 0 K: 1 S: 5	H: 0 LOB: 0 BB: 0 P: 7	R: 0 E: 0 K: 2 S: 9	H: 0 LOB: 0 BB: 0 P: 12	R: 1 E: 0 K: 0 S: 8	H: 2 LOB: 1 BB: 1 P: 15	R: 0 E: 0 K: 1 S: 11	H: 1 LOB: 3 BB: 2 P: 20	R: 0 E: 0 K: 1 S: 9	H: 0 LOB: 0 BB: 0 P: 13	R: 0 E: 0 K: 0 S: 6	H: 1 LOB: 0 BB: 0 P: 8	R: 0 E: 0 K: 0 S: 4	H: 0 LOB: 0 BB: 0 P: 4		1B: 5 2B: 0 3B: 0 HR: 0	SF: 0 SAC: 1 DP: 2 HBP: 0	WP: 0 PB: 0 SB: 0 CS: 1
<b>PITCHER</b> Jimmy Jones, R (1,1) ERA: 2.78	IP: 9.0 WLS: W BF: 32 H: 5 R: 1 ER: 1 SO: 5 BB: 2 IBB: 1 HBP: 0 BLK: 0 WP: 0 HR: 0 S: 66 P: 100 ERA: 1.00 WHIP: 0.778															<b>PITCHER</b>				

Batter	1	2	3	4	5	6	7	8	9	AB	R	H	RBI	BB	SO	LOB	BOTTOM			
Roberto Alomar, S (1,4) OBP: 0.287, SLG: 0.349	4-0 BB BB		3-1 F8		0-0 5-3		2-3 K	2-1 1B	4	0	1	0	1	1	0	<b>Montreal Expos @ San Diego Padres</b> Jack Murphy Stadium, San Diego, CA Fri May 13 1988, 10:05 PM EDT Att: 13,707 - Unknown - 68 F				
Garry Templeton, S (1,6) OBP: 0.245, SLG: 0.261	0-3 K		0-0 6-3		4-1 G1-6-3 2B BB	2-2 F8	2-1 F7	4	1	0	0	1	1	3						
John Kruk, L (1,3) OBP: 0.376, SLG: 0.459	4-0 1-2 BB		0-2 4-3		4-0 G1-6-3 BB	4-0 2B BB	3-2 F7	2	1	0	0	3	0	2						
Benito Santiago, R (1,2) OBP: 0.269, SLG: 0.396	1-1 F9		0-1 6-3		1-2 G1-6-3	0-0 3B 2B		4	1	1	1	0	0	4						
Randy Ready, R (1,5) OBP: 0.355, SLG: 0.420	2-1 1-3		3-1 6-3		4-2 2B 1B BB	0-0 HR 3B		3	2	1	1	1	0	2						
Carmelo Martinez, R (1,7) OBP: 0.243, SLG: 0.308		1-1 F9		0-1 FC4-6 1B	1-1 1B 2B	2-0 HR		4	2	3	3	0	0	0						
Shane Mack, R (1,8) OBP: 0.250, SLG: 0.300		0-2 5-3		1-2 FC4-6	1-3 BLK S 1B	3-H F9		4	0	1	2	0	0	1						
Shawn Abner, R (1,9) OBP: 0.241, SLG: 0.264		0-0 1B			0-0 5-3	4-0 BLK IBB		3	0	2	0	1	0	0						
Jimmy Jones, R (1,1)		0-3 K		2-1 6-3	0-2 G3	2-1 F9		4	0	0	0	0	1	4						
<b>Inning Stats</b>	R: 0 E: 0 K: 1 S: 8	H: 0 LOB: 2 BB: 2 P: 19	R: 0 E: 0 K: 1 S: 9	H: 1 LOB: 0 BB: 0 P: 10	R: 0 E: 0 K: 0 S: 6	H: 0 LOB: 0 BB: 0 P: 9	R: 0 E: 0 K: 0 S: 9	H: 1 LOB: 1 BB: 0 P: 13	R: 0 E: 0 K: 0 S: 4	H: 0 LOB: 0 BB: 0 P: 6	R: 3 E: 0 K: 0 S: 18	H: 2 LOB: 2 BB: 4 P: 38	R: 4 E: 0 K: 1 S: 13	H: 3 LOB: 0 BB: 1 P: 24	R: 0 E: 0 K: 0 S: 10		H: 2 LOB: 2 BB: 0 P: 19	1B: 5 2B: 2 3B: 1 HR: 1	SF: 0 SAC: 0 DP: 1 HBP: 0	WP: 0 PB: 0 SB: 1 CS: 0
<b>PITCHER</b> John Dopson, R (1,1) ERA: 4.22 Andy McGaffigan, R (6,1) ERA: 5.0 Floyd Youmans, R (8,1) ERA: 5.09	IP: 5.2 WLS: L BF: 24 H: 3 R: 3 ER: 3 SO: 2 BB: 5 IBB: 0 HBP: 0 BLK: 0 WP: 0 HR: 0 S: 45 P: 80 ERA: 4.76 WHIP: 1.412															<b>PITCHER</b>				




Batter	1	2	3	4	5	6	7	8	9	AB	R	H	RBI	BB	SO	LOB	TOP				
Tim Raines, S (1,7) OBP: 0.385, SLG: 0.450	0-0 4-3 3B		1-2 4-3			1-0 4-3		4-2 BB		3	1	1	0	1	0	0	<b>Montreal Expos @ San Diego Padres</b> Jack Murphy Stadium, San Diego, CA Sat May 14 1988, 10:05 PM EDT Att: 43,811 - Unknown - 75 F				
Johnny Paredes, R (1,4) OBP: 0.313, SLG: 0.278 Graig Nettles, L (8, PH) OBP: 0.273, SLG: 0.350 Luis Rivera, R (8,6) OBP: 0.224, SLG: 0.268	0-1 4-3		1-1 F8			1-3 K		0-0 F6		3	0	0	1	0	1	0					
Hubie Brooks, R (1,9) OBP: 0.282, SLG: 0.396	0-3 K		1-2 L9			0-1 6-3			0-2 1B	4	0	1	0	0	1	0					
Tim Wallach, R (1,5) OBP: 0.278, SLG: 0.344	0-0 F8			1-1 F4			0-2 F3		1-2 F9	4	0	0	0	0	0	1					
Andres Galarraga, R (1,3) OBP: 0.373, SLG: 0.582		2-2 1-3		1-0 F7		1-0 HR			0-1 F9	4	1	1	1	0	0	1					
Jeff Reed, L (1,2) OBP: 0.375, SLG: 0.368		1-2 BB 1B		1-1 6-3		0-3 K			2-3 K	4	0	1	0	0	2	1					
Herm Winningham, L (1,8) OBP: 0.432, SLG: 0.351		0-0 F7			1-3 K		2-2 G3			3	0	0	0	0	1	1					
Tom Foley, L (1,6) OBP: 0.225, SLG: 0.212		4-0 BB 1-2 BB		0-3 K		1-0 F8				2	0	0	0	1	1	0					
Dennis Martinez, R (1,1) OBP: 0.316, SLG: 0.278 Mitch Webster, S (8, PH) OBP: 0.363, SLG: 0.343 Jeff Parrett, R (8,1) OBP: 0.224, SLG: 0.268		1-1 L7			0-2 1-3		0-0 1-3			2	0	0	0	0	0	2					
<b>Inning Stats</b>	R: 1 E: 0 K: 1 S: 8	H: 1 LOB: 0 BB: 0 P: 8	R: 0 E: 0 K: 0 S: 11	H: 1 LOB: 2 BB: 1 P: 19	R: 0 E: 0 K: 0 S: 9	H: 0 LOB: 0 BB: 0 P: 12	R: 0 E: 0 K: 0 S: 5	H: 0 LOB: 0 BB: 0 P: 8	R: 0 E: 0 K: 1 S: 6	H: 0 LOB: 0 BB: 0 P: 8	R: 1 E: 0 K: 1 S: 12	H: 1 LOB: 0 BB: 0 P: 15	R: 0 E: 0 K: 0 S: 7	H: 0 LOB: 1 BB: 1 P: 12	R: 0 E: 0 K: 1 S: 14	H: 1 LOB: 1 BB: 0 P: 17		1B: 2 2B: 0 3B: 1 HR: 1	SF: 0 SAC: 0 DP: 0 HBP: 0	WP: 0 PB: 0 SB: 0 CS: 0	PA: 33
<b>PITCHER</b>	IP WLS BF H R ER SO BB IBB HBP BLK WP HR S P ERA WHIP	7.0 W 25 3 2 2 5 1 0 0 0 0 1 60 80 2.57 0.571	2.0 S 8 1 0 0 1 1 0 0 0 0 0 21 29 0.00 1.000																		

AB	31
R	2
H	4
RBI	2
BB	2
SO	6
LOB	7



Batter	1	2	3	4	5	6	7	8	9	AB	R	H	RBI	BB	SO	LOB	BOTTOM				
Roberto Alomar, S (1,4) OBP: 0.286, SLG: 0.345	1-1 4-3		1-0 F8		1-2 F8		1-1 1B			4	0	1	1	0	0	1	<b>Montreal Expos @ San Diego Padres</b> Jack Murphy Stadium, San Diego, CA Sat May 14 1988, 10:05 PM EDT Att: 43,811 - Unknown - 75 F				
Gary Templeton, S (1,6) OBP: 0.235, SLG: 0.250	2-1 6-3			2-2 G3	1-2 5-3		1-0 G3			4	0	0	0	0	3						
John Kruk, L (1,3) OBP: 0.371, SLG: 0.442	0-1 1-3			4-2 2B SF9 BB		0-0 F7		2-1 F7		3	1	0	0	1	0	0					
Benito Santiago, R (1,2) OBP: 0.268, SLG: 0.400		0-1 F8		0-0 SF9 2B		2-2 F3		0-1 6-3		4	0	1	0	0	0	0					
Randy Ready, R (1,5) OBP: 0.351, SLG: 0.417		1-2 1B		1-1 SF9		1-0 5-3		2-2 5-3		3	0	1	1	0	0	0					
Carmelo Martinez, R (1,7) OBP: 0.233, SLG: 0.294 Marvell Wynne, L (9,7) OBP: 0.320, SLG: 0.523		0-3 K		2-3 3H 3-1 5-3			2-2 4-3			3	0	0	0	0	1	2					
Shane Mack, R (1,8) OBP: 0.217, SLG: 0.261		0-1 F8			1-1 4-3		1-1 1-3			3	0	0	0	0	0	1					
Shawn Abner, R (1,9) OBP: 0.262, SLG: 0.291			0-0 F9		0-0 1B 2B		1-1 1B 1B HBP			2	2	1	0	0	0	0					
Ed Whitson, R (1,1) OBP: 0.100, SLG: 0.100 Randy Byers, L (7, PH) OBP: 0.400, SLG: 0.600 Lance McCullers, S (8,1) OBP: 0.224, SLG: 0.268			1-3 K		1-2 2H 1B		2-2 1B			2	0	1	1	0	1	0					
<b>Inning Stats</b>	R: 0 E: 0 K: 0 S: 6	H: 0 LOB: 0 BB: 0 P: 9	R: 0 E: 0 K: 1 S: 11	H: 1 LOB: 1 BB: 0 P: 12	R: 0 E: 0 K: 1 S: 5	H: 0 LOB: 0 BB: 0 P: 7	R: 1 E: 0 K: 0 S: 12	H: 1 LOB: 1 BB: 1 P: 22	R: 1 E: 0 K: 0 S: 12	H: 2 LOB: 1 BB: 0 P: 16	R: 0 E: 0 K: 0 S: 7	H: 0 LOB: 0 BB: 0 P: 10	R: 1 E: 0 K: 0 S: 13	H: 2 LOB: 2 BB: 0 P: 21	R: 0 E: 0 K: 0 S: 7	H: 0 LOB: 0 BB: 0 P: 11		1B: 4 2B: 2 3B: 0 HR: 0	SF: 1 SAC: 0 DP: 0 HBP: 1	WP: 0 PB: 0 SB: 0 CS: 0	PA: 32
<b>PITCHER</b>	IP WLS BF H R ER SO BB IBB HBP BLK WP HR S P ERA WHIP	7.0 L 29 6 3 3 2 0 0 0 0 0 0 7 11 0.00 0.000																			

AB	29
R	3
H	6
RBI	3
BB	1
SO	2
LOB	7















Batter	1	2	3	4	5	6	7	8	9	AB	R	H	RBI	BB	SO	LOB	TOP								
Lenny Dykstra, L OBP: 0.372, SLG: 0.533	F8	F7			E9		4-3			4	0	1	0	0	0	3	<p><b>New York Mets @ San Diego Padres</b> Jack Murphy Stadium, San Diego, CA Tue May 17 1988, 10:05 PM EDT Att: 12,035 - Unknown - 60 F</p> <p>livebaseballscorecards.com</p> <p>AB 31 R 1 H 7 RBI 0 BB 4 SO 7 LOB 19</p> 								
Wally Backman, S OBP: 0.238, SLG: 0.143	1B		K		6-3			F8		4	0	1	0	0	1										
Keith Hernandez, L OBP: 0.338, SLG: 0.435	G5-4-3		K		F9			4-3 WP		4	1	2	0	0	1										
Darryl Strawberry, L OBP: 0.388, SLG: 0.563	G5-4-3		K					4-3		3	0	0	0	1	1	3									
Kevin McReynolds, R OBP: 0.331, SLG: 0.416		BB						K		4	0	2	0	0	1	1									
Gary Carter, R OBP: 0.386, SLG: 0.550	BB	BB							F3	2	0	1	0	2	0	0									
Howard Johnson, S OBP: 0.317, SLG: 0.363	BB				L3			F9		3	0	0	0	1	0	3									
Kevin Elster, R OBP: 0.286, SLG: 0.321		K			6-3		P6	K		4	0	0	0	0	2	4									
David Cone, L OBP: 0.154, SLG: 0.167					1-3					3	0	0	0	0	1	3									
Randy Myers, L (8, 1)								F8		0	0	0	0	0	0	0									
<b>Inning Stats</b>	R: 0 E: 0 K: 0 S: 7	H: 2 LOB: 1 BB: 0 P: 12	R: 0 E: 0 K: 2 S: 13	H: 1 LOB: 3 BB: 2 P: 25	R: 0 E: 0 K: 3 S: 11	H: 0 LOB: 0 BB: 0 P: 17	R: 0 E: 0 K: 0 S: 5	H: 1 LOB: 1 BB: 1 P: 15	R: 0 E: 1 K: 0 S: 9	H: 1 LOB: 1 BB: 0 P: 15	R: 0 E: 0 K: 0 S: 7	H: 1 LOB: 1 BB: 1 P: 15	R: 0 E: 0 K: 0 S: 5	H: 0 LOB: 0 BB: 0 P: 7	R: 1 E: 0 K: 1 S: 14	H: 1 LOB: 0 BB: 0 P: 22	R: 0 E: 0 K: 1 S: 10	H: 0 LOB: 0 BB: 0 P: 14	1B: 7 2B: 1 3B: 0 HR: 0	SF: 0 SAC: 0 DP: 2 HBP: 0	WP: 1 PB: 0 SB: 2 CS: 1	PA: 35			
<b>PITCHER</b>	IP	WLS	BF	H	R	ER	SO	BB	IBB	HBP	BLK	WP	HR	S	P	ERA	WHIP								
Eric Show, R ERA: 3.35	(1, 1)	7.0	28	6	0	0	5	4	0	0	0	0	0	57	106	0.00	1.429								
Mark Davis, L ERA: 2.29	(8, 1)	1.0	L	4	1	1	1	0	0	0	0	1	0	14	22	9.00	1.000								
Lance McCullers, R ERA: 2.86	(9, 1)	1.0		3	0	0	0	1	0	0	0	0	0	10	14	0.00	0.000								

Batter	1	2	3	4	5	6	7	8	9	AB	R	H	RBI	BB	SO	LOB	BOTTOM								
Roberto Alomar, S OBP: 0.269, SLG: 0.313	F7		F7				K			4	0	1	0	0	1	0	<p><b>New York Mets @ San Diego Padres</b> Jack Murphy Stadium, San Diego, CA Tue May 17 1988, 10:05 PM EDT Att: 12,035 - Unknown - 60 F</p> <p>livebaseballscorecards.com</p> <p>AB 33 R 0 H 6 RBI 0 BB 2 SO 14 LOB 21</p> 								
Dickie Thon, R OBP: 0.260, SLG: 0.234	BLK		5-3				K			4	0	2	0	0	1	1									
John Kruk, L OBP: 0.392, SLG: 0.455	BLK		F7							4	0	2	0	0	1	1									
Keith Moreland, R OBP: 0.306, SLG: 0.301										3	0	0	0	1	2	4									
Lance McCullers, S (9, 1)										0	0	0	0	0	0	0									
Randy Ready, R OBP: 0.364, SLG: 0.413	F7									3	0	0	0	1	0	4									
Shawn Abner, R OBP: 0.276, SLG: 0.364										4	0	1	0	0	1	3									
Shane Mack, R OBP: 0.212, SLG: 0.242										3	0	0	0	0	2	4									
Mark Parent, R OBP: 0.182, SLG: 0.190										3	0	0	0	0	2	1									
Carmelo Martinez, R OBP: 0.235, SLG: 0.280										1	0	0	0	0	1	1									
Eric Show, R OBP: 0.333, SLG: 0.286	(1, 1)	7.0	W	29	6	0	0	2	0	0	0	2	0	0	0	2	1								
Randy Byers, L OBP: 0.286, SLG: 0.429	(7, PH)									1	0	0	0	0	1	0									
Mark Davis, L (8, 1)										0	0	0	0	0	0	0									
Marvell Wynne, L OBP: 0.327, SLG: 0.522	(9, 7)									0	0	0	0	0	0	0									
Bentito Santiago, R OBP: 0.256, SLG: 0.378	(9, PH)									1	0	0	0	0	0	1									
<b>Inning Stats</b>	R: 0 E: 0 K: 1 S: 12	H: 2 LOB: 2 BB: 0 P: 19	R: 0 E: 0 K: 3 S: 14	H: 1 LOB: 1 BB: 0 P: 18	R: 0 E: 0 K: 0 S: 8	H: 0 LOB: 0 BB: 0 P: 11	R: 0 E: 0 K: 1 S: 10	H: 0 LOB: 1 BB: 1 P: 18	R: 0 E: 0 K: 2 S: 10	H: 1 LOB: 2 BB: 1 P: 16	R: 0 E: 0 K: 2 S: 11	H: 1 LOB: 2 BB: 1 P: 22	R: 0 E: 0 K: 3 S: 10	H: 0 LOB: 0 BB: 0 P: 14	R: 0 E: 1 K: 1 S: 9	H: 1 LOB: 1 BB: 0 P: 10	R: 0 E: 1 K: 1 S: 16	H: 0 LOB: 1 BB: 0 P: 24	1B: 6 2B: 0 3B: 0 HR: 0	SF: 0 SAC: 1 DP: 0 HBP: 0	WP: 0 PB: 0 SB: 0 CS: 0	PA: 36			
<b>PITCHER</b>	IP	WLS	BF	H	R	ER	SO	BB	IBB	HBP	BLK	WP	HR	S	P	ERA	WHIP								
David Cone, R ERA: 1.79	(1, 1)	7.0		29	6	0	0	2	0	0	0	0	0	23	32	0.00	1.143								
Randy Myers, L ERA: 1.42	(8, 1)	2.0	S	7	0	0	0	2	0	0	0	0	0	23	32	0.00	0.000								



Batter	1	2	3	4	5	6	7	8	9	AB	R	H	RBI	BB	SO	LOB	TOP					
Lenny Dykstra, L (1.8) OBP: 0.364, SLG: 0.516	L4		4-3		5-3		E2 HR	8-4-3		5	1	1	0	0	0	2						
Wally Backman, S (1.4) OBP: 0.194, SLG: 0.121	F7		E6 2B		5-3		K		F3	5	1	0	0	0	1	3						
Keith Hernandez, L (1.3) OBP: 0.347, SLG: 0.473	1B		1-H 2B		K		HR		L4	5	1	3	3	0	1	1						
Darryl Strawberry, L (1.9) OBP: 0.401, SLG: 0.580	1B		F8				1B	2B	1B	5	1	4	0	0	0	1						
Kevin Reynolds, R (1.7) OBP: 0.333, SLG: 0.419	P4			FC6-5 2B		F7	2B	2B	F8	4	1	1	0	1	0	4						
Gary Carter, R (1.2) OBP: 0.382, SLG: 0.535		P4		FC6-5		F8	2B	BB		3	0	0	0	1	0	2						
Howard Johnson, S (1.5) OBP: 0.322, SLG: 0.370		F5		F8		IBB	2B			3	0	1	2	1	0	1						
Kevin Elster, R (1.6) OBP: 0.276, SLG: 0.310		F7		P3		F8			F8	4	0	0	0	0	0	3						
Bob Ojeda, L (1.1) OBP: 0.278, SLG: 0.278			4-3		F7					4	0	2	0	0	0	0						
Roger McDowell, R (9.1) OBP: 0.500, SLG: 1.000							K E 1B	8-4-3 1B		0	0	0	0	0	0	0						
<b>Inning Stats</b>	R: 0 E: 0 K: 0 S: 9	H: 2 LOB: 2 BB: 0 P: 16	R: 0 E: 0 K: 0 S: 6	H: 0 LOB: 0 BB: 0 P: 12	R: 1 E: 1 K: 0 S: 17	H: 1 LOB: 1 BB: 0 P: 27	R: 0 E: 0 K: 0 S: 7	H: 1 LOB: 1 BB: 0 P: 13	R: 0 E: 0 K: 1 S: 10	H: 1 LOB: 1 BB: 0 P: 14	R: 0 E: 0 K: 0 S: 10	H: 1 LOB: 2 BB: 1 P: 18	R: 4 E: 1 K: 1 S: 11	H: 4 LOB: 2 BB: 2 P: 25	R: 0 E: 0 K: 0 S: 10	H: 1 LOB: 0 BB: 0 P: 12	R: 0 E: 0 K: 0 S: 9	H: 1 LOB: 1 BB: 0 P: 16	1B: 7 2B: 5 3B: 0 HR: 1	SF: 0 SAC: 0 DP: 1 HBP: 0	WP: 0 PB: 0 SB: 2 CS: 0	PA: 41
<b>PITCHER</b>	IP WLS BF H R ER SO BB IBB HBP BLK WP HR S P ERA WHIP																					
Jimmy Jones, R (1.1) ERA: 3.12	6.2 L 32 9 5 4 2 1 1 0 0 0 0 1 68 117 5.40 1.500																					
Candy Sierra, R (7.1) ERA: 5.71	1.1 5 2 0 0 0 1 0 0 0 0 0 0 12 20 0.00 2.250																					
Keith Comstock, L (9.1) ERA: 4.5	1.0 4 1 0 0 0 0 0 0 0 0 0 0 9 16 0.00 1.000																					

New York Mets @ San Diego Padres  
Jack Murphy Stadium, San Diego, CA  
Wed May 18 1988, 10:05 PM EDT  
Att: 17,163 - Unknown - 65 F

AB	38
R	5
H	12
RBI	5
BB	3
SO	2
LOB	17



Batter	1	2	3	4	5	6	7	8	9	AB	R	H	RBI	BB	SO	LOB	BOTTOM					
Roberto Alomar, S (1.4) OBP: 0.259, SLG: 0.301	1-3			F7		5-3		K		4	0	0	0	0	1	0						
Dickie Thon, R (1.6) OBP: 0.296, SLG: 0.286	5-3			BB		S E BB			SF9 3B	2	2	1	0	2	0	0						
John Kruk, L (1.3) OBP: 0.377, SLG: 0.440	K			F7		E4 CS			SF9	3	0	0	1	0	1	1						
Benito Santiago, R (1.2) OBP: 0.248, SLG: 0.366		K		K		F8			4-3	4	0	0	0	0	2	2						
Randy Ready, R (1.5) OBP: 0.351, SLG: 0.396		F7			6-3	CS		F8	6-3	4	0	0	0	0	0	0						
Keith Moreland, R (1.7) OBP: 0.306, SLG: 0.302		6-3			FC5-4 1B		K			3	0	1	0	0	1	0						
Shawn Abner, R (1.9) OBP: 0.267, SLG: 0.348			P5		FC5-4 1B		F7			3	0	0	0	0	0	1						
Shane Mack, R (1.8) OBP: 0.222, SLG: 0.229		6-3						F9		2	0	0	0	1	0	0						
Jimmy Jones, R (1.1) ERA: 2.98								F8		2	0	0	0	0	0	2						
Candy Sierra, R (7.1) ERA: 2.98										0	0	0	0	0	0	0						
Chris Brown, R (6. PH) OBP: 0.313, SLG: 0.315										1	0	0	0	0	0	0						
Keith Comstock, L (9.1) ERA: 2.39										0	0	0	0	0	0	0						
<b>Inning Stats</b>	R: 0 E: 0 K: 1 S: 9	H: 0 LOB: 0 BB: 0 P: 16	R: 0 E: 0 K: 1 S: 8	H: 0 LOB: 0 BB: 0 P: 14	R: 0 E: 0 K: 0 S: 5	H: 0 LOB: 0 BB: 0 P: 8	R: 0 E: 0 K: 1 S: 12	H: 0 LOB: 1 BB: 1 P: 22	R: 0 E: 1 K: 0 S: 10	H: 1 LOB: 2 BB: 1 P: 20	R: 1 E: 1 K: 0 S: 9	H: 0 LOB: 0 BB: 1 P: 21	R: 0 E: 0 K: 1 S: 8	H: 0 LOB: 0 BB: 0 P: 13	R: 0 E: 0 K: 1 S: 6	H: 0 LOB: 0 BB: 0 P: 8	R: 1 E: 0 K: 0 S: 10	H: 1 LOB: 0 BB: 0 P: 18	1B: 1 2B: 0 3B: 1 HR: 0	SF: 1 SAC: 0 DP: 0 HBP: 0	WP: 0 PB: 0 SB: 1 CS: 1	PA: 33
<b>PITCHER</b>	IP WLS BF H R ER SO BB IBB HBP BLK WP HR S P ERA WHIP																					
Bob Ojeda, L (1.1) ERA: 2.98	8.1 W 30 2 2 1 5 3 0 0 0 0 0 0 73 133 1.08 0.600																					
Roger McDowell, R (9.1) ERA: 2.39	0.2 2 0 0 0 0 0 0 0 0 0 0 0 4 7 0.00 0.000																					

New York Mets @ San Diego Padres  
Jack Murphy Stadium, San Diego, CA  
Wed May 18 1988, 10:05 PM EDT  
Att: 17,163 - Unknown - 65 F

AB	28
R	2
H	2
RBI	1
BB	3
SO	5
LOB	6





Batter	1	2	3	4	5	6	7	8	9	AB	R	H	RBI	BB	SO	LOB	TOP								
<b>Lenny Dykstra, L</b> OBP: 0.346, SLG: 0.490 (1, 8)	F7		F8		G3		SH1-4	F9	F9	5	0	0	0	0	0	5									
<b>Wally Backman, S</b> OBP: 0.220, SLG: 0.135 (1, 4)	K		G4-6-3			1B	1B	F7		4	2	1	1	1	1	2									
<b>Keith Hernandez, L</b> OBP: 0.362, SLG: 0.481 (1, 3)				4-3		1B	1B	2B	1B	4	3	3	1	1	0	0									
<b>Darryl Strawberry, L</b> OBP: 0.401, SLG: 0.588 (1, 9)	K			F8		F6	1B	1B	1B	5	2	2	1	0	1	3									
<b>Kevin Reynolds, R</b> OBP: 0.336, SLG: 0.418 (1, 7)			F8			WP	5-3		F3	5	0	2	1	0	0	3									
<b>Howard Johnson, S</b> OBP: 0.331, SLG: 0.382 (1, 5)			F8	K		K	S		1B	4	1	2	1	1	2	3									
<b>Mackey Sasser, L</b> OBP: 0.412, SLG: 0.625 (1, 2)			F8			F9	G3		1B	4	0	1	1	1	0	2									
<b>Kevin Elster, R</b> OBP: 0.281, SLG: 0.314 (1, 6)			F8			SH1-4	F7		F3	5	0	2	0	0	0	6									
<b>Ron Darling, R</b> OBP: 0.190, SLG: 0.238 (9, PH)						SH1-4				3	1	2	0	0	1	1									
<b>Lee Mazzilli, S</b> OBP: 0.250, SLG: 0.185 (9, PH)										1	0	1	2	0	0	0									
<b>Terry Leach, R</b> (9, 1)										0	0	0	0	0	0	0									
<b>Inning Stats</b>	R: 0 E: 0 K: 2 S: 12	H: 0 LOB: 1 BB: 1 P: 20	R: 0 E: 0 K: 0 S: 8	H: 1 LOB: 1 BB: 0 P: 11	R: 0 E: 0 K: 0 S: 7	H: 1 LOB: 0 BB: 0 P: 8	R: 0 E: 0 K: 1 S: 8	H: 1 LOB: 1 BB: 0 P: 13	R: 0 E: 0 K: 0 S: 12	H: 1 LOB: 1 BB: 0 P: 17	R: 2 E: 0 K: 1 S: 16	H: 2 LOB: 2 BB: 2 P: 34	R: 4 E: 0 K: 0 S: 12	H: 5 LOB: 1 BB: 0 P: 17	R: 0 E: 0 K: 1 S: 9	H: 1 LOB: 1 BB: 0 P: 13	R: 3 E: 0 K: 0 S: 13	H: 4 LOB: 2 BB: 1 P: 22	1B: 13 2B: 3 3B: 0 HR: 0	SF: 0 SAC: 2 DP: 1 HBP: 0	WP: 1 PB: 0 SB: 1 CS: 0	PA: 46			
<b>PITCHER</b>	IP	WLS	BF	H	R	ER	SO	BB	IBB	HBP	BLK	WP	HR	S	P	ERA	WHIP								
<b>Ed Whitson, R</b> ERA: 5.52 (1, 1)	6.1	L	29	8	4	4	4	2	1	0	0	1	0	66	106	5.68	1.579								
<b>Keith Comstock, L</b> ERA: 8.75 (7, 1)	0.0		2	2	1	1	0	0	0	0	0	0	0	4	6	∞	∞								
<b>Greg Booker, R</b> ERA: 3.0 (7, 1)	0.2		3	1	1	1	0	0	0	0	0	0	0	5	8	13.50	1.500								
<b>Candy Sierra, R</b> ERA: 6.52 (8, 1)	2.0		12	5	3	3	1	0	1	0	0	0	0	22	35	13.50	2.500								

**New York Mets @ San Diego Padres**  
Jack Murphy Stadium, San Diego, CA  
Thu May 19 1988, 6:33 AM EDT  
Att: 19,844 - Sunny - 80 F

AB 40  
R 9  
H 16  
RBI 8  
BB 4  
SO 5  
LOB 25




Batter	1	2	3	4	5	6	7	8	9	AB	R	H	RBI	BB	SO	LOB	BOTTOM								
<b>Dickie Thon, R</b> OBP: 0.322, SLG: 0.340 (1, 4)	SH1-4 SF7 2B		WP BB	K					4-3	4	1	2	0	1	1	2									
<b>Gary Templeton, S</b> OBP: 0.225, SLG: 0.240 (1, 6)	SH1-4		F7		6-3		6-3		F6	4	0	0	0	0	0	2									
<b>John Kruk, L</b> OBP: 0.382, SLG: 0.435 (1, 3)	SF7			S BB						1	0	0	1	2	1	1									
<b>Benito Santiago, R</b> OBP: 0.240, SLG: 0.354 (1, 2)	6-3		F9		1-3				L6	4	0	0	0	0	0	3									
<b>Randy Ready, R</b> OBP: 0.357, SLG: 0.394 (1, 5)			S 1B	F9 BB HBP	4-3				F9	3	1	1	0	0	0	1									
<b>Keith Moreland, R</b> OBP: 0.313, SLG: 0.328 (1, 7)			F8	1B BB	4-3				HR	3	1	1	1	1	0	1									
<b>Shawn Abner, R</b> OBP: 0.253, SLG: 0.329 (1, 9)	K		F9		5-3				K	4	0	0	0	0	2	3									
<b>Shane Mack, R</b> OBP: 0.225, SLG: 0.231 (1, 8)	K			SH3-4 1B					F8	4	0	1	1	0	2	1									
<b>Ed Whitson, R</b> OBP: 0.281, SLG: 0.299 (7, 1)										1	0	0	0	0	1	0									
<b>Keith Comstock, L</b> (7, 1)										0	0	0	0	0	0	0									
<b>Greg Booker, R</b> (7, 1)										0	0	0	0	0	0	0									
<b>Randy Byers, L</b> OBP: 0.256, SLG: 0.375 (8, 1)										1	0	0	0	0	1	0									
<b>Candy Sierra, R</b> OBP: 0.346, SLG: 0.596 (8, PH)										1	1	1	1	0	0	0									
<b>Inning Stats</b>	R: 1 E: 0 K: 0 S: 9	H: 1 LOB: 0 BB: 0 P: 11	R: 0 E: 0 K: 2 S: 10	H: 1 LOB: 0 BB: 0 P: 15	R: 0 E: 0 K: 1 S: 10	H: 0 LOB: 2 BB: 2 P: 19	R: 1 E: 0 K: 1 S: 7	H: 1 LOB: 2 BB: 1 P: 13	R: 0 E: 0 K: 0 S: 10	H: 0 LOB: 1 BB: 1 P: 18	R: 0 E: 0 K: 1 S: 9	H: 0 LOB: 0 BB: 0 P: 16	R: 0 E: 0 K: 2 S: 11	H: 1 LOB: 1 BB: 0 P: 14	R: 0 E: 0 K: 1 S: 9	H: 1 LOB: 0 BB: 0 P: 14	R: 1 E: 0 K: 0 S: 10	H: 1 LOB: 0 BB: 0 P: 18	1B: 2 2B: 2 3B: 0 HR: 2	SF: 1 SAC: 2 DP: 0 HBP: 1	WP: 1 PB: 0 SB: 2 CS: 0	PA: 38			
<b>PITCHER</b>	IP	WLS	BF	H	R	ER	SO	BB	IBB	HBP	BLK	WP	HR	S	P	ERA	WHIP								
<b>Ron Darling, R</b> ERA: 2.06 (1, 1)	8.0	W	34	5	3	3	8	4	0	1	0	0	1	75	120	3.38	1.125								
<b>Terry Leach, R</b> ERA: 4.43 (9, 1)	1.0		4	1	1	1	0	0	0	0	0	0	1	10	18	9.00	1.000								


**New York Mets @ San Diego Padres**  
Jack Murphy Stadium, San Diego, CA  
Thu May 19 1988, 6:33 AM EDT  
Att: 19,844 - Sunny - 80 F

AB 30  
R 4  
H 6  
RBI 4  
BB 4  
SO 8  
LOB 14





Batter	1	2	3	4	5	6	7	8	9	AB	R	H	RBI	BB	SO	LOB	TOP										
Milt Thompson, L (1, 8) OBP: 0.320, SLG: 0.275 Mike Young, S (9, PH) OBP: 0.231, SLG: 0.200	F9 HR 2B		G3		L5		K		K	4	1	1	0	0	1	1	<b>Philadelphia Phillies @ San Diego Padres</b> Jack Murphy Stadium, San Diego, CA Fri May 20 1988, 10:05 PM EDT Att: 10,208 - Unknown - 68 F										
Phil Bradley, R (1, 7) OBP: 0.342, SLG: 0.341	F9 2-3				F8		1-3		F9	5	0	1	0	0	0	4											
Von Hayes, L (1, 3) OBP: 0.351, SLG: 0.376	L3		4-3						B1-3	3	1	0	0	1	0	2											
Mike Schmidt, R (1, 5) OBP: 0.340, SLG: 0.408	HR				P3		F8		WP BB	3	1	1	2	1	0	1											
Lance Parrish, R (1, 2) OBP: 0.329, SLG: 0.492	K				5-3		1B		F9 BB	4	0	1	0	0	1	1											
Juan Samuel, R (1, 4) OBP: 0.280, SLG: 0.340		6-3			S 1B		1B		P4	4	0	2	0	0	0	1											
Chris James, R (1, 9) OBP: 0.276, SLG: 0.422	F9				F8		SF9		SH1-4 SH 1B	3	0	1	1	0	0	1											
Steve Jeltz, S (1, 6) OBP: 0.340, SLG: 0.316	K				SH3-4 1B		L5		SH SH1-4	3	0	1	0	0	1	2											
David Palmer, R (1, 1) OBP: 0.167, SLG: 0.067 Steve Bedrosian, R (6, PH) OBP: 0.375, SLG: 0.328 Bob Demier, R (7, PH) OBP: 0.285, SLG: 0.300 Greg Harris, R (7, 1) OBP: 0.280, SLG: 0.300 Luis Aguayo, R (9, PH) OBP: 0.280, SLG: 0.300 Kent Tekulve, R (9, 1)			5-3		SH3-4		4-3		SH1-4	1	0	0	0	0	0	0											
<b>Inning Stats</b>	R: 2 E: 0 K: 1 S: 11	H: 2 LOB: 0 BB: 0 P: 14	R: 0 E: 0 K: 1 S: 7	H: 0 LOB: 0 BB: 0 P: 9	R: 0 E: 0 K: 0 S: 8	H: 1 LOB: 1 BB: 0 P: 9	R: 0 E: 0 K: 0 S: 10	H: 1 LOB: 1 BB: 0 P: 20	R: 0 E: 0 K: 0 S: 8	H: 1 LOB: 2 BB: 1 P: 14	R: 0 E: 0 K: 1 S: 9	H: 0 LOB: 0 BB: 0 P: 14	R: 0 E: 0 K: 0 S: 8	H: 0 LOB: 1 BB: 1 P: 17	R: 0 E: 1 K: 1 S: 11	H: 1 LOB: 2 BB: 0 P: 17			1B: 6 2B: 1 3B: 0 HR: 1	SF: 1 SAC: 3 DP: 0 HBP: 0	WP: 1 PA: 38 PB: 0 SB: 1 CS: 0						
<b>PITCHER</b>	IP	WLS	BF	H	R	ER	SO	BB	IBB	HBP	BLK	WP	HR	S	P	ERA	WHIP										
Andy Hawkins, R (1, 1) ERA: 3.93	6.0		26	7	3	3	2	1	0	0	0	0	1	49	79	4.50	1.333										
Mark Davis, L (7, 1) ERA: 2.05	3.0	W	12	1	0	0	2	1	0	0	0	1	0	28	48	0.00	0.667										

Batter	1	2	3	4	5	6	7	8	9	AB	R	H	RBI	BB	SO	LOB	BOTTOM										
Dickie Thon, R (1, 6) OBP: 0.328, SLG: 0.333	FC3-6 BB		F9		1B		5-3		K	4	0	1	0	1	1	1	<b>Philadelphia Phillies @ San Diego Padres</b> Jack Murphy Stadium, San Diego, CA Fri May 20 1988, 10:05 PM EDT Att: 10,208 - Unknown - 68 F										
Roberto Alomar, S (1, 4) OBP: 0.257, SLG: 0.296	FC3-6 WP 2B		F8		K		4-3		1B	5	1	1	1	0	1	3											
John Kruk, L (1, 3) OBP: 0.395, SLG: 0.436	2B FC5-2 BB				1B		F5			2	0	1	1	2	0	0											
Randy Ready, R (1, 5) OBP: 0.361, SLG: 0.437	FC5-2 2B		4-3		K				HR	4	1	2	2	0	1	3											
Benito Santiago, R (1, 2) OBP: 0.233, SLG: 0.344	FC5-2				K		F8		4-3	4	0	0	0	0	1	2											
Keith Moreland, R (1, 7) OBP: 0.303, SLG: 0.317	F9				F7		5-3		K	4	0	0	0	0	1	2											
Marvell Wynne, L (1, 8) OBP: 0.333, SLG: 0.608			K		4-3				F5	4	0	1	0	0	1	0											
Shane Mack, R (1, 9) OBP: 0.273, SLG: 0.244	1-3				1B BB				SH3-4 1B	2	2	1	0	2	0	0											
Andy Hawkins, R (1, 1) OBP: 0.111, SLG: 0.111					K		4-3		SH3-4	2	0	0	0	0	2	1											
Randy Byers, L (6, PH) OBP: 0.222, SLG: 0.333					K				1B	1	0	0	0	0	0	2											
Mark Davis, L (7, 1) OBP: 0.225, SLG: 0.240									1-2	0	0	0	0	0	0	0	0										
<b>Inning Stats</b>	R: 1 E: 0 K: 0 S: 11	H: 1 LOB: 2 BB: 2 P: 24	R: 0 E: 0 K: 2 S: 7	H: 0 LOB: 0 BB: 0 P: 12	R: 0 E: 0 K: 0 S: 8	H: 0 LOB: 1 BB: 1 P: 17	R: 0 E: 0 K: 1 S: 6	H: 0 LOB: 0 BB: 0 P: 8	R: 1 E: 0 K: 3 S: 16	H: 2 LOB: 2 BB: 1 P: 21	R: 0 E: 0 K: 0 S: 12	H: 1 LOB: 2 BB: 1 P: 23	R: 0 E: 0 K: 1 S: 6	H: 0 LOB: 0 BB: 0 P: 8	R: 1 E: 0 K: 1 S: 12	H: 1 LOB: 1 BB: 0 P: 20	R: 1 E: 0 K: 1 S: 7	H: 2 LOB: 1 BB: 0 P: 11	1B: 4 2B: 1 3B: 1 HR: 1	SF: 0 SAC: 1 DP: 0 HBP: 0	WP: 1 PA: 38 PB: 0 SB: 0 CS: 0						
<b>PITCHER</b>	IP	WLS	BF	H	R	ER	SO	BB	IBB	HBP	BLK	WP	HR	S	P	ERA	WHIP										
David Palmer, R (1, 1) ERA: 4.91	5.2		26	4	2	2	6	5	0	0	0	0	0	2	3	0.00	0.000										
Steve Bedrosian, R (6, 1) ERA	0.1		1	0	0	0	0	0	0	0	0	0	0	2	3	0.00	0.000										
Greg Harris, R (7, 1) ERA: 3.0	2.0		7	1	1	1	1	0	0	0	0	0	1	18	28	4.50	0.500										
Kent Tekulve, R (9, 1) ERA: 2.95	0.2	L	4	2	1	1	1	0	0	0	0	0	0	7	11	13.50	3.000										



Batter	1	2	3	4	5	6	7	8	9	AB	R	H	RBI	BB	SO	LOB	TOP										
Milt Thompson, L (1, 8) OBP: 0.317, SLG: 0.274										4	1	1	0	0	1	0	<b>Philadelphia Phillies @ San Diego Padres</b> Jack Murphy Stadium, San Diego, CA Sat May 21 1988, 10:05 PM EDT Att: 15,572 - Unknown - 70 F <a href="http://livebaseballscorecards.com">livebaseballscorecards.com</a>										
Phil Bradley, R (1, 7) OBP: 0.338, SLG: 0.338										4	1	1	1	0	0	0											
Von Hayes, L (1, 3) OBP: 0.355, SLG: 0.397										3	1	1	2	1	2	0											
Mike Schmidt, R (1, 5) OBP: 0.331, SLG: 0.395										4	0	0	0	0	2	1											
Juan Samuel, R (1, 4) OBP: 0.286, SLG: 0.359										3	1	1	1	1	1	0											
Chris James, R (1, 9) OBP: 0.276, SLG: 0.417										4	0	1	0	0	0	1											
Steve Bedrosian, R (8, 1)										0	0	0	0	0	0	0											
Darren Daulton, L (1, 2) OBP: 0.296, SLG: 0.261										3	0	1	0	1	1	1											
Steve Jeltz, S (1, 6) OBP: 0.337, SLG: 0.305										3	0	0	0	1	0	1											
Shane Rawley, R (1, 1) OBP: 0.136, SLG: 0.095										3	0	0	0	0	1	2											
Greg Gross, L (8, 9) OBP: 0.238, SLG: 0.158										1	0	0	0	0	0	0											
<b>Inning Stats</b>	R: 0 E: 0 K: 1 S: 8	H: 0 LOB: 1 BB: 1 P: 16	R: 0 E: 0 K: 1 S: 15	H: 0 LOB: 1 BB: 1 P: 24	R: 0 E: 0 K: 0 S: 7	H: 0 LOB: 0 BB: 0 P: 12	R: 1 E: 0 K: 2 S: 20	H: 3 LOB: 1 BB: 0 P: 26	R: 3 E: 0 K: 2 S: 18	H: 3 LOB: 0 BB: 2 P: 25	R: 0 E: 0 K: 1 S: 9	H: 0 LOB: 0 BB: 2 P: 18	R: 0 E: 0 K: 1 S: 8	H: 0 LOB: 0 BB: 0 P: 10	R: 0 E: 0 K: 0 S: 5	H: 0 LOB: 0 BB: 0 P: 9	R: 0 E: 0 K: 1 S: 6	H: 0 LOB: 0 BB: 0 P: 9	1B: 4 2B: 0 3B: 0 HR: 2	SF: 0 SAC: 0 DP: 0 HBP: 0	WP: 0 PB: 0 SB: 1 CS: 1	PA: 37					
<b>PITCHER</b>	IP	WLS	BF	H	R	ER	SO	BB	IBB	HBP	BLK	WP	HR	S	P	ERA	WHIP										
Mark Grant, R (1, 1) ERA: 3.77	7.0	L	30	6	4	4	7	3	1	0	0	0	2	85	131	5.14	1.286										
Greg Booker, R (8, 1) ERA: 2.99	1.0		3	0	0	0	0	0	0	0	0	0	0	5	9	0.00	0.000										
Lance McCullers, R (9, 1) ERA: 2.76	1.0		3	0	0	0	1	0	0	0	0	0	0	6	9	0.00	0.000										

Batter	1	2	3	4	5	6	7	8	9	AB	R	H	RBI	BB	SO	LOB	BOTTOM										
Dickie Thon, R (1, 6) OBP: 0.348, SLG: 0.333										3	0	1	1	2	0	0	<b>Philadelphia Phillies @ San Diego Padres</b> Jack Murphy Stadium, San Diego, CA Sat May 21 1988, 10:05 PM EDT Att: 15,572 - Unknown - 70 F <a href="http://livebaseballscorecards.com">livebaseballscorecards.com</a>										
Roberto Alomar, S (1, 4) OBP: 0.254, SLG: 0.292										5	0	1	2	0	1	3											
John Kruk, L (1, 3) OBP: 0.387, SLG: 0.418										4	0	0	0	1	0	4											
Randy Ready, R (1, 5) OBP: 0.366, SLG: 0.434										3	0	1	0	1	0	1											
Keith Moreland, R (1, 7) OBP: 0.316, SLG: 0.333										3	0	2	0	1	0	1											
Garry Templeton, S (8, PR) OBP: 0.225, SLG: 0.240										0	0	0	0	0	0	0											
Benito Santiago, R (1, 2) OBP: 0.226, SLG: 0.333										4	0	0	0	0	0	5											
Shawn Abner, R (1, 9) OBP: 0.244, SLG: 0.316										3	0	0	0	0	0	1											
Marvell Wynne, L (8, PH) OBP: 0.345, SLG: 0.608										0	0	0	0	1	0	0											
Shane Mack, R (1, 8) OBP: 0.298, SLG: 0.273										3	2	2	0	0	0	0											
Randy Byers, L (8, PH) OBP: 0.200, SLG: 0.300										1	0	0	0	0	0	3											
Mark Grant, R (1, 1) Carmelo Martinez, R (7, PH) Greg Booker, R (8, 1) Chris Brown, R (8, PH) Lance McCullers, S (9, 1)										0	1	0	0	1	0	0											
<b>Inning Stats</b>	R: 0 E: 0 K: 1 S: 10	H: 0 LOB: 1 BB: 1 P: 19	R: 0 E: 0 K: 0 S: 7	H: 0 LOB: 0 BB: 1 P: 14	R: 1 E: 0 K: 0 S: 10	H: 2 LOB: 0 BB: 0 P: 16	R: 0 E: 0 K: 0 S: 6	H: 0 LOB: 1 BB: 1 P: 15	R: 1 E: 0 K: 0 S: 13	H: 1 LOB: 2 BB: 2 P: 23	R: 0 E: 0 K: 0 S: 7	H: 1 LOB: 1 BB: 0 P: 12	R: 1 E: 0 K: 0 S: 8	H: 2 LOB: 1 BB: 1 P: 17	R: 0 E: 0 K: 0 S: 7	H: 2 LOB: 3 BB: 1 P: 13	R: 0 E: 0 K: 0 S: 10	H: 0 LOB: 0 BB: 0 P: 15	1B: 7 2B: 1 3B: 0 HR: 0	SF: 0 SAC: 1 DP: 2 HBP: 0	WP: 0 PB: 0 SB: 0 CS: 1	PA: 39					
<b>PITCHER</b>	IP	WLS	BF	H	R	ER	SO	BB	IBB	HBP	BLK	WP	HR	S	P	ERA	WHIP										
Shane Rawley, L (1, 1) ERA: 3.53	7.0	W	30	6	3	3	1	6	0	0	0	0	0	61	116	3.86	1.714										
Steve Bedrosian, R (8, 1)	2.0	S	9	2	0	0	0	0	1	0	0	0	0	17	28	0.00	1.000										



Batter	1	2	3	4	5	6	7	8	9	AB	R	H	RBI	BB	SO	LOB	TOP		
Milt Thompson, L (1, 8) OBP: 0.315, SLG: 0.274	2-1 F8		0-0 G3			1-1 F7		1-1 1B		4	0	1	0	0	0	1			
Phil Bradley, R (1, 7) Wally Ritchie, L (8, 1) OBP: 0.331, SLG: 0.329	2-2 F9			3-1 F4		1-0 6-3		2-3 K		4	0	0	0	0	1	1			
Von Hayes, L (1, 3) Luis Aguayo, R (7, PR) OBP: 0.361, SLG: 0.424	3-2 4-3			2-2 HR			2-2 1B	2-2 1B		3	1	2	1	0	0	0			
Mike Schmidt, R (1, 5) OBP: 0.323, SLG: 0.383		1-3 K		1-1 F3			2-3 K	2-1 4-3		4	0	0	0	0	2	3			
Juan Samuel, R (1, 4) OBP: 0.285, SLG: 0.357		2-2 6-3		0-1 6-3			0-0 1B		1-1 F9	4	0	1	0	0	0	0			
Chris James, R (1, 9) OBP: 0.297, SLG: 0.403		2-2 F8			0-0 F8		0-3 K		0-1 5-3	4	0	0	0	0	1	2			
Darren Daulton, L (1, 2) OBP: 0.298, SLG: 0.222			1-3 K		0-1 4-3		0-0 6-3		1-3 K	4	0	0	0	0	2	2			
Steve Jeltz, S (1, 6) OBP: 0.347, SLG: 0.341			0-0 1B		2-2 4-3				0-1 4-3	3	1	2	0	0	0	0			
Kevin Gross, R (1, 1) Bill Atherton, R (6, PH) Danny Clay, R (6, 1) Don Carman, L (6, 1) Greg Gross, L (8, PH) OBP: 0.233, SLG: 0.154			1-2 F9			2-3 K		1-2 4-3		1	0	0	0	0	0	1			
<b>Inning Stats</b>	R: 0 E: 0 K: 0 S: 8	H: 0 LOB: 0 BB: 0 P: 15	R: 0 E: 0 K: 1 S: 11	H: 0 LOB: 0 BB: 0 P: 16	R: 0 E: 0 K: 1 S: 8	H: 1 LOB: 1 BB: 0 P: 10	R: 1 E: 0 K: 0 S: 10	H: 1 LOB: 0 BB: 0 P: 16	R: 0 E: 0 K: 1 S: 6	H: 0 LOB: 0 BB: 0 P: 10	R: 0 E: 0 K: 2 S: 12	H: 2 LOB: 2 BB: 0 P: 16	R: 1 E: 0 K: 1 S: 17	H: 3 LOB: 2 BB: 0 P: 25	R: 0 E: 0 K: 1 S: 7	H: 0 LOB: 0 BB: 0 P: 9	1B: 5 2B: 0 3B: 1 HR: 1	SF: 0 SAC: 0 DP: 0 HBP: 0	WP: 0 PA: 34 PB: 0 SB: 0 CS: 0
<b>PITCHER</b> Eric Show, R (1, 1) ERA: 3.15	IP: 9.0 WLS: W BF: 34 H: 7 R: 2 ER: 2 SO: 7 BB: 0 IBB: 0 HBP: 0 BLK: 0 WP: 0 HR: 1 S: 85 P: 125 ERA: 2.00 WHIP: 0.778															<b>PITCHER</b>			

Philadelphia Phillies @ San Diego Padres  
 Jack Murphy Stadium, San Diego, CA  
 Sun May 22 1988, 6:33 AM EDT  
 Att: 40,012 - Sunny - 75 F

AB	34
R	2
H	7
RBI	2
BB	0
SO	7
LOB	10



Batter	1	2	3	4	5	6	7	8	9	AB	R	H	RBI	BB	SO	LOB	BOTTOM		
Dickie Thon, R (1, 6) OBP: 0.338, SLG: 0.313	3-3 K		2-3 K	1-3 K		4-1 2B		3-1 F9		4	1	0	0	1	3	1			
Roberto Alomar, S (1, 4) OBP: 0.288, SLG: 0.325	0-0 F7		3-2 1B		1-0 HR	4-1 2B		1-0 L8		4	3	2	1	1	0	1			
John Kruk, L (1, 3) OBP: 0.403, SLG: 0.471	4-2 1B		0-1 F5		3-0 6-3	2-2 1B		1-2 HR		4	3	3	4	1	0	1			
Randy Ready, R (1, 5) OBP: 0.383, SLG: 0.440	2-2 1B		4-0 1B		1-2 P4	1-1 WP		4-0 BB		3	1	2	1	2	0	1			
Keith Moreland, R (1, 7) Shawn Abner, R (7, 9) OBP: 0.314, SLG: 0.331	0-1 P3		1-1 1B		0-2 6-3	3-1 4-3		2-0 F3		4	0	1	1	0	0	4			
Marvell Wynne, L (1, 8) OBP: 0.355, SLG: 0.636		1-1 F9	1-1 1B		1-2 3B		2-2 P3			4	0	2	2	0	0	0			
Shane Mack, R (1, 9) OBP: 0.294, SLG: 0.255		4-0 S	1-2 4-3		3-2 F9		2-2 G3			3	0	0	0	1	0	3			
Mark Parent, R (1, 2) OBP: 0.192, SLG: 0.200		3-0 6-3		0-1 B1-4		0-1 F8		1-2 L9		4	0	1	0	0	0	1			
Eric Show, R (1, 1) OBP: 0.263, SLG: 0.222		1-2 F8		0-1 B1-4		1-2 F3		1-0 E6		4	1	0	0	0	0	2			
<b>Inning Stats</b>	R: 0 E: 0 K: 1 S: 16	H: 1 LOB: 2 BB: 1 P: 25	R: 0 E: 0 K: 0 S: 6	H: 0 LOB: 1 BB: 1 P: 15	R: 2 E: 0 K: 1 S: 17	H: 3 LOB: 2 BB: 1 P: 29	R: 0 E: 0 K: 1 S: 7	H: 1 LOB: 0 BB: 0 P: 8	R: 2 E: 0 K: 0 S: 16	H: 3 LOB: 1 BB: 0 P: 25	R: 3 E: 0 K: 0 S: 14	H: 2 LOB: 1 BB: 2 P: 29	R: 0 E: 0 K: 0 S: 12	H: 0 LOB: 0 BB: 0 P: 17	R: 2 E: 1 K: 0 S: 9	H: 1 LOB: 1 BB: 1 P: 21	1B: 7 2B: 2 3B: 1 HR: 2	SF: 0 SAC: 0 DP: 1 HBP: 0	WP: 1 PA: 41 PB: 0 SB: 4 CS: 0
<b>PITCHER</b> Kevin Gross, R (1, 1) ERA: 2.06 Danny Clay, R (6, 1) ERA: 7.11 Don Carman, L (6, 1) ERA: 4.91 Wally Ritchie, L (8, 1) ERA: 0.75	IP: 5.0 WLS: L BF: 25 H: 8 R: 4 ER: 4 SO: 3 BB: 3 IBB: 0 HBP: 0 BLK: 0 WP: 0 HR: 1 S: 62 P: 102 ERA: 7.20 WHIP: 2.200															<b>PITCHER</b>			

Philadelphia Phillies @ San Diego Padres  
 Jack Murphy Stadium, San Diego, CA  
 Sun May 22 1988, 6:33 AM EDT  
 Att: 40,012 - Sunny - 75 F

AB	35
R	9
H	11
RBI	9
BB	6
SO	3
LOB	15





Batter	1	2	3	4	5	6	7	8	9	10	11	12	13	AB	R	H	RBI	BB	SO	LOB	TOP				
Dickie Thorn, R OBP: 0.338, SLG: 0.319 Mark Grant, R (12, 1) Mark Parent, R OBP: 0.192, SLG: 0.200														5	1	2	1	0	0	1					
Roberto Alomar, S OBP: 0.273, SLG: 0.352														5	1	2	1	0	0	3					
John Kruk, L OBP: 0.403, SLG: 0.457														3	0	0	0	2	0						
Randy Ready, R OBP: 0.381, SLG: 0.430														5	0	1	1	1	3						
Keith Moreland, R OBP: 0.315, SLG: 0.331 Shawn Abner, R OBP: 0.235, SLG: 0.304 Dave Leiper, L (11, 1) Gary Templeton, S OBP: 0.223, SLG: 0.237														3	0	1	0	0	2						
Marvell Wynne, L OBP: 0.368, SLG: 0.717														5	3	2	3	1	1						
Benito Santiago, R OBP: 0.231, SLG: 0.333 Candy Sierra, R (13, 1)														6	0	2	0	0	1	2					
Shane Mack, R OBP: 0.266, SLG: 0.231														5	0	0	0	1	4						
Jimmy Jones, R Mark Davis, L Lance McCullers, S Carmelo Martinez, R Greg Booker, R Chris Brown, R OBP: 0.317, SLG: 0.311														3	0	0	0	0	1						
<b>Inning Stats</b>	R: 0 E: 0 K: 1 S: 11	H: 1 LOB: 2 BB: 1 P: 18	R: 0 E: 0 K: 1 S: 9	H: 1 LOB: 1 BB: 0 P: 11	R: 1 E: 0 K: 0 S: 13	H: 2 LOB: 2 BB: 1 P: 24	R: 0 E: 0 K: 0 S: 7	H: 1 LOB: 1 BB: 0 P: 11	R: 0 E: 0 K: 0 S: 5	H: 0 LOB: 0 BB: 0 P: 8	R: 0 E: 0 K: 0 S: 9	H: 1 LOB: 0 BB: 0 P: 12	R: 0 E: 0 K: 0 S: 7	H: 0 LOB: 0 BB: 0 P: 13	R: 0 E: 0 K: 1 S: 9	H: 1 LOB: 0 BB: 0 P: 13	R: 1 E: 0 K: 0 S: 14	H: 1 LOB: 2 BB: 0 P: 21	R: 2 E: 1 K: 0 S: 8	H: 1 LOB: 0 BB: 1 P: 15	1B: 8 2B: 2 3B: 0 HR: 3	SF: 1 SAC: 2 DP: 3 HBP: 1	W/P: 0 PB: 1 SB: 1 CS: 1	PA: 52	
<b>PITCHER</b>	IP	WLS	BF	H	R	ER	SO	BB	IBB	HBP	BLK	WP	HR	S	P	ERA	WHIP								
John Dopson, R ERA: 2.66	7.0		28	6	2	2	2	2	0	0	0	0	1	59	92	2.57	1.143								
Joe Hasketh, L ERA: 3.86	0.1		2	1	0	0	0	0	0	0	0	0	0	4	5	0.00	3.000								
Jeff Parrett, R ERA: 2.4	2.2		7	1	0	0	2	1	0	0	0	0	0	21	33	0.00	0.750								
Tim Burke, R ERA: 3.09	1.0		4	1	1	1	0	0	0	0	0	0	1	7	14	9.00	1.000								
Andy McGaffigan, R ERA: 4.78	2.0	W	11	2	3	2	0	1	0	1	0	0	1	22	36	9.00	1.500								

San Diego Padres @ Montreal Expos  
Olympic Stadium, Montreal, QB  
Tue May 24 1988, 7:05 PM EDT  
Att. 14,234 - Dome - 75 F

AB 44  
R 6  
H 11  
RBI 6  
BB 4  
SO 4  
LOB 18



Batter	1	2	3	4	5	6	7	8	9	10	11	12	13	AB	R	H	RBI	BB	SO	LOB	BOTTOM						
Tim Raines, S OBP: 0.409, SLG: 0.457															6	2	4	1	1	0							
Mich Webster, S OBP: 0.369, SLG: 0.339														4	1	3	1	1	0	1							
Hubie Brooks, R OBP: 0.296, SLG: 0.410														6	0	3	2	1	1	2							
Tim Wallach, R OBP: 0.282, SLG: 0.360														6	0	2	1	0	0	7							
Andres Galarraga, R OBP: 0.394, SLG: 0.590														6	2	1	1	0	1	3							
Tom Foley, L OBP: 0.205, SLG: 0.205														6	0	1	1	0	1	2							
Nelson Santovenia, R OBP: 0.400, SLG: 0.381														5	1	1	0	0	1	0							
Luis Rivera, R OBP: 0.256, SLG: 0.324														6	1	4	0	0	0	0							
John Dopson, L Herni Washington, L Drew Gooden, R Joe Hasketh, R Jeff Parrett, R Wesley Young, R Tim Burke, R Roberto Alomar, S Andy McGaffigan, R Greg Booker, R Candy Sierra, R														1	0	0	0	0	0	0							
<b>Inning Stats</b>	R: 0 E: 0 K: 1 S: 12	H: 0 LOB: 1 BB: 1 P: 19	R: 0 E: 0 K: 1 S: 11	H: 0 LOB: 0 BB: 0 P: 18	R: 0 E: 0 K: 0 S: 7	H: 1 LOB: 1 BB: 0 P: 10	R: 0 E: 0 K: 0 S: 6	H: 1 LOB: 1 BB: 0 P: 12	R: 0 E: 0 K: 0 S: 5	H: 1 LOB: 0 BB: 0 P: 6	R: 0 E: 0 K: 0 S: 7	H: 2 LOB: 1 BB: 0 P: 11	R: 1 E: 0 K: 0 S: 11	H: 2 LOB: 1 BB: 0 P: 15	R: 0 E: 0 K: 0 S: 5	H: 1 LOB: 0 BB: 2 P: 17	R: 1 E: 1 K: 0 S: 9	H: 2 LOB: 1 BB: 0 P: 15	R: 1 E: 0 K: 0 S: 9	H: 2 LOB: 1 BB: 0 P: 11	1B: 15 2B: 4 3B: 0 HR: 1	SF: 0 SAC: 4 DP: 3 HBP: 0	W/P: 1 PB: 0 SB: 1 CS: 0	PA: 57			
<b>PITCHER</b>	IP	WLS	BF	H	R	ER	SO	BB	IBB	HBP	BLK	WP	HR	S	P	ERA	WHIP										
Jimmy Jones, R ERA: 2.93	6.1		26	7	1	1	2	1	0	0	0	0	0	62	94	1.42	1.263										
Mark Davis, L ERA: 1.99	1.0		4	2	0	0	0	0	0	0	0	0	0	8	12	0.00	2.000										
Lance McCullers, R ERA: 2.9	1.2		5	1	1	1	2	0	0	0	0	0	1	11	17	5.40	0.600										
Greg Booker, R ERA: 2.66	1.2		9	3	1	0	0	0	2	0	0	0	0	12	26	0.00	1.800										
Dave Leiper, L ERA: 1.69	0.2		3	1	1	1	0	0	0	0	0	0	0	6	9	13.50	1.500										
<b>PITCHER</b>	IP	WLS	BF	H	R	ER	SO	BB	IBB	HBP	BLK	WP	HR	S	P	ERA	WHIP										
Mark Grant, R ERA: 4.09	12.1		1.0															18.00	3.000								
Candy Sierra, R ERA: 8.86	13.1	L	4	3	1	1	1	0	0	0	0	0	0	9	12	27.00	9.000										

San Diego Padres @ Montreal Expos  
Olympic Stadium, Montreal, QB  
Tue May 24 1988, 7:05 PM EDT  
Att. 14,234 - Dome - 75 F

AB 50  
R 7  
H 20  
RBI 7  
BB 3  
SO 5  
LOB 19





Batter	1	2	3	4	5	6	7	8	9	AB	R	H	RBI	BB	SO	LOB	TOP					
Dickie Thon, R OBP: 0.329, SLG: 0.311	1-1 BB 1B 1B	1-1 E6 2H		1-0 G1 1-2		0-2 F7			2-2 L8	5	0	1	0	0	0	3						
Roberto Alomar, S OBP: 0.271, SLG: 0.346	1-0 L4	2-2 P6		1-0 1B		0-0 FC4-6 1-2			2-2 F8	5	0	1	0	0	0	4						
John Kruk, L OBP: 0.398, SLG: 0.450	1-1 BB 1-2 1B		3-2 6-3	1-3 K					2-2 4-3	4	0	1	0	0	1	2						
Randy Ready, R OBP: 0.370, SLG: 0.415	1-3 K		3-3 K		1-2 F9				2-0 F7	4	0	0	0	0	2	2						
Keith Moreland, R OBP: 0.320, SLG: 0.338	4-0 FC5-4 1-2 2-3 BB		2-0 1B 2B		2-0 F9				0-1 5-3	3	1	1	0	1	0	0						
Marvell Wynne, L OBP: 0.361, SLG: 0.688	2-1 FC5-4 1-2		0-1 FC6-4 2H 1B		3-1 L9				0-2 4-1	4	0	1	1	0	0	3						
Benito Santiago, R OBP: 0.231, SLG: 0.338		1-2 E 2B	0-0 FC6-4 1-2		0-0 P9				0-1 P3	4	1	1	0	0	0	1						
Shane Mack, R OBP: 0.283, SLG: 0.236	0-0 L4		2-0 FC1-6 HBP 1B		3-2 1B				2-1 3-1	3	0	1	0	0	0	1						
Ed Whitson, R OBP: 0.077, SLG: 0.077		0-3 K		0-0 FC1-6 G1 1-2		0-0 FC4-6 1B			1-3 K2-3	2	0	0	0	0	1	2						
Tim Flannery, L OBP: 0.294, SLG: 0.294										1	0	1	0	0	0	0						
Greg Booker, R OBP: 0.221, SLG: 0.235										0	0	0	0	0	0	0						
Garry Templeton, S OBP: 0.221, SLG: 0.235										1	0	0	0	0	1	0						
<b>Inning Stats</b>	R: 0 E: 0 K: 1 S: 10	H: 2 LOB: 3 BB: 1 P: 20	R: 1 E: 1 K: 1 S: 13	H: 1 LOB: 1 BB: 0 P: 17	R: 1 E: 0 K: 1 S: 11	H: 2 LOB: 1 BB: 0 P: 19	R: 0 E: 0 K: 1 S: 6	H: 1 LOB: 2 BB: 0 P: 11	R: 0 E: 0 K: 0 S: 6	H: 0 LOB: 0 BB: 0 P: 12	R: 0 E: 0 K: 0 S: 12	H: 2 LOB: 2 BB: 0 P: 15	R: 0 E: 0 K: 0 S: 6	H: 0 LOB: 0 BB: 0 P: 10	R: 0 E: 0 K: 0 S: 7	H: 0 LOB: 0 BB: 0 P: 9	R: 0 E: 0 K: 1 S: 9	H: 0 LOB: 0 BB: 0 P: 14	1B: 6 2B: 2 3B: 0 HR: 0	SF: 0 SAC: 0 DP: 0 HBP: 1	WP: 0 PB: 0 SB: 0 CS: 0	PA: 38
<b>PITCHER</b> Dennis Martinez, R ERA: 2.61	IP: 9.0 WLS: W BF: 38 H: 8 R: 2 ER: 1 SO: 5 BB: 1 IBB: 0 HBP: 1 BLK: 0 WP: 0 HR: 0 S: 80 P: 127 ERA: 1.00 WHIP: 1.000															<b>PITCHER</b>	IP: 9.0 WLS: W BF: 38 H: 8 R: 2 ER: 1 SO: 5 BB: 1 IBB: 0 HBP: 1 BLK: 0 WP: 0 HR: 0 S: 80 P: 127 ERA: 1.00 WHIP: 1.000					

San Diego Padres @ Montreal Expos  
Olympic Stadium, Montreal, QB  
Wed May 25 1988, 7:05 PM EDT  
Att. 10,586 - Dome - 73 F

AB	36
R	2
H	8
RBI	1
BB	1
SO	5
LOB	18



Batter	1	2	3	4	5	6	7	8	9	AB	R	H	RBI	BB	SO	LOB	BOTTOM			
Tim Raines, S OBP: 0.406, SLG: 0.452	3-2 F7		2-0 G3		0-0 1B WP 1B				3-1 6-3	4	1	1	0	0	0	0				
Mitch Webster, S OBP: 0.373, SLG: 0.338	4-1 BLK 3B BB		0-2 P7		0-0 WP 1-3 SF7 1B				1-0 P3	3	2	1	0	1	0	0				
Hubie Brooks, R OBP: 0.291, SLG: 0.401	1-2 F9 1-2		2-1 6-3		1-3 K				3-3 K	4	0	0	0	0	2	3				
Tim Wallach, R OBP: 0.293, SLG: 0.380	1-0 2H 3B			2-2 1B 2B 1B	2-1 SF7				4-2 1B 2B BB	2	2	2	2	1	0	0				
Andres Galarraga, R OBP: 0.367, SLG: 0.588	2-3 K			0-2 2B 6-3 1B	2-3 K				1-1 2B K 1B	4	1	2	0	0	2	1				
Tom Foley, L OBP: 0.228, SLG: 0.253		0-2 CS 1B 1B		1-0 1-3 2H 2B		2-3 K			0-0 1-3 2H 2B	4	0	3	2	0	1	0				
Nelson Santovenia, R OBP: 0.414, SLG: 0.440	1-0 CS 1B		0-1 6-3		3-2 4-3 2B				2-3 K K	4	0	2	1	0	1	3				
Luis Rivera, R OBP: 0.246, SLG: 0.312		3-3 K		3H 2-0 F2		2-2 4-3			3-3 K	4	0	0	0	0	2	5				
Dennis Martinez, R OBP: 0.292, SLG: 0.304		0-3 K		1-1 4-3		0-1 6-3				3	0	0	0	0	1	3				
<b>Inning Stats</b>	R: 1 E: 0 K: 1 S: 13	H: 1 LOB: 1 BB: 1 P: 24	R: 0 E: 0 K: 2 S: 10	H: 2 LOB: 1 BB: 0 P: 14	R: 0 E: 0 K: 0 S: 6	H: 0 LOB: 0 BB: 0 P: 10	R: 2 E: 0 K: 0 S: 13	H: 3 LOB: 1 BB: 0 P: 19	R: 2 E: 0 K: 2 S: 12	H: 2 LOB: 0 BB: 0 P: 17	R: 0 E: 0 K: 1 S: 13	H: 1 LOB: 0 BB: 0 P: 20	R: 0 E: 0 K: 1 S: 8	H: 0 LOB: 0 BB: 0 P: 15	R: 1 E: 0 K: 2 S: 13	H: 2 LOB: 1 BB: 1 P: 23	1B: 7 2B: 4 3B: 1 HR: 0	SF: 1 SAC: 0 DP: 1 HBP: 0	WP: 2 PB: 0 SB: 0 CS: 2	PA: 35
<b>PITCHER</b> Ed Whitson, R ERA: 5.86	IP: 5.0 WLS: L BF: 23 H: 8 R: 5 ER: 5 SO: 5 BB: 1 IBB: 0 HBP: 0 BLK: 1 WP: 1 HR: 0 S: 54 P: 84 ERA: 9.00 WHIP: 1.800															<b>PITCHER</b>	IP: 3.0 WLS: L BF: 12 H: 3 R: 1 ER: 1 SO: 4 BB: 1 IBB: 0 HBP: 0 BLK: 0 WP: 0 HR: 0 S: 34 P: 58 ERA: 3.00 WHIP: 1.333			

San Diego Padres @ Montreal Expos  
Olympic Stadium, Montreal, QB  
Wed May 25 1988, 7:05 PM EDT  
Att. 10,586 - Dome - 73 F

AB	32
R	6
H	11
RBI	5
BB	2
SO	9
LOB	15






Batter	1	2	3	4	5	6	7	8	9	AB	R	H	RBI	BB	SO	LOB	TOP			
Dickie Thon, R (1, 6) OBP: 0.337, SLG: 0.325	1-1 BLK SF8 HBP		3-1 1-H 2B		1-3 K			0-0 F9		3	1	1	0	0	1	1				
Roberto Alomar, S (1, 4) OBP: 0.283, SLG: 0.336	1-2 5-3		0-0 F8		0-1 4-3			2-2 F8		4	0	0	0	0	0	3				
John Kruk, L (1, 3) OBP: 0.394, SLG: 0.446	1-0 SF8			0-0 CS 1B				0-0 F8		3	0	1	1	0	0	0				
Randy Ready, R (1, 5) OBP: 0.366, SLG: 0.418	0-1 F7			2-0 SAFE 1B				1-2 4-3		4	1	1	0	0	0	0				
Keith Moreland, R (1, 7) OBP: 0.325, SLG: 0.350		1-1 5-3		1-1 2B				0-1 BLK 1B		4	0	2	1	0	0	0				
Manvell Wynne, L (1, 8) OBP: 0.342, SLG: 0.647		1-2 4-3		0-0 F7				1-3 K		4	0	0	0	0	1	2				
Benito Santiago, R (1, 2) OBP: 0.227, SLG: 0.331		1-3 K		0-2 F7				0-1 L3		3	0	0	0	0	1	1				
Shane Mack, R (1, 9) OBP: 0.270, SLG: 0.224			1-2 6-3		0-0 4-3			2-3 K		3	0	0	0	0	1	0				
Andy Hawkins, R (1, 1) OBP: 0.200, SLG: 0.200			1-0 2B 1B		0-0 1B			3-3 K		2	0	2	0	0	0	0				
Tim Flannery, L (7, PH) OBP: 0.278, SLG: 0.278										1	0	0	0	0	1	0				
Lance McCullers, S (7, 1)										0	0	0	0	0	0	0				
<b>Inning Stats</b>	R: 1 E: 0 K: 0 S: 7	H: 0 LOB: 0 BB: 0 P: 10	R: 0 E: 0 K: 1 S: 8	H: 0 LOB: 0 BB: 0 P: 11	R: 0 E: 0 K: 1 S: 7	H: 2 LOB: 1 BB: 0 P: 12	R: 1 E: 0 K: 0 S: 9	H: 3 LOB: 1 BB: 0 P: 11	R: 0 E: 0 K: 1 S: 10	H: 1 LOB: 1 BB: 0 P: 15	R: 0 E: 0 K: 2 S: 10	H: 0 LOB: 0 BB: 0 P: 15	R: 0 E: 0 K: 0 S: 5	H: 0 LOB: 0 BB: 0 P: 7	R: 0 E: 0 K: 0 S: 9	H: 0 LOB: 0 BB: 0 P: 14	1B: 4 2B: 3 3B: 0 HR: 0	SF: 1 SAC: 0 DP: 0 HBP: 1	WP: 0 PB: 0 SB: 1 CS: 1	PA: 33
<b>PITCHER</b>	IP WLS BF H R ER SO BB IBB HBP BLK WP HR S P ERA WHIP																			
Bryn Smith, R (1, 1) ERA: 3.7	6.0 W 24 7 2 2 3 0 0 0 1 2 0 0 49 68 3.00 1.167																			
Jeff Parrett, R (7, 1) ERA: 2.18	3.0 S 9 0 0 0 2 0 0 0 0 0 0 0 24 36 0.00 0.000																			

San Diego Padres @ Montreal Expos  
Olympic Stadium, Montreal, QB  
Thu May 26 1988, 7:05 PM EDT  
Att: 9,554 - Dome


AB	31
R	2
H	7
RBI	2
BB	0
SO	5
LOB	7



Batter	1	2	3	4	5	6	7	8	9	AB	R	H	RBI	BB	SO	LOB	BOTTOM			
Tim Raines, S (1, 7) OBP: 0.401, SLG: 0.444	1-2 G3		3-1 FC5-4		0-1 FC6-4 1B			2-0 G3		5	0	1	0	0	0	4				
Mitch Webster, S (1, 8) OBP: 0.363, SLG: 0.328	2-2 F8		2-2 F8		1-0 FC6-4 CS			0-0 L9		4	0	0	0	0	0	2				
Hubie Brooks, R (1, 9) OBP: 0.285, SLG: 0.392	0-3 K			1-1 5-3				2-0 5-3		4	0	0	0	0	1	1				
Tim Wallach, R (1, 5) OBP: 0.303, SLG: 0.407		1-1 G6-4-3 1B		2-2 3B 2B				1-2 1B 3B		4	2	3	0	0	0	0				
Andres Galarraga, R (1, 3) OBP: 0.370, SLG: 0.598		0-1 G6-4-3		1-0 1B 3B				1-0 6-3		4	2	2	2	0	0	1				
Tom Foley, L (1, 4) OBP: 0.280, SLG: 0.270		0-0 1B		1-0 1B				4-0 SF8 SH5-4 BB		2	1	2	1	2	0	0				
Nelson Santovenia, R (1, 2) OBP: 0.439, SLG: 0.571		0-1 4-3		1-2 1B				0-1 SH5-4		3	1	2	2	0	0	1				
Luis Rivera, R (1, 6) OBP: 0.246, SLG: 0.313			1-1 FC5-4 1B		1-0 F9			3-2 SF8		3	0	1	1	0	0	2				
Bryn Smith, R (1, 1) OBP: 0.118, SLG: 0.063			0-3 K		1-3 K			4-2 BB		2	0	0	0	0	2	3				
Wallace Johnson, S (6, PH) OBP: 0.429, SLG: 0.421										0	0	0	0	1	0	0				
Jeff Parrett, R (7, 1) ERA: 3.27										0	0	0	0	1	0	0				
<b>Inning Stats</b>	R: 0 E: 0 K: 1 S: 13	H: 0 LOB: 0 BB: 0 P: 16	R: 0 E: 0 K: 0 S: 7	H: 2 LOB: 1 BB: 0 P: 8	R: 0 E: 0 K: 1 S: 11	H: 1 LOB: 0 BB: 0 P: 16	R: 2 E: 0 K: 1 S: 15	H: 4 LOB: 2 BB: 0 P: 24	R: 0 E: 0 K: 0 S: 4	H: 1 LOB: 0 BB: 0 P: 7	R: 2 E: 0 K: 0 S: 10	H: 2 LOB: 2 BB: 2 P: 25	R: 0 E: 0 K: 0 S: 6	H: 0 LOB: 0 BB: 0 P: 11	R: 2 E: 0 K: 0 S: 7	H: 1 LOB: 1 BB: 2 P: 19	1B: 7 2B: 1 3B: 2 HR: 1	SF: 1 SAC: 1 DP: 1 HBP: 0	WP: 0 PB: 0 SB: 0 CS: 1	PA: 37
<b>PITCHER</b>	IP WLS BF H R ER SO BB IBB HBP BLK WP HR S P ERA WHIP																			
Andy Hawkins, R (1, 1) ERA: 4.13	6.0 L 28 10 4 4 3 2 0 0 0 0 0 0 60 96 6.00 2.000																			
Lance McCullers, R (7, 1) ERA: 3.27	2.0 9 1 2 2 0 2 0 0 0 1 0 1 13 30 9.00 1.500																			

San Diego Padres @ Montreal Expos  
Olympic Stadium, Montreal, QB  
Thu May 26 1988, 7:05 PM EDT  
Att: 9,554 - Dome

AB	31
R	6
H	11
RBI	6
BB	4
SO	3
LOB	14





Batter	1	2	3	4	5	6	7	8	9	AB	R	H	RBI	BB	SO	LOB	TOP							
Dickie Thon, R OBP: 0.344, SLG: 0.325	4-1 BB		3-2 3B 1B		0-0 L6			2-3 K		3	1	1	1	1	1	0								
Roberto Alomar, S OBP: 0.282, SLG: 0.348	0-1 F2		1-0 3B				0-3 K	1-1 5-3		4	0	1	1	0	1	1								
Randy Ready, R OBP: 0.356, SLG: 0.405	2-3 K		0-2 F3				3-2 5-3	1-3 K		4	0	0	0	0	2	2								
Carmelo Martinez, R OBP: 0.253, SLG: 0.288	1-1 5-3		2-3 K				4-2 BB BB		0-1 F9	3	0	0	0	1	1	2								
Keith Moreland, R OBP: 0.325, SLG: 0.345		0-2 F8		3-2 P3			4-1 BB BB		0-1 F5	2	0	0	0	1	0	0								
Marvell Wynne, L OBP: 0.338, SLG: 0.638							1-2 BB			1	0	0	0	0	0	0								
Benito Santiago, R OBP: 0.227, SLG: 0.329		1-3 K		0-3 K			0-2 F4		0-2 S 1B	4	0	1	0	0	2	2								
Shawn Abner, R OBP: 0.225, SLG: 0.289		3-3 K		2-2 P4				2-1 F6	2-0 1-3	4	0	0	0	0	1	1								
Shane Mack, R OBP: 0.273, SLG: 0.217			4-2 SH1-4 1B BB		1-0 F8			1-0 4-3		2	1	0	0	1	0	0								
Mark Grant, R Mark Davis, L			1-1 SH1-4		0-2 B1-3			2-1 F9		2	0	0	0	0	0	0								
			1-2							0	0	0	0	0	0	0								
<b>Inning Stats</b>	R: 0 E: 0 K: 1 S: 10	H: 0 LOB: 1 BB: 1 P: 17	R: 0 E: 0 K: 2 S: 10	H: 0 LOB: 0 BB: 0 P: 14	R: 2 E: 0 K: 1 S: 16	H: 2 LOB: 1 BB: 1 P: 27	R: 0 E: 0 K: 1 S: 12	H: 0 LOB: 0 BB: 0 P: 17	R: 0 E: 0 K: 0 S: 6	H: 0 LOB: 0 BB: 0 P: 7	R: 0 E: 0 K: 1 S: 15	H: 0 LOB: 2 BB: 2 P: 26	R: 0 E: 0 K: 0 S: 5	H: 0 LOB: 0 BB: 0 P: 10	R: 0 E: 0 K: 2 S: 8	H: 0 LOB: 0 BB: 0 P: 12	R: 0 E: 0 K: 0 S: 8	H: 1 LOB: 1 BB: 0 P: 10	1B: 2 2B: 0 3B: 1 HR: 0	SF: 0 SAC: 1 DP: 0 HBP: 0	WP: 0 PB: 0 SB: 2 CS: 0	PA: 34		
<b>PITCHER</b>	IP WLS BF H R ER SO BB IBB HBP BLK WP HR S P ERA WHIP	7.0 L 27 2 2 2 6 4 0 0 0 0 0 0 74 118 2.57 0.857	2.0 7 1 0 0 2 0 0 0 0 0 0 0 0 16 22 0.00 0.500																					

San Diego Padres @ New York Mets  
Shea Stadium, Flushing, NY  
Fri May 27 1988, 7:05 PM EDT  
Att: 36,074 - Unknown

AB	29
R	2
H	3
RBI	2
BB	4
SO	8
LOB	8



Batter	1	2	3	4	5	6	7	8	9	AB	R	H	RBI	BB	SO	LOB	BOTTOM							
Lenny Dykstra, L OBP: 0.333, SLG: 0.462	0-0 F8		0-0 B1-3		0-2 F5		0-0 F8			3	0	0	0	0	0	0								
Kevin McReynolds, R OBP: 0.310, SLG: 0.374										1	0	0	0	0	2									
Mookie Wilson, S OBP: 0.330, SLG: 0.447	1-0 4-3		0-0 4-3		1-0 4-3			2-2 6-3		4	0	0	0	0	0									
Keith Hernandez, L OBP: 0.396, SLG: 0.478	3-1 BB 1B		4-1 BB			4-1 L3 BB		2-2 E3		2	0	1	0	2	0									
Howard Johnson, S OBP: 0.355, SLG: 0.442	4-0 BB		1-3 K			2-2 L3		0-3 K		3	0	0	0	1	2	3								
Gary Carter, R OBP: 0.363, SLG: 0.500	1-3 K			1-0 1B HBP		2-2 6-3		1-0 F9		3	0	0	0	0	1	3								
Lee Mazzilli, S OBP: 0.216, SLG: 0.156		2-2 G3		1-1 F7			3-2 F2		0-1 6-3	4	0	0	0	0	1									
Dave Magadan, L OBP: 0.386, SLG: 0.229		1-3 K		0-0 G1-6-3 1B			2-0 HBP 1B		1-3 K	4	0	2	0	0	2	0								
Wally Backman, S OBP: 0.269, SLG: 0.210		3-2 1B		1-0 G1-6-3			0-0 F2		2-2 4-3	3	0	1	0	0	0	3								
Keith Miller, R										1	0	0	0	0	0									
Sid Fernandez, L OBP: 0.313, SLG: 0.250		1-0 4-3			0-3 K					2	0	0	0	0	1	1								
Daryl Strawberry, L OBP: 0.355, SLG: 0.564										0	0	0	0	0	0									
Terry Leach, R										0	0	0	0	0	0									
<b>Inning Stats</b>	R: 0 E: 0 K: 1 S: 7	H: 1 LOB: 2 BB: 1 P: 16	R: 0 E: 0 K: 1 S: 11	H: 1 LOB: 0 BB: 0 P: 18	R: 0 E: 0 K: 1 S: 7	H: 0 LOB: 1 BB: 1 P: 12	R: 0 E: 0 K: 0 S: 4	H: 1 LOB: 0 BB: 0 P: 7	R: 0 E: 0 K: 1 S: 12	H: 0 LOB: 0 BB: 0 P: 13	R: 0 E: 0 K: 0 S: 10	H: 0 LOB: 0 BB: 1 P: 18	R: 0 E: 0 K: 0 S: 8	H: 1 LOB: 2 BB: 0 P: 16	R: 0 E: 1 K: 1 S: 11	H: 0 LOB: 1 BB: 0 P: 16	R: 0 E: 0 K: 1 S: 11	H: 0 LOB: 0 BB: 0 P: 14	1B: 4 2B: 1 3B: 0 HR: 0	SF: 0 SAC: 0 DP: 2 HBP: 2	WP: 0 PB: 0 SB: 0 CS: 0	PA: 35		
<b>PITCHER</b>	IP WLS BF H R ER SO BB IBB HBP BLK WP HR S P ERA WHIP	6.2 W 27 4 0 0 4 3 0 0 0 0 0 0 23 31 0.00 1.050	2.1 S 8 0 0 0 2 0 0 0 0 0 0 0 23 31 0.00 0.000																					

San Diego Padres @ New York Mets  
Shea Stadium, Flushing, NY  
Fri May 27 1988, 7:05 PM EDT  
Att: 36,074 - Unknown

AB	30
R	0
H	4
RBI	0
BB	3
SO	6
LOB	13













Batter	1	2	3	4	5	6	7	8	9	AB	R	H	RBI	BB	SO	LOB	TOP					
Dickie Thon, R OBP: 0.311, SLG: 0.289	2-1 4-3		0-3 K		2-3 K	0-0 FC4-6			1-1 6-3	5	0	0	0	0	2	3						
Roberto Alomar, S OBP: 0.296, SLG: 0.345	0-0 FC5-4 1B		0-0 F9		1-1 1B	0-1 F8			3-2 F9	5	0	2	0	0	0	2						
Tony Gwynn, L OBP: 0.317, SLG: 0.315	0-1 FC5-4		0-0 5-3		1-1 L6				1-3 K	5	0	0	0	0	1	3						
Keith Moreland, R OBP: 0.329, SLG: 0.351	1-1 F9			1-1 HR 1B	4-0 FC6-4 1BB				0-0 F8	3	1	1	0	1	0	1						
Randy Ready, R OBP: 0.358, SLG: 0.423		4-0 BB BB		3-2 HR	0-1 FC6-4				0-2 F8	3	1	1	2	1	0	3						
Bento Santiago, R OBP: 0.235, SLG: 0.327		1-3 K		1-3 K		4-2 2B BB			2-2 1B	3	1	1	0	1	2	1						
Carmelo Martinez, R OBP: 0.263, SLG: 0.299		0-2 F8		1-3 K		0-1 FC1-5 1-H 2B			2-3 K	4	0	1	1	0	2	2						
Shane Mack, R OBP: 0.306, SLG: 0.232		4-1 1-2 BB		1-0 4-3		4-2 FC4-6 FC1-5 BB			1-1 F9	2	0	0	0	2	0	1						
Ed Whitson, R OBP: 0.125, SLG: 0.188		0-0 F9			0-0 1B 2B	0-2 FC1-5 FC4-6			1-3 K	3	0	1	0	0	0	4						
Greg Booker, R OBP: 0.297, SLG: 0.289										0	0	0	0	0	0	0						
Candy Sierra, R OBP: 0.297, SLG: 0.289										1	0	0	0	0	1	1						
										0	0	0	0	0	0	0						
<b>Inning Stats</b>	R: 0 E: 0 K: 0 S: 7	H: 1 LOB: 1 BB: 0 P: 10	R: 0 E: 0 K: 1 S: 8	H: 0 LOB: 2 BB: 2 P: 17	R: 0 E: 0 K: 1 S: 5	H: 0 LOB: 0 BB: 0 P: 5	R: 2 E: 0 K: 2 S: 15	H: 2 LOB: 0 BB: 0 P: 22	R: 0 E: 0 K: 1 S: 10	H: 2 LOB: 3 BB: 1 P: 18	R: 1 E: 0 K: 0 S: 13	H: 1 LOB: 2 BB: 2 P: 21	R: 0 E: 0 K: 2 S: 6	H: 0 LOB: 0 BB: 0 P: 7	R: 0 E: 0 K: 2 S: 13	H: 1 LOB: 1 BB: 0 P: 19	R: 0 E: 0 K: 1 S: 9	H: 0 LOB: 0 BB: 0 P: 14	1B: 4 2B: 2 3B: 0 HR: 1	SF: 0 SAC: 0 DP: 0 HBP: 0	WP: 0 PB: 0 SB: 1 CS: 0	PA: 39
<b>PITCHER</b> Shane Rawley, L ERA: 3.61	IP: 9.0 WLS: W BF: 39 H: 7 R: 3 ER: 3 SO: 8 BB: 4 IBB: 1 HBP: 0 BLK: 0 WP: 0 HR: 1 S: 86 P: 133 ERA: 3.00 WHIP: 1.222															<b>PITCHER</b>	IP: 9.0 WLS: W BF: 39 H: 7 R: 3 ER: 3 SO: 8 BB: 4 IBB: 1 HBP: 0 BLK: 0 WP: 0 HR: 1 S: 86 P: 133 ERA: 3.00 WHIP: 1.222					

San Diego Padres @ Philadelphia Phillies  
Veterans Stadium, Philadelphia, PA

AB 34  
R 3  
H 7  
RBI 3  
BB 5  
SO 8  
LOB 21



Mon May 30 1988, 7:05 PM EDT  
Att: 17,910 - Unknown - 95 F

Batter	1	2	3	4	5	6	7	8	9	AB	R	H	RBI	BB	SO	LOB	BOTTOM	
Juan Samuel, R OBP: 0.302, SLG: 0.404	1-2 HR	3-2 4-3		0-0 E 1B		1-2 2B 2B	3-3 K			5	2	3	3	0	1	2		
Von Hayes, L OBP: 0.358, SLG: 0.434	0-1 F7		2-1 F9	4-0 1-2 BB		2-2 SF8 2B	2-2 F8 2B		2-2 F8 2B	4	1	2	1	1	0	0		
Lance Parrish, R OBP: 0.333, SLG: 0.490	0-0 BB 1B		0-0 1B 1B	1-3 K		3-2 SF8 2B	1-1 F8		1-1 F8	4	0	2	1	0	1	3		
Mike Schmidt, R OBP: 0.312, SLG: 0.350	0-1 F9		3-2 F2		1-1 F7	0-1 F8			0-1 5-3	5	0	0	0	0	0	3		
Chris James, R OBP: 0.278, SLG: 0.421	4-2 1-2 BB		1-2 1B 1B		0-1 F8		0-1 4-3 WP E 1B		3-3 K	4	1	2	0	1	1	1		
Phil Bradley, R OBP: 0.333, SLG: 0.308	2-1 F8		0-0 FC4-6 1B		2-0 F8		1-1 4-3			4	0	1	0	0	0	3		
Milt Thompson, L OBP: 0.333, SLG: 0.314		2-1 G3	1-2 FC4-6			4-2 SH5-4 FC4 2B BB	2-2 E4 1B			3	2	0	0	1	0	3		
Steve Jeltz, S OBP: 0.331, SLG: 0.320		1-3 K		0-0 4-3		3-2 FC4 SH5-4 2B	0-0 SH2-3 1B			4	1	1	1	0	1	1		
Shane Rawley, R OBP: 0.154, SLG: 0.160		1-1 2B		1-0 2-3		0-0 SH5-4	3-H SH2-3			2	0	1	0	0	0	0		
<b>Inning Stats</b>	R: 1 E: 0 K: 0 S: 16	H: 2 LOB: 2 BB: 1 P: 23	R: 0 E: 0 K: 1 S: 13	H: 1 LOB: 1 BB: 0 P: 20	R: 0 E: 0 K: 1 S: 6	H: 1 LOB: 1 BB: 1 P: 12	R: 0 E: 0 K: 0 S: 5	H: 0 LOB: 0 BB: 0 P: 8	R: 4 E: 0 K: 0 S: 17	H: 2 LOB: 0 BB: 1 P: 30	R: 2 E: 1 K: 1 S: 12	H: 2 LOB: 1 BB: 0 P: 18	R: 0 E: 0 K: 1 S: 10	H: 1 LOB: 1 BB: 0 P: 16	1B: 7 2B: 4 3B: 0 HR: 1	SF: 1 SAC: 2 DP: 0 HBP: 0	WP: 1 PB: 0 SB: 1 CS: 0	PA: 41
<b>PITCHER</b> Ed Whitson, R ERA: 6.11	IP: 5.1 WLS: L BF: 29 H: 9 R: 5 ER: 5 SO: 2 BB: 3 IBB: 0 HBP: 0 BLK: 0 WP: 1 HR: 1 S: 65 P: 105 ERA: 8.44 WHIP: 2.250															<b>PITCHER</b> Greg Booker, R ERA: 2.99	IP: 1.2 WLS: 8 BF: 2 H: 2 R: 2 ER: 1 SO: 1 BB: 0 IBB: 0 HBP: 0 BLK: 0 WP: 0 HR: 0 S: 17 P: 26 ERA: 5.40 WHIP: 1.200	
<b>PITCHER</b> Candy Sierra, R ERA: 6.23	IP: 1.0 WLS: 4 BF: 1 H: 1 R: 0 ER: 0 SO: 1 BB: 0 IBB: 0 HBP: 0 BLK: 0 WP: 0 HR: 0 S: 10 P: 16 ERA: 0.00 WHIP: 1.000															<b>PITCHER</b>	IP: 1.0 WLS: 4 BF: 1 H: 1 R: 0 ER: 0 SO: 1 BB: 0 IBB: 0 HBP: 0 BLK: 0 WP: 0 HR: 0 S: 10 P: 16 ERA: 0.00 WHIP: 1.000	

San Diego Padres @ Philadelphia Phillies  
Veterans Stadium, Philadelphia, PA

AB 35  
R 7  
H 12  
RBI 6  
BB 3  
SO 4  
LOB 16



Mon May 30 1988, 7:05 PM EDT  
Att: 17,910 - Unknown - 95 F



Batter	1	2	3	4	5	6	7	8	9	AB	R	H	RBI	BB	SO	LOB	TOP			
Marvell Wynne, L (1.8) OBP: 0.391, SLG: 0.675	1-0 SH3 SF 2B		2-2 1B 2B		2-2 E SF8 1B	4-1 S BB		1-0 E 2B		4	4	4	1	1	0	0	<b>San Diego Padres @ Philadelphia Phillies</b> Veterans Stadium, Philadelphia, PA Tue May 31 1988, 3:33 AM EDT Att: 16,733 - Unknown - 87 F			
Roberto Alomar, S (1.4) OBP: 0.278, SLG: 0.351	2-0 SH3		0-0 2B 1B		0-0 E5 SF8 E 1B	4-2 BB		0-2 5-3		3	2	2	0	1	0	1				
Tony Gwynn, L (1.9) OBP: 0.312, SLG: 0.325	0-0 SF		1-1 1B 2B		2-0 SF8 F5	1-0 BB		2-1 E5		3	0	1	3	0	0	2				
Keith Moreland, R (1.7) OBP: 0.325, SLG: 0.346	0-1 F7		0-2 L5-3 1B		2-1 L5			1-1 F7		5	0	1	1	0	0	3				
John Kruk, L (1.3) OBP: 0.393, SLG: 0.434	0-2 F7		1-2 F9		4-0 S IBB			2-2 F7		4	0	0	0	1	1	3				
Benito Santiago, R (1.2) OBP: 0.246, SLG: 0.323		4-1 6-3 BB	1-2 L5-3		4-2 S BB			1-0 F8		2	0	0	0	3	0	2				
Chris Brown, R (1.5) Randy Ready, R (8.5) OBP: 0.305, SLG: 0.291 OBP: 0.355, SLG: 0.420		0-3 K		4-1 G1-6-3 BB		3-2 6-3		1-0 2B 1B		3	1	1	0	1	1	3				
Garry Templeton, S (1.6) OBP: 0.221, SLG: 0.243		2-0 6-3		0-0 G1-6-3		3-2 6-3		0-0 SH2-3 2B 2B		5	1	1	1	0	0	3				
Andy Hawkins, R (1.1) OBP: 0.174, SLG: 0.174		2-1 6-3		0-0 1-3		2-1 F8		0-1 SH2-3		3	0	0	0	0	0	1				
<b>Inning Stats</b>	R: 1 E: 1 K: 0 S: 8	H: 1 LOB: 1 BB: 0 P: 11	R: 0 E: 0 K: 1 S: 7	H: 0 LOB: 1 BB: 1 P: 15	R: 2 E: 0 K: 0 S: 16	H: 4 LOB: 1 BB: 0 P: 21	R: 0 E: 0 K: 0 S: 3	H: 0 LOB: 0 BB: 1 P: 7	R: 2 E: 1 K: 0 S: 15	H: 2 LOB: 2 BB: 2 P: 32	R: 0 E: 0 K: 0 S: 6	H: 0 LOB: 0 BB: 0 P: 11	R: 3 E: 1 K: 0 S: 12	H: 3 LOB: 1 BB: 0 P: 17	R: 0 E: 0 K: 1 S: 7	H: 0 LOB: 1 BB: 1 P: 13	1B: 6 2B: 5 3B: 0 HR: 0	SF: 2 SAC: 2 DP: 2 HBP: 0	WP: 0 PA: 44 PB: 0 SB: 4 CS: 0	
<b>PITCHER</b>	IP	WLS	BF	H	R	ER	SO	BB	IBB	HBP	BLK	WP	HR	S	P	ERA	WHIP			
David Palmer, R (1.1) ERA: 5.26	5.0	L	25	7	5	4	1	3	1	0	0	0	0	49	86	7.20	2.000			
Danny Clay, R (6.1) ERA: 6.14	1.0		5	0	0	0	0	2	0	0	0	0	0	12	26	0.00	2.000			
Wally Ritchie, L (7.1) ERA: 1.69	2.0		10	3	3	2	0	0	0	0	0	0	0	18	28	9.00	1.500			
Greg Harris, R (9.1) ERA: 2.88	1.0		4	0	0	0	1	1	0	0	0	0	0	7	13	0.00	1.000			

Batter	1	2	3	4	5	6	7	8	9	AB	R	H	RBI	BB	SO	LOB	BOTTOM			
Juan Samuel, R (1.4) OBP: 0.306, SLG: 0.403	2-3 K			2-1 CS 1B		0-1 F8			4-1 5-6-3 1B BB	3	0	1	0	1	1	0	<b>San Diego Padres @ Philadelphia Phillies</b> Veterans Stadium, Philadelphia, PA Tue May 31 1988, 3:33 AM EDT Att: 16,733 - Unknown - 87 F			
Von Hayes, L (1.3) OBP: 0.366, SLG: 0.448	2-1 F9			3-2 1-2 2B		0-1 1B		0-0 5-6-3 1B	4	0	3	0	0	0	0	0				
Lance Parrish, R (1.2) OBP: 0.326, SLG: 0.478	0-0 5-3			1-0 L5		1-1 F8		0-0 L6	4	0	0	0	0	0	4					
Mike Schmidt, R (1.5) OBP: 0.305, SLG: 0.341		0-0 F9		1-2 4-3		0-1 F7		1-2 5-6-3 2-3	4	0	0	0	0	0	3					
Chris James, R (1.9) OBP: 0.271, SLG: 0.410		0-3 K			0-1 6-3		1-1 F9		1-2 F8	4	0	0	0	0	1	2				
Phil Bradley, R (1.7) OBP: 0.326, SLG: 0.302		0-0 4-3			1-0 F9		2-1 F8			3	0	0	0	0	0	0				
Milt Thompson, L (1.8) OBP: 0.333, SLG: 0.309			0-0 5-3		4-2 BB			2-1 F8	2	0	0	0	1	0	0	0				
Steve Jeltz, S (1.6) OBP: 0.323, SLG: 0.311			1-0 4-3		1-1 4-3			1-2 6-3	3	0	0	0	0	0	1					
David Palmer, R (1.1) Danny Clay, R (6.1) Greg Gross, L (6.9) Wally Ritchie, L (7.1) Keith Miller, S (8.9) Greg Harris, S (9.1) OBP: 0.312, SLG: 0.500 OBP: 0.245, SLG: 0.167 OBP: 1.000, SLG: 1.000			0-1 F7			0-1 6-3		0-2 F8	1	0	0	0	0	0	0	0				
<b>Inning Stats</b>	R: 0 E: 0 K: 1 S: 6	H: 0 LOB: 0 BB: 0 P: 10	R: 0 E: 0 K: 1 S: 5	H: 0 LOB: 0 BB: 0 P: 5	R: 0 E: 0 K: 0 S: 4	H: 2 LOB: 1 BB: 0 P: 18	R: 0 E: 0 K: 0 S: 7	H: 0 LOB: 1 BB: 1 P: 13	R: 0 E: 0 K: 0 S: 8	H: 1 LOB: 0 BB: 0 P: 9	R: 0 E: 0 K: 0 S: 6	H: 0 LOB: 0 BB: 0 P: 9	R: 0 E: 0 K: 0 S: 10	H: 0 LOB: 0 BB: 0 P: 13	R: 0 E: 0 K: 0 S: 9	H: 1 LOB: 2 BB: 1 P: 15	1B: 3 2B: 1 3B: 0 HR: 0	SF: 0 SAC: 0 DP: 0 HBP: 0	WP: 0 PA: 32 PB: 0 SB: 0 CS: 1	
<b>PITCHER</b>	IP	WLS	BF	H	R	ER	SO	BB	IBB	HBP	BLK	WP	HR	S	P	ERA	WHIP			
Andy Hawkins, R (1.1) ERA: 3.6	9.0	W	32	4	0	0	2	2	0	0	0	0	0	66	97	0.00	0.667			





Batter	1	2	3	4	5	6	7	8	9	AB	R	H	RBI	BB	SO	LOB	TOP								
<b>Marvell Wynne, L</b> OBP: 0.413, SLG: 0.700 (1, 8)									3	2	2	1	2	1	0										
<b>Roberto Alomar, S</b> OBP: 0.282, SLG: 0.359 (1, 4)									5	2	2	0	0	1	4										
<b>Tony Gwynn, L</b> OBP: 0.310, SLG: 0.316 (1, 9)									3	0	0	1	1	0	1										
<b>Keith Moreland, R</b> OBP: 0.329, SLG: 0.369 (7, PR)									4	1	2	3	0	1	1										
<b>Shane Mack, R</b> OBP: 0.308, SLG: 0.232 (7, 8)									0	0	0	0	0	0	0										
<b>Camelo Martinez, R</b> OBP: 0.271, SLG: 0.307 (9, PH)									1	0	1	1	0	0	0										
<b>Dickie Thorn, R</b> OBP: 0.311, SLG: 0.289 (9, PR)									0	0	0	0	0	0	0										
<b>John Kruk, L</b> OBP: 0.394, SLG: 0.429 (1, 3)									4	0	1	0	1	0	1										
<b>Benito Santiago, R</b> OBP: 0.250, SLG: 0.325 (1, 2)									5	1	2	0	0	0	5										
<b>Tim Flannery, L</b> OBP: 0.292, SLG: 0.227 (1, 5)									3	1	0	0	2	0	4										
<b>Garry Templeton, S</b> OBP: 0.222, SLG: 0.243 (1, 6)									4	0	1	1	0	1	1										
<b>Mark Grant, R</b> (1, 1)									3	0	0	0	0	2	3										
<b>Lance McCullers, S</b> (6, 1)									1	0	0	0	0	1	0										
<b>Mark Davis, L</b> (8, 1)									0	0	0	0	0	0	0										
<b>Inning Stats</b>	R: 1 E: 0 K: 1 S: 13	H: 1 LOB: 2 BB: 2 P: 26	R: 1 E: 0 K: 1 S: 8	H: 1 LOB: 0 BB: 1 P: 17	R: 2 E: 0 K: 0 S: 9	H: 3 LOB: 1 BB: 0 P: 14	R: 0 E: 0 K: 2 S: 8	H: 0 LOB: 0 BB: 0 P: 11	R: 0 E: 0 K: 1 S: 10	H: 0 LOB: 0 BB: 0 P: 9	R: 1 E: 0 K: 1 S: 10	H: 2 LOB: 3 BB: 2 P: 20	R: 0 E: 0 K: 0 S: 8	H: 1 LOB: 1 BB: 0 P: 13	R: 0 E: 0 K: 1 S: 5	H: 0 LOB: 0 BB: 0 P: 7	R: 2 E: 0 K: 0 S: 13	H: 3 LOB: 3 BB: 1 P: 23	1B: 8 2B: 1 3B: 1 HR: 1	SF: 0 SAC: 1 DP: 0 HBP: 0	WP: 0 PB: 1 SB: 0 CS: 0	PA: 44			
<b>PITCHER</b>	IP	WLS	BF	H	R	ER	SO	BB	IBB	HBP	BLK	WP	HR	S	P	ERA	WHIP								
<b>Kevin Gross, R</b> ERA: 2.43	6.0		29	7	5	5	6	4	1	0	1	0	1	56	97	7.50	1.833								
<b>Kent Tekulve, R</b> ERA: 2.59	2.0	W	7	1	0	0	1	0	0	0	0	0	0	13	20	0.00	0.500								
<b>Steve Bedrosian, R</b> ERA: 7.36	0.1		5	3	2	2	0	1	0	0	0	0	0	9	15	54.00	12.000								
<b>Greg Harris, R</b> ERA: 2.81	0.2	S	2	0	0	0	0	0	0	0	0	0	0	4	8	0.00	0.000								

San Diego Padres @ Philadelphia Phillies  
Veterans Stadium, Philadelphia, PA

AB 36  
R 7  
H 11  
RBI 7  
BB 6  
SO 7  
LOB 20



Wed Jun 01 1988, 7:05 PM EDT  
Att: 16,270 - Unknown - 80 F

Batter	1	2	3	4	5	6	7	8	9	AB	R	H	RBI	BB	SO	LOB	BOTTOM								
<b>Juan Samuel, R</b> OBP: 0.308, SLG: 0.400 (1, 4)									4	1	1	0	1	0	0										
<b>Milt Thompson, L</b> OBP: 0.331, SLG: 0.308 (1, 8)									4	0	1	0	0	2	1										
<b>Luis Aguayo, R</b> OBP: 0.321, SLG: 0.311 (8, PH)									1	1	1	2	0	0	0										
<b>Steve Bedrosian, R</b> (9, 1)									0	0	0	0	0	0	0										
<b>Greg Harris, S</b> OBP: 1.000, SLG: 1.000 (9, 1)									0	0	0	0	0	0	0										
<b>Von Hayes, L</b> OBP: 0.372, SLG: 0.467 (1, 3)									4	2	2	2	1	0	1										
<b>Lance Parrish, R</b> OBP: 0.333, SLG: 0.497 (1, 2)									4	2	2	2	1	1	2										
<b>Mike Schmidt, R</b> OBP: 0.309, SLG: 0.345 (1, 5)									4	0	2	1	0	0	1										
<b>Chris James, R</b> OBP: 0.276, SLG: 0.431 (1, 9)									4	1	2	2	0	1	2										
<b>Greg Gross, L</b> OBP: 0.263, SLG: 0.176 (1, 7)									3	1	1	0	1	0	4										
<b>Steve Jeltz, S</b> OBP: 0.328, SLG: 0.312 (1, 6)									3	1	1	0	1	0	3										
<b>Kevin Gross, R</b> OBP: 0.290, SLG: 0.276 (1, 1)									2	0	0	0	0	0	0										
<b>Darren Daulton, L</b> OBP: 0.250, SLG: 0.219 (6, PH)									1	0	0	0	0	0	2										
<b>Kent Tekulve, R</b> (7, 1)									0	0	0	0	0	0	0										
<b>Phil Bradley, R</b> OBP: 0.327, SLG: 0.301 (8, PH)									1	0	0	0	1	2											
<b>Inning Stats</b>	R: 0 E: 0 K: 0 S: 4	H: 1 LOB: 0 BB: 0 P: 6	R: 0 E: 0 K: 1 S: 9	H: 2 LOB: 2 BB: 0 P: 16	R: 0 E: 0 K: 1 S: 6	H: 0 LOB: 0 BB: 0 P: 11	R: 2 E: 0 K: 0 S: 10	H: 3 LOB: 1 BB: 1 P: 21	R: 0 E: 0 K: 1 S: 10	H: 0 LOB: 0 BB: 0 P: 10	R: 2 E: 1 K: 0 S: 22	H: 3 LOB: 2 BB: 1 P: 39	R: 0 E: 0 K: 0 S: 9	H: 1 LOB: 1 BB: 0 P: 11	R: 5 E: 0 K: 2 S: 27	H: 3 LOB: 1 BB: 3 P: 48	1B: 9 2B: 1 3B: 1 HR: 2	SF: 0 SAC: 0 DP: 2 HBP: 0	WP: 2 PB: 0 SB: 0 CS: 0	PA: 40					
<b>PITCHER</b>	IP	WLS	BF	H	R	ER	SO	BB	IBB	HBP	BLK	WP	HR	S	P	ERA	WHIP								
<b>Mark Grant, R</b> ERA: 3.88	5.0		22	7	4	4	3	2	0	0	0	1	1	42	74	7.20	1.800								
<b>Lance McCullers, R</b> ERA: 3.92	2.1	L	12	4	2	2	0	1	0	0	0	1	1	35	52	7.71	2.143								
<b>Mark Davis, L</b> ERA: 2.31	0.2		6	2	3	3	2	1	1	0	0	1	0	20	36	40.50	4.500								

San Diego Padres @ Philadelphia Phillies  
Veterans Stadium, Philadelphia, PA

AB 35  
R 9  
H 13  
RBI 9  
BB 5  
SO 5  
LOB 18



Wed Jun 01 1988, 7:05 PM EDT  
Att: 16,270 - Unknown - 80 F



Batter	1	2	3	4	5	6	7	8	9	AB	R	H	RBI	BB	SO	LOB	TOP					
Albert Hall, S (1, 8) OBP: 0.343, SLG: 0.325	2-1 1B		1-3 K			2-1 2B SF8 1B		3-2 F7		4	1	2	0	0	1	0	<b>Atlanta Braves @ San Diego Padres</b> Jack Murphy Stadium, San Diego, CA Fri Jun 03 1988, 10:05 PM EDT Att: 10,773 - Unknown - 65 F					
Ken Oberkfell, L (1, 5) OBP: 0.345, SLG: 0.381	0-0 1B		2-3 K			1-0 HR 2B		0-0 1B		4	1	3	0	0	1	0						
Gerald Perry, L (1, 3) OBP: 0.352, SLG: 0.421	1-2 F9			0-1 4-3		0-2 SF8		2-2 F8		3	0	0	1	0	0	2						
Dale Murphy, R (1, 9) OBP: 0.338, SLG: 0.428	2-2 5-3			2-2 L8		3-H 0-0 HR			1-2 HR	4	2	2	3	0	0	1						
Dion James, L (1, 7) OBP: 0.378, SLG: 0.358 Gary Roenicke, R (9, PH) OBP: 0.339, SLG: 0.442		4-2 1B BB		3-1 6-3		1-0 4-3			0-0 1B FC5-4	2	0	0	0	1	0	0						
Ozzie Virgil, R (1, 2) OBP: 0.248, SLG: 0.374	1-0 P6				2-3 K		1-2 G6-4-3 1B		2-2 1-3 FC5-4 1B	4	0	2	0	0	1	1						
Andres Thomas, R (1, 6) OBP: 0.246, SLG: 0.325	0-0 G6-4-3 1B				0-3 K		0-0 G6-4-3 1-2		0-2 1-2 3-H 2-3 FC5-4	4	0	1	1	0	1	2						
Ron Gant, R (1, 4) OBP: 0.230, SLG: 0.351	1-2 G6-4-3 1-2				1-3 K		0-0 F7		2-3 K	4	0	0	0	0	2	3						
Kevin Coffman, R (1, 1) Charles Puleo, R (4, 1) Paul Nungesser, R (6, PH) Jose Alvarez, R (8, 1) Jerry Royster, R (8, PH) Juan Eichelberger, R (8, 1) Ted Simmons, S (9, PH)			0-3 K			0-0 6-3		2-1 5-3	1-3 K	1	0	0	0	0	0	1		0				
<b>Inning Stats</b>	R: 0 E: 0 K: 0 S: 10	H: 2 LOB: 1 BB: 0 P: 15	R: 0 E: 0 K: 0 S: 8	H: 1 LOB: 1 BB: 1 P: 14	R: 0 E: 0 K: 3 S: 11	H: 0 LOB: 0 BB: 0 P: 14	R: 0 E: 0 K: 0 S: 7	H: 0 LOB: 0 BB: 0 P: 12	R: 0 E: 0 K: 3 S: 9	H: 0 LOB: 0 BB: 0 P: 12	R: 3 E: 0 K: 0 S: 9	H: 3 LOB: 0 BB: 0 P: 13	R: 0 E: 0 K: 0 S: 5	H: 1 LOB: 1 BB: 0 P: 6	R: 0 E: 0 K: 0 S: 11	H: 1 LOB: 1 BB: 0 P: 18		R: 2 E: 0 K: 2 S: 21	H: 3 LOB: 1 BB: 0 P: 27	1B: 8 2B: 1 3B: 0 HR: 2	SF: 1 SAC: 0 DP: 2 HBP: 0	WP: 0 PB: 0 SB: 0 CS: 0
<b>PITCHER</b>	IP WLS BF H R ER SO BB IBB HBP BLK WP HR S P ERA WHIP																					
Eric Show, R (1, 1) ERA: 3.42	7.2 W 29 8 3 3 6 1 0 0 0 0 1 65 97 3.52 1.174																					
Mark Davis, L (8, 1) ERA: 2.72	1.1 S 7 3 2 2 2 0 0 0 0 0 0 1 26 34 13.50 2.250																					

Batter	1	2	3	4	5	6	7	8	9	AB	R	H	RBI	BB	SO	LOB	BOTTOM			
Marvell Wynne, L (1, 8) OBP: 0.406, SLG: 0.714	4-3		4-3	2-0 HR		1-1 F7				4	1	1	2	0	0	0	<b>Atlanta Braves @ San Diego Padres</b> Jack Murphy Stadium, San Diego, CA Fri Jun 03 1988, 10:05 PM EDT Att: 10,773 - Unknown - 65 F			
Roberto Alomar, S (1, 4) OBP: 0.287, SLG: 0.354	4-0 4-3 BB		4-2 WP 2B BB	0-2 1-3		1-0 F7				2	1	0	0	2	0	0				
Tony Gwynn, L (1, 9) OBP: 0.316, SLG: 0.317	1-0 4-3 1-2		4-1 2B WP BB	2-1 2B 1B		3-2 F9				3	1	1	0	1	0	1				
Keith Moreland, R (1, 7) OBP: 0.333, SLG: 0.375 Shane Mack, R (8, 8) OBP: 0.308, SLG: 0.232	4-0 BB		3-1 G6-4-6-3 1-2 2B	2-2 G6-4-6-3 1-2		3-2 5-3				3	0	1	2	1	0	1				
John Kruk, L (1, 3) OBP: 0.384, SLG: 0.415	0-0 6-3		1-0 F7		2-0 F7			1-2 E3 1B		4	1	0	0	0	0	3				
Randy Ready, R (1, 5) OBP: 0.353, SLG: 0.422		0-1 4-3 2B	2-2 6-3		2-2 6-3			0-0 6-3		4	0	1	0	0	0	2				
Benito Santiago, R (1, 2) OBP: 0.256, SLG: 0.325	1-0 4-3 2-3			4-1 3B BB	2-3 K			1-0 2H 1B		3	1	1	1	1	1	1				
Garry Templeton, S (1, 6) OBP: 0.223, SLG: 0.261	0-0 4-3		1-0 4-3 1-3 3B		3-2 3-1			0-3 K		4	1	1	1	0	1	2				
Eric Show, R (1, 1) OBP: 0.250, SLG: 0.217 Mark Davis, L (8, 1)	0-2 6-3		0-0 6-3 3H		0-1 F8			0-0 3-1		3	1	1	1	0	0	1				
<b>Inning Stats</b>	R: 0 E: 0 K: 0 S: 5	H: 0 LOB: 2 BB: 2 P: 16	R: 0 E: 0 K: 0 S: 7	H: 1 LOB: 1 BB: 0 P: 8	R: 2 E: 0 K: 0 S: 14	H: 1 LOB: 1 BB: 2 P: 31	R: 4 E: 0 K: 0 S: 14	H: 4 LOB: 0 BB: 1 P: 26	R: 0 E: 0 K: 1 S: 7	H: 0 LOB: 0 BB: 0 P: 13	R: 0 E: 0 K: 0 S: 10	H: 0 LOB: 0 BB: 0 P: 14	R: 0 E: 0 K: 0 S: 10	H: 0 LOB: 0 BB: 0 P: 17	R: 1 E: 1 K: 1 S: 9	H: 1 LOB: 1 BB: 0 P: 11		1B: 3 2B: 2 3B: 1 HR: 1	SF: 0 SAC: 0 DP: 1 HBP: 0	WP: 1 PB: 0 SB: 0 CS: 0
<b>PITCHER</b>	IP WLS BF H R ER SO BB IBB HBP BLK WP HR S P ERA WHIP																			
Kevin Coffman, R (1, 1) ERA: 5.48	3.0 L 18 4 5 5 0 0 0 0 0 0 0 1 17 29 4.50 1.000																			
Charles Puleo, R (4, 1) ERA: 4.45	2.0 7 2 1 1 1 0 0 0 0 0 0 1 20 31 0.00 0.000																			
José Alvarez, R (6, 1) ERA: 3.93	2.0 6 0 0 0 0 0 0 0 0 0 0 0 9 11 0.00 1.000																			
Juan Eichelberger, R (8, 1) ERA: 4.64	1.0 5 1 1 0 1 0 0 0 0 0 0 0 9 11 0.00 1.000																			

AB	34
R	5
H	11
RBI	5
BB	1
SO	8
LOB	10



AB	31
R	7
H	7
RBI	7
BB	5
SO	2
LOB	12





Batter	1	2	3	4	5	6	7	8	9	AB	R	H	RBI	BB	SO	LOB	TOP				
<b>Albert Hall, S</b> OBP: 0.345, SLG: 0.331 (1, 8)	0-1 1-3		1-1 4-3	4-2 FC6-4 BB			0-0 6-3 2B		1-3 K	4	0	1	0	1	1	0	<b>Atlanta Braves @ San Diego Padres</b> Jack Murphy Stadium, San Diego, CA Sat Jun 04 1988, 10:05 PM EDT Att: 27,352 - Unknown - 65 F				
<b>Ken Oberkfell, L</b> OBP: 0.341, SLG: 0.375 (1, 5)	2-2 G4-6-3 1B		0-0 4-3	0-0 FC6-4 1-2f			0-1 6-3 2-3		1-1 6-3	5	0	1	0	0	0	4					
<b>Gerald Perry, L</b> OBP: 0.350, SLG: 0.418 (1, 3)	1-2 G4-6-3 1-2f			2-0 E 1B 1B	0-1 4-3		0-1 F7			4	1	1	0	0	0	2					
<b>Dale Murphy, R</b> OBP: 0.341, SLG: 0.429 (1, 9)		0-0 E6 2B 4-3		2-1 1-H 1B 1B	0-3 K			1-0 FC3-5 1B		4	2	2	1	0	1	0					
<b>Dion James, L</b> OBP: 0.388, SLG: 0.372 (1, 7)		1-1 1-SAFE 4-3 1-3 2B		4-1 SH5-3 1-2 1B BB	0-3 K			0-0 FC3-5 1B		3	2	2	0	1	1	0					
<b>Andres Thomas, R</b> OBP: 0.246, SLG: 0.323 (1, 6)		1-1 4-3		2-0 1B SH5-3 1-2 2-H 1B		0-2 1-3		1-0 FC3-5		4	0	1	2	0	0	3					
<b>Bruce Benedict, R</b> OBP: 0.324, SLG: 0.328 (1, 2)		2-3 3-H 0-0 5-3		0-0 SH5-3		1-1 1-3		1-1 F7		2	0	0	1	0	0	0					
<b>Ted Simmons, S</b> OBP: 0.286, SLG: 0.276 (8, PH)				1-2 2-3		2-1 5-3		0-3 K		3	0	1	1	0	1	0					
<b>Ron Gant, R</b> OBP: 0.232, SLG: 0.351 (1, 4)				2-3 3-H 2-3 K		0-2 SH3-4				1	0	0	0	0	0	0					
<b>Ken Griffey, L</b> OBP: 0.311, SLG: 0.333 (8, PH)				2-3 3-H 2-3 K		2-1 5-3				1	0	0	0	0	1	2					
<b>Paul Runge, R</b> OBP: 0.361, SLG: 0.345 (8, PH)				2-3 3-H 2-3 K		0-2 SH3-4				0	0	0	0	0	0	0					
<b>Pete Smith, R</b> OBP: 0.063, SLG: 0.125 (1, 1)				2-3 3-H 2-3 K		2-1 SH3-4				1	0	0	0	0	0	0					
<b>Charlie Puleo, R</b> OBP: 0.250, SLG: 0.250 (3, 1)				2-3 3-H 2-3 K		1-2 SH3-4				0	0	0	0	0	0	0					
<b>Jerry Royster, R</b> (7, PH)				2-3 3-H 2-3 K		1-2 SH3-4				1	0	0	0	0	0	0					
<b>Rick Mahler, R</b> OBP: 0.120, SLG: 0.125 (7, 1)				2-3 3-H 2-3 K		1-2 SH3-4				0	0	0	0	0	0	0					
<b>Gary Roenicke, R</b> OBP: 0.333, SLG: 0.434 (9, PH)				2-3 3-H 2-3 K		1-2 SH3-4				1	0	0	0	0	0	0					
<b>Inning Stats</b>	R: 0 E: 0 K: 0 S: 11	H: 1 LOB: 0 BB: 0 P: 14	R: 2 E: 1 K: 1 S: 9	H: 1 LOB: 0 BB: 0 P: 13	R: 0 E: 0 K: 0 S: 5	H: 0 LOB: 0 BB: 0 P: 9	R: 3 E: 1 K: 0 S: 15	H: 4 LOB: 3 BB: 2 P: 31	R: 0 E: 0 K: 0 S: 7	H: 0 LOB: 0 BB: 0 P: 10	R: 0 E: 0 K: 0 S: 7	H: 1 LOB: 1 BB: 0 P: 7	R: 0 E: 0 K: 1 S: 8	H: 2 LOB: 2 BB: 0 P: 11	R: 0 E: 0 K: 1 S: 8	H: 0 LOB: 0 BB: 0 P: 11	1B: 7 2B: 2 3B: 0 HR: 0	SF: 0 SAC: 2 DP: 1 HBP: 0	WP: 0 PB: 0 SB: 0 CS: 0	PA: 38	
<b>PITCHER</b>	IP	WLS	BF	H	R	ER	SO	BB	IBB	HBP	BLK	WP	HR	S	P	ERA	WHIP				
<b>Jimmy Jones, R</b> ERA: 3.2 (1, 1)	3.1		17	6	5	3	1	1	0	0	0	0	0	35	56	8.10	2.100				
<b>Ed Whitson, R</b> ERA: 5.73 (4, 1)	3.2	W	13	1	0	0	2	1	0	0	0	0	0	27	36	0.00	0.545				
<b>Lance McCullers, R</b> ERA: 3.62 (8, 1)	2.0	S	8	2	0	0	2	0	0	0	0	0	0	16	22	0.00	1.000				

Batter	1	2	3	4	5	6	7	8	9	AB	R	H	RBI	BB	SO	LOB	BOTTOM				
<b>Marvell Wynne, L</b> OBP: 0.396, SLG: 0.682 (1, 8)	3-1 F7	1-1 F7	4-2 BB		0-0 P6		2-3 K			4	0	0	0	1	1	3	<b>Atlanta Braves @ San Diego Padres</b> Jack Murphy Stadium, San Diego, CA Sat Jun 04 1988, 10:05 PM EDT Att: 27,352 - Unknown - 65 F				
<b>Roberto Alomar, S</b> OBP: 0.291, SLG: 0.352 (1, 4)	4-1 E 1B BB	2-2 CS 1B	1-0 4-3		1-0 2-3			0-1 1-3		4	1	1	1	1	0	4					
<b>Tony Gwynn, L</b> OBP: 0.319, SLG: 0.344 (1, 9)	1-SAFE 2-2 E 1B	2-2 CS 2-3	2-1 4-3	1-2 HR		2-1 6-3		0-1 F7		5	1	2	2	0	0	0					
<b>Keith Moreland, R</b> OBP: 0.341, SLG: 0.378 (1, 7)	4-1 BB		0-1 HR	0-2 1B		1-2 1-3		1-1 L1		4	1	2	0	1	0	0					
<b>Shane Mack, R</b> OBP: 0.308, SLG: 0.232 (9, 8)	1-3 BB		0-1 HR	0-2 1B		1-2 1-3		1-1 L1		0	0	0	0	0	0	0					
<b>John Kruk, L</b> OBP: 0.393, SLG: 0.451 (1, 3)	4-0 BB		0-1 HR	2-3 K		3-2 2B				3	1	2	2	1	1	1					
<b>Benito Santiago, R</b> OBP: 0.256, SLG: 0.324 (1, 2)	1-3 K		0-1 BB SF8	0-0 F8		0-3 K				4	1	1	0	0	2	5					
<b>Chris Brown, R</b> OBP: 0.313, SLG: 0.292 (1, 5)	1-1 F9		4-1 BB BB	1-0 2-3			1-1 SH2-4 1B			3	0	1	0	1	0	4					
<b>Garry Templeton, S</b> OBP: 0.234, SLG: 0.265 (1, 6)		1-1 E1 1B SH1-4	4-2 BB 1-2 2-3 BB		1-0 1B		0-0 SH2-4		1-2 K	2	1	1	0	1	0	0					
<b>Jimmy Jones, R</b> OBP: 0.130, SLG: 0.050 (1, 1)		3-2 SH1-4	1-0 SF8		0-0 B2		0-3 K			0	0	0	1	0	0	0					
<b>Ed Whitson, R</b> ERA: 4.24 (4, 1)										1	0	0	0	0	0	1					
<b>Tim Flannery, L</b> OBP: 0.280, SLG: 0.217 (7, PH)										1	0	0	0	0	1	1					
<b>Lance McCullers, S</b> (8, 1)										0	0	0	0	0	0	0					
<b>Inning Stats</b>	R: 1 E: 0 K: 1 S: 12	H: 1 LOB: 3 BB: 3 P: 31	R: 1 E: 1 K: 0 S: 13	H: 1 LOB: 0 BB: 0 P: 22	R: 3 E: 0 K: 0 S: 22	H: 3 LOB: 3 BB: 3 P: 38	R: 1 E: 0 K: 1 S: 11	H: 2 LOB: 1 BB: 0 P: 15	R: 0 E: 0 K: 0 S: 4	H: 1 LOB: 1 BB: 0 P: 6	R: 0 E: 0 K: 1 S: 11	H: 1 LOB: 1 BB: 0 P: 17	R: 0 E: 0 K: 2 S: 9	H: 1 LOB: 1 BB: 0 P: 12	R: 0 E: 0 K: 0 S: 6	H: 0 LOB: 0 BB: 0 P: 7	1B: 7 2B: 1 3B: 0 HR: 2	SF: 1 SAC: 2 DP: 0 HBP: 0	WP: 0 PB: 0 SB: 0 CS: 1	PA: 41	
<b>PITCHER</b>	IP	WLS	BF	H	R	ER	SO	BB	IBB	HBP	BLK	WP	HR	S	P	ERA	WHIP				
<b>Pete Smith, R</b> ERA: 5.4 (1, 1)	2.1		16	5	5	4	1	4	0	0	0	0	0	34	68	15.43	3.857				
<b>Charlie Puleo, R</b> ERA: 4.24 (3, 1)	3.2	L	17	4	1	1	2	2	0	0	0	0	1	39	61	2.46	1.636				
<b>Rick Mahler, R</b> ERA: 3.36 (7, 1)	2.0		7	1	0	0	2	0	0	0	0	0	0	15	19	0.00	0.500				







Batter	1	2	3	4	5	6	7	8	9	AB	R	H	RBI	BB	SO	LOB	TOP			
Chris Sabo, R OBP: 0.311, SLG: 0.468 (1, 5)	F3	2-1 2H 1B			5-3		2-1 BB E G6-4-3 1B	FC6-4	4-3	6	1	2	1	0	0	2				
Jeff Treadway, L OBP: 0.358, SLG: 0.371 (1, 4)	K		F8		BB BB 1B		E6	FC6-4 1B	4-3	5	2	2	0	0	1	1				
Kal Daniels, L OBP: 0.419, SLG: 0.482 (1, 7)	HR		HR		BB BB 1B		G6-4-3 BB	FC6-4 1B	2-0	3	2	3	1	2	0	0				
Eric Davis, R OBP: 0.332, SLG: 0.411 (1, 8)	HR		HR		F2		G6-4-3	FC6-4 1B	0-0	5	3	2	3	0	0	6				
Paul O'Neill, L OBP: 0.307, SLG: 0.374 (1, 9)	2B		3-1		4-2 1-2 2-3 BB		1-1	1B	1B	4	1	3	2	1	0	0				
Nick Esasky, R OBP: 0.354, SLG: 0.416 (1, 3)	K		K		2-2		3-H 0-3	1B	0-0	5	1	1	1	0	3	5				
Bo Diaz, R OBP: 0.246, SLG: 0.366 (1, 2)		0-0 1B 2B			F8		2-1	F9	P6	5	2	2	1	0	0	0				
Dave Concepcion, R OBP: 0.290, SLG: 0.268 (1, 6)	5-3	2-1 1B 2B	5-3		4-3		3-1	F9	FC6-4 1B	5	0	1	0	0	1	3				
Tom Browning, L OBP: 0.231, SLG: 0.250 (1, 1)	5-3	0-2	5-3		K		0-3	G3	K	5	0	1	2	0	2	2				
<b>Inning Stats</b>	R: 2 E: 0 K: 2 S: 14	H: 3 LOB: 1 BB: 0 P: 23	R: 1 E: 0 K: 0 S: 8	H: 2 LOB: 1 BB: 0 P: 12	R: 2 E: 0 K: 1 S: 9	H: 2 LOB: 0 BB: 0 P: 15	R: 0 E: 0 K: 1 S: 7	H: 0 LOB: 0 BB: 0 P: 10	R: 0 E: 0 K: 0 S: 14	H: 0 LOB: 3 BB: 2 P: 25	R: 0 E: 1 K: 1 S: 11	H: 2 LOB: 1 BB: 1 P: 19	R: 0 E: 0 K: 1 S: 6	H: 1 LOB: 1 BB: 0 P: 8	R: 5 E: 0 K: 1 S: 16	H: 6 LOB: 1 BB: 0 P: 25	1B: 11 2B: 3 3B: 0 HR: 3	SF: 0 SAC: 0 DP: 1 HBP: 0	WP: 0 PA: 46	
<b>PITCHER</b>	IP WLS BF H R ER SO BB IBB HBP BLK WP HR S P ERA WHIP	IP WLS BF H R ER SO BB IBB HBP BLK WP HR S P ERA WHIP	IP WLS BF H R ER SO BB IBB HBP BLK WP HR S P ERA WHIP	IP WLS BF H R ER SO BB IBB HBP BLK WP HR S P ERA WHIP	IP WLS BF H R ER SO BB IBB HBP BLK WP HR S P ERA WHIP	IP WLS BF H R ER SO BB IBB HBP BLK WP HR S P ERA WHIP	IP WLS BF H R ER SO BB IBB HBP BLK WP HR S P ERA WHIP	IP WLS BF H R ER SO BB IBB HBP BLK WP HR S P ERA WHIP	IP WLS BF H R ER SO BB IBB HBP BLK WP HR S P ERA WHIP	IP WLS BF H R ER SO BB IBB HBP BLK WP HR S P ERA WHIP	IP WLS BF H R ER SO BB IBB HBP BLK WP HR S P ERA WHIP	IP WLS BF H R ER SO BB IBB HBP BLK WP HR S P ERA WHIP	IP WLS BF H R ER SO BB IBB HBP BLK WP HR S P ERA WHIP	IP WLS BF H R ER SO BB IBB HBP BLK WP HR S P ERA WHIP	IP WLS BF H R ER SO BB IBB HBP BLK WP HR S P ERA WHIP	IP WLS BF H R ER SO BB IBB HBP BLK WP HR S P ERA WHIP	IP WLS BF H R ER SO BB IBB HBP BLK WP HR S P ERA WHIP	IP WLS BF H R ER SO BB IBB HBP BLK WP HR S P ERA WHIP	IP WLS BF H R ER SO BB IBB HBP BLK WP HR S P ERA WHIP	
Mark Grant, R ERA: 4.45 (1, 1)	3.0 L 15	7 5 5 3	0 0 0 0	0 0 0 0	0 0 0 0	0 0 0 0	0 0 0 0	0 0 0 0	0 0 0 0	0 0 0 0	0 0 0 0	0 0 0 0	0 0 0 0	0 0 0 0	0 0 0 0	0 0 0 0	0 0 0 0	0 0 0 0	0 0 0 0	0 0 0 0
Candy Sierra, R ERA: 5.7 (4, 1)	2.0 9	1 0 0 1	2 0 0 0	0 0 0 0	0 0 0 0	0 0 0 0	0 0 0 0	0 0 0 0	0 0 0 0	0 0 0 0	0 0 0 0	0 0 0 0	0 0 0 0	0 0 0 0	0 0 0 0	0 0 0 0	0 0 0 0	0 0 0 0	0 0 0 0	0 0 0 0
Dave Leiper, L ERA: 1.93 (6, 1)	3.0 13	3 2 0 2	1 0 0 0	0 0 0 0	0 0 0 0	0 0 0 0	0 0 0 0	0 0 0 0	0 0 0 0	0 0 0 0	0 0 0 0	0 0 0 0	0 0 0 0	0 0 0 0	0 0 0 0	0 0 0 0	0 0 0 0	0 0 0 0	0 0 0 0	0 0 0 0
Greg Booker, R ERA: 4.3 (9, 1)	1.0 9	6 5 5 1	0 0 0 0	0 0 0 0	0 0 0 0	0 0 0 0	0 0 0 0	0 0 0 0	0 0 0 0	0 0 0 0	0 0 0 0	0 0 0 0	0 0 0 0	0 0 0 0	0 0 0 0	0 0 0 0	0 0 0 0	0 0 0 0	0 0 0 0	0 0 0 0

**Cincinnati Reds @ San Diego Padres**  
**Jack Murphy Stadium, San Diego, CA**  
 Mon Jun 06 1988, 10:05 PM EDT  
 Att: 8,053 - Unknown - 65 F

livebaseballscorecards.com

**REDS**

AB	43
R	12
H	17
RBI	11
BB	3
SO	7
LOB	19

Batter	1	2	3	4	5	6	7	8	9	AB	R	H	RBI	BB	SO	LOB	BOTTOM				
Shane Mack, R OBP: 0.310, SLG: 0.230 (1, 8)	5-3		F7		F8			5-3		4	0	0	0	0	0	1					
Roberto Alomar, S OBP: 0.276, SLG: 0.335 (1, 4)	F9		F8		F7			5-3		4	0	0	0	0	0	1					
Tony Gwynn, L OBP: 0.322, SLG: 0.336 (1, 9)	BB		PB BB		F8			WP 1B		2	0	1	0	2	0	0					
Keith Moreland, R OBP: 0.332, SLG: 0.363 (1, 7)	F4		F9		F8			F6		4	0	0	0	0	0	3					
John Kruk, L OBP: 0.388, SLG: 0.439 (1, 3)	5-3		FC6-4 BB		1-3			1-3		3	0	0	0	1	0	1					
Benito Santiago, R OBP: 0.250, SLG: 0.316 (1, 2)	6-3		F9		K			6-3		3	0	0	0	0	1	2					
Chris Brown, R OBP: 0.305, SLG: 0.284 (1, 5)	1-3		FC6-4		6-3					3	0	0	0	0	0	2					
Garry Templeton, S OBP: 0.228, SLG: 0.258 (1, 6)			F9		F9			K		3	0	0	0	0	1	0					
Mark Grant, R Dickie Thorn, R Candy Sierra, R Carmelo Martinez, R Dave Leiper, L Randy Ready, R Greg Booker, R (1, 1)			E5		K			F4		0	0	0	0	0	0	0					
<b>Inning Stats</b>	R: 0 E: 0 K: 0 S: 8	H: 0 LOB: 1 BB: 1 P: 16	R: 0 E: 0 K: 0 S: 5	H: 0 LOB: 0 BB: 0 P: 9	R: 0 E: 1 K: 0 S: 7	H: 0 LOB: 1 BB: 0 P: 12	R: 0 E: 0 K: 0 S: 3	H: 0 LOB: 2 BB: 2 P: 15	R: 0 E: 0 K: 1 S: 6	H: 0 LOB: 0 BB: 0 P: 11	R: 0 E: 0 K: 0 S: 8	H: 0 LOB: 0 BB: 0 P: 13	R: 0 E: 0 K: 1 S: 6	H: 0 LOB: 0 BB: 0 P: 10	R: 0 E: 0 K: 1 S: 10	H: 0 LOB: 0 BB: 0 P: 14	R: 0 E: 0 K: 0 S: 11	H: 1 LOB: 1 BB: 0 P: 18	1B: 1 2B: 0 3B: 0 HR: 0	SF: 0 SAC: 0 DP: 0 HBP: 0	WP: 1 PA: 32
<b>PITCHER</b>	IP WLS BF H R ER SO BB IBB HBP BLK WP HR S P ERA WHIP	IP WLS BF H R ER SO BB IBB HBP BLK WP HR S P ERA WHIP	IP WLS BF H R ER SO BB IBB HBP BLK WP HR S P ERA WHIP	IP WLS BF H R ER SO BB IBB HBP BLK WP HR S P ERA WHIP	IP WLS BF H R ER SO BB IBB HBP BLK WP HR S P ERA WHIP	IP WLS BF H R ER SO BB IBB HBP BLK WP HR S P ERA WHIP	IP WLS BF H R ER SO BB IBB HBP BLK WP HR S P ERA WHIP	IP WLS BF H R ER SO BB IBB HBP BLK WP HR S P ERA WHIP	IP WLS BF H R ER SO BB IBB HBP BLK WP HR S P ERA WHIP	IP WLS BF H R ER SO BB IBB HBP BLK WP HR S P ERA WHIP	IP WLS BF H R ER SO BB IBB HBP BLK WP HR S P ERA WHIP	IP WLS BF H R ER SO BB IBB HBP BLK WP HR S P ERA WHIP	IP WLS BF H R ER SO BB IBB HBP BLK WP HR S P ERA WHIP	IP WLS BF H R ER SO BB IBB HBP BLK WP HR S P ERA WHIP	IP WLS BF H R ER SO BB IBB HBP BLK WP HR S P ERA WHIP	IP WLS BF H R ER SO BB IBB HBP BLK WP HR S P ERA WHIP	IP WLS BF H R ER SO BB IBB HBP BLK WP HR S P ERA WHIP	IP WLS BF H R ER SO BB IBB HBP BLK WP HR S P ERA WHIP	IP WLS BF H R ER SO BB IBB HBP BLK WP HR S P ERA WHIP		
Tom Browning, L ERA: 3.46 (1, 1)	9.0 W 32	1 0 0 3	3 0 0 0	0 0 0 0	1 0 0 64	118 0.00	0.444														

**Cincinnati Reds @ San Diego Padres**  
**Jack Murphy Stadium, San Diego, CA**  
 Mon Jun 06 1988, 10:05 PM EDT  
 Att: 8,053 - Unknown - 65 F

livebaseballscorecards.com

**SD**

AB	29
R	0
H	1
RBI	0
BB	3
SO	3
LOB	10



Batter	1	2	3	4	5	6	7	8	9	AB	R	H	RBI	BB	SO	LOB	TOP		
Chris Sabo, R OBP: 0.320, SLG: 0.479 (1, 5)										4	1	3	0	0	0	0	<p><b>Cincinnati Reds @ San Diego Padres</b>            Jack Murphy Stadium, San Diego, CA            Tue Jun 07 1988, 10:05 PM EDT            Att: 8,575 - Unknown - 60 F</p> <p>livebaseballscores.com</p> <p>AB 30 R 2 H 7 RBI 1 BB 3 SO 2 LOB 10</p>		
Dave Collins, S OBP: 0.286, SLG: 0.257 (1, 9)										4	0	1	1	0	0	2			
Kal Daniels, L OBP: 0.412, SLG: 0.472 (1, 7)										4	0	0	0	0	0	2			
Paul O'Neill, L OBP: 0.306, SLG: 0.367 (1, 8)										3	0	0	0	1	1	1			
Nick Esasky, R OBP: 0.358, SLG: 0.414 (1, 3)										3	0	1	0	1	1	1			
Jeff Treadway, L OBP: 0.356, SLG: 0.364 (1, 4)											3	0	0	0	1	0		2	
Bo Diaz, R OBP: 0.241, SLG: 0.360 (1, 2)										3	0	0	0	0	0	2			
Dave Concepcion, R OBP: 0.291, SLG: 0.280 (1, 6)										3	0	1	0	0	0	0			
Danny Jackson, R OBP: 0.115, SLG: 0.120 (1, 1)										1	1	1	0	0	0	0			
Lloyd McClendon, R (5, PH) OBP: 0.400, SLG: 0.444										1	0	0	0	0	0	0			
Frank Williams, R (5, PH)										0	0	0	0	0	0	0			
Barry Larkin, R (8, PH) OBP: 0.345, SLG: 0.425										1	0	0	0	0	0	0			
Tim Birtsas, L (8, 1)										0	0	0	0	0	0	0			
<b>Inning Stats</b>	R: 0 E: 0 K: 0 S: 7	H: 1 LOB: 0 BB: 0 P: 9	R: 0 E: 0 K: 1 S: 5	H: 0 LOB: 1 BB: 2 P: 15	R: 2 E: 1 K: 0 S: 15	H: 3 LOB: 1 BB: 0 P: 21	R: 0 E: 0 K: 0 S: 11	H: 2 LOB: 2 BB: 0 P: 17	R: 0 E: 0 K: 0 S: 5	H: 0 LOB: 0 BB: 0 P: 6	R: 0 E: 0 K: 0 S: 5	H: 0 LOB: 0 BB: 0 P: 7	R: 0 E: 0 K: 0 S: 8	H: 1 LOB: 0 BB: 0 P: 14	R: 0 E: 0 K: 1 S: 11	H: 0 LOB: 1 BB: 1 P: 17	1B: 5 2B: 3 3B: 0 HR: 0	SF: 0 SAC: 0 DP: 2 HBP: 0	WP: 0 PA: 33 PB: 0 SB: 0 CS: 0
<b>PITCHER</b>	IP WLS BF H R ER SO BB IBB HBP BLK WP HR S P ERA WHIP																		
Ed Whitson, R (1, 1) ERA: 5.4	7.0 W 26 6 2 2 1 2 0 0 0 0 0 53 80 2.57 1.143																		
Lance McCullers, R (8, 1) ERA: 3.43	2.0 7 1 0 0 1 1 0 0 0 0 0 19 31 0.00 1.000																		

Batter	1	2	3	4	5	6	7	8	9	AB	R	H	RBI	BB	SO	LOB	BOTTOM		
Shane Mack, R OBP: 0.307, SLG: 0.221 (1, 8)										3	0	0	0	1	2	1	<p><b>Cincinnati Reds @ San Diego Padres</b>            Jack Murphy Stadium, San Diego, CA            Tue Jun 07 1988, 10:05 PM EDT            Att: 8,575 - Unknown - 60 F</p> <p>livebaseballscores.com</p> <p>AB 29 R 6 H 6 RBI 6 BB 5 SO 5 LOB 7</p>		
Roberto Alomar, S (1, 4)										4	1	1	0	0	0	1			
Tony Gwynn, L (1, 9)										2	1	0	0	2	0	0			
Keith Moreland, R (1, 7) OBP: 0.335, SLG: 0.371										4	1	2	2	0	1	2			
Lance McCullers, S (8, 1)									0	0	0	0	0	0	0	0			
Carmelo Martinez, R (1, 3) OBP: 0.287, SLG: 0.301										4	1	1	1	0	0	1			
Benito Santiago, R (1, 2) OBP: 0.250, SLG: 0.311										3	0	0	0	1	0	0			
Chris Brown, R (1, 5) OBP: 0.303, SLG: 0.313										4	1	1	1	0	1	2			
Garry Templeton, S (1, 6) OBP: 0.231, SLG: 0.254										2	1	0	0	1	1	0			
Ed Whitson, R (1, 1) ERA: 3.6	4.0 L 19 5 6 6 4 2 1 0 0 0 1 0 35 60 13.50 1.750																		
Frank Williams, R (5, 1) ERA: 3.13	3.0 12 1 0 0 1 2 0 0 0 0 1 0 21 40 0.00 1.000																		
Tim Birtsas, L (8, 1) ERA: 3.52	1.0 3 0 0 0 0 0 0 0 0 0 0 0 5 8 0.00 0.000																		
<b>Inning Stats</b>	R: 0 E: 0 K: 0 S: 7	H: 0 LOB: 0 BB: 0 P: 10	R: 0 E: 0 K: 1 S: 7	H: 0 LOB: 0 BB: 0 P: 8	R: 1 E: 0 K: 2 S: 8	H: 1 LOB: 0 BB: 0 P: 10	R: 5 E: 0 K: 1 S: 13	H: 4 LOB: 1 BB: 3 P: 32	R: 0 E: 0 K: 0 S: 8	H: 1 LOB: 1 BB: 0 P: 10	R: 0 E: 0 K: 1 S: 7	H: 0 LOB: 0 BB: 0 P: 11	R: 0 E: 0 K: 0 S: 6	H: 0 LOB: 2 BB: 2 P: 19	R: 0 E: 0 K: 0 S: 5	H: 0 LOB: 0 BB: 0 P: 8	1B: 3 2B: 2 3B: 0 HR: 1	SF: 0 SAC: 0 DP: 1 HBP: 0	WP: 1 PA: 34 PB: 0 SB: 0 CS: 0
<b>PITCHER</b>	IP WLS BF H R ER SO BB IBB HBP BLK WP HR S P ERA WHIP																		
Danny Jackson, L (1, 1) ERA: 3.6	4.0 L 19 5 6 6 4 2 1 0 0 0 1 0 35 60 13.50 1.750																		
Frank Williams, R (5, 1) ERA: 3.13	3.0 12 1 0 0 1 2 0 0 0 0 1 0 21 40 0.00 1.000																		
Tim Birtsas, L (8, 1) ERA: 3.52	1.0 3 0 0 0 0 0 0 0 0 0 0 0 5 8 0.00 0.000																		



Batter	1	2	3	4	5	6	7	8	9	AB	R	H	RBI	BB	SO	LOB	TOP							
Chris Sabo, R OBP: 0.322, SLG: 0.477	1-1 P3	3-3 K		1-2 1B		2-1 BB		1-1 F8		5	2	2	0	0	1	0	<b>Cincinnati Reds @ San Diego Padres</b> Jack Murphy Stadium, San Diego, CA Wed Jun 08 1988, 10:05 PM EDT Att: 10,854 - Unknown - 60 F							
Dave Collins, S OBP: 0.305, SLG: 0.280	0-0 F S	1-0 WP S		3-2 1B E		1-0 F8		0-3 K		5	2	3	0	0	1	1								
Kal Daniels, L OBP: 0.420, SLG: 0.472	4-2 2B	4-2 WP		0-0 E6		4-1 1B		2-0 1B		2	2	1	1	3	0	1								
Paul O'Neill, L OBP: 0.326, SLG: 0.399	1-0 1B	3-2 2B		1-2 1B		0-1 BB		0-2 1B		5	1	5	4	0	0	0								
Nick Esasky, R OBP: 0.345, SLG: 0.397	1-3 1B	2-1 5-3		0-1 G5-4-3		2-1 FC6-4		1-1 5-3		5	0	0	0	0	1	10								
Jeff Treadway, L OBP: 0.357, SLG: 0.361	4-1 1B		0-0 4-3		1-3 K		3-2 1B		2-3 K	4	0	1	0	1	2	0								
Bo Diaz, R OBP: 0.240, SLG: 0.355	1-1 1B		0-2 5-3		2-2 P6		2-1 F9		0-0 4-3	5	0	1	2	0	0	1								
Dave Concepcion, R OBP: 0.287, SLG: 0.276	1-2 1B		0-1 F9		0-1 5-3		0-2 F8		0-0 1B	5	0	1	0	0	1	3								
Jose Rijo, R Bary Larkin, R Rob Murphy, L Lloyd McClendon, R John Franco, L		2-3 K		0-0 6-3		0-3 K		1-0 5-3		1-1 P4	3	0	0	0	0	2		0						
<b>Inning Stats</b>	R: 3 E: 0 K: 2 S: 16	H: 3 LOB: 2 BB: 2 P: 31	R: 2 E: 0 K: 2 S: 15	H: 2 LOB: 1 BB: 1 P: 30	R: 0 E: 0 K: 0 S: 7	H: 0 LOB: 0 BB: 0 P: 7	R: 1 E: 1 K: 0 S: 12	H: 3 LOB: 2 BB: 0 P: 17	R: 0 E: 0 K: 1 S: 9	H: 0 LOB: 0 BB: 0 P: 12	R: 1 E: 0 K: 1 S: 11	H: 2 LOB: 1 BB: 1 P: 20	R: 0 E: 0 K: 0 S: 9	H: 1 LOB: 1 BB: 0 P: 15	R: 0 E: 0 K: 1 S: 12	H: 2 LOB: 2 BB: 0 P: 16		R: 0 E: 0 K: 1 S: 7	H: 1 LOB: 1 BB: 0 P: 10	1B: 12 2B: 2 3B: 0 HR: 0	SF: 0 SAC: 0 DP: 1 HBP: 0	WP: 1 PB: 0 SB: 2 CS: 0	PA: 45	
<b>PITCHER</b>	IP WLS BF H R ER SO BB IBB HBP BLK WP HR S P ERA WHIP	Eric Show, R ERA: 3.89	5.0 L 26 8 6 6 5 3 0 0 0 0 1 0 59 97 10.80 2.200	Dave Leiper, L ERA: 2.19	3.0 15 5 1 1 2 1 0 0 0 0 0 32 51 3.00 2.000	Greg Booker, R ERA: 4.15	1.0 4 1 0 0 1 0 0 0 0 0 0 7 10 0.00 1.000																	

AB	41
R	7
H	14
RBI	7
BB	4
SO	8
LOB	18



Batter	1	2	3	4	5	6	7	8	9	AB	R	H	RBI	BB	SO	LOB	BOTTOM						
Marvell Wynne, L OBP: 0.396, SLG: 0.663	3-2 4-3		1-2 3-1			4-1 BB		2-1 BB 1B		3	0	1	0	1	0	0	<b>Cincinnati Reds @ San Diego Padres</b> Jack Murphy Stadium, San Diego, CA Wed Jun 08 1988, 10:05 PM EDT Att: 10,854 - Unknown - 60 F						
Randy Ready, R OBP: 0.348, SLG: 0.414	0-3 K		2-3 K			0-1 F9		2-2 BB 1B		4	0	1	0	0	2	1							
Tony Gwynn, L OBP: 0.331, SLG: 0.326	4-2 BB				3-2 F7		2-1 F9		4-0 BB	2	0	0	0	2	0	1							
Keith Moreland, R OBP: 0.328, SLG: 0.363	0-3 K				3-2 5-3		2-3 K		0-2 L4	4	0	0	0	0	2	5							
John Kruk, L OBP: 0.391, SLG: 0.462		2-2 HR		1-2 4-3			0-0 G3		1-1 G6-3	4	1	2	1	0	0	0							
Benito Santiago, R OBP: 0.245, SLG: 0.304		2-3 K			1-1 4-3		3-3 K		2-2 F9	4	0	0	0	0	2	1							
Chris Brown, R OBP: 0.292, SLG: 0.301		3-2 5-3			1-3 K		0-0 4-3		2-2 G6-3	4	0	0	0	0	1	1							
Dickie Thon, R OBP: 0.306, SLG: 0.286		1-3 K			0-1 1B			3-0 1-3		3	0	1	0	0	1	0							
Eric Show, R Tim Flannery, L Dave Leiper, L Carmelo Martinez, R Greg Booker, R			1-2 F9		3-3 K			1-1 6-3		1	0	0	0	0	0	0							
<b>Inning Stats</b>	R: 0 E: 0 K: 2 S: 13	H: 0 LOB: 1 BB: 1 P: 20	R: 1 E: 0 K: 2 S: 19	H: 1 LOB: 0 BB: 0 P: 27	R: 0 E: 0 K: 1 S: 11	H: 0 LOB: 0 BB: 0 P: 15	R: 0 E: 0 K: 0 S: 10	H: 0 LOB: 0 BB: 0 P: 17	R: 0 E: 0 K: 2 S: 11	H: 1 LOB: 1 BB: 0 P: 16	R: 0 E: 0 K: 1 S: 9	H: 0 LOB: 1 BB: 1 P: 17	R: 0 E: 0 K: 1 S: 11	H: 0 LOB: 0 BB: 0 P: 14	R: 0 E: 0 K: 0 S: 14	H: 2 LOB: 3 BB: 1 P: 26		R: 0 E: 0 K: 0 S: 9	H: 1 LOB: 0 BB: 0 P: 14	1B: 4 2B: 0 3B: 0 HR: 1	SF: 0 SAC: 0 DP: 1 HBP: 0	WP: 0 PB: 0 SB: 0 CS: 0	PA: 34
<b>PITCHER</b>	IP WLS BF H R ER SO BB IBB HBP BLK WP HR S P ERA WHIP	Eric Show, R ERA: 2.17	6.0 W 22 2 1 1 8 2 0 0 0 0 0 0 73 112 1.50 0.667	Rob Murphy, L ERA: 2.97	2.0 9 2 0 0 1 1 0 0 0 0 0 25 40 0.00 1.500	John Franco, L ERA: 1.41	1.0 3 1 0 0 0 0 0 0 0 0 0 9 14 0.00 1.000																

AB	31
R	1
H	5
RBI	1
BB	3
SO	9
LOB	10













Batter	1	2	3	4	5	6	7	8	9	AB	R	H	RBI	BB	SO	LOB	TOP					
Steve Sax, R OBP: 0.339, SLG: 0.398	1-1 6-3		1-1 L4			1-3 K	0-3 K			4	0	0	0	0	2	2	<b>Los Angeles Dodgers @ San Diego Padres</b> Jack Murphy Stadium, San Diego, CA Sat Jun 11 1988, 10:05 PM EDT Att: 26,068 - Unknown - 68 F <a href="http://livebaseballscorecards.com">livebaseballscorecards.com</a>					
Mickey Hatcher, R OBP: 0.407, SLG: 0.456	0-0 1B		1-0 E7			0-1 E5	3-2 P4			4	1	2	0	0	0	0						
Kirk Gibson, L OBP: 0.366, SLG: 0.531	1-1 1B		1-2 1-3			0-2 FC6-4	1-2 4-3			4	0	2	0	0	0	1						
Mike Marshall, R OBP: 0.294, SLG: 0.388	0-3 K			0-0 P3		0-0 FC6-4	2-3 K			4	0	0	0	0	2	3						
John Shelby, S OBP: 0.346, SLG: 0.408	0-3 K			1-1 F9		1-3 K		1-2 6-3		4	0	0	0	0	2	3						
Jeff Hamilton, R OBP: 0.219, SLG: 0.304		1-3 K		1-0 6-3			0-2 3-1	1-2 F8		4	0	0	0	0	1	0						
Rick Dempsey, R OBP: 0.340, SLG: 0.409		3-3 K			3-3 K	1-2 F9	2-1 F7			4	0	1	0	0	2	0						
Dave Anderson, R OBP: 0.349, SLG: 0.329		2-0 F8			0-1 F9		4-1 BB			2	0	0	0	1	0	0						
Don Sutton, R OBP: 0.150, SLG: 0.105			0-3 K		0-1 5-3		1-2 F9			2	0	0	0	0	1	0						
Mike Sharperson, R OBP: 0.455, SLG: 0.455							2-3			1	0	0	0	0	0	2						
Jesse Orosco, R OBP: 0.307, SLG: 0.221										0	0	0	0	0	0	0						
<b>Inning Stats</b>	R: 0 E: 0 K: 2 S: 11	H: 2 LOB: 2 BB: 0 P: 13	R: 0 E: 0 K: 2 S: 10	H: 0 LOB: 0 BB: 0 P: 16	R: 0 E: 1 K: 1 S: 9	H: 1 LOB: 1 BB: 0 P: 12	R: 0 E: 0 K: 0 S: 4	H: 0 LOB: 0 BB: 0 P: 6	R: 0 E: 0 K: 1 S: 7	H: 0 LOB: 0 BB: 0 P: 10	R: 1 E: 2 K: 12 S: 12	H: 1 LOB: 1 BB: 0 P: 14	R: 0 E: 0 K: 1 S: 14	H: 1 LOB: 2 BB: 1 P: 20	R: 0 E: 0 K: 1 S: 12	H: 0 LOB: 0 BB: 0 P: 18	R: 0 E: 0 K: 0 S: 9	H: 0 LOB: 0 BB: 0 P: 13	1B: 4 2B: 1 3B: 0 HR: 0	SF: 0 SAC: 0 DP: 0 HBP: 0	WP: 0 PB: 0 SB: 0 CS: 0	PA: 34
<b>PITCHER</b> Dennis Rasmussen, L ERA: 4.96	IP: 9.0 WLS: W BF: 34	H: 5 R: 1 ER: 0 SO: 10	BB: 1 IBB: 0 HBP: 0 BLK: 0	WP: 0 HR: 0 S: 88 P: 122	ERA: 0.00 WHIP: 0.667											ERA: 0.00 WHIP: 0.667						

Batter	1	2	3	4	5	6	7	8	9	AB	R	H	RBI	BB	SO	LOB	BOTTOM			
Marvell Wynne, L OBP: 0.381, SLG: 0.615	2-1 SH1-3	0-3 K			0-2 1-3		0-3 K			4	0	1	0	0	2	2	<b>Los Angeles Dodgers @ San Diego Padres</b> Jack Murphy Stadium, San Diego, CA Sat Jun 11 1988, 10:05 PM EDT Att: 26,068 - Unknown - 68 F <a href="http://livebaseballscorecards.com">livebaseballscorecards.com</a>			
Roberto Alomar, S OBP: 0.281, SLG: 0.335	0-0 SH1-3		1-2 G3		2-3 K		1-2 P4			4	0	1	0	0	1	0				
Tony Gwynn, L OBP: 0.315, SLG: 0.315	1-0 SH1-3		2-1 4-3		0-0 G3		1-2 4-3			3	0	0	0	0	0	0				
Keith Moreland, R OBP: 0.330, SLG: 0.369	0-0 L5		0-1		2-1 SF7	2B	2-0 F7			4	1	2	0	0	0	2				
Shane Mack, R OBP: 0.307, SLG: 0.221	3H				1-1 3-1		2-3			0	0	0	0	0	0	0				
John Kruk, L OBP: 0.389, SLG: 0.453		4-0 BB	0-1 F7		1-1 3-1		2-3			2	1	0	0	1	0	2				
Benito Santiago, R OBP: 0.251, SLG: 0.311		1-1 SF9		1-2 F8		0-0 SF7		3H		2	0	1	1	0	0	0				
Chris Brown, R OBP: 0.294, SLG: 0.296		0-2 P6		4-0 BB		3H	0-0 F9			2	0	0	0	1	0	2				
Garry Templeton, S OBP: 0.228, SLG: 0.244		4-0 BB		3-2 F7		2-3 K				2	0	0	0	1	1	1				
Dennis Rasmussen, L OBP: 0.200, SLG: 0.250		0-0 SF9		0-0 4-3		1-1 4-3				2	0	0	1	0	0	1				
<b>Inning Stats</b>	R: 0 E: 0 K: 0 S: 5	H: 2 LOB: 1 BB: 0 P: 8	R: 1 E: 0 K: 1 S: 9	H: 1 LOB: 2 BB: 2 P: 18	R: 0 E: 0 K: 0 S: 9	H: 1 LOB: 1 BB: 0 P: 12	R: 0 E: 0 K: 0 S: 7	H: 0 LOB: 1 BB: 1 P: 15	R: 0 E: 0 K: 0 S: 6	H: 0 LOB: 0 BB: 0 P: 9	R: 1 E: 0 K: 6 S: 6	H: 1 LOB: 0 BB: 0 P: 9	R: 0 E: 0 K: 2 S: 8	H: 0 LOB: 0 BB: 0 P: 11	R: 0 E: 0 K: 0 S: 9	H: 0 LOB: 0 BB: 0 P: 13	1B: 4 2B: 2 3B: 0 HR: 0	SF: 2 SAC: 1 DP: 1 HBP: 0	WP: 0 PB: 0 SB: 0 CS: 0	PA: 31
<b>PITCHER</b> Don Sutton, R ERA: 3.65	IP: 6.0 WLS: L BF: 25	H: 5 R: 2 ER: 2 SO: 2	BB: 3 IBB: 0 HBP: 0 BLK: 0	WP: 0 HR: 0 S: 43 P: 71	ERA: 3.00 WHIP: 1.333											ERA: 3.00 WHIP: 1.333				
Jesse Orosco, L ERA: 2.79	IP: 2.0 WLS: 6 BF: 6	H: 0 R: 0 ER: 0 SO: 2	BB: 0 IBB: 0 HBP: 0 BLK: 0	WP: 0 HR: 0 S: 17 P: 24	ERA: 0.00 WHIP: 0.000											ERA: 0.00 WHIP: 0.000				







Batter	1	2	3	4	5	6	7	8	9	AB	R	H	RBI	BB	SO	LOB	TOP							
Steve Sax, R OBP: 0.337, SLG: 0.396 (1, 4)	0-1 4-3		1-1 FC6-5			1-2 4-3 1B		1-1 L5		4	0	1	0	0	0	1	<b>Los Angeles Dodgers @ San Diego Padres</b> Jack Murphy Stadium, San Diego, CA Sun Jun 12 1988, 6:33 AM EDT Att: 21,533 - Sunny - 70 F							
Franklin Stubbs, L OBP: 0.327, SLG: 0.295 Mike Sharperson, R OBP: 0.417, SLG: 0.417 (8, 5)	4-1 BB		2-3 F9			0-3 K		1-1 5-3		2	0	0	0	1	1	2								
Kirk Gibson, L OBP: 0.360, SLG: 0.521 (1, 7)	0-2 F8			0-1 4-3		0-0 4-3		1-0 F7		4	0	0	0	0	0	2								
Mike Marshall, R OBP: 0.293, SLG: 0.386 (1, 9)	1-0 5-3			0-0 2B 1B		0-0 5-3			1-3 K	4	1	1	0	0	1	2								
John Shelby, S OBP: 0.356, SLG: 0.432 (1, 8)		0-1 F7		2-2 CS 1-H 2B			0-2 G3 1B 2B		0-1 1B 1B	4	1	3	1	0	0	0								
Mike Scioscia, L OBP: 0.381, SLG: 0.371 (1, 2)	2-1 L4			0-2 F8			0-0 G3		1-1 1-3 1B	4	0	1	0	0	0	2								
Jeff Hamilton, R OBP: 0.208, SLG: 0.288 (8, 3)				2-3			1-3 K		0-3 K	4	0	0	0	0	3	2								
Dave Anderson, R OBP: 0.360, SLG: 0.342 (1, 6)			0-0 FC6-5 BLK 1B		0-0 B1-3		1-2 3-H 1B			3	0	2	1	0	0	0								
Tim Belcher, R OBP: 0.095, SLG: 0.143 Mike Davis, L OBP: 0.270, SLG: 0.237 Brian Holton, R OBP: 0.437, SLG: 0.356 Danny Heep, L OBP: 0.437, SLG: 0.356 Tim Crews, R (7, 1)			1-3 K		0-2 F7		1-1 5-3			1	0	0	0	0	1	1								
			1-2							1	0	0	0	0	0	0								
<b>Inning Stats</b>	R: 0 E: 0 K: 0 S: 7	H: 0 LOB: 1 BB: 1 P: 12	R: 0 E: 0 K: 0 S: 5	H: 0 LOB: 0 BB: 0 P: 7	R: 0 E: 0 K: 1 S: 10	H: 1 LOB: 1 BB: 0 P: 13	R: 1 E: 0 K: 0 S: 12	H: 2 LOB: 0 BB: 0 P: 14	R: 0 E: 0 K: 1 S: 8	H: 0 LOB: 0 BB: 0 P: 9	R: 0 E: 0 K: 1 S: 8	H: 1 LOB: 1 BB: 0 P: 9	R: 1 E: 0 K: 1 S: 15	H: 2 LOB: 1 BB: 0 P: 18	R: 0 E: 0 K: 0 S: 5	H: 0 LOB: 0 BB: 0 P: 8	R: 0 E: 0 K: 2 S: 10	H: 2 LOB: 1 BB: 0 P: 12	1B: 6 2B: 2 3B: 0 HR: 0	SF: 0 SAC: 0 DP: 0 HBP: 0	WP: 0 PB: 0 SB: 0 CS: 1	PA: 34		
<b>PITCHER</b>	IP WLS BF H R ER SO BB IBB HBP BLK WP HR S P ERA WHIP	7.0 W 27 6 2 2 4 1 0 0 0 0 0 0 65 82 2.57 1.000	2.0 S 7 2 0 0 2 0 0 0 0 0 0 0 15 20 0.00 1.000																					

Batter	1	2	3	4	5	6	7	8	9	AB	R	H	RBI	BB	SO	LOB	BOTTOM
Marvell Wynne, L OBP: 0.385, SLG: 0.611 (8, 7)	2-2 SH5-3 1B		0-3 K	1-2 3-1			3-2 SH3-4 1B			4	0	2	0	0	1	0	<b>Los Angeles Dodgers @ San Diego Padres</b> Jack Murphy Stadium, San Diego, CA Sun Jun 12 1988, 6:33 AM EDT Att: 21,533 - Sunny - 70 F
Roberto Alomar, S OBP: 0.283, SLG: 0.337 (1, 4)	0-0 SH5-3		1-0 2B	1-2 3-1			1-1 SH3-4			2	1	1	0	0	0	0	
Tony Gwynn, L OBP: 0.320, SLG: 0.322 (1, 9)	1-2 1-3		0-1 2B		0-1 3-1		4-0 IBB			3	1	1	0	1	0	1	
Keith Moreland, R OBP: 0.329, SLG: 0.363 Mark Davis, L (8, 1)	0-1 4-3		4-0 2B E IBB		2-2 P6		1-0 F9			3	1	0	0	1	0	3	
Carmelo Martinez, R OBP: 0.289, SLG: 0.320 (1, 3)		0-2 F7	0-1 E 2B		1-2 F7		2-3 K			4	1	1	2	0	1	2	
Benito Santiago, R OBP: 0.256, SLG: 0.315 (1, 2)		0-2 5-3	1-3 2-H 3-H 2B			1-0 E5 1B		2-2 P4		4	1	2	2	0	0	0	
Chris Brown, R OBP: 0.301, SLG: 0.313 (1, 5)		2-2 2B	0-2 5-3			0-0 G3-6-3 2-H 1B		1-3 K		4	0	2	1	0	1	1	
Garry Templeton, S OBP: 0.229, SLG: 0.238 (1, 6)		4-1 IBB	0-3 K			0-0 G3-6-3 1-2		2-1 F7		3	0	0	0	1	1	2	
Ed Whitson, R OBP: 0.136, SLG: 0.227 Shane Mack, R OBP: 0.307, SLG: 0.221 (8, 8)		3-2 4-3		0-2 F8		0-3 K				3	0	0	0	0	1	2	
										0	0	0	0	0	0	0	
<b>Inning Stats</b>	R: 0 E: 0 K: 0 S: 9	H: 1 LOB: 1 BB: 0 P: 12	R: 0 E: 0 K: 0 S: 19	H: 1 LOB: 2 BB: 1 P: 28	R: 4 E: 1 K: 2 S: 17	H: 4 LOB: 1 BB: 1 P: 22	R: 0 E: 0 K: 0 S: 10	H: 0 LOB: 0 BB: 0 P: 12	R: 0 E: 0 K: 1 S: 9	H: 1 LOB: 2 BB: 1 P: 20	R: 0 E: 0 K: 1 S: 8	H: 0 LOB: 0 BB: 0 P: 13	1B: 6 2B: 3 3B: 0 HR: 0	SF: 0 SAC: 2 DP: 1 HBP: 0	WP: 0 PB: 0 SB: 0 CS: 0	PA: 35	
<b>PITCHER</b>	IP WLS BF H R ER SO BB IBB HBP BLK WP HR S P ERA WHIP	4.0 L 20 6 4 4 2 0 0 0 0 0 0 15 19 0.00 1.000	2.0 7 2 1 0 1 0 0 0 0 0 0 0 15 19 0.00 1.000	1.5 8 1 0 0 2 0 1 0 0 0 0 0 17 33 0.00 0.500													

AB 33  
R 2  
H 8  
RBI 2  
BB 1  
SO 6  
LOB 13



AB 30  
R 5  
H 9  
RBI 5  
BB 3  
SO 5  
LOB 11





Batter	1	2	3	4	5	6	7	8	9	AB	R	H	RBI	BB	SO	LOB	TOP			
<b>Brett Butler, L</b> OBP: 0.368, SLG: 0.354 (1, 8)	G3		K			F7		BB 1B		4	1	1	0	0	1	0	<b>San Francisco Giants @ San Diego Padres</b> Jack Murphy Stadium, San Diego, CA Mon Jun 13 1988, 10:05 PM EDT Att: 13,176 - Sunny - 70 F <a href="http://livebaseballscorecards.com">livebaseballscorecards.com</a>			
<b>Robby Thompson, R</b> OBP: 0.391, SLG: 0.417 (1, 4)	F8		F8			K		BB 1B		3	0	0	0	1	1	0				
<b>Will Clark, L</b> OBP: 0.357, SLG: 0.541 (1, 3)	HR					BB		BB 1B		2	1	2	2	2	0	0				
<b>Candy Maldonado, R</b> OBP: 0.299, SLG: 0.385 <b>Don Robinson, R</b> (8, 1)	L5		G6-4-3			K		K		4	0	0	0	0	2	4				
<b>Mike Aldrete, L</b> OBP: 0.340, SLG: 0.344 (1, 7)	G3		L6			4-3				4	0	0	0	0	1	0				
<b>Kevin Mitchell, R</b> OBP: 0.312, SLG: 0.439 (1, 5)	K					L4		1-3		4	0	1	0	0	1	0				
<b>Bob Brenly, R</b> OBP: 0.227, SLG: 0.303 (1, 2)	P4					FC6-4		BB		3	0	0	0	1	1	1				
<b>Matt Williams, R</b> OBP: 0.250, SLG: 0.500 <b>Ernest Riles, L</b> OBP: 0.236, SLG: 0.348 (8, PH) (8, 6)	F8		F8			F3		3-1		2	0	0	0	0	0	1				
<b>Mike Krukow, R</b> OBP: 0.107, SLG: 0.185 <b>Francisco Melendez, L</b> (8, PH) <b>Joel Youngblood, R</b> OBP: 0.395, SLG: 0.395 (8, 9)	HR					F7		G3		2	1	1	1	0	0	1				
<b>Inning Stats</b>	R: 1 E: 0 K: 0 S: 10	H: 1 LOB: 0 BB: 0 P: 19	R: 0 E: 0 K: 1 S: 9	H: 0 LOB: 0 BB: 0 P: 12	R: 1 E: 0 K: 1 S: 11	H: 1 LOB: 0 BB: 0 P: 19	R: 0 E: 0 K: 0 S: 5	H: 0 LOB: 0 BB: 1 P: 11	R: 0 E: 0 K: 2 S: 8	H: 0 LOB: 1 BB: 1 P: 14	R: 0 E: 0 K: 1 S: 5	H: 0 LOB: 0 BB: 0 P: 9	R: 1 E: 0 K: 1 S: 20	H: 2 LOB: 2 BB: 1 P: 31	R: 0 E: 0 K: 1 S: 10	H: 0 LOB: 1 BB: 1 P: 18		1B: 3 2B: 0 3B: 0 HR: 2	SF: 0 SAC: 0 DP: 1 HBP: 0	WP: 0 PA: 35 PB: 0 CS: 0
<b>PITCHER</b>	IP	WLS	BF	H	R	ER	SO	BB	IBB	HBP	BLK	WP	HR	S	P	ERA	WHIP			
<b>Eric Show, R</b> ERA: 3.86 <b>Mark Davis, L</b> ERA: 2.36	(1, 1)	7.2	W	29	4	3	3	5	3	0	0	0	0	2	69	116	3.52	0.913		
	(8, 1)	1.1	S	6	1	0	0	2	1	0	0	0	0	0	16	28	0.00	1.500		

Batter	1	2	3	4	5	6	7	8	9	AB	R	H	RBI	BB	SO	LOB	BOTTOM			
<b>Marvell Wynne, L</b> OBP: 0.378, SLG: 0.602 (1, 8) (8, 7)	K	L5			F8 2B	G4-3		4-3		5	1	1	0	0	1	3	<b>San Francisco Giants @ San Diego Padres</b> Jack Murphy Stadium, San Diego, CA Mon Jun 13 1988, 10:05 PM EDT Att: 13,176 - Sunny - 70 F <a href="http://livebaseballscorecards.com">livebaseballscorecards.com</a>			
<b>Roberto Alomar, S</b> OBP: 0.287, SLG: 0.356 (1, 4)	4-3		HR		K		4-3 1B			4	1	2	1	0	1	1				
<b>Tony Gwynn, L</b> OBP: 0.318, SLG: 0.316 (1, 9)	4-3		3-1		2B IBB		4-3			3	1	0	0	1	0	1				
<b>Keith Moreland, R</b> OBP: 0.327, SLG: 0.361 <b>Shane Mack, R</b> OBP: 0.307, SLG: 0.221 (1, 7) (8, 8)	BB 1B		K		F8		P3			4	1	1	0	0	1	3				
<b>Carmelo Martinez, R</b> OBP: 0.277, SLG: 0.337 (1, 3)	BB 1B		F7		2B		5-3			4	1	2	2	0	0	1				
<b>Tim Flannery, L</b> OBP: 0.333, SLG: 0.226 (1, 5)	E 1B				6-3		HR BB			2	1	1	1	2	0	0				
<b>Dickie Thon, R</b> OBP: 0.322, SLG: 0.284 (1, 6)	E6 5-3		6-3 BB		K		SH1			2	0	0	1	1	1	3				
<b>Mark Parent, R</b> OBP: 0.189, SLG: 0.194 (1, 2)	5-3		6-3		G4-3 1B		K			4	0	1	0	0	1	4				
<b>Eric Show, R</b> OBP: 0.214, SLG: 0.185 <b>Mark Davis, L</b> OBP: 0.500, SLG: 1.333 (1, 1) (8, 1)	K		L5			K		HR		3	0	0	0	0	2	4				
<b>Inning Stats</b>	R: 0 E: 0 K: 1 S: 10	H: 0 LOB: 0 BB: 0 P: 15	R: 2 E: 1 K: 1 S: 15	H: 3 LOB: 2 BB: 0 P: 23	R: 1 E: 0 K: 1 S: 8	H: 1 LOB: 0 BB: 0 P: 12	R: 0 E: 0 K: 0 S: 5	H: 0 LOB: 1 BB: 1 P: 9	R: 2 E: 0 K: 2 S: 17	H: 2 LOB: 2 BB: 2 P: 33	R: 0 E: 0 K: 1 S: 5	H: 1 LOB: 0 BB: 0 P: 5	R: 0 E: 0 K: 0 S: 8	H: 1 LOB: 1 BB: 0 P: 11	R: 2 E: 0 K: 1 S: 9	H: 1 LOB: 0 BB: 1 P: 15		1B: 5 2B: 2 3B: 0 HR: 2	SF: 0 SAC: 1 DP: 1 HBP: 0	WP: 0 PA: 37 PB: 0 CS: 0
<b>PITCHER</b>	IP	WLS	BF	H	R	ER	SO	BB	IBB	HBP	BLK	WP	HR	S	P	ERA	WHIP			
<b>Mike Krukow, R</b> ERA: 4.26 <b>Don Robinson, R</b> ERA: 2.72	(1, 1)	7.0	L	32	8	5	5	6	2	1	0	0	0	1	68	108	6.43	1.429		
	(8, 1)	1.0		5	1	2	2	1	1	0	0	0	0	1	9	15	18.00	2.000		



Batter	1	2	3	4	5	6	7	8	9	AB	R	H	RBI	BB	SO	LOB	TOP																											
<b>Brett Butler, L</b> (1, 8) OBP: 0.369, SLG: 0.355	1-2 4-3		0-2 1B 2B 1B		0-0 1B 5-3		1-1 1-3		0-2 G3	5	2	2	0	0	0	1																												
<b>Robby Thompson, R</b> (1, 4) OBP: 0.383, SLG: 0.416	4-1 HBP BB		0-0 2B 1-2 1B		0-1 1-2 5-3		1-1 F8			3	1	1	0	1	0	1																												
<b>Will Clark, L</b> (1, 3) OBP: 0.356, SLG: 0.540	0-1 F8		2-0 2B 1-3 2-H		1-3 K		1-3 K			4	1	1	1	0	2	2																												
<b>Candy Maldonado, R</b> (1, 9) OBP: 0.310, SLG: 0.395	2-2 FC6-4 HBP		2-1 1B 2B		0-0 2H 1B			4-2 G6-3 BB		2	1	2	3	1	0	0																												
<b>Kevin Mitchell, R</b> (1, 7) OBP: 0.311, SLG: 0.435	1-0 FC6-4		0-2 2H 1B		1-1 5-3			2-1 F6		4	0	1	1	0	0	4																												
<b>Chris Speier, R</b> (1, 6) OBP: 0.317, SLG: 0.310		1-2 6-3						1-1 G6-3		4	0	0	0	0	1	1																												
<b>Ernest Riles, L</b> (1, 5) OBP: 0.295, SLG: 0.345		1-1 F7			2-0 L9			3-1 FC6-4 1B		4	0	1	0	0	0	0																												
<b>Kirt Manwaring, R</b> (1, 2) OBP: 0.333, SLG: 0.394 <b>Francisco Melendez, L</b> (9, PH)	0-1 5-3				0-0 6-3			0-0 FC6-4		3	0	0	0	0	0	1																												
<b>Michael LaCoss, R</b> (1, 1) OBP: 0.333, SLG: 0.320 <b>Randy Bockus, L</b> (6, 1) <b>Craig Lefferts, L</b> (6, 1) <b>Scott Garrelts, R</b> (7, 1) <b>Joel Youngblood, R</b> (9, PH) OBP: 0.409, SLG: 0.436					0-3 K G3			0-3 K		3	0	0	0	0	2	1																												
<b>Inning Stats</b>	R: 0 E: 0 K: 0 S: 9	H: 0 LOB: 2 BB: 1 P: 17	R: 0 E: 0 K: 0 S: 7	H: 0 LOB: 0 BB: 0 P: 9	R: 4 E: 1 K: 1 S: 17	H: 5 LOB: 0 BB: 0 P: 23	R: 0 E: 0 K: 0 S: 5	H: 0 LOB: 0 BB: 0 P: 10	R: 1 E: 0 K: 1 S: 9	H: 2 LOB: 1 BB: 0 P: 11	R: 0 E: 0 K: 2 S: 9	H: 1 LOB: 0 BB: 0 P: 15	R: 0 E: 0 K: 1 S: 7	H: 0 LOB: 0 BB: 0 P: 10	R: 0 E: 0 K: 0 S: 6	H: 0 LOB: 0 BB: 1 P: 13	R: 0 E: 0 K: 0 S: 10	H: 1 LOB: 1 BB: 0 P: 15	1B: 6 2B: 3 3B: 0 HR: 0	SF: 0 SAC: 0 DP: 1 HBP: 1	WP: 0 PB: 0 SB: 0 CS: 0	PA: 37																						
<b>PITCHER</b>	IP	WLS	BF	H	R	ER	SO	BB	IBB	HBP	BLK	WP	HR	S	P	ERA	WHIP	<b>PITCHER</b>								IP	WLS	BF	H	R	ER	SO	BB	IBB	HBP	BLK	WP	HR	S	P	ERA	WHIP		
<b>Jimmy Jones, R</b> (1, 1) ERA: 3.35	5.0		23	7	5	5	2	1	0	1	0	0	0	47	70	9.00	1.600																											
<b>Greg Booker, R</b> (6, 1) ERA: 4.02	1.0	W	4	1	0	0	2	0	0	0	0	0	0	9	15	0.00	1.000																											
<b>Dave Leiper, L</b> (7, 1) ERA: 2.03	1.0		3	0	0	0	1	0	0	0	0	0	0	7	10	0.00	0.000																											
<b>Lance McCullers, R</b> (8, 1) ERA: 3.16	2.0	S	7	1	0	0	0	1	0	0	0	0	0	16	28	0.00	1.000																											

San Francisco Giants @ San Diego Padres  
Jack Murphy Stadium, San Diego, CA  
Tue Jun 14 1988, 10:05 PM EDT  
Att: 13,789 - Unknown - 68 F

AB 34  
R 5  
H 9  
RBI 5  
BB 2  
SO 5  
LOB 11



Batter	1	2	3	4	5	6	7	8	9	AB	R	H	RBI	BB	SO	LOB	BOTTOM																													
<b>Marvell Wynne, L</b> (1, 8) OBP: 0.386, SLG: 0.624 (8, 7)	4-2 B4-3 BB		0-0 G5-4-3 1B		0-2 4-3	0-0 1H 2H HR		3-2 G3		4	1	2	3	1	0	0																														
<b>Roberto Alomar, S</b> (1, 4) OBP: 0.286, SLG: 0.359	0-0 B4-3 1-2		2-2 G5-4-3 1-2			2B K2-3				4	1	1	0	0	1	2																														
<b>Tony Gwynn, L</b> (1, 9) OBP: 0.322, SLG: 0.321	3-2 G3		3-3 K			1-2 E 2H 1B	2-1 S E WP 1B			4	2	2	1	0	1	0																														
<b>Keith Moreland, R</b> (1, 7) OBP: 0.330, SLG: 0.364 <b>Shane Mack, R</b> (7, PR) OBP: 0.307, SLG: 0.221 (8, 8)		2-1 G4-6-3 1B		3-1 F9 WP 1B		1-2 E4 E 1B	0-0 E7 WP S 1B			4	1	2	0	0	0	2																														
<b>Carmelo Martinez, R</b> (1, 3) OBP: 0.287, SLG: 0.324		3-1 G4-6-3 1-2		3-2 F8 1-2		2-2 E6 SH1-3 1B 1-3 2H 6-3	2-2 6-3 1-3 2H			4	1	0	0	0	0	4																														
<b>Benito Santiago, R</b> (1, 2) OBP: 0.281, SLG: 0.318	1-2 BB S 1B		3-2 F9 2-3		3-2 F9		1-2 SH1-3 HR 1B	2-3 K		4	1	2	1	0	1	3																														
<b>Chris Brown, R</b> (1, 5) OBP: 0.302, SLG: 0.307	4-2 BB 1-2 BB		4-2 BB 1-2 BB		3-2 6-3		1-2 SH1-3 1B	3-2 6-3		2	0	0	0	1	0	3																														
<b>Dickie Thon, R</b> (1, 6) OBP: 0.325, SLG: 0.282 (6, PH) <b>Randy Ready, R</b> (6, PH) OBP: 0.247, SLG: 0.411 <b>Garry Templeton, S</b> (7, 6) OBP: 0.227, SLG: 0.237		4-2 BB 1-2 BB		0-1 6-3		2-0 6-3		0-3 K		1	0	0	0	1	0	0																														
<b>Jimmy Jones, R</b> (1, 1) OBP: 0.111, SLG: 0.042 <b>Tim Lincecum, L</b> (5, PH) OBP: 0.224, SLG: 0.219 <b>Greg Soden, R</b> (8, 1) OBP: 0.392, SLG: 0.453 <b>John Kruk, L</b> (6, PH) OBP: 0.392, SLG: 0.453 <b>Dave Leiper, L</b> (7, 1) OBP: 0.392, SLG: 0.453 <b>Lance McCullers, S</b> (8, 1)		1-0 6-3		1-3 K		3-H 4-2 HR BB		0-0 5-3		1	0	0	0	0	0	3																														
<b>Inning Stats</b>	R: 0 E: 0 K: 0 S: 8	H: 0 LOB: 0 BB: 1 P: 15	R: 0 E: 0 K: 0 S: 12	H: 2 LOB: 3 BB: 2 P: 27	R: 0 E: 0 K: 1 S: 7	H: 1 LOB: 0 BB: 0 P: 12	R: 0 E: 0 K: 0 S: 11	H: 1 LOB: 1 BB: 0 P: 23	R: 0 E: 0 K: 1 S: 8	H: 0 LOB: 0 BB: 0 P: 9	R: 7 E: 2 K: 1 S: 23	H: 4 LOB: 0 BB: 1 P: 34	R: 1 E: 1 K: 1 S: 15	H: 1 LOB: 2 BB: 0 P: 24	R: 0 E: 0 K: 1 S: 7	H: 0 LOB: 0 BB: 0 P: 10	1B: 7 2B: 2 3B: 0 HR: 1	SF: 0 SAC: 1 DP: 3 HBP: 0	WP: 2 PB: 0 SB: 3 CS: 0	PA: 37																										
<b>PITCHER</b>	IP	WLS	BF	H	R	ER	SO	BB	IBB	HBP	BLK	WP	HR	S	P	ERA	WHIP	<b>PITCHER</b>								IP	WLS	BF	H	R	ER	SO	BB	IBB	HBP	BLK	WP	HR	S	P	ERA	WHIP				
<b>Michael LaCoss, R</b> (1, 1) ERA: 3.38	5.0		24	7	5	3	2	3	0	0	0	0	0	60	105	5.40	2.000																													
<b>Randy Bockus, R</b> (6, 1) ERA: 3.38	0.2		2	0	0	0	0	0	0	0	0	0	0	2	4	0.00	0.000																													
<b>Craig Lefferts, L</b> (6, 1) ERA: 2.85	0.1	L	5	2	3	0	1	1	0	0	0	0	1	10	16	0.00	9.000																													
<b>Scott Garrelts, R</b> (7, 1) ERA: 5.5	2.0		6	0	0	0	2	0	0	0	0	1	0	19	29	0.00	0.000																													

San Francisco Giants @ San Diego Padres  
Jack Murphy Stadium, San Diego, CA  
Tue Jun 14 1988, 10:05 PM EDT  
Att: 13,789 - Unknown - 68 F

AB 32  
R 8  
H 9  
RBI 6  
BB 4  
SO 5  
LOB 18





Batter	1	2	3	4	5	6	7	8	9	AB	R	H	RBI	BB	SO	LOB	TOP										
<b>Brett Butler, L</b> (1, 8) OBP: 0.369, SLG: 0.369	F7		CS	1B	HR		B2-3		G4-3	5	2	2	1	0	0	0	<b>San Francisco Giants @ San Diego Padres</b> Jack Murphy Stadium, San Diego, CA Wed Jun 15 1988, 6:33 AM EDT Att: 14,209 - Sunny - 70 F										
<b>Robby Thompson, R</b> (1, 4) OBP: 0.379, SLG: 0.408	CS			F7	K		L5		F8	4	0	0	0	1	1												
<b>Will Clark, L</b> (1, 3) OBP: 0.360, SLG: 0.539	3-1			1B	1B		PB		G3	4	1	2	0	1	0	1											
<b>Candy Maldonado, R</b> (1, 9)		P3		1B	F9		G5-3			4	1	1	1	0	0	2											
<b>Joel Youngblood, R</b> (1, 7) OBP: 0.396, SLG: 0.405	K			F3	G1-3				G4-3	3	0	0	0	1	1	3											
<b>Kevin Mitchell, R</b> (1, 5) OBP: 0.314, SLG: 0.434	F8			1B	BB		P6		G4-3	3	0	1	0	1	0	0											
<b>Chris Speier, R</b> (1, 6) OBP: 0.326, SLG: 0.333				F8	HBP		2B		G4-3	4	0	2	2	0	0	2											
<b>Kirt Manwaring, R</b> (1, 2) OBP: 0.324, SLG: 0.361				L9	1B		G6-3		L4	3	0	0	0	0	0	3											
<b>Rick Reuschel, R</b> (1, 1) OBP: 0.097, SLG: 0.067				L8			K		3-1-3	2	0	0	0	1	1	4											
<b>Joe Price, R</b> (7, 1)										0	0	0	0	0	0	0											
<b>Francisco Melendez, L</b> (8, PH)										1	0	0	0	0	0	2											
<b>Don Robinson, R</b> (8, 1)										0	0	0	0	0	0	0											
<b>Inning Stats</b>	R: 0 E: 0 K: 0 S: 7	H: 0 LOB: 0 BB: 1 P: 15	R: 0 E: 0 K: 1 S: 13	H: 0 LOB: 0 BB: 0 P: 18	R: 0 E: 0 K: 0 S: 8	H: 0 LOB: 0 BB: 1 P: 17	R: 3 E: 0 K: 0 S: 22	H: 3 LOB: 3 BB: 2 P: 35	R: 1 E: 0 K: 1 S: 11	H: 2 LOB: 1 BB: 0 P: 18	R: 0 E: 0 K: 1 S: 9	H: 1 LOB: 1 BB: 0 P: 13	R: 0 E: 0 K: 0 S: 13	H: 1 LOB: 1 BB: 0 P: 19	R: 0 E: 0 K: 0 S: 10	H: 1 LOB: 2 BB: 1 P: 16	R: 0 E: 0 K: 0 S: 5	H: 0 LOB: 0 BB: 0 P: 7	1B: 6 2B: 1 3B: 0 HR: 1	SF: 0 SAC: 0 DP: 0 HBP: 1	WP: 0 PB: 1 SB: 1 CS: 2	PA: 40					
<b>PITCHER</b>	IP	WLS	BF	H	R	ER	SO	BB	IBB	HBP	BLK	WP	HR	S	P	ERA	WHIP										
<b>Andy Hawkins, R</b> (1, 1) ERA: 3.76	5.0	L	23	5	4	4	2	4	0	1	0	0	1	61	103	7.20	1.800										
<b>Mark Grant, R</b> (6, 1) ERA: 4.33	2.0		8	2	0	0	1	0	0	0	0	0	0	22	32	0.00	1.000										
<b>Greg Booker, R</b> (8, 1) ERA: 3.9	1.0		5	1	0	0	0	1	0	0	0	0	0	10	16	0.00	2.000										
<b>Dave Leiper, L</b> (9, 1) ERA: 1.88	1.0		3	0	0	0	0	0	0	0	0	0	0	5	7	0.00	0.000										

AB	33
R	4
H	8
RBI	4
BB	5
SO	3
LOB	18



Batter	1	2	3	4	5	6	7	8	9	AB	R	H	RBI	BB	SO	LOB	BOTTOM										
<b>Marvell Wynne, L</b> (1, 8) OBP: 0.382, SLG: 0.617	F8		SF7		L6		1B			3	0	1	1	0	0	2	<b>San Francisco Giants @ San Diego Padres</b> Jack Murphy Stadium, San Diego, CA Wed Jun 15 1988, 6:33 AM EDT Att: 14,209 - Sunny - 70 F										
<b>Roberto Alomar, S</b> (1, 4) OBP: 0.286, SLG: 0.357	F8		1-3			G6-4-3	K			4	1	1	0	0	1	3											
<b>Tony Gwynn, L</b> (1, 9) OBP: 0.326, SLG: 0.325	F8				G5-4-3	1B	L4			4	0	2	0	0	0	3											
<b>Keith Moreland, R</b> (1, 7) OBP: 0.329, SLG: 0.361		1B		G5-4-3		G6-4-3		F8		4	0	1	0	0	0	3											
<b>John Kruk, L</b> (1, 3) OBP: 0.389, SLG: 0.448	F7			G4-3		FC5-4	1B	F8		4	0	1	1	0	0	1											
<b>Bento Santiago, R</b> (1, 2) OBP: 0.256, SLG: 0.312	K			G6-3		FC5-4		K		4	0	0	0	0	2	2											
<b>Chris Brown, R</b> (1, 5) OBP: 0.292, SLG: 0.297	5-3			G6-3			F8		L9	4	0	0	0	0	0	1											
<b>Garry Templeton, S</b> (1, 6) OBP: 0.241, SLG: 0.259				SH1-4			1B	G4-3		4	1	3	0	0	0	0											
<b>Andy Hawkins, R</b> (1, 1) ERA: 3.76				SH1-4				F9		0	0	0	0	0	0	0											
<b>Tim Lincecum, L</b> (5, PH)										1	0	0	0	0	0	1											
<b>Mark Grant, R</b> (6, 1) ERA: 4.33										0	0	0	0	0	0	0											
<b>Randy Ready, R</b> (7, PH)										0	0	0	0	1	0	0											
<b>Greg Booker, R</b> (8, 1) ERA: 3.9										0	0	0	0	0	0	0											
<b>Dave Leiper, L</b> (9, 1) ERA: 1.88										1	0	0	0	0	0	0											
<b>Carmelo Martinez, R</b> (9, PH)										0	0	0	0	0	0	0											
<b>Inning Stats</b>	R: 0 E: 0 K: 0 S: 6	H: 0 LOB: 0 BB: 0 P: 7	R: 0 E: 0 K: 1 S: 10	H: 1 LOB: 1 BB: 0 P: 14	R: 1 E: 0 K: 0 S: 6	H: 1 LOB: 0 BB: 0 P: 8	R: 0 E: 0 K: 0 S: 6	H: 1 LOB: 0 BB: 0 P: 9	R: 0 E: 0 K: 0 S: 11	H: 1 LOB: 2 BB: 0 P: 15	R: 1 E: 0 K: 0 S: 11	H: 3 LOB: 1 BB: 0 P: 14	R: 0 E: 0 K: 1 S: 9	H: 2 LOB: 3 BB: 1 P: 15	R: 0 E: 0 K: 1 S: 7	H: 0 LOB: 0 BB: 0 P: 9	R: 0 E: 0 K: 0 S: 7	H: 0 LOB: 0 BB: 0 P: 9	1B: 8 2B: 1 3B: 0 HR: 0	SF: 1 SAC: 1 DP: 2 HBP: 0	WP: 0 PB: 0 SB: 0 CS: 0	PA: 36					
<b>PITCHER</b>	IP	WLS	BF	H	R	ER	SO	BB	IBB	HBP	BLK	WP	HR	S	P	ERA	WHIP										
<b>Rick Reuschel, R</b> (1, 1) ERA: 2.61	6.1	W	27	8	2	2	1	1	0	0	0	0	0	52	74	2.84	1.421										
<b>Joe Price, L</b> (7, 1) ERA: 3.51	0.2		3	1	0	0	1	0	0	0	0	0	0	7	8	0.00	1.500										
<b>Don Robinson, R</b> (8, 1) ERA: 2.58	2.0	S	6	0	0	0	1	0	0	0	0	0	0	14	18	0.00	0.000										

AB	33
R	2
H	9
RBI	2
BB	1
SO	3
LOB	16









Batter	1	2	3	4	5	6	7	8	9	AB R H RBI BB SO LOB	TOP																	
Marvell Wynne, L OBP: 0.397, SLG: 0.612 (1.8)										4 1 2 0 1 1 2	<b>San Diego Padres @ Los Angeles Dodgers</b> Dodger Stadium, Los Angeles, CA Fri Jun 17 1988, 7:05 PM PDT Att: 33,649 - Unknown - 65 F <a href="http://livebaseballscorecards.com">livebaseballscorecards.com</a>																	
Randy Ready, R OBP: 0.395, SLG: 0.409 Roberto Alomar, S OBP: 0.287, SLG: 0.361 (1.4)									3 2 1 0 1 0 2 1 0 0 0 0 1 0																			
Tony Gwynn, L OBP: 0.346, SLG: 0.347 (1.9)									4 0 3 1 1 0 1																			
John Kruk, L OBP: 0.390, SLG: 0.431 Shane Mack, R OBP: 0.307, SLG: 0.221 (1.3)									3 0 0 0 2 1 4 0 0 0 0 0 0 0																			
Carmelo Martinez, R OBP: 0.256, SLG: 0.310 (1.7)									4 0 0 1 0 0 5																			
Benito Santiago, R OBP: 0.280, SLG: 0.319 (1.2)									4 1 1 0 0 0 1																			
Tim Flannery, L OBP: 0.317, SLG: 0.222 (1.5)									3 0 1 0 0 0 0																			
Dickie Thon, R OBP: 0.339, SLG: 0.286 (1.6)									2 0 1 1 2 0 0																			
Dennis Rasmussen, L OBP: 0.179, SLG: 0.222 Lance McCullers, S (7.1)									3 0 0 0 0 1 2 1 0 0 0 0 0 1																			
<b>Inning Stats</b>	R: 0 E: 0 K: 0 S: 7	H: 1 LOB: 1 BB: 1 P: 14	R: 0 E: 0 K: 0 S: 6	H: 0 LOB: 0 BB: 0 P: 9	R: 2 E: 1 K: 0 S: 17	H: 1 LOB: 2 BB: 3 P: 32	R: 0 E: 0 K: 1 S: 9	H: 1 LOB: 1 BB: 1 P: 17	R: 0 E: 0 K: 0 S: 9	H: 1 LOB: 2 BB: 1 P: 16	R: 1 E: 1 K: 0 S: 8	H: 2 LOB: 1 BB: 0 P: 12	R: 1 E: 1 K: 0 S: 9	H: 2 LOB: 1 BB: 0 P: 16	R: 0 E: 0 K: 2 S: 8	H: 0 LOB: 1 BB: 1 P: 16	R: 0 E: 0 K: 2 S: 8	H: 1 LOB: 0 BB: 0 P: 10	1B: 9 2B: 0 3B: 0 HR: 0	SF: 0 SAC: 1 DP: 1 HBP: 0	WP: 0 PB: 0 SB: 4 CS: 2	PA: 40						
<b>PITCHER</b>	IP WLS BF H R ER SO BB IBB HBP BLK WP HR S P ERA WHIP											<b>PITCHER</b>	IP WLS BF H R ER SO BB IBB HBP BLK WP HR S P ERA WHIP															
Don Sutton, R ERA: 3.52 Brian Holton, R ERA: 1.97 Jesse Orosco, L ERA: 3.0 Jay Howell, R ERA: 2.77	(1.1) (6.1) (8.1) (9.1)	5.0 2.0 1.0 1.0	WLS L 4 3	BF 23 10 4	H 4 4 0	R 2 0 0	ER 1 2 0	SO 1 2 2	BB 4 0 1	IBB 2 0 0	HBP 0 0 0	BLK 0 0 0	WP 0 0 0	HR 0 17 8	S 48 28 8	P 88 16 10	ERA 1.80 9.00 0.00	WHIP 1.600 2.000 1.000										

Batter	1	2	3	4	5	6	7	8	9	AB R H RBI BB SO LOB	BOTTOM																	
Steve Sax, R OBP: 0.342, SLG: 0.388 (1.4)										5 0 1 0 0 1 3	<b>San Diego Padres @ Los Angeles Dodgers</b> Dodger Stadium, Los Angeles, CA Fri Jun 17 1988, 7:05 PM PDT Att: 33,649 - Unknown - 65 F <a href="http://livebaseballscorecards.com">livebaseballscorecards.com</a>																	
Mickey Hatcher, R OBP: 0.347, SLG: 0.386 (1.3)									4 0 0 0 0 0 2																			
Kirk Gibson, L OBP: 0.358, SLG: 0.520 (1.7)									4 0 1 0 0 2 0																			
John Shelby, S OBP: 0.375, SLG: 0.469 (1.8)									2 2 1 1 2 0 0																			
Jeff Hamilton, R OBP: 0.214, SLG: 0.277 (1.5)									4 0 0 0 0 1 4																			
Rick Dempsey, R OBP: 0.322, SLG: 0.442 Mike Scioscia, L OBP: 0.360, SLG: 0.350 (1.2)									2 1 1 2 0 1 0 1 0 0 0 0 0 3																			
Mike Davis, L OBP: 0.271, SLG: 0.244 (1.9)									4 0 0 0 0 0 0																			
Dave Anderson, R OBP: 0.380, SLG: 0.352 (1.6)									4 0 2 0 0 1 0																			
Don Sutton, R ERA: 4.88 Brian Holton, R ERA: 1.97 Mike Sharperson, R OBP: 0.295, SLG: 0.338 Danny Heep, L OBP: 0.282, SLG: 0.328 Jesse Orosco, R OBP: 0.287, SLG: 0.361 Jay Howell, R OBP: 0.307, SLG: 0.221 Mike Marshall, R OBP: 0.300, SLG: 0.402 (1.1) (5. PH) (6.1) (7. PH) (8. PH) (9.1) (9. PH)	(1.1) (5. PH) (6.1) (7. PH) (8. PH) (9.1) (9. PH)	6.2 2.1	WLS S	BF 26 11	H 5 2	R 3 0	ER 3 0	SO 4 2	BB 3 1	IBB 0 0	HBP 0 0	BLK 0 0	WP 0 0	HR 2 22	S 73 37	P 110 37	ERA 4.05 0.00	WHIP 0.900 0.857										
<b>Inning Stats</b>	R: 0 E: 0 K: 0 S: 9	H: 0 LOB: 0 BB: 0 P: 14	R: 1 E: 0 K: 0 S: 13	H: 0 LOB: 0 BB: 1 P: 19	R: 0 E: 0 K: 0 S: 8	H: 1 LOB: 1 BB: 0 P: 11	R: 1 E: 0 K: 2 S: 14	H: 1 LOB: 0 BB: 0 P: 22	R: 0 E: 0 K: 1 S: 12	H: 1 LOB: 1 BB: 0 P: 18	R: 0 E: 0 K: 1 S: 7	H: 0 LOB: 0 BB: 0 P: 10	R: 1 E: 0 K: 0 S: 12	H: 2 LOB: 1 BB: 0 P: 21	R: 0 E: 0 K: 1 S: 14	H: 2 LOB: 3 BB: 1 P: 21	R: 0 E: 1 K: 1 S: 6	H: 0 LOB: 1 BB: 0 P: 11	1B: 2 2B: 3 3B: 0 HR: 2	SF: 0 SAC: 1 DP: 0 HBP: 0	WP: 0 PB: 0 SB: 1 CS: 0	PA: 37						
<b>PITCHER</b>	IP WLS BF H R ER SO BB IBB HBP BLK WP HR S P ERA WHIP											<b>PITCHER</b>	IP WLS BF H R ER SO BB IBB HBP BLK WP HR S P ERA WHIP															
Dennis Rasmussen, L ERA: 4.88 Lance McCullers, R ERA: 3.0	(1.1) (7.1)	6.2 2.1	WLS S	BF 26 11	H 5 2	R 3 0	ER 3 0	SO 4 2	BB 3 1	IBB 0 0	HBP 0 0	BLK 0 0	WP 0 0	HR 2 22	S 73 37	P 110 37	ERA 4.05 0.00	WHIP 0.900 0.857										





Batter	1	2	3	4	5	6	7	8	9	AB	R	H	RBI	BB	SO	LOB	TOP		
Marvell Wynne, L OBP: 0.387, SLG: 0.594 (1, 8)	F7		G3			F8		4-3		4	0	0	0	0	0	0			
Roberto Alomar, S OBP: 0.286, SLG: 0.359 (1, 4)	P6			F8		BB 1B		G3		4	0	1	0	0	0	0			
Tony Gwynn, L OBP: 0.349, SLG: 0.343 (1, 9)	4-3			BB		BB SAFE		F8		2	0	0	0	2	0	0			
Keith Moreland, R OBP: 0.330, SLG: 0.368 Shane Mack, R OBP: 0.307, SLG: 0.221 (9, PR)		2B		F7		F7		4-3 1B		4	0	2	0	0	0	3			
Carmelo Martinez, R OBP: 0.248, SLG: 0.299 (1, 3)		K		P5				4-3		4	0	0	0	0	1	3			
Chris Brown, R OBP: 0.304, SLG: 0.312 (1, 5)		K				F8		BB 1B		4	0	2	0	0	1	1			
Mark Parent, R OBP: 0.200, SLG: 0.184 Benito Santiago, R OBP: 0.259, SLG: 0.318 (9, PH)				F9		F9		K		2	0	0	0	1	0	1			
Garry Templeton, S OBP: 0.238, SLG: 0.250 John Kruk, L OBP: 0.388, SLG: 0.429 Dickie Thon, R OBP: 0.336, SLG: 0.283 (7, PH)			B5-3			F7		F8		2	0	0	0	0	0	0			
Eric Show, R OBP: 0.200, SLG: 0.172 Randy Ready, R OBP: 0.353, SLG: 0.407 Dave Leiper, L (7, 1)			6-3					K		2	0	0	0	0	1	0			
<b>Inning Stats</b>	R: 0 H: 0 E: 0 K: 0 S: 9	H: 0 LOB: 0 BB: 0 P: 16	R: 0 H: 1 E: 0 K: 2 S: 18	LOB: 1 BB: 0 P: 28	R: 0 H: 0 E: 0 K: 0 S: 8	H: 0 LOB: 0 BB: 0 P: 12	R: 0 H: 0 E: 0 K: 0 S: 5	H: 0 LOB: 1 BB: 1 P: 12	R: 0 H: 1 E: 0 K: 1 S: 10	LOB: 2 BB: 1 P: 17	R: 0 H: 1 E: 0 K: 1 S: 17	H: 1 LOB: 2 BB: 1 P: 27	R: 0 H: 0 E: 0 K: 0 S: 5	H: 2 LOB: 2 BB: 0 P: 20	1B: 4 2B: 1 3B: 0 HR: 0	SF: 0 SAC: 0 DP: 0 HBP: 0	WP: 0 PA: 35 PB: 0 SB: 0 CS: 0		
<b>PITCHER</b>	IP WLS BF H R ER SO BB IBB HBP BLK WP HR S P ERA WHIP																		
Tim Belcher, R ERA: 3.71 Jesse Orosco, L ERA: 2.92 Jay Howell, R ERA: 2.57	(1, 1) 6.1 W 25 3 0 0 3 3 0 0 0 0 0 0 68 114 0.00 0.947	(7, 1) 0.2 2 0 0 0 1 0 0 0 0 0 0 6 8 0.00 0.000	(8, 1) 2.0 S 8 2 0 0 2 0 0 0 0 0 0 20 28 0.00 1.000																

San Diego Padres @ Los Angeles Dodgers  
Dodger Stadium, Los Angeles, CA  
Sat Jun 18 1988, 3:33 AM PDT  
Att: 37,743 - Cloudy - 70 F

AB	32
R	0
H	5
RBI	0
BB	3
SO	6
LOB	16



Batter	1	2	3	4	5	6	7	8	9	AB	R	H	RBI	BB	SO	LOB	BOTTOM		
Steve Sax, R OBP: 0.343, SLG: 0.389 Mike Sharperson, R OBP: 0.438, SLG: 0.533 (6, 4)	5-3		E F6 1B			WP 4-3 1B		5-3		2	0	1	0	0	0	0			
Mike Davis, L OBP: 0.285, SLG: 0.239 (1, 9)	F7		F6			4-3		K		4	0	0	0	0	1	2			
Kirk Gibson, L OBP: 0.360, SLG: 0.530 (1, 7)	4-3		L6			S BB		HR		3	1	1	1	1	0	1			
John Shelby, S OBP: 0.378, SLG: 0.470 (1, 8)		HR 6-3 1B		K		F3		1B		4	1	2	0	0	1	2			
Franklin Stubbs, L OBP: 0.319, SLG: 0.322 (1, 3)		L9		G3		4-1		F7		3	0	0	0	1	0	2			
Mike Scioscia, L OBP: 0.354, SLG: 0.344 (1, 2)		6-3		F7		1-2		IBB		3	0	0	0	0	4				
Jeff Hamilton, R OBP: 0.218, SLG: 0.309 (1, 5)		HR 2H				K		K		3	1	1	2	0	2	0			
Dave Anderson, R OBP: 0.369, SLG: 0.340 (1, 6)		HR K		6-3		6-3		6-3		3	0	0	0	0	1	0			
Tim Belcher, R OBP: 0.087, SLG: 0.130 Jesse Orosco, R Mickey Hatcher, R OBP: 0.342, SLG: 0.380 Jay Howell, R (8, 1)			K		6-3			P5		2	0	0	0	0	1	0			
<b>Inning Stats</b>	R: 0 H: 0 E: 0 K: 0 S: 7	H: 2 LOB: 0 BB: 0 P: 11	R: 2 H: 2 E: 0 K: 1 S: 10	H: 2 LOB: 0 BB: 0 P: 15	R: 0 H: 1 E: 1 K: 1 S: 10	H: 1 LOB: 1 BB: 0 P: 17	R: 0 H: 0 E: 0 K: 1 S: 8	H: 0 LOB: 0 BB: 0 P: 12	R: 0 H: 0 E: 0 K: 1 S: 5	H: 0 LOB: 0 BB: 0 P: 9	R: 0 H: 1 E: 0 K: 0 S: 15	LOB: 3 BB: 2 P: 30	R: 0 H: 0 E: 0 K: 1 S: 6	H: 0 LOB: 0 BB: 0 P: 9	R: 1 H: 2 E: 0 K: 1 S: 11	H: 2 LOB: 1 BB: 0 P: 20	1B: 4 2B: 0 3B: 0 HR: 2	SF: 0 SAC: 0 DP: 0 HBP: 0	WP: 1 PA: 32 PB: 0 SB: 1 CS: 0
<b>PITCHER</b>	IP WLS BF H R ER SO BB IBB HBP BLK WP HR S P ERA WHIP																		
Eric Show, R ERA: 3.8 Dave Leiper, L ERA: 2.2	(1, 1) 6.0 L 24 4 2 2 4 1 0 0 0 0 0 1 55 94 3.00 0.833	(7, 1) 2.0 8 2 1 1 2 0 0 0 0 0 0 1 17 29 4.50 1.000																	

San Diego Padres @ Los Angeles Dodgers  
Dodger Stadium, Los Angeles, CA  
Sat Jun 18 1988, 3:33 AM PDT  
Att: 37,743 - Cloudy - 70 F

AB	30
R	3
H	6
RBI	3
BB	2
SO	6
LOB	11





Batter	1	2	3	4	5	6	7	8	9	AB	R	H	RBI	BB	SO	LOB	TOP					
Marvell Wynne, L OBP: 0.386, SLG: 0.588 Shane Mack, R OBP: 0.303, SLG: 0.218	0-0 G6-3 1B		2-0 4-3		0-1 F8			0-0 P3		3	0	1	0	0	0	0	TOP					
Roberto Alomar, S OBP: 0.287, SLG: 0.358 Randy Ready, R OBP: 0.351, SLG: 0.404	1-0 G6-3 1-2f			0-1 BB 2B 1B		0-2 L9		0-0 FC3-6 1B 1-2f		3	1	1	0	0	0	1	TOP					
Tony Gwynn, L OBP: 0.347, SLG: 0.341 Dave Leiper, L OBP: 0.341, SLG: 0.290	1-2 4-3			2-1 F7		2-1 4-3		1-1 1B 1-2		4	0	1	0	0	0	1	TOP					
John Kruk, L OBP: 0.390, SLG: 0.423		0-0 1-3		4-2 2B FC5-2 BB 1-2		4-2 BB		1-1 1-3		2	0	0	0	2	0	2	TOP					
Keith Moreland, R OBP: 0.332, SLG: 0.374 Carmelo Martinez, R OBP: 0.244, SLG: 0.264		2-1 5-3		1-2 FC5-2 BB 1-3 2-H		2-2 G1		0-1 5-3		2	0	1	1	0	0	0	TOP					
Benito Santiago, R OBP: 0.263, SLG: 0.321		0-0 E5		1-2 FC5-2 BB 2-3 3-H 1-0				1-1 WP S SF7 1B		4	1	2	0	0	0	2	TOP					
Tim Flannery, L OBP: 0.289, SLG: 0.205	1-0 1-3			1-2 F8			0-0 G1-6-3 1B 3-1 G1-6-3 1-2f		3-1 SF7 1-H	3	0	0	1	0	0	4	TOP					
Garry Templeton, S OBP: 0.232, SLG: 0.243			0-0 5-3		2-1 F7		1-3 K		1-3 K	4	0	0	0	0	2	0	TOP					
Jimmy Jones, R OBP: 0.103, SLG: 0.038 Greg Booker, R OBP: 0.341, SLG: 0.290 Dickie Thon, R OBP: 0.341, SLG: 0.290			1-3 K		0-2 F8			0-0 FC3-6 1B		2	0	0	0	0	1	0	TOP					
<b>Inning Stats</b>	R: 0 E: 0 K: 0 S: 5	H: 1 LOB: 0 BB: 0 P: 7	R: 0 E: 1 K: 0 S: 5	H: 0 LOB: 1 BB: 0 P: 8	R: 0 E: 0 K: 1 S: 5	H: 0 LOB: 0 BB: 0 P: 8	R: 1 E: 0 K: 0 S: 13	H: 2 LOB: 2 BB: 1 P: 22	R: 0 E: 0 K: 0 S: 7	H: 0 LOB: 0 BB: 0 P: 9	R: 0 E: 0 K: 1 S: 10	H: 0 LOB: 1 BB: 1 P: 18	R: 0 E: 0 K: 1 S: 6	H: 1 LOB: 0 BB: 0 P: 10	R: 0 E: 0 K: 0 S: 7	H: 2 LOB: 2 BB: 0 P: 9	R: 1 E: 0 K: 1 S: 12	H: 1 LOB: 0 BB: 0 P: 17	1B: 6 2B: 1 3B: 0 HR: 0	SF: 1 SAC: 0 DP: 2 HBP: 0	WP: 1 PB: 0 SB: 1 CS: 0	PA: 35
<b>PITCHER</b> Orel Hershiser, R ERA: 2.5	IP: 9.0 WLS: W BF: 35 H: 7 R: 2 ER: 2 SO: 3 BB: 2 IBB: 0 HBP: 0 BLK: 0 WP: 1 HR: 0 S: 70 P: 108 ERA: 2.00 WHIP: 1.000															<b>PITCHER</b>						

San Diego Padres @ Los Angeles Dodgers  
Dodger Stadium, Los Angeles, CA  
Sun Jun 19 1988, 3:33 AM PDT  
Overcast - 76 F

AB 32  
R 2  
H 7  
RBI 2  
BB 2  
SO 3  
LOB 13



Batter	1	2	3	4	5	6	7	8	9	AB	R	H	RBI	BB	SO	LOB	BOTTOM			
Steve Sax, R OBP: 0.346, SLG: 0.392 Mike Sharperson, R OBP: 0.444, SLG: 0.529	0-1 S 3B 1B	0-0 BB 1B		0-0 6-3	2-2 6-3		0-0 1B			3	1	2	0	0	0	1	BOTTOM			
Franklin Stubbs, L OBP: 0.312, SLG: 0.359	0-3 K	2-1 F8		2-0 2-H HR		3-1 F8		0-0 G3		5	1	1	2	0	1	3	BOTTOM			
Kirk Gibson, L OBP: 0.367, SLG: 0.545 Danny Heep, L OBP: 0.410, SLG: 0.333	4-1 SAFE 3B 1B	4-0 SAFE BB		0-0 HR		2-2 HR 1B		2-0 6-3		1	2	1	1	2	0	0	BOTTOM			
Mike Marshall, R OBP: 0.300, SLG: 0.410 Mike Davis, L OBP: 0.298, SLG: 0.258	0-0 1-H 2-H 1B 3B	0-0 6-3		2-0 F7		0-1 HR 1B		1-1 F7		3	1	1	2	0	0	2	BOTTOM			
John Shelby, S OBP: 0.378, SLG: 0.465	4-2 1B S SF9 BB		1-0 4-3		0-0 2B 1B		3-3 K		0-0 5-3		4	2	1	0	1	1	BOTTOM			
Jeff Hamilton, R OBP: 0.229, SLG: 0.317	2-2 SAFE SAFE 1B		0-0 1-3		2-1 2B 1B 1B		0-0 L1			4	1	2	1	0	0	0	BOTTOM			
Rick Dempsey, R OBP: 0.333, SLG: 0.527	1-3 3-H SF9		2-1 6-3		2-1 1B 2B		3-2 HR			3	1	2	3	0	0	0	BOTTOM			
Dave Anderson, R OBP: 0.374, SLG: 0.347	1-3 K			0-0 SH3-4 HR 1B		2-2 B3-6-4 1B		2-3 K		4	1	2	1	0	2	1	BOTTOM			
Orel Hershiser, R OBP: 0.111, SLG: 0.167		0-2 P3		0-0 SH3-4 1-2		0-0 B3-6-4 1-2f		2-1 6-3		3	0	0	0	0	0	2	BOTTOM			
<b>Inning Stats</b>	R: 4 E: 0 K: 2 S: 18	H: 3 LOB: 1 BB: 2 P: 31	R: 0 E: 0 K: 0 S: 9	H: 1 LOB: 2 BB: 1 P: 14	R: 0 E: 0 K: 0 S: 4	H: 0 LOB: 0 BB: 0 P: 7	R: 3 E: 0 K: 0 S: 6	H: 3 LOB: 0 BB: 0 P: 10	R: 2 E: 0 K: 0 S: 14	H: 4 LOB: 1 BB: 0 P: 22	R: 2 E: 0 K: 1 S: 11	H: 2 LOB: 0 BB: 0 P: 19	R: 1 E: 0 K: 1 S: 10	H: 2 LOB: 1 BB: 0 P: 17	R: 0 E: 0 K: 0 S: 4	H: 0 LOB: 0 BB: 0 P: 7	1B: 9 2B: 1 3B: 1 HR: 4	SF: 1 SAC: 1 DP: 1 HBP: 0	WP: 0 PB: 0 SB: 2 CS: 0	PA: 41
<b>PITCHER</b> Jimmy Jones, R ERA: 4.12 Greg Booker, R ERA: 4.33 Dave Leiper, L ERA: 2.08	IP: 4.0 WLS: L BF: 26 H: 11 R: 9 ER: 9 SO: 2 BB: 3 IBB: 0 HBP: 0 BLK: 0 WP: 0 HR: 2 S: 45 P: 76 ERA: 20.25 WHIP: 3.500															<b>PITCHER</b>				

San Diego Padres @ Los Angeles Dodgers  
Dodger Stadium, Los Angeles, CA  
Sun Jun 19 1988, 3:33 AM PDT  
Overcast - 76 F

AB 36  
R 12  
H 15  
RBI 12  
BB 3  
SO 4  
LOB 10





Batter	1	2	3	4	5	6	7	8	9	10	11	AB	R	H	RBI	BB	SO	LOB	TOP						
Marvell Wynne, L OBP: 0.384, SLG: 0.577	F9	1B		1-1 SAFE		6-3		G3		6-3		6	0	2	0	0	0	2							
Roberto Alomar, S OBP: 0.288, SLG: 0.355	G3	1B		1-2 2-3		G1-2-3		6-3		K		5	1	1	1	1	1	5							
Tony Gwynn, L OBP: 0.351, SLG: 0.346	G3	FC4-6		3-H				4-3				6	0	3	0	0	0	3							
Keith Moreland, R OBP: 0.332, SLG: 0.378	2B			1-1		F8		1-3		G6-3		6	0	2	1	0	0	3							
John Kruk, L OBP: 0.393, SLG: 0.429	K			0-3		L5		F8				5	1	2	0	1	1	2							
Randy Ready, R OBP: 0.383, SLG: 0.429		HR		0-1		5-3		WP				3	1	2	2	2	0	0							
Mark Davis, L OBP: 0.400, SLG: 1.000								BB		FC6-4		1	0	0	0	0	0	2							
Dickie Thon, R OBP: 0.341, SLG: 0.291				2-1		FC6-5		1B				3	0	1	0	0	1	2							
Carmelo Martinez, R OBP: 0.245, SLG: 0.292								P4				1	0	0	0	0	0	3							
Gary Templeton, S OBP: 0.231, SLG: 0.241								K		FC6-4		1	0	0	0	0	0	1							
Mark Parent, R OBP: 0.227, SLG: 0.214				2-2		4-3						4	0	2	0	0	0	1							
Benito Santiago, R OBP: 0.262, SLG: 0.320				1-2				1B		G3		1	0	0	0	0	0	0							
Mark Grant, R OBP: 0.283, SLG: 0.200				0-0		FC6-5		1B		SH3-4		2	1	0	0	0	1	1							
Tim Flannery, L OBP: 0.283, SLG: 0.200				0-0		SH		1B		K		1	0	0	0	0	1	0							
<b>Inning Stats</b>	R: 1 E: 0 K: 1 S: 8	H: 1 LOB: 1 BB: 1 P: 14	R: 2 E: 0 K: 0 S: 16	H: 4 LOB: 2 BB: 0 P: 20	R: 0 E: 0 K: 0 S: 6	H: 0 LOB: 0 BB: 0 P: 11	R: 0 E: 0 K: 0 S: 8	H: 2 LOB: 2 BB: 0 P: 10	R: 0 E: 0 K: 1 S: 7	H: 0 LOB: 0 BB: 0 P: 10	R: 0 E: 0 K: 0 S: 16	H: 2 LOB: 3 BB: 1 P: 28	R: 0 E: 0 K: 1 S: 6	H: 1 LOB: 2 BB: 0 P: 10	R: 1 E: 0 K: 0 S: 9	H: 3 LOB: 1 BB: 0 P: 13	R: 0 E: 0 K: 1 S: 6	H: 0 LOB: 0 BB: 0 P: 7	R: 0 E: 0 K: 0 S: 9	H: 1 LOB: 2 BB: 1 P: 13	1B: 12 2B: 2 3B: 0 HR: 1	SF: 0 SAC: 2 DP: 2 HBP: 0	WP: 1 PB: 0 SB: 1 CS: 0	PA: 51	
<b>PITCHER</b>	IP 7.1	WLS 1.2	BF 36	H 11	R 3	ER 3	SO 3	BB 0	IBB 0	HBP 0	BLK 0	WP 0	HR 0	S 13	P 121	ERA 3.68	WHIP 1.909								
Fernando Valenzuela, L ERA: 3.62																									
Jesse Orosco, L ERA: 3.08																									
Tim Crews, R ERA: 2.86																									

San Diego Padres @ Los Angeles Dodgers  
Dodger Stadium, Los Angeles, CA  
Sun Jun 19 1988, 3:38 AM PDT  
Att: 37,045 - Cloudy - 77 F

AB 45  
R 4  
H 15  
RBI 4  
BB 4  
SO 5  
LOB 25



Batter	1	2	3	4	5	6	7	8	9	10	11	AB	R	H	RBI	BB	SO	LOB	BOTTOM						
Steve Sax, R OBP: 0.343, SLG: 0.385	K	5-3		G4-3		B2				F9		5	0	0	0	1	1	2							
Franklin Stubbs, L OBP: 0.313, SLG: 0.348	L4									G3		5	1	1	0	1	2	2							
Kirk Gibson, L OBP: 0.370, SLG: 0.540	FC6-4			2B				F7		4-3		4	1	1	1	2	1	1							
Mike Marshall, R OBP: 0.310, SLG: 0.423	FC6-4			1B								4	1	3	1	1	0	1							
John Shelby, S OBP: 0.374, SLG: 0.454												4	0	0	0	1	0	5							
Mike Scioscia, L OBP: 0.348, SLG: 0.337												4	0	0	1	0	1	2							
Mickey Hatcher, R OBP: 0.338, SLG: 0.375												1	0	0	0	0	0	2							
Rick Dempsey, R OBP: 0.333, SLG: 0.527												0	0	0	0	0	0	0							
Jeff Hamilton, R OBP: 0.236, SLG: 0.343												4	1	1	1	1	1	3							
Mike Sharperson, R OBP: 0.455, SLG: 0.524												4	0	2	1	0	1	0							
Dave Anderson, R OBP: 0.379, SLG: 0.347												0	1	0	0	1	0	0							
Fernando Valenzuela, L OBP: 0.226, SLG: 0.290												3	0	1	0	0	0	2							
Jesse Orosco, R OBP: 0.405, SLG: 0.328												1	0	0	0	0	0	0							
Danny Heep, L OBP: 0.405, SLG: 0.328												0	0	0	0	0	0	0							
Tim Crews, R OBP: 0.111, SLG: 0.167												0	0	0	0	0	0	0							
Orel Hershiser, R OBP: 0.111, SLG: 0.167												0	0	0	0	0	0	0							
<b>Inning Stats</b>	R: 0 E: 0 K: 1 S: 6	H: 0 LOB: 1 BB: 1 P: 14	R: 1 E: 0 K: 1 S: 11	H: 3 LOB: 2 BB: 0 P: 19	R: 3 E: 0 K: 0 S: 14	H: 3 LOB: 2 BB: 2 P: 28	R: 0 E: 0 K: 2 S: 9	H: 0 LOB: 0 BB: 0 P: 14	R: 0 E: 0 K: 0 S: 7	H: 1 LOB: 1 BB: 0 P: 9	R: 0 E: 0 K: 0 S: 5	H: 0 LOB: 0 BB: 0 P: 9	R: 0 E: 0 K: 2 S: 10	H: 0 LOB: 0 BB: 0 P: 16	R: 0 E: 0 K: 0 S: 6	H: 0 LOB: 0 BB: 0 P: 9	R: 0 E: 0 K: 0 S: 9	H: 1 LOB: 2 BB: 1 P: 15	R: 1 E: 0 K: 1 S: 9	H: 1 LOB: 2 BB: 2 P: 21	1B: 5 2B: 3 3B: 0 HR: 1	SF: 0 SAC: 1 DP: 1 HBP: 0	WP: 0 PB: 0 SB: 1 CS: 0	PA: 48	
<b>PITCHER</b>	IP 8.0	WLS 2.2	BF 35	H 7	R 4	ER 4	SO 6	BB 5	IBB 0	HBP 0	BLK 0	WP 0	HR 1	S 70	P 130	ERA 4.50	WHIP 1.125								
Mark Grant, R ERA: 4.35																									
Mark Davis, L ERA: 2.35																									

San Diego Padres @ Los Angeles Dodgers  
Dodger Stadium, Los Angeles, CA  
Sun Jun 19 1988, 3:38 AM PDT  
Att: 37,045 - Cloudy - 77 F

AB 39  
R 5  
H 9  
RBI 5  
BB 8  
SO 7  
LOB 20





Batter	1	2	3	4	5	6	7	8	9	AB	R	H	RBI	BB	SO	LOB	TOP										
Marvell Wynne, L (1, 8) OBP: 0.380, SLG: 0.568	0-2 4-3		1-2 PB BLK 2H 1B			0-2 F8			1-1 G4-3	4	0	1	1	0	0	0	<b>San Diego Padres @ San Francisco Giants</b> Candlestick Park, San Francisco, CA Mon Jun 20 1988, 10:05 PM EDT Att: 11,440 - Unknown - 50 F <a href="http://livebaseballscorecards.com">livebaseballscorecards.com</a>										
Roberto Alomar, S (1, 4) OBP: 0.283, SLG: 0.348	3-2 G3		2-2 L3			2-2 G3-1			0-1 G6-3	4	0	0	0	0	0	1											
Tony Gwynn, L (1, 9) OBP: 0.344, SLG: 0.339	1-2 G3		0-2 G4-3			2-1 F7			3-1 G3	4	0	0	0	0	0	1											
John Kruk, L (1, 3) OBP: 0.388, SLG: 0.421		3-3 K			0-0 G6-3				2-3 K	3	0	0	0	0	2	0											
Keith Moreland, R (1, 7) OBP: 0.328, SLG: 0.373	0-1 G3				0-1 G1-3				1-2 G6-3	3	0	0	0	0	0	0											
Shane Mack, R (9, 7) OBP: 0.303, SLG: 0.218										0	0	0	0	0	0	0											
Randy Ready, R (1, 5) OBP: 0.357, SLG: 0.420	1-0 6-3				3-2 G6-3				0-1 F9	3	0	0	0	0	0	0											
Benito Santiago, R (1, 2) OBP: 0.283, SLG: 0.320			1-1 1B G5-3 1B			0-2 G5-3			0-3 K	3	1	1	0	0	1	0											
Garry Templeton, S (1, 6) OBP: 0.233, SLG: 0.243			1-2 1B G5-3 1B			2-3 K			0-0 F7	3	1	1	0	0	1	0											
Andy Hawkins, R (1, 1) OBP: 0.148, SLG: 0.148			0-1 G5-3			2-3 K			0-3 K	3	0	0	1	0	2	1											
Mark Davis, L (8, 1) OBP: 0.400, SLG: 1.000			1-2 3H							0	0	0	0	0	0	0											
<b>Inning Stats</b>	R: 0 H: 0 E: 0 K: 0 S: 13	H: 0 LOB: 0 BB: 0 P: 17	R: 0 H: 0 E: 0 K: 1 S: 6	H: 0 LOB: 0 BB: 0 P: 10	R: 2 H: 3 E: 0 K: 0 S: 18	H: 3 LOB: 1 BB: 0 P: 23	R: 0 H: 0 E: 0 K: 0 S: 6	H: 0 LOB: 0 BB: 0 P: 9	R: 0 H: 0 E: 0 K: 2 S: 9	H: 0 LOB: 0 BB: 0 P: 13	R: 0 H: 0 E: 0 K: 1 S: 10	H: 0 LOB: 0 BB: 0 P: 14	R: 0 H: 0 E: 0 K: 2 S: 8	H: 0 LOB: 0 BB: 0 P: 11	R: 0 H: 0 E: 0 K: 2 S: 7	H: 0 LOB: 0 BB: 0 P: 7	R: 0 H: 0 E: 0 K: 0 S: 6	H: 0 LOB: 0 BB: 0 P: 10	1B: 3 2B: 0 3B: 0 HR: 0	SF: 0 SAC: 0 DP: 0 HBP: 0	WP: 0 PB: 1 SB: 0 CS: 0	PA: 30					
<b>PITCHER</b>	IP	WLS	BF	H	R	ER	SO	BB	IBB	HBP	BLK	WP	HR	S	P	ERA	WHIP										
Michael LaCoss, R (1, 1) ERA: 3.28	8.0	L	27	3	2	2	6	0	0	0	1	0	0	77	104	2.25	0.375										
Craig Lefferts, L (9, 1) ERA: 2.72	1.0	S	3	0	0	0	0	0	0	0	0	0	0	6	10	0.00	0.000										

Batter	1	2	3	4	5	6	7	8	9	AB	R	H	RBI	BB	SO	LOB	BOTTOM										
Brett Butler, L (1, 8) OBP: 0.373, SLG: 0.375	2-0 E 1B 1B		4-2 1B BB			0-2 G4-3			4-1 E BB	2	0	1	0	3	0	0	<b>San Diego Padres @ San Francisco Giants</b> Candlestick Park, San Francisco, CA Mon Jun 20 1988, 10:05 PM EDT Att: 11,440 - Unknown - 50 F <a href="http://livebaseballscorecards.com">livebaseballscorecards.com</a>										
Ernest Riles, L (1, 5) OBP: 0.297, SLG: 0.351	0-3 K		2-2 L4-3 1B			2-2 L8			1-1 E8 1B	5	0	2	0	0	2	4											
Will Clark, L (1, 3) OBP: 0.372, SLG: 0.540	2-1 E9 1B		1-0 L4-3 1B			1-1 G4-3			1-3 K	4	0	1	0	0	1	4											
Candy Maldonado, R (1, 9) OBP: 0.303, SLG: 0.381	0-3 K				2-0 1B				1-3 K	4	0	1	0	0	2	4											
Mike Aldrete, L (1, 7) OBP: 0.349, SLG: 0.355	3-1 P6				1-3 K				0-0 F7	3	0	0	0	0	1	3											
Joel Youngblood, R (9, PH) OBP: 0.397, SLG: 0.392									3-2 SH5-4 1B 1B	1	1	1	0	0	0	0											
Bob Brenly, R (1, 2) OBP: 0.243, SLG: 0.316		1-2 F8				0-0 F8			4-1 1B SH5-4 BB	3	0	1	0	1	0	1											
Robby Thompson, R (9, FR) OBP: 0.377, SLG: 0.410									1-2 1B SH5-4 BB	0	0	0	0	0	0	0											
Chris Speier, R (1, 4) OBP: 0.299, SLG: 0.294		0-1 F9			3-3 K				3-1 SH5-4	3	0	0	0	0	1	2											
Jose Uribe, S (1, 6) OBP: 0.287, SLG: 0.298		0-1 G3				0-0 P9			1-1 BB 1B	4	0	1	1	0	0	1											
Michael LaCoss, R (1, 1) OBP: 0.310, SLG: 0.296						0-2 F8			1-3 K	2	0	0	0	0	0	0											
Francisco Melendez, L (8, PH)										1	0	0	0	0	0	0											
Craig Lefferts, L (9, 1) OBP: 0.310, SLG: 0.421										0	0	0	0	0	0	0											
Kevin Mitchell, R (9, PH)										1	0	0	0	0	1	3											
<b>Inning Stats</b>	R: 0 H: 2 E: 1 K: 2 S: 12	H: 0 LOB: 2 BB: 0 P: 18	R: 0 H: 0 E: 0 K: 0 S: 7	H: 0 LOB: 0 BB: 0 P: 8	R: 0 H: 1 E: 0 K: 0 S: 11	H: 1 LOB: 1 BB: 0 P: 18	R: 0 H: 1 E: 0 K: 2 S: 10	H: 1 LOB: 0 BB: 0 P: 16	R: 0 H: 0 E: 0 K: 0 S: 7	H: 0 LOB: 0 BB: 0 P: 10	R: 0 H: 0 E: 0 K: 0 S: 6	H: 0 LOB: 0 BB: 0 P: 10	R: 0 H: 1 E: 0 K: 0 S: 9	H: 1 LOB: 1 BB: 0 P: 12	R: 0 H: 1 E: 1 K: 2 S: 11	H: 1 LOB: 2 BB: 1 P: 19	R: 1 H: 2 E: 0 K: 2 S: 17	H: 2 LOB: 3 BB: 2 P: 34	1B: 8 2B: 1 3B: 0 HR: 0	SF: 0 SAC: 1 DP: 1 HBP: 0	WP: 0 PB: 0 SB: 0 CS: 0	PA: 38					
<b>PITCHER</b>	IP	WLS	BF	H	R	ER	SO	BB	IBB	HBP	BLK	WP	HR	S	P	ERA	WHIP										
Andy Hawkins, R (1, 1) ERA: 3.47	7.1	W	29	6	0	0	4	2	0	0	0	0	0	66	101	0.00	1.091										
Mark Davis, L (8, 1) ERA: 2.45	1.2	S	9	2	1	1	4	2	0	0	0	0	0	24	44	5.40	2.400										











Batter	1	2	3	4	5	6	7	8	9	AB R H RBI BB SO LOB	TOP								
<b>Dickie Thon, R</b> OBP: 0.343, SLG: 0.296	3-1 E9 1B	2-3 K		1-2 F9			0-0 1B		1-1 E S 1B	5 1 2 0 0 1 2	<b>San Diego Padres @ San Francisco Giants</b> Candlestick Park, San Francisco, CA Wed Jun 22 1988, 6:33 AM EDT Att: 18,825 - Sunny - 75 F  <b>livebaseballscorecards.com</b>								
<b>Roberto Alomar, S</b> OBP: 0.280, SLG: 0.339	0-0 4-3	0-3 K			0-0 4-3		1-1 G3		1-2 E1	5 0 0 0 0 1 4									
<b>Tony Gwynn, L</b> OBP: 0.338, SLG: 0.337	3-1 CS 1B		2-1 G3		2-2 4-3			0-1 1-3	0-0 4-3	5 0 1 1 0 0 2									
<b>Keith Moreland, R</b> OBP: 0.328, SLG: 0.377	2-3 K		1-1 F9		0-0 5-3			0-2 F8		4 0 0 0 0 1 1									
<b>Marvell Wynne, L</b> OBP: 0.375, SLG: 0.553	1-2 K									0 0 0 0 0 0 0									
<b>Carmelo Martinez, R</b> OBP: 0.250, SLG: 0.323		2-1 1B 2B	0-0 HR			2-3 K		0-0 5-3		4 2 2 1 0 1 0									
<b>Randy Ready, R</b> OBP: 0.383, SLG: 0.427		0-0 2B 1B	0-0 6-3			0-1 G5-4-3 1B			3-2 WP SF9 2B	4 2 3 0 0 0 0									
<b>Benito Santiago, R</b> OBP: 0.283, SLG: 0.322		0-0 1B 2B		1-0 G4-3 1B		0-0 G5-4-3 1B			1-3 K	4 1 2 1 0 1 2									
<b>Shane Mack, R</b> OBP: 0.301, SLG: 0.222		0-1 WP SH3-4 1B		1-0 G4-3 1B			3-3 K		1-2 SF9	3 0 1 3 0 1 1									
<b>Ed Whitson, R</b> OBP: 0.182, SLG: 0.308		0-0 SH3-4		0-0 1B			1-3 K		3-4 1B E BB	1 0 1 0 0 0 0									
<b>Tim Lincecum, L</b> OBP: 0.227, SLG: 0.195										1 0 0 0 0 1 0									
<b>Dave Leiper, L</b> OBP: 0.296, SLG: 0.312										0 0 0 0 0 0 0									
<b>Chris Brown, R</b> OBP: 0.296, SLG: 0.312										0 1 0 0 0 1 0									
<b>Lance McCullers, S</b> OBP: 0.296, SLG: 0.312										0 0 0 0 0 0 0									
<b>Mark Davis, L</b> OBP: 0.296, SLG: 0.312										0 0 0 0 0 0 0									
<b>Inning Stats</b>	R: 1 E: 1 K: 1 S: 12	H: 1 LOB: 0 BB: 0 P: 18	R: 3 E: 0 K: 2 S: 15	H: 4 LOB: 1 BB: 0 P: 18	R: 1 E: 0 K: 0 S: 6	H: 1 LOB: 1 BB: 0 P: 9	R: 0 E: 0 K: 0 S: 6	H: 2 LOB: 1 BB: 0 P: 9	R: 0 E: 0 K: 1 S: 6	H: 1 LOB: 0 BB: 0 P: 8	R: 0 E: 0 K: 2 S: 10	H: 1 LOB: 1 BB: 0 P: 14	R: 0 E: 0 K: 0 S: 6	H: 0 LOB: 0 BB: 0 P: 6	R: 2 E: 1 K: 1 S: 19	H: 2 LOB: 2 BB: 1 P: 30	1B: 9 2B: 2 3B: 0 HR: 1	SF: 1 SAC: 1 DP: 2 HBP: 0	WP: 2 PA: 39 PB: 0 SB: 1 CS: 1
<b>PITCHER</b>	IP WLS BF H R ER SO BB IBB HBP BLK WP HR S P ERA WHIP											IP WLS BF H R ER SO BB IBB HBP BLK WP HR S P ERA WHIP							
<b>Atee Hammaker, L</b> ERA: 4.17	3.0 15 6 5 4 3 0 0 0 0 1 1 33 45 12.00 2.000																		
<b>Randy Bockus, R</b> ERA: 3.38	4.0 14 4 0 0 3 0 0 0 0 0 0 28 39 0.00 1.000																		
<b>Don Robinson, R</b> ERA: 2.76	1.2 9 2 2 1 1 1 0 0 0 1 0 24 35 5.40 1.800																		
<b>Craig Lefferts, L</b> ERA: 2.7	0.1 W 1 0 0 0 0 0 0 0 0 0 0 1 1 0.00 0.000																		

Batter	1	2	3	4	5	6	7	8	9	AB R H RBI BB SO LOB	BOTTOM								
<b>Brett Butler, L</b> OBP: 0.374, SLG: 0.376	1-2 S 1B		2-0 P6		0-0 1B HR		1-2 4-3		0-0 BB 2B 1B	5 3 3 1 0 0 1	<b>San Diego Padres @ San Francisco Giants</b> Candlestick Park, San Francisco, CA Wed Jun 22 1988, 6:33 AM EDT Att: 18,825 - Sunny - 75 F  <b>livebaseballscorecards.com</b>								
<b>Ernest Riles, L</b> OBP: 0.294, SLG: 0.346	3-3 K		2-1 F7		2-2 HR 1B		1-0 6-3		4-0 2B BB	3 1 1 0 0 1 2									
<b>Chris Speier, R</b> OBP: 0.294, SLG: 0.281	1-2 K				1-2 HR 1B				1-2 2B BB	1 1 0 0 1 0 0									
<b>Will Clark, L</b> OBP: 0.377, SLG: 0.569	2-2 G6-4-3 1B		2-2 2B		0-2 HR			1-1 L6	3-2 2B	5 1 4 7 0 0 0									
<b>Candy Maldonado, R</b> OBP: 0.294, SLG: 0.368	0-0 G6-4-3 1B		1-1 F9		2-1 5-3			1-3 K		4 0 0 0 0 1 3									
<b>Mike Aldrete, L</b> OBP: 0.350, SLG: 0.384		0-1 6-3		1-1 F7		0-1 3-1		2-2 L1		4 0 0 0 0 0 0									
<b>Kevin Mitchell, R</b> OBP: 0.315, SLG: 0.425		0-0 G3 2B		0-1 5-3 1B		0-0 F8			3-1 P3	4 0 2 0 0 0 0									
<b>Bob Brenly, R</b> OBP: 0.243, SLG: 0.298		1-0 G3		0-2 5-3		3-1 F7			4-1 1B BB	3 1 0 0 1 0 2									
<b>Jose Uribe, S</b> OBP: 0.286, SLG: 0.296		2-2 F2		1-0 G3		1-0 1-3			1-1 BB 1B 2B 1B	4 1 1 0 0 0 2									
<b>Atee Hammaker, S</b> OBP: 0.143, SLG: 0.143			0-1 2B		2-3 K		1-1 6-3		1-3 K	0 0 0 0 0 0 0									
<b>Francisco Melendez, L</b> OBP: 0.126, SLG: 0.125										1 0 0 0 0 0 0									
<b>Randy Bockus, L</b> OBP: 0.126, SLG: 0.125										1 0 0 0 0 1 0									
<b>Joel Youngblood, R</b> OBP: 0.126, SLG: 0.125										1 0 0 0 0 0 0									
<b>Don Robinson, R</b> OBP: 0.126, SLG: 0.125										0 0 0 0 0 0 0									
<b>Don Robinson, R</b> OBP: 0.126, SLG: 0.125										0 0 0 0 0 0 0									
<b>Craig Lefferts, L</b> OBP: 0.126, SLG: 0.125										1 0 0 0 0 0 1									
<b>Harry Spilman, L</b> OBP: 0.126, SLG: 0.125										1 0 0 0 0 0 1									
<b>Inning Stats</b>	R: 1 E: 0 K: 1 S: 13	H: 2 LOB: 0 BB: 0 P: 19	R: 0 E: 0 K: 0 S: 10	H: 1 LOB: 1 BB: 0 P: 13	R: 0 E: 0 K: 0 S: 8	H: 2 LOB: 2 BB: 0 P: 10	R: 3 E: 0 K: 1 S: 17	H: 3 LOB: 0 BB: 0 P: 23	R: 0 E: 0 K: 0 S: 4	H: 0 LOB: 0 BB: 0 P: 8	R: 0 E: 0 K: 0 S: 6	H: 0 LOB: 0 BB: 0 P: 9	R: 0 E: 0 K: 1 S: 8	H: 0 LOB: 0 BB: 0 P: 12	R: 4 E: 0 K: 1 S: 12	H: 3 LOB: 1 BB: 2 P: 28	1B: 8 2B: 3 3B: 0 HR: 1	SF: 0 SAC: 0 DP: 1 HBP: 0	WP: 0 PA: 39 PB: 0 SB: 1 CS: 0
<b>PITCHER</b>	IP WLS BF H R ER SO BB IBB HBP BLK WP HR S P ERA WHIP											IP WLS BF H R ER SO BB IBB HBP BLK WP HR S P ERA WHIP							
<b>Ed Whitson, R</b> ERA: 4.95	6.0 26 9 4 4 2 0 0 0 0 0 0 63 91 6.00 1.500																		
<b>Dave Leiper, L</b> ERA: 1.98	2.0 6 0 0 0 1 0 0 0 0 0 0 14 21 0.00 0.000																		
<b>Lance McCullers, R</b> ERA: 3.38	0.1 3 1 2 2 0 1 0 0 0 0 0 5 13 54.00 6.000																		
<b>Mark Davis, L</b> ERA: 2.81	0.1 L 4 2 2 2 1 1 0 0 0 0 0 7 15 54.00 9.000																		





Batter	1	2	3	4	5	6	7	8	9	AB	R	H	RBI	BB	SO	LOB	TOP										
<b>Marvell Wynne, L</b> OBP: 0.364, SLG: 0.535 (1, 8)	1-3 K	2-3 K		2-3 K			2-1 G3		3-3 K	5	0	0	0	0	4	2	<b>San Diego Padres @ Atlanta Braves</b> Atlanta-Fulton County Stadium, Atlanta, GA Fri Jun 24 1988, 7:05 PM EDT Alt. 9, 137 - Unknown - 85 F  <b>AB 34</b> <b>R 3</b> <b>H 8</b> <b>RBI 3</b> <b>BB 4</b> <b>SO 8</b> <b>LOB 16</b> 										
<b>Roberto Alomar, S</b> OBP: 0.276, SLG: 0.333 (1, 4)	2-3 K		3-2 6-3		1-1 4-3		4-0 FC4-6 BB		0-1 F8	4	0	0	0	1	1	0											
<b>Tony Gwynn, L</b> OBP: 0.335, SLG: 0.330 (1, 9)	4-2 BB		1-2 4-3		0-0 F7		2-2 FC4-6 1B 1-2		0-2 G3	4	0	0	0	1	0	1											
<b>John Kruk, L</b> OBP: 0.399, SLG: 0.433 (1, 3)	2-3 K		4-0 FC6-4 BB		2-1 1B		0-0 1B		1-3 1B	3	0	2	0	1	1	1											
<b>Keith Moreland, R</b> OBP: 0.327, SLG: 0.375 (1, 7)		2-0 1B BLK	1 SAFE FC6-4 BB		1-2 F9		2-1 F3			4	1	1	0	0	0	4											
<b>Randy Ready, R</b> OBP: 0.386, SLG: 0.435 (1, 5)	1-3 K			1-1 1B 2B		0-2 F8		1-2 SH5-3 1B		4	1	2	0	0	1	1											
<b>Benito Santiago, R</b> OBP: 0.263, SLG: 0.319 (1, 2)		1-0 F8		2-1 F9		4-2 BB		0-0 SH5-3		2	0	0	0	1	0	2											
<b>Garry Templeton, S</b> OBP: 0.240, SLG: 0.263 (1, 6)		0-0 2B 1B		1-2 4-3		1 SAFE F9		0-1 L9		4	1	1	1	0	0	3											
<b>Eric Show, R</b> OBP: 0.250, SLG: 0.258 (1, 1)		0-0 2B 1B		1-1 1B		1 SAFE K		2-2 5-3		2	0	2	2	0	0	0											
<b>Tim Flannery, L</b> OBP: 0.271, SLG: 0.190 (6, PH)										1	0	0	0	0	1	1											
<b>Mark Grant, R</b> OBP: 0.248, SLG: 0.320 (8, PH)										0	0	0	0	0	0	0											
<b>Lance McCullers, S</b> OBP: 0.248, SLG: 0.320 (8, PH)										1	0	0	0	0	0	1											
<b>Lance McCullers, S</b> OBP: 0.248, SLG: 0.320 (8, PH)										0	0	0	0	0	0	0											
<b>Inning Stats</b>	R: 0 E: 0 K: 3 S: 12	H: 0 LOB: 1 BB: 1 P: 21	R: 2 E: 0 K: 2 S: 10	H: 3 LOB: 1 BB: 0 P: 16	R: 0 E: 0 K: 0 S: 8	H: 0 LOB: 1 BB: 1 P: 18	R: 1 E: 0 K: 1 S: 14	H: 2 LOB: 1 BB: 0 P: 21	R: 0 E: 0 K: 0 S: 8	H: 0 LOB: 1 BB: 1 P: 17	R: 0 E: 0 K: 0 S: 10	H: 1 LOB: 2 BB: 1 P: 20	R: 0 E: 0 K: 0 S: 11	H: 1 LOB: 1 BB: 0 P: 14	R: 0 E: 0 K: 1 S: 9	H: 0 LOB: 0 BB: 0 P: 12	1B: 6 2B: 2 3B: 0 HR: 0	SF: 0 SAC: 1 DP: 0 HBP: 0	WP: 0 PB: 0 SB: 0 CS: 0	PA: 39							
<b>PITCHER</b>	IP	WLS	BF	H	R	ER	SO	BB	IBB	HBP	BLK	WP	HR	S	P	ERA	WHIP										
<b>Pete Smith, R</b> ERA: 5.63 (1, 1)	6.0	W	27	6	3	3	7	3	0	0	1	0	0	63	105	4.50	1.500										
<b>Paul Assenmacher, L</b> ERA: 3.86 (7, 1)	0.2		4	1	0	0	0	1	0	0	0	0	0	8	16	0.00	3.000										
<b>José Álvarez, R</b> ERA: 2.81 (7, 1)	0.1		1	0	0	0	0	0	0	0	0	0	0	2	4	0.00	0.000										
<b>Bruce Sutter, R</b> ERA: 2.87 (8, 1)	2.0	S	7	1	0	0	1	0	0	0	0	0	0	20	26	0.00	0.500										

Batter	1	2	3	4	5	6	7	8	9	AB	R	H	RBI	BB	SO	LOB	BOTTOM										
<b>Albert Hall, S</b> OBP: 0.316, SLG: 0.301 (1, 8)	0-3 K	1-1 4-3		0-0 4-3			1-2 K		3-3 K	4	0	0	0	0	2	2	<b>San Diego Padres @ Atlanta Braves</b> Atlanta-Fulton County Stadium, Atlanta, GA Fri Jun 24 1988, 7:05 PM EDT Alt. 9, 137 - Unknown - 85 F  <b>AB 30</b> <b>R 4</b> <b>H 6</b> <b>RBI 3</b> <b>BB 3</b> <b>SO 4</b> <b>LOB 10</b> 										
<b>Ken Oberkfell, L</b> OBP: 0.317, SLG: 0.341 (1, 5)	1-2 2B	2-2 F2		1-2 4-3			0-0 4-3		0-0 4-3	4	1	1	0	0	0	0											
<b>Dion James, L</b> OBP: 0.380, SLG: 0.368 (1, 7)	4-1 2B E BB		0-0 F7		1-0 4-3		3-2 F8		3-2 F8	3	1	0	0	1	0	0											
<b>Dale Murphy, R</b> OBP: 0.336, SLG: 0.427 (1, 9)	2-2 F7		0-1 F4		2-2 F7		0-1 WP 2B		0-1 WP 2B	4	0	1	0	0	0	2											
<b>Ted Simmons, S</b> OBP: 0.289, SLG: 0.313 (1, 3)	0-0 E7		2-1 E5		2-2 G3		4-2 WP BB		4-2 WP BB	3	1	1	1	0	0	0											
<b>José Álvarez, R</b> OBP: 0.750, SLG: 0.750 (7, 1)	1-1 2B		0-1 F5		0-1 4-3		1-2 F6		1-2 F6	4	1	1	1	0	0	3											
<b>Andres Thomas, R</b> OBP: 0.260, SLG: 0.351 (1, 6)	1-1 2B		0-1 F5		1-1 4-3		1-2 F6		1-2 F6	4	1	1	1	0	0	3											
<b>Ozzie Virgil, R</b> OBP: 0.254, SLG: 0.386 (1, 2)	0-0 2B			1-2 L9		2-3 K				3	0	1	1	0	1	0											
<b>Ron Gant, R</b> OBP: 0.279, SLG: 0.424 (1, 4)	0-1 F7			0-0 1B			4-2 CS BB		4-2 CS BB	2	0	1	0	1	0	1											
<b>Pete Smith, R</b> OBP: 0.091, SLG: 0.136 (1, 1)		1-0 6-3		1-3 K			0-2 F7		0-2 F7	2	0	0	0	0	1	1											
<b>Paul Assenmacher, L</b> OBP: 0.500, SLG: 1.000 (7, 1)										0	0	0	0	0	0	0											
<b>Ken Griffey, L</b> OBP: 0.297, SLG: 0.313 (7, 3)										1	0	0	0	0	0	1											
<b>Inning Stats</b>	R: 4 E: 1 K: 1 S: 19	H: 4 LOB: 1 BB: 1 P: 27	R: 0 E: 0 K: 0 S: 6	H: 0 LOB: 0 BB: 0 P: 10	R: 0 E: 1 K: 0 S: 7	H: 0 LOB: 1 BB: 0 P: 9	R: 0 E: 0 K: 1 S: 8	H: 1 LOB: 1 BB: 0 P: 10	R: 0 E: 0 K: 0 S: 7	H: 0 LOB: 0 BB: 0 P: 11	R: 0 E: 0 K: 1 S: 10	H: 0 LOB: 0 BB: 1 P: 14	R: 0 E: 0 K: 1 S: 10	H: 0 LOB: 0 BB: 1 P: 17	R: 0 E: 0 K: 0 S: 12	H: 1 LOB: 2 BB: 1 P: 20	1B: 1 2B: 5 3B: 0 HR: 0	SF: 0 SAC: 0 DP: 0 HBP: 0	WP: 1 PB: 0 SB: 0 CS: 1	PA: 33							
<b>PITCHER</b>	IP	WLS	BF	H	R	ER	SO	BB	IBB	HBP	BLK	WP	HR	S	P	ERA	WHIP										
<b>Eric Show, R</b> ERA: 3.98 (1, 1)	5.0	L	22	5	4	4	2	1	0	0	0	0	0	47	67	7.20	1.200										
<b>Mark Grant, R</b> ERA: 4.23 (6, 1)	2.0		6	0	0	0	2	1	0	0	0	0	0	20	31	0.00	0.500										
<b>Lance McCullers, R</b> ERA: 3.3 (8, 1)	1.0		5	1	0	0	0	1	0	0	0	1	0	12	20	0.00	2.000										







Batter	1	2	3	4	5	6	7	8	9	AB	R	H	RBI	BB	SO	LOB	TOP										
<b>Dickie Thon, R</b> OBP: 0.348, SLG: 0.303 (1, 6)	3-2 PB SF9 1B	2-1 1-2 2-H 1B			6-3		1-3 K			4	1	2	1	0	1	1											
<b>Randy Ready, R</b> OBP: 0.360, SLG: 0.429 (1, 4) (6, 5)	2-1 SF9 PB 1-2 1B	1-1 1-3			L7			3-3 K		4	0	1	0	0	1	2											
<b>Tony Gwynn, L</b> OBP: 0.332, SLG: 0.327 (1, 9)	2-3 K		2-0 5-3			1-0 F8		0-1 F7		4	0	0	0	0	1	2											
<b>Carmelo Martinez, R</b> OBP: 0.248, SLG: 0.313 (1, 7) (8, 3)	2-0 SF9 1-3 2-H 1B		0-0 F6			1-0 1B		4-2 BB		2	0	1	1	1	0	0											
<b>John Kruk, L</b> OBP: 0.392, SLG: 0.423 <b>Mark Davis, L</b> OBP: 0.400, SLG: 1.000 (1, 3) (8, 1)	1-2 4-3		1-1 4-3			3-3 K		2-2 5-3		4	0	0	0	0	1	3											
<b>Chris Brown, R</b> OBP: 0.315, SLG: 0.326 <b>Roberto Alomar, S</b> OBP: 0.276, SLG: 0.331 (1, 5) (6, 4)		2-2 5-3		2-1 4-3		3-3 K		1-3 K		3	0	0	0	0	1	1											
<b>Mark Parent, R</b> OBP: 0.208, SLG: 0.196 (1, 2)		0-1 4-3		1-0 4-3			2-1 4-3	2-3 K		4	0	0	0	0	1	0											
<b>Shane Mack, R</b> OBP: 0.337, SLG: 0.253 (1, 8)		0-0 BB 1B		1-0 L4			1-1 SH1-3 1B	4-0 BB		3	1	2	0	1	0	0											
<b>Andy Hawkins, R</b> OBP: 0.172, SLG: 0.143 <b>Marvell Wynne, L</b> OBP: 0.362, SLG: 0.532 (1, 1) (8, 7)	4-2 1B 1-2 BB		0-0 6-3			0-1 SH1-3		1-0 F9		1	0	0	0	1	0	0											
<b>Inning Stats</b>	R: 1 H: 2 E: 0 K: 1 S: 13	WLS: 2 BF: 23 LOB: 1 BB: 0 P: 23	R: 1 H: 2 E: 0 K: 0 S: 14	WLS: 2 BF: 23 LOB: 2 BB: 1 P: 23	R: 0 H: 0 E: 0 K: 0 S: 4	WLS: 0 BF: 7 LOB: 0 BB: 0 P: 7	R: 0 H: 0 E: 0 K: 0 S: 4	WLS: 0 BF: 8 LOB: 0 BB: 0 P: 8	R: 0 H: 0 E: 0 K: 0 S: 5	WLS: 1 BF: 18 LOB: 1 BB: 0 P: 18	R: 0 H: 1 E: 0 K: 1 S: 9	WLS: 1 BF: 13 LOB: 1 BB: 0 P: 13	R: 0 H: 0 E: 0 K: 2 S: 12	WLS: 0 BF: 21 LOB: 1 BB: 1 P: 21	R: 0 H: 0 E: 0 K: 2 S: 7	WLS: 0 BF: 15 LOB: 1 BB: 1 P: 15	1B: 6 2B: 0 3B: 0 HR: 0	SF: 1 SAC: 1 DP: 0 HBP: 0	WP: 0 PB: 1 SB: 0 CS: 0	PA: 36							
<b>PITCHER</b>	IP	WLS	BF	H	R	ER	SO	BB	IBB	HBP	BLK	WP	HR	S	P	ERA	WHIP										
<b>Zane Smith, L</b> ERA: 3.71 <b>Paul Assenmacher, L</b> ERA: 3.67	(1, 1) (8, 1)	7.0 2.0	L 8	28 0	6 0	2 0	1 0	4 3	1 2	0 0	0 0	0 0	0 0	59 19	101 36	1.29 0.00	1.000 1.000										

San Diego Padres @ Atlanta Braves  
Atlanta-Fulton County Stadium, Atlanta, GA  
Sun Jun 26 1988, 3:33 AM EDT  
Att: 7,301 - Cloudy - 97 F

AB 31  
R 2  
H 6  
RBI 2  
BB 3  
SO 7  
LOB 10



Batter	1	2	3	4	5	6	7	8	9	AB	R	H	RBI	BB	SO	LOB	BOTTOM										
<b>Ron Gant, R</b> OBP: 0.278, SLG: 0.434 (1, 4)	L7		1-0 HR		K			2-2 F2		4	1	1	1	0	1	0											
<b>Ken Oberkfell, L</b> OBP: 0.317, SLG: 0.342 <b>Paul Runge, R</b> OBP: 0.396, SLG: 0.359 (1, 5) (8, FR) (9, 5)	1-2 FC4-6 1B		0-0 G3			3-2 3-1		1-2 G3-6 1B		4	0	2	0	0	0	0											
<b>Dion James, L</b> OBP: 0.384, SLG: 0.363 <b>Jerry Royster, R</b> OBP: 0.292, SLG: 0.348 (1, 8) (8, PH) (9, 8)	0-2 F7		0-2 F6			4-0 BB		0-1 G3-6 1-2		2	0	0	0	1	0	1											
<b>Dale Murphy, R</b> OBP: 0.330, SLG: 0.418 (1, 9)	0-0 FC4-6 1-2		3-2 6-3			1 SAFE 1 SAFE 1 SAFE	1-1 F3		3-1 L7	4	0	0	0	0	0	2											
<b>Ken Griffey, L</b> OBP: 0.301, SLG: 0.317 (1, 7) (8, 3)		0-0 HBP 1B		3-0 F8		1 SAFE 1 SAFE 1 SAFE	1-0 F8		1-0 4-3	4	0	1	0	0	0	1											
<b>Ted Simmons, S</b> OBP: 0.293, SLG: 0.343 <b>Tom Glavine, L</b> OBP: 0.330, SLG: 0.333 <b>Paul Assenmacher, L</b> OBP: 0.500, SLG: 1.000 <b>Jim Morrison, R</b> OBP: 0.210, SLG: 0.263 (1, 3) (7, FR) (8, 1) (9, PH)	1-1 F5		2-1 F3			2-2 4-3 2B		2-3 K		3	0	1	0	0	0	1											
<b>Andres Thomas, R</b> OBP: 0.257, SLG: 0.349 (1, 6)	1-3 K		2-2 L8			1-0 4-3		2-3 K		3	0	0	0	0	1	2											
<b>Ozzie Virgil, R</b> OBP: 0.256, SLG: 0.381 (1, 2)	1-1 FC6-4 HBP		1-1 F7			0-3 K				2	0	0	0	0	1	2											
<b>Zane Smith, L</b> OBP: 0.148, SLG: 0.148 <b>Gary Roenicke, R</b> OBP: 0.325, SLG: 0.378 (1, 1) (7, PH) (8, 7)	1-2 FC6-4 1-2		1-1 L7			1-3 K				2	0	0	0	0	0	2											
<b>Inning Stats</b>	R: 0 H: 1 E: 0 K: 0 S: 9	WLS: 1 BF: 29 LOB: 1 BB: 0 P: 13	R: 0 H: 1 E: 0 K: 1 S: 11	WLS: 1 BF: 15 LOB: 2 BB: 0 P: 15	R: 1 H: 1 E: 0 K: 0 S: 9	WLS: 1 BF: 14 LOB: 0 BB: 0 P: 14	R: 0 H: 0 E: 0 K: 0 S: 7	WLS: 0 BF: 19 LOB: 1 BB: 1 P: 19	R: 0 H: 1 E: 0 K: 2 S: 11	WLS: 1 BF: 15 LOB: 2 BB: 0 P: 15	R: 0 H: 1 E: 0 K: 0 S: 10	WLS: 0 BF: 13 LOB: 1 BB: 0 P: 13	R: 0 H: 0 E: 0 K: 1 S: 7	WLS: 0 BF: 13 LOB: 0 BB: 0 P: 13	R: 0 H: 0 E: 0 K: 1 S: 7	WLS: 0 BF: 13 LOB: 0 BB: 0 P: 13	1B: 3 2B: 1 3B: 0 HR: 1	SF: 0 SAC: 0 DP: 1 HBP: 1	WP: 0 PB: 0 SB: 0 CS: 0	PA: 33							
<b>PITCHER</b>	IP	WLS	BF	H	R	ER	SO	BB	IBB	HBP	BLK	WP	HR	S	P	ERA	WHIP										
<b>Andy Hawkins, R</b> ERA: 3.31 <b>Mark Davis, L</b> ERA: 2.72	(1, 1) (8, 1)	7.1 1.2	W S	29 4	5 0	1 0	1 0	4 1	0 0	1 0	0 0	0 0	0 0	73 9	112 15	1.23 0.00	0.818 0.000										

San Diego Padres @ Atlanta Braves  
Atlanta-Fulton County Stadium, Atlanta, GA  
Sun Jun 26 1988, 3:33 AM EDT  
Att: 7,301 - Cloudy - 97 F

AB 31  
R 1  
H 5  
RBI 1  
BB 1  
SO 5  
LOB 14





Batter	1	2	3	4	5	6	7	8	9	AB	R	H	RBI	BB	SO	LOB	TOP										
<b>Tim Flannery, L</b> OBP: 0.291, SLG: 0.245 (1, 5)	1-2 F8 1B	0-0 WP HR 1B	0-1 B1-5-3		0-1 E9 G4-6-3		2-0 2B		3-3 K	6	1	3	3	0	1	1											
<b>Roberto Alomar, S</b> OBP: 0.276, SLG: 0.329 (1, 4)	0-0 S 1B	4-1 HR BB	0-0 G3		2-0 G4-6-3		3-2 F7			4	1	1	0	1	0	3											
<b>Tony Gwynn, L</b> OBP: 0.329, SLG: 0.338 (1, 9)	2-1 F8 2-3	2-1 HR	3-2 L6			1-1 F7		3-1 F8		5	1	1	3	0	0	2											
<b>John Kruk, L</b> OBP: 0.392, SLG: 0.422 (1, 3)	2-3 K	1-1 BB SF8 1B		2-1 4-3		1-0 F7		3-1 1B		5	1	2	0	0	1	2											
<b>Keith Moreland, R</b> OBP: 0.331, SLG: 0.375 <b>Lance McCullers, S</b> (8, 1)	4-1 BB	1-0 SF8 BB 2B 1B		2-0 2B SF9 1B		2-3 K		2-2 P6		4	2	2	0	1	1	1											
<b>Mark Parent, R</b> OBP: 0.245, SLG: 0.240 (1, 2)	2-3 K	4-1 2B 1-2 2-3 BB		1-2 SF9 1-3 2B		1-0 1B 2B 1B		0-0 1-3		4	1	2	0	1	1	4											
<b>Garry Templeton, S</b> OBP: 0.249, SLG: 0.272 (1, 6)		SH1-4 2B		0-0 SF9		1-0 F7		0-3 K2-3		3	1	1	2	0	1	1											
<b>Shane Mack, R</b> OBP: 0.356, SLG: 0.278 (1, 8)		SH1-4 BB		2-3 3-H 0-3 K		2-2 2B 1-3 1B		4-2 BB		3	1	2	1	2	1	1											
<b>Dennis Rasmussen, L</b> OBP: 0.171, SLG: 0.206 <b>Marvell Wynne, L</b> OBP: 0.350, SLG: 0.529 (8, 7)		SH1-4 L8		3-2 3-1		0-3 K		3-3 K		3	0	0	0	0	1	4											
<b>Inning Stats</b>	R: 0 E: 0 K: 2 S: 14	H: 2 LOB: 3 BB: 1 P: 25	R: 7 E: 0 K: 0 S: 23	H: 6 LOB: 2 BB: 3 P: 50	R: 0 E: 0 K: 0 S: 6	H: 0 LOB: 0 BB: 0 P: 9	R: 1 E: 0 K: 1 S: 10	H: 2 LOB: 1 BB: 0 P: 15	R: 0 E: 0 K: 0 S: 6	H: 0 LOB: 0 BB: 0 P: 10	R: 1 E: 0 K: 1 S: 12	H: 3 LOB: 0 BB: 0 P: 21	R: 0 E: 0 K: 0 S: 8	H: 1 LOB: 1 BB: 0 P: 16	R: 0 E: 0 K: 3 S: 12	H: 0 LOB: 1 BB: 1 P: 22	1B: 9 2B: 4 3B: 0 HR: 1	SF: 2 SAC: 1 DP: 1 HBP: 0	WP: 1 PB: 0 SB: 1 CS: 0	PA: 46							
<b>PITCHER</b>	IP	WLS	BF	H	R	ER	SO	BB	IBB	HBP	BLK	WP	HR	S	P	ERA	WHIP										
<b>Jack Armstrong, R</b> ERA: 10.57 (1, 1)	1.1	L	14	7	7	7	2	3	0	0	0	1	1	28	54	47.25	7.500										
<b>Jeff Gray, R</b> ERA: 2.09 (2, 1)	4.2		18	3	1	1	2	1	0	0	0	0	0	37	66	1.93	0.857										
<b>Frank Williams, R</b> ERA: 3.09 (7, 1)	2.0		10	4	1	1	1	0	0	0	0	0	0	20	37	4.50	2.000										
<b>Rob Murphy, L</b> ERA: 2.11 (9, 1)	1.0		4	0	0	0	3	1	0	0	0	0	0	12	22	0.00	1.000										

**San Diego Padres @ Cincinnati Reds**  
Riverfront Stadium, Cincinnati, OH  
Mon Jun 27 1988, 7:05 PM EDT  
Att: 19,529 - Unknown - 81 F

AB	38
R	9
H	14
RBI	9
BB	5
SO	8
LOB	20



Batter	1	2	3	4	5	6	7	8	9	AB	R	H	RBI	BB	SO	LOB	BOTTOM										
<b>Barry Larkin, R</b> OBP: 0.357, SLG: 0.448 (1, 6)	4-0 FC6-4 BB	0-1 2-3 1B			1-0 F9		3-3 K		4-0 BB	3	0	1	2	2	0	0											
<b>Chris Sabo, R</b> OBP: 0.394, SLG: 0.550 (1, 5)	2-0 P4	1-0 F8			1-2 5-3		1-0 P3		1-3 K	3	0	1	0	1	1	1											
<b>Kal Daniels, L</b> OBP: 0.223, SLG: 0.462 <b>Dave Collins, S</b> OBP: 0.284, SLG: 0.290 (1, 7)	0-0 F2				3-2 P3		0-2 F9		0-0 L5	0	0	0	0	0	0	0											
<b>Eric Davis, R</b> OBP: 0.328, SLG: 0.434 (1, 8)	1-0 FC6-4				0-0 F7		1-0 P4		1-1 5-3	5	0	0	0	0	0	3											
<b>Nick Esasky, R</b> OBP: 0.344, SLG: 0.395 (1, 3)		1-1 SH1-4 2B 1B		0-0 4-3		1-0 BB 1B		0-1 BB 1B		4	0	0	0	0	0	1											
<b>Tracy Jones, R</b> OBP: 0.319, SLG: 0.273 (1, 9)		3-2 L9			0-2 F9		0-0 BB 1B		4-1 1-2 BB	4	1	3	0	0	0	0											
<b>Dave Concepcion, R</b> OBP: 0.278, SLG: 0.263 <b>Jeff Treadway, L</b> OBP: 0.333, SLG: 0.363 (6, PH)		1-0 SH1-4 2B 1B			1-3 K2-3		4-1 BB BB		2-1 F8	3	0	1	0	0	0	1											
<b>Terry McGriff, R</b> OBP: 0.301, SLG: 0.278 <b>Leon Durham, L</b> OBP: 0.314, SLG: 0.448 <b>Lloyd McClendon, R</b> OBP: 0.351, SLG: 0.366 (9, 2)		2-1 SH1-4			3-2 6-3		3-3 K		1-3 K	2	1	1	0	1	1	0											
<b>Jack Armstrong, R</b> <b>Jeff Gray, R</b> <b>Paul O'Neill, L</b> <b>Frank Williams, R</b> <b>Eddie Minter, L</b> <b>Rob Murphy, L</b> (1, 1) (2, 1) (6, PH) (7, 1) (8, PH) (9, 1)		3-2 1B 2B			2-2 5-3		4-0 S BB		2-1 L4	0	0	0	0	0	0	0											
<b>Inning Stats</b>	R: 0 E: 0 K: 0 S: 3	H: 0 LOB: 1 BB: 1 P: 10	R: 2 E: 0 K: 0 S: 17	H: 4 LOB: 2 BB: 0 P: 28	R: 0 E: 0 K: 0 S: 5	H: 0 LOB: 0 BB: 0 P: 8	R: 0 E: 0 K: 1 S: 9	H: 0 LOB: 0 BB: 0 P: 13	R: 0 E: 0 K: 0 S: 7	H: 0 LOB: 0 BB: 0 P: 11	R: 0 E: 0 K: 1 S: 11	H: 2 LOB: 3 BB: 1 P: 20	R: 0 E: 0 K: 1 S: 5	H: 0 LOB: 1 BB: 1 P: 15	R: 0 E: 0 K: 1 S: 10	H: 1 LOB: 2 BB: 1 P: 18	R: 0 E: 0 K: 1 S: 6	H: 0 LOB: 1 BB: 1 P: 13	1B: 6 2B: 1 3B: 0 HR: 0	SF: 0 SAC: 1 DP: 0 HBP: 0	WP: 0 PB: 0 SB: 1 CS: 0	PA: 39					
<b>PITCHER</b>	IP	WLS	BF	H	R	ER	SO	BB	IBB	HBP	BLK	WP	HR	S	P	ERA	WHIP										
<b>Dennis Rasmussen, L</b> ERA: 3.17 (1, 1)	7.0	W	30	6	2	2	3	3	0	0	0	0	0	16	31	0.00	1.500										
<b>Lance McCullers, R</b> ERA: 3.17 (8, 1)	2.0		9	1	0	0	2	2	0	0	0	0	0	16	31	0.00	1.500										

**San Diego Padres @ Cincinnati Reds**  
Riverfront Stadium, Cincinnati, OH  
Mon Jun 27 1988, 7:05 PM EDT  
Att: 19,529 - Unknown - 81 F

AB	33
R	2
H	7
RBI	2
BB	5
SO	5
LOB	18





Batter	1	2	3	4	5	6	7	8	9	AB	R	H	RBI	BB	SO	LOB	TOP			
Dickie Thon, R OBP: 0.338, SLG: 0.293 (1, 6)	1-1 1-3	0-0 4-3			2-1 6-3			0-0 4-3		4	0	0	0	0	0	1	<b>San Diego Padres @ Cincinnati Reds</b> Riverfront Stadium, Cincinnati, OH Tue Jun 28 1988, 7:05 PM EDT Att: 22,329 - Unknown  <b>AB 32</b> <b>R 3</b> <b>H 6</b> <b>RBI 3</b> <b>BB 0</b> <b>SO 4</b> <b>LOB 7</b>			
Roberto Alomar, S OBP: 0.276, SLG: 0.336 (1, 4)	1-0 FC3	0-1 6-3			1-2 G3			1-2 6-3		4	1	1	0	0	0	1				
Tony Gwynn, L OBP: 0.328, SLG: 0.336 (1, 9)	1-1 FC3		0-1 G6-4-3		0-1 4-3			0-0 4-3		4	1	1	1	0	0	0				
Keith Moreland, R OBP: 0.330, SLG: 0.373 Marvell Wynne, L OBP: 0.350, SLG: 0.529 (9, PR)	2-3 K		2-0 G6-4-3		0-0 F9			2-1 1B		4	0	1	0	0	1	2				
Carmelo Martinez, R OBP: 0.248, SLG: 0.311 (9, 3)	2-0 1B		1-3 K		2-2 F8			0-0 L5		4	1	1	0	0	1	1				
Randy Ready, R OBP: 0.357, SLG: 0.425 (1, 5)	2-1 1B			2-1 P3				0-1 4-3		4	0	1	2	0	1	1				
Mark Parent, R OBP: 0.232, SLG: 0.226 (1, 2)	0-0 6-3			2-0 6-3				0-0 5-3		3	0	0	0	0	0	1				
Shane Mack, R OBP: 0.356, SLG: 0.280 (1, 8)		3-2 SH5-4		0-0 4-3				2-3 K		3	0	1	0	0	1	0				
Ed Whitson, R OBP: 0.185, SLG: 0.296 Chris Brown, R OBP: 0.317, SLG: 0.323 Mark Grant, L OBP: 0.181 Dave Leiper, L OBP: 0.181 Lance McCullers, S OBP: 0.291, SLG: 0.245 (8, PH)	0-0 SH5-4		1-1 3-1					2-2 6-3		1	0	0	0	0	0	0				
Inning Stats	R: 3 E: 0 K: 1 S: 12	H: 3 LOB: 1 BB: 0 P: 21	R: 0 E: 0 K: 0 S: 7	H: 1 LOB: 1 BB: 0 P: 10	R: 0 E: 0 K: 1 S: 8	H: 1 LOB: 0 BB: 0 P: 11	R: 0 E: 0 K: 0 S: 4	H: 0 LOB: 0 BB: 0 P: 8	R: 0 E: 0 K: 0 S: 7	H: 0 LOB: 0 BB: 0 P: 11	R: 0 E: 0 K: 1 S: 6	H: 0 LOB: 0 BB: 0 P: 8	R: 0 E: 0 K: 0 S: 7	H: 0 LOB: 0 BB: 0 P: 10	R: 0 E: 0 K: 1 S: 9	H: 1 LOB: 1 BB: 0 P: 14		1B: 5 2B: 0 3B: 1 HR: 0	SF: 0 SAC: 1 DP: 1 HBP: 0	WP: 0 PB: 0 SB: 0 CS: 0
PITCHER Danny Jackson, L ERA: 3.42 (1, 1)	IP: 9.0 WLS: W BF: 33 H: 6 R: 3 ER: 3 SO: 4 BB: 0 IBB: 0 HBP: 0 BLK: 0 WP: 0 HR: 0 S: 67 P: 102 ERA: 3.00 WHIP: 0.667															PITCHER				

Batter	1	2	3	4	5	6	7	8	9	AB	R	H	RBI	BB	SO	LOB	BOTTOM					
Barry Larkin, R OBP: 0.359, SLG: 0.459 (1, 6)	2-1 F9		1-1 5-3		3-2 HR			1-0 L6		4	2	2	2	0	0	0	<b>San Diego Padres @ Cincinnati Reds</b> Riverfront Stadium, Cincinnati, OH Tue Jun 28 1988, 7:05 PM EDT Att: 22,329 - Unknown  <b>AB 31</b> <b>R 4</b> <b>H 8</b> <b>RBI 4</b> <b>BB 3</b> <b>SO 6</b> <b>LOB 10</b>					
Chris Sabo, R OBP: 0.360, SLG: 0.543 (1, 5)	0-0 SH3		3-1 F7		0-1 1-3			1-3 K		3	0	0	0	0	1	0						
Kal Daniels, L OBP: 0.420, SLG: 0.458 Eddie Milner, L OBP: 0.273, SLG: 0.250 (4, 7)	3-2 F9		3-3 K		1-0 F8			3-2 2B		2	0	0	0	0	1	1						
Paul O'Neill, L OBP: 0.322, SLG: 0.399 (1, 9)	4-2 1B			1-2 P2				0-0 1B		3	0	1	0	1	0	1						
Eric Davis, R OBP: 0.331, SLG: 0.436 (1, 8)	3-1 1B		3-2 P6		3-3 K			3-2 IBB		4	1	2	1	0	1	1						
Leon Durham, L OBP: 0.311, SLG: 0.440 (1, 3)	1-2 P6			0-0 F8				2-3 K		4	0	1	0	0	1	3						
Jeff Treadway, L OBP: 0.333, SLG: 0.363 Dave Concepcion, R OBP: 0.283, SLG: 0.263 (9, PH)	0-0 F7				0-0 SH3-4			1-2 F9		3	1	1	0	0	0	0						
Terry McGriff, R OBP: 0.292, SLG: 0.269 Dave Collins, S OBP: 0.282, SLG: 0.287 (9, PH)	0-2 F9		3-3 K		3-3 K			2-2 F8		3	0	0	0	0	2	1						
Danny Jackson, R OBP: 0.158, SLG: 0.189 Tracy Jones, R OBP: 0.329, SLG: 0.273 (9, PH)	1-2 L6			0-0 SH3-4				4-2 BB		2	0	0	0	0	0	0						
Inning Stats	R: 1 E: 0 K: 0 S: 21	H: 2 LOB: 2 BB: 1 P: 34	R: 0 E: 0 K: 0 S: 9	H: 0 LOB: 0 BB: 0 P: 10	R: 0 E: 0 K: 1 S: 7	H: 0 LOB: 0 BB: 0 P: 14	R: 0 E: 0 K: 0 S: 7	H: 0 LOB: 0 BB: 0 P: 11	R: 2 E: 0 K: 1 S: 12	H: 2 LOB: 0 BB: 0 P: 18	R: 0 E: 0 K: 2 S: 8	H: 1 LOB: 0 BB: 0 P: 14	R: 0 E: 0 K: 1 S: 9	H: 0 LOB: 0 BB: 0 P: 11	R: 0 E: 0 K: 1 S: 8	H: 1 LOB: 1 BB: 0 P: 14		R: 1 E: 0 K: 0 S: 14	H: 2 LOB: 3 BB: 2 P: 27	1B: 6 2B: 1 3B: 0 HR: 1	SF: 0 SAC: 2 DP: 0 HBP: 0	WP: 0 PB: 0 SB: 0 CS: 0
PITCHER Ed Whitson, R ERA: 4.87 Mark Grant, L ERA: 4.23 Dave Leiper, L ERA: 2.11 Lance McCullers, R ERA: 3.14 (1, 1)	IP: 7.0 WLS: L BF: 6 H: 3 R: 3 ER: 3 SO: 5 BB: 1 IBB: 0 HBP: 0 BLK: 0 WP: 0 HR: 0 S: 73 P: 112 ERA: 3.86 WHIP: 0.857															PITCHER						

















Batter	1	2	3	4	5	6	7	8	9	AB	R	H	RBI	BB	SO	LOB	TOP																	
Vince Coleman, S OBP: 0.334, SLG: 0.390	F9		K	CS			F9			4	0	1	0	0	1	0	<b>St. Louis Cardinals @ San Diego Padres</b> Jack Murphy Stadium, San Diego, CA Sat Jul 02 1988, 10:05 PM EDT Att: 23,006 - Unknown - 68 F  <b>AB 35</b> <b>R 5</b> <b>H 8</b> <b>RBI 5</b> <b>BB 1</b> <b>SO 11</b> <b>LOB 9</b>																	
Ozzie Smith, S OBP: 0.343, SLG: 0.327	K		E6	CS	3-1		K			4	1	0	0	0	2	0																		
Willie McGee, S OBP: 0.354, SLG: 0.392	K		HR		1-3			4-1		4	1	1	0	0	1	0																		
Tom Brunansky, R OBP: 0.372, SLG: 0.422		K	HR			K		F2		4	1	1	3	0	2	0																		
Terry Pendleton, S OBP: 0.333, SLG: 0.383		WP	WP			1-3		4-3		4	1	2	0	0	0	0																		
Tony Peña, R OBP: 0.293, SLG: 0.366		2B	P4			K		1B		3	1	1	0	1	1	1																		
Mike Fitzgerald, R OBP: 0.265, SLG: 0.273		BB	F7			E8		K		4	0	1	0	0	1	4																		
José Oquendo, S OBP: 0.340, SLG: 0.350		2B			F7		6-3		K	4	0	1	2	0	1	2																		
Larry McWilliams, L OBP: 0.194, SLG: 0.172									F9	2	0	0	0	0	2	1																		
Curt Ford, L OBP: 0.236, SLG: 0.245	K									1	0	0	0	0	0	0																		
John Costello, R OBP: 0.277, SLG: 0.295										1	0	0	0	0	0	1																		
Ken Dayley, L OBP: 0.277, SLG: 0.295										1	0	0	0	0	0	1																		
<b>Inning Stats</b>	R: 0 E: 0 K: 2 S: 11	H: 0 LOB: 0 BB: 0 P: 18	R: 2 E: 0 K: 2 S: 12	H: 2 LOB: 1 BB: 1 P: 24	R: 3 E: 1 K: 1 S: 16	H: 3 LOB: 1 BB: 0 P: 26	R: 0 E: 0 K: 1 S: 6	H: 1 LOB: 0 BB: 0 P: 9	R: 0 E: 0 K: 1 S: 9	H: 0 LOB: 0 BB: 0 P: 13	R: 0 E: 0 K: 1 S: 7	H: 0 LOB: 0 BB: 0 P: 10	R: 0 E: 0 K: 0 S: 9	H: 0 LOB: 0 BB: 0 P: 13	R: 0 E: 0 K: 2 S: 11	H: 1 LOB: 1 BB: 0 P: 20	1B: 6 2B: 1 3B: 0 HR: 1	SF: 0 SAC: 0 DP: 0 HBP: 0	WP: 3 PB: 0 SB: 0 CS: 1	PA: 37														
<b>PITCHER</b>	IP WLS BF H R ER SO BB IBB HBP BLK WP HR S P ERA WHIP																																	
Dennis Rasmussen, L ERA: 4.75	(1, 1)	3.0	16	5	5	4	5	1	0	0	0	0	2	1	39	68	12.00	2.000																
Greg Booker, R ERA: 3.99	(4, 1)	2.0	6	1	0	0	2	0	0	0	0	0	0	0	15	22	0.00	0.500																
Mark Grant, R ERA: 4.14	(6, 1)	2.0	W	7	1	0	0	2	0	0	0	0	1	0	16	23	0.00	0.500																
Mark Davis, L ERA: 2.72	(8, 1)	2.0	S	7	1	0	0	2	0	0	0	0	0	0	20	33	0.00	0.500																

Batter	1	2	3	4	5	6	7	8	9	AB	R	H	RBI	BB	SO	LOB	BOTTOM													
Shane Mack, R OBP: 0.353, SLG: 0.283	E6		F8				6-3			4	0	1	2	0	0	3	<b>St. Louis Cardinals @ San Diego Padres</b> Jack Murphy Stadium, San Diego, CA Sat Jul 02 1988, 10:05 PM EDT Att: 23,006 - Unknown - 68 F  <b>AB 33</b> <b>R 7</b> <b>H 12</b> <b>RBI 7</b> <b>BB 1</b> <b>SO 3</b> <b>LOB 13</b>													
Roberto Alomar, S OBP: 0.281, SLG: 0.345	SH1-3		G4-6-3		P6		K			2	0	0	0	0	0	3														
Randy Ready, R OBP: 0.352, SLG: 0.414	SH1-3									1	0	0	0	0	1	1														
Tony Gwynn, L OBP: 0.327, SLG: 0.338	4-3				3-1			SF9		4	1	2	1	0	0	1														
Keith Moreland, R OBP: 0.318, SLG: 0.364	6-3				6-3			L6		3	0	0	1	0	0	1														
Carmelo Martinez, R OBP: 0.247, SLG: 0.307		P4			F9			4-3		4	0	0	0	0	0	0														
Chris Brown, R OBP: 0.316, SLG: 0.321		F9			F9		K			4	1	1	0	0	1	0														
Benito Santiago, R OBP: 0.262, SLG: 0.317			6-3					1B		4	2	3	0	0	0	0														
Garry Templeton, S OBP: 0.270, SLG: 0.312								1B		3	2	3	3	1	0	0														
Dennis Rasmussen, L ERA: 4.75	(1, 1)	6.0	3	3	3	2	1	0	48	81	4.50	1.000																		
John Costello, R ERA: 1.69	(7, 1)	0.0	2	2	2	0	0	0	0	1	4	4																		
Ken Dayley, L ERA: 3.33	(7, 1)	2.0	L	10	5	2	2	1	0	0	25	37	9.00	2.500																
<b>Inning Stats</b>	R: 0 E: 1 K: 0 S: 7	H: 0 LOB: 1 BB: 0 P: 10	R: 0 E: 0 K: 0 S: 5	H: 0 LOB: 0 BB: 0 P: 9	R: 0 E: 0 K: 0 S: 7	H: 2 LOB: 1 BB: 0 P: 12	R: 0 E: 0 K: 0 S: 7	H: 0 LOB: 0 BB: 0 P: 12	R: 2 E: 0 K: 1 S: 14	H: 2 LOB: 1 BB: 1 P: 24	R: 1 E: 0 K: 1 S: 8	H: 1 LOB: 0 BB: 0 P: 14	R: 3 E: 0 K: 1 S: 14	H: 4 LOB: 1 BB: 0 P: 21	R: 1 E: 0 K: 0 S: 15	H: 3 LOB: 2 BB: 0 P: 20	1B: 7 2B: 3 3B: 1 HR: 1	SF: 1 SAC: 1 DP: 1 HBP: 0	WP: 1 PB: 0 SB: 0 CS: 0	PA: 36										
<b>PITCHER</b>	IP WLS BF H R ER SO BB IBB HBP BLK WP HR S P ERA WHIP																													
Larry McWilliams, L ERA: 2.6	(1, 1)	6.0	3	3	3	2	1	0	48	81	4.50	1.000																		
John Costello, R ERA: 1.69	(7, 1)	0.0	2	2	2	0	0	0	0	1	4	4																		
Ken Dayley, L ERA: 3.33	(7, 1)	2.0	L	10	5	2	2	1	0	0	25	37	9.00	2.500																







Batter	1	2	3	4	5	6	7	8	9	10	AB	R	H	RBI	BB	SO	LOB	TOP			
R.J. Reynolds, S OBP: 0.292, SLG: 0.352 (1, 7)	4-3			1-3		K		L4		FC6-4	5	0	0	0	0	1	2				
Jose Lind, R OBP: 0.296, SLG: 0.310 (1, 4)	P4			HR		F8				2B 6-3	4	2	2	1	0	0	0				
Andy Van Slyke, L OBP: 0.342, SLG: 0.516 (1, 8)	K			4-3				BLK 1B		6-3 WP	4	1	2	0	0	1	0				
Bobby Bonilla, S OBP: 0.385, SLG: 0.540 (1, 5)		5-3		6-3						6-3	4	0	0	1	0	1	2				
Darnell Coles, R OBP: 0.298, SLG: 0.384 (1, 9)		K				F9		F7			4	0	0	0	0	2	1				
Sid Bream, L OBP: 0.333, SLG: 0.489 (1, 3)		F9				K		F8		1-3	4	0	0	0	0	1	1				
Michael LaValliere, L OBP: 0.370, SLG: 0.330 Junior Ortiz, R OBP: 0.363, SLG: 0.418 (10, PH) (10, 2)				F7		1B		4-3		6-3	3	0	1	0	0	0	0				
Rafael Belliard, R OBP: 0.331, SLG: 0.281 Denny Gonzalez, R OBP: 0.357, SLG: 0.182 (8, PH) (8, 6)				K		F9		K		4-3	2	0	0	0	0	1	1				
Brian Barber, R John Carpenter, R Bobby Jones, R Dane Rucker, L Orlando Contreras, S Jeff Robinson, R Mike Diaz, R Jim Gott, R (1, 1) (1, 1) (6, 1) (7, 1) (8, 1) (10, PH)				1-3				K		FC6-4 BB	1	0	0	0	0	0	0				
<b>Inning Stats</b>	R: 0 E: 0 K: 1 S: 7	H: 0 LOB: 0 BB: 0 P: 9	R: 0 E: 0 K: 1 S: 10	H: 0 LOB: 0 BB: 0 P: 13	R: 0 E: 0 K: 1 S: 6	H: 0 LOB: 0 BB: 0 P: 9	R: 1 E: 0 K: 0 S: 7	H: 1 LOB: 0 BB: 0 P: 10	R: 0 E: 0 K: 1 S: 7	H: 0 LOB: 0 BB: 0 P: 9	R: 0 E: 0 K: 1 S: 10	H: 1 LOB: 1 BB: 0 P: 14	R: 0 E: 0 K: 2 S: 10	H: 0 LOB: 1 BB: 0 P: 12	R: 2 E: 0 K: 1 S: 13	H: 2 LOB: 0 BB: 0 P: 18	R: 0 E: 0 K: 0 S: 9	H: 0 LOB: 1 BB: 1 P: 17	1B: 3 2B: 1 3B: 0 HR: 1	SF: 0 SAC: 0 DP: 0 HBP: 0	WP: 1 PA: 37
<b>PITCHER</b>	IP 8.0	WLS 29	BF 4	H 2	R 2	ER 2	SO 8	BB 0	IBB 0	HBP 0	BLK 1	WP 0	HR 1	S 71	P 96	ERA 2.25	WHIP 0.500				
Eric Show, R ERA: 3.72 Mark Davis, L ERA: 2.78 (1, 1) (9, 1)	2.0	W	8	1	1	1	1	1	0	0	0	1	0	18	29	4.50	1.000				

Pittsburgh Pirates @ San Diego Padres  
Jack Murphy Stadium, San Diego, CA  
Mon Jul 04 1988, 10:05 PM EDT  
Att: 35,406 - Unknown - 68 F

AB	36
R	3
H	5
RBI	2
BB	1
SO	9
LOB	7

WP: 1	PA: 37
PB: 1	
SB: 0	
CS: 0	

Batter	1	2	3	4	5	6	7	8	9	10	AB	R	H	RBI	BB	SO	LOB	BOTTOM			
Marvell Wynne, L OBP: 0.351, SLG: 0.526 (1, 8)	2-3		F9	P6			SAFE 1B		G3		5	0	1	0	0	0	2				
Roberto Alomar, S OBP: 0.283, SLG: 0.390 (1, 4)	4-3		2B			6-3	SAFE 1B			SH1-4 1B	5	2	2	0	0	0	1				
Tony Gwynn, L OBP: 0.330, SLG: 0.338 (1, 9)	G3		2B			F7	SAFE 1B		1-3	1B SH1-4	4	0	1	0	1	0	0				
John Kruk, L Shane Mack, R OBP: 0.345, SLG: 0.275 (1, 7) (9, 7)		6-3	K			F7		K		SH1-4	4	0	0	0	0	2	2				
Keith Moreland, R OBP: 0.320, SLG: 0.366 (1, 3)		1B E BB	2B			P4		P4		1B	3	1	1	1	1	0	0				
Chris Brown, R OBP: 0.319, SLG: 0.320 (1, 5)		K				4-3		4-3		WP 1B	4	0	2	1	1	1	1				
Benito Santiago, R OBP: 0.269, SLG: 0.323 (1, 2)		E 1B	K			F9		F9		K	4	1	1	0	0	2	4				
Garry Templeton, S OBP: 0.279, SLG: 0.343 (1, 6)		E8 2B				4-3		CS 1B		3-1	4	0	2	2	0	0	1				
Eric Show, R OBP: 0.211, SLG: 0.216 Mark Davis, L OBP: 0.400, SLG: 1.000 Carmelo Martinez, R OBP: 0.252, SLG: 0.331 Tim Flannery, L OBP: 0.311, SLG: 0.278 (1, 1) (9, 1) (9, 3) (10, PH)	5-3			F3				K		BB	3	0	0	0	0	1	2				
<b>PITCHER</b>	IP 5.0	WLS 22	BF 4	H 3	R 3	ER 3	SO 3	BB 3	IBB 0	HBP 0	BLK 0	WP 0	HR 0	S 47	P 75	ERA 5.40	WHIP 1.400				
Brian Fisher, R ERA: 5.08 Barry Jones, R ERA: 2.97 Dave Rucker, L ERA: 4.5 Jeff Robinson, R ERA: 2.99 Jim Gott, R ERA: 2.97 (1, 1) (6, 1) (7, 1) (8, 1) (10, 1)	1.1	5	1	0	0	1	0	0	0	0	0	0	0	3	6	0.00	1.500				
2.0	8	1	0	0	2	1	0	0	0	1	0	18	28	0.00	1.000						
0.1	L	5	3	1	1	0	0	1	0	0	0	0	9	17	27.00	9.000					

Pittsburgh Pirates @ San Diego Padres  
Jack Murphy Stadium, San Diego, CA  
Mon Jul 04 1988, 10:05 PM EDT  
Att: 35,406 - Unknown - 68 F

AB	36
R	4
H	10
RBI	4
BB	5
SO	6
LOB	13

WP: 1	PA: 42
PB: 0	
SB: 0	
CS: 1	



Batter	1	2	3	4	5	6	7	8	9	AB	R	H	RBI	BB	SO	LOB	TOP				
<b>Tommy Gregg, L</b> OBP: 0.400, SLG: 1.000 (1, 7)	0-0 5-3 1B		1-0 HR		1-0 F7		0-2 5-3		1-2 G3	5	1	2	1	0	0	0	<b>Pittsburgh Pirates @ San Diego Padres</b> Jack Murphy Stadium, San Diego, CA Tue Jul 05 1988, 10:05 PM EDT Att: 10,415 - Unknown - 68 F				
<b>Jose Lind, R</b> OBP: 0.293, SLG: 0.306 (1, 4)	2-1 5-3		1-1 F8		1-2 E6 1B		0-0 F8		1-0 6-3	5	1	0	0	0	0	1					
<b>Andy Van Slyke, L</b> OBP: 0.346, SLG: 0.527 (1, 8)	0-3 K		2-2 WP S 1B		4-2 1B BB		0-1 HR			3	1	2	1	1	1	1					
<b>Bobby Bonilla, S</b> OBP: 0.383, SLG: 0.534 (1, 5)	1-1 4-3		4-2 BB		0-0 F7		1-1 1-3			3	0	0	0	1	0	3					
<b>Darnell Coles, R</b> OBP: 0.301, SLG: 0.387 (1, 9)		2-2 5-3	1-3 K		0-0 1B		1-1 G6-4-3 1B			4	0	2	1	0	1	2					
<b>Sid Bream, L</b> OBP: 0.336, SLG: 0.489 (1, 3)	0-3 K			1-2 1B		0-0 G3		0-0 G6-4-3 1B		4	0	2	0	0	1	2					
<b>Junior Ortiz, R</b> OBP: 0.368, SLG: 0.421 (1, 2)	1-1 FC6-4 1B		2-3 K		1-2 CS 1B		0-2 G6-4-3		1-2 2-3	4	0	2	0	0	1	3					
<b>Rafael Belliard, R</b> OBP: 0.323, SLG: 0.273 (1, 6)	1-1 FC6-4		0-3 K		0-1 F9		0-1 F7			4	0	0	0	0	1	4					
<b>Bob Walk, R</b> OBP: 0.103, SLG: 0.105 <b>Barry Jones, R</b> (9, 1)			2-3 K		0-1 5-3		1-3 K		1-3 K	4	0	0	0	0	3	1					
										0	0	0	0	0	0	0					
<b>Inning Stats</b>	R: 0 E: 0 K: 1 S: 9	H: 1 LOB: 1 BB: 0 P: 12	R: 0 E: 0 K: 1 S: 11	H: 1 LOB: 1 BB: 0 P: 15	R: 1 E: 0 K: 2 S: 15	H: 2 LOB: 2 BB: 1 P: 26	R: 0 E: 0 K: 2 S: 14	H: 1 LOB: 1 BB: 0 P: 17	R: 1 E: 1 K: 0 S: 10	H: 1 LOB: 2 BB: 1 P: 16	R: 1 E: 0 K: 0 S: 8	H: 1 LOB: 0 BB: 0 P: 9	R: 0 E: 0 K: 0 S: 8	H: 2 LOB: 1 BB: 0 P: 9	R: 0 E: 0 K: 1 S: 7	H: 0 LOB: 0 BB: 0 P: 10	1B: 8 2B: 0 3B: 0 HR: 2	SF: 0 SAC: 0 DP: 1 HBP: 0	WP: 1 PB: 0 CS: 1	PA: 38	
<b>PITCHER</b>	IP	WLS	BF	H	R	ER	SO	BB	IBB	HBP	BLK	WP	HR	S	P	ERA	WHIP				
<b>Jimmy Jones, R</b> ERA: 4.26 <b>Mark Grant, R</b> ERA: 4.04	(1, 1)	7.0	L	31	8	3	2	7	2	0	0	0	0	0	106	2.57	1.429				
(8, 1)	2.0	7	2	0	0	0	1	0	0	0	0	0	0	15	19	0.00	1.000				

Batter	1	2	3	4	5	6	7	8	9	AB	R	H	RBI	BB	SO	LOB	BOTTOM					
<b>Marvell Wynne, L</b> OBP: 0.344, SLG: 0.514 (1, 8)	2-1 G3	1-2 F9			0-3 K			2-1 4-3		4	0	0	0	0	1	1	<b>Pittsburgh Pirates @ San Diego Padres</b> Jack Murphy Stadium, San Diego, CA Tue Jul 05 1988, 10:05 PM EDT Att: 10,415 - Unknown - 68 F					
<b>Roberto Alomar, S</b> OBP: 0.279, SLG: 0.345 (1, 4)	1-1 F8		3-2 4-3		2-1 G3		0-1 4-3			4	0	0	0	0	0	0						
<b>Tony Gwynn, L</b> OBP: 0.336, SLG: 0.344 (1, 9)	2-1 1B BB		1-2 L1-3-1 1B		3-1 F7		0-1 PO 1B			4	1	3	0	0	0	0						
<b>John Kruk, L</b> OBP: 0.383, SLG: 0.399 (1, 7)	4-0 1B BB		3-1 L1-3-1		3-2 6-3		1-1 PO		0-0 SH3-4 1B	3	1	1	0	1	0	1						
<b>Keith Moreland, R</b> OBP: 0.321, SLG: 0.367 (1, 3)	1-2 1B		1-2 F8		2-0 F8		0-0 SH3-4		1-2	3	0	1	0	0	0	0						
<b>Chris Brown, R</b> OBP: 0.335, SLG: 0.329 (1, 5)	1-2 2-3 1B		0-0 G5-4-3 1B		1-2 F8		1-2 E HBP		4-1 WP BB	2	0	2	2	1	0	0						
<b>Benito Santiago, R</b> OBP: 0.269, SLG: 0.322 (1, 2)			0-0 F9		1-2 G5-4-3		2-2 P4		0-0 WP 1B	4	0	1	0	0	0	2						
<b>Garry Templeton, S</b> OBP: 0.279, SLG: 0.337 (1, 6)		0-1 6-3			1-1 5-3		2-2 FC5		4-0 1B	3	0	0	0	1	0	1						
<b>Jimmy Jones, R</b> OBP: 0.121, SLG: 0.067 <b>Tim Flannery, L</b> OBP: 0.306, SLG: 0.273 <b>Mark Grant, R</b> <b>Randy Ready, R</b> OBP: 0.356, SLG: 0.419 (9, PH)		1-2 1B			0-0 5-3		1-2 4-3		2-3 K	2	0	1	0	0	0	0						
										1	0	0	0	0	0	2						
										0	0	0	0	0	0	0						
										1	0	0	0	1	3							
<b>Inning Stats</b>	R: 2 E: 0 K: 0 S: 11	H: 3 LOB: 2 BB: 1 P: 22	R: 0 E: 0 K: 0 S: 12	H: 1 LOB: 0 BB: 0 P: 14	R: 0 E: 0 K: 0 S: 8	H: 1 LOB: 0 BB: 0 P: 15	R: 0 E: 0 K: 0 S: 8	H: 1 LOB: 0 BB: 0 P: 10	R: 0 E: 0 K: 1 S: 6	H: 0 LOB: 0 BB: 0 P: 7	R: 0 E: 0 K: 0 S: 7	H: 0 LOB: 0 BB: 0 P: 15	R: 0 E: 1 K: 0 S: 14	H: 0 LOB: 2 BB: 0 P: 22	R: 0 E: 0 K: 0 S: 7	H: 1 LOB: 0 BB: 0 P: 10	R: 0 E: 0 K: 1 S: 7	H: 2 LOB: 3 BB: 2 P: 17	1B: 9 2B: 1 3B: 0 HR: 0	SF: 0 SAC: 1 DP: 2 HBP: 1	WP: 1 PB: 0 CS: 0	PA: 37
<b>PITCHER</b>	IP	WLS	BF	H	R	ER	SO	BB	IBB	HBP	BLK	WP	HR	S	P	ERA	WHIP					
<b>Bob Walk, R</b> ERA: 2.56 <b>Barry Jones, R</b> ERA: 2.93	(1, 1)	8.1	S	33	8	2	2	1	0	0	0	1	0	0	1	0	1.200					
(9, 1)	0.2	S	3	1	0	0	1	0	1	0	0	1	0	4	10	0.00	1.500					



Batter	1	2	3	4	5	6	7	8	9	AB	R	H	RBI	BB	SO	LOB	TOP					
<b>Barry Bonds, L</b> OBP: 0.365, SLG: 0.519 (1, 7)	1-3 		2-2 			1-0 	0-1 			4	0	3	0	0	1	0	<b>Pittsburgh Pirates @ San Diego Padres</b> Jack Murphy Stadium, San Diego, CA Thu Jul 07 1988, 6:33 AM EDT Att: 16,076 - Sunny					
<b>Jose Lind, R</b> OBP: 0.289, SLG: 0.302 (1, 4)	0-1 		1-2 			2-2 	0-0 			4	1	0	0	0	0	3						
<b>Andy Van Slyke, L</b> OBP: 0.345, SLG: 0.523 (1, 8)	1-2 			2-2 		3-1 	1-0 			4	1	1	1	0	0	1						
<b>Bobby Bonilla, S</b> OBP: 0.382, SLG: 0.534 (1, 5)		0-1 		2-1 		2-1 	1-1 			4	0	1	0	0	0	0						
<b>Darnell Coles, R</b> OBP: 0.300, SLG: 0.380 (1, 9)		1-1 		4-2 		1-0 	2-3 			3	0	0	0	1	1	2						
<b>Sid Bream, L</b> OBP: 0.338, SLG: 0.485 (1, 3)		4-1 		0-1 		4-0 	2-0 			2	0	0	0	2	0	1						
<b>Michael LaValliere, L</b> OBP: 0.369, SLG: 0.524 (1, 2)		2-2 		0-0 		4-2 	0-0 			3	0	0	1	1	0	1						
<b>Rafael Belliard, R</b> OBP: 0.314, SLG: 0.266 (1, 6)			0-2 		0-0 	0-0 	0-2 			4	0	0	0	0	0	3						
<b>John Smiley, L</b> OBP: 0.154, SLG: 0.108 (1, 1)			0-3 		1-3 		0-3 			3	0	0	0	0	0	3	<b>AB 32</b> <b>R 2</b> <b>H 5</b> <b>RBI 2</b> <b>BB 4</b> <b>SO 6</b> <b>LOB 11</b>					
<b>Jeff Robinson, R</b> OBP: 0.167, SLG: 0.091 (7, 1)										0	0	0	0	0	0							
<b>Orestes Destrade, S</b> OBP: 0.167, SLG: 0.167 (9, PH)										1	0	0	0	0	1							
<b>Jim Gott, R</b> OBP: 0.167, SLG: 0.167 (9, 1)										0	0	0	0	0	0							
<b>Inning Stats</b>	R: 0 E: 0 K: 1 S: 9	H: 0 LOB: 0 BB: 0 P: 11	R: 0 E: 0 K: 0 S: 8	H: 0 LOB: 1 BB: 1 P: 15	R: 0 E: 0 K: 1 S: 15	H: 1 LOB: 1 BB: 0 P: 18	R: 0 E: 0 K: 0 S: 10	H: 0 LOB: 0 BB: 0 P: 18	R: 0 E: 0 K: 1 S: 5	H: 0 LOB: 0 BB: 0 P: 6	R: 2 E: 1 K: 0 S: 13	H: 3 LOB: 3 BB: 2 P: 29	R: 0 E: 0 K: 1 S: 7	H: 1 LOB: 1 BB: 0 P: 8	R: 0 E: 0 K: 1 S: 9	H: 0 LOB: 0 BB: 0 P: 14	R: 0 E: 0 K: 1 S: 7	H: 0 LOB: 0 BB: 0 P: 9	1B: 4 2B: 1 3B: 0 HR: 0	SF: 0 SAC: 0 DP: 0 HBP: 0	WP: 0 PB: 0 SB: 0 CS: 0	PA: 36
<b>PITCHER</b>	IP WLS BF H R ER SO BB IBB HBP BLK WP HR S P ERA WHIP																					
<b>Andy Hawkins, R</b> ERA: 3.12 (1, 1)	6.0 L 26 4 2 2 3 3 1 0 0 0 0 60 97 3.00 1.167																					
<b>Dave Leiper, L</b> ERA: 1.59 (7, 1)	2.0 7 1 0 0 2 0 0 0 0 0 0 16 22 0.00 0.500																					
<b>Lance McCullers, R</b> ERA: 3.17 (9, 1)	1.0 3 0 0 0 1 0 0 0 0 0 0 7 9 0.00 0.000																					

Batter	1	2	3	4	5	6	7	8	9	AB	R	H	RBI	BB	SO	LOB	BOTTOM					
<b>Dickie Thon, R</b> OBP: 0.331, SLG: 0.277 (1, 6)	2-3 		3-2 			2-2 		4-1 		3	0	0	0	0	1	0	<b>Pittsburgh Pirates @ San Diego Padres</b> Jack Murphy Stadium, San Diego, CA Thu Jul 07 1988, 6:33 AM EDT Att: 16,076 - Sunny					
<b>John Kruk, L</b> OBP: 0.385, SLG: 0.399 (8, PH)								1-2 		0	0	0	0	1	0	0						
<b>Randy Ready, R</b> OBP: 0.359, SLG: 0.421 (1, 4)	1-2 			0-1 		3-2 		1-3 		4	0	2	0	0	1	2						
<b>Tony Gwynn, L</b> OBP: 0.338, SLG: 0.347 (1, 9)	0-3 			0-0 		2-1 		1-1 		4	0	2	0	0	1	2						
<b>Keith Moreland, R</b> OBP: 0.321, SLG: 0.365 (1, 3)	2-2 			1-3 				2-1 		2	0	0	0	1	1	2						
<b>Marvell Wynne, L</b> OBP: 0.342, SLG: 0.511 (7, PR)								1-2 		1	0	0	0	0	0	3						
<b>Lance McCullers, S</b> OBP: 0.342, SLG: 0.511 (8, 7)								1-2 		0	0	0	0	0	0	0						
<b>Lance McCullers, S</b> OBP: 0.342, SLG: 0.511 (9, 1)								1-2 		0	0	0	0	0	0	0						
<b>Carmelo Martinez, R</b> OBP: 0.258, SLG: 0.306 (1, 7)		1-3 		1-2 		0-0 		0-1 		4	0	2	0	0	1	0	<b>AB 33</b> <b>R 0</b> <b>H 8</b> <b>RBI 0</b> <b>BB 2</b> <b>SO 11</b> <b>LOB 17</b>					
<b>Chris Brown, R</b> OBP: 0.327, SLG: 0.320 (1, 5)		1-3 		1-3 		1-3 		2-1 		4	0	0	0	0	2	3						
<b>Mark Parent, R</b> OBP: 0.224, SLG: 0.218 (1, 2)		1-3 		0-3 		0-3 		0-2 		2	0	0	0	0	2	1						
<b>Benito Santiago, R</b> OBP: 0.271, SLG: 0.323 (7, PH)		1-3 						1-2 		2	0	1	0	0	0	2						
<b>Shane Mack, R</b> OBP: 0.333, SLG: 0.264 (1, 8)			3-2 		0-2 			2-1 		4	0	0	0	0	1	2						
<b>Andy Hawkins, R</b> OBP: 0.152, SLG: 0.125 (1, 1)			0-3 					0-1 		1	0	0	0	0	1	0						
<b>Garry Templeton, S</b> OBP: 0.277, SLG: 0.335 (6, PH)										1	0	0	0	0	0	0						
<b>Dave Leiper, L</b> OBP: 0.277, SLG: 0.335 (7, 1)										0	0	0	0	0	0	0						
<b>Tim Flannery, L</b> OBP: 0.317, SLG: 0.286 (8, PH)										1	0	1	0	0	0	0						
<b>Inning Stats</b>	R: 0 E: 0 K: 2 S: 16	H: 1 LOB: 1 BB: 0 P: 21	R: 0 E: 0 K: 3 S: 10	H: 0 LOB: 0 BB: 0 P: 13	R: 0 E: 0 K: 1 S: 13	H: 0 LOB: 0 BB: 0 P: 19	R: 0 E: 0 K: 1 S: 9	H: 1 LOB: 0 BB: 0 P: 11	R: 0 E: 0 K: 2 S: 10	H: 1 LOB: 1 BB: 0 P: 11	R: 0 E: 0 K: 0 S: 10	H: 1 LOB: 1 BB: 0 P: 17	R: 0 E: 0 K: 0 S: 8	H: 1 LOB: 2 BB: 1 P: 14	R: 0 E: 0 K: 1 S: 13	H: 2 LOB: 3 BB: 1 P: 23	R: 0 E: 0 K: 1 S: 11	H: 1 LOB: 1 BB: 0 P: 15	1B: 8 2B: 0 3B: 0 HR: 0	SF: 0 SAC: 0 DP: 0 HBP: 0	WP: 0 PB: 0 SB: 0 CS: 1	PA: 36
<b>PITCHER</b>	IP WLS BF H R ER SO BB IBB HBP BLK WP HR S P ERA WHIP																					
<b>John Smiley, L</b> ERA: 2.68 (1, 1)	6.1 W 24 5 0 0 9 1 0 0 0 0 0 73 103 0.00 0.947																					
<b>Jeff Robinson, R</b> ERA: 2.92 (7, 1)	1.2 7 2 0 0 1 1 0 0 0 0 0 16 26 0.00 1.800																					
<b>Jim Gott, R</b> ERA: 2.9 (9, 1)	1.0 S 4 1 0 0 1 0 0 0 0 0 0 11 15 0.00 1.000																					



Batter	1	2	3	4	5	6	7	8	9	AB	R	H	RBI	BB	SO	LOB	TOP					
Shawon Dunston, R OBP: 0.308, SLG: 0.428	0-1 2B 23 1B 1B		1-0 F9		1-3 K			0-1 4-3		4	1	1	0	0	1	1	<b>Chicago Cubs @ San Diego Padres</b> Jack Murphy Stadium, San Diego, CA Fri Jul 08 1988, 10:05 PM EDT Att: 19,071 - Unknown - 68 F					
Rafael Palmeiro, L OBP: 0.349, SLG: 0.449	0-0 F7		0-0 1B		1-0 F8			0-0 SF9 3B		4	1	2	0	0	0	1						
Andre Dawson, R OBP: 0.351, SLG: 0.520	1-2 23 1B CS 2B			1-1 F7		0-0 23 1B 1B		0-0 SF9		3	0	2	1	0	0	0						
23 Ryne Sandberg, R OBP: 0.322, SLG: 0.427	3-2 CS 1B			0-0 P5		3-2 CS 1B		3-H 4-3		4	0	2	1	0	0	0						
Vance Law, R OBP: 0.361, SLG: 0.417	1-3 K			4-1 PB BB		3-2 F7		1-1 L6		3	0	0	0	1	1	4						
Jody Davis, R OBP: 0.341, SLG: 0.405			1-0 F9		2-2 F8		1-1 1-3		1-3 K2-3		4	0	0	0	0	1						
Mark Grace, L OBP: 0.376, SLG: 0.446			2-1 F9		1-1 F7		2-0 1B		0-0 1B		4	0	2	0	0	0						
Darrin Jackson, R OBP: 0.259, SLG: 0.389			1-1 F9		3-2 F2		1-0 P4		2-1 P6		4	0	0	0	0	2						
Jeff Pico, R OBP: 0.176, SLG: 0.125			0-2 L4		2-1 1B		1-3 K			2	0	1	0	0	0	0						
Al Nipper, R OBP: 0.254, SLG: 0.231										0	0	0	0	0	0	0						
Manny Trillo, R OBP: 0.283, SLG: 0.291										1	0	0	0	0	1	1						
Pat Perry, L OBP: 0.107, SLG: 0.074										0	0	0	0	0	0	0						
Calvin Schiraldi, R OBP: 0.107, SLG: 0.074										0	0	0	0	0	0	0						
<b>Inning Stats</b>	R: 1 E: 0 K: 1 S: 14	H: 3 LOB: 1 BB: 0 P: 19	R: 0 E: 0 K: 0 S: 5	H: 0 LOB: 0 BB: 0 P: 9	R: 0 E: 0 K: 0 S: 5	H: 1 LOB: 1 BB: 0 P: 6	R: 0 E: 0 K: 0 S: 7	H: 0 LOB: 1 BB: 1 P: 14	R: 0 E: 0 K: 1 S: 13	H: 1 LOB: 0 BB: 0 P: 20	R: 0 E: 0 K: 0 S: 9	H: 2 LOB: 1 BB: 0 P: 16	R: 0 E: 0 K: 1 S: 8	H: 1 LOB: 0 BB: 0 P: 13	R: 1 E: 0 K: 0 S: 6	H: 1 LOB: 0 BB: 0 P: 7	R: 0 E: 0 K: 1 S: 10	H: 1 LOB: 1 BB: 0 P: 14	1B: 8 2B: 1 3B: 1 HR: 0	SF: 1 SAC: 0 DP: 0 HBP: 0	WP: 0 PB: 1 SB: 0 CS: 3	PA: 35
<b>PITCHER</b> Dennis Rasmussen, L ERA: 4.5	IP: 9.0 WLS: W BF: 35 H: 10 R: 2 ER: 2 SO: 4 BB: 1 IBB: 0 HBP: 0 BLK: 0 WP: 0 HR: 0 S: 77 P: 118 ERA: 2.00 WHIP: 1.222																					

Batter	1	2	3	4	5	6	7	8	9	AB	R	H	RBI	BB	SO	LOB	BOTTOM			
Marvell Wynne, L OBP: 0.348, SLG: 0.511	2-2 4-3 1B		0-0 G3		1-0 1B 1B		4-0 B3-4 BB	3-1 G3		4	1	2	1	1	0	1	<b>Chicago Cubs @ San Diego Padres</b> Jack Murphy Stadium, San Diego, CA Fri Jul 08 1988, 10:05 PM EDT Att: 19,071 - Unknown - 68 F			
Roberto Alomar, S OBP: 0.279, SLG: 0.343	3-2 4-3 1-2		1-3 K		1-1 1B 1-3 1B		0-0 B3-4 1-2			4	0	1	0	0	1	2				
Tony Gwynn, L OBP: 0.344, SLG: 0.351	4-2 BB		1-1 F9		0-1 S 1-3 3-H 1B		1-2 2B 1B			3	1	2	1	1	0	0				
John Kruk, L OBP: 0.387, SLG: 0.403	3-3 K			4-2 G6-4-3 BB	3-3 K		2-0 K			3	1	1	0	1	2	4				
Keith Moreland, R OBP: 0.323, SLG: 0.367	2-1 G3			1-0 G6-4-3 1B	1-3 K		1-3 K			4	0	2	2	0	1	4				
Chris Brown, R OBP: 0.320, SLG: 0.312		3-2 6-3		0-2 G6-4-3 1-2 2-3		1-2 4-3		0-2 L4		4	0	0	0	0	3					
Benito Santiago, R OBP: 0.274, SLG: 0.330		1-2 1B		0-2 5-3		0-0 2B		1-3 K		4	0	2	0	0	1	1				
Garry Templeton, S OBP: 0.277, SLG: 0.339		1-1 F8			0-0 SH2-4 1B 2B		1-2 F8		0-1 P6		4	1	1	0	0	2				
Dennis Rasmussen, L OBP: 0.158, SLG: 0.189		2-3 K			1-2 SH2-4 2-3		0-3 K		1-3 K		3	0	0	0	3	2				
<b>Inning Stats</b>	R: 0 E: 0 K: 1 S: 18	H: 1 LOB: 2 BB: 1 P: 32	R: 0 E: 0 K: 1 S: 11	H: 1 LOB: 0 BB: 0 P: 18	R: 0 E: 0 K: 1 S: 7	H: 0 LOB: 0 BB: 0 P: 9	R: 0 E: 0 K: 0 S: 10	H: 1 LOB: 1 BB: 1 P: 14	R: 2 E: 0 K: 2 S: 17	H: 4 LOB: 2 BB: 0 P: 22	R: 0 E: 0 K: 1 S: 12	H: 1 LOB: 0 BB: 0 P: 14	R: 2 E: 0 K: 0 S: 10	H: 3 LOB: 1 BB: 1 P: 18	R: 0 E: 0 K: 2 S: 12	H: 0 LOB: 1 BB: 0 P: 17		1B: 8 2B: 4 3B: 0 HR: 0	SF: 0 SAC: 1 DP: 2 HBP: 0	WP: 1 PB: 0 SB: 1 CS: 0
<b>PITCHER</b> Jeff Pico, R ERA: 4.63 Al Nipper, R ERA: 2.84 Pat Perry, L ERA: 3.86 Calvin Schiraldi, R ERA: 4.5	IP: 4.1 WLS: L BF: 21 H: 7 R: 2 ER: 2 SO: 3 BB: 2 IBB: 0 HBP: 0 BLK: 0 WP: 0 HR: 0 S: 20 P: 24 ERA: 0.00 WHIP: 0.600																			

AB	33
R	2
H	10
RBI	2
BB	1
SO	4
LOB	10



AB	33
R	4
H	11
RBI	4
BB	3
SO	8
LOB	19







Batter	1	2	3	4	5	6	7	8	9	AB	R	H	RBI	BB	SO	LOB	TOP										
Shawn Dunston, R OBP: 0.305, SLG: 0.422	1-3 K		2-3 K			0-1 F8		1-3 K		4	0	0	0	0	3	1	<b>Chicago Cubs @ San Diego Padres</b> Jack Murphy Stadium, San Diego, CA Sat Jul 09 1988, 10:05 PM EDT Att: 28,364 - Unknown - 68 F  <b>livebaseballscorecards.com</b>										
Dave Martinez, L OBP: 0.300, SLG: 0.341	1-2 4-3			2-0 4-3			1-2 F7		2-2 4-3	4	0	0	0	0	0	0											
Rafael Palmeiro, L OBP: 0.348, SLG: 0.447	1-2 4-3			0-2 6-3			1-0 1B		1-2 F7	4	1	1	0	0	0	0											
23 Ryne Sandberg, R OBP: 0.324, SLG: 0.426		0-3 K		3-2 5-3			1-0 1B		4-0 FC6-4	3	1	1	0	1	1	0											
Mark Grace, L OBP: 0.375, SLG: 0.444 Andre Dawson, R OBP: 0.350, SLG: 0.519	0-1 1-3				2-0 F8		2-1 1B		2-1 FC6-4	3	0	1	0	0	0	0											
Vance Law, R OBP: 0.360, SLG: 0.416	1-3 K				0-0 F9		0-2 1B		1-2 FC6-4	3	0	1	2	0	1	0											
Jody Davis, R OBP: 0.336, SLG: 0.399			1-1 5-3		0-3 K		1-2 1B		1-5-3	3	0	0	0	0	1	2											
Gary Varsho, L OBP: 0.167, SLG: 0.167			3-1 1B			0-0 6-3	1-2 PO	2-1 F8		3	0	1	0	0	0	0											
Rick Sutcliffe, L ERA: 4.73 Frank DiPino, L ERA: 4.58 Manny Trillo, R ERA: 3.04 Les Lancaster, R ERA: 3.06 Jerry Mumphy, S ERA: 3.76 Pat Perry, L ERA: 3.76	0-2 G3		0-2 G3		2-3 K		3-1 F7			1	0	0	0	0	0	1											
<b>Inning Stats</b>	R: 0 E: 0 K: 1 S: 11	H: 0 LOB: 0 BB: 0 P: 14	R: 0 E: 0 K: 2 S: 8	H: 0 LOB: 0 BB: 0 P: 9	R: 0 E: 0 K: 1 S: 11	H: 1 LOB: 1 BB: 0 P: 17	R: 0 E: 0 K: 0 S: 7	H: 0 LOB: 0 BB: 0 P: 12	R: 0 E: 0 K: 1 S: 5	H: 0 LOB: 0 BB: 0 P: 7	R: 0 E: 0 K: 1 S: 6	H: 0 LOB: 0 BB: 0 P: 8	R: 2 E: 0 K: 0 S: 13	H: 4 LOB: 1 BB: 0 P: 19	R: 0 E: 0 K: 1 S: 9	H: 0 LOB: 0 BB: 1 P: 15		R: 0 E: 0 K: 0 S: 11	H: 0 LOB: 1 BB: 1 P: 20	1B: 5 2B: 0 3B: 0 HR: 0	SF: 0 SAC: 0 DP: 0 HBP: 0	WP: 0 PB: 0 SB: 0 CS: 0	PA: 33				
<b>PITCHER</b>	IP	WLS	BF	H	R	ER	SO	BB	IBB	HBP	BLK	WP	HR	S	P	ERA	WHIP										
Ed Whitton, R ERA: 4.73	6.1	W	24	5	2	2	6	0	0	0	0	0	0	58	82	2.84	0.789										
Lance McCullers, R ERA: 3.04	2.1		7	0	0	0	1	1	0	0	0	0	0	21	35	0.00	0.429										
Mark Davis, L ERA: 2.77	0.1	S	1	0	0	0	0	0	0	0	0	0	0	2	4	0.00	0.000										

Batter	1	2	3	4	5	6	7	8	9	AB	R	H	RBI	BB	SO	LOB	BOTTOM										
Marvell Wynne, L OBP: 0.359, SLG: 0.516	1-1 SH3 1B	3-2 FC4-6 1B		1-0 E9 1-3 1B		4-1 G4-6-3 BB		2-1 F9		4	1	3	1	1	0	1	<b>Chicago Cubs @ San Diego Padres</b> Jack Murphy Stadium, San Diego, CA Sat Jul 09 1988, 10:05 PM EDT Att: 28,364 - Unknown - 68 F  <b>livebaseballscorecards.com</b>										
Roberto Alomar, S OBP: 0.279, SLG: 0.343	0-0 SH3	1-0 FC4-6		0-0 1-3 1B		0-0 G4-6-3				3	0	1	1	0	0	2											
Tony Gwynn, L OBP: 0.346, SLG: 0.353	3-1 F8 1B		1-2 S 1B		1-3 1-2 2-3		2-1 F8			4	1	2	1	0	0	2											
John Kruk, L OBP: 0.389, SLG: 0.399	4-1 BB		4-1 1B		2-3 K		0-1 6-3			2	0	0	0	2	1	2											
Keith Moreland, R OBP: 0.326, SLG: 0.369 Shane Mack, R OBP: 0.333, SLG: 0.264	0-2 F8		0-0 G4-6-3 1B		0-0 5-3		0-1 S 1B			4	0	2	1	0	0	2											
Benito Santiago, R OBP: 0.274, SLG: 0.328	0-1 F8		0-0 L5		0-0 FC6-4 1B		2-2 F9			4	0	1	0	0	0	5											
Tim Flannery, L OBP: 0.313, SLG: 0.283		1-1 1-3	3-1 G4-6-3		1-3 K		1-2 1B			4	0	1	0	0	1	3											
Garry Templeton, S OBP: 0.276, SLG: 0.337		1-0 WP SH5-4 1B		1-1 F9	1-0 FC6-4		1-2 P4			4	1	1	0	0	0	2											
Ed Whitton, R OBP: 0.200, SLG: 0.300 Lance McCullers, S ERA: 4.58 Mark Davis, L OBP: 0.400, SLG: 1.000	1-1 SH5-4		1-1 1-2		0-0 E 1B		0-0 F9			2	1	1	0	0	0	0											
<b>Inning Stats</b>	R: 1 E: 0 K: 0 S: 11	H: 2 LOB: 2 BB: 1 P: 19	R: 1 E: 0 K: 0 S: 11	H: 2 LOB: 1 BB: 0 P: 18	R: 1 E: 0 K: 0 S: 9	H: 2 LOB: 1 BB: 1 P: 17	R: 1 E: 1 K: 1 S: 11	H: 3 LOB: 2 BB: 0 P: 16	R: 0 E: 0 K: 1 S: 6	H: 1 LOB: 1 BB: 0 P: 8	R: 0 E: 0 K: 0 S: 5	H: 0 LOB: 0 BB: 1 P: 11	R: 0 E: 0 K: 0 S: 9	H: 1 LOB: 2 BB: 0 P: 13	R: 0 E: 0 K: 0 S: 9	H: 1 LOB: 1 BB: 0 P: 13		1B: 12 2B: 0 3B: 0 HR: 0	SF: 0 SAC: 2 DP: 2 HBP: 0	WP: 1 PB: 0 SB: 2 CS: 0	PA: 37						
<b>PITCHER</b>	IP	WLS	BF	H	R	ER	SO	BB	IBB	HBP	BLK	WP	HR	S	P	ERA	WHIP										
Rick Sutcliffe, R ERA: 4.44	2.1	L	15	6	3	3	0	2	0	0	0	0	0	29	49	11.57	3.429										
Frank DiPino, L ERA: 4.58	2.2		11	4	1	1	2	0	0	0	0	0	0	19	29	3.38	1.500										
Les Lancaster, R ERA: 3.06	2.0		7	1	0	0	0	1	0	0	0	0	0	14	24	0.00	1.000										
Pat Perry, L ERA: 3.76	1.0		4	1	0	0	0	0	0	0	0	0	0	9	13	0.00	1.000										



Batter	1	2	3	4	5	6	7	8	9	AB	R	H	RBI	BB	SO	LOB	TOP					
Dave Martinez, L (1, 8) OBP: 0.309, SLG: 0.349	1-0 1-3		0-1 1B		4-1 BB		4-1 BB		2-2 1B 2B	3	0	2	0	2	0	0	<p>Chicago Cubs @ San Diego Padres Jack Murphy Stadium, San Diego, CA Sun Jul 10 1988, 6:33 AM EDT Att: 19,835 - Sunny - 80 F</p> <p>livebaseballscores.com</p> <p>AB 36 R 4 H 11 RBI 3 BB 3 SO 1 LOB 14</p> 					
Rafael Palmeiro, L (1, 7) OBP: 0.349, SLG: 0.445	1-1 L6		0-1 1B		2-0 4-3		0-0 FC3 FC6-4		4-1 1B BB	4	0	1	0	1	0	3						
Andre Dawson, R (1, 9) OBP: 0.351, SLG: 0.526	2-2 HR		1-1 G6-4-3 1B			1-0 6-3	1-2 F8		0-0 1B	5	1	2	1	0	0	4						
23 Ryne Sandberg, R (1, 4) OBP: 0.320, SLG: 0.421	0-0 6-3			1-0 P4		2-2 6-3	2-2 FC6-4			4	0	0	0	0	0	2						
Mark Grace, L (1, 3) OBP: 0.373, SLG: 0.441		2-2 F8		2-2 4-3		3-1 1B		2-2 6-3		4	0	1	0	0	0	0						
Vance Law, R (1, 5) OBP: 0.359, SLG: 0.414		2-1 1B		2-1 6-3		0-1 F9		3-2 F9		4	0	1	0	0	0	1						
Shawon Dunston, R (1, 6) Angel Salazar, R (5, 6) OBP: 0.292, SLG: 0.348		2-2 F3		0-2 FC5-4 1B		0-1 G3 1B		0-0 F8		2	0	1	0	0	0	1						
Jim Sundberg, R (1, 2) OBP: 0.357, SLG: 0.404		3-0 PO	0-0 HR	1-3 K		1-2 G3		0-0 5-3		4	1	1	1	0	1	2						
Greg Maddux, R (1, 1) OBP: 0.161, SLG: 0.194			0-2 4-3		0-0 FC5-4		0-0 BB FC3 1B		1-1 5-3	4	1	1	1	0	0	1						
<b>Inning Stats</b>	R: 1 E: 0 K: 0 S: 8	H: 1 LOB: 0 BB: 0 P: 12	R: 0 E: 0 K: 0 S: 8	H: 1 LOB: 0 BB: 0 P: 17	R: 1 E: 0 K: 0 S: 10	H: 3 LOB: 1 BB: 0 P: 11	R: 0 E: 0 K: 0 S: 6	H: 0 LOB: 0 BB: 0 P: 11	R: 0 E: 1 K: 1 S: 9	H: 1 LOB: 2 BB: 1 P: 16	R: 0 E: 0 K: 0 S: 9	H: 1 LOB: 1 BB: 0 P: 15	R: 2 E: 1 K: 0 S: 15	H: 2 LOB: 2 BB: 1 P: 22	R: 0 E: 0 K: 0 S: 9	H: 0 LOB: 0 BB: 0 P: 14	R: 0 E: 0 K: 0 S: 10	H: 2 LOB: 2 BB: 1 P: 18	1B: 8 2B: 1 3B: 0 HR: 2	SF: 0 SAC: 0 DP: 1 HBP: 0	WP: 0 PB: 0 SB: 0 CS: 0	PA: 40
<b>PITCHER</b> Eric Show, R (1, 1) ERA: 3.67	IP: 9.0 WLS: L BF: 39	H: 11 R: 4 ER: 3 SO: 1	BB: 3 IBB: 0 HBP: 0 BLK: 1	WP: 0 HR: 2 S: 84 P: 136	ERA: 3.00 WHIP: 1.556	<b>PITCHER</b>										IP: 9.0 WLS: W BF: 37	H: 9 R: 2 ER: 2 SO: 4	BB: 2 IBB: 0 HBP: 0 BLK: 1	WP: 0 HR: 0 S: 83 P: 131	ERA: 2.00 WHIP: 1.222		

Batter	1	2	3	4	5	6	7	8	9	AB	R	H	RBI	BB	SO	LOB	BOTTOM					
Marvell Wynne, L (1, 8) OBP: 0.351, SLG: 0.503	2-3 K	2-3 K		2-2 P4			2-2 G3		2-3 K	5	0	0	0	0	3	3	<p>Chicago Cubs @ San Diego Padres Jack Murphy Stadium, San Diego, CA Sun Jul 10 1988, 6:33 AM EDT Att: 19,835 - Sunny - 80 F</p> <p>livebaseballscores.com</p> <p>AB 34 R 2 H 9 RBI 2 BB 2 SO 4 LOB 18</p> 					
Roberto Alomar, S (1, 4) OBP: 0.279, SLG: 0.342	1-1 BLK 1B	1-2 F8		0-0 F7			1-2 F8			4	1	1	0	0	0	3						
Tony Gwynn, L (1, 9) OBP: 0.348, SLG: 0.355	3-1 S 1B		0-1 BB 1B		1-1 F7		2-2 4-3			4	0	2	1	0	0	0						
John Kruk, L (1, 7) OBP: 0.390, SLG: 0.395	4-2 FC5-4 BB		4-0 G5-4-3 BB		0-0 4-3			1-1 4-3		2	0	0	0	2	0	0						
Keith Moreland, R (1, 3) Shane Mack, R (8, PR) OBP: 0.333, SLG: 0.264	0-0 F8		0-0 F8		1-1 1B			2-1 1B		4	0	2	0	0	0	4						
Benito Santiago, R (1, 2) OBP: 0.270, SLG: 0.324	1-0 FC5-4		2-2 G5-4-3		1-2 P6			1-0 P6		4	0	0	0	0	0	6						
Tim Flannery, L (1, 5) OBP: 0.324, SLG: 0.297		2-2 SH1-4 1B		2-2 2B 1B		3-3 K		2-0 1-3		4	1	2	0	0	1	1						
Garry Templeton, S (1, 6) OBP: 0.280, SLG: 0.345	1-1 SH1-4 1B		0-1 4-3 2B		2-2 F7			0-2 6-3		4	0	2	1	0	0	0						
Eric Show, R (1, 1) Randy Ready, R (9, PH) OBP: 0.357, SLG: 0.416	0-0 SH1-4		0-0 4-3		0-0 P4			0-2 4-1		2	0	0	0	0	0	1						
<b>Inning Stats</b>	R: 1 E: 0 K: 1 S: 12	H: 2 LOB: 2 BB: 1 P: 23	R: 0 E: 0 K: 1 S: 14	H: 2 LOB: 2 BB: 0 P: 20	R: 0 E: 0 K: 0 S: 6	H: 1 LOB: 1 BB: 1 P: 12	R: 1 E: 0 K: 0 S: 11	H: 2 LOB: 1 BB: 0 P: 15	R: 0 E: 0 K: 0 S: 8	H: 1 LOB: 1 BB: 0 P: 11	R: 0 E: 0 K: 1 S: 8	H: 0 LOB: 0 BB: 0 P: 13	R: 0 E: 0 K: 0 S: 9	H: 0 LOB: 0 BB: 0 P: 14	R: 0 E: 0 K: 0 S: 6	H: 1 LOB: 1 BB: 0 P: 12	R: 0 E: 0 K: 1 S: 9	H: 0 LOB: 0 BB: 0 P: 11	1B: 8 2B: 1 3B: 0 HR: 0	SF: 0 SAC: 1 DP: 1 HBP: 0	WP: 0 PB: 0 SB: 1 CS: 0	PA: 37
<b>PITCHER</b> Greg Maddux, R (1, 1) ERA: 2.14	IP: 9.0 WLS: W BF: 37	H: 9 R: 2 ER: 2 SO: 4	BB: 2 IBB: 0 HBP: 0 BLK: 1	WP: 0 HR: 0 S: 83 P: 131	ERA: 2.00 WHIP: 1.222	<b>PITCHER</b>										IP: 9.0 WLS: W BF: 37	H: 9 R: 2 ER: 2 SO: 4	BB: 2 IBB: 0 HBP: 0 BLK: 1	WP: 0 HR: 0 S: 83 P: 131	ERA: 2.00 WHIP: 1.222		



Batter	1	2	3	4	5	6	7	8	9	AB	R	H	RBI	BB	SO	LOB	TOP											
Marvell Wynne, L OBP: 0.344, SLG: 0.492										4	0	0	0	0	2	1												
Roberto Alomar, S OBP: 0.279, SLG: 0.340										4	1	1	0	0	1	0												
Tony Gwynn, L OBP: 0.351, SLG: 0.358										4	1	2	0	0	1	0												
Keith Moreland, R OBP: 0.324, SLG: 0.365										4	0	0	0	0	2	3												
John Kruk, L OBP: 0.390, SLG: 0.392										2	1	0	0	0	1	1												
Carmelo Martinez, R OBP: 0.293, SLG: 0.311										1	0	1	1	0	0	0												
Shane Mack, R OBP: 0.333, SLG: 0.264										0	0	0	0	0	0	0												
Chris Brown, R OBP: 0.324, SLG: 0.317										4	0	2	1	0	0	1												
Benito Santiago, R OBP: 0.266, SLG: 0.319										4	0	0	0	0	0	4												
Garry Templeton, S OBP: 0.276, SLG: 0.340										3	0	0	0	0	0	1												
Andy Hawkins, R OBP: 0.167, SLG: 0.143										3	0	1	0	0	1	1												
<b>Inning Stats</b>	R: 0 E: 0 K: 1 S: 7	H: 1 LOB: 1 BB: 0 P: 13	R: 0 E: 1 K: 0 S: 6	H: 0 LOB: 0 BB: 0 P: 11	R: 0 E: 0 K: 1 S: 6	H: 0 LOB: 0 BB: 0 P: 11	R: 1 E: 0 K: 0 S: 7	H: 1 LOB: 1 BB: 1 P: 14	R: 0 E: 0 K: 2 S: 12	H: 0 LOB: 0 BB: 0 P: 16	R: 0 E: 0 K: 10 S: 10	H: 0 LOB: 0 BB: 0 P: 13	R: 0 E: 0 K: 1 S: 8	H: 1 LOB: 1 BB: 0 P: 13	R: 2 E: 0 K: 1 S: 11	H: 4 LOB: 1 BB: 0 P: 15	1B: 7 2B: 0 3B: 0 HR: 0	SF: 0 SAC: 0 DP: 2 HBP: 0	WP: 1 PB: 0 CS: 0	PA: 34								
<b>PITCHER</b>	IP	WLS	BF	H	R	ER	SO	BB	IBB	HBP	BLK	WP	HR	S	P	ERA	WHIP											
Jose DeLeon, R ERA: 3.98	(1, 1)	8.0	L	28	3	1	1	7	1	0	0	0	1	0	64	102	1.12	0.500										
Larry McWilliams, L ERA: 2.7	(9, 1)	0.1		3	2	2	2	1	0	0	0	0	0	0	5	7	54.00	6.000										
Dan Quisenberry, R ERA: 3.46	(9, 1)	0.2		3	2	0	0	0	0	0	0	0	0	0	6	8	0.00	3.000										

San Diego Padres @ St. Louis Cardinals  
 Busch Stadium, St. Louis, MO  
 Thu Jul 14 1988, 7:05 PM CDT  
 Att: 28,938 - Unknown - 98 F

AB	33
R	3
H	7
RBI	2
BB	1
SO	8
LOB	11



Batter	1	2	3	4	5	6	7	8	9	AB	R	H	RBI	BB	SO	LOB	BOTTOM										
Vince Coleman, S OBP: 0.326, SLG: 0.372										4	0	1	0	0	0	0											
Ozzie Smith, S OBP: 0.343, SLG: 0.332										4	0	2	0	0	1	1											
Willie McGee, S OBP: 0.344, SLG: 0.380										4	0	0	0	0	0	2											
Tom Brunansky, R OBP: 0.373, SLG: 0.447										3	1	1	1	1	0	1											
Mike Laga, L OBP: 0.373, SLG: 0.447										4	0	0	0	0	1	1											
José Oquendo, S OBP: 0.359, SLG: 0.350										3	0	2	0	1	1	0											
Tony Peña, R OBP: 0.289, SLG: 0.360										4	0	0	0	0	0	4											
Luis Alicaia, S OBP: 0.280, SLG: 0.292										3	0	0	0	0	0	1											
Jose DeLeon, R OBP: 0.103, SLG: 0.103										2	0	0	0	0	0	0											
Curt Ford, L OBP: 0.217, SLG: 0.222										1	0	0	0	0	0	0											
Larry McWilliams, L OBP: 0.194, SLG: 0.172										0	0	0	0	0	0	0											
Dan Quisenberry, R ERA: 3.46										0	0	0	0	0	0	0											
<b>Inning Stats</b>	R: 0 E: 1 K: 0 S: 11	H: 1 LOB: 1 BB: 0 P: 13	R: 0 E: 0 K: 0 S: 6	H: 1 LOB: 1 BB: 0 P: 11	R: 0 E: 0 K: 2 S: 9	H: 0 LOB: 0 BB: 0 P: 14	R: 0 E: 0 K: 0 S: 5	H: 0 LOB: 0 BB: 0 P: 7	R: 0 E: 0 K: 0 S: 6	H: 0 LOB: 0 BB: 0 P: 9	R: 0 E: 0 K: 0 S: 8	H: 1 LOB: 1 BB: 1 P: 16	R: 0 E: 0 K: 1 S: 11	H: 1 LOB: 1 BB: 0 P: 16	R: 1 E: 0 K: 0 S: 6	H: 1 LOB: 1 BB: 1 P: 12	1B: 4 2B: 1 3B: 0 HR: 1	SF: 0 SAC: 0 DP: 1 HBP: 0	WP: 0 PB: 0 CS: 0	PA: 34							
<b>PITCHER</b>	IP	WLS	BF	H	R	ER	SO	BB	IBB	HBP	BLK	WP	HR	S	P	ERA	WHIP										
Andy Hawkins, R ERA: 2.97	(1, 1)	9.0	W	34	6	1	1	3	2	0	0	0	1	76	118	1.00	0.889										

San Diego Padres @ St. Louis Cardinals  
 Busch Stadium, St. Louis, MO  
 Thu Jul 14 1988, 7:05 PM CDT  
 Att: 28,938 - Unknown - 98 F

AB	32
R	1
H	6
RBI	1
BB	2
SO	3
LOB	10





Batter	1	2	3	4	5	6	7	8	9	AB	R	H	RBI	BB	SO	LOB	TOP										
<b>Dickie Thon, R</b> OBP: 0.342, SLG: 0.291	2-1 FC1-4 1B		2-2 G4-3 1B		2-0 G6-3		1-1 SH1-4		1-0 1B	4	1	3	0	0	0	0	<b>San Diego Padres @ St. Louis Cardinals</b> Busch Stadium, St. Louis, MO Fri Jul 15 1988, 7:05 PM CDT Att: 34,414 - Unknown - 99 F										
<b>Randy Ready, R</b> OBP: 0.354, SLG: 0.410 <b>Roberto Alomar, S</b> OBP: 0.279, SLG: 0.340	0-0 FC1-4 1B		0-1 G4-3		1-1 F9		0-1 B1-3		1-2 1B	4	1	0	0	0	0	4											
<b>Tony Gwynn, L</b> OBP: 0.355, SLG: 0.362	2-0 F8		1-3 K				0-0 2B SH3		1-0 1B	5	2	3	4	0	1	1											
<b>Keith Moreland, R</b> OBP: 0.326, SLG: 0.371	0-0 FC6-4 1B				1-0 L4		0-0 SH3		0-1 1B	4	0	2	0	0	0	1											
<b>Carmelo Martinez, R</b> OBP: 0.288, SLG: 0.316	2-1 FC6-4				1-2 1B		0-0 SH3		1-2 G6-3	4	0	2	3	0	0	2											
<b>Chris Brown, R</b> OBP: 0.321, SLG: 0.313					0-1 1B		0-0 G6-3		0-1 K	5	0	1	0	0	1	3											
<b>Benito Santiago, R</b> OBP: 0.269, SLG: 0.325					0-0 G1-4-3 1B		0-0 F9		0-0 F8	4	0	2	0	0	0	1											
<b>Shane Mack, R</b> OBP: 0.333, SLG: 0.266					0-0 G2-3				4-2 1B	3	1	1	0	0	0	4											
<b>John Kruk, L</b> OBP: 0.392, SLG: 0.392					1-2 G1-4-3				0-1 1B	0	1	0	0	1	0	0											
<b>Dennis Rasmussen, L</b> OBP: 0.150, SLG: 0.179 <b>Mark Davis, L</b> OBP: 0.500, SLG: 1.000 <b>Marvell Wynne, L</b> OBP: 0.344, SLG: 0.492					2-3 K		3-3 K		0-0 SH3	2	1	0	0	0	2	1											
<b>Inning Stats</b>	R: 0 E: 0 K: 0 S: 7	H: 2 LOB: 2 BB: 0 P: 13	R: 0 E: 0 K: 1 S: 6	H: 1 LOB: 1 BB: 0 P: 10	R: 0 E: 0 K: 1 S: 9	H: 1 LOB: 0 BB: 0 P: 12	R: 0 E: 0 K: 0 S: 8	H: 3 LOB: 2 BB: 0 P: 11	R: 0 E: 0 K: 1 S: 7	H: 0 LOB: 0 BB: 0 P: 13	R: 1 E: 0 K: 0 S: 5	H: 2 LOB: 1 BB: 0 P: 5	R: 2 E: 0 K: 0 S: 12	H: 2 LOB: 1 BB: 0 P: 14	R: 0 E: 0 K: 1 S: 9	H: 0 LOB: 0 BB: 0 P: 10	R: 4 E: 0 K: 0 S: 14	H: 4 LOB: 1 BB: 1 P: 21	1B: 13 2B: 2 3B: 0 HR: 0	SF: 0 SAC: 4 DP: 3 HBP: 1	WP: 0 PB: 0 SB: 1 CS: 0	PA: 42					
<b>PITCHER</b>	IP	WLS	BF	H	R	ER	SO	BB	IBB	HBP	BLK	WP	HR	S	P	ERA	WHIP										
<b>John Tudor, L</b> ERA: 2.24	7.0		31	11	3	3	3	0	0	0	0	0	0	54	78	3.86	1.571										
<b>Todd Worrell, R</b> ERA: 3.55	1.1	L	7	1	3	3	1	1	0	1	0	0	0	16	23	20.25	1.500										
<b>Ken Dayley, L</b> ERA: 3.91	0.0		2	2	0	0	0	0	0	0	0	0	0	3	4	∞	∞										
<b>Dan Quisenberry, R</b> ERA: 3.38	0.2		2	1	1	1	0	0	0	0	0	0	0	4	4	13.50	1.500										

Batter	1	2	3	4	5	6	7	8	9	AB	R	H	RBI	BB	SO	LOB	BOTTOM										
<b>Vince Coleman, S</b> OBP: 0.327, SLG: 0.374	2-1 P6		0-1 1B G6-3		0-0 G5-3		2-1 S 1B			4	1	2	2	0	0	0	<b>San Diego Padres @ St. Louis Cardinals</b> Busch Stadium, St. Louis, MO Fri Jul 15 1988, 7:05 PM CDT Att: 34,414 - Unknown - 99 F										
<b>Ozzie Smith, S</b> OBP: 0.344, SLG: 0.332 <b>Todd Worrell, R</b>	2-1 G5-4-3		1-0 G6-3 WP		1-1 G5-3		1-2 G1-3			3	0	1	0	0	0	1											
<b>Ken Dayley, L</b> <b>Mike Laga, L</b> <b>Dan Quisenberry, R</b>	0-0 HBP		1-3 1B				2-3			0	0	0	0	0	0	0											
<b>Willie McGee, S</b> OBP: 0.340, SLG: 0.376	0-0 G5-4-3		1-0 G6-3		0-0 G5-3		1-1 G6-3			4	0	0	1	0	0	2											
<b>Tom Brunansky, R</b> OBP: 0.371, SLG: 0.445			2-2 F9		2-2 G1-3		2-2 L5-3 1B		2-2 G5-3	4	0	1	0	0	0	1											
<b>Tom Pagnozzi, R</b> OBP: 0.308, SLG: 0.318					0-0 1B		0-0 L5-3		1-1 1B	3	0	2	0	1	0	1											
<b>José Oquendo, S</b> OBP: 0.357, SLG: 0.348			0-0 F3		1-1 F3		0-0 1B		2-2 P4	4	0	1	0	0	0	3											
<b>Tony Peña, R</b> OBP: 0.295, SLG: 0.363			0-2 1B		0-0 F8		4-1 G5-2-3 1B		1-2 G6-4-3 1B	3	1	2	0	1	0	1											
<b>Luis Alicaia, S</b> OBP: 0.279, SLG: 0.291			2-3 K		2-1 P9		1-0 G5-2-3 1B		1-1 G6-4-3	4	1	1	0	0	1	4											
<b>John Tudor, L</b> OBP: 0.167, SLG: 0.091 <b>Terry Pendleton, S</b> OBP: 0.320, SLG: 0.374			1-3 K		0-1 P9		0-1 G5-2-3		0-0 F8	2	0	0	0	0	1	0											
<b>Inning Stats</b>	R: 0 E: 0 K: 0 S: 4	H: 0 LOB: 0 BB: 0 P: 8	R: 0 E: 0 K: 1 S: 10	H: 1 LOB: 2 BB: 1 P: 18	R: 1 E: 0 K: 1 S: 11	H: 2 LOB: 1 BB: 0 P: 16	R: 0 E: 0 K: 0 S: 6	H: 1 LOB: 1 BB: 0 P: 9	R: 0 E: 0 K: 0 S: 7	H: 0 LOB: 0 BB: 0 P: 6	R: 2 E: 0 K: 0 S: 10	H: 3 LOB: 1 BB: 1 P: 18	R: 0 E: 0 K: 0 S: 11	H: 1 LOB: 1 BB: 0 P: 17	R: 0 E: 0 K: 0 S: 7	H: 1 LOB: 0 BB: 0 P: 9	1B: 10 2B: 1 3B: 0 HR: 0	SF: 0 SAC: 0 DP: 4 HBP: 1	WP: 1 PB: 0 SB: 1 CS: 0	PA: 36							
<b>PITCHER</b>	IP	WLS	BF	H	R	ER	SO	BB	IBB	HBP	BLK	WP	HR	S	P	ERA	WHIP										
<b>Dennis Rasmussen, L</b> ERA: 4.5	3.0	W	11	4	0	0	0	0	0	0	0	0	0	26	38	0.00	1.333										





Batter	1	2	3	4	5	6	7	8	9	AB	R	H	RBI	BB	SO	LOB	TOP										
<b>Marvell Wynne, L</b> (1, 8) <small>OBP: 0.338, SLG: 0.482</small> <b>Carmelo Martinez, R</b> (9, PH) <small>OBP: 0.267, SLG: 0.314</small> <b>Mark Davis, L</b> (9, 1) <small>OBP: 0.500, SLG: 1.000</small> <b>Lance McCullers, S</b> (9, 1)	0-3 <b>K</b>		2-2 4-3		1-3 <b>K</b>		0-0 L9		1-2 <b>K</b>	4	0	0	0	0	2	0	<b>San Diego Padres @ St. Louis Cardinals</b> Busch Stadium, St. Louis, MO Sat Jul 16 1988, 7:05 PM CDT Att: 43,338 - Unknown - 99 F <a href="http://livebaseballscorecards.com">livebaseballscorecards.com</a>										
<b>Roberto Alomar, S</b> (1, 4) <small>OBP: 0.277, SLG: 0.338</small>	3-1 4-3		1-1 F9		1-1 1B		0-1 1-3		2-2 F7	5	0	1	0	0	2												
<b>Tony Gwynn, L</b> (1, 9) <small>OBP: 0.360, SLG: 0.379</small>	2-2 1-3		3-1 HR		0-1 1B		1-1 SH1-3		1-1 1B	4	1	3	1	0	0												
<b>Keith Moreland, R</b> (1, 3) <small>OBP: 0.326, SLG: 0.368</small>		0-0 6-3	4-1 BB		0-1 F9		1-0 SH1-3		1-2 SH1-3	2	0	0	0	1	2												
<b>John Kruk, L</b> (1, 7) <small>OBP: 0.390, SLG: 0.386</small>		1-3 <b>K</b>	3-1 G3		1-1 4-3		4-0 G6-4-3		1-2 IBB	3	0	0	0	1	1												
<b>Benito Santiago, R</b> (1, 2) <small>OBP: 0.289, SLG: 0.328</small>		1-2 3B		1-1 L9		0-0 6-3		0-2 G6-4-3		4	1	1	0	0	2												
<b>Tim Flannery, L</b> (1, 5) <small>OBP: 0.347, SLG: 0.333</small>		1-0 2B		1-1 6-3		4-2 BB		4-2 E SH1		2	0	1	1	2	0												
<b>Garry Templeton, S</b> (1, 6) <small>OBP: 0.277, SLG: 0.337</small>		4-0 3B		2-2 G3		0-0 G3		1-1 SH1		2	0	0	0	1	0												
<b>Ed Whitson, R</b> (1, 1) <small>OBP: 0.182, SLG: 0.273</small> <b>Randy Ready, R</b> (9, PH) <small>OBP: 0.352, SLG: 0.408</small> <b>Shane Mack, R</b> (9, 8) <small>OBP: 0.333, SLG: 0.266</small>		1-3 <b>K</b>		0-2 L7		1-2 5-3		0-1 E4		3	0	0	0	0	1	2											
<b>Inning Stats</b>	R: 0 E: 0 K: 1 S: 9	H: 0 LOB: 0 BB: 0 P: 14	R: 1 E: 0 K: 2 S: 12	H: 2 LOB: 2 BB: 1 P: 20	R: 1 E: 0 K: 0 S: 10	H: 1 LOB: 1 BB: 1 P: 23	R: 0 E: 0 K: 0 S: 10	H: 0 LOB: 0 BB: 0 P: 14	R: 0 E: 0 K: 1 S: 12	H: 2 LOB: 2 BB: 0 P: 14	R: 0 E: 0 K: 0 S: 6	H: 0 LOB: 0 BB: 1 P: 11	R: 0 E: 0 K: 0 S: 6	H: 0 LOB: 0 BB: 0 P: 7	R: 0 E: 0 K: 0 S: 7	H: 1 LOB: 1 BB: 1 P: 13		R: 0 E: 1 K: 1 S: 15	H: 0 LOB: 2 BB: 1 P: 25	1B: 3 2B: 1 3B: 1 HR: 1	SF: 0 SAC: 2 DP: 1 HBP: 0	WP: 0 PB: 0 SB: 1 CS: 0	PA: 38				
<b>PITCHER</b>	IP	WLS	BF	H	R	ER	SO	BB	IBB	HBP	BLK	WP	HR	S	P	ERA	WHIP										
<b>Danny Cox, R</b> (1, 1) ERA: 4.01	8.0		33	6	2	2	4	2	2	0	0	0	1	72	116	2.25	1.000										
<b>Ken Dayley, L</b> (9, 1) ERA: 3.86	0.1		3	0	0	0	0	1	0	0	0	0	0	8	13	0.00	3.000										
<b>John Costello, R</b> (9, 1) ERA: 1.35	0.2	W	2	0	0	0	1	0	0	0	0	0	0	7	12	0.00	0.000										

Batter	1	2	3	4	5	6	7	8	9	AB	R	H	RBI	BB	SO	LOB	BOTTOM										
<b>Vince Coleman, S</b> (1, 7) <small>OBP: 0.327, SLG: 0.372</small>	0-1 F7		0-0 4-3		3-2 F9			1-1 5-3-5		4	0	1	0	0	0	1	<b>San Diego Padres @ St. Louis Cardinals</b> Busch Stadium, St. Louis, MO Sat Jul 16 1988, 7:05 PM CDT Att: 43,338 - Unknown - 99 F <a href="http://livebaseballscorecards.com">livebaseballscorecards.com</a>										
<b>Ozzie Smith, S</b> (1, 6) <small>OBP: 0.344, SLG: 0.331</small>	2-2 S		1-0 6-3		1-1 6-3		1-2 5-3-5		1-2 1B	4	0	1	0	0	0	1											
<b>Willie McGee, S</b> (1, 8) <small>OBP: 0.339, SLG: 0.374</small>	0-1 F7		2-0 P7		0-2 5-3			1-1 E S		4	1	1	0	0	0	1											
<b>Tom Brunansky, R</b> (1, 9) <small>OBP: 0.370, SLG: 0.441</small>	4-1 BB		0-0 6-3		3-1 F8			1-1 5-3		3	0	0	0	1	0	1											
<b>Mike Laga, L</b> (1, 3) <small>OBP: 0.143, SLG: 0.571</small> <b>Terry Pendleton, S</b> (9, PH) <small>OBP: 0.323, SLG: 0.383</small> <b>Tom Lawless, R</b> (9, PR) <small>OBP: 0.161, SLG: 0.138</small>	1-2 4-3		0-1 F8		0-0 HR			2-2 4-3		3	1	1	1	0	0	2											
<b>José Quienro, S</b> (1, 5) <small>OBP: 0.356, SLG: 0.344</small>		2-2 6-3		2-2 F8		0-0 4-3		4-0 1B		3	0	0	0	1	0	0											
<b>Tony Peña, R</b> (1, 2) <small>OBP: 0.294, SLG: 0.362</small>		1-0 5-3			2-2 SH3-4		3-2 5-3		2-1 4-3	4	0	1	0	0	0	2											
<b>Luis Alicea, S</b> (1, 4) <small>OBP: 0.283, SLG: 0.295</small>		2-2 1B			1-0 P5		1-2 L8		3-2 1B	4	0	2	1	0	0	1											
<b>Danny Cox, R</b> (1, 1) <small>OBP: 0.059, SLG: 0.059</small> <b>Curt Ford, L</b> (8, PH) <small>OBP: 0.214, SLG: 0.219</small> <b>Ken Dayley, L</b> (9, 1) <small>OBP: 0.333, SLG: 0.266</small>		2-3 1B			1-0 SH3-4		2-3 K			1	0	0	0	0	1	1											
<b>Inning Stats</b>	R: 0 E: 0 K: 0 S: 11	H: 1 LOB: 2 BB: 1 P: 18	R: 0 E: 0 K: 1 S: 13	H: 1 LOB: 0 BB: 0 P: 20	R: 0 E: 0 K: 0 S: 3	H: 0 LOB: 0 BB: 0 P: 6	R: 0 E: 0 K: 0 S: 6	H: 0 LOB: 0 BB: 0 P: 8	R: 0 E: 0 K: 0 S: 7	H: 1 LOB: 1 BB: 0 P: 15	R: 0 E: 0 K: 0 S: 9	H: 0 LOB: 0 BB: 0 P: 11	R: 1 E: 0 K: 0 S: 9	H: 1 LOB: 0 BB: 0 P: 13	R: 0 E: 0 K: 1 S: 8	H: 1 LOB: 0 BB: 0 P: 12		R: 2 E: 0 K: 0 S: 15	H: 3 LOB: 3 BB: 1 P: 27	1B: 6 2B: 2 3B: 0 HR: 1	SF: 0 SAC: 1 DP: 1 HBP: 0	WP: 0 PB: 0 SB: 2 CS: 0	PA: 35				
<b>PITCHER</b>	IP	WLS	BF	H	R	ER	SO	BB	IBB	HBP	BLK	WP	HR	S	P	ERA	WHIP										
<b>Ed Whitson, R</b> (1, 1) ERA: 4.47	8.0		29	5	1	1	2	1	0	0	0	0	0	65	103	1.12	0.750										
<b>Mark Davis, L</b> (9, 1) ERA: 2.91	0.1	L	4	2	2	2	0	0	1	0	0	0	0	9	16	54.00	6.000										
<b>Lance McCullers, R</b> (9, 1) ERA: 3.02	0.1		2	1	0	0	0	0	0	0	0	0	0	6	11	0.00	3.000										





Batter	1	2	3	4	5	6	7	8	9	AB	R	H	RBI	BB	SO	LOB	TOP							
Dickie Thon, R OBP: 0.346, SLG: 0.299 (1, 6)	4-0 SH5-3 BLK 1B BB	2-2 2B		0-0 G4-3			3-1 F8			3	1	1	1	1	0	1								
Roberto Alomar, S OBP: 0.275, SLG: 0.334 (1, 4)	2-1 SH5-3	0-0 G6-3		1-3 K			0-0 L9			3	0	0	0	0	0	1								
Tony Gwynn, L OBP: 0.359, SLG: 0.377 (1, 9)	0-3 K			1-1 CS 1B		0-0 G4-3		1-1 G4-3		4	0	1	0	0	1	1								
Keith Moreland, R OBP: 0.331, SLG: 0.375 Marvell Wynne, L OBP: 0.336, SLG: 0.482 (8, 8)	3-2 E 1B			3-1 CS 1B 2B		1-0 G5-3		4-0 G6-4-3 BB		3	1	2	1	1	0	0								
Carmelo Martinez, R OBP: 0.280, SLG: 0.306 (1, 7)	0-2 E4			2-2 G6-3		0-0 G4-3		0-0 G6-4-3		4	0	0	0	0	0	3								
Chris Brown, R OBP: 0.319, SLG: 0.312 (1, 5)	2-1 G3			0-1 1B		0-1 G6-3			1-2 G6-3	4	0	1	1	0	0	2								
Mark Parent, R OBP: 0.210, SLG: 0.203 (1, 2)		1-0 G6-3		2-1 F9		3-2 G1-3			1-2 G5-3	4	0	0	0	0	0	1								
Shane Mack, R OBP: 0.338, SLG: 0.268 (8, 7)		4-2 WP SH5-3 2B BB		0-0 G4-3 1B		0-1 G4-3			1-3 K	3	1	1	0	1	1	0								
Eric Show, R OBP: 0.190, SLG: 0.195 (1, 1)		1-0 SH5-3		2-3 K			0-0 G6-3			2	0	0	0	0	1	1								
<b>Inning Stats</b>	R: 1 E: 1 K: 1 S: 13	H: 1 LOB: 2 BB: 1 P: 24	R: 1 E: 0 K: 0 S: 8	H: 1 LOB: 1 BB: 1 P: 16	R: 1 E: 0 K: 0 S: 12	H: 3 LOB: 1 BB: 0 P: 19	R: 0 E: 0 K: 2 S: 8	H: 1 LOB: 1 BB: 0 P: 11	R: 0 E: 0 K: 0 S: 3	H: 0 LOB: 0 BB: 0 P: 4	R: 0 E: 0 K: 0 S: 7	H: 0 LOB: 0 BB: 0 P: 10	R: 0 E: 0 K: 0 S: 4	H: 0 LOB: 0 BB: 0 P: 7	R: 0 E: 0 K: 0 S: 3	H: 0 LOB: 1 BB: 1 P: 8	R: 0 E: 0 K: 1 S: 9	H: 0 LOB: 0 BB: 0 P: 12	1B: 4 2B: 2 3B: 0 HR: 0	SF: 0 SAC: 2 DP: 1 HBP: 0	WP: 1 PB: 0 SB: 0 CS: 2	PA: 35		
<b>PITCHER</b>	IP WLS BF L	H R ER 2	SO 3	BB 2	IBB 0	HBP 0	BLK 1	WP 1	HR 0	S 55	P 91	ERA 2.57	WHIP 1.143	<b>PITCHER</b>	IP WLS BF L	H R ER 0	SO 12	P 20	ERA 0.00	WHIP 0.500				

**San Diego Padres @ St. Louis Cardinals**  
 Busch Stadium, St. Louis, MO  
 Sun Jul 17 1988, 3:33 AM CDT  
 Att: 27,926 - Sunny - 94 F

AB 30  
 R 3  
 H 6  
 RBI 3  
 BB 3  
 SO 4  
 LOB 11



Batter	1	2	3	4	5	6	7	8	9	AB	R	H	RBI	BB	SO	LOB	BOTTOM							
Vince Coleman, S OBP: 0.326, SLG: 0.371 (1, 7)	1-0 F8			1-1 1B FC6-4			1-3 K		0-3 K	4	1	1	0	0	2	0								
Ozzie Smith, S OBP: 0.345, SLG: 0.333 (1, 6)	1-1 FC6-4 1B			3-1 FC6-4 1B		3-2 G6-3		0-1 G1-3		4	0	2	0	0	0	0								
Willie McGee, S OBP: 0.336, SLG: 0.370 (1, 8)	1-0 FC6-4 BLK 1-2			1-1 FC6-4 E 1-2		0-0 F7		3-3 K		4	0	0	1	0	1	2								
Tom Brunansky, R OBP: 0.369, SLG: 0.437 (1, 9)	1-0 G3			1-0 HBP		3-3 K			3-2 P3	3	0	0	0	0	1	1								
Mike Laga, L OBP: 0.091, SLG: 0.364 (1, 3)		0-1 G1-3		0-0 G4-3		0-0 G1-3			0-2 P6	4	0	0	0	0	0	2								
José Oquendo, S OBP: 0.358, SLG: 0.343 (1, 5)		2-3 K		0-0 1B		2-0 F7			4-2 BB	3	0	1	0	1	1	0								
Luis Alicea, S OBP: 0.283, SLG: 0.303 Terry Pendleton, S OBP: 0.281, SLG: 0.238 (9, PH)		2-1 3B		1-0 F7			3-2 P6		1-3 K	3	0	1	0	0	0	1								
Tom Pagnozzi, R OBP: 0.298, SLG: 0.307 (1, 2)		2-1 F3		3-2 P7			2-2 P3			3	0	0	0	0	0	2								
Joe Magrane, R OBP: 0.238, SLG: 0.400 Duane Walker, L OBP: 0.261, SLG: 0.238 Dan Quisenberry, R (8, 1)				1-2 G6-3		0-1 F8		2-1 F9		2	0	0	0	0	0	1								
<b>Inning Stats</b>	R: 0 E: 0 K: 0 S: 5	H: 1 LOB: 1 BB: 0 P: 9	R: 0 E: 0 K: 1 S: 9	H: 1 LOB: 0 BB: 0 P: 15	R: 1 E: 1 K: 0 S: 10	H: 2 LOB: 2 BB: 0 P: 17	R: 0 E: 0 K: 0 S: 9	H: 1 LOB: 1 BB: 0 P: 13	R: 0 E: 0 K: 1 S: 9	H: 0 LOB: 0 BB: 0 P: 13	R: 0 E: 0 K: 1 S: 7	H: 0 LOB: 0 BB: 0 P: 12	R: 0 E: 0 K: 0 S: 8	H: 0 LOB: 0 BB: 0 P: 15	R: 0 E: 0 K: 2 S: 9	H: 0 LOB: 0 BB: 0 P: 12	R: 0 E: 0 K: 1 S: 13	H: 0 LOB: 1 BB: 1 P: 21	1B: 4 2B: 0 3B: 1 HR: 0	SF: 0 SAC: 0 DP: 0 HBP: 1	WP: 0 PB: 0 SB: 0 CS: 0	PA: 34		
<b>PITCHER</b>	IP WLS BF W	H R ER 5	SO 1	BB 1	IBB 0	HBP 1	BLK 1	WP 0	HR 0	S 79	P 127	ERA 1.00	WHIP 0.667	<b>PITCHER</b>	IP WLS BF L	H R ER 0	SO 12	P 20	ERA 0.00	WHIP 0.500				

**San Diego Padres @ St. Louis Cardinals**  
 Busch Stadium, St. Louis, MO  
 Sun Jul 17 1988, 3:33 AM CDT  
 Att: 27,926 - Sunny - 94 F

AB 32  
 R 1  
 H 5  
 RBI 1  
 BB 1  
 SO 6  
 LOB 10









Batter	1	2	3	4	5	6	7	8	9	AB	R	H	RBI	BB	SO	LOB	TOP								
Marvell Wynne, L OBP: 0.338, SLG: 0.478	1-0 BB HR 1B	0-1 F8			0-0 F9		1-2 1B		1-3 K	5	1	2	0	0	1	0									
Roberto Alomar, S OBP: 0.279, SLG: 0.336	4-2 HR BB	0-1 5-3			1-2 G3-6-3 1B		3-1 1B		1-1 5-3	4	1	2	0	1	0	0									
Tony Gwynn, L OBP: 0.360, SLG: 0.392	3-2 HR		1-1 4-3		1-1 G3-6-3 1-2		2-1 F7		2-1 F7	5	1	1	3	0	0	3									
Keith Moreland, R OBP: 0.331, SLG: 0.375 Dave Leiper, L Mark Grant, R	2-0 FC5 2B		0-0 1B		1-2 3-1		0-0 F8			4	0	2	0	0	0	2									
John Kruk, L OBP: 0.388, SLG: 0.381	4-2 FC5 BB		1-2 F7		1-1 F7		0-1 5-3			3	0	0	0	1	0	1									
Tim Flannery, L OBP: 0.342, SLG: 0.319	1-3 K		2-2 4-3		4-2 E BB		0-1 G3			3	0	0	0	1	1	3									
Mark Parent, R OBP: 0.197, SLG: 0.190	3-2 FC5 1-2 2-3		2-3 K		0-0 E5		2-3 K			4	0	0	0	0	2	3									
Garry Templeton, S OBP: 0.277, SLG: 0.335	0-0 4-3		3-2 F7		0-1 4-3				1-1 HR 1B	4	1	1	0	0	0	4									
Andy Hawkins, R OBP: 0.162, SLG: 0.139 Greg Booker, R Dickie Thorn, R OBP: 0.332, SLG: 0.310 Carmelo Martinez, R OBP: 0.283, SLG: 0.331		2-3 K	2-2 P6		1-2 F8			2-2 HR		1	0	0	0	0	1	0									
<b>Inning Stats</b>	R: 3 E: 0 K: 1 S: 21	H: 3 LOB: 2 BB: 2 P: 39	R: 0 E: 0 K: 1 S: 8	H: 0 LOB: 0 BB: 0 P: 10	R: 0 E: 0 K: 0 S: 11	H: 1 LOB: 1 BB: 0 P: 15	R: 0 E: 0 K: 1 S: 11	H: 0 LOB: 0 BB: 0 P: 18	R: 0 E: 0 K: 0 S: 6	H: 0 LOB: 0 BB: 0 P: 8	R: 0 E: 0 K: 0 S: 10	H: 2 LOB: 2 BB: 0 P: 16	R: 0 E: 0 K: 0 S: 12	H: 0 LOB: 0 BB: 0 P: 19	R: 0 E: 0 K: 1 S: 8	H: 0 LOB: 0 BB: 0 P: 10	R: 2 E: 0 K: 1 S: 14	H: 2 LOB: 0 BB: 0 P: 21	1B: 6 2B: 1 3B: 0 HR: 2	SF: 0 SAC: 0 DP: 1 HBP: 0	WP: 0 PB: 0 SB: 1 CS: 0	PA: 39			
<b>PITCHER</b>	IP WLS BF H R ER SO BB IBB HBP BLK WP HR S P ERA WHIP	7.0 W 31 7 3 3 3 3 0 0 0 0 1 79 125 3.86 1.429	2.0 8 2 2 2 2 0 0 0 0 0 1 22 31 9.00 1.000																						

San Diego Padres @ Pittsburgh Pirates  
Three Rivers Stadium, Pittsburgh, PA

AB 36  
R 5  
H 9  
RBI 5  
BB 3  
SO 5  
LOB 16



Tue Jul 19 1988, 7:05 PM EDT  
Att: 15,847 - Unknown - 90 F

Batter	1	2	3	4	5	6	7	8	9	AB	R	H	RBI	BB	SO	LOB	BOTTOM							
Barry Bonds, L OBP: 0.382, SLG: 0.565 Tommy Gregg, L OBP: 0.300, SLG: 0.625	0-1 BB 1B		0-0 HR	2-0 4-3		4-2 FC6 BB				3	2	2	1	1	0	0								
Jose Lind, R OBP: 0.286, SLG: 0.294	4-2 1B SF8 BB		1-0 1B	2-1 6-3		0-2 FC6 1-2				3	2	1	0	1	0	1								
Andy Van Slyke, L OBP: 0.354, SLG: 0.542	2-1 1-3 2-H 1B		0-0 1B 1B	0-1 HR		1-2 F8				4	2	3	2	0	0	1								
Bobby Bonilla, S OBP: 0.383, SLG: 0.520 Denny Gonzalez, R OBP: 0.300, SLG: 0.125	1-2 P3		0-0 BB 1B	1-3 K		1-0 FC5-4 1B				4	1	2	1	0	1	2								
R.J. Reynolds, S OBP: 0.289, SLG: 0.356	2-2 SF8		0-0 BB 1B		1-1 F8		0-0 FC5-4 G6-4-3			3	1	1	1	0	0	1								
Sid Bream, L OBP: 0.346, SLG: 0.469	3-H 6-3		1-2 2-3 3-H BB	4-0 G6-4-3 1B	1-0 E S SF8 1B		2-2 G6-4-3			3	1	1	1	1	0	2								
Junior Ortiz, R OBP: 0.356, SLG: 0.490		0-3 K	1-2 2-H 3-H 1B	3-1 SF8		1-2 F9				3	0	1	3	0	1	0								
Rafael Belliard, R OBP: 0.328, SLG: 0.298		0-0 F7	1-2 2-3 1B	0-3 K		1-3 K				4	0	0	0	0	2	2								
Brian Fisher, R OBP: 0.152, SLG: 0.100 Dave Rucker, L		0-3 K	0-0 F8		0-3 K		0-3 K			3	0	0	0	0	2	1								
<b>Inning Stats</b>	R: 2 E: 0 K: 0 S: 16	H: 2 LOB: 1 BB: 1 P: 25	R: 0 E: 0 K: 2 S: 7	H: 0 LOB: 0 BB: 0 P: 7	R: 5 E: 0 K: 0 S: 10	H: 6 LOB: 1 BB: 1 P: 18	R: 1 E: 0 K: 1 S: 8	H: 1 LOB: 0 BB: 0 P: 13	R: 1 E: 0 K: 1 S: 8	H: 1 LOB: 0 BB: 0 P: 13	R: 0 E: 0 K: 1 S: 13	H: 0 LOB: 1 BB: 1 P: 18	R: 0 E: 0 K: 0 S: 5	H: 1 LOB: 0 BB: 0 P: 8	R: 0 E: 0 K: 2 S: 9	H: 0 LOB: 0 BB: 0 P: 11	1B: 9 2B: 0 3B: 0 HR: 2	SF: 2 SAC: 0 DP: 2 HBP: 0	WP: 0 PB: 0 SB: 1 CS: 0	PA: 36				
<b>PITCHER</b>	IP WLS BF H R ER SO BB IBB HBP BLK WP HR S P ERA WHIP	2.0 L 15 3 2 1 3 1 0 0 0 0 1 34 52 2.25 1.000	1.0 3 1 0 0 0 0 0 0 0 0 0 0 5 8 0.00 1.000	1.0 3 0 0 0 0 2 0 0 0 0 0 0 9 11 0.00 0.000																				

San Diego Padres @ Pittsburgh Pirates  
Three Rivers Stadium, Pittsburgh, PA

AB 31  
R 9  
H 11  
RBI 9  
BB 3  
SO 7  
LOB 10



Tue Jul 19 1988, 7:05 PM EDT  
Att: 15,847 - Unknown - 90 F



Batter	1	2	3	4	5	6	7	8	9	AB	R	H	RBI	BB	SO	LOB	TOP					
<b>Marvell Wynne, L</b> OBP: 0.336, SLG: 0.478 (1, 8)										4	1	1	0	0	0	2	<b>San Diego Padres @ Pittsburgh Pirates</b> Three Rivers Stadium, Pittsburgh, PA Wed Jul 20 1988, 7:05 PM EDT Att: 24,575 - Unknown - 83 F  <b>livebaseballscorecards.com</b>					
<b>Roberto Alomar, S</b> OBP: 0.279, SLG: 0.339 (1, 4)										3	0	1	0	0	0	1						
<b>Tony Gwynn, L</b> OBP: 0.365, SLG: 0.408 (1, 9)										4	1	3	1	0	0	1						
<b>Keith Moreland, R</b> OBP: 0.327, SLG: 0.370 (1, 3)										4	0	0	1	0	1	3						
<b>John Kruk, L</b> OBP: 0.393, SLG: 0.385 (1, 7)										3	0	2	0	1	0	0						
<b>Benito Santiago, R</b> OBP: 0.288, SLG: 0.322 (1, 2)										4	0	1	0	0	1	5						
<b>Chris Brown, R</b> OBP: 0.315, SLG: 0.309 (1, 5)										4	0	0	0	0	0	2						
<b>Garry Templeton, S</b> OBP: 0.276, SLG: 0.343 (1, 6)										4	0	1	0	0	0	0						
<b>Dennis Rasmussen, L</b> OBP: 0.167, SLG: 0.195 (7, PH)										2	0	1	0	0	0	1						
<b>Camelo Martinez, R</b> OBP: 0.291, SLG: 0.359 (7, PH)										1	0	0	0	0	0	0						
<b>Mark Grant, R</b> (7, PH)										0	0	0	0	0	0	0						
<b>Tim Flannery, L</b> OBP: 0.338, SLG: 0.314 (9, PH)										1	0	0	0	0	1	0						
<b>Inning Stats</b>	R: 1 E: 0 K: 0 S: 8	H: 2 LOB: 2 BB: 1 P: 18	R: 0 E: 0 K: 0 S: 7	H: 1 LOB: 1 BB: 0 P: 10	R: 0 E: 0 K: 0 S: 7	H: 1 LOB: 0 BB: 0 P: 11	R: 0 E: 0 K: 0 S: 5	H: 1 LOB: 0 BB: 0 P: 8	R: 0 E: 0 K: 0 S: 9	H: 2 LOB: 1 BB: 0 P: 13	R: 0 E: 0 K: 0 S: 12	H: 0 LOB: 0 BB: 0 P: 19	R: 0 E: 0 K: 2 S: 7	H: 2 LOB: 2 BB: 0 P: 12	R: 0 E: 0 K: 1 S: 11	H: 0 LOB: 0 BB: 0 P: 15	R: 0 E: 0 K: 1 S: 7	H: 0 LOB: 0 BB: 0 P: 9	1B: 5 2B: 3 3B: 2 HR: 0	SF: 0 SAC: 1 DP: 2 HBP: 0	WP: 1 PB: 1 SB: 0 CS: 0	PA: 36
<b>PITCHER</b>	IP	WLS	BF	H	R	ER	SO	BB	IBB	HBP	BLK	WP	HR	S	P	ERA	WHIP					
<b>Bob Walk, R</b> ERA: 2.61 (1, 1)	7.0	W	29	9	2	2	0	1	0	0	1	1	0	56	92	2.57	1.429					
<b>Bob Kipper, L</b> ERA: 3.92 (8, 1)	0.1		1	0	0	0	0	0	0	0	0	0	0	1	1	0.00	0.000					
<b>Jim Gott, R</b> ERA: 2.7 (8, 1)	1.2	S	6	1	0	0	3	0	0	0	0	0	0	16	22	0.00	0.600					

Batter	1	2	3	4	5	6	7	8	9	AB	R	H	RBI	BB	SO	LOB	BOTTOM					
<b>R.J. Reynolds, S</b> OBP: 0.293, SLG: 0.364 (1, 7) (8, 9)										4	1	2	0	0	1	2	<b>San Diego Padres @ Pittsburgh Pirates</b> Three Rivers Stadium, Pittsburgh, PA Wed Jul 20 1988, 7:05 PM EDT Att: 24,575 - Unknown - 83 F  <b>livebaseballscorecards.com</b>					
<b>Jose Lind, R</b> OBP: 0.286, SLG: 0.296 (1, 4)										4	0	1	0	0	0	3						
<b>Andy Van Slyke, L</b> OBP: 0.353, SLG: 0.539 (1, 8)										2	0	0	0	1	1	1						
<b>Bobby Bonilla, S</b> OBP: 0.386, SLG: 0.520 (1, 5)										2	1	1	0	1	0	1						
<b>Darnell Coles, R</b> OBP: 0.299, SLG: 0.374 (1, 9) (8, 1)										3	0	0	0	0	0	2						
<b>Mike Diaz, R</b> OBP: 0.386, SLG: 0.236 (1, 3) (7, PH)										1	1	0	0	1	0	0						
<b>Sid Bream, L</b> OBP: 0.345, SLG: 0.468 (8, 3)										1	0	0	0	0	1	0						
<b>Junior Ortiz, R</b> OBP: 0.355, SLG: 0.407 (1, 2)										3	0	1	2	0	0	0						
<b>Rafael Belliard, R</b> OBP: 0.323, SLG: 0.293 (1, 6)										3	0	0	0	0	0	0						
<b>Bob Walk, R</b> OBP: 0.109, SLG: 0.111 (1, 1) (8, 1)										2	0	1	0	0	1	0						
<b>Barry Bonds, L</b> OBP: 0.383, SLG: 0.567 (8, 7)										1	0	1	0	0	0	0						
<b>Inning Stats</b>	R: 1 E: 0 K: 0 S: 6	H: 1 LOB: 0 BB: 2 P: 16	R: 0 E: 0 K: 0 S: 3	H: 0 LOB: 0 BB: 0 P: 7	R: 0 E: 0 K: 1 S: 11	H: 1 LOB: 1 BB: 0 P: 20	R: 2 E: 0 K: 1 S: 14	H: 2 LOB: 1 BB: 1 P: 24	R: 0 E: 0 K: 1 S: 9	H: 1 LOB: 1 BB: 0 P: 13	R: 0 E: 0 K: 0 S: 10	H: 1 LOB: 1 BB: 0 P: 16	R: 0 E: 0 K: 1 S: 6	H: 0 LOB: 0 BB: 0 P: 11	R: 0 E: 0 K: 0 S: 6	H: 1 LOB: 0 BB: 0 P: 8	R: 0 E: 0 K: 0 S: 6	H: 1 LOB: 0 BB: 0 P: 8	1B: 4 2B: 4 3B: 0 HR: 0	SF: 0 SAC: 0 DP: 2 HBP: 0	WP: 0 PB: 1 SB: 0 CS: 3	PA: 30
<b>PITCHER</b>	IP	WLS	BF	H	R	ER	SO	BB	IBB	HBP	BLK	WP	HR	S	P	ERA	WHIP					
<b>Dennis Rasmussen, L</b> ERA: 4.42 (1, 1)	6.0	L	23	6	3	2	3	3	0	0	0	0	0	53	96	3.00	1.500					
<b>Mark Grant, R</b> ERA: 3.89 (7, 1)	2.0		6	1	0	0	1	0	0	0	0	0	0	12	19	0.00	0.500					











Batter	1	2	3	4	5	6	7	8	9	AB	R	H	RBI	BB	SO	LOB	TOP					
<b>Marvell Wynne, L</b> OBP: 0.328, SLG: 0.463 (1, 8)	L9		F4					3-1		4	0	1	0	0	0	0						
<b>Roberto Alomar, S</b> OBP: 0.280, SLG: 0.341 (1, 4)	K			2B	PO	4-3		K		4	1	1	0	0	2	0						
<b>Tony Gwynn, L</b> OBP: 0.373, SLG: 0.417 (1, 9)	1B			2B	L8			1B		4	1	3	1	0	0	0						
<b>John Kruk, L</b> OBP: 0.387, SLG: 0.382 (1, 7)	4-3			4-3	F9			L6		4	0	0	0	0	0	3						
<b>Keith Moreland, R</b> OBP: 0.333, SLG: 0.378 <b>Dickie Thon, R</b> OBP: 0.351, SLG: 0.318 (9, PR)	K			2B	6-3			1B		4	0	2	1	0	1	0						
<b>Chris Brown, R</b> OBP: 0.303, SLG: 0.296 (1, 5)	6-3			K	F8			F9		4	0	0	0	0	1	3						
<b>Garry Templeton, S</b> OBP: 0.271, SLG: 0.335 (1, 6)	F9			F9	F7					3	0	0	0	0	0	1						
<b>Mark Parent, R</b> OBP: 0.188, SLG: 0.182 (1, 2)			F8		6-3			F8		3	0	0	0	0	0	0						
<b>Andy Hawkins, R</b> OBP: 0.154, SLG: 0.132 <b>Carmelo Martinez, R</b> OBP: 0.255, SLG: 0.350 <b>Mark Grant, R</b> (8, 1)	K			K	K			F7		2	0	0	0	0	2	0						
<b>Inning Stats</b>	R: 0 E: 0 K: 1 S: 16	H: 1 LOB: 1 BB: 0 P: 24	R: 0 E: 0 K: 1 S: 7	H: 0 LOB: 0 BB: 0 P: 8	R: 0 E: 0 K: 1 S: 6	H: 0 LOB: 0 BB: 0 P: 8	R: 2 E: 0 K: 1 S: 12	H: 3 LOB: 1 BB: 0 P: 17	R: 0 E: 0 K: 1 S: 7	H: 1 LOB: 0 BB: 0 P: 10	R: 0 E: 0 K: 0 S: 6	H: 0 LOB: 0 BB: 0 P: 9	R: 0 E: 0 K: 0 S: 5	H: 0 LOB: 0 BB: 0 P: 10	R: 0 E: 0 K: 0 S: 6	H: 0 LOB: 0 BB: 0 P: 8	R: 0 E: 0 K: 1 S: 11	H: 2 LOB: 2 BB: 0 P: 18	1B: 5 2B: 2 3B: 0 HR: 0	SF: 0 SAC: 0 DP: 0 HBP: 0	WP: 0 PB: 0 SB: 0 CS: 0	PA: 34
<b>PITCHER</b>	IP	WLS	BF	H	R	ER	SO	BB	IBB	HBP	BLK	WP	HR	S	P	ERA	WHIP					
<b>Calvin Schiraldi, R</b> ERA: 4.33 <b>Pat Perry, L</b> ERA: 3.42 <b>Rich Gossage, R</b> ERA: 3.25	(1, 1)	8.0	W	28	5	2	2	5	0	0	0	0	0	65	94	2.25	0.625					
	(9, 1)	0.2		3	1	0	0	1	0	0	0	0	0	7	12	0.00	1.500					
	(9, 1)	0.1	S	2	1	0	0	0	0	0	0	0	0	4	6	0.00	3.000					

San Diego Padres @ Chicago Cubs  
Wrigley Field, Chicago, IL  
Sat Jul 23 1988, 3:33 AM CDT  
Att: 33,007 - Sunny - 76 F

AB	33
R	2
H	7
RBI	2
BB	0
SO	6
LOB	7



Batter	1	2	3	4	5	6	7	8	9	AB	R	H	RBI	BB	SO	LOB	BOTTOM					
<b>Shawon Dunston, R</b> OBP: 0.298, SLG: 0.403 (1, 6)	2B				L9			4-3		4	0	2	1	0	0	0						
<b>23 Ryne Sandberg, R</b> OBP: 0.320, SLG: 0.406 (1, 4)	6-3				K			HR		4	1	1	1	0	1	3						
<b>Mitch Webster, S</b> OBP: 0.348, SLG: 0.316 (1, 8)	2B				F8			F7		4	0	1	0	0	0	0						
<b>Andre Dawson, R</b> OBP: 0.344, SLG: 0.514 (1, 9)	2B				6-3			HR		4	1	3	1	0	0	0						
<b>Rafael Palmeiro, L</b> OBP: 0.344, SLG: 0.430 <b>Pat Perry, L</b> <b>Rich Gossage, R</b> (9, 1)	5-3				1B			FC3-6		4	0	1	0	0	0	3						
<b>Vance Law, R</b> OBP: 0.351, SLG: 0.399 (1, 5)					F4			F8		4	1	1	0	0	0	2						
<b>Gary Varsho, L</b> OBP: 0.259, SLG: 0.259 (1, 7)	F7				L3			4-3		3	0	0	0	0	0	1						
<b>Damon Berryhill, S</b> OBP: 0.292, SLG: 0.391 (1, 2)	L5				4-3			L7		3	0	0	0	0	0	1						
<b>Calvin Schiraldi, R</b> ERA: 3.37 <b>Manny Trillo, R</b> OBP: 0.250, SLG: 0.285 (9, 3)	2B				F4			5-3		3	0	1	0	0	0	0						
<b>Inning Stats</b>	R: 0 E: 0 K: 0 S: 16	H: 3 LOB: 2 BB: 0 P: 19	R: 1 E: 0 K: 0 S: 11	H: 3 LOB: 2 BB: 0 P: 14	R: 0 E: 0 K: 0 S: 6	H: 1 LOB: 1 BB: 0 P: 8	R: 0 E: 0 K: 0 S: 6	H: 0 LOB: 0 BB: 0 P: 8	R: 0 E: 0 K: 1 S: 5	H: 0 LOB: 0 BB: 0 P: 6	R: 1 E: 0 K: 0 S: 8	H: 1 LOB: 0 BB: 0 P: 10	R: 0 E: 0 K: 0 S: 6	H: 0 LOB: 0 BB: 0 P: 7	R: 0 E: 0 K: 0 S: 13	H: 2 LOB: 1 BB: 0 P: 23	1B: 6 2B: 2 3B: 0 HR: 2	SF: 0 SAC: 0 DP: 0 HBP: 0	WP: 0 PB: 0 SB: 0 CS: 1	PA: 33		
<b>PITCHER</b>	IP	WLS	BF	H	R	ER	SO	BB	IBB	HBP	BLK	WP	HR	S	P	ERA	WHIP					
<b>Andy Hawkins, R</b> ERA: 3.37 <b>Mark Grant, R</b> ERA: 3.95	(1, 1)	7.0	L	28	2	1	2	1	0	0	0	0	0	58	72	2.57	1.143					
	(8, 1)	1.0		5	2	1	1	0	0	0	0	0	1	13	23	9.00	2.000					

San Diego Padres @ Chicago Cubs  
Wrigley Field, Chicago, IL  
Sat Jul 23 1988, 3:33 AM CDT  
Att: 33,007 - Sunny - 76 F

AB	33
R	3
H	10
RBI	3
BB	0
SO	1
LOB	10





Batter	1	2	3	4	5	6	7	8	9	AB	R	H	RBI	BB	SO	LOB	TOP										
<b>John Kruk, L</b> OBP: 0.385, SLG: 0.392 (1, 7)	0-0 HR		0-1 4-3		1-1 4-3		0-2 FC6			4	1	1	1	0	0	1											
<b>Gary Templeton, S</b> OBP: 0.297, SLG: 0.329 (1, 6)	1-0 L4		2-3 K			2-1 3-1		1-0 F8		4	0	0	0	0	1	0											
<b>Tony Gwynn, L</b> OBP: 0.369, SLG: 0.411 (1, 9)	2-2 F7		1-1 B1-3			1-0 3-1		0-1 F7		4	0	0	0	0	0	0											
<b>Keith Moreland, R</b> OBP: 0.332, SLG: 0.376 (1, 3)	0-3 K			2-2 F9		1-2 1B		1-0 L7		4	0	1	0	0	1	0											
<b>Marvell Wynne, L</b> OBP: 0.331, SLG: 0.468 (1, 8)		1-2 1B 2B		1-3 K		2-2 1B		0-1 4-3		4	1	2	0	0	1	0											
<b>Benito Santiago, R</b> OBP: 0.279, SLG: 0.338 (1, 2)		4-2 1B CS BB		4-1 BB		1-0 F8		3-2 2B L1-5 1B		2	0	1	0	2	0	2											
<b>Tim Flannery, L</b> OBP: 0.326, SLG: 0.316 (1, 5)		0-3 K		1-0 4-3			0-1 B1-3		0-1 2B	4	0	1	0	0	1	3											
<b>Roberto Alomar, S</b> OBP: 0.283, SLG: 0.341 (1, 4)		3-2 CS 1B 2H			0-0 1-3		3-2 3-1		4-0 IBB	3	0	1	1	1	0	0											
<b>Jimmy Jones, R</b> OBP: 0.150, SLG: 0.083 (1, 1)		2-0 F3			3-2 5-3			1-0 L1-5		2	0	0	0	1	0	2											
<b>Randy Ready, R</b> OBP: 0.361, SLG: 0.429 (9, PH)		1-2 3H					4-1 FC6 BB		3H	1	0	0	0	0	0	3											
<b>Mark Davis, L</b> OBP: 0.500, SLG: 1.000 (9, 1)										0	0	0	0	0	0	0											
<b>Inning Stats</b>	R: 1 E: 0 K: 1 S: 9	H: 1 LOB: 0 BB: 0 P: 12	R: 1 E: 0 K: 1 S: 16	H: 2 LOB: 1 BB: 1 P: 26	R: 0 E: 0 K: 1 S: 7	H: 0 LOB: 0 BB: 0 P: 10	R: 0 E: 0 K: 1 S: 8	H: 0 LOB: 1 BB: 1 P: 16	R: 0 E: 0 K: 0 S: 6	H: 0 LOB: 0 BB: 0 P: 10	R: 0 E: 0 K: 0 S: 13	H: 2 LOB: 2 BB: 0 P: 20	R: 0 E: 0 K: 0 S: 10	H: 0 LOB: 1 BB: 1 P: 17	R: 0 E: 0 K: 0 S: 4	H: 0 LOB: 0 BB: 0 P: 6	R: 0 E: 0 K: 0 S: 8	H: 2 LOB: 2 BB: 1 P: 16	1B: 4 2B: 3 3B: 0 HR: 1	SF: 0 SAC: 0 DP: 1 HBP: 0	WP: 0 PB: 0 SB: 0 CS: 2	PA: 36					
<b>PITCHER</b>	IP	WLS	BF	H	R	ER	SO	BB	IBB	HBP	BLK	WP	HR	S	P	ERA	WHIP										
<b>Rick Sutcliffe, R</b> ERA: 3.97 (1, 1)	8.0	L	31	5	2	2	4	3	0	0	0	0	1	73	117	2.25	1.000										
<b>Jeff Pico, R</b> ERA: 4.61 (9, 1)	1.0		5	2	0	0	0	0	1	0	0	0	0	8	16	0.00	2.000										

San Diego Padres @ Chicago Cubs  
Wrigley Field, Chicago, IL  
Sun Jul 24 1988, 3:33 AM CDT  
Att: 33,217 - Cloudy - 79 F

AB 32  
R 2  
H 7  
RBI 2  
BB 4  
SO 4  
LOB 11



Batter	1	2	3	4	5	6	7	8	9	AB	R	H	RBI	BB	SO	LOB	BOTTOM										
<b>Shawon Dunston, R</b> OBP: 0.298, SLG: 0.400 (1, 6)	4-0 23 2B BB		1-0 F4			0-0 6-3		0-0 B1-3		3	1	0	0	1	0	1											
<b>23 Ryne Sandberg, R</b> OBP: 0.320, SLG: 0.407 (1, 4)	1-2 L9 1H 2B		2-0 F8			1-2 F8		2-1 1-3		4	0	1	1	0	0	0											
<b>Mitch Webster, S</b> OBP: 0.347, SLG: 0.316 (1, 8)	0-0 L9			0-0 0-3 1B		2-1 F7		0-3 K		4	0	1	0	0	1	1											
<b>Andre Dawson, R</b> OBP: 0.343, SLG: 0.511 (1, 9)	0-0 F2			1-1 9-3		1-0 F8		1-0 1B		4	0	1	0	0	0	2											
<b>Rafael Palmeiro, L</b> OBP: 0.344, SLG: 0.430 (1, 3)	0-1 F8			2-0 1B		0-1 L4		2-1 4-3		3	0	1	0	0	0	1											
<b>Jody Davis, R</b> OBP: 0.327, SLG: 0.383 (9, PH)										1	0	0	0	0	0	1											
<b>Vance Law, R</b> OBP: 0.351, SLG: 0.398 (1, 5)		1-0 FC6-4 1B			2-0 6-3		1-2 F7			3	0	1	0	0	0	1											
<b>Gary Varsho, L</b> OBP: 0.233, SLG: 0.233 (1, 7)		0-1 FC6-4 G4-3			2-1 4-3			2-1 4-3		3	0	0	0	0	0	1											
<b>Damon Berryhill, S</b> OBP: 0.285, SLG: 0.381 (1, 2)		1-0 G4-3			3-2 F4			0-0 F7		3	0	0	0	0	0	1											
<b>Rick Sutcliffe, L</b> OBP: 0.133, SLG: 0.093 (1, 1)					0-3 6-3			4-2 BB		2	0	0	0	0	1	0											
<b>Jerry Mumphrey, S</b> OBP: 0.228, SLG: 0.192 (8, PH)										0	0	0	0	1	0	0											
<b>Darrin Jackson, R</b> OBP: 0.266, SLG: 0.378 (8, PR)										0	0	0	0	0	0	0											
<b>Jeff Pico, R</b> OBP: 0.158, SLG: 0.111 (9, 1)										0	0	0	0	0	0	0											
<b>Inning Stats</b>	R: 1 E: 0 K: 0 S: 7	H: 1 LOB: 1 BB: 1 P: 12	R: 0 E: 0 K: 0 S: 4	H: 1 LOB: 0 BB: 0 P: 6	R: 0 E: 0 K: 0 S: 3	H: 0 LOB: 0 BB: 0 P: 6	R: 0 E: 0 K: 0 S: 5	H: 2 LOB: 1 BB: 0 P: 10	R: 0 E: 0 K: 1 S: 10	H: 0 LOB: 0 BB: 0 P: 15	R: 0 E: 0 K: 0 S: 6	H: 0 LOB: 0 BB: 0 P: 9	R: 0 E: 0 K: 0 S: 6	H: 0 LOB: 0 BB: 0 P: 8	R: 0 E: 0 K: 0 S: 6	H: 0 LOB: 1 BB: 1 P: 12	R: 0 E: 0 K: 1 S: 8	H: 1 LOB: 1 BB: 0 P: 13	1B: 4 2B: 2 3B: 0 HR: 0	SF: 0 SAC: 0 DP: 2 HBP: 0	WP: 0 PB: 0 SB: 0 CS: 0	PA: 32					
<b>PITCHER</b>	IP	WLS	BF	H	R	ER	SO	BB	IBB	HBP	BLK	WP	HR	S	P	ERA	WHIP										
<b>Jimmy Jones, R</b> ERA: 3.82 (1, 1)	8.0	W	28	4	1	1	1	2	0	0	0	0	0	47	78	1.12	0.750										
<b>Mark Davis, L</b> ERA: 2.73 (9, 1)	1.0	S	4	1	0	0	1	0	0	0	0	0	0	8	13	0.00	1.000										

San Diego Padres @ Chicago Cubs  
Wrigley Field, Chicago, IL  
Sun Jul 24 1988, 3:33 AM CDT  
Att: 33,217 - Cloudy - 79 F

AB 30  
R 1  
H 5  
RBI 1  
BB 2  
SO 2  
LOB 9














Batter	1	2	3	4	5	6	7	8	9	AB	R	H	RBI	BB	SO	LOB	TOP										
<b>Billy Hatcher, R</b> OBP: 0.330, SLG: 0.363 (1, 8)	2-1 HR 2B	1-1 P3			4-2 BB		2-2 F5			3	1	1	0	1	0	1											
<b>Bill Doran, S</b> OBP: 0.353, SLG: 0.362 (1, 4)	0-2 HR		0-1 1B		1-1 F7		1-0 L8			4	1	2	2	0	0	1											
<b>Terry Puhl, L</b> OBP: 0.432, SLG: 0.455 (1, 7)	3-1 BB 4-3 1B		2-2 F7		2-0 G3		2-1 L8			4	1	1	0	0	0	1											
<b>Kevin Bass, S</b> OBP: 0.331, SLG: 0.420 (1, 9)	4-2 4-3 1-2 BB		1-0 2B		2-3 K		0-0 4-3			3	0	1	0	1	1	0											
<b>Buddy Bell, R</b> OBP: 0.288, SLG: 0.328 (1, 5)	3-3 K		0-0 P6		1-0 6-3		3-3 K			4	0	0	0	0	2	3											
<b>Craig Reynolds, L</b> OBP: 0.289, SLG: 0.319 (1, 3)	1-0 4-3		0-0 G6-4-3 1B		0-3 K		1-0 6-3			4	0	1	1	0	1	1											
<b>Rafael Ramirez, R</b> OBP: 0.284, SLG: 0.358 (1, 6)	2-3 3-H 1-3 K		1-1 G6-4-3 1B		1-1 1-2 1B		1-1 PB 1B			4	0	1	0	0	1	2											
<b>Craig Biggio, R</b> OBP: 0.253, SLG: 0.284 (1, 2)		1-1 F7		1-0 5-3		0-1 B3				3	0	0	0	0	0	1											
<b>Bob Knepper, L</b> OBP: 0.081, SLG: 0.057 (1, 1)		0-3 K		0-1 6-3		1-1 P6				2	0	0	0	0	1	0											
<b>Louie Meadows, L</b> OBP: 0.300, SLG: 0.519 (7, PH)										1	0	0	0	0	0	1											
<b>Larry Andersen, R</b> OBP: 0.400, SLG: 0.400 (7, 1)										0	0	0	0	0	0	0											
<b>Inning Stats</b>	R: 3 E: 0 K: 2 S: 18	H: 3 LOB: 1 BB: 1 P: 32	R: 0 E: 0 K: 1 S: 7	H: 0 LOB: 0 BB: 0 P: 9	R: 0 E: 0 K: 0 S: 7	H: 2 LOB: 1 BB: 0 P: 10	R: 0 E: 0 K: 0 S: 4	H: 1 LOB: 0 BB: 0 P: 6	R: 0 E: 0 K: 2 S: 7	H: 0 LOB: 0 BB: 0 P: 10	R: 0 E: 0 K: 0 S: 9	H: 1 LOB: 1 BB: 0 P: 13	R: 0 E: 0 K: 0 S: 4	H: 0 LOB: 0 BB: 0 P: 7	R: 0 E: 0 K: 1 S: 8	H: 0 LOB: 0 BB: 0 P: 13	1B: 4 2B: 2 3B: 0 HR: 1	SF: 0 SAC: 0 DP: 1 HBP: 0	WP: 0 PB: 1 SB: 2 CS: 0	PA: 34							
<b>PITCHER</b>	IP	WLS	BF	H	R	ER	SO	BB	IBB	HBP	BLK	WP	HR	S	P	ERA	WHIP										
<b>Eric Show, R</b> ERA: 3.62 (1, 1)	7.0	L	28	7	3	3	5	2	0	0	0	0	1	59	94	3.86	1.286										
<b>Lance McCullers, R</b> ERA: 2.79 (8, 1)	2.0		6	0	0	0	1	0	0	0	0	0	0	12	20	0.00	0.000										

Houston Astros @ San Diego Padres  
Jack Murphy Stadium, San Diego, CA  
Thu Jul 28 1988, 6:33 AM EDT  
Att: 17,030 - Sunny


AB 32  
R 3  
H 7  
RBI 3  
BB 2  
SO 6  
LOB 11



Batter	1	2	3	4	5	6	7	8	9	AB	R	H	RBI	BB	SO	LOB	BOTTOM										
<b>Stan Jefferson, S</b> OBP: 0.170, SLG: 0.220 (1, 8)	0-3 K		0-0 1B FC3-2 1B		2-2 5-3		1-2 F7		1-2 P5	5	0	1	0	0	1	1											
<b>Randy Ready, R</b> OBP: 0.388, SLG: 0.438 (1, 5)	2-3 K		1-0 FC3-2 1B		3-2 2B		1-3 K		1-2 1B	5	0	3	1	0	2	1											
<b>Tony Gwynn, L</b> OBP: 0.364, SLG: 0.402 (1, 9)	1-2 F9		0-0 FC3-2 FC5-4 1B		0-2 G3		0-1 E4		0-0 F7	5	0	0	0	0	0	5											
<b>Carmelo Martinez, R</b> OBP: 0.254, SLG: 0.339 (1, 7)		0-0 FC5-4 1B	0-0 P2		4-2 6-3 WP 1B BB		2-2 F9			3	1	1	0	1	0	4											
<b>Lance McCullers, S</b> OBP: 0.327, SLG: 0.367 (8, 1)		2-1 FC5-4 1B	0-0 FC5-4		2-1 6-3		1-2 F9			4	0	0	0	0	0	4											
<b>Benito Santiago, R</b> OBP: 0.281, SLG: 0.343 (1, 2)		0-2 F8		4-0 G5-4-3 BB		0-0 F9		2-2 L8		3	0	0	0	1	0	2											
<b>Dickie Thon, R</b> OBP: 0.352, SLG: 0.321 (1, 6)		3-2 FC5-4 1B		2-2 G5-4-3		1-0 S 1B		0-1 S 1B		4	0	3	1	0	0	1											
<b>Roberto Alomar, S</b> OBP: 0.282, SLG: 0.333 (1, 4)		1-2 FC5-4		1-1 F9		3-H F7		3-3 K		4	0	0	0	0	1	4											
<b>Eric Show, R</b> OBP: 0.196, SLG: 0.200 (1, 1)			3-2 1B 1B		1-3 K		4-0 E BB		1-3 K	2	1	1	0	0	1	0											
<b>Marvell Wynne, L</b> OBP: 0.331, SLG: 0.464 (7, PH)										1	0	0	0	1	1	0											
<b>Inning Stats</b>	R: 0 E: 0 K: 2 S: 10	H: 0 LOB: 0 BB: 0 P: 13	R: 0 E: 1 K: 0 S: 12	H: 2 LOB: 2 BB: 0 P: 18	R: 1 E: 0 K: 0 S: 8	H: 3 LOB: 0 BB: 0 P: 12	R: 0 E: 0 K: 0 S: 5	H: 0 LOB: 0 BB: 1 P: 12	R: 0 E: 0 K: 1 S: 15	H: 1 LOB: 1 BB: 0 P: 21	R: 1 E: 0 K: 0 S: 12	H: 1 LOB: 2 BB: 1 P: 19	R: 0 E: 0 K: 1 S: 13	H: 0 LOB: 1 BB: 1 P: 20	R: 0 E: 0 K: 1 S: 13	H: 1 LOB: 1 BB: 0 P: 19	R: 0 E: 0 K: 1 S: 13	H: 1 LOB: 1 BB: 0 P: 16	1B: 8 2B: 1 3B: 0 HR: 0	SF: 0 SAC: 0 DP: 1 HBP: 0	WP: 1 PB: 0 SB: 2 CS: 0	PA: 39					
<b>PITCHER</b>	IP	WLS	BF	H	R	ER	SO	BB	IBB	HBP	BLK	WP	HR	S	P	ERA	WHIP										
<b>Bob Knepper, L</b> ERA: 3.02 (1, 1)	6.0	W	26	7	2	2	3	2	0	0	0	0	0	62	95	3.00	1.500										
<b>Larry Andersen, R</b> ERA: 3.22 (7, 1)	3.0	S	13	2	0	0	3	1	0	0	0	0	0	39	55	0.00	1.000										

Houston Astros @ San Diego Padres  
Jack Murphy Stadium, San Diego, CA  
Thu Jul 28 1988, 6:33 AM EDT  
Att: 17,030 - Sunny

AB 36  
R 2  
H 9  
RBI 2  
BB 3  
SO 6  
LOB 22









Batter	1	2	3	4	5	6	7	8	9	AB	R	H	RBI	BB	SO	LOB	TOP					
Kal Daniels, L OBP: 0.398, SLG: 0.443 (1, 7)																						
Barry Larkin, R OBP: 0.395, SLG: 0.429 (1, 6)																						
Chris Sabo, R OBP: 0.327, SLG: 0.474 (1, 5)																						
Eric Davis, R OBP: 0.344, SLG: 0.488 (1, 8)																						
Paul O'Neill, L OBP: 0.318, SLG: 0.410 (1, 9)																						
Nick Esasky, R OBP: 0.331, SLG: 0.434 (1, 3)																						
Jeff Reed, L OBP: 0.294, SLG: 0.285 (1, 2)																						
Ron Oester, S OBP: 0.314, SLG: 0.200 (1, 4)																						
Tom Browning, L OBP: 0.185, SLG: 0.176 John Franco, L (9, 1)																						
<b>Inning Stats</b>	R: 0 E: 0 K: 0 S: 5	H: 1 LOB: 1 BB: 1 P: 14	R: 0 E: 0 K: 1 S: 11	H: 1 LOB: 1 BB: 0 P: 17	R: 0 E: 0 K: 0 S: 4	H: 1 LOB: 1 BB: 0 P: 7	R: 1 E: 0 K: 1 S: 11	H: 2 LOB: 1 BB: 0 P: 16	R: 0 E: 0 K: 0 S: 14	H: 1 LOB: 1 BB: 0 P: 19	R: 1 E: 0 K: 0 S: 11	H: 3 LOB: 1 BB: 0 P: 16	R: 0 E: 1 K: 0 S: 7	H: 0 LOB: 0 BB: 1 P: 16	R: 0 E: 0 K: 0 S: 5	H: 1 LOB: 1 BB: 0 P: 6	R: 0 E: 0 K: 0 S: 10	H: 1 LOB: 2 BB: 1 P: 16	1B: 7 2B: 3 3B: 1 HR: 0	SF: 0 SAC: 1 DP: 2 HBP: 0	WP: 0 PB: 0 SB: 2 CS: 1	PA: 39
<b>PITCHER</b>	IP WLS BF H R ER SO BB IBB HBP BLK WP HR S P ERA WHIP	IP WLS BF H R ER SO BB IBB HBP BLK WP HR S P ERA WHIP																				
Jimmy Jones, R ERA: 3.78 Mark Grant, R ERA: 3.61	(1, 1) (7, 1)	6.0 L 26 9 2 2 2 1 0 0 0 0 0 56 89 3.00 1.667	3.0 12 2 0 0 0 1 1 0 0 0 0 22 38 0.00 1.000																			

Cincinnati Reds @ San Diego Padres  
Jack Murphy Stadium, San Diego, CA  
Sat Jul 30 1988, 10:05 PM EDT  
Att: 20,387 - Unknown - 70 F

AB	34
R	2
H	11
RBI	2
BB	3
SO	2
LOB	18



Batter	1	2	3	4	5	6	7	8	9	AB	R	H	RBI	BB	SO	LOB	BOTTOM					
Stan Jefferson, S OBP: 0.175, SLG: 0.222 (1, 8)																						
Roberto Alomar, S OBP: 0.280, SLG: 0.326 (1, 4)																						
Tony Gwynn, L OBP: 0.361, SLG: 0.407 (1, 9)																						
Carmelo Martinez, R OBP: 0.260, SLG: 0.333 (1, 7)																						
Keith Moreland, R OBP: 0.323, SLG: 0.363 (1, 3)																						
Randy Ready, R OBP: 0.394, SLG: 0.432 (1, 5)																						
Garry Templeton, S OBP: 0.271, SLG: 0.343 (1, 6)																						
Mark Parent, R OBP: 0.194, SLG: 0.188 (1, 2)																						
Jimmy Jones, R OBP: 0.146, SLG: 0.081 Marvell Wynne, L OBP: 0.332, SLG: 0.458 Mark Grant, R Dickie Thon, R OBP: 0.350, SLG: 0.318 (9, PH)	(1, 1) (6, PH) (7, 1) (9, PH)	0.146 0.332 0.394 0.350	0.081 0.458 0.432 0.318																			
<b>Inning Stats</b>	R: 0 E: 0 K: 0 S: 12	H: 0 LOB: 0 BB: 0 P: 17	R: 0 E: 0 K: 0 S: 9	H: 0 LOB: 0 BB: 0 P: 14	R: 0 E: 0 K: 1 S: 11	H: 0 LOB: 0 BB: 0 P: 15	R: 0 E: 0 K: 0 S: 8	H: 1 LOB: 1 BB: 0 P: 12	R: 0 E: 0 K: 0 S: 5	H: 1 LOB: 0 BB: 0 P: 7	R: 0 E: 0 K: 1 S: 6	H: 0 LOB: 0 BB: 0 P: 10	R: 0 E: 0 K: 1 S: 6	H: 0 LOB: 0 BB: 0 P: 9	R: 0 E: 0 K: 0 S: 8	H: 0 LOB: 0 BB: 0 P: 10	R: 0 E: 0 K: 1 S: 10	H: 2 LOB: 2 BB: 0 P: 12	1B: 4 2B: 0 3B: 0 HR: 0	SF: 0 SAC: 0 DP: 1 HBP: 0	WP: 0 PB: 0 SB: 0 CS: 0	PA: 30
<b>PITCHER</b>	IP WLS BF H R ER SO BB IBB HBP BLK WP HR S P ERA WHIP	IP WLS BF H R ER SO BB IBB HBP BLK WP HR S P ERA WHIP																				
Tom Browning, L ERA: 3.26 John Franco, L ERA: 1.62	(1, 1) (9, 1)	8.1 S 28 4 0 0 4 0 0 0 0 0 3 4 0.00 0.000	0.2 2 0 0 0 0 0 0 0 0 0 0 3 4 0.00 0.000																			

Cincinnati Reds @ San Diego Padres  
Jack Murphy Stadium, San Diego, CA  
Sat Jul 30 1988, 10:05 PM EDT  
Att: 20,387 - Unknown - 70 F

AB	30
R	0
H	4
RBI	0
BB	0
SO	4
LOB	8





Batter	1	2	3	4	5	6	7	8	9	AB	R	H	RBI	BB	SO	LOB	TOP			
<b>Kal Daniels, L</b> OBP: 0.396, SLG: 0.439	1-3 K		2-2 BB 1B	2-3 K			1-3 K	3-3 K		5	0	1	0	0	4	1	<b>Cincinnati Reds @ San Diego Padres</b> Jack Murphy Stadium, San Diego, CA Sun Jul 31 1988, 6:33 AM EDT Att: 18,852 - Sunny - 75 F			
<b>Bary Larkin, R</b> OBP: 0.356, SLG: 0.427	3-2 F8		4-0 BB		2-1 F8		2-2 1B HBP WP 1B	1-0 L5		4	1	1	0	1	0	0				
<b>Chris Sabo, R</b> OBP: 0.325, SLG: 0.469	1-2 P5		0-2 F3		2-0 5-3		3-2 WP 1B BB HBP	0-0 F8		4	1	0	0	0	2					
<b>Eric Davis, R</b> OBP: 0.342, SLG: 0.484		2-3 K		2-2 P4	2-2 F3		0-0 BB WP 1B	0-3 K		5	0	1	0	0	2	0				
<b>Nick Esasky, R</b> OBP: 0.337, SLG: 0.435		3-2 1B		4-2 HR BB		0-0 F7	4-2 BB BB			2	1	1	0	2	0	0				
<b>Lloyd McClendon, R</b> OBP: 0.316, SLG: 0.363		1-0 F9		1-0 HR		2-1 2B	4-1 BB			3	1	2	2	0	0	1				
<b>Paul O'Neill, L</b> OBP: 0.320, SLG: 0.410				1-1 HR		1-0 F8	1-2 2-3 3-H BB			0	0	0	1	1	0	0				
<b>Bo Diaz, R</b> OBP: 0.237, SLG: 0.344		3-2 6-3		1-1 4-3		1-0 F8	0-3 K			4	0	0	0	0	1	5				
<b>Dave Concepcion, R</b> OBP: 0.266, SLG: 0.252			1-0 F9	2-1 1B 2B		3-1 F9		2-3 K		3	1	1	0	0	0	1				
<b>Dave Collins, S</b> OBP: 0.278, SLG: 0.282										1	0	0	0	0	1	0				
<b>Rob Murphy, L</b>										0	0	0	0	0	0	0				
<b>Tim Birtsas, L</b>			1-3 K	1-2 2B			1-2 1-3	2-3 K		0	0	0	0	0	0	0				
<b>Randy St. Claire, R</b>										1	0	0	0	0	1	0				
<b>Jeff Treadway, L</b>										1	0	1	1	0	0	0				
<b>Rob Dibble, L</b>										0	0	0	0	0	0	0				
<b>Herm Winningham, L</b>										1	0	0	0	0	0	0				
<b>Frank Williams, R</b>										0	0	0	0	0	0	0				
<b>Ron Oester, S</b>										0	0	0	0	0	0	0				
<b>Inning Stats</b>	R: 0 E: 0 K: 1 S: 14	H: 0 LOB: 0 BB: 0 P: 19	R: 0 E: 0 K: 1 S: 10	H: 1 LOB: 1 BB: 0 P: 19	R: 0 E: 0 K: 1 S: 10	H: 1 LOB: 2 BB: 1 P: 18	R: 3 E: 0 K: 1 S: 18	H: 3 LOB: 1 BB: 1 P: 31	R: 0 E: 0 K: 0 S: 6	H: 1 LOB: 1 BB: 0 P: 12	R: 2 E: 0 K: 2 S: 24	H: 2 LOB: 3 BB: 2 P: 39	R: 0 E: 0 K: 3 S: 9	H: 0 LOB: 0 BB: 0 P: 16	R: 0 E: 0 K: 1 S: 5	H: 0 LOB: 0 BB: 0 P: 6	1B: 5 2B: 2 3B: 0 HR: 1	SF: 0 SAC: 0 DP: 0 HBP: 1	WP: 1 PB: 0 SB: 0 CS: 0	PA: 40
<b>PITCHER</b>	IP	WLS	BF	H	R	ER	SO	BB	IBB	HBP	BLK	WP	HR	S	P	ERA	WHIP			
<b>Dennis Rasmussen, L</b>	6.2	W	31	8	5	5	5	2	0	1	0	0	1	79	133	6.75	1.500			
<b>Lance McCullers, R</b>	2.1	S	9	0	0	0	5	2	0	0	0	1	0	23	39	0.00	0.857			

AB	35
R	5
H	8
RBI	4
BB	4
SO	10
LOB	10



Batter	1	2	3	4	5	6	7	8	9	AB	R	H	RBI	BB	SO	LOB	BOTTOM			
<b>Dickie Thon, R</b> OBP: 0.346, SLG: 0.315	0-1 4-3	1-0 E5 SF8 2B	0-0 1B		2-0 F9		1-3 K			5	1	1	0	0	1	2	<b>Cincinnati Reds @ San Diego Padres</b> Jack Murphy Stadium, San Diego, CA Sun Jul 31 1988, 6:33 AM EDT Att: 18,852 - Sunny - 75 F			
<b>Stan Jefferson, S</b> OBP: 0.210, SLG: 0.241	0-0 BLK 1B	1-0 6-3	2-1 1B		1-2 S HBP		2-1 G1-6-3			4	1	2	0	0	0	3				
<b>Tony Gwynn, L</b> OBP: 0.362, SLG: 0.404	1 SAFE 3-1 F8	4-0 S 2B IBB	0-1 F7		4-0 FC6-4 IBB		2-1 6-3			3	1	0	0	2	0	4				
<b>Keith Moreland, R</b> OBP: 0.322, SLG: 0.362	2-0 BB 1B	1-0 SF8		0-0 F9	0-2 FC6-4		0-0 6-3			4	1	1	2	0	0	2				
<b>Carmelo Martinez, R</b> OBP: 0.289, SLG: 0.342	4-2 1B	3-2 2-3 3-H		1-3 K		0-1 2-3		0-0 1B		4	1	2	2	1	1	0				
<b>Marvell Wynne, L</b> OBP: 0.352, SLG: 0.458	1-2 1B BB	1-1 1-H 3-H						1-3 1B		0	0	0	0	0	0	0				
<b>Randy Ready, R</b> OBP: 0.373, SLG: 0.438	1-2 1B	0-1 6-3		4-0 3B BB		0-2 6-3 S WP 1B		1-2 1B		4	2	3	1	1	0	1				
<b>Roberto Alomar, S</b> OBP: 0.282, SLG: 0.333	3-1 S 1B		1-0 F2	0-1 1-H	1-2 6-3		0-1 K			5	0	2	2	0	1	3				
<b>Mark Parent, R</b> OBP: 0.184, SLG: 0.178	3-2 6-3		2-2 6-3	0-0 F9		2-1 F3		2-3 G1-6-3		4	0	0	0	0	0	3				
<b>Dennis Rasmussen, L</b>		3-2 E SF8 2B	4-2 1B 1B BB		1-2 6-3		4-2 G1-6-3			2	1	1	0	1	0	0				
<b>Lance McCullers, S</b>										0	0	0	0	1	0	0				
<b>Inning Stats</b>	R: 3 E: 0 K: 0 S: 16	H: 4 LOB: 2 BB: 1 P: 32	R: 3 E: 1 K: 0 S: 14	H: 2 LOB: 1 BB: 1 P: 27	R: 0 E: 0 K: 0 S: 14	H: 2 LOB: 3 BB: 1 P: 23	R: 1 E: 0 K: 1 S: 7	H: 1 LOB: 1 BB: 1 P: 12	R: 0 E: 0 K: 0 S: 10	H: 0 LOB: 2 BB: 1 P: 18	R: 1 E: 0 K: 1 S: 10	H: 1 LOB: 0 BB: 0 P: 13	R: 0 E: 0 K: 1 S: 8	H: 2 LOB: 2 BB: 0 P: 15	R: 0 E: 0 K: 1 S: 13	H: 0 LOB: 2 BB: 0 P: 18	1B: 9 2B: 2 3B: 1 HR: 0	SF: 1 SAC: 0 DP: 1 HBP: 1	WP: 1 PB: 0 SB: 4 CS: 0	PA: 43
<b>PITCHER</b>	IP	WLS	BF	H	R	ER	SO	BB	IBB	HBP	BLK	WP	HR	S	P	ERA	WHIP			
<b>Tim Birtsas, L</b>	0.2	L	7	4	3	3	0	1	0	0	0	0	0	13	26	40.50	7.500			
<b>Randy St. Claire, R</b>	2.1		14	4	3	0	0	1	1	0	0	0	0	31	56	0.00	2.143			
<b>Rob Dibble, R</b>	3.0		14	2	2	2	1	1	1	1	0	1	0	27	43	6.00	1.000			
<b>Frank Williams, R</b>	1.0		3	0	0	0	1	1	0	0	0	0	0	8	15	0.00	1.000			
<b>Rob Murphy, L</b>	1.0		5	2	0	0	1	0	0	0	0	0	0	13	18	0.00	2.000			

AB	35
R	8
H	12
RBI	7
BB	6
SO	3
LOB	18









Batter	1	2	3	4	5	6	7	8	9	AB	R	H	RBI	BB	SO	LOB	TOP			
Ron Gant, R OBP: 0.293, SLG: 0.438 (1,4)	1-1 G3 SF7 2B		2-0 F7			1-0 L7		0-3 K2-3		4	1	1	0	0	1	1	<p>Atlanta Braves @ San Diego Padres Jack Murphy Stadium, San Diego, CA Tue Aug 02 1988, 10:05 PM EDT Att: 11,298 - Unknown - 75 F</p> <p>livebaseballscorecards.com</p>			
Ken Oberkfell, L OBP: 0.330, SLG: 0.362 (1,5)	1-0 G3			0-0 G6-4-3 1B		1-0 2B		2-1 6-3		4	0	2	0	0	0	1				
Gerald Perry, L OBP: 0.364, SLG: 0.425 (1,3)	3-2 SF7			1-1 G6-4-3 1-2f		4-0 FC6 IBB		2-0 4-3		2	0	0	1	1	0	1				
Dale Murphy, R OBP: 0.333, SLG: 0.465 (1,9)	3-H 3-1 6-3			0-1 5-3		0-2 FC6 1-2f			0-2 5-3	4	0	0	0	0	0	3				
Andres Thomas, R OBP: 0.276, SLG: 0.374 (1,6)		0-2 6-3			0-0 G5-4-3 1B		0-3 K		0-3 K	4	0	1	0	0	2	0				
Dion James, L OBP: 0.364, SLG: 0.366 (1,7)		1-3 K			1-1 L6		0-1 BB 1B		2-1 4-3	4	0	1	0	0	1	1				
Bruce Benedict, R OBP: 0.313, SLG: 0.293 (1,2)		1-1 5-3			1-1 G5-4-3 1-2f		2-0 F7			3	0	0	0	0	0	2				
Terry Blocker, L OBP: 0.286, SLG: 0.200 (1,8)			0-1 F8			0-0 F7	4-2 BB			2	0	0	0	1	0	0				
29 John Smoltz, R OBP: 0.200, SLG: 0.200 (1,1)			0-0 6-3			1-2 2B 1B	2-2 F7			2	0	1	0	0	0	0				
Ted Simmons, S OBP: 0.347, SLG: 0.400 (7, PH)										1	0	0	0	0	0	2				
Paul Assenmacher, L OBP: 0.500, SLG: 1.000 (7, 1)										0	0	0	0	0	0	0				
<b>Inning Stats</b>	R: 1 E: 0 K: 0 S: 12	H: 1 LOB: 0 BB: 0 P: 20	R: 0 E: 0 K: 1 S: 10	H: 0 LOB: 0 BB: 0 P: 12	R: 0 E: 0 K: 0 S: 4	H: 0 LOB: 0 BB: 0 P: 6	R: 0 E: 0 K: 0 S: 5	H: 1 LOB: 0 BB: 0 P: 6	R: 0 E: 0 K: 0 S: 5	H: 2 LOB: 3 BB: 1 P: 17	R: 0 E: 0 K: 1 S: 15	H: 1 LOB: 2 BB: 1 P: 23	R: 0 E: 0 K: 1 S: 6	H: 0 LOB: 0 BB: 0 P: 10	R: 0 E: 0 K: 1 S: 8	H: 0 LOB: 0 BB: 0 P: 10	1B: 4 2B: 2 3B: 0 HR: 0	SF: 1 SAC: 0 DP: 2 HBP: 0	WP: 0 PB: 0 SB: 0 CS: 0	PA: 33
<b>PITCHER</b> Eric Show, R ERA: 3.46 (1,1)	IP: 9.0 WLS: W BF: 33 H: 6 R: 1 ER: 1 SO: 4 BB: 1 IBB: 1 HBP: 0 BLK: 0 WP: 0 HR: 0 S: 75 P: 111 ERA: 1.00 WHIP: 0.778															<b>PITCHER</b>				

Batter	1	2	3	4	5	6	7	8	9	AB	R	H	RBI	BB	SO	LOB	BOTTOM			
Stan Jefferson, S OBP: 0.239, SLG: 0.297 (1,8)	4-0 SH1-3 2B			2-2 4-3		3-2 HR		1-2 L4		3	2	1	1	2	0	0	<p>Atlanta Braves @ San Diego Padres Jack Murphy Stadium, San Diego, CA Tue Aug 02 1988, 10:05 PM EDT Att: 11,298 - Unknown - 75 F</p> <p>livebaseballscorecards.com</p>			
Roberto Alomar, S OBP: 0.284, SLG: 0.340 (1,4)	0-1 SH1-3	4-2 BB		1-0 2B		0-3 K		1-1 6-3		4	0	1	0	0	1	3				
Tony Gwynn, L OBP: 0.365, SLG: 0.407 (1,9)	2-1 4-3 2B		1-1 1B	4-1 BB		1-3 K				3	1	2	1	1	1	0				
John Kruk, L OBP: 0.386, SLG: 0.406 (1,3)	0-2 4-3		0-0 FC5-4 1B	2-2 3-1		3-1 HR				4	1	2	1	0	0	3				
Benito Santiago, R OBP: 0.281, SLG: 0.337 (1,2)	2-3 K		0-0 FC5-4 2B	1-3 K		2-3 K				4	0	0	0	0	3	5				
Marvell Wynne, L OBP: 0.338, SLG: 0.465 (1,7)		0-1 FC4-6 1B	2-2 2B		1-3 K		4-0 BB			3	0	2	1	1	1	0				
Tim Flannery, L OBP: 0.326, SLG: 0.301 (1,5)		4-1 FC4-6 BB	3-H G3		3-3 K		1-2 F7			3	0	0	0	1	1	3				
Garry Templeton, S OBP: 0.271, SLG: 0.339 (1,6)		0-1 FC4-6	4-0 IBB		2-1 3-1		0-2 F8			3	0	0	0	1	0	3				
Eric Show, R OBP: 0.180, SLG: 0.184 (1,1)		0-3 K	1-2 L6		1-3 K		1-1 6-3			4	0	0	0	0	2	5				
<b>Inning Stats</b>	R: 1 E: 0 K: 1 S: 10	H: 1 LOB: 1 BB: 1 P: 16	R: 0 E: 0 K: 1 S: 14	H: 1 LOB: 3 BB: 2 P: 25	R: 1 E: 0 K: 0 S: 12	H: 3 LOB: 3 BB: 1 P: 20	R: 0 E: 0 K: 1 S: 12	H: 1 LOB: 2 BB: 1 P: 22	R: 0 E: 0 K: 2 S: 10	H: 0 LOB: 0 BB: 0 P: 16	R: 1 E: 0 K: 3 S: 18	H: 1 LOB: 0 BB: 0 P: 23	R: 1 E: 0 K: 1 S: 11	H: 1 LOB: 1 BB: 1 P: 21	R: 0 E: 0 K: 0 S: 7	H: 0 LOB: 0 BB: 0 P: 10	1B: 3 2B: 3 3B: 0 HR: 2	SF: 0 SAC: 1 DP: 0 HBP: 0	WP: 0 PB: 0 SB: 1 CS: 0	PA: 38
<b>PITCHER</b> 29 John Smoltz, R ERA: 3.63 (1,1)	IP: 6.0 WLS: L BF: 30 H: 7 R: 3 ER: 3 SO: 8 BB: 4 IBB: 1 HBP: 0 BLK: 0 WP: 0 HR: 1 S: 76 P: 122 ERA: 4.50 WHIP: 1.833															<b>PITCHER</b>				
Paul Assenmacher, L ERA: 3.5 (7, 1)	IP: 2.0 WLS: L BF: 8 H: 1 R: 1 ER: 1 SO: 1 BB: 0 IBB: 0 HBP: 0 BLK: 0 WP: 0 HR: 1 S: 18 P: 31 ERA: 4.50 WHIP: 1.000															<b>PITCHER</b>				



Batter	1	2	3	4	5	6	7	8	9	AB	R	H	RBI	BB	SO	LOB	TOP					
Ron Gant, R OBP: 0.295, SLG: 0.439 (1, 4)										4	2	2	0	0	1	0						
Ken Oberkfell, L OBP: 0.332, SLG: 0.364 (1, 5)										3	0	2	0	0	0	0						
Tom Glavine, L OBP: 0.256, SLG: 0.263 (8, FR)										0	1	0	0	0	0	0						
Jerry Royster, R OBP: 0.236, SLG: 0.205 (8, 5)										1	0	0	0	0	0	1						
Gerald Perry, L OBP: 0.362, SLG: 0.420 (1, 3)										4	1	0	1	1	0	4						
Dale Murphy, R OBP: 0.330, SLG: 0.460 (1, 9)										4	0	0	0	0	2	4						
Andres Thomas, R OBP: 0.274, SLG: 0.371 (1, 6)										3	0	0	1	0	0	0						
Dion James, L OBP: 0.369, SLG: 0.369 (1, 7)										3	0	2	0	1	0	0						
Ozzie Virgil, R OBP: 0.279, SLG: 0.363 (1, 2)										4	0	2	2	0	0	2						
Terry Blocker, L OBP: 0.281, SLG: 0.179 (1, 8)										3	0	0	0	1	0	3						
Zane Smith, L OBP: 0.216, SLG: 0.222 (1, 1)										3	0	0	0	1	0	2						
<b>Inning Stats</b>	R: 1 E: 0 K: 0 S: 10	H: 2 LOB: 0 BB: 0 P: 14	R: 0 E: 0 K: 0 S: 15	H: 1 LOB: 1 BB: 0 P: 22	R: 0 E: 0 K: 1 S: 6	H: 1 LOB: 1 BB: 0 P: 9	R: 0 E: 0 K: 1 S: 11	H: 1 LOB: 1 BB: 0 P: 17	R: 0 E: 0 K: 0 S: 6	H: 0 LOB: 0 BB: 0 P: 8	R: 0 E: 0 K: 0 S: 8	H: 0 LOB: 0 BB: 0 P: 15	R: 0 E: 0 K: 0 S: 8	H: 1 LOB: 2 BB: 1 P: 14	R: 3 E: 1 K: 1 S: 14	H: 2 LOB: 2 BB: 2 P: 23	R: 0 E: 0 K: 0 S: 8	H: 0 LOB: 1 BB: 1 P: 14	1B: 8 2B: 1 3B: 0 HR: 0	SF: 1 SAC: 2 DP: 2 HBP: 0	WP: 0 PB: 0 SB: 2 CS: 0	PA: 39
<b>PITCHER</b>	IP	WLS	BF	H	R	ER	SO	BB	IBB	HBP	BLK	WP	HR	S	P	ERA	WHIP					
Andy Hawkins, R ERA: 3.3 (1, 1)	7.0	L	30	7	4	1	2	2	0	0	0	0	0	69	108	1.29	1.286					
Lance McCullers, R ERA: 2.6 (8, 1)	2.0		9	1	0	0	1	1	1	0	0	0	0	17	28	0.00	1.000					

Atlanta Braves @ San Diego Padres  
Jack Murphy Stadium, San Diego, CA  
Wed Aug 03 1988, 10:05 PM EDT  
Att: 15,061 - Unknown - 70 F

AB 32  
R 4  
H 8  
RBI 4  
BB 4  
SO 3  
LOB 16



Batter	1	2	3	4	5	6	7	8	9	AB	R	H	RBI	BB	SO	LOB	BOTTOM					
Stan Jefferson, S OBP: 0.253, SLG: 0.299 (1, 8)										3	1	1	0	1	0	0						
Roberto Alomar, S OBP: 0.287, SLG: 0.344 (1, 4)										2	1	1	0	0	1	0						
Tony Gwynn, L OBP: 0.366, SLG: 0.411 (1, 9)										4	0	2	2	0	0	2						
Keith Moreland, R OBP: 0.317, SLG: 0.356 (1, 3)										4	0	0	0	0	1	4						
Carmelo Martinez, R OBP: 0.274, SLG: 0.358 (1, 7)										2	0	0	0	1	0	1						
Marvel Wynne, L OBP: 0.359, SLG: 0.465 (8, 7)										0	0	0	0	0	0	0						
Randy Ready, R OBP: 0.373, SLG: 0.434 (9, PH)										1	0	0	0	0	0	0						
Benito Santiago, R OBP: 0.279, SLG: 0.334 (1, 2)										3	0	0	0	0	1	0						
Chris Brown, R OBP: 0.311, SLG: 0.302 (1, 5)										4	0	2	0	0	1	2						
Garry Templeton, S OBP: 0.267, SLG: 0.335 (1, 6)										3	0	0	0	0	1	3						
Andy Hawkins, R OBP: 0.163, SLG: 0.143 (1, 1)										2	0	0	0	0	0	1						
Lance McCullers, S (8, 1)										0	0	0	0	0	0	0						
Dickie Thon, R OBP: 0.340, SLG: 0.305 (8, 6)										1	0	0	0	0	0	0						
John Kruk, L OBP: 0.385, SLG: 0.404 (9, PH)										1	0	0	0	0	0	1						
<b>Inning Stats</b>	R: 1 E: 0 K: 0 S: 10	H: 1 LOB: 1 BB: 0 P: 15	R: 0 E: 0 K: 1 S: 6	H: 0 LOB: 0 BB: 0 P: 9	R: 0 E: 0 K: 1 S: 6	H: 0 LOB: 0 BB: 0 P: 7	R: 0 E: 0 K: 0 S: 6	H: 1 LOB: 0 BB: 0 P: 9	R: 0 E: 0 K: 1 S: 9	H: 1 LOB: 1 BB: 0 P: 15	R: 0 E: 0 K: 1 S: 9	H: 0 LOB: 1 BB: 1 P: 15	R: 0 E: 0 K: 1 S: 11	H: 0 LOB: 2 BB: 1 P: 20	R: 1 E: 0 K: 0 S: 10	H: 2 LOB: 1 BB: 0 P: 16	R: 0 E: 0 K: 0 S: 8	H: 1 LOB: 1 BB: 0 P: 11	1B: 4 2B: 2 3B: 0 HR: 0	SF: 0 SAC: 2 DP: 1 HBP: 1	WP: 0 PB: 0 SB: 0 CS: 0	PA: 35
<b>PITCHER</b>	IP	WLS	BF	H	R	ER	SO	BB	IBB	HBP	BLK	WP	HR	S	P	ERA	WHIP					
Zane Smith, L ERA: 4.15 (1, 1)	9.0	W	35	6	2	2	5	2	0	1	0	0	0	75	117	2.00	0.889					

Atlanta Braves @ San Diego Padres  
Jack Murphy Stadium, San Diego, CA  
Wed Aug 03 1988, 10:05 PM EDT  
Att: 15,061 - Unknown - 70 F

AB 30  
R 2  
H 6  
RBI 2  
BB 2  
SO 5  
LOB 14





Batter	1	2	3	4	5	6	7	8	9	AB	R	H	RBI	BB	SO	LOB	TOP
<b>Stan Jefferson, S</b> OBP: 0.250, SLG: 0.282 (1, 8)	0-3 K	0-0 6-3		4-0 FC6-4 BB		2-3 K	2-1 FC6			4	0	0	0	1	2	1	
<b>Randy Ready, R</b> OBP: 0.374, SLG: 0.429 (1, 4)	4-0 1B 2B BB	2-2 6-3		1-1 FC6-4 1-2		4-2 1B BB	1-2 F7			3	2	0	0	2	0	4	
<b>Tony Gwynn, L</b> OBP: 0.367, SLG: 0.411 (1, 9)	1-2 2B 1B		3-2 4-3		2-2 P6	0-1 1B HR			1-1 3-1	5	2	2	0	0	0	0	
<b>Keith Moreland, R</b> OBP: 0.319, SLG: 0.360 (1, 3)	0-1 1B 2B		0-1 P3		2-3 K	1-2 HR			2-1 G3	5	2	2	3	0	1	0	
<b>Carmelo Martinez, R</b> OBP: 0.282, SLG: 0.372 (1, 7)	4-2 1B BB		1-1 P2		2-1 F7	1-2 HR			4-2 BB	3	1	1	3	2	0	0	
<b>Benito Santiago, R</b> OBP: 0.283, SLG: 0.336 (1, 2)	0-0 FC6 1B			4-1 FC5-4 BB		0-1 BB 1B			3-2 F9	4	0	2	1	1	0	1	
<b>Chris Brown, R</b> OBP: 0.305, SLG: 0.296 <b>Mark Grant, R</b> <b>Mark Davis, L</b> OBP: 0.429, SLG: 0.833 (7, 1)	3-3 K			0-1 FC5-4 BB		0-1 F9			2-3 K	4	0	0	0	0	2	4	
<b>Dickie Thon, R</b> OBP: 0.344, SLG: 0.306 (1, 6)	2-1 FC6 1-2			2-3 K		4-2 FC6-4 BB			1-0 FC6 1B	3	0	1	0	1	1	3	
<b>Jimmy Jones, R</b> OBP: 0.159, SLG: 0.077 <b>Dave Leiper, L</b> <b>Tim Flannery, L</b> OBP: 0.323, SLG: 0.298 (7, 5)		1-0 F8		4-0 BB BB		0-0 FC6-4 1-2			2-2 F7	2	0	0	0	1	0	1	
<b>Inning Stats</b>	R: 3 E: 0 K: 2 S: 18	H: 3 LOB: 2 BB: 2 P: 32	R: 0 E: 0 K: 0 S: 5	H: 0 LOB: 0 BB: 0 P: 8	R: 0 E: 0 K: 0 S: 8	H: 0 LOB: 3 BB: 3 P: 12	R: 0 E: 0 K: 1 S: 9	H: 1 LOB: 1 BB: 1 P: 12	R: 4 E: 0 K: 2 S: 20	H: 3 LOB: 0 BB: 1 P: 30	R: 0 E: 0 K: 0 S: 9	H: 1 LOB: 1 BB: 1 P: 15	R: 0 E: 0 K: 0 S: 10	H: 0 LOB: 1 BB: 1 P: 20	1B: 6 2B: 1 3B: 0 HR: 1	SF: 0 SAC: 0 DP: 0 HBP: 0	WP: 0 PA: 42 PB: 0 SB: 0 CS: 0
<b>PITCHER</b>	IP WLS BF H R ER SO BB IBB HBP BLK WP HR S P ERA WHIP	IP WLS BF H R ER SO BB IBB HBP BLK WP HR S P ERA WHIP	IP WLS BF H R ER SO BB IBB HBP BLK WP HR S P ERA WHIP	IP WLS BF H R ER SO BB IBB HBP BLK WP HR S P ERA WHIP	IP WLS BF H R ER SO BB IBB HBP BLK WP HR S P ERA WHIP	IP WLS BF H R ER SO BB IBB HBP BLK WP HR S P ERA WHIP	IP WLS BF H R ER SO BB IBB HBP BLK WP HR S P ERA WHIP	IP WLS BF H R ER SO BB IBB HBP BLK WP HR S P ERA WHIP	IP WLS BF H R ER SO BB IBB HBP BLK WP HR S P ERA WHIP	IP WLS BF H R ER SO BB IBB HBP BLK WP HR S P ERA WHIP	IP WLS BF H R ER SO BB IBB HBP BLK WP HR S P ERA WHIP	IP WLS BF H R ER SO BB IBB HBP BLK WP HR S P ERA WHIP	IP WLS BF H R ER SO BB IBB HBP BLK WP HR S P ERA WHIP	IP WLS BF H R ER SO BB IBB HBP BLK WP HR S P ERA WHIP	IP WLS BF H R ER SO BB IBB HBP BLK WP HR S P ERA WHIP	IP WLS BF H R ER SO BB IBB HBP BLK WP HR S P ERA WHIP	IP WLS BF H R ER SO BB IBB HBP BLK WP HR S P ERA WHIP

**San Diego Padres @ Cincinnati Reds**  
Riverfront Stadium, Cincinnati, OH  
Fri Aug 05 1988, 7:05 PM EDT  
Att: 29,340 - Overcast - 86 F

AB 34  
R 7  
H 8  
RBI 7  
BB 8  
SO 6  
LOB 15



Batter	1	2	3	4	5	6	7	8	9	AB	R	H	RBI	BB	SO	LOB	BOTTOM
<b>Herm Winningham, L</b> OBP: 0.323, SLG: 0.319 (1, 7)	0-0 1B FC6-4		0-0 6-3		0-1 B1-3	3-2 3B		1-3 K		5	1	2	3	0	1	0	
<b>Chris Sabo, R</b> OBP: 0.323, SLG: 0.459 (1, 5)	1-1 FC6-4 1B		0-0 1B		2-3 K	1-3 K		1-2 P4		5	0	2	0	0	2	1	
<b>Barry Larkin, R</b> OBP: 0.352, SLG: 0.422 (1, 6)	1-0 FC6-4 1-2		1-1 1B 2B		1-0 F8		3-1 HR 1B	1-0 FC6-4 1B		5	2	3	1	0	0	1	
<b>Eric Davis, R</b> OBP: 0.350, SLG: 0.502 (1, 8)	2-3 K		1-0 1B 2B		1-2 BB 1B	1-1 HR		0-1 FC6-4 1-2		5	1	3	3	0	1	2	
<b>Paul O'Neill, L</b> OBP: 0.319, SLG: 0.409 (1, 9)	0-1 4-3		0-1 FC5-4 1B		0-0 G1-2-3 BB 1B	1-2 2B				4	2	3	0	0	0	1	
<b>Nick Esasky, R</b> OBP: 0.330, SLG: 0.432 (1, 3)		0-0 HR	0-0 FC5-4 1-2		4-2 BB G1-2-3 3B BB	3-3 K				3	2	1	1	1	1	3	
<b>Jeff Reed, L</b> OBP: 0.305, SLG: 0.288 <b>Bo Diaz, R</b> OBP: 0.239, SLG: 0.349 (6, PH)		1-0 F7		2-0 F8		1-1 G1-2-3 BB 2B		1-1 2B		2	0	0	0	0	0	0	
<b>Ron Oester, S</b> OBP: 0.311, SLG: 0.231 (1, 4)		1-1 4-3		1-1 F8		4-0 BB 3B IBB		0-1 6-3		3	1	0	0	1	0	1	
<b>Danny Jackson, R</b> OBP: 0.136, SLG: 0.143 <b>Dave Concepcion, R</b> <b>Rob Murphy, L</b> <b>Frank Williams, R</b> <b>Dave Collins, S</b> <b>John Franco, L</b> (8, 1)		1-3 K		0-3 K		4-2 BB 3B BB		2-2 1-3		2	0	0	0	0	2	0	
<b>Inning Stats</b>	R: 1 E: 0 K: 1 S: 9	H: 2 LOB: 1 BB: 0 P: 13	R: 1 E: 0 K: 1 S: 7	H: 1 LOB: 0 BB: 0 P: 10	R: 1 E: 0 K: 0 S: 8	H: 4 LOB: 2 BB: 0 P: 10	R: 0 E: 0 K: 1 S: 6	H: 0 LOB: 0 BB: 0 P: 9	R: 4 E: 0 K: 1 S: 16	H: 3 LOB: 1 BB: 3 P: 34	R: 3 E: 0 K: 1 S: 18	H: 4 LOB: 1 BB: 0 P: 29	R: 0 E: 0 K: 1 S: 12	H: 1 LOB: 1 BB: 0 P: 15	1B: 9 2B: 3 3B: 1 HR: 2	SF: 0 SAC: 0 DP: 1 HBP: 0	WP: 0 PA: 40 PB: 0 SB: 1 CS: 0
<b>PITCHER</b>	IP WLS BF H R ER SO BB IBB HBP BLK WP HR S P ERA WHIP	IP WLS BF H R ER SO BB IBB HBP BLK WP HR S P ERA WHIP	IP WLS BF H R ER SO BB IBB HBP BLK WP HR S P ERA WHIP	IP WLS BF H R ER SO BB IBB HBP BLK WP HR S P ERA WHIP	IP WLS BF H R ER SO BB IBB HBP BLK WP HR S P ERA WHIP	IP WLS BF H R ER SO BB IBB HBP BLK WP HR S P ERA WHIP	IP WLS BF H R ER SO BB IBB HBP BLK WP HR S P ERA WHIP	IP WLS BF H R ER SO BB IBB HBP BLK WP HR S P ERA WHIP	IP WLS BF H R ER SO BB IBB HBP BLK WP HR S P ERA WHIP	IP WLS BF H R ER SO BB IBB HBP BLK WP HR S P ERA WHIP	IP WLS BF H R ER SO BB IBB HBP BLK WP HR S P ERA WHIP	IP WLS BF H R ER SO BB IBB HBP BLK WP HR S P ERA WHIP	IP WLS BF H R ER SO BB IBB HBP BLK WP HR S P ERA WHIP	IP WLS BF H R ER SO BB IBB HBP BLK WP HR S P ERA WHIP	IP WLS BF H R ER SO BB IBB HBP BLK WP HR S P ERA WHIP	IP WLS BF H R ER SO BB IBB HBP BLK WP HR S P ERA WHIP	IP WLS BF H R ER SO BB IBB HBP BLK WP HR S P ERA WHIP

**San Diego Padres @ Cincinnati Reds**  
Riverfront Stadium, Cincinnati, OH  
Fri Aug 05 1988, 7:05 PM EDT  
Att: 29,340 - Overcast - 86 F

AB 37  
R 10  
H 15  
RBI 10  
BB 3  
SO 7  
LOB 13













Batter	1	2	3	4	5	6	7	8	9	AB	R	H	RBI	BB	SO	LOB	TOP					
<b>Dickie Thon, R</b> OBP: 0.343, SLG: 0.313 (1, 6)	2-1 SH1-4 1B		1-1 6-3		1-3 K		1-1 6-3			4	1	1	0	0	1	1						
<b>Stan Jefferson, S</b> OBP: 0.241, SLG: 0.270 (1, 8)	0-0 SH1-4		0-3 K		1-1 P2			1-1 P4		3	0	0	0	0	1	0						
<b>Tony Gwynn, L</b> OBP: 0.370, SLG: 0.414 (1, 9)	0-0 2H 1B		1-1 1-3		0-1 F8			4-0 G6-4-3 BB		3	0	1	1	1	0	0						
<b>Keith Moreland, R</b> OBP: 0.316, SLG: 0.356 (1, 3)	1-1 F9			1-2 1B		2-1 F9		1-2 G6-4-3 BB		4	0	1	0	0	0	1						
<b>Carmelo Martinez, R</b> OBP: 0.276, SLG: 0.363 (1, 7)		1-1 F8		0-0 HR 1B		0-0 F7			3-2 F8	4	1	1	0	0	0	0						
<b>Bento Santiago, R</b> OBP: 0.288, SLG: 0.354 (1, 2)		1-0 HR		2-2 1H HR			2-2 WP 1B		1-2 L4	4	3	3	3	0	0	0						
<b>Randy Ready, R</b> OBP: 0.365, SLG: 0.418 (1, 5)		0-2 5-3		3-1 L6			1-2 K		1-1 4-3	4	0	0	0	0	1	1						
<b>Roberto Alomar, S</b> OBP: 0.294, SLG: 0.359 (1, 4)		4-1 BB		1-1 6-3			1-0 SH1-4 1B			2	0	1	1	1	0	0						
<b>Eric Show, R</b> OBP: 0.173, SLG: 0.176 (1, 1)		2-2 5-3			2-2 6-3		0-0 SH1-4			2	0	0	0	0	0	1						
<b>Inning Stats</b>	R: 1 E: 0 K: 0 S: 6	H: 2 LOB: 0 BB: 0 P: 9	R: 1 E: 0 K: 0 S: 11	H: 1 LOB: 1 BB: 1 P: 19	R: 0 E: 0 K: 1 S: 8	H: 0 LOB: 0 BB: 0 P: 10	R: 2 E: 0 K: 0 S: 11	H: 3 LOB: 0 BB: 0 P: 18	R: 0 E: 0 K: 1 S: 8	H: 0 LOB: 0 BB: 0 P: 12	R: 0 E: 0 K: 0 S: 5	H: 0 LOB: 1 BB: 0 P: 7	R: 1 E: 0 K: 1 S: 11	H: 2 LOB: 1 BB: 0 P: 17	R: 0 E: 0 K: 0 S: 6	H: 0 LOB: 0 BB: 1 P: 12	R: 0 E: 0 K: 0 S: 8	H: 0 LOB: 0 BB: 0 P: 13	1B: 6 2B: 0 3B: 0 HR: 2	SF: 0 SAC: 2 DP: 1 HBP: 0	WP: 1 PB: 0 CS: 0	PA: 34
<b>PITCHER</b>	IP	WLS	BF	H	R	ER	SO	BB	IBB	HBP	BLK	WP	HR	S	P	ERA	WHIP					
<b>Zane Smith, L</b> ERA: 4.24 <b>Charlie Puleo, R</b> ERA: 3.97	(1, 1)	8.0	L	31	8	5	5	3	2	0	0	0	1	2	66	104	5.62	1.250				
	(9, 1)	1.0		3	0	0	0	0	0	0	0	0	0	8	13	0.00	0.000					

San Diego Padres @ Atlanta Braves  
Atlanta-Fulton County Stadium, Atlanta, GA  
Tue Aug 09 1988, 7:05 PM EDT  
Att: 6,730 - Unknown - 86 F

AB 30  
R 5  
H 8  
RBI 5  
BB 2  
SO 3  
LOB 4



Batter	1	2	3	4	5	6	7	8	9	AB	R	H	RBI	BB	SO	LOB	BOTTOM					
<b>Ron Gant, R</b> OBP: 0.312, SLG: 0.467 (1, 4)	1-0 F7		2-2 F9			0-0 F7		3-2 HR		4	1	1	1	0	0	0						
<b>Ken Oberkfell, L</b> OBP: 0.332, SLG: 0.371 (1, 5)	0-0 HBP 1B		1-0 F8			2-1 FC3-6 1B		0-0 G3		4	0	2	0	0	0	0						
<b>Gerald Perry, L</b> OBP: 0.359, SLG: 0.414 (1, 3)	1-3 K			2-0 F8		0-0 FC3-6 FC6-4 1-2		2-2 F8		4	0	0	0	0	1	2						
<b>Dale Murphy, R</b> OBP: 0.328, SLG: 0.450 (1, 9)	1-0 1-2 HBP			1-0 4-3		2-1 FC6-4 1-2			2-2 4-3	3	0	0	0	0	0	1						
<b>Andres Thomas, R</b> OBP: 0.271, SLG: 0.374 (1, 6)	3-1 F8			1-3 K			0-1 P5		2-3 K	4	0	0	0	0	2	2						
<b>Dion James, L</b> OBP: 0.361, SLG: 0.359 (1, 7)		0-0 G3			3-1 L6		1-0 1B		1-0 F8	4	0	1	0	0	0	0						
<b>Ozzie Virgil, R</b> OBP: 0.285, SLG: 0.361 (1, 2)		1-2 P6			4-0 1-3 BB		0-0 P6			2	0	0	0	1	0	1						
<b>Terry Blocker, L</b> OBP: 0.220, SLG: 0.133 (1, 8)		1-0 F7			1-0 1-3		0-0 G3			3	0	0	0	0	0	2						
<b>Zane Smith, L</b> OBP: 0.205, SLG: 0.211 <b>Lonnie Smith, R</b> OBP: 0.360, SLG: 0.333 <b>Charlie Puleo, R</b> OBP: 0.200, SLG: 0.200 (8, PH) (9, 1)			0-1 4-3		0-3 K		1-2 L9			2	0	0	0	0	1	1						
<b>Inning Stats</b>	R: 0 E: 0 K: 1 S: 8	H: 1 LOB: 2 BB: 0 P: 14	R: 0 E: 0 K: 0 S: 5	H: 0 LOB: 0 BB: 0 P: 7	R: 0 E: 0 K: 0 S: 7	H: 0 LOB: 0 BB: 0 P: 10	R: 0 E: 0 K: 1 S: 7	H: 0 LOB: 0 BB: 0 P: 11	R: 0 E: 0 K: 1 S: 6	H: 0 LOB: 1 BB: 1 P: 14	R: 0 E: 0 K: 0 S: 6	H: 1 LOB: 1 BB: 0 P: 10	R: 0 E: 0 K: 0 S: 5	H: 1 LOB: 1 BB: 0 P: 6	R: 1 E: 0 K: 0 S: 10	H: 1 LOB: 0 BB: 0 P: 16	R: 0 E: 0 K: 1 S: 9	H: 0 LOB: 0 BB: 0 P: 14	1B: 3 2B: 0 3B: 0 HR: 1	SF: 0 SAC: 0 DP: 0 HBP: 1	WP: 0 PB: 0 CS: 0	PA: 33
<b>PITCHER</b>	IP	WLS	BF	H	R	ER	SO	BB	IBB	HBP	BLK	WP	HR	S	P	ERA	WHIP					
<b>Eric Show, R</b> ERA: 3.33	(1, 1)	9.0	W	33	4	1	1	4	1	0	1	0	1	63	102	1.00	0.556					

San Diego Padres @ Atlanta Braves  
Atlanta-Fulton County Stadium, Atlanta, GA  
Tue Aug 09 1988, 7:05 PM EDT  
Att: 6,730 - Unknown - 86 F

AB 31  
R 1  
H 4  
RBI 1  
BB 1  
SO 4  
LOB 9









Batter	1	2	3	4	5	6	7	8	9	AB	R	H	RBI	BB	SO	LOB	TOP			
<b>John Kruk, L</b> OBP: 0.371, SLG: 0.397 (1, 7)	2-1 G3			3-2 F9		1-0 SH1-4 1B 2B		1-3 K		4	1	1	0	0	1	0	<b>San Diego Padres @ Atlanta Braves</b> Atlanta-Fulton County Stadium, Atlanta, GA Thu Aug 11 1988, 7:05 PM EDT Att: 7,053 - Unknown  <a href="http://livebaseballscorecards.com">livebaseballscorecards.com</a>			
<b>Roberto Alomar, S</b> OBP: 0.291, SLG: 0.354 (1, 4)	1-0 G4-3			0-2 1B		0-1 SH1-4		3-1 F8		3	0	1	0	0	0	0				
<b>Tony Gwynn, L</b> OBP: 0.370, SLG: 0.415 (1, 9)	0-1 F7			3-1 1B		0-1 FC1-6 1B		0-1 F8		4	0	2	1	0	0	0				
<b>Keith Moreland, R</b> OBP: 0.314, SLG: 0.356 <b>Stan Jefferson, S</b> OBP: 0.239, SLG: 0.266 (4, 7)		3-1 5-3		2-3 K		1-2 FC1-6 E S		2-3 K		2	0	0	0	0	1	2				
<b>Marvell Wynne, L</b> OBP: 0.342, SLG: 0.472 (1, 8)		3-3 K		1-2 P5		1-0 G4-3		1-1 1B		4	0	1	0	0	1	3				
<b>Benito Santiago, R</b> OBP: 0.285, SLG: 0.357 (1, 2)		0-2 P3			3-2 WP 1B		2-2 F9		0-0 F8	4	0	1	0	0	0	1				
<b>Randy Ready, R</b> OBP: 0.355, SLG: 0.403 (1, 5)			3-1 F8		1-1 P6		0-2 5-3		0-1 F7	4	0	0	0	0	0	2				
<b>Garry Templeton, S</b> OBP: 0.276, SLG: 0.340 (1, 6)			0-3 K		2-3 K		2-2 1B			3	0	1	0	0	2	1				
<b>Jimmy Jones, R</b> OBP: 0.149, SLG: 0.071 (1, 1)			1-3 K		1-3 K		1-1 F8			3	0	0	0	0	2	2				
<b>Inning Stats</b>	R: 0 E: 0 K: 0 S: 5	H: 0 LOB: 0 BB: 0 P: 8	R: 0 E: 0 K: 1 S: 8	H: 0 LOB: 0 BB: 0 P: 14	R: 0 E: 0 K: 2 S: 8	H: 2 LOB: 2 BB: 0 P: 12	R: 0 E: 0 K: 1 S: 18	H: 1 LOB: 1 BB: 0 P: 20	R: 1 E: 0 K: 0 S: 9	H: 2 LOB: 1 BB: 0 P: 12	R: 0 E: 0 K: 0 S: 13	H: 1 LOB: 1 BB: 0 P: 18	R: 0 E: 0 K: 1 S: 7	H: 0 LOB: 0 BB: 0 P: 11	R: 0 E: 0 K: 1 S: 8	H: 1 LOB: 1 BB: 0 P: 11	1B: 6 2B: 1 3B: 0 HR: 0	SF: 0 SAC: 1 DP: 0 HBP: 0	WP: 1 PB: 0 SB: 2 CS: 0	PA: 34
<b>PITCHER</b> <b>Pete Smith, R</b> ERA: 4.31 (1, 1)	IP: 9.0 WLS: W BF: 34 H: 7 R: 1 ER: 1 SO: 8 BB: 0 IBB: 0 HBP: 0 BLK: 0 WP: 1 HR: 0 S: 89 P: 133 ERA: 1.00 WHIP: 0.778															<b>PITCHER</b> <b>Pete Smith, R</b> ERA: 4.31 (1, 1)	IP: 9.0 WLS: W BF: 34 H: 7 R: 1 ER: 1 SO: 8 BB: 0 IBB: 0 HBP: 0 BLK: 0 WP: 1 HR: 0 S: 89 P: 133 ERA: 1.00 WHIP: 0.778			

Batter	1	2	3	4	5	6	7	8	9	AB	R	H	RBI	BB	SO	LOB	BOTTOM			
<b>Ron Gant, R</b> OBP: 0.310, SLG: 0.459 (1, 4)	0-0 F8		2-0 P5			1-1 5-3		0-0 F8		4	0	0	0	0	0	0	<b>San Diego Padres @ Atlanta Braves</b> Atlanta-Fulton County Stadium, Atlanta, GA Thu Aug 11 1988, 7:05 PM EDT Att: 7,053 - Unknown  <a href="http://livebaseballscorecards.com">livebaseballscorecards.com</a>			
<b>Ken Oberkfell, L</b> OBP: 0.328, SLG: 0.364 (1, 5)	4-1 1B BB			1-3 K		2-2 F8		0-1 1-3		3	0	0	0	1	1	0				
<b>Gerald Perry, L</b> OBP: 0.356, SLG: 0.409 (1, 3)	0-0 G6-4-3 1B			2-0 L9		4-2 BB		0-0 1-3		3	0	1	0	1	0	0				
<b>Dale Murphy, R</b> OBP: 0.331, SLG: 0.464 (1, 9)	0-0 G6-4-3			1-0 HR		1-1 F8				3	1	1	1	0	0	3				
<b>Andres Thomas, R</b> OBP: 0.273, SLG: 0.376 (1, 6)		1-2 F7		0-1 1B		0-0 P5				3	0	1	0	0	0	0				
<b>Dion James, L</b> OBP: 0.362, SLG: 0.360 (1, 7)		2-1 P5		2-2 G3		3-2 3B 2B				3	1	1	0	0	0	1				
<b>Bruce Benedict, R</b> OBP: 0.309, SLG: 0.286 (1, 2)		0-1 F8			4-2 G4-6-3 BB		1-1 F7			2	0	0	0	1	0	1				
<b>Terry Blocker, L</b> OBP: 0.217, SLG: 0.182 (1, 8)			1-2 4-3		0-0 G4-6-3		1-0 3B			3	0	1	1	0	0	1				
<b>Pete Smith, R</b> OBP: 0.128, SLG: 0.154 (1, 1)			1-1 F8		2-1 F9		1-1 5-3			3	0	0	0	0	0	1				
<b>Inning Stats</b>	R: 0 E: 0 K: 0 S: 4	H: 1 LOB: 1 BB: 1 P: 8	R: 0 E: 0 K: 0 S: 7	H: 0 LOB: 0 BB: 0 P: 10	R: 0 E: 0 K: 0 S: 6	H: 0 LOB: 0 BB: 0 P: 10	R: 1 E: 0 K: 1 S: 11	H: 2 LOB: 1 BB: 0 P: 17	R: 0 E: 0 K: 0 S: 6	H: 0 LOB: 1 BB: 1 P: 12	R: 0 E: 0 K: 0 S: 9	H: 0 LOB: 1 BB: 1 P: 17	R: 1 E: 0 K: 0 S: 11	H: 2 LOB: 1 BB: 0 P: 17	R: 0 E: 0 K: 0 S: 4	H: 0 LOB: 0 BB: 0 P: 4	1B: 2 2B: 1 3B: 1 HR: 1	SF: 0 SAC: 0 DP: 2 HBP: 0	WP: 0 PB: 0 SB: 0 CS: 0	PA: 30
<b>PITCHER</b> <b>Jimmy Jones, R</b> ERA: 3.88 (1, 1)	IP: 8.0 WLS: L BF: 30 H: 5 R: 2 ER: 2 SO: 1 BB: 3 IBB: 0 HBP: 0 BLK: 0 WP: 0 HR: 1 S: 58 P: 95 ERA: 2.25 WHIP: 1.000															<b>PITCHER</b> <b>Jimmy Jones, R</b> ERA: 3.88 (1, 1)	IP: 8.0 WLS: L BF: 30 H: 5 R: 2 ER: 2 SO: 1 BB: 3 IBB: 0 HBP: 0 BLK: 0 WP: 0 HR: 1 S: 58 P: 95 ERA: 2.25 WHIP: 1.000			





Batter	1	2	3	4	5	6	7	8	9	AB	R	H	RBI	BB	SO	LOB	TOP								
<b>Dickie Thon, R</b> OBP: 0.338, SLG: 0.310 (1, 6)	3-2 G3 SH1-4 1B	2-1 SF9			2-2 L4		1-0 L5		0-0 G3	4	0	1	1	0	0	0									
<b>Stan Jefferson, S</b> OBP: 0.238, SLG: 0.265 (1, 8)	0-1 SH1-4	0-1 G5-3			1-1 G6-3		1-2 2B 1B		0-1 F8	4	1	1	0	0	0	1									
<b>Tony Gwynn, L</b> OBP: 0.373, SLG: 0.420 (1, 9)	1-2 G3		0-1 CS 1B		2-2 2B 1B		0-1 1-H 2B		1-2 G3	5	1	3	1	0	0	1									
<b>Keith Moreland, R</b> OBP: 0.314, SLG: 0.353 (1, 3)	4-1 BB		2-1 G6-3		0-0 F9		1-0 L5-3			3	0	0	0	1	0	3									
<b>Bento Santiago, R</b> OBP: 0.284, SLG: 0.356 (1, 2)	0-0 F7		0-2 L6		1-0 2B 1B		2-3 K			4	0	1	0	0	1	3									
<b>Carmelo Martinez, R</b> OBP: 0.274, SLG: 0.356 (1, 7)		4-2 1B 2B BB		2-0 G5-3		2-2 F7		1-3 K		3	1	0	0	1	1	2									
<b>Chris Brown, R</b> OBP: 0.312, SLG: 0.301 (1, 5)	1-0 2B 1B	1-2 SF9		0-1 F8		0-2 1-3 2-H 2B		0-2 F9		4	1	2	1	0	0	0									
<b>Roberto Alomar, S</b> OBP: 0.296, SLG: 0.362 (1, 4)	1-1 SF9 2B		0-0 G5-3		4-0 IBB			0-1 2B		3	0	2	1	1	0	0									
<b>Dennis Rasmussen, L</b> OBP: 0.179, SLG: 0.204 <b>Mark Davis, L</b> OBP: 0.459, SLG: 0.833 (1, 1) (9, 1)	0-3 K		2-2 G4-3		0-3 K		0-0 L3			4	0	0	0	0	2	6									
<b>Inning Stats</b>	R: 0 E: 0 K: 0 S: 10	H: 1 LOB: 2 BB: 1 P: 18	R: 2 E: 0 K: 1 S: 12	H: 2 LOB: 1 BB: 1 P: 20	R: 0 E: 0 K: 0 S: 8	H: 1 LOB: 0 BB: 0 P: 9	R: 0 E: 0 K: 0 S: 4	H: 0 LOB: 0 BB: 0 P: 6	R: 0 E: 0 K: 0 S: 8	H: 0 LOB: 0 BB: 0 P: 13	R: 1 E: 0 K: 1 S: 15	H: 3 LOB: 3 BB: 1 P: 24	R: 1 E: 0 K: 1 S: 10	H: 2 LOB: 1 BB: 0 P: 15	R: 0 E: 0 K: 1 S: 9	H: 1 LOB: 1 BB: 0 P: 10	R: 0 E: 0 K: 0 S: 6	H: 0 LOB: 0 BB: 0 P: 7	1B: 6 2B: 4 3B: 0 HR: 0	SF: 1 SAC: 1 DP: 0 HBP: 0	WP: 0 PB: 0 SB: 0 CS: 1	PA: 39			
<b>PITCHER</b>	IP	WLS	BF	H	R	ER	SO	BB	IBB	HBP	BLK	WP	HR	S	P	ERA	WHIP								
<b>Bob Knepper, L</b> ERA: 3.39	6.1	L	30	9	4	4	2	2	1	0	0	0	0	63	98	5.68	1.737								
<b>Danny Darwin, R</b> ERA: 4.4	0.2		2	0	0	0	1	0	0	0	0	0	0	4	7	0.00	0.000								
<b>Larry Andersen, R</b> ERA: 3.09	2.0		7	1	0	0	1	0	0	0	0	0	0	15	17	0.00	0.500								

**San Diego Padres @ Houston Astros**  
Astrodome, Houston, TX  
Fri Aug 12 1988, 8:05 PM EDT  
Att: 24,122 - Dome - 72 F

livebaseballscorecards.com

AB	34
R	4
H	10
RBI	4
BB	3
SO	4
LOB	16

Batter	1	2	3	4	5	6	7	8	9	AB	R	H	RBI	BB	SO	LOB	BOTTOM								
<b>Gerald Young, S</b> OBP: 0.344, SLG: 0.321 (1, 8)	3-2 G6-3	0-1 G1-3			0-1 SH1-4			1-2 WP SH1-4 1B		3	0	1	0	0	0	0									
<b>Bill Doran, S</b> OBP: 0.357, SLG: 0.369 (1, 4)	1-2 G3 2B 1B	1-3 K			3-2 G3		2-3 F7		0-0 SH1-4	3	1	1	0	0	1	1									
<b>Billy Hatcher, R</b> OBP: 0.328, SLG: 0.360 (1, 7)	0-0 2B G3 1B		0-0 L5		3-2 F7			0-1 F5		4	1	1	0	0	0	2									
<b>Glenn Davis, R</b> OBP: 0.340, SLG: 0.490 (1, 3)	0-2 G3		0-0 F2		2-3 K			3-2 F6		4	0	0	0	0	1	3									
<b>Kevin Bass, S</b> OBP: 0.325, SLG: 0.406 (1, 9)	1-2 E 2B		1-0 L7		1-1 F6			3-1 G6-3		4	1	1	2	0	0	0									
<b>Rafael Ramirez, R</b> OBP: 0.283, SLG: 0.362 (1, 6)	1-2 E5 BB 1B			1-1 F9		3-2 F7		2-2 2B		4	0	2	0	0	0	0									
<b>Ken Caminiti, S</b> OBP: 0.245, SLG: 0.283 (1, 5)	4-1 BB		2-2 L3		1-3 K			1-3 K		3	0	0	0	1	2	1									
<b>Alex Trevino, R</b> OBP: 0.329, SLG: 0.339 (1, 2)	0-1 G6-3		0-1 L5		1-3 K			0-0 F9		4	0	0	0	0	1	3									
<b>Bob Knepper, L</b> OBP: 0.119, SLG: 0.077 <b>Danny Darwin, R</b> OBP: 0.068, SLG: 0.116 <b>Jim Pankovits, R</b> OBP: 0.290, SLG: 0.331 <b>Larry Andersen, R</b> OBP: 0.400, SLG: 0.400 (1, 1) (7, 1) (7, PH) (8, 1)	0-2 G3			4-1 G3 SH1-4 BB		0-0 L6				1	0	0	0	1	0	0									
<b>Inning Stats</b>	R: 3 E: 1 K: 0 S: 25	H: 4 LOB: 2 BB: 1 P: 35	R: 0 E: 0 K: 1 S: 8	H: 0 LOB: 0 BB: 0 P: 9	R: 0 E: 0 K: 0 S: 3	H: 0 LOB: 0 BB: 0 P: 4	R: 0 E: 0 K: 0 S: 8	H: 0 LOB: 0 BB: 0 P: 11	R: 0 E: 0 K: 0 S: 10	H: 0 LOB: 1 BB: 1 P: 20	R: 0 E: 0 K: 1 S: 9	H: 0 LOB: 0 BB: 0 P: 15	R: 0 E: 0 K: 2 S: 7	H: 0 LOB: 0 BB: 0 P: 9	R: 0 E: 0 K: 0 S: 11	H: 1 LOB: 1 BB: 0 P: 15	R: 0 E: 0 K: 1 S: 11	H: 1 LOB: 1 BB: 0 P: 17	1B: 4 2B: 2 3B: 0 HR: 0	SF: 0 SAC: 2 DP: 0 HBP: 0	WP: 1 PB: 0 SB: 0 CS: 0	PA: 35			
<b>PITCHER</b>	IP	WLS	BF	H	R	ER	SO	BB	IBB	HBP	BLK	WP	HR	S	P	ERA	WHIP								
<b>Dennis Rasmussen, L</b> ERA: 4.03	8.1	W	33	6	3	2	4	2	0	0	0	0	0	87	129	2.16	0.960								
<b>Mark Davis, L</b> ERA: 2.4	0.2	S	2	0	0	0	1	0	0	0	0	0	0	5	6	0.00	0.000								

**San Diego Padres @ Houston Astros**  
Astrodome, Houston, TX  
Fri Aug 12 1988, 8:05 PM EDT  
Att: 24,122 - Dome - 72 F

livebaseballscorecards.com

AB	31
R	3
H	6
RBI	2
BB	2
SO	5
LOB	10



Batter	1	2	3	4	5	6	7	8	9	AB	R	H	RBI	BB	SO	LOB	TOP					
Stan Jefferson, S (1, 8) OBP: 0.232, SLG: 0.256 Marvell Wynne, L (8, PH) OBP: 0.341, SLG: 0.470	F7		F8			K		K		3	0	0	0	0	1	1						
Roberto Alomar, S (1, 4) OBP: 0.295, SLG: 0.359	K			F9 4-3 BB		K			K	3	0	0	0	1	3	0						
Tony Gwynn, L (1, 9) OBP: 0.369, SLG: 0.416	F7			4-3		4-3			6-3	4	0	0	0	0	0	1						
Keith Moreland, R (1, 3) OBP: 0.313, SLG: 0.352 Dickie Thon, R (9, PR) OBP: 0.336, SLG: 0.310		P6		F9			F8			4	0	1	0	0	0	1						
Benito Santiago, R (1, 2) OBP: 0.281, SLG: 0.352		F8		K			K		5-3	4	0	0	0	0	2	2						
John Kruk, L (1, 7) OBP: 0.370, SLG: 0.396		6-3				F8 SH3 1B			F7	3	0	1	0	0	0	0						
Chris Brown, R (1, 5) OBP: 0.309, SLG: 0.299			K			SH3			6-3	2	0	0	0	0	1	0						
Garry Templeton, S (1, 6) OBP: 0.273, SLG: 0.336			F8			F8			F7	3	0	0	0	0	0	1						
Ed Whitson, R (1, 1) OBP: 0.199, SLG: 0.227 Tim Flannery, L (8, PH) OBP: 0.324, SLG: 0.300 Dave Leiper, L (8, 1) OBP: 1.000, SLG: 1.000						K			1B	2	0	1	0	0	1	1						
										1	0	1	0	0	0	0						
										0	0	0	0	0	0	0						
<b>Inning Stats</b>	R: 0 E: 0 K: 1 S: 8	H: 0 LOB: 0 BB: 0 P: 9	R: 0 E: 0 K: 0 S: 6	H: 0 LOB: 0 BB: 0 P: 9	R: 0 E: 0 K: 1 S: 7	H: 1 LOB: 1 BB: 0 P: 9	R: 0 E: 0 K: 1 S: 9	H: 0 LOB: 1 BB: 1 P: 15	R: 0 E: 0 K: 1 S: 10	H: 1 LOB: 1 BB: 0 P: 13	R: 0 E: 0 K: 2 S: 9	H: 0 LOB: 0 BB: 0 P: 11	R: 0 E: 0 K: 1 S: 5	H: 0 LOB: 0 BB: 0 P: 8	R: 0 E: 0 K: 1 S: 11	H: 1 LOB: 1 BB: 0 P: 17	R: 0 E: 0 K: 1 S: 9	H: 1 LOB: 1 BB: 0 P: 11	1B: 4 2B: 0 3B: 0 HR: 0	SF: 0 SAC: 1 DP: 0 HBP: 0	WP: 0 PB: 0 SB: 0 CS: 0	PA: 32
<b>PITCHER</b> Mike Scott, R (1, 1) ERA: 2.51	IP: 9.0 WLS: W BF: 32 H: 4 R: 0 ER: 0 SO: 9 BB: 1 IBB: 0 HBP: 0 BLK: 0 WP: 0 HR: 0 S: 74 P: 102 ERA: 0.00 WHIP: 0.556																					

San Diego Padres @ Houston Astros  
Astrodome, Houston, TX  
Sat Aug 13 1988, 8:05 PM EDT  
Att: 29,381 - Dome - 72 F

AB 30  
R 0  
H 4  
RBI 0  
BB 1  
SO 9  
LOB 8



Batter	1	2	3	4	5	6	7	8	9	AB	R	H	RBI	BB	SO	LOB	BOTTOM					
Gerald Young, S (1, 8) OBP: 0.344, SLG: 0.321	5-3			K						3	1	1	0	0	1	0						
Bill Doran, S (1, 4) OBP: 0.357, SLG: 0.368	P6			F9						3	0	1	0	0	0	0						
Terry Puhl, L (1, 7) OBP: 0.436, SLG: 0.456	F9			F8						2	0	0	1	0	0	0						
Glenn Davis, R (1, 3) OBP: 0.338, SLG: 0.486		5-3				6-3				3	0	0	0	0	0	1						
Kevin Bass, S (1, 9) OBP: 0.325, SLG: 0.404				G6-4-3 BB		F7				2	0	0	0	1	1	0						
Craig Reynolds, L (1, 6) OBP: 0.285, SLG: 0.311 Rafael Ramirez, R (8, PH) OBP: 0.285, SLG: 0.366				G6-4-3		F7				2	0	0	0	0	0	1						
Denny Walling, L (1, 5) OBP: 0.297, SLG: 0.336 Ken Caminiti, S (8, PH) OBP: 0.240, SLG: 0.277					4-3					1	0	0	0	0	0	1						
Alex Trevino, R (1, 2) OBP: 0.336, SLG: 0.341						6-3				2	0	1	0	1	0	0						
Mike Scott, R (1, 1) OBP: 0.088, SLG: 0.088										3	0	0	0	0	2	2						
<b>Inning Stats</b>	R: 0 E: 0 K: 0 S: 11	H: 0 LOB: 0 BB: 0 P: 15	R: 0 E: 0 K: 0 S: 6	H: 0 LOB: 0 BB: 1 P: 10	R: 0 E: 0 K: 1 S: 6	H: 1 LOB: 0 BB: 0 P: 10	R: 0 E: 0 K: 1 S: 9	H: 0 LOB: 0 BB: 0 P: 9	R: 0 E: 0 K: 0 S: 8	H: 0 LOB: 0 BB: 0 P: 11	R: 0 E: 0 K: 1 S: 9	H: 0 LOB: 0 BB: 0 P: 13	R: 1 E: 0 K: 0 S: 11	H: 2 LOB: 0 BB: 0 P: 16	R: 0 E: 0 K: 1 S: 13	H: 1 LOB: 2 BB: 1 P: 23	R: 0 E: 0 K: 1 S: 9	H: 1 LOB: 1 BB: 1 P: 23	1B: 3 2B: 1 3B: 0 HR: 0	SF: 1 SAC: 0 DP: 2 HBP: 0	WP: 0 PB: 0 SB: 0 CS: 0	PA: 27
<b>PITCHER</b> Ed Whitson, R (1, 1) ERA: 4.18 Dave Leiper, L (8, 1) ERA: 1.89	IP: 7.0 WLS: L BF: 22 H: 3 R: 1 ER: 1 SO: 3 BB: 1 IBB: 0 HBP: 0 BLK: 0 WP: 0 HR: 0 S: 60 P: 84 ERA: 1.29 WHIP: 0.571																					

San Diego Padres @ Houston Astros  
Astrodome, Houston, TX  
Sat Aug 13 1988, 8:05 PM EDT  
Att: 29,381 - Dome - 72 F

AB 24  
R 1  
H 4  
RBI 1  
BB 2  
SO 4  
LOB 5





Batter	1	2	3	4	5	6	7	8	9	AB	R	H	RBI	BB	SO	LOB	TOP								
Marvell Wynne, L OBP: 0.338, SLG: 0.464 (1, 8)	F8		P6	4-3			1B		5-3	5	0	1	0	0	0	0									
Roberto Alomar, S OBP: 0.294, SLG: 0.357 (1, 4)	1-3		F7		6-3		F7		F7	5	0	1	0	0	0	1									
Tony Gwynn, L OBP: 0.367, SLG: 0.413 (1, 9)	F7		F7		3-1		F7		FC4-6	5	0	1	0	0	0	2									
Keith Moreland, R OBP: 0.309, SLG: 0.347 (1, 3)		5-3	F7		5-3		F8		FC5-4	5	0	0	0	0	0	3									
John Kruk, L OBP: 0.372, SLG: 0.398 Stan Jefferson, S OBP: 0.232, SLG: 0.256 (1, 7) (9, 7)		6-3					5-3			4	1	2	0	0	0	0									
Tim Flannery, L OBP: 0.340, SLG: 0.333 (1, 5)		1B					E6			3	3	2	1	0	0	0									
Garry Templeton, S OBP: 0.276, SLG: 0.338 (1, 6)		1B					F8			4	0	2	0	0	1	2									
Mark Parent, R OBP: 0.220, SLG: 0.291 (1, 2)		1B								4	2	3	5	0	0	2									
Eric Show, R OBP: 0.161, SLG: 0.164 (1, 1)		P6					K		1-3	4	0	0	0	0	2	4									
<b>Inning Stats</b>	R: 0 E: 0 K: 0 S: 5	H: 0 LOB: 0 BB: 0 P: 8	R: 1 E: 0 K: 0 S: 13	H: 2 LOB: 2 BB: 0 P: 22	R: 0 E: 0 K: 0 S: 12	H: 1 LOB: 1 BB: 0 P: 19	R: 3 E: 0 K: 2 S: 15	H: 3 LOB: 0 BB: 0 P: 22	R: 0 E: 0 K: 0 S: 6	H: 0 LOB: 0 BB: 0 P: 8	R: 2 E: 1 K: 1 S: 8	H: 1 LOB: 0 BB: 0 P: 17	R: 0 E: 0 K: 0 S: 9	H: 1 LOB: 1 BB: 0 P: 10	R: 0 E: 0 K: 0 S: 13	H: 3 LOB: 2 BB: 0 P: 15	R: 0 E: 0 K: 0 S: 7	H: 1 LOB: 1 BB: 0 P: 11	1B: 9 2B: 0 3B: 1 HR: 2	SF: 0 SAC: 0 DP: 0 HBP: 1	WP: 0 PB: 0 SB: 0 CS: 0	PA: 40			
<b>PITCHER</b>	IP	WLS	BF	H	R	ER	SO	BB	IBB	HBP	BLK	WP	HR	S	P	ERA	WHIP								
Joaquin Andujar, R ERA: 3.94 (1, 1)	4.0	L	19	6	4	4	2	0	0	1	0	0	1	45	71	9.00	1.500								
Dave Meads, L ERA: 3.25 (5, 1)	2.0		8	1	2	0	1	0	0	0	0	0	1	14	25	0.00	0.500								
Danny Darwin, R ERA: 4.34 (7, 1)	2.0		9	4	0	0	0	0	0	0	0	0	0	22	25	0.00	2.000								
Juan Agosto, L ERA: 2.41 (9, 1)	1.0		4	1	0	0	0	0	0	0	0	0	0	7	11	0.00	1.000								

San Diego Padres @ Houston Astros  
Astrodome, Houston, TX  
Sun Aug 14 1988, 4:33 AM EDT  
Att: 28,455 - Dome - 72 F

AB	39
R	6
H	12
RBI	6
BB	0
SO	3
LOB	14



Batter	1	2	3	4	5	6	7	8	9	AB	R	H	RBI	BB	SO	LOB	BOTTOM								
Gerald Young, S OBP: 0.345, SLG: 0.323 Juan Agosto, L (1, 8) (9, 1)	1-3			P6						4	0	2	0	0	0	0									
Bill Doran, S OBP: 0.356, SLG: 0.367 (1, 4)				4-3						4	0	1	0	0	0	2									
Terry Puhl, L OBP: 0.427, SLG: 0.445 (1, 9) (9, 7)	F8			6-3						4	0	0	0	0	0	2									
Glenn Davis, R OBP: 0.335, SLG: 0.481 (1, 3)	CS									4	0	0	0	0	2	0									
Denny Walling, L OBP: 0.302, SLG: 0.346 (1, 5)		5-3								4	1	2	0	0	0	0									
Billy Hatcher, R OBP: 0.326, SLG: 0.357 (1, 7) (9, 8)										3	0	0	0	0	1	2									
Rafael Ramirez, R OBP: 0.285, SLG: 0.366 (1, 6)										3	0	1	1	0	0	1									
Alex Trevino, R OBP: 0.331, SLG: 0.336 Craig Reynolds, L OBP: 0.297, SLG: 0.309 Craig Biggio, R OBP: 0.241, SLG: 0.269 (1, 2) (8, PH) (9, 2)										2	0	0	0	0	0	1									
Joaquin Andujar, S OBP: 0.316, SLG: 0.353 Dave Meads, L OBP: 0.297, SLG: 0.309 Casey Candaele, S OBP: 0.221, SLG: 0.234 Danny Darwin, R OBP: 0.308, SLG: 0.316 Kevin Bass, S OBP: 0.324, SLG: 0.403 (1, 1) (5, 1) (8, PH) (7, 1) (8, PH) (9, 9)										1	0	0	0	0	1	0									
<b>Inning Stats</b>	R: 0 E: 0 K: 0 S: 4	H: 1 LOB: 0 BB: 0 P: 7	R: 0 E: 0 K: 2 S: 9	H: 0 LOB: 0 BB: 0 P: 13	R: 0 E: 0 K: 1 S: 12	H: 0 LOB: 0 BB: 0 P: 16	R: 0 E: 0 K: 0 S: 9	H: 0 LOB: 0 BB: 0 P: 11	R: 1 E: 0 K: 0 S: 11	H: 2 LOB: 1 BB: 0 P: 16	R: 0 E: 0 K: 0 S: 7	H: 1 LOB: 1 BB: 0 P: 11	R: 0 E: 0 K: 1 S: 14	H: 1 LOB: 0 BB: 0 P: 19	R: 0 E: 0 K: 1 S: 6	H: 1 LOB: 1 BB: 0 P: 7	R: 0 E: 0 K: 0 S: 8	H: 0 LOB: 0 BB: 0 P: 12	1B: 5 2B: 1 3B: 0 HR: 0	SF: 0 SAC: 0 DP: 0 HBP: 0	WP: 0 PB: 0 SB: 0 CS: 1	PA: 33			
<b>PITCHER</b>	IP	WLS	BF	H	R	ER	SO	BB	IBB	HBP	BLK	WP	HR	S	P	ERA	WHIP								
Eric Show, R ERA: 3.2 (1, 1)	9.0	W	32	6	1	1	5	0	0	0	0	0	0	80	112	1.00	0.667								

San Diego Padres @ Houston Astros  
Astrodome, Houston, TX  
Sun Aug 14 1988, 4:33 AM EDT  
Att: 28,455 - Dome - 72 F

AB	32
R	1
H	6
RBI	1
BB	0
SO	5
LOB	8





Batter	1	2	3	4	5	6	7	8	9	AB	R	H	RBI	BB	SO	LOB	TOP				
<b>Marvell Wynne, L</b> OBP: 0.338, SLG: 0.461 (1, 8)										4	1	1	0	1	1	2	<b>San Diego Padres @ Houston Astros</b> Astrodome, Houston, TX Mon Aug 15 1988, 8:05 PM EDT Att: 23,396 - Dome - 72 F				
<b>Roberto Alomar, S</b> OBP: 0.293, SLG: 0.360 (1, 4)										5	2	1	0	0	0	2					
<b>Tony Gwynn, L</b> OBP: 0.370, SLG: 0.416 (1, 9)										5	0	3	2	0	1	1					
<b>Keith Moreland, R</b> OBP: 0.309, SLG: 0.346 (1, 3)										4	0	1	1	0	0	4					
<b>John Kruk, L</b> OBP: 0.371, SLG: 0.396 (1, 7)										4	0	1	0	0	0	2					
<b>Benito Santiago, R</b> OBP: 0.286, SLG: 0.356 (1, 2)										4	0	3	0	0	0	0					
<b>Tim Flannery, L</b> OBP: 0.345, SLG: 0.333 (1, 5)										3	0	1	0	1	0	2					
<b>Garry Templeton, S</b> OBP: 0.272, SLG: 0.333 (1, 6)										4	0	0	0	0	0	5					
<b>Andy Hawkins, R</b> OBP: 0.149, SLG: 0.130 <b>Dave Leiper, L</b> OBP: 1.000, SLG: 1.000 <b>Carmelo Martinez, R</b> OBP: 0.273, SLG: 0.354 <b>Mark Grant, R</b> OBP: 0.116, SLG: 0.116 (1, 1) (7, 1) (8, PH) (8, 1)										3	0	0	0	0	1	2					
<b>Inning Stats</b>	R: 1 E: 0 K: 1 S: 9	H: 2 LOB: 0 BB: 0 P: 14	R: 0 E: 0 K: 0 S: 9	H: 2 LOB: 1 BB: 0 P: 13	R: 2 E: 1 K: 1 S: 19	H: 1 LOB: 1 BB: 1 P: 27	R: 0 E: 0 K: 0 S: 11	H: 1 LOB: 2 BB: 1 P: 17	R: 0 E: 0 K: 0 S: 6	H: 0 LOB: 0 BB: 0 P: 11	R: 0 E: 0 K: 0 S: 6	H: 2 LOB: 2 BB: 0 P: 10	R: 0 E: 0 K: 0 S: 14	H: 2 LOB: 2 BB: 0 P: 20	R: 0 E: 0 K: 1 S: 9	H: 0 LOB: 0 BB: 0 P: 11	1B: 10 2B: 0 3B: 1 HR: 0	SF: 0 SAC: 0 DP: 0 HBP: 0	WP: 0 PB: 0 SB: 2 CS: 2	PA: 40	
<b>PITCHER</b>	IP WLS BF H R ER SO BB IBB HBP BLK WP HR S P ERA WHIP	7.0 W 31 9 3 3 2 2 0 0 0 0 0 68 103 3.86 1.571	2.0 L 8 2 0 0 1 0 0 0 0 0 0 23 31 0.00 1.000																		

AB	37
R	3
H	11
RBI	3
BB	2
SO	3
LOB	22



Batter	1	2	3	4	5	6	7	8	9	AB	R	H	RBI	BB	SO	LOB	BOTTOM			
<b>Gerald Young, S</b> OBP: 0.344, SLG: 0.322 (1, 8)										4	1	1	2	0	0	0	<b>San Diego Padres @ Houston Astros</b> Astrodome, Houston, TX Mon Aug 15 1988, 8:05 PM EDT Att: 23,396 - Dome - 72 F			
<b>Bill Doran, S</b> OBP: 0.354, SLG: 0.365 <b>Casey Candaele, S</b> OBP: 0.228, SLG: 0.230 (1, 4) (4, 4)										2	0	0	0	0	0	0				
<b>Terry Puhl, L</b> OBP: 0.433, SLG: 0.460 (1, 7)										3	2	2	2	1	0	0				
<b>Glenn Davis, R</b> OBP: 0.336, SLG: 0.490 (1, 3)										3	1	2	3	0	1	0				
<b>Kevin Bass, S</b> OBP: 0.321, SLG: 0.399 (1, 9)										4	0	0	0	0	0	1				
<b>Denny Walling, L</b> OBP: 0.312, SLG: 0.352 (1, 5)										3	1	2	0	1	0	0				
<b>Rafael Ramirez, R</b> OBP: 0.287, SLG: 0.368 (1, 6)										4	1	2	0	0	0	1				
<b>Craig Biggio, R</b> OBP: 0.235, SLG: 0.263 (1, 2)										2	0	0	0	0	1	2				
<b>Nolan Ryan, R</b> OBP: 0.088, SLG: 0.055 <b>Craig Reynolds, L</b> OBP: 0.292, SLG: 0.309 <b>Danny Darwin, R</b> OBP: 0.068, SLG: 0.116 (1, 1) (7, PH) (8, 1)										2	0	0	0	0	0	0				
<b>Inning Stats</b>	R: 2 E: 0 K: 0 S: 11	H: 1 LOB: 0 BB: 1 P: 20	R: 0 E: 0 K: 0 S: 6	H: 0 LOB: 0 BB: 0 P: 9	R: 0 E: 0 K: 1 S: 7	H: 0 LOB: 0 BB: 0 P: 13	R: 1 E: 0 K: 1 S: 12	H: 2 LOB: 2 BB: 1 P: 23	R: 0 E: 0 K: 1 S: 5	H: 0 LOB: 0 BB: 0 P: 9	R: 0 E: 0 K: 1 S: 8	H: 0 LOB: 0 BB: 0 P: 10	R: 4 E: 0 K: 0 S: 12	H: 4 LOB: 1 BB: 1 P: 22	R: 0 E: 0 K: 0 S: 12	H: 2 LOB: 1 BB: 0 P: 20	1B: 7 2B: 0 3B: 1 HR: 1	SF: 1 SAC: 1 DP: 1 HBP: 0	WP: 0 PB: 0 SB: 0 CS: 0	PA: 34
<b>PITCHER</b>	IP WLS BF H R ER SO BB IBB HBP BLK WP HR S P ERA WHIP	6.1 L 28 6 1 0 0 2 1 0 0 0 0 58 102 9.95 1.263	0.2 L 2 1 0 0 0 0 0 0 0 0 0 3 4 0.00 1.500	1.0 L 4 2 0 0 0 0 0 0 0 0 0 12 20 0.00 2.000																

AB	29
R	7
H	9
RBI	7
BB	3
SO	3
LOB	6





Batter	1	2	3	4	5	6	7	8	9	AB	R	H	RBI	BB	SO	LOB	TOP											
<b>Dave Martinez, L</b> OBP: 0.303, SLG: 0.317 (1, 8)										3	0	1	1	0	1	1	<b>Montreal Expos @ San Diego Padres</b> Jack Murphy Stadium, San Diego, CA Tue Aug 16 1988, 10:05 PM EDT Att: 13,727 - Unknown - 68 F											
<b>Tim Raines, S</b> OBP: 0.381, SLG: 0.433 (1, 7)										3	0	1	0	1	0	1												
<b>Graig Nettles, L</b> OBP: 0.280, SLG: 0.261 (1, 3)										4	0	0	0	0	0	3												
<b>Hubie Brooks, R</b> OBP: 0.319, SLG: 0.451 (1, 9)										2	0	1	0	2	1	1												
<b>Tim Wallach, R</b> OBP: 0.309, SLG: 0.413 (1, 5)										4	0	1	0	0	1	4												
<b>Tom Foley, L</b> OBP: 0.319, SLG: 0.384 (1, 4)										4	0	0	0	0	0	1												
<b>Nelson Santovenia, R</b> OBP: 0.311, SLG: 0.425 (1, 2)										4	1	1	0	0	1	1												
<b>Rex Hudler, R</b> OBP: 0.338, SLG: 0.489 (1, 6)										4	1	2	0	0	0	0												
<b>Brian Holman, R</b> OBP: 0.167, SLG: 0.167 <b>Jeff Parrett, R</b> (6, 1)										2	0	1	1	0	1	1												
<b>Otis Nixon, S</b> OBP: 0.281, SLG: 0.282 <b>Neal Heaton, L</b> OBP: 0.150, SLG: 0.150 (7, 1)										0	0	0	0	0	0	0												
<b>Inning Stats</b>	R: 0 E: 0 K: 0 S: 7	H: 2 LOB: 2 BB: 1 P: 15	R: 2 E: 0 K: 0 S: 12	H: 3 LOB: 1 BB: 0 P: 19	R: 0 E: 0 K: 0 S: 8	H: 1 LOB: 0 BB: 0 P: 14	R: 0 E: 0 K: 1 S: 10	H: 0 LOB: 1 BB: 1 P: 15	R: 0 E: 0 K: 1 S: 10	H: 1 LOB: 0 BB: 0 P: 12	R: 0 E: 0 K: 1 S: 13	H: 0 LOB: 1 BB: 1 P: 20	R: 0 E: 0 K: 1 S: 8	H: 0 LOB: 0 BB: 0 P: 12	R: 0 E: 0 K: 1 S: 8	H: 0 LOB: 0 BB: 0 P: 12	1B: 8 2B: 2 3B: 0 HR: 0	SF: 0 SAC: 1 DP: 3 HBP: 0	WP: 0 PB: 0 SB: 0 CS: 1	PA: 36								
<b>PITCHER</b>	IP	WLS	BF	H	R	ER	SO	BB	IBB	HBP	BLK	WP	HR	S	P	ERA	WHIP											
<b>Jimmy Jones, R</b> ERA: 3.84 <b>Lance McCullers, R</b> ERA: 2.41	(1, 1)	6.0	W	25	8	2	2	2	2	2	0	0	0	0	56	86	3.00	1.667										
<b>PITCHER</b>	IP	WLS	BF	H	R	ER	SO	BB	IBB	HBP	BLK	WP	HR	S	P	ERA	WHIP											
<b>Jimmy Jones, R</b> ERA: 3.17 <b>Jeff Parrett, R</b> ERA: 2.25 <b>Neal Heaton, L</b> ERA: 4.91	(1, 1)	1.0	L	3	0	0	0	2	1	0	0	0	0	9	16	0.00	1.000											
<b>Jim Jones, R</b> OBP: 0.184, SLG: 0.114 <b>Manvell Wynne, L</b> OBP: 0.338, SLG: 0.459 <b>Lance McCullers, S</b> (7, 1)	(1, 1)	2.0	L	10	3	2	2	2	0	1	0	0	0	21	38	9.00	1.500											

AB	31
R	2
H	9
RBI	2
BB	3
SO	5
LOB	13



Batter	1	2	3	4	5	6	7	8	9	AB	R	H	RBI	BB	SO	LOB	BOTTOM										
<b>Stan Jefferson, S</b> OBP: 0.230, SLG: 0.244 (1, 8)										4	2	0	0	1	1	2	<b>Montreal Expos @ San Diego Padres</b> Jack Murphy Stadium, San Diego, CA Tue Aug 16 1988, 10:05 PM EDT Att: 13,727 - Unknown - 68 F										
<b>Roberto Alomar, S</b> OBP: 0.293, SLG: 0.359 (1, 4)										4	1	1	0	0	1	3											
<b>Tony Gwynn, L</b> OBP: 0.376, SLG: 0.423 (1, 9)										3	2	3	2	1	0	0											
<b>Keith Moreland, R</b> OBP: 0.313, SLG: 0.349 (1, 3)										3	0	2	2	1	0	1											
<b>John Kruk, L</b> OBP: 0.367, SLG: 0.391 <b>Carmelo Martinez, R</b> OBP: 0.276, SLG: 0.357 (7, PH)										3	0	0	0	0	1	4											
<b>Benito Santiago, R</b> OBP: 0.286, SLG: 0.355 (1, 2)										4	0	1	0	0	0	2											
<b>Randy Ready, R</b> OBP: 0.353, SLG: 0.398 (1, 5)										3	0	0	0	1	1	2											
<b>Garry Templeton, S</b> OBP: 0.268, SLG: 0.328 (1, 6)										4	0	0	0	0	1	2											
<b>Jimmy Jones, R</b> OBP: 0.184, SLG: 0.114 <b>Manvell Wynne, L</b> OBP: 0.338, SLG: 0.459 <b>Lance McCullers, S</b> (7, 1)	(1, 1)									2	1	2	0	0	0	0											
<b>Inning Stats</b>	R: 1 E: 0 K: 1 S: 12	H: 1 LOB: 1 BB: 1 P: 19	R: 0 E: 0 K: 0 S: 6	H: 0 LOB: 0 BB: 0 P: 7	R: 2 E: 0 K: 0 S: 13	H: 3 LOB: 1 BB: 0 P: 18	R: 0 E: 0 K: 0 S: 8	H: 0 LOB: 0 BB: 0 P: 14	R: 1 E: 0 K: 1 S: 13	H: 2 LOB: 2 BB: 1 P: 23	R: 0 E: 0 K: 2 S: 10	H: 1 LOB: 1 BB: 1 P: 18	R: 2 E: 1 K: 1 S: 13	H: 3 LOB: 2 BB: 1 P: 25	R: 0 E: 0 K: 1 S: 8	H: 0 LOB: 0 BB: 0 P: 13		1B: 9 2B: 2 3B: 0 HR: 0	SF: 0 SAC: 0 DP: 1 HBP: 0	WP: 1 PB: 0 SB: 2 CS: 0	PA: 37						
<b>PITCHER</b>	IP	WLS	BF	H	R	ER	SO	BB	IBB	HBP	BLK	WP	HR	S	P	ERA	WHIP										
<b>Brian Holman, R</b> ERA: 3.17 <b>Jeff Parrett, R</b> ERA: 2.25 <b>Neal Heaton, L</b> ERA: 4.91	(1, 1)	5.0	L	24	7	4	4	2	1	0	0	0	0	53	83	7.20	1.600										
<b>PITCHER</b>	IP	WLS	BF	H	R	ER	SO	BB	IBB	HBP	BLK	WP	HR	S	P	ERA	WHIP										
<b>Jim Jones, R</b> OBP: 0.184, SLG: 0.114 <b>Manvell Wynne, L</b> OBP: 0.338, SLG: 0.459 <b>Lance McCullers, S</b> (7, 1)	(1, 1)	2.0	L	10	3	2	2	2	0	1	0	0	0	21	38	9.00	1.500										

AB	33
R	6
H	10
RBI	6
BB	4
SO	6
LOB	18













Batter	1	2	3	4	5	6	7	8	9	10	AB	R	H	RBI	BB	SO	LOB	TOP								
Lenny Dykstra, L (1, 8) OBP: 0.328, SLG: 0.391	L6		G3			FC4-6		2B		BB	4	0	1	2	0	0	2	<b>New York Mets @ San Diego Padres</b> Jack Murphy Stadium, San Diego, CA Fri Aug 19 1988, 10:05 PM EDT Att: 35,327 - Unknown								
Roger McDowell, R (8, 1) OBP: 0.429, SLG: 0.857											0	0	0	0	0	0	0									
Barry Lyons, R (10, PH) OBP: 0.246, SLG: 0.351											0	0	0	0	1	0	0									
Randy Myers, L (10, 1)											0	0	0	0	0	0	0									
Wally Backman, S (1, 4) OBP: 0.369, SLG: 0.328	5-3					F8		5-3		K	3	0	0	0	0	1	1									
Tim Teufel, R (8, PH) OBP: 0.328, SLG: 0.336											2	0	0	0	0	1	4									
Keith Hernandez, L (1, 3) OBP: 0.352, SLG: 0.412	G3					4-3		K		F7	5	0	1	0	0	1	5									
Daryl Strawberry, L (1, 9) OBP: 0.363, SLG: 0.543											3	0	0	0	1	1	0									
Kevin McReynolds, R (1, 7) OBP: 0.331, SLG: 0.471	K					G6-4-3		F2		K	4	0	0	0	0	2	2									
Gary Carter, R (1, 2) OBP: 0.313, SLG: 0.379											4	0	0	0	0	1	0									
Howard Johnson, S (1, 6) OBP: 0.341, SLG: 0.430											3	1	1	0	1	0	0									
Dave Magadan, L (1, 5) OBP: 0.386, SLG: 0.331											3	0	0	0	0	2	1									
Kevin Elster, R (8, 6) OBP: 0.289, SLG: 0.319											0	0	0	0	0	0	0									
Sid Fernandez, L (1, 1) OBP: 0.314, SLG: 0.326											2	0	2	0	0	0	0									
Mookie Wilson, S (8, PH) OBP: 0.321, SLG: 0.373											0	1	0	0	2	0	0									
<b>Inning Stats</b>	R: 0 E: 0 K: 0 S: 6	H: 0 LOB: 0 BB: 0 P: 8	R: 0 E: 0 K: 1 S: 10	H: 0 LOB: 0 BB: 0 P: 16	R: 0 E: 0 K: 1 S: 12	H: 1 LOB: 1 BB: 0 P: 17	R: 0 E: 0 K: 1 S: 8	H: 1 LOB: 1 BB: 1 P: 16	R: 0 E: 0 K: 1 S: 6	H: 0 LOB: 0 BB: 0 P: 9	R: 0 E: 0 K: 1 S: 7	H: 1 LOB: 1 BB: 0 P: 12	R: 0 E: 0 K: 1 S: 9	H: 0 LOB: 0 BB: 0 P: 13	R: 2 E: 0 K: 1 S: 16	H: 2 LOB: 1 BB: 1 P: 28	R: 0 E: 0 K: 2 S: 10	H: 0 LOB: 0 BB: 0 P: 15	R: 0 E: 0 K: 1 S: 10	H: 0 LOB: 3 BB: 3 P: 24	1B: 3 2B: 2 3B: 0 HR: 0	SF: 0 SAC: 1 DP: 1 HBP: 0	WP: 1 PB: 0 SB: 0 CS: 0	PA: 39		
<b>PITCHER</b>	IP 7.1	WLS 28	BF 5	H 2	R 2	ER 2	SO 5	BB 2	IBB 0	HBP 0	BLK 0	WP 1	HR 0	S 68	P 109	ERA 2.46	WHIP 0.955									
Eric Show, R ERA: 3.17																										
Mark Davis, L ERA: 2.24																										

**New York Mets @ San Diego Padres**  
 Jack Murphy Stadium, San Diego, CA  
 Fri Aug 19 1988, 10:05 PM EDT  
 Att: 35,327 - Unknown

AB 33  
 R 2  
 H 5  
 RBI 2  
 BB 5  
 SO 9  
 LOB 15



Batter	1	2	3	4	5	6	7	8	9	10	AB	R	H	RBI	BB	SO	LOB	BOTTOM								
Stan Jefferson, S (1, 8) OBP: 0.229, SLG: 0.235	BLK HR BB		K			P5		K		K	4	1	0	0	1	3	2	<b>New York Mets @ San Diego Padres</b> Jack Murphy Stadium, San Diego, CA Fri Aug 19 1988, 10:05 PM EDT Att: 35,327 - Unknown								
Randy Ready, R (1, 7) OBP: 0.347, SLG: 0.391	6-3		F8			5-3		L8		K	5	0	0	0	0	1	3									
Carmelo Martinez, R (1, 9) OBP: 0.283, SLG: 0.374	HR		K			F3		6-3			5	1	2	3	0	1	0									
Keith Moreland, R (1, 3) OBP: 0.316, SLG: 0.348	L5					F9		BB		6-3	3	0	0	0	1	0	0									
Benito Santiago, R (1, 2) OBP: 0.290, SLG: 0.363	F9					F8		K		FC4-6 1B	4	0	1	0	0	1	1									
Chris Brown, R (1, 5) OBP: 0.310, SLG: 0.304											3	0	2	0	0	0	0									
John Kruk, L (9, PH) OBP: 0.372, SLG: 0.390											1	0	0	0	0	0	1									
Dickie Thon, R (1, 6) OBP: 0.339, SLG: 0.314											4	0	1	0	0	0	3									
Roberto Alomar, S (1, 4) OBP: 0.288, SLG: 0.363											4	1	2	0	0	2	1									
Eric Show, R (1, 1) OBP: 0.153, SLG: 0.155											3	0	0	0	0	0	2									
Mark Davis, L ERA: 2.1											0	0	0	0	0	0	0									
Tim Flannery, L (10, PH) OBP: 0.348, SLG: 0.350											0	0	0	0	1	0	0									
<b>Inning Stats</b>	R: 2 E: 0 K: 0 S: 10	H: 1 LOB: 0 BB: 1 P: 18	R: 0 E: 0 K: 0 S: 13	H: 2 LOB: 1 BB: 0 P: 17	R: 0 E: 0 K: 2 S: 9	H: 0 LOB: 0 BB: 0 P: 16	R: 0 E: 0 K: 0 S: 10	H: 1 LOB: 1 BB: 0 P: 16	R: 0 E: 0 K: 1 S: 8	H: 0 LOB: 0 BB: 0 P: 10	R: 0 E: 0 K: 1 S: 7	H: 1 LOB: 1 BB: 1 P: 14	R: 0 E: 0 K: 1 S: 12	H: 1 LOB: 1 BB: 0 P: 15	R: 0 E: 0 K: 1 S: 8	H: 0 LOB: 0 BB: 0 P: 14	R: 0 E: 0 K: 0 S: 10	H: 1 LOB: 1 BB: 0 P: 21	R: 1 E: 0 K: 2 S: 14	H: 2 LOB: 2 BB: 1 P: 25	1B: 6 2B: 1 3B: 0 HR: 1	SF: 0 SAC: 0 DP: 1 HBP: 0	WP: 1 PB: 0 SB: 0 CS: 0	PA: 39		
<b>PITCHER</b>	IP 7.0	WLS 27	BF 7	H 2	R 2	ER 2	SO 5	BB 2	IBB 0	HBP 0	BLK 1	WP 0	HR 1	S 69	P 106	ERA 2.57	WHIP 1.000									
Sid Fernandez, L ERA: 3.25																										
Roger McDowell, R ERA: 2.1																										
Randy Myers, L ERA: 1.81																										

**New York Mets @ San Diego Padres**  
 Jack Murphy Stadium, San Diego, CA  
 Fri Aug 19 1988, 10:05 PM EDT  
 Att: 35,327 - Unknown

AB 36  
 R 3  
 H 8  
 RBI 3  
 BB 3  
 SO 8  
 LOB 13





Batter	1	2	3	4	5	6	7	8	9	AB	R	H	RBI	BB	SO	LOB	TOP								
Lenny Dykstra, L OBP: 0.327, SLG: 0.388 Randy Myers, L (8, 1) Roger McDowell, R OBP: 0.429, SLG: 0.857	6-3		K			B1-3		BB		3	0	0	0	1	1	1									
Wally Backman, S OBP: 0.371, SLG: 0.331	F7			1B		1B		B3		4	0	2	0	0	0	2									
Keith Hernandez, L OBP: 0.347, SLG: 0.406	P6			4-3		1-3		F8		4	0	0	0	0	0	4									
Darryl Strawberry, L OBP: 0.364, SLG: 0.545	F7			2-3		2B		K		4	0	2	0	0	1	2									
Kevin McReynolds, R OBP: 0.328, SLG: 0.467	K			P4			P6		F8	4	0	0	0	0	1	2									
Gary Carter, R OBP: 0.312, SLG: 0.377 Bob Ojeda, L OBP: 0.184, SLG: 0.204	F7				5-3		F3		BB 1B	4	0	1	0	0	0	1									
Howard Johnson, S OBP: 0.345, SLG: 0.432			CS		K		IBB		BB 1B	3	0	2	0	1	1	0									
Kevin Elster, R OBP: 0.287, SLG: 0.317 Dave Magadan, L OBP: 0.386, SLG: 0.329			F8		L6		K		G6-4-3	2	0	0	0	0	0	1									
Ron Darling, R OBP: 0.213, SLG: 0.267 Mookie Wilson, S OBP: 0.323, SLG: 0.372						P4		BB	G6-4-3	2	0	1	0	0	0	0									
<b>Inning Stats</b>	R: 0 E: 0 K: 0 S: 9	H: 0 LOB: 0 BB: 0 P: 13	R: 0 E: 0 K: 1 S: 6	H: 0 LOB: 0 BB: 0 P: 10	R: 0 E: 0 K: 1 S: 12	H: 2 LOB: 1 BB: 0 P: 17	R: 0 E: 0 K: 0 S: 15	H: 2 LOB: 1 BB: 0 P: 20	R: 0 E: 0 K: 1 S: 6	H: 0 LOB: 0 BB: 0 P: 8	R: 0 E: 0 K: 0 S: 8	H: 1 LOB: 1 BB: 0 P: 14	R: 0 E: 0 K: 1 S: 12	H: 1 LOB: 2 BB: 1 P: 20	R: 0 E: 0 K: 1 S: 7	H: 0 LOB: 2 BB: 2 P: 19	R: 0 E: 0 K: 0 S: 14	H: 2 LOB: 3 BB: 1 P: 21	1B: 7 2B: 1 3B: 0 HR: 0	SF: 0 SAC: 0 DP: 1 HBP: 0	WP: 0 PB: 0 SB: 1 CS: 1	PA: 36			
<b>PITCHER</b>	IP	WLS	BF	H	R	ER	SO	BB	IBB	HBP	BLK	WP	HR	S	P	ERA	WHIP								
Andy Hawkins, R ERA: 3.43 Mark Davis, L ERA: 2.18	7.0	W	28	6	0	0	4	2	1	0	0	0	0	70	112	0.00	1.143								
2.0	S	8	2	0	0	1	1	0	0	0	0	0	0	19	30	0.00	1.500								

New York Mets @ San Diego Padres  
Jack Murphy Stadium, San Diego, CA  
Sun Aug 21 1988, 6:33 AM EDT  
Att: 29,679 - Sunny - 75 F

AB 32  
R 0  
H 8  
RBI 0  
BB 4  
SO 5  
LOB 18



Batter	1	2	3	4	5	6	7	8	9	AB	R	H	RBI	BB	SO	LOB	BOTTOM								
John Kruk, L OBP: 0.374, SLG: 0.390 Marvell Wynne, L OBP: 0.332, SLG: 0.450	FC3-6 BB		K2-3		4-3			WP 1B		3	0	1	0	1	1	0									
Roberto Alomar, S OBP: 0.300, SLG: 0.364	FC3-6 1B			3-1 1B		K		WP 1B		4	1	2	0	0	1	1									
Tony Gwynn, L OBP: 0.378, SLG: 0.421	1-1 1B			3-1		3-1		K		4	0	1	0	0	1	3									
Carmelo Martinez, R OBP: 0.286, SLG: 0.374	K			BB 1B		F8		FC5-4 BB		3	0	1	1	1	1	1									
Keith Moreland, R OBP: 0.316, SLG: 0.347			G4-6-3 1B		K		F8	FC5-4		4	0	1	0	0	1	4									
Benito Santiago, R OBP: 0.290, SLG: 0.363	F8			BB 1B			K			3	0	1	0	0	1	1									
Tim Flannery, L OBP: 0.347, SLG: 0.343	G4-6-3			BB 1B			L4			2	0	0	0	1	0	1									
Garry Templeton, S OBP: 0.266, SLG: 0.325			6-3		K		F8			3	0	0	0	0	1	3									
Andy Hawkins, R OBP: 0.143, SLG: 0.125 Mark Davis, L OBP: 0.375, SLG: 0.714 Dickie Thon, R OBP: 0.338, SLG: 0.313			4-3		6-3			K		2	0	0	0	0	0	0									
<b>Inning Stats</b>	R: 0 E: 0 K: 1 S: 7	H: 1 LOB: 1 BB: 1 P: 13	R: 0 E: 0 K: 0 S: 5	H: 1 LOB: 0 BB: 0 P: 8	R: 0 E: 0 K: 1 S: 9	H: 0 LOB: 0 BB: 0 P: 10	R: 1 E: 0 K: 2 S: 15	H: 3 LOB: 3 BB: 1 P: 24	R: 0 E: 0 K: 1 S: 7	H: 0 LOB: 0 BB: 0 P: 13	R: 0 E: 0 K: 0 S: 7	H: 0 LOB: 0 BB: 0 P: 10	R: 0 E: 0 K: 1 S: 6	H: 0 LOB: 0 BB: 0 P: 8	R: 0 E: 0 K: 2 S: 11	H: 2 LOB: 3 BB: 1 P: 20	1B: 7 2B: 0 3B: 0 HR: 0	SF: 0 SAC: 0 DP: 1 HBP: 0	WP: 1 PB: 0 SB: 1 CS: 0	PA: 32					
<b>PITCHER</b>	IP	WLS	BF	H	R	ER	SO	BB	IBB	HBP	BLK	WP	HR	S	P	ERA	WHIP								
Ron Darling, R ERA: 3.39 Randy Myers, L ERA: 1.79 Roger McDowell, R ERA: 2.09	7.0	L	26	5	1	1	6	2	0	0	0	0	0	56	86	1.29	1.000								
0.2	4	2	0	0	2	0	0	0	0	0	0	0	0	9	14	0.00	3.000								
0.1	2	0	0	0	0	1	0	0	0	0	0	1	0	2	6	0.00	3.000								

New York Mets @ San Diego Padres  
Jack Murphy Stadium, San Diego, CA  
Sun Aug 21 1988, 6:33 AM EDT  
Att: 29,679 - Sunny - 75 F

AB 29  
R 1  
H 7  
RBI 1  
BB 3  
SO 8  
LOB 14





Batter	1	2	3	4	5	6	7	8	9	AB	R	H	RBI	BB	SO	LOB	TOP										
Phil Bradley, R OBP: 0.339, SLG: 0.367 (1, 7)	F9		G5-4-3			6-3	5-3		4-3	5	0	0	1	0	0	4	<b>Philadelphia Phillies @ San Diego Padres</b> Jack Murphy Stadium, San Diego, CA Mon Aug 22 1988, 10:05 PM EDT Att: 20,577 - Unknown - 70 F										
Shane Turner, L OBP: 0.167, SLG: 0.091 (1, 5)	K			1-3		F5	3-1		G3	5	0	0	0	0	1	2											
Chris James, R OBP: 0.288, SLG: 0.394 (1, 9) (8, 8)	6-3			1B WP SF9 1B		6-3	K			4	1	1	0	0	1	1											
Ricky Jordan, R OBP: 0.343, SLG: 0.541 (1, 3)		F8		3-2 1B		E6 FC6 2B		6-3		4	1	1	0	0	0	0											
Juan Samuel, R OBP: 0.305, SLG: 0.389 (1, 4)	5-3			SF9 1B		FC6 2B 1B		6-3		3	1	0	1	0	0	1											
Milt Thompson, L OBP: 0.352, SLG: 0.353 Steve Bedrosian, R (8, 1)	1-3			3-H F8		1B 2B		BB		3	1	1	1	1	0	1											
Darren Daulton, L OBP: 0.291, SLG: 0.264 (1, 2)			1B		F7	SH 1B		K		4	1	2	1	0	1	1											
Steve Jeltz, S OBP: 0.338, SLG: 0.277 (1, 6)			G5-4-3 1B		F8	SH 5-3 1B		K		4	1	2	1	0	1	0											
Mike Maddux, L OBP: 0.190, SLG: 0.200 Greg Harris, S OBP: 0.375, SLG: 0.625 Bob Demier, R OBP: 0.359, SLG: 0.367 Bruce Ruffin, S OBP: 0.194, SLG: 0.121 Greg Gross, L OBP: 0.295, SLG: 0.208 (8, 9)	K		K		3-1	SH 3-1		1B		2	0	0	0	0	1	2											
<b>Inning Stats</b>	R: 0 E: 0 K: 1 S: 8	H: 0 LOB: 0 BB: 0 P: 10	R: 0 E: 0 K: 0 S: 7	H: 0 LOB: 0 BB: 0 P: 10	R: 0 E: 0 K: 1 S: 6	H: 2 LOB: 1 BB: 0 P: 6	R: 1 E: 0 K: 0 S: 10	H: 2 LOB: 1 BB: 0 P: 14	R: 0 E: 0 K: 0 S: 10	H: 0 LOB: 0 BB: 0 P: 13	R: 0 E: 0 K: 0 S: 5	H: 0 LOB: 0 BB: 0 P: 5	R: 5 E: 2 K: 1 S: 17	H: 3 LOB: 1 BB: 0 P: 27	R: 0 E: 0 K: 1 S: 5	H: 0 LOB: 1 BB: 1 P: 11		R: 0 E: 0 K: 1 S: 12	H: 1 LOB: 0 BB: 0 P: 15	1B: 7 2B: 1 3B: 0 HR: 0	SF: 1 SAC: 1 DP: 1 HBP: 0	WP: 1 PB: 0 SB: 0 CS: 0	PA: 38				
<b>PITCHER</b>	IP	WLS	BF	H	R	ER	SO	BB	IBB	HBP	BLK	WP	HR	S	P	ERA	WHIP										
Jimmy Jones, R ERA: 3.81 (1, 1)	6.0	L	26	7	6	2	2	0	0	0	0	1	0	53	71	3.00	1.167										
Lance McCullers, R ERA: 2.4 (7, 1)	3.0		12	1	0	0	3	1	0	0	0	0	0	27	40	0.00	0.667										

Batter	1	2	3	4	5	6	7	8	9	AB	R	H	RBI	BB	SO	LOB	BOTTOM										
John Kruk, L OBP: 0.380, SLG: 0.390 Stan Jefferson, S OBP: 0.229, SLG: 0.235 (9, FR)	F8 HBP BB		G6-3 BB		F8		G4-6-3 BB		1B	2	0	1	0	3	0	0	<b>Philadelphia Phillies @ San Diego Padres</b> Jack Murphy Stadium, San Diego, CA Mon Aug 22 1988, 10:05 PM EDT Att: 20,577 - Unknown - 70 F										
Roberto Alomar, S OBP: 0.301, SLG: 0.363 (1, 4)	CS HBP		G6-3			E 1B	G4-6-3		K	4	1	1	0	0	1	4											
Tony Gwynn, L OBP: 0.381, SLG: 0.424 (1, 8)	F8			3-1		E5 2B		BB	1B	4	1	2	1	1	0	2											
Carmelo Martinez, R OBP: 0.285, SLG: 0.367 (1, 7)	B1-3			K		WP SF8 BB	F9		F8	4	1	0	0	1	1	5											
Keith Moreland, R OBP: 0.317, SLG: 0.347 (1, 3)	K			BB		SF8 WP 1B			K	3	0	1	0	1	2	0											
Benito Santiago, R OBP: 0.290, SLG: 0.371 (1, 2)	K			F9		SF8		HR		3	1	1	2	0	1	1											
Randy Ready, R OBP: 0.346, SLG: 0.386 (1, 5)	5-3				6-3		BB		6-3	3	0	0	0	1	0	0											
Garry Templeton, S OBP: 0.266, SLG: 0.324 (1, 6)			SH2-4 1B		F9		K		F8	4	0	1	0	0	1	2											
Jimmy Jones, R OBP: 0.196, SLG: 0.196 Lance McCullers, S (7, 1)			SH2-4			F4			F8	2	1	1	1	0	0	2											
Marvell Wynne, L OBP: 0.331, SLG: 0.449 (9, PH)				HR						1	0	0	0	0	0	0											
<b>Inning Stats</b>	R: 0 E: 0 K: 0 S: 8	H: 0 LOB: 1 BB: 1 P: 16	R: 0 E: 0 K: 2 S: 8	H: 0 LOB: 0 BB: 0 P: 11	R: 0 E: 0 K: 1 S: 12	H: 0 LOB: 1 BB: 1 P: 20	R: 1 E: 0 K: 0 S: 9	H: 1 LOB: 0 BB: 0 P: 15	R: 3 E: 1 K: 1 S: 16	H: 3 LOB: 2 BB: 2 P: 30	R: 0 E: 0 K: 0 S: 7	H: 0 LOB: 1 BB: 2 P: 19	R: 1 E: 0 K: 1 S: 11	H: 1 LOB: 0 BB: 0 P: 14	R: 0 E: 0 K: 1 S: 12	H: 2 LOB: 2 BB: 0 P: 21	1B: 5 2B: 1 3B: 0 HR: 2	SF: 1 SAC: 1 DP: 2 HBP: 1	WP: 1 PB: 0 SB: 0 CS: 1	PA: 40							
<b>PITCHER</b>	IP	WLS	BF	H	R	ER	SO	BB	IBB	HBP	BLK	WP	HR	S	P	ERA	WHIP										
Mike Maddux, R ERA: 4.23 (6, 1)	0.2	W	2	0	0	0	1	0	0	0	0	0	0	5	6	0.00	0.000										
Greg Harris, R ERA: 2.56 (7, 1)	1.0		4	0	0	0	0	2	0	0	0	0	0	7	19	0.00	2.000										
Bruce Ruffin, L ERA: 4.48 (8, 1)	2.0	S	9	3	1	1	2	0	0	0	0	0	1	23	35	4.50	1.500										



Batter	1	2	3	4	5	6	7	8	9	AB	R	H	RBI	BB	SO	LOB	TOP			
Phil Bradley, R OBP: 0.341, SLG: 0.368 (1, 7)	2-2 4-3		1-1 G6-3 1B			0-1 4-3		0-0 1B		4	0	2	0	0	0	0	<b>Philadelphia Phillies @ San Diego Padres</b> Jack Murphy Stadium, San Diego, CA Tue Aug 23 1988, 10:05 PM EDT Att: 10,535 - Unknown - 70 F			
Milt Thompson, L OBP: 0.351, SLG: 0.352 Bruce Ruffin, S OBP: 0.194, SLG: 0.121 (1, 8)	0-0 4-3		1-1 G6-3 1-2			1-2 1B		0-1 F7		4	0	1	0	0	0	2				
Chris James, R OBP: 0.288, SLG: 0.401 Kent Tekulve, R OBP: 0.293, SLG: 0.206 (1, 9)	2-1 HR			2-2 G3		0-1 F8		3-2 5-3		3	1	1	1	0	0	1				
Ricky Jordan, R OBP: 0.340, SLG: 0.533 (1, 3)	0-1 5-3			1-0 4-3					0-0 FC6-4 1B	4	0	1	0	0	0	0				
Juan Samuel, R OBP: 0.303, SLG: 0.386 (1, 4)		0-0 F9		1-3 K				1-1 E6 1B	2-2 FC6-4 1-2	4	0	0	0	0	1	1				
Lance Parrish, R OBP: 0.305, SLG: 0.397 (1, 2)		0-0 1B			0-1 6-3			0-0 1B	1-1 P6	4	0	2	0	0	0	1				
Shane Turner, L OBP: 0.143, SLG: 0.077 Danny Clay, R OBP: 0.343, SLG: 0.342 Mike Young, S OBP: 0.237, SLG: 0.229 (1, 5)		1-3 K			0-0 F7			3-3 K	0-0 4-3	2	0	0	0	0	1	1				
Steve Jeltz, S OBP: 0.335, SLG: 0.274 (1, 6)		1-3 K			2-3 K			0-1 F9		3	0	0	0	0	2	3				
Kevin Gross, R OBP: 0.231, SLG: 0.210 Greg Harris, S OBP: 0.375, SLG: 0.625 Keith Miller, S OBP: 0.237, SLG: 0.229 (1, 1)			0-1 4-3			3-3 K		0-3 K		1	0	0	0	0	0	0				
<b>Inning Stats</b>	R: 1 E: 0 K: 0 S: 11	H: 1 LOB: 0 BB: 0 P: 15	R: 0 E: 0 K: 2 S: 8	H: 1 LOB: 1 BB: 0 P: 10	R: 0 E: 0 K: 0 S: 6	H: 1 LOB: 0 BB: 0 P: 8	R: 0 E: 0 K: 1 S: 7	H: 0 LOB: 0 BB: 0 P: 11	R: 0 E: 0 K: 1 S: 10	H: 1 LOB: 1 BB: 0 P: 14	R: 0 E: 0 K: 1 S: 11	H: 1 LOB: 2 BB: 0 P: 16	R: 0 E: 0 K: 1 S: 10	H: 1 LOB: 1 BB: 0 P: 13	R: 0 E: 0 K: 0 S: 7	H: 1 LOB: 1 BB: 0 P: 10		1B: 6 2B: 0 3B: 0 HR: 1	SF: 0 SAC: 0 DP: 1 HBP: 0	WP: 0 PB: 0 SB: 0 CS: 0
<b>PITCHER</b> Ed Whitson, R ERA: 3.97 (1, 1)	IP: 9.0 WLS: W BF: 34 H: 7 R: 1 ER: 1 SO: 7 BB: 0 IBB: 0 HBP: 0 BLK: 0 WP: 0 HR: 1 S: 77 P: 106 ERA: 1.00 WHIP: 0.778															<b>PITCHER</b> Ed Whitson, R ERA: 3.97 (1, 1)	IP: 9.0 WLS: W BF: 34 H: 7 R: 1 ER: 1 SO: 7 BB: 0 IBB: 0 HBP: 0 BLK: 0 WP: 0 HR: 1 S: 77 P: 106 ERA: 1.00 WHIP: 0.778			

AB	34
R	1
H	7
RBI	1
BB	0
SO	7
LOB	13



Batter	1	2	3	4	5	6	7	8	9	AB	R	H	RBI	BB	SO	LOB	BOTTOM			
John Kruk, L OBP: 0.383, SLG: 0.402 (1, 9)	2-2 F7		1-1 1B E	1-0 HR		4-2 G6-4-3 1-2 HR BB	3-3 K			4	3	2	1	1	1	0	<b>Philadelphia Phillies @ San Diego Padres</b> Jack Murphy Stadium, San Diego, CA Tue Aug 23 1988, 10:05 PM EDT Att: 10,535 - Unknown - 70 F			
Roberto Alomar, S OBP: 0.304, SLG: 0.363 (1, 4)	1-3 K		0-0 E8 2B	4-0 BB BB		4-0 G6-4-3 1-2 2-3 BB	3-1 4-3			3	1	1	0	2	1	0				
Tony Gwynn, L OBP: 0.381, SLG: 0.425 (1, 8)	1-0 F8		1-0 HR 2B	4-0 1-2 BB		1-1 G6-4-3 1-2 3-H 2-3 3-H	2-1 6-3			4	1	1	1	1	0	2				
Carmelo Martinez, R OBP: 0.291, SLG: 0.403 (1, 7)		0-0 1B 2B	1-2 2H HR	2-1 F3		0-1 HR	1-0 5-3			5	3	3	4	0	0	2				
Keith Moreland, R OBP: 0.321, SLG: 0.349 (1, 3)		0-1 S 1B 2H	2-0 F7		1-1 1B 4-4-3	4-0 1B BB				3	0	2	1	1	0	0				
Benito Santiago, R OBP: 0.292, SLG: 0.370 (1, 2)		3-3 K	4-1 BB		1-1 G6-4-6-3 1-2	0-0 1B				3	0	1	0	1	1	2				
Randy Ready, R OBP: 0.344, SLG: 0.384 (1, 5)		2-1 F9	0-1 F8		1-2 1B	2-1 F9				4	0	1	0	0	0	4				
Garry Templeton, S OBP: 0.262, SLG: 0.319 (1, 6)		1-2 5-3		2-2 P4	1-2 F9		0-0 F7			4	0	0	0	0	0	2				
Ed Whitson, R OBP: 0.157, SLG: 0.216 (1, 1)			2-3 K	0-0 B1-3		0-0 BB G6-4-3 1B	1-3 K			4	1	1	0	0	2	0				
<b>Inning Stats</b>	R: 0 E: 0 K: 1 S: 8	H: 0 LOB: 0 BB: 0 P: 12	R: 1 E: 0 K: 1 S: 13	H: 2 LOB: 1 BB: 0 P: 19	R: 4 E: 1 K: 1 S: 14	H: 4 LOB: 1 BB: 1 P: 25	R: 1 E: 0 K: 0 S: 8	H: 1 LOB: 2 BB: 2 P: 21	R: 0 E: 0 K: 2 S: 7	H: 0 LOB: 0 BB: 0 P: 11	R: 0 E: 0 K: 0 S: 5	H: 0 LOB: 0 BB: 0 P: 11	R: 0 E: 0 K: 0 S: 5	H: 0 LOB: 0 BB: 0 P: 11	R: 0 E: 0 K: 0 S: 7	H: 0 LOB: 0 BB: 0 P: 11		1B: 7 2B: 2 3B: 0 HR: 3	SF: 0 SAC: 0 DP: 2 HBP: 0	WP: 0 PB: 0 SB: 1 CS: 0
<b>PITCHER</b> Kevin Gross, R ERA: 3.5 Greg Harris, R ERA: 2.55 Danny Clay, R ERA: 6.0 Kent Tekulve, R ERA: 3.72 Bruce Ruffin, L ERA: 4.44 (1, 1)	IP: 3.2 WLS: L BF: 21 H: 7 R: 6 ER: 6 SO: 3 BB: 0 IBB: 0 HBP: 0 BLK: 0 WP: 0 HR: 2 S: 41 P: 73 ERA: 14.73 WHIP: 2.727															<b>PITCHER</b> Ed Whitson, R ERA: 3.97 (1, 1)	IP: 9.0 WLS: W BF: 34 H: 7 R: 1 ER: 1 SO: 7 BB: 0 IBB: 0 HBP: 0 BLK: 0 WP: 0 HR: 1 S: 77 P: 106 ERA: 1.00 WHIP: 0.778			

AB	34
R	9
H	12
RBI	7
BB	6
SO	5
LOB	12









Batter	1	2	3	4	5	6	7	8	9	AB	R	H	RBI	BB	SO	LOB	TOP										
<b>John Kruk, L</b> OBP: 0.382, SLG: 0.399 (1, 9)	1-2 6-3		1-2 4-3				3-2 E8 BB 1B			4	0	2	2	0	0	0											
<b>Roberto Alomar, S</b> OBP: 0.303, SLG: 0.359 (1, 4)	0-0 4-3			3-2 4-3	4-1 1-2 BB		1-0 F7			3	0	0	0	1	0	1											
<b>Tony Gwynn, L</b> OBP: 0.381, SLG: 0.430 (1, 8)	1-0 F7			0-0 4-3	0-0 4-3			0-0 3-1		4	0	0	0	0	0	2											
<b>Carmelo Martinez, R</b> OBP: 0.301, SLG: 0.430 (1, 7)		0-0 HR		4-1 FC4 BB				2-2 4-3		3	1	1	1	1	0	0											
<b>Marvell Wynne, L</b> OBP: 0.331, SLG: 0.449 (9, 7)				1-1 FC4 BB 1-2				1-2 F9		0	0	0	0	0	0	0											
<b>Keith Moreland, R</b> OBP: 0.320, SLG: 0.345 (1, 3)		4-0 HR G5-4-3 BB		1-1 FC4 BB 1-2				1-2 F9		3	0	0	0	1	1	1											
<b>Bento Santiago, R</b> OBP: 0.289, SLG: 0.365 (1, 2)		1-1 G5-4-3 BB 1-2			1-2 F9			2-3 K		4	0	0	0	0	2	1											
<b>Chris Brown, R</b> OBP: 0.304, SLG: 0.298 (1, 5)		0-0 5-3			0-1 6-3			0-0 SH1-4 1B		4	1	1	0	0	1	0											
<b>Dickie Thon, R</b> OBP: 0.335, SLG: 0.307 (1, 6)			2-3 K		1-0 1B 1B			1-1 L8		4	1	1	0	0	2	1											
<b>Andy Hawkins, R</b> OBP: 0.157, SLG: 0.140 (1, 1)					0-0 6-3			0-0 SH1-4		2	1	1	0	0	0	0											
<b>Mark Davis, L</b> OBP: 0.375, SLG: 0.714 (7, 1)					1-2 E 1B			1-2 SH1-4		0	0	0	0	0	0	0											
<b>Inning Stats</b>	R: 0 E: 0 K: 0 S: 5	H: 0 LOB: 0 BB: 0 P: 7	R: 1 E: 0 K: 0 S: 4	H: 1 LOB: 0 BB: 1 P: 9	R: 0 E: 0 K: 1 S: 8	H: 0 LOB: 0 BB: 0 P: 11	R: 0 E: 0 K: 0 S: 7	H: 0 LOB: 1 BB: 1 P: 15	R: 2 E: 1 K: 0 S: 12	H: 3 LOB: 2 BB: 1 P: 21	R: 0 E: 0 K: 2 S: 7	H: 0 LOB: 0 BB: 0 P: 10	R: 1 E: 0 K: 0 S: 6	H: 2 LOB: 1 BB: 0 P: 11	R: 0 E: 0 K: 0 S: 8	H: 0 LOB: 0 BB: 0 P: 11	R: 0 E: 0 K: 3 S: 10	H: 0 LOB: 0 BB: 0 P: 17	1B: 5 2B: 0 3B: 0 HR: 1	SF: 0 SAC: 1 DP: 1 HBP: 0	WP: 0 PB: 0 SB: 0 CS: 0	PA: 35					
<b>PITCHER</b>	IP	WLS	BF	H	R	ER	SO	BB	IBB	HBP	BLK	WP	HR	S	P	ERA	WHIP										
<b>John Dopson, R</b> ERA: 2.99 (1, 1)	6.2	L	28	6	4	3	3	3	0	0	0	0	1	48	82	4.05	1.350										
<b>Neal Heaton, L</b> ERA: 4.52 (7, 1)	0.1		1	0	0	0	0	0	0	0	0	0	0	1	2	0.00	0.000										
<b>Jeff Parrett, R</b> ERA: 2.38 (8, 1)	2.0		6	0	0	0	3	0	0	0	0	0	0	18	28	0.00	0.000										

San Diego Padres @ Montreal Expos  
Olympic Stadium, Montreal, QB  
Fri Aug 26 1988, 7:05 PM EDT  
Att: 21,391 - Dome

AB 31  
R 4  
H 6  
RBI 3  
BB 3  
SO 6  
LOB 6



Batter	1	2	3	4	5	6	7	8	9	AB	R	H	RBI	BB	SO	LOB	BOTTOM										
<b>Otis Nixon, S</b> OBP: 0.286, SLG: 0.280 (1, 7)	4-1 E 1B BB		1-0 4-3				0-0 L8			3	1	1	0	1	0	0											
<b>Dave Martinez, L</b> OBP: 0.304, SLG: 0.319 (1, 8)	1 SAFE SAFE F3		2-2 FC3-6 2B		2-1 F6		3-2 L8			3	0	1	0	0	0	1											
<b>Tracy Jones, R</b> OBP: 0.329, SLG: 0.313 (7, PH)	1-3									1	0	0	0	0	2												
<b>Andres Galarraga, R</b> OBP: 0.355, SLG: 0.545 (1, 3)	0-2 E S 1B		1-0 FC3-6 HBP			3-2 1B SF8 1B		0-3 K		3	2	2	1	0	1	0											
<b>Hubie Brooks, R</b> OBP: 0.318, SLG: 0.444 (1, 9)	3-H SAFE K		1-2 FC3-6 1-2 2-3		0-1 1B SF8			0-1 L3		4	0	1	0	0	1	3											
<b>Tim Wallach, R</b> OBP: 0.303, SLG: 0.405 (1, 5)	0-1 S 1B		2-1 L8			0-1 SF8		1-3 K		3	0	1	2	0	1	2											
<b>Tom Foley, L</b> OBP: 0.310, SLG: 0.375 (1, 4)	3-H 3-2 F5				0-0 F6				2-3 K	3	0	0	0	0	2												
<b>Luis Rivera, R</b> OBP: 0.271, SLG: 0.323 (9, PH)	1-2				0-0 F6		0-0 G3-6-3			1	0	0	0	0	1	0											
<b>Rex Hudler, R</b> OBP: 0.323, SLG: 0.453 (1, 6)		1-2 4-3		0-1 F8				0-1 6-3		4	0	0	0	0	0	0											
<b>Nelson Santovenia, R</b> OBP: 0.294, SLG: 0.389 (1, 2)		0-0 L8		0-0 F4				0-3 K		4	0	0	0	0	2	0											
<b>John Dopson, L</b> OBP: 0.075, SLG: 0.051 (1, 1)			0-3 K					4-2 1B		2	0	0	0	0	2	0											
<b>Neal Heaton, L</b> OBP: 0.143, SLG: 0.143 (7, PH)										0	0	0	0	0	0	0											
<b>Graig Nettles, L</b> OBP: 0.253, SLG: 0.243 (7, PH)										0	0	0	0	1	0	0											
<b>Pascual Perez, R</b> OBP: 0.253, SLG: 0.243 (7, PR)										0	0	0	0	0	0	0											
<b>Jeff Parrett, R</b> OBP: 0.253, SLG: 0.243 (8, 1)										0	0	0	0	0	0	0											
<b>Inning Stats</b>	R: 2 E: 2 K: 1 S: 20	H: 2 LOB: 1 BB: 1 P: 31	R: 0 E: 0 K: 1 S: 9	H: 0 LOB: 0 BB: 0 P: 10	R: 0 E: 0 K: 0 S: 9	H: 1 LOB: 2 BB: 0 P: 16	R: 0 E: 0 K: 0 S: 4	H: 0 LOB: 0 BB: 0 P: 4	R: 0 E: 0 K: 1 S: 6	H: 0 LOB: 0 BB: 0 P: 8	R: 1 E: 0 K: 0 S: 8	H: 2 LOB: 0 BB: 0 P: 11	R: 0 E: 0 K: 1 S: 11	H: 1 LOB: 2 BB: 1 P: 19	R: 0 E: 0 K: 2 S: 8	H: 0 LOB: 0 BB: 0 P: 9	R: 0 E: 0 K: 2 S: 13	H: 0 LOB: 0 BB: 0 P: 18	1B: 5 2B: 1 3B: 0 HR: 0	SF: 1 SAC: 0 DP: 1 HBP: 1	WP: 0 PB: 0 SB: 2 CS: 0	PA: 35					
<b>PITCHER</b>	IP	WLS	BF	H	R	ER	SO	BB	IBB	HBP	BLK	WP	HR	S	P	ERA	WHIP										
<b>Andy Hawkins, R</b> ERA: 3.46 (1, 1)	6.2	W	28	6	3	3	4	2	0	1	0	0	0	64	93	4.05	1.200										
<b>Mark Davis, L</b> ERA: 2.12 (7, 1)	2.1	S	7	0	0	0	4	0	0	0	0	0	0	24	33	0.00	0.000										

San Diego Padres @ Montreal Expos  
Olympic Stadium, Montreal, QB  
Fri Aug 26 1988, 7:05 PM EDT  
Att: 21,391 - Dome

AB 31  
R 3  
H 6  
RBI 3  
BB 2  
SO 8  
LOB 10









Batter	1	2	3	4	5	6	7	8	9	AB	R	H	RBI	BB	SO	LOB	TOP					
<b>John Kruk, L</b> OBP: 0.381, SLG: 0.397 (1, 9)	0-2 4-3		1-1 F8 SH1-3 1B	1-1 F7			1-1 G3 BB 1B		0-3 K	5	0	2	0	0	1	2						
<b>Roberto Alomar, S</b> OBP: 0.399, SLG: 0.362 (1, 4)	4-2 3B BB		0-0 SH1-3 1-2		0-3 K2-3		4-0 G3 BB 1-2		4-1 1B SF7 BB	1	2	0	0	3	1	0						
<b>Tony Gwynn, L</b> OBP: 0.380, SLG: 0.435 (1, 8)	1-0 1-H 3B		1-2 E2		2-2 6-3		2-2 G3 1-2 2-3		0-1 1B 1B	5	1	2	1	0	0	3						
<b>Carmelo Martinez, R</b> OBP: 0.295, SLG: 0.416 (1, 3)	0-2 G3		2-1 F8 2-3		2-3 K		0-3 K		4-0 1B IBB	4	0	0	0	1	2	5						
<b>Marvell Wynne, L</b> OBP: 0.329, SLG: 0.444 <b>Keith Moreland, R</b> OBP: 0.316, SLG: 0.342 <b>Stan Jefferson, S</b> OBP: 0.229, SLG: 0.235 (1, 7)	1-2 F8		0-0 1-3			1-1 P5		1-1 2B 1B 1B	3-1 SF7	4	1	1	0	0	0	3						
<b>Tim Flannery, L</b> OBP: 0.376, SLG: 0.398 (1, 5)		3-1 FC5-4 HBP		3-2 2B 1B		1-1 BLK 3B		2-2 1B 2B	1-2 3-H 1-2 2-H 1B	4	1	4	1	0	0	0						
<b>Dickie Thon, R</b> OBP: 0.335, SLG: 0.309 (1, 6)		0-3 K		1-0 1-3 2B		1-1 F3 3-H 0-1 4-3		1-2 5-3	1-2 5-3	5	0	1	0	0	1	5						
<b>Mark Parent, R</b> OBP: 0.213, SLG: 0.291 <b>Benito Santiago, R</b> OBP: 0.288, SLG: 0.362 (1, 2)		3-2 FC5-4 1-2 1B BLK		2-3 K				3-2 4-3		3	0	0	0	0	1	3						
<b>Ed Whitson, R</b> OBP: 0.167, SLG: 0.222 <b>Mark Davis, L</b> OBP: 0.375, SLG: 0.714 <b>Randy Ready, R</b> OBP: 0.346, SLG: 0.385 <b>Lance McCullers, S</b> (8, 1)		0-0 1-H 1B		0-0 1-3				1-3 K	0-0 2-H 3-H 1B	3	0	1	0	0	1	2						
<b>Inning Stats</b>	R: 1 E: 0 K: 0 S: 13	H: 1 LOB: 1 BB: 1 P: 19	R: 0 E: 0 K: 1 S: 8	H: 1 LOB: 2 BB: 0 P: 14	R: 0 E: 1 K: 0 S: 9	H: 2 LOB: 2 BB: 0 P: 13	R: 0 E: 0 K: 1 S: 11	H: 2 LOB: 0 BB: 0 P: 17	R: 0 E: 0 K: 0 S: 10	H: 0 LOB: 0 BB: 0 P: 14	R: 1 E: 0 K: 0 S: 8	H: 1 LOB: 0 BB: 0 P: 11	R: 0 E: 0 K: 2 S: 11	H: 1 LOB: 2 BB: 1 P: 19	R: 1 E: 0 K: 0 S: 13	H: 3 LOB: 2 BB: 0 P: 19	R: 2 E: 0 K: 1 S: 15	H: 2 LOB: 2 BB: 2 P: 28	1B: 8 2B: 2 3B: 2 HR: 0	SF: 1 SAC: 1 DP: 0 HBP: 1	WP: 0 PB: 0 SB: 0 CS: 0	PA: 43
<b>PITCHER</b>	IP WLS BF H R ER SO BB IBB HBP BLK WP HR S P ERA WHIP																					
<b>Pascual Perez, R</b> ERA: 2.45	(1, 1) 6.0 26 6 2 2 4 1 0 1 2 0 0 59 88 3.00 1.167																					
<b>Andy McGaffigan, R</b> ERA: 3.3	(7, 1) 1.0 5 1 0 0 2 1 0 0 0 0 0 11 19 0.00 2.000																					
<b>Tim Burke, R</b> ERA: 3.44	(8, 1) 1.0 5 3 1 1 0 0 0 0 0 0 0 13 19 9.00 3.000																					
<b>Neal Heaton, L</b> ERA: 4.99	(9, 1) 0.1 L 4 1 2 2 1 1 1 0 0 0 0 6 14 54.00 6.000																					
<b>Jeff Parrett, R</b> ERA: 2.35	(9, 1) 0.2 3 1 0 0 0 0 0 0 0 0 0 9 14 0.00 1.500																					

San Diego Padres @ Montreal Expos  
Olympic Stadium, Montreal, QB  
Sun Aug 28 1988, 3:33 AM EDT  
Att: 29,615 - Dome - 70 F

AB 36  
R 5  
H 12  
RBI 4  
BB 4  
SO 7  
LOB 25



Batter	1	2	3	4	5	6	7	8	9	AB	R	H	RBI	BB	SO	LOB	BOTTOM					
<b>Otis Nixon, S</b> OBP: 0.286, SLG: 0.277 <b>Graig Nettles, L</b> OBP: 0.262, SLG: 0.253 <b>Tracy Jones, R</b> OBP: 0.335, SLG: 0.320 (1, 7)	1-3 K		1-1 F8		1-1 4-3		2-2 E7 1-H 2-H 1B		3-2 E6	3	0	0	0	0	1	0						
<b>Dave Martinez, L</b> OBP: 0.299, SLG: 0.319 (1, 8)	1-2 4-3		2-3 K		1-2 F2		3-3 K		0-3 K	5	0	0	0	0	3	2						
<b>Wallace Johnson, S</b> OBP: 0.378, SLG: 0.394 <b>Tim Burke, R</b> <b>Mike Fitzgerald, R</b> OBP: 0.347, SLG: 0.402 <b>Neal Heaton, L</b> OBP: 0.143, SLG: 0.143 <b>Jeff Parrett, R</b> (1, 3)	1-2 2B		0-1 BB 1B		0-0 F9		2-1 CS 1B 1B		2-1 CS 1B 1B	3	0	2	0	0	0	0						
<b>Hubie Brooks, R</b> OBP: 0.318, SLG: 0.440 (1, 9)	1-0 1-3		4-2 BB		1-3 K		1-2 CS 1B		1-2 CS 1B	3	0	1	0	1	1	1						
<b>Tim Wallach, R</b> OBP: 0.299, SLG: 0.399 (1, 5)		1-2 L5		2-0 F9		2-1 F7		3-3 K	1-2 2-3 K	4	0	0	0	0	1	4						
<b>Tom Foley, L</b> OBP: 0.321, SLG: 0.393 (1, 4)		2-0 HR		4-0 BB			2-2 SH1-3 1B 1B		4-0 IBB	2	2	2	1	2	0	0						
<b>Rex Hudler, R</b> OBP: 0.315, SLG: 0.441 (1, 6)		1-3 K		2-3 K 1-2			0-2 SH1-3		1-3 K	3	0	0	0	0	3	3						
<b>Nelson Santovenia, R</b> OBP: 0.294, SLG: 0.387 (1, 2)		0-0 1B		1-3 K			0-1 F9		1-1 5-3	4	0	1	0	0	1	1						
<b>Pascual Perez, R</b> <b>Andy McGaffigan, R</b> <b>Andres Galarraga, R</b> OBP: 0.358, SLG: 0.544 (8, 3)		2-3 K		0-1 1-3			4-2 1B E BB		1-0 5-3	2	0	0	0	0	1	1						
<b>Inning Stats</b>	R: 0 E: 0 K: 1 S: 14	H: 2 LOB: 1 BB: 0 P: 18	R: 1 E: 0 K: 2 S: 14	H: 2 LOB: 0 BB: 0 P: 20	R: 0 E: 0 K: 1 S: 16	H: 1 LOB: 1 BB: 1 P: 25	R: 0 E: 0 K: 2 S: 7	H: 0 LOB: 0 BB: 1 P: 14	R: 0 E: 0 K: 0 S: 7	H: 0 LOB: 0 BB: 0 P: 9	R: 0 E: 0 K: 1 S: 6	H: 0 LOB: 0 BB: 0 P: 9	R: 2 E: 1 K: 1 S: 21	H: 2 LOB: 1 BB: 1 P: 32	R: 0 E: 0 K: 2 S: 13	H: 2 LOB: 2 BB: 1 P: 24	R: 0 E: 1 K: 1 S: 9	H: 0 LOB: 1 BB: 0 P: 14	1B: 6 2B: 1 3B: 0 HR: 1	SF: 0 SAC: 1 DP: 0 HBP: 0	WP: 0 PB: 0 SB: 0 CS: 2	PA: 38
<b>PITCHER</b>	IP WLS BF H R ER SO BB IBB HBP BLK WP HR S P ERA WHIP																					
<b>Ed Whitson, R</b> ERA: 3.92	(1, 1) 6.2 27 5 3 2 7 3 0 0 0 0 0 79 116 2.70 1.200																					
<b>Mark Davis, L</b> ERA: 2.11	(7, 1) 0.1 2 1 0 0 1 0 0 0 0 0 0 6 11 0.00 3.000																					
<b>Lance McCullers, R</b> ERA: 2.34	(8, 1) 2.0 W 9 2 0 0 3 0 1 0 0 0 0 22 38 0.00 1.000																					

San Diego Padres @ Montreal Expos  
Olympic Stadium, Montreal, QB  
Sun Aug 28 1988, 3:33 AM EDT  
Att: 29,615 - Dome - 70 F

AB 33  
R 3  
H 8  
RBI 2  
BB 4  
SO 11  
LOB 12





Batter	1	2	3	4	5	6	7	8	9	AB	R	H	RBI	BB	SO	LOB	TOP					
Stan Jefferson, S (1, 7) OBP: 0.221, SLG: 0.225	2-2 4-3		2-3 K			2-1 F5			2-2 F7	4	0	0	0	0	1	0	<p>San Diego Padres @ New York Mets</p> <p>Shea Stadium, Flushing, NY</p> <p>Mon Aug 29 1988, 7:05 PM EDT</p> <p>Att: 16,444 - Unknown - 68 F</p>					
Roberto Alomar, S (1, 4) OBP: 0.309, SLG: 0.360	0-1 F4			0-0 6-3		4-1 BLK BB			0-0 L9	2	0	0	0	1	0	0						
Randy Ready, R (8, 5) OBP: 0.344, SLG: 0.383									0-1 F8	4	0	1	0	0	2	1						
Tony Gwynn, L (1, 8) OBP: 0.379, SLG: 0.436	0-3 K			1-1 2B		2-3 K				2	0	0	0	1	2	1						
Keith Moreland, R (1, 3) OBP: 0.317, SLG: 0.341		4-2 FC3-6 BB		2-3 K			1-3 K			3	0	0	0	0	1	2						
John Kruk, L (1, 9) OBP: 0.378, SLG: 0.394		0-3 K		3-2 F7			2-0 3-1			3	0	0	0	0	1	2						
Benito Santiago, R (1, 2) OBP: 0.286, SLG: 0.359		2-2 FC3-6 E S 1-2			0-0 4-3		0-1 L6			3	0	0	0	0	0	1						
Tim Flannery, L (1, 5) OBP: 0.367, SLG: 0.387	1-1 SAFE L5				1-0 F8			0-1 L6		3	0	0	0	0	0	1						
Garry Templeton, S (1, 6) OBP: 0.260, SLG: 0.316			0-1 G3		0-2 F9			0-2 6-3		3	0	0	0	0	0	0						
Eric Show, R (1, 1) OBP: 0.141, SLG: 0.143			1-3 K			3-2 6-3			1-3 K	1	0	0	0	0	1	0						
Dickie Thon, R (6, PH) OBP: 0.333, SLG: 0.308										1	0	0	0	0	0	0						
Dave Leiper, L (6, 1) OBP: 1.000, SLG: 1.000										0	0	0	0	0	0	0						
Marvell Wynne, L (8, PH) OBP: 0.328, SLG: 0.442										1	0	0	0	0	1	0						
Mark Grant, R (8, 1) OBP: 0.328, SLG: 0.442										0	0	0	0	0	0	0						
<b>Inning Stats</b>	R: 0 E: 0 K: 1 S: 10	H: 0 LOB: 0 BB: 0 P: 12	R: 0 E: 0 K: 1 S: 10	H: 0 LOB: 1 BB: 1 P: 17	R: 0 E: 0 K: 2 S: 8	H: 0 LOB: 0 BB: 0 P: 11	R: 0 E: 0 K: 1 S: 11	H: 1 LOB: 1 BB: 0 P: 17	R: 0 E: 0 K: 0 S: 5	H: 0 LOB: 0 BB: 0 P: 6	R: 0 E: 0 K: 1 S: 13	H: 0 LOB: 0 BB: 0 P: 24	R: 0 E: 0 K: 1 S: 6	H: 0 LOB: 0 BB: 0 P: 9	R: 0 E: 0 K: 1 S: 8	H: 0 LOB: 0 BB: 0 P: 9	R: 0 E: 0 K: 0 S: 6	H: 0 LOB: 0 BB: 0 P: 8	1B: 0 2B: 1 3B: 0 HR: 0	SF: 0 SAC: 0 DP: 0 HBP: 0	WP: 0 PB: 0 SB: 1 CS: 0	PA: 30
<b>PITCHER</b> David Cone, R ERA: 2.25	IP: 9.0 WLS: W BF: 30 H: 1 R: 0 ER: 0 SO: 8 BB: 2 IBB: 0 HBP: 0 BLK: 1 WP: 0 HR: 0 S: 77 P: 113 ERA: 0.00 WHIP: 0.333																					

AB	28
R	0
H	1
RBI	0
BB	2
SO	8
LOB	6



Batter	1	2	3	4	5	6	7	8	9	AB	R	H	RBI	BB	SO	LOB	BOTTOM			
Mookie Wilson, S (1, 7) OBP: 0.335, SLG: 0.394	3-3 K	0-0 L7		1-1 4-3		0-2 3B 1B		2-3 SAFE K		5	1	1	1	0	2	2	<p>San Diego Padres @ New York Mets</p> <p>Shea Stadium, Flushing, NY</p> <p>Mon Aug 29 1988, 7:05 PM EDT</p> <p>Att: 16,444 - Unknown - 68 F</p>			
Gregg Jefferies, S (1, 4) OBP: 0.356, SLG: 1.333	0-0 1B 2B		2-0 HR		1-1 6-3	2-0 SAFE 1-H 3B				4	2	3	2	0	0	0				
Keith Hernandez, L (1, 3) OBP: 0.349, SLG: 0.427	3-3 K		2-2 F5		2-2 HR	0-2 G3				4	1	1	1	0	1	2				
Darryl Strawberry, L (1, 9) OBP: 0.361, SLG: 0.532	3-1 BB 2H 1B		0-2 L9 1B 2B		3-2 F2		1-3 K			4	1	2	1	0	1	0				
Howard Johnson, S (1, 6) OBP: 0.349, SLG: 0.427	4-1 SAFE BB SAFE 1-2 BB		0-0 L9		1-0 2B		1-1 G5-3			3	0	1	0	1	0	1				
Gary Carter, R (1, 2) OBP: 0.306, SLG: 0.368	1-0 FC6-4		3-1 1B		2-1 5-3		1-0 6-3			4	0	1	1	0	0	3				
Lenny Dykstra, L (1, 8) OBP: 0.384, SLG: 0.382		1-3 K		2-1 1-3		3-2 G3 S 1B 1B		1-2 G3		1	0	0	0	0	1	0				
Lee Mazzilli, S (3, 7) OBP: 0.214, SLG: 0.168										3	1	1	0	0	0	1				
Dave Magadan, L (1, 5) OBP: 0.384, SLG: 0.332		0-0 FC6-5 2B		3-1 L7		2-2 F9		0-1 5-3		3	0	1	0	0	0	1				
Kevin Elster, R (7, 6) OBP: 0.260, SLG: 0.306										1	0	0	0	0	0	0				
David Cone, L (1, 1) OBP: 0.200, SLG: 0.194		0-0 FC6-5-4		2-2 F7		2-2 G3		0-1 WP 1B		4	0	1	0	0	0	2				
<b>Inning Stats</b>	R: 1 E: 0 K: 2 S: 12	H: 2 LOB: 2 BB: 1 P: 26	R: 0 E: 0 K: 1 S: 6	H: 1 LOB: 1 BB: 0 P: 7	R: 2 E: 0 K: 0 S: 13	H: 3 LOB: 1 BB: 0 P: 22	R: 0 E: 0 K: 0 S: 11	H: 0 LOB: 0 BB: 0 P: 17	R: 1 E: 0 K: 0 S: 11	H: 2 LOB: 1 BB: 0 P: 20	R: 2 E: 0 K: 0 S: 17	H: 3 LOB: 1 BB: 0 P: 26	R: 0 E: 0 K: 1 S: 6	H: 0 LOB: 0 BB: 0 P: 9	R: 0 E: 0 K: 1 S: 10	H: 1 LOB: 1 BB: 0 P: 13	1B: 5 2B: 4 3B: 1 HR: 2	SF: 0 SAC: 0 DP: 0 HBP: 0	WP: 1 PB: 0 SB: 1 CS: 0	PA: 37
<b>PITCHER</b> Eric Show, R ERA: 3.22	IP: 5.0 WLS: L BF: 24 H: 8 R: 4 ER: 4 SO: 3 BB: 1 IBB: 0 HBP: 0 BLK: 0 WP: 0 HR: 2 S: 53 P: 92 ERA: 7.20 WHIP: 1.800																			
David Cone, L (6, 1) ERA: 2.25	IP: 2.0 WLS: 9 BF: 3 H: 2 R: 2 ER: 2 SO: 1 BB: 0 IBB: 0 HBP: 0 BLK: 0 WP: 0 HR: 0 S: 23 P: 35 ERA: 9.00 WHIP: 1.500																			
Mark Grant, R (8, 1) ERA: 4.02	IP: 1.0 WLS: 4 BF: 1 H: 0 R: 0 ER: 0 SO: 1 BB: 0 IBB: 0 HBP: 0 BLK: 0 WP: 1 HR: 0 S: 10 P: 13 ERA: 0.00 WHIP: 1.000																			

AB	36
R	6
H	12
RBI	6
BB	1
SO	5
LOB	12





Batter	1	2	3	4	5	6	7	8	9	AB	R	H	RBI	BB	SO	LOB	TOP					
<b>Randy Ready, R</b> OBP: 0.343, SLG: 0.381 (1, 5)										4	0	1	0	0	0	1						
<b>Roberto Alomar, S</b> OBP: 0.307, SLG: 0.357 (1, 4)										4	0	0	0	0	2	1						
<b>Tony Gwynn, L</b> OBP: 0.380, SLG: 0.435 (1, 8)										3	0	1	0	1	0	0						
<b>Carmelo Martinez, R</b> OBP: 0.298, SLG: 0.418 <b>Stan Jefferson, S</b> OBP: 0.221, SLG: 0.225 (1, 7) (9, PR)									4	0	2	0	0	0	0	1						
<b>Keith Moreland, R</b> OBP: 0.314, SLG: 0.337 (1, 3)										4	0	0	0	0	1	2						
<b>Benito Santiago, R</b> OBP: 0.286, SLG: 0.359 (1, 2)										3	0	1	0	0	1	0						
<b>John Kruk, L</b> OBP: 0.375, SLG: 0.390 (1, 9)										3	0	0	0	0	1	1						
<b>Garry Templeton, S</b> OBP: 0.261, SLG: 0.316 (1, 6)									3	0	1	0	0	1	0							
<b>Dennis Rasmussen, L</b> OBP: 0.169, SLG: 0.193 <b>Dickie Thorn, R</b> OBP: 0.332, SLG: 0.306 <b>Lance McCullers, S</b> (8, 1) (8, 1)									1	0	0	0	0	0	0	0						
<b>Inning Stats</b>	R: 0 E: 0 K: 0 S: 5	H: 0 LOB: 0 BB: 0 P: 8	R: 0 E: 0 K: 1 S: 5	H: 0 LOB: 0 BB: 0 P: 8	R: 0 E: 0 K: 1 S: 9	H: 1 LOB: 1 BB: 0 P: 11	R: 0 E: 0 K: 1 S: 9	H: 1 LOB: 1 BB: 0 P: 12	R: 0 E: 0 K: 3 S: 9	H: 0 LOB: 0 BB: 0 P: 13	R: 0 E: 0 K: 1 S: 15	H: 2 LOB: 2 BB: 1 P: 24	R: 0 E: 0 K: 0 S: 3	H: 1 LOB: 0 BB: 0 P: 4	R: 0 E: 0 K: 0 S: 6	H: 0 LOB: 0 BB: 0 P: 7	R: 0 E: 0 K: 0 S: 11	H: 1 LOB: 1 BB: 0 P: 15	1B: 6 2B: 1 3B: 0 HR: 0	SF: 0 SAC: 1 DP: 1 HBP: 0	WP: 0 PB: 0 SB: 0 CS: 0	PA: 32
<b>PITCHER</b> <b>Bob Ojeda, L</b> ERA: 3.0 (1, 1)	IP: 9.0 WLS: W BF: 32	H: 6 R: 0 ER: 0 SO: 6	BB: 1 IBB: 0 HBP: 0 BLK: 0	WP: 0 HR: 0 S: 72 P: 102	ERA: 0.00 WHIP: 0.778	<b>PITCHER</b>	IP: WLS: BF: H: R: ER: SO: BB: IBB: HBP: BLK: WP: HR: S: P: ERA: WHIP:															

San Diego Padres @ New York Mets  
Shea Stadium, Flushing, NY  
Tue Aug 30 1988, 7:05 PM EDT  
Att: 38,713 - Unknown - 75 F

AB 30  
R 0  
H 6  
RBI 0  
BB 1  
SO 6  
LOB 6



Batter	1	2	3	4	5	6	7	8	9	AB	R	H	RBI	BB	SO	LOB	BOTTOM			
<b>Mookie Wilson, S</b> OBP: 0.334, SLG: 0.392 (1, 8)										4	0	1	0	0	0	1				
<b>Gregg Jefferies, S</b> OBP: 0.482, SLG: 1.000 (1, 5)										4	0	1	0	0	0	1				
<b>Tim Lincecum, R</b> OBP: 0.313, SLG: 0.328 (1, 4)										4	0	0	0	0	0	3				
<b>Darryl Strawberry, L</b> OBP: 0.359, SLG: 0.529 (1, 9)									3	0	0	0	0	0	3					
<b>Kevin McReynolds, R</b> OBP: 0.331, SLG: 0.471 (1, 7)									3	1	1	0	0	1	0					
<b>Gary Carter, R</b> OBP: 0.306, SLG: 0.368 <b>Keith Miller, R</b> OBP: 0.238, SLG: 0.288 <b>Keith Hernandez, L</b> OBP: 0.349, SLG: 0.427 (1, 3) (7, PR) (8, 3)									3	0	1	1	0	0	0					
<b>Barry Lyons, R</b> OBP: 0.242, SLG: 0.339 (1, 2)									2	0	1	0	0	0	0					
<b>Kevin Elster, R</b> OBP: 0.281, SLG: 0.307 (1, 6)									3	0	1	0	0	1	2					
<b>Bob Ojeda, L</b> OBP: 0.185, SLG: 0.189 (1, 1)									2	0	0	0	1	0	2					
<b>Inning Stats</b>	R: 0 E: 1 K: 0 S: 6	H: 1 LOB: 1 BB: 0 P: 11	R: 0 E: 0 K: 0 S: 6	H: 2 LOB: 0 BB: 0 P: 10	R: 0 E: 0 K: 1 S: 7	H: 0 LOB: 0 BB: 0 P: 10	R: 0 E: 0 K: 1 S: 7	H: 0 LOB: 0 BB: 0 P: 11	R: 0 E: 1 K: 0 S: 9	H: 1 LOB: 1 BB: 1 P: 16	R: 1 E: 0 K: 1 S: 12	H: 2 LOB: 2 BB: 0 P: 21	R: 0 E: 0 K: 0 S: 6	H: 0 LOB: 0 BB: 0 P: 7	R: 0 E: 0 K: 0 S: 6	H: 0 LOB: 0 BB: 0 P: 7	1B: 5 2B: 1 3B: 0 HR: 0	SF: 0 SAC: 1 DP: 0 HBP: 0	WP: 0 PB: 0 SB: 0 CS: 0	PA: 30
<b>PITCHER</b> <b>Dennis Rasmussen, L</b> ERA: 3.79 <b>Lance McCullers, R</b> ERA: 2.31 (1, 1) (8, 1)	IP: 7.0 WLS: L BF: 27	H: 6 R: 1 ER: 1 SO: 2	BB: 1 IBB: 0 HBP: 0 BLK: 0	WP: 0 HR: 0 S: 6 P: 7	ERA: 1.29 WHIP: 1.000	<b>PITCHER</b>	IP: WLS: BF: H: R: ER: SO: BB: IBB: HBP: BLK: WP: HR: S: P: ERA: WHIP:													

San Diego Padres @ New York Mets  
Shea Stadium, Flushing, NY  
Tue Aug 30 1988, 7:05 PM EDT  
Att: 38,713 - Unknown - 75 F

AB 28  
R 1  
H 6  
RBI 1  
BB 1  
SO 2  
LOB 12





Batter	1	2	3	4	5	6	7	8	9	AB	R	H	RBI	BB	SO	LOB	TOP			
<b>John Kruk, L</b> OBP: 0.376, SLG: 0.386 (1, 9)	0-3 <b>K</b>	4-0 			0-1 4-3		4-2 		1-1 6-3	3	0	0	0	2	1	0				
<b>Randy Ready, R</b> OBP: 0.341, SLG: 0.378 (1, 5)	2-1 F7	0-0 F4			0-3 <b>K</b>		1 SAFE 2-2 F9		2-2 	5	1	1	0	0	1	4				
<b>Tony Gwynn, L</b> OBP: 0.376, SLG: 0.430 (1, 8)	3-1 6-3		2-1 6-3		0-0 F8		1 SAFE 1-1 4-3		3-2 F8	5	0	0	0	0	0	2				
<b>Carmelo Martinez, R</b> OBP: 0.301, SLG: 0.419 <b>Stan Jefferson, S</b> OBP: 0.228, SLG: 0.233 (8, PR) (8, 7)		2-3 <b>K</b>	1-0 		0-1 6-3		3-2 		1-0 	4	1	2	0	0	1	0				
<b>Keith Moreland, R</b> OBP: 0.315, SLG: 0.338 (1, 3)		1-0 	0-0 F7		0-2 		0-0 G6-4-3		1-0 E5	5	2	2	0	0	0	3				
<b>Benito Santiago, R</b> OBP: 0.292, SLG: 0.365 (1, 2)		4-0 	0-0 		0-0 		0-1 		0-3 <b>K</b>	4	2	3	1	1	1	2				
<b>Garry Templeton, S</b> OBP: 0.264, SLG: 0.325 (1, 6)		2-2 		0-0 E6		2-0 FC3-6		1-0 		4	0	2	2	0	0	2				
<b>Roberto Alomar, S</b> OBP: 0.310, SLG: 0.362 (1, 4)		2-0 		1 SAFE 1-0 G4-6-3		2-1 		4-0 		3	0	2	2	1	0	1				
<b>Andy Hawkins, R</b> OBP: 0.191, SLG: 0.135 <b>Mark Davis, L</b> OBP: 0.333, SLG: 0.625 (7, 1)		0-0 SH1-4		0-0 5-3		1-3 <b>K</b>		1-3 <b>K</b>		2	0	0	0	0	1	0				
<b>Inning Stats</b>	R: 0 E: 0 K: 1 S: 8	H: 0 LOB: 0 BB: 0 P: 13	R: 2 E: 0 K: 1 S: 11	H: 3 LOB: 2 BB: 2 P: 26	R: 1 E: 0 K: 0 S: 5	H: 2 LOB: 1 BB: 0 P: 8	R: 0 E: 1 K: 0 S: 4	H: 0 LOB: 0 BB: 0 P: 4	R: 0 E: 0 K: 1 S: 6	H: 3 LOB: 2 BB: 0 P: 15	R: 0 E: 0 K: 1 S: 12	H: 0 LOB: 1 BB: 1 P: 19	R: 1 E: 0 K: 1 S: 10	H: 3 LOB: 3 BB: 1 P: 19	R: 1 E: 1 K: 1 S: 16	H: 2 LOB: 2 BB: 0 P: 24	1B: 10 2B: 2 3B: 1 HR: 0	SF: 0 SAC: 1 DP: 2 HBP: 0	WP: 0 PB: 0 SB: 2 CS: 0	PA: 42
<b>PITCHER</b>	IP	WLS	BF	H	R	ER	SO	BB	IBB	HBP	BLK	WP	HR	S	P	ERA	WHIP			
<b>Sid Fernandez, L</b> ERA: 3.08 (1, 1)	1.0		3	0	0	0	1	0	0	0	0	0	0	8	13	0.00	0.000			
<b>Terry Leach, R</b> ERA: 2.94 (2, 1)	6.0	L	27	8	4	4	3	2	1	0	0	0	0	49	78	6.00	1.667			
<b>Roger McDowell, R</b> ERA: 2.41 (8, 1)	2.0		12	5	2	1	2	0	1	0	0	0	0	26	43	4.50	2.500			

**San Diego Padres @ New York Mets**  
Shea Stadium, Flushing, NY  
Wed Aug 31 1988, 3:33 AM EDT  
Att: 36,274 - Cloudy - 75 F

livebaseballscorecards.com

AB 37  
R 6  
H 13  
RBI 5  
BB 4  
SO 6  
LOB 16

Batter	1	2	3	4	5	6	7	8	9	AB	R	H	RBI	BB	SO	LOB	BOTTOM			
<b>Mookie Wilson, S</b> OBP: 0.333, SLG: 0.394 (1, 8)	0-0 E4	1-0 			1-1 F4		0-0 G4-6-3			4	0	1	1	0	0	1				
<b>Gregg Jefferies, S</b> OBP: 0.487, SLG: 0.929 <b>Tim Teufel, R</b> OBP: 0.311, SLG: 0.325 (4, 4)	4-0 	0-0 4-3			0-2 4-3			1-2 G3		1	0	0	0	1	0	1				
<b>Keith Hernandez, L</b> OBP: 0.348, SLG: 0.425 (1, 3)	3-2 L7-4		0-0 		0-0 L6			1-0 G3		4	0	1	0	0	0	2				
<b>Darryl Strawberry, L</b> OBP: 0.358, SLG: 0.525 (1, 9)	3-2 4-3		1-2 G4-6-3		2-0 F8		4-2 		0-1 FC6-4	3	0	0	0	1	0	2				
<b>Kevin McReynolds, R</b> OBP: 0.330, SLG: 0.472 (1, 7)		0-2 	0-0 F3		1-2 F8		0-1 FC6-4		3-3 <b>K</b>	4	0	1	0	0	0	1				
<b>Howard Johnson, S</b> OBP: 0.350, SLG: 0.427 (1, 6)		1-1 		2-3 <b>K</b>		4-1 		3-3 <b>K</b>		3	1	1	0	1	2	0				
<b>Gary Carter, R</b> OBP: 0.303, SLG: 0.364 (1, 2)		0-0 F4		0-1 F7		2-2 6-3		0-0 F4		4	0	0	0	0	0	2				
<b>Dave Magadan, L</b> OBP: 0.385, SLG: 0.330 (1, 5)		4-2 		4-2 		1-2 F7		2-1 F8		2	1	0	0	2	0	0				
<b>Sid Fernandez, L</b> OBP: 0.315, SLG: 0.313 <b>Terry Leach, R</b> OBP: 0.154, SLG: 0.231 <b>Lenny Dykstra, L</b> OBP: 0.325, SLG: 0.382 <b>Roger McDowell, R</b> OBP: 0.375, SLG: 0.750 (8, 1)		0-0 		0-3 <b>K</b>		4-1 				0	0	0	0	0	0	0				
<b>Inning Stats</b>	R: 0 E: 1 K: 0 S: 9	H: 0 LOB: 1 BB: 1 P: 19	R: 3 E: 0 K: 0 S: 14	H: 4 LOB: 1 BB: 1 P: 20	R: 0 E: 0 K: 2 S: 10	H: 0 LOB: 1 BB: 1 P: 16	R: 0 E: 0 K: 0 S: 8	H: 0 LOB: 0 BB: 1 P: 17	R: 0 E: 0 K: 0 S: 5	H: 0 LOB: 0 BB: 1 P: 10	R: 0 E: 0 K: 0 S: 8	H: 0 LOB: 1 BB: 1 P: 14	R: 0 E: 0 K: 1 S: 7	H: 0 LOB: 0 BB: 0 P: 12	1B: 2 2B: 4 3B: 0 HR: 0	SF: 0 SAC: 0 DP: 3 HBP: 0	WP: 0 PB: 0 SB: 0 CS: 0	PA: 35		
<b>PITCHER</b>	IP	WLS	BF	H	R	ER	SO	BB	IBB	HBP	BLK	WP	HR	S	P	ERA	WHIP			
<b>Andy Hawkins, R</b> ERA: 3.49 (1, 1)	6.1		27	5	3	3	2	5	0	0	0	0	0	56	94	4.26	1.579			
<b>Mark Davis, L</b> ERA: 2.04 (7, 1)	2.2	S	8	0	0	0	1	1	0	0	0	0	0	16	27	0.00	0.375			

**San Diego Padres @ New York Mets**  
Shea Stadium, Flushing, NY  
Wed Aug 31 1988, 3:33 AM EDT  
Att: 36,274 - Cloudy - 75 F

livebaseballscorecards.com

AB 29  
R 3  
H 5  
RBI 3  
BB 6  
SO 3  
LOB 10







Batter	1	2	3	4	5	6	7	8	9	AB	R	H	RBI	BB	SO	LOB	TOP																			
<b>John Kruk, L</b> OBP: 0.379, SLG: 0.389 (1, 9)	F8		G3			FC3-6 1B BB		SH5-3 BB	1-3 2-H 1B	3	1	1	1	2	0	0	<b>San Diego Padres @ Philadelphia Phillies</b> Veterans Stadium, Philadelphia, PA Sat Sep 03 1988, 7:05 PM EDT Att: 16,315 - Unknown																			
<b>Roberto Alomar, S</b> OBP: 0.317, SLG: 0.365 (1, 4)	F8			F8		FC3-6 1B		SH5-3	1-2 1B	4	0	2	1	0	0	0																				
<b>Tony Gwynn, L</b> OBP: 0.375, SLG: 0.429 (1, 8)	4-3			K		FC3-6 BB 1B			3-H 1B	3	1	0	0	1	1	2																				
<b>Carmelo Martinez, R</b> OBP: 0.302, SLG: 0.412 (1, 7)		F7		1-6-3		1B BB		F2		3	0	0	0	1	0	2																				
<b>Keith Moreland, R</b> OBP: 0.317, SLG: 0.340 (1, 3)		5-3 1B			1-0 1B	1-3 2-H 3-H 1B		F8		4	1	3	2	0	0	2																				
<b>Benito Santiago, R</b> OBP: 0.293, SLG: 0.363 (1, 2)		5-3			1-2 1B					4	0	0	0	0	0	2																				
<b>Tim Flannery, L</b> OBP: 0.376, SLG: 0.391 (1, 5)				F3 CS 1B			6-3			3	0	1	1	0	0	1																				
<b>Garry Templeton, S</b> OBP: 0.263, SLG: 0.324 (1, 6)		CS	K		4-3		G3 HBP			4	1	1	0	0	1	2																				
<b>Ed Whitson, R</b> OBP: 0.172, SLG: 0.224 (1, 1)			K			K	F3		1-2 1B 1B	4	1	1	0	0	2	1																				
<b>Inning Stats</b>	R: 0 E: 0 K: 0 S: 9	H: 0 LOB: 0 BB: 0 P: 14	R: 1 E: 0 K: 0 S: 12	H: 2 LOB: 0 BB: 0 P: 15	R: 0 E: 0 K: 2 S: 9	H: 0 LOB: 0 BB: 0 P: 14	R: 0 E: 0 K: 1 S: 10	H: 0 LOB: 0 BB: 0 P: 13	R: 0 E: 0 K: 0 S: 6	H: 1 LOB: 1 BB: 0 P: 8	R: 2 E: 0 K: 1 S: 10	H: 2 LOB: 2 BB: 2 P: 21	R: 0 E: 0 K: 0 S: 7	H: 0 LOB: 1 BB: 0 P: 9	R: 0 E: 0 K: 0 S: 8	H: 0 LOB: 2 BB: 2 P: 18	R: 2 E: 0 K: 0 S: 12	H: 4 LOB: 1 BB: 0 P: 16	1B: 9 2B: 0 3B: 0 HR: 0	SF: 0 SAC: 1 DP: 0 HBP: 1	WP: 0 PA: 39 PB: 0 SB: 0 CS: 1															
<b>PITCHER</b>	IP	WLS	BF	H	R	ER	SO	BB	IBB	HBP	BLK	WP	HR	S	P	ERA	WHIP	<b>PITCHER</b>		IP	WLS	BF	H	R	ER	SO	BB	IBB	HBP	BLK	WP	HR	S	P	ERA	WHIP
<b>Kevin Gross, R</b> ERA: 3.58 (1, 1)	8.0	L	32	5	3	3	4	3	1	1	0	0	0	70	112	3.38	1.000																			
<b>Steve Bedrosian, R</b> ERA: 3.96 (9, 1)	1.0		6	4	2	2	0	0	0	0	0	0	0	12	16	18.00	4.000																			

AB	32
R	5
H	9
RBI	5
BB	4
SO	4
LOB	12



Batter	1	2	3	4	5	6	7	8	9	AB	R	H	RBI	BB	SO	LOB	BOTTOM																			
<b>Phil Bradley, R</b> OBP: 0.341, SLG: 0.390 (1, 7) (9, 8)	4-3		4-3 2B		5-3			6-3		4	0	1	0	0	0	0	<b>San Diego Padres @ Philadelphia Phillies</b> Veterans Stadium, Philadelphia, PA Sat Sep 03 1988, 7:05 PM EDT Att: 16,315 - Unknown																			
<b>Milt Thompson, L</b> OBP: 0.353, SLG: 0.355 <b>Steve Bedrosian, R</b> (1, 8) (9, 1)	6-3		4-3					4-3		4	0	1	0	0	0	1																				
<b>Chris James, R</b> OBP: 0.289, SLG: 0.394 (1, 5)	F9		K					4-3		0	0	0	0	0	0	0																				
<b>Ricky Jordan, R</b> OBP: 0.337, SLG: 0.506 (1, 3)		3B 1B						1B		4	0	1	0	0	1	2																				
<b>Ron Jones, L</b> OBP: 0.367, SLG: 0.690 (1, 9)		FC5-2 3B						1B		4	2	2	0	0	0	2																				
<b>Juan Samuel, R</b> OBP: 0.292, SLG: 0.370 (1, 4)		FC5-2 6-3						1B		4	0	3	2	0	1	1																				
<b>Lance Parrish, R</b> OBP: 0.292, SLG: 0.369 (1, 2)		6-3						2B		4	0	0	0	0	2	4																				
<b>Steve Jeltz, S</b> OBP: 0.314, SLG: 0.251 (1, 6)		F5						K		4	0	0	0	0	1	4																				
<b>Kevin Gross, R</b> OBP: 0.217, SLG: 0.197 <b>Greg Gross, L</b> OBP: 0.285, SLG: 0.202 (1, 1) (8, PH) (9, 7)			F8					G3		2	0	0	0	0	0	0																				
<b>Inning Stats</b>	R: 0 E: 0 K: 0 S: 7	H: 2 LOB: 1 BB: 0 P: 10	R: 1 E: 0 K: 0 S: 7	H: 2 LOB: 1 BB: 0 P: 9	R: 0 E: 0 K: 1 S: 10	H: 1 LOB: 1 BB: 0 P: 14	R: 0 E: 0 K: 1 S: 11	H: 2 LOB: 0 BB: 0 P: 15	R: 0 E: 0 K: 1 S: 7	H: 1 LOB: 1 BB: 0 P: 9	R: 0 E: 0 K: 0 S: 6	H: 0 LOB: 0 BB: 0 P: 11	R: 0 E: 0 K: 0 S: 8	H: 0 LOB: 0 BB: 0 P: 12	R: 1 E: 0 K: 2 S: 13	H: 2 LOB: 1 BB: 0 P: 19	1B: 5 2B: 2 3B: 1 HR: 0	SF: 0 SAC: 0 DP: 1 HBP: 0	WP: 0 PA: 34 PB: 0 SB: 0 CS: 0																	
<b>PITCHER</b>	IP	WLS	BF	H	R	ER	SO	BB	IBB	HBP	BLK	WP	HR	S	P	ERA	WHIP	<b>PITCHER</b>		IP	WLS	BF	H	R	ER	SO	BB	IBB	HBP	BLK	WP	HR	S	P	ERA	WHIP
<b>Ed Whitson, R</b> ERA: 3.82 (1, 1)	9.0	W	34	8	2	2	5	0	0	0	0	0	0	76	107	2.00	0.889																			









Batter	1	2	3	4	5	6	7	8	9	AB R H RBI BB SO LOB	TOP											
<b>Dickie Thon, R</b> OBP: 0.339, SLG: 0.314	1-1 1-3			2-0 F7		1-1 E9 2B	0-1 F8		4-0 BB	4 1 1 0 1 0 1	<b>San Diego Padres @ San Francisco Giants</b> Candlestick Park, San Francisco, CA Tue Sep 06 1988, 10:05 PM EDT Att: 5,770 - Unknown <a href="http://livebaseballscorecards.com">livebaseballscorecards.com</a>											
<b>Randy Ready, R</b> OBP: 0.345, SLG: 0.381 <b>Mark Davis, L</b> OBP: 0.333, SLG: 0.625	2-1 4-3		4-2 F9 E BB		1-1 SH5-3 2H 1B 2B	2-2 5-3		1-2 5-3	4 1 1 1 1 0 2 0 0 0 0 0 0 0													
<b>Tony Gwynn, L</b> OBP: 0.371, SLG: 0.424	0-1 F8		1-0 E6 F9		0-0 SH5-3		0-2 6-3		3 0 0 0 0 0 1													
<b>Carmelo Martinez, R</b> OBP: 0.296, SLG: 0.403		1-0 5-3		2-0 F9		0-1 1B		0-2 5-3	4 0 1 1 0 0 2													
<b>Keith Moreland, R</b> OBP: 0.320, SLG: 0.349		0-1 6-3		0-1 F3		3-H 0-0 1B		1-2 6-3	4 0 1 0 0 0 2													
<b>Benito Santiago, R</b> OBP: 0.292, SLG: 0.362		0-1 5-3			1-0 4-3	1-0 F6		2-2 FC6-5 SH5-3 1B	4 0 1 0 0 0 2													
<b>John Kruk, L</b> OBP: 0.376, SLG: 0.384			1-3 K		2-3 K	1-0 G3		1-0 SH5-3	3 0 0 0 0 2 2													
<b>Roberto Alomar, S</b> OBP: 0.318, SLG: 0.362			4-1 BB 5-4		0-2 E6		4-0 S E BB	2-2 FC6-5 2B	2 2 0 0 2 0 1													
<b>Dennis Rasmussen, L</b> OBP: 0.161, SLG: 0.183 <b>Tim Flannery, L</b> OBP: 0.381, SLG: 0.405			0-0 BB 5-4		0-3 K		2-3 K	1-0 1-H 2B	3 0 0 0 0 2 3 1 0 1 1 0 0 0													
<b>Inning Stats</b>	R: 0 E: 0 K: 0 S: 6	H: 0 LOB: 0 BB: 0 P: 9	R: 0 E: 0 K: 0 S: 5	H: 0 LOB: 0 BB: 1 P: 6	R: 0 E: 0 K: 1 S: 6	H: 0 LOB: 0 BB: 1 P: 11	R: 0 E: 1 K: 0 S: 8	H: 0 LOB: 1 BB: 0 P: 17	R: 0 E: 1 K: 2 S: 11	H: 0 LOB: 1 BB: 0 P: 14	R: 2 E: 1 K: 0 S: 10	H: 4 LOB: 2 BB: 0 P: 14	R: 1 E: 0 K: 1 S: 9	H: 0 LOB: 0 BB: 1 P: 16	R: 0 E: 0 K: 0 S: 9	H: 0 LOB: 0 BB: 0 P: 10	R: 1 E: 0 K: 0 S: 13	H: 2 LOB: 2 BB: 1 P: 24	1B: 4 2B: 3 3B: 0 HR: 0	SF: 0 SAC: 2 DP: 1 HBP: 0	WP: 0 PB: 0 SB: 1 CS: 0	PA: 38
<b>PITCHER</b>	IP WLS BF H R ER SO BB IBB HBP BLK WP HR S P ERA WHIP											<b>PITCHER</b>	IP WLS BF H R ER SO BB IBB HBP BLK WP HR S P ERA WHIP									
<b>Atlee Hammaker, L</b> ERA: 4.16	(1, 1) 5.1 23 4 2 2 3 2 0 0 0 0 0 0 44 67 3.38 1.125																					
<b>Lary Sorensen, R</b> ERA: 1.74	(6, 1) 0.1 1 0 0 0 0 0 0 0 0 0 0 0 1 2 0.00 0.000																					
<b>Roger Samuels, L</b> ERA: 4.5	(6, 1) 2.1 8 0 1 0 1 1 0 0 0 0 0 0 19 28 0.00 0.429																					
<b>Scott Garrelts, R</b> ERA: 3.9	(9, 1) 1.0 L 6 2 1 1 0 1 0 0 0 0 0 0 13 24 9.00 3.000																					

Batter	1	2	3	4	5	6	7	8	9	AB R H RBI BB SO LOB	BOTTOM									
<b>Brett Butler, L</b> OBP: 0.394, SLG: 0.390	1-2 1B 1B	0-0 F9		1-1 4-3		2-1 5-3			3-2 1B	5 1 2 0 0 0 1	<b>San Diego Padres @ San Francisco Giants</b> Candlestick Park, San Francisco, CA Tue Sep 06 1988, 10:05 PM EDT Att: 5,770 - Unknown <a href="http://livebaseballscorecards.com">livebaseballscorecards.com</a>									
<b>Chris Speier, R</b> OBP: 0.324, SLG: 0.360	0-2 F7	4-1 E BB		3-1 P4		0-1 5-3		1-3 K	4 0 0 0 1 1 2											
<b>Will Clark, L</b> OBP: 0.381, SLG: 0.508	0-2 FC6-4 1B	0-1 E3		0-0 P6		1-0 P5		1-1 1B	5 1 2 0 0 0 1											
<b>Kevin Mitchell, R</b> OBP: 0.324, SLG: 0.448	0-0 FC6-4 1B	3-3 K		0-0 F8		2-0 L7		3-2 6-3	5 0 1 1 0 1 4											
<b>Candy Maldonado, R</b> OBP: 0.317, SLG: 0.377 <b>Roger Samuels, L</b> OBP: 0.250, SLG: 0.250 <b>Phil Garner, R</b> OBP: 0.400, SLG: 0.391 <b>Donell Nixon, R</b> OBP: 0.293, SLG: 0.351 <b>Ernest Riles, L</b> OBP: 0.277, SLG: 0.395	1-0 FC6-4 BB 1B		2-0 6-3		1-1 F7		1-1 S SH1-4 WP 1B		3 0 0 0 0 0 2 0 0 0 0 0 0 0 1 0 1 0 0 0 0 0 1 0 0 0 0 0 0 0 0 0 0 0 0											
<b>Bob Melvin, R</b> OBP: 0.277, SLG: 0.395	1-0 BB 1B		1-1 F8		0-1 L7		1-1 SH1-4		3 0 1 1 0 0 0											
<b>Matt Williams, R</b> OBP: 0.283, SLG: 0.440 <b>Scott Garrelts, R</b> OBP: 0.091, SLG: 0.091	1-2 BB		3-2 1B		0-3 K		3-3 K		3 0 1 0 1 2 1 0 0 0 0 0 0 0											
<b>Jose Uribe, S</b> OBP: 0.298, SLG: 0.311	0-0 1-3		1-1 1B		2-0 1B		1-0 5-3		4 0 2 0 0 0 4											
<b>Atlee Hammaker, S</b> OBP: 0.179, SLG: 0.115 <b>Lary Sorensen, R</b> OBP: 0.314, SLG: 0.290		0-0 5-3		1-3 K		1-0 F8		2-3 K	2 0 0 0 0 1 2 0 0 0 0 0 0 0 2 0 0 0 0 1 1											
<b>Inning Stats</b>	R: 2 E: 0 K: 0 S: 18	H: 4 LOB: 3 BB: 1 P: 25	R: 0 E: 1 K: 1 S: 9	H: 0 LOB: 2 BB: 1 P: 16	R: 0 E: 0 K: 1 S: 11	H: 2 LOB: 2 BB: 0 P: 19	R: 0 E: 0 K: 0 S: 5	H: 0 LOB: 0 BB: 0 P: 9	R: 0 E: 0 K: 0 S: 8	H: 1 LOB: 1 BB: 0 P: 13	R: 0 E: 0 K: 0 S: 4	H: 0 LOB: 0 BB: 0 P: 7	R: 1 E: 0 K: 1 S: 8	H: 1 LOB: 1 BB: 0 P: 14	R: 0 E: 0 K: 2 S: 15	H: 2 LOB: 2 BB: 0 P: 25	1B: 10 2B: 0 3B: 0 HR: 0	SF: 0 SAC: 1 DP: 0 HBP: 0	WP: 1 PB: 0 SB: 1 CS: 0	PA: 40
<b>PITCHER</b>	IP WLS BF H R ER SO BB IBB HBP BLK WP HR S P ERA WHIP											<b>PITCHER</b>	IP WLS BF H R ER SO BB IBB HBP BLK WP HR S P ERA WHIP							
<b>Dennis Rasmussen, L</b> ERA: 3.77	(1, 1) 8.0 35 8 3 3 4 2 0 0 0 0 0 0 68 109 3.38 1.250																			
<b>Mark Davis, L</b> ERA: 2.0	(9, 1) 1.0 S 5 2 0 0 2 0 0 0 0 0 0 0 15 25 0.00 2.000																			





Batter	1	2	3	4	5	6	7	8	9	AB	R	H	RBI	BB	SO	LOB	TOP			
<b>Barry Larkin, R</b> OBP: 0.342, SLG: 0.421	F3		F9		F9		F9			4	0	0	0	0	0	3	<b>Cincinnati Reds @ San Diego Padres</b> Jack Murphy Stadium, San Diego, CA Wed Sep 07 1988, 10:05 PM EDT Att: 11,714 - Unknown - 70 F			
<b>Chris Sabo, R</b> OBP: 0.315, SLG: 0.425	F2		F9		3-1			1B		4	0	1	0	0	0	2				
<b>Kal Daniels, L</b> OBP: 0.396, SLG: 0.464	K			4-3		4-3		F7		4	0	0	0	0	1	1				
<b>Eric Davis, R</b> OBP: 0.364, SLG: 0.507		F3		FC6-4 BB		E5		K		3	0	0	0	1	1	1				
<b>Paul O'Neill, L</b> OBP: 0.314, SLG: 0.413		4-3 BB		FC6-4 BB 1-2		F8		P5		3	0	0	0	1	0	3				
<b>Dave Collins, S</b> OBP: 0.287, SLG: 0.305		4-3		4-2 BB		F7		L4		3	0	0	0	1	0	2				
<b>Jeff Reed, L</b> OBP: 0.274, SLG: 0.274	P4			6-3			G3	WP BB		3	0	0	0	1	0	3				
<b>Lenny Harris, L</b> (9, PR)										0	0	0	0	0	0	0				
<b>Ron Oester, S</b> OBP: 0.313, SLG: 0.308			6-3		F7			K		3	0	1	0	0	0	0				
<b>Luis Quinones, S</b> OBP: 0.353, SLG: 0.500								1B		1	0	0	0	0	1	1				
<b>Ron Robinson, R</b> OBP: 0.260, SLG: 0.240										1	0	1	0	0	0	0				
<b>Ken Griffey, Jr., L</b> OBP: 0.301, SLG: 0.316										0	0	0	0	0	0	0				
<b>Rob DiPietro, L</b> (5, PH)										0	0	0	0	0	0	0				
<b>Herm Winningham, L</b> OBP: 0.244, SLG: 0.329										1	0	0	0	0	0	1				
<b>Rob Murphy, L</b> (7, PH)										0	0	0	0	0	0	0				
<b>Nick Esasky, R</b> OBP: 0.233, SLG: 0.414										1	0	0	0	0	0	2				
<b>Inning Stats</b>	R: 0 E: 0 K: 1 S: 9	H: 0 LOB: 0 BB: 0 P: 14	R: 0 E: 0 K: 0 S: 6	H: 0 LOB: 1 BB: 1 P: 14	R: 0 E: 0 K: 0 S: 11	H: 1 LOB: 1 BB: 0 P: 13	R: 0 E: 0 K: 0 S: 16	H: 0 LOB: 2 BB: 2 P: 29	R: 0 E: 0 K: 0 S: 11	H: 1 LOB: 1 BB: 0 P: 15	R: 0 E: 1 K: 0 S: 8	H: 0 LOB: 1 BB: 0 P: 12	R: 0 E: 0 K: 0 S: 8	H: 1 LOB: 1 BB: 0 P: 11	R: 0 E: 0 K: 1 S: 9	H: 0 LOB: 2 BB: 1 P: 18	1B: 4 2B: 0 3B: 0 HR: 0	SF: 0 SAC: 0 DP: 0 HBP: 0	WP: 1 PA: 36 PB: 0 SB: 0 CS: 0	
<b>PITCHER</b>	IP	WLS	BF	H	R	ER	SO	BB	IBB	HBP	BLK	WP	HR	S	P	ERA	WHIP			
<b>Andy Hawkins, R</b> ERA: 3.33	8.1	W	34	4	0	0	2	4	0	0	0	0	0	81	133	0.00	0.960			
<b>Mark Davis, L</b> ERA: 1.98	0.2	S	2	0	0	0	2	0	0	0	0	1	0	6	10	0.00	0.000			

AB	32
R	0
H	4
RBI	0
BB	4
SO	4
LOB	19



Batter	1	2	3	4	5	6	7	8	9	AB	R	H	RBI	BB	SO	LOB	BOTTOM			
<b>John Kruk, L</b> OBP: 0.375, SLG: 0.381	L3-4 1B BB		3-1		K			4-3		3	0	0	0	1	1	1	<b>Cincinnati Reds @ San Diego Padres</b> Jack Murphy Stadium, San Diego, CA Wed Sep 07 1988, 10:05 PM EDT Att: 11,714 - Unknown - 70 F			
<b>Roberto Alomar, S</b> OBP: 0.320, SLG: 0.363				1B E	F3			F8		4	1	2	0	0	0	1				
<b>Tony Gwynn, L</b> OBP: 0.370, SLG: 0.422	B1			E9 F8 1B 1H		K		E4 S		4	0	1	0	0	1	2				
<b>Carmelo Martinez, R</b> OBP: 0.299, SLG: 0.400	L3-4			4-2 BB		F2		4-0 1B		2	0	0	0	2	0	2				
<b>Keith Moreland, R</b> OBP: 0.317, SLG: 0.346		F7		3-1 P3		P4		0-3 K		4	0	0	0	0	1	4				
<b>Benito Santiago, R</b> OBP: 0.290, SLG: 0.359		F9		0-0 F8		F2		F2		3	0	0	0	0	0	2				
<b>Tim Flannery, L</b> OBP: 0.380, SLG: 0.398			K		4-3			4-2 2B BB		2	0	0	0	1	1	2				
<b>Garry Templeton, S</b> OBP: 0.267, SLG: 0.331			5-3			PB S 1B		0-0 2B		3	0	2	0	0	0	0				
<b>Andy Hawkins, R</b> ERA: 3.91								2-3 K		3	0	0	0	0	2	2				
<b>Mark Davis, L</b> ERA: 0.625								1-2 K		0	0	0	0	0	0	0				
<b>Inning Stats</b>	R: 0 E: 0 K: 0 S: 4	H: 1 LOB: 1 BB: 1 P: 8	R: 0 E: 0 K: 1 S: 12	H: 0 LOB: 0 BB: 0 P: 16	R: 0 E: 0 K: 0 S: 5	H: 0 LOB: 0 BB: 0 P: 8	R: 1 E: 1 K: 0 S: 10	H: 2 LOB: 2 BB: 1 P: 18	R: 0 E: 0 K: 2 S: 14	H: 1 LOB: 1 BB: 0 P: 23	R: 0 E: 0 K: 1 S: 6	H: 0 LOB: 0 BB: 0 P: 8	R: 0 E: 0 K: 1 S: 8	H: 1 LOB: 1 BB: 1 P: 16	R: 0 E: 1 K: 1 S: 9	H: 0 LOB: 2 BB: 1 P: 16	1B: 4 2B: 2 3B: 0 HR: 0	SF: 0 SAC: 0 DP: 1 HBP: 0	WP: 0 PA: 32 PB: 1 SB: 2 CS: 0	
<b>PITCHER</b>	IP	WLS	BF	H	R	ER	SO	BB	IBB	HBP	BLK	WP	HR	S	P	ERA	WHIP			
<b>Ron Robinson, R</b> ERA: 3.91	4.0	L	16	3	1	1	1	2	0	0	0	0	0	31	50	2.25	1.250			
<b>Rob DiPietro, R</b> ERA: 2.08	2.0		7	1	0	0	3	0	0	0	0	0	0	20	31	0.00	0.500			
<b>Rob Murphy, L</b> ERA: 2.91	2.0		9	1	0	0	2	1	1	0	0	0	0	17	32	0.00	1.000			

AB	28
R	1
H	5
RBI	0
BB	4
SO	6
LOB	16





Batter	1	2	3	4	5	6	7	8	9	AB	R	H	RBI	BB	SO	LOB	TOP					
Barry Larkin, R OBP: 0.341, SLG: 0.419 (1, 6)	F8		G3 1B		F2		PO	5-3		4	0	1	0	0	0	0	<b>Cincinnati Reds @ San Diego Padres</b> Jack Murphy Stadium, San Diego, CA Thu Sep 08 1988, 10:05 PM EDT Att: 11,836 - Unknown - 70 F					
Lenny Harris, L (1, 5)	4-3		G3			G3		F8		4	0	0	0	0	0	1						
Kal Daniels, L John Franco, L (8, 1)	K		P6			E1 2B		4-3		4	1	0	0	0	1	1						
Eric Davis, R OBP: 0.367, SLG: 0.510 (1, 8)					K					2	0	1	1	2	1	0						
Paul O'Neill, L OBP: 0.311, SLG: 0.409 (1, 9)		FC4-6 1B			F7			FC4-6		4	1	0	0	0	0	3						
Nick Esasky, R Dave Concepcion, R (9, 3)		1B				F8				3	0	1	0	1	1	2						
Jeff Reed, L OBP: 0.291, SLG: 0.268 (1, 2)		1B				K		F9		0	0	0	0	0	0	0						
Ron Oester, S OBP: 0.324, SLG: 0.330 (1, 4)										3	0	2	1	0	0	0						
Jose Rijo, R Ken Griffey, L (7, PH) Frank Williams, R (7, 1) Herm Winningham, L (8, 7)			L4							2	0	0	0	0	0	0						
					G3		1-3			1	0	0	0	0	0	1						
<b>Inning Stats</b>	R: 0 E: 0 K: 1 S: 10	H: 0 LOB: 0 BB: 0 P: 13	R: 1 E: 0 K: 1 S: 9	H: 2 LOB: 2 BB: 1 P: 17	R: 0 E: 0 K: 0 S: 9	H: 1 LOB: 1 BB: 0 P: 10	R: 0 E: 0 K: 1 S: 10	H: 0 LOB: 0 BB: 1 P: 15	R: 0 E: 0 K: 0 S: 4	H: 0 LOB: 0 BB: 0 P: 6	R: 1 E: 1 K: 1 S: 14	H: 1 LOB: 1 BB: 0 P: 21	R: 0 E: 0 K: 0 S: 6	H: 1 LOB: 0 BB: 0 P: 10	R: 0 E: 0 K: 0 S: 7	H: 0 LOB: 0 BB: 0 P: 14	R: 0 E: 0 K: 0 S: 8	H: 0 LOB: 0 BB: 1 P: 14	1B: 3 2B: 2 3B: 0 HR: 0	SF: 0 SAC: 0 DP: 0 HBP: 0	WP: 0 PB: 0 SB: 0 CS: 0	PA: 35
<b>PITCHER</b>	IP	WLS	BF	H	R	ER	SO	BB	IBB	HBP	BLK	WP	HR	S	P	ERA	WHIP					
Ed Whitson, R ERA: 3.75 (1, 1)	6.0	L	24	4	2	1	4	2	0	0	0	0	0	56	82	1.50	1.000					
Lance McCullers, R ERA: 2.17 (7, 1)	2.0		6	1	0	0	0	0	0	0	0	0	0	13	24	0.00	0.500					
Mark Grant, R ERA: 3.97 (9, 1)	1.0		4	0	0	0	0	1	0	0	0	0	0	8	14	0.00	1.000					

AB	31
R	2
H	5
RBI	2
BB	3
SO	4
LOB	12



Batter	1	2	3	4	5	6	7	8	9	AB	R	H	RBI	BB	SO	LOB	BOTTOM					
John Kruk, L OBP: 0.374, SLG: 0.379 (1, 9)	1-3 SH5-3 1B		6-3			F7		1-3		4	0	1	0	0	0	2	<b>Cincinnati Reds @ San Diego Padres</b> Jack Murphy Stadium, San Diego, CA Thu Sep 08 1988, 10:05 PM EDT Att: 11,836 - Unknown - 70 F					
Roberto Alomar, S OBP: 0.318, SLG: 0.361 (1, 4)	SH5-3				1-3					3	0	0	0	0	1	1						
Tony Gwynn, L OBP: 0.367, SLG: 0.418 (1, 8)	1-3				G3					4	0	0	0	0	0	1						
Carmelo Martinez, R OBP: 0.295, SLG: 0.394 (1, 7)	K				L6					4	0	0	0	0	2	1						
Keith Moreland, R OBP: 0.315, SLG: 0.344 (1, 3)										3	0	0	0	0	1	0						
Benito Santiago, R OBP: 0.291, SLG: 0.359 (1, 2)										3	1	1	0	0	0	0						
Tim Flannery, L OBP: 0.371, SLG: 0.388 (1, 5)										3	0	0	0	0	1	1						
Garry Templeton, S OBP: 0.271, SLG: 0.334 (1, 6)										3	0	2	0	0	1	0						
Ed Whitson, R Marvell Wynne, L (6, PH) Lance McCullers, S (7, 1) Randy Ready, R (8, PH) Mark Grant, R (9, 1)										1	0	0	0	0	1	0						
										1	0	0	0	0	1	1						
										0	0	0	0	0	0	0						
										1	0	1	0	0	1	0						
										0	0	0	0	0	0	0						
										0	0	0	0	0	0	0						
<b>Inning Stats</b>	R: 0 E: 0 K: 1 S: 11	H: 1 LOB: 1 BB: 0 P: 16	R: 0 E: 0 K: 1 S: 9	H: 0 LOB: 0 BB: 0 P: 10	R: 0 E: 0 K: 2 S: 9	H: 0 LOB: 0 BB: 0 P: 13	R: 0 E: 0 K: 0 S: 5	H: 0 LOB: 0 BB: 0 P: 6	R: 0 E: 0 K: 0 S: 6	H: 0 LOB: 0 BB: 0 P: 10	R: 0 E: 0 K: 2 S: 10	H: 1 LOB: 1 BB: 0 P: 16	R: 0 E: 0 K: 2 S: 8	H: 0 LOB: 0 BB: 0 P: 13	R: 1 E: 1 K: 0 S: 10	H: 2 LOB: 1 BB: 0 P: 14	R: 0 E: 0 K: 0 S: 8	H: 0 LOB: 0 BB: 0 P: 12	1B: 4 2B: 0 3B: 0 HR: 0	SF: 0 SAC: 1 DP: 0 HBP: 0	WP: 0 PB: 0 SB: 0 CS: 0	PA: 31
<b>PITCHER</b>	IP	WLS	BF	H	R	ER	SO	BB	IBB	HBP	BLK	WP	HR	S	P	ERA	WHIP					
Jose Rijo, R ERA: 2.55 (1, 1)	6.0	W	20	2	0	0	6	0	0	0	0	0	0	50	71	0.00	0.333					
Frank Williams, R ERA: 2.51 (7, 1)	1.1		6	2	1	0	2	0	0	0	0	0	0	16	24	0.00	1.500					
John Franco, L ERA: 1.18 (8, 1)	1.2	S	5	0	0	0	0	0	0	0	0	0	0	10	15	0.00	0.000					

AB	30
R	1
H	4
RBI	1
BB	0
SO	8
LOB	8









Batter	1	2	3	4	5	6	7	8	9	AB	R	H	RBI	BB	SO	LOB	TOP			
Ron Gant, R OBP: 0.309, SLG: 0.435 (1, 5)	G3 S BB		F8		P4			K		3	0	0	0	1	1	0				
Jeff Blausler, R OBP: 0.290, SLG: 0.429 (1, 4)	K		5-3			6-3			1B WP	4	1	1	0	0	1	1				
Gerald Perry, L OBP: 0.354, SLG: 0.408 (1, 3)	G3			F7		K		6-3	1B	4	0	0	0	0	1	2				
Dale Murphy, R OBP: 0.315, SLG: 0.441 (1, 9)	6-3			F8		F8			1B	4	0	1	1	0	0	1				
Andres Thomas, R OBP: 0.268, SLG: 0.364 (1, 6)		L5		E7 S			K		F8	4	0	0	0	0	1	1				
Dion James, L OBP: 0.360, SLG: 0.356 (1, 7)	4-3					K			F7	3	0	0	0	1	1	1				
Ozzie Virgil, R OBP: 0.304, SLG: 0.378 (1, 2)				F8			F7			3	1	1	1	0	0	2				
Terry Blocker, L OBP: 0.232, SLG: 0.231 (1, 8)	4-3				6-3				4-3	3	0	0	0	0	0	0				
Rick Mahler, R OBP: 0.154, SLG: 0.156 (8, PH)									F9	2	0	0	0	0	1	0				
Albert Hall, S OBP: 0.315, SLG: 0.300 (8, PH)										1	0	0	0	0	0	0				
Joe Boever, R OBP: 0.315, SLG: 0.300 (8, 1)										0	0	0	0	0	0	0				
<b>Inning Stats</b>	R: 0 E: 0 K: 1 S: 10	H: 0 LOB: 1 BB: 1 P: 17	R: 1 E: 0 K: 0 S: 7	H: 1 LOB: 0 BB: 0 P: 9	R: 0 E: 0 K: 1 S: 7	H: 0 LOB: 0 BB: 0 P: 9	R: 0 E: 0 K: 0 S: 11	H: 0 LOB: 2 BB: 0 P: 19	R: 0 E: 0 K: 1 S: 4	H: 0 LOB: 0 BB: 0 P: 5	R: 0 E: 0 K: 2 S: 8	H: 0 LOB: 0 BB: 0 P: 10	R: 0 E: 0 K: 1 S: 7	H: 0 LOB: 0 BB: 0 P: 11	R: 1 E: 0 K: 0 S: 9	H: 2 LOB: 1 BB: 0 P: 12	1B: 2 2B: 0 3B: 0 HR: 1	SF: 0 SAC: 0 DP: 0 HBP: 0	WP: 1 PB: 0 SB: 2 CS: 0	PA: 33
<b>PITCHER</b> Eric Show, R ERA: 3.2 (1, 1)	IP: 9.0 WLS: W BF: 33 H: 3 R: 2 ER: 2 SO: 6 BB: 2 IBB: 0 HBP: 0 BLK: 0 WP: 1 HR: 1 S: 69 P: 100 ERA: 2.00 WHIP: 0.556																			

Atlanta Braves @ San Diego Padres  
Jack Murphy Stadium, San Diego, CA  
Sat Sep 10 1988, 10:05 PM EDT  
Att: 15,349 - Unknown - 70 F

AB	31
R	2
H	3
RBI	2
BB	2
SO	6
LOB	8



Batter	1	2	3	4	5	6	7	8	9	AB	R	H	RBI	BB	SO	LOB	BOTTOM			
John Kruk, L OBP: 0.368, SLG: 0.370 (1, 9)	3-1		4-3	K		5-3				4	0	0	0	0	1	3				
Roberto Alomar, S OBP: 0.319, SLG: 0.366 (1, 4)	3-1							6-3-5	1B	4	0	3	2	0	0	0				
Tony Gwynn, L OBP: 0.365, SLG: 0.415 (1, 8)			6-3	4-3				5-3-5	1B	4	0	1	0	0	0	4				
Carmelo Martinez, R OBP: 0.293, SLG: 0.403 (1, 7)	4-3		6-3					K		4	1	1	1	0	1	2				
Keith Moreland, R OBP: 0.315, SLG: 0.341 (1, 3)									6-3	3	1	0	0	1	0	0				
Benito Santiago, R OBP: 0.292, SLG: 0.364 (1, 2)									K	4	1	1	0	0	2	1				
Tim Flannery, L OBP: 0.372, SLG: 0.389 (1, 5)										4	2	2	0	0	0	1				
Garry Templeton, S OBP: 0.277, SLG: 0.340 (1, 6)										4	1	3	2	0	0	0				
Eric Show, R OBP: 0.153, SLG: 0.155 (1, 1)										4	0	1	1	0	1	3				
<b>Inning Stats</b>	R: 0 E: 0 K: 0 S: 13	H: 1 LOB: 1 BB: 0 P: 20	R: 1 E: 0 K: 1 S: 11	H: 1 LOB: 1 BB: 1 P: 20	R: 0 E: 0 K: 0 S: 7	H: 1 LOB: 1 BB: 0 P: 12	R: 3 E: 1 K: 1 S: 18	H: 4 LOB: 2 BB: 0 P: 28	R: 1 E: 0 K: 0 S: 7	H: 1 LOB: 0 BB: 0 P: 12	R: 0 E: 0 K: 1 S: 7	H: 0 LOB: 0 BB: 0 P: 9	R: 0 E: 0 K: 1 S: 8	H: 1 LOB: 0 BB: 0 P: 11	R: 1 E: 1 K: 1 S: 13	H: 3 LOB: 2 BB: 0 P: 19	1B: 10 2B: 1 3B: 1 HR: 1	SF: 0 SAC: 0 DP: 1 HBP: 0	WP: 0 PB: 0 SB: 1 CS: 0	PA: 36
<b>PITCHER</b> Rick Mahler, R ERA: 3.76 (1, 1)	IP: 7.0 WLS: L BF: 31 H: 9 R: 5 ER: 3 SO: 4 BB: 1 IBB: 0 HBP: 0 BLK: 0 WP: 0 HR: 1 S: 71 P: 112 ERA: 3.86 WHIP: 1.429																			
Joe Boever, R ERA: 1.69 (8, 1)	IP: 1.0 WLS: L BF: 5 H: 3 R: 1 ER: 1 SO: 1 BB: 0 IBB: 0 HBP: 0 BLK: 0 WP: 0 HR: 0 S: 13 P: 19 ERA: 9.00 WHIP: 3.000																			

Atlanta Braves @ San Diego Padres  
Jack Murphy Stadium, San Diego, CA  
Sat Sep 10 1988, 10:05 PM EDT  
Att: 15,349 - Unknown - 70 F

AB	35
R	6
H	12
RBI	6
BB	1
SO	5
LOB	14





Batter	1	2	3	4	5	6	7	8	9	AB	R	H	RBI	BB	SO	LOB	TOP																				
Ron Gant, R OBP: 0.310, SLG: 0.434 (1, 5)										3	0	1	2	1	0	0	<p>Atlanta Braves @ San Diego Padres Jack Murphy Stadium, San Diego, CA Sun Sep 11 1988, 6:33 AM EDT Att: 10,089 - Sunny - 75 F</p>																				
Jeff Blauer, R OBP: 0.297, SLG: 0.375 (1, 4)										4	0	0	0	0	0	4																					
Gerald Perry, L OBP: 0.351, SLG: 0.404 (1, 3)										4	0	0	0	0	1	3																					
Dale Murphy, R OBP: 0.313, SLG: 0.438 (1, 9)										4	0	0	0	0	0	1																					
Andres Thomas, R OBP: 0.268, SLG: 0.363 (1, 6)										4	0	1	0	0	2	0																					
Ozzie Virgil, R OBP: 0.304, SLG: 0.374 (1, 2)										3	1	0	0	1	0	1																					
Lonnie Smith, R OBP: 0.282, SLG: 0.281 (1, 7)										4	1	2	0	0	0	1																					
Terry Blocker, L OBP: 0.234, SLG: 0.233 (1, 8)										3	0	1	0	0	2	1																					
Charlie Puleo, R OBP: 0.182, SLG: 0.182 Kevin Coffman, R OBP: 0.287, SLG: 0.364 Jerry Royster, R OBP: 0.229, SLG: 0.212 Chuck Cary, L OBP: 0.311, SLG: 0.298 Ed Olwine, R OBP: 0.311, SLG: 0.298 (1, 1) (2, 1) (6, Ph) (6, Ph) (8, Ph) (8, Ph)										0	0	0	0	0	0	0																					
<b>Inning Stats</b>	R: 0 E: 0 K: 0 S: 5	H: 0 LOB: 0 BB: 1 P: 10	R: 0 E: 0 K: 1 S: 8	H: 0 LOB: 0 BB: 0 P: 13	R: 0 E: 0 K: 1 S: 7	H: 0 LOB: 0 BB: 0 P: 12	R: 0 E: 1 K: 1 S: 6	H: 1 LOB: 1 BB: 0 P: 8	R: 0 E: 0 K: 0 S: 11	H: 0 LOB: 0 BB: 0 P: 16	R: 0 E: 0 K: 1 S: 9	H: 0 LOB: 0 BB: 0 P: 14	R: 2 E: 0 K: 0 S: 9	H: 3 LOB: 2 BB: 1 P: 18	R: 0 E: 0 K: 0 S: 8	H: 1 LOB: 1 BB: 0 P: 12	1B: 5 2B: 0 3B: 0 HR: 0	SF: 0 SAC: 0 DP: 1 HBP: 0	WP: 0 PA: 34 PB: 0 SB: 0 CS: 0																		
<b>PITCHER</b>	IP	WLS	BF	H	R	ER	SO	BB	IBB	HBP	BLK	WP	HR	S	P	ERA	WHIP	<b>PITCHER</b>		IP	WLS	BF	H	R	ER	SO	BB	IBB	HBP	BLK	WP	HR	S	P	ERA	WHIP	
Dennis Rasmussen, L ERA: 3.62 Greg Booker, R ERA: 4.01 (1, 1) (8, 1)	7.0	W	23	1	0	0	5	1	0	0	0	0	0	52	84	0.00	0.286																				

AB	32
R	2
H	5
RBI	2
BB	2
SO	5
LOB	14



Batter	1	2	3	4	5	6	7	8	9	AB	R	H	RBI	BB	SO	LOB	BOTTOM																			
Stan Jefferson, S OBP: 0.218, SLG: 0.222 (1, 7)										5	1	0	0	0	0	5	<p>Atlanta Braves @ San Diego Padres Jack Murphy Stadium, San Diego, CA Sun Sep 11 1988, 6:33 AM EDT Att: 10,089 - Sunny - 75 F</p>																			
Roberto Alomar, S OBP: 0.320, SLG: 0.365 (1, 4)										4	1	1	1	1	0	1																				
Marvell Wynne, L OBP: 0.325, SLG: 0.447 (1, 8)										4	1	1	4	0	0	2																				
Carmelo Martinez, R OBP: 0.298, SLG: 0.404 (1, 3)										2	1	1	0	2	0	2																				
John Kruk, L OBP: 0.370, SLG: 0.368 (1, 9)										2	1	0	0	2	0	1																				
Tim Flannery, L OBP: 0.372, SLG: 0.383 (1, 5)										2	0	0	0	1	0	2																				
Garry Templeton, S OBP: 0.277, SLG: 0.342 (1, 6)										4	1	1	2	0	0	1																				
Mark Parent, R OBP: 0.227, SLG: 0.323 (1, 2)										4	1	1	1	0	1	2																				
Dennis Rasmussen, L OBP: 0.200, SLG: 0.197 Greg Booker, R ERA: 7.53 (1, 1) (8, 1)										1	1	1	0	1	0	0																				
<b>Inning Stats</b>	R: 0 E: 0 K: 0 S: 6	H: 0 LOB: 0 BB: 0 P: 11	R: 7 E: 1 K: 0 S: 22	H: 3 LOB: 5 BB: 5 P: 44	R: 0 E: 0 K: 1 S: 9	H: 1 LOB: 1 BB: 0 P: 12	R: 0 E: 0 K: 0 S: 6	H: 1 LOB: 1 BB: 1 P: 13	R: 0 E: 0 K: 0 S: 11	H: 0 LOB: 0 BB: 1 P: 11	R: 0 E: 1 K: 0 S: 6	H: 0 LOB: 2 BB: 0 P: 21	R: 0 E: 0 K: 0 S: 9	H: 0 LOB: 0 BB: 0 P: 14	R: 1 E: 0 K: 1 S: 9	H: 1 LOB: 0 BB: 0 P: 14	1B: 3 2B: 2 3B: 0 HR: 2	SF: 0 SAC: 1 DP: 1 HBP: 1	WP: 2 PA: 38 PB: 0 SB: 0 CS: 0																	
<b>PITCHER</b>	IP	WLS	BF	H	R	ER	SO	BB	IBB	HBP	BLK	WP	HR	S	P	ERA	WHIP	<b>PITCHER</b>		IP	WLS	BF	H	R	ER	SO	BB	IBB	HBP	BLK	WP	HR	S	P	ERA	WHIP
Charlie Puleo, R ERA: 3.66 Kevin Coffman, R ERA: 5.79 Chuck Cary, L ERA: 7.11 Ed Olwine, L ERA: 7.53 (1, 1) (2, 1) (6, 1) (8, 1)	1.2	L	13	3	7	2	0	4	0	0	0	0	0	26	48	10.80	4.200																			

AB	29
R	8
H	6
RBI	8
BB	7
SO	2
LOB	16





Batter	1	2	3	4	5	6	7	8	9	AB	R	H	RBI	BB	SO	LOB	TOP								
<b>Brett Butler, L</b> OBP: 0.399, SLG: 0.405 (1, 8)	2-1 P6		0-1 3B		2-0 FC6-4 CS		1-2 WP 1B		2-2 1-3	5	0	2	1	0	0	1	<b>San Francisco Giants @ San Diego Padres</b> Jack Murphy Stadium, San Diego, CA Mon Sep 12 1988, 10:05 PM EDT Att: 22,740 - Unknown - 65 F  <b>livebaseballscores.com</b>								
<b>Robby Thompson, R</b> OBP: 0.331, SLG: 0.386 (1, 4)	2-3 K		4-2 L4-3 BB		3-2 5-3		1-0 SF7			2	0	0	1	1	1	1									
<b>Will Clark, L</b> OBP: 0.380, SLG: 0.502 (1, 3)	0-2 G3		1-0 L4-3			0-0 F8		3-H 3-3 K		4	0	0	0	0	1	4									
<b>Candy Maldonado, R</b> OBP: 0.313, SLG: 0.379 (1, 9)		0-0 HR		1-1 F9		0-0 F9		1-3 K		4	1	1	1	0	1	0									
<b>Mike Aldrete, L</b> OBP: 0.358, SLG: 0.342 (1, 7)		0-0 1B		4-1 1B SF8 BB		3-2 F9		4-2 BB		2	1	1	0	2	0	0									
<b>Ernest Riles, L</b> OBP: 0.305, SLG: 0.368 <b>Matt Williams, R</b> OBP: 0.271, SLG: 0.415 (1, 5) (7, 5)	2-1 1-3 1B		1-1 SAFE SAFE SAFE 1B		2-1 SAFE SAFE SAFE 1B		1-1 E 1B		0-0 F4	3	1	3	0	0	0	0									
<b>Kirt Manwaring, R</b> OBP: 0.267, SLG: 0.301 (1, 2)	1-2 L1-3		2-2 SF8		3-H 1-2 F9		0-0 E6 1B BB SF7		2-2 F9	3	1	0	1	0	0	4									
<b>Jose Uribe, S</b> OBP: 0.297, SLG: 0.306 (1, 6)	0-1 L3						4-0 WP 1B BB		0-3 K	3	0	0	0	1	1	2									
<b>Dennis Cook, L</b> <b>Craig Lefferts, L</b> <b>Kevin Mitchell, R</b> <b>Roger Samuels, L</b> <b>Scott Garretts, R</b> <b>Joe Price, R</b> (1, 1) (6, 1) (7, PH) (7, 1) (9, 1) (9, 1)			1-3 K		4-0 FC6-4 BB		1-3 K		0-3 K	1	0	0	0	1	1	0									
<b>Inning Stats</b>	R: 0 E: 0 K: 1 S: 10	H: 0 LOB: 0 BB: 0 P: 14	R: 1 E: 0 K: 0 S: 10	H: 3 LOB: 1 BB: 0 P: 13	R: 0 E: 0 K: 1 S: 10	H: 1 LOB: 1 BB: 1 P: 16	R: 1 E: 0 K: 0 S: 12	H: 1 LOB: 1 BB: 1 P: 21	R: 0 E: 0 K: 0 S: 4	H: 0 LOB: 0 BB: 0 P: 13	R: 0 E: 0 K: 0 S: 5	H: 0 LOB: 2 BB: 0 P: 8	R: 2 E: 1 K: 2 S: 14	H: 2 LOB: 2 BB: 1 P: 25	R: 0 E: 0 K: 1 S: 9	H: 0 LOB: 1 BB: 1 P: 16		R: 0 E: 0 K: 2 S: 9	H: 0 LOB: 0 BB: 0 P: 11	1B: 5 2B: 2 3B: 1 HR: 1	SF: 2 SAC: 0 DP: 2 HBP: 0	WP: 1 PB: 0 SB: 0 CS: 1	PA: 37		
<b>PITCHER</b>	IP	WLS	BF	H	R	ER	SO	BB	IBB	HBP	BLK	WP	HR	S	P	ERA	WHIP								
<b>Andy Hawkins, R</b> ERA: 3.32 (1, 1)	6.1	L	28	7	4	2	3	4	0	0	0	0	1	60	101	2.84	1.737								
<b>Dave Leiper, L</b> ERA: 2.11 (7, 1)	1.2		6	0	0	0	2	1	0	0	0	1	0	14	25	0.00	0.600								
<b>Mark Grant, R</b> ERA: 3.93 (9, 1)	1.0		3	0	0	0	2	0	0	0	0	0	0	9	11	0.00	0.000								

Batter	1	2	3	4	5	6	7	8	9	AB	R	H	RBI	BB	SO	LOB	BOTTOM								
<b>Dickie Thon, R</b> OBP: 0.345, SLG: 0.319 (1, 6)	2-1 F9		0-1 4-3			0-3 K		0-0 G4-6-3 1B		4	0	1	0	0	1	0	<b>San Francisco Giants @ San Diego Padres</b> Jack Murphy Stadium, San Diego, CA Mon Sep 12 1988, 10:05 PM EDT Att: 22,740 - Unknown - 65 F  <b>livebaseballscores.com</b>								
<b>Roberto Alomar, S</b> OBP: 0.320, SLG: 0.363 (1, 4)	3-2 F8			1-2 F8		4-1 F7 BB		2-1 G4-6-3 1B		3	0	0	0	1	0	1									
<b>Carmelo Martinez, R</b> OBP: 0.307, SLG: 0.418 (1, 9)	4-2 BB			0-0 1B		4-1 SAFE SAFE 1B		1-2 BB		2	1	2	1	2	0	0									
<b>Keith Moreland, R</b> OBP: 0.315, SLG: 0.346 (1, 3)	0-1 F9			0-0 F9		0-2 F7		3-1 HR		4	1	1	1	0	0	4									
<b>Benito Santiago, R</b> OBP: 0.292, SLG: 0.363 (1, 2)		1-2 F8		1-1 F9		0-3 K		0-0 F7 1B		4	0	1	0	0	1	3									
<b>Randy Ready, R</b> OBP: 0.339, SLG: 0.375 (1, 7)	2-0 F9			2-2 F9		0-1 5-3		3-1 F7		4	0	0	0	0	0	1									
<b>Chris Brown, R</b> OBP: 0.304, SLG: 0.295 <b>John Kruk, L</b> OBP: 0.371, SLG: 0.368 <b>Stan Jefferson, S</b> OBP: 0.218, SLG: 0.222 (1, 5) (9, PH) (9, PH)	1-1 5-3			2-1 1B		1-1 G3		4-2 BB		3	0	1	0	0	0	0									
<b>Marvell Wynne, L</b> OBP: 0.320, SLG: 0.441 (1, 8)			1-0 F9		2-2 F8		2-2 F8		1-1 F8	4	0	0	0	0	0	3									
<b>Andy Hawkins, R</b> OBP: 0.138, SLG: 0.123 <b>Dave Leiper, L</b> OBP: 1.000, SLG: 1.000 <b>Mark Parent, R</b> OBP: 0.224, SLG: 0.319 <b>Mark Grant, R</b> (1, 1) (7, 1) (9, PH) (9, 1)			2-3 K		0-0 6-3		0-1 F8		0-0 4-3	2	0	0	0	0	1	1									
<b>Inning Stats</b>	R: 0 E: 0 K: 0 S: 11	H: 0 LOB: 1 BB: 1 P: 20	R: 0 E: 0 K: 0 S: 6	H: 0 LOB: 0 BB: 0 P: 10	R: 0 E: 0 K: 1 S: 7	H: 0 LOB: 0 BB: 0 P: 10	R: 0 E: 0 K: 0 S: 8	H: 1 LOB: 1 BB: 0 P: 10	R: 0 E: 0 K: 2 S: 12	H: 0 LOB: 2 BB: 2 P: 20	R: 0 E: 0 K: 0 S: 9	H: 0 LOB: 0 BB: 0 P: 12	R: 0 E: 0 K: 0 S: 5	H: 1 LOB: 0 BB: 0 P: 7	R: 2 E: 0 K: 0 S: 12	H: 3 LOB: 2 BB: 1 P: 24		1B: 4 2B: 0 3B: 0 HR: 2	SF: 0 SAC: 0 DP: 1 HBP: 0	WP: 0 PB: 0 SB: 0 CS: 0	PA: 36				
<b>PITCHER</b>	IP	WLS	BF	H	R	ER	SO	BB	IBB	HBP	BLK	WP	HR	S	P	ERA	WHIP								
<b>Dennis Cook, L</b> ERA: 3.25 (1, 1)	5.1	W	21	2	0	0	2	3	0	0	0	0	0	7	7	0.00	0.938								
<b>Craig Lefferts, L</b> ERA: 5.06 (7, 1)	0.2		2	0	0	0	1	0	0	0	0	0	0	7	7	0.00	0.000								
<b>Roger Samuels, L</b> ERA: 5.06 (7, 1)	2.0		8	3	2	2	0	0	0	0	0	0	2	18	27	9.00	1.500								
<b>Scott Garretts, R</b> ERA: 3.82 (9, 1)	0.1		3	1	0	0	0	1	0	0	0	0	0	5	12	0.00	6.000								
<b>Joe Price, L</b> ERA: 3.47 (9, 1)	0.2	S	2	0	0	0	0	0	0	0	0	0	0	3	4	0.00	0.000								





Batter	1	2	3	4	5	6	7	8	9	AB	R	H	RBI	BB	SO	LOB	TOP								
<b>Brett Butler, L</b> (1, 8) OBP: 0.398, SLG: 0.402	L7			6-3			G3-1			3	0	0	0	0	0	0	<b>San Francisco Giants @ San Diego Padres</b> Jack Murphy Stadium, San Diego, CA Tue Sep 13 1988, 10:05 PM EDT Att: 9,530 - Unknown <a href="http://livebaseballscores.com">livebaseballscores.com</a>								
<b>Robby Thompson, R</b> (1, 4) OBP: 0.330, SLG: 0.393	6-3			HR				F8		3	1	1	2	0	0										
<b>Will Clark, L</b> (1, 3) OBP: 0.379, SLG: 0.500	F7			FC4-6				F8		4	0	1	0	0	1										
<b>Candy Maldonado, R</b> (1, 9) OBP: 0.315, SLG: 0.385		5-3		FC4-6						3	1	1	1	1	0										
<b>Mike Aldrete, L</b> (1, 7) OBP: 0.357, SLG: 0.341	4-3			4-3				BB		4	0	1	0	0	2										
<b>Ernest Riles, L</b> (1, 5) OBP: 0.306, SLG: 0.369										2	1	1	0	0	0										
<b>Chris Speier, R</b> (6, PH) OBP: 0.313, SLG: 0.346	1-3									2	0	0	0	0	1										
<b>Kirt Manwaring, R</b> (1, 2) OBP: 0.266, SLG: 0.312				F8						4	1	1	1	0	1										
<b>Jose Uribe, S</b> (1, 6) OBP: 0.296, SLG: 0.304				G4-3						3	0	0	0	1	1										
<b>Rick Reuschel, R</b> (1, 1) OBP: 0.138, SLG: 0.127				6-3						3	0	1	0	0	0										
<b>Craig Lefferts, L</b> (8, 1)										1	0	0	0	0	1										
<b>Inning Stats</b>	R: 0 E: 0 K: 0 S: 10	H: 0 LOB: 0 BB: 0 P: 18	R: 0 E: 0 K: 0 S: 7	H: 0 LOB: 0 BB: 0 P: 11	R: 0 E: 0 K: 0 S: 4	H: 0 LOB: 0 BB: 0 P: 4	R: 1 E: 0 K: 0 S: 14	H: 2 LOB: 1 BB: 0 P: 26	R: 2 E: 0 K: 1 S: 18	H: 3 LOB: 2 BB: 0 P: 27	R: 1 E: 0 K: 0 S: 9	H: 2 LOB: 0 BB: 0 P: 12	R: 0 E: 0 K: 1 S: 9	H: 0 LOB: 0 BB: 0 P: 14	R: 0 E: 0 K: 0 S: 6	H: 0 LOB: 1 BB: 1 P: 14	R: 0 E: 0 K: 2 S: 7	H: 0 LOB: 1 BB: 1 P: 12	1B: 4 2B: 1 3B: 0 HR: 2	SF: 1 SAC: 0 DP: 1 HBP: 1	WP: 0 PB: 0 SB: 0 CS: 0	PA: 36			
<b>PITCHER</b>	IP	WLS	BF	H	R	ER	SO	BB	IBB	HBP	BLK	WP	HR	S	P	ERA	WHIP								
<b>Ed Whitson, R</b> (1, 1) ERA: 3.84	5.0	L	23	7	4	4	1	0	0	1	0	0	2	58	92	7.20	1.400								
<b>Dave Leiper, L</b> (6, 1) ERA: 2.01	2.0		5	0	0	0	1	0	0	0	0	0	0	13	20	0.00	0.000								
<b>Lance McCullers, R</b> (8, 1) ERA: 2.1	2.0		8	0	0	0	2	2	0	0	0	0	0	13	26	0.00	1.000								

Batter	1	2	3	4	5	6	7	8	9	AB	R	H	RBI	BB	SO	LOB	BOTTOM								
<b>Marvell Wynne, L</b> (1, 8) OBP: 0.323, SLG: 0.442	E L7 1B			G3			G3			4	1	2	0	0	0	<b>San Francisco Giants @ San Diego Padres</b> Jack Murphy Stadium, San Diego, CA Tue Sep 13 1988, 10:05 PM EDT Att: 9,530 - Unknown <a href="http://livebaseballscores.com">livebaseballscores.com</a>									
<b>Roberto Alomar, S</b> (1, 4) OBP: 0.320, SLG: 0.363	L7			E7				F7		3	0	1	0	0	1										
<b>Carmelo Martinez, R</b> (1, 7) OBP: 0.393, SLG: 0.412	E9			F8				5-3		4	0	0	0	0	4										
<b>John Kruk, L</b> (1, 9) OBP: 0.370, SLG: 0.367				F8						4	0	1	1	0	1										
<b>Keith Moreland, R</b> (1, 3) OBP: 0.314, SLG: 0.345				L4						4	0	1	0	0	2										
<b>Stan Jefferson, S</b> (9, PR) OBP: 0.218, SLG: 0.222										0	0	0	0	0	0										
<b>Benito Santiago, R</b> (1, 2) OBP: 0.291, SLG: 0.362	5-3			6-3						4	0	1	0	0	3										
<b>Tim Flannery, L</b> (1, 5) OBP: 0.371, SLG: 0.382										3	0	1	0	0	1										
<b>Randy Ready, R</b> (9, PH) OBP: 0.338, SLG: 0.373				FC4-6				F8		1	0	0	0	0	1										
<b>Garry Templeton, S</b> (1, 6) OBP: 0.272, SLG: 0.337				F5						4	0	0	0	0	1										
<b>Ed Whitson, R</b> (1, 1) OBP: 0.180, SLG: 0.230										2	0	1	0	0	0										
<b>Dave Leiper, L</b> (6, 1) OBP: 1.000, SLG: 1.000										0	0	0	0	0	0										
<b>Dickie Thon, R</b> (7, PH) OBP: 0.343, SLG: 0.318										1	0	0	0	0	1										
<b>Lance McCullers, S</b> (8, 1) OBP: 0.250, SLG: 0.143										0	0	0	0	0	0										
<b>Inning Stats</b>	R: 1 E: 1 K: 0 S: 9	H: 2 LOB: 2 BB: 0 P: 14	R: 0 E: 0 K: 0 S: 8	H: 0 LOB: 0 BB: 0 P: 10	R: 0 E: 1 K: 0 S: 8	H: 1 LOB: 1 BB: 0 P: 15	R: 0 E: 0 K: 0 S: 8	H: 1 LOB: 1 BB: 0 P: 13	R: 0 E: 0 K: 0 S: 7	H: 2 LOB: 1 BB: 0 P: 9	R: 0 E: 0 K: 0 S: 9	H: 1 LOB: 1 BB: 0 P: 12	R: 0 E: 0 K: 1 S: 6	H: 0 LOB: 0 BB: 0 P: 9	R: 0 E: 0 K: 1 S: 11	H: 0 LOB: 0 BB: 0 P: 14	R: 0 E: 0 K: 1 S: 9	H: 1 LOB: 1 BB: 0 P: 13	1B: 8 2B: 1 3B: 0 HR: 0	SF: 0 SAC: 1 DP: 1 HBP: 0	WP: 0 PB: 0 SB: 0 CS: 0	PA: 35			
<b>PITCHER</b>	IP	WLS	BF	H	R	ER	SO	BB	IBB	HBP	BLK	WP	HR	S	P	ERA	WHIP								
<b>Rick Reuschel, R</b> (1, 1) ERA: 3.04	7.0	W	28	7	1	1	1	0	0	0	0	0	0	55	82	1.29	1.000								
<b>Craig Lefferts, L</b> (8, 1) ERA: 3.16	2.0	S	7	1	0	0	2	0	0	0	0	0	0	20	27	0.00	0.500								



Batter	1	2	3	4	5	6	7	8	9	AB	R	H	RBI	BB	SO	LOB	TOP				
<b>Brett Butler, L</b> OBP: 0.398, SLG: 0.402	F8	FC3-6		SF8				SF7 1B		3	0	1	1	1	0	2	<b>San Francisco Giants @ San Diego Padres</b> Jack Murphy Stadium, San Diego, CA Wed Sep 14 1988, 10:05 PM EDT Att: 10,692 - Unknown <a href="http://livebaseballscorecards.com">livebaseballscorecards.com</a>				
<b>Robby Thompson, R</b> OBP: 0.329, SLG: 0.391	6-3		B5-3	G5-4-3		F8		SF7 1B		5	0	1	0	0	0	3					
<b>Will Clark, L</b> OBP: 0.381, SLG: 0.501					4-3			SF7		3	0	2	1	1	0	0					
<b>Candy Maldonado, R</b> OBP: 0.313, SLG: 0.385			L4			F2		G5-3		5	1	1	0	0	1	8					
<b>Mike Aldrete, L</b> OBP: 0.360, SLG: 0.339			G5-3				4-3			2	1	0	0	3	0	1					
<b>Ernest Riles, L</b> OBP: 0.308, SLG: 0.375 <b>Joe Price, R</b>					SF7		P7	6-3		4	1	2	1	0	0	3					
<b>Lary Sorensen, R</b>		FC6-4		1B						0	0	0	0	0	0	0					
<b>Scott Garretts, R</b> OBP: 0.083, SLG: 0.083 <b>Craig Lefferts, L</b>				1B						0	0	0	0	0	0	0					
<b>Kirt Manwaring, R</b> OBP: 0.286, SLG: 0.321				1B		G3				4	1	2	0	0	1	1					
<b>Jose Uribe, S</b> OBP: 0.297, SLG: 0.306		SF8		1B			P8		4-3	4	1	2	2	0	0	1					
<b>Don Robinson, R</b> OBP: 0.209, SLG: 0.238 <b>Francisco Melendez, L</b> OBP: 0.316, SLG: 0.235 <b>Donell Nixon, R</b> OBP: 0.400, SLG: 0.391 <b>Matt Williams, R</b> OBP: 0.289, SLG: 0.412		FC6-4		G5-4-3		5-3		1B 1B SF7 BB		3	0	1	1	0	0	3					
<b>Inning Stats</b>	R: 0 E: 0 K: 1 S: 10	H: 1 LOB: 1 BB: 0 P: 16	R: 1 E: 0 K: 0 S: 17	H: 1 LOB: 2 BB: 1 P: 26	R: 0 E: 0 K: 0 S: 5	H: 1 LOB: 1 BB: 0 P: 8	R: 3 E: 0 K: 0 S: 14	H: 4 LOB: 0 BB: 0 P: 22	R: 1 E: 1 K: 0 S: 8	H: 1 LOB: 1 BB: 1 P: 16	R: 0 E: 0 K: 0 S: 9	H: 1 LOB: 1 BB: 0 P: 11	R: 1 E: 0 K: 0 S: 8	H: 2 LOB: 3 BB: 2 P: 21	R: 0 E: 0 K: 2 S: 9	H: 0 LOB: 0 BB: 0 P: 11	1B: 10 2B: 2 3B: 0 HR: 0	SF: 4 SAC: 0 DP: 1 HBP: 1	WP: 0 PA: 45 PB: 0 SB: 1 CS: 0		
<b>PITCHER</b>	IP WLS BF H R ER SO BB IBB HBP BLK WP HR S P ERA WHIP																				
<b>Jimmy Jones, R</b> ERA: 3.91	3.0 L 18 7 4 4 1 1 0 0 0 0 0 0 42 65 12.00 2.667																				
<b>Mark Grant, R</b> ERA: 3.84	2.0 7 1 1 0 0 1 0 0 0 0 0 0 12 23 0.00 1.000																				
<b>Greg Booker, R</b> ERA: 3.86	2.0 10 2 0 0 0 2 0 0 0 0 0 0 18 29 0.00 2.000																				
<b>Lance McCullers, R</b> ERA: 2.18	1.0 7 2 1 1 0 2 0 0 0 0 0 0 8 21 9.00 4.000																				
<b>Mark Davis, L</b> ERA: 1.99	1.0 3 0 0 0 2 0 0 0 0 0 0 0 9 11 0.00 0.000																				
<b>Batter</b>	<b>1</b>	<b>2</b>	<b>3</b>	<b>4</b>	<b>5</b>	<b>6</b>	<b>7</b>	<b>8</b>	<b>9</b>	<b>AB</b>	<b>R</b>	<b>H</b>	<b>RBI</b>	<b>BB</b>	<b>SO</b>	<b>LOB</b>	<b>BOTTOM</b>				
<b>John Kruk, L</b> OBP: 0.372, SLG: 0.367	L3 1B		G4-6-3			4-3		1B BLK 1B BB		3	1	1	0	2	0	1	<b>San Francisco Giants @ San Diego Padres</b> Jack Murphy Stadium, San Diego, CA Wed Sep 14 1988, 10:05 PM EDT Att: 10,692 - Unknown <a href="http://livebaseballscorecards.com">livebaseballscorecards.com</a>				
<b>Roberto Alomar, S</b> OBP: 0.318, SLG: 0.361	B1			L4		G4-3		F6		5	0	1	1	0	0	2					
<b>Tony Gwynn, L</b> OBP: 0.364, SLG: 0.413	L3			L5		4-3		1B SF9 1B		5	1	1	0	0	0	3					
<b>Carmelo Martinez, R</b> OBP: 0.306, SLG: 0.414				F9				F4		4	0	2	1	0	0	0					
<b>Keith Moreland, R</b> OBP: 0.314, SLG: 0.345				5-3		1B FC1-6 1B		5-3		3	1	1	1	0	0	1					
<b>Benito Santiago, R</b> OBP: 0.291, SLG: 0.361 <b>Mark Davis, L</b> OBP: 0.300, SLG: 0.556				4-3		F9		1B		4	1	1	0	0	0	3					
<b>Tim Flannery, L</b> OBP: 0.381, SLG: 0.388				G4-3		FC1-6 1B		1B		0	0	0	0	0	0	0					
<b>Garry Templeton, S</b> OBP: 0.272, SLG: 0.335				K		FC1-6				4	1	1	2	0	1	2					
<b>Jimmy Jones, R</b> ERA: 2.57 <b>Mark Grant, R</b> ERA: 3.75 <b>Marvell Wynne, L</b> ERA: 0.440 <b>Greg Booker, R</b> ERA: 3.21 <b>Randy Ready, R</b> OBP: 0.307, SLG: 0.372 <b>Lance McCullers, S</b> OBP: 0.295, SLG: 0.143 <b>Mark Parent, R</b> OBP: 0.292, SLG: 0.316				G4-6-3		F8		F8		1	0	1	0	0	0	0					
<b>Inning Stats</b>	R: 0 E: 0 K: 0 S: 6	H: 1 LOB: 0 BB: 0 P: 8	R: 0 E: 0 K: 0 S: 11	H: 1 LOB: 1 BB: 0 P: 12	R: 0 E: 0 K: 1 S: 7	H: 1 LOB: 0 BB: 0 P: 10	R: 0 E: 0 K: 0 S: 5	H: 0 LOB: 0 BB: 0 P: 10	R: 1 E: 0 K: 0 S: 12	H: 2 LOB: 1 BB: 0 P: 12	R: 0 E: 0 K: 0 S: 6	H: 0 LOB: 0 BB: 0 P: 10	R: 1 E: 0 K: 0 S: 15	H: 3 LOB: 2 BB: 0 P: 22	R: 2 E: 0 K: 0 S: 13	H: 2 LOB: 1 BB: 1 P: 19		R: 1 E: 0 K: 0 S: 14	H: 1 LOB: 2 BB: 2 P: 24	1B: 11 2B: 1 3B: 0 HR: 0	SF: 1 SAC: 0 DP: 2 HBP: 0
<b>PITCHER</b>	IP WLS BF H R ER SO BB IBB HBP BLK WP HR S P ERA WHIP																				
<b>Don Robinson, R</b> ERA: 2.5	7.0 W 27 8 2 2 1 0 0 0 0 0 0 0 62 84 2.57 1.143																				
<b>Joe Price, L</b> ERA: 3.75	0.1 3 1 2 2 0 1 0 0 0 1 0 0 7 11 54.00 6.000																				
<b>Lary Sorensen, R</b> ERA: 3.21	0.2 4 1 1 1 0 1 0 0 0 0 0 0 8 14 13.50 3.000																				
<b>Scott Garretts, R</b> ERA: 3.79	0.2 4 1 0 0 0 1 0 0 0 0 0 0 9 13 0.00 3.000																				
<b>Craig Lefferts, L</b> ERA: 3.16	0.1 S 1 0 0 0 0 0 0 0 0 0 0 0 3 5 0.00 0.000																				



Batter	1	2	3	4	5	6	7	8	9	AB	R	H	RBI	BB	SO	LOB	TOP							
<b>John Kruk, L</b> OBP: 0.373, SLG: 0.365 (1, 9)	F7		2B 1B				G3	G4-3		4	1	1	0	1	0	1								
<b>Roberto Alomar, S</b> OBP: 0.319, SLG: 0.366 (1, 4)	F8		3B 2B				F7		6-3	5	2	2	2	0	0	2								
<b>Tony Gwynn, L</b> OBP: 0.366, SLG: 0.418 (1, 8)	G6-3		3B				F8			4	2	2	2	1	0	2								
<b>Carmelo Martinez, R</b> OBP: 0.307, SLG: 0.423 (1, 7)		F2	P4				4-3			5	2	2	2	0	0	1								
<b>Keith Moreland, R</b> OBP: 0.311, SLG: 0.342 (1, 3)		F9			F7		F7	K		4	0	0	1	0	1	0								
<b>Benito Santiago, R</b> OBP: 0.292, SLG: 0.364 (1, 2)		K			F7		F3			5	1	2	1	0	1	0								
<b>Tim Flannery, L</b> OBP: 0.375, SLG: 0.377 (1, 5)			6-3		6-3					4	0	0	0	1	1	1								
<b>Garry Templeton, S</b> OBP: 0.275, SLG: 0.337 (1, 6)			L5							4	0	2	1	0	0	0								
<b>Eric Show, R</b> OBP: 0.162, SLG: 0.164 (1, 1)										2	1	1	0	0	1	2								
<b>Lance McCullers, S</b> OBP: 0.333, SLG: 0.250 (7, 1)			1B 2B 1B		SH2-4		K			1	0	1	0	0	0	0								
<b>Inning Stats</b>	R: 0 E: 0 K: 0 S: 5	H: 0 LOB: 0 BB: 0 P: 8	R: 0 E: 0 K: 1 S: 6	H: 0 LOB: 0 BB: 0 P: 9	R: 3 E: 0 K: 0 S: 17	H: 4 LOB: 1 BB: 0 P: 27	R: 0 E: 0 K: 0 S: 4	H: 0 LOB: 0 BB: 0 P: 6	R: 0 E: 0 K: 0 S: 9	H: 1 LOB: 2 BB: 1 P: 17	R: 1 E: 0 K: 1 S: 10	H: 2 LOB: 2 BB: 1 P: 16	R: 3 E: 0 K: 1 S: 15	H: 3 LOB: 0 BB: 0 P: 25	R: 0 E: 0 K: 0 S: 11	H: 1 LOB: 1 BB: 0 P: 19	R: 2 E: 0 K: 1 S: 15	H: 2 LOB: 1 BB: 1 P: 25	1B: 8 2B: 3 3B: 1 HR: 1	SF: 1 SAC: 1 DP: 0 HBP: 0	WP: 0 PB: 0 SB: 1 CS: 0	PA: 43		
<b>PITCHER</b>	IP	WLS	BF	H	R	ER	SO	BB	IBB	HBP	BLK	WP	HR	S	P	ERA	WHIP							
<b>Pete Smith, R</b> ERA: 3.86 (1, 1)	5.0	L	21	5	3	3	1	1	0	0	0	0	0	41	67	5.40	1.200							
<b>Jim Acker, R</b> ERA: 5.29 (6, 1)	2.0		12	5	4	4	2	1	0	0	0	0	1	25	41	18.00	3.000							
<b>Ed Olwine, L</b> ERA: 7.16 (8, 1)	1.1		6	1	1	1	0	1	0	0	0	0	0	15	27	6.75	1.500							
<b>José Álvarez, R</b> ERA: 3.36 (9, 1)	0.2		4	2	1	1	1	0	0	0	0	0	0	11	17	13.50	3.000							

San Diego Padres @ Atlanta Braves  
Atlanta-Fulton County Stadium, Atlanta, GA  
Sat Sep 17 1988, 7:05 PM EDT  
Overcast - 69 F

AB 38  
R 9  
H 13  
RBI 9  
BB 3  
SO 4  
LOB 9



Batter	1	2	3	4	5	6	7	8	9	AB	R	H	RBI	BB	SO	LOB	BOTTOM							
<b>Ron Gant, R</b> OBP: 0.313, SLG: 0.432 (1, 5)	P4		P4							4	0	2	0	1	0	0								
<b>Tommy Gregg, L</b> OBP: 0.292, SLG: 0.500 (1, 7)	1-3						F8			5	0	2	1	0	1	3								
<b>Gerald Perry, L</b> OBP: 0.346, SLG: 0.396 (1, 3)	6-3									4	1	1	0	1	0	3								
<b>Dale Murphy, R</b> OBP: 0.313, SLG: 0.432 (1, 9)		L3			F9		F9			4	0	0	0	0	0	3								
<b>Andres Thomas, R</b> OBP: 0.269, SLG: 0.364 (1, 6)		K			P3		SF7			3	0	0	1	0	2	2								
<b>Mark Lemke, S</b> (1, 4)		G4-3			G3		F7			3	1	0	0	1	0	2								
<b>Bruce Benedict, R</b> OBP: 0.304, SLG: 0.282 (1, 2)			G6-3		G6-3					4	1	2	1	0	0	0								
<b>Terry Blocker, L</b> OBP: 0.237, SLG: 0.250 (1, 8)					F6		P6			4	1	1	1	0	0	2								
<b>Pete Smith, R</b> OBP: 0.137, SLG: 0.140 (1, 1)										1	0	0	0	0	0	0								
<b>Albert Hall, S</b> OBP: 0.119, SLG: 0.140 (5, PH)										1	0	1	0	0	0	0								
<b>Jim Acker, R</b> OBP: 0.319, SLG: 0.300 (6, 1)										0	0	0	0	0	0	0								
<b>Dion James, R</b> OBP: 0.295, SLG: 0.867 (7, PH)										1	0	0	0	0	1	1								
<b>Ed Olwine, R</b> OBP: 0.352, SLG: 0.349 (9, 1)										0	0	0	0	0	0	0								
<b>José Álvarez, R</b> OBP: 0.305, SLG: 0.429 (9, 1)										0	0	0	0	0	0	0								
<b>Ted Simmons, S</b> OBP: 0.307, SLG: 0.359 (9, PH)										1	0	0	0	0	0	0								
<b>Inning Stats</b>	R: 0 E: 0 K: 0 S: 6	H: 0 LOB: 0 BB: 0 P: 9	R: 0 E: 0 K: 1 S: 5	H: 0 LOB: 0 BB: 0 P: 6	R: 1 E: 0 K: 0 S: 7	H: 1 LOB: 0 BB: 0 P: 11	R: 0 E: 0 K: 0 S: 10	H: 1 LOB: 2 BB: 1 P: 19	R: 0 E: 0 K: 0 S: 9	H: 2 LOB: 2 BB: 0 P: 13	R: 1 E: 0 K: 0 S: 6	H: 1 LOB: 0 BB: 0 P: 7	R: 1 E: 0 K: 1 S: 20	H: 2 LOB: 2 BB: 1 P: 30	R: 1 E: 0 K: 1 S: 10	H: 1 LOB: 1 BB: 1 P: 19	R: 0 E: 0 K: 1 S: 11	H: 1 LOB: 1 BB: 0 P: 14	1B: 5 2B: 3 3B: 0 HR: 1	SF: 1 SAC: 0 DP: 0 HBP: 0	WP: 1 PB: 0 SB: 0 CS: 0	PA: 39		
<b>PITCHER</b>	IP	WLS	BF	H	R	ER	SO	BB	IBB	HBP	BLK	WP	HR	S	P	ERA	WHIP							
<b>Eric Show, R</b> ERA: 3.2 (1, 1)	6.0	W	24	5	2	2	1	1	0	0	0	1	0	43	65	3.00	1.000							
<b>Lance McCullers, R</b> ERA: 2.31 (7, 1)	3.0	S	15	4	2	2	3	2	0	0	0	1	0	41	63	6.00	2.000							

San Diego Padres @ Atlanta Braves  
Atlanta-Fulton County Stadium, Atlanta, GA  
Sat Sep 17 1988, 7:05 PM EDT  
Overcast - 69 F

AB 35  
R 4  
H 9  
RBI 4  
BB 3  
SO 4  
LOB 16













Batter	1	2	3	4	5	6	7	8	9	AB	R	H	RBI	BB	SO	LOB	TOP				
Dickie Thon, R OBP: 0.343, SLG: 0.325 Bip Roberts, S (9, PH)	F7		FC3-6 1B BB		FC6-4 1B 1-2f		1-3		F9	3	0	0	0	1	0	1					
Roberto Alomar, S OBP: 0.323, SLG: 0.378	2B		FC3-6 1B 1-2		F3			HR		4	2	3	1	0	0	1					
Tony Gwynn, L OBP: 0.366, SLG: 0.419	2B		FC3-6 1-2f 2-3		1B			5-3		4	0	2	1	0	0	2					
Carmelo Martinez, R OBP: 0.301, SLG: 0.415	F7		5-3		F7			PB 1B		4	0	1	0	0	0	5					
Keith Moreland, R OBP: 0.313, SLG: 0.344	1-3			K				PB 1B		4	0	1	0	0	1	1					
Benito Santiago, R OBP: 0.293, SLG: 0.370		6-3		5-3				K		4	0	0	0	0	1	2					
Randy Ready, R OBP: 0.338, SLG: 0.370		6-3		BB				F7		3	0	0	0	1	0	2					
Chris Brown, R OBP: 0.294, SLG: 0.285		6-3		5-3				K		4	0	0	0	0	1	1					
Ed Whitson, R OBP: 0.190, SLG: 0.226 Dave Leiper, L OBP: 1.000, SLG: 1.000 Jerald Clark, R (7, PH) Greg Harris, R (7, 1) Rob Nelson, L (9, PH)			K		FC6-4 BB			F8		1	0	0	0	1	1	0					
<b>Inning Stats</b>	R: 1 E: 0 K: 0 S: 15	H: 2 LOB: 1 BB: 0 P: 24	R: 0 E: 0 K: 0 S: 7	H: 0 LOB: 0 BB: 0 P: 9	R: 0 E: 0 K: 1 S: 12	H: 1 LOB: 2 BB: 1 P: 19	R: 0 E: 0 K: 1 S: 5	H: 0 LOB: 1 BB: 1 P: 10	R: 0 E: 0 K: 0 S: 10	H: 0 LOB: 0 BB: 0 P: 17	R: 0 E: 0 K: 0 S: 5	H: 0 LOB: 0 BB: 0 P: 6	R: 1 E: 0 K: 1 S: 12	H: 3 LOB: 2 BB: 0 P: 17	R: 0 E: 0 K: 1 S: 8	H: 0 LOB: 0 BB: 0 P: 12	1B: 4 2B: 2 3B: 0 HR: 1	SF: 0 SAC: 0 DP: 0 HBP: 0	WP: 0 PB: 1 SB: 0 CS: 0	PA: 37	
<b>PITCHER</b>	IP	WLS	BF	H	R	ER	SO	BB	IBB	HBP	BLK	WP	HR	S	P	ERA	WHIP				
Danny Jackson, L ERA: 2.63 Rob Dibble, R ERA: 1.95	(1, 1) (8, 1)	7.1 1.2	W 5	32 0	7 0	2 0	2 2	3 0	0 0	0 0	0 0	0 0	1 0	72 12	112 18	2.46 0.00	1.364 0.000				

San Diego Padres @ Cincinnati Reds  
Riverfront Stadium, Cincinnati, OH  
Mon Sep 19 1988, 7:05 PM EDT  
Att: 16,369 - Unknown - 70 F

AB 34  
R 2  
H 7  
RBI 2  
BB 3  
SO 4  
LOB 15



Batter	1	2	3	4	5	6	7	8	9	AB	R	H	RBI	BB	SO	LOB	BOTTOM				
Barry Larkin, R OBP: 0.344, SLG: 0.424 Luis Quinones, S OBP: 0.343, SLG: 0.485	F6		F9		E6 1B 2H			K		3	1	1	1	1	0	1					
Lenny Harris, L OBP: 0.428, SLG: 0.333 Marty Brown, R (7, 5)	1B		1B		1B BB		FC5	F7		2	0	2	1	1	0	0					
Kal Daniels, L OBP: 0.394, SLG: 0.469 Lloyd McClendon, R OBP: 0.301, SLG: 0.326	K			HR 2B	F9		2B 1B	K		4	2	2	0	0	1	3					
Paul O'Neill, L OBP: 0.309, SLG: 0.411	6-3			HR 2B	1B		2B FC3-2 1B			4	1	3	3	0	0	1					
Van Snider, L OBP: 0.111, SLG: 0.222		G3		K	K		FC3-2 1B 2B			4	1	1	1	1	0	2					
Herm Winningham, L OBP: 0.303, SLG: 0.306		3-1		4-3			L4			4	0	0	0	0	0	2					
Jeff Reed, L OBP: 0.295, SLG: 0.288		3-1		4-3			FC3-2 1B			4	0	1	0	0	0	2					
Ron Oester, S OBP: 0.328, SLG: 0.344			F9 SH3-4 1B		E SH3-4 1B		FC5 2B	1B		4	2	4	1	0	0	0					
Danny Jackson, R OBP: 0.170, SLG: 0.188 Rob Dibble, L (8, 1)			SH3-4		SH3-4		K	F7		2	0	0	0	0	1	4					
<b>Inning Stats</b>	R: 0 E: 0 K: 1 S: 13	H: 1 LOB: 1 BB: 0 P: 14	R: 0 E: 0 K: 0 S: 7	H: 0 LOB: 0 BB: 0 P: 10	R: 1 E: 0 K: 0 S: 5	H: 2 LOB: 1 BB: 0 P: 6	R: 2 E: 0 K: 1 S: 12	H: 2 LOB: 0 BB: 0 P: 16	R: 2 E: 1 K: 1 S: 17	H: 3 LOB: 2 BB: 1 P: 29	R: 0 E: 0 K: 1 S: 8	H: 2 LOB: 3 BB: 1 P: 17	R: 2 E: 0 K: 0 S: 17	H: 4 LOB: 2 BB: 0 P: 32	R: 0 E: 0 K: 2 S: 8	H: 0 LOB: 0 BB: 0 P: 10	1B: 10 2B: 3 3B: 0 HR: 1	SF: 0 SAC: 2 DP: 0 HBP: 0	WP: 0 PB: 0 SB: 0 CS: 0	PA: 39	
<b>PITCHER</b>	IP	WLS	BF	H	R	ER	SO	BB	IBB	HBP	BLK	WP	HR	S	P	ERA	WHIP				
Ed Whitson, R ERA: 3.94 Dave Leiper, L ERA: 2.57 Greg Harris, R ERA: 9.0	(1, 1) (5, 1) (7, 1)	4.1 1.2 2.0	L 9 10	20 3 4	5 0 2	4 0 2	2 2 2	1 0 0	0 1 0	0 0 0	0 0 0	0 0 0	0 0 25	46 16 42	64 28 42	8.31 0.00 9.00	1.846 1.800 2.000				

San Diego Padres @ Cincinnati Reds  
Riverfront Stadium, Cincinnati, OH  
Mon Sep 19 1988, 7:05 PM EDT  
Att: 16,369 - Unknown - 70 F

AB 35  
R 7  
H 14  
RBI 7  
BB 2  
SO 6  
LOB 18





Batter	1	2	3	4	5	6	7	8	9	AB	R	H	RBI	BB	SO	LOB	TOP				
Dickie Thon, R OBP: 0.345, SLG: 0.328 Garry Templeton, S OBP: 0.273, SLG: 0.333	0-0 S 1B	2-2 F4			1-2 BB 1B		0-0 5-3		0-3 K	1	0	1	0	0	0	0	1 0 1 0 0 0 0 4 0 1 0 0 1 3				
Roberto Alomar, S OBP: 0.326, SLG: 0.379	0-1 S 1B		4-0 BB		4-2 BB 1B			0-0 F7		2	0	1	0	2	0	0	2 0 1 0 2 0 0				
Benito Santiago, R OBP: 0.291, SLG: 0.366	0-3 K		2-3 BB		0-0 F7			0-0 5-3		4	0	0	0	0	2	5	4 0 0 0 0 2 5				
Carmelo Martinez, R OBP: 0.298, SLG: 0.410	3-3 K		2-3 K		0-0 L8			2-3 K		4	0	0	0	0	3	5	4 0 0 0 0 3 5				
Keith Moreland, R OBP: 0.311, SLG: 0.342	1-0 5-3		1-1 L8		1-1 L9			1-0 6-3		4	0	0	0	0	0	3	4 0 0 0 0 0 3				
Randy Ready, R OBP: 0.337, SLG: 0.378		2-0 F8		2-1 F7		1-2 5-3		2-1 HR		4	1	1	1	0	0	0	4 1 1 1 0 0 0				
Chris Brown, R OBP: 0.294, SLG: 0.285		1-2 4-3		3-3 K		1-0 F8		0-2 BB 1B		4	0	1	0	0	1	0	4 0 1 0 0 1 0				
Marvell Wynne, L OBP: 0.319, SLG: 0.435		2-1 WP 1B 2B		2-1 F8		0-1 F8		4-0 BB 1B		3	1	1	0	1	0	0	3 1 1 0 1 0 0				
Jimmy Jones, R OBP: 0.217, SLG: 0.218 Mark Grant, R OBP: 0.291, SLG: 0.350 Jerald Clark, R OBP: 0.291, SLG: 0.350 Dave Leiper, L OBP: 0.291, SLG: 0.350 Lance McCullers, R OBP: 0.303, SLG: 0.303 Mark Parent, R OBP: 0.303, SLG: 0.303 John Kruk, L OBP: 0.303, SLG: 0.303	2-2 2H 1B		3-2 L8		1-1 6-3		0-3 K		2	0	1	1	0	0	0	0	2 0 1 1 0 0 0 0 0 0 0 0 0 0 0 0 1 0 1 0 0 0 0 0 1 2				
<b>Inning Stats</b>	R: 0 E: 0 K: 2 S: 10	H: 2 LOB: 2 BB: 0 P: 14	R: 1 E: 0 K: 0 S: 12	H: 2 LOB: 1 BB: 0 P: 21	R: 0 E: 0 K: 2 S: 9	H: 0 LOB: 1 BB: 1 P: 18	R: 0 E: 0 K: 1 S: 7	H: 0 LOB: 0 BB: 0 P: 14	R: 0 E: 0 K: 0 S: 10	H: 0 LOB: 2 BB: 0 P: 9	R: 0 E: 0 K: 0 S: 5	H: 0 LOB: 0 BB: 0 P: 6	R: 0 E: 0 K: 1 S: 5	H: 0 LOB: 0 BB: 0 P: 7	R: 1 E: 0 K: 2 S: 12	H: 2 LOB: 2 BB: 1 P: 19	1B: 5 2B: 1 3B: 0 HR: 1	SF: 0 SAC: 0 DP: 0 HBP: 0	WP: 1 PB: 0 SB: 2 CS: 0	PA: 37	
<b>PITCHER</b>	IP WLS BF H R ER SO BB IBB HBP BLK WP HR S P ERA WHIP	IP WLS BF H R ER SO BB IBB HBP BLK WP HR S P ERA WHIP	IP WLS BF H R ER SO BB IBB HBP BLK WP HR S P ERA WHIP	IP WLS BF H R ER SO BB IBB HBP BLK WP HR S P ERA WHIP	IP WLS BF H R ER SO BB IBB HBP BLK WP HR S P ERA WHIP	IP WLS BF H R ER SO BB IBB HBP BLK WP HR S P ERA WHIP	IP WLS BF H R ER SO BB IBB HBP BLK WP HR S P ERA WHIP	IP WLS BF H R ER SO BB IBB HBP BLK WP HR S P ERA WHIP	IP WLS BF H R ER SO BB IBB HBP BLK WP HR S P ERA WHIP	IP WLS BF H R ER SO BB IBB HBP BLK WP HR S P ERA WHIP	IP WLS BF H R ER SO BB IBB HBP BLK WP HR S P ERA WHIP	IP WLS BF H R ER SO BB IBB HBP BLK WP HR S P ERA WHIP	IP WLS BF H R ER SO BB IBB HBP BLK WP HR S P ERA WHIP	IP WLS BF H R ER SO BB IBB HBP BLK WP HR S P ERA WHIP	IP WLS BF H R ER SO BB IBB HBP BLK WP HR S P ERA WHIP	IP WLS BF H R ER SO BB IBB HBP BLK WP HR S P ERA WHIP	IP WLS BF H R ER SO BB IBB HBP BLK WP HR S P ERA WHIP	IP WLS BF H R ER SO BB IBB HBP BLK WP HR S P ERA WHIP	IP WLS BF H R ER SO BB IBB HBP BLK WP HR S P ERA WHIP	IP WLS BF H R ER SO BB IBB HBP BLK WP HR S P ERA WHIP	IP WLS BF H R ER SO BB IBB HBP BLK WP HR S P ERA WHIP

San Diego Padres @ Cincinnati Reds  
Riverfront Stadium, Cincinnati, OH  
Tue Sep 20 1988, 3:33 AM EDT  
Att: 10,280 - Sunny - 70 F

AB 34  
R 2  
H 7  
RBI 2  
BB 3  
SO 8  
LOB 18



Batter	1	2	3	4	5	6	7	8	9	AB	R	H	RBI	BB	SO	LOB	BOTTOM				
Barry Larkin, R OBP: 0.344, SLG: 0.424	1-0 4-3	1-0 FC4-6 1B		1-2 CS	2-2 1B BB E 1B	1-2 4-3		0-0 F9		5	1	2	1	0	0	1	5 1 2 1 0 0 1				
Lenny Harris, L OBP: 0.545, SLG: 0.500	1-0 1B	0-0 SF9 1B		4-2 BB 1B	2-0 BB 1B		2-0 BB 1B			2	2	2	2	1	0	0	2 2 2 2 1 0 0				
Kal Daniels, L OBP: 0.395, SLG: 0.469 Van Snider, L OBP: 0.111, SLG: 0.222	0-1 1B	2-2 FC4-6 1B		0-1 E 1B	0-0 L9		0-0 L9			4	1	2	0	0	0	2	4 1 2 0 0 0 2 0 0 0 0 0 0 0 0				
Paul O'Neill, L OBP: 0.314, SLG: 0.416	1-1 1B	1-2 2H 1B		0-0 L9-3 1B	0-0 E7 G4 L6-5 1B		0-0 FC3-6 1B			4	0	4	3	0	0	0	4 0 4 3 0 0 0				
Nick Esasky, R OBP: 0.324, SLG: 0.394	3-0 L5	3-0 L9-3		0-0 G4 1B	0-0 G4 1B		1-0 FC3-6 1-3 1B			4	0	1	0	0	0	4	4 0 1 0 0 0 4				
Herm Winningham, L OBP: 0.298, SLG: 0.299	0-3 K	0-3 K		1-2 G4 1B	1-2 G4 1B		0-0 1-3 1B			4	0	0	1	0	2	5	4 0 0 1 0 2 5				
Jeff Reed, L OBP: 0.290, SLG: 0.283		1-2 F7		2-1 4-3	0-1 L6-5		0-0 4-3			4	0	0	0	0	0	3	4 0 0 0 0 0 3				
Ron Oester, S OBP: 0.340, SLG: 0.351		4-1 SH 1B BB		0-0 CS 1B	1-0 4-3 SH3-4 1B 1B		1-0 4-3			3	2	2	0	1	0	0	3 2 2 0 1 0 0				
Norm Charlton, S Randy St. Claire, R	2-2 SH 1B SF9		0-3 K		0-0 SH3-4 1B		1-3 K			2	1	0	0	0	2	1	2 1 0 0 0 2 1 0 0 0 0 0 0 0 0				
<b>Inning Stats</b>	R: 1 E: 0 K: 1 S: 10	H: 3 LOB: 2 BB: 0 P: 16	R: 2 E: 0 K: 0 S: 13	H: 1 LOB: 1 BB: 1 P: 23	R: 0 E: 0 K: 1 S: 8	H: 1 LOB: 0 BB: 0 P: 11	R: 0 E: 0 K: 1 S: 8	H: 1 LOB: 0 BB: 0 P: 11	R: 3 E: 1 K: 0 S: 15	H: 4 LOB: 1 BB: 1 P: 22	R: 1 E: 0 K: 0 S: 10	H: 2 LOB: 1 BB: 0 P: 14	R: 0 E: 0 K: 0 S: 4	H: 1 LOB: 1 BB: 0 P: 5	R: 0 E: 0 K: 1 S: 5	H: 0 LOB: 0 BB: 0 P: 7	1B: 13 2B: 2 3B: 0 HR: 0	SF: 1 SAC: 2 DP: 2 HBP: 0	WP: 0 PB: 0 SB: 0 CS: 1	PA: 38	
<b>PITCHER</b>	IP WLS BF H R ER SO BB IBB HBP BLK WP HR S P ERA WHIP	IP WLS BF H R ER SO BB IBB HBP BLK WP HR S P ERA WHIP	IP WLS BF H R ER SO BB IBB HBP BLK WP HR S P ERA WHIP	IP WLS BF H R ER SO BB IBB HBP BLK WP HR S P ERA WHIP	IP WLS BF H R ER SO BB IBB HBP BLK WP HR S P ERA WHIP	IP WLS BF H R ER SO BB IBB HBP BLK WP HR S P ERA WHIP	IP WLS BF H R ER SO BB IBB HBP BLK WP HR S P ERA WHIP	IP WLS BF H R ER SO BB IBB HBP BLK WP HR S P ERA WHIP	IP WLS BF H R ER SO BB IBB HBP BLK WP HR S P ERA WHIP	IP WLS BF H R ER SO BB IBB HBP BLK WP HR S P ERA WHIP	IP WLS BF H R ER SO BB IBB HBP BLK WP HR S P ERA WHIP	IP WLS BF H R ER SO BB IBB HBP BLK WP HR S P ERA WHIP	IP WLS BF H R ER SO BB IBB HBP BLK WP HR S P ERA WHIP	IP WLS BF H R ER SO BB IBB HBP BLK WP HR S P ERA WHIP	IP WLS BF H R ER SO BB IBB HBP BLK WP HR S P ERA WHIP	IP WLS BF H R ER SO BB IBB HBP BLK WP HR S P ERA WHIP	IP WLS BF H R ER SO BB IBB HBP BLK WP HR S P ERA WHIP	IP WLS BF H R ER SO BB IBB HBP BLK WP HR S P ERA WHIP	IP WLS BF H R ER SO BB IBB HBP BLK WP HR S P ERA WHIP	IP WLS BF H R ER SO BB IBB HBP BLK WP HR S P ERA WHIP	IP WLS BF H R ER SO BB IBB HBP BLK WP HR S P ERA WHIP

San Diego Padres @ Cincinnati Reds  
Riverfront Stadium, Cincinnati, OH  
Tue Sep 20 1988, 3:33 AM EDT  
Att: 10,280 - Sunny - 70 F

AB 32  
R 7  
H 13  
RBI 7  
BB 2  
SO 4  
LOB 16





Batter	1	2	3	4	5	6	7	8	9	AB	R	H	RBI	BB	SO	LOB	TOP										
<b>Roberto Alomar, S</b> (1,4) OBP: 0.327, SLG: 0.379 <b>Bip Roberts, S</b> (7,4)	4-2 BB S 1B BB	0-0 1B BB	0-1 5-3		2-2 G6-4-3			1-0 F9		3	2	1	0	1	0	2	<b>San Diego Padres @ Los Angeles Dodgers</b> Dodger Stadium, Los Angeles, CA Wed Sep 21 1988, 7:05 PM PDT Sunny - 65 F										
<b>Tim Flannery, L</b> (1,5) OBP: 0.375, SLG: 0.368	0-1 F2	4-2 BB 1B FC1-2 BB	4-1		1-1 F7			0-0 G6-4-3		3	0	0	1	2	0	2											
<b>Tony Gwynn, L</b> (1,8) OBP: 0.369, SLG: 0.421 <b>Stan Jefferson, S</b> (6,8)	4-2 1B BB FC6-4 BB	4-1 FC1-2 BB HR 1B	1-1 4-3		1-2			3-2 L5		3	2	2	2	1	0	1											
<b>Keith Moreland, R</b> (1,3) OBP: 0.312, SLG: 0.339	4-2 FC6-4 1B BB	4-1 FC1-2 HR BB		1-1 P4				0-0 F9		3	1	0	0	2	1	1											
<b>John Kruk, L</b> (1,9) OBP: 0.368, SLG: 0.359	3-2 FC6-4 1B	2-0 FC1-2 HR		2-1 6-3				0-1 6-3		5	1	1	1	0	1	4											
<b>Benito Santiago, R</b> (1,2) OBP: 0.290, SLG: 0.372	2-2 FC6-4	0-0 HR		2-3 K				1-2 6-3		4	1	1	5	0	1	2											
<b>Marvell Wynne, L</b> (1,7) OBP: 0.318, SLG: 0.432	2-3 K	0-2 1-3		1-0 FC4-6 BB 1B				1-1 L4		4	0	1	0	0	1	2											
<b>Garry Templeton, S</b> (1,6)		1B		4-0 FC4-6 BB				0-3 K		3	1	1	0	1	1	0											
<b>Dennis Rasmussen, L</b> (1,1) OBP: 0.200, SLG: 0.197		1-1 SH BB 1B		3-1 FC4-6				0-1 G6-4-3 1B		3	1	1	0	0	1	2											
<b>Inning Stats</b>	R: 2 E: 0 K: 1 S: 22	H: 1 LOB: 2 BB: 3 P: 41	R: 7 E: 0 K: 0 S: 17	H: 4 LOB: 0 BB: 2 P: 33	R: 0 E: 0 K: 1 S: 8	H: 0 LOB: 1 BB: 1 P: 14	R: 0 E: 0 K: 1 S: 7	H: 0 LOB: 0 BB: 0 P: 12	R: 0 E: 0 K: 0 S: 6	H: 1 LOB: 1 BB: 1 P: 16	R: 0 E: 0 K: 2 S: 13	H: 1 LOB: 0 BB: 0 P: 18	R: 0 E: 0 K: 1 S: 9	H: 0 LOB: 0 BB: 0 P: 11	R: 0 E: 0 K: 0 S: 4	H: 1 LOB: 0 BB: 0 P: 5		R: 0 E: 0 K: 0 S: 6	H: 0 LOB: 0 BB: 0 P: 9	1B: 7 2B: 0 3B: 0 HR: 1	SF: 0 SAC: 1 DP: 2 HBP: 0	WP: 0 PB: 0 CS: 1	PA: 41				
<b>PITCHER</b>	IP	WLS	BF	H	R	ER	SO	BB	IBB	HBP	BLK	WP	HR	S	P	ERA	WHIP										
<b>Ramon Martinez, R</b> (1,1) ERA: 4.26	1.0	L	11	3	6	6	1	4	0	0	0	0	0	30	55	54.00	7.000										
<b>Ricky Horton, L</b> (2,1) ERA: 4.96	1.0		6	2	3	3	0	1	0	0	0	0	1	9	19	27.00	3.000										
<b>Brian Holton, R</b> (3,1) ERA: 1.83	3.0		11	1	0	0	2	2	0	0	0	0	0	21	42	0.00	1.000										
<b>Tim Crews, R</b> (6,1) ERA: 3.36	2.0		7	1	0	0	3	0	0	0	0	0	0	22	29	0.00	0.500										
<b>Ken Howell, R</b> (8,1) ERA: 7.2	2.0		6	1	0	0	0	0	0	0	0	0	0	10	14	0.00	0.500										

Batter	1	2	3	4	5	6	7	8	9	AB	R	H	RBI	BB	SO	LOB	BOTTOM										
<b>Steve Sax, R</b> (1,4) OBP: 0.319, SLG: 0.336	0-2 6-3		1-1 2B		0-0 L6			0-0 1B 1B		4	0	2	0	0	0	0	<b>San Diego Padres @ Los Angeles Dodgers</b> Dodger Stadium, Los Angeles, CA Wed Sep 21 1988, 7:05 PM PDT Sunny - 65 F										
<b>Dave Anderson, R</b> (1,6) OBP: 0.323, SLG: 0.319	1-1 E6 FC6-4		1-2 1-3		0-2 6-3			3-2 G5-4-3 1B		4	0	1	1	0	0	1											
<b>Mickey Hatcher, R</b> (1,7) OBP: 0.318, SLG: 0.337	0-0 FC6-4		2-3 K		0-0 5-3			0-1 G5-4-3		4	0	0	0	0	1	4											
<b>Mike Marshall, R</b> (1,9) OBP: 0.316, SLG: 0.440 <b>Mike Devereaux, R</b> (3,9) OBP: 0.121, SLG: 0.094	2-0 F7		1-2 4-3		3-2 F2			2-1 F9		1	0	0	0	0	0	1											
<b>John Shelby, S</b> (1,8) OBP: 0.316, SLG: 0.383 <b>Jose Gonzalez, R</b> (3,8) OBP: 0.176, SLG: 0.188		1-1 6-3		1-3 K				4-0 HR BB		1	0	0	0	0	0	0											
<b>Jeff Hamilton, R</b> (1,5) OBP: 0.283, SLG: 0.382		3-2 F9		0-0 G3				0-0 1-4-3		4	1	1	2	0	0	0											
<b>Rick Dempsey, R</b> (1,2) OBP: 0.356, SLG: 0.486 <b>Tim Crews, R</b> (6,1) OBP: 0.200, SLG: 0.200 <b>Danny Heep, L</b> (7,PH) OBP: 0.356, SLG: 0.270 <b>Ken Howell, R</b> (8,PH)		1-0 1B		0-1 P6				1-1 P4		2	0	1	0	0	0	0											
<b>Franklin Stubbs, L</b> (9,PH) OBP: 0.299, SLG: 0.387 <b>Tracy Woodson, R</b> (1,3) OBP: 0.262, SLG: 0.295		1-1 1B		1-1 F8				3-2 1B 1B		4	1	2	0	0	0	1											
<b>Ramon Martinez, R</b> (1,1) Ricky Horton, L (2,1) Mike Sharperson, R (2,PH) Brian Holton, R (3,1) Giberto Reyes, R (8,2)		3-2 F9		1-2 1-3				2-2 F7		0	0	0	0	0	0	0											
<b>Inning Stats</b>	R: 0 E: 1 K: 0 S: 8	H: 0 LOB: 1 BB: 0 P: 11	R: 0 E: 0 K: 0 S: 17	H: 2 LOB: 2 BB: 0 P: 26	R: 0 E: 0 K: 1 S: 11	H: 1 LOB: 1 BB: 0 P: 16	R: 0 E: 0 K: 1 S: 7	H: 0 LOB: 0 BB: 0 P: 8	R: 0 E: 0 K: 0 S: 6	H: 0 LOB: 0 BB: 0 P: 8	R: 0 E: 0 K: 0 S: 10	H: 0 LOB: 0 BB: 0 P: 13	R: 0 E: 0 K: 0 S: 6	H: 0 LOB: 0 BB: 0 P: 7	R: 1 E: 0 K: 0 S: 13	H: 3 LOB: 1 BB: 0 P: 21		R: 2 E: 0 K: 0 S: 9	H: 2 LOB: 1 BB: 1 P: 18	1B: 6 2B: 1 3B: 0 HR: 1	SF: 0 SAC: 0 DP: 1 HBP: 0	WP: 0 PB: 0 CS: 0	PA: 36				
<b>PITCHER</b>	IP	WLS	BF	H	R	ER	SO	BB	IBB	HBP	BLK	WP	HR	S	P	ERA	WHIP										
<b>Dennis Rasmussen, L</b> (1,1) ERA: 3.62	9.0	W	36	8	3	3	2	1	0	0	0	0	1	87	128	3.00	1.000										






Batter	1	2	3	4	5	6	7	8	9	10	AB	R	H	RBI	BB	SO	LOB		
<b>Roberto Alomar, S</b> OBP: 0.326, SLG: 0.377	F7		2B	L3			L4		F8		5	1	1	1	0	0	0		
<b>Tim Flannery, L</b> OBP: 0.376, SLG: 0.369	K		2B				1B		K		5	1	2	0	0	2	0		
<b>Tony Gwynn, L</b> OBP: 0.371, SLG: 0.421	K		2B				1B		F7		4	0	2	0	1	1	0		
<b>Carmelo Martinez, R</b> OBP: 0.294, SLG: 0.404		F9	K				G6-4-3			K	5	0	0	0	0	2	6		
<b>John Kruk, L</b> OBP: 0.388, SLG: 0.361		3-1								K	4	0	1	2	1	1	0		
<b>Rob Nelson, L</b> <b>Randy Ready, R</b> OBP: 0.338, SLG: 0.379	K		2B				F9			K	3	0	0	0	0	1	2		
<b>Garry Templeton, S</b> OBP: 0.281, SLG: 0.341			2B							K	2	0	1	0	0	1	0		
<b>Mark Parent, R</b> OBP: 0.215, SLG: 0.297			2B							K	2	0	0	1	1	1	2		
<b>Greg Booker, R</b> <b>Lance McCullers, S</b> <b>Keith Moreland, R</b> <b>Mark Davis, L</b> OBP: 0.273, SLG: 0.500			2B							K	3	1	1	1	0	2	1		
<b>Inning Stats</b>	R: 0 E: 0 K: 2 S: 10	H: 0 LOB: 0 BB: 0 P: 13	R: 0 E: 0 K: 1 S: 8	H: 0 LOB: 0 BB: 0 P: 11	R: 4 E: 0 K: 1 S: 18	H: 5 LOB: 2 BB: 1 P: 29	R: 1 E: 0 K: 1 S: 8	H: 1 LOB: 0 BB: 0 P: 12	R: 0 E: 0 K: 2 S: 8	H: 1 LOB: 1 BB: 0 P: 17	R: 0 E: 0 K: 0 S: 16	H: 2 LOB: 1 BB: 0 P: 11	R: 0 E: 0 K: 1 S: 10	H: 0 LOB: 0 BB: 0 P: 10	R: 0 E: 0 K: 3 S: 10	H: 0 LOB: 0 BB: 0 P: 12	1B: 8 2B: 3 3B: 0 HR: 0	SF: 1 SAC: 0 DP: 1 HBP: 0	
<b>PITCHER</b>	IP WLS BF H R ER SO	IP WLS BF H R ER SO	IP WLS BF H R ER SO	IP WLS BF H R ER SO	IP WLS BF H R ER SO	IP WLS BF H R ER SO	IP WLS BF H R ER SO	IP WLS BF H R ER SO	IP WLS BF H R ER SO	IP WLS BF H R ER SO	IP WLS BF H R ER SO	IP WLS BF H R ER SO	IP WLS BF H R ER SO	IP WLS BF H R ER SO	IP WLS BF H R ER SO	IP WLS BF H R ER SO	ERA WHIP	ERA WHIP	
<b>William Brennan, R</b> ERA: 7.58	2.2	13	4	4	4	4	1	0	0	0	13.50	1.875							
<b>Ricky Horton, L</b> ERA: 4.94	0.1	2	1	0	0	0	0	0	0	0	0.00	3.000							
<b>Tim Crews, R</b> ERA: 3.26	2.0	8	2	1	0	1	0	1	0	0	0.00	1.000							
<b>Brian Holton, R</b> ERA: 1.79	2.0	8	3	0	0	2	0	0	0	0	0.00	1.500							
<b>Jesse Orosco, L</b> ERA: 3.0	0.2	4	1	0	0	0	1	0	0	0	0.00	3.000							
<b>PITCHER</b>	IP WLS BF H R ER SO	IP WLS BF H R ER SO	IP WLS BF H R ER SO	IP WLS BF H R ER SO	IP WLS BF H R ER SO	IP WLS BF H R ER SO	IP WLS BF H R ER SO	IP WLS BF H R ER SO	IP WLS BF H R ER SO	IP WLS BF H R ER SO	IP WLS BF H R ER SO	IP WLS BF H R ER SO	IP WLS BF H R ER SO	IP WLS BF H R ER SO	IP WLS BF H R ER SO	IP WLS BF H R ER SO	ERA WHIP	ERA WHIP	
<b>Alejandro Pena, R</b> ERA: 1.96	1.1	4	0	0	0	1	0	0	0	0	0.00	0.000							
<b>Jay Howell, R</b> ERA: 2.14	1.0	3	0	0	0	3	0	0	0	0	0.00	0.000							

**San Diego Padres @ Los Angeles Dodgers**  
Dodger Stadium, Los Angeles, CA  
Wed Sep 21 1988, 7:05 PM PDT  
Att: 31,120 - Unknown - 65 F

AB	38
R	5
H	11
RBI	5
BB	3
SO	11
LOB	14




WP: 0	PA: 43
PB: 1	
SB: 1	
CS: 1	

Batter	1	2	3	4	5	6	7	8	9	10	AB	R	H	RBI	BB	SO	LOB					
<b>Alfredo Griffin, S</b> OBP: 0.262, SLG: 0.260	6-3		1B				1B				4	1	2	0	1	1	2					
<b>Steve Sax, R</b> OBP: 0.323, SLG: 0.339	1-3		1B				1B				4	1	3	2	1	0	0					
<b>Kirk Gibson, L</b> OBP: 0.379, SLG: 0.488	F7		P4				1B				5	0	0	1	0	2	6					
<b>Mike Marshall, R</b> OBP: 0.317, SLG: 0.446		1B	4-3				HR				5	1	2	2	0	1	5					
<b>John Shelby, S</b> OBP: 0.317, SLG: 0.384		K					4-3				4	0	1	0	0	1	1					
<b>Alejandro Pena, R</b> ERA: 1.96		K					4-3				0	0	0	0	0	0	0					
<b>Mike Sharperson, R</b> OBP: 0.288, SLG: 0.311		K					4-3				1	0	0	0	0	1	1					
<b>Jay Howell, R</b> ERA: 2.14		K					4-3				0	0	0	0	0	0	0					
<b>Franklin Stubbs, L</b> OBP: 0.309, SLG: 0.384		1B					4-3				2	0	0	0	1	1	1					
<b>Tracy Woodson, R</b> OBP: 0.265, SLG: 0.297		1B					4-3				2	0	1	0	0	0	0					
<b>Jeff Hamilton, R</b> OBP: 0.282, SLG: 0.377		G6-4-3					K				4	1	0	0	0	2	3					
<b>Mike Scioscia, L</b> OBP: 0.325, SLG: 0.331		1B					1B				3	2	2	0	0	0	2					
<b>Rick Dempsey, R</b> OBP: 0.358, SLG: 0.483		1B					1B				1	0	0	0	1	0	1					
<b>William Brennan, R</b> <b>Ricky Horton, L</b> <b>Tim Crews, R</b> <b>Brian Holton, R</b> <b>Jesse Orosco, L</b> <b>Mike Sharperson, R</b> <b>Jay Howell, R</b>		1-3					4-3				0	0	0	0	0	0	0					
<b>Inning Stats</b>	R: 0 E: 0 K: 0 S: 5	H: 0 LOB: 0 BB: 0 P: 9	R: 0 E: 0 K: 1 S: 8	H: 1 LOB: 1 BB: 1 P: 16	R: 1 E: 0 K: 0 S: 17	H: 3 LOB: 2 BB: 0 P: 23	R: 0 E: 0 K: 0 S: 4	H: 1 LOB: 1 BB: 0 P: 5	R: 0 E: 0 K: 2 S: 10	H: 0 LOB: 2 BB: 2 P: 21	R: 0 E: 0 K: 2 S: 8	H: 0 LOB: 0 BB: 0 P: 10	R: 4 E: 0 K: 0 S: 13	H: 4 LOB: 0 BB: 0 P: 20	R: 0 E: 0 K: 2 S: 13	H: 0 LOB: 2 BB: 2 P: 25	R: 0 E: 0 K: 2 S: 11	H: 1 LOB: 1 BB: 0 P: 16	R: 1 E: 1 K: 0 S: 10	H: 2 LOB: 2 BB: 0 P: 15	1B: 10 2B: 1 3B: 0 HR: 1	SF: 0 SAC: 0 DP: 2 HBP: 1
<b>PITCHER</b>	IP WLS BF H R ER SO	IP WLS BF H R ER SO	IP WLS BF H R ER SO	IP WLS BF H R ER SO	IP WLS BF H R ER SO	IP WLS BF H R ER SO	IP WLS BF H R ER SO	IP WLS BF H R ER SO	IP WLS BF H R ER SO	IP WLS BF H R ER SO	IP WLS BF H R ER SO	IP WLS BF H R ER SO	IP WLS BF H R ER SO	IP WLS BF H R ER SO	IP WLS BF H R ER SO	IP WLS BF H R ER SO	ERA WHIP	ERA WHIP				
<b>Greg Booker, R</b> ERA: 3.55	6.0	25	5	1	1	5	3	0	0	0	1.50	1.333										
<b>Lance McCullers, R</b> ERA: 2.65	1.0	7	4	4	4	0	0	0	0	0	36.00	4.000										
<b>Mark Davis, L</b> ERA: 2.08	2.1	13	3	1	1	4	1	1	0	0	3.86	1.714										

**San Diego Padres @ Los Angeles Dodgers**  
Dodger Stadium, Los Angeles, CA  
Wed Sep 21 1988, 7:05 PM PDT  
Att: 31,120 - Unknown - 65 F

AB	39
R	6
H	12
RBI	6
BB	5
SO	9
LOB	24



WP: 4	PA: 45
PB: 0	
SB: 2	
CS: 0	



Batter	1	2	3	4	5	6	7	8	9	AB	R	H	RBI	BB	SO	LOB	TOP					
<b>Roberto Alomar, S</b> (1, 4) OBP: 0.327, SLG: 0.376	F7		S 1B BB		K2-3		B1-3-6 1B			3	1	1	0	1	1	0						
<b>Tim Flannery, L</b> (1, 5) OBP: 0.373, SLG: 0.362	K		1B BB		F7		B1-3-6 1-3F			3	0	0	0	1	1	1						
<b>Tony Gwynn, L</b> (1, 8) OBP: 0.372, SLG: 0.422	F7		1-2 2-H 1B		1B				4-3	4	0	2	1	0	0	0						
<b>Keith Moreland, R</b> (1, 3) OBP: 0.309, SLG: 0.336		5-3	F9		F6				4-3	4	0	0	0	0	0	3						
<b>John Kruk, L</b> (1, 9) OBP: 0.369, SLG: 0.362 <b>Carmelo Martinez, R</b> (2, 7) OBP: 0.300, SLG: 0.428	E9 SF9 1B		1B		E5 1B		HR		HR	1	1	1	0	0	0	0						
<b>Benito Santiago, R</b> (1, 2) OBP: 0.288, SLG: 0.369	SF9		F9		F9		K		6-3	3	0	0	1	0	1	1						
<b>Marvell Wynne, L</b> (1, 7) (2, 9)	6-3		1B		1B		F7		K	4	0	1	1	0	1	0						
<b>Garry Templeton, S</b> (1, 6) OBP: 0.277, SLG: 0.337			K		K		F8		K	4	0	0	0	0	3	1						
<b>Eric Show, R</b> (1, 1) OBP: 0.154, SLG: 0.156			F3		K		1-3		K	4	0	0	0	0	2	1						
<b>Inning Stats</b>	R: 0 E: 0 K: 1 S: 6	H: 0 LOB: 0 BB: 0 P: 10	R: 1 E: 1 K: 0 S: 9	H: 1 LOB: 0 BB: 0 P: 13	R: 1 E: 0 K: 1 S: 12	H: 1 LOB: 2 BB: 2 P: 24	R: 1 E: 1 K: 2 S: 13	H: 2 LOB: 1 BB: 0 P: 18	R: 0 E: 0 K: 1 S: 9	H: 1 LOB: 1 BB: 0 P: 16	R: 1 E: 0 K: 1 S: 15	H: 1 LOB: 0 BB: 0 P: 20	R: 0 E: 0 K: 0 S: 6	H: 1 LOB: 0 BB: 0 P: 8	R: 1 E: 0 K: 0 S: 6	H: 1 LOB: 0 BB: 0 P: 9	R: 0 E: 0 K: 3 S: 9	H: 0 LOB: 0 BB: 0 P: 10	1B: 6 2B: 1 3B: 0 HR: 2	SF: 1 SAC: 0 DP: 1 HBP: 0	WP: 0 PB: 0 SB: 1 CS: 1	PA: 36
<b>PITCHER</b>	IP	WLS	BF	H	R	ER	SO	BB	IBB	HBP	BLK	WP	HR	S	P	ERA	WHIP					
<b>Tim Leary, R</b> (1, 1) ERA: 2.74	7.0		29	7	4	2	6	2	0	0	0	0	1	70	109	2.57	1.286					
<b>Alejandro Pena, R</b> (8, 1) ERA: 2.01	2.0	L	7	1	1	1	3	0	0	0	0	0	1	15	19	4.50	0.500					

**San Diego Padres @ Los Angeles Dodgers**  
 Dodger Stadium, Los Angeles, CA  
 Thu Sep 22 1988, 7:05 PM PDT  
 Att: 30,074 - Unknown - 60 F

livebaseballscorecards.com

AB 33  
R 5  
H 8  
RBI 5  
BB 2  
SO 9  
LOB 7




Batter	1	2	3	4	5	6	7	8	9	AB	R	H	RBI	BB	SO	LOB	BOTTOM					
<b>Alfredo Griffin, S</b> (1, 6) OBP: 0.265, SLG: 0.263	1B SF8 1B		K			K		1B		4	1	2	0	0	2	0						
<b>Steve Sax, R</b> (1, 4) OBP: 0.325, SLG: 0.343	HR 1B		4-3			PB 2B		6-3 BB 1B		4	1	3	0	0	0	0						
<b>Kirk Gibson, L</b> (1, 7) OBP: 0.378, SLG: 0.486	SF8		K			K		6-3 BB		2	0	0	1	1	2	1						
<b>Mike Marshall, R</b> (1, 9) OBP: 0.316, SLG: 0.450	HR		K			3-1		6-3		4	1	1	2	0	1	3						
<b>John Shelby, S</b> (1, 8) OBP: 0.318, SLG: 0.392	1-3		G4-6-3 1B			HR		L4		4	1	2	1	0	0	2						
<b>Franklin Stubbs, L</b> (1, 3) OBP: 0.299, SLG: 0.381	4-3		G4-6-3			F8 SH5-4 1B		4-3		4	0	1	0	0	0	1						
<b>Jeff Hamilton, R</b> (1, 5) OBP: 0.282, SLG: 0.376		CS 1B			F9	SH5-4		5-3		3	0	1	0	0	0	0						
<b>Mike Scioscia, L</b> (1, 2) OBP: 0.324, SLG: 0.330 <b>Rick Dempsey, R</b> (4, 2) OBP: 0.354, SLG: 0.477 <b>Mike Davis, L</b> (9, PH) OBP: 0.270, SLG: 0.277	K				4-3			F8		1	0	0	0	0	1	1						
<b>Tim Leary, R</b> (1, 1) OBP: 0.294, SLG: 0.323 <b>Danny Heep, L</b> (7, PH) OBP: 0.352, SLG: 0.266 <b>Alejandro Pena, R</b> (8, 1) OBP: 0.270, SLG: 0.277 <b>Chris Gwynn, L</b> (9, PH) OBP: 0.288, SLG: 0.167	F4		K		K		F3		F7	2	0	0	0	0	1	0						
<b>Inning Stats</b>	R: 3 E: 0 K: 0 S: 11	H: 3 LOB: 0 BB: 0 P: 15	R: 0 E: 0 K: 1 S: 7	H: 1 LOB: 0 BB: 0 P: 9	R: 0 E: 0 K: 2 S: 10	H: 0 LOB: 0 BB: 0 P: 15	R: 0 E: 0 K: 1 S: 5	H: 1 LOB: 0 BB: 0 P: 6	R: 0 E: 0 K: 1 S: 8	H: 0 LOB: 0 BB: 0 P: 13	R: 0 E: 0 K: 2 S: 10	H: 1 LOB: 1 BB: 0 P: 16	R: 1 E: 0 K: 0 S: 7	H: 2 LOB: 1 BB: 0 P: 12	R: 0 E: 0 K: 0 S: 9	H: 2 LOB: 2 BB: 1 P: 16	R: 0 E: 0 K: 0 S: 9	H: 1 LOB: 1 BB: 0 P: 11	1B: 8 2B: 1 3B: 0 HR: 2	SF: 1 SAC: 1 DP: 1 HBP: 0	WP: 0 PB: 1 SB: 0 CS: 1	PA: 36
<b>PITCHER</b>	IP	WLS	BF	H	R	ER	SO	BB	IBB	HBP	BLK	WP	HR	S	P	ERA	WHIP					
<b>Eric Show, R</b> (1, 1) ERA: 3.23	9.0	W	36	11	4	4	7	1	0	0	0	0	2	76	113	4.00	1.333					

**San Diego Padres @ Los Angeles Dodgers**  
 Dodger Stadium, Los Angeles, CA  
 Thu Sep 22 1988, 7:05 PM PDT  
 Att: 30,074 - Unknown - 60 F

livebaseballscorecards.com


AB 33  
R 4  
H 11  
RBI 4  
BB 1  
SO 7  
LOB 11










Batter	1	2	3	4	5	6	7	8	9	AB	R	H	RBI	BB	SO	LOB	TOP		
<b>Billy Hatcher, R</b> OBP: 0.319, SLG: 0.364 (1, 8)	1-1 F9		0-0 F7		0-2 P6		1-2 4-3			4	0	0	0	0	0	2	<b>Houston Astros @ San Diego Padres</b> Jack Murphy Stadium, San Diego, CA Sat Sep 24 1988, 10:05 PM EDT Att: 21,252 - Unknown - 65 F  livebaseballscores.com  		
<b>Craig Reynolds, L</b> OBP: 0.295, SLG: 0.308 (1, 4)	1-1 F8		1-0 BB 1B		1-0 F8			0-0 F9		4	0	1	0	0	0	0			
<b>Kevin Bass, S</b> OBP: 0.316, SLG: 0.394 (1, 9)	0-0 2B		4-0 1-2 BB		1-0 3-1			1-2 F8		3	0	1	0	1	0	0			
<b>Glenn Davis, R</b> OBP: 0.341, SLG: 0.485 (1, 3)	3-2 6-3		2-0 1-3		2-0 6-3			0-3 K		4	0	0	0	0	1	3			
<b>Buddy Bell, R</b> OBP: 0.301, SLG: 0.350 <b>Craig Smajstrla, S</b> (9, PR)		2-2 P4		0-2 6-3		0-0 F7			1-1 1B	4	0	1	0	0	0	0			
<b>Terry Puhl, L</b> OBP: 0.400, SLG: 0.397 (1, 7)		3-1 F7		1-3 K			0-0 BB 1B		2-2 F7	4	0	1	0	0	1	1			
<b>Rafael Ramirez, R</b> OBP: 0.298, SLG: 0.384 (1, 6)		1-0 2B		0-2 1B			2-3 K		0-2 F7	4	0	2	0	0	1	2			
<b>Craig Biggio, R</b> OBP: 0.265, SLG: 0.378 (9, PH) <b>Alan Ashby, S</b> (9, PH)		2-3 K		1-0 F9			1-2 P4		1-0 1-3	3	0	0	0	0	1	3			
<b>Jeff Heathcock, R</b> (1, 1) <b>Harry Spilman, L</b> (5, PH) <b>Joaquin Andujar, S</b> (5, 1) <b>Louie Meadows, L</b> (7, PH) <b>Brian Meyer, R</b> (7, 1)			1-0 6-3		2-3 K		4-2 BB			1	0	0	0	0	0	0			
<b>Inning Stats</b>	R: 0 E: 0 K: 0 S: 8	H: 1 LOB: 1 BB: 0 P: 13	R: 0 E: 0 K: 1 S: 9	H: 1 LOB: 1 BB: 0 P: 17	R: 0 E: 0 K: 0 S: 4	H: 1 LOB: 2 BB: 1 P: 12	R: 0 E: 0 K: 1 S: 10	H: 0 LOB: 0 BB: 0 P: 10	R: 0 E: 0 K: 0 S: 3	H: 1 LOB: 2 BB: 1 P: 24	R: 0 E: 0 K: 1 S: 8	H: 0 LOB: 0 BB: 0 P: 9	R: 0 E: 0 K: 0 S: 9	H: 1 LOB: 1 BB: 0 P: 13	1B: 4 2B: 2 3B: 0 HR: 0	SF: 0 SAC: 0 DP: 0 HBP: 0		WP: 0 PB: 0 SB: 0 CS: 0	PA: 35
<b>PITCHER</b> <b>Ed Whitson, R</b> ERA: 3.76 (1, 1)	IP: 9.0 WLS: W BF: 35 H: 6 R: 0 ER: 0 SO: 5 BB: 2 IBB: 0 HBP: 0 BLK: 0 WP: 0 HR: 0 S: 74 P: 116 ERA: 0.00 WHIP: 0.889															<b>PITCHER</b> IP: WLS: BF: H: R: ER: SO: BB: IBB: HBP: BLK: WP: HR: S: P: ERA: WHIP:			

Batter	1	2	3	4	5	6	7	8	9	AB	R	H	RBI	BB	SO	LOB	BOTTOM		
<b>Roberto Alomar, S</b> OBP: 0.329, SLG: 0.384 (1, 4)	1-1 4-3		3-1 6-3		2-1 1B		0-2 CS 1B			4	0	2	0	0	0	0	<b>Houston Astros @ San Diego Padres</b> Jack Murphy Stadium, San Diego, CA Sat Sep 24 1988, 10:05 PM EDT Att: 21,252 - Unknown - 65 F  livebaseballscores.com  		
<b>Tim Flannery, L</b> OBP: 0.357, SLG: 0.344 (1, 5)	3-1 6-3		2-2 4-3		3-1 F9		0-1 B1-3			4	0	0	0	0	0	2			
<b>Tony Gwynn, L</b> OBP: 0.372, SLG: 0.417 (1, 8)	3-2 3-1		0-0 3-1		4-0 IBB			4-2 CS BB		2	0	0	0	2	0	0			
<b>Carmelo Martinez, R</b> OBP: 0.303, SLG: 0.435 (1, 7)		2-2 6-3 1B		4-2 2B BB		2-0 P6		2-0 1B HR		3	3	2	1	1	0	2			
<b>Keith Moreland, R</b> OBP: 0.308, SLG: 0.335 (1, 3)		3-1 6-3		3-2 F9		1-0 L5		1-0 G4-3 1B		4	0	1	0	0	0	4			
<b>Benito Santiago, R</b> OBP: 0.287, SLG: 0.367 (1, 2)		0-2 5-3		0-0 1-H 2B		2-1 6-3		1-2 G4-3		4	0	1	1	0	0	2			
<b>Marvell Wynne, L</b> OBP: 0.318, SLG: 0.430 (1, 9)		2-0 WP 2-H 1B		2-3 K		1-1 5-3				3	0	1	1	0	1	1			
<b>Garry Templeton, S</b> OBP: 0.283, SLG: 0.344 (1, 6)		4-0 1-2 IBB		4-0 IBB		3-2 F8				1	0	0	0	2	0	0			
<b>Ed Whitson, R</b> OBP: 0.182, SLG: 0.215 (1, 1)		0-3 K		1-2 F9			0-3 K			3	0	0	0	0	2	4			
<b>Inning Stats</b>	R: 0 E: 0 K: 0 S: 10	H: 0 LOB: 0 BB: 0 P: 17	R: 1 E: 0 K: 1 S: 13	H: 2 LOB: 2 BB: 1 P: 24	R: 0 E: 0 K: 0 S: 6	H: 0 LOB: 0 BB: 0 P: 11	R: 1 E: 0 K: 1 S: 16	H: 1 LOB: 2 BB: 1 P: 18	R: 0 E: 0 K: 0 S: 7	H: 0 LOB: 0 BB: 0 P: 13	R: 0 E: 0 K: 1 S: 8	H: 1 LOB: 0 BB: 0 P: 8	R: 1 E: 0 K: 0 S: 8	H: 2 LOB: 0 BB: 1 P: 15	1B: 5 2B: 1 3B: 0 HR: 1	SF: 0 SAC: 0 DP: 1 HBP: 0		WP: 1 PB: 0 SB: 1 CS: 2	PA: 33
<b>PITCHER</b> <b>Jeff Heathcock, R</b> ERA: 5.97 (1, 1) <b>Joaquin Andujar, R</b> ERA: 4.16 (5, 1) <b>Brian Meyer, R</b> ERA: 1.93 (7, 1)	IP: 4.0 WLS: L BF: 18 H: 3 R: 2 ER: 2 SO: 2 BB: 1 IBB: 2 HBP: 0 BLK: 0 WP: 1 HR: 0 S: 45 P: 82 ERA: 4.50 WHIP: 1.000															<b>PITCHER</b> IP: WLS: BF: H: R: ER: SO: BB: IBB: HBP: BLK: WP: HR: S: P: ERA: WHIP:			



Batter	1	2	3	4	5	6	7	8	9	AB	R	H	RBI	BB	SO	LOB	TOP					
Gerald Young, S (1, 8) OBP: 0.331, SLG: 0.323 Juan Agosto, L (8, 1)	F9		K		F7			4-3		4	0	0	0	0	1	1	<b>Houston Astros @ San Diego Padres</b> Jack Murphy Stadium, San Diego, CA Sun Sep 25 1988, 6:33 AM EDT Att: 11,796 - Sunny - 70 F					
Craig Reynolds, L (1, 4) OBP: 0.286, SLG: 0.308 Craig Smajstrla, S (8, PH) (8, 4)	K		1B			K		P6		3	0	1	1	0	2	0						
Terry Puhl, L (1, 7) OBP: 0.395, SLG: 0.392 John Fishel, R (8, PH) (8, 7)	F2		K			G3		6-3		3	0	0	0	0	1	1						
Glenn Davis, R (1, 3) OBP: 0.342, SLG: 0.484		K		FC4-6 BB		1B			K	3	0	1	0	1	2	0						
Kevin Bass, S (1, 9) OBP: 0.317, SLG: 0.395	F7		FC4-6 1-2			1B			2B	3	0	1	0	1	0	1						
Ken Caminiti, S (1, 5) OBP: 0.230, SLG: 0.261	1B		F7			K			F7	4	0	1	0	0	1	4						
Rafael Ramirez, R (1, 6) OBP: 0.297, SLG: 0.381 Chuck Jackson, R (8, 6) OBP: 0.302, SLG: 0.372	K		F7						5-3	3	0	0	0	0	1	2						
Craig Biggio, R (1, 2) OBP: 0.267, SLG: 0.372			1B BB		K					2	1	0	0	1	2	0						
Bob Forsch, R (1, 1) OBP: 0.273, SLG: 0.281 Dave Meads, L (5, 1) OBP: 0.600, SLG: 0.333 Louie Meadows, L (7, PH) (7, PH) OBP: 0.300, SLG: 0.429 Rocky Childress, R (7, 1) OBP: 0.333, SLG: 0.333 Casey Candaele, S (8, 8) OBP: 0.221, SLG: 0.220			K		F7			P3		2	0	0	0	0	1	1						
<b>Inning Stats</b>	R: 0 E: 0 K: 1 S: 6	H: 0 LOB: 0 BB: 0 P: 11	R: 0 E: 0 K: 2 S: 12	H: 1 LOB: 1 BB: 0 P: 14	R: 1 E: 0 K: 3 S: 10	H: 1 LOB: 1 BB: 1 P: 20	R: 0 E: 0 K: 0 S: 7	H: 0 LOB: 1 BB: 1 P: 12	R: 0 E: 0 K: 1 S: 8	H: 0 LOB: 0 BB: 0 P: 10	R: 0 E: 0 K: 2 S: 11	H: 1 LOB: 2 BB: 1 P: 20	R: 0 E: 0 K: 1 S: 7	H: 0 LOB: 0 BB: 0 P: 9	R: 0 E: 0 K: 0 S: 8	H: 0 LOB: 0 BB: 0 P: 9		R: 0 E: 0 K: 1 S: 9	H: 1 LOB: 1 BB: 0 P: 15	1B: 3 2B: 1 3B: 0 HR: 0	SF: 0 SAC: 0 DP: 0 HBP: 0	WP: 0 PB: 0 SB: 1 CS: 0
<b>PITCHER</b> Greg Harris, R (1, 1) ERA: 2.45	IP: 9.0 WLS: W BF: 34 H: 4 R: 1 ER: 1 SO: 11 BB: 3 IBB: 0 HBP: 0 BLK: 0 WP: 0 HR: 0 S: 78 P: 120 ERA: 1.00 WHIP: 0.778											<b>PITCHER</b>	IP: 9.0 WLS: W BF: 34 H: 4 R: 1 ER: 1 SO: 11 BB: 3 IBB: 0 HBP: 0 BLK: 0 WP: 0 HR: 0 S: 78 P: 120 ERA: 1.00 WHIP: 0.778									

Batter	1	2	3	4	5	6	7	8	9	AB	R	H	RBI	BB	SO	LOB	BOTTOM			
Roberto Alomar, S (1, 4) OBP: 0.330, SLG: 0.384	F8	6-3		4-3		BB 2B	1B 2B BB			4	1	1	0	1	0	0	<b>Houston Astros @ San Diego Padres</b> Jack Murphy Stadium, San Diego, CA Sun Sep 25 1988, 6:33 AM EDT Att: 11,796 - Sunny - 70 F			
Big Roberts, S (1, 5) OBP: 0.375, SLG: 0.375	F7	1B		1B		K	1-2 2B 1B			5	1	3	0	0	1	1				
Tony Gwynn, L (1, 8) OBP: 0.373, SLG: 0.417 Jerald Clark, R (7, PH) (8, 7) OBP: 0.333, SLG: 0.667	4-3	1B		F7		BB BB	1-1 1-2 2B			3	0	1	0	1	0	1				
Carmelo Martinez, R (1, 7) OBP: 0.305, SLG: 0.435		1B L3			1B 1B	F5	6-3			5	2	2	0	0	0	5				
Marvell Wynne, L (1, 9) OBP: 0.326, SLG: 0.434		E9 1B 1B		F8		1B 1B	4-1 1-2 2-3 BB		FC6-4 1B	4	1	3	0	1	0	0				
Rob Nelson, L (1, 3) OBP: 0.214, SLG: 0.154		1B HR 1B		5-3		K	0-0 1-3 2-H		F9	5	1	2	2	0	1	4				
Dickie Thon, R (1, 6) OBP: 0.343, SLG: 0.325		HR 1B		E8		K	1-1 F7		FC6-4 1-2	5	1	1	1	0	1	3				
Mark Parent, R (1, 2) OBP: 0.223, SLG: 0.358		HR 1B		F9		K	2-2 HR		G3	5	2	2	4	0	1	4				
Greg Harris, R (1, 1) ERA: 2.28	K2-3			K		K	6-3			4	0	0	0	0	3	2				
<b>Inning Stats</b>	R: 0 E: 0 K: 0 S: 7	H: 0 LOB: 0 BB: 0 P: 10	R: 5 E: 1 K: 1 S: 17	H: 7 LOB: 2 BB: 0 P: 28	R: 0 E: 1 K: 0 S: 6	H: 0 LOB: 1 BB: 0 P: 12	R: 0 E: 0 K: 1 S: 8	H: 1 LOB: 1 BB: 0 P: 13	R: 1 E: 0 K: 3 S: 13	H: 3 LOB: 2 BB: 0 P: 17	R: 0 E: 0 K: 2 S: 12	H: 1 LOB: 3 BB: 2 P: 22	R: 3 E: 0 K: 0 S: 19	H: 3 LOB: 1 BB: 1 P: 31	R: 0 E: 0 K: 0 S: 6	H: 1 LOB: 1 BB: 0 P: 10		1B: 12 2B: 2 3B: 0 HR: 2	SF: 0 SAC: 0 DP: 0 HBP: 0	WP: 0 PB: 0 SB: 0 CS: 0
<b>PITCHER</b> Bob Forsch, R (1, 1) ERA: 4.14 Dave Meads, L (5, 1) ERA: 2.55 Rocky Childress, R (7, 1) ERA: 7.58 Juan Agosto, L (8, 1) ERA: 2.28	IP: 4.0 WLS: L BF: 24 H: 11 R: 6 ER: 6 SO: 2 BB: 2 IBB: 0 HBP: 0 BLK: 0 WP: 0 HR: 0 S: 42 P: 67 ERA: 13.50 WHIP: 2.750											<b>PITCHER</b>	IP: 4.0 WLS: L BF: 24 H: 11 R: 6 ER: 6 SO: 2 BB: 2 IBB: 0 HBP: 0 BLK: 0 WP: 0 HR: 0 S: 42 P: 67 ERA: 13.50 WHIP: 2.750							

AB	31
R	1
H	4
RBI	1
BB	3
SO	11
LOB	11



AB	41
R	9
H	16
RBI	9
BB	3
SO	7
LOB	20





Batter	1	2	3	4	5	6	7	8	9	AB	R	H	RBI	BB	SO	LOB	TOP			
Alfredo Griffin, S OBP: 0.258, SLG: 0.253	F9		1-3		P6			E6 SH5-4 1B		4	1	0	0	0	0	0	<b>Los Angeles Dodgers @ San Diego Padres</b> Jack Murphy Stadium, San Diego, CA Mon Sep 26 1988, 10:05 PM EDT Att: 18,552 - Unknown - 65 F <a href="http://livebaseballscorecards.com">livebaseballscorecards.com</a>			
Steve Sax, R OBP: 0.324, SLG: 0.342				G4-3 1B	B5-3			SH5-4 2-3		3	0	2	0	0	0					
Mickey Hatcher, R OBP: 0.327, SLG: 0.351			G4-3 1B							4	0	2	1	0	0	1				
Jose Gonzalez, R OBP: 0.167, SLG: 0.176					4-3					0	0	0	0	0	0	0				
Mike Marshall, R OBP: 0.313, SLG: 0.446	L6									4	0	0	0	0	1	2				
John Shelby, S OBP: 0.316, SLG: 0.393		F9								4	1	2	1	0	0	1				
Jeff Hamilton, R OBP: 0.273, SLG: 0.365										3	0	0	0	0	1	1				
Alejandro Pena, R										0	0	0	0	0	0	0				
Mike Sharperson, R OBP: 0.327, SLG: 0.340										1	0	1	0	0	0	0				
Franklin Stubbs, L OBP: 0.296, SLG: 0.378										0	0	0	0	0	0	0				
Rick Dempsey, R OBP: 0.347, SLG: 0.466		E6 1B			4-3					4	0	0	0	0	2	1				
Tracy Woodson, R OBP: 0.275, SLG: 0.325										3	1	2	1	1	0	0				
Jay Howell, R										0	0	0	0	0	0	0				
Fernando Valenzuela, L OBP: 0.205, SLG: 0.233										1	0	0	0	0	0	2				
Brian Holton, R ERA: 1.76										1	0	0	0	0	1	0				
Ricky Horton, L ERA: 4.85										0	0	0	0	0	0	0				
Tim Crews, R ERA: 3.24										0	0	0	0	0	0	0				
Dave Anderson, R ERA: 1.98										2	0	0	0	0	0	1				
<b>Inning Stats</b>	R: 0 E: 0 K: 0 S: 8	H: 2 LOB: 1 BB: 0 P: 12	R: 0 E: 1 K: 0 S: 9	H: 1 LOB: 2 BB: 0 P: 13	R: 0 E: 0 K: 0 S: 6	H: 1 LOB: 0 BB: 0 P: 11	R: 1 E: 0 K: 0 S: 6	H: 1 LOB: 0 BB: 0 P: 11	R: 1 E: 0 K: 1 S: 8	H: 1 LOB: 0 BB: 0 P: 11	R: 0 E: 0 K: 1 S: 7	H: 0 LOB: 1 BB: 0 P: 8	R: 1 E: 1 K: 1 S: 9	H: 1 LOB: 1 BB: 0 P: 13	R: 0 E: 0 K: 1 S: 10	H: 1 LOB: 1 BB: 1 P: 18	1B: 6 2B: 1 3B: 0 HR: 2	SF: 0 SAC: 1 DP: 1 HBP: 0	WP: 0 PB: 0 SB: 0 CS: 1	PA: 36
<b>PITCHER</b> Dennis Rasmussen, L ERA: 3.54	IP: 9.0 WLS: L BF: 36 H: 9 R: 3 ER: 2 SO: 5 BB: 1 IBB: 0 HBP: 0 BLK: 0 WP: 0 HR: 2 S: 71 P: 110 ERA: 2.00 WHIP: 1.11																			

Batter	1	2	3	4	5	6	7	8	9	AB	R	H	RBI	BB	SO	LOB	BOTTOM			
Roberto Alomar, S OBP: 0.327, SLG: 0.382	E6 HR		4-3		F7			F8		4	1	0	0	0	0	3	<b>Los Angeles Dodgers @ San Diego Padres</b> Jack Murphy Stadium, San Diego, CA Mon Sep 26 1988, 10:05 PM EDT Att: 18,552 - Unknown - 65 F <a href="http://livebaseballscorecards.com">livebaseballscorecards.com</a>			
Randy Ready, R OBP: 0.341, SLG: 0.389				4-3				F8		3	1	1	2	1	0	1				
Tony Gwynn, L OBP: 0.373, SLG: 0.417										4	0	2	0	0	0	2				
Carmelo Martinez, R OBP: 0.304, SLG: 0.431										3	0	0	0	1	2	4				
Keith Moreland, R OBP: 0.306, SLG: 0.333										4	0	0	0	0	2	3				
Benito Santiago, R OBP: 0.285, SLG: 0.364										4	0	0	0	0	1	2				
Jerald Clark, R ERA: 4.38										3	0	0	0	0	1	0				
Tim Flannery, L ERA: 4.95										1	0	0	0	0	1	0				
Dickie Thon, R OBP: 0.342, SLG: 0.321										3	0	0	0	1	1	0				
Dennis Rasmussen, L ERA: 3.24										1	0	1	0	1	0	0				
Marvell Wynne, L ERA: 1.98										1	0	0	0	0	0	0				
<b>Inning Stats</b>	R: 2 E: 1 K: 1 S: 16	H: 1 LOB: 1 BB: 1 P: 27	R: 0 E: 0 K: 0 S: 5	H: 0 LOB: 1 BB: 1 P: 10	R: 0 E: 0 K: 2 S: 13	H: 1 LOB: 0 BB: 0 P: 23	R: 0 E: 0 K: 2 S: 9	H: 0 LOB: 0 BB: 0 P: 13	R: 0 E: 0 K: 0 S: 18	H: 1 LOB: 2 BB: 1 P: 28	R: 0 E: 0 K: 0 S: 6	H: 0 LOB: 0 BB: 0 P: 8	R: 0 E: 0 K: 2 S: 13	H: 1 LOB: 1 BB: 0 P: 18	R: 0 E: 0 K: 1 S: 12	H: 0 LOB: 0 BB: 0 P: 18	1B: 3 2B: 0 3B: 0 HR: 1	SF: 0 SAC: 1 DP: 0 HBP: 0	WP: 1 PB: 0 SB: 2 CS: 0	PA: 36
<b>PITCHER</b> Fernando Valenzuela, L ERA: 1.76	IP: 3.0 WLS: W BF: 11 H: 2 R: 2 ER: 1 SO: 3 BB: 2 IBB: 0 HBP: 0 BLK: 0 WP: 0 HR: 1 S: 34 P: 60 ERA: 0.00 WHIP: 0.667																			
<b>PITCHER</b> Jay Howell, R ERA: 2.11	IP: 1.0 WLS: S BF: 3 H: 0 R: 0 ER: 0 SO: 1 BB: 0 IBB: 0 HBP: 0 BLK: 0 WP: 0 HR: 0 S: 12 P: 18 ERA: 0.00 WHIP: 0.000																			



Batter	1	2	3	4	5	6	7	8	9	AB	R	H	RBI	BB	SO	LOB	TOP			
<b>Dave Anderson, R</b> (1, 6) OBP: 0.325, SLG: 0.319										4	1	2	0	1	0	1	<b>Los Angeles Dodgers @ San Diego Padres</b> Jack Murphy Stadium, San Diego, CA Tue Sep 27 1988, 10:05 PM EDT Att: 13,235 - Unknown - 76 F <a href="http://livebaseballscorecards.com">livebaseballscorecards.com</a>			
<b>Danny Heep, L</b> (1, 7) OBP: 0.355, SLG: 0.268										3	1	1	0	1	0	1				
<b>Mike Davis, L</b> (1, 9) OBP: 0.266, SLG: 0.274										3	0	0	1	0	0	3				
<b>Franklin Stubbs, L</b> (1, 3) OBP: 0.296, SLG: 0.380										4	1	1	2	0	1	1				
<b>Jeff Hamilton, R</b> (1, 5) OBP: 0.272, SLG: 0.364										4	0	1	1	0	2	0				
<b>Jose Gonzalez, R</b> (1, 8) OBP: 0.190, SLG: 0.158										2	0	0	0	0	1	2				
<b>Ramon Martinez, R</b> (5, 1)										0	0	0	0	0	0	0				
<b>Mike Scioscia, L</b> (6, PH) OBP: 0.323, SLG: 0.329										1	0	0	0	0	0	0				
<b>William Brennan, R</b> (6, 1)										0	0	0	0	0	0	0				
<b>Mike Sharperson, R</b> (1, 4) OBP: 0.304, SLG: 0.315										4	0	0	0	0	1	1				
<b>Gilberto Reyes, R</b> (1, 2) OBP: 0.143, SLG: 0.143										4	1	1	0	0	1	1				
<b>Tim Leary, R</b> (1, 1) OBP: 0.290, SLG: 0.318										1	0	0	0	0	1	0				
<b>Ricky Horton, L</b> (4, 1)										0	0	0	0	0	0	0				
<b>Chris Gwynn, L</b> (5, PH) OBP: 0.333, SLG: 0.250										1	0	0	0	0	0	1				
<b>Mike Devereaux, R</b> (5, 8) OBP: 0.171, SLG: 0.154										2	0	0	0	0	1	1				
<b>Inning Stats</b>	R: 0 E: 0 K: 0 S: 8	H: 1 LOB: 1 BB: 0 P: 16	R: 0 E: 0 K: 2 S: 8	H: 0 LOB: 0 BB: 0 P: 10	R: 0 E: 0 K: 1 S: 10	H: 1 LOB: 2 BB: 1 P: 15	R: 0 E: 0 K: 1 S: 10	H: 0 LOB: 1 BB: 1 P: 18	R: 4 E: 0 K: 1 S: 18	H: 4 LOB: 1 BB: 1 P: 26	R: 0 E: 1 K: 1 S: 8	H: 0 LOB: 0 BB: 0 P: 8	R: 0 E: 0 K: 1 S: 6	H: 0 LOB: 0 BB: 0 P: 8	R: 0 E: 0 K: 1 S: 8	H: 0 LOB: 0 BB: 0 P: 11	1B: 5 2B: 1 3B: 0 HR: 0	SF: 1 SAC: 0 DP: 0 HBP: 0	WP: 0 PB: 0 SB: 0 CS: 0	PA: 37
<b>PITCHER</b> <b>Eric Show, R</b> (1, 1) ERA: 3.26	IP: 9.0 WLS: W BF: 37 H: 6 R: 4 ER: 4 SO: 9 BB: 3 IBB: 0 HBP: 0 BLK: 0 WP: 0 HR: 0 S: 81 P: 125 ERA: 4.00 WHIP: 1.000																			


Batter	1	2	3	4	5	6	7	8	9	AB	R	H	RBI	BB	SO	LOB	BOTTOM										
<b>Roberto Alomar, S</b> (1, 4) OBP: 0.326, SLG: 0.380										5	2	1	0	0	0	2	<b>Los Angeles Dodgers @ San Diego Padres</b> Jack Murphy Stadium, San Diego, CA Tue Sep 27 1988, 10:05 PM EDT Att: 13,235 - Unknown - 76 F <a href="http://livebaseballscorecards.com">livebaseballscorecards.com</a>										
<b>Tim Flannery, L</b> (1, 5) OBP: 0.361, SLG: 0.345										4	1	2	1	1	0	2											
<b>Randy Ready, R</b> (1, 7) OBP: 0.344, SLG: 0.388										3	1	1	1	2	0	1											
<b>Carmelo Martinez, R</b> (1, 9) OBP: 0.303, SLG: 0.431										5	1	1	1	0	1	6											
<b>Marvell Wynne, L</b> (1, 8) OBP: 0.327, SLG: 0.434										4	1	2	1	0	0	0											
<b>Bento Santiago, R</b> (1, 2) OBP: 0.284, SLG: 0.366										4	0	1	2	0	1	1											
<b>Rob Nelson, L</b> (1, 3) OBP: 0.222, SLG: 0.353										4	1	1	1	0	2	1											
<b>Garry Templeton, S</b> (1, 6) OBP: 0.285, SLG: 0.354										4	1	2	0	0	0	0											
<b>Eric Show, R</b> (1, 1) OBP: 0.159, SLG: 0.160										4	0	1	0	0	1	1											
<b>Inning Stats</b>	R: 3 E: 1 K: 1 S: 12	H: 4 LOB: 1 BB: 0 P: 22	R: 1 E: 1 K: 2 S: 12	H: 1 LOB: 2 BB: 1 P: 19	R: 1 E: 0 K: 0 S: 7	H: 2 LOB: 1 BB: 0 P: 9	R: 2 E: 0 K: 1 S: 13	H: 2 LOB: 1 BB: 1 P: 22	R: 1 E: 1 K: 0 S: 15	H: 1 LOB: 1 BB: 0 P: 23	R: 0 E: 0 K: 0 S: 7	H: 0 LOB: 0 BB: 0 P: 13	R: 0 E: 0 K: 1 S: 7	H: 2 LOB: 2 BB: 1 P: 17	1B: 7 2B: 4 3B: 1 HR: 1	SF: 0 SAC: 0 DP: 1 HBP: 0		WP: 0 PB: 0 SB: 1 CS: 0	PA: 40								
<b>PITCHER</b> <b>Tim Leary, R</b> (1, 1) ERA: 2.94	IP: 3.2 WLS: L BF: 22 H: 7 R: 7 ER: 6 SO: 3 BB: 2 IBB: 0 HBP: 0 BLK: 0 WP: 0 HR: 1 S: 39 P: 63 ERA: 14.73 WHIP: 2.727																										
<b>Ricky Horton, L</b> (4, 1) ERA: 4.53	0.1	2	1	0	0	1	0	0	0	5	9	0.00	3.000														
<b>Ramon Martinez, R</b> (5, 1) ERA: 3.89	3.0	11	1	1	0	1	0	0	0	29	49	0.00	0.333														
<b>William Brennan, R</b> (8, 1) ERA: 6.75	1.0	5	2	0	0	0	1	0	0	7	17	0.00	3.000														



Batter	1	2	3	4	5	6	7	8	9	10	11	12	13	14	15	16	AB	R	H	RBI	BB	SO	LOB	TOP						
Steve Sax, R (1.4) OBP: 0.322, SLG: 0.340 Mike Sharperson, R (12.4) OBP: 0.293, SLG: 0.304	F8		L9			E6		6-3		6-3			K		F8		5	0	0	0	0	0	2							
Franklin Stubbs, L (1.3) OBP: 0.293, SLG: 0.272 Mickey Hatcher, R (16, PH) OBP: 0.125, SLG: 0.355	P6		K			F8		BB		G3			P6		E		5	0	0	0	1	1	3							
Kirk Gibson, L (1.7) OBP: 0.377, SLG: 0.483 Jesse Orosco, R (11.1) OBP: 0.278, SLG: 0.339	1B					4-6-3		F8		G3			K		4-3		5	0	1	0	0	1	2							
John Shelby, S (1.8) OBP: 0.317, SLG: 0.391 Chris Gwynn, L (13.7) OBP: 0.300, SLG: 0.222	F7					BB		1B		K			K		4-3		5	0	1	0	1	3	2							
Mike Davis, L (1.9) OBP: 0.282, SLG: 0.270 Jose Gonzalez, R (9.9) OBP: 0.167, SLG: 0.136	L7					P6		F8		1B			F9		E5		4	0	0	0	0	0	3							
Mike Scioscia, L (1.2) OBP: 0.321, SLG: 0.326 Rick Dempsey, R (11.2) OBP: 0.342, SLG: 0.458	4-3					F9		F9		L5			P6		K		4	0	0	0	0	0	1							
Jeff Hamilton, R (1.5) OBP: 0.268, SLG: 0.358 Tim Crews, R (12.1) OBP: 0.200, SLG: 0.200 Danny Heep, L (14, PH) OBP: 0.383, SLG: 0.286 Ken Howell, R (14.1) OBP: 0.278, SLG: 0.339	F8					F9		F8		4-3			F8		F9		5	0	0	0	0	0	1							
Ricky Horton, L (16.1) OBP: 0.260, SLG: 0.256						K		2B		K			K		F8		5	0	1	0	0	3	0							
Orel Hershiser, R (1.1) OBP: 0.140, SLG: 0.176 Mike Devereaux, R (11.9) OBP: 0.163, SLG: 0.146	1B					1-3		K		SH3			K		K		3	0	1	0	0	1	1							
<b>Inning Stats</b>	R: 0 E: 0 K: 0 S: 7	H: 1 LOB: 1 BB: 0 P: 11	R: 0 E: 0 K: 0 S: 4	H: 0 LOB: 0 BB: 0 P: 5	R: 0 E: 0 K: 2 S: 11	H: 1 LOB: 1 BB: 0 P: 13	R: 0 E: 0 K: 2 S: 9	H: 0 LOB: 0 BB: 0 P: 14	R: 0 E: 1 K: 0 S: 6	H: 0 LOB: 2 BB: 1 P: 16	R: 0 E: 0 K: 1 S: 7	H: 0 LOB: 0 BB: 0 P: 10	R: 0 E: 0 K: 0 S: 9	H: 1 LOB: 1 BB: 0 P: 14	R: 0 E: 0 K: 2 S: 9	H: 0 LOB: 0 BB: 0 P: 7	R: 0 E: 0 K: 2 S: 7	H: 0 LOB: 1 BB: 0 P: 11	R: 0 E: 0 K: 1 S: 6	H: 0 LOB: 0 BB: 0 P: 9	R: 0 E: 0 K: 1 S: 10	H: 0 LOB: 0 BB: 0 P: 12	R: 0 E: 0 K: 1 S: 12	H: 0 LOB: 0 BB: 0 P: 9	R: 1 E: 1 K: 0 S: 12	H: 1 LOB: 1 BB: 0 P: 16	1B: 4 2B: 1 3B: 1 HR: 0	SF: 0 SAC: 1 DP: 0 HBP: 1	WP: 0 PB: 1 SB: 0 CS: 0	PA: 60
<b>PITCHER</b>	IP 10.0	WLS 38	BF 4	R 0	ER 0	SO 6	BB 2	IBB 0	HBP 0	BLK 0	WP 0	HR 0	S 74	P 123	ERA 0.00	WHIP 0.600														
Andy Hawkins, R (1.1) ERA: 3.35	2.0	7	0	0	0	4	0	0	0	0	0	0	16	18	0.00	0.000														
Mark Davis, L (11.1) ERA: 2.03	3.0	10	1	0	0	4	0	0	0	0	0	0	26	33	0.00	0.333														
Lance McCullers, R (13.1) ERA: 2.49	1.0	W	5	1	1	0	0	0	0	0	0	0	12	18	0.00	1.000														
Dave Leiber, L (16.1) ERA: 2.08																														

Los Angeles Dodgers @ San Diego Padres  
Jack Murphy Stadium, San Diego, CA  
Wed Sep 28 1988, 10:05 PM EDT  
Att. 22,596 - Unknown


AB 56  
R 1  
H 6  
RBI 0  
BB 2  
SO 14  
LOB 19



Batter	1	2	3	4	5	6	7	8	9	10	11	12	13	14	15	16	AB	R	H	RBI	BB	SO	LOB	BOTTOM												
Roberto Alomar, S (1.4) OBP: 0.324, SLG: 0.377	F8		B3			F7		PO		F9			G3		4-3		7	0	1	0	0	0	1													
Tim Flannery, L (1.5) OBP: 0.362, SLG: 0.343 Bip Roberts, S (11, PR) OBP: 0.400, SLG: 0.333	FC4-6		6-3			4-3		PO		1-3			F8		CS		4	0	1	0	1	0	0													
Tony Gwynn, L (1.8) OBP: 0.371, SLG: 0.413 Stan Jefferson, S (16.8) OBP: 0.215, SLG: 0.218	FC4-6		4-3			4-3		1-3		4-3			5-3		K		5	0	0	0	1	0	1													
Carmelo Martinez, R (1.3) OBP: 0.302, SLG: 0.429	P3					K		6-3		5-3			BB		HR		5	1	0	0	2	2	1													
Marvell Wynne, L (1.9) OBP: 0.330, SLG: 0.433 Mark Parent, R (16, PH) OBP: 0.230, SLG: 0.393	L8					FC6-4		1B		K			SH1-4		F8		5	0	2	0	1	1	0													
Benito Santiago, R (1.2) OBP: 0.282, SLG: 0.362	F9					FC6-4		F9		SH1-4			P4		K		5	0	0	0	0	1	5													
Randy Ready, R (1.7) OBP: 0.330, SLG: 0.381	E3					4-3		FC6		6-3			K		6-3		6	0	0	0	0	1	2													
Garry Templeton, S (1.6) OBP: 0.283, SLG: 0.349	1-3					F7		4-3		4-3			F5		L9		5	0	0	0	1	0	1													
Andy Hawkins, R (1.1) ERA: 3.35	1.0	6	0	0	0	3	1	0	0	0	0	0	10	31	0.00	3.000																				
Jesse Orosco, L (11.1) ERA: 2.77	2.0	6	0	0	0	2	0	0	0	0	0	0	18	26	0.00	0.000																				
Tim Crews, R (12.1) ERA: 3.15	2.2	10	0	1	1	3	3	0	0	0	0	0	20	40	3.38	1.125																				
Ken Howell, R (14.1) ERA: 6.39	0.0	L	1	1	1	0	0	0	0	0	1	2	3	∞	∞																					
Ricky Horton, L (16.1) ERA: 4.91																																				
<b>Inning Stats</b>	R: 0 E: 0 K: 0 S: 8	H: 1 LOB: 1 BB: 0 P: 12	R: 0 E: 1 K: 0 S: 9	H: 0 LOB: 1 BB: 0 P: 13	R: 0 E: 0 K: 0 S: 6	H: 0 LOB: 0 BB: 0 P: 7	R: 0 E: 0 K: 1 S: 8	H: 1 LOB: 1 BB: 0 P: 12	R: 0 E: 0 K: 0 S: 5	H: 0 LOB: 0 BB: 0 P: 8	R: 0 E: 0 K: 0 S: 9	H: 0 LOB: 0 BB: 0 P: 13	R: 0 E: 0 K: 0 S: 10	H: 1 LOB: 1 BB: 0 P: 14	R: 0 E: 0 K: 1 S: 7	H: 1 LOB: 1 BB: 0 P: 11	R: 0 E: 0 K: 0 S: 5	H: 0 LOB: 0 BB: 0 P: 8	R: 0 E: 0 K: 1 S: 10	H: 0 LOB: 2 BB: 1 P: 18	R: 0 E: 0 K: 0 S: 10	H: 0 LOB: 3 BB: 4 P: 31	R: 0 E: 0 K: 2 S: 7	H: 0 LOB: 0 BB: 0 P: 10	R: 0 E: 0 K: 0 S: 11	H: 0 LOB: 0 BB: 0 P: 16	R: 0 E: 0 K: 2 S: 7	H: 0 LOB: 0 BB: 0 P: 9	R: 0 E: 0 K: 0 S: 4	H: 0 LOB: 2 BB: 1 P: 12	R: 2 E: 0 K: 1 S: 11	H: 1 LOB: 1 BB: 2 P: 22	1B: 4 2B: 1 3B: 0 HR: 1	SF: 0 SAC: 1 DP: 0 HBP: 0	WP: 1 PB: 0 SB: 0 CS: 2	PA: 60
<b>PITCHER</b>	IP 10.0	WLS 36	BF 4	R 0	ER 0	SO 3	BB 0	IBB 1	HBP 0	BLK 0	WP 0	HR 0	S 77	P 116	ERA 0.00	WHIP 0.400																				
Orel Hershiser, R (1.1) ERA: 2.08	1.0	6	0	0	0	0	3	1	0	0	0	0	10	31	0.00	3.000																				
Jesse Orosco, L (11.1) ERA: 2.77	2.0	6	0	0	0	2	0	0	0	0	0	0	18	26	0.00	0.000																				
Tim Crews, R (12.1) ERA: 3.15	2.2	10	0	1	1	3	3	0	0	0	0	0	20	40	3.38	1.125																				
Ken Howell, R (14.1) ERA: 6.39	0.0	L	1	1	1	0	0	0	0	0	1	2	3	∞	∞																					
Ricky Horton, L (16.1) ERA: 4.91																																				

Los Angeles Dodgers @ San Diego Padres  
Jack Murphy Stadium, San Diego, CA  
Wed Sep 28 1988, 10:05 PM EDT  
Att. 22,596 - Unknown

AB 50  
R 2  
H 5  
RBI 2  
BB 8  
SO 8  
LOB 14





Batter	1	2	3	4	5	6	7	8	9	AB	R	H	RBI	BB	SO	LOB	TOP					
<b>Roberto Alomar, S</b> (1, 4) OBP: 0.328, SLG: 0.381										4	3	3	0	1	1	3						
<b>Dickie Thon, R</b> (1, 6) OBP: 0.343, SLG: 0.320										4	2	1	0	1	0	2						
<b>Randy Ready, R</b> (1, 5) OBP: 0.342, SLG: 0.385										4	0	3	2	0	0	2						
<b>Carmelo Martinez, R</b> (1, 9) OBP: 0.306, SLG: 0.427										5	0	3	3	0	1	2						
<b>Keith Moreland, R</b> (1, 3) OBP: 0.305, SLG: 0.329										4	0	0	0	1	0	7						
<b>Jerard Clark, R</b> (1, 7) OBP: 0.200, SLG: 0.300										4	0	1	0	0	0	1						
<b>Sandy Alomar Jr., R</b> (9, PH) OBP: 0.215, SLG: 0.218										1	0	0	0	0	1	2						
<b>Stan Jefferson, S</b> (9, 7)										0	0	0	0	0	0	0						
<b>Marvell Wynne, L</b> (1, 8) OBP: 0.329, SLG: 0.431										4	0	1	0	0	1	1						
<b>Mark Parent, R</b> (1, 2) OBP: 0.239, SLG: 0.396										4	0	2	0	0	0	0						
<b>Ed Whitson, R</b> (1, 1) OBP: 0.179, SLG: 0.212										1	0	0	0	0	0	0						
<b>Greg Harris, R</b> (3, 1)										3	0	0	0	0	1	4						
<b>Inning Stats</b>	R: 0 E: 0 K: 0 S: 17	H: 1 LOB: 2 BB: 1 P: 25	R: 0 E: 0 K: 0 S: 3	H: 1 LOB: 0 BB: 0 P: 5	R: 2 E: 0 K: 0 S: 11	H: 2 LOB: 1 BB: 1 P: 21	R: 0 E: 0 K: 1 S: 8	H: 0 LOB: 0 BB: 0 P: 12	R: 2 E: 0 K: 0 S: 16	H: 4 LOB: 1 BB: 0 P: 22	R: 0 E: 0 K: 0 S: 5	H: 1 LOB: 1 BB: 0 P: 7	R: 1 E: 1 K: 1 S: 7	H: 1 LOB: 0 BB: 0 P: 15	R: 0 E: 0 K: 2 S: 15	H: 2 LOB: 3 BB: 1 P: 23	R: 0 E: 0 K: 1 S: 10	H: 2 LOB: 2 BB: 0 P: 14	1B: 13 2B: 2 3B: 0 HR: 0	SF: 1 SAC: 0 DP: 2 HBP: 0	WP: 0 PB: 0 SB: 0 CS: 0	PA: 42
<b>PITCHER</b>	IP	WLS	BF	H	R	ER	SO	BB	IBB	HBP	BLK	WP	HR	S	P	ERA	WHIP					
<b>Dave Meads, L</b> (1, 1) ERA: 3.18	4.1	L	21	7	4	4	1	2	0	0	0	0	0	48	76	8.31	2.077					
<b>Danny Darwin, R</b> (5, 1) ERA: 3.79	1.2		6	2	0	0	0	0	0	0	0	0	0	12	16	0.00	1.200					
<b>Joaquin Andujar, R</b> (7, 1) ERA: 4.0	2.0		10	3	1	0	3	1	0	0	0	0	0	22	38	0.00	2.000					
<b>Brian Meyer, R</b> (9, 1) ERA: 1.46	1.0		5	2	0	0	1	0	0	0	0	0	0	10	14	0.00	2.000					

San Diego Padres @ Houston Astros  
Astrodome, Houston, TX  
Fri Sep 30 1988, 8:05 PM EDT  
Att. 9,711 - Dome - 70 F

AB	38
R	5
H	14
RBI	5
BB	3
SO	5
LOB	24



Batter	1	2	3	4	5	6	7	8	9	AB	R	H	RBI	BB	SO	LOB	BOTTOM					
<b>Billy Hatcher, R</b> (1, 7) OBP: 0.322, SLG: 0.373										4	0	1	0	0	0	2						
<b>Gerald Young, S</b> (1, 8) OBP: 0.335, SLG: 0.325										4	0	0	0	0	0	4						
<b>Kevin Bass, S</b> (1, 9) OBP: 0.314, SLG: 0.390										4	0	0	0	0	0	1						
<b>Glenn Davis, R</b> (1, 3) OBP: 0.340, SLG: 0.477										4	1	2	0	0	1	0						
<b>Alan Ashby, S</b> (1, 2) OBP: 0.319, SLG: 0.374										4	0	1	1	0	0	1						
<b>Craig Reynolds, L</b> (1, 4) OBP: 0.287, SLG: 0.314										3	0	1	0	0	0	1						
<b>Rafael Ramirez, R</b> (1, 6) OBP: 0.299, SLG: 0.380										3	0	1	0	0	0	1						
<b>Ken Caminiti, S</b> (1, 5) OBP: 0.233, SLG: 0.250										3	0	1	0	0	0	3						
<b>Dave Meads, L</b> (1, 1) ERA: 3.18										1	0	0	0	0	0	0						
<b>Danny Darwin, R</b> (5, 1) ERA: 3.79										0	0	0	0	0	0	0						
<b>Louie Medrano, L</b> (5, PH) OBP: 0.297, SLG: 0.334										1	0	0	0	0	1	0						
<b>Joaquin Andujar, S</b> (7, 1) ERA: 4.0										0	0	0	0	0	0	0						
<b>Terry Pugh, L</b> (8, PH) OBP: 0.342, SLG: 0.388										1	0	1	0	0	0	0						
<b>Brian Meyer, R</b> (9, 1) ERA: 1.46										0	0	0	0	0	0	0						
<b>Inning Stats</b>	R: 0 E: 1 K: 0 S: 6	H: 3 LOB: 1 BB: 0 P: 11	R: 1 E: 0 K: 0 S: 7	H: 3 LOB: 0 BB: 0 P: 10	R: 0 E: 0 K: 0 S: 5	H: 0 LOB: 0 BB: 0 P: 8	R: 0 E: 0 K: 0 S: 9	H: 0 LOB: 0 BB: 0 P: 14	R: 0 E: 0 K: 0 S: 5	H: 1 LOB: 0 BB: 0 P: 11	R: 0 E: 0 K: 1 S: 11	H: 1 LOB: 1 BB: 0 P: 17	R: 0 E: 0 K: 0 S: 6	H: 1 LOB: 0 BB: 0 P: 8	R: 0 E: 0 K: 0 S: 13	H: 2 LOB: 2 BB: 0 P: 20	R: 0 E: 0 K: 1 S: 8	H: 0 LOB: 0 BB: 0 P: 15	1B: 6 2B: 3 3B: 0 HR: 0	SF: 0 SAC: 0 DP: 4 HBP: 0	WP: 0 PB: 0 SB: 0 CS: 0	PA: 32
<b>PITCHER</b>	IP	WLS	BF	H	R	ER	SO	BB	IBB	HBP	BLK	WP	HR	S	P	ERA	WHIP					
<b>Ed Whitson, R</b> (1, 1) ERA: 3.77	2.0	W	24	5	0	0	2	0	0	0	0	0	0	57	93	0.00	0.714					
<b>Greg Harris, R</b> (3, 1) ERA: 1.5																						

San Diego Padres @ Houston Astros  
Astrodome, Houston, TX  
Fri Sep 30 1988, 8:05 PM EDT  
Att. 9,711 - Dome - 70 F

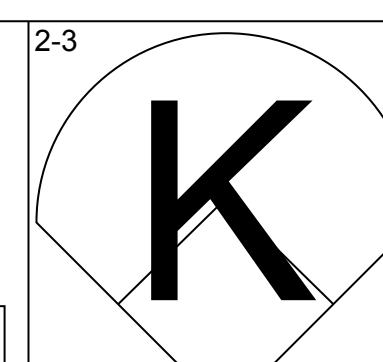
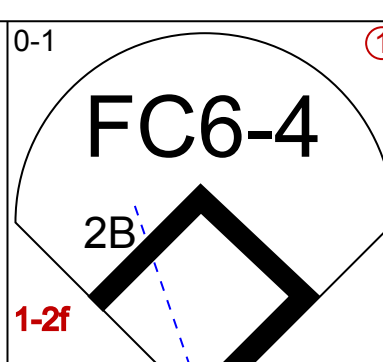
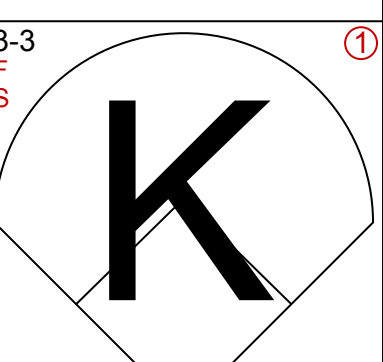
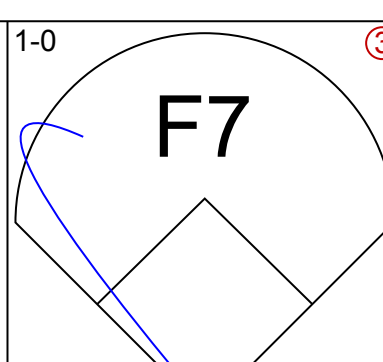
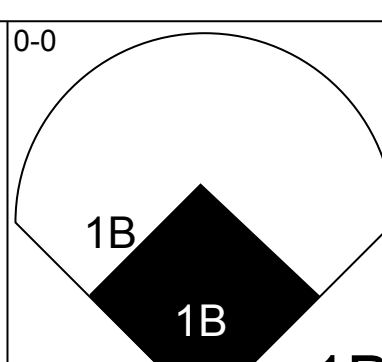
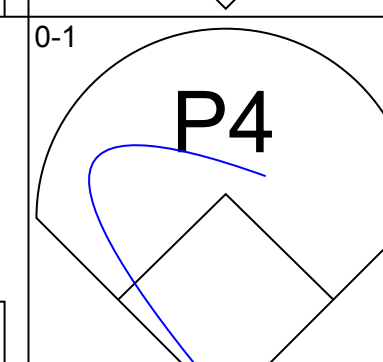
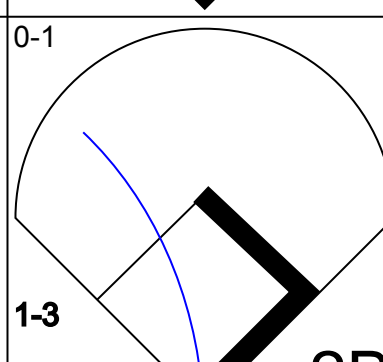
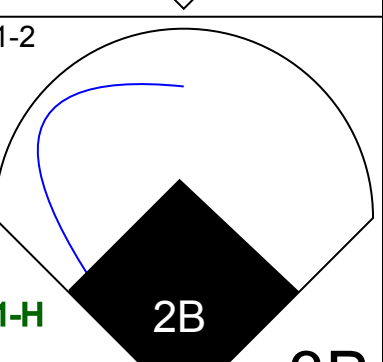

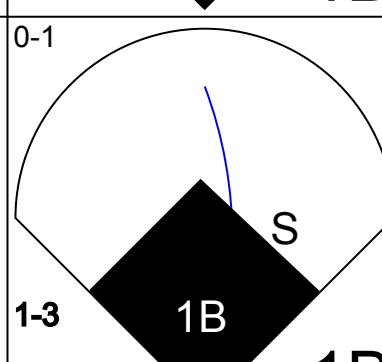
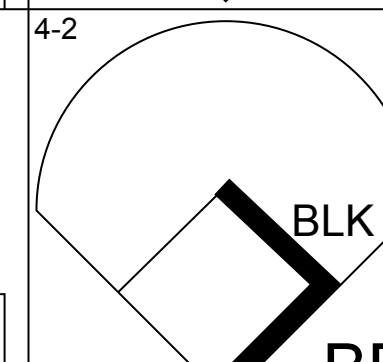
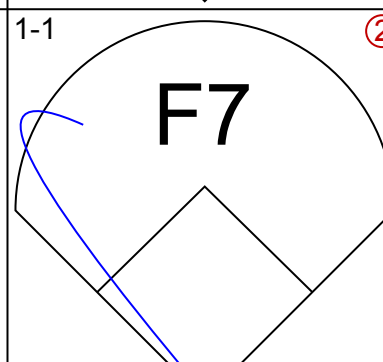
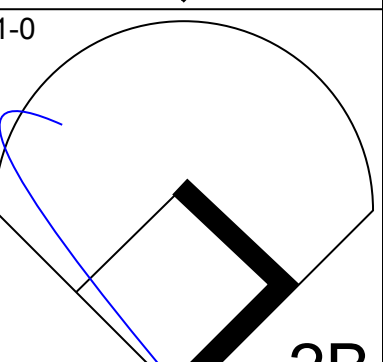

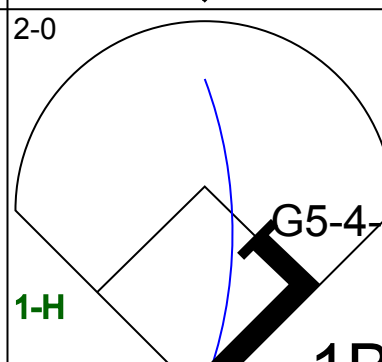
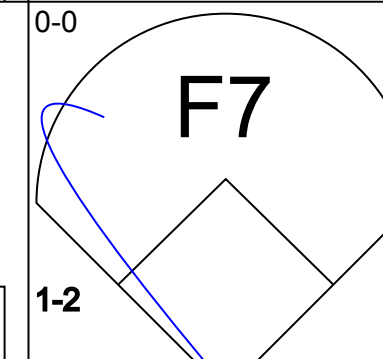
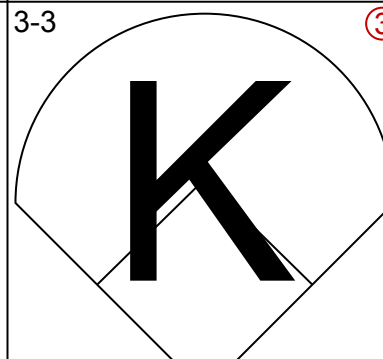
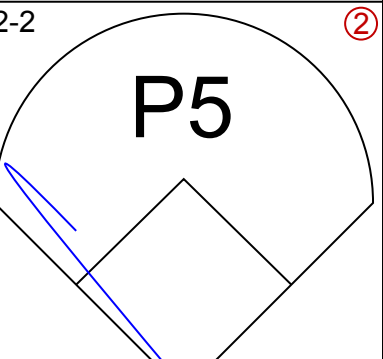

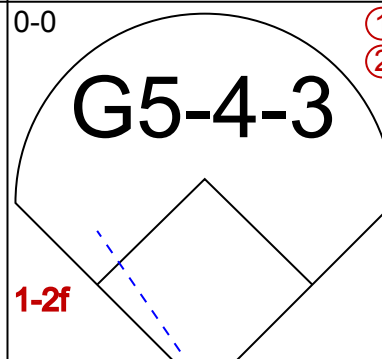
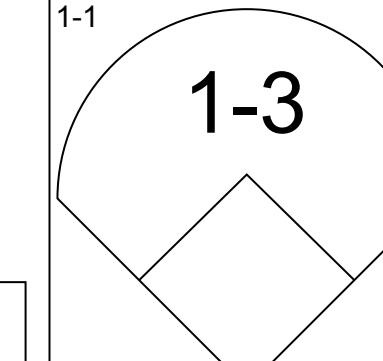
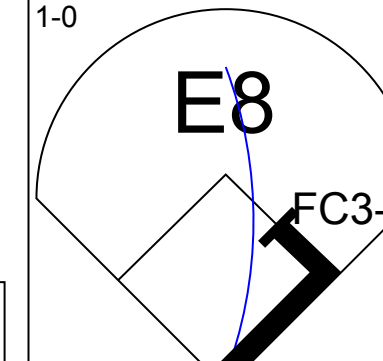
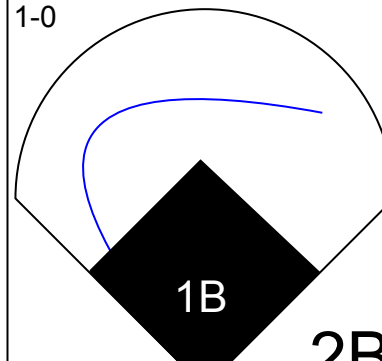
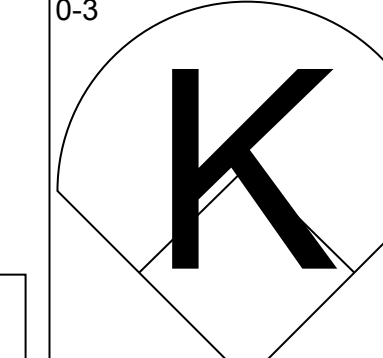
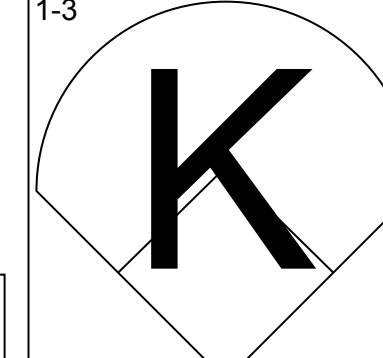
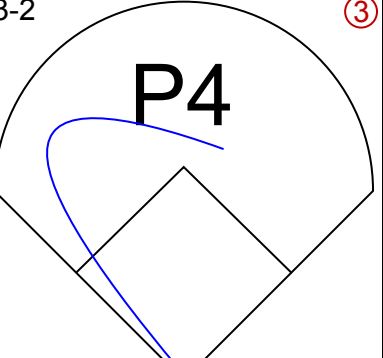
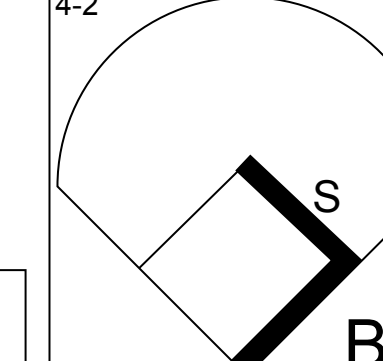
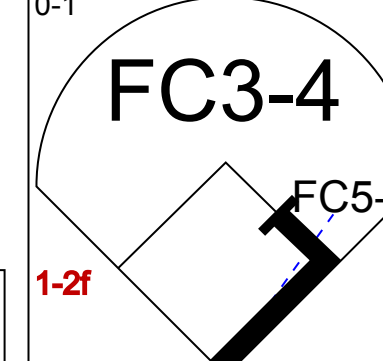
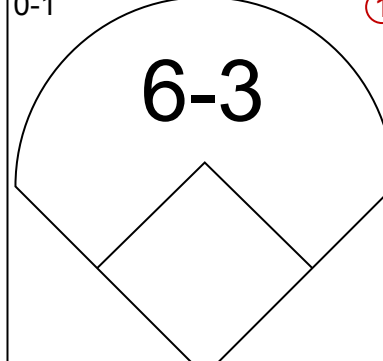
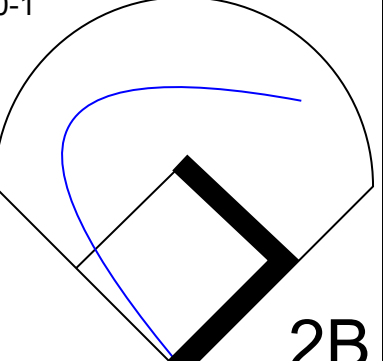
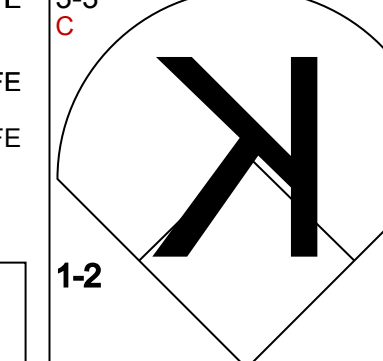
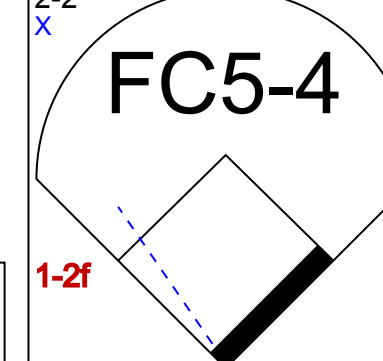
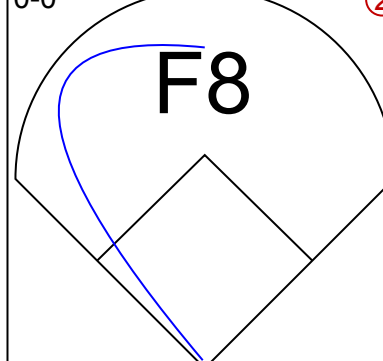
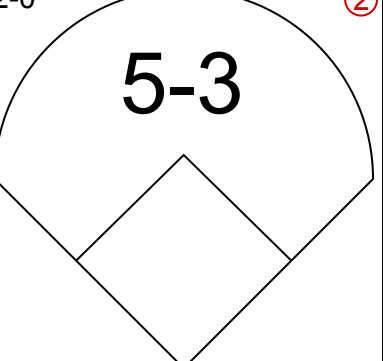
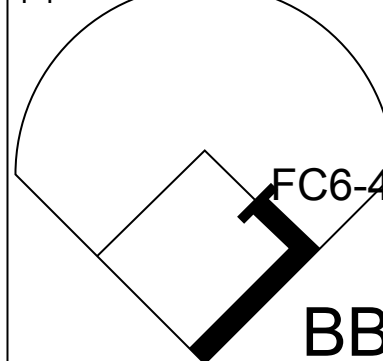
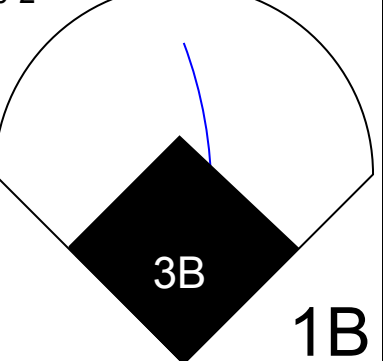
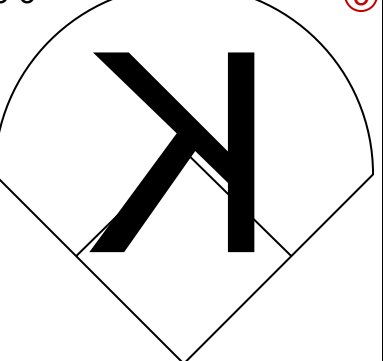
AB	32
R	1
H	8
RBI	1
BB	0
SO	2
LOB	13

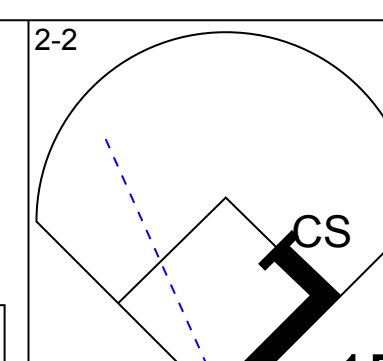
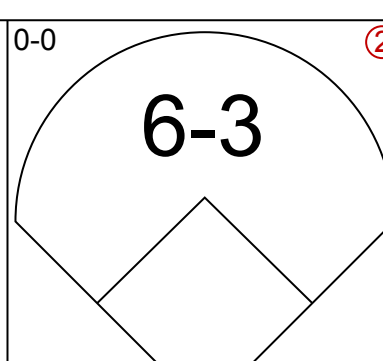
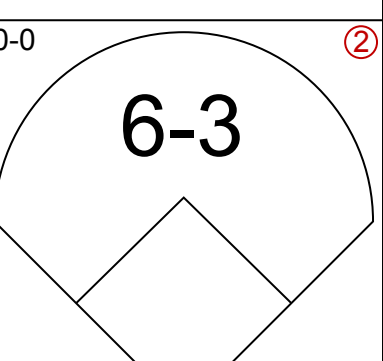

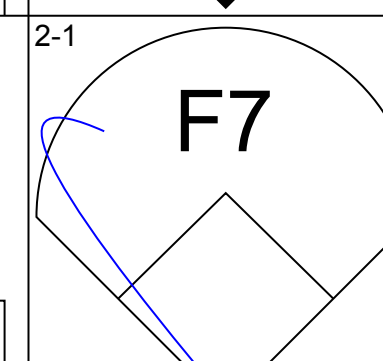
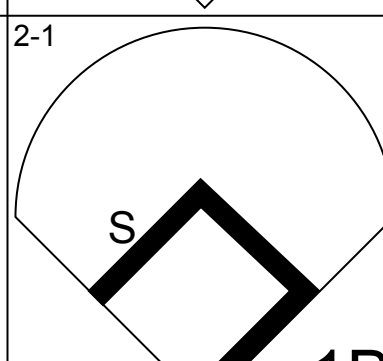
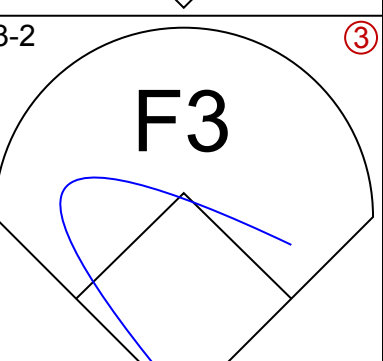

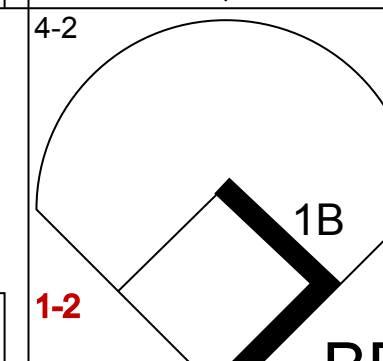
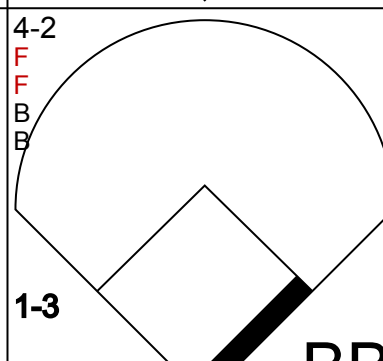

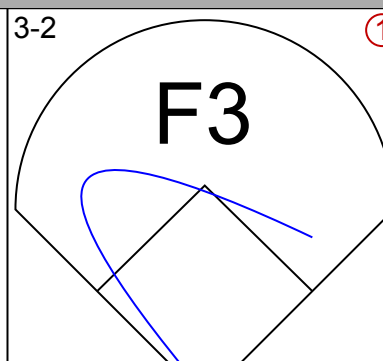
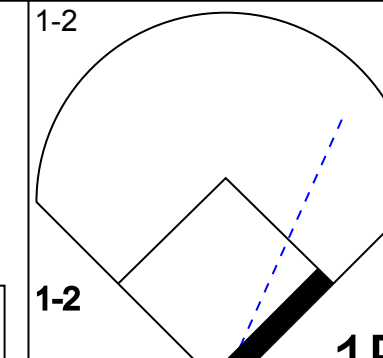
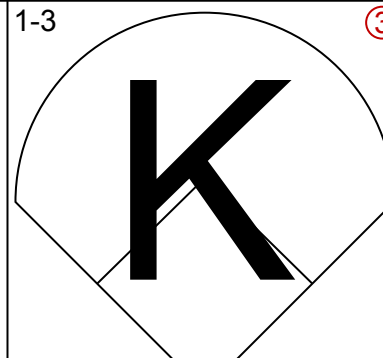

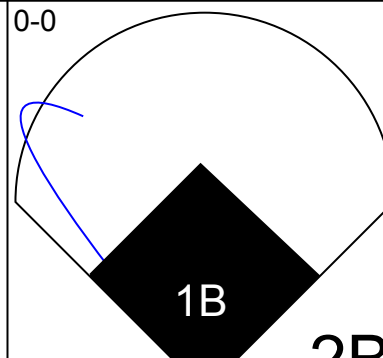
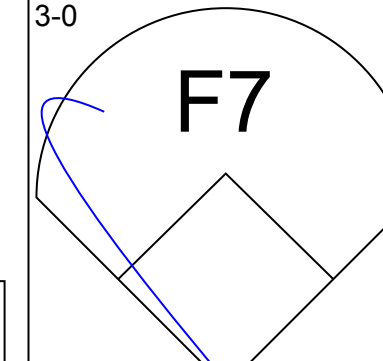
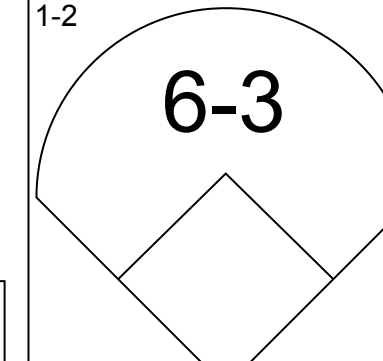
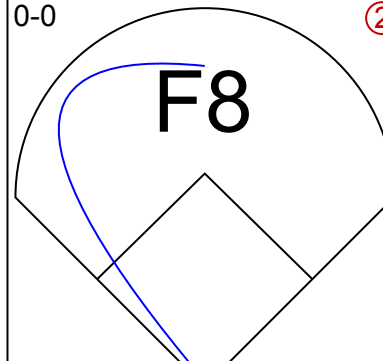
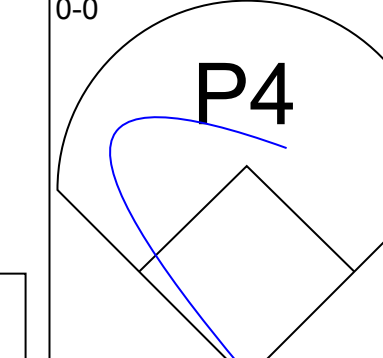
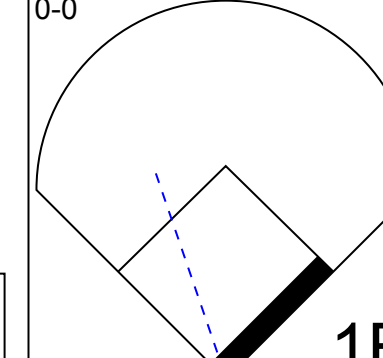
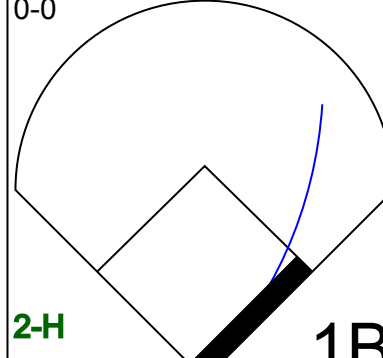
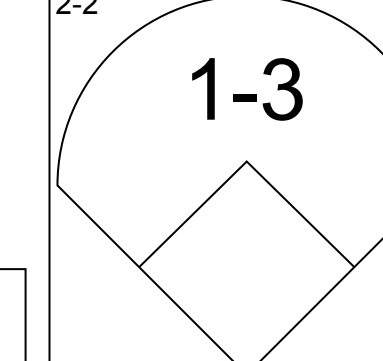
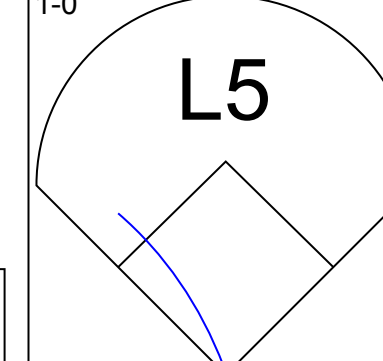
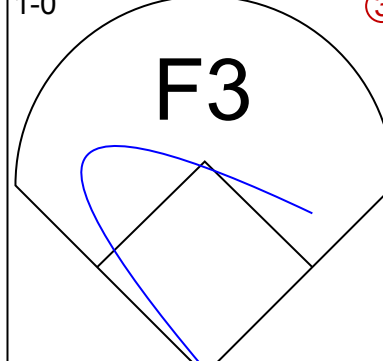
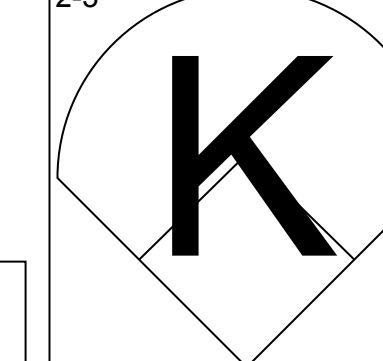

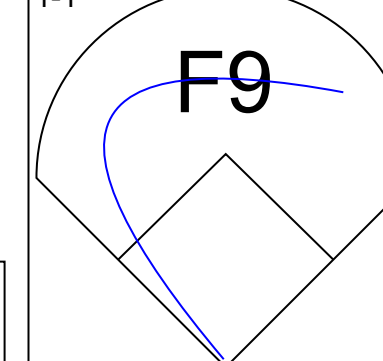

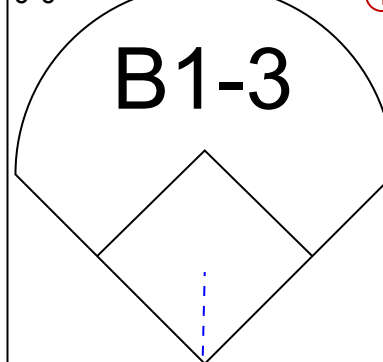
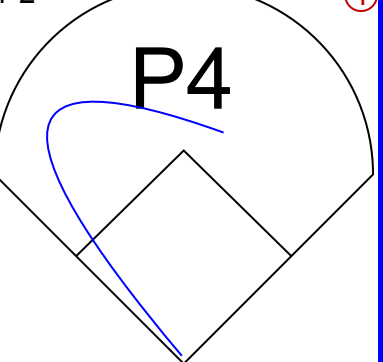










Batter	1	2	3	4	5	6	7	8	9	AB	R	H	RBI	BB	SO	LOB	TOP					
<b>Roberto Alomar, S</b> OBP: 0.328, SLG: 0.382 (1, 4)										5	1	1	0	0	2	3	<b>San Diego Padres @ Houston Astros</b> Astrodome, Houston, TX Sun Oct 02 1988, 4:33 AM EDT Att: 15,056 - Dome					
<b>Dickie Thon, R</b> OBP: 0.347, SLG: 0.337 (1, 6)										5	2	3	1	0	0	0						
<b>Randy Ready, R</b> OBP: 0.346, SLG: 0.390 (1, 5)										4	0	2	3	1	0	2						
<b>Carmelo Martinez, R</b> OBP: 0.301, SLG: 0.416 (1, 9)										5	0	0	0	0	2	5						
<b>Keith Moreland, R</b> OBP: 0.305, SLG: 0.331 (1, 3)										4	1	1	0	1	0	1						
<b>Jerald Clark, R</b> OBP: 0.200, SLG: 0.267 (1, 7)										5	0	1	1	0	3	3						
<b>Marvell Wynne, L</b> OBP: 0.325, SLG: 0.426 (1, 8)										4	0	1	0	1	0	2						
<b>Mark Parent, R</b> OBP: 0.232, SLG: 0.373 (1, 2)										4	0	0	0	0	1	3						
<b>Dennis Rasmussen, L</b> OBP: 0.250, SLG: 0.229 (1, 1)										3	1	2	0	1	1	1						
<b>Inning Stats</b>	R: 0 E: 0 K: 1 S: 9	H: 0 LOB: 1 P: 15	R: 0 E: 0 K: 2 S: 12	H: 0 LOB: 1 BB: 1 P: 20	R: 0 E: 0 K: 1 S: 10	H: 1 LOB: 2 BB: 1 P: 18	R: 0 E: 1 K: 1 S: 12	H: 0 LOB: 1 BB: 0 P: 16	R: 2 E: 0 K: 1 S: 24	H: 3 LOB: 2 BB: 1 P: 38	R: 0 E: 0 K: 0 S: 5	H: 1 LOB: 1 BB: 0 P: 6	R: 0 E: 0 K: 1 S: 10	H: 0 LOB: 0 BB: 0 P: 15	R: 0 E: 0 K: 2 S: 11	H: 1 LOB: 1 BB: 0 P: 17	R: 3 E: 0 K: 0 S: 8	H: 5 LOB: 1 BB: 0 P: 12	1B: 6 2B: 4 3B: 1 HR: 0	SF: 0 SAC: 0 DP: 1 HBP: 0	WP: 0 PB: 1 SB: 2 CS: 0	PA: 43
<b>PITCHER</b>	IP	WLS	BF	H	R	ER	SO	BB	IBB	HBP	BLK	WP	HR	S	P	ERA	WHIP					
<b>Jim Deshaies, L</b> ERA: 3.0 (1, 1)	5.0	L	24	4	2	2	6	3	1	0	1	0	0	67	107	3.60	1.400					
<b>Larry Andersen, R</b> ERA: 2.94 (6, 1)	2.0		8	1	0	0	1	0	0	0	0	0	0	15	21	0.00	0.500					
<b>Dave Smith, R</b> ERA: 2.67 (8, 1)	1.2		10	6	3	3	2	0	0	0	0	0	0	18	27	16.20	3.600					
<b>Juan Agosto, L</b> ERA: 2.26 (9, 1)	0.1		1	0	0	0	0	0	0	0	0	0	0	1	2	0.00	0.000					

Batter	1	2	3	4	5	6	7	8	9	AB	R	H	RBI	BB	SO	LOB	BOTTOM					
<b>Billy Hatcher, R</b> OBP: 0.321, SLG: 0.370 (1, 7)										4	0	1	0	0	0	1	<b>San Diego Padres @ Houston Astros</b> Astrodome, Houston, TX Sun Oct 02 1988, 4:33 AM EDT Att: 15,056 - Dome					
<b>Gerald Young, S</b> OBP: 0.334, SLG: 0.325 (1, 8)										4	0	1	0	0	0	2						
<b>Dave Smith, R</b> (8, 1)										0	0	0	0	0	0	0						
<b>Juan Agosto, L</b> (9, 1)										0	0	0	0	0	0	0						
<b>John Fishel, R</b> OBP: 0.310, SLG: 0.346 (1, 9)										2	0	0	0	2	0	0						
<b>Glenn Davis, R</b> OBP: 0.341, SLG: 0.478 (1, 3)										4	1	3	0	0	1	2						
<b>Buddy Bell, R</b> OBP: 0.295, SLG: 0.344 (1, 5)										4	0	0	0	0	0	4						
<b>Rafael Ramirez, R</b> OBP: 0.298, SLG: 0.378 (1, 6)										4	0	2	1	0	0	0						
<b>Casey Candaele, S</b> OBP: 0.228, SLG: 0.238 (1, 4)										4	0	0	0	0	0	2						
<b>Craig Biggio, R</b> OBP: 0.264, SLG: 0.350 (1, 2)										2	0	0	0	0	1	1						
<b>Alex Trevino, R</b> OBP: 0.341, SLG: 0.368 (7, PH) (8, 2)										2	0	1	0	0	1	0						
<b>Jim Deshaies, L</b> OBP: 0.077, SLG: 0.048 (1, 1)										1	0	0	0	0	0	0						
<b>Chuck Jackson, R</b> OBP: 0.286, SLG: 0.349 (5, PH)										1	0	0	0	0	0	0						
<b>Larry Andersen, R</b> OBP: 0.333, SLG: 0.333 (6, 1)										0	0	0	0	0	0	0						
<b>Kevin Bass, S</b> OBP: 0.314, SLG: 0.390 (7, PH) (8, 9)										2	0	1	0	0	0	1						
<b>Inning Stats</b>	R: 0 E: 0 K: 0 S: 12	H: 2 LOB: 2 P: 24	R: 0 E: 0 K: 1 S: 7	H: 0 LOB: 0 BB: 0 P: 11	R: 0 E: 0 K: 1 S: 12	H: 1 LOB: 2 BB: 1 P: 19	R: 0 E: 0 K: 0 S: 7	H: 1 LOB: 1 BB: 0 P: 10	R: 0 E: 0 K: 0 S: 10	H: 0 LOB: 0 BB: 0 P: 14	R: 1 E: 0 K: 0 S: 7	H: 2 LOB: 1 BB: 0 P: 11	R: 0 E: 0 K: 1 S: 7	H: 1 LOB: 1 BB: 0 P: 12	R: 0 E: 0 K: 0 S: 8	H: 1 LOB: 0 BB: 0 P: 12	R: 0 E: 0 K: 0 S: 6	H: 1 LOB: 1 BB: 0 P: 8	1B: 8 2B: 2 3B: 0 HR: 0	SF: 0 SAC: 0 DP: 1 HBP: 0	WP: 0 PB: 0 SB: 2 CS: 1	PA: 36
<b>PITCHER</b>	IP	WLS	BF	H	R	ER	SO	BB	IBB	HBP	BLK	WP	HR	S	P	ERA	WHIP					
<b>Dennis Rasmussen, L</b> ERA: 3.43 (1, 1)	9.0	W	36	9	1	1	3	2	0	0	0	0	0	76	121	1.00	1.222					

AB	39
R	5
H	11
RBI	5
BB	4
SO	9
LOB	20

AB	34
R	1
H	9
RBI	1
BB	2
SO	3
LOB	13

