

San Diego Padres - 1989

Batter	1	2	3	4	5	6	7	8	9	AB R H RBI BB SO LOB	TOP									
Brett Butler, L (1, 8) OBP: 0.800, SLG: 1.250	2-2 F8 HR 2B	3-2 1-3 1B			0-1 SH2-4 2B		4-0 BB 1B BB		0-0 L5	4 2 3 0 1 0 0	San Francisco Giants @ San Diego Padres Jack Murphy Stadium, San Diego, CA Mon Apr 03 1989, 10:05 PM EDT Att. 52,763 - Unknown - 70 F									
Robby Thompson, R (1, 4)	0-1 F8 2-3	2-2 P5			0-1 SH2-4 2-3		4-0 SAFE SAFE 1B SAFE 1B BB 1B BB	3-2 G5-3	3 1 0 0 1 0 3											
Will Clark, L (1, 3) OBP: 0.600, SLG: 1.000	0-3 K			1-2 3B	3-3 K		4-2 SAFE 1B 2B BB	1-1 FC6-4 1B	4 1 2 0 1 2 2											
Kevin Mitchell, R (1, 7) OBP: 0.400, SLG: 1.000	0-1 HR			1-2 F6	2-2 F9		2-0 2B 1B	2-0 FC6-4	5 1 2 4 0 0 3											
Candy Maldonado, R (1, 9) OBP: 0.500, SLG: 0.667	4-0 BB			1-1 P6		1-0 F9	0-0 2B		3 0 1 1 1 0 1											
Terry Kennedy, L (1, 2) Chris Speier, R (7, PH) Craig Lefferts, L (7, 1) Michael LaCoss, R (8, 1)	2-1 SAFE F7			1-0 G4-3		2-1 F8	1-1 F8		3 0 0 0 0 0 2 1 0 0 0 0 0 2 0 0 0 0 0 0 0 0 0 0 0 0 0 0											
Matt Williams, R (1, 5)		2-3 K		1-2 G5-3		1-3 K		2-3 K	4 0 0 0 0 3 0											
Jose Uribe, S (1, 6) OBP: 0.250, SLG: 0.250		1-2 CS 1B		0-2 G5-3		3-2 F8	2-3 K		4 0 1 0 0 1 0											
Rick Reuschel, R (1, 1) OBP: 0.500, SLG: 0.500 Jim Steels, L (7, PH) Kirt Manwaring, R (7, 2)		3-2 SAFE 1B 1-2 1B		1-1 P6		0-0 L5	1-2 G4-3		2 0 1 0 0 0 0 1 0 0 0 0 0 0 1 0 0 0 0 0 0											
Inning Stats	R: 2 E: 0 K: 1 S: 15	H: 2 LOB: 1 BB: 1 P: 23	R: 0 E: 0 K: 1 S: 22	H: 3 LOB: 2 BB: 0 P: 33	R: 0 E: 0 K: 0 S: 9	H: 1 LOB: 1 BB: 0 P: 13	R: 0 E: 0 K: 0 S: 8	H: 0 LOB: 0 BB: 0 P: 10	R: 0 E: 0 K: 1 S: 6	H: 0 LOB: 0 BB: 0 P: 10		R: 3 E: 0 K: 0 S: 12	H: 2 LOB: 2 BB: 3 P: 30	R: 0 E: 0 K: 2 S: 12	H: 0 LOB: 0 BB: 0 P: 17	R: 0 E: 0 K: 0 S: 10	H: 1 LOB: 1 BB: 0 P: 16	1B: 5 2B: 3 3B: 1 HR: 1	SF: 0 SAC: 1 DP: 0 HBP: 0	WP: 0 PB: 0 SB: 0 CS: 1
PITCHER	IP WLS BF H R ER SO BB IBB HBP BLK WP HR S P ERA WHIP																			
Eric Show, R (1, 1) ERA: 6.75	6.2 L 32 9 5 5 4 4 0 0 0 0 0 1 80 131 6.75 1.950																			
Dave Leiper, L (7, 1) ERA:	0.1 1 0 0 0 0 0 0 0 0 0 0 0 2 3 0.00 0.000																			
Greg Harris, R (8, 1) ERA:	2.0 7 1 0 0 2 0 0 0 0 0 0 0 22 33 0.00 0.500																			

AB	35
R	5
H	10
RBI	5
BB	4
SO	6
LOB	13



Batter	1	2	3	4	5	6	7	8	9	AB	R	H	RBI	BB	SO	LOB
Roberto Alomar, S OBP: 0.800, SLG: 0.500 (1, 4)	4-0 1B BB SF8-4 BB	0-1 1B 1-2 2-H		4-1 PO BB			1-1 G1-6-3 1-2f		4-1 BB	2	1	1	1	3	0	1
Tim Flannery, L OBP: 0.667, SLG: 0.500 (1, 5)	4-0 SF8-4 1B BB	0-0 1B 1-2 2-H		0-0 PO 1-2	0-1 G4-3			1-0 BB 1B	1-3 K	2	0	1	0	1	0	0
Luis Salazar, R OBP: 0.500, SLG: 0.500 (8, PH) (9, 5)										2	0	1	0	0	1	1
Tony Gwynn, L OBP: 0.500, SLG: 0.500 (1, 8)	0-0 SF8-4 1B 1-2 2-3		2-1 G3		1-2 F7			0-0 BB 1B		4	0	2	0	0	0	0
Jack Clark, R (1, 3)	0-1 SF8-4 1-2 2-3 3-H		4-2 FC6-4 BB		2-3 K			1-3 K		2	0	0	1	1	2	2
Carmelo Martinez, R (1, 7)	2-3 K		2-3 K			0-3 K		0-2 F7		4	0	0	0	0	3	4
John Kruk, L (1, 9)		0-0 G3	0-2 FC6-4		1-0 F7			4-1 BB		3	0	0	0	1	0	1
Benito Santiago, R OBP: 0.500, SLG: 1.250 (1, 2)		1-0 1B 1B HR		0-1 HR		2-0 G5-3		0-3 K		4	2	2	1	0	1	3
Garry Templeton, S (1, 6)		1-0 F9		0-1 P7			0-2 L6		2-3 K	4	0	0	0	0	1	1
Eric Show, R OBP: 0.500, SLG: 0.500 (1, 1)		2-1 1B 1B		0-0 F9			4-0 G1-6-3 BB		2-2 G6-3	2	0	1	0	0	0	0
Dave Leiper, L (7, 1)										0	0	0	0	0	0	0
Randy Ready, R (7, PH)										0	0	0	0	1	0	0
Greg Harris, R (8, 1)										0	0	0	0	0	0	0
Marvell Wynne, L (9, PH)										1	0	0	0	0	0	0

Inning Stats	R: 1	H: 1	E: 0	K: 1	S: 7	H: 1	LOB: 1	BB: 2	P: 17	R: 1	H: 4	E: 0	K: 0	S: 8	R: 0	H: 0	E: 0	K: 1	S: 13	R: 1	H: 1	E: 0	K: 0	S: 6	R: 0	H: 0	E: 0	K: 1	S: 9	R: 0	H: 0	E: 0	K: 1	S: 5	R: 0	H: 0	E: 0	K: 1	S: 5	R: 0	H: 2	E: 0	K: 2	S: 12	R: 0	H: 0	E: 0	K: 2	S: 13	1B: 7	SF: 1	2B: 1	SAC: 0	3B: 0	DP: 2	HR: 1	HBP: 0	WP: 0	PA: 39
PITCHER	IP	WLS	BF	H	R	ER	SO	BB	IBB	HBP	BLK	WP	HR	S	P	ERA	WHIP																																										
Rick Reuschel, R ERA: 4.5 (1, 1)	6.0	W	25	6	3	3	4	4	0	0	0	0	1	48	80	4.50	1.667																																										
Craig Lefferts, L ERA: (7, 1)	1.0		5	2	0	0	0	1	0	0	0	0	0	7	13	0.00	3.000																																										
Michael LaCoss, R ERA: (8, 1)	2.0	S	8	0	0	0	4	2	0	0	0	0	0	23	37	0.00	1.000																																										

BOTTOM

San Francisco Giants @ San Diego Padres
Jack Murphy Stadium, San Diego, CA
Mon Apr 03 1989, 10:05 PM EDT
Att: 52,763 - Unknown - 70 F

livebaseballscorecards.com

AB	30
R	3
H	8
RBI	3
BB	7
SO	8
LOB	13



Batter	1	2	3	4	5	6	7	8	9	AB R H RBI BB SO LOB	TOP		
Brett Butler, L (1, 8) OBP: 0.700, SLG: 1.000 Joe Price, R (8, 1)	2-1 F9		4-2 HR BB G4-3			4-1 1B BB		2-2 1B 1B		4 1 2 0 1 0 1 0 0 0 0 0 0 0	San Francisco Giants @ San Diego Padres Jack Murphy Stadium, San Diego, CA Tue Apr 04 1989, 10:05 PM EDT Att. 21,768 - Unknown livebaseballscorecards.com		
Robby Thompson, R (1, 4) OBP: 0.333, SLG: 0.143	2-2 2B 1B		4-2 HR BB	2-3 K		1-0 F8		3-3 K		4 2 1 0 1 2 2			
Will Clark, L (1, 3) OBP: 0.600, SLG: 1.222	1-1 SAFE F8 1-3 2B		1-0 HR 1-H 2-H	3-2 F8		1-2 F9		2-2 SAFE 1-3 1B		5 1 3 3 0 0 1			
Kevin Mitchell, R (1, 7) OBP: 0.500, SLG: 1.100	0-1 3-H 1B		0-1 HR	3-0 F7		2-2 FC6-4 1-3 1B		0-3 K		5 1 3 2 0 1 2			
Candy Maldonado, R (1, 9) OBP: 0.333, SLG: 0.375	2-1 F8 2-3		3-0 E WP 1B 1B		0-2 G6-3	2-0 FC6-4 1-2f		2-3 K		5 1 1 0 0 1 4			
Matt Williams, R (1, 5)	0-1 G5-3		1-1 F9 1-2		1-2 G6-3		0-0 G5-3	0-1 F7		5 0 0 0 0 0 3			
Kirt Manwaring, R (1, 2) OBP: 0.167, SLG: 0.333		0-2 P6	1-1 E5 SH1-4 1B PB 2-3		3-2 1B 2B		1-3 K	2-3 K		5 2 1 0 0 2 1			
Jose Uribe, S (1, 6) OBP: 0.375, SLG: 0.375		1-2 G5-3	0-1 PB SH1-4 1-2 1B 3-H		0-1 1B 2-H		2-1 G6-3			4 0 2 2 0 0 0			
Kelly Downs, R (1, 1) Ernest Riles, L (8, PH) Donell Nixon, R (8, 8)		0-0 G4-3	0-0 SH1-4 1-2 2-3		0-2 G5-3			1-3 K		2 0 0 0 0 0 1 1 0 0 0 0 1 0 0 0 0 0 0 0 0			
Inning Stats	R: 1 H: 3 E: 0 LOB: 2 K: 0 BB: 0 S: 13 P: 20	R: 0 H: 0 E: 0 LOB: 0 K: 0 BB: 0 S: 7 P: 8	R: 6 H: 5 E: 1 LOB: 1 K: 1 BB: 1 S: 18 P: 30	R: 0 H: 0 E: 0 LOB: 0 K: 1 BB: 0 S: 8 P: 16	R: 1 H: 2 E: 0 LOB: 1 K: 0 BB: 0 S: 14 P: 18	R: 0 H: 1 E: 0 LOB: 2 K: 0 BB: 1 S: 9 P: 19	R: 0 H: 0 E: 0 LOB: 0 K: 1 BB: 0 S: 6 P: 9	R: 0 H: 2 E: 0 LOB: 2 K: 3 BB: 0 S: 15 P: 23	R: 0 H: 0 E: 0 LOB: 0 K: 2 BB: 0 S: 10 P: 14	1B: 8 SF: 0 2B: 3 SAC: 1 3B: 0 DP: 0 HR: 2 HBP: 0		WP: 1 PA: 43 PB: 1 SB: 0 CS: 0	
PITCHER	IP WLS BF H R ER SO BB IBB HBP BLK WP HR S P ERA WHIP											PITCHER	IP WLS BF H R ER SO BB IBB HBP BLK WP HR S P ERA WHIP
Bruce Hurst, L (1, 1) ERA: 12.6	5.0 L 27 10 8 7 1 1 0 0 0 1 2 60 92 12.60 2.200												
Greg Booker, R (6, 1) ERA:	2.0 8 1 0 0 1 1 0 0 0 0 0 15 28 0.00 1.000												
Mark Grant, R (8, 1) ERA:	2.0 8 2 0 0 5 0 0 0 0 0 0 25 37 0.00 1.000												



Batter	1	2	3	4	5	6	7	8	9	AB	R	H	RBI	BB	SO	LOB
--------	---	---	---	---	---	---	---	---	---	----	---	---	-----	----	----	-----

Roberto Alomar, S (1, 4) <small>OBP: 0.667, SLG: 0.400</small> Mark Grant, R (8, 1) Ed Whitson, R (9, PH)										3 0 1 0 1 0 1 0 0 0 0 0 0 0 1 0 0 0 0 0 0
Tim Flannery, L (1, 5) <small>OBP: 0.667, SLG: 0.800</small> Luis Salazar, R (8, PH) <small>OBP: 0.333, SLG: 0.333</small> (9, 5)										3 0 2 0 0 1 1 1 0 0 0 0 1 0
Tony Gwynn, L (1, 8) <small>OBP: 0.625, SLG: 0.857</small>										3 1 2 0 1 0 2
Jack Clark, R (1, 3) Marvell Wynne, L (7, 7) <small>OBP: 0.500, SLG: 2.000</small>										2 0 0 0 1 2 3 1 1 1 2 0 0 0
Carmelo Martinez, R (1, 7) <small>OBP: 0.733</small> (7, 3)										4 0 0 0 0 0 5
John Kruk, L (1, 9)										4 0 0 0 0 1 2
Benito Santiago, R (1, 2) <small>OBP: 0.429, SLG: 0.857</small> Mark Parent, R (9, 2) <small>OBP: 1.000, SLG: 4.000</small>										3 0 1 0 0 0 0 1 1 1 1 0 0 0
Garry Templeton, S (1, 6) <small>OBP: 0.143, SLG: 0.143</small> Gary Green, R (8, 6)										3 0 1 0 0 0 1 1 0 0 0 0 1 0
Bruce Hurst, L (1, 1) Bip Roberts, S (5, PH) Greg Booker, R (6, 1) Randy Ready, R (7, PH) <small>OBP: 0.844</small> (8, 4)										1 0 0 0 0 1 1 1 0 0 0 0 1 0 0 0 0 0 0 0 0 2 0 0 0 0 1 1

Inning Stats	R: 0	H: 2	E: 0	K: 1	S: 9	R: 0	H: 1	E: 0	K: 1	S: 13	R: 0	H: 1	E: 0	K: 1	S: 9	R: 0	H: 0	E: 0	K: 1	S: 8	R: 0	H: 0	E: 0	K: 1	S: 9	R: 0	H: 1	E: 0	K: 0	S: 10	R: 0	H: 1	E: 0	K: 0	S: 7	R: 2	H: 2	E: 0	K: 1	S: 13	R: 1	H: 1	E: 0	K: 2	S: 9	R: 0	H: 1	E: 0	K: 1	S: 9	1B: 5	2B: 1	3B: 1	HR: 2	SF: 0	SAC: 0	DP: 2	HBP: 0	WP: 0	PB: 0	SB: 0	CS: 0	PA: 37
--------------	------	------	------	------	------	------	------	------	------	-------	------	------	------	------	------	------	------	------	------	------	------	------	------	------	------	------	------	------	------	-------	------	------	------	------	------	------	------	------	------	-------	------	------	------	------	------	------	------	------	------	------	-------	-------	-------	-------	-------	--------	-------	--------	-------	-------	-------	-------	--------

PITCHER	IP	WLS	BF	H	R	ER	SO	BB	IBB	HBP	BLK	WP	HR	S	P	ERA	WHIP
Kelly Downs, R (1, 1) <small>ERA: 13.5</small>	7.0	W	28	6	0	0	6	3	0	0	0	0	0	65	100	0.00	1.286
Joe Price, L (8, 1) <small>ERA: 13.5</small>	2.0		9	3	3	3	3	0	0	0	0	0	2	22	30	13.50	1.500

BOTTOM

San Francisco Giants @ San Diego Padres
 Jack Murphy Stadium, San Diego, CA

AB	34
R	3
H	9
RBI	3
BB	3
SO	9
LOB	17



Tue Apr 04 1989, 10:05 PM EDT
 Att. 21,768 - Unknown

Batter	1	2	3	4	5	6	7	8	9	AB R H RBI BB SO LOB	TOP											
Brett Butler, L (1, 8) OBP: 0.733, SLG: 0.909	1-0 S 1B		4-0 FC6-4 BB		1-0 1B		1-1 G4-3 1-2	4-1 BB		3 0 2 0 2 0 1	San Francisco Giants @ San Diego Padres Jack Murphy Stadium, San Diego, CA Wed Apr 05 1989, 6:33 AM EDT Att. 24,309 - Sunny - 98 F											
Robby Thompson, R (1, 4) OBP: 0.286, SLG: 0.417	2-3 K 1-2		1-2 FC6-4 1-2f		0-0 G3		1-0 HR 2-H	3-3 K		5 1 1 2 0 2 5												
Will Clark, L (1, 3) OBP: 0.533, SLG: 0.917	0-1 G3-1		0-0 F7			4-1 1B BB	3-1 HBP E		1-3 K	3 0 0 0 1 1 2												
Kevin Mitchell, R (1, 7) OBP: 0.333, SLG: 0.733	1-3 K		2-3 K			2-3 K	0-0 E4 1-3		2-1 F9	5 0 0 0 0 3 4												
Candy Maldonado, R (1, 9) OBP: 0.357, SLG: 0.333					1-2 G4-3		0-0 1B 1-2		3-2 G4-3	4 0 1 0 1 1 0												
Terry Kennedy, L (1, 2) OBP: 0.167, SLG: 0.667					3-2 F7		0-3 K		1-3 K	3 1 1 1 0 1 2												
Tracy Jones, R (7, PH)										1 0 0 0 0 1 3												
Atlee Hammaker, S (7, 1)										0 0 0 0 0 0 0												
Matt Williams, R (1, 5)					2-3 K		1-0 F9		1-0 SH1-4 1B	2 0 0 0 0 1 2												
Ernest Riles, L (8, PH) (8, 5)										1 0 1 0 0 0 0												
Jose Uribe, S (1, 6) OBP: 0.364, SLG: 0.364						1-2 F8		1-0 HR G4-3 1B	0-1 SH1-4	3 1 1 0 0 0 1												
Don Robinson, R (1, 1)						0-3 K		1-1 P3	1-3 K	1 0 0 0 0 0 1												
Jeff Brantley, R (4, 1)										1 0 0 0 0 1 0												
Jim Steels, L (7, PH)										1 0 0 0 0 0 1												
Kirt Manwaring, R (7, 2) OBP: 0.143, SLG: 0.286										1 0 0 0 0 1 1												
Inning Stats	R: 0 E: 0 K: 2 S: 10	H: 1 LOB: 1 BB: 0 P: 14	R: 1 E: 1 K: 1 S: 10	H: 1 LOB: 1 BB: 0 P: 15	R: 0 E: 0 K: 1 S: 7	H: 0 LOB: 1 BB: 1 P: 14	R: 0 E: 0 K: 1 S: 10	H: 0 LOB: 0 BB: 0 P: 16	R: 0 E: 0 K: 1 S: 9	H: 1 LOB: 1 BB: 0 P: 11	R: 0 E: 0 K: 2 S: 9	H: 1 LOB: 2 BB: 1 P: 16	R: 2 E: 1 K: 1 S: 12	H: 2 LOB: 3 BB: 1 P: 24	R: 0 E: 0 K: 2 S: 13	H: 1 LOB: 2 BB: 1 P: 22	R: 0 E: 0 K: 1 S: 8	H: 0 LOB: 0 BB: 0 P: 14	1B: 5 2B: 0 3B: 0 HR: 2	SF: 0 SAC: 1 DP: 0 HBP: 2	WP: 0 PB: 0 SB: 1 CS: 0	PA: 41
PITCHER	IP WLS BF H R ER SO BB IBB HBP BLK WP HR S P ERA WHIP																					
Ed Whitson, R (1, 1) ERA: 4.05	6.2 W 29 6 3 3 8 2 0 1 0 0 2 61 96 4.05 1.200																					
Dave Leiper, L (7, 1) ERA:	0.0 3 0 0 0 0 0 1 1 0 0 0 2 9 ∞ ∞																					
Greg Harris, R (7, 1) ERA:	0.2 3 1 0 0 1 0 0 0 0 0 0 7 9 0.00 1.500																					
Mark Davis, L (8, 1) ERA:	1.2 S 6 0 0 0 3 1 0 0 0 0 0 18 32 0.00 0.600																					

livebaseballscorecards.com

AB	34
R	3
H	7
RBI	3
BB	4
SO	12
LOB	23



Batter	1	2	3	4	5	6	7	8	9
Roberto Alomar, S OBP: 0.615, SLG: 0.444 (1, 4)	0-1 E8 1B		0-3 K	0-0 1B 1-2		3-2 F7			
Luis Salazar, R OBP: 0.429, SLG: 0.429 (1, 9) (8, 5)	1-2 F8		2-1 1B 1B	2-0 1B 1-2 2-3			0-0 G5-3		
Tony Gwynn, L OBP: 0.500, SLG: 0.636 (1, 8)	1-0 F7		3-2 1B 1B	0-0 G4-6-3 1-2f			0-2 G3-1		
Jack Clark, R OBP: 0.273, SLG: 0.125 Mark Davis, L (1, 3) (8, 1)	3-0 G5-3		0-1 1B E 1B		2-0 L6		3-1 G5-3		
Marvell Wynne, L OBP: 0.667, SLG: 1.333 (1, 7)		1-2 G1-3 SF8 2B	1-1 E6 1B		1-0 G6-3		1-1 G4-6-3 1B		
Benito Santiago, R OBP: 0.273, SLG: 0.545 (1, 2)		0-0 G1-3	1-2 E6		2-2 F9		0-0 L6		
Randy Ready, R John Kruk, L (1, 5) (8, 9)		3-0 SF8	0-0 P5			4-2 SH2-3 G3 BB		0-0 G4-6-3 1-2f	
Garry Templeton, S OBP: 0.300, SLG: 0.400 (1, 6)		2-1 FC6-4 1B		0-0 FC3-5 2B		0-0 G3			
Ed Whitson, R Dave Leiper, L Greg Harris, R Carmelo Martinez, R (1, 1) (7, 1) (7, 1) (8, 3)		2-2 FC6-4		0-0 FC3-5 1B 1B		1-0 SH2-3			

Inning Stats	R: 0 E: 1 K: 0 S: 7	H: 1 LOB: 1 BB: 0 P: 12	R: 1 E: 0 K: 0 S: 10	H: 2 LOB: 1 BB: 0 P: 18	R: 3 E: 1 K: 1 S: 17	H: 4 LOB: 1 BB: 0 P: 24	R: 0 E: 0 K: 0 S: 5	H: 0 LOB: 0 BB: 0 P: 10	R: 0 E: 0 K: 0 S: 7	H: 0 LOB: 1 BB: 1 P: 15	R: 0 E: 0 K: 0 S: 7	H: 0 LOB: 0 BB: 0 P: 10	R: 0 E: 0 K: 0 S: 4	H: 1 LOB: 0 BB: 0 P: 5
--------------	------------------------------	----------------------------------	-------------------------------	----------------------------------	-------------------------------	----------------------------------	------------------------------	----------------------------------	------------------------------	----------------------------------	------------------------------	----------------------------------	------------------------------	---------------------------------

PITCHER															PITCHER																		
IP	WLS	BF	H	R	ER	SO	BB	IBB	HBP	BLK	WP	HR	S	P	ERA	WHIP	IP	WLS	BF	H	R	ER	SO	BB	IBB	HBP	BLK	WP	HR	S	P	ERA	WHIP
Don Robinson, R ERA: 8.1 (1, 1)	3.1	L	19	9	4	3	1	0	0	0	0	0	37	57	8.10	2.700																	
Jeff Brantley, R ERA: (4, 1)	2.2		9	1	0	0	0	1	0	0	0	0	14	29	0.00	0.750																	
Atlee Hammaker, L ERA: (7, 1)	2.0		6	1	0	0	0	0	0	0	0	0	11	15	0.00	0.500																	


BOTTOM

San Francisco Giants @ San Diego Padres
Jack Murphy Stadium, San Diego, CA

Wed Apr 05 1989, 6:33 AM EDT
Att: 24,309 - Sunny - 98 F

AB	R	H	RBI	BB	SO	LOB
4	0	2	0	0	1	1
4	1	2	0	0	0	1
4	1	1	0	0	0	4
4	1	1	1	0	0	1
0	0	0	0	0	0	0
4	1	3	1	0	0	0
4	0	0	0	0	0	3
1	0	0	1	1	0	1
1	0	0	0	0	0	1
3	0	2	0	0	0	1
2	0	0	0	0	0	2
0	0	0	0	0	0	0
0	0	0	0	0	0	0
0	0	0	0	0	0	0

AB 31
R 4
H 11
RBI 3
BB 1
SO 1
LOB 15



WP: 0 PA: 34
PB: 0
SB: 0
CS: 0

livebaseballscorecards.com

BOTTOM

San Diego Padres @ Houston Astros
Astrodome, Houston, TX

livebaseballscores.com


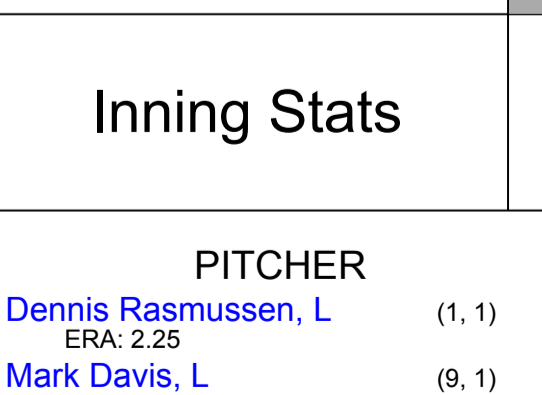
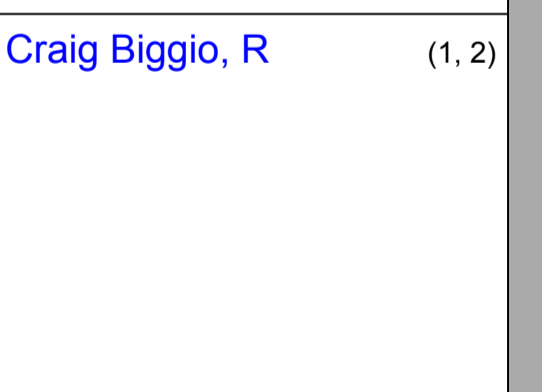
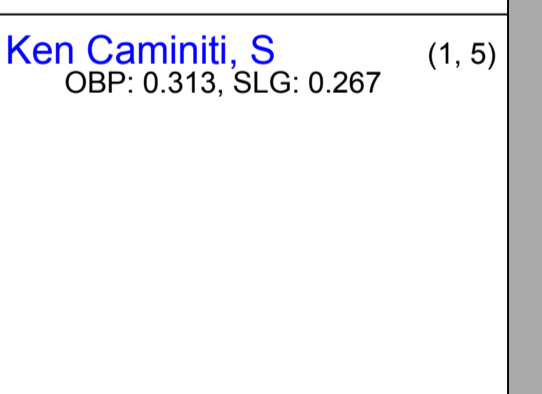
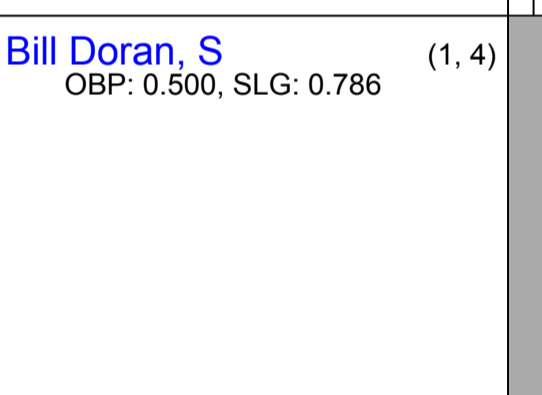
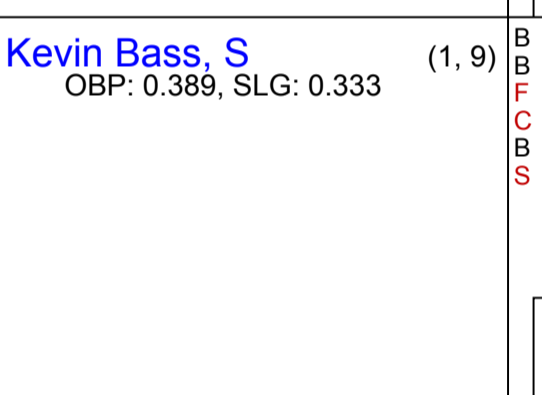
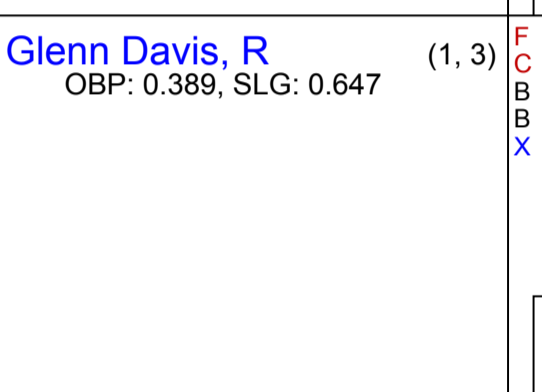
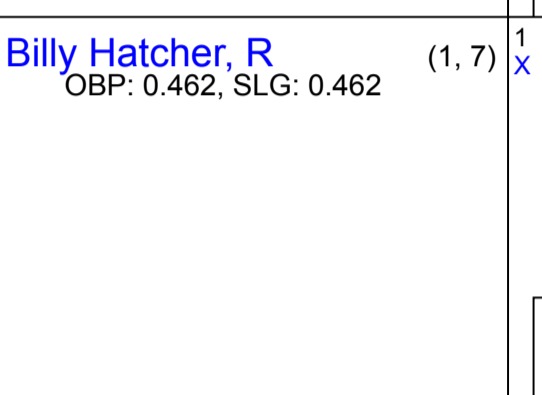
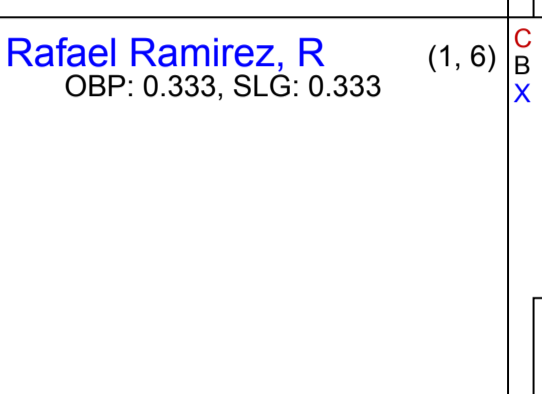
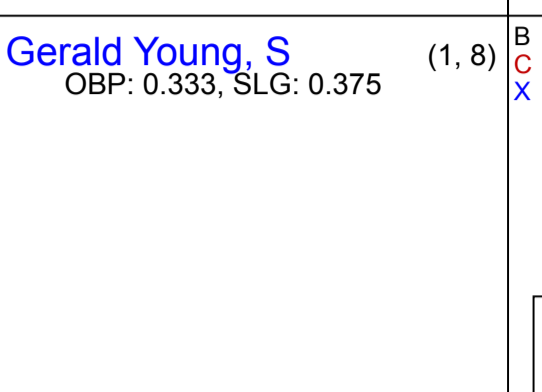
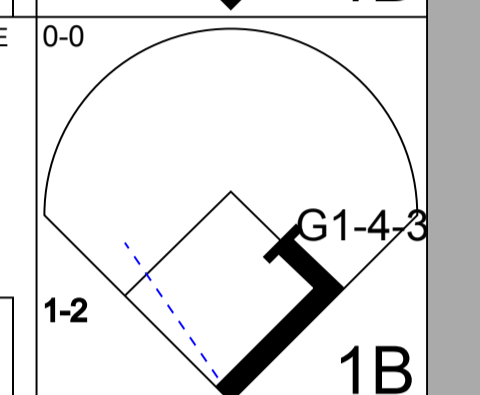
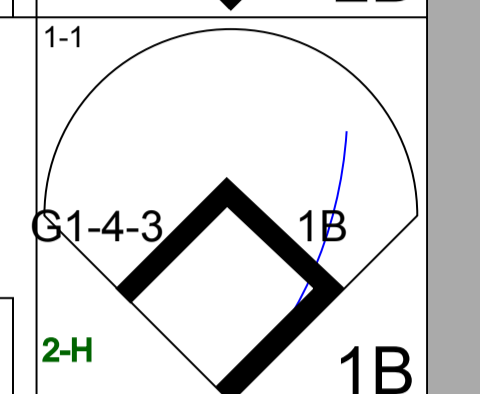
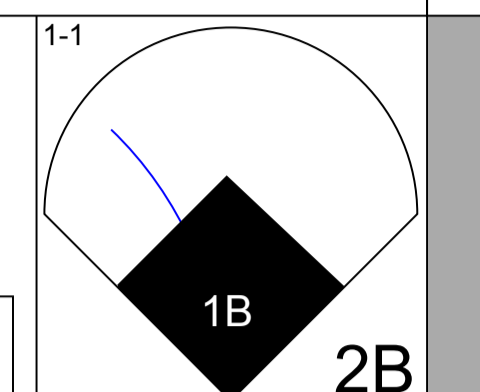

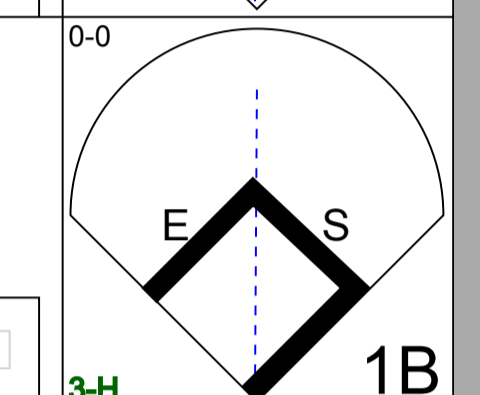
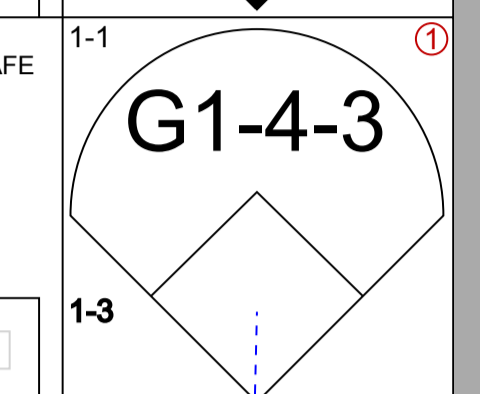
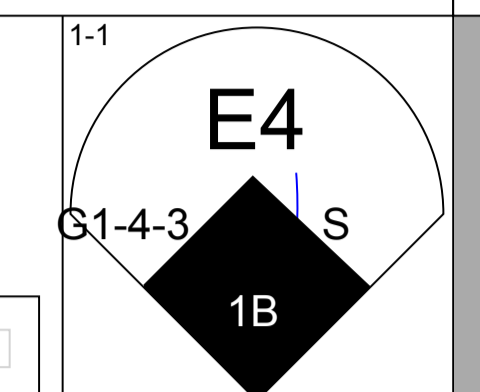

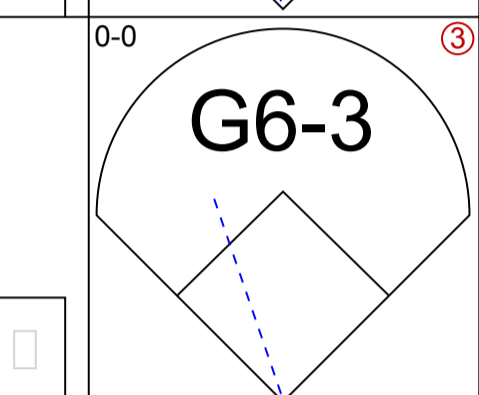
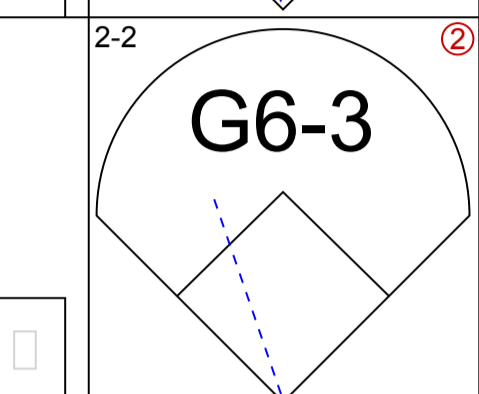
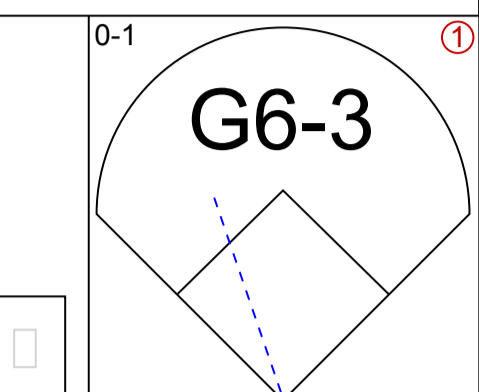

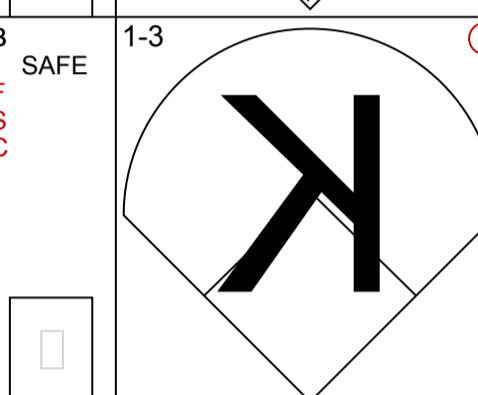
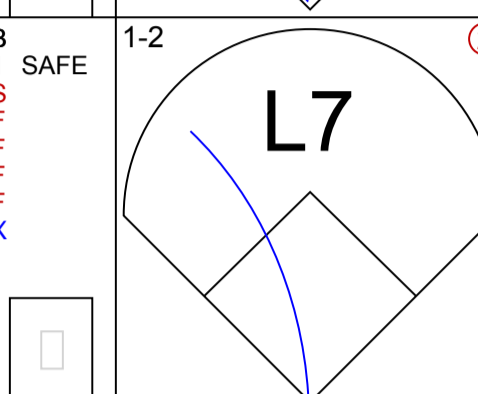
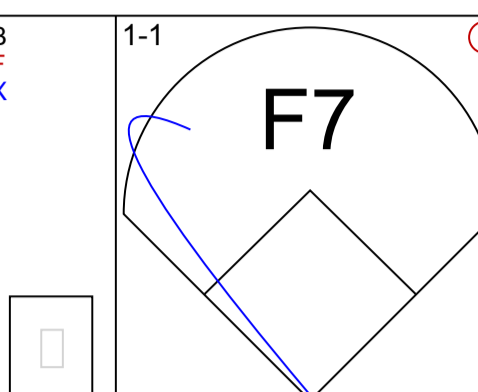

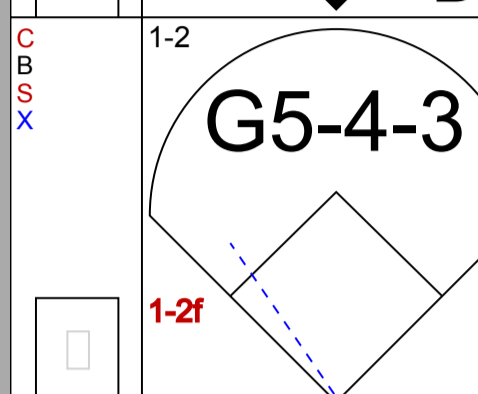
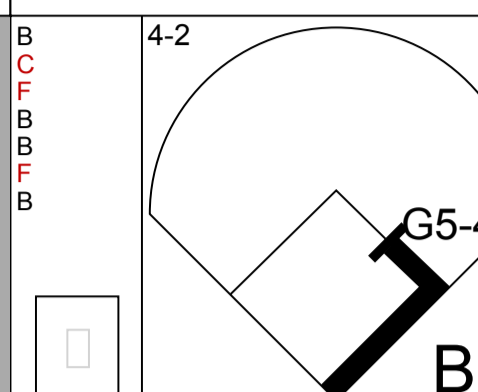
AB	35
R	3
H	9
RBI	3
BB	2
SO	6
LOB	22



WP:	0	PA:	38
PB:	0	SB:	2
CS:	0		

AB R H RBI BB SO LOB

4	2	1	0	1	0	1
5	0	1	1	0	0	4
4	0	2	1	0	1	1
4	0	1	0	0	0	3
3	0	1	0	1	1	1
4	0	1	0	0	0	4
4	1	1	0	0	1	3
3	0	0	0	0	3	3
2	0	0	0	0	0	1
0	0	0	0	0	0	0
1	0	0	0	0	0	1
1	0	1	1	0	0	0



Inning Stats

PITCHER

Dennis Rasmussen, L	(1, 1)	8.0	W	34	H	8	R	3	ER	2	SO	6	BB	1	IBB	0	HBP	1	BLK	1	WP	0	HR	0	S	84	P	119	ERA	2.25	WHIP	1.125
Mark Davis, L	(9, 1)	1.0	S	4	H	1	R	0	ER	0	SO	0	BB	1	IBB	0	HBP	0	BLK	0	WP	0	HR	0	S	10	P	17	ERA	0.00	WHIP	2.000

Inning Stats

PITCHER

Dennis Rasmussen, L	(1, 1)	8.0	W	34	H	8	R	3	ER	2	SO	6	BB	1	IBB	0	HBP	1	BLK	1	WP	0	HR	0	S	84	P	119	ERA	2.25	WHIP	1.125
Mark Davis, L	(9, 1)	1.0	S	4	H	1	R	0	ER	0	SO	0	BB	1	IBB	0	HBP	0	BLK	0	WP	0	HR	0	S	10	P	17	ERA	0.00	WHIP	2.000

Batter	1	2	3	4	5	6	7	8	9	AB R H RBI BB SO LOB	TOP											
Roberto Alomar, S (1, 4) OBP: 0.391, SLG: 0.263	3-2 L6		1-3 K		2-2 F8		1-0 G6-3		2-3 K	5 0 0 0 0 2 2	San Diego Padres @ Houston Astros Astrodome, Houston, TX Sat Apr 08 1989, 4:33 AM EDT Att. 19,427 - Unknown livebaseballscorecards.com											
Luis Salazar, R (1, 5) OBP: 0.400, SLG: 0.400	1-3 K		2-1 L5-3		1-0 G4-3			1-2 G1-3		4 0 0 0 0 1 1												
Tony Gwynn, L (1, 8) OBP: 0.429, SLG: 0.474	4-2 BB			1-1 F7	0-0 L7			0-1 FC5-4 1B		3 0 1 0 1 0 1												
Jack Clark, R (1, 3) OBP: 0.316, SLG: 0.083	3-3 K			4-1 WP BB		4-0 FC5-4 BB		3-3 K		2 0 0 0 2 2 2												
Carmelo Martinez, R (1, 7) OBP: 0.125, SLG: 0.067		2-0 P6		2-0 F7		1-3 K		2-0 FC5-4		4 0 0 0 0 1 3												
Marvell Wynne, L (1, 9) OBP: 0.615, SLG: 1.167		2-2 1B		4-2 1-2 BB		1-0 F9		2-1 HR		3 1 2 1 1 0 1												
Benito Santiago, R (1, 2) OBP: 0.211, SLG: 0.368		0-1 P4		0-1 L4		0-2 FC5-4		1-1 G5-3		4 0 0 0 0 0 4												
Garry Templeton, S (1, 6) OBP: 0.333, SLG: 0.500		1-3 K			0-0 2B		1-3 K	1-2 G1-3 1B		4 1 2 0 0 2 1												
Walt Terrell, L (1, 1) OBP: 0.500, SLG: 1.000 Dave Leiper, L (5, 1) Tim Flannery, L (7, PH) Greg Booker, R (7, 1) John Kruk, L (9, PH) Randy Ready, R (9, PH)			1-3 K		1-2 G4-3 2B		1-0 F7	1-0 G1-3		2 0 1 1 0 1 0 0 0 0 0 0 0 0 1 0 1 0 0 0 0 0 1												
Inning Stats	R: 0 E: 0 K: 2 S: 11	H: 0 LOB: 1 BB: 1 P: 22	R: 0 E: 0 K: 1 S: 10	H: 1 LOB: 1 BB: 0 P: 15	R: 0 E: 0 K: 2 S: 8	H: 0 LOB: 0 BB: 0 P: 12	R: 0 E: 0 K: 0 S: 8	H: 0 LOB: 2 BB: 2 P: 19	R: 1 E: 0 K: 0 S: 9	H: 2 LOB: 1 BB: 0 P: 13	R: 0 E: 0 K: 1 S: 7	H: 0 LOB: 1 BB: 1 P: 13	R: 0 E: 0 K: 1 S: 5	H: 0 LOB: 0 BB: 0 P: 8	R: 0 E: 0 K: 1 S: 10	H: 1 LOB: 1 BB: 0 P: 16	R: 1 E: 0 K: 1 S: 11	H: 2 LOB: 1 BB: 0 P: 18	1B: 3 2B: 2 3B: 0 HR: 1	SF: 0 SAC: 0 DP: 0 HBP: 0	WP: 1 PB: 0 SB: 0 CS: 0	PA: 37
PITCHER	IP WLS BF H R ER SO BB IBB HBP BLK WP HR S P ERA WHIP																					
Jim Clancy, R (1, 1) ERA: 2.16	8.1 W 35 6 2 2 8 4 0 0 0 1 1 75 129 2.16 1.200																					
Juan Agosto, L (9, 1) ERA: 5.4	0.2 2 0 0 0 1 0 0 0 0 0 0 4 7 0.00 0.000																					



Batter	1	2	3	4	5	6	7	8	9
Gerald Young, S OBP: 0.304, SLG: 0.300 (1, 8) X	0-0 B1		0-1 G1-3		1-0 L3	4-0 E 1B BB		3-1 G6-3	
Rafael Ramirez, R OBP: 0.400, SLG: 0.500 (1, 6) F X	0-1 G4-3		2-0 3B		1-1 1B 2B 1B	1-1 BB 1B		0-0 G5-3	
Billy Hatcher, R OBP: 0.412, SLG: 0.412 (1, 7) B B X	2-0 G5-3		1-1 G6-3		2-1 2B 1B	0-0 F7			
Glenn Davis, R OBP: 0.455, SLG: 0.700 (1, 3) B C X		1-1 G6-3		2-2 E 1B 1B	0-0 2B 2B	4-1 SAFE BB			
Bill Doran, S OBP: 0.500, SLG: 0.889 (1, 4) F X		0-1 1B 3B		1-0 E3 G3-1 1B 1-3	1-0 2B	0-1 P6			
Kevin Bass, S OBP: 0.455, SLG: 0.389 (1, 9) B F X		0-2 1B		1-0 G3-1 1B 1-2 3-H	4-0 BB		0-0 F7		
Alan Ashby, S OBP: 0.214, SLG: 0.231 (1, 2) 1 SAFE B X		1-0 P6		2-0 G3-1 1-2 2-3	1-0 G6-4-3		1-2 G3-1		
Ken Caminiti, S OBP: 0.300, SLG: 0.316 (1, 5) C 1 SAFE B X		1-1 G6-3		2-3 K		3-1 SH1-4 1B 2B	2-1 F8		
Jim Clancy, R (1, 1)			0-1 G5-3	2-3 K		0-1 SH1-4		0-3 K	
Juan Agosto, L (9, 1)									

Inning Stats	R: 0	H: 0	E: 0	K: 0	S: 4	R: 1	H: 2	E: 0	K: 0	S: 10	R: 0	H: 1	E: 0	K: 0	S: 7	R: 1	H: 2	E: 1	K: 2	S: 14	R: 3	H: 4	E: 0	K: 0	S: 8	R: 1	H: 2	E: 1	K: 0	S: 10	R: 0	H: 0	E: 0	K: 0	S: 6	R: 0	H: 0	E: 0	K: 1	S: 6	R: 0	H: 0	E: 0	K: 0	S: 6	R: 3	H: 0	E: 0	K: 0	S: 0
	LOB: 0	BB: 0	P: 6	LOB: 1	BB: 0	P: 13	LOB: 1	BB: 0	P: 10	LOB: 2	BB: 2	P: 24	LOB: 3	BB: 2	P: 22	LOB: 0	BB: 0	LOB: 0	BB: 0	P: 9	LOB: 0	BB: 0	LOB: 0	BB: 0	P: 9	LOB: 0	BB: 0	LOB: 0	BB: 0	LOB: 0	BB: 0	LOB: 0	BB: 0	LOB: 0	BB: 0	LOB: 0	BB: 0	LOB: 0	BB: 0	LOB: 0	BB: 0	LOB: 0	BB: 0	LOB: 0	BB: 0	LOB: 0	BB: 0	LOB: 0	BB: 0	LOB: 0

PITCHER	IP	WLS	BF	H	R	ER	SO	BB	IBB	HBP	BLK	WP	HR	S	P	ERA	WHIP
Walt Terrell, R ERA: 8.31 (1, 1)	4.1	L	23	9	5	4	2	0	0	0	0	0	0	42	65	8.31	2.077
Dave Leiper, L ERA: 4.5 (5, 1)	1.2		9	2	1	1	0	3	0	0	0	0	0	11	28	5.40	3.000
Greg Booker, R ERA: (7, 1)	2.0		6	0	0	0	1	0	0	0	0	0	0	12	18	0.00	0.000

BOTTOM

San Diego Padres @ Houston Astros
Astrodome, Houston, TX

Sat Apr 08 1989, 4:33 AM EDT
Att. 19,427 - Unknown

AB	R	H	RBI	BB	SO	LOB
4	0	0	0	1	0	0
5	1	3	1	0	0	0
4	1	1	0	0	0	3
3	2	2	1	1	0	0
4	1	2	2	0	0	4
3	0	2	2	1	0	0
4	0	0	0	0	0	5
4	1	1	0	0	1	3
3	0	0	0	0	2	2
0	0	0	0	0	0	0

AB	34
R	6
H	11
RBI	6
BB	3
SO	3
LOB	17

livebaseballscorecards.com



WP: 0	PA: 38
PB: 0	SB: 0
CS: 0	

Batter	1	2	3	4	5	6	7	8	9	AB R H RBI BB SO LOB	TOP		
Roberto Alomar, S (1, 4) OBP: 0.393, SLG: 0.292	1-2 G6-3		2-1 E 1B 1B		0-1 F9 S 2B 1B		1-1 G4-3		1-2 L5-3	5 2 2 0 0 0 2			
Tim Flannery, L (1, 5) Luis Salazar, R (7, 5) OBP: 0.455, SLG: 0.500 OBP: 0.400, SLG: 0.400	1-2 F7		1-1 E9 1B 1B		2-0 F9 1B		2-1 L8			4 1 1 1 0 0 1 0 0 0 0 0 0 0			
Tony Gwynn, L (1, 8) OBP: 0.440, SLG: 0.522	2-1 F7		0-1 S 1B 1B		1-0 2B			0-1 G5-3		4 1 2 2 0 0 0			
Jack Clark, R (1, 3) OBP: 0.304, SLG: 0.125		2-3 K	1-2 1B		0-3 K			2-2 G6-3		4 0 1 2 0 2 1			
Marvell Wynne, L (1, 9) OBP: 0.471, SLG: 0.875		1-0 G3	2-2 P6		0-0 F7			0-0 E1		4 0 0 0 0 0 2			
Carmelo Martinez, R (1, 7) OBP: 0.150, SLG: 0.056		4-1 BB	0-0 G5-3			2-3 K		0-0 F7		3 0 0 0 1 1 2			
Mark Parent, R (1, 2) Benito Santiago, R (9, PR) OBP: 0.400, SLG: 1.000 OBP: 0.211, SLG: 0.368	2-0 F8			0-0 P2		1-0 P6			4-1 G3 SH5-3 BB	3 0 0 0 1 0 1 0 0 0 0 0 0 0	AB 34 R 5 H 7 RBI 5 BB 2 SO 6 LOB 11		
Garry Templeton, S (1, 6) OBP: 0.286, SLG: 0.429			0-0 F7	2-3 K		0-1 G3			0-0 SH5-3	3 0 0 0 0 1 0			
Eric Show, R (1, 1) Mark Davis, L (8, 1) Bip Roberts, S (8, 7) OBP: 0.400, SLG: 0.400			0-2 1B 1B	0-3 K			0-3 K		0-0 G3	3 1 1 0 0 2 0 0 0 0 0 0 0 0 1 0 0 0 0 0 2			
Inning Stats	R: 0 H: 0 E: 0 LOB: 0 K: 0 BB: 0 S: 10 P: 14	R: 0 H: 0 E: 0 LOB: 1 K: 1 BB: 1 S: 7 P: 16	R: 4 H: 5 E: 1 LOB: 1 K: 0 BB: 0 S: 19 P: 25	R: 0 H: 0 E: 0 LOB: 0 K: 2 BB: 0 S: 7 P: 9	R: 1 H: 2 E: 0 LOB: 1 K: 1 BB: 0 S: 8 P: 11	R: 0 H: 0 E: 0 LOB: 0 K: 1 BB: 0 S: 6 P: 9	R: 0 H: 0 E: 0 LOB: 0 K: 1 BB: 0 S: 7 P: 10	R: 0 H: 0 E: 1 LOB: 1 K: 0 BB: 0 S: 7 P: 9	R: 0 H: 0 E: 0 LOB: 2 K: 0 BB: 1 S: 8 P: 13	1B: 6 SF: 0 2B: 1 SAC: 1 3B: 0 DP: 0 HR: 0 HBP: 0	WP: 0 PA: 37 PB: 0 SB: 2 CS: 0		
PITCHER	IP WLS BF H R ER SO BB IBB HBP BLK WP HR S P ERA WHIP											PITCHER	IP WLS BF H R ER SO BB IBB HBP BLK WP HR S P ERA WHIP
Mike Scott, R (1, 1) ERA: 5.54	6.0 L 26 7 5 5 5 1 0 0 0 0 0 0 57 84 7.50 1.333												
Danny Darwin, R (7, 1) ERA: 1.23	2.0 7 0 0 0 1 0 0 0 0 0 0 0 14 19 0.00 0.000												
Dave Smith, R (9, 1) ERA:	1.0 4 0 0 0 0 1 0 0 0 0 0 0 8 13 0.00 1.000												

San Diego Padres @ Houston Astros
Astrodome, Houston, TX
Sun Apr 09 1989, 4:33 AM EDT
Att. 19,585 - Unknown

livebaseballscorecards.com



Batter	1	2	3	4	5	6	7	8	9	AB R H RBI BB SO LOB
Gerald Young, S OBP: 0.357, SLG: 0.360 (1, 8)	0-1 E BLK SF7 1B	0-0 E 1B		1-2 F7		1-3 K			2-2 E 1B	5 2 3 0 0 1 3
Rafael Ramirez, R OBP: 0.320, SLG: 0.400 (1, 6)	1-3 K	0-2 E4 E 1B		0-0 G3			0-2 G4-3		2-0 E6 1-2	5 0 0 0 0 1 3
Billy Hatcher, R OBP: 0.455, SLG: 0.429 (1, 7)	4-0 BB	0-0 E8 HBP 1B			2-3 K		3-2 BLK 1B		0-3 K	4 0 2 1 1 2 2
Glenn Davis, R OBP: 0.407, SLG: 0.609 (1, 3)	1-1 SF7	1-0 HBP			0-1 G6-3		0-0 F8		0-3 K	3 0 0 1 0 1 3
Bill Doran, S OBP: 0.417, SLG: 0.727 (1, 4)	3-1 G5-3	1-0 P6			0-0 G4-3		0-3 K			4 0 0 0 0 1 5
Kevin Bass, S OBP: 0.462, SLG: 0.381 (1, 9)		2-2 G3 2B 1B	3-1 G4-3		0-0 G3		4-2 SH BB			3 1 1 0 1 0 0
Alan Ashby, S OBP: 0.235, SLG: 0.250 (1, 2)		2-1 G3	2-1 G4-3		1-1 G4-3 1B		0-0 SH			3 0 1 0 0 0 1
Eric Yelding, R (6, PR)							1-2 SH			0 0 0 0 0 0 0
Danny Darwin, R (7, 1)		1-2					1-2 G5-4-3-2-4-3			0 0 0 0 0 0 0
Greg Gross, L (8, PH)							1-2 G4-3 1B			0 0 0 0 0 0 0
Dave Smith, R (9, 1)							1-2 G4-3 1B			0 0 0 0 0 0 0
Ken Caminiti, S OBP: 0.333, SLG: 0.391 (1, 5)		0-1 1B E 2B	0-0 F8		1-1 G4-3 1B		1-2 G5-4-3-2-4-3			4 1 2 1 0 0 2
Mike Scott, R OBP: 0.200, SLG: 0.200 (1, 1)		0-1 G5-3		1-2 G5-3		3-2 G4-3		1-0 F7		2 0 0 0 0 0 1
Terry Puhl, L OBP: 0.250, SLG: 0.250 (6, PH)						1-2 2-3				1 0 0 0 0 0 2
Craig Biggio, R (7, 2)										1 0 0 0 0 0 0

Inning Stats	R: 1	H: 1	E: 1	K: 1	S: 11	R: 3	H: 4	E: 2	K: 0	S: 15	R: 0	H: 0	E: 0	K: 0	S: 5	R: 0	H: 0	E: 0	K: 1	S: 7	R: 0	H: 2	E: 0	K: 1	S: 13	R: 0	H: 1	E: 0	K: 1	S: 10	R: 0	H: 0	E: 1	K: 0	S: 6	R: 0	H: 1	E: 1	K: 2	S: 13	1B: 8	SF: 1	2B: 1	SAC: 1	3B: 1	DP: 0	HR: 0	HBP: 1	WP: 0	PA: 40
Eric Show, R ERA: 3.95 (1, 1)	IP: 7.0	WLS: W	BF: 33	H: 8	R: 4	ER: 1	SO: 4	BB: 2	IBB: 0	HBP: 1	BLK: 2	WP: 0	HR: 0	S: 71	P: 107	ERA: 1.29	WHIP: 1.429																																	
Mark Davis, L ERA: (8, 1)	IP: 2.0	WLS: S	BF: 7	H: 1	R: 0	ER: 0	SO: 2	BB: 0	IBB: 0	HBP: 0	BLK: 0	WP: 0	HR: 0	S: 17	P: 22	ERA: 0.00	WHIP: 0.500																																	

BOTTOM

San Diego Padres @ Houston Astros
Astrodome, Houston, TX
Sun Apr 09 1989, 4:33 AM EDT
Att. 19,585 - Unknown

livebaseballscorecards.com

AB	35
R	4
H	9
RBI	3
BB	2
SO	6
LOB	22



Batter	1	2	3	4	5	6	7	8	9	AB R H RBI BB SO LOB	TOP
Lonnie Smith, R (1, 7) OBP: 0.467, SLG: 0.591	0-0 F7		0-2 HR			1-3 K			1-3 K	4 1 1 2 0 2 0	
Jeff Blauser, R (1, 4) OBP: 0.333, SLG: 0.478	1-1 F8		2-3 K2-3			3-2 G5-3			1-2 G6-3	4 0 0 0 0 1 0	
Gerald Perry, L (1, 3) OBP: 0.462, SLG: 0.500	1-0 G6-3				2-0 P4				1-1 F9	3 0 0 0 0 0 0	
Dale Murphy, R (1, 8) OBP: 0.192, SLG: 0.125		1-3 K2-3			1-0 F9				0-3 K	3 0 0 0 0 2 0	
Jody Davis, R (1, 2) OBP: 0.240, SLG: 0.292		1-3 K			0-3 K				0-0 G6-3	3 0 0 0 0 2 0	
Ron Gant, R (1, 5) OBP: 0.240, SLG: 0.200		3-3 K			1-1 F7				0-3 K	3 0 0 0 0 2 0	
Andres Thomas, R (1, 6) OBP: 0.240, SLG: 0.174			1-1 F7		1-3 K				0-2 G5-3	3 0 0 0 0 1 0	
Geronimo Berroa, R (1, 9) OBP: 0.167, SLG: 0.091			0-3 K		0-3 K				0-0 G5-3	3 0 0 0 0 2 0	
Pete Smith, R (1, 1) Jim Acker, R (6, 1) Paul Assenmacher, L (8, 1) John Russell, R (9, PH)			4-2 HR BB			0-0 G5-3			3-3 K	1 1 0 0 1 0 0 0 0 0 0 0 0 0 0 0 0 0 0 0 0 1 0 0 0 0 1 0	
Inning Stats	R: 0 E: 0 K: 0 S: 4 H: 0 LOB: 0 BB: 0 P: 6	R: 0 E: 0 K: 3 S: 9 H: 0 LOB: 0 BB: 0 P: 14	R: 2 E: 0 K: 2 S: 14 H: 1 LOB: 0 BB: 1 P: 21	R: 0 E: 0 K: 1 S: 5 H: 0 LOB: 0 BB: 0 P: 8	R: 0 E: 0 K: 2 S: 8 H: 0 LOB: 0 BB: 0 P: 10	R: 0 E: 0 K: 1 S: 8 H: 0 LOB: 0 BB: 0 P: 12	R: 0 E: 0 K: 1 S: 6 H: 0 LOB: 0 BB: 0 P: 7	R: 0 E: 0 K: 1 S: 8 H: 0 LOB: 0 BB: 0 P: 8	R: 0 E: 0 K: 2 S: 10 H: 0 LOB: 0 BB: 0 P: 15	1B: 0 2B: 0 3B: 0 HR: 1 SF: 0 SAC: 0 DP: 0 HBP: 0	WP: 0 PB: 0 SB: 0 CS: 0 PA: 29
PITCHER Bruce Hurst, L (1, 1) ERA: 5.79	IP: 9.0 WLS: W BF: 29 H: 1 R: 2 ER: 2 SO: 13 BB: 1 IBB: 0 HBP: 0 BLK: 0 WP: 0 HR: 1 S: 72 P: 101 ERA: 2.00 WHIP: 0.222										

Atlanta Braves @ San Diego Padres
 Jack Murphy Stadium, San Diego, CA
 Mon Apr 10 1989, 10:05 PM EDT
 Att: 15,749 - Unknown

livebaseballscorecards.com

AB	28
R	2
H	1
RBI	2
BB	1
SO	13
LOB	0



Batter	1	2	3	4	5	6	7	8	9
Roberto Alomar, S OBP: 0.424, SLG: 0.321 (1, 4) C X	0-1 F7 ①		2-0 BLK 1B		4-1 BB	1-1 PB 1B		1-0 F8 ③	
Luis Salazar, R OBP: 0.316, SLG: 0.316 (1, 5) B C S S	1-3 K ②		0-1 G5-3 ③		2-3 K ②	3-1 F7 ②			
Tony Gwynn, L OBP: 0.414, SLG: 0.593 (1, 8) B C B F X	2-2 G6-3 ③			0-1 HR	1-0 F8 ③	0-1 G4-3 ③			
Jack Clark, R OBP: 0.296, SLG: 0.150 (1, 3) C C C X		0-3 K ①		0-2 G5-3 ①		1-0 1B HR 1B	1-1 L7 ①		
John Kruk, L OBP: 0.231, SLG: 0.091 (1, 9) B C C B S B		2-3 K ②		4-1 BB		0-0 1B HR 1B	3-2 F7 ②		
Carmelo Martinez, R OBP: 0.250, SLG: 0.286 (1, 7) B B F C X		1-2 1B		2-1 F7 ②		2-1 1B HR 1B	4-2 BB		
Benito Santiago, R OBP: 0.174, SLG: 0.304 (1, 2) X		0-0 F9 ③		2-3 K ③		0-1 F9 ①	0-0 F7 ③		
Garry Templeton, S OBP: 0.280, SLG: 0.520 (1, 6) B C C X			1-1 G3 ①		1-3 K2-3 ①	0-0 HR		1-0 F9 ①	
Bruce Hurst, L OBP: 0.400, SLG: 0.250 (1, 1) B S S F T B S			3-3 K ②		2-1 1B BB	4-1 PB 1B BB		1-3 K ②	

Inning Stats	R: 0	H: 0	E: 0	K: 1	S: 8	R: 0	H: 1	E: 0	K: 2	S: 10	R: 0	H: 1	E: 0	K: 1	S: 10	R: 1	H: 1	E: 0	K: 1	S: 11	R: 0	H: 1	E: 0	K: 2	S: 11	R: 4	H: 5	E: 0	K: 0	S: 14	R: 0	H: 0	E: 0	K: 0	S: 8	R: 0	H: 0	E: 0	K: 1	S: 5		
	LOB: 0	BB: 0	P: 11	LOB: 1	BB: 0	P: 13	LOB: 1	BB: 0	P: 16	LOB: 1	BB: 1	LOB: 2	BB: 1	P: 21	LOB: 2	BB: 1	LOB: 1	BB: 1	P: 16	LOB: 0	BB: 0	LOB: 0	BB: 0	LOB: 0	BB: 0	LOB: 0	BB: 0	LOB: 0	BB: 0	LOB: 0	BB: 0	LOB: 0	BB: 0	LOB: 0	BB: 0	LOB: 0	BB: 0	LOB: 0	BB: 0	LOB: 0	BB: 0	LOB: 0

PITCHER	IP	WLS	BF	H	R	ER	SO	BB	IBB	HBP	BLK	WP	HR	S	P	ERA	WHIP
Pete Smith, R ERA: 10.57 (1, 1)	5.1	L	26	8	5	5	7	2	0	0	1	0	3	57	90	8.44	1.875
Jim Acker, R ERA: (6, 1)	1.2		8	1	0	0	0	2	0	0	0	0	0	15	31	0.00	1.800
Paul Assenmacher, L ERA: (8, 1)	1.0		3	0	0	0	1	0	0	0	0	0	0	5	8	0.00	0.000

AB R H RBI BB SO LOB


4	0	2	0	1	0	0
4	0	0	0	0	2	5
4	1	1	1	0	0	4
4	1	1	0	0	1	0
3	1	1	0	1	1	0
3	1	2	3	1	0	1
4	0	0	0	0	1	3
4	1	1	1	0	1	0
3	0	1	0	1	2	0

AB	33
R	5
H	9
RBI	5
BB	4
SO	8
LOB	13
WP: 0	PA: 37
PB: 1	ERA
SB: 0	WHIP
CS: 0	

Atlanta Braves @ San Diego Padres
Jack Murphy Stadium, San Diego, CA
Mon Apr 10 1989, 10:05 PM EDT
Att. 15,749 - Unknown

livebaseballscorecards.com



Batter	1	2	3	4	5	6	7	8	9	AB R H RBI BB SO LOB	TOP
Lonnie Smith, R (1, 7) OBP: 0.457, SLG: 0.538	2-2 F8	1-1 F7			0-0 PO 1B		3-3 K		4-1 BB	4 0 1 0 1 1 3	
Tommy Gregg, L (1, 9) OBP: 0.444, SLG: 0.625 Geronimo Berroa, R (9, PH) OBP: 0.154, SLG: 0.083	2-2 F7		3-2 F8		0-1 F8			1-3 K	1-1 G6-3	4 0 0 0 0 1 1 1 0 0 0 0 0 1	
Gerald Perry, L (1, 3) OBP: 0.433, SLG: 0.435	2-2 FC6-4 HBP		1-0 F8		0-0 F8			0-0 G4-3		3 0 0 0 0 0 1	
Dale Murphy, R (1, 8) OBP: 0.200, SLG: 0.111	1-2 FC6-4 1-2f		1-3 K		0-1 PO 1-2		1-3 K	4-1 1B BB		3 0 0 0 1 2 1	
Darrell Evans, L (1, 5) OBP: 0.571, SLG: 1.000 Ron Gant, R (8, PR) OBP: 0.240, SLG: 0.200 (8, 5)		2-2 G3-1		1-2 P4		1-2 HR		1-2 1B		4 1 2 1 0 0 0 0 0 0 0 0 0 0	
Jody Davis, R (1, 2) OBP: 0.276, SLG: 0.321		0-0 29 BB 1B		2-0 BB 1B		1-3 K		1-3 K		4 0 2 0 0 2 2	
Andres Thomas, R (1, 6) OBP: 0.276, SLG: 0.333		1-2 29 BB 1B		0-3 K		2-2 G4-3			0-1 HR	4 1 2 1 0 1 1	AB 33 R 2 H 7 RBI 2 BB 4 SO 10 LOB 14
Jeff Blauser, R (1, 4) OBP: 0.321, SLG: 0.423		1-1 F8		4-2 BB			2-3 K		2-2 G1-3	3 0 0 0 1 1 2	
29 John Smoltz, R (1, 1) OBP: 0.500, SLG: 1.000 Dion James, L (7, PH) José Álvarez, R (7, 1) John Russell, R (9, PH)		4-2 BB		1-3 K			0-0 G6-3		1-3 K	1 0 0 0 1 1 2 1 0 0 0 0 0 0 0 0 0 0 0 0 0 1 0 0 0 0 1 0	
Inning Stats	R: 0 H: 0 E: 0 LOB: 1 K: 0 BB: 0 S: 12 P: 19	R: 0 H: 2 E: 0 LOB: 3 K: 0 BB: 1 S: 16 P: 25	R: 0 H: 0 E: 0 LOB: 0 K: 1 BB: 0 S: 9 P: 14	R: 0 H: 1 E: 0 LOB: 2 K: 2 BB: 1 S: 14 P: 22	R: 0 H: 1 E: 0 LOB: 0 K: 0 BB: 0 S: 5 P: 5	R: 1 H: 1 E: 0 LOB: 0 K: 2 BB: 0 S: 14 P: 19	R: 0 H: 0 E: 0 LOB: 0 K: 2 BB: 0 S: 8 P: 13	R: 0 H: 1 E: 0 LOB: 2 K: 2 BB: 1 S: 12 P: 19	R: 1 H: 1 E: 0 LOB: 1 K: 1 BB: 1 S: 11 P: 19	1B: 5 SF: 0 2B: 0 SAC: 0 3B: 0 DP: 0 HR: 2 HBP: 1	WP: 0 PA: 39 PB: 0 SB: 0 CS: 0
PITCHER	IP WLS BF H R ER SO BB IBB HBP BLK WP HR S P ERA WHIP										
Ed Whitson, R (1, 1) ERA: 2.51	7.2 W 31 5 1 1 8 3 0 1 0 0 1 84 128 1.17 1.043										
Mark Davis, L (8, 1) ERA: 1.5	1.1 S 7 2 1 1 2 1 0 0 0 0 0 1 17 27 6.75 2.250										

Atlanta Braves @ San Diego Padres
Jack Murphy Stadium, San Diego, CA

Tue Apr 11 1989, 10:05 PM EDT
Att. 14,649 - Unknown - 65 F

livebaseballscorecards.com

Batter	1	2	3	4	5	6	7	8	9	AB R H RBI BB SO LOB	TOP
Lonnie Smith, R (1, 7) OBP: 0.450, SLG: 0.613 F C B B X	2-2 HR 1B	1-3 K			1-2 G6-3	0-2 L6			0-0 HR	5 2 2 1 0 1 3	
Dale Murphy, R (1, 8) OBP: 0.229, SLG: 0.226 1 SAFE X	0-0 HR 1-H		0-0 F8		4-2 1B BB	2-2 FC6-4 1-2f		0-2 G3	4 2 1 2 1 0 2		
Gerald Perry, L (1, 3) OBP: 0.486, SLG: 0.500 B B X	2-0 1B 1B		1-0 S 1B		1-1 1B 1-2		1-0 G5-4-3 1B	0-0 L8	5 0 4 0 0 0 0		
Andres Thomas, R (1, 6) OBP: 0.324, SLG: 0.375 X	0-0 CS 1B		2-2 G6-3 1-2	1 SAFE 1 SAFE 1 SAFE 1 SAFE 1 SAFE 1 SAFE X	0-0 1B 1-2 2-H		0-1 G5-4-3 1B	0-1 L5	5 0 3 1 0 0 1		
Jody Davis, R (1, 2) OBP: 0.273, SLG: 0.290 B B F C B F X	3-2 F9		4-2 FC5-4 BB		1 SAFE 1 SAFE X	1-2 L5		1-1 G5-4-3 1-2f 2-3	3 0 0 0 1 0 5		
Ron Gant, R (1, 5) OBP: 0.241, SLG: 0.174 S B B F S	3-3 K 1-2		0-0 FC5-4 1-2f		4-1 SH5-4 1B BB E		2-2 G6-3	3 1 0 0 1 1 5			
John Russell, R (1, 9) OBP: 0.333, SLG: 0.333 B X C		1-1 G5-3 1B		0-0 F8		1 SAFE 1 SAFE 1 SAFE 1 SAFE 1 SAFE 1 SAFE X	1-2 SH5-4 1B E	0-0 G6-3	4 0 2 0 0 0 0		
Jeff Blauser, R (1, 4) OBP: 0.290, SLG: 0.379 X		0-0 G5-3 1-2		0-2 G6-3		1-1 SH5-4 1-2 2-3		0-0 F9	3 0 0 0 0 0 1		
Tom Glavine, L (1, 1) C B C		0-3 K		2-3 K		1-0 E4 FC6-4 2-3 3-H		1-3 K	4 0 0 0 0 3 2		
Inning Stats	R: 2 H: 4 E: 0 LOB: 2 K: 1 BB: 0 S: 13 P: 23	R: 0 H: 1 E: 0 LOB: 1 K: 2 BB: 0 S: 11 P: 13	R: 0 H: 1 E: 0 LOB: 2 K: 0 BB: 1 S: 10 P: 17	R: 0 H: 0 E: 0 LOB: 0 K: 1 BB: 0 S: 8 P: 10	R: 1 H: 2 E: 0 LOB: 1 K: 0 BB: 1 S: 11 P: 18	R: 1 H: 1 E: 1 LOB: 2 K: 0 BB: 1 S: 14 P: 23	R: 0 H: 2 E: 0 LOB: 1 K: 0 BB: 0 S: 8 P: 12	R: 0 H: 0 E: 0 LOB: 0 K: 1 BB: 0 S: 5 P: 6	R: 1 H: 1 E: 0 LOB: 0 K: 0 BB: 0 S: 10 P: 10	1B: 10 SF: 0 2B: 1 SAC: 1 3B: 0 DP: 2 HR: 2 HBP: 0	WP: 0 PA: 40 PB: 0 SB: 1 CS: 1
PITCHER Dennis Rasmussen, L (1, 1) ERA: 3.46 Greg Booker, R (6, 1) ERA: Mark Grant, R (9, 1) ERA: 3.0	IP WLS BF H R ER SO BB IBB HBP BLK WP HR S P ERA WHIP 5.0 L 23 8 3 3 4 2 0 0 0 0 1 53 81 5.40 2.000 3.0 13 3 1 0 1 1 0 0 0 0 0 27 41 0.00 1.333 1.0 4 1 1 1 0 0 0 0 0 0 1 10 10 9.00 1.000	PITCHER IP WLS BF H R ER SO BB IBB HBP BLK WP HR S P ERA WHIP									

Atlanta Braves @ San Diego Padres
 Jack Murphy Stadium, San Diego, CA
 Wed Apr 12 1989, 10:05 PM EDT
 Att. 14,621 - Unknown

AB	36
R	5
H	12
RBI	4
BB	3
SO	5
LOB	19



Batter	1	2	3	4	5	6	7	8	9	AB R H RBI BB SO LOB	TOP											
Tommy Gregg, L (1, 9) OBP: 0.364, SLG: 0.500	0-1 E6 WP G5-3 1B		3-3 K			2-0 G3-1		1-1 G3		4 1 0 0 0 1 0												
Dale Murphy, R (1, 8) OBP: 0.231, SLG: 0.229	1-3 K		1-3 K			0-0 1B 1B		1-2 P2		4 1 1 0 0 2 1												
Gerald Perry, L (1, 3) OBP: 0.487, SLG: 0.594	1-0 G5-3 1-2			0-0 B3		1-1 1B 1-2 1B		2-0 HR		4 1 2 1 0 0 1												
Andres Thomas, R (1, 6) OBP: 0.342, SLG: 0.389	2-0 1B 2-H			0-0 G6-3		0-1 1-3 2-H 1B		0-0 G5-3		4 0 2 2 0 0 0												
Darrell Evans, L (1, 5) OBP: 0.455, SLG: 0.667 Jeff Blauser, R (9, PR) OBP: 0.290, SLG: 0.379	2-2 F9			1-3 K		1-3 K		4-0 1B FC4-6 BB		3 0 0 0 1 2 3 0 1 0 0 0 0 0												
Dion James, L (1, 7) OBP: 0.429, SLG: 0.429		2-1 G4-6-3 1B		1-1 CS 1B		3-2 F8		1-0 FC4-6 1B		4 0 3 0 0 0 0												
Jeff Treadway, L (1, 4) OBP: 0.100, SLG: 0.100		1-0 G4-6-3 1-2f		0-3 K 1-2		1-0 F8		0-0 FC4-6 FC6-4		4 0 0 1 0 1 3												
Bruce Benedict, R (1, 2)		1-2 F8		0-0 G6-3		1-1 G6-3		2-1 FC6-4 1-2f		4 0 0 0 0 0 1												
Derek Lilliquist, L (1, 1) Joe Boever, R (8, 1)			0-0 G4-3			1-0 G3		3-2 G4-3		3 0 0 0 0 0 0 0 0 0 0 0 0 0												
Inning Stats	R: 1 E: 1 K: 1 S: 10	H: 1 LOB: 1 BB: 0 P: 16	R: 0 E: 0 K: 2 S: 6	H: 1 LOB: 0 BB: 0 P: 10	R: 0 E: 0 K: 2 S: 8	H: 0 LOB: 0 BB: 0 P: 12	R: 0 E: 0 K: 1 S: 5	H: 0 LOB: 0 BB: 0 P: 6	R: 0 E: 0 K: 1 S: 6	H: 1 LOB: 0 BB: 0 P: 7	R: 1 E: 0 K: 1 S: 10	H: 3 LOB: 2 BB: 0 P: 15	R: 0 E: 0 K: 0 S: 6	H: 0 LOB: 0 BB: 0 P: 11	R: 0 E: 0 K: 0 S: 8	H: 0 LOB: 0 BB: 0 P: 13	R: 2 E: 0 K: 0 S: 6	H: 2 LOB: 1 BB: 1 P: 15	1B: 7 2B: 0 3B: 0 HR: 1	SF: 0 SAC: 0 DP: 1 HBP: 0	WP: 1 PB: 0 SB: 0 CS: 1	PA: 35
PITCHER	IP WLS BF H R ER SO BB IBB HBP BLK WP HR S P ERA WHIP																					
Walt Terrell, R (1, 1) ERA: 3.65	8.0 L 29 6 2 1 6 0 0 0 0 1 0 59 90 1.12 0.750																					
Dave Leiper, L (9, 1) ERA: 9.0	1.0 6 2 2 2 0 1 0 0 0 0 1 6 15 18.00 3.000																					

Atlanta Braves @ San Diego Padres
 Jack Murphy Stadium, San Diego, CA
 Thu Apr 13 1989, 6:33 AM EDT
 Att. 18,596 - Unknown

AB	34
R	4
H	8
RBI	4
BB	1
SO	6
LOB	9



Batter	1	2	3	4	5	6	7	8	9	AB	R	H	RBI	BB	SO	LOB
Roberto Alomar, S (1, 4) OBP: 0.356, SLG: 0.282	2-2 G4-3		0-2 L6		1-2 G6-3			0-1 1B		4	0	1	0	0	0	0
Bip Roberts, S (1, 9) Marvell Wynne, L (8, PH) OBP: 0.333, SLG: 0.600 OBP: 0.421, SLG: 0.778	4-0 FC5 L8 BB		0-2 3B			1-2 G6-3		2-3 K		2	0	1	0	1	0	0
Tony Gwynn, L (1, 8) Dave Leiper, L (9, 1)	2-2 L8		0-0 P6			2-1 P6		2-1 G4-3		4	0	0	0	0	0	3
Jack Clark, R (1, 3) OBP: 0.282, SLG: 0.133	4-2 FC5 BB		1-1 G1-3			1-3 K			2-3 K	3	0	0	0	1	2	1
Carmelo Martinez, R (1, 7) OBP: 0.250, SLG: 0.333	1-1 FC5			3-1 P4			2-3 K		0-0 G6-3	4	0	0	0	0	1	2
Randy Ready, R (1, 5) OBP: 0.333, SLG: 0.250		2-2 F7		2-0 G6-3			0-1 P2		0-1 1B	4	0	1	0	0	0	0
Mark Parent, R (1, 2) OBP: 0.333, SLG: 0.625		2-1 1B		2-3 K			1-1 F9		0-1 P6	4	0	1	0	0	1	1
Gary Green, R (1, 6) Garry Templeton, S (8, PH) OBP: 0.219, SLG: 0.406		2-0 F8			2-2 G4-3			3-3 K		2	0	0	0	0	0	1
Walt Terrell, L (1, 1) Luis Salazar, R (8, PH) OBP: 0.250, SLG: 0.500 OBP: 0.250, SLG: 0.357		2-3 K			1-0 P6			1-0 HR		1	0	0	0	0	1	1

Inning Stats	R: 0	H: 0	E: 0	K: 11	H: 0	LOB: 2	BB: 2	P: 24	R: 0	H: 1	E: 0	K: 1	S: 10	R: 0	H: 1	E: 0	K: 1	S: 9	R: 0	H: 0	E: 0	K: 1	S: 6	R: 0	H: 0	E: 0	K: 1	S: 9	R: 0	H: 0	E: 0	K: 1	S: 8	R: 0	H: 0	E: 0	K: 1	S: 7	R: 1	H: 2	E: 0	K: 2	S: 12	R: 0	H: 1	E: 0	K: 1	S: 8	1B: 3	2B: 0	3B: 1	SF: 0	SAC: 0	DP: 0	HBP: 0	WP: 0	PA: 34
--------------	------	------	------	-------	------	--------	-------	-------	------	------	------	------	-------	------	------	------	------	------	------	------	------	------	------	------	------	------	------	------	------	------	------	------	------	------	------	------	------	------	------	------	------	------	-------	------	------	------	------	------	-------	-------	-------	-------	--------	-------	--------	-------	--------

PITCHER	IP	WLS	BF	H	R	ER	SO	BB	IBB	HBP	BLK	WP	HR	S	P	ERA	WHIP
Derek Lilliquist, L (1, 1) ERA: 1.23	7.1	W	27	3	1	1	5	2	0	0	0	0	1	65	109	1.23	0.682
Joe Boever, R (8, 1) ERA:	1.2	S	7	2	0	0	2	0	0	0	0	0	0	15	21	0.00	1.200


BOTTOM

Atlanta Braves @ San Diego Padres
Jack Murphy Stadium, San Diego, CA

Thu Apr 13 1989, 6:33 AM EDT
 Att. 18,596 - Unknown

livebaseballscorecards.com

AB	32
R	1
H	5
RBI	1
BB	2
SO	7
LOB	10



Batter	1	2	3	4	5	6	7	8	9	AB R H RBI BB SO LOB	TOP											
Barry Larkin, R (1, 6) OBP: 0.289, SLG: 0.389	0-1 F9			2-0 2B	1-3 K		0-0 G6-3		1-0 WP 1-H 2B	5 1 2 1 0 1 1												
Chris Sabo, R (1, 5) OBP: 0.227, SLG: 0.262	1-2 L3			2-2 1B 2-H	1-1 G6-3		1-2 G5-3		4-2 2-3 BB	4 1 1 1 1 0 1												
Eric Davis, R (1, 8) OBP: 0.262, SLG: 0.395	1-3 K			2-3 K		2-0 G6-3		2-3 K	1-2 L3	5 0 0 0 0 3 3												
Kal Daniels, L (1, 7) OBP: 0.341, SLG: 0.273		1-0 G4-3		1-2 1B 2-H		0-0 G6-3		2-2 L5		4 0 1 1 0 0 0												
Todd Benzinger, S (1, 3) OBP: 0.333, SLG: 0.324		0-2 G3		2-0 1B 1-2		0-0 2B 1B		3-2 E5		4 1 2 0 0 0 0												
Paul O'Neill, L (1, 9) OBP: 0.425, SLG: 0.605		2-3 K		0-0 F7		3-2 1B 2B		1-3 K		4 1 1 1 0 2 3												
Jeff Reed, L (1, 2) OBP: 0.371, SLG: 0.455			0-3 K	2-3 K		1-0 1B		2-1 FC6-4 1B		3 0 1 1 0 2 2												
Manny Trillo, R (9, PH) OBP: 0.500, SLG: 0.500						2-H				1 0 1 0 0 0 0												
Ron Oester, S (1, 4) OBP: 0.324, SLG: 0.226			2-0 G4-3		1-0 SH2-4 1B	0-0 G4-3		0-1 F8		4 0 1 0 0 0 2												
Danny Jackson, R (1, 1)							0-3 K		0-2 FC6-4 1-2f 2B	1 0 0 0 0 0 0												
Dave Collins, S (7, PH)										1 0 0 0 0 1 0												
Kent Tekulve, R (7, 1)										0 0 0 0 0 0 0												
Joel Youngblood, R (9, PH)										1 1 0 0 0 0 1												
Inning Stats	R: 0 E: 0 K: 1 S: 10	H: 0 LOB: 0 BB: 0 P: 12	R: 0 E: 0 K: 1 S: 8	H: 0 LOB: 0 BB: 0 P: 11	R: 0 E: 0 K: 1 S: 9	H: 0 LOB: 0 BB: 0 P: 12	R: 2 E: 0 K: 2 S: 20	H: 4 LOB: 2 BB: 0 P: 31	R: 0 E: 0 K: 1 S: 8	H: 1 LOB: 1 BB: 0 P: 11	R: 2 E: 0 K: 0 S: 9	H: 3 LOB: 1 BB: 0 P: 15	R: 0 E: 0 K: 1 S: 8	H: 0 LOB: 0 BB: 0 P: 9	R: 0 E: 1 K: 2 S: 15	H: 0 LOB: 1 BB: 0 P: 23	R: 1 E: 0 K: 0 S: 15	H: 2 LOB: 2 BB: 1 P: 23	1B: 6 2B: 4 3B: 0 HR: 0	SF: 0 SAC: 1 DP: 0 HBP: 0	WP: 1 PB: 0 SB: 0 CS: 0	PA: 39
PITCHER	IP WLS BF H R ER SO BB IBB HBP BLK WP HR S P ERA WHIP																					
Eric Show, R (1, 1) ERA: 4.35	7.0 W 29 8 4 4 7 0 0 0 0 0 0 0 72 101 5.14 1.143																					
Mark Davis, L (8, 1) ERA: 2.25	2.0 S 10 2 1 1 2 1 0 0 0 0 1 0 30 46 4.50 1.500																					

Cincinnati Reds @ San Diego Padres
 Jack Murphy Stadium, San Diego, CA
 Fri Apr 14 1989, 10:05 PM EDT
 Att: 31,894 - Unknown

livebaseballscorecards.com

AB	37
R	5
H	10
RBI	5
BB	1
SO	9
LOB	13



Batter	1	2	3	4	5	6	7	8	9
Roberto Alomar, S OBP: 0.367, SLG: 0.310 (1, 4)	4-1 S 1B BB	1-1 2B		2-3 K		2-1 B2-3			
Randy Ready, R OBP: 0.368, SLG: 0.214 Marvell Wynne, L OBP: 0.421, SLG: 0.778 (1, 5) (9, 9)	4-2 B 1B HR BB	4-0 BB		2-2 G5-3			0-1 G6-3		
Tony Gwynn, L OBP: 0.378, SLG: 0.548 (1, 8)	3-1 HR 1B	3-2 G4-3			3-2 F9		1-0 G3		
Carmelo Martinez, R OBP: 0.225, SLG: 0.297 (1, 7)	2-0 F7		0-2 G5-3		0-3 K		1-3 K		
Jack Clark, R OBP: 0.279, SLG: 0.235 (1, 3)	3-1 HR		3-1 G5-3		2-1 P6		2-0 G6-3		
Benito Santiago, R OBP: 0.200, SLG: 0.286 (1, 2)	1-3 K		2-1 F8			3-1 G6-3	2-2 1B FC3-2 1B		
Luis Salazar, R OBP: 0.313, SLG: 0.500 (1, 9) (9, 5)	0-1 G6-3			0-0 SH2-4 1B BLK 1B		1-2 HR	3-2 FC3-2 1B		
Garry Templeton, S OBP: 0.222, SLG: 0.389 (1, 6)				1-0 BLK SH2-4 1B		1-2 F7	2-1 FC3-2 FC6-4		
Eric Show, R OBP: 0.429, SLG: 0.429 Mark Davis, L (8, 1)				0-2 SH2-4		2-2 1B	0-2 FC6-4		

Inning Stats	R: 4	H: 2	E: 0	K: 1	S: 15	LOB: 0	BB: 2	P: 32
	R: 0	H: 1	E: 0	K: 0	S: 8	LOB: 2	BB: 1	P: 16
	R: 0	H: 0	E: 0	K: 0	S: 7	LOB: 0	BB: 0	P: 12
	R: 1	H: 2	E: 0	K: 1	S: 14	LOB: 1	BB: 0	P: 19
	R: 0	H: 0	E: 0	K: 1	S: 8	LOB: 0	BB: 0	P: 13
	R: 1	H: 2	E: 0	K: 0	S: 17	LOB: 1	BB: 0	P: 26
	R: 0	H: 0	E: 0	K: 1	S: 6	LOB: 0	BB: 0	P: 8
	R: 0	H: 2	E: 0	K: 0	S: 12	LOB: 2	BB: 0	P: 21

PITCHER	IP	WLS	BF	H	R	ER	SO	BB	IBB	HBP	BLK	WP	HR	S	P	ERA	WHIP
Danny Jackson, L ERA: 7.31 (1, 1)	6.0	L	28	7	6	6	3	3	0	0	1	0	2	69	118	9.00	1.667
Kent Tekulve, R ERA: 2.0 (7, 1)	2.0		8	2	0	0	1	0	0	0	0	0	0	18	29	0.00	1.000

BOTTOM

Cincinnati Reds @ San Diego Padres
Jack Murphy Stadium, San Diego, CA

livebaseballscorecards.com

AB	32
R	6
H	9
RBI	5
BB	3
SO	4
LOB	12



WP: 0	PA: 36
PB: 0	
SB: 1	
CS: 0	

Fri Apr 14 1989, 10:05 PM EDT
Att. 31,894 - Unknown

Batter	1	2	3	4	5	6	7	8	9	10	AB	R	H	RBI	BB	SO	LOB
Roberto Alomar, S (1, 4) OBP: 0.352, SLG: 0.298	1-1 G6-3		2-3 K		0-1 G3		1-2 1B		0-1 G4-3		5	0	1	1	0	1	1
Randy Ready, R (1, 5) Mark Grant, R (8, 1) Greg Harris, R (8, 1) Dave Leiper, L (8, 1) Tim Flannery, L (9, PH) Greg Booker, R (10, 1)	1-1 FC6-4 1B		2-1 1B 2B		0-2 P6		2-2 P6		1-1 F8		4	1	2	0	0	0	1
Tony Gwynn, L (1, 8) OBP: 0.360, SLG: 0.511	2-3 K		1-0 2-H 1B		0-2 G3-1			2-1 P4		0-1 G6-3	5	0	1	1	0	1	1
Carmelo Martinez, R (1, 7) OBP: 0.200, SLG: 0.262	0-2 FC6-4 1-2f		1-1 P6		1-1 F7			0-3 K		1-0 F8	5	0	0	0	0	1	2
Jack Clark, R (1, 3) Bip Roberts, S (8, PR) OBP: 0.286, SLG: 0.500		1-2 F9	1-3 K		0-0 F8			0-0 1B S		2-1 G6-3	4	0	1	0	0	1	1
Benito Santiago, R (1, 2) OBP: 0.231, SLG: 0.333		0-1 2B		0-1 G6-3		0-1 P3		2-2 1B 1-H			4	0	2	1	0	0	0
Luis Salazar, R (1, 9) OBP: 0.278, SLG: 0.444		2-1 F9		1-2 F7			0-0 E5 F8 SH2-4 1B	2-3 K			4	1	0	0	0	1	3
Garry Templeton, S (1, 6) OBP: 0.282, SLG: 0.421		4-0 IBB		2-1 1B			0-0 SH2-4		0-0 SH2-4 1B		2	0	2	0	1	0	0
Bruce Hurst, L (1, 1) Mark Parent, R (7, PH) Marvell Wynne, L (8, 9)		0-3 K		1-3 K			1-0 F8		1-2 SH2-4		2	0	0	0	0	2	3

Inning Stats	R: 0	H: 1	E: 0	LOB: 1	K: 1	BB: 0	S: 10	P: 14	R: 0	H: 1	E: 0	LOB: 2	K: 1	BB: 1	S: 10	P: 17	R: 1	H: 2	E: 0	LOB: 1	K: 2	BB: 0	S: 11	P: 18	R: 0	H: 1	E: 0	LOB: 1	K: 1	BB: 0	S: 11	P: 15	R: 0	H: 0	E: 0	LOB: 0	K: 0	BB: 0	S: 8	P: 8	R: 0	H: 0	E: 0	LOB: 0	K: 0	BB: 0	S: 5	P: 6	R: 1	H: 1	E: 1	LOB: 1	K: 0	BB: 0	S: 10	P: 13	R: 1	H: 2	E: 0	LOB: 2	K: 2	BB: 0	S: 13	P: 19	R: 0	H: 1	E: 0	LOB: 1	K: 0	BB: 0	S: 8	P: 10	R: 0	H: 0	E: 0	LOB: 0	K: 0	BB: 0	S: 5	P: 8	1B: 7	SF: 0	2B: 2	SAC: 2	3B: 0	DP: 0	HR: 0	HBP: 0	WP: 0	PA: 41
--------------	------	------	------	--------	------	-------	-------	-------	------	------	------	--------	------	-------	-------	-------	------	------	------	--------	------	-------	-------	-------	------	------	------	--------	------	-------	-------	-------	------	------	------	--------	------	-------	------	------	------	------	------	--------	------	-------	------	------	------	------	------	--------	------	-------	-------	-------	------	------	------	--------	------	-------	-------	-------	------	------	------	--------	------	-------	------	-------	------	------	------	--------	------	-------	------	------	-------	-------	-------	--------	-------	-------	-------	--------	-------	--------

PITCHER	IP	WLS	BF	H	R	ER	SO	BB	IBB	HBP	BLK	WP	HR	S	P	ERA	WHIP
Tom Browning, L (1, 1) ERA: 2.66	7.1		30	6	2	1	5	0	1	0	0	0	0	67	95	1.23	0.818
Rob Dibble, R (8, 1) ERA: 1.17	0.2		4	2	1	1	2	0	0	0	0	0	0	11	15	13.50	3.000
Norm Charlton, L (9, 1) ERA: 4.5	1.0	W	4	1	0	0	0	0	0	0	0	0	0	8	10	0.00	1.000
John Franco, L (10, 1) ERA:	1.0	S	3	0	0	0	0	0	0	0	0	0	0	5	8	0.00	0.000

PITCHER	IP	WLS	BF	H	R	ER	SO	BB	IBB	HBP	BLK	WP	HR	S	P	ERA	WHIP
---------	----	-----	----	---	---	----	----	----	-----	-----	-----	----	----	---	---	-----	------

BOTTOM

Cincinnati Reds @ San Diego Padres
Jack Murphy Stadium, San Diego, CA
 Sat Apr 15 1989, 10:05 PM EDT
 Att. 36,153 - Unknown - 65 F

livebaseballscorecards.com

AB	38
R	3
H	9
RBI	3
BB	1
SO	7
LOB	14



Batter	1	2	3	4	5	6	7	8	9	AB R H RBI BB SO LOB	TOP											
Barry Larkin, R OBP: 0.340, SLG: 0.452 (1, 6) C H	1-1 BB 1B HBP	0-2 G4-3			3-1 F9		X 0-0 G5-3			3 1 0 0 0 0 0												
Chris Sabo, R OBP: 0.250, SLG: 0.286 (1, 5) X	0-0 BB 1B	3-2 F7			4-0 S G1 BB		B B X 2-0 F9			3 1 1 0 1 0 0												
Eric Davis, R OBP: 0.294, SLG: 0.444 (1, 8) B F B B B	4-1 1B BB	1-1 F8			X 0-0 G1		X 0-0 G5-3			3 0 0 0 1 0 1												
Kal Daniels, L OBP: 0.380, SLG: 0.263 (1, 7) B F B F X	3-2 FC3-6 1B		C X 0-1 F7		B C B Z B B 4-1 SAFE BB		X 0-0 G6-3			3 0 1 2 1 0 0												
Todd Benzinger, S OBP: 0.292, SLG: 0.283 (1, 3) B 1 SAFE F 1 SAFE S 1 SAFE X	1-2 FC3-6 HR		X 0-0 G6-4-3 1B		C S B B B S 3-3 K		C B X 1-1 F7			4 1 1 0 0 1 3												
Herm Winningham, L OBP: 0.375, SLG: 0.750 (1, 9) B X	1-0 HR		X 0-0 G6-4-3		B X 1-0 G3 S 1B		F X 0-1 G5-3			4 1 2 2 0 0 1												
Jeff Reed, L OBP: 0.359, SLG: 0.514 (1, 2) C X	0-1 HR		X 0-0 G5-3		1 SAFE C 1 SAFE B 1 SAFE F 1 SAFE X	1-2 L9		B S X 1-1 G6-3		4 1 1 1 0 0 1												
Ron Oester, S OBP: 0.317, SLG: 0.229 (1, 4) B C X	1-1 BLK 1B		B B B X 2-0 G3		1 SAFE P B S F X 2-2 G3		B F X 1-1 P4			4 0 1 0 0 0 1												
Rick Mahler, R OBP: 0.125, SLG: 0.125 (1, 1) X	0-0 1B		S X 0-1 P2		X 0-0 P3		S X 0-1 F9			4 0 1 0 0 0 1												
Inning Stats	R: 5 E: 0 K: 0 S: 15	H: 6 LOB: 2 BB: 1 P: 26	R: 0 E: 0 K: 0 S: 8	H: 0 LOB: 0 BB: 0 P: 12	R: 0 E: 0 K: 0 S: 4	H: 1 LOB: 0 BB: 0 P: 4	R: 0 E: 0 K: 0 S: 4	H: 0 LOB: 0 BB: 0 P: 6	R: 0 E: 0 K: 1 S: 7	H: 0 LOB: 2 BB: 2 P: 21	R: 0 E: 0 K: 0 S: 11	H: 1 LOB: 1 BB: 0 P: 14	R: 0 E: 0 K: 0 S: 3	H: 0 LOB: 0 BB: 0 P: 5	R: 0 E: 0 K: 0 S: 5	H: 0 LOB: 0 BB: 0 P: 6	R: 0 E: 0 K: 0 S: 6	H: 0 LOB: 0 BB: 0 P: 8	1B: 6 2B: 0 3B: 0 HR: 2	SF: 0 SAC: 0 DP: 1 HBP: 1	WP: 0 PB: 0 SB: 2 CS: 0	PA: 36
PITCHER	IP WLS BF H R ER SO BB IBB HBP BLK WP HR S P ERA WHIP																					
Ed Whitson, R ERA: 3.63 (1, 1)	8.0 L 33 8 5 5 1 3 0 1 1 0 2 57 94 5.62 1.375																					
Mark Grant, R ERA: 4.15 (9, 1)	1.0 3 0 0 0 0 0 0 0 0 0 0 6 8 0.00 0.000																					

Cincinnati Reds @ San Diego Padres
 Jack Murphy Stadium, San Diego, CA
 Sun Apr 16 1989, 6:33 AM EDT
 Att: 36,774 - Unknown

AB	32
R	5
H	8
RBI	5
BB	3
SO	1
LOB	8



livebaseballscorecards.com

Batter	1	2	3	4	5	6	7	8	9	AB	R	H	RBI	BB	SO	LOB
Roberto Alomar, S OBP: 0.328, SLG: 0.275 (1, 4)	2-2 G4-3		1-0 G3		2-2 G1-3			1-1 G4-3		4	0	0	0	0	0	0
Tim Flannery, L OBP: 0.438, SLG: 0.467 (1, 5)	1-2 FC6-4 1B		2-0 G5-3 1B		1-2 F9			2-1 F9		4	0	2	0	0	0	0
Tony Gwynn, L OBP: 0.370, SLG: 0.510 (1, 8)	1-2 FC6-4 1-2f		0-0 1B		3-1 G6-3			2-2 FC6-4 1B		4	0	2	0	0	0	1
John Kruk, L OBP: 0.200, SLG: 0.059 (1, 9)	2-1 F7		0-0 G5-3 2-3f		3-2 G6-3			0-2 FC6-4 G5-4-3 1-2f		4	0	0	0	0	0	4
Carmelo Martinez, R OBP: 0.204, SLG: 0.244 (1, 3)		4-0 1B BB		3-2 G4-3		3-3 K		0-1 G5-4-3 1-2f		3	0	0	0	1	1	1
Marvell Wynne, L OBP: 0.409, SLG: 0.714 (1, 7)		0-0 1B		1-2 G1-3			1-1 G4-3			3	0	1	0	0	0	0
Mark Parent, R OBP: 0.308, SLG: 0.500 (1, 2)		2-3 K		0-0 1B			0-0 G6-3			3	0	1	0	0	1	2
Garry Templeton, S OBP: 0.262, SLG: 0.390 (1, 6)		2-2 P6		3-2 G1-3			3-2 L4			3	0	0	0	0	0	3
Ed Whitson, R OBP: 0.125, SLG: 0.125 (1, 1)		0-1 G1-3			1-2 G5-3			2-1 G3		2	0	0	0	0	0	2
Bip Roberts, S OBP: 0.250, SLG: 0.429 (8, PH)										1	0	0	0	0	0	0
Mark Grant, R (9, 1)										0	0	0	0	0	0	0

Inning Stats	R: 0	H: 1	E: 0	LOB: 1	K: 0	BB: 0	S: 13	R: 0	H: 1	E: 0	LOB: 2	K: 1	BB: 1	S: 14	R: 0	H: 2	E: 0	LOB: 1	K: 0	BB: 0	S: 4	R: 0	H: 1	E: 0	LOB: 1	K: 0	BB: 0	S: 13	R: 0	H: 0	E: 0	LOB: 0	K: 0	BB: 0	S: 9	R: 0	H: 0	E: 0	LOB: 0	K: 1	BB: 0	S: 9	R: 0	H: 0	E: 0	LOB: 0	K: 0	BB: 0	S: 7	R: 0	H: 0	E: 0	LOB: 0	K: 0	BB: 0	S: 6	R: 0	H: 1	E: 0	LOB: 0	K: 0	BB: 0	S: 9	R: 0	H: 1	E: 0	LOB: 0	K: 0	BB: 0	S: 9	1B: 6	SF: 0	2B: 0	SAC: 0	3B: 0	DP: 2	HR: 0	HBP: 0	WP: 0	PA: 32
PITCHER Rick Mahler, R ERA: 0.41 (1, 1)	IP	WLS	BF	H	R	ER	SO	BB	IBB	HBP	BLK	WP	HR	S	P	ERA	WHIP																																																															
	9.0	W	32	6	0	0	2	1	0	0	0	0	0	84	132	0.00	0.778																																																															


BOTTOM

Cincinnati Reds @ San Diego Padres
Jack Murphy Stadium, San Diego, CA

Sun Apr 16 1989, 6:33 AM EDT
 Att. 36,774 - Unknown

livebaseballscorecards.com

AB	31
R	0
H	6
RBI	0
BB	1
SO	2
LOB	13



Batter	1	2	3	4	5	6	7	8	9	AB	R	H	RBI	BB	SO	LOB	TOP										
Roberto Alomar, S (1, 4) OBP: 0.306, SLG: 0.255 Bip Roberts, S (7, 4) OBP: 0.250, SLG: 0.429	1-1 F8		1-2 G4-3		1-1 F5		0-2 G4-6-3			4	0	0	0	0	0	1											
Tim Flannery, L (1, 5) OBP: 0.421, SLG: 0.412 Mark Grant, R (5, 1)	2-1 G4-3		0-0 G4-3		4-2 BB		2-1 G3-1			2	0	0	0	1	0	0											
Tony Gwynn, L (1, 8) OBP: 0.368, SLG: 0.500 Luis Salazar, R (7, 8) OBP: 0.270, SLG: 0.432	0-1 1B		3-2 G3-1		0-0 G4-3			1-3 K		3	0	1	0	0	0	1											
Marvell Wynne, L (1, 7) OBP: 0.385, SLG: 0.640	1-0 G5-3			0-0 G3		2-0 BB 1B		1-0 F8		4	0	1	0	0	0	1											
Jack Clark, R (1, 3) OBP: 0.280, SLG: 0.244 Mark Parent, R (7, 3) OBP: 0.286, SLG: 0.462		3-2 P5		2-2 1B 1B		2-3 K		2-3 K		3	0	1	0	0	1	1											
Benito Santiago, R (1, 2) OBP: 0.233, SLG: 0.326		0-0 BB 1B		2-1 F8		2-1 F9		0-2 G4-3		4	0	1	0	0	0	2											
John Kruk, L (1, 9) OBP: 0.292, SLG: 0.105		4-0 1-2 BB		2-0 1-2 1B		4-2 1-2 BB		1-0 G6-3		2	0	1	0	2	0	0											
Garry Templeton, S (1, 6) OBP: 0.244, SLG: 0.364 Gary Green, R (7, 6)		2-2 F7		0-0 P6		2-3 K		0-0 F3		3	0	0	0	0	1	6											
Dennis Rasmussen, L (1, 1) OBP: 0.167, SLG: 0.167 Randy Ready, R (5, PH) OBP: 0.400, SLG: 0.350 (5, 5)		0-3 K		1-0 P6			0-0 G4-6-3 1B			1	0	0	0	0	1	2											
Inning Stats	R: 0 E: 0 K: 0 S: 7	H: 1 LOB: 1 BB: 0 P: 11	R: 0 E: 0 K: 1 S: 11	H: 1 LOB: 2 BB: 1 P: 20	R: 0 E: 0 K: 0 S: 7	H: 0 LOB: 0 BB: 0 P: 11	R: 0 E: 0 K: 0 S: 8	H: 2 LOB: 2 BB: 0 P: 14	R: 0 E: 0 K: 0 S: 6	H: 0 LOB: 1 BB: 1 P: 12	R: 0 E: 0 K: 2 S: 14	H: 1 LOB: 2 BB: 1 P: 26	R: 0 E: 0 K: 0 S: 6	H: 1 LOB: 0 BB: 0 P: 8	R: 0 E: 0 K: 2 S: 8	H: 0 LOB: 0 BB: 0 P: 12	R: 0 E: 0 K: 0 S: 6	H: 0 LOB: 0 BB: 0 P: 7	1B: 6 2B: 0 3B: 0 HR: 0	SF: 0 SAC: 0 DP: 1 HBP: 0	WP: 0 PB: 0 SB: 0 CS: 0	PA: 35					
PITCHER Scott Garrelts, R (1, 1) ERA: 1.35	IP: 9.0 WLS: W BF: 35 H: 6 R: 0 ER: 0 SO: 5 BB: 3 IBB: 0 HBP: 0 BLK: 0 WP: 0 HR: 0 S: 73 P: 121 ERA: 0.00 WHIP: 1.000																										
PITCHER	IP	WLS	BF	H	R	ER	SO	BB	IBB	HBP	BLK	WP	HR	S	P	ERA	WHIP										

San Diego Padres @ San Francisco Giants
Candlestick Park, San Francisco, CA
Mon Apr 17 1989, 10:05 PM EDT
Att. 12,161 - Unknown

AB	32
R	0
H	6
RBI	0
BB	3
SO	5
LOB	14



Batter	1	2	3	4	5	6	7	8	9
Brett Butler, L OBP: 0.533, SLG: 0.520 Donell Nixon, R (6, 8)	4-0 BLK 1B BB	4-1 BB		0-0 3B 1B	1-1 G6-3		1-1 F3		
Robby Thompson, R OBP: 0.327, SLG: 0.347 (1, 4)	1-2 BLK 1B	2-2 F7		1-2 L5	0-1 F3			0-1 G6-3 2B	
Will Clark, L OBP: 0.492, SLG: 0.680 Tracy Jones, R (7, 7)	0-1 G1-3 1B	1-0 G3		3-2 E 3B		0-2 2B 1B		0-1 G1-3	
Kevin Mitchell, R OBP: 0.356, SLG: 0.732 Chris Speier, R OBP: 0.353, SLG: 0.286 (1, 7)	1-0 G1-3		1-0 SF8 3B	0-1 G6-3		1-3 K		1-0 G6-3	
Candy Maldonado, R OBP: 0.340, SLG: 0.356 (1, 9)	0-2 F2		0-0 SF8	3-1 E8 1B		0-0 E 2B		0-0 G6-3	
Kirt Manwaring, R OBP: 0.333, SLG: 0.346 (1, 2)	2-2 G1-3		0-2 1B SF8 1B	0-1 F9		1-1 G6-4-3 HBP			
Matt Williams, R OBP: 0.184, SLG: 0.306 (1, 5)		1-1 HR	0-0 1B	2-1 E 1B		1-2 G6-4-3			
Jose Uribe, S OBP: 0.250, SLG: 0.289 (1, 6)		0-1 SH1-4 1B	0-0 SF8	2-1 E4 1B		1-0 G5-3			
Scott Garrelts, R OBP: 0.143, SLG: 0.429 (1, 1)		0-1 SH1-4	1-0 F7	1-3 K		0-3 K			

Inning Stats	R: 2	H: 2	E: 0	LOB: 1	K: 0	S: 14	R: 1	H: 2	E: 0	LOB: 2	K: 0	S: 12	R: 2	H: 3	E: 0	LOB: 1	K: 0	S: 8	R: 2	H: 3	E: 1	LOB: 1	K: 0	S: 15	R: 1	H: 2	E: 1	LOB: 1	K: 1	S: 11	R: 1	H: 2	E: 1	LOB: 2	K: 1	S: 11	R: 0	H: 0	E: 0	LOB: 0	K: 1	S: 6	R: 0	H: 1	E: 0	LOB: 1	K: 0	S: 6

PITCHER	IP	WLS	BF	H	R	ER	SO	BB	IBB	HBP	BLK	WP	HR	S	P	ERA	WHIP
Dennis Rasmussen, L ERA: 6.35 Mark Grant, R ERA: 3.24	4.0	L	24	10	7	7	0	2	0	0	1	0	1	49	73	15.75	3.000
	5.1		17	5	2	1	3	0	0	1	0	0	0	34	46	2.25	1.250

BOTTOM


AB	R	H	RBI	BB	SO	LOB
2	2	1	0	2	0	1
1	0	0	0	0	0	0
5	1	2	0	0	0	4
4	2	3	3	0	0	2
1	0	0	0	0	0	1
4	1	1	0	0	1	3
1	0	0	0	0	0	1
4	0	2	3	0	0	2
3	1	1	0	0	0	2
4	2	3	1	0	0	2
3	0	2	1	0	0	0
3	0	0	0	0	2	2

San Diego Padres @ San Francisco Giants
Candlestick Park, San Francisco, CA

Mon Apr 17 1989, 10:05 PM EDT
Att. 12,161 - Unknown

AB	35
R	9
H	15
RBI	8
BB	2
SO	3
LOB	20

WP: 0 PA: 41
PB: 0
SB: 0
CS: 0



Batter	1	2	3	4	5	6	7	8	9	AB R H RBI BB SO LOB	TOP		
Marvell Wynne, L <small>(1, 7) OBP: 0.367, SLG: 0.586</small> <small>(8, 9)</small>	2-2 		1-3 		1-2 		1-0 			4 0 1 1 0 1 1	San Diego Padres @ San Francisco Giants Candlestick Park, San Francisco, CA Tue Apr 18 1989, 10:05 PM EDT Att. 11,509 - Unknown		
Roberto Alomar, S <small>(1, 4) OBP: 0.288, SLG: 0.237</small>	2-2 		0-1 		0-0 		2-1 			4 0 0 0 0 0 2			
Tony Gwynn, L <small>(1, 8) OBP: 0.377, SLG: 0.500</small>	3-2 			1-1 		2-1 		0-0 		4 1 2 0 0 0 0			
Jack Clark, R <small>(1, 3) OBP: 0.296, SLG: 0.333</small>		0-0 		0-1 		1-3 		1-3 		4 1 2 2 0 2 1			
John Kruk, L <small>(1, 9) OBP: 0.296, SLG: 0.095</small> Carmelo Martínez, R <small>(8, PH) OBP: 0.200, SLG: 0.239</small> <small>(8, 7)</small>		0-3 		0-1 		4-2 		2-2 		2 0 0 0 1 1 1 1 0 0 0 0 0 1			
Benito Santiago, R <small>(1, 2) OBP: 0.234, SLG: 0.383</small>		3-3 		1-0 		1-0 		2-3 		4 1 1 1 0 2 2			
Tim Flannery, L <small>(1, 5) OBP: 0.409, SLG: 0.368</small> Luis Salazar, R <small>(7, PR) OBP: 0.289, SLG: 0.447</small> <small>(7, 5)</small>		1-3 		1-1 		4-2 		1-2 		2 0 0 0 1 1 1 1 1 1 0 0 0 0			
Garry Templeton, S <small>(1, 6) OBP: 0.224, SLG: 0.333</small>			0-0 		1-2 		1-3 		0-2 			4 0 0 0 0 1 2	
Walt Terrell, L <small>(1, 1) OBP: 0.286, SLG: 0.333</small> Mark Davis, L <small>(9, 1)</small>			4-2 		1-3 		2-3 			2 0 0 0 1 2 1 0 0 0 0 0 0 0			
Inning Stats	R: 0 H: 0 E: 0 LOB: 0 K: 0 BB: 0 S: 12 P: 19	R: 0 H: 1 E: 1 LOB: 1 K: 3 BB: 0 S: 11 P: 15	R: 0 H: 0 E: 0 LOB: 1 K: 1 BB: 1 S: 10 P: 15	R: 3 H: 3 E: 0 LOB: 0 K: 0 BB: 0 S: 12 P: 16	R: 0 H: 0 E: 0 LOB: 0 K: 1 BB: 0 S: 8 P: 10	R: 0 H: 0 E: 0 LOB: 1 K: 1 BB: 1 S: 10 P: 18	R: 1 H: 1 E: 0 LOB: 1 K: 2 BB: 1 S: 16 P: 25	R: 0 H: 1 E: 0 LOB: 0 K: 1 BB: 0 S: 8 P: 11	R: 0 H: 1 E: 0 LOB: 0 K: 1 BB: 0 S: 12 P: 15	1B: 5 SF: 0 2B: 1 SAC: 0 3B: 0 DP: 2 HR: 2 HBP: 0		WP: 0 PA: 35 PB: 0 SB: 2 CS: 0	
PITCHER	IP WLS BF H R ER SO BB IBB HBP BLK WP HR S P ERA WHIP											PITCHER	IP WLS BF H R ER SO BB IBB HBP BLK WP HR S P ERA WHIP
Rick Reuschel, R <small>(1, 1) ERA: 4.38</small>	6.0 L 24 4 3 3 6 2 0 0 0 0 0 2 63 93 4.50 1.000												
Jeff Brantley, R <small>(7, 1) ERA: 1.74</small>	1.1 7 2 1 1 3 1 0 0 0 1 0 0 21 31 6.75 2.250												
Craig Lefferts, L <small>(8, 1) ERA:</small>	0.2 1 0 0 0 0 0 0 0 0 0 0 0 3 5 0.00 0.000												
Rich Gossage, R <small>(9, 1) ERA:</small>	1.0 3 1 0 0 0 1 0 0 0 0 0 0 12 15 0.00 1.000												

AB	32
R	4
H	7
RBI	4
BB	3
SO	10
LOB	12



Batter	1	2	3	4	5	6	7	8	9	AB	R	H	RBI	BB	SO	LOB
Brett Butler, L OBP: 0.500, SLG: 0.481 (1, 8)	F7			F8		G3-6		F9		4	0	0	0	0	0	2
Robby Thompson, R OBP: 0.339, SLG: 0.346 (1, 4)	K			G1-3			FC3-6 BB		G5-3 1B	3	0	1	0	1	1	0
Will Clark, L OBP: 0.462, SLG: 0.630 (1, 3)	G4-3			G4-3			FC3-6 PB		K	4	0	0	0	0	1	2
Kevin Mitchell, R OBP: 0.349, SLG: 0.700 (1, 7)		K			F7		K		G5-3 1B	4	0	1	0	0	2	1
Candy Maldonado, R OBP: 0.333, SLG: 0.367 (1, 9)		P6			1B 2B		F8		G5-3	4	1	1	0	0	0	3
Terry Kennedy, L OBP: 0.393, SLG: 0.538 (1, 2)		G3			G6-4-3 1B			G6-3 1B 2B		3	1	2	1	0	0	0
Matt Williams, R OBP: 0.171, SLG: 0.282 (1, 5)			G6-3		G6-4-3			G6-3		3	0	0	0	0	0	2
Jose Uribe, S OBP: 0.275, SLG: 0.298 (1, 6)			G2-6-3 BB			G5-3			G6-3 1B	2	0	1	1	1	0	0
Rick Reuschel, R OBP: 0.286, SLG: 0.167 (6, PH)			G2-6-3			G3-6 1B		F7		1	0	0	0	0	0	1
Ed Jurak, R OBP: 0.600, SLG: 0.600 (7, 1)										1	0	1	0	0	0	0
Jeff Brantley, R OBP: 0.600, SLG: 0.600 (8, 1)										0	0	0	0	0	0	0
Craig Lefferts, L OBP: 0.600, SLG: 0.600 (8, PH)										0	0	0	0	0	0	0
Ernest Riles, L OBP: 0.600, SLG: 0.600 (9, 1)										1	0	0	0	0	0	1
Rich Gossage, R										0	0	0	0	0	0	0

Inning Stats	R: 0	H: 0	E: 0	K: 1	S: 7	R: 0	H: 0	E: 0	K: 1	S: 7	R: 0	H: 0	E: 0	K: 0	S: 4	R: 1	H: 2	E: 0	K: 0	S: 6	R: 0	H: 1	E: 0	K: 0	S: 5	R: 0	H: 0	E: 0	K: 1	S: 12	R: 1	H: 2	E: 0	K: 0	S: 10	R: 0	H: 2	E: 0	K: 1	S: 11	1B: 5	SF: 0	2B: 2	SAC: 0	3B: 0	DP: 4	HR: 0	HBP: 0	WP: 0	PA: 32
PITCHER	IP	WLS	BF	H	R	ER	SO	BB	IBB	HBP	BLK	WP	HR	S	P	ERA	WHIP																																	
Walt Terrell, R ERA: 3.1 (1, 1)	8.0	W	29	6	2	2	3	2	0	0	0	0	0	59	91	2.25	1.000																																	
Mark Davis, L ERA: 2.0 (9, 1)	1.0	S	3	1	0	0	1	0	0	0	0	0	0	9	11	0.00	1.000																																	

BOTTOM

San Diego Padres @ San Francisco Giants
Candlestick Park, San Francisco, CA

livebaseballscores.com

AB	30
R	2
H	7
RBI	2
BB	2
SO	4
LOB	12



WP: 0	PA: 32
PB: 1	SB: 0
CS: 0	

Tue Apr 18 1989, 10:05 PM EDT
Att. 11,509 - Unknown

Batter	1	2	3	4	5	6	7	8	9	AB R H RBI BB SO LOB	TOP																	
Marvell Wynne, L (1, 7) <small>OBP: 0.333, SLG: 0.531</small> Carmelo Martinez, R (7, PH) <small>OBP: 0.212, SLG: 0.234</small> (7, 7) (8, 3)	1-3 		2-0 		0-1 		4-2 		1-3 	3 0 0 0 0 1 1 1 0 0 0 1 1 0	San Diego Padres @ San Francisco Giants Candlestick Park, San Francisco, CA <small>Wed Apr 19 1989, 6:33 AM EDT</small> <small>Att: 22,701 - Unknown</small>																	
Roberto Alomar, S (1, 4) <small>OBP: 0.282, SLG: 0.234</small> (1, 4)	1-0 			3-2 		0-2 	0-1 		0-0 	5 0 1 0 0 0 2																		
Tony Gwynn, L (1, 8) <small>OBP: 0.369, SLG: 0.475</small> (1, 8)	1-0 			0-1 		0-0 	4-2 			3 0 0 0 1 0 1																		
Jack Clark, R (1, 3) Bip Roberts, S (8, 7) <small>OBP: 0.310, SLG: 0.319</small> <small>OBP: 0.250, SLG: 0.429</small>		3-1 		1-3 		4-1 	4-1 			2 1 0 1 2 1 0 0 0 0 0 0 0 0																		
John Kruk, L (1, 9) <small>OBP: 0.323, SLG: 0.125</small> (1, 9)		0-0 			4-0 	2-2 	1-2 			3 1 1 0 1 0 3																		
Benito Santiago, R (1, 2) <small>OBP: 0.275, SLG: 0.460</small> (1, 2)		4-2 			2-2 	2-1 				3 1 2 3 1 1 0																		
Tim Flannery, L (1, 5) <small>OBP: 0.417, SLG: 0.429</small> Luis Salazar, R (6, PH) <small>OBP: 0.275, SLG: 0.425</small> (6, 5)		3-2 			0-0 	2-1 				2 0 1 0 0 0 1 2 0 0 0 0 0 2																		
Garry Templeton, S (1, 6) <small>OBP: 0.226, SLG: 0.327</small> (1, 6)			1-2 		0-0 		1-2 			4 1 1 0 0 0 1																		
Eric Show, R (1, 1) <small>OBP: 0.333, SLG: 0.333</small> Mark Davis, L (8, 1)			0-0 		0-3 		0-0 			2 0 0 0 0 1 1 1 0 0 0 0 1 0																		
Inning Stats	R: 0 E: 0 K: 1 S: 5	H: 0 LOB: 0 BB: 0 P: 8	R: 0 E: 0 K: 0 S: 14	H: 0 LOB: 1 BB: 1 P: 23	R: 0 E: 0 K: 0 S: 6	H: 0 LOB: 0 BB: 0 P: 9	R: 0 E: 0 K: 1 S: 8	H: 1 LOB: 0 BB: 0 P: 12	R: 2 E: 0 K: 1 S: 13	H: 2 LOB: 1 BB: 1 P: 19		R: 1 E: 0 K: 0 S: 14	H: 2 LOB: 2 BB: 1 P: 24	R: 1 E: 0 K: 0 S: 21	H: 1 LOB: 3 BB: 3 P: 35	R: 0 E: 0 K: 1 S: 8	H: 0 LOB: 0 BB: 0 P: 13	R: 0 E: 0 K: 2 S: 7	H: 0 LOB: 0 BB: 0 P: 8	1B: 4 2B: 1 3B: 0 HR: 1	SF: 0 SAC: 1 DP: 0 HBP: 0	WP: 0 PB: 0 SB: 1 CS: 1	PA: 38					
PITCHER	IP WLS BF H R ER SO BB IBB HBP BLK WP HR S P ERA WHIP																											
Don Robinson, R (1, 1) <small>ERA: 3.6</small>	5.2		24	5	3	3	3	3	0	0	0	0	0	1	58	91	4.76	1.412										
Atlee Hammaker, L (6, 1) <small>ERA: 1.38</small>	1.0	L	6	1	1	1	0	2	0	0	0	0	0	0	19	30	9.00	3.000										
Michael LaCoss, R (7, 1) <small>ERA: 3.12</small>	1.1		5	0	0	0	1	1	0	0	0	0	0	0	12	22	0.00	0.750										
Craig Lefferts, L (9, 1) <small>ERA:</small>	1.0		3	0	0	0	2	0	0	0	0	0	0	0	7	8	0.00	0.000										

livebaseballscorecards.com

AB	31
R	4
H	6
RBI	4
BB	6
SO	6
LOB	12



Batter	1	2	3	4	5	6	7	8	9	AB R H RBI BB SO LOB	TOP																									
John Kruk, L (1, 9) OBP: 0.306, SLG: 0.138	2-1 G4-3		1-1 FC3-6 1B		1-1 G4-3			3-2 G4-3	0-0 F7	5 0 1 1 0 0 1																										
Roberto Alomar, S (1, 4) OBP: 0.276, SLG: 0.232	1-2 P6		1-1 FC3-6 1-2f		1-2 G6-3			1-1 BB 1B PB 1B	2-1 F9	5 1 1 0 0 0 2																										
Tony Gwynn, L (1, 8) OBP: 0.386, SLG: 0.485	3-1 G4-3			3-2 1B 1B			0-0 G3	0-0 PB 2B 1B	3-1 BLK 1B	5 1 3 0 0 0 0																										
Jack Clark, R (1, 3) OBP: 0.339, SLG: 0.327		2-3 K		0-0 1B 1-2		4-2 BB		4-2 PB 2B BB	0-1 F9	2 0 1 0 2 1 0																										
Bip Roberts, S (8, PR) OBP: 0.222, SLG: 0.375										1 1 0 0 0 0 1																										
Carmelo Martinez, R (1, 7) OBP: 0.214, SLG: 0.255		0-1 G1-6-3 2B		2-3 K		3-0 P4		3-3 K		4 0 1 0 0 2 5																										
Benito Santiago, R (1, 2) OBP: 0.273, SLG: 0.463		0-1 G1-6-3		0-0 G4-6-3 1-2f		0-0 P4		1-2 WP 1B 2B		4 1 1 2 0 0 4																										
Tim Flannery, L (1, 5) OBP: 0.429, SLG: 0.417		1-1 G4-3						4-2 G4-6-3 BB	3-1 1B 1B	3 0 1 1 1 1 1																										
Luis Salazar, R (8, PR) OBP: 0.275, SLG: 0.425									2-H 1B	0 0 0 0 0 0 0																										
Garry Templeton, S (1, 6) OBP: 0.246, SLG: 0.339			1-1 G5-3		2-1 WP BB G4-3 1B		1 SAFE 3-1 G4-6-3	1 SAFE 1-1 1B		4 1 2 0 0 0 1																										
Bruce Hurst, L (1, 1) OBP: 0.273, SLG: 0.111			1-2 G1-3		4-1 G4-3 WP BB		1-3 K	3-3 K		3 0 0 0 1 2 2																										
Mark Davis, L (9, 1)										0 0 0 0 0 0 0																										
Inning Stats	R: 0 E: 0 K: 0 S: 8	H: 0 LOB: 0 BB: 0 P: 14	R: 0 E: 0 K: 1 S: 9	H: 1 LOB: 1 BB: 0 P: 12	R: 0 E: 0 K: 0 S: 9	H: 1 LOB: 1 BB: 0 P: 13	R: 0 E: 0 K: 1 S: 9	H: 2 LOB: 1 BB: 0 P: 14	R: 1 E: 0 K: 1 S: 12	H: 1 LOB: 1 BB: 1 P: 22	R: 0 E: 0 K: 0 S: 5	H: 0 LOB: 1 BB: 1 P: 12	R: 0 E: 0 K: 1 S: 9	H: 0 LOB: 0 BB: 1 P: 17	R: 4 E: 0 K: 2 S: 23	H: 5 LOB: 2 BB: 1 P: 42	R: 0 E: 0 K: 0 S: 7	H: 1 LOB: 1 BB: 0 P: 12	1B: 9 2B: 2 3B: 0 HR: 0	SF: 0 SAC: 0 DP: 2 HBP: 0	WP: 2 PB: 1 SB: 0 CS: 0	PA: 40														
PITCHER	IP WLS BF H R ER SO BB IBB HBP BLK WP HR S P ERA WHIP																																			
Pete Smith, R (1, 1) ERA: 4.15	6.0		25	5	1	1	3	3	0	0	0	1	0	56	95	1.50	1.333																			
José Álvarez, R (7, 1) ERA:	1.0		2	0	0	0	1	0	0	0	0	0	0	5	9	0.00	0.000																			
Joe Boever, R (8, 1) ERA: 3.09	0.2	L	7	4	4	4	1	1	0	0	0	1	0	18	33	54.00	7.500																			
Paul Assenmacher, L (8, 1) ERA:	1.1		6	2	0	0	1	0	0	0	1	0	0	12	21	0.00	1.500																			

San Diego Padres @ Atlanta Braves
Atlanta-Fulton County Stadium, Atlanta, GA

Fri Apr 21 1989, 3:33 AM EDT
Att. 14,070 - Unknown

livebaseballscorecards.com

AB 36
R 5
H 11
RBI 4
BB 4
SO 6
LOB 17



Batter	1	2	3	4	5	6	7	8	9	AB	R	H	RBI	BB	SO	LOB
Lonnie Smith, R OBP: 0.434, SLG: 0.563 (1, 7)	0-1 B3			0-0 FC1-6 1B	0-1 2-H 1B			2-0 G5-3		4	0	2	1	0	0	0
Jeff Blauser, R OBP: 0.204, SLG: 0.250 (1, 6)	0-0 L5			0-2 FC1-6 HR 1-2f	2-2 G6-3			0-3 K		4	1	0	0	0	1	2
Gerald Perry, L OBP: 0.465, SLG: 0.534 (1, 3)	2-2 CS 1B			0-0 F7				0-0 G3	1-2 1B	4	0	2	0	0	0	1
Dale Murphy, R OBP: 0.217, SLG: 0.238 (1, 8)	1-0 CS 1-2	0-0 G4-3		0-0 HR 1-H				1-0 F9	0-3 K	4	1	1	2	0	1	1
Ron Gant, R OBP: 0.226, SLG: 0.239 (1, 5)		2-3 K		4-1 BB				0-2 G4-3	0-3 K	3	0	0	0	1	2	1
Jody Davis, R OBP: 0.211, SLG: 0.189 (1, 2)		1-2 G6-3		2-1 F4				0-0 F7	0-2 F9	4	0	0	0	0	0	2
John Russell, R OBP: 0.200, SLG: 0.200 (1, 9)			0-0 F9		1-3 K			0-0 F7		3	0	0	0	0	1	0
Paul Assenmacher, L (8, 1)										0	0	0	0	0	0	0
Jeff Treadway, L OBP: 0.188, SLG: 0.188 (1, 4)			0-1 F8		1-0 SH5-3 1B			2-1 F7		3	1	1	0	0	0	0
Pete Smith, R (1, 1)			0-0 G5-3		0-0 SH5-3			2-0 P4		1	0	0	0	0	0	0
José Álvarez, R (7, 1)										0	0	0	0	0	0	0
Joe Boever, R (8, 1)										0	0	0	0	0	0	0
Terry Blocker, L (8, 9)										0	0	0	0	0	0	0
Geronimo Berroa, R OBP: 0.116, SLG: 0.063 (8, PH) (9, 9)										1	0	0	0	0	0	0

Inning Stats	R: 0	H: 1	E: 0	LOB: 0	K: 0	BB: 0	S: 7	P: 10	R: 0	H: 0	E: 0	LOB: 0	K: 1	BB: 0	S: 8	P: 11	R: 0	H: 0	E: 0	LOB: 0	K: 0	BB: 0	S: 4	P: 4	R: 2	H: 2	E: 0	LOB: 1	K: 0	BB: 1	S: 9	P: 15	R: 1	H: 2	E: 0	LOB: 1	K: 1	BB: 0	S: 10	P: 14	R: 0	H: 0	E: 0	LOB: 0	K: 0	BB: 0	S: 7	P: 8	R: 0	H: 0	E: 0	LOB: 0	K: 0	BB: 0	S: 4	P: 6	R: 0	H: 0	E: 0	LOB: 0	K: 1	BB: 0	S: 5	P: 9	R: 0	H: 1	E: 0	LOB: 1	K: 2	BB: 0	S: 13	P: 14	1B: 5	SF: 0	2B: 0	SAC: 1	3B: 0	DP: 0	HR: 1	HBP: 0	WP: 0	PA: 34
PITCHER	IP	WLS	BF	H	R	ER	SO	BB	IBB	HBP	BLK	WP	HR	S	P	ERA	WHIP																																																																	
Bruce Hurst, L ERA: 4.34 (1, 1)	8.0	W	30	6	3	3	3	1	0	0	0	0	0	57	81	3.38	0.875																																																																	
Mark Davis, L ERA: 1.59 (9, 1)	1.0	S	3	0	0	0	2	0	0	0	0	0	0	10	10	0.00	0.000																																																																	

BOTTOM

San Diego Padres @ Atlanta Braves
Atlanta-Fulton County Stadium, Atlanta, GA

Fri Apr 21 1989, 3:33 AM EDT
Att. 14,070 - Unknown

AB	31
R	3
H	6
RBI	3
BB	1
SO	5
LOB	7

livebaseballscorecards.com



Batter	1	2	3	4	5	6	7	8	9
Lonnie Smith, R <small>OBP: 0.438, SLG: 0.545</small> (1, 7)									
Dion James, L <small>OBP: 0.375, SLG: 0.364</small> (1, 9)									
Gerald Perry, L <small>OBP: 0.467, SLG: 0.541</small> (1, 3)									
Dale Murphy, R <small>OBP: 0.219, SLG: 0.239</small> (1, 8)									
Ron Gant, R <small>OBP: 0.246, SLG: 0.245</small> (1, 5)									
Jody Davis, R <small>OBP: 0.213, SLG: 0.193</small> (1, 2)									
Jeff Treadway, L <small>OBP: 0.222, SLG: 0.257</small> (1, 4)									
Jeff Blauser, R <small>OBP: 0.224, SLG: 0.286</small> (1, 6)									
29 John Smoltz, R <small>OBP: 0.333, SLG: 0.429</small> Darrell Evans, L <small>OBP: 0.273, SLG: 0.316</small> José Álvarez, R <small>OBP: 0.273, SLG: 0.316</small>									

AB	R	H	RBI	BB	SO	LOB
2	0	0	0	2	0	0
3	1	0	1	1	0	4
3	1	1	1	1	0	0
4	1	1	1	0	1	3
3	0	1	0	1	0	0
4	0	1	0	0	1	3
3	1	1	0	1	0	2
4	1	2	2	0	0	2
3	0	0	0	0	0	2
1	0	0	0	0	0	2
0	0	0	0	0	0	0

BOTTOM	
San Diego Padres @ Atlanta Braves Atlanta-Fulton County Stadium, Atlanta, GA Sat Apr 22 1989, 7:05 PM EDT Att. 19,216 - Unknown	AB 30 R 5 H 7 RBI 5 BB 6 SO 2 LOB 18
	WP: 0 PA: 36 PB: 0 SB: 1 CS: 1

Inning Stats		R: 0	H: 0	R: 0	H: 1	R: 0	H: 1	R: 0	H: 0	R: 2	H: 2	R: 0	H: 1	R: 0	H: 0	R: 3	H: 2	
		E: 0	LOB: 0	E: 0	LOB: 1	E: 0	LOB: 1	E: 0	LOB: 0	E: 1	LOB: 3	E: 0	LOB: 0	E: 0	LOB: 0	E: 0	LOB: 2	
		K: 0	BB: 0	K: 0	BB: 0	K: 1	BB: 0	K: 0	BB: 0	K: 1	BB: 2	K: 0	BB: 0	K: 0	BB: 0	K: 0	BB: 3	
		S: 6	P: 10	S: 8	P: 12	S: 8	P: 16	S: 6	P: 6	S: 15	P: 27	S: 8	P: 11	S: 4	P: 9	S: 8	P: 26	
PITCHER		IP	WLS	BF	H	R	ER	SO	BB	IBB	HBP	BLK	WP	HR	S	P	ERA	WHIP
Ed Whitson, R <small>ERA: 3.18</small>		(1, 1)	6.0	L	25	5	2	1	2	2	1	0	0	0	51	82	1.50	1.167
Dave Leiper, L <small>ERA: 9.53</small>		(7, 1)	1.0		7	2	3	3	0	2	0	0	0	0	7	21	27.00	4.000
Mark Grant, R <small>ERA: 2.89</small>		(8, 1)	1.0		4	0	0	0	0	0	1	0	0	0	5	14	0.00	0.000

Batter	1	2	3	4	5	6	7	8	9	AB R H RBI BB SO LOB	TOP
Roberto Alomar, S (1, 4) OBP: 0.271, SLG: 0.244	0-1 E9 1B 2B		1-1 FC6-4 1B		1-2 E6 1B		2-1 G6-3	0-0 G4-3		5 2 2 0 0 0 2	
Randy Ready, R (1, 5) OBP: 0.400, SLG: 0.400	2-0 F9		0-0 F8		0-1 SH5-3 1B		1-2 1B 2B		1-0 F9	5 0 2 2 0 0 2	
Tony Gwynn, L (1, 8) OBP: 0.372, SLG: 0.459	2-2 FC6-4 1B		0-2 FC6-4 1-2f		0-0 SH5-3 1-2		1-0 F8		2-0 1B	4 0 2 1 0 0 2	
Jack Clark, R (1, 3) OBP: 0.380, SLG: 0.377	0-3 K			4-1 FC5-4 BB		0-0 G5-3		4-1 1B BB	2-3 K	3 0 0 0 2 2 3	
Luis Salazar, R (1, 9) OBP: 0.261, SLG: 0.391	1-1 FC6-4 1-2f			0-1 FC5-4 1-2f		1-0 F9		1-1 1-2 2-3 1B	0-1 B1-3	5 0 1 0 0 0 4	
Carmelo Martinez, R (1, 7) OBP: 0.197, SLG: 0.232		0-0 B1-3		3-2 F8		1-0 G6-3		2-0 G1-3		4 0 0 0 0 0 4	
Mark Parent, R (1, 2) OBP: 0.278, SLG: 0.471		0-0 G5-3		3-3 K		1-1 F8		0-0 2B		4 0 1 0 0 1 1	
Gary Green, R (8, PR)										0 0 0 0 0 0 0	
Benito Santiago, R (8, 2) OBP: 0.271, SLG: 0.439										0 0 0 0 0 0 0	
Garry Templeton, S (1, 6) OBP: 0.262, SLG: 0.344		1-3 K			0-0 1B E 1B		0-2 1B		0-0 G1-3	4 1 2 0 0 1 1	
Dennis Rasmussen, L (1, 1) OBP: 0.143, SLG: 0.143			0-3 K		2-1 E 1B		1-0 P6		3-2 F7	1 0 0 0 0 0 1 0	
Greg Booker, R (4, 1) OBP: 0.390, SLG: 0.444										0 0 0 0 0 0 0 0	
Bip Roberts, S (5, PH)										1 1 1 0 0 0 0 0	
Greg Harris, R (5, 1)										0 0 0 0 0 0 0 0	
Tim Flannery, L (6, PH) OBP: 0.406, SLG: 0.370										1 0 0 0 0 0 1	
Mark Grant, R (6, 1)										0 0 0 0 0 0 0 0	
John Kruk, L (8, PH) OBP: 0.293, SLG: 0.121										1 0 0 0 0 0 1	
Dave Leiper, L (8, 1)										0 0 0 0 0 0 0 0	
Inning Stats	R: 1 H: 2 E: 1 LOB: 1 K: 1 BB: 0 S: 12 P: 17	R: 0 H: 0 E: 0 LOB: 0 K: 1 BB: 0 S: 5 P: 6	R: 0 H: 1 E: 0 LOB: 1 K: 1 BB: 0 S: 9 P: 10	R: 0 H: 0 E: 0 LOB: 1 K: 1 BB: 1 S: 11 P: 21	R: 3 H: 3 E: 1 LOB: 1 K: 0 BB: 0 S: 11 P: 15	R: 0 H: 1 E: 0 LOB: 1 K: 0 BB: 0 S: 7 P: 10	R: 0 H: 2 E: 0 LOB: 3 K: 0 BB: 1 S: 10 P: 21	R: 0 H: 1 E: 0 LOB: 1 K: 0 BB: 0 S: 8 P: 11	R: 0 H: 1 E: 0 LOB: 1 K: 1 BB: 0 S: 7 P: 12	1B: 8 SF: 0 2B: 3 SAC: 1 3B: 0 DP: 0 HR: 0 HBP: 0	WP: 0 PA: 41 PB: 0 SB: 0 CS: 0
PITCHER	IP WLS BF H R ER SO BB IBB HBP BLK WP HR S P ERA WHIP										
Tom Glavine, L (1, 1) ERA: 1.64	6.2 W 31 8 4 2 4 2 0 0 0 0 0 0 62 94 2.70 1.500										
Jim Acker, R (7, 1) ERA: 2.13	1.1 6 2 0 0 0 0 0 0 0 0 0 0 11 17 0.00 1.500										
Joe Boever, R (9, 1) ERA: 2.84	1.0 4 1 0 0 0 1 0 0 0 0 0 0 7 12 0.00 1.000										

San Diego Padres @ Atlanta Braves
Atlanta-Fulton County Stadium, Atlanta, GA

Sun Apr 23 1989, 3:33 AM EDT
Att: 17,069 - Unknown

livebaseballscorecards.com

AB	38
R	4
H	11
RBI	3
BB	2
SO	5
LOB	21



Batter	1	2	3	4	5	6	7	8	9	AB R H RBI BB SO LOB	TOP											
Roberto Alomar, S OBP: 0.281, SLG: 0.256 (1, 4)	0-3 K	1-1 E3 1B		0-0 BB 1B		2-2 CS 1B			0-0 SH 1-H	4 0 2 0 0 1 1												
Randy Ready, R OBP: 0.441, SLG: 0.429 Marvell Wynne, L OBP: 0.289, SLG: 0.459 (7, 9) (8, 7)	1-1 1B	1-1 1B		4-0 1B		3-1 CS 1-2	2-2 P4		1-1 P4	3 0 2 1 1 0 0 1 0 0 0 0 0 1												
Tony Gwynn, L OBP: 0.361, SLG: 0.436 (1, 8)	1-1 F7	0-0 F7		3-1 F7			3-1 L7		4-0 BB IBB	4 0 0 0 1 0 5												
Jack Clark, R OBP: 0.368, SLG: 0.362 (1, 3)	0-0 FC4-6 1B		1-3 K	0-0 G1-3			1-3 K		1-3 K	5 0 1 0 0 3 4												
Benito Santiago, R OBP: 0.266, SLG: 0.410 (1, 2)	0-0 FC4-6 1-2f		0-1 F9		2-0 F7			0-3 K	4-0 BB	4 0 0 0 1 1 2												
Carmelo Martinez, R OBP: 0.231, SLG: 0.317 Mark Davis, L (8, 1)		2-0 F7 FC3-2 1B	2-2 1B 1B		3-2 P3			0-0 HR	2-3 K	4 2 3 1 0 0 0 1 0 0 0 0 1 3												
Luis Salazar, R OBP: 0.280, SLG: 0.400 (7, 5)		0-1 FC3-2 E 1B	0-0 1B 1B		0-0 F7			1-1 F7		4 1 2 0 0 0 0												
Garry Templeton, S OBP: 0.261, SLG: 0.338 (1, 6)		1-1 F7	1-0 1B			2-3 K		2-3 K		4 0 1 1 0 2 2												
Walt Terrell, L OBP: 0.200, SLG: 0.222 John Kruk, L OBP: 0.310, SLG: 0.147 (8, 9)		2-2 FC3-2 E 1B		1-3 K		3-3 K			1-2 SH 1B	3 1 0 0 0 2 2 1 1 1 0 0 0 0												
Inning Stats	R: 0 E: 0 K: 1 S: 9	H: 2 LOB: 2 BB: 0 P: 11	R: 2 E: 1 K: 0 S: 13	H: 3 LOB: 2 BB: 0 P: 20	R: 1 E: 0 K: 1 S: 10	H: 3 LOB: 2 BB: 0 P: 14	R: 0 E: 0 K: 1 S: 8	H: 1 LOB: 2 BB: 1 P: 15	R: 0 E: 0 K: 0 S: 5	H: 0 LOB: 0 BB: 0 P: 10	R: 0 E: 0 K: 2 S: 14	H: 1 LOB: 0 BB: 0 P: 24	R: 0 E: 0 K: 1 S: 8	H: 0 LOB: 0 BB: 0 P: 14	R: 1 E: 0 K: 2 S: 9	H: 1 LOB: 0 BB: 0 P: 12	R: 1 E: 1 K: 2 S: 13	H: 1 LOB: 3 BB: 2 P: 26	1B: 11 2B: 0 3B: 0 HR: 1	SF: 0 SAC: 1 DP: 0 HBP: 0	WP: 0 PB: 0 SB: 0 CS: 1	PA: 43
PITCHER	IP WLS BF H R ER SO BB IBB HBP BLK WP HR S P ERA WHIP																			IP WLS BF H R ER SO BB IBB HBP BLK WP HR S P ERA WHIP		
Derek Lilliquist, L ERA: 2.37 (1, 1)	5.0 L 25 9 3 1 3 1 0 0 0 0 0 0 45 70 1.80 2.000																					
Charlie Puleo, R ERA: 8.31 (6, 1)	2.0 6 1 0 0 3 0 0 0 0 0 0 0 22 38 0.00 0.500																					
José Álvarez, R ERA: 0.57 (8, 1)	2.0 11 2 2 1 4 1 1 0 0 0 0 1 22 38 4.50 1.500																					

San Diego Padres @ Atlanta Braves
Atlanta-Fulton County Stadium, Atlanta, GA
Mon Apr 24 1989, 7:05 PM EDT
Att. 6,936 - Unknown

livebaseballscorecards.com

AB	38
R	5
H	12
RBI	3
BB	3
SO	10
LOB	20



Batter	1	2	3	4	5	6	7	8	9	AB	R	H	RBI	BB	SO	LOB
Lonnie Smith, R OBP: 0.416, SLG: 0.507 (1, 7)	0-0 P4 ①		0-1 G5-3 ①		1-3 K ③			2-0 F8 ①		4	0	0	0	0	1	0
Dion James, L OBP: 0.370, SLG: 0.333 John Russell, R OBP: 0.190, SLG: 0.190 (1, 9) (8, PH) (9, 9)	1-3 K ②		0-0 G3-1 ②			4-1 HR G4-3 BB		0-0 L3 ②		2	0	0	0	1	1	0
Gerald Perry, L OBP: 0.488, SLG: 0.576 (1, 3)	1-1 1B 1B		1-2 P4 ③			2-0 G4-3 ①		2-2 HBP		3	0	1	0	0	0	1
Dale Murphy, R OBP: 0.268, SLG: 0.382 (1, 8)	0-1 1B 1-2			2-3 K ①		3-1 HR ②		1-1 G5-3 ③		4	1	2	1	0	1	1
Ron Gant, R OBP: 0.273, SLG: 0.298 (1, 5)	3-3 K ③			0-1 3B		0-0 G5-3 ③			1-2 G6-4-3 1B	4	0	2	0	0	1	2
Jody Davis, R OBP: 0.200, SLG: 0.180 (1, 2)		2-0 F8 ①		1-1 P4 ②			3-3 K ①		0-2 G6-4-3 ①②	4	0	0	0	0	1	2
Jeff Treadway, L OBP: 0.233, SLG: 0.333 Andres Thomas, R OBP: 0.315, SLG: 0.404 (1, 4) (9, PH)		0-0 G4-3 ②		0-1 G6-3 ③			1-1 HR		3-1 L6 ③	3	1	1	1	0	0	1
Jeff Blauser, R OBP: 0.246, SLG: 0.302 (1, 6)		1-0 1B			2-1 G5-3 ①		1-0 G6-3 ②			3	0	1	0	0	0	0
Derek Lilliquist, L Terry Blocker, L Charlie Puleo, R Darrell Evans, L José Álvarez, R (1, 1) (5, PH) (6, 1) (7, PH) (8, 1)		0-0 G1-3 ③			3-2 F9 ②		1-3 K ③			1	0	0	0	0	0	1

Inning Stats	R: 0	H: 2	E: 0	K: 2	S: 16	R: 0	H: 1	E: 0	K: 0	S: 4	R: 0	H: 0	E: 0	K: 0	S: 6	R: 0	H: 1	E: 0	K: 1	S: 9	R: 0	H: 0	E: 0	K: 1	S: 8	R: 1	H: 1	E: 0	K: 0	S: 5	R: 1	H: 1	E: 0	K: 2	S: 9	R: 0	H: 0	E: 0	K: 0	S: 6	R: 0	H: 1	E: 0	K: 0	S: 8	R: 0	H: 0	E: 0	K: 0	S: 8	1B: 4	2B: 0	3B: 1	SF: 0	SAC: 0	DP: 1	HBP: 1	WP: 0	PA: 34
--------------	------	------	------	------	-------	------	------	------	------	------	------	------	------	------	------	------	------	------	------	------	------	------	------	------	------	------	------	------	------	------	------	------	------	------	------	------	------	------	------	------	------	------	------	------	------	------	------	------	------	------	-------	-------	-------	-------	--------	-------	--------	-------	--------

PITCHER	IP	WLS	BF	H	R	ER	SO	BB	IBB	HBP	BLK	WP	HR	S	P	ERA	WHIP
Walt Terrell, R ERA: 2.96 (1, 1)	7.0	W	27	6	2	2	6	1	0	0	0	0	2	57	90	2.57	1.000
Mark Davis, L ERA: 1.35 (8, 1)	2.0	S	7	1	0	0	0	0	0	1	0	0	0	14	23	0.00	0.500

BOTTOM

San Diego Padres @ Atlanta Braves
Atlanta-Fulton County Stadium, Atlanta, GA

Mon Apr 24 1989, 7:05 PM EDT
Att. 6,936 - Unknown

livebaseballscorecards.com

AB	32
R	2
H	7
RBI	2
BB	1
SO	6
LOB	8



Batter	1	2	3	4	5	6	7	8	9	AB R H RBI BB SO LOB	TOP		
Roberto Alomar, S (1, 4) OBP: 0.301, SLG: 0.271	4-0 L8-3 BB		2-1 E S 1B		2-2 1B 2-H 1B			1-2 G6-3		3 0 2 1 1 0 0			
Randy Ready, R (1, 5) Luis Salazar, R (8, 5) OBP: 0.421, SLG: 0.406 OBP: 0.280, SLG: 0.400	1-2 P3		1-1 G6-3		2-1 2-3 1B			3-2 G4-3		4 0 1 0 0 0 2 0 0 0 0 0 0 0			
Tony Gwynn, L (1, 8) OBP: 0.368, SLG: 0.439	1-0 L8-3 1-2			0-1 S 1B	0-1 G3			1-0 CS 1B		4 0 2 0 0 0 3			
Jack Clark, R (1, 3) OBP: 0.350, SLG: 0.339		2-2 G6-3		3-3 K 1-2		3-2 F7		0-0 CS 1-2	1-1 F7	4 0 0 0 0 1 1			
Benito Santiago, R (1, 2) OBP: 0.265, SLG: 0.400		1-1 2B 1B		0-0 G5-3		2-2 G6-3			1-0 P4	4 0 1 0 0 0 1			
Carmelo Martinez, R (1, 7) OBP: 0.232, SLG: 0.328		1-2 1-H 2B		2-2 F7		0-1 G6-3			0-0 F8	4 0 1 0 0 0 1			
John Kruk, L (1, 9) OBP: 0.289, SLG: 0.135		2-1 L7			0-0 G4-3		0-0 G4-3			3 0 0 0 0 0 1			
Garry Templeton, S (1, 6) OBP: 0.278, SLG: 0.366			0-0 F7		1-1 1B 2B		0-0 B2-3 1B			3 1 2 0 0 0 0			
Eric Show, R (1, 1) Mark Davis, L (9, 1) OBP: 0.250, SLG: 0.250			0-3 K		0-0 G5-3		0-0 B2-3 1-2f			3 0 0 0 0 1 2 0 0 0 0 0 0 0			
Inning Stats	R: 0 H: 0 E: 0 LOB: 0 K: 0 BB: 1 S: 4 P: 10	R: 0 H: 2 E: 0 LOB: 1 K: 0 BB: 0 S: 11 P: 17	R: 0 H: 1 E: 0 LOB: 1 K: 1 BB: 0 S: 8 P: 11	R: 0 H: 1 E: 0 LOB: 1 K: 1 BB: 0 S: 11 P: 16	R: 1 H: 3 E: 0 LOB: 2 K: 0 BB: 0 S: 12 P: 17	R: 0 H: 0 E: 0 LOB: 0 K: 0 BB: 0 S: 8 P: 13	R: 0 H: 1 E: 0 LOB: 0 K: 0 BB: 0 S: 3 P: 3	R: 0 H: 1 E: 0 LOB: 0 K: 0 BB: 0 S: 7 P: 12	R: 0 H: 0 E: 0 LOB: 0 K: 0 BB: 0 S: 4 P: 6	1B: 7 SF: 0 2B: 4 SAC: 0 3B: 0 DP: 2 HR: 0 HBP: 0	WP: 0 PA: 34 PB: 0 SB: 2 CS: 1		
PITCHER	IP WLS BF H R ER SO BB IBB HBP BLK WP HR S P ERA WHIP											PITCHER	IP WLS BF H R ER SO BB IBB HBP BLK WP HR S P ERA WHIP
Bob Walk, R (1, 1) ERA: 4.83	8.0 L 30 9 1 1 2 1 0 0 0 0 0 0 64 99 1.12 1.250												
Logan Easley, R (9, 1) ERA:	1.0 3 0 0 0 0 0 0 0 0 0 0 0 4 6 0.00 0.000												

San Diego Padres @ Pittsburgh Pirates
 Three Rivers Stadium, Pittsburgh, PA
 Tue Apr 25 1989, 7:05 PM EDT
 Att. 5,296 - Unknown

livebaseballscorecards.com

AB	32
R	1
H	9
RBI	1
BB	1
SO	2
LOB	11



Batter	1	2	3	4	5	6	7	8	9	AB R H RBI BB SO LOB
Gary Redus, R OBP: 0.520, SLG: 0.474 (1, 3) BB	4-2 BB		2-2 1B 2B		2-2 P3			1-2 G6-3		3 0 1 0 1 0 0
Jose Lind, R OBP: 0.313, SLG: 0.324 (1, 4) SAFE	0-3 K		1-1 1B			0-1 G4-3		0-0 E4 1B		4 0 2 0 0 1 1
R.J. Reynolds, S OBP: 0.319, SLG: 0.333 Logan Easley, R (9, 1)	1-1 L6		0-1 L8			3-1 1B 1B		2-1 P3		4 0 1 0 0 0 4 0 0 0 0 0 0 0
Bobby Bonilla, S OBP: 0.317, SLG: 0.329 (1, 5) SAFE	0-3 K			3-3 K		2-2 1B 1-3		2-0 E4 G3		4 0 1 0 0 2 1
Barry Bonds, L OBP: 0.326, SLG: 0.538 (1, 7)		1-0 F8		1-0 G4-3		2-3 K		2-3 K		4 0 0 0 0 2 2
Steve Carter, L OBP: 0.375, SLG: 0.333 Junior Ortiz, R OBP: 0.226, SLG: 0.207 (9, PH)		2-1 L6		1-0 2B			1-0 F9	1-2 G3		3 0 1 0 0 0 0 1 0 0 0 0 0 1
Rey Quinones, R OBP: 0.129, SLG: 0.071 (1, 6)		1-0 G5-3		2-3 K			1-0 L4	2-0 G1-3		4 0 0 0 0 1 2
Tom Prince, R OBP: 0.067, SLG: 0.143 (1, 2)			1-0 G5-3			0-1 G4-3		0-0 P6		3 0 0 0 0 0 0
Bob Walk, R OBP: 0.222, SLG: 0.444 John Cangelosi, S OBP: 0.344, SLG: 0.200 (8, PH) (9, 8)			0-3 K			0-0 G6-3		0-3 K		2 0 0 0 0 1 0 1 0 0 0 0 1 0

Inning Stats	R: 0	H: 0	E: 0	K: 2	S: 10	LOB: 1	BB: 1	P: 15	R: 0	H: 0	E: 0	K: 0	S: 4	LOB: 0	BB: 0	P: 8	R: 0	H: 2	E: 0	K: 1	S: 11	LOB: 2	BB: 0	P: 15	R: 0	H: 1	E: 0	K: 2	S: 9	LOB: 1	BB: 0	P: 16	R: 0	H: 2	E: 0	K: 1	S: 6	LOB: 0	BB: 0	P: 8	R: 0	H: 2	E: 0	K: 1	S: 12	LOB: 1	BB: 0	P: 19	R: 0	H: 0	E: 0	K: 0	S: 3	LOB: 0	BB: 0	P: 5	R: 0	H: 1	E: 1	K: 1	S: 9	LOB: 1	BB: 0	P: 12	R: 0	H: 0	E: 1	K: 1	S: 11	LOB: 1	BB: 0	P: 18	1B: 4	SF: 0	2B: 2	SAC: 0	3B: 0	DP: 0	HR: 0	HBP: 0	WP: 0	PA: 34
--------------	------	------	------	------	-------	--------	-------	-------	------	------	------	------	------	--------	-------	------	------	------	------	------	-------	--------	-------	-------	------	------	------	------	------	--------	-------	-------	------	------	------	------	------	--------	-------	------	------	------	------	------	-------	--------	-------	-------	------	------	------	------	------	--------	-------	------	------	------	------	------	------	--------	-------	-------	------	------	------	------	-------	--------	-------	-------	-------	-------	-------	--------	-------	-------	-------	--------	-------	--------


PITCHER	IP	WLS	BF	H	R	ER	SO	BB	IBB	HBP	BLK	WP	HR	S	P	ERA	WHIP
Eric Show, R ERA: 3.22 (1, 1)	8.0	W	31	6	0	0	7	1	0	0	0	0	0	65	101	0.00	0.875
Mark Davis, L ERA: 1.26 (9, 1)	1.0	S	3	0	0	0	1	0	0	0	0	0	0	10	15	0.00	0.000

BOTTOM

San Diego Padres @ Pittsburgh Pirates
Three Rivers Stadium, Pittsburgh, PA

Tue Apr 25 1989, 7:05 PM EDT
Att. 5,296 - Unknown

AB	33
R	0
H	6
RBI	0
BB	1
SO	8
LOB	11



PITCHER	IP	WLS	BF	H	R	ER	SO	BB	IBB	HBP	BLK	WP	HR	S	P	ERA	WHIP
---------	----	-----	----	---	---	----	----	----	-----	-----	-----	----	----	---	---	-----	------

Batter	1	2	3	4	5	6	7	8	9	AB R H RBI BB SO LOB	TOP									
Roberto Alomar, S (1, 4) OBP: 0.309, SLG: 0.292	0-2 G4-3		0-0 CS 1B			1-1 E6 G5-3			0-0 SH1-3 3B 2B	4 1 2 0 0 0 0										
Randy Ready, R (1, 5) OBP: 0.390, SLG: 0.371	2-1 L8		3-1 F8			0-1 G5-3			0-0 SH1-3	3 0 0 0 0 0 2 0 0 0 0 0 0 0										
Luis Salazar, R (9, 5) OBP: 0.280, SLG: 0.400									2-3											
Tony Gwynn, L (1, 8) OBP: 0.374, SLG: 0.465	1-2 E6 HR					0-0 CS 1B			1-1 3B	4 1 2 1 0 0 0										
Jack Clark, R (1, 3) OBP: 0.369, SLG: 0.391	1-2 HR					1-2 G6-3			4-1 BB	2 1 1 2 2 0 1										
Benito Santiago, R (1, 2) OBP: 0.250, SLG: 0.377	0-0 G5-3					1-2 F8			1-3 K	4 0 0 0 0 1 3										
Carmelo Martinez, R (1, 7) OBP: 0.247, SLG: 0.328						1-1 P5			0-0 B2	3 0 1 0 1 0 2										
John Kruk, L (1, 9) OBP: 0.271, SLG: 0.125						2-1 F7			0-0 FC5-4 1B	3 0 0 0 0 0 2										
Garry Templeton, S (1, 6) OBP: 0.267, SLG: 0.351						0-0 G6-3			0-0 G4-3	3 0 0 0 0 0 1										
Bruce Hurst, L (1, 1) OBP: 0.214, SLG: 0.083						1-3 K			0-1 G6-3	3 0 0 0 0 2 1										
Inning Stats	R: 2 E: 1 K: 0 S: 12	H: 1 LOB: 0 BB: 0 P: 16	R: 0 E: 0 K: 0 S: 6	H: 0 LOB: 0 BB: 1 P: 11	R: 0 E: 0 K: 1 S: 7	H: 1 LOB: 0 BB: 0 P: 10	R: 0 E: 0 K: 0 S: 5	H: 0 LOB: 0 BB: 0 P: 8	R: 0 E: 1 K: 1 S: 7	H: 0 LOB: 0 BB: 0 P: 10	R: 0 E: 0 K: 0 S: 8	H: 0 LOB: 0 BB: 1 P: 13	R: 0 E: 0 K: 0 S: 7	H: 1 LOB: 1 BB: 0 P: 8	R: 1 E: 0 K: 1 S: 9	H: 2 LOB: 2 BB: 1 P: 15	1B: 3 2B: 2 3B: 1 HR: 1	SF: 0 SAC: 1 DP: 2 HBP: 0	WP: 0 PB: 0 SB: 1 CS: 2	PA: 33
PITCHER	IP WLS BF H R ER SO BB IBB HBP BLK WP HR S P ERA WHIP																			
Doug Drabek, R (1, 1) ERA: 1.98	7.0 L 23 3 2 0 2 2 0 0 0 0 0 1 52 77 0.00 0.714																			
Jeff Robinson, R (8, 1) ERA: 3.38	2.0 10 3 1 1 1 1 0 0 0 0 0 0 16 23 4.50 2.000																			

San Diego Padres @ Pittsburgh Pirates
 Three Rivers Stadium, Pittsburgh, PA
 Wed Apr 26 1989, 7:05 PM EDT
 Att. 14,126 - Unknown

AB	29
R	3
H	6
RBI	3
BB	3
SO	3
LOB	12



Batter	1	2	3	4	5	6	7	8	9	AB	R	H	RBI	BB	SO	LOB
Barry Bonds, L (1, 7) OBP: 0.322, SLG: 0.536	0-0 G6-3 2B		0-0 F9		3-2 P2		2-3 K			4	0	1	0	0	1	1
Jose Lind, R (1, 4) OBP: 0.298, SLG: 0.307	1-1 G6-3 2-3		1-3 K		1-2 G3		0-0 B2			4	0	0	0	0	1	2
R.J. Reynolds, S (1, 8) OBP: 0.314, SLG: 0.347	0-3 K		2-1 P3		3-2 2B			1-3 K		4	0	1	0	0	2	2
Bobby Bonilla, S (1, 5) OBP: 0.302, SLG: 0.313	0-1 G5-3			2-3 K	2-0 G5-3			0-0 G4-3		4	0	0	0	0	1	2
Glenn Wilson, R (1, 9) OBP: 0.284, SLG: 0.407		2-2 G6-3 1B		1-1 1B 1B		0-2 F9		2-2 L4		4	1	2	0	0	0	0
Benny Distefano, L (1, 3) OBP: 0.333, SLG: 0.200		2-1 L9		1-2 G1-3 1B 1-3 1B		4-0 FC6-4 BB		0-0 P2		3	0	1	0	1	0	1
Rey Quinones, R (1, 6) OBP: 0.143, SLG: 0.094		0-0 G6-3		0-0 G1-3 1-2 1B		0-2 FC6-4		1-2 G5-3		4	0	1	1	0	0	2
Junior Ortiz, R (1, 2) OBP: 0.200, SLG: 0.182		1-2 G4-3		1-0 G1-3 1-2 2-3		3-2 G4-3		1-0 G6-3		4	0	0	0	0	0	4
Doug Drabek, R (1, 1) OBP: 0.167, SLG: 0.091 John Cangelosi, S (7, PH) OBP: 0.333, SLG: 0.192 Jeff Robinson, R (8, 1)			2-2 1B	1-0 G5-3			2-1 G6-3			2	0	1	0	0	0	2
										1	0	0	0	0	0	0
										0	0	0	0	0	0	0

Inning Stats	R: 0	H: 1	E: 0	K: 1	S: 8	LOB: 1	BB: 0	P: 9	R: 0	H: 1	E: 0	K: 0	S: 9	LOB: 1	BB: 0	P: 14	R: 0	H: 1	E: 0	K: 1	S: 10	LOB: 1	BB: 0	P: 15	R: 0	H: 1	E: 0	K: 1	S: 11	LOB: 2	BB: 0	P: 17	R: 0	H: 0	E: 0	K: 0	S: 10	LOB: 1	BB: 1	P: 17	R: 0	H: 0	E: 0	K: 1	S: 7	LOB: 0	BB: 0	P: 11	R: 0	H: 0	E: 0	K: 1	S: 10	LOB: 0	BB: 0	P: 13	R: 0	H: 0	E: 0	K: 0	S: 7	LOB: 0	BB: 0	P: 9	1B: 5	SF: 0	2B: 2	SAC: 0	3B: 0	DP: 0	HR: 0	HBP: 0	WP: 0	PA: 35	PB: 0	SB: 0	CS: 0	ERA	WHIP
PITCHER Bruce Hurst, L (1, 1) ERA: 3.55	IP	WLS	BF	H	R	ER	SO	BB	IBB	HBP	BLK	WP	HR	S	P	ERA	WHIP																																																														
	9.0	W	35	7	1	1	5	1	0	0	0	0	0	83	125	1.00	0.889																																																														

BOTTOM

San Diego Padres @ Pittsburgh Pirates
 Three Rivers Stadium, Pittsburgh, PA

Wed Apr 26 1989, 7:05 PM EDT
 Att. 14,126 - Unknown

livebaseballscorecards.com

AB	34
R	1
H	7
RBI	1
BB	1
SO	5
LOB	16



Batter	1	2	3	4	5	6	7	8	9	AB R H RBI BB SO LOB	TOP											
Roberto Alomar, S (1, 4) OBP: 0.294, SLG: 0.277	3-1 E6 BLK 1B	0-1 G5-3			3-2 F8		0-1 F8	2-2 G6-3		5 1 0 0 0 0 2												
Randy Ready, R (1, 5) OBP: 0.370, SLG: 0.350	1-3 SAFE SAFE SAFE SAFE SAFE SAFE SAFE SAFE	2-1 F8			1-0 G5-3		1-1 1-H 1B		0-0 F7	5 0 1 1 0 1 2												
Tony Gwynn, L (1, 8) OBP: 0.375, SLG: 0.456	1-3 SAFE SAFE SAFE SAFE SAFE SAFE SAFE SAFE	1-2 K		1-2 G3		1-3 K		0-2 1B E HR 1B	4-0 1B FC6-4 BB	4 2 1 0 1 2 1												
Jack Clark, R (1, 3) OBP: 0.393, SLG: 0.403	4-2 BB 1B BB			4-0 FC6-4 BB		2-1 F8		1-1 SAFE 1B HR FC1 1B	2-2 FC6-4 1B	3 1 2 0 2 0 0												
Benito Santiago, R (1, 2) OBP: 0.260, SLG: 0.370	0-0 BB 1-2 2-H 1B			0-0 F8		4-2 FC4-6 BB		1-1 FC1 HR 1-2	0-1 FC6-4 1-2f 3-H	4 1 1 2 1 0 4												
Carmelo Martinez, R (1, 7) OBP: 0.256, SLG: 0.366	4-2 BB 1-2 2-3 BB			2-1 FC6-4 1-2f		3-2 FC4-6 1-2f		0-2 HR 1-H 2-H 3-H	3-1 F7	4 1 1 4 1 0 3												
John Kruk, L (1, 9) OBP: 0.269, SLG: 0.116	3-2 F7			1-1 G1-3		1-1 G5-3		4-2 2B BB		3 0 0 0 1 0 4												
Gary Green, R (1, 6) OBP: 0.250, SLG: 0.375		1-1 SH1-4 1B		1-1 F8		2-2 G6-3		0-2 1-H G6-3 2B		4 1 2 0 0 0 0												
Ed Whitson, R (1, 1) OBP: 0.250, SLG: 0.273		1-2 SH1-4		1-0 P4		4-2 1B WP BB		0-1 G6-3		2 1 0 1 1 0 0												
Greg Harris, R (9, 1)										0 0 0 0 0 0 0												
Inning Stats	R: 1 E: 1 K: 2 S: 18	H: 1 LOB: 3 BB: 2 P: 34	R: 0 E: 0 K: 0 S: 9	H: 1 LOB: 1 BB: 0 P: 13	R: 0 E: 0 K: 0 S: 6	H: 0 LOB: 1 BB: 1 P: 13	R: 0 E: 0 K: 0 S: 5	H: 0 LOB: 0 BB: 0 P: 8	R: 0 E: 0 K: 1 S: 7	H: 0 LOB: 0 BB: 0 P: 12	R: 0 E: 0 K: 0 S: 12	H: 0 LOB: 1 BB: 1 P: 22	R: 1 E: 0 K: 0 S: 14	H: 1 LOB: 1 BB: 1 P: 21	R: 5 E: 1 K: 0 S: 20	H: 4 LOB: 0 BB: 1 P: 28	R: 1 E: 0 K: 0 S: 8	H: 1 LOB: 1 BB: 1 P: 17	1B: 6 2B: 1 3B: 0 HR: 1	SF: 0 SAC: 1 DP: 0 HBP: 0	WP: 1 PB: 0 SB: 0 CS: 0	PA: 42
PITCHER	IP WLS BF H R ER SO BB IBB HBP BLK WP HR S P ERA WHIP																					
Neal Heaton, L (1, 1) ERA: 2.73	7.0 L 29 3 2 1 3 5 0 0 0 1 0 71 123 1.29 1.143																					
Morris Madden, L (8, 1) ERA: 9.0	0.0 2 2 2 2 0 0 0 0 0 0 0 5 6 ∞ ∞																					
Logan Easley, R (8, 1) ERA: 6.23	1.0 6 2 3 3 0 1 0 0 0 0 1 15 22 27.00 3.000																					
Brian Fisher, R (9, 1) ERA: 12.0	1.0 5 1 1 1 0 1 0 0 0 0 0 8 17 9.00 2.000																					

San Diego Padres @ Pittsburgh Pirates
 Three Rivers Stadium, Pittsburgh, PA
 Thu Apr 27 1989, 7:05 PM EDT
 Att. 6,473 - Unknown

AB	34
R	8
H	8
RBI	8
BB	7
SO	3
LOB	16



WP: 1	PA: 42
PB: 0	
SB: 0	
CS: 0	

1B: 6	SF: 0
2B: 1	SAC: 1
3B: 0	DP: 0
HR: 1	HBP: 0

Batter	1	2	3	4	5	6	7	8	9	AB R H RBI BB SO LOB	TOP									
Roberto Alomar, S (1, 4) OBP: 0.283, SLG: 0.265	2-2 E8		1-1 F8			0-1 L4		0-1 E5		4 0 0 0 0 0 1										
Randy Ready, R (1, 5) OBP: 0.360, SLG: 0.341	0-1 L9		2-2 G5-3			1-1 1B		2-2 G6-4-3		4 0 1 0 0 0 3										
Tony Gwynn, L (1, 8) OBP: 0.360, SLG: 0.436	1-2 P4			1-1 G4-3		1-1 G3			2-1 F7	4 0 0 0 0 0 2										
Jack Clark, R (1, 3) OBP: 0.398, SLG: 0.414	2-3 K			0-0 P3			4-1 BB		0-0 FC5-2 2B	3 0 1 0 1 1 1										
Benito Santiago, R (1, 2) OBP: 0.247, SLG: 0.351		0-0 F9		3-3 K		0-0 F8		0-1 E5 FC5-2 1B	0-1 FC5-2 1B	4 1 0 0 0 1 2										
Carmelo Martinez, R (1, 7) OBP: 0.256, SLG: 0.351		4-1 FC5-4 BB		3-1 G5-3		2-2 F7		0-1 FC5-2 PO 1B	0-1 FC5-2 PO 1B	3 0 0 0 1 0 3										
Luis Salazar, R (1, 9) OBP: 0.278, SLG: 0.389		1-0 F8		0-2 F7		0-0 P3		0-1 1B	0-1 1B	4 0 1 1 0 0 2										
Garry Templeton, S (1, 6) OBP: 0.256, SLG: 0.338		1-0 FC5-4		1-2 F8		1-2 F8		0-1 G3	0-0 PO	3 0 0 0 0 0 1										
Dennis Rasmussen, L (1, 1) OBP: 0.125, SLG: 0.125			0-3 K			1-1 G6-3		4-1 BB		1 0 0 0 0 1 0										
Bip Roberts, S (6, PH) OBP: 0.273, SLG: 0.400										1 0 0 0 0 0 0										
Mark Grant, R (6, 1)										0 0 0 0 0 0 0										
Tim Flannery, L (8, PH) OBP: 0.424, SLG: 0.370										0 0 0 0 1 0 0										
Dave Leiper, L (8, 1)										0 0 0 0 0 0 0										
Inning Stats	R: 0 E: 1 K: 1 S: 11	H: 0 LOB: 1 BB: 0 P: 16	R: 0 E: 0 K: 0 S: 4	H: 0 LOB: 1 BB: 1 P: 10	R: 0 E: 0 K: 1 S: 8	H: 0 LOB: 0 BB: 0 P: 11	R: 0 E: 0 K: 1 S: 7	H: 0 LOB: 0 BB: 0 P: 11	R: 0 E: 0 K: 0 S: 8	H: 1 LOB: 1 BB: 0 P: 11	R: 0 E: 0 K: 0 S: 7	H: 0 LOB: 1 BB: 1 P: 13	R: 0 E: 1 K: 0 S: 11	H: 0 LOB: 1 BB: 1 P: 17	R: 1 E: 1 K: 0 S: 9	H: 2 LOB: 1 BB: 0 P: 11	1B: 2 2B: 1 3B: 0 HR: 0	SF: 0 SAC: 0 DP: 1 HBP: 0	WP: 0 PB: 0 SB: 0 CS: 0	PA: 35
PITCHER	IP WLS BF H R ER SO BB IBB HBP BLK WP HR S P ERA WHIP																			
Paul Kilgus, L (1, 1) ERA: 2.93	8.2 W 34 3 1 0 3 3 0 0 0 0 0 0 73 112 0.00 0.692																			
Mitch Williams, L (9, 1) ERA: 2.45	0.1 S 0 0 0 0 0 0 0 0 0 0 0 0 0 0 0.00 0.000																			

San Diego Padres @ Chicago Cubs
Wrigley Field, Chicago, IL
Fri Apr 28 1989, 3:33 AM CDT
Att. 9,504 - Unknown

livebaseballscorecards.com

AB	31
R	1
H	3
RBI	1
BB	3
SO	3
LOB	15



Batter	1	2	3	4	5	6	7	8	9
Curtis Wilkerson, S OBP: 0.200, SLG: 0.276 (1, 5)	0-1 23 HR 1B	0-0 F7			1-0 P4			1-0 G6-3	
Mitch Webster, S OBP: 0.370, SLG: 0.366 (1, 7)	1-2 SAFE P2		2-1 G6-3		1-0 G5-3			0-0 G5-3	
23 Ryne Sandberg, R OBP: 0.311, SLG: 0.388 (1, 4)	3-1 SAFE HR		2-2 G6-3			0-1 G6-4-3 1B		1-1 1B	
Andre Dawson, R OBP: 0.329, SLG: 0.443 (1, 9)	3-1 G3-1 2B		0-1 1B			0-0 G6-4-3 1-2f		0-2 1B	
Mark Grace, L OBP: 0.407, SLG: 0.440 (1, 3)	1-2 G3-1 2-3		0-0 G6-3			0-1 F8		1-2 G6-3	
Darrin Jackson, R OBP: 0.667, SLG: 1.000 (1, 8)	2-0 3-H 2B		1-2 G6-3				0-1 FC4-6 1B		
Shawon Dunston, R OBP: 0.260, SLG: 0.214 (1, 6)	0-0 P4		3-2 F8				2-0 SAFE FC4-6 1-2f		
Rick Wrona, R OBP: 0.250, SLG: 0.250 (1, 2)			0-1 G4-3		0-0 G5-3			1-3 K	
Paul Kilgus, L OBP: 0.100, SLG: 0.100 Mitch Williams, L (9, 1)			0-0 P6			1-0 F8		0-3 K	

Inning Stats	R: 3	H: 4	E: 0	LOB: 1	K: 0	P: 28	R: 0	H: 0	E: 0	LOB: 0	K: 0	P: 4	R: 0	H: 1	E: 0	LOB: 1	K: 0	P: 12	R: 0	H: 0	E: 0	LOB: 0	K: 0	P: 13	R: 0	H: 0	E: 0	LOB: 0	K: 0	P: 6	R: 0	H: 1	E: 0	LOB: 0	K: 0	P: 5	R: 0	H: 1	E: 0	LOB: 1	K: 2	P: 12	R: 0	H: 2	E: 0	LOB: 2	K: 0	P: 15
--------------	------	------	------	--------	------	-------	------	------	------	--------	------	------	------	------	------	--------	------	-------	------	------	------	--------	------	-------	------	------	------	--------	------	------	------	------	------	--------	------	------	------	------	------	--------	------	-------	------	------	------	--------	------	-------

PITCHER	IP	WLS	BF	H	R	ER	SO	BB	IBB	HBP	BLK	WP	HR	S	P	ERA	WHIP
Dennis Rasmussen, L ERA: 7.2	(1, 1)	5.0	L	20	5	3	3	0	0	0	0	0	1	43	63	5.40	1.000
Mark Grant, R ERA: 2.7	(6, 1)	2.0		7	2	0	2	0	0	0	0	0	0	14	17	0.00	1.000
Dave Leiper, L ERA: 9.39	(8, 1)	1.0		5	2	0	0	0	0	0	0	0	0	12	15	0.00	2.000


BOTTOM

San Diego Padres @ Chicago Cubs
Wrigley Field, Chicago, IL
Fri Apr 28 1989, 3:33 AM CDT
Att. 9,504 - Unknown

AB	R	H	RBI	BB	SO	LOB
4	1	1	0	0	0	0
4	0	0	0	0	0	1
4	1	3	2	0	0	0
4	1	3	0	0	0	1
4	0	0	0	0	0	4
3	0	2	1	0	0	0
3	0	0	0	0	0	2
3	0	0	0	0	1	1
3	0	0	0	0	1	1
0	0	0	0	0	0	0

AB	32
R	3
H	9
RBI	3
BB	0
SO	2
LOB	10

WP: 0 PA: 32
PB: 0
SB: 0
CS: 0



PITCHER	IP	WLS	BF	H	R	ER	SO	BB	IBB	HBP	BLK	WP	HR	S	P	ERA	WHIP
---------	----	-----	----	---	---	----	----	----	-----	-----	-----	----	----	---	---	-----	------

Batter	1	2	3	4	5	6	7	8	9	AB R H RBI BB SO LOB
Curtis Wilkerson, S OBP: 0.229, SLG: 0.382 (1, 5)	1-2 G6-3		2-3 K		1-2 G1-3		0-0 SH3-4 1B		3-2 HR	5 1 2 2 0 1 0
Mitch Webster, S OBP: 0.354, SLG: 0.349 (1, 8) (9, 7)	0-0 G1-3		0-1 F7			2-3 K	1-1 SH3-4		1-2 F8	4 0 0 0 0 1 0
23 Ryne Sandberg, R OBP: 0.305, SLG: 0.378 (1, 4)	2-1 1B			1-2 E5 F9 E		3-2 F8	1-0 E1 G6-4-3		2-2 G4-3	5 0 1 0 0 0 2
Andre Dawson, R OBP: 0.321, SLG: 0.427 (1, 9)	1-0 F8			2-1 F7		2-1 E4 1B	0-0 G6-4-3		0-0 F8	5 1 1 0 0 0 5
Mark Grace, L OBP: 0.411, SLG: 0.481 (1, 3)				0-0 E4		0-0 1B		1-0 HR		4 1 2 1 0 0 1
Gary Varsho, L OBP: 0.250, SLG: 0.333 (1, 7)				1-2 1B		2-3 1B				2 0 1 1 1 0 2
Darrin Jackson, R OBP: 0.500, SLG: 0.750 (8, PH) (9, 8)				2-0 F9		2-0 1B		1-1 G6-3		1 0 0 0 0 0 0
Shawon Dunston, R OBP: 0.259, SLG: 0.217 (1, 6)				2-3 1B		0-0 F9		1-2 1B		4 0 1 0 0 0 5
Rick Wrona, R OBP: 0.200, SLG: 0.200 (1, 2)				0-0 G5-3		1-3 K		1-1 E4 1B	1-3 K	4 1 0 0 0 2 2
Mike Bielecki, R (1, 1)				2-2 G6-3		1-1 K		3-1 F9		2 0 0 0 0 2 0
Phil Stephenson, L OBP: 0.286, SLG: 0.231 (7, PH)				2-3 K		3-3 K		2-1 SH3-4 1B		1 0 1 0 0 0 0
Calvin Schiraldi, R (8, 1)								1-3 1B		0 0 0 0 0 0 0
Domingo Ramos, R OBP: 0.276, SLG: 0.429 (8, PH)										1 0 0 0 0 0 1
Jeff Pico, R (9, 1)										0 0 0 0 0 0 0

Inning Stats	R: 0	H: 1	R: 0	H: 0	R: 0	H: 0	R: 0	H: 0	R: 1	H: 3	R: 1	H: 2	R: 1	H: 2	R: 1	H: 1	1B: 7	SF: 0
	E: 0	LOB: 1	E: 1	LOB: 1	E: 0	LOB: 0	E: 2	LOB: 2	E: 1	LOB: 2	E: 2	LOB: 2	E: 0	LOB: 1	E: 0	LOB: 0	2B: 0	SAC: 1
	K: 0	BB: 0	K: 0	BB: 1	K: 2	BB: 0	K: 0	BB: 0	K: 1	BB: 0	K: 0	BB: 0	K: 1	BB: 0	K: 0	BB: 0	3B: 0	DP: 1
	S: 7	P: 11	S: 7	P: 14	S: 9	P: 13	S: 8	P: 13	S: 11	P: 20	S: 9	P: 14	S: 13	P: 20	S: 11	P: 17	HR: 2	HBP: 0

PITCHER	IP	WLS	BF	H	R	ER	SO	BB	IBB	HBP	BLK	WP	HR	S	P	ERA	WHIP
Walt Terrell, R ERA: 2.43 (1, 1)	6.0	W	28	6	2	0	5	1	0	0	0	0	0	58	95	0.00	1.167
Mark Davis, L ERA: 2.08 (7, 1)	3.0	S	12	3	2	2	1	0	0	0	0	0	2	28	43	6.00	1.000

BOTTOM

San Diego Padres @ Chicago Cubs
Wrigley Field, Chicago, IL

Sat Apr 29 1989, 7:05 PM CDT
Att. 34,748 - Unknown

AB	38
R	4
H	9
RBI	4
BB	1
SO	6
LOB	18



WP	PA
0	40
0	0
0	0

Batter	1	2	3	4	5	6	7	8	9
Curtis Wilkerson, S OBP: 0.250, SLG: 0.462 (1, 5)	0-0 S 1B 2B	2-0 G4-3 1-2		1-0 23 WP 2-H 3B		1-3 K		1-1 G6-4-3 1-2f	
Mitch Webster, S OBP: 0.360, SLG: 0.356 (1, 8) (8, 7)	2-0 P7	0-1 23 E 2-3 1B		1-3 K			0-0 23 BB 1B		
23 Ryne Sandberg, R OBP: 0.313, SLG: 0.370 (1, 4)	4-2 S 1B BB	0-1 E7 1-H 3-H		2-3 K			1 SAFE 4-2 1 SAFE 1 SAFE F 1 SAFE 1 SAFE B 1 SAFE SAFE S B		
Andre Dawson, R OBP: 0.318, SLG: 0.418 (1, 9)	1-2 1-H 2-H 1B 1B	0-0 B2		2-2 F7			1-1 G5-3 1-2 2-3		
Mark Grace, L OBP: 0.415, SLG: 0.469 (1, 3)	2-3 K		1-0 G1-3		4-0 FC4-6 BB		4-2 G5-4-3 BB		
Gary Varsho, L OBP: 0.263, SLG: 0.333 Darrin Jackson, R OBP: 0.400, SLG: 0.600 (7, PH) (8, 8)	3-1 1-2 1B		0-3 K		2-1 FC4-6 1-2f		0-1 G5-4-3 1-2f		
Shawon Dunston, R OBP: 0.259, SLG: 0.240 (1, 6)	3-3 K		1-1 B1-3		0-0 F8		1-0 G1-3 1B 2B		
Rick Wrona, R OBP: 0.208, SLG: 0.208 (1, 2)		0-1 L7		1-1 SH3-4 3B 1B		0-0 G4-3		0-0 G1-3 2-3	
Scott Sanderson, R OBP: 0.333, SLG: 0.143 Jeff Pico, R (8, 1) Domingo Ramos, R OBP: 0.300, SLG: 0.448 Mitch Williams, L (9, 1)		2-1 1B 23 E G4-3 1B		0-1 SH3-4 1-2		0-3 K		2-0 G6-4-3 1B 3-H	


AB	R	H	RBI	BB	SO	LOB
5	2	2	1	0	1	2
4	1	2	0	0	1	2
2	1	0	0	2	1	0
4	0	1	2	0	0	3
2	0	0	0	2	1	1
3	0	1	0	0	1	1
1	0	0	0	0	0	3
4	1	1	0	0	1	3
4	1	1	0	0	0	1
2	1	1	0	0	1	0
0	0	0	0	0	0	0
1	0	1	1	0	0	0
0	0	0	0	0	0	0

BOTTOM

San Diego Padres @ Chicago Cubs
Wrigley Field, Chicago, IL
Sun Apr 30 1989, 3:33 AM CDT
Att. 28,735 - Sunny

livebaseballscorecards.com

AB	32
R	7
H	10
RBI	4
BB	4
SO	7
LOB	16



1B: 7	SF: 0	WP: 1	PA: 37
2B: 2	SAC: 1	PB: 0	
3B: 1	DP: 2	SB: 4	
HR: 0	HBP: 0	CS: 0	

Inning Stats	R: 2	H: 3	E: 0	K: 2	S: 16	LOB: 2	BB: 1	P: 31									
Eric Show, R ERA: 3.79 (1, 1)	IP: 4.0	WLS: L	BF: 21	H: 7	R: 6	ER: 4	SO: 5	BB: 1	IBB: 0	HBP: 0	BLK: 0	WP: 1	HR: 0	S: 45	P: 71	ERA: 9.00	WHIP: 2.000
Greg Booker, R ERA: 2.45 (5, 1)	IP: 2.0	WLS: L	BF: 7	H: 0	R: 0	ER: 0	SO: 2	BB: 1	IBB: 0	HBP: 0	BLK: 0	WP: 0	HR: 0	S: 13	P: 22	ERA: 0.00	WHIP: 0.500
Dave Leiper, L ERA: 8.38 (7, 1)	IP: 2.0	WLS: L	BF: 9	H: 3	R: 1	ER: 1	SO: 0	BB: 2	IBB: 0	HBP: 0	BLK: 0	WP: 0	HR: 0	S: 15	P: 28	ERA: 4.50	WHIP: 2.500

Batter	1	2	3	4	5	6	7	8	9	AB R H RBI BB SO LOB	TOP											
Vince Coleman, S OBP: 0.381, SLG: 0.485 (1, 7)	1-3 K		2-1 1B			1-2 G4-3	1-2 2B		4-1 BB	4 0 2 1 1 1 0												
Ozzie Smith, S OBP: 0.358, SLG: 0.356 (1, 6)	0-1 F9		0-0 G5-3			2-2 FC1-4 1B	1-0 G6-3		0-1 P6	5 0 1 0 0 0 3												
Terry Pendleton, S OBP: 0.313, SLG: 0.281 (1, 5)	0-2 E5				0-1 P6	0-0 FC1-4 1B	0-0 G5-3			4 1 0 0 0 0 2												
Pedro Guerrero, R OBP: 0.367, SLG: 0.488 (1, 3)	1-2 CS	2-0 G5-3			1-2 FC5-4 1B	0-0 1B BB 1B	3-2 G6-3			4 1 2 0 0 0 1												
Tom Brunansky, R OBP: 0.256, SLG: 0.388 (1, 9)					0-0 F8	0-2 BB 1B 1B		2-0 E6		4 1 1 1 0 0 1												
José Oquendo, S OBP: 0.326, SLG: 0.300 (1, 4)					1-1 FC5-4	3-2 BB 1B		3-3 K		4 1 1 0 0 1 2												
Milt Thompson, L OBP: 0.388, SLG: 0.436 (1, 8)					1-2 WP SH2-4 1B 1B	4-2 1B E BB		0-0 G4-3		3 2 1 1 1 1 0												
Tony Peña, R OBP: 0.280, SLG: 0.354 (1, 2)					1-0 P4	1-3 K	1-2 E9 1B		1-0 G4-3	4 0 1 2 0 1 1												
Jose DeLeon, R OBP: 0.056, SLG: 0.056 (1, 1)					0-0 SH2-4	0-1 G4-3	0-0 1B		1-1 G6-3	3 0 1 0 0 0 0												
Inning Stats	R: 0 E: 1 K: 1 S: 11	H: 0 LOB: 0 BB: 0 P: 13	R: 0 E: 0 K: 0 S: 6	H: 0 LOB: 0 BB: 0 P: 12	R: 1 E: 0 K: 0 S: 8	H: 2 LOB: 1 BB: 0 P: 12	R: 0 E: 0 K: 0 S: 8	H: 1 LOB: 1 BB: 0 P: 10	R: 0 E: 0 K: 2 S: 8	H: 0 LOB: 0 BB: 0 P: 11	R: 5 E: 1 K: 0 S: 20	H: 6 LOB: 2 BB: 1 P: 31	R: 0 E: 0 K: 0 S: 9	H: 1 LOB: 1 BB: 0 P: 14	R: 0 E: 1 K: 1 S: 6	H: 0 LOB: 0 BB: 0 P: 11	R: 0 E: 0 K: 0 S: 6	H: 0 LOB: 1 BB: 1 P: 12	1B: 9 2B: 2 3B: 0 HR: 0	SF: 0 SAC: 1 DP: 1 HBP: 0	WP: 1 PB: 0 SB: 0 CS: 2	PA: 39
PITCHER	IP WLS BF H R ER SO BB IBB HBP BLK WP HR S P ERA WHIP												PITCHER	IP WLS BF H R ER SO BB IBB HBP BLK WP HR S P ERA WHIP								
Bruce Hurst, L ERA: 4.2 (1, 1)	7.0 L 31 10 6 6 3 1 0 0 0 1 0 70 103 7.71 1.571																					
Mark Grant, R ERA: 2.35 (8, 1)	2.0 7 0 0 0 1 1 0 0 0 0 0 12 23 0.00 0.500																					

St. Louis Cardinals @ San Diego Padres
 Jack Murphy Stadium, San Diego, CA
 Mon May 01 1989, 10:05 PM EDT
 Att: 32,486 - Unknown

AB	35
R	6
H	10
RBI	5
BB	2
SO	4
LOB	10



Batter	1	2	3	4	5	6	7	8	9	AB R H RBI BB SO LOB
Roberto Alomar, S OBP: 0.284, SLG: 0.269 (1, 4)	3-2 G4-3 1B		3-2 1B		1-2 G6-4-3 1-2f			2-2 F8		4 0 2 0 0 0 3
Tim Flannery, L OBP: 0.341, SLG: 0.286 (1, 5)	0-2 G4-3 1-2f		1-1 G4-3			3-3 K			3-3 K	4 0 0 0 0 2 2
Tony Gwynn, L OBP: 0.372, SLG: 0.448 (1, 8)	3-2 CS 1B			0-1 P5		2-1 F7			1-2 F7	4 0 1 0 0 0 0
Jack Clark, R OBP: 0.382, SLG: 0.385 (1, 3)	0-1 CS 1-2	1-3 K		2-3 K		0-1 F8			2-2 F7	4 0 0 0 0 2 0
Carmelo Martinez, R OBP: 0.247, SLG: 0.333 (1, 7)		3-3 K		2-2 P5			0-0 G6-4-3 1B			3 0 1 0 0 1 0
Benito Santiago, R OBP: 0.247, SLG: 0.365 (1, 2)		0-0 2B			1-1 F9		0-3 K			3 0 1 0 0 1 1
John Kruk, L OBP: 0.302, SLG: 0.196 Mark Grant, R (8, 1)		3-3 K			4-0 1B BB		0-0 G6-4-3 1-2f			2 0 0 0 1 1 2 0 0 0 0 0 0 0
Garry Templeton, S OBP: 0.247, SLG: 0.318 (1, 6)			3-2 G4-3		0-0 SH 1B			2-1 G6-3		3 0 1 0 0 0 0
Bruce Hurst, L OBP: 0.200, SLG: 0.077 Marvell Wynne, L OBP: 0.302, SLG: 0.476 (8, 9)			2-3 K		0-1 SH G6-4-3 1-2			0-1 G6-3		1 0 0 0 0 1 0 1 0 0 0 0 0 0

Inning Stats	R: 0	H: 2	E: 0	LOB: 0	K: 0	S: 12	R: 0	H: 1	E: 0	LOB: 1	K: 3	S: 10	R: 0	H: 1	E: 0	LOB: 1	K: 1	S: 16	R: 0	H: 0	E: 0	LOB: 0	K: 1	S: 9	R: 0	H: 1	E: 1	LOB: 2	K: 0	S: 8	R: 0	H: 0	E: 0	LOB: 0	K: 1	S: 8	R: 0	H: 1	E: 0	LOB: 0	K: 1	S: 5	R: 0	H: 0	E: 0	LOB: 0	K: 0	S: 8	R: 0	H: 0	E: 0	LOB: 0	K: 0	S: 8	R: 0	H: 0	E: 0	LOB: 0	K: 1	S: 9	R: 0	H: 0	E: 0	LOB: 0	K: 1	S: 15	1B: 5	SF: 0	2B: 1	SAC: 1	3B: 0	DP: 3	HR: 0	HBP: 0	WP: 0	PA: 32
PITCHER Jose DeLeon, R ERA: 1.61 (1, 1)	IP	WLS	BF	H	R	ER	SO	BB	IBB	HBP	BLK	WP	HR	S	P	ERA	WHIP																			IP	WLS	BF	H	R	ER	SO	BB	IBB	HBP	BLK	WP	HR	S	P	ERA	WHIP																								
																		9.0	W	31	6	0	0	8	1	0	0	0	0	0	0	85	132	0.00	0.778																			9.0	W	31	6	0	0	8	1	0	0	0	0	0	0	0	85	132	0.00	0.778				


BOTTOM

St. Louis Cardinals @ San Diego Padres
Jack Murphy Stadium, San Diego, CA

Mon May 01 1989, 10:05 PM EDT
Att. 32,486 - Unknown

livebaseballscorecards.com

AB	29
R	0
H	6
RBI	0
BB	1
SO	8
LOB	8



Batter	1	2	3	4	5	6	7	8	9	AB R H RBI BB SO LOB	TOP	
Vince Coleman, S OBP: 0.385, SLG: 0.485 (1, 7) C X	0-1 G5-3		1-0 1B			2-2 G6-3			1-1 G3-6-3 1B	4 0 2 0 0 0 0	St. Louis Cardinals @ San Diego Padres Jack Murphy Stadium, San Diego, CA Tue May 02 1989, 10:05 PM EDT Att. 20,920 - Unknown livebaseballscorecards.com	
Ozzie Smith, S OBP: 0.338, SLG: 0.333 (1, 6) F X	0-1 G5-3		0-0 SAFE P4			1-2 G4-3			2-1 P4	4 0 0 0 0 0 2		
Terry Pendleton, S OBP: 0.301, SLG: 0.269 (1, 5) B B X	2-0 P5				2-1 F8				1-1 G3-6-3 1-2f	4 0 0 0 0 0 1		
Pedro Guerrero, R OBP: 0.376, SLG: 0.529 (1, 3) B B B T O S B X		3-2 HR			1-2 G5-4-3 1B				2-1 F8	3 1 2 1 0 0 0		
Milt Thompson, L OBP: 0.379, SLG: 0.425 (1, 8) Cris Carpenter, R OBP: 0.500, SLG: 0.500 (7, 1) B B B B X C B B B X		3-1 G6-3			0-1 G5-4-3 1-2f				3-1 FC6-4 1B	2 0 0 0 0 0 1 0 0 0 0 0 0 0		
Tom Brunansky, R OBP: 0.258, SLG: 0.386 (1, 9) X		0-0 F9			0-0 FC5-4 1B				2-2 FC6-4 1-2f	3 0 1 0 0 0 1		
José Oquendo, S OBP: 0.316, SLG: 0.289 (1, 4) C T F X		0-3 K			1-2 FC5-4 SAFE G4-6-3 1-2f				0-0 F7	3 0 0 0 0 1 1		
Tony Peña, R OBP: 0.271, SLG: 0.341 (1, 2) X			0-0 G4-3		1-1 G4-6-3 1-2f				1-1 F8	3 0 0 0 0 0 1		
Scott Terry, R OBP: 0.267, SLG: 0.500 (1, 1) Dan Quisenberry, R (4, 1) John Morris, L OBP: 0.556, SLG: 0.944 (4, 8) Denny Walling, L (7, PH) OBP: 0.500, SLG: 0.333			1-0 B2-3			1-1 G4-3			1-1 F8	1 0 0 0 0 0 0 0 0 0 0 0 0 0 2 0 0 0 0 0 0 1 0 1 0 0 0 0		
Inning Stats	R: 0 H: 0 E: 0 LOB: 0 K: 0 BB: 0 S: 5 P: 7	R: 1 H: 1 E: 0 LOB: 0 K: 1 BB: 0 S: 9 P: 15	R: 0 H: 1 E: 0 LOB: 1 K: 0 BB: 0 S: 4 P: 6	R: 0 H: 1 E: 0 LOB: 0 K: 0 BB: 0 S: 8 P: 11	R: 0 H: 1 E: 0 LOB: 0 K: 0 BB: 0 S: 7 P: 9	R: 0 H: 0 E: 0 LOB: 0 K: 0 BB: 0 S: 8 P: 12	R: 0 H: 1 E: 0 LOB: 1 K: 0 BB: 0 S: 9 P: 17	R: 0 H: 0 E: 0 LOB: 0 K: 0 BB: 0 S: 5 P: 7	R: 0 H: 1 E: 0 LOB: 0 K: 0 BB: 0 S: 6 P: 10	1B: 5 SF: 0 2B: 0 SAC: 0 3B: 0 DP: 3 HR: 1 HBP: 0		WP: 0 PA: 30 PB: 0 SB: 0 CS: 0
PITCHER Ed Whitson, R (1, 1) ERA: 2.38	IP WLS BF H R ER SO BB IBB HBP BLK WP HR S P ERA WHIP	9.0 W 30 6 1 1 1 0 0 0 0 0 1 61 94 1.00 0.667										

St. Louis Cardinals @ San Diego Padres
Jack Murphy Stadium, San Diego, CA
 Tue May 02 1989, 10:05 PM EDT
 Att. 20,920 - Unknown

AB	30
R	1
H	6
RBI	1
BB	0
SO	1
LOB	7



Batter	1	2	3	4	5	6	7	8	9
Roberto Alomar, S OBP: 0.289, SLG: 0.274 (1, 4)	2-3 K	3-2 G6-3	2-1 FC5-8 1B			1-2 S BLK 1B	0-3 K		
Luis Salazar, R OBP: 0.288, SLG: 0.407 (1, 5)	3-2 BB 1B		1-2 HR 2B			1-2 F7		1-3 K	
Tony Gwynn, L OBP: 0.381, SLG: 0.450 (1, 8)	1-1 F8		0-0 HR 1B		0-2 G4-6-3 BB 1B	4-1 S BB		3-2 F9	
Jack Clark, R OBP: 0.402, SLG: 0.425 (1, 3)	4-2 BB 1-2 BB		2-2 HR		4-2 G4-6-3 BB	4-1 G6-4-3 IBB		3-3 K	
Carmelo Martinez, R OBP: 0.258, SLG: 0.326 (1, 7)	4-2 BB 1-2 2-3 BB		4-2 G4-6-3 1B BB		2-2 G4-6-3	1-0 G6-4-3			
Benito Santiago, R OBP: 0.258, SLG: 0.364 (1, 2)	0-1 F8		1-1 G4-6-3 1B		1-0 G6-3		4-1 HR BB		
John Kruk, L OBP: 0.313, SLG: 0.273 (1, 9)		0-1 G4-3 1B	0-0 G4-6-3		2-1 G6-3		1-0 1-H HR		
Garry Templeton, S OBP: 0.253, SLG: 0.315 Gary Green, R OBP: 0.200, SLG: 0.300 (1, 6) (5, 6)		0-0 G4-3	4-0 1B IBB		1-2 G4-3		0-1 P5		
Ed Whitson, R OBP: 0.250, SLG: 0.267 (1, 1)		1-1 L6	0-2 1B		0-3 K		0-0 L6		

AB	R	H	RBI	BB	SO	LOB
5	0	2	1	0	2	1
5	1	2	0	0	1	3
4	1	2	0	1	0	1
2	1	1	3	3	1	0
2	1	0	0	2	0	5
3	1	1	0	1	0	4
4	1	2	2	0	0	2
1	1	0	0	1	0	1
2	0	0	0	0	0	0
4	0	1	1	0	1	1

BOTTOM

St. Louis Cardinals @ San Diego Padres
Jack Murphy Stadium, San Diego, CA
 Tue May 02 1989, 10:05 PM EDT
 Att. 20,920 - Unknown

livebaseballscorecards.com

AB	32
R	7
H	11
RBI	7
BB	8
SO	5
LOB	18



1B: 8	SF: 0	WP: 0	PA: 40
2B: 1	SAC: 0	PB: 0	
3B: 0	DP: 3	SB: 2	
HR: 2	HBP: 0	CS: 0	

Inning Stats																																																																																						
R: 0		H: 1		R: 0		H: 1		R: 5		H: 6		R: 0		H: 0																																																																								
E: 0		LOB: 3		E: 0		LOB: 1		E: 0		LOB: 2		E: 0		LOB: 0																																																																								
K: 1		BB: 2		K: 0		BB: 0		K: 0		BB: 2		K: 1		BB: 0																																																																								
S: 15		P: 29		S: 8		P: 12		S: 18		P: 32		S: 11		P: 11																																																																								
<table border="0"> <tr> <td>PITCHER</td> <td>IP</td> <td>WLS</td> <td>BF</td> <td>H</td> <td>R</td> <td>ER</td> <td>SO</td> <td>BB</td> <td>IBB</td> <td>HBP</td> <td>BLK</td> <td>WP</td> <td>HR</td> <td>S</td> <td>P</td> <td>ERA</td> <td>WHIP</td> </tr> <tr> <td>Scott Terry, R ERA: 2.84</td> <td>(1, 1)</td> <td>3.0</td> <td>L</td> <td>22</td> <td>9</td> <td>5</td> <td>5</td> <td>1</td> <td>4</td> <td>1</td> <td>0</td> <td>0</td> <td>1</td> <td>48</td> <td>84</td> <td>15.00</td> <td>4.333</td> </tr> <tr> <td>Dan Quisenberry, R ERA: 4.09</td> <td>(4, 1)</td> <td>3.0</td> <td></td> <td>10</td> <td>1</td> <td>0</td> <td>1</td> <td>1</td> <td>1</td> <td>0</td> <td>1</td> <td>0</td> <td>0</td> <td>23</td> <td>40</td> <td>0.00</td> <td>0.667</td> </tr> <tr> <td>Cris Carpenter, R ERA: 2.37</td> <td>(7, 1)</td> <td>2.0</td> <td></td> <td>8</td> <td>1</td> <td>2</td> <td>3</td> <td>1</td> <td>0</td> <td>0</td> <td>0</td> <td>0</td> <td>1</td> <td>18</td> <td>30</td> <td>9.00</td> <td>1.000</td> </tr> </table>															PITCHER	IP	WLS	BF	H	R	ER	SO	BB	IBB	HBP	BLK	WP	HR	S	P	ERA	WHIP	Scott Terry, R ERA: 2.84	(1, 1)	3.0	L	22	9	5	5	1	4	1	0	0	1	48	84	15.00	4.333	Dan Quisenberry, R ERA: 4.09	(4, 1)	3.0		10	1	0	1	1	1	0	1	0	0	23	40	0.00	0.667	Cris Carpenter, R ERA: 2.37	(7, 1)	2.0		8	1	2	3	1	0	0	0	0	1	18	30	9.00	1.000
PITCHER	IP	WLS	BF	H	R	ER	SO	BB	IBB	HBP	BLK	WP	HR	S	P	ERA	WHIP																																																																					
Scott Terry, R ERA: 2.84	(1, 1)	3.0	L	22	9	5	5	1	4	1	0	0	1	48	84	15.00	4.333																																																																					
Dan Quisenberry, R ERA: 4.09	(4, 1)	3.0		10	1	0	1	1	1	0	1	0	0	23	40	0.00	0.667																																																																					
Cris Carpenter, R ERA: 2.37	(7, 1)	2.0		8	1	2	3	1	0	0	0	0	1	18	30	9.00	1.000																																																																					
<table border="0"> <tr> <td>PITCHER</td> <td>IP</td> <td>WLS</td> <td>BF</td> <td>H</td> <td>R</td> <td>ER</td> <td>SO</td> <td>BB</td> <td>IBB</td> <td>HBP</td> <td>BLK</td> <td>WP</td> <td>HR</td> <td>S</td> <td>P</td> <td>ERA</td> <td>WHIP</td> </tr> </table>															PITCHER	IP	WLS	BF	H	R	ER	SO	BB	IBB	HBP	BLK	WP	HR	S	P	ERA	WHIP																																																						
PITCHER	IP	WLS	BF	H	R	ER	SO	BB	IBB	HBP	BLK	WP	HR	S	P	ERA	WHIP																																																																					

Chicago Cubs @ San Diego Padres
 Jack Murphy Stadium, San Diego, CA

Wed May 03 1989, 10:05 PM EDT
 Att. 20,403 - Unknown - 65 F

livebaseballscorecards.com

AB	33
R	5
H	7
RBI	5
BB	0
SO	6
LOB	2



WP:	0	PA:	34
PB:	0		
SB:	1		
CS:	0		

Batter	1	2	3	4	5	6	7	8	9	AB	R	H	RBI	BB	SO	LOB
Darrin Jackson, R (1, 8) OBP: 0.273, SLG: 0.364	0-1 L6		0-1 1B			2-3 K		1-3 K		4	0	1	0	0	2	0
Mitch Webster, S (1, 7) OBP: 0.333, SLG: 0.327 Mitch Williams, L (8, 1)	2-1 P3			1-2 F9		1-2 F8		0-0 G4-3		4	0	0	0	0	0	0
23 Ryne Sandberg, R (1, 4) OBP: 0.363, SLG: 0.398	3-1 F8			1-0 HR 1B		1-1 3B HBP		0-2 1B		3	2	2	0	0	0	0
Andre Dawson, R (1, 9) OBP: 0.304, SLG: 0.441		1-0 F9		0-0 HR 1-H		0-1 1B 3B		1-2 G4-3		4	2	2	3	0	0	1
Mark Grace, L (1, 3) OBP: 0.402, SLG: 0.452		1-3 K		0-1 G4-3		1-0 1B		1-3 K		4	0	1	1	0	2	0
Vance Law, R (1, 5) OBP: 0.214, SLG: 0.246 Gary Varsho, L (8, 7) OBP: 0.273, SLG: 0.333		2-0 HR		1-1 G4-3		1-3 K		2-1 G1-3		3	1	1	1	0	1	1
Shawon Dunston, R (1, 6) OBP: 0.257, SLG: 0.230		1-2 G6-3			0-1 F7		0-0 G5-3		1-0 G1-5-3	4	0	0	0	0	0	0
Rick Wrona, R (1, 2) OBP: 0.185, SLG: 0.185			2-2 G5-3		1-2 G1-3		1-1 G4-3			3	0	0	0	0	0	0
Paul Kilgus, L (1, 1) OBP: 0.083, SLG: 0.083 Calvin Schiraldi, R (6, 1) Curtis Wilkerson, S (6, 5) OBP: 0.234, SLG: 0.413			3-3 K		2-1 G3		1-0 G5-3			2	0	0	0	0	0	1
										0	0	0	0	0	0	0
										1	0	0	0	0	0	0

Batter	1	2	3	4	5	6	7	8	9
Darrin Jackson, R (1, 8) OBP: 0.273, SLG: 0.364	0-1 L6		0-1 1B			2-3 K		1-3 K	
Mitch Webster, S (1, 7) OBP: 0.333, SLG: 0.327 Mitch Williams, L (8, 1)	2-1 P3			1-2 F9		1-2 F8		0-0 G4-3	
23 Ryne Sandberg, R (1, 4) OBP: 0.363, SLG: 0.398	3-1 F8			1-0 HR 1B		1-1 3B HBP		0-2 1B	
Andre Dawson, R (1, 9) OBP: 0.304, SLG: 0.441		1-0 F9		0-0 HR 1-H		0-1 1B 3B		1-2 G4-3	
Mark Grace, L (1, 3) OBP: 0.402, SLG: 0.452		1-3 K		0-1 G4-3		1-0 1B		1-3 K	
Vance Law, R (1, 5) OBP: 0.214, SLG: 0.246 Gary Varsho, L (8, 7) OBP: 0.273, SLG: 0.333		2-0 HR		1-1 G4-3		1-3 K		2-1 G1-3	
Shawon Dunston, R (1, 6) OBP: 0.257, SLG: 0.230		1-2 G6-3			0-1 F7		0-0 G5-3		1-0 G1-5-3
Rick Wrona, R (1, 2) OBP: 0.185, SLG: 0.185			2-2 G5-3		1-2 G1-3		1-1 G4-3		
Paul Kilgus, L (1, 1) OBP: 0.083, SLG: 0.083 Calvin Schiraldi, R (6, 1) Curtis Wilkerson, S (6, 5) OBP: 0.234, SLG: 0.413			3-3 K		2-1 G3		1-0 G5-3		

Inning	1	2	3	4	5	6	7	8	9
R	0	1	0	2	0	2	0	0	0
H	0	1	1	2	0	2	0	1	0
E	0	0	0	0	0	0	0	0	0
K	0	1	0	0	0	2	0	1	0
S	6	8	8	9	7	13	4	10	6
LOB	0	0	1	0	0	1	0	0	0
BB	0	0	0	0	0	0	0	0	0
P	11	13	13	12	10	19	6	12	10

PITCHER	IP	WLS	BF	H	R	ER	SO	BB	IBB	HBP	BLK	WP	HR	S	P	ERA	WHIP
Dennis Rasmussen, L (1, 1) ERA: 6.9	5.0		18	4	3	3	2	0	0	0	0	0	2	38	59	5.40	0.800
Mark Grant, R (6, 1) ERA: 3.31	1.0	L	6	2	2	2	2	0	0	1	0	0	0	13	19	18.00	2.000
Dave Leiper, L (7, 1) ERA: 6.94	2.0		7	1	0	0	1	0	0	0	0	0	0	14	18	0.00	0.500
Greg Harris, R (9, 1) ERA:	1.0		3	0	0	0	1	0	0	0	0	0	0	6	10	0.00	0.000

BOTTOM

Chicago Cubs @ San Diego Padres
Jack Murphy Stadium, San Diego, CA
 Wed May 03 1989, 10:05 PM EDT
 Att: 20,403 - Unknown - 65 F

livebaseballscorecards.com

AB	35
R	4
H	10
RBI	4
BB	4
SO	4
LOB	23



WP: 0	PA: 40
PB: 1	
SB: 1	
CS: 0	

AB	R	H	RBI	BB	SO	LOB
3	1	2	1	1	0	1
0	0	0	0	1	0	0

4	0	0	0	0	0	5
---	---	---	---	---	---	---

5	1	1	2	0	1	2
---	---	---	---	---	---	---

4	0	0	0	1	1	2
---	---	---	---	---	---	---

4	0	2	1	0	1	2
---	---	---	---	---	---	---

4	0	1	0	0	1	1
---	---	---	---	---	---	---

3	1	2	0	1	0	2
---	---	---	---	---	---	---

4	0	1	0	0	0	4
---	---	---	---	---	---	---

1	0	0	0	0	0	1
1	1	1	0	0	0	0
0	0	0	0	0	0	0
1	0	0	0	0	0	2
0	0	0	0	0	0	0
0	0	0	0	0	0	0
1	0	0	0	0	0	1
0	0	0	0	0	0	0

1B: 8	SF: 0
2B: 1	SAC: 1
3B: 1	DP: 1
HR: 0	HBP: 0

Batter	1	2	3	4	5	6	7	8	9
Roberto Alomar, S (1, 4) OBP: 0.304, SLG: 0.284 Tim Flannery, L (9, PH) OBP: 0.357, SLG: 0.286	3-2 FC6-4 1B		4-1 G6-4-3 BB		1-1 1-4-3 3B 1B	0-1 4-3			4-2 SH3 BB
Luis Salazar, R (1, 5) OBP: 0.270, SLG: 0.381	1-1 FC6-4 FC3-6 1-2f		2-1 G6-4-3 1-2f		2-0 1-4-3 1-2 2-3	2-2 F9			0-0 SH3 1-2
Tony Gwynn, L (1, 8) OBP: 0.374, SLG: 0.456	3-1 FC3-6 PB S 1-2f		0-1 F7		3-2 1B 3B 2-H 3-H			2-2 L6	2-3 K
Jack Clark, R (1, 3) OBP: 0.393, SLG: 0.405	4-1 1-3 BB			3-3 K	1-1 P4			1-2 F7	0-0 6-3
Carmelo Martinez, R (1, 7) OBP: 0.267, SLG: 0.333	2-3 K			1-2 FC4-6 1B 1B	3-0 1B			2-0 F8	
Benito Santiago, R (1, 2) OBP: 0.258, SLG: 0.359		0-0 G6-3		2-1 FC4-6 1B	1-1 F9			1-3 K	
John Kruk, L (1, 9) OBP: 0.338, SLG: 0.293		0-2 1B		1-0 FC4-6 1-2f 2-3		4-0 2B 4-3 BB		0-1 BLK 1B	
Gary Green, R (1, 6) OBP: 0.214, SLG: 0.357		0-0 P3		0-0 5-3		1-2 4-3 1-3 2B		1-2 F7	
Dennis Rasmussen, L (1, 1) OBP: 0.111, SLG: 0.111 Bip Roberts, S (5, PH) OBP: 0.313, SLG: 0.357 Mark Grant, R (6, 1) Randy Ready, R (6, PH) OBP: 0.351, SLG: 0.320 Dave Leiper, L (7, 1) Marvell Wynne, L (8, PH) OBP: 0.302, SLG: 0.478 Mark Parent, R (8, PH) OBP: 0.261, SLG: 0.545 Greg Harris, R (9, 1)		1-0 F7			0-1 1-4-3 3B 1B	1-2 P3		2-0 P2	

Inning Stats	R: 0	H: 1	E: 0	LOB: 2	K: 1	S: 12	R: 0	H: 1	E: 0	LOB: 1	K: 0	S: 7	R: 0	H: 0	E: 0	LOB: 0	K: 0	S: 6	R: 0	H: 2	E: 0	LOB: 2	K: 1	S: 10	R: 3	H: 4	E: 0	LOB: 1	K: 0	S: 13	R: 1	H: 1	E: 0	LOB: 1	K: 0	S: 11	R: 0	H: 0	E: 0	LOB: 0	K: 0	S: 8	R: 0	H: 1	E: 0	LOB: 1	K: 1	S: 10	R: 0	H: 0	E: 0	LOB: 1	K: 1	S: 9	1B: 8	SF: 0	2B: 1	SAC: 1	3B: 1	DP: 1	HR: 0	HBP: 0
--------------	------	------	------	--------	------	-------	------	------	------	--------	------	------	------	------	------	--------	------	------	------	------	------	--------	------	-------	------	------	------	--------	------	-------	------	------	------	--------	------	-------	------	------	------	--------	------	------	------	------	------	--------	------	-------	------	------	------	--------	------	------	-------	-------	-------	--------	-------	-------	-------	--------

PITCHER	IP	WLS	BF	H	R	ER	SO	BB	IBB	HBP	BLK	WP	HR	S	P	ERA	WHIP
Paul Kilgus, L (1, 1) ERA: 3.53	5.0	W	26	9	4	4	2	3	0	0	0	0	0	51	93	7.20	2.400
Calvin Schiraldi, R (6, 1) ERA: 3.79	2.2		9	1	0	0	1	0	0	0	0	0	0	25	35	0.00	0.375
Mitch Williams, L (8, 1) ERA: 1.93	1.1	S	5	0	0	0	1	1	0	0	1	0	0	10	18	0.00	0.750

Batter	1	2	3	4	5	6	7	8	9	AB R H RBI BB SO LOB	TOP
Dwight Smith, L (1, 7) OBP: 0.417, SLG: 0.364 Darrin Jackson, R (9, 8) OBP: 0.273, SLG: 0.364	1-3 K		0-2 1B		1-1 1B		1-1 G4-3			4 0 2 0 0 1 0 0 0 0 0 0 0 0	
Mitch Webster, S (1, 8) OBP: 0.339, SLG: 0.333 (9, 7)	0-3 K		0-0 F8			0-1 1B		0-1 1B		4 1 2 0 0 1 1	
23 Ryne Sandberg, R (1, 4) OBP: 0.350, SLG: 0.383	2-1 G6-3			3-3 K		0-1 F9		1-2 G6-4-3		4 0 0 0 0 1 2	
Andre Dawson, R (1, 9) OBP: 0.330, SLG: 0.505		1-0 G4-3 3B		0-1 G1-3 3B		0-0 E8 1B		2-1 1B		4 3 4 0 0 0 0	
Mark Grace, L (1, 3) OBP: 0.396, SLG: 0.438		2-1 G4-3		0-0 G1-3		4-0 1B IBB		2-0 G1-3		3 0 0 2 1 0 1	
Damon Berryhill, S (1, 2) OBP: 0.385, SLG: 0.615		3-H 0-0 F9		3-H 2-3 K		0-0 G6-4-3 1B			1-0 K 1B	4 0 2 2 0 1 0	
Vance Law, R (1, 5) OBP: 0.230, SLG: 0.261		0-2 G6-3			0-1 FC8-4 1B	0-0 G6-4-3			3-1 K 1B	4 0 2 0 0 0 2	
Shawon Dunston, R (1, 6) OBP: 0.243, SLG: 0.215			0-0 G1-3		1 SAFE 0-0 L8		1-2 P4		1-3 K	4 0 0 0 0 1 3	
Mike Bielecki, R (1, 1)			1-1 G1-3		0-1 FC8-4 1B		1-3 K		1-3 K	4 0 0 0 0 2 2	
Inning Stats	R: 0 H: 0 E: 0 LOB: 0 K: 2 BB: 0 S: 8 P: 11	R: 1 H: 1 E: 0 LOB: 0 K: 0 BB: 0 S: 8 P: 11	R: 0 H: 1 E: 0 LOB: 1 K: 0 BB: 0 S: 7 P: 8	R: 1 H: 1 E: 0 LOB: 0 K: 2 BB: 0 S: 9 P: 14	R: 0 H: 2 E: 0 LOB: 2 K: 0 BB: 0 S: 7 P: 8	R: 2 H: 3 E: 1 LOB: 1 K: 0 BB: 1 S: 7 P: 11	R: 0 H: 0 E: 0 LOB: 0 K: 1 BB: 0 S: 10 P: 13	R: 0 H: 2 E: 0 LOB: 1 K: 0 BB: 0 S: 8 P: 13	R: 0 H: 2 E: 0 LOB: 1 K: 2 BB: 0 S: 11 P: 16	1B: 10 SF: 0 2B: 0 SAC: 0 3B: 2 DP: 2 HR: 0 HBP: 0	WP: 0 PA: 36 PB: 0 SB: 0 CS: 0
PITCHER	IP WLS BF H R ER SO BB IBB HBP BLK WP HR S P ERA WHIP										
Walt Terrell, R (1, 1) ERA: 2.97	6.0 L 25 8 4 4 4 0 0 0 0 0 0 0 46 63 6.00 1.333										
Greg Booker, R (7, 1) ERA: 2.08	2.0 7 2 0 0 1 0 0 0 0 0 0 0 18 26 0.00 1.000										
Mark Davis, L (9, 1) ERA: 1.96	1.0 4 2 0 0 0 2 0 0 0 0 0 0 11 16 0.00 2.000										

Chicago Cubs @ San Diego Padres
 Jack Murphy Stadium, San Diego, CA
 Thu May 04 1989, 6:33 AM EDT
 Att. 25,892 - Sunny - 70 F

livebaseballscorecards.com

AB	35
R	4
H	12
RBI	4
BB	1
SO	7
LOB	11



Batter	1	2	3	4	5	6	7	8	9	AB	R	H	RBI	BB	SO	LOB
Bip Roberts, S OBP: 0.300, SLG: 0.444 (1, 4) C B B X	2-1 3B		2-0 G4-3 			1-0 F8 			1-2 G6-3 	4	0	1	0	0	0	1
John Kruk, L OBP: 0.333, SLG: 0.288 (1, 9) Marvell Wynne, L OBP: 0.304, SLG: 0.489 (2, 9) C F S	0-3 K 			1-0 F8 		1-1 2B			3-3 K 	1	0	0	0	0	1	1
Tony Gwynn, L OBP: 0.386, SLG: 0.462 (1, 8) F B B B B	4-2 G6-4-3 BB			3-2 G5-4-3 1B		1-1 G6-3 			3-2 S 1B	3	0	2	0	1	0	2
Jack Clark, R OBP: 0.379, SLG: 0.386 (1, 3) P F I X SAFE	1-1 G6-4-3 1-2f			0-0 G5-4-3 1-2f					0-3 K 1-2	4	0	0	0	0	2	4
Carmelo Martinez, R OBP: 0.260, SLG: 0.323 (1, 7) B B X		2-0 F8 			1-1 F8 				1-0 P3 	3	0	0	0	0	0	0
Luis Salazar, R OBP: 0.258, SLG: 0.364 (1, 5) C C C X		0-2 G4-3 			1-1 P3 				1-1 G5-3 	3	0	0	0	0	0	0
Mark Parent, R OBP: 0.231, SLG: 0.480 (1, 2) X T B C B S		2-2 G5-3 			0-0 L7 				2-2 F9 	3	0	0	0	0	0	0
Gary Green, R OBP: 0.176, SLG: 0.294 (1, 6) C B F F F F X			2-2 G4-3 			3-2 F7 			1-1 L9 	3	0	0	0	0	0	0
Walt Terrell, L OBP: 0.143, SLG: 0.154 (1, 1) Tim Flannery, L OBP: 0.372, SLG: 0.306 (6, PH) Greg Booker, R (7, 1) Randy Ready, R OBP: 0.345, SLG: 0.314 (8, PH) Mark Davis, L (9, 1) B F F X			1-2 G1-3 			1-0 2B 1B			0-0 F9 	1	0	0	0	0	0	0

Inning Stats	R: 0	H: 1	E: 0	LOB: 1	K: 1	S: 10	P: 16	R: 0	H: 0	E: 0	LOB: 0	K: 0	BB: 0	S: 8	P: 12	R: 0	H: 0	E: 0	LOB: 0	K: 0	BB: 0	S: 10	P: 15	R: 0	H: 1	E: 0	LOB: 0	K: 0	BB: 0	S: 5	P: 9	R: 0	H: 0	E: 0	LOB: 0	K: 0	BB: 0	S: 5	P: 7	R: 0	H: 2	E: 0	LOB: 2	K: 0	BB: 0	S: 10	P: 17	R: 0	H: 0	E: 0	LOB: 0	K: 1	BB: 0	S: 6	P: 11	R: 0	H: 0	E: 0	LOB: 0	K: 0	BB: 0	S: 7	P: 10	R: 0	H: 1	E: 0	LOB: 1	K: 2	BB: 0	S: 12	P: 19	1B: 3	SF: 0	2B: 1	SAC: 0	3B: 1	DP: 2	HR: 0	HBP: 0	WP: 0	PA: 31
PITCHER Mike Bielecki, R ERA: 1.26 (1, 1)	IP	WLS	BF	H	R	ER	SO	BB	IBB	HBP	BLK	WP	HR	S	P	ERA	WHIP																																																																
	9.0	W	31	5	0	0	4	1	0	0	0	0	0	73	116	0.00	0.667																																																																

BOTTOM

Chicago Cubs @ San Diego Padres
Jack Murphy Stadium, San Diego, CA

Thu May 04 1989, 6:33 AM EDT
Att. 25,892 - Sunny - 70 F

livebaseballscorecards.com

AB	30
R	0
H	5
RBI	0
BB	1
SO	4
LOB	8



Batter	1	2	3	4	5	6	7	8	9	AB R H RBI BB SO LOB	TOP											
Barry Bonds, L (1, 7) OBP: 0.323, SLG: 0.475	3-1 G3		4-2 1B BB		0-0 1B E 1B		4-2 SH1-4 BB		4-1 FC4-6 BB	2 1 1 0 3 0 0	Pittsburgh Pirates @ San Diego Padres Jack Murphy Stadium, San Diego, CA Fri May 05 1989, 10:05 PM EDT Att: 53,970 - Unknown											
Jose Lind, R (1, 4) OBP: 0.269, SLG: 0.266	1-2 F8		0-0 1B		2-1 F8		0-0 SH1-4	1-2 FC4-6 FC6	4 0 1 0 0 0 2													
R.J. Reynolds, S (1, 8) OBP: 0.333, SLG: 0.425	2-1 2B		0-0 P5		0-1 G4-3		0-1 F8	0-0 FC6	5 0 1 0 0 0 5													
Bobby Bonilla, S (1, 5) OBP: 0.363, SLG: 0.456	1-0 G4-1			2-2 HR 2B	0-0 1B		4-0 IBB		3 1 2 1 1 0 1													
Glenn Wilson, R (1, 9) OBP: 0.297, SLG: 0.377		0-0 G6-3		2-3 K	1-3 K		1-1 F7		4 0 0 0 0 2 4													
Benny Distefano, L (1, 3) OBP: 0.280, SLG: 0.100		1-1 F8		4-1 HR BB		3-2 F7	4-2 FC4-6 HBP		2 1 0 0 1 0 0													
Rey Quinones, R (1, 6) OBP: 0.215, SLG: 0.250		0-0 F8		2-0 HR		2-0 G6-3	1-1 FC4-6 CS		4 1 1 3 0 0 1													
Tom Prince, R (1, 2) OBP: 0.207, SLG: 0.269			3-2 F7	0-0 F7		0-0 2B	2-3 K		4 0 1 0 0 1 1													
Bob Walk, R (1, 1) OBP: 0.250, SLG: 0.375			1-1 G4-3	1-2 G5-3		1-0 P3	0-1 CS	0-2 P4	4 0 0 0 0 0 1													
Inning Stats	R: 0 E: 0 K: 0 S: 8	H: 1 LOB: 1 BB: 0 P: 15	R: 0 E: 0 K: 0 S: 4	H: 0 LOB: 0 BB: 0 P: 5	R: 0 E: 0 K: 0 S: 10	H: 1 LOB: 2 BB: 1 P: 18	R: 3 E: 0 K: 1 S: 12	H: 2 LOB: 0 BB: 1 P: 23	R: 1 E: 1 K: 1 S: 12	H: 2 LOB: 1 BB: 0 P: 15	R: 0 E: 0 K: 0 S: 6	H: 1 LOB: 1 BB: 0 P: 12	R: 0 E: 0 K: 0 S: 9	H: 0 LOB: 2 BB: 2 P: 18	R: 0 E: 0 K: 1 S: 8	H: 0 LOB: 0 BB: 0 P: 15	R: 0 E: 0 K: 0 S: 8	H: 0 LOB: 1 BB: 1 P: 13	1B: 3 2B: 3 3B: 0 HR: 1	SF: 0 SAC: 1 DP: 0 HBP: 1	WP: 0 PB: 0 SB: 0 CS: 1	PA: 40
PITCHER	IP WLS BF H R ER SO BB IBB HBP BLK WP HR S P ERA WHIP											PITCHER	IP WLS BF H R ER SO BB IBB HBP BLK WP HR S P ERA WHIP									
Eric Show, R (1, 1) ERA: 3.8	7.0 L 32 7 4 3 2 3 1 0 0 0 1 61 106 3.86 1.429																					
Dave Leiper, L (8, 1) ERA: 5.93	2.0 7 0 0 0 1 1 0 1 0 0 0 16 28 0.00 0.500																					

livebaseballscorecards.com

AB	32
R	4
H	7
RBI	4
BB	5
SO	3
LOB	15



Batter	1	2	3	4	5	6	7	8	9	AB	R	H	RBI	BB	SO	LOB
Roberto Alomar, S OBP: 0.310, SLG: 0.292 (1, 4)	0-1 G4-3	2-1 FC5-4 1B			1-2 F7		0-1 1B			4	0	2	0	0	0	0
Luis Salazar, R OBP: 0.257, SLG: 0.357 (1, 5)	0-1 B1-3	3-1 FC5-4 1B			1-2 FC4-6 1B		2-1 P6			4	0	1	0	0	0	4
Tony Gwynn, L OBP: 0.374, SLG: 0.446 (1, 8)	0-1 G4-3		0-0 G4-3		1-1 FC4-6 FC6-4 1B		0-0 F9			4	0	0	0	0	0	1
Jack Clark, R OBP: 0.375, SLG: 0.374 (1, 3)		4-2 BB 1B BB	2-3 K		3-1 FC6-4 1B		1-0 P3			3	1	0	0	1	1	1
Marvell Wynne, L OBP: 0.320, SLG: 0.490 (1, 9)		2-1 BB 1B	0-2 E E 1B		0-1 G3		1-2 F7			4	1	2	0	0	0	0
Carmelo Martinez, R OBP: 0.259, SLG: 0.313 (1, 7)		4-0 FC1-5 1B BB	1-2 SAFE SAFE G5-3		1-2 G5-3		2-2 F9			3	0	0	0	1	0	1
Benito Santiago, R OBP: 0.248, SLG: 0.344 (1, 2)		1-1 P4		0-2 F8		0-0 G5-3		1-2 G6-3		4	0	0	0	0	0	3
Garry Templeton, S OBP: 0.253, SLG: 0.312 (1, 6)		2-1 1B FC1-5 1B		1-1 F8		1-0 G6-3		1-1 F8		4	0	1	2	0	0	0
Eric Show, R OBP: 0.200, SLG: 0.200 (1, 1)		0-0 FC1-5 1B		3-3 K		4-1 CS BB				2	0	0	0	0	1	2
Tim Flannery, L OBP: 0.386, SLG: 0.306 (7, PH)										0	0	0	0	1	0	0
Gary Green, R OBP: 0.176, SLG: 0.294 (7, PR)										0	0	0	0	0	0	0
Dave Leiper, L (8, 1)										0	0	0	0	0	0	0

Inning Stats	R: 0 E: 0 K: 0 S: 6	H: 0 LOB: 0 BB: 0 P: 6	R: 2 E: 0 K: 0 S: 13	H: 3 LOB: 3 BB: 2 P: 31	R: 0 E: 2 K: 1 S: 13	H: 1 LOB: 1 BB: 0 P: 16	R: 0 E: 0 K: 1 S: 10	H: 0 LOB: 0 BB: 0 P: 14	R: 0 E: 0 K: 0 S: 11	H: 1 LOB: 1 BB: 0 P: 17	R: 0 E: 0 K: 0 S: 6	H: 0 LOB: 0 BB: 0 P: 7	R: 0 E: 0 K: 0 S: 6	H: 1 LOB: 1 BB: 1 P: 13	R: 0 E: 0 K: 0 S: 5	H: 0 LOB: 0 BB: 0 P: 7	R: 0 E: 0 K: 0 S: 8	H: 0 LOB: 0 BB: 0 P: 12	1B: 6 2B: 0 3B: 0 HR: 0	SF: 0 SAC: 0 DP: 0 HBP: 0	WP: 0 PB: 0 SB: 0 CS: 1	PA: 35
PITCHER Bob Walk, R ERA: 3.62 (1, 1)	IP 9.0	WLS W	BF 35	H 6	R 2	ER 2	SO 2	BB 3	IBB 0	HBP 0	BLK 0	WP 0	HR 0	S 78	P 123	ERA 2.00	WHIP 1.000					


BOTTOM

Pittsburgh Pirates @ San Diego Padres
Jack Murphy Stadium, San Diego, CA

Fri May 05 1989, 10:05 PM EDT
Att. 53,970 - Unknown

livebaseballscorecards.com

AB	32
R	2
H	6
RBI	2
BB	3
SO	2
LOB	12



Batter	1	2	3	4	5	6	7	8	9	AB R H RBI BB SO LOB	TOP		
Barry Bonds, L (1, 7) OBP: 0.336, SLG: 0.488	1-2 G3			4-2 G5-3 S BB		3-2 2B		1-1 1B		3 1 2 0 1 0 0	Pittsburgh Pirates @ San Diego Padres Jack Murphy Stadium, San Diego, CA Sat May 06 1989, 10:05 PM EDT Att. 33,582 - Unknown		
Jose Lind, R (1, 4) OBP: 0.276, SLG: 0.283	0-1 G6-3		1-3 K	1-3 K		0-1 2B		2-2 1B		4 0 2 1 0 1 1			
R.J. Reynolds, S (1, 8) Logan Easley, R (8, 1)	2-3 K		1-2 G5-3	1-2 G5-3		2-2 G5-3		0-2 G6-4-3		4 0 0 0 0 1 4 0 0 0 0 0 0 0			
Bobby Bonilla, S (1, 5) OBP: 0.352, SLG: 0.441		2-3 K		3-2 G5-3		1-0 G5-3			3-2 P3	4 0 0 0 0 1 2			
Glenn Wilson, R (1, 9) OBP: 0.305, SLG: 0.432		2-1 P4			0-2 F9		1-0 HR		1-2 2B	4 1 2 1 0 0 0			
Benny Distefano, L (1, 3) Gary Redus, R (9, PH) OBP: 0.405, SLG: 0.345		0-0 F8			4-2 S BB		1-2 P4		0-3 K	2 0 0 0 1 0 0 1 0 0 0 0 1 1			
Rey Quinones, R (1, 6) OBP: 0.203, SLG: 0.234			1-3 K		0-0 F9		1-2 G5-3		1-2 P3	4 0 0 0 0 1 2			
Tom Prince, R (1, 2) OBP: 0.188, SLG: 0.241			2-3 K		0-1 F7		2-2 G3			3 0 0 0 0 1 1			
Doug Drabek, R (1, 1) Jeff Robinson, R (7, 1) John Cangelosi, S (8, PH) (8, 8)			1-3 K			0-0 F8		2-1 F8		2 0 0 0 0 1 0 0 0 0 0 0 0 0 1 0 0 0 0 0 0			
Inning Stats	R: 0 H: 0 E: 0 LOB: 0 K: 1 BB: 0 S: 8 P: 11	R: 0 H: 0 E: 0 LOB: 0 K: 1 BB: 0 S: 6 P: 10	R: 0 H: 0 E: 0 LOB: 0 K: 3 BB: 0 S: 9 P: 13	R: 0 H: 0 E: 0 LOB: 1 K: 1 BB: 1 S: 13 P: 22	R: 0 H: 0 E: 0 LOB: 1 K: 0 BB: 1 S: 8 P: 12	R: 1 H: 2 E: 0 LOB: 1 K: 0 BB: 0 S: 10 P: 16	R: 1 H: 1 E: 0 LOB: 0 K: 0 BB: 0 S: 10 P: 15	R: 0 H: 2 E: 0 LOB: 1 K: 0 BB: 0 S: 10 P: 15	R: 0 H: 1 E: 0 LOB: 1 K: 1 BB: 0 S: 17 P: 22	1B: 2 SF: 0 2B: 3 SAC: 0 3B: 0 DP: 1 HR: 1 HBP: 0	WP: 0 PA: 34 PB: 0 SB: 2 CS: 0		
PITCHER	IP WLS BF H R ER SO BB IBB HBP BLK WP HR S P ERA WHIP											PITCHER	IP WLS BF H R ER SO BB IBB HBP BLK WP HR S P ERA WHIP
Bruce Hurst, L (1, 1) ERA: 3.96	7.1 W 29 5 2 2 6 2 0 0 0 0 0 1 71 111 2.46 0.955												
Mark Davis, L (8, 1) ERA: 1.8	1.2 S 5 1 0 0 1 0 0 0 0 0 0 0 20 25 0.00 0.600												

AB	32
R	2
H	6
RBI	2
BB	2
SO	7
LOB	11



livebaseballscorecards.com

Batter	1	2	3	4	5	6	7	8	9
Roberto Alomar, S OBP: 0.308, SLG: 0.290 (1, 4)	0-1 G4-3		1-0 1B		1-1 G6-3		3-3 K		
Luis Salazar, R OBP: 0.257, SLG: 0.351 (1, 5)	1-1 F8		0-1 L3 1B		2-3 K		1-3 K		
Tony Gwynn, L OBP: 0.378, SLG: 0.472 (1, 8)	1-2 2B		2-1 L3			2-1 HR 3B	0-0 F9		
Jack Clark, R OBP: 0.387, SLG: 0.370 Bip Roberts, S OBP: 0.300, SLG: 0.444 (1, 3) (8, PR) (9, 7)	4-2 BB			4-1 1B SF9 BB		3-2 P6		4-1 SH1-3 BB	
Marvell Wynne, L OBP: 0.321, SLG: 0.481 (1, 9)	3-2 F9			1-1 SF9 S 1B		0-3 K		1-0 SH1-3	
Carmelo Martinez, R OBP: 0.259, SLG: 0.303 (1, 7) (9, 3)			2-3 K		0-2 L6		4-2 HR BB	3-3 K	
Mark Parent, R OBP: 0.233, SLG: 0.571 (1, 2)			1-0 P7		3-0 SF9		0-2 HR	1-2 G5-3	
Garry Templeton, S OBP: 0.255, SLG: 0.323 (1, 6)			1-2 G4-3		2-2 P5		2-0 2B		
Bruce Hurst, L OBP: 0.167, SLG: 0.063 Mark Davis, L (8, 1)			0-3 K		2-3 K		1-3 K		

AB	R	H	RBI	BB	SO	LOB
4	0	1	0	0	1	0
4	0	1	0	0	2	0
4	1	2	0	0	0	2
1	1	0	0	3	0	1
0	0	0	0	0	0	0
3	0	1	0	0	1	3
3	1	0	0	1	2	4
3	1	1	4	0	0	2
3	0	1	0	0	0	1
3	0	0	0	0	3	1
0	0	0	0	0	0	0

BOTTOM	
Pittsburgh Pirates @ San Diego Padres Jack Murphy Stadium, San Diego, CA	
Sat May 06 1989, 10:05 PM EDT Att. 33,582 - Unknown	
AB	28
R	4
H	7
RBI	4
BB	4
SO	9
LOB	14
	

Inning Stats		R	H	E	K	S	IP		WLS	BF	H	R	ER	SO	BB	IBB	HBP	BLK	WP	HR	S	P	ERA	WHIP
R: 0 H: 1 E: 0 K: 12 S: 12		1	2	0	1	21	6.0		L	27	7	4	4	6	3	0	0	0	0	1	69	111	6.00	1.667
R: 0 H: 0 E: 0 K: 1 S: 8		0	0	0	1	12	1.0			3	0	0	0	2	0	0	0	0	0	0	8	12	0.00	0.000
R: 0 H: 0 E: 0 K: 1 S: 8		0	0	0	1	12	1.0			4	0	0	0	1	1	0	0	0	0	0	12	20	0.00	1.000
R: 3 H: 3 E: 0 K: 2 S: 22		3	3	0	1	34	3.0			11	3	3	1	34	0	0	0	0	0	3	11	11	6.00	1.667
R: 0 H: 0 E: 0 K: 2 S: 8		0	0	0	0	12	1.0			12	0	0	0	1	0	0	0	0	0	0	12	20	0.00	1.000

WP	HR	S	P	ERA	WHIP
0	0	1	34	6.00	1.667
0	0	1	12	0.00	0.000
0	0	1	20	0.00	1.000

Batter	1	2	3	4	5	6	7	8	9	AB R H RBI BB SO LOB	TOP											
Barry Bonds, L (1, 7) OBP: 0.341, SLG: 0.488	3-2 G3-1		1-1 1B		1-1 FC4-6 1B		0-0 F8			4 0 2 0 0 0 1												
Jose Lind, R (1, 4) OBP: 0.276, SLG: 0.276	3-1 HBP		0-0 G1-3		1-1 FC4-6			1-3 K		3 0 0 0 0 1 3												
R.J. Reynolds, S (1, 8) OBP: 0.316, SLG: 0.432	1-1 F9			0-0 HR	2-2 F7			0-0 G6-3		4 1 1 1 0 0 3												
Bobby Bonilla, S (1, 5) OBP: 0.341, SLG: 0.426	1-3 K			0-0 F8		1-1 P5		2-2 F9		4 0 0 0 0 1 1												
Glenn Wilson, R (1, 9) OBP: 0.313, SLG: 0.435		2-1 CS G3 1B		2-0 F8		1-2 G3-6 1B		1-2 F9		4 0 2 0 0 0 0												
Benny Distefano, L (1, 3) OBP: 0.313, SLG: 0.154		0-0 G3		0-0 1B		0-2 G3-6		1-1 1B		4 0 2 0 0 0 2												
Junior Ortiz, R (1, 2) OBP: 0.241, SLG: 0.204 John Cangelosi, S (9, PH) OBP: 0.325, SLG: 0.188		3-2 F9		0-2 G6-3			1-1 P9		0-1 1B	3 0 0 0 0 0 2 1 0 1 0 0 0 0												
Rafael Belliard, R (1, 6) OBP: 0.325, SLG: 0.359 Steve Carter, L (9, PH) OBP: 0.222, SLG: 0.375 Gary Redus, R (9, PH) OBP: 0.395, SLG: 0.333			1-2 F8		2-1 G4-3		0-0 G1-5-3		3-3 K	3 0 0 0 0 0 0 0 0 0 0 0 0 0 1 0 0 0 0 1 2												
Neal Heaton, L (1, 1) OBP: 0.462, SLG: 0.462 Rey Quinones, R (9, PH) OBP: 0.200, SLG: 0.231			0-3 K		0-0 FC4-6 1B		1-2 1B		3-3 K	3 0 2 0 0 1 0 1 0 0 0 0 1 2												
Inning Stats	R: 0 E: 0 K: 1 S: 10	H: 0 LOB: 1 BB: 0 P: 18	R: 0 E: 0 K: 0 S: 6	H: 1 LOB: 0 BB: 0 P: 11	R: 0 E: 0 K: 1 S: 9	H: 1 LOB: 1 BB: 0 P: 11	R: 1 E: 0 K: 0 S: 9	H: 2 LOB: 1 BB: 0 P: 11	R: 0 E: 0 K: 0 S: 10	H: 2 LOB: 2 BB: 0 P: 16	R: 0 E: 0 K: 0 S: 9	H: 1 LOB: 0 BB: 0 P: 11	R: 0 E: 0 K: 0 S: 7	H: 1 LOB: 1 BB: 0 P: 9	R: 0 E: 0 K: 1 S: 7	H: 0 LOB: 0 BB: 0 P: 10	R: 0 E: 0 K: 2 S: 14	H: 2 LOB: 2 BB: 0 P: 22	1B: 9 2B: 0 3B: 0 HR: 1	SF: 0 SAC: 0 DP: 1 HBP: 1	WP: 0 PB: 0 SB: 0 CS: 1	PA: 36
PITCHER	IP WLS BF H R ER SO BB IBB HBP BLK WP HR S P ERA WHIP																					
Ed Whitson, R (1, 1) ERA: 2.18 Mark Davis, L (9, 1) ERA: 1.74	8.1 W 34 10 1 1 3 0 0 1 0 0 1 74 106 1.08 1.200																					

Pittsburgh Pirates @ San Diego Padres
Jack Murphy Stadium, San Diego, CA
 Sun May 07 1989, 6:33 AM EDT
 Att. 33,144 - Sunny - 75 F

livebaseballscorecards.com

AB	35
R	1
H	10
RBI	1
BB	0
SO	5
LOB	16



Batter	1	2	3	4	5	6	7	8	9	AB	R	H	RBI	BB	SO	LOB
Roberto Alomar, S OBP: 0.314, SLG: 0.328 (1, 4)	1-3 K		0-1 P2		0-2 2B			0-0 HR		4	1	2	3	0	1	0
Luis Salazar, R OBP: 0.244, SLG: 0.333 (1, 5)	2-2 L9			2-1 F8	1-1 G6-3			3-2 E5 P6-4 WP		4	0	0	0	0	0	2
Tony Gwynn, L OBP: 0.367, SLG: 0.457 (1, 8)	1-2 F8			1-1 G4-3		2-2 G3-1		2-0 P6-4 1-3f		4	0	0	0	0	0	1
Jack Clark, R OBP: 0.386, SLG: 0.362 (1, 9) (8, 3)		4-2 F8-3 BB		2-1 F9		0-2 F7				2	0	0	0	1	0	0
Jerald Clark, R (1, 7)		1 SAFE 0-2 F8-3 1-2			0-0 F8	1-1 F9				3	0	0	0	0	0	1
Rob Nelson, L OBP: 0.333, SLG: 0.333 Marvell Wynne, L OBP: 0.321, SLG: 0.481 (1, 3) (8, 9)		0-0 E8			1-0 1B 2B 1B		1-1 G6-3			3	1	1	0	0	0	0
Mark Parent, R OBP: 0.242, SLG: 0.548 (1, 2)		1-2 G5-3			0-2 1B 2B 1B		1-0 F7			3	1	1	0	0	0	1
Garry Templeton, S OBP: 0.257, SLG: 0.323 (1, 6)			0-2 G4-3		0-2 2B 1B		1-1 G5-3			3	0	1	0	0	0	0
Ed Whitson, R OBP: 0.211, SLG: 0.222 Mark Davis, L (1, 1) (9, 1)			1-1 G4-3		2-3 K		2-2 F9			3	0	0	0	0	1	3
										0	0	0	0	0	0	0


Inning Stats	R: 0	H: 0	E: 0	K: 1	S: 14	LOB: 0	BB: 0	P: 18	R: 0	H: 0	E: 1	K: 0	S: 10	LOB: 1	BB: 1	P: 15	R: 0	H: 0	E: 0	K: 0	S: 8	LOB: 0	BB: 0	P: 9	R: 0	H: 0	E: 0	K: 0	S: 6	LOB: 0	BB: 0	P: 11	R: 2	H: 4	E: 0	K: 1	S: 17	LOB: 2	BB: 0	P: 21	R: 0	H: 0	E: 0	K: 0	S: 8	LOB: 0	BB: 0	P: 11	R: 0	H: 0	E: 0	K: 0	S: 5	LOB: 0	BB: 0	P: 8	R: 1	H: 1	E: 1	K: 0	S: 11	LOB: 0	BB: 0	P: 18
1B: 3	2B: 3	3B: 0	HR: 1	SF: 0	SAC: 0	DP: 2	HBP: 0	WP: 1	PA: 30	ERA: 3.6	WHIP: 0.750	ERA: 3.6	WHIP: 0.750	ERA: 3.6	WHIP: 0.750	ERA: 3.6	WHIP: 0.750	ERA: 3.6	WHIP: 0.750	ERA: 3.6	WHIP: 0.750	ERA: 3.6	WHIP: 0.750	ERA: 3.6	WHIP: 0.750	ERA: 3.6	WHIP: 0.750	ERA: 3.6	WHIP: 0.750	ERA: 3.6	WHIP: 0.750	ERA: 3.6	WHIP: 0.750	ERA: 3.6	WHIP: 0.750	ERA: 3.6	WHIP: 0.750	ERA: 3.6	WHIP: 0.750	ERA: 3.6	WHIP: 0.750	ERA: 3.6	WHIP: 0.750	ERA: 3.6	WHIP: 0.750	ERA: 3.6	WHIP: 0.750	ERA: 3.6	WHIP: 0.750															

BOTTOM

Pittsburgh Pirates @ San Diego Padres
Jack Murphy Stadium, San Diego, CA
 Sun May 07 1989, 6:33 AM EDT
 Att. 33,144 - Sunny - 75 F

livebaseballscorecards.com

AB	29
R	3
H	5
RBI	3
BB	1
SO	2
LOB	8



Batter	1	2	3	4	5	6	7	8	9	AB R H RBI BB SO LOB	TOP																
Roberto Alomar, S (1, 4) OBP: 0.324, SLG: 0.346	3-1 F7		0-3 K		2-2 1B FC5-2-6-2 2B		0-1 E 1B SF9 1B	3-1 2-4	2-2 G1-3 F8 1B	5 1 3 0 0 1 1																	
Luis Salazar, R (1, 5) OBP: 0.253, SLG: 0.337	2-2 F8		1-1 G5-3		1-2 CS FC5-2-6-2 1B		1-0 SF9 E 1B 1-2 2-3		1-1 F8	5 0 2 0 0 0 2																	
Tony Gwynn, L (1, 8) OBP: 0.368, SLG: 0.451	3-2 F8			1-2 BB 1B SF9	0-1 FC5-2-6-2		3-2 E5 BB		4-1 G1-3 BB	4 1 1 1 1 0 4																	
Jack Clark, R (1, 9) OBP: 0.386, SLG: 0.361		4-2 FC6-4 BB		0-1 BB 1B SAFE	3-3 K		0-0 SF9		1-1 G1-3	3 0 1 1 1 1 4																	
Rob Nelson, L (1, 3) OBP: 0.333, SLG: 0.200	1-0 F7			4-2 BB		3-1 P6	4-2 BB		4-2 BB	2 0 0 0 1 0 1																	
Carmelo Martínez, R (7, PH) OBP: 0.272, SLG: 0.303				1-2 BB			1-2 BB			0 0 0 0 2 0 0																	
Jerald Clark, R (1, 7)		0-3 K		1-3 K		2-2 P3	2-3 K		1-1 F9	4 0 0 0 0 3 7																	
Greg Harris, R (7, 1)										0 0 0 0 0 0 0																	
Randy Ready, R (9, PH) OBP: 0.339, SLG: 0.308										1 0 0 0 0 0 3																	
Mark Parent, R (1, 2) OBP: 0.216, SLG: 0.500		1-2 FC6-4		1-0 SF9		2-3 K		3-2 G6-3		3 0 0 1 0 1 1																	
Garry Templeton, S (1, 6) OBP: 0.276, SLG: 0.353			0-1 3B	4-0 BB			3-2 G6-3		1-1 2-4 1B	3 0 2 0 1 0 0																	
Dennis Rasmussen, L (1, 1) OBP: 0.091, SLG: 0.091			3-2 G5-3	1-3 K			0-1 1B E 1B		1-0 F8	2 0 0 0 0 1 4																	
Tim Flannery, L (7, PH) OBP: 0.400, SLG: 0.324										1 1 1 0 0 0 0																	
Marvell Wynne, L (7, 7) OBP: 0.315, SLG: 0.472										1 0 0 0 0 0 1																	
Inning Stats	R: 0 E: 0 K: 0 S: 8	H: 0 LOB: 0 BB: 0 P: 16	R: 0 E: 0 K: 1 S: 11	H: 0 LOB: 1 BB: 1 P: 17	R: 0 E: 0 K: 1 S: 11	H: 1 LOB: 1 BB: 0 P: 15	R: 1 E: 0 K: 2 S: 15	H: 2 LOB: 3 BB: 2 P: 27	R: 0 E: 0 K: 1 S: 12	H: 2 LOB: 1 BB: 0 P: 18	R: 0 E: 0 K: 1 S: 9	H: 0 LOB: 0 BB: 0 P: 16	R: 2 E: 1 K: 1 S: 20	H: 3 LOB: 3 BB: 1 P: 33	R: 0 E: 0 K: 0 S: 8	H: 1 LOB: 1 BB: 0 P: 16	R: 0 E: 0 K: 0 S: 14	H: 1 LOB: 3 BB: 2 P: 27	1B: 8 2B: 1 3B: 1 HR: 0	SF: 2 SAC: 0 DP: 0 HBP: 0	WP: 0 PB: 0 SB: 0 CS: 1	PA: 42					
PITCHER	IP	WLS	BF	H	R	ER	SO	BB	IBB	HBP	BLK	WP	HR	S	P	ERA	WHIP										
Ken Hill, R (1, 1) ERA: 1.69	6.1		29	8	3	2	6	3	0	0	0	0	0	76	123	2.84	1.737										
Frank DiPino, L (7, 1) ERA: 2.16	0.0		1	0	0	0	0	0	0	0	0	0	0	4	7	∞	∞										
Cris Carpenter, R (7, 1) ERA: 2.18	0.1		1	0	0	0	0	0	0	0	0	0	0	1	1	0.00	0.000										
Ken Dayley, L (7, 1) ERA: 2.84	1.1	W	7	2	0	0	1	1	0	0	0	0	0	18	34	0.00	2.250										
Todd Worrell, R (9, 1) ERA: 1.47	1.0	S	5	0	0	0	0	2	0	0	0	0	0	9	20	0.00	2.000										

San Diego Padres @ St. Louis Cardinals
 Busch Stadium, St. Louis, MO
 Tue May 09 1989, 7:05 PM CDT
 Att: 35,809 - Unknown

AB	34
R	3
H	10
RBI	3
BB	6
SO	7
LOB	28



Batter	1	2	3	4	5	6	7	8	9	AB R H RBI BB SO LOB	TOP									
Roberto Alomar, S (1, 4) OBP: 0.315, SLG: 0.336	2-1 G5-3		1-3 K			1-3 K		0-1 L5		4 0 0 0 0 2 0										
Randy Ready, R (1, 5) OBP: 0.349, SLG: 0.296	4-0 G6-4-3 BB			1-1 F9		1-1 G6-4-3			4-1 G4-6-3 BB	2 0 0 0 2 0 1										
Tony Gwynn, L (1, 8) OBP: 0.358, SLG: 0.438	0-1 G6-4-3			0-1 P6			2-2 E6 2B		1-2 G4-6-3	4 1 0 0 0 0 2										
Jack Clark, R (1, 9) OBP: 0.390, SLG: 0.360		4-0 S BB		0-0 G6-3		1-3 K		1-1 BB	1-1 BB	3 0 1 0 1 1 1										
Eric Show, R (9, PR) OBP: 0.200, SLG: 0.200						1-2 K		1-2 1B		0 0 0 0 0 0 0										
Carmelo Martinez, R (1, 3) OBP: 0.274, SLG: 0.314		1-3 K		1-2 G3		1-0 2B		4-2 BB		3 0 1 1 0 1 1										
Bip Roberts, S (7, PR) OBP: 0.300, SLG: 0.444								1-2 BB		0 0 0 0 0 0 0										
Mark Parent, R (9, PH) OBP: 0.237, SLG: 0.500		1-2				2-H 2B				0 0 0 0 1 0 0										
Ed Whitson, R (9, PR) OBP: 0.211, SLG: 0.222										0 0 0 0 0 0 0										
Jerald Clark, R (1, 7) OBP: 0.309, SLG: 0.463		4-1 G5-3 BB		0-0 G6-3		1-3 K2-3		0-3 K		2 0 0 0 1 1 1										
Marvell Wynne, L (9, PH) OBP: 0.309, SLG: 0.463										1 0 0 0 0 1 2										
Benito Santiago, R (1, 2) OBP: 0.240, SLG: 0.333		3-0 G5-3		2-1 E5		0-0 G5-3				3 0 0 0 0 0 3										
Garry Templeton, S (1, 6) OBP: 0.269, SLG: 0.343			0-0 F9		0-3 K2-3			2-3 K		3 0 0 0 0 2 1										
Walt Terrell, L (1, 1) OBP: 0.125, SLG: 0.133			0-0 G4-3			0-3 K		0-2 G4-3		2 0 0 0 0 1 0										
Luis Salazar, R (8, PH) OBP: 0.250, SLG: 0.333										1 0 0 0 0 0 0										
Dave Leiper, L (8, 1)										0 0 0 0 0 0 0										
Inning Stats	R: 0 E: 0 K: 0 S: 4	H: 0 LOB: 0 BB: 1 P: 10	R: 0 E: 0 K: 1 S: 5	H: 0 LOB: 1 BB: 2 P: 17	R: 0 E: 0 K: 1 S: 5	H: 0 LOB: 0 BB: 0 P: 6	R: 0 E: 0 K: 1 S: 5	H: 0 LOB: 0 BB: 0 P: 6	R: 0 E: 1 K: 1 S: 9	H: 0 LOB: 1 BB: 0 P: 12	R: 1 E: 1 K: 2 S: 12	H: 1 LOB: 1 BB: 0 P: 17	R: 0 E: 0 K: 1 S: 8	H: 0 LOB: 0 BB: 0 P: 10	R: 0 E: 0 K: 1 S: 11	H: 1 LOB: 2 BB: 2 P: 21	1B: 1 2B: 1 3B: 0 HR: 0	SF: 0 SAC: 0 DP: 4 HBP: 0	WP: 1 PB: 0 SB: 2 CS: 0	PA: 33
PITCHER	IP WLS BF H R ER SO BB IBB HBP BLK WP HR S P ERA WHIP																			
Joe Magrane, L (1, 1) ERA: 5.05	8.2 W 32 2 1 0 8 5 0 0 0 1 0 64 106 0.00 0.808																			
Todd Worrell, R (9, 1) ERA: 1.45	0.1 S 1 0 0 0 1 0 0 0 0 0 0 3 3 0.00 0.000																			

San Diego Padres @ St. Louis Cardinals
 Busch Stadium, St. Louis, MO
 Wed May 10 1989, 7:05 PM CDT
 Att: 34,996 - Unknown

AB	28
R	1
H	2
RBI	1
BB	5
SO	9
LOB	12



WP: 1	PA: 33
PB: 0	
SB: 2	
CS: 0	

PITCHER	IP	WLS	BF	H	R	ER	SO	BB	IBB	HBP	BLK	WP	HR	S	P	ERA	WHIP
Joe Magrane, L	8.2	W	32	2	1	0	8	5	0	0	0	1	0	64	106	0.00	0.808
Todd Worrell, R	0.1	S	1	0	0	0	1	0	0	0	0	0	0	3	3	0.00	0.000


Batter	1	2	3	4	5	6	7	8	9
Willie McGee, S OBP: 0.273, SLG: 0.381 (1, 8) C B X	1-1 G4-3 ①		1-3 K ③			0-2 FC3-6 1B		1-3 K2-3 ①	
Ozzie Smith, S OBP: 0.327, SLG: 0.308 (1, 6) B C B X	2-1 G6-3 ②			1-1 F7 ①		0-0 FC3-6 ① 1-2f		1-0 G3-1 1B ②	
Terry Pendleton, S OBP: 0.318, SLG: 0.328 (1, 5) X	0-0 F7 ③			0-0 SF4 3B		1-2 F7 ②		1-0 G3-1 ② 1-2	
Pedro Guerrero, R OBP: 0.387, SLG: 0.528 Jim Lindeman, R OBP: 0.182, SLG: 0.100 (8, PR) (9, 3)		X 0-0 F9 ①		0-0 SF4 ② 3-H		2-1 G4-3 ③		4-0 1B IBB	
Milt Thompson, L OBP: 0.397, SLG: 0.433 (1, 7) B X		1-0 G4-3 ②		4-2 BB			X 0-0 HR 1B	3-2 1B ③ 1-2 2-H	
Tom Brunansky, R OBP: 0.284, SLG: 0.406 (1, 9) B B X		2-1 2B		2-0 G5-3 ③		1 SAFE X 0-0 HR			
José Oquendo, S OBP: 0.328, SLG: 0.306 (1, 4) B B B B X		3-3 K ③			B X 1-0 G4-6-3 1B		X 0-0 L1 ①		
Tony Peña, R OBP: 0.280, SLG: 0.385 (1, 2) X T C C			0-2 G6-3 ①		1 SAFE X 0-0 G4-6-3 ② 1-2f		X 0-0 G1-3 ②		
Joe Magrane, R Todd Worrell, R (1, 1) (9, 1)			0-0 G1-3 ②		C X 0-1 G6-3 ③		B S X 1-1 G5-3 ③		

AB	R	H	RBI	BB	SO	LOB
4	0	1	0	0	2	0
4	0	1	0	0	0	1
4	1	1	0	0	0	2
2	0	0	1	1	0	1
0	0	0	0	0	0	0
3	1	2	0	1	0	0
3	1	2	2	0	0	1
3	0	1	0	0	1	1
3	0	0	0	0	0	1
3	0	0	0	0	0	0
0	0	0	0	0	0	0

BOTTOM

San Diego Padres @ St. Louis Cardinals
 Busch Stadium, St. Louis, MO
 Wed May 10 1989, 7:05 PM CDT
 Att. 34,996 - Unknown

AB	29
R	3
H	8
RBI	3
BB	2
SO	3
LOB	7



Inning Stats	R	H	E	K	S	P	IP	WLS	BF	H	R	ER	SO	BB	IBB	HBP	BLK	WP	HR	S	P	ERA	WHIP
	0	0	0	0	8	7	7.0	L	27	6	3	3	2	1	0	0	0	0	0	46	68	3.86	1.000
	1	1	0	1	9	13	1.0		5	2	0	0	1	0	1	0	0	0	8	18	0.00	2.000	

1B	2B	3B	HR	SF	SAC	DP	HBP	WP	HR	S	P	ERA	WHIP
5	1	1	1	1	0	1	0	0	0	0	0	0	0

Batter	1	2	3	4	5	6	7	8	9	AB R H RBI BB SO LOB	TOP												
Tony Gwynn, L OBP: 0.355, SLG: 0.433 (1, 8)	2-2 S 1B	3-1 L4			1-2 G5-3			2-1 F7		4 1 1 0 0 0 2													
Bip Roberts, S OBP: 0.333, SLG: 0.524 (1, 7) (8, 9)	4-1 1B 1-2 BB		0-0 F7		0-1 G4-3			3-2 2B 3B		3 2 1 1 1 0 0													
Marvell Wynne, L OBP: 0.310, SLG: 0.456 Carmelo Martinez, R OBP: 0.280, SLG: 0.330 (1, 9) (8, PH) (8, 7)	2-2 1B 1-3 2-H 1B		2-1 P6		0-0 B1-3			0-1 1B 2B		3 1 1 1 0 0 0 1 0 1 1 0 0 0													
Rob Nelson, L OBP: 0.400, SLG: 0.333 (1, 3)	1-2 F8 1-3 3-H 1B		1-0 F8		0-0 F8			0-2 FC4-8 1B		4 0 2 1 0 0 0													
Roberto Alomar, S OBP: 0.313, SLG: 0.333 Greg Harris, R (1, 4) (8, 1)	0-1 CS 1-2 3-H 1B			0-1 P5		2-2 G4-3		2-2 FC4-6		4 0 1 1 0 0 1 0 0 0 0 0 0 0													
Tim Flannery, L OBP: 0.408, SLG: 0.350 (1, 5)	0-1 F8		1-0 1B 2B		4-0 G6-4-3 BB			1-1 G4-3		3 0 1 0 1 0 2													
Benito Santiago, R OBP: 0.241, SLG: 0.330 (1, 2)	2-3 K		2-0 1B		0-2 F8			0-2 G5-3		4 0 1 0 0 1 3													
Garry Templeton, S OBP: 0.268, SLG: 0.333 (1, 6)		4-0 CS BB		0-0 G1-3		1-0 G6-4-3		0-3 K		3 0 0 0 1 1 2													
Eric Show, R OBP: 0.188, SLG: 0.188 Mark Grant, R Randy Ready, R OBP: 0.359, SLG: 0.296 (1, 1) (3, 1) (8, PH) (8, 4)		3-3 K		1-3 K				4-2 3B BB		1 0 0 0 0 1 1 1 0 0 0 0 1 0 0 1 0 0 1 0 0													
Inning Stats	R: 3 E: 0 K: 1 S: 18	H: 4 LOB: 1 BB: 1 P: 29	R: 0 E: 0 K: 1 S: 5	H: 0 LOB: 0 BB: 1 P: 15	R: 0 E: 0 K: 0 S: 4	H: 2 LOB: 1 BB: 0 P: 8	R: 0 E: 0 K: 1 S: 8	H: 0 LOB: 0 BB: 0 P: 10	R: 0 E: 0 K: 0 S: 6	H: 0 LOB: 0 BB: 0 P: 8	R: 0 E: 0 K: 0 S: 4	H: 0 LOB: 0 BB: 1 P: 9	R: 2 E: 0 K: 0 S: 16	H: 3 LOB: 1 BB: 1 P: 27	R: 0 E: 0 K: 1 S: 8	H: 0 LOB: 0 BB: 0 P: 9	1B: 6 2B: 2 3B: 1 HR: 0	SF: 0 SAC: 0 DP: 1 HBP: 0	WP: 0 PB: 0 SB: 1 CS: 3	PA: 35			
PITCHER	IP WLS BF H R ER SO BB IBB HBP BLK WP HR S P ERA WHIP																						
Jose DeLeon, R ERA: 2.9 Ken Dayley, L ERA: 3.46 Dan Quisenberry, R ERA: 2.87	(1, 1) (8, 1) (8, 1)	7.0 W 27 6 4 4 3 4 0 0 0 0 0 0 53 93 5.14 1.429	0.1 2 1 0 0 0 0 0 0 0 0 0 0 5 10 0.00 3.000	1.2 S 6 2 1 1 1 0 0 0 0 0 0 0 16 19 5.40 1.200																			

San Diego Padres @ St. Louis Cardinals
 Busch Stadium, St. Louis, MO
 Thu May 11 1989, 3:33 AM CDT
 Att: 40,146 - Unknown

livebaseballscorecards.com

AB	31
R	5
H	9
RBI	5
BB	4
SO	4
LOB	11



Batter	1	2	3	4	5	6	7	8	9
Willie McGee, S OBP: 0.296, SLG: 0.360 (1, 8)	4-2 BB 2B BB	1-0 G4-3		1-1 FC3-6 1-2f		0-2 G4-3		0-0 BB BB 1B	
Ozzie Smith, S OBP: 0.330, SLG: 0.298 (1, 6)	1-1 P4		1-1 BB BB HBP	0-1 F8		0-0 P5		4-2 BB BB 1-2 BB	
Terry Pendleton, S OBP: 0.336, SLG: 0.336 (1, 5)	4-0 2B BB 1-2 G3		0-1 E6 BB BB SF8		1-2 1B 1B 2B	0-1 1B		4-0 BB 1-2 2-3	
Pedro Guerrero, R OBP: 0.395, SLG: 0.536 (1, 3)	3-1 G3 2B 1-3 2-H		4-0 BB BB	1-2 2-3 BB		1-2 2B 1B		1-3 K	
Jim Lindeman, R OBP: 0.182, SLG: 0.100 (9, 3)									
Milt Thompson, L OBP: 0.400, SLG: 0.439 (1, 7)	1-0 G3 2-3 3-H		4-1 BB BB G3 BB	1-2 2-3 3-H		1-1 2B		2-0 G4-3	
Tom Brunansky, R OBP: 0.283, SLG: 0.413 (1, 9)	3-1 2B		0-1 SF8	3-H		0-2 G6-3		2-3 K	
José Oquendo, S OBP: 0.317, SLG: 0.295 (1, 4)	2-1 F7		0-0 G3 1-2f			0-0 G6-3		0-0 F7	
Tony Peña, R OBP: 0.279, SLG: 0.374 (1, 2)						2-0 F8		0-1 G6-3	
Jose DeLeon, R OBP: 0.095, SLG: 0.095 (1, 1)						0-0 FC3-6 1B		0-0 B5-3	
Ken Dayley, L (8, 1)									
Dan Quisenberry, R (8, 1)									

AB	R	H	RBI	BB	SO	LOB
4	1	1	0	1	0	1
3	1	0	0	1	0	2
3	3	2	0	2	0	1
4	1	2	1	1	2	4
0	0	0	0	0	0	0
3	0	1	3	1	0	1
3	0	1	2	0	1	2
4	0	0	0	0	0	5
3	0	0	0	1	0	0
3	0	1	0	0	1	3
0	0	0	0	0	0	0
1	0	0	0	0	0	0

BOTTOM

San Diego Padres @ St. Louis Cardinals
 Busch Stadium, St. Louis, MO
 Thu May 11 1989, 3:33 AM CDT
 Att. 40,146 - Unknown

livebaseballscorecards.com

AB	31
R	6
H	8
RBI	6
BB	7
SO	4
LOB	19



1B: 5	SF: 1
2B: 3	SAC: 0
3B: 0	DP: 1
HR: 0	HBP: 1

WP: 0	PA: 40
PB: 0	
SB: 0	
CS: 0	

Inning Stats	R	H	E	K	S	R	H	E	K	S	R	H	E	K	S	R	H	E	K	S	R	H	E	K	S
	3	2	0	12	30	0	0	0	0	4	7	2	0	0	0	1	0	0	0	0	0	0	0	0	0

PITCHER	IP	WLS	BF	H	R	ER	SO	BB	IBB	HBP	BLK	WP	HR	S	P	ERA	WHIP
	Eric Show, R ERA: 4.38 (1, 1)	2.0	L	14	2	5	4	0	4	0	1	0	0	0	20	48	18.00
Mark Grant, R ERA: 2.95 (3, 1)	5.0		20	5	1	1	3	0	1	0	0	0	0	39	54	1.80	1.000
Greg Harris, R ERA: 1.04 (8, 1)	1.0		6	1	0	0	1	2	0	0	0	0	0	12	20	0.00	3.000

Batter	1	2	3	4	5	6	7	8	9	10	11	12	AB R H RBI BB SO LOB	TOP											
Tony Gwynn, L OBP: 0.348, SLG: 0.422	1-0 SH5-3 E 1B		2-2 G5-3		0-0 G4-3		0-0 G4-3			1-1 G4-3		3-2 E1	6 2 1 0 0 0 0	San Diego Padres @ New York Mets Shea Stadium, Flushing, NY Fri May 12 1989, 7:05 PM EDT Att. 32,530 - Unknown - 56 F livebaseballscorecards.com											
Marvell Wynne, L OBP: 0.317, SLG: 0.452	0-0 SH5-3		0-0 WP 1B		2-2 L9			3-3 K		1-3 K		2-0 E9 1B	5 1 2 1 0 2 0												
Jack Clark, R OBP: 0.397, SLG: 0.353	4-2 E2		4-2 FC6-4 BB			0-3 K		1-2 P4		4-2 S BB		3-2 F7	2 0 0 0 3 1 0												
Bip Roberts, S OBP: 0.333, SLG: 0.524	WP BB		1-2 BB			4-2 WP G1-3 BB		0-0 G3		2-3 K		1-0 E3	0 0 0 0 0 0 0												
Mark Davis, L (10, 9)	2-H BB		1-2 BB			4-2 WP G1-3 BB				1-2 K		1-0 E3	1 0 0 0 0 0 1												
Rob Nelson, L OBP: 0.375, SLG: 0.231	1-2 WP BB		0-3 K			4-2 WP G1-3 BB				2-3 K		1-0 E3	4 0 0 0 2 2 3												
Roberto Alomar, S OBP: 0.314, SLG: 0.333	1-3 K		0-0 FC6-4			0-2 G1-3			0-1 1B 1B		2-2 SH1-4 1B	1-1 F7	6 1 2 0 0 1 6												
Luis Salazar, R OBP: 0.247, SLG: 0.326	2-2 P6		1-2 1-2f		1-0 F8	1-3 K			1-0 1B 1B		0-0 SH1-4	0-1 L8	5 0 1 0 0 1 4												
Benito Santiago, R OBP: 0.239, SLG: 0.324		0-0 G4-3		3-2 P4		0-3 K			3-2 G6-4-3 1B		2-3 K		5 0 1 1 0 2 3												
Garry Templeton, S OBP: 0.265, SLG: 0.321		1-3 K		0-0 G4-3		2-3 K		2-3 K		4-0 FC5-4 IBB			4 0 0 0 1 3 2												
Bruce Hurst, L OBP: 0.143, SLG: 0.053		3-3 K			1-3 K		0-3 K		2-2 G6-4-3		0-1 FC5-4		3 0 0 0 0 3 0												
Carmelo Martinez, R OBP: 0.277, SLG: 0.327													1 0 0 0 0 0 2												
Greg Harris, R (9, 1)													0 0 0 0 0 0 0												
Jerald Clark, R (10, 7)													1 0 0 0 0 0 2												
Inning Stats	R: 1 E: 1 K: 13	H: 1 LOB: 2 BB: 2 P: 25	R: 0 E: 0 K: 2 S: 10	H: 0 LOB: 0 BB: 0 P: 14	R: 0 E: 0 K: 1 S: 11	H: 1 LOB: 2 BB: 1 P: 17	R: 0 E: 0 K: 0 S: 6	H: 0 LOB: 0 BB: 0 P: 10	R: 0 E: 0 K: 3 S: 15	H: 0 LOB: 2 BB: 1 P: 20	R: 0 E: 0 K: 2 S: 7	H: 0 LOB: 0 BB: 0 P: 9	R: 0 E: 0 K: 1 S: 7	H: 0 LOB: 0 BB: 0 P: 11	R: 1 E: 0 K: 1 S: 14	H: 3 LOB: 1 BB: 0 P: 22	R: 0 E: 0 K: 2 S: 14	H: 0 LOB: 2 BB: 1 P: 22	R: 0 E: 0 K: 1 S: 11	H: 1 LOB: 2 BB: 1 P: 19	R: 2 E: 3 K: 0 S: 12	H: 1 LOB: 1 BB: 0 P: 22	1B: 7 2B: 0 3B: 0 HR: 0	SF: 0 SAC: 2 DP: 1 HBP: 0	WP: 3 PA: 51 PB: 0 SB: 3 CS: 0
PITCHER	IP WLS BF H R ER SO BB IBB HBP BLK WP HR S P ERA WHIP																								
Dwight Gooden, R ERA: 2.31	(1, 1) 8.0 34 5 2 2 11 4 0 0 0 3 0 0 127 2.25 1.125																								
Randy Myers, L ERA: 1.1	(9, 1) 2.0 6 0 0 0 3 1 0 0 0 0 0 21 0.00 0.500																								
Roger McDowell, R ERA: 1.65	(11, 1) 2.0 L 11 2 2 0 1 0 1 0 0 0 0 23 0.00 1.000																								

AB	43
R	4
H	7
RBI	2
BB	6
SO	15
LOB	23



Batter	1	2	3	4	5	6	7	8	9	AB R H RBI BB SO LOB	TOP																									
Tony Gwynn, L (1, 8) OBP: 0.345, SLG: 0.414	1-1 L7		3-2 1B		2-1 G4-3		1-1 B2		1-0 CS 1B	5 0 2 0 0 0 0																										
Bip Roberts, S (1, 9) OBP: 0.379, SLG: 0.520	4-1 CS 1B BB		3-2 F7		2-1 S 1B		1-3 K		3-2 CS 1-2	3 0 1 0 1 1 2																										
Roberto Alomar, S (1, 4) OBP: 0.317, SLG: 0.331	0-1 1-2 1B		1-3 K		0-0 P5			1-1 G6-3 1B		4 0 2 0 0 1 3																										
Jack Clark, R (1, 3) OBP: 0.383, SLG: 0.330	3-3 K 2-3			1-1 L8	3-3 K 1-2			0-2 L9		4 0 0 0 0 2 4																										
Carmelo Martinez, R (1, 7) OBP: 0.274, SLG: 0.321		0-1 G4-3		0-0 2B 1B		3-2 F8		0-2 G6-3 1-2		4 1 1 0 0 0 1																										
Luis Salazar, R (1, 6) OBP: 0.268, SLG: 0.337		4-1 CS BB		3-2 1-H 2B		2-1 G6-3		3-3 K		3 0 1 1 1 1 1																										
Randy Ready, R (1, 5) OBP: 0.368, SLG: 0.298		0-2 F7		1-3 K		2-1 1B			4-2 G1-6-4 BB	3 0 1 0 1 1 2																										
Mark Parent, R (1, 2) OBP: 0.262, SLG: 0.486		2-1 CS 1-2	1-0 FC5-6 1B	4-0 FC6-4 IBB		3-2 F9			0-1 G1-6-4 1-2f	3 0 1 0 1 0 2																										
Dennis Rasmussen, L (1, 1) Dave Leiper, L (8, 1) Marvell Wynne, L (8, 7) OBP: 0.071, SLG: 0.071			0-1 FC5-6 1B 1-2f	0-1 FC6-4 1-2f			0-3 K		1-0 1B	3 0 0 0 0 1 3 0 0 0 0 0 0 0 1 0 1 0 0 0 0																										
Inning Stats	R: 0 E: 0 K: 1 S: 8	H: 1 LOB: 2 BB: 1 P: 16	R: 0 E: 0 K: 0 S: 8	H: 0 LOB: 0 BB: 1 P: 14	R: 0 E: 0 K: 1 S: 14	H: 2 LOB: 2 BB: 0 P: 22	R: 1 E: 0 K: 1 S: 16	H: 2 LOB: 2 BB: 1 P: 25	R: 0 E: 0 K: 1 S: 10	H: 1 LOB: 1 BB: 0 P: 17	R: 0 E: 0 K: 2 S: 8	H: 0 LOB: 0 BB: 0 P: 10	R: 0 E: 0 K: 1 S: 12	H: 1 LOB: 1 BB: 0 P: 16	R: 0 E: 0 K: 0 S: 8	H: 2 LOB: 1 BB: 1 P: 17	1B: 9 2B: 2 3B: 0 HR: 0	SF: 0 SAC: 0 DP: 2 HBP: 0	WP: 0 PB: 0 SB: 1 CS: 3	PA: 39																
PITCHER	IP WLS BF H R ER SO BB IBB HBP BLK WP HR S P ERA WHIP																																			
Bob Ojeda, L (1, 1) ERA: 3.89	6.0		7	1	1	4	2	1	0	0	0	0	0	66	114	1.50	1.500																			
Rick Aguilera, R (7, 1) ERA: 1.35	2.0		7	1	0	3	0	0	0	0	0	0	0	20	26	0.00	0.500																			
Roger McDowell, R (9, 1) ERA: 1.56	1.0	W	4	2	0	0	1	0	0	0	0	0	0	8	17	0.00	3.000																			

San Diego Padres @ New York Mets
Shea Stadium, Flushing, NY
Sun May 14 1989, 3:33 AM EDT
Att: 35,547 - Unknown

livebaseballscorecards.com

AB	33
R	1
H	10
RBI	1
BB	4
SO	7
LOB	18



BOTTOM

San Diego Padres @ New York Mets
 Shea Stadium, Flushing, NY
 Sun May 14 1989, 3:33 AM EDT
 Att. 35,547 - Unknown

livebaseballscorecards.com

AB	34
R	2
H	12
RBI	1
BB	8
SO	1
LOB	30



WP: 0	PA: 42
PB: 0	
SB: 0	
CS: 1	

AB R H RBI BB SO LOB

5	1	1	0	0	1	4
4	0	2	0	1	0	1
3	0	2	0	2	0	1
0	1	0	0	0	0	0
3	0	1	0	2	0	3
4	0	2	1	1	0	2
4	0	0	0	1	0	7
4	0	2	0	0	0	5
3	0	2	0	1	0	1
2	0	0	0	0	0	1
1	0	0	0	0	0	2
0	0	0	0	0	0	0
1	0	0	0	0	0	3
0	0	0	0	0	0	0

1B: 10	SF: 0
2B: 4	SAC: 0
3B: 0	DP: 3
HR: 0	HBP: 0

Batter	1	2	3	4	5	6	7	8	9
Mookie Wilson, S OBP: 0.211, SLG: 0.279 (1, 8)	0-1 BB BB 1B	3-3 K			2-1 G1-3		0-0 F8	2-1 G1-3	
Howard Johnson, S OBP: 0.374, SLG: 0.561 (1, 5)	3-1 P3		0-1 FC4-6 1B		4-0 1B L8-2 BB		0-0 P3	1-0 2B 1B	
Keith Hernandez, L OBP: 0.360, SLG: 0.414 Lenny Dykstra, L OBP: 0.400, SLG: 0.475 (1, 3) (9, PR)	4-2 1B BB 1-2 BB		2-1 FC4-6 1B		0-0 1-3 1B		4-0 BB	0-1 E 2B	
Kevin McReynolds, R OBP: 0.353, SLG: 0.395 (1, 7)	4-2 1B BB 1-2 BB		0-0 1-2 1B		1-2 L8-2		3-1 F9	4-0 E IBB IBB	
Gregg Jefferies, S OBP: 0.229, SLG: 0.284 (1, 4)	3-2 1-2 2-3 3-H 1B		1-1 P3		2-1 G6-3		0-1 1B BB 1B	4-0 E IBB	
Mark Carreon, R OBP: 0.333, SLG: 0.200 (1, 9)	1-2 P6		2-0 F7		0-0 P6		4-2 1B 1-2 BB	2-2 E6	
Barry Lyons, R OBP: 0.324, SLG: 0.485 (1, 2)	2-2 F8			0-1 G5-4-3 1B		0-0 FC5 2B		0-0 B2	
Kevin Elster, R OBP: 0.306, SLG: 0.343 (1, 6)		1-2 CS 1B		1-1 G5-4-3 1-2f		4-0 IBB		2-1 1-2 2-3 1B	
Bob Ojeda, L OBP: 0.250, SLG: 0.182 Tim Teufel, R OBP: 0.355, SLG: 0.296 Rick Aguilera, R (7, 1) Darryl Strawberry, L OBP: 0.317, SLG: 0.482 Roger McDowell, R (9, 1)		0-0 B2		1-0 F8		1-1 FC5 2-3f		2-1 P5	

Inning Stats	R: 1 E: 0 K: 0 S: 22	H: 2 LOB: 3 BB: 2 P: 39	R: 0 E: 0 K: 1 S: 7	H: 1 LOB: 1 BB: 0 P: 11	R: 0 E: 0 K: 0 S: 8	H: 2 LOB: 2 BB: 0 P: 13	R: 0 E: 0 K: 0 S: 5	H: 1 LOB: 0 BB: 0 P: 7	R: 0 E: 0 K: 0 S: 6	H: 1 LOB: 1 BB: 1 P: 13	R: 0 E: 0 K: 0 S: 6	H: 0 LOB: 1 BB: 1 P: 11	R: 0 E: 0 K: 0 S: 11	H: 2 LOB: 3 BB: 1 P: 21	R: 1 E: 1 K: 0 S: 7	H: 2 LOB: 3 BB: 2 P: 18	1B: 10 2B: 4 3B: 0 HR: 0	SF: 0 SAC: 0 DP: 3 HBP: 0	WP: 0 PB: 0 SB: 0 CS: 1	PA: 42
---------------------	-------------------------------	----------------------------------	------------------------------	----------------------------------	------------------------------	----------------------------------	------------------------------	---------------------------------	------------------------------	----------------------------------	------------------------------	----------------------------------	-------------------------------	----------------------------------	------------------------------	----------------------------------	-----------------------------------	------------------------------------	----------------------------------	--------

PITCHER	IP	WLS	BF	H	R	ER	SO	BB	IBB	HBP	BLK	WP	HR	S	P	ERA	WHIP
Dennis Rasmussen, L ERA: 5.65 (1, 1)	7.0		33	9	1	1	1	5	1	0	0	0	0	62	115	1.29	2.000
Dave Leiper, L ERA: 4.76 (8, 1)	1.1	L	9	3	1	0	0	0	2	0	0	0	0	14	31	0.00	2.250

Batter	1	2	3	4	5	6	7	8	9	10	11	AB R H RBI BB SO LOB	TOP
Marvell Wynne, L (1, 7) OBP: 0.320, SLG: 0.459 												6 1 3 1 0 1 0	
Roberto Alomar, S (1, 4) OBP: 0.306, SLG: 0.319 												6 0 0 0 0 0 5	
Tony Gwynn, L (1, 8) OBP: 0.362, SLG: 0.422 												4 2 3 1 2 0 0	
Jack Clark, R (1, 9) Jerald Clark, R (11, 7) OBP: 0.381, SLG: 0.325 												5 0 1 1 1 3 4 0 0 0 0 0 0 0	
Rob Nelson, L (1, 3) OBP: 0.333, SLG: 0.250 												6 1 2 0 0 1 5	
Benito Santiago, R (1, 2) OBP: 0.254, SLG: 0.342 												5 0 2 3 0 0 1	
Luis Salazar, R (1, 5) Mark Davis, L (8, 1) OBP: 0.257, SLG: 0.323 												4 0 0 0 0 2 2 1 0 0 0 0 1 0	AB 45 R 6 H 13 RBI 6 BB 5 SO 8 LOB 19
Garry Templeton, S (1, 6) OBP: 0.262, SLG: 0.308 												4 0 0 0 1 0 0	
Walt Terrell, L (1, 1) Tim Flannery, L (8, 5) Bip Roberts, S (9, PR) OBP: 0.158, SLG: 0.167 OBP: 0.412, SLG: 0.357 OBP: 0.400, SLG: 0.520 												3 0 1 0 0 0 2 1 0 1 0 0 0 0 0 2 0 0 1 0 0	
Inning Stats R: 0 H: 1 E: 0 LOB: 2 K: 1 BB: 1 S: 17 P: 25 R: 0 H: 0 E: 0 LOB: 0 K: 1 BB: 0 S: 7 P: 11 R: 0 H: 0 E: 0 LOB: 0 K: 0 BB: 0 S: 8 P: 10 R: 2 H: 3 E: 0 LOB: 2 K: 0 BB: 1 S: 15 P: 31 R: 0 H: 0 E: 0 LOB: 0 K: 0 BB: 0 S: 6 P: 8 R: 0 H: 1 E: 0 LOB: 0 K: 1 BB: 0 S: 6 P: 10 R: 0 H: 2 E: 0 LOB: 2 K: 1 BB: 0 S: 9 P: 15 R: 1 H: 1 E: 0 LOB: 1 K: 1 BB: 1 S: 14 P: 22 R: 1 H: 3 E: 0 LOB: 2 K: 1 BB: 0 S: 13 P: 16 R: 0 H: 0 E: 0 LOB: 0 K: 1 BB: 0 S: 7 P: 12 R: 2 H: 2 E: 0 LOB: 2 K: 1 BB: 2 S: 8 P: 20 1B: 10 SF: 0 2B: 3 SAC: 0 3B: 0 DP: 1 HR: 0 HBP: 0													WP: 0 PA: 50 PB: 0 SB: 3 CS: 0
PITCHER Bryn Smith, R (1, 1) ERA: 2.42 Joe Hesketh, L (8, 1) ERA: 9.56 Tim Burke, R (8, 1) ERA: 4.24 Andy McGaffigan, R (10, 1) ERA: 4.37	PITCHER IP WLS BF H R ER SO BB IBB HBP BLK WP HR S P ERA WHIP 7.0 0 29 7 2 2 4 1 1 0 0 0 0 0 68 110 2.57 1.143 0.0 0 1 0 1 1 0 1 0 0 0 0 0 0 4 8 ∞ ∞ 2.0 0 10 4 1 1 2 0 0 0 0 0 0 0 23 30 4.50 2.000 2.0 L 10 2 2 2 2 1 1 0 0 0 0 0 0 15 32 9.00 1.500												

San Diego Padres @ Montreal Expos
 Olympic Stadium, Montreal, QB
 Mon May 15 1989, 7:05 PM EDT
 Att. 12,110 - Dome

livebaseballscorecards.com

BOTTOM

San Diego Padres @ Montreal Expos
Olympic Stadium, Montreal, QB
Mon May 15 1989, 7:05 PM EDT
Att. 12,110 - Dome

livebaseballscorecards.com

AB	44
R	5
H	12
RBI	4
BB	2
SO	7
LOB	18



WP	1	PA	47
PB	0		
SB	2		
CS	0		

AB R H RBI BB SO LOB

6	0	1	0	0	1	4
4	0	1	0	0	0	3
2	0	0	0	0	2	2
4	1	1	0	1	1	1
5	0	1	0	0	0	2
5	1	3	1	0	0	2
2	0	0	0	0	2	1
2	1	1	0	0	0	1
5	1	1	1	0	0	1
4	1	1	0	1	0	0
2	0	1	0	0	1	0
1	0	0	0	0	0	1
0	0	0	0	0	0	0
0	0	0	0	0	0	0
1	0	0	0	0	0	0
0	0	0	0	0	0	0
1	0	1	1	0	0	0
0	0	0	0	0	0	0

1B:	9	SF:	0
2B:	3	SAC:	1
3B:	0	DP:	0
HR:	0	HBP:	0

11	AB	R	H	RBI	BB	SO	LOB
	6	0	1	0	0	1	4
	4	0	1	0	0	0	3
	2	0	0	0	0	2	2
	4	1	1	0	1	1	1
	5	0	1	0	0	0	2
	5	1	3	1	0	0	2
	2	0	0	0	0	2	1
	2	1	1	0	0	0	1
	5	1	1	1	0	0	1
	4	1	1	0	1	0	0
	2	0	1	0	0	1	0
	1	0	0	0	0	0	1
	0	0	0	0	0	0	0
	0	0	0	0	0	0	0
	1	0	1	1	0	0	0
	0	0	0	0	0	0	0

10	AB	R	H	RBI	BB	SO	LOB
	4	1	1	0	1	1	1
	1	1	1	0	0	2	1
	4	1	1	0	1	0	0
	5	1	1	1	0	0	1
	4	1	1	0	1	0	0
	2	0	1	0	0	1	0
	1	0	0	0	0	0	1
	2	0	1	0	0	0	0
	2	0	1	0	0	1	0
	1	0	0	0	0	0	1
	0	0	0	0	0	0	0
	0	0	0	0	0	0	0
	1	0	1	1	0	0	0
	0	0	0	0	0	0	0

9	AB	R	H	RBI	BB	SO	LOB
	4	1	1	0	1	1	1
	1	1	1	0	0	2	1
	4	1	1	0	1	0	0
	5	1	1	1	0	0	1
	4	1	1	0	1	0	0
	2	0	1	0	0	1	0
	1	0	0	0	0	0	1
	2	0	1	0	0	0	0
	2	0	1	0	0	1	0
	1	0	0	0	0	0	1
	0	0	0	0	0	0	0
	0	0	0	0	0	0	0
	1	0	1	1	0	0	0
	0	0	0	0	0	0	0

8	AB	R	H	RBI	BB	SO	LOB
	4	1	1	0	1	1	1
	1	1	1	0	0	2	1
	4	1	1	0	1	0	0
	5	1	1	1	0	0	1
	4	1	1	0	1	0	0
	2	0	1	0	0	1	0
	1	0	0	0	0	0	1
	2	0	1	0	0	0	0
	2	0	1	0	0	1	0
	1	0	0	0	0	0	1
	0	0	0	0	0	0	0
	0	0	0	0	0	0	0
	1	0	1	1	0	0	0
	0	0	0	0	0	0	0

7	AB	R	H	RBI	BB	SO	LOB
	4	1	1	0	1	1	1
	1	1	1	0	0	2	1
	4	1	1	0	1	0	0
	5	1	1	1	0	0	1
	4	1	1	0	1	0	0
	2	0	1	0	0	1	0
	1	0	0	0	0	0	1
	2	0	1	0	0	0	0
	2	0	1	0	0	1	0
	1	0	0	0	0	0	1
	0	0	0	0	0	0	0
	0	0	0	0	0	0	0
	1	0	1	1	0	0	0
	0	0	0	0	0	0	0

6	AB	R	H	RBI	BB	SO	LOB
	4	1	1	0	1	1	1
	1	1	1	0	0	2	1
	4	1	1	0	1	0	0
	5	1	1	1	0	0	1
	4	1	1	0	1	0	0
	2	0	1	0	0	1	0
	1	0	0	0	0	0	1
	2	0	1	0	0	0	0
	2	0	1	0	0	1	0
	1	0	0	0	0	0	1
	0	0	0	0	0	0	0
	0	0	0	0	0	0	0
	1	0	1	1	0	0	0
	0	0	0	0	0	0	0

5	AB	R	H	RBI	BB	SO	LOB
	4	1	1	0	1	1	1
	1	1	1	0	0	2	1
	4	1	1	0	1	0	0
	5	1	1	1	0	0	1
	4	1	1	0	1	0	0
	2	0	1	0	0	1	0
	1	0	0	0	0	0	1
	2	0	1	0	0	0	0
	2	0	1	0	0	1	0
	1	0	0	0	0	0	1
	0	0	0	0	0	0	0
	0	0	0	0	0	0	0
	1	0	1	1	0	0	0
	0	0	0	0	0	0	0

4	AB	R	H	RBI	BB	SO	LOB
	4	1	1	0	1	1	1
	1	1	1	0	0	2	1
	4	1	1	0	1	0	0
	5	1	1	1	0	0	1
	4	1	1	0	1	0	0
	2	0	1	0	0	1	0
	1	0	0	0	0	0	1
	2	0	1	0	0	0	0
	2	0	1	0	0	1	0
	1	0	0	0	0	0	1
	0	0	0	0	0	0	0
	0	0	0	0	0	0	0
	1	0	1	1	0	0	0
	0	0	0	0	0	0	0

3	AB	R	H	RBI	BB	SO	LOB
	4	1	1	0	1	1	1
	1	1	1	0	0	2	1
	4	1	1	0	1	0	0
	5	1	1	1	0	0	1
	4	1	1	0	1	0	0
	2	0	1	0	0	1	0
	1	0	0	0	0	0	1
	2	0	1	0	0	0	0
	2	0	1	0	0	1	0
	1	0	0	0	0	0	1
	0	0	0	0	0	0	0
	0	0	0	0	0	0	0
	1	0	1	1	0	0	0
	0	0	0	0	0	0	0

2	AB	R	H	RBI	BB	SO	LOB
	4	1	1	0	1	1	1
	1	1	1	0	0	2	1
	4	1	1	0	1	0	0
	5	1	1	1	0	0	1
	4	1	1	0	1	0	0
	2	0	1	0	0	1	0
	1	0	0	0	0	0	1
	2	0	1	0	0	0	0
	2	0	1	0	0	1	0
	1	0	0	0	0	0	1
	0	0	0	0	0	0	0
	0	0	0	0	0	0	0
	1	0	1	1	0	0	0
	0	0	0	0	0	0	0

1	AB	R	H	RBI	BB	SO	LOB
	4	1	1	0	1	1	1
	1	1	1	0	0	2	1
	4	1	1	0	1	0	0
	5	1	1	1	0	0	1
	4	1	1	0	1	0	0
	2	0	1	0	0	1	0
	1	0	0	0	0	0	1
	2	0	1	0	0	0	0
	2	0	1	0	0	1	0
	1	0	0	0	0	0	1
	0	0	0	0	0	0	0
	0	0	0	0	0	0	0
	1	0	1	1	0	0	0
	0	0	0	0	0	0	0

Batter	1	2	3	4	5	6	7	8	9	10	11	AB	R	H	RBI	BB	SO	LOB
Tim Raines, S	G4-3		F7				FC1-6			K2-3	F9	6	0	1	0	0	1	4
Tom Foley, L																		
Rex Hudler, R	FC1-4		F8				G3-1			K2-3	K2-3	4	0	1	0	0	0	3
Andres Galarraga, R																		
Hubie Brooks, R																		
Tim Wallach, R																		
Dave Martinez, L																		
Otis Nixon, S																		
Mike Fitzgerald, R																		
Spike Owen, S																		
Bryn Smith, R																		
Wallace Johnson, S																		
Joe Hesketh, R																		
Tim Burke, R																		
Junior Noboa, R																		
Andy McGaffigan, R																		
Mike Aldrete, L																		
Pascual Perez, R																		

||
||
||

Batter	1	2	3	4	5	6	7	8	9	AB R H RBI BB SO LOB	TOP
Marvell Wynne, L (1, 7) <small>OBP: 0.313, SLG: 0.436</small>	4-2 	0-0 G3-1		1-0 F8		2-2 F8			1-2 G4-3	4 0 0 0 1 0 1	
Roberto Alomar, S (1, 4) <small>OBP: 0.303, SLG: 0.321</small>	0-0 B1		1-0 	3-3 		2-2 G6-3			1-2 E1 	5 2 1 0 0 1 1	
Tony Gwynn, L (1, 8) <small>OBP: 0.369, SLG: 0.424</small>	1-2 F7		0-0 		1-1 		0-0 F7		3-2 	4 2 2 1 0 0 1	
Jack Clark, R (1, 9) Bip Roberts, S (9, PR) <small>OBP: 0.394, SLG: 0.359</small> <small>OBP: 0.400, SLG: 0.520</small>	4-1 		2-1 		3-0 		3-3 		4-0 	3 1 2 3 2 1 0 0 0 0 0 0 0 0	
Rob Nelson, L (1, 3) Carmelo Martínez, R (9, PH) <small>OBP: 0.323, SLG: 0.222</small> <small>OBP: 0.272, SLG: 0.318</small>	4-1 		0-3 		2-2 F7		2-3 		1-0 F8	3 0 0 0 1 2 2 1 0 0 0 0 0 2	
Benito Santiago, R (1, 2) <small>OBP: 0.244, SLG: 0.328</small>	1-0 FC6-4		1-1 E5		1-2 F9		1-1 P4		0-0 F9	5 0 0 1 0 0 6	
Tim Flannery, L (1, 5) <small>OBP: 0.400, SLG: 0.348</small>		2-2 F7	1-0 F7		1-0 		2-0 G6-3			4 0 1 0 0 0 2	
Luis Salazar, R (1, 6) <small>OBP: 0.257, SLG: 0.320</small>		1-3 	2-3 		3-3 		0-2 			4 0 1 0 0 3 3	
Eric Show, R (1, 1) <small>OBP: 0.200, SLG: 0.200</small> Greg Harris, R (8, 1)		3-2 		2-3 		2-1 F9		0-1 L1		4 0 1 0 0 1 1 0 0 0 0 0 0 0	
Inning Stats	R: 0 H: 0 E: 0 LOB: 3 K: 0 BB: 3 S: 9 P: 23	R: 0 H: 1 E: 0 LOB: 1 K: 1 BB: 0 S: 11 P: 17	R: 2 H: 3 E: 1 LOB: 2 K: 2 BB: 0 S: 13 P: 20	R: 0 H: 0 E: 0 LOB: 0 K: 2 BB: 0 S: 7 P: 13	R: 2 H: 2 E: 0 LOB: 1 K: 1 BB: 0 S: 12 P: 23	R: 0 H: 0 E: 0 LOB: 0 K: 0 BB: 0 S: 11 P: 17	R: 0 H: 0 E: 0 LOB: 0 K: 2 BB: 0 S: 8 P: 13	R: 0 H: 1 E: 0 LOB: 1 K: 0 BB: 0 S: 8 P: 11	R: 1 H: 1 E: 1 LOB: 2 K: 0 BB: 1 S: 12 P: 22	1B: 6 SF: 0 2B: 1 SAC: 0 3B: 0 DP: 0 HR: 1 HBP: 1	WP: 2 PA: 42 PB: 0 SB: 1 CS: 0
PITCHER Brian Holman, R (1, 1) <small>ERA: 4.74</small> Mark Gardner, R (6, 1) <small>ERA:</small> Andy McGaffigan, R (8, 1) <small>ERA: 4.13</small> Steve Frey, L (9, 1) <small>ERA:</small>	IP WLS BF H R ER SO BB IBB HBP BLK WP HR S P ERA WHIP 5.0 L 26 6 4 4 6 3 0 1 0 2 1 52 96 7.20 1.800 2.0 6 0 0 0 2 0 0 0 0 0 0 19 30 0.00 0.000 1.1 6 1 1 0 0 0 0 0 0 0 0 14 19 0.00 0.750 0.2 4 1 0 0 0 1 0 0 0 0 0 6 14 0.00 3.000	PITCHER IP WLS BF H R ER SO BB IBB HBP BLK WP HR S P ERA WHIP									

San Diego Padres @ Montreal Expos
 Olympic Stadium, Montreal, QB
 Tue May 16 1989, 7:05 PM EDT
 Att: 12,508 - Unknown

livebaseballscorecards.com

AB 37
R 5
H 8
RBI 5
BB 4
SO 8
LOB 19



Batter	1	2	3	4	5	6	7	8	9	AB R H RBI BB SO LOB	TOP
Marvell Wynne, L (1, 7) OBP: 0.306, SLG: 0.446 B C B B C C S	3-3 		1-0 		0-0 1-H 3-H 3B		0-3 		1-2 G3	5 0 1 2 0 2 0	
Roberto Alomar, S (1, 4) OBP: 0.300, SLG: 0.318 C X	0-1 1B			1-3 	0-1 G6-3		1-1 G6-3		0-0 G5-3	5 0 1 0 0 1 1	
Tony Gwynn, L (1, 8) OBP: 0.366, SLG: 0.420 C B C C S	1-3 1-2			0-3 		0-0 CI HR 1B	0-0 G1-3			4 1 1 0 0 2 1	
Jack Clark, R (1, 9) Bip Roberts, S (8, PR) (8, 9) B B F F B X	3-2 			3-3 	1-1 CI HR			4-1 FC6-4 BB		2 1 0 0 1 1 1 0 0 0 0 0 0 0	
Rob Nelson, L (1, 3) OBP: 0.314, SLG: 0.323 S B C B C		2-3 			1-3 	0-0 1-H 2-H HR		1-0 FC6-4 1B 1-2f		4 1 1 3 0 2 1	
Benito Santiago, R (1, 2) OBP: 0.244, SLG: 0.341 X		0-0 G6-3			0-1 E 3B	1-3 		0-3 		4 1 1 0 0 2 1	
Tim Flannery, L (1, 5) Randy Ready, R (8, PH) (8, 5) C B B C C		3-3 			1-1 FC3 FC6-4 BB 3B	2-0 G4-3		2-2 1-2 1B		3 1 0 0 0 1 0 1 0 1 0 0 0 0	
Luis Salazar, R (1, 6) OBP: 0.266, SLG: 0.321 S B B C C			3-2 G5-3		4-2 FC6-4 BB 1-2 1B	0-1 1B		3-3 		3 0 1 0 1 1 2	
Bruce Hurst, L (1, 1) Carmelo Martinez, R (5, PH) Mark Grant, R (5, 1) Jerald Clark, R (9, PH) Mark Davis, L (9, 1) Greg Harris, R (9, 1) F B X			1-1 G6-3		1-2 FC6-4 1-2f 2-3 3B	1-3 		0-0 F9		1 0 0 0 0 0 0 1 1 0 0 0 0 2 1 0 0 0 0 1 1 1 0	
Inning Stats	R: 0 H: 1 E: 0 LOB: 1 K: 2 BB: 0 S: 11 P: 18	R: 0 H: 0 E: 0 LOB: 0 K: 2 BB: 0 S: 7 P: 12	R: 0 H: 0 E: 0 LOB: 0 K: 0 BB: 0 S: 8 P: 13	R: 0 H: 0 E: 0 LOB: 0 K: 3 BB: 0 S: 11 P: 15	R: 3 H: 2 E: 1 LOB: 1 K: 1 BB: 1 S: 20 P: 27	R: 3 H: 3 E: 1 LOB: 1 K: 2 BB: 0 S: 13 P: 18	R: 0 H: 0 E: 0 LOB: 0 K: 1 BB: 0 S: 6 P: 7	R: 0 H: 1 E: 0 LOB: 2 K: 2 BB: 1 S: 12 P: 22	R: 0 H: 0 E: 0 LOB: 0 K: 0 BB: 0 S: 6 P: 7	1B: 4 SF: 0 2B: 0 SAC: 0 3B: 2 DP: 0 HR: 1 HBP: 0	WP: 0 PA: 38 PB: 0 SB: 1 CS: 0
PITCHER Pascual Perez, R (1, 1) ERA: 4.97 Joe Hesketh, L (7, 1) ERA: 8.5 Mark Gardner, R (9, 1) ERA:	IP WLS BF H R ER SO BB IBB HBP BLK WP HR S P ERA WHIP 6.0 L 27 6 6 2 10 1 0 0 0 0 1 70 103 3.00 1.167 2.0 8 1 0 0 3 1 0 0 0 0 0 18 29 0.00 1.000 1.0 3 0 0 0 0 0 0 0 0 0 0 6 7 0.00 0.000	PITCHER IP WLS BF H R ER SO BB IBB HBP BLK WP HR S P ERA WHIP									

San Diego Padres @ Montreal Expos
 Olympic Stadium, Montreal, QB
 Wed May 17 1989, 7:05 PM EDT
 Att. 10,485 - Dome

livebaseballscorecards.com

AB	35
R	6
H	7
RBI	5
BB	2
SO	13
LOB	10



BOTTOM

San Diego Padres @ Montreal Expos
Olympic Stadium, Montreal, QB
Wed May 17 1989, 7:05 PM EDT
Att. 10,485 - Dome

livebaseballscorecards.com

AB 32
R 5
H 6
RBI 5
BB 10
SO 9
LOB 22



WP: 2 PA: 42
PB: 0
SB: 2
CS: 0

AB R H RBI BB SO LOB

2 0 0 0 3 0 0

4 1 1 0 1 3 6

5 0 0 1 0 2 5

4 0 1 1 1 1 2

3 1 2 1 2 1 0

5 0 0 0 0 1 7

2 0 0 0 0 0 1

2 0 0 0 0 0 0

1 2 0 0 3 0 0

2 0 1 2 0 1 0

1 0 0 0 0 0 1

0 0 0 0 0 0 0

0 0 0 0 0 0 0

1 1 1 0 0 0 0

1B: 5 SF: 0
2B: 1 SAC: 0
3B: 0 DP: 1
HR: 0 HBP: 0

Batter	1	2	3	4	5	6	7	8	9
Tim Raines, S OBP: 0.399, SLG: 0.463 (1, 7)	3-1 F9		4-1 WP S BB	4-2 BB			0-1 F8		4-2 FC6-4 BB
Otis Nixon, S OBP: 0.337, SLG: 0.305 (1, 8)	2-1 S 1B 1B		3-3 1 SAFE S 1 SAFE S 1 SAFE S 1 SAFE S	1-3 K			4-2 WP BB		1-3 K
Andres Galarraga, R OBP: 0.311, SLG: 0.410 (1, 3)	1-3 K		3-3 K			0-1 F9	2-2 L5		2-2 FC6-4 BB 1B
Hubie Brooks, R OBP: 0.295, SLG: 0.386 (1, 9)	4-0 1B BB		2-3 K			3-0 F7	1-1 F8		1-0 BB 1B
Tim Wallach, R OBP: 0.346, SLG: 0.421 (1, 5)	1-0 1B			4-1 G6-3 2B BB		2-0 1B		1-3 K	4-0 FC5-4 BB
Mike Fitzgerald, R OBP: 0.319, SLG: 0.339 (1, 2)	2-3 K		1 SAFE X	0-0 F9		0-1 P6		1-2 F9	0-0 FC5-4
Rex Hudler, R OBP: 0.320, SLG: 0.292 Tom Foley, L OBP: 0.315, SLG: 0.364 (6, PH) (7, 4)			3-1 L7				0-0 F8		3-2 G4-3
Spike Owen, S OBP: 0.394, SLG: 0.432 (1, 6)			3-2 F8				4-1 G4-6-3 BB		4-0 BB 1B FC6-4 BB
Pascual Perez, R OBP: 0.200, SLG: 0.333 Mike Aldrete, L OBP: 0.304, SLG: 0.162 Joe Hesketh, R OBP: 1.000, SLG: 1.000 Mark Gardner, R (9, 1) Junior Noboa, R OBP: 0.667, SLG: 0.667 (9, PH)			1-3 K			1-1 1-H 2-H 2B	1-1 G4-6-3		0-0 FC6-4 BB 1B 1B

Inning Stats	R: 1	H: 2	E: 0	K: 2	S: 11	LOB: 2	BB: 1	P: 24	R: 0	H: 0	E: 0	K: 1	S: 11	LOB: 0	BB: 0	P: 18	R: 0	H: 0	E: 0	K: 3	S: 12	LOB: 1	BB: 1	P: 24	R: 2	H: 1	E: 0	K: 1	S: 10	LOB: 2	BB: 3	P: 25	R: 0	H: 1	E: 0	K: 0	S: 6	LOB: 1	BB: 0	P: 11	R: 0	H: 0	E: 0	K: 0	S: 4	LOB: 0	BB: 1	P: 9	R: 0	H: 0	E: 0	K: 0	S: 10	LOB: 1	BB: 1	P: 17	R: 0	H: 0	E: 0	K: 1	S: 9	LOB: 0	BB: 0	P: 14	R: 2	H: 2	E: 0	K: 1	S: 13	LOB: 3	BB: 3	P: 29	1B: 5	SF: 0	2B: 1	SAC: 0	3B: 0	DP: 1	HR: 0	HBP: 0	WP: 2	PA: 42
--------------	------	------	------	------	-------	--------	-------	-------	------	------	------	------	-------	--------	-------	-------	------	------	------	------	-------	--------	-------	-------	------	------	------	------	-------	--------	-------	-------	------	------	------	------	------	--------	-------	-------	------	------	------	------	------	--------	-------	------	------	------	------	------	-------	--------	-------	-------	------	------	------	------	------	--------	-------	-------	------	------	------	------	-------	--------	-------	-------	-------	-------	-------	--------	-------	-------	-------	--------	-------	--------

PITCHER	IP	WLS	BF	H	R	ER	SO	BB	IBB	HBP	BLK	WP	HR	S	P	ERA	WHIP
Bruce Hurst, L ERA: 3.78 (1, 1)	4.0		20	3	3	3	7	4	1	0	0	1	0	44	91	6.75	1.750
Mark Grant, R ERA: 2.49 (5, 1)	4.0	W	14	1	0	0	1	2	0	0	0	1	0	29	51	0.00	0.750
Mark Davis, L ERA: 2.33 (9, 1)	0.2		7	2	2	2	1	3	0	0	0	0	0	12	28	27.00	7.500
Greg Harris, R ERA: 1.08 (9, 1)	0.1	S	1	0	0	0	0	0	0	0	0	0	0	1	1	0.00	0.000

Batter	1	2	3	4	5	6	7	8	9	AB	R	H	RBI	BB	SO	LOB	TOP										
Randy Ready, R OBP: 0.365, SLG: 0.333 (1, 5)	P3	F7			E	FC6-4 1B				5	1	1	0	0	1	1											
Roberto Alomar, S OBP: 0.308, SLG: 0.322 (1, 4)	FC3-6 1B		L3		E5 F9 1B			G6-4-3 BB		4	1	2	0	1	0	0											
Tony Gwynn, L OBP: 0.356, SLG: 0.408 (1, 8)	FC3-6 BB 2B		G5-3		F8	F9		G6-4-3		5	1	0	0	0	0	5											
Jack Clark, R OBP: 0.401, SLG: 0.355 Rob Nelson, L OBP: 0.306, SLG: 0.313 (1, 3) (7, 3)	2B BB		F8		F8 1B			G1-3 S 1B BB		2	2	1	0	2	0	0											
Carmelo Martinez, R OBP: 0.267, SLG: 0.319 (1, 7)	1B 2B				F9	F9		G1-3		5	1	1	2	0	0	3											
Benito Santiago, R OBP: 0.265, SLG: 0.359 (1, 2)	1B				S 2B 1B			WP S 1B		5	2	4	3	0	0	0											
Jerald Clark, R OBP: 0.125, SLG: 0.067 (1, 9)	F9				L4	F8		1B 1B		4	0	1	1	0	0	4											
Garry Templeton, S OBP: 0.269, SLG: 0.323 (1, 6)		P6			2B			F9 G6-4-3 1B		4	0	2	1	0	0	0											
Ed Whitson, R OBP: 0.167, SLG: 0.174 (1, 1)		P6			G6-3			E5 FC6-4		4	0	0	0	0	0	3											
Inning Stats	R: 3 E: 0 K: 0 S: 16	H: 3 LOB: 1 BB: 1 P: 29	R: 0 E: 0 K: 0 S: 6	H: 0 LOB: 0 BB: 0 P: 12	R: 0 E: 0 K: 0 S: 5	H: 0 LOB: 0 BB: 0 P: 10	R: 1 E: 0 K: 0 S: 16	H: 2 LOB: 1 BB: 0 P: 24	R: 2 E: 1 K: 0 S: 14	H: 3 LOB: 2 BB: 0 P: 22	R: 0 E: 1 K: 0 S: 11	H: 1 LOB: 2 BB: 0 P: 15	R: 2 E: 0 K: 0 S: 13	H: 3 LOB: 1 BB: 1 P: 25	R: 0 E: 0 K: 1 S: 5	H: 0 LOB: 0 BB: 1 P: 11	R: 0 E: 0 K: 0 S: 5	H: 0 LOB: 0 BB: 0 P: 6	1B: 9 2B: 2 3B: 1 HR: 0	SF: 0 SAC: 0 DP: 2 HBP: 0	WP: 1 PB: 0 SB: 3 CS: 0	PA: 42					
PITCHER	IP	WLS	BF	H	R	ER	SO	BB	IBB	HBP	BLK	WP	HR	S	P	ERA	WHIP										
Larry McWilliams, L ERA: 3.13 (1, 1)	4.2	L	24	8	6	5	0	1	0	0	0	0	0	54	92	9.64	1.929										
Mike Maddux, R ERA: 4.5 (5, 1)	1.1		6	1	0	0	0	0	0	0	0	0	0	14	20	0.00	0.750										
Greg Harris, R ERA: 4.1 (7, 1)	2.0		9	3	2	2	1	2	0	0	0	1	0	18	36	9.00	2.500										
Randy O'Neal, R ERA: 7.27 (9, 1)	1.0		3	0	0	0	0	0	0	0	0	0	0	5	6	0.00	0.000										

San Diego Padres @ Philadelphia Phillies
Veterans Stadium, Philadelphia, PA
Fri May 19 1989, 7:05 PM EDT
Att: 28,224 - Unknown

AB	39
R	8
H	12
RBI	7
BB	3
SO	1
LOB	16



Batter	1	2	3	4	5	6	7	8	9	AB	R	H	RBI	BB	SO	LOB
Von Hayes, L OBP: 0.456, SLG: 0.575 (1, 9)	2-3 K		0-0 G4-3		0-0 1B 1B		4-2 G5-4-3 BB		1-1 1-3 1B	4	1	2	0	1	1	0
Chris James, R OBP: 0.248, SLG: 0.317 (1, 5)	0-0 G6-3 BB 1B		1-1 P5		1-0 1-2 2-H 1B 1B		0-0 G5-4-3 1-2f		0-2 L3	5	0	2	1	0	0	4
Tom Herr, S OBP: 0.377, SLG: 0.403 Steve Jeltz, S OBP: 0.434, SLG: 0.409 (1, 4) (8, 4)	4-2 G6-3 1-2 BB			0-2 G6-3	1-0 1-3 2-H 1B			2-2 G6-4-3 1B		2	0	1	1	1	0	0
Ricky Jordan, R OBP: 0.284, SLG: 0.314 (1, 3)	3-2 G6-3 1-2 2-3			0-1 G3 SAFE	2-2 P4			1-0 G6-4-3 1-2f		4	0	0	0	0	0	5
Juan Samuel, R OBP: 0.271, SLG: 0.412 (1, 8)	3-2 P4			4-2 BB		0-1 F9		1-2 1B		3	0	1	0	1	0	2
Dwayne Murphy, L OBP: 0.308, SLG: 0.261 Mike Maddux, L OBP: 0.263, SLG: 0.278 Mark Ryval, L OBP: 0.263, SLG: 0.278 Greg Harris, S OBP: 0.262, SLG: 0.296 Bob Demier, R OBP: 0.262, SLG: 0.296 Randy O'Neal, R (1, 7) (5, 1) (6, PH) (7, 1) (8, PH) (9, 1)		0-0 P5		0-1 F9 SAFE		1-1 P4		0-0 F7		2	0	0	0	0	0	1
Dickie Thon, R OBP: 0.275, SLG: 0.261 (1, 6)		1-1 G4-3			0-0 G4-3	1-1 G4-3			1-1 G4-3	4	0	0	0	0	0	0
Darren Daulton, L OBP: 0.265, SLG: 0.393 (1, 2)		0-0 G6-3			3-1 F8		0-0 P5		0-2 G3-1	4	0	0	0	0	0	0
Larry McWilliams, L OBP: 0.091, SLG: 0.091 Curt Ford, L OBP: 0.270, SLG: 0.235 (1, 1) (5, 7)			0-3 K2-3		3-1 1B 1B		0-2 2B		2-2 1B 1B	1	0	0	0	0	1	0
										3	1	3	0	0	0	0

Inning Stats	R: 0	H: 1	E: 0	K: 1	S: 13	LOB: 2	BB: 1	P: 25	R: 0	H: 0	E: 0	K: 0	S: 4	LOB: 0	BB: 0	P: 5	R: 0	H: 0	E: 0	K: 1	S: 6	LOB: 0	BB: 0	P: 7	R: 0	H: 0	E: 0	K: 0	S: 9	LOB: 1	BB: 1	P: 13	R: 2	H: 4	E: 0	K: 0	S: 12	LOB: 2	BB: 0	P: 22	R: 0	H: 0	E: 0	K: 0	S: 6	LOB: 0	BB: 0	P: 8	R: 0	H: 1	E: 0	K: 0	S: 9	LOB: 1	BB: 1	P: 13	R: 0	H: 2	E: 0	K: 0	S: 9	LOB: 1	BB: 0	P: 13	R: 0	H: 2	E: 0	K: 0	S: 13	LOB: 2	BB: 0	P: 17	1B: 9	SF: 0	2B: 1	SAC: 0	3B: 0	DP: 2	HR: 0	HBP: 0	WP: 0	PA: 38
PITCHER Ed Whitson, R ERA: 2.39 (1, 1)	IP	WLS	BF	H	R	ER	SO	BB	IBB	HBP	BLK	WP	HR	S	P	ERA	WHIP																																																																	
	9.0	W	38	10	2	2	2	3	0	0	0	0	0	81	123	2.00	1.444																																																																	
																			PITCHER	IP	WLS	BF	H	R	ER	SO	BB	IBB	HBP	BLK	WP	HR	S	P	ERA	WHIP																																														


BOTTOM


San Diego Padres @ Philadelphia Phillies
Veterans Stadium, Philadelphia, PA

Fri May 19 1989, 7:05 PM EDT
Att. 28,224 - Unknown

livebaseballscorecards.com

AB	35
R	2
H	10
RBI	2
BB	3
SO	2
LOB	13



Batter	1	2	3	4	5	6	7	8	9	AB R H RBI BB SO LOB	TOP											
Randy Ready, R (1, 5) OBP: 0.359, SLG: 0.318 Luis Salazar, R (7, 5) OBP: 0.264, SLG: 0.318	2-2 F7		2-1 F7	4-1 BB		2-2 G6-3			1-3 K	3 0 0 0 1 0 0 1 0 0 0 0 1 0												
Roberto Alomar, S (1, 4) OBP: 0.305, SLG: 0.315	0-1 G5-3		1-0 G6-3	0-0 F8			0-1 G4-3		4-2 BB	4 0 0 0 1 0 3												
Tony Gwynn, L (1, 8) OBP: 0.358, SLG: 0.413	2-2 2B 1B		0-2 3B 2B	2-1 G3			3-1 L1-3		1-1 G6-3	5 1 2 0 0 0 4												
Jack Clark, R (1, 3) OBP: 0.407, SLG: 0.376	2-1 1-3 2B		4-0 3B BB		1-2 F9		0-0 2B		2-1 P4	4 1 2 0 1 0 1												
Carmelo Martinez, R (1, 7) OBP: 0.281, SLG: 0.339	4-1 BB		3-1 3B 1-H 2-H		3-2 F8		4-2 BB			2 0 1 2 2 0 0												
Benito Santiago, R (1, 2) OBP: 0.257, SLG: 0.348	0-0 G4-3		1-2 G6-3		0-2 F7		2-2 F9			4 0 0 0 0 0 6												
Jerald Clark, R (1, 9) OBP: 0.211, SLG: 0.167 Marvell Wynne, L (8, PH) OBP: 0.302, SLG: 0.440		1-0 F9		1-0 1B 1B		1-0 CS 1B		1-1 P4		3 0 2 0 0 0 0 1 0 0 0 0 0 0	AB 35 R 3 H 9 RBI 3 BB 5 SO 3 LOB 16											
Garry Templeton, S (1, 6) OBP: 0.276, SLG: 0.352		2-0 F9		0-1 BB 1-3 1B		1-2 HR		0-2 F7		4 1 2 1 0 0 0												
Dennis Rasmussen, L (1, 1) OBP: 0.059, SLG: 0.059 Greg Harris, R (6, 1)		0-0 L8		0-3 K		2-3 K		2-1 G5-3		3 0 0 0 0 2 2 1 0 0 0 0 0 0												
Inning Stats	R: 0 E: 0 K: 0 S: 12	H: 2 LOB: 3 BB: 1 P: 22	R: 0 E: 0 K: 0 S: 3	H: 0 LOB: 0 BB: 0 P: 6	R: 2 E: 0 K: 0 S: 12	H: 2 LOB: 1 BB: 1 P: 23	R: 0 E: 0 K: 1 S: 10	H: 2 LOB: 3 BB: 1 P: 17	R: 0 E: 0 K: 0 S: 9	H: 0 LOB: 0 BB: 0 P: 13	R: 1 E: 0 K: 1 S: 10	H: 2 LOB: 0 BB: 0 P: 16	R: 0 E: 0 K: 0 S: 10	H: 1 LOB: 2 BB: 1 P: 19	R: 0 E: 0 K: 0 S: 7	H: 0 LOB: 0 BB: 0 P: 10	R: 0 E: 0 K: 1 S: 11	H: 0 LOB: 1 BB: 1 P: 19	1B: 4 2B: 3 3B: 1 HR: 1	SF: 0 SAC: 0 DP: 0 HBP: 0	WP: 0 PB: 0 SB: 1 CS: 1	PA: 40
PITCHER	IP WLS BF H R ER SO BB IBB HBP BLK WP HR S P ERA WHIP																					
Don Carman, L (1, 1) ERA: 4.08	6.0 L 28 8 3 3 2 3 0 0 0 0 0 1 56 97 4.50 1.833																					
Greg Harris, R (7, 1) ERA: 3.81	2.0 8 1 0 0 0 1 0 0 0 0 0 0 17 29 0.00 1.000																					
Steve Bedrosian, R (9, 1) ERA: 3.0	1.0 4 0 0 0 0 1 1 0 0 0 0 0 11 19 0.00 1.000																					

San Diego Padres @ Philadelphia Phillies
Veterans Stadium, Philadelphia, PA
Sat May 20 1989, 7:05 PM EDT
Att. 28,866 - Unknown

livebaseballscorecards.com

Batter	1	2	3	4	5	6	7	8	9	AB	R	H	RBI	BB	SO	LOB
Bob Demier, R OBP: 0.277, SLG: 0.289 (1, 7)	0-0 1B PB FC5-4 1B	2-0 P6			2-1 G6-3	0-3 K			0-1 P4	5	1	1	0	0	1	4
Chris James, R OBP: 0.262, SLG: 0.324 (1, 5)	1-0 FC5-4 1-3 1B		2-0 FC4-6 1B		4-1 G6-3 BB			2-3 K		3	0	2	0	1	1	0
Tom Herr, S OBP: 0.373, SLG: 0.395 (1, 4)	0-1 FC5-4 G5-3 1-2f 3-H		2-2 FC4-6 BB 1-2f		1-0 G6-3 1-2			3-2 G6-4-3 HBP		3	0	0	1	0	0	3
Ricky Jordan, R OBP: 0.283, SLG: 0.306 (1, 3)	1-0 G5-3 1-2		4-2 G4-3 BB 1-2		2-2 G6-3			0-0 G6-4-3 1-2f		3	0	0	0	1	0	3
Juan Samuel, R OBP: 0.270, SLG: 0.400 (1, 8)	0-0 P3		0-2 G4-3		4-2 E 1B G3 BB			0-3 K		3	1	0	0	1	1	3
Von Hayes, L OBP: 0.457, SLG: 0.569 (1, 9)		0-2 G3		4-2 BB		0-0 E9 G3 1-3 1B		3-1 F8		3	0	1	0	1	0	0
Dickie Thon, R OBP: 0.274, SLG: 0.260 (1, 6)		2-2 S 1B 1B		0-1 P3		0-3 K		0-0 G4-3		4	0	1	0	0	1	3
Steve Bedrosian, R (9, 1)										0	0	0	0	0	0	0
Steve Lake, R OBP: 0.315, SLG: 0.300 (1, 2)		0-0		1-1 L5		4-1 G3 BB		3-2 F8		2	0	1	0	0	0	1
Dwayne Murphy, L OBP: 0.333, SLG: 0.261 (6, PH)		1-2 SH1-4 1B		1-1 G4-3		0-0 G3		0-3 K		0	0	0	0	1	0	0
Greg Harris, S (7, 1)										0	0	0	0	0	0	0
Steve Jeltz, S OBP: 0.426, SLG: 0.400 (9, 6)		1-2 2-3								1	0	0	0	0	0	0
Don Carman, L (1, 1)		0-1 SH1-4								1	0	0	0	0	0	1
Darren Daulton, L OBP: 0.260, SLG: 0.385 (6, PH) (7, 2)										2	0	0	1	0	1	2

BOTTOM

San Diego Padres @ Philadelphia Phillies
Veterans Stadium, Philadelphia, PA
 Sat May 20 1989, 7:05 PM EDT
 Att. 28,866 - Unknown

livebaseballscorecards.com

AB	30
R	2
H	6
RBI	2
BB	5
SO	5
LOB	20



Inning Stats	R: 1	H: 2	E: 0	K: 0	S: 6	LOB: 1	BB: 0	P: 8	R: 0	H: 2	E: 0	K: 0	S: 10	LOB: 2	BB: 0	P: 14	R: 0	H: 1	E: 0	K: 0	S: 10	LOB: 1	BB: 1	P: 17	R: 0	H: 0	E: 0	K: 0	S: 9	LOB: 1	BB: 1	P: 15	R: 0	H: 0	E: 0	K: 0	S: 7	LOB: 1	BB: 1	P: 16	R: 1	H: 1	E: 1	K: 2	S: 14	LOB: 2	BB: 2	P: 22	R: 0	H: 0	E: 0	K: 1	S: 10	LOB: 0	BB: 0	P: 15	R: 0	H: 0	E: 0	K: 1	S: 6	LOB: 0	BB: 0	P: 9	R: 0	H: 0	E: 0	K: 1	S: 9	LOB: 0	BB: 0	P: 12	1B: 6	2B: 0	3B: 0	HR: 0	SF: 0	SAC: 1	DP: 2	HBP: 1	WP: 0	PB: 1	SB: 1	CS: 0	PA: 37	ERA	WHIP
PITCHER	IP	WLS	BF	H	R	ER	SO	BB	IBB	HBP	BLK	WP	HR	S	P	ERA	WHIP																			PITCHER	IP	WLS	BF	H	R	ER	SO	BB	IBB	HBP	BLK	WP	HR	S	P	ERA	WHIP																																		
Dennis Rasmussen, L ERA: 5.44 (1, 1)	5.0	W	24	6	2	2	0	4	0	0	0	0	0	46	78	3.60	2.000																			Dennis Rasmussen, L ERA: 5.44 (1, 1)	5.0	W	24	6	2	2	0	4	0	0	0	0	46	78	3.60	2.000																																			
Greg Harris, R ERA: 0.87 (6, 1)	4.0	S	13	0	0	0	5	1	0	1	0	0	0	35	50	0.00	0.250																			Greg Harris, R ERA: 0.87 (6, 1)	4.0	S	13	0	0	0	5	1	0	1	0	0	35	50	0.00	0.250																																			

Batter	1	2	3	4	5	6	7	8	9	AB R H RBI BB SO LOB	TOP	
Marvell Wynne, L (1, 7) <small>OBP: 0.289, SLG: 0.420</small>	1-2 		1-0 			0-1 		3-2 		4 0 0 0 0 0 0	San Diego Padres @ Philadelphia Phillies Veterans Stadium, Philadelphia, PA Sun May 21 1989, 3:33 AM EDT Att. 38,346 - Sunny - 80 F	
Roberto Alomar, S (1, 4) <small>OBP: 0.309, SLG: 0.319</small>	2-1 		3-2 			3-2 		1-2 	4 1 2 0 0 0 0			
Tony Gwynn, L (1, 8) <small>OBP: 0.360, SLG: 0.421</small>	3-2 		1-1 			2-1 		2-2 	4 0 2 0 0 0 0			
Jack Clark, R (1, 9) <small>OBP: 0.398, SLG: 0.364</small>	1-1 			2-3 		1-3 		3-3 	4 0 0 1 0 3 2			
Rob Nelson, L (1, 3) <small>OBP: 0.333, SLG: 0.343</small>	3-3 			2-2 		0-1 			3 0 2 0 0 1 1			
Mark Parent, R (1, 2) <small>OBP: 0.267, SLG: 0.500</small>		3-1 		1-1 		1-3 			3 0 1 0 0 1 2			
Tim Flannery, L (1, 5) <small>OBP: 0.361, SLG: 0.308</small>		2-0 		0-3 		2-0 			3 0 0 0 0 1 1			
Garry Templeton, S (1, 6) <small>OBP: 0.270, SLG: 0.344</small>		1-0 		0-1 		0-2 			3 0 0 0 0 0 1			
Walt Terrell, L (1, 1) <small>OBP: 0.136, SLG: 0.143</small>		1-3 		2-3 		1-3 			3 0 0 0 0 3 1			
Inning Stats	R: 1 H: 2 E: 0 LOB: 1 K: 1 BB: 0 S: 13 P: 23	R: 0 H: 1 E: 0 LOB: 1 K: 1 BB: 0 S: 7 P: 14	R: 0 H: 0 E: 0 LOB: 0 K: 0 BB: 0 S: 6 P: 11	R: 0 H: 1 E: 0 LOB: 0 K: 1 BB: 0 S: 10 P: 15	R: 0 H: 0 E: 0 LOB: 0 K: 2 BB: 0 S: 9 P: 11	R: 0 H: 2 E: 0 LOB: 1 K: 1 BB: 0 S: 13 P: 19	R: 0 H: 1 E: 0 LOB: 0 K: 1 BB: 0 S: 6 P: 9	R: 0 H: 0 E: 0 LOB: 0 K: 1 BB: 0 S: 12 P: 16	R: 0 H: 0 E: 0 LOB: 0 K: 1 BB: 0 S: 10 P: 16	1B: 5 SF: 0 2B: 2 SAC: 0 3B: 0 DP: 1 HR: 0 HBP: 0	WP: 0 PA: 31 PB: 0 SB: 1 CS: 2	
PITCHER Bob Sebra, R (1, 1) <small>ERA: 1.13</small> Steve Bedrosian, R (9, 1) <small>ERA: 2.86</small>	IP WLS BF H R ER SO BB IBB HBP BLK WP HR S P ERA WHIP 8.0 W 28 7 1 1 8 0 0 0 0 0 0 0 76 118 1.12 0.875											PITCHER IP WLS BF H R ER SO BB IBB HBP BLK WP HR S P ERA WHIP 1.0 S 3 0 0 0 1 0 0 0 0 0 0 0 10 16 0.00 0.000

livebaseballscorecards.com

AB	31
R	1
H	7
RBI	1
BB	0
SO	9
LOB	8



Batter	1	2	3	4	5	6	7	8	9
John Kruk, L OBP: 0.342, SLG: 0.349 (1, 7)	0-3 			3-2 		1-3 		3-2 	
Roberto Alomar, S OBP: 0.308, SLG: 0.317 (1, 4)	0-1 			1-0 		0-2 		0-1 	
Tony Gwynn, L OBP: 0.365, SLG: 0.422 (1, 8)	0-1 			4-2 		2-2 			
Jack Clark, R OBP: 0.391, SLG: 0.356 (1, 9)		1-2 		2-1 		0-0 	2-3 		
Rob Nelson, L OBP: 0.310, SLG: 0.316 (1, 3)		2-0 		3-3 		3-3 	2-3 		
Benito Santiago, R OBP: 0.252, SLG: 0.341 (1, 2)		1-1 		2-1 			2-2 		
Luis Salazar, R OBP: 0.274, SLG: 0.355 (1, 5)			1-1 		0-2 		2-2 		
Garry Templeton, S OBP: 0.264, SLG: 0.336 (1, 6)			0-1 		0-0 		1-2 		
Eric Show, R OBP: 0.174, SLG: 0.174 (1, 1)			0-0 		0-0 		0-2 		
Mark Davis, L (9, 1)									

AB	R	H	RBI	BB	SO	LOB
4	1	2	1	0	2	0
4	1	1	0	0	0	1
2	0	1	0	1	0	0
3	0	0	1	0	1	1
3	0	0	0	0	2	1
3	0	0	0	0	0	1
3	1	2	1	0	0	0
3	0	0	0	0	0	1
3	0	0	0	0	0	0
0	0	0	0	0	0	0

BOTTOM

New York Mets @ San Diego Padres
Jack Murphy Stadium, San Diego, CA
 Tue May 23 1989, 10:05 PM EDT
 Att: 32,678 - Unknown - 67 F

AB	28
R	3
H	6
RBI	3
BB	1
SO	5
LOB	5

Inning Stats		R: 0	H: 0	R: 0	H: 0	R: 0	H: 1	R: 0	H: 0	R: 0	H: 1	R: 0	H: 0	R: 1	H: 2
E: 0	LOB: 0	E: 0	LOB: 0	E: 0	LOB: 0	E: 0	LOB: 0	E: 0	LOB: 0	E: 0	LOB: 0	E: 0	LOB: 0	E: 0	LOB: 1
K: 1	BB: 0	K: 0	BB: 0	K: 0	BB: 0	K: 1	BB: 0	K: 2	BB: 0	K: 1	BB: 0	K: 2	BB: 0	K: 0	BB: 0
S: 8	P: 8	S: 6	P: 10	S: 5	P: 6	S: 18	P: 33	S: 9	P: 5	S: 9	P: 12	S: 9	P: 15	S: 16	P: 22

PITCHER		IP	WLS	BF	H	R	ER	SO	BB	IBB	HBP	BLK	WP	HR	S	P	ERA	WHIP
Dwight Gooden, R	(1, 1)	7.0	L	24	4	2	2	5	1	0	0	0	1	1	60	89	2.57	0.714
Don Aase, R	(8, 1)	1.0		5	2	1	1	0	0	0	0	0	0	1	16	22	9.00	2.000

1B:	2B:	3B:	HR:	SF:	SAC:	DP:	HBP:	WP:	PA:
4	1	0	2	0	0	1	0	1	30

Batter	1	2	3	4	5	6	7	8	9	AB R H RBI BB SO LOB	TOP																
Mookie Wilson, S OBP: 0.204, SLG: 0.283 (1, 8)	2-3 K		0-1 P6		2-3 K		0-0 G1-3		0-0 G4-3 2B	5 0 1 0 0 2 0																	
Gregg Jefferies, S OBP: 0.221, SLG: 0.262 (1, 4)	1-2 E 1B		0-2 G6-3		0-2 2B 1B		0-0 G5-3		0-1 G4-3	5 1 2 0 0 0 1																	
Howard Johnson, S OBP: 0.365, SLG: 0.522 (1, 5)	1-0 P2		2-2 L5		0-0 1-H 2B		1-0 G5-3		3-3 K	5 0 1 1 0 1 2																	
Darryl Strawberry, L OBP: 0.308, SLG: 0.493 (1, 9)	1-1 E3 1-3			2-1 G3		0-2 F9		3-3 K	0-0 G3-1	5 0 0 0 0 1 3																	
Kevin McReynolds, R OBP: 0.347, SLG: 0.417 (1, 7)	2-1 F7			2-2 E 1B		0-1 F8		1-0 HR		4 1 2 1 0 0 2																	
Tim Teufel, R OBP: 0.370, SLG: 0.279 (1, 3)		0-1 FC6-4 1B		1-3 K		1-1 G1-3		4-2 S BB		3 0 1 0 1 1 1																	
Barry Lyons, R OBP: 0.344, SLG: 0.446 (1, 2)		0-0 F9		1 SAFE 0-0 E6 FC6-4 1-2		3-1 1B		1-3 K		4 0 1 0 0 1 3																	
Kevin Elster, R OBP: 0.285, SLG: 0.303 (1, 6)		1 SAFE 0-0 FC6-4 1-2f		0-1 FC6-4 1-2f		0-0 G3-1		4-0 IBB		3 0 0 0 1 0 4																	
Ron Darling, R OBP: 0.100, SLG: 0.150 (1, 1)		1-3 K				0-0 P4		1-0 HR		2 0 0 0 0 1 1																	
Mark Carreon, R OBP: 0.375, SLG: 0.714 (7, PH)										1 1 1 1 0 0 0																	
Rick Aguilera, R (7, 1)										1 0 0 0 0 1 2																	
Inning Stats	R: 0 E: 1 K: 1 S: 11	H: 1 LOB: 2 BB: 0 P: 18	R: 0 E: 0 K: 1 S: 7	H: 1 LOB: 1 BB: 0 P: 8	R: 0 E: 0 K: 0 S: 10	H: 0 LOB: 0 BB: 0 P: 12	R: 0 E: 1 K: 1 S: 11	H: 1 LOB: 2 BB: 0 P: 16	R: 1 E: 0 K: 1 S: 11	H: 2 LOB: 1 BB: 0 P: 13	R: 0 E: 0 K: 0 S: 7	H: 1 LOB: 1 BB: 0 P: 11	R: 1 E: 0 K: 0 S: 4	H: 1 LOB: 0 BB: 0 P: 6	R: 1 E: 0 K: 3 S: 16	H: 1 LOB: 2 BB: 2 P: 32	R: 0 E: 0 K: 1 S: 10	H: 1 LOB: 1 BB: 0 P: 13	1B: 5 2B: 2 3B: 0 HR: 2	SF: 0 SAC: 0 DP: 0 HBP: 0	WP: 0 PB: 0 SB: 1 CS: 0	PA: 40					
PITCHER Bruce Hurst, L ERA: 3.66 Greg Harris, R ERA: 1.19	IP 7.0 2.0	WLS L	BF 30 10	H 7 2	R 2 1	ER 2 1	SO 4 4	BB 0 1	IBB 0 1	HBP 0 0	BLK 0 0	WP 0 0	HR 1 1	S 61 26	P 84 45	ERA 2.57 4.50	WHIP 1.000 1.500										

New York Mets @ San Diego Padres
Jack Murphy Stadium, San Diego, CA

Wed May 24 1989, 10:05 PM EDT
Att: 26,766 - Unknown

livebaseballscorecards.com

AB	38
R	3
H	9
RBI	3
BB	2
SO	8
LOB	19



Batter	1	2	3	4	5	6	7	8	9	AB R H RBI BB SO LOB	TOP									
Lenny Dykstra, L (1, 8) OBP: 0.365, SLG: 0.402	0-0 G4-3	0-1 F8			1-1 F8			3-2 1B		4 0 1 0 0 0 3										
Gregg Jefferies, S (1, 4) OBP: 0.215, SLG: 0.254	0-0 G3		0-1 G3-1		2-0 G4-3			0-0 F9		4 0 0 0 0 0 1										
Howard Johnson, S (1, 5) OBP: 0.356, SLG: 0.507	1-3 K		3-2 F9			0-0 P4		0-1 P2		4 0 0 0 0 1 1										
Darryl Strawberry, L (1, 9) OBP: 0.307, SLG: 0.507		1-0 HR	0-0 G4-3			0-2 G4-3		0-3 K		4 1 1 1 0 1 1										
Kevin McReynolds, R (1, 7) OBP: 0.345, SLG: 0.413		1-2 G6-3		0-0 B2		1-1 P3		2-2 CS, S 1B		4 0 1 0 0 0 0										
Dave Magadan, L (1, 3) OBP: 0.342, SLG: 0.433		0-2 BB 1B		1-0 G4-3			1-2 G3		3-3 SAFE SAFE K 1-2	3 0 1 0 0 0 0 1 0 0 0 0 1 1										
Mark Carreon, R (9, PH) OBP: 0.333, SLG: 0.625																				
Mackey Sasser, L (1, 2) OBP: 0.289, SLG: 0.440		0-1 BB 1B		0-1 1B			1-0 2B		4-2 BB 2-3 1B	3 0 3 0 0 0 0 0 0 0 0 1 0 0										
Tim Teufel, R (9, PH) OBP: 0.378, SLG: 0.279																				
Keith Miller, R (1, 6)		2-3 K		1-3 K			3-3 K		2-2 BB 1-2 1B	2 0 0 0 0 2 3 1 0 0 0 0 1 1 0 0 0 0 0 0 0 1 0 1 0 0 0 0										
Lee Mazzilli, S (7, PH) OBP: 0.360, SLG: 0.278																				
Roger McDowell, R (7, 1)																				
Barry Lyons, R (9, PH) OBP: 0.355, SLG: 0.456																				
David Cone, L (1, 1) OBP: 0.273, SLG: 0.200		4-2 BB			1-2 F6				3-3 K	1 0 0 0 1 0 0 1 0 0 0 0 0 1 1 0 0 0 0 1 2										
Mookie Wilson, S (7, PH) OBP: 0.202, SLG: 0.280																				
Kevin Elster, R (7, 6) OBP: 0.293, SLG: 0.300																				
Inning Stats	R: 0 E: 0 K: 1 S: 6	H: 0 LOB: 0 BB: 0 P: 7	R: 1 E: 0 K: 1 S: 20	H: 3 LOB: 3 BB: 1 P: 27	R: 0 E: 0 K: 0 S: 7	H: 0 LOB: 0 BB: 0 P: 10	R: 0 E: 0 K: 1 S: 7	H: 1 LOB: 1 BB: 0 P: 9	R: 0 E: 0 K: 0 S: 7	H: 0 LOB: 0 BB: 0 P: 11	R: 0 E: 0 K: 1 S: 10	H: 1 LOB: 1 BB: 0 P: 16	R: 0 E: 0 K: 1 S: 9	H: 1 LOB: 1 BB: 0 P: 12	R: 0 E: 0 K: 2 S: 17	H: 2 LOB: 2 BB: 1 P: 30	1B: 6 2B: 1 3B: 0 HR: 1	SF: 0 SAC: 0 DP: 0 HBP: 0	WP: 0 PB: 0 SB: 1 CS: 1	PA: 36
PITCHER	IP WLS BF H R ER SO BB IBB HBP BLK WP HR S P ERA WHIP																			
Ed Whitson, R (1, 1) ERA: 2.27	7.2 W 30 6 1 1 4 1 0 0 0 0 1 69 96 1.17 0.913																			
Mark Davis, L (8, 1) ERA: 2.2	1.1 S 6 2 0 0 3 1 0 0 0 0 0 20 33 0.00 2.250																			

New York Mets @ San Diego Padres
Jack Murphy Stadium, San Diego, CA
 Thu May 25 1989, 6:33 AM EDT
 Att. 28,102 - Sunny

livebaseballscorecards.com

AB	34
R	1
H	8
RBI	1
BB	2
SO	7
LOB	14



Batter	1	2	3	4	5	6	7	8	9	AB R H RBI BB SO LOB
Marvell Wynne, L (1, 7) OBP: 0.284, SLG: 0.441	0-1 G6-3		2-0 HR		1-2 G1-3			0-0 G4-3		4 1 1 1 0 0 0
Roberto Alomar, S (1, 4) OBP: 0.311, SLG: 0.316	3-2 E6 1B		0-1 2B 1B			4-0 CS BB		3-2 G4-3		3 1 1 0 1 0 0
Tony Gwynn, L (1, 8) OBP: 0.375, SLG: 0.446	2-2 SAFE 1-3 1B		1-1 1-H 2B			2-2 SAFE SAFE SAFE F8		0-0 G1		4 0 2 1 0 0 1
Rob Nelson, L (1, 3) OBP: 0.327, SLG: 0.286	3-3 SAFE 1-2 K		2-3 K			4-2 SAFE SAFE SAFE 1-2 BB				2 0 0 0 1 2 2
John Kruk, L (1, 9) OBP: 0.313, SLG: 0.314	3-3 K			1-1 G6-3		0-1 G6-3				3 0 0 0 0 1 3
Luis Salazar, R (1, 5) OBP: 0.275, SLG: 0.350		1-3 K		0-2 F9			0-1 F8			3 0 0 0 0 1 0
Mark Parent, R (1, 2) OBP: 0.250, SLG: 0.465		2-3 K		1-3 K			0-0 F8			3 0 0 0 0 2 0
Garry Templeton, S (1, 6) OBP: 0.265, SLG: 0.333		3-2 L7			1-2 L9		0-0 1B			3 0 1 0 0 0 0
Ed Whitson, R (1, 1) OBP: 0.148, SLG: 0.154 Mark Davis, L (8, 1)			0-1 P3		1-3 K		3-3 K			3 0 0 0 0 2 1 0 0 0 0 0 0 0

Inning Stats	R: 0	H: 1	LOB: 2	K: 2	S: 21	P: 32	R: 0	H: 0	LOB: 0	K: 2	S: 15	R: 2	H: 3	LOB: 0	K: 1	S: 10	R: 0	H: 0	LOB: 0	K: 1	S: 8	R: 0	H: 0	LOB: 1	K: 0	S: 8	R: 0	H: 1	LOB: 1	K: 1	S: 7	R: 0	H: 0	LOB: 0	K: 0	S: 5
PITCHER	IP	WLS	BF	H	R	ER	SO	BB	IBB	HBP	BLK	WP	HR	S	P	ERA	WHIP																			
David Cone, R (1, 1) ERA: 3.13	6.0	L	23	4	2	2	7	2	0	0	0	0	1	72	108	3.00	1.000																			
Roger McDowell, R (7, 1) ERA: 2.61	2.0		7	1	0	0	1	0	0	0	0	0	0	12	18	0.00	0.500																			


BOTTOM

New York Mets @ San Diego Padres
Jack Murphy Stadium, San Diego, CA

Thu May 25 1989, 6:33 AM EDT
 Att. 28,102 - Sunny

livebaseballscorecards.com

AB	28
R	2
H	5
RBI	2
BB	2
SO	8
LOB	7



WP	PA	ERA	WHIP
0	30		
0			
1			
1			

Batter	1	2	3	4	5	6	7	8	9	AB R H RBI BB SO LOB	TOP
Tim Raines, S (1, 7) OBP: 0.409, SLG: 0.484 	2-1 G4-3 HR 2B 		4-1 PB 1B BB 		0-0 F8 		0-2 G6-3 		0-1 1-H 2-H 2B 	4 1 2 1 1 0 1	
Otis Nixon, S (1, 8) OBP: 0.320, SLG: 0.283 	3-2 G4-3 		0-0 F9 		2-0 FC6 1B 			4-1 S BB 		3 0 1 1 1 0 2	
Andres Galarraga, R (1, 3) OBP: 0.304, SLG: 0.407 	2-0 HR 		0-0 PB 1B 		1-0 FC6 			0-3 K 		4 1 2 2 0 1 2	
Hubie Brooks, R (1, 9) OBP: 0.291, SLG: 0.385 	0-3 K 		2-3 K 			1-2 WP SF8 2B 		1-0 F9 		4 1 1 0 0 2 3	
Tim Wallach, R (1, 5) OBP: 0.317, SLG: 0.395 	3-2 F9 			3-2 CS 1B 		2-0 F8 		3-2 G5-3 		4 0 1 0 0 0 2	
Damaso Garcia, R (1, 4) OBP: 0.292, SLG: 0.303 		0-0 F9 		3-2 F8 		1-1 SF8 		0-1 G6-3 		3 0 0 1 0 0 1	
Mike Fitzgerald, R (1, 2) OBP: 0.333, SLG: 0.325 			1-0 G6-3 		1-1 G5-3 		3-3 K 		4-0 FC4-6 BB 	3 0 0 0 1 1 0	
Spike Owen, S (1, 6) OBP: 0.365, SLG: 0.372 		2-2 F7 			3-2 E6 SH3-4 1B 		1-0 L5 		1-1 FC4-6 WP 2B 	4 2 0 0 0 0 1	
Bryn Smith, R (1, 1) OBP: 0.238, SLG: 0.111 			2-2 F7 		0-0 SH3-4 		2-2 G5-3 		4-1 1-2 2B BB 	2 0 0 0 1 0 0	
Inning Stats	R: 2 H: 2 E: 0 LOB: 0 K: 1 BB: 0 S: 13 P: 23	R: 0 H: 0 E: 0 LOB: 0 K: 0 BB: 0 S: 6 P: 9	R: 0 H: 1 E: 0 LOB: 2 K: 1 BB: 1 S: 9 P: 17	R: 0 H: 1 E: 0 LOB: 0 K: 0 BB: 0 S: 12 P: 19	R: 1 H: 1 E: 1 LOB: 1 K: 0 BB: 0 S: 7 P: 13	R: 1 H: 1 E: 0 LOB: 0 K: 1 BB: 0 S: 9 P: 16	R: 0 H: 0 E: 0 LOB: 0 K: 0 BB: 0 S: 7 P: 10	R: 0 H: 0 E: 0 LOB: 1 K: 1 BB: 1 S: 9 P: 17	R: 1 H: 1 E: 0 LOB: 2 K: 0 BB: 2 S: 7 P: 16	1B: 3 SF: 1 2B: 3 SAC: 1 3B: 0 DP: 0 HR: 1 HBP: 0	WP: 2 PA: 37 PB: 1 SB: 1 CS: 1
PITCHER Dennis Rasmussen, L (1, 1) ERA: 5.33 Mark Grant, R (7, 1) ERA: 2.3 Greg Booker, R (9, 1) ERA: 2.57	IP WLS BF H R ER SO BB IBB HBP BLK WP HR S P ERA WHIP 6.0 L 25 6 4 3 3 1 0 0 0 1 1 56 97 4.50 1.167 2.0 7 0 0 0 1 1 0 0 0 0 0 0 16 27 0.00 0.500 1.0 5 1 1 1 0 2 0 0 0 1 0 7 16 9.00 3.000	PITCHER IP WLS BF H R ER SO BB IBB HBP BLK WP HR S P ERA WHIP									

Montreal Expos @ San Diego Padres
 Jack Murphy Stadium, San Diego, CA
 Fri May 26 1989, 10:05 PM EDT
 Att: 19,770 - Unknown

livebaseballscorecards.com

AB	31
R	5
H	7
RBI	5
BB	4
SO	4
LOB	12



Batter	1	2	3	4	5	6	7	8	9	AB R H RBI BB SO LOB
Marvell Wynne, L (1, 7) OBP: 0.273, SLG: 0.423	2-2 G4-3		0-2 G4-3			0-1 F7		0-0 G3		4 0 0 0 0 0 0
Roberto Alomar, S (1, 4) OBP: 0.310, SLG: 0.315	1-1 F7			1-2 G3-1		1-1 1B		1-1 G6-3		4 0 1 0 0 0 0
Tony Gwynn, L (1, 8) OBP: 0.368, SLG: 0.437	0-1 E6			3-1 F7		1-2 P6		2-2 G6-3		4 0 0 0 0 0 1
Jack Clark, R (1, 3) OBP: 0.390, SLG: 0.353	3-2 F9			0-2 FC6-4 1B			0-2 1B WP 1B	1-1 G6-3		4 0 2 0 0 0 1
John Kruk, L (1, 9) OBP: 0.322, SLG: 0.315			4-1 G5-4-3 BB		1-1 FC6-4 1-2f		1-1 WP 1B	3-3 K		3 0 1 0 1 1 1
Benito Santiago, R (1, 2) OBP: 0.247, SLG: 0.331			1-0 F9		1-2 P3		1-3 K			3 0 0 0 0 1 3
Luis Salazar, R (1, 5) OBP: 0.276, SLG: 0.350			0-2 G5-4-3 1-2f		1-2 G4-3 1B		1-1 G5-3			3 0 1 0 0 0 3
Garry Templeton, S (1, 6) OBP: 0.267, SLG: 0.333			2-2 G5-4-3 1B		0-0 G4-3 1-2f		0-1 G6-3			3 0 1 0 0 0 3
Dennis Rasmussen, L (1, 1) OBP: 0.056, SLG: 0.056			0-0 G5-4-3			2-2 G1-3		3-1 F9		1 0 0 0 0 0 1
Tim Flannery, L (6, PH) OBP: 0.355, SLG: 0.302										1 0 0 0 0 0 0
Mark Grant, R (7, 1)										0 0 0 0 0 0 0
Rob Nelson, L (8, PH) OBP: 0.320, SLG: 0.279										1 0 0 0 0 0 0
Greg Booker, R (9, 1)										0 0 0 0 0 0 0

Inning Stats	R: 0	H: 0	R: 0	H: 0	R: 0	H: 1	R: 0	H: 1	R: 0	H: 2	R: 0	H: 0	R: 0	H: 0	R: 0	H: 0	1B: 6	SF: 0	WP: 2	PA: 32
E: 1	LOB: 1	E: 0	LOB: 0	E: 0	LOB: 1	E: 0	LOB: 0	E: 0	LOB: 2	E: 0	LOB: 0	E: 0	LOB: 0	E: 0	LOB: 0	E: 0	LOB: 0	2B: 0	SAC: 0	PB: 0
K: 0	BB: 0	K: 0	BB: 1	K: 0	BB: 0	K: 0	BB: 0	K: 1	BB: 0	K: 0	BB: 0	K: 0	BB: 0	K: 1	BB: 0	K: 0	BB: 0	3B: 0	DP: 3	SB: 0
S: 11	P: 16	S: 6	P: 11	S: 8	P: 16	S: 7	P: 9	S: 11	P: 15	S: 12	P: 15	S: 5	P: 9	S: 8	P: 14	S: 8	P: 14	HR: 0	HBP: 0	CS: 0

PITCHER	IP	WLS	BF	H	R	ER	SO	BB	IBB	HBP	BLK	WP	HR	S	P	ERA	WHIP	IP	WLS	BF	H	R	ER	SO	BB	IBB	HBP	BLK	WP	HR	S	P	ERA	WHIP	
Bryn Smith, R (1, 1) ERA: 1.87	9.0	W	32	6	0	0	2	1	0	0	0	2	0	79	115	0.00	0.778																		

BOTTOM

Montreal Expos @ San Diego Padres
 Jack Murphy Stadium, San Diego, CA
 Fri May 26 1989, 10:05 PM EDT
 Att. 19,770 - Unknown

livebaseballscorecards.com

AB	31
R	0
H	6
RBI	0
BB	1
SO	2
LOB	13



Batter	1	2	3	4	5	6	7	8	9	AB R H RBI BB SO LOB	TOP											
Tim Raines, S OBP: 0.411, SLG: 0.481 (1, 7)	1-0 F8		4-0 BB		0-0 1B			0-0 G3		3 0 1 0 1 0 0												
Tom Foley, L OBP: 0.306, SLG: 0.359 (1, 4) (7, 6)	4-2 BB		0-0 L9		2-3 K			1-0 1B		3 0 1 0 1 1 4												
Andres Galarraga, R OBP: 0.302, SLG: 0.403 (1, 3)	1-1 F9		1-3 K			1-2 G6-3		1-0 1B		4 0 1 0 0 1 3												
Mike Aldrete, L OBP: 0.323, SLG: 0.208 (1, 8)	2-3 K			4-2 L1-3 BB		0-1 F7		2-2 G1-3		3 0 0 0 1 1 3												
Hubie Brooks, R OBP: 0.285, SLG: 0.376 (1, 9)		1-0 G5-3		0-2 L1-3		0-2 F9		1-0 G6-3		4 0 0 0 0 0 1												
Tim Wallach, R OBP: 0.321, SLG: 0.398 (1, 5)		0-0 1B		1-2 G6-3		0-1 F8		0-0 G3 1B		4 0 2 0 0 0 0												
Marty Pevey, L OBP: 0.083, SLG: 0.083 (1, 2)		2-1 G1-4-6-3			0-0 F8		0-1 F7		1-2 G3	4 0 0 0 0 0 2												
Spike Owen, S OBP: 0.370, SLG: 0.374 (1, 6)			2-1 SH3 1B		4-2 1B BB		2-0 G3-1		2-1 F9	2 0 1 0 1 0 0												
Pascual Perez, R OBP: 0.200, SLG: 0.333 (7, 1)										0 0 0 0 0 0 0												
Wallace Johnson, S OBP: 0.300, SLG: 0.389 (9, PH)										1 0 0 0 0 0 1												
Mark Gardner, R (1, 1)			0-0 SH3		3-2 F9			0-2 P4		0 0 0 0 0 0 0												
Andy McGaffigan, R (3, 1)										0 0 0 0 0 0 0												
Dave Martinez, L (5, PH)										1 0 0 0 0 0 1												
Steve Frey, R (5, 1)										0 0 0 0 0 0 0												
Rex Hudler, R (7, 4)										1 0 0 0 0 0 0												
Inning Stats	R: 0 E: 0 K: 1 S: 8	H: 0 LOB: 1 BB: 1 P: 16	R: 0 E: 0 K: 0 S: 4	H: 1 LOB: 0 BB: 0 P: 7	R: 0 E: 0 K: 1 S: 7	H: 1 LOB: 2 BB: 1 P: 14	R: 0 E: 0 K: 0 S: 8	H: 0 LOB: 0 BB: 1 P: 13	R: 0 E: 0 K: 1 S: 11	H: 1 LOB: 2 BB: 1 P: 20	R: 0 E: 0 K: 0 S: 8	H: 0 LOB: 0 BB: 0 P: 9	R: 0 E: 0 K: 0 S: 5	H: 0 LOB: 0 BB: 0 P: 7	R: 0 E: 0 K: 0 S: 9	H: 2 LOB: 2 BB: 0 P: 13	R: 0 E: 0 K: 0 S: 8	H: 1 LOB: 1 BB: 0 P: 12	1B: 6 2B: 1 3B: 0 HR: 0	SF: 0 SAC: 1 DP: 2 HBP: 0	WP: 0 PB: 0 SB: 0 CS: 0	PA: 35
PITCHER Walt Terrell, R (1, 1) ERA: 2.66	IP: 9.0 WLS: W BF: 35 H: 6 R: 0 ER: 0 SO: 3 BB: 4 IBB: 0 HBP: 0 BLK: 0 WP: 0 HR: 0 S: 68 P: 111 ERA: 0.00 WHIP: 1.111																					

Montreal Expos @ San Diego Padres
Jack Murphy Stadium, San Diego, CA
 Sat May 27 1989, 10:05 PM EDT
 Att: 37,999 - Unknown

livebaseballscorecards.com

AB	30
R	0
H	6
RBI	0
BB	4
SO	3
LOB	15



Batter	1	2	3	4	5	6	7	8	9	AB R H RBI BB SO LOB	TOP		
Dave Martinez, L OBP: 0.310, SLG: 0.330 (1, 8) (9, 9)	1-1 F8		1-2 F9 2B		2-3 K	1-3 K		3-3 K	2-0 1B	6 0 2 0 0 3 2			
Tom Foley, L OBP: 0.307, SLG: 0.348 (1, 4)	3-3 K		0-1 F9 2-3		4-1 BB HR BB		4-2 1B BLK BB	1-0 P5	2-1 F8	4 1 0 0 2 1 4			
Andres Galarraga, R OBP: 0.311, SLG: 0.405 (1, 3)	1-2 G4-3		1-3 K		4-0 SAFE HR BB		1-2 E 1B	0-0 BB WP 1B		4 2 2 0 1 1 1			
Tim Raines, S OBP: 0.415, SLG: 0.497 Mike Aldrete, L OBP: 0.323, SLG: 0.208 (1, 7) (9, 7)		2-1 G3		4-1 2B BB	0-0 HR		1-1 FC5-2-1 F9 2B	4-1 BB BB		3 3 1 3 2 0 1 0 0 0 0 0 0 0			
Hubie Brooks, R OBP: 0.288, SLG: 0.379 Otis Nixon, S OBP: 0.320, SLG: 0.283 (1, 9) (9, 8)		1-2 2B		0-3 SAFE K	0-1 F7		2-1 F9	4-0 BB		4 1 1 1 1 1 2 0 0 0 0 0 0 0			
Tim Wallach, R OBP: 0.328, SLG: 0.420 (1, 5)		2-2 2B		1-0 1B SF8 2B	1-1 G5-3		0-0 WP 2B	0-0 P6		5 1 3 3 0 0 3			
Mike Fitzgerald, R OBP: 0.347, SLG: 0.325 (1, 2)		0-0 F7		2-1 1B		4-2 BB	1-2 F9		4-1 G4-6-3 BB	3 0 1 0 2 0 2			
Spike Owen, S OBP: 0.365, SLG: 0.378 (1, 6)		2-2 F8		0-1 SF8		0-1 F8		1-0 E8 1B 2B	1-1 G4-6-3	4 1 1 1 0 0 3			
Mark Langston, R OBP: 0.250, SLG: 0.250 Wallace Johnson, S OBP: 0.317, SLG: 0.389 Tim Burke, R (9, 1) (9, 1)			3-2 G5-3	0-0 F9		0-3 K		0-0 WP 1B BB 1B	4-0 1B BB	4 1 1 1 0 1 2 0 0 0 0 1 0 0 0 0 0 0 0 0 0			
Inning Stats	R: 0 E: 0 K: 1 S: 8 H: 0 LOB: 0 BB: 0 P: 13	R: 1 E: 0 K: 0 S: 15 H: 2 LOB: 1 BB: 0 P: 22	R: 0 E: 0 K: 1 S: 11 H: 1 LOB: 1 BB: 0 P: 16	R: 2 E: 0 K: 1 S: 10 H: 2 LOB: 1 BB: 1 P: 17	R: 3 E: 0 K: 1 S: 9 H: 1 LOB: 0 BB: 2 P: 20	R: 0 E: 0 K: 2 S: 13 H: 0 LOB: 1 BB: 1 P: 18	R: 2 E: 1 K: 0 S: 14 H: 2 LOB: 1 BB: 1 P: 23	R: 2 E: 1 K: 1 S: 9 H: 3 LOB: 3 BB: 2 P: 22	R: 0 E: 0 K: 0 S: 6 H: 1 LOB: 2 BB: 2 P: 19	1B: 5 2B: 6 3B: 0 HR: 1 SF: 1 SAC: 0 DP: 1 HBP: 0	WP: 2 PB: 0 SB: 0 CS: 0 PA: 47		
PITCHER	IP WLS BF H R ER SO BB IBB HBP BLK WP HR S P ERA WHIP											PITCHER	IP WLS BF H R ER SO BB IBB HBP BLK WP HR S P ERA WHIP
Eric Show, R ERA: 4.02 (1, 1)	6.0 L 28 6 6 6 6 4 0 0 0 0 1 66 106 9.00 1.667												
Dave Leiper, L ERA: 6.16 (7, 1)	2.0 14 5 4 4 1 3 0 0 1 2 0 23 45 18.00 4.000												
Greg Booker, R ERA: 2.4 (9, 1)	1.0 5 1 0 0 0 2 0 0 0 0 0 6 19 0.00 3.000												

Montreal Expos @ San Diego Padres
Jack Murphy Stadium, San Diego, CA
Sun May 28 1989, 6:33 AM EDT
Att. 50,614 - Sunny - 74 F

livebaseballscorecards.com

AB	37
R	10
H	12
RBI	9
BB	9
SO	7
LOB	20



Batter	1	2	3	4	5	6	7	8	9	AB R H RBI BB SO LOB	TOP	
Bob Dernier, R (1, 7) <small>OBP: 0.250, SLG: 0.258</small> Curt Ford, L (8, PH) <small>OBP: 0.268, SLG: 0.302</small> (8, 7)	2-1 		2-0 		0-2 			1-0 		3 0 0 0 0 0 0 1 0 0 0 0 0 0	Philadelphia Phillies @ San Diego Padres Jack Murphy Stadium, San Diego, CA Wed May 31 1989, 10:05 PM EDT Att. 15,768 - Unknown	
Dickie Thon, R (1, 6) <small>OBP: 0.305, SLG: 0.328</small>	1-1 		3-2 		2-0 			1-3 		4 1 1 1 0 1 0		
Tom Herr, S (1, 4) <small>OBP: 0.352, SLG: 0.371</small>	1-2 			1-0 			1-3 	1-2 		4 0 1 0 0 1 0		
Juan Samuel, R (1, 8) <small>OBP: 0.268, SLG: 0.340</small>	4-1 			0-1 			3-3 	0-0 		3 0 0 0 1 1 1		
Ricky Jordan, R (1, 3) <small>OBP: 0.275, SLG: 0.281</small> Mark Ryal, L (9, PH) <small>OBP: 0.296, SLG: 0.346</small> Steve Jeltz, S (9, PH) <small>OBP: 0.395, SLG: 0.381</small>	2-3 			4-0 			0-0 	3-2 		2 0 0 0 1 1 1 0 0 0 0 0 0 0 1 0 0 0 0 0 0		
Von Hayes, L (1, 9) <small>OBP: 0.450, SLG: 0.542</small>		1-2 		2-1 			1-2 	3-1 		4 0 2 0 0 0 0		
Chris James, R (1, 5) <small>OBP: 0.229, SLG: 0.270</small>		2-0 		4-1 			0-0 	1-2 		3 0 0 0 1 0 1		
Steve Lake, R (1, 2) <small>OBP: 0.338, SLG: 0.344</small>		2-3 		3-2 			4-2 	1-3 		3 0 0 0 1 2 4		
Bob Sebra, R (1, 1) Jeff Parrett, R (8, 1)			1-2 		1-2 		1-0 			3 0 0 0 0 0 1 0 0 0 0 0 0 0		
Inning Stats	R: 1 H: 1 E: 0 LOB: 1 K: 1 BB: 1 S: 12 P: 22	R: 0 H: 0 E: 0 LOB: 0 K: 1 BB: 0 S: 7 P: 12	R: 0 H: 0 E: 0 LOB: 0 K: 0 BB: 0 S: 8 P: 14	R: 0 H: 1 E: 0 LOB: 3 K: 0 BB: 2 S: 12 P: 26	R: 0 H: 0 E: 0 LOB: 0 K: 0 BB: 0 S: 7 P: 10	R: 0 H: 0 E: 0 LOB: 0 K: 2 BB: 0 S: 11 P: 15	R: 0 H: 0 E: 0 LOB: 1 K: 0 BB: 1 S: 7 P: 13	R: 0 H: 1 E: 0 LOB: 1 K: 1 BB: 0 S: 9 P: 12	R: 0 H: 1 E: 1 LOB: 1 K: 1 BB: 0 S: 12 P: 20	1B: 3 SF: 0 2B: 0 SAC: 0 3B: 0 DP: 0 HR: 1 HBP: 0		WP: 0 PA: 35 PB: 0 SB: 0 CS: 0
PITCHER	IP WLS BF H R ER SO BB IBB HBP BLK WP HR S P ERA WHIP											IP WLS BF H R ER SO BB IBB HBP BLK WP HR S P ERA WHIP
Dennis Rasmussen, L (1, 1) <small>ERA: 4.87</small> Greg Harris, R (8, 1) <small>ERA: 1.46</small> Mark Davis, L (9, 1) <small>ERA: 2.1</small>	7.0 0 27 2 1 1 4 4 0 0 0 0 1 64 112 1.29 0.857											1.0 W 4 1 0 0 1 0 0 0 0 0 0 0 9 12 0.00 1.000
	1.0 S 4 1 0 0 1 0 0 0 0 0 0 0 12 20 0.00 1.000											

livebaseballscorecards.com

AB	31
R	1
H	4
RBI	1
BB	4
SO	6
LOB	8



Batter	1	2	3	4	5	6	7	8	9	AB R H RBI BB SO LOB	TOP											
Bip Roberts, S (1, 9) OBP: 0.412, SLG: 0.512 Dave Leiper, L (7, 1)	1-1 SH5-3 SF8 2B		1-1 G4-6-3 1-2f		0-3 K		1-2 G6-3			4 1 1 0 0 1 3 0 0 0 0 0 0 0												
Roberto Alomar, S (1, 4) OBP: 0.316, SLG: 0.309	0-0 SH5-3 2-3		0-1 F9		2-1 F7			1-3 K		3 0 0 0 0 1 1												
Tony Gwynn, L (1, 8) OBP: 0.370, SLG: 0.435	2-0 SF8 3-H			1-1 F7		1-0 CS 1B		2-3 K		3 0 1 1 0 1 0												
Jack Clark, R (1, 3) OBP: 0.398, SLG: 0.363	1-0 1B			1-2 P2		0-0 F8		0-2 BB 1B		4 0 2 0 0 0 1												
Carmelo Martinez, R (1, 7) OBP: 0.297, SLG: 0.348	2-1 F9			1-2 G4-3		1 SAFE 1-2 P3 1-2		4-1 BB 1-2 BB		3 0 0 0 1 0 2												
Benito Santiago, R (1, 2) OBP: 0.267, SLG: 0.349		1-0 F9			0-0 HR 1B		0-0 2B SF8 1B	1-3 K		4 2 2 0 0 1 2												
Luis Salazar, R (1, 5) OBP: 0.290, SLG: 0.388			0-1 G4-6-3 1B		1-1 HR		2-0 2B	1-3 K		4 1 3 2 0 1 0												
Garry Templeton, S (1, 6) OBP: 0.250, SLG: 0.311			1-2 G4-6-3 1-2f		0-2 F9		0-2 SF8	0-1 G4-3		3 0 0 1 0 0 1												
Walt Terrell, L (1, 1) OBP: 0.148, SLG: 0.120 John Kruk, L (5, PH) OBP: 0.333, SLG: 0.303 Greg Booker, R (5, 1) Marvell Wynne, L (7, PH) OBP: 0.297, SLG: 0.444 Randy Ready, R (9, PH) OBP: 0.354, SLG: 0.313			4-2 G4-6-3 BB		4-1 BB		0-3 K	2-1 G5-3		0 0 0 0 0 1 0 0 0 0 0 0 0 1 0 0 0 0 0 0 0 0 0 0 1 0 0 0 0 0 1 1 1 0 0 0 0 0 0 0												
Inning Stats	R: 1 E: 0 K: 0 S: 7	H: 2 LOB: 1 BB: 0 P: 13	R: 0 E: 0 K: 0 S: 8	H: 1 LOB: 0 BB: 0 P: 10	R: 0 E: 0 K: 0 S: 7	H: 0 LOB: 0 BB: 1 P: 12	R: 0 E: 0 K: 0 S: 8	H: 0 LOB: 0 BB: 0 P: 11	R: 2 E: 0 K: 1 S: 12	H: 2 LOB: 1 BB: 1 P: 19	R: 0 E: 0 K: 0 S: 5	H: 1 LOB: 0 BB: 0 P: 7	R: 1 E: 0 K: 1 S: 15	H: 2 LOB: 1 BB: 0 P: 18	R: 0 E: 0 K: 3 S: 13	H: 1 LOB: 2 BB: 1 P: 21	R: 0 E: 0 K: 1 S: 7	H: 0 LOB: 0 BB: 0 P: 10	1B: 6 2B: 2 3B: 0 HR: 1	SF: 2 SAC: 1 DP: 2 HBP: 0	WP: 0 PB: 0 SB: 0 CS: 1	PA: 36
PITCHER	IP WLS BF H R ER SO BB IBB HBP BLK WP HR S P ERA WHIP																					
Tom Browning, L (1, 1) ERA: 4.2	6.0 W 25 8 4 4 1 2 0 0 0 0 0 1 49 76 6.00 1.667																					
Rob Dibble, R (7, 1) ERA: 2.34	2.0 8 1 0 0 4 1 0 0 0 0 0 0 26 35 0.00 1.000																					
Norm Charlton, L (9, 1) ERA: 2.28	1.0 3 0 0 0 1 0 0 0 0 0 0 0 7 10 0.00 0.000																					

San Diego Padres @ Cincinnati Reds
Riverfront Stadium, Cincinnati, OH
Fri Jun 02 1989, 7:05 PM EDT
Att. 29,277 - Unknown

livebaseballscorecards.com

AB	30
R	4
H	9
RBI	4
BB	3
SO	6
LOB	11



Batter	1	2	3	4	5	6	7	8	9	AB	R	H	RBI	BB	SO	LOB
Chris Sabo, R OBP: 0.289, SLG: 0.366 (1, 5)	1-0 G6-3	0-2 FC5-2		2-0 1B HR 1B		1-2 F7		0-1 G5-3		5	1	1	1	0	0	2
Todd Benzinger, S OBP: 0.288, SLG: 0.322 (1, 3)	0-0 F7	3-3 K		0-0 SF8		1-2 F7		0-0 1B 2-6		4	0	1	1	0	1	2
Barry Larkin, R OBP: 0.373, SLG: 0.457 (1, 6)	4-2 2B S BB		0-1 1B 2B	0-0 1B HR 1B			2-1 E2 3B	1-0 F8		4	4	2	0	1	0	1
Eric Davis, R OBP: 0.347, SLG: 0.550 (1, 8)	0-1 2B		0-0 1B G4-6-3	0-2 HR			1-1 FC5-2 3B	1-1 2-6		4	1	4	6	0	0	0
Herm Winningham, L OBP: 0.310, SLG: 0.364 (7, PR)	1-H 2B		2-H 1B	1-H 2-H HR			1-H FC5-2 3B	1-2		0	0	0	0	0	0	0
Paul O'Neill, L OBP: 0.333, SLG: 0.423 (1, 9)	1-1 F8		0-1 G4-6-3	1-2 F7			4-1 FC5-2 BB			3	0	0	0	1	0	2
Rolando Roomes, R OBP: 0.365, SLG: 0.588 (1, 7)		1-2 1B WP 1B	3-3 K		2-1 G6-3		1-3 K2-3			4	1	1	0	0	2	2
Jeff Reed, L OBP: 0.314, SLG: 0.355 (1, 2)		1 SAFE 1-2 SH1-4 1B 1-3 FC5-2 1B		2-1 F7	2-2 G4-3		4-2 FC5-2 BB			3	0	1	0	1	0	0
Ron Oester, S OBP: 0.262, SLG: 0.256 (1, 4)		2-0 FC5-2 SH1-4 1B 1-2 3-H		1-0 1B 1B	1-0 G3-1		0-1 FC5-2			4	1	2	1	0	0	3
Tom Browning, L OBP: 0.130, SLG: 0.130 (1, 1)		0-0 SH1-4		2-2 1B SF8 1B		0-1 G4-3		1-2 2-3 3-H		2	1	1	0	0	0	0
Rob Dibble, L (7, 1)								1-3 K		1	0	0	0	0	1	3
Norm Charlton, S (9, 1)		1-2 2-3								0	0	0	0	0	0	0

Inning Stats	R: 1	H: 1	E: 0	K: 0	S: 9	LOB: 1	BB: 1	P: 15	R: 1	H: 3	E: 0	K: 1	S: 18	LOB: 2	BB: 0	P: 25	R: 1	H: 2	E: 0	K: 1	S: 8	LOB: 0	BB: 0	P: 11	R: 5	H: 5	E: 0	K: 0	S: 18	LOB: 0	BB: 0	P: 26	R: 0	H: 0	E: 0	K: 0	S: 6	LOB: 0	BB: 0	P: 11	R: 0	H: 0	E: 0	K: 0	S: 10	LOB: 0	BB: 0	P: 12	R: 1	H: 1	E: 1	K: 2	S: 16	LOB: 3	BB: 2	P: 29	R: 0	H: 1	E: 0	K: 0	S: 5	LOB: 1	BB: 0	P: 7
1B: 9	SF: 1	2B: 2	SAC: 1	3B: 1	DP: 1	HR: 1	HBP: 0	WP: 1	PA: 39	1B: 9	SF: 1	2B: 2	SAC: 1	3B: 1	DP: 1	HR: 1	HBP: 0	WP: 1	PA: 39	1B: 9	SF: 1	2B: 2	SAC: 1	3B: 1	DP: 1	HR: 1	HBP: 0	WP: 1	PA: 39	1B: 9	SF: 1	2B: 2	SAC: 1	3B: 1	DP: 1	HR: 1	HBP: 0	WP: 1	PA: 39	1B: 9	SF: 1	2B: 2	SAC: 1	3B: 1	DP: 1	HR: 1	HBP: 0	WP: 1	PA: 39															
PITCHER	IP	WLS	BF	H	R	ER	SO	BB	IBB	HBP	BLK	WP	HR	S	P	ERA	WHIP	PITCHER	IP	WLS	BF	H	R	ER	SO	BB	IBB	HBP	BLK	WP	HR	S	P	ERA	WHIP	PITCHER	IP	WLS	BF	H	R	ER	SO	BB	IBB	HBP	BLK	WP	HR	S	P	ERA	WHIP											
Walt Terrell, R (1, 1)	4.0	L	23	11	8	8	2	1	0	0	0	1	1	53	77	18.00	3.000	Greg Booker, R (5, 1)	2.0		6	0	0	0	0	0	0	0	0	0	0	16	23	0.00	0.000	Dave Leiper, L (7, 1)	2.0		11	2	1	0	2	2	0	0	0	0	0	21	36	0.00	2.000											

BOTTOM

San Diego Padres @ Cincinnati Reds
Riverfront Stadium, Cincinnati, OH
Fri Jun 02 1989, 7:05 PM EDT
Att. 29,277 - Unknown

livebaseballscorecards.com

AB	34
R	9
H	13
RBI	9
BB	3
SO	4
LOB	15



Batter	1	2	3	4	5	6	7	8	9	AB R H RBI BB SO LOB	TOP	
Bip Roberts, S (1, 9) OBP: 0.393, SLG: 0.500	1-2 SH4-3 2B		2-1 G3		1-3 K		2-2 F7		1-2 G6-3	5 0 1 0 0 1 0		
Roberto Alomar, S (1, 4) OBP: 0.312, SLG: 0.305	0-1 SH4-3 2-3		3-1 G4-3		1-0 F7		1-2 L4			3 0 0 0 0 0 0		
Tony Gwynn, L (1, 8) OBP: 0.377, SLG: 0.459	1-0 P4		2-1 2B		3-1 HR		3-2 1B 1B			4 2 3 1 0 0 1		
Jack Clark, R (1, 3) OBP: 0.395, SLG: 0.360	3-3 K		3-2 G5-3		1-2 G5-3		1-2 1B 1B 1B			4 0 1 0 0 1 2		
Marvell Wynne, L (1, 7) OBP: 0.304, SLG: 0.441		2-0 P5		4-0 G6-3 G6-3 BB		0-1 G6-3		0-0 1B 1B		3 0 1 1 1 0 0		
Benito Santiago, R (1, 2) OBP: 0.267, SLG: 0.347		1-0 G6-3		0-0 G6-3		0-0 L6		1-0 1B		4 0 1 0 0 0 1		
Tim Flannery, L (1, 5) OBP: 0.342, SLG: 0.313		0-1 1B 1B		2-1 G6-3		0-0 G3		1-1 F7		4 0 1 0 0 0 3		
Garry Templeton, S (1, 6) OBP: 0.257, SLG: 0.313		0-0 1B		4-0 IBB		0-1 G5-3				2 0 1 0 1 0 0		
Gary Green, R (7, 6) OBP: 0.167, SLG: 0.278		1-2 1B								1 0 0 0 0 0 0		
Eric Show, R (1, 1) OBP: 0.192, SLG: 0.231		1-3 K		0-0 G6-3		0-0 F7				2 0 0 0 0 1 4		
Rob Nelson, L (7, PH) OBP: 0.321, SLG: 0.267										1 0 0 0 0 0 0		
Mark Grant, R (7, 1)										0 0 0 0 0 0 0		
Chris James, R (9, PH) OBP: 0.222, SLG: 0.261										1 0 0 0 0 0 0		
Inning Stats	R: 0 H: 1 E: 0 LOB: 1 K: 1 BB: 0 S: 9 P: 14	R: 0 H: 2 E: 0 LOB: 2 K: 1 BB: 0 S: 8 P: 12	R: 0 H: 1 E: 0 LOB: 1 K: 0 BB: 0 S: 11 P: 21	R: 0 H: 0 E: 0 LOB: 2 K: 0 BB: 2 S: 4 P: 14	R: 1 H: 1 E: 0 LOB: 0 K: 1 BB: 0 S: 9 P: 15	R: 0 H: 0 E: 0 LOB: 0 K: 0 BB: 0 S: 4 P: 4	R: 0 H: 0 E: 0 LOB: 0 K: 0 BB: 0 S: 6 P: 8	R: 1 H: 4 E: 0 LOB: 2 K: 0 BB: 0 S: 14 P: 21	R: 0 H: 0 E: 0 LOB: 0 K: 0 BB: 0 S: 11 P: 15	1B: 6 SF: 0 2B: 2 SAC: 1 3B: 0 DP: 0 HR: 1 HBP: 0	WP: 0 PA: 37 PB: 0 SB: 0 CS: 0	
PITCHER Rick Mahler, R (1, 1) ERA: 2.88	IP WLS BF H R ER SO BB IBB HBP BLK WP HR S P ERA WHIP	9.0 W 37 9 2 2 3 1 1 0 0 0 1 76 124 2.00 1.111										

San Diego Padres @ Cincinnati Reds
Riverfront Stadium, Cincinnati, OH
Sat Jun 03 1989, 7:05 PM EDT
Att. 35,378 - Unknown

livebaseballscorecards.com

AB	34
R	2
H	9
RBI	2
BB	2
SO	3
LOB	11



Batter	1	2	3	4	5	6	7	8	9	AB R H RBI BB SO LOB	TOP	
Luis Salazar, R (1, 5) OBP: 0.280, SLG: 0.374	2-2 G6-3		1-0 G5-3		0-1 G5-3		1-3 K		1-2 F9	5 0 0 0 0 1 1		
Roberto Alomar, S (1, 4) OBP: 0.310, SLG: 0.299	2-1 G1-3		2-3 K		0-0 L6		4-0 1B 1-2 BB		3-2 G5-3	4 0 0 0 1 1 0		
Tony Gwynn, L (1, 8) OBP: 0.383, SLG: 0.464	0-1 G6-3			2-2 G3 1B G6-3 1B	2-1 1B		1-2 1-2 2-H 1B			4 1 3 1 0 0 0		
Jack Clark, R (1, 3) OBP: 0.397, SLG: 0.363		1-0 P3		1-1 G6-3 1-2 E 1B	2-2 1B		0-3 K			4 1 2 0 0 1 2		
Chris James, R (1, 9) OBP: 0.217, SLG: 0.255 Greg Harris, R (7, 1)		1-1 G4-3		1-2 G3	0-3 K		2-2 F8			4 0 0 0 0 1 6 0 0 0 0 0 0 0		
Carmelo Martinez, R (1, 7) OBP: 0.296, SLG: 0.345		2-1 1B 1B		0-0 G6-3		2-3 K		0-3 K		4 0 1 1 0 2 1		
Mark Parent, R (1, 2) OBP: 0.232, SLG: 0.412		0-1 1-2 1B		0-0 E6		0-0 F9		0-3 K		4 0 1 0 0 1 0		
Garry Templeton, S (1, 6) OBP: 0.257, SLG: 0.307		0-3 K		3-H 4-0 IBB		2-2 G6-3		0-3 K		3 0 0 0 1 2 2		
Bruce Hurst, L (1, 1) OBP: 0.103, SLG: 0.037 Bip Roberts, S (7, PH) OBP: 0.397, SLG: 0.500 (7, 9)			1-3 K	2-3 K			2-2 BB 1B		2-1 G6-3	2 0 0 0 0 2 2 2 1 1 0 0 0 0		
Inning Stats	R: 0 E: 0 K: 0 S: 7 H: 0 LOB: 0 BB: 0 P: 11	R: 0 E: 0 K: 1 S: 10 H: 2 LOB: 2 BB: 0 P: 14	R: 0 E: 0 K: 2 S: 8 H: 0 LOB: 0 BB: 0 P: 12	R: 2 E: 1 K: 1 S: 15 H: 2 LOB: 2 BB: 1 P: 25	R: 0 E: 0 K: 1 S: 14 H: 2 LOB: 2 BB: 0 P: 18	R: 0 E: 0 K: 1 S: 9 H: 0 LOB: 0 BB: 0 P: 13	R: 1 E: 0 K: 2 S: 17 H: 2 LOB: 2 BB: 1 P: 27	R: 0 E: 0 K: 3 S: 9 H: 0 LOB: 0 BB: 0 P: 9	R: 0 E: 0 K: 0 S: 9 H: 0 LOB: 0 BB: 0 P: 15	1B: 8 2B: 0 3B: 0 HR: 0 SF: 0 SAC: 0 DP: 0 HBP: 0	WP: 0 PB: 0 SB: 0 CS: 0 PA: 38	
PITCHER	IP WLS BF H R ER SO BB IBB HBP BLK WP HR S P ERA WHIP											
Danny Jackson, L (1, 1) ERA: 5.88	6.1 W 30 8 3 2 7 1 1 0 0 0 0 74 112 2.84 1.421											
Rob Dibble, R (7, 1) ERA: 2.23	1.2 5 0 0 0 4 0 0 0 0 0 0 15 17 0.00 0.000											
John Franco, L (9, 1) ERA: 1.3	1.0 S 3 0 0 0 0 0 0 0 0 0 0 9 15 0.00 0.000											

San Diego Padres @ Cincinnati Reds
Riverfront Stadium, Cincinnati, OH
Sun Jun 04 1989, 3:33 AM EDT
Att: 29,005 - Unknown

livebaseballscorecards.com

AB	36
R	3
H	8
RBI	2
BB	2
SO	11
LOB	14



Batter	1	2	3	4	5	6	7	8	9	AB R H RBI BB SO LOB
Louie Meadows, L (1, 7) OBP: 0.217, SLG: 0.318	1-1 G3		0-3 K		1-1 P5			3-3 K		4 0 0 0 0 2 2
Gerald Young, S (1, 8) OBP: 0.308, SLG: 0.219	3-2 G4-3		3-2 1B		1-0 G4-3			1-3 K		4 0 1 1 0 1 0
Bill Doran, S (1, 4) OBP: 0.351, SLG: 0.413	1-2 F8		0-1 1B		0-1 G5-3			4-2 BB		3 0 1 1 1 0 0
Glenn Davis, R (1, 3) OBP: 0.339, SLG: 0.488		0-1 G5-3	0-3 K		0-0 F8			0-3 K		4 0 0 0 0 2 3
Terry Puhl, L (1, 9) OBP: 0.350, SLG: 0.375		1-2 G6-3		0-0 P4		1-2 P6		3-2 F7		3 0 0 0 0 0 0
Eric Yelding, R (9, PH) OBP: 0.200, SLG: 0.158										1 0 0 0 0 0 1
Ken Caminiti, S (1, 5) OBP: 0.300, SLG: 0.380		0-1 F8		0-2 2B			1-2 G6-3		2-3 K	4 0 1 0 0 1 1
Rafael Ramirez, R (1, 6) OBP: 0.284, SLG: 0.321			1-2 P3		0-2 1B		0-1 G6-3			3 0 1 0 0 0 0
Bob Forsch, R (8, 1) OBP: 0.333, SLG: 0.333					G5-4-3 1B					0 0 0 0 0 0 0
Alex Trevino, R (1, 2) OBP: 0.238, SLG: 0.250			0-0 1B		0-1 G5-4-3		2-1 G3			3 1 1 0 0 0 2
Mark Portugal, R (1, 1) Juan Agosto, L (5, 1) Craig Reynolds, L (8, 6) OBP: 0.268, SLG: 0.250			4-0 1B			2-3 K		0-0 G4-3		0 1 0 0 1 0 0

Inning Stats	R: 0	H: 0	E: 0	K: 0	S: 8	LOB: 0	BB: 0	P: 13	R: 0	H: 0	E: 0	K: 0	S: 7	LOB: 0	BB: 0	P: 8	R: 2	H: 3	E: 0	K: 2	S: 15	LOB: 2	BB: 1	P: 23	R: 0	H: 2	E: 0	K: 0	S: 10	LOB: 1	BB: 0	P: 10	R: 0	H: 0	E: 0	K: 1	S: 6	LOB: 0	BB: 0	P: 10	R: 0	H: 0	E: 0	K: 0	S: 7	LOB: 0	BB: 0	P: 10	R: 0	H: 0	E: 0	K: 2	S: 7	LOB: 0	BB: 0	P: 11	R: 0	H: 0	E: 0	K: 2	S: 13	LOB: 1	BB: 1	P: 22	1B: 3	SF: 0	2B: 2	SAC: 0	3B: 0	DP: 1	HR: 0	HBP: 0	WP: 0	PA: 33
PITCHER	IP	WLS	BF	H	R	ER	SO	BB	IBB	HBP	BLK	WP	HR	S	P	ERA	WHIP																																																									
Ed Whitson, R (1, 1) ERA: 2.27	8.0	W	29	5	2	2	5	1	0	0	0	0	0	66	92	2.25	0.750																																																									
Mark Davis, L (9, 1) ERA: 2.03	1.0		4	0	0	0	2	1	0	0	0	0	0	13	22	0.00	1.000																																																									

BOTTOM

San Diego Padres @ Houston Astros
Astrodome, Houston, TX

Mon Jun 05 1989, 8:05 PM EDT
Att. 18,238 - Unknown

livebaseballscorecards.com

AB	31
R	2
H	5
RBI	2
BB	2
SO	7
LOB	9



Batter	1	2	3	4	5	6	7	8	9	AB R H RBI BB SO LOB	TOP											
Bip Roberts, S (1, 9) <small>OBP: 0.389, SLG: 0.484</small> Luis Salazar, R (6, 5) <small>OBP: 0.281, SLG: 0.373</small> Rob Nelson, L (9, PH) <small>OBP: 0.315, SLG: 0.261</small>	3-3 K		1-0 F8		1-2 G3		0-2 G5-3		3-3 K	3 0 0 0 0 1 1 1 0 0 0 0 0 1 1 0 0 0 0 1 1	San Diego Padres @ Houston Astros Astrodome, Houston, TX Wed Jun 07 1989, 8:05 PM EDT Att. 17,199 - Unknown - 72 F											
Roberto Alomar, S (1, 4) <small>OBP: 0.313, SLG: 0.317</small>	0-2 G4-3		0-2 1B 2B		2-1 F8		1-2 G3		0-3 K	5 1 1 0 0 1 2												
Tony Gwynn, L (1, 8) <small>OBP: 0.395, SLG: 0.479</small>	1-0 E 1B		4-0 1B IBB		0-1 2B		2-1 F7			3 0 2 0 1 0 1												
Jack Clark, R (1, 3) <small>OBP: 0.415, SLG: 0.386</small> Gary Green, R (8, PR) <small>OBP: 0.217, SLG: 0.304</small>	1-3 K		1-1 1B		0-3 K		4-0 E BB			3 0 1 2 1 2 2 0 0 0 0 0 0 0												
Marvell Wynne, L (1, 7) <small>OBP: 0.301, SLG: 0.424</small> Carmelo Martinez, R (8, PH) <small>OBP: 0.295, SLG: 0.342</small>		4-2 G4-3 WP BB	2-1 P3		2-2 G3		2-0 P4			2 0 0 0 1 0 2 1 0 0 0 0 0 1												
Benito Santiago, R (1, 2) <small>OBP: 0.268, SLG: 0.364</small>	1-2 G4-3		0-0 F9		1-3 K		0-0 P4			4 0 0 0 0 1 4												
Chris James, R (1, 5) <small>OBP: 0.229, SLG: 0.276</small>	1-3 K			1-0 F8		0-0 2B		1-3 K		4 0 1 0 0 2 2												
Garry Templeton, S (1, 6) <small>OBP: 0.255, SLG: 0.303</small>	2-2 G4-3			1-0 F8		1-2 P4				4 0 0 0 0 0 2												
Walt Terrell, L (1, 1) <small>OBP: 0.200, SLG: 0.214</small> Tim Flannery, L (9, PH) <small>OBP: 0.346, SLG: 0.319</small>			2-2 2B 1B		2-2 F7		0-0 G3 2B		0-1 1B	3 1 2 0 0 0 0 1 0 1 0 0 0 0												
Inning Stats	R: 0 E: 1 K: 2 S: 11	H: 1 LOB: 1 BB: 0 P: 16	R: 0 E: 0 K: 1 S: 11	H: 0 LOB: 1 BB: 1 P: 19	R: 2 E: 0 K: 0 S: 13	H: 3 LOB: 2 BB: 1 P: 23	R: 0 E: 0 K: 0 S: 5	H: 0 LOB: 0 BB: 0 P: 9	R: 0 E: 0 K: 1 S: 11	H: 1 LOB: 1 BB: 0 P: 14		R: 0 E: 0 K: 1 S: 12	H: 1 LOB: 1 BB: 0 P: 16	R: 0 E: 0 K: 0 S: 9	H: 1 LOB: 1 BB: 0 P: 12	R: 0 E: 1 K: 1 S: 5	H: 0 LOB: 2 BB: 1 P: 12	R: 0 E: 0 K: 2 S: 11	H: 1 LOB: 1 BB: 0 P: 16	1B: 4 2B: 4 3B: 0 HR: 0	SF: 0 SAC: 0 DP: 0 HBP: 0	WP: 1 PB: 0 SB: 0 CS: 0
PITCHER	IP WLS BF H R ER SO BB IBB HBP BLK WP HR S P ERA WHIP																					
Mike Scott, R (1, 1) <small>ERA: 2.33</small>	7.0 W 31 7 2 2 5 2 1 0 0 0 1 0 72 113 2.57 1.286																					
Dan Schatzeder, L (8, 1) <small>ERA: 1.69</small>	0.1 1 0 0 0 0 0 0 0 0 0 0 0 1 3 0.00 0.000																					
Larry Andersen, R (8, 1) <small>ERA: 0.25</small>	0.2 2 0 0 0 1 0 0 0 0 0 0 0 4 5 0.00 0.000																					
Dave Smith, R (9, 1) <small>ERA: 2.55</small>	1.0 S 4 1 0 0 2 0 0 0 0 0 0 0 11 16 0.00 1.000																					

AB	35
R	2
H	8
RBI	2
BB	3
SO	8
LOB	19



livebaseballscorecards.com

Batter	1	2	3	4	5	6	7	8	9	AB	R	H	RBI	BB	SO	LOB				
Billy Hatcher, R OBP: 0.270, SLG: 0.299 (1, 7)	1-0 E5 G3-6-1 1B		1-1 G4-3 2-3 1B			0-2 G3-1 SH1-3 3B 1B		1-0 G6-3		4	1	2	0	0	0	0				
Gerald Young, S OBP: 0.305, SLG: 0.219 (1, 8)	2-1 G3-6-1 1-2 1B		3-2 G4-3 1-2 3-H			0-1 SH1-3 1-2		0-0 L3		3	0	1	1	0	0	1				
Bill Doran, S OBP: 0.349, SLG: 0.408 (1, 4)	0-0 G3-6-1 1-2f 2-3		3-2 F9			2-2 G3-1 2-3		0-3 K		4	0	0	0	0	1	4				
Glenn Davis, R OBP: 0.346, SLG: 0.495 (1, 3)	2-2 G5-3			4-1 FC3 BB		0-2 2B 3B				2	1	1	1	1	0	1				
Terry Puhl, L OBP: 0.355, SLG: 0.396 (1, 9)		0-1 G4-3 L4-5 2B		0-2 FC3 L3 1-2f		2-1 2B				3	0	2	1	0	0	1				
Ken Caminiti, S OBP: 0.303, SLG: 0.376 (1, 5)		0-2 G4-3 2-3		0-0 L3 1-2		0-0 F7				3	0	0	0	0	0	3				
Rafael Ramirez, R OBP: 0.283, SLG: 0.312 (1, 6)		2-0 L4-5 3-H			2-1 F9					3	0	0	0	0	0	1				
Alex Trevino, R OBP: 0.240, SLG: 0.250 (1, 2)			1-1 1B SH1-4 G4-3 1B		1-0 G5-3			2-1 G4-3		3	1	1	0	0	0	0				
Mike Scott, R OBP: 0.121, SLG: 0.097 (1, 1)			0-0 SH1-4		2-0 G1-3			1-3 K		2	0	0	0	0	1	0				
Dan Schatzeder, L (8, 1)										0	0	0	0	0	0	0				
Larry Andersen, R OBP: 1.000, SLG: 1.000 (8, 1)										0	0	0	0	0	0	0				
Dave Smith, R (9, 1)										0	0	0	0	0	0	0				
Inning Stats	R: 0 E: 1 K: 0 S: 7	H: 1 LOB: 1 BB: 0 P: 12	R: 0 E: 0 K: 0 S: 6	H: 1 LOB: 0 BB: 0 P: 8	R: 1 E: 0 K: 0 S: 11	H: 2 LOB: 1 BB: 0 P: 19	R: 0 E: 0 K: 0 S: 6	H: 0 LOB: 0 BB: 1 P: 10	R: 0 E: 0 K: 0 S: 4	H: 0 LOB: 0 BB: 0 P: 9	R: 2 E: 0 K: 0 S: 18	H: 3 LOB: 1 BB: 0 P: 22	R: 0 E: 0 K: 1 S: 8	H: 0 LOB: 0 BB: 0 P: 13	R: 0 E: 0 K: 1 S: 5	H: 0 LOB: 0 BB: 0 P: 6	1B: 4 2B: 4 3B: 1 HR: 0	SF: 0 SAC: 2 DP: 3 HBP: 0	WP: 0 PB: 0 SB: 0 CS: 0	PA: 30

BOTTOM

San Diego Padres @ Houston Astros
Astrodome, Houston, TX
Wed Jun 07 1989, 8:05 PM EDT
Att: 17,199 - Unknown - 72 F

livebaseballscorecards.com

AB	27
R	3
H	7
RBI	3
BB	1
SO	2
LOB	11



PITCHER	IP	WLS	BF	H	R	ER	SO	BB	IBB	HBP	BLK	WP	HR	S	P	ERA	WHIP
Walt Terrell, R ERA: 3.47 (1, 1)	8.0	L	30	7	3	3	2	1	0	0	0	0	0	65	99	3.38	1.000

Batter	1	2	3	4	5	6	7	8	9	10	AB R H RBI BB SO LOB	TOP												
Luis Salazar, R OBP: 0.273, SLG: 0.363 (1, 5)	1-0 G6-3		2-1 SH 1B SF7 1B 1-3 2-H		1-2 E6 2B 1B	0-2 G1-3			3-3 K		4 2 0 0 0 1 2													
Roberto Alomar, S OBP: 0.314, SLG: 0.324 (1, 4)	3-1 F8		0-0 SF7		0-1 1B 2B		1-1 G4-3			0-1 S 1B 1B	4 2 2 1 0 0 0													
Tony Gwynn, L OBP: 0.399, SLG: 0.481 (1, 8)	1-2 G3		1-0 1B 1B 2-3		0-1 1B 1B 2-H 3-H		1-3 K			1-2 1B 1B 1-H	5 0 3 3 0 1 0													
Jack Clark, R OBP: 0.410, SLG: 0.381 (1, 3)		1-0 F7	2-2 1 SAFE 1 SAFE 1-3 3-H 1B G6-4-3		3-2 P5		3-2 F7			2-2 F8	5 0 1 1 0 0 0													
Chris James, R OBP: 0.223, SLG: 0.269 (1, 9)	1-0 G6-3		1-0 G6-4-3 1-2f		0-1 G5-3			0-0 G2-3		0-0 P3	5 0 0 0 0 0 2													
Carmelo Martinez, R OBP: 0.300, SLG: 0.342 (1, 7)	2-0 1B			3-1 F7		4-2 G5-3 BB		1-3 K			3 0 1 0 1 1 0													
Mark Parent, R OBP: 0.217, SLG: 0.382 (1, 2)	0-1 P3			1-1 G5-3		2-1 G5-3 1-2		0-1 F9			4 0 0 0 0 0 2													
Gary Green, R OBP: 0.259, SLG: 0.308 (1, 6)			3-1 SH 1B	4-0 BB		0-1 G5-3			2-1 F8		3 1 1 0 1 0 1													
Eric Show, R OBP: 0.207, SLG: 0.214 Mark Davis, L (9, 1)			2-0 SH SF7 1-2	1-3 K		4-0 BB			1-1 P2		2 1 0 0 1 1 1 0 0 0 0 0 0 0													
Inning Stats	R: 0 E: 0 K: 0 S: 7	H: 0 LOB: 0 BB: 0 P: 12	R: 0 E: 0 K: 0 S: 5	H: 1 LOB: 1 BB: 0 P: 9	R: 3 E: 1 K: 0 S: 14	H: 3 LOB: 1 BB: 0 P: 25	R: 0 E: 0 K: 1 S: 7	H: 0 LOB: 1 BB: 1 P: 16	R: 2 E: 1 K: 0 S: 14	H: 2 LOB: 0 BB: 0 P: 18	R: 0 E: 0 K: 1 S: 10	H: 0 LOB: 2 BB: 2 P: 20	R: 0 E: 0 K: 1 S: 9	H: 0 LOB: 0 BB: 0 P: 14	R: 0 E: 0 K: 1 S: 6	H: 0 LOB: 0 BB: 0 P: 7	R: 0 E: 0 K: 1 S: 7	H: 0 LOB: 0 BB: 0 P: 13	R: 1 E: 0 K: 0 S: 9	H: 2 LOB: 0 BB: 0 P: 12	1B: 7 2B: 1 3B: 0 HR: 0	SF: 1 SAC: 2 DP: 1 HBP: 0	WP: 0 PB: 0 SB: 1 CS: 0	PA: 41
PITCHER	IP WLS BF H R ER SO BB IBB HBP BLK WP HR S P ERA WHIP												IP WLS BF H R ER SO BB IBB HBP BLK WP HR S P ERA WHIP											
Bob Knepper, L ERA: 4.76 (1, 1)	7.0																							
Mark Portugal, R ERA: 9.0 (8, 1)	2.0	6	0	0	0	2	0	0	0	0	0	0	0	0	13	20	0.00	0.000						
Danny Darwin, R ERA: 2.6 (10, 1)	1.0	W	4	2	1	1	0	0	0	0	0	0	0	9	12	9.00	2.000							

San Diego Padres @ Houston Astros
Astrodome, Houston, TX
Thu Jun 08 1989, 8:05 PM EDT
Att. 13,518 - Dome

livebaseballscores.com

AB	35
R	6
H	8
RBI	5
BB	3
SO	4
LOB	8



BOTTOM

San Diego Padres @ Houston Astros
Astrodome, Houston, TX
Thu Jun 08 1989, 8:05 PM EDT
Att. 13,518 - Dome

livebaseballscorecards.com

AB 36
R 7
H 11
RBI 6
BB 2
SO 5
LOB 11



WP: 1 PA: 40
PB: 0
SB: 0
CS: 0

AB R H RBI BB SO LOB

4 0 0 0 0 1 0

3 2 1 0 2 1 0

5 0 2 1 0 1 3

5 2 2 2 0 1 2

4 1 2 0 0 0 0

4 0 0 0 0 1 3

4 1 2 1 0 0 1

4 1 1 1 0 0 2

2 0 1 0 0 0 0

1 0 0 0 0 0 0

0 0 0 0 0 0 0

0 0 0 1 0 0 0

0 0 0 0 0 0 0

1B: 6 SF: 1
2B: 4 SAC: 1
3B: 0 DP: 1
HR: 1 HBP: 0

Batter	1	2	3	4	5	6	7	8	9	10
Billy Hatcher, R OBP: 0.265, SLG: 0.294 (1, 7)	F8		G6-3		SH1-3			G5-3	K	
Gerald Young, S OBP: 0.311, SLG: 0.225 (1, 8)	K		1B 2B		G6-4-3 BB			G3		G6-3 HR BB
Bill Doran, S OBP: 0.350, SLG: 0.408 (1, 4)	FC5-4 1B		2-H 1B		G6-4-3 1-2f			K		G6-3 1-2
Glenn Davis, R OBP: 0.347, SLG: 0.507 (1, 3)	FC5-4 1-2f		K					F8	1B 1B	HR 2-H
Terry Puhl, L OBP: 0.359, SLG: 0.409 (1, 9)		2B			P4			L9	1B 2B 1B	
Ken Caminiti, S OBP: 0.298, SLG: 0.369 (1, 5)		K			F7			F7	G1-3	
Rafael Ramirez, R OBP: 0.287, SLG: 0.315 (1, 6)		P5			1B			P5	2B WP 1B	
Craig Biggio, R OBP: 0.353, SLG: 0.446 (1, 2)		F7			F8			F8	WP SF9 2B	
Bob Knepper, L OBP: 0.227, SLG: 0.250 (1, 1)			G6-3					G3	SF9	
Craig Reynolds, L OBP: 0.260, SLG: 0.242 (7, PH)					SH1-3 2B					
Mark Portugal, R (8, 1)										
Alex Trevino, R OBP: 0.235, SLG: 0.250 (9, PH)										
Danny Darwin, R OBP: 0.143, SLG: 0.143 (10, 1)										

Inning Stats	R: 0	H: 1	E: 0	K: 1	S: 8	R: 0	H: 1	E: 0	K: 1	S: 8	R: 1	H: 2	E: 0	K: 1	S: 10	R: 0	H: 1	E: 0	K: 0	S: 11	R: 0	H: 1	E: 0	K: 0	S: 6	R: 0	H: 0	E: 0	K: 0	S: 5	R: 0	H: 0	E: 0	K: 1	S: 7	R: 4	H: 4	E: 0	K: 1	S: 18	R: 2	H: 1	E: 0	K: 0	S: 8
	LOB: 1	BB: 0	P: 13	LOB: 1	BB: 0	P: 12	LOB: 1	BB: 0	P: 16	LOB: 1	BB: 1	LOB: 1	BB: 0	P: 13	LOB: 0	BB: 1	LOB: 0	BB: 0	P: 6	LOB: 0	BB: 0	LOB: 0	BB: 0	P: 8	LOB: 0	BB: 0	LOB: 0	BB: 0	P: 12	LOB: 0	BB: 0	LOB: 0	BB: 0	P: 26	LOB: 0	BB: 0	LOB: 0	BB: 0	P: 16	LOB: 0	BB: 1	LOB: 0	BB: 0	P: 16	
	IP: 8.1	WLS: 34	BF: 9	H: 4	R: 4	ER: 4	SO: 4	BB: 1	IBB: 0	HBP: 0	BLK: 0	WP: 0	HR: 0	S: 72	P: 107	ERA: 4.32	WHIP: 1.200																												
Eric Show, R ERA: 4.4 (1, 1)	IP: 1.0	WLS: L	BF: 6	H: 2	R: 3	ER: 3	SO: 1	BB: 1	IBB: 0	HBP: 0	BLK: 0	WP: 1	HR: 1	S: 14	P: 28	ERA: 27.00	WHIP: 3.000																												
Mark Davis, L ERA: 2.73 (9, 1)																																													

Batter	1	2	3	4	5	6	7	8	9	AB R H RBI BB SO LOB	TOP
Roberto Alomar, S (1, 4) OBP: 0.310, SLG: 0.316	0-2 F8		1-1 P6		1-2 FC4		2-2 CS	0-3 K		4 0 0 0 0 1 1	San Diego Padres @ San Francisco Giants Candlestick Park, San Francisco, CA Sat Jun 10 1989, 6:33 AM EDT Att. 29,116 - Unknown livebaseballscorecards.com
Tim Flannery, L (1, 5) OBP: 0.341, SLG: 0.329 Luis Salazar, R (8, PH) OBP: 0.270, SLG: 0.358	2-1 2B 1B		2-2 P6		1-1 P4		3-2 G3		3 0 1 0 0 0 1 1 0 0 0 0 0 0		
Tony Gwynn, L (1, 8) OBP: 0.400, SLG: 0.484	0-0 1-3 2B		2-2 1B		0-0 G3		1-1 L8		4 0 2 0 0 0 0		
Jack Clark, R (1, 3) OBP: 0.398, SLG: 0.367	1-3 K		1-2 G5-3		0-1 F8		0-3 K		4 0 0 0 0 2 3		
Marvell Wynne, L (1, 9) OBP: 0.308, SLG: 0.432 Carmelo Martinez, R (9, PH) OBP: 0.308, SLG: 0.351 Gary Green, R (9, PR)	3-2 G3			2-3 K		0-0 1B	1-1 G5-4-3 1B		3 0 1 0 0 0 1 2 1 0 1 0 0 0 0 0 0 0 0 0 0 0 0 0		
Chris James, R (1, 7) OBP: 0.215, SLG: 0.258		1-3 K		1-2 F8		2-2 F8	1-1 G5-4-3		4 0 0 0 0 1 2		
Mark Parent, R (1, 2) OBP: 0.219, SLG: 0.373 Benito Santiago, R (7, PR)		1-3 K		1-1 G6-3		2-2 CS 1B			3 0 1 0 0 0 1 0 0 0 0 0 0 0 0 0		
Garry Templeton, S (1, 6) OBP: 0.265, SLG: 0.311		1-2 1B			0-3 K		1-3 K		3 0 1 0 0 2 1		
Ed Whitson, R (1, 1) OBP: 0.200, SLG: 0.206 Rob Nelson, L (7, PH) OBP: 0.304, SLG: 0.250 Greg Harris, R (7, 1)		1-3 K			1-0 FC4 1B		1-3 K		2 0 1 0 0 0 1 1 1 0 0 0 0 0 1 1 0 0 0 0 0 0 0 0		
Inning Stats	R: 0 H: 2 E: 0 LOB: 2 K: 1 BB: 0 S: 14 P: 20	R: 0 H: 1 E: 0 LOB: 1 K: 3 BB: 0 S: 12 P: 16	R: 0 H: 1 E: 0 LOB: 1 K: 0 BB: 0 S: 13 P: 18	R: 0 H: 0 E: 0 LOB: 0 K: 1 BB: 0 S: 8 P: 12	R: 0 H: 1 E: 0 LOB: 1 K: 1 BB: 0 S: 9 P: 12	R: 0 H: 1 E: 0 LOB: 1 K: 0 BB: 0 S: 7 P: 9	R: 0 H: 1 E: 0 LOB: 1 K: 2 BB: 0 S: 15 P: 21	R: 0 H: 0 E: 0 LOB: 0 K: 1 BB: 0 S: 10 P: 14	R: 0 H: 1 E: 0 LOB: 1 K: 1 BB: 0 S: 7 P: 9	1B: 7 SF: 0 2B: 1 SAC: 0 3B: 0 DP: 1 HR: 0 HBP: 0	
PITCHER	IP WLS BF H R ER SO BB IBB HBP BLK WP HR S P ERA WHIP										
Scott Garrelts, R (1, 1) ERA: 2.43	6.0 W 24 6 0 0 6 0 0 0 0 0 0 0 63 87 0.00 1.000										
Rich Gossage, R (7, 1) ERA: 0.86	1.0 3 1 0 0 2 0 0 0 0 0 0 0 15 21 0.00 1.000										
Craig Lefferts, L (8, 1) ERA: 1.69	2.0 S 6 1 0 0 2 0 0 0 0 0 0 0 17 23 0.00 0.500										

AB	33
R	0
H	8
RBI	0
BB	0
SO	10
LOB	12



Batter	1	2	3	4	5	6	7	8	9
Brett Butler, L OBP: 0.388, SLG: 0.368 (1, 8)	2-2 P6		0-1 G4-3		1-2 L4-3			1-1 G4-3	
Robby Thompson, R OBP: 0.371, SLG: 0.471 (1, 4)	2-2 G3-1		1-1 SF7 3B			2-3 K		0-3 K	
Will Clark, L OBP: 0.437, SLG: 0.581 (1, 3)	4-0 BB BB		0-1 SF7 3-H			0-1 P2		1-2 P4	
Kevin Mitchell, R OBP: 0.385, SLG: 0.714 (1, 7)	4-2 1-2 BB		1-1 P6			0-1 F7			
Ernest Riles, L OBP: 0.354, SLG: 0.450 (1, 5)	1-2 G3			1-2 G3			2-2 G3		
Tracy Jones, R OBP: 0.235, SLG: 0.203 (1, 9)		0-1 G3-1 G4-3 1B		1-2 P4			1-0 G4-3		
Terry Kennedy, L OBP: 0.327, SLG: 0.401 (1, 2)		0-0 G4-3		1-2 G3			4-2 BB BB		
Jose Uribe, S OBP: 0.294, SLG: 0.301 (1, 6)		0-1 G3-1			1-0 G6-3		4-1 BB BB		
Scott Garrelts, R OBP: 0.161, SLG: 0.200 (1, 1)		1-3 K			1-1 E5 L4-3		0-1 F9		
Rich Gossage, R (7, 1)									
Ken Oberkfell, L OBP: 0.155, SLG: 0.197 (7, PH)									
Craig Lefferts, L (8, 1)									

Inning Stats	R: 0	H: 0	E: 0	K: 13	S: 13	R: 0	H: 1	E: 0	K: 1	S: 8	R: 1	H: 1	E: 0	K: 0	S: 8	R: 0	H: 0	E: 0	K: 0	S: 9	R: 0	H: 0	E: 1	K: 0	S: 7	R: 0	H: 0	E: 0	K: 1	S: 7	R: 0	H: 0	E: 0	K: 0	S: 12	R: 0	H: 0	E: 0	K: 1	S: 8	R: 0	H: 0	E: 0	K: 1	S: 8
	LOB: 2	BB: 2	LOB: 1	BB: 2		LOB: 0	BB: 0	LOB: 0	BB: 0		LOB: 0	BB: 0	LOB: 0	BB: 0		LOB: 2	BB: 2	LOB: 0	BB: 0		LOB: 0	BB: 0	LOB: 0	BB: 0		LOB: 0	BB: 0	LOB: 0	BB: 0		LOB: 0	BB: 0	LOB: 2	BB: 2	LOB: 0	BB: 0		LOB: 0	BB: 0	LOB: 0	BB: 0		LOB: 0	BB: 0	

PITCHER	IP	WLS	BF	H	R	ER	SO	BB	IBB	HBP	BLK	WP	HR	S	P	ERA	WHIP
Ed Whitson, R ERA: 2.22 (1, 1)	6.0	L	22	2	1	1	2	2	0	0	0	0	0	52	76	1.50	0.667
Greg Harris, R ERA: 1.67 (7, 1)	2.0		8	0	0	0	1	2	0	0	0	0	0	20	33	0.00	1.000

BOTTOM

San Diego Padres @ San Francisco Giants
Candlestick Park, San Francisco, CA

Sat Jun 10 1989, 6:33 AM EDT
Att. 29,116 - Unknown

AB	25
R	1
H	2
RBI	1
BB	4
SO	3
LOB	8

GIANTS

1B: 1	SF: 1	WP: 0	PA: 30
2B: 1	SAC: 0	PB: 0	
3B: 1	DP: 1	SB: 0	
HR: 0	HBP: 0	CS: 0	

Batter	1	2	3	4	5	6	7	8	9	10	11	12	AB	R	H	RBI	BB	SO	LOB	TOP		
Bip Roberts, S OBP: 0.375, SLG: 0.457 Mark Davis, L (12, 1)	F7		F9			G6-3		1B		FC5-6		L5-4	6	1	1	0	0	0	3			
Tim Flannery, L OBP: 0.337, SLG: 0.325 Luis Salazar, R OBP: 0.268, SLG: 0.356 (8, PR)	F8			G4-3		F7		1B		G1-6-3			4	0	1	0	0	0	0			
Tony Gwynn, L OBP: 0.400, SLG: 0.482 (1, 8)	K			1B		G4-3		1B			G3		5	0	2	1	0	1	0			
Jack Clark, R OBP: 0.390, SLG: 0.358 (1, 3)		K		K			K	K				K	5	0	0	0	0	5	3			
Marvell Wynne, L OBP: 0.319, SLG: 0.438 (1, 9)	1B			G3			1B	G4-3			1B		5	0	3	0	0	0	3			
Roberto Alomar, S OBP: 0.308, SLG: 0.311 (1, 4)	F7				G4-3		BB		F7		G6-3		4	0	0	0	1	0	2			
Benito Santiago, R OBP: 0.266, SLG: 0.358 (1, 2)	K			E6		1B		1B	G5-3			P3	5	0	2	0	0	1	1			
Gary Templeton, S OBP: 0.263, SLG: 0.308 (1, 6)			K		G4-3		P5		G3			L5-4	5	0	1	0	0	1	3			
Dennis Rasmussen, L OBP: 0.080, SLG: 0.080 Carmelo Martinez, R OBP: 0.312, SLG: 0.355 Greg Harris, R (10, PH) Chris James, R OBP: 0.219, SLG: 0.258 (12, PH)	F8		F8		G1-3			F8		FC5-6		BB	3	0	0	0	0	0	1			
Inning Stats	R: 0 E: 0 K: 1 S: 9	H: 0 LOB: 0 BB: 0 P: 14	R: 0 E: 0 K: 2 S: 13	H: 1 LOB: 1 BB: 0 P: 22	R: 0 E: 0 K: 1 S: 7	H: 0 LOB: 0 BB: 0 P: 11	R: 0 E: 1 K: 0 S: 10	H: 1 LOB: 1 BB: 0 P: 12	R: 0 E: 0 K: 1 S: 9	H: 0 LOB: 0 BB: 0 P: 13	R: 0 E: 0 K: 0 S: 8	H: 0 LOB: 0 BB: 0 P: 13	R: 0 E: 0 K: 0 S: 4	H: 1 LOB: 0 BB: 0 P: 6	R: 0 E: 0 K: 1 S: 8	H: 1 LOB: 1 BB: 0 P: 11	R: 0 E: 0 K: 0 S: 6	H: 1 LOB: 1 BB: 1 P: 14	1B: 11 2B: 1 3B: 0 HR: 0	SF: 0 SAC: 0 DP: 2 HBP: 0	WP: 0 PB: 0 SB: 1 CS: 0	PA: 46
PITCHER	IP	WLS	BF	H	R	ER	SO	BB	IBB	HBP	BLK	WP	HR	S	P	ERA	WHIP					
Rick Reuschel, R ERA: 2.17 Craig Lefferts, L ERA: 1.61 Rich Gossage, R ERA: 0.82	9.0		35	8	1	1	7	1	0	0	0	0	0	12	135	1.00	1.000					
	2.0	7	7	2	0	0	1	0	0	0	1	0	0	12	17	0.00	1.000					
	1.0	4	4	1	0	0	0	1	0	0	0	0	0	6	14	0.00	2.000					

San Diego Padres @ San Francisco Giants
Candlestick Park, San Francisco, CA
Sun Jun 11 1989, 6:33 AM EDT
Att. 42,003 - Unknown

AB	44
R	1
H	11
RBI	1
BB	2
SO	8
LOB	17



Batter	1	2	3	4	5	6	7	8	9	10	11	12	AB	R	H	RBI	BB	SO	LOB
Brett Butler, L OBP: 0.387, SLG: 0.367 (1, 8)	0-0 FC4-6 1B		1-2 FC6-4 1B		2-2 G6-3		2-2 F7		2-2 SAFE F5			2-3 K	6	0	2	0	0	1	2
Robby Thompson, R OBP: 0.374, SLG: 0.474 (1, 4)	2-0 FC4-6 1-2f		2-3 K			1-1 E 2B		4-0 G1-6-3 BB		2-3 K		1-2 HR 1B	5	1	2	0	1	2	2
Will Clark, L OBP: 0.431, SLG: 0.583 (1, 3)	2-1 FC4-6 1-2f		2-3 K			0-0 F8		2-2 G1-6-3 1-2f		1-1 F8		0-0 HR 1H	6	1	1	2	0	1	4
Kevin Mitchell, R OBP: 0.389, SLG: 0.714 (1, 7)	1-1 F7		1-0 FC6-4 1-2f			4-0 E IBB		1-1 1B		2-2 2B			4	0	2	0	1	0	2
Tracy Jones, R OBP: 0.222, SLG: 0.190 (1, 9)		2-1 F8		2-0 F8		3-3 K		2-0 F9		3-1 G6-3			5	0	0	0	0	1	4
Greg Litton, R OBP: 0.409, SLG: 0.600 Rich Gossage, R (12, 1)		1-2 FC4-6 1B		1-3 K		0-0 G5-3		1-0 HR		2-1 G6-3			5	1	2	1	0	1	2
Kirt Manwaring, R OBP: 0.285, SLG: 0.261 Terry Kennedy, L OBP: 0.331, SLG: 0.401 (11, PH) (12, 2)		1-0 FC4-6 1B		0-1 F7		0-0 F7		0-0 F7		1-1 G6-3		4-1 CS BB	4	0	1	0	0	0	0
Jose Uribe, S OBP: 0.297, SLG: 0.299 (1, 6)		1-0 FC4-6 1-2f 2-3		2-2 G5-3		1-0 SH1-4 1B		4-0 BB		3-3 K		1-2	4	0	1	0	1	1	3
Rick Reuschel, R OBP: 0.152, SLG: 0.097 Candy Maldonado, R OBP: 0.277, SLG: 0.315 Craig Lefferts, L (10, 1) Ken Oberkfell, L OBP: 0.153, SLG: 0.194 (12, 5)		1-0 FC6-4		2-2 F3		1-0 SH1-4		1-1 F7		1-1 F7		1-0 P6	2	0	0	0	0	0	2

Inning Stats	R: 0	H: 1	E: 0	K: 0	S: 6	H: 1	LOB: 1	BB: 0	P: 11	R: 0	H: 2	E: 0	K: 0	S: 8	H: 2	LOB: 2	BB: 0	P: 14	R: 0	H: 1	E: 0	K: 2	S: 11	H: 1	LOB: 1	BB: 0	P: 17	R: 0	H: 0	E: 0	K: 1	S: 6	H: 0	LOB: 0	BB: 0	P: 9	R: 0	H: 0	E: 0	K: 0	S: 10	H: 0	LOB: 0	BB: 0	P: 16	R: 0	H: 1	E: 1	K: 1	S: 7	H: 1	LOB: 2	BB: 1	P: 15	R: 0	H: 1	E: 0	K: 0	S: 6	H: 1	LOB: 1	BB: 1	P: 15	R: 0	H: 1	E: 0	K: 0	S: 6	H: 1	LOB: 1	BB: 1	P: 18	R: 0	H: 1	E: 0	K: 1	S: 11	H: 1	LOB: 1	BB: 0	P: 19	R: 0	H: 0	E: 0	K: 1	S: 7	H: 0	LOB: 1	BB: 1	P: 16	R: 2	H: 2	E: 0	K: 1	S: 9	H: 2	LOB: 0	BB: 0	P: 13	1B: 7	2B: 3	3B: 0	HR: 2	SF: 0	SAC: 1	DP: 2	HBP: 0	WP: 0	PA: 48
--------------	------	------	------	------	------	------	--------	-------	-------	------	------	------	------	------	------	--------	-------	-------	------	------	------	------	-------	------	--------	-------	-------	------	------	------	------	------	------	--------	-------	------	------	------	------	------	-------	------	--------	-------	-------	------	------	------	------	------	------	--------	-------	-------	------	------	------	------	------	------	--------	-------	-------	------	------	------	------	------	------	--------	-------	-------	------	------	------	------	-------	------	--------	-------	-------	------	------	------	------	------	------	--------	-------	-------	------	------	------	------	------	------	--------	-------	-------	-------	-------	-------	-------	-------	--------	-------	--------	-------	--------

PITCHER	IP	WLS	BF	H	R	ER	SO	BB	IBB	HBP	BLK	WP	HR	S	P	ERA	WHIP
Dennis Rasmussen, L ERA: 4.44 (1, 1)	9.0		37	8	1	1	4	2	1	0	0	0	1	69	125	1.00	1.111
Greg Harris, R ERA: 1.57 (10, 1)	2.0		7	1	0	0	2	1	0	0	0	0	0	18	35	0.00	1.000
Mark Davis, L ERA: 3.21 (12, 1)	0.2	L	4	2	2	2	1	0	0	0	0	0	1	9	13	27.00	3.000

San Diego Padres @ San Francisco Giants
Candlestick Park, San Francisco, CA

Sun Jun 11 1989, 6:33 AM EDT
Att: 42,003 - Unknown

livebaseballscorecards.com

AB	43
R	3
H	11
RBI	3
BB	4
SO	7
LOB	22



Batter	1	2	3	4	5	6	7	8	9	AB R H RBI BB SO LOB	TOP											
Chris Sabo, R (1, 5) OBP: 0.315, SLG: 0.404	0-2 G6-3		1-3 K		1-0 WP HR 1B		0-0 L5		2-0 2-H 2B	5 1 2 1 0 1 0												
Todd Benzinger, S (1, 3) OBP: 0.293, SLG: 0.371	1-0 G4-3			1-1 F7	3-2 HR		1-1 G3		1-1 G6-3	5 1 1 3 0 0 1												
Barry Larkin, R (1, 6) OBP: 0.393, SLG: 0.477	0-1 F9			1-2 HR 2B	4-0 FC5-4 BB			1-1 HR 1B	2-1 G6-3	4 2 2 0 1 0 1												
Eric Davis, R (1, 8) OBP: 0.358, SLG: 0.552		2-1 G5-3		2-0 2-H HR	0-0 FC5-4			1-0 1-H HR		4 2 2 4 0 0 1												
Paul O'Neill, L (1, 9) OBP: 0.354, SLG: 0.464		0-0 G4-3		1-0 F7	1-2 G5-3			1-2 G3-1		4 0 0 0 0 0 1												
Ken Griffey, L (1, 7) OBP: 0.359, SLG: 0.457		1-1 E4		0-1 HR		1-0 F8		2-1 G4-3		4 1 1 1 0 0 0												
Rolando Roomes, R (8, 7) OBP: 0.305, SLG: 0.488										0 0 0 0 0 0 0												
Jeff Reed, L (1, 2) OBP: 0.288, SLG: 0.322		0-0 G4-3		1-0 1B		1-1 F9		2-3 K		3 0 1 0 0 0 1												
Rob Dibble, L (6, 1)										1 0 0 0 0 1 0												
John Franco, L (9, 1)										0 0 0 0 0 0 0												
Lenny Harris, L (1, 4) OBP: 0.270, SLG: 0.259			1-1 G5-3		1-0 G6-3	0-1 G4-3			0-0 G4-3 2B 1B	4 1 1 0 0 0 0												
Danny Jackson, R (1, 1) OBP: 0.222, SLG: 0.222			3-2 G6-3		0-0 WP HR 1B 1B		0-3 K		1-0 G4-3	2 1 1 0 0 0 0												
Bo Diaz, R (6, 2) OBP: 0.198, SLG: 0.208										2 0 0 0 0 1 1												
Inning Stats	R: 0 E: 0 K: 0 S: 6	H: 0 LOB: 0 BB: 0 P: 7	R: 0 E: 1 K: 0 S: 6	H: 0 LOB: 1 BB: 0 P: 9	R: 0 E: 0 K: 1 S: 9	H: 0 LOB: 0 BB: 0 P: 14	R: 3 E: 0 K: 0 S: 10	H: 4 LOB: 1 BB: 0 P: 16	R: 3 E: 0 K: 0 S: 10	H: 3 LOB: 1 BB: 1 P: 20	R: 0 E: 0 K: 0 S: 5	H: 0 LOB: 0 BB: 0 P: 7	R: 0 E: 0 K: 1 S: 6	H: 0 LOB: 0 BB: 0 P: 7	R: 2 E: 0 K: 1 S: 13	H: 2 LOB: 0 BB: 0 P: 20	R: 1 E: 0 K: 0 S: 7	H: 2 LOB: 1 BB: 0 P: 13	1B: 5 2B: 2 3B: 0 HR: 4	SF: 0 SAC: 0 DP: 0 HBP: 0	WP: 1 PB: 0 SB: 0 CS: 0	PA: 39
PITCHER	IP WLS BF H R ER SO BB IBB HBP BLK WP HR S P ERA WHIP																					
Walt Terrell, R (1, 1) ERA: 3.92	4.1 L 20 7 6 6 1 0 0 0 0 0 1 3 37 57 12.46 1.615																					
Mark Grant, R (5, 1) ERA: 2.45	3.2 14 2 2 2 2 1 0 0 0 0 0 1 28 43 4.91 0.818																					
Dave Leiper, L (9, 1) ERA: 5.48	1.0 5 2 1 1 0 0 0 0 0 0 0 0 7 13 9.00 2.000																					

Cincinnati Reds @ San Diego Padres
Jack Murphy Stadium, San Diego, CA
 Tue Jun 13 1989, 10:05 PM EDT
 Att. 16,351 - Unknown - 70 F

livebaseballscorecards.com

AB	38
R	9
H	11
RBI	9
BB	1
SO	3
LOB	6



Batter	1	2	3	4	5	6	7	8	9	AB R H RBI BB SO LOB	TOP											
Chris Sabo, R (1, 5) OBP: 0.320, SLG: 0.408	1-2 G4-3 1B		0-0 BB SF8 1B	3-2 1-H F8 1B			1-1 G6-3		1-1 G5-3	5 1 3 1 0 0 2	Cincinnati Reds @ San Diego Padres Jack Murphy Stadium, San Diego, CA Wed Jun 14 1989, 10:05 PM EDT Att. 22,805 - Unknown - 70 F											
Todd Benzinger, S (1, 3) OBP: 0.287, SLG: 0.363	1-1 G4-3		3-3 K	1-1 F8			2-2 F7		1-2 G5-3	5 0 0 0 0 1 5												
Barry Larkin, R (1, 6) OBP: 0.391, SLG: 0.473	0-2 F7		0-2 SF8 BB 1B				0-0 G4-3			4 0 1 0 0 1 1												
Eric Davis, R (1, 8) OBP: 0.366, SLG: 0.551	4-2 BB		4-2 BB BB				3-2 1B		1-1 G5-3	2 0 1 0 2 0 0												
Paul O'Neill, L (1, 9) OBP: 0.348, SLG: 0.457	1-1 G4-3		3-2 SF8				0-0 F8		0-0 F7	3 0 0 1 0 0 3												
Ken Griffey, L (1, 7) OBP: 0.365, SLG: 0.452			3-2 G3	4-2 BB			2-0 F8		1-2 PO 1B	3 0 1 0 1 0 1												
Jeff Reed, L (1, 2) OBP: 0.288, SLG: 0.320			0-1 1B	1-3 K			1-0 F7		1-2 PO	4 0 1 0 0 1 3												
Lenny Harris, L (1, 4) OBP: 0.280, SLG: 0.271			2-2 F9				0-0 P5		0-0 G5-3 1B	4 1 2 0 0 0 1												
Jose Rijo, R (1, 1) OBP: 0.233, SLG: 0.241			0-1 P3				3-3 K		1-0 G5-3 1B	2 0 0 0 0 1 2												
Van Snider, L (6, PH)										1 0 0 0 0 1 0												
Norm Charlton, S (6, 1)										0 0 0 0 0 0 0												
Dave Collins, S (9, PH)										1 0 1 0 0 0 0												
Inning Stats	R: 0 E: 0 K: 0 S: 14	H: 1 LOB: 2 BB: 1 P: 21	R: 0 E: 0 K: 0 S: 14	H: 1 LOB: 1 BB: 0 P: 19	R: 1 E: 0 K: 2 S: 27	H: 2 LOB: 3 BB: 2 P: 42	R: 1 E: 0 K: 1 S: 11	H: 2 LOB: 0 BB: 0 P: 16	R: 0 E: 0 K: 1 S: 9	H: 1 LOB: 1 BB: 0 P: 14	R: 0 E: 0 K: 1 S: 6	H: 0 LOB: 0 BB: 0 P: 10	R: 0 E: 0 K: 0 S: 7	H: 0 LOB: 0 BB: 0 P: 10	R: 0 E: 0 K: 0 S: 9	H: 1 LOB: 0 BB: 0 P: 12	R: 0 E: 0 K: 0 S: 8	H: 2 LOB: 2 BB: 0 P: 11	1B: 10 2B: 0 3B: 0 HR: 0	SF: 1 SAC: 0 DP: 0 HBP: 0	WP: 0 PB: 0 SB: 2 CS: 0	PA: 39
PITCHER	IP WLS BF H R ER SO BB IBB HBP BLK WP HR S P ERA WHIP																					
Eric Show, R (1, 1) ERA: 4.2	8.1 W 36 10 2 2 5 3 0 0 0 0 0 0 100 148 2.16 1.560																					
Mark Davis, L (9, 1) ERA: 3.15	0.2 S 2 0 0 0 0 0 0 0 0 0 0 0 5 7 0.00 0.000																					

livebaseballscorecards.com

AB	34
R	2
H	10
RBI	2
BB	3
SO	5
LOB	18



Batter	1	2	3	4	5	6	7	8	9	AB	R	H	RBI	BB	SO	LOB
Chris James, R (1, 7) OBP: 0.231, SLG: 0.259 Bip Roberts, S (2, 7) OBP: 0.361, SLG: 0.438	1-1 P6	1-0 FC6-4			1-1 F8		1-3 K			1	0	0	0	0	0	0
Roberto Alomar, S (1, 4) OBP: 0.312, SLG: 0.308	4-2 FC4-6 BB	1-0 CS	4-2 CS BB		2-1 1B WP 1B		0-2 G5-3			2	1	1	0	2	0	0
Tony Gwynn, L (1, 9) OBP: 0.394, SLG: 0.469	1-1 FC4-6 BB		4-1 CS BB		2-2 F8		2-2 F7			3	0	0	0	1	0	2
Marvell Wynne, L (1, 8) OBP: 0.321, SLG: 0.433	4-2 BB		2-1 G3		2-1 WP 1B			1-0 G1-3		3	0	1	0	1	0	1
Benito Santiago, R (1, 2) OBP: 0.271, SLG: 0.373	0-3 K			0-0 HR	2-2 F7			2-0 F9		4	1	1	1	0	1	3
Rob Nelson, L (1, 3) OBP: 0.350, SLG: 0.392		0-2 HR		4-0 G6-3 BB		2-1 CS 1B		1-1 CS 3B		3	1	3	1	1	0	0
Luis Salazar, R (1, 5) OBP: 0.286, SLG: 0.357		3-2 E S 1B		4-1 G6-3 BB		4-2 BB		2-2 G3		2	1	1	0	2	0	1
Garry Templeton, S (1, 6) OBP: 0.269, SLG: 0.323		3-3 K		1-0 G6-3		1-1 F7				3	0	0	0	0	1	4
Eric Show, R (1, 1) OBP: 0.219, SLG: 0.226 Mark Davis, L (9, 1)		0-0 FC6-4 1B		2-3 K		1-3 K				3	0	1	1	0	2	2
										0	0	0	0	0	0	0

Inning Stats	R: 0	H: 0	E: 0	K: 1	S: 12	R: 2	H: 3	E: 1	K: 1	S: 13	R: 0	H: 0	E: 0	K: 0	S: 6	R: 1	H: 1	E: 0	K: 1	S: 9	R: 1	H: 2	E: 0	K: 0	S: 12	R: 0	H: 1	E: 0	K: 1	S: 9	R: 0	H: 0	E: 0	K: 1	S: 9	R: 0	H: 1	E: 0	K: 0	S: 7
	LOB: 2	BB: 2	P: 22	LOB: 0	BB: 0	LOB: 0	BB: 0	LOB: 1	BB: 2	P: 21	LOB: 1	BB: 1	LOB: 0	BB: 0	P: 16	LOB: 1	BB: 2	LOB: 1	BB: 1	P: 20	LOB: 1	BB: 0	LOB: 0	BB: 0	P: 21	LOB: 1	BB: 1	LOB: 0	BB: 0	P: 17	LOB: 0	BB: 0	LOB: 1	BB: 0	P: 13	LOB: 0	BB: 0	LOB: 1	BB: 0	P: 13

PITCHER	IP	WLS	BF	H	R	ER	SO	BB	IBB	HBP	BLK	WP	HR	S	P	ERA	WHIP
Jose Rijo, R (1, 1) ERA: 2.81	5.0	L	23	6	4	4	3	6	0	0	0	1	2	52	100	7.20	2.400
Norm Charlton, L (6, 1) ERA: 3.52	3.0		11	2	0	0	2	1	0	0	0	0	0	25	42	0.00	1.000

BOTTOM

AB	R	H	RBI	BB	SO	LOB
1	0	0	0	0	0	0
3	0	0	0	0	1	1
2	1	1	0	2	0	0
3	0	0	0	1	0	2
3	0	1	0	1	0	1
4	1	1	1	0	1	3
3	1	3	1	1	0	0
2	1	1	0	2	0	1
3	0	0	0	0	1	4
3	0	1	1	0	2	2
0	0	0	0	0	0	0

AB	27
R	4
H	8
RBI	3
BB	7
SO	5
LOB	14



WP	PA	CS
2	35	4

Cincinnati Reds @ San Diego Padres
Jack Murphy Stadium, San Diego, CA
 Wed Jun 14 1989, 10:05 PM EDT
 Att: 22,805 - Unknown - 70 F

livebaseballscorecards.com

Batter	1	2	3	4	5	6	7	8	9	10	11	12	AB	R	H	RBI	BB	SO	LOB	TOP		
Chris Sabo, R OBP: 0.314, SLG: 0.399 (1, 5)	K		P3			K		FC5-4			G5-3		5	0	0	0	0	2	2			
Todd Benzinger, S OBP: 0.282, SLG: 0.355 (1, 3)	K			K		F8				G1-3			5	0	0	0	0	3	0			
Barry Larkin, R OBP: 0.391, SLG: 0.472 (1, 6)	G5-3				G6-4-3 1B	G5-3				G6-3 1B			5	0	2	0	0	0	0			
Eric Davis, R OBP: 0.364, SLG: 0.544 Van Snider, L (9, 9) (9, 7)		K			G6-4-3 1-2f			L6-3 1B		G6-3 1-2			4	0	1	0	0	1	2			
Joel Youngblood, R OBP: 0.321, SLG: 0.396 Tim Birtsas, L Kent Tekulve, R (1, 7) (12, 1) (12, 1)		K				G3		L6-3 1-2		K			4	0	0	0	0	2	2			
Rolando Roomes, R OBP: 0.310, SLG: 0.482 (1, 9) (9, 8)		K						G6-3					0	0	0	0	0	0	0			
Bo Diaz, R OBP: 0.202, SLG: 0.213 Skeeter Barnes, R Jeff Reed, L OBP: 0.286, SLG: 0.318 (1, 2) (8, PR) (8, 2)			F8										5	0	2	0	0	2	1			
Lenny Harris, L OBP: 0.289, SLG: 0.281 (1, 4)																						
Tom Browning, L OBP: 0.194, SLG: 0.138 Dave Collins, S Rob Dibble, L John Franco, L Paul O'Neill, L Ken Griffey, L OBP: 0.347, SLG: 0.455 OBP: 0.371, SLG: 0.459 (1, 1) (8, PH) (8, 1) (9, 1) (9, 9) (12, PH)																						
Inning Stats	R: 0 E: 0 K: 2 S: 8	H: 0 LOB: 0 BB: 0 P: 13	R: 0 E: 0 K: 3 S: 9	H: 0 LOB: 0 BB: 0 P: 16	R: 0 E: 0 K: 1 S: 11	H: 1 LOB: 1 BB: 0 P: 14	R: 0 E: 0 K: 1 S: 5	H: 1 LOB: 0 BB: 0 P: 8	R: 0 E: 0 K: 1 S: 7	H: 1 LOB: 0 BB: 0 P: 10	R: 0 E: 0 K: 1 S: 6	H: 1 LOB: 1 BB: 1 P: 14	R: 0 E: 0 K: 1 S: 11	H: 1 LOB: 1 BB: 0 P: 15	R: 0 E: 0 K: 1 S: 7	H: 0 LOB: 0 BB: 0 P: 13	R: 0 E: 0 K: 3 S: 10	H: 1 LOB: 1 BB: 0 P: 15	1B: 9 2B: 1 3B: 0 HR: 0	SF: 0 SAC: 1 DP: 2 HBP: 0	WP: 0 PB: 0 SB: 1 CS: 1	PA: 43
PITCHER	IP WLS BF H R ER SO BB IBB HBP BLK WP HR S P ERA WHIP	IP WLS BF H R ER SO BB IBB HBP BLK WP HR S P ERA WHIP																				
Bruce Hurst, L ERA: 3.3 Greg Harris, R ERA: 1.49	(1, 1) (11, 1)	10.0 W 36 8 0 0 10 1 0 0 0 0 0 122 0.00 0.900	2.0 W 7 1 0 0 4 0 0 0 0 0 0 28 0.00 0.500																			

Cincinnati Reds @ San Diego Padres
 Jack Murphy Stadium, San Diego, CA
 Thu Jun 15 1989, 6:33 AM EDT
 Att. 20,942 - Unknown

AB	41
R	0
H	9
RBI	0
BB	1
SO	14
LOB	15



WP: 0	PA: 43
PB: 0	
SB: 1	
CS: 1	

Batter	1	2	3	4	5	6	7	8	9	10	11	12	AB	R	H	RBI	BB	SO	LOB	
Shawn Abner, R OBP: 0.200, SLG: 0.200	0-1 F7		1-1 F9			0-0 G6-3			0-0 FC1-6 SH1-4 1B		1-3 K		5	0	1	0	0	1	0	
Roberto Alomar, S OBP: 0.311, SLG: 0.304	4-2 F7-4 S BB			1-1 G5-3		0-0 F9			2-0 SH1-4		1-1 G5-3		3	0	0	0	1	0	0	
Tony Gwynn, L OBP: 0.391, SLG: 0.464	2-2 F7-4			0-0 F7		2-1 G3-1			1-2 FC1-6		2-1 BB 1B		5	0	1	0	0	0	2	
Carmelo Martinez, R OBP: 0.311, SLG: 0.348		1-0 G6-3		3-2 1B		0-0 P5			2-2 F8		4-0 BB 1B		4	0	1	0	1	0	1	
Rob Nelson, L OBP: 0.344, SLG: 0.370	1-3 K			3-2 F9		3-2 F9				4-2 G4-3 SH1-4 BB		3	0	0	0	1	1	1	1	
Bip Roberts, S OBP: 0.357, SLG: 0.432												1	0	0	0	0	1	2		
Luis Salazar, R OBP: 0.285, SLG: 0.354		2-0 1B			1-0 G5-3			2-0 F8		0-1 SH1-4		1-2 F8		4	0	1	0	0	0	
Mark Parent, R OBP: 0.217, SLG: 0.359		2-3 K			1-3 K			0-1 F9		1-0 G4-3		0-2 1B 1B		5	1	1	0	0	2	3
Garry Templeton, S OBP: 0.277, SLG: 0.332			1-1 G4-3		0-0 2B			1-3 K		4-0 FC6-4 IBB		1-1 1B 1B		4	0	2	0	1	1	0
Bruce Hurst, L OBP: 0.094, SLG: 0.033			2-2 G3		2-3 K			3-3 K		0-1 FC6-4		3-2 1B		3	0	0	0	0	2	1
Benito Santiago, R OBP: 0.269, SLG: 0.371													1	0	0	0	0	0	2	
Greg Harris, R													0	0	0	0	0	0	0	
Jack Clark, R OBP: 0.385, SLG: 0.352												1-2 2-H 1B		1	0	1	1	0	0	0

Inning Stats	R: 0	H: 0	E: 0	K: 8	S: 8	R: 0	H: 1	E: 0	K: 8	S: 8	R: 0	H: 0	E: 0	K: 7	S: 7	R: 0	H: 1	E: 0	K: 10	S: 10	R: 0	H: 0	E: 0	K: 4	S: 4	R: 0	H: 0	E: 0	K: 8	S: 8	R: 0	H: 1	E: 0	K: 10	S: 10	R: 0	H: 1	E: 0	K: 11	S: 11	R: 1	H: 3	E: 0	K: 11	S: 11	1B: 7	2B: 2	3B: 0	HR: 0	SF: 0	SAC: 2	DP: 1	HBP: 0	WP: 0	PA: 45
--------------	------	------	------	------	------	------	------	------	------	------	------	------	------	------	------	------	------	------	-------	-------	------	------	------	------	------	------	------	------	------	------	------	------	------	-------	-------	------	------	------	-------	-------	------	------	------	-------	-------	-------	-------	-------	-------	-------	--------	-------	--------	-------	--------

PITCHER	IP	WLS	BF	H	R	ER	SO	BB	IBB	HBP	BLK	WP	HR	S	P	ERA	WHIP
Tom Browning, L ERA: 3.31	7.0		24	3	0	0	4	1	0	0	0	0	0	52	86	0.00	0.571
Rob Dibble, R ERA: 1.99	1.0		4	1	0	0	2	0	0	0	0	0	0	9	13	0.00	1.000
John Franco, L ERA: 1.07	3.0		13	1	0	0	2	2	1	0	0	0	0	26	47	0.00	1.000
Tim Lincecum, L ERA: 2.25	0.1	L	3	2	1	1	0	0	0	0	0	0	0	8	10	27.00	6.000
Kent Tekulve, R ERA: 4.5	0.0		1	1	0	0	0	0	0	0	0	0	0	3	6	∞	∞

BOTTOM

Cincinnati Reds @ San Diego Padres
Jack Murphy Stadium, San Diego, CA

Thu Jun 15 1989, 6:33 AM EDT
 Att: 20,942 - Unknown

livebaseballscorecards.com

AB	39
R	1
H	8
RBI	1
BB	4
SO	8
LOB	12



Batter	1	2	3	4	5	6	7	8	9	AB R H RBI BB SO LOB	TOP
Gerald Young, S OBP: 0.324, SLG: 0.247 (1, 8)	2-0 SH2-3 HR 2B		2-0 F8		1-2 FC8-5 1B		4-1 1B BB		1-1 PO 2-3	3 1 2 0 1 0 0	
Craig Reynolds, L OBP: 0.277, SLG: 0.263 (1, 6)	0-0 SH2-3		1-2 1B		1-2 FC8-5		1-1 1B			3 0 2 0 0 0 2	
Bill Doran, S OBP: 0.350, SLG: 0.421 (1, 4)	2-1 HR		1-2 G4-3		2-3 K		0-0 G3			4 1 1 2 0 1 5	
Glenn Davis, R OBP: 0.334, SLG: 0.480 (1, 3)	1-2 L9			0-1 HR		0-2 F7		2-2 G1		4 1 1 1 0 0 0	
Terry Puhl, L OBP: 0.351, SLG: 0.387 (1, 7) (6, 9)	2-3 K			0-0 F9		0-1 G4-3		2-1 F7		4 0 0 0 0 1 0	
Ken Caminiti, S OBP: 0.298, SLG: 0.360 (1, 5)			1-1 F8		0-2 F7		4-0 BB		1-3 K	3 0 0 0 1 1 0	
Greg Gross, L OBP: 0.300, SLG: 0.167 Billy Hatcher, R OBP: 0.280, SLG: 0.321 Dave Smith, R (9, 1)			0-1 G1-3		3-2 F8		1-2 F8		0-0 PO SH1-4 1B	3 0 0 0 0 0 1 1 0 1 0 0 0 0 0 0 0 0 0 0 0	AB 32 R 3 H 8 RBI 3 BB 2 SO 4 LOB 9
Craig Biggio, R OBP: 0.327, SLG: 0.401 (1, 2)			2-2 G6-3		0-1 G1-3		0-0 G5-3		1-1 SH1-4	3 0 0 0 0 0 0	
Jim Clancy, R OBP: 0.227, SLG: 0.238 Larry Andersen, R OBP: 1.000, SLG: 1.000 Louie Meadows, L OBP: 0.212, SLG: 0.281 (9, PH) (9, 7)			1-3 K		0-1 FC8-5 1B		0-0 G6-3		1-0 P3	3 0 1 0 0 1 0 0 0 0 0 0 0 0 1 0 0 0 0 0 1	
Inning Stats	R: 2 H: 2 E: 0 LOB: 0 K: 1 BB: 0 S: 11 P: 18	R: 0 H: 0 E: 0 LOB: 0 K: 0 BB: 0 S: 9 P: 12	R: 0 H: 1 E: 0 LOB: 1 K: 1 BB: 0 S: 12 P: 17	R: 1 H: 1 E: 0 LOB: 0 K: 0 BB: 0 S: 9 P: 12	R: 0 H: 2 E: 0 LOB: 2 K: 1 BB: 0 S: 16 P: 20	R: 0 H: 0 E: 0 LOB: 1 K: 0 BB: 1 S: 8 P: 13	R: 0 H: 1 E: 0 LOB: 2 K: 0 BB: 1 S: 6 P: 11	R: 0 H: 0 E: 0 LOB: 0 K: 1 BB: 0 S: 9 P: 14	R: 0 H: 1 E: 0 LOB: 0 K: 0 BB: 0 S: 5 P: 8	1B: 5 SF: 0 2B: 1 SAC: 2 3B: 0 DP: 0 HR: 2 HBP: 0	WP: 0 PA: 37 PB: 0 SB: 1 CS: 0
PITCHER Ed Whitson, R ERA: 2.33 Mark Grant, R ERA: 2.31	IP WLS BF H R ER SO BB IBB HBP BLK WP HR S P ERA WHIP										
	(1, 1) 7.0 L 30 7 3 3 3 2 0 0 0 0 0 2 71 103 3.86 1.286										
	(8, 1) 2.0 6 1 0 0 1 0 0 0 0 0 0 0 14 22 0.00 0.500										

Houston Astros @ San Diego Padres
Jack Murphy Stadium, San Diego, CA

Fri Jun 16 1989, 10:05 PM EDT
Att. 18,709 - Unknown - 73 F

livebaseballscorecards.com



Batter	1	2	3	4	5	6	7	8	9	AB R H RBI BB SO LOB	TOP											
Billy Hatcher, R OBP: 0.288, SLG: 0.347 (1, 7) FFBBX	2-2 G6-3 2B		X 0-0 G6-3 1B		C 1-1 HR			B 1-3 K		4 1 3 1 0 1 0												
Gerald Young, S OBP: 0.323, SLG: 0.247 (1, 8) BCLFS	2-3 K		X 0-0 G6-3 1-2f		X 0-0 F8			B 3-2 CS 1B		4 0 1 0 0 1 2												
Bill Doran, S OBP: 0.345, SLG: 0.415 (1, 4) CBBX	1-1 G6-3 2-3		B 3-1 F9		B 2-0 G5-3			C 1-1 CS 1-2	0-0 F7	4 0 0 0 0 0 1												
Glenn Davis, R OBP: 0.337, SLG: 0.482 (1, 3) BBB	4-0 BB		X 0-0 2B		S 1-1 F9			X 0-0 G5-3	0-0 G5-3	3 0 1 0 1 0 0												
Ken Caminiti, S OBP: 0.294, SLG: 0.354 (1, 5) FBCX	1-2 P4		B 1-0 F7		B 2-2 L4			X 0-0 L4	0-0 L4	4 0 0 0 0 0 3												
Craig Biggio, R OBP: 0.327, SLG: 0.396 (1, 2)		X 0-0 F8		B 2-1 P5		B 4-1 G6-3 BB				2 0 0 0 1 0 1												
Terry Puhl, L OBP: 0.344, SLG: 0.379 (1, 9) BTTTC		B 2-2 P5		C 1-3 SAFE K		X 0-0 G6-3 1-2f				3 0 0 0 0 1 2												
Eric Yelding, R OBP: 0.250, SLG: 0.227 (1, 6) COC		X 0-2 2B		C 2-1 L6		B 1-1 F8				3 0 1 0 0 0 0												
Jim Deshaies, L OBP: 0.194, SLG: 0.171 Danny Darwin, R OBP: 0.143, SLG: 0.143 Louie Meadows, L OBP: 0.212, SLG: 0.281 (1, 1) (8, 1) (8, 7) STTC		B 0-3 K		S 0-3 K				B 1-2 G1-3		3 0 0 0 0 2 1 0 0 0 0 0 0 0 0 0 0 0 0 0 0												
Inning Stats	R: 0 E: 0 K: 1 S: 12	H: 1 LOB: 2 BB: 1 P: 22	R: 0 E: 0 K: 1 S: 11	H: 1 LOB: 1 BB: 0 P: 13	R: 0 E: 0 K: 0 S: 4	H: 1 LOB: 0 BB: 0 P: 7	R: 0 E: 0 K: 1 S: 9	H: 1 LOB: 1 BB: 0 P: 13	R: 1 E: 0 K: 1 S: 10	H: 1 LOB: 0 BB: 0 P: 13	R: 0 E: 0 K: 0 S: 6	H: 0 LOB: 0 BB: 0 P: 11	R: 0 E: 0 K: 0 S: 4	H: 0 LOB: 0 BB: 1 P: 9	R: 0 E: 0 K: 1 S: 11	H: 1 LOB: 0 BB: 0 P: 17	R: 0 E: 0 K: 0 S: 3	H: 0 LOB: 0 BB: 0 P: 3	1B: 2 2B: 3 3B: 0 HR: 1	SF: 0 SAC: 0 DP: 2 HBP: 0	WP: 0 PB: 0 SB: 0 CS: 1	PA: 33
PITCHER	IP WLS BF H R ER SO BB IBB HBP BLK WP HR S P ERA WHIP																					
Dennis Rasmussen, L ERA: 4.17 Greg Harris, R ERA: 1.41 (1, 1) (8, 1)	7.0 26 5 1 1 4 2 0 0 0 0 1 56 88 1.29 1.000																					
	2.0 6 1 0 0 1 0 0 0 0 0 0 14 20 0.00 0.500																					

Houston Astros @ San Diego Padres
Jack Murphy Stadium, San Diego, CA

Sat Jun 17 1989, 10:05 PM EDT
Att. 41,118 - Unknown - 71 F

livebaseballscorecards.com

AB 30
R 1
H 6
RBI 1
BB 2
SO 5
LOB 10



Batter	1	2	3	4	5	6	7	8	9	AB	R	H	RBI	BB	SO	LOB
Shawn Abner, R OBP: 0.154, SLG: 0.154 (1, 8)	2-2 G5-3		2-1 F7		1-0 P3		0-0 F7			4	0	0	0	0	0	0
Roberto Alomar, S OBP: 0.306, SLG: 0.299 (1, 4)	2-1 2B G1-2-3 1B		1-1 P3		1-1 F9		0-1 P3			4	0	1	0	0	0	0
Tony Gwynn, L OBP: 0.397, SLG: 0.471 (1, 9)	0-1 1-3 2B		2-2 BB 1B		0-1 S 1B		1-2 HR 1B			4	1	4	0	0	0	0
Jack Clark, R OBP: 0.395, SLG: 0.370 (1, 3)	4-0 IBB		4-0 1-2 BB BB		4-1 1-2 BB BB		0-1 1-H HR HR			1	1	1	2	3	0	0
Carmelo Martinez, R OBP: 0.312, SLG: 0.343 (1, 7)	2-2 G1-2-3 3-Hf		4-1 1-2 2-3 BB		1-0 F8		0-1 F9			3	0	0	0	1	0	5
Benito Santiago, R OBP: 0.264, SLG: 0.362 (1, 2)		0-3 K	2-3 K		1-0 F7		0-0 CS 1B			4	0	1	0	0	2	3
Luis Salazar, R OBP: 0.277, SLG: 0.355 (1, 5)		0-0 3B		2-0 P6		3-2 L6		1-1 B2		4	0	1	0	0	0	1
Garry Templeton, S OBP: 0.272, SLG: 0.330 (1, 6)		3-2 G6-3		0-1 G6-3		2-2 G6-3				3	0	0	0	0	0	1
Dennis Rasmussen, L OBP: 0.074, SLG: 0.074 (1, 1)		1-3 K		0-0 L4			3-3 K			2	0	0	0	0	1	1
Bip Roberts, S OBP: 0.353, SLG: 0.427 (7, PH)										1	0	0	0	0	1	0
Greg Harris, R (8, 1)										0	0	0	0	0	0	0

Inning Stats	R: 0	H: 2	E: 0	LOB: 2	K: 0	P: 24	R: 0	H: 1	E: 0	LOB: 1	K: 2	P: 11	R: 0	H: 1	E: 0	LOB: 3	K: 1	P: 27	R: 0	H: 0	E: 0	LOB: 0	K: 0	P: 6	R: 0	H: 1	E: 0	LOB: 2	K: 0	P: 14	R: 0	H: 0	E: 0	LOB: 0	K: 1	P: 12	R: 2	H: 3	E: 0	LOB: 0	K: 0	P: 12
PITCHER	IP	WLS	BF	H	R	ER	SO	BB	IBB	HBP	BLK	WP	HR	S	P	ERA	WHIP																									
Jim Deshaies, L ERA: 3.13 (1, 1)	7.0		30	6	1	1	4	3	1	0	0	0	0	68	116	1.29	1.286																									
Danny Darwin, R ERA: 2.56 (8, 1)	1.0	L	4	2	1	1	0	0	0	0	0	0	1	8	8	9.00	2.000																									


BOTTOM

Houston Astros @ San Diego Padres
Jack Murphy Stadium, San Diego, CA

Sat Jun 17 1989, 10:05 PM EDT
Att: 41,118 - Unknown - 71 F

livebaseballscorecards.com

AB	30
R	2
H	8
RBI	2
BB	4
SO	4
LOB	11



WP: 0	PA: 34
PB: 0	
SB: 1	
CS: 1	

Batter	1	2	3	4	5	6	7	8	9	AB R H RBI BB SO LOB	TOP											
Billy Hatcher, R OBP: 0.286, SLG: 0.348 (1, 8)	1-1 E5	1-2 F9			1-2 G5-3		0-0 2B		1-0 F8	5 0 1 0 0 0 1												
Rafael Ramirez, R OBP: 0.286, SLG: 0.315 (1, 6)	1-1 F9		1-3 K2-3		3-1 G4-3		3-1 G3			4 0 0 0 0 1 2												
Bill Doran, S OBP: 0.347, SLG: 0.416 (1, 4)	1-0 E S 1B		1-2 F7			1-1 1B		1-3 K		4 1 2 0 0 1 0												
Glenn Davis, R OBP: 0.332, SLG: 0.475 (1, 3)	3-1 E5 1B		1-1 F7			0-0 L6		1-1 G4-3		4 1 0 0 0 0 2												
Terry Puhl, L OBP: 0.348, SLG: 0.382 (1, 9)	2-2 1B 1-2 3-H 1B			0-0 F9		1 SAFE 0-0 F7		1-1 S HR 1B		4 1 2 1 0 0 1												
Ken Caminiti, S OBP: 0.297, SLG: 0.368 (1, 5)	2-1 1-3 2-H 1B			2-2 G3		0-0 G3		1-1 1-H HR		4 1 2 3 0 0 1												
Louie Meadows, L OBP: 0.189, SLG: 0.250 (1, 7)	1-2 P3			0-1 P6			1-1 F9	0-3 K		4 0 0 0 0 1 2												
Craig Biggio, R OBP: 0.325, SLG: 0.412 (1, 2)		3-2 G6-3			0-0 E5 SH3-4		3-1 HR		1-3 K	4 1 1 1 0 1 0												
Mike Scott, R OBP: 0.103, SLG: 0.081 (1, 1)		0-1 G6-3			3-1 SH3-4		0-1 L5		0-1 G6-3	3 0 0 0 0 0 0												
Inning Stats	R: 2 E: 2 K: 0 S: 15	H: 3 LOB: 2 BB: 0 P: 26	R: 0 E: 0 K: 0 S: 8	H: 0 LOB: 0 BB: 0 P: 12	R: 0 E: 0 K: 1 S: 8	H: 0 LOB: 0 BB: 0 P: 11	R: 0 E: 0 K: 0 S: 7	H: 0 LOB: 0 BB: 0 P: 9	R: 0 E: 1 K: 0 S: 8	H: 0 LOB: 1 BB: 0 P: 15	R: 0 E: 0 K: 0 S: 5	H: 1 LOB: 1 BB: 0 P: 6	R: 1 E: 0 K: 0 S: 9	H: 2 LOB: 1 BB: 0 P: 16	R: 2 E: 0 K: 2 S: 12	H: 2 LOB: 0 BB: 0 P: 16	R: 0 E: 0 K: 1 S: 6	H: 0 LOB: 0 BB: 0 P: 8	1B: 5 2B: 1 3B: 0 HR: 2	SF: 0 SAC: 1 DP: 0 HBP: 0	WP: 0 PB: 0 SB: 2 CS: 0	PA: 37
PITCHER	IP WLS BF H R ER SO BB IBB HBP BLK WP HR S P ERA WHIP																					
Walt Terrell, R ERA: 3.72 (1, 1)	7.0 L 29 6 3 1 1 0 0 0 0 0 0 1 60 95 1.29 0.857																					
Mark Grant, R ERA: 2.68 (8, 1)	2.0 8 2 2 2 3 0 0 0 0 0 0 1 18 24 9.00 1.000																					

Houston Astros @ San Diego Padres
Jack Murphy Stadium, San Diego, CA

Sun Jun 18 1989, 6:33 AM EDT
Att. 25,363 - Sunny - 85 F

livebaseballscorecards.com

AB	36
R	5
H	8
RBI	5
BB	0
SO	4
LOB	9



Batter	1	2	3	4	5	6	7	8	9	AB	R	H	RBI	BB	SO	LOB
Shawn Abner, R OBP: 0.176, SLG: 0.176 (1, 7)	0-2 1B E 1B 1B		0-2 F8		2-0 F8		1-2 G5-3			4	1	1	0	0	0	2
Roberto Alomar, S OBP: 0.309, SLG: 0.305 (1, 4)	0-1 E 1-2 1B		1-2 G4-3		1-1 2B		1-3 K			4	0	2	1	0	1	1
Tony Gwynn, L OBP: 0.405, SLG: 0.476 (1, 9)	0-1 E4 1-3 2-H 1B		0-0 S 1B		4-0 IBB			0-2 G5-4-3 1B		3	0	3	0	1	0	0
Jack Clark, R OBP: 0.389, SLG: 0.363 (1, 3)	0-3 K		2-2 F9		1-0 F7			0-0 G5-4-3 1-2f		4	0	0	0	0	1	6
Marvell Wynne, L OBP: 0.318, SLG: 0.423 (1, 8)	0-3 K			0-1 F8				0-1 P5		4	0	0	0	0	1	2
Luis Salazar, R OBP: 0.271, SLG: 0.347 (1, 5)	1-3 K			2-1 F9				0-0 P3		4	0	0	0	0	1	2
Mark Parent, R OBP: 0.205, SLG: 0.338 (1, 2)		0-0 G5-3		0-1 G6-3				0-3 K		4	0	0	0	0	2	0
Garry Templeton, S OBP: 0.276, SLG: 0.333 (1, 6)		0-1 G1-3			0-1 SH3-4 2B 1B			1-2 SH3-4 1B		4	1	2	0	0	0	0
Walt Terrell, L OBP: 0.182, SLG: 0.194 (1, 1)		3-3 K			2-0 SH3-4			0-0 SH3-4		1	0	0	0	0	1	0
Bip Roberts, S OBP: 0.353, SLG: 0.427 (7, PH)					1-2 SH3-4					0	0	0	0	0	0	0
Mark Grant, R (8, 1)										0	0	0	0	0	0	0

Inning Stats	R: 1 E: 1 K: 3 S: 17	H: 3 LOB: 2 BB: 0 P: 18	R: 0 E: 0 K: 1 S: 7	H: 0 LOB: 0 BB: 0 P: 10	R: 0 E: 0 K: 0 S: 10	H: 1 LOB: 1 BB: 0 P: 13	R: 0 E: 0 K: 0 S: 6	H: 0 LOB: 0 BB: 0 P: 8	R: 1 E: 0 K: 0 S: 7	H: 2 LOB: 2 BB: 1 P: 17	R: 0 E: 0 K: 1 S: 7	H: 0 LOB: 0 BB: 0 P: 7	R: 0 E: 0 K: 1 S: 10	H: 1 LOB: 1 BB: 0 P: 13	R: 0 E: 0 K: 0 S: 7	H: 1 LOB: 0 BB: 0 P: 7	R: 0 E: 0 K: 1 S: 9	H: 0 LOB: 0 BB: 0 P: 11	1B: 7 2B: 1 3B: 0 HR: 0	SF: 0 SAC: 2 DP: 1 HBP: 0	WP: 0 PB: 0 SB: 1 CS: 0	PA: 35											
PITCHER Mike Scott, R ERA: 2.3 (1, 1)	IP 9.0	WLS W	BF 35	H 8	R 2	ER 1	SO 7	BB 0	IBB 1	HBP 0	BLK 0	WP 0	HR 0	S 80	P 104	ERA 1.00	WHIP 0.889																
PITCHER																	IP	WLS	BF	H	R	ER	SO	BB	IBB	HBP	BLK	WP	HR	S	P	ERA	WHIP

BOTTOM

Houston Astros @ San Diego Padres
Jack Murphy Stadium, San Diego, CA

Sun Jun 18 1989, 6:33 AM EDT
Att: 25,363 - Sunny - 85 F

livebaseballscorecards.com

AB	32
R	2
H	8
RBI	1
BB	1
SO	7
LOB	13



Batter	1	2	3	4	5	6	7	8	9	AB R H RBI BB SO LOB	TOP	
Kirk Gibson, L OBP: 0.388, SLG: 0.483 (1, 7) ^B X	1-0 G4-3 		0-3 K 		4-0 IBB 		1-3 K 			3 0 0 0 1 2 1	Los Angeles Dodgers @ San Diego Padres Jack Murphy Stadium, San Diego, CA Mon Jun 19 1989, 10:05 PM EDT Att. 27,282 - Unknown livebaseballscorecards.com	
Willie Randolph, R OBP: 0.386, SLG: 0.318 (1, 4) ^C X	0-2 F8 			0-2 F8 	3-1 L7 			1-1 G6-3 		4 0 0 0 0 0 3		
Eddie Murray, S OBP: 0.336, SLG: 0.360 (1, 3) ^C X	0-1 1B			0-1 F7 		0-0 G4-3 		0-3 K 		4 0 1 0 0 1 0		
Mike Davis, L OBP: 0.313, SLG: 0.378 (1, 9) ^F C ^S	0-3 K 			0-1 E S 1B		0-1 HR		1-0 G6-3 		4 1 2 1 0 1 1		
Mike Scioscia, L OBP: 0.342, SLG: 0.344 (1, 2)				3-3 K 1-3		2-0 G5-3 		3-2 G6-3 		3 0 0 0 1 1 1		
Jeff Hamilton, R OBP: 0.291, SLG: 0.399 (1, 5)					0-2 G5-3 		0-0 PO 2B		0-0 2B	4 0 2 0 0 0 1		
John Shelby, S OBP: 0.234, SLG: 0.201 (1, 8)					4-2 SH5-4 BB BB	1-2 PO 2-3	1-3 K 		1-2 G6-3 	3 0 0 0 1 2 1		
Alfredo Griffin, S OBP: 0.274, SLG: 0.300 (1, 6)					4-0 SH5-4 BB		1-2 1B		1-2 P6 	3 0 1 0 1 1 1		
Orel Hershiser, R OBP: 0.205, SLG: 0.316 Franklin Stubbs, L OBP: 0.327, SLG: 0.295 Alejandro Pena, R (7, 1)					0-0 G4-3 		0-0 SH5-4 1-2 2-3		1-1 P2 	1 0 0 0 0 0 0 1 0 0 0 0 0 1 0 0 0 0 0 0 0		
Inning Stats	R: 0 H: 1 E: 0 LOB: 1 K: 1 BB: 0 S: 9 P: 10	R: 0 H: 0 E: 0 LOB: 0 K: 1 BB: 1 S: 5 P: 9	R: 0 H: 0 E: 0 LOB: 0 K: 2 BB: 0 S: 7 P: 7	R: 0 H: 1 E: 0 LOB: 1 K: 1 BB: 0 S: 10 P: 13	R: 0 H: 0 E: 0 LOB: 3 K: 0 BB: 3 S: 8 P: 23	R: 1 H: 2 E: 0 LOB: 0 K: 0 BB: 0 S: 7 P: 10	R: 0 H: 1 E: 0 LOB: 1 K: 2 BB: 0 S: 12 P: 16	R: 0 H: 0 E: 0 LOB: 0 K: 1 BB: 0 S: 6 P: 8	R: 0 H: 1 E: 0 LOB: 1 K: 0 BB: 0 S: 11 P: 16	1B: 3 SF: 0 2B: 2 SAC: 1 3B: 0 DP: 1 HR: 1 HBP: 0		WP: 0 PA: 36 PB: 0 SB: 1 CS: 0
PITCHER Eric Show, R ERA: 3.92 (1, 1)	IP WLS BF H R ER SO BB IBB HBP BLK WP HR S P ERA WHIP											PITCHER IP WLS BF H R ER SO BB IBB HBP BLK WP HR S P ERA WHIP
	9.0 W 35 6 1 1 8 3 1 0 0 0 0 1 75 112 1.00 1.000											

AB	30
R	1
H	6
RBI	1
BB	4
SO	8
LOB	10



Batter	1	2	3	4	5	6	7	8	9
Shawn Abner, R OBP: 0.190, SLG: 0.333 (1, 7)	1-3 K		1-0 G5-3 2-3f		0-1 HR		0-2 F9		
Roberto Alomar, S OBP: 0.305, SLG: 0.301 (1, 4)	2-3 K			2-1 F8	1-3 K		2-1 F8		
Tony Gwynn, L OBP: 0.407, SLG: 0.477 (1, 9)	1-1 G4-3			1-0 1B		1-0 HR 1B	2-2 F7		
Jack Clark, R OBP: 0.390, SLG: 0.377 (1, 3)		2-2 G5-3		0-3 K		0-0 HR		4-2 BB	
Marvell Wynne, L OBP: 0.309, SLG: 0.411 (1, 8)		3-2 G3-1		1-3 K		1-0 P2		0-3 K	
Garry Templeton, S OBP: 0.276, SLG: 0.336 (1, 6)		1-1 G4-3			2-2 F7	0-0 2B		0-0 P5	
Benito Santiago, R OBP: 0.264, SLG: 0.360 (1, 2)			0-1 SH 1B		0-1 F7	2-3 K		1-0 F8	
Luis Salazar, R OBP: 0.272, SLG: 0.343 (1, 5)			0-3 K		2-2 E4 HR 1B	4-0 IBB			
Eric Show, R OBP: 0.235, SLG: 0.242 (1, 1)			0-1 SH		2-2 HR 1B	1-3 K			

Inning Stats	R: 0	H: 0	E: 0	K: 2	S: 9	LOB: 0	BB: 0	P: 13
	R: 0	H: 0	E: 0	K: 0	S: 8 <td>LOB: 0</td> <td>BB: 0</td> <td>P: 14 </td>	LOB: 0	BB: 0	P: 14
	R: 0	H: 1	E: 1	K: 1	S: 8 <td>LOB: 1</td> <td>BB: 0</td> <td>P: 9 </td>	LOB: 1	BB: 0	P: 9
	R: 0	H: 1	E: 0	K: 2	S: 9 <td>LOB: 1</td> <td>BB: 0</td> <td>P: 13 </td>	LOB: 1	BB: 0	P: 13
	R: 3	H: 2	E: 1	K: 1	S: 18 <td>LOB: 0</td> <td>BB: 0</td> <td>P: 25 </td>	LOB: 0	BB: 0	P: 25
	R: 2	H: 3	E: 0	K: 2	S: 10 <td>LOB: 2</td> <td>BB: 1</td> <td>P: 19 </td>	LOB: 2	BB: 1	P: 19
	R: 0	H: 0	E: 0	K: 0	S: 8 <td>LOB: 0</td> <td>BB: 0</td> <td>P: 12 </td>	LOB: 0	BB: 0	P: 12
	R: 0	H: 0	E: 0	K: 1	S: 8 <td>LOB: 1</td> <td>BB: 1</td> <td>P: 13 </td>	LOB: 1	BB: 1	P: 13

PITCHER	IP	WLS	BF	H	R	ER	SO	BB	IBB	HBP	BLK	WP	HR	S	P	ERA	WHIP
Orel Hershiser, R ERA: 2.42 (1, 1)	6.0	L	27	7	5	2	8	0	1	0	0	0	2	62	93	3.00	1.167
Alejandro Pena, R ERA: 2.8 (7, 1)	2.0		7	0	0	0	1	1	0	0	0	0	0	16	25	0.00	0.500

BOTTOM

Los Angeles Dodgers @ San Diego Padres
Jack Murphy Stadium, San Diego, CA

Mon Jun 19 1989, 10:05 PM EDT
Att. 27,282 - Unknown

AB	31
R	5
H	7
RBI	5
BB	2
SO	9
LOB	11



AB	4	R	1	H	1	RBI	3	BB	0	SO	1	LOB	2
AB	4	R	0	H	0	RBI	0	BB	0	SO	2	LOB	0
AB	4	R	1	H	2	RBI	0	BB	0	SO	0	LOB	0
AB	3	R	1	H	1	RBI	2	BB	1	SO	1	LOB	1
AB	4	R	0	H	0	RBI	0	BB	0	SO	2	LOB	2
AB	4	R	0	H	1	RBI	0	BB	0	SO	0	LOB	1
AB	4	R	0	H	1	RBI	0	BB	0	SO	0	LOB	1
AB	4	R	0	H	0	RBI	0	BB	0	SO	1	LOB	2
AB	2	R	1	H	0	RBI	0	BB	1	SO	1	LOB	1
AB	2	R	1	H	0	RBI	0	BB	0	SO	1	LOB	2

WP	0	PA	34
PB	0	SB	0
CS	0		

Batter	1	2	3	4	5	6	7	8	9	AB R H RBI BB SO LOB	TOP											
Jose Gonzalez, R (1, 8) OBP: 0.333, SLG: 0.355	2-2 F7		3-1 F7			1-1 G4-3		1-2 1B 2B		4 0 1 0 0 0 0	Los Angeles Dodgers @ San Diego Padres Jack Murphy Stadium, San Diego, CA Tue Jun 20 1989, 10:05 PM EDT Att. 25,746 - Unknown - 80 F											
Willie Randolph, R (1, 4) OBP: 0.387, SLG: 0.320	2-2 P4			3-2 G6-3		0-0 FC5-4 1B		1-1 1B		4 0 2 0 0 0 0												
Kirk Gibson, L (1, 7) OBP: 0.379, SLG: 0.471	1-1 G3			3-0 F8		2-1 F8		3-3 K		4 0 0 0 0 1 3												
Eddie Murray, S (1, 3) OBP: 0.331, SLG: 0.355		2-3 K		2-2 F7		2-2 FC5-4 1-2f		0-1 F8		4 0 0 0 0 1 1												
Jeff Hamilton, R (1, 5) OBP: 0.286, SLG: 0.392		1-3 K			0-2 G1-3		1-3 K	1-0 F9		4 0 0 0 0 2 0												
Mickey Hatcher, R (1, 9) OBP: 0.308, SLG: 0.374		0-0 1B			0-1 E4 FC5 1B		0-3 K	0-0 E 1B		4 0 2 0 0 1 0												
Rick Dempsey, R (1, 2) OBP: 0.274, SLG: 0.197		0-1 F4			2-3 K		1-2 G6-3	2-2 E5		4 0 0 0 0 1 3												
Franklin Stubbs, L (9, PR) OBP: 0.327, SLG: 0.295								1-3		0 0 0 0 0 0 0												
Alfredo Griffin, S (1, 6) OBP: 0.273, SLG: 0.299			0-1 G4-3		1-0 1B			1-2 P4	0-1 F9	4 0 1 0 0 0 2												
Tim Belcher, R (1, 1) OBP: 0.121, SLG: 0.152			1-1 G4-3		0-2 FC5			2-2 F8		1 0 0 0 0 0 0												
Mariano Duncan, R (5, PH) OBP: 0.268, SLG: 0.357										1 0 0 0 0 0 2												
John Wetteland, R (5, 1)										0 0 0 0 0 0 0												
John Shelby, S (8, PH) OBP: 0.233, SLG: 0.200										1 0 0 0 0 0 0												
Tim Crews, R (8, 1)										0 0 0 0 0 0 0												
Inning Stats	R: 0 E: 0 K: 0 S: 8	H: 0 LOB: 0 BB: 0 P: 13	R: 0 E: 0 K: 2 S: 9	H: 1 LOB: 1 BB: 0 P: 12	R: 0 E: 0 K: 0 S: 6	H: 0 LOB: 0 BB: 0 P: 10	R: 0 E: 0 K: 0 S: 8	H: 0 LOB: 0 BB: 0 P: 16	R: 0 E: 1 K: 1 S: 12	H: 1 LOB: 2 BB: 0 P: 15	R: 0 E: 0 K: 2 S: 9	H: 1 LOB: 1 BB: 0 P: 14	R: 0 E: 0 K: 2 S: 9	H: 0 LOB: 0 BB: 0 P: 11	R: 0 E: 0 K: 1 S: 15	H: 2 LOB: 2 BB: 0 P: 23	R: 0 E: 1 K: 0 S: 9	H: 1 LOB: 2 BB: 0 P: 12	1B: 5 2B: 1 3B: 0 HR: 0	SF: 0 SAC: 0 DP: 0 HBP: 0	WP: 0 PB: 0 SB: 0 CS: 0	PA: 35
PITCHER Bruce Hurst, L (1, 1) ERA: 3.03	IP: 9.0 WLS: W BF: 35 H: 6 R: 0 ER: 0 SO: 6 BB: 0 IBB: 0 HBP: 0 BLK: 0 WP: 0 HR: 0 S: 85 P: 126 ERA: 0.00 WHIP: 0.667											PITCHER	IP: 0 WLS: 0 BF: 0 H: 0 R: 0 ER: 0 SO: 0 BB: 0 IBB: 0 HBP: 0 BLK: 0 WP: 0 HR: 0 S: 0 P: 0 ERA: 0.00 WHIP: 0.00									

livebaseballscorecards.com

AB	35
R	0
H	6
RBI	0
BB	0
SO	6
LOB	11



Batter	1	2	3	4	5	6	7	8	9	AB	R	H	RBI	BB	SO	LOB
Shawn Abner, R OBP: 0.240, SLG: 0.333 (1, 7)	2-1 G6-3	3-2 1-3 1B		4-0 1-2 WP BB		1-0 P2				3	0	1	0	1	0	0
Roberto Alomar, S OBP: 0.304, SLG: 0.301 (1, 4)	0-1 BB BB 1B	2-2 F8		2-0 1-2 2-H SF7			0-0 G5-3			3	0	1	1	0	0	2
Tony Gwynn, L OBP: 0.408, SLG: 0.473 (1, 9)	4-1 1-2 BB BB		4-1 G6-3 E BB	1-1 G1-3			2-2 F9			2	1	0	0	2	0	1
Jack Clark, R OBP: 0.392, SLG: 0.373 (1, 3)	4-1 1-2 2-3 BB		1-0 G6-3		4-2 BB		3-3 K			2	0	0	0	2	1	1
Marvell Wynne, L OBP: 0.301, SLG: 0.400 (1, 8)	2-1 P3		3-2 P5		1-0 F9		1-2 F8			4	0	0	0	0	0	5
Garry Templeton, S OBP: 0.276, SLG: 0.340 (1, 6)	0-3 K		0-1 E9 2-H 2B		0-1 F8		1-3 K			4	0	1	1	0	2	4
Benito Santiago, R OBP: 0.259, SLG: 0.353 (1, 2)		1-1 F9	0-0 G6-3		3-3 K		1-1 G3			4	0	0	0	0	1	2
Luis Salazar, R OBP: 0.279, SLG: 0.349 (1, 5)		2-2 1B 1B		2-2 WP BB SF7 1B		1-3 K				3	1	2	0	0	1	0
Bruce Hurst, L OBP: 0.086, SLG: 0.030 (1, 1)		1-3 K		2-3 K		2-3 K				3	0	0	0	0	3	2

Inning Stats	R: 0	H: 1	E: 0	K: 1	S: 12	LOB: 3	BB: 2	P: 24	R: 0	H: 2	E: 0	K: 1	S: 15	LOB: 2	BB: 0	P: 24	R: 1	H: 1	E: 1	K: 0	S: 8	LOB: 1	BB: 1	P: 16	R: 1	H: 1	E: 0	K: 1	S: 9	LOB: 1	BB: 1	P: 20	R: 0	H: 0	E: 0	K: 1	S: 8	LOB: 1	BB: 1	P: 16	R: 0	H: 0	E: 0	K: 2	S: 9	LOB: 0	BB: 0	P: 13	R: 0	H: 0	E: 0	K: 1	S: 12	LOB: 0	BB: 0	P: 17	R: 0	H: 0	E: 0	K: 1	S: 13	LOB: 0	BB: 0	P: 16
1B: 4	SF: 1	WP: 1	PA: 34																																																													
2B: 1	SAC: 0	PB: 0	CS: 0																																																													
3B: 0	DP: 0	SB: 0	CS: 0																																																													
HR: 0	HBP: 0	CS: 0	CS: 0																																																													
PITCHER	IP	WLS	BF	H	R	ER	SO	BB	IBB	HBP	BLK	WP	HR	S	P	ERA	WHIP																																															
Tim Belcher, R ERA: 3.22 (1, 1)	4.0	L	21	5	2	2	3	4	0	0	0	1	0	44	84	4.50	2.250																																															
John Wetteland, R ERA: 1.89 (5, 1)	3.0		10	0	0	0	4	1	0	0	0	0	0	29	46	0.00	0.333																																															
Tim Crews, R ERA: 2.73 (8, 1)	1.0		3	0	0	0	1	0	0	0	0	0	0	13	16	0.00	0.000																																															

BOTTOM

Los Angeles Dodgers @ San Diego Padres
Jack Murphy Stadium, San Diego, CA

Tue Jun 20 1989, 10:05 PM EDT
Att: 25,746 - Unknown - 80 F

livebaseballscorecards.com

AB	28
R	2
H	5
RBI	2
BB	5
SO	8
LOB	17



Batter	1	2	3	4	5	6	7	8	9	AB R H RBI BB SO LOB	TOP											
Kirk Gibson, L (1, 7) OBP: 0.374, SLG: 0.459	0-1 F8	0-2 G5-3			2-0 G4-3		4-1 2B BB		2-3 K	4 0 0 0 1 1 0	Los Angeles Dodgers @ San Diego Padres Jack Murphy Stadium, San Diego, CA Wed Jun 21 1989, 10:05 PM EDT Att: 29,336 - Unknown livebaseballscorecards.com											
Willie Randolph, R (1, 4) OBP: 0.384, SLG: 0.322	1-2 G1-3		1-0 G5-3		2-1 G6-3		0-2 2B	1-0 F9	5 0 1 1 0 0 0													
Eddie Murray, S (1, 3) OBP: 0.340, SLG: 0.369	4-1 HR BB		4-2 E BB		1-2 HR		4-0 IBB		1 2 1 1 3 0 0													
Mike Davis, L (1, 9) OBP: 0.312, SLG: 0.396 Jose Gonzalez, R (7, 9) OBP: 0.333, SLG: 0.355	0-1 HR		0-0 E4		3-2 F7		0-3 K		4 1 1 2 0 1 4 0 0 0 0 0 0 0													
Mike Scioscia, L (1, 2) OBP: 0.345, SLG: 0.344	3-1 HR 1B		4-0 L4-3 IBB		1-0 G4-3		1-2 F7		3 1 1 0 1 0 3													
Jeff Hamilton, R (1, 5) OBP: 0.286, SLG: 0.403	1-0 HR		1-0 L4-3		1-1 G6-3		1-3 K		4 1 1 2 0 1 3													
John Shelby, S (1, 8) OBP: 0.229, SLG: 0.196	0-0 G6-3		1-1 P4		2-3 K		0-1 F9		4 0 0 0 0 1 0													
Alfredo Griffin, S (1, 6) OBP: 0.273, SLG: 0.304		3-1 F8		0-0 G6-3		0-1 SH5-4 2B	0-0 G1-6-3		4 1 1 0 0 0 0													
Tim Leary, R (1, 1) OBP: 0.036, SLG: 0.036 Jay Howell, R (9, 1)		0-0 G5-3		2-3 K		0-0 SH5-4	0-3 K		3 0 0 0 0 2 0 0 0 0 0 0 0 0													
Inning Stats	R: 4 E: 0 K: 0 S: 12	H: 3 LOB: 0 BB: 1 P: 21	R: 0 E: 0 K: 0 S: 6	H: 0 LOB: 0 BB: 0 P: 9	R: 0 E: 1 K: 0 S: 7	H: 0 LOB: 2 BB: 2 P: 17	R: 0 E: 0 K: 1 S: 6	H: 0 LOB: 0 BB: 0 P: 9	R: 1 E: 0 K: 0 S: 9	H: 1 LOB: 0 BB: 0 P: 17	R: 0 E: 0 K: 1 S: 6	H: 0 LOB: 0 BB: 0 P: 10	R: 1 E: 0 K: 1 S: 14	H: 2 LOB: 3 BB: 2 P: 23	R: 0 E: 0 K: 1 S: 8	H: 0 LOB: 0 BB: 0 P: 9	R: 0 E: 0 K: 2 S: 7	H: 0 LOB: 0 BB: 0 P: 10	1B: 1 2B: 3 3B: 0 HR: 3	SF: 0 SAC: 1 DP: 1 HBP: 0	WP: 0 PB: 0 SB: 0 CS: 0	PA: 38
PITCHER	IP WLS BF H R ER SO BB IBB HBP BLK WP HR S P ERA WHIP																					
Ed Whitson, R (1, 1) ERA: 2.63	5.0 L 22 4 5 5 1 2 1 0 0 0 3 40 73 9.00 1.200																					
Pat Clements, L (6, 1) ERA: 4.5	2.0 10 2 1 1 2 1 1 0 0 0 0 20 33 4.50 1.500																					
Mark Davis, L (8, 1) ERA: 2.97	2.0 6 0 0 0 0 3 0 0 0 0 0 0 15 19 0.00 0.000																					



Batter	1	2	3	4	5	6	7	8	9	AB	R	H	RBI	BB	SO	LOB
Shawn Abner, R OBP: 0.200, SLG: 0.276 (1, 7)	1-0 G6-3	3-3 K			0-0 F8		1-1 F7		0-3 K	5	0	0	0	0	2	5
Roberto Alomar, S OBP: 0.313, SLG: 0.311 (1, 4)	2-2 PB 2B 1B			0-1 G4-6-3 1B	1-1 G4-6-3 1B			1-2 1B		4	1	4	0	0	0	0
Tony Gwynn, L OBP: 0.406, SLG: 0.474 (1, 9)	3-2 1-H 2B			0-1 G4-6-3 1-2f	1-1 G4-6-3 1-2f			2-2 F7		4	0	1	1	0	0	4
Jack Clark, R OBP: 0.386, SLG: 0.366 (1, 3)	1-3 K2-3			1-1 F7		0-0 G4-3		1-3 K		4	0	0	0	0	2	2
Marvell Wynne, L OBP: 0.294, SLG: 0.390 (1, 8)	1-2 G1-3			0-1 E6 G6-4-3 1B		1-0 G3		2-1 G4-3		4	0	0	0	0	0	2
Garry Templeton, S OBP: 0.284, SLG: 0.347 (1, 6)		1-2 WP BB 1B		0-0 G6-4-3 1B		1-2 G4-3			2-2 E 1B	4	0	3	0	0	0	0
Mark Parent, R OBP: 0.208, SLG: 0.375 (1, 2)		0-1 F8		1-1 G6-4-3 1-2f 2-3			1-1 HR		2-3 K	4	1	1	1	0	1	4
Luis Salazar, R OBP: 0.273, SLG: 0.341 (1, 5)		1-1 F8		2-2 F8			1-0 P4		2-1 F8	4	0	0	0	0	0	3
Ed Whitson, R OBP: 0.237, SLG: 0.250 (5, PH) Bip Roberts, S OBP: 0.360, SLG: 0.434 (6, 1) Pat Clements, R OBP: 0.362, SLG: 0.357 (7, PH) Mark Davis, L OBP: 0.311, SLG: 0.341 (9, PH)		4-0 WP BB			1-1 1B		2-2 F7		1-1 E5	0	0	0	0	1	0	0

Inning Stats	R: 1	H: 2	E: 0	K: 1	S: 13	R: 0	H: 1	E: 0	K: 1	S: 11	R: 0	H: 1	E: 0	K: 0	S: 6	R: 0	H: 1	E: 1	K: 0	S: 8	R: 0	H: 2	E: 0	K: 0	S: 7	R: 0	H: 0	E: 0	K: 0	S: 5	R: 1	H: 1	E: 0	K: 0	S: 8	R: 0	H: 1	E: 0	K: 1	S: 11	R: 0	H: 1	E: 1	K: 2	S: 15	1B: 8	2B: 1	3B: 0	HR: 1	SF: 0	SAC: 0	DP: 3	HBP: 0	WP: 1	PB: 1	SB: 0	CS: 0	PA: 37
--------------	------	------	------	------	-------	------	------	------	------	-------	------	------	------	------	------	------	------	------	------	------	------	------	------	------	------	------	------	------	------	------	------	------	------	------	------	------	------	------	------	-------	------	------	------	------	-------	-------	-------	-------	-------	-------	--------	-------	--------	-------	-------	-------	-------	--------

PITCHER	IP	WLS	BF	H	R	ER	SO	BB	IBB	HBP	BLK	WP	HR	S	P	ERA	WHIP
Tim Leary, R ERA: 3.03 (1, 1)	8.0	W	33	10	2	1	3	1	0	0	0	1	1	73	112	1.12	1.375
Jay Howell, R ERA: 0.87 (9, 1)	1.0		4	0	0	0	2	0	0	0	0	0	0	11	16	0.00	0.000

BOTTOM

Los Angeles Dodgers @ San Diego Padres
Jack Murphy Stadium, San Diego, CA

Wed Jun 21 1989, 10:05 PM EDT
 Att. 29,336 - Unknown

livebaseballscorecards.com

AB	36
R	2
H	10
RBI	2
BB	1
SO	5
LOB	21



Batter	1	2	3	4	5	6	7	8	9	AB R H RBI BB SO LOB	TOP																									
Brett Butler, L OBP: 0.379, SLG: 0.375 (1, 8) X	0-0 G4-3		4-1 BB		1-0 F9		3-2 F8	0-0 SH1-3		3 0 0 0 1 0 1																										
Robby Thompson, R OBP: 0.362, SLG: 0.500 (1, 4) B C C F F S	3-3 K		1-0 P4		0-0 G6-3		1-2 SF8 3B	1-2 F9		5 1 1 1 0 1 2																										
Will Clark, L OBP: 0.434, SLG: 0.580 (1, 3) X	0-0 HR		1-2 F8			4-1 BB 1B BB	4-2 1B BB	1-2 1B		3 2 2 2 2 0 1																										
Kevin Mitchell, R OBP: 0.383, SLG: 0.683 (1, 7) B C X	1-1 L6		0-3 K			1-0 BB 1B	1-0 SF8	0-0 1B		4 0 2 1 0 1 1																										
Candy Maldonado, R OBP: 0.304, SLG: 0.330 (1, 9) C X		0-1 1B SF9 1B		0-1 1B G4-6-3 1B		3-1 F7	1-2 1B 1B	0-3 K		2 2 2 0 0 0 0 3 1 1 0 0 1 4																										
Greg Litton, R OBP: 0.385, SLG: 0.472 (1, 5) B 1 SAFE		2-1 P3		0-0 G4-6-3 1B		0-3 K	3-2 1B 1B		2-2 G6-3	2 0 1 0 0 0 1 3 0 1 1 0 1 2																										
Ernest Riles, L OBP: 0.344, SLG: 0.431 (6, PH) B X				1-3 1B			1-2 2-H 1B																													
Kirt Manwaring, R OBP: 0.277, SLG: 0.267 (1, 2) X		0-0 1B		2-1 G4-6-3		4-0 1B	0-2 1B		0-1 G4-3 1B	2 0 1 0 0 0 1 0 0 0 0 1 0 0																										
Terry Kennedy, L OBP: 0.333, SLG: 0.382 (6, PH) B F B X				1-2 1-2f 3-H 2-3		1-2 2-3 BB	1-2 2-H 1B			0 0 0 0 0 0 0 1 0 1 1 0 0 0 0 0 0 0 0 0 0 1 0 1 0 0 0 0																										
Rich Gossage, R OBP: 0.273, SLG: 0.267 (6, 1) B X		1-3 1B		2-1 G4-6-3		1-2 2-3 BB	1-2 2-H 1B		0-1 G4-3 1B	4 0 0 1 0 3 6																										
Donell Nixon, R OBP: 0.273, SLG: 0.267 (7, PH) B X		2-0 SF9		2-3 K		0-3 K	0-3 K		1-2 G4-3																											
Craig Leferts, L OBP: 0.500, SLG: 0.500 (8, 1) B X									1-2f																											
Steve Bedrosian, R OBP: 0.500, SLG: 0.500 (8, 1) B X																																				
Jose Uribe, S OBP: 0.290, SLG: 0.310 (1, 6) B X																																				
Michael LaCoss, R OBP: 0.295, SLG: 0.225 (1, 1) B X		3-2 F7				3-3 K		2-1 3B 1B	2-0 F9 SH1-3 1B 1B	1 0 0 0 0 0 1 1 0 0 0 0 1 0 0 0 0 0 0 0 0 2 2 2 0 0 0 0																										
Ed Jurak, R OBP: 0.295, SLG: 0.225 (5, PH) B X																																				
Trevor Wilson, L OBP: 0.750, SLG: 0.750 (5, 1) B X																																				
Bill Bathe, R OBP: 0.750, SLG: 0.750 (6, 2) B X																																				
Inning Stats	R: 1 E: 0 K: 1 S: 8	H: 1 LOB: 0 BB: 0 P: 12	R: 1 E: 0 K: 0 S: 10	H: 2 LOB: 1 BB: 0 P: 17	R: 0 E: 0 K: 1 S: 9	H: 0 LOB: 1 BB: 1 P: 15	R: 1 E: 0 K: 1 S: 9	H: 2 LOB: 0 BB: 0 P: 13	R: 0 E: 0 K: 1 S: 5	H: 0 LOB: 0 BB: 0 P: 9	R: 0 E: 0 K: 2 S: 10	H: 1 LOB: 3 BB: 2 P: 22	R: 4 E: 0 K: 1 S: 27	H: 5 LOB: 2 BB: 1 P: 42	R: 1 E: 0 K: 1 S: 13	H: 3 LOB: 2 BB: 0 P: 17	R: 0 E: 0 K: 0 S: 8	H: 1 LOB: 0 BB: 0 P: 11	1B: 13 2B: 0 3B: 1 HR: 1	SF: 2 SAC: 1 DP: 2 HBP: 0	WP: 0 PB: 0 SB: 1 CS: 0	PA: 44														
PITCHER	IP WLS BF H R ER SO BB IBB HBP BLK WP HR S P ERA WHIP																																			
Dennis Rasmussen, L ERA: 4.24 (1, 1)	5.0		22	6	3	3	4	2	0	0	0	0	1	43	73	5.40	1.600																			
Greg Harris, R ERA: 2.23 (6, 1)	2.0	L	13	5	4	4	3	2	0	0	0	0	0	35	57	18.00	3.500																			
Pat Clements, L ERA: 4.5 (8, 1)	2.0		9	4	1	1	1	0	0	0	0	0	0	21	28	4.50	2.000																			

San Francisco Giants @ San Diego Padres
Jack Murphy Stadium, San Diego, CA

AB	37
R	8
H	15
RBI	7
BB	4
SO	8
LOB	20



Fri Jun 23 1989, 10:05 PM EDT
Att. 21,721 - Unknown - 70 F

WP: 0	PA: 44
-------	--------

Batter	1	2	3	4	5	6	7	8	9	AB R H RBI BB SO LOB	TOP											
Brett Butler, L (1, 8) OBP: 0.381, SLG: 0.377	1-3 K		3-2 WP 1B		0-0 P4			2-1 3B 1B		4 1 2 0 0 1 0	San Francisco Giants @ San Diego Padres Jack Murphy Stadium, San Diego, CA Sat Jun 24 1989, 10:05 PM EDT Att. 32,615 - Unknown - 70 F											
Robby Thompson, R (1, 4) OBP: 0.364, SLG: 0.498	0-1 P6		1-3 K		4-1 BB			1-2 3B 1B		3 1 1 0 1 1 1												
Will Clark, L (1, 3) OBP: 0.438, SLG: 0.588	3-1 1B		4-1 BB		0-0 F8			0-0 SF9 3B		3 1 2 2 1 0 1												
Kevin Mitchell, R (1, 7) OBP: 0.378, SLG: 0.673	1-3 K		1-2 G4-3					2-1 G4-3		4 0 0 0 0 1 4												
Ernest Riles, L (1, 5) OBP: 0.344, SLG: 0.429		0-0 K2 1B		0-0 G6-3				0-0 SF9		3 0 1 0 0 0 0												
Bill Bathe, R (8, PH) OBP: 0.600, SLG: 0.750										0 0 0 1 0 0 0												
Ken Oberkfell, L (8, 5) OBP: 0.171, SLG: 0.211										0 0 0 0 0 0 0												
Pat Sheridan, L (1, 9) OBP: 0.314, SLG: 0.328		3-3 SAFE K2		4-1 FC5-4 BB				1-0 F7		2 0 0 0 1 1 1												
Candy Maldonado, R (8, PH) OBP: 0.302, SLG: 0.328		1-2f						2-3 K		1 0 0 0 0 1 0												
Kirt Manwaring, R (1, 2) OBP: 0.276, SLG: 0.266		1-2 E6 1B		1-0 FC5-4				2-2 G6-3		4 0 1 0 0 0 1												
Jose Uribe, S (1, 6) OBP: 0.286, SLG: 0.305		0-1 F7		0-0 G1-3				2-1 F7		4 0 0 0 0 0 2												
Don Robinson, R (1, 1) OBP: 0.267, SLG: 0.341			1-3 K		0-3 K			0-0 G5-3		4 0 0 0 0 2 0												
Steve Bedrosian, R (9, 1) OBP: 0.500, SLG: 0.500								1-0 G5-3		0 0 0 0 0 0 0												
Inning Stats	R: 0 E: 0 K: 2 S: 10	H: 1 LOB: 1 BB: 0 P: 15	R: 0 E: 1 K: 1 S: 9	H: 2 LOB: 1 BB: 0 P: 13	R: 0 E: 0 K: 2 S: 15	H: 1 LOB: 2 BB: 1 P: 25	R: 0 E: 0 K: 0 S: 5	H: 0 LOB: 1 BB: 1 P: 9	R: 0 E: 0 K: 1 S: 6	H: 0 LOB: 1 BB: 1 P: 10	R: 0 E: 0 K: 0 S: 9	H: 0 LOB: 0 BB: 0 P: 15	R: 0 E: 0 K: 0 S: 6	H: 0 LOB: 0 BB: 0 P: 10	R: 3 E: 0 K: 1 S: 14	H: 3 LOB: 0 BB: 0 P: 21	R: 0 E: 0 K: 0 S: 5	H: 0 LOB: 0 BB: 0 P: 7	1B: 6 2B: 1 3B: 1 HR: 0	SF: 1 SAC: 0 DP: 1 HBP: 0	WP: 1 PB: 0 SB: 0 CS: 0	PA: 36
PITCHER	IP WLS BF H R ER SO BB IBB HBP BLK WP HR S P ERA WHIP																					
Walt Terrell, R (1, 1) ERA: 3.64	7.0 L 29 6 2 2 6 3 0 0 0 0 1 0 65 105 2.57 1.286																					
Mark Davis, L (8, 1) ERA: 3.13	1.0 4 1 1 1 1 0 0 0 0 0 0 9 13 9.00 1.000																					
Mark Grant, R (9, 1) ERA: 2.61	1.0 3 0 0 0 0 0 0 0 0 0 0 5 7 0.00 0.000																					

AB	32
R	3
H	7
RBI	3
BB	3
SO	7
LOB	10



Batter	1	2	3	4	5	6	7	8	9	AB	R	H	RBI	BB	SO	LOB
Bip Roberts, S OBP: 0.363, SLG: 0.425 (1, 5)	1-2 SH4-3 SF8 1B		1-1 F8		4-1 CS BB			2-2 E4 G1-3		3	1	1	0	1	0	0
Roberto Alomar, S OBP: 0.316, SLG: 0.312 (1, 4)	1-1 SH4-3 1-3		1-1 1B		0-0 F9			1-0 G1-3 1-2		3	0	1	0	0	0	2
Tony Gwynn, L OBP: 0.400, SLG: 0.467 (1, 8)	0-1 SF8 3-H		3-1 F8		2-0 CS 1-2		0-1 F8	0-1 G3-1		3	0	0	1	0	0	2
Jack Clark, R OBP: 0.379, SLG: 0.357 (1, 9)	1-0 P6		0-0 G5-3				1-3 K		0-3 K	4	0	0	0	0	2	1
Rob Nelson, L OBP: 0.365, SLG: 0.350 (1, 3)		0-0 F9		4-1 BB		3-0 G3		1-1 FC4-6 1B		3	0	1	0	1	0	0
Marvell Wynne, L OBP: 0.294, SLG: 0.385 (9, PR)										0	0	0	0	0	0	0
Garry Templeton, S OBP: 0.287, SLG: 0.361 (1, 6)		0-1 G6-3		1-1 P4		0-0 F7		0-1 FC4-6 1B 1-2f		4	0	0	0	0	0	2
Benito Santiago, R OBP: 0.263, SLG: 0.367 (1, 2)		1-0 2B		1-2 F7		0-0 G4-3		1-2 FC6-4 1B		4	0	2	0	0	0	1
Shawn Abner, R OBP: 0.231, SLG: 0.278 (1, 7)		4-0 IBB		1-1 F9		1-2 F7		0-0 FC6-4 1-2f		3	0	0	0	1	0	3
Walt Terrell, L OBP: 0.171, SLG: 0.182 (1, 1)		1-3 K				1-0 G4-3		1-1 G6-3		2	0	0	0	0	1	2
Mark Davis, L (8, 1)										0	0	0	0	0	0	0
Chris James, R OBP: 0.229, SLG: 0.257 (8, PH)										1	0	0	0	0	0	0
Mark Grant, R (9, 1)										0	0	0	0	0	0	0


Inning Stats	R: 1	H: 1	E: 0	LOB: 0	K: 0	S: 9	P: 11	R: 0	H: 1	E: 0	LOB: 2	K: 1	S: 7	R: 0	H: 1	E: 0	LOB: 1	K: 0	S: 10	R: 0	H: 0	E: 0	LOB: 1	K: 0	S: 8	R: 0	H: 0	E: 0	LOB: 0	K: 0	S: 4	R: 0	H: 0	E: 0	LOB: 0	K: 1	S: 7	R: 0	H: 0	E: 0	LOB: 0	K: 0	S: 5	R: 0	H: 0	E: 1	LOB: 1	K: 0	S: 11	R: 0	H: 2	E: 0	LOB: 2	K: 1	S: 12	1B: 4	SF: 1	2B: 1	SAC: 1	3B: 0	DP: 0	HR: 0	HBP: 0
PITCHER	IP	WLS	BF	H	R	ER	SO	BB	IBB	HBP	BLK	WP	HR	S	P	ERA	WHIP																																														
Don Robinson, R ERA: 2.58 (1, 1)	8.2	W	34	5	1	1	3	2	1	0	0	0	0	72	106	1.04	0.808																																														
Steve Bedrosian, R ERA: 2.84 (9, 1)	0.1	S	1	0	0	0	0	0	0	0	0	0	0	1	1	0.00	0.000																																														

BOTTOM

San Francisco Giants @ San Diego Padres
Jack Murphy Stadium, San Diego, CA

Sat Jun 24 1989, 10:05 PM EDT
Att: 32,615 - Unknown - 70 F

AB	30
R	1
H	5
RBI	1
BB	3
SO	3
LOB	13



WP	PA	ERA	WHIP
0	36		

Batter	1	2	3	4	5	6	7	8	9	AB R H RBI BB SO LOB	TOP
--------	---	---	---	---	---	---	---	---	---	----------------------	-----

Brett Butler, L (1, 8) <small>OBP: 0.377, SLG: 0.370</small>	0-0 G3-1		0-3 K	2-3 K	2-1 G6-3			1-2 F7	4-2 BB	5 0 0 1 1 2 3	
Ken Oberkfell, L (1, 4) <small>OBP: 0.192, SLG: 0.264</small> Greg Litton, R (4, PH) <small>OBP: 0.395, SLG: 0.462</small>	4-1 2B BB		2-2 HR	4-2 G4-3 1B BB		2-1 WP 1B		0-1 G5-3	1-2 L4	1 2 1 1 1 0 0 3 0 1 0 1 0 4	
Will Clark, L (1, 3) <small>OBP: 0.440, SLG: 0.592</small>	2-2 L9		2-2 HR 2B	2-1 G4-3 1B		0-0 F8		3-2 1B		5 1 3 0 0 0 2	
Kevin Mitchell, R (1, 7) <small>OBP: 0.382, SLG: 0.687</small>	2-0 1-H 2B		2-1 HR 2B	1-2 G4-3 1B		0-0 F8		2-1 BB 1B BB 1B		5 2 3 3 0 0 3	
Ernest Riles, L (1, 5) <small>OBP: 0.341, SLG: 0.424</small> Robby Thompson, R (4, PH) <small>OBP: 0.367, SLG: 0.498</small>	1-1 G3-1		0-0 L8	4-1 BB		3-2 P5		2-2 BB BB BB 1B		2 0 0 0 0 0 1 2 1 1 0 1 0 1	
Pat Sheridan, L (1, 9) <small>OBP: 0.319, SLG: 0.345</small> Candy Maldonado, R (4, PH) <small>OBP: 0.301, SLG: 0.326</small> Trevor Wilson, L (4, 1) Ed Jurak, R (7, PH) <small>OBP: 0.304, SLG: 0.220</small>		0-0 G3	1-1 2B 3B	3-2 G6-3		0-2 G5-3		4-2 BB BB BB BB		2 1 1 0 0 0 0 1 0 0 0 0 0 3 0 0 0 0 0 0 0 1 0 0 0 1 0 0	
Kirt Manwaring, R (1, 2) <small>OBP: 0.281, SLG: 0.281</small>		2-2 G1-3	3-1 3-H 2B		1-1 1B 1B		1-0 F8	0-3 K		5 0 2 1 0 1 3	
Jose Uribe, S (1, 6) <small>OBP: 0.293, SLG: 0.310</small> Rich Gossage, R (7, 1) Bill Bathe, R (9, PH) <small>OBP: 0.500, SLG: 0.600</small>		3-2 1B	4-0 IBB		0-2 G6-3 1B		1-1 F7	2-0 F8		3 0 2 0 1 0 0 0 0 0 0 0 0 0 1 0 0 0 0 0 3	
Scott Garrelts, R (1, 1) <small>OBP: 0.184, SLG: 0.216</small> Ernie Camacho, R (3, 1) Donell Nixon, R (4, 9) <small>OBP: 0.288, SLG: 0.263</small>		0-3 SAFE K	0-1 G4-3		0-3 K		4-1 G5-3 1B BB	4-2 BB BB		2 0 0 0 0 1 3 0 0 0 0 0 0 0 1 0 0 1 2 1 2	

Inning Stats	R: 1 H: 1 E: 0 LOB: 1 K: 0 BB: 1 S: 8 P: 17	R: 0 H: 1 E: 0 LOB: 1 K: 1 BB: 0 P: 16	R: 4 H: 5 E: 0 LOB: 2 K: 1 BB: 1 S: 23 P: 37	R: 0 H: 1 E: 0 LOB: 3 K: 1 BB: 2 P: 30	R: 0 H: 2 E: 0 LOB: 1 K: 1 BB: 0 S: 10 P: 13	R: 0 H: 1 E: 0 LOB: 1 K: 0 BB: 0 P: 14	R: 0 H: 0 E: 0 LOB: 0 K: 0 BB: 0 P: 8	R: 0 H: 1 E: 0 LOB: 2 K: 0 BB: 1 P: 18	R: 2 H: 2 E: 0 LOB: 3 K: 1 BB: 3 P: 41	1B: 8 SF: 0 2B: 3 SAC: 0 3B: 1 DP: 1 HR: 2 HBP: 0	WP: 1 PA: 47 PB: 0 SB: 0 CS: 0
--------------	---	--	--	--	--	--	---------------------------------------	--	--	---	--------------------------------

PITCHER	IP	WLS	BF	H	R	ER	SO	BB	IBB	HBP	BLK	WP	HR	S	P	ERA	WHIP
Eric Show, R (1, 1) <small>ERA: 4.23</small>	3.0		18	7	5	5	2	1	1	0	0	0	2	42	70	15.00	2.667
Pat Clements, L (4, 1) <small>ERA: 3.86</small>	0.2		5	1	0	0	1	2	0	0	0	0	0	11	24	0.00	4.500
Mark Grant, R (4, 1) <small>ERA: 2.76</small>	4.1	W	19	6	2	2	1	2	0	0	0	1	0	45	74	4.15	1.846
Mark Davis, L (9, 1) <small>ERA: 3.05</small>	1.0	S	5	0	0	0	1	2	0	0	0	0	0	15	26	0.00	2.000

San Francisco Giants @ San Diego Padres
 Jack Murphy Stadium, San Diego, CA
 Sun Jun 25 1989, 6:33 AM EDT
 Att. 41,028 - Sunny - 75 F

AB	39
R	7
H	14
RBI	7
BB	8
SO	5
LOB	28



Batter	1	2	3	4	5	6	7	8	9
Bip Roberts, S OBP: 0.372, SLG: 0.434 (1, 5) BB: 1, F: 1, X: 1	2-2 1B HR 1B	1-2 1B		0-0 SH3-4 1-2	0-1 F8			0-0 SH1-3 1-2	
Roberto Alomar, S OBP: 0.320, SLG: 0.314 (1, 4) SAFE: 1, X: 1	0-0 HR 1B	2-2 G4-3		4-2 PB E BB 2-3	3-2 F8			0-2 2-H 1B	
Tony Gwynn, L OBP: 0.406, SLG: 0.483 (1, 9) BB: 1, X: 1	2-0 HR 1-H 2-H		1-2 S PB FC6-5 1B	3-2 F7 1B 1B 1-H 3-H		2-2 G3-6-3 1B		2-1 F8	
Rob Nelson, L OBP: 0.354, SLG: 0.328 (1, 3) SAFE: 1, BB: 1, F: 1, X: 1	3-2 G3		4-1 SAFE FC6-5 S BB 1-2	1-2 F7		0-0 G3-6-3 1-2		1-3 K	
Carmelo Martinez, R OBP: 0.308, SLG: 0.337 (1, 7) (9, 3) SAFE: 1, X: 1	0-1 G6-3		3-3 K	3-2 1B 3-H		1-3 K			
Garry Templeton, S OBP: 0.282, SLG: 0.355 (1, 6) SAFE: 1, F: 1, X: 1	1-3 K		0-1 FC6-5 HR 2-3 3-H	0-3 K			1-2 G3-1		
Mark Parent, R OBP: 0.222, SLG: 0.413 (1, 2)		1-2 F8	3-0 1-H HR		4-1 E BB		1-3 K		
Shawn Abner, R OBP: 0.209, SLG: 0.250 (1, 8) SAFE: 1, BB: 1, X: 1		2-2 P4	3-2 F9		3-3 K		1-0 G4-3		
Eric Show, R OBP: 0.257, SLG: 0.265 Pat Clements, R (4, 1)		0-0 1B		4-2 WP SH3-4 PB BB	3-2 E4		2-0 SH1-3 1B		
Mark Grant, R OBP: 0.429, SLG: 0.200 Mark Davis, L (9, 1)									
Luis Salazar, R OBP: 0.274, SLG: 0.341 (9, 5)									

Inning Stats	R: 3 E: 0 K: 1 S: 14	H: 3 LOB: 0 BB: 0 P: 22	R: 0 E: 0 K: 0 S: 13	H: 2 LOB: 2 BB: 0 P: 19	R: 3 E: 0 K: 1 S: 14	H: 2 LOB: 0 BB: 1 P: 28	R: 3 E: 1 K: 1 S: 18	H: 2 LOB: 1 BB: 2 P: 33	R: 0 E: 1 K: 1 S: 14	H: 0 LOB: 2 BB: 1 P: 27	R: 0 E: 0 K: 1 S: 7	H: 1 LOB: 0 BB: 0 P: 10	R: 0 E: 0 K: 1 S: 10	H: 0 LOB: 0 BB: 0 P: 13	R: 1 E: 0 K: 1 S: 11	H: 2 LOB: 1 BB: 0 P: 16
--------------	-------------------------------	----------------------------------	-------------------------------	----------------------------------	-------------------------------	----------------------------------	-------------------------------	----------------------------------	-------------------------------	----------------------------------	------------------------------	----------------------------------	-------------------------------	----------------------------------	-------------------------------	----------------------------------

PITCHER	IP	WLS	BF	H	R	ER	SO	BB	IBB	HBP	BLK	WP	HR	S	P	ERA	WHIP
Scott Garrelts, R ERA: 2.72 (1, 1)	2.2	L	16	7	6	6	2	1	0	0	0	0	2	38	63	20.25	3.000
Ernie Camacho, R ERA: 6.75 (3, 1)	0.2		4	0	2	2	0	2	0	0	0	1	0	8	19	27.00	3.000
Trevor Wilson, L ERA: 4.5 (4, 1)	2.2		12	3	1	0	3	1	0	0	0	0	0	34	57	0.00	1.500
Rich Gossage, R ERA: 1.42 (7, 1)	2.0		8	2	1	1	2	0	0	0	0	0	0	21	29	4.50	1.000


BOTTOM

AB	R	H	RBI	BB	SO	LOB
3	1	2	0	0	0	2
4	2	2	1	1	0	4
5	3	4	4	0	0	1
4	0	0	0	1	1	3
4	0	1	1	0	2	2
4	1	0	1	0	2	2
3	1	1	2	1	1	0
4	0	0	0	0	1	1
1	0	1	0	0	0	0
0	0	0	0	0	0	0
2	2	1	0	1	0	1
0	0	0	0	0	0	0
0	0	0	0	0	0	0

San Francisco Giants @ San Diego Padres
Jack Murphy Stadium, San Diego, CA

Sun Jun 25 1989, 6:33 AM EDT
Att: 41,028 - Sunny - 75 F

AB	34
R	10
H	12
RBI	9
BB	4
SO	7
LOB	16



WP	PA
1	40
2	
2	
0	

Batter	1	2	3	4	5	6	7	8	9	10	11	12	13	14	15	16	17	AB	R	H	RBI	BB	SO	LOB	TOP											
Bip Roberts, S OBP: 0.371, SLG: 0.424 Luis Salazar, R OBP: 0.278, SLG: 0.365 (5, 5)	G6-3		G4-3		1B BB			P3		2B		SH1-3		F8 2B		5-3		2	0	0	0	1	0	0												
Roberto Alomar, S OBP: 0.315, SLG: 0.309 (1, 4)	G6-3			F9	G4-6-3 1B			G3		K		K		F8			L4	8	0	1	2	0	2	3												
Tony Gwynn, L OBP: 0.408, SLG: 0.480 (1, 9)	K			G3	G4-6-3 1-2f			BB			F9							6	1	2	0	2	1	2												
Jack Clark, R OBP: 0.382, SLG: 0.357 (1, 3)				1B				K										6	2	2	0	2	3	3												
Chris James, R OBP: 0.229, SLG: 0.257 (1, 7)				1B				K										8	0	2	1	0	1	3												
Garry Templeton, S OBP: 0.281, SLG: 0.350 (1, 6)				BB				F8										6	0	1	1	1	1	4												
Mark Parent, R OBP: 0.221, SLG: 0.400 Mark Davis, L (11, 1)				G6-3														5	1	1	0	0	2	3												
Tim Flannery, L OBP: 0.344, SLG: 0.333 Mark Grant, R OBP: 0.429, SLG: 0.200 Pat Clements, R (13, 1)					SH5-4 1B 1B													0	0	0	0	0	0	0												
Shawn Abner, R OBP: 0.217, SLG: 0.256 Marvell Wynne, L OBP: 0.287, SLG: 0.375 (10, 8)																		1	0	1	1	0	0	0												
Bruce Hurst, L OBP: 0.081, SLG: 0.029 Rob Nelson, L OBP: 0.350, SLG: 0.323 Greg Harris, R (10, 1)																		0	0	0	0	0	0	0												
Benito Santiago, R OBP: 0.264, SLG: 0.367 (11, 2)																		2	0	0	0	0	2	0												
Inning Stats	R: 0 E: 0 K: 1 S: 10	H: 0 LOB: 0 BB: 0 P: 10	R: 0 E: 0 K: 1 S: 9	H: 0 LOB: 1 BB: 1 P: 18	R: 0 E: 0 K: 1 S: 8	H: 0 LOB: 0 BB: 0 P: 11	R: 0 E: 0 K: 0 S: 14	H: 2 LOB: 2 BB: 0 P: 20	R: 2 E: 0 K: 0 S: 7	H: 3 LOB: 1 BB: 1 P: 13	R: 0 E: 0 K: 2 S: 8	H: 0 LOB: 0 BB: 0 P: 11	R: 0 E: 0 K: 3 S: 11	H: 0 LOB: 0 BB: 0 P: 14	R: 0 E: 0 K: 1 S: 12	H: 0 LOB: 1 BB: 1 P: 20	R: 0 E: 0 K: 2 S: 9	H: 0 LOB: 0 BB: 0 P: 16	R: 0 E: 0 K: 3 S: 10	H: 1 LOB: 1 BB: 0 P: 16	R: 0 E: 0 K: 0 S: 5	H: 2 LOB: 2 BB: 0 P: 5	R: 0 E: 0 K: 1 S: 6	H: 1 LOB: 1 BB: 0 P: 6	R: 1 E: 1 K: 0 S: 5	H: 2 LOB: 2 BB: 1 P: 9	R: 0 E: 0 K: 0 S: 4	H: 1 LOB: 2 BB: 1 P: 8	R: 0 E: 0 K: 1 S: 5	H: 0 LOB: 0 BB: 0 P: 5	R: 2 E: 0 K: 1 S: 7	H: 2 LOB: 1 BB: 1 P: 11	1B: 12 2B: 2 3B: 0 HR: 0	SF: 1 SAC: 2 DP: 1 HBP: 0	WP: 2 PB: 0 SB: 2 CS: 0	PA: 70
PITCHER John Tudor, L ERA: 4.15 Ricky Horton, L ERA: 3.8 Alejandro Pena, R ERA: 2.65 Jay Howell, R ERA: 0.83 John Wetteland, R ERA: 2.16	IP	WLS	BF	H	R	ER	SO	BB	IBB	HBP	BLK	WP	HR	S	P	ERA	WHIP																			
	4.1	2	20	5	2	2	3	2	0	0	0	0	0	47	71	4.15	1.615																			
	0.2	1	0	0	0	0	0	0	0	0	0	0	0	1	1	0.00	0.000																			
	2.0	6	0	0	0	0	5	0	0	0	0	0	0	19	25	0.00	0.000																			
	2.0	7	0	0	0	0	3	1	0	0	0	0	0	21	36	0.00	0.500																			
	4.0	19	6	1	1	4	4	1	0	0	0	2	0	26	36	2.25	1.750																			
PITCHER Tim Belcher, R ERA: 3.28 (14, 1)	IP	WLS	BF	H	R	ER	SO	BB	IBB	HBP	BLK	WP	HR	S	P	ERA	WHIP																			
	4.0	17	17	3	2	2	3	0	2	0	0	0	0	21	29	4.50	0.750																			

San Diego Padres @ Los Angeles Dodgers
Dodger Stadium, Los Angeles, CA
Tue Jun 27 1989, 7:05 PM PDT
Att: 37,385 - Unknown

AB	61
R	5
H	14
RBI	5
BB	6
SO	18
LOB	21



Batter	1	2	3	4	5	6	7	8	9	10	11	12	13	14	15	16	17	AB	R	H	RBI	BB	SO	LOB	
Alfredo Griffin, S OBP: 0.303, SLG: 0.354 (1, 6)	G6-3 1B		F7		G3-1				G3		F9		4-3			4-3		8	0	2	1	0	0	9	
Willie Randolph, R OBP: 0.389, SLG: 0.326 Jay Howell, R (8, 1)	G6-3			G4-3		FC5-4 1B			L5		F9			5-3				3	0	1	0	1	0	1	
Rick Dempsey, R OBP: 0.280, SLG: 0.217 (9, PH) (10, 2)	1-2F F9						2-3 BB									1B		0	0	0	0	0	0	0	
Kirk Gibson, L OBP: 0.343, SLG: 0.426 (1, 7)	F9			K		FC5-4 1B G3			F8				P5			K		8	1	0	0	0	4	4	
Eddie Murray, S OBP: 0.344, SLG: 0.378 (1, 3)				P6														8	0	1	0	0	3	1	
Mickey Hatcher, R OBP: 0.328, SLG: 0.389 John Shelby, S OBP: 0.227, SLG: 0.192 (9, 8)																			4	0	2	1	0	0	1
Jeff Hamilton, R OBP: 0.271, SLG: 0.375 (1, 5)																			4	1	1	0	0	1	0
Jose Gonzalez, R OBP: 0.397, SLG: 0.392 (1, 8) (9, 9)																			7	0	0	0	0	2	3
Mike Scioscia, L OBP: 0.349, SLG: 0.344 Franklin Stubbs, L OBP: 0.333, SLG: 0.370 John Wetteland, R OBP: 0.333, SLG: 0.333 Mike Davis, L OBP: 0.315, SLG: 0.397 Tim Belcher, R OBP: 0.114, SLG: 0.143 (1, 2)																									
John Tudor, L (1, 1) Ricky Horton, L (6, 1) Mariano Duncan, R OBP: 0.296, SLG: 0.268 Alejandro Peralta, R (8, 1) Dave Anderson, R OBP: 0.298, SLG: 0.208 (8, 4)																									

Batter	1	2	3	4	5	6	7	8	9	AB R H RBI BB SO LOB	TOP	
Marvell Wynne, L (1, 8) <small>OBP: 0.287, SLG: 0.372</small>	2-2 FC1-6 1B		0-3 K			0-0 G6-3		0-0 F8		4 0 1 0 0 1 2	San Diego Padres @ Los Angeles Dodgers Dodger Stadium, Los Angeles, CA Wed Jun 28 1989, 7:05 PM PDT Att. 33,708 - Unknown - 70 F	
Roberto Alomar, S (1, 4) <small>OBP: 0.315, SLG: 0.306</small>	0-0 FC1-6 E 1-2		1-2 G6-3			2-2 G3-1		4-1 1B BB 1-2 2-3		3 0 0 0 1 0 1		
Tony Gwynn, L (1, 9) <small>OBP: 0.412, SLG: 0.484</small>	0-0 E7 1-3 1B			3-1 G1-6-3 1B 1B		1-1 G4-3		1-1 1B S 1-3 2-H 3-H		4 0 3 2 0 0 0		
Jack Clark, R (1, 3) <small>OBP: 0.384, SLG: 0.357</small> Greg Harris, R (8, 1) Mark Davis, L (8, 1)	3-3 K			0-0 G1-6-3 1-2 1B			0-3 K	4-1 1-2 IBB		3 0 1 0 1 2 2 0 0 0 0 0 0 0 0 0 0 0 0 0 0		
Chris James, R (1, 7) <small>OBP: 0.226, SLG: 0.252</small>	0-2 G3			0-1 G1-6-3 1-2f 2-3			0-2 G6-3	0-2 F9		4 0 0 0 0 0 7		
Garry Templeton, S (1, 6) <small>OBP: 0.277, SLG: 0.344</small>		0-1 P6		0-1 G1-3			0-0 F7		0-2 G3			4 0 0 0 0 0 1
Benito Santiago, R (1, 2) <small>OBP: 0.268, SLG: 0.366</small>		0-3 K			4-2 CS BB			1-1 FC1-5 1B 1B	3-2 P6			3 0 1 0 1 1 0
Tim Flannery, L (1, 5) <small>OBP: 0.344, SLG: 0.333</small> Luis Salazar, R (8, PR) <small>OBP: 0.282, SLG: 0.358</small> (8, 5)		3-1 F7			2-1 F8 1-2			2-2 BB FC1-5 1B 1B	0-2 1B			3 0 1 0 0 0 1 1 1 1 0 0 0 0
Ed Whitson, R (1, 1) <small>OBP: 0.225, SLG: 0.237</small> Bip Roberts, S (8, PH) <small>OBP: 0.367, SLG: 0.419</small> Rob Nelson, L (8, 3) <small>OBP: 0.346, SLG: 0.318</small>			0-0 G6-3		1-0 G6-3			2-1 FC1-5 BB 1B 1-2 2-3	0-3 K			2 0 0 0 0 0 0 1 1 0 0 0 0 2 1 0 0 0 0 1 1
Inning Stats	R: 0 H: 2 E: 1 LOB: 2 K: 1 BB: 0 S: 11 P: 16	R: 0 H: 0 E: 0 LOB: 0 K: 1 BB: 0 S: 7 P: 10	R: 0 H: 0 E: 0 LOB: 0 K: 1 BB: 0 S: 7 P: 8	R: 0 H: 2 E: 0 LOB: 1 K: 0 BB: 0 S: 7 P: 10	R: 0 H: 0 E: 0 LOB: 0 K: 0 BB: 1 S: 5 P: 12	R: 0 H: 0 E: 0 LOB: 0 K: 0 BB: 0 S: 7 P: 10	R: 0 H: 0 E: 0 LOB: 0 K: 1 BB: 0 S: 7 P: 7	R: 2 H: 3 E: 0 LOB: 3 K: 0 BB: 2 S: 15 P: 29	R: 0 H: 1 E: 0 LOB: 1 K: 1 BB: 0 S: 13 P: 16	1B: 8 SF: 0 2B: 0 SAC: 0 3B: 0 DP: 1 HR: 0 HBP: 0	WP: 0 PA: 36 PB: 0 SB: 1 CS: 1	
PITCHER Mike Morgan, R (1, 1) <small>ERA: 1.69</small> Ricky Horton, L (8, 1) <small>ERA: 3.8</small> Alejandro Pena, R (8, 1) <small>ERA: 2.63</small> Jay Howell, R (9, 1) <small>ERA: 0.81</small>	IP WLS BF H R ER SO BB IBB HBP BLK WP HR S P ERA WHIP 7.2 L 29 6 2 2 4 2 0 0 0 0 0 0 60 91 2.35 1.043 0.0 1 1 0 0 0 0 0 0 0 0 0 0 2 3 ∞ ∞ 0.1 2 0 0 0 0 0 0 1 0 0 0 0 4 8 0.00 0.000 1.0 4 1 0 0 0 1 0 0 0 0 0 0 13 16 0.00 1.000				PITCHER IP WLS BF H R ER SO BB IBB HBP BLK WP HR S P ERA WHIP							

AB	33
R	2
H	8
RBI	2
BB	3
SO	5
LOB	17



Batter	1	2	3	4	5	6	7	8	9	AB	R	H	RBI	BB	SO	LOB
Alfredo Griffin, S (1, 6) OBP: 0.311, SLG: 0.365	0-3 K		0-1 1B		1-0 1B		0-2 2B		1-3 K	5	0	3	1	0	2	0
Mike Davis, L (1, 9) OBP: 0.313, SLG: 0.393	2-2 FC6 1B		0-1 F9		2-2 L9		1-2 F7		0-0 F8	4	0	1	0	0	0	4
John Shelby, S (8, 8) OBP: 0.226, SLG: 0.191										1	0	0	0	0	0	0
Kirk Gibson, L (1, 7) OBP: 0.339, SLG: 0.420	3-3 K			0-0 G4-3		0-0 G5-3		0-0 G3-1	0-1 1B	5	0	1	0	0	1	2
Eddie Murray, S (1, 3) OBP: 0.342, SLG: 0.375	2-2 FC6			3-3 K		0-0 2B 1B		1-1 G4-3	1-3 K	5	0	1	0	0	2	2
Mike Scioscia, L (1, 2) OBP: 0.343, SLG: 0.338		1-2 G5-3		3-1 G3		1 SAFE 2-1 F8		1-0 E3 1B 1B		4	0	0	0	0	0	1
Franklin Stubbs, L (8, PR) OBP: 0.333, SLG: 0.370										0	0	0	0	0	0	0
Rick Dempsey, R (9, 2) OBP: 0.280, SLG: 0.217										0	0	0	0	0	0	0
Jeff Hamilton, R (1, 5) OBP: 0.274, SLG: 0.381		1-2 G1-3			0-0 F8		0-0 2B	1-0 1B	1-2 1B	4	0	2	0	0	0	0
Jose Gonzalez, R (1, 8) OBP: 0.419, SLG: 0.407		1-2 G4-3			3-1 SH1-4 1B 1B		4-0 IBB	1-1 1B	1-2 2-3 1B	3	1	2	0	1	0	0
Dave Anderson, R (1, 4) OBP: 0.299, SLG: 0.213			1-3 K		0-0 1B SH1-4 1B		0-2 G6-3	0-3 K		3	0	1	0	0	1	3
Mickey Hatcher, R (8, PH) OBP: 0.325, SLG: 0.385					1-2 1B					1	0	0	0	0	1	3
Mike Morgan, R (1, 1) OBP: 0.103, SLG: 0.103			1-0 G4-3		0-0 SH1-4		2-0 G6-3	0-3 K		2	0	0	0	0	0	0
Ricky Horton, L (8, 1)										0	0	0	0	0	0	0
Alejandro Pena, R (8, 1)										0	0	0	0	0	0	0
Mariano Duncan, R (8, PH) OBP: 0.282, SLG: 0.364					1-2 2-3					1	0	0	0	0	1	3
Jay Howell, R (9, 1)										0	0	0	0	0	0	0

Inning Stats	R: 0	H: 1	E: 0	LOB: 1	K: 2	P: 19	R: 0	H: 0	E: 0	LOB: 0	K: 0	P: 14	R: 0	H: 1	E: 0	LOB: 1	K: 1	P: 10	R: 0	H: 0	E: 0	LOB: 0	K: 1	P: 12	R: 0	H: 3	E: 0	LOB: 2	K: 0	P: 15	R: 0	H: 2	E: 0	LOB: 3	K: 0	P: 14	R: 0	H: 1	E: 0	LOB: 1	K: 0	P: 12	R: 0	H: 2	E: 1	LOB: 3	K: 2	P: 16	R: 0	H: 1	E: 0	LOB: 1	K: 2	P: 12	R: 0	H: 1	E: 0	LOB: 1	K: 2	P: 12	1B: 9	SF: 0	2B: 2	SAC: 1	3B: 0	DP: 0	HR: 0	HBP: 0	WP: 0	PA: 40
--------------	------	------	------	--------	------	-------	------	------	------	--------	------	-------	------	------	------	--------	------	-------	------	------	------	--------	------	-------	------	------	------	--------	------	-------	------	------	------	--------	------	-------	------	------	------	--------	------	-------	------	------	------	--------	------	-------	------	------	------	--------	------	-------	------	------	------	--------	------	-------	-------	-------	-------	--------	-------	-------	-------	--------	-------	--------

PITCHER	IP	WLS	BF	H	R	ER	SO	BB	IBB	HBP	BLK	WP	HR	S	P	ERA	WHIP
Ed Whitton, R (1, 1) ERA: 2.55	7.0		30	8	1	1	4	0	1	0	0	0	0	65	96	1.29	1.143
Greg Harris, R (8, 1) ERA: 2.13	0.1		4	2	0	0	0	0	0	0	0	0	0	6	10	0.00	6.000
Mark Davis, L (8, 1) ERA: 2.83	1.2	S	6	1	0	0	4	0	0	0	0	0	0	16	18	0.00	0.600

BOTTOM

San Diego Padres @ Los Angeles Dodgers
 Dodger Stadium, Los Angeles, CA
 Wed Jun 28 1989, 7:05 PM PDT
 Att: 33,708 - Unknown - 70 F

livebaseballscorecards.com

AB	38
R	1
H	11
RBI	1
BB	1
SO	8
LOB	18



Batter	1	2	3	4	5	6	7	8	9	AB R H RBI BB SO LOB	TOP									
Bip Roberts, S (1, 5) OBP: 0.369, SLG: 0.411	1-3 K		0-0 FC6-4 1-2f	1-2 P3			0-2 FC1-6 1B		4-0 E BB	4 0 1 0 1 1 3										
Roberto Alomar, S (1, 4) OBP: 0.310, SLG: 0.301	3-1 6-3		1-2 6-3		2-2 F9		0-1 FC1-6 FC4-6 1-2f		0-0 E1 G6-4-3 1-2	5 0 0 0 0 0 3										
Tony Gwynn, L (1, 9) OBP: 0.412, SLG: 0.482	1-1 F7			0-1 E BB FC5-2 1B	1-0 1B		3-1 FC4-6 CS 1-2f		0-0 B2	5 0 2 0 0 0 3										
Jack Clark, R (1, 3) Mark Davis, L (9, 1)		2-2 FC3-6 1B		4-0 FC5-2 E 1-2 BB BB	4-1 1B BB		1-1 CS	1-1 F8	1-2 G6-4-3	3 1 1 0 2 0 2 0 0 0 0 0 0 0										
Chris James, R (1, 7) OBP: 0.230, SLG: 0.257		0-0 FC3-6 1B 1-2f WP		0-0 E5 BB FC5-2 1-2 FC6-4 2-3	2-2 1B			0-1 1B 1B		4 3 2 0 0 0 3										
Garry Templeton, S (1, 6) OBP: 0.276, SLG: 0.343		1-1 1B		2-0 FC5-2 1-2 BB E	0-0 L8			0-0 F7		4 1 1 0 0 0 6										
Benito Santiago, R (1, 2) OBP: 0.272, SLG: 0.366		2-3 K		4-2 FC6-4 1-2 BB 2-3 3-H		2-1 5-3		2-2 1B 1B		3 0 1 1 1 1 0										
Shawn Abner, R (1, 8) OBP: 0.204, SLG: 0.239 Marvell Wynne, L (8, PH) OBP: 0.291, SLG: 0.376 (8, 8)			1-2 P5	1-0 FC6-4 1B 1-2f 2-H 3-H		2-2 P2		2-2 FC6-4 1B		3 0 0 1 0 0 1 1 0 1 1 0 0 0										
Dennis Rasmussen, L (1, 1) OBP: 0.152, SLG: 0.182 Carmelo Martinez, R (9, 3) OBP: 0.308, SLG: 0.337			1-1 FC6-4 1B	3-2 1B		1-3 K		0-2 FC6-4 1-2f		4 0 2 0 0 1 2 0 0 0 0 0 0 0										
Inning Stats	R: 0 E: 0 K: 1 S: 12	H: 0 LOB: 0 BB: 0 P: 17	R: 1 E: 0 K: 1 S: 9	H: 2 LOB: 0 BB: 0 P: 14	R: 0 E: 1 K: 0 S: 9	H: 1 LOB: 1 BB: 0 P: 12	R: 3 E: 2 K: 0 S: 14	H: 2 LOB: 2 BB: 2 P: 29	R: 0 E: 0 K: 1 S: 8	H: 0 LOB: 0 BB: 0 P: 13	R: 0 E: 0 K: 0 S: 8	H: 1 LOB: 0 BB: 0 P: 12	R: 1 E: 0 K: 0 S: 15	H: 3 LOB: 2 BB: 0 P: 20	R: 0 E: 1 K: 0 S: 5	H: 0 LOB: 1 BB: 1 P: 10	1B: 11 2B: 0 3B: 0 HR: 0	SF: 0 SAC: 0 DP: 1 HBP: 0	WP: 1 PB: 0 SB: 0 CS: 1	PA: 41
PITCHER	IP WLS BF H R ER SO BB IBB HBP BLK WP HR S P ERA WHIP																			
Fernando Valenzuela, L (1, 1) ERA: 3.92	7.0 L 30 8 4 1 3 3 0 0 0 1 0 70 116 1.29 1.571																			
Alejandro Pena, R (8, 1) ERA: 2.79	1.0 8 3 1 1 0 1 0 0 0 0 0 16 25 9.00 4.000																			
Ricky Horton, L (9, 1) ERA: 3.63	1.0 2 0 0 0 0 0 0 0 0 0 0 4 5 0.00 0.000																			

San Diego Padres @ Los Angeles Dodgers
Dodger Stadium, Los Angeles, CA

Thu Jun 29 1989, 7:05 PM PDT
Att. 36,128 - Unknown - 70 F

AB	36
R	5
H	11
RBI	3
BB	4
SO	3
LOB	23



WP	1	PA	41
-----------	----------	-----------	-----------

ERA	WHIP
------------	-------------

Batter	1	2	3	4	5	6	7	8	9	AB	R	H	RBI	BB	SO	LOB	TOP
Bip Roberts, S (1, 5) <small>OBP: 0.393, SLG: 0.452</small> Carmelo Martinez, R (8, PH) <small>OBP: 0.306, SLG: 0.335</small> Mark Grant, R (8, 1) <small>OBP: 0.429, SLG: 0.200</small>	 1B 3B		 G1-3 BLK 1B		 G4-3 1B	 S BB		 P9		3	3	3	0	1	0	0	
Roberto Alomar, S (1, 4) <small>OBP: 0.311, SLG: 0.303</small>	 CS 1B		 G3		 G3 G4-3 1B	 L8		 G6-3		5	0	2	1	0	0	2	
Tony Gwynn, L (1, 9) <small>OBP: 0.409, SLG: 0.481</small>	 G4-3		 G1-3		 G4-3		 F7		 2B	5	0	1	0	0	0	4	
Jack Clark, R (1, 3) <small>OBP: 0.388, SLG: 0.363</small>	 G4-3		 3B		 G3 BB		 F7		 P3	4	0	1	0	1	0	1	
Marvell Wynne, L (1, 8) <small>OBP: 0.288, SLG: 0.371</small>		 1B 1B	 G5-3		 G3		 K		 G3	5	0	1	1	0	1	4	
Garry Templeton, S (1, 6) <small>OBP: 0.284, SLG: 0.347</small>		 F7		 FC3-6 1B		 IBB		 1B		3	0	2	0	1	0	1	
Benito Santiago, R (1, 2) <small>OBP: 0.271, SLG: 0.364</small>		 1B		 FC3-6 FC6-4		 G4-3		 B3		4	0	1	0	0	0	5	
Chris James, R (1, 7) <small>OBP: 0.226, SLG: 0.252</small>		 K		 FC6-4			 L9		 K	4	0	0	0	0	2	4	
Walt Terrell, L (1, 1) <small>OBP: 0.162, SLG: 0.171</small> Rob Nelson, L (6, PH) <small>OBP: 0.341, SLG: 0.313</small> Greg Harris, R (6, 1) Tim Flannery, L (8, PH) <small>OBP: 0.351, SLG: 0.341</small>	 G1-3		 G5-3		 K		 1B		 1B	2	0	0	0	0	0	3	
Inning Stats	R: 1 H: 2 E: 0 LOB: 0 K: 0 BB: 0 S: 10 P: 16	R: 0 H: 2 E: 0 LOB: 2 K: 1 BB: 0 S: 14 P: 19	R: 1 H: 2 E: 0 LOB: 1 K: 0 BB: 0 S: 13 P: 22	R: 0 H: 1 E: 0 LOB: 1 K: 0 BB: 0 S: 8 P: 9	R: 1 H: 2 E: 0 LOB: 3 K: 0 BB: 2 S: 15 P: 31	R: 0 H: 0 E: 0 LOB: 1 K: 1 BB: 1 S: 10 P: 20	R: 0 H: 0 E: 0 LOB: 0 K: 1 BB: 0 S: 11 P: 16	R: 0 H: 2 E: 0 LOB: 2 K: 1 BB: 0 S: 11 P: 19	R: 0 H: 1 E: 0 LOB: 1 K: 0 BB: 0 S: 12 P: 18	1B: 9 SF: 0 2B: 1 SAC: 0 3B: 2 DP: 0 HR: 0 HBP: 0	WP: 0 PA: 41 PB: 0 SB: 1 CS: 1						
PITCHER	IP WLS BF H R ER SO BB IBB HBP BLK WP HR S P ERA WHIP																
Scott Terry, R (1, 1) <small>ERA: 3.72</small>	5.0 W 25 9 3 3 1 1 1 0 0 0 0 0 60 97 5.40 2.000																
John Costello, R (6, 1) <small>ERA: 2.59</small>	2.2 11 2 0 0 3 1 0 0 0 0 0 0 29 49 0.00 1.125																
Ken Dayley, L (8, 1) <small>ERA: 3.32</small>	0.1 1 0 0 0 0 0 0 0 0 0 0 0 3 6 0.00 0.000																
Todd Worrell, R (9, 1) <small>ERA: 1.29</small>	1.0 S 4 1 0 0 0 0 0 0 0 0 0 0 12 18 0.00 1.000																

San Diego Padres @ St. Louis Cardinals
 Busch Stadium, St. Louis, MO
 Fri Jun 30 1989, 7:05 PM CDT
 Att: 48,145 - Unknown

livebaseballscorecards.com

AB	38
R	3
H	12
RBI	2
BB	3
SO	4
LOB	26



BOTTOM

San Diego Padres @ St. Louis Cardinals
Busch Stadium, St. Louis, MO
Fri Jun 30 1989, 7:05 PM CDT
Att. 48,145 - Unknown

livebaseballscorecards.com

AB 29
R 4
H 10
RBI 4
BB 5
SO 1
LOB 14



WP: 1 PA: 36
PB: 0
SB: 1
CS: 0

AB	R	H	RBI	BB	SO	LOB
3	0	2	0	1	0	0
4	0	2	1	0	0	4
4	0	0	0	0	0	3
3	0	0	0	1	1	1
4	1	1	0	0	0	1
4	1	1	1	0	0	1
2	0	1	0	2	0	1
3	1	2	1	1	0	1
1	1	1	1	0	0	0
0	0	0	0	0	0	0
0	0	0	0	0	0	0
1	0	0	0	0	0	2
0	0	0	0	0	0	0
1B: 8	SF: 0	WP: 1	PA: 36			
2B: 1	SAC: 2	PB: 0				
3B: 0	DP: 3	SB: 1				
HR: 1	HBP: 0	CS: 0				

Batter	1	2	3	4	5	6	7	8	9
Vince Coleman, S OBP: 0.319, SLG: 0.356 (1, 7)	0-1 G4-3 1B	3-2 1B 1B		1-0 1B		4-2 BB			
Milt Thompson, L OBP: 0.367, SLG: 0.407 (1, 8)	0-0 FC1-6 1B	0-0 1-2 1B		1-0 F8		1-2 G1-3			
Ozzie Smith, S OBP: 0.365, SLG: 0.385 (1, 6)	2-2 FC1-6 1-2f	2-2 G3 2-3			1-1 L9			0-0 G4-3	
Pedro Guerrero, R OBP: 0.378, SLG: 0.462 (1, 3)	0-0 FC6-4 1-2f		4-2 G6-4-3 BB		0-2 L5			0-3 K	
Terry Pendleton, S OBP: 0.289, SLG: 0.310 (1, 5)		1-2 2B 1B	0-2 F7		1-2 P7			0-1 G4-3	
Tom Brunansky, R OBP: 0.318, SLG: 0.416 (1, 9)		2-2 G4-3 1B 2B	0-0 G6-4-3			0-0 F9		2-1 F8	
José Oquendo, S OBP: 0.330, SLG: 0.306 (1, 4)		2-0 G4-3 2-3		4-0 G6-4-3 BB		1-2 SH1-4 WP 1B		4-2 1B BB	
Tony Peña, R OBP: 0.294, SLG: 0.363 (1, 2)		0-0 1B SH1-4 1B		1-1 G6-4-3 1-2f		4-2 SH1-4 BB		0-1 G4-6-3 1B	
Scott Terry, R OBP: 0.200, SLG: 0.414 John Costello, R Ken Dayley, L John Morris, L Todd Worrell, R		0-1 SH1-4		0-2 HR		0-0 SH1-4		0-0 G4-6-3 1-2f	

Inning	R	H	E	K	S	R	H	E	K	S	R	H	E	K	S	R	H	E	K	S	R	H	E	K	S
1	0	1	0	0	7	3	5	0	0	18	0	0	0	0	0	0	0	0	0	0	0	0	0	0	0
2	0	0	0	0	7	0	0	0	0	13	1	2	0	0	7	0	1	0	0	0	0	0	0	0	0
3	0	0	0	0	9	0	0	0	0	13	0	0	0	0	10	0	0	0	0	0	0	0	0	0	0
4	0	0	0	0	7	1	2	0	0	7	0	0	0	0	16	0	1	0	0	0	0	0	0	0	0
5	0	0	0	0	10	0	0	0	0	12	0	0	0	0	6	0	0	0	0	0	0	0	0	0	0
6	0	0	0	0	16	0	3	0	1	26	0	1	0	0	6	0	1	0	0	0	0	0	0	0	0
7	0	0	0	0	6	0	0	0	0	6	0	0	0	0	0	0	0	0	0	0	0	0	0	0	0
8	0	1	0	1	8	0	1	0	0	14	0	1	0	0	14	0	1	0	0	0	0	0	0	0	0
9	0	0	0	0	0	0	0	0	0	0	0	0	0	0	0	0	0	0	0	0	0	0	0	0	0

PITCHER	IP	WLS	BF	H	R	ER	SO	BB	IBB	HBP	BLK	WP	HR	S	P	ERA	WHIP
Walt Terrell, R ERA: 3.81 Greg Harris, R ERA: 2.03 Mark Grant, R ERA: 2.89	(1, 1)	5.0	23	8	4	4	0	2	0	0	0	0	1	51	76	7.20	2.000
	(6, 1)	2.0	9	1	0	0	1	2	0	0	0	1	0	22	32	0.00	1.500
	(8, 1)	1.0	4	1	0	0	0	1	0	0	0	0	0	8	14	0.00	2.000

Batter	1	2	3	4	5	6	7	8	9
Vince Coleman, S OBP: 0.324, SLG: 0.355 (1, 7)	0-1 G6-3	1-2 3B 1B			4-2 1B E BB	4-2 1B BB		1-2 G1-3	
José Oquendo, S OBP: 0.338, SLG: 0.323 (1, 4)	1-2 1B 1B	2-2 3B			1-0 E 1B	1-2 1B 1B		0-0 G6-3	
Ozzie Smith, S OBP: 0.363, SLG: 0.383 (1, 6)	2-1 L8-4-3 1-2	0-1 L8			0-1 E5 1-3 3-H	2-1 1B			
Pedro Guerrero, R OBP: 0.373, SLG: 0.455 (1, 3)		0-1 G6-3	2-1 G5-3		1-0 E5 G4-3 2-H 3-H	0-2 F8			
Jim Lindeman, R OBP: 0.200, SLG: 0.167 (9, 3)									
Tom Brunansky, R OBP: 0.323, SLG: 0.421 (1, 9)		0-0 G4-3 1B 1B	2-2 CS 1B		1-3 K		0-0 G4-3 1B		
Terry Pendleton, S OBP: 0.288, SLG: 0.307 (1, 5)		4-1 1B G4-3 1B BB	2-2 F9		0-1 G4-3 2-3		0-2 F7		
Milt Thompson, L OBP: 0.361, SLG: 0.400 (1, 8)		2-2 G4-3 1-2 2-3	0-0 CS 1-2	3-3 K	0-3 K		0-0 G4-3 1-2		
Tony Peña, R OBP: 0.293, SLG: 0.358 (1, 2)		4-0 1B 1B IBB		1-0 F7		1-0 L7	3-2 P9		
Ken Hill, R OBP: 0.303, SLG: 0.313 (1, 1)		1-0 1B		1-3 K		0-3 K	0-0 G4-3		
Frank DiPino, L OBP: 0.143, SLG: 0.143 (4, 1)		1-2 2-3 3-H							
Ted Power, R (5, 1)									

AB	R	H	RBI	BB	SO	LOB
3	3	1	2	2	0	0
5	1	4	2	0	0	0
4	1	1	1	0	0	3
4	0	0	0	0	0	2
0	0	0	0	0	0	0
4	1	3	0	0	1	1
3	1	0	0	1	0	3
4	0	0	0	0	2	4
3	1	0	0	1	0	1
1	1	1	1	0	0	0
1	0	0	0	0	1	0
2	0	0	0	0	1	0

BOTTOM

San Diego Padres @ St. Louis Cardinals
 Busch Stadium, St. Louis, MO
 Sat Jul 01 1989, 7:05 PM CDT
 Att. 42,270 - Unknown

AB	34
R	9
H	10
RBI	6
BB	4
SO	5
LOB	14



1B:	9	SF:	0
2B:	1	SAC:	0
3B:	1	DP:	1
HR:	0	HBP:	0

WP:	0	PA:	39
PB:	0		
SB:	0		
CS:	1		

Inning Stats	R	H	E	K	S	P	IP	WLS	BF	H	R	ER	SO	BB	IBB	HBP	BLK	WP	HR	S	P	ERA	WHIP
Pat Clements, L ERA: 5.11 (1, 1)	0	1	0	7	17	1	3.0	L	15	6	5	0	0	1	1	0	0	0	0	33	56	15.00	2.333
Freddie Toliver, R ERA: 7.26 (4, 1)	0	0	0	2	17	0	2.0		10	1	0	0	4	1	0	0	0	0	0	24	36	0.00	1.000
Mark Grant, R ERA: 2.96 (6, 1)	0	0	0	0	17	0	2.0		10	3	1	1	1	1	0	0	0	0	0	22	33	4.50	2.000
Greg Harris, R ERA: 1.99 (8, 1)	0	0	0	0	17	0	1.0		3	0	0	0	0	0	0	0	0	0	0	5	6	0.00	0.000

WP	HR	S	P	ERA	WHIP
0	0	0	0	0.00	0.000

Batter	1	2	3	4	5	6	7	8	9	AB R H RBI BB SO LOB	TOP	
Bip Roberts, S (1, 5) <small>OBP: 0.402, SLG: 0.475</small> Shawn Abner, R (9, 7) <small>OBP: 0.204, SLG: 0.239</small>	4-1 		1-1 E3 BB 2B 1-2	0-2 E7 1B SF7 1B		0-1 G4-3			0-2 G4-3	4 2 1 0 1 0 1 0 0 0 0 0 0 0	San Diego Padres @ St. Louis Cardinals Busch Stadium, St. Louis, MO Sun Jul 02 1989, 3:33 AM CDT Att. 34,248 - Unknown - 80 F	
Roberto Alomar, S (1, 4) <small>OBP: 0.311, SLG: 0.304</small>	1-2 F7		0-2 F7	1-2 		1-1 G6-3		2-3 K	5 0 1 0 0 1 3			
Tony Gwynn, L (1, 9) <small>OBP: 0.406, SLG: 0.475</small>	0-1 		4-1 	0-0 SF7		2-2 F8		2-2 	3 1 2 1 1 0 0			
Marvell Wynne, L (1, 8) <small>OBP: 0.296, SLG: 0.376</small>	2-3 K		1-0 	4-1 		0-0 		0-1 G4-3	4 1 2 3 1 1 3			
Carmelo Martinez, R (1, 7) <small>OBP: 0.299, SLG: 0.326</small> Luis Salazar, R (8, 5) <small>OBP: 0.282, SLG: 0.358</small>	3-2 G6-3		3-3 K	0-2 F7		1-0 F9			4 0 0 0 0 1 6 0 0 0 0 0 0 0			
Garry Templeton, S (1, 6) <small>OBP: 0.263, SLG: 0.348</small>		1-2 F7	1-1 		0-1 G4-3		1-1 G6-4-3		4 0 1 1 0 0 1			
Rob Nelson, L (1, 3) <small>OBP: 0.356, SLG: 0.314</small>		1-1 G4-3	4-0 		0-1 		0-2 G4-3		3 0 1 0 1 0 0			
Mark Parent, R (1, 2) <small>OBP: 0.211, SLG: 0.381</small>		2-3 K	0-1 FC6-4		0-1 FC3-6		1-0 G6-3		4 0 0 0 0 1 3			
Bruce Hurst, L (1, 1) <small>OBP: 0.098, SLG: 0.051</small>			1-0 	0-1 F8		1-3 K		0-1 G6-3	4 1 1 0 0 1 1			
Inning Stats	R: 0 H: 1 E: 0 LOB: 2 K: 1 BB: 1 S: 12 P: 22	R: 0 H: 0 E: 0 LOB: 0 K: 1 BB: 0 S: 9 P: 13	R: 4 H: 3 E: 1 LOB: 2 K: 1 BB: 2 S: 16 P: 31	R: 1 H: 2 E: 1 LOB: 2 K: 0 BB: 1 S: 18 P: 23	R: 0 H: 1 E: 0 LOB: 1 K: 1 BB: 0 S: 9 P: 10	R: 0 H: 0 E: 0 LOB: 0 K: 0 BB: 0 S: 7 P: 10	R: 0 H: 1 E: 0 LOB: 0 K: 0 BB: 0 S: 4 P: 6	R: 0 H: 0 E: 0 LOB: 0 K: 0 BB: 0 S: 6 P: 7	R: 0 H: 1 E: 0 LOB: 1 K: 1 BB: 0 S: 11 P: 15	1B: 7 SF: 1 2B: 2 SAC: 0 3B: 0 DP: 1 HR: 0 HBP: 0		WP: 0 PA: 40 PB: 0 SB: 1 CS: 0
PITCHER Jose DeLeon, R (1, 1) <small>ERA: 3.45</small> Frank DiPino, L (5, 1) <small>ERA: 2.74</small> Dan Quisenberry, R (8, 1) <small>ERA: 2.13</small>	IP WLS BF H R ER SO BB IBB HBP BLK WP HR S P ERA WHIP											PITCHER IP WLS BF H R ER SO BB IBB HBP BLK WP HR S P ERA WHIP

AB	35
R	5
H	9
RBI	5
BB	4
SO	5
LOB	18



Batter	1	2	3	4	5	6	7	8	9	AB	R	H	RBI	BB	SO	LOB
Vince Coleman, S (1, 7) OBP: 0.323, SLG: 0.352	1-3 K		4-1 FC5-2 BB	0-0 F8			0-1 FC1-6 1-2f			3	0	0	0	1	1	3
José Oquendo, S (1, 4) OBP: 0.337, SLG: 0.326	0-1 2B		2-2 P3 1-3			2-2 F8	1-2 F7			4	1	1	0	0	0	2
Ozzie Smith, S (1, 6) OBP: 0.359, SLG: 0.378	1-2 G6-3		0-2 FC5-2			2-2 F9		0-0 F9		4	0	0	0	0	0	2
Pedro Guerrero, R (1, 3) OBP: 0.372, SLG: 0.456	0-0 2B		2-1 F8 3-H			0-2 G5-3		3-3 K		4	0	1	1	0	1	1
Tom Brunansky, R (1, 9) OBP: 0.322, SLG: 0.422	2-3 K			2-1 1B		0-2 P6		0-0 G5-3		4	1	1	0	0	1	1
Terry Pendleton, S (1, 5) OBP: 0.288, SLG: 0.306		1-1 F9		0-0 1B		2-1 G5-3		0-1 F9		4	0	1	0	0	0	0
Milt Thompson, L (1, 8) OBP: 0.363, SLG: 0.406		2-1 2B		2-3 1B		0-1 G4-3		1-0 1B		4	0	2	0	0	0	2
Tony Peña, R (1, 2) OBP: 0.292, SLG: 0.357		1-2 G6-3		0-1 1B			0-1 L8		0-0 P6	4	0	1	1	0	0	2
Jose DeLeon, R (1, 1) OBP: 0.140, SLG: 0.098		0-3 K		1-3 K			0-2 FC1-6 1B		0-3 K	1	0	0	0	0	1	1
Jim Lindeman, R (4, PH) OBP: 0.156, SLG: 0.162										0	0	0	0	0	1	2
Frank DiPino, L (5, 1) OBP: 0.143, SLG: 0.143										0	0	0	0	0	0	0
Denny Walling, L (7, PH) OBP: 0.384, SLG: 0.370										1	0	1	0	0	0	0
Dan Quisenberry, R (8, 1) OBP: 0.290, SLG: 0.208										0	0	0	0	0	0	0
Tom Paganuzzi, R (9, PH)										1	0	0	0	0	1	1

Inning Stats	R: 1	H: 2	E: 0	K: 2	S: 12	LOB: 1	BB: 0	P: 16	R: 0	H: 1	E: 0	K: 1	S: 10	LOB: 1	BB: 0	P: 14	R: 0	H: 0	E: 0	K: 0	S: 9	LOB: 1	BB: 1	P: 17	R: 1	H: 3	E: 0	K: 1	S: 13	LOB: 2	BB: 0	P: 17	R: 0	H: 0	E: 0	K: 0	S: 10	LOB: 0	BB: 0	P: 14	R: 0	H: 0	E: 0	K: 0	S: 7	LOB: 0	BB: 0	P: 9	R: 0	H: 1	E: 0	K: 0	S: 10	LOB: 1	BB: 0	P: 11	R: 0	H: 0	E: 0	K: 1	S: 7	LOB: 0	BB: 0	P: 10	R: 0	H: 1	E: 0	K: 1	S: 7	LOB: 1	BB: 0	P: 8	1B: 4	SF: 0	2B: 4	SAC: 0	3B: 0	DP: 0	HR: 0	HBP: 0	WP: 0	PA: 36
--------------	------	------	------	------	-------	--------	-------	-------	------	------	------	------	-------	--------	-------	-------	------	------	------	------	------	--------	-------	-------	------	------	------	------	-------	--------	-------	-------	------	------	------	------	-------	--------	-------	-------	------	------	------	------	------	--------	-------	------	------	------	------	------	-------	--------	-------	-------	------	------	------	------	------	--------	-------	-------	------	------	------	------	------	--------	-------	------	-------	-------	-------	--------	-------	-------	-------	--------	-------	--------

PITCHER	IP	WLS	BF	H	R	ER	SO	BB	IBB	HBP	BLK	WP	HR	S	P	ERA	WHIP
Bruce Hurst, L (1, 1) ERA: 2.88	9.0	W	36	8	2	2	6	1	0	0	0	0	0	85	116	2.00	1.000

BOTTOM

San Diego Padres @ St. Louis Cardinals
 Busch Stadium, St. Louis, MO
 Sun Jul 02 1989, 3:33 AM CDT
 Att: 34,248 - Unknown - 80 F

AB	35
R	2
H	8
RBI	2
BB	1
SO	6
LOB	17



Batter	1	2	3	4	5	6	7	8	9	AB R H RBI BB SO LOB	TOP											
Bip Roberts, S (1, 5) OBP: 0.418, SLG: 0.481	4-2 SH5-3 BLK BB		0-0 G4-6-3 1B		2-2 G2-3		4-2 BB		1-2 1B	3 0 2 0 2 0 1												
Roberto Alomar, S (1, 4) OBP: 0.310, SLG: 0.303	1-0 SH5-3		1-1 G4-6-3 1-2f		0-1 1B		1-2 F8		1-3 K	4 0 1 0 0 1 3												
Tony Gwynn, L (1, 9) OBP: 0.403, SLG: 0.471	1-3 K		2-1 G1-3		3-1 F8			3-2 2B 1B	2-1 G4-3	5 1 1 0 0 1 4												
Marvell Wynne, L (1, 8) OBP: 0.300, SLG: 0.385	0-3 K			1-1 P3		0-2 WP 1B		1-1 1B 2B		4 0 2 1 0 1 1												
Jack Clark, R (1, 3) OBP: 0.396, SLG: 0.366			1-0 G4-3 1B		4-2 BB BB		2-2 F7		3-2 1B	3 0 2 0 1 0 1												
Garry Templeton, S (1, 6) OBP: 0.262, SLG: 0.344			1-1 F7		4-0 G4-6-3 1-2 BB		0-3 K		1-0 F9	3 0 0 0 1 1 4												
Benito Santiago, R (1, 2) OBP: 0.267, SLG: 0.356			1-0 G4-3		2-2 G4-6-3 1-2f		2-3 K		1-3 K	4 0 0 0 0 2 6												
Chris James, R (1, 7) OBP: 0.226, SLG: 0.248			4-1 BB		3-3 K		0-3 K		2-2 L4	3 0 0 0 1 2 2												
Ed Whitson, R (1, 1) OBP: 0.220, SLG: 0.231			1-3 K		3-1 1B G2-3 1B		0-0 G4-3		3-2 F8	1 0 0 0 0 1 2												
Rob Nelson, L (5, PH) OBP: 0.364, SLG: 0.324										1 0 1 0 0 0 0												
Freddie Toliver, R (5, 1)										0 0 0 0 0 0 0												
Shawn Abner, R (7, PH) OBP: 0.200, SLG: 0.234										1 0 0 0 0 0 0												
Pat Clements, R (7, 1)										0 0 0 0 0 0 0												
Carmelo Martinez, R (9, PH) OBP: 0.297, SLG: 0.324										1 0 0 0 0 0 0												
Inning Stats	R: 0 E: 0 K: 2 S: 12	H: 0 LOB: 1 BB: 1 P: 18	R: 0 E: 0 K: 1 S: 8	H: 1 LOB: 2 BB: 1 P: 16	R: 0 E: 0 K: 0 S: 5	H: 1 LOB: 0 BB: 0 P: 8	R: 0 E: 0 K: 0 S: 10	H: 0 LOB: 1 BB: 2 P: 21	R: 0 E: 0 K: 1 S: 16	H: 2 LOB: 2 BB: 0 P: 27	R: 0 E: 0 K: 2 S: 12	H: 1 LOB: 1 BB: 0 P: 16	R: 0 E: 0 K: 1 S: 10	H: 0 LOB: 1 BB: 1 P: 15	R: 1 E: 0 K: 1 S: 15	H: 3 LOB: 2 BB: 0 P: 26	R: 0 E: 0 K: 1 S: 13	H: 1 LOB: 1 BB: 0 P: 20	1B: 8 2B: 1 3B: 0 HR: 0	SF: 0 SAC: 1 DP: 2 HBP: 0	WP: 1 PB: 0 SB: 0 CS: 0	PA: 39
PITCHER	IP WLS BF H R ER SO BB IBB HBP BLK WP HR S P ERA WHIP																					
Mike Bielecki, R (1, 1) ERA: 2.51	6.0 W 25 5 0 0 6 4 0 0 1 1 0 63 106 0.00 1.500																					
Steve Wilson, L (7, 1) ERA: 3.0	3.0 S 14 4 1 1 3 1 0 0 0 0 0 38 61 3.00 1.667																					

San Diego Padres @ Chicago Cubs
Wrigley Field, Chicago, IL
Tue Jul 04 1989, 3:33 AM CDT
Att. 32,920 - Sunny

livebaseballscorecards.com

AB	33
R	1
H	9
RBI	1
BB	5
SO	9
LOB	24




Batter	1	2	3	4	5	6	7	8	9
Jerome Walton, R (1, 8) OBP: 0.350, SLG: 0.433	1-1 B3	1-0 L7		2-0 G5-3			2-2 1B		
23 Ryne Sandberg, R (1, 4) OBP: 0.327, SLG: 0.414	0-1 BB 1B	0-0 P3		1-3 K			1-2 E6 G4-3		
Dwight Smith, L (1, 7) OBP: 0.394, SLG: 0.477	4-2 1B SF8 BB		1-2 L9	1-2 G6-3			0-0 G4-3		
Andre Dawson, R (1, 9) OBP: 0.310, SLG: 0.476	1-2 SF8 1B		2-0 CS 1B		1-1 FC1-6 1B		4-0 IBB		
Mark Grace, L (1, 3) OBP: 0.400, SLG: 0.389	1-2 SF8		4-2 1B E BB		1-2 FC1-6 F7		0-1 F7		
Damon Berryhill, S (1, 2) OBP: 0.289, SLG: 0.333	2-1 1B		2-2 E BLK 1B		2-0 F7			3-2 G6-3	
Vance Law, R (1, 5) OBP: 0.276, SLG: 0.326	1-3 K		0-0 E9 BLK			1-3 K		1-1 G4-3	
Shawon Dunston, R (1, 6) OBP: 0.298, SLG: 0.386		1-2 P4	4-0 BLK IBB			2-2 G4-3		1-0 1B	
Mike Bielecki, R (1, 1) OBP: 0.059, SLG: 0.030 Gary Varsho, L (6, PH) OBP: 0.257, SLG: 0.329 Steve Wilson, L (7, 1)		2-1 E6	1-3 K			0-0 G3		0-3 K	

AB	R	H	RBI	BB	SO	LOB
4	0	1	0	0	0	1
4	1	1	0	0	1	1
3	1	0	0	1	0	1
3	1	3	1	1	0	0
2	1	0	1	1	0	3
4	1	2	1	0	0	1
4	0	0	0	0	2	2
3	0	1	0	1	0	0
2	0	0	0	0	1	2
1	0	0	0	0	0	0
1	0	0	0	0	1	1

BOTTOM	
AB	31
R	5
H	8
RBI	3
BB	4
SO	5
LOB	12

livebaseballscorecards.com



Inning Stats		R	H	E	K	S	Hitting		Pitching																	
1	R: 3, H: 3, E: 0, K: 1, S: 20	H: 3, LOB: 1, BB: 1, P: 30	2	R: 0, H: 0, E: 1, K: 0, S: 7	H: 0, LOB: 1, BB: 0, P: 11	3	R: 2, H: 2, E: 1, K: 1, S: 15	H: 0, LOB: 2, BB: 2, P: 29	4	R: 0, H: 0, E: 0, K: 1, S: 7	H: 1, LOB: 0, BB: 0, P: 11	5	R: 0, H: 0, E: 0, K: 1, S: 7	H: 1, LOB: 0, BB: 0, P: 11	6	R: 0, H: 0, E: 0, K: 1, S: 8	H: 0, LOB: 0, BB: 0, P: 11	7	R: 0, H: 1, E: 1, K: 0, S: 10	H: 1, LOB: 2, BB: 1, P: 17	8	R: 0, H: 1, E: 0, K: 1, S: 9	H: 1, LOB: 1, BB: 0, P: 14	9	R: 0, H: 0, E: 0, K: 1, S: 9	H: 0, LOB: 1, BB: 0, P: 14

PITCHER		IP	WLS	BF	H	R	ER	SO	BB	IBB	HBP	BLK	WP	HR	S	P	ERA	WHIP
Ed Whitson, R (1, 1) ERA: 2.69	(1, 1)	4.0	L	21	5	5	3	3	2	1	0	1	0	0	49	81	6.75	1.750
Freddie Toliver, R (5, 1) ERA: 6.82	(5, 1)	2.0		6	1	0	0	1	0	0	0	0	0	0	15	22	0.00	0.500
Pat Clements, L (7, 1) ERA: 4.4	(7, 1)	2.0		9	2	0	0	1	0	1	0	0	0	0	19	31	0.00	1.000

San Diego Padres @ Chicago Cubs
Wrigley Field, Chicago, IL
Tue Jul 04 1989, 3:33 AM CDT
Att. 32,920 - Sunny

Batter	1	2	3	4	5	6	7	8	9	AB R H RBI BB SO LOB	TOP								
Bip Roberts, S OBP: 0.413, SLG: 0.472 (1, 6)	0-3 K	2-2 G4-3			1-1 L6-3 1B		1-1 B2			4 0 1 0 0 1 0									
Tim Flannery, L OBP: 0.347, SLG: 0.337 Carmelo Martinez, R OBP: 0.296, SLG: 0.322 (1, 5) (7, PH) (7, 7) (8, 3)	1-2 G4-3		0-1 G6-4-3 1B		0-1 L6-3 1-2		2-3 K			3 0 1 0 0 0 1 1 0 0 0 0 1 0									
Tony Gwynn, L OBP: 0.404, SLG: 0.470 (1, 9)	1-1 E HR 1B		0-1 F8		4-2 BB			1-1 G4-3		3 1 1 0 1 0 1									
Jack Clark, R OBP: 0.394, SLG: 0.364 Luis Salazar, R OBP: 0.282, SLG: 0.358 (1, 3) (8, PR) (8, 5)	2-1 E8 HR 1B		2-1 G6-4-3 1-2f		0-1 G1-3			3-2 E5 FC3-8		4 1 1 0 0 0 2 0 0 0 0 0 0 0									
Marvell Wynne, L OBP: 0.309, SLG: 0.409 (1, 8)	1-2 HR			1-0 1B		0-0 FC6-4 1B		0-0 FC3-6 1-2f		4 1 3 3 0 0 1									
Roberto Alomar, S OBP: 0.312, SLG: 0.308 (1, 4)	1-0 2B			1-2 1B		2-1 FC6-4 G5-3 1-2f		1-2 F9		4 0 2 0 0 0 2									
Benito Santiago, R OBP: 0.263, SLG: 0.351 (1, 2)	1-0 G5-3			2-0 P3		0-1 G5-3 1-2			1-3 K	4 0 0 0 0 1 4									
Chris James, R OBP: 0.226, SLG: 0.248 (1, 7) (7, 5) (8, 7)				1-1 F9		1-2 G1-3			0-2 G4-6-3 1B	4 0 1 0 0 0 3									
Dennis Rasmussen, L OBP: 0.147, SLG: 0.176 Mark Grant, R OBP: 0.375, SLG: 0.167 Shawn Abner, R OBP: 0.196, SLG: 0.229 Greg Harris, R Mark Parent, R OBP: 0.209, SLG: 0.376 (1, 1) (3, 1) (7, PH) (7, 1) (9, PH)				1-1 F7		3-2 F9			1-2 G4-6-3 1-2f	1 0 0 0 0 0 0 1 0 0 0 0 0 2 1 0 0 0 0 0 0 0 0 0 0 0 0 0 1 0 0 0 0 0 1									
Inning Stats	R: 3 E: 1 K: 1 S: 18	H: 4 LOB: 1 BB: 0 P: 25	R: 0 E: 0 K: 0 S: 7	H: 0 LOB: 0 BB: 0 P: 11	R: 0 E: 0 K: 0 S: 6	H: 1 LOB: 0 BB: 0 P: 8	R: 0 E: 0 K: 0 S: 11	H: 2 LOB: 2 BB: 0 P: 19	R: 0 E: 0 K: 0 S: 8	H: 1 LOB: 1 BB: 1 P: 13	R: 0 E: 1 K: 1 S: 9	H: 0 LOB: 0 BB: 0 P: 14	R: 0 E: 0 K: 1 S: 9	H: 1 LOB: 0 BB: 0 P: 11	1B: 8 2B: 2 3B: 0 HR: 1	SF: 0 SAC: 0 DP: 3 HBP: 0	WP: 0 PB: 0 SB: 0 CS: 0	PA: 36	
SCOTT SANDERSON, R ERA: 3.7 PAUL KILGUS, L ERA: 4.61	IP: 5.0 WLS: W BF: 22 H: 8 R: 3 ER: 3 SO: 1 BB: 1 IBB: 0 HBP: 0 BLK: 0 WP: 0 HR: 1 S: 50 P: 76 ERA: 5.40 WHIP: 1.800																		

San Diego Padres @ Chicago Cubs
Wrigley Field, Chicago, IL
 Wed Jul 05 1989, 7:05 PM CDT
 Att: 33,464 - Unknown

livebaseballscorecards.com

AB	35
R	3
H	10
RBI	3
BB	1
SO	3
LOB	17



Batter	1	2	3	4	5	6	7	8	9	AB R H RBI BB SO LOB	TOP														
Bip Roberts, S (1, 6) OBP: 0.427, SLG: 0.477	3-2 FC4-6 1B		4-0 BB BB		2-1 BLK 1B		4-1 G4-3 1B BB	1-0 G6-4-3 1-2f		3 1 2 0 2 0 2															
Tim Flannery, L (1, 5) OBP: 0.343, SLG: 0.326	1-2 FC4-6 L5-3 1-2f		4-0 BB BB		0-1 G3-1		3-1 L9		3-2 P6	3 0 0 0 1 0 4 1 0 0 0 0 0 0															
Shawn Abner, R (9, PH) OBP: 0.192, SLG: 0.224							2-3																		
Tony Gwynn, L (1, 9) OBP: 0.404, SLG: 0.467	0-0 L5-3 1-2		4-1 BB BB		3-2 S 1B 1B		1-0 G4-3	1-2 G5-3	1-2 G5-3	4 0 1 1 1 0 2															
Marvell Wynne, L (1, 8) OBP: 0.312, SLG: 0.408		1-3 K	1-3 K		0-1 BB 1B		1-0 BB 1B	2-3 K	2-3 K	5 0 2 1 0 3 3															
Roberto Alomar, S (1, 4) OBP: 0.317, SLG: 0.315		2-1 S SF9 2B		1-1 G4-6-3 1B		1-2 F7	4-1 SAFE SAFE SAFE BB			3 1 2 0 1 0 2															
Carmelo Martinez, R (1, 7) OBP: 0.290, SLG: 0.317		3-2 SAFE SF9		2-0 F7		1-3 K	2-2 P3			3 0 0 1 0 1 5 0 0 0 0 0 0 0															
Freddie Toliver, R (7, 1)																									
Rob Nelson, L (1, 3) OBP: 0.363, SLG: 0.315		1-1 F7		1-0 G4-6-3		4-2 FC6-4 BB		1-2 BB 1B		2 0 0 0 1 0 1 1 0 1 0 0 0 0															
Luis Salazar, R (8, PH) OBP: 0.286, SLG: 0.362																									
Mark Parent, R (1, 2) OBP: 0.200, SLG: 0.360		0-0 G4-3		0-0 G5-3		0-1 FC6-4 1-2f		1-2 F8		4 0 0 0 0 0 4															
Walt Terrell, L (1, 1) OBP: 0.154, SLG: 0.162			3-1 F7		1-3 K		0-1 L9 BB G4-3 1B	4-0 G6-4-3 BB		2 0 0 0 0 1 0 1 1 1 0 1 0 0															
Chris James, R (7, PH) OBP: 0.232, SLG: 0.251																									
Inning Stats	R: 0 E: 0 K: 0 S: 11	H: 1 LOB: 0 BB: 0 P: 15	R: 1 E: 0 K: 1 S: 10	H: 1 LOB: 0 BB: 0 P: 17	R: 0 E: 0 K: 1 S: 7	H: 0 LOB: 3 BB: 3 P: 23	R: 0 E: 0 K: 0 S: 4	H: 1 LOB: 0 BB: 0 P: 8	R: 0 E: 0 K: 1 S: 8	H: 1 LOB: 1 BB: 0 P: 11	R: 0 E: 0 K: 1 S: 19	H: 2 LOB: 3 BB: 1 P: 28	R: 2 E: 0 K: 0 S: 11	H: 2 LOB: 2 BB: 2 P: 26	R: 0 E: 0 K: 0 S: 7	H: 1 LOB: 1 BB: 1 P: 14	R: 0 E: 0 K: 1 S: 13	H: 0 LOB: 0 BB: 0 P: 19	1B: 8 2B: 2 3B: 0 HR: 0	SF: 1 SAC: 0 DP: 3 HBP: 0	WP: 0 PB: 0 SB: 2 CS: 0	PA: 40			
PITCHER	IP	WLS	BF	H	R	ER	SO	BB	IBB	HBP	BLK	WP	HR	S	P	ERA	WHIP								
Greg Maddux, R (1, 1) ERA: 2.93	6.0	W	28	7	3	3	4	5	0	0	1	0	0	62	109	4.50	2.000								
Steve Wilson, L (7, 1) ERA: 2.95	0.2		4	1	0	0	0	1	0	0	0	0	0	5	14	0.00	3.000								
Calvin Schiraldi, R (7, 1) ERA: 4.18	0.0		0	0	0	0	0	0	0	0	0	0	0	0	0	∞	∞								
Mitch Williams, L (8, 1) ERA: 2.0	2.0	S	7	1	0	0	1	1	0	0	0	0	0	20	33	0.00	1.000								

San Diego Padres @ Chicago Cubs
Wrigley Field, Chicago, IL
Thu Jul 06 1989, 3:33 AM CDT
Att: 34,814 - Unknown

livebaseballscorecards.com

AB	32
R	3
H	9
RBI	3
BB	7
SO	5
LOB	23



Batter	1	2	3	4	5	6	7	8	9	AB	R	H	RBI	BB	SO	LOB
Jerome Walton, R OBP: 0.350, SLG: 0.433 (1, 8)	F9	E6		F7		G5-3		G5-4-3		5	0	0	0	0	0	3
23 Ryne Sandberg, R OBP: 0.324, SLG: 0.417 (1, 4)	FC4-6 BB	E6		G5-3			HR			4	1	1	1	1	1	1
Mark Grace, L OBP: 0.407, SLG: 0.424 (1, 3)	FC4-6 1-2f	G4-3					G3-1			4	0	1	0	0	0	3
Andre Dawson, R OBP: 0.307, SLG: 0.483 (1, 9)	F7						K	HR		4	2	2	1	0	1	2
Dwight Smith, L OBP: 0.397, SLG: 0.484 (1, 7)		G6-3					G4-3			4	0	2	1	0	0	0
Damon Berryhill, S OBP: 0.293, SLG: 0.333 (1, 2)		BB 1B BB		K			F7	1B		3	1	1	0	1	1	3
Vance Law, R OBP: 0.274, SLG: 0.321 (1, 5)		E 23 E 1B BB		P4			FC6-4 1-2f	K		3	1	0	0	1	1	4
Mitch Williams, L (8, 1)										0	0	0	0	0	0	0
Shawon Dunston, R OBP: 0.302, SLG: 0.404 (1, 6)		E 23 E 1B		K2-3			K	HR		4	2	2	2	0	2	1
Greg Maddux, R OBP: 0.310, SLG: 0.317 (1, 1)							G3			3	0	0	0	0	1	2
Steve Wilson, L (7, 1)		K								0	0	0	0	0	0	0
Calvin Schiraldi, R (7, 1)										0	0	0	0	0	0	0
Domingo Ramos, R OBP: 0.324, SLG: 0.343 (8, 5)								G5-4-3 BB		0	0	0	0	1	0	0

Inning Stats	R: 0	H: 0	E: 0	K: 0	S: 6	R: 3	H: 1	E: 2	K: 1	S: 19	R: 1	H: 2	E: 0	K: 2	S: 13	R: 0	H: 0	E: 0	K: 0	S: 6	R: 0	H: 2	E: 0	K: 1	S: 11	R: 0	H: 0	E: 0	K: 1	S: 10	R: 2	H: 3	E: 0	K: 1	S: 12	R: 1	H: 1	E: 0	K: 1	S: 7	1B: 5	SF: 0	2B: 1	SAC: 0	3B: 0	DP: 1	HR: 3	HBP: 0	WP: 0	PA: 38
	0	0	0	0	6	3	1	2	1	19	0	0	0	0	13	0	0	0	0	6	0	0	0	0	11	0	0	0	0	10	2	3	0	1	12	1	1	0	7	5	0	1	3	0	0	0	38			


PITCHER	IP	WLS	BF	H	R	ER	SO	BB	IBB	HBP	BLK	WP	HR	S	P	ERA	WHIP
Walt Terrell, R ERA: 3.77 (1, 1)	6.0	L	28	5	4	2	5	3	0	0	0	0	0	65	104	3.00	1.333
Freddie Toliver, R ERA: 7.2 (7, 1)	2.0		10	4	3	3	2	1	0	0	0	0	3	19	30	13.50	2.500

BOTTOM

San Diego Padres @ Chicago Cubs
Wrigley Field, Chicago, IL
Thu Jul 06 1989, 3:33 AM CDT
Att. 34,814 - Unknown

livebaseballscorecards.com

AB	34
R	7
H	9
RBI	5
BB	4
SO	7
LOB	19



Batter	1	2	3	4	5	6	7	8	9	AB R H RBI BB SO LOB	TOP											
Bip Roberts, S (1, 7) OBP: 0.415, SLG: 0.461	1-2 G3		0-1 B3			2-2 F9			1-0 G5-3	4 0 0 0 0 0 0												
Tim Flannery, L (1, 5) OBP: 0.339, SLG: 0.316	4-2 G4-3 BB		1-1 L3			0-0 G3			2-3 K	3 0 0 0 1 1 0												
Tony Gwynn, L (1, 9) OBP: 0.404, SLG: 0.466	3-1 G4-3			0-1 G4-6-3 1B			1-1 F9			3 0 1 0 0 0 1												
Marvell Wynne, L (1, 8) OBP: 0.307, SLG: 0.402	2-2 P5			0-0 G4-6-3 1-2f			1-2 F8			3 0 0 0 0 0 2												
Roberto Alomar, S (1, 4) OBP: 0.315, SLG: 0.312				2-2 G4-3			1-3 K			3 0 0 0 0 1 0												
Garry Templeton, S (1, 6) OBP: 0.286, SLG: 0.347					0-0 G5-4-3 1B			0-1 F7		3 0 2 0 0 0 0												
Carmelo Martinez, R (1, 3) OBP: 0.288, SLG: 0.312					0-2 G5-4-3 1-2f			1-3 K		3 0 0 0 0 1 2												
Benito Santiago, R (1, 2) OBP: 0.260, SLG: 0.346					1-3 K			0-0 F9		3 0 0 0 0 1 1												
Bruce Hurst, L (1, 1) OBP: 0.093, SLG: 0.049									2-1 F9	2 0 0 0 0 2 0												
Mark Davis, L (8, 1)										0 0 0 0 0 0 0												
Rob Nelson, L (8, 3) OBP: 0.359, SLG: 0.311										1 0 0 0 0 0 0												
Inning Stats	R: 0 E: 0 K: 0 S: 12	H: 0 LOB: 1 BB: 1 P: 21	R: 0 E: 0 K: 0 S: 12	H: 1 LOB: 1 BB: 0 P: 18	R: 0 E: 0 K: 1 S: 7	H: 0 LOB: 0 BB: 0 P: 9	R: 0 E: 0 K: 0 S: 6	H: 1 LOB: 0 BB: 0 P: 8	R: 0 E: 0 K: 1 S: 8	H: 1 LOB: 0 BB: 0 P: 9	R: 0 E: 0 K: 1 S: 8	H: 0 LOB: 0 BB: 0 P: 11	R: 0 E: 0 K: 1 S: 8	H: 0 LOB: 0 BB: 0 P: 11	R: 0 E: 0 K: 1 S: 6	H: 0 LOB: 0 BB: 0 P: 7	R: 0 E: 0 K: 1 S: 6	H: 0 LOB: 0 BB: 0 P: 11	1B: 3 2B: 0 3B: 0 HR: 0	SF: 0 SAC: 0 DP: 2 HBP: 0	WP: 0 PB: 0 SB: 0 CS: 0	PA: 29
PITCHER Doug Drabek, R (1, 1) ERA: 2.19	IP: 9.0 WLS: W BF: 29 H: 3 R: 0 ER: 0 SO: 6 BB: 1 IBB: 0 HBP: 0 BLK: 0 WP: 0 HR: 0 S: 73 P: 105 ERA: 0.00 WHIP: 0.444																					

San Diego Padres @ Pittsburgh Pirates
Three Rivers Stadium, Pittsburgh, PA

livebaseballscorecards.com

AB	28
R	0
H	3
RBI	0
BB	1
SO	6
LOB	6



Fri Jul 07 1989, 7:05 PM EDT
Att. 18,907 - Unknown

Batter	1	2	3	4	5	6	7	8	9	AB R H RBI BB SO LOB	TOP											
Bip Roberts, S (1, 5) OBP: 0.403, SLG: 0.445	0-3 K	2-2 F7			0-1 E4		1-1 F8			4 0 0 0 0 1 3												
Garry Templeton, S (1, 6) OBP: 0.289, SLG: 0.350	2-3 K		1-1 FC3-6 1B		2-1 E3			1-0 G1-3 SH1-3 1B		4 0 2 0 0 1 1												
Tony Gwynn, L (1, 9) OBP: 0.401, SLG: 0.462	0-0 G4-3		0-1 FC3-6 CS		0-1 G4-3			0-1 SH1-3		3 0 0 0 0 0 3												
Marvell Wynne, L (1, 8) OBP: 0.301, SLG: 0.394		0-1 G1-3	1-0 F9			2-0 G1-3		0-0 G1-3		4 0 0 0 0 0 2												
Roberto Alomar, S (1, 4) OBP: 0.314, SLG: 0.311		0-1 E1 1B	1 SAFE 0-0 CS	2-2 G1-3-5 1B		2-2 F9		2-2 G6-3		4 1 1 0 0 0 1												
Chris James, R (1, 7) OBP: 0.236, SLG: 0.267		1-3 K	1 SAFE 2-1 G1-3-5		2-1 HR			1-1 CS 1B		4 1 2 1 0 1 2												
Rob Nelson, L (1, 3) OBP: 0.354, SLG: 0.299		4-0 BB 1B BB		0-0 P2		3-3 K		2-3 K		3 0 0 0 1 2 1												
Mark Parent, R (1, 2) OBP: 0.202, SLG: 0.355		1-2 BB 1B			0-3 K		0-0 F7		0-2 G3	4 0 1 1 0 1 0												
Ed Whitson, R (1, 1) OBP: 0.227, SLG: 0.220		4-0 BB			1-3 K		0-0 F7			2 0 0 0 1 1 0												
Inning Stats	R: 0 E: 0 K: 2 S: 7	H: 0 LOB: 0 BB: 0 P: 9	R: 1 E: 1 K: 1 S: 15	H: 1 LOB: 3 BB: 2 P: 27	R: 0 E: 0 K: 0 S: 5	H: 1 LOB: 0 BB: 0 P: 7	R: 0 E: 0 K: 0 S: 7	H: 1 LOB: 0 BB: 0 P: 11	R: 0 E: 2 K: 2 S: 13	H: 0 LOB: 2 BB: 0 P: 15	R: 1 E: 0 K: 1 S: 15	H: 1 LOB: 0 BB: 0 P: 24	R: 0 E: 0 K: 0 S: 4	H: 0 LOB: 0 BB: 0 P: 5	R: 0 E: 0 K: 0 S: 7	H: 1 LOB: 1 BB: 0 P: 10	R: 0 E: 0 K: 1 S: 8	H: 1 LOB: 0 BB: 0 P: 11	1B: 5 2B: 1 3B: 0 HR: 1	SF: 0 SAC: 1 DP: 1 HBP: 0	WP: 0 PB: 0 SB: 3 CS: 2	PA: 36
PITCHER	IP WLS BF H R ER SO BB IBB HBP BLK WP HR S P ERA WHIP																					
Jeff Robinson, R (1, 1) ERA: 5.05	5.0 L 21 3 1 0 5 2 0 0 0 0 0 0 47 69 0.00 1.000																					
Bob Kipper, L (6, 1) ERA: 2.65	3.0 11 2 1 1 1 0 0 0 0 0 0 1 26 39 3.00 0.667																					
Doug Bair, R (9, 1) ERA: 1.23	1.0 3 1 0 0 1 0 0 0 0 0 0 0 8 11 0.00 1.000																					

San Diego Padres @ Pittsburgh Pirates
 Three Rivers Stadium, Pittsburgh, PA
 Sat Jul 08 1989, 7:05 PM EDT
 Att. 25,852 - Unknown

AB	32
R	2
H	6
RBI	2
BB	2
SO	7
LOB	13



Batter	1	2	3	4	5	6	7	8	9	AB	R	H	RBI	BB	SO	LOB						
Barry Bonds, L OBP: 0.332, SLG: 0.418 (1, 7)	1-0 F8			1-0 F8	1-2 F8			2-1 G4-3		4	0	0	0	0	0	2						
Jose Lind, R OBP: 0.286, SLG: 0.308 (1, 4)	0-1 F9			1-0 G4-3		3-2 F7		0-0 G5-3		4	0	0	0	0	0	0						
Andy Van Slyke, L OBP: 0.343, SLG: 0.400 (1, 8)	3-3 K			1-0 1B		2-2 L9			0-0 P6	4	0	1	0	0	1	0						
Bobby Bonilla, S OBP: 0.335, SLG: 0.451 (1, 5)			3-2 G4-3	1-0 1B	1-2 1B	1-2 F7			2-2 P4	4	0	1	0	0	0	0						
Glenn Wilson, R OBP: 0.325, SLG: 0.435 (1, 9)			1-2 F7	1-3 K			0-1 F9		2-1 G5-3	4	0	0	0	0	1	2						
Gary Redus, R OBP: 0.365, SLG: 0.439 (1, 3)			2-2 F4			2-1 G6-3		2-3 K		3	0	0	0	0	1	0						
Michael LaValliere, L OBP: 0.415, SLG: 0.378 (1, 2)			3-1 G3		1-1 1B		1-1 FC6-4			3	0	2	0	0	0	0						
Rey Quinones, R OBP: 0.240, SLG: 0.284 (1, 6)			1-0 F8		0-0 1B		0-0 FC6-4			3	0	1	0	0	0	1						
Jeff Robinson, R (1, 1)			0-2 G4-3		0-0 F8			2-2 L3		1	0	0	0	0	0	0						
Benny Distefano, L OBP: 0.353, SLG: 0.262 (5, PH)										1	0	0	0	0	0	2						
Bob Kipper, R OBP: 0.250, SLG: 0.143 (6, 1)										0	0	0	0	0	0	0						
John Cangelosi, S OBP: 0.396, SLG: 0.316 (8, PH)										1	0	0	0	0	0	0						
Doug Bair, R OBP: 1.000, SLG: 2.000 (9, 1)										0	0	0	0	0	0	0						
Inning Stats	R: 0 E: 0 K: 1 S: 6	H: 0 LOB: 0 BB: 0 P: 10	R: 0 E: 0 K: 0 S: 9	H: 0 LOB: 0 BB: 0 P: 15	R: 0 E: 0 K: 0 S: 6	H: 0 LOB: 0 BB: 0 P: 10	R: 0 E: 0 K: 1 S: 7	H: 2 LOB: 2 BB: 0 P: 12	R: 0 E: 0 K: 0 S: 12	H: 2 LOB: 2 BB: 0 P: 16	R: 0 E: 0 K: 0 S: 13	H: 0 LOB: 0 BB: 0 P: 19	R: 0 E: 0 K: 1 S: 8	H: 1 LOB: 1 BB: 0 P: 11	R: 0 E: 0 K: 0 S: 6	H: 0 LOB: 0 BB: 0 P: 10	R: 0 E: 0 K: 0 S: 6	H: 0 LOB: 0 BB: 0 P: 10	1B: 4 2B: 1 3B: 0 HR: 0	SF: 0 SAC: 0 DP: 0 HBP: 0	WP: 0 PB: 0 SB: 0 CS: 0	PA: 32
PITCHER Ed Whitson, R ERA: 2.51 (1, 1)	IP 9.0	WLS W	BF 32	H 5	R 0	ER 0	SO 3	BB 0	IBB 0	HBP 0	BLK 0	WP 0	HR 0	S 73	P 113	ERA 0.00	WHIP 0.556					

BOTTOM

San Diego Padres @ Pittsburgh Pirates
Three Rivers Stadium, Pittsburgh, PA

Sat Jul 08 1989, 7:05 PM EDT
Att. 25,852 - Unknown

livebaseballscorecards.com

AB	32
R	0
H	5
RBI	0
BB	0
SO	3
LOB	7



San Diego Padres @ Pittsburgh Pirates
 Three Rivers Stadium, Pittsburgh, PA

Sun Jul 09 1989, 3:33 AM EDT
 Att. 23,584 - Unknown

AB	35
R	5
H	8
RBI	5
BB	2
SO	8
LOB	11



AB R H RBI BB SO LOB

5	1	2	0	0	1	0
5	0	0	1	0	0	2
4	1	2	1	0	0	1
4	0	1	1	0	1	2
4	1	2	0	0	1	1
3	0	0	0	0	1	1
3	1	1	2	1	2	1
3	0	0	0	1	1	1
0	0	0	0	0	0	0
4	1	0	0	0	1	2
0	0	0	0	0	0	0

Batter	1	2	3	4	5	6	7	8	9
Bip Roberts, S (1, 5) OBP: 0.403, SLG: 0.444	1-1 F8 G4-3 1B		X 0-0 FC6-4 1B		C 2-1 F8		X 0-0 G6-3		C 1-3 K
Garry Templeton, S (1, 6) OBP: 0.284, SLG: 0.343	1 SAFE 1 SAFE 1 B 1 P X	2-0 F8	S 0-1 FC6-4		F 1-2 G6-3		B 1-0 F8		X 0-0 F7
Tony Gwynn, L (1, 9) OBP: 0.402, SLG: 0.462	B 2-1 B C X		X 0-0 F9		C 1-2 F8		B 1-1 G4-3 1B		
Marvell Wynne, L (1, 8) OBP: 0.300, SLG: 0.391	B 1-0 X		B 2-3 K		X 0-0 P6		1 SAFE B 3-2 B 1 F C 1 F C 1 F 1 1 B		
Roberto Alomar, S (1, 4) OBP: 0.316, SLG: 0.316		B 2-2 F8		B 3-2 F8 HR 1B		B 1-1 SH1-3 2B		B 2-3 K	
Chris James, R (1, 7) OBP: 0.234, SLG: 0.264		B 1-1 F9		C 0-1 G5-3		X 0-0 SH1-3		F 0-3 K	
Rob Nelson, L (1, 3) OBP: 0.360, SLG: 0.338		B 4-0 BB		B 3-0 HR		B 1-3 K		B 3-3 K	
Mark Parent, R (1, 2) OBP: 0.204, SLG: 0.344	B 1-0 X		X 0-0 G6-3					B 1-3 K	
Dennis Rasmussen, L (1, 1) OBP: 0.147, SLG: 0.176			B 3-2 E3 1B FC6-4		F 1-3 K		B 2-2 G4-3		C 0-1 G6-3
Mark Grant, R (2, 1) OBP: 0.250, SLG: 0.100									
Mark Davis, L (9, 1)									

Inning Stats	R: 1	H: 1	E: 0	LOB: 0	K: 0	S: 7	P: 12	R: 0	H: 0	E: 0	LOB: 1	K: 0	BB: 1	S: 6	P: 14	R: 1	H: 1	E: 1	LOB: 1	K: 1	BB: 0	S: 10	P: 15	R: 2	H: 2	E: 0	LOB: 0	K: 1	BB: 0	S: 10	P: 17	R: 0	H: 1	E: 0	LOB: 1	K: 0	BB: 0	S: 9	P: 13	R: 0	H: 1	E: 0	LOB: 2	K: 1	BB: 1	S: 14	P: 22	R: 1	H: 2	E: 0	LOB: 1	K: 1	BB: 0	S: 13	P: 20	R: 0	H: 0	E: 0	LOB: 0	K: 3	BB: 0	S: 11	P: 15	R: 0	H: 0	E: 0	LOB: 0	K: 1	BB: 0	S: 6	P: 7	1B: 6	SF: 0	2B: 1	SAC: 1	3B: 0	DP: 0	HR: 1	HBP: 0	WP: 0	PA: 38
--------------	------	------	------	--------	------	------	-------	------	------	------	--------	------	-------	------	-------	------	------	------	--------	------	-------	-------	-------	------	------	------	--------	------	-------	-------	-------	------	------	------	--------	------	-------	------	-------	------	------	------	--------	------	-------	-------	-------	------	------	------	--------	------	-------	-------	-------	------	------	------	--------	------	-------	-------	-------	------	------	------	--------	------	-------	------	------	-------	-------	-------	--------	-------	-------	-------	--------	-------	--------

PITCHER	IP	WLS	BF	H	R	ER	SO	BB	IBB	HBP	BLK	WP	HR	S	P	ERA	WHIP
Randy Kramer, R (1, 1) ERA: 4.14	4.0	L	18	4	4	3	2	1	0	0	0	0	1	33	58	6.75	1.250
Neal Heaton, L (5, 1) ERA: 4.17	3.0		14	4	1	1	2	0	1	0	0	0	0	36	55	3.00	1.333
Doug Bair, R (8, 1) ERA: 1.08	2.0		6	0	0	0	4	0	0	0	0	0	0	17	22	0.00	0.000

livebaseballscorecards.com

Batter	1	2	3	4	5	6	7	8	9	AB R H RBI BB SO LOB
R.J. Reynolds, S OBP: 0.369, SLG: 0.417 (1, 8) (9, 9)	1-0 F8	4-2 1B BB		3-3 K		0-0 G4-6-3 1-2f			2-0 G6-4-3 1-2f	4 1 0 0 1 1 2
Jose Lind, R OBP: 0.289, SLG: 0.311 (1, 4) (8, 9)	2-2 F8 BB 1B	0-1 BB 1B 1-H 2-H		1-1 G5-3			1-2 G1-3			4 0 2 2 0 0 0
Gary Redus, R OBP: 0.370, SLG: 0.436 Barry Bonds, L OBP: 0.332, SLG: 0.417 (1, 7) (7, PH) (8, 7)	4-2 FC6-4 BB 1-2	4-1 BB 1-2		2-3 K			2-1 F7			1 0 0 0 2 1 0 1 0 0 0 0 0 0
Bobby Bonilla, S OBP: 0.334, SLG: 0.449 (1, 5)	1-0 F8 2-3	3-0 G3-1			1-1 G6-3 1B		0-0 G3-1			4 0 1 0 0 0 4
Glenn Wilson, R OBP: 0.320, SLG: 0.427 (1, 9) (9, 3)	3-1 FC6-4 1-2f				0-1 F8			3-3 K		4 0 0 0 0 1 3
Jeff King, R OBP: 0.286, SLG: 0.419 Andy Van Slyke, L OBP: 0.341, SLG: 0.398 (1, 3) (8, PH) (9, 8)		1-1 F9		0-0 2B	1-0 G6-3 1-2		0-0 P6			3 0 1 0 0 0 1 1 0 0 0 0 0 0
Rey Quinones, R OBP: 0.240, SLG: 0.281 (1, 6)		4-2 G1-3 2B BB		0-1 L5	1-1 G5-3		2-1 G1-3			3 1 0 0 1 0 2
Junior Ortiz, R OBP: 0.281, SLG: 0.250 (1, 2)		1-1 G1-3 1-2		4-0 IBB		2-2 G4-6-3 1B			0-0 F8	3 0 1 0 1 0 1
Randy Kramer, R OBP: 0.105, SLG: 0.158 Neal Heaton, L OBP: 0.333, SLG: 0.333 Doug Bair, R OBP: 1.000, SLG: 2.000 John Cangelosi, S OBP: 0.402, SLG: 0.325 (1, 1) (5, 1) (8, 1) (9, PH)		1-2 1B 2B		0-0 G5-3		1-3 K			1-0 G6-4-3 1B	2 1 1 1 0 0 2 1 0 0 0 0 1 1 0 0 0 0 0 0 0 1 0 1 0 0 0 0


Inning Stats	R: 0 E: 0 K: 10 S: 10	H: 1 LOB: 2 BB: 1 P: 21	R: 3 E: 0 K: 0 S: 17	H: 2 LOB: 2 BB: 3 P: 35	R: 0 E: 0 K: 0 S: 5	H: 1 LOB: 2 BB: 1 P: 9	R: 0 E: 0 K: 2 S: 10	H: 0 LOB: 0 BB: 0 P: 16	R: 0 E: 0 K: 0 S: 7	H: 1 LOB: 1 BB: 0 P: 10	R: 0 E: 0 K: 1 S: 7	H: 1 LOB: 0 BB: 0 P: 10	R: 0 E: 0 K: 0 S: 6	H: 0 LOB: 0 BB: 0 P: 9	R: 0 E: 0 K: 1 S: 6	H: 0 LOB: 0 BB: 0 P: 11	R: 0 E: 0 K: 0 S: 3	H: 1 LOB: 0 BB: 0 P: 6	1B: 5 2B: 2 3B: 0 HR: 0	SF: 0 SAC: 0 DP: 2 HBP: 0
--------------	--------------------------------	----------------------------------	-------------------------------	----------------------------------	------------------------------	---------------------------------	-------------------------------	----------------------------------	------------------------------	----------------------------------	------------------------------	----------------------------------	------------------------------	---------------------------------	------------------------------	----------------------------------	------------------------------	---------------------------------	----------------------------------	------------------------------------

BOTTOM

San Diego Padres @ Pittsburgh Pirates
Three Rivers Stadium, Pittsburgh, PA

Sun Jul 09 1989, 3:33 AM EDT
Att. 23,584 - Unknown

AB	32
R	3
H	7
RBI	3
BB	5
SO	4
LOB	16



PITCHER	IP	WLS	BF	H	R	ER	SO	BB	IBB	HBP	BLK	WP	HR	S	P	ERA	WHIP
Dennis Rasmussen, L ERA: 4.53 (1, 1)	1.2		12	3	3	3	0	4	0	0	0	0	0	26	52	16.20	4.200
Mark Grant, R ERA: 2.41 (2, 1)	6.2	W	24	4	0	0	4	0	1	0	0	0	0	44	72	0.00	0.600
Mark Davis, L ERA: 2.68 (9, 1)	0.2	S	1	0	0	0	0	0	0	0	0	0	0	1	3	0.00	0.000

Batter	1	2	3	4	5	6	7	8	9	AB R H RBI BB SO LOB	TOP											
Jerome Walton, R (1, 8) OBP: 0.356, SLG: 0.444 Mitch Webster, S (8, PH) OBP: 0.329, SLG: 0.365 (8, 8)	2-1 1B	1-1 E7 CS 1B			2-2 2B 1B	1-1 2B 2B		0-2 G3-1		4 1 4 2 0 0 0 1 0 0 0 0 0 0												
23 Ryne Sandberg, R (1, 4) OBP: 0.330, SLG: 0.416	1-2 BB SF8 2B	4-1 BB			1-1 2B FC5-4 1B	2-3 K		1-1 L8		4 2 2 0 1 1 0												
Mark Grace, L (1, 3) OBP: 0.408, SLG: 0.424	4-1 BB BB	1 SAFE CS 3-H	0-0 F7		0-0 FC5-4 2B		0-1 1B SF8 1B	3-2 G2-3		4 1 2 1 1 0 0												
Andre Dawson, R (1, 9) OBP: 0.321, SLG: 0.487	4-1 1-2 2-3 BB		2-2 F7		1-3 K		3-2 SAFE 1-3 1B	0-1 G5-3		4 0 1 0 1 1 2												
Lloyd McClendon, R (1, 7) OBP: 0.373, SLG: 0.513	2-2 SF8 3-H		0-0 F8		4-0 FC5-4 IBB		3-1 SF8 3-H			1 0 0 2 1 0 0												
Vance Law, R (1, 5) OBP: 0.295, SLG: 0.329 Steve Wilson, L (7, 1) Les Lancaster, R (7, 1)	3-2 F8			4-1 E S SF7 BB	1-1 FC5-4 1-2f 2-3 3-H		1 SAFE SAFE SAFE K	3-3 K		3 1 0 1 1 1 5 0 0 0 0 0 0 0 0 0 0 0 0 0 0												
Shawon Dunston, R (1, 6) OBP: 0.300, SLG: 0.404		0-1 SH3-4 E 1B		1 SAFE P3	1-2 F7		SAFE 2-2 F9			4 1 1 0 0 0 4												
Joe Girardi, R (1, 2) OBP: 0.231, SLG: 0.243		1 SAFE SAFE SAFE K		1 SAFE SAFE SAFE SF7 1-H		0-1 G6-3		0-2 G6-3		3 0 0 1 0 1 1												
Greg Maddux, R (1, 1) OBP: 0.318, SLG: 0.349 Domingo Ramos, R (7, 5) OBP: 0.318, SLG: 0.337		1 SAFE SH3-4		1-3 K	0-0 E 2B 2B		0-1 F8			2 1 1 0 0 1 0 1 0 0 0 0 0 0												
Inning Stats	R: 1 E: 0 K: 0 S: 15	H: 2 LOB: 2 BB: 2 P: 31	R: 1 E: 1 K: 1 S: 10	H: 2 LOB: 1 BB: 1 P: 18	R: 0 E: 0 K: 0 S: 5	H: 0 LOB: 0 BB: 0 P: 7	R: 1 E: 0 K: 1 S: 10	H: 0 LOB: 0 BB: 1 P: 15	R: 2 E: 0 K: 1 S: 17	H: 3 LOB: 2 BB: 1 P: 27	R: 1 E: 1 K: 1 S: 8	H: 2 LOB: 0 BB: 0 P: 11	R: 1 E: 0 K: 1 S: 18	H: 2 LOB: 1 BB: 0 P: 29	R: 0 E: 0 K: 0 S: 8	H: 0 LOB: 0 BB: 0 P: 8	R: 0 E: 0 K: 0 S: 7	H: 0 LOB: 0 BB: 0 P: 11	1B: 7 2B: 4 3B: 0 HR: 0	SF: 3 SAC: 1 DP: 0 HBP: 0	WP: 0 PB: 1 SB: 1 CS: 1	PA: 41
PITCHER	IP WLS BF H R ER SO BB IBB HBP BLK WP HR S P ERA WHIP																				PITCHER	IP WLS BF H R ER SO BB IBB HBP BLK WP HR S P ERA WHIP
Bruce Hurst, L (1, 1) ERA: 3.09 Freddie Toliver, R (6, 1) ERA: 7.5 Greg Harris, R (7, 1) ERA: 1.82 Pat Clements, L (9, 1) ERA: 4.11	5.0 L 25 7 5 4 3 4 1 0 0 0 0 0 57 98 7.20 2.200																					

Chicago Cubs @ San Diego Padres
 Jack Murphy Stadium, San Diego, CA
 Thu Jul 13 1989, 6:33 AM EDT
 Att. 23,481 - Sunny - 80 F

livebaseballscorecards.com

AB	31
R	7
H	11
RBI	7
BB	5
SO	5
LOB	12



Batter	1	2	3	4	5	6	7	8	9	AB R H RBI BB SO LOB
Bip Roberts, S OBP: 0.403, SLG: 0.438 (1, 5) (7, 7)	2-3 K		0-0 G3		0-1 SAFE 1B		4-0 BB BB		1-1 G5-3	4 0 1 1 1 1 2
Garry Templeton, S OBP: 0.286, SLG: 0.342 (1, 6) (7, 7)	1-2 G3			0-2 SH1-3 E 1B	0-2 G4-3		4-0 BB BB		1-2 G3-1	4 1 1 0 1 0 2
Tony Gwynn, L OBP: 0.401, SLG: 0.461 (1, 9) (7, 7)	1-2 G5-3			2-1 SH1-3		2-1 2B 1B	0-2 P5			3 1 1 0 0 0 3
Jack Clark, R OBP: 0.383, SLG: 0.368 (1, 3) Ed Whitson, R OBP: 0.227, SLG: 0.220 (6, PR) Carmelo Martinez, R OBP: 0.284, SLG: 0.310 (7, 3)		1-2 F8		0-2 E5 G6-3 2-H		2-0 G4-3 2B	2-3 K			3 0 1 1 0 0 0 0 0 0 0 0 0 0 1 0 0 0 0 1 3
Marvell Wynne, L OBP: 0.294, SLG: 0.383 (1, 8)		0-0 L3		2-1 G6-3		1-0 F8		0-1 G4-1		4 0 0 0 0 0 2
Roberto Alomar, S OBP: 0.313, SLG: 0.313 (1, 4)		3-2 G3-1		1-0 G6-3		0-0 G4-3		1-2 G6-3		4 0 0 0 0 0 2
Chris James, R OBP: 0.231, SLG: 0.261 (1, 7) Pat Clements, R (9, 1)			1-1 F9		1-1 G6-3		2-2 L7		0-2 G6-3	3 0 0 0 0 0 2 0 0 0 0 0 0 0
Benito Santiago, R OBP: 0.271, SLG: 0.349 (1, 2)			4-1 BB		4-2 E 1B BB		2-1 FC3-6 1B		4-0 S BB	1 1 1 0 3 0 0
Bruce Hurst, L OBP: 0.081, SLG: 0.048 (5, PH) Rob Nelson, L OBP: 0.356, SLG: 0.333 Freddie Toliver, R (6, 1) Greg Harris, R (7, 1) Tim Flannery, L OBP: 0.333, SLG: 0.310 (7, 5) Luis Salazar, R OBP: 0.284, SLG: 0.360 (8, PH)		3-3 K		2-3 K		0-1 FC3-6 WP BB		0-3 K	1 0 0 0 0 0 1 1 1 0 0 0 0 0 1 1 0 0 0 0 0 0 0 0 0 0 0 0 0 0 0 0 2 0 0 0 0 0 1 2 1 0 0 0 0 0 0 0	

Inning Stats	R: 0	H: 0	E: 0	K: 1	S: 9	LOB: 0	BB: 0	P: 13	R: 0	H: 0	E: 0	K: 0	S: 8	LOB: 0	BB: 0	P: 12	R: 0	H: 0	E: 0	K: 1	S: 7	LOB: 1	BB: 1	P: 15	R: 1	H: 1	E: 1	K: 0	S: 11	LOB: 1	BB: 0	P: 16	R: 1	H: 1	E: 0	K: 1	S: 13	LOB: 1	BB: 1	P: 20	R: 1	H: 2	E: 0	K: 0	S: 8	LOB: 2	BB: 0	P: 15	R: 0	H: 1	E: 0	K: 1	S: 10	LOB: 3	BB: 2	P: 22	R: 0	H: 0	E: 0	K: 0	S: 9	LOB: 0	BB: 0	P: 10	R: 0	H: 0	E: 0	K: 1	S: 10	LOB: 1	BB: 1	P: 16	1B: 4	SF: 0	2B: 1	SAC: 1	3B: 0	DP: 0	HR: 0	HBP: 0	WP: 1	PA: 38
--------------	------	------	------	------	------	--------	-------	-------	------	------	------	------	------	--------	-------	-------	------	------	------	------	------	--------	-------	-------	------	------	------	------	-------	--------	-------	-------	------	------	------	------	-------	--------	-------	-------	------	------	------	------	------	--------	-------	-------	------	------	------	------	-------	--------	-------	-------	------	------	------	------	------	--------	-------	-------	------	------	------	------	-------	--------	-------	-------	-------	-------	-------	--------	-------	-------	-------	--------	-------	--------

PITCHER	IP	WLS	BF	H	R	ER	SO	BB	IBB	HBP	BLK	WP	HR	S	P	ERA	WHIP
Greg Maddux, R ERA: 2.86 (1, 1)	6.1	W	28	5	3	1	3	3	0	0	0	0	0	60	101	1.42	1.263
Steve Wilson, L ERA: 3.1 (7, 1)	0.1		2	0	0	0	0	1	0	0	0	1	0	3	7	0.00	3.000
Les Lancaster, R ERA: (7, 1)	2.1	S	8	0	0	0	2	1	0	0	0	0	0	22	31	0.00	0.429

BOTTOM

Chicago Cubs @ San Diego Padres
Jack Murphy Stadium, San Diego, CA

Thu Jul 13 1989, 6:33 AM EDT
Att. 23,481 - Sunny - 80 F

livebaseballscorecards.com

AB	32
R	3
H	5
RBI	2
BB	5
SO	5
LOB	20



Batter	1	2	3	4	5	6	7	8	9
Bip Roberts, S OBP: 0.405, SLG: 0.447 (1, 5) Luis Salazar, R OBP: 0.283, SLG: 0.358 (7, 5)	2-2 G1-3 1B WP 1B		1-1 G6-3	0-1 F9		1-0 1B 2B		0-0 F9	
Garry Templeton, S OBP: 0.288, SLG: 0.354 (1, 6)	1-0 WP G1-3 1-2 FC3-2 1B		1-1 F7		0-0 HR	0-0 F8		0-1 F8	
Tony Gwynn, L OBP: 0.402, SLG: 0.459 (1, 9)	0-1 G1-3		4-0 BB BB		1-3 K	4-0 1B IBB			
Jack Clark, R OBP: 0.398, SLG: 0.369 (1, 3)	4-0 FC3-2 BB		4-2 BB		3-3 K	1-0 G4-6-3 1B			
Marvell Wynne, L OBP: 0.294, SLG: 0.386 (1, 8)	1-2 FC3-2		1-0 L8		2-2 1B 2B	1-2 G4-6-3			
Roberto Alomar, S OBP: 0.314, SLG: 0.313 (1, 4)	2-2 G4-3		1-0 F8		4-0 1B IBB	0-1 CS 1B			
Chris James, R OBP: 0.235, SLG: 0.265 (1, 7)		0-1 G6-4-3 1B	2-1 F7		0-0 E 1B 1B	2-2 G6-3			
Benito Santiago, R OBP: 0.274, SLG: 0.351 (1, 2)		2-2 G6-4-3	2-2 E 1B		2-2 E8	0-2 G5-3			
Ed Whitson, R OBP: 0.229, SLG: 0.244 Mark Davis, L (9, 1)		0-0 G5-3	3-1 E6 2B		1-1 F9		2-3 K		

AB	R	H	RBI	BB	SO	LOB
4	2	2	0	0	0	0
1	0	0	0	0	0	0
5	1	2	1	0	0	1
2	0	0	0	2	1	2
2	0	1	1	2	1	0
4	1	1	0	0	0	6
3	1	1	0	1	0	2
4	0	2	1	0	0	1
4	1	2	1	0	0	1
4	1	1	1	0	1	2
0	0	0	0	0	0	0

BOTTOM

Chicago Cubs @ San Diego Padres
Jack Murphy Stadium, San Diego, CA
 Fri Jul 14 1989, 10:05 PM EDT
 Att: 27,649 - Unknown - 70 F

AB	33
R	7
H	12
RBI	5
BB	5
SO	3
LOB	15



1B: 8	SF: 0	WP: 1	PA: 38
2B: 3	SAC: 0	PB: 0	
3B: 0	DP: 2	SB: 0	
HR: 1	HBP: 0	CS: 1	

Inning Stats		R	H	E	K	S	R	H	E	K	S	R	H	E	K	S	R	H	E	K	S	R	H	E	K	S
R: 1 H: 2 E: 0 K: 0 S: 15		0	1	0	0	8	0	0	0	0	8	0	0	0	0	8	0	0	0	0	0	0	0	0	0	0
H: 2 LOB: 2 BB: 1 P: 25		0	1	0	0	10	0	0	0	0	10	0	0	0	0	10	0	0	0	0	0	0	0	0	0	0
S: 15		0	1	0	0	10	0	0	0	0	10	0	0	0	0	10	0	0	0	0	0	0	0	0	0	0

PITCHER	IP	WLS	BF	H	R	ER	SO	BB	IBB	HBP	BLK	WP	HR	S	P	ERA	WHIP
Mike Bielecki, R ERA: 3.01 (1, 1)	4.2	L	26	9	6	5	2	3	1	0	0	1	1	61	104	9.64	2.571
Jeff Pico, R ERA: 4.01 (5, 1)	2.1		9	3	1	1	0	0	1	0	0	0	0	17	27	3.86	1.286
Calvin Schiraldi, R ERA: 4.45 (8, 1)	1.0		3	0	0	0	1	0	0	0	0	0	0	6	8	0.00	0.000

PITCHER	IP	WLS	BF	H	R	ER	SO	BB	IBB	HBP	BLK	WP	HR	S	P	ERA	WHIP
Mike Bielecki, R ERA: 3.01 (1, 1)	4.2	L	26	9	6	5	2	3	1	0	0	1	1	61	104	9.64	2.571
Jeff Pico, R ERA: 4.01 (5, 1)	2.1		9	3	1	1	0	0	1	0	0	0	0	17	27	3.86	1.286
Calvin Schiraldi, R ERA: 4.45 (8, 1)	1.0		3	0	0	0	1	0	0	0	0	0	0	6	8	0.00	0.000

Batter	1	2	3	4	5	6	7	8	9	AB R H RBI BB SO LOB	TOP
Jerome Walton, R (1, 8) OBP: 0.349, SLG: 0.435	0-2 G1-3	1-2 G6-3			0-0 G6-3		1-2 G5-3			4 0 0 0 0 0 2	
23 Ryne Sandberg, R (1, 4) OBP: 0.333, SLG: 0.431	0-0 HR	1-1 L3			1-1 1B 1B		2-1 L7			4 1 2 1 0 0 2	
Dwight Smith, L (1, 7) OBP: 0.410, SLG: 0.524	2-1 HR			3-1 G5-4-3 1B	0-2 F7			1-1 G4-3		4 1 2 1 0 0 1	
Andre Dawson, R (1, 9) OBP: 0.323, SLG: 0.482	1-0 P2			0-1 G5-4-3 1-2f	0-2 1B			1-3 K		4 0 1 0 0 1 1	
Mark Grace, L (1, 3) OBP: 0.410, SLG: 0.434	4-2 BB			0-0 1B	0-1 G3-1			1-0 2B		3 0 2 0 1 0 2	
Damon Berryhill, S (1, 2) OBP: 0.288, SLG: 0.338	0-2 G3			1-1 F7				0-0 P6		4 0 0 0 0 0 3	
Vance Law, R (1, 5) OBP: 0.285, SLG: 0.326		4-2 SH1-4 1B BB		3-2 G6-3	1-1 F7			1-3 K		2 0 0 0 1 0 0	AB 33
Mitch Webster, S (9, PH) OBP: 0.326, SLG: 0.361										1 0 0 0 0 1 0	R 2
Shawon Dunston, R (1, 6) OBP: 0.298, SLG: 0.398		0-0 SH1-4 1B		0-1 B1-3	0-0 F7			1-3 K2-3		4 0 1 0 0 1 0	H 8
Paul Kilgus, L (1, 1) OBP: 0.067, SLG: 0.067		1-2 SH1-4									RBI 2
Les Lancaster, R (8, 1)											BB 2
Gary Varsho, L (9, PH) OBP: 0.260, SLG: 0.329		0-0 SH1-4		0-2 G6-3			1-3 K		3-2 F9	2 0 0 0 0 1 0	SO 4
		1-2 2-3								0 0 0 0 0 0 0	LOB 11
										1 0 0 0 0 0 0	
Inning Stats	R: 2 H: 2 E: 1 LOB: 1 K: 0 BB: 1 S: 13 P: 20	R: 0 H: 1 E: 0 LOB: 2 K: 0 BB: 1 S: 14 P: 20	R: 0 H: 2 E: 0 LOB: 1 K: 0 BB: 0 S: 7 P: 11	R: 0 H: 0 E: 0 LOB: 0 K: 0 BB: 0 S: 9 P: 12	R: 0 H: 2 E: 0 LOB: 2 K: 0 BB: 0 S: 11 P: 12	R: 0 H: 0 E: 0 LOB: 0 K: 0 BB: 0 S: 8 P: 9	R: 0 H: 0 E: 0 LOB: 0 K: 1 BB: 0 S: 11 P: 15	R: 0 H: 1 E: 0 LOB: 1 K: 1 BB: 0 S: 7 P: 10	R: 0 H: 0 E: 0 LOB: 0 K: 2 BB: 0 S: 11 P: 16	1B: 5 SF: 0 2B: 1 SAC: 1 3B: 0 DP: 1 HR: 2 HBP: 0	WP: 0 PA: 36 PB: 0 SB: 0 CS: 0
PITCHER Walt Terrell, R (1, 1) ERA: 3.63	IP WLS BF H R ER SO BB IBB HBP BLK WP HR S P ERA WHIP										
	9.0 W 36 8 2 2 4 2 0 0 0 0 0 2 91 125 2.00 1.111										
PITCHER	IP WLS BF H R ER SO BB IBB HBP BLK WP HR S P ERA WHIP										

Chicago Cubs @ San Diego Padres
Jack Murphy Stadium, San Diego, CA

Sat Jul 15 1989, 10:05 PM EDT
Att. 54,717 - Unknown - 70 F

livebaseballscorecards.com



Batter	1	2	3	4	5	6	7	8	9
Bip Roberts, S OBP: 0.400, SLG: 0.440 (1, 5)	1-1 G1-3	0-3 K			1-1 F7-2			1-0 SH1-3 1B	
Luis Salazar, R OBP: 0.290, SLG: 0.375 (3, 5)									
Garry Templeton, S OBP: 0.285, SLG: 0.350 (1, 6)	0-1 G6-3	1-0 FC3-6			1-1 F7-2			0-0 SH1-3	
Tony Gwynn, L OBP: 0.403, SLG: 0.456 (1, 9)	4-2 BB				0-1 P6			4-0 1B IBB	
Jack Clark, R OBP: 0.396, SLG: 0.367 (1, 3)	2-0 G6-3							0-0 P6	
Chris James, R OBP: 0.239, SLG: 0.280 (1, 7)					2-0 F9			0-0 G6-4-3 1B	
Roberto Alomar, S OBP: 0.314, SLG: 0.312 (1, 4)					1-2 F8			3-2 G6-3	
Benito Santiago, R OBP: 0.275, SLG: 0.351 (1, 2)		2-0 F8 FC3 1B			0-0 G1			1-1 F9	
Shawn Abner, R OBP: 0.200, SLG: 0.216 (1, 8)		1-0 FC3 1B			1-2 F8			0-0 F8	
Walt Terrell, L OBP: 0.143, SLG: 0.150 (1, 1)		2-0 F8			4-2 BB			2-3 K	
		2-3 BB			2-0 G4-3				
		0-0 FC3 FC3-6							

AB	R	H	RBI	BB	SO	LOB
2	0	0	0	0	1	2
2	1	2	0	0	0	0
3	0	0	0	0	0	3
2	0	0	0	2	0	0
4	0	1	0	0	0	3
4	1	2	2	0	0	1
4	1	1	0	0	0	2
3	0	1	0	0	1	0
2	0	0	0	1	0	2
3	0	0	1	0	1	2


BOTTOM

Chicago Cubs @ San Diego Padres
Jack Murphy Stadium, San Diego, CA

Sat Jul 15 1989, 10:05 PM EDT
Att: 54,717 - Unknown - 70 F

livebaseballscorecards.com

AB	29
R	3
H	7
RBI	3
BB	3
SO	3
LOB	15



Inning Stats	R: 0	H: 0	E: 0	K: 0	S: 8	R: 2	H: 3	E: 0	K: 1	S: 10	R: 0	H: 0	E: 0	K: 0	S: 6	R: 0	H: 1	E: 0	K: 0	S: 6	R: 0	H: 1	E: 0	K: 0	S: 7	R: 0	H: 0	E: 0	K: 2	S: 7	R: 1	H: 2	E: 0	K: 0	S: 6

PITCHER	IP	WLS	BF	H	R	ER	SO	BB	IBB	HBP	BLK	WP	HR	S	P	ERA	WHIP
Paul Kilgus, L ERA: 4.5 (1, 1)	7.1	L	30	6	3	3	3	2	1	0	0	0	1	53	93	3.68	1.091
Les Lancaster, R ERA: (8, 1)	0.2		3	1	0	0	0	0	0	0	0	0	0	4	5	0.00	1.500

WP	PA	3B	SF	SAC	DP	HBP	CS
0	33	0	0	1	2	0	0

Batter	1	2	3	4	5	6	7	8	9	AB R H RBI BB SO LOB	TOP		
Jerome Walton, R (1, 8) OBP: 0.355, SLG: 0.437	2-1 BB 1B		1-3 K		2-2 1B	1-1 F9			4-0 23 G3-6 BB	4 0 2 0 1 1 2			
23 Ryne Sandberg, R (1, 4) OBP: 0.331, SLG: 0.426	1-1 SAFE L5		4-2 FC4-6 BB		1-1 G4-3		1-2 G5-3		2-1 G3-6 1-2f	4 0 0 0 1 0 3			
Dwight Smith, L (1, 9) OBP: 0.407, SLG: 0.520 Mitch Webster, S (3, PH) OBP: 0.325, SLG: 0.359	2-3 K		1-2 FC4-6 1-2f		0-0 HR 1B	3-1 F8			0-3 K	1 0 0 0 0 1 1 4 1 1 0 0 1 1			
Lloyd McClendon, R (1, 7) OBP: 0.384, SLG: 0.549	4-1 SAFE 1-2 BB			2-2 G4-3 2B		0-0 HR 1H	2-2 G5-3			3 1 2 2 1 0 0			
Mark Grace, L (1, 3) OBP: 0.408, SLG: 0.435	1-1 F8			0-2 F8		3-2 L9 1B 2B		2-1 G6-3		4 1 1 0 0 0 3			
Domingo Ramos, R (1, 5) OBP: 0.316, SLG: 0.343		1-3 K		1-1 G4-3		1-0 L9		1-0 2B		4 0 1 0 0 1 2			
Shawon Dunston, R (1, 6) OBP: 0.295, SLG: 0.393 Gary Varsho, L (8, PH) OBP: 0.260, SLG: 0.329 Andre Dawson, R (8, PH) OBP: 0.326, SLG: 0.482 Curtis Wilkerson, S (8, PR) OBP: 0.244, SLG: 0.328		1-0 F7		1-0 G4-3		0-3 K		4-0 BB		3 0 0 0 0 1 2 0 0 0 0 0 0 0 0 0 0 0 1 0 0 0 0 0 0 0 0 0			
Joe Girardi, R (1, 2) OBP: 0.232, SLG: 0.234		2-1 L8			1-1 F9	4-0 1B IBB		1-3 K		3 0 0 0 1 1 2			
Rick Sutcliffe, L (1, 1) OBP: 0.292, SLG: 0.214 Steve Wilson, L (6, 1) Les Lancaster, R (7, 1) Vance Law, R (8, PH) OBP: 0.284, SLG: 0.325 Mitch Williams, L (8, 1)			2-3 K		1-2 F7	2-2 1B		2-2 P4		3 0 1 1 0 1 0 0 0 0 0 0 0 0 0 0 0 0 0 0 0 1 0 0 0 0 0 2 0 0 0 0 0 0 0			
Inning Stats	R: 0 H: 1 E: 0 LOB: 2 K: 1 BB: 1 S: 12 P: 22	R: 0 H: 0 E: 0 LOB: 0 K: 1 BB: 0 S: 6 P: 10	R: 0 H: 0 E: 0 LOB: 1 K: 2 BB: 1 S: 14 P: 21	R: 0 H: 1 E: 0 LOB: 1 K: 0 BB: 0 S: 9 P: 13	R: 0 H: 1 E: 0 LOB: 1 K: 0 BB: 0 S: 11 P: 16	R: 3 H: 4 E: 0 LOB: 2 K: 1 BB: 1 S: 15 P: 26	R: 0 H: 0 E: 0 LOB: 0 K: 0 BB: 0 S: 9 P: 15	R: 0 H: 1 E: 0 LOB: 2 K: 1 BB: 1 S: 9 P: 19	R: 0 H: 0 E: 0 LOB: 0 K: 1 BB: 1 S: 5 P: 11	1B: 4 SF: 0 2B: 3 SAC: 0 3B: 0 DP: 1 HR: 1 HBP: 0	WP: 0 PA: 39 PB: 0 SB: 0 CS: 0		
PITCHER	IP WLS BF H R ER SO BB IBB HBP BLK WP HR S P ERA WHIP											PITCHER	IP WLS BF H R ER SO BB IBB HBP BLK WP HR S P ERA WHIP
Dennis Rasmussen, L (1, 1) ERA: 4.53	6.0 W 28 7 3 3 5 2 1 0 0 0 1 67 108 4.50 1.500												
Mark Grant, R (7, 1) ERA: 2.35	1.1 5 1 0 0 0 0 0 0 0 0 0 0 12 21 0.00 0.750												
Mark Davis, L (8, 1) ERA: 2.53	1.2 S 6 0 0 0 2 2 0 0 0 0 0 0 11 24 0.00 1.200												

Chicago Cubs @ San Diego Padres
Jack Murphy Stadium, San Diego, CA

Sun Jul 16 1989, 6:33 AM EDT
Att. 30,549 - Sunny - 78 F

livebaseballscorecards.com

AB 34
R 3
H 8
RBI 3
BB 5
SO 7
LOB 18



Batter	1	2	3	4	5	6	7	8	9	AB	R	H	RBI	BB	SO	LOB
Marvell Wynne, L (1, 8) OBP: 0.288, SLG: 0.379	0-1 G3	0-1 F9			2-2 F7	2-3 K				4	0	0	0	0	1	4
Garry Templeton, S (1, 6) OBP: 0.281, SLG: 0.345	0-1 L3		0-0 F8		1-1 F7		2-3 K			4	0	0	0	0	1	1
Tony Gwynn, L (1, 9) OBP: 0.404, SLG: 0.457	0-0 1B		2-3 K		0-1 1-3		1-1 1B			4	0	2	0	0	1	1
Jack Clark, R (1, 3) OBP: 0.397, SLG: 0.367	2-3 K		4-0 BB			1-0 1B	0-3 K			3	1	1	0	1	2	2
Chris James, R (1, 7) OBP: 0.246, SLG: 0.298		1-0 HR	1-3 K			1-0 SH1-4	1-1 1B			4	2	3	1	0	1	1
Mark Davis, L (8, 1)						1-3 SF9	1-2 1B			0	0	0	0	0	0	0
Roberto Alomar, S (1, 4) OBP: 0.318, SLG: 0.315		4-1 S		2-2 L4		2-0 SF9	0-0 G4-3			3	1	2	1	1	0	2
Mark Parent, R (1, 2) OBP: 0.198, SLG: 0.333	1-1 E9		1-0 L4		1-0 SH1-4		0-1 G5-3			3	0	0	0	0	0	2
Luis Salazar, R (1, 5) OBP: 0.289, SLG: 0.369		2-3 K		2-3 K		4-0 IBB	0-2 G3			3	0	0	0	1	2	2
Dennis Rasmussen, L (1, 1) OBP: 0.167, SLG: 0.194		1-2 F7			0-1 1B		0-0 G6-3			2	0	1	0	0	0	1
Tim Flannery, L (6, PH) OBP: 0.330, SLG: 0.310										0	0	0	1	0	0	0
Mark Grant, R (7, 1) OBP: 0.250, SLG: 0.100										0	0	0	0	0	0	0
Carmelo Martinez, R (8, 7) OBP: 0.283, SLG: 0.309										1	0	0	0	0	0	0
Shawn Abner, R (9, 7) OBP: 0.200, SLG: 0.216										0	0	0	0	0	0	0

Inning Stats	R: 0	H: 1	R: 2	H: 1	R: 0	H: 1	R: 0	H: 1	R: 2	H: 3	R: 0	H: 2	R: 0	H: 0	R: 0	H: 0
	E: 0	LOB: 1	E: 1	LOB: 1	E: 0	LOB: 0	E: 0	LOB: 1	E: 0	LOB: 2	E: 0	LOB: 2	E: 0	LOB: 0	E: 0	LOB: 0
	K: 1	BB: 0	K: 1	BB: 1	K: 2	BB: 1	K: 1	BB: 0	K: 2	BB: 0	K: 0	BB: 0	K: 0	BB: 0	K: 0	BB: 0
	P: 8	P: 10	S: 12	P: 21	S: 7	P: 14	S: 7	P: 12	S: 11	P: 19	S: 8	P: 15	S: 7	P: 7	S: 7	P: 7


PITCHER	IP	WLS	BF	H	R	ER	SO	BB	IBB	HBP	BLK	WP	HR	S	P	ERA	WHIP
Rick Sutcliffe, R (1, 1) ERA: 3.55	5.2	L	27	7	4	3	5	2	1	0	0	0	1	50	85	4.76	1.588
Steve Wilson, L (6, 1) ERA: 3.05	0.2		3	1	0	0	2	0	0	0	0	0	0	8	13	0.00	1.500
Les Lancaster, R (7, 1) ERA:	0.2		3	1	0	0	1	0	0	0	0	0	0	6	7	0.00	1.500
Mitch Williams, L (8, 1) ERA: 1.89	1.0		3	0	0	0	0	0	0	0	0	0	0	7	7	0.00	0.000

BOTTOM

Chicago Cubs @ San Diego Padres
Jack Murphy Stadium, San Diego, CA

Sun Jul 16 1989, 6:33 AM EDT
Att: 30,549 - Sunny - 78 F

AB	31
R	4
H	9
RBI	3
BB	3
SO	8
LOB	16



WP	PA	ERA	WHIP
0	36		
0			
2			
0			

Batter	1	2	3	4	5	6	7	8	9	AB R H RBI BB SO LOB	TOP	
Barry Bonds, L (1, 7) OBP: 0.344, SLG: 0.435	0-0 F4		2-2 L8		1-1 2B		0-1 G4-3		1-0 1B	5 0 2 0 0 0 0		
Jose Lind, R (1, 4) OBP: 0.291, SLG: 0.312	1-1 G6-3		2-2 G5-3		1-3 K		1-0 G4-3		1-2 F9	5 0 0 0 0 1 3		
Andy Van Slyke, L (1, 8) OBP: 0.324, SLG: 0.380	2-0 G1-3			1-0 F8		0-0 F8		0-1 F8		4 0 0 0 0 0 0		
Bobby Bonilla, S (1, 5) OBP: 0.330, SLG: 0.442		1-2 G1-3		2-3 K		2-3 K		0-2 HR		4 1 1 1 0 2 0		
Glenn Wilson, R (1, 9) OBP: 0.333, SLG: 0.463		1-1 HR		1-1 1B		3-2 HR		4-0 G6-4-3 BB		3 2 3 2 1 0 0		
Gary Redus, R (1, 3) OBP: 0.374, SLG: 0.437		2-1 1B 1B		1-0 G4-3		4-1 BB 2B BB		0-0 G6-4-3 1-2f		3 1 1 0 1 0 2 0 0 0 0 0 0 0		
Bill Landrum, R (8, 1)												
Michael LaValliere, L (1, 2) OBP: 0.429, SLG: 0.412		0-1 G5-4-3 1-2 1B			1-0 P6	4-0 2B 1-2 BB		0-0 G6-3		3 0 1 0 1 0 0		
Rey Quinones, R (1, 6) OBP: 0.238, SLG: 0.282		2-0 G5-4-3 1-2f			2-3 K	0-0 1-3 2-H 2B			1-0 L6	4 0 1 1 0 1 2		
Randy Kramer, R (1, 1) OBP: 0.136, SLG: 0.182			0-3 K		1-0 2B 1B	0-0 F8			0-1 G3	3 0 1 0 0 1 2 1 0 0 0 0 0 0		
Benny Distefano, L (8, 3) OBP: 0.346, SLG: 0.258												
Inning Stats	R: 0 E: 0 K: 0 S: 4 H: 0 LOB: 0 BB: 0 P: 7	R: 1 E: 0 K: 0 S: 11 H: 3 LOB: 1 BB: 0 P: 17	R: 0 E: 0 K: 1 S: 9 H: 0 LOB: 0 BB: 0 P: 13	R: 0 E: 0 K: 1 S: 7 H: 1 LOB: 1 BB: 0 P: 12	R: 0 E: 0 K: 2 S: 10 H: 2 LOB: 2 BB: 0 P: 16	R: 2 E: 0 K: 1 S: 11 H: 2 LOB: 2 BB: 2 P: 24	R: 0 E: 0 K: 0 S: 5 H: 0 LOB: 0 BB: 0 P: 6	R: 1 E: 0 K: 0 S: 5 H: 1 LOB: 0 BB: 1 P: 9	R: 0 E: 0 K: 0 S: 10 H: 1 LOB: 1 BB: 0 P: 13	1B: 5 2B: 2 3B: 0 HR: 3 SF: 0 SAC: 0 DP: 2 HBP: 0	WP: 0 PB: 0 SB: 0 CS: 0 PA: 38	
PITCHER	IP WLS BF H R ER SO BB IBB HBP BLK WP HR S P ERA WHIP											
Greg Harris, R (1, 1) ERA: 2.11	6.0 L 27 8 3 3 5 2 0 0 0 0 0 2 52 89 4.50 1.667											
Pat Clements, L (7, 1) ERA: 4.15	2.0 7 1 1 1 0 1 0 0 0 0 0 1 10 15 4.50 1.000											
Dave Leiper, L (9, 1) ERA: 5.25	1.0 4 1 0 0 0 0 0 0 0 0 0 0 10 13 0.00 1.000											

Pittsburgh Pirates @ San Diego Padres
 Jack Murphy Stadium, San Diego, CA
 Mon Jul 17 1989, 10:05 PM EDT
 Att. 13,667 - Unknown

AB	35
R	4
H	10
RBI	4
BB	3
SO	5
LOB	9



Batter	1	2	3	4	5	6	7	8	9	AB	R	H	RBI	BB	SO	LOB
Marvell Wynne, L OBP: 0.288, SLG: 0.373 (1, 8)	1-2 G3-1		1-0 F7			0-2 G6-3		4-2 G5-4-3 BB		3	0	0	0	1	0	0
Garry Templeton, S OBP: 0.281, SLG: 0.341 (1, 6)	4-0 FC6-4 BB		1-1 G4-3			0-1 G3-1		0-1 G5-4-3 1-2f		3	0	0	0	1	0	1
Tony Gwynn, L OBP: 0.400, SLG: 0.452 (1, 9)	0-2 FC6-4 2B				1-0 G3-1				3-2 G4-3	4	1	0	0	0	0	1
Jack Clark, R OBP: 0.401, SLG: 0.374 (1, 3)	0-1 2B			2-2 G5-4-3 1B			4-1 1B 1B BB		0-1 F3	3	0	2	1	1	0	0
Chris James, R OBP: 0.243, SLG: 0.294 (1, 7)	1-0 G6-3			0-0 G5-4-3 1-2f			1-0 F8		2-1 L8	4	0	0	0	0	0	3
Roberto Alomar, S OBP: 0.318, SLG: 0.315 (1, 4)		2-1 G1-3			2-2 G4-3			0-1 1B		3	0	1	0	0	0	0
Benito Santiago, R OBP: 0.275, SLG: 0.351 (1, 2)		0-1 G5-3			2-1 G6-3			1-2 1B		3	0	1	0	0	0	0
Luis Salazar, R OBP: 0.285, SLG: 0.364 (1, 5)		2-3 K			2-0 F8			2-1 F8		3	0	0	0	0	1	3
Greg Harris, R (1, 1)			2-1 G6-3			1-3 K		1-3 K		1	0	0	0	0	0	0
Tim Flannery, L OBP: 0.327, SLG: 0.307 (6, PH)										1	0	0	0	0	1	0
Pat Clements, R (7, 1)										0	0	0	0	0	0	0
Shawn Abner, R OBP: 0.196, SLG: 0.212 (8, PH)										1	0	0	0	0	1	0
Dave Leiper, L (9, 1)										0	0	0	0	0	0	0

Inning Stats	R: 1	H: 1	E: 0	K: 0	S: 11	R: 0	H: 0	E: 0	K: 1	S: 7	R: 0	H: 0	E: 0	K: 0	S: 5	R: 0	H: 1	E: 0	K: 0	S: 5	R: 0	H: 0	E: 0	K: 0	S: 7	R: 0	H: 0	E: 0	K: 1	S: 8	R: 0	H: 2	E: 0	K: 0	S: 11	R: 0	H: 0	E: 0	K: 1	S: 9	R: 0	H: 0	E: 0	K: 0	S: 10	1B: 3	SF: 0	2B: 1	SAC: 0	3B: 0	DP: 2	HR: 0	HBP: 0	WP: 0	PA: 32
PITCHER	IP	WLS	BF	H	R	ER	SO	BB	IBB	HBP	BLK	WP	HR	S	P	ERA	WHIP																																						
Randy Kramer, R ERA: 3.84 (1, 1)	7.0	W	26	4	1	1	2	2	0	0	0	0	0	54	86	1.29	0.857																																						
Bill Landrum, R ERA: 0.21 (8, 1)	2.0	S	6	0	0	0	1	1	0	0	0	0	0	19	29	0.00	0.500																																						

BOTTOM

Pittsburgh Pirates @ San Diego Padres
 Jack Murphy Stadium, San Diego, CA
 Mon Jul 17 1989, 10:05 PM EDT
 Att. 13,667 - Unknown

livebaseballscorecards.com

AB	29
R	1
H	4
RBI	1
BB	3
SO	3
LOB	8



Batter	1	2	3	4	5	6	7	8	9
Marvell Wynne, L (1, 8) OBP: 0.290, SLG: 0.374 Shawn Abner, R (8, PH) OBP: 0.193, SLG: 0.208 (9, 8)	F7		L8					FC6-4	
Garry Templeton, S (1, 6) OBP: 0.285, SLG: 0.345	G5-3		F7			G3-1		HR	
Tony Gwynn, L (1, 9) OBP: 0.402, SLG: 0.451 Carmelo Martinez, R (8, PH) OBP: 0.286, SLG: 0.328 (9, 7)	FC5		F7				G1-3	HR	
Jack Clark, R (1, 3) OBP: 0.407, SLG: 0.391 Rob Nelson, L (8, PH) OBP: 0.353, SLG: 0.329 (9, 3)						L5			
Chris James, R (1, 7) OBP: 0.255, SLG: 0.318 (9, 9)	FC5								
Roberto Alomar, S (1, 4) OBP: 0.319, SLG: 0.314									
Benito Santiago, R (1, 2) OBP: 0.285, SLG: 0.363									
Luis Salazar, R (1, 5) OBP: 0.286, SLG: 0.365									
Bruce Hurst, L (1, 1) OBP: 0.143, SLG: 0.067									

AB	R	H	RBI	BB	SO	LOB
5	1	2	0	0	0	3
1	1	0	1	0	0	2
6	2	3	1	0	0	1
3	2	1	0	2	0	3
1	1	1	3	0	0	0
4	3	3	2	1	0	1
1	0	0	0	0	0	0
5	4	4	5	1	0	2
4	1	1	1	1	1	1
5	1	4	3	0	0	0
5	1	2	1	0	1	1
3	0	1	0	2	2	1


BOTTOM

Pittsburgh Pirates @ San Diego Padres
 Jack Murphy Stadium, San Diego, CA

Tue Jul 18 1989, 10:05 PM EDT
 Att. 18,777 - Unknown

livebaseballscorecards.com

AB	43
R	17
H	22
RBI	17
BB	7
SO	4
LOB	15



Inning Stats	R	H	E	K	S	R	H	E	K	S	R	H	E	K	S	R	H	E	K	S
	0	0	0	0	8	0	0	0	0	18	0	0	0	0	8	0	0	0	0	18
	0	0	0	0	8	0	0	0	0	8	0	0	0	0	8	0	0	0	0	8
	0	0	0	0	15	0	0	0	0	15	0	0	0	0	15	0	0	0	0	15
	2	4	2	1	14	5	7	2	1	14	2	2	0	2	14	2	2	0	2	14
	5	7	2	0	22	2	2	0	2	22	2	2	0	2	22	2	2	0	2	22
	0	2	0	2	10	0	2	0	2	10	0	2	0	2	10	0	2	0	2	10
	0	2	0	2	11	0	2	0	2	11	0	2	0	2	11	0	2	0	2	11
	0	2	0	2	16	0	2	0	2	16	0	2	0	2	16	0	2	0	2	16
	8	7	1	2	46	8	7	1	2	46	8	7	1	2	46	8	7	1	2	46

PITCHER	IP	WLS	BF	H	R	ER	SO	BB	IBB	HBP	BLK	WP	HR	S	P	ERA	WHIP
Bob Walk, R (1, 1) ERA: 4.51	4.0	L	23	9	7	6	1	3	0	0	0	0	1	52	80	13.50	3.000
Doug Bair, R (5, 1) ERA: 1.66	2.0		11	4	2	2	1	1	1	0	0	0	0	21	33	9.00	2.500
Miguel Garcia, L (7, 1) ERA: 9.0	2.0		17	9	8	8	2	2	0	0	0	0	2	39	62	36.00	5.500

WP	PA	ERA	WHIP
0	51		
0			
1			
0			

Batter	1	2	3	4	5	6	7	8	9	AB R H RBI BB SO LOB	TOP											
Barry Bonds, L (1, 7) OBP: 0.347, SLG: 0.435	1-3 		2-2 			1-2 		2-2 		4 0 1 0 0 1 0												
Jose Lind, R (1, 4) OBP: 0.285, SLG: 0.305	2-3 			2-1 		1-1 		0-1 		4 0 0 0 0 1 0												
Andy Van Slyke, L (1, 8) OBP: 0.314, SLG: 0.368	1-1 			0-0 		1-2 			0-0 	4 0 0 0 0 0 0												
Bobby Bonilla, S (1, 5) OBP: 0.334, SLG: 0.441		1-3 		1-2 			4-0 		2-0 	3 1 1 0 1 1 0												
R.J. Reynolds, S (1, 9) OBP: 0.350, SLG: 0.391		1-1 		0-0 		1-0 		0-2 		4 0 0 0 0 0 2												
Benny Distefano, L (1, 3) OBP: 0.342, SLG: 0.269		1-2 			1-3 		1-2 			3 0 1 1 0 1 0												
Junior Ortiz, R (1, 2) OBP: 0.270, SLG: 0.240			0-1 		1-2 		2-2 			3 0 0 0 0 0 1												
Rey Quinones, R (1, 6) OBP: 0.240, SLG: 0.280			4-2 		0-3 		0-1 			2 0 0 0 1 1 2												
Doug Drabek, R (1, 1) OBP: 0.156, SLG: 0.095			0-2 		1-3 			1-0 		2 0 0 0 0 1 2												
John Cangelosi, S (8, PH) OBP: 0.412, SLG: 0.317										1 0 0 0 0 0 0												
Jeff Robinson, R (8, 1)										0 0 0 0 0 0 0												
Inning Stats	R: 0 E: 0 K: 2 S: 11	H: 0 LOB: 0 BB: 0 P: 15	R: 0 E: 0 K: 1 S: 9	H: 0 LOB: 0 BB: 0 P: 12	R: 0 E: 0 K: 0 S: 10	H: 1 LOB: 2 BB: 1 P: 16	R: 0 E: 0 K: 0 S: 7	H: 1 LOB: 1 BB: 0 P: 10	R: 0 E: 1 K: 3 S: 15	H: 0 LOB: 1 BB: 0 P: 18	R: 0 E: 0 K: 0 S: 8	H: 0 LOB: 0 BB: 0 P: 11	R: 1 E: 0 K: 0 S: 10	H: 1 LOB: 1 BB: 1 P: 18	R: 0 E: 0 K: 0 S: 7	H: 0 LOB: 0 BB: 0 P: 10	R: 0 E: 0 K: 0 S: 6	H: 0 LOB: 0 BB: 0 P: 8	1B: 2 2B: 1 3B: 0 HR: 0	SF: 0 SAC: 0 DP: 0 HBP: 0	WP: 0 PB: 0 SB: 0 CS: 0	PA: 32
PITCHER Ed Whitson, R (1, 1) ERA: 2.52	IP: 9.0 WLS: W BF: 32 H: 3 R: 1 ER: 1 SO: 6 BB: 2 IBB: 0 HBP: 0 BLK: 0 WP: 0 HR: 0 S: 83 P: 118 ERA: 1.00 WHIP: 0.556																					

Pittsburgh Pirates @ San Diego Padres
Jack Murphy Stadium, San Diego, CA
 Wed Jul 19 1989, 10:05 PM EDT
 Att. 16,412 - Sunny - 78 F

livebaseballscorecards.com

AB	30
R	1
H	3
RBI	1
BB	2
SO	6
LOB	7



BOTTOM

St. Louis Cardinals @ San Diego Padres
Jack Murphy Stadium, San Diego, CA

livebaseballscorecards.com

AB 31
R 1
H 5
RBI 1
BB 4
SO 6
LOB 16



WP: 0 PA: 35
PB: 0
SB: 1
CS: 0

ERA WHIP

ERA 1.12 WHIP 1.000

ERA 0.00 WHIP 0.000

ERA 1.14 WHIP 1.000

Thu Jul 20 1989, 6:33 AM EDT
Att. 23,713 - Sunny

AB R H RBI BB SO LOB

4 0 1 0 0 1 3
4 0 2 0 0 0 1
0 0 0 0 0 0 0
0 0 0 0 0 0 0

4 0 1 0 0 1 1

3 0 0 0 1 0 3
0 0 0 0 0 0 0

4 1 0 0 0 1 4

3 0 1 1 1 0 0

4 0 0 0 0 2 2

3 0 0 0 1 0 1

0 0 0 0 1 0 0
0 0 0 0 0 0 0
1 0 0 0 0 1 1
0 0 0 0 0 0 0
0 0 0 0 0 0 0
1 0 0 0 0 0 0

1B: 5 SF: 0
2B: 0 SAC: 0
3B: 0 DP: 1
HR: 0 HBP: 0

WP HR S P

WP HR S P

WP HR S P

WP HR S P

9

1-1



1-0



1-1



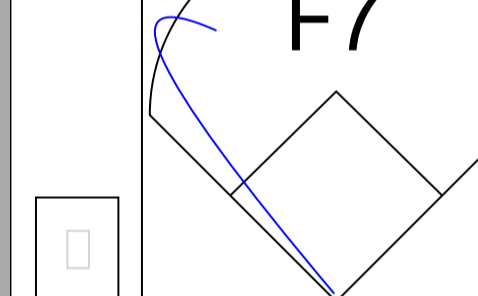
0-0



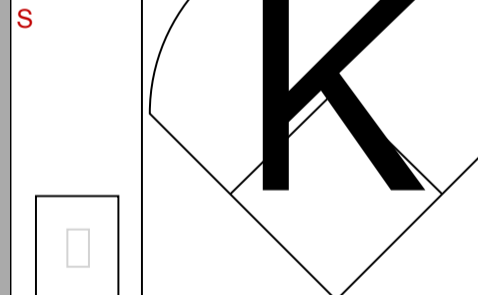
0-0



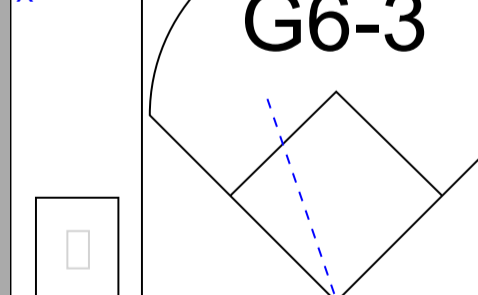
0-1



1-3



0-2



0-0



8

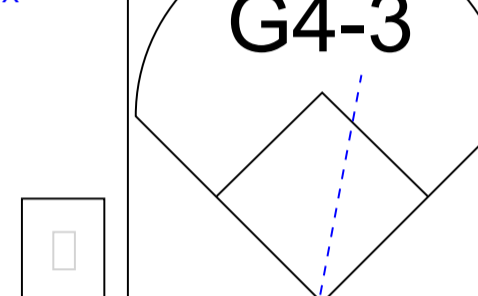
1-1



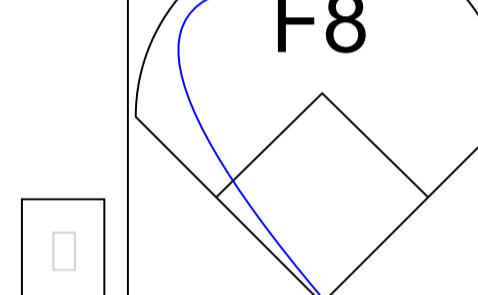
1-0



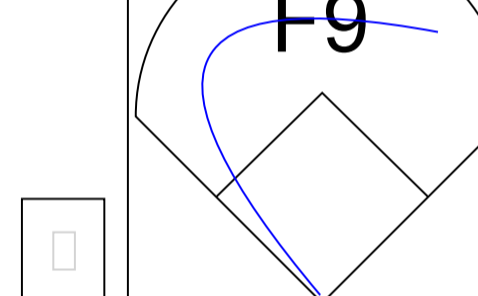
1-1



0-0



0-0



1-1



0-3



0-0

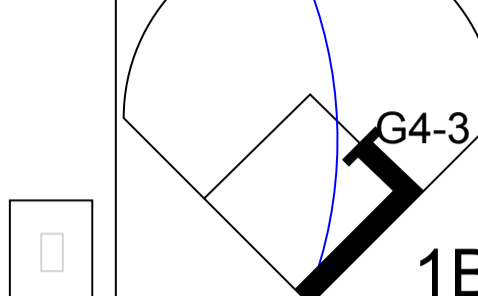


0-0

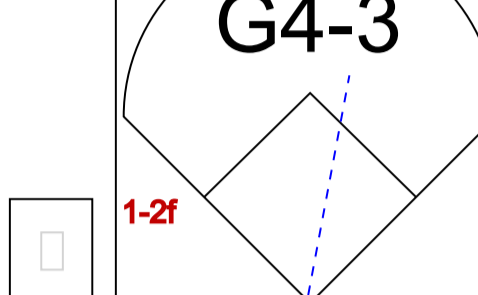


7

0-0



1-0



3-2



0-1



0-3



1-1



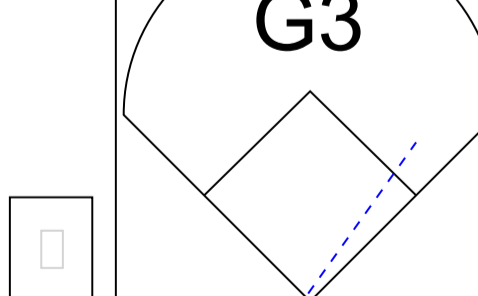
0-3



0-0



0-0



6

0-0



0-0



3-2



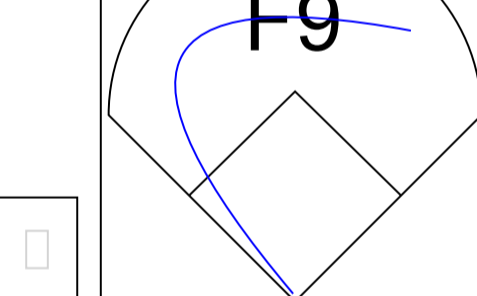
0-1



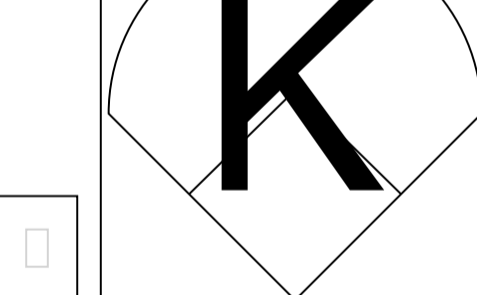
0-3



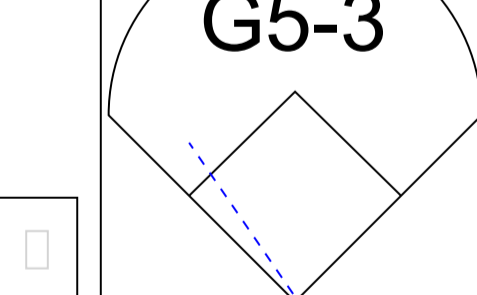
1-1



0-3



0-0

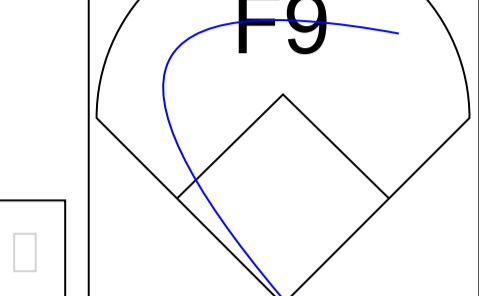


0-3

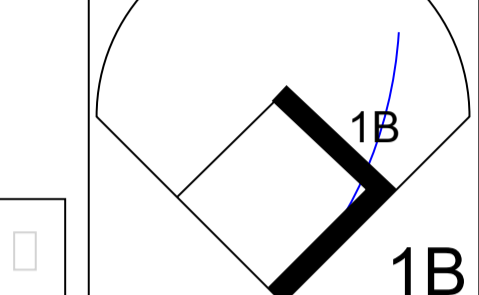


5

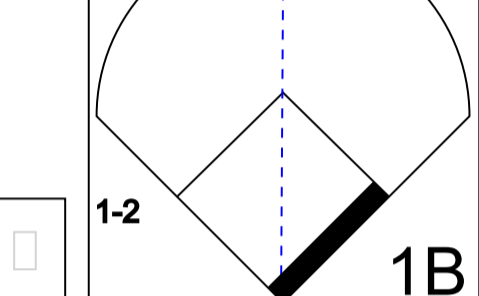
1-0



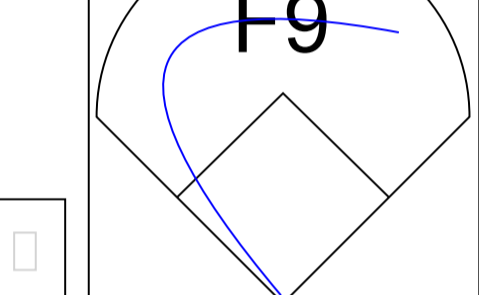
0-0



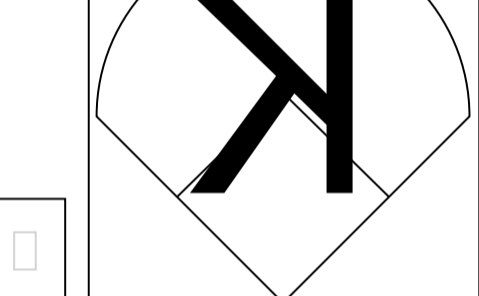
3-2



0-1



0-3



1-1



0-3



0-0



0-3



4

1-1



0-0



3-2



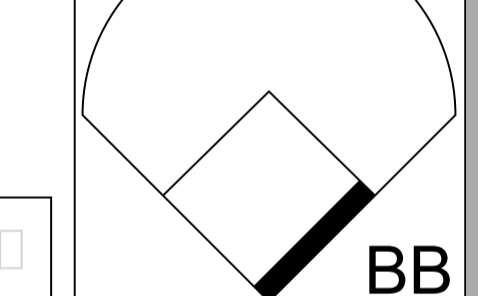
0-1



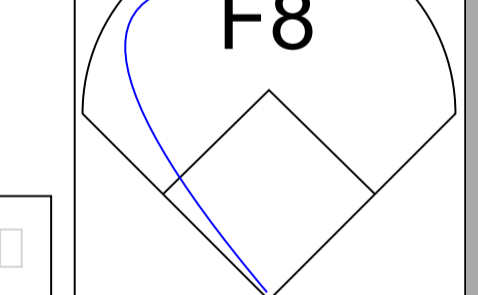
0-3



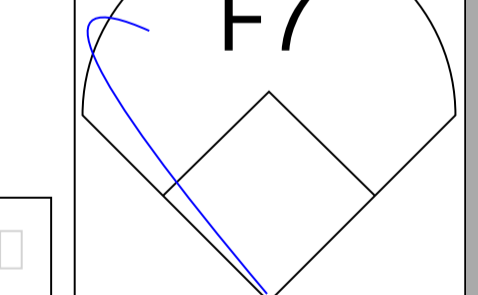
4-1



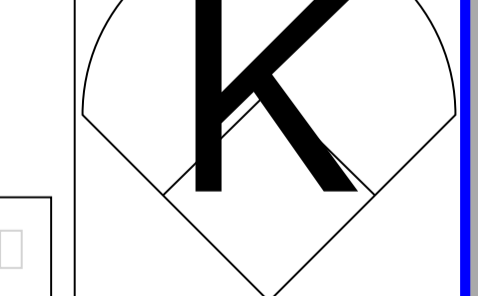
0-0



0-0



0-3

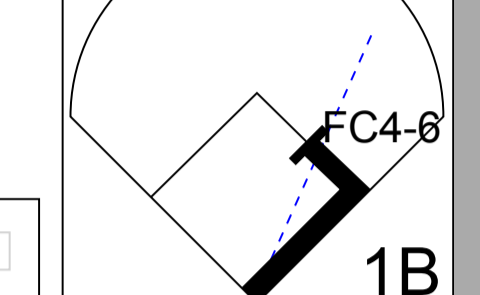


3

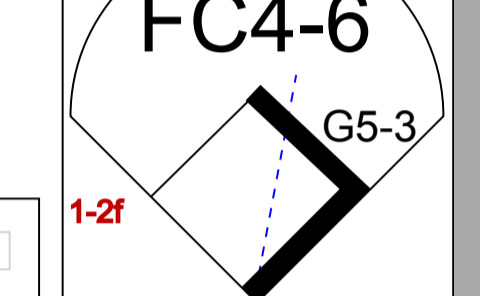
1-1



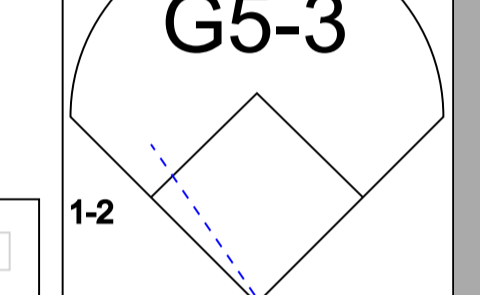
0-0



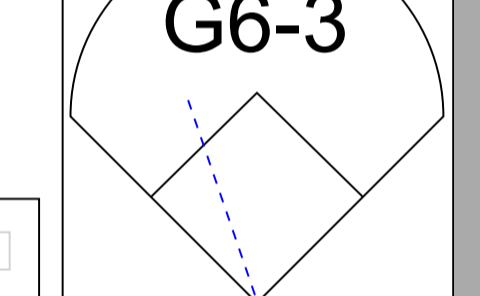
3-2



0-0



1-0



4-1



0-0



0-0

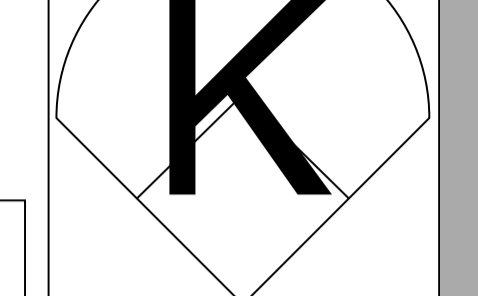


0-3



2


0-3



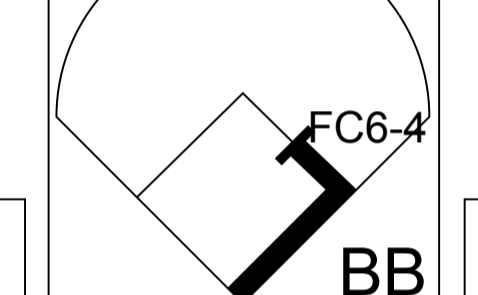
1-1



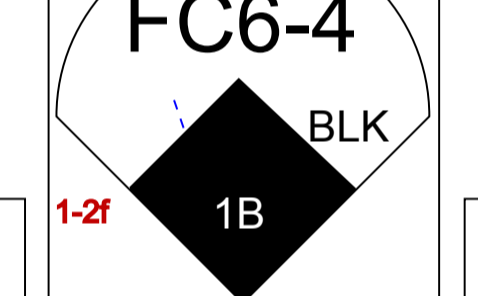
3-2



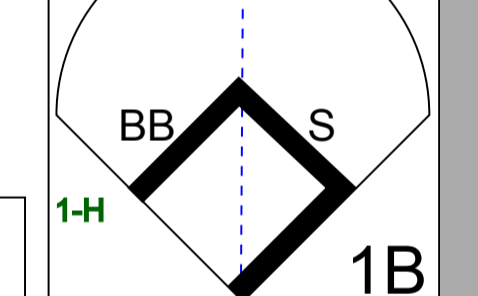
0-0



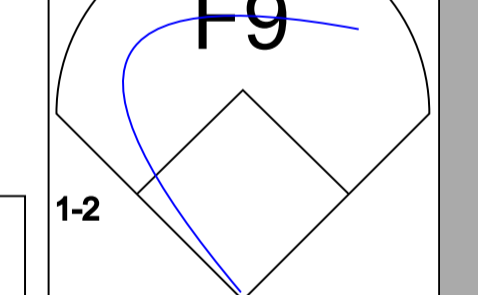
1-0



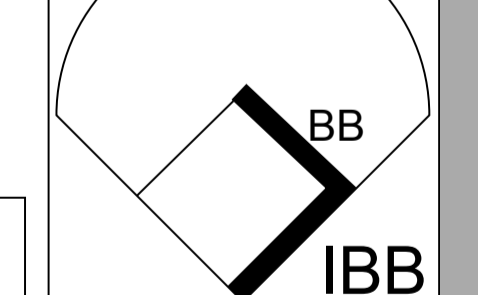
1-2



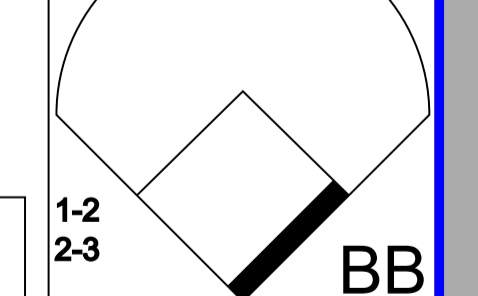
1-1



4-0

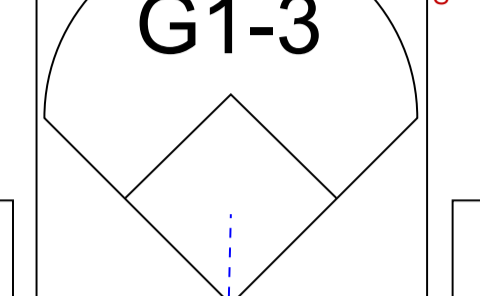


4-1

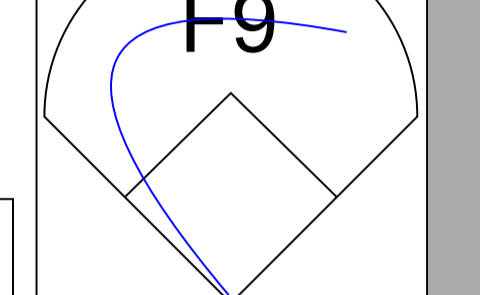


1

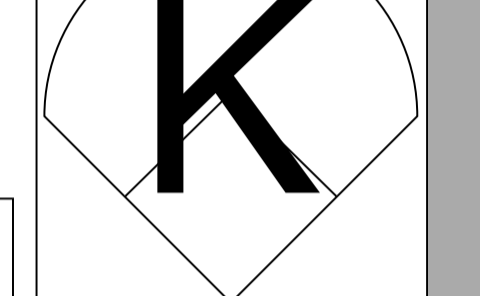
2-1



1-0



2-3



4-2



1-0



1-2



1-1



4-0



4-1



Batter

Shawn Abner, R (1, 8)
OBP: 0.197, SLG: 0.211

Garry Templeton, S (1, 6)
OBP: 0.284, SLG: 0.342

Mark Grant, R (8, 1)
OBP: 0.250, SLG: 0.100

Rob Nelson, L (9, 3)
OBP: 0.353, SLG: 0.329

Tony Gwynn, L (1, 9)
OBP: 0.402, SLG: 0.452

Jack Clark, R (1, 3)
OBP: 0.406, SLG: 0.390

Mark Davis, L (9, 1)

Chris James, R (1, 7)
OBP: 0.255, SLG: 0.324

(8, 5)

Roberto Alomar, S (1, 4)
OBP: 0.322, SLG: 0.318

Benito Santiago, R (1, 2)
OBP: 0.284, SLG: 0.367

Luis Salazar, R (1, 5)
OBP: 0.291, SLG: 0.373

(8, 6)

Walt Terrell, L (1, 1)
OBP: 0.153, SLG: 0.150

Freddie Toliver, R (3, 1)

Bip Roberts, S (4, PH)
OBP: 0.397, SLG: 0.437

Dave Leiper, L (5, 1)

Pat Clements, R (5, 1)

Carmelo Martinez, R (7, PH)
OBP: 0.285, SLG: 0.326

(8, 7)

Inning Stats

R: 0 H: 0
E: 0 LOB: 0
K: 1 BB: 0
S: 8 P: 12

R: 1 H: 1
E: 0 LOB: 3
K: 1 BB: 3
S: 13 P: 28

R: 0 H: 1
E: 0 LOB: 1
K: 0 BB: 0
S: 6 P: 8

R: 0 H: 0
E: 0 LOB: 1
K: 1 BB: 1
S: 7 P: 11

R: 0 H: 2
E: 0 LOB: 2
K: 1 BB: 0
S: 10 P: 14

R: 0 H: 0
E: 0 LOB: 0
K: 1 BB: 0
S: 6 P: 7

PITCHER

Joe Magrane, L (1, 1)
ERA: 3.01

Todd Worrell, R (9, 1)
ERA: 1.14

PITCHER IP WLS BF H R ER SO BB IBB HBP BLK WP HR S P ERA WHIP

Joe Magrane, L (1, 1) 8.0 WLS W BF 32 H 5 R 1 ER 5 SO 3 IBB 1 HBP 0 BLK 1 WP 0 HR 0 S 57 P 89 ERA 3.01 WHIP 1.000

Todd Worrell, R (9, 1) 1.0 WLS W BF 3 H 0 R 0 ER 1 SO 0 IBB 0 HBP 0 BLK 0 WP 0 HR 0 S 8 P 9 ERA 0.00 WHIP 0.000

Batter	1	2	3	4	5	6	7	8	9	AB R H RBI BB SO LOB	TOP										
Willie McGee, S OBP: 0.260, SLG: 0.322 (1, 8)	0-3 K			1-2 G4-3	1-1 L7			1-1 G6-3	2-3 K	5 0 0 0 0 2 2											
José Oquendo, S OBP: 0.362, SLG: 0.368 (1, 4)	3-2 G4-6-3 1B			0-0 F9	0-2 G6-3			2-2 G4-3	1-0 L7	5 0 1 0 0 0 2											
Pedro Guerrero, R OBP: 0.380, SLG: 0.471 (1, 3) Leon Durham, L (8, PR) (8, 3)	2-1 G4-6-3 1-2f			0-1 1B				0-0 1B 2B		4 0 2 0 0 0 1 0 1 0 0 0 0 0											
Tom Brunansky, R OBP: 0.330, SLG: 0.443 (1, 9)			1-0 G6-3	1-2 G1-6-3			1-3 K	4-0 1B 1B IBB		3 1 0 0 1 1 1											
Terry Pendleton, S OBP: 0.307, SLG: 0.364 (1, 5)			1-1 G3		0-1 1B 3B 1B		2-2 G4-3	0-2 1B 1-3 2-H 1B		4 1 2 1 0 0 0											
Ozzie Smith, S OBP: 0.355, SLG: 0.378 (1, 6)			1-1 G5-3		1 SAFE 1 SAFE 1-3 3B 1B		2-2 L6	1 SAFE 1-0 1-2 3-H 1B		4 1 2 1 0 0 0											
Milt Thompson, L OBP: 0.353, SLG: 0.385 (1, 7)			2-3 K		1-0 1-H 3-H 1B 3B		0-1 G6-3	0-0 P7		4 1 1 2 0 1 2											
Tony Peña, R OBP: 0.312, SLG: 0.358 (1, 2)			0-3 K		1-2 E SH5-4 1B 3-H		4-1 FC5-4 BB		0-1 K 2B	3 0 2 1 1 1 0											
Jose DeLeon, R OBP: 0.125, SLG: 0.087 (1, 1) Ken Dayley, L (8, 1)			0-3 K		0-0 SH5-4 1-2		0-1 FC5-4 1-2f		3-3 K	2 0 0 0 0 1 1 1 0 0 0 0 1 1											
Inning Stats	R: 0 E: 0 K: 1 S: 9	H: 1 LOB: 0 BB: 0 P: 14	R: 0 E: 0 K: 0 S: 5	H: 0 LOB: 0 BB: 0 P: 8	R: 0 E: 0 K: 3 S: 9	H: 0 LOB: 0 BB: 0 P: 11	R: 0 E: 0 K: 0 S: 9	H: 1 LOB: 1 BB: 0 P: 11	R: 3 E: 1 K: 0 S: 13	H: 4 LOB: 1 BB: 0 P: 17	R: 0 E: 0 K: 1 S: 8	H: 0 LOB: 0 BB: 0 P: 14	R: 0 E: 0 K: 0 S: 8	H: 0 LOB: 1 BB: 1 P: 14	R: 2 E: 0 K: 0 S: 11	H: 3 LOB: 2 BB: 1 P: 19	R: 0 E: 0 K: 2 S: 11	H: 1 LOB: 1 BB: 0 P: 17	1B: 7 2B: 2 3B: 1 HR: 0	SF: 0 SAC: 1 DP: 1 HBP: 0	WP: 0 PA: 38 PB: 0 SB: 0 CS: 0
PITCHER	IP WLS BF H R ER SO BB IBB HBP BLK WP HR S P ERA WHIP																				
Dennis Rasmussen, L (1, 1) ERA: 4.61	8.0 L 34 9 5 5 5 1 1 0 0 0 0 72 108 5.62 1.250																				
Freddie Toliver, R (9, 1) ERA: 6.92	1.0 4 1 0 0 2 0 0 0 0 0 0 11 17 0.00 1.000																				

St. Louis Cardinals @ San Diego Padres
 Jack Murphy Stadium, San Diego, CA
 Fri Jul 21 1989, 10:05 PM EDT
 Att: 19,241 - Unknown

AB	35
R	5
H	10
RBI	5
BB	2
SO	7
LOB	10



Batter	1	2	3	4	5	6	7	8	9	AB R H RBI BB SO LOB	TOP											
Willie McGee, S (1, 8) OBP: 0.266, SLG: 0.333	0-0 3B 2B		1-0 P5		2-1 G4-3		1-0 CS 1B	0-1 F9		5 1 2 0 0 0 2												
Milt Thompson, L (1, 7) OBP: 0.351, SLG: 0.388	2-0 G4-6-3 3B		0-0 G6-3		2-3 K		2-2 F9 1-2		0-1 G3	5 1 1 1 0 1 1												
Pedro Guerrero, R (1, 3) OBP: 0.381, SLG: 0.466	4-1 G4-6-3 BB		1-0 F9		4-0 BB		1-1 G3		1-0 L4	3 0 0 0 2 0 0												
Tom Brunansky, R (1, 9) OBP: 0.328, SLG: 0.448	2-2 G4-6-3 1-2f 3-H			1-3 K	2-2 F7			1-0 HR	3-2 F9	5 1 1 1 0 1 2												
Terry Pendleton, S (1, 5) OBP: 0.307, SLG: 0.363	0-3 K			0-0 G6-3		2-3 K		1-0 SH1-3 1B		4 1 1 0 0 2 0												
José Oquendo, S (1, 4) OBP: 0.364, SLG: 0.369		4-2 FC3-6 BB		2-2 2B 1B		0-0 E3 G3		0-1 SH1-3		2 1 1 0 1 0 0												
Ozzie Smith, S (1, 6) OBP: 0.357, SLG: 0.383		2-0 FC3-6 G4-3 BLK 1-2f		2-1 1-H 2B		2-2 G3 1-2		3-2 1B		4 0 2 2 0 0 2												
Tony Peña, R (1, 2) OBP: 0.318, SLG: 0.356		1 SAFE 1-2 G4-3 1-3		4-0 IBB		4-0 IBB		4-1 1B BB		1 0 0 0 3 0 1												
Ted Power, R (1, 1) OBP: 0.154, SLG: 0.154		1-0 F7		0-0 P6		1-3 K		1-1 1B		3 0 0 0 0 1 5												
Frank DiPino, L (7, 1) OBP: 0.111, SLG: 0.111										0 0 0 0 0 0 0												
John Morris, L (8, PH) OBP: 0.277, SLG: 0.371										1 0 1 0 0 0 0												
Todd Worrell, R (8, 1)										0 0 0 0 0 0 0												
Inning Stats	R: 2 E: 0 K: 1 S: 9	H: 2 LOB: 0 BB: 1 P: 17	R: 0 E: 0 K: 0 S: 9	H: 0 LOB: 1 BB: 1 P: 17	R: 0 E: 0 K: 0 S: 3	H: 0 LOB: 0 BB: 0 P: 5	R: 1 E: 0 K: 1 S: 10	H: 2 LOB: 2 BB: 1 P: 19	R: 0 E: 0 K: 1 S: 8	H: 0 LOB: 1 BB: 1 P: 18	R: 0 E: 1 K: 2 S: 10	H: 0 LOB: 2 BB: 1 P: 19	R: 0 E: 0 K: 0 S: 6	H: 1 LOB: 0 BB: 0 P: 10	R: 2 E: 0 K: 0 S: 13	H: 4 LOB: 2 BB: 1 P: 23	R: 0 E: 0 K: 0 S: 6	H: 0 LOB: 0 BB: 0 P: 10	1B: 5 2B: 2 3B: 1 HR: 1	SF: 0 SAC: 1 DP: 1 HBP: 0	WP: 0 PB: 0 SB: 0 CS: 1	PA: 40
PITCHER	IP WLS BF H R ER SO BB IBB HBP BLK WP HR S P ERA WHIP																					
Greg Harris, R (1, 1) ERA: 2.35	6.0 L 27 4 3 3 5 3 2 0 1 0 0 49 95 4.50 1.167																					
Mark Grant, R (7, 1) ERA: 2.54	2.0 10 5 2 2 0 1 0 0 0 0 1 19 33 9.00 3.000																					
Pat Clements, L (9, 1) ERA: 3.92	1.0 3 0 0 0 0 0 0 0 0 0 0 6 10 0.00 0.000																					

St. Louis Cardinals @ San Diego Padres
 Jack Murphy Stadium, San Diego, CA
 Sat Jul 22 1989, 10:05 PM EDT
 Att: 27,567 - Unknown

AB	33
R	5
H	9
RBI	4
BB	6
SO	5
LOB	13



Batter	1	2	3	4	5	6	7	8	9	AB	R	H	RBI	BB	SO	LOB
Marvell Wynne, L (1, 8) OBP: 0.287, SLG: 0.366	0-2 G6-3		1-1 F8			0-0 F3		0-1 G3		4	0	0	0	0	0	1
Garry Templeton, S (1, 6) OBP: 0.284, SLG: 0.346	0-0 G3			2-3 K		0-2 G3			0-0 BLK 1B 2B	4	1	1	0	0	1	0
Tony Gwynn, L (1, 9) OBP: 0.394, SLG: 0.442	2-1 G5-3			0-0 G6-3			1-2 F8		0-1 F8	4	0	0	0	0	0	1
Jack Clark, R (1, 3) OBP: 0.403, SLG: 0.394		2-1 G5-3		1-1 HR			3-3 K		3-3 K	4	1	1	1	0	2	1
Chris James, R (1, 7) OBP: 0.258, SLG: 0.325		0-1 P6		1-1 F9			3-1 1B 1B		0-0 1B	4	0	2	1	0	0	0
Roberto Alomar, S (1, 4) OBP: 0.321, SLG: 0.316		0-2 G1-3			3-2 F7		3-2 1B 1B		0-0 F8	4	0	1	0	0	0	1
Mike Pagliarulo, L (1, 5) OBP: 0.263, SLG: 0.292			2-2 E5 SH5-3		0-0 F9		3-3 K			3	0	0	0	0	1	2
Mark Parent, R (1, 2) OBP: 0.194, SLG: 0.327			1-1 P4		0-0 5-3			1-3 K		2	0	0	0	0	0	1
Tim Flannery, L (8, PH) OBP: 0.316, SLG: 0.295										1	0	0	0	0	1	0
Benito Santiago, R (9, 2) OBP: 0.281, SLG: 0.363										0	0	0	0	0	0	0
Greg Harris, R (1, 1) OBP: 0.392, SLG: 0.431			0-2 SH5-3			1-2 F7		1-3 K		0	0	0	0	0	0	0
Bip Roberts, S (6, PH) OBP: 0.250, SLG: 0.100										1	0	0	0	0	0	0
Mark Grant, R (7, 1) OBP: 0.284, SLG: 0.325										0	0	0	0	0	0	0
Carmelo Martinez, R (8, PH) OBP: 0.284, SLG: 0.325										1	0	0	0	0	1	0
Pat Clements, R (9, 1) OBP: 0.284, SLG: 0.325										0	0	0	0	0	0	0

Inning Stats	R: 0	H: 0	E: 0	K: 0	S: 7	R: 0	H: 0	E: 0	K: 0	S: 7	R: 0	H: 0	E: 0	K: 0	S: 11	R: 1	H: 1	E: 0	K: 1	S: 9	R: 0	H: 0	E: 0	K: 0	S: 5	R: 0	H: 0	E: 0	K: 0	S: 7	R: 0	H: 2	E: 0	K: 2	S: 14	R: 0	H: 0	E: 0	K: 2	S: 9	R: 1	H: 2	E: 0	K: 1	S: 12	1B: 3	SF: 0	2B: 1	SAC: 1	3B: 0	DP: 0	HR: 1	HBP: 0	WP: 0	PA: 33
--------------	------	------	------	------	------	------	------	------	------	------	------	------	------	------	-------	------	------	------	------	------	------	------	------	------	------	------	------	------	------	------	------	------	------	------	-------	------	------	------	------	------	------	------	------	------	-------	-------	-------	-------	--------	-------	-------	-------	--------	-------	--------

PITCHER	IP	WLS	BF	H	R	ER	SO	BB	IBB	HBP	BLK	WP	HR	S	P	ERA	WHIP
Ted Power, R (1, 1) ERA: 6.21	6.2		24	3	1	1	2	0	0	0	0	0	1	57	83	1.35	0.450
Frank DiPino, L (7, 1) ERA: 2.78	0.1		1	0	0	0	1	0	0	0	0	0	0	3	6	0.00	0.000
Todd Worrell, R (8, 1) ERA: 1.34	2.0		8	2	1	1	3	0	0	0	1	0	0	21	26	4.50	1.000

BOTTOM

St. Louis Cardinals @ San Diego Padres
 Jack Murphy Stadium, San Diego, CA
 Sat Jul 22 1989, 10:05 PM EDT
 Att. 27,567 - Unknown

livebaseballscorecards.com

AB	32
R	2
H	5
RBI	2
BB	0
SO	6
LOB	7



BOTTOM

St. Louis Cardinals @ San Diego Padres
Jack Murphy Stadium, San Diego, CA

livebaseballscorecards.com

AB 33
R 2
H 8
RBI 2
BB 4
SO 3
LOB 17



WP: 0 PA: 38
PB: 0
SB: 0
CS: 0

ERA WHIP

Ken Hill, R (1, 1) ERA: 3.18
John Costello, R (7, 1) ERA: 2.27
Ken Dayley, L (8, 1) ERA: 2.76
Todd Worrell, R (9, 1) ERA: 1.3

Sun Jul 23 1989, 6:33 AM EDT
Att. 20,625 - Unknown

AB R H RBI BB SO LOB

5 1 1 0 0 1 2

5 0 3 1 0 0 1

3 0 0 1 1 0 2

2 0 0 0 2 1 3

0 0 0 0 0 0 0

4 0 0 0 0 0 2

4 0 2 0 0 0 0

4 0 1 0 0 0 4

3 1 0 0 1 1 3

1 0 0 0 0 0 0

2 0 1 0 0 0 0

1B: 6 SF: 0
2B: 2 SAC: 1
3B: 0 DP: 1
HR: 0 HBP: 0

F 1 SAFE
1 B X

F 1 SAFE
1 C X

1-2

C 1 B X
B B B B B

C B F F B X

B X

B X

F F F S

C B F B X

B C B X

B C B X

X

B B B B B

B C B X

X

C B F B X

B F F B X

B C B F B X

B C B X

B C B X

X

B B B B B

B C B X

X

C B F B X

B F F B X

B C B F B X

B C B X

B C B X

X

B B B B B

B C B X

X

C B F B X

B F F B X

B C B F B X

B C B X

B C B X

X

B B B B B

B C B X

X

C B F B X

B F F B X

B C B F B X

B C B X

B C B X

X

B B B B B

B C B X

X

C B F B X

B F F B X

B C B F B X

B C B X

B C B X

X

B B B B B

B C B X

X

C B F B X

B F F B X

B C B F B X

B C B X

B C B X

X

B B B B B

B C B X

X

C B F B X

B F F B X

B C B F B X

B C B X

B C B X

X

B B B B B

B C B X

X

C B F B X

B F F B X

B C B F B X

B C B X

B C B X

X

B B B B B

B C B X

X

C B F B X

B F F B X

B C B F B X

(1, 9)
Tony Gwynn, L
OBP: 0.392, SLG: 0.439

(1, 4)
Roberto Alomar, S
OBP: 0.325, SLG: 0.325

(1, 3)
Jack Clark, R
OBP: 0.401, SLG: 0.390

(1, 5)
Mike Pagliarulo, L
OBP: 0.267, SLG: 0.289

(8, 1)
Mark Davis, L

(1, 7)
Chris James, R
OBP: 0.255, SLG: 0.321

(1, 8)
Marvell Wynne, L
OBP: 0.290, SLG: 0.368

(1, 6)
Garry Templeton, S
OBP: 0.283, SLG: 0.345

(1, 2)
Benito Santiago, R
OBP: 0.280, SLG: 0.359

(1, 1)
Bruce Hurst, L
OBP: 0.140, SLG: 0.065

(7, PH)
Bip Roberts, S
OBP: 0.394, SLG: 0.432

(8, 5)

R: 0 H: 0
E: 0 LOB: 0
K: 0 BB: 0
S: 8 P: 13

R: 0 H: 1
E: 0 LOB: 2
K: 0 BB: 1
S: 13 P: 25

R: 0 H: 1
E: 0 LOB: 1
K: 1 BB: 0
S: 13 P: 20

R: 0 H: 1
E: 0 LOB: 1
K: 0 BB: 1
S: 11 P: 16

R: 1 H: 1
E: 0 LOB: 2
K: 0 BB: 2
S: 9 P: 21

R: 0 H: 1
E: 0 LOB: 1
K: 0 BB: 0
S: 11 P: 18

R: 1 H: 2
E: 0 LOB: 1
K: 1 BB: 0
S: 13 P: 19

R: 0 H: 0
E: 0 LOB: 0
K: 0 BB: 0
S: 6 P: 10

R: 0 H: 1
E: 0 LOB: 1
K: 1 BB: 0
S: 11 P: 15

1B: 6 SF: 0
2B: 2 SAC: 1
3B: 0 DP: 1
HR: 0 HBP: 0

PITCHER

IP WLS BF H R ER SO BB IBB HBP BLK WP HR S P ERA WHIP

Ken Hill, R (1, 1) ERA: 3.18

John Costello, R (7, 1) ERA: 2.27

Ken Dayley, L (8, 1) ERA: 2.76

Todd Worrell, R (9, 1) ERA: 1.3

ERA: 1.3

Batter	1	2	3	4	5	6	7	8	9	AB R H RBI BB SO LOB	TOP	
Tony Gwynn, L (1, 9) OBP: 0.393, SLG: 0.438	1-2 SH3 1B		0-1 F5		4-0 G4-3 BB		1-2 G5-3			3 0 1 0 1 0 0		
Roberto Alomar, S (1, 4) OBP: 0.325, SLG: 0.327	0-0 SH3 1-2			0-1 1B 2B	2-1 G4-3 1-2f		0-0 G4-3			3 1 1 0 0 0 1		
Jack Clark, R (1, 3) OBP: 0.399, SLG: 0.388	1-1 F9			1-1 F9 1B 1B 2-H		1-3 K		2-0 F9		4 1 1 1 0 1 1		
Chris James, R (1, 7) OBP: 0.255, SLG: 0.320	0-1 F9			0-0 F9 1B 1B 1-2		0-1 G5-3		0-0 G5-3		4 1 1 0 0 0 1 0 0 0 0 0 0 0		
Pat Clements, R (8, 1)												
Benito Santiago, R (1, 2) OBP: 0.277, SLG: 0.354					0-0 F9 1-2 2-3		0-3 K	1-1 L6		4 0 0 0 0 1 2		
Garry Templeton, S (1, 6) OBP: 0.286, SLG: 0.347					0-0 FC5-4 1B 2-H 3-H		1-1 2B HR 1B		2-2 F8	4 1 2 2 0 0 0		
Mike Pagliarulo, L (1, 5) OBP: 0.271, SLG: 0.294					2-1 P4 SAFE		0-0 HR 2B		4-0 BB	3 1 1 0 1 1 1		
Shawn Abner, R (1, 8) OBP: 0.200, SLG: 0.262					1-0 FC5-4 1-2f		1-0 HR		1-3 K SAFE	4 1 1 3 0 1 2		
Ed Whitson, R (1, 1) OBP: 0.200, SLG: 0.212					0-0 F9		1-0 G1-6-3		3-1 G4-3	3 0 0 0 0 0 0 1 0 0 0 0 0 1		
Marvell Wynne, L (8, 7) OBP: 0.289, SLG: 0.367												
Inning Stats	R: 0 E: 0 K: 0 S: 8 H: 1 LOB: 1 BB: 0 P: 10	R: 0 E: 0 K: 1 S: 7 H: 0 LOB: 0 BB: 0 P: 10	R: 0 E: 0 K: 0 S: 4 H: 0 LOB: 0 BB: 0 P: 4	R: 3 E: 0 K: 0 S: 10 H: 4 LOB: 1 BB: 0 P: 14	R: 0 E: 0 K: 0 S: 4 H: 0 LOB: 0 BB: 1 P: 11	R: 0 E: 0 K: 2 S: 9 H: 0 LOB: 0 BB: 0 P: 10	R: 3 E: 0 K: 0 S: 9 H: 3 LOB: 0 BB: 0 P: 13	R: 0 E: 0 K: 0 S: 4 H: 0 LOB: 0 BB: 0 P: 7	R: 0 E: 0 K: 1 S: 8 H: 0 LOB: 1 BB: 1 P: 18	1B: 5 2B: 2 3B: 0 HR: 1 SF: 0 SAC: 1 DP: 1 HBP: 0	WP: 0 PB: 0 SB: 0 CS: 0 PA: 36	
PITCHER	IP WLS BF H R ER SO BB IBB HBP BLK WP HR S P ERA WHIP											
Tom Browning, L (1, 1) ERA: 3.6	6.0 L 25 7 5 5 3 1 0 0 0 0 0 0 45 63 7.50 1.333											
Norm Charlton, L (7, 1) ERA: 3.59	1.0 4 1 1 1 0 0 0 0 0 0 0 1 6 9 9.00 1.000											
Bob Sebra, R (8, 1) ERA: 5.27	2.0 7 0 0 0 0 1 1 0 0 0 0 0 0 12 25 0.00 0.500											

San Diego Padres @ Cincinnati Reds
Riverfront Stadium, Cincinnati, OH
Tue Jul 25 1989, 7:05 PM EDT
Att. 24,221 - Unknown

livebaseballscorecards.com

AB	33
R	6
H	8
RBI	6
BB	2
SO	4
LOB	9



BOTTOM

San Diego Padres @ Cincinnati Reds
Riverfront Stadium, Cincinnati, OH

livebaseballscorecards.com

AB	35
R	2
H	11
RBI	2
BB	0
SO	5
LOB	19



WP:	0	PA:	35
PB:	0	SB:	0
CS:	0		

Tue Jul 25 1989, 7:05 PM EDT
Att. 24,221 - Unknown

AB	R	H	RBI	BB	SO	LOB
4	0	2	0	0	0	2
4	0	1	0	0	1	4
3	0	0	0	0	2	2
1	0	1	0	0	0	0
4	0	1	0	0	0	3
4	1	1	0	0	1	2
4	1	1	1	0	0	1
3	0	2	0	0	0	1
1	0	0	0	0	0	0
3	0	2	1	0	0	1
1	0	0	0	0	0	0
2	0	0	0	0	1	3
0	0	0	0	0	0	0
1	0	0	0	0	0	0
0	0	0	0	0	0	0

Batter	1	2	3	4	5	6	7	8	9
Mariano Duncan, R (1, 6) OBP: 0.277, SLG: 0.339	1-2 1B 1B	0-0 2B		0-0 F9			1-1 F9		
Ken Griffey, L (1, 7) OBP: 0.342, SLG: 0.434	1-0 1B G4-6-3	1-3 2B		0-0 F9			3-2 G4-3		
Van Snider, L (1, 9) OBP: 0.167, SLG: 0.167 Joel Youngblood, R (8, PH) OBP: 0.322, SLG: 0.355 (9, 9)	1-3 K		0-1 F8		1-3 K		2-2 1B G6-3		
Todd Benzinger, S (1, 3) OBP: 0.294, SLG: 0.375	0-0 G4-6-3 1-2f		0-0 2B G3		0-2 F8		1-0 P4		
Rolando Roomes, R (1, 8) OBP: 0.317, SLG: 0.481		0-1 2B	0-1 G3		0-3 K		0-1 G6-3 1-2f		
Scotti Madison, S (1, 5) OBP: 0.308, SLG: 0.333		0-0 1B 2B	0-0 F7		1-2 P2		3-2 P2		
Jeff Reed, L (1, 2) OBP: 0.291, SLG: 0.305 Jeff Richardson, R (9, PH) OBP: 0.208, SLG: 0.174		3-2 F9		0-1 1B FC1-5		3-1 1B G4-3		0-2 G1-6-3	
Ron Oester, S (1, 4) OBP: 0.256, SLG: 0.241 Luis Quinones, S (9, PH) OBP: 0.274, SLG: 0.415		2-2 1B 2B		0-0 1B FC1-5		0-1 1B G4-3 1-2f		0-0 F5	
Tom Browning, L (1, 1) OBP: 0.146, SLG: 0.109 Norm Charlton, S (7, 1) Herm Winningham, L (7, PH) OBP: 0.299, SLG: 0.315 Bob Sebra, R (8, 1)		1-3 K		0-2 FC1-5		1-1 F8			

Inning Stats	R: 0	H: 2	E: 0	K: 1	S: 9	H: 2	LOB: 1	BB: 0	P: 12	R: 2	H: 4	E: 0	K: 2	S: 16	H: 1	LOB: 1	BB: 0	P: 6	R: 0	H: 0	E: 0	K: 0	S: 9	H: 2	LOB: 2	BB: 0	P: 9	R: 0	H: 1	E: 0	K: 0	S: 8	H: 1	LOB: 0	BB: 0	P: 12	R: 0	H: 0	E: 0	K: 0	S: 10	H: 0	LOB: 0	BB: 0	P: 15	R: 0	H: 1	E: 0	K: 0	S: 7	H: 1	LOB: 0	BB: 0	P: 10	R: 0	H: 0	E: 0	K: 0	S: 10	H: 0	LOB: 0	BB: 0	P: 13
--------------	------	------	------	------	------	------	--------	-------	-------	------	------	------	------	-------	------	--------	-------	------	------	------	------	------	------	------	--------	-------	------	------	------	------	------	------	------	--------	-------	-------	------	------	------	------	-------	------	--------	-------	-------	------	------	------	------	------	------	--------	-------	-------	------	------	------	------	-------	------	--------	-------	-------

PITCHER	IP	WLS	BF	H	R	ER	SO	BB	IBB	HBP	BLK	WP	HR	S	P	ERA	WHIP
Ed Whitson, R (1, 1) ERA: 2.52	7.0	W	29	10	2	2	5	0	0	0	0	0	0	67	87	2.57	1.429
Pat Clements, L (8, 1) ERA: 3.57	2.0		6	1	0	0	0	0	0	0	0	0	0	17	23	0.00	0.500

San Diego Padres @ Cincinnati Reds
Riverfront Stadium, Cincinnati, OH

Wed Jul 26 1989, 7:05 PM EDT
Att: 18,755 - Unknown

livebaseballscorecards.com

AB	37
R	5
H	12
RBI	5
BB	1
SO	6
LOB	13



WP:	0	PA:	39
PB:	0		
SB:	1		
CS:	0		

AB	R	H	RBI	BB	SO	LOB
5	0	2	1	0	0	0
5	1	1	0	0	1	2
4	0	1	1	0	3	1
1	0	0	0	0	0	1
3	1	1	0	1	1	2
0	0	0	0	0	0	0
4	2	1	0	0	0	1
4	0	2	1	0	0	0
2	0	1	1	0	0	0
2	0	2	1	0	0	0
1	0	0	0	0	0	0
2	0	0	0	0	0	3
3	0	0	0	0	0	1
0	0	0	0	0	0	0
1	1	1	0	0	0	0
0	0	0	0	0	0	0

Batter	1	2	3	4	5	6	7	8	9
Tony Gwynn, L OBP: 0.393, SLG: 0.445 (1, 9)	1-2 3B		1-1 F8		3-1 G1-3		0-0 G6-3		0-1 2B
Roberto Alomar, S OBP: 0.323, SLG: 0.326 (1, 4)	2-1 F8			2-3 K	0-2 1B		1-1 G5-3		2-2 FC6-5-4
Jack Clark, R OBP: 0.398, SLG: 0.386 Carmelo Martinez, R OBP: 0.282, SLG: 0.323 (1, 3) (8, 3)	2-3 K			3-3 K	1-1 1B			2-3 K	2-1 G6-4-3
Chris James, R OBP: 0.258, SLG: 0.320 Shawn Abner, R OBP: 0.200, SLG: 0.262 (1, 7) (9, 8)	0-3 K			4-2 1B	0-0 G4-3			2-2 1B	
Marvell Wynne, L OBP: 0.289, SLG: 0.365 (1, 8) (9, 7)		2-2 G4-3		0-0 1B		1-1 P2		2-2 FC4-6	
Mike Pagliarulo, L OBP: 0.274, SLG: 0.298 (1, 5)		0-0 F8		1-2 1B		0-2 G1-3		2-2 1B	
Garry Templeton, S OBP: 0.287, SLG: 0.348 Luis Salazar, R OBP: 0.297, SLG: 0.379 (1, 6) (4, PR) (4, 6)		1-1 F9		1-2 1B		1-2 1B		3-1 1B	
Benito Santiago, R OBP: 0.278, SLG: 0.353 Mark Parent, R OBP: 0.191, SLG: 0.320 (1, 2) (4, PR) (4, 2)			1-0 L4	1-2 FC4-6		1-1 G4-3		3-1 FC4-6	
Dennis Rasmussen, L OBP: 0.146, SLG: 0.171 Mark Grant, R OBP: 0.250, SLG: 0.100 Bip Roberts, S OBP: 0.398, SLG: 0.436 Mark Davis, L (1, 1) (7, 1) (9, PH) (9, 1)			1-2 L6	0-0 FC4-6			0-3 K		0-1 2B

Inning Stats	R: 0	H: 1	E: 0	K: 2	S: 11	P: 16	R: 0	H: 0	E: 0	K: 0	S: 7	P: 10	R: 0	H: 0	E: 0	K: 0	S: 6	P: 9	R: 2	H: 3	E: 0	K: 2	S: 20	P: 32	R: 1	H: 2	E: 0	K: 0	S: 8	P: 12	R: 0	H: 1	E: 0	K: 0	S: 11	P: 14	R: 0	H: 0	E: 0	K: 1	S: 6	P: 7	R: 1	H: 3	E: 0	K: 1	S: 20	P: 34	R: 1	H: 2	E: 0	K: 0	S: 10	P: 14	1B: 10	SF: 0	2B: 1	SAC: 0	3B: 1	DP: 2	HR: 0	HBP: 1	WP: 0	PA: 39
--------------	------	------	------	------	-------	-------	------	------	------	------	------	-------	------	------	------	------	------	------	------	------	------	------	-------	-------	------	------	------	------	------	-------	------	------	------	------	-------	-------	------	------	------	------	------	------	------	------	------	------	-------	-------	------	------	------	------	-------	-------	--------	-------	-------	--------	-------	-------	-------	--------	-------	--------

PITCHER	IP	WLS	BF	H	R	ER	SO	BB	IBB	HBP	BLK	WP	HR	S	P	ERA	WHIP
Rick Mahler, R ERA: 3.25 (1, 1)	7.0		29	7	3	3	5	1	0	1	0	0	0	69	100	3.86	1.143
John Franco, L ERA: 2.74 (8, 1)	2.0	L	10	5	2	2	1	0	0	0	0	0	0	30	48	9.00	2.500

Batter	1	2	3	4	5	6	7	8	9	AB R H RBI BB SO LOB	TOP	
Alfredo Griffin, S (1, 6) OBP: 0.312, SLG: 0.347	1-1 1B		1-0 CS 1B		0-0 P3			3-2 P6		4 0 2 0 0 0 2		
Willie Randolph, R (1, 4) OBP: 0.378, SLG: 0.317	0-0 F9		2-2 G6-3			0-3 K		1-0 WP 2B		4 0 1 0 0 1 3		
Mickey Hatcher, R (1, 7) OBP: 0.325, SLG: 0.408	1-0 1B			1-1 F7		1-2 HR		2-3 K		4 1 2 1 0 1 1		
Eddie Murray, S (1, 3) OBP: 0.333, SLG: 0.372	3-3 K			2-3 K		0-2 G1-3		0-2 G5-3		4 0 0 0 0 2 2		
Mike Marshall, R (1, 9) OBP: 0.333, SLG: 0.379			2-2 P3		0-0 F9		0-0 1B		4-0 SH1-3 BB	3 0 1 0 1 0 0		
Bill Bean, L (9, PR) OBP: 0.250, SLG: 0.150										0 0 0 0 0 0 0		
Jeff Hamilton, R (1, 5) OBP: 0.275, SLG: 0.392			2-2 P4		1-0 F7		3-3 K		0-1 SH1-3	3 0 0 0 0 1 1		
Jose Gonzalez, R (1, 8) OBP: 0.326, SLG: 0.336			2-1 G5-3		2-3 K			1-0 F7		4 0 0 0 0 1 2		
Mike Scioscia, L (1, 2) OBP: 0.340, SLG: 0.330					1-2 1B			1-2 F8		2 0 1 0 1 1 0		
Rick Dempsey, R (9, PH) OBP: 0.278, SLG: 0.226			4-1 1B CS SH1-4 BB							1 0 0 0 0 0 2		
Orel Hershiser, R (1, 1) OBP: 0.228, SLG: 0.302			0-2 SH1-4		0-0 1B		1-2 F9			2 0 1 0 0 0 0		
Inning Stats	R: 0 H: 2 E: 0 LOB: 1 K: 1 BB: 0 S: 8 P: 13	R: 0 H: 0 E: 0 LOB: 0 K: 0 BB: 0 S: 8 P: 14	R: 0 H: 1 E: 0 LOB: 1 K: 0 BB: 1 S: 8 P: 15	R: 0 H: 0 E: 0 LOB: 0 K: 1 BB: 0 S: 7 P: 10	R: 0 H: 2 E: 0 LOB: 2 K: 1 BB: 0 S: 12 P: 16	R: 1 H: 2 E: 0 LOB: 1 K: 2 BB: 0 S: 15 P: 19	R: 0 H: 0 E: 0 LOB: 0 K: 1 BB: 0 S: 8 P: 11	R: 0 H: 1 E: 0 LOB: 1 K: 1 BB: 0 S: 13 P: 19	R: 0 H: 0 E: 0 LOB: 2 K: 0 BB: 1 S: 6 P: 12	1B: 6 SF: 0 2B: 1 SAC: 2 3B: 0 DP: 0 HR: 1 HBP: 0	WP: 1 PA: 35 PB: 0 SB: 0 CS: 2	
PITCHER Bruce Hurst, L (1, 1) ERA: 3.0	IP WLS BF H R ER SO BB IBB HBP BLK WP HR S P ERA WHIP	9.0 W 35 8 1 1 7 2 0 0 0 1 1 85 129 1.00 1.111										

Los Angeles Dodgers @ San Diego Padres
 Jack Murphy Stadium, San Diego, CA
 Fri Jul 28 1989, 10:05 PM EDT
 Att: 33,352 - Unknown

AB	31
R	1
H	8
RBI	1
BB	2
SO	7
LOB	13



Batter	1	2	3	4	5	6	7	8	9	AB R H RBI BB SO LOB	TOP											
Alfredo Griffin, S (1, 6) OBP: 0.310, SLG: 0.342	0-1 G1-3		1-0 L4		0-1 P2	1-3 K			4-0 FC5-4 BB	4 0 0 0 1 1 4												
Willie Randolph, R (1, 4) OBP: 0.376, SLG: 0.315	1-2 G6-3		1-2 BB 1B		1-1 F8		2-2 G5-3		2-1 FC5-4 FC1-6 1-2f	5 0 1 0 0 0 3												
Kal Daniels, L (1, 7) OBP: 0.388, SLG: 0.367	3-2 1B		4-0 1 SAFE 1 SAFE 1 SAFE 1-2 BB		3-2 G1-3		1-0 F7		1-0 FC1-6 WP 1-2f	4 0 1 0 1 0 3												
Eddie Murray, S (1, 3) OBP: 0.334, SLG: 0.371	1-2 1 SAFE 1 SAFE F8		1-0 F8		1-0 E FC6-4 1B		0-0 F8		4-2 FC5-4 BB 1-2	4 1 1 0 1 0 3												
Mike Marshall, R (1, 9) OBP: 0.327, SLG: 0.371		2-3 K		0-2 G3-1		0-3 K		1-1 G4-3	2-2 FC5-4 1-2f	5 0 0 0 0 2 3												
Mickey Hatcher, R (1, 5) OBP: 0.335, SLG: 0.423		0-0 FC4-6 1B		1-0 G6-3		0-0 E8 FC6-4 1B		0-0 HR 2B		4 2 3 0 0 0 0												
Bill Bean, L (1, 8) OBP: 0.231, SLG: 0.136		1-0 FC4-6 1-2f		0-2 G3		4-0 FC6-4 BB		2-2 HR		2 0 0 0 0 0 1												
Franklin Stubbs, L (6, PH) OBP: 0.350, SLG: 0.408 (6, 8)		2-2 P6		1-2 SH 1B		1-2 FC6-4 1B 1-2f 2-3 3-H		0-0 G4-3		1 1 1 2 1 0 0												
Mike Scioscia, L (1, 2) OBP: 0.339, SLG: 0.329			1-1 G5-3		0-0 SH 1B		0-0 G5-3			4 0 1 1 0 0 3												
John Wetteland, R (1, 1) OBP: 0.143, SLG: 0.143										1 0 0 0 0 0 0 0												
Mike Morgan, R (5, 1) OBP: 0.108, SLG: 0.083										0 0 0 0 0 0 0 0												
Lenny Harris, L (6, PH) OBP: 0.259, SLG: 0.273										1 0 1 1 0 0 0 0												
Tim Crews, R (6, 1)										0 0 0 0 0 0 0 0												
Dave Anderson, R (8, PH) OBP: 0.289, SLG: 0.221										1 0 0 0 0 0 0 0												
Ray Searage, L (8, 1)										0 0 0 0 0 0 0 0												
Inning Stats	R: 0 E: 0 K: 0 S: 16	H: 1 LOB: 1 BB: 0 P: 21	R: 0 E: 0 K: 1 S: 8	H: 1 LOB: 1 BB: 0 P: 13	R: 0 E: 0 K: 0 S: 7	H: 1 LOB: 2 BB: 1 P: 15	R: 0 E: 0 K: 0 S: 8	H: 0 LOB: 0 BB: 0 P: 9	R: 0 E: 0 K: 0 S: 11	H: 1 LOB: 2 BB: 0 P: 16	R: 2 E: 1 K: 2 S: 12	H: 3 LOB: 2 BB: 1 P: 19	R: 0 E: 0 K: 0 S: 5	H: 0 LOB: 0 BB: 0 P: 8	R: 2 E: 0 K: 0 S: 9	H: 2 LOB: 0 BB: 0 P: 14	R: 0 E: 0 K: 0 S: 9	H: 0 LOB: 2 BB: 2 P: 22	1B: 7 2B: 1 3B: 0 HR: 1	SF: 0 SAC: 1 DP: 0 HBP: 0	WP: 1 PB: 0 SB: 0 CS: 0	PA: 41
PITCHER	IP WLS BF H R ER SO BB IBB HBP BLK WP HR S P ERA WHIP																					
Don Schulze, R (1, 1) ERA: 3.71	6.0 W 28 7 2 2 3 2 0 0 0 0 0 0 62 93 3.00 1.500																					
Mark Grant, R (7, 1) ERA: 2.67	2.0 8 2 2 2 0 0 0 0 0 0 0 1 14 22 9.00 1.000																					
Mark Davis, L (9, 1) ERA: 2.28	1.0 5 0 0 0 0 2 0 0 0 1 0 9 22 0.00 2.000																					

Los Angeles Dodgers @ San Diego Padres
 Jack Murphy Stadium, San Diego, CA
 Sat Jul 29 1989, 10:05 PM EDT
 Att: 39,707 - Unknown

AB	36
R	4
H	9
RBI	4
BB	4
SO	3
LOB	20



Batter	1	2	3	4	5	6	7	8	9
Bip Roberts, S OBP: 0.388, SLG: 0.423 (1, 6)	3-1 L7		1-2 F7		3-1 SF8 SH5-3 WP		1-3 K SH1-3 S HR	0-1 2-H 1B	
Roberto Alomar, S OBP: 0.327, SLG: 0.328 (1, 4)	1-2 G4-3 1B			1-3 K	0-0 SH5-3		0-1 SH1-3	1-1 P3	
Tony Gwynn, L OBP: 0.391, SLG: 0.439 (1, 9)	2-2 G4-3 1-2f			1-2 L1	4-0 S IBB		4-0 CS IBB		
Jack Clark, R OBP: 0.398, SLG: 0.393 (1, 3)			4-1 WP BB	4-2 BB	1-2 SF8		3-1 HR		
Marvell Wynne, L OBP: 0.295, SLG: 0.364 (1, 8)		1-2 P5		0-0 F8	4-2 BB		3-H G4-3		
Chris James, R OBP: 0.261, SLG: 0.327 (1, 7)		2-1 F8			1-2 BB			1-1 F8	
Mark Davis, L (9, 1)									
Mike Pagliarulo, L OBP: 0.269, SLG: 0.289 (1, 5)		3-3 K			0-2 SH 1B 1B	0-3 K		3-3 K	
Benito Santiago, R OBP: 0.281, SLG: 0.353 (1, 2)			0-3 K		0-0 SH 1B	2-2 L7		4-2 S 2B BB	
Don Schulze, R (1, 1)			2-3 K		0-1 SH SH5-3 1B SF8	2-2 G4-3		3-2 1B 2B	
Tim Flannery, L OBP: 0.311, SLG: 0.290 (6, PH)									
Mark Grant, R OBP: 0.250, SLG: 0.100 (7, 1)									
Shawn Abner, R OBP: 0.212, SLG: 0.290 (8, PH)									
Ray Searge, L ERA: 3.42 (9, 7)									

Inning Stats	R: 0 E: 0 K: 0 S: 11	H: 1 LOB: 0 BB: 0 P: 17	R: 0 E: 0 K: 1 S: 11	H: 0 LOB: 1 BB: 1 P: 21	R: 0 E: 0 K: 2 S: 11	H: 0 LOB: 0 BB: 0 P: 14	R: 0 E: 0 K: 1 S: 9	H: 0 LOB: 1 BB: 1 P: 15	R: 5 E: 1 K: 0 S: 19	H: 4 LOB: 2 BB: 2 P: 33	R: 0 E: 0 K: 1 S: 10	H: 0 LOB: 0 BB: 0 P: 14	R: 2 E: 1 K: 1 S: 8	H: 1 LOB: 0 BB: 1 P: 16	R: 2 E: 0 K: 1 S: 15	H: 2 LOB: 1 BB: 1 P: 27
1B: 6 2B: 1 3B: 0 HR: 1	SF: 1 SAC: 3 DP: 1 HBP: 0	WP: 2 PB: 0 SB: 3 CS: 1	PA: 38													

PITCHER	IP	WLS	BF	H	R	ER	SO	BB	IBB	HBP	BLK	WP	HR	S	P	ERA	WHIP
John Wetteland, R ERA: 2.57 (1, 1)	4.0	L	19	5	5	3	4	2	0	0	0	1	0	52	82	6.75	1.750
Mike Morgan, R ERA: 2.57 (5, 1)	1.0		5	0	0	0	0	1	1	0	0	1	0	9	18	0.00	1.000
Tim Crews, R ERA: 2.49 (6, 1)	2.0		8	1	2	0	2	0	1	0	0	0	1	18	30	0.00	0.500
Ray Searge, L ERA: 3.42 (8, 1)	1.0		6	2	2	2	1	1	0	0	0	0	0	15	27	18.00	3.000

BOTTOM

Los Angeles Dodgers @ San Diego Padres
Jack Murphy Stadium, San Diego, CA
 Sat Jul 29 1989, 10:05 PM EDT
 Att. 39,707 - Unknown

livebaseballscorecards.com

AB	28
R	9
H	8
RBI	8
BB	6
SO	7
LOB	8



PITCHER	IP	WLS	BF	H	R	ER	SO	BB	IBB	HBP	BLK	WP	HR	S	P	ERA	WHIP
John Wetteland, R ERA: 2.57 (1, 1)	4.0	L	19	5	5	3	4	2	0	0	0	1	0	52	82	6.75	1.750
Mike Morgan, R ERA: 2.57 (5, 1)	1.0		5	0	0	0	0	1	1	0	0	1	0	9	18	0.00	1.000
Tim Crews, R ERA: 2.49 (6, 1)	2.0		8	1	2	0	2	0	1	0	0	0	1	18	30	0.00	0.500
Ray Searge, L ERA: 3.42 (8, 1)	1.0		6	2	2	2	1	1	0	0	0	0	0	15	27	18.00	3.000

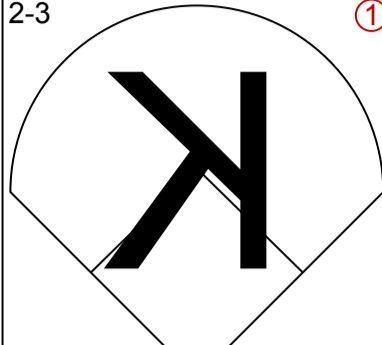
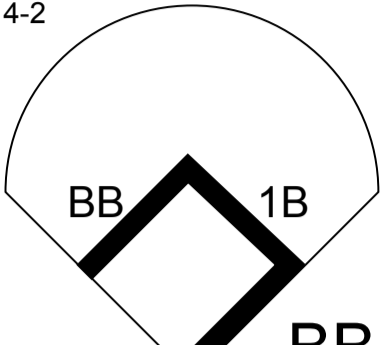
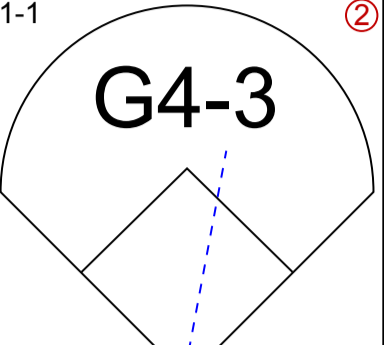
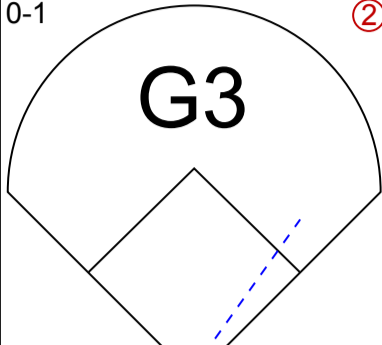
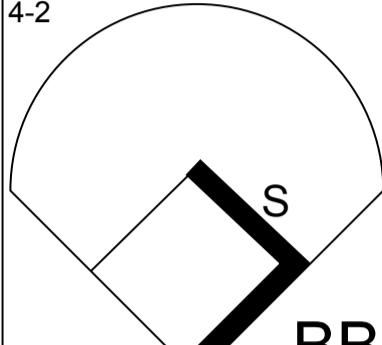
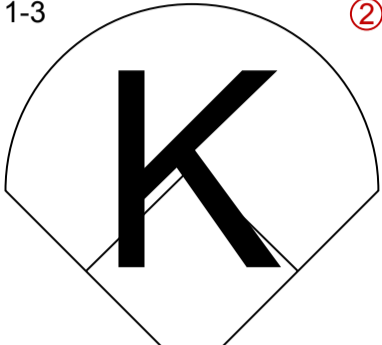
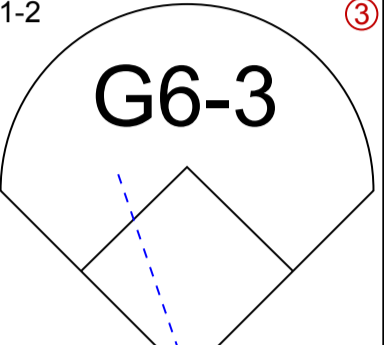
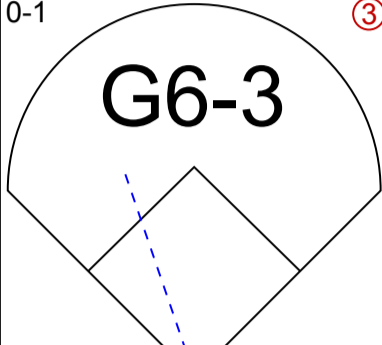
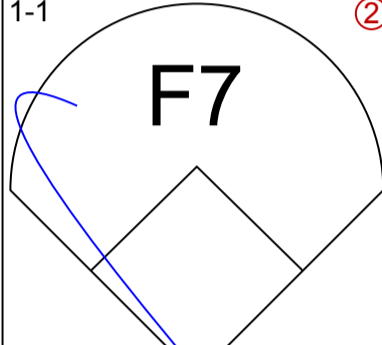
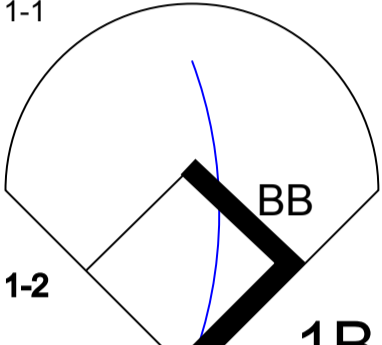
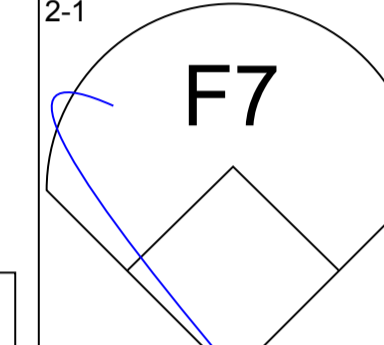
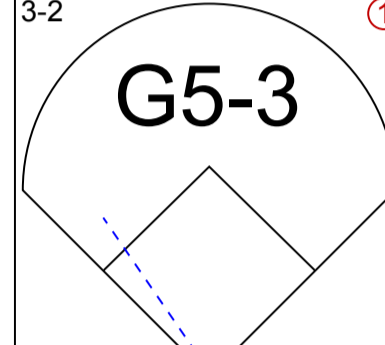
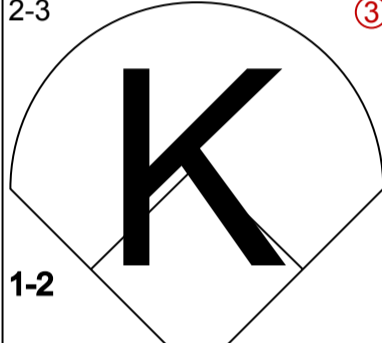
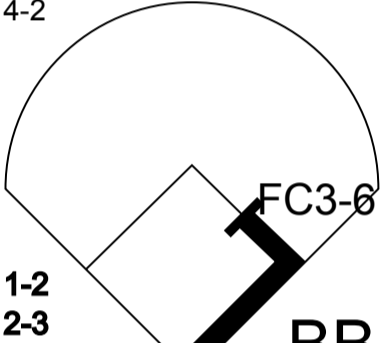
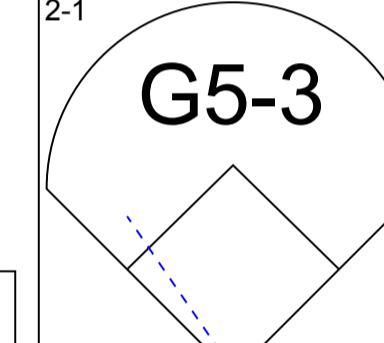
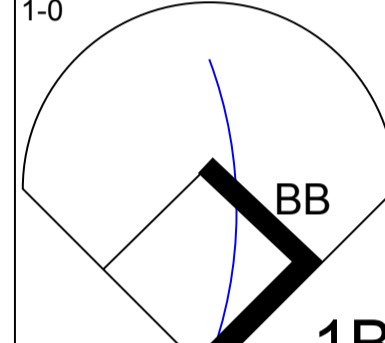

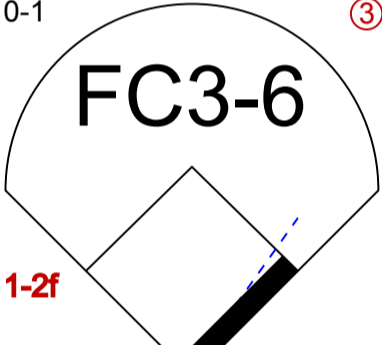
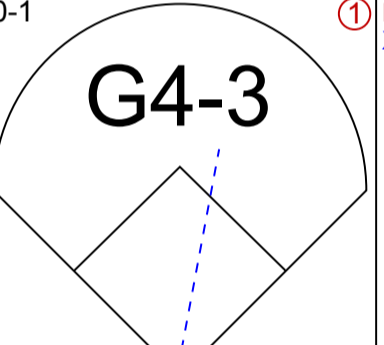
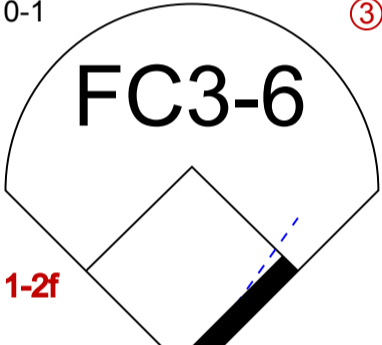
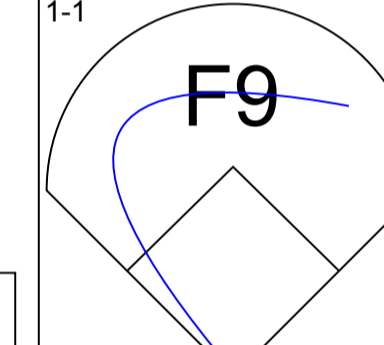
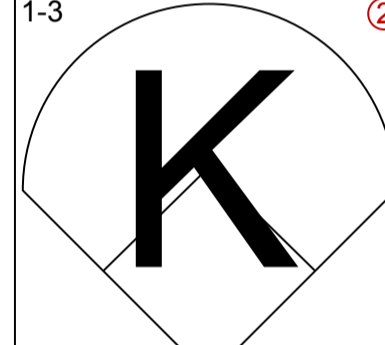
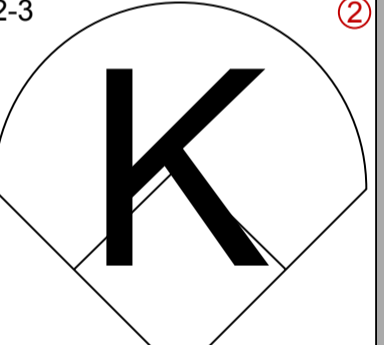
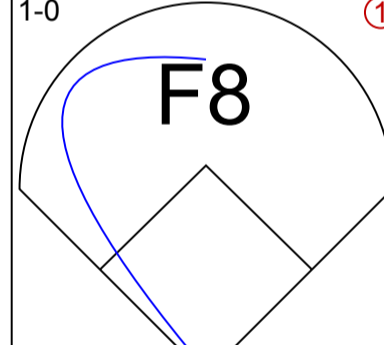
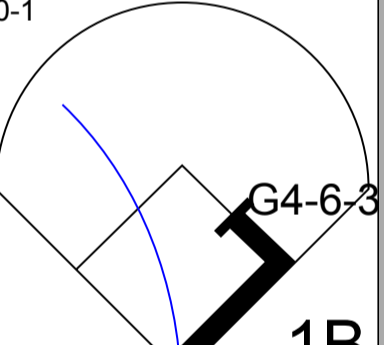
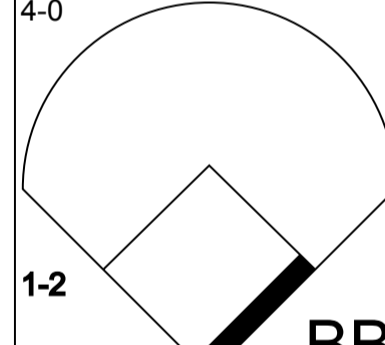
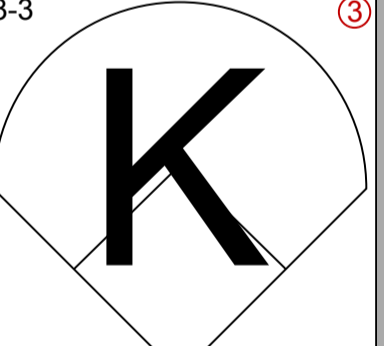
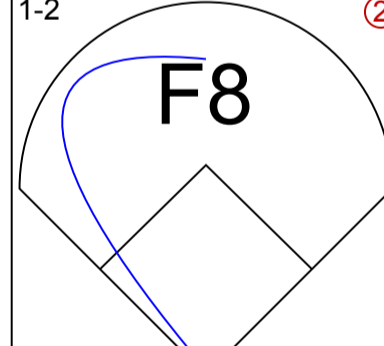
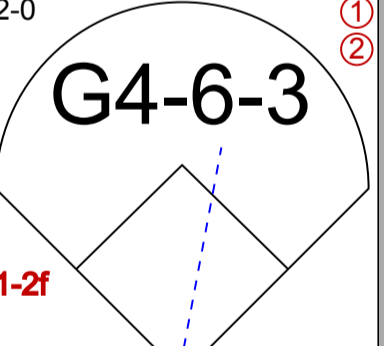
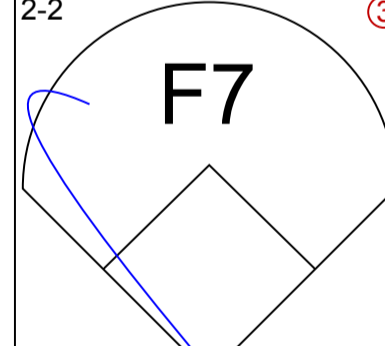
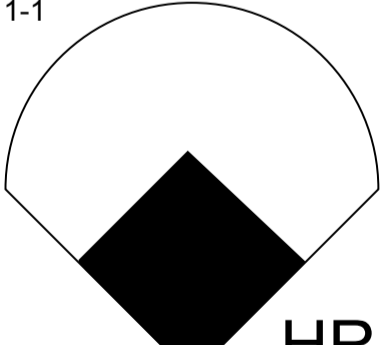
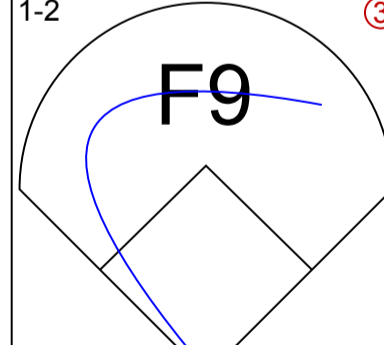
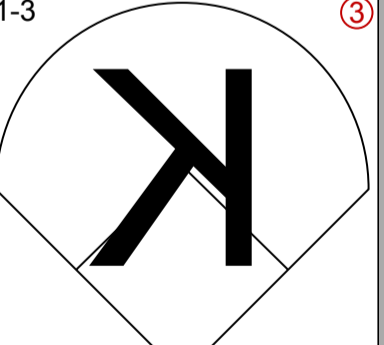
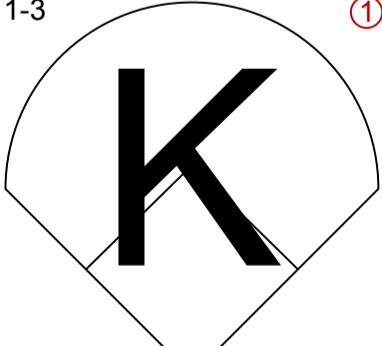
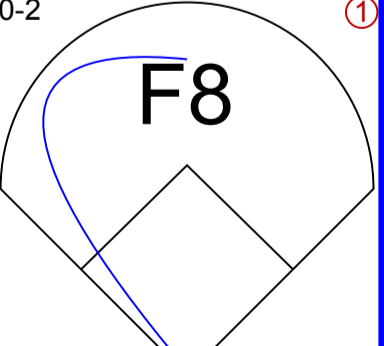
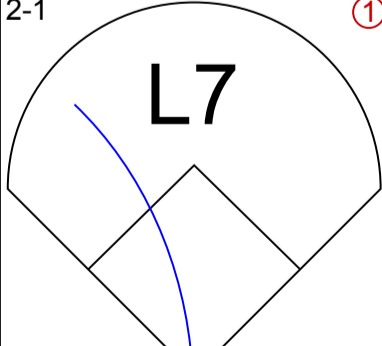
Batter	1	2	3	4	5	6	7	8	9	AB R H RBI BB SO LOB	TOP											
Lenny Harris, L (1, 4) OBP: 0.273, SLG: 0.294	0-1 G3	0-0 1B 2B	1-2 G1-3			1-2 G6-3 2B		0-1 G4-3 2B		5 2 3 2 0 0 1												
Alfredo Griffin, S (1, 6) OBP: 0.308, SLG: 0.340 Dave Anderson, R (8, 6) OBP: 0.289, SLG: 0.221	1-2 F7	0-0 FC6 1B		2-2 G4-3		2-1 G6-3		0-1 G4-3		5 0 1 2 0 0 2 0 0 0 0 0 0 0												
Kal Daniels, L (1, 7) OBP: 0.393, SLG: 0.369 Bill Bean, L (8, 7) OBP: 0.231, SLG: 0.136	4-2 HR BB	4-1 BB		0-0 BB 1B		3-3 K		1-0 SF7		2 1 1 1 2 1 1 0 0 0 0 0 0 0												
Eddie Murray, S (1, 3) OBP: 0.337, SLG: 0.388	0-1 HR	1-2 FC6		4-2 1B BB		1-1 G5-3		1-2 HR		4 2 2 3 1 0 3												
Mike Marshall, R (1, 9) OBP: 0.328, SLG: 0.371 Mickey Hatcher, R (8, 9) OBP: 0.335, SLG: 0.423	0-2 P3		3-2 HR 1B	0-0 1-2 1B			2-2 F9	1-3 K		5 1 2 0 0 1 0 0 0 0 0 0 0 0												
Franklin Stubbs, L (1, 8) OBP: 0.369, SLG: 0.459 Jose Gonzalez, R (7, PR) OBP: 0.331, SLG: 0.341		4-1 CS BB	2-2 HR	0-1 G3			1-1 1B		1-2 1B	3 1 2 2 1 0 2 1 0 1 0 0 0 0												
Jeff Hamilton, R (1, 5) OBP: 0.274, SLG: 0.390		2-3 K	1-1 F9 G3 1B	0-0 G6-3			0-0 F8		0-0 F8	5 0 1 0 0 1 3												
Mike Scioscia, L (1, 2) OBP: 0.338, SLG: 0.328 Rick Dempsey, R (9, PH) OBP: 0.275, SLG: 0.223		2-1 1B 2B 1B	2-0 G3	2-2 G3-1			2-0 G3		1-3 K	4 1 1 0 0 0 2 1 0 0 0 0 1 1												
Tim Belcher, R (1, 1) OBP: 0.146, SLG: 0.149		0-0 2B 1B	1-0 F9	0-0 G6-3				2-2 2B G4-3 HBP	1-3 K	4 2 1 0 0 1 2												
Inning Stats	R: 2 E: 0 K: 0 S: 12	H: 1 LOB: 0 BB: 1 P: 17	R: 3 E: 0 K: 1 S: 13	H: 4 LOB: 2 BB: 2 P: 26	R: 2 E: 0 K: 0 S: 15	H: 3 LOB: 1 BB: 0 P: 25	R: 0 E: 0 K: 0 S: 10	H: 2 LOB: 2 BB: 1 P: 16	R: 0 E: 0 K: 0 S: 6	H: 0 LOB: 0 BB: 0 P: 8	R: 0 E: 0 K: 1 S: 10	H: 1 LOB: 1 BB: 0 P: 17	R: 0 E: 0 K: 0 S: 7	H: 1 LOB: 1 BB: 0 P: 12	R: 3 E: 0 K: 1 S: 15	H: 2 LOB: 0 BB: 0 P: 20	R: 0 E: 0 K: 2 S: 11	H: 1 LOB: 1 BB: 0 P: 14	1B: 9 2B: 3 3B: 0 HR: 3	SF: 1 SAC: 0 DP: 0 HBP: 1	WP: 0 PB: 0 SB: 0 CS: 1	PA: 45
PITCHER	IP WLS BF H R ER SO BB IBB HBP BLK WP HR S P ERA WHIP																					
Ed Whitson, R (1, 1) ERA: 2.78	2.0 L 13 5 5 5 1 3 0 0 0 0 0 1 25 43 22.50 4.000																					
Dave Leiper, L (3, 1) ERA: 5.2	3.0 14 5 2 2 0 1 0 0 0 0 0 1 31 49 6.00 2.000																					
Pat Clements, L (6, 1) ERA: 3.24	2.0 8 2 0 0 1 0 0 0 0 0 0 0 17 29 0.00 1.000																					
Freddie Toliver, R (8, 1) ERA: 7.29	1.0 6 2 3 3 1 0 0 1 0 0 1 15 20 27.00 2.000																					
Mark Davis, L (9, 1) ERA: 2.24	1.0 4 1 0 0 2 0 0 0 0 0 0 0 11 14 0.00 1.000																					

Los Angeles Dodgers @ San Diego Padres
 Jack Murphy Stadium, San Diego, CA
 Sun Jul 30 1989, 6:33 AM EDT
 Att. 33,699 - Sunny - 85 F

livebaseballscorecards.com

AB	39
R	10
H	15
RBI	10
BB	4
SO	5
LOB	17



Batter	1	2	3	4	5	6	7	8	9	AB	R	H	RBI	BB	SO	LOB
Bip Roberts, S OBP: 0.385, SLG: 0.414 (1, 6)	2-3 		4-2 BB 1B 		1-1 G4-3 			0-1 G3 		3	0	0	0	1	1	0
Roberto Alomar, S OBP: 0.326, SLG: 0.325 (1, 4)	4-2 		1-3 K 		1-2 G6-3 			0-1 G6-3 		3	0	0	0	1	1	1
Tony Gwynn, L OBP: 0.390, SLG: 0.437 (1, 9)	1-1 SAFE F7 		1-1 BB 1B 				2-1 F7 		3-2 G5-3 	4	0	1	0	0	0	1
Jack Clark, R OBP: 0.398, SLG: 0.390 (1, 3)	2-3 K 		4-2 FC3-6 BB 				2-1 G5-3 		1-0 BB 1B 	2	0	0	0	1	1	1
Carmelo Martinez, R OBP: 0.284, SLG: 0.325 (7, 3)	1-2 K 		1-2 2-3 BB 							1	0	1	0	0	0	0
Marvell Wynne, L OBP: 0.291, SLG: 0.358 (1, 8)		0-1 G4-3 	0-1 FC3-6 				1-1 F9 		1-3 K 	4	0	0	0	0	1	4
Chris James, R OBP: 0.264, SLG: 0.327 (1, 7)		2-3 K 		1-0 F8 				0-1 G4-6-3 1B 		4-0 BB 	3	0	1	0	1	1
Mike Pagliarulo, L OBP: 0.265, SLG: 0.284 (1, 5)		3-3 K 		1-2 F8 			2-0 G4-6-3 		2-2 F7 	4	0	0	0	0	1	3
Benito Santiago, R OBP: 0.282, SLG: 0.363 (1, 2)			1-1 HR 		1-2 F9 			1-3 K 		3	1	1	1	0	1	0
Ed Whitten, R OBP: 0.216, SLG: 0.212 (1, 1)			1-3 K 				0-2 F8 		2-1 L7 		0	0	0	0	0	0
Dave Lelander, L OBP: 0.308, SLG: 0.287 (3, 1)										1	0	0	0	0	1	0
Tim Flannery, L OBP: 0.308, SLG: 0.287 (5, PH)										1	0	0	0	0	0	0
Pat Clements, R OBP: 0.308, SLG: 0.287 (6, 1)										0	0	0	0	0	0	0
Freddie Toliver, R OBP: 0.308, SLG: 0.287 (8, 1)										0	0	0	0	0	0	0
Luis Salazar, R OBP: 0.390, SLG: 0.394 (8, PH)										1	0	0	0	0	0	0
Mark Davis, L OBP: 0.390, SLG: 0.394 (9, 1)										0	0	0	0	0	0	0

Inning Stats	R: 0	H: 0	E: 0	LOB: 1	K: 2	BB: 1	S: 12	P: 21	R: 0	H: 0	E: 0	LOB: 0	K: 2	BB: 0	S: 9	P: 14	R: 1	H: 2	E: 0	LOB: 3	K: 2	BB: 2	S: 18	P: 30	R: 0	H: 0	E: 0	LOB: 0	K: 0	BB: 0	S: 9	P: 12	R: 0	H: 0	E: 0	LOB: 0	K: 0	BB: 0	S: 8	P: 10	R: 0	H: 1	E: 0	LOB: 0	K: 1	BB: 0	S: 6	P: 9	R: 0	H: 0	E: 0	LOB: 0	K: 0	BB: 0	S: 6	P: 8	R: 0	H: 1	E: 0	LOB: 2	K: 1	BB: 1	S: 15	P: 26	1B: 3	SF: 0	2B: 0	SAC: 0	3B: 0	DP: 1	HR: 1	HBP: 0	WP: 0	PA: 34
--------------	------	------	------	--------	------	-------	-------	-------	------	------	------	--------	------	-------	------	-------	------	------	------	--------	------	-------	-------	-------	------	------	------	--------	------	-------	------	-------	------	------	------	--------	------	-------	------	-------	------	------	------	--------	------	-------	------	------	------	------	------	--------	------	-------	------	------	------	------	------	--------	------	-------	-------	-------	-------	-------	-------	--------	-------	-------	-------	--------	-------	--------

PITCHER	IP	WLS	BF	H	R	ER	SO	BB	IBB	HBP	BLK	WP	HR	S	P	ERA	WHIP
Tim Belcher, R ERA: 3.11 (1, 1)	9.0	W	34	4	1	1	8	4	0	0	0	0	1	89	141	1.00	0.889

Los Angeles Dodgers @ San Diego Padres
Jack Murphy Stadium, San Diego, CA

Sun Jul 30 1989, 6:33 AM EDT
Att: 33,699 - Sunny - 85 F

AB 30
R 1
H 4
RBI 1
BB 4
SO 8
LOB 10




Batter	1	2	3	4	5	6	7	8	9	10	11	AB	R	H	RBI	BB	SO	LOB	TOP								
Bip Roberts, S OBP: 0.380, SLG: 0.408 (1, 6)	G4-3		L7					SH2-4		F7	G4-3	5	0	1	0	0	0	2									
Roberto Alomar, S OBP: 0.324, SLG: 0.323 (1, 4)	F7		G6-3					1B		G4-3	G6-3	6	0	1	1	0	0	4									
Tony Gwynn, L OBP: 0.394, SLG: 0.439 (1, 9)	P6							1B		1B	BB	5	0	3	0	1	0	0									
Jack Clark, R OBP: 0.397, SLG: 0.390 (1, 3)								1B		1B	BB	5	0	1	0	1	1	5									
Marvell Wynne, L OBP: 0.286, SLG: 0.351 (1, 8) (11, 7)								F8		BB		5	0	0	0	0	0	5									
Chris James, R OBP: 0.263, SLG: 0.325 Shawn Abner, R OBP: 0.212, SLG: 0.290 (1, 7) (11, PR) (11, 8)												5	0	1	0	0	1	1									
Mike Pagliarulo, L OBP: 0.268, SLG: 0.294 (1, 5)								1B		L3	1B	5	2	2	0	0	0	1									
Benito Santiago, R OBP: 0.283, SLG: 0.361 (1, 2)								L7		1B	IBB	4	1	1	0	1	0	1									
Dennis Rasmussen, L OBP: 0.186, SLG: 0.233 Tim Flannery, L OBP: 0.314, SLG: 0.294 Greg Harris, R OBP: 0.295, SLG: 0.347 Gary Templeton, S OBP: 0.295, SLG: 0.100 Mark Grant, R OBP: 0.288, SLG: 0.338 Carmelo Martinez, R OBP: 0.288, SLG: 0.338 Mark Davis, L OBP: 0.288, SLG: 0.338 (1, 1) (8, PH) (8, 1) (9, PH) (9, 1) (11, PH) (11, 1)								1B		G6-3		2	0	2	1	0	0	0									
Inning Stats	R: 0 E: 0 K: 0 S: 8	H: 0 LOB: 0 BB: 0 P: 15	R: 0 E: 0 K: 0 S: 9	H: 1 LOB: 1 BB: 0 P: 15	R: 0 E: 0 K: 0 S: 9	H: 1 LOB: 1 BB: 0 P: 15	R: 0 E: 0 K: 0 S: 6	H: 0 LOB: 0 BB: 0 P: 10	R: 1 E: 0 K: 1 S: 9	H: 3 LOB: 2 BB: 0 P: 15	R: 0 E: 0 K: 0 S: 7	H: 1 LOB: 0 BB: 0 P: 12	R: 0 E: 0 K: 0 S: 9	H: 0 LOB: 0 BB: 0 P: 14	R: 1 E: 0 K: 0 S: 11	H: 3 LOB: 2 BB: 0 P: 16	R: 0 E: 0 K: 1 S: 11	H: 1 LOB: 1 BB: 0 P: 16	R: 0 E: 0 K: 0 S: 18	H: 1 LOB: 2 BB: 1 P: 29	R: 3 E: 0 K: 0 S: 11	H: 3 LOB: 2 BB: 2 P: 22	1B: 9 2B: 4 3B: 1 HR: 0	SF: 0 SAC: 1 DP: 0 HBP: 0	WP: 0 PB: 0 SB: 1 CS: 1	PA: 49	
PITCHER	IP	WLS	BF	H	R	ER	SO	BB	IBB	HBP	BLK	WP	HR	S	P	ERA	WHIP										
Marty Clary, R ERA: 3.8 (1, 1)	7.0		26	6	1	1	1	0	0	0	0	0	0	57	96	1.29	0.857										
Joe Boever, R ERA: 2.64 (8, 1)	3.0		15	5	1	1	1	1	0	0	0	0	0	40	61	3.00	2.000										
Jim Acker, R ERA: 2.89 (11, 1)	1.0	L	8	3	3	3	0	1	1	0	0	0	0	11	22	27.00	4.000										

San Diego Padres @ Atlanta Braves
 Atlanta-Fulton County Stadium, Atlanta, GA
 Tue Aug 01 1989, 7:05 PM EDT
 Att: 8,363 - Unknown

AB	45
R	5
H	14
RBI	5
BB	3
SO	2
LOB	20



livebaseballscorecards.com

Batter	1	2	3	4	5	6	7	8	9	AB R H RBI BB SO LOB	TOP													
Bip Roberts, S (1, 6) OBP: 0.380, SLG: 0.407 Garry Templeton, S (9, 6) OBP: 0.286, SLG: 0.347	0-0 B3		2-1 F9		1-1 G4-3		1-1 2B 1B		0-1 E G5-3 1B	5 2 2 0 0 0 0 0 0 0 0 0 0 0														
Roberto Alomar, S (1, 4) OBP: 0.327, SLG: 0.327	2-3 K		2-1 1B		4-1 FC4-6 BB		1-1 HR 2B		1-1 G5-3	4 1 2 2 1 1 1														
Tony Gwynn, L (1, 9) OBP: 0.392, SLG: 0.435	0-1 F7		0-1 G4-3		1-0 FC4-6 FC6-4		4-0 HR IBB		1-2 E6 E 1B	4 1 0 0 1 0 3														
Jack Clark, R (1, 3) OBP: 0.402, SLG: 0.406		1-1 F8 FC6-4 1B		1-1 HR 1B	1-0 FC6-4		1-2 HR		2-0 E6 1B	5 3 4 4 0 0 1														
Carmelo Martinez, R (1, 7) OBP: 0.291, SLG: 0.357 Greg Harris, R (7, 1) Mike Pagliarulo, L (8, 5) OBP: 0.267, SLG: 0.293		1-2 FC6-4 1B		0-0 HR		0-0 P4	0-2 G1-3		0-3 K	4 1 2 2 0 0 0 0 0 0 0 0 0 0 1 0 0 0 0 1 2														
Benito Santiago, R (1, 2) OBP: 0.282, SLG: 0.356		1-1 F8		1-0 G6-3		0-1 P6	2-3 K		4-0 IBB	4 0 0 0 1 1 2														
Luis Salazar, R (1, 5) OBP: 0.299, SLG: 0.391 Mark Davis, L (8, 1)		1-0 FC6-4		2-0 1B 1B		1-3 K		1-1 G1-3	3-3 K	4 0 1 1 0 1 1 1 0 0 0 0 1 3	AB 40 R 9 H 12 RBI 9 BB 3 SO 7 LOB 16													
Shawn Abner, R (1, 8) OBP: 0.214, SLG: 0.288		1-0 F9		1-0 G1-4-3 1B			0-0 G5-3	1-0 F7		4 0 1 0 0 0 1														
Bruce Hurst, L (1, 1) OBP: 0.145, SLG: 0.060 Tim Flannery, L (7, PH) OBP: 0.311, SLG: 0.291 Marvell Wynne, L (7, 7) OBP: 0.285, SLG: 0.350			0-3 K		1-1 G1-4-3		0-1 E4 1B 2B	0-3 K		2 0 0 0 0 1 2 1 1 0 0 0 0 0 1 0 0 0 0 1 0														
Inning Stats	R: 0 E: 0 K: 1 S: 6	H: 0 LOB: 0 BB: 0 P: 8	R: 1 E: 0 K: 0 S: 10	H: 2 LOB: 1 BB: 0 P: 15	R: 0 E: 0 K: 1 S: 9	H: 1 LOB: 1 BB: 0 P: 13	R: 2 E: 0 K: 0 S: 8	H: 4 LOB: 1 BB: 0 P: 14	R: 0 E: 0 K: 0 S: 5	H: 0 LOB: 1 BB: 1 P: 12	R: 0 E: 0 K: 1 S: 6	H: 0 LOB: 0 BB: 0 P: 7	R: 5 E: 1 K: 1 S: 21	H: 3 LOB: 0 BB: 1 P: 30	R: 0 E: 0 K: 1 S: 6	H: 0 LOB: 0 BB: 0 P: 8	R: 1 E: 2 K: 2 S: 16	H: 2 LOB: 3 BB: 1 P: 27	1B: 9 2B: 1 3B: 0 HR: 2	SF: 0 SAC: 0 DP: 1 HBP: 0	WP: 0 PB: 0 SB: 1 CS: 0	PA: 43		
PITCHER	IP WLS BF H R ER SO BB IBB HBP BLK WP HR S P ERA WHIP																							
Tom Glavine, L (1, 1) ERA: 3.61 Sergio Valdez, R (5, 1) ERA: 5.4 Mark Eichhorn, R (6, 1) ERA: 3.95 Paul Assenmacher, L (8, 1) ERA: 3.81	4.0 18 7 3 3 2 0 0 0 0 0 1 33 50 6.75 1.750	1.0 4 0 0 0 0 1 0 0 0 0 0 5 12 0.00 1.000	2.0 L 11 3 5 4 2 0 1 0 0 1 27 37 18.00 1.500	2.0 10 2 1 0 3 0 1 0 0 0 0 22 35 0.00 1.000																				

San Diego Padres @ Atlanta Braves
 Atlanta-Fulton County Stadium, Atlanta, GA
 Wed Aug 02 1989, 7:05 PM EDT
 Att. 6,967 - Unknown

livebaseballscorecards.com

BOTTOM

San Diego Padres @ Atlanta Braves
Atlanta-Fulton County Stadium, Atlanta, GA

Wed Aug 02 1989, 7:05 PM EDT
Att. 6,967 - Unknown

livebaseballscorecards.com

AB	33
R	7
H	8
RBI	7
BB	5
SO	3
LOB	13



WP:	1	PA:	39
PB:	0	SB:	2
CS:	0		

AB R H RBI BB SO LOB

4	3	1	2	1	0	2
3	0	0	0	1	1	1
5	1	2	2	0	0	1
2	0	0	0	2	1	0
4	2	1	1	0	0	2
4	0	1	1	0	0	2
4	0	1	1	0	0	2
4	1	2	0	0	1	1
1	0	0	0	0	0	0
0	0	0	0	0	0	0
1	0	0	0	0	0	1
1	0	0	0	0	0	1
0	0	0	0	0	0	0
0	0	0	0	1	0	0

1B:	3	SF:	0
2B:	4	SAC:	1
3B:	0	DP:	1
HR:	1	HBP:	0

Batter	1	2	3	4	5	6	7	8	9
Oddibe McDowell, L OBP: 0.318, SLG: 0.323 (1, 8)	1-1 F8		2-0 FC5-4 WP S 2B 1-2f			4-1 SH1-3 1B BB	1-1 HR		1-2 FC6-4 FC6-4 1-2f
Jeff Blauser, R OBP: 0.303, SLG: 0.395 (1, 4)	1-2 L5		4-2 2B BB 1-3			0-0 SH1-3 1-2	3-3 K		2-2 F9
Lonnie Smith, R OBP: 0.437, SLG: 0.578 (1, 7)	0-1 G4-3		0-2 2B 1-3 3-H			0-0 FC5-4 1B 2-H	0-1 F9		1-2 FC6-4 1-2f
Dale Murphy, R OBP: 0.306, SLG: 0.348 (1, 9)		4-2 FC5-4 BB		0-3 K		4-2 FC5-4 BB 1-3		2-0 P4	
Andres Thomas, R OBP: 0.248, SLG: 0.350 (1, 6)		0-0 F7		2-2 G4-3		0-0 FC5-4 2B 1-2f 3-H		0-0 2B 1B	
Darrell Evans, L OBP: 0.277, SLG: 0.324 (1, 3)		3-1 P6		0-0 G3		3-1 2B 1-H		0-0 P6	
Ed Whited, R OBP: 0.244, SLG: 0.333 (1, 5)		1-1 FC5-4 1-2f		2-1 F9		2-2 G5-3		1-1 2B 1-H	
Bruce Benedict, R OBP: 0.304, SLG: 0.240 (1, 2)			2-3 K		0-1 G4-6-3 1B		2-1 F8 HR 2B		0-1 G4-3
Tom Glavine, L OBP: 0.196, SLG: 0.188 (5, 1)			0-1 E4 FC5-4		2-2 G4-6-3 1-2f		0-0 F8		4-2 FC6-4 BB
Gregg Jefferies, R OBP: 0.269, SLG: 0.292 (5, PH)									
Mark Eichhorn, R OBP: 0.303, SLG: 0.326 (8, 1)									
Tommy Gregg, L OBP: 0.302, SLG: 0.350 (9, PH)									

Inning Stats	R: 0	H: 0	E: 0	K: 0	S: 7	R: 0	H: 0	E: 0	K: 0	S: 8	R: 0	H: 0	E: 0	K: 1	S: 7	R: 0	H: 1	E: 0	K: 0	S: 8	R: 3	H: 2	E: 0	K: 0	S: 11	R: 2	H: 2	E: 0	K: 1	S: 10	R: 1	H: 2	E: 0	K: 0	S: 7	R: 0	H: 0	E: 0	K: 0	S: 13	1B: 3	2B: 4	3B: 0	HR: 1	SF: 0	SAC: 1	DP: 1	HBP: 0	WP: 1	PA: 39
--------------	------	------	------	------	------	------	------	------	------	------	------	------	------	------	------	------	------	------	------	------	------	------	------	------	-------	------	------	------	------	-------	------	------	------	------	------	------	------	------	------	-------	-------	-------	-------	-------	-------	--------	-------	--------	-------	--------

PITCHER	IP	WLS	BF	H	R	ER	SO	BB	IBB	HBP	BLK	WP	HR	S	P	ERA	WHIP
Bruce Hurst, L ERA: 3.05 (1, 1)	6.0	W	25	4	4	3	2	4	0	0	0	1	0	53	90	4.50	1.333
Greg Harris, R ERA: 3.12 (7, 1)	1.1		7	3	3	3	1	0	0	0	0	0	1	12	20	20.25	2.250
Mark Davis, L ERA: 2.13 (8, 1)	1.2	S	7	1	0	0	0	1	0	0	0	0	0	18	27	0.00	1.200

Batter	1	2	3	4	5	6	7	8	9	AB R H RBI BB SO LOB
Oddibe McDowell, L (1, 8) OBP: 0.321, SLG: 0.327	0-0 B1-3		1-2 2B WP 1B		1-0 G3 1B		2-2 G4-3		3-2 1-3 2-H 1B	5 1 3 1 0 0 0
Jeff Treadway, L (1, 4) OBP: 0.316, SLG: 0.364	0-2 E6 1B SF3 1B		3-2 1 SAFE 1 SAFE 1 SAFE 1 SAFE 1 SAFE 1 SAFE		0-0 G3 1-2			1-2 G5-3 1B	0-3 K	5 1 2 0 0 1 4
Lonnie Smith, R (1, 7) OBP: 0.438, SLG: 0.580	0-0 S 2-3 1B		0-1 1 SAFE 1-3 WP SF7 2B		1-3 K			0-0 F7		4 1 2 0 0 1 2
Dale Murphy, R (1, 9) OBP: 0.305, SLG: 0.346	1-0 SF3 1-2		4-1 2-3 3-H BB		3-3 K			2-1 G5-3 1-2		2 0 0 1 1 1 2
Andres Thomas, R (1, 6) OBP: 0.245, SLG: 0.347	3-3 K		1 SAFE 3-3 SF7			0-0 G6-3		0-0 P3		3 0 0 1 0 1 2
Tommy Gregg, L (1, 3) OBP: 0.302, SLG: 0.340		0-0 HR	0-1 F7			2-1 G5-3			0-3 K	4 1 1 1 0 1 1
Jeff Blauser, R (1, 5) OBP: 0.302, SLG: 0.393		1-3 K		2-2 G4-6-3 1B		1-1 F7			2-3 K	4 0 1 0 0 2 0
Bruce Benedict, R (1, 2) OBP: 0.300, SLG: 0.236		1-0 F8		1 SAFE 1 SAFE G4-6-3 1-2f			0-2 L1		1-0 1B 1B	2 0 0 0 0 0 1 1 0 0 0 0 0 0 1 1 1 0 0 0 0
Jeff Wetherby, L (7, PH) OBP: 0.259, SLG: 0.280										
John Russell, R (8, 2) OBP: 0.177, SLG: 0.169										
29 John Smoltz, R (1, 1) OBP: 0.211, SLG: 0.235		0-3 K		2-3 K			2-2 G3		0-2 1B 1-2 1B	2 0 0 0 0 2 0 1 0 0 0 0 0 0 0 0 0 0 0 0 0 1 0 1 0 0 0 0
Darrell Evans, L (7, PH) OBP: 0.275, SLG: 0.322										
Jim Acker, R (8, 1) OBP: 0.250, SLG: 0.250										
Geronimo Berroa, R (9, PH) OBP: 0.308, SLG: 0.355										

Inning Stats	R: 1	H: 2	E: 1	LOB: 1	K: 1	BB: 0	S: 10	R: 1	H: 1	E: 0	LOB: 0	K: 2	BB: 0	S: 8	R: 2	H: 2	E: 0	LOB: 1	K: 0	BB: 1	S: 16	R: 0	H: 1	E: 0	LOB: 0	K: 1	BB: 0	S: 9	R: 0	H: 1	E: 0	LOB: 1	K: 2	BB: 0	S: 8	R: 0	H: 0	E: 0	LOB: 0	K: 0	BB: 0	S: 5	R: 0	H: 0	E: 0	LOB: 0	K: 0	BB: 0	S: 10	R: 0	H: 1	E: 0	LOB: 1	K: 0	BB: 0	S: 10	R: 1	H: 3	E: 0	LOB: 2	K: 3	BB: 0	S: 18	1B: 9	SF: 2	2B: 1	SAC: 0	3B: 0	DP: 1	HR: 1	HBP: 0	WP: 1	PA: 38
PITCHER	IP	WLS	BF	H	R	ER	SO	BB	IBB	HBP	BLK	WP	HR	S	P	ERA	WHIP																																																								
Don Schulze, R (1, 1) ERA: 4.09	5.0	W	22	7	4	3	6	1	0	0	0	1	0	51	75	5.40	1.600																																																								
Mark Grant, R (6, 1) ERA: 2.58	3.2		15	4	1	1	2	0	0	0	0	0	0	40	56	2.46	1.091																																																								
Mark Davis, L (9, 1) ERA: 2.11	0.1	S	1	0	0	0	1	0	0	0	0	0	0	3	3	0.00	0.000																																																								

BOTTOM

San Diego Padres @ Atlanta Braves
Atlanta-Fulton County Stadium, Atlanta, GA

Thu Aug 03 1989, 7:05 PM EDT
Att. 12,357 - Unknown

livebaseballscorecards.com

AB	35
R	5
H	11
RBI	4
BB	1
SO	9
LOB	12



Batter	1	2	3	4	5	6	7	8	9	AB R H RBI BB SO LOB	TOP											
Bip Roberts, S (1, 6) OBP: 0.394, SLG: 0.413	4-2 S BB		2-2 F8			1-1 F7		4-1 1B BB		2 1 0 0 2 0 0	San Diego Padres @ Los Angeles Dodgers Dodger Stadium, Los Angeles, CA Fri Aug 04 1989, 7:05 PM PDT Att: 38,250 - Unknown livebaseballscorecards.com											
Roberto Alomar, S (1, 4) OBP: 0.329, SLG: 0.329	2-3 SAFE K		1-2 1B			1-0 E7 G6-3 1B		1-2 G5-3 1B		4 1 3 0 0 1 1												
Tony Gwynn, L (1, 9) OBP: 0.393, SLG: 0.436	1-3 K		0-2 F7			0-1 G6-3		2-2 G5-3 1B		1 0 0 0 0 1 1												
Marvell Wynne, L (1, 9) OBP: 0.283, SLG: 0.347								1-2 2-H 3-H 1B		2 0 0 1 0 0 1												
Chris James, R (8, PH) OBP: 0.265, SLG: 0.327								2-2 G5-3		1 0 1 2 0 0 0												
Jack Clark, R (1, 3) OBP: 0.396, SLG: 0.396	0-3 K				3-3 K	3-1 F7		2-2 G5-3		4 0 0 0 0 2 3												
Carmelo Martinez, R (1, 7) OBP: 0.297, SLG: 0.357		4-0 BB			1-2 G6-3		0-2 E1 F9 1B	3-2 G1-3		3 0 1 0 1 0 1												
Mike Pagliarulo, L (1, 5) OBP: 0.269, SLG: 0.295		1-1 P6			1-1 P5		1-0 F9	2-1 2B		4 0 1 0 0 0 2												
Benito Santiago, R (1, 2) OBP: 0.279, SLG: 0.352		1-1 SAFE F9			1-1 F7		1-0 F9	3-3 K		4 0 0 0 0 1 3												
Shawn Abner, R (1, 8) OBP: 0.192, SLG: 0.260		2-2 SAFE L4			0-2 G5-3		0-1 G1-3	0-1 P3		4 0 0 0 0 0 3												
Ed Whitson, R (1, 1) OBP: 0.193, SLG: 0.204			1-1 P3			1-3 K		1-2 1B BB 1B	2-3 K	2 0 0 0 0 1 0												
Tim Flannery, L (8, PH) OBP: 0.315, SLG: 0.295										1 1 1 0 0 0 0												
Pat Clements, R (8, 1)										0 0 0 0 0 0 0												
Luis Salazar, R (9, PH) OBP: 0.297, SLG: 0.389										1 0 0 0 0 1 1												
Inning Stats	R: 0 E: 0 K: 3 S: 14	H: 0 LOB: 1 BB: 1 P: 21	R: 0 E: 0 K: 0 S: 7	H: 0 LOB: 1 BB: 1 P: 15	R: 0 E: 0 K: 0 S: 12	H: 1 LOB: 1 BB: 0 P: 16	R: 0 E: 0 K: 1 S: 10	H: 0 LOB: 0 BB: 0 P: 15	R: 0 E: 0 K: 1 S: 8	H: 0 LOB: 0 BB: 0 P: 10	R: 1 E: 1 K: 0 S: 7	H: 1 LOB: 0 BB: 0 P: 12	R: 0 E: 1 K: 0 S: 7	H: 1 LOB: 1 BB: 0 P: 9	R: 2 E: 0 K: 0 S: 18	H: 3 LOB: 1 BB: 1 P: 31	R: 0 E: 0 K: 2 S: 10	H: 1 LOB: 1 BB: 0 P: 17	1B: 6 2B: 1 3B: 0 HR: 0	SF: 0 SAC: 0 DP: 1 HBP: 0	WP: 0 PB: 0 SB: 1 CS: 0	PA: 36
PITCHER	IP WLS BF H R ER SO BB IBB HBP BLK WP HR S P ERA WHIP																					
John Wetteland, R (1, 1) ERA: 2.41	7.0 W 27 4 2 1 5 2 0 0 0 0 0 0 68 102 1.29 0.857																					
Alejandro Pena, R (8, 1) ERA: 2.79	0.0 2 1 0 0 0 1 0 0 0 0 0 0 5 10 ∞ ∞																					
Ray Searage, L (8, 1) ERA: 3.33	0.0 1 1 1 1 0 0 0 0 0 0 0 0 3 5 ∞ ∞																					
Mike Morgan, R (8, 1) ERA: 2.58	1.0 2 0 0 0 0 0 0 0 0 0 0 0 7 12 0.00 0.000																					
Jay Howell, R (9, 1) ERA: 0.77	1.0 S 4 1 0 0 2 0 0 0 0 0 0 0 10 17 0.00 1.000																					

San Diego Padres @ Los Angeles Dodgers
Dodger Stadium, Los Angeles, CA
 Fri Aug 04 1989, 7:05 PM PDT
 Att: 38,250 - Unknown

AB	33
R	3
H	7
RBI	3
BB	3
SO	7
LOB	16



Batter	1	2	3	4	5	6	7	8	9
Alfredo Griffin, S OBP: 0.313, SLG: 0.347 (1, 6)	G3-1		F9		2B		E6 FC6-4		
Willie Randolph, R OBP: 0.377, SLG: 0.314 (1, 4)	K			E4 G4-3 1B	2B		FC6-4		
Lenny Harris, L OBP: 0.275, SLG: 0.292 (1, 5)	G4-3			G4-3	P6		G4-3		
Eddie Murray, S OBP: 0.347, SLG: 0.398 (1, 3)		G5-4-3 1B		1B	IBB		HR 1B		
Mike Marshall, R OBP: 0.328, SLG: 0.396 (1, 9)		G5-4-3		F9	K		HR		
Franklin Stubbs, L OBP: 0.356, SLG: 0.430 (1, 8)				L3		G3	K		
Jose Gonzalez, R OBP: 0.329, SLG: 0.333 (8, PH)									
Mickey Hatcher, R OBP: 0.331, SLG: 0.413 (1, 7)					G4-3	F8	F7		
Bill Bean, L OBP: 0.207, SLG: 0.120 (8, 8)									
Mike Scioscia, L OBP: 0.336, SLG: 0.323 (1, 2)				F7	SH 2B 1B	F7	1B		
John Wetteland, R OBP: 0.111, SLG: 0.111 (8, 1)					SH 2B 2B		F7	F7	
Alejandro Pena, R OBP: 0.108, SLG: 0.083 (8, 1)									
Ray Searage, L OBP: 0.267, SLG: 0.376 (8, PH)									
Mike Morgan, R OBP: 0.267, SLG: 0.376 (8, PH)									
Jeff Hamilton, R OBP: 0.267, SLG: 0.376 (8, PH)									
Jay Howell, R OBP: 0.267, SLG: 0.376 (8, PH)									

Inning Stats	R: 0	H: 0	E: 0	K: 1	S: 6	R: 0	H: 1	E: 0	K: 1	S: 8	R: 0	H: 1	E: 0	K: 1	S: 7	R: 1	H: 1	E: 1	K: 0	S: 5	R: 3	H: 3	E: 1	K: 1	S: 17	R: 0	H: 0	E: 0	K: 0	S: 8	R: 0	H: 0	E: 1	K: 0	S: 11	R: 2	H: 3	E: 0	K: 1	S: 13	R: 0	H: 3	E: 0	K: 0	S: 19
	0	0	0	1	7	0	1	0	1	11	0	1	0	1	9	1	1	1	0	8	3	3	1	1	28	0	0	0	0	13	0	0	1	0	17	2	3	0	1	19	0	3	0	0	19

PITCHER	IP	WLS	BF	H	R	ER	SO	BB	IBB	HBP	BLK	WP	HR	S	P	ERA	WHIP
Ed Whitson, R ERA: 2.77 (1, 1)	7.0	L	30	6	4	2	4	0	1	0	0	0	0	62	93	2.57	0.857
Pat Clements, L ERA: 3.81 (8, 1)	1.0		6	3	2	2	1	0	0	0	0	0	1	13	19	18.00	3.000

BOTTOM


San Diego Padres @ Los Angeles Dodgers
 Dodger Stadium, Los Angeles, CA

Fri Aug 04 1989, 7:05 PM PDT
 Att. 38,250 - Unknown

AB	R	H	RBI	BB	SO	LOB
4	1	1	1	0	0	1
4	1	1	2	0	1	1
4	0	0	0	0	0	3
3	1	3	1	1	0	0
4	1	1	2	0	1	4
3	0	0	0	0	1	1
1	0	0	0	0	1	0
2	0	1	0	0	0	0
2	0	0	0	0	0	0
4	1	2	0	0	0	1
2	1	0	0	0	1	1
0	0	0	0	0	0	0
0	0	0	0	0	0	0
1	0	0	0	0	0	1
0	0	0	0	0	0	0

AB	34
R	6
H	9
RBI	6
BB	1
SO	5
LOB	13

WP: 0 PA: 36
 PB: 0
 SB: 0
 CS: 0



BOTTOM

San Diego Padres @ Los Angeles Dodgers
Dodger Stadium, Los Angeles, CA

livebaseballscores.com

AB 34
R 2
H 7
RBI 2
BB 2
SO 5
LOB 16



WP: 0 PA: 37
PB: 0
SB: 0
CS: 0

ERA WHIP

ERA 10.80 WHIP 1.800

AB R H RBI BB SO LOB

4 0 0 0 1 0 2

3 0 1 0 1 0 0

3 0 2 0 0 1 0

1 0 0 0 0 1 2

4 0 0 0 0 1 5

4 1 2 0 0 1 1

4 0 1 1 0 0 1

0 1 0 0 0 0 0

4 0 1 0 0 0 2

3 0 0 0 0 1 1

1 0 0 0 0 0 2

1 0 0 0 0 0 0

1 0 0 0 0 0 0

1 0 0 0 0 0 0

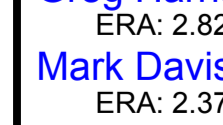

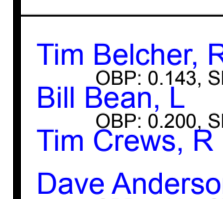
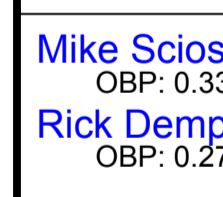
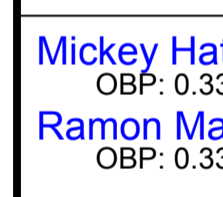
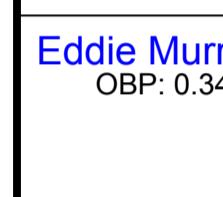
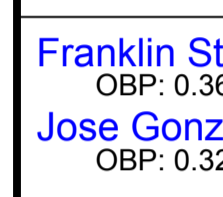
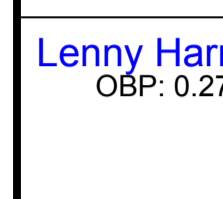
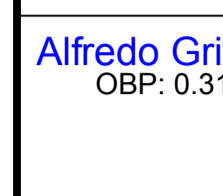
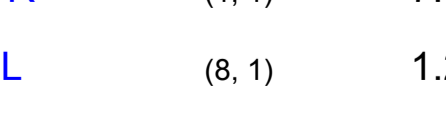


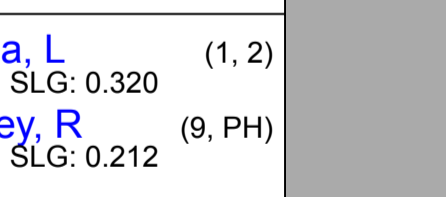

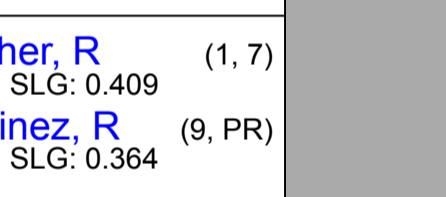


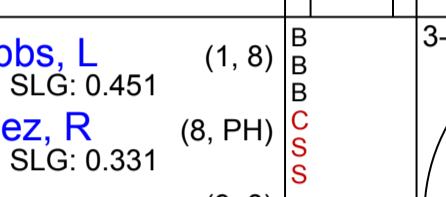
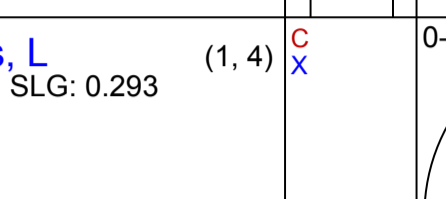
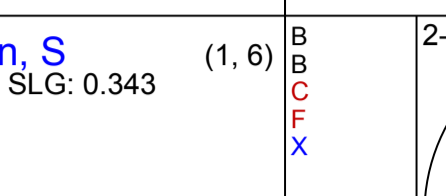



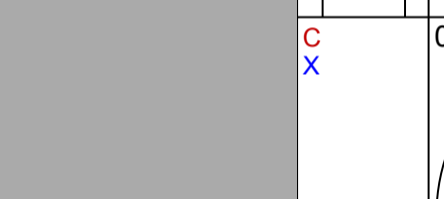


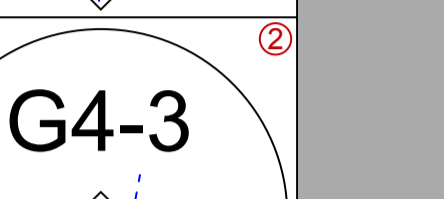
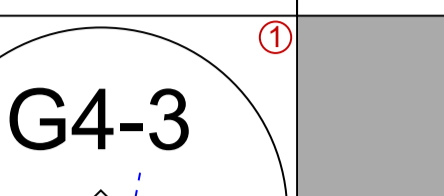



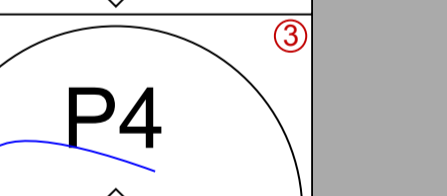
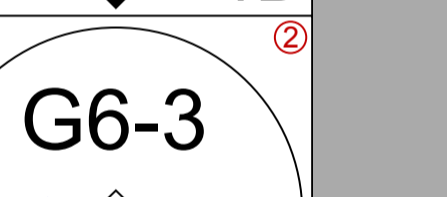
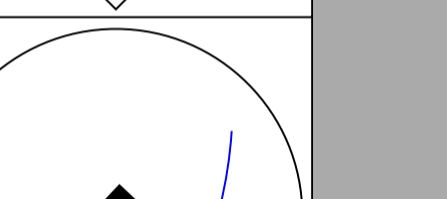
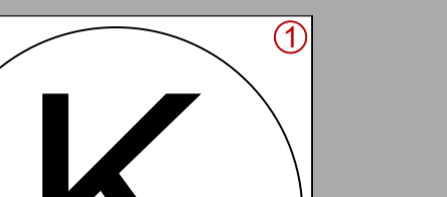


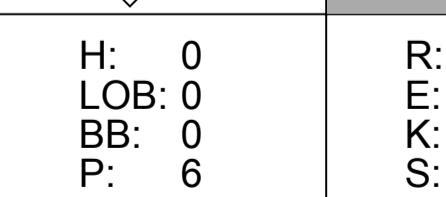



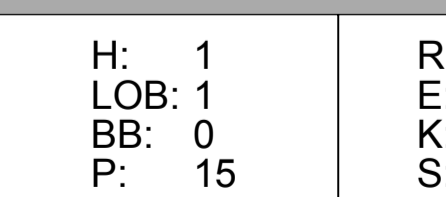

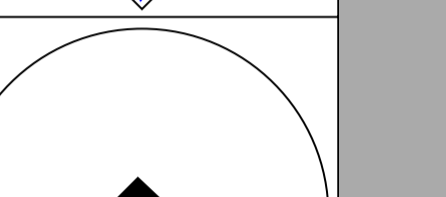
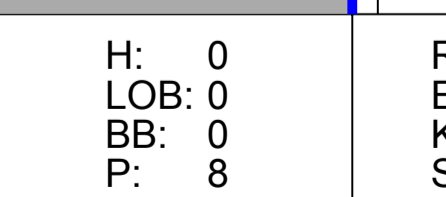


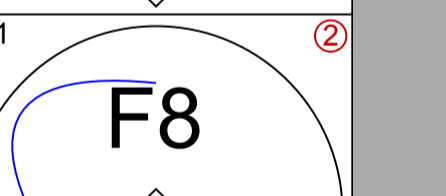
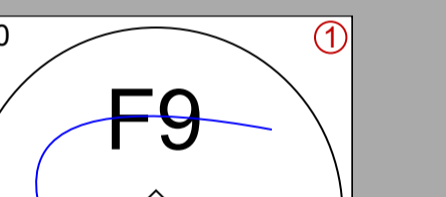
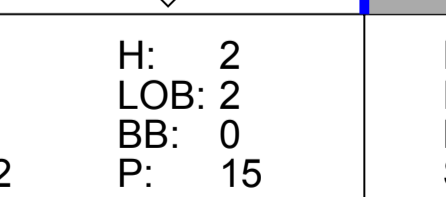
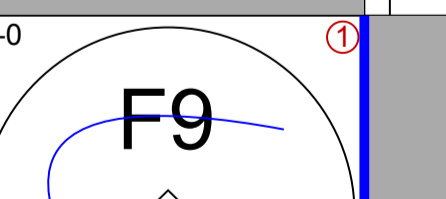
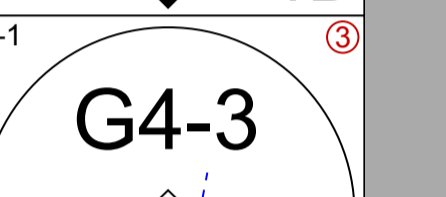
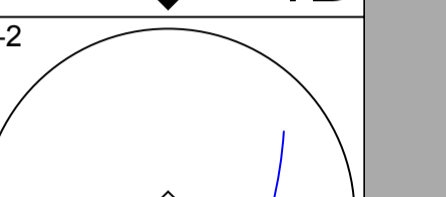
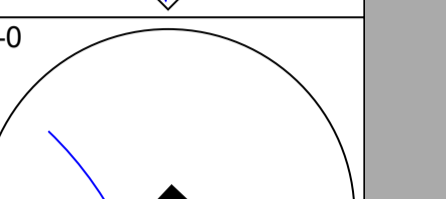
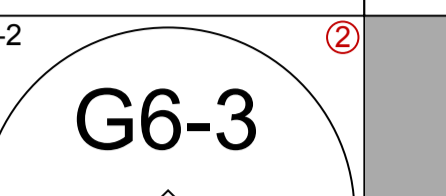
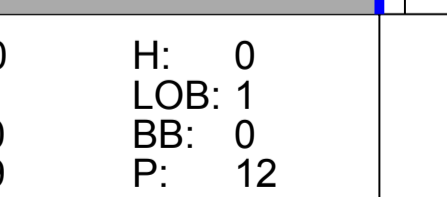

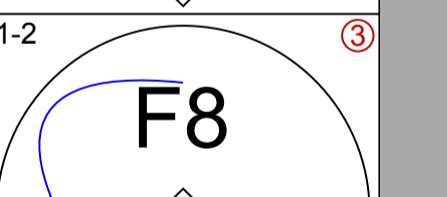
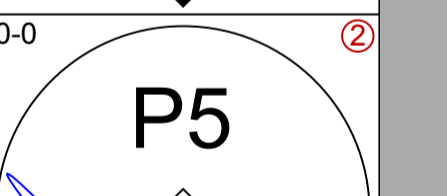
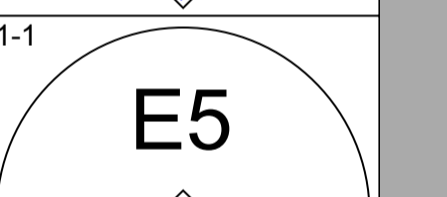
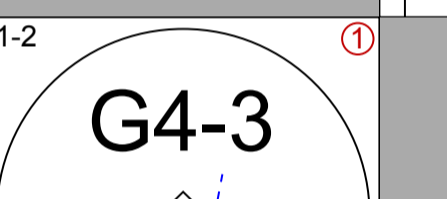
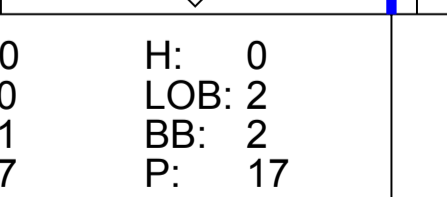
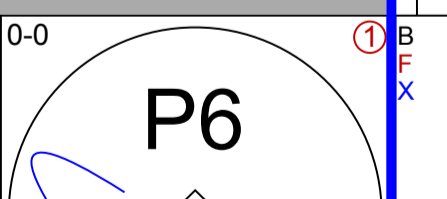
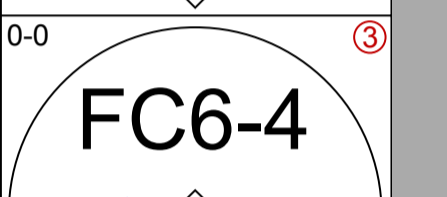
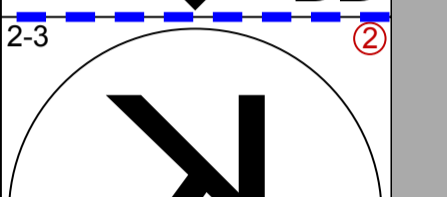
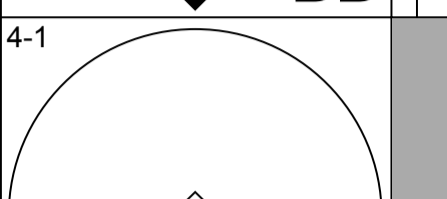
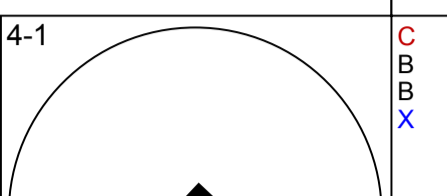
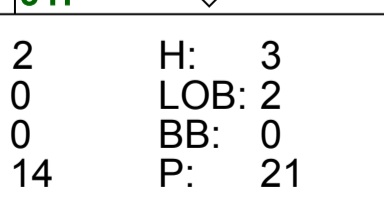
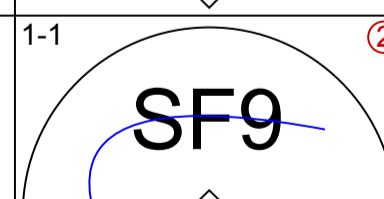
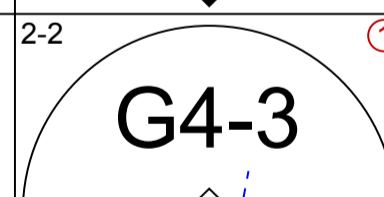
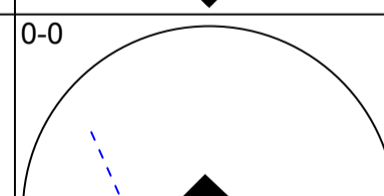
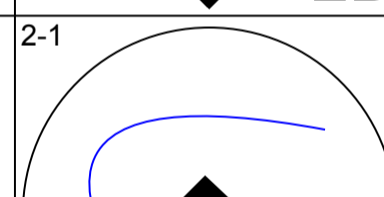
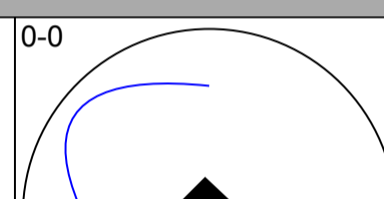
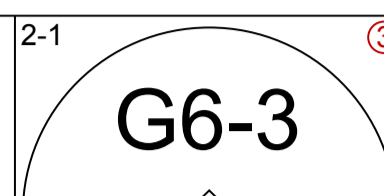
0 0 0 0 0 0 0

0 0 0 0 1 0 0

1B: 5 SF: 1
2B: 2 SAC: 0
3B: 0 DP: 0
HR: 0 HBP: 0

WP HR S P

0 0 18 27



PITCHER

IP WLS BF H R ER SO BB IBB HBP BLK WP HR S P ERA WHIP

Greg Harris, R (1, 1) 7.1 W 29 4 0 0 4 2 0 0 0 0 0 62 95 0.00 0.818

Mark Davis, L (8, 1) 1.2 S 8 3 2 2 1 0 0 0 0 0 0 18 27 10.80 1.800

R: 0 H: 0 E: 0 K: 1 S: 8

H: 0 LOB: 0 BB: 0 P: 13

R: 0 H: 1 E: 0 K: 1 S: 10

H: 1 LOB: 1 BB: 0 P: 15

R: 0 H: 0 E: 0 K: 0 S: 5

H: 0 LOB: 0 BB: 0 P: 6

R: 0 H: 1 E: 0 K: 1 S: 9

H: 1 LOB: 1 BB: 0 P: 15

R: 0 H: 0 E: 0 K: 1 S: 6

H: 0 LOB: 0 BB: 0 P: 8

R: 0 H: 2 E: 0 K: 0 S: 12

H: 2 LOB: 2 BB: 0 P: 15

R: 0 H: 0 E: 1 K: 0 S: 9

H: 0 LOB: 1 BB: 0 P: 12

R: 0 H: 0 E: 0 K: 1 S: 7

H: 0 LOB: 2 BB: 2 P: 17

R: 2 E: 0 K: 0 S: 14

H: 3 LOB: 2 BB: 0 P: 21

1B: 5 2B: 2 3B: 0 HR: 0

SF: 1 SAC: 0 DP: 0 HBP: 0

WP: 0 PA: 37

PB: 0 SB: 0 CS: 0

ERA 10.80 WHIP 1.800

ERA 2.82 WHIP 0.818

WP: 0 PA: 37

PB: 0 SB: 0 CS: 0

ERA 10.80 WHIP 1.800

ERA 2.82 WHIP 0.818

Sat Aug 05 1989, 3:33 AM PDT
Att. 38,421 - Sunny

San Diego Padres @ Los Angeles Dodgers
Dodger Stadium, Los Angeles, CA

Sun Aug 06 1989, 3:33 AM PDT
 Att: 41,775 - Unknown

AB	35
R	2
H	9
RBI	2
BB	3
SO	6
LOB	16



WP:	1	PA:	39
PB:	0		
SB:	0		
CS:	0		

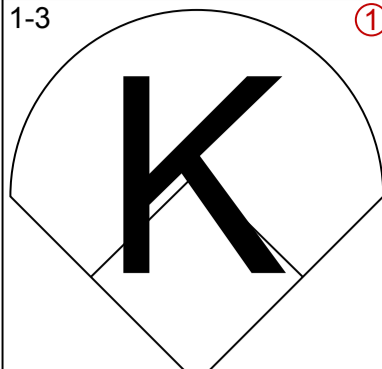
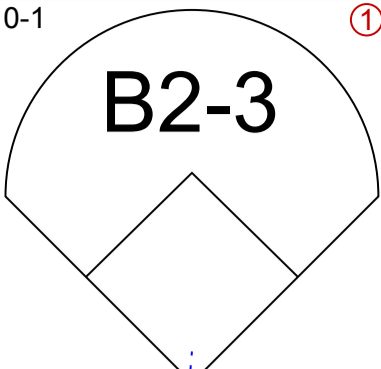
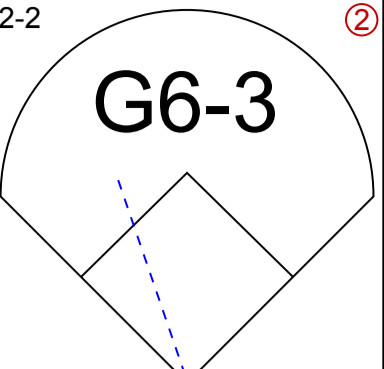
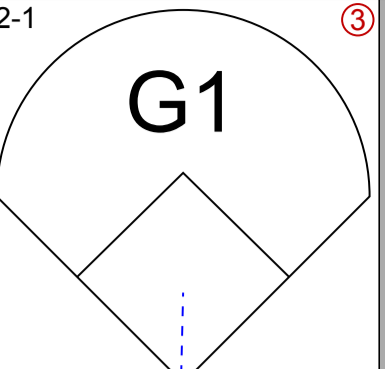
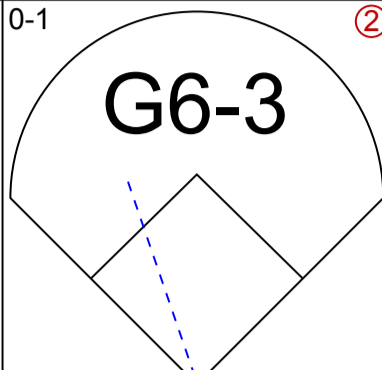
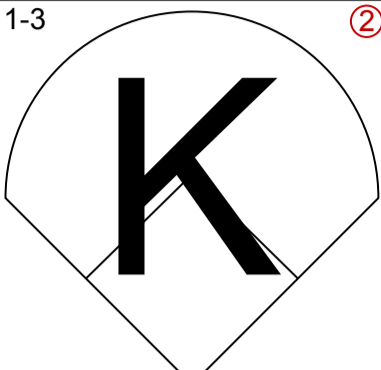
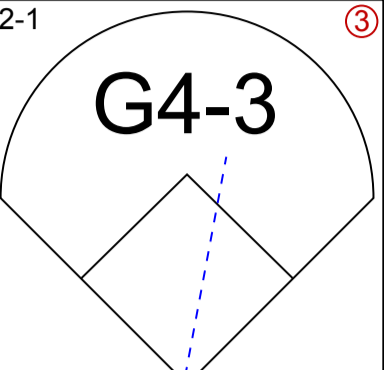
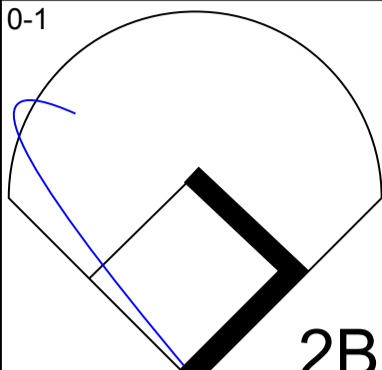
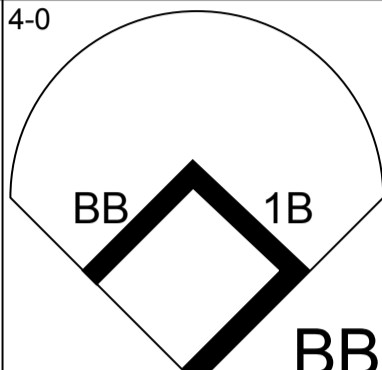
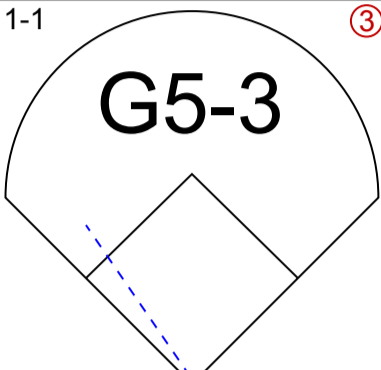
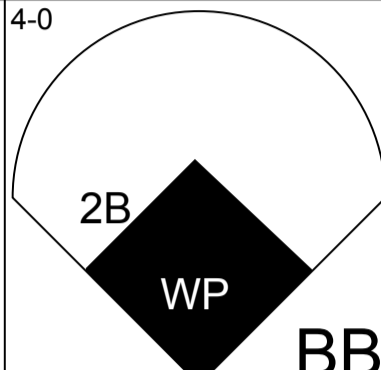
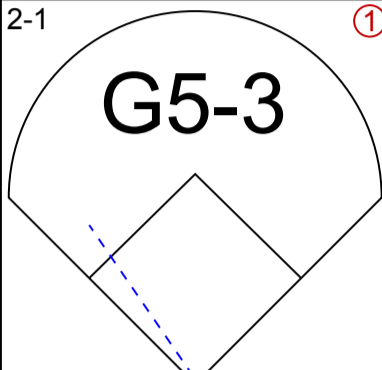
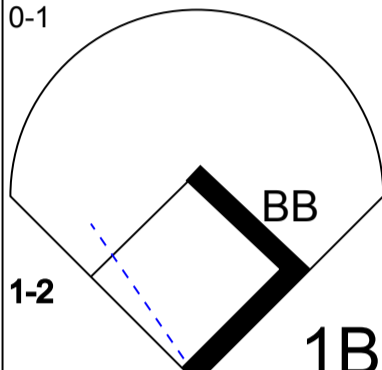
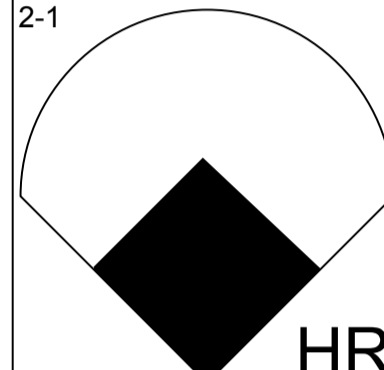
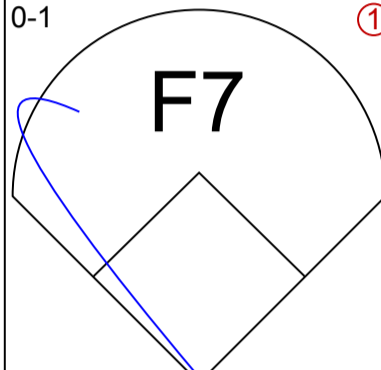
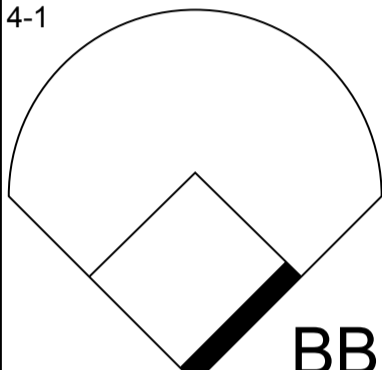
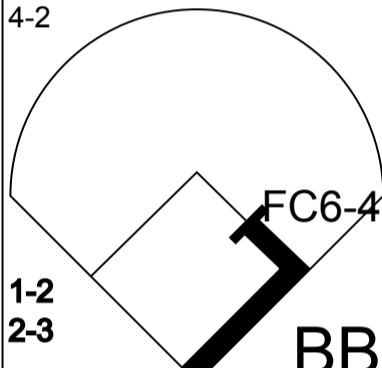
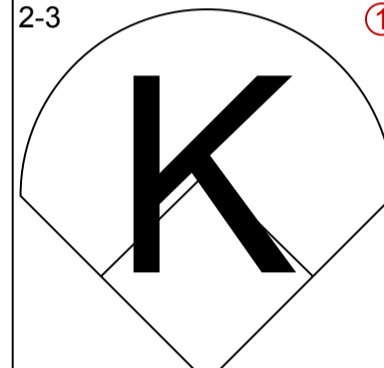
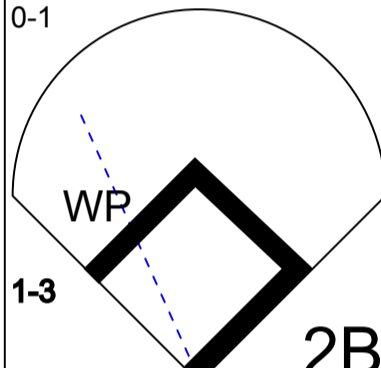
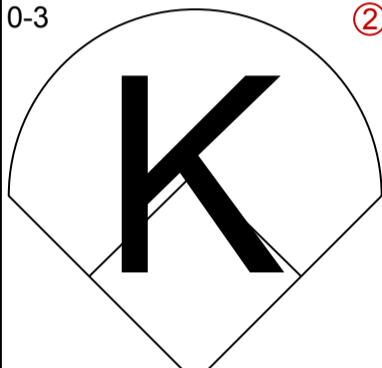
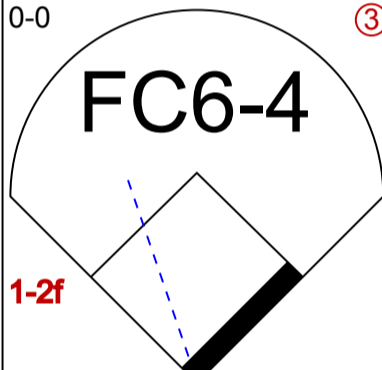
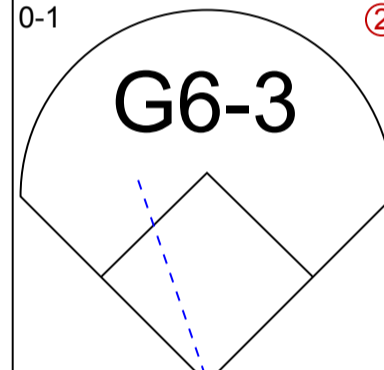
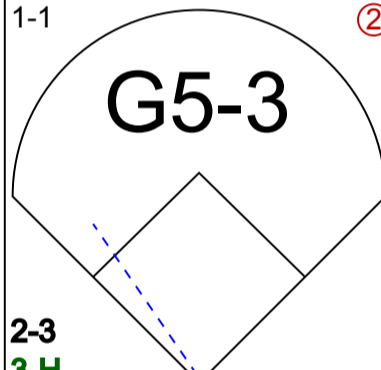
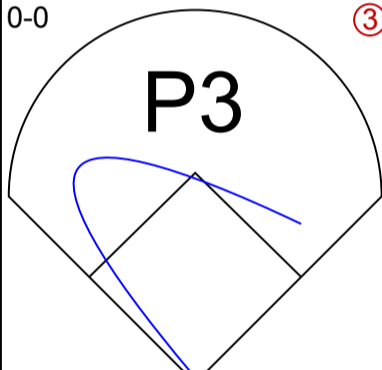
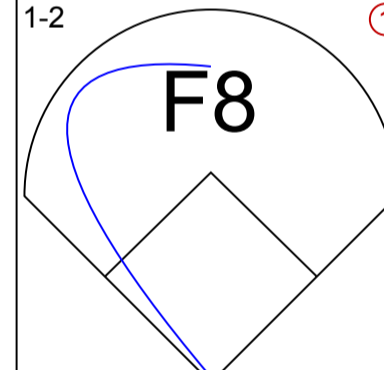
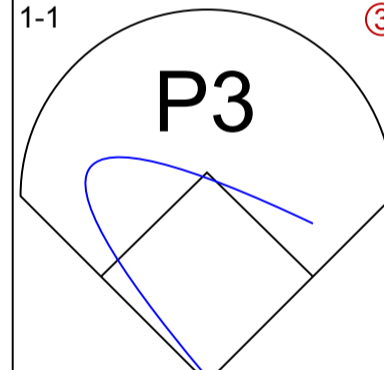
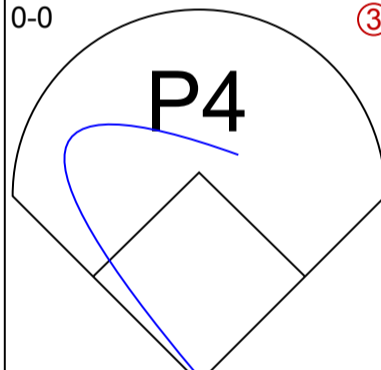
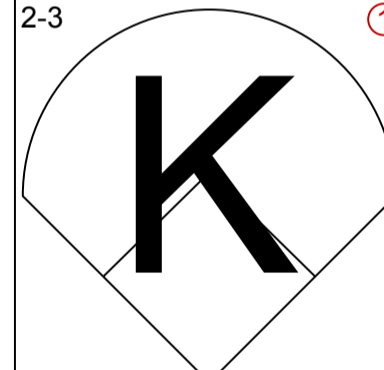
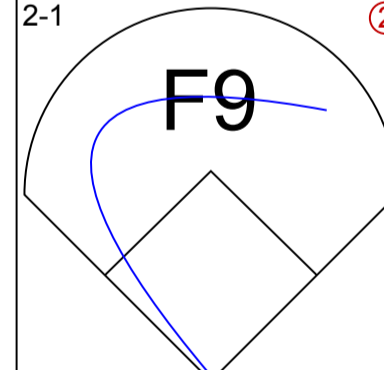
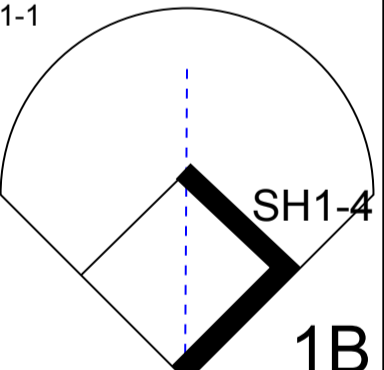
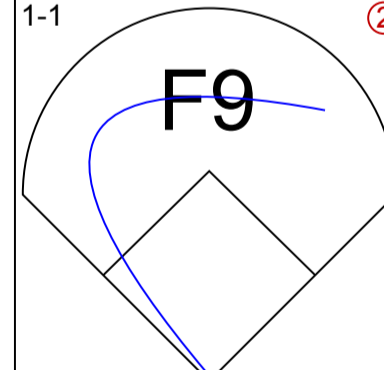
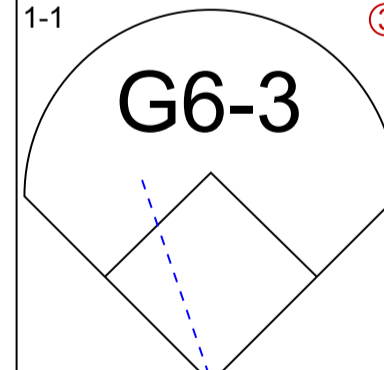
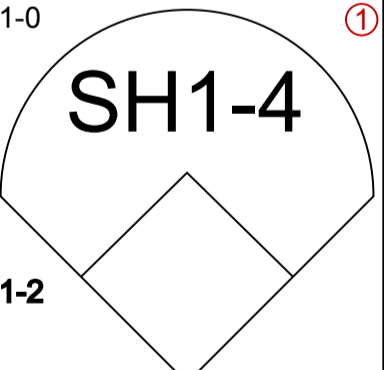
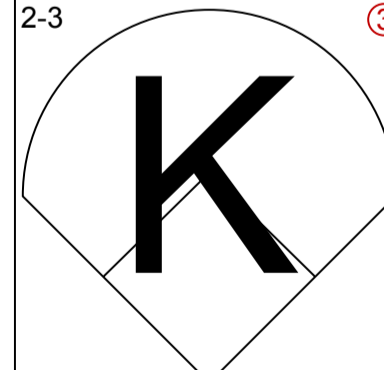
AB R H RBI BB SO LOB

5	0	2	0	0	1	3
4	0	0	1	0	1	1
4	0	1	0	1	0	1
3	1	1	1	1	1	3
4	0	2	0	0	1	2
4	0	2	0	0	0	1
4	0	0	0	0	0	3
4	1	0	0	0	1	2
2	0	1	0	1	0	0
0	0	0	0	0	0	0
1	0	0	0	0	1	0

Batter	1	2	3	4	5	6	7	8	9
Bip Roberts, S (1, 8) OBP: 0.394, SLG: 0.413	1-1 L6		2-1 1B		0-0 L7-5 BB 1B	0-2 G5-3			1-3 K
Roberto Alomar, S (1, 4) OBP: 0.325, SLG: 0.324	3-2 F9		1-0 F8		0-0 SF8				0-0 F7
Tony Gwynn, L (1, 9) OBP: 0.394, SLG: 0.434	2-2 BB 1B		0-1 B1-3		4-0 BB				2-2 F8
Jack Clark, R (1, 3) OBP: 0.397, SLG: 0.405	4-2 1-2 BB			1-3 K	0-0 L7-5				0-0 HR
Chris James, R (1, 5) OBP: 0.267, SLG: 0.337	2-1 F8			2-3 K		0-0 2B FC5-2 1B			3-2 FC5-4 1B
Carmelo Martinez, R (1, 7) OBP: 0.313, SLG: 0.363		3-1 F7		3-1 FC5-4 1B		1-2 BB 2B			1-1 FC5-4
Garry Templeton, S (1, 6) OBP: 0.280, SLG: 0.338		1-1 F8		1-1 FC5-4		2-2 FC5-2 BB			0-2 G4-3
Benito Santiago, R (1, 2) OBP: 0.281, SLG: 0.354		1-1 G5-3			0-3 K 1B 1B SF8	0-0 F9			2-1 L6
Dennis Rasmussen, L (1, 1) OBP: 0.217, SLG: 0.244			1-0 P6		0-0 BB 1B	4-2 BB			1-3 K
Mark Grant, R (7, 1) OBP: 0.231, SLG: 0.091					1-2 1B				
Mike Pagliarulo, L (7, 5) OBP: 0.268, SLG: 0.291					1-2 2-3 BB				

Inning Stats	R: 0	H: 1	E: 0	LOB: 2	K: 0	BB: 1	S: 12	P: 24
	R: 0	H: 0	E: 0	LOB: 0	K: 0	BB: 0	S: 6	P: 11
	R: 0	H: 1	E: 0	LOB: 1	K: 0	BB: 0	S: 6	P: 10
	R: 0	H: 1	E: 0	LOB: 1	K: 2	BB: 0	S: 10	P: 17
	R: 1	H: 2	E: 0	LOB: 2	K: 1	BB: 1	S: 9	P: 13
	R: 0	H: 2	E: 0	LOB: 3	K: 0	BB: 1	S: 14	P: 21
	R: 1	H: 2	E: 0	LOB: 1	K: 1	BB: 0	S: 12	P: 20
	R: 0	H: 0	E: 0	LOB: 0	K: 1	BB: 0	S: 8	P: 11
	R: 0	H: 0	E: 0	LOB: 0	K: 1	BB: 0	S: 7	P: 10

PITCHER	IP	WLS	BF	H	R	ER	SO	BB	IBB	HBP	BLK	WP	HR	S	P	ERA	WHIP
Fernando Valenzuela, L (1, 1) ERA: 3.69	7.0	W	33	9	2	2	4	3	0	0	0	1	1	69	116	2.57	1.714
Jay Howell, R (8, 1) ERA: 0.75	2.0	S	6	0	0	0	2	0	0	0	0	0	0	15	21	0.00	0.000

Batter	1	2	3	4	5	6	7	8	9	AB R H RBI BB SO LOB	TOP	
Craig Biggio, R (1, 2) OBP: 0.345, SLG: 0.411	1-3 		0-1 		2-2 		2-1 			4 0 0 0 0 1 1		
Rafael Ramirez, R (1, 6) OBP: 0.285, SLG: 0.340	0-1 		1-3 		2-1 			0-1 		4 0 1 0 0 1 1		
Bill Doran, S (1, 4) OBP: 0.315, SLG: 0.352	4-0 		1-1 		4-0 			2-1 		2 1 0 0 2 0 1		
Glenn Davis, R (1, 3) OBP: 0.339, SLG: 0.493	0-1 			2-1 		0-1 		4-1 		3 1 2 1 1 0 1		
Ken Caminiti, S (1, 5) OBP: 0.321, SLG: 0.376	4-2 		2-3 		1 SAFE 			0-3 		3 0 1 0 1 2 2		
Billy Hatcher, R (1, 7) OBP: 0.284, SLG: 0.307	0-0 		0-1 		1-1 			0-0 		4 0 0 0 0 0 6		
Mark Davidson, R (1, 9) OBP: 0.268, SLG: 0.270		1-2 		1-1 		0-0 			2-3 	4 0 0 0 0 1 1	AB 31	
Gerald Young, S (1, 8) OBP: 0.328, SLG: 0.273		2-1 			1-1 				1-1 	4 0 1 0 0 0 0	R 2	
Jim Deshaies, L (1, 1) OBP: 0.173, SLG: 0.157			1-1 		1-0 				2-3 	1 0 0 0 0 0 0	H 5	
Eric Yelding, R (7, PH) OBP: 0.302, SLG: 0.271										1 0 0 0 0 1 0	RBI 1	
Larry Andersen, R (7, 1) OBP: 0.333, SLG: 0.333										0 0 0 0 0 0 0	BB 4	
Alex Trevino, R (9, PH) OBP: 0.364, SLG: 0.457										1 0 0 0 0 1 0	SO 7	
Inning Stats	R: 0 H: 1 E: 0 LOB: 3 K: 1 BB: 2 S: 10 P: 19	R: 0 H: 0 E: 0 LOB: 0 K: 0 BB: 0 S: 7 P: 11	R: 0 H: 0 E: 0 LOB: 0 K: 1 BB: 0 S: 7 P: 9	R: 1 H: 1 E: 0 LOB: 0 K: 1 BB: 0 S: 10 P: 15	R: 0 H: 1 E: 0 LOB: 1 K: 0 BB: 0 S: 9 P: 15	R: 1 H: 1 E: 0 LOB: 1 K: 0 BB: 1 S: 7 P: 12	R: 0 H: 0 E: 0 LOB: 0 K: 1 BB: 0 S: 7 P: 14	R: 0 H: 1 E: 0 LOB: 2 K: 1 BB: 1 S: 9 P: 15	R: 0 H: 0 E: 0 LOB: 0 K: 2 BB: 0 S: 9 P: 14	1B: 2 SF: 0 2B: 2 SAC: 1 3B: 0 DP: 0 HR: 1 HBP: 0	WP: 1 PA: 36 PB: 0 SB: 0 CS: 0	
PITCHER Bruce Hurst, L (1, 1) ERA: 3.0	IP WLS BF H R ER SO BB IBB HBP BLK WP HR S P ERA WHIP											PITCHER IP WLS BF H R ER SO BB IBB HBP BLK WP HR S P ERA WHIP
	9.0 W 36 5 2 2 7 4 0 0 0 1 1 75 124 2.00 1.000											

Houston Astros @ San Diego Padres
Jack Murphy Stadium, San Diego, CA
 Mon Aug 07 1989, 10:05 PM EDT
 Att: 28,613 - Unknown

livebaseballscorecards.com



Batter	1	2	3	4	5	6	7	8	9	AB	R	H	RBI	BB	SO	LOB
Roberto Alomar, S OBP: 0.324, SLG: 0.321 (1, 4)	1-3 K		2-2 S E HBP		0-1 F8	0-0 B1-4		2-3 K2-3		4	1	0	0	0	2	1
Garry Templeton, S OBP: 0.278, SLG: 0.336 (1, 6)	3-2 L6		1-0 F9		0-0 BB 1B	0-0 F8		3-3 K		5	1	1	0	0	1	2
Tony Gwynn, L OBP: 0.392, SLG: 0.431 (1, 8) (9, 9)	2-1 G3-1		3-2 G1-3		1-1 BB 1B	3-1 F8		1-1 G4-3		5	1	1	0	0	0	1
Jack Clark, R OBP: 0.400, SLG: 0.404 (1, 3)		4-2 2B BB	1-2 E7		4-1 1B BB		4-2 1B FC4-6 BB			1	1	0	0	3	0	0
Chris James, R OBP: 0.273, SLG: 0.345 Shawn Abner, R OBP: 0.192, SLG: 0.260 (1, 9) (9, 8)		1-1 2B	1-0 F9		2-1 1B		1-1 FC4-6 G6-3 1B			4	0	3	2	0	0	1
Carmelo Martinez, R OBP: 0.311, SLG: 0.378 Marvell Wynne, L OBP: 0.282, SLG: 0.357 (1, 7) (9, 7)		4-0 IBB		2-2 F8	0-0 F8		2-0 G6-3			3	0	0	0	1	0	4
Mike Pagliarulo, L OBP: 0.268, SLG: 0.288 (1, 5)		1-0 P4		2-0 G4-3	1-1 F9		4-0 FC4-6 IBB			3	0	0	0	1	0	5
Mark Parent, R OBP: 0.208, SLG: 0.350 (1, 2)		1-3 K		0-1 1B		1-1 HR	0-2 FC4-6 FC6-4			4	1	2	2	0	1	5
Bruce Hurst, L OBP: 0.153, SLG: 0.057 (1, 1)		2-3 K		2-3 K		4-0 B1-4 BB	0-1 FC6-4			3	0	0	0	1	2	6

Inning Stats	R: 0	H: 0	E: 0	K: 1	S: 9	LOB: 0	BB: 0	P: 15	R: 0	H: 1	E: 0	K: 2	S: 14	LOB: 3	BB: 2	P: 27	R: 1	H: 0	E: 1	K: 0	S: 12	LOB: 1	BB: 0	P: 20	R: 0	H: 1	E: 0	K: 1	S: 10	LOB: 1	BB: 0	P: 16	R: 2	H: 3	E: 0	K: 0	S: 11	LOB: 2	BB: 1	P: 19	R: 1	H: 1	E: 0	K: 0	S: 6	LOB: 1	BB: 1	P: 14	R: 1	H: 1	E: 0	K: 0	S: 11	LOB: 2	BB: 2	P: 22	R: 0	H: 0	E: 0	K: 2	S: 9	LOB: 0	BB: 0	P: 15
PITCHER	IP	WLS	BF	H	R	ER	SO	BB	IBB	HBP	BLK	WP	HR	S	P	ERA	WHIP																																															
Jim Deshaies, L ERA: 3.07 Larry Andersen, R ERA: 1.2	(1, 1)	6.0	L	30	6	4	3	4	3	1	0	0	0	62	111	4.50	1.500																																															
	(7, 1)	2.0		9	1	1	1	2	1	1	0	0	0	20	37	4.50	1.000																																															


BOTTOM

Houston Astros @ San Diego Padres
Jack Murphy Stadium, San Diego, CA

Mon Aug 07 1989, 10:05 PM EDT
Att. 28,613 - Unknown

AB	32
R	5
H	7
RBI	4
BB	6
SO	6
LOB	25

WP: 0 PA: 39
PB: 0
SB: 1
CS: 0



WP	HR	S	P	ERA	WHIP
0	0	0	0	4.50	1.500
0	0	0	0	4.50	1.000

Batter	1	2	3	4	5	6	7	8	9	AB R H RBI BB SO LOB	TOP																	
Craig Biggio, R (1, 2) OBP: 0.347, SLG: 0.416	2-2 F7		1-1 F8			1-1 G6-3			1-2 G5-3	4 0 0 0 0 0 0	Houston Astros @ San Diego Padres Jack Murphy Stadium, San Diego, CA Wed Aug 09 1989, 10:05 PM EDT Att: 18,120 - Unknown livebaseballscorecards.com																	
Eric Anthony, L (1, 9) Billy Hatcher, R (8, 7) OBP: 0.258, SLG: 0.464 OBP: 0.280, SLG: 0.302	0-0 HR			0-3 K		2-3 K		1-0 E4	3 1 1 1 0 2 0 1 0 0 0 0 0 0																			
Terry Puhl, L (1, 7) OBP: 0.340, SLG: 0.366	0-0 B5-3			0-1 G3		2-1 F9		0-1 G4-6-3	4 0 0 0 0 0 1																			
Glenn Davis, R (1, 3) OBP: 0.340, SLG: 0.505	1-3 K			1-0 E7 1B		2-2 F9			3 0 1 0 0 1 0																			
Ken Caminiti, S (1, 5) OBP: 0.322, SLG: 0.386		3-3 K		0-0 F9		1-0 F9			3 0 0 0 0 1 1																			
Rafael Ramirez, R (1, 6) OBP: 0.261, SLG: 0.336		0-2 G4-3			0-1 G5-3		2-2 G1-3		3 0 0 0 0 0 0																			
Craig Reynolds, L (1, 4) OBP: 0.271, SLG: 0.248		4-0 PO BB			1-0 G4-3		1-1 F9		2 0 0 0 1 0 0																			
Gerald Young, S (1, 8) OBP: 0.327, SLG: 0.270	0-0 PO	0-1 L8		4-2 BB		0-1 G4-3			2 0 0 0 1 0 0																			
Mark Portugal, R (1, 1) Juan Agosto, L (9, 1) Dave Smith, R (9, 1)		0-1 G4-3		1-3 K		3-2 G6-3			3 0 0 0 0 1 1 0 0 0 0 0 0 0 0 0 0 0 0 0 0																			
Inning Stats	R: 1 E: 0 K: 1 S: 8	H: 1 LOB: 0 BB: 0 P: 11	R: 0 E: 0 K: 1 S: 9	H: 0 LOB: 0 BB: 1 P: 16	R: 0 E: 0 K: 0 S: 6	H: 0 LOB: 0 BB: 0 P: 7	R: 0 E: 1 K: 1 S: 7	H: 1 LOB: 1 BB: 0 P: 8	R: 0 E: 0 K: 1 S: 8	H: 0 LOB: 1 BB: 1 P: 14	R: 0 E: 0 K: 1 S: 7	H: 0 LOB: 0 BB: 0 P: 12	R: 0 E: 0 K: 0 S: 11	H: 0 LOB: 0 BB: 0 P: 16	R: 0 E: 0 K: 0 S: 8	H: 0 LOB: 0 BB: 0 P: 12	R: 0 E: 1 K: 0 S: 8	H: 0 LOB: 0 BB: 0 P: 10	1B: 1 2B: 0 3B: 0 HR: 1	SF: 0 SAC: 0 DP: 1 HBP: 0	WP: 0 PB: 0 SB: 0 CS: 0	PA: 31						
PITCHER	IP WLS BF H R ER SO BB IBB HBP BLK WP HR S P ERA WHIP												PITCHER	IP WLS BF H R ER SO BB IBB HBP BLK WP HR S P ERA WHIP														
Ed Whitson, R (1, 1) ERA: 2.69	8.0	27	2	1	1	5	2	0	0	0	0	0	1	64	96	1.12	0.500											
Mark Davis, L (9, 1) ERA: 2.29	1.0	W	3	0	0	0	0	0	0	0	0	0	0	8	10	0.00	0.000											



BOTTOM

Houston Astros @ San Diego Padres
Jack Murphy Stadium, San Diego, CA
Wed Aug 09 1989, 10:05 PM EDT
Att. 18,120 - Unknown

livebaseballscorecards.com

AB 28
R 2
H 7
RBI 2
BB 4
SO 8
LOB 19



WP: 0 PA: 35
PB: 0
SB: 2
CS: 2

AB R H RBI BB SO LOB

4 0 1 0 0 1 3

4 0 1 0 0 1 5
0 0 0 0 0 0 0

4 1 1 0 0 1 2

3 0 0 0 1 2 0
0 1 0 0 0 0 0

3 0 2 0 0 0 0

2 0 0 0 2 0 2

3 0 1 0 0 2 2
0 0 0 1 1 0 0

2 0 1 1 0 0 1

2 0 0 0 0 1 2
1 0 0 0 0 0 2
0 0 0 0 0 0 0
0 0 0 0 0 0 0

1B: 7 SF: 1
2B: 0 SAC: 2
3B: 0 DP: 1
HR: 0 HBP: 0

Batter	1	2	3	4	5	6	7	8	9
Roberto Alomar, S OBP: 0.323, SLG: 0.321 (1, 4)	0-1 P6		1-0 G4-1			0-1 CS 1B		3-3 K	
Garry Templeton, S OBP: 0.279, SLG: 0.335 Mark Davis, L (9, 1)	3-1 CS 1B		0-0 F7			0-3 K		0-2 G3	
Tony Gwynn, L OBP: 0.393, SLG: 0.431 (1, 8)	3-3 K 1-2			2-1 G1		3-2 G3 1-2			3-2 SH1-4 BB BB 1B
Jack Clark, R OBP: 0.398, SLG: 0.399 Shawn Abner, R OBP: 0.190, SLG: 0.257 (9, PR)		0-3 K		1-1 G5-3			1-3 K		4-0 SH1-4 BB SH1-4 BB 1-2 SF7 BB
Chris James, R OBP: 0.279, SLG: 0.356 (1, 9)		0-0 G5-3 1B		1-1 F8			1-0 G6-4-3 1B		1-1 SH1-4
Carmelo Martinez, R OBP: 0.310, SLG: 0.368 (1, 7)		3-2 G5-3 1-2			4-0 FC6-4 BB		0-0 G6-4-3 1-2f		4-0 BB IBB
Mike Pagliarulo, L OBP: 0.266, SLG: 0.285 Bip Roberts, S OBP: 0.395, SLG: 0.410 (8, PR) (9, 5)		0-3 K			2-3 K			1-2 S SH1-3 1B	4-0 SH1-3 BB 1-2 2-3 3-H BB
Benito Santiago, R OBP: 0.279, SLG: 0.351 (1, 2)			0-2 G4-1 1B		1-1 FC6-4 1-2f			1-2 SH1-3	1-0 SF7
Ed Whitson, R OBP: 0.186, SLG: 0.196 Tim Flannery, L OBP: 0.310, SLG: 0.289 Marvell Wynne, L OBP: 0.281, SLG: 0.356 Luis Salazar, R OBP: 0.296, SLG: 0.387 (8, PH) (8, PR) (9, 6)			1-3 K		0-0 F8			1-0 FC1	

Inning Stats	R: 0	H: 1	E: 0	K: 1	S: 7	LOB: 0	BB: 0	P: 13
	R: 0	H: 1	E: 0	K: 2	S: 10	LOB: 1	BB: 0	P: 13
	R: 0	H: 1	E: 0	K: 1	S: 8	LOB: 1	BB: 0	P: 10
	R: 0	H: 0	E: 0	K: 0	S: 6	LOB: 0	BB: 0	P: 10
	R: 0	H: 0	E: 0	K: 1	S: 6	LOB: 1	BB: 1	P: 13
	R: 0	H: 1	E: 0	K: 1	S: 10	LOB: 0	BB: 0	P: 12
	R: 0	H: 1	E: 0	K: 1	S: 6	LOB: 0	BB: 0	P: 8
	R: 0	H: 1	E: 0	K: 1	S: 12	LOB: 3	BB: 0	P: 17
	R: 2	H: 1	E: 0	K: 0	S: 7	LOB: 2	BB: 3	P: 23

PITCHER	IP	WLS	BF	H	R	ER	SO	BB	IBB	HBP	BLK	WP	HR	S	P	ERA	WHIP
Mark Portugal, R ERA: 2.7 (1, 1)	8.0		29	6	0	0	8	1	0	0	0	0	0	65	96	0.00	0.875
Juan Agosto, L ERA: 3.57 (9, 1)	0.0		1	1	1	1	0	0	0	0	0	0	0	3	6	∞	∞
Dave Smith, R ERA: 2.57 (9, 1)	0.2	L	5	0	1	1	0	2	1	0	0	0	0	4	17	13.50	3.000

Batter	1	2	3	4	5	6	7	8	9	AB R H RBI BB SO LOB	TOP
Eric Yelding, R (1, 8) OBP: 0.293, SLG: 0.264	1-3 K		3-2 F7		0-1 FC4-2 1B		1-3 K			4 0 1 0 0 2 0	
Craig Reynolds, L (1, 6) OBP: 0.271, SLG: 0.248	0-1 P3		3-2 F6		0-2 FC4-2 1B			0-2 G6-3		4 0 1 2 0 0 0	
Bill Doran, S (1, 4) OBP: 0.315, SLG: 0.348 Dave Smith, R (8, 1)	4-1 S E BB		2-2 F8		3-2 FC4-2 FC5-4			0-0 G3		3 1 0 0 1 0 2 0 0 0 0 0 0 0	
Glenn Davis, R (1, 3) OBP: 0.337, SLG: 0.500	2-3 K 1-H			0-3 K2-3	2-2 FC5-4			1-3 K2-3		4 0 0 0 0 3 2	
Ken Caminiti, S (1, 5) OBP: 0.321, SLG: 0.385		0-0 G1-3		0-0 G4-3		0-2 G3-6-3 1B		0-0 G3		4 0 1 0 0 0 0	
Terry Puhl, L (1, 7) OBP: 0.341, SLG: 0.365		4-1 BB		2-1 F7		1-1 G3-6-3 1B		3-2 P6		1 0 0 0 1 0 0 0 0 0 0 0 0 0 1 0 0 0 0 0 1 0 0 0 0 0 0 0 1 0 0 0 0 0 0	
Juan Agosto, L (4, 1) OBP: 0.200, SLG: 0.200											
Harry Spillman, L (6, PH)											
Larry Andersen, R (6, 1) OBP: 0.333, SLG: 0.333											
Rafael Ramirez, R (8, 6) OBP: 0.281, SLG: 0.335											
Eric Anthony, L (1, 9) OBP: 0.229, SLG: 0.406		1-3 K			1-2 G4-3		0-0 G6-3		2-1 F7	4 0 0 0 0 1 1	AB 32 R 3 H 6 RBI 2 BB 2 SO 7 LOB 8
Alex Trevino, R (1, 2) OBP: 0.374, SLG: 0.464		2-1 BB			0-1 1B 1B 1B			0-1 F9		3 1 2 0 0 0 0	
Bob Forsch, R (1, 1) OBP: 0.182, SLG: 0.182		0-3 K			2-2 1B 1B			1-1 F7		1 0 0 0 0 1 2 0 0 0 0 0 0 0 2 1 1 0 0 0 0	
Danny Darwin, R (2, 1) OBP: 0.071, SLG: 0.077											
Billy Hatcher, R (4, 7) OBP: 0.281, SLG: 0.303											
Inning Stats	R: 1 H: 0 E: 0 LOB: 0 K: 2 BB: 1 S: 11 P: 17	R: 0 H: 1 E: 0 LOB: 2 K: 2 BB: 1 S: 10 P: 17	R: 0 H: 0 E: 0 LOB: 0 K: 0 BB: 0 S: 13 P: 21	R: 0 H: 0 E: 0 LOB: 0 K: 1 BB: 0 S: 6 P: 8	R: 2 H: 4 E: 0 LOB: 2 K: 0 BB: 0 S: 24 P: 32	R: 0 H: 1 E: 0 LOB: 0 K: 0 BB: 0 S: 6 P: 7	R: 0 H: 0 E: 0 LOB: 0 K: 1 BB: 0 S: 7 P: 9	R: 0 H: 0 E: 0 LOB: 0 K: 1 BB: 0 S: 10 P: 11	R: 0 H: 0 E: 0 LOB: 0 K: 0 BB: 0 S: 6 P: 11	1B: 6 SF: 0 2B: 0 SAC: 0 3B: 0 DP: 1 HR: 0 HBP: 0	WP: 0 PA: 34 PB: 0 SB: 1 CS: 0
PITCHER	IP WLS BF H R ER SO BB IBB HBP BLK WP HR S P ERA WHIP										
Greg Harris, R (1, 1) ERA: 2.76	8.0 W 31 6 3 2 7 2 0 0 0 0 0 0 87 122 2.25 1.000										
Dan Murphy, R (9, 1) ERA:	1.0 3 0 0 0 0 0 0 0 0 0 0 0 6 11 0.00 0.000										

Houston Astros @ San Diego Padres
Jack Murphy Stadium, San Diego, CA

Thu Aug 10 1989, 6:33 AM EDT
Att. 16,760 - Sunny



Batter	1	2	3	4	5	6	7	8	9	AB R H RBI BB SO LOB
Bip Roberts, S OBP: 0.402, SLG: 0.442 (1, 5) B B C B X	3-1 SH5-3 FC6 2B		0-1 CS 1B		2-2 HR	2-3 K			1-0 SH3-4 1-2	4 2 3 1 0 1 0
Roberto Alomar, S OBP: 0.327, SLG: 0.328 (1, 4) F X	0-1 SH5-3 2-3		0-1 F9 2-3		4-2 1B FC5-2 1B BB			1-1 E FC5-4 1B	2-3 K 2-3	3 1 1 0 0 1 1 2
Tony Gwynn, L OBP: 0.396, SLG: 0.433 (1, 8) C F B X	1-2 FC6 1B		1-2 CS 1-2	1-2 S BB WP 1B	1-1 FC5-2 1B 1-2 1B			0-0 E3 FC5-4		4 1 2 1 0 0 1
Jack Clark, R OBP: 0.401, SLG: 0.402 (1, 3) B X	1-0 G6-4-3 1-2 1B			4-1 WP 2B BB	1-2 FC5-2 1B			0-0 FC5-4 G6-4-3		3 1 2 1 1 0 1
Chris James, R OBP: 0.280, SLG: 0.359 (1, 9) X	0-0 G6-4-3 1-2f			1-2 1-H 2-H 2B	1-0 FC5-2			1-0 G6-4-3		4 0 1 1 0 0 6
Carmelo Martinez, R OBP: 0.303, SLG: 0.358 (1, 7) S T B B T F L X		1-3 K		0-0 G6-3	1-3 K			0-1 G5-3		4 0 0 0 0 2 4
Benito Santiago, R OBP: 0.275, SLG: 0.345 (1, 2) X C C X		0-2 P3		1-1 P4	0-3 K			3-2 F9		4 0 0 0 0 1 4
Garry Templeton, S OBP: 0.283, SLG: 0.349 (1, 6) X C		0-1 G6-3		4-0 IBB				0-3 K		3 0 0 0 1 1 0
Andy Benes, R (1, 1) C B X			1-1 G6-3		0-3 K			1-3 K		2 0 0 0 0 1 2
Tim Flannery, L OBP: 0.307, SLG: 0.287 (6, PH) Pat Clements, R (7, 1) Mark Grant, R OBP: 0.286, SLG: 0.091 (7, 1) Marvell Wynne, L OBP: 0.284, SLG: 0.358 (9, PH)								2-2 K SH3-4 1B		1 0 0 0 0 1 0 0 0 0 0 0 0 0 0 0 0 0 0 0 0 1 0 1 0 0 0 0

Inning Stats	R: 1	H: 2	E: 0	K: 0	S: 9	R: 0	H: 0	E: 0	K: 1	S: 9	R: 0	H: 1	E: 0	K: 0	S: 8	R: 2	H: 2	E: 0	K: 1	S: 14	R: 1	H: 3	E: 0	K: 2	S: 24	R: 0	H: 0	E: 0	K: 2	S: 9	R: 1	H: 1	E: 1	K: 0	S: 5	R: 0	H: 0	E: 0	K: 1	S: 9	R: 0	H: 0	E: 0	K: 1	S: 8	R: 0	H: 1	E: 0	K: 1	S: 8	1B: 7	2B: 2	3B: 0	HR: 1	SF: 0	SAC: 2	DP: 2	HBP: 0	WP: 1	PB: 0	SB: 1	CS: 1	PA: 39
--------------	------	------	------	------	------	------	------	------	------	------	------	------	------	------	------	------	------	------	------	-------	------	------	------	------	-------	------	------	------	------	------	------	------	------	------	------	------	------	------	------	------	------	------	------	------	------	------	------	------	------	------	-------	-------	-------	-------	-------	--------	-------	--------	-------	-------	-------	-------	--------

PITCHER	IP	WLS	BF	H	R	ER	SO	BB	IBB	HBP	BLK	WP	HR	S	P	ERA	WHIP
Derek Lilliquist, L ERA: 3.92 (1, 1)	4.0		21	7	4	4	2	2	1	0	0	1	1	54	80	9.00	2.250
Mark Eichhorn, R ERA: 3.38 (5, 1)	4.0	W	14	2	1	0	5	0	0	0	0	0	0	33	45	0.00	0.500
Joe Boever, R ERA: 3.36 (9, 1)	1.0	S	3	1	0	0	1	0	0	0	0	0	0	8	13	0.00	1.000

BOTTOM

Atlanta Braves @ San Diego Padres
Jack Murphy Stadium, San Diego, CA
Fri Aug 11 1989, 10:05 PM EDT
Unknown

livebaseballscorecards.com

AB	33
R	5
H	10
RBI	4
BB	3
SO	8
LOB	20



Batter	1	2	3	4	5	6	7	8	9	AB R H RBI BB SO LOB	TOP
Oddibe McDowell, L (1, 8) OBP: 0.322, SLG: 0.331 F C B X	1-2 G6-4-3 1B		3-2 1B		2-1 F7			1-1 F7		4 0 2 0 0 0 1	
Jeff Blausler, R (1, 5) OBP: 0.318, SLG: 0.408 (8, 6) 1 SAFE X	0-0 P6		0-0 1B			2-1 1B		2-2 BB 1-2 1B		4 0 3 0 0 0 1	
Lonnie Smith, R (1, 7) OBP: 0.431, SLG: 0.573 X	0-0 G6-4-3 1-2f		1-3 K			4-2 FC5-4 BB		0-1 F7		3 0 0 0 1 1 5	
Dale Murphy, R (1, 9) OBP: 0.307, SLG: 0.371		4-1 FC4-6 BB		1-3 K		1 SAFE B 1 SAFE 1 SAFE SAFE B C B X	3-1 FC5-4 1-2f	4-2 BB 1-2 2-3		2 0 0 0 2 1 1	
Andres Thomas, R (1, 6) OBP: 0.236, SLG: 0.331 Jim Acker, R (8, 1) OBP: 0.143, SLG: 0.143	1 SAFE C B B 1 SAFE S F T X	2-3 K	3-3 K		3-2 G4-3		0-3 K		4 0 0 0 0 3 5 0 0 0 0 0 0 0		
Jody Davis, R (1, 3) OBP: 0.240, SLG: 0.224		1-3 K	2-1 1B			4-2 G6-4-3 BB		1-2 F9		3 0 1 0 1 1 1	
Jeff Treadway, L (1, 4) OBP: 0.318, SLG: 0.379 C X	0-1 FC4-6 1-2f		1-0 F7			1-2 G6-4-3 1-2f		0-0 B1-3		4 0 0 0 0 0 3	
Bruce Benedict, R (1, 2) OBP: 0.287, SLG: 0.224			2-2 L4		1-0 L6		2-1 P3	3-1 F7		4 0 0 0 0 0 0	
Marty Clary, R (1, 1) OBP: 0.263, SLG: 0.222 Geronimo Berroa, R (8, PH) OBP: 0.316, SLG: 0.357 Paul Assenmacher, L (8, 1) Ed Whited, R (8, 5) OBP: 0.244, SLG: 0.333	B C X	1-1 F8	0-0 F8			3-1 BB 1B 1B		2 0 0 0 0 0 0 1 0 1 0 0 0 0 0 0 0 0 0 0 0 0 0 0 0 0 0 0			
Inning Stats	R: 0 H: 1 E: 0 LOB: 0 K: 0 BB: 0 S: 5 P: 6	R: 0 H: 0 E: 0 LOB: 1 K: 2 BB: 1 S: 9 P: 16	R: 0 H: 2 E: 0 LOB: 2 K: 1 BB: 0 S: 13 P: 20	R: 0 H: 1 E: 0 LOB: 1 K: 2 BB: 0 S: 9 P: 16	R: 0 H: 0 E: 0 LOB: 0 K: 0 BB: 0 S: 4 P: 7	R: 0 H: 1 E: 0 LOB: 1 K: 0 BB: 1 S: 9 P: 21	R: 0 H: 0 E: 0 LOB: 0 K: 0 BB: 1 S: 7 P: 14	R: 0 H: 2 E: 0 LOB: 3 K: 1 BB: 1 S: 16 P: 26	R: 0 H: 0 E: 0 LOB: 0 K: 0 BB: 0 S: 6 P: 10	1B: 7 SF: 0 2B: 0 SAC: 0 3B: 0 DP: 2 HR: 0 HBP: 0	WP: 0 PA: 35 PB: 0 SB: 0 CS: 0
PITCHER Dennis Rasmussen, L (1, 1) ERA: 4.18 Mark Davis, L (8, 1) ERA: 2.23	IP WLS BF H R ER SO BB IBB HBP BLK WP HR S P ERA WHIP 7.1 W 29 7 0 0 5 3 0 0 0 0 0 0 63 113 0.00 1.364 1.2 S 6 0 0 0 1 1 0 0 0 0 0 0 15 23 0.00 0.600	PITCHER IP WLS BF H R ER SO BB IBB HBP BLK WP HR S P ERA WHIP									

Atlanta Braves @ San Diego Padres
 Jack Murphy Stadium, San Diego, CA
 Fri Aug 11 1989, 10:05 PM EDT
 Att: 27,563 - Unknown

livebaseballscorecards.com

AB	31
R	0
H	7
RBI	0
BB	4
SO	6
LOB	17



Batter	1	2	3	4	5	6	7	8	9	AB R H RBI BB SO LOB	TOP											
Oddibe McDowell, L (1, 8) OBP: 0.328, SLG: 0.339	2-1 K 1B		0-0 CS 1B			0-0 SH3 1B	2-1 1B 2B		2-2 F7	5 2 4 1 0 0 1												
Jeff Blauser, R (1, 5) OBP: 0.321, SLG: 0.411	2-3 K 1-2		3-2 FC5-4 1B			1-0 SH3 1-2	1-2 2B 1B			3 0 2 1 0 1 1												
Lonnie Smith, R (1, 7) OBP: 0.427, SLG: 0.566	0-1 G5-3		1-0 FC5-4 1-2f			1-2 L6	0-0 G3-1			4 0 0 0 0 0 3												
Dale Murphy, R (1, 9) OBP: 0.306, SLG: 0.369		1-1 E6 HR		0-0 G5-3		4-2 1B BB		3-2 G5-3		3 1 0 0 1 0 0												
Darrell Evans, L (1, 3) OBP: 0.293, SLG: 0.379		3-2 HR		2-1 F7		1-2 1B		3-3 K		4 1 2 3 0 1 0												
Jim Acker, R (8, 1) OBP: 0.143, SLG: 0.143		1-H HR		3-2 F6		0-0 L3		3-0 L8		0 0 0 0 0 0 0												
Andres Thomas, R (1, 6) OBP: 0.236, SLG: 0.330		3-2 1B		3-2 F6		0-0 L3		3-0 L8		4 0 1 0 0 0 2												
Jody Davis, R (1, 2) OBP: 0.244, SLG: 0.226		2-1 F7			2-3 K		2-0 1B 2B 1B		4-0 FC2-6 BB	3 1 1 0 1 1 0	AB 34											
29 John Smoltz, R (9, PR) OBP: 0.207, SLG: 0.231		2-1 F7								0 0 0 0 0 0 0	R 5											
Bruce Benedict, R (9, 2) OBP: 0.267, SLG: 0.224		2-1 F7								0 0 0 0 0 0 0	H 11											
Ed Romero, R (1, 4) OBP: 0.260, SLG: 0.248		1-1 P3			0-0 F9		0-1 2B 1B		0-1 FC2-6	4 0 1 0 0 0 1	RBI 5											
Tom Glavine, L (1, 1) OBP: 0.175, SLG: 0.167			0-0 F7			0-3 K			0-3 K	3 0 0 0 0 2 2	BB 2											
Tommy Gregg, L (8, 3) OBP: 0.288, SLG: 0.337			0-0 F7			0-3 K			0-3 K	1 0 0 0 0 1 1	SO 6											
Inning Stats	R: 0 E: 0 K: 1 S: 7	H: 1 LOB: 0 BB: 0 P: 11	R: 2 E: 1 K: 0 S: 13	H: 2 LOB: 0 BB: 0 P: 23	R: 0 E: 0 K: 0 S: 6	H: 2 LOB: 1 BB: 0 P: 10	R: 0 E: 0 K: 0 S: 8	H: 0 LOB: 0 BB: 0 P: 13	R: 0 E: 0 K: 2 S: 7	H: 0 LOB: 0 BB: 0 P: 9	R: 1 E: 0 K: 0 S: 13	H: 2 LOB: 2 BB: 1 P: 20	R: 2 E: 0 K: 1 S: 12	H: 4 LOB: 1 BB: 0 P: 17	R: 0 E: 0 K: 1 S: 9	H: 0 LOB: 0 BB: 0 P: 18	R: 0 E: 0 K: 1 S: 8	H: 0 LOB: 1 BB: 1 P: 14	1B: 9 2B: 1 3B: 0 HR: 1	SF: 0 SAC: 1 DP: 0 HBP: 0	WP: 0 PB: 0 SB: 0 CS: 1	PA: 37
PITCHER	IP WLS BF H R ER SO BB IBB HBP BLK WP HR S P ERA WHIP																					
Bruce Hurst, L (1, 1) ERA: 3.08	7.0 L 30 11 5 4 4 1 0 0 0 0 1 66 103 5.14 1.714																					
Greg Harris, R (8, 1) ERA: 2.72	1.1 5 0 0 0 1 1 0 0 0 0 0 11 24 0.00 0.750																					
Mark Davis, L (9, 1) ERA: 2.2	0.2 2 0 0 0 1 0 0 0 0 0 0 6 8 0.00 0.000																					

Atlanta Braves @ San Diego Padres
Jack Murphy Stadium, San Diego, CA
 Sat Aug 12 1989, 10:05 PM EDT
 Att: 21,657 - Unknown

livebaseballscorecards.com



Batter	1	2	3	4	5	6	7	8	9	AB	R	H	RBI	BB	SO	LOB
Bip Roberts, S OBP: 0.396, SLG: 0.431 (1, 7) C F H	1-2 SH3-4 HBP		3-2 L4			0-1 F8		1-2 G4-3 1B		3	1	1	0	0	0	0
Roberto Alomar, S OBP: 0.325, SLG: 0.325 (1, 4) X	0-0 SH3-4		1-2 F8			2-1 G6-3		1-0 G4-3		3	0	0	0	0	0	1
Tony Gwynn, L OBP: 0.397, SLG: 0.434 (1, 8) B B X	2-0 F7				1-0 G6-3		0-2 G4-3		1-0 G4-3		4	0	0	0	0	2
Jack Clark, R OBP: 0.406, SLG: 0.411 (1, 3) C F B B F F B B	4-2 BB				4-0 BB		0-1 F7		0-0 1B		2	0	1	1	2	0
Chris James, R OBP: 0.280, SLG: 0.366 (1, 9) Mark Davis, L (9, 1) B X	1-0 L7				1-0 F7		3-2 HR		0-3 K		4	1	1	1	0	1
Garry Templeton, S OBP: 0.286, SLG: 0.350 (1, 6) B B C B X		2-2 G6-3			0-0 L6		1-1 HR		2-2 SH3-4 1B		4	1	2	0	0	1
Mike Pagliarulo, L OBP: 0.267, SLG: 0.287 (1, 5) Luis Salazar, R OBP: 0.299, SLG: 0.404 (7, PH) (8, 5) B B C B X		1-3 K			1-3 K		0-1 HR		0-0 SH3-4		2	0	0	0	0	2
Mark Parent, R OBP: 0.218, SLG: 0.347 (1, 2) B X		1-0 G6-3			1-0 F8		2-2 G6-3		0-0 G5-3		4	0	0	0	0	1
Bruce Hurst, L OBP: 0.148, SLG: 0.055 (1, 1) Carmelo Martinez, R OBP: 0.302, SLG: 0.356 (7, PH) Greg Harris, R (8, 1) Marvell Wynne, L OBP: 0.280, SLG: 0.353 (9, 9) C B F B B X			2-3 K		0-0 G4-3		2-0 F8		1-3 K		2	0	0	0	0	1

Inning Stats	R: 0	H: 0	E: 0	K: 0	S: 9	R: 0	H: 0	E: 0	K: 1	S: 7	R: 0	H: 0	E: 0	K: 1	S: 9	R: 0	H: 0	E: 0	K: 1	S: 5	R: 0	H: 0	E: 0	K: 0	S: 7	R: 3	H: 3	E: 0	K: 0	S: 13	R: 1	H: 2	E: 0	K: 1	S: 9	R: 0	H: 1	E: 0	K: 1	S: 9	1B: 4	2B: 0	3B: 0	HR: 2	SF: 0	SAC: 2	DP: 0	HBP: 1	WP: 0	PA: 36
--------------	------	------	------	------	------	------	------	------	------	------	------	------	------	------	------	------	------	------	------	------	------	------	------	------	------	------	------	------	------	-------	------	------	------	------	------	------	------	------	------	------	-------	-------	-------	-------	-------	--------	-------	--------	-------	--------

PITCHER	IP	WLS	BF	H	R	ER	SO	BB	IBB	HBP	BLK	WP	HR	S	P	ERA	WHIP
Tom Glavine, L ERA: 3.41 (1, 1)	7.0	W	27	3	3	3	3	2	0	1	0	0	2	53	89	3.86	0.714
Jim Acker, R ERA: 2.71 (8, 1)	2.0	S	9	3	1	1	2	0	0	0	0	0	0	18	24	4.50	1.500

BOTTOM

Atlanta Braves @ San Diego Padres
Jack Murphy Stadium, San Diego, CA

Sat Aug 12 1989, 10:05 PM EDT
Att. 21,657 - Unknown

livebaseballscorecards.com

AB	31
R	4
H	6
RBI	4
BB	2
SO	5
LOB	10



Batter	1	2	3	4	5	6	7	8	9	AB R H RBI BB SO LOB	TOP														
Bip Roberts, S (1, 5) OBP: 0.394, SLG: 0.427	1-1 L6		1-0 2-H 1B			0-3 K		0-0 B2		4 0 1 1 0 1 0															
Roberto Alomar, S (1, 4) OBP: 0.322, SLG: 0.323	0-3 K		0-1 SAFE L7			0-2 F8		1-0 B1-3		4 0 0 0 0 1 1															
Tony Gwynn, L (1, 8) OBP: 0.396, SLG: 0.433	3-2 G4-3					0-0 G3-1		1-1 F9		4 0 1 0 0 0 0															
Jack Clark, R (1, 3) OBP: 0.402, SLG: 0.406			0-1 F8			0-2 P4		0-1 F8		4 0 0 0 0 0 1															
Shawn Abner, R (9, 9) OBP: 0.190, SLG: 0.257						1 SAFE P4				0 0 0 0 0 0 0															
Chris James, R (1, 9) OBP: 0.281, SLG: 0.374			1-3 K			1-1 P4		2-0 HR		3 1 1 1 0 1 1															
Marvell Wynne, L (9, 7) OBP: 0.280, SLG: 0.353										0 0 0 0 0 0 0															
Carmelo Martinez, R (1, 7) OBP: 0.302, SLG: 0.356			2-3 K			1 SAFE 2-0 CS		0-0 G6-4-3 1B		3 0 1 0 0 2 0															
Benito Santiago, R (1, 2) OBP: 0.272, SLG: 0.341			2-3 K			1-2 K		2-0 G6-4-3		3 0 0 0 0 1 1															
Garry Templeton, S (1, 6) OBP: 0.289, SLG: 0.356			0-1 SH1-4 1B			1-2 2B		1-0 G4-3		3 1 2 0 0 0 0															
Ed Whitson, R (1, 1) OBP: 0.180, SLG: 0.190			0-0 SH1-4			0-3 K		1-0 F9		2 0 0 0 0 1 1															
Inning Stats	R: 0 E: 0 K: 1 S: 11	H: 0 LOB: 0 BB: 0 P: 15	R: 0 E: 0 K: 2 S: 14	H: 0 LOB: 0 BB: 0 P: 17	R: 1 E: 0 K: 1 S: 11	H: 2 LOB: 1 BB: 0 P: 14	R: 0 E: 0 K: 0 S: 9	H: 1 LOB: 0 BB: 0 P: 13	R: 0 E: 0 K: 2 S: 16	H: 1 LOB: 1 BB: 0 P: 22	R: 0 E: 0 K: 1 S: 8	H: 0 LOB: 0 BB: 0 P: 8	R: 1 E: 0 K: 0 S: 5	H: 2 LOB: 0 BB: 0 P: 9	R: 0 E: 0 K: 0 S: 3	H: 0 LOB: 0 BB: 0 P: 5	R: 0 E: 0 K: 0 S: 5	H: 0 LOB: 0 BB: 0 P: 9	1B: 4 2B: 1 3B: 0 HR: 1	SF: 0 SAC: 1 DP: 1 HBP: 0	WP: 0 PB: 0 SB: 0 CS: 1	PA: 32			
PITCHER	IP	WLS	BF	H	R	ER	SO	BB	IBB	HBP	BLK	WP	HR	S	P	ERA	WHIP								
Sid Fernandez, L (1, 1) ERA: 2.75	7.0		25	6	2	2	7	0	0	0	0	0	1	74	98	2.57	0.857								
Jeff Musselman, L (8, 1) ERA: 6.04	2.0	W	6	0	0	0	0	0	0	0	0	0	0	8	14	0.00	0.000								

San Diego Padres @ New York Mets
Shea Stadium, Flushing, NY
Tue Aug 15 1989, 7:05 PM EDT
Att: 32,885 - Unknown

livebaseballscorecards.com

AB	30
R	2
H	6
RBI	2
BB	0
SO	7
LOB	5



Batter	1	2	3	4	5	6	7	8	9	AB R H RBI BB SO LOB
Juan Samuel, R OBP: 0.317, SLG: 0.374 (1, 8)	1-0 1B		1-1 G3		1-1 L5			2-3 K		4 0 1 0 0 1 1
Tim Teufel, R OBP: 0.348, SLG: 0.318 (1, 4) (8, 3)	0-3 K		2-2 G5-3			0-1 G4-3		1-1 G2-3		4 0 0 0 0 1 1
Howard Johnson, S OBP: 0.377, SLG: 0.593 (1, 5)	0-1 P3			2-0 G4-3 2B		0-2 HR		0-0 F9		4 1 2 1 0 0 1
Darryl Strawberry, L OBP: 0.324, SLG: 0.507 (1, 9)	2-2 G4-3			0-1 G4-3		0-0 F8			1-2 P4	4 0 0 0 0 0 2
Kevin McReynolds, R OBP: 0.339, SLG: 0.454 (1, 7)		2-2 G3 1B		1-1 G1-3		2-0 G4-3			1-0 HR	4 1 2 1 0 0 1
Keith Hernandez, L OBP: 0.337, SLG: 0.363 (1, 3) Barry Lyons, R OBP: 0.295, SLG: 0.370 (8, 2)		1-1 G3		1-0 L1-3			2-2 G6-3		0-1 2B 1B	3 0 0 0 0 0 2 1 1 1 0 0 0 0
Mackey Sasser, L OBP: 0.306, SLG: 0.393 (1, 2) Keith Miller, R OBP: 0.253, SLG: 0.293 (7, PR) (8, 4)		0-0 1B			0-1 SH2-4 1B		0-1 1B		1-3 K	3 0 3 0 0 0 0 1 0 0 0 0 1 1
Kevin Elster, R OBP: 0.289, SLG: 0.351 (1, 6)		0-0 B1-3			1-3 K		1 SAFE P3		0-1 2B	4 0 1 1 0 1 3
Sid Fernandez, L OBP: 0.216, SLG: 0.224 (1, 1) Dave Magadan, L OBP: 0.362, SLG: 0.397 (7, PH) Jeff Musselman, L (8, 1)			0-0 F7		1 SAFE SH2-4		1-0 F7			1 0 0 0 0 0 0 1 0 0 0 0 0 1 0 0 0 0 0 0 0

Inning Stats	R: 0	H: 1	E: 0	K: 1	S: 11	LOB: 1	BB: 0	P: 14	R: 0	H: 2	E: 0	K: 0	S: 7	LOB: 1	BB: 0	P: 10	R: 0	H: 0	E: 0	K: 0	S: 6	LOB: 0	BB: 0	P: 9	R: 0	H: 1	E: 0	K: 1	S: 9	LOB: 1	BB: 0	P: 11	R: 1	H: 1	E: 0	K: 0	S: 7	LOB: 0	BB: 0	P: 9	R: 0	H: 1	E: 0	K: 0	S: 10	LOB: 1	BB: 0	P: 15	R: 0	H: 0	E: 0	K: 1	S: 6	LOB: 0	BB: 0	P: 9	R: 2	H: 3	E: 0	K: 1	S: 14	LOB: 1	BB: 0	P: 17	1B: 6	SF: 0	2B: 2	SAC: 1	3B: 0	DP: 0	HR: 2	HBP: 0	WP: 0	PA: 35
PITCHER Ed Whitson, R ERA: 2.72 (1, 1)	IP	WLS	BF	H	R	ER	SO	BB	IBB	HBP	BLK	WP	HR	S	P	ERA	WHIP																																																									
																		PITCHER	IP	WLS	BF	H	R	ER	SO	BB	IBB	HBP	BLK	WP	HR	S	P	ERA	WHIP																																							

BOTTOM

San Diego Padres @ New York Mets
Shea Stadium, Flushing, NY
Tue Aug 15 1989, 7:05 PM EDT
Att. 32,885 - Unknown

livebaseballscores.com

AB	34
R	3
H	10
RBI	3
BB	0
SO	4
LOB	13



Batter	1	2	3	4	5	6	7	8	9	AB R H RBI BB SO LOB	TOP									
Bip Roberts, S (1, 7) OBP: 0.391, SLG: 0.429	0-1 G4-3		1-2 G4-3		0-0 F7			0-2 1B 2B		4 1 1 0 0 0 1										
Roberto Alomar, S (1, 4) OBP: 0.326, SLG: 0.325	4-0 2B L7-2 BB		2-2 L6-3 1B			2-1 B2-3		0-1 2B 2-H 1B		3 0 2 1 1 0 0										
Tony Gwynn, L (1, 8) OBP: 0.397, SLG: 0.438	1-0 1-3 2B		1-2 L6-3			1-1 F9		1-0 1-3 2B		4 0 2 0 0 0 1										
Jack Clark, R (1, 3) OBP: 0.398, SLG: 0.401	0-2 L7-2 3-H			0-3 K		1-1 G5-3		0-0 P3		4 0 0 0 0 1 4										
Chris James, R (1, 9) OBP: 0.278, SLG: 0.370		0-0 P4		0-2 P4		1-1 F7		2-0 P1		4 0 0 0 0 0 2										
Dan Murphy, R (8, 1)										0 0 0 0 0 0 0										
Mike Pagliarulo, L (1, 5) OBP: 0.263, SLG: 0.283		0-2 P4		1-2 G4-3		2-3 K		2-1 F7		4 0 0 0 0 1 0										
Benito Santiago, R (1, 2) OBP: 0.275, SLG: 0.343		1-1 1B S 1B			1-1 G6-3		1-2 F7		1-1 G6-4-3 1B	4 0 2 0 0 0 0										
Garry Templeton, S (1, 6) OBP: 0.291, SLG: 0.360		1-1 1-3 1B			0-1 2B			0-1 G1-3	0-1 G6-4-3	4 0 2 0 0 0 1										
Dennis Rasmussen, L (1, 1) OBP: 0.200, SLG: 0.224		2-1 G4-3			1-0 L9			1-0 HR		1 0 0 0 0 0 2										
Tim Flannery, L (5, PH) OBP: 0.305, SLG: 0.284										1 0 0 0 0 0 1										
Don Schulze, R (5, 1)										0 0 0 0 0 0 0										
Luis Salazar, R (8, PH) OBP: 0.302, SLG: 0.420										1 1 1 1 0 0 0										
Inning Stats	R: 0 E: 0 K: 0 S: 6	H: 1 LOB: 1 BB: 1 P: 11	R: 0 E: 0 K: 0 S: 10	H: 2 LOB: 2 BB: 0 P: 14	R: 0 E: 0 K: 1 S: 9	H: 0 LOB: 0 BB: 0 P: 10	R: 0 E: 0 K: 0 S: 6	H: 1 LOB: 1 BB: 0 P: 8	R: 0 E: 0 K: 0 S: 6	H: 0 LOB: 0 BB: 0 P: 10	R: 0 E: 0 K: 1 S: 8	H: 0 LOB: 0 BB: 0 P: 12	R: 2 E: 0 K: 0 S: 11	H: 4 LOB: 2 BB: 0 P: 15	R: 0 E: 0 K: 0 S: 6	H: 1 LOB: 0 BB: 0 P: 9	1B: 5 2B: 6 3B: 0 HR: 1	SF: 0 SAC: 0 DP: 3 HBP: 0	WP: 0 PB: 0 SB: 1 CS: 0	PA: 35
PITCHER	IP WLS BF H R ER SO BB IBB HBP BLK WP HR S P ERA WHIP																			
Ron Darling, R (1, 1) ERA: 3.61	7.1 W 30 9 2 2 2 1 0 0 0 0 0 1 65 91 2.46 1.364																			
Don Aase, R (8, 1) ERA: 3.33	1.2 S 5 1 0 0 0 0 0 0 0 0 0 0 8 13 0.00 0.600																			

San Diego Padres @ New York Mets
 Shea Stadium, Flushing, NY
 Wed Aug 16 1989, 7:05 PM EDT
 Att. 36,768 - Unknown - 85 F

livebaseballscorecards.com

AB	34
R	2
H	10
RBI	2
BB	1
SO	2
LOB	12



Batter	1	2	3	4	5	6	7	8	9	AB R H RBI BB SO LOB	TOP											
Roberto Alomar, S OBP: 0.330, SLG: 0.330 (1, 4)	1-2 1B 1B	0-0 E 1B 1B		0-2 6-3 F8 1B		3-2 L9			2-2 FC4-6 1B 1-2 1B	5 2 4 0 0 0 0												
Garry Templeton, S OBP: 0.295, SLG: 0.363 (1, 6)	1-1 1B 2B 1B	0-1 SAFE SAFE G1-6-3 1B		1-0 F8 1-2		0-1 G4-3			0-0 FC4-6 1B 1-2 2-3	5 1 3 1 0 0 1												
Tony Gwynn, L OBP: 0.395, SLG: 0.435 (1, 8)	0-0 2B G6-3 1B	1-1 G1-6-3 1-2f		2-2 6-3 2-3		1-1 G3-1			2-3 K 1-2f 2-3 3-H	5 1 1 1 0 1 5												
Chris James, R OBP: 0.279, SLG: 0.373 (1, 9)	1-1 G6-3 1B 1-3 3-H		0-1 L9	2-3 K		0-1 1B			0-0 FC4-6 1-2f 2-3 3-H	5 1 2 2 0 1 3												
Carmelo Martinez, R OBP: 0.304, SLG: 0.354 (1, 3)	0-0 G6-3 2-3 3-H		1-1 FC6-4 1B 1B		4-2 G5-6-3 BB				1-1 F7 3	4 0 1 1 1 0 4												
Luis Salazar, R OBP: 0.305, SLG: 0.421 (1, 7)	1-2 1B 3-H		2-2 FC6-4 1B		1-1 G5-6-3 1-2f			0-2 P3		4 0 2 1 0 0 1												
Mike Pagliarulo, L OBP: 0.260, SLG: 0.279 (1, 5)	2-2 F9		1-0 FC6-4 BB 1-2f 2-3		3-1 L9			1-1 F7		4 0 0 0 0 0 3												
Mark Parent, R OBP: 0.219, SLG: 0.339 (1, 2)	1-1 L6		4-2 BB		0-0 G6-3			1-0 6-3		3 0 0 0 1 0 1												
Bruce Hurst, L OBP: 0.169, SLG: 0.053 (1, 1)		4-2 1B 1B BB	0-3 K		2-3 K				4-2 1B 1B FC4-6 BB	2 1 0 0 2 2 3												
Inning Stats	R: 4 E: 0 K: 0 S: 18	H: 5 LOB: 1 BB: 0 P: 25	R: 1 E: 1 K: 0 S: 8	H: 2 LOB: 0 BB: 1 P: 13	R: 0 E: 0 K: 1 S: 13	H: 2 LOB: 3 BB: 1 P: 21	R: 0 E: 0 K: 1 S: 11	H: 1 LOB: 1 BB: 0 P: 16	R: 0 E: 0 K: 0 S: 6	H: 0 LOB: 0 BB: 1 P: 14	R: 0 E: 0 K: 1 S: 9	H: 0 LOB: 0 BB: 0 P: 14	R: 0 E: 0 K: 0 S: 8	H: 1 LOB: 1 BB: 0 P: 12	R: 0 E: 0 K: 0 S: 6	H: 0 LOB: 0 BB: 0 P: 8	R: 1 E: 0 K: 1 S: 13	H: 2 LOB: 2 BB: 1 P: 22	1B: 12 2B: 1 3B: 0 HR: 0	SF: 0 SAC: 0 DP: 2 HBP: 0	WP: 0 PB: 0 SB: 0 CS: 0	PA: 41
PITCHER	IP WLS BF H R ER SO BB IBB HBP BLK WP HR S P ERA WHIP																					
Frank Viola, L ERA: 3.69 (1, 1)	6.0 L 28 10 5 4 3 3 0 0 0 0 0 0 65 103 6.00 2.167																					
Jeff Innis, R ERA: 2.63 (7, 1)	2.0 7 1 0 0 0 0 0 0 0 0 0 0 14 20 0.00 0.500																					
Randy Myers, L ERA: 1.77 (9, 1)	1.0 6 2 1 1 1 1 0 0 0 0 0 0 13 22 9.00 3.000																					

San Diego Padres @ New York Mets
Shea Stadium, Flushing, NY
Thu Aug 17 1989, 3:33 AM EDT
Att. 40,406 - Sunny

livebaseballscorecards.com

AB	37
R	6
H	13
RBI	6
BB	4
SO	4
LOB	21



Batter	1	2	3	4	5	6	7	8	9	AB	R	H	RBI	BB	SO	LOB
Gregg Jefferies, S OBP: 0.284, SLG: 0.331 (1, 4)	1-1 2B G3 1B	2-1 L8		0-2 FC4-6 E 1-2f 2-3		0-1 FC5-4 1B			1-1 L9	5	1	2	0	0	0	3
Juan Samuel, R OBP: 0.315, SLG: 0.371 (1, 8)	0-3 K	2-3 K		1-1 E5 1-2 3-H		0-0 FC5-4 1-2f			3-2 L3	5	0	0	0	0	2	4
Howard Johnson, S OBP: 0.383, SLG: 0.603 (1, 5)	1-0 G3 1-3 2B		1-0 G4-6-3 1B						0-0 5-3	5	0	3	0	0	0	2
Darryl Strawberry, L OBP: 0.325, SLG: 0.522 (1, 9)	3-1 G3 2-3 3-H		0-0 G4-6-3 1-2f		1-2 1B				0-0 F7	4	0	1	1	0	0	3
Kevin McReynolds, R OBP: 0.339, SLG: 0.456 (1, 7)	4-2 BB BB		1-0 3B		1-1 P3				2-1 F9	3	0	1	0	1	0	2
Tim Teufel, R OBP: 0.347, SLG: 0.312 (1, 3)	4-2 BB		1-0 F7		1-1 F8				2-2 FC6-4 1-2f	3	0	0	0	1	0	3
Barry Lyons, R OBP: 0.288, SLG: 0.361 (1, 2)	0-1 F7			2-2 4-3		1-3 K			0-2 F9	4	0	0	0	0	1	4
Kevin Elster, R OBP: 0.291, SLG: 0.358 (1, 6)		0-1 SH1-4 1B		0-2 FC4-6 E 2B		1-1 6-3			0-1 5-3	4	1	2	0	0	0	0
Frank Viola, L (1, 1)		0-2 SH1-4		0-0 E6 FC4-6		2-2 F7			2-1 6-3	1	0	0	0	0	0	1
Dave Magadan, L OBP: 0.363, SLG: 0.395 (6, PH)										1	0	0	0	0	0	0
Jeff Innis, R (7, 1)										0	0	0	0	0	0	0
Mark Carreon, R OBP: 0.333, SLG: 0.500 (8, PH)										1	0	0	0	0	0	0
Randy Myers, L (9, 1)										0	0	0	0	0	0	0

Inning Stats	R: 1	H: 2	E: 0	K: 1	S: 14	R: 0	H: 1	E: 0	K: 1	S: 10	R: 0	H: 2	E: 0	K: 0	S: 4	R: 1	H: 1	E: 2	K: 0	S: 17	R: 0	H: 1	E: 0	K: 1	S: 10	R: 0	H: 1	E: 0	K: 0	S: 11	R: 0	H: 1	E: 0	K: 0	S: 10	R: 0	H: 0	E: 0	K: 0	S: 7	R: 0	H: 0	E: 0	K: 0	S: 7	R: 0	H: 0	E: 0	K: 0	S: 11
	LOB: 3	BB: 2	P: 27	LOB: 1	BB: 0	P: 14	LOB: 2	BB: 0	P: 20	LOB: 1	BB: 0	LOB: 1	BB: 0	P: 14	LOB: 0	BB: 0	P: 9	LOB: 0	BB: 0	P: 15	LOB: 0	BB: 0	P: 9	LOB: 0	BB: 0	P: 11	LOB: 0	BB: 0	P: 14	LOB: 0	BB: 0	P: 14	LOB: 0	BB: 0	P: 15	LOB: 0	BB: 0	P: 9	LOB: 0	BB: 0	P: 11	1B: 6	SF: 0	2B: 2	SAC: 1	3B: 1	DP: 1	HR: 0	HBP: 0	


PITCHER	IP	WLS	BF	H	R	ER	SO	BB	IBB	HBP	BLK	WP	HR	S	P	ERA	WHIP
Bruce Hurst, L ERA: 2.98 (1, 1)	9.0	W	39	9	2	1	3	2	0	0	0	0	0	90	131	1.00	1.222

BOTTOM

San Diego Padres @ New York Mets
Shea Stadium, Flushing, NY

Thu Aug 17 1989, 3:33 AM EDT
Att. 40,406 - Sunny

AB	36
R	2
H	9
RBI	1
BB	2
SO	3
LOB	22



WP: 0	PA: 39
PB: 0	SB: 0
CS: 0	

livebaseballscores.com

Batter	1	2	3	4	5	6	7	8	9	AB R H RBI BB SO LOB	TOP											
Roberto Alomar, S (1, 4) OBP: 0.328, SLG: 0.327	1-1 G3		0-3 K		0-0 G4-6-3 1-2f			1-3 K		4 0 0 0 0 2 1	San Diego Padres @ Montreal Expos Olympic Stadium, Montreal, QB Fri Aug 18 1989, 7:05 PM EDT Att: 20,807 - Unknown livebaseballscorecards.com											
Garry Templeton, S (1, 6) OBP: 0.295, SLG: 0.365	1-1 WP 2B		0-1 G3			1-3 K		0-1 G4-3		4 0 1 0 0 1 0												
Tony Gwynn, L (1, 8) OBP: 0.396, SLG: 0.435	2-3 K		4-2 BB			2-2 G6-4-3 1B		0-1 G6-3		3 0 1 0 1 1 1												
Jack Clark, R (1, 3) OBP: 0.397, SLG: 0.408	1-0 G5-3		0-2 G6-3			1-1 G6-4-3 1-2f		0-1 HR		4 1 1 1 0 0 3												
Chris James, R (1, 9) OBP: 0.279, SLG: 0.380		1-1 HR		2-3 K		1-0 G5-3		0-1 F8		4 1 1 1 0 1 0												
Luis Salazar, R (1, 7) OBP: 0.300, SLG: 0.414		0-3 K G5-3		2-3 K		2-2 F4		1-2 F8		4 0 0 0 0 2 0												
Mike Pagliarulo, L (1, 5) OBP: 0.261, SLG: 0.279		3-1 G5-3 1-2		0-0 G6-3		0-1 1B				3 0 1 0 0 0 1												
Benito Santiago, R (1, 2) OBP: 0.272, SLG: 0.340		0-2 F6			0-0 G6-3		1-1 G5-3			3 0 0 0 0 0 2												
Andy Benes, R (1, 1) OBP: 0.250, SLG: 0.250		3-2 G4-3			2-1 G4-6-3 1B		1-2 G3			2 0 1 0 0 0 1												
Pat Clements, R (7, 1)										0 0 0 0 0 0 0												
Tim Flannery, L (8, PH) OBP: 0.302, SLG: 0.282										1 0 0 0 0 0 0												
Mark Grant, R (8, 1) OBP: 0.286, SLG: 0.091										0 0 0 0 0 0 0												
Inning Stats	R: 0 E: 0 K: 1 S: 8	H: 1 LOB: 1 BB: 0 P: 13	R: 1 E: 0 K: 1 S: 13	H: 1 LOB: 1 BB: 0 P: 20	R: 0 E: 0 K: 1 S: 10	H: 0 LOB: 0 BB: 1 P: 14	R: 0 E: 0 K: 2 S: 10	H: 0 LOB: 0 BB: 0 P: 14	R: 0 E: 0 K: 0 S: 4	H: 1 LOB: 0 BB: 0 P: 6	R: 0 E: 0 K: 1 S: 8	H: 1 LOB: 0 BB: 0 P: 12	R: 0 E: 0 K: 0 S: 9	H: 1 LOB: 1 BB: 0 P: 13	R: 0 E: 0 K: 1 S: 8	H: 0 LOB: 0 BB: 0 P: 10	R: 1 E: 0 K: 0 S: 9	H: 1 LOB: 0 BB: 0 P: 10	1B: 3 2B: 1 3B: 0 HR: 2	SF: 0 SAC: 0 DP: 2 HBP: 0	WP: 2 PB: 0 SB: 0 CS: 0	PA: 33
PITCHER Pascual Perez, R (1, 1) ERA: 3.68	IP: 9.0 WLS: W BF: 33 H: 6 R: 2 ER: 2 SO: 7 BB: 1 IBB: 0 HBP: 0 BLK: 0 WP: 2 HR: 2 S: 79 P: 112 ERA: 2.00 WHIP: 0.778											PITCHER	IP: 9.0 WLS: W BF: 33 H: 6 R: 2 ER: 2 SO: 7 BB: 1 IBB: 0 HBP: 0 BLK: 0 WP: 2 HR: 2 S: 79 P: 112 ERA: 2.00 WHIP: 0.778									



Batter	1	2	3	4	5	6	7	8	9
Dave Martinez, L OBP: 0.328, SLG: 0.394 (1, 8) C C C X	0-2 G4-3 ①		2-3 K ③		1-2 BLK 1B		2-2 G3 ②		
Tom Foley, L OBP: 0.309, SLG: 0.353 (1, 4) C B F B X	2-2 F9 ②			2-2 F8 ①	3-2 1-H 1B		2-2 F8 ③		
Andres Galarraga, R OBP: 0.337, SLG: 0.428 (1, 3) C F S	0-3 K ③			1-0 F8 ②	1-0 F8 ③			1-3 K ①	
Tim Raines, S OBP: 0.405, SLG: 0.458 (1, 7) B X		1-0 F7 ①		1-2 1B		2-0 HR		2-3 K ②	
Tim Wallach, R OBP: 0.341, SLG: 0.424 (1, 5) C C B C		1-3 K ②		1-0 F9 ③		2-3 K ①		1-1 HR	
Larry Walker, L OBP: 0.700, SLG: 0.500 (1, 9) C X		0-1 BLK 1B			4-0 3B BB	3-3 K ②		0-1 F8 ③	
Nelson Santovenia, R OBP: 0.327, SLG: 0.396 (1, 2) X		0-0 G5-3 ③			0-0 P3 ①	0-1 F7 ③			
Spike Owen, S OBP: 0.373, SLG: 0.356 (1, 6) C T F C X			2-3 K ①		0-2 1-H SH1-3 3B		1-1 G3 SH3-4 HBP		
Pascual Perez, R OBP: 0.195, SLG: 0.231 (1, 1) C C C S			1-3 K ②		0-0 SH1-3 ②		1-1 SH3-4 ①		

Inning Stats	R: 0	H: 0	E: 0	K: 1	S: 9	R: 0	H: 1	E: 0	K: 1	S: 7	R: 0	H: 0	E: 0	K: 3	S: 9	R: 0	H: 1	E: 0	K: 0	S: 9	R: 3	H: 3	E: 0	K: 0	S: 12	R: 1	H: 1	E: 0	K: 2	S: 10	R: 0	H: 0	E: 0	K: 0	S: 11	R: 1	H: 1	E: 0	K: 2	S: 11
	0	0	0	1	11	0	0	0	1	9	0	0	0	3	9	0	1	0	0	9	0	3	3	1	21	0	1	0	0	17	0	0	0	0	17	1	1	0	2	15

PITCHER	IP	WLS	BF	H	R	ER	SO	BB	IBB	HBP	BLK	WP	HR	S	P	ERA	WHIP
Andy Benes, R ERA: 7.3 (1, 1)	6.1	L	27	6	4	4	7	1	0	1	2	0	1	59	91	5.68	1.105
Pat Clements, L ERA: 3.67 (7, 1)	0.2		2	0	0	0	0	0	0	0	0	0	0	8	12	0.00	0.000
Mark Grant, R ERA: 2.91 (8, 1)	1.0		4	1	1	1	2	0	0	0	0	0	1	11	15	9.00	1.000

BOTTOM

San Diego Padres @ Montreal Expos
Olympic Stadium, Montreal, QB
Fri Aug 18 1989, 7:05 PM EDT
Att. 20,807 - Unknown

AB	29
R	5
H	7
RBI	5
BB	1
SO	9
LOB	6



1B	2B	3B	HR	SF	SAC	DP	HBP	WP	HR	S	P	ERA	WHIP
4	0	1	2	0	2	0	1	0	0	0	33		

Batter	1	2	3	4	5	6	7	8	9	AB R H RBI BB SO LOB	TOP											
Bip Roberts, S (1, 7) OBP: 0.389, SLG: 0.427	2-2 F8		1-2 SF7		0-2 FC4 1B		0-3 K			3 0 1 1 0 1 0												
Roberto Alomar, S (1, 4) OBP: 0.327, SLG: 0.328	1-1 2B		1-3 K		1-1 FC4 1B			3-2 G6-3		4 0 1 0 0 1 1												
Tony Gwynn, L (1, 8) OBP: 0.395, SLG: 0.433	0-0 G5-3			0-3 K	2-2 1B			1-2 G1-3		4 0 1 0 0 1 1												
Jack Clark, R (1, 3) Mark Davis, L (8, 1)	0-0 G4-3			1-0 L7	3-3 K			1-3 K		4 0 0 0 0 2 3 0 0 0 0 0 0 0												
Chris James, R (1, 9) OBP: 0.276, SLG: 0.376		1-1 L3		2-0 G4-3		2-2 L9		0-1 E6 1B G1-3		4 0 0 0 0 0 0												
Garry Templeton, S (1, 6) OBP: 0.294, SLG: 0.364		2-2 G4-3			1-0 HR 1B	2-2 L6		0-0 G1-3		4 1 1 0 0 0 1												
Mike Pagliarulo, L (1, 5) OBP: 0.261, SLG: 0.289		2-1 G6-3			0-0 HR	2-3 K		2-3 K		4 1 1 2 0 2 1												
Benito Santiago, R (1, 2) OBP: 0.275, SLG: 0.345			1-0 SH1-4 SF7 2B		0-3 K		1-0 F8		1-1 1B	4 1 2 0 0 1 0												
Greg Harris, R (1, 1) OBP: 0.154, SLG: 0.083 Mark Grant, R (5, 1) OBP: 0.286, SLG: 0.091 Tim Flannery, L (7, PH) OBP: 0.300, SLG: 0.280 Dan Murphy, R (7, 1) Carmelo Martinez, R (8, 3) OBP: 0.303, SLG: 0.353			0-0 SH1-4		0-1 1B FC4 1B		1-1 G3		2-3 K	1 1 1 0 0 0 0 0 0 0 0 0 0 0 1 0 0 0 0 0 0 0 0 0 0 0 0 0 1 0 0 0 0 1 2												
Inning Stats	R: 0 E: 0 K: 0 S: 9	H: 1 LOB: 1 BB: 0 P: 12	R: 0 E: 0 K: 0 S: 7	H: 0 LOB: 0 BB: 0 P: 12	R: 1 E: 0 K: 1 S: 9	H: 1 LOB: 0 BB: 0 P: 12	R: 0 E: 0 K: 1 S: 5	H: 0 LOB: 0 BB: 0 P: 8	R: 3 E: 1 K: 2 S: 22	H: 5 LOB: 2 BB: 0 P: 27	R: 0 E: 0 K: 1 S: 11	H: 0 LOB: 0 BB: 0 P: 17	R: 0 E: 0 K: 1 S: 6	H: 0 LOB: 0 BB: 0 P: 8	R: 0 E: 0 K: 1 S: 9	H: 0 LOB: 0 BB: 0 P: 14	R: 0 E: 1 K: 2 S: 11	H: 1 LOB: 2 BB: 0 P: 16	1B: 5 2B: 2 3B: 0 HR: 1	SF: 1 SAC: 1 DP: 0 HBP: 0	WP: 0 PB: 0 SB: 1 CS: 0	PA: 36
PITCHER	IP WLS BF H R ER SO BB IBB HBP BLK WP HR S P ERA WHIP																					
Dennis Martinez, R (1, 1) ERA: 3.03	8.2 W 35 8 4 3 8 0 0 0 0 0 1 86 121 3.12 0.923																					
Tim Burke, R (9, 1) ERA: 2.61	0.1 S 1 0 0 0 1 0 0 0 0 0 0 3 5 0.00 0.000																					

San Diego Padres @ Montreal Expos
Olympic Stadium, Montreal, QB
 Sat Aug 19 1989, 7:05 PM EDT
 Att: 24,914 - Unknown

livebaseballscorecards.com

AB	34
R	4
H	8
RBI	3
BB	0
SO	9
LOB	9



Batter	1	2	3	4	5	6	7	8	9	AB	R	H	RBI	BB	SO	LOB
Dave Martinez, L (1, 8) OBP: 0.327, SLG: 0.392	0-0 P4		0-0 P7		3-2 G5-3 1B	3-2 P6				4	1	1	0	0	0	2
Tom Foley, L (1, 4) OBP: 0.307, SLG: 0.350 Damaso Garcia, R (6, 4) OBP: 0.323, SLG: 0.389	1-3 K2-3		1-2 P6		2-3 K	2-2 G6-3				3	0	0	0	0	2	2
Andres Galarraga, R (1, 3) OBP: 0.336, SLG: 0.425	1-2 F9		0-0 FC6-4		4-0 G5-3 1B BB					3	1	0	0	1	0	1
Tim Raines, S (1, 7) OBP: 0.408, SLG: 0.463		0-1 HR 1B		1-1 FC1-5-6 2B	4-1 G5-3 1B IBB					3	2	2	0	1	0	0
Tim Wallach, R (1, 5) OBP: 0.340, SLG: 0.429		0-0 HR		0-1 FC1-5-6-1 1B	2-1 G5-3					4	2	1	3	0	0	3
Larry Walker, L (1, 9) OBP: 0.714, SLG: 0.600		2-1 G1-6-3 1B		0-0 1B CS	0-1 1B					4	0	3	2	0	0	0
Mike Fitzgerald, R (1, 2) OBP: 0.339, SLG: 0.411		1-1 G1-6-3		2-1 CS 1B	2-2 1B					4	0	2	1	0	1	1
Rex Hudler, R (1, 6) OBP: 0.292, SLG: 0.444		3-2 F9		5-0 1B IBB	1-2 G5-3					3	0	0	0	1	0	2
Dennis Martinez, R (1, 1) OBP: 0.210, SLG: 0.140 Tim Burke, R (9, 1)			3-2 FC6-4 1B	1-3 K		1-1 E3 G6-3				3	0	1	0	0	1	2
										0	0	0	0	0	0	0

Inning Stats	R: 0	H: 0	E: 0	K: 1	S: 7	R: 2	H: 3	E: 0	K: 0	S: 10	R: 0	H: 1	E: 0	K: 0	S: 10	R: 1	H: 3	E: 0	K: 1	S: 12	R: 3	H: 3	E: 0	K: 1	S: 19	R: 0	H: 0	E: 1	K: 0	S: 11	R: 0	H: 0	E: 0	K: 0	S: 5	R: 0	H: 0	E: 0	K: 1	S: 10	R: 0	H: 0	E: 0	K: 1	S: 12	1B: 8	SF: 0	2B: 1	SAC: 0	3B: 0	DP: 2	HR: 1	HBP: 0	WP: 0	PA: 35
--------------	------	------	------	------	------	------	------	------	------	-------	------	------	------	------	-------	------	------	------	------	-------	------	------	------	------	-------	------	------	------	------	-------	------	------	------	------	------	------	------	------	------	-------	------	------	------	------	-------	-------	-------	-------	--------	-------	-------	-------	--------	-------	--------

PITCHER	IP	WLS	BF	H	R	ER	SO	BB	IBB	HBP	BLK	WP	HR	S	P	ERA	WHIP
Greg Harris, R (1, 1) ERA: 3.19	4.1	L	22	8	6	6	3	1	2	0	1	0	1	47	80	12.46	2.077
Mark Grant, R (5, 1) ERA: 2.85	1.2		7	2	0	0	0	0	0	0	0	0	0	22	33	0.00	1.200
Dan Murphy, R (7, 1) ERA: 3.0	1.0		3	0	0	0	0	0	0	0	0	0	0	5	10	0.00	0.000
Mark Davis, L (8, 1) ERA: 2.17	1.0		3	0	0	0	1	0	0	0	0	0	0	10	12	0.00	0.000

BOTTOM

San Diego Padres @ Montreal Expos
Olympic Stadium, Montreal, QB
Sat Aug 19 1989, 7:05 PM EDT
Att. 24,914 - Unknown

livebaseballscorecards.com

AB	32
R	6
H	10
RBI	6
BB	3
SO	4
LOB	14



Batter	1	2	3	4	5	6	7	8	9	AB R H RBI BB SO LOB	TOP											
Bip Roberts, S (1, 6) OBP: 0.395, SLG: 0.436	0-1 F8		2-1 G3 1B		0-0 SH1-3			0-1 SH5-3 HR 2B	4-0 S BB	3 2 2 0 1 0 0												
Roberto Alomar, S (1, 4) OBP: 0.328, SLG: 0.332	2-1 1B 2B		1-0 S G3 1B		1-2 G4-3			1-1 SH5-3	1-0 G4-3	4 1 2 0 0 0 2												
Tony Gwynn, L (1, 8) OBP: 0.395, SLG: 0.432	0-1 2-H 1B		1-0 G3		1-1 L7			4-2 S HR BB		3 1 1 2 1 0 2												
Jack Clark, R (1, 3) OBP: 0.392, SLG: 0.410	0-0 L7		0-1 F7			0-2 G5-3		2-1 1-H 3-H HR		4 1 1 3 0 0 2												
Chris James, R (1, 9) OBP: 0.276, SLG: 0.375	1 SAFE P3		2-2 P3			0-0 F8		0-0 FC6-4 1B		4 0 1 0 0 0 2												
Marvell Wynne, L (1, 7) OBP: 0.279, SLG: 0.351		0-1 G5-3 1B		0-0 G1-3		2-2 L5		0-1 FC6-4 1B		4 0 1 0 0 0 1												
Mike Pagliarulo, L (1, 5) OBP: 0.257, SLG: 0.285		1-3 K		2-1 G1			1-3 K	0-0 G4-3		4 0 0 0 0 2 2												
Mark Parent, R (1, 2) OBP: 0.213, SLG: 0.328		0-0 G5-3		0-2 G1-3			1-1 G5-3		0-1 G5-3	4 0 0 0 0 0 1												
Ed Whitson, R (1, 1) OBP: 0.188, SLG: 0.183		0-0 G1-3			4-2 G4-3 SH1-3 BB		1-3 K		0-1 G3	2 0 0 0 1 1 1												
Mark Davis, L (7, 1)										1 0 0 0 0 0 0												
Inning Stats	R: 1 E: 0 K: 0 S: 8	H: 2 LOB: 1 BB: 0 P: 10	R: 0 E: 0 K: 1 S: 7	H: 1 LOB: 1 BB: 0 P: 8	R: 1 E: 0 K: 0 S: 9	H: 2 LOB: 1 BB: 0 P: 15	R: 0 E: 0 K: 0 S: 7	H: 0 LOB: 0 BB: 0 P: 9	R: 0 E: 0 K: 2 S: 8	H: 0 LOB: 1 BB: 1 P: 14	R: 0 E: 0 K: 0 S: 7	H: 0 LOB: 0 BB: 0 P: 9	R: 0 E: 0 K: 2 S: 9	H: 0 LOB: 0 BB: 0 P: 12	R: 3 E: 0 K: 0 S: 15	H: 3 LOB: 1 BB: 1 P: 21	R: 0 E: 0 K: 0 S: 6	H: 0 LOB: 1 BB: 1 P: 10	1B: 5 2B: 2 3B: 0 HR: 1	SF: 0 SAC: 2 DP: 0 HBP: 0	WP: 0 PB: 0 SB: 3 CS: 0	PA: 38
PITCHER	IP WLS BF H R ER SO BB IBB HBP BLK WP HR S P ERA WHIP																					
Bryn Smith, R (1, 1) ERA: 2.56	7.0 L 27 5 2 2 3 1 0 0 0 0 0 0 55 77 2.57 0.857																					
Zane Smith, L (8, 1) ERA: 3.85	1.0 7 3 3 3 0 1 0 0 0 0 0 1 15 21 27.00 4.000																					
Rich Thompson, R (9, 1) ERA:	1.0 4 0 0 0 0 0 1 0 0 0 0 0 6 10 0.00 1.000																					

San Diego Padres @ Montreal Expos
Olympic Stadium, Montreal, QB
Sun Aug 20 1989, 7:05 PM EDT
Att: 39,377 - Unknown

livebaseballscorecards.com

AB	33
R	5
H	8
RBI	5
BB	3
SO	3
LOB	13



BOTTOM

San Diego Padres @ Montreal Expos
 Olympic Stadium, Montreal, QB
 Sun Aug 20 1989, 7:05 PM EDT
 Att. 39,377 - Unknown

livebaseballscorecards.com

AB	32
R	2
H	6
RBI	2
BB	3
SO	8
LOB	14



WP:	1	PA:	36
PB:	0	SB:	1
CS:	0		

AB R H RBI BB SO LOB

3	0	0	0	0	0	1
0	1	0	0	1	0	0
3	0	0	0	0	0	0
1	0	1	0	0	0	0
4	0	0	1	0	1	1
4	1	1	0	0	2	1
4	0	1	0	0	2	2
4	0	0	0	0	1	2
4	0	2	1	0	1	1
2	0	1	0	2	0	1
1	0	0	0	0	0	2
1	0	0	0	0	0	2
0	0	0	0	0	0	0
0	0	0	0	0	0	0
1	0	0	0	0	1	1

1B:	5	SF:	0
2B:	1	SAC:	1
3B:	0	DP:	0
HR:	0	HBP:	0

WP:	1	PA:	36
PB:	0	SB:	1
CS:	0		

Batter	1	2	3	4	5	6	7	8	9
Dave Martinez, L (1, 8) OBP: 0.324, SLG: 0.388 Otis Nixon, S (8, PH) OBP: 0.307, SLG: 0.265 (9, 8)	1-0 P5 		1-1 G4-3 			0-0 G1-3 		4-0 1B G6-3 BB 	
Tom Foley, L (1, 4) OBP: 0.304, SLG: 0.346 Damaso Garcia, R (8, PH) OBP: 0.327, SLG: 0.392 (9, 4)	0-0 G3 			0-2 F9 		0-0 P3 		1-1 WP 1B 	
Andres Galarraga, R (1, 3) OBP: 0.333, SLG: 0.421	1-0 L9 			2-1 G3-1 		2-3 K 		2-1 G6-3 	
Tim Raines, S (1, 7) OBP: 0.407, SLG: 0.461		2-2 F7 		3-3 K 		2-1 G4-3 S 2B 1B 		1-3 K 	
Tim Wallach, R (1, 5) OBP: 0.339, SLG: 0.427		0-2 F9 		1-0 G5-3 1B 		1-3 K 		1-3 K 	
Larry Walker, L (1, 9) OBP: 0.556, SLG: 0.429		1-3 K 		2-1 G5-3 		1-0 G4-3 		2-2 G4-3 	
Mike Fitzgerald, R (1, 2) OBP: 0.342, SLG: 0.417			0-0 G4-3 		0-3 K 		0-0 	1-2 FC5-4 1B 	
Spike Owen, S (1, 6) OBP: 0.377, SLG: 0.357			0-2 		4-2 		4-0 	1-1 FC5-4 	
Bryn Smith, R (1, 1) OBP: 0.167, SLG: 0.102 Wallace Johnson, S (7, PH) OBP: 0.278, SLG: 0.329 Zane Smith, L (8, 1) OBP: 0.200, SLG: 0.233 Rich Thompson, R (9, 1) Nelson Santovenia, R (9, PH) OBP: 0.325, SLG: 0.394			0-0 SH3-4 		1-1 FC6-4 		0-1 FC4-6 	2-3 K 	

Inning Stats	R: 0	H: 0	E: 0	LOB: 0	K: 0	S: 3	R: 0	H: 0	E: 0	LOB: 0	K: 1	S: 11	R: 0	H: 1	E: 0	LOB: 1	K: 0	S: 7	R: 0	H: 0	E: 0	LOB: 0	K: 1	S: 8	R: 0	H: 1	E: 0	LOB: 2	K: 1	S: 13	R: 0	H: 0	E: 0	LOB: 0	K: 1	S: 8	R: 1	H: 2	E: 0	LOB: 2	K: 1	S: 10	R: 1	H: 1	E: 0	LOB: 1	K: 2	S: 11	R: 0	H: 1	E: 0	LOB: 1	K: 1	S: 12	1B: 5	SF: 0	2B: 1	SAC: 1	3B: 0	DP: 0	HR: 0	HBP: 0	WP: 1	PA: 36
--------------	------	------	------	--------	------	------	------	------	------	--------	------	-------	------	------	------	--------	------	------	------	------	------	--------	------	------	------	------	------	--------	------	-------	------	------	------	--------	------	------	------	------	------	--------	------	-------	------	------	------	--------	------	-------	------	------	------	--------	------	-------	-------	-------	-------	--------	-------	-------	-------	--------	-------	--------

PITCHER	IP	WLS	BF	H	R	ER	SO	BB	IBB	HBP	BLK	WP	HR	S	P	ERA	WHIP
Ed Whitson, R (1, 1) ERA: 2.67	6.2	W	26	4	1	1	5	2	0	0	0	0	0	58	87	1.35	0.900
Mark Davis, L (7, 1) ERA: 2.23	2.1	S	10	2	1	1	3	1	0	0	0	1	0	25	40	3.86	1.286

Batter	1	2	3	4	5	6	7	8	9	AB R H RBI BB SO LOB	TOP
Bip Roberts, S (1, 7) OBP: 0.391, SLG: 0.444	1-2 F8	1-1 HR		0-0 F6		3-2 G3			0-0 G6-3	5 1 1 2 0 0 2	
Roberto Alomar, S (1, 4) OBP: 0.325, SLG: 0.329	0-1 G6-3	2-2 F9		0-2 FC4-6		2-1 G4-3			1-2 G4-3	5 0 0 0 0 0 2	
Tony Gwynn, L (1, 8) OBP: 0.394, SLG: 0.435	0-1 G6-3			2-0 G5-3		0-2 G6-4-3 3B			0-1 F8	4 1 1 0 0 0 0	
Jack Clark, R (1, 3) OBP: 0.393, SLG: 0.412		1-1 WP 3B 2B		2-0 P4		4-2 G6-4-3 BB			1-3 K	3 1 1 0 1 1 0	
Chris James, R (1, 9) OBP: 0.278, SLG: 0.377		4-0 WP 3B BB		0-0 E WP 2B		0-0 G6-4-3 1-2f			0-0 F8	3 2 1 0 1 0 1	
Garry Templeton, S (1, 6) OBP: 0.294, SLG: 0.368		1-2 1B 3B		3-2 E5 WP		0-0 G1-3			0-3 K	4 1 1 2 0 1 1	
Benito Santiago, R (1, 2) OBP: 0.275, SLG: 0.353		2-3 K		2-1 F8		2-0 HR			2-2 F7	4 1 1 1 0 1 2	
Luis Salazar, R (1, 5) OBP: 0.304, SLG: 0.415		1-2 HR 1B		1-3 K		2-2 F8			1-0 1B	4 1 2 1 0 1 0	
Dennis Rasmussen, L (1, 1) OBP: 0.226, SLG: 0.269		0-0 SH1		1-0 FC4-6 1B		2-1 WP 2B			1-0 F7	3 0 2 0 0 0 0	
Inning Stats	R: 0 E: 0 K: 0 S: 7 H: 0 LOB: 0 BB: 0 P: 8	R: 5 E: 0 K: 1 S: 18 H: 4 LOB: 0 BB: 1 P: 30	R: 1 E: 1 K: 0 S: 9 H: 1 LOB: 1 BB: 0 P: 18	R: 0 E: 0 K: 1 S: 8 H: 1 LOB: 1 BB: 0 P: 10	R: 1 E: 0 K: 0 S: 8 H: 1 LOB: 0 BB: 1 P: 12	R: 1 E: 0 K: 0 S: 12 H: 2 LOB: 1 BB: 0 P: 23	R: 0 E: 0 K: 1 S: 6 H: 0 LOB: 0 BB: 0 P: 7	R: 0 E: 0 K: 1 S: 8 H: 1 LOB: 1 BB: 0 P: 11	R: 0 E: 0 K: 0 S: 5 H: 0 LOB: 0 BB: 0 P: 7	1B: 3 2B: 3 3B: 2 HR: 2 SF: 0 SAC: 1 DP: 1 HBP: 0	WP: 3 PB: 0 SB: 0 CS: 0 PA: 38
PITCHER	IP WLS BF H R ER SO BB IBB HBP BLK WP HR S P ERA WHIP										
Don Carman, L (1, 1) ERA: 5.03	3.0 L 16 5 6 5 1 1 0 0 0 2 1 34 56 15.00 2.000										
Randy O'Neal, R (4, 1) ERA: 6.18	5.0 19 5 2 2 3 1 0 0 0 1 1 42 63 3.60 1.200										
Todd Frohwirth, R (9, 1) ERA: 3.95	1.0 3 0 0 0 0 0 0 0 0 0 0 5 7 0.00 0.000										

San Diego Padres @ Philadelphia Phillies
Veterans Stadium, Philadelphia, PA
 Mon Aug 21 1989, 7:05 PM EDT
 Att: 17,467 - Unknown

AB	35
R	8
H	10
RBI	6
BB	2
SO	4
LOB	8



Batter	1	2	3	4	5	6	7	8	9	AB R H RBI BB SO LOB
--------	---	---	---	---	---	---	---	---	---	----------------------

Lenny Dykstra, L OBP: 0.333, SLG: 0.385 (1, 8)	0-1 F8		1-3 K			1-2 G3-1			1-2 G4-3	4 0 0 0 0 1 0
Tom Herr, S OBP: 0.350, SLG: 0.355 (1, 4)	2-2 G6-3 2B		3-2 F8			1-2 G3-6-1 1B			1-1 G3-6-3 1B	4 0 3 0 0 0 0
Von Hayes, L OBP: 0.385, SLG: 0.452 (1, 9)	1-1 G6-3				0-1 F7	1-1 G3-6-1 1-2f			1-2 G3-6-3 1-2f	4 0 0 0 0 0 3
Ricky Jordan, R OBP: 0.310, SLG: 0.395 (1, 3)		0-2 G4-3		1-0 G5-3			0-1 G5-3			3 0 0 0 0 0 0
Randy Ready, R OBP: 0.370, SLG: 0.411 (1, 7)		2-3 K		3-1 3B			1-3 K			3 0 1 0 0 2 0
Charlie Hayes, R OBP: 0.281, SLG: 0.392 (1, 5)		2-1 G6-3		0-0 G6-3			0-0 F8			3 0 0 0 0 0 1
Dickie Thon, R OBP: 0.296, SLG: 0.378 (1, 6)			1-3 K		1-0 F9			0-1 F9		3 0 0 0 0 1 0
Steve Lake, R OBP: 0.309, SLG: 0.342 (1, 2)			1-1 HR 1B		1-1 L4			1-2 G6-3		3 1 1 0 0 0 0
Don Carman, L OBP: 0.036, SLG: 0.036 (1, 1)			1-0 HR		0-1 G4-3			0-0 G5-3		0 0 0 0 0 0 0
Dwayne Murphy, L OBP: 0.338, SLG: 0.415 (3, PH)										1 1 1 2 0 0 0
Randy O'Neal, R (4, 1)										1 0 0 0 0 0 0
Bob Dernier, R OBP: 0.243, SLG: 0.235 (8, PH)										1 0 0 0 0 0 0
Todd Frohwirth, R (9, 1)										0 0 0 0 0 0 0

Inning Stats	R: 0 E: 0 K: 0 S: 8	H: 1 LOB: 0 BB: 0 P: 11	R: 0 E: 0 K: 1 S: 9	H: 0 LOB: 0 BB: 0 P: 13	R: 2 E: 0 K: 2 S: 13	H: 2 LOB: 0 BB: 0 P: 20	R: 0 E: 0 K: 0 S: 6	H: 1 LOB: 1 BB: 0 P: 10	R: 0 E: 0 K: 0 S: 5	H: 0 LOB: 0 BB: 0 P: 7	R: 0 E: 0 K: 1 S: 8	H: 1 LOB: 0 BB: 0 P: 11	R: 0 E: 0 K: 1 S: 6	H: 0 LOB: 0 BB: 0 P: 7	R: 0 E: 0 K: 0 S: 7	H: 0 LOB: 0 BB: 0 P: 8	R: 0 E: 0 K: 0 S: 9	H: 1 LOB: 0 BB: 0 P: 12	1B: 3 2B: 1 3B: 1 HR: 1	SF: 0 SAC: 0 DP: 2 HBP: 0	WP: 0 PB: 0 SB: 0 CS: 0	PA: 30
--------------	------------------------------	----------------------------------	------------------------------	----------------------------------	-------------------------------	----------------------------------	------------------------------	----------------------------------	------------------------------	---------------------------------	------------------------------	----------------------------------	------------------------------	---------------------------------	------------------------------	---------------------------------	------------------------------	----------------------------------	----------------------------------	------------------------------------	----------------------------------	--------

PITCHER	IP	WLS	BF	H	R	ER	SO	BB	IBB	HBP	BLK	WP	HR	S	P	ERA	WHIP	PITCHER	IP	WLS	BF	H	R	ER	SO	BB	IBB	HBP	BLK	WP	HR	S	P	ERA	WHIP		
Dennis Rasmussen, L ERA: 4.12 (1, 1)	9.0	W	30	6	2	2	4	0	0	0	0	0	1	71	99	2.00	0.667																				

BOTTOM

San Diego Padres @ Philadelphia Phillies
Veterans Stadium, Philadelphia, PA
Mon Aug 21 1989, 7:05 PM EDT
Att. 17,467 - Unknown

livebaseballscores.com

AB	30
R	2
H	6
RBI	2
BB	0
SO	4
LOB	4

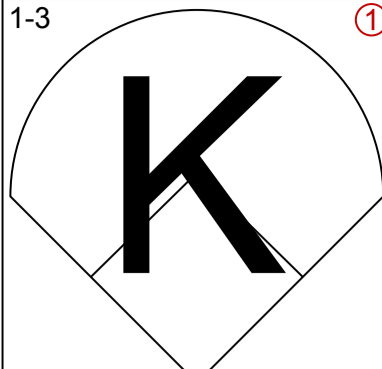
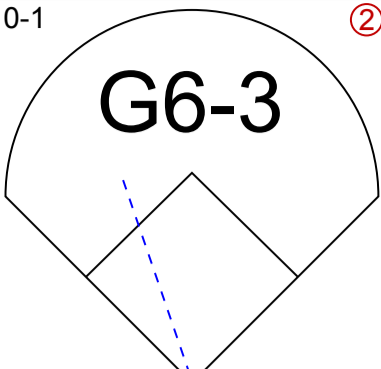
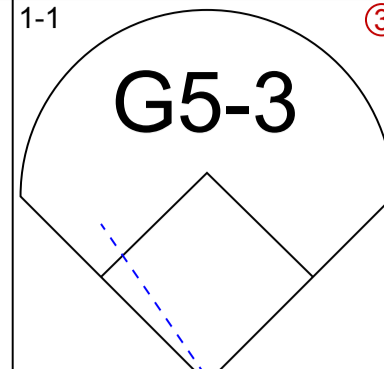
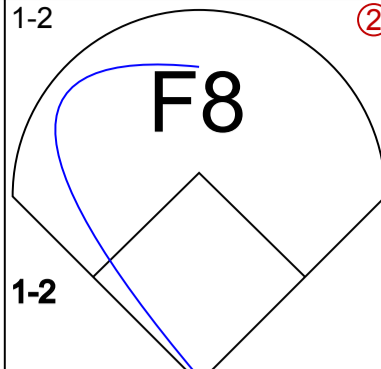
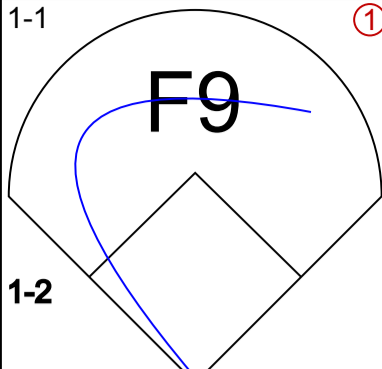
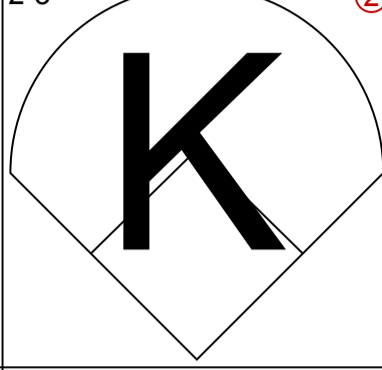
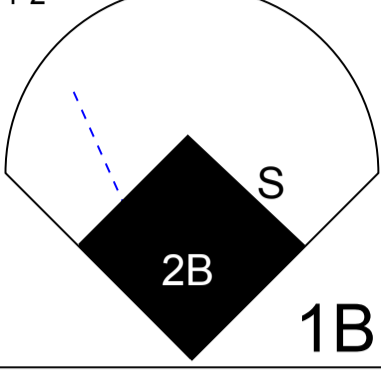
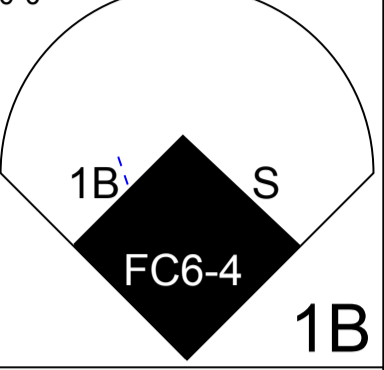
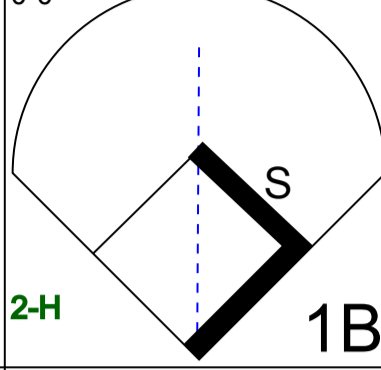
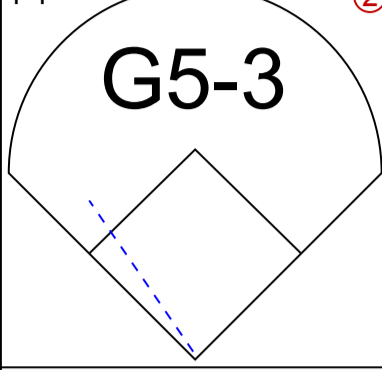
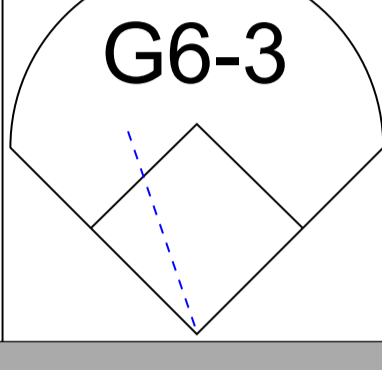
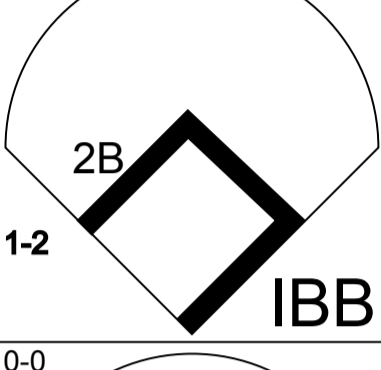
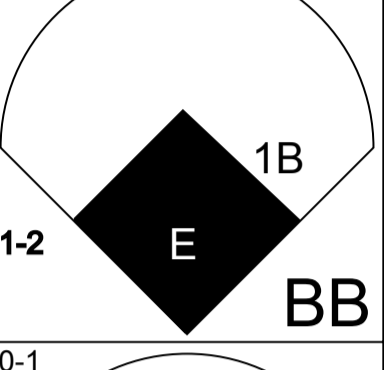
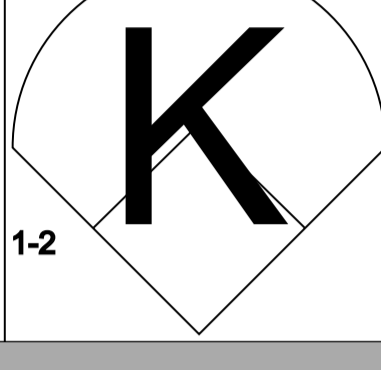
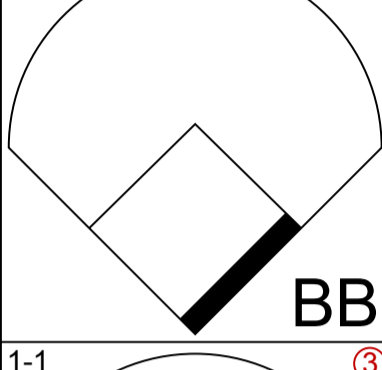
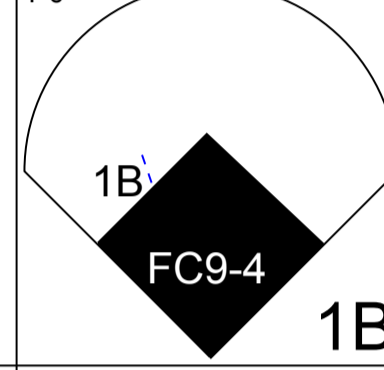
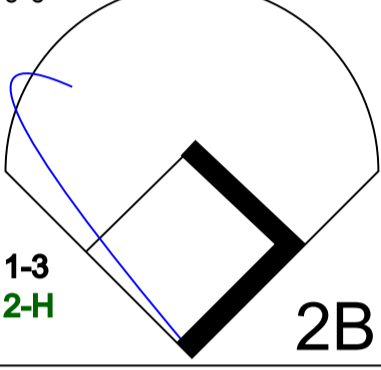
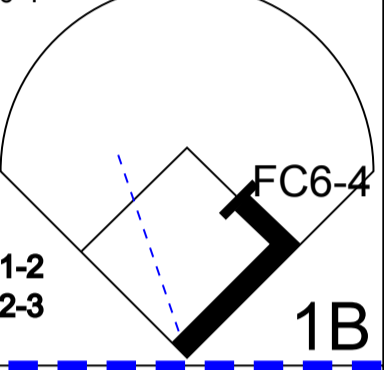
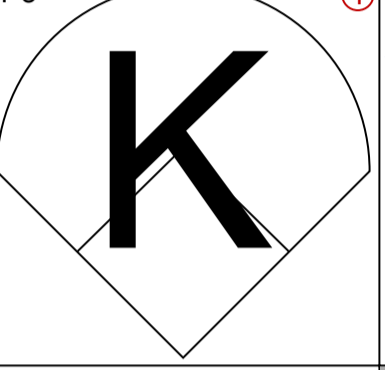
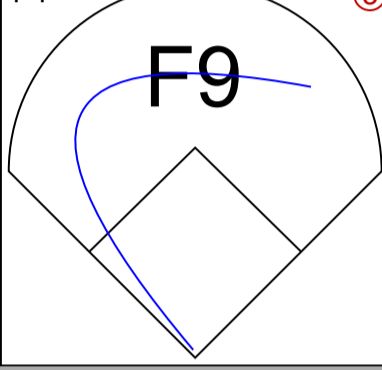
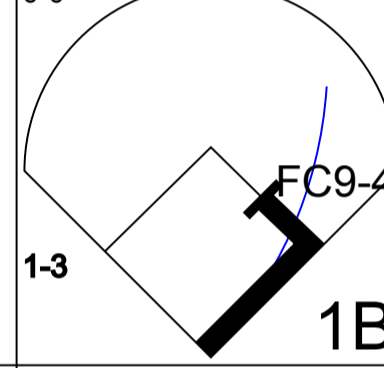
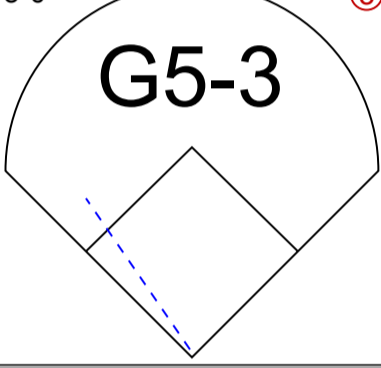

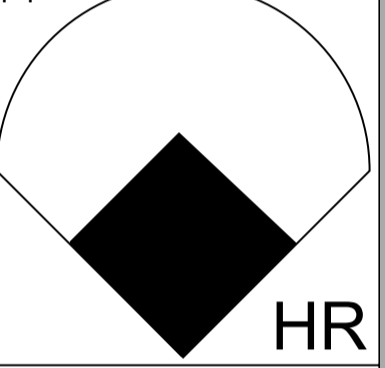
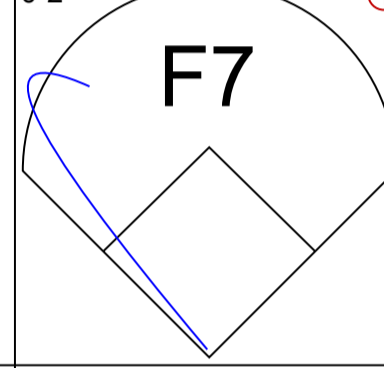
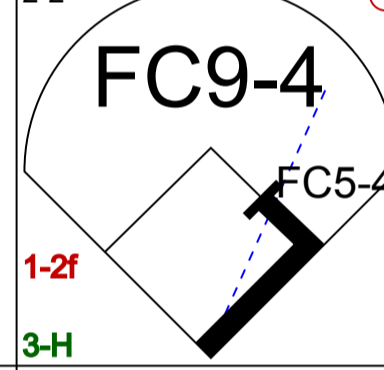
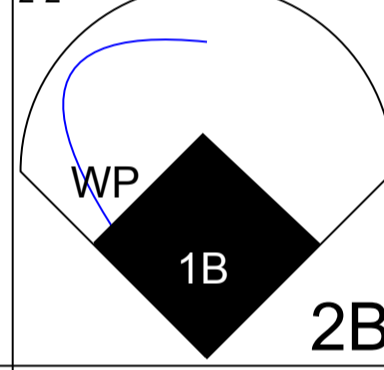
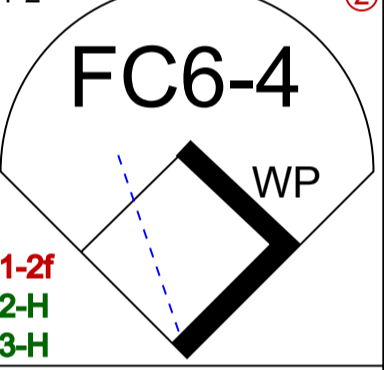
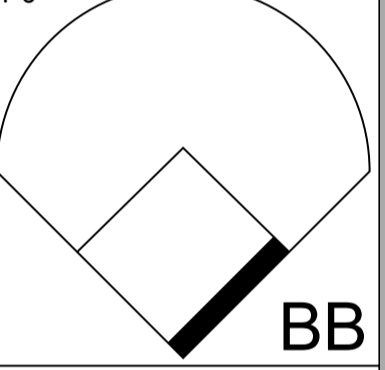
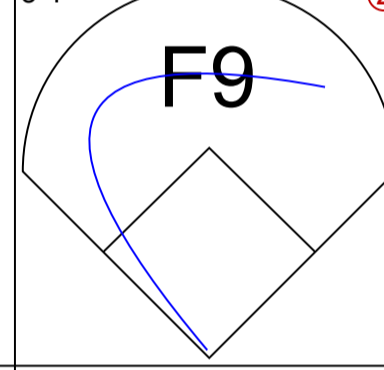
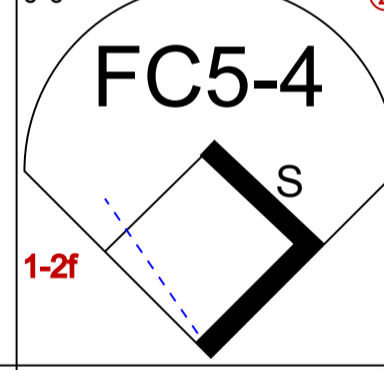
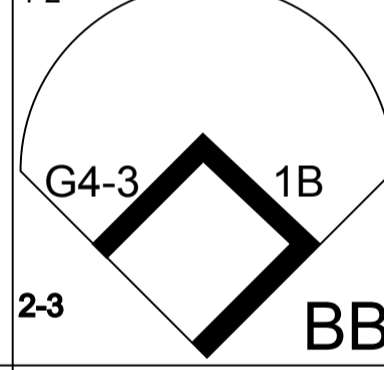
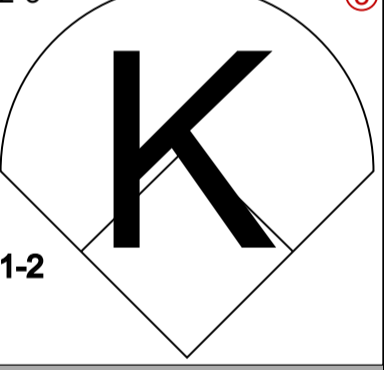
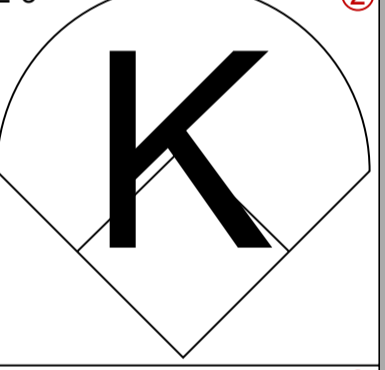
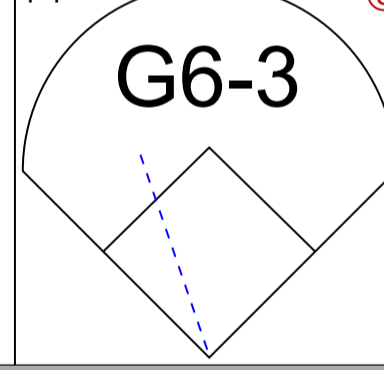
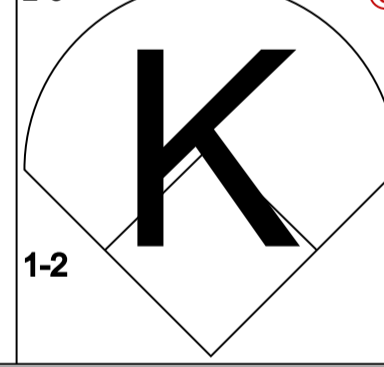
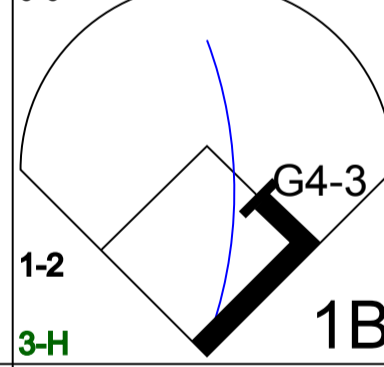
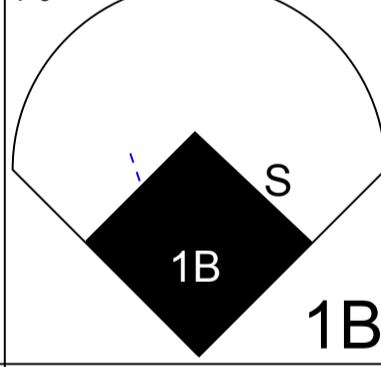
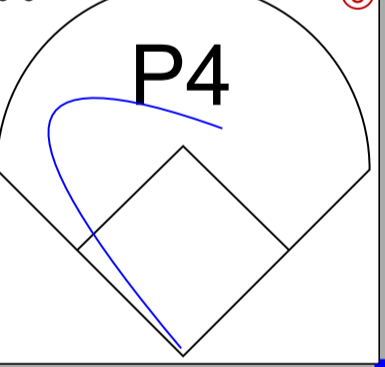

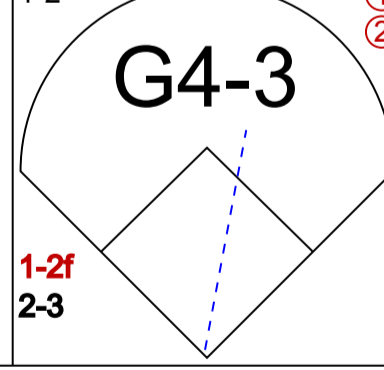
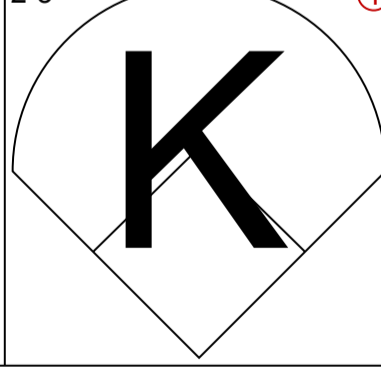
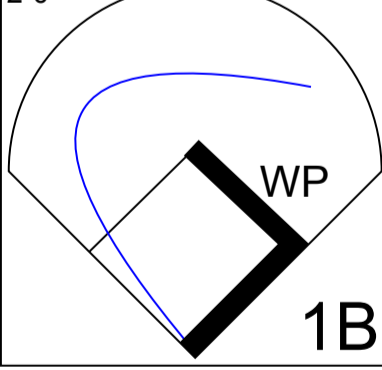


Batter	1	2	3	4	5	6	7	8	9	AB R H RBI BB SO LOB	TOP											
Bip Roberts, S (1, 7) OBP: 0.388, SLG: 0.438	0-2 G4-3			4-2 S 1B BB		0-2 G3		2-2 F9		3 1 0 0 1 0 2												
Roberto Alomar, S (1, 4) OBP: 0.327, SLG: 0.327	1-1 L5			1-3 SAFE K		4-1 S BB		4-2 BB		2 0 0 0 2 1 1												
Marvell Wynne, L (1, 8) OBP: 0.279, SLG: 0.350	0-1 P4			2-2 G6-3 1B		3-1 SAFE L4		0-2 G4-3		4 0 1 1 0 0 4												
Jack Clark, R (1, 3) OBP: 0.392, SLG: 0.419			2-3 K	1-1 G6-3		3-2 G5-3		0-0 HR		4 1 1 1 0 1 1												
Chris James, R (1, 9) OBP: 0.276, SLG: 0.374			0-3 K	0-2 G6-3		1-3 K		4-1 G4-6-3 BB		3 0 0 0 0 2 1												
Garry Templeton, S (1, 6) OBP: 0.291, SLG: 0.364			1-0 L8		1-0 P6		1-2 F7	1-2 G4-6-3		4 0 0 0 0 0 1												
Benito Santiago, R (1, 2) OBP: 0.274, SLG: 0.354			2-2 F7		1-2 F9		1-0 1B 2B	1-1 G6-3		4 0 1 0 0 0 0												
Mike Pagliarulo, L (1, 5) OBP: 0.255, SLG: 0.282			1-1 P6		1-3 K		2-3 K			3 0 0 0 0 2 1												
Bruce Hurst, L (1, 1) OBP: 0.167, SLG: 0.052			1-3 K		2-3 K		0-1 BB 1B			1 0 0 0 0 1 0												
Mark Grant, R (4, 1) OBP: 0.267, SLG: 0.083										1 0 0 0 0 1 0												
Greg Harris, R (7, 1) OBP: 0.154, SLG: 0.083										0 0 0 0 0 0 0												
Tony Gwynn, L (7, 9) OBP: 0.396, SLG: 0.436										1 0 1 0 0 0 0												
Tim Flannery, L (9, PH) OBP: 0.305, SLG: 0.280										0 0 0 0 1 0 0												
Inning Stats	R: 0 E: 0 K: 0 S: 7	H: 0 LOB: 0 BB: 0 P: 8	R: 0 E: 0 K: 2 S: 7	H: 0 LOB: 0 BB: 0 P: 10	R: 0 E: 0 K: 1 S: 8	H: 0 LOB: 0 BB: 0 P: 12	R: 1 E: 0 K: 1 S: 13	H: 1 LOB: 1 BB: 1 P: 21	R: 0 E: 0 K: 1 S: 7	H: 0 LOB: 0 BB: 0 P: 10	R: 0 E: 0 K: 1 S: 10	H: 0 LOB: 1 BB: 1 P: 18	R: 0 E: 0 K: 1 S: 10	H: 0 LOB: 0 BB: 0 P: 15	R: 0 E: 0 K: 1 S: 18	H: 2 LOB: 3 BB: 1 P: 27	R: 1 E: 0 K: 0 S: 7	H: 1 LOB: 0 BB: 1 P: 13	1B: 2 2B: 1 3B: 0 HR: 1	SF: 0 SAC: 0 DP: 1 HBP: 0	WP: 0 PB: 0 SB: 2 CS: 0	PA: 34
PITCHER	IP WLS BF H R ER SO BB IBB HBP BLK WP HR S P ERA WHIP																					
Ken Howell, R (1, 1) ERA: 3.68	7.0 W 24 1 1 1 7 2 0 0 0 0 0 0 62 94 1.29 0.429																					
Jeff Parrett, R (8, 1) ERA: 2.28	1.0 8 3 1 1 1 2 0 0 0 0 0 1 20 33 9.00 5.000																					
Roger McDowell, R (9, 1) ERA: 2.22	1.0 S 2 0 0 0 0 0 0 0 0 0 0 0 5 7 0.00 0.000																					

San Diego Padres @ Philadelphia Phillies
Veterans Stadium, Philadelphia, PA
Tue Aug 22 1989, 7:05 PM EDT
Att: 21,419 - Unknown

AB	30
R	2
H	4
RBI	2
BB	4
SO	8
LOB	11



Batter	1	2	3	4	5	6	7	8	9	AB R H RBI BB SO LOB	TOP											
Bip Roberts, S (1, 6) OBP: 0.381, SLG: 0.428	1-3 		0-1 G6-3 	1-1 G5-3 		1 SAFE 1-2 F8 		1-1 F9 		5 0 0 0 0 1 3	San Diego Padres @ Philadelphia Phillies Veterans Stadium, Philadelphia, PA Wed Aug 23 1989, 7:05 PM EDT Att: 20,455 - Unknown											
Roberto Alomar, S (1, 4) OBP: 0.329, SLG: 0.330	2-3 		1-2 		0-0 1B FC6-4 1B 	0-0 		1-1 G5-3 		5 2 3 1 0 1 1												
Jack Clark, R (1, 3) OBP: 0.394, SLG: 0.416	3-2 G6-3 		4-0 2B 1B IBB 		4-1 1B E BB 	3-3 		4-2 		2 1 0 0 3 1 1												
Chris James, R (1, 9) OBP: 0.280, SLG: 0.379		1-0 1B FC9-4 1B 	0-0 		0-1 FC6-4 1B 		1-3 	1-1 F9 		5 1 3 1 0 1 2												
Carmelo Martinez, R (1, 7) OBP: 0.304, SLG: 0.366		0-0 FC9-4 1B 	3-0 G5-3 		3-3 		1-1 		0-2 F7 	5 1 2 1 0 1 5												
Luis Salazar, R (1, 5) OBP: 0.306, SLG: 0.417		2-2 FC9-4 FC5-4 1-2f 3-H 		2-2 WP 1B 2B 	1-2 FC6-4 WP 		4-0 	3-1 F9 		4 1 1 2 1 0 2												
Benito Santiago, R (1, 2) OBP: 0.273, SLG: 0.350		0-0 FC5-4 S 1-2f 		4-2 G4-3 1B 2-3 BB 	1 SAFE 1-2 K 		2-3 	1-1 G6-3 		4 0 0 0 1 2 3												
Shawn Abner, R (1, 8) OBP: 0.205, SLG: 0.269		2-3 		0-0 G4-3 1B 1-2 3-H 		1-0 S 1B 1B 		0-0 P4 		4 1 2 1 0 1 2												
Andy Benes, R (1, 1) OBP: 0.143, SLG: 0.143			0-3 	1-2 G4-3 		2-3 		2-0 WP 1B 		3 0 0 0 0 2 3												
Tim Flannery, L (8, PH) OBP: 0.311, SLG: 0.286										1 0 1 0 0 0 0												
Mark Davis, L (8, 1)										0 0 0 0 0 0 0												
Inning Stats	R: 0 E: 0 K: 2 S: 9	H: 0 LOB: 0 BB: 0 P: 15	R: 1 E: 0 K: 1 S: 9	H: 2 LOB: 1 BB: 0 P: 14	R: 1 E: 0 K: 1 S: 11	H: 2 LOB: 2 BB: 1 P: 19	R: 1 E: 0 K: 0 S: 16	H: 2 LOB: 1 BB: 1 P: 24	R: 2 E: 1 K: 2 S: 16	H: 2 LOB: 1 BB: 1 P: 26	R: 1 E: 0 K: 2 S: 12	H: 2 LOB: 1 BB: 0 P: 19	R: 1 E: 0 K: 2 S: 11	H: 1 LOB: 1 BB: 1 P: 19	R: 0 E: 0 K: 0 S: 11	H: 1 LOB: 2 BB: 1 P: 20	R: 0 E: 0 K: 0 S: 7	H: 0 LOB: 0 BB: 0 P: 11	1B: 9 2B: 2 3B: 0 HR: 1	SF: 0 SAC: 0 DP: 1 HBP: 0	WP: 3 PB: 0 SB: 5 CS: 0	PA: 43
PITCHER	IP WLS BF H R ER SO BB IBB HBP BLK WP HR S P ERA WHIP																					
Bruce Ruffin, L (1, 1) ERA: 5.44	4.0 L 22 8 5 4 4 2 1 0 0 1 0 49 80 9.00 2.500																					
Todd Frohwirth, R (5, 1) ERA: 4.09	3.0 13 3 2 2 6 1 0 0 0 1 1 35 56 6.00 1.333																					
Larry McWilliams, L (8, 1) ERA: 4.04	2.0 8 1 0 0 0 1 0 0 0 1 0 18 31 0.00 1.000																					

livebaseballscorecards.com

AB	38
R	7
H	12
RBI	6
BB	5
SO	10
LOB	22



Batter	1	2	3	4	5	6	7	8	9	AB R H RBI BB SO LOB
Lenny Dykstra, L OBP: 0.333, SLG: 0.384 (1, 8)	2-2 F9		1-0 F8		1-0 F7		2-1 E 1-3 2B		4-2 BB	4 0 1 0 1 0 0
Tom Herr, S OBP: 0.353, SLG: 0.359 (1, 4)	4-2 BB BB		3-2 F7		4-2 BB		0-0 E3		1-1 G4-3	3 0 0 0 2 0 3
Von Hayes, L OBP: 0.445, SLG: 0.445 Larry McWilliams, L OBP: 0.111, SLG: 0.185 (1, 9) (8, 1)	4-1 BB 1 SAFE SAFE BB		2-3 K		3-3 SAFE K		0-0 F8			3 0 0 0 1 2 3 0 0 0 0 0 0 0
John Kruk, L OBP: 0.384, SLG: 0.437 (1, 7)	0-1 F7			4-1 HR BB		3-1 L6		3-2 G1-3		3 1 0 0 1 0 2
Ricky Jordan, R OBP: 0.311, SLG: 0.402 (1, 3)	0-2 G1-3			0-1 HR		2-2 P4		2-1 P3		4 1 1 2 0 0 2
Charlie Hayes, R OBP: 0.281, SLG: 0.389 (1, 5)		0-1 F9		1-1 G3-1		3-2 G5-3		0-0 F7		4 0 0 0 0 0 0
Darren Daulton, L OBP: 0.292, SLG: 0.309 Bob Dernier, R OBP: 0.242, SLG: 0.233 (1, 2) (9, PH)		1-0 P5		0-1 F7		0-3 K		0-3 K		3 0 0 0 0 1 0 1 0 0 0 0 1 0
Steve Jeltz, S OBP: 0.382, SLG: 0.361 (1, 6)		0-0 2B		0-0 F7		1-1 F8		3-2 P6		2 0 1 0 0 0 0
Bruce Ruffin, S OBP: 0.228, SLG: 0.187 Todd Frohwrth, R OBP: 0.300, SLG: 0.385 Dickie Thon, R OBP: 0.278, SLG: 0.303 Curt Ford, L OBP: 0.365, SLG: 0.405 (1, 1) (5, 1) (5, 8) (7, PH) (8, 9) (9, PH)		1-3 K		1-0 G5-3		4-0 2B E BB		3-2 3B		1 0 0 0 0 1 1 0 0 0 0 0 0 0 2 1 1 0 1 0 0 1 0 0 0 0 0 0 1 0 0 0 0 0 0

Inning Stats	R: 0	H: 0	E: 0	K: 0	S: 12	R: 0	H: 1	E: 0	K: 1	S: 7	R: 0	H: 0	E: 0	K: 1	S: 12	R: 2	H: 1	E: 0	K: 0	S: 8	R: 0	H: 0	E: 0	K: 1	S: 10	R: 0	H: 0	E: 0	K: 0	S: 8	R: 1	H: 1	E: 1	K: 1	S: 9	R: 0	H: 0	E: 0	K: 0	S: 6	R: 0	H: 1	E: 0	K: 1	S: 22	1B: 0	2B: 2	3B: 1	SF: 0	SAC: 0	DP: 0	HBP: 0	WP: 0	PA: 38
AB	32																																																					
R	3																																																					
H	4																																																					
RBI	2																																																					
BB	6																																																					
SO	5																																																					
LOB	11																																																					
PITCHER	IP	WLS	BF	H	R	ER	SO	BB	IBB	HBP	BLK	WP	HR	S	P	ERA	WHIP																																					
Andy Benes, R ERA: 5.59 (1, 1)	7.0	W	30	3	3	2	4	5	0	0	0	0	0	66	113	2.57	1.143																																					
Mark Davis, L ERA: 2.16 (8, 1)	2.0		8	1	0	0	1	1	0	0	0	0	0	28	44	0.00	1.000																																					

BOTTOM

San Diego Padres @ Philadelphia Phillies
Veterans Stadium, Philadelphia, PA

Wed Aug 23 1989, 7:05 PM EDT
Att. 20,455 - Unknown

AB	32
R	3
H	4
RBI	2
BB	6
SO	5
LOB	11



Batter	1	2	3	4	5	6	7	8	9	10	11	AB R H RBI BB SO LOB	TOP													
Gregg Jefferies, S OBP: 0.295, SLG: 0.346 (1, 4)	2-2 1B		1-1 F7		3-3 K			1-1 HR 1B	0-3 K			5 1 2 0 0 2 2														
Juan Samuel, R OBP: 0.307, SLG: 0.356 (1, 8)	1-0 F8		2-3 K			2-2 F8		3-2 P4		2-2 G4-3		5 0 0 0 0 1 2														
Howard Johnson, S OBP: 0.378, SLG: 0.601 (1, 5)	1-3 K		2-3 K			3-2 1B		1-2 HR		0-1 1B		5 1 3 2 0 2 1														
Darryl Strawberry, L OBP: 0.317, SLG: 0.501 (1, 9)	2-0 F8			1-1 E1		2-1 F9		2-1 G4-3		3-2 F8		5 0 0 0 0 0 3														
Kevin McReynolds, R OBP: 0.333, SLG: 0.446 (1, 7)		1-1 E6 1B SF7		0-1 P4		1-1 F8		2-3 K		2-1 F8		5 1 0 0 0 1 3														
Dave Magadan, L OBP: 0.366, SLG: 0.397 (1, 3)		1-3 K		4-1 PO BB			3-1 1B		2-0 FC1-6 HBP		2-1 F9	2 0 1 0 1 1 1														
Keith Miller, R OBP: 0.227, SLG: 0.262 (9, PR)												0 0 0 0 0 0 0														
Tim Teufel, R OBP: 0.337, SLG: 0.302 (9, 3)												1 0 0 0 0 0 0														
Randy Myers, L (11, 1)												0 0 0 0 0 0 0														
Mackey Sasser, L OBP: 0.314, SLG: 0.403 (1, 2)		1-0 FC6-4 1B		1-2 F7		0-1 P5		1-2 FC1-6 1B		0-0 1B		3 0 1 0 0 0 3														
Barry Lyons, R OBP: 0.289, SLG: 0.358 (9, PH)												2 0 1 0 0 0 1														
Kevin Elster, R OBP: 0.286, SLG: 0.355 (1, 6)		1-2 SF7		2-0 PO	1-0 F9		2-1 F8		1-2 1B		3-2 F9	4 0 1 1 0 0 2														
Sid Fernandez, L OBP: 0.294, SLG: 0.212 (7, PH)												2 0 0 0 0 0 1 1														
Keith Hernandez, L OBP: 0.341, SLG: 0.358 (7, 1)		0-0 FC6-4		0-0 K								1 0 0 0 0 0 0 1														
Jeff Innis, R (7, 1)												0 0 0 0 0 0 0 0														
Jeff Musselman, L (8, 1)												0 0 0 0 0 0 0 0														
Mark Carreon, R OBP: 0.321, SLG: 0.481 (9, PH)												1 0 0 0 0 0 1 2														
Don Aase, R (9, 1)												0 0 0 0 0 0 0 0														
Gary Carter, R OBP: 0.216, SLG: 0.226 (11, PH)												1 0 0 0 0 0 0 1														
Inning Stats	R: 0 E: 0 K: 1 S: 9	H: 1 LOB: 1 BB: 0 P: 15	R: 1 E: 1 K: 1 S: 14	H: 1 LOB: 1 BB: 0 P: 18	R: 0 E: 0 K: 2 S: 8	H: 0 LOB: 0 BB: 0 P: 13	R: 0 E: 1 K: 0 S: 8	H: 0 LOB: 1 BB: 1 P: 16	R: 0 E: 0 K: 2 S: 8	H: 0 LOB: 0 BB: 0 P: 12	R: 0 E: 0 K: 0 S: 12	H: 1 LOB: 1 BB: 0 P: 20	R: 0 E: 0 K: 1 S: 9	H: 1 LOB: 1 BB: 0 P: 14	R: 2 E: 0 K: 1 S: 14	H: 2 LOB: 0 BB: 0 P: 23	R: 0 E: 0 K: 2 S: 14	H: 1 LOB: 2 BB: 0 P: 20	R: 0 E: 0 K: 0 S: 10	H: 1 LOB: 1 BB: 0 P: 17	R: 0 E: 0 K: 0 S: 9	H: 1 LOB: 1 BB: 0 P: 14	1B: 8 2B: 0 3B: 0 HR: 1	SF: 1 SAC: 0 DP: 0 HBP: 1	WP: 0 PB: 0 SB: 0 CS: 0	PA: 46
PITCHER	IP WLS BF H R ER SO BB IBB HBP BLK WP HR S P ERA WHIP																									
Ed Whitson, R ERA: 2.61 (1, 1)	7.1																									
Mark Davis, L ERA: 2.21 (8, 1)	2.2	12	3	1	1	3	0	0	1	0	0	1	33	51	3.38	1.125										
Greg Harris, R ERA: 3.18 (11, 1)	1.0	W 4	1	0	0	0	0	0	0	0	0	0	9	14	0.00	1.000										

New York Mets @ San Diego Padres
Jack Murphy Stadium, San Diego, CA
 Fri Aug 25 1989, 10:05 PM EDT
 Att. 32,150 - Unknown

AB	42
R	3
H	9
RBI	3
BB	1
SO	9
LOB	23



Batter	1	2	3	4	5	6	7	8	9	AB R H RBI BB SO LOB	TOP											
Gregg Jefferies, S (1, 4) OBP: 0.294, SLG: 0.344	0-0 B3		2-2 P3	2-1 1B		1-2 F9			0-0 G6-3	5 0 1 2 0 0 1												
Juan Samuel, R (1, 8) OBP: 0.308, SLG: 0.355	4-2 BB		0-2 G1-3	3-2 L9			2-2 1B			3 0 1 0 1 0 1												
Howard Johnson, S (1, 5) OBP: 0.377, SLG: 0.597	2-3 K		4-2 BB		1-3 K		2-1 SAFE F7			3 0 0 0 1 2 2												
Kevin McReynolds, R (1, 7) OBP: 0.335, SLG: 0.452	4-1 BB		1-0 G1-3		0-0 HR		2-1 G1-3			3 1 1 1 1 0 2												
Darryl Strawberry, L (1, 9) OBP: 0.317, SLG: 0.501	2-1 G3			1-1 1B SF7 2B		0-0 F9		1-0 G4-3		4 1 1 0 0 0 2												
Tim Teufel, R (1, 3) OBP: 0.336, SLG: 0.302		0-0 G6-3		1-0 1B 1B		0-1 G6-3		1-2 F8		3 1 1 0 0 0 0												
Dave Magadan, L (8, PH) OBP: 0.365, SLG: 0.396				2-3 1B						1 0 0 0 0 0 0												
Barry Lyons, R (1, 2) OBP: 0.283, SLG: 0.360		4-0 BB		1-1 SF7		0-0 E7 1B		1-3 K		2 0 1 1 1 1 0												
Kevin Elster, R (1, 6) OBP: 0.285, SLG: 0.354		3-3 K		1-1 SAFE 1B 1B		1-1 SAFE G6-3		2-3 K		4 1 1 0 0 2 2												
Ron Darling, R (1, 1) OBP: 0.164, SLG: 0.254		0-0 P6		0-0 SH5-3 1B		1-0 F7		0-0 F8		1 0 0 0 0 0 1												
Keith Hernandez, L (6, PH) OBP: 0.339, SLG: 0.356				1-2 2-3						1 0 0 0 0 0 1												
Jeff Musselman, L (6, 1)										0 0 0 0 0 0 0												
Jeff Innis, R (7, 1)										0 0 0 0 0 0 0												
Mackey Sasser, L (9, PH) OBP: 0.312, SLG: 0.400										1 0 0 0 0 0 0												
Inning Stats	R: 0 E: 0 K: 1 S: 10	H: 0 LOB: 2 BB: 2 P: 22	R: 0 E: 0 K: 1 S: 5	H: 0 LOB: 1 BB: 1 P: 12	R: 0 E: 0 K: 0 S: 12	H: 0 LOB: 1 BB: 1 P: 19	R: 3 E: 0 K: 0 S: 13	H: 4 LOB: 1 BB: 0 P: 22	R: 1 E: 0 K: 1 S: 7	H: 1 LOB: 0 BB: 0 P: 8	R: 0 E: 1 K: 0 S: 7	H: 1 LOB: 1 BB: 0 P: 10	R: 0 E: 0 K: 0 S: 8	H: 1 LOB: 0 BB: 0 P: 14	R: 0 E: 0 K: 1 S: 7	H: 0 LOB: 0 BB: 0 P: 10	R: 0 E: 0 K: 1 S: 6	H: 0 LOB: 0 BB: 0 P: 8	1B: 5 2B: 1 3B: 0 HR: 1	SF: 1 SAC: 1 DP: 0 HBP: 0	WP: 0 PB: 0 SB: 1 CS: 1	PA: 37
PITCHER	IP WLS BF H R ER SO BB IBB HBP BLK WP HR S P ERA WHIP																					
Dennis Rasmussen, L (1, 1) ERA: 4.22	5.0 W 25 6 4 4 3 4 0 0 0 0 0 1 48 84 7.20 2.000																					
Mark Grant, R (6, 1) ERA: 2.89	2.0 6 1 0 0 0 0 0 0 0 0 0 0 14 23 0.00 0.500																					
Greg Harris, R (8, 1) ERA: 3.12	2.0 S 6 0 0 0 2 0 0 0 0 0 0 0 13 18 0.00 0.000																					

New York Mets @ San Diego Padres
Jack Murphy Stadium, San Diego, CA
 Sat Aug 26 1989, 10:05 PM EDT
 Att: 28,469 - Unknown

livebaseballscorecards.com

AB	31
R	4
H	7
RBI	4
BB	4
SO	5
LOB	12



BOTTOM

New York Mets @ San Diego Padres
Jack Murphy Stadium, San Diego, CA

Sat Aug 26 1989, 10:05 PM EDT
 Att. 28,469 - Unknown

livebaseballscorecards.com

AB	32
R	9
H	12
RBI	8
BB	7
SO	7
LOB	19



WP:	1	PA:	43
PB:	0		
SB:	1		
CS:	1		

AB	R	H	RBI	BB	SO	LOB
4	2	1	0	1	1	4
4	1	2	0	1	1	2
4	2	2	2	0	0	3
4	2	1	0	1	2	4
3	1	1	4	0	0	0
5	0	3	1	0	2	0
3	1	1	1	2	0	2
3	0	1	0	1	0	2
2	0	0	0	0	1	2
0	0	0	0	0	0	0
0	0	0	0	1	0	0
0	0	0	0	0	0	0

1B:	5	SF:	2
2B:	5	SAC:	2
3B:	0	DP:	0
HR:	2	HBP:	0

Batter	1	2	3	4	5	6	7	8	9
Bip Roberts, S OBP: 0.377, SLG: 0.438 (1, 7) C F X	0-2 FC2 SF8 2B		2-3 K		4-2 E S HR BB	0-1 B1-3	0-0 FC6-4 1-2f		
Roberto Alomar, S OBP: 0.334, SLG: 0.341 (1, 4) X	0-0 FC2 CS 2-3		3-2 1B		0-3 K 1-2	4-0 FC6-4 BB		2-2 2B 2B	
Tony Gwynn, L OBP: 0.396, SLG: 0.438 (1, 9) 1 SAFE C X	0-1 SF8 1-2 3-H		1-1 P4		0-0 E HR 1B	3-1 FC6-4 1-2f		0-1 G5-3 SF9 2B 2-H	
Jack Clark, R OBP: 0.394, SLG: 0.414 (1, 3) B F X	2-1 BLK WP 2B		1-3 K		1-3 K 1-2 2-3		4-2 SH1-3 1B BB	2-0 G5-3 2-3	
Marvell Wynne, L OBP: 0.278, SLG: 0.359 (1, 8) S B X	1-1 G4-3 2-H		1-1 P6		1-1 HR		0-0 SH1-3 1-2	0-2 SF9 3-H	
Garry Templeton, S OBP: 0.292, SLG: 0.366 (1, 6)		0-3 K2-3		1-3 K	2-2 FC5-4 1B		1-2 BB 2-H 1B	0-0 2B	
Benito Santiago, R OBP: 0.275, SLG: 0.355 (1, 2)		0-0 HR		4-1 1B BB	1-0 FC5-4 1-2f		4-0 BB IBB	1-1 F9	
Mike Pagliarulo, L OBP: 0.258, SLG: 0.283 (1, 5)		0-1 G4-3		0-1 1B		4-2 B1-3 SH1-4 BB	3-2 P5		
Dennis Rasmussen, L OBP: 0.218, SLG: 0.259 (1, 1) B B C O A X		2-2 G5-3		1-3 K		0-0 SH1-4 1-2	4-2 FC6-4 BB		

Inning	1	2	3	4	5	6	7	8
R:	2	1	0	0	3	0	1	2
E:	0	0	0	0	1	0	0	0
K:	0	1	2	2	2	0	0	0
S:	10	9	15	11	16	7	14	12
H:	2	1	1	1	3	0	1	3
LOB:	0	0	1	2	1	2	3	1
BB:	0	0	0	1	2	2	3	0
P:	13	11	21	18	25	18	30	17

PITCHER	IP	WLS	BF	H	R	ER	SO	BB	IBB	HBP	BLK	WP	HR	S	P	ERA	WHIP
Ron Darling, R ERA: 3.7 (1, 1)	5.0	L	25	8	6	6	7	2	0	0	1	1	2	61	88	10.80	2.000
Jeff Musselman, L ERA: 5.76 (6, 1)	1.2		10	1	1	1	0	3	1	0	0	0	0	18	41	5.40	2.400
Jeff Innis, R ERA: 3.16 (7, 1)	1.1		8	3	2	2	0	1	0	0	0	0	0	15	24	13.50	3.000

Batter	1	2	3	4	5	6	7	8	9	AB R H RBI BB SO LOB	TOP															
Gregg Jefferies, S OBP: 0.295, SLG: 0.347 (1, 4)	1-2 1B E 2B	3-2 BB 1B		1-2 F8		3-2 L9			2-2 F9	5 1 2 0 0 0 2																
Juan Samuel, R OBP: 0.305, SLG: 0.351 (1, 8)	1-0 G1-3 SAFE	2-1 F7			1-3 K	2-1 G6-3			0-2 P6	5 0 0 0 0 1 4																
Howard Johnson, S OBP: 0.378, SLG: 0.595 (1, 5)	0-1 E 2B 1B	4-0 BB 1-2			1-1 G6-3		1-0 P5			3 1 1 0 1 0 0																
Darryl Strawberry, L OBP: 0.314, SLG: 0.496 (1, 9)	0-0 E4 2B 1-2 3-H	1-1 L4			3-2 G3		3-1 G4-3			4 0 0 1 0 0 3																
Kevin McReynolds, R OBP: 0.334, SLG: 0.452 (1, 7)	1-1 2B 1-H 2-H		3-1 L6			0-0 G5-3		0-0 F9		4 0 1 1 0 0 0																
Keith Hernandez, L OBP: 0.337, SLG: 0.350 (1, 3)	1-0 G6-3		2-3 K			4-2 1B E BB		1-2 F8		3 1 0 0 1 1 1																
Gary Carter, R OBP: 0.227, SLG: 0.246 (6, PR) Ron Darling, R OBP: 0.164, SLG: 0.254 Jeff Musselman, L (6, 1) Jeff Innis, R (6, 1) Don Aase, R (7, 1) Dave Magadan, L OBP: 0.304, SLG: 0.395 (8, PH) Randy Myers, L (8, 1)		2-2 HR 2B	3-2 G6-3			0-0 E 1-2 3B 1B		2-3 K		3 1 2 0 0 0 0 0 1 0 0 0 0 0 0 0 0 0 0 0 0 0 0 0 0 0 0 0 1 0 0 0 0 1 0 0 0 0 0 0 0 0	AB 36 R 7 H 9 RBI 6 BB 2 SO 6 LOB 10															
Kevin Elster, R OBP: 0.288, SLG: 0.364 (1, 6)		0-1 HR 2-H		2-1 G6-3		0-0 E7 3B 1B 1-2 2-H		1-3 K		4 2 2 2 0 1 0																
Bob Ojeda, L OBP: 0.161, SLG: 0.113 (1, 1) John Mitchell, R (4, 1) Mark Carreon, R OBP: 0.321, SLG: 0.481 (6, PH) Mackey Sasser, L OBP: 0.314, SLG: 0.414 (6, 2)		1-2 F8		2-3 K		0-0 3B		2-3 K		2 0 0 0 0 1 0 0 0 0 0 0 0 0 0 0 0 0 0 0 0 2 0 1 2 0 1 0																
Inning Stats	R: 2 E: 1 K: 0 S: 10	H: 3 LOB: 1 BB: 0 P: 14	R: 2 E: 0 K: 0 S: 16	H: 3 LOB: 2 BB: 1 P: 29	R: 0 E: 0 K: 1 S: 8	H: 0 LOB: 0 BB: 0 P: 16	R: 0 E: 0 K: 1 S: 8	H: 0 LOB: 0 BB: 0 P: 13	R: 0 E: 0 K: 1 S: 9	H: 0 LOB: 0 BB: 0 P: 14	R: 3 E: 1 K: 0 S: 17	H: 3 LOB: 2 BB: 1 P: 26	R: 0 E: 0 K: 0 S: 4	H: 0 LOB: 0 BB: 0 P: 8	R: 0 E: 0 K: 2 S: 10	H: 0 LOB: 0 BB: 0 P: 14	R: 0 E: 0 K: 1 S: 11	H: 0 LOB: 0 BB: 0 P: 15	1B: 4 2B: 3 3B: 1 HR: 1	SF: 0 SAC: 0 DP: 0 HBP: 0	WP: 0 PB: 0 SB: 0 CS: 0	PA: 38				
PITCHER	IP WLS BF H R ER SO BB IBB HBP BLK WP HR S P ERA WHIP																									
Don Schulze, R ERA: 5.34 (1, 1)	1.1		10	6	4	3	0	0	0	0	0	1	22	32	20.25	4.500										
Dan Murphy, R ERA: 2.45 (2, 1)	0.2		3	0	0	0	0	1	0	0	0	0	4	11	0.00	1.500										
Pat Clements, L ERA: 4.15 (3, 1)	3.1	W	13	2	3	3	3	1	0	0	0	0	35	57	8.10	0.900										
Mark Grant, R ERA: 2.77 (6, 1)	3.2	S	12	1	0	0	3	0	0	0	0	0	32	49	0.00	0.273										

New York Mets @ San Diego Padres
Jack Murphy Stadium, San Diego, CA

Sun Aug 27 1989, 6:33 AM EDT
 Att. 30,558 - Sunny - 80 F

livebaseballscorecards.com



New York Mets @ San Diego Padres
Jack Murphy Stadium, San Diego, CA

Sun Aug 27 1989, 6:33 AM EDT
 Att: 30,558 - Sunny - 80 F

AB	36
R	13
H	13
RBI	12
BB	10
SO	8
LOB	29



WP	1	PA	47
PB	0		
SB	1		
CS	0		

Batter	1	2	3	4	5	6	7	8	9	AB	R	H	RBI	BB	SO	LOB					
Bip Roberts, S (1, 5) OBP: 0.384, SLG: 0.447	1-1 G5-3		4-0 2B BB	3-2 F8		4-1 HR BB	2-1 E9 1B	0-2 3B		4	3	2	0	2	0	0					
Roberto Alomar, S (1, 4) OBP: 0.336, SLG: 0.350	3-2 G6-3		1-1 1B FC5-2 2B		0-1 E6 BB BB G5-2-3	0-1 HR	2-2 1B 1B	2-0 F8		6	2	3	5	0	0	1					
Tony Gwynn, L (1, 9) OBP: 0.399, SLG: 0.440	3-3 K		0-0 FC5-2 BB FC6-5 1B		4-0 G5-2-3 BB WP BB	4-1 FC3-6 BB BB	0-0 BB 1B			3	2	2	0	2	1	0					
Jack Clark, R (1, 3) OBP: 0.398, SLG: 0.419		1-0 1B 2B	4-0 FC6-5 FC5-2 1-2 BB		4-2 WP 2B BB	2-3 K	0-0 BB 1B			3	2	2	1	2	1	1					
Carmelo Martinez, R (1, 7) OBP: 0.304, SLG: 0.361		2-0 G1-3	1-0 FC5-2 FC6-5		1-1 G5-2-3	4-2 FC3-6 BB	4-2 BB BB			3	0	0	0	0	0	7					
Marvell Wynne, L (6, PH) OBP: 0.282, SLG: 0.359			1-2 2-3 3-H		1-2 2-3 3-H		1-2 2-3 BB			0	0	0	0	2	0	0					
Garry Templeton, S (1, 6) OBP: 0.293, SLG: 0.365		0-1 2B SF9 1B	0-1 FC6-5		4-0 WP 2B IBB	1-0 FC3-6 FC4-6	0-3 K			4	2	1	1	1	1	7					
Shawn Abner, R (1, 8) OBP: 0.205, SLG: 0.277		0-1 SF9 2B	0-1 F8		0-3 K 2B	2-1 FC4-6	1-0 F8			5	1	1	1	0	1	9					
Mark Parent, R (1, 2) OBP: 0.226, SLG: 0.343		3-0 SF9		4-1 F8 BB		1-1 2B	0-2 E 1B 1B	0-3 K		3	1	2	4	1	1	0					
Don Schulze, R (1, 1)		2-2 G1-3		2-2 F8		1-3 K	2-3 K	0-3 K		0	0	0	0	0	0	0					
Dan Murphy, R (2, 1)										0	0	0	0	0	0	0					
Luis Salazar, R (2, PH) OBP: 0.301, SLG: 0.410										1	0	0	0	0	0	1					
Pat Clements, R (3, 1)										2	0	0	0	0	1	2					
Mark Grant, R (6, 1) OBP: 0.235, SLG: 0.071										2	0	0	0	0	2	1					
Inning Stats	R: 0 E: 0 K: 1 S: 10	H: 0 LOB: 0 BB: 0 P: 17	R: 2 E: 0 K: 0 S: 10	H: 3 LOB: 1 BB: 0 P: 18	R: 2 E: 0 K: 0 S: 8	H: 2 LOB: 2 BB: 2 P: 18	R: 0 E: 0 K: 0 S: 7	H: 0 LOB: 0 BB: 1 P: 16	R: 4 E: 1 K: 2 S: 14	H: 1 LOB: 1 BB: 3 P: 29	R: 2 E: 0 K: 1 S: 12	H: 1 LOB: 2 BB: 3 P: 29	R: 3 E: 1 K: 2 S: 19	H: 5 LOB: 3 BB: 1 P: 30	R: 0 E: 0 K: 2 S: 12	H: 1 LOB: 1 BB: 0 P: 14	1B: 7 2B: 4 3B: 1 HR: 1	SF: 1 SAC: 0 DP: 1 HBP: 0	WP: 1 PB: 0 SB: 1 CS: 0	PA: 47	
PITCHER	IP	WLS	BF	H	R	ER	SO	BB	IBB	HBP	BLK	WP	HR	S	P	ERA	WHIP				
Bob Ojeda, L (1, 1) ERA: 3.59	3.0		17	5	4	4	1	3	0	0	0	0	0	29	58	12.00	2.667				
John Mitchell, R (4, 1) ERA:	2.0	L	10	1	4	0	2	2	1	0	0	1	0	20	40	0.00	1.500				
Jeff Musselman, L (6, 1) ERA: 6.48	0.0		3	1	2	2	0	2	0	0	0	0	1	4	12	∞	∞				
Jeff Innis, R (6, 1) ERA: 3.58	1.1		7	2	2	2	2	1	0	0	0	0	0	16	29	13.50	2.250				
Don Aase, R (7, 1) ERA: 3.83	0.2		6	3	1	1	1	1	0	0	0	0	0	11	18	13.50	6.000				
PITCHER	IP	WLS	BF	H	R	ER	SO	BB	IBB	HBP	BLK	WP	HR	S	P	ERA	WHIP				
Randy Myers, L (8, 1) ERA: 1.88	1.0		4	1	0	0	2	0	0	0	0	0	0	12	14	0.00	1.000				

livebaseballscores.com

Batter	1	2	3	4	5	6	7	8	9	AB R H RBI BB SO LOB	TOP									
Dave Martinez, L (1, 8) OBP: 0.334, SLG: 0.397 Marquis Grissom, R (9, PH) OBP: 0.333, SLG: 0.200	1-1 G6-3			4-1 G4-3 2B BB	2-1 BB 1B		1-3 K		1-3 K	3 1 1 0 1 1 1 1 0 0 0 0 1 0	Montreal Expos @ San Diego Padres Jack Murphy Stadium, San Diego, CA Mon Aug 28 1989, 10:05 PM EDT Att: 13,932 - Unknown									
Tom Foley, L (1, 4) OBP: 0.310, SLG: 0.351 Damaso Garcia, R (9, PH) OBP: 0.319, SLG: 0.381	0-2 F8			2-1 G4-3	4-1 BB		2-1 SAFE P6		0-2 F9	3 0 0 1 1 0 2 1 0 0 0 0 0 0										
Hubie Brooks, R (1, 9) OBP: 0.288, SLG: 0.361	1-3 K			1-1 2B	1-1 P6		2-2 1B 1B		1-2 1B	5 0 3 2 0 1 3										
Tim Raines, S (1, 7) OBP: 0.401, SLG: 0.444		0-0 E6		1-3 K		0-3 K		0-2 FC5-4 1B		5 0 1 0 0 2 2										
Tim Wallach, R (1, 5) OBP: 0.345, SLG: 0.424		1-2 F9		0-1 G5-3		0-1 1B SF7 1B		0-0 FC5-4		4 1 1 0 0 0 4										
Andres Galarraga, R (1, 3) OBP: 0.334, SLG: 0.434		0-0 G6-4-3			1-3 K	1-2 1B		0-3 K		4 0 1 0 0 2 1										
Mike Fitzgerald, R (1, 2) OBP: 0.335, SLG: 0.395			2-3 K		4-2 1B BB BB	0-0 SF7		0-0 FC4 1B		2 1 1 1 1 1 0										
Spike Owen, S (1, 6) OBP: 0.367, SLG: 0.353			1-1 F8		4-2 BB 1B BB	2-0 G4-3		2-2 F9		3 0 0 0 1 0 2										
Kevin Gross, R (1, 1) OBP: 0.194, SLG: 0.155 Otis Nixon, S (7, PH) OBP: 0.309, SLG: 0.264 Rich Thompson, R (7, 1) Nelson Santovenia, R (8, PH) OBP: 0.318, SLG: 0.383 Urbano Lugo, R (8, 1)			2-3 K		1-3 K		4-2 E S 1B BB		1-2 FC4	2 0 0 0 0 2 2 0 1 0 0 1 0 0 0 0 0 0 0 0 0 1 0 0 0 0 0 1 0 0 0 0 0 0 0										
Inning Stats	R: 0 E: 0 K: 1 S: 8	H: 0 LOB: 0 BB: 0 P: 10	R: 0 E: 1 K: 0 S: 5	H: 0 LOB: 0 BB: 0 P: 6	R: 0 E: 0 K: 2 S: 9	H: 0 LOB: 0 BB: 0 P: 14	R: 1 E: 0 K: 1 S: 10	H: 1 LOB: 1 BB: 1 P: 18	R: 1 E: 0 K: 1 S: 10	H: 2 LOB: 1 BB: 0 P: 13	R: 1 E: 1 K: 1 S: 14	H: 2 LOB: 2 BB: 1 P: 23	R: 0 E: 0 K: 1 S: 11	H: 1 LOB: 1 BB: 0 P: 14	R: 0 E: 0 K: 1 S: 10	H: 1 LOB: 1 BB: 0 P: 12	1B: 7 2B: 1 3B: 0 HR: 0	SF: 1 SAC: 0 DP: 1 HBP: 0	WP: 0 PB: 0 SB: 1 CS: 0	PA: 40
PITCHER	IP WLS BF H R ER SO BB IBB HBP BLK WP HR S P ERA WHIP																			
Andy Benes, R (1, 1) ERA: 5.54 Mark Davis, L (7, 1) ERA: 2.13	6.2 W 30 5 4 4 8 5 0 0 0 0 0 0 68 113 5.40 1.500																			
	2.1 S 10 3 0 0 2 0 0 0 0 0 0 0 25 30 0.00 1.286																			

livebaseballscorecards.com

AB	34
R	4
H	8
RBI	4
BB	5
SO	10
LOB	18



Batter	1	2	3	4	5	6	7	8	9
Bip Roberts, S (1, 4) OBP: 0.377, SLG: 0.438	2-2 F7		1-3 K	0-0 F7		1-2 F9		3-1 FC3-2 WP	
Garry Templeton, S (1, 6) OBP: 0.294, SLG: 0.365	0-1 F7		0-0 1B HR 1B		1-2 E 1B HR 1B		1-2 G6-3	3-H 0-2 L4	
Tony Gwynn, L (1, 9) OBP: 0.400, SLG: 0.440	0-2 L7		2-1 1-2 HR 1B		2-1 E8 1-3 HR 1B		0-1 G3		
Jack Clark, R (1, 3) OBP: 0.401, SLG: 0.437		4-1 CS BB	2-0 1-H 2-H HR		2-2 1-H 3-H HR		0-0 G1-3		
Marvell Wynne, L (1, 7) OBP: 0.282, SLG: 0.357		1-1 P6	2-0 G4-3		0-1 L6			1-0 1B HR 1B	
Benito Santiago, R (1, 2) OBP: 0.277, SLG: 0.354		2-3 K		4-2 1B BB	2-3 K			1-0 1-2 HR 1B	
Mike Pagliarulo, L (1, 5) OBP: 0.261, SLG: 0.293		4-0 IBB		0-0 P6	0-2 P3			2-1 1-H 2-H HR	
Shawn Abner, R (1, 8) OBP: 0.207, SLG: 0.287		0-3 K		1-3 K		2-3 K		0-0 G4-1 FC3-2 2B	
Andy Benes, R (1, 1) Mark Davis, L (7, 1)			1-1 G6-3	3-2 1-3 1B		3-3 K		0-0 G4-1	

AB	R	H	RBI	BB	SO	LOB
5	0	0	0	0	1	3
5	2	2	0	0	0	1
4	2	2	0	0	0	0
3	2	2	6	1	0	0
4	1	1	0	0	0	1
3	1	1	0	1	2	1
3	1	1	3	1	0	1
4	0	1	0	0	3	3
3	0	1	0	0	1	0
1	0	0	0	0	0	1

BOTTOM

Montreal Expos @ San Diego Padres
Jack Murphy Stadium, San Diego, CA
 Mon Aug 28 1989, 10:05 PM EDT
 Att. 13,932 - Unknown

livebaseballscorecards.com

AB	35
R	9
H	11
RBI	9
BB	3
SO	7
LOB	11



1B: 7	SF: 0	WP: 1	PA: 38
2B: 1	SAC: 0	PB: 0	
3B: 0	DP: 0	SB: 0	
HR: 3	HBP: 0	CS: 1	

Inning Stats		R	H	E	K	S	IP		WLS	BF	H	R	ER	SO	BB	IBB	HBP	BLK	WP	HR	S	P	ERA	WHIP
Kevin Gross, R (1, 1) ERA: 4.32	(1, 1)	6	0	0	0	9	6.0	L		28	7	6	6	7	2	1	0	0	0	2	68	110	9.00	1.500
Rich Thompson, R (7, 1) ERA: 1.04	(7, 1)	1	0	0	0	0	1.0		3	0	0	0	0	0	0	0	0	0	0	6	7	0.00	0.000	
Urbano Lugo, R (8, 1) ERA: 6.75	(8, 1)	1	0	0	0	0	1.0		7	4	3	3	0	0	0	0	0	0	1	1	11	18	27.00	4.000

PITCHER		IP	WLS	BF	H	R	ER	SO	BB	IBB	HBP	BLK	WP	HR	S	P	ERA	WHIP
Kevin Gross, R (1, 1) ERA: 4.32	(1, 1)	6.0	L	28	7	6	6	7	2	1	0	0	0	2	68	110	9.00	1.500
Rich Thompson, R (7, 1) ERA: 1.04	(7, 1)	1.0		3	0	0	0	0	0	0	0	0	0	6	7	0.00	0.000	
Urbano Lugo, R (8, 1) ERA: 6.75	(8, 1)	1.0		7	4	3	0	0	0	0	0	0	1	1	11	18	27.00	4.000

Batter	1	2	3	4	5	6	7	8	9	AB R H RBI BB SO LOB	TOP											
Dave Martinez, L (1, 8) OBP: 0.329, SLG: 0.391	2-3 K		1-0 F7		1-3 K		0-0 FC3-6 BB		1-1 P2	5 0 0 1 0 2 5												
Tom Foley, L (1, 4) OBP: 0.309, SLG: 0.348	0-1 P6		1-2 G4-3			1-3 K	4-0 FC5-4 BB			3 0 0 0 1 1 2												
Hubie Brooks, R (1, 9) OBP: 0.286, SLG: 0.358	2-2 G6-3			1-2 G6-3		1-0 G5-3	1-2 FC5-4			4 0 0 0 0 0 3												
Tim Raines, S (1, 7) OBP: 0.400, SLG: 0.442		2-1 G6-3		2-2 G3-1		1-0 1B		2-2 G1-3		4 0 1 0 0 0 0												
Tim Wallach, R (1, 5) OBP: 0.346, SLG: 0.424		2-3 K2-3		0-2 G2-3		3-2 1B		1-0 FC6-4 1B		4 0 2 0 0 1 0												
Andres Galarraga, R (1, 3) OBP: 0.331, SLG: 0.430		0-1 G6-3			3-2 F8	3-3 K		1-0 FC6-4 S		4 0 0 0 0 1 3												
Nelson Santovenia, R (1, 2) OBP: 0.326, SLG: 0.386			4-2 G4-3 BB		4-1 1B		1-0 1B BLK FC3-6 1B		0-1 G4-3	1 0 1 0 2 0 0												
Rex Hudler, R (7, PR) OBP: 0.295, SLG: 0.444										0 1 0 0 0 0 0												
Mike Fitzgerald, R (7, 2) OBP: 0.333, SLG: 0.393										1 0 0 0 0 0 1												
Spike Owen, S (1, 6) OBP: 0.366, SLG: 0.351			2-2 G4-3		0-0 1B		0-0 F9		3-1 F7	4 0 1 0 0 0 2												
Pascual Perez, R (1, 1) OBP: 0.217, SLG: 0.233			4-1 BB		2-3 K		0-2 FC3-6 1B		3-2 F9	2 0 1 0 1 1 2												
Zane Smith, L (7, 1) OBP: 0.188, SLG: 0.219										0 0 0 0 0 0 0												
Tim Burke, R (7, 1)										0 0 0 0 0 0 0												
Jim Dwyer, L (9, PH) OBP: 0.388, SLG: 0.403										1 0 0 0 0 0 0												
Rich Thompson, R (9, 1)										0 0 0 0 0 0 0												
Inning Stats	R: 0 E: 0 K: 1 S: 9	H: 0 LOB: 0 BB: 0 P: 13	R: 0 E: 0 K: 1 S: 9	H: 0 LOB: 0 BB: 0 P: 13	R: 0 E: 0 K: 0 S: 10	H: 0 LOB: 2 BB: 2 P: 22	R: 0 E: 0 K: 0 S: 14	H: 0 LOB: 0 BB: 0 P: 17	R: 0 E: 0 K: 2 S: 18	H: 1 LOB: 2 BB: 1 P: 27	R: 0 E: 0 K: 2 S: 12	H: 2 LOB: 2 BB: 0 P: 21	R: 1 E: 0 K: 0 S: 10	H: 2 LOB: 3 BB: 1 P: 16	R: 0 E: 0 K: 0 S: 7	H: 1 LOB: 1 BB: 0 P: 11	R: 0 E: 0 K: 0 S: 8	H: 0 LOB: 0 BB: 0 P: 15	1B: 6 2B: 0 3B: 0 HR: 0	SF: 0 SAC: 0 DP: 0 HBP: 0	WP: 0 PB: 0 SB: 1 CS: 0	PA: 37
PITCHER	IP WLS BF H R ER SO BB IBB HBP BLK WP HR S P ERA WHIP																				IP WLS BF H R ER SO BB IBB HBP BLK WP HR S P ERA WHIP	
Greg Harris, R (1, 1) ERA: 2.99	7.0 30 5 1 1 6 4 0 0 0 0 0 0 82 129 1.29 1.286																					
Mark Grant, R (8, 1) ERA: 2.71	2.0 7 1 0 0 0 0 0 0 0 0 0 0 15 26 0.00 0.500																					

Montreal Expos @ San Diego Padres
Jack Murphy Stadium, San Diego, CA
 Tue Aug 29 1989, 10:05 PM EDT
 Att: 17,687 - Unknown

livebaseballscorecards.com

AB	33
R	1
H	6
RBI	1
BB	4
SO	6
LOB	18



Batter	1	2	3	4	5	6	7	8	9	AB	R	H	RBI	BB	SO	LOB
Bip Roberts, S (1, 4) OBP: 0.375, SLG: 0.435	2-3 K		1-2 G3			2-1 G6-3 1B		1-1 G6-3		4	0	1	0	0	1	0
Garry Templeton, S (1, 6) OBP: 0.291, SLG: 0.361	0-1 G4-3			1-0 G3		1-0 G6-3 1-2f		2-2 G5-3		4	0	0	0	0	0	1
Tony Gwynn, L (1, 9) OBP: 0.401, SLG: 0.441	3-2 G4-3			1-0 S 1B		1-1 G4-3		0-0 S WP 1B		4	0	2	0	0	0	0
Jack Clark, R (1, 3) OBP: 0.402, SLG: 0.434		2-2 F7		0-0 F8			4-2 SH1-4 FC4-6 1B BB	4-0 IBB		2	1	0	0	2	0	1
Chris James, R (1, 7) OBP: 0.284, SLG: 0.385		4-1 G4-3 BB		4-2 BB			1-0 FC4-6 SH1-4 1-2 1B	3-2 G5-3		2	0	1	0	2	0	2
Marvell Wynne, L (1, 8) OBP: 0.282, SLG: 0.357		1-0 G4-3 1-2		1-0 F7			0-0 SH1-4 1-2 2-3		1-0 PB SH1-4 1B	3	1	1	0	0	0	3
Benito Santiago, R (1, 2) OBP: 0.278, SLG: 0.352		0-3 K				1-1 G1-3		4-0 FC4-6 IBB	0-0 SH1-4	2	0	0	0	1	1	1
Mike Pagliarulo, L (1, 5) OBP: 0.259, SLG: 0.291			3-3 K			0-1 P6		2-2 FC4-6 FC4-6 1-2f 2-3 3-H	3-1 IBB	2	0	0	0	0	1	0
Luis Salazar, R (7, PH) OBP: 0.302, SLG: 0.411 (8, 5)						1-0 G6-3		2-2 FC4-6 1-2f		2	0	1	2	0	0	2
Greg Harris, R (1, 1) OBP: 0.133, SLG: 0.071						1-0 G6-3				2	0	0	0	0	0	0
Tim Flannery, L (7, PH) OBP: 0.306, SLG: 0.281										1	0	0	0	0	0	2
Mark Grant, R (8, 1) OBP: 0.235, SLG: 0.071										0	0	0	0	0	0	0

Inning Stats	R: 0	H: 0	E: 0	K: 1	S: 10	R: 0	H: 0	E: 0	K: 1	S: 8	R: 0	H: 0	E: 0	K: 1	S: 9	R: 0	H: 1	E: 0	K: 0	S: 7	R: 0	H: 0	E: 0	K: 0	S: 5	R: 0	H: 1	E: 0	K: 0	S: 5	R: 1	H: 1	E: 0	K: 0	S: 12	R: 0	H: 1	E: 0	K: 0	S: 10	R: 1	H: 2	E: 0	K: 0	S: 4	1B: 6	2B: 0	3B: 0	HR: 0	SF: 0	SAC: 2	DP: 1	HBP: 0	WP: 1	PB: 1	SB: 2	CS: 0	PA: 35
--------------	------	------	------	------	-------	------	------	------	------	------	------	------	------	------	------	------	------	------	------	------	------	------	------	------	------	------	------	------	------	------	------	------	------	------	-------	------	------	------	------	-------	------	------	------	------	------	-------	-------	-------	-------	-------	--------	-------	--------	-------	-------	-------	-------	--------


PITCHER	IP	WLS	BF	H	R	ER	SO	BB	IBB	HBP	BLK	WP	HR	S	P	ERA	WHIP
Pascual Perez, R (1, 1) ERA: 3.43	6.0		23	3	1	1	3	3	0	0	0	0	0	48	83	1.50	1.000
Zane Smith, L (7, 1) ERA: 3.7	0.1		2	0	0	0	0	0	1	0	0	0	0	1	5	0.00	0.000
Tim Burke, R (7, 1) ERA: 2.35	1.2		7	1	0	0	0	0	1	0	0	1	0	17	31	0.00	0.600
Rich Thompson, R (9, 1) ERA: 1.02	0.1	L	3	2	1	0	0	0	0	0	0	0	0	4	8	0.00	6.000

BOTTOM

Montreal Expos @ San Diego Padres
Jack Murphy Stadium, San Diego, CA
 Tue Aug 29 1989, 10:05 PM EDT
 Att. 17,687 - Unknown

livebaseballscorecards.com

AB	28
R	2
H	6
RBI	2
BB	5
SO	3
LOB	12



Batter	1	2	3	4	5	6	7	8	9	AB R H RBI BB SO LOB	TOP	
Tim Raines, S (1, 7) OBP: 0.406, SLG: 0.445 B F F F F B B C X	4-2 2B BB	1-2 2-H 1B		4-0 2B IBB		4-1 1-2 2-3 FC6-4 IBB		3-2 1B		2 0 2 1 3 0 0		
Dave Martinez, L (1, 8) OBP: 0.330, SLG: 0.397 1 SAFE C B 1 SAFE C X	1-2 2B	1-1 F9		0-1 2B		3-2 1-2f 2-3 3-H FC6-4 1B		1-2 G4-3		5 0 2 2 0 0 4		
Hubie Brooks, R (1, 9) OBP: 0.287, SLG: 0.361 Otis Nixon, S (9, 8) OBP: 0.309, SLG: 0.264 F F S	0-3 K		0-1 G4-3 FC4-2 2B	1-0 G6-3		0-1 1B		2-0 F8		5 0 2 1 0 1 4 0 0 0 0 0 0 0		
Tim Wallach, R (1, 5) OBP: 0.345, SLG: 0.422 S B B S B X	3-2 P3		0-0 G4-3		2-1 G1-4-3 1B		1-0 F9		0-1 G6-3		5 0 1 0 0 0 5	
Andres Galarraga, R (1, 3) OBP: 0.330, SLG: 0.428 C X	0-1 G4-3		2-2 FC4-2		1-0 G1-4-3		1-2 F7		0-0 1B		5 0 1 0 0 0 4	
Tom Foley, L (1, 4) OBP: 0.308, SLG: 0.344 B B T T B C C C C C X		4-2 G4-3 1B BB	1-1 F7		0-0 G4-3		1-1 F8		0-1 P9		4 1 0 0 1 0 2	
Mike Fitzgerald, R (1, 2) OBP: 0.328, SLG: 0.387 B B X	1-1 G4-3			0-0 L8		3-2 F7		0-1 F8		4 0 0 0 0 0 1		
Spike Owen, S (1, 6) OBP: 0.370, SLG: 0.354 B B C C C C C X		2-1 SH2-4 1B 1B		0-2 BLK 2B 1B		4-1 PB E FC6-4 BB		0-1 F8		3 3 2 1 1 0 0		
Dennis Martinez, R (1, 1) OBP: 0.197, SLG: 0.131 X		0-0 SH2-4		2-2 G1-3		0-1 E3 FC6-4 PB 1B		1-3 K		3 1 0 0 0 1 2		
Inning Stats	R: 0 H: 1 E: 0 LOB: 2 K: 1 BB: 1 S: 15 P: 23	R: 2 H: 2 E: 0 LOB: 1 K: 0 BB: 1 S: 14 P: 23	R: 0 H: 1 E: 0 LOB: 1 K: 0 BB: 0 S: 8 P: 11	R: 1 H: 2 E: 0 LOB: 2 K: 0 BB: 1 S: 10 P: 17	R: 0 H: 1 E: 0 LOB: 0 K: 0 BB: 0 S: 4 P: 7	R: 2 H: 1 E: 1 LOB: 2 K: 0 BB: 2 S: 13 P: 28	R: 0 H: 0 E: 0 LOB: 0 K: 0 BB: 0 S: 8 P: 10	R: 0 H: 1 E: 0 LOB: 1 K: 1 BB: 0 S: 11 P: 16	R: 0 H: 1 E: 0 LOB: 1 K: 0 BB: 0 S: 6 P: 8	1B: 7 SF: 0 2B: 3 SAC: 1 3B: 0 DP: 1 HR: 0 HBP: 0	WP: 0 PA: 42 PB: 1 SB: 1 CS: 0	
PITCHER Ed Whitson, R (1, 1) ERA: 2.68 Dan Murphy, R (6, 1) ERA: 1.59 Pat Clements, L (8, 1) ERA: 3.9	IP WLS BF H R ER SO BB IBB HBP BLK WP HR S P ERA WHIP 5.0 L 24 7 3 3 1 2 1 0 1 0 0 51 81 5.40 1.800 2.0 10 1 2 0 0 1 1 0 0 0 0 21 38 0.00 1.000 2.0 8 2 0 0 0 1 0 0 0 0 0 17 24 0.00 1.000	PITCHER IP WLS BF H R ER SO BB IBB HBP BLK WP HR S P ERA WHIP										

Montreal Expos @ San Diego Padres
 Jack Murphy Stadium, San Diego, CA
 Wed Aug 30 1989, 10:05 PM EDT
 Att: 16,557 - Unknown

AB	36
R	5
H	10
RBI	5
BB	5
SO	2
LOB	22



Batter	1	2	3	4	5	6	7	8	9	AB	R	H	RBI	BB	SO	LOB
Bip Roberts, S OBP: 0.377, SLG: 0.436 (1, 7) B C S X	2-2 SH1-3 1B SF9 1B		3-2 E3 CS		1-3 K			1-1 G4-6-3 1B		4	1	2	0	0	1	3
Roberto Alomar, S OBP: 0.335, SLG: 0.350 (1, 4) 1 SAFE X	0-0 SF9 SH1-3 1-2 CS 1B		1-0 CS	2-2 G6-3	3-1 FC4-6			1-2 G4-6-3		4	0	1	0	0	0	4
Tony Gwynn, L OBP: 0.399, SLG: 0.438 (1, 8) B X	1-0 SH1-3			0-2 F8				0-1 G3-1		3	0	0	0	0	0	0
Jack Clark, R OBP: 0.399, SLG: 0.431 (1, 3) X	0-0 SF9			1-2 E3				0-1 G3-1		3	0	0	1	0	1	0
Chris James, R OBP: 0.281, SLG: 0.382 (1, 9) 3 SAFE X	0-0 CS	1-3 K		2-0 G4-3				0-2 P3		4	0	0	0	0	1	1
Garry Templeton, S OBP: 0.289, SLG: 0.358 (1, 6) C B F S X			1-3 K		0-0 P4			1-3 K		4	0	0	0	0	3	0
Benito Santiago, R OBP: 0.281, SLG: 0.358 (1, 2) B X			1-1 F9		0-1 1B			1-1 1B		3	0	2	0	0	0	0
Mike Pagliarulo, L OBP: 0.260, SLG: 0.292 (1, 5) C C C X			1-3 K		0-2 S			0-0 L7		3	0	1	0	0	1	1
Ed Whitson, R OBP: 0.191, SLG: 0.203 (1, 1) Tim Flannery, L OBP: 0.311, SLG: 0.281 (5, PH) Dan Murphy, R OBP: 0.302, SLG: 0.360 (7, PH) Pat Clements, R OBP: 0.302, SLG: 0.360 (8, 1)			2-3 K		4-2 FC4-6 BB			1-1 G5-3		1	0	0	0	0	0	0

Inning Stats	R: 1	H: 2	E: 0	LOB: 0	K: 0	BB: 0	S: 6	P: 9	R: 0	H: 0	E: 0	LOB: 0	K: 2	BB: 0	S: 10	P: 13	R: 0	H: 0	E: 1	LOB: 0	K: 2	BB: 0	S: 11	P: 17	R: 0	H: 0	E: 1	LOB: 1	K: 0	BB: 0	S: 11	R: 0	H: 2	E: 0	LOB: 3	K: 1	BB: 1	S: 13	P: 21	R: 0	H: 0	E: 0	LOB: 0	K: 1	BB: 0	S: 6	P: 9	R: 0	H: 1	E: 0	LOB: 1	K: 1	BB: 0	S: 8	P: 11	R: 0	H: 1	E: 0	LOB: 0	K: 0	BB: 0	S: 7	P: 9	R: 0	H: 0	E: 0	LOB: 0	K: 1	BB: 0	S: 8	P: 9	R: 0	H: 0	E: 0	LOB: 0	K: 1	BB: 0	S: 8	P: 9
PITCHER Dennis Martinez, R ERA: 2.92 (1, 1)	IP	WLS	BF	H	R	ER	SO	BB	IBB	HBP	BLK	WP	HR	S	P	ERA	WHIP																																																														
	9.0	W	33	6	1	1	8	1	0	0	0	0	0	80	114	1.00	0.778																																																														

BOTTOM

Montreal Expos @ San Diego Padres
Jack Murphy Stadium, San Diego, CA

Wed Aug 30 1989, 10:05 PM EDT
Att. 16,557 - Unknown

AB	30
R	1
H	6
RBI	1
BB	1
SO	8
LOB	10



WP: 0	PA: 35
PB: 0	
SB: 1	
CS: 2	

Batter	1	2	3	4	5	6	7	8	9	AB R H RBI BB SO LOB	TOP		
Lenny Dykstra, L (1, 8) OBP: 0.325, SLG: 0.378	2-1 F9			0-2 F8			4-2 1B BB	1-3 K		3 1 0 0 1 1 2			
Tom Herr, S (1, 4) OBP: 0.345, SLG: 0.349	1-2 G6-3			1-1 G4-3			2-1 G5-4-3 1B		2-2 G4-3 1B	4 0 2 0 0 0 0			
John Kruk, L (1, 7) OBP: 0.387, SLG: 0.429 Roger McDowell, R (7, 1) OBP: 0.333, SLG: 0.333 Dwayne Murphy, L (9, PH) OBP: 0.344, SLG: 0.409	0-0 G6-3			1-1 L6			3-1 G5-4-3 1B		2-2 F9	3 0 1 1 0 0 0 0 0 0 0 0 0 0 1 0 0 0 0 0 1			
Ricky Jordan, R (1, 3) OBP: 0.315, SLG: 0.406			0-1 F8		0-0 G4-3		0-1 G5-4-3		2-1 G4-3	4 0 0 0 0 0 3			
Von Hayes, L (1, 9) OBP: 0.381, SLG: 0.464			2-2 G5-3		3-1 P4		2-3 K			3 0 0 0 0 1 1			
Charlie Hayes, R (1, 5) OBP: 0.261, SLG: 0.416			0-0 F8		3-1 F7				0-0 L4	3 0 0 0 0 0 0			
Darren Daulton, L (1, 2) OBP: 0.290, SLG: 0.303				1-2 P4			0-1 F9		3-1 2B	3 0 1 0 0 0 0			
Dickie Thon, R (1, 6) OBP: 0.298, SLG: 0.381				0-1 G6-3			4-2 G5-6-3 BB		2-0 2B	2 0 1 0 1 0 0			
Don Carman, L (1, 1) OBP: 0.032, SLG: 0.032 Curt Ford, L (7, 7) OBP: 0.279, SLG: 0.298				2-1 G6-3		0-0 G5-6-3			4-2 BB	2 0 0 0 0 0 1 0 0 0 0 1 0 0			
Inning Stats	R: 0 E: 0 K: 0 S: 6 H: 0 LOB: 0 BB: 0 P: 9	R: 0 E: 0 K: 0 S: 7 H: 0 LOB: 0 BB: 0 P: 9	R: 0 E: 0 K: 0 S: 7 H: 0 LOB: 0 BB: 0 P: 10	R: 0 E: 0 K: 0 S: 7 H: 0 LOB: 0 BB: 0 P: 9	R: 0 E: 0 K: 0 S: 5 H: 0 LOB: 0 BB: 0 P: 11	R: 0 E: 0 K: 0 S: 5 H: 0 LOB: 0 BB: 1 P: 9	R: 1 E: 0 K: 1 S: 13 H: 2 LOB: 1 BB: 1 P: 24	R: 0 E: 0 K: 1 S: 15 H: 2 LOB: 2 BB: 1 P: 25	R: 0 E: 0 K: 0 S: 8 H: 1 LOB: 0 BB: 0 P: 14	1B: 3 2B: 2 3B: 0 HR: 0 SF: 0 SAC: 0 DP: 3 HBP: 0	WP: 0 PB: 0 SB: 0 CS: 0 PA: 31		
PITCHER	IP WLS BF H R ER SO BB IBB HBP BLK WP HR S P ERA WHIP											PITCHER	IP WLS BF H R ER SO BB IBB HBP BLK WP HR S P ERA WHIP
Dennis Rasmussen, L (1, 1) ERA: 4.12	6.0 W 21 2 1 1 0 2 2 0 0 0 0 0 45 74 1.50 0.667												
Mark Grant, R (7, 1) ERA: 2.62	3.0 S 10 3 0 0 2 1 0 0 0 0 0 0 28 46 0.00 1.333												

Philadelphia Phillies @ San Diego Padres
 Jack Murphy Stadium, San Diego, CA
 Thu Aug 31 1989, 6:33 AM EDT
 Att: 15,541 - Unknown

livebaseballscorecards.com

AB	28
R	1
H	5
RBI	1
BB	3
SO	2
LOB	8



Batter	1	2	3	4	5	6	7	8	9	AB	R	H	RBI	BB	SO	LOB
Bip Roberts, S OBP: 0.375, SLG: 0.430 (1, 5)	4-0 CS BB		1-2 F8		0-1 F7		2-2 G3			3	0	0	0	1	0	0
Roberto Alomar, S OBP: 0.336, SLG: 0.350 (1, 4)	2-3 BB		3-2 F9		4-2 BB		1-0 S S 1B			3	1	1	0	1	1	1
Tony Gwynn, L OBP: 0.398, SLG: 0.436 (1, 9)	3-1 F8 1-2		2-2 G4-3		0-0 L7		4-0 SAFE 1B 1-2 IBB			3	0	0	0	1	0	2
Jack Clark, R OBP: 0.398, SLG: 0.432 (1, 3)		2-2 1B 2B		3-3 K		0-0 G5-3	3-3 K 1-2 2-H			4	1	1	0	0	2	1
Chris James, R OBP: 0.283, SLG: 0.383 (1, 7)		0-1 2-H 1B		2-2 F8		1-2 1B HR 1B	0-1 G5-3			4	1	2	1	0	0	1
Shawn Abner, R OBP: 0.207, SLG: 0.287 (8, 7)										0	0	0	0	0	0	0
Garry Templeton, S OBP: 0.293, SLG: 0.363 (1, 6)		0-1 G6-3 2B		4-0 1B BB		1-1 1-2 HR 1B		0-1 G1-3		3	1	2	0	1	0	0
Benito Santiago, R OBP: 0.283, SLG: 0.367 (1, 2)		2-2 G6-3		2-0 1-2 1B		0-1 1-H 2-H HR		1-2 G6-3		4	1	2	3	0	0	1
Darrin Jackson, R OBP: 0.290, SLG: 0.314 (1, 8)		4-0 FC4-6 IBB		0-0 F7		0-0 F9		1-0 1B		3	0	1	0	1	0	2
Dennis Rasmussen, L OBP: 0.207, SLG: 0.246 (1, 1)		1-1 FC4-6				1-3 K		1-3 K		3	0	0	0	0	1	2
Mark Grant, R OBP: 0.222, SLG: 0.067 (7, 1)										1	0	0	0	0	1	1

Inning Stats	R: 0	H: 0	E: 0	K: 1	S: 7	R: 1	H: 3	E: 0	K: 0	S: 12	R: 0	H: 0	E: 0	K: 0	S: 9	R: 0	H: 1	E: 0	K: 1	S: 10	R: 0	H: 0	E: 0	K: 1	S: 8	R: 3	H: 3	E: 0	K: 0	S: 12	R: 1	H: 1	E: 0	K: 1	S: 9	R: 0	H: 1	E: 0	K: 1	S: 9	
	LOB: 0	BB: 1	LOB: 0	BB: 1		LOB: 2	BB: 1	LOB: 1	BB: 1		LOB: 0	BB: 1	LOB: 1	BB: 1		LOB: 0	BB: 0	LOB: 1	BB: 1		LOB: 0	BB: 0	LOB: 1	BB: 1		LOB: 0	BB: 0	LOB: 1	BB: 1		LOB: 1	BB: 1		LOB: 1	BB: 0		LOB: 1	BB: 0		LOB: 1	BB: 1


PITCHER	IP	WLS	BF	H	R	ER	SO	BB	IBB	HBP	BLK	WP	HR	S	P	ERA	WHIP
Don Carman, L ERA: 5.19 (1, 1)	6.0	L	27	7	4	4	3	3	1	0	0	0	1	58	100	6.00	1.667
Roger McDowell, R ERA: 2.07 (7, 1)	2.0		9	2	1	0	2	0	1	0	0	0	0	18	31	0.00	1.000

BOTTOM

Philadelphia Phillies @ San Diego Padres
Jack Murphy Stadium, San Diego, CA

Thu Aug 31 1989, 6:33 AM EDT
Att. 15,541 - Unknown

AB	31
R	5
H	9
RBI	4
BB	5
SO	5
LOB	11



WP	PA
0	36
PB	0
SB	3
CS	1

Batter	1	2	3	4	5	6	7	8	9	AB R H RBI BB SO LOB	TOP												
Lenny Dykstra, L (1, 8) OBP: 0.324, SLG: 0.376	1-3 K	1-1 G4-3		0-3 K			1-2 G3		0-1 1B	5 0 1 0 0 2 0													
Tom Herr, S (1, 4) OBP: 0.346, SLG: 0.348	1-2 1B	1-1 G4-3		1-1 G5-3			4-2 BB		0-1 G5-3	4 1 1 0 1 0 1													
Randy Ready, R (1, 7) OBP: 0.374, SLG: 0.415 Bob Dernier, R (7, 7) OBP: 0.236, SLG: 0.229	0-0 1B			3-2 G4-3		2-2 G1-3	1-3 K			4 1 2 0 0 1 1 0 0 0 0 0 0 0													
Ricky Jordan, R (1, 3) OBP: 0.315, SLG: 0.405	1-1 1B			0-3 K		2-1 P4			0-0 G6-3	4 0 1 1 0 1 1													
Von Hayes, L (1, 9) OBP: 0.380, SLG: 0.461	2-2 FC4-6			4-1 G4-3		0-2 G4-3			1-0 G3-1	3 0 0 0 1 0 1													
Charlie Hayes, R (1, 5) OBP: 0.265, SLG: 0.417	2-2 1B			0-1 G4-3		0-1 G5-6-3			2-1 1B	4 0 2 0 0 0 2													
Dickie Thon, R (1, 6) OBP: 0.300, SLG: 0.381 Jeff Parrett, R (8, 1)	0-0 1B			4-0 IBB		1-1 G5-3			1-2 F8	3 0 1 0 1 0 1 0 0 0 0 0 0 0													
Tom Nieto, R (1, 2) OBP: 0.200, SLG: 0.200 John Kruk, L (9, PH) OBP: 0.386, SLG: 0.428	2-3 K			1-2 G6-3		0-0 F8			0-1 G6-3	3 0 0 0 0 1 6 1 0 0 0 0 0 0													
Ken Howell, R (1, 1) OBP: 0.136, SLG: 0.125 Steve Jeltz, S (8, 6) OBP: 0.378, SLG: 0.355				0-3 K			0-0 F8		0-1 G5-3	3 0 0 0 0 1 0 1 0 0 0 0 0 0													
Inning Stats	R: 2 E: 1 K: 2 S: 24	H: 5 LOB: 3 BB: 0 P: 33	R: 0 E: 0 K: 0 S: 6	H: 0 LOB: 0 BB: 0 P: 8	R: 0 E: 0 K: 1 S: 12	H: 1 LOB: 3 BB: 2 P: 24	R: 0 E: 0 K: 2 S: 9	H: 0 LOB: 0 BB: 0 P: 10	R: 0 E: 0 K: 0 S: 8	H: 0 LOB: 0 BB: 0 P: 12	R: 0 E: 0 K: 0 S: 5	H: 0 LOB: 0 BB: 0 P: 6	R: 0 E: 0 K: 1 S: 9	H: 0 LOB: 1 BB: 1 P: 15	R: 0 E: 0 K: 0 S: 7	H: 1 LOB: 1 BB: 0 P: 11	R: 0 E: 0 K: 0 S: 8	H: 1 LOB: 1 BB: 0 P: 8	1B: 7 2B: 1 3B: 0 HR: 0	SF: 0 SAC: 0 DP: 0 HBP: 0	WP: 0 PB: 0 SB: 0 CS: 0	PA: 38	
PITCHER Bruce Hurst, L (1, 1) ERA: 2.96 Mark Davis, L (9, 1) ERA: 2.11	IP: 8.0 WLS: W BF: 34 H: 7 R: 2 ER: 2 SO: 6 BB: 2 IBB: 1 HBP: 0 BLK: 0 WP: 0 HR: 0 S: 80 P: 119 ERA: 2.25 WHIP: 1.125	IP: 1.0 WLS: S BF: 4 H: 1 R: 0 ER: 0 SO: 0 BB: 0 IBB: 0 HBP: 0 BLK: 0 WP: 0 HR: 0 S: 8 P: 8 ERA: 0.00 WHIP: 1.000											PITCHER IP: 1.0 WLS: S BF: 4 H: 1 R: 0 ER: 0 SO: 0 BB: 0 IBB: 0 HBP: 0 BLK: 0 WP: 0 HR: 0 S: 8 P: 8 ERA: 0.00 WHIP: 1.000										

Philadelphia Phillies @ San Diego Padres
 Jack Murphy Stadium, San Diego, CA
 Sat Sep 02 1989, 10:05 PM EDT
 Att: 23,161 - Unknown

AB	35
R	2
H	8
RBI	1
BB	3
SO	6
LOB	13



Batter	1	2	3	4	5	6	7	8	9	AB R H RBI BB SO LOB	TOP	
Lenny Dykstra, L (1, 8) OBP: 0.322, SLG: 0.374	1-2 F9		1-0 P6			0-0 L8	2-2 FC3-6 1B	1-1 G6-4-3		5 0 1 0 0 0 4		
Tom Herr, S (1, 4) OBP: 0.345, SLG: 0.346	3-3 K		2-3 K			0-3 K	0-0 FC3-6 FC5-4		1-1 FC5-4 1B	5 0 1 0 0 3 3		
John Kruk, L (1, 3) OBP: 0.385, SLG: 0.424 Ricky Jordan, R (7, PH) OBP: 0.313, SLG: 0.403	2-1 F8				0-0 G3	4-0 HR BB	0-0 FC5-4		0-2 FC5-4 FC3-6 BB	2 1 0 0 1 0 0 2 0 0 0 0 0 3		
Dwayne Murphy, L (1, 7) OBP: 0.349, SLG: 0.436 Randy Ready, R (8, PH) OBP: 0.378, SLG: 0.417		2-3 K			0-2 1B	0-0 HR		0-1 BB BB 1B	4-1 FC3-6 BB	3 1 2 2 0 1 0 1 1 1 0 1 0 0		
Von Hayes, L (1, 9) OBP: 0.378, SLG: 0.458		1-3 K			1-0 P6	0-0 2B 1B		1-0 P3	1-0 FC3-6	5 1 1 0 0 1 4		
Dickie Thon, R (1, 6) OBP: 0.304, SLG: 0.388		2-0 2B			2-3 K	3-2 2B		4-2 1B BB 1B	2-1 L8	4 1 2 1 1 1 3		
Darren Daulton, L (1, 2) OBP: 0.289, SLG: 0.300		2-2 G3-1				0-0 F9	1-3 K		4-2 1B 1B BB	3 0 0 0 1 1 2		
Steve Jeltz, S (1, 5) OBP: 0.380, SLG: 0.354			4-1 SH1-4 BB			1-2 P5			2-2 1B 1B	3 0 1 1 1 0 0		
Dennis Cook, L (1, 1) OBP: 0.194, SLG: 0.250 Randy O'Neal, R (5, 1) Curt Ford, L (7, PH) OBP: 0.295, SLG: 0.298 Jeff Parrett, R (7, 1) Charlie Hayes, R (8, PH) OBP: 0.288, SLG: 0.420 Roger McClowell, R (8, 1) OBP: 0.333, SLG: 0.333			0-0 SH1-4			0-0 L7			1-1 FC3-6 1B BB	1 0 0 0 0 0 0 0 0 0 0 0 0 0 0 0 0 0 1 0 0 0 0 0 0 0 0 0 1 0 1 1 0 0 0 0 0 0 0 0 0 0		
Inning Stats	R: 0 H: 0 E: 0 LOB: 0 K: 1 BB: 0 S: 8 P: 14	R: 0 H: 1 E: 0 LOB: 1 K: 2 BB: 0 S: 13 P: 20	R: 0 H: 0 E: 0 LOB: 1 K: 1 BB: 1 S: 6 P: 13	R: 0 H: 1 E: 0 LOB: 1 K: 1 BB: 0 S: 9 P: 12	R: 0 H: 0 E: 0 LOB: 0 K: 0 BB: 0 S: 6 P: 7	R: 3 H: 3 E: 0 LOB: 1 K: 2 BB: 1 S: 14 P: 22	R: 0 H: 1 E: 0 LOB: 2 K: 0 BB: 1 S: 11 P: 18	R: 2 H: 3 E: 0 LOB: 2 K: 0 BB: 2 S: 16 P: 29	R: 0 H: 1 E: 0 LOB: 2 K: 0 BB: 1 S: 9 P: 17	1B: 7 SF: 0 2B: 2 SAC: 1 3B: 0 DP: 1 HR: 1 HBP: 0	WP: 0 PA: 42 PB: 0 SB: 1 CS: 0	
PITCHER	IP WLS BF H R ER SO BB IBB HBP BLK WP HR S P ERA WHIP											
Andy Benes, R (1, 1) ERA: 5.4	5.2 W 24 5 3 3 6 2 0 0 0 0 1 53 84 4.76 1.235											
Greg Harris, R (6, 1) ERA: 2.96	1.0 5 1 0 0 1 1 0 0 0 0 0 0 13 21 0.00 2.000											
Mark Davis, L (7, 1) ERA: 2.28	2.1 S 13 4 2 2 0 3 0 0 0 0 0 0 26 47 7.71 3.000											

Philadelphia Phillies @ San Diego Padres
 Jack Murphy Stadium, San Diego, CA
 Sun Sep 03 1989, 6:33 AM EDT
 Att. 24,956 - Unknown

AB	35
R	5
H	10
RBI	5
BB	6
SO	7
LOB	19



Batter	1	2	3	4	5	6	7	8	9	AB	R	H	RBI	BB	SO	LOB
Bip Roberts, S OBP: 0.374, SLG: 0.435 (1, 5)	2-2 F8	1-3 K			3-2 L9 2B		1-2 SH 1B	0-1 G4-3		5	2	2	0	0	1	0
Roberto Alomar, S OBP: 0.335, SLG: 0.350 (1, 4)	1-2 G1-3		0-0 G6-3 2B		0-2 G5-3		0-0 SH 1B HR	1-0 G6-3		4	1	1	0	0	0	1
Tony Gwynn, L OBP: 0.395, SLG: 0.435 (1, 9)	0-0 1B 2B		1-1 G6-3		2-0 L9		2-2 HR 1B			4	2	2	1	0	0	2
Jack Clark, R OBP: 0.400, SLG: 0.434 Carmelo Martinez, R OBP: 0.301, SLG: 0.359 (1, 3) (9, 3)	3-1 FC6-4 1B		4-0 IBB		3-2 WP 2B		4-0 HR BB			2	1	2	2	2	0	0
Chris James, R OBP: 0.281, SLG: 0.377 (1, 7)	0-1 FC6-4		1-3 K		3-H 4-1 WP BB		1-3 K			3	0	0	0	1	2	6
Garry Templeton, S OBP: 0.288, SLG: 0.356 (1, 6)		0-1 G6-3	0-0 P6		2-3 K		1-3 K			4	0	0	0	0	2	7
Benito Santiago, R OBP: 0.283, SLG: 0.374 (1, 2)		0-0 G5-3		0-1 P5		0-0 F7	1-2 HR			4	1	1	4	0	0	0
Darrin Jackson, R OBP: 0.289, SLG: 0.322 (1, 8)		0-0 HR 2B		0-1 G6-3		1-2 G4-3	0-0 G6-3			4	1	1	0	0	0	0
Andy Benes, R OBP: 0.250, SLG: 0.500 Greg Harris, R OBP: 0.125, SLG: 0.067 Mark Davis, L (1, 1) (6, 1) (7, 1)		3-2 HR		0-3 K		1-3 K		0-0 G3		2	1	1	2	0	1	0
										1	0	0	0	0	1	0
										1	0	0	0	0	0	0

Inning Stats	R: 1	H: 2	E: 0	K: 0	S: 11	H: 2	LOB: 1	BB: 0	P: 17	R: 2	H: 2	E: 0	K: 1	S: 10	H: 2	LOB: 0	BB: 0	P: 14	R: 0	H: 1	E: 0	K: 1	S: 9	H: 0	LOB: 0	BB: 0	P: 7	R: 1	H: 2	E: 0	K: 1	S: 14	H: 0	LOB: 0	BB: 0	P: 9	R: 5	H: 3	E: 1	K: 2	S: 17	H: 3	LOB: 0	BB: 1	P: 27	R: 0	H: 0	E: 0	K: 0	S: 4	H: 0	LOB: 0	BB: 0	P: 5
--------------	------	------	------	------	-------	------	--------	-------	-------	------	------	------	------	-------	------	--------	-------	-------	------	------	------	------	------	------	--------	-------	------	------	------	------	------	-------	------	--------	-------	------	------	------	------	------	-------	------	--------	-------	-------	------	------	------	------	------	------	--------	-------	------

PITCHER	IP	WLS	BF	H	R	ER	SO	BB	IBB	HBP	BLK	WP	HR	S	P	ERA	WHIP
Dennis Cook, L ERA: 3.95 (1, 1)	4.2	L	22	7	4	4	3	0	0	0	0	0	1	47	71	7.71	1.500
Randy O'Neal, R ERA: 5.35 (5, 1)	1.1		5	0	0	0	2	1	0	0	0	1	0	11	19	0.00	0.750
Jeff Parrett, R ERA: 2.23 (7, 1)	1.0		8	3	5	1	2	1	0	0	0	0	1	17	27	9.00	4.000
Roger McDowell, R ERA: 2.04 (8, 1)	1.0		3	0	0	0	0	0	0	0	0	0	0	4	5	0.00	0.000

BOTTOM

Philadelphia Phillies @ San Diego Padres
Jack Murphy Stadium, San Diego, CA

Sun Sep 03 1989, 6:33 AM EDT
Att. 24,956 - Unknown

AB	34
R	9
H	10
RBI	9
BB	3
SO	7
LOB	16



WP	HR	S	P	ERA	WHIP
1	2	0	1	38	
0	0	0	0		
0	0	0	0		

Batter	1	2	3	4	5	6	7	8	9	AB R H RBI BB SO LOB	TOP						
Bip Roberts, S (1, 5) OBP: 0.381, SLG: 0.446	1-1 SH3-4 2B		2-2 CS 1B	3-0 E5			1-2 BB 1B HR 1B	2-1 1B HR 1B		5 2 4 0 0 0 0							
Roberto Alomar, S (1, 4) OBP: 0.334, SLG: 0.349	0-0 SH3-4		0-1 P4 1-2	3-3 K			0-2 BB HR 1B	1-2 F9		4 1 1 0 0 1 3							
Tony Gwynn, L (1, 9) OBP: 0.399, SLG: 0.437	2-3 K		0-1 1B				4-0 HR BB	3-1 HR 1B		4 2 3 0 1 1 1							
Jack Clark, R (1, 3) OBP: 0.400, SLG: 0.448	0-2 G6-3		1-1 G3				1-1 HR	1-2 HR 1B		5 2 2 7 0 0 3							
Chris James, R (1, 7) OBP: 0.282, SLG: 0.376							0-0 G1-3	0-1 1B		4 1 1 0 1 0 1							
Greg Harris, R (8, 1) OBP: 0.125, SLG: 0.067										0 0 0 0 0 0 0							
Carmelo Martinez, R (9, 7) OBP: 0.301, SLG: 0.359										0 0 0 0 0 0 0							
Garry Templeton, S (1, 6) OBP: 0.287, SLG: 0.357										5 0 1 0 0 1 3							
Benito Santiago, R (1, 2) OBP: 0.284, SLG: 0.372										4 1 1 0 1 1 1							
Darrin Jackson, R (1, 8) OBP: 0.294, SLG: 0.358										5 1 2 3 0 1 1							
Ed Whitsun, R (1, 1) OBP: 0.186, SLG: 0.197										2 0 0 0 0 0 2							
Mark Grant, R (4, 1) OBP: 0.211, SLG: 0.063										1 0 0 0 0 0 1 0							
Pat Clements, R (6, 1) OBP: 0.000, SLG: 0.000										0 0 0 0 0 0 0 0							
Tim Flannery, L (8, PH) OBP: 0.000, SLG: 0.279										1 0 0 0 0 0 1 0							
Shawn Abner, R (8, 7) OBP: 0.204, SLG: 0.284										1 0 0 0 0 0 0 0							
Mark Davis, L (9, 1) OBP: 0.000, SLG: 0.000										0 0 0 0 0 0 0 0							
Inning Stats	R: 0 H: 1 E: 0 LOB: 1 K: 1 BB: 0 S: 9 P: 12	R: 0 H: 2 E: 0 LOB: 2 K: 0 BB: 0 S: 8 P: 16	R: 0 H: 2 E: 0 LOB: 1 K: 0 BB: 0 S: 10 P: 13	R: 3 H: 1 E: 1 LOB: 1 K: 1 BB: 2 S: 13 P: 30	R: 0 H: 1 E: 1 LOB: 1 K: 0 BB: 0 S: 9 P: 14	R: 0 H: 0 E: 0 LOB: 0 K: 1 BB: 0 S: 8 P: 12	R: 4 H: 4 E: 0 LOB: 1 K: 1 BB: 1 S: 16 P: 26	R: 3 H: 4 E: 0 LOB: 1 K: 2 BB: 0 S: 21 P: 30	R: 0 H: 0 E: 0 LOB: 0 K: 1 BB: 0 S: 10 P: 15	1B: 10 SF: 0 2B: 2 SAC: 1 3B: 0 DP: 0 HR: 3 HBP: 0	WP: 0 PA: 45 PB: 0 SB: 0 CS: 2						
PITCHER	IP WLS BF H R ER SO BB IBB HBP BLK WP HR S P ERA WHIP																
Tom Glavine, L (1, 1) ERA: 3.87	6.0	30	9	6	6	3	3	0	0	0	0	0	1	63	108	9.00	2.000
Mark Eichhorn, R (7, 1) ERA: 4.68	1.0	5	2	1	1	1	0	0	0	0	0	0	1	10	15	9.00	2.000
Joe Boever, R (8, 1) ERA: 3.66	2.0	L	10	4	3	3	3	0	0	0	0	0	1	31	45	13.50	2.000

San Diego Padres @ Atlanta Braves
Atlanta-Fulton County Stadium, Atlanta, GA

Mon Sep 04 1989, 3:33 AM EDT
Att: 5,332 - Sunny - 82 F

livebaseballscorecards.com

AB	41
R	10
H	15
RBI	10
BB	3
SO	7
LOB	15



BOTTOM

San Diego Padres @ Atlanta Braves
Atlanta-Fulton County Stadium, Atlanta, GA

Mon Sep 04 1989, 3:33 AM EDT
Att. 5,332 - Sunny - 82 F

AB	41
R	9
H	17
RBI	8
BB	3
SO	3
LOB	21



WP:	0	PA:	47
PB:	0		
SB:	1		
CS:	0		

AB R H RBI BB SO LOB

5	2	3	1	1	0	1
4	0	1	2	0	0	3
1	0	0	0	0	0	1
3	3	3	1	1	0	0
5	1	2	0	0	1	4
4	0	2	3	1	0	2
0	0	0	0	0	0	0
5	0	1	1	0	1	4
5	1	2	0	0	0	3
4	1	1	0	0	1	2
1	0	0	0	0	0	0
2	1	1	0	0	0	1
0	0	0	0	0	0	0
1	0	1	0	0	0	0
0	0	0	0	0	0	0
0	0	0	0	0	0	0
0	0	0	0	0	0	0
1	0	0	0	0	0	0

Batter	1	2	3	4	5	6	7	8	9
Oddibe McDowell, L (1, 8) OBP: 0.324, SLG: 0.372	0-0 HR	2-0 E4		0-2 P6		0-1 SF8 1B	2-2 1B		4-2 FC4-6 BB
Jeff Treadway, L (1, 4) OBP: 0.325, SLG: 0.386	0-1 G4-3	2-1 G4-3		0-0 FC5 1B		1-2 SF8	0-0 G2-3		0-2 FC4-6
Geronimo Berroa, R (9, PH) OBP: 0.307, SLG: 0.346									
Lonnie Smith, R (1, 7) OBP: 0.428, SLG: 0.554	1-1 FC6-4 1B		2-0 S 1B HBP	0-2 1B		1-0 2B 1B		4-0 FC4-6 1B BB	
Dale Murphy, R (1, 9) OBP: 0.301, SLG: 0.362	1-1 FC6-4 BB		1-3 K	0-0 FC5		0-0 1B 2B		2-1 FC4-6 1B	
Darrell Evans, L (1, 3) OBP: 0.326, SLG: 0.393	4-1 BB		3-2 1B		1-0 G6-3	2-1 G6-4-3 1B		0-0 FC4-6 1B	
Ed Whited, R (8, PR) OBP: 0.255, SLG: 0.341									
Ed Whited, R (9, 3)									
Jeff Blausen, R (1, 5) OBP: 0.320, SLG: 0.411	3-3 K		1-1 L7		1-2 P4	0-0 G6-4-3		2-2 G5-4-3 1B	
Andres Thomas, R (1, 6) OBP: 0.231, SLG: 0.321		0-1 G4-3 G6-3 E 1B		0-1 F8		0-0 FC5-4 1B	3-2 G5-3	0-1 G5-4-3	
Kelly Mann, R (1, 2) OBP: 0.250, SLG: 0.500		3-1 G6-3		0-1 SH5-4 1B 2B		2-1 FC5-4	2-3 K		1-0 F7
Tommy Gregg, L (9, PH) OBP: 0.290, SLG: 0.344									
Tom Glavine, L (1, 1) OBP: 0.215, SLG: 0.183		0-1 G4-3		0-1 SH5-4		1-2 2B SF8 1B	2-2 1B		0-1 L3
Mark Eichhorn, R (7, 1)									
Jody Davis, R (7, PH) OBP: 0.241, SLG: 0.228									
29 John Smoltz, R (7, PR) OBP: 0.194, SLG: 0.213									
Joe Boever, R (8, 1)									
Jeff Wetherby, L (9, PH) OBP: 0.300, SLG: 0.459									

Inning Stats	R: 1	H: 2	E: 0	K: 1	S: 11	H: 2	LOB: 2	BB: 1	P: 20	R: 1	H: 1	E: 1	K: 0	S: 9	H: 1	LOB: 1	BB: 0	P: 16	R: 1	H: 1	E: 0	K: 1	S: 10	R: 1	H: 3	E: 0	K: 0	S: 13	R: 0	H: 1	E: 0	K: 0	S: 8	R: 4	H: 5	E: 0	K: 0	S: 13	R: 0	H: 2	E: 0	K: 1	S: 15	R: 1	H: 2	E: 0	K: 0	S: 8	R: 0	H: 0	E: 0	K: 0	S: 8	R: 0	H: 0	E: 0	K: 0	S: 8	1B: 13	2B: 3	3B: 0	HR: 1	SF: 1	SAC: 1	DP: 2	HBP: 1	WP: 0	PA: 47
--------------	------	------	------	------	-------	------	--------	-------	-------	------	------	------	------	------	------	--------	-------	-------	------	------	------	------	-------	------	------	------	------	-------	------	------	------	------	------	------	------	------	------	-------	------	------	------	------	-------	------	------	------	------	------	------	------	------	------	------	------	------	------	------	------	--------	-------	-------	-------	-------	--------	-------	--------	-------	--------

PITCHER	IP	WLS	BF	H	R	ER	SO	BB	IBB	HBP	BLK	WP	HR	S	P	ERA	WHIP
Ed Whitson, R (1, 1) ERA: 2.77	3.2		21	7	4	3	2	1	0	0	0	0	0	42	65	7.36	2.182
Mark Grant, R (4, 1) ERA: 2.96	1.2		10	5	4	4	0	0	0	0	0	0	0	19	26	21.60	3.000
Pat Clements, L (6, 1) ERA: 3.71	1.2	W	7	3	0	0	1	0	0	0	0	0	0	18	29	0.00	1.800
Greg Harris, R (8, 1) ERA: 3.0	1.2		8	2	1	1	0	2	0	0	0	0	0	13	26	5.40	2.400
Mark Davis, L (9, 1) ERA: 2.27	0.1	S	1	0	0	0	0	0	0	0	0	0	0	3	3	0.00	0.000

Batter	1	2	3	4	5	6	7	8	9	10	AB	R	H	RBI	BB	SO	LOB
Oddibe McDowell, L OBP: 0.323, SLG: 0.370 (1, 8)	P6		L3			1B	K			G4-3	5	1	1	1	0	1	0
Jeff Blauser, R OBP: 0.321, SLG: 0.409 (1, 5)	K			L5		1B	P4			1B	4	1	1	0	1	1	0
Lonnie Smith, R OBP: 0.428, SLG: 0.552 (1, 7)	FC4-6 1B			K		1B				G5-3	5	1	2	1	0	2	1
Dale Murphy, R OBP: 0.300, SLG: 0.361 (1, 9)	FC4-6 1-2f			K		1B				G6-3	4	1	1	1	0	1	1
Darrell Evans, L OBP: 0.322, SLG: 0.387 (1, 3)		K			F7		P5			K	4	0	0	0	0	2	2
Andres Thomas, R OBP: 0.232, SLG: 0.320 (1, 6)		K			P3		1B			G6-3	4	0	1	1	0	1	0
Jeff Treadway, L OBP: 0.324, SLG: 0.385 (1, 4)		F7			G1-3		1B			F9	4	0	1	1	0	0	0
Kelly Mann, R OBP: 0.143, SLG: 0.286 (7, 1)			G6-3			L8				K	3	0	0	0	0	0	2
Tommy Gregg, L OBP: 0.288, SLG: 0.343 (9, PH)						G5-3					0	0	0	0	0	0	0
Joe Boever, R (10, 1)											1	0	0	0	0	1	0
29 John Smoltz, R OBP: 0.191, SLG: 0.210 (1, 1)							E5			K	1	0	0	0	0	1	0
Ed Whited, R OBP: 0.250, SLG: 0.333 (6, PH)											1	1	0	0	0	0	0
Tony Castillo, L (7, 1)											0	0	0	0	0	0	0
Jay Aldrich, R (7, 1)											0	0	0	0	0	0	0
John Russell, R OBP: 0.219, SLG: 0.207 (7, 2)											2	0	0	0	0	2	0

Inning Stats	R: 0	H: 1	R: 0	H: 0	R: 0	H: 0	R: 0	H: 0	R: 5	H: 5	R: 0	H: 0	R: 0	H: 0	R: 0	H: 1	R: 0	H: 1	1B: 7	SF: 0	WP: 0	PA: 39
	E: 0	LOB: 1	E: 0	LOB: 0	E: 0	LOB: 0	E: 0	LOB: 0	E: 1	LOB: 2	E: 0	LOB: 0	E: 0	LOB: 0	E: 0	LOB: 0	E: 0	LOB: 1	2B: 0	SAC: 0	PB: 0	
	K: 1	BB: 0	K: 2	BB: 0	K: 1	BB: 0	K: 2	BB: 0	K: 0	BB: 1	K: 2	BB: 0	K: 1	BB: 0	K: 1	BB: 0	K: 1	BB: 0	3B: 0	DP: 0	SB: 0	
	S: 10	P: 17	S: 9	P: 12	S: 7	P: 9	S: 10	P: 16	S: 7	P: 9	S: 8	P: 11	S: 7	P: 11	S: 12	P: 15	S: 12	P: 15	HR: 0	HBP: 0	CS: 0	

PITCHER	IP	WLS	BF	H	R	ER	SO	BB	IBB	HBP	BLK	WP	HR	S	P	ERA	WHIP
Dennis Rasmussen, L ERA: 4.08 (1, 1)	5.2		25	6	5	2	6	1	0	0	0	0	0	63	95	3.18	1.235
Greg Harris, R ERA: 2.96 (6, 1)	1.1		4	0	0	0	2	0	0	0	0	0	0	11	16	0.00	0.000
Mark Grant, R ERA: 2.9 (8, 1)	2.0	W	6	0	0	0	3	0	0	0	0	0	0	15	22	0.00	0.000
Mark Davis, L ERA: 2.24 (10, 1)	1.0	S	4	1	0	0	1	0	0	0	0	0	0	12	15	0.00	1.000

BOTTOM

San Diego Padres @ Atlanta Braves
Atlanta-Fulton County Stadium, Atlanta, GA

Tue Sep 05 1989, 7:05 PM EDT
Att: 1,528 - Unknown - 70 F

livebaseballscorecards.com

AB	38
R	5
H	7
RBI	5
BB	1
SO	12
LOB	6



Batter	1	2	3	4	5	6	7	8	9	AB R H RBI BB SO LOB	TOP									
Bip Roberts, S (1, 5) OBP: 0.380, SLG: 0.438	0-1 G6-3		1-1 L7		2-2 E9 1B		2-2 G3-1			4 1 1 1 0 0 0										
Roberto Alomar, S (1, 4) OBP: 0.340, SLG: 0.366	0-2 HR		1-3 K		0-0 S 1B			4-2 G5-4-3 BB		3 1 2 2 1 1 0										
Tony Gwynn, L (1, 9) OBP: 0.395, SLG: 0.430	2-1 F7			4-1 WP BB	3-3 K			2-1 L7		3 0 0 0 1 1 2										
Jack Clark, R (1, 3) OBP: 0.399, SLG: 0.442	4-2 FC6-4 BB			2-3 K		1-1 P6		0-1 G5-4-3		3 0 0 0 1 1 2										
Chris James, R (1, 7) OBP: 0.282, SLG: 0.374 Shawn Abner, R (9, PR) OBP: 0.204, SLG: 0.284	1-0 FC6-4			0-1 F9		1-0 1B		1-2 SH2-3 1B		4 0 2 0 0 0 2 0 0 0 0 0 0 0										
Garry Templeton, S (1, 6) OBP: 0.284, SLG: 0.353		3-1 F9		1-3 K		1-0 F7		0-0 SH2-3		3 0 0 0 0 1 2										
Benito Santiago, R (1, 2) OBP: 0.283, SLG: 0.377		0-0 F9			0-0 G5-3	1-2 F9		1-0 G6-3		4 0 0 0 0 0 3										
Darrin Jackson, R (1, 8) OBP: 0.299, SLG: 0.354		2-3 K			3-2 SH1 E 1B		3-1 G5-3		4-0 IBB	3 1 1 0 1 1 0										
Calvin Schiraldi, R (1, 1) Phil Stephenson, L (7, PH) OBP: 0.208, SLG: 0.136 Greg Harris, R (7, 1) OBP: 0.118, SLG: 0.063 Mark Davis, L (9, 1)			0-3 K		0-1 SH1		3-1 G1-3		0-2 G4-3	1 0 0 0 0 1 0 1 0 0 0 0 0 0 1 0 0 0 0 0 2 0 0 0 0 0 0 0										
Inning Stats	R: 1 E: 0 K: 0 S: 12	H: 1 LOB: 1 BB: 1 P: 19	R: 0 E: 0 K: 1 S: 6	H: 0 LOB: 0 BB: 0 P: 11	R: 0 E: 0 K: 2 S: 8	H: 0 LOB: 1 BB: 1 P: 18	R: 2 E: 1 K: 1 S: 14	H: 3 LOB: 1 BB: 0 P: 22	R: 0 E: 0 K: 0 S: 8	H: 1 LOB: 1 BB: 0 P: 12	R: 0 E: 0 K: 0 S: 7	H: 0 LOB: 0 BB: 0 P: 15	R: 0 E: 0 K: 0 S: 9	H: 0 LOB: 0 BB: 1 P: 14	R: 0 E: 0 K: 0 S: 8	H: 1 LOB: 2 BB: 1 P: 14	1B: 5 2B: 0 3B: 0 HR: 1	SF: 0 SAC: 2 DP: 1 HBP: 0	WP: 1 PB: 0 SB: 1 CS: 0	PA: 36
PITCHER	IP WLS BF H R ER SO BB IBB HBP BLK WP HR S P ERA WHIP																			
Jim Deshaies, L (1, 1) ERA: 3.07	5.0 L 21 4 3 2 6 2 0 0 0 1 1 51 80 3.60 1.200																			
Bob Forsch, R (6, 1) ERA: 5.26	2.0 7 1 0 0 0 0 0 0 0 0 0 15 27 0.00 0.500																			
Dan Schatzeder, L (8, 1) ERA: 3.53	0.1 2 0 0 0 0 1 0 0 0 0 0 7 12 0.00 3.000																			
Brian Meyer, R (8, 1) ERA: 6.23	0.2 1 0 0 0 0 0 0 0 0 0 0 2 2 0.00 0.000																			
Dave Smith, R (9, 1) ERA: 2.94	1.0 5 1 0 0 0 0 0 1 0 0 0 8 14 0.00 1.000																			

San Diego Padres @ Houston Astros
 Astrodome, Houston, TX
 Wed Sep 06 1989, 8:05 PM EDT
 Att. 16,249 - Dome

AB	30
R	3
H	6
RBI	3
BB	4
SO	6
LOB	13



livebaseballscorecards.com

Batter	1	2	3	4	5	6	7	8	9	AB R H RBI BB SO LOB	TOP									
Bip Roberts, S (1, 7) OBP: 0.383, SLG: 0.437	1-1 SH3 FC6-4 1B		4-2 G4-3 BB		4-1 1-2 BB		0-0 B5-3		2-1 G4-3	3 1 1 0 2 0 2										
Roberto Alomar, S (1, 4) OBP: 0.341, SLG: 0.366	0-0 FC6-4 SH3 1-2 1B		2-0 G4-3		1-3 K			4-0 WP L7 BB		3 0 1 0 1 1 3										
Tony Gwynn, L (1, 8) OBP: 0.394, SLG: 0.430	1-0 SH3 1-2 2-3		0-1 G4-3		2-2 WP 1B			1-1 L7 1-2		3 0 1 0 0 0 1										
Jack Clark, R (1, 3) OBP: 0.398, SLG: 0.438	4-0 FC6-4 IBB			0-0 G5-3		2-3 K 1-2		2-0 F7		3 0 0 0 1 1 2										
Chris James, R (1, 9) OBP: 0.282, SLG: 0.372	0-0 FC6-4 1-2f 2-3 3-H			3-2 F8		1-1 P4		4-2 WP BB		3 0 0 1 1 0 3										
Garry Templeton, S (1, 6) OBP: 0.284, SLG: 0.350	1-3 K			2-1 G5-3		4-2 BB		0-2 L8 1-2 2-3		3 0 0 0 1 1 4										
Benito Santiago, R (1, 2) OBP: 0.280, SLG: 0.373						1-0 G6-3		2-3 K		4 0 0 0 0 0 1 2										
Mike Pagliarulo, L (1, 5) OBP: 0.263, SLG: 0.297						1-1 F7				4 0 1 0 0 0 0 0										
Joey Cora, S (9, PR)										0 0 0 0 0 0 0 0										
Bruce Hurst, L (1, 1) OBP: 0.171, SLG: 0.065										2 0 1 0 0 0 1 0										
Phil Stephenson, L (7, PH) OBP: 0.200, SLG: 0.130										1 0 0 0 0 0 0 0										
Mark Grant, R (7, 1) OBP: 0.211, SLG: 0.063										0 0 0 0 0 0 0 0										
Tim Flannery, L (9, PH) OBP: 0.312, SLG: 0.282										1 0 0 0 0 0 0 1										
Inning Stats	R: 1 E: 0 K: 1 S: 8	H: 2 LOB: 2 BB: 1 P: 15	R: 0 E: 0 K: 1 S: 8	H: 0 LOB: 0 BB: 0 P: 14	R: 0 E: 0 K: 0 S: 5	H: 0 LOB: 0 BB: 1 P: 11	R: 0 E: 0 K: 1 S: 10	H: 1 LOB: 2 BB: 1 P: 20	R: 0 E: 0 K: 2 S: 16	H: 1 LOB: 2 BB: 1 P: 27	R: 0 E: 0 K: 0 S: 7	H: 0 LOB: 0 BB: 0 P: 10	R: 0 E: 0 K: 0 S: 8	H: 0 LOB: 2 BB: 2 P: 19	R: 0 E: 0 K: 0 S: 7	H: 1 LOB: 2 BB: 0 P: 12	1B: 4 2B: 1 3B: 0 HR: 0	SF: 0 SAC: 1 DP: 1 HBP: 0	WP: 2 PB: 0 SB: 0 CS: 0	PA: 37
PITCHER	IP WLS BF H R ER SO BB IBB HBP BLK WP HR S P ERA WHIP																			
Jim Clancy, R (1, 1) ERA: 4.84	7.0 W 29 4 1 1 5 4 1 0 0 1 0 60 112 1.29 1.143																			
Dan Schatzeder, L (8, 1) ERA: 3.51	0.1 1 0 0 0 0 0 0 0 0 0 0 2 3 0.00 0.000																			
Larry Andersen, R (8, 1) ERA: 1.71	0.2 3 0 0 0 0 1 0 0 0 1 0 6 12 0.00 1.500																			
Dave Smith, R (9, 1) ERA: 2.89	1.0 S 4 1 0 0 0 0 0 0 0 0 0 7 12 0.00 1.000																			

San Diego Padres @ Houston Astros
 Astrodome, Houston, TX
 Thu Sep 07 1989, 8:05 PM EDT
 Att. 13,995 - Dome

AB	30
R	1
H	5
RBI	1
BB	6
SO	5
LOB	18



WP	2	PA	37
PB	0		
SB	0		
CS	0		

PITCHER	IP	WLS	BF	H	R	ER	SO	BB	IBB	HBP	BLK	WP	HR	S	P	ERA	WHIP
Jim Clancy, R	7.0	W	29	4	1	1	5	4	1	0	0	1	0	60	112	1.29	1.143
Dan Schatzeder, L	0.1		1	0	0	0	0	0	0	0	0	0	0	2	3	0.00	0.000
Larry Andersen, R	0.2		3	0	0	0	0	1	0	0	0	1	0	6	12	0.00	1.500
Dave Smith, R	1.0	S	4	1	0	0	0	0	0	0	0	0	0	7	12	0.00	1.000

Batter	1	2	3	4	5	6	7	8	9	AB R H RBI BB SO LOB
--------	---	---	---	---	---	---	---	---	---	----------------------

Gerald Young, S (1, 8) <small>OBP: 0.331, SLG: 0.282</small> 										4 0 1 0 0 0 2
Bill Doran, S (1, 4) <small>OBP: 0.306, SLG: 0.331</small> Steve Lombardozzi, R (7, 4)										3 0 0 0 0 1 3 1 0 0 0 0 0 1
Ken Caminiti, S (1, 5) <small>OBP: 0.320, SLG: 0.370</small>										3 0 1 2 0 0 0
Glenn Davis, R (1, 3) <small>OBP: 0.343, SLG: 0.494</small>										3 0 0 0 0 0 2
Glenn Wilson, R (1, 9) <small>OBP: 0.333, SLG: 0.443</small>										3 0 0 0 0 2 0
Craig Biggio, R (1, 2) <small>OBP: 0.346, SLG: 0.398</small>										3 0 0 0 0 1 0
Rafael Ramirez, R (1, 6) <small>OBP: 0.289, SLG: 0.331</small>										2 1 0 0 1 1 0
Mark Davidson, R (1, 7) <small>OBP: 0.280, SLG: 0.311</small> Terry Puhl, L (8, PH) <small>OBP: 0.335, SLG: 0.358</small> (9, 7)										1 1 1 0 1 0 0 1 0 0 0 0 0 0
Jim Clancy, R (1, 1) <small>OBP: 0.158, SLG: 0.162</small> Dan Schatzeder, L (8, 1) Larry Andersen, R (8, 1) <small>OBP: 0.333, SLG: 0.333</small> Eric Anthony, L (8, PH) <small>OBP: 0.227, SLG: 0.366</small> Dave Smith, R (9, 1)										1 0 0 0 0 1 2 0 0 0 0 0 0 0 0 0 0 0 0 0 0 1 0 1 0 0 0 0 0 0 0 0 0 0 0

Inning Stats	R: 0 H: 0 E: 0 K: 1 S: 13	H: 0 LOB: 0 BB: 0 P: 17	R: 0 H: 0 E: 0 K: 0 S: 6	H: 0 LOB: 0 BB: 0 P: 9	R: 2 H: 3 E: 0 K: 1 S: 18	H: 3 LOB: 2 BB: 1 P: 26	R: 0 H: 0 E: 0 K: 2 S: 10	H: 0 LOB: 0 BB: 0 P: 14	R: 0 H: 0 E: 0 K: 0 S: 6	H: 0 LOB: 0 BB: 1 P: 13	R: 0 H: 0 E: 0 K: 0 S: 7	H: 0 LOB: 0 BB: 0 P: 9	R: 0 H: 0 E: 0 K: 2 S: 9	H: 0 LOB: 0 BB: 0 P: 14	R: 0 H: 1 E: 0 K: 0 S: 8	H: 1 LOB: 1 BB: 0 P: 12	1B: 4 SF: 0 2B: 1 SAC: 1 3B: 0 DP: 1 HR: 0 HBP: 0
--------------	---------------------------	-------------------------	--------------------------	------------------------	---------------------------	-------------------------	---------------------------	-------------------------	--------------------------	-------------------------	--------------------------	------------------------	--------------------------	-------------------------	--------------------------	-------------------------	---

PITCHER	IP	WLS	BF	H	R	ER	SO	BB	IBB	HBP	BLK	WP	HR	S	P	ERA	WHIP
Bruce Hurst, L (1, 1) <small>ERA: 2.96</small>	6.0	L	22	3	2	2	4	2	0	0	0	0	0	60	88	3.00	0.833
Mark Grant, R (7, 1) <small>ERA: 2.84</small>	2.0		7	1	0	0	2	0	0	0	0	0	0	17	26	0.00	0.500

BOTTOM

San Diego Padres @ Houston Astros
 Astrodome, Houston, TX
 Thu Sep 07 1989, 8:05 PM EDT
 Att. 13,995 - Dome

AB	26
R	2
H	4
RBI	2
BB	2
SO	6
LOB	10



WP: 0	PA: 29
PB: 0	SB: 0
CS: 0	

Batter	1	2	3	4	5	6	7	8	9	AB R H RBI BB SO LOB	TOP
Alfredo Griffin, S (1, 6) OBP: 0.299, SLG: 0.321	0-0 G1-3		0-2 F8		0-1 G1-3			0-2 F9		4 0 0 0 0 0 2	
Willie Randolph, R (1, 4) OBP: 0.365, SLG: 0.325	1-0 G5-3		0-0 G6-3			1-2 F8		0-1 L1		4 0 0 0 0 0 1	
Lenny Harris, L (1, 7) OBP: 0.277, SLG: 0.278	2-2 F7		0-0 F9			0-1 G4-3			0-0 E 1B	4 0 1 0 0 0 0	
Eddie Murray, S (1, 3) OBP: 0.347, SLG: 0.394		0-2 G4-3 SF9 2B		1-2 G3-1		1-2 G4-3			1-3 K	4 1 1 0 0 1 1	
Jeff Hamilton, R (1, 5) OBP: 0.271, SLG: 0.382		0-0 G4-3 2-3		0-1 G3			0-0 G5-3		0-0 E1 BB	4 0 0 0 0 0 2	
Mike Scioscia, L (1, 2) OBP: 0.331, SLG: 0.348		2-1 SF9		0-0 F8			3-2 P4		4-1 BB	2 0 0 1 0 0 0	
Mickey Hatcher, R (9, PH) OBP: 0.324, SLG: 0.375		3-H							1-2 BB	0 0 0 0 1 0 0	
John Shelby, S (1, 8) OBP: 0.219, SLG: 0.198		0-0 PB 1B		1-1 F8			0-1 F7		0-1 F9	4 0 1 0 0 0 3	
Bill Bean, L (1, 9) OBP: 0.225, SLG: 0.200		1 SAFE 0-3 K		0-0 SH1-4 1B			1-3 K		0-1 F8	3 0 1 0 0 2 1	
Rick Dempsey, R (9, PH) OBP: 0.319, SLG: 0.265		1 SAFE		0-0 SH1-4 1B						1 0 0 0 0 0 3	
John Wetteland, R (1, 1) OBP: 0.063, SLG: 0.063		3-2 G5-3		1 SAFE 0-0 SH1-4			2-2 1B			1 0 0 0 0 0 2	
Mike Davis, L (8, PH) OBP: 0.310, SLG: 0.405										1 0 1 0 0 0 0	
Dave Anderson, R (8, PR) OBP: 0.310, SLG: 0.258										0 0 0 0 0 0 0	
Alejandro Pena, R (8, 1) OBP: 1.000, SLG: 1.000										0 0 0 0 0 0 0	
Inning Stats	R: 0 E: 0 K: 0 S: 5 H: 0 LOB: 0 BB: 0 P: 8	R: 1 E: 0 K: 1 S: 15 H: 2 LOB: 2 BB: 0 P: 20	R: 0 E: 0 K: 0 S: 6 H: 0 LOB: 0 BB: 0 P: 6	R: 0 E: 0 K: 0 S: 7 H: 0 LOB: 0 BB: 0 P: 8	R: 0 E: 0 K: 0 S: 6 H: 1 LOB: 1 BB: 0 P: 7	R: 0 E: 0 K: 0 S: 9 H: 0 LOB: 0 BB: 0 P: 11	R: 0 E: 0 K: 0 S: 7 H: 0 LOB: 0 BB: 0 P: 10	R: 0 E: 0 K: 1 S: 13 H: 1 LOB: 1 BB: 0 P: 16	R: 0 E: 1 K: 1 S: 10 H: 1 LOB: 3 BB: 1 P: 15	1B: 4 2B: 1 3B: 0 HR: 0 SF: 1 SAC: 1 DP: 0 HBP: 0	WP: 0 PB: 1 SB: 0 CS: 0 PA: 35
PITCHER	IP WLS BF H R ER SO BB IBB HBP BLK WP HR S P ERA WHIP										
Ed Whitson, R (1, 1) ERA: 2.7	8.0 W 30 5 1 1 2 0 0 0 0 0 0 0 69 87 1.12 0.625										
Mark Davis, L (9, 1) ERA: 2.16	1.0 S 5 0 0 0 1 1 0 0 0 0 0 0 9 14 0.00 1.000										

Los Angeles Dodgers @ San Diego Padres
 Jack Murphy Stadium, San Diego, CA
 Sat Sep 09 1989, 10:05 PM EDT
 Att: 32,539 - Unknown

AB	32
R	1
H	5
RBI	1
BB	1
SO	3
LOB	15



Batter	1	2	3	4	5	6	7	8	9	AB R H RBI BB SO LOB	TOP											
Jose Gonzalez, R (1, 9) OBP: 0.329, SLG: 0.352	4-2 G4-3 HR BB		0-0 FC3-6 1B HR 1-2f	0-0 1B	3-1 E 2B		0-3 K		0-0 F8	5 3 2 2 1 1 1												
Dave Anderson, R (1, 6) OBP: 0.318, SLG: 0.269	0-0 G4-3		3-2 HR 1B	2-1 1B	2-0 E2 1B		0-1 E8 G4-3 BB		0-1 G1-3	6 1 3 3 0 0 1												
Mickey Hatcher, R (1, 7) OBP: 0.323, SLG: 0.387	3-1 HR		1-0 P6	1-3 K	0-2 G6-3		4-1 G4-3 BB		2-2 F8	4 1 1 2 0 1 5												
Lenny Harris, L (7, PH) OBP: 0.278, SLG: 0.277	2-H HR		3-1 K	1-0 F9		2-3 K		0-0 G4-3		3 1 1 3 0 1 2												
Eddie Murray, S (1, 3) OBP: 0.347, SLG: 0.399	1-3 K		3-1 HR			2-1 K		0-0 G4-3		2 0 0 0 0 1 2												
Jose Vizcaino, S (5, 6)			1-H 2-H					1-2 2-3														
Jeff Hamilton, R (1, 5) OBP: 0.271, SLG: 0.381	0-1 G1-3		0-1 F8		1-0 2B 1B	2-1 2B 1B		0-0 F9		3 1 1 0 0 0 0												
Bill Bean, L (5, 7) OBP: 0.233, SLG: 0.209										2 1 1 0 0 0 2												
Rick Dempsey, R (1, 2) OBP: 0.323, SLG: 0.301		0-3 K		3-1 HR	2-1 2B	0-3 K		0-1 FC6-4 1B		4 2 2 1 0 2 1												
Darrin Fletcher, L (7, 2) OBP: 1.000, SLG: 1.000					1-3 2B					1 0 1 0 0 0 0												
John Shelby, S (1, 8) OBP: 0.225, SLG: 0.208		1-0 G6-3 1B		3-2 1B 1B	0-0 G5-3	0-0 1B 2B		2-2 FC6-4		5 2 3 0 0 0 3												
Mike Sharperson, R (1, 4) OBP: 0.333, SLG: 0.333		1-2 G6-3		1-2 1B 1B	4-0 2B E IBB	0-0 1B		0-1 P3		4 1 2 2 1 0 2												
Ramon Martinez, R (1, 1) OBP: 0.207, SLG: 0.214			0-2 FC3-6 1B	0-2 1B 1B	0-3 K	0-0 G4-3		2-1 G3		4 1 2 1 0 1 4												
Mike Hartley, R (7, 1)				1-3 2-H						1 0 0 0 0 0 1												
Mike Munoz, L (9, 1)										0 0 0 0 0 0 0												
Tim Crews, R (9, 1)										0 0 0 0 0 0 0												
Inning Stats	R: 2 E: 0 K: 1 S: 12	H: 1 LOB: 0 BB: 1 P: 20	R: 0 E: 0 K: 1 S: 7	H: 1 LOB: 0 BB: 0 P: 9	R: 3 E: 0 K: 0 S: 13	H: 3 LOB: 0 BB: 0 P: 20	R: 3 E: 0 K: 1 S: 19	H: 6 LOB: 2 BB: 0 P: 30	R: 4 E: 1 K: 1 S: 13	H: 4 LOB: 1 BB: 1 P: 25	R: 2 E: 0 K: 2 S: 11	H: 3 LOB: 1 BB: 0 P: 15	R: 0 E: 1 K: 1 S: 9	H: 0 LOB: 2 BB: 1 P: 13	R: 0 E: 0 K: 0 S: 9	H: 1 LOB: 1 BB: 0 P: 13	R: 0 E: 0 K: 0 S: 6	H: 0 LOB: 0 BB: 0 P: 8	1B: 13 2B: 3 3B: 0 HR: 3	SF: 0 SAC: 0 DP: 1 HBP: 0	WP: 0 PB: 0 SB: 0 CS: 0	PA: 48
PITCHER	IP WLS BF H R ER SO BB IBB HBP BLK WP HR S P ERA WHIP																					
Dennis Rasmussen, L (1, 1) ERA: 4.13	2.1 L 11 4 4 3 2 1 0 0 0 0 0 1 27 40 11.57 2.143																					
Mark Grant, R (3, 1) ERA: 3.17	1.0 8 6 4 3 0 0 0 0 0 0 0 2 18 29 27.00 6.000																					
Dan Murphy, R (4, 1) ERA: 1.42	0.2 3 1 0 0 1 0 0 0 0 0 0 0 6 10 0.00 1.500																					
Eric Nolte, L (5, 1) ERA: 27.0	2.0 14 7 6 6 3 0 1 0 0 0 0 0 24 40 27.00 3.500																					
Don Schulze, R (7, 1) ERA: 4.86	3.0 12 1 0 0 1 1 0 0 0 0 0 0 24 34 0.00 0.667																					

Los Angeles Dodgers @ San Diego Padres
 Jack Murphy Stadium, San Diego, CA
 Sun Sep 10 1989, 6:33 AM EDT
 Att: 19,342 - Unknown

AB	45
R	14
H	19
RBI	14
BB	3
SO	7
LOB	24



Batter	1	2	3	4	5	6	7	8	9	AB	R	H	RBI	BB	SO	LOB
Bip Roberts, S OBP: 0.399, SLG: 0.448 (1, 7) (7, 4)	3-2 1B 2B	4-0 1B BB		0-0 E7 1-3 1B		4-1 G6-3 BB			4-2 2B 1-2 G4-3 BB	2	2	2	0	3	0	0
Roberto Alomar, S OBP: 0.342, SLG: 0.365 Don Schulze, R (7, 1)	2-1 G1-3	1-2 1B		0-1 G6-3		3-2 G6-3			1-1 G4-3 2B 2B	4	0	1	1	0	0	4
Mark Parent, R OBP: 0.231, SLG: 0.356 (9, PH)		1-3 2-H 3-H 1B				1-2f			1-3 2-H	1	1	1	1	0	0	0
Darrin Jackson, R OBP: 0.297, SLG: 0.355 (1, 8)	1-1 1B	0-2 G5-3					2-2 F7		2-1 G4-3	5	0	1	2	0	0	3
Jack Clark, R OBP: 0.403, SLG: 0.442 Phil Stephenson, L OBP: 0.222, SLG: 0.125 (1, 3) (6, 3)	4-2 BB		2-3 K			1-3 K		2-1 P5	4-1 2B BB	2	0	0	0	1	2	0
Jerald Clark, R OBP: 0.222, SLG: 0.200 (1, 9)	1-1 P4		1-0 L5			4-0 2B BB		0-3 K	1-3 K	4	1	0	0	1	2	4
Benito Santiago, R OBP: 0.280, SLG: 0.371 Sandy Alomar Jr., R OBP: 0.500, SLG: 1.000 (1, 2) (6, 2)	1-3 K		2-3 K			1-1 1-H E 2B		1-1 G6-3	1-0 1-H 3-H 2B	3	1	1	1	0	2	2
Mike Pagliarulo, L OBP: 0.265, SLG: 0.292 (1, 5)		1-2 SH3-4 1B HBP		4-2 E BB		0-0 E6		0-3 K	4-1 FC6-4 BB	2	1	1	0	2	1	0
Garry Templeton, S OBP: 0.280, SLG: 0.345 Joey Cora, S (1, 6) (5, 6)		0-0 SH3-4 1B		0-1 F8		0-1 P6		1-2 L6	0-0 FC6-4	2	0	1	0	0	0	1
Dennis Rasmussen, L OBP: 0.216, SLG: 0.237 Mark Grant, R OBP: 0.211, SLG: 0.063 Dan Murphy, R (4, PH) Tim Flannery, L OBP: 0.309, SLG: 0.280 Eric Nolte, L (5, 1) Shawn Abner, R OBP: 0.208, SLG: 0.288 (6, PH) (7, 7)		0-0 SH3-4		3-2 F8		2-2 G6-3		1-2 BB 2B 1B	1-2 BB 1B	0	0	0	0	0	0	0

Inning Stats	R: 1	H: 2	E: 0	K: 1	S: 19	H: 2	LOB: 2	BB: 1	P: 31	R: 1	H: 2	E: 0	K: 0	S: 10	H: 2	LOB: 2	BB: 1	P: 16	R: 0	H: 0	E: 0	K: 2	S: 8	H: 1	LOB: 2	BB: 1	P: 20	R: 2	H: 2	E: 1	K: 1	S: 11	H: 0	LOB: 0	BB: 1	P: 16	R: 0	H: 0	E: 0	K: 1	S: 9	H: 0	LOB: 0	BB: 0	P: 11	R: 4	H: 3	E: 0	K: 1	S: 17	H: 3	LOB: 2	BB: 3	P: 35	1B: 6	2B: 4	3B: 0	HR: 0	SF: 0	SAC: 1	DP: 1	HBP: 1	WP: 0	PA: 44
--------------	------	------	------	------	-------	------	--------	-------	-------	------	------	------	------	-------	------	--------	-------	-------	------	------	------	------	------	------	--------	-------	-------	------	------	------	------	-------	------	--------	-------	-------	------	------	------	------	------	------	--------	-------	-------	------	------	------	------	-------	------	--------	-------	-------	-------	-------	-------	-------	-------	--------	-------	--------	-------	--------

PITCHER	IP	WLS	BF	H	R	ER	SO	BB	IBB	HBP	BLK	WP	HR	S	P	ERA	WHIP
Ramon Martinez, R ERA: 3.62 (1, 1)	6.0	W	29	7	4	3	4	5	0	1	0	0	0	68	116	4.50	2.000
Mike Hartley, R ERA: (7, 1)	2.0		6	0	0	0	2	0	0	0	0	0	0	17	23	0.00	0.000
Mike Munoz, L ERA: 33.75 (9, 1)	0.1		5	2	4	4	0	2	0	0	0	0	0	11	23	108.00	12.000
Tim Crews, R ERA: 3.26 (9, 1)	0.2		4	1	0	0	1	1	0	0	0	0	0	6	12	0.00	3.000

Los Angeles Dodgers @ San Diego Padres
Jack Murphy Stadium, San Diego, CA
 Sun Sep 10 1989, 6:33 AM EDT
 Att. 19,342 - Unknown

AB 34
 R 8
 H 10
 RBI 7
 BB 8
 SO 7
 LOB 18



Batter	1	2	3	4	5	6	7	8	9	AB R H RBI BB SO LOB	TOP	
Gerald Young, S OBP: 0.324, SLG: 0.276 (1, 8)	1-3 		3-3 			0-0 	2-2 		1-0 	5 0 0 0 0 2 2		
Bill Doran, S OBP: 0.307, SLG: 0.330 Jose Cano, R (7, 1)	0-0 			2-0 		4-1 	3-2 			3 0 0 0 1 0 1 0 0 0 0 0 0 0		
Kevin Bass, S OBP: 0.361, SLG: 0.445 (1, 7)	1-2 			1-0 		4-2 		0-2 		3 0 1 0 1 0 0		
Harry Spilman, L OBP: 0.364, SLG: 0.321 Danny Darwin, R OBP: 0.118, SLG: 0.125 Steve Lombardozzi, R OBP: 0.308, SLG: 0.667 (1, 3) (6, 1) (7, 4)			0-0 		3-1 	3-2 		0-0 		3 0 0 0 0 0 3 0 0 0 0 0 0 0 1 0 0 0 0 0 0		
Terry Puhl, L OBP: 0.340, SLG: 0.359 (1, 9)					1-1 		4-1 	4-2 		2 1 1 0 2 0 0		
Ken Caminiti, S OBP: 0.318, SLG: 0.366 (1, 5)					4-0 		1-1 	0-1 		3 1 1 0 1 0 2		
Craig Reynolds, L OBP: 0.287, SLG: 0.264 (1, 6)					3-1 		1-1 			4 0 0 0 0 0 4		
Alex Trevino, R OBP: 0.342, SLG: 0.404 (1, 2)					0-1 		1-0 		0-0 	4 1 1 1 0 0 1		
Jim Deshaies, L OBP: 0.152, SLG: 0.138 Glenn Davis, R OBP: 0.343, SLG: 0.496 (1, 1) (6, 3)					2-3 		3-2 		0-1 	2 0 0 0 0 1 0 2 0 2 2 0 0 0		
Inning Stats	R: 0 E: 0 K: 1 S: 9 H: 0 LOB: 0 BB: 0 P: 11	R: 0 E: 0 K: 0 S: 7 H: 1 LOB: 1 BB: 0 P: 9	R: 0 E: 0 K: 2 S: 13 H: 0 LOB: 0 BB: 0 P: 21	R: 0 E: 0 K: 0 S: 4 H: 1 LOB: 0 BB: 0 P: 10	R: 0 E: 0 K: 0 S: 6 H: 0 LOB: 1 BB: 1 P: 14	R: 0 E: 0 K: 0 S: 12 H: 0 LOB: 2 BB: 2 P: 26	R: 3 E: 0 K: 0 S: 16 H: 3 LOB: 1 BB: 1 P: 30	R: 0 E: 0 K: 0 S: 9 H: 0 LOB: 1 BB: 1 P: 13	R: 0 E: 0 K: 0 S: 7 H: 1 LOB: 1 BB: 0 P: 10	1B: 6 2B: 1 3B: 0 HR: 0 SF: 0 SAC: 0 DP: 1 HBP: 0	WP: 1 PB: 0 SB: 1 CS: 0 PA: 37	
PITCHER Calvin Schiraldi, R ERA: 3.66 Greg Harris, R ERA: 2.9	IP WLS BF H R ER SO BB IBB HBP BLK WP HR S P ERA WHIP											PITCHER IP WLS BF H R ER SO BB IBB HBP BLK WP HR S P ERA WHIP
(1, 1) ERA: 3.66	6.1 W 26 4 3 3 3 4 0 0 0 0 0 0 57 104 4.26 1.263											(7, 1) ERA: 2.9
(7, 1)	2.2 11 2 0 0 0 1 0 0 0 0 1 0 26 40 0.00 1.125											

Houston Astros @ San Diego Padres
Jack Murphy Stadium, San Diego, CA

Mon Sep 11 1989, 10:05 PM EDT
Att: 12,705 - Unknown

livebaseballscorecards.com

AB 32
R 3
H 6
RBI 3
BB 5
SO 3
LOB 13



Batter	1	2	3	4	5	6	7	8	9	AB R H RBI BB SO LOB	TOP																				
Gerald Young, S OBP: 0.323, SLG: 0.274 (1, 8)	1-3 K		4-2 FC6-4 BB		1-0 G1-3			0-0 F7		3 0 0 0 1 1 1																					
Steve Lombardozzi, R OBP: 0.235, SLG: 0.500 (1, 4)	0-1 F7		1-1 FC6-4			3-3 K			1-0 F8	4 0 0 0 0 1 2																					
Kevin Bass, S OBP: 0.356, SLG: 0.438 (1, 7)	1-3 K			0-0 G6-3		0-3 K			1-0 G6-3	4 0 0 0 0 2 0																					
Glenn Davis, R OBP: 0.341, SLG: 0.492 (1, 3)		1-3 K		0-1 G6-3		1-2 G3			1-2 G1-3	4 0 0 0 0 1 0																					
Ken Caminiti, S OBP: 0.318, SLG: 0.366 (1, 5)		1-1 P2		1-0 1B			0-0 G5-3			3 0 1 0 0 0 0																					
Rafael Ramirez, R OBP: 0.285, SLG: 0.331 (1, 6)		1-1 G6-3		0-2 F9			0-0 L5			3 0 0 0 0 0 1																					
Craig Biggio, R OBP: 0.340, SLG: 0.386 Roger Mason, R (8, 1)			3-2 G6-3		1-0 F7		2-3 K			3 0 0 0 0 1 0 0 0 0 0 0 0 0																					
Mark Davidson, R OBP: 0.315, SLG: 0.340 (1, 9)			4-2 BB BB		2-2 2B			2-2 G6-3		2 0 1 0 1 0 0																					
Jim Clancy, R OBP: 0.150, SLG: 0.154 Brian Meyer, R Dan Schatzeder, L Bob Forsch, R Carl Nichols, R (8, PH) (8, 2)			1-0 B5		2-2 P4			1-3 K		2 0 0 0 0 0 2 0 1 0 0 0 0 1 0																					
Inning Stats	R: 0 E: 0 K: 2 S: 10	H: 0 LOB: 0 BB: 0 P: 12	R: 0 E: 0 K: 1 S: 8	H: 0 LOB: 0 BB: 0 P: 11	R: 0 E: 0 K: 0 S: 11	H: 0 LOB: 2 BB: 2 P: 24	R: 0 E: 0 K: 0 S: 7	H: 1 LOB: 1 BB: 0 P: 8	R: 0 E: 0 K: 0 S: 8	H: 1 LOB: 1 BB: 0 P: 14	R: 0 E: 0 K: 2 S: 9	H: 0 LOB: 0 BB: 0 P: 13	R: 0 E: 0 K: 1 S: 5	H: 0 LOB: 0 BB: 0 P: 7	R: 0 E: 0 K: 1 S: 8	H: 0 LOB: 0 BB: 0 P: 11	R: 0 E: 0 K: 0 S: 5	H: 0 LOB: 0 BB: 0 P: 8	1B: 1 2B: 1 3B: 0 HR: 0	SF: 0 SAC: 0 DP: 0 HBP: 0	WP: 0 PB: 0 SB: 0 CS: 0	PA: 31									
PITCHER Bruce Hurst, L ERA: 2.84 (1, 1)	IP 9.0	WLS W	BF 31	H 2	R 0	ER 0	SO 7	BB 2	IBB 0	HBP 0	BLK 0	WP 0	HR 0	S 71	P 108	ERA 0.00	WHIP 0.444														
											PITCHER	IP	WLS	BF	H	R	ER	SO	BB	IBB	HBP	BLK	WP	HR	S	P	ERA	WHIP			

Houston Astros @ San Diego Padres
Jack Murphy Stadium, San Diego, CA

Tue Sep 12 1989, 10:05 PM EDT
Att. 16,509 - Unknown - 78 F

livebaseballscorecards.com

AB	29
R	0
H	2
RBI	0
BB	2
SO	7
LOB	6



Batter	1	2	3	4	5	6	7	8	9
Bip Roberts, S OBP: 0.403, SLG: 0.449 (1, 5)	3-2 G6-3		0-0 1B		0-0 SH BB 1B	3-1 WP 1B	0-0 E4 G3		
Roberto Alomar, S OBP: 0.343, SLG: 0.365 (1, 4)	1-2 G4-3		1-2 L9 1B		0-0 SH BB G6-4-3	1-1 1B 1B	2-2 G3		
Tony Gwynn, L OBP: 0.393, SLG: 0.425 Shawn Abner, R OBP: 0.206, SLG: 0.283 (1, 9) (7, 9)	0-1 L7		1-2 1B		4-0 G6-4-3 BB IBB	1-1 F7	0-1 F8		
Jack Clark, R OBP: 0.404, SLG: 0.442 Phil Stephenson, L OBP: 0.214, SLG: 0.120 (1, 3) (7, 3)		4-2 BB BB	1-1 L9		4-1 G6-4-3 BB	4-0 1B 1B IBB	1-2 G3		
Chris James, R OBP: 0.281, SLG: 0.367 Jerald Clark, R OBP: 0.214, SLG: 0.192 (1, 7) (8, PH) (9, 7)		2-1 F9	1-2 G1-6-3		3-2 G6-4-3	1-0 1B 1B	3-3 K		
Garry Templeton, S OBP: 0.284, SLG: 0.353 Joey Cora, S OBP: 0.250, SLG: 0.250 (1, 6) (7, 6)		4-2 G5-4-3 BB			4-0 F8	0-2 F7	0-0 1B		
Sandy Alomar Jr., R OBP: 0.429, SLG: 0.500 (1, 2)	0-0 G5-4-3				1-2 F8	4-2 FC6-4 BB	3-2 1B 1B		
Darrin Jackson, R OBP: 0.296, SLG: 0.376 (1, 8)			1-2 1B SH5-4 1B		0-0 G5-3	1-1 FC6-4	0-0 P4		
Bruce Hurst, L OBP: 0.192, SLG: 0.078 (1, 1)			2-0 SH5-4		1-0 SH 1B	4-0 WP 1B BB	1-3 K		


Inning Stats	R: 0	H: 0	E: 0	K: 0	S: 13	R: 0	H: 0	E: 0	K: 0	S: 8	R: 2	H: 4	E: 0	K: 0	S: 17	R: 0	H: 0	E: 0	K: 0	S: 8	R: 3	H: 2	E: 1	K: 0	S: 11	R: 4	H: 4	E: 0	K: 0	S: 18	R: 0	H: 1	E: 0	K: 1	S: 9
	LOB: 0	BB: 0	P: 17	LOB: 1	BB: 2	P: 18	LOB: 2	BB: 0	P: 25	LOB: 0	BB: 0	P: 11	LOB: 3	BB: 4	P: 32	LOB: 2	BB: 2	P: 35	LOB: 1	BB: 0	P: 14	LOB: 0	SAC: 2	DP: 2	HBP: 0	LOB: 1	BB: 0	P: 14	LOB: 0	SAC: 2	DP: 2	HBP: 0			

PITCHER	IP	WLS	BF	H	R	ER	SO	BB	IBB	HBP	BLK	WP	HR	S	P	ERA	WHIP
Jim Clancy, R ERA: 4.89 (1, 1)	4.0	L	21	6	5	3	0	2	1	0	0	0	0	49	79	6.75	2.000
Brian Meyer, R ERA: 6.17 (5, 1)	1.0		7	1	2	2	0	3	1	0	0	0	0	10	33	18.00	4.000
Dan Schatzeder, L ERA: 3.69 (6, 1)	0.1		2	1	0	0	0	0	0	0	0	1	0	4	6	0.00	3.000
Bob Forsch, R ERA: 5.25 (6, 1)	1.2		9	2	2	2	1	0	1	0	0	0	0	21	32	10.80	1.200
Roger Mason, R ERA: (8, 1)	1.0		4	1	0	0	2	0	0	0	0	0	0	10	14	0.00	1.000

BOTTOM

AB	R	H	RBI	BB	SO	LOB
5	3	3	0	0	0	0
4	2	2	4	0	0	1
3	0	1	0	1	0	1
1	0	0	0	0	0	1
1	1	0	1	3	0	2
1	0	0	0	0	0	0
4	0	1	1	0	0	5
1	0	0	0	0	1	0
2	0	0	0	2	0	2
1	0	1	0	0	0	0
4	0	1	1	1	1	3
4	1	1	0	0	0	5
2	2	1	0	1	1	0

AB 33
R 9
H 11
RBI 7
BB 8
SO 3
LOB 20



Houston Astros @ San Diego Padres
Jack Murphy Stadium, San Diego, CA
 Tue Sep 12 1989, 10:05 PM EDT
 Att: 16,509 - Unknown - 78 F

livebaseballscorecards.com

Batter	1	2	3	4	5	6	7	8	9	AB R H RBI BB SO LOB	TOP														
Oddibe McDowell, L (1, 8) OBP: 0.323, SLG: 0.374	4-1 F8-3 BB		1-3 K			2-2 P2		0-0 SH5-4		2 0 0 0 1 1 0															
Jeff Treadway, L (1, 4) OBP: 0.321, SLG: 0.388	1-0 F8		0-2 F9			4-1 FC5-4 BB		0-1 P6		3 0 0 0 1 0 3															
Lonnie Smith, R (1, 7) OBP: 0.419, SLG: 0.541	3-1 F8-3				2-1 G1-6-3	1-2 FC5-4 1-2f		0-0 2B 1B		4 0 1 1 0 0 2															
Dale Murphy, R (1, 9) OBP: 0.299, SLG: 0.363		2-3 K		0-1 F9		1-3 K		0-0 1-3 2B		4 0 1 0 0 2 1															
Tommy Gregg, L (1, 3) OBP: 0.295, SLG: 0.338		4-1 BB		1-3 K			3-1 F6	2-2 G6-3		2 0 0 0 1 1 0															
Gerónimo Berroa, R (8, PH) OBP: 0.303, SLG: 0.341										1 0 0 0 0 0 3															
Dwayne Henry, R (8, 1)										0 0 0 0 0 0 0															
Mike Stanton, L (8, 1)										0 0 0 0 0 0 0															
Jeff Blauser, R (1, 5) OBP: 0.310, SLG: 0.390		1-3 K		0-0 B3			2-0 1B		2-1 F9	4 0 1 0 0 1 1															
Andres Thomas, R (1, 6) OBP: 0.228, SLG: 0.321		2-3 K		0-1 G6-3			0-0 L5		0-1 P6	4 0 0 0 0 1 2															
Jody Davis, R (1, 2) OBP: 0.246, SLG: 0.242			1-0 HR		4-0 BB		2-3 K		0-1 1B	3 1 2 1 1 1 1															
Ed Whited, R (9, PR) OBP: 0.260, SLG: 0.340										0 0 0 0 0 0 0															
Pete Smith, R (1, 1) OBP: 0.178, SLG: 0.146			0-3 K		0-3 K			4-1 SH5-4 1B BB	2-2 G6-3	2 0 0 0 0 2 1															
Jeff Wetherby, L (8, PH) OBP: 0.283, SLG: 0.405										0 0 0 0 1 0 0															
Ron Gant, R (8, PR) OBP: 0.233, SLG: 0.309										0 1 0 0 0 0 0															
Drew Denson, S (8, 3)										1 0 0 0 0 0 1															
Inning Stats	R: 0 E: 0 K: 0 S: 5	H: 0 LOB: 0 BB: 1 P: 12	R: 0 E: 0 K: 3 S: 10	H: 0 LOB: 1 BB: 1 P: 19	R: 1 E: 0 K: 2 S: 10	H: 1 LOB: 0 BB: 0 P: 12	R: 0 E: 0 K: 1 S: 7	H: 0 LOB: 0 BB: 0 P: 10	R: 0 E: 0 K: 1 S: 7	H: 0 LOB: 1 BB: 1 P: 11	R: 0 E: 0 K: 1 S: 10	H: 0 LOB: 1 BB: 1 P: 18	R: 0 E: 0 K: 1 S: 8	H: 1 LOB: 1 BB: 0 P: 15	R: 1 E: 0 K: 0 S: 9	H: 2 LOB: 3 BB: 1 P: 15	R: 0 E: 0 K: 0 S: 9	H: 1 LOB: 1 BB: 0 P: 13	1B: 3 2B: 2 3B: 0 HR: 1	SF: 0 SAC: 1 DP: 1 HBP: 0	WP: 0 PB: 0 SB: 0 CS: 0	PA: 36			
PITCHER	IP	WLS	BF	H	R	ER	SO	BB	IBB	HBP	BLK	WP	HR	S	P	ERA	WHIP								
Andy Benes, R (1, 1) ERA: 4.05	7.2		31	4	2	2	9	5	0	0	0	0	1	63	107	2.35	1.174								
Mark Davis, L (8, 1) ERA: 2.12	1.1	W	5	1	0	0	0	0	0	0	0	0	0	12	18	0.00	0.750								

Atlanta Braves @ San Diego Padres
Jack Murphy Stadium, San Diego, CA

Wed Sep 13 1989, 10:05 PM EDT
Att. 14,541 - Unknown - 65 F

livebaseballscorecards.com

AB	30
R	2
H	5
RBI	2
BB	5
SO	9
LOB	15



Batter	1	2	3	4	5	6	7	8	9
Bip Roberts, S OBP: 0.401, SLG: 0.444 (1, 5) Shawn Abner, R OBP: 0.206, SLG: 0.283 (8, 7) (9, 7)	1-1 G4-3		1-2 L5-3			1-2 L9		4-0 BB	
Roberto Alomar, S OBP: 0.340, SLG: 0.363 (1, 4)	2-2 G5-3			2-2 G6-3		0-1 F8		0-0 G6-3	
Tony Gwynn, L OBP: 0.394, SLG: 0.429 (1, 9)	0-1 2B			2-1 G4-3			0-0 G1-6-3 1B		
Jack Clark, R OBP: 0.402, SLG: 0.438 (1, 3)	3-3 K			1-3 K			1-2 G1-6-3		
Chris James, R OBP: 0.279, SLG: 0.364 Mark Davis, L (8, 1)		1-1 P3		0-3 K			1-3 K		
Garry Templeton, S OBP: 0.286, SLG: 0.361 Joey Cora, S OBP: 0.250, SLG: 0.250 (8, PR) (9, 6)		1-1 G6-3		1-2 HR			4-2 HR BB		
Benito Santiago, R OBP: 0.280, SLG: 0.377 (1, 2)		1-3 K		1-1 F8			0-2 HR		
Darrin Jackson, R OBP: 0.289, SLG: 0.367 (1, 8)			0-0 B1-3		3-3 K		1-3 K		
Andy Benes, R OBP: 0.235, SLG: 0.412 Mike Pagliarulo, L OBP: 0.265, SLG: 0.291 (8, 5)			2-2 L5-3 1B			2-3 K		2-3 K	

Inning Stats	R: 0 E: 0 K: 1 S: 11	H: 1 LOB: 1 BB: 0 P: 17	R: 0 E: 0 K: 1 S: 7	H: 0 LOB: 0 BB: 0 P: 10	R: 0 E: 0 K: 0 S: 8	H: 1 LOB: 0 BB: 0 P: 11	R: 0 E: 0 K: 1 S: 8	H: 0 LOB: 0 BB: 0 P: 13	R: 1 E: 0 K: 2 S: 13	H: 1 LOB: 0 BB: 0 P: 18	R: 0 E: 0 K: 1 S: 8	H: 0 LOB: 0 BB: 0 P: 11	R: 0 E: 0 K: 1 S: 8	H: 1 LOB: 0 BB: 0 P: 9	R: 2 E: 0 K: 2 S: 15	H: 1 LOB: 1 BB: 2 P: 26
--------------	-------------------------------	----------------------------------	------------------------------	----------------------------------	------------------------------	----------------------------------	------------------------------	----------------------------------	-------------------------------	----------------------------------	------------------------------	----------------------------------	------------------------------	---------------------------------	-------------------------------	----------------------------------

PITCHER	IP	WLS	BF	H	R	ER	SO	BB	IBB	HBP	BLK	WP	HR	S	P	ERA	WHIP
Pete Smith, R ERA: 4.75 (1, 1)	7.0		23	4	1	1	7	0	0	0	0	0	1	63	89	1.29	0.571
Dwayne Henry, R ERA: 9.82 (8, 1)	0.2	L	5	1	2	2	2	2	0	0	0	0	1	14	25	27.00	4.500
Mike Stanton, L ERA: 1.38 (8, 1)	0.1		1	0	0	0	0	0	0	0	0	0	0	1	1	0.00	0.000

BOTTOM

AB	R	H	RBI	BB	SO	LOB
3	0	0	0	1	0	1
0	0	0	0	0	0	0
4	0	0	0	0	0	1
3	0	2	0	0	0	0
3	0	0	0	0	2	2
3	0	0	0	0	2	0
0	0	0	0	0	0	0
2	1	1	1	1	0	0
0	1	0	0	0	0	0
3	1	1	2	0	1	0
3	0	0	0	0	2	1
2	0	1	0	0	1	0
1	0	0	0	0	1	1

AB 27
R 3
H 5
RBI 3
BB 2
SO 9
LOB 6

WP: 0 **PA: 29**
PB: 0
SB: 0
CS: 0

Atlanta Braves @ San Diego Padres
Jack Murphy Stadium, San Diego, CA

Wed Sep 13 1989, 10:05 PM EDT
Att: 14,541 - Unknown - 65 F



WP	HR	S	P	ERA	WHIP
0	0	0	0	0.00	0.000

Batter	1	2	3	4	5	6	7	8	9	AB R H RBI BB SO LOB	TOP												
Bip Roberts, S (1, 5) OBP: 0.400, SLG: 0.440 Mike Pagliarulo, L (5, 5) OBP: 0.265, SLG: 0.289	0-1 F9		4-0 2B G3 BB		1-2 G3-1	1-2 F7			4-0 1B BB	2 1 0 0 1 0 0 1 0 0 0 1 0 0													
Roberto Alomar, S (1, 4) OBP: 0.341, SLG: 0.364	2-2 G5-3		3-2 G3 3B 2B		1-1 P4		1-2 P6		1-2 P2	5 1 1 0 0 0 2													
Tony Gwynn, L (1, 9) OBP: 0.395, SLG: 0.430	1-1 BB 1B		2-2 G3		1-2 1B		0-1 G3		0-0 1B	5 0 3 1 0 0 1													
Jack Clark, R (1, 3) OBP: 0.401, SLG: 0.437	4-2 1-2 BB		0-1 6-3		1-0 F8		2-2 2B		2-3 K	4 0 1 0 1 1 5													
Chris James, R (1, 7) OBP: 0.279, SLG: 0.368	1-1 F7		3-2 3B			0-1 2B 1B		0-2 G5-3	1-0 G1-3	5 1 2 1 0 0 6													
Garry Templeton, S (1, 6) OBP: 0.288, SLG: 0.364		1-1 G5-3 1B	1-1 G1-3		1-1 F9	0-1 HR 2B		2-1 L6-3 1B		4 1 3 1 0 0 1													
Benito Santiago, R (1, 2) OBP: 0.278, SLG: 0.380		2-0 P3		0-1 F9		0-2 HR		0-0 P3		4 1 1 2 0 0 2													
Darrin Jackson, R (1, 8) OBP: 0.272, SLG: 0.344		1-2 G5-3		1-1 P3		1-0 G5-3		1-2 L6-3		4 0 0 0 0 0 2													
Dennis Rasmussen, L (1, 1) OBP: 0.190, SLG: 0.226 Greg Harris, R (6, 1) OBP: 0.167, SLG: 0.063		1-2 G3		0-2 G6-3		1-2 F7		4-0 1B BB BB		3 0 0 0 0 0 1 0 0 0 0 1 0 0													
Inning Stats	R: 0 E: 0 K: 0 S: 12	H: 1 LOB: 2 BB: 1 P: 20	R: 0 E: 0 K: 0 S: 9	H: 1 LOB: 1 BB: 0 P: 14	R: 2 E: 0 K: 0 S: 20	H: 2 LOB: 1 BB: 1 P: 32	R: 0 E: 0 K: 0 S: 7	H: 0 LOB: 0 BB: 0 P: 8	R: 0 E: 0 K: 0 S: 9	H: 1 LOB: 1 BB: 0 P: 13	R: 3 E: 0 K: 0 S: 15	H: 3 LOB: 0 BB: 0 P: 18	R: 0 E: 0 K: 0 S: 15	H: 1 LOB: 1 BB: 0 P: 18	R: 0 E: 0 K: 0 S: 7	H: 1 LOB: 0 BB: 0 P: 10	R: 0 E: 0 K: 1 S: 8	H: 1 LOB: 3 BB: 2 P: 20	1B: 6 2B: 4 3B: 1 HR: 1	SF: 0 SAC: 0 DP: 1 HBP: 0	WP: 0 PA: 41 PB: 0 SB: 0 CS: 0		
PITCHER	IP WLS BF H R ER SO BB IBB HBP BLK WP HR S P ERA WHIP																						
Bob Knepper, L (1, 1) ERA: 5.0 Craig Lefferts, L (7, 1) ERA: 2.71 Randy McCament, R (9, 1) ERA: 3.34 Jeff Brantley, R (9, 1) ERA: 4.09	6.0 L 28 8 5 5 0 2 0 0 0 0 0 1 72 105 7.50 1.667	2.0 7 2 0 0 0 0 0 0 0 0 0 0 22 28 0.00 1.000	0.0 1 0 0 0 0 0 1 0 0 0 0 0 4 ∞ ∞	1.0 5 1 0 0 0 1 1 0 0 0 0 0 8 16 0.00 2.000																			

San Diego Padres @ San Francisco Giants
 Candlestick Park, San Francisco, CA

Fri Sep 15 1989, 10:05 PM EDT
 Att. 33,920 - Unknown - 55 F

AB	37
R	5
H	11
RBI	5
BB	4
SO	1
LOB	20



Batter	1	2	3	4	5	6	7	8	9	AB	R	H	RBI	BB	SO	LOB
Brett Butler, L OBP: 0.345, SLG: 0.354 (1, 8)	2-1 G5-3	0-1 FC6-4			2-1 F9		1-1 P6		1-1 F7	5	0	0	0	0	0	3
Robby Thompson, R OBP: 0.327, SLG: 0.411 (1, 4)	2-2 F8		0-1 SF8		2-2 F9		2-2 G6-3			4	1	1	0	0	0	0
Will Clark, L OBP: 0.413, SLG: 0.559 (1, 3)	1-2 F7		1-0 SF8		2-1 G3		1-2 G4-3			3	0	0	1	0	0	0
Kevin Mitchell, R OBP: 0.388, SLG: 0.640 (1, 7)		0-0 1B SF8	1-2 P3		0-0 2B		0-0 2B		0-0 2B	4	2	3	0	0	0	0
Matt Williams, R OBP: 0.246, SLG: 0.460 (1, 5) (7, 6)		2-3 K	3-2 F8		1-0 2B		0-1 F9		0-1 F9	4	0	1	1	0	1	2
Donell Nixon, R OBP: 0.313, SLG: 0.301 (1, 9) Pat Sheridan, L OBP: 0.295, SLG: 0.329 (8, PH) (9, 9)		0-0 1B	0-1 FC1-6		0-3 K		2-3 K		2-3 K	3	0	2	0	0	1	1
Bob Brenly, R OBP: 0.252, SLG: 0.271 (1, 2) Terry Kennedy, L OBP: 0.320, SLG: 0.342 (6, PH) (7, 2)		0-1 SF8	0-0 P3		0-2 FC1-5-6		1-0 F8		1-0 F8	1	0	0	1	0	0	1
Jose Uribe, S OBP: 0.267, SLG: 0.272 (1, 6) Ernest Riles, L OBP: 0.334, SLG: 0.402 (6, PH) (7, 5)		4-0 IBB	1-0 FC1-6		2-0 1B		1-2 1B		1-1 G4-3	1	0	0	0	1	0	1
Bob Knepper, L OBP: 0.327, SLG: 0.372 (1, 1) Mike Lago, L OBP: 0.375, SLG: 0.750 (6, PH) Craig Lefferts, L OBP: 0.333, SLG: 0.333 (7, 1) Randy McCament, R OBP: 0.333, SLG: 0.333 (9, 1) Jeff Brantley, R OBP: 0.063, SLG: 0.063 (9, 1) Ken Oberkell, L OBP: 0.299, SLG: 0.351 (9, PH)		4-0 BB	3-1 F9		0-0 F8		0-3 K		0-3 K	1	0	0	0	1	0	1

Inning Stats	R: 0	H: 0	E: 0	K: 0	S: 9	R: 1	H: 2	E: 0	K: 1	S: 9	R: 1	H: 1	E: 0	K: 0	S: 10	R: 0	H: 1	E: 0	K: 0	S: 6	R: 0	H: 0	E: 0	K: 0	S: 7	R: 1	H: 3	E: 0	K: 1	S: 10	R: 0	H: 0	E: 0	K: 0	S: 8	R: 0	H: 1	E: 0	K: 1	S: 7	R: 0	H: 0	E: 0	K: 1	S: 7	R: 0	H: 0	E: 0	K: 1	S: 9	1B: 4	2B: 3	3B: 1	HR: 0	SF: 2	SAC: 0	DP: 0	HBP: 0	WP: 0	PB: 0	SB: 2	CS: 0	PA: 37
--------------	------	------	------	------	------	------	------	------	------	------	------	------	------	------	-------	------	------	------	------	------	------	------	------	------	------	------	------	------	------	-------	------	------	------	------	------	------	------	------	------	------	------	------	------	------	------	------	------	------	------	------	-------	-------	-------	-------	-------	--------	-------	--------	-------	-------	-------	-------	--------

PITCHER	IP	WLS	BF	H	R	ER	SO	BB	IBB	HBP	BLK	WP	HR	S	P	ERA	WHIP
Dennis Rasmussen, L ERA: 4.17 (1, 1)	5.0	W	23	6	3	3	1	1	1	0	0	0	0	43	74	5.40	1.400
Greg Harris, R ERA: 2.8 (6, 1)	4.0	S	14	2	0	0	3	0	0	0	0	0	0	30	41	0.00	0.500

BOTTOM

San Diego Padres @ San Francisco Giants
Candlestick Park, San Francisco, CA

livebaseballscorecards.com

AB	33
R	3
H	8
RBI	3
BB	2
SO	4
LOB	14



WP: 0	PA: 37
PB: 0	
SB: 2	
CS: 0	

Fri Sep 15 1989, 10:05 PM EDT
Att: 33,920 - Unknown - 55 F

Batter	1	2	3	4	5	6	7	8	9	AB R H RBI BB SO LOB	TOP											
Roberto Alomar, S (1, 4) OBP: 0.339, SLG: 0.362	1-2 L3	1 SAFE 2-1 G4-3			2-2 G4-3		2-3 K			4 0 0 0 0 1 1	San Diego Padres @ San Francisco Giants Candlestick Park, San Francisco, CA Sun Sep 17 1989, 6:33 AM EDT Overcast - 55 F											
Garry Templeton, S (1, 6) OBP: 0.288, SLG: 0.365	1-0 G6-3 HR 2B		0-1 L9		0-2 F8		2-1 G4-3			4 1 1 0 0 0 0												
Tony Gwynn, L (1, 9) OBP: 0.393, SLG: 0.427	1-2 G6-3 2-3		0-0 G3-1		3-1 F7			0-2 P6		4 0 0 0 0 0 1												
Jack Clark, R (1, 3) OBP: 0.406, SLG: 0.454	0-1 HR		1-1 2B		1-2 1B SF9 2B			1-2 1B		4 2 4 2 0 0 0												
Chris James, R (1, 7) OBP: 0.281, SLG: 0.373 Mark Davis, L (8, 1)	1-2 3B		2-1 F8		0-2 SF9 2-3 1B			2-3 K		4 0 2 0 0 1 2 0 0 0 0 0 0 0												
Benito Santiago, R (1, 2) OBP: 0.276, SLG: 0.377	2-1 G5-3			1-1 G6-3		2-0 SF9 1-2 3-H		1-1 P4		3 0 0 1 0 0 2												
Mike Pagliarulo, L (1, 5) OBP: 0.268, SLG: 0.288 Joey Cora, S (9, PR) OBP: 0.333, SLG: 0.333		1-0 F8		4-2 WP BB		0-0 F9		4-0 G6-4-3 BB		2 0 0 0 2 0 1 0 0 0 0 0 0 0												
Darrin Jackson, R (1, 8) OBP: 0.271, SLG: 0.341		0-1 1B		2-2 F7 1-2		1-1 P3		0-2 G6-4-3 1-2f		4 0 1 0 0 0 3												
Calvin Schiraldi, R (1, 1) Mark Grant, R (3, 1) OBP: 0.190, SLG: 0.056 Greg Harris, R (6, 1) OBP: 0.157, SLG: 0.063 Carmelo Martinez, R (7, PH) OBP: 0.296, SLG: 0.354 Pat Clements, R (7, 1) Shawn Abner, R (8, 7) OBP: 0.202, SLG: 0.277		0-3 K		1-2 G1			1-2 L7		2-3 K	1 0 0 0 0 1 1 1 0 0 0 0 0 1 0 0 0 0 0 0 0 1 0 0 0 0 0 0 0 0 0 0 0 0 0 1 0 0 0 0 1 1												
Inning Stats	R: 2 E: 0 K: 0 S: 14	H: 3 LOB: 1 BB: 0 P: 20	R: 0 E: 0 K: 1 S: 8	H: 1 LOB: 1 BB: 0 P: 11	R: 0 E: 0 K: 0 S: 7	H: 1 LOB: 1 BB: 0 P: 10	R: 0 E: 0 K: 0 S: 12	H: 0 LOB: 1 BB: 1 P: 20	R: 0 E: 0 K: 0 S: 8	H: 0 LOB: 0 BB: 0 P: 13	R: 1 E: 0 K: 0 S: 10	H: 2 LOB: 1 BB: 0 P: 14	R: 0 E: 0 K: 1 S: 8	H: 0 LOB: 0 BB: 0 P: 13	R: 0 E: 0 K: 1 S: 13	H: 1 LOB: 1 BB: 0 P: 17	R: 0 E: 0 K: 1 S: 7	H: 0 LOB: 1 BB: 1 P: 13	1B: 3 2B: 3 3B: 1 HR: 1	SF: 1 SAC: 0 DP: 1 HBP: 0	WP: 1 PB: 0 SB: 0 CS: 0	PA: 36
PITCHER	IP WLS BF H R ER SO BB IBB HBP BLK WP HR S P ERA WHIP																					
Scott Garrelts, R (1, 1) ERA: 2.27	6.0 W 26 7 3 3 1 1 0 0 0 1 1 59 88 4.50 1.333																					
Craig Lefferts, L (7, 1) ERA: 2.68	1.0 3 0 0 0 1 0 0 0 0 0 0 8 13 0.00 0.000																					
Steve Bedrosian, R (8, 1) ERA: 2.97	2.0 S 7 1 0 0 2 1 0 0 0 0 0 20 30 0.00 1.000																					



Batter	1	2	3	4	5	6	7	8	9	AB	R	H	RBI	BB	SO	LOB
Brett Butler, L OBP: 0.344, SLG: 0.355 (1, 8) C X	0-1 G3		0-0 G6-3		0-2 2B	0-0 B1				4	1	1	0	0	0	2
Robby Thompson, R OBP: 0.328, SLG: 0.413 (1, 4) B F B B F B	4-2 BB		1-1 G5-3		1-1 2B		1-2 L3			3	0	1	2	1	0	0
Will Clark, L OBP: 0.410, SLG: 0.555 (1, 3) B X	1-0 P6		2-0 F8		1-3 K		2-3 K			4	0	0	0	0	2	2
Kevin Mitchell, R OBP: 0.390, SLG: 0.653 (1, 7) C F S	0-3 K			1-0 HR	4-0 IBB		0-0 HR			3	2	2	2	1	1	1
Matt Williams, R OBP: 0.243, SLG: 0.452 (1, 6) (7, 5)		0-3 K		0-0 G4-3	3-3 K		0-0 F8			4	0	0	0	0	2	2
Ernest Riles, L OBP: 0.338, SLG: 0.405 (1, 5) Jose Uribe, S OBP: 0.267, SLG: 0.271 (6, PR) (7, 6)		1-2 1B		0-0 G6-3		1-0 SH3-4 1B		1-1 K2-4-2 SH3-4		3	0	2	0	0	0	0
Terry Kennedy, L OBP: 0.321, SLG: 0.343 (1, 2)		2-1 FC6-4 1B		2-1 G5-3		1 SAFE L SAFE X SH3-4		0-0 SH3-4		2	0	1	0	0	0	0
Pat Sheridan, L OBP: 0.295, SLG: 0.329 (1, 9) Donell Nixon, R OBP: 0.317, SLG: 0.301 (8, PH) (9, 9)		0-2 P6			0-0 G4-3	0-0 1B B1		4-0 IBB		3	0	1	1	0	0	2
Scott Garrelts, R OBP: 0.185, SLG: 0.210 (1, 1) Ken Oberkfell, L OBP: 0.304, SLG: 0.356 (6, PH) Mike Benjamin, R OBP: 0.250, SLG: 0.250 (6, PR) Craig Lefferts, L (7, 1) Steve Bedrosian, R OBP: 0.200, SLG: 0.200 (8, 1)		1-2 FC6-4			0-1 2B	1-0 1B		2-3 K2-4-2		0	0	0	0	0	0	0

Inning Stats	R: 0	H: 0	E: 0	K: 1	S: 8	H: 0	LOB: 1	BB: 1	P: 13	R: 0	H: 2	E: 0	K: 1	S: 14	H: 0	LOB: 2	BB: 0	P: 18	R: 0	H: 0	E: 0	K: 0	S: 4	R: 1	H: 1	E: 0	K: 0	S: 5	H: 3	LOB: 2	BB: 1	P: 24	R: 1	H: 3	E: 0	K: 1	S: 6	H: 1	LOB: 1	BB: 0	P: 8	R: 1	H: 1	E: 0	K: 1	S: 9	H: 0	LOB: 2	BB: 1	P: 13	R: 0	H: 0	E: 1	K: 1	S: 6	H: 0	LOB: 2	BB: 1	P: 13	1B: 6	SF: 0	2B: 4	SAC: 2	3B: 0	DP: 2	HR: 2	HBP: 0	WP: 0	PA: 36
--------------	------	------	------	------	------	------	--------	-------	-------	------	------	------	------	-------	------	--------	-------	-------	------	------	------	------	------	------	------	------	------	------	------	--------	-------	-------	------	------	------	------	------	------	--------	-------	------	------	------	------	------	------	------	--------	-------	-------	------	------	------	------	------	------	--------	-------	-------	-------	-------	-------	--------	-------	-------	-------	--------	-------	--------

PITCHER	IP	WLS	BF	H	R	ER	SO	BB	IBB	HBP	BLK	WP	HR	S	P	ERA	WHIP
Calvin Schiraldi, R ERA: 3.58 (1, 1)	2.0		9	2	0	0	2	1	0	0	0	0	0	22	31	0.00	1.500
Mark Grant, R ERA: 3.53 (3, 1)	3.0		14	4	3	3	2	0	1	0	0	0	1	24	39	9.00	1.333
Greg Harris, R ERA: 2.85 (6, 1)	1.0	L	5	3	1	1	0	0	0	0	0	0	0	6	8	9.00	3.000
Pat Clements, L ERA: 4.17 (7, 1)	1.1		7	1	1	1	1	0	1	0	0	0	1	12	20	6.75	0.750
Mark Davis, L ERA: 2.1 (8, 1)	0.2		1	0	0	0	1	0	0	0	0	0	0	3	5	0.00	0.000

BOTTOM

San Diego Padres @ San Francisco Giants
Candlestick Park, San Francisco, CA
Sun Sep 17 1989, 6:33 AM EDT
Overcast - 55 F

livebaseballscorecards.com

AB	31
R	5
H	10
RBI	5
BB	3
SO	6
LOB	13



Batter	1	2	3	4	5	6	7	8	9	AB R H RBI BB SO LOB												
Roberto Alomar, S (1, 4) OBP: 0.339, SLG: 0.367	1-0 HR	0-1 G6-3			3-2 F6		0-1 F8	0-1 S 1B		5 1 2 2 0 0 2												
Garry Templeton, S (1, 6) OBP: 0.287, SLG: 0.363	0-1 P9		3-2 G4-3		0-1 1B		0-0 P5	3-2 P6		5 0 1 0 0 0 1												
Tony Gwynn, L (1, 9) OBP: 0.393, SLG: 0.428	1-1 1B		1-1 F7		0-0 G4-3		2-1 2B		3-1 G3	5 0 2 0 0 0 1												
Jack Clark, R (1, 3) OBP: 0.407, SLG: 0.460	2-2 P5		1-3 K			4-2 CS BB	4-0 IBB		3-1 HR	3 1 1 1 2 1 1												
Chris James, R (1, 7) OBP: 0.282, SLG: 0.379 Shawn Abner, R (9, 7) OBP: 0.202, SLG: 0.277	2-3 K			0-0 HR		4-2 S 1B BB	3-3 K		2-1 G4-3	4 2 1 1 1 2 3 0 0 0 0 0 0 0												
Benito Santiago, R (1, 2) OBP: 0.275, SLG: 0.374		4-2 SH1-3 BB		0-0 G5-3		1 SAFE 2-3 K		2-3 K	2-3 K	4 0 0 0 1 3 1												
Mike Pagliarulo, L (1, 5) OBP: 0.273, SLG: 0.289		4-2 SAFE SH1-3 BB		3-2 F7		4-0 1B IBB		1-1 1B E 1B		2 1 1 0 2 0 0												
Darrin Jackson, R (1, 8) OBP: 0.278, SLG: 0.346		2-3 K		0-0 G6-3		1-2 1B		0-0 E7 1B		4 1 2 1 0 1 2												
Bruce Hurst, L (1, 1) OBP: 0.184, SLG: 0.075		0-0 SH1-3			0-0 G6-3	1-1 G6-3		0-3 K		3 0 0 0 0 1 3												
Inning Stats	R: 1 E: 0 K: 1 S: 13	H: 2 LOB: 1 BB: 0 P: 19	R: 0 E: 0 K: 1 S: 17	H: 0 LOB: 2 BB: 2 P: 27	R: 0 E: 0 K: 1 S: 9	H: 0 LOB: 0 BB: 0 P: 14	R: 1 E: 0 K: 0 S: 6	H: 1 LOB: 0 BB: 0 P: 9	R: 0 E: 0 K: 0 S: 8	H: 1 LOB: 1 BB: 0 P: 11	R: 1 E: 0 K: 1 S: 17	H: 1 LOB: 2 BB: 3 P: 33	R: 0 E: 0 K: 1 S: 9	H: 1 LOB: 2 BB: 1 P: 18	R: 2 E: 1 K: 2 S: 17	H: 3 LOB: 1 BB: 0 P: 22	R: 1 E: 0 K: 1 S: 10	H: 1 LOB: 0 BB: 0 P: 20	1B: 6 2B: 1 3B: 0 HR: 3	SF: 0 SAC: 1 DP: 0 HBP: 0	WP: 0 PB: 0 SB: 2 CS: 1	PA: 42
PITCHER	IP WLS BF H R ER SO BB IBB HBP BLK WP HR S P ERA WHIP																					
Rick Reuschel, R (1, 1) ERA: 2.72	7.0 L 32 6 3 3 5 4 2 0 0 0 2 79 131 3.86 1.429																					
Jeff Brantley, R (8, 1) ERA: 4.15	1.0 6 3 2 1 2 0 0 0 0 0 0 17 22 9.00 3.000																					
Kelly Downs, R (9, 1) ERA: 5.43	1.0 4 1 1 1 1 0 0 0 0 0 1 10 20 9.00 1.000																					

San Diego Padres @ San Francisco Giants
 Candlestick Park, San Francisco, CA
 Sun Sep 17 1989, 6:38 AM EDT
 Att. 25,543 - Overcast - 55 F

AB	35
R	6
H	10
RBI	5
BB	6
SO	8
LOB	14



Batter	1	2	3	4	5	6	7	8	9	AB R H RBI BB SO LOB	TOP																
Roberto Alomar, S (1, 4) OBP: 0.343, SLG: 0.373	1-1 G4-3 G6-3 2B	4-0 BB		2-2 SF8 1B		1-1 P3			0-1 S G4-3 2B	4 2 3 0 1 0 1																	
Garry Templeton, S (1, 6) OBP: 0.286, SLG: 0.362	0-1 G4-3	3-2 F7		0-0 1B		1-2 G5-3			0-3 K	5 0 1 0 0 1 5																	
Tony Gwynn, L (1, 9) OBP: 0.390, SLG: 0.425	1-1 G6-3			1-0 SF8			0-1 G3-1		2-1 G4-3	4 0 0 3 0 0 0																	
Jack Clark, R (1, 3) OBP: 0.409, SLG: 0.458	4-0 1B BB			2-0 P6			4-2 E S BB		4-2 BB	2 0 0 0 3 0 2																	
Chris James, R (1, 7) Shawn Abner, R (9, 7) OBP: 0.283, SLG: 0.381 OBP: 0.202, SLG: 0.277	2-2 FC5-4 1B			1-1 HR 2B			3-2 F9		0-0 G6-3	5 1 2 0 0 1 2 0 0 0 0 0 0 0																	
Benito Santiago, R (1, 2) OBP: 0.275, SLG: 0.380	1-1 FC5-4			0-0 HR			2-2 G1-3			4 1 1 2 0 0 3																	
Mike Pagliarulo, L (1, 5) OBP: 0.272, SLG: 0.289				0-0 G4-3			2-1 G3		2-1 F9	4 0 1 0 0 0 0																	
Darrin Jackson, R (1, 8) OBP: 0.270, SLG: 0.336				1-3 K			0-0 G6-3		1-3 K	4 0 0 0 0 2 1																	
Andy Benes, R (1, 1) Mark Davis, L (7, 1) OBP: 0.316, SLG: 0.474				3-2 1B SF8 1B			1-0 E9 1B		0-3 K	2 1 2 0 0 0 0 1 0 0 0 0 1 0																	
Inning Stats	R: 1 E: 0 K: 0 S: 11	H: 2 LOB: 2 BB: 1 P: 20	R: 0 E: 0 K: 0 S: 11	H: 1 LOB: 2 BB: 1 P: 23	R: 2 E: 0 K: 0 S: 7	H: 2 LOB: 0 BB: 0 P: 10	R: 1 E: 0 K: 1 S: 12	H: 3 LOB: 2 BB: 0 P: 21	R: 0 E: 0 K: 1 S: 8	H: 0 LOB: 0 BB: 0 P: 14	R: 0 E: 1 K: 0 S: 7	H: 1 LOB: 1 BB: 0 P: 10	R: 0 E: 0 K: 0 S: 9	H: 0 LOB: 0 BB: 0 P: 12	R: 1 E: 0 K: 1 S: 10	H: 1 LOB: 1 BB: 1 P: 16	1B: 6 2B: 3 3B: 0 HR: 1	SF: 1 SAC: 1 DP: 0 HBP: 0	WP: 0 PB: 0 SB: 2 CS: 0	PA: 41							
SCOUTING																											
PITCHER	IP	WLS	BF	H	R	ER	SO	BB	IBB	HBP	BLK	WP	HR	S	P	ERA	WHIP										
Scott Scudder, R (1, 1) ERA: 4.0	3.0	L	16	5	3	3	0	2	0	0	0	0	1	29	53	9.00	2.333										
Rick Mahler, R (4, 1) ERA: 3.77	3.0		13	4	1	1	2	0	0	0	0	0	0	27	45	3.00	1.333										
Bob Sebra, R (7, 1) ERA: 5.43	2.0		7	0	0	0	2	1	0	0	0	0	0	18	28	0.00	0.500										
Norm Charlton, L (9, 1) ERA: 3.23	1.0		5	1	1	1	1	1	0	0	0	0	0	10	16	9.00	2.000										

San Diego Padres @ Cincinnati Reds
Riverfront Stadium, Cincinnati, OH
Tue Sep 19 1989, 7:05 PM EDT
Att: 20,068 - Unknown

livebaseballscorecards.com

AB	35
R	5
H	10
RBI	5
BB	4
SO	5
LOB	14



Batter	1	2	3	4	5	6	7	8	9	AB	R	H	RBI	BB	SO	LOB
Herm Winningham, L (1, 7) OBP: 0.325, SLG: 0.373 Joel Youngblood, R (8, PH) OBP: 0.300, SLG: 0.339 (9, 7)	2-1 P5 ①		2-3 K ③			1-0 2B		0-0 F8 ②		3	0	1	0	0	1	1
Luis Quinones, S (1, 5)	1-2 F8 ②			1-0 F9 ①		1-2 F6 ③		2-1 1B		4	0	1	0	0	0	1
Eric Davis, R (1, 8)	3-3 K ③			1-3 K ②			2-2 1B BLK SF7 1B	0-0 G1-3 ③		4	1	1	0	0	2	1
Paul O'Neill, L (1, 9)		1-2 F8 ①		1-3 K ③			3-2 1B 1B		0-2 G4-3 ①	4	0	1	0	0	1	0
Todd Benzinger, S (1, 3)		2-3 K ②			1-1 F8 ①		3-2 P5 ①		1-1 WP 1B	4	0	1	0	0	1	2
Jeff Reed, L (1, 2) OBP: 0.294, SLG: 0.296 Joe Oliver, R (9, PH) OBP: 0.306, SLG: 0.405		1-3 K ③			1-2 G6-3 ②		1-1 SF7 ②		1-3 K ②	2	0	0	1	0	1	0
Mariano Duncan, R (1, 6) OBP: 0.284, SLG: 0.357 (8, 4)			0-1 1B		2-1 G4-3 ③		3-H 0-0 1B		1-0 G5-3 ③	4	0	2	0	0	0	1
Ron Oester, S (1, 4) OBP: 0.310, SLG: 0.287 Barry Larkin, R (7, PH) OBP: 0.372, SLG: 0.447 Jeff Richardson, R (8, 6)			0-3 K ①			1-0 F7 ①	1-2 F9 ③			2	0	0	0	0	1	1
Scott Scudder, R (1, 1) OBP: 0.250, SLG: 0.100 Scott Madison, S (3, PH) OBP: 0.210, SLG: 0.267 Rick Mathier, R (4, 1) OBP: 0.239, SLG: 0.210 Dave Collins, S (6, PH) OBP: 0.297, SLG: 0.265 Bob Sebra, R (7, 1) Chris Sabo, R (8, PH) OBP: 0.316, SLG: 0.395 Norm Charlton, S (9, 1)			1-3 K ②			3-3 K ②		1-3 K ①		0	0	0	0	0	0	0

Inning Stats	R: 0	H: 0	R: 0	H: 0	R: 0	H: 1	R: 0	H: 0	R: 0	H: 0	R: 1	H: 3	R: 0	H: 1	R: 0	H: 1	1B: 6	SF: 1
	E: 0	LOB: 0	E: 0	LOB: 0	E: 0	LOB: 1	E: 0	LOB: 0	E: 0	LOB: 0	E: 0	LOB: 2	E: 0	LOB: 1	E: 0	LOB: 1	2B: 1	SAC: 0
	K: 1	BB: 0	K: 2	BB: 0	K: 3	BB: 0	K: 2	BB: 0	K: 0	BB: 0	K: 0	BB: 0	K: 1	BB: 0	K: 1	BB: 0	3B: 0	DP: 0
	S: 11	P: 17	S: 10	P: 14	S: 14	P: 17	S: 7	P: 10	S: 7	P: 11	S: 17	P: 27	S: 7	P: 10	S: 9	P: 12	HR: 0	HBP: 0

PITCHER	IP	WLS	BF	H	R	ER	SO	BB	IBB	HBP	BLK	WP	HR	S	P	ERA	WHIP
Andy Benes, R (1, 1) ERA: 3.71	6.2	W	25	5	1	1	9	0	0	0	1	0	0	71	106	1.35	0.750
Mark Davis, L (7, 1) ERA: 2.04	2.1	S	9	2	0	0	2	0	0	0	0	1	0	19	26	0.00	0.857

PITCHER	IP	WLS	BF	H	R	ER	SO	BB	IBB	HBP	BLK	WP	HR	S	P	ERA	WHIP

San Diego Padres @ Cincinnati Reds
Riverfront Stadium, Cincinnati, OH
Tue Sep 19 1989, 7:05 PM EDT
Att. 20,068 - Unknown

AB	33
R	1
H	7
RBI	1
BB	0
SO	11
LOB	11



Batter	1	2	3	4	5	6	7	8	9	10	AB R H RBI BB SO LOB	TOP												
Roberto Alomar, S OBP: 0.345, SLG: 0.374 (1, 4)	4-0 F8 S BB	0-2 F6			0-0 PB S SF9 1B		0-0 CS 1B 1B		1-3 K		4 1 2 0 1 1 3	San Diego Padres @ Cincinnati Reds Riverfront Stadium, Cincinnati, OH Wed Sep 20 1989, 7:05 PM EDT Att. 11,852 - Unknown												
Garry Templeton, S OBP: 0.287, SLG: 0.363 (1, 6)	2-1 F8 1-3				1-1 SF9 1-H 1B		2-1 CS 1B		1-1 G6-3		4 0 2 1 0 0 1													
Tony Gwynn, L OBP: 0.390, SLG: 0.424 (1, 9)	0-0 G3				2-2 F7 1B		4-0 FC6-4 1B		1-1 CS 1B		4 0 1 0 1 0 2													
Jack Clark, R OBP: 0.407, SLG: 0.454 (1, 3)	0-0 G4-3				1-0 P5		2-3 K		4-2 E BB		4 1 0 0 1 1 4													
Chris James, R OBP: 0.284, SLG: 0.381 Shawn Abner, R OBP: 0.202, SLG: 0.277 (10, 7)					1-0 F5		1-0 FC6-4		3-2 E FC5-4 1B		5 1 2 0 0 1 2 0 0 0 0 0 0 0													
Benito Santiago, R OBP: 0.276, SLG: 0.380 (1, 2)	0-0 1B S 1B				1-1 G5-3 1B		0-0 P6		1-1 F8		5 0 2 0 0 0 2													
Mike Pagliarulo, L OBP: 0.275, SLG: 0.289 Carmelo Martinez, R OBP: 0.297, SLG: 0.353 Joey Cora, S OBP: 0.333, SLG: 0.333 (10, 5)	4-2 1B BB				2-2 G5-3 1B		0-0 F8		1-2 F7		3 0 1 0 1 0 1 1 0 0 1 0 0 1 0 0 0 0 0 0 0													
Darrin Jackson, R OBP: 0.275, SLG: 0.329 (1, 8)	1-3 K				2-1 G5-3		4-0 IBB		0-1 G5-3		3 0 0 0 2 1 4													
Ed Whitson, R OBP: 0.184, SLG: 0.194 Bip Roberts, S OBP: 0.399, SLG: 0.439 Greg Harris, R OBP: 0.167, SLG: 0.063 Mark Parent, R OBP: 0.235, SLG: 0.380 Mark Davis, L (10, 1)	0-1 G6-3 1B				2-0 G6-3		3-2 G6-3		0-3 K		3 0 1 0 0 0 4 1 0 0 0 0 1 0 0 0 0 0 0 0 0 1 0 0 0 0 1 2 0 0 0 0 0 0 0													
Inning Stats	R: 0 E: 0 K: 0 S: 4	H: 0 LOB: 1 BB: 1 P: 10	R: 0 E: 0 K: 2 S: 17	H: 2 LOB: 3 BB: 1 P: 23	R: 0 E: 0 K: 0 S: 6	H: 1 LOB: 0 BB: 0 P: 11	R: 0 E: 0 K: 0 S: 9	H: 2 LOB: 2 BB: 0 P: 17	R: 1 E: 0 K: 0 S: 7	H: 1 LOB: 0 BB: 0 P: 11	R: 0 E: 0 K: 1 S: 11		H: 2 LOB: 2 BB: 1 P: 16	R: 0 E: 0 K: 0 S: 9	H: 0 LOB: 0 BB: 0 P: 11	R: 0 E: 0 K: 2 S: 9	H: 0 LOB: 0 BB: 0 P: 11	R: 2 E: 1 K: 1 S: 17	H: 2 LOB: 2 BB: 2 P: 30	1B: 11 2B: 1 3B: 0 HR: 0	SF: 1 SAC: 0 DP: 1 HBP: 0	WP: 0 PB: 1 SB: 3 CS: 3	PA: 45	
PITCHER	IP WLS BF H R ER SO BB IBB HBP BLK WP HR S P ERA WHIP																							
Tim Leary, R ERA: 3.55 Rob Dibble, R ERA: 2.23 Norm Charlton, L ERA: 3.16	(1, 1) 6.0	(7, 1) 2.0	(9, 1) 2.0	L 10	7 1 0 2	1 0 2 2	0 0 0 3	2 0 0 2	1 0 0 2	0 0 0 0	0 0 0 0	0 0 0 0	0 0 0 0	0 0 0 0	0 0 0 0	0 0 0 0	0 0 0 0	0 0 0 0	0 0 0 0	0 0 0 0	0 0 0 0	0 0 0 0	0 0 0 0	0 0 0 0

livebaseballscorecards.com

AB 38
R 3
H 11
RBI 2
BB 6
SO 6
LOB 26



Batter	1	2	3	4	5	6	7	8	9	AB R H RBI BB SO LOB	TOP													
Bip Roberts, S OBP: 0.403, SLG: 0.441 (1, 4) (9, 5)										5 1 3 1 1 0 1														
Garry Templeton, S OBP: 0.286, SLG: 0.359 (1, 6)										5 1 0 0 1 1 4														
Tony Gwynn, L OBP: 0.390, SLG: 0.425 (1, 9)										5 2 2 1 0 0 1														
Jack Clark, R OBP: 0.411, SLG: 0.462 (1, 3)										3 2 2 3 1 1 0														
Chris James, R OBP: 0.288, SLG: 0.381 Shawn Abner, R OBP: 0.202, SLG: 0.277 (1, 7) (9, 7)										1 1 0 0 3 0 1 0 0 0 0 0 0 0														
Benito Santiago, R OBP: 0.277, SLG: 0.381 (1, 2)										4 1 1 0 1 1 4														
Mike Pagliarulo, L OBP: 0.275, SLG: 0.289 Carmelo Martinez, R OBP: 0.300, SLG: 0.353 Joey Cora, S OBP: 0.333, SLG: 0.333 (1, 5) (9, PH) (9, PR) (9, 4)										4 0 1 1 0 1 4 0 0 0 1 1 0 0 0 1 0 0 0 0 0														
Darrin Jackson, R OBP: 0.278, SLG: 0.349 (1, 8)										3 2 1 3 1 1 2														
Dennis Rasmussen, L OBP: 0.188, SLG: 0.222 Mark Grant, R OBP: 0.182, SLG: 0.053 Tim Flannery, L OBP: 0.267, SLG: 0.276 Greg Harris, R OBP: 0.187, SLG: 0.083 Sandy Alomar Jr., R OBP: 0.333, SLG: 0.375 Pat Clements, R Jerald Clark, R OBP: 0.233, SLG: 0.214 Mark Davis, L (1, 1) (1, 1) (6, PH) (6, 1) (8, PH) (8, 1) (9, PH) (9, 1)										1 0 0 0 0 0 1 1 0 0 0 0 0 1 2 1 0 0 0 0 0 0 0 0 0 0 0 0 0 0 0 1 0 0 0 0 1 0 0 0 0 0 0 0 0 0 1 0 1 1 0 0 0 0 0 0 0 0 0 0 0 0														
Inning Stats	R: 6 E: 0 K: 0 S: 25	H: 5 LOB: 1 BB: 2 P: 39	R: 0 E: 0 K: 8 S: 8	H: 0 LOB: 0 BB: 0 P: 14	R: 0 E: 1 K: 3 S: 9	H: 0 LOB: 2 BB: 2 P: 23	R: 0 E: 0 K: 0 S: 5	H: 1 LOB: 0 BB: 0 P: 10	R: 0 E: 0 K: 0 S: 7	H: 0 LOB: 1 BB: 0 P: 13	R: 1 E: 0 K: 0 S: 9	H: 1 LOB: 0 BB: 0 P: 13	R: 0 E: 0 K: 0 S: 9	H: 0 LOB: 2 BB: 2 P: 20	R: 0 E: 0 K: 2 S: 8	H: 0 LOB: 1 BB: 1 P: 16	R: 4 E: 0 K: 0 S: 16	H: 4 LOB: 2 BB: 2 P: 30	1B: 7 2B: 2 3B: 0 HR: 2	SF: 1 SAC: 1 DP: 0 HBP: 1	WP: 0 PB: 0 SB: 2 CS: 1	PA: 47		
PITCHER Jack Armstrong, R ERA: 4.78 Tim Birtsas, L ERA: 3.72 Rick Mahler, R ERA: 3.76 Mike Roesler, R ERA: 3.54 John Franco, L ERA: 3.25	IP	WLS	BF	H	R	ER	SO	BB	IBB	HBP	BLK	WP	HR	S	P	ERA	WHIP							
PITCHER Bob Sebra, R ERA: 5.4	IP	WLS	BF	H	R	ER	SO	BB	IBB	HBP	BLK	WP	HR	S	P	ERA	WHIP							
	0.0		5	3	5	5	0	2	0	0	0	0	1	14	24	∞	∞							
	3.0		13	2	1	1	5	1	1	0	0	0	0	28	52	3.00	1.000							
	3.0		11	2	1	1	0	0	0	1	0	0	1	21	36	3.00	0.667							
	1.0		5	0	0	0	0	2	0	0	0	0	0	9	20	0.00	2.000							
	1.2	L	12	4	4	4	2	2	1	0	0	0	0	23	45	21.60	3.600							
	0.1		1	0	0	0	0	0	0	0	0	0	0	0	1	1	0.00	0.000						

San Diego Padres @ Cincinnati Reds
Riverfront Stadium, Cincinnati, OH
Thu Sep 21 1989, 7:05 PM EDT
Att. 12,522 - Sunny

livebaseballscorecards.com

AB	35
R	11
H	11
RBI	11
BB	9
SO	7
LOB	20



BOTTOM

San Diego Padres @ Cincinnati Reds
Riverfront Stadium, Cincinnati, OH
Thu Sep 21 1989, 7:05 PM EDT
Att. 12,522 - Sunny

livebaseballscorecards.com

AB 38
R 7
H 11
RBI 7
BB 2
SO 10
LOB 8



WP: 0 PA: 41
PB: 0
SB: 0
CS: 0

AB R H RBI BB SO LOB

3 1 1 0 1 2 0
0 0 0 0 0 0 0
1 0 0 0 0 0 0

5 1 1 0 0 1 2

4 1 1 3 1 2 0

5 2 2 0 0 1 1

4 2 2 1 0 1 0

3 0 0 1 0 1 2
1 0 1 0 0 0 0

2 0 0 1 0 1 0
0 0 0 0 0 0 0
2 0 1 1 0 1 0

4 0 1 0 0 0 2

0 0 0 0 0 0 0
1 0 0 0 0 0 1
3 0 1 0 0 0 0

1B: 8 SF: 0
2B: 2 SAC: 0
3B: 0 DP: 0
HR: 1 HBP: 1

Batter	1	2	3	4	5	6	7	8	9
Dave Collins, S OBP: 0.302, SLG: 0.264 Mike Roesler, R (7, 1) Ron Oester, S OBP: 0.306, SLG: 0.285 (8, 4)	0-0 1B HR 1B	2-3 K		0-3 K		4-0 BB 1-2		0-0 G6-3	
Luis Quinones, S OBP: 0.307, SLG: 0.430 (1, 4) (8, 5)	1-0 1-2 HR 1B	2-0 G3-1			3-1 G4-3	3-3 K		0-0 F8	
Eric Davis, R OBP: 0.368, SLG: 0.549 (1, 8)	0-0 1-H 2-H HR	4-2 BB			2-3 K		0-1 L8		0-3 K
Todd Benzinger, S OBP: 0.291, SLG: 0.382 (1, 3)	0-0 2B G6-3 1B	1-3 K			0-0 2B 1B		2-2 G4-3		3-0 P4
Rolando Roomes, R OBP: 0.284, SLG: 0.417 (1, 9) (8, 7)	1-0 G6-3 1-3 G4-3 2B		0-2 F8		1-2 1-H 2B		2-1 1B HBP		2-3 K
Scotti Madison, S OBP: 0.202, SLG: 0.256 Paul O'Neill, L OBP: 0.349, SLG: 0.450 (7, PH) (8, 9)	2-0 G6-3		1-3 K		1-2 G3		0-0 1B 1-2 1B		
Terry McGriff, R OBP: 0.260, SLG: 0.143 Rick Warlick, R OBP: 0.239, SLG: 0.210 Herm Winningham, L OBP: 0.321, SLG: 0.369 (6, PH) John Franco, L Bob Sebra, R (8, 1) (8, 1)	0-1 G4-3		1-3 K			0-3 K		1-0 FC6-4 1-2 2-H 1B	
Jeff Richardson, R OBP: 0.257, SLG: 0.274 (1, 6)	1-1 1B			0-0 P7		1-0 P4		1-2 FC6-4	
Jack Armstrong, R Tim Birtsas, L OBP: 0.250, SLG: 1.000 Jeff Reed, L OBP: 0.298, SLG: 0.296 (4, 2)	0-1 G3			0-0 G6-3		1-2 BB 1B		2-1 G3	

Inning Stats	R: 5	H: 6	E: 0	LOB: 1	K: 0	BB: 0	S: 12	R: 0	H: 0	E: 0	LOB: 1	K: 2	BB: 1	S: 12	R: 0	H: 0	E: 0	LOB: 0	K: 2	BB: 0	S: 9	R: 0	H: 0	E: 0	LOB: 0	K: 1	BB: 0	S: 5	R: 1	H: 2	E: 0	LOB: 1	K: 1	BB: 0	S: 13	R: 0	H: 1	E: 0	LOB: 2	K: 0	BB: 1	S: 11	R: 1	H: 2	E: 0	LOB: 2	K: 0	BB: 0	S: 11	R: 0	H: 0	E: 0	LOB: 0	K: 2	BB: 0	S: 7	R: 0	H: 0	E: 0	LOB: 0	K: 2	BB: 0	S: 7	R: 0	H: 0	E: 0	LOB: 0	K: 2	BB: 0	S: 7	R: 0	H: 0	E: 0	LOB: 0	K: 2	BB: 0	S: 7
--------------	------	------	------	--------	------	-------	-------	------	------	------	--------	------	-------	-------	------	------	------	--------	------	-------	------	------	------	------	--------	------	-------	------	------	------	------	--------	------	-------	-------	------	------	------	--------	------	-------	-------	------	------	------	--------	------	-------	-------	------	------	------	--------	------	-------	------	------	------	------	--------	------	-------	------	------	------	------	--------	------	-------	------	------	------	------	--------	------	-------	------

PITCHER	IP	WLS	BF	H	R	ER	SO	BB	IBB	HBP	BLK	WP	HR	S	P	ERA	WHIP
Dennis Rasmussen, L ERA: 4.42	0.0		5	5	5	5	0	0	0	0	0	0	1	5	7	∞	∞
Mark Grant, R ERA: 3.45	5.0		19	3	1	1	6	1	0	0	0	0	0	46	67	1.80	0.800
Greg Harris, R ERA: 2.86	2.0		11	3	1	1	2	1	0	1	0	0	0	22	37	4.50	2.000
Pat Clements, L ERA: 4.06	1.0	W	3	0	0	0	0	0	0	0	0	0	0	4	6	0.00	0.000
Mark Davis, L ERA: 2.0	1.0		3	0	0	0	2	0	0	0	0	0	0	7	12	0.00	0.000

PITCHER	IP	WLS	BF	H	R	ER	SO	BB	IBB	HBP	BLK	WP	HR	S	P	ERA	WHIP
Dennis Rasmussen, L ERA: 4.42	0.0		5	5	5	5	0	0	0	0	0	0	1	5	7	∞	∞
Mark Grant, R ERA: 3.45	5.0		19	3	1	1	6	1	0	0	0	0	0	46	67	1.80	0.800
Greg Harris, R ERA: 2.86	2.0		11	3	1	1	2	1	0	1	0	0	0	22	37	4.50	2.000
Pat Clements, L ERA: 4.06	1.0	W	3	0	0	0	0	0	0	0	0	0	0	4	6	0.00	0.000
Mark Davis, L ERA: 2.0	1.0		3	0	0	0	2	0	0	0	0	0	0	7	12	0.00	0.000

Batter	1	2	3	4	5	6	7	8	9	AB R H RBI BB SO LOB	TOP											
Bip Roberts, S (1, 5) OBP: 0.402, SLG: 0.437	0-1 G6-3		2-3 K			1-1 F8		3-2 CS	4-1 SH BB	3 0 0 0 1 1 1	San Diego Padres @ Los Angeles Dodgers Dodger Stadium, Los Angeles, CA Fri Sep 22 1989, 7:05 PM PDT Att. 24,887 - Unknown livebaseballscorecards.com											
Roberto Alomar, S (1, 4) OBP: 0.345, SLG: 0.374	1-0 CS 1B		1-1 G5-3			1-2 F8			0-0 SH	3 0 1 0 0 0 1												
Tony Gwynn, L (1, 9) OBP: 0.388, SLG: 0.422	1-2 F8				0-2 F7				1-1 P6	4 0 0 0 0 0 3												
Jack Clark, R (1, 3) OBP: 0.408, SLG: 0.458	1-1 CS 1-2	1-3 K			3-2 P3				1-0 P2	4 0 0 0 0 1 2												
Chris James, R (1, 7) OBP: 0.288, SLG: 0.378					1-1 F9				1-2 P2	3 0 0 0 1 0 2												
Garry Templeton, S (1, 6) OBP: 0.284, SLG: 0.357										3 0 0 0 0 1 1												
Benito Santiago, R (1, 2) OBP: 0.278, SLG: 0.387										3 1 1 1 0 0 1												
Darrin Jackson, R (1, 8) OBP: 0.286, SLG: 0.358										2 0 1 0 1 0 0												
Bruce Hurst, L (1, 1) OBP: 0.182, SLG: 0.074 Carmelo Martinez, R (8, PH) OBP: 0.299, SLG: 0.352 Greg Harris, R (8, 1) OBP: 0.167, SLG: 0.063										1 0 0 0 0 1 0 1 0 0 0 0 1 1 0 0 0 0 0 0 0												
Inning Stats	R: 0 E: 0 K: 0 S: 8	H: 1 LOB: 0 BB: 0 P: 11	R: 0 E: 0 K: 2 S: 14	H: 0 LOB: 1 BB: 1 P: 22	R: 0 E: 0 K: 1 S: 10	H: 1 LOB: 1 BB: 0 P: 14	R: 0 E: 0 K: 0 S: 10	H: 0 LOB: 0 BB: 0 P: 14	R: 1 E: 0 K: 1 S: 8	H: 1 LOB: 0 BB: 0 P: 10	R: 0 E: 0 K: 0 S: 6	H: 0 LOB: 0 BB: 0 P: 8	R: 0 E: 0 K: 0 S: 9	H: 0 LOB: 0 BB: 0 P: 12	R: 0 E: 0 K: 1 S: 6	H: 0 LOB: 0 BB: 1 P: 14	R: 0 E: 0 K: 0 S: 8	H: 0 LOB: 2 BB: 1 P: 15	1B: 1 2B: 1 3B: 0 HR: 1	SF: 0 SAC: 2 DP: 0 HBP: 0	WP: 0 PB: 0 SB: 0 CS: 2	PA: 34
PITCHER Tim Belcher, R (1, 1) ERA: 2.93	IP: 9.0 WLS: W BF: 32 H: 3 R: 1 ER: 1 SO: 5 BB: 3 IBB: 0 HBP: 0 BLK: 0 WP: 0 HR: 1 S: 79 P: 120 ERA: 1.00 WHIP: 0.667											PITCHER IP: WLS: BF: H: R: ER: SO: BB: IBB: HBP: BLK: WP: HR: S: P: ERA: WHIP:										

AB	27
R	1
H	3
RBI	1
BB	3
SO	5
LOB	12



Batter	1	2	3	4	5	6	7	8	9
Alfredo Griffin, S OBP: 0.294, SLG: 0.314 (1, 6)	0-0 CS 1B		0-1 2B G6-3 1B		1-3 K			1-1 G6-3	
Willie Randolph, R OBP: 0.368, SLG: 0.329 (1, 4)	2-1 FC5-4 BB 1-2 1B		0-0 1-3 2B		2-3 K			2-2 G5-3	
Mickey Hatcher, R OBP: 0.328, SLG: 0.380 (1, 7)	4-1 FC5-4 BB 1-2		1-1 G6-3			3-2 L6		4-1 1B BB	
Bill Bean, L OBP: 0.232, SLG: 0.189 (8, PR)									
Eddie Murray, S OBP: 0.350, SLG: 0.413 (1, 3)	0-0 FC5-4 FC6-4 1-2f 2-3		0-1 G5-3			4-2 S BB		2-1 1B	
Jeff Hamilton, R OBP: 0.275, SLG: 0.383 (1, 5)	0-0 FC6-4 1-2f			0-2 G5-3		1 SAFE F7		2-0 P4	
John Shelby, S OBP: 0.245, SLG: 0.236 (1, 8)		1-0 F7		0-1 CS 1B		0-3 K			
Rick Dempsey, R OBP: 0.322, SLG: 0.309 (1, 2)		2-3 K		3-3 K 1-2			2-2 F7		
Jose Gonzalez, R OBP: 0.331, SLG: 0.368 (1, 9)		1-0 G6-3			0-0 HR		1-1 L8		
Tim Belcher, R OBP: 0.143, SLG: 0.119 (1, 1)			1-0 G6-3		0-1 G6-3		0-3 K		

Inning Stats	R: 0	H: 2	E: 0	LOB: 2	K: 0	S: 6	P: 12	R: 0	H: 0	E: 0	LOB: 0	K: 1	S: 5	P: 9	R: 1	H: 2	E: 0	LOB: 1	K: 0	S: 8	P: 10	R: 0	H: 1	E: 0	LOB: 0	K: 1	S: 8	P: 11	R: 1	H: 1	E: 0	LOB: 0	K: 2	S: 14	P: 17	R: 0	H: 0	E: 0	LOB: 1	K: 1	S: 9	P: 16	R: 0	H: 0	E: 0	LOB: 0	K: 1	S: 8	P: 11	R: 0	H: 1	E: 0	LOB: 3	K: 0	S: 10	P: 21
--------------	------	------	------	--------	------	------	-------	------	------	------	--------	------	------	------	------	------	------	--------	------	------	-------	------	------	------	--------	------	------	-------	------	------	------	--------	------	-------	-------	------	------	------	--------	------	------	-------	------	------	------	--------	------	------	-------	------	------	------	--------	------	-------	-------

PITCHER	IP	WLS	BF	H	R	ER	SO	BB	IBB	HBP	BLK	WP	HR	S	P	ERA	WHIP
Bruce Hurst, L ERA: 2.76 (1, 1)	7.0	L	27	6	2	2	6	2	0	0	0	0	1	58	86	2.57	1.143
Greg Harris, R ERA: 2.83 (8, 1)	1.0		5	1	0	0	0	1	0	0	0	0	0	10	21	0.00	2.000

BOTTOM

San Diego Padres @ Los Angeles Dodgers
Dodger Stadium, Los Angeles, CA

Fri Sep 22 1989, 7:05 PM PDT
 Att. 24,887 - Unknown

AB	R	H	RBI	BB	SO	LOB
4	1	2	0	0	1	0
4	0	2	0	0	1	0
2	0	0	1	2	0	1
0	0	0	0	0	0	0
3	0	1	0	1	0	3
4	0	0	0	0	0	6
3	0	1	0	0	1	1
3	0	0	0	0	2	1
3	1	1	1	0	0	0
3	0	0	0	0	1	0

AB	29
R	2
H	7
RBI	2
BB	3
SO	6
LOB	12

WP: 0 PA: 32
 PB: 0
 SB: 1
 CS: 2



PITCHER	IP	WLS	BF	H	R	ER	SO	BB	IBB	HBP	BLK	WP	HR	S	P	ERA	WHIP
---------	----	-----	----	---	---	----	----	----	-----	-----	-----	----	----	---	---	-----	------

Batter	1	2	3	4	5	6	7	8	9	AB R H RBI BB SO LOB	TOP														
Bip Roberts, S (1, 5) OBP: 0.396, SLG: 0.430	2-1 G2-3		1-3 K	0-0 G1-3	0-0 F8			0-1 G3-1		5 0 0 0 0 1 2															
Roberto Alomar, S (1, 4) OBP: 0.347, SLG: 0.377	4-2 E BB FC6-2 BB		3-2 F9		1-1 P2 S 1B	2-1 2B		1-0 F7		4 1 2 0 1 0 0															
Jack Clark, R (1, 3) OBP: 0.409, SLG: 0.456 Greg Harris, R (6, 1) OBP: 0.156, SLG: 0.059	4-0 FC6-2 1-2 BB		4-1 FC5-4 BB		1-1 E5 P2 1B	1-3 K			0-3 K	2 1 0 0 2 1 2 1 0 0 0 0 1 0															
Chris James, R (1, 9) OBP: 0.285, SLG: 0.374	0-1 FC6-2		0-0 FC5-4		1-2 P2	3-3 K		1-2 P5		5 0 0 0 0 1 6															
Benito Santiago, R (1, 2) OBP: 0.279, SLG: 0.387 Mark Parent, R (8, 2) OBP: 0.233, SLG: 0.377	0-3 K			0-0 HR 1B	4-2 1B 1B BB	1-0 G6-3		1-0 P4		3 2 1 0 1 1 3 1 0 0 0 0 0 0															
Garry Templeton, S (1, 6) OBP: 0.284, SLG: 0.356		0-0 P6		3-3 K	0-1 1B SF8 1B		1-2 G3			4 1 1 2 0 1 1															
Carmelo Martinez, R (1, 7) OBP: 0.305, SLG: 0.355		2-2 FC4-6 1B		4-2 HR BB	1-0 1B		1-2 F8			3 1 2 1 1 0 0															
Darrin Jackson, R (1, 8) OBP: 0.279, SLG: 0.351		0-0 FC4-6 FC6-4		1-3 K	1-2 SF8		1-1 P3			3 0 0 1 0 1 3															
Calvin Schiraldi, R (1, 1) OBP: 0.111, SLG: 0.250 Phil Stephenson, L (6, 3) OBP: 0.233, SLG: 0.148		1-1 FC6-4		2-1 HR	4-2 BB			1-3 K		2 1 1 3 1 0 1 1 0 0 0 0 1 0															
Inning Stats	R: 0 E: 1 K: 1 S: 9	H: 0 LOB: 2 BB: 2 P: 19	R: 0 E: 0 K: 0 S: 7	H: 1 LOB: 1 BB: 0 P: 10	R: 0 E: 0 K: 1 S: 12	H: 0 LOB: 1 BB: 1 P: 20	R: 3 E: 0 K: 2 S: 15	H: 2 LOB: 0 BB: 1 P: 25	R: 4 E: 1 K: 0 S: 20	H: 3 LOB: 2 BB: 2 P: 33	R: 0 E: 0 K: 2 S: 11	H: 1 LOB: 1 BB: 0 P: 18	R: 0 E: 0 K: 0 S: 9	H: 0 LOB: 0 BB: 0 P: 12	R: 0 E: 0 K: 1 S: 6	H: 0 LOB: 0 BB: 0 P: 8	R: 0 E: 0 K: 1 S: 7	H: 0 LOB: 0 BB: 0 P: 9	1B: 5 2B: 1 3B: 0 HR: 1	SF: 1 SAC: 0 DP: 0 HBP: 0	WP: 0 PB: 0 SB: 2 CS: 0	PA: 41			
PITCHER	IP	WLS	BF	H	R	ER	SO	BB	IBB	HBP	BLK	WP	HR	S	P	ERA	WHIP								
Fernando Valenzuela, L (1, 1) ERA: 3.43	4.2	L	27	6	7	5	4	6	0	0	0	0	1	62	106	9.64	2.571								
Tim Crews, R (5, 1) ERA: 3.21	0.1		1	0	0	0	0	0	0	0	0	0	0	1	1	0.00	0.000								
Jeff Fischer, R (6, 1) ERA: 13.5	2.0		7	1	0	0	2	0	0	0	0	0	0	20	30	0.00	0.500								
Mike Hartley, R (8, 1) ERA: 1.5	2.0		6	0	0	0	2	0	0	0	0	0	0	13	17	0.00	0.000								

San Diego Padres @ Los Angeles Dodgers
Dodger Stadium, Los Angeles, CA
 Sat Sep 23 1989, 3:33 AM PDT
 Att: 24,348 - Unknown

AB	34
R	7
H	7
RBI	7
BB	6
SO	8
LOB	18



WP: 0	PA: 41
PB: 0	
SB: 2	
CS: 0	

1B: 5	SF: 1
2B: 1	SAC: 0
3B: 0	DP: 0
HR: 1	HBP: 0

BOTTOM

San Diego Padres @ Los Angeles Dodgers
Dodger Stadium, Los Angeles, CA

livebaseballscorecards.com

AB 30
R 1
H 3
RBI 1
BB 4
SO 8
LOB 10



WP: 0 PA: 34
PB: 0
SB: 0
CS: 1

ERA WHIP

AB R H RBI BB SO LOB

3 0 0 0 0 1 0
0 0 0 0 0 0 0
1 0 0 0 0 0 0
0 0 0 0 0 0 0

3 0 0 0 1 2 0

2 0 0 0 1 0 1
1 0 0 0 0 1 0

2 0 0 0 1 0 1
1 0 0 0 0 0 0

1 0 0 0 1 1 0
2 0 1 0 0 0 0

2 0 1 0 0 0 3
2 0 0 0 0 0 2

4 0 0 0 0 1 3

3 0 0 0 0 1 0

1 0 0 0 0 1 0
0 0 0 0 0 0 0
2 1 1 1 0 0 0

1B: 2 SF: 0
2B: 0 SAC: 0
3B: 0 DP: 0
HR: 1 HBP: 0

Batter	1	2	3	4	5	6	7	8	9
Alfredo Griffin, S (1, 6) OBP: 0.293, SLG: 0.312 Jeff Fischer, R (6, 1) Mickey Hatcher, R (7, PH) OBP: 0.326, SLG: 0.378 Mike Hartley, R (8, 1)	2-3 K		2-1 F7		0-0 G4-3		0-0 G6-3		
Lenny Harris, L (1, 4) OBP: 0.283, SLG: 0.293	2-3 K		4-1 CS BB		0-0 G4-3			1-3 K	
Mike Davis, L (1, 9) OBP: 0.302, SLG: 0.388 Jose Gonzalez, R (7, 9) OBP: 0.330, SLG: 0.367	4-2 BB BB BB		1 SAFE 2-1 G3		2-1 E3 1B			2-3 K	
Eddie Murray, S (1, 3) OBP: 0.350, SLG: 0.411 Mike Sharperson, R (7, 3) OBP: 0.321, SLG: 0.261	4-0 SAFE 1-2 BB BB		1-2 F7		0-0 F7			0-2 G4-3	
Jeff Hamilton, R (1, 5) OBP: 0.276, SLG: 0.382 Dave Anderson, R (6, PH) OBP: 0.314, SLG: 0.268	4-2 1-2 2-3 BB		1-3 K		0-0 1B			0-0 G5-3	
Mike Scioscia, L (1, 2) OBP: 0.334, SLG: 0.356 Jose Vizcaino, S (6, 6) OBP: 0.200, SLG: 0.200	0-0 F8		0-0 1B		0-0 P6			0-1 G6-3	
John Shelby, S (1, 8) OBP: 0.242, SLG: 0.233		1-2 F9	1-3 SAFE K		0-0 G4-3			0-0 F9	
Bill Bean, L (1, 7) OBP: 0.224, SLG: 0.182		2-3 K			0-2 G5-3		1-2 P4		
Fernando Valenzuela, L (1, 1) OBP: 0.182, SLG: 0.212 Tim Crews, R (5, 1) Darrin Fletcher, L (5, PH) OBP: 0.600, SLG: 1.200		3-3 K			1-2 HR		1-2 F9		

Inning Stats	R: 0	H: 0	E: 0	LOB: 3	K: 2	BB: 3	S: 14	R: 0	H: 0	E: 0	LOB: 0	K: 2	BB: 0	S: 9	R: 0	H: 0	E: 0	LOB: 0	K: 0	BB: 1	S: 5	R: 0	H: 1	E: 0	LOB: 1	K: 2	BB: 0	S: 12	R: 1	H: 1	E: 0	LOB: 0	K: 0	BB: 0	S: 10	R: 0	H: 1	E: 1	LOB: 2	K: 0	BB: 0	S: 6	R: 0	H: 0	E: 0	LOB: 0	K: 0	BB: 0	S: 7	R: 0	H: 0	E: 0	LOB: 0	K: 2	BB: 0	S: 11	R: 0	H: 0	E: 0	LOB: 0	K: 0	BB: 0	S: 4	R: 0	H: 0	E: 0	LOB: 0	K: 0	BB: 0	S: 4	R: 0	H: 0	E: 0	LOB: 0	K: 0	BB: 0	S: 4
--------------	------	------	------	--------	------	-------	-------	------	------	------	--------	------	-------	------	------	------	------	--------	------	-------	------	------	------	------	--------	------	-------	-------	------	------	------	--------	------	-------	-------	------	------	------	--------	------	-------	------	------	------	------	--------	------	-------	------	------	------	------	--------	------	-------	-------	------	------	------	--------	------	-------	------	------	------	------	--------	------	-------	------	------	------	------	--------	------	-------	------

PITCHER	IP	WLS	BF	H	R	ER	SO	BB	IBB	HBP	BLK	WP	HR	S	P	ERA	WHIP
Calvin Schiraldi, R (1, 1) ERA: 3.49	5.0	W	20	2	1	1	6	4	0	0	0	0	1	50	84	1.80	1.200
Greg Harris, R (6, 1) ERA: 2.74	4.0	S	14	1	0	0	2	0	0	0	0	0	0	28	35	0.00	0.250

PITCHER	IP	WLS	BF	H	R	ER	SO	BB	IBB	HBP	BLK	WP	HR	S	P	ERA	WHIP
---------	----	-----	----	---	---	----	----	----	-----	-----	-----	----	----	---	---	-----	------

Batter	1	2	3	4	5	6	7	8	9	AB R H RBI BB SO LOB	TOP
Bip Roberts, S OBP: 0.396, SLG: 0.433 (1, 7) C B X (8, 5)	1-1 G5-3 ①		1-3 K ①		0-1 FC1-5 2B ①		2-1 1B SF8 1B		0-0 E5 ①	5 1 2 0 0 1 0	San Diego Padres @ Los Angeles Dodgers Dodger Stadium, Los Angeles, CA Sun Sep 24 1989, 3:33 AM PDT Att: 37,969 - Unknown livebaseballscorecards.com
Roberto Alomar, S OBP: 0.346, SLG: 0.375 (1, 4) B C X	1-1 G4-3 ②		1-3 K SH1-3 ①		0-1 FC1-5 S 2-3 ①		0-0 1B 1-3	1-1 F7 ③	5 0 1 0 0 1 2		
Tony Gwynn, L OBP: 0.389, SLG: 0.422 (1, 9) B B C B B	4-1 1B BB		0-0 SH1-3 1-2 ②		4-1 1-2 IBB ①		0-0 SF8 ②		0 0 0 1 2 0 0		
Carmelo Martinez, R OBP: 0.304, SLG: 0.354 (1, 3) X	0-0 FC6-4 1B 1-2		2-1 G6-3 ③		0-0 P4 ②		2-2 F9 ③		4 0 1 0 0 0 4		
Benito Santiago, R OBP: 0.277, SLG: 0.384 (1, 2) B F X	1-1 FC6-4 1-2f ③			0-0 F8 ①	0-0 P3 ③			3-3 K ①	4 0 0 0 0 1 4		
Garry Templeton, S OBP: 0.286, SLG: 0.357 (1, 6) B F X		1-1 CS 1B		0-1 1B 1B		0-0 G3 ①		3-3 K ②	4 0 2 0 0 1 0		
Mike Pagliarulo, L OBP: 0.274, SLG: 0.291 Mark Davis, L (8, 1)		3-2 1-2 2B ①		2-3 K ②		0-0 G4-3 ②		2-1 L4 ③	4 0 1 0 0 1 1 0 0 0 0 0 0 0		
Darrin Jackson, R OBP: 0.284, SLG: 0.355 (1, 8) X		0-0 G5-3 ②		3-2 1-2 1B ①		2-1 G2-3 ③		0-0 CS 1B	4 0 2 0 0 0 1		
Andy Benes, R OBP: 0.273, SLG: 0.409 Chris James, R OBP: 0.284, SLG: 0.373 (8, 7)		0-3 K ③		2-3 K ③		0-0 G1-3 ①		2-1 P4 ① ② 1-2	3 0 0 0 0 2 3 1 0 0 0 0 0 1		
Inning Stats	R: 0 E: 0 K: 0 S: 8 H: 1 LOB: 2 BB: 1 P: 15	R: 0 E: 0 K: 1 S: 9 H: 2 LOB: 1 BB: 0 P: 13	R: 0 E: 0 K: 2 S: 9 H: 0 LOB: 1 BB: 0 P: 13	R: 0 E: 0 K: 2 S: 14 H: 2 LOB: 2 BB: 0 P: 20	R: 0 E: 0 K: 0 S: 7 H: 1 LOB: 2 BB: 1 P: 11	R: 0 E: 0 K: 0 S: 4 H: 0 LOB: 0 BB: 0 P: 6	R: 1 E: 0 K: 0 S: 10 H: 2 LOB: 1 BB: 0 P: 12	R: 0 E: 0 K: 2 S: 15 H: 0 LOB: 0 BB: 0 P: 23	R: 0 E: 1 K: 0 S: 7 H: 1 LOB: 1 BB: 0 P: 9	1B: 7 2B: 2 3B: 0 HR: 0 SF: 1 SAC: 1 DP: 0 HBP: 0	WP: 0 PB: 1 SB: 1 CS: 2 PA: 38
PITCHER Orel Hershiser, R ERA: 2.38 Alejandro Pena, R ERA: 2.19 Jay Howell, R ERA: 1.61	IP WLS BF H R ER SO BB IBB HBP BLK WP HR S P ERA WHIP	7.0 L 31 8 1 1 5 1 1 0 0 0 0 0 61 90 1.29 1.286	1.0 3 0 0 0 2 0 0 0 0 0 0 0 15 23 0.00 0.000	1.0 4 1 0 0 0 0 0 0 0 0 0 0 7 9 0.00 1.000	PITCHER IP WLS BF H R ER SO BB IBB HBP BLK WP HR S P ERA WHIP						

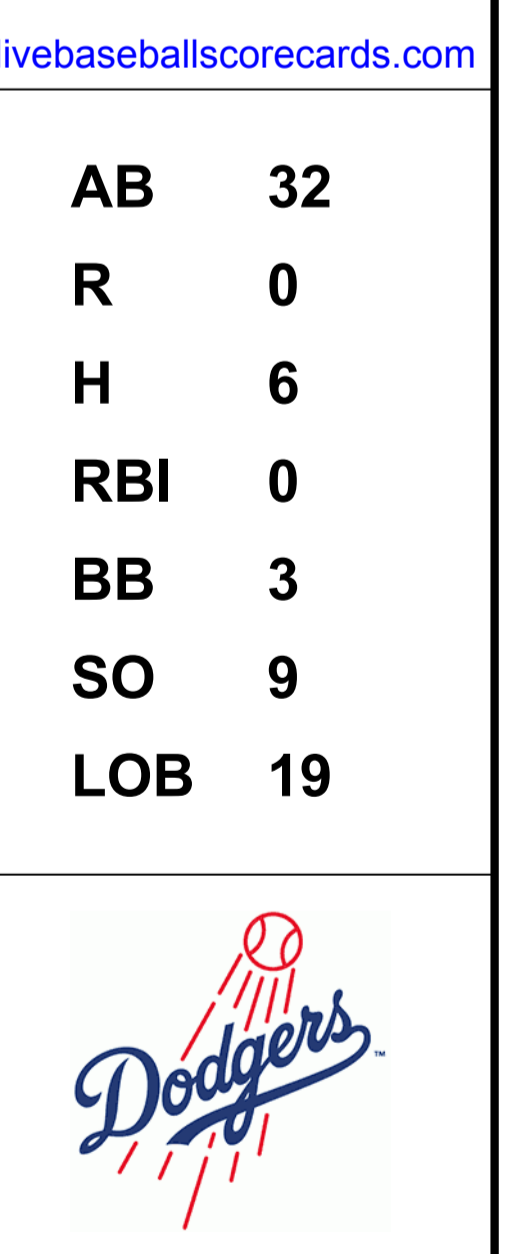
Batter	1	2	3	4	5	6	7	8	9
Jose Gonzalez, R (1, 9) OBP: 0.329, SLG: 0.362	4-2 FC1-6 BB		3-3 K			0-1 E4 1B		1-3 K	
Willie Randolph, R (1, 4) OBP: 0.371, SLG: 0.331	0-2 FC1-6 G4-6-3 1-2f			4-0 G3-6-3 BB		0-1 1B		2-2 1B	
Lenny Harris, L (1, 7) OBP: 0.281, SLG: 0.291	1-1 G4-6-3 1-2f			2-2 F6		1-3 K		0-0 G3	
Alfredo Griffin, S (8, PH) OBP: 0.292, SLG: 0.312									
Jay Howell, R (9, 1)									
Eddie Murray, S (1, 3) OBP: 0.349, SLG: 0.410		0-2 G6-3		1-1 G3-6-3 1-2f		2-2 P6		1-2 1B	
Mickey Hatcher, R (6, 3) OBP: 0.328, SLG: 0.379									
Jeff Hamilton, R (1, 5) OBP: 0.274, SLG: 0.379		1-0 P6			0-0 F8		1-0 F7	0-3 K	
Mike Scioscia, L (1, 2) OBP: 0.334, SLG: 0.354		4-1 BB			2-2 F7		1-2 G6-3	0-3 K	
Rick Dempsey, R (9, PH) OBP: 0.320, SLG: 0.307									
John Shelby, S (1, 8) OBP: 0.242, SLG: 0.234		1-3 SAFE K			3-3 K		1-3 K	0-0 1B	
Dave Anderson, R (1, 6) OBP: 0.310, SLG: 0.264			2-3 K			0-0 F8		1-1 P4	1-2 G1-3
Bill Bean, L (8, PH) OBP: 0.221, SLG: 0.179									
Mike Sharperson, R (9, PH) OBP: 0.310, SLG: 0.250									
Orel Hershiser, R (1, 1) OBP: 0.218, SLG: 0.260			2-2 G6-3			0-1 1B		1-0 1B	
Alejandro Pena, R (8, 1) OBP: 1.000, SLG: 1.000									
Mike Davis, L (8, PH) OBP: 0.306, SLG: 0.392									
Jose Vizcaino, S (8, PR) OBP: 0.200, SLG: 0.200									

AB	R	H	RBI	BB	SO	LOB
3	0	0	0	1	2	2
3	0	2	0	1	0	1
3	0	0	0	0	1	5
1	0	0	0	0	0	2
0	0	0	0	0	0	0
2	0	0	0	0	0	1
2	0	1	0	0	0	3
4	0	0	0	0	1	1
2	0	0	0	1	0	0
1	0	0	0	0	1	1
4	0	1	0	0	3	1
2	0	0	0	0	1	0
1	0	0	0	0	0	0
1	0	0	0	0	0	2
2	0	1	0	0	0	0
0	0	0	0	0	0	0
1	0	1	0	0	0	0
0	0	0	0	0	0	0

AB	R	H	RBI	BB	SO	LOB
32	0	6	0	3	9	19

Inning Stats	R: 0	H: 0	E: 0	K: 13	H: 0	LOB: 0	BB: 1	P: 18	R: 0	H: 0	E: 0	K: 12	H: 0	LOB: 1	BB: 1	P: 18	R: 0	H: 0	E: 0	K: 9	H: 0	LOB: 0	BB: 0	P: 16	R: 0	H: 0	E: 0	K: 10	H: 2	LOB: 3	BB: 0	P: 20	R: 0	H: 0	E: 0	K: 7	H: 0	LOB: 0	BB: 0	P: 10	R: 0	H: 2	LOB: 2	BB: 0	P: 16	R: 0	H: 2	LOB: 2	BB: 0	P: 15	1B: 6	SF: 0	2B: 0	SAC: 0	3B: 0	DP: 2	HR: 0	HBP: 0	WP: 0	PA: 35
PITCHER	IP	WLS	BF	H	R	ER	SO	BB	IBB	HBP	BLK	WP	HR	S	P	ERA	WHIP																																											
Andy Benes, R (1, 1) ERA: 3.25	7.2	W	29	4	0	0	7	3	0	0	0	0	0	84	125	0.00	0.913																																											
Mark Davis, L (8, 1) ERA: 1.97	1.1	S	6	2	0	0	2	0	0	0	0	0	0	14	16	0.00	1.500																																											

San Diego Padres @ Los Angeles Dodgers
Dodger Stadium, Los Angeles, CA
 Sun Sep 24 1989, 3:33 AM PDT
 Att. 37,969 - Unknown



Batter	1	2	3	4	5	6	7	8	9	AB R H RBI BB SO LOB	TOP					
Herm Winningham, L (1, 7) OBP: 0.322, SLG: 0.363	0-0 L8	1-3 K			1-1 G4-3		0-0 L9	1-2 FC4-6		5 0 0 0 0 1 4						
Ron Oester, S (1, 4) OBP: 0.314, SLG: 0.297	0-0 1B			0-2 F7	3-2 1B SF7 2B		0-3 K		0-2 G6-3	5 1 2 0 0 1 0						
Eric Davis, R (1, 8) OBP: 0.368, SLG: 0.547	0-3 K		2-3 K		2-2 SF7 1B		1-0 G6-3		2-2 G5-3	5 0 1 0 0 2 1						
Paul O'Neill, L (1, 9) OBP: 0.349, SLG: 0.450	0-1 1B		1-0 G4-3		0-0 SF7			1-0 G4-3	1-1 1B	4 1 2 1 0 0 0						
Todd Benzinger, S (1, 3) OBP: 0.293, SLG: 0.386	1-3 K			0-0 HR	0-0 G6-3			0-1 G4-3	2-1 1B	5 1 2 2 0 1 3						
Scotti Madison, S (1, 5) OBP: 0.253, SLG: 0.302		1-2 2B		4-2 G5-3 BB		1-0 SH5-3 1B		3-1 BB 2B	4-0 BB	3 2 3 0 2 0 0						
Jeff Reed, L (1, 2) OBP: 0.304, SLG: 0.293		1-0 G4-3		1 SAFE 0-2 F9		0-1 SH5-3		4-0 E BB	4-2 BB	2 0 0 0 2 0 2						
Jeff Richardson, R (1, 6) OBP: 0.256, SLG: 0.273		2-2 F7		1 SAFE 3-2 G5-3		2-3 K		4-1 E BB	2-2 G4-3	3 0 0 0 0 1 3						
Barry Larkin, R (8, PH) OBP: 0.375, SLG: 0.448				1 SAFE 1-2 G5-3				1-2 2-3 BB		0 0 0 0 1 0 0						
Norm Charlton, S (8, 1)				1 SAFE 1-2 G5-3						0 0 0 0 0 0 0						
Dave Collins, S (9, PH) OBP: 0.301, SLG: 0.258				1 SAFE 1-2 G5-3						1 0 0 0 0 0 3						
John Franco, L (9, 1) OBP: 0.333, SLG: 0.333				1 SAFE 0-0 F8						0 0 0 0 0 0 0						
Tim Leary, R (1, 1) OBP: 0.180, SLG: 0.158		0-2 2B		0-0 F8		1-0 P3		1-2 E4		2 0 1 1 0 0 1						
Ken Griffey, L (6, PH) OBP: 0.350, SLG: 0.429										1 0 0 0 0 0 1						
Rob Dibble, L (6, 1)										0 0 0 0 0 0 0						
Luis Quinones, S (8, PH) OBP: 0.305, SLG: 0.428										1 0 0 0 0 0 2						
Inning Stats	R: 0 H: 2 E: 0 LOB: 2 K: 2 BB: 0 S: 10 P: 11	R: 1 H: 2 E: 0 LOB: 1 K: 1 BB: 0 S: 17 P: 22	R: 0 H: 0 E: 0 LOB: 0 K: 1 BB: 0 S: 8 P: 11	R: 1 H: 1 E: 0 LOB: 1 K: 0 BB: 1 S: 15 P: 22	R: 1 H: 2 E: 0 LOB: 1 K: 0 BB: 0 S: 12 P: 18	R: 0 H: 1 E: 0 LOB: 1 K: 1 BB: 0 S: 7 P: 11	R: 0 H: 0 E: 0 LOB: 0 K: 1 BB: 0 S: 5 P: 6	R: 1 H: 1 E: 1 LOB: 3 K: 0 BB: 2 S: 12 P: 26	R: 1 H: 2 E: 0 LOB: 3 K: 0 BB: 2 S: 20 P: 35	1B: 7 SF: 1 2B: 3 SAC: 1 3B: 0 DP: 0 HR: 1 HBP: 0	WP: 0 PA: 44 PB: 0 SB: 1 CS: 0					
PITCHER	IP WLS BF H R ER SO BB IBB HBP BLK WP HR S P ERA WHIP															
Ed Whitson, R (1, 1) ERA: 2.66	7.0	30	8	3	3	6	1	0	0	0	0	1	74	101	3.86	1.286
Greg Harris, R (8, 1) ERA: 2.77	2.0	L 14	3	2	1	0	3	1	0	0	0	0	32	61	4.50	3.000

Cincinnati Reds @ San Diego Padres
 Jack Murphy Stadium, San Diego, CA
 Mon Sep 25 1989, 10:05 PM EDT
 Att: 34,076 - Unknown

AB	37
R	5
H	11
RBI	4
BB	5
SO	6
LOB	20



Batter	1	2	3	4	5	6	7	8	9	AB	R	H	RBI	BB	SO	LOB
Bip Roberts, S OBP: 0.395, SLG: 0.434 (1, 7)	0-3 K		1-2 SF8 2B		0-0 F8		1-2 F8			4	1	1	1	0	1	2
Roberto Alomar, S OBP: 0.348, SLG: 0.377 (1, 4)	1-1 CS 1B		2-2 SF8 2B		4-0 G6-3 BB			2-1 SH1 1B		2	0	2	1	1	0	0
Tony Gwynn, L OBP: 0.387, SLG: 0.420 (1, 9)	3-1 G4-3		2-1 F8		1-2 G6-3			0-0 SH1		3	0	0	0	0	0	3
Carmelo Martinez, R OBP: 0.303, SLG: 0.350 (1, 3)		0-0 G5-3		4-2 1B BB		1-0 F8		2-3 K		3	0	0	0	1	1	1
Garry Templeton, S OBP: 0.285, SLG: 0.356 (1, 6)		0-1 G5-3		1-0 1B		3-3 K		0-3 K		4	0	1	0	0	2	1
Benito Santiago, R OBP: 0.275, SLG: 0.380 (1, 2)		2-0 F8		0-0 P3		1-3 K			2-2 G1-3	4	0	0	0	0	1	2
Mike Pagliarulo, L OBP: 0.275, SLG: 0.299 (1, 5)			3-1 HR		0-0 P6		0-3 K		0-2 G5-3	3	1	1	1	0	1	2
Chris James, R OBP: 0.284, SLG: 0.373 (9, PH)										1	0	0	0	0	0	0
Darrin Jackson, R OBP: 0.289, SLG: 0.354 (1, 8)			2-2 SH3-4 2B 1B		0-1 F9		4-1 G3-1 WP BB		2-3 K	3	1	1	0	1	1	2
Ed Whitson, R OBP: 0.195, SLG: 0.194 (1, 1)					4-0 BB					0	0	0	0	1	0	0
Tim Flannery, L OBP: 0.303, SLG: 0.273 (7, PH)			2-1 SH3-4				2-2 G3-1			1	0	0	0	0	0	1
Greg Harris, R OBP: 0.156, SLG: 0.059 (8, 1)										0	0	0	0	0	0	0

Inning Stats	R: 0	H: 1	E: 0	K: 1	S: 7	R: 0	H: 0	E: 0	K: 0	S: 4	R: 3	H: 3	E: 1	K: 0	S: 15	R: 0	H: 1	E: 0	K: 0	S: 8	R: 0	H: 0	E: 0	K: 2	S: 10	R: 0	H: 0	E: 0	K: 1	S: 11	R: 0	H: 1	E: 0	K: 2	S: 12	R: 0	H: 0	E: 0	K: 1	S: 10	1B: 4	2B: 1	3B: 0	HR: 1	SF: 1	SAC: 2	DP: 1	HBP: 0	WP: 1	PB: 0	SB: 0	CS: 1	PA: 35
--------------	------	------	------	------	------	------	------	------	------	------	------	------	------	------	-------	------	------	------	------	------	------	------	------	------	-------	------	------	------	------	-------	------	------	------	------	-------	------	------	------	------	-------	-------	-------	-------	-------	-------	--------	-------	--------	-------	-------	-------	-------	--------

PITCHER	IP	WLS	BF	H	R	ER	SO	BB	IBB	HBP	BLK	WP	HR	S	P	ERA	WHIP
Tim Leary, R ERA: 3.56 (1, 1)	5.0		21	5	3	2	1	3	0	0	0	0	1	40	72	3.60	1.600
Rob Dibble, R ERA: 2.16 (6, 1)	2.0	W	7	0	0	0	3	1	0	0	0	1	0	21	33	0.00	0.500
Norm Charlton, L ERA: 3.09 (8, 1)	1.0		4	1	0	0	2	0	0	0	0	0	0	12	16	0.00	1.000
John Franco, L ERA: 3.13 (9, 1)	1.0	S	3	0	0	0	1	0	0	0	0	0	0	10	14	0.00	0.000

BOTTOM

Cincinnati Reds @ San Diego Padres
Jack Murphy Stadium, San Diego, CA
 Mon Sep 25 1989, 10:05 PM EDT
 Att. 34,076 - Unknown

livebaseballscorecards.com

AB	28
R	3
H	6
RBI	3
BB	4
SO	7
LOB	14



Batter	1	2	3	4	5	6	7	8	9	AB R H RBI BB SO LOB	TOP		
Dave Collins, S (1, 7) OBP: 0.308, SLG: 0.268	2-2 G4-3 BB 1B		3-3 K			1-2 FC6-4 1B		2-2 G6-3		4 0 2 0 0 1 0	Cincinnati Reds @ San Diego Padres Jack Murphy Stadium, San Diego, CA Tue Sep 26 1989, 10:05 PM EDT Att. 12,535 - Unknown		
Luis Quinones, S (1, 4) OBP: 0.305, SLG: 0.424	4-0 G4-3 BB			2-2 F8		0-0 F9		2-1 G4-3		3 0 0 0 1 0 2			
Eric Davis, R (1, 8) OBP: 0.365, SLG: 0.543	1-2 G4-3 1-2f 2-3			2-1 E5		2-1 FC6-4 1-2f 2-3		0-3 K		4 0 0 0 0 1 4			
Todd Benzinger, S (1, 3) OBP: 0.291, SLG: 0.383	3-3 K			2-2 F8 1 SAFE 1 SAFE 1 SAFE 1 SAFE		0-0 F7		0-0 G5-3		4 0 0 0 0 1 4			
Joe Oliver, R (1, 2) OBP: 0.285, SLG: 0.375				3-2 F8 1 SAFE		1-1 G5-3		1-0 F8		4 0 0 0 0 0 1			
Rolando Roomes, R (1, 9) OBP: 0.289, SLG: 0.421				3-3 K		1-2 E5 G6-4-3		1-3 K		3 1 0 0 1 2 0			
Scotti Madison, S (1, 5) OBP: 0.245, SLG: 0.292				3-1 F9		1-0 G6-4-3 1-2f		2-3 K 1-3		3 0 0 0 0 1 2			
Jeff Richardson, R (1, 6) OBP: 0.258, SLG: 0.274				2-2 F8		0-0 F7		1-0 K 1B		3 0 1 1 0 0 0			
Jack Armstrong, R (1, 1) Marty Brown, R (6, PH) Rick Mahler, R (6, 1) Joel Youngblood, R (7, PH) Mike Roesler, R (7, 1) Rosario Rodriguez, R (8, 1)				0-1 F8		4-0 FC6-4 1B BB		2-3 K 3-H		1 0 0 0 0 0 0 0 0 0 0 1 0 0 0 0 0 0 0 0 0 1 0 0 0 0 0 1 1 0 0 0 0 0 0 0 0 0 0 0 0 0 0 0 0			
Inning Stats	R: 0 H: 1 E: 0 LOB: 1 K: 1 BB: 1 S: 9 P: 19	R: 0 H: 0 E: 0 LOB: 0 K: 1 BB: 0 S: 9 P: 16	R: 0 H: 0 E: 0 LOB: 0 K: 1 BB: 0 S: 11 P: 16	R: 0 H: 0 E: 1 LOB: 1 K: 0 BB: 0 S: 11 P: 20	R: 0 H: 0 E: 1 LOB: 0 K: 0 BB: 0 S: 5 P: 7	R: 0 H: 1 E: 0 LOB: 2 K: 0 BB: 1 S: 8 P: 15	R: 1 H: 1 E: 1 LOB: 1 K: 2 BB: 1 S: 12 P: 22	R: 0 H: 0 E: 0 LOB: 0 K: 1 BB: 0 S: 8 P: 12	R: 0 H: 0 E: 0 LOB: 0 K: 1 BB: 0 S: 5 P: 7	1B: 3 SF: 0 2B: 0 SAC: 0 3B: 0 DP: 2 HR: 0 HBP: 0	WP: 0 PA: 33 PB: 0 SB: 0 CS: 0		
PITCHER	IP WLS BF H R ER SO BB IBB HBP BLK WP HR S P ERA WHIP											PITCHER	IP WLS BF H R ER SO BB IBB HBP BLK WP HR S P ERA WHIP
Dennis Rasmussen, L (1, 1) ERA: 4.26	6.2 W 26 3 1 0 4 3 0 0 0 0 0 0 62 110 0.00 0.900												
Mark Davis, L (7, 1) ERA: 1.91	2.1 S 7 0 0 0 3 0 0 0 0 0 0 0 16 24 0.00 0.000												

livebaseballscorecards.com

AB	30
R	1
H	3
RBI	1
BB	3
SO	7
LOB	14



Batter	1	2	3	4	5	6	7	8	9	AB R H RBI BB SO LOB
Bip Roberts, S OBP: 0.390, SLG: 0.428 (1, 5) C F F F F F X	2-2 F9		2-2 F7		3-1 F7			2-2 G1-3		4 0 0 0 0 0 0
Roberto Alomar, S OBP: 0.349, SLG: 0.378 (1, 4) B C X	1-1 G4-3		1-1 1B		0-3 K			1-1 2B 1B		4 1 2 0 0 1 0
Tony Gwynn, L OBP: 0.386, SLG: 0.421 (1, 9) C X	0-1 G6-3		1-0 F9			3-2 L3		0-0 2B 1-H		4 0 1 1 0 0 1
Jack Clark, R OBP: 0.409, SLG: 0.461 (1, 3) Jerald Clark, R OBP: 0.233, SLG: 0.214 (8, PR) Carmelo Martinez, R OBP: 0.303, SLG: 0.350 (9, 3)		3-1 G6-3		1-0 HR		1-3 K		4-0 IBB		3 1 1 1 1 1 0 0 0 0 0 0 0 0 0 0 0 0 0 0 0
Chris James, R OBP: 0.283, SLG: 0.371 (1, 7) Mike Pagliarulo, L OBP: 0.273, SLG: 0.298 (5, 5)		0-3 K		2-2 G4-3		1-0 F9		1-2 G3-1		2 0 0 0 0 1 0 2 0 0 0 0 0 2
Garry Templeton, S OBP: 0.286, SLG: 0.356 (1, 6)		0-1 1B 1B		0-3 K			0-2 L7			3 0 1 0 0 1 0
Benito Santiago, R OBP: 0.277, SLG: 0.389 (1, 2)		0-0 1B 1-2 1B		1-0 HR			0-0 F7			3 1 2 1 0 0 0
Darrin Jackson, R OBP: 0.284, SLG: 0.348 (1, 8)		1-0 F7		0-0 F9			1-0 F8			3 0 0 0 0 0 2
Dennis Rasmussen, L OBP: 0.182, SLG: 0.215 (1, 1) Mark Davis, L (7, 1)			2-1 L7		3-2 G4-3			1-3 K		2 0 0 0 0 0 0 1 0 0 0 0 1 0

Inning Stats	R: 0 E: 0 K: 10 S: 10	H: 0 LOB: 0 BB: 0 P: 13	R: 0 E: 0 K: 1 S: 10	H: 2 LOB: 2 BB: 0 P: 14	R: 0 E: 0 K: 0 S: 8	H: 1 LOB: 1 BB: 0 P: 14	R: 2 E: 0 K: 1 S: 9	H: 2 LOB: 0 BB: 0 P: 13	R: 0 E: 0 K: 1 S: 8	H: 0 LOB: 0 BB: 0 P: 14	R: 0 E: 0 K: 1 S: 8	H: 0 LOB: 0 BB: 0 P: 13	R: 0 E: 0 K: 0 S: 5	H: 0 LOB: 0 BB: 0 P: 6	R: 1 E: 0 K: 1 S: 14	H: 2 LOB: 2 BB: 1 P: 23
--------------	--------------------------------	----------------------------------	-------------------------------	----------------------------------	------------------------------	----------------------------------	------------------------------	----------------------------------	------------------------------	----------------------------------	------------------------------	----------------------------------	------------------------------	---------------------------------	-------------------------------	----------------------------------

PITCHER	IP	WLS	BF	H	R	ER	SO	BB	IBB	HBP	BLK	WP	HR	S	P	ERA	WHIP
Jack Armstrong, R ERA: 4.64 (1, 1)	5.0	L	20	5	2	2	3	0	0	0	0	0	2	45	68	3.60	1.000
Rick Mahler, R ERA: 3.74 (6, 1)	1.0		3	0	0	0	1	0	0	0	0	0	0	8	13	0.00	0.000
Mike Roesler, R ERA: 4.13 (7, 1)	1.2		8	2	1	1	1	0	1	0	0	0	0	15	24	5.40	1.200
Rosario Rodriguez, L ERA: 5.4 (8, 1)	0.1		1	0	0	0	0	0	0	0	0	0	0	4	5	0.00	0.000

BOTTOM

Cincinnati Reds @ San Diego Padres
Jack Murphy Stadium, San Diego, CA
 Tue Sep 26 1989, 10:05 PM EDT
 Att. 12,535 - Unknown

AB	R	H	RBI	BB	SO	LOB
31	3	7	3	1	5	5

WP: 0 PA: 32
 PB: 0
 SB: 0
 CS: 0



PITCHER	IP	WLS	BF	H	R	ER	SO	BB	IBB	HBP	BLK	WP	HR	S	P	ERA	WHIP
---------	----	-----	----	---	---	----	----	----	-----	-----	-----	----	----	---	---	-----	------

Batter	1	2	3	4	5	6	7	8	9	AB R H RBI BB SO LOB	TOP		
Brett Butler, L (1, 8) OBP: 0.348, SLG: 0.353 Jim Weaver, L (8, 7) OBP: 0.222, SLG: 0.389	2-2 L6		1-1 F8 1B	2-0 FC3-6		3-2 SAFE E 1-2 1B		2-2 G6-3		5 1 2 0 0 0 1 0 0 0 0 0 0 0			
Donell Nixon, R (1, 7) OBP: 0.313, SLG: 0.297 (8, 8)	1-0 1B 1B		0-1 SAFE SAFE F8 1-2 1B 1B	1-2 L7		0-3 H			0-0 2B 1B	5 3 3 0 0 1 3			
Will Clark, L (1, 3) OBP: 0.408, SLG: 0.550 Pat Sheridan, L (9, PR) OBP: 0.296, SLG: 0.337 Mike Laga, L (9, 3) OBP: 0.211, SLG: 0.421	1-1 SAFE S SAFE 1B 1-2 1B		3-1 F8 1-2 2-3		4-1 1B G1-2-3 BB	2-2 E6 FC5-4 1-3 2-H		1-2 SAFE SAFE 1B 1-3 1B 2B		4 0 2 0 1 0 3 0 1 0 0 0 0 0 0 0 0 0 0 0 0			
Ernest Riles, L (1, 5) OBP: 0.338, SLG: 0.408 Atlee Hammaker, S (6, 1) OBP: 0.368, SLG: 0.421 Ernie Camacho, R (8, 1) Kevin Mitchell, R (9, PH) OBP: 0.390, SLG: 0.640 Jeff Brantley, R (9, 1) OBP: 0.083, SLG: 0.083	1-1 C SAFE X 1-2 2-H 1B		0-0 2B 1B		2-2 BB 1-3 1B	0-1 FC5-4 1-2f		0-2 G6-3		4 1 3 3 0 0 2 0 0 0 0 0 0 0 0 0 0 0 0 0 0 1 0 0 0 0 0 2 0 0 0 0 0 0 0			
Candy Maldonado, R (1, 9) OBP: 0.296, SLG: 0.367	1-3 H		3-2 2-H 2B		4-2 SAFE SAFE F B 1-2 BB		2-0 G5-3		3-2 1B G3-1 1B 2-H 3-H	4 0 2 3 1 1 2			
Greg Litton, R (1, 4) OBP: 0.293, SLG: 0.415	0-1 FC4-6 1-2f		2-0 F8		1-1 F8		2-2 L9		1-1 G3-1	5 0 0 0 0 0 8			
Kirt Manwaring, R (1, 2) OBP: 0.262, SLG: 0.247		2-2 G6-3	0-1 G5-3		1-1 G1-2-3		0-0 G4-3		1-2 1B	5 0 1 0 0 0 4			
Jose Uribe, S (1, 6) OBP: 0.272, SLG: 0.277 Mike Benjamin, R (8, 6) OBP: 0.167, SLG: 0.167		1-3 H		0-0 G3-1		1-2 G5-3		2-2 G4-6-3 1B	1-1 F8	4 0 1 0 0 1 0 1 0 0 0 0 0 3			
Michael LaCoss, R (1, 1) OBP: 0.156, SLG: 0.122 Ken Oberkfell, L (6, PH) OBP: 0.325, SLG: 0.371 (6, 5)	1-1 P4		3-1 FC3-6 1B		2-2 1B E 1B		1-1 G4-6-3			2 0 1 0 0 0 0 2 1 1 0 0 0 1			
Inning Stats	R: 1 H: 3 E: 0 LOB: 2 K: 1 BB: 0 S: 14 P: 20	R: 0 H: 0 E: 0 LOB: 0 K: 1 BB: 0 S: 11 P: 15	R: 3 H: 4 E: 0 LOB: 1 K: 0 BB: 0 S: 13 P: 22	R: 0 H: 1 E: 0 LOB: 1 K: 0 BB: 0 S: 7 P: 13	R: 0 H: 1 E: 0 LOB: 2 K: 0 BB: 2 S: 13 P: 25	R: 1 H: 2 E: 1 LOB: 2 K: 1 BB: 0 S: 24 P: 32	R: 0 H: 0 E: 0 LOB: 0 K: 0 BB: 0 S: 6 P: 10	R: 0 H: 1 E: 0 LOB: 0 K: 0 BB: 0 S: 13 P: 18	R: 2 H: 4 E: 0 LOB: 3 K: 0 BB: 0 S: 19 P: 26	1B: 14 SF: 0 2B: 2 SAC: 0 3B: 0 DP: 2 HR: 0 HBP: 0	WP: 0 PA: 44 PB: 0 SB: 1 CS: 0		
PITCHER	IP WLS BF H R ER SO BB IBB HBP BLK WP HR S P ERA WHIP											PITCHER	IP WLS BF H R ER SO BB IBB HBP BLK WP HR S P ERA WHIP
Andy Benes, R (1, 1) ERA: 3.51	5.2 L 29 11 5 4 3 2 0 0 0 0 0 0 76 119 6.35 2.294												
Pat Clements, L (6, 1) ERA: 3.92	1.1 5 0 0 0 0 0 0 0 0 0 0 0 12 18 0.00 0.000												
Don Schulze, R (8, 1) ERA: 5.09	2.0 10 5 2 2 0 0 0 0 0 0 0 0 32 44 9.00 2.500												

San Francisco Giants @ San Diego Padres
 Jack Murphy Stadium, San Diego, CA
 Fri Sep 29 1989, 10:05 PM EDT
 Att. 52,089 - Unknown - 70 F

AB	42
R	7
H	16
RBI	6
BB	2
SO	3
LOB	29



Batter	1	2	3	4	5	6	7	8	9	AB	R	H	RBI	BB	SO	LOB
Joey Cora, S OBP: 0.364, SLG: 0.455 (1, 6)	0-1 F8 2B		2-1 E6 F8 1B G4-3		1-0 F7		1-2 FC6-4 1B		3-2 F8	5	1	2	0	0	0	0
Roberto Alomar, S OBP: 0.349, SLG: 0.378 (1, 4)	1-2 F8 2-3		1-2 SAFE G4-3 1B		1-1 L7		0-1 FC6-4 1-2f		1-0 1B 1B	5	0	2	0	0	0	2
Tony Gwynn, L OBP: 0.384, SLG: 0.418 (1, 9)	1-0 L4		0-1 F8 2-3		3-1 G3		1-0 L7		1-1 1B 1B	5	0	1	0	0	0	3
Jerald Clark, R OBP: 0.257, SLG: 0.333 (1, 7)	1-1 G4-3		0-0 G4-3 1-2 3-H		0-1 1B 1B		1-0 HR		1-2 F9	5	1	2	2	0	0	4
Phil Stephenson, L OBP: 0.265, SLG: 0.167 (1, 3)		4-1 1B BB	1-3 K		3-1 1B 1B		3-1 G3			3	0	1	0	1	1	1
Sandy Alomar Jr., R OBP: 0.385, SLG: 0.364 (1, 2)		0-0 1B		3-3 K		0-0 F7		4-1 BLK BB		3	0	1	0	1	1	2
Tim Flannery, L OBP: 0.299, SLG: 0.269 (1, 5)		1-0 F7		2-0 G6-3		0-0 F9		4-0 BB		2	0	0	0	0	0	2
Bip Roberts, S OBP: 0.393, SLG: 0.426 (5, 5)								1-2 BB		1	0	0	0	1	0	2
Darrin Jackson, R OBP: 0.270, SLG: 0.329 (1, 8)		1-1 P4		0-3 K		0-3 K		2-3 K L6		4	0	0	0	0	2	4
Andy Benes, R OBP: 0.250, SLG: 0.375 (1, 1)		1-3 K		2-3 K						2	0	0	0	0	2	2
Pat Clements, R (6, 1)										0	0	0	0	0	0	0
Shawn Abner, R OBP: 0.200, SLG: 0.274 (7, PH)										1	0	0	0	0	1	0
Don Schulze, R (8, 1)										0	0	0	0	0	0	0
Mark Parent, R OBP: 0.229, SLG: 0.369 (9, PH)										1	0	0	0	0	1	0

Inning Stats	R: 0	H: 1	E: 0	LOB: 1	K: 0	BB: 0	S: 9	R: 0	H: 1	E: 0	LOB: 2	K: 1	BB: 1	S: 8	R: 1	H: 1	E: 1	LOB: 1	K: 1	BB: 0	S: 11	R: 0	H: 0	E: 0	LOB: 0	K: 2	BB: 0	S: 8	R: 0	H: 2	E: 0	LOB: 2	K: 0	BB: 0	S: 8	R: 0	H: 1	E: 0	LOB: 1	K: 2	BB: 0	S: 12	R: 1	H: 1	E: 0	LOB: 2	K: 0	BB: 2	S: 6	R: 0	H: 2	E: 0	LOB: 2	K: 1	BB: 0	S: 15	R: 0	H: 2	E: 0	LOB: 2	K: 1	BB: 0	S: 15	1B: 7	SF: 0	2B: 1	SAC: 0	3B: 0	DP: 0	HR: 1	HBP: 0	WP: 0	PA: 40
--------------	------	------	------	--------	------	-------	------	------	------	------	--------	------	-------	------	------	------	------	--------	------	-------	-------	------	------	------	--------	------	-------	------	------	------	------	--------	------	-------	------	------	------	------	--------	------	-------	-------	------	------	------	--------	------	-------	------	------	------	------	--------	------	-------	-------	------	------	------	--------	------	-------	-------	-------	-------	-------	--------	-------	-------	-------	--------	-------	--------

PITCHER	IP	WLS	BF	H	R	ER	SO	BB	IBB	HBP	BLK	WP	HR	S	P	ERA	WHIP
Michael LaCoss, R ERA: 3.17 (1, 1)	5.0		20	3	1	0	5	1	0	0	0	0	0	42	65	0.00	0.800
Atlee Hammaker, L ERA: 3.81 (6, 1)	2.0		9	3	0	0	2	0	0	0	0	0	0	20	29	0.00	1.500
Ernie Camacho, R ERA: 2.76 (8, 1)	1.0		6	1	1	1	0	2	0	0	1	0	1	6	19	9.00	3.000
Jeff Brantley, R ERA: 4.02 (9, 1)	1.0		5	2	0	0	1	0	0	0	0	0	0	15	21	0.00	2.000

BOTTOM

San Francisco Giants @ San Diego Padres
Jack Murphy Stadium, San Diego, CA

livebaseballscorecards.com

AB	37
R	2
H	9
RBI	2
BB	3
SO	8
LOB	22



Fri Sep 29 1989, 10:05 PM EDT
Att: 52,089 - Unknown - 70 F

Batter	1	2	3	4	5	6	7	8	9	AB R H RBI BB SO LOB	TOP		
Pat Sheridan, L (1, 8) <small>OBP: 0.295, SLG: 0.335</small> Donell Nixon, R (8, PH) <small>OBP: 0.311, SLG: 0.295</small> <small>(8, 8)</small>	2-2 		1-2 		2-3 			3-3 		3 0 0 0 0 1 3 1 0 0 0 0 1 0	San Francisco Giants @ San Diego Padres Jack Murphy Stadium, San Diego, CA Sun Oct.01 1989, 6:33 AM EDT Att. 24,031 - Sunny - 80 F livebaseballscorecards.com		
Ken Oberkfell, L (1, 5) <small>OBP: 0.316, SLG: 0.359</small> Bob Brenly, R (6, 2) <small>OBP: 0.246, SLG: 0.264</small>	2-1 			2-3 		2-1 		1-0 		3 0 0 0 0 1 0 1 0 0 0 0 0 0			
Will Clark, L (1, 3) <small>OBP: 0.407, SLG: 0.546</small>	3-2 			1-1 		1-1 		0-0 		4 0 1 0 0 0 0			
Kevin Mitchell, R (1, 7) <small>OBP: 0.388, SLG: 0.635</small>		2-2 		1-1 		0-0 		3-0 		4 0 1 0 0 0 1			
Ernest Riles, L (1, 4) <small>OBP: 0.339, SLG: 0.404</small> Bill Bathe, R (9, PH) <small>OBP: 0.273, SLG: 0.313</small>		0-0 		3-1 		4-1 		0-1 		2 0 0 0 1 0 1 1 0 0 0 0 0 0			
Terry Kennedy, L (1, 2) <small>OBP: 0.306, SLG: 0.324</small> Atlee Hammaker, S (6, 1) <small>OBP: 0.368, SLG: 0.421</small> Steve Bedrosian, R (7, 1) <small>OBP: 0.167, SLG: 0.167</small> Craig Lefferts, L (8, 1) Greg Litton, R (9, PH) <small>OBP: 0.291, SLG: 0.413</small>		0-3 			0-0 		1-3 		2-3 			3 0 0 0 0 2 2 0 1 0 0 0 0 1 0	
Candy Maldonado, R (1, 9) <small>OBP: 0.296, SLG: 0.362</small>			1-3 		2-3 		4-1 			2 0 0 0 1 2 0			
Chris Speier, R (1, 6) <small>OBP: 0.333, SLG: 0.351</small>			0-0 		3-1 		2-2 			3 0 2 0 0 0 1			
Kelly Downs, R (1, 1) <small>OBP: 0.091, SLG: 0.091</small> Mike Laga, L (5, PH) <small>OBP: 0.238, SLG: 0.400</small> Jeff Brantley, R (5, 1) <small>OBP: 0.083, SLG: 0.083</small> Matt Williams, R (6, 5) <small>OBP: 0.242, SLG: 0.455</small>			1-3 		4-2 		0-0 			1 0 0 0 0 1 1 0 0 0 0 1 0 0 0 0 0 0 0 0 0 1 0 0 0 0 0 0			
Inning Stats	R: 0 H: 0 E: 0 LOB: 0 K: 0 BB: 0 S: 10 P: 17	R: 0 H: 0 E: 0 LOB: 0 K: 1 BB: 0 S: 10 P: 12	R: 0 H: 1 E: 0 LOB: 1 K: 2 BB: 0 S: 10 P: 13	R: 0 H: 1 E: 0 LOB: 1 K: 1 BB: 0 S: 10 P: 17	R: 0 H: 1 E: 0 LOB: 2 K: 2 BB: 1 S: 12 P: 23	R: 0 H: 1 E: 0 LOB: 2 K: 1 BB: 1 S: 9 P: 17	R: 0 H: 0 E: 0 LOB: 0 K: 0 BB: 1 S: 5 P: 11	R: 0 H: 0 E: 0 LOB: 0 K: 1 BB: 0 S: 7 P: 11	R: 0 H: 0 E: 0 LOB: 0 K: 1 BB: 0 S: 6 P: 11	1B: 3 SF: 0 2B: 1 SAC: 0 3B: 0 DP: 1 HR: 0 HBP: 0	WP: 0 PA: 33 PB: 0 SB: 0 CS: 0		
PITCHER Greg Harris, R (1, 1) <small>ERA: 2.6</small> Mark Davis, L (8, 1) <small>ERA: 1.85</small>	IP WLS BF H R ER SO BB IBB HBP BLK WP HR S P ERA WHIP 7.0 W 27 4 0 0 7 3 0 0 0 0 0 0 66 110 0.00 1.000											IP WLS BF H R ER SO BB IBB HBP BLK WP HR S P ERA WHIP 2.0 S 6 0 0 0 2 0 0 0 0 0 0 0 13 22 0.00 0.000	

Batter	1	2	3	4	5	6	7	8	9
Joey Cora, S <small>OBP: 0.350, SLG: 0.368</small> (1, 6)	1-0 	2-2 			4-2 		0-0 		
Roberto Alomar, S <small>OBP: 0.347, SLG: 0.376</small> (1, 4)	0-1 		1-1 		0-2 			0-0 	
Tony Gwynn, L <small>OBP: 0.389, SLG: 0.424</small> (1, 9)	1-1 		0-1 		1-2 			2-1 	
Jerald Clark, R <small>OBP: 0.250, SLG: 0.317</small> (1, 7)	0-2 		4-2 		0-0 			1-0 	
Phil Stephenson, L <small>OBP: 0.326, SLG: 0.395</small> (1, 3)		0-1 	1-2 		0-1 			0-1 	
Sandy Alomar Jr., R <small>OBP: 0.318, SLG: 0.421</small> (1, 2)		2-1 		1-2 		0-1 		0-1 	
Mike Pagliarulo, L <small>OBP: 0.275, SLG: 0.299</small> (1, 5)		2-2 		2-2 		3-3 			
Shawn Abner, R <small>OBP: 0.213, SLG: 0.275</small> (1, 8)		0-2 		1-2 			0-0 		
Greg Harris, R <small>OBP: 0.143, SLG: 0.053</small> Garry Templeton, S <small>OBP: 0.286, SLG: 0.354</small> Mark Davis, L (8, 1)		2-3 			2-3 		0-3 		

AB	R	H	RBI	BB	SO	LOB
3	0	0	0	1	0	2
4	2	1	0	0	0	1
4	0	3	2	0	0	0
3	0	0	0	1	0	3
4	1	1	1	0	0	2
4	0	0	0	0	0	1
3	0	1	0	0	1	0
3	0	1	0	0	0	0
2	0	0	0	0	2	2
1	0	0	0	0	1	0
0	0	0	0	0	0	0

BOTTOM

San Francisco Giants @ San Diego Padres
 Jack Murphy Stadium, San Diego, CA

Sun Oct 01 1989, 6:33 AM EDT
 Att. 24,031 - Sunny - 80 F

AB	31
R	3
H	7
RBI	3
BB	2
SO	4
LOB	11

Inning Stats		R: 0	H: 1	E: 0	LOB: 1	K: 0	BB: 0	S: 8	P: 10				
PITCHER Kelly Downs, R (1, 1) ERA: 4.79 Jeff Brantley, R (5, 1) ERA: 4.07 Atlee Hammaker, L (6, 1) ERA: 3.76 Steve Bedrosian, R (7, 1) ERA: 2.87 Craig Lefferts, L (8, 1) ERA: 2.69		R: 1 E: 0 K: 1 S: 17	H: 3 LOB: 2 BB: 0 P: 25	R: 0 E: 0 K: 0 S: 9	H: 0 LOB: 1 BB: 1 P: 15	R: 0 E: 0 K: 0 S: 10	H: 0 LOB: 0 BB: 0 P: 14	R: 1 E: 0 K: 1 S: 14	H: 1 LOB: 1 BB: 1 P: 21	R: 0 E: 0 K: 1 S: 7	H: 0 LOB: 0 BB: 0 P: 10	R: 0 E: 0 K: 1 S: 5	H: 0 LOB: 0 BB: 0 P: 11
PITCHER Kelly Downs, R (1, 1) ERA: 4.79 Jeff Brantley, R (5, 1) ERA: 4.07 Atlee Hammaker, L (6, 1) ERA: 3.76 Steve Bedrosian, R (7, 1) ERA: 2.87 Craig Lefferts, L (8, 1) ERA: 2.69		IP 4.0 WLS L BF 17 H 4 R 1 ER 1 SO 1 BB 1 IBB 0 HBP 0 BLK 0 WP 0 HR 1 S 44 P 64 ERA 2.25 WHIP 1.250	IP 1.0 WLS L BF 5 H 1 R 1 ER 1 SO 1 BB 1 IBB 0 HBP 0 BLK 0 WP 0 HR 0 S 14 P 21 ERA 9.00 WHIP 2.000	IP 1.0 WLS L BF 3 H 0 R 0 ER 0 SO 1 BB 0 IBB 0 HBP 0 BLK 0 WP 0 HR 0 S 7 P 10 ERA 0.00 WHIP 0.000	IP 1.0 WLS L BF 3 H 0 R 0 ER 0 SO 1 BB 0 IBB 0 HBP 0 BLK 0 WP 0 HR 0 S 5 P 11 ERA 0.00 WHIP 0.000	IP 1.0 WLS L BF 5 H 2 R 1 ER 1 SO 1 BB 0 IBB 0 HBP 0 BLK 0 WP 0 HR 0 S 11 P 11 ERA 9.00 WHIP 2.000							

WP : 0	PA : 33
PB : 1	
SB : 0	
CS : 0	