

# San Diego Padres - 1989

Batter	1	2	3	4	5	6	7	8	9	AB	R	H	RBI	BB	SO	LOB	TOP				
<b>Brett Butler, L</b> OBP: 0.800, SLG: 1.250 (1, 8)	F8 HR 2B	3-2 1-3 1B					0-1 SH2-4 2B		0-0 L5	4	2	3	0	1	0	0	<b>San Francisco Giants @ San Diego Padres</b> <b>Jack Murphy Stadium, San Diego, CA</b> Mon Apr 03 1989, 10:05 PM EDT Att: 52,763 - Unknown - 70 F <a href="http://livebaseballscorecards.com">livebaseballscorecards.com</a>				
<b>Robby Thompson, R</b> (1, 4)	F8 2-3	2-2 P5				0-1 SH2-4 2-3	4-0 BB 1B BB		3-2 G5-3	3	1	0	0	1	0	3					
<b>Will Clark, L</b> OBP: 0.800, SLG: 1.000 (1, 3)	K					3-3 K	4-2 1B 2B BB		1-1 FC6-4 1B	4	1	2	0	1	2	2					
<b>Kevin Mitchell, R</b> OBP: 0.400, SLG: 1.000 (1, 7)	HR					1-2 F6	2-0 2B 1B		2-0 FC6-4	5	1	2	4	0	0	3					
<b>Candy Maldonado, R</b> OBP: 0.500, SLG: 0.667 (1, 9)	BB					1-1 P6	1-0 F9		0-0 2B	3	0	1	1	1	0	1					
<b>Terry Kennedy, L</b> <b>Chris Speier, R</b> (7, PH)	F7					1-0 G4-3	2-1 F8		1-1 F8	3	0	0	0	0	0	2					
<b>Craig Lefferts, L</b> <b>Michael LaCoss, R</b> (8, 1)										3	0	0	0	0	0	2					
<b>Matt Williams, R</b> (1, 5)						1-2 G5-3	1-3 K		2-3 K	4	0	0	0	0	3	0					
<b>Jose Uribe, S</b> OBP: 0.250, SLG: 0.250 (1, 6)						0-2 G5-3	3-2 F8		2-3 K	4	0	1	0	0	1	0					
<b>Rick Reuschel, R</b> OBP: 0.500, SLG: 0.500 <b>Jim Steels, L</b> (7, PH)						1-1 P6	0-0 L5		1-2 G4-3	2	0	1	0	0	0	0					
<b>Kirt Manwaring, R</b> (7, 2)	1B									1	0	0	0	0	0	0					
<b>Inning Stats</b>	R: 2 H: 2 E: 0 K: 1 S: 15	H: 2 R: 1 ER: 0 LOB: 23	R: 0 H: 3 E: 0 K: 1 S: 22	H: 3 R: 2 ER: 0 LOB: 33	R: 0 H: 1 E: 0 K: 0 S: 9	H: 1 R: 0 ER: 0 LOB: 13	R: 0 H: 0 E: 0 K: 0 S: 8	H: 0 R: 0 ER: 0 LOB: 10	R: 0 H: 1 E: 0 K: 1 S: 10	H: 1 R: 0 ER: 0 LOB: 15	R: 3 H: 2 E: 0 K: 0 S: 12	H: 2 R: 0 ER: 0 LOB: 30	R: 0 H: 0 E: 0 K: 2 S: 12	H: 0 R: 0 ER: 0 LOB: 17	R: 0 H: 1 E: 0 K: 0 S: 10	H: 1 R: 0 ER: 0 LOB: 16	1B: 5 2B: 3 3B: 1 HR: 1	SF: 0 SAC: 1 DP: 0 HBP: 0	WP: 0 PB: 0 SB: 0 CS: 1	PA: 40	
<b>PITCHER</b>	IP WLS BF H R ER SO BB IBB HBP BLK WP HR S P ERA WHIP	IP WLS BF H R ER SO BB IBB HBP BLK WP HR S P ERA WHIP	IP WLS BF H R ER SO BB IBB HBP BLK WP HR S P ERA WHIP	IP WLS BF H R ER SO BB IBB HBP BLK WP HR S P ERA WHIP	IP WLS BF H R ER SO BB IBB HBP BLK WP HR S P ERA WHIP	IP WLS BF H R ER SO BB IBB HBP BLK WP HR S P ERA WHIP	IP WLS BF H R ER SO BB IBB HBP BLK WP HR S P ERA WHIP	IP WLS BF H R ER SO BB IBB HBP BLK WP HR S P ERA WHIP	IP WLS BF H R ER SO BB IBB HBP BLK WP HR S P ERA WHIP	IP WLS BF H R ER SO BB IBB HBP BLK WP HR S P ERA WHIP	IP WLS BF H R ER SO BB IBB HBP BLK WP HR S P ERA WHIP	IP WLS BF H R ER SO BB IBB HBP BLK WP HR S P ERA WHIP	IP WLS BF H R ER SO BB IBB HBP BLK WP HR S P ERA WHIP	IP WLS BF H R ER SO BB IBB HBP BLK WP HR S P ERA WHIP	IP WLS BF H R ER SO BB IBB HBP BLK WP HR S P ERA WHIP	IP WLS BF H R ER SO BB IBB HBP BLK WP HR S P ERA WHIP	IP WLS BF H R ER SO BB IBB HBP BLK WP HR S P ERA WHIP	IP WLS BF H R ER SO BB IBB HBP BLK WP HR S P ERA WHIP	IP WLS BF H R ER SO BB IBB HBP BLK WP HR S P ERA WHIP	IP WLS BF H R ER SO BB IBB HBP BLK WP HR S P ERA WHIP	IP WLS BF H R ER SO BB IBB HBP BLK WP HR S P ERA WHIP

**San Francisco Giants @ San Diego Padres**  
**Jack Murphy Stadium, San Diego, CA**  
 Mon Apr 03 1989, 10:05 PM EDT  
 Att: 52,763 - Unknown - 70 F  
[livebaseballscorecards.com](http://livebaseballscorecards.com)

AB	35
R	5
H	10
RBI	5
BB	4
SO	6
LOB	13



Batter	1	2	3	4	5	6	7	8	9	AB	R	H	RBI	BB	SO	LOB	BOTTOM				
<b>Roberto Alomar, S</b> OBP: 0.800, SLG: 0.500 (1, 4)	1B SF8-4 BB	0-1 1B					1-1 G1-6-3		4-1 BB	2	1	1	1	3	0	1	<b>San Francisco Giants @ San Diego Padres</b> <b>Jack Murphy Stadium, San Diego, CA</b> Mon Apr 03 1989, 10:05 PM EDT Att: 52,763 - Unknown - 70 F <a href="http://livebaseballscorecards.com">livebaseballscorecards.com</a>				
<b>Tim Flannery, L</b> OBP: 0.687, SLG: 0.500 <b>Luis Salazar, R</b> OBP: 0.500, SLG: 0.500 (8, PH)	SF8-4 1B BB	0-0 1B				0-0 PO G4-3		1-0 BB 1B	1-3 K	2	0	1	0	1	0	0					
<b>Tony Gwynn, L</b> OBP: 0.500, SLG: 0.500 (1, 8)	SF8-4 1B					1-2 F7		0-0 BB 1B		4	0	2	0	0	0	0					
<b>Jack Clark, R</b> (1, 3)	SF8-4					2-3 K		1-3 K		2	0	0	1	1	2	2					
<b>Carmelo Martinez, R</b> (1, 7)	K					0-3 K		0-2 F7		4	0	0	0	0	3	4					
<b>John Kruk, L</b> (1, 9)						1-0 F7		4-1 BB 1B		3	0	0	0	1	0	1					
<b>Benito Santiago, R</b> OBP: 0.500, SLG: 1.250 (1, 2)	1B 1B					0-1 HR		2-0 G5-3		4	2	2	1	0	1	3					
<b>Garry Templeton, S</b> (1, 6)	F9					0-1 P7		0-2 L6		4	0	0	0	0	1	1					
<b>Eric Show, R</b> OBP: 0.500, SLG: 0.500 <b>Dave Leiper, L</b> (7, 1)	1B					0-0 F9		4-0 G1-6-3 BB		2	0	1	0	0	0	0					
<b>Randy Ready, R</b> (7, PH) <b>Greg Harris, R</b> (8, 1) <b>Marvell Wynne, L</b> (9, PH)	1B 1B								2-2 G6-3	0	0	0	0	0	0	0					
<b>Inning Stats</b>	R: 1 H: 1 E: 0 K: 1 S: 7	H: 4 R: 3 ER: 0 LOB: 12	R: 0 H: 0 E: 0 K: 0 S: 13	H: 0 R: 0 ER: 0 LOB: 21	R: 1 H: 1 E: 0 K: 0 S: 6	H: 1 R: 0 ER: 0 LOB: 10	R: 0 H: 0 E: 0 K: 1 S: 9	H: 0 R: 0 ER: 0 LOB: 12	R: 0 H: 0 E: 0 K: 1 S: 5	H: 0 R: 0 ER: 0 LOB: 8	R: 0 H: 2 E: 0 K: 2 S: 12	H: 2 R: 0 ER: 0 LOB: 18	R: 0 H: 0 E: 0 K: 2 S: 13	H: 0 R: 0 ER: 0 LOB: 22	R: 0 H: 0 E: 0 K: 2 S: 13	H: 0 R: 0 ER: 0 LOB: 22	1B: 7 2B: 1 3B: 0 HR: 1	SF: 1 SAC: 0 DP: 2 HBP: 0	WP: 0 PB: 0 SB: 0 CS: 0	PA: 39	
<b>PITCHER</b>	IP WLS BF H R ER SO BB IBB HBP BLK WP HR S P ERA WHIP	IP WLS BF H R ER SO BB IBB HBP BLK WP HR S P ERA WHIP	IP WLS BF H R ER SO BB IBB HBP BLK WP HR S P ERA WHIP	IP WLS BF H R ER SO BB IBB HBP BLK WP HR S P ERA WHIP	IP WLS BF H R ER SO BB IBB HBP BLK WP HR S P ERA WHIP	IP WLS BF H R ER SO BB IBB HBP BLK WP HR S P ERA WHIP	IP WLS BF H R ER SO BB IBB HBP BLK WP HR S P ERA WHIP	IP WLS BF H R ER SO BB IBB HBP BLK WP HR S P ERA WHIP	IP WLS BF H R ER SO BB IBB HBP BLK WP HR S P ERA WHIP	IP WLS BF H R ER SO BB IBB HBP BLK WP HR S P ERA WHIP	IP WLS BF H R ER SO BB IBB HBP BLK WP HR S P ERA WHIP	IP WLS BF H R ER SO BB IBB HBP BLK WP HR S P ERA WHIP	IP WLS BF H R ER SO BB IBB HBP BLK WP HR S P ERA WHIP	IP WLS BF H R ER SO BB IBB HBP BLK WP HR S P ERA WHIP	IP WLS BF H R ER SO BB IBB HBP BLK WP HR S P ERA WHIP	IP WLS BF H R ER SO BB IBB HBP BLK WP HR S P ERA WHIP	IP WLS BF H R ER SO BB IBB HBP BLK WP HR S P ERA WHIP	IP WLS BF H R ER SO BB IBB HBP BLK WP HR S P ERA WHIP	IP WLS BF H R ER SO BB IBB HBP BLK WP HR S P ERA WHIP	IP WLS BF H R ER SO BB IBB HBP BLK WP HR S P ERA WHIP	IP WLS BF H R ER SO BB IBB HBP BLK WP HR S P ERA WHIP

**San Francisco Giants @ San Diego Padres**  
**Jack Murphy Stadium, San Diego, CA**  
 Mon Apr 03 1989, 10:05 PM EDT  
 Att: 52,763 - Unknown - 70 F  
[livebaseballscorecards.com](http://livebaseballscorecards.com)


AB	30
R	3
H	8
RBI	3
BB	7
SO	8
LOB	13










Batter	1	2	3	4	5	6	7	8	9	AB	R	H	RBI	BB	SO	LOB	TOP					
<b>Brett Butler, L</b> OBP: 0.733, SLG: 0.909	1-0 S 1B		4-0 FC6-4 BB		1-0 1B		1-1 G4-3	4-1 BB		3	0	2	0	2	0	1	<b>San Francisco Giants @ San Diego Padres</b> Jack Murphy Stadium, San Diego, CA Wed Apr 05 1989, 6:33 AM EDT Att: 24,309 - Sunny - 98 F  <b>livebaseballscorecards.com</b>  <b>AB 34</b> <b>R 3</b> <b>H 7</b> <b>RBI 3</b> <b>BB 4</b> <b>SO 12</b> <b>LOB 23</b>  					
<b>Robby Thompson, R</b> OBP: 0.286, SLG: 0.417	2-3 K		1-2 FC6-4		0-0 G3		1-0 HR	3-3 K		5	1	1	2	0	2	5						
<b>Will Clark, L</b> OBP: 0.533, SLG: 0.917	0-1 G3-1		0-0 F7			4-1 1B BB	3-1 HBP		1-3 K	3	0	0	0	1	1	2						
<b>Kevin Mitchell, R</b> OBP: 0.333, SLG: 0.733	1-3 K		2-3 K			2-3 K	0-0 E4		2-1 F9	5	0	0	0	0	3	4						
<b>Candy Maldonado, R</b> OBP: 0.357, SLG: 0.333		1-3 K		1-2 G4-3		0-0 1B	4-0 IBB		3-2 G4-3	4	0	1	0	1	1	0						
<b>Terry Kennedy, L</b> OBP: 0.167, SLG: 0.667		2-1 HR		3-2 F7		0-3 K	1-3 K			3	1	1	1	0	1	2						
<b>Tracy Jones, R</b> (7, PH)										1	0	0	0	0	1	3						
<b>Atlee Hammaker, S</b> (7, 1)										0	0	0	0	0	0	0						
<b>Matt Williams, R</b> (1, 5)		1-0 HBP		2-3 K		1-0 F9		1-0 SH1-4 1B		2	0	0	0	0	1	2						
<b>Ernest Riles, L</b> OBP: 0.500, SLG: 0.500		E HBP								1	0	1	0	0	0	0						
<b>Jose Uribe, S</b> OBP: 0.364, SLG: 0.364		0-1 F9		1-2 F8		1-0 HR 1B	0-1 SH1-4			3	1	1	0	0	0	1						
<b>Don Robinson, R</b> (1, 1)		1-2 G5-3				0-3 K	1-1 P3	1-3 K		1	0	0	0	0	0	1						
<b>Jeff Brantley, R</b> (4, 1)										1	0	0	0	0	1	0						
<b>Jim Steels, L</b> (7, PH)										1	0	0	0	0	1	0						
<b>Kirt Manwaring, R</b> OBP: 0.143, SLG: 0.286										1	0	0	0	0	1	1						
<b>Inning Stats</b>	R: 0 E: 0 K: 2 S: 10	H: 1 LOB: 1 BB: 0 P: 14	R: 1 E: 1 K: 1 S: 10	H: 1 LOB: 1 BB: 0 P: 15	R: 0 E: 0 K: 1 S: 7	H: 0 LOB: 1 BB: 1 P: 14	R: 0 E: 0 K: 1 S: 10	H: 0 LOB: 0 BB: 0 P: 16	R: 0 E: 0 K: 2 S: 9	H: 1 LOB: 1 BB: 1 P: 11	R: 0 E: 0 K: 2 S: 9	H: 1 LOB: 2 BB: 1 P: 16	R: 2 E: 1 K: 1 S: 12	H: 2 LOB: 3 BB: 1 P: 24	R: 0 E: 0 K: 2 S: 13	H: 1 LOB: 2 BB: 1 P: 22	R: 0 E: 0 K: 1 S: 8	H: 0 LOB: 0 BB: 0 P: 14	1B: 5 2B: 0 3B: 0 HR: 2	SF: 0 SAC: 1 DP: 0 HBP: 2	WP: 0 PB: 0 SB: 1 CS: 0	PA: 41
<b>PITCHER</b>	IP	WLS	BF	H	R	ER	SO	BB	IBB	HBP	BLK	WP	HR	S	P	ERA	WHIP					
<b>Ed Whitson, R</b> ERA: 4.05	(1, 1)	6.2	W	29	6	3	3	8	2	0	1	0	0	2	9	4.05	1.200					
<b>Dave Leiper, L</b> ERA:	(7, 1)	0.0		3	0	0	0	0	0	1	1	0	0	0	2	∞	∞					
<b>Greg Harris, R</b> ERA:	(7, 1)	0.2		3	1	0	0	1	0	0	0	0	0	7	9	0.00	1.500					
<b>Mark Davis, L</b> ERA:	(8, 1)	1.2	S	6	0	0	0	3	1	0	0	0	0	18	32	0.00	0.600					

Batter	1	2	3	4	5	6	7	8	9	AB	R	H	RBI	BB	SO	LOB	BOTTOM					
<b>Roberto Alomar, S</b> OBP: 0.815, SLG: 0.444	0-1 E8 1B		0-3 K	0-0 1B		3-2 F7				4	0	2	0	0	1	1	<b>San Francisco Giants @ San Diego Padres</b> Jack Murphy Stadium, San Diego, CA Wed Apr 05 1989, 6:33 AM EDT Att: 24,309 - Sunny - 98 F  <b>livebaseballscorecards.com</b>  <b>AB 31</b> <b>R 4</b> <b>H 11</b> <b>RBI 3</b> <b>BB 1</b> <b>SO 1</b> <b>LOB 15</b>  					
<b>Luis Salazar, R</b> OBP: 0.429, SLG: 0.429	1-2 F8		2-1 1B	2-0 G4-6-3 1B		0-0 G5-3				4	1	2	0	0	0	1						
<b>Tony Gwynn, L</b> OBP: 0.500, SLG: 0.636	1-0 F7		3-2 1B	0-0 G4-6-3		0-2 G3-1				4	1	1	0	0	0	4						
<b>Jack Clark, R</b> OBP: 0.273, SLG: 0.125	3-0 G5-3		0-1 1B	2-0 L6		3-1 G5-3				4	1	1	1	0	0	1						
<b>Mark Davis, L</b> (8, 1)			1-3 E 1B							0	0	0	0	0	0	0						
<b>Marvell Wynne, L</b> OBP: 0.667, SLG: 1.333		1-2 G1-3 SF8 2B	1-1 E6 1B	1-0 G6-3		1-1 G4-6-3 1B				4	1	3	1	0	0	0						
<b>Benito Santiago, R</b> OBP: 0.273, SLG: 0.545		0-0 G1-3	1-2 E6	2-2 F9		0-0 L6				4	0	0	0	0	0	3						
<b>Randy Ready, R</b> (1, 5)		3-0 SF8	0-0 P5			4-2 SH2-3 G3 BB		0-0 G4-6-3		1	0	0	1	1	0	1						
<b>John Kruk, L</b> (8, 9)										1	0	0	0	0	0	1						
<b>Garry Templeton, S</b> OBP: 0.300, SLG: 0.400		2-1 FC6-4 1B	0-0 FC3-5 2B			0-0 G3				3	0	2	0	0	0	1						
<b>Ed Whitson, R</b> (1, 1)		2-2 FC6-4	0-0 FC3-5 1B			1-0 SH2-3				2	0	0	0	0	0	2						
<b>Dave Leiper, L</b> (7, 1)										0	0	0	0	0	0	0						
<b>Greg Harris, R</b> (7, 1)										0	0	0	0	0	0	0						
<b>Carmelo Martinez, R</b> (8, 3)		1-2 K		2-3 K						0	0	0	0	0	0	0						
<b>Inning Stats</b>	R: 0 E: 1 K: 0 S: 7	H: 1 LOB: 1 BB: 0 P: 12	R: 1 E: 0 K: 0 S: 10	H: 2 LOB: 1 BB: 0 P: 18	R: 3 E: 1 K: 1 S: 17	H: 4 LOB: 1 BB: 0 P: 24	R: 0 E: 0 K: 0 S: 5	H: 3 LOB: 2 BB: 0 P: 7	R: 0 E: 0 K: 0 S: 5	H: 0 LOB: 0 BB: 1 P: 10	R: 0 E: 0 K: 0 S: 7	H: 0 LOB: 1 BB: 1 P: 15	R: 0 E: 0 K: 0 S: 7	H: 0 LOB: 0 BB: 0 P: 10	R: 0 E: 0 K: 0 S: 4	H: 1 LOB: 0 BB: 0 P: 5	R: 0 E: 0 K: 0 S: 8	H: 0 LOB: 0 BB: 0 P: 14	1B: 9 2B: 2 3B: 0 HR: 0	SF: 1 SAC: 1 DP: 2 HBP: 0	WP: 0 PB: 0 SB: 0 CS: 0	PA: 34
<b>PITCHER</b>	IP	WLS	BF	H	R	ER	SO	BB	IBB	HBP	BLK	WP	HR	S	P	ERA	WHIP					
<b>Don Robinson, R</b> ERA: 8.1	(1, 1)	3.1	L	19	9	4	3	1	0	0	0	0	0	0	0	8.10	2.700					
<b>Jeff Brantley, R</b> ERA:	(4, 1)	2.2		9	1	0	0	0	1	0	0	0	0	14	29	0.00	0.750					
<b>Atlee Hammaker, L</b> ERA:	(7, 1)	2.0		6	1	0	0	0	0	0	0	0	0	11	15	0.00	0.500					



Batter	1	2	3	4	5	6	7	8	9	AB	R	H	RBI	BB	SO	LOB	TOP					
<b>Roberto Alomar, S</b> OBP: 0.500, SLG: 0.357 (1, 4)	1-1 SH1-3 BLK E 1B	3-1 G6-3			0-3 K	0-0 G6-3			3-1 G4-3	5	1	1	0	0	1	2						
<b>Luis Salazar, R</b> OBP: 0.545, SLG: 0.545 (1, 5)	0-1 SH1-3		0-0 L3 1B		0-1 FC5-4 1B	1-2 1B		2-2 1B SF9 1B	0-1 G5-3	4	1	3	0	0	0	0						
<b>Tony Gwynn, L</b> OBP: 0.412, SLG: 0.500 (1, 8)	2-0 E3 S G6-3		1-1 L3 1-2		0-2 FC5-4 S 1-2 2-3			3-0 1B	1-1 L8	5	1	1	1	1	0	3						
<b>Jack Clark, R</b> OBP: 0.267, SLG: 0.100 (1, 3)	4-2 1B G6-3 BB		0-0 F9		2-3 K	1-2		0-1 SF9		2	0	0	1	1	1	2						
<b>Carmelo Martinez, R</b> OBP: 0.167, SLG: 0.091 (1, 7)	0-0 G6-3			0-0 1B				4-2 SH1-3 1B BB	0-2 F7	3	1	1	1	1	0	2						
<b>Marvell Wynne, L</b> OBP: 0.556, SLG: 1.000 (1, 9)	2-2 3-H 1B			0-0 P6				0-0 SH1-3 BB	0-2 P2	3	0	1	0	0	0	2						
<b>Benito Santiago, R</b> OBP: 0.267, SLG: 0.467 (1, 2)	0-0 F9			0-1 L4				0-0 BLK 2B 1B	0-0 F7	4	1	1	1	0	0	3						
<b>Garry Templeton, S</b> OBP: 0.286, SLG: 0.429 (1, 6)		2-1 G3-1		1-2 P6				0-0 1B	0-1 G4-3	4	0	1	1	0	0	1						
<b>Dennis Rasmussen, L</b> OBP: 0.250, SLG: 0.250 Mark Davis, L (9, 1)		1-3 K		0-0 FC5-4 1B				2-2 L6	3-3 K	4	0	1	0	0	2	1						
<b>Inning Stats</b>	R: 2 E: 1 K: 0 S: 12	H: 2 LOB: 2 BB: 1 P: 21	R: 0 E: 0 K: 1 S: 7	H: 0 LOB: 0 BB: 0 P: 13	R: 0 E: 0 K: 0 S: 4	H: 1 LOB: 1 BB: 0 P: 5	R: 0 E: 0 K: 0 S: 7	H: 1 LOB: 1 BB: 0 P: 8	R: 0 E: 0 K: 2 S: 12	H: 2 LOB: 2 BB: 1 P: 14	R: 2 E: 0 K: 0 S: 9	H: 2 LOB: 1 BB: 1 P: 15	R: 1 E: 0 K: 0 S: 13	H: 2 LOB: 0 BB: 0 P: 18	R: 0 E: 0 K: 1 S: 7	H: 0 LOB: 0 BB: 0 P: 10	R: 0 E: 0 K: 0 S: 6	H: 0 LOB: 0 BB: 0 P: 10	1B: 9 2B: 2 3B: 0 HR: 0	SF: 1 SAC: 2 DP: 1 HBP: 0	WP: 0 PB: 0 SB: 3 CS: 0	PA: 39
<b>PITCHER</b>	IP WLS BF H R ER SO BB IBB HBP BLK WP HR S P ERA WHIP	IP WLS BF H R ER SO BB IBB HBP BLK WP HR S P ERA WHIP																				
<b>Rick Rhoden, R</b> ERA: 6.0 (1, 1)	6.0 L 30 10 5 4 3	3.0 9 0 0 0 1																				
<b>Danny Darwin, R</b> ERA: 1.69 (7, 1)	3.0 9 0 0 0 1	0.0 0 0 0 0 0																				

San Diego Padres @ Houston Astros  
Astrodome, Houston, TX  
Fri Apr 07 1989, 4:33 AM EDT  
Att: 15,971 - Unknown

AB 34  
R 5  
H 10  
RBI 5  
BB 2  
SO 4  
LOB 16



Batter	1	2	3	4	5	6	7	8	9	AB	R	H	RBI	BB	SO	LOB	BOTTOM			
<b>Gerald Young, S</b> OBP: 0.333, SLG: 0.375 (1, 8)	1-1 1B 2B		1-1 E4 G1-4-3 S 1B		0-1 G6-3		1-1 F7		4-2 G5-4-3 BB	4	2	1	0	1	0	1				
<b>Rafael Ramirez, R</b> OBP: 0.333, SLG: 0.333 (1, 6)	1-1 G1-4-3 2-H 1B		1-1 G1-4-3		2-2 G6-3		1-2 L7		1-2 G5-4-3	5	0	1	1	0	0	4				
<b>Billy Hatcher, R</b> OBP: 0.462, SLG: 0.462 (1, 7)	0-0 G1-4-3 1B		0-0 E S 1B		0-0 G6-3		1-3 K			4	0	2	1	0	1	1				
<b>Glenn Davis, R</b> OBP: 0.389, SLG: 0.647 (1, 3)	2-2 G1-4-3 1-2 2-3		1-1 F8 3-H		0-1 G6-3 1B			2-1 P2		4	0	1	0	0	0	3				
<b>Kevin Bass, S</b> OBP: 0.389, SLG: 0.333 (1, 9)	3-3 K		4-1 BB		0-1 G6-3 1B			2-1 G6-3		3	0	1	0	1	1	1				
<b>Bill Doran, S</b> OBP: 0.500, SLG: 0.786 (1, 4)		3-2 BLK 2B		0-0 G5-3		1-1 G6-3		0-0 F7		4	0	1	0	0	0	4				
<b>Ken Caminiti, S</b> OBP: 0.313, SLG: 0.267 (1, 5)		0-0 L4		2-3 K		0-0 P4			0-1 2B 1B	4	1	1	0	0	1	3				
<b>Craig Biggio, R</b> (1, 2)		1-3 K		0-3 K		1-3 K			1-1 2B	3	0	0	0	0	3	3				
<b>Rick Rhoden, R</b> Danny Darwin, R Alex Trevino, R Alan Ashby, S (9, PH)	3-2 G4-3		3-2 P3		0-1 HBP				1-1 G5-3	2	0	0	0	0	0	1				
<b>Inning Stats</b>	R: 1 E: 0 K: 1 S: 11	H: 3 LOB: 1 BB: 0 P: 18	R: 0 E: 0 K: 1 S: 18	H: 1 LOB: 1 BB: 0 P: 25	R: 1 E: 0 K: 0 S: 10	H: 1 LOB: 2 BB: 1 P: 16	R: 0 E: 0 K: 2 S: 8	H: 0 LOB: 0 BB: 0 P: 10	R: 0 E: 0 K: 1 S: 10	H: 2 LOB: 2 BB: 0 P: 12	R: 0 E: 0 K: 1 S: 13	H: 0 LOB: 1 BB: 0 P: 18	R: 0 E: 0 K: 0 S: 5	H: 0 LOB: 0 BB: 0 P: 9	R: 0 E: 0 K: 0 S: 12	H: 2 LOB: 1 BB: 1 P: 19	1B: 6 2B: 3 3B: 0 HR: 0	SF: 0 SAC: 0 DP: 2 HBP: 1	WP: 0 PB: 0 SB: 2 CS: 0	PA: 38
<b>PITCHER</b>	IP WLS BF H R ER SO BB IBB HBP BLK WP HR S P ERA WHIP	IP WLS BF H R ER SO BB IBB HBP BLK WP HR S P ERA WHIP																		
<b>Dennis Rasmussen, L</b> ERA: 2.25 (1, 1)	8.0 W 34 10 5 4 3	1.0 S 4 1 0 0 0																		
<b>Mark Davis, L</b> ERA: (9, 1)	1.0 S 4 1 0 0 0	0.0 0 0 0 0 0 0																		

San Diego Padres @ Houston Astros  
Astrodome, Houston, TX  
Fri Apr 07 1989, 4:33 AM EDT  
Att: 15,971 - Unknown

AB 35  
R 3  
H 9  
RBI 3  
BB 2  
SO 6  
LOB 22





Batter	1	2	3	4	5	6	7	8	9	AB	R	H	RBI	BB	SO	LOB	TOP										
<b>Roberto Alomar, S</b> OBP: 0.391, SLG: 0.263 (1, 4)	L6		K		F8		G6-3		K	5	0	0	0	0	2	2											
<b>Luis Salazar, R</b> OBP: 0.400, SLG: 0.400 (1, 5)	K		L5-3		G4-3			G1-3		4	0	0	0	0	1	1											
<b>Tony Gwynn, L</b> OBP: 0.429, SLG: 0.474 (1, 8)					F7		L7		FC5-4 1B	3	0	1	0	1	0	1											
<b>Jack Clark, R</b> OBP: 0.316, SLG: 0.083 (1, 3)					WP BB				K FC5-4 BB	2	0	0	0	2	2	2											
<b>Carmelo Martinez, R</b> OBP: 0.125, SLG: 0.067 (1, 7)					F7				K FC5-4	4	0	0	0	0	1	3											
<b>Manvell Wynne, L</b> OBP: 0.615, SLG: 1.167 (1, 9)										3	1	2	1	1	0	1											
<b>Benito Santiago, R</b> OBP: 0.211, SLG: 0.368 (1, 2)					L4				G5-3 HR	4	0	0	0	0	0	4											
<b>Garry Templeton, S</b> OBP: 0.333, SLG: 0.500 (1, 6)										4	1	2	0	0	2	1											
<b>Walt Terrell, L</b> OBP: 0.500, SLG: 1.000 (5, 1)										2	0	1	1	0	1	0											
<b>Tim Flannery, L</b> OBP: 0.271, SLG: 0.087 (7, 1)										1	0	0	0	0	0	0											
<b>Greg Booker, R</b> OBP: 0.271, SLG: 0.087 (7, 1)										0	0	0	0	0	0	0											
<b>John Kruk, L</b> OBP: 0.271, SLG: 0.087 (9, 1)										0	0	0	0	0	0	0											
<b>Randy Ready, R</b> OBP: 0.271, SLG: 0.087 (9, 1)										1	0	0	0	0	0	1											
<b>Inning Stats</b>	R: 0 E: 0 K: 2 S: 11	H: 0 LOB: 1 BB: 1 P: 22	R: 0 E: 0 K: 1 S: 10	H: 1 LOB: 1 BB: 0 P: 15	R: 0 E: 0 K: 2 S: 8	H: 0 LOB: 0 BB: 0 P: 12	R: 0 E: 0 K: 0 S: 8	H: 0 LOB: 2 BB: 2 P: 19	R: 1 E: 0 K: 0 S: 9	H: 2 LOB: 1 BB: 0 P: 13	R: 0 E: 0 K: 1 S: 7	H: 0 LOB: 1 BB: 1 P: 13	R: 0 E: 0 K: 1 S: 5	H: 0 LOB: 0 BB: 0 P: 8	R: 0 E: 0 K: 1 S: 10	H: 1 LOB: 1 BB: 0 P: 16	R: 1 E: 0 K: 1 S: 11	H: 2 LOB: 1 BB: 0 P: 18	1B: 3 2B: 2 3B: 0 HR: 1	SF: 0 SAC: 0 DP: 0 HBP: 0	WP: 1 PA: 37						
<b>PITCHER</b>	IP	WLS	BF	H	R	ER	SO	BB	IBB	HBP	BLK	WP	HR	S	P	ERA	WHIP										
<b>Jim Clancy, R</b> ERA: 2.16 (1, 1)	8.1	W	35	6	2	2	8	4	0	0	0	1	1	75	129	2.16	1.200										
<b>Juan Agosto, L</b> ERA: 5.4 (9, 1)	0.2		2	0	0	0	1	0	0	0	0	0	0	4	7	0.00	0.000										

San Diego Padres @ Houston Astros  
Astrodome, Houston, TX  
Sat Apr 08 1989, 4:33 AM EDT  
Att: 19,427 - Unknown

AB 33  
R 2  
H 6  
RBI 2  
BB 4  
SO 9  
LOB 16



Batter	1	2	3	4	5	6	7	8	9	AB	R	H	RBI	BB	SO	LOB	BOTTOM										
<b>Gerald Young, S</b> OBP: 0.304, SLG: 0.300 (1, 8)	B1		G1-3		L3			G6-3		4	0	0	0	1	0	0											
<b>Rafael Ramirez, R</b> OBP: 0.400, SLG: 0.500 (1, 6)	G4-3							G5-3		5	1	3	1	0	0	0											
<b>Billy Hatcher, R</b> OBP: 0.412, SLG: 0.412 (1, 7)	G5-3		G6-3							4	1	1	0	0	0	3											
<b>Glenn Davis, R</b> OBP: 0.455, SLG: 0.700 (1, 3)										3	2	2	1	1	0	0											
<b>Bill Doran, S</b> OBP: 0.500, SLG: 0.889 (1, 4)										4	1	2	2	0	0	4											
<b>Kevin Bass, S</b> OBP: 0.455, SLG: 0.389 (1, 9)										3	0	2	2	1	0	0											
<b>Alan Ashby, S</b> OBP: 0.214, SLG: 0.231 (1, 2)										4	0	0	0	0	0	5											
<b>Ken Caminiti, S</b> OBP: 0.300, SLG: 0.316 (1, 5)										4	1	1	0	0	1	3											
<b>Jim Clancy, R</b> (1, 1)										3	0	0	0	0	2	2											
<b>Juan Agosto, L</b> (9, 1)										0	0	0	0	0	0	0											
<b>Inning Stats</b>	R: 0 E: 0 K: 0 S: 4	H: 0 LOB: 0 BB: 0 P: 6	R: 1 E: 0 K: 0 S: 10	H: 2 LOB: 1 BB: 0 P: 13	R: 0 E: 0 K: 0 S: 7	H: 1 LOB: 1 BB: 0 P: 10	R: 1 E: 1 K: 2 S: 14	H: 2 LOB: 2 BB: 0 P: 24	R: 3 E: 0 K: 0 S: 8	H: 4 LOB: 1 BB: 1 P: 18	R: 1 E: 1 K: 0 S: 10	H: 2 LOB: 3 BB: 2 P: 22	R: 0 E: 0 K: 0 S: 6	H: 0 LOB: 0 BB: 0 P: 9	R: 0 E: 0 K: 1 S: 6	H: 0 LOB: 0 BB: 0 P: 9	1B: 6 2B: 3 3B: 2 HR: 0	SF: 0 SAC: 1 DP: 1 HBP: 0	WP: 0 PA: 38								
<b>PITCHER</b>	IP	WLS	BF	H	R	ER	SO	BB	IBB	HBP	BLK	WP	HR	S	P	ERA	WHIP										
<b>Walt Terrell, R</b> ERA: 8.31 (1, 1)	4.1	L	23	9	5	4	2	3	0	0	0	0	0	11	28	5.40	3.000										
<b>Dave Leiper, L</b> ERA: 4.5 (5, 1)	1.2		9	2	1	1	0	0	0	0	0	0	0	12	18	0.00	0.000										
<b>Greg Booker, R</b> ERA: (7, 1)	2.0		6	0	0	0	1	0	0	0	0	0	0	12	18	0.00	0.000										

San Diego Padres @ Houston Astros  
Astrodome, Houston, TX  
Sat Apr 08 1989, 4:33 AM EDT  
Att: 19,427 - Unknown

AB 34  
R 6  
H 11  
RBI 6  
BB 3  
SO 3  
LOB 17





Batter	1	2	3	4	5	6	7	8	9	AB	R	H	RBI	BB	SO	LOB	TOP								
<b>Roberto Alomar, S</b> (1, 4) OBP: 0.393, SLG: 0.292	G6-3		E 1B 1B		F9 2B 1B		G4-3		L5-3	5	2	2	0	0	0	2									
<b>Tim Flannery, L</b> (1, 5) OBP: 0.455, SLG: 0.500 <b>Luis Salazar, R</b> (7, 5) OBP: 0.400, SLG: 0.400	F7		E9 1B 1B		F9 1B 1B		L8			4	1	1	1	0	0	1									
<b>Tony Gwynn, L</b> (1, 8) OBP: 0.440, SLG: 0.522	F7		3-H 1B 1B		3-H 2B 2B			G5-3		4	1	2	2	0	0	0									
<b>Jack Clark, R</b> (1, 3) OBP: 0.304, SLG: 0.125		K	1-H 1B 3-H 1B		K			G6-3		4	0	1	2	0	2	1									
<b>Marvell Wynne, L</b> (1, 9) OBP: 0.471, SLG: 0.875	G3		P6		F7			E1		4	0	0	0	0	0	2									
<b>Carmelo Martinez, R</b> (1, 7) OBP: 0.150, SLG: 0.056		BB	G5-3			K		F7		3	0	0	0	1	1	2									
<b>Mark Parent, R</b> (1, 2) OBP: 0.400, SLG: 1.000 <b>Benito Santiago, R</b> (9, PR) OBP: 0.211, SLG: 0.368	F8			P2		P6			G3 SH5-3 BB	3	0	0	0	1	0	1	AB 34								
<b>Garry Templeton, S</b> (1, 6) OBP: 0.286, SLG: 0.429			F7	K		G3			SH5-3	3	0	0	0	0	1	0	R 5								
<b>Eric Show, R</b> (1, 1) OBP: 0.400, SLG: 0.400 <b>Mark Davis, L</b> (8, 1) <b>Bip Roberts, S</b> (8, 7)			1B 1B	K		K			G3	3	1	1	0	0	2	0	H 7								
<b>Inning Stats</b>	R: 0 E: 0 K: 0 S: 10	H: 0 LOB: 0 BB: 0 P: 14	R: 0 E: 0 K: 1 S: 7	H: 0 LOB: 1 BB: 1 P: 16	R: 4 E: 1 K: 0 S: 19	H: 5 LOB: 1 BB: 0 P: 25	R: 0 E: 0 K: 2 S: 7	H: 0 LOB: 0 BB: 0 P: 9	R: 1 E: 0 K: 1 S: 8	H: 2 LOB: 1 BB: 0 P: 11	R: 0 E: 0 K: 1 S: 6	H: 0 LOB: 0 BB: 0 P: 9	R: 0 E: 1 K: 0 S: 7	H: 0 LOB: 1 BB: 0 P: 10	R: 0 E: 1 K: 0 S: 7	H: 0 LOB: 1 BB: 0 P: 9	R: 0 E: 0 K: 0 S: 8	H: 0 LOB: 2 BB: 1 P: 13	1B: 6 2B: 1 3B: 0 HR: 0	SF: 0 SAC: 1 DP: 0 HBP: 0	WP: 0 PB: 0 SB: 2 CS: 0	PA: 37			
<b>PITCHER</b>	IP	WLS	BF	H	R	ER	SO	BB	IBB	HBP	BLK	WP	HR	S	P	ERA	WHIP								
<b>Mike Scott, R</b> (1, 1) ERA: 5.54	6.0	L	26	7	5	5	5	1	0	0	0	0	0	57	84	7.50	1.333								
<b>Danny Darwin, R</b> (7, 1) ERA: 1.23	2.0		7	0	0	0	1	0	0	0	0	0	0	14	19	0.00	0.000								
<b>Dave Smith, R</b> (9, 1) ERA:	1.0		4	0	0	0	0	1	0	0	0	0	0	8	13	0.00	1.000								

San Diego Padres @ Houston Astros  
Astrodome, Houston, TX  
Sun Apr 09 1989, 4:33 AM EDT  
Att: 19,585 - Unknown

AB 34  
R 5  
H 7  
RBI 5  
BB 2  
SO 6  
LOB 11



Batter	1	2	3	4	5	6	7	8	9	AB	R	H	RBI	BB	SO	LOB	BOTTOM								
<b>Gerald Young, S</b> (1, 8) OBP: 0.357, SLG: 0.360	E BLK SF7 1B	E 1B 1B		F7		K			E 1B	5	2	3	0	0	1	3									
<b>Rafael Ramirez, R</b> (1, 6) OBP: 0.320, SLG: 0.400	K	E4 1B 1B		G3			G4-3		E6	5	0	0	0	0	1	3									
<b>Billy Hatcher, R</b> (1, 7) OBP: 0.455, SLG: 0.429		E8 HBP 1B			K				K	4	0	2	1	1	2	2									
<b>Glenn Davis, R</b> (1, 3) OBP: 0.407, SLG: 0.609	SF7				G6-3				F8	3	0	0	1	0	1	3									
<b>Bill Doran, S</b> (1, 4) OBP: 0.417, SLG: 0.727	G5-3	P6			G4-3				K	4	0	0	0	0	1	5									
<b>Kevin Bass, S</b> (1, 9) OBP: 0.462, SLG: 0.381		G3 2B 1B	G4-3			G3			SH BB	3	1	1	0	1	0	0									
<b>Alan Ashby, S</b> (1, 2) OBP: 0.235, SLG: 0.250 <b>Eric Yelding, R</b> (6, PR) <b>Danny Darwin, R</b> (7, 1) <b>Greg Gross, L</b> (8, PH) <b>Dave Smith, R</b> (9, 1)		G3	G4-3			G4-3 1B 1B			SH	3	0	1	0	0	0	1	AB 35								
<b>Ken Caminiti, S</b> (1, 5) OBP: 0.333, SLG: 0.391		1B E 2B	F8			G4-3 1B 1B			G5-4-3-2-4-3	4	1	2	1	0	0	2	R 4								
<b>Mike Scott, R</b> (1, 1) OBP: 0.200, SLG: 0.200 <b>Terry Puhl, L</b> (6, PH) <b>Craig Biggio, R</b> (7, 2)		G5-3			G5-3				F7	2	0	0	0	0	0	1	H 9								
<b>Inning Stats</b>	R: 1 E: 1 K: 1 S: 11	H: 1 LOB: 1 BB: 1 P: 20	R: 3 E: 2 K: 0 S: 15	H: 4 LOB: 3 BB: 0 P: 21	R: 0 E: 0 K: 0 S: 5	H: 0 LOB: 0 BB: 0 P: 10	R: 0 E: 0 K: 0 S: 8	H: 0 LOB: 0 BB: 0 P: 10	R: 0 E: 0 K: 1 S: 7	H: 0 LOB: 0 BB: 0 P: 9	R: 0 E: 0 K: 1 S: 13	H: 2 LOB: 3 BB: 0 P: 18	R: 0 E: 0 K: 1 S: 10	H: 1 LOB: 1 BB: 0 P: 13	R: 0 E: 1 K: 0 S: 6	H: 0 LOB: 0 BB: 1 P: 11	R: 0 E: 1 K: 2 S: 13	H: 1 LOB: 2 BB: 0 P: 17	1B: 8 2B: 1 3B: 1 HR: 0	SF: 1 SAC: 1 DP: 0 HBP: 1	WP: 0 PB: 0 SB: 0 CS: 0	PA: 40			
<b>PITCHER</b>	IP	WLS	BF	H	R	ER	SO	BB	IBB	HBP	BLK	WP	HR	S	P	ERA	WHIP								
<b>Eric Show, R</b> (1, 1) ERA: 3.95	7.0	W	33	8	4	1	4	2	0	0	0	0	0	71	107	1.29	1.429								
<b>Mark Davis, L</b> (8, 1) ERA:	2.0	S	7	1	0	0	2	0	0	0	0	0	0	17	22	0.00	0.500								

San Diego Padres @ Houston Astros  
Astrodome, Houston, TX  
Sun Apr 09 1989, 4:33 AM EDT  
Att: 19,585 - Unknown

AB 35  
R 4  
H 9  
RBI 3  
BB 2  
SO 6  
LOB 22





Batter	1	2	3	4	5	6	7	8	9	AB	R	H	RBI	BB	SO	LOB	TOP		
<b>Lonnie Smith, R</b> OBP: 0.467, SLG: 0.591 (1, 7) X	0-0 F7		0-2 HR			1-3 K			1-3 K	4	1	1	2	0	2	0			
<b>Jeff Blausler, R</b> OBP: 0.333, SLG: 0.478 (1, 4) C B X	1-1 F8		2-3 K2-3			3-2 G5-3			1-2 G6-3	4	0	0	0	0	1	0			
<b>Gerald Perry, L</b> OBP: 0.462, SLG: 0.500 (1, 3) B X	1-0 G6-3			2-0 P4			1-1 F9			3	0	0	0	0	0	0			
<b>Dale Murphy, R</b> OBP: 0.192, SLG: 0.125 (1, 8)		1-3 K2-3		1-0 F9			0-3 K			3	0	0	0	0	2	0			
<b>Jody Davis, R</b> OBP: 0.240, SLG: 0.292 (1, 2)		1-3 K		0-3 K			0-0 G6-3			3	0	0	0	0	2	0			
<b>Ron Gant, R</b> OBP: 0.240, SLG: 0.200 (1, 5)		3-3 K			1-1 F7			0-3 K		3	0	0	0	0	2	0			
<b>Andres Thomas, R</b> OBP: 0.240, SLG: 0.174 (1, 6)			1-1 F7		1-3 K			0-2 G5-3		3	0	0	0	0	1	0			
<b>Geronimo Berroa, R</b> OBP: 0.167, SLG: 0.091 (1, 9)			0-3 K		0-3 K			0-0 G5-3		3	0	0	0	0	2	0			
<b>Pete Smith, R</b> (1, 1)			4-2 HR			0-0 G5-3			3-3 K	1	1	0	0	1	0	0			
<b>Jim Acker, R</b> (8, 1)										0	0	0	0	0	0	0			
<b>Paul Assenmacher, L</b> (8, 1)										0	0	0	0	0	0	0			
<b>John Russell, R</b> (9, PH)										1	0	0	0	0	1	0			
<b>Inning Stats</b>	R: 0 E: 0 K: 0 S: 4	H: 0 LOB: 0 BB: 0 P: 6	R: 0 E: 0 K: 3 S: 9	H: 0 LOB: 0 BB: 0 P: 14	R: 2 E: 0 K: 2 S: 14	H: 1 LOB: 0 BB: 1 P: 21	R: 0 E: 0 K: 1 S: 5	H: 0 LOB: 0 BB: 0 P: 8	R: 0 E: 0 K: 2 S: 8	H: 0 LOB: 0 BB: 0 P: 10	R: 0 E: 0 K: 1 S: 6	H: 0 LOB: 0 BB: 0 P: 7	R: 0 E: 0 K: 1 S: 8	H: 0 LOB: 0 BB: 0 P: 8	R: 0 E: 0 K: 2 S: 10	H: 0 LOB: 0 BB: 0 P: 15	1B: 0 2B: 0 3B: 0 HR: 1	SF: 0 SAC: 0 DP: 0 HBP: 0	WP: 0 PA: 29 PB: 0 SB: 0 CS: 0
<b>PITCHER</b> <b>Bruce Hurst, L</b> ERA: 5.79 (1, 1)	IP: 9.0 WLS: W BF: 29 H: 1 R: 2 ER: 2 SO: 13 BB: 1 IBB: 0 HBP: 0 BLK: 0 WP: 0 HR: 1 S: 72 P: 101 ERA: 2.00 WHIP: 0.222															<b>PITCHER</b> IP: WLS: BF: H: R: ER: SO: BB: IBB: HBP: BLK: WP: HR: S: P: ERA: WHIP			

Atlanta Braves @ San Diego Padres  
Jack Murphy Stadium, San Diego, CA  
Mon Apr 10 1989, 10:05 PM EDT  
Att: 15,749 - Unknown

AB 28  
R 2  
H 1  
RBI 2  
BB 1  
SO 13  
LOB 0



Batter	1	2	3	4	5	6	7	8	9	AB	R	H	RBI	BB	SO	LOB	BOTTOM		
<b>Roberto Alomar, S</b> OBP: 0.424, SLG: 0.321 (1, 4) C X	0-1 F7		2-0 BLK 1B		4-1 BB	1-1 PB 1B		1-0 F8		4	0	2	0	1	0	0			
<b>Luis Salazar, R</b> OBP: 0.316, SLG: 0.316 (1, 5) B X	1-3 K		0-1 G5-3		2-3 K	3-1 F7				4	0	0	0	0	2	5			
<b>Tony Gwynn, L</b> OBP: 0.414, SLG: 0.593 (1, 8) B X	2-2 G6-3			0-1 HR	1-0 F8	0-1 G4-3				4	1	1	1	0	0	4			
<b>Jack Clark, R</b> OBP: 0.296, SLG: 0.150 (1, 3)		0-3 K		0-2 G5-3		1-0 HR 1B	1-1 L7			4	1	1	0	0	1	0			
<b>John Kruk, L</b> OBP: 0.231, SLG: 0.091 (1, 9)		2-3 K		4-1 BB		0-0 HR 1B	3-2 F7			3	1	1	0	1	1	0			
<b>Carmelo Martinez, R</b> OBP: 0.250, SLG: 0.286 (1, 7)		1-2 1B		2-1 F7		2-1 HR 1B	4-2 BB			3	1	2	3	1	0	1			
<b>Benito Santiago, R</b> OBP: 0.174, SLG: 0.304 (1, 2)	0-0 F9			2-3 K		0-1 F9	0-0 F7			4	0	0	0	0	1	3			
<b>Garry Templeton, S</b> OBP: 0.280, SLG: 0.520 (1, 6)			1-1 G3		1-3 K2-3	0-0 HR		1-0 F9		4	1	1	1	0	1	0			
<b>Bruce Hurst, L</b> OBP: 0.400, SLG: 0.250 (1, 1)			3-3 K		2-1 BB 1B	4-1 PB 1B BB		1-3 K		3	0	1	0	1	2	0			
<b>Inning Stats</b>	R: 0 E: 0 K: 1 S: 8	H: 0 LOB: 0 BB: 0 P: 11	R: 0 E: 0 K: 2 S: 10	H: 1 LOB: 1 BB: 0 P: 13	R: 0 E: 0 K: 1 S: 10	H: 1 LOB: 1 BB: 0 P: 16	R: 1 E: 0 K: 1 S: 11	H: 1 LOB: 1 BB: 1 P: 19	R: 0 E: 0 K: 2 S: 11	H: 1 LOB: 2 BB: 1 P: 21	R: 4 E: 0 K: 0 S: 14	H: 5 LOB: 2 BB: 1 P: 25	R: 0 E: 0 K: 0 S: 8	H: 0 LOB: 1 BB: 1 P: 16	R: 0 E: 0 K: 1 S: 5	H: 0 LOB: 0 BB: 0 P: 8	1B: 6 2B: 0 3B: 0 HR: 3	SF: 0 SAC: 0 DP: 0 HBP: 0	WP: 0 PA: 37 PB: 1 SB: 0 CS: 0
<b>PITCHER</b> <b>Pete Smith, R</b> ERA: 10.57 (1, 1)	IP: 5.1 WLS: L BF: 26 H: 8 R: 5 ER: 5 SO: 7 BB: 5 IBB: 5 HBP: 7 BLK: 0 WP: 0 HR: 3 S: 57 P: 90 ERA: 8.44 WHIP: 1.875															<b>PITCHER</b> IP: WLS: BF: H: R: ER: SO: BB: IBB: HBP: BLK: WP: HR: S: P: ERA: WHIP			
<b>Jim Acker, R</b> ERA: (8, 1)	1.2 8 1 0 0 0 2 0 0 0 0 0 0 15 31 0.00 1.800																		
<b>Paul Assenmacher, L</b> ERA: (8, 1)	1.0 3 0 0 0 0 0 0 0 0 0 0 0 5 8 0.00 0.000																		

Atlanta Braves @ San Diego Padres  
Jack Murphy Stadium, San Diego, CA  
Mon Apr 10 1989, 10:05 PM EDT  
Att: 15,749 - Unknown

AB 33  
R 5  
H 9  
RBI 5  
BB 4  
SO 8  
LOB 13





Batter	1	2	3	4	5	6	7	8	9	AB	R	H	RBI	BB	SO	LOB	TOP					
<b>Lonnie Smith, R</b> (1, 7) OBP: 0.457, SLG: 0.538	F8	F7					K			4	0	1	0	1	1	3						
<b>Tommy Gregg, L</b> (1, 9) OBP: 0.444, SLG: 0.625 <b>Gerónimo Berroa, R</b> (9, PH) OBP: 0.154, SLG: 0.083	F7		F8				F8	K	G6-3	4	0	0	0	0	1	1						
<b>Gerald Perry, L</b> (1, 3) OBP: 0.433, SLG: 0.435	FC6-4 HBP		F8				F8	G4-3		3	0	0	0	0	0	1						
<b>Dale Murphy, R</b> (1, 8) OBP: 0.200, SLG: 0.111	FC6-4		K				PO	K	K	3	0	0	0	1	2	1						
<b>Darrell Evans, L</b> (1, 5) OBP: 0.571, SLG: 1.000 <b>Ron Gant, R</b> (8, PR) OBP: 0.240, SLG: 0.200		G3-1					P4	HR		4	1	2	1	0	0	0						
<b>Jody Davis, R</b> (1, 2) OBP: 0.276, SLG: 0.321										4	0	2	0	0	2	2						
<b>Andres Thomas, R</b> (1, 6) OBP: 0.276, SLG: 0.333										4	1	2	1	0	1	1						
<b>Jeff Blauser, R</b> (1, 4) OBP: 0.321, SLG: 0.423										3	0	0	0	1	1	2						
<b>29 John Smoltz, R</b> (1, 1) OBP: 0.500, SLG: 1.000 <b>Dion James, L</b> (7, PH)										1	0	0	0	1	1	2						
<b>José Álvarez, R</b> (7, 1) <b>John Russell, R</b> (9, PH)										0	0	0	0	0	0	0						
<b>Inning Stats</b>	R: 0 E: 0 K: 0 S: 12	H: 0 LOB: 1 BB: 0 P: 19	R: 0 E: 0 K: 0 S: 16	H: 2 LOB: 3 BB: 1 P: 25	R: 0 E: 0 K: 1 S: 9	H: 0 LOB: 0 BB: 0 P: 14	R: 0 E: 0 K: 2 S: 14	H: 1 LOB: 2 BB: 1 P: 22	R: 0 E: 0 K: 0 S: 5	H: 1 LOB: 0 BB: 0 P: 5	R: 1 E: 0 K: 2 S: 14	H: 1 LOB: 0 BB: 0 P: 19	R: 0 E: 0 K: 2 S: 8	H: 0 LOB: 0 BB: 0 P: 13	R: 0 E: 0 K: 2 S: 12	H: 1 LOB: 2 BB: 1 P: 19	R: 1 E: 0 K: 1 S: 11	H: 1 LOB: 1 BB: 1 P: 19	1B: 5 2B: 0 3B: 0 HR: 2	SF: 0 SAC: 0 DP: 0 HBP: 1	WP: 0 PB: 0 SB: 0 CS: 0	PA: 39
<b>PITCHER</b>	IP	WLS	BF	H	R	ER	SO	BB	IBB	HBP	BLK	WP	HR	S	P	ERA	WHIP					
<b>Ed Whitson, R</b> (1, 1) ERA: 2.51	7.2	W	31	5	1	1	8	3	0	1	0	0	1	84	128	1.17	1.043					
<b>Mark Davis, L</b> (8, 1) ERA: 1.5	1.1	S	7	2	1	1	2	1	0	0	0	0	1	17	27	6.75	2.250					

**Atlanta Braves @ San Diego Padres**  
**Jack Murphy Stadium, San Diego, CA**  
 Tue Apr 11 1989, 10:05 PM EDT  
 Att: 14,649 - Unknown - 65 F

AB 33  
 R 2  
 H 7  
 RBI 2  
 BB 4  
 SO 10  
 LOB 14




Batter	1	2	3	4	5	6	7	8	9	AB	R	H	RBI	BB	SO	LOB	BOTTOM				
<b>Roberto Alomar, S</b> (1, 4) OBP: 0.405, SLG: 0.323	1B	SF8		G4-3			G6-3			3	0	1	1	0	0	1					
<b>Luis Salazar, R</b> (1, 5) OBP: 0.281, SLG: 0.261	F8	K					P4			4	0	0	0	0	2	2					
<b>Tony Gwynn, L</b> (1, 8) OBP: 0.424, SLG: 0.677	1B									4	1	2	1	0	1	0					
<b>Jack Clark, R</b> (1, 3) OBP: 0.323, SLG: 0.174 <b>Bip Roberts, S</b> (8, 7)	K						G6-3			3	0	1	0	1	1	2					
<b>John Kruk, L</b> (1, 9) OBP: 0.250, SLG: 0.077	G5-3									2	0	0	0	1	0	3					
<b>Carmelo Martínez, R</b> (1, 7) OBP: 0.250, SLG: 0.320		1B								4	1	1	0	0	0	4					
<b>Benito Santiago, R</b> (1, 2) OBP: 0.185, SLG: 0.296		1B								4	1	1	0	0	0	2					
<b>Garry Templeton, S</b> (1, 6) OBP: 0.250, SLG: 0.464	F7									3	0	0	0	0	0	3					
<b>Ed Whitson, R</b> (1, 1) OBP: 0.167, SLG: 0.167 <b>Mark Davis, L</b> (8, 1)										3	0	1	1	0	1	1					
<b>Inning Stats</b>	R: 0 E: 0 K: 1 S: 15	H: 2 LOB: 2 BB: 0 P: 25	R: 2 E: 0 K: 1 S: 11	H: 3 LOB: 1 BB: 0 P: 16	R: 0 E: 0 K: 0 S: 7	H: 0 LOB: 1 BB: 1 P: 15	R: 0 E: 2 K: 1 S: 12	H: 0 LOB: 1 BB: 0 P: 16	R: 1 E: 0 K: 0 S: 10	H: 1 LOB: 1 BB: 1 P: 19	R: 0 E: 0 K: 0 S: 4	H: 0 LOB: 0 BB: 0 P: 6	R: 0 E: 0 K: 2 S: 8	H: 0 LOB: 0 BB: 0 P: 10	R: 0 E: 0 K: 0 S: 9	H: 1 LOB: 2 BB: 0 P: 14	1B: 5 2B: 1 3B: 0 HR: 1	SF: 1 SAC: 1 DP: 0 HBP: 0	WP: 0 PB: 0 SB: 1 CS: 0	PA: 34	
<b>PITCHER</b>	IP	WLS	BF	H	R	ER	SO	BB	IBB	HBP	BLK	WP	HR	S	P	ERA	WHIP				
<b>29 John Smoltz, R</b> (1, 1) ERA: 2.57	6.0	L	27	6	3	3	3	2	0	0	0	0	0	59	97	4.50	1.333				
<b>José Álvarez, R</b> (7, 1) ERA:	2.0		7	1	0	0	2	0	0	0	1	0	0	17	24	0.00	0.500				


**Atlanta Braves @ San Diego Padres**  
**Jack Murphy Stadium, San Diego, CA**  
 Tue Apr 11 1989, 10:05 PM EDT  
 Att: 14,649 - Unknown - 65 F

AB 30  
 R 3  
 H 7  
 RBI 3  
 BB 2  
 SO 5  
 LOB 18





Batter	1	2	3	4	5	6	7	8	9	AB	R	H	RBI	BB	SO	LOB	TOP			
<b>Lonnie Smith, R</b> OBP: 0.450, SLG: 0.613 (1, 7)	2-2 HR 1B	1-3 K			1-2 G6-3	0-2 L6			0-0 HR	5	2	2	1	0	1	3	<b>Atlanta Braves @ San Diego Padres</b> <b>Jack Murphy Stadium, San Diego, CA</b> Wed Apr 12 1989, 10:05 PM EDT Att: 14,621 - Unknown  <b>AB 36</b> <b>R 5</b> <b>H 12</b> <b>RBI 4</b> <b>BB 3</b> <b>SO 5</b> <b>LOB 19</b>  			
<b>Dale Murphy, R</b> OBP: 0.225, SLG: 0.226 (1, 8)	0-0 HR		0-0 F8		4-2 1B BB	2-2 FC6-4			0-2 G3	4	2	1	2	1	0	2				
<b>Gerald Perry, L</b> OBP: 0.486, SLG: 0.500 (1, 3)	2-0 1B		1-0 S 1B		1-1 1B			1-0 G5-4-3 1B	0-0 L8	5	0	4	0	0	0	0				
<b>Andres Thomas, R</b> OBP: 0.324, SLG: 0.375 (1, 6)	0-0 CS 1B		2-2 G6-3		0-0 1B			0-1 G5-4-3 1B	0-1 L5	5	0	3	1	0	0	1				
<b>Jody Davis, R</b> OBP: 0.273, SLG: 0.290 (1, 2)	3-2 F9		4-2 FC5-4 BB		1-2 L5			1-1 G5-4-3		3	0	0	0	1	0	5				
<b>Ron Gant, R</b> OBP: 0.241, SLG: 0.174 (1, 5)	3-3 K		0-0 FC5-4			4-1 SH5-4 1B BB E		2-2 G6-3		3	1	0	0	1	1	5				
<b>John Russell, R</b> OBP: 0.333, SLG: 0.333 (1, 9)		1-1 G5-3 1B		0-0 F8		1-2 E SH5-4 1B		0-0 G6-3		4	0	2	0	0	0	0				
<b>Jeff Blauer, R</b> OBP: 0.290, SLG: 0.379 (1, 4)	0-0 G5-3		0-2 G6-3		1-1 SH5-4			0-0 F9		3	0	0	0	0	0	1				
<b>Tom Glavine, L</b> (1, 1)	0-3 K		2-3 K		1-0 E4 FC6-4			1-3 K		4	0	0	0	0	3	2				
<b>Inning Stats</b>	R: 2 H: 4 E: 0 K: 1 S: 13	L: 23 BB: 0 P: 23	R: 0 H: 1 E: 0 K: 2 S: 11	R: 0 H: 1 E: 0 K: 0 S: 10	R: 0 H: 0 E: 0 K: 1 S: 8	R: 1 H: 2 E: 0 K: 0 S: 11	R: 1 H: 1 E: 1 K: 0 S: 14	R: 0 H: 2 E: 0 K: 0 S: 8	R: 0 H: 0 E: 0 K: 1 S: 5	R: 1 H: 1 E: 0 K: 0 S: 10	H: 1 LOB: 1 BB: 0 P: 10	H: 2 LOB: 1 BB: 1 P: 18	H: 1 LOB: 2 BB: 1 P: 23	H: 0 LOB: 0 BB: 0 P: 6	H: 1 LOB: 0 BB: 0 P: 10	1B: 10 2B: 1 3B: 0 HR: 2	SF: 0 SAC: 1 DP: 2 HBP: 0	WP: 0 PB: 0 SB: 1 CS: 1	PA: 40	
<b>PITCHER</b>	IP	WLS	BF	H	R	ER	SO	BB	IBB	HBP	BLK	WP	HR	S	P	ERA	WHIP			
<b>Dennis Rasmussen, L</b> ERA: 3.48 (1, 1)	5.0	L	23	8	3	3	4	2	0	0	0	0	1	53	81	5.40	2.000			
<b>Greg Booker, R</b> ERA: (6, 1)	3.0		13	3	1	0	1	1	0	0	0	0	0	27	41	0.00	1.333			
<b>Mark Grant, R</b> ERA: 3.0 (9, 1)	1.0		4	1	1	1	0	0	0	0	0	0	1	10	10	9.00	1.000			

Batter	1	2	3	4	5	6	7	8	9	AB	R	H	RBI	BB	SO	LOB	BOTTOM			
<b>Roberto Alomar, S</b> OBP: 0.366, SLG: 0.286 (1, 4)	2-2 F8		0-1 F7		1-2 FC6-4			1-2 G5-3		4	0	0	0	0	0	1	<b>Atlanta Braves @ San Diego Padres</b> <b>Jack Murphy Stadium, San Diego, CA</b> Wed Apr 12 1989, 10:05 PM EDT Att: 14,621 - Unknown  <b>AB 33</b> <b>R 0</b> <b>H 6</b> <b>RBI 0</b> <b>BB 1</b> <b>SO 4</b> <b>LOB 13</b>  			
<b>Luis Salazar, R</b> OBP: 0.222, SLG: 0.222 Mark Grant, R (9, 1)	0-3 K		1-2 G4-3		0-1 G5-3			1-0 G6-3		4	0	0	0	0	1	0				
<b>Tony Gwynn, L</b> OBP: 0.432, SLG: 0.647 (1, 8)	4-2 FC6-4 BB		0-0 L8		2-1 G6-3			2-2 FC5-4 1B		3	0	1	0	1	0	0				
<b>Jack Clark, R</b> OBP: 0.286, SLG: 0.148 (1, 3)	0-0 FC6-4		3-1 F8		2-2 P6			2-3 K		4	0	0	0	1	2					
<b>Carmelo Martinez, R</b> OBP: 0.281, SLG: 0.379 (1, 7)		2-1 F9		3-2 FC5-4 1B		1-0 F9 2B		3-2 FC5-4 1B		4	0	2	0	0	0	1				
<b>Benito Santiago, R</b> OBP: 0.194, SLG: 0.290 (1, 2)		0-1 G5-3		0-1 FC5-4		0-0 F7		0-0 FC5-4 1B		4	0	1	0	0	0	2				
<b>Randy Ready, R</b> OBP: 0.364, SLG: 0.250 (1, 5)		2-2 1B		0-1 FC6-4 1B		3-1 F9		1-1 FC5-4		4	0	2	0	0	0	3				
<b>Garry Templeton, S</b> OBP: 0.226, SLG: 0.419 (1, 6)		2-3 K		2-1 P4		0-2 G6-3				3	0	0	0	1	3					
<b>Dennis Rasmussen, L</b> OBP: 0.200, SLG: 0.200 Manvell Wynne, L OBP: 0.444, SLG: 0.824 Greg Booker, R Bip Roberts, S (1, 1) (5, PH) (6, 1) (8, PH) (9, 9)			1-3 K		1-1 L7			1-1 F7		1	0	0	0	0	1	0				
<b>Inning Stats</b>	R: 0 H: 0 E: 0 K: 1 S: 9	H: 1 LOB: 1 BB: 1 P: 15	R: 0 H: 1 E: 0 K: 1 S: 12	R: 0 H: 0 E: 0 K: 1 S: 8	R: 0 H: 1 E: 0 K: 0 S: 9	R: 0 H: 1 E: 0 K: 0 S: 10	R: 0 H: 0 E: 0 K: 0 S: 7	R: 0 H: 1 E: 0 K: 0 S: 7	R: 0 H: 0 E: 0 K: 0 S: 7	R: 0 H: 2 E: 0 K: 1 S: 16	H: 2 LOB: 2 BB: 0 P: 24	H: 0 LOB: 0 BB: 0 P: 10	H: 1 LOB: 1 BB: 0 P: 11	H: 0 LOB: 0 BB: 0 P: 10	H: 2 LOB: 2 BB: 0 P: 24	1B: 5 2B: 1 3B: 0 HR: 0	SF: 0 SAC: 0 DP: 0 HBP: 0	WP: 0 PB: 0 SB: 0 CS: 0	PA: 34	
<b>PITCHER</b>	IP	WLS	BF	H	R	ER	SO	BB	IBB	HBP	BLK	WP	HR	S	P	ERA	WHIP			
<b>Tom Glavine, L</b> ERA: (1, 1)	9.0	W	34	6	0	0	4	1	0	0	0	0	0	85	128	0.00	0.778			








Batter	1	2	3	4	5	6	7	8	9	AB	R	H	RBI	BB	SO	LOB	TOP			
Barry Larkin, R OBP: 0.289, SLG: 0.389	F9			2B	K		G6-3		1-0 WP 2B	5	1	2	1	0	1	1	<b>Cincinnati Reds @ San Diego Padres</b> Jack Murphy Stadium, San Diego, CA Fri Apr 14 1989, 10:05 PM EDT Att: 31,894 - Unknown <a href="http://livebaseballscorecards.com">livebaseballscorecards.com</a>			
Chris Sabo, R OBP: 0.227, SLG: 0.262	L3			1B	G6-3		G5-3		4-2 2-3 BB	4	1	1	1	1	0	1				
Eric Davis, R OBP: 0.262, SLG: 0.395	K			K			G6-3		2-3 L3	5	0	0	0	0	3	3				
Kal Daniels, L OBP: 0.341, SLG: 0.273		G4-3		1B			G6-3		2-2 L5	4	0	1	1	0	0	0				
Todd Benzinger, S OBP: 0.333, SLG: 0.324	G3			1B					3-2 E5	4	1	2	0	0	0	0				
Paul O'Neill, L OBP: 0.425, SLG: 0.605	K			F7			1B		1-3 K	4	1	1	1	0	2	3				
Jeff Reed, L OBP: 0.371, SLG: 0.455				K					2-1 FC6-4 1B	3	0	1	1	0	2	2				
Manny Trillo, R OBP: 0.500, SLG: 0.500				K					1-0 2-H 1B	1	0	1	0	0	0	0				
Ron Oester, S OBP: 0.324, SLG: 0.226				G4-3			G4-3		0-1 F8	4	0	1	0	0	0	2				
Danny Jackson, R				F9					0-2 FC6-4 2B	1	0	0	0	0	0	0				
Dave Collins, S Kent Tekulve, R Joel Youngblood, R					SH2-4		K		1-2 2B	1	0	0	0	0	1	0				
<b>Inning Stats</b>	R: 0 E: 0 K: 1 S: 10	H: 0 LOB: 0 BB: 0 P: 12	R: 0 E: 0 K: 1 S: 8	H: 0 LOB: 0 BB: 0 P: 11	R: 0 E: 0 K: 1 S: 9	H: 0 LOB: 0 BB: 0 P: 12	R: 2 E: 0 K: 2 S: 20	H: 4 LOB: 2 BB: 0 P: 31	R: 0 E: 0 K: 1 S: 8	H: 1 LOB: 1 BB: 0 P: 11	R: 2 E: 0 K: 0 S: 9	H: 3 LOB: 1 BB: 0 P: 15	R: 0 E: 1 K: 2 S: 15	H: 0 LOB: 1 BB: 0 P: 23	R: 1 E: 0 K: 0 S: 15	H: 2 LOB: 2 BB: 1 P: 23	1B: 6 2B: 4 3B: 0 HR: 0	SF: 0 SAC: 1 DP: 0 HBP: 0	WP: 1 PB: 0 SB: 0 CS: 0	PA: 39
<b>PITCHER</b>	IP WLS BF H R ER SO BB IBB HBP BLK WP HR S P ERA WHIP	7.0 W 29 8 4 4 7 0 0 0 0 0 0 72 101 5.14 1.143	2.0 S 10 2 1 1 2 1 0 0 0 1 0 30 46 4.50 1.500																	



Batter	1	2	3	4	5	6	7	8	9	AB	R	H	RBI	BB	SO	LOB	BOTTOM			
Roberto Alomar, S OBP: 0.367, SLG: 0.310	S			K		B2-3				3	1	1	0	1	1	3	<b>Cincinnati Reds @ San Diego Padres</b> Jack Murphy Stadium, San Diego, CA Fri Apr 14 1989, 10:05 PM EDT Att: 31,894 - Unknown <a href="http://livebaseballscorecards.com">livebaseballscorecards.com</a>			
Randy Ready, R OBP: 0.388, SLG: 0.214	1B			G5-3					0-1 G6-3	2	1	0	0	2	0	1				
Marvell Wynne, L OBP: 0.421, SLG: 0.778	1B			HR					1-2 BB	0	0	0	0	0	0	0				
Tony Gwynn, L OBP: 0.378, SLG: 0.548	HR			G4-3					3-1 F9	4	1	1	1	0	0	2				
Carmelo Martinez, R OBP: 0.225, SLG: 0.297	F7			G5-3					0-3 K	4	0	0	0	0	2	2				
Jack Clark, R OBP: 0.279, SLG: 0.235	HR			G5-3					2-1 P6	4	1	1	3	0	0	0				
Benito Santiago, R OBP: 0.200, SLG: 0.286	K			F8					3-1 G6-3	4	0	1	0	0	1	0				
Luis Salazar, R OBP: 0.313, SLG: 0.500	G6-3			SH2-4					1-2 FC3-2 1B	4	2	3	1	0	0	0				
Garry Templeton, S OBP: 0.222, SLG: 0.389				F9					0-0 F7	4	0	1	0	0	0	2				
Eric Show, R OBP: 0.429, SLG: 0.429				G5-3					2-2 FC6-4	2	0	1	0	0	0	0				
Mark Davis, L				SH2-4					0-2 FC6-4	1	0	0	0	0	0	2				
<b>Inning Stats</b>	R: 4 E: 0 K: 1 S: 15	H: 2 LOB: 0 BB: 2 P: 32	R: 0 E: 0 K: 0 S: 8	H: 1 LOB: 2 BB: 1 P: 16	R: 0 E: 0 K: 0 S: 7	H: 0 LOB: 0 BB: 0 P: 12	R: 1 E: 0 K: 1 S: 14	H: 2 LOB: 1 BB: 0 P: 19	R: 0 E: 0 K: 1 S: 8	H: 0 LOB: 0 BB: 0 P: 13	R: 1 E: 0 K: 0 S: 17	H: 2 LOB: 1 BB: 0 P: 26	R: 0 E: 0 K: 1 S: 6	H: 0 LOB: 0 BB: 0 P: 8	R: 0 E: 0 K: 0 S: 12	H: 2 LOB: 2 BB: 0 P: 21	1B: 6 2B: 1 3B: 0 HR: 2	SF: 0 SAC: 1 DP: 0 HBP: 0	WP: 0 PB: 0 SB: 1 CS: 0	PA: 36
<b>PITCHER</b>	IP WLS BF H R ER SO BB IBB HBP BLK WP HR S P ERA WHIP	6.0 L 28 7 6 6 3 3 0 0 0 0 0 18 29 0.00 1.000																		







Batter	1	2	3	4	5	6	7	8	9	AB	R	H	RBI	BB	SO	LOB	TOP											
<b>Barry Larkin, R</b> OBP: 0.340, SLG: 0.452	1-1 BB 1B HBP	0-2 G4-3			3-1 F9		0-0 G5-3			3	1	0	0	0	0	0	<b>Cincinnati Reds @ San Diego Padres</b> Jack Murphy Stadium, San Diego, CA Sun Apr 16 1989, 6:33 AM EDT Att: 36,774 - Unknown											
<b>Chris Sabo, R</b> OBP: 0.250, SLG: 0.286	0-0 BB 1B	3-2 F7			4-0 S G1 BB		2-0 F9			3	1	1	0	1	0													
<b>Eric Davis, R</b> OBP: 0.294, SLG: 0.444	4-1 1B 1B	1-1 F8			0-0 G1		0-0 G5-3			3	0	0	0	1	0	1												
<b>Kal Daniels, L</b> OBP: 0.380, SLG: 0.263	3-2 FC3-6 1B		0-1 F7		4-1 SAFE 2-3 BB		0-0 G6-3			3	0	1	2	1	0	0												
<b>Todd Benzinger, S</b> OBP: 0.292, SLG: 0.283	1-2 FC3-6 HR		0-0 G6-4-3 1B		3-3 K		1-1 F7			4	1	1	0	0	1	3												
<b>Herm Winningham, L</b> OBP: 0.375, SLG: 0.750	1-0 HR		0-0 G6-4-3		1-0 G3 S 1B		0-1 G5-3			4	1	2	2	0	0	1												
<b>Jeff Reed, L</b> OBP: 0.359, SLG: 0.514	0-1 HR			0-0 G5-3		1-2 SAFE L9		1-1 G6-3		4	1	1	1	0	0	1												
<b>Ron Oester, S</b> OBP: 0.317, SLG: 0.229	1-1 BLK 1B			2-0 G3		2-2 SAFE G3		1-1 P4		4	0	1	0	0	0	1												
<b>Rick Mahler, R</b> OBP: 0.125, SLG: 0.125	0-0 1B			0-1 P2		0-0 P3		0-1 F9		4	0	1	0	0	0	1												
<b>Inning Stats</b>	R: 5 E: 0 K: 0 S: 15	H: 6 LOB: 2 BB: 1 P: 26	R: 0 E: 0 K: 0 S: 8	H: 0 LOB: 0 BB: 0 P: 12	R: 0 E: 0 K: 0 S: 4	H: 1 LOB: 0 BB: 0 P: 4	R: 0 E: 0 K: 0 S: 4	H: 0 LOB: 0 BB: 2 P: 6	R: 0 E: 0 K: 1 S: 7	H: 1 LOB: 1 BB: 0 P: 14	R: 0 E: 0 K: 0 S: 3	H: 0 LOB: 0 BB: 0 P: 5	R: 0 E: 0 K: 0 S: 5	H: 0 LOB: 0 BB: 0 P: 6	R: 0 E: 0 K: 0 S: 6	H: 0 LOB: 0 BB: 0 P: 8		1B: 6 2B: 0 3B: 0 HR: 2	SF: 0 SAC: 0 DP: 1 HBP: 1	WP: 0 PB: 0 SB: 2 CS: 0	PA: 36							
<b>PITCHER</b>	IP	WLS	BF	H	R	ER	SO	BB	IBB	HBP	BLK	WP	HR	S	P	ERA	WHIP											
<b>Ed Whitson, R</b> ERA: 3.63	(1, 1)	8.0	L	33	8	5	5	1	3	0	1	1	0	2	57	94	5.62	1.375										
<b>Mark Grant, R</b> ERA: 4.15	(9, 1)	1.0		3	0	0	0	0	0	0	0	0	0	6	8	0.00	0.000											

Batter	1	2	3	4	5	6	7	8	9	AB	R	H	RBI	BB	SO	LOB	BOTTOM											
<b>Roberto Alomar, S</b> OBP: 0.328, SLG: 0.275	2-2 G4-3		1-0 G3		2-2 G1-3			1-1 G4-3		4	0	0	0	0	0	0	<b>Cincinnati Reds @ San Diego Padres</b> Jack Murphy Stadium, San Diego, CA Sun Apr 16 1989, 6:33 AM EDT Att: 36,774 - Unknown											
<b>Tim Flannery, L</b> OBP: 0.438, SLG: 0.467	1-2 FC6-4 1B		2-0 G5-3 1B		1-2 F9		2-1 F9			4	0	2	0	0	0	0												
<b>Tony Gwynn, L</b> OBP: 0.370, SLG: 0.510	1-2 FC6-4 1B		0-0 1B		3-1 G6-3			2-2 FC6-4 1B		4	0	2	0	0	0	1												
<b>John Kruk, L</b> OBP: 0.200, SLG: 0.059	2-1 F7		0-0 G5-3		3-2 G6-3			0-2 FC6-4 G5-4-3		4	0	0	0	0	0	4												
<b>Carmelo Martinez, R</b> OBP: 0.204, SLG: 0.244		4-0 1B BB		3-2 G4-3		3-3 K		0-1 G5-4-3		3	0	0	0	1	1	1												
<b>Manvell Wynne, L</b> OBP: 0.408, SLG: 0.714		0-0 1B		1-2 G1-3			1-1 G4-3			3	0	1	0	0	0	0												
<b>Mark Parent, R</b> OBP: 0.308, SLG: 0.500		2-3 K		0-0 1B			0-0 G6-3			3	0	1	0	0	1	2												
<b>Garry Templeton, S</b> OBP: 0.262, SLG: 0.390		2-2 P6		3-2 G1-3			3-2 L4			3	0	0	0	0	0	3												
<b>Ed Whitson, R</b> OBP: 0.125, SLG: 0.125	(1, 1)	9.0	W	32	6	0	0	2	1	0	0	0	0	0	0	0												
<b>Bip Roberts, S</b> OBP: 0.250, SLG: 0.429	(8, PH)																											
<b>Mark Grant, R</b> ERA: 4.15	(9, 1)																											
<b>Inning Stats</b>	R: 0 E: 0 K: 0 S: 13	H: 1 LOB: 1 BB: 0 P: 19	R: 0 E: 0 K: 1 S: 14	H: 1 LOB: 2 BB: 1 P: 22	R: 0 E: 0 K: 0 S: 4	H: 2 LOB: 1 BB: 0 P: 7	R: 0 E: 0 K: 0 S: 13	H: 1 LOB: 1 BB: 0 P: 20	R: 0 E: 0 K: 0 S: 9	H: 0 LOB: 0 BB: 0 P: 13	R: 0 E: 0 K: 1 S: 9	H: 0 LOB: 0 BB: 0 P: 18	R: 0 E: 0 K: 0 S: 7	H: 0 LOB: 0 BB: 0 P: 11	R: 0 E: 0 K: 0 S: 6	H: 0 LOB: 0 BB: 0 P: 11	R: 0 E: 0 K: 0 S: 9	H: 1 LOB: 0 BB: 0 P: 11	1B: 6 2B: 0 3B: 0 HR: 0	SF: 0 SAC: 0 DP: 2 HBP: 0	WP: 0 PB: 0 SB: 0 CS: 0	PA: 32						
<b>PITCHER</b>	IP	WLS	BF	H	R	ER	SO	BB	IBB	HBP	BLK	WP	HR	S	P	ERA	WHIP											
<b>Rick Mahler, R</b> ERA: 0.41	(1, 1)	9.0	W	32	6	0	0	2	1	0	0	0	0	0	84	132	0.00	0.778										



Batter	1	2	3	4	5	6	7	8	9	AB	R	H	RBI	BB	SO	LOB	TOP			
<b>Roberto Alomar, S</b> (1,4) OBP: 0.306, SLG: 0.255 <b>Bip Roberts, S</b> (7,4) OBP: 0.250, SLG: 0.429	1-1 F8		1-2 G4-3		1-1 F5		0-2 G4-6-3			4	0	0	0	0	0	1	<b>San Diego Padres @ San Francisco Giants</b> Candlestick Park, San Francisco, CA Mon Apr 17 1989, 10:05 PM EDT Att: 12,161 - Unknown <a href="http://livebaseballscorecards.com">livebaseballscorecards.com</a>			
<b>Tim Flannery, L</b> (1,5) OBP: 0.421, SLG: 0.412 <b>Mark Grant, R</b> (5,1)	2-1 G4-3		0-0 G4-3		4-2 BB		2-1 G3-1			2	0	0	0	1	0	0				
<b>Tony Gwynn, L</b> (1,8) OBP: 0.368, SLG: 0.500 <b>Luis Salazar, R</b> (7,8)	0-1 1B		3-2 G3-1		0-0 G4-3			1-3 K		3	0	1	0	0	0	1				
<b>Marvell Wynne, L</b> (1,7) OBP: 0.385, SLG: 0.640	1-0 G5-3			0-0 G3		2-0 1B		1-0 F8		4	0	1	0	0	0	1				
<b>Jack Clark, R</b> (1,3) OBP: 0.280, SLG: 0.244 <b>Mark Parent, R</b> (7,3) OBP: 0.286, SLG: 0.462		3-2 P5		2-2 1B		2-3 K		2-3 K		3	0	1	0	0	1	1				
<b>Bento Santiago, R</b> (1,2) OBP: 0.233, SLG: 0.326		0-0 1B		2-1 F8		2-1 F9		0-2 G4-3		4	0	1	0	0	0	2				
<b>John Kruk, L</b> (1,9) OBP: 0.292, SLG: 0.105		4-0 BB		2-0 1B		4-2 BB		1-0 G6-3		2	0	1	0	2	0	0				
<b>Garry Templeton, S</b> (1,6) OBP: 0.244, SLG: 0.364 <b>Gary Green, R</b> (7,6)		2-2 F7		0-0 P6		2-3 K		0-0 F3		3	0	0	0	0	1	6				
<b>Dennis Rasmussen, L</b> (1,1) OBP: 0.167, SLG: 0.167 <b>Randy Ready, R</b> (5, Ph) OBP: 0.400, SLG: 0.350		0-3 K		1-0 P6				0-0 G4-6-3		1	0	0	0	0	1	2				
<b>Inning Stats</b>	R: 0 E: 0 K: 0 S: 7	H: 1 LOB: 1 BB: 0 P: 11	R: 0 E: 0 K: 1 S: 11	H: 1 LOB: 2 BB: 1 P: 20	R: 0 E: 0 K: 0 S: 7	H: 0 LOB: 0 BB: 0 P: 11	R: 0 E: 0 K: 0 S: 8	H: 2 LOB: 2 BB: 0 P: 14	R: 0 E: 0 K: 2 S: 14	H: 1 LOB: 2 BB: 1 P: 26	R: 0 E: 0 K: 0 S: 6	H: 1 LOB: 0 BB: 0 P: 8	R: 0 E: 0 K: 2 S: 8	H: 0 LOB: 0 BB: 0 P: 12	R: 0 E: 0 K: 0 S: 6	H: 0 LOB: 0 BB: 0 P: 7		1B: 6 2B: 0 3B: 0 HR: 0	SF: 0 SAC: 0 DP: 1 HBP: 0	WP: 0 PB: 0 SB: 0 CS: 0
<b>PITCHER</b> <b>Scott Garrelts, R</b> (1,1) ERA: 1.35	IP: 9.0 WLS: W BF: 35 H: 6 R: 0 ER: 0 SO: 5 BB: 3 IBB: 0 HBP: 0 BLK: 0 WP: 0 HR: 0 S: 73 P: 121 ERA: 0.00 WHIP: 1.000															<b>PITCHER</b> <b>Scott Garrelts, R</b> (1,1) ERA: 1.35	IP: 9.0 WLS: W BF: 35 H: 6 R: 0 ER: 0 SO: 5 BB: 3 IBB: 0 HBP: 0 BLK: 0 WP: 0 HR: 0 S: 73 P: 121 ERA: 0.00 WHIP: 1.000			

Batter	1	2	3	4	5	6	7	8	9	AB	R	H	RBI	BB	SO	LOB	BOTTOM			
<b>Brett Butler, L</b> (1,8) OBP: 0.533, SLG: 0.520 <b>Donell Nixon, R</b> (6,8)	4-0 BLK 1B	4-1 BB		0-0 3B	1-1 G6-3		1-1 F3			2	2	1	0	2	0	1	<b>San Diego Padres @ San Francisco Giants</b> Candlestick Park, San Francisco, CA Mon Apr 17 1989, 10:05 PM EDT Att: 12,161 - Unknown <a href="http://livebaseballscorecards.com">livebaseballscorecards.com</a>			
<b>Robby Thompson, R</b> (1,4) OBP: 0.327, SLG: 0.347	1-2 BLK 1B	2-2 F7		1-2 L5	0-1 F3		0-1 G6-3			5	1	2	0	0	0	4				
<b>Will Clark, L</b> (1,3) OBP: 0.492, SLG: 0.680 <b>Tracy Jones, R</b> (7,7)	0-1 G1-3 1B	1-0 G3		3-2 E 3B		0-2 2B 1B		0-1 G1-3		4	2	3	3	0	0	2				
<b>Kevin Mitchell, R</b> (1,7) OBP: 0.356, SLG: 0.732 <b>Chris Speier, R</b> (7,3) OBP: 0.353, SLG: 0.286	1-0 G1-3		1-0 SF8 3B	0-1 G6-3		1-3 K		1-0 G6-3		4	1	1	0	0	1	3				
<b>Candy Maldonado, R</b> (1,9) OBP: 0.340, SLG: 0.356	1-2 F2		0-0 SF8 3B	3-1 E8 1B		0-0 E 2B		2-3 G6-3		4	0	2	3	0	0	2				
<b>Kirt Manwaring, R</b> (1,2) OBP: 0.333, SLG: 0.346	2-2 G1-3		3-H 1B SF8 1B	0-1 F9		1-1 G6-4-3 HBP				3	1	1	0	0	0	2				
<b>Matt Williams, R</b> (1,5) OBP: 0.184, SLG: 0.306		1-1 HR	0-0 1B	2-1 E 1B		1-2 G6-4-3				4	2	3	1	0	0	2				
<b>Jose Uribe, S</b> (1,6) OBP: 0.250, SLG: 0.289		0-1 SH1-4 1B	0-0 SF8	2-1 E4 1B		1-0 G5-3				3	0	2	1	0	0	0				
<b>Scott Garrelts, R</b> (1,1) OBP: 0.143, SLG: 0.429		0-1 SH1-4	1-0 F7	1-3 K		0-3 K				3	0	0	0	0	2	2				
<b>Inning Stats</b>	R: 2 E: 0 K: 0 S: 14	H: 2 LOB: 1 BB: 1 P: 22	R: 1 E: 0 K: 0 S: 12	H: 2 LOB: 2 BB: 1 P: 20	R: 2 E: 1 K: 0 S: 8	H: 3 LOB: 1 BB: 0 P: 10	R: 2 E: 1 K: 0 S: 15	H: 3 LOB: 1 BB: 0 P: 21	R: 1 E: 1 K: 1 S: 11	H: 2 LOB: 1 BB: 0 P: 17	R: 1 E: 1 K: 1 S: 11	H: 2 LOB: 2 BB: 0 P: 14	R: 0 E: 0 K: 1 S: 6	H: 0 LOB: 0 BB: 0 P: 8	R: 0 E: 0 K: 0 S: 6	H: 1 LOB: 1 BB: 0 P: 7		1B: 10 2B: 2 3B: 2 HR: 1	SF: 2 SAC: 1 DP: 1 HBP: 1	WP: 0 PB: 0 SB: 0 CS: 0
<b>PITCHER</b> <b>Dennis Rasmussen, L</b> (1,1) ERA: 3.35 <b>Mark Grant, R</b> (5,1) ERA: 3.24	IP: 4.0 WLS: L BF: 17 H: 5 R: 2 ER: 1 SO: 3 BB: 0 IBB: 0 HBP: 1 BLK: 0 WP: 0 HR: 0 S: 34 P: 46 ERA: 2.25 WHIP: 1.250															<b>PITCHER</b> <b>Dennis Rasmussen, L</b> (1,1) ERA: 3.35 <b>Mark Grant, R</b> (5,1) ERA: 3.24	IP: 4.0 WLS: L BF: 17 H: 5 R: 2 ER: 1 SO: 3 BB: 0 IBB: 0 HBP: 1 BLK: 0 WP: 0 HR: 0 S: 34 P: 46 ERA: 2.25 WHIP: 1.250			



Batter	1	2	3	4	5	6	7	8	9	AB	R	H	RBI	BB	SO	LOB	TOP				
<b>Marvell Wynne, L</b> OBP: 0.367, SLG: 0.586 (1, 7)										4	0	1	1	0	1	1	<b>San Diego Padres @ San Francisco Giants</b> Candlestick Park, San Francisco, CA Tue Apr 18 1989, 10:05 PM EDT Att: 11,509 - Unknown <a href="http://livebaseballscorecards.com">livebaseballscorecards.com</a>				
<b>Roberto Alomar, S</b> OBP: 0.288, SLG: 0.237 (1, 4)										4	0	0	0	0	0	2					
<b>Tony Gwynn, L</b> OBP: 0.377, SLG: 0.500 (1, 8)										4	1	2	0	0	0	0					
<b>Jack Clark, R</b> OBP: 0.296, SLG: 0.333 (1, 3)										4	1	2	2	0	2	1					
<b>John Kruk, L</b> OBP: 0.296, SLG: 0.095 <b>Carmelo Martinez, R</b> OBP: 0.200, SLG: 0.239 (1, 9) (8, PH) (8, 7)										2	0	0	0	1	1	1					
<b>Benito Santiago, R</b> OBP: 0.234, SLG: 0.383 (1, 2)										4	1	1	1	0	2	2					
<b>Tim Flannery, L</b> OBP: 0.409, SLG: 0.368 <b>Luis Salazar, R</b> OBP: 0.289, SLG: 0.447 (7, PR) (7, 5)										2	0	0	0	1	1	1					
<b>Garry Templeton, S</b> OBP: 0.224, SLG: 0.333 (1, 6)										4	0	0	0	0	1	2					
<b>Walt Terrell, L</b> OBP: 0.286, SLG: 0.333 <b>Mark Davis, L</b> (9, 1)										2	0	0	0	1	2	1					
										0	0	0	0	0	0	0					
<b>Inning Stats</b>	R: 0 E: 0 K: 0 S: 12	H: 0 LOB: 0 BB: 0 P: 19	R: 0 E: 1 K: 3 S: 11	H: 1 LOB: 1 BB: 0 P: 15	R: 0 E: 0 K: 1 S: 10	H: 0 LOB: 1 BB: 1 P: 15	R: 3 E: 0 K: 0 S: 12	H: 3 LOB: 0 BB: 0 P: 16	R: 0 E: 0 K: 1 S: 8	H: 0 LOB: 0 BB: 0 P: 10	R: 1 E: 0 K: 2 S: 16	H: 1 LOB: 1 BB: 1 P: 25	R: 0 E: 0 K: 1 S: 8	H: 1 LOB: 0 BB: 0 P: 11	R: 0 E: 0 K: 1 S: 12	H: 1 LOB: 0 BB: 0 P: 15	1B: 5 2B: 1 3B: 0 HR: 2	SF: 0 SAC: 0 DP: 2 HBP: 0	WP: 0 PB: 0 SB: 2 CS: 0	PA: 35	
<b>PITCHER</b>	IP	WLS	BF	H	R	ER	SO	BB	IBB	HBP	BLK	WP	HR	S	P	ERA	WHIP				
<b>Rick Reuschel, R</b> ERA: 4.38 <b>Jeff Brantley, R</b> ERA: 1.74 <b>Craig Lefferts, L</b> ERA: <b>Rich Gossage, R</b> ERA:	6.0	L	24	4	3	3	6	2	0	0	0	0	2	63	93	4.50	1.000				
	1.1	7	2	1	1	3	1	0	0	0	1	0	0	21	31	6.75	2.250				
	0.2	1	0	0	0	0	0	0	0	0	0	0	0	3	5	0.00	0.000				
	1.0	3	1	0	0	1	0	0	0	0	0	0	0	12	15	0.00	1.000				

Batter	1	2	3	4	5	6	7	8	9	AB	R	H	RBI	BB	SO	LOB	BOTTOM				
<b>Brett Butler, L</b> OBP: 0.500, SLG: 0.481 (1, 8)										4	0	0	0	0	0	2	<b>San Diego Padres @ San Francisco Giants</b> Candlestick Park, San Francisco, CA Tue Apr 18 1989, 10:05 PM EDT Att: 11,509 - Unknown <a href="http://livebaseballscorecards.com">livebaseballscorecards.com</a>				
<b>Robby Thompson, R</b> OBP: 0.339, SLG: 0.346 (1, 4)										3	0	1	0	1	1	0					
<b>Will Clark, L</b> OBP: 0.462, SLG: 0.630 (1, 3)										4	0	0	0	0	1	2					
<b>Kevin Mitchell, R</b> OBP: 0.349, SLG: 0.700 (1, 7)										4	0	1	0	0	2	1					
<b>Candy Maldonado, R</b> OBP: 0.333, SLG: 0.367 (1, 9)										4	1	1	0	0	0	3					
<b>Terry Kennedy, L</b> OBP: 0.393, SLG: 0.538 (1, 2)										3	1	2	1	0	0	0					
<b>Matt Williams, R</b> OBP: 0.171, SLG: 0.282 (1, 5)										3	0	0	0	0	0	2					
<b>Jose Uribe, S</b> OBP: 0.275, SLG: 0.298 (1, 6)										2	0	1	1	1	0	0					
<b>Rick Reuschel, R</b> OBP: 0.286, SLG: 0.167 <b>Ed Liguori, R</b> OBP: 0.000, SLG: 0.000 <b>Jeff Brantley, R</b> ERA: <b>Craig Lefferts, L</b> ERA: <b>Ernest Riles, L</b> OBP: 0.500, SLG: 0.600 <b>Rich Gossage, R</b> ERA:										1	0	0	0	0	0	1					
										1	0	1	0	0	0	0					
										0	0	0	0	0	0	0					
										0	0	0	0	0	0	0					
										0	0	0	0	0	0	1					
										0	0	0	0	0	0	0					
<b>Inning Stats</b>	R: 0 E: 0 K: 1 S: 7	H: 0 LOB: 0 BB: 0 P: 9	R: 0 E: 0 K: 1 S: 7	H: 0 LOB: 0 BB: 0 P: 11	R: 0 E: 0 K: 0 S: 4	H: 0 LOB: 0 BB: 1 P: 8	R: 0 E: 0 K: 0 S: 6	H: 0 LOB: 0 BB: 0 P: 9	R: 1 E: 0 K: 0 S: 5	H: 2 LOB: 0 BB: 0 P: 8	R: 0 E: 0 K: 0 S: 12	H: 0 LOB: 1 BB: 1 P: 21	R: 1 E: 0 K: 0 S: 10	H: 2 LOB: 1 BB: 0 P: 14	R: 0 E: 0 K: 1 S: 11	H: 2 LOB: 1 BB: 0 P: 13	1B: 5 2B: 2 3B: 0 HR: 0	SF: 0 SAC: 0 DP: 4 HBP: 0	WP: 0 PB: 1 SB: 0 CS: 0	PA: 32	
<b>PITCHER</b>	IP	WLS	BF	H	R	ER	SO	BB	IBB	HBP	BLK	WP	HR	S	P	ERA	WHIP				
<b>Walt Terrell, R</b> ERA: 3.1 <b>Mark Davis, L</b> ERA: 2.0	8.0	W	29	6	2	2	3	2	0	0	0	0	0	59	91	2.25	1.000				
	1.0	S	3	1	0	0	1	0	0	0	0	0	0	9	11	0.00	1.000				





Batter	1	2	3	4	5	6	7	8	9	AB	R	H	RBI	BB	SO	LOB	TOP					
<b>Marvell Wynne, L</b> (1, 7) <small>OBP: 0.353, SLG: 0.531</small> <b>Carmelo Martinez, R</b> (7, 7) <small>OBP: 0.212, SLG: 0.254</small> (8, 3)										3	0	0	0	0	1	1						
<b>Roberto Alomar, S</b> (1, 4) <small>OBP: 0.282, SLG: 0.234</small>										5	0	1	0	0	0	2						
<b>Tony Gwynn, L</b> (1, 8) <small>OBP: 0.369, SLG: 0.475</small>										3	0	0	0	1	0	1						
<b>Jack Clark, R</b> (1, 3) <b>Bip Roberts, S</b> (8, 7) <small>OBP: 0.250, SLG: 0.429</small>										2	1	0	1	2	1	0						
<b>John Kruk, L</b> (1, 9) <small>OBP: 0.323, SLG: 0.125</small>										3	1	1	0	1	0	3						
<b>Bento Santiago, R</b> (1, 2) <small>OBP: 0.275, SLG: 0.460</small>										3	1	2	3	1	1	0						
<b>Tim Flannery, L</b> (1, 5) <b>Luis Salazar, R</b> (6, 7) <small>OBP: 0.275, SLG: 0.425</small> (6, 5)										2	0	1	0	0	0	1						
<b>Garry Templeton, S</b> (1, 6) <small>OBP: 0.226, SLG: 0.327</small>										4	1	1	0	0	0	1						
<b>Eric Show, R</b> (1, 1) <b>Mark Davis, L</b> (8, 1)										2	0	0	0	0	1	1						
<b>Inning Stats</b>	R: 0 E: 0 K: 1 S: 5	H: 0 LOB: 0 BB: 0 P: 8	R: 0 E: 0 K: 0 S: 14	H: 0 LOB: 1 BB: 23 P: 23	R: 0 E: 0 K: 0 S: 6	H: 0 LOB: 0 BB: 0 P: 9	R: 0 E: 0 K: 1 S: 8	H: 1 LOB: 0 BB: 0 P: 12	R: 2 E: 0 K: 1 S: 13	H: 2 LOB: 1 BB: 1 P: 19	R: 1 E: 0 K: 0 S: 14	H: 2 LOB: 2 BB: 1 P: 24	R: 1 E: 0 K: 0 S: 21	H: 1 LOB: 3 BB: 3 P: 35	R: 0 E: 0 K: 1 S: 8	H: 0 LOB: 0 BB: 0 P: 13	R: 0 E: 0 K: 2 S: 7	H: 0 LOB: 0 BB: 0 P: 8	1B: 4 2B: 1 3B: 0 HR: 1	SF: 0 SAC: 1 DP: 0 HBP: 0	WP: 0 PB: 0 SB: 1 CS: 1	PA: 38
<b>PITCHER</b>	IP WLS BF H R ER SO BB IBB HBP BLK WP HR S P ERA WHIP																					
<b>Don Robinson, R</b> (1, 1) <small>ERA: 3.6</small>	5.2	L	6	1	1	1	0	2	0	0	0	0	0	19	30	9.00	3.000					
<b>Atlee Hammaker, L</b> (6, 1)	1.0		5	0	0	0	1	0	0	0	0	0	0	12	22	0.00	0.750					
<b>Michael LaCoss, R</b> (7, 1) <small>ERA: 3.12</small>	1.1		3	0	0	0	2	0	0	0	0	0	0	7	8	0.00	0.000					
<b>Craig Lefferts, L</b> (9, 1) <small>ERA:</small>	1.0																					

San Diego Padres @ San Francisco Giants  
 Candlestick Park, San Francisco, CA  
 Wed Apr 19 1989, 6:33 AM EDT  
 Att: 22,701 - Unknown

AB	31
R	4
H	6
RBI	4
BB	6
SO	6
LOB	12



Batter	1	2	3	4	5	6	7	8	9	AB	R	H	RBI	BB	SO	LOB	BOTTOM			
<b>Brett Butler, L</b> (1, 8) <small>OBP: 0.493, SLG: 0.483</small>										4	1	1	0	1	0	1				
<b>Robby Thompson, R</b> (1, 4) <small>OBP: 0.326, SLG: 0.333</small>										5	0	1	0	0	1	1				
<b>Will Clark, L</b> (1, 3) <small>OBP: 0.449, SLG: 0.596</small>										3	0	0	0	1	0	2				
<b>Kevin Mitchell, R</b> (1, 7) <small>OBP: 0.358, SLG: 0.677</small>										2	0	0	0	2	0	1				
<b>Candy Maldonado, R</b> (1, 9) <small>OBP: 0.328, SLG: 0.377</small> <b>Donell Nixon, R</b> (8, 7) <small>ERA: 1.39</small> <b>Craig Lefferts, L</b> (9, 1)										4	1	1	1	0	0	3				
<b>Ernest Riles, L</b> (1, 5) <small>OBP: 0.471, SLG: 0.769</small> <b>Tracy Jones, R</b> (8, 7) <small>ERA: 1.39</small> (9, 9)										3	1	1	2	0	1	2				
<b>Terry Kennedy, L</b> (1, 2) <small>OBP: 0.387, SLG: 0.552</small> <b>Michael LaCoss, R</b> (7, 1) <small>ERA: 3.12</small> <b>Chris Speier, R</b> (8, 7) <small>OBP: 0.333, SLG: 0.267</small> (9, 5)										3	0	1	0	0	0	0				
<b>Jose Uribe, S</b> (1, 6) <small>OBP: 0.259, SLG: 0.280</small> <b>Ed Jurak, R</b> (9, 7) <small>OBP: 0.500, SLG: 0.500</small>										3	0	0	0	0	1	0				
<b>Don Robinson, R</b> (1, 1) <small>OBP: 0.250, SLG: 0.250</small> <b>Atlee Hammaker, S</b> (6, 1) <b>Kirt Manwaring, R</b> (7, 2) <small>OBP: 0.313, SLG: 0.321</small>										2	0	1	0	0	0	0				
<b>Inning Stats</b>	R: 1 E: 0 K: 0 S: 8	H: 1 LOB: 2 BB: 2 P: 20	R: 0 E: 0 K: 0 S: 9	H: 1 LOB: 0 BB: 0 P: 14	R: 0 E: 0 K: 1 S: 9	H: 0 LOB: 0 BB: 0 P: 11	R: 0 E: 0 K: 0 S: 4	H: 0 LOB: 0 BB: 1 P: 5	R: 2 E: 0 K: 0 S: 10	H: 1 LOB: 0 BB: 1 P: 18	R: 0 E: 0 K: 0 S: 5	H: 0 LOB: 0 BB: 0 P: 8	R: 0 E: 0 K: 1 S: 10	H: 1 LOB: 3 BB: 2 P: 22	R: 0 E: 0 K: 2 S: 11	H: 1 LOB: 1 BB: 0 P: 14	1B: 2 2B: 3 3B: 0 HR: 1	SF: 0 SAC: 0 DP: 0 HBP: 0	WP: 0 PB: 0 SB: 0 CS: 0	PA: 38
<b>PITCHER</b>	IP WLS BF H R ER SO BB IBB HBP BLK WP HR S P ERA WHIP																			
<b>Eric Show, R</b> (1, 1) <small>ERA: 4.13</small>	7.2	W	31	4	3	3	1	4	0	0	0	0	0	56	96	3.52	1.043			
<b>Mark Davis, L</b> (8, 1) <small>ERA: 1.74</small>	1.1	S	7	2	0	0	3	0	1	0	0	0	0	16	25	0.00	1.500			

San Diego Padres @ San Francisco Giants  
 Candlestick Park, San Francisco, CA  
 Wed Apr 19 1989, 6:33 AM EDT  
 Att: 22,701 - Unknown

AB	33
R	3
H	6
RBI	3
BB	5
SO	4
LOB	14





Batter	1	2	3	4	5	6	7	8	9	AB	R	H	RBI	BB	SO	LOB	TOP					
<b>John Kruk, L</b> OBP: 0.306, SLG: 0.138 (1, 9)	G4-3		FC3-6 1B		G4-3			G4-3	F7	5	0	1	1	0	0	1	<b>San Diego Padres @ Atlanta Braves</b> Atlanta-Fulton County Stadium, Atlanta, GA Fri Apr 21 1989, 3:33 AM EDT Att: 14,070 - Unknown <a href="http://livebaseballscorecards.com">livebaseballscorecards.com</a>					
<b>Roberto Alomar, S</b> OBP: 0.276, SLG: 0.232 (1, 4)	P6		FC3-6 1-2f		G6-3			BB 1B	F9	5	1	1	0	0	0	2						
<b>Tony Gwynn, L</b> OBP: 0.386, SLG: 0.485 (1, 8)	G4-3				1B			G3		5	1	3	0	0	0	0						
<b>Jack Clark, R</b> OBP: 0.339, SLG: 0.327 <b>Bip Roberts, S</b> OBP: 0.222, SLG: 0.375 (8, 7)		K			G4-6-3 1B			4-2 BB	F9	2	0	1	0	2	1	0						
<b>Carmelo Martinez, R</b> OBP: 0.214, SLG: 0.255 (8, 3)		G1-6-3 2B			K			3-3 K		4	0	1	0	0	2	5						
<b>Benito Santiago, R</b> OBP: 0.273, SLG: 0.463 (1, 2)		G1-6-3			G4-6-3			1-2 2B		4	1	1	2	0	0	4						
<b>Tim Flannery, L</b> OBP: 0.429, SLG: 0.417 <b>Luis Salazar, R</b> OBP: 0.275, SLG: 0.425 (8, 5)		G4-3						2-3 K		3	0	1	1	1	1	1						
<b>Garry Templeton, S</b> OBP: 0.246, SLG: 0.339 (1, 6)					G5-3			G4-6-3 BB		4	1	2	0	0	0	1						
<b>Bruce Hurst, L</b> OBP: 0.273, SLG: 0.111 <b>Mark Davis, L</b> (9, 1)					G1-3			4-1 G4-3 WP BB		3	0	0	0	1	2	2						
<b>Inning Stats</b>	R: 0 E: 0 K: 0 S: 8	H: 0 LOB: 0 BB: 0 P: 14	R: 0 E: 0 K: 1 S: 9	H: 1 LOB: 1 BB: 0 P: 12	R: 0 E: 0 K: 0 S: 9	H: 1 LOB: 1 BB: 0 P: 13	R: 0 E: 0 K: 1 S: 9	H: 2 LOB: 1 BB: 0 P: 14	R: 1 E: 0 K: 1 S: 12	H: 1 LOB: 1 BB: 1 P: 22	R: 0 E: 0 K: 0 S: 5	H: 0 LOB: 1 BB: 1 P: 12	R: 0 E: 0 K: 1 S: 9	H: 0 LOB: 0 BB: 1 P: 17	R: 4 E: 0 K: 2 S: 23	H: 5 LOB: 2 BB: 1 P: 42		R: 0 E: 0 K: 0 S: 7	H: 1 LOB: 1 BB: 0 P: 12	1B: 9 2B: 2 3B: 0 HR: 0	SF: 0 SAC: 0 DP: 2 HBP: 0	WP: 2 PB: 1 CS: 0
<b>PITCHER</b>	IP	WLS	BF	H	R	ER	SO	BB	IBB	HBP	BLK	WP	HR	S	P	ERA	WHIP					
<b>Pete Smith, R</b> ERA: 4.15	(1, 1)	6.0	25	5	1	1	3	3	0	0	0	1	0	56	95	1.50	1.333					
<b>José Álvarez, R</b> ERA: 3.09	(7, 1)	1.0	2	0	0	0	1	0	0	0	0	0	0	5	9	0.00	0.000					
<b>Joe Boever, R</b> ERA: 3.09	(8, 1)	0.2	L 7	4	4	4	1	1	0	0	0	1	0	18	33	54.00	7.500					
<b>Paul Assenmacher, L</b> ERA: 1.59	(8, 1)	1.1	6	2	0	0	1	0	0	0	1	0	0	12	21	0.00	1.500					

Batter	1	2	3	4	5	6	7	8	9	AB	R	H	RBI	BB	SO	LOB	BOTTOM					
<b>Lonnie Smith, R</b> OBP: 0.434, SLG: 0.563 (1, 7)	B3				FC1-6 1B			G5-3		4	0	2	1	0	0	0	<b>San Diego Padres @ Atlanta Braves</b> Atlanta-Fulton County Stadium, Atlanta, GA Fri Apr 21 1989, 3:33 AM EDT Att: 14,070 - Unknown <a href="http://livebaseballscorecards.com">livebaseballscorecards.com</a>					
<b>Jeff Blauser, R</b> OBP: 0.204, SLG: 0.250 (1, 6)	L5				FC1-6 HR			K		4	1	0	0	0	1	2						
<b>Gerald Perry, L</b> OBP: 0.465, SLG: 0.534 (1, 3)	CS 1B				F7			G3		4	0	2	0	0	0	1						
<b>Dale Murphy, R</b> OBP: 0.217, SLG: 0.238 (1, 8)	CS 1-2				G4-3			F9		4	1	1	2	0	1	1						
<b>Ron Gant, R</b> OBP: 0.226, SLG: 0.239 (1, 5)					K			G4-3		3	0	0	0	1	2	1						
<b>Jody Davis, R</b> OBP: 0.211, SLG: 0.189 (1, 2)					G6-3			F4		4	0	0	0	0	0	2						
<b>John Russell, R</b> OBP: 0.200, SLG: 0.200 <b>Paul Assenmacher, L</b> (8, 1)					F9			K		3	0	0	0	0	1	0						
<b>Jeff Treadway, L</b> OBP: 0.188, SLG: 0.188 (1, 4)					F8			F7		3	1	1	0	0	0	0						
<b>Pete Smith, R</b> ERA: 4.34 <b>José Álvarez, R</b> ERA: 3.09 <b>Joe Boever, R</b> ERA: 3.09 <b>Terry Blocker, L</b> OBP: 0.116, SLG: 0.048 <b>Geronimo Berroa, R</b> OBP: 0.116, SLG: 0.048 (8, 9)					G5-3			SH5-3 1B		1	0	0	0	0	0	0						
<b>Inning Stats</b>	R: 0 E: 0 K: 0 S: 7	H: 1 LOB: 0 BB: 0 P: 10	R: 0 E: 0 K: 1 S: 8	H: 0 LOB: 0 BB: 0 P: 11	R: 0 E: 0 K: 0 S: 4	H: 0 LOB: 0 BB: 0 P: 4	R: 2 E: 0 K: 0 S: 9	H: 2 LOB: 1 BB: 1 P: 15	R: 1 E: 0 K: 1 S: 10	H: 2 LOB: 1 BB: 0 P: 14	R: 0 E: 0 K: 0 S: 7	H: 0 LOB: 0 BB: 0 P: 8	R: 0 E: 0 K: 0 S: 4	H: 0 LOB: 0 BB: 0 P: 6	R: 0 E: 0 K: 1 S: 5	H: 0 LOB: 0 BB: 0 P: 9		R: 0 E: 0 K: 2 S: 13	H: 1 LOB: 1 BB: 0 P: 14	1B: 5 2B: 0 3B: 0 HR: 1	SF: 0 SAC: 1 DP: 0 HBP: 0	WP: 0 PB: 0 SB: 1 CS: 1
<b>PITCHER</b>	IP	WLS	BF	H	R	ER	SO	BB	IBB	HBP	BLK	WP	HR	S	P	ERA	WHIP					
<b>Bruce Hurst, L</b> ERA: 4.34	(1, 1)	8.0	W 30	6	3	3	3	1	0	0	0	0	0	57	81	3.38	0.875					
<b>Mark Davis, L</b> ERA: 1.59	(9, 1)	1.0	S 3	0	0	0	2	0	0	0	0	0	0	10	10	0.00	0.000					





Batter	1	2	3	4	5	6	7	8	9	AB	R	H	RBI	BB	SO	LOB	TOP					
<b>John Kruk, L</b> OBP: 0.300, SLG: 0.125 (1, 9)	G1-3		F8		G4-3			FC5 WP BB		3	0	0	0	1	0	2	<b>San Diego Padres @ Atlanta Braves</b> Atlanta-Fulton County Stadium, Atlanta, GA Sat Apr 22 1989, 7:05 PM EDT Att: 19,216 - Unknown <a href="http://livebaseballscorecards.com">livebaseballscorecards.com</a>					
<b>Roberto Alomar, S</b> OBP: 0.263, SLG: 0.219 (1, 4)	P4		F9			B1-3		FC5 G3-4		4	0	0	0	0	0	2						
<b>Tony Gwynn, L</b> OBP: 0.365, SLG: 0.457 (1, 8)	G4-3			G3-1		G6-3		G3-4-1		4	0	0	0	0	0	1						
<b>Jack Clark, R</b> OBP: 0.379, SLG: 0.400 (1, 3)		FC4-6 BB		HR				BB		1	1	1	1	3	0	0						
<b>Marvell Wynne, L</b> OBP: 0.297, SLG: 0.472 (1, 7)	FC4-6			K		F7		F9		4	0	0	0	0	1	4						
<b>Bento Santiago, R</b> OBP: 0.271, SLG: 0.439 (1, 2)		K		K			G5-3		L4-3 BB	3	0	0	0	1	2	1						
<b>Tim Flannery, L</b> OBP: 0.419, SLG: 0.385 (7, PR)					L6				L4-3	2	0	0	0	1	1	1						
<b>Luis Salazar, R</b> OBP: 0.268, SLG: 0.415 (7, 5)										1	0	0	0	0	0	1						
<b>Garry Templeton, S</b> OBP: 0.246, SLG: 0.333 (1, 6)			K			F7 SH3		F7	G3-1	4	0	1	0	0	1	1						
<b>Ed Whitson, R</b> OBP: 0.222, SLG: 0.333 (1, 1)										1	0	1	0	0	0	0						
<b>Carmelo Martínez, R</b> OBP: 0.211, SLG: 0.250 (7, 1)										1	0	0	0	0	0	0						
<b>Dave Leiper, L</b> OBP: 0.273, SLG: 0.316 (8, 1)										0	0	0	0	0	0	0						
<b>Mark Grant, R</b> OBP: 0.400, SLG: 0.350 (8, 7)										0	0	0	0	0	0	0						
<b>Randy Ready, R</b> OBP: 0.400, SLG: 0.350 (8, 7)										0	0	0	0	0	0	0						
<b>Inning Stats</b>	R: 0 E: 0 K: 0 S: 6	H: 0 LOB: 0 BB: 0 P: 10	R: 0 E: 0 K: 2 S: 11	H: 0 LOB: 1 BB: 1 P: 19	R: 0 E: 0 K: 1 S: 9	H: 1 LOB: 1 BB: 0 P: 11	R: 1 E: 0 K: 2 S: 13	H: 1 LOB: 0 BB: 0 P: 19	R: 0 E: 0 K: 0 S: 9	H: 1 LOB: 1 BB: 0 P: 9	R: 0 E: 0 K: 0 S: 8	H: 0 LOB: 1 BB: 1 P: 14	R: 0 E: 0 K: 0 S: 8	H: 0 LOB: 1 BB: 1 P: 13	R: 0 E: 0 K: 0 S: 5	H: 0 LOB: 2 BB: 2 P: 16	R: 0 E: 0 K: 0 S: 9	H: 0 LOB: 0 BB: 1 P: 18	1B: 1 2B: 2 3B: 0 HR: 1	SF: 0 SAC: 1 DP: 1 HBP: 0	WP: 1 PB: 0 SB: 1 CS: 0	PA: 35
<b>PITCHER</b>	IP WLS BF H R ER SO BB IBB HBP BLK WP HR S P ERA WHIP																					
<b>29 John Smoltz, R</b> ERA: 2.33 (1, 1)	8.0 W 32 3 1 1 5 5 0 0 0 1 1 69 111 1.12 1.000																					
<b>José Álvarez, R</b> ERA: (9, 1)	1.0 3 0 0 0 0 1 0 0 0 0 0 9 18 0.00 1.000																					

Batter	1	2	3	4	5	6	7	8	9	AB	R	H	RBI	BB	SO	LOB	BOTTOM					
<b>Lonnie Smith, R</b> OBP: 0.438, SLG: 0.545 (1, 7)	F8		G4-6-3 BB		G3		F8			2	0	0	0	2	0	0	<b>San Diego Padres @ Atlanta Braves</b> Atlanta-Fulton County Stadium, Atlanta, GA Sat Apr 22 1989, 7:05 PM EDT Att: 19,216 - Unknown <a href="http://livebaseballscorecards.com">livebaseballscorecards.com</a>					
<b>Dion James, L</b> OBP: 0.375, SLG: 0.364 (1, 9)	F8		G4-6-3		G3			2B BB		3	1	0	1	1	0	4						
<b>Gerald Perry, L</b> OBP: 0.467, SLG: 0.541 (1, 3)	G4-3			F8				1B		3	1	1	1	1	0	0						
<b>Dale Murphy, R</b> OBP: 0.219, SLG: 0.239 (1, 8)		G6-3		K		P6		1B 2B		4	1	1	1	0	1	3						
<b>Ron Gant, R</b> OBP: 0.246, SLG: 0.245 (1, 5)		P4		L6				CS 1B		3	0	1	0	1	0	0						
<b>Jody Davis, R</b> OBP: 0.213, SLG: 0.193 (1, 2)					K		F9		G5-3	4	0	1	0	0	1	3						
<b>Jeff Treadway, L</b> OBP: 0.222, SLG: 0.257 (1, 4)							B2-3		FC6-4 IBB	3	1	1	0	1	0	2						
<b>Jeff Blauser, R</b> OBP: 0.224, SLG: 0.286 (1, 6)								F9	FC6-4	4	1	2	2	0	0	2						
<b>29 John Smoltz, R</b> ERA: 3.18 (1, 1)										3	0	0	0	0	0	2						
<b>Darrell Evans, L</b> ERA: 9.53 (8, PH)										1	0	0	0	0	0	2						
<b>José Álvarez, R</b> ERA: 2.89 (9, 1)										0	0	0	0	0	0	0						
<b>Inning Stats</b>	R: 0 E: 0 K: 0 S: 6	H: 0 LOB: 0 BB: 0 P: 10	R: 0 E: 0 K: 0 S: 8	H: 1 LOB: 1 BB: 0 P: 12	R: 0 E: 0 K: 1 S: 6	H: 0 LOB: 0 BB: 0 P: 6	R: 0 E: 0 K: 0 S: 8	H: 1 LOB: 0 BB: 0 P: 11	R: 0 E: 0 K: 0 S: 4	H: 0 LOB: 0 BB: 0 P: 9	R: 3 E: 0 K: 0 S: 8	H: 2 LOB: 2 BB: 3 P: 26	R: 0 E: 0 K: 0 S: 8	H: 0 LOB: 0 BB: 0 P: 11	R: 0 E: 0 K: 0 S: 4	H: 0 LOB: 0 BB: 0 P: 9	R: 3 E: 0 K: 0 S: 8	H: 2 LOB: 2 BB: 3 P: 26	1B: 4 2B: 2 3B: 1 HR: 0	SF: 0 SAC: 0 DP: 1 HBP: 0	WP: 0 PB: 0 SB: 1 CS: 1	PA: 36
<b>PITCHER</b>	IP WLS BF H R ER SO BB IBB HBP BLK WP HR S P ERA WHIP																					
<b>Ed Whitson, R</b> ERA: 3.18 (1, 1)	6.0 L 25 5 2 1 2 2 0 0 0 0 0 7 21 1.50 1.167																					
<b>Dave Leiper, L</b> ERA: 9.53 (8, PH)	1.0 7 2 3 3 0 2 0 0 0 0 0 7 21 27.00 4.000																					
<b>Mark Grant, R</b> ERA: 2.89 (8, 1)	1.0 4 0 0 0 0 0 0 1 0 0 0 0 5 14 0.00 0.000																					





Batter	1	2	3	4	5	6	7	8	9	AB	R	H	RBI	BB	SO	LOB	TOP					
<b>Roberto Alomar, S</b> OBP: 0.271, SLG: 0.244	E9 1B 2B		FC6-4 1B		E6 1B		G6-3	G4-3		5	2	2	0	0	0	2						
<b>Randy Ready, R</b> OBP: 0.400, SLG: 0.400	F9		F8		SH5-3 1B		1B 2B		F9	5	0	2	2	0	0	2						
<b>Tony Gwynn, L</b> OBP: 0.372, SLG: 0.459	FC6-4 1B		FC6-4 1-2		SH5-3 1-2		F8		1B	4	0	2	1	0	0	2						
<b>Jack Clark, R</b> OBP: 0.380, SLG: 0.377	K			FC5-4 BB	G5-3		1B		K	3	0	0	0	2	2	3						
<b>Luis Salazar, R</b> OBP: 0.261, SLG: 0.391	FC6-4 1-2		FC5-4 1-2		F9		1B		B1-3	5	0	1	0	0	0	4						
<b>Carmelo Martínez, R</b> OBP: 0.197, SLG: 0.232		B1-3		F8		G6-3	G1-3			4	0	0	0	0	0	4						
<b>Mark Parent, R</b> OBP: 0.278, SLG: 0.471		G5-3		K		F8				4	0	1	0	0	1	1	AB 38					
<b>Gary Green, R</b> (8, PR)										0	0	0	0	0	0	0	R 4					
<b>Benito Santiago, R</b> OBP: 0.271, SLG: 0.439										0	0	0	0	0	0	0	H 11					
<b>Garry Templeton, S</b> OBP: 0.262, SLG: 0.344		K			E 1B		G1-3			4	1	2	0	0	1	1	RBI 3					
<b>Dennis Rasmussen, L</b> OBP: 0.143, SLG: 0.143																	BB 2					
<b>Greg Bookser, R</b> OBP: 0.300, SLG: 0.444																	SO 5					
<b>Bip Roberts, S</b> OBP: 0.263, SLG: 0.370																	LOB 21					
<b>Tim Flannery, L</b> OBP: 0.200, SLG: 0.200																						
<b>Mark Grant, R</b> OBP: 0.167, SLG: 0.118																						
<b>John Kruk, L</b> OBP: 0.225, SLG: 0.121																						
<b>Dave Leiper, L</b> ERA: 10.8																						
<b>Inning Stats</b>	R: 1 E: 1 K: 1 S: 12	H: 2 LOB: 1 BB: 0 P: 17	R: 0 E: 0 K: 1 S: 5	H: 0 LOB: 0 BB: 0 P: 6	R: 0 E: 0 K: 1 S: 9	H: 1 LOB: 1 BB: 0 P: 10	R: 0 E: 0 K: 1 S: 11	H: 0 LOB: 1 BB: 1 P: 21	R: 3 E: 1 K: 0 S: 11	H: 3 LOB: 1 BB: 0 P: 15	R: 0 E: 0 K: 0 S: 7	H: 1 LOB: 1 BB: 0 P: 10	R: 0 E: 0 K: 0 S: 10	H: 2 LOB: 3 BB: 1 P: 21	R: 0 E: 0 K: 0 S: 8	H: 1 LOB: 1 BB: 0 P: 11	R: 0 E: 0 K: 1 S: 7	H: 1 LOB: 1 BB: 0 P: 12	1B: 8 2B: 3 3B: 0 HR: 0	SF: 0 SAC: 1 DP: 0 HBP: 0	WP: 0 PB: 0 SB: 0 CS: 0	PA: 41
<b>PITCHER</b>	IP WLS BF H R ER SO BB IBB HBP BLK WP HR S P ERA WHIP																					
<b>Tom Glavine, L</b> ERA: 1.64	(1, 1) 6.2 W 31 8 4 2 4 2 0 0 0 0 0 0 62 94 2.70 1.500																					
<b>Jim Acker, R</b> ERA: 2.13	(7, 1) 1.1 6 2 0 0 0 0 0 0 0 0 0 0 11 17 0.00 1.500																					
<b>Joe Boever, R</b> ERA: 2.84	(9, 1) 1.0 4 1 0 0 1 0 0 0 0 0 0 0 7 12 0.00 1.000																					

San Diego Padres @ Atlanta Braves  
Atlanta-Fulton County Stadium, Atlanta, GA


AB 38  
R 4  
H 11  
RBI 3  
BB 2  
SO 5  
LOB 21



WP: 0 PA: 41  
PB: 0  
SB: 0  
CS: 0

San Diego Padres @ Atlanta Braves  
Atlanta-Fulton County Stadium, Atlanta, GA

AB 37  
R 9  
H 14  
RBI 9  
BB 4  
SO 5  
LOB 21



WP: 0 PA: 42  
PB: 0  
SB: 0  
CS: 2

Batter	1	2	3	4	5	6	7	8	9	AB	R	H	RBI	BB	SO	LOB	BOTTOM			
<b>Lonnie Smith, R</b> OBP: 0.435, SLG: 0.535	F8	F8		SH5-4 1B		L6		2B 1B		5	1	2	0	0	0	1				
<b>Jeff Blausner, R</b> OBP: 0.242, SLG: 0.300	HR 1B	P4		SH5-4 1-2 2-3		BB 1B		K		4	2	2	0	0	1	2				
<b>Gerald Perry, L</b> OBP: 0.488, SLG: 0.587	HR		HR BB		IBB	CS 1B BB		F8		2	2	1	2	3	0	2				
<b>Dale Murphy, R</b> OBP: 0.296, SLG: 0.333	1B 1B		HR	P4		CS 1B		1B 2B		5	2	4	6	0	0	3				
<b>Ron Gant, R</b> OBP: 0.258, SLG: 0.245	K		FC5-4 BB	F8		G6-3		FC5-4 1B		4	0	1	0	1	1	6				
<b>John Russell, R</b> OBP: 0.200, SLG: 0.200	FC5-4 1B		FC5-4 1-2		K		K	FC5-4 1-2		5	0	1	0	0	2	3				
<b>Jeff Treadway, L</b> OBP: 0.225, SLG: 0.256	1-2 2-H 1B		F8		P5		F7			4	0	1	1	0	0	1				
<b>Bruce Benedict, R</b> OBP: 0.154, SLG: 0.154	FC5 2-3		FC5-4 1-2		K		G1-3			4	0	0	0	0	1	3				
<b>Tom Glavine, L</b> OBP: 0.143, SLG: 0.143		G4-3		SH5-4 1B		E1 BB 1B		F8 1B 2B		3	1	1	0	0	0	0				
<b>Jim Acker, R</b> ERA: 7.65										0	0	0	0	0	0	0				
<b>Gerónimo Berroa, R</b> OBP: 0.167, SLG: 0.118										1	1	1	0	0	0	0				
<b>Joe Boever, R</b> ERA: 10.8										0	0	0	0	0	0	0				
<b>Inning Stats</b>	R: 3 E: 0 K: 1 S: 23	H: 5 LOB: 2 BB: 0 P: 35	R: 0 E: 0 K: 0 S: 3	H: 0 LOB: 0 BB: 0 P: 6	R: 2 E: 0 K: 0 S: 7	H: 1 LOB: 1 BB: 2 P: 18	R: 0 E: 0 K: 0 S: 10	H: 2 LOB: 3 BB: 1 P: 21	R: 0 E: 1 K: 0 S: 10	H: 2 LOB: 1 BB: 1 P: 18	R: 0 E: 0 K: 1 S: 6	H: 0 LOB: 0 BB: 0 P: 8	R: 0 E: 0 K: 1 S: 12	H: 4 LOB: 2 BB: 0 P: 19	R: 2 E: 0 K: 1 S: 12	H: 4 LOB: 2 BB: 0 P: 19	1B: 11 2B: 1 3B: 0 HR: 2	SF: 0 SAC: 1 DP: 0 HBP: 0	WP: 0 PB: 0 SB: 0 CS: 2	PA: 42
<b>PITCHER</b>	IP WLS BF H R ER SO BB IBB HBP BLK WP HR S P ERA WHIP																			
<b>Dennis Rasmussen, L</b> ERA: 7.65	(1, 1) 3.0 L 19 8 5 5 1 2 0 0 0 0 0 0 4 11 0.00 0.000																			
<b>Greg Bookser, R</b> ERA: 3.0	(4, 1) 1.0 4 0 0 0 0 0 0 1 0 0 0 0 0 4 11 0.00 0.000																			
<b>Greg Harris, R</b> ERA: 3.18	(5, 1) 1.0 3 0 0 0 2 0 0 0 0 0 0 0 10 12 0.00 0.000																			
<b>Mark Grant, R</b> ERA: 3.18	(6, 1) 2.0 9 2 2 1 1 1 0 0 0 0 0 0 16 26 4.50 1.500																			
<b>Dave Leiper, L</b> ERA: 10.8	(8, 1) 1.0 7 4 2 2 1 0 0 0 0 0 0 0 12 19 18.00 4.000																			

Sun Apr 23 1989, 3:33 AM EDT  
Att: 17,069 - Unknown

livebaseballscores.com



Batter	1	2	3	4	5	6	7	8	9	AB	R	H	RBI	BB	SO	LOB	TOP								
<b>Roberto Alomar, S</b> (1, 4) OBP: 0.281, SLG: 0.256	0-3 K	1-1 E3 1B		0-0 BB 1B		2-2 CS 1B			0-0 SH	4	0	2	0	0	1	1									
<b>Randy Ready, R</b> (1, 5) OBP: 0.441, SLG: 0.429	1-1 1B	1-1 1B		4-0 1B		3-1 CS 1B			1-1 P4	3	0	2	1	1	0	0									
<b>Marvell Wynne, L</b> (7, 9) OBP: 0.289, SLG: 0.459	1B	1-2 1B		1-2 BB		1-2			P4	1	0	0	0	0	0	1									
<b>Tony Gwynn, L</b> (1, 8) OBP: 0.361, SLG: 0.436	1-1 F7	3-H F7		3-1 F7					4-0 BB IBB	4	0	0	0	1	0	5									
<b>Jack Clark, R</b> (1, 3) OBP: 0.368, SLG: 0.362	0-0 FC4-6 1B		1-3 K	0-0 G1-3					1-3 K	5	0	1	0	0	3	4									
<b>Bento Santiago, R</b> (1, 2) OBP: 0.266, SLG: 0.410	0-0 FC4-6		0-1 F9		2-0 F7				4-0 K	4	0	0	0	1	1	2									
<b>Carmelo Martinez, R</b> (1, 7) OBP: 0.231, SLG: 0.317		2-0 F7 FC3-2 1B	2-2 1B		3-2 P3				0-0 HR	4	2	3	1	0	0	0									
<b>Mark Davis, L</b> (8, 1)		1B	1B		0-0 F7				2-3 K	1	0	0	0	0	1	3									
<b>Luis Salazar, R</b> (1, 9) OBP: 0.280, SLG: 0.400		0-1 FC3-2 1B	0-0 1B		0-0 F7				1-1 F7	4	1	2	0	0	0	0									
<b>Garry Templeton, S</b> (1, 6) OBP: 0.261, SLG: 0.338		1-1 F7	1-0 1B		2-3 K				2-3 K	4	0	1	1	0	2	2									
<b>Walt Terrell, L</b> (1, 1) OBP: 0.200, SLG: 0.222		2-2 FC3-2 1B		1-3 K		3-3 K			1-2 SH	3	1	0	0	0	2	2									
<b>John Kruk, L</b> (8, 9) OBP: 0.310, SLG: 0.147		1-2 1B							1-2 SH 1B	1	1	1	0	0	0	0									
<b>Inning Stats</b>	R: 0 E: 0 K: 1 S: 9	H: 2 LOB: 2 BB: 0 P: 11	R: 2 E: 1 K: 0 S: 13	H: 3 LOB: 2 BB: 0 P: 20	R: 1 E: 0 K: 1 S: 10	H: 3 LOB: 2 BB: 0 P: 14	R: 0 E: 0 K: 1 S: 8	H: 1 LOB: 2 BB: 1 P: 15	R: 0 E: 0 K: 0 S: 5	H: 0 LOB: 0 BB: 0 P: 10	R: 0 E: 0 K: 2 S: 14	H: 1 LOB: 0 BB: 0 P: 24	R: 0 E: 0 K: 1 S: 8	H: 0 LOB: 0 BB: 0 P: 14	R: 1 E: 1 K: 2 S: 9	H: 1 LOB: 3 BB: 2 P: 12	R: 1 E: 1 K: 2 S: 13	H: 1 LOB: 3 BB: 2 P: 26	1B: 11 2B: 0 3B: 0 HR: 1	SF: 0 SAC: 1 DP: 0 HBP: 0	WP: 0 PB: 0 SB: 0 CS: 1	PA: 43			
<b>PITCHER</b>	IP	WLS	BF	H	R	ER	SO	BB	IBB	HBP	BLK	WP	HR	S	P	ERA	WHIP								
<b>Derek Lilliquist, L</b> (1, 1) ERA: 2.37	5.0	L	25	9	3	1	3	1	0	0	0	0	0	45	70	1.80	2.000								
<b>Charlie Puleo, R</b> (8, PH) ERA: 8.31	2.0		6	1	0	0	3	0	0	0	0	0	0	22	38	0.00	0.500								
<b>José Alvarez, R</b> (8, 1) ERA: 0.57	2.0		11	2	2	1	4	1	1	0	0	0	1	22	38	4.50	1.500								

San Diego Padres @ Atlanta Braves  
Atlanta-Fulton County Stadium, Atlanta, GA  
Mon Apr 24 1989, 7:05 PM EDT  
Att: 6,936 - Unknown

AB 38  
R 5  
H 12  
RBI 3  
BB 3  
SO 10  
LOB 20



Batter	1	2	3	4	5	6	7	8	9	AB	R	H	RBI	BB	SO	LOB	BOTTOM								
<b>Lonnie Smith, R</b> (1, 7) OBP: 0.416, SLG: 0.507	0-0 P4		0-1 G5-3		1-3 K			2-0 F8		4	0	0	0	0	1	0									
<b>Dion James, L</b> (1, 9) OBP: 0.370, SLG: 0.333	1-3 K		0-0 G3-1			4-1 HR G4-3 BB		0-0 L3		2	0	0	0	1	1	0									
<b>John Russell, R</b> (8, PH) OBP: 0.190, SLG: 0.190										1	0	0	0	0	0	0									
<b>Gerald Perry, L</b> (1, 3) OBP: 0.488, SLG: 0.576	1-1 1B		1-2 P4			2-0 G4-3		2-2 HBP		3	0	1	0	0	0	1									
<b>Dale Murphy, R</b> (1, 8) OBP: 0.268, SLG: 0.382	0-1 1B			2-3 K		3-1 HR		1-1 G5-3		4	1	2	1	0	1	1									
<b>Ron Gant, R</b> (1, 5) OBP: 0.273, SLG: 0.298	3-3 K			0-1 3B		0-0 G5-3		0-0 G6-4-3 1B		4	0	2	0	0	1	2									
<b>Jody Davis, R</b> (1, 2) OBP: 0.200, SLG: 0.180		2-0 F8		1-1 P4				3-3 K		4	0	0	0	0	1	2									
<b>Jeff Treadway, L</b> (1, 4) OBP: 0.233, SLG: 0.333		0-0 G4-3		0-1 G6-3				1-1 HR		3	1	1	1	0	0	1									
<b>Andres Thomas, R</b> (8, PH) OBP: 0.315, SLG: 0.404										1	0	0	0	0	0	0									
<b>Jeff Blauser, R</b> (1, 6) OBP: 0.246, SLG: 0.302		1-0 1B			2-1 G5-3			1-0 G6-3		3	0	1	0	0	0	0									
<b>Derek Lilliquist, L</b> (1, 1)		0-0 G1-3			3-2 F9			1-3 K		1	0	0	0	0	0	1									
<b>Terry Blocker, L</b> (8, PH)										1	0	0	0	0	0	0									
<b>Charlie Puleo, R</b> (8, 1)										0	0	0	0	0	0	0									
<b>Darrell Evans, L</b> (7, PH) OBP: 0.261, SLG: 0.300										1	0	0	0	0	1	0									
<b>José Alvarez, R</b> (8, 1) ERA: 0.57										0	0	0	0	0	0	0									
<b>Inning Stats</b>	R: 0 E: 0 K: 2 S: 16	H: 2 LOB: 2 BB: 0 P: 21	R: 0 E: 0 K: 0 S: 4	H: 1 LOB: 1 BB: 0 P: 7	R: 0 E: 0 K: 0 S: 6	H: 0 LOB: 0 BB: 0 P: 7	R: 0 E: 0 K: 1 S: 9	H: 1 LOB: 1 BB: 0 P: 12	R: 0 E: 0 K: 1 S: 8	H: 0 LOB: 0 BB: 0 P: 14	R: 1 E: 0 K: 0 S: 5	H: 1 LOB: 0 BB: 1 P: 14	R: 1 E: 0 K: 2 S: 9	H: 1 LOB: 0 BB: 0 P: 15	R: 0 E: 0 K: 0 S: 6	H: 0 LOB: 1 BB: 0 P: 11	R: 0 E: 0 K: 0 S: 8	H: 1 LOB: 0 BB: 0 P: 12	1B: 4 2B: 0 3B: 1 HR: 2	SF: 0 SAC: 0 DP: 1 HBP: 1	WP: 0 PB: 0 SB: 0 CS: 0	PA: 34			
<b>PITCHER</b>	IP	WLS	BF	H	R	ER	SO	BB	IBB	HBP	BLK	WP	HR	S	P	ERA	WHIP								
<b>Walt Terrell, R</b> (1, 1) ERA: 2.96	7.0	W	27	7	1	0	6	1	0	0	0	0	0	14	23	0.00	0.500								
<b>Mark Davis, L</b> (8, 1) ERA: 1.35	2.0	S	7	1	0	0	0	0	0	1	0	0	0	14	23	0.00	0.500								

San Diego Padres @ Atlanta Braves  
Atlanta-Fulton County Stadium, Atlanta, GA  
Mon Apr 24 1989, 7:05 PM EDT  
Att: 6,936 - Unknown

AB 32  
R 2  
H 7  
RBI 2  
BB 1  
SO 6  
LOB 8





Batter	1	2	3	4	5	6	7	8	9	AB	R	H	RBI	BB	SO	LOB	TOP										
<b>Roberto Alomar, S</b> (1, 4) OBP: 0.301, SLG: 0.271	4-0 BB L8-3		2-1 1B E S		2-2 1B 2H			1-2 G6-3		3	0	2	1	1	0	0	<b>San Diego Padres @ Pittsburgh Pirates</b> Three Rivers Stadium, Pittsburgh, PA Tue Apr 25 1989, 7:05 PM EDT Att: 5,296 - Unknown <a href="http://livebaseballscorecards.com">livebaseballscorecards.com</a>										
<b>Randy Ready, R</b> (1, 5) OBP: 0.421, SLG: 0.406	1-2 P3		1-1 G6-3		2-1 1B 2-3			3-2 G4-3		4	0	1	0	0	0	2											
<b>Luis Salazar, R</b> (8, 5) OBP: 0.280, SLG: 0.400										0	0	0	0	0	0	0											
<b>Tony Gwynn, L</b> (1, 8) OBP: 0.368, SLG: 0.439	1-0 L8-3			0-1 1B S				1-0 1B CS		4	0	2	0	0	0	3											
<b>Jack Clark, R</b> (1, 3) OBP: 0.350, SLG: 0.339		2-2 G6-3		3-3 K				0-0 CS	1-1 F7	4	0	0	0	0	1	1											
<b>Benito Santiago, R</b> (1, 2) OBP: 0.265, SLG: 0.400		1-1 1B 2B		0-0 G5-3				2-2 G6-3	1-0 P4	4	0	1	0	0	0	1											
<b>Carmelo Martinez, R</b> (1, 7) OBP: 0.232, SLG: 0.328		1-2 1B 1H		2-2 F7				0-1 G6-3	0-0 F8	4	0	1	0	0	0	1											
<b>John Kruk, L</b> (1, 9) OBP: 0.289, SLG: 0.135		2-1 L7			0-0 G4-3			0-0 G4-3		3	0	0	0	0	0	1											
<b>Garry Templeton, S</b> (1, 6) OBP: 0.278, SLG: 0.366			0-0 F7		1-1 1B 2B			0-0 B2-3 1B		3	1	2	0	0	0	0											
<b>Eric Show, R</b> (1, 1) OBP: 0.250, SLG: 0.250			0-3 K		0-0 G5-3			0-0 B2-3 1B		3	0	0	0	0	1	2											
<b>Mark Davis, L</b> (9, 1) ERA								1-2 G5-3		0	0	0	0	0	0	0											
<b>Inning Stats</b>	R: 0 E: 0 K: 0 S: 4	H: 0 LOB: 0 BB: 1 P: 10	R: 0 E: 0 K: 0 S: 11	H: 2 LOB: 1 BB: 0 P: 17	R: 0 E: 0 K: 1 S: 8	H: 1 LOB: 1 BB: 0 P: 11	R: 0 E: 0 K: 1 S: 11	H: 1 LOB: 1 BB: 0 P: 16	R: 1 E: 0 K: 0 S: 12	H: 3 LOB: 2 BB: 0 P: 17	R: 0 E: 0 K: 0 S: 8	H: 0 LOB: 0 BB: 0 P: 13	R: 0 E: 0 K: 0 S: 3	H: 1 LOB: 0 BB: 0 P: 3	R: 0 E: 0 K: 0 S: 7	H: 1 LOB: 0 BB: 0 P: 2	R: 0 E: 0 K: 0 S: 4	H: 0 LOB: 0 BB: 0 P: 6	1B: 7 2B: 4 3B: 0 HR: 0	SF: 0 SAC: 0 DP: 2 HBP: 0	WP: 0 PB: 0 SB: 2 CS: 1	PA: 34					
<b>PITCHER</b>	IP	WLS	BF	H	R	ER	SO	BB	IBB	HBP	BLK	WP	HR	S	P	ERA	WHIP										
<b>Bob Walk, R</b> (1, 1) ERA: 4.83	8.0	L	30	9	1	1	2	1	0	0	0	0	0	64	99	1.12	1.250										
<b>Logan Easley, R</b> (9, 1) ERA	1.0	S	3	0	0	0	0	0	0	0	0	0	0	4	6	0.00	0.000										

Batter	1	2	3	4	5	6	7	8	9	AB	R	H	RBI	BB	SO	LOB	BOTTOM										
<b>Gary Redus, R</b> (1, 3) OBP: 0.520, SLG: 0.474	4-2 BB		2-2 1B 2B		2-2 P3			1-2 G6-3		3	0	1	0	1	0	0	<b>San Diego Padres @ Pittsburgh Pirates</b> Three Rivers Stadium, Pittsburgh, PA Tue Apr 25 1989, 7:05 PM EDT Att: 5,296 - Unknown <a href="http://livebaseballscorecards.com">livebaseballscorecards.com</a>										
<b>Jose Lind, R</b> (1, 4) OBP: 0.313, SLG: 0.324	1 SAFE K		1-1 1B 2-3		0-1 G4-3			0-0 E4 1B		4	0	2	0	0	1	1											
<b>R.J. Reynolds, S</b> (1, 8) OBP: 0.319, SLG: 0.333			2-3 1B		3-1 1B			2-1 P3		4	0	1	0	0	0	4											
<b>Logan Easley, R</b> (9, 1) ERA										0	0	0	0	0	0	0											
<b>Bobby Bonilla, S</b> (1, 5) OBP: 0.317, SLG: 0.329	0-3 K			3-3 K				2-2 1B 1-3		4	0	1	0	0	2	1											
<b>Barry Bonds, L</b> (1, 7) OBP: 0.326, SLG: 0.538		1-0 F8		1-0 G4-3				2-3 K	2-0 E4 G3	4	0	0	0	0	2	2											
<b>Steve Carter, L</b> (1, 9) OBP: 0.375, SLG: 0.333		2-1 L6		1-0 2B				1-0 F9	1-2 G3	3	0	1	0	0	0	0											
<b>Junior Ortiz, R</b> (9, PH) OBP: 0.226, SLG: 0.207									2-3 G3	1	0	0	0	0	0	1											
<b>Rey Quinones, R</b> (1, 6) OBP: 0.129, SLG: 0.071		1-0 G5-3		2-3 K				1-0 L4	2-0 G1-3	4	0	0	0	0	1	2											
<b>Tom Prince, R</b> (1, 2) OBP: 0.067, SLG: 0.143			1-0 G5-3		0-1 G4-3			0-0 P6		3	0	0	0	0	0	0											
<b>Bob Walk, R</b> (1, 1) OBP: 0.222, SLG: 0.444			0-3 K		0-0 G6-3			0-3 K		2	0	0	0	0	1	0											
<b>John Cangelosi, S</b> (8, PH) OBP: 0.344, SLG: 0.200										1	0	0	0	0	1	0											
<b>Inning Stats</b>	R: 0 E: 0 K: 2 S: 10	H: 0 LOB: 1 BB: 1 P: 15	R: 0 E: 0 K: 0 S: 4	H: 0 LOB: 0 BB: 0 P: 8	R: 0 E: 0 K: 1 S: 11	H: 2 LOB: 2 BB: 0 P: 15	R: 0 E: 0 K: 2 S: 9	H: 1 LOB: 1 BB: 0 P: 16	R: 0 E: 0 K: 0 S: 6	H: 0 LOB: 0 BB: 0 P: 8	R: 0 E: 0 K: 1 S: 12	H: 2 LOB: 1 BB: 0 P: 19	R: 0 E: 0 K: 0 S: 3	H: 0 LOB: 0 BB: 0 P: 5	R: 0 E: 1 K: 1 S: 9	H: 1 LOB: 1 BB: 0 P: 12	R: 0 E: 1 K: 1 S: 11	H: 0 LOB: 1 BB: 0 P: 18	1B: 4 2B: 2 3B: 0 HR: 0	SF: 0 SAC: 0 DP: 0 HBP: 0	WP: 0 PB: 0 SB: 0 CS: 0	PA: 34					
<b>PITCHER</b>	IP	WLS	BF	H	R	ER	SO	BB	IBB	HBP	BLK	WP	HR	S	P	ERA	WHIP										
<b>Eric Show, R</b> (1, 1) ERA: 3.22	8.0	W	31	6	0	0	7	1	0	0	0	0	0	65	101	0.00	0.875										
<b>Mark Davis, L</b> (9, 1) ERA: 1.26	1.0	S	3	0	0	0	1	0	0	0	0	0	0	10	15	0.00	0.000										





Batter	1	2	3	4	5	6	7	8	9	AB	R	H	RBI	BB	SO	LOB	TOP				
<b>Roberto Alomar, S</b> (1, 4) OBP: 0.309, SLG: 0.292	G4-3		CS 1B			E6 G5-3			SH1-3 3B 2B	4	1	2	0	0	0	0					
<b>Randy Ready, R</b> (1, 5) OBP: 0.390, SLG: 0.371	L8		SAFE SAFE 1-2			G5-3			SH1-3 2-3	3	0	0	0	0	0	2					
<b>Luis Salazar, R</b> (9, 5) OBP: 0.280, SLG: 0.400										0	0	0	0	0	0	0					
<b>Tony Gwynn, L</b> (1, 8) OBP: 0.374, SLG: 0.465	E6 HR									4	1	2	1	0	0	0					
<b>Jack Clark, R</b> (1, 3) OBP: 0.369, SLG: 0.391	HR					G6-3	L4-3 BB		3B 4-1 BB	2	1	1	2	2	0	1					
<b>Benito Santiago, R</b> (1, 2) OBP: 0.250, SLG: 0.377	G5-3					F8	L4-3		K	4	0	0	0	0	1	3					
<b>Carmelo Martinez, R</b> (1, 7) OBP: 0.247, SLG: 0.328		G4-6-3 BB				P5			FC5-4 1B	3	0	1	0	1	0	2					
<b>John Kruk, L</b> (1, 9) OBP: 0.271, SLG: 0.125	G4-6-3					F7			FC5-4 G4-3	3	0	0	0	0	0	2	AB 29				
<b>Garry Templeton, S</b> (1, 6) OBP: 0.267, SLG: 0.351	G6-3					G6-3			G4-3	3	0	0	0	0	0	1	R 3				
<b>Bruce Hurst, L</b> (1, 1) OBP: 0.214, SLG: 0.083			K						G6-3	3	0	0	0	0	2	1	H 6				
<b>Inning Stats</b>	R: 2 E: 1 K: 0 S: 12	H: 1 LOB: 0 BB: 0 P: 16	R: 0 E: 0 K: 0 S: 6	H: 0 LOB: 0 BB: 1 P: 11	R: 0 E: 0 K: 1 S: 7	H: 1 LOB: 0 BB: 0 P: 10	R: 0 E: 0 K: 0 S: 7	H: 0 LOB: 0 BB: 0 P: 9	R: 0 E: 1 K: 1 S: 5	H: 0 LOB: 0 BB: 0 P: 8	R: 0 E: 0 K: 0 S: 8	H: 0 LOB: 0 BB: 1 P: 13	R: 0 E: 0 K: 0 S: 7	H: 1 LOB: 1 BB: 0 P: 8	R: 1 E: 0 K: 1 S: 9	H: 2 LOB: 2 BB: 1 P: 15	1B: 3 2B: 2 3B: 1 HR: 1	SF: 0 SAC: 1 DP: 2 HBP: 0	WP: 0 PB: 0 SB: 1 CS: 2	PA: 33	
<b>PITCHER</b>	IP	WLS	BF	H	R	ER	SO	BB	IBB	HBP	BLK	WP	HR	S	P	ERA	WHIP				
<b>Doug Drabek, R</b> (1, 1) ERA: 1.98	7.0	L	23	3	2	0	2	2	0	0	0	0	1	52	77	0.00	0.714				
<b>Jeff Robinson, R</b> (8, 1) ERA: 3.35	2.0		10	3	1	1	1	1	0	0	0	0	0	16	23	4.50	2.000				

San Diego Padres @ Pittsburgh Pirates  
Three Rivers Stadium, Pittsburgh, PA  
Wed Apr 26 1989, 7:05 PM EDT  
Att: 14,126 - Unknown

AB 29  
R 3  
H 6  
RBI 3  
BB 3  
SO 3  
LOB 12



Batter	1	2	3	4	5	6	7	8	9	AB	R	H	RBI	BB	SO	LOB	BOTTOM				
<b>Barry Bonds, L</b> (1, 7) OBP: 0.322, SLG: 0.536	G6-3 2B		F9		P2		K			4	0	1	0	0	1	1					
<b>Jose Lind, R</b> (1, 4) OBP: 0.298, SLG: 0.307	G6-3		K		G3		B2			4	0	0	0	0	1	2					
<b>R.J. Reynolds, S</b> (1, 8) OBP: 0.314, SLG: 0.347	K		P3		2B				K	4	0	1	0	0	2	2					
<b>Bobby Bonilla, S</b> (1, 5) OBP: 0.302, SLG: 0.313	G5-3				G5-3				G4-3	4	0	0	0	0	1	2					
<b>Glenn Wilson, R</b> (1, 9) OBP: 0.284, SLG: 0.407		G6-3 1B			1B 1B		F9		L4	4	1	2	0	0	0	0					
<b>Benny DiStefano, L</b> (1, 3) OBP: 0.333, SLG: 0.200		L9			G1-3 1B		FC6-4 BB		P2	3	0	1	0	1	0	1					
<b>Rey Quinones, R</b> (1, 6) OBP: 0.143, SLG: 0.094		G6-3			G1-3 1B		FC6-4		G5-3	4	0	1	1	0	0	2	AB 34				
<b>Junior Ortiz, R</b> (1, 2) OBP: 0.200, SLG: 0.182		G4-3			G1-3		G4-3		G6-3	4	0	0	0	0	4		R 1				
<b>Doug Drabek, R</b> (1, 1) OBP: 0.167, SLG: 0.091					G5-3					2	0	1	0	0	0	2	H 7				
<b>John Cangelosi, S</b> (7, PH) OBP: 0.333, SLG: 0.192										1	0	0	0	0	0	0	RBI 1				
<b>Jeff Robinson, R</b> (8, 1) ERA: 3.55										0	0	0	0	0	0	0	BB 1				
<b>Inning Stats</b>	R: 0 E: 0 K: 1 S: 8	H: 1 LOB: 1 BB: 0 P: 9	R: 0 E: 0 K: 0 S: 9	H: 1 LOB: 0 BB: 0 P: 14	R: 0 E: 0 K: 1 S: 10	H: 1 LOB: 1 BB: 0 P: 15	R: 1 E: 0 K: 1 S: 11	H: 3 LOB: 2 BB: 0 P: 17	R: 0 E: 0 K: 0 S: 10	H: 0 LOB: 0 BB: 1 P: 17	R: 0 E: 0 K: 1 S: 7	H: 0 LOB: 0 BB: 0 P: 11	R: 0 E: 0 K: 1 S: 10	H: 0 LOB: 0 BB: 0 P: 13	R: 0 E: 0 K: 0 S: 7	H: 0 LOB: 0 BB: 0 P: 9	1B: 5 2B: 2 3B: 0 HR: 0	SF: 0 SAC: 0 DP: 0 HBP: 0	WP: 0 PB: 0 SB: 0 CS: 0	PA: 35	
<b>PITCHER</b>	IP	WLS	BF	H	R	ER	SO	BB	IBB	HBP	BLK	WP	HR	S	P	ERA	WHIP				
<b>Bruce Hurst, L</b> (1, 1) ERA: 3.55	9.0	W	35	7	1	1	5	1	0	0	0	0	0	83	125	1.00	0.889				

San Diego Padres @ Pittsburgh Pirates  
Three Rivers Stadium, Pittsburgh, PA  
Wed Apr 26 1989, 7:05 PM EDT  
Att: 14,126 - Unknown

AB 34  
R 1  
H 7  
RBI 1  
BB 1  
SO 5  
LOB 16









Batter	1	2	3	4	5	6	7	8	9	AB	R	H	RBI	BB	SO	LOB	TOP		
<b>Roberto Alomar, S</b> (1,4) OBP: 0.283, SLG: 0.265	E8		F8			L4		E5		4	0	0	0	0	0	1	<b>San Diego Padres @ Chicago Cubs</b> Wrigley Field, Chicago, IL Fri Apr 28 1989, 3:33 AM CDT Att: 9,504 - Unknown		
<b>Randy Ready, R</b> (1,5) OBP: 0.360, SLG: 0.341	L9		G5-3					G6-4-3		4	0	1	0	0	0	3			
<b>Tony Gwynn, L</b> (1,8) OBP: 0.360, SLG: 0.436	P4			G4-3		G3			F7	4	0	0	0	0	0	2			
<b>Jack Clark, R</b> (1,3) OBP: 0.398, SLG: 0.414	K			P3					FC5-2 2B	3	0	1	0	1	1	1			
<b>Benito Santiago, R</b> (1,2) OBP: 0.247, SLG: 0.351		F9		K					E5 FC5-2 1B	4	1	0	0	0	1	2			
<b>Carmelo Martinez, R</b> (1,7) OBP: 0.256, SLG: 0.351		FC5-4 BB			G5-3		F7		FC5-2 1B	3	0	0	0	1	0	3			
<b>Luis Salazar, R</b> (1,9) OBP: 0.278, SLG: 0.389		F8			F7		P3		FC5-2 1B	4	0	1	1	0	0	2			
<b>Garry Templeton, S</b> (1,6) OBP: 0.256, SLG: 0.338		FC5-4			F8			G3	PO	3	0	0	0	0	0	1			
<b>Dennis Rasmussen, L</b> (1,1) OBP: 0.125, SLG: 0.125										1	0	0	0	0	1	0			
<b>Bip Roberts, S</b> (6, PH) OBP: 0.273, SLG: 0.400										1	0	0	0	0	0	0			
<b>Mark Grant, R</b> (6, 1) OBP: 0.424, SLG: 0.370										0	0	0	0	0	0	0			
<b>Tim Flannery, L</b> (8, PH) OBP: 0.424, SLG: 0.370										0	0	0	0	1	0	0			
<b>Dave Leiper, L</b> (8, 1) OBP: 0.424, SLG: 0.370										0	0	0	0	0	0	0			
<b>Inning Stats</b>	R: 0 E: 1 K: 1 S: 11	H: 0 LOB: 1 BB: 0 P: 16	R: 0 E: 0 K: 0 S: 4	H: 0 LOB: 1 BB: 1 P: 10	R: 0 E: 0 K: 1 S: 8	H: 0 LOB: 0 BB: 0 P: 11	R: 0 E: 0 K: 0 S: 7	H: 0 LOB: 0 BB: 0 P: 11	R: 0 E: 0 K: 0 S: 8	H: 1 LOB: 1 BB: 0 P: 11	R: 0 E: 0 K: 0 S: 7	H: 0 LOB: 1 BB: 1 P: 13	R: 0 E: 1 K: 0 S: 11	H: 0 LOB: 1 BB: 1 P: 17	R: 1 E: 1 K: 0 S: 9	H: 2 LOB: 1 BB: 0 P: 11	1B: 2 2B: 1 3B: 0 HR: 0	SF: 0 SAC: 0 DP: 1 HBP: 0	WP: 0 PA: 35 PB: 0 SB: 0 CS: 0
<b>PITCHER</b>	IP WLS BF H R ER SO BB IBB HBP BLK WP HR S P ERA WHIP																		
<b>Paul Kilgus, L</b> (1, 1) ERA: 2.93	8.2 W 34 3 1 0 3 3 0 0 0 0 0 73 112 0.00 0.692																		
<b>Mitch Williams, L</b> (9, 1) ERA: 2.45	0.1 S 0 0 0 0 0 0 0 0 0 0 0 0 0 0 0.00 0.000																		

AB	31
R	1
H	3
RBI	1
BB	3
SO	3
LOB	15



Batter	1	2	3	4	5	6	7	8	9	AB	R	H	RBI	BB	SO	LOB	BOTTOM		
<b>Curtis Wilkerson, S</b> (1,5) OBP: 0.200, SLG: 0.276	23 HR 1B				P4			G6-3		4	1	1	0	0	0	0	<b>San Diego Padres @ Chicago Cubs</b> Wrigley Field, Chicago, IL Fri Apr 28 1989, 3:33 AM CDT Att: 9,504 - Unknown		
<b>Mitch Webster, S</b> (1,7) OBP: 0.370, SLG: 0.366	P2		G6-3		G5-3			G5-3		4	0	0	0	0	0	1			
<b>23 Ryne Sandberg, R</b> (1,4) OBP: 0.311, SLG: 0.388	1H HR		G6-3			G6-4-3 1B			1B	4	1	3	2	0	0	0			
<b>Andre Dawson, R</b> (1,9) OBP: 0.329, SLG: 0.443	G3-1 2B					G6-4-3 1B			1B	4	1	3	0	0	0	1			
<b>Mark Grace, L</b> (1,3) OBP: 0.407, SLG: 0.440	G3-1		G6-3			F8		G6-3		4	0	0	0	0	0	4			
<b>Darin Jackson, R</b> (1,8) OBP: 0.697, SLG: 1.000	2B				G6-3				FC4-6 1B	3	0	2	1	0	0	0			
<b>Shawon Dunston, R</b> (1,6) OBP: 0.260, SLG: 0.214	P4				F8			FC4-6		3	0	0	0	0	0	2			
<b>Rick Wrona, R</b> (1,2) OBP: 0.250, SLG: 0.250		G4-3			G5-3				K	3	0	0	0	0	1	1			
<b>Paul Kilgus, L</b> (1, 1) ERA: 7.2										3	0	0	0	0	1	1			
<b>Mitch Williams, L</b> (9, 1) ERA: 2.7										0	0	0	0	0	0	0			
<b>Dave Leiper, L</b> (8, 1) ERA: 9.36										0	0	0	0	0	0	0			
<b>Inning Stats</b>	R: 3 E: 0 K: 0 S: 19	H: 4 LOB: 1 BB: 0 P: 28	R: 0 E: 0 K: 0 S: 4	H: 0 LOB: 0 BB: 0 P: 4	R: 0 E: 0 K: 0 S: 8	H: 1 LOB: 1 BB: 0 P: 12	R: 0 E: 0 K: 0 S: 9	H: 0 LOB: 0 BB: 0 P: 13	R: 0 E: 0 K: 0 S: 3	H: 0 LOB: 0 BB: 0 P: 6	R: 0 E: 0 K: 0 S: 5	H: 1 LOB: 0 BB: 0 P: 5	R: 0 E: 0 K: 2 S: 9	H: 1 LOB: 1 BB: 0 P: 12	R: 0 E: 0 K: 0 S: 12	H: 2 LOB: 2 BB: 0 P: 15	1B: 6 2B: 2 3B: 0 HR: 1	SF: 0 SAC: 0 DP: 1 HBP: 0	WP: 0 PA: 32 PB: 0 SB: 0 CS: 0
<b>PITCHER</b>	IP WLS BF H R ER SO BB IBB HBP BLK WP HR S P ERA WHIP																		
<b>Dennis Rasmussen, L</b> (1, 1) ERA: 7.2	5.0 L 20 5 3 3 0 0 0 0 0 0 0 1 43 63 5.40 1.000																		
<b>Mark Grant, R</b> (6, 1) ERA: 2.7	2.0 7 2 0 0 2 0 0 0 0 0 0 0 14 17 0.00 1.000																		
<b>Dave Leiper, L</b> (8, 1) ERA: 9.36	1.0 5 2 0 0 0 0 0 0 0 0 0 0 12 15 0.00 2.000																		

AB	32
R	3
H	9
RBI	3
BB	0
SO	2
LOB	10





Batter	1	2	3	4	5	6	7	8	9	AB	R	H	RBI	BB	SO	LOB	TOP										
<b>Roberto Alomar, S</b> OBP: 0.279, SLG: 0.262 (1, 4)	G3		K2-3		E5		G1-3	P5		5	1	1	0	0	1	0	<b>San Diego Padres @ Chicago Cubs</b> Wrigley Field, Chicago, IL Sat Apr 29 1989, 7:05 PM CDT Att: 34,748 - Unknown										
<b>Randy Ready, R</b> OBP: 0.394, SLG: 0.333 <b>Luis Salazar, R</b> OBP: 0.278, SLG: 0.389 (1, 5) (9, 5)	FC6-4 BB			K	E7		E6		P4	4	0	1	0	1	1	0											
<b>Tony Gwynn, L</b> OBP: 0.371, SLG: 0.459 (1, 8)	FC6-4 WP 1-2			1B E	F8				L8-5	4	1	2	0	1	0	2											
<b>Jack Clark, R</b> OBP: 0.398, SLG: 0.405 (1, 3)	K			E BLK	G6-3		K		BB	4	1	1	0	1	2	4											
<b>Benito Santiago, R</b> OBP: 0.244, SLG: 0.354 (1, 2)		K		E4 WP BLK			P4		L8-5	5	0	1	1	0	1	5											
<b>Carmelo Martinez, R</b> OBP: 0.256, SLG: 0.346 (1, 7)	P4			K			K			4	1	1	0	0	2	2											
<b>John Kruk, L</b> OBP: 0.304, SLG: 0.200 (1, 9)	G4-3								HR	2	1	1	2	2	0	0											
<b>Garry Templeton, S</b> OBP: 0.244, SLG: 0.321 (1, 6)			K	G5-3			L3		K	4	0	0	0	0	2	4											
<b>Walt Terrell, L</b> OBP: 0.154, SLG: 0.167 <b>Mark Davis, L</b> (7, 1)			K		G3-1		K		G6-3	3	0	0	0	0	2	2											
										1	0	0	0	0	0	0	<b>SD</b>										
<b>Inning Stats</b>	R: 0 H: 0 E: 1 K: 1 S: 10	H: 0 R: 0 ER: 0 LOB: 1 BB: 1 P: 20	R: 0 H: 0 E: 0 K: 1 S: 8	H: 0 R: 0 ER: 0 LOB: 0 BB: 0 P: 13	R: 0 H: 0 E: 0 K: 3 S: 10	H: 0 R: 0 ER: 0 LOB: 0 BB: 0 P: 15	R: 2 H: 2 E: 1 K: 2 S: 18	H: 2 R: 0 ER: 2 LOB: 2 BB: 1 P: 31	R: 1 H: 1 E: 2 K: 0 S: 14	H: 1 R: 0 ER: 0 LOB: 2 BB: 1 P: 20	R: 0 H: 1 E: 1 K: 1 S: 9	H: 1 R: 0 ER: 0 LOB: 2 BB: 1 P: 19	R: 2 H: 2 E: 0 K: 1 S: 12	H: 2 R: 0 ER: 0 LOB: 0 BB: 0 P: 20	R: 0 H: 1 E: 0 K: 0 S: 6	H: 1 R: 0 ER: 0 LOB: 1 BB: 1 P: 11		1B: 4 2B: 4 3B: 0 HR: 1	SF: 0 SAC: 0 DP: 1 HBP: 0	WP: 2 PB: 0 SB: 0 CS: 0	PA: 41						
<b>PITCHER</b>	IP	WLS	BF	H	R	ER	SO	BB	IBB	HBP	BLK	WP	HR	S	P	ERA	WHIP										
<b>Mike Bielecki, R</b> ERA: 1.83 <b>Calvin Schiraldi, R</b> ERA: 4.7 <b>Jeff Pico, R</b> ERA: 4.5	(1, 1) (8, 1) (9, 1)	7.0 0.0 1.0	L 0 4	32 0 1	5 0 0	3 0 1	10 0 0	3 0 1	1 0 0	0 0 0	0 0 0	2 0 0	0 0 6	81 0 11	138 0 11	0.00 1.29 0.00	1.143 1.143 2.000										

Batter	1	2	3	4	5	6	7	8	9	AB	R	H	RBI	BB	SO	LOB	BOTTOM										
<b>Curtis Wilkerson, S</b> OBP: 0.229, SLG: 0.382 (1, 5)	G6-3		K		G1-3					5	1	2	2	0	1	0	<b>San Diego Padres @ Chicago Cubs</b> Wrigley Field, Chicago, IL Sat Apr 29 1989, 7:05 PM CDT Att: 34,748 - Unknown										
<b>Mitch Webster, S</b> OBP: 0.354, SLG: 0.349 (1, 8) (9, 7)	G1-3		F7			K	SH3-4		F8	4	0	0	0	0	1	0											
<b>23 Ryne Sandberg, R</b> OBP: 0.305, SLG: 0.378 (1, 4)				E5		F8	E1		G4-3	5	0	1	0	0	0	2											
<b>Andre Dawson, R</b> OBP: 0.321, SLG: 0.427 (1, 9)	F8			F7		E4	G6-4-3		F8	5	1	1	0	0	0	5											
<b>Mark Grace, L</b> OBP: 0.411, SLG: 0.481 (1, 3)		F9		E4					HR	4	1	2	1	0	0	1											
<b>Gary Varsho, L</b> OBP: 0.250, SLG: 0.333 <b>Darrin Jackson, R</b> OBP: 0.500, SLG: 0.750 (1, 7) (8, FH) (9, 8)				F9					G6-3	2	0	1	1	1	0	2											
<b>Shawon Dunston, R</b> OBP: 0.259, SLG: 0.217 (1, 6)		FC4-6 BB		G5-3			F9			1	0	0	0	0	0	0											
<b>Rick Wrona, R</b> OBP: 0.200, SLG: 0.200 (1, 2)		G6-3								4	1	0	0	0	2	2											
<b>Mike Bielecki, R</b> <b>Phil Stephenson, L</b> OBP: 0.256, SLG: 0.231 <b>Calvin Schiraldi, R</b> <b>Domingo Ramos, R</b> OBP: 0.276, SLG: 0.429 <b>Jeff Pico, R</b> (1, 1) (7, PH) (8, 1) (8, PH) (9, 1)	(1, 1) (7, PH) (8, 1) (8, PH) (9, 1)	6.0 3.0	W S	28 12	6 3	2 2	0 2	0 1	0 0	0 0	0 0	0 2	28 43	0.00 6.00	1.167 1.000												
<b>PITCHER</b>	IP	WLS	BF	H	R	ER	SO	BB	IBB	HBP	BLK	WP	HR	S	P	ERA	WHIP										
<b>Walt Terrell, R</b> <b>Mark Davis, L</b> ERA: 2.43 ERA: 2.09	(1, 1) (7, 1)	6.0 3.0	W S	28 12	6 3	2 2	0 2	0 1	0 0	0 0	0 0	0 2	28 43	0.00 6.00	1.167 1.000												

AB	36
R	5
H	8
RBI	3
BB	5
SO	11
LOB	19





Batter	1	2	3	4	5	6	7	8	9	AB	R	H	RBI	BB	SO	LOB	TOP								
<b>Bip Roberts, S</b> (1, 4) OBP: 0.267, SLG: 0.308	4-1 1B SF7 BB		1-3 K		1-2 F7			3-2 G4-3		3	1	0	0	1	1	0	<b>San Diego Padres @ Chicago Cubs</b> Wrigley Field, Chicago, IL Sun Apr 30 1989, 3:33 AM CDT Att: 28,735 - Sunny								
<b>Tim Flannery, L</b> (1, 5) OBP: 0.376, SLG: 0.323	1-2 F7		1-0 F8			3-2 F7		3-2 F8		4	0	0	0	0	0	1									
<b>Tony Gwynn, L</b> (1, 8) OBP: 0.376, SLG: 0.455	0-1 SF7 1B		1-2 G4-3			1-2 F8		4-1 FC6-4 BB		3	1	1	0	1	0	0									
<b>Carmelo Martinez, R</b> (1, 3) OBP: 0.244, SLG: 0.333	2-1 SF7			2-1 P3		2-2 G4-3		2-1 FC6-4 BB		3	0	0	1	0	0	1									
<b>Marvell Wynne, L</b> (1, 7) OBP: 0.310, SLG: 0.488	2-1 2H 1B			0-0 F9			0-2 G3		0-2 2B	4	0	2	1	0	0	0									
<b>John Kruk, L</b> (1, 9) OBP: 0.300, SLG: 0.204	3-3 K			1-2 1B			2-2 F8		1-3 K	4	0	1	0	0	2	2									
<b>Mark Parent, R</b> (1, 2)		2-3 K		1-0 G5-3			1-0 HR		2-2 P4	4	1	1	1	0	1	2									
<b>Garry Templeton, S</b> (1, 6) OBP: 0.244, SLG: 0.318		0-1 G1-3			2-1 G6-3		0-2 1B		3-3 K	4	0	1	0	0	1	1									
<b>Eric Show, R</b> (1, 1) OBP: 0.231, SLG: 0.231 (5, PH)			2-2 G6-3		1-3 K		1-2 F9			1	0	0	0	0	0	0									
<b>Randy Ready, R</b> (5, PH) OBP: 0.357, SLG: 0.327										1	0	0	0	0	1	0									
<b>Greg Booker, R</b> (5, 1)										0	0	0	0	0	0	0									
<b>Roberto Alomar, S</b> (7, PH) OBP: 0.277, SLG: 0.260										1	0	0	0	0	0	1									
<b>Dave Leiper, L</b> (7, 1)										0	0	0	0	0	0	0									
<b>Inning Stats</b>	R: 2 E: 0 K: 1 S: 15	H: 2 LOB: 1 BB: 1 P: 26	R: 0 E: 0 K: 1 S: 9	H: 0 LOB: 0 BB: 0 P: 13	R: 0 E: 0 K: 1 S: 7	H: 0 LOB: 0 BB: 0 P: 10	R: 0 E: 0 K: 0 S: 7	H: 1 LOB: 1 BB: 0 P: 11	R: 0 E: 0 K: 1 S: 10	H: 0 LOB: 0 BB: 0 P: 14	R: 0 E: 0 K: 0 S: 9	H: 0 LOB: 0 BB: 0 P: 15	R: 1 E: 0 K: 0 S: 15	H: 2 LOB: 1 BB: 0 P: 19	R: 0 E: 0 K: 0 S: 10	H: 0 LOB: 1 BB: 0 P: 21	R: 0 E: 0 K: 2 S: 14	H: 1 LOB: 1 BB: 0 P: 20	1B: 4 2B: 1 3B: 0 HR: 1	SF: 1 SAC: 0 DP: 0 HBP: 0	WP: 0 PB: 0 SB: 0 CS: 0	PA: 35			
<b>PITCHER</b>	IP	WLS	BF	H	R	ER	SO	BB	IBB	HBP	BLK	WP	HR	S	P	ERA	WHIP								
<b>Scott Sanderson, R</b> (1, 1) ERA: 4.5	7.0	W	27	5	3	3	4	1	0	0	0	0	1	72	108	3.86	0.857								
<b>Jeff Pico, R</b> (8, 1) ERA: 4.0	1.0		4	0	0	0	0	1	0	0	0	0	0	10	21	0.00	1.000								
<b>Mitch Williams, L</b> (9, 1) ERA: 2.25	1.0		4	1	0	0	2	0	0	0	0	0	0	14	20	0.00	1.000								

AB	32
R	3
H	6
RBI	3
BB	2
SO	6
LOB	8



Batter	1	2	3	4	5	6	7	8	9	AB	R	H	RBI	BB	SO	LOB	BOTTOM								
<b>Curtis Wilkerson, S</b> (1, 5) OBP: 0.250, SLG: 0.462	0-0 S 1B 2B	2-0 G4-3		1-0 23 WP 3B		1-3 K		1-1 G6-4-3		5	2	2	1	0	1	2	<b>San Diego Padres @ Chicago Cubs</b> Wrigley Field, Chicago, IL Sun Apr 30 1989, 3:33 AM CDT Att: 28,735 - Sunny								
<b>Mitch Webster, S</b> (1, 8) OBP: 0.360, SLG: 0.356	2-0 P7	0-1 23 E 1B		1-3 K		0-0 S 23 BB 1B				4	1	2	0	0	1	2									
<b>23 Ryne Sandberg, R</b> (1, 4) OBP: 0.313, SLG: 0.370	4-2 S 1B BB	0-1 E7 1H 3H		2-3 K		1-2 S BB				2	1	0	0	2	1	0									
<b>Andre Dawson, R</b> (1, 9) OBP: 0.318, SLG: 0.418	1-2 1B 2H	0-0 B2		2-2 F7		1-1 G5-3				4	0	1	2	0	0	3									
<b>Mark Grace, L</b> (1, 3) OBP: 0.415, SLG: 0.469	2-3 K		1-0 G1-3		4-0 FC4-6 BB		4-2 G5-4-3 BB			2	0	0	0	2	1	1									
<b>Gary Varsho, L</b> (1, 7) OBP: 0.283, SLG: 0.333	3-1 K		0-3 K		2-1 FC4-6		0-1 G5-4-3			3	0	1	0	0	1	1									
<b>Darrin Jackson, R</b> (7, PH) OBP: 0.400, SLG: 0.600	1-2 1B				1-2 1B					1	0	0	0	0	0	3									
<b>Shawon Dunston, R</b> (1, 6) OBP: 0.259, SLG: 0.240	3-3 K		1-1 B1-3		0-0 F8			1-0 G1-3 1B 2B		4	1	1	0	0	1	3									
<b>Rick Wrona, R</b> (1, 2) OBP: 0.208, SLG: 0.208		0-1 L7		1-1 SH3-4 3B 1B		0-0 G4-3		0-0 G1-3		4	1	1	0	0	0	1									
<b>Scott Sanderson, R</b> (1, 1) OBP: 0.333, SLG: 0.143		2-1 1B G4-3		0-1 SH3-4		0-3 K		2-0 G6-4-3 1B		2	1	1	0	0	1	0									
<b>Jeff Pico, R</b> (8, 1)										0	0	0	0	0	0	0									
<b>Domingo Ramos, R</b> (6, PH) OBP: 0.300, SLG: 0.448										1	0	1	1	0	0	0									
<b>Mitch Williams, L</b> (9, 1)										0	0	0	0	0	0	0									
<b>Inning Stats</b>	R: 2 E: 0 K: 2 S: 16	H: 3 LOB: 2 BB: 1 P: 31	R: 2 E: 1 K: 0 S: 10	H: 2 LOB: 1 BB: 0 P: 14	R: 0 E: 0 K: 1 S: 6	H: 0 LOB: 0 BB: 0 P: 8	R: 2 E: 0 K: 2 S: 13	H: 2 LOB: 0 BB: 0 P: 18	R: 0 E: 0 K: 0 S: 6	H: 0 LOB: 1 BB: 1 P: 14	R: 0 E: 0 K: 2 S: 7	H: 0 LOB: 0 BB: 0 P: 8	R: 0 E: 0 K: 0 S: 10	H: 1 LOB: 2 BB: 2 P: 19	R: 1 E: 0 K: 0 S: 5	H: 2 LOB: 0 BB: 0 P: 9	1B: 7 2B: 2 3B: 1 HR: 0	SF: 0 SAC: 1 DP: 2 HBP: 0	WP: 1 PB: 0 SB: 4 CS: 0	PA: 37					
<b>PITCHER</b>	IP	WLS	BF	H	R	ER	SO	BB	IBB	HBP	BLK	WP	HR	S	P	ERA	WHIP								
<b>Eric Show, R</b> (1, 1) ERA: 3.79	4.0	L	21	7	6	4	5	1	0	0	0	0	0	45	71	9.00	2.000								
<b>Greg Booker, R</b> (5, 1) ERA: 2.45	2.0		7	0	0	0	2	1	0	0	0	0	0	13	22	0.00	0.500								
<b>Dave Leiper, L</b> (7, 1) ERA: 8.38	2.0		9	3	1	1	0	2	0	0	0	0	0	15	28	4.50	2.500								

AB	32
R	7
H	10
RBI	4
BB	4
SO	7
LOB	16





Batter	1	2	3	4	5	6	7	8	9	AB	R	H	RBI	BB	SO	LOB	TOP					
Vince Coleman, S (1,7) OBP: 0.381, SLG: 0.485	1-3 K		2-1 SAFE 2H 1B			1-2 G4-3	1-2 2B		4-1 BB	4	0	2	1	1	1	0	<b>St. Louis Cardinals @ San Diego Padres</b> <b>Jack Murphy Stadium, San Diego, CA</b> Mon May 01 1989, 10:05 PM EDT Att: 32,486 - Unknown <a href="http://livebaseballscorecards.com">livebaseballscorecards.com</a>					
Ozzie Smith, S (1,6) OBP: 0.358, SLG: 0.356	0-1 F9		0-0 G5-3			2-2 FC1-4 1B	1-0 G6-3		0-1 P6	5	0	1	0	0	0	3						
Terry Pendleton, S (1,5) OBP: 0.313, SLG: 0.281	0-2 E5 CS			0-1 P6		0-0 SAFE SAFE FC1-4 1B 1-2 1B	0-0 G5-3			4	1	0	0	0	0	2						
Pedro Guerrero, R (1,3) OBP: 0.367, SLG: 0.488	1-2 CS 2-3	2-0 G5-3		1-2 FC5-4 1B		0-0 1B BB 1B	3-2 G6-3			4	1	2	0	0	0	1						
Tom Brunansky, R (1,9) OBP: 0.256, SLG: 0.388		3-2 G5-3		0-0 SAFE F8		0-2 BB 1B 1-2 BB 1B		2-0 E6 CS		4	1	1	1	0	0	1						
José Oquendo, S (1,4) OBP: 0.326, SLG: 0.300		1-1 P6		1-1 SAFE FC5-4		3-2 SAFE BB 1B		3-3 SAFE SAFE K		4	1	1	0	0	1	2						
Milt Thompson, L (1,8) OBP: 0.388, SLG: 0.436			1-2 WP SH2-4 1B		2-3 K	4-2 1B E BB		0-0 G4-3		3	2	1	1	1	1	0						
Tony Peña, R (1,2) OBP: 0.280, SLG: 0.354			1-0 SAFE SAFE P4		1-3 K	1-2 E9 1B		1-0 G4-3		4	0	1	2	0	1	1						
Jose DeLeon, R (1,1) OBP: 0.056, SLG: 0.056			0-0 SH2-4		0-1 G4-3	0-0 2-3 1B		1-1 G6-3		3	0	1	0	0	0	0						
<b>Inning Stats</b>	R: 0 E: 1 K: 1 S: 11	H: 0 LOB: 0 BB: 0 P: 13	R: 0 E: 0 K: 0 S: 6	H: 0 LOB: 0 BB: 0 P: 12	R: 1 E: 0 K: 0 S: 8	H: 2 LOB: 1 BB: 0 P: 12	R: 0 E: 0 K: 0 S: 8	H: 1 LOB: 1 BB: 0 P: 10	R: 0 E: 0 K: 2 S: 8	H: 0 LOB: 0 BB: 0 P: 11	R: 5 E: 1 K: 0 S: 20	H: 6 LOB: 2 BB: 1 P: 31	R: 0 E: 0 K: 0 S: 9	H: 1 LOB: 1 BB: 0 P: 14	R: 0 E: 1 K: 1 S: 6	H: 0 LOB: 0 BB: 0 P: 11		R: 0 E: 0 K: 0 S: 6	H: 0 LOB: 1 BB: 1 P: 12	1B: 9 2B: 2 3B: 0 HR: 0	SF: 0 SAC: 1 DP: 1 HBP: 0	WP: 1 PB: 0 SB: 0 CS: 2
<b>PITCHER</b>	IP WLS BF L	H R ER E	SO BB IBB HBP BLK	WP HR S P	ERA WHIP	<b>PITCHER</b>	IP WLS BF L	H R ER E	SO BB IBB HBP BLK	WP HR S P	ERA WHIP											
Bruce Hurst, L (1,1) ERA: 4.2	7.0	10	6	3	1	0	0	0	0	0	70	103	7.71	1.571								
Mark Grant, R (8,1) ERA: 2.35	2.0	0	0	1	1	0	0	0	0	0	12	23	0.00	0.500								

Batter	1	2	3	4	5	6	7	8	9	AB	R	H	RBI	BB	SO	LOB	BOTTOM			
Roberto Alomar, S (1,4) OBP: 0.284, SLG: 0.269	3-2 G4-3 1B		3-2 1B		1-2 G6-4-3 1-2			2-2 F8		4	0	2	0	0	0	3	<b>St. Louis Cardinals @ San Diego Padres</b> <b>Jack Murphy Stadium, San Diego, CA</b> Mon May 01 1989, 10:05 PM EDT Att: 32,486 - Unknown <a href="http://livebaseballscorecards.com">livebaseballscorecards.com</a>			
Tim Flannery, L (1,5) OBP: 0.341, SLG: 0.286	0-2 G4-3 1-2		1-1 G4-3			3-3 K		3-3 K		4	0	0	0	0	2	2				
Tony Gwynn, L (1,8) OBP: 0.372, SLG: 0.448	3-2 CS 1B			0-1 P5		2-1 F7		1-2 F7		4	0	1	0	0	0	0				
Jack Clark, R (1,3) OBP: 0.382, SLG: 0.385	0-1 SAFE CS 1-2	1-3 K		2-3 K		0-1 F8		2-2 F7		4	0	0	0	0	2	0				
Carmelo Martinez, R (1,7) OBP: 0.247, SLG: 0.333		3-3 K		2-2 P5			0-0 G6-4-3 1B			3	0	1	0	0	1	0				
Benito Santiago, R (1,2) OBP: 0.247, SLG: 0.365		0-0 2B			1-1 F9		0-3 K			3	0	1	0	0	1	1				
John Kruk, L (1,9) OBP: 0.302, SLG: 0.196		3-3 K			4-0 1B BB		0-0 G6-4-3 1-2			2	0	0	0	1	1	2				
Mark Grant, R (8,1) ERA: 2.35										0	0	0	0	0	0	0				
Garry Templeton, S (1,6) OBP: 0.247, SLG: 0.318			3-2 G4-3		0-0 SH 1B		2-1 G6-3			3	0	1	0	0	0	0				
Bruce Hurst, L (1,1) OBP: 0.200, SLG: 0.077			2-3 K		0-1 SH		0-1 G6-3			1	0	0	0	0	1	0				
Marvell Wynne, L (8,9) OBP: 0.302, SLG: 0.476					1-2 G6-4-3					1	0	0	0	0	0	0				
<b>Inning Stats</b>	R: 0 E: 0 K: 0 S: 12	H: 2 LOB: 0 BB: 0 P: 18	R: 0 E: 0 K: 3 S: 10	H: 1 LOB: 0 BB: 0 P: 17	R: 0 E: 0 K: 1 S: 16	H: 1 LOB: 1 BB: 0 P: 25	R: 0 E: 0 K: 1 S: 9	H: 0 LOB: 0 BB: 0 P: 13	R: 0 E: 1 K: 0 S: 8	H: 1 LOB: 2 BB: 1 P: 14	R: 0 E: 0 K: 1 S: 5	H: 0 LOB: 0 BB: 0 P: 5	R: 0 E: 0 K: 0 S: 8	H: 0 LOB: 0 BB: 0 P: 12	R: 0 E: 0 K: 1 S: 9	H: 0 LOB: 0 BB: 0 P: 15	1B: 5 2B: 1 3B: 0 HR: 0	SF: 0 SAC: 1 DP: 3 HBP: 0	WP: 0 PB: 0 SB: 0 CS: 1	PA: 32
<b>PITCHER</b>	IP WLS BF L	H R ER E	SO BB IBB HBP BLK	WP HR S P	ERA WHIP	<b>PITCHER</b>	IP WLS BF L	H R ER E	SO BB IBB HBP BLK	WP HR S P	ERA WHIP									
Jose DeLeon, R (1,1) ERA: 1.61	9.0	6	0	8	1	0	0	0	0	0	85	132	0.00	0.778						

AB 35  
R 6  
H 10  
RBI 5  
BB 2  
SO 4  
LOB 10



AB 29  
R 0  
H 6  
RBI 0  
BB 1  
SO 8  
LOB 8





Batter	1	2	3	4	5	6	7	8	9	AB	R	H	RBI	BB	SO	LOB	TOP					
Vince Coleman, S (1,7) OBP: 0.385, SLG: 0.485	G5-3		1B			G6-3			G3-6-3 1B	4	0	2	0	0	0	0	<b>St. Louis Cardinals @ San Diego Padres</b> Jack Murphy Stadium, San Diego, CA Tue May 02 1989, 10:05 PM EDT Att: 20,920 - Unknown <a href="http://livebaseballscorecards.com">livebaseballscorecards.com</a>					
Ozzie Smith, S (1,6) OBP: 0.338, SLG: 0.333	G5-3		P4			G4-3			P4	4	0	0	0	0	0	2						
Terry Pendleton, S (1,5) OBP: 0.301, SLG: 0.289	P5					F8			G3-6-3 1-2	4	0	0	0	0	0	1						
Pedro Guerrero, R (1,3)		HR				F8				3	1	2	1	0	0	0						
Milt Thompson, L (1,8) OBP: 0.379, SLG: 0.425 Cris Carpenter, R (7,1) OBP: 0.500, SLG: 0.500	G6-3		G5-4-3 1-2			G5-4-3 1-2			FC6-4 1B	2	0	0	0	0	0	1						
Tom Brunansky, R (1,9) OBP: 0.298, SLG: 0.386	F9								FC6-4 1-2	0	0	0	0	0	0	0						
José Oquendo, S (1,4) OBP: 0.316, SLG: 0.289	K					FC5-4 1B			F7	3	0	0	0	0	1	1						
Tony Peña, R (1,2) OBP: 0.271, SLG: 0.341			G4-3			G4-6-3 1-2			F8	3	0	0	0	0	0	1						
Scott Terry, R (1,1) OBP: 0.267, SLG: 0.500 Dan Quisenberry, R (4,1)			B2-3			G4-3			F8	1	0	0	0	0	0	0						
John Morris, L (4,8) OBP: 0.596, SLG: 0.944 Denny Walling, L (7,PH) OBP: 0.500, SLG: 0.333									F8	0	0	0	0	0	0	0						
									F8	2	0	0	0	0	0	0						
									F8	1	0	1	0	0	0	0						
<b>Inning Stats</b>	R: 0 E: 0 K: 0 S: 5	H: 0 LOB: 0 BB: 0 P: 7	R: 1 E: 0 K: 1 S: 9	H: 1 LOB: 0 BB: 0 P: 15	R: 0 E: 0 K: 0 S: 4	H: 1 LOB: 1 BB: 0 P: 6	R: 0 E: 0 K: 0 S: 8	H: 1 LOB: 0 BB: 0 P: 11	R: 0 E: 0 K: 0 S: 7	H: 1 LOB: 0 BB: 0 P: 9	R: 0 E: 0 K: 0 S: 8	H: 0 LOB: 0 BB: 0 P: 12	R: 0 E: 0 K: 0 S: 9	H: 1 LOB: 1 BB: 0 P: 17	R: 0 E: 0 K: 0 S: 5	H: 0 LOB: 0 BB: 0 P: 7	R: 0 E: 0 K: 0 S: 6	H: 1 LOB: 0 BB: 0 P: 10	1B: 5 2B: 0 3B: 0 HR: 1	SF: 0 SAC: 0 DP: 3 HBP: 0	WP: 0 PB: 0 SB: 0 CS: 0	PA: 30
<b>PITCHER</b> Ed Whitson, R (1,1) ERA: 2.38	IP: 9.0 WLS: W BF: 30 H: 6 R: 1 ER: 1 SO: 1 BB: 0 IBB: 0 HBP: 0 BLK: 0 WP: 0 HR: 1 S: 61 P: 94 ERA: 1.00 WHIP: 0.667															<b>PITCHER</b>	IP: 9.0 WLS: W BF: 30 H: 6 R: 1 ER: 1 SO: 1 BB: 0 IBB: 0 HBP: 0 BLK: 0 WP: 0 HR: 1 S: 61 P: 94 ERA: 1.00 WHIP: 0.667					

Batter	1	2	3	4	5	6	7	8	9	AB	R	H	RBI	BB	SO	LOB	BOTTOM			
Roberto Alomar, S (1,4) OBP: 0.289, SLG: 0.274	K		FC5-6 1B			S BLK 1B			K	5	0	2	1	0	2	1	<b>St. Louis Cardinals @ San Diego Padres</b> Jack Murphy Stadium, San Diego, CA Tue May 02 1989, 10:05 PM EDT Att: 20,920 - Unknown <a href="http://livebaseballscorecards.com">livebaseballscorecards.com</a>			
Luis Salazar, R (1,5) OBP: 0.288, SLG: 0.407	BB 1B		FC5-6 1B			F7			K	5	1	2	0	0	1	3				
Tony Gwynn, L (1,8) OBP: 0.381, SLG: 0.450	F8		HR 1B			S BB			F9	4	1	2	0	1	0	1				
Jack Clark, R (1,3) OBP: 0.402, SLG: 0.425	BB		HR 1B			S BB			K	2	1	1	3	3	1	0				
Carmelo Martinez, R (1,7) OBP: 0.298, SLG: 0.326	BB		HR 1B			S IBB			K	2	1	0	0	2	0	5				
Benito Santiago, R (1,2) OBP: 0.258, SLG: 0.364	BB		1B BB			G6-4-3 1-2			K	3	1	1	0	1	0	4				
John Kruk, L (1,9) OBP: 0.313, SLG: 0.273	F8		G4-6-3 1B			HR BB			HR BB	4	1	2	2	0	0	2				
Garry Templeton, S (1,6) OBP: 0.253, SLG: 0.315 Gary Green, R (5,6) OBP: 0.200, SLG: 0.300	G4-3		G4-6-3 1B			G6-3			P5	1	1	0	0	1	0	1				
	G4-3		1B IBB			G4-3			L6	2	0	0	0	0	0	0				
Ed Whitson, R (1,1) OBP: 0.250, SLG: 0.267	L6		1B			K			L6	4	0	1	1	0	1	1				
<b>Inning Stats</b>	R: 0 E: 0 K: 1 S: 15	H: 1 LOB: 3 BB: 2 P: 29	R: 0 E: 0 K: 0 S: 8	H: 1 LOB: 1 BB: 0 P: 12	R: 5 E: 0 K: 0 S: 18	H: 6 LOB: 2 BB: 2 P: 32	R: 0 E: 0 K: 0 S: 11	H: 1 LOB: 1 BB: 1 P: 18	R: 0 E: 0 K: 0 S: 8	H: 0 LOB: 0 BB: 0 P: 11	R: 0 E: 0 K: 0 S: 11	H: 1 LOB: 2 BB: 2 P: 22	R: 2 E: 0 K: 1 S: 8	H: 1 LOB: 0 BB: 1 P: 13	R: 0 E: 0 K: 2 S: 10	H: 0 LOB: 0 BB: 0 P: 17	1B: 8 2B: 1 3B: 0 HR: 2	SF: 0 SAC: 0 DP: 3 HBP: 0	WP: 0 PB: 0 SB: 2 CS: 0	PA: 40
<b>PITCHER</b> Scott Terry, R (1,1) ERA: 2.84 Dan Quisenberry, R (4,1) ERA: 4.69 Cris Carpenter, R (7,1) ERA: 2.37	IP: 3.0 WLS: L BF: 22 H: 1 R: 0 ER: 0 SO: 1 BB: 1 IBB: 0 HBP: 0 BLK: 1 WP: 0 HR: 0 S: 23 P: 40 ERA: 0.00 WHIP: 0.667															<b>PITCHER</b>	IP: 3.0 WLS: L BF: 22 H: 1 R: 0 ER: 0 SO: 1 BB: 1 IBB: 0 HBP: 0 BLK: 1 WP: 0 HR: 0 S: 23 P: 40 ERA: 0.00 WHIP: 0.667			



Batter	1	2	3	4	5	6	7	8	9	AB	R	H	RBI	BB	SO	LOB	TOP					
Darrin Jackson, R OBP: 0.273, SLG: 0.364 (1, 8)	L6		1B			K		K		4	0	1	0	0	2	0	<b>Chicago Cubs @ San Diego Padres</b> Jack Murphy Stadium, San Diego, CA Wed May 03 1989, 10:05 PM EDT Att: 20,403 - Unknown - 65 F					
Mitch Webster, S OBP: 0.333, SLG: 0.327 Mitch Williams, L (8, 1)	P3			F9		F8		G4-3		4	0	0	0	0	0	0						
23 Ryne Sandberg, R OBP: 0.363, SLG: 0.798 (1, 4)	F8			HR		3B		1B		3	2	2	0	0	0	0						
Andre Dawson, R OBP: 0.304, SLG: 0.441 (1, 9)		F9		HR		1B		G4-3		4	2	2	3	0	0	1						
Mark Grace, L OBP: 0.402, SLG: 0.452 (1, 3)	K			G4-3		1B		K		4	0	1	1	0	2	0						
Vance Law, R OBP: 0.214, SLG: 0.246 Gary Varsho, L OBP: 0.273, SLG: 0.333 (8, 7)	HR			G4-3		K		G1-3		3	1	1	1	0	1	1						
Shawon Dunston, R OBP: 0.257, SLG: 0.230 (1, 6)	G6-3				F7			G1-5-3		4	0	0	0	0	0	0						
Rick Wrona, R OBP: 0.185, SLG: 0.185 (1, 2)			G5-3		G1-3			G4-3		3	0	0	0	0	0	0						
Paul Kilgus, L OBP: 0.083, SLG: 0.083 Calvin Schiraldi, R (6, 1) Curtis Wilkerson, S OBP: 0.234, SLG: 0.413 (6, 5)	K			G3		G5-3				2	0	0	0	0	1	0						
<b>Inning Stats</b>	R: 0 E: 0 K: 0 S: 6	H: 0 LOB: 0 BB: 0 P: 11	R: 1 E: 0 K: 1 S: 8	H: 1 LOB: 0 BB: 0 P: 13	R: 0 E: 0 K: 1 S: 8	H: 1 LOB: 1 BB: 0 P: 13	R: 2 E: 0 K: 0 S: 9	H: 2 LOB: 0 BB: 0 P: 12	R: 0 E: 0 K: 0 S: 7	H: 0 LOB: 0 BB: 0 P: 10	R: 2 E: 0 K: 2 S: 13	H: 2 LOB: 1 BB: 0 P: 19	R: 0 E: 0 K: 0 S: 4	H: 0 LOB: 0 BB: 0 P: 6	R: 0 E: 0 K: 1 S: 10	H: 1 LOB: 1 BB: 0 P: 12		R: 0 E: 0 K: 1 S: 6	H: 0 LOB: 0 BB: 0 P: 10	1B: 4 2B: 0 3B: 1 HR: 2	SF: 0 SAC: 0 DP: 0 HBP: 1	WP: 0 PB: 0 SB: 1 CS: 0
<b>PITCHER</b>	IP	WLS	BF	H	R	ER	SO	BB	IBB	HBP	BLK	WP	HR	S	P	ERA	WHIP					
Dennis Rasmussen, L ERA: 6.9 (1, 1)	5.0		18	4	3	3	2	0	0	0	0	0	2	38	59	5.40	0.800					
Mark Grant, R ERA: 3.31 (6, 1)	1.0	L	6	2	2	2	2	0	0	1	0	0	0	13	19	18.00	2.000					
Dave Leiper, L ERA: 6.94 (7, 1)	2.0		7	1	0	0	1	0	0	0	0	0	0	14	18	0.00	0.500					
Greg Harris, R ERA: (9, 1)	1.0		3	0	0	0	1	0	0	0	0	0	0	6	10	0.00	0.000					

Batter	1	2	3	4	5	6	7	8	9	AB	R	H	RBI	BB	SO	LOB	BOTTOM					
Roberto Alomar, S OBP: 0.304, SLG: 0.284 Tim Flannery, L OBP: 0.357, SLG: 0.286 (9, FH)	FC6-4 1B		G6-4-3 BB		1-4-3 3B	4-3			SH3 BB	3	1	2	1	1	0	1	<b>Chicago Cubs @ San Diego Padres</b> Jack Murphy Stadium, San Diego, CA Wed May 03 1989, 10:05 PM EDT Att: 20,403 - Unknown - 65 F					
Luis Salazar, R OBP: 0.270, SLG: 0.381 (1, 5)	FC6-4 FC3-6 1-2		G6-4-3 1-2		1-4-3 1-2 2-3	F9		SH3		4	0	0	0	0	5							
Tony Gwynn, L OBP: 0.374, SLG: 0.456 (1, 8)	FC3-6 PB 1-2		F7		1B 3B		L6	K		5	1	1	2	0	1	2						
Jack Clark, R OBP: 0.393, SLG: 0.405 (1, 3)	BB			K	P4		F7	6-3		4	0	0	0	1	1	2						
Carmelo Martinez, R OBP: 0.287, SLG: 0.333 (1, 7)	K			FC4-6 1B	1B		F8			4	0	2	1	0	1	2						
Benito Santiago, R OBP: 0.258, SLG: 0.359 (1, 2)		G6-3		FC4-6 1B	F9			K		4	0	1	0	0	1	1						
John Kruk, L OBP: 0.338, SLG: 0.293 (1, 9)		1B		FC4-6 1-2 2-3		2B 4-3 BB		BLK 1B		3	1	2	0	1	0	2						
Gary Green, R OBP: 0.214, SLG: 0.357 (1, 6)	P3			5-3		4-3 2B		F7		4	0	1	0	0	4							
Dennis Rasmussen, L OBP: 0.115, SLG: 0.111 Bip Roberts, S OBP: 0.217, SLG: 0.357 Mark Grant, R (5, PH) (6, PH) (7, 1) Randy Ready, R OBP: 0.327, SLG: 0.320 Dave Leiper, L (8, PH) Marvell Wynne, L OBP: 0.302, SLG: 0.476 Mark Parent, R OBP: 0.261, SLG: 0.545 Greg Harris, R (9, 1)	F7				1-4-3 3B	1B		P2		1	0	0	0	0	0	1						
<b>Inning Stats</b>	R: 0 E: 0 K: 1 S: 12	H: 1 LOB: 2 BB: 1 P: 25	R: 0 E: 0 K: 0 S: 7	H: 1 LOB: 0 BB: 0 P: 8	R: 0 E: 0 K: 1 S: 10	H: 2 LOB: 2 BB: 0 P: 17	R: 3 E: 0 K: 0 S: 13	H: 4 LOB: 1 BB: 0 P: 24	R: 1 E: 0 K: 0 S: 11	H: 1 LOB: 1 BB: 1 P: 19	R: 0 E: 0 K: 0 S: 8	H: 0 LOB: 0 BB: 0 P: 13	R: 0 E: 0 K: 1 S: 10	H: 1 LOB: 1 BB: 0 P: 14	R: 0 E: 0 K: 1 S: 9	H: 0 LOB: 1 BB: 1 P: 15		1B: 8 2B: 1 3B: 1 HR: 0	SF: 0 SAC: 1 DP: 1 HBP: 0	WP: 0 PB: 1 SB: 1 CS: 0	PA: 40	
<b>PITCHER</b>	IP	WLS	BF	H	R	ER	SO	BB	IBB	HBP	BLK	WP	HR	S	P	ERA	WHIP					
Paul Kilgus, L ERA: 3.85 (1, 1)	5.0	W	26	9	4	4	2	3	0	0	0	0	0	51	93	7.20	2.400					
Calvin Schiraldi, R ERA: 3.79 (6, 1)	2.2		9	1	0	0	1	0	0	0	0	0	0	25	35	0.00	0.375					
Mitch Williams, L ERA: 1.92 (8, 1)	1.1	S	5	0	0	0	1	1	0	0	0	0	0	10	18	0.00	0.750					

AB	33
R	5
H	7
RBI	5
BB	0
SO	6
LOB	2




AB	35
R	4
H	10
RBI	4
BB	4
SO	4
LOB	23










Batter	1	2	3	4	5	6	7	8	9	AB	R	H	RBI	BB	SO	LOB	TOP										
<b>Barry Bonds, L</b> OBP: 0.323, SLG: 0.475 (1, 7)	G3		1B BB		1B 1B		SH1-4 BB		FC4-6 BB	2	1	1	0	3	0	0	<b>Pittsburgh Pirates @ San Diego Padres</b> Jack Murphy Stadium, San Diego, CA Fri May 05 1989, 10:05 PM EDT Att: 53,970 - Unknown										
<b>Jose Lind, R</b> OBP: 0.269, SLG: 0.266 (1, 4)	F8		1B		F8		SH1-4		FC4-6 FC6	4	0	1	0	0	0	2											
<b>R.J. Reynolds, S</b> OBP: 0.333, SLG: 0.425 (1, 8)	2B		P5		G4-3		F8		FC6	5	0	1	0	0	0	5											
<b>Bobby Bonilla, S</b> OBP: 0.363, SLG: 0.456 (1, 5)	G4-1				HR 2B		IBB			3	1	2	1	1	0	1											
<b>Glenn Wilson, R</b> OBP: 0.297, SLG: 0.377 (1, 9)		G6-3		K	K		F7			4	0	0	0	0	2	4											
<b>Benny DiStefano, L</b> OBP: 0.280, SLG: 0.100 (1, 3)	F8			HR BB					FC4-6 HBP	2	1	0	0	1	0	0											
<b>Rey Quinones, R</b> OBP: 0.215, SLG: 0.250 (1, 6)	F8			HR			G6-3		FC4-6 CS	4	1	1	3	0	0	1											
<b>Tom Prince, R</b> OBP: 0.207, SLG: 0.269 (1, 2)			F7		F7		2B		K	4	0	1	0	0	1	1											
<b>Bob Walk, R</b> OBP: 0.250, SLG: 0.375 (1, 1)			G4-3		G5-3		P3		CS P4	4	0	0	0	0	0	1											
<b>Inning Stats</b>	R: 0 E: 0 K: 0 S: 8	H: 1 LOB: 1 BB: 0 P: 15	R: 0 E: 0 K: 0 S: 4	H: 0 LOB: 3 BB: 0 P: 5	R: 0 E: 0 K: 1 S: 10	H: 1 LOB: 2 BB: 1 P: 18	R: 3 E: 0 K: 1 S: 12	H: 2 LOB: 0 BB: 1 P: 23	R: 1 E: 1 K: 1 S: 12	H: 2 LOB: 1 BB: 0 P: 15	R: 0 E: 0 K: 0 S: 6	H: 1 LOB: 1 BB: 0 P: 12	R: 0 E: 0 K: 0 S: 9	H: 0 LOB: 2 BB: 2 P: 18	R: 0 E: 0 K: 1 S: 8	H: 0 LOB: 0 BB: 0 P: 15		R: 0 E: 0 K: 0 S: 8	H: 0 LOB: 1 BB: 1 P: 13	1B: 3 2B: 3 3B: 0 HR: 1	SF: 0 SAC: 1 DP: 0 HBP: 1	WP: 0 PB: 0 SB: 0 CS: 1	PA: 40				
<b>PITCHER</b>	IP	WLS	BF	H	R	ER	SO	BB	IBB	HBP	BLK	WP	HR	S	P	ERA	WHIP										
<b>Eric Show, R</b> ERA: 3.8 (1, 1)	7.0	L	32	7	4	3	2	3	1	0	0	0	1	61	106	3.86	1.429										
<b>Dave Leiper, L</b> ERA: 5.93 (8, 1)	2.0		7	0	0	0	1	1	0	1	0	0	0	16	28	0.00	0.500										

Batter	1	2	3	4	5	6	7	8	9	AB	R	H	RBI	BB	SO	LOB	BOTTOM										
<b>Roberto Alomar, S</b> OBP: 0.310, SLG: 0.292 (1, 4)	G4-3		FC5-4 1B		F7		1B			4	0	2	0	0	0	0	<b>Pittsburgh Pirates @ San Diego Padres</b> Jack Murphy Stadium, San Diego, CA Fri May 05 1989, 10:05 PM EDT Att: 53,970 - Unknown										
<b>Luis Salazar, R</b> OBP: 0.297, SLG: 0.357 (1, 5)	B1-3		FC5-4 1B		FC4-6 1B		P6			4	0	1	0	0	0	4											
<b>Tony Gwynn, L</b> OBP: 0.374, SLG: 0.446 (1, 8)	G4-3				G4-3		FC4-6 FC6-4		F9	4	0	0	0	0	0	1											
<b>Jack Clark, R</b> OBP: 0.375, SLG: 0.374 (1, 3)			BB 1B BB		K		FC6-4		P3	3	1	0	0	1	1	1											
<b>Marvell Wynne, L</b> OBP: 0.320, SLG: 0.490 (1, 9)			BB 1B		E E 1B		G3		F7	4	1	2	0	0	0	0											
<b>Carmelo Martinez, R</b> OBP: 0.299, SLG: 0.313 (1, 7)			FC1-5 BB		G5-3		G5-3		F9	3	0	0	0	1	0	1											
<b>Benito Santiago, R</b> OBP: 0.248, SLG: 0.344 (1, 2)	P4				F8		G5-3		G6-3	4	0	0	0	0	0	3											
<b>Garry Templeton, S</b> OBP: 0.253, SLG: 0.312 (1, 6)	1B FC1-5 1B				F8		G6-3		F8	4	0	1	2	0	0	0											
<b>Eric Show, R</b> OBP: 0.200, SLG: 0.200 (1, 1)										2	0	0	0	0	1	2											
<b>Tim Flannery, L</b> OBP: 0.396, SLG: 0.306 (7, PH)										0	0	0	0	1	0	0											
<b>Gary Green, R</b> OBP: 0.176, SLG: 0.294 (7, PR)										0	0	0	0	0	0	0											
<b>Dave Leiper, L</b> ERA: 5.93 (8, 1)										0	0	0	0	0	0	0											
<b>Inning Stats</b>	R: 0 E: 0 K: 0 S: 6	H: 0 LOB: 0 BB: 0 P: 6	R: 2 E: 0 K: 0 S: 13	H: 3 LOB: 3 BB: 2 P: 31	R: 0 E: 2 K: 1 S: 13	H: 1 LOB: 1 BB: 0 P: 16	R: 0 E: 0 K: 1 S: 10	H: 0 LOB: 0 BB: 0 P: 14	R: 0 E: 0 K: 0 S: 11	H: 1 LOB: 1 BB: 0 P: 17	R: 0 E: 0 K: 0 S: 6	H: 0 LOB: 0 BB: 0 P: 7	R: 0 E: 0 K: 0 S: 6	H: 1 LOB: 1 BB: 1 P: 13	R: 0 E: 0 K: 0 S: 5	H: 0 LOB: 0 BB: 0 P: 7	R: 0 E: 0 K: 0 S: 8	H: 0 LOB: 0 BB: 0 P: 12	1B: 6 2B: 0 3B: 0 HR: 0	SF: 0 SAC: 0 DP: 0 HBP: 0	WP: 0 PB: 0 SB: 0 CS: 1	PA: 35					
<b>PITCHER</b>	IP	WLS	BF	H	R	ER	SO	BB	IBB	HBP	BLK	WP	HR	S	P	ERA	WHIP										
<b>Bob Walk, R</b> ERA: 3.62 (1, 1)	9.0	W	35	6	2	2	2	3	0	0	0	0	0	78	123	2.00	1.000										







Batter	1	2	3	4	5	6	7	8	9	AB	R	H	RBI	BB	SO	LOB	TOP			
Barry Bonds, L (1,7) OBP: 0.341, SLG: 0.488	G3-1		1B		FC4-6 1B		F8			4	0	2	0	0	0	1	<b>Pittsburgh Pirates @ San Diego Padres</b> Jack Murphy Stadium, San Diego, CA Sun May 07 1989, 6:33 AM EDT Att: 33,144 - Sunny - 75 F			
Jose Lind, R (1,4) OBP: 0.276, SLG: 0.276	HBP		G1-3		FC4-6			K	3	0	0	0	0	1	3					
R.J. Reynolds, S (1,8) OBP: 0.316, SLG: 0.432	F9				F7			G6-3	4	1	1	1	0	0	3					
Bobby Bonilla, S (1,5) OBP: 0.341, SLG: 0.426	K				F8			F9	4	0	0	0	0	1	1					
Glenn Wilson, R (1,9) OBP: 0.313, SLG: 0.435		CS G3 1B			F8			F9	4	0	2	0	0	0	0					
Benny DiStefano, L (1,3) OBP: 0.313, SLG: 0.154	G3				G3-6 1B			1B	4	0	2	0	0	0	2					
Junior Ortiz, R (1,2) John Cangelosi, S (9, PH) OBP: 0.241, SLG: 0.204 OBP: 0.325, SLG: 0.188	F9				G6-3			1B	3	0	0	0	0	0	2					
Rafael Belliard, R (1,6) Steve Carter, L (9, PH) Gary Redus, R (9, PH) OBP: 0.325, SLG: 0.359 OBP: 0.222, SLG: 0.375 OBP: 0.395, SLG: 0.333			F8		G4-3			K	3	0	0	0	0	0	0					
Neal Heaton, L (1,1) Rey Quinones, R (9, PH) OBP: 0.462, SLG: 0.462 OBP: 0.200, SLG: 0.231			K		FC4-6 1B			K	3	0	2	0	0	1	0					
<b>Inning Stats</b>	R: 0 E: 0 K: 1 S: 10	H: 0 LOB: 1 BB: 0 P: 18	R: 0 E: 0 K: 0 S: 6	H: 1 LOB: 0 BB: 0 P: 11	R: 0 E: 0 K: 1 S: 9	H: 1 LOB: 1 BB: 0 P: 11	R: 1 E: 0 K: 0 S: 9	H: 2 LOB: 1 BB: 0 P: 11	R: 0 E: 0 K: 0 S: 10	H: 1 LOB: 0 BB: 0 P: 11	R: 0 E: 0 K: 0 S: 7	H: 1 LOB: 1 BB: 0 P: 9	R: 0 E: 0 K: 1 S: 7	H: 0 LOB: 0 BB: 0 P: 10	R: 0 E: 0 K: 2 S: 14	H: 2 LOB: 2 BB: 0 P: 22		1B: 9 2B: 0 3B: 0 HR: 1	SF: 0 SAC: 0 DP: 1 HBP: 1	WP: 0 PB: 0 SB: 0 CS: 1
<b>PITCHER</b>	IP WLS BF H R ER SO BB IBB HBP BLK WP HR S P ERA WHIP																			
Ed Whitson, R (1,1) ERA: 2.18	8.1 W 34 10 1 1 3 0 0 0 0 0 1 74 106 1.08 1.200																			
Mark Davis, L (9,1) ERA: 1.74	0.2 S 2 0 0 0 2 0 0 0 0 0 0 7 13 0.00 0.000																			

Batter	1	2	3	4	5	6	7	8	9	AB	R	H	RBI	BB	SO	LOB	BOTTOM			
Roberto Alomar, S (1,4) OBP: 0.314, SLG: 0.328	K		P2		2B			HR		4	1	2	3	0	1	0	<b>Pittsburgh Pirates @ San Diego Padres</b> Jack Murphy Stadium, San Diego, CA Sun May 07 1989, 6:33 AM EDT Att: 33,144 - Sunny - 75 F			
Luis Salazar, R (1,5) OBP: 0.244, SLG: 0.333	L9				G6-3			E5 P6-4 WP	4	0	0	0	0	0	2					
Tony Gwynn, L (1,8) OBP: 0.367, SLG: 0.457	F8				G4-3			P6-4	4	0	0	0	0	0	1					
Jack Clark, R (1,9) OBP: 0.386, SLG: 0.362			F8-3 BB		F9			F7	2	0	0	0	1	0	0					
Jerald Clark, R (1,7)			F8-3		F8			F9	3	0	0	0	0	0	1					
Rob Nelson, L (1,3) Marvell Wynne, L (8,9) OBP: 0.333, SLG: 0.333 OBP: 0.321, SLG: 0.481			E8		1B 2B 1B			G6-3	3	1	1	0	0	0	0					
Mark Parent, R (1,2) OBP: 0.242, SLG: 0.548			G5-3		1B 2B 1B			F7	3	1	1	0	0	0	1					
Garry Templeton, S (1,6) OBP: 0.257, SLG: 0.323			G4-3		2B 1B			G5-3	3	0	1	0	0	0	0					
Ed Whitson, R (1,1) Mark Davis, L (9,1) OBP: 0.211, SLG: 0.222 ERA: 3.6			G4-3		K			F9	3	0	0	0	0	1	3					
<b>Inning Stats</b>	R: 0 E: 0 K: 1 S: 14	H: 0 LOB: 0 BB: 0 P: 18	R: 0 E: 1 K: 0 S: 10	H: 0 LOB: 1 BB: 1 P: 15	R: 0 E: 0 K: 0 S: 8	H: 0 LOB: 0 BB: 0 P: 9	R: 0 E: 0 K: 0 S: 6	H: 0 LOB: 0 BB: 0 P: 11	R: 2 E: 0 K: 1 S: 17	H: 4 LOB: 2 BB: 0 P: 21	R: 0 E: 0 K: 0 S: 8	H: 0 LOB: 0 BB: 0 P: 11	R: 0 E: 0 K: 0 S: 5	H: 0 LOB: 0 BB: 0 P: 8	R: 1 E: 1 K: 0 S: 11	H: 1 LOB: 0 BB: 0 P: 18		1B: 3 2B: 3 3B: 0 HR: 1	SF: 0 SAC: 0 DP: 2 HBP: 0	WP: 1 PB: 0 SB: 0 CS: 0
<b>PITCHER</b>	IP WLS BF H R ER SO BB IBB HBP BLK WP HR S P ERA WHIP																			
Neal Heaton, L (1,1) ERA: 3.6	8.0 L 30 5 3 3 2 1 0 0 0 1 1 79 111 3.38 0.750																			

AB	35
R	1
H	10
RBI	1
BB	0
SO	5
LOB	16





Batter	1	2	3	4	5	6	7	8	9	AB	R	H	RBI	BB	SO	LOB	TOP										
<b>Roberto Alomar, S</b> OBP: 0.324, SLG: 0.346 (1, 4)	F7		K		1B		E	2-4	G1-3	5	1	3	0	0	1	1											
<b>Luis Salazar, R</b> OBP: 0.253, SLG: 0.337 (1, 5)	F8		G5-3		CS		SF9		F8	5	0	2	0	0	0	2											
<b>Tony Gwynn, L</b> OBP: 0.368, SLG: 0.451 (1, 8)	F8			BB	FC5-2-6-2		E5		G1-3	4	1	1	1	1	0	4											
<b>Jack Clark, R</b> OBP: 0.386, SLG: 0.361 (1, 9)		FC6-4		BB	BB		SF9		G1-3	3	0	1	1	1	1	4											
<b>Rob Nelson, L</b> OBP: 0.333, SLG: 0.200 <b>Carmelo Martinez, R</b> OBP: 0.272, SLG: 0.303 (7, PH) (7, 3)	F7			BB	P6				BB	2	0	0	0	1	0	1											
<b>Jerald Clark, R</b> (1, 7) <b>Greg Harris, R</b> (7, 1) <b>Randy Ready, R</b> OBP: 0.339, SLG: 0.308 (9, PH)	K			BB	P3		K		F9	4	0	0	0	0	3	7											
<b>Mark Parent, R</b> OBP: 0.216, SLG: 0.500 (1, 2)	FC6-4			SF9	K			G6-3		3	0	0	1	0	1	1											
<b>Garry Templeton, S</b> OBP: 0.276, SLG: 0.353 (1, 6)					G6-3		G6-3		2-4	3	0	2	0	1	0	0											
<b>Dennis Rasmussen, L</b> OBP: 0.091, SLG: 0.091 <b>Tim Flannery, L</b> OBP: 0.402, SLG: 0.324 <b>Marvell Wynne, L</b> OBP: 0.315, SLG: 0.472 (7, PH) (7, 7)	G5-3			K			1B		F8	2	0	0	0	0	1	4											
<b>Inning Stats</b>	R: 0 E: 0 K: 0 S: 8	H: 0 LOB: 0 BB: 0 P: 16	R: 0 E: 0 K: 1 S: 11	H: 0 LOB: 1 BB: 1 P: 17	R: 0 E: 0 K: 1 S: 11	H: 1 LOB: 1 BB: 0 P: 15	R: 1 E: 0 K: 2 S: 15	H: 2 LOB: 3 BB: 2 P: 27	R: 0 E: 0 K: 1 S: 12	H: 0 LOB: 0 BB: 0 P: 16	R: 2 E: 1 K: 1 S: 20	H: 3 LOB: 3 BB: 1 P: 33	R: 0 E: 0 K: 0 S: 8	H: 1 LOB: 1 BB: 2 P: 16	R: 0 E: 0 K: 0 S: 14	H: 1 LOB: 3 BB: 2 P: 27	1B: 8 2B: 1 3B: 1 HR: 0	SF: 2 SAC: 0 DP: 0 HBP: 0	WP: 0 PB: 0 SB: 0 CS: 1	PA: 42							
<b>PITCHER</b>	IP	WLS	BF	H	R	ER	SO	BB	IBB	HBP	BLK	WP	HR	S	P	ERA	WHIP										
<b>Ken Hill, R</b> ERA: 1.69	6.1		29	8	3	2	6	3	0	0	0	0	0	76	123	2.84	1.737										
<b>Frank DiPino, L</b> ERA: 2.16	0.0	1	0	0	0	0	0	0	0	0	0	0	0	4	7	∞	∞										
<b>Cris Carpenter, R</b> ERA: 2.18	0.1	1	0	0	0	0	0	0	0	0	0	0	0	1	1	0.00	0.000										
<b>Ken Dayley, L</b> ERA: 2.84	1.1	W	7	2	0	0	1	1	0	0	0	0	0	18	34	0.00	2.250										
<b>Todd Worrell, R</b> ERA: 1.47	1.0	S	5	0	0	0	0	2	0	0	0	0	0	9	20	0.00	2.000										

**San Diego Padres @ St. Louis Cardinals**  
 Busch Stadium, St. Louis, MO  
 Tue May 09 1989, 7:05 PM CDT  
 Att: 35,809 - Unknown

AB	34
R	3
H	10
RBI	3
BB	6
SO	7
LOB	28



Batter	1	2	3	4	5	6	7	8	9	AB	R	H	RBI	BB	SO	LOB	BOTTOM										
<b>Willie McGee, S</b> OBP: 0.278, SLG: 0.412 (1, 8)	G4-3		G4-3		G4-3		G1-3			4	0	0	0	0	0	0											
<b>Ozzie Smith, S</b> OBP: 0.330, SLG: 0.310 (1, 6)	1B	G6-3	G4-3		F9			P6		3	1	0	0	1	0	0											
<b>Terry Pendleton, S</b> OBP: 0.320, SLG: 0.313 (1, 5)	G6-3		G1-3		F8			G3-1		4	0	0	0	0	0	1											
<b>Pedro Guerrero, R</b> OBP: 0.392, SLG: 0.538 (1, 3)	1B			G4-6-3	BB	G3		K		4	1	2	0	0	1	0											
<b>Tom Brunansky, R</b> OBP: 0.274, SLG: 0.359 (1, 9)	1B			BB	G4-6-3	F8				2	0	1	1	1	0	0											
<b>José Oquendo, S</b> OBP: 0.328, SLG: 0.305 (1, 4)	1B		G4-6-3		G5-3					3	0	1	0	0	0	2											
<b>Milt Thompson, L</b> OBP: 0.384, SLG: 0.426 (1, 7)		G3-1		BB	2B		K			3	1	1	1	0	1	0											
<b>Tony Peña, R</b> OBP: 0.288, SLG: 0.396 (1, 2)	L9			BB	2B		HR			3	1	2	2	0	0	0											
<b>Ken Hill, R</b> OBP: 0.333, SLG: 0.333 <b>Frank DiPino, L</b> OBP: 0.200, SLG: 0.500 <b>Cris Carpenter, R</b> OBP: 0.339, SLG: 0.308 <b>Ken Dayley, L</b> OBP: 0.315, SLG: 0.472 <b>Todd Worrell, R</b> OBP: 0.315, SLG: 0.472 (1, 1) (7, 1) (7, 1) (9, 1) (9, 3)	K			K		G4-3				2	0	0	0	0	2	1											
<b>Inning Stats</b>	R: 1 E: 0 K: 0 S: 14	H: 3 LOB: 2 BB: 1 P: 23	R: 0 E: 0 K: 1 S: 9	H: 0 LOB: 0 BB: 0 P: 16	R: 0 E: 0 K: 0 S: 13	H: 0 LOB: 0 BB: 0 P: 16	R: 2 E: 0 K: 1 S: 12	H: 3 LOB: 1 BB: 1 P: 22	R: 0 E: 0 K: 0 S: 8	H: 0 LOB: 0 BB: 0 P: 11	R: 0 E: 0 K: 0 S: 4	H: 0 LOB: 0 BB: 0 P: 9	R: 1 E: 0 K: 1 S: 12	H: 1 LOB: 0 BB: 0 P: 17	R: 0 E: 0 K: 1 S: 5	H: 0 LOB: 0 BB: 0 P: 9	1B: 5 2B: 1 3B: 0 HR: 1	SF: 0 SAC: 0 DP: 1 HBP: 0	WP: 0 PB: 0 SB: 0 CS: 0	PA: 31							
<b>PITCHER</b>	IP	WLS	BF	H	R	ER	SO	BB	IBB	HBP	BLK	WP	HR	S	P	ERA	WHIP										
<b>Dennis Rasmussen, L</b> ERA: 0.9	6.0		24	6	3	3	2	2	0	0	0	0	0	60	97	4.50	1.333										
<b>Greg Harris, R</b> ERA: 1.17	2.0	L	7	1	1	1	2	0	0	0	0	0	1	17	26	4.50	0.500										

**San Diego Padres @ St. Louis Cardinals**  
 Busch Stadium, St. Louis, MO  
 Tue May 09 1989, 7:05 PM CDT  
 Att: 35,809 - Unknown

AB	29
R	4
H	7
RBI	4
BB	2
SO	4
LOB	4





Batter	1	2	3	4	5	6	7	8	9	AB	R	H	RBI	BB	SO	LOB	TOP			
<b>Roberto Alomar, S</b> (1,4) OBP: 0.315, SLG: 0.336										4	0	0	0	0	2	0	<b>San Diego Padres @ St. Louis Cardinals</b> Busch Stadium, St. Louis, MO Wed May 10 1989, 7:05 PM CDT Att: 34,996 - Unknown			
<b>Randy Ready, R</b> (1,5) OBP: 0.349, SLG: 0.296										2	0	0	0	2	0	1				
<b>Tony Gwynn, L</b> (1,8) OBP: 0.358, SLG: 0.438										4	1	0	0	0	0	2				
<b>Jack Clark, R</b> (1,9) OBP: 0.390, SLG: 0.360										3	0	1	0	1	1	1				
<b>Eric Show, R</b> (9, PR) OBP: 0.200, SLG: 0.200										0	0	0	0	0	0	0				
<b>Carmelo Martinez, R</b> (1,3) OBP: 0.274, SLG: 0.314										3	0	1	1	0	1	1				
<b>Bip Roberts, S</b> (7, PR) OBP: 0.300, SLG: 0.444										0	0	0	0	0	0	0				
<b>Mark Parent, R</b> (8, PH) OBP: 0.237, SLG: 0.500										0	0	0	0	1	0	0				
<b>Ed Whitson, R</b> (9, PR) OBP: 0.211, SLG: 0.222										0	0	0	0	0	0	0				
<b>Jerald Clark, R</b> (1,7) OBP: 0.309, SLG: 0.463										2	0	0	0	1	1	1				
<b>Marvell Wynne, L</b> (9, PH)										1	0	0	0	0	1	2				
<b>Benito Santiago, R</b> (1,2) OBP: 0.240, SLG: 0.333										3	0	0	0	0	0	3				
<b>Garry Templeton, S</b> (1,6) OBP: 0.269, SLG: 0.343										3	0	0	0	0	2	1				
<b>Walt Terrell, L</b> (1,1) OBP: 0.125, SLG: 0.133										2	0	0	0	0	1	0				
<b>Luis Salazar, R</b> (8, PH) OBP: 0.250, SLG: 0.333										1	0	0	0	0	0	0				
<b>Dave Leiper, L</b> (8,1)										0	0	0	0	0	0	0				
<b>Inning Stats</b>	R: 0 E: 0 K: 0 S: 4	H: 0 LOB: 0 BB: 1 P: 10	R: 0 E: 0 K: 1 S: 5	H: 0 LOB: 1 BB: 2 P: 17	R: 0 E: 0 K: 1 S: 5	H: 0 LOB: 0 BB: 0 P: 6	R: 0 E: 0 K: 0 S: 5	H: 0 LOB: 0 BB: 0 P: 6	R: 0 E: 1 K: 1 S: 9	H: 0 LOB: 1 BB: 0 P: 12	R: 1 E: 1 K: 2 S: 12	H: 1 LOB: 1 BB: 0 P: 17	R: 0 E: 0 K: 1 S: 8	H: 0 LOB: 0 BB: 2 P: 10	R: 0 E: 0 K: 1 S: 11	H: 1 LOB: 2 BB: 2 P: 21	1B: 1 2B: 1 3B: 0 HR: 0	SF: 0 SAC: 0 DP: 4 HBP: 0	WP: 1 PB: 0 SB: 2 CS: 0	PA: 33
<b>PITCHER</b>	IP	WLS	BF	H	R	ER	SO	BB	IBB	HBP	BLK	WP	HR	S	P	ERA	WHIP			
<b>Joe Magrane, L</b> (1,1) ERA: 5.05	8.2	W	32	2	1	0	8	5	0	0	0	1	0	64	106	0.00	0.808			
<b>Todd Worrell, R</b> (9,1) ERA: 1.45	0.1	S	1	0	0	0	1	0	0	0	0	0	0	3	3	0.00	0.000			

Batter	1	2	3	4	5	6	7	8	9	AB	R	H	RBI	BB	SO	LOB	BOTTOM				
<b>Willie McGee, S</b> (1,8) OBP: 0.273, SLG: 0.381										4	0	1	0	0	2	0	<b>San Diego Padres @ St. Louis Cardinals</b> Busch Stadium, St. Louis, MO Wed May 10 1989, 7:05 PM CDT Att: 34,996 - Unknown				
<b>Ozzie Smith, S</b> (1,6) OBP: 0.327, SLG: 0.308										4	0	1	0	0	0	1					
<b>Terry Pendleton, S</b> (1,5) OBP: 0.318, SLG: 0.328										4	1	1	0	0	0	2					
<b>Pedro Guerrero, R</b> (1,3) OBP: 0.387, SLG: 0.528										2	0	0	1	1	0	1					
<b>Jim Lindeman, R</b> (9, PR) OBP: 0.182, SLG: 0.100										0	0	0	0	0	0	0					
<b>Milt Thompson, L</b> (1,7) OBP: 0.397, SLG: 0.433										3	1	2	0	1	0	0					
<b>Tom Brunansky, R</b> (1,9) OBP: 0.284, SLG: 0.406										3	1	2	2	0	0	1					
<b>José Oquendo, S</b> (1,4) OBP: 0.328, SLG: 0.306										3	0	1	0	0	1	1					
<b>Tony Peña, R</b> (1,2) OBP: 0.280, SLG: 0.385										3	0	0	0	0	0	1					
<b>Joe Magrane, R</b> (1,1) ERA: 3.11										3	0	0	0	0	0	0					
<b>Todd Worrell, R</b> (9,1) ERA: 5.52										0	0	0	0	0	0	0					
<b>Inning Stats</b>	R: 0 E: 0 K: 0 S: 5	H: 0 LOB: 0 BB: 0 P: 8	R: 0 E: 0 K: 1 S: 7	H: 1 LOB: 1 BB: 0 P: 13	R: 0 E: 0 K: 1 S: 8	H: 0 LOB: 0 BB: 0 P: 9	R: 1 E: 0 K: 0 S: 7	H: 1 LOB: 1 BB: 1 P: 14	R: 0 E: 0 K: 0 S: 4	H: 1 LOB: 0 BB: 0 P: 5	R: 0 E: 0 K: 0 S: 9	H: 1 LOB: 1 BB: 0 P: 12	R: 2 E: 0 K: 0 S: 6	H: 2 LOB: 0 BB: 0 P: 7	R: 0 E: 0 K: 1 S: 8	H: 2 LOB: 2 BB: 1 P: 18		1B: 5 2B: 1 3B: 1 HR: 1	SF: 1 SAC: 0 DP: 1 HBP: 0	WP: 0 PB: 0 SB: 0 CS: 0	PA: 32
<b>PITCHER</b>	IP	WLS	BF	H	R	ER	SO	BB	IBB	HBP	BLK	WP	HR	S	P	ERA		WHIP			
<b>Walt Terrell, R</b> (1,1) ERA: 3.11	7.0	L	27	6	3	3	2	1	0	0	0	0	0	46	68	3.86		1.000			
<b>Dave Leiper, L</b> (8,1) ERA: 5.52	1.0		5	2	0	0	1	0	1	0	0	0	0	8	18	0.00		2.000			





Batter	1	2	3	4	5	6	7	8	9	AB	R	H	RBI	BB	SO	LOB	TOP			
Tony Gwynn, L OBP: 0.355, SLG: 0.433										4	1	1	0	0	0	2	<b>San Diego Padres @ St. Louis Cardinals</b> Busch Stadium, St. Louis, MO Thu May 11 1989, 3:33 AM CDT Att: 40,146 - Unknown			
Bip Roberts, S OBP: 0.333, SLG: 0.524										3	2	1	1	1	0	0				
Marvel Wynne, L OBP: 0.310, SLG: 0.456 Carmelo Martinez, R OBP: 0.280, SLG: 0.330										3	1	1	1	0	0	0				
Rob Nelson, L OBP: 0.400, SLG: 0.333										4	0	2	1	0	0	0				
Roberto Alomar, S OBP: 0.313, SLG: 0.333 Greg Harris, R										4	0	1	1	0	0	1				
Tim Flannery, L OBP: 0.408, SLG: 0.350										3	0	1	0	1	0	2				
Benito Santiago, R OBP: 0.241, SLG: 0.330										4	0	1	0	0	1	3				
Garry Templeton, S OBP: 0.268, SLG: 0.333										3	0	0	0	1	1	2				
Eric Show, R OBP: 0.188, SLG: 0.188 Mark Grant, R										1	0	0	0	0	1	1				
Randy Ready, R OBP: 0.359, SLG: 0.296										1	0	0	0	0	1	0				
<b>Inning Stats</b>	R: 3 E: 0 K: 1 S: 18	H: 4 LOB: 1 BB: 1 P: 29	R: 0 E: 0 K: 1 S: 5	H: 0 LOB: 0 BB: 1 P: 15	R: 0 E: 0 K: 0 S: 4	H: 0 LOB: 0 BB: 0 P: 7	R: 0 E: 0 K: 0 S: 5	H: 2 LOB: 1 BB: 0 P: 8	R: 0 E: 0 K: 1 S: 8	H: 0 LOB: 0 BB: 0 P: 10	R: 0 E: 0 K: 0 S: 4	H: 0 LOB: 0 BB: 1 P: 9	R: 2 E: 0 K: 0 S: 16	H: 3 LOB: 1 BB: 1 P: 27	R: 0 E: 0 K: 1 S: 8	H: 0 LOB: 0 BB: 0 P: 9	1B: 6 2B: 2 3B: 1 HR: 0	SF: 0 SAC: 0 DP: 1 HBP: 0	WP: 0 PB: 0 SB: 1 CS: 3	PA: 35
<b>PITCHER</b>	IP WLS BF H R ER SO BB IBB HBP BLK WP HR S P ERA WHIP																			
Jose DeLeon, R ERA: 2.9	(1, 1) 7.0 W 27 6 4 4 3 4 0 0 0 0 0 0 53 93 5.14 1.429																			
Ken Dayley, L ERA: 3.46	(8, 1) 0.1 2 1 0 0 0 0 0 0 0 0 0 0 5 10 0.00 3.000																			
Dan Quisenberry, R ERA: 2.87	(8, 1) 1.2 S 6 2 1 1 1 1 0 0 0 0 0 0 0 16 19 5.40 1.200																			

Batter	1	2	3	4	5	6	7	8	9	AB	R	H	RBI	BB	SO	LOB	BOTTOM			
Willie McGee, S OBP: 0.296, SLG: 0.360										4	1	1	0	1	0	1	<b>San Diego Padres @ St. Louis Cardinals</b> Busch Stadium, St. Louis, MO Thu May 11 1989, 3:33 AM CDT Att: 40,146 - Unknown			
Ozzie Smith, S OBP: 0.298, SLG: 0.298										3	1	0	0	1	0	2				
Terry Pendleton, S OBP: 0.336, SLG: 0.336										3	3	2	0	2	0	1				
Pedro Guerrero, R OBP: 0.395, SLG: 0.536 Jim Lindeman, R OBP: 0.182, SLG: 0.100										4	1	2	1	1	2	4				
Milt Thompson, L OBP: 0.400, SLG: 0.439										0	0	0	0	0	0	0				
Tom Brunansky, R OBP: 0.283, SLG: 0.413										3	0	1	2	0	1	2				
José Oquendo, S OBP: 0.317, SLG: 0.295										4	0	0	0	0	0	5				
Tony Peña, R OBP: 0.279, SLG: 0.374										3	0	0	0	1	0	0				
Jose DeLeon, R OBP: 0.095, SLG: 0.095 Ken Dayley, L										3	0	1	0	0	1	3				
Dan Quisenberry, R ERA: 1.04										1	0	0	0	0	0	0				
<b>Inning Stats</b>	R: 3 E: 0 K: 0 S: 12	H: 2 LOB: 1 BB: 2 P: 30	R: 0 E: 0 K: 0 S: 4	H: 0 LOB: 0 BB: 0 P: 5	R: 2 E: 1 K: 0 S: 7	H: 0 LOB: 1 BB: 2 P: 16	R: 0 E: 0 K: 0 S: 6	H: 1 LOB: 1 BB: 0 P: 9	R: 1 E: 0 K: 1 S: 15	H: 3 LOB: 3 BB: 1 P: 23	R: 0 E: 0 K: 1 S: 9	H: 1 LOB: 0 BB: 0 P: 9	R: 0 E: 0 K: 1 S: 6	H: 0 LOB: 0 BB: 0 P: 10	R: 0 E: 0 K: 1 S: 12	H: 1 LOB: 3 BB: 2 P: 20	1B: 5 2B: 3 3B: 0 HR: 0	SF: 1 SAC: 0 DP: 1 HBP: 1	WP: 0 PB: 0 SB: 0 CS: 0	PA: 40
<b>PITCHER</b>	IP WLS BF H R ER SO BB IBB HBP BLK WP HR S P ERA WHIP																			
Eric Show, R ERA: 4.38	(1, 1) 2.0 L 14 2 5 4 0 2 5 0 1 0 0 0 0 20 48 18.00 3.000																			
Mark Grant, R ERA: 2.95	(3, 1) 5.0 20 5 1 1 3 0 1 0 0 0 0 0 39 54 1.80 1.000																			
Greg Harris, R ERA: 1.04	(8, 1) 1.0 6 1 0 0 1 2 0 0 0 0 0 0 12 20 0.00 3.000																			













Batter	1	2	3	4	5	6	7	8	9	AB	R	H	RBI	BB	SO	LOB	TOP				
<b>Tony Gwynn, L</b> OBP: 0.345, SLG: 0.414	L7		1-2 1B		G4-3		B2		1-0 CS	5	0	2	0	0	0	0					
<b>Big Roberts, S</b> OBP: 0.379, SLG: 0.520	CS 1B BB		3-2 F7		2-1 1B		K		3-2 CS	3	0	1	0	1	1	2					
<b>Roberto Alomar, S</b> OBP: 0.317, SLG: 0.331	1-2 1B		1-3 K		0-0 P5				1-1 G6-3 1B	4	0	2	0	0	1	3					
<b>Jack Clark, R</b> OBP: 0.383, SLG: 0.330	K				1-1 L8				0-2 L9	4	0	0	0	0	2	4					
<b>Carmelo Martinez, R</b> OBP: 0.274, SLG: 0.321					0-0 2B 1B				0-2 G6-3	4	1	1	0	0	0	1					
<b>Luis Salazar, R</b> OBP: 0.288, SLG: 0.337					3-2 1B H				3-3 K	3	0	1	1	1	1	1					
<b>Randy Ready, R</b> OBP: 0.368, SLG: 0.298					1-3 K				4-2 G1-6-4 BB	3	0	1	0	1	1	2					
<b>Mark Parent, R</b> OBP: 0.262, SLG: 0.486					2-1 CS 1B				0-1 G1-6-4	3	0	1	0	1	0	2					
<b>Dennis Rasmussen, L</b> OBP: 0.071, SLG: 0.071					0-1 FC5-6 1B				1-2 1B	3	0	0	0	0	1	3					
<b>Dave Leiper, L</b> OBP: 0.304, SLG: 0.426					1-2 FC6-4 1B				1-0 1B	0	0	0	0	0	0	0					
<b>Inning Stats</b>	R: 0 E: 0 K: 1 S: 8	H: 1 LOB: 2 BB: 1 P: 16	R: 0 E: 0 K: 0 S: 8	H: 0 LOB: 0 BB: 1 P: 14	R: 0 E: 0 K: 1 S: 14	H: 2 LOB: 2 BB: 0 P: 22	R: 1 E: 0 K: 1 S: 16	H: 2 LOB: 2 BB: 1 P: 25	R: 0 E: 0 K: 0 S: 10	H: 1 LOB: 1 BB: 0 P: 20	R: 0 E: 0 K: 2 S: 8	H: 0 LOB: 0 BB: 0 P: 10	R: 0 E: 0 K: 1 S: 12	H: 1 LOB: 1 BB: 0 P: 16	R: 0 E: 0 K: 0 S: 8	H: 2 LOB: 1 BB: 1 P: 17	1B: 9 2B: 2 3B: 0 HR: 0	SF: 0 SAC: 0 DP: 2 HBP: 0	WP: 0 PB: 0 SB: 1 CS: 3	PA: 39	
<b>PITCHER</b>	IP	WLS	BF	H	R	ER	SO	BB	IBB	HBP	BLK	WP	HR	S	P	ERA	WHIP				
<b>Bob Ojeda, L</b> ERA: 3.89	6.0		26	7	1	1	4	2	1	0	0	0	0	66	114	1.50	1.500				
<b>Rick Aguilera, R</b> ERA: 1.35	2.0		7	1	0	0	3	0	0	0	0	0	0	20	26	0.00	0.500				
<b>Roger McDowell, R</b> ERA: 1.56	1.0	W	4	2	0	0	0	1	0	0	0	0	0	8	17	0.00	3.000				

San Diego Padres @ New York Mets  
Shea Stadium, Flushing, NY  
Sun May 14 1989, 3:33 AM EDT  
Att: 35,547 - Unknown

AB 33  
R 1  
H 10  
RBI 1  
BB 4  
SO 7  
LOB 18



Batter	1	2	3	4	5	6	7	8	9	AB	R	H	RBI	BB	SO	LOB	BOTTOM				
<b>Mookie Wilson, S</b> OBP: 0.211, SLG: 0.279	BB 1B BB		3-3 K		G1-3		F8		G1-3	5	1	1	0	0	1	4					
<b>Howard Johnson, S</b> OBP: 0.374, SLG: 0.561	P3		0-1 FC4-6 1B		4-0 1B L8-2 BB		P3		1-0 2B 1B	4	0	2	0	1	0	1					
<b>Keith Hernandez, L</b> OBP: 0.360, SLG: 0.414	1B BB BB		1-2 FC4-6 1B		0-0 1B				0-1 2B E	3	0	2	0	2	0	1					
<b>Lenny Dykstra, L</b> OBP: 0.400, SLG: 0.475	1-2 BB BB		1-2 1B		1-3 1B				1-H 2B	0	1	0	0	0	0	0					
<b>Kevin McReynolds, R</b> OBP: 0.353, SLG: 0.395	1-2 1B 2-3 BB		0-0 1B		1-2 L8-2				4-0 E IBB	3	0	1	0	2	0	3					
<b>Gregg Jefferies, S</b> OBP: 0.229, SLG: 0.284	3-2 1B		1-1 P3		2-1 G6-3				0-1 1B BB	4	0	2	1	1	0	2					
<b>Mark Carreon, R</b> OBP: 0.333, SLG: 0.200	1-2 P6		2-0 F7		0-0 P6				4-2 1B BB	4	0	0	0	1	0	7					
<b>Barry Lyons, R</b> OBP: 0.324, SLG: 0.485	F8		0-1 G5-4-3 1B		0-0 FC5 2B				0-0 B2	4	0	2	0	0	0	5					
<b>Kevin Elster, R</b> OBP: 0.306, SLG: 0.343			1-2 CS 1B		4-0 G5-4-3 IBB				2-1 1B	3	0	2	0	1	0	1					
<b>Bob Ojeda, L</b> OBP: 0.250, SLG: 0.182			0-0 B2		1-1 F8				2-1 P5	2	0	0	0	0	0	1					
<b>Tim Lincecum, R</b> OBP: 0.355, SLG: 0.296										1	0	0	0	0	0	2					
<b>Rick Aguilera, R</b> OBP: 0.317, SLG: 0.482										0	0	0	0	0	0	3					
<b>Darryl Strawberry, L</b> OBP: 0.317, SLG: 0.482										0	0	0	0	0	0	0					
<b>Roger McDowell, R</b> ERA: 4.76										0	0	0	0	0	0	0					
<b>Inning Stats</b>	R: 1 E: 0 K: 0 S: 22	H: 2 LOB: 3 BB: 2 P: 39	R: 0 E: 0 K: 1 S: 7	H: 1 LOB: 0 BB: 0 P: 11	R: 0 E: 0 K: 0 S: 8	H: 2 LOB: 0 BB: 0 P: 13	R: 0 E: 0 K: 0 S: 5	H: 1 LOB: 0 BB: 0 P: 7	R: 0 E: 0 K: 0 S: 6	H: 1 LOB: 1 BB: 1 P: 13	R: 0 E: 0 K: 0 S: 4	H: 0 LOB: 1 BB: 1 P: 11	R: 0 E: 0 K: 0 S: 11	H: 2 LOB: 3 BB: 1 P: 21	R: 1 E: 1 K: 0 S: 7	H: 2 LOB: 3 BB: 2 P: 18	1B: 10 2B: 4 3B: 0 HR: 0	SF: 0 SAC: 0 DP: 3 HBP: 0	WP: 0 PB: 0 SB: 0 CS: 1	PA: 42	
<b>PITCHER</b>	IP	WLS	BF	H	R	ER	SO	BB	IBB	HBP	BLK	WP	HR	S	P	ERA	WHIP				
<b>Dennis Rasmussen, L</b> ERA: 5.65	7.0		33	9	1	1	1	5	1	0	0	0	0	62	115	1.29	2.000				
<b>Dave Leiper, L</b> ERA: 4.76	1.1	L	9	3	1	0	0	0	2	0	0	0	0	14	31	0.00	2.250				

San Diego Padres @ New York Mets  
Shea Stadium, Flushing, NY  
Sun May 14 1989, 3:33 AM EDT  
Att: 35,547 - Unknown

AB 34  
R 2  
H 12  
RBI 1  
BB 8  
SO 1  
LOB 30





Batter	1	2	3	4	5	6	7	8	9	10	11	AB	R	H	RBI	BB	SO	LOB	TOP					
Marvell Wynne, L OBP: 0.320, SLG: 0.459 (1, 7)	K 1-3 ①		F7 0-2 ②		P5 0-1 ①		2B 1-1 ②		1B 1-1 ①		1B 2B 1-1 ②	6	1	3	1	0	1	0						
Roberto Alomar, S OBP: 0.308, SLG: 0.319 (1, 4)	G4-3 2-2 ②		F7 0-1 ③		G4-3 2-1 ②		G4-3 3-1 ③		F8 1-1 ②		F7 0-0 ②	6	0	0	0	0	0	5						
Tony Gwynn, L OBP: 0.362, SLG: 0.422 (1, 8)	1B 0-1 ③				G4-3 0-1 ③				G4-3 4-2 ②		1B 4-0 ③	4	2	3	1	2	0	0						
Jack Clark, R OBP: 0.381, SLG: 0.325 Jerard Clark, R (11, 7)	BB 4-2 ①				P3 1-0 ①				K 1-2 ③		K 1-2 ③	5	0	1	1	1	3	4						
Rob Nelson, L OBP: 0.333, SLG: 0.250 (1, 3)	G4-3 1-2 ③				2B 1B 2-0 ②				G4-3 3-1 ②		G3-1 2-1 ②	6	1	2	0	0	1	5						
Benito Santiago, R OBP: 0.259, SLG: 0.342 (1, 2)					G5-3 1-0 ③				G6-4-3 0-1 ②		P4 2-1 ②	5	0	2	3	0	0	1						
Luis Salazar, R OBP: 0.257, SLG: 0.323 Mark Davis, L (8, 1)	K 2-3 ②				F8 3-2 ②				K 1-3 ①		L6 1-1 ③	4	0	0	0	0	2	2						
Gary Templeton, S OBP: 0.262, SLG: 0.308 (1, 6)	G4-3 1-2 ③				IBB 4-0 ③				G4-3 1-0 ②		L7 0-1 ①	4	0	0	0	1	0	0						
Walt Terrell, L OBP: 0.193, SLG: 0.167 Tim Flannery, L OBP: 0.412, SLG: 0.357 Bip Roberts, S OBP: 0.400, SLG: 0.520 (1, 1) (8, 5) (9, PR) (9, 5)					P5 2-2 ①				G4-3 0-0 ②		1B 1B 4-0 ③	3	0	1	0	0	0	2						
<b>Inning Stats</b>	R: 0 E: 0 K: 1 S: 17	H: 1 LOB: 2 BB: 1 P: 25	R: 0 E: 0 K: 1 S: 7	H: 0 LOB: 0 BB: 0 P: 11	R: 0 E: 0 K: 0 S: 8	H: 0 LOB: 0 BB: 0 P: 10	R: 2 E: 0 K: 0 S: 15	H: 3 LOB: 2 BB: 1 P: 31	R: 0 E: 0 K: 0 S: 6	H: 1 LOB: 0 BB: 0 P: 10	R: 0 E: 0 K: 1 S: 9	H: 2 LOB: 2 BB: 0 P: 15	R: 1 E: 0 K: 1 S: 14	H: 1 LOB: 1 BB: 1 P: 22	R: 1 E: 0 K: 1 S: 13	H: 3 LOB: 2 BB: 0 P: 16	R: 0 E: 0 K: 1 S: 7	H: 0 LOB: 0 BB: 0 P: 12	R: 2 E: 0 K: 1 S: 8	H: 2 LOB: 2 BB: 2 P: 20	1B: 10 2B: 3 3B: 0 HR: 0	SF: 0 SAC: 0 DP: 1 HBP: 0	WP: 0 PB: 0 SB: 3 CS: 0	PA: 50
<b>PITCHER</b>	IP ERA WLS BF H R ER SO BB IBB HBP BLK WP HR S P ERA WHIP	7.0 2.42 0.0 1 0 1 1 0 1 0 0 0 0 0 0 4 8 ∞ ∞	2.0 9.56 2.0 10 4 1 1 2 0 0 0 0 0 0 23 30 4.50 2.000	2.0 4.24 L 10 2 2 2 2 1 1 0 0 0 0 0 15 32 9.00 1.500	<b>PITCHER</b>										IP ERA WLS BF H R ER SO BB IBB HBP BLK WP HR S P ERA WHIP	7.0 2.42 0.0 1 0 1 1 0 1 0 0 0 0 0 4 8 ∞ ∞	2.0 9.56 2.0 10 4 1 1 2 0 0 0 0 0 0 23 30 4.50 2.000	2.0 4.24 L 10 2 2 2 2 1 1 0 0 0 0 0 15 32 9.00 1.500						

San Diego Padres @ Montreal Expos  
Olympic Stadium, Montreal, QB  
Mon May 15 1989, 7:05 PM EDT  
Att: 12,110 - Dome


AB 45  
R 6  
H 13  
RBI 6  
BB 5  
SO 8  
LOB 19



Batter	1	2	3	4	5	6	7	8	9	10	11	AB	R	H	RBI	BB	SO	LOB	BOTTOM					
Tim Raines, S OBP: 0.390, SLG: 0.457 (1, 7)	G4-3 1-0 ①		F7 0-0 ②		1B 3-2 ②		FC1-6 0-0 ②			K2-3 1-3 ①	F9 2-2 ②	6	0	1	0	0	1	4						
Tom Foley, L OBP: 0.332, SLG: 0.375 Rex Hudler, R OBP: 0.348, SLG: 0.318 (1, 4) (10, PH) (11, 4)	FC1-4 2-2 ②		F8 3-2 ③		G4-3 2-1 ③		G3-1 3-2 ③		G3-1 1-2 ③		K2-3 1-3 ③	4	0	1	0	0	0	3						
Andres Gattarraga, R OBP: 0.324, SLG: 0.430 (1, 3)	FC1-4 1-2 ②				2B 1-1 ①		G4-3 1-1 ①		K2-3 1-3 ①		1B 4-2 ②	4	1	1	0	1	1	1						
Hubie Brooks, R OBP: 0.291, SLG: 0.390 (1, 9)	G4-3 0-1 ③				P3 0-1 ①		G5-3 0-0 ②		F9 0-1 ②		1B 1-1 ③	5	0	1	0	0	0	2						
Tim Wallach, R OBP: 0.333, SLG: 0.418 (1, 5)					K2-3 0-0 ③		F7 3-1 ③		2B 0-0 ③		F8 0-0 ③	5	1	3	1	0	0	2						
Dave Martinez, L OBP: 0.277, SLG: 0.342 Otis Nixon, S OBP: 0.337, SLG: 0.312 (1, 8) (8, PH) (9, 8)	SH2-3 0-1 ①				K2-3 1-3 ②				K 1-3 ③		P4 1-2 ③	2	0	0	0	0	2	1						
Mike Fitzgerald, R OBP: 0.343, SLG: 0.368 (1, 2)	G6-3 3-2 ②				F8 1-0 ①				F8 1-0 ①		F8 0-0 ①	5	1	1	1	0	0	1						
Spike Owen, S OBP: 0.380, SLG: 0.439 (1, 6)	G4-3 3-1 ③				L7 2-2 ②				P4 2-2 ②		1B 4-1 ③	4	1	1	0	1	0	0						
Bryn Smith, R OBP: 0.202, SLG: 0.194 Wallace Johnson, S OBP: 0.375, SLG: 0.487 Joe Hesketh, L OBP: 0.290, SLG: 1.000 Tim Burke, R OBP: 0.348, SLG: 0.318 Junior Noboa, R OBP: 0.348, SLG: 0.318 Andy McGaffigan, R OBP: 0.348, SLG: 0.318 Mike Aldrete, L OBP: 0.348, SLG: 0.318 Pascual Perez, R OBP: 0.348, SLG: 0.318 (1, 1) (7, PH) (8, 1) (8, 1) (8, PR) (10, 1) (11, PH) (11, PH)					K 0-3 ①				E6 1-2 ③		G6-3 1-2 ③	2	0	1	0	0	1	0						
<b>Inning Stats</b>	R: 0 E: 0 K: 0 S: 10	H: 1 LOB: 1 BB: 0 P: 14	R: 1 E: 1 K: 0 S: 9	H: 1 LOB: 0 BB: 0 P: 14	R: 0 E: 0 K: 1 S: 8	H: 0 LOB: 0 BB: 0 P: 11	R: 1 E: 0 K: 1 S: 8	H: 2 LOB: 0 BB: 0 P: 10	R: 0 E: 0 K: 0 S: 5	H: 0 LOB: 0 BB: 0 P: 9	R: 2 E: 1 K: 1 S: 14	H: 2 LOB: 1 BB: 0 P: 21	R: 0 E: 0 K: 1 S: 7	H: 1 LOB: 1 BB: 0 P: 9	R: 0 E: 0 K: 0 S: 8	H: 0 LOB: 0 BB: 0 P: 11	R: 0 E: 0 K: 2 S: 14	H: 1 LOB: 2 BB: 1 P: 21	R: 1 E: 0 K: 1 S: 16	H: 2 LOB: 2 BB: 1 P: 25	1B: 9 2B: 3 3B: 0 HR: 0	SF: 0 SAC: 1 DP: 0 HBP: 0	WP: 1 PB: 0 SB: 2 CS: 0	PA: 47
<b>PITCHER</b>	IP ERA WLS BF H R ER SO BB IBB HBP BLK WP HR S P ERA WHIP	7.2 3.0 3.1 15 3 1 1 3 2 0 0 0 1 0 39 59 2.70 1.500	7.2 3.0 3.1 15 3 1 1 3 2 0 0 0 1 0 39 59 2.70 1.500	7.2 3.0 3.1 15 3 1 1 3 2 0 0 0 1 0 39 59 2.70 1.500	<b>PITCHER</b>										IP ERA WLS BF H R ER SO BB IBB HBP BLK WP HR S P ERA WHIP	7.2 3.0 3.1 15 3 1 1 3 2 0 0 0 1 0 39 59 2.70 1.500	7.2 3.0 3.1 15 3 1 1 3 2 0 0 0 1 0 39 59 2.70 1.500							

San Diego Padres @ Montreal Expos  
Olympic Stadium, Montreal, QB  
Mon May 15 1989, 7:05 PM EDT  
Att: 12,110 - Dome

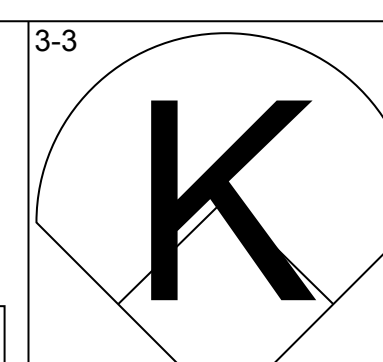
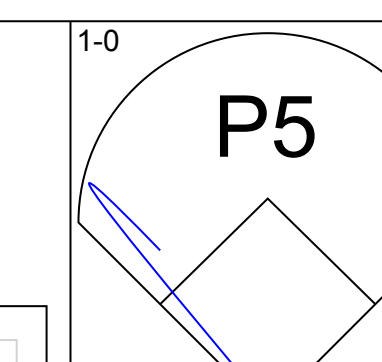
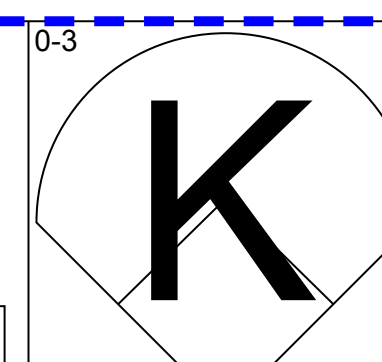
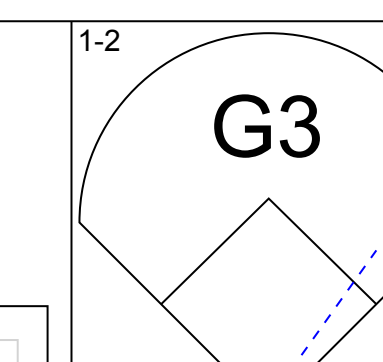
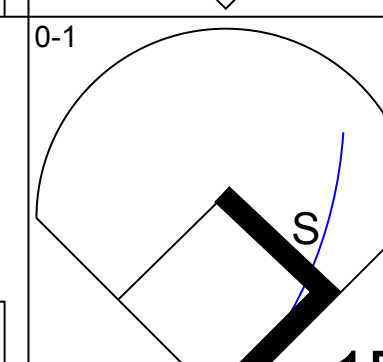
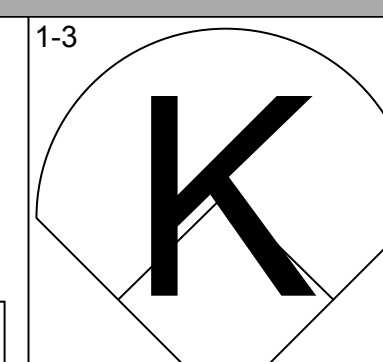
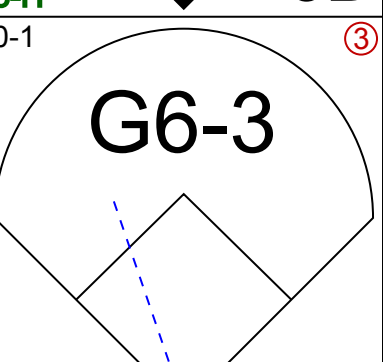
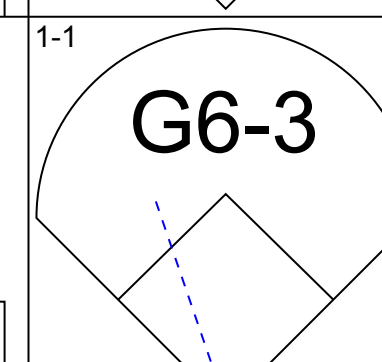
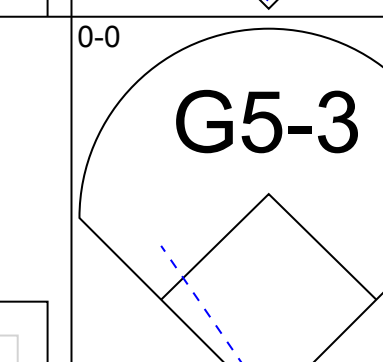
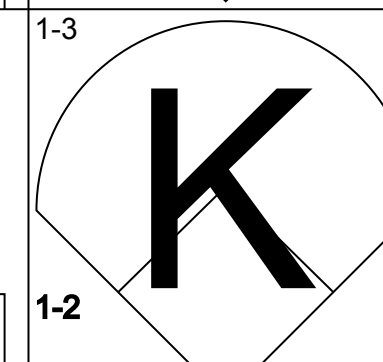
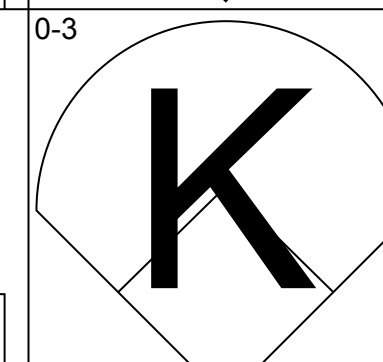
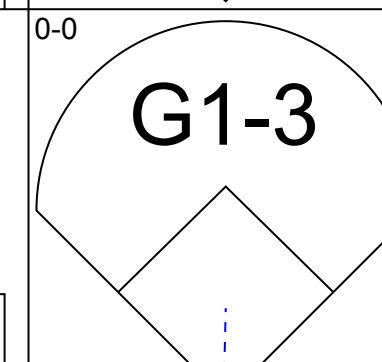
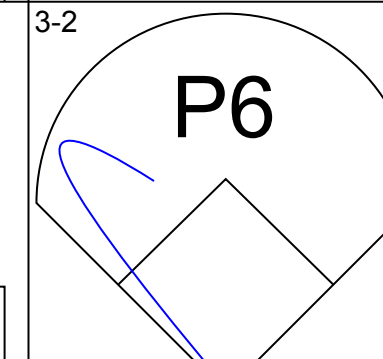
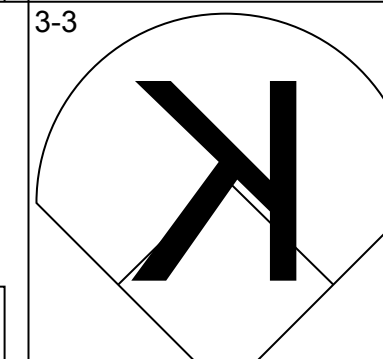
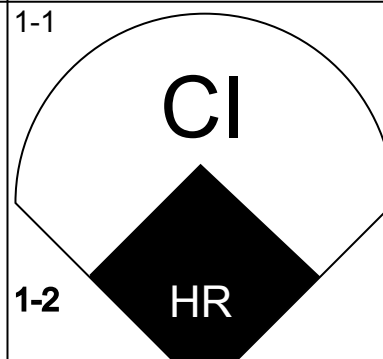
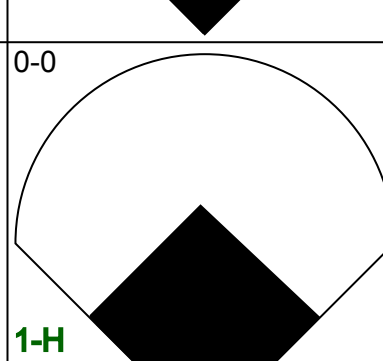
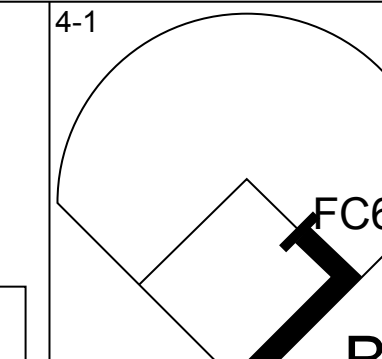
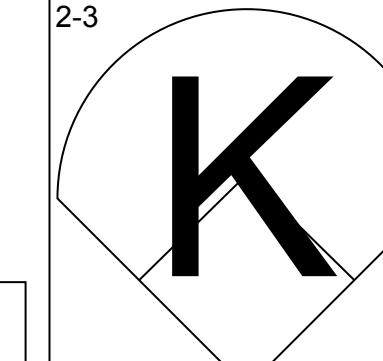
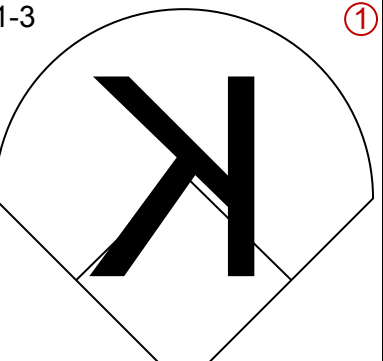
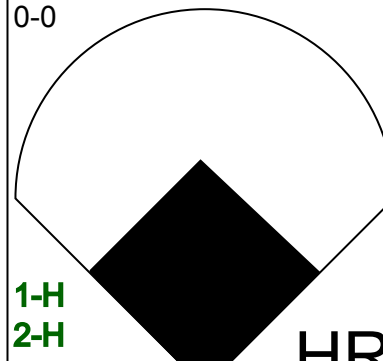
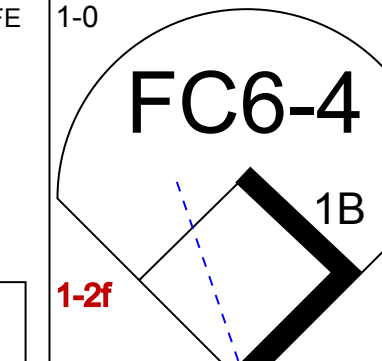
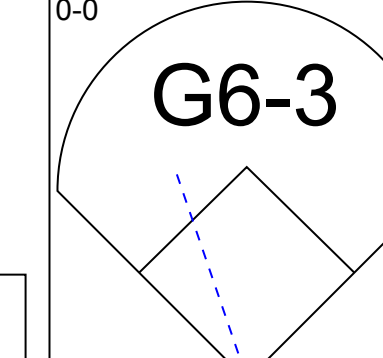
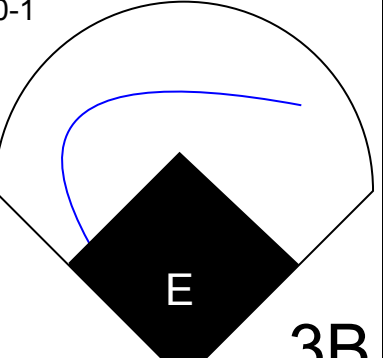
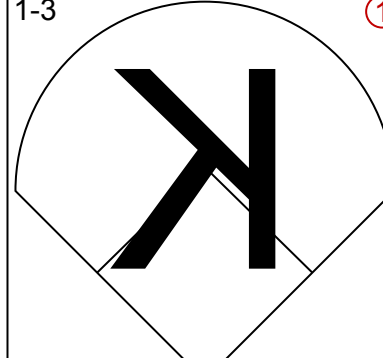
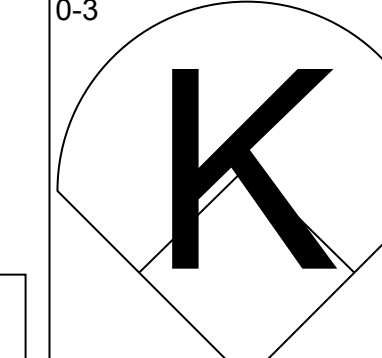
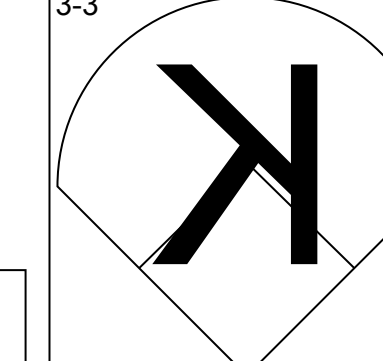
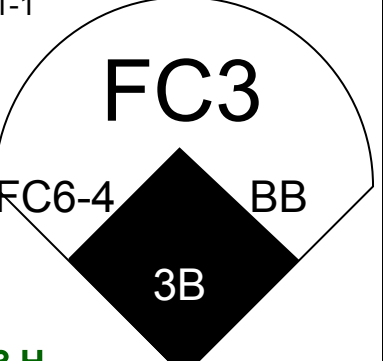
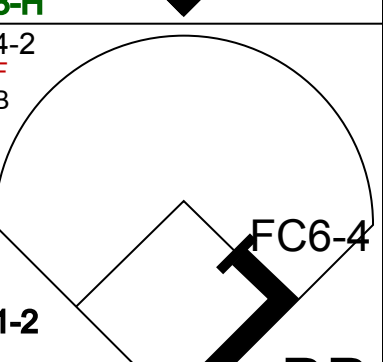
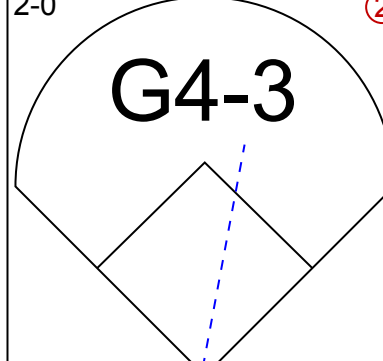
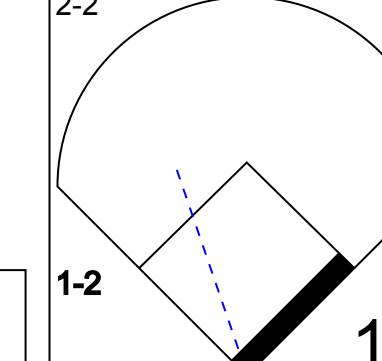
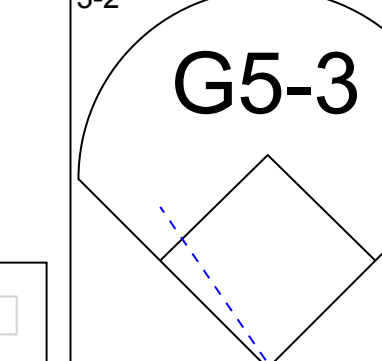
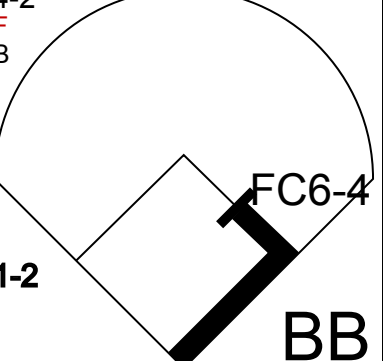
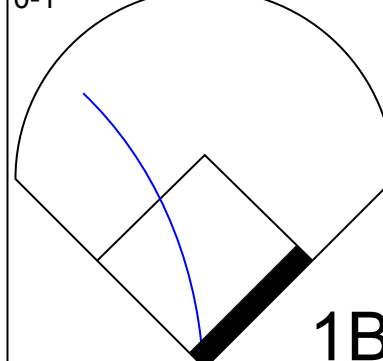
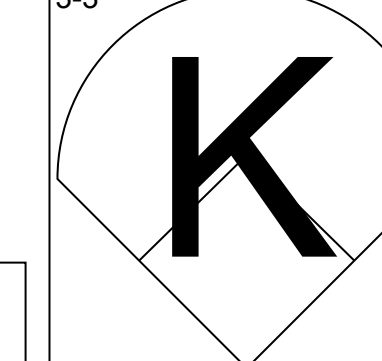
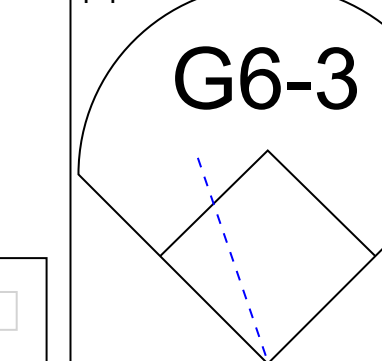
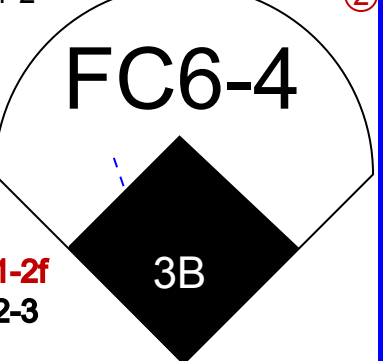

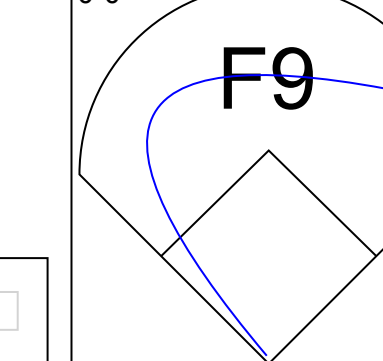
AB 44  
R 5  
H 12  
RBI 4  
BB 2  
SO 7  
LOB 18







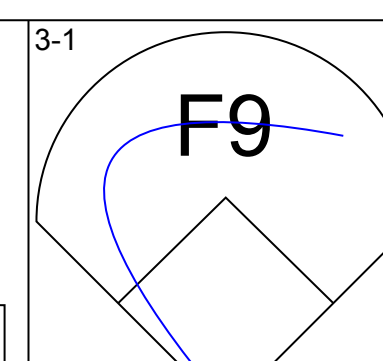
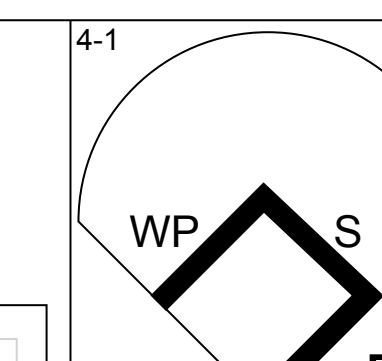
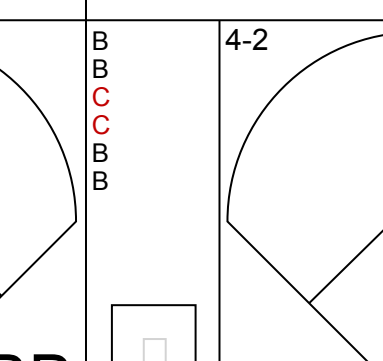
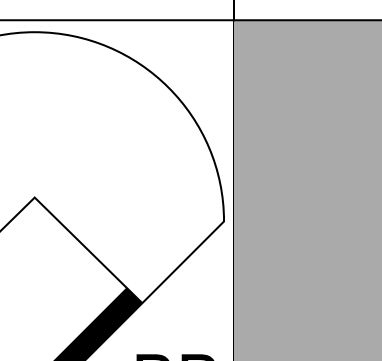
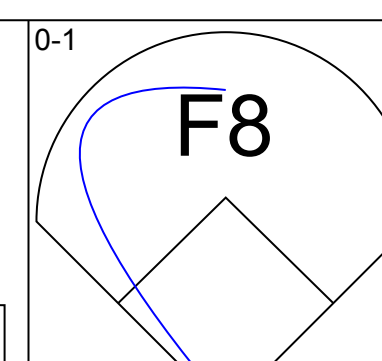
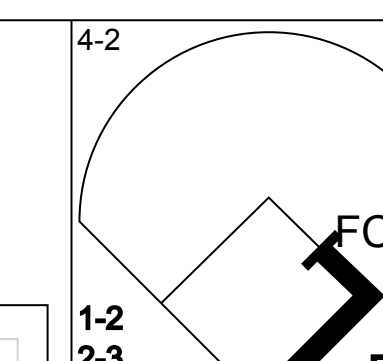
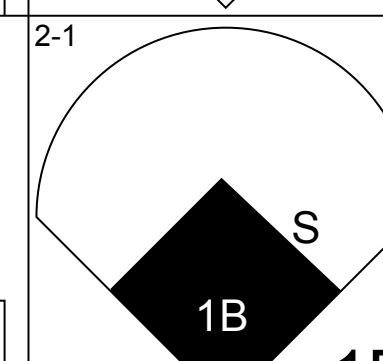
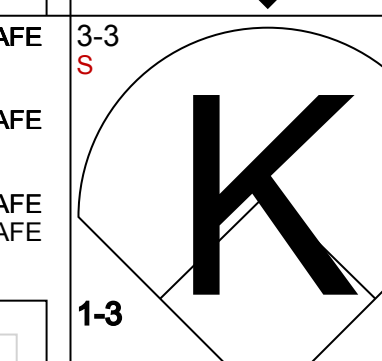
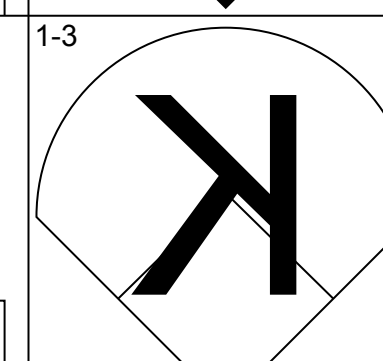
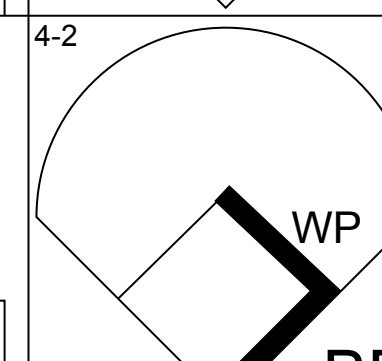
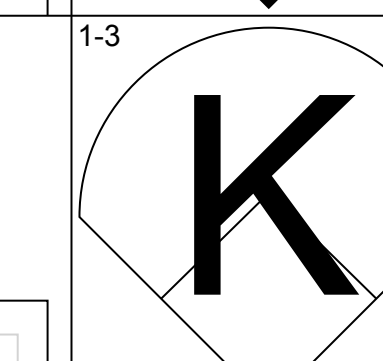
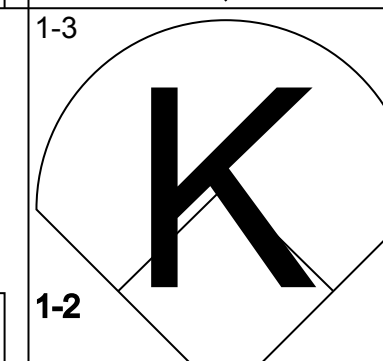
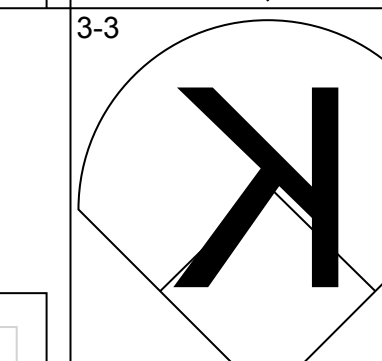
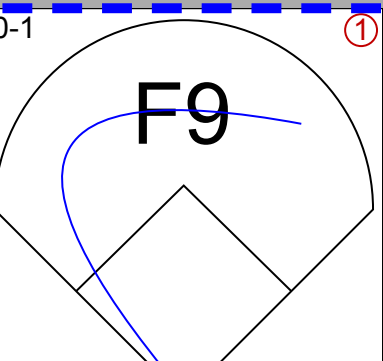
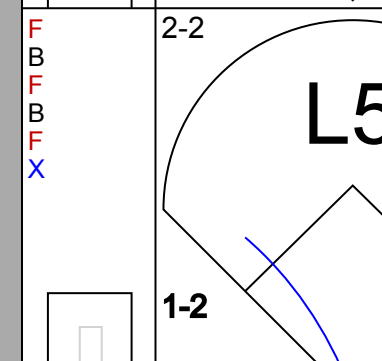
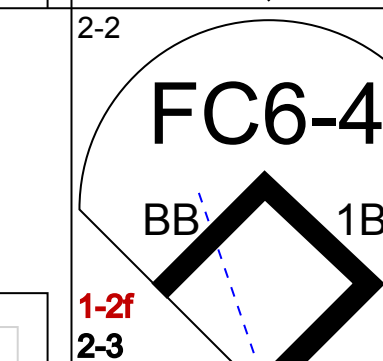
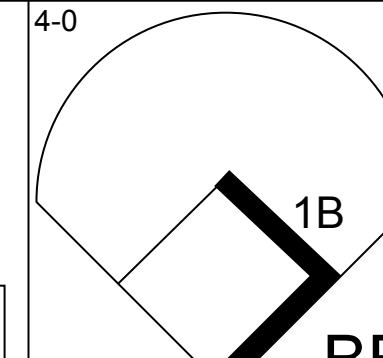
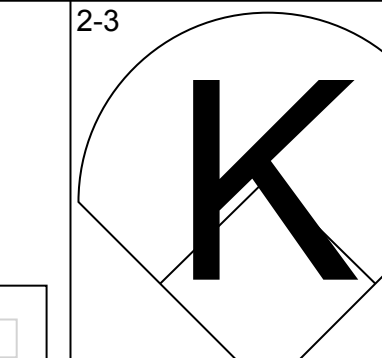
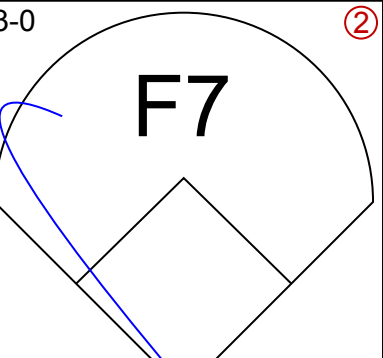
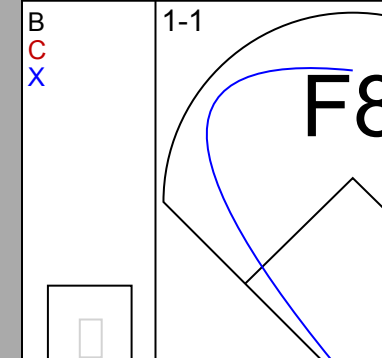
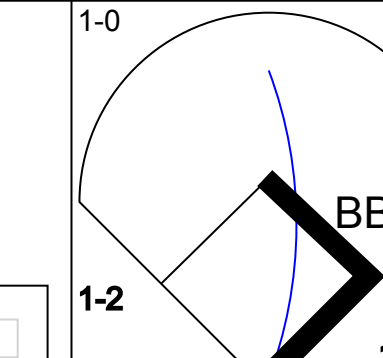
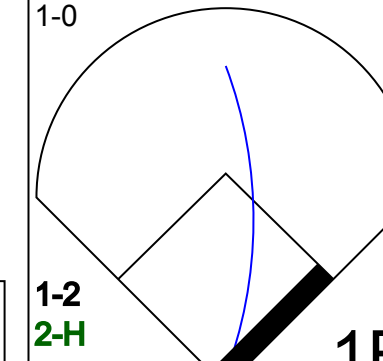
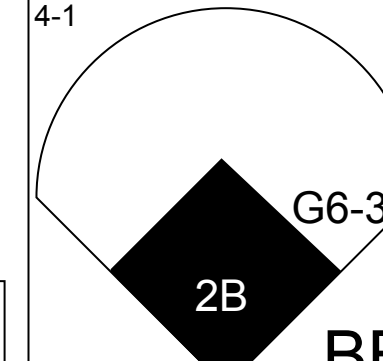
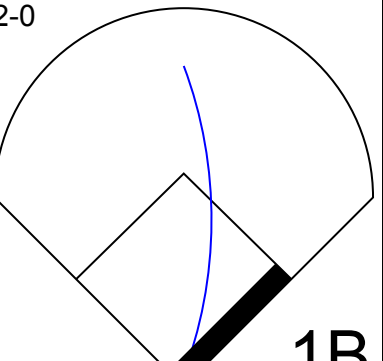
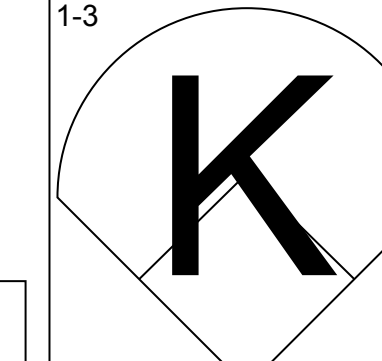
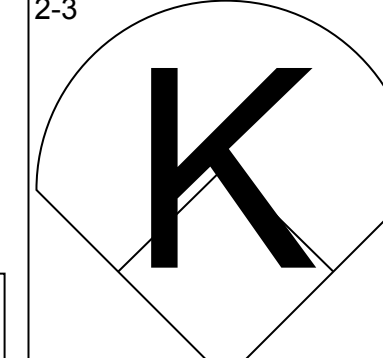

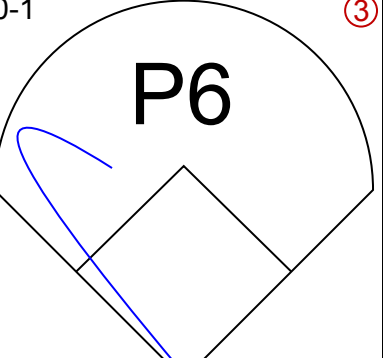
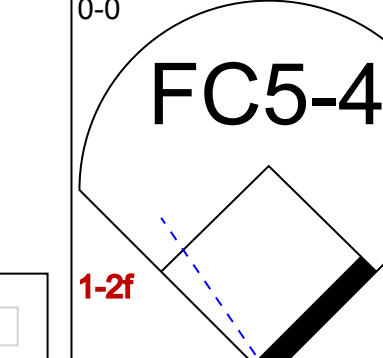
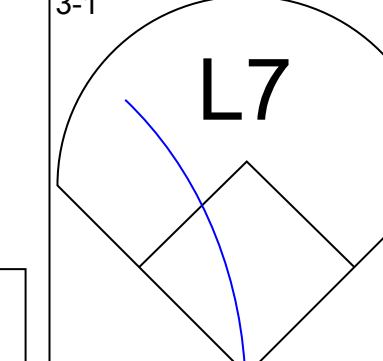
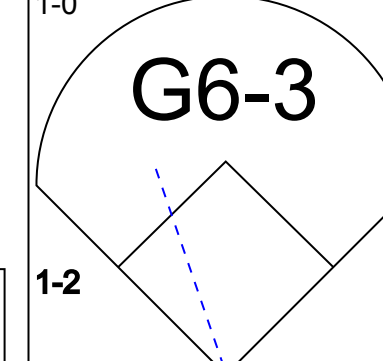
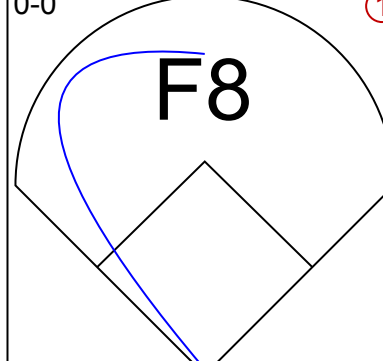
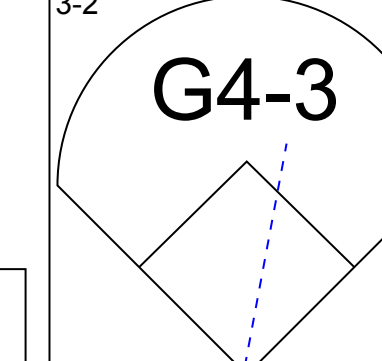
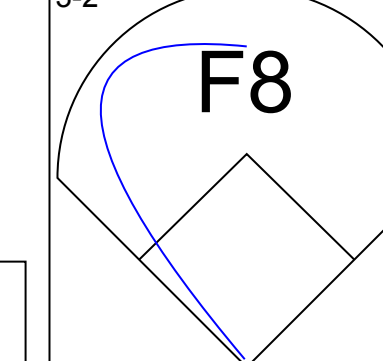
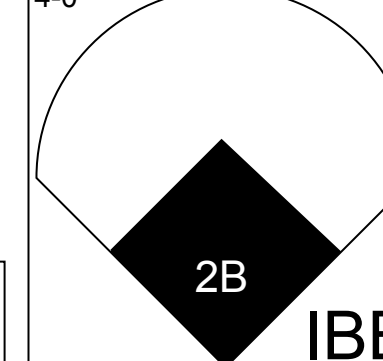

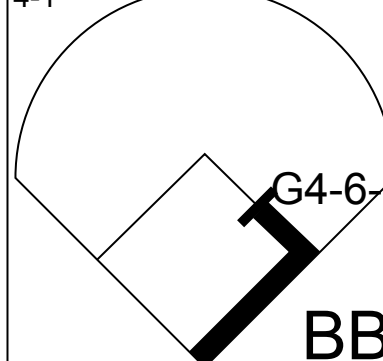
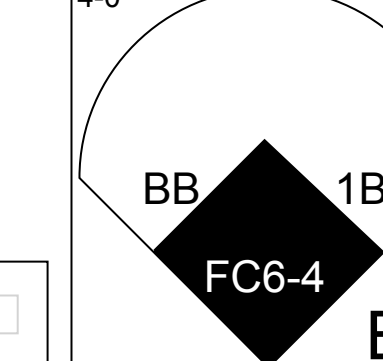
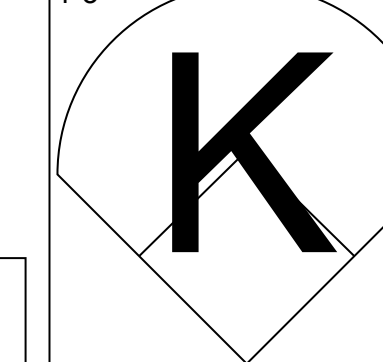
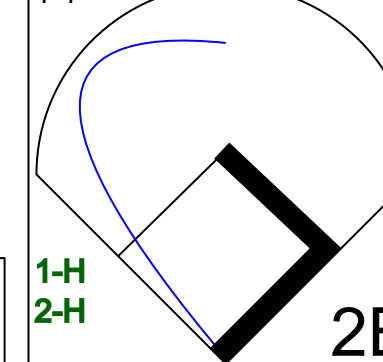

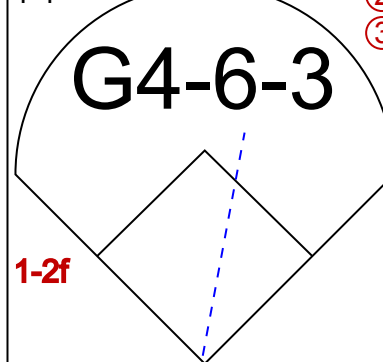
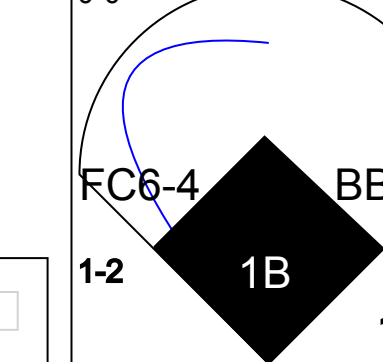


Batter	1	2	3	4	5	6	7	8	9	AB	R	H	RBI	BB	SO	LOB	TOP		
Marvell Wynne, L OBP: 0.306, SLG: 0.446 (1, 7)										5	0	1	2	0	2	0			
Roberto Alomar, S OBP: 0.300, SLG: 0.318 (1, 4)										5	0	1	0	0	1	1			
Tony Gwynn, L OBP: 0.366, SLG: 0.420 (1, 8)										4	1	1	0	0	2	1			
Jack Clark, R OBP: 0.393, SLG: 0.353 Bip Roberts, S OBP: 0.400, SLG: 0.520 (8, 9)										2	1	0	0	0	1	1			
Rob Nelson, L OBP: 0.314, SLG: 0.323 (1, 3)										4	1	1	3	0	2	1			
Benito Santiago, R OBP: 0.244, SLG: 0.341 (1, 2)										4	1	1	0	0	2	1			
Tim Flannery, L OBP: 0.379, SLG: 0.327 Randy Ready, R OBP: 0.377, SLG: 0.310 (8, 5)										3	1	0	0	0	1	0			
Luis Salazar, R OBP: 0.266, SLG: 0.321 (1, 6)										3	0	1	0	1	1	2			
Bruce Hurst, L OBP: 0.196, SLG: 0.199 Camilo Martinez, R OBP: 0.276, SLG: 0.315 Mark Grant, L OBP: 0.276, SLG: 0.315 Jerald Clark, R OBP: 0.276, SLG: 0.315 Mark Davis, L OBP: 0.276, SLG: 0.315 Greg Harris, R OBP: 0.276, SLG: 0.315 (11, 1)										1	0	0	0	0	0	0			
<b>Inning Stats</b>	R: 0 E: 0 K: 2 S: 11	H: 1 LOB: 1 BB: 0 P: 18	R: 0 E: 0 K: 2 S: 7	H: 0 LOB: 0 BB: 0 P: 12	R: 0 E: 0 K: 3 S: 8	H: 0 LOB: 0 BB: 0 P: 13	R: 0 E: 0 K: 3 S: 11	H: 0 LOB: 0 BB: 0 P: 15	R: 3 E: 1 K: 1 S: 20	H: 2 LOB: 1 BB: 1 P: 27	R: 3 E: 1 K: 2 S: 13	H: 3 LOB: 1 BB: 0 P: 18	R: 0 E: 0 K: 2 S: 6	H: 1 LOB: 2 BB: 1 P: 22	R: 0 E: 0 K: 0 S: 6	H: 0 LOB: 0 BB: 7 P: 7	1B: 4 2B: 0 3B: 2 HR: 1	SF: 0 SAC: 0 DP: 0 HBP: 0	WP: 0 PA: 38 PB: 0 SB: 1 CS: 0
<b>PITCHER</b>	IP WLS BF H R ER SO BB IBB HBP BLK WP HR S P ERA WHIP	IP WLS BF H R ER SO BB IBB HBP BLK WP HR S P ERA WHIP	IP WLS BF H R ER SO BB IBB HBP BLK WP HR S P ERA WHIP	IP WLS BF H R ER SO BB IBB HBP BLK WP HR S P ERA WHIP	IP WLS BF H R ER SO BB IBB HBP BLK WP HR S P ERA WHIP	IP WLS BF H R ER SO BB IBB HBP BLK WP HR S P ERA WHIP	IP WLS BF H R ER SO BB IBB HBP BLK WP HR S P ERA WHIP	IP WLS BF H R ER SO BB IBB HBP BLK WP HR S P ERA WHIP	IP WLS BF H R ER SO BB IBB HBP BLK WP HR S P ERA WHIP	IP WLS BF H R ER SO BB IBB HBP BLK WP HR S P ERA WHIP	IP WLS BF H R ER SO BB IBB HBP BLK WP HR S P ERA WHIP	IP WLS BF H R ER SO BB IBB HBP BLK WP HR S P ERA WHIP	IP WLS BF H R ER SO BB IBB HBP BLK WP HR S P ERA WHIP	IP WLS BF H R ER SO BB IBB HBP BLK WP HR S P ERA WHIP	IP WLS BF H R ER SO BB IBB HBP BLK WP HR S P ERA WHIP	IP WLS BF H R ER SO BB IBB HBP BLK WP HR S P ERA WHIP	IP WLS BF H R ER SO BB IBB HBP BLK WP HR S P ERA WHIP	IP WLS BF H R ER SO BB IBB HBP BLK WP HR S P ERA WHIP	IP WLS BF H R ER SO BB IBB HBP BLK WP HR S P ERA WHIP

San Diego Padres @ Montreal Expos  
Olympic Stadium, Montreal, QB  
Wed May 17 1989, 7:05 PM EDT  
Att: 10,485 - Dome

AB 35  
R 6  
H 7  
RBI 5  
BB 2  
SO 13  
LOB 10



Batter	1	2	3	4	5	6	7	8	9	AB	R	H	RBI	BB	SO	LOB	BOTTOM		
Tim Raines, S OBP: 0.399, SLG: 0.463 (1, 7)										2	0	0	0	3	0	0			
Otis Nixon, S OBP: 0.337, SLG: 0.305 (1, 8)										4	1	1	0	1	3	6			
Andres Galarraga, R OBP: 0.311, SLG: 0.410 (1, 3)										5	0	0	1	0	2	5			
Hubie Brooks, R OBP: 0.295, SLG: 0.386 (1, 9)										4	0	1	1	1	1	2			
Tim Wallach, R OBP: 0.346, SLG: 0.421 (1, 5)										3	1	2	1	2	1	0			
Mike Fitzgerald, R OBP: 0.319, SLG: 0.339 (1, 2)										5	0	0	0	0	1	7			
Rex Hudler, R OBP: 0.320, SLG: 0.292 Tom Foley, L OBP: 0.315, SLG: 0.364 (7, 4)										2	0	0	0	0	0	1			
Spike Owen, S OBP: 0.394, SLG: 0.432 (1, 6)										1	2	0	0	3	0	0			
Pascual Perez, R OBP: 0.200, SLG: 0.333 Mike Aldrete, L OBP: 0.304, SLG: 0.162 Joe Hesketh, R OBP: 1.000, SLG: 1.000 Mark Gardner, R OBP: 0.276, SLG: 0.315 Junior Nava, R OBP: 0.697, SLG: 0.667 (9, 1)										2	0	1	2	0	1	0			
<b>Inning Stats</b>	R: 1 E: 0 K: 2 S: 11	H: 2 LOB: 2 BB: 1 P: 24	R: 0 E: 0 K: 1 S: 11	H: 0 LOB: 0 BB: 0 P: 18	R: 0 E: 0 K: 3 S: 12	H: 0 LOB: 1 BB: 1 P: 24	R: 2 E: 0 K: 1 S: 10	H: 1 LOB: 2 BB: 3 P: 25	R: 0 E: 0 K: 0 S: 4	H: 0 LOB: 0 BB: 1 P: 9	R: 0 E: 0 K: 0 S: 10	H: 0 LOB: 1 BB: 1 P: 17	R: 0 E: 0 K: 1 S: 9	H: 0 LOB: 0 BB: 0 P: 14	R: 2 E: 0 K: 1 S: 13	H: 2 LOB: 3 BB: 3 P: 29	1B: 5 2B: 1 3B: 0 HR: 0	SF: 0 SAC: 0 DP: 1 HBP: 0	WP: 2 PA: 42 PB: 0 SB: 2 CS: 0
<b>PITCHER</b>	IP WLS BF H R ER SO BB IBB HBP BLK WP HR S P ERA WHIP	IP WLS BF H R ER SO BB IBB HBP BLK WP HR S P ERA WHIP	IP WLS BF H R ER SO BB IBB HBP BLK WP HR S P ERA WHIP	IP WLS BF H R ER SO BB IBB HBP BLK WP HR S P ERA WHIP	IP WLS BF H R ER SO BB IBB HBP BLK WP HR S P ERA WHIP	IP WLS BF H R ER SO BB IBB HBP BLK WP HR S P ERA WHIP	IP WLS BF H R ER SO BB IBB HBP BLK WP HR S P ERA WHIP	IP WLS BF H R ER SO BB IBB HBP BLK WP HR S P ERA WHIP	IP WLS BF H R ER SO BB IBB HBP BLK WP HR S P ERA WHIP	IP WLS BF H R ER SO BB IBB HBP BLK WP HR S P ERA WHIP	IP WLS BF H R ER SO BB IBB HBP BLK WP HR S P ERA WHIP	IP WLS BF H R ER SO BB IBB HBP BLK WP HR S P ERA WHIP	IP WLS BF H R ER SO BB IBB HBP BLK WP HR S P ERA WHIP	IP WLS BF H R ER SO BB IBB HBP BLK WP HR S P ERA WHIP	IP WLS BF H R ER SO BB IBB HBP BLK WP HR S P ERA WHIP	IP WLS BF H R ER SO BB IBB HBP BLK WP HR S P ERA WHIP	IP WLS BF H R ER SO BB IBB HBP BLK WP HR S P ERA WHIP	IP WLS BF H R ER SO BB IBB HBP BLK WP HR S P ERA WHIP	IP WLS BF H R ER SO BB IBB HBP BLK WP HR S P ERA WHIP

San Diego Padres @ Montreal Expos  
Olympic Stadium, Montreal, QB  
Wed May 17 1989, 7:05 PM EDT  
Att: 10,485 - Dome

AB 32  
R 5  
H 6  
RBI 5  
BB 10  
SO 9  
LOB 22





Batter	1	2	3	4	5	6	7	8	9	AB	R	H	RBI	BB	SO	LOB	TOP			
<b>Randy Ready, R</b> OBP: 0.365, SLG: 0.333 (1.5)										5	1	1	0	0	1	1	<b>San Diego Padres @ Philadelphia Phillies</b> Veterans Stadium, Philadelphia, PA Fri May 19 1989, 7:05 PM EDT Att: 28,224 - Unknown			
<b>Roberto Alomar, S</b> OBP: 0.398, SLG: 0.322 (1.4)										4	1	2	0	1	0	0				
<b>Tony Gwynn, L</b> OBP: 0.356, SLG: 0.408 (1.8)										5	1	0	0	0	0	5				
<b>Jack Clark, R</b> OBP: 0.401, SLG: 0.355 <b>Rob Nelson, L</b> OBP: 0.306, SLG: 0.313 (7.3)										2	2	1	0	2	0	0				
<b>Carmelo Martinez, R</b> OBP: 0.287, SLG: 0.319 (1.7)										5	1	1	2	0	0	3				
<b>Benito Santiago, R</b> OBP: 0.285, SLG: 0.359 (1.2)										5	2	4	3	0	0	0				
<b>Jerald Clark, R</b> OBP: 0.125, SLG: 0.067 (1.9)										4	0	1	1	0	0	4				
<b>Garry Templeton, S</b> OBP: 0.269, SLG: 0.323 (1.6)										4	0	2	1	0	0	0				
<b>Ed Whitson, R</b> OBP: 0.167, SLG: 0.174 (1.1)										4	0	0	0	0	0	3				
<b>Inning Stats</b>	R: 3 E: 0 K: 0 S: 16	H: 3 LOB: 1 BB: 1 P: 29	R: 0 E: 0 K: 0 S: 6	H: 0 LOB: 0 BB: 0 P: 12	R: 0 E: 0 K: 0 S: 5	H: 0 LOB: 0 BB: 0 P: 10	R: 1 E: 0 K: 0 S: 16	H: 2 LOB: 1 BB: 0 P: 24	R: 2 E: 1 K: 0 S: 14	H: 3 LOB: 2 BB: 0 P: 15	R: 2 E: 0 K: 0 S: 13	H: 3 LOB: 1 BB: 1 P: 25	R: 0 E: 0 K: 1 S: 5	H: 0 LOB: 0 BB: 1 P: 11	R: 0 E: 0 K: 0 S: 5	H: 0 LOB: 0 BB: 0 P: 6	1B: 9 2B: 2 3B: 1 HR: 0	SF: 0 SAC: 0 DP: 2 HBP: 0	WP: 1 PB: 0 CS: 3 SB: 0	PA: 42
<b>PITCHER</b>	IP WLS BF H R ER SO BB IBB HBP BLK WP HR S P ERA WHIP																			
<b>Larry McWilliams, L</b> ERA: 3.15 <b>Mike Maddux, R</b> ERA: 4.5 <b>Greg Harris, R</b> ERA: 4.1 <b>Randy O'Neal, R</b> ERA: 7.27	(1.1)	4.2	L	24	8	6	5	0	1	0	0	0	0	0	0	54	92	9.64	1.929	
<b>PITCHER</b>	IP WLS BF H R ER SO BB IBB HBP BLK WP HR S P ERA WHIP																			

Batter	1	2	3	4	5	6	7	8	9	AB	R	H	RBI	BB	SO	LOB	BOTTOM					
<b>Von Hayes, L</b> OBP: 0.456, SLG: 0.575 (1.9)										4	1	2	0	1	1	0	<b>San Diego Padres @ Philadelphia Phillies</b> Veterans Stadium, Philadelphia, PA Fri May 19 1989, 7:05 PM EDT Att: 28,224 - Unknown					
<b>Chris James, R</b> OBP: 0.248, SLG: 0.317 (1.5)										5	0	2	1	0	0	4						
<b>Tom Herr, S</b> OBP: 0.377, SLG: 0.403 <b>Steve Jeltz, S</b> OBP: 0.434, SLG: 0.409 (8.4)										2	0	1	1	1	0	0						
<b>Ricky Jordan, R</b> OBP: 0.284, SLG: 0.314 (1.3)										4	0	0	0	0	0	5						
<b>Juan Samuel, R</b> OBP: 0.271, SLG: 0.412 (1.8)										3	0	1	0	1	0	2						
<b>Dwayne Murphy, L</b> OBP: 0.307, SLG: 0.281 <b>Mike Maddux, L</b> OBP: 0.285, SLG: 0.278 <b>Mark Ryal, L</b> OBP: 0.285, SLG: 0.278 <b>Greg Harris, S</b> OBP: 0.285, SLG: 0.278 <b>Bob Demier, R</b> OBP: 0.285, SLG: 0.278 <b>Randy O'Neal, R</b> OBP: 0.285, SLG: 0.278 (8.9)										2	0	0	0	0	0	1						
<b>Dickie Thon, R</b> OBP: 0.275, SLG: 0.261 (1.6)										4	0	0	0	0	0	0						
<b>Darren Daulton, L</b> OBP: 0.265, SLG: 0.393 (1.2)										4	0	0	0	0	0	0						
<b>Larry McWilliams, L</b> OBP: 0.091, SLG: 0.091 <b>Curt Ford, R</b> OBP: 0.270, SLG: 0.235 (5.7)										1	0	0	0	0	1	0						
<b>Inning Stats</b>	R: 0 E: 0 K: 1 S: 13	H: 1 LOB: 2 BB: 1 P: 25	R: 0 E: 0 K: 0 S: 4	H: 0 LOB: 0 BB: 0 P: 5	R: 0 E: 0 K: 1 S: 6	H: 0 LOB: 0 BB: 0 P: 7	R: 0 E: 0 K: 0 S: 9	H: 0 LOB: 1 BB: 1 P: 13	R: 2 E: 0 K: 0 S: 12	H: 4 LOB: 2 BB: 0 P: 22	R: 0 E: 0 K: 0 S: 6	H: 0 LOB: 0 BB: 0 P: 8	R: 0 E: 0 K: 0 S: 9	H: 1 LOB: 1 BB: 1 P: 13	R: 0 E: 0 K: 0 S: 9	H: 2 LOB: 1 BB: 0 P: 13	R: 0 E: 0 K: 0 S: 13	H: 2 LOB: 2 BB: 0 P: 17	1B: 9 2B: 1 3B: 0 HR: 0	SF: 0 SAC: 0 DP: 2 HBP: 0	WP: 0 PB: 0 CS: 0	PA: 38
<b>PITCHER</b>	IP WLS BF H R ER SO BB IBB HBP BLK WP HR S P ERA WHIP																					
<b>Ed Whitson, R</b> ERA: 2.39	(1.1)	9.0	W	38	10	2	2	2	3	0	0	0	0	0	0	81	123	2.00	1.444			





Batter	1	2	3	4	5	6	7	8	9	AB R H RBI BB SO LOB	TOP										
Randy Ready, R (1,5) OBP: 0.359, SLG: 0.318 Luis Salazar, R (7,5) OBP: 0.264, SLG: 0.318	2-2 F7		2-1 F7	4-1 BB		2-2 G6-3			1-3 K	3 0 0 0 1 0 0 1 0 0 0 0 1 0	<b>San Diego Padres @ Philadelphia Phillies</b> Veterans Stadium, Philadelphia, PA Sat May 20 1989, 7:05 PM EDT Att: 28,866 - Unknown <a href="http://livebaseballscorecards.com">livebaseballscorecards.com</a>										
Roberto Alomar, S (1,4) OBP: 0.395, SLG: 0.315	0-1 G5-3		1-0 G6-3	0-0 F8			0-1 G4-3		4-2 BB	4 0 0 0 1 0 3											
Tony Gwynn, L (1,8) OBP: 0.358, SLG: 0.413	2-2 2B		0-2 3B	2-1 2B			3-1 L1-3		1-1 G6-3	5 1 2 0 0 0 4											
Jack Clark, R (1,3) OBP: 0.407, SLG: 0.376	2-1 2B		4-0 3B		1-2 F9		0-0 2B		2-1 P4	4 1 2 0 1 0 1											
Carmelo Martinez, R (1,7) OBP: 0.281, SLG: 0.339	4-1 BB		3-1 3B		3-2 F8		4-2 BB			2 0 1 2 2 0 0											
Benito Santiago, R (1,2) OBP: 0.257, SLG: 0.348	0-0 G4-3		1-2 G6-3		0-2 F7		2-2 F9			4 0 0 0 0 0 6											
Jerald Clark, R (1,9) Marvell Wynne, L (8,PH) OBP: 0.302, SLG: 0.440		1-0 F9		1-0 1B		1-0 CS		1-1 P4		3 0 2 0 0 0 0 1 0 0 0 0 0 0											
Garry Templeton, S (1,6) OBP: 0.276, SLG: 0.352		2-0 F9		0-1 BB		1-2 HR		0-2 F7		4 1 2 1 0 0 0											
Dennis Rasmussen, L (1,1) Greg Harris, R (6,1) OBP: 0.059, SLG: 0.059		0-0 L8		0-3 K		2-3 K		2-1 G5-3		3 0 0 0 0 2 2 1 0 0 0 0 0 0											
<b>Inning Stats</b>	R: 0 E: 0 K: 0 S: 12	H: 2 LOB: 3 BB: 1 P: 22	R: 0 E: 0 K: 0 S: 3	H: 0 LOB: 0 BB: 0 P: 6	R: 2 E: 0 K: 0 S: 12	H: 2 LOB: 1 BB: 1 P: 23	R: 0 E: 0 K: 1 S: 10	H: 2 LOB: 3 BB: 1 P: 17	R: 0 E: 0 K: 0 S: 9	H: 0 LOB: 0 BB: 0 P: 13		R: 1 E: 0 K: 1 S: 10	H: 2 LOB: 0 BB: 0 P: 16	R: 0 E: 0 K: 0 S: 10	H: 1 LOB: 2 BB: 1 P: 19	R: 0 E: 0 K: 0 S: 7	H: 0 LOB: 0 BB: 0 P: 10	R: 0 E: 0 K: 1 S: 11	H: 0 LOB: 1 BB: 1 P: 19	1B: 4 2B: 3 3B: 1 HR: 1	SF: 0 SAC: 0 DP: 0 HBP: 0
<b>PITCHER</b>	IP WLS BF H R ER SO BB IBB HBP BLK WP HR S P ERA WHIP											IP WLS BF H R ER SO BB IBB HBP BLK WP HR S P ERA WHIP									
Don Carman, L (1,1) ERA: 4.08	6.0 L 28 8 3 3 2 3 0 0 0 0 0 1 56 97 4.50 1.833																				
Greg Harris, R (7,1) ERA: 3.51	2.0 8 1 0 0 0 1 0 0 0 0 0 0 17 29 0.00 1.000																				
Steve Bedrosian, R (9,1) ERA: 3.0	1.0 4 0 0 0 0 1 0 0 0 0 0 0 11 19 0.00 1.000																				

Batter	1	2	3	4	5	6	7	8	9	AB R H RBI BB SO LOB	BOTTOM								
Bob Dernier, R (1,7) OBP: 0.277, SLG: 0.289	0-0 1B	2-0 P6			2-1 G6-3	0-3 K			0-1 P4	5 1 1 0 0 1 4	<b>San Diego Padres @ Philadelphia Phillies</b> Veterans Stadium, Philadelphia, PA Sat May 20 1989, 7:05 PM EDT Att: 28,866 - Unknown <a href="http://livebaseballscorecards.com">livebaseballscorecards.com</a>								
Chris James, R (1,5) OBP: 0.282, SLG: 0.324	1-0 1B		2-0 1B		4-1 BB		2-3 K			3 0 2 0 1 1 0									
Tom Herr, S (1,4) OBP: 0.373, SLG: 0.395	0-1 1B		2-2 1B		1-0 G6-3		3-2 HBP			3 0 0 1 0 0 3									
Ricky Jordan, R (1,3) OBP: 0.283, SLG: 0.306	1-0 G5-3		4-2 BB		1-2 G6-3		0-0 G6-4-3			3 0 0 0 1 0 3									
Juan Samuel, R (1,8) OBP: 0.270, SLG: 0.400	0-0 P3		0-2 G4-3			4-2 BB		0-3 K		3 1 0 0 1 1 3									
Von Hayes, L (1,9) OBP: 0.457, SLG: 0.569		0-2 G3		4-2 BB		0-0 E9		3-1 F8		3 0 1 0 1 0 0									
Dickie Thon, R (1,6) Steve Bedrosian, R (9,1) OBP: 0.274, SLG: 0.260		2-2 1B		0-1 P3		0-3 K		0-0 G4-3		4 0 1 0 0 1 3 0 0 0 0 0 0 0									
Steve Lake, R (1,2) OBP: 0.315, SLG: 0.300 Dwayne Murphy, L (6,PH) OBP: 0.333, SLG: 0.261 Greg Harris, S (7,1) Steve Jeltz, S (9,6) OBP: 0.426, SLG: 0.400		0-0 1B		1-1 L5		4-1 BB		3-2 F8		2 0 1 0 0 0 1 0 0 0 0 1 0 0 0 0 0 0 0 0 0 1 0 0 0 0 0 0									
Don Carman, L (1,1) Darren Daulton, L (6,PH) OBP: 0.260, SLG: 0.385		0-1 SH1-4		1-1 G4-3		0-0 G3		0-3 K		1 0 0 0 0 0 1 2 0 0 1 0 1 2									
<b>Inning Stats</b>	R: 1 E: 0 K: 0 S: 6	H: 2 LOB: 1 BB: 0 P: 8	R: 0 E: 0 K: 0 S: 10	H: 2 LOB: 2 BB: 0 P: 14	R: 0 E: 0 K: 0 S: 10	H: 1 LOB: 1 BB: 1 P: 17	R: 0 E: 0 K: 0 S: 9	H: 0 LOB: 1 BB: 1 P: 15	R: 0 E: 0 K: 1 S: 14	H: 1 LOB: 2 BB: 2 P: 22		R: 0 E: 0 K: 1 S: 10	H: 0 LOB: 0 BB: 0 P: 15	R: 0 E: 0 K: 1 S: 6	H: 0 LOB: 0 BB: 0 P: 9	R: 0 E: 0 K: 1 S: 9	H: 0 LOB: 0 BB: 0 P: 12	1B: 6 2B: 0 3B: 0 HR: 0	SF: 0 SAC: 1 DP: 2 HBP: 1
<b>PITCHER</b>	IP WLS BF H R ER SO BB IBB HBP BLK WP HR S P ERA WHIP											IP WLS BF H R ER SO BB IBB HBP BLK WP HR S P ERA WHIP							
Dennis Rasmussen, L (1,1) ERA: 0.87	5.0 W 24 6 2 2 0 4 0 0 0 0 0 0 35 50 0.00 0.250																		
Greg Harris, R (6,1)	4.0 S 13 0 0 0 0 5 1 0 1 0 0 0 0 35 50 0.00 0.250																		



Batter	1	2	3	4	5	6	7	8	9	AB	R	H	RBI	BB	SO	LOB	TOP																							
Marvell Wynne, L OBP: 0.289, SLG: 0.420 (1, 7)	G4-3		G6-3			F8		L9		4	0	0	0	0	0	0																								
Roberto Alomar, S OBP: 0.309, SLG: 0.319 (1, 4)	1B G6-3		P6			1B CS		P5		4	1	2	0	0	0	0																								
Tony Gwynn, L OBP: 0.360, SLG: 0.421 (1, 8)	1B G6-3		G4-3			2B 1-2		G4-3		4	0	2	0	0	0	0																								
Jack Clark, R OBP: 0.398, SLG: 0.364 (1, 9)	G6-3			K		K				4	0	0	1	0	3	2																								
Rob Nelson, L OBP: 0.333, SLG: 0.343 (1, 3)	K			G5-4-3 1B						3	0	2	0	0	1	1																								
Mark Parent, R OBP: 0.267, SLG: 0.500 (1, 2)				G5-4-3 1-2						3	0	1	0	0	1	2																								
Tim Flannery, L OBP: 0.361, SLG: 0.308 (1, 5)						K		F8		3	0	0	0	0	1	1																								
Garry Templeton, S OBP: 0.270, SLG: 0.344 (1, 6)						G3				3	0	0	0	0	0	1																								
Walt Terrell, L OBP: 0.136, SLG: 0.143 (1, 1)						K				3	0	0	0	0	3	1																								
<b>Inning Stats</b>	R: 1 E: 0 K: 1 S: 13	H: 2 LOB: 1 BB: 0 P: 23	R: 0 E: 0 K: 1 S: 7	H: 1 LOB: 1 BB: 0 P: 14	R: 0 E: 0 K: 0 S: 6	H: 0 LOB: 0 BB: 0 P: 11	R: 0 E: 0 K: 1 S: 10	H: 1 LOB: 0 BB: 0 P: 15	R: 0 E: 0 K: 2 S: 9	H: 0 LOB: 0 BB: 0 P: 11	R: 0 E: 0 K: 1 S: 13	H: 2 LOB: 1 BB: 0 P: 19	R: 0 E: 0 K: 1 S: 6	H: 1 LOB: 0 BB: 0 P: 9	R: 0 E: 0 K: 1 S: 12	H: 0 LOB: 0 BB: 0 P: 16	R: 0 E: 0 K: 1 S: 10	H: 0 LOB: 0 BB: 0 P: 16	1B: 5 2B: 2 3B: 0 HR: 0	SF: 0 SAC: 0 DP: 1 HBP: 0	WP: 0 PA: 31 PB: 0 SB: 1 CS: 2																			
<b>PITCHER</b>	IP	WLS	BF	H	R	ER	SO	BB	IBB	HBP	BLK	WP	HR	S	P	ERA	WHIP	<b>PITCHER</b>				IP	WLS	BF	H	R	ER	SO	BB	IBB	HBP	BLK	WP	HR	S	P	ERA	WHIP		
Bob Sebra, R ERA: 1.13 (1, 1)	8.0	W	28	7	1	1	8	0	0	0	0	0	0	76	118	1.12	0.875					8.0	L	32	7	3	3	6	2	0	0	0	0	0	0	0	0	3.38	1.125	
Steve Bedrosian, R ERA: 2.95 (9, 1)	1.0	S	3	0	0	0	1	0	0	0	0	0	0	10	16	0.00	0.000					8.0	L	32	7	3	3	6	2	0	0	0	0	0	0	0	0	0	0	0

**San Diego Padres @ Philadelphia Phillies**  
Veterans Stadium, Philadelphia, PA  
Sun May 21 1989, 3:33 AM EDT  
Att: 38,346 - Sunny - 80 F

livebaseballscores.com

AB 31  
R 1  
H 7  
RBI 1  
BB 0  
SO 9  
LOB 8




Batter	1	2	3	4	5	6	7	8	9	AB	R	H	RBI	BB	SO	LOB	BOTTOM																							
Steve Jeltz, S OBP: 0.414, SLG: 0.449 (1, 4)	F8		P6			K				4	1	1	2	0	1	0																								
Chris James, R OBP: 0.282, SLG: 0.317 (1, 5)	G6-3					K		HR		3	0	0	0	1	1	0																								
Von Hayes, L OBP: 0.452, SLG: 0.556 (1, 9)								1B F9		3	0	0	0	1	1	1																								
Dwayne Murphy, L OBP: 0.355, SLG: 0.296 (1, 7) (9, 8)	BB G4-3							L7		4	0	2	0	0	0	1																								
Juan Samuel, R OBP: 0.261, SLG: 0.385 Steve Bedrosian, R (9, 1)								L7		4	0	0	0	0	1	2																								
Ricky Jordan, R OBP: 0.276, SLG: 0.297 (1, 3)								G1-3		0	0	0	0	0	0	0																								
Darren Daulton, L OBP: 0.272, SLG: 0.404 (1, 2)										3	1	0	0	0	0	1																								
Dickie Thon, R OBP: 0.275, SLG: 0.263 (1, 6)										3	0	2	0	0	0	0																								
Bob Sebra, R (1, 1)										3	0	1	1	0	1	1																								
Curt Ford, L OBP: 0.289, SLG: 0.257 (8, PH) (9, 7)										2	0	0	0	0	1	0																								
<b>Inning Stats</b>	R: 0 E: 0 K: 0 S: 7	H: 0 LOB: 1 BB: 1 P: 15	R: 0 E: 0 K: 1 S: 8	H: 1 LOB: 1 BB: 0 P: 14	R: 0 E: 0 K: 2 S: 10	H: 0 LOB: 1 BB: 1 P: 19	R: 1 E: 0 K: 0 S: 12	H: 3 LOB: 2 BB: 0 P: 21	R: 0 E: 0 K: 2 S: 10	H: 0 LOB: 0 BB: 0 P: 15	R: 0 E: 0 K: 1 S: 9	H: 0 LOB: 0 BB: 0 P: 13	R: 0 E: 0 K: 0 S: 3	H: 0 LOB: 0 BB: 0 P: 5	R: 2 E: 0 K: 0 S: 10	H: 3 LOB: 1 BB: 0 P: 17	R: 0 E: 0 K: 0 S: 10	H: 0 LOB: 0 BB: 0 P: 17	1B: 5 2B: 1 3B: 0 HR: 1	SF: 0 SAC: 0 DP: 0 HBP: 0	WP: 0 PA: 32 PB: 0 SB: 0 CS: 0																			
<b>PITCHER</b>	IP	WLS	BF	H	R	ER	SO	BB	IBB	HBP	BLK	WP	HR	S	P	ERA	WHIP	<b>PITCHER</b>				IP	WLS	BF	H	R	ER	SO	BB	IBB	HBP	BLK	WP	HR	S	P	ERA	WHIP		
Walt Terrell, R ERA: 3.05 (1, 1)	8.0	L	32	7	3	3	6	2	0	0	0	0	1	69	119	3.38	1.125					8.0	L	32	7	3	3	6	2	0	0	0	0	0	0	0	0	0	0	0

**San Diego Padres @ Philadelphia Phillies**  
Veterans Stadium, Philadelphia, PA  
Sun May 21 1989, 3:33 AM EDT  
Att: 38,346 - Sunny - 80 F

livebaseballscores.com

AB 30  
R 3  
H 7  
RBI 3  
BB 2  
SO 6  
LOB 6





Batter	1	2	3	4	5	6	7	8	9	AB	R	H	RBI	BB	SO	LOB	TOP				
Lenny Dykstra, L OBP: 0.369, SLG: 0.408 Don Aase, R (8, 1)	G3		G1-6-3 1B			P6		L7		4	0	1	0	0	0	0					
Gregg Jefferies, S OBP: 0.214, SLG: 0.256 (1, 4)	P6		G1-6-3 1-2			F7		G4-3		4	0	0	0	0	0	1					
Howard Johnson, S OBP: 0.371, SLG: 0.527 (1, 5)	2B		G3			K			K	4	0	1	0	0	2	0					
Darryl Strawberry, L OBP: 0.318, SLG: 0.511 (1, 9)	F8					P3		E4 1B		4	1	0	0	0	0	1					
Kevin McReynolds, R OBP: 0.343, SLG: 0.395 (1, 7)		G5-4-3 1B				P6		P5		4	1	1	0	0	0	1					
Dave Magadan, L OBP: 0.343, SLG: 0.438 Lee Mazzilli, S OBP: 0.375, SLG: 0.294 (9, PR)		G5-4-3 1B				1B		1B		4	0	3	0	0	1	0					
Barry Lyons, R OBP: 0.351, SLG: 0.462 (1, 2)		G5-4-3				1B		1B		4	0	3	1	0	0	2					
Kevin Elster, R OBP: 0.297, SLG: 0.310 (1, 6)		G5-4-3 1B				G6-3		P3		4	0	1	1	0	0	5					
Dwight Gooden, R OBP: 0.167, SLG: 0.261 Mookie Wilson, S OBP: 0.204, SLG: 0.277 (8, PH)		F9				G6-3		L5		2	0	0	0	0	0	1					
										1	0	0	0	0	0	0					
<b>Inning Stats</b>	R: 0 E: 0 K: 0 S: 6	H: 1 LOB: 1 BB: 0 P: 8	R: 1 E: 0 K: 0 S: 14	H: 3 LOB: 1 BB: 0 P: 17	R: 0 E: 0 K: 0 S: 5	H: 1 LOB: 0 BB: 0 P: 8	R: 0 E: 0 K: 1 S: 9	H: 0 LOB: 0 BB: 0 P: 14	R: 0 E: 0 K: 1 S: 7	H: 0 LOB: 0 BB: 0 P: 9	R: 0 E: 0 K: 0 S: 11	H: 2 LOB: 2 BB: 0 P: 15	R: 0 E: 0 K: 0 S: 8	H: 0 LOB: 0 BB: 0 P: 13	R: 1 E: 1 K: 1 S: 14	H: 2 LOB: 2 BB: 0 P: 19	1B: 9 2B: 1 3B: 0 HR: 0	SF: 0 SAC: 0 DP: 3 HBP: 0	WP: 0 PB: 0 CS: 0	PA: 35	
<b>PITCHER</b>	IP WLS BF H R ER SO BB IBB HBP BLK WP HR S P ERA WHIP	8.2 W 33 9 2 1 3 0 0 0 0 0 0 73 103 1.04 1.038	0.1 S 2 1 0 0 0 0 0 0 0 0 0 5 5 0.00 3.000																		

New York Mets @ San Diego Padres  
Jack Murphy Stadium, San Diego, CA  
Tue May 23 1989, 10:05 PM EDT  
Att: 32,678 - Unknown - 67 F

AB 35  
R 2  
H 10  
RBI 2  
BB 0  
SO 3  
LOB 11



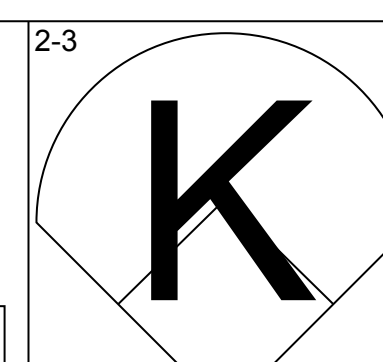
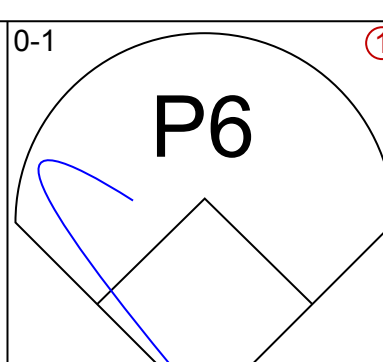
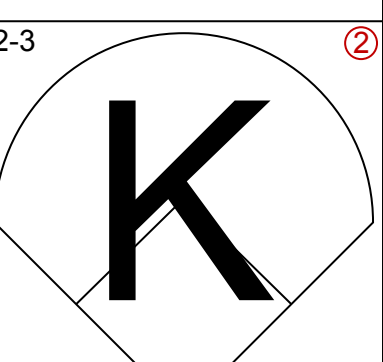
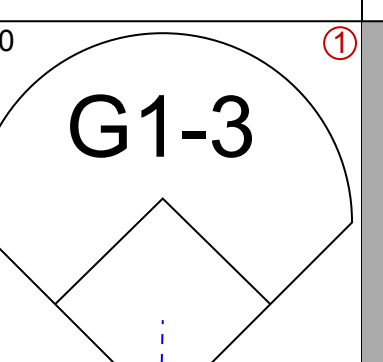
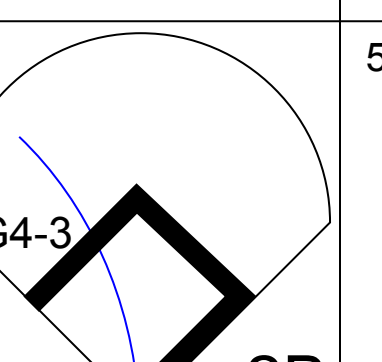

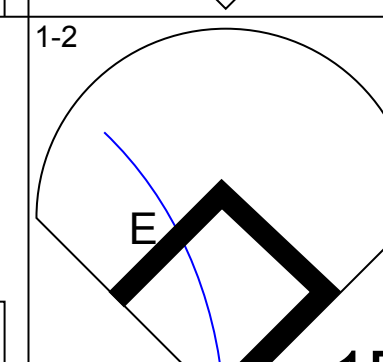
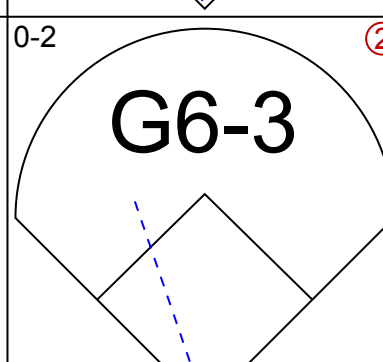
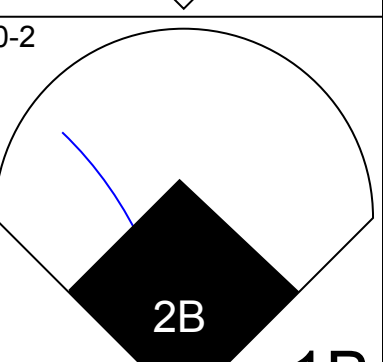
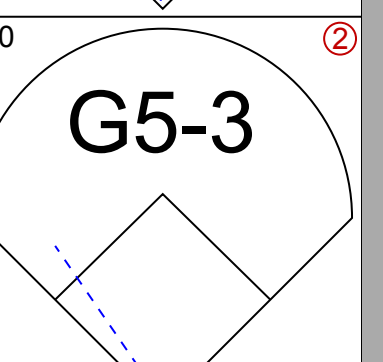
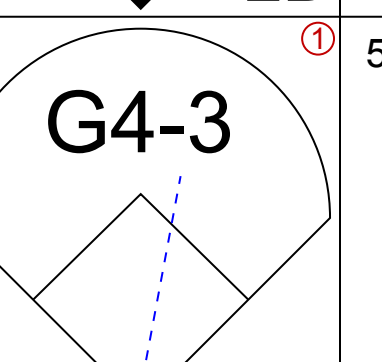
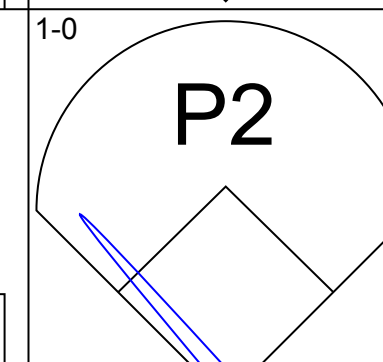
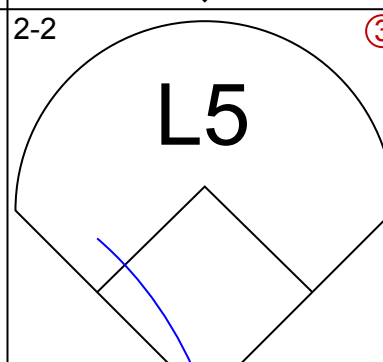
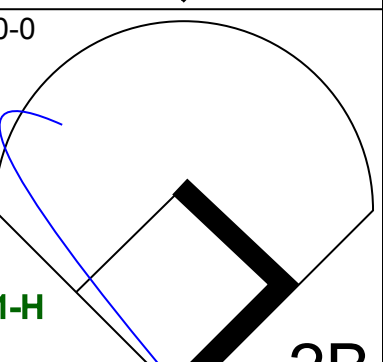
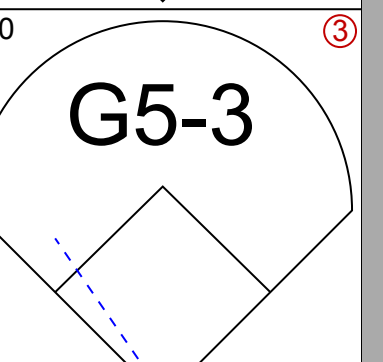
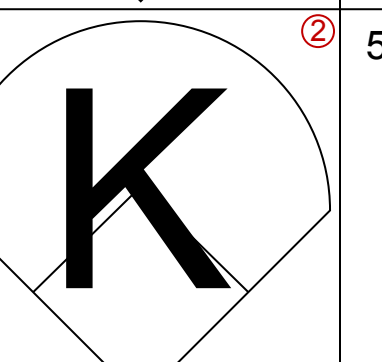
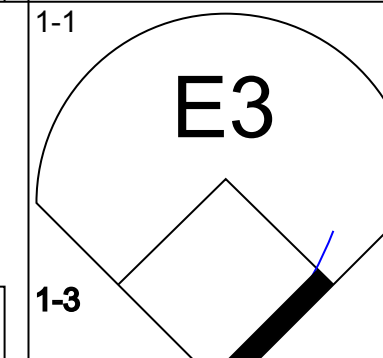
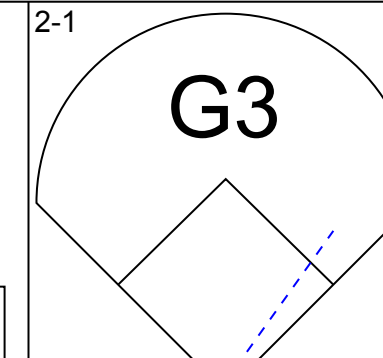
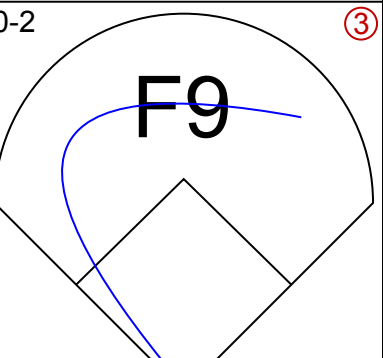
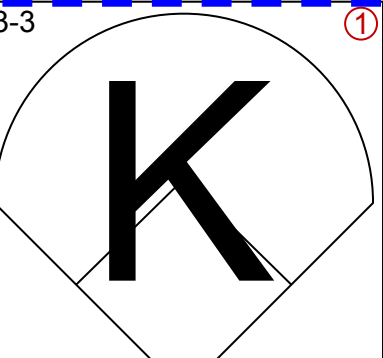
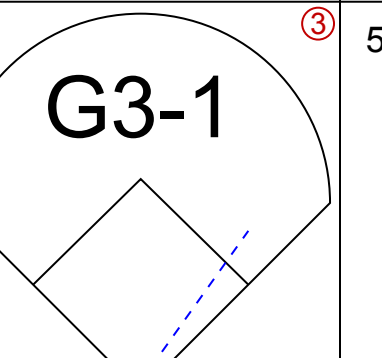
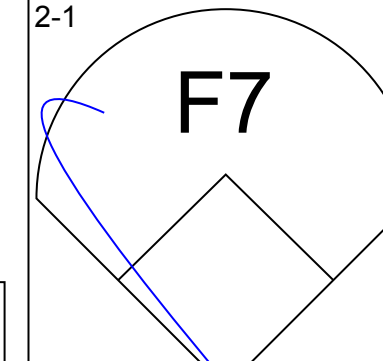
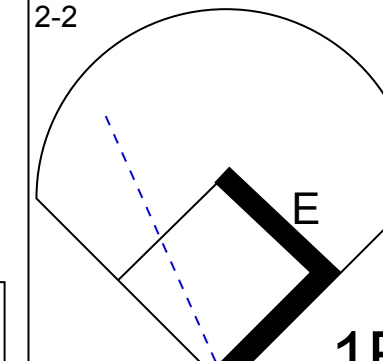
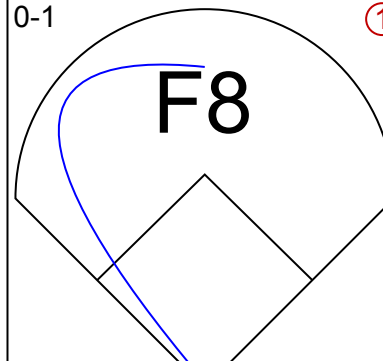
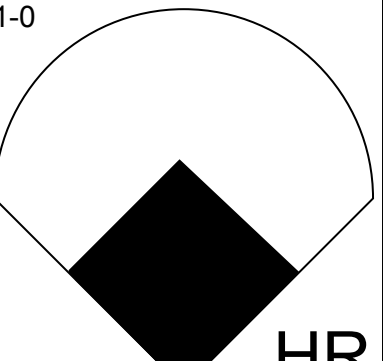
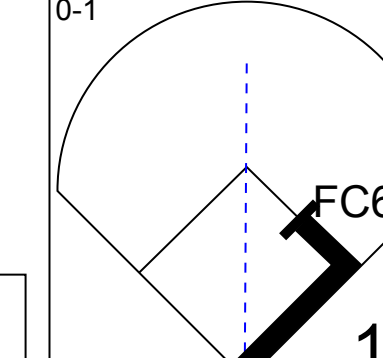
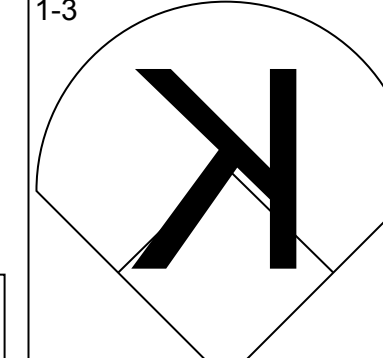
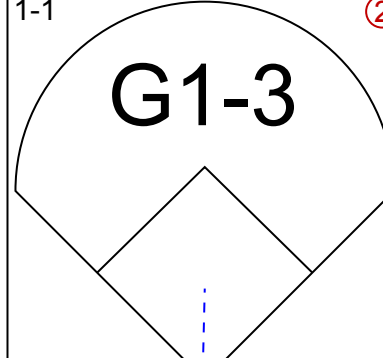
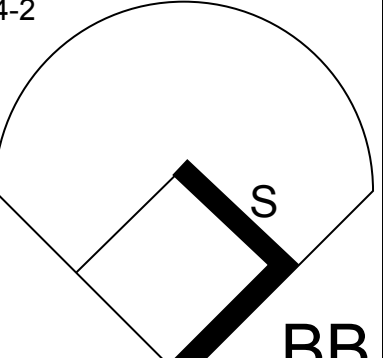
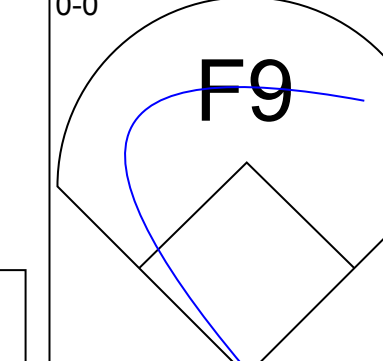
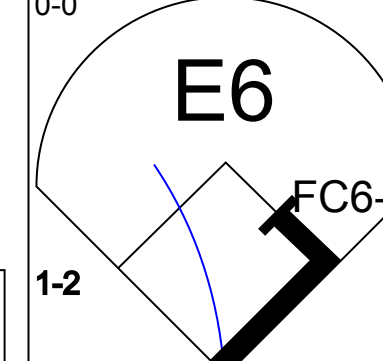
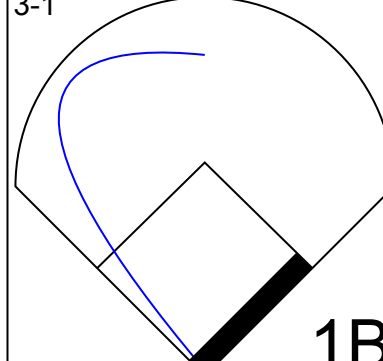
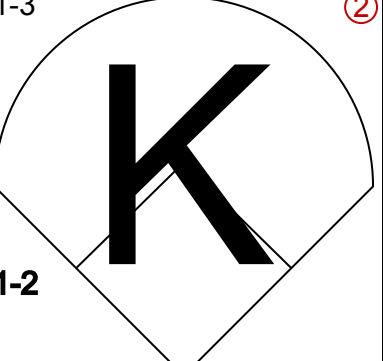
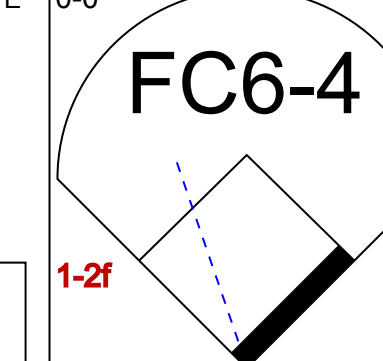
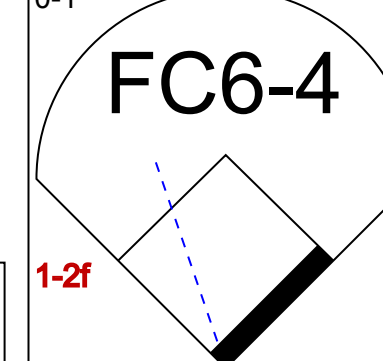
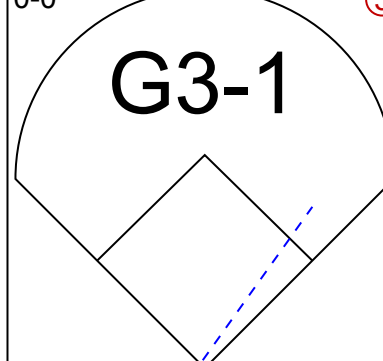
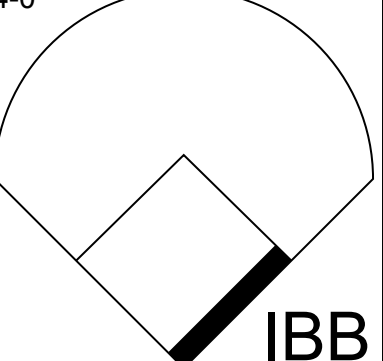
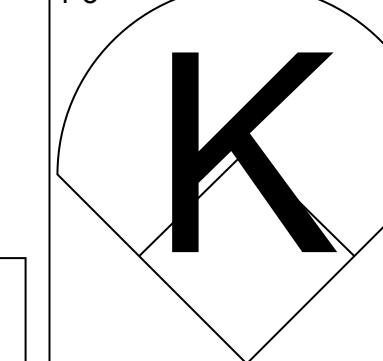
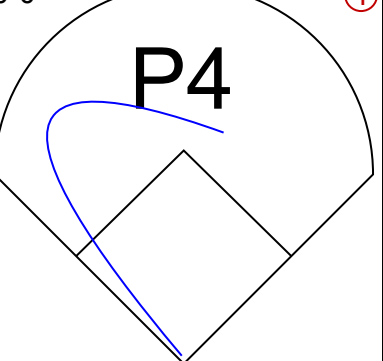
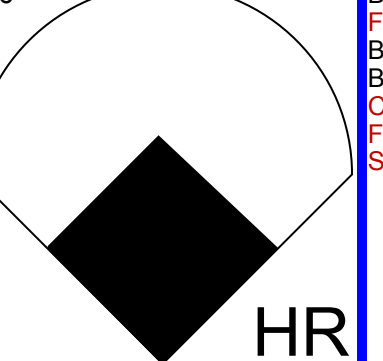
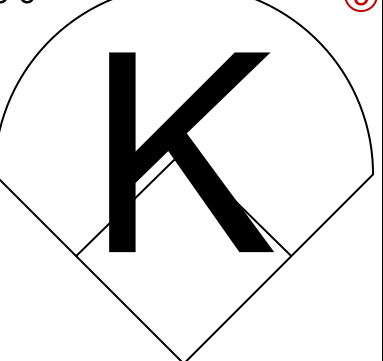
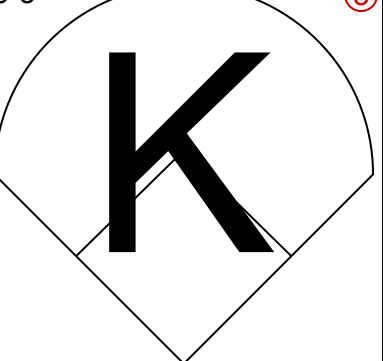
Batter	1	2	3	4	5	6	7	8	9	AB	R	H	RBI	BB	SO	LOB	BOTTOM				
John Kruk, L OBP: 0.342, SLG: 0.349 (1, 7)	K			HR		K		1B		4	1	2	1	0	2	0					
Roberto Alomar, S OBP: 0.308, SLG: 0.317 (1, 4)	G1-3			WP G6-3 1B		G3-1		P6		4	1	1	0	0	0	1					
Tony Gwynn, L OBP: 0.365, SLG: 0.422 (1, 8)	G6-3			G6-3 BB		CS 1B				2	0	1	0	1	0	0					
Jack Clark, R OBP: 0.391, SLG: 0.356 (1, 9)		P2		G6-3		CS		K		3	0	0	1	0	1	1					
Rob Nelson, L OBP: 0.310, SLG: 0.316 (1, 3)		F8		K		K		K		3	0	0	0	0	2	1					
Benito Santiago, R OBP: 0.252, SLG: 0.341 (1, 2)		F9		G4-3		F9				3	0	0	0	0	0	1					
Luis Salazar, R OBP: 0.274, SLG: 0.355 (1, 5)				L6-3 1B		F8		HR		3	1	2	1	0	0	0					
Garry Templeton, S OBP: 0.264, SLG: 0.336 (1, 6)				L6-3 1-2		G5-3		G4-3		3	0	0	0	0	0	1					
Eric Show, R OBP: 0.174, SLG: 0.174 Mark Davis, L OBP: 0.221, SLG: 0.159 (9, 1)				G6-3		P6		G3		3	0	0	0	0	0	0					
										0	0	0	0	0	0	0					
<b>Inning Stats</b>	R: 0 E: 0 K: 1 S: 8	H: 0 LOB: 0 BB: 0 P: 8	R: 0 E: 0 K: 0 S: 6	H: 0 LOB: 0 BB: 0 P: 10	R: 0 E: 0 K: 0 S: 5	H: 1 LOB: 0 BB: 0 P: 6	R: 2 E: 0 K: 1 S: 18	H: 2 LOB: 1 BB: 1 P: 33	R: 0 E: 0 K: 0 S: 5	H: 0 LOB: 0 BB: 0 P: 5	R: 0 E: 0 K: 1 S: 9	H: 1 LOB: 0 BB: 0 P: 12	R: 0 E: 0 K: 2 S: 9	H: 0 LOB: 0 BB: 0 P: 15	R: 1 E: 0 K: 0 S: 16	H: 2 LOB: 1 BB: 0 P: 22	1B: 4 2B: 1 3B: 0 HR: 2	SF: 0 SAC: 0 DP: 1 HBP: 0	WP: 1 PB: 0 CS: 1	PA: 30	
<b>PITCHER</b>	IP WLS BF H R ER SO BB IBB HBP BLK WP HR S P ERA WHIP	7.0 L 24 4 2 2 5 1 0 0 0 0 1 60 89 2.57 0.714	1.0 5 2 1 1 0 0 0 0 0 0 0 1 16 22 9.00 2.000																		

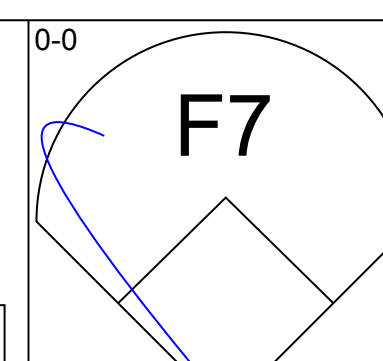
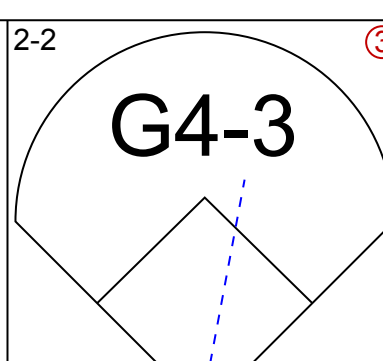
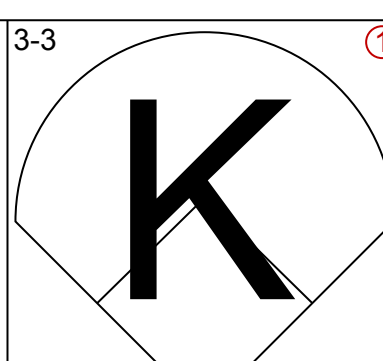
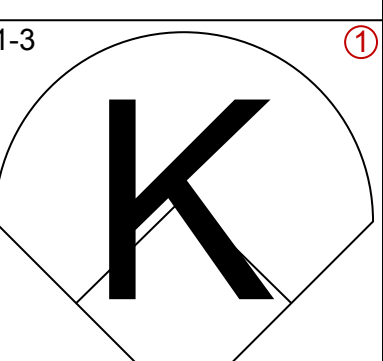

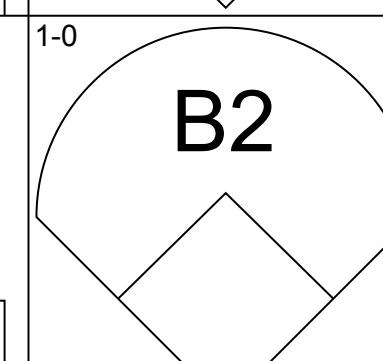
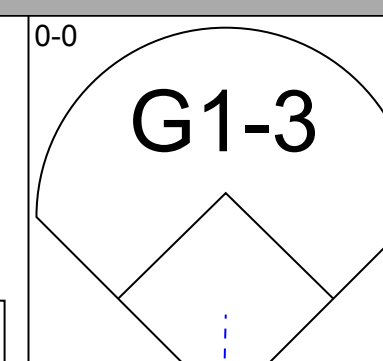
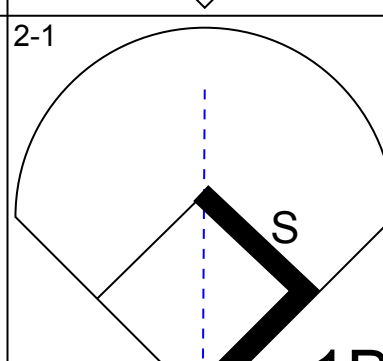
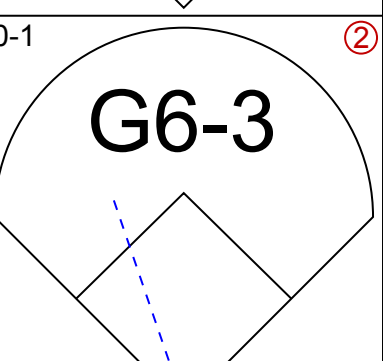
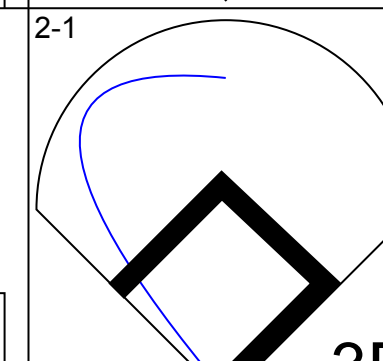
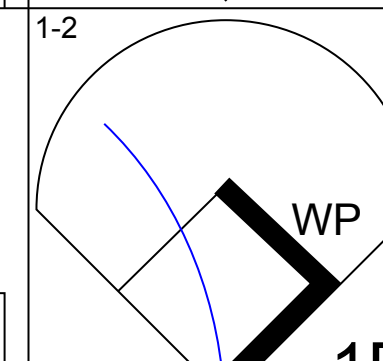
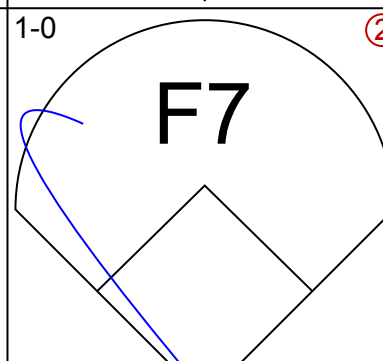
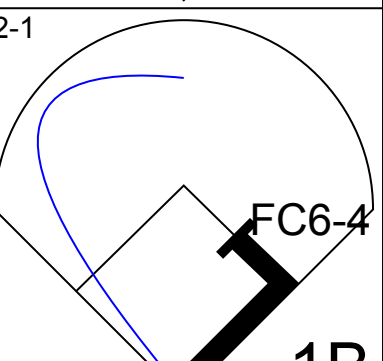
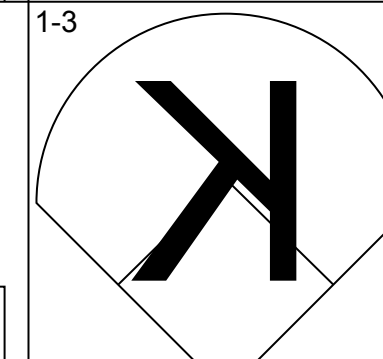
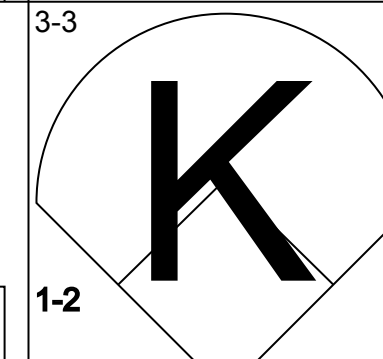
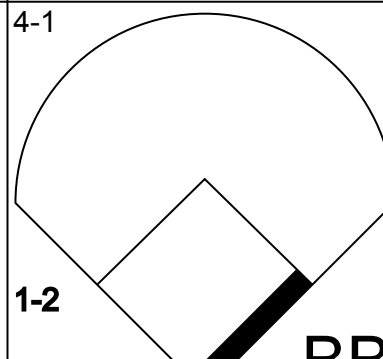
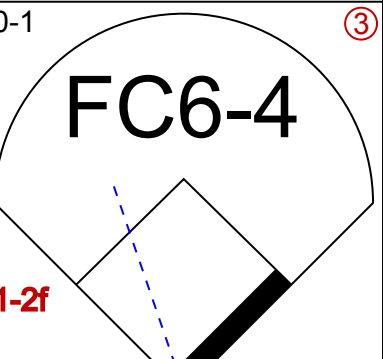
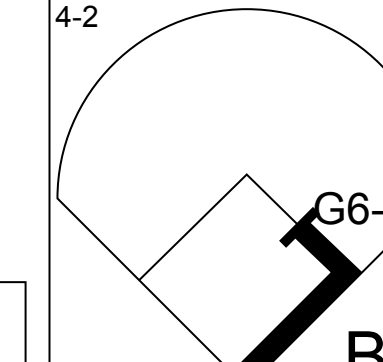
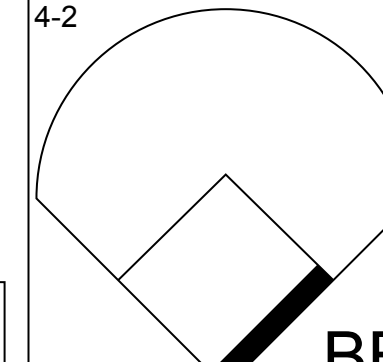
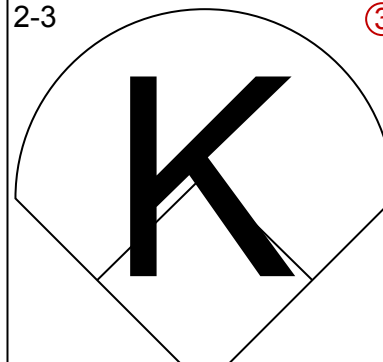

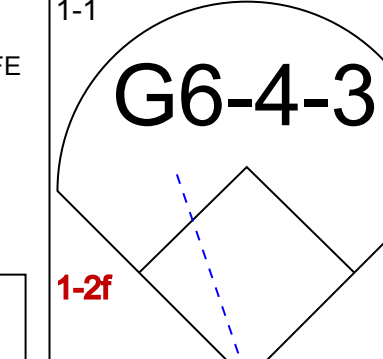
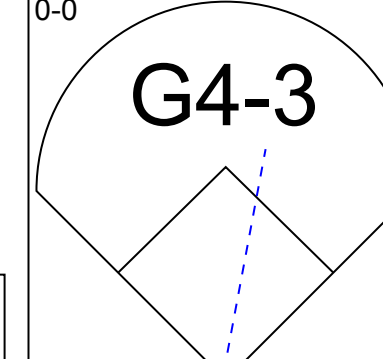

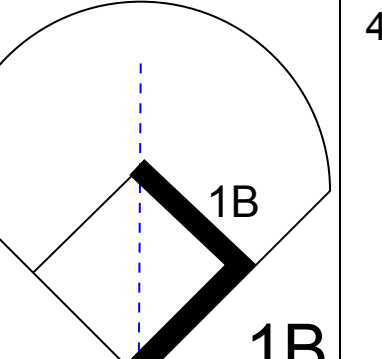
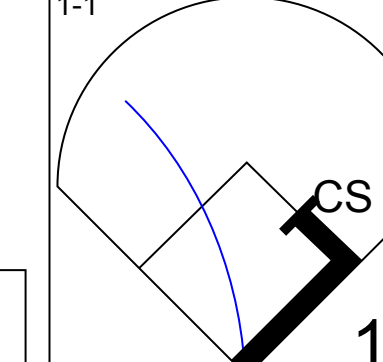
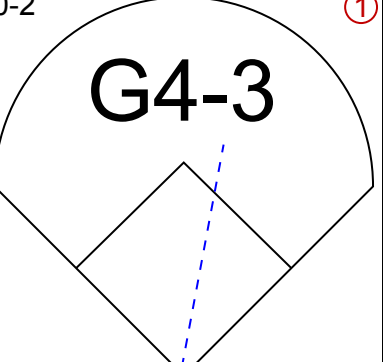
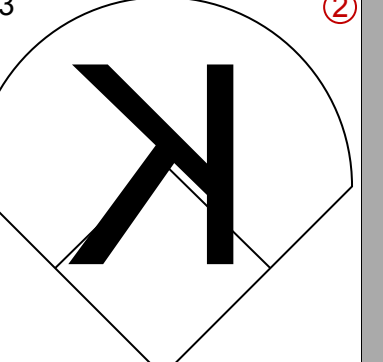
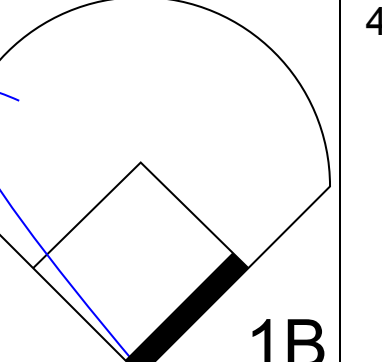
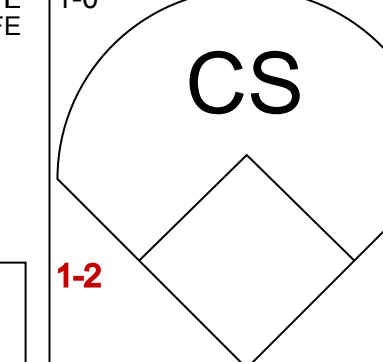
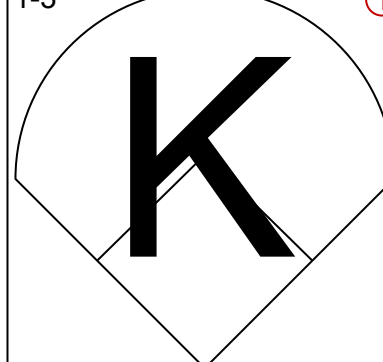
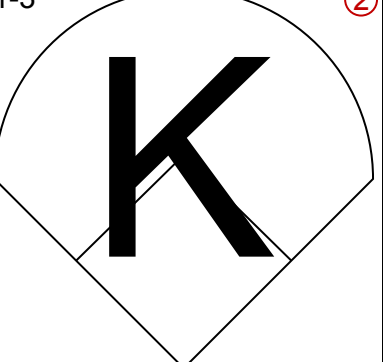
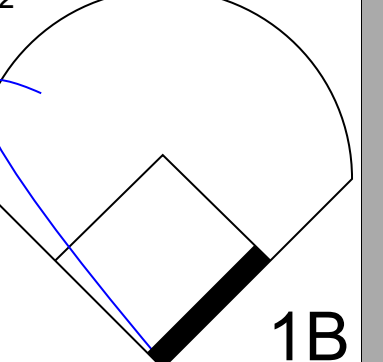
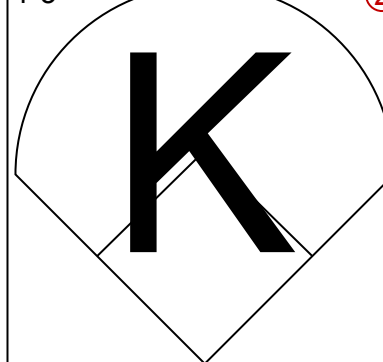
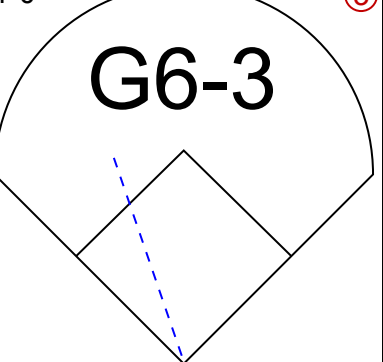
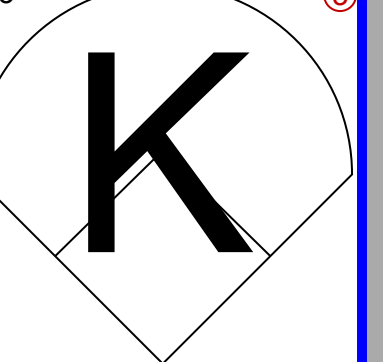
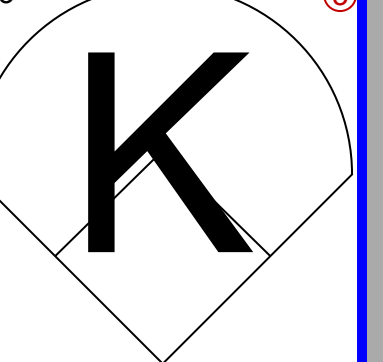
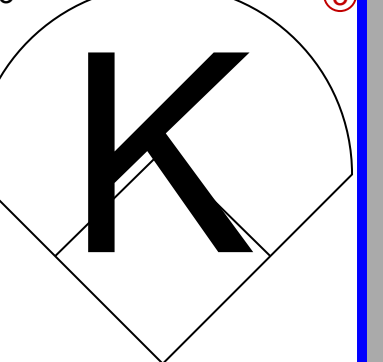
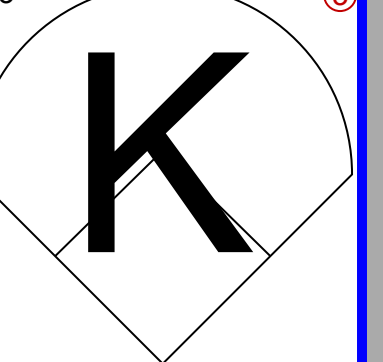
New York Mets @ San Diego Padres  
Jack Murphy Stadium, San Diego, CA  
Tue May 23 1989, 10:05 PM EDT  
Att: 32,678 - Unknown - 67 F

AB 28  
R 3  
H 6  
RBI 3  
BB 1  
SO 5  
LOB 5







Batter	1	2	3	4	5	6	7	8	9	AB	R	H	RBI	BB	SO	LOB	TOP					
Mookie Wilson, S (1, 8) OBP: 0.204, SLG: 0.283										5	0	1	0	0	2	0	<p><b>New York Mets @ San Diego Padres</b> Jack Murphy Stadium, San Diego, CA Wed May 24 1989, 10:05 PM EDT Att: 26,766 - Unknown</p> <p>livebaseballscores.com</p> <p>AB 38 R 3 H 9 RBI 3 BB 2 SO 8 LOB 19</p> 					
Greg Jefferies, S (1, 4) OBP: 0.221, SLG: 0.262										5	1	2	0	0	0	1						
Howard Johnson, S (1, 5) OBP: 0.365, SLG: 0.522										5	0	1	1	0	1	2						
Darryl Strawberry, L (1, 9) OBP: 0.308, SLG: 0.493										5	0	0	0	0	1	3						
Kevin McReynolds, R (1, 7) OBP: 0.347, SLG: 0.417										4	1	2	1	0	0	2						
Tim Lincecum, R (1, 3)										3	0	1	0	1	1	1						
Barry Lyons, R (1, 2) OBP: 0.344, SLG: 0.446										4	0	1	0	0	1	3						
Kevin Elster, R (1, 6) OBP: 0.295, SLG: 0.303										3	0	0	0	1	0	4						
Ron Darling, R (1, 1) OBP: 0.100, SLG: 0.150										2	0	0	0	0	1	1						
Mark Carreon, R (7, PH) OBP: 0.375, SLG: 0.714										1	1	1	1	0	0	0						
Rick Aguilera, R (7, 1)										1	0	0	0	0	1	2						
<b>Inning Stats</b>	R: 0 E: 1 K: 1 S: 11	H: 1 LOB: 2 BB: 0 P: 18	R: 0 E: 0 K: 1 S: 7	H: 1 LOB: 1 BB: 0 P: 8	R: 0 E: 0 K: 0 S: 10	H: 0 LOB: 0 BB: 0 P: 12	R: 0 E: 1 K: 1 S: 11	H: 1 LOB: 2 BB: 0 P: 16	R: 1 E: 0 K: 1 S: 11	H: 2 LOB: 1 BB: 0 P: 13	R: 0 E: 0 K: 0 S: 7	H: 1 LOB: 0 BB: 0 P: 11	R: 1 E: 0 K: 3 S: 16	H: 1 LOB: 2 BB: 0 P: 6	R: 1 E: 0 K: 3 S: 16	H: 1 LOB: 2 BB: 0 P: 32	R: 0 E: 0 K: 1 S: 10	H: 1 LOB: 1 BB: 0 P: 13	1B: 5 2B: 2 3B: 0 HR: 2	SF: 0 SAC: 0 DP: 0 HBP: 0	WP: 0 PB: 0 SB: 1 CS: 0	PA: 40
<b>PITCHER</b>	IP WLS BF H R ER SO BB IBB HBP BLK WP HR S P ERA WHIP																					
Bruce Hurst, L (1, 1) ERA: 3.66	7.0 L 30 7 2 2 4 0 0 0 0 0 1 61 84 2.57 1.000																					
Greg Harris, R (8, 1) ERA: 1.19	2.0 10 2 1 1 4 1 1 0 0 0 1 26 45 4.50 1.500																					

Batter	1	2	3	4	5	6	7	8	9	AB	R	H	RBI	BB	SO	LOB	BOTTOM			
John Kruk, L (1, 7) OBP: 0.325, SLG: 0.328										4	0	0	0	0	2	0	<p><b>New York Mets @ San Diego Padres</b> Jack Murphy Stadium, San Diego, CA Wed May 24 1989, 10:05 PM EDT Att: 26,766 - Unknown</p> <p>livebaseballscores.com</p> <p>AB 33 R 0 H 8 RBI 0 BB 3 SO 13 LOB 14</p> 			
Roberto Alomar, S (1, 4) OBP: 0.307, SLG: 0.316										4	0	1	0	0	0	0				
Tony Gwynn, L (1, 8) OBP: 0.373, SLG: 0.439										4	0	3	0	0	0	1				
Jack Clark, R (1, 9) OBP: 0.388, SLG: 0.348										3	0	0	0	1	2	3				
Rob Nelson, L (1, 3) OBP: 0.326, SLG: 0.300										2	0	0	0	2	2	2				
Benito Santiago, R (1, 2) OBP: 0.252, SLG: 0.338										4	0	1	0	0	1	3				
Luis Salazar, R (1, 5) OBP: 0.282, SLG: 0.360										4	0	2	0	0	1	0				
Garry Templeton, S (1, 6) OBP: 0.264, SLG: 0.333										4	0	1	0	0	3	2				
Bruce Hurst, L (1, 1) OBP: 0.125, SLG: 0.045										2	0	0	0	0	1	0				
Manveer Wynne, L (7, PH) OBP: 0.259, SLG: 0.416										1	0	0	0	0	1	1				
Greg Harris, R (8, 1) OBP: 0.279, SLG: 0.336										0	0	0	0	0	0	0				
Carmelo Martinez, R (9, PH)										1	0	0	0	0	0	2				
<b>Inning Stats</b>	R: 0 E: 0 K: 1 S: 7	H: 1 LOB: 1 BB: 0 P: 11	R: 0 E: 0 K: 0 S: 7	H: 1 LOB: 0 BB: 1 P: 14	R: 0 E: 0 K: 2 S: 9	H: 0 LOB: 0 BB: 0 P: 13	R: 0 E: 0 K: 1 S: 10	H: 1 LOB: 2 BB: 1 P: 18	R: 0 E: 0 K: 2 S: 12	H: 1 LOB: 1 BB: 0 P: 24	R: 0 E: 0 K: 3 S: 16	H: 1 LOB: 1 BB: 0 P: 22	R: 0 E: 0 K: 1 S: 9	H: 1 LOB: 0 BB: 0 P: 12	R: 0 E: 0 K: 2 S: 11	H: 2 LOB: 2 BB: 0 P: 14	1B: 7 2B: 0 3B: 1 HR: 0	SF: 0 SAC: 0 DP: 1 HBP: 0	WP: 1 PB: 0 SB: 0 CS: 1	PA: 37
<b>PITCHER</b>	IP WLS BF H R ER SO BB IBB HBP BLK WP HR S P ERA WHIP																			
Ron Darling, R (1, 1) ERA: 4.22	6.0 W 23 4 0 0 7 3 0 0 0 0 0 52 89 0.00 1.167																			
Rick Aguilera, R (7, 1) ERA: 0.96	3.0 S 13 4 0 0 6 0 0 0 0 0 0 0 36 48 0.00 1.333																			



Batter	1	2	3	4	5	6	7	8	9	AB	R	H	RBI	BB	SO	LOB	TOP					
Lenny Dykstra, L OBP: 0.365, SLG: 0.402 (1, 8)	G4-3	F8			F8			1B		4	0	1	0	0	0	3	<p><b>New York Mets @ San Diego Padres</b> Jack Murphy Stadium, San Diego, CA</p> <p>Thu May 25 1989, 6:33 AM EDT Att: 28,102 - Sunny</p> <p>livebaseballscores.com</p> <p>AB 34 R 1 H 8 RBI 1 BB 2 SO 7 LOB 14</p> 					
Gregg Jefferies, S OBP: 0.215, SLG: 0.254 (1, 4)	G3		G3-1		G4-3			F9		4	0	0	0	0	0	1						
Howard Johnson, S OBP: 0.356, SLG: 0.507 (1, 5)	K		F9		P4			P2		4	0	0	0	0	1	1						
Darryl Strawberry, L OBP: 0.307, SLG: 0.507 (1, 9)			G4-3		G4-3			K		4	1	1	1	0	1	1						
Kevin McReynolds, R OBP: 0.345, SLG: 0.413 (1, 7)		G6-3		B2				P3		4	0	1	0	0	0	0						
Dave Magadan, L OBP: 0.342, SLG: 0.433 (1, 3)				G4-3			G3			3	0	1	0	0	0	0						
Mark Carreon, R OBP: 0.333, SLG: 0.625 (9, PH)		1B						1B		1	0	0	0	0	1	1						
Mackey Sasser, L OBP: 0.269, SLG: 0.440 (1, 2)										3	0	3	0	0	0	0						
Tim Teufel, R OBP: 0.378, SLG: 0.279 (9, PH)		1B						2B		0	0	0	0	0	1	0						
Keith Miller, R (1, 6)										2	0	0	0	0	2	3						
Lee Mazzilli, S OBP: 0.360, SLG: 0.278 (7, PH)		K								1	0	0	0	0	1	1						
Roger McDowell, R (7, 1)										0	0	0	0	0	0	0						
Barry Lyons, R OBP: 0.355, SLG: 0.456 (9, PH)										1	0	1	0	0	0	0						
David Cone, L OBP: 0.273, SLG: 0.200 (1, 1)										1	0	0	0	1	0	0						
Mookie Wilson, S OBP: 0.262, SLG: 0.280 (7, PH)										1	0	0	0	0	0	1						
Kevin Elster, R OBP: 0.293, SLG: 0.300 (7, 6)										1	0	0	0	0	1	2						
<b>Inning Stats</b>	R: 0 E: 0 K: 1 S: 6	H: 0 LOB: 0 BB: 0 P: 7	R: 1 E: 0 K: 1 S: 20	H: 3 LOB: 3 BB: 1 P: 27	R: 0 E: 0 K: 0 S: 7	H: 0 LOB: 0 BB: 0 P: 10	R: 0 E: 0 K: 1 S: 7	H: 1 LOB: 1 BB: 0 P: 9	R: 0 E: 0 K: 0 S: 7	H: 0 LOB: 0 BB: 0 P: 11	R: 0 E: 0 K: 0 S: 6	H: 0 LOB: 0 BB: 0 P: 7	R: 0 E: 0 K: 1 S: 10	H: 1 LOB: 1 BB: 0 P: 16	R: 0 E: 0 K: 1 S: 9	H: 1 LOB: 1 BB: 0 P: 12	R: 0 E: 0 K: 2 S: 17	H: 2 LOB: 2 BB: 1 P: 30	1B: 6 2B: 1 3B: 0 HR: 1	SF: 0 SAC: 0 DP: 0 HBP: 0	WP: 0 PB: 0 SB: 1 CS: 1	PA: 36
<b>PITCHER</b>	IP WLS BF H R ER SO BB IBB HBP BLK WP HR S P ERA WHIP																					
Ed Whitson, R ERA: 2.27 (1, 1)	7.2 W 30 6 1 1 4 1 0 0 0 0 1 69 96 1.17 0.913																					
Mark Davis, L ERA: 2.2 (8, 1)	1.1 S 6 2 0 0 3 1 0 0 0 0 0 20 33 0.00 2.250																					

Batter	1	2	3	4	5	6	7	8	9	AB	R	H	RBI	BB	SO	LOB	BOTTOM				
Marvell Wynne, L OBP: 0.284, SLG: 0.441 (1, 7)	G6-3		HR		G1-3			G4-3		4	1	1	1	0	0	0	<p><b>New York Mets @ San Diego Padres</b> Jack Murphy Stadium, San Diego, CA</p> <p>Thu May 25 1989, 6:33 AM EDT Att: 28,102 - Sunny</p> <p>livebaseballscores.com</p> <p>AB 28 R 2 H 5 RBI 2 BB 2 SO 8 LOB 7</p> 				
Roberto Alomar, S OBP: 0.311, SLG: 0.316 (1, 4)	E6		2B					G4-3		3	1	1	0	1	0	0					
Tony Gwynn, L OBP: 0.375, SLG: 0.446 (1, 8)	1B		1B					G1		4	0	2	1	0	0	1					
Rob Nelson, L OBP: 0.327, SLG: 0.286 (1, 3)	K		K							2	0	0	0	1	2	2					
John Kruk, L OBP: 0.313, SLG: 0.314 (1, 9)	K				G6-3			G6-3		3	0	0	0	0	1	3					
Luis Salazar, R OBP: 0.275, SLG: 0.350 (1, 5)								F8		3	0	0	0	0	1	0					
Mark Parent, R OBP: 0.250, SLG: 0.465 (1, 2)								F8		3	0	0	0	0	2	0					
Garry Templeton, S OBP: 0.265, SLG: 0.333 (1, 6)								L9		3	0	1	0	0	0	0					
Ed Whitson, R OBP: 0.148, SLG: 0.154 (1, 1)								1B		3	0	0	0	0	2	1					
Mark Davis, L ERA: 2.2 (8, 1)								K		0	0	0	0	0	0	0					
<b>Inning Stats</b>	R: 0 E: 1 K: 2 S: 21	H: 1 LOB: 2 BB: 0 P: 32	R: 0 E: 0 K: 2 S: 15	H: 0 LOB: 0 BB: 0 P: 21	R: 2 E: 0 K: 1 S: 10	H: 3 LOB: 0 BB: 0 P: 15	R: 0 E: 0 K: 1 S: 8	H: 0 LOB: 0 BB: 0 P: 10	R: 0 E: 0 K: 0 S: 10	H: 0 LOB: 1 BB: 2 P: 17	R: 0 E: 0 K: 1 S: 7	H: 1 LOB: 1 BB: 0 P: 10	R: 0 E: 0 K: 0 S: 5	H: 0 LOB: 0 BB: 0 P: 8	R: 0 E: 0 K: 0 S: 5	H: 0 LOB: 0 BB: 0 P: 8		1B: 3 2B: 1 3B: 0 HR: 1	SF: 0 SAC: 0 DP: 0 HBP: 0	WP: 0 PB: 0 SB: 1 CS: 1	PA: 30
<b>PITCHER</b>	IP WLS BF H R ER SO BB IBB HBP BLK WP HR S P ERA WHIP																				
David Cone, R ERA: 3.13 (1, 1)	6.0 L 23 4 2 2 7 2 0 0 0 0 0 72 108 3.00 1.000																				
Roger McDowell, R ERA: 2.61 (7, 1)	2.0 7 1 0 0 1 0 0 0 0 0 0 12 18 0.00 0.500																				







Batter	1	2	3	4	5	6	7	8	9	AB	R	H	RBI	BB	SO	LOB	TOP					
Tim Raines, S OBP: 0.411, SLG: 0.481	F8		BB					G3		3	0	1	0	1	0	0	<b>Montreal Expos @ San Diego Padres</b> Jack Murphy Stadium, San Diego, CA Sat May 27 1989, 10:05 PM EDT Att: 37,999 - Unknown					
Tom Foley, L OBP: 0.306, SLG: 0.359	BB		L9					1B		3	0	1	0	1	1	4						
Andres Calarraga, R OBP: 0.302, SLG: 0.493	F9		K					1B		4	0	1	0	0	1	3						
Mike Aldrete, L OBP: 0.323, SLG: 0.208	K							1B		3	0	0	0	1	1	3						
Hubie Brooks, R OBP: 0.285, SLG: 0.376	G5-3							G6-3		4	0	0	0	0	0	1						
Tim Lincecum, R OBP: 0.321, SLG: 0.398	1B							G3		4	0	2	0	0	0	0						
Marty Pevey, L OBP: 0.083, SLG: 0.083	G1-4-6-3							1B		4	0	0	0	0	0	2						
Spike Owen, S OBP: 0.370, SLG: 0.374								F9		2	0	1	0	1	0	0						
Pascual Perez, R OBP: 0.200, SLG: 0.333			SH3							0	0	0	0	0	0	0						
Wallace Johnson, S OBP: 0.300, SLG: 0.389			1B							1	0	0	0	0	0	1						
Mark Gardner, R OBP: 0.308, SLG: 0.320										0	0	0	0	0	0	0						
Andy McGaffigan, R OBP: 0.308, SLG: 0.280			SH3					P4		0	0	0	0	0	0	0						
Dave Martinez, L OBP: 0.308, SLG: 0.280										1	0	0	0	0	0	0						
Rex Hudler, R OBP: 0.308, SLG: 0.280										1	0	0	0	0	0	0						
<b>Inning Stats</b>	R: 0 E: 0 K: 1 S: 8	H: 0 LOB: 1 BB: 1 P: 16	R: 0 E: 0 K: 0 S: 4	H: 1 LOB: 0 BB: 0 P: 7	R: 0 E: 0 K: 1 S: 7	H: 1 LOB: 2 BB: 1 P: 14	R: 0 E: 0 K: 0 S: 8	H: 0 LOB: 0 BB: 1 P: 13	R: 0 E: 0 K: 1 S: 11	H: 1 LOB: 2 BB: 1 P: 20	R: 0 E: 0 K: 0 S: 8	H: 0 LOB: 0 BB: 0 P: 9	R: 0 E: 0 K: 0 S: 5	H: 0 LOB: 0 BB: 0 P: 7	R: 0 E: 0 K: 0 S: 9	H: 2 LOB: 2 BB: 0 P: 13	R: 0 E: 0 K: 0 S: 8	H: 1 LOB: 1 BB: 0 P: 12	1B: 6 2B: 1 3B: 0 HR: 0	SF: 0 SAC: 1 DP: 2 HBP: 0	WP: 0 PB: 0 SB: 0 CS: 0	PA: 35
<b>PITCHER</b> Walt Terrell, R ERA: 2.66	IP: 9.0 WLS: W BF: 35 H: 6 R: 0 ER: 0 SO: 3 BB: 4 IBB: 0 HBP: 0 BLK: 0 WP: 0 HR: 0 S: 68 P: 111 ERA: 0.00 WHIP: 1.111															<b>PITCHER</b>						

AB	30
R	0
H	6
RBI	0
BB	4
SO	3
LOB	15



Batter	1	2	3	4	5	6	7	8	9	AB	R	H	RBI	BB	SO	LOB	BOTTOM			
Marvell Wynne, L OBP: 0.279, SLG: 0.416	G3									4	0	1	0	1	0	1	<b>Montreal Expos @ San Diego Padres</b> Jack Murphy Stadium, San Diego, CA Sat May 27 1989, 10:05 PM EDT Att: 37,999 - Unknown			
Roberto Alomar, S OBP: 0.312, SLG: 0.313	BB									4	0	1	0	1	0	3				
Tony Gwynn, L OBP: 0.369, SLG: 0.438	1B									4	1	1	0	1	0	2				
Jack Clark, R OBP: 0.396, SLG: 0.357	BB									4	1	2	1	1	1	3				
John Kruk, L OBP: 0.322, SLG: 0.307										2	0	0	0	1	1	3				
Carmelo Martinez, R OBP: 0.263, SLG: 0.339										2	0	1	0	0	0	0				
Benito Santiago, R OBP: 0.285, SLG: 0.349										4	2	3	1	1	0	1				
Tim Flannery, L OBP: 0.364, SLG: 0.333										4	1	2	2	0	0	4				
Garry Templeton, S OBP: 0.273, SLG: 0.338										4	0	2	1	0	0	2				
Walt Terrell, L OBP: 0.115, SLG: 0.120										4	0	0	0	0	4	3				
<b>Inning Stats</b>	R: 0 E: 0 K: 0 S: 13	H: 1 LOB: 2 BB: 1 P: 25	R: 1 E: 0 K: 1 S: 16	H: 2 LOB: 2 BB: 1 P: 23	R: 3 E: 1 K: 2 S: 22	H: 4 LOB: 1 BB: 0 P: 30	R: 1 E: 0 K: 0 S: 17	H: 2 LOB: 3 BB: 2 P: 29	R: 0 E: 0 K: 1 S: 11	H: 1 LOB: 3 BB: 2 P: 22	R: 0 E: 0 K: 0 S: 13	H: 1 LOB: 1 BB: 0 P: 20	R: 0 E: 0 K: 1 S: 9	H: 1 LOB: 1 BB: 0 P: 11	R: 0 E: 0 K: 1 S: 9	H: 1 LOB: 0 BB: 0 P: 10	1B: 10 2B: 3 3B: 0 HR: 0	SF: 0 SAC: 0 DP: 1 HBP: 0	WP: 1 PB: 0 SB: 3 CS: 0	PA: 42
<b>PITCHER</b> Mark Gardner, R ERA: 4.76	IP: 1.1 WLS: L BF: 8 H: 2 R: 1 ER: 1 SO: 2 BB: 2 IBB: 0 HBP: 0 BLK: 0 WP: 1 HR: 0 S: 48 P: 73 ERA: 6.75 WHIP: 3.375															<b>PITCHER</b>				
Andy McGaffigan, R ERA: 4.29	1.1	8	2	1	1	1	2	0	0	0	0	1	0	20	34	6.75	3.000			
Steve Frey, L ERA: 4.29	2.0	10	2	0	0	1	2	0	0	0	0	0	0	24	42	0.00	2.000			
Pascual Perez, R ERA: 4.87	2.0	7	2	0	0	2	0	0	0	0	0	0	0	18	21	0.00	1.000			

AB	36
R	5
H	13
RBI	5
BB	6
SO	6
LOB	22





Batter	1	2	3	4	5	6	7	8	9	AB	R	H	RBI	BB	SO	LOB	TOP				
Dave Martinez, L (1,8) OBP: 0.310, SLG: 0.330	F8		F9 2B		K	K		K	F8 1B	6	0	2	0	0	3	2	<b>Montreal Expos @ San Diego Padres</b> Jack Murphy Stadium, San Diego, CA Sun May 28 1989, 6:33 AM EDT Att: 50,614 - Sunny - 74 F				
Tom Foley, L (1,4) OBP: 0.307, SLG: 0.348	K		F9		BB HR		1B BLK BB	P5	F8	4	1	0	0	2	1	4					
Andres Calaraga, R (1,3) OBP: 0.311, SLG: 0.465	G4-3		K		HR BB		E 1B	BB WP 1B		4	2	2	0	1	1	1					
Tim Raines, S (1,7) OBP: 0.415, SLG: 0.497		G3		2B BB			FC5-2-1 F9 2B	BB		3	3	1	3	2	0	1					
Mike Aldrete, L (9,7) OBP: 0.323, SLG: 0.208					HR		1-H 2-H	BB		0	0	0	0	0	0	0					
Hubie Brooks, R (1,9) OBP: 0.288, SLG: 0.379		2B		K		F7		F9		4	1	1	1	1	1	2					
Otis Nixon, S (9,8) OBP: 0.320, SLG: 0.283								F9		0	0	0	0	0	0	0					
Tim Wallach, R (1,5) OBP: 0.328, SLG: 0.420		2B		1B SF8 2B		G5-3		WP 2B	P6	5	1	3	3	0	3						
Mike Fitzgerald, R (1,2) OBP: 0.347, SLG: 0.325		F7		2B				F9		3	0	1	0	2	0	2					
Spike Owen, S (1,6) OBP: 0.365, SLG: 0.378		F8		SF8		F8		E8 1B 2B	G4-6-3 BB	4	1	1	1	0	0	3					
Mark Langston, R (1,1) OBP: 0.250, SLG: 0.250			G5-3		F9			WP 1B BB 1B	1B BB	4	1	1	1	0	1	2					
Wallace Johnson, S (9,PH) OBP: 0.317, SLG: 0.389						K				0	0	0	0	1	0	0					
Tim Burke, R (9,1) ERA: 6.16										0	0	0	0	0	0	0					
<b>Inning Stats</b>	R: 0 E: 0 K: 1 S: 8	H: 0 LOB: 0 BB: 0 P: 13	R: 1 E: 0 K: 0 S: 15	H: 2 LOB: 1 BB: 0 P: 22	R: 0 E: 0 K: 1 S: 11	H: 1 LOB: 1 BB: 0 P: 16	R: 2 E: 0 K: 1 S: 10	H: 2 LOB: 1 BB: 1 P: 17	R: 3 E: 0 K: 2 S: 9	H: 1 LOB: 0 BB: 2 P: 20	R: 0 E: 0 K: 2 S: 13	H: 0 LOB: 1 BB: 1 P: 18	R: 2 E: 1 K: 0 S: 14	H: 2 LOB: 1 BB: 1 P: 23	R: 2 E: 1 K: 1 S: 9	H: 3 LOB: 2 BB: 2 P: 22	R: 0 E: 0 K: 0 S: 6	H: 1 LOB: 2 BB: 2 P: 19	1B: 5 2B: 6 3B: 0 HR: 1	SF: 1 SAC: 0 DP: 1 HBP: 0	WP: 2 PA: 47
<b>PITCHER</b>	IP WLS BF H R ER SO BB IBB HBP BLK WP HR S P ERA WHIP																				
Eric Show, R (1,1) ERA: 4.02	6.0 L 28 6 6 6 6 4 0 0 0 0 1 66 106 9.00 1.667																				
Dave Leiper, L (7,1) ERA: 6.16	2.0 14 5 4 4 1 3 0 0 1 2 0 23 45 18.00 4.000																				
Greg Booker, R (9,1) ERA: 2.4	1.0 5 1 0 0 0 2 0 0 0 0 0 6 19 0.00 3.000																				

AB	37
R	10
H	12
RBI	9
BB	9
SO	7
LOB	20



Batter	1	2	3	4	5	6	7	8	9	AB	R	H	RBI	BB	SO	LOB	BOTTOM				
Bip Roberts, S (1,9) OBP: 0.353, SLG: 0.448	K		K			K		K		4	0	0	0	0	4	2	<b>Montreal Expos @ San Diego Padres</b> Jack Murphy Stadium, San Diego, CA Sun May 28 1989, 6:33 AM EDT Att: 50,614 - Sunny - 74 F				
Roberto Alomar, S (1,4) OBP: 0.311, SLG: 0.309	F8			P2			F7	1B BB		3	0	0	0	1	0	0					
Tony Gwynn, L (1,8) OBP: 0.368, SLG: 0.433				G6-3				1B BB		2	1	0	0	1	0	0					
Marvell Wynne, L (8,8) OBP: 0.286, SLG: 0.422								1B 2-H 1B		1	0	1	1	0	0	0					
Jack Clark, R (1,3) OBP: 0.395, SLG: 0.356				F8				L4		3	0	1	0	0	1	0					
Rob Nelson, L (8,PH) OBP: 0.314, SLG: 0.273								1B		1	0	0	0	0	0	2					
Carmelo Martinez, R (1,7) OBP: 0.296, SLG: 0.355						K		1B		3	0	2	1	1	1	0					
Mark Parent, R (1,2) OBP: 0.231, SLG: 0.426				G5-4-3 BB		K		1B		4	0	0	0	0	2	4					
Luis Salazar, R (1,6) OBP: 0.286, SLG: 0.339						K				4	0	0	0	0	2	3					
Tim Flannery, L (1,5) OBP: 0.357, SLG: 0.328								G4-3		4	1	1	0	0	1	0					
Eric Show, R (1,1) OBP: 0.208, SLG: 0.250								E3 BB 1B		1	0	1	0	0	0	0					
John Kruk, L (6,PH) OBP: 0.319, SLG: 0.303										1	0	0	0	0	0	0					
Dave Leiper, L (7,1) ERA: 6.16										0	0	0	0	0	0	0					
Benito Santiago, R (8,PH) OBP: 0.263, SLG: 0.347										1	0	0	0	0	1	1					
Greg Booker, R (9,1) ERA: 2.4										0	0	0	0	0	0	0					
<b>Inning Stats</b>	R: 0 E: 0 K: 1 S: 8	H: 0 LOB: 0 BB: 0 P: 10	R: 0 E: 0 K: 1 S: 6	H: 0 LOB: 0 BB: 1 P: 14	R: 0 E: 0 K: 2 S: 12	H: 1 LOB: 1 BB: 0 P: 21	R: 0 E: 0 K: 0 S: 5	H: 0 LOB: 0 BB: 0 P: 9	R: 0 E: 0 K: 3 S: 12	H: 0 LOB: 0 BB: 0 P: 18	R: 0 E: 0 K: 1 S: 6	H: 0 LOB: 0 BB: 0 P: 8	R: 1 E: 0 K: 2 S: 17	H: 2 LOB: 2 BB: 1 P: 28	R: 1 E: 1 K: 2 S: 20	H: 1 LOB: 2 BB: 1 P: 31	R: 0 E: 0 K: 0 S: 6	H: 2 LOB: 2 BB: 0 P: 8	1B: 4 2B: 2 3B: 0 HR: 0	SF: 0 SAC: 0 DP: 1 HBP: 0	WP: 0 PA: 35
<b>PITCHER</b>	IP WLS BF H R ER SO BB IBB HBP BLK WP HR S P ERA WHIP																				
Mark Langston, L (1,1) ERA: 3.32	8.0 W 31 4 2 1 12 3 0 0 0 0 0 139 139 1.12 0.875																				
Tim Burke, R (9,1) ERA: 3.71	1.0 4 2 0 0 0 0 0 0 0 0 0 6 8 0.00 2.000																				





Batter	1	2	3	4	5	6	7	8	9	AB	R	H	RBI	BB	SO	LOB	TOP			
Bob Dernier, R OBP: 0.258, SLG: 0.267 (1, 7)	F8		L6		G4-3			E6		4	0	0	0	0	0	2	Philadelphia Phillies @ San Diego Padres Jack Murphy Stadium, San Diego, CA Mon May 29 1989, 10:05 PM EDT Att: 21,161 - Unknown			
Dickie Thon, R OBP: 0.308, SLG: 0.283 Jeff Parrett, R OBP: 0.283 Steve Bedrosian, R OBP: 0.283	G4-3			1B	G5-3			FC6-4		4	0	1	0	0	0	1				
Tom Herr, S OBP: 0.362, SLG: 0.382 (1, 4)	K			1B	K				P4	3	0	0	0	1	2	0				
Juan Samuel, R OBP: 0.276, SLG: 0.358 (1, 8)				1B	FC5-4				K	4	0	1	0	0	1	1				
Ricky Jordan, R OBP: 0.274, SLG: 0.287 (1, 3)	F7			1B						4	0	2	0	0	0	1				
Von Hayes, L OBP: 0.448, SLG: 0.524 (1, 9)	E4				WP					2	0	0	0	2	0	1				
Chris James, R OBP: 0.233, SLG: 0.280 (1, 5)	G5-4-3				F7					4	0	0	0	0	1	5				
Steve Lake, R OBP: 0.344, SLG: 0.362 (1, 2)			K		SH1-3					2	0	0	0	1	2	0				
Larry McWilliams, L OBP: 0.143, SLG: 0.143 Steve Jeltz, S OBP: 0.460, SLG: 0.387 (8, PH) (8, 6)	G3		G3		SH1-3			G4-3		1	0	0	0	0	0	0				
										1	0	0	0	0	0	0				
<b>Inning Stats</b>	R: 0 E: 0 K: 1 S: 9	H: 0 LOB: 0 BB: 0 P: 13	R: 0 E: 1 K: 0 S: 8	H: 1 LOB: 1 BB: 0 P: 11	R: 0 E: 0 K: 1 S: 6	H: 0 LOB: 0 BB: 0 P: 9	R: 0 E: 0 K: 0 S: 7	H: 2 LOB: 2 BB: 1 P: 12	R: 0 E: 0 K: 0 S: 13	H: 0 LOB: 2 BB: 2 P: 21	R: 0 E: 0 K: 1 S: 7	H: 0 LOB: 0 BB: 0 P: 8	R: 0 E: 1 K: 1 S: 9	H: 0 LOB: 1 BB: 0 P: 12	R: 0 E: 0 K: 1 S: 11	H: 1 LOB: 2 BB: 1 P: 21	1B: 4 2B: 0 3B: 0 HR: 0	SF: 0 SAC: 1 DP: 1 HBP: 0	WP: 1 PB: 0 SB: 0 CS: 0	PA: 34
<b>PITCHER</b>	IP WLS BF H R ER SO	IP WLS BF H R ER SO	IP WLS BF H R ER SO	IP WLS BF H R ER SO	IP WLS BF H R ER SO	IP WLS BF H R ER SO	IP WLS BF H R ER SO	IP WLS BF H R ER SO	IP WLS BF H R ER SO	IP WLS BF H R ER SO	IP WLS BF H R ER SO	IP WLS BF H R ER SO	IP WLS BF H R ER SO	IP WLS BF H R ER SO	IP WLS BF H R ER SO	IP WLS BF H R ER SO	ERA WHIP	ERA WHIP		
Bruce Hurst, L ERA: 3.26 Mark Davis, L ERA: 2.17	8.2 W 33 4 0 0 6	0.1 S 1 0 0 0 0															0.00 0.923	0.00 0.000		

AB	29
R	0
H	4
RBI	0
BB	4
SO	6
LOB	11



Batter	1	2	3	4	5	6	7	8	9	AB	R	H	RBI	BB	SO	LOB	BOTTOM			
Bip Roberts, S OBP: 0.368, SLG: 0.438 Marvell Wynne, L OBP: 0.286, SLG: 0.422 (1, 9) (9, 9)	CS		F7			F8		BB		3	0	1	0	1	0	0	Philadelphia Phillies @ San Diego Padres Jack Murphy Stadium, San Diego, CA Mon May 29 1989, 10:05 PM EDT Att: 21,161 - Unknown			
Roberto Alomar, S OBP: 0.315, SLG: 0.311 (1, 4)	S			G6-3				SH5-3		2	1	1	0	1	0	0				
Tony Gwynn, L OBP: 0.371, SLG: 0.432 (1, 8)	1B			L7		L7				3	0	1	1	1	0	1				
Jack Clark, R OBP: 0.402, SLG: 0.358 (1, 3)	F8			1B						2	0	1	0	2	0	0				
Carmelo Martinez, R OBP: 0.295, SLG: 0.352 (1, 7)				F9						4	0	1	0	0	2	6				
Benito Santiago, R OBP: 0.256, SLG: 0.338 (1, 2)	FC5-4									4	0	0	0	0	1	4				
Luis Salazar, R OBP: 0.277, SLG: 0.341 (1, 5)	P3									2	0	1	0	0	0	1				
Garry Templeton, S OBP: 0.268, SLG: 0.331 (1, 6)				F9		L7				3	0	0	0	0	0	2				
Bruce Hurst, L OBP: 0.111, SLG: 0.040 Mark Davis, L ERA: 2.17 (1, 1) (9, 1)				K		F7				3	0	0	0	0	2	2				
										0	0	0	0	0	0	0				
<b>Inning Stats</b>	R: 1 E: 0 K: 0 S: 5	H: 2 LOB: 0 BB: 1 P: 13	R: 0 E: 0 K: 0 S: 7	H: 1 LOB: 0 BB: 0 P: 13	R: 0 E: 0 K: 1 S: 6	H: 0 LOB: 0 BB: 0 P: 10	R: 0 E: 0 K: 0 S: 9	H: 1 LOB: 1 BB: 0 P: 14	R: 0 E: 0 K: 1 S: 14	H: 1 LOB: 2 BB: 1 P: 24	R: 0 E: 0 K: 1 S: 12	H: 1 LOB: 1 BB: 0 P: 18	R: 0 E: 0 K: 2 S: 11	H: 0 LOB: 3 BB: 3 P: 24	R: 0 E: 0 K: 2 S: 11	H: 0 LOB: 3 BB: 3 P: 24	1B: 6 2B: 0 3B: 0 HR: 0	SF: 0 SAC: 1 DP: 0 HBP: 1	WP: 0 PB: 0 SB: 1 CS: 2	PA: 33
<b>PITCHER</b>	IP WLS BF H R ER SO	IP WLS BF H R ER SO	IP WLS BF H R ER SO	IP WLS BF H R ER SO	IP WLS BF H R ER SO	IP WLS BF H R ER SO	IP WLS BF H R ER SO	IP WLS BF H R ER SO	IP WLS BF H R ER SO	IP WLS BF H R ER SO	IP WLS BF H R ER SO	IP WLS BF H R ER SO	IP WLS BF H R ER SO	IP WLS BF H R ER SO	IP WLS BF H R ER SO	IP WLS BF H R ER SO	ERA WHIP	ERA WHIP		
Larry McWilliams, L ERA: 3.04 Jeff Parrett, R ERA: 2.14 Steve Bedrosian, R ERA: 2.55	7.0 L 27 6 1 1 3	0.1 3 0 0 0 0															1.29 1.143	0.00 3.000		

AB	26
R	1
H	6
RBI	1
BB	5
SO	5
LOB	16













Batter	1	2	3	4	5	6	7	8	9	AB	R	H	RBI	BB	SO	LOB	TOP									
<b>Bip Roberts, S</b> OBP: 0.412, SLG: 0.512 <b>Dave Leiper, L</b> (7, 1)	1-1 SH5-3 SF8 2B		1-1 G4-6-3		0-3 K		1-2 G6-3			4	1	1	0	0	1	3										
<b>Roberto Alomar, S</b> OBP: 0.316, SLG: 0.309	0-0 SH5-3 2-3		0-1 F9		2-1 F7			1-3 K		3	0	0	0	0	1	1										
<b>Tony Gwynn, L</b> OBP: 0.370, SLG: 0.435	2-0 SF8 3-H			1-1 F7		1-0 CS 1B		2-3 K		3	0	1	1	0	1	0										
<b>Jack Clark, R</b> OBP: 0.398, SLG: 0.363	1-0 1B			1-2 P2		0-0 F8		0-2 BB 1B		4	0	2	0	0	0	1										
<b>Carmelo Martinez, R</b> OBP: 0.297, SLG: 0.348	2-1 F9			1-2 G4-3		1 SAFE 1-2 P3		4-1 BB 1B		3	0	0	0	1	0	2										
<b>Benito Santiago, R</b> OBP: 0.287, SLG: 0.349		1-0 F9			0-0 HR 1B		0-0 2B SF8 1B	1-3 K		4	2	2	0	0	1	2										
<b>Luis Salazar, R</b> OBP: 0.290, SLG: 0.388		0-1 G4-6-3 1B			1-1 HR		2-0 1-3 2B	1-3 K		4	1	3	2	0	1	0										
<b>Garry Templeton, S</b> OBP: 0.250, SLG: 0.311		1-2 G4-6-3			0-2 F9		0-2 SF8	0-1 G4-3		3	0	0	1	0	0	1										
<b>Walt Terrell, L</b> OBP: 0.148, SLG: 0.120 <b>John Kuck, L</b> OBP: 0.333, SLG: 0.300 <b>Greg Booker, R</b> OBP: 0.297, SLG: 0.444 <b>Marvell Wynne, L</b> OBP: 0.297, SLG: 0.444 <b>Randy Ready, R</b> OBP: 0.294, SLG: 0.313			4-2 G4-6-3 BB		4-1 BB		0-3 K	2-1 G5-3		0	0	0	0	1	0	0										
<b>Inning Stats</b>	R: 1 E: 0 K: 0 S: 7	H: 2 LOB: 1 BB: 0 P: 13	R: 0 E: 0 K: 0 S: 8	H: 1 LOB: 0 BB: 0 P: 10	R: 0 E: 0 K: 0 S: 7	H: 0 LOB: 0 BB: 1 P: 12	R: 0 E: 0 K: 0 S: 8	H: 0 LOB: 0 BB: 0 P: 11	R: 2 E: 0 K: 1 S: 12	H: 2 LOB: 1 BB: 1 P: 19	R: 0 E: 0 K: 0 S: 5	H: 1 LOB: 0 BB: 0 P: 7	R: 1 E: 0 K: 1 S: 15	H: 2 LOB: 1 BB: 0 P: 18	R: 0 E: 0 K: 3 S: 13	H: 1 LOB: 2 BB: 1 P: 21	R: 0 E: 0 K: 1 S: 7	H: 0 LOB: 0 BB: 0 P: 10	1B: 6 2B: 2 3B: 0 HR: 1	SF: 2 SAC: 1 DP: 2 HBP: 0	WP: 0 PB: 0 SB: 0 CS: 1	PA: 36				
<b>PITCHER</b>	IP	WLS	BF	H	R	ER	SO	BB	IBB	HBP	BLK	WP	HR	S	P	ERA	WHIP									
<b>Tom Browning, L</b> ERA: 4.2	(1, 1)	6.0	W	25	8	4	4	1	2	0	0	0	0	1	49	76	6.00	1.667								
<b>Rob Dibble, R</b> ERA: 2.34	(7, 1)	2.0		8	1	0	0	4	1	0	0	0	0	0	26	35	0.00	1.000								
<b>Norm Charlton, L</b> ERA: 2.28	(9, 1)	1.0		3	0	0	0	1	0	0	0	0	0	7	10	0.00	0.000									

San Diego Padres @ Cincinnati Reds  
Riverfront Stadium, Cincinnati, OH  
Fri Jun 02 1989, 7:05 PM EDT  
Att: 29,277 - Unknown

AB	30
R	4
H	9
RBI	4
BB	3
SO	6
LOB	11



Batter	1	2	3	4	5	6	7	8	9	AB	R	H	RBI	BB	SO	LOB	BOTTOM								
<b>Chris Sabo, R</b> OBP: 0.289, SLG: 0.366	1-0 G6-3	0-2 FC5-2		2-0 1B HR 1B		1-2 F7		0-1 G5-3		5	1	1	1	0	0	2									
<b>Todd Benzinger, S</b> OBP: 0.288, SLG: 0.322	0-0 F7	3-3 K		1-3 2H SF8		0-0 F7		0-0 2-6 1B		4	0	1	1	0	1	2									
<b>Barry Larkin, R</b> OBP: 0.373, SLG: 0.457	4-2 2B BB		0-1 1B 2B	1-2 HR 1B		2-1 E2 3B		1-0 F8		4	4	2	0	1	0	1									
<b>Eric Davis, R</b> OBP: 0.347, SLG: 0.550 <b>Herm Winningham, L</b> OBP: 0.310, SLG: 0.364	0-1 2B		0-0 G4-6-3 1B	0-2 1H 2H HR		1-1 SAFE SAFE SAFE 1-H FC5-2 3B		1-1 2-6		4	1	4	6	0	0	0									
<b>Paul O'Neill, L</b> OBP: 0.333, SLG: 0.423	1-1 F8		0-1 G4-6-3	1-2 F7		4-1 FC5-2 BB BB				3	0	0	0	1	0	2									
<b>Rolando Roomes, R</b> OBP: 0.365, SLG: 0.588		1-2 1B WP 1B	3-3 K		2-1 G6-3		1-3 K2-3			4	1	1	0	0	2	2									
<b>Jeff Reed, L</b> OBP: 0.314, SLG: 0.355	1 SAFE SH1-4 FC5-2 1B			2-1 F7		2-2 G4-3		4-2 FC5-2 BB		3	0	1	0	1	0	0									
<b>Ron Oester, S</b> OBP: 0.262, SLG: 0.256		2-0 FC5-2 SH1-4 1B		1-0 1B 1B		1-0 G3-1		0-1 FC5-2		4	1	2	1	0	0	3									
<b>Tom Browning, L</b> OBP: 0.130, SLG: 0.130 <b>Rob Dibble, L</b> <b>Norm Charlton, S</b>		0-0 SH1-4		2-2 1B SF8 1B		0-1 G4-3		1-3 K		2	1	1	0	0	0	0									
<b>Inning Stats</b>	R: 1 E: 0 K: 0 S: 9	H: 1 LOB: 1 BB: 1 P: 15	R: 1 E: 0 K: 1 S: 18	H: 3 LOB: 2 BB: 0 P: 25	R: 1 E: 0 K: 1 S: 8	H: 2 LOB: 0 BB: 0 P: 11	R: 5 E: 0 K: 0 S: 18	H: 5 LOB: 0 BB: 0 P: 26	R: 0 E: 0 K: 0 S: 6	H: 0 LOB: 0 BB: 0 P: 11	R: 0 E: 0 K: 0 S: 10	H: 0 LOB: 0 BB: 0 P: 12	R: 1 E: 1 K: 2 S: 16	H: 1 LOB: 3 BB: 2 P: 29	R: 0 E: 0 K: 0 S: 5	H: 1 LOB: 1 BB: 0 P: 7	1B: 9 2B: 2 3B: 1 HR: 1	SF: 1 SAC: 1 DP: 1 HBP: 0	WP: 1 PB: 0 SB: 1 CS: 0	PA: 39					
<b>PITCHER</b>	IP	WLS	BF	H	R	ER	SO	BB	IBB	HBP	BLK	WP	HR	S	P	ERA	WHIP								
<b>Walt Terrell, R</b> ERA: 3.48	(1, 1)	4.0	L	23	11	8	8	2	1	0	0	0	1	53	77	18.00	3.000								
<b>Greg Booker, R</b> ERA: 2.12	(5, 1)	2.0		6	0	0	0	0	0	0	0	0	0	16	23	0.00	0.000								
<b>Dave Leiper, L</b> ERA: 5.57	(7, 1)	2.0		11	2	1	0	2	2	0	0	0	0	21	36	0.00	2.000								

San Diego Padres @ Cincinnati Reds  
Riverfront Stadium, Cincinnati, OH  
Fri Jun 02 1989, 7:05 PM EDT  
Att: 29,277 - Unknown

AB	34
R	9
H	13
RBI	9
BB	3
SO	4
LOB	15









Batter	1	2	3	4	5	6	7	8	9	AB	R	H	RBI	BB	SO	LOB	TOP				
Luis Salazar, R OBP: 0.280, SLG: 0.374 (1, 5)	G6-3		G5-3		G5-3		K		F9	5	0	0	0	0	1	1					
Roberto Alomar, S OBP: 0.310, SLG: 0.299 (1, 4)	G1-3		K		L6		1B		G5-3	4	0	0	0	1	1	0					
Tony Gwynn, L OBP: 0.383, SLG: 0.464 (1, 8)	G6-3				G3	1B	1B		1-2	4	1	3	1	0	0	0					
Jack Clark, R OBP: 0.397, SLG: 0.363 (1, 3)		P3			G6-3	G3	K		K	4	1	2	0	0	1	2					
Chris James, R OBP: 0.217, SLG: 0.255 Greg Harris, R (7, 1)	G4-3		G3		G3	K	F8			4	0	0	0	0	1	6					
Carmelo Martinez, R OBP: 0.256, SLG: 0.345 (1, 7)	1B		G6-3			K			K	4	0	1	1	0	2	1					
Mark Parent, R OBP: 0.232, SLG: 0.412 (1, 2)	1B		E6		F9		K		K	4	0	1	0	0	1	0					
Garry Templeton, S OBP: 0.257, SLG: 0.307 (1, 6)	K		3H		G6-3		K		K	3	0	0	0	1	2	2					
Bruce Hurst, L OBP: 0.103, SLG: 0.037 Bip Roberts, S OBP: 0.397, SLG: 0.500 (7, PH) (7, 9)			K		K		BB		G6-3	2	0	0	0	0	2	2					
							1B			2	1	1	0	0	0	0					
<b>Inning Stats</b>	R: 0 E: 0 K: 0 S: 7	H: 0 LOB: 0 BB: 0 P: 11	R: 0 E: 0 K: 1 S: 10	H: 2 LOB: 2 BB: 0 P: 14	R: 0 E: 0 K: 2 S: 8	H: 0 LOB: 0 BB: 0 P: 12	R: 2 E: 1 K: 1 S: 15	H: 2 LOB: 2 BB: 1 P: 25	R: 0 E: 0 K: 1 S: 14	H: 0 LOB: 0 BB: 0 P: 18	R: 1 E: 0 K: 2 S: 17	H: 2 LOB: 2 BB: 1 P: 27	R: 0 E: 0 K: 3 S: 9	H: 0 LOB: 0 BB: 0 P: 9	R: 0 E: 0 K: 0 S: 9	H: 0 LOB: 0 BB: 0 P: 15	1B: 8 2B: 0 3B: 0 HR: 0	SF: 0 SAC: 0 DP: 0 HBP: 0	WP: 0 PB: 0 SB: 0 CS: 0	PA: 38	
<b>PITCHER</b>	IP	WLS	BF	H	R	ER	SO	BB	IBB	HBP	BLK	WP	HR	S	P	ERA	WHIP				
Danny Jackson, L ERA: 5.88 Rob Dibble, R ERA: 2.23 John Franco, L ERA: 1.3	(1, 1) (7, 1) (9, 1)	6.1 1.2 1.0	W 5 S	30 0 3	8 0 0	3 0 0	7 4 0	1 0 0	1 0 0	0 0 0	0 0 0	0 0 0	0 15 9	0 17 15	112	2.84 0.00 0.00	1.421 0.000 0.000				

San Diego Padres @ Cincinnati Reds  
Riverfront Stadium, Cincinnati, OH  
Sun Jun 04 1989, 3:33 AM EDT  
Att: 29,005 - Unknown

AB	36
R	3
H	8
RBI	2
BB	2
SO	11
LOB	14



Batter	1	2	3	4	5	6	7	8	9	AB	R	H	RBI	BB	SO	LOB	BOTTOM				
Chris Sabo, R OBP: 0.288, SLG: 0.363 (1, 5)	G5-3		P3		G5-3	P6				3	0	0	0	1	0	2					
Todd Benzinger, S OBP: 0.282, SLG: 0.319 (1, 3)	F7		K		G6-3		K			4	0	0	0	0	2	2					
Barry Larkin, R OBP: 0.378, SLG: 0.462 (1, 6)	G5-3				G6-3	K	G6-4-3			4	0	2	0	0	1	1					
Eric Davis, R OBP: 0.344, SLG: 0.558 (1, 8)	G1-3		F8		F8	2B	G6-4-3			4	1	1	0	0	0	3					
Rolando Roomes, R OBP: 0.367, SLG: 0.627 (1, 7)			K		G6-3	2B	K			4	1	1	0	0	2	1					
Paul O'Neill, L OBP: 0.335, SLG: 0.432 (1, 9)	G6-3		F8		F8	E	K			4	1	1	1	0	1	1					
Bo Diaz, R OBP: 0.220, SLG: 0.232 (1, 2)	1B				F8	E	1B			3	0	2	0	1	0	0					
Luis Quinones, S OBP: 0.364, SLG: 0.900 John Franco, L (9, 1)	K				HR	E3	G3			4	2	1	1	0	1	3					
Danny Jackson, R OBP: 0.217, SLG: 0.217 Rob Dibble, L Ron Oester, S OBP: 0.257, SLG: 0.250 (1, 1) (7, 1) (9, 4)			K		G5-3	1B				3	0	2	1	0	1	0					
										0	0	0	0	0	0	0					
										0	0	0	0	0	0	0					
<b>Inning Stats</b>	R: 0 E: 0 K: 0 S: 11	H: 0 LOB: 1 BB: 1 P: 19	R: 0 E: 0 K: 2 S: 10	H: 1 LOB: 1 BB: 0 P: 11	R: 0 E: 0 K: 2 S: 9	H: 0 LOB: 0 BB: 0 P: 12	R: 0 E: 0 K: 0 S: 9	H: 1 LOB: 1 BB: 0 P: 15	R: 1 E: 0 K: 1 S: 17	H: 2 LOB: 1 BB: 1 P: 24	R: 0 E: 0 K: 1 S: 5	H: 1 LOB: 1 BB: 0 P: 9	R: 0 E: 0 K: 2 S: 13	H: 1 LOB: 1 BB: 0 P: 17	R: 0 E: 0 K: 2 S: 9	H: 1 LOB: 1 BB: 0 P: 17	1B: 7 2B: 2 3B: 0 HR: 1	SF: 0 SAC: 0 DP: 1 HBP: 0	WP: 0 PB: 0 SB: 0 CS: 2	PA: 35	
<b>PITCHER</b>	IP	WLS	BF	H	R	ER	SO	BB	IBB	HBP	BLK	WP	HR	S	P	ERA	WHIP				
Bruce Hurst, L ERA: 3.24 Greg Harris, R ERA: 1.35	(1, 1) (7, 1)	6.0 2.0	L 7	28 2	8 0	5 0	2 3	5 0	0 0	0 0	0 0	0 0	1 18	65 26	96	3.00 0.00	1.500 1.000				

San Diego Padres @ Cincinnati Reds  
Riverfront Stadium, Cincinnati, OH  
Sun Jun 04 1989, 3:33 AM EDT  
Att: 29,005 - Unknown

AB	33
R	5
H	10
RBI	3
BB	2
SO	8
LOB	13









Batter	1	2	3	4	5	6	7	8	9	10	AB	R	H	RBI	BB	SO	LOB	TOP	
<b>Bip Roberts, S</b> OBP: 0.406, SLG: 0.508 (1.9)	F9	3B		1B	K		G6-3		F9		6	0	2	2	0	1	2		
<b>Roberto Alomar, S</b> OBP: 0.315, SLG: 0.315 (1.4)	1B	BB		1B		G6-3			F7		5	1	2	0	1	1	1		
<b>Tony Gwynn, L</b> OBP: 0.390, SLG: 0.472 (1.8)	1B			F7					G6-3		6	1	2	0	0	2	3		
<b>Jack Clark, R</b> OBP: 0.413, SLG: 0.387 (1.3)	BB			1B	BB				G6-3		2	2	0	0	4	1	0		
<b>Camelo Martinez, R</b> OBP: 0.297, SLG: 0.345 (1.7)	K			K					K		5	1	2	2	0	3	4		
<b>Benito Santiago, R</b> OBP: 0.274, SLG: 0.372 (1.2)	K			1B	K				K		5	0	1	0	0	3	7		
<b>Chris James, R</b> OBP: 0.228, SLG: 0.271 (1.5)											4	1	3	3	0	0	0		
<b>Luis Salazar, R</b> OBP: 0.283, SLG: 0.376 (6.5)											1	0	0	0	0	0	0		
<b>Gary Green, R</b> OBP: 0.217, SLG: 0.304 (1.6)											5	1	2	0	0	0	3		
<b>Dennis Rasmussen, L</b> OBP: 0.091, SLG: 0.091 (6.1)											2	0	1	0	0	1	2		
<b>Greg Harris, R</b> (6.1)											1	0	0	0	0	1	0		
<b>Mark Davis, L</b> (9.1)											0	0	0	0	0	0	0		
<b>Inning Stats</b>	R: 0 E: 0 K: 2 S: 15	H: 1 LOB: 3 BB: 2 P: 29	R: 2 E: 0 K: 2 S: 16	H: 3 LOB: 1 BB: 0 P: 22	R: 1 E: 0 K: 2 S: 11	H: 2 LOB: 2 BB: 1 P: 21	R: 1 E: 0 K: 1 S: 15	H: 3 LOB: 2 BB: 1 P: 23	R: 0 E: 0 K: 2 S: 13	H: 1 LOB: 1 BB: 0 P: 15	R: 0 E: 0 K: 2 S: 8	H: 0 LOB: 0 BB: 0 P: 11	R: 0 E: 0 K: 0 S: 8	H: 1 LOB: 1 BB: 0 P: 11	R: 0 E: 0 K: 1 S: 9	H: 0 LOB: 0 BB: 0 P: 13	1B: 12 2B: 2 3B: 1 HR: 0	SF: 0 SAC: 2 DP: 0 HBP: 0	WP: 0 PA: 49
<b>PITCHER</b>	IP WLS BF H R ER SO	IP WLS BF H R ER SO	IP WLS BF H R ER SO	IP WLS BF H R ER SO	IP WLS BF H R ER SO	IP WLS BF H R ER SO	IP WLS BF H R ER SO	IP WLS BF H R ER SO	IP WLS BF H R ER SO	IP WLS BF H R ER SO	IP WLS BF H R ER SO	IP WLS BF H R ER SO	IP WLS BF H R ER SO	IP WLS BF H R ER SO	IP WLS BF H R ER SO	IP WLS BF H R ER SO	IP WLS BF H R ER SO	ERA WHIP	ERA WHIP
<b>Jim Deshaies, L</b> ERA: 3.05 (1.1)	3.2	12	4	3	3	2	0	1	0	0	0	0	0	30	40	11.57	1.714		
<b>Danny Darwin, R</b> ERA: 2.47 (4.1)	2.1	7	1	0	0	4	0	0	0	0	0	0	0	21	26	0.00	0.500		
<b>Larry Andersen, R</b> ERA: 0.26 (7.1)	2.0	4	1	0	0	0	0	0	0	0	0	0	0	8	11	0.00	1.000		
<b>Dan Schatzeder, L</b> ERA: 1.71 (9.1)	1.0	W	3	0	0	0	1	0	0	0	0	0	0	9	13	0.00	0.000		
<b>Dave Smith, R</b> ERA: 2.66 (10.1)	1.0	W	3	0	0	0	1	0	0	0	0	0	0	9	13	0.00	0.000		

San Diego Padres @ Houston Astros  
Astrodome, Houston, TX  
Tue Jun 06 1989, 8:05 PM EDT  
Att: 13,473 - Unknown

AB 42  
R 7  
H 15  
RBI 7  
BB 5  
SO 13  
LOB 22



Batter	1	2	3	4	5	6	7	8	9	10	AB	R	H	RBI	BB	SO	LOB	BOTTOM			
<b>Billy Hatcher, R</b> OBP: 0.266, SLG: 0.295 (1.7)	B5-3	G5-3		F9		P4			G6-3	FC5-4	6	0	1	0	0	0	3				
<b>Gerald Young, S</b> OBP: 0.305, SLG: 0.217 (1.8)	E6			G1-3		F7			F7	F9	6	2	1	0	0	0	3				
<b>Bill Doran, S</b> OBP: 0.355, SLG: 0.416 (1.4)	F7			CS		F8	WP		G1-3	FC5-4	6	3	3	0	0	0	3				
<b>Glenn Davis, R</b> OBP: 0.343, SLG: 0.486 (1.3)	PB			P4		F8			K2-3	E9	5	1	2	0	1	1	3				
<b>Ken Caminiti, S</b> OBP: 0.306, SLG: 0.381 (1.5)	PB			SF9		G5-3			G4-3		2	2	1	2	2	0	0				
<b>Rafael Ramirez, R</b> OBP: 0.287, SLG: 0.316 (1.6)	F8			G5-3		G5-3			G5-3		3	0	0	1	2	0	4				
<b>Terry Puhl, L</b> OBP: 0.347, SLG: 0.370 (1.9)									G3-1		4	0	1	2	0	1	2				
<b>Craig Biggio, R</b> OBP: 0.356, SLG: 0.444 (9. PH)											0	0	0	1	1	0	0				
<b>Dave Smith, R</b> (10.1)											0	0	0	0	0	0	0				
<b>Alex Trevino, R</b> OBP: 0.234, SLG: 0.244 (1.2)											5	0	1	0	0	1	3				
<b>Jim Deshaies, L</b> OBP: 0.194, SLG: 0.167 (4.1)											1	0	0	0	0	0	1				
<b>Danny Darwin, R</b> OBP: 0.295, SLG: 0.143 (6. PH)											0	0	0	0	0	0	0				
<b>Eric Yelding, R</b> OBP: 0.143, SLG: 0.189 (6. PH)											0	0	0	0	0	0	0				
<b>Larry Andersen, R</b> OBP: 0.300, SLG: 0.380 (7.1)											0	0	0	0	0	0	0				
<b>Craig Reynolds, R</b> OBP: 0.100, SLG: 0.246 (8. PH)											1	0	0	0	0	0	0				
<b>Dan Schatzeder, L</b> OBP: 0.100, SLG: 0.246 (8. PH)											0	0	0	0	0	0	0				
<b>Greg Gross, L</b> OBP: 0.100, SLG: 0.246 (8. PH)											1	0	0	0	0	0	0				
<b>Dave Smith, R</b> OBP: 0.366, SLG: 0.212 (10. PH)											1	0	0	0	0	0	3				
<b>Inning Stats</b>	R: 1 E: 1 K: 0 S: 8	H: 2 LOB: 2 BB: 0 P: 14	R: 0 E: 0 K: 1 S: 12	H: 1 LOB: 1 BB: 0 P: 15	R: 1 E: 0 K: 0 S: 12	H: 2 LOB: 2 BB: 1 P: 20	R: 0 E: 0 K: 0 S: 10	H: 1 LOB: 1 BB: 0 P: 13	R: 2 E: 0 K: 0 S: 11	H: 2 LOB: 1 BB: 1 P: 20	R: 0 E: 0 K: 1 S: 10	H: 0 LOB: 0 BB: 0 P: 10	R: 0 E: 0 K: 0 S: 6	H: 0 LOB: 0 BB: 0 P: 8	R: 3 E: 1 K: 1 S: 18	H: 1 LOB: 3 BB: 0 P: 39	R: 1 E: 1 K: 0 S: 11	H: 2 LOB: 1 BB: 0 P: 16	1B: 11 2B: 0 3B: 0 HR: 0	SF: 1 SAC: 0 DP: 0 HBP: 0	WP: 1 PA: 49
<b>PITCHER</b>	IP WLS BF H R ER SO	IP WLS BF H R ER SO	IP WLS BF H R ER SO	IP WLS BF H R ER SO	IP WLS BF H R ER SO	IP WLS BF H R ER SO	IP WLS BF H R ER SO	IP WLS BF H R ER SO	IP WLS BF H R ER SO	IP WLS BF H R ER SO	IP WLS BF H R ER SO	IP WLS BF H R ER SO	IP WLS BF H R ER SO	IP WLS BF H R ER SO	IP WLS BF H R ER SO	IP WLS BF H R ER SO	IP WLS BF H R ER SO	ERA WHIP	ERA WHIP		
<b>Dennis Rasmussen, L</b> ERA: 4.91 (1.1)	5.0	14	1	3	2	1	2	0	0	0	0	0	0	35	53	4.91	0.818				
<b>Greg Harris, R</b> ERA: 1.76 (6.1)	3.2	8	2	1	0	1	2	0	0	0	0	0	0	17	31	0.00	4.000				
<b>Mark Davis, L</b> ERA: 1.97 (9.1)	1.0	L	8	2	1	0	1	2	0	0	0	0	0	17	31	0.00	4.000				

San Diego Padres @ Houston Astros  
Astrodome, Houston, TX  
Tue Jun 06 1989, 8:05 PM EDT  
Att: 13,473 - Unknown

AB 41  
R 8  
H 11  
RBI 6  
BB 7  
SO 3  
LOB 25





Batter	1	2	3	4	5	6	7	8	9	AB	R	H	RBI	BB	SO	LOB	TOP			
<b>Bip Roberts, S</b> (1, 9) OBP: 0.389, SLG: 0.484	<b>K</b>		<b>F8</b>		<b>G3</b>		<b>G5-3</b>		<b>K</b>	3	0	0	0	0	1	1	<b>San Diego Padres @ Houston Astros</b> Astrodome, Houston, TX Wed Jun 07 1989, 8:05 PM EDT Att: 17,199 - Unknown - 72 F			
<b>Luis Salazar, R</b> (6, 5) OBP: 0.281, SLG: 0.373	<b>K</b>		<b>F8</b>		<b>G3</b>		<b>G5-3</b>		<b>K</b>	1	0	0	0	0	0	1				
<b>Rob Nelson, L</b> (9, PH) OBP: 0.315, SLG: 0.261	<b>K</b>		<b>F8</b>		<b>G3</b>		<b>G5-3</b>		<b>K</b>	1	0	0	0	0	1	1				
<b>Roberto Alomar, S</b> (1, 4) OBP: 0.313, SLG: 0.317	<b>G4-3</b>		<b>1B</b> <b>2B</b>		<b>F8</b>		<b>G3</b>		<b>K</b>	5	1	1	0	0	1	2				
<b>Tony Gwynn, L</b> (1, 8) OBP: 0.395, SLG: 0.479	<b>1B</b>		<b>1B</b> <b>IBB</b>		<b>F8</b>		<b>F7</b>		<b>K</b>	3	0	2	0	1	0	1				
<b>Jack Clark, R</b> (1, 3) OBP: 0.415, SLG: 0.386	<b>K</b>		<b>1B</b>		<b>K</b>		<b>K</b>		<b>E</b> <b>BB</b>	3	0	1	2	1	2	2				
<b>Gary Green, R</b> (8, PR) OBP: 0.217, SLG: 0.304	<b>K</b>		<b>1B</b>		<b>K</b>		<b>K</b>		<b>E</b> <b>BB</b>	0	0	0	0	0	0	0				
<b>Marvell Wynne, L</b> (1, 7) OBP: 0.301, SLG: 0.424		<b>G4-3</b> <b>WP</b> <b>BB</b>	<b>P3</b>		<b>G3</b>		<b>G3</b>		<b>P4</b>	2	0	0	0	1	0	2				
<b>Carmelo Martinez, R</b> (8, PH) OBP: 0.295, SLG: 0.342		<b>G4-3</b> <b>BB</b>	<b>F9</b>		<b>K</b>		<b>K</b>		<b>P4</b>	1	0	0	0	0	0	1				
<b>Benito Santiago, R</b> (1, 2) OBP: 0.288, SLG: 0.364	<b>G4-3</b>		<b>F9</b>		<b>K</b>		<b>K</b>		<b>P4</b>	4	0	0	0	0	1	4				
<b>Chris James, R</b> (1, 5) OBP: 0.229, SLG: 0.276	<b>K</b>		<b>F8</b>		<b>F8</b>		<b>K</b>		<b>K</b>	4	0	1	0	0	2	2				
<b>Garry Templeton, S</b> (1, 6) OBP: 0.255, SLG: 0.303	<b>G4-3</b>		<b>F8</b>		<b>F8</b>		<b>P4</b>		<b>G1-3</b>	4	0	0	0	0	0	2				
<b>Walt Terrell, L</b> (1, 1) OBP: 0.200, SLG: 0.214			<b>2B</b> <b>1B</b>		<b>F7</b>		<b>G3</b> <b>2B</b>		<b>1B</b>	3	1	2	0	0	0	0				
<b>Tim Flannery, L</b> (9, PH) OBP: 0.346, SLG: 0.319			<b>1B</b>		<b>F7</b>		<b>G3</b> <b>2B</b>		<b>1B</b>	1	0	1	0	0	0	0				
<b>Inning Stats</b>	R: 0 E: 1 K: 2 S: 11	H: 1 LOB: 1 BB: 0 P: 16	R: 0 E: 0 K: 1 S: 11	H: 0 LOB: 1 BB: 1 P: 19	R: 2 E: 0 K: 0 S: 13	H: 3 LOB: 2 BB: 1 P: 23	R: 0 E: 0 K: 0 S: 5	H: 0 LOB: 0 BB: 0 P: 9	R: 0 E: 0 K: 1 S: 11	H: 1 LOB: 1 BB: 0 P: 14	R: 0 E: 0 K: 0 S: 9	H: 1 LOB: 1 BB: 0 P: 12	R: 0 E: 1 K: 1 S: 5	H: 0 LOB: 2 BB: 1 P: 12	R: 0 E: 0 K: 2 S: 11	H: 1 LOB: 1 BB: 0 P: 16	1B: 4 2B: 4 3B: 0 HR: 0	SF: 0 SAC: 0 DP: 0 HBP: 0	WP: 1 PB: 0 SB: 0 CS: 0	PA: 38
<b>PITCHER</b>	IP	WLS	BF	H	R	ER	SO	BB	IBB	HBP	BLK	WP	HR	S	P	ERA	WHIP			
<b>Mike Scott, R</b> (1, 1) ERA: 2.33	7.0	W	31	7	2	2	5	2	1	0	0	1	0	72	113	2.57	1.286			
<b>Dan Schatzeder, L</b> (8, 1) ERA: 1.69	0.1	1	0	0	0	0	0	0	0	0	0	0	0	1	3	0.00	0.000			
<b>Larry Andersen, R</b> (8, 1) ERA: 0.25	0.2	2	0	0	0	0	1	0	0	0	0	0	0	4	5	0.00	0.000			
<b>Dave Smith, R</b> (9, 1) ERA: 2.55	1.0	S	4	1	0	0	2	0	0	0	0	0	0	11	16	0.00	1.000			

Batter	1	2	3	4	5	6	7	8	9	AB	R	H	RBI	BB	SO	LOB	BOTTOM			
<b>Billy Hatcher, R</b> (1, 7) OBP: 0.270, SLG: 0.299	<b>E5</b> <b>G3-6-1</b> <b>1B</b>		<b>G4-3</b> <b>1B</b>			<b>G3-1</b> <b>SH1-3</b> <b>3B</b> <b>1B</b>		<b>G6-3</b>		4	1	2	0	0	0	0	<b>San Diego Padres @ Houston Astros</b> Astrodome, Houston, TX Wed Jun 07 1989, 8:05 PM EDT Att: 17,199 - Unknown - 72 F			
<b>Gerald Young, S</b> (1, 8) OBP: 0.305, SLG: 0.219	<b>G3-6-1</b> <b>1B</b>		<b>G4-3</b> <b>1B</b>			<b>SH1-3</b>		<b>L3</b>		3	0	1	1	0	0	1				
<b>Bill Doran, S</b> (1, 4) OBP: 0.349, SLG: 0.408	<b>G3-6-1</b> <b>1-2</b> <b>2-3</b>		<b>F9</b>			<b>G3-1</b> <b>2-3</b>		<b>K</b>		4	0	0	0	0	1	4				
<b>Glenn Davis, R</b> (1, 3) OBP: 0.346, SLG: 0.495	<b>G5-3</b>				<b>FC3</b> <b>BB</b>	<b>2B</b> <b>3B</b>				2	1	1	1	1	0	1				
<b>Terry Puhl, L</b> (1, 9) OBP: 0.355, SLG: 0.396		<b>G4-3</b> <b>L4-5</b> <b>2B</b>		<b>FC3</b> <b>L3</b>		<b>3H</b> <b>2B</b>				3	0	2	1	0	0	1				
<b>Ken Caminiti, S</b> (1, 5) OBP: 0.303, SLG: 0.376	<b>G4-3</b> <b>2-3</b>		<b>L3</b>		<b>L3</b>	<b>F7</b>				3	0	0	0	0	0	3				
<b>Rafael Ramirez, R</b> (1, 6) OBP: 0.283, SLG: 0.312	<b>L4-5</b> <b>3H</b>				<b>F9</b>			<b>G1-3</b>		3	0	0	0	0	0	1				
<b>Alex Trevino, R</b> (1, 2) OBP: 0.240, SLG: 0.250			<b>1B</b> <b>SH1-4</b> <b>G4-3</b> <b>1B</b>		<b>G5-3</b>			<b>G4-3</b>		3	1	1	0	0	0	0				
<b>Mike Scott, R</b> (1, 1) OBP: 0.121, SLG: 0.097			<b>SH1-4</b>		<b>G1-3</b>					2	0	0	0	0	1	0				
<b>Dan Schatzeder, L</b> (8, 1) OBP: 1.000, SLG: 1.000			<b>1-2</b>					<b>K</b>		0	0	0	0	0	0	0				
<b>Dave Smith, R</b> (9, 1) OBP: 1.000, SLG: 1.000										0	0	0	0	0	0	0				
<b>Inning Stats</b>	R: 0 E: 1 K: 0 S: 7	H: 1 LOB: 0 BB: 0 P: 12	R: 0 E: 0 K: 0 S: 6	H: 1 LOB: 0 BB: 0 P: 8	R: 1 E: 0 K: 0 S: 11	H: 2 LOB: 1 BB: 0 P: 19	R: 0 E: 0 K: 0 S: 6	H: 0 LOB: 0 BB: 1 P: 10	R: 0 E: 0 K: 0 S: 4	H: 0 LOB: 0 BB: 0 P: 9	R: 2 E: 0 K: 0 S: 18	H: 3 LOB: 1 BB: 0 P: 22	R: 0 E: 0 K: 1 S: 8	H: 0 LOB: 0 BB: 0 P: 13	R: 0 E: 0 K: 1 S: 5	H: 0 LOB: 0 BB: 0 P: 6	1B: 4 2B: 4 3B: 1 HR: 0	SF: 0 SAC: 2 DP: 3 HBP: 0	WP: 0 PB: 0 SB: 0 CS: 0	PA: 30
<b>PITCHER</b>	IP	WLS	BF	H	R	ER	SO	BB	IBB	HBP	BLK	WP	HR	S	P	ERA	WHIP			
<b>Walt Terrell, R</b> (1, 1) ERA: 3.47	8.0	L	30	7	3	3	2	1	0	0	0	0	0	65	99	3.38	1.000			

AB 35  
R 2  
H 8  
RBI 2  
BB 3  
SO 8  
LOB 19



AB 27  
R 3  
H 7  
RBI 3  
BB 1  
SO 2  
LOB 11





Batter	1	2	3	4	5	6	7	8	9	10	AB	R	H	RBI	BB	SO	LOB	TOP									
Luis Salazar, R OBP: 0.273, SLG: 0.363 (1, 5)	G6-3		SH 1B SF7 2H		E6 2B 1B	G1-3			K		4	2	0	0	0	1	2										
Roberto Alomar, S OBP: 0.314, SLG: 0.324 (1, 4)	F8		SF7				G4-3			1B S	4	2	2	1	0	0	0										
Tony Gwynn, L OBP: 0.399, SLG: 0.481 (1, 8)	G3		1B					K		1B 1H	5	0	3	3	0	1	0										
Jack Clark, R OBP: 0.410, SLG: 0.381 (1, 3)		F7	G6-4-3 1B		P5			F7		F8	5	0	1	1	0	0	0										
Chris James, R OBP: 0.223, SLG: 0.269 (1, 9)	G6-3		G6-4-3 1-2f		G5-3			G2-3		P3	5	0	0	0	0	0	2										
Carmelo Martinez, R OBP: 0.300, SLG: 0.342 (1, 7)				F7		G5-3 BB		K			3	0	1	0	1	1	0										
Mark Parent, R OBP: 0.217, SLG: 0.382 (1, 2)	P3			G5-3		G5-3 1-2		F9			4	0	0	0	0	0	2										
Gary Green, R OBP: 0.259, SLG: 0.308 (1, 6)			SH 1B			G5-3			F8		3	1	1	0	1	0	1										
Eric Show, R OBP: 0.207, SLG: 0.214 Mark Davis, L (9, 1)			SH SF7		K				P2		2	1	0	0	1	1	1										
											0	0	0	0	0	0	0										
<b>Inning Stats</b>	R: 0 E: 0 K: 0 S: 7	H: 0 LOB: 0 BB: 0 P: 12	R: 0 E: 0 K: 0 S: 5	H: 1 LOB: 1 BB: 0 P: 9	R: 3 E: 1 K: 0 S: 14	H: 3 LOB: 1 BB: 0 P: 25	R: 0 E: 0 K: 1 S: 7	H: 0 LOB: 1 BB: 1 P: 16	R: 2 E: 1 K: 0 S: 14	H: 2 LOB: 0 BB: 0 P: 18	R: 0 E: 0 K: 0 S: 10	H: 0 LOB: 2 BB: 2 P: 20	R: 0 E: 0 K: 1 S: 9	H: 0 LOB: 0 BB: 0 P: 14	R: 0 E: 0 K: 1 S: 6	H: 0 LOB: 0 BB: 0 P: 7	R: 0 E: 0 K: 1 S: 7	H: 0 LOB: 0 BB: 0 P: 13	R: 1 E: 0 K: 0 S: 9	H: 2 LOB: 0 BB: 0 P: 12	1B: 7 2B: 1 3B: 0 HR: 0	SF: 1 SAC: 2 DP: 1 HBP: 0	WP: 0 PB: 0 SB: 1 CS: 0	PA: 41			
<b>PITCHER</b>	IP	WLS	BF	H	R	ER	SO	BB	IBB	HBP	BLK	WP	HR	S	P	ERA	WHIP										
Bob Knepper, L ERA: 4.76 Mark Portugal, R ERA: 9.0 Danny Darwin, R ERA: 2.6	(1, 1) 7.0		31	6	5	3	2	3	0	0	0	0	0	66	114	3.86	1.286										
	(8, 1) 2.0	6	0	0	0	2	0	0	0	0	0	0	0	13	20	0.00	0.000										
	(10, 1) 1.0	W	4	2	1	1	0	0	0	0	0	0	0	9	12	9.00	2.000										

San Diego Padres @ Houston Astros  
Astrodome, Houston, TX  
Thu Jun 08 1989, 8:05 PM EDT  
Att. 13,518 - Dome

AB	35
R	6
H	8
RBI	5
BB	3
SO	4
LOB	8



Batter	1	2	3	4	5	6	7	8	9	10	AB	R	H	RBI	BB	SO	LOB	BOTTOM									
Billy Hatcher, R OBP: 0.265, SLG: 0.294 (1, 7)	F8		G6-3		SH1-3			G5-3	K		4	0	0	0	0	1	0										
Gerald Young, S OBP: 0.311, SLG: 0.225 (1, 8)	K		1B 2B		G6-4-3 BB		G3			G6-3 HR BB	3	2	1	0	2	1	0										
Bill Doran, S OBP: 0.350, SLG: 0.408 (1, 4)	FC5-4 1B		1B		G6-4-3 1-2f		K			G6-3	5	0	2	1	0	1	3										
Glenn Davis, R OBP: 0.347, SLG: 0.507 (1, 3)	FC5-4		K				F8		1B 1B	HR	5	2	2	2	0	1	2										
Terry Puhl, L OBP: 0.359, SLG: 0.409 (1, 9)				P4			L9		1B 2B 1B		4	1	2	0	0	0	0										
Ken Caminiti, S OBP: 0.298, SLG: 0.369 (1, 5)		K		F7			F7		G1-3		4	0	0	0	0	1	3										
Rafael Ramirez, R OBP: 0.287, SLG: 0.315 (1, 6)		P5						P5		2B 1B	4	1	2	1	0	0	1										
Craig Biggio, R OBP: 0.353, SLG: 0.446 (1, 2)		F7						F8		SF9 2B	4	1	1	1	0	0	2										
Bob Knepper, L OBP: 0.227, SLG: 0.250 Craig Reynolds, L OBP: 0.260, SLG: 0.242 Mark Portugal, R (8, 1) Alex Trevino, R OBP: 0.256, SLG: 0.250 Danny Darwin, R OBP: 0.143, SLG: 0.143 (10, 1)	(1, 1) 8.1		G6-3		SH1-3 2B		G3				2	0	1	0	0	0	0										
	(7, PH)										1	0	0	0	0	0	0										
	(8, 1)										0	0	0	0	0	0	0										
	(9, PH)										0	0	0	1	0	0	0										
	(10, 1)										0	0	0	0	0	0	0										
<b>Inning Stats</b>	R: 0 E: 0 K: 1 S: 8	H: 1 LOB: 1 BB: 0 P: 13	R: 0 E: 0 K: 1 S: 8	H: 1 LOB: 1 BB: 0 P: 12	R: 1 E: 0 K: 1 S: 10	H: 2 LOB: 1 BB: 0 P: 16	R: 0 E: 0 K: 0 S: 11	H: 1 LOB: 1 BB: 0 P: 13	R: 0 E: 0 K: 0 S: 6	H: 1 LOB: 0 BB: 0 P: 6	R: 0 E: 0 K: 0 S: 5	H: 0 LOB: 0 BB: 0 P: 8	R: 0 E: 0 K: 1 S: 7	H: 0 LOB: 0 BB: 0 P: 12	R: 4 E: 0 K: 1 S: 18	H: 4 LOB: 0 BB: 0 P: 26	R: 2 E: 0 K: 0 S: 8	H: 1 LOB: 0 BB: 0 P: 16	1B: 6 2B: 4 3B: 0 HR: 1	SF: 1 SAC: 1 DP: 1 HBP: 0	WP: 1 PB: 0 SB: 0 CS: 0	PA: 40					
<b>PITCHER</b>	IP	WLS	BF	H	R	ER	SO	BB	IBB	HBP	BLK	WP	HR	S	P	ERA	WHIP										
Eric Show, R ERA: 4.4 Mark Davis, L ERA: 2.73	(1, 1) 8.1		34	9	4	4	4	1	0	0	0	0	0	72	107	4.32	1.200										
	(9, 1) 1.0	L	6	2	3	3	1	1	0	0	0	1	1	14	28	27.00	3.000										

San Diego Padres @ Houston Astros  
Astrodome, Houston, TX  
Thu Jun 08 1989, 8:05 PM EDT  
Att. 13,518 - Dome

AB	36
R	7
H	11
RBI	6
BB	2
SO	5
LOB	11





Batter	1	2	3	4	5	6	7	8	9	AB	R	H	RBI	BB	SO	LOB	TOP										
<b>Roberto Alomar, S</b> (1,4) OBP: 0.315, SLG: 0.321	4-0 CS BB		1-1 G4-3			2-2 FC3-6 G4-6-3		3-2 P6		2	0	0	0	1	0	3	<b>San Diego Padres @ San Francisco Giants</b> Candlestick Park, San Francisco, CA Fri Jun 09 1989, 10:05 PM EDT Att: 17,463 - Unknown - 60 F										
<b>Rob Nelson, L</b> (7,3) OBP: 0.309, SLG: 0.255										1	0	0	0	0	0	1											
<b>Tim Flannery, L</b> (1,5) OBP: 0.341, SLG: 0.329	2-1 F8			1-3 K		2-1 G4-6-3		1-0 2B		4	0	1	1	0	1	3											
<b>Tony Gwynn, L</b> (1,8) OBP: 0.398, SLG: 0.480	3-1 F7			0-2 G6-3			2-1 1B	2-2 G6-3		3	0	1	0	0	0	1											
<b>Luis Salazar, R</b> (7,8) OBP: 0.272, SLG: 0.361	1-2			2-3 K						1	0	0	0	0	0	1											
<b>Jack Clark, R</b> (1,3) OBP: 0.405, SLG: 0.375		0-2 G6-3					0-0 F7		0-1 2B	3	0	0	0	0	1	1											
<b>Gary Green, R</b> (7,6) OBP: 0.296, SLG: 0.370										1	1	1	0	0	0	0											
<b>Marvell Wynne, L</b> (1,9) OBP: 0.307, SLG: 0.434	3-2 F8				1-1 F7		0-1 1B	3-2 2B		4	0	2	0	0	0	0											
<b>Chris James, R</b> (1,7) OBP: 0.219, SLG: 0.263	0-1 G6-3				2-2 G6-3		1-2 P3	1-2 G5-3		4	0	0	1	0	0	3											
<b>Benito Santiago, R</b> (1,2) OBP: 0.283, SLG: 0.356			0-0 F9		1-2 P3		2-2 F8	3-H G6-3		4	0	0	0	0	0	3											
<b>Garry Templeton, S</b> (1,6) OBP: 0.263, SLG: 0.311			1-1			0-1		1-2 G5-3		2	0	2	0	0	0	0											
<b>Greg Booker, R</b> (6,1)										0	0	0	0	0	0	0											
<b>Carmelo Martinez, R</b> (6,PH) OBP: 0.394, SLG: 0.547			SH3-4			FC3-6 1B		2B		1	1	1	0	0	0	0											
<b>Dave Leiper, L</b> (8,1) OBP: 0.213, SLG: 0.375			1B			1B		1B		1	0	0	0	0	0	1											
<b>Mark Parent, R</b> (8,PH) OBP: 0.213, SLG: 0.375										0	0	0	0	0	0	0											
<b>Bruce Hurst, L</b> (1,1) OBP: 0.103, SLG: 0.037			SH3-4			FC3-6 1B		L6		2	0	1	0	0	0	1											
<b>Bip Roberts, S</b> (6,PH) OBP: 0.392, SLG: 0.484										0	0	0	0	0	0	0											
<b>Inning Stats</b>	R: 0 E: 0 K: 0 S: 4	H: 0 LOB: 0 BB: 1 P: 13	R: 0 E: 0 K: 0 S: 8	H: 0 LOB: 0 BB: 0 P: 11	R: 0 E: 0 K: 0 S: 6	H: 1 LOB: 1 BB: 0 P: 8	R: 0 E: 0 K: 2 S: 10	H: 0 LOB: 0 BB: 0 P: 13	R: 0 E: 0 K: 0 S: 8	H: 0 LOB: 0 BB: 0 P: 12	R: 0 E: 0 K: 0 S: 10	H: 2 LOB: 1 BB: 0 P: 14	R: 0 E: 0 K: 0 S: 12	H: 2 LOB: 2 BB: 0 P: 17	R: 1 E: 0 K: 0 S: 15	H: 2 LOB: 1 BB: 0 P: 20	R: 1 E: 0 K: 0 S: 15	H: 2 LOB: 1 BB: 0 P: 20	1B: 6 2B: 3 3B: 0 HR: 0	SF: 0 SAC: 1 DP: 1 HBP: 0	WP: 0 PB: 0 SB: 0 CS: 1	PA: 35					
<b>PITCHER</b>	IP	WLS	BF	H	R	ER	SO	BB	IBB	HBP	BLK	WP	HR	S	P	ERA	WHIP										
<b>Don Robinson, R</b> (1,1) ERA: 2.89	8.0	W	30	7	1	1	2	1	0	0	0	0	0	73	111	1.12	1.000										
<b>Terry Mulholland, L</b> (9,1) ERA: 4.5	1.0		5	2	1	1	0	0	0	0	0	0	0	15	20	9.00	2.000										

Batter	1	2	3	4	5	6	7	8	9	AB	R	H	RBI	BB	SO	LOB	BOTTOM										
<b>Donell Nixon, R</b> (1,8) OBP: 0.274, SLG: 0.268	0-2 F7		1-1 F9	2-2 G5-3		2-1 1B	0-1 1B			5	1	2	0	0	0	2	<b>San Diego Padres @ San Francisco Giants</b> Candlestick Park, San Francisco, CA Fri Jun 09 1989, 10:05 PM EDT Att: 17,463 - Unknown - 60 F										
<b>Robby Thompson, R</b> (1,4) OBP: 0.373, SLG: 0.466	3-3 K		3-H F8		0-0 1B	1-3 K	0-0 G5-3			5	1	1	0	0	2	3											
<b>Will Clark, L</b> (1,3) OBP: 0.440, SLG: 0.586	0-3 K		1-1 1B		3-1 1B	2-0 BB		1-0 1B		4	3	3	0	0	1	0											
<b>Candy Maldonado, R</b> (8,9) OBP: 0.278, SLG: 0.317			1-3 2B		1-3 1B	1-3 1B		1B		1	1	1	0	0	0	0											
<b>Kevin Mitchell, R</b> (1,7) OBP: 0.385, SLG: 0.720		1-1	4-0		4-0	4-2		2-2 E4		1	2	1	1	3	0	0											
<b>Ernest Riles, L</b> (7,7) OBP: 0.391, SLG: 0.460			FC6-5 1B		1B	1B	1B	G6-4-3 1B		1	0	0	0	0	0	1											
<b>Tracy Jones, R</b> (1,9) OBP: 0.232, SLG: 0.197	0-1 F7		0-1 1B		0-0 1B	1-0 BB		2-0 G6-4-3		5	1	4	7	0	0	0											
<b>Greg Litton, R</b> (1,5) OBP: 0.412, SLG: 0.467	0-3 K		1-2 2-H 3-H 1B		1-2 2-H 3-H 1B	1-3 2-H 3-H 1B		1-2 2-H 1B		3	0	1	0	0	1	2											
<b>Ken Oberkfell, L</b> (6,PH) OBP: 0.157, SLG: 0.200			FC6-5		1-2 2-3 1B	1-H HR		G6-4-3		2	1	1	3	0	0	2											
<b>Kirt Manwaring, R</b> (1,2) OBP: 0.266, SLG: 0.261	1-2 F7			1-0 SH1-3 1B		0-1 F7		G6-3		4	0	1	0	0	0	3											
<b>Bill Bathe, R</b> (8,PH) OBP: 0.294, SLG: 0.304			1-1 1B		1-2 SH1-3 1B	1-2 G1-2-3		G4-3		3	1	1	0	0	0	3											
<b>Jose Uribe, S</b> (1,6) OBP: 0.294, SLG: 0.304			0-1 E		3-1 P4		3-3 K		0-0 G5-3	4	1	1	0	0	1	1											
<b>Don Robinson, R</b> (1,1) OBP: 0.286, SLG: 0.400			1-3 1B							0	0	0	0	0	0	0											
<b>Terry Mulholland, R</b> (9,1) ERA: 5.32										0	0	0	0	0	0	0											
<b>Inning Stats</b>	R: 0 E: 0 K: 2 S: 9	H: 0 LOB: 0 BB: 0 P: 12	R: 1 E: 0 K: 1 S: 10	H: 1 LOB: 0 BB: 0 P: 12	R: 3 E: 1 K: 0 S: 17	H: 4 LOB: 2 BB: 1 P: 27	R: 0 E: 0 K: 0 S: 8	H: 1 LOB: 1 BB: 0 P: 15	R: 2 E: 0 K: 0 S: 13	H: 4 LOB: 2 BB: 1 P: 23	R: 5 E: 0 K: 2 S: 16	H: 4 LOB: 0 BB: 1 P: 30	R: 0 E: 0 K: 0 S: 5	H: 1 LOB: 1 BB: 0 P: 5	R: 1 E: 1 K: 0 S: 10	H: 2 LOB: 1 BB: 0 P: 18	R: 1 E: 0 K: 0 S: 10	H: 2 LOB: 1 BB: 0 P: 18	1B: 14 2B: 1 3B: 0 HR: 2	SF: 0 SAC: 1 DP: 2 HBP: 0	WP: 0 PB: 0 SB: 0 CS: 0	PA: 43					
<b>PITCHER</b>	IP	WLS	BF	H	R	ER	SO	BB	IBB	HBP	BLK	WP	HR	S	P	ERA	WHIP										
<b>Bruce Hurst, L</b> (1,1) ERA: 3.66	5.0	L	26	10	6	6	3	0	2	0	0	0	1	57	89	10.80	2.000										
<b>Greg Booker, R</b> (6,1) ERA: 4.29	2.0		12	5	5	5	2	1	0	0	0	0	1	21	35	22.50	3.000										
<b>Dave Leiper, L</b> (8,1) ERA: 5.32	1.0		5	2	1	0	0	0	0	0	0	0	0	10	18	0.00	2.000										





Batter	1	2	3	4	5	6	7	8	9	AB	R	H	RBI	BB	SO	LOB	TOP										
<b>Roberto Alomar, S</b> (1, 4) OBP: 0.310, SLG: 0.316	F8		P6		FC4		CS	K		4	0	0	0	0	1	1	<b>San Diego Padres @ San Francisco Giants</b> Candlestick Park, San Francisco, CA Sat Jun 10 1989, 6:33 AM EDT Att: 29,116 - Unknown <a href="http://livebaseballscorecards.com">livebaseballscorecards.com</a>										
<b>Tim Flannery, L</b> (1, 5) OBP: 0.341, SLG: 0.329 <b>Luis Salazar, R</b> (8, PH) OBP: 0.270, SLG: 0.358	2B		P6		P4		G3	G3		3	0	1	0	0	0	1											
<b>Tony Gwynn, L</b> (1, 8) OBP: 0.400, SLG: 0.484	2B		1B		G3		L8			4	0	2	0	0	0	0											
<b>Jack Clark, R</b> (1, 3) OBP: 0.398, SLG: 0.367	K		G5-3		F8		F8	K		4	0	0	0	0	2	3											
<b>Marvell Wynne, L</b> (1, 9) OBP: 0.398, SLG: 0.432 <b>Carmelo Martinez, R</b> (9, PH) OBP: 0.398, SLG: 0.351 <b>Gary Green, R</b> (9, PR) OBP: 0.286, SLG: 0.370	G3		K		1B		1B	G5-4-3		3	0	1	0	0	1	2											
<b>Chris James, R</b> (1, 7) OBP: 0.215, SLG: 0.258	K		F8		F8		F8	G5-4-3		4	0	0	0	0	1	2											
<b>Mark Parent, R</b> (1, 2) <b>Benito Santiago, R</b> (7, PR) OBP: 0.283, SLG: 0.356	K		G6-3		CS		1B			3	0	1	0	0	1	0											
<b>Garry Templeton, S</b> (1, 6) OBP: 0.265, SLG: 0.311	1B		K		K		K			3	0	1	0	0	2	1											
<b>Ed Whitson, R</b> (1, 1) OBP: 0.200, SLG: 0.206 <b>Rob Nelson, L</b> (7, PH) OBP: 0.304, SLG: 0.250 <b>Greg Harris, R</b> (7, 1)	K		FC4		1B		K			2	0	1	0	0	1	1											
<b>Inning Stats</b>	R: 0 E: 0 K: 1 S: 14	H: 2 LOB: 2 BB: 0 P: 20	R: 0 E: 0 K: 3 S: 12	H: 1 LOB: 1 BB: 0 P: 16	R: 0 E: 0 K: 0 S: 13	H: 1 LOB: 1 BB: 0 P: 18	R: 0 E: 0 K: 1 S: 8	H: 0 LOB: 0 BB: 0 P: 12	R: 0 E: 0 K: 1 S: 9	H: 1 LOB: 1 BB: 0 P: 12	R: 0 E: 0 K: 0 S: 7	H: 1 LOB: 1 BB: 0 P: 9	R: 0 E: 0 K: 2 S: 15	H: 1 LOB: 1 BB: 0 P: 21	R: 0 E: 0 K: 1 S: 10	H: 0 LOB: 0 BB: 0 P: 14		R: 0 E: 0 K: 1 S: 7	H: 1 LOB: 1 BB: 0 P: 9	1B: 7 2B: 1 3B: 0 HR: 0	SF: 0 SAC: 0 DP: 1 HBP: 0	WP: 0 PB: 0 SB: 1 CS: 1	PA: 34				
<b>PITCHER</b>	IP	WLS	BF	H	R	ER	SO	BB	IBB	HBP	BLK	WP	HR	S	P	ERA	WHIP										
<b>Scott Garrelts, R</b> (1, 1) ERA: 2.43	6.0	W	24	6	0	0	6	0	0	0	0	0	0	63	87	0.00	1.000										
<b>Rich Gossage, R</b> (7, 1) ERA: 0.99	1.0		3	1	0	0	2	0	0	0	0	0	0	15	21	0.00	1.000										
<b>Craig Lefferts, L</b> (8, 1) ERA: 1.69	2.0	S	6	1	0	0	2	0	0	0	0	0	0	17	23	0.00	0.500										

Batter	1	2	3	4	5	6	7	8	9	AB	R	H	RBI	BB	SO	LOB	BOTTOM										
<b>Brett Butler, L</b> (1, 8) OBP: 0.388, SLG: 0.368	P6		G4-3		L4-3			G4-3		4	0	0	0	0	0	1	<b>San Diego Padres @ San Francisco Giants</b> Candlestick Park, San Francisco, CA Sat Jun 10 1989, 6:33 AM EDT Att: 29,116 - Unknown <a href="http://livebaseballscorecards.com">livebaseballscorecards.com</a>										
<b>Robby Thompson, R</b> (1, 4) OBP: 0.371, SLG: 0.471	G3-1		SF7		K		K			4	1	1	0	0	2	0											
<b>Will Clark, L</b> (1, 3) OBP: 0.437, SLG: 0.581	BB		SF7		P2		P4			2	0	0	1	1	0	0											
<b>Kevin Mitchell, R</b> (1, 7) OBP: 0.385, SLG: 0.714	BB		P6		F7					2	0	0	0	1	0	0											
<b>Ernest Riles, L</b> (1, 5) OBP: 0.354, SLG: 0.450	G3		G3		G3		G3			3	0	0	0	0	2												
<b>Tracy Jones, R</b> (1, 9) OBP: 0.235, SLG: 0.203	1B		P4		G4-3		G4-3			3	0	1	0	0	0	0											
<b>Terry Kennedy, L</b> (1, 2) OBP: 0.327, SLG: 0.401	G4-3		G3		G3		BB			2	0	0	0	1	0	1											
<b>Jose Uribe, S</b> (1, 6) OBP: 0.294, SLG: 0.301	G3-1		G6-3		G6-3		BB			2	0	0	0	1	0	1											
<b>Scott Garrelts, R</b> (1, 1) OBP: 0.161, SLG: 0.200 <b>Rich Gossage, R</b> (7, 1)	K		E5		L4-3		F9			2	0	0	0	0	1	1											
<b>Ken Oberkfell, L</b> (7, PH) OBP: 0.155, SLG: 0.197 <b>Craig Lefferts, L</b> (8, 1)	K									1	0	0	0	0	0	2											
<b>Inning Stats</b>	R: 0 E: 0 K: 0 S: 13	H: 0 LOB: 2 BB: 2 P: 26	R: 0 E: 0 K: 1 S: 8	H: 1 LOB: 1 BB: 0 P: 9	R: 1 E: 0 K: 0 S: 8	H: 1 LOB: 0 BB: 0 P: 10	R: 0 E: 0 K: 0 S: 9	H: 0 LOB: 0 BB: 0 P: 12	R: 0 E: 0 K: 0 S: 7	H: 0 LOB: 0 BB: 0 P: 10	R: 0 E: 0 K: 1 S: 7	H: 0 LOB: 0 BB: 0 P: 9	R: 0 E: 0 K: 0 S: 12	H: 0 LOB: 2 BB: 2 P: 23	R: 0 E: 0 K: 1 S: 8	H: 0 LOB: 0 BB: 0 P: 10	1B: 1 2B: 1 3B: 1 HR: 0	SF: 1 SAC: 0 DP: 1 HBP: 0	WP: 0 PB: 0 SB: 0 CS: 0	PA: 30							
<b>PITCHER</b>	IP	WLS	BF	H	R	ER	SO	BB	IBB	HBP	BLK	WP	HR	S	P	ERA	WHIP										
<b>Ed Whitson, R</b> (1, 1) ERA: 2.22	6.0	L	22	2	1	1	2	2	0	0	0	0	0	52	76	1.50	0.667										
<b>Greg Harris, R</b> (7, 1) ERA: 1.67	2.0		8	0	0	0	1	2	0	0	0	0	0	20	33	0.00	1.000										





Batter	1	2	3	4	5	6	7	8	9	10	11	12	AB	R	H	RBI	BB	SO	LOB	TOP							
<b>Bip Roberts, S</b> OBP: 0.375, SLG: 0.457 <b>Mark Davis, L</b> (12, 1)	F7		F9			G6-3		1B		FC5-6		L5-4	6	1	1	0	0	0	3								
<b>Tim Flannery, L</b> OBP: 0.337, SLG: 0.325 <b>Luis Salazar, R</b> OBP: 0.268, SLG: 0.356 (8, 5)	F8			G4-3		F7		1B		G1-6-3			4	0	1	0	0	0	0								
<b>Tony Gwynn, L</b> OBP: 0.400, SLG: 0.482 (1, 8)	K			1B		G4-3		1B				G3	5	0	2	1	0	1	0								
<b>Jack Clark, R</b> OBP: 0.390, SLG: 0.358 (1, 3)		K		K			K	K				K	5	0	0	0	0	5	3								
<b>Marvell Wynne, L</b> OBP: 0.319, SLG: 0.438 (1, 9)				G3			1B	G4-3				1B	5	0	3	0	0	0	3								
<b>Roberto Alomar, S</b> OBP: 0.308, SLG: 0.311 (1, 4)		F7				G4-3		1B		F7		G6-3	4	0	0	0	1	0	2								
<b>Benito Santiago, R</b> OBP: 0.266, SLG: 0.358 (1, 2)		K				E6		1B		G5-3		P3	5	0	2	0	0	1	1								
<b>Garry Templeton, S</b> OBP: 0.263, SLG: 0.308 (1, 6)			K			G4-3		1B		G3		L5-4	5	0	1	0	0	1	3								
<b>Dennis Rasmussen, L</b> OBP: 0.260, SLG: 0.300 <b>Carmelo Martinez, R</b> OBP: 0.312, SLG: 0.355 <b>Greg Harris, R</b> (10, 11) <b>Chris James, R</b> OBP: 0.219, SLG: 0.258 (12, 7)	F8					G1-3				F8		FC5-6	3	0	0	0	0	0	1								
<b>Inning Stats</b>	R: 0 E: 0 K: 1 S: 9	H: 0 LOB: 0 BB: 0 P: 14	R: 0 E: 0 K: 2 S: 13	H: 1 LOB: 1 BB: 0 P: 22	R: 0 E: 0 K: 1 S: 7	H: 0 LOB: 0 BB: 0 P: 11	R: 0 E: 0 K: 1 S: 8	H: 1 LOB: 0 BB: 0 P: 11	R: 0 E: 1 K: 0 S: 10	H: 1 LOB: 1 BB: 0 P: 12	R: 0 E: 0 K: 1 S: 9	H: 0 LOB: 0 BB: 0 P: 13	R: 0 E: 0 K: 0 S: 8	H: 0 LOB: 0 BB: 0 P: 13	R: 0 E: 0 K: 0 S: 4	H: 1 LOB: 0 BB: 0 P: 6	R: 0 E: 0 K: 1 S: 8	H: 1 LOB: 1 BB: 0 P: 11	R: 0 E: 0 K: 0 S: 6	H: 1 LOB: 1 BB: 1 P: 14	1B: 11 2B: 1 3B: 0 HR: 0	SF: 0 SAC: 0 DP: 2 HBP: 0	WP: 0 PB: 0 SB: 0 CS: 1	PA: 46			
<b>PITCHER</b>	IP	WLS	BF	H	R	ER	SO	BB	IBB	HBP	BLK	WP	HR	S	P	ERA	WHIP										
<b>Rick Reuschel, R</b> ERA: 2.17 <b>Craig Lefferts, L</b> ERA: 1.61 <b>Rich Gossage, R</b> ERA: 0.82	(1, 1)	9.0	35	8	1	0	7	1	0	0	0	0	0	12	17	1.00	1.000										
	(12, 1)	1.0	W	4	1	0	0	1	0	0	0	0	0	6	14	0.00	2.000										

San Diego Padres @ San Francisco Giants  
Candlestick Park, San Francisco, CA

Sun Jun 11 1989, 6:33 AM EDT  
Alt. 42.003 - Unknown

AB 44  
R 1  
H 11  
RBI 1  
BB 2  
SO 8  
LOB 17



Batter	1	2	3	4	5	6	7	8	9	10	11	12	AB	R	H	RBI	BB	SO	LOB	BOTTOM							
<b>Brett Butler, L</b> OBP: 0.387, SLG: 0.367 (1, 8)	FC4-6		FC6-4		G6-3		F7		F5			K	6	0	2	0	0	1	2								
<b>Robby Thompson, R</b> OBP: 0.374, SLG: 0.474 (1, 4)	FC4-6		K			1-1	E	G1-6-3		K		HR	5	1	2	0	1	2	2								
<b>Will Clark, L</b> OBP: 0.431, SLG: 0.583 (1, 3)	FC4-6		K			0-0	F8	G1-6-3		F8		HR	6	1	1	2	0	1	4								
<b>Kevin Mitchell, R</b> OBP: 0.389, SLG: 0.714 (1, 7)	F7		FC6-4			4-0	E	1B		1-1		HR	4	0	2	0	1	0	2								
<b>Tracy Jones, R</b> OBP: 0.222, SLG: 0.190 (1, 9)		F8		F8		3-3	K	F9		3-1		G6-3	5	0	0	0	0	1	4								
<b>Greg Litton, R</b> OBP: 0.408, SLG: 0.600 <b>Rich Gossage, R</b> (12, 1)	FC4-6		1B		K			G5-3		1-0		HR	5	1	2	1	0	1	2								
<b>Kirt Manwaring, R</b> OBP: 0.285, SLG: 0.281 <b>Terry Kennedy, L</b> OBP: 0.331, SLG: 0.401 (11, PH) (12, 2)	FC4-6		1B		F7			F7		G6-3		CS	4	0	1	0	0	0	0								
<b>Jose Uribe, S</b> OBP: 0.297, SLG: 0.299 (1, 6)	FC4-6		FC6-4		G5-3			SH1-4		4-0		BB	4	0	1	0	1	1	3								
<b>Rick Reuschel, R</b> ERA: 4.44 <b>Candy Maldonado, R</b> OBP: 0.277, SLG: 0.315 <b>Craig Lefferts, L</b> <b>Ken Oberkell, L</b> OBP: 0.153, SLG: 0.194 (12, 5)	FC6-4		FC6-4		F3		SH1-4	F7		1-0		P6	2	0	0	0	0	0	2								
<b>Inning Stats</b>	R: 0 E: 0 K: 0 S: 6	H: 1 LOB: 1 BB: 0 P: 11	R: 0 E: 0 K: 0 S: 8	H: 2 LOB: 2 BB: 0 P: 14	R: 0 E: 0 K: 1 S: 11	H: 1 LOB: 1 BB: 0 P: 17	R: 0 E: 0 K: 2 S: 6	H: 0 LOB: 0 BB: 0 P: 9	R: 0 E: 0 K: 0 S: 10	H: 0 LOB: 0 BB: 0 P: 16	R: 0 E: 1 K: 0 S: 7	H: 1 LOB: 2 BB: 1 P: 15	R: 0 E: 0 K: 0 S: 6	H: 1 LOB: 1 BB: 1 P: 10	R: 1 E: 0 K: 0 S: 9	H: 1 LOB: 1 BB: 0 P: 18	R: 0 E: 0 K: 1 S: 11	H: 1 LOB: 1 BB: 1 P: 19	R: 0 E: 0 K: 1 S: 7	H: 0 LOB: 1 BB: 1 P: 16	R: 2 E: 0 K: 1 S: 9	H: 2 LOB: 0 BB: 0 P: 13	1B: 7 2B: 3 3B: 0 HR: 2	SF: 0 SAC: 1 DP: 2 HBP: 0	WP: 0 PB: 0 SB: 0 CS: 1	PA: 48	
<b>PITCHER</b>	IP	WLS	BF	H	R	ER	SO	BB	IBB	HBP	BLK	WP	HR	S	P	ERA	WHIP										
<b>Dennis Rasmussen, L</b> ERA: 4.44 <b>Greg Harris, R</b> ERA: 1.57 <b>Mark Davis, L</b> ERA: 3.21	(1, 1)	9.0	37	8	1	1	4	2	1	0	0	0	1	69	125	1.00	1.111										
	(10, 1)	2.0	7	1	0	0	2	1	0	0	0	0	0	18	35	0.00	1.000										
	(12, 1)	0.2	L	4	2	2	1	0	0	0	0	0	1	9	13	27.00	3.000										

San Diego Padres @ San Francisco Giants  
Candlestick Park, San Francisco, CA

Sun Jun 11 1989, 6:33 AM EDT  
Alt. 42.003 - Unknown

AB 43  
R 3  
H 11  
RBI 3  
BB 4  
SO 7  
LOB 22













Batter	1	2	3	4	5	6	7	8	9	10	11	12	AB	R	H	RBI	BB	SO	LOB	TOP	
Chris Sabo, R OBP: 0.314, SLG: 0.399 (1, 5)													5	0	0	0	0	2	2		
Todd Benzinger, S OBP: 0.282, SLG: 0.355 (1, 3)													5	0	0	0	0	3	0		
Barry Larkin, R OBP: 0.391, SLG: 0.472 (1, 6)													5	0	2	0	0	0	0		
Eric Davis, R OBP: 0.394, SLG: 0.544 Van Snider, L (9, 9) (9, 7)														4	0	1	0	0	1	2	
Joel Youngblood, R OBP: 0.321, SLG: 0.396 Tim Birtsas, L Kent Tekulve, R (12, 1) (12, 1)														4	0	0	0	0	2	2	
Rolando Roomes, R OBP: 0.310, SLG: 0.452 (9, 8)													5	0	2	0	0	2	1		
Bo Diaz, R OBP: 0.202, SLG: 0.213 Skeeter Barnes, R Jeff Reed, L OBP: 0.286, SLG: 0.318 (8, PR) (8, 2)														3	0	1	0	0	0	1	
Lenny Harris, L OBP: 0.289, SLG: 0.281 (1, 4)														4	0	2	0	0	1	2	
Tom Browning, L Drew Collins, S Rob DiStasio, L John Franco, L Paul O'Neill, L Ken Griffey, Jr., L OBP: 0.150, SLG: 0.459 (1, 1) (8, PR) (8, 1) (8, 1) (9, 9) (12, PH)														2	0	0	0	0	1	3	
<b>Inning Stats</b>	R: 0 E: 0 K: 2 S: 8	H: 0 LOB: 0 BB: 0 P: 13	R: 0 E: 0 K: 3 S: 9	H: 0 LOB: 0 BB: 0 P: 16	R: 0 E: 0 K: 1 S: 11	H: 1 LOB: 1 BB: 0 P: 14	R: 0 E: 0 K: 1 S: 10	H: 1 LOB: 2 BB: 0 P: 15	R: 0 E: 0 K: 1 S: 7	H: 0 LOB: 0 BB: 0 P: 10	R: 0 E: 0 K: 6 S: 6	H: 1 LOB: 1 BB: 1 P: 9	R: 0 E: 0 K: 1 S: 11	H: 0 LOB: 1 BB: 0 P: 15	R: 0 E: 0 K: 0 S: 6	H: 0 LOB: 0 BB: 0 P: 13	R: 0 E: 0 K: 3 S: 10	H: 1 LOB: 1 BB: 0 P: 15	1B: 9 2B: 1 3B: 0 HR: 0	SF: 0 SAC: 1 DP: 2 HBP: 0	WP: 0 PA: 43
<b>PITCHER</b>	IP WLS BF H R ER SO BB IBB HBP BLK WP HR S P ERA WHIP	IP WLS BF H R ER SO BB IBB HBP BLK WP HR S P ERA WHIP	IP WLS BF H R ER SO BB IBB HBP BLK WP HR S P ERA WHIP	IP WLS BF H R ER SO BB IBB HBP BLK WP HR S P ERA WHIP	IP WLS BF H R ER SO BB IBB HBP BLK WP HR S P ERA WHIP	IP WLS BF H R ER SO BB IBB HBP BLK WP HR S P ERA WHIP	IP WLS BF H R ER SO BB IBB HBP BLK WP HR S P ERA WHIP	IP WLS BF H R ER SO BB IBB HBP BLK WP HR S P ERA WHIP	IP WLS BF H R ER SO BB IBB HBP BLK WP HR S P ERA WHIP	IP WLS BF H R ER SO BB IBB HBP BLK WP HR S P ERA WHIP	IP WLS BF H R ER SO BB IBB HBP BLK WP HR S P ERA WHIP	IP WLS BF H R ER SO BB IBB HBP BLK WP HR S P ERA WHIP	IP WLS BF H R ER SO BB IBB HBP BLK WP HR S P ERA WHIP	IP WLS BF H R ER SO BB IBB HBP BLK WP HR S P ERA WHIP	IP WLS BF H R ER SO BB IBB HBP BLK WP HR S P ERA WHIP	IP WLS BF H R ER SO BB IBB HBP BLK WP HR S P ERA WHIP	IP WLS BF H R ER SO BB IBB HBP BLK WP HR S P ERA WHIP	IP WLS BF H R ER SO BB IBB HBP BLK WP HR S P ERA WHIP	IP WLS BF H R ER SO BB IBB HBP BLK WP HR S P ERA WHIP	IP WLS BF H R ER SO BB IBB HBP BLK WP HR S P ERA WHIP	
Bruce Hurst, L ERA: 3.3 Greg Harris, R ERA: 1.49 (1, 1) (11, 1)	7.0 2.0 W 7 1 0 0 4	10.0 W 7 1 0 0 4	10.0 W 7 1 0 0 4	10.0 W 7 1 0 0 4	10.0 W 7 1 0 0 4	10.0 W 7 1 0 0 4	10.0 W 7 1 0 0 4	10.0 W 7 1 0 0 4	10.0 W 7 1 0 0 4	10.0 W 7 1 0 0 4	10.0 W 7 1 0 0 4	10.0 W 7 1 0 0 4	10.0 W 7 1 0 0 4	10.0 W 7 1 0 0 4	10.0 W 7 1 0 0 4	10.0 W 7 1 0 0 4	10.0 W 7 1 0 0 4	10.0 W 7 1 0 0 4	10.0 W 7 1 0 0 4	10.0 W 7 1 0 0 4	10.0 W 7 1 0 0 4

Cincinnati Reds @ San Diego Padres  
Jack Murphy Stadium, San Diego, CA  
Thu Jun 15 1989, 6:33 AM EDT  
Att. 20,942 - Unknown

AB 41  
R 0  
H 9  
RBI 0  
BB 1  
SO 14  
LOB 15



Batter	1	2	3	4	5	6	7	8	9	10	11	12	AB	R	H	RBI	BB	SO	LOB	BOTTOM	
Shawn Abner, R OBP: 0.200, SLG: 0.200 (1, 8)													5	0	1	0	0	1	0		
Roberto Alomar, S OBP: 0.311, SLG: 0.304 (1, 4)													3	0	0	0	1	0	0		
Tony Gwynn, L OBP: 0.391, SLG: 0.464 (1, 9)													5	0	1	0	0	0	2		
Carmelo Martinez, R OBP: 0.311, SLG: 0.348 (1, 7) (11, 3)													4	0	1	0	1	0	1		
Rob Nelson, L OBP: 0.344, SLG: 0.370 Bip Roberts, S OBP: 0.357, SLG: 0.432 (10, PR) (11, 7)													3	0	0	0	1	1	1		
Luis Salazar, R OBP: 0.285, SLG: 0.354 (1, 5)														4	0	1	0	0	0		
Mark Parent, R OBP: 0.217, SLG: 0.359 (1, 2)													5	1	1	0	0	2	3		
Garry Templeton, S OBP: 0.277, SLG: 0.332 (1, 6)													4	0	2	0	1	1	0		
Bruce Hurst, L OBP: 0.095, SLG: 0.033 Benito Santiago, R OBP: 0.269, SLG: 0.371 Greg Harris, R Jack Clark, R OBP: 0.385, SLG: 0.352 (1, 1) (10, PH) (11, 1) (12, PH)													3	0	0	0	0	2	1		
<b>Inning Stats</b>	R: 0 E: 0 K: 0 S: 8	H: 0 LOB: 1 BB: 1 P: 14	R: 0 E: 0 K: 2 S: 8	H: 1 LOB: 1 BB: 0 P: 14	R: 0 E: 0 K: 0 S: 11	H: 0 LOB: 0 BB: 0 P: 11	R: 0 E: 0 K: 0 S: 10	H: 1 LOB: 0 BB: 0 P: 17	R: 0 E: 0 K: 2 S: 10	H: 1 LOB: 1 BB: 0 P: 13	R: 0 E: 0 K: 0 S: 8	H: 0 LOB: 2 BB: 2 P: 16	R: 0 E: 0 K: 0 S: 10	H: 3 LOB: 2 BB: 0 P: 19	R: 1 E: 0 K: 0 S: 11	H: 3 LOB: 2 BB: 0 P: 16	1B: 7 2B: 2 3B: 0 HR: 0	SF: 0 SAC: 2 DP: 1 HBP: 0	WP: 0 PA: 45		
<b>PITCHER</b>	IP WLS BF H R ER SO BB IBB HBP BLK WP HR S P ERA WHIP	IP WLS BF H R ER SO BB IBB HBP BLK WP HR S P ERA WHIP	IP WLS BF H R ER SO BB IBB HBP BLK WP HR S P ERA WHIP	IP WLS BF H R ER SO BB IBB HBP BLK WP HR S P ERA WHIP	IP WLS BF H R ER SO BB IBB HBP BLK WP HR S P ERA WHIP	IP WLS BF H R ER SO BB IBB HBP BLK WP HR S P ERA WHIP	IP WLS BF H R ER SO BB IBB HBP BLK WP HR S P ERA WHIP	IP WLS BF H R ER SO BB IBB HBP BLK WP HR S P ERA WHIP	IP WLS BF H R ER SO BB IBB HBP BLK WP HR S P ERA WHIP	IP WLS BF H R ER SO BB IBB HBP BLK WP HR S P ERA WHIP	IP WLS BF H R ER SO BB IBB HBP BLK WP HR S P ERA WHIP	IP WLS BF H R ER SO BB IBB HBP BLK WP HR S P ERA WHIP	IP WLS BF H R ER SO BB IBB HBP BLK WP HR S P ERA WHIP	IP WLS BF H R ER SO BB IBB HBP BLK WP HR S P ERA WHIP	IP WLS BF H R ER SO BB IBB HBP BLK WP HR S P ERA WHIP	IP WLS BF H R ER SO BB IBB HBP BLK WP HR S P ERA WHIP	IP WLS BF H R ER SO BB IBB HBP BLK WP HR S P ERA WHIP	IP WLS BF H R ER SO BB IBB HBP BLK WP HR S P ERA WHIP	IP WLS BF H R ER SO BB IBB HBP BLK WP HR S P ERA WHIP	IP WLS BF H R ER SO BB IBB HBP BLK WP HR S P ERA WHIP	
Tom Browning, L ERA: 3.31 Rob Dibble, R ERA: 1.99 John Franco, L ERA: 1.07 Tim Birtsas, L ERA: 2.25 Kent Tekulve, R ERA: 4.5 (1, 1) (8, 1) (9, 1) (12, 1) (12, 1)	7.0 1.0 3.0 0.1 0.0	24 4 13 3 1	3 1 1 2 1	0 0 0 1 0	0 2 2 1 0	0 0 0 0 0	0 0 0 0 0	0 9 26 8 3	0 0 13 10 6	52 9 43 10 6	86 1 1,000 6,000 ∞	0.00 0.00 0.00 27.00 ∞	0.00 0.00 0.00 0.00 ∞	0.00 0.00 0.00 0.00 ∞	0.00 0.00 0.00 0.00 ∞	0.00 0.00 0.00 0.00 ∞	0.00 0.00 0.00 0.00 ∞	0.00 0.00 0.00 0.00 ∞	0.00 0.00 0.00 0.00 ∞	0.00 0.00 0.00 0.00 ∞	0.00 0.00 0.00 0.00 ∞

Cincinnati Reds @ San Diego Padres  
Jack Murphy Stadium, San Diego, CA  
Thu Jun 15 1989, 6:33 AM EDT  
Att. 20,942 - Unknown

AB 39  
R 1  
H 8  
RBI 1  
BB 4  
SO 8  
LOB 12





Batter	1	2	3	4	5	6	7	8	9	AB	R	H	RBI	BB	SO	LOB	TOP					
Gerald Young, S OBP: 0.324, SLG: 0.247 (1, 8)	2-0 SH2-3 HR 2B		2-0 F8		1-2 S FC8-5 1B		4-1 1B BB		1-1 PO 2-3	3	1	2	0	1	0	0						
Craig Reynolds, L OBP: 0.277, SLG: 0.263 (1, 6)	0-0 SH2-3 2-3		1-2		1-2 FC8-5		1-1 1B		1-2 1B	3	0	2	0	0	0	2						
Bill Doran, S OBP: 0.350, SLG: 0.421 (1, 4)	2-1 HR		1-2 G4-3		2-3 K		0-0 G3			4	1	1	2	0	1	5						
Glenn Davis, R OBP: 0.334, SLG: 0.480 (1, 3)	1-2 L9			0-1 HR		0-2 F7		2-2 G1		4	1	1	1	0	0	0						
Terry Puhl, L OBP: 0.351, SLG: 0.387 (1, 7) (6, 9)	2-3 K		0-0 F9		0-1 G4-3		2-1 F7			4	0	0	0	0	1	0						
Ken Caminiti, S OBP: 0.298, SLG: 0.360 (1, 5)		1-1 F8		0-2 F7		4-0 BB		1-3 K		3	0	0	0	1	1	0						
Greg Gross, L OBP: 0.300, SLG: 0.167 Billy Hatcher, R OBP: 0.280, SLG: 0.321 Dave Smith, R (9, 1)		0-1 G1-3		3-2 F8		1-2 F8		0-0 PO SH1-4 1B		3	0	0	0	0	0	1						
Craig Biggio, R OBP: 0.327, SLG: 0.401 (1, 2)		2-2 G6-3		0-1 G1-3		0-0 G5-3		1-1 SH1-4		3	0	0	0	0	0	0						
Jim Clancy, R OBP: 0.227, SLG: 0.238 Larry Andersen, R OBP: 1.000, SLG: 1.000 Louie Meadows, L OBP: 0.212, SLG: 0.281 (9, 7)			1-3 K		0-1 FC8-5 1B		0-0 G6-3		1-0 P3	3	0	1	0	0	1	0						
<b>Inning Stats</b>	R: 2 E: 0 K: 1 S: 11	H: 2 LOB: 0 BB: 0 P: 18	R: 0 E: 0 K: 0 S: 9	H: 0 LOB: 0 BB: 0 P: 12	R: 0 E: 0 K: 1 S: 12	H: 1 LOB: 1 BB: 0 P: 17	R: 1 E: 0 K: 0 S: 9	H: 1 LOB: 0 BB: 0 P: 12	R: 0 E: 0 K: 1 S: 16	H: 2 LOB: 2 BB: 0 P: 20	R: 0 E: 0 K: 0 S: 8	H: 0 LOB: 1 BB: 1 P: 13	R: 0 E: 0 K: 0 S: 6	H: 1 LOB: 2 BB: 1 P: 11	R: 0 E: 0 K: 1 S: 9	H: 0 LOB: 0 BB: 0 P: 14	R: 0 E: 0 K: 0 S: 5	H: 1 LOB: 0 BB: 0 P: 8	1B: 5 2B: 1 3B: 0 HR: 2	SF: 0 SAC: 2 DP: 0 HBP: 0	WP: 0 PB: 0 SB: 1 CS: 0	PA: 37
<b>PITCHER</b>	IP WLS BF H R ER SO BB IBB HBP BLK WP HR S P ERA WHIP	IP WLS BF H R ER SO BB IBB HBP BLK WP HR S P ERA WHIP															IP WLS BF H R ER SO BB IBB HBP BLK WP HR S P ERA WHIP					
Ed Whitson, R ERA: 2.33 Mark Grant, R ERA: 2.31	(1, 1) (8, 1)	7.0 L 30 7 3 3 3 2 0 0 0 0 0 2 71 103 3.86 1.286															(1, 1) (8, 1)					

Houston Astros @ San Diego Padres  
Jack Murphy Stadium, San Diego, CA  
Fri Jun 16 1989, 10:05 PM EDT  
Att: 18,709 - Unknown - 73 F

AB 32  
R 3  
H 8  
RBI 3  
BB 2  
SO 4  
LOB 9



Batter	1	2	3	4	5	6	7	8	9	AB	R	H	RBI	BB	SO	LOB	BOTTOM					
Shawn Abner, R OBP: 0.222, SLG: 0.222 Mark Grant, R (8, 1)	0-3 K		2-2 FC3-6 1B		1-2 P5		2-1 FC6-4 1-2			4	0	1	0	0	1	4						
Roberto Alomar, S OBP: 0.307, SLG: 0.300 (1, 4)	2-1 G4-3		0-1 FC3-6 1-2		0-0 L8-4 2-3					4	0	0	0	0	1	3						
Tony Gwynn, L OBP: 0.389, SLG: 0.459 (1, 9)	2-1 G4-3			2-1 F7		2-1 F7		4-0 1B FC4-6 BB		3	1	0	0	1	0	0						
Marvell Wynne, L OBP: 0.326, SLG: 0.435 (1, 8)		1-3 K		0-1 BB 1B		0-0 F8		3-2 FC4-6 1B		4	0	2	0	0	1	0						
Benito Santiago, R OBP: 0.264, SLG: 0.364 (1, 2)		1-1 F8		0-0 P4		0-3 K		0-0 FC4-6 1-2		4	0	0	1	0	1	2						
Rob Nelson, L OBP: 0.368, SLG: 0.364 (1, 3)		4-2 BB		1-2 BB			4-0 1B BB		2-1 P4	1	0	0	0	3	0	1						
Luis Salazar, R OBP: 0.276, SLG: 0.346 (1, 5)		2-1 P4		0-1 F8			0-2 F8		2-1 P5	4	0	0	0	0	0	4						
Garry Templeton, S OBP: 0.276, SLG: 0.335 (1, 6)			1-3 K		0-0 2B		1-1 F8		0-1 F8	4	0	1	0	0	1	1						
Ed Whitson, R OBP: 0.216, SLG: 0.250 Carmelo Martinez, R OBP: 0.314, SLG: 0.350 (8, 7)			2-2 G6-3		0-1 L8-4 2B		2-1 FC6-4 1B		1-1 G6-3	2	0	1	0	0	0	0						
<b>Inning Stats</b>	R: 0 E: 0 K: 1 S: 7	H: 0 LOB: 0 BB: 0 P: 11	R: 0 E: 0 K: 1 S: 9	H: 0 LOB: 1 BB: 1 P: 17	R: 0 E: 0 K: 1 S: 11	H: 1 LOB: 0 BB: 0 P: 16	R: 0 E: 0 K: 0 S: 8	H: 1 LOB: 2 BB: 1 P: 14	R: 0 E: 0 K: 1 S: 9	H: 2 LOB: 1 BB: 0 P: 10	R: 0 E: 0 K: 1 S: 6	H: 0 LOB: 0 BB: 0 P: 8	R: 0 E: 0 K: 0 S: 9	H: 1 LOB: 2 BB: 1 P: 18	R: 1 E: 0 K: 1 S: 10	H: 1 LOB: 1 BB: 1 P: 19	R: 0 E: 0 K: 0 S: 6	H: 0 LOB: 0 BB: 0 P: 9	1B: 4 2B: 3 3B: 0 HR: 0	SF: 0 SAC: 0 DP: 1 HBP: 0	WP: 0 PB: 0 SB: 0 CS: 0	PA: 36
<b>PITCHER</b>	IP WLS BF H R ER SO BB IBB HBP BLK WP HR S P ERA WHIP	IP WLS BF H R ER SO BB IBB HBP BLK WP HR S P ERA WHIP															IP WLS BF H R ER SO BB IBB HBP BLK WP HR S P ERA WHIP					
Jim Clancy, R ERA: 3.57 Larry Andersen, R ERA: 0.44 Dave Smith, R ERA: 2.36	(1, 1) (7, 1) (9, 1)	6.2 W 27 6 1 1 1 1 0 0 0 0 0 0 12 23 6.75 1.500															(1, 1) (7, 1) (9, 1)					

Houston Astros @ San Diego Padres  
Jack Murphy Stadium, San Diego, CA  
Fri Jun 16 1989, 10:05 PM EDT  
Att: 18,709 - Unknown - 73 F

AB 32  
R 1  
H 6  
RBI 1  
BB 4  
SO 5  
LOB 15





Batter	1	2	3	4	5	6	7	8	9	AB	R	H	RBI	BB	SO	LOB	TOP								
<b>Billy Hatcher, R</b> OBP: 0.288, SLG: 0.347 (1, 7)										4	1	3	1	0	1	0	<b>Houston Astros @ San Diego Padres</b> Jack Murphy Stadium, San Diego, CA Sat Jun 17 1989, 10:05 PM EDT Att: 41,118 - Unknown - 71 F								
<b>Gerald Young, S</b> OBP: 0.323, SLG: 0.247 (1, 8)										4	0	1	0	0	1	2									
<b>Bill Doran, S</b> OBP: 0.345, SLG: 0.415 (1, 4)										4	0	0	0	0	0	1									
<b>Glenn Davis, R</b> OBP: 0.337, SLG: 0.482 (1, 3)										3	0	1	0	1	0	0									
<b>Ken Caminiti, S</b> OBP: 0.294, SLG: 0.354 (1, 5)										4	0	0	0	0	0	3									
<b>Craig Biggio, R</b> OBP: 0.327, SLG: 0.396 (1, 2)										2	0	0	0	1	0	1									
<b>Terry Puhl, L</b> OBP: 0.344, SLG: 0.379 (1, 9)										3	0	0	0	0	1	2									
<b>Eric Yelding, R</b> OBP: 0.250, SLG: 0.227 (1, 6)										3	0	1	0	0	0	0									
<b>Jim Deshaies, L</b> OBP: 0.194, SLG: 0.171 (1, 1)										3	0	0	0	0	2	1									
<b>Danny Darwin, R</b> OBP: 0.143, SLG: 0.143 (8, 1)										0	0	0	0	0	0	0									
<b>Louie Meadows, L</b> OBP: 0.212, SLG: 0.281 (8, 7)										0	0	0	0	0	0	0									
<b>Inning Stats</b>	R: 0 E: 0 K: 1 S: 12	H: 1 LOB: 2 BB: 1 P: 22	R: 0 E: 0 K: 1 S: 11	H: 1 LOB: 1 BB: 0 P: 13	R: 0 E: 0 K: 0 S: 4	H: 1 LOB: 1 BB: 0 P: 7	R: 0 E: 0 K: 1 S: 9	H: 0 LOB: 0 BB: 0 P: 13	R: 1 E: 0 K: 1 S: 10	H: 1 LOB: 0 BB: 0 P: 13	R: 0 E: 0 K: 0 S: 6	H: 0 LOB: 0 BB: 0 P: 11	R: 0 E: 0 K: 0 S: 4	H: 0 LOB: 0 BB: 1 P: 9	R: 0 E: 0 K: 1 S: 11	H: 1 LOB: 0 BB: 0 P: 17	R: 0 E: 0 K: 0 S: 3	H: 0 LOB: 0 BB: 0 P: 3	1B: 2 2B: 3 3B: 0 HR: 1	SF: 0 SAC: 0 DP: 2 HBP: 0	WP: 0 PB: 0 SB: 0 CS: 1	PA: 33			
<b>PITCHER</b>	IP	WLS	BF	H	R	ER	SO	BB	IBB	HBP	BLK	WP	HR	S	P	ERA	WHIP								
<b>Dennis Rasmussen, L</b> ERA: 4.17 (1, 1)	7.0		26	5	1	1	4	2	0	0	0	0	1	56	88	1.29	1.000								
<b>Greg Harris, R</b> ERA: 1.41 (8, 1)	2.0	W	6	1	0	0	1	0	0	0	0	0	0	14	20	0.00	0.500								

Batter	1	2	3	4	5	6	7	8	9	AB	R	H	RBI	BB	SO	LOB	BOTTOM								
<b>Shawn Abner, R</b> OBP: 0.154, SLG: 0.154 (1, 8)										4	0	0	0	0	0	0	<b>Houston Astros @ San Diego Padres</b> Jack Murphy Stadium, San Diego, CA Sat Jun 17 1989, 10:05 PM EDT Att: 41,118 - Unknown - 71 F								
<b>Roberto Alomar, S</b> OBP: 0.306, SLG: 0.299 (1, 4)										4	0	1	0	0	0	0									
<b>Tony Gwynn, L</b> OBP: 0.397, SLG: 0.471 (1, 9)										4	1	4	0	0	0	0									
<b>Jack Clark, R</b> OBP: 0.395, SLG: 0.370 (1, 3)										1	1	1	2	3	0	0									
<b>Carmelo Martinez, R</b> OBP: 0.312, SLG: 0.343 (1, 7)										3	0	0	0	1	0	5									
<b>Benito Santiago, R</b> OBP: 0.284, SLG: 0.362 (1, 2)										4	0	1	0	0	2	3									
<b>Luis Salazar, R</b> OBP: 0.277, SLG: 0.355 (1, 5)										4	0	1	0	0	0	1									
<b>Garry Templeton, S</b> OBP: 0.272, SLG: 0.330 (1, 6)										3	0	0	0	0	0	1									
<b>Dennis Rasmussen, L</b> OBP: 0.074, SLG: 0.074 ERA: 3.13 (1, 1)										2	0	0	0	0	1	1									
<b>Bip Roberts, S</b> OBP: 0.353, SLG: 0.427 (7, Ph)										1	0	0	0	0	1	0									
<b>Greg Harris, R</b> (8, 1)										0	0	0	0	0	0	0									
<b>Inning Stats</b>	R: 0 E: 0 K: 0 S: 14	H: 2 LOB: 30 BB: 1 P: 24	R: 0 E: 0 K: 2 S: 11	H: 1 LOB: 0 BB: 0 P: 15	R: 0 E: 0 K: 1 S: 12	H: 1 LOB: 3 BB: 2 P: 27	R: 0 E: 0 K: 0 S: 4	H: 0 LOB: 0 BB: 0 P: 6	R: 0 E: 0 K: 0 S: 7	H: 1 LOB: 2 BB: 1 P: 14	R: 0 E: 0 K: 0 S: 8	H: 0 LOB: 0 BB: 0 P: 14	R: 0 E: 0 K: 1 S: 9	H: 0 LOB: 0 BB: 0 P: 12	R: 2 E: 0 K: 0 S: 11	H: 3 LOB: 0 BB: 0 P: 12	R: 0 E: 0 K: 0 S: 3	H: 0 LOB: 0 BB: 0 P: 3	1B: 5 2B: 1 3B: 1 HR: 1	SF: 0 SAC: 0 DP: 1 HBP: 0	WP: 0 PB: 0 SB: 1 CS: 1	PA: 34			
<b>PITCHER</b>	IP	WLS	BF	H	R	ER	SO	BB	IBB	HBP	BLK	WP	HR	S	P	ERA	WHIP								
<b>Jim Deshaies, L</b> ERA: 3.13 (1, 1)	7.0		30	6	1	1	4	3	1	0	0	0	1	68	116	1.29	1.286								
<b>Danny Darwin, R</b> ERA: 2.56 (8, 1)	1.0	L	4	2	1	1	0	0	0	0	0	0	1	8	8	9.00	2.000								

AB	30
R	1
H	6
RBI	1
BB	2
SO	5
LOB	10



AB	30
R	2
H	8
RBI	2
BB	4
SO	4
LOB	11





Batter	1	2	3	4	5	6	7	8	9	AB	R	H	RBI	BB	SO	LOB	TOP			
<b>Billy Hatcher, R</b> OBP: 0.286, SLG: 0.348 (1, 8)	1-1 E5	1-2 F9					1-2 G5-3		0-0 2B	1-0 F8	5	0	1	0	0	0	1			
<b>Rafael Ramirez, R</b> OBP: 0.286, SLG: 0.315 (1, 6)	1-1 F9		1-3 K2-3				3-1 G4-3		3-1 G3		4	0	0	0	0	1	2			
<b>Bill Doran, S</b> OBP: 0.347, SLG: 0.416 (1, 4)	1-0 E S 1B		1-2 F7			1-1 1B			1-3 K		4	1	2	0	0	1	0			
<b>Glenn Davis, R</b> OBP: 0.332, SLG: 0.475 (1, 3)	3-1 E5 1B		1-1 F7			0-0 L6			1-1 G4-3		4	1	0	0	0	2				
<b>Terry Puhl, L</b> OBP: 0.348, SLG: 0.382 (1, 9)	2-2 1B				0-0 F9	1 SAFE F7			1-1 S HR 1B		4	1	2	1	0	0	1			
<b>Ken Caminiti, S</b> OBP: 0.297, SLG: 0.368 (1, 5)	2-1 3-H 1B				2-2 G3				1-1 G3		4	1	2	3	0	0	1			
<b>Louie Meadows, L</b> OBP: 0.189, SLG: 0.250 (1, 7)	1-2 P3				0-1 P6				1-1 F9	0-3 K	4	0	0	0	0	1	2			
<b>Craig Biggio, R</b> OBP: 0.325, SLG: 0.412 (1, 2)		3-2 G6-3			0-0 E5 SH3-4				3-1 HR	1-3 K	4	1	1	1	0	1	0			
<b>Mike Scott, R</b> OBP: 0.103, SLG: 0.081 (1, 1)		0-1 G6-3			3-1 SH3-4				0-1 L5	0-1 G6-3	3	0	0	0	0	0	0			
<b>Inning Stats</b>	R: 2 E: 2 K: 0 S: 15	H: 3 LOB: 2 BB: 0 P: 26	R: 0 E: 0 K: 1 S: 8	H: 0 LOB: 0 BB: 0 P: 12	R: 0 E: 0 K: 1 S: 8	H: 0 LOB: 0 BB: 0 P: 11	R: 0 E: 0 K: 0 S: 7	H: 0 LOB: 0 BB: 0 P: 9	R: 0 E: 1 K: 0 S: 5	H: 1 LOB: 1 BB: 0 P: 6	R: 1 E: 0 K: 0 S: 9	H: 2 LOB: 1 BB: 0 P: 16	R: 2 E: 0 K: 2 S: 12	H: 2 LOB: 0 BB: 0 P: 16	R: 0 E: 0 K: 1 S: 6	H: 0 LOB: 0 BB: 0 P: 8	1B: 5 2B: 1 3B: 0 HR: 2	SF: 0 SAC: 1 DP: 0 HBP: 0	WP: 0 PB: 0 SB: 2 CS: 0	PA: 37
<b>PITCHER</b>	IP WLS BF H R ER SO BB IBB HBP BLK WP HR S P ERA WHIP	7.0 L 29 6 3 1 1 0 0 0 0 0 1 60 95 1.29 0.857	2.0 8 2 2 2 3 0 0 0 0 0 1 18 24 9.00 1.000																	

Houston Astros @ San Diego Padres  
 Jack Murphy Stadium, San Diego, CA  
 Sun Jun 18 1989, 6:33 AM EDT  
 Att: 25,363 - Sunny - 85 F

AB	36
R	5
H	8
RBI	5
BB	0
SO	4
LOB	9




Batter	1	2	3	4	5	6	7	8	9	AB	R	H	RBI	BB	SO	LOB	BOTTOM			
<b>Shawn Abner, R</b> OBP: 0.176, SLG: 0.176 (1, 7)	0-2 1B E 1B		0-2 F8				1-2 G5-3			4	1	1	0	0	0	2				
<b>Roberto Alomar, S</b> OBP: 0.309, SLG: 0.305 (1, 4)	0-1 E 1B		1-2 G4-3				1-1 2-H 2B		1-3 K	4	0	2	1	0	1	1				
<b>Tony Gwynn, L</b> OBP: 0.405, SLG: 0.476 (1, 9)	0-1 E4 1-3 2-H 1B		0-0 S 1B			4-0 IBB			0-2 G5-4-3 1B	3	0	3	0	1	0	0				
<b>Jack Clark, R</b> OBP: 0.389, SLG: 0.363 (1, 3)	0-3 K		1 SAFE 1 SAFE F9			1-0 F7			0-0 G5-4-3 1-2	4	0	0	0	0	1	6				
<b>Marvell Wynne, L</b> OBP: 0.318, SLG: 0.423 (1, 8)	0-3 K				0-1 F8				0-1 P5	4	0	0	0	0	1	2				
<b>Luis Salazar, R</b> OBP: 0.271, SLG: 0.347 (1, 5)	1-3 K				2-1 F9				0-0 P3	4	0	0	0	0	1	2				
<b>Mark Parent, R</b> OBP: 0.205, SLG: 0.338 (1, 2)		0-0 G5-3			0-1 G6-3				0-3 K	4	0	0	0	0	2	0				
<b>Garry Templeton, S</b> OBP: 0.276, SLG: 0.333 (1, 6)		0-1 G1-3							0-1 G4-3	4	1	2	0	0	0	0				
<b>Walt Terrell, L</b> OBP: 0.182, SLG: 0.194 (7, PH)		3-3 K			2-0 SH3-4 2B 1B				0-0 SH3-4 1B	1	0	0	0	0	1	0				
<b>Bip Roberts, S</b> OBP: 0.353, SLG: 0.427 (8, 1)					1-2 SH3-4				1-2 SH3-4	0	0	0	0	0	0	0				
<b>Inning Stats</b>	R: 1 E: 1 K: 3 S: 17	H: 3 LOB: 2 BB: 0 P: 18	R: 0 E: 0 K: 1 S: 7	H: 0 LOB: 0 BB: 0 P: 10	R: 0 E: 0 K: 0 S: 10	H: 1 LOB: 1 BB: 0 P: 13	R: 0 E: 0 K: 0 S: 6	H: 0 LOB: 0 BB: 0 P: 8	R: 0 E: 0 K: 1 S: 7	H: 0 LOB: 0 BB: 0 P: 7	R: 0 E: 0 K: 1 S: 10	H: 1 LOB: 1 BB: 0 P: 13	R: 0 E: 0 K: 0 S: 7	H: 1 LOB: 0 BB: 0 P: 7	R: 0 E: 0 K: 1 S: 9	H: 0 LOB: 0 BB: 0 P: 11	1B: 7 2B: 1 3B: 0 HR: 0	SF: 0 SAC: 2 DP: 1 HBP: 0	WP: 0 PB: 0 SB: 1 CS: 0	PA: 35
<b>PITCHER</b>	IP WLS BF H R ER SO BB IBB HBP BLK WP HR S P ERA WHIP	9.0 W 35 8 2 1 7 0 1 0 0 0 0 80 104 1.00 0.889																		

Houston Astros @ San Diego Padres  
 Jack Murphy Stadium, San Diego, CA  
 Sun Jun 18 1989, 6:33 AM EDT  
 Att: 25,363 - Sunny - 85 F

AB	32
R	2
H	8
RBI	1
BB	1
SO	7
LOB	13





Batter	1	2	3	4	5	6	7	8	9	AB	R	H	RBI	BB	SO	LOB	TOP					
Kirk Gibson, L (1, 7) OBP: 0.388, SLG: 0.483	G4-3		K				K			3	0	0	0	1	2	1	<b>Los Angeles Dodgers @ San Diego Padres</b> Jack Murphy Stadium, San Diego, CA Mon Jun 19 1989, 10:05 PM EDT Att: 27,282 - Unknown <a href="http://livebaseballscorecards.com">livebaseballscorecards.com</a>					
Willie Randolph, R (1, 4) OBP: 0.386, SLG: 0.318	F8			F8	L7			G6-3		4	0	0	0	0	0	3						
Eddie Murray, S (1, 3) OBP: 0.336, SLG: 0.360				F7		G4-3		K		4	0	1	0	0	1	0						
Mike Davis, L (1, 9) OBP: 0.313, SLG: 0.378	K							G6-3		4	1	2	1	0	1	1						
Mike Scioscia, L (1, 2) OBP: 0.342, SLG: 0.344									G6-3		3	0	0	0	1	1						
Jeff Hamilton, R (1, 5) OBP: 0.291, SLG: 0.399											4	0	2	0	0	0		1				
John Shelby, S (1, 8) OBP: 0.234, SLG: 0.201											3	0	0	0	1	2		1				
Alfredo Griffin, S (1, 6) OBP: 0.274, SLG: 0.300											3	0	1	0	1	1		1				
Orel Hershiser, R (1, 1) OBP: 0.205, SLG: 0.316										1	0	0	0	0	0	0						
Franklin Stubbs, L (7, PH) OBP: 0.327, SLG: 0.295										1	0	0	0	0	0	1						
Alejandro Pena, R (7, 1)										0	0	0	0	0	0	0						
<b>Inning Stats</b>	R: 0 E: 0 K: 1 S: 9	H: 1 LOB: 1 BB: 0 P: 10	R: 0 E: 0 K: 1 S: 5	H: 0 LOB: 0 BB: 1 P: 9	R: 0 E: 0 K: 2 S: 7	H: 0 LOB: 0 BB: 0 P: 7	R: 0 E: 0 K: 1 S: 10	H: 1 LOB: 1 BB: 0 P: 13	R: 0 E: 0 K: 0 S: 8	H: 0 LOB: 3 BB: 3 P: 23	R: 1 E: 0 K: 0 S: 7	H: 2 LOB: 0 BB: 0 P: 10	R: 0 E: 0 K: 1 S: 12	H: 1 LOB: 1 BB: 0 P: 16	R: 0 E: 0 K: 0 S: 6	H: 0 LOB: 0 BB: 0 P: 8	R: 0 E: 0 K: 0 S: 11	H: 1 LOB: 1 BB: 0 P: 16	1B: 3 2B: 2 3B: 0 HR: 1	SF: 0 SAC: 1 DP: 1 HBP: 0	WP: 0 PB: 0 SB: 1 CS: 0	PA: 36
<b>PITCHER</b> Eric Show, R (1, 1) ERA: 3.92	IP: 9.0 WLS: W BF: 35 H: 6 R: 1 ER: 1 SO: 8 BB: 3 IBB: 1 HBP: 0 BLK: 0 WP: 0 HR: 1 S: 75 P: 112 ERA: 1.00 WHIP: 1.000															<b>PITCHER</b>						

Batter	1	2	3	4	5	6	7	8	9	AB	R	H	RBI	BB	SO	LOB	BOTTOM			
Shawn Abner, R (1, 7) OBP: 0.190, SLG: 0.333	K		G5-3							4	1	1	3	0	1	2	<b>Los Angeles Dodgers @ San Diego Padres</b> Jack Murphy Stadium, San Diego, CA Mon Jun 19 1989, 10:05 PM EDT Att: 27,282 - Unknown <a href="http://livebaseballscorecards.com">livebaseballscorecards.com</a>			
Roberto Alomar, S (1, 4) OBP: 0.305, SLG: 0.301	K			F8	K		F8			4	0	0	0	0	2	0				
Tony Gwynn, L (1, 9) OBP: 0.407, SLG: 0.477	G4-3									4	1	2	0	0	0	0				
Jack Clark, R (1, 3) OBP: 0.390, SLG: 0.377										3	1	1	2	1	1	1				
Marvell Wynne, L (1, 8) OBP: 0.309, SLG: 0.411										4	0	0	0	0	2	2				
Garry Templeton, S (1, 6) OBP: 0.276, SLG: 0.336										4	0	1	0	0	0	1				
Benito Santiago, R (1, 2) OBP: 0.264, SLG: 0.360										4	0	1	0	0	1	2				
Luis Salazar, R (1, 5) OBP: 0.272, SLG: 0.343										2	1	0	0	1	1	1				
Eric Show, R (1, 1) OBP: 0.235, SLG: 0.242										2	1	1	0	0	1	2				
<b>Inning Stats</b>	R: 0 E: 0 K: 2 S: 9	H: 0 LOB: 0 BB: 0 P: 13	R: 0 E: 0 K: 0 S: 8	H: 0 LOB: 0 BB: 0 P: 14	R: 0 E: 1 K: 1 S: 8	H: 1 LOB: 1 BB: 0 P: 9	R: 0 E: 0 K: 2 S: 9	H: 1 LOB: 1 BB: 0 P: 13	R: 3 E: 1 K: 1 S: 18	H: 2 LOB: 0 BB: 0 P: 25	R: 2 E: 0 K: 2 S: 10	H: 3 LOB: 2 BB: 1 P: 19	R: 0 E: 0 K: 0 S: 8	H: 0 LOB: 0 BB: 0 P: 12	R: 0 E: 0 K: 1 S: 8	H: 0 LOB: 1 BB: 1 P: 13	1B: 4 2B: 1 3B: 0 HR: 2	SF: 0 SAC: 1 DP: 1 HBP: 0	WP: 0 PB: 0 SB: 0 CS: 0	PA: 34
<b>PITCHER</b> Orel Hershiser, R (1, 1) ERA: 2.42	IP: 6.0 WLS: L BF: 27 H: 7 R: 5 ER: 2 SO: 8 BB: 0 IBB: 1 HBP: 0 BLK: 0 WP: 0 HR: 2 S: 62 P: 93 ERA: 3.00 WHIP: 1.167															<b>PITCHER</b>				
Alejandro Pena, R (7, 1) ERA: 2.6	IP: 2.0 WLS: 7 BF: 7 H: 0 R: 0 ER: 0 SO: 1 BB: 1 IBB: 0 HBP: 0 BLK: 0 WP: 0 HR: 0 S: 16 P: 25 ERA: 0.00 WHIP: 0.500															<b>PITCHER</b>				



Batter	1	2	3	4	5	6	7	8	9	AB	R	H	RBI	BB	SO	LOB	TOP			
<b>Jose Gonzalez, R</b> OBP: 0.333, SLG: 0.355 (1, 8)	F7		F7			G4-3		1B 2B		4	0	1	0	0	0	0	<b>Los Angeles Dodgers @ San Diego Padres</b> Jack Murphy Stadium, San Diego, CA Tue Jun 20 1989, 10:05 PM EDT Att: 25,746 - Unknown - 80 F <a href="http://livebaseballscorecards.com">livebaseballscorecards.com</a>			
<b>Willie Randolph, R</b> OBP: 0.397, SLG: 0.320 (1, 4)	P4			G6-3		FC5-4 1B		1B		4	0	2	0	0	0	0				
<b>Kirk Gibson, L</b> OBP: 0.379, SLG: 0.471 (1, 7)	G3			F8		F8		K		4	0	0	0	0	1	3				
<b>Eddie Murray, S</b> OBP: 0.331, SLG: 0.355 (1, 3)		K		F7		FC5-4			F8	4	0	0	0	0	1	1				
<b>Jeff Hamilton, R</b> OBP: 0.286, SLG: 0.392 (1, 5)		K			G1-3		K		F9	4	0	0	0	0	2	0				
<b>Mickey Hatcher, R</b> OBP: 0.308, SLG: 0.374 (1, 9)					E4 FC5 1B		K		E 1B	4	0	2	0	0	1	0				
<b>Rick Dempsey, R</b> OBP: 0.274, SLG: 0.197 (1, 2)					K				E5 1B	4	0	0	0	0	1	3				
<b>Franklin Stubbs, L</b> OBP: 0.327, SLG: 0.295 (8, PR)	F4						G6-3			0	0	0	0	0	0	0				
<b>Alfredo Griffin, S</b> OBP: 0.273, SLG: 0.299 (1, 6)			G4-3					P4	F9	4	0	1	0	0	0	2				
<b>Tim Belcher, R</b> OBP: 0.121, SLG: 0.152 (1, 1)										1	0	0	0	0	0	0				
<b>Mariano Duncan, R</b> OBP: 0.268, SLG: 0.357 (5, PH)			G4-3			FC5				1	0	0	0	0	0	2				
<b>John Wetteland, R</b> OBP: 0.233, SLG: 0.200 (5, 1)										0	0	0	0	0	0	0				
<b>John Shelby, S</b> OBP: 0.233, SLG: 0.200 (8, PH)										1	0	0	0	0	0	0				
<b>Tim Crews, R</b> OBP: 0.233, SLG: 0.200 (8, 1)										0	0	0	0	0	0	0				
<b>Inning Stats</b>	R: 0 E: 0 K: 0 S: 8	H: 0 LOB: 0 BB: 0 P: 13	R: 0 E: 0 K: 2 S: 9	H: 1 LOB: 1 BB: 0 P: 12	R: 0 E: 0 K: 0 S: 6	H: 0 LOB: 0 BB: 0 P: 10	R: 0 E: 0 K: 0 S: 8	H: 0 LOB: 0 BB: 0 P: 16	R: 0 E: 1 K: 1 S: 12	H: 1 LOB: 2 BB: 0 P: 15	R: 0 E: 0 K: 2 S: 9	H: 0 LOB: 0 BB: 0 P: 11	R: 0 E: 0 K: 1 S: 15	H: 2 LOB: 2 BB: 0 P: 23	R: 0 E: 1 K: 0 S: 9	H: 1 LOB: 2 BB: 0 P: 12	1B: 5 2B: 1 3B: 0 HR: 0	SF: 0 SAC: 0 DP: 0 HBP: 0	WP: 0 PB: 0 SB: 0 CS: 0	PA: 35
<b>PITCHER</b> <b>Bruce Hurst, L</b> ERA: 3.03 (1, 1)	IP: 9.0 WLS: W BF: 35 H: 6 R: 0 ER: 0 SO: 6 BB: 0 IBB: 0 HBP: 0 BLK: 0 WP: 0 HR: 0 S: 85 P: 126 ERA: 0.00 WHIP: 0.667																			

Batter	1	2	3	4	5	6	7	8	9	AB	R	H	RBI	BB	SO	LOB	BOTTOM	
<b>Shawn Abner, R</b> OBP: 0.240, SLG: 0.333 (1, 7)	G6-3			WP BB		P2				3	0	1	0	1	0	0	<b>Los Angeles Dodgers @ San Diego Padres</b> Jack Murphy Stadium, San Diego, CA Tue Jun 20 1989, 10:05 PM EDT Att: 25,746 - Unknown - 80 F <a href="http://livebaseballscorecards.com">livebaseballscorecards.com</a>	
<b>Roberto Alomar, S</b> OBP: 0.304, SLG: 0.301 (1, 4)	BB 1B	F8		SF7			G5-3			3	0	1	1	0	0	2		
<b>Tony Gwynn, L</b> OBP: 0.408, SLG: 0.473 (1, 9)	BB 1B			G6-3 E BB	G1-3		F9			2	1	0	0	2	0	1		
<b>Jack Clark, R</b> OBP: 0.392, SLG: 0.373 (1, 3)				G6-3			K			2	0	0	0	2	1	1		
<b>Marvell Wynne, L</b> OBP: 0.301, SLG: 0.400 (1, 8)	P3			P5			F9			4	0	0	0	0	0	5		
<b>Garry Templeton, S</b> OBP: 0.276, SLG: 0.340 (1, 6)	K			E9 2H 2B			F8			4	0	1	1	0	2	4		
<b>Benito Santiago, R</b> OBP: 0.259, SLG: 0.353 (1, 2)			F9	G6-3			K			4	0	0	0	0	1	2		
<b>Luis Salazar, R</b> OBP: 0.279, SLG: 0.349 (1, 5)		1B 1B		WP BB SF7 1B			K			3	1	2	0	0	1	0		
<b>Bruce Hurst, L</b> OBP: 0.086, SLG: 0.030 (1, 1)		K					K			3	0	0	0	0	3	2		
<b>Inning Stats</b>	R: 0 E: 0 K: 1 S: 12	H: 1 LOB: 3 BB: 2 P: 24	R: 0 E: 0 K: 1 S: 15	H: 2 LOB: 2 BB: 0 P: 24	R: 1 E: 1 K: 0 S: 8	H: 1 LOB: 1 BB: 1 P: 16	R: 1 E: 0 K: 1 S: 9	H: 1 LOB: 1 BB: 1 P: 20	R: 0 E: 0 K: 2 S: 9	H: 0 LOB: 0 BB: 0 P: 13	R: 0 E: 0 K: 1 S: 12	H: 0 LOB: 0 BB: 0 P: 17	R: 0 E: 0 K: 1 S: 13	H: 0 LOB: 0 BB: 0 P: 16	1B: 4 2B: 1 3B: 0 HR: 0	SF: 1 SAC: 0 DP: 0 HBP: 0		WP: 1 PB: 0 SB: 0 CS: 0
<b>PITCHER</b> <b>Tim Belcher, R</b> ERA: 3.22 (1, 1)	IP: 4.0 WLS: L BF: 21 H: 5 R: 2 ER: 2 SO: 3 BB: 4 IBB: 0 HBP: 0 BLK: 0 WP: 1 HR: 0 S: 44 P: 84 ERA: 4.50 WHIP: 2.250																	
<b>John Wetteland, R</b> ERA: 1.99 (5, 1)	3.0	10	0	0	0	4	1	0	0	0	0	29	46	0.00	0.333			
<b>Tim Crews, R</b> ERA: 2.73 (8, 1)	1.0	3	0	0	0	1	0	0	0	0	0	13	16	0.00	0.000			



Batter	1	2	3	4	5	6	7	8	9	AB	R	H	RBI	BB	SO	LOB	TOP								
<b>Kirk Gibson, L</b> OBP: 0.374, SLG: 0.459 (1, 7)	F8	G5-3			G4-3		2B BB		K	4	0	0	0	1	1	0	<b>Los Angeles Dodgers @ San Diego Padres</b> Jack Murphy Stadium, San Diego, CA Wed Jun 21 1989, 10:05 PM EDT Att: 29,336 - Unknown <a href="http://livebaseballscorecards.com">livebaseballscorecards.com</a>								
<b>Willie Randolph, R</b> OBP: 0.394, SLG: 0.322 (1, 4)	G1-3		G5-3		G6-3		1-3 2B		F9	5	0	1	1	0	0	0									
<b>Eddie Murray, S</b> OBP: 0.340, SLG: 0.369 (1, 3)	HR BB		E BB		HR		IBB			1	2	1	1	3	0	0									
<b>Mike Davis, L</b> OBP: 0.312, SLG: 0.396 <b>Jose Gonzalez, R</b> OBP: 0.333, SLG: 0.355 (1, 9) (7, 9)	1-H HR		E4 1-3		F7		K			4	1	1	2	0	1	4									
<b>Mike Scioscia, L</b> OBP: 0.345, SLG: 0.344 (1, 2)	HR 1B		L4-3 IBB		G4-3		F7			3	1	1	0	1	0	3									
<b>Jeff Hamilton, R</b> OBP: 0.286, SLG: 0.403 (1, 5)	1-H HR		L4-3		G6-3		K			4	1	1	2	0	1	3									
<b>John Shelby, S</b> OBP: 0.229, SLG: 0.196 (1, 8)	G6-3				P4		K		F9	4	0	0	0	0	1	0									
<b>Alfredo Griffin, S</b> OBP: 0.273, SLG: 0.304 (1, 6)		F8			G6-3		SH5-4 2B		G1-6-3	4	1	1	0	0	0	0									
<b>Tim Leary, R</b> OBP: 0.036, SLG: 0.036 <b>Jay Howell, R</b> (9, 1)		G5-3			K		SH5-4		K	3	0	0	0	0	2	0									
<b>Inning Stats</b>	R: 4 E: 0 K: 0 S: 12	H: 3 LOB: 0 BB: 1 P: 21	R: 0 E: 0 K: 0 S: 6	H: 0 LOB: 0 BB: 0 P: 9	R: 0 E: 1 K: 0 S: 7	H: 0 LOB: 2 BB: 2 P: 17	R: 0 E: 0 K: 1 S: 6	H: 0 LOB: 0 BB: 0 P: 9	R: 1 E: 0 K: 0 S: 9	H: 1 LOB: 0 BB: 0 P: 17	R: 0 E: 0 K: 1 S: 6	H: 0 LOB: 0 BB: 0 P: 10	R: 1 E: 0 K: 1 S: 14	H: 2 LOB: 3 BB: 2 P: 23	R: 0 E: 0 K: 1 S: 8	H: 0 LOB: 0 BB: 0 P: 9		R: 0 E: 0 K: 2 S: 7	H: 0 LOB: 0 BB: 0 P: 10	1B: 1 2B: 3 3B: 0 HR: 3	SF: 0 SAC: 1 DP: 1 HBP: 0	WP: 0 PB: 0 SB: 0 CS: 0	PA: 38		
<b>PITCHER</b>	IP	WLS	BF	H	R	ER	SO	BB	IBB	HBP	BLK	WP	HR	S	P	ERA	WHIP								
<b>Ed Whitson, R</b> ERA: 2.63 (1, 1)	5.0	L	22	4	5	5	1	2	1	0	0	0	3	40	73	9.00	1.200								
<b>Pat Clements, L</b> ERA: 4.5 (6, 1)	2.0		10	2	1	1	2	1	1	0	0	0	0	20	33	4.50	1.500								
<b>Mark Davis, L</b> ERA: 2.97 (8, 1)	2.0		6	0	0	0	3	0	0	0	0	0	0	15	19	0.00	0.000								

Batter	1	2	3	4	5	6	7	8	9	AB	R	H	RBI	BB	SO	LOB	BOTTOM								
<b>Shawn Abner, R</b> OBP: 0.200, SLG: 0.276 (1, 7)	G6-3	K			F8		F7		K	5	0	0	0	0	2	5	<b>Los Angeles Dodgers @ San Diego Padres</b> Jack Murphy Stadium, San Diego, CA Wed Jun 21 1989, 10:05 PM EDT Att: 29,336 - Unknown <a href="http://livebaseballscorecards.com">livebaseballscorecards.com</a>								
<b>Roberto Alomar, S</b> OBP: 0.313, SLG: 0.311 (1, 4)	PB 2B 1B		G4-6-3 1B		G4-6-3 1B		1B			4	1	4	0	0	0	0									
<b>Tony Gwynn, L</b> OBP: 0.406, SLG: 0.474 (1, 9)	1-H 2B		G4-6-3 1-2		G4-6-3 1-2		F7			4	0	1	1	0	0	4									
<b>Jack Clark, R</b> OBP: 0.386, SLG: 0.366 (1, 3)	K2-3		F7		G4-3		K			4	0	0	0	0	2	2									
<b>Marvell Wynne, L</b> OBP: 0.284, SLG: 0.390 (1, 8)	G1-3				E6 G6-4-3 1B		G3		G4-3	4	0	0	0	0	0	2									
<b>Gary Templeton, S</b> OBP: 0.284, SLG: 0.347 (1, 6)		WP BB 1B			G6-4-3 1B		G4-3		E 1B	4	0	3	0	0	0	0									
<b>Mark Parent, R</b> OBP: 0.208, SLG: 0.375 (1, 2)	F8		G6-4-3 1-2 2-3				HR		K	4	1	1	1	0	1	4									
<b>Luis Salazar, R</b> OBP: 0.273, SLG: 0.341 (1, 5)	F8		F8		F8		P4		F8	4	0	0	0	0	0	3									
<b>Ed Whitson, R</b> OBP: 0.237, SLG: 0.250 <b>Pat Clements, R</b> OBP: 0.300, SLG: 0.434 <b>Rob Nelson, L</b> OBP: 0.300, SLG: 0.357 <b>Mark Davis, L</b> OBP: 0.311, SLG: 0.341 (1, 1) (5, PH) (6, 1) (7, PH) (8, 1) (9, PH)		4-0 WP BB			1-1 1B		F7		E5	0	0	0	0	1	0	0									
<b>Inning Stats</b>	R: 1 E: 0 K: 1 S: 13	H: 2 LOB: 1 BB: 0 P: 21	R: 0 E: 0 K: 1 S: 11	H: 1 LOB: 2 BB: 1 P: 20	R: 0 E: 1 K: 0 S: 8	H: 1 LOB: 1 BB: 0 P: 11	R: 0 E: 0 K: 0 S: 7	H: 2 LOB: 1 BB: 0 P: 10	R: 0 E: 0 K: 0 S: 5	H: 0 LOB: 0 BB: 0 P: 7	R: 1 E: 0 K: 0 S: 8	H: 1 LOB: 0 BB: 0 P: 13	R: 0 E: 0 K: 1 S: 11	H: 1 LOB: 1 BB: 0 P: 17	R: 0 E: 1 K: 2 S: 15	H: 1 LOB: 2 BB: 0 P: 22		1B: 8 2B: 1 3B: 0 HR: 1	SF: 0 SAC: 0 DP: 3 HBP: 0	WP: 1 PB: 1 SB: 0 CS: 0	PA: 37				
<b>PITCHER</b>	IP	WLS	BF	H	R	ER	SO	BB	IBB	HBP	BLK	WP	HR	S	P	ERA	WHIP								
<b>Tim Leary, R</b> ERA: 3.03 (1, 1)	8.0	W	33	10	2	1	3	1	0	0	0	0	0	73	112	1.12	1.375								
<b>Jay Howell, R</b> ERA: 0.67 (9, 1)	1.0		4	0	0	0	2	0	0	0	0	0	0	11	16	0.00	0.000								



Batter	1	2	3	4	5	6	7	8	9	AB	R	H	RBI	BB	SO	LOB	TOP				
<b>Brett Butler, L</b> OBP: 0.379, SLG: 0.375 (1, 8)	G4-3						F9	F8	SH1-3								3 0 0 0 1 0 1				
<b>Robby Thompson, R</b> OBP: 0.362, SLG: 0.500 (1, 4)	K						G6-3	SF8	F9								5 1 1 1 0 1 2				
<b>Will Clark, L</b> OBP: 0.434, SLG: 0.580 (1, 3)	HR							1B	1B								3 2 2 2 2 0 1				
<b>Kevin Mitchell, R</b> OBP: 0.383, SLG: 0.683 (1, 7)	L6							1B	1B								4 0 2 1 0 1 1				
<b>Candy Maldonado, R</b> OBP: 0.304, SLG: 0.330 (6, PH)																	2 2 2 0 0 0 0				
<b>Pat Sheridan, L</b> OBP: 0.314, SLG: 0.333 (6, 9)																	3 1 1 0 0 1 4				
<b>Greg Litton, R</b> OBP: 0.385, SLG: 0.472 (6, PH)																	2 0 1 0 0 0 1				
<b>Ernest Riles, L</b> OBP: 0.344, SLG: 0.431 (6, 5)																	3 0 1 1 0 1 2				
<b>Kirt Manwaring, R</b> OBP: 0.277, SLG: 0.287 (5, PH)																	2 0 1 0 0 0 1				
<b>Terry Kennedy, L</b> OBP: 0.333, SLG: 0.362 (6, 2)																	0 0 0 0 0 1 0 0				
<b>Rich Gossage, R</b> OBP: 0.271, SLG: 0.287 (7, PH)																	1 0 1 1 0 0 0 0				
<b>Craig Lefferts, L</b> OBP: 0.500, SLG: 0.500 (8, 1)																	0 0 0 0 0 0 0 0				
<b>Steve Bedrosian, R</b> OBP: 0.500, SLG: 0.500 (8, 1)																	1 0 1 0 0 0 0 0				
<b>Jose Uribe, S</b> OBP: 0.290, SLG: 0.310 (1, 6)																	4 0 0 1 0 3 6				
<b>Michael LaCoss, R</b> OBP: 0.295, SLG: 0.225 (5, PH)																	1 0 0 0 0 0 1				
<b>Ed Jurak, R</b> OBP: 0.295, SLG: 0.225 (5, 1)																	1 0 0 0 0 1 0				
<b>Trevor Wilson, L</b> OBP: 0.750, SLG: 0.750 (6, 2)																	0 0 0 0 0 0 0				
<b>Bill Bathe, R</b> OBP: 0.750, SLG: 0.750 (6, 2)																	2 2 2 0 0 0 0				
<b>Inning Stats</b>	R: 1 E: 0 K: 1 S: 8	H: 1 LOB: 0 BB: 0 P: 12	R: 1 E: 0 K: 0 S: 10	H: 2 LOB: 1 BB: 0 P: 17	R: 0 E: 0 K: 1 S: 9	H: 0 LOB: 1 BB: 1 P: 15	R: 1 E: 0 K: 1 S: 9	H: 2 LOB: 0 BB: 0 P: 13	R: 0 E: 0 K: 2 S: 10	H: 1 LOB: 3 BB: 2 P: 22	R: 4 E: 0 K: 1 S: 27	H: 5 LOB: 2 BB: 1 P: 42	R: 1 E: 0 K: 1 S: 13	H: 3 LOB: 2 BB: 0 P: 17	R: 0 E: 0 K: 0 S: 8	H: 1 LOB: 0 BB: 0 P: 11	1B: 13 2B: 9 3B: 1 HR: 1	SF: 2 SAC: 1 DP: 2 HBP: 0	WP: 0 PB: 0 SB: 1 CS: 0	PA: 44	
<b>PITCHER</b>	IP	WLS	BF	H	R	ER	SO	BB	IBB	HBP	BLK	WP	HR	S	P	ERA	WHIP				
<b>Dennis Rasmussen, L</b> ERA: 4.24 (1, 1)	5.0		22	6	3	3	4	2	0	0	0	0	1	43	73	5.40	1.600				
<b>Greg Harris, R</b> ERA: 2.23 (6, 1)	2.0	L	13	5	4	4	3	2	0	0	0	0	0	35	57	18.00	3.500				
<b>Pat Clements, L</b> ERA: 4.5 (8, 1)	2.0		9	4	1	1	1	0	0	0	0	0	0	21	28	4.50	2.000				

San Francisco Giants @ San Diego Padres  
Jack Murphy Stadium, San Diego, CA  
Fri Jun 23 1989, 10:05 PM EDT  
Att: 21,721 - Unknown - 70 F

AB	37
R	8
H	15
RBI	7
BB	4
SO	8
LOB	20



Batter	1	2	3	4	5	6	7	8	9	AB	R	H	RBI	BB	SO	LOB	BOTTOM					
<b>Shawn Abner, R</b> OBP: 0.229, SLG: 0.303 (1, 7)	SH1-4																4 1 1 1 1 1 0					
<b>Roberto Alomar, S</b> OBP: 0.315, SLG: 0.311 (1, 4)																	3 1 1 0 1 0 1					
<b>Tony Gwynn, L</b> OBP: 0.405, SLG: 0.472 (1, 9)	SH1-4																3 1 1 0 0 0 1					
<b>Jack Clark, R</b> OBP: 0.384, SLG: 0.364 (1, 3)																	4 0 1 2 0 1 1					
<b>Marvell Wynne, L</b> OBP: 0.284, SLG: 0.385 (6, PR)																	2 0 0 0 0 1 1					
<b>Bip Roberts, S</b> OBP: 0.356, SLG: 0.429 (7, 7)																	1 1 0 0 0 0 1					
<b>Gary Templeton, S</b> OBP: 0.292, SLG: 0.368 (1, 6)																	4 2 3 2 0 0 0					
<b>Benito Santiago, R</b> OBP: 0.259, SLG: 0.360 (1, 2)																	4 0 1 1 0 2 2					
<b>Luis Salazar, R</b> OBP: 0.274, SLG: 0.341 (9, PH)																	3 0 1 0 0 0 2					
<b>Rob Nelson, L</b> OBP: 0.357, SLG: 0.351 (9, PH)																	1 0 0 0 0 1 0					
<b>Dennis Rasmussen, L</b> OBP: 0.103, SLG: 0.138 (6, 1)																	2 1 1 1 0 1 0					
<b>Greg Harris, R</b> ERA: 1.16 (7, PH)																	0 0 0 0 0 0 0					
<b>Chris James, R</b> OBP: 0.230, SLG: 0.258 (8, 1)																	1 0 0 0 0 0 0					
<b>Pat Clements, R</b> ERA: 2.87 (9, PH)																	1 0 0 0 0 0 0					
<b>Carmelo Martinez, R</b> OBP: 0.309, SLG: 0.339 (9, PH)																	1 0 0 0 0 0 0					
<b>Inning Stats</b>	R: 2 E: 0 K: 0 S: 5	H: 1 LOB: 2 BB: 2 P: 13	R: 2 E: 0 K: 1 S: 10	H: 4 LOB: 1 BB: 0 P: 14	R: 0 E: 0 K: 2 S: 8	H: 0 LOB: 0 BB: 0 P: 11	R: 0 E: 0 K: 1 S: 10	H: 0 LOB: 0 BB: 0 P: 15	R: 0 E: 0 K: 0 S: 11	H: 1 LOB: 1 BB: 0 P: 19	R: 2 E: 0 K: 0 S: 11	H: 2 LOB: 1 BB: 0 P: 21	R: 0 E: 0 K: 1 S: 8	H: 0 LOB: 0 BB: 0 P: 11	R: 1 E: 0 K: 0 S: 10	H: 2 LOB: 1 BB: 0 P: 13	R: 0 E: 0 K: 1 S: 6	H: 0 LOB: 0 BB: 0 P: 10	1B: 5 2B: 4 3B: 2 HR: 0	SF: 0 SAC: 1 DP: 1 HBP: 1	WP: 0 PB: 0 SB: 0 CS: 1	PA: 37
<b>PITCHER</b>	IP	WLS	BF	H	R	ER	SO	BB	IBB	HBP	BLK	WP	HR	S	P	ERA	WHIP					
<b>Michael LaCoss, R</b> ERA: 2.4 (5, 1)	1.1		8	3	2	2	1	0	0	1	0	0	0	19	36	13.50	2.250					
<b>Trevor Wilson, L</b> ERA: 1.16 (6, 1)	0.2	W	1	0	0	0	0	0	0	0	0	0	0	3	4	0.00	0.000					
<b>Rich Gossage, R</b> ERA: 1.16 (7, 1)	1.2		7	2	1	1	1	0	0	0	0	0	0	17	23	5.40	1.200					
<b>Craig Lefferts, L</b> ERA: 1.5 (8, 1)	1.1	S	4	0	0	0	1	0	0	0	0	0	0	7	11	0.00	0.000					

San Francisco Giants @ San Diego Padres  
Jack Murphy Stadium, San Diego, CA  
Fri Jun 23 1989, 10:05 PM EDT  
Att: 21,721 - Unknown - 70 F

AB	33
R	7
H	10
RBI	7
BB	2
SO	7
LOB	9





Batter	1	2	3	4	5	6	7	8	9	AB	R	H	RBI	BB	SO	LOB	TOP										
<b>Brett Butler, L</b> OBP: 0.381, SLG: 0.377 (1, 8)										4	1	2	0	0	1	0	<b>San Francisco Giants @ San Diego Padres</b> Jack Murphy Stadium, San Diego, CA Sat Jun 24 1989, 10:05 PM EDT Att: 32,615 - Unknown - 70 F										
<b>Robby Thompson, R</b> OBP: 0.364, SLG: 0.498 (1, 4)										3	1	1	0	1	1												
<b>Will Clark, L</b> OBP: 0.438, SLG: 0.588 (1, 3)										3	1	2	2	1	0	1											
<b>Kevin Mitchell, R</b> OBP: 0.378, SLG: 0.673 (1, 7)										4	0	0	0	0	1	4											
<b>Ernest Riles, L</b> OBP: 0.344, SLG: 0.429 (1, 5)										3	0	1	0	0	0	0											
<b>Bill Bathe, R</b> OBP: 0.600, SLG: 0.750 (8, PH)										0	0	0	1	0	0	0											
<b>Ken Oberkfell, L</b> OBP: 0.171, SLG: 0.211 (8, 5)										0	0	0	0	0	0	0											
<b>Pat Sheridan, L</b> OBP: 0.314, SLG: 0.328 (8, PH)										2	0	0	0	1	1	1											
<b>Candy Maldonado, R</b> OBP: 0.302, SLG: 0.328 (8, 9)										1	0	0	0	0	1	0											
<b>Kirt Manwaring, R</b> OBP: 0.276, SLG: 0.266 (1, 2)										4	0	1	0	0	0	1											
<b>Jose Uribe, S</b> OBP: 0.286, SLG: 0.305 (1, 6)										4	0	0	0	0	0	2											
<b>Don Robinson, R</b> OBP: 0.267, SLG: 0.341 (9, 1)										4	0	0	0	0	2	0											
<b>Steve Bedrosian, R</b> OBP: 0.500, SLG: 0.500 (9, 1)										0	0	0	0	0	0	0											
<b>Inning Stats</b>	R: 0 E: 0 K: 2 S: 10	H: 1 LOB: 1 BB: 0 P: 15	R: 0 E: 1 K: 1 S: 9	H: 2 LOB: 1 BB: 0 P: 13	R: 0 E: 0 K: 2 S: 15	H: 1 LOB: 2 BB: 1 P: 25	R: 0 E: 0 K: 0 S: 5	H: 0 LOB: 1 BB: 1 P: 9	R: 0 E: 0 K: 1 S: 6	H: 0 LOB: 0 BB: 0 P: 10	R: 0 E: 0 K: 0 S: 9	H: 0 LOB: 0 BB: 0 P: 15	R: 0 E: 0 K: 0 S: 6	H: 0 LOB: 0 BB: 0 P: 10	R: 3 E: 1 K: 1 S: 14	H: 3 LOB: 0 BB: 0 P: 21	R: 0 E: 0 K: 0 S: 5	H: 0 LOB: 0 BB: 0 P: 7	1B: 6 2B: 1 3B: 1 HR: 0	SF: 1 SAC: 0 DP: 1 HBP: 0	WP: 1 PB: 0 SB: 0 CS: 0	PA: 36					
<b>PITCHER</b>	IP	WLS	BF	H	R	ER	SO	BB	IBB	HBP	BLK	WP	HR	S	P	ERA	WHIP										
<b>Walt Terrell, R</b> ERA: 3.64 (1, 1)	7.0	L	29	6	2	2	6	3	0	0	0	1	0	65	105	2.57	1.286										
<b>Mark Davis, L</b> ERA: 3.13 (8, 1)	1.0		4	1	1	1	1	0	0	0	0	0	0	9	13	9.00	1.000										
<b>Mark Grant, R</b> ERA: 2.61 (9, 1)	1.0		3	0	0	0	0	0	0	0	0	0	0	5	7	0.00	0.000										

AB	32
R	3
H	7
RBI	3
BB	3
SO	7
LOB	10



Batter	1	2	3	4	5	6	7	8	9	AB	R	H	RBI	BB	SO	LOB	BOTTOM										
<b>Bip Roberts, S</b> OBP: 0.363, SLG: 0.425 (1, 5)										3	1	1	0	1	0	0	<b>San Francisco Giants @ San Diego Padres</b> Jack Murphy Stadium, San Diego, CA Sat Jun 24 1989, 10:05 PM EDT Att: 32,615 - Unknown - 70 F										
<b>Roberto Alomar, S</b> OBP: 0.316, SLG: 0.312 (1, 4)										3	0	1	0	0	2												
<b>Tony Gwynn, L</b> OBP: 0.400, SLG: 0.467 (1, 8)											3	0	0	1	0	2											
<b>Jack Clark, R</b> OBP: 0.379, SLG: 0.357 (1, 9)											4	0	0	0	2	1											
<b>Rob Nelson, L</b> OBP: 0.365, SLG: 0.350 (1, 3)										3	0	1	0	1	0	0											
<b>Marvell Wynne, L</b> OBP: 0.294, SLG: 0.385 (9, PR)										0	0	0	0	0	0	0											
<b>Garry Templeton, S</b> OBP: 0.287, SLG: 0.361 (1, 6)										4	0	0	0	0	0	2											
<b>Benito Santiago, R</b> OBP: 0.283, SLG: 0.367 (1, 2)											4	0	2	0	0	1											
<b>Shawn Abner, R</b> OBP: 0.231, SLG: 0.278 (1, 7)											3	0	0	0	1	3											
<b>Walt Terrell, L</b> OBP: 0.171, SLG: 0.182 (8, 1)										2	0	0	0	0	1	2											
<b>Chris James, R</b> OBP: 0.228, SLG: 0.257 (8, PH)										0	0	0	0	0	0	0											
<b>Mark Grant, R</b> ERA: 2.64 (9, 1)										0	0	0	0	0	0	0											
<b>Inning Stats</b>	R: 1 E: 0 K: 0 S: 9	H: 1 LOB: 2 BB: 1 P: 11	R: 0 E: 0 K: 1 S: 7	H: 1 LOB: 1 BB: 1 P: 13	R: 0 E: 0 K: 0 S: 10	H: 1 LOB: 0 BB: 0 P: 12	R: 0 E: 0 K: 0 S: 8	H: 0 LOB: 1 BB: 1 P: 15	R: 0 E: 0 K: 0 S: 4	H: 0 LOB: 0 BB: 1 P: 10	R: 0 E: 0 K: 1 S: 7	H: 0 LOB: 0 BB: 0 P: 11	R: 0 E: 0 K: 0 S: 5	H: 0 LOB: 0 BB: 0 P: 6	R: 0 E: 1 K: 0 S: 11	H: 0 LOB: 1 BB: 0 P: 15	R: 0 E: 0 K: 1 S: 12	H: 2 LOB: 2 BB: 0 P: 14	1B: 4 2B: 1 3B: 0 HR: 0	SF: 1 SAC: 1 DP: 0 HBP: 0	WP: 0 PB: 0 SB: 1 CS: 1	PA: 36					
<b>PITCHER</b>	IP	WLS	BF	H	R	ER	SO	BB	IBB	HBP	BLK	WP	HR	S	P	ERA	WHIP										
<b>Don Robinson, R</b> ERA: 2.58 (1, 1)	8.2	W	34	5	1	1	3	2	1	0	0	0	0	72	106	1.04	0.808										
<b>Steve Bedrosian, R</b> ERA: 2.64 (9, 1)	0.1	S	1	0	0	0	0	0	0	0	0	0	0	1	1	0.00	0.000										






Batter	1	2	3	4	5	6	7	8	9	AB	R	H	RBI	BB	SO	LOB	TOP									
<b>Brett Butler, L</b> OBP: 0.377, SLG: 0.370 (1, 8)	G3-1		K	K	G6-3			F7		5	0	0	1	1	2	3	<b>San Francisco Giants @ San Diego Padres</b> Jack Murphy Stadium, San Diego, CA Sun Jun 25 1989, 6:33 AM EDT Att: 41,028 - Sunny - 75 F  <b>livebaseballscorecards.com</b>									
<b>Ken Oberkfell, L</b> OBP: 0.192, SLG: 0.264 <b>Greg Litton, R</b> OBP: 0.395, SLG: 0.462 (1, 4) (4, FH) (4, 5)	2B		HR	G4-3 1B			WP 1B	G5-3	L4	1	2	1	1	1	0	0										
<b>Will Clark, L</b> OBP: 0.440, SLG: 0.592 (1, 3)	L9		HR	G4-3			F8			5	1	3	0	0	0	2										
<b>Kevin Mitchell, R</b> OBP: 0.382, SLG: 0.687 (1, 7)	1-H 2B		HR	G4-3			F8		BB 1B	5	2	3	3	0	0	3										
<b>Ernest Riles, L</b> OBP: 0.341, SLG: 0.424 <b>Robby Thompson, R</b> OBP: 0.367, SLG: 0.498 (1, 5) (4, 4)	G3-1		L8				P5		BB 1B	2	0	0	0	0	0	1										
<b>Pat Sheridan, L</b> OBP: 0.301, SLG: 0.345 <b>Cammy Maldonado, R</b> OBP: 0.301, SLG: 0.326 (1, 9) (4, PH) (4, 9) (4, 1)		G3		G6-3			G5-3		BB 1B	2	1	1	0	0	0	0										
<b>Trevor Wilson, L</b> <b>Ed Jurak, R</b> OBP: 0.304, SLG: 0.220 (7, PH) (7, 6)			2B						BB 1B	0	0	0	0	0	0	0										
<b>Kirt Manwaring, R</b> OBP: 0.281, SLG: 0.281 (1, 2)	G1-3		2B				F8		K	5	0	2	1	0	1	3										
<b>Jose Uribe, S</b> OBP: 0.293, SLG: 0.310 <b>Rich Gossage, R</b> (7, 1)							F7		F8	3	0	2	0	1	0	0										
<b>Bill Bathe, R</b> OBP: 0.500, SLG: 0.600 (9, PH)	1B		1B				G6-3 1B			1	0	0	0	0	0	3										
<b>Scott Garrelts, R</b> OBP: 0.184, SLG: 0.216 <b>Ernie Camacho, R</b> (3, 1)				G4-3			K		BB	2	0	0	0	0	1	3										
<b>Donell Nixon, R</b> OBP: 0.288, SLG: 0.263 (4, 9)									BB	1	0	0	1	2	1	2										
<b>Inning Stats</b>	R: 1 E: 0 K: 0 S: 8	H: 1 LOB: 1 BB: 1 P: 17	R: 0 E: 0 K: 1 S: 11	H: 1 LOB: 1 BB: 0 P: 16	R: 4 E: 0 K: 1 S: 23	H: 5 LOB: 2 BB: 1 P: 37	R: 0 E: 0 K: 1 S: 14	H: 1 LOB: 1 BB: 2 P: 30	R: 0 E: 0 K: 1 S: 10	H: 2 LOB: 1 BB: 0 P: 13	R: 0 E: 0 K: 0 S: 9	H: 1 LOB: 1 BB: 0 P: 14	R: 0 E: 0 K: 0 S: 6	H: 0 LOB: 0 BB: 0 P: 8	R: 0 E: 0 K: 0 S: 10	H: 1 LOB: 2 BB: 1 P: 18		R: 2 E: 0 K: 1 S: 22	H: 2 LOB: 3 BB: 3 P: 41	1B: 8 2B: 3 3B: 1 HR: 2	SF: 0 SAC: 0 DP: 1 HBP: 0	WP: 1 PB: 0 SB: 0 CS: 0	PA: 47			
<b>PITCHER</b>	IP	WLS	BF	H	R	ER	SO	BB	IBB	HBP	BLK	WP	HR	S	P	ERA		WHIP								
<b>Eric Show, R</b> ERA: 4.23 (1, 1)	3.0		18	7	5	5	2	1	1	0	0	0	2	42	70	15.00		2.667								
<b>Pat Clements, L</b> ERA: 3.95 (4, 1)	0.2	5	1	0	0	1	2	0	0	0	0	0	0	11	24	0.00	4.500									
<b>Mark Grant, R</b> ERA: 2.76 (4, 1)	4.1	W	19	6	2	2	1	2	0	0	0	1	0	45	74	4.15	1.846									
<b>Mark Davis, L</b> ERA: 3.05 (9, 1)	1.0	S	5	0	0	0	1	2	0	0	0	0	0	15	26	0.00	2.000									

Batter	1	2	3	4	5	6	7	8	9	AB	R	H	RBI	BB	SO	LOB	BOTTOM									
<b>Bip Roberts, S</b> OBP: 0.372, SLG: 0.434 (1, 5) (9, 7)	1B			SH3-4	F8			SH1-3		3	1	2	0	0	0	2	<b>San Francisco Giants @ San Diego Padres</b> Jack Murphy Stadium, San Diego, CA Sun Jun 25 1989, 6:33 AM EDT Att: 41,028 - Sunny - 75 F  <b>livebaseballscorecards.com</b>									
<b>Roberto Alomar, S</b> OBP: 0.320, SLG: 0.314 (1, 4)	HR		G4-3	PB	F8			F8		4	2	2	1	1	0	4										
<b>Tony Gwynn, L</b> OBP: 0.406, SLG: 0.483 (1, 9)	HR		S PB	E8	G3-6-3			F8		5	3	4	4	0	0	1										
<b>Rob Nelson, L</b> OBP: 0.354, SLG: 0.328 (1, 3)	G3		FC6-5	F7	G3-6-3			K		4	0	0	0	1	1	3										
<b>Carmelo Martinez, R</b> OBP: 0.308, SLG: 0.337 (1, 7) (9, 3)	G6-3		K					K		4	0	1	1	0	2	2										
<b>Garry Templeton, S</b> OBP: 0.282, SLG: 0.355 (1, 6)	K		FC6-5	K				G3-1		4	1	0	1	0	2	2										
<b>Mark Parent, R</b> OBP: 0.222, SLG: 0.413 (1, 2)			F8	HR				K		3	1	1	2	1	1	0										
<b>Shawn Abner, R</b> OBP: 0.209, SLG: 0.250 (1, 8)			P4	F9				G4-3		4	0	0	0	0	1	1										
<b>Eric Show, R</b> OBP: 0.257, SLG: 0.265 <b>Pat Clements, R</b> (4, 1)								E4		1	0	1	0	0	0	0										
<b>Mark Grant, R</b> OBP: 0.428, SLG: 0.200 <b>Mark Davis, L</b> (9, 1)				WP	SH3-4			SH1-3		2	2	1	0	1	0	1										
<b>Luis Salazar, R</b> OBP: 0.274, SLG: 0.341 (9, 5)				PB	BB			1B		0	0	0	0	0	0	0										
<b>Inning Stats</b>	R: 3 E: 0 K: 1 S: 14	H: 3 LOB: 0 BB: 0 P: 22	R: 0 E: 0 K: 0 S: 13	H: 2 LOB: 2 BB: 0 P: 19	R: 3 E: 0 K: 1 S: 14	H: 2 LOB: 0 BB: 1 P: 28	R: 3 E: 1 K: 1 S: 18	H: 2 LOB: 1 BB: 2 P: 33	R: 0 E: 0 K: 1 S: 7	H: 1 LOB: 0 BB: 0 P: 10	R: 0 E: 0 K: 1 S: 10	H: 0 LOB: 0 BB: 0 P: 13	R: 0 E: 0 K: 1 S: 11	H: 2 LOB: 1 BB: 0 P: 16	1B: 10 2B: 0 3B: 0 HR: 2	SF: 0 SAC: 2 DP: 1 HBP: 0		WP: 1 PB: 2 SB: 2 CS: 0	PA: 40							
<b>PITCHER</b>	IP	WLS	BF	H	R	ER	SO	BB	IBB	HBP	BLK	WP	HR	S	P	ERA		WHIP								
<b>Scott Garrelts, R</b> ERA: 2.72 (1, 1)	2.2	L	16	7	6	6	2	1	0	0	0	0	0	0	38	3.000										
<b>Ernie Camacho, R</b> ERA: 6.75 (3, 1)	0.2		4	0	2	2	0	2	0	0	0	1	0	8	19	27.00		3.000								
<b>Trevor Wilson, L</b> ERA: 4.5 (4, 1)	2.2		12	3	1	0	3	1	0	0	0	0	0	34	57	0.00	1.500									
<b>Rich Gossage, R</b> ERA: 1.42 (7, 1)	2.0		8	2	1	1	2	0	0	0	0	0	0	21	29	4.50	1.000									



Batter	1	2	3	4	5	6	7	8	9	10	11	12	13	14	15	16	17	AB	R	H	RBI	BB	SO	LOB	TOP							
<b>Bip Roberts, S</b> OBP: 0.371, SLG: 0.424 Luis Salazar, R OBP: 0.276, SLG: 0.355	G6-3		G4-3		1B			P3		2B		SH1-3		F8		5-3		2	0	0	1	0	0	0								
<b>Roberto Alomar, S</b> OBP: 0.216, SLG: 0.209	G6-3			F9	G4-6-3			G3		K		K		F8			L4	8	0	1	2	0	2	3								
<b>Tony Gwynn, L</b> OBP: 0.408, SLG: 0.480	K			G3	G4-6-3						F9							6	1	2	0	2	1	2								
<b>Jack Clark, R</b> OBP: 0.382, SLG: 0.357		K		1B				K										6	2	2	0	2	3	3								
<b>Chris James, R</b> OBP: 0.226, SLG: 0.257				F8	1B			K										8	0	2	1	0	1	3								
<b>Gary Templeton, S</b> OBP: 0.281, SLG: 0.350					F7													6	0	1	1	1	1	4								
<b>Mark Parent, R</b> OBP: 0.221, SLG: 0.400 Mark Davis, L OBP: 0.344, SLG: 0.333	G6-3																	5	1	1	0	0	2	3								
<b>Tim Flannery, L</b> OBP: 0.217, SLG: 0.256 Mark Grant, R OBP: 0.429, SLG: 0.200 Pat Clements, R OBP: 0.287, SLG: 0.375					SH5-4													0	0	0	0	0	0	0								
<b>Shawn Abner, R</b> OBP: 0.217, SLG: 0.256 Marvell Wynne, L OBP: 0.287, SLG: 0.375				P3														1	0	1	0	0	0	0								
<b>Bruce Hurst, L</b> OBP: 0.081, SLG: 0.029 Rob Nielson OBP: 0.350, SLG: 0.323 Greg Harris, R OBP: 0.284, SLG: 0.367																		4	0	0	0	0	2	2								
<b>Inning Stats</b>	R: 0 E: 0 K: 1 S: 10	H: 0 LOB: 0 BB: 0 P: 10	R: 0 E: 0 K: 1 S: 9	H: 0 LOB: 1 BB: 1 P: 18	R: 0 E: 0 K: 1 S: 8	H: 0 LOB: 0 BB: 0 P: 11	R: 0 E: 0 K: 1 S: 14	H: 2 LOB: 2 BB: 0 P: 20	R: 2 E: 0 K: 0 S: 7	H: 3 LOB: 1 BB: 1 P: 13	R: 0 E: 0 K: 2 S: 11	H: 0 LOB: 0 BB: 0 P: 14	R: 0 E: 0 K: 3 S: 11	H: 0 LOB: 1 BB: 1 P: 20	R: 0 E: 0 K: 2 S: 9	H: 0 LOB: 0 BB: 0 P: 16	R: 0 E: 0 K: 3 S: 10	H: 1 LOB: 1 BB: 0 P: 16	R: 0 E: 0 K: 1 S: 6	H: 2 LOB: 2 BB: 1 P: 6	R: 1 E: 1 K: 0 S: 5	H: 2 LOB: 2 BB: 1 P: 9	R: 0 E: 0 K: 1 S: 5	H: 0 LOB: 0 BB: 0 P: 5	R: 0 E: 0 K: 1 S: 5	H: 0 LOB: 0 BB: 0 P: 5	R: 2 E: 0 K: 1 S: 7	H: 2 LOB: 1 BB: 1 P: 11	1B: 12 2B: 2 3B: 0 HR: 0	SF: 1 SAC: 2 DP: 1 HBP: 0	WP: 2 PB: 0 SB: 2 CS: 0	PA: 70
<b>PITCHER</b>	IP	WLS	BF	H	R	ER	SO	BB	IBB	HBP	BLK	WP	HR	S	P	ERA	WHIP															
<b>John Tudor, L</b> ERA: 4.15	4.1	0	20	5	2	2	3	2	0	0	0	0	0	1	1	4.15	1.815															
<b>Ricky Horton, L</b> ERA: 3.1	0.2	1	0	0	0	0	0	0	0	0	0	0	0	1	1	0.00	0.000															
<b>Alejandro Pena, R</b> ERA: 2.65	2.0	6	0	0	0	0	5	0	0	0	0	0	0	19	25	0.00	0.000															
<b>Jay Howell, R</b> ERA: 0.53	2.0	7	0	0	0	0	3	1	0	0	0	0	0	21	36	0.00	0.500															
<b>John Wetteland, R</b> ERA: 2.16	4.0	19	6	1	1	4	4	1	0	0	0	2	0	26	36	2.25	1.750															
<b>PITCHER</b>	IP	WLS	BF	H	R	ER	SO	BB	IBB	HBP	BLK	WP	HR	S	P	ERA	WHIP															
<b>Tim Belcher, R</b> ERA: 3.28	14.1	4	0	17	3	2	3	0	2	0	0	0	0	21	29	4.50	0.750															
<b>Batter</b>	1	2	3	4	5	6	7	8	9	10	11	12	13	14	15	16	17	AB <th>R</th> <th>H</th> <th>RBI</th> <th>BB</th> <th>SO</th> <th>LOB</th> <th>BOTTOM</th>	R	H	RBI	BB	SO	LOB	BOTTOM							
<b>Alfredo Griffin, S</b> OBP: 0.303, SLG: 0.384	G6-3		F7		G3-1													8	0	2	1	0	0	9								
<b>Willie Randolph, R</b> OBP: 0.309, SLG: 0.326 Jay Howell, R OBP: 0.280, SLG: 0.217	G6-3			G4-3														3	0	1	0	1	0	1								
<b>Kirk Gibson, L</b> OBP: 0.343, SLG: 0.426	F9			K														8	1	0	0	0	4	4								
<b>Eddie Murray, S</b> OBP: 0.344, SLG: 0.378				P6														8	0	1	0	0	3	1								
<b>Mickey Hatcher, R</b> OBP: 0.268, SLG: 0.289 John Shelby, S OBP: 0.227, SLG: 0.192	B1-3																	4	0	2	1	0	0	1								
<b>Jeff Hamilton, R</b> OBP: 0.271, SLG: 0.375	P6																	7	0	0	0	0	2	3								
<b>Jose Gonzalez, R</b> OBP: 0.397, SLG: 0.392	K																	6	1	3	0	1	2	1								
<b>Mike Scioscia, L</b> OBP: 0.349, SLG: 0.344 Franklin Stubbs, L OBP: 0.333, SLG: 0.370 John Wetteland, R OBP: 0.333, SLG: 0.333 Mike Davis, L OBP: 0.316, SLG: 0.397 Tim Belcher, R OBP: 0.114, SLG: 0.143				F7														3	0	2	0	0	0	0								
<b>John Tudor, L</b> Ricky Horton, L Marquis Duncan, R Alejandro Pena, R Dave Anderson, R	G6-3																	1	0	0	0	0	0	0								
<b>Inning Stats</b>	R: 0 E: 0 K: 0 S: 7	H: 1 LOB: 0 BB: 0 P: 10	R: 0 E: 0 K: 1 S: 10	H: 1 LOB: 1 BB: 0 P: 13	R: 0 E: 0 K: 0 S: 12	H: 0 LOB: 0 BB: 0 P: 15	R: 0 E: 0 K: 1 S: 7	H: 0 LOB: 0 BB: 0 P: 8	R: 0 E: 0 K: 2 S: 17	H: 3 LOB: 3 BB: 0 P: 20	R: 1 E: 0 K: 1 S: 11	H: 2 LOB: 1 BB: 1 P: 14	R: 1 E: 0 K: 1 S: 12	H: 2 LOB: 2 BB: 1 P: 18	R: 0 E: 0 K: 0 S: 12	H: 2 LOB: 2 BB: 0 P: 18	R: 0 E: 0 K: 3 S: 10	H: 0 LOB: 0 BB: 0 P: 9	R: 0 E: 0 K: 1 S: 6	H: 1 LOB: 2 BB: 1 P: 10	R: 0 E: 0 K: 0 S: 5	H: 0 LOB: 0 BB: 0 P: 5	R: 0 E: 0 K: 0 S: 4	H: 0 LOB: 0 BB: 0 P: 12	R: 0 E: 0 K: 1 S: 5	H: 0 LOB: 0 BB: 0 P: 5	R: 0 E: 0 K: 1 S: 6	H: 1 LOB: 1 BB: 0 P: 6	1B: 14 2B: 1 3B: 0 HR: 0	SF: 0 SAC: 2 DP: 1 HBP: 0	WP: 1 PB: 0 SB: 2 CS: 0	PA: 69
<b>PITCHER</b>	IP	WLS	BF	H	R	ER	SO	BB	IBB	HBP	BLK	WP	HR	S	P	ERA	WHIP															
<b>Bruce Hurst, L</b> ERA: 2.95	9.0	38	11	2	2	7	1	0	0	0	0	0	0	14	18	2.00	1.333															
<b>Greg Harris, R</b> ERA: 2.14	1.2	7	1	0	0	4	1	0	0	0	0	0	0	6	6	0.00	1.200															
<b>Mark Davis, L</b> ERA: 2.95	1.1	4	0	0	0	1	0	0	0	0	0	0	0	6	6	0.00	0.000															
<b>Mark Grant, R</b> ERA: 2.95	0.1	3	1	1	1	0	1	0	0	0	0	0	0	2	6	27.00	6.000															
<b>Pat Clements, L</b> ERA: 1.93	4.2	W	17	2	0	0	2	1	0	0	0	1	0	20	24	0.00	0.643															

**San Diego Padres @ Los Angeles Dodgers**  
Dodger Stadium, Los Angeles, CA  
Tue Jun 27 1989, 7:05 PM PDT  
Att. 37,385 - Unknown



AB 61  
R 5  
H 14  
RBI 5  
BB 6  
SO 18  
LOB 21

**San Diego Padres @ Los Angeles Dodgers**  
Dodger Stadium, Los Angeles, CA  
Tue Jun 27 1989, 7:05 PM PDT  
Att. 37,385 - Unknown

AB 63  
R 3  
H 15  
RBI 3  
BB 4  
SO 14  
LOB 29





Batter	1	2	3	4	5	6	7	8	9	AB	R	H	RBI	BB	SO	LOB	TOP				
Marvell Wynne, L (1,8) OBP: 0.287, SLG: 0.372	2-2 FC1-6 1B		0-3 K					0-0 G6-3		4	0	1	0	0	1	2	<b>San Diego Padres @ Los Angeles Dodgers</b> Dodger Stadium, Los Angeles, CA Wed Jun 28 1989, 7:05 PM PDT Att: 33,708 - Unknown - 70 F <a href="http://livebaseballscorecards.com">livebaseballscorecards.com</a>				
Roberto Alomar, S (1,4) OBP: 0.315, SLG: 0.306	0-0 FC1-6 1-2		1-2 G6-3					2-2 G3-1		3	0	0	0	1	0	1					
Tony Gwynn, L (1,9) OBP: 0.412, SLG: 0.484	0-0 E7 1-3							1-1 G4-3		4	0	3	2	0	0	0					
Jack Clark, R (1,3) OBP: 0.384, SLG: 0.357 Greg Harris, R (8,1) Mark Davis, L (8,1)	3-3 K							0-3 K		3	0	1	0	1	2	2					
Chris James, R (1,7) OBP: 0.226, SLG: 0.252	0-2 G3							0-2 G6-3		4	0	0	0	0	0	7					
Gary Templeton, S (1,6) OBP: 0.277, SLG: 0.344		0-1 P6						0-0 F7		4	0	0	0	0	0	1					
Benito Santiago, R (1,2) OBP: 0.268, SLG: 0.366		0-3 K						1-1 FC1-5 1B		3	0	1	0	1	1	0					
Tim Flannery, L (1,5) OBP: 0.344, SLG: 0.333 Luis Salazar, R (8, PR) OBP: 0.292, SLG: 0.358		3-1 F7						2-2 F8		3	0	1	0	0	0	1					
Ed Whitson, R (1,1) OBP: 0.225, SLG: 0.237 Bip Roberts, S (8, PH) OBP: 0.367, SLG: 0.419 Rob Nelson, L (8, 3) OBP: 0.346, SLG: 0.318			0-0 G6-3					2-1 FC1-5 1B		2	0	0	0	0	0	0					
<b>Inning Stats</b>	R: 0 E: 1 K: 1 S: 11	H: 2 LOB: 2 BB: 0 P: 16	R: 0 E: 0 K: 1 S: 7	H: 0 LOB: 0 BB: 0 P: 10	R: 0 E: 0 K: 1 S: 7	H: 0 LOB: 0 BB: 0 P: 8	R: 0 E: 0 K: 0 S: 7	H: 2 LOB: 1 BB: 0 P: 10	R: 0 E: 0 K: 0 S: 5	H: 0 LOB: 0 BB: 1 P: 12	R: 0 E: 0 K: 0 S: 7	H: 0 LOB: 0 BB: 0 P: 7	R: 0 E: 0 K: 1 S: 15	H: 3 LOB: 3 BB: 2 P: 29	R: 0 E: 0 K: 1 S: 13	H: 1 LOB: 1 BB: 0 P: 16		1B: 8 2B: 0 3B: 0 HR: 0	SF: 0 SAC: 0 DP: 1 HBP: 0	WP: 0 PB: 0 SB: 1 CS: 1	PA: 36
<b>PITCHER</b>	IP WLS BF H R ER SO BB IBB HBP BLK WP HR S P ERA WHIP	7.2 L 29 6 2 2 4 2 0 0 0 0 0 60 91 2.35 1.043	0.0 1 1 0 0 0 0 0 0 0 0 0 0 2 3 ∞ ∞	0.1 2 0 0 0 0 0 1 0 0 0 0 0 4 8 0.00 0.000	1.0 4 1 0 0 1 0 0 0 0 0 0 0 13 16 0.00 1.000																

Batter	1	2	3	4	5	6	7	8	9	AB	R	H	RBI	BB	SO	LOB	BOTTOM					
Alfredo Griffin, S (1,6) OBP: 0.311, SLG: 0.365	0-3 K		0-1 K					0-2 K		5	0	3	1	0	2	0	<b>San Diego Padres @ Los Angeles Dodgers</b> Dodger Stadium, Los Angeles, CA Wed Jun 28 1989, 7:05 PM PDT Att: 33,708 - Unknown - 70 F <a href="http://livebaseballscorecards.com">livebaseballscorecards.com</a>					
Mike Davis, L (1,9) OBP: 0.313, SLG: 0.393 John Shelby, S (8,8) OBP: 0.226, SLG: 0.191	2-2 FC6 1B		0-1 F9					1-2 F7		4	0	1	0	0	0	4						
Kirk Gibson, L (1,7) OBP: 0.339, SLG: 0.420	3-3 K							0-0 G5-3		5	0	1	0	0	1	2						
Eddie Murray, S (1,3) OBP: 0.342, SLG: 0.375	2-2 FC6							0-0 G4-3		5	0	1	0	0	2	2						
Mike Scioscia, L (1,2) OBP: 0.343, SLG: 0.338 Franklin Stubbs, L (8, PR) OBP: 0.333, SLG: 0.370 Rick Dempsey, R (9,2) OBP: 0.280, SLG: 0.217		1-2 G5-3						1-0 E3		4	0	0	0	0	0	1						
Jeff Hamilton, R (1,5) OBP: 0.274, SLG: 0.381		1-2 G1-3						1-0 F8		4	0	2	0	0	0	0						
Jose Gonzalez, R (1,8) OBP: 0.419, SLG: 0.407		1-2 G4-3						1-1 F8		3	1	2	0	1	0	0						
Dave Anderson, R (1,4) OBP: 0.299, SLG: 0.213 Mickey Hatcher, R (8, PH) OBP: 0.325, SLG: 0.385			1-3 K					0-3 K		3	0	1	0	0	1	3						
Mike Morgan, R (1,1) OBP: 0.103, SLG: 0.103 Ricky Horton, L (8,1) Alejandro Pena, R (8,1) Mariano Duncan, R (8, PH) OBP: 0.282, SLG: 0.364 Jay Howell, R (9,1)			1-0 G4-3					0-3 K		2	0	0	0	0	0	0						
<b>Inning Stats</b>	R: 0 E: 0 K: 2 S: 12	H: 1 LOB: 1 BB: 0 P: 19	R: 0 E: 0 K: 0 S: 11	H: 0 LOB: 0 BB: 0 P: 14	R: 0 E: 0 K: 1 S: 8	H: 1 LOB: 1 BB: 0 P: 10	R: 0 E: 0 K: 1 S: 6	H: 0 LOB: 0 BB: 0 P: 12	R: 1 E: 0 K: 0 S: 9	H: 3 LOB: 2 BB: 0 P: 15	R: 0 E: 0 K: 0 S: 10	H: 2 LOB: 1 BB: 1 P: 14	R: 0 E: 0 K: 0 S: 9	H: 1 LOB: 1 BB: 0 P: 12	R: 0 E: 1 K: 2 S: 12	H: 2 LOB: 3 BB: 0 P: 16		R: 0 E: 0 K: 2 S: 10	H: 1 LOB: 1 BB: 0 P: 12	1B: 9 2B: 2 3B: 0 HR: 0	SF: 0 SAC: 1 DP: 0 HBP: 0	WP: 0 PB: 0 SB: 0 CS: 0
<b>PITCHER</b>	IP WLS BF H R ER SO BB IBB HBP BLK WP HR S P ERA WHIP	7.0 W 30 8 1 1 4 0 0 0 0 0 0 6 10 0.00 6.000	0.1 4 2 0 0 0 0 0 0 0 0 0 0 6 10 0.00 6.000	1.2 S 6 1 0 0 4 0 0 0 0 0 0 16 18 0.00 0.600																		





Batter	1	2	3	4	5	6	7	8	9	AB	R	H	RBI	BB	SO	LOB	TOP					
<b>Bip Roberts, S</b> OBP: 0.369, SLG: 0.411 (1, 5)	1-3 <b>K</b>		0-0 <b>FC6-4</b>	1-2 <b>P3</b>			0-2 <b>FC1-6</b> 1B		4-0 <b>E</b> BB	4	0	1	0	1	1	3	<b>San Diego Padres @ Los Angeles Dodgers</b> Dodger Stadium, Los Angeles, CA Thu Jun 29 1989, 7:05 PM PDT Att: 36,128 - Unknown - 70 F <a href="http://livebaseballscorecards.com">livebaseballscorecards.com</a>					
<b>Roberto Alomar, S</b> OBP: 0.310, SLG: 0.301 (1, 4)	3-1 <b>6-3</b>		1-2 <b>6-3</b>		2-2 <b>F9</b>		0-1 <b>FC1-6</b> <b>FC4-6</b> 1-2		0-0 <b>E1</b> <b>G6-4-3</b>	5	0	0	0	0	0	3						
<b>Tony Gwynn, L</b> OBP: 0.412, SLG: 0.482 (1, 9)	1-1 <b>F7</b>			0-1 <b>E</b> <b>FC5-2</b> 1B	1-0 <b>1B</b>		3-1 <b>FC4-6</b> <b>CS</b> 1-2		0-0 <b>B2</b>	5	0	2	0	0	0	3						
<b>Jack Clark, R</b> OBP: 0.387, SLG: 0.356 <b>Mark Davis, L</b> (9, 1)		2-2 <b>FC3-6</b> 1B 1-2 <b>WP</b>		4-0 <b>FC5-2</b> <b>E</b> BB 1-2 <b>BB</b>	4-1 <b>1B</b> BB		1-1 <b>CS</b> 1-2	1-1 <b>F8</b>	1-2 <b>G6-4-3</b>	3	1	1	0	2	0	2						
<b>Chris James, R</b> OBP: 0.230, SLG: 0.257 (1, 7)		0-0 <b>FC3-6</b> 1B 1-2 <b>WP</b>		0-0 <b>E5</b> BB <b>FC5-2</b> 1-2 <b>FC6-4</b>	2-2 <b>1B</b> BB			0-1 <b>1B</b> 1B		4	3	2	0	0	0	3						
<b>Gary Templeton, S</b> OBP: 0.276, SLG: 0.343 (1, 6)		1-1 <b>1B</b> 1-3 <b>1B</b>		2-0 <b>FC5-2</b> BB 1-2 <b>E</b>	0-0 <b>L8</b>			0-0 <b>F7</b>		4	1	1	0	0	0	6						
<b>Benito Santiago, R</b> OBP: 0.272, SLG: 0.366 (1, 2)		2-3 <b>K</b> 3-H		1-2 <b>FC6-4</b> BB 1-2 <b>2-3</b> 3-H		2-1 <b>5-3</b>		2-2 <b>1B</b> 1B		3	0	1	1	1	1	0						
<b>Shawn Abner, R</b> OBP: 0.204, SLG: 0.239 <b>Marvell Wynne, L</b> OBP: 0.376, SLG: 0.376 (8, PH) (8, 8)			1-2 <b>P5</b>	1-0 <b>FC6-4</b> 1B 1-2 <b>2-3</b> 3-H		2-2 <b>P2</b>		2-2 <b>FC6-4</b> 1B 1-2 <b>3-H</b>		3	0	0	1	0	0	1						
<b>Dennis Rasmussen, L</b> OBP: 0.152, SLG: 0.182 <b>Camelo Martínez, R</b> OBP: 0.368, SLG: 0.337 (9, 3)			1-1 <b>FC6-4</b> 1B	1-3 <b>1B</b>		1-3 <b>K</b>		0-2 <b>FC6-4</b> 1-2		4	0	2	0	0	1	2						
<b>Inning Stats</b>	R: 0 E: 0 K: 1 S: 12	H: 0 LOB: 0 BB: 0 P: 17	R: 1 E: 0 K: 1 S: 9	H: 2 LOB: 0 BB: 0 P: 14	R: 0 E: 1 K: 0 S: 9	H: 1 LOB: 1 BB: 0 P: 12	R: 3 E: 2 K: 0 S: 14	H: 2 LOB: 2 BB: 2 P: 29	R: 0 E: 0 K: 1 S: 8	H: 0 LOB: 0 BB: 0 P: 13	R: 0 E: 0 K: 0 S: 8	H: 1 LOB: 0 BB: 0 P: 12	R: 1 E: 0 K: 0 S: 15	H: 3 LOB: 2 BB: 0 P: 20	R: 0 E: 1 K: 0 S: 5	H: 0 LOB: 1 BB: 1 P: 10		1B: 11 2B: 0 3B: 0 HR: 0	SF: 0 SAC: 0 DP: 1 HBP: 0	WP: 1 PB: 0 SB: 0 CS: 1	PA: 41	
<b>PITCHER</b>	IP	WLS	BF	H	R	ER	SO	BB	IBB	HBP	BLK	WP	HR	S	P	ERA	WHIP					
<b>Fernando Valenzuela, L</b> ERA: 3.92	(1, 1)	7.0	L	30	8	4	1	3	3	0	0	0	1	0	70	116	1.29	1.571				
<b>Alejandro Peña, R</b> ERA: 2.79	(8, 1)	1.0		8	3	1	1	0	1	0	0	0	0	0	16	25	9.00	4.000				
<b>Ricky Horton, L</b> ERA: 3.63	(9, 1)	1.0		2	0	0	0	0	0	0	0	0	0	4	5	0.00	0.000					

Batter	1	2	3	4	5	6	7	8	9	AB	R	H	RBI	BB	SO	LOB	BOTTOM					
<b>Alfredo Griffin, S</b> OBP: 0.313, SLG: 0.363 (1, 6)	4-0 <b>5-3</b> 2B BB		0-3 <b>K</b>		1-0 <b>6-3</b>		1-3 <b>K</b>		1-2 <b>E1</b> 1B	4	1	1	0	1	2	2	<b>San Diego Padres @ Los Angeles Dodgers</b> Dodger Stadium, Los Angeles, CA Thu Jun 29 1989, 7:05 PM PDT Att: 36,128 - Unknown - 70 F <a href="http://livebaseballscorecards.com">livebaseballscorecards.com</a>					
<b>Mariano Duncan, R</b> OBP: 0.288, SLG: 0.346 (1, 4)	1-1 <b>5-3</b> 1-2		0-1 <b>4-3</b>		1-2 <b>L8</b>		0-3 <b>K</b>			4	0	0	0	0	1	1						
<b>Mickey Hatcher, R</b> OBP: 0.314, SLG: 0.372 (1, 7)	1-0 <b>6-3</b>		2-2 <b>F7</b>		2-1 <b>L9</b>			1-1 <b>F7</b>		4	0	0	0	0	0	1						
<b>Eddie Murray, S</b> OBP: 0.344, SLG: 0.378 (1, 3)	2-1 <b>2B</b> 2H		4-0 <b>FC1-4</b> BB			2-3 <b>K</b>		1-1 <b>4-3</b>		3	0	1	1	1	1	0						
<b>Jeff Hamilton, R</b> OBP: 0.274, SLG: 0.383 (1, 5)	1-3 <b>K</b>		2-2 <b>FC1-4</b> 1-2			0-0 <b>1B</b> 2B		0-0 <b>6-3</b>		4	1	1	0	0	1	2						
<b>Jose Gonzalez, R</b> OBP: 0.424, SLG: 0.414 (1, 9)		3-1 <b>P4</b>		1-1 <b>1B</b>		1-2 <b>FC4-6</b> 2H 1B		0-0 <b>4-3</b>		4	0	2	1	0	0	0						
<b>John Shelby, S</b> OBP: 0.227, SLG: 0.192 (1, 8)		0-0 <b>E4</b> 1B		1-1 <b>F9</b>		0-0 <b>FC4-6</b> 1-2		0-1 <b>FC4-6</b> 1B		4	1	1	0	0	0	2						
<b>Mike Scioscia, L</b> OBP: 0.339, SLG: 0.333 <b>Rick Dempsey, R</b> OBP: 0.289, SLG: 0.229 (9, PH)		2-2 <b>L4</b>		1-0 <b>P4</b>		2-2 <b>F7</b>		0-1 <b>FC4-6</b> 1B		3	0	0	0	0	0	3						
<b>Fernando Valenzuela, L</b> OBP: 0.138, SLG: 0.172 <b>Willie Randolph, R</b> OBP: 0.358, SLG: 0.325 <b>Alejandro Peña, R</b> (8, 1) <b>Ricky Horton, L</b> (9, 1) <b>Dave Anderson, R</b> OBP: 0.298, SLG: 0.210 (9, PH)		0-1 <b>1B</b>		0-2 <b>F8</b>		1-1 <b>F8</b>		0-1 <b>FC4-6</b> <b>E</b> 1B 1-2 <b>3-H</b>		2	0	1	0	0	0	1						
<b>Inning Stats</b>	R: 1 E: 0 K: 1 S: 8	H: 1 LOB: 1 BB: 1 P: 17	R: 0 E: 1 K: 1 S: 13	H: 1 LOB: 2 BB: 0 P: 18	R: 0 E: 0 K: 0 S: 8	H: 0 LOB: 1 BB: 1 P: 16	R: 0 E: 0 K: 0 S: 8	H: 1 LOB: 1 BB: 0 P: 11	R: 0 E: 0 K: 1 S: 11	H: 2 LOB: 1 BB: 0 P: 16	R: 0 E: 0 K: 2 S: 8	H: 0 LOB: 0 BB: 0 P: 10	R: 0 E: 0 K: 0 S: 5	H: 0 LOB: 0 BB: 0 P: 7	R: 1 E: 1 K: 0 S: 10	H: 3 LOB: 2 BB: 0 P: 11		1B: 6 2B: 2 3B: 0 HR: 0	SF: 0 SAC: 0 DP: 0 HBP: 0	WP: 0 PB: 0 SB: 0 CS: 0	PA: 37	
<b>PITCHER</b>	IP	WLS	BF	H	R	ER	SO	BB	IBB	HBP	BLK	WP	HR	S	P	ERA	WHIP					
<b>Dennis Rasmussen, L</b> ERA: 4.15	(1, 1)	8.1	W	35	7	3	3	5	2	0	0	0	0	0	73	111	3.24	1.080				
<b>Mark Davis, L</b> ERA: 2.79	(9, 1)	0.2	S	2	1	0	0	0	0	0	0	0	0	5	6	0.00	1.500					



Batter	1	2	3	4	5	6	7	8	9	AB	R	H	RBI	BB	SO	LOB	TOP										
Bip Roberts, S OBP: 0.393, SLG: 0.452 Carmelo Martinez, R OBP: 0.359, SLG: 0.355 Mark Grant, R OBP: 0.429, SLG: 0.200	1-2 1B 3B		2-2 G1-3 BLK 1B		3-2 G4-3 1B	4-1 S BB		3-2 P9		3	3	3	0	1	0	0											
Roberto Alomar, S OBP: 0.311, SLG: 0.303	0-1 CS 1B		1-1 G3		0-1 G3 G4-3 1B	2-0 L8			1-2 G6-3	5	0	2	1	0	0	2											
Tony Gwynn, L OBP: 0.409, SLG: 0.481	2-1 G4-3		3-1 G1-3		3-2 G4-3		2-2 F7		3-1 2B	5	0	1	0	0	0	4											
Jack Clark, R OBP: 0.388, SLG: 0.363	3-2 G4-3		2-2 3B		4-2 G3 BB		2-1 F7		1-2 P3	4	0	1	0	1	0	1											
Marvell Wynne, L OBP: 0.288, SLG: 0.371		1-2 1B 1B	1-0 G5-3		1-2 G3		1-3 K		1-2 G3	5	0	1	1	0	1	4											
Gary Templeton, S OBP: 0.284, SLG: 0.347		1-2 F7		1-1 FC3-6 1B	4-0 IBB			1-1 1B 1B		3	0	2	0	1	0	1											
Benito Santiago, R OBP: 0.271, SLG: 0.364		2-2 1B		0-0 FC3-6 FC6-4 1B	1-0 G4-3			2-1 B3		4	0	1	0	0	0	5											
Chris James, R OBP: 0.226, SLG: 0.252		1-3 K		0-1 FC6-4			1-2 L9		1-3 K	4	0	0	0	0	2	4											
Walt Terrell, L OBP: 0.162, SLG: 0.171 Rob Nelson, L OBP: 0.341, SLG: 0.313 Greg Harris, R OBP: 0.351, SLG: 0.341 Tim Flannery, L OBP: 0.351, SLG: 0.341	0-0 G1-3		0-2 G5-3		0-2 G5-3		3-3 K		1-0 1B	2	0	0	0	0	0	3											
<b>Inning Stats</b>	R: 1 E: 0 K: 0 S: 10	H: 2 LOB: 0 BB: 0 P: 16	R: 0 E: 0 K: 1 S: 14	H: 2 LOB: 2 BB: 0 P: 19	R: 1 E: 0 K: 0 S: 13	H: 2 LOB: 1 BB: 0 P: 22	R: 0 E: 0 K: 0 S: 8	H: 1 LOB: 1 BB: 0 P: 9	R: 1 E: 0 K: 0 S: 15	H: 2 LOB: 3 BB: 2 P: 31	R: 0 E: 0 K: 1 S: 10	H: 0 LOB: 0 BB: 1 P: 20	R: 0 E: 0 K: 1 S: 11	H: 0 LOB: 0 BB: 0 P: 16	R: 0 E: 0 K: 1 S: 11	H: 2 LOB: 2 BB: 0 P: 19	R: 0 E: 0 K: 0 S: 12	H: 1 LOB: 1 BB: 0 P: 18	1B: 9 2B: 1 3B: 2 HR: 0	SF: 0 SAC: 0 DP: 0 HBP: 0	WP: 0 PB: 0 SB: 1 CS: 1	PA: 41					
<b>PITCHER</b>	IP	WLS	BF	H	R	ER	SO	BB	IBB	HBP	BLK	WP	HR	S	P	ERA	WHIP										
Scott Terry, R ERA: 3.72	5.0	W	25	9	3	3	1	1	1	0	1	0	0	60	97	5.40	2.000										
John Costello, R ERA: 2.59	2.2		11	2	0	0	3	1	0	0	0	0	0	29	49	0.00	1.125										
Ken Dayley, L ERA: 3.32	0.1		1	0	0	0	0	0	0	0	0	0	0	3	6	0.00	0.000										
Todd Worrell, R ERA: 1.29	1.0	S	4	1	0	0	0	0	0	0	0	0	0	12	18	0.00	1.000										

San Diego Padres @ St. Louis Cardinals  
Busch Stadium, St. Louis, MO  
Fri Jun 30 1989, 7:05 PM CDT  
Att: 48,145 - Unknown

AB	38
R	3
H	12
RBI	2
BB	3
SO	4
LOB	26



Batter	1	2	3	4	5	6	7	8	9	AB	R	H	RBI	BB	SO	LOB	BOTTOM										
Vince Coleman, S OBP: 0.319, SLG: 0.356	0-1 G4-3			1-0 1B		4-2 BB				3	0	2	0	1	0	0											
Milt Thompson, L OBP: 0.397, SLG: 0.407	0-0 FC1-6 1B			1-0 F8		1-2 G1-3				4	0	2	1	0	0	4											
Ozzie Smith, S OBP: 0.365, SLG: 0.385	2-2 FC1-6 FC6-4 1B				1-1 L9		0-0 G4-3			4	0	0	0	0	0	3											
Pedro Guerrero, R OBP: 0.378, SLG: 0.462	0-0 FC6-4			4-2 G6-4-3 BB		0-2 L5		0-3 K		3	0	0	0	1	1	1											
Terry Pendleton, S OBP: 0.289, SLG: 0.310		1-2 2B 1B			1-2 P7		0-1 G4-3			4	1	1	0	0	0	1											
Tom Brunansky, R OBP: 0.318, SLG: 0.416		2-2 G4-3 1B 2B		0-0 G6-4-3		0-0 F9		2-1 F8		4	1	1	1	0	0	1											
José Oquendo, S OBP: 0.330, SLG: 0.306		2-0 G4-3		4-0 G6-4-3 BB		1-2 SH1-4 WP 1B		4-2 1B BB		2	0	1	0	2	0	1											
Tony Peña, R OBP: 0.294, SLG: 0.363		0-0 1B SH1-4 1B		1-1 G6-4-3		4-2 SH1-4 BB		0-1 G4-6-3 1B		3	1	2	1	1	0	1											
Scott Terry, R OBP: 0.200, SLG: 0.414 John Costello, R ERA: 2.03 Ken Dayley, L OBP: 0.286, SLG: 0.377 Todd Worrell, R ERA: 2.89	0-1 SH1-4		0-1 HR		0-0 SH1-4		0-0 G4-6-3			1	1	1	1	0	0	0											
<b>Inning Stats</b>	R: 0 E: 0 K: 0 S: 7	H: 1 LOB: 1 BB: 0 P: 9	R: 3 E: 0 K: 0 S: 18	H: 5 LOB: 2 BB: 0 P: 28	R: 0 E: 0 K: 0 S: 9	H: 0 LOB: 0 BB: 1 P: 13	R: 1 E: 0 K: 0 S: 7	H: 2 LOB: 1 BB: 1 P: 14	R: 0 E: 0 K: 0 S: 10	H: 0 LOB: 0 BB: 0 P: 12	R: 0 E: 0 K: 0 S: 16	H: 1 LOB: 3 BB: 2 P: 26	R: 0 E: 0 K: 1 S: 6	H: 0 LOB: 0 BB: 0 P: 6	R: 0 E: 0 K: 0 S: 8	H: 1 LOB: 1 BB: 1 P: 14	1B: 8 2B: 1 3B: 0 HR: 1	SF: 0 SAC: 2 DP: 3 HBP: 0	WP: 1 PB: 0 SB: 1 CS: 0	PA: 36							
<b>PITCHER</b>	IP	WLS	BF	H	R	ER	SO	BB	IBB	HBP	BLK	WP	HR	S	P	ERA	WHIP										
Walt Terrell, R ERA: 3.81	5.0	L	23	8	4	4	0	2	0	0	0	1	0	51	76	7.20	2.000										
Greg Harris, R ERA: 2.03	2.0		9	1	0	0	1	2	0	0	0	1	0	22	32	0.00	1.500										
Mark Grant, R ERA: 2.89	1.0		4	1	0	0	0	1	0	0	0	0	0	8	14	0.00	2.000										

San Diego Padres @ St. Louis Cardinals  
Busch Stadium, St. Louis, MO  
Fri Jun 30 1989, 7:05 PM CDT  
Att: 48,145 - Unknown

AB	29
R	4
H	10
RBI	4
BB	5
SO	1
LOB	14









Batter	1	2	3	4	5	6	7	8	9	AB	R	H	RBI	BB	SO	LOB	TOP								
<b>Bip Roberts, S</b> OBP: 0.402, SLG: 0.475 (1, 5)	4-1 1B BB		1-1 E3 BB 2B	0-2 E7 1B SF7		0-1 G4-3			0-2 G4-3	4	2	1	0	1	0	1									
<b>Shawn Abner, R</b> OBP: 0.204, SLG: 0.239 (9, 7)			1-2 F7	0-2 F7	1-2 S 1B				2-3 K	0	0	0	0	0	0	0									
<b>Roberto Alomar, S</b> OBP: 0.311, SLG: 0.304 (1, 4)	1-2 F7		0-2 F7	1-2 S 1B					2-3 K	5	0	1	0	0	1	3									
<b>Tony Gwynn, L</b> OBP: 0.406, SLG: 0.475 (1, 9)	0-1 1B		4-1 2B BB	0-0 SF7					2-2 1B	3	1	2	1	1	0	0									
<b>Marvell Wynne, L</b> OBP: 0.296, SLG: 0.376 (1, 8)	2-3 K		1-0 2B BB	3-H 4-1 1B					0-1 G4-3	4	1	2	3	1	1	3									
<b>Carmelo Martinez, R</b> OBP: 0.299, SLG: 0.326 <b>Luis Salazar, R</b> OBP: 0.282, SLG: 0.358 (1, 7) (8, 5)	3-2 G6-3		3-3 K	0-2 F7					1-0 F9	4	0	0	0	0	1	6									
<b>Gary Templeton, S</b> OBP: 0.283, SLG: 0.348 (1, 6)		1-2 F7	1-1 2B		0-1 G4-3				1-1 G6-4-3	4	0	1	1	0	0	1									
<b>Rob Nelson, L</b> OBP: 0.356, SLG: 0.314 (1, 3)		1-1 G4-3	4-0 FC6-4 IBB		0-1 FC3-6 1B				0-2 G4-3	3	0	1	0	1	0	0									
<b>Mark Parent, R</b> OBP: 0.211, SLG: 0.381 (1, 2)		2-3 K	0-1 FC6-4		0-1 FC3-6				1-0 G6-3	4	0	0	0	0	1	3									
<b>Bruce Hurst, L</b> OBP: 0.098, SLG: 0.051 (1, 1)			1-0 BB E 2B 1B		0-1 F8				0-1 G6-3	4	1	1	0	0	1	1									
<b>Inning Stats</b>	R: 0 E: 0 K: 1 S: 12	H: 1 LOB: 2 BB: 1 P: 22	R: 0 E: 0 K: 1 S: 9	H: 0 LOB: 0 BB: 0 P: 13	R: 4 E: 1 K: 1 S: 16	H: 3 LOB: 2 BB: 2 P: 31	R: 1 E: 1 K: 0 S: 18	H: 2 LOB: 2 BB: 1 P: 23	R: 0 E: 0 K: 1 S: 9	H: 1 LOB: 1 BB: 0 P: 10	R: 0 E: 0 K: 0 S: 7	H: 0 LOB: 0 BB: 0 P: 10	R: 0 E: 0 K: 0 S: 4	H: 1 LOB: 0 BB: 0 P: 6	R: 0 E: 0 K: 0 S: 6	H: 0 LOB: 0 BB: 0 P: 7	R: 0 E: 0 K: 1 S: 11	H: 1 LOB: 1 BB: 0 P: 15	1B: 7 2B: 2 3B: 0 HR: 0	SF: 1 SAC: 0 DP: 1 HBP: 0	WP: 0 PB: 0 CS: 1 SB: 0	PA: 40			
<b>PITCHER</b>	IP	WLS	BF	H	R	ER	SO	BB	IBB	HBP	BLK	WP	HR	S	P	ERA	WHIP								
<b>Jose DeLeon, R</b> ERA: 3.45 <b>Frank DiPino, L</b> ERA: 2.74 <b>Dan Quisenberry, R</b> ERA: 2.13	(1, 1) (5, 1) (8, 1)	4.0 3.0 2.0	L 10 7	23 2 1	6 0 0	5 0 0	2 1 0	3 0 1	2 0 0	2 0 0	0 0 0	0 0 0	0 0 0	55 20 17	89 26 22	4.50 0.00 0.00	2.000 0.667 0.500								

**San Diego Padres @ St. Louis Cardinals**  
 Busch Stadium, St. Louis, MO  
 Sun Jul 02 1989, 3:33 AM CDT  
 Att: 34,248 - Unknown - 80 F

AB 35  
 R 5  
 H 9  
 RBI 5  
 BB 4  
 SO 5  
 LOB 18



Batter	1	2	3	4	5	6	7	8	9	AB	R	H	RBI	BB	SO	LOB	BOTTOM								
<b>Vince Coleman, S</b> OBP: 0.323, SLG: 0.352 (1, 7)	1-3 K		4-1 S FC5-2 BB	0-0 F8			0-1 FC1-6			3	0	0	0	1	1	3									
<b>José Oquendo, S</b> OBP: 0.337, SLG: 0.326 (1, 4)	0-1 2B		2-2 P3	1-3 F8	2-2 F8		1-2 F7			4	1	1	0	0	0	2									
<b>Ozzie Smith, S</b> OBP: 0.359, SLG: 0.378 (1, 6)	1-2 G6-3		0-2 FC5-2	2-2 F9	2-2 F9		0-0 F9			4	0	0	0	0	0	2									
<b>Pedro Guerrero, R</b> OBP: 0.372, SLG: 0.456 (1, 3)	0-0 2B		3-H 2-1 F8	0-2 G5-3				3-3 K		4	0	1	1	0	1	1									
<b>Tom Brunansky, R</b> OBP: 0.322, SLG: 0.422 (1, 9)	2-3 K		2-1 1B 2B	0-2 P6			0-2 P6		0-0 G5-3	4	1	1	0	0	1	1									
<b>Terry Pendleton, S</b> OBP: 0.286, SLG: 0.306 (1, 5)		1-1 F9	0-0 1B	2-3 1B			2-1 G5-3		0-1 F9	4	0	1	0	0	0	0									
<b>Milt Thompson, L</b> OBP: 0.363, SLG: 0.406 (1, 8)		2-1 2B	1-2 P2	0-1 G4-3			0-1 G4-3		1-0 1B	4	0	2	0	0	0	2									
<b>Tony Peña, R</b> OBP: 0.292, SLG: 0.357 (1, 2)		1-2 G6-3	0-1 1B	1-2 1B			0-1 L8		0-0 P6	4	0	1	1	0	0	2									
<b>Jose DeLeon, R</b> OBP: 0.140, SLG: 0.098 <b>Jim Lindeman, R</b> OBP: 0.195, SLG: 0.162 <b>Frank DiPino, L</b> OBP: 0.143, SLG: 0.143 <b>Denny Walling, L</b> OBP: 0.244, SLG: 0.299 <b>Dan Quisenberry, R</b> OBP: 0.226, SLG: 0.228 (1, 1) (4, PH) (5, 1) (7, PH) (8, 1) (9, PH)		0-3 K	1-3 K	0-2 FC1-6 1B			0-2 FC1-6 1B		0-3 K	1	0	0	0	0	1	1									
<b>Inning Stats</b>	R: 1 E: 0 K: 2 S: 12	H: 2 LOB: 1 BB: 0 P: 16	R: 0 E: 0 K: 1 S: 10	H: 1 LOB: 0 BB: 0 P: 14	R: 0 E: 0 K: 0 S: 9	H: 0 LOB: 1 BB: 1 P: 17	R: 1 E: 0 K: 1 S: 13	H: 3 LOB: 2 BB: 0 P: 17	R: 0 E: 0 K: 0 S: 10	H: 0 LOB: 0 BB: 0 P: 14	R: 0 E: 0 K: 0 S: 7	H: 0 LOB: 0 BB: 0 P: 9	R: 0 E: 0 K: 0 S: 10	H: 1 LOB: 1 BB: 0 P: 11	R: 0 E: 0 K: 1 S: 7	H: 0 LOB: 0 BB: 0 P: 10	R: 0 E: 0 K: 1 S: 7	H: 1 LOB: 1 BB: 0 P: 8	1B: 4 2B: 4 3B: 0 HR: 0	SF: 0 SAC: 0 DP: 0 HBP: 0	WP: 0 PB: 0 CS: 0 SB: 2	PA: 36			
<b>PITCHER</b>	IP	WLS	BF	H	R	ER	SO	BB	IBB	HBP	BLK	WP	HR	S	P	ERA	WHIP								
<b>Bruce Hurst, L</b> ERA: 2.88	(1, 1)	9.0	W	36	8	2	2	6	1	0	0	0	0	85	116	2.00	1.000								

**San Diego Padres @ St. Louis Cardinals**  
 Busch Stadium, St. Louis, MO  
 Sun Jul 02 1989, 3:33 AM CDT  
 Att: 34,248 - Unknown - 80 F

AB 35  
 R 2  
 H 8  
 RBI 2  
 BB 1  
 SO 6  
 LOB 17





Batter	1	2	3	4	5	6	7	8	9	AB	R	H	RBI	BB	SO	LOB	TOP			
<b>Bip Roberts, S</b> OBP: 0.418, SLG: 0.481 (1, 5)	4-2 SH5-3 BLK BB		0-0 G4-6-3 1B		2-2 G2-3		4-2 BB		1-2 1B	3	0	2	0	2	0	1	<b>San Diego Padres @ Chicago Cubs</b> Wrigley Field, Chicago, IL Tue Jul 04 1989, 3:33 AM CDT Att: 32,920 - Sunny			
<b>Roberto Alomar, S</b> OBP: 0.310, SLG: 0.303 (1, 4)	1-0 SH5-3		1-1 G4-6-3 1-2		0-1 1B		1-2 F8		1-3 K	4	0	1	0	0	1	3				
<b>Tony Gwynn, L</b> OBP: 0.403, SLG: 0.471 (1, 9)	1-3 K		2-1 G1-3		3-1 F8			3-2 2B 1B	2-1 G4-3	5	1	1	0	0	1	4				
<b>Marvell Wynne, L</b> OBP: 0.300, SLG: 0.385 (1, 8)	0-3 K			1-1 P3		0-2 WP 1B		1-1 1B 1-H		4	0	2	1	0	1	1				
<b>Jack Clark, R</b> OBP: 0.396, SLG: 0.366 (1, 3)		1-0 G4-3 1B		4-2 BB BB		2-2 F7		3-2 2B 1B		3	0	2	0	1	0	1				
<b>Gary Templeton, S</b> OBP: 0.282, SLG: 0.344 (1, 6)		1-1 F7		4-0 G4-6-3 1-2 BB		0-3 K		1-0 F9		3	0	0	0	1	1	4				
<b>Benito Santiago, R</b> OBP: 0.267, SLG: 0.356 (1, 2)		1-0 G4-3		2-2 G4-6-3 1-2		2-3 K		1-3 K		4	0	0	0	0	2	6				
<b>Chris James, R</b> OBP: 0.226, SLG: 0.248 (1, 7)		4-1 BB			3-3 K		0-3 K	2-2 L4		3	0	0	0	1	2	2				
<b>Ed Whitson, R</b> OBP: 0.228, SLG: 0.231 (5, PH)		1-3 K			3-1 1B G2-3 1B		0-0 G4-3		3-2 F8	1	0	0	0	0	1	2				
<b>Rob Nelson, L</b> OBP: 0.306, SLG: 0.304 (5, 1)										1	0	1	0	0	0	0				
<b>Freddie Toliver, R</b> OBP: 0.285, SLG: 0.234 (7, PH)										0	0	0	0	0	0	0				
<b>Shawn Abner, R</b> OBP: 0.257, SLG: 0.329 (7, 1)										0	0	0	0	0	0	0				
<b>Pat Clements, R</b> OBP: 0.291, SLG: 0.324 (8, PH)										0	0	0	0	0	0	0				
<b>Carmelo Martinez, R</b> OBP: 0.291, SLG: 0.324 (8, PH)										0	0	0	0	0	0	0				
<b>Inning Stats</b>	R: 0 E: 0 K: 2 S: 12	H: 0 LOB: 1 BB: 1 P: 18	R: 0 E: 0 K: 1 S: 8	H: 1 LOB: 2 BB: 1 P: 16	R: 0 E: 0 K: 0 S: 5	H: 1 LOB: 0 BB: 0 P: 8	R: 0 E: 0 K: 0 S: 10	H: 0 LOB: 1 BB: 2 P: 21	R: 0 E: 0 K: 1 S: 16	H: 1 LOB: 1 BB: 0 P: 16	R: 0 E: 0 K: 1 S: 10	H: 0 LOB: 1 BB: 1 P: 15	R: 1 E: 0 K: 1 S: 15	H: 3 LOB: 2 BB: 0 P: 26	R: 0 E: 0 K: 1 S: 13	H: 1 LOB: 1 BB: 0 P: 20	1B: 8 2B: 1 3B: 0 HR: 0	SF: 0 SAC: 1 DP: 2 HBP: 0	WP: 1 PB: 0 SB: 0 CS: 0	PA: 39
<b>PITCHER</b>	IP	WLS	BF	H	R	ER	SO	BB	IBB	HBP	BLK	WP	HR	S	P	ERA	WHIP			
<b>Mike Bielecki, R</b> ERA: 2.51 (1, 1)	6.0	W	25	5	0	0	6	4	0	0	1	1	0	63	106	0.00	1.500			
<b>Steve Wilson, L</b> ERA: 3.0 (7, 1)	3.0	S	14	4	1	1	3	1	0	0	0	0	0	38	61	3.00	1.667			

AB	33
R	1
H	9
RBI	1
BB	5
SO	9
LOB	24



Batter	1	2	3	4	5	6	7	8	9	AB	R	H	RBI	BB	SO	LOB	BOTTOM			
<b>Jerome Walton, R</b> OBP: 0.350, SLG: 0.433 (1, 8)	1-1 B3	1-0 L7		2-0 G5-3			2-2 1B			4	0	1	0	0	0	1	<b>San Diego Padres @ Chicago Cubs</b> Wrigley Field, Chicago, IL Tue Jul 04 1989, 3:33 AM CDT Att: 32,920 - Sunny			
<b>23 Ryne Sandberg, R</b> OBP: 0.327, SLG: 0.414 (1, 4)	0-1 BB 1B	0-0 P3		1-3 K			1-2 E6 G4-3			4	1	1	0	0	1	1				
<b>Dwight Smith, L</b> OBP: 0.394, SLG: 0.477 (1, 7)	4-2 1B SF8 BB		1-2 L9	1-2 G6-3			0-0 G4-3	1-2		3	1	0	0	1	0	1				
<b>Andre Dawson, R</b> OBP: 0.310, SLG: 0.476 (1, 9)	1-2 SF8 1B		2-0 CS		1-1 FC1-6 1B		4-0 IBB			3	1	3	1	1	0	0				
<b>Mark Grace, L</b> OBP: 0.400, SLG: 0.389 (1, 3)	1-2 SF8		4-2 1B E BB		1-2 FC1-6 F7		0-1 F7			2	1	0	1	1	0	3				
<b>Damon Berryhill, S</b> OBP: 0.285, SLG: 0.333 (1, 2)	2-1 1B		2-2 E BLK 1B		2-0 F7			3-2 G6-3		4	1	2	1	0	0	1				
<b>Vance Law, R</b> OBP: 0.276, SLG: 0.326 (1, 5)	1-3 K		0-0 E9 BLK		1-3 K			1-1 G4-3		4	0	0	0	0	2	2				
<b>Shawn Dunston, R</b> OBP: 0.298, SLG: 0.386 (1, 6)		1-2 P4		4-0 BLK IBB		2-2 G4-3		1-0 1B		3	0	1	0	1	0	0				
<b>Mike Bielecki, R</b> OBP: 0.059, SLG: 0.030 (6, PH)		2-1 E6		1-3 K		0-0 G3		0-3 K		2	0	0	0	0	1	2				
<b>Gary Varsho, L</b> OBP: 0.257, SLG: 0.329 (7, 1)				1-2 3-H						1	0	0	0	0	0	0				
<b>Steve Wilson, L</b> ERA: 4.4 (7, 1)										1	0	0	0	0	1	1				
<b>Inning Stats</b>	R: 3 E: 0 K: 1 S: 20	H: 3 LOB: 1 BB: 1 P: 30	R: 0 E: 1 K: 0 S: 7	H: 0 LOB: 1 BB: 0 P: 11	R: 2 E: 1 K: 1 S: 15	H: 2 LOB: 2 BB: 2 P: 29	R: 0 E: 0 K: 1 S: 7	H: 0 LOB: 0 BB: 0 P: 11	R: 0 E: 0 K: 1 S: 8	H: 0 LOB: 0 BB: 0 P: 11	R: 0 E: 1 K: 0 S: 10	H: 1 LOB: 2 BB: 1 P: 17	R: 0 E: 0 K: 1 S: 9	H: 1 LOB: 1 BB: 0 P: 14	1B: 8 2B: 0 3B: 0 HR: 0	SF: 1 SAC: 0 DP: 0 HBP: 0	WP: 0 PB: 0 SB: 0 CS: 1	PA: 36		
<b>PITCHER</b>	IP	WLS	BF	H	R	ER	SO	BB	IBB	HBP	BLK	WP	HR	S	P	ERA	WHIP			
<b>Ed Whitson, R</b> ERA: 2.69 (5, 1)	2.0	L	6	1	0	0	1	0	0	0	0	0	0	15	22	0.00	0.500			
<b>Freddie Toliver, R</b> ERA: 6.82 (7, 1)	2.0		9	2	0	0	1	0	1	0	0	0	0	19	31	0.00	1.000			

AB	31
R	5
H	8
RBI	3
BB	4
SO	5
LOB	12





Batter	1	2	3	4	5	6	7	8	9	AB	R	H	RBI	BB	SO	LOB	TOP										
<b>Bip Roberts, S</b> OBP: 0.413, SLG: 0.472 (1, 6)										4	0	1	0	0	1	0	<b>San Diego Padres @ Chicago Cubs</b> Wrigley Field, Chicago, IL Wed Jul 05 1989, 7:05 PM CDT Att: 33,464 - Unknown										
<b>Tim Flannery, L</b> OBP: 0.347, SLG: 0.337 <b>Carmelo Martinez, R</b> OBP: 0.296, SLG: 0.322 (7, 7) (8, 3)										3	0	1	0	0	0	1											
<b>Tony Gwynn, L</b> OBP: 0.404, SLG: 0.470 (1, 9)										3	1	1	0	1	0	1											
<b>Jack Clark, R</b> OBP: 0.394, SLG: 0.364 <b>Luis Salazar, R</b> OBP: 0.292, SLG: 0.359 (8, PR) (8, 5)										4	1	1	0	0	0	2											
<b>Marvell Wynne, L</b> OBP: 0.309, SLG: 0.409 (1, 8)										4	1	3	3	0	0	1											
<b>Roberto Alomar, S</b> OBP: 0.312, SLG: 0.308 (1, 4)										4	0	2	0	0	0	2											
<b>Benito Santiago, R</b> OBP: 0.283, SLG: 0.351 (1, 2)										4	0	0	0	0	1	4											
<b>Chris James, R</b> OBP: 0.226, SLG: 0.248 (1, 7) (7, 5) (8, 7)										4	0	1	0	0	0	3											
<b>Dennis Rasmussen, L</b> OBP: 0.147, SLG: 0.176 <b>Mark Grant, R</b> OBP: 0.375, SLG: 0.167 <b>Shawn Abner, R</b> OBP: 0.195, SLG: 0.229 <b>Greg Harris, R</b> (7, 1) <b>Mark Parent, R</b> OBP: 0.209, SLG: 0.376 (8, PH)										1	0	0	0	0	0	0											
<b>Inning Stats</b>	R: 3 E: 1 K: 1 S: 18	H: 4 LOB: 1 BB: 0 P: 25	R: 0 E: 0 K: 0 S: 7	H: 0 LOB: 0 BB: 0 P: 11	R: 0 E: 0 K: 0 S: 6	H: 1 LOB: 0 BB: 0 P: 8	R: 0 E: 0 K: 0 S: 11	H: 2 LOB: 2 BB: 0 P: 19	R: 0 E: 0 K: 0 S: 8	H: 1 LOB: 1 BB: 1 P: 13	R: 0 E: 0 K: 1 S: 8	H: 0 LOB: 0 BB: 0 P: 13	R: 0 E: 1 K: 0 S: 9	H: 0 LOB: 1 BB: 0 P: 14	R: 0 E: 0 K: 1 S: 9	H: 1 LOB: 1 BB: 0 P: 11		1B: 8 2B: 2 3B: 0 HR: 1	SF: 0 SAC: 0 DP: 3 HBP: 0	WP: 0 PB: 0 SB: 0 CS: 0	PA: 36						
<b>PITCHER</b>	IP	WLS	BF	H	R	ER	SO	BB	IBB	HBP	BLK	WP	HR	S	P	ERA	WHIP										
<b>Scott Sanderson, R</b> ERA: 3.7 <b>Paul Kilgus, L</b> ERA: 4.61	(1, 1) (6, 1)	5.0 S	22 14	8 2	3 0	3 0	1 2	1 0	0 0	0 0	0 0	0 0	1 0	50 34	76 49	5.40 0.00	1.800 0.500										

AB 35  
R 3  
H 10  
RBI 3  
BB 1  
SO 3  
LOB 17



Batter	1	2	3	4	5	6	7	8	9	AB	R	H	RBI	BB	SO	LOB	BOTTOM										
<b>Jerome Walton, R</b> OBP: 0.358, SLG: 0.445 (1, 8)										4	2	3	0	0	0	0	<b>San Diego Padres @ Chicago Cubs</b> Wrigley Field, Chicago, IL Wed Jul 05 1989, 7:05 PM CDT Att: 33,464 - Unknown										
<b>23 Ryne Sandberg, R</b> OBP: 0.323, SLG: 0.409 (1, 4)										4	0	0	0	0	0	3											
<b>Mark Grace, L</b> OBP: 0.409, SLG: 0.427 (1, 3)										4	1	4	3	0	0	0											
<b>Andre Dawson, R</b> OBP: 0.303, SLG: 0.465 (1, 9)										4	0	0	0	0	0	3											
<b>Lloyd McClendon, R</b> OBP: 0.377, SLG: 0.477 <b>Domingo Ramos, R</b> OBP: 0.318, SLG: 0.343 (1, 5) (7, 5)										2	0	0	0	1	0	1											
<b>Mitch Webster, S</b> OBP: 0.329, SLG: 0.365 (1, 7)										4	1	1	0	0	0	3											
<b>Shawon Dunston, R</b> OBP: 0.299, SLG: 0.387 (1, 6)										2	1	1	1	0	0	0											
<b>Joe Girardi, R</b> OBP: 0.243, SLG: 0.254 (1, 2)										3	0	0	0	0	0	2											
<b>Scott Sanderson, R</b> ERA: 4.33 <b>Vance Law, R</b> OBP: 0.275, SLG: 0.325 <b>Paul Kilgus, L</b> OBP: 0.071, SLG: 0.071 (6, 1)										1	0	0	0	0	0	0											
<b>Inning Stats</b>	R: 2 E: 0 K: 0 S: 7	H: 2 LOB: 0 BB: 0 P: 14	R: 1 E: 1 K: 0 S: 7	H: 1 LOB: 0 BB: 0 P: 10	R: 1 E: 0 K: 0 S: 12	H: 2 LOB: 1 BB: 0 P: 24	R: 0 E: 0 K: 0 S: 8	H: 1 LOB: 1 BB: 1 P: 10	R: 0 E: 0 K: 0 S: 14	H: 1 LOB: 1 BB: 1 P: 23	R: 1 E: 1 K: 0 S: 9	H: 1 LOB: 1 BB: 0 P: 14	R: 0 E: 0 K: 0 S: 6	H: 1 LOB: 1 BB: 0 P: 8	R: 0 E: 0 K: 0 S: 6	H: 1 LOB: 1 BB: 0 P: 8		1B: 3 2B: 5 3B: 0 HR: 1	SF: 1 SAC: 1 DP: 2 HBP: 0	WP: 0 PB: 0 SB: 0 CS: 0	PA: 33						
<b>PITCHER</b>	IP	WLS	BF	H	R	ER	SO	BB	IBB	HBP	BLK	WP	HR	S	P	ERA	WHIP										
<b>Dennis Rasmussen, L</b> ERA: 4.33 <b>Mark Grant, R</b> ERA: 2.74 <b>Greg Harris, R</b> ERA: 1.9	(1, 1) (3, 1) (7, 1)	2.1 3.2 2.0	L 12 9	5 2 2	4 0 1	3 0 1	0 0 0	0 1 0	0 0 0	0 0 0	0 0 0	0 0 0	0 0 0	21 35 15	38 53 22	11.57 0.00 0.00	2.143 0.818 1.000										

AB 30  
R 5  
H 9  
RBI 5  
BB 1  
SO 0  
LOB 13






Batter	1	2	3	4	5	6	7	8	9	AB	R	H	RBI	BB	SO	LOB	TOP					
<b>Bip Roberts, S</b> OBP: 0.427, SLG: 0.477 (1, 6)	FC4-6 1B		BB BB				BLK 1B	G6-4-3		3	1	2	0	2	0	2						
<b>Tim Flannery, L</b> OBP: 0.343, SLG: 0.326 <b>Shawn Abner, R</b> OBP: 0.192, SLG: 0.224 (9, PH)	FC4-6 L5-3		BB				G3-1	L9		3	0	0	0	1	0	4						
<b>Tony Gwynn, L</b> OBP: 0.404, SLG: 0.467 (1, 9)	L5-3							G4-3		4	0	1	1	1	0	2						
<b>Marvell Wynne, L</b> OBP: 0.312, SLG: 0.408 (1, 8)										5	0	2	1	0	3	3						
<b>Roberto Alomar, S</b> OBP: 0.317, SLG: 0.315 (1, 4)										3	1	2	0	1	0	2						
<b>Carmelo Martinez, R</b> OBP: 0.290, SLG: 0.317 <b>Freddie Toliver, R</b> (7, 1)	SF9									3	0	0	1	0	1	5						
<b>Rob Nelson, L</b> OBP: 0.315, SLG: 0.315 <b>Luis Salazar, R</b> OBP: 0.286, SLG: 0.362 (8, PH)	F7									2	0	0	0	1	0	1						
<b>Mark Parent, R</b> OBP: 0.200, SLG: 0.360 (1, 2)										4	0	0	0	0	0	4						
<b>Walt Terrell, L</b> OBP: 0.154, SLG: 0.162 <b>Chris James, R</b> OBP: 0.232, SLG: 0.251 (7, PH)										2	0	0	0	1	0	1						
<b>Inning Stats</b>	R: 0 E: 0 K: 0 S: 11	H: 1 LOB: 0 BB: 0 P: 15	R: 1 E: 0 K: 1 S: 10	H: 1 LOB: 0 BB: 0 P: 17	R: 0 E: 0 K: 1 S: 7	H: 0 LOB: 3 BB: 3 P: 23	R: 0 E: 0 K: 0 S: 4	H: 1 LOB: 0 BB: 0 P: 8	R: 0 E: 0 K: 1 S: 8	H: 1 LOB: 1 BB: 0 P: 11	R: 0 E: 0 K: 1 S: 19	H: 2 LOB: 3 BB: 1 P: 28	R: 2 E: 0 K: 0 S: 11	H: 2 LOB: 2 BB: 2 P: 26	R: 0 E: 0 K: 0 S: 7	H: 1 LOB: 1 BB: 1 P: 14	R: 0 E: 0 K: 1 S: 13	H: 0 LOB: 0 BB: 0 P: 19	1B: 8 2B: 2 3B: 0 HR: 0	SF: 1 SAC: 0 DP: 3 HBP: 0	WP: 0 PB: 0 SB: 2 CS: 0	PA: 40
<b>PITCHER</b>	IP	WLS	BF	H	R	ER	SO	BB	IBB	HBP	BLK	WP	HR	S	P	ERA	WHIP					
<b>Greg Maddux, R</b> ERA: 2.92	6.0	W	28	7	3	3	4	5	0	0	1	0	0	62	109	4.50	2.000					
<b>Steve Wilson, L</b> ERA: 2.95	0.2		4	1	0	0	0	1	0	0	0	0	0	5	14	0.00	3.000					
<b>Calvin Schiraldi, R</b> ERA: 4.15	0.0		0	0	0	0	0	0	0	0	0	0	0	0	0	∞	∞					
<b>Mitch Williams, L</b> ERA: 2.0	2.0	S	7	1	0	0	1	1	0	0	0	0	0	20	33	0.00	1.000					

**San Diego Padres @ Chicago Cubs**  
Wrigley Field, Chicago, IL  
Thu Jul 06 1989, 3:33 AM CDT  
Att: 34,814 - Unknown


AB 32  
R 3  
H 9  
RBI 3  
BB 7  
SO 5  
LOB 23



Batter	1	2	3	4	5	6	7	8	9	AB	R	H	RBI	BB	SO	LOB	BOTTOM					
<b>Jerome Walton, R</b> OBP: 0.350, SLG: 0.433 (1, 8)	F9	E6						G5-4-3		5	0	0	0	0	0	3						
<b>23 Ryne Sandberg, R</b> OBP: 0.324, SLG: 0.417 (1, 4)	FC4-6 BB	E6						K		4	1	1	1	1	1	1						
<b>Mark Grace, L</b> OBP: 0.407, SLG: 0.424 (1, 3)	FC4-6	G4-3								4	0	1	0	0	0	3						
<b>Andre Dawson, R</b> OBP: 0.307, SLG: 0.483 (1, 9)	F7									4	2	2	1	0	1	2						
<b>Dwight Smith, L</b> OBP: 0.397, SLG: 0.484 (1, 7)		G6-3								4	0	2	1	0	0	0						
<b>Damon Berryhill, S</b> OBP: 0.293, SLG: 0.333 (1, 2)		BB								3	1	1	0	1	1	3						
<b>Vance Law, R</b> OBP: 0.310, SLG: 0.321 <b>Mitch Williams, L</b> (8, 1)		E								3	1	0	0	1	1	4						
<b>Shawon Dunston, R</b> OBP: 0.302, SLG: 0.404 (1, 6)		E								4	2	2	2	0	2	1						
<b>Greg Maddux, R</b> OBP: 0.310, SLG: 0.317 <b>Steve Wilson, L</b> (7, 1)		K								3	0	0	0	0	1	2						
<b>Calvin Schiraldi, R</b> (7, 1)										0	0	0	0	0	0	0						
<b>Domingo Ramos, R</b> OBP: 0.324, SLG: 0.343 (8, 5)										0	0	0	0	1	0	0						
<b>Inning Stats</b>	R: 0 E: 0 K: 0 S: 6	H: 0 LOB: 1 BB: 1 P: 10	R: 3 E: 2 K: 1 S: 19	H: 1 LOB: 2 BB: 2 P: 36	R: 1 E: 0 K: 2 S: 13	H: 2 LOB: 1 BB: 0 P: 22	R: 0 E: 0 K: 0 S: 6	H: 0 LOB: 0 BB: 0 P: 9	R: 0 E: 0 K: 1 S: 11	H: 2 LOB: 2 BB: 0 P: 13	R: 0 E: 0 K: 1 S: 10	H: 0 LOB: 0 BB: 0 P: 14	R: 2 E: 0 K: 1 S: 12	H: 3 LOB: 1 BB: 0 P: 17	R: 1 E: 0 K: 1 S: 7	H: 1 LOB: 0 BB: 1 P: 13	R: 0 E: 0 K: 1 S: 13	H: 0 LOB: 0 BB: 0 P: 19	1B: 5 2B: 1 3B: 0 HR: 3	SF: 0 SAC: 0 DP: 1 HBP: 0	WP: 0 PB: 0 SB: 0 CS: 0	PA: 38
<b>PITCHER</b>	IP	WLS	BF	H	R	ER	SO	BB	IBB	HBP	BLK	WP	HR	S	P	ERA	WHIP					
<b>Walt Terrell, R</b> ERA: 3.77	6.0	L	28	5	4	2	5	3	0	0	0	0	3	65	104	3.00	1.333					
<b>Freddie Toliver, R</b> ERA: 7.2	2.0		10	4	3	3	2	1	0	0	0	0	3	19	30	13.50	2.500					

**San Diego Padres @ Chicago Cubs**  
Wrigley Field, Chicago, IL  
Thu Jul 06 1989, 3:33 AM CDT  
Att: 34,814 - Unknown

AB 34  
R 7  
H 9  
RBI 5  
BB 4  
SO 7  
LOB 19

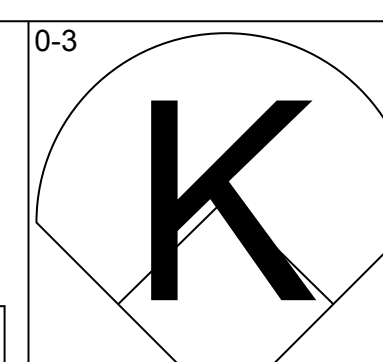
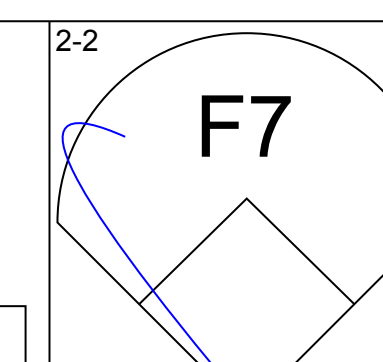
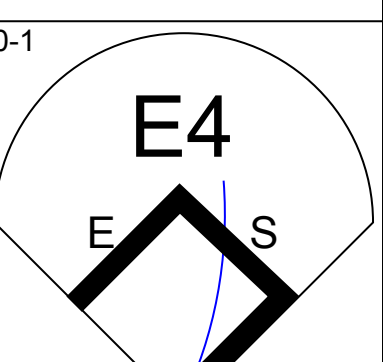
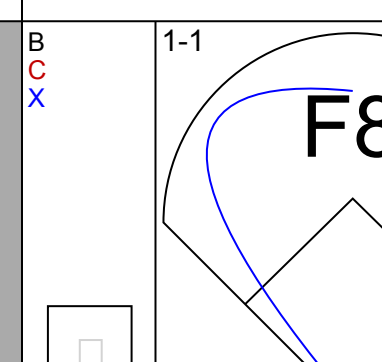
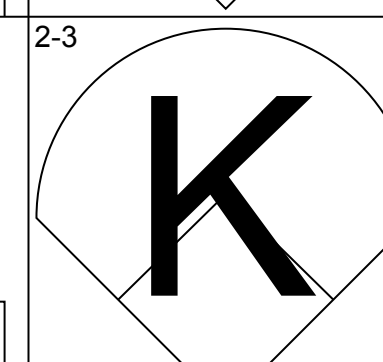
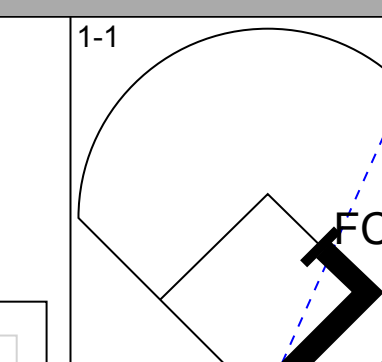
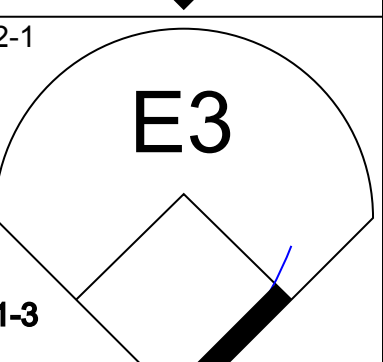
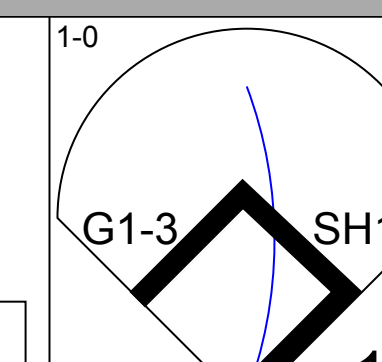
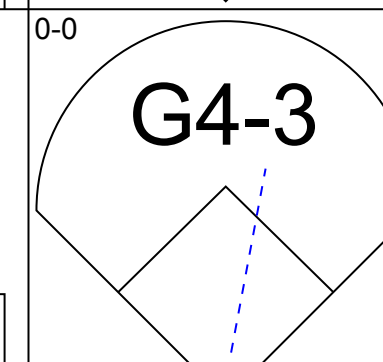
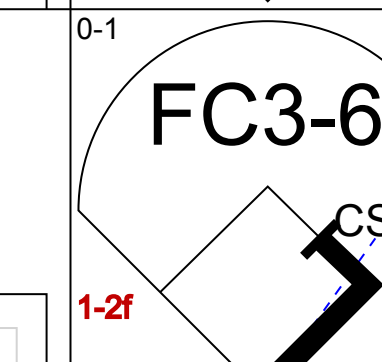
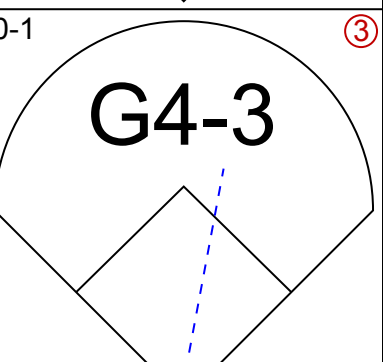
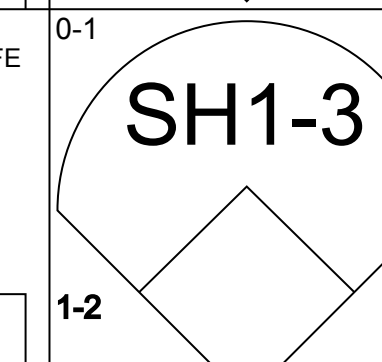
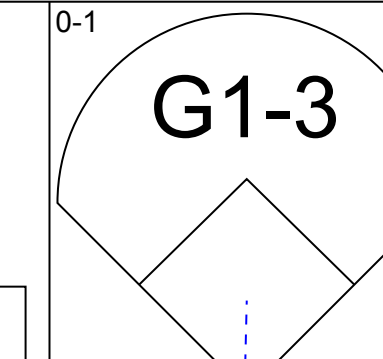
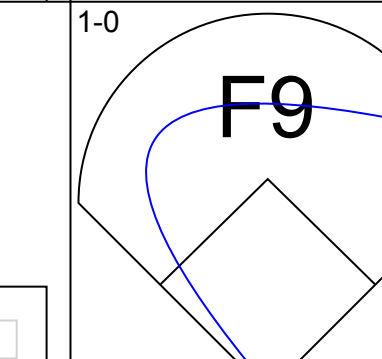
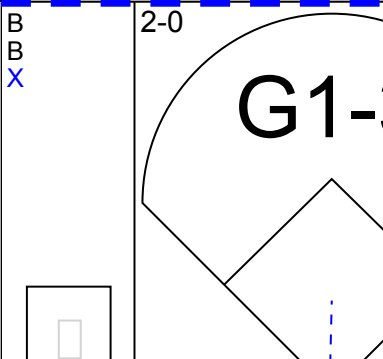
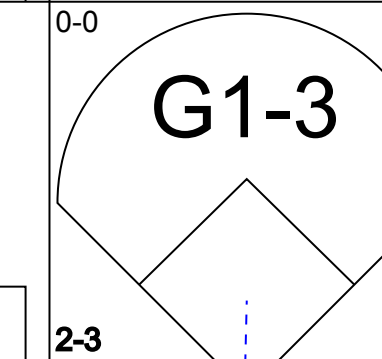
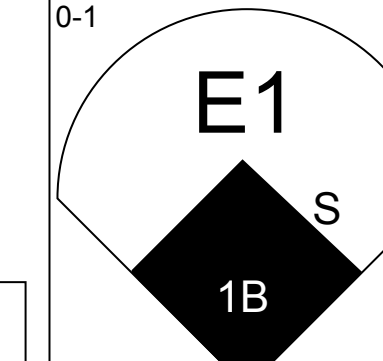
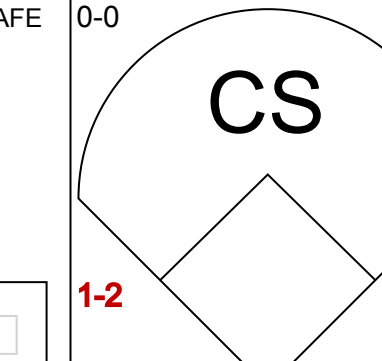
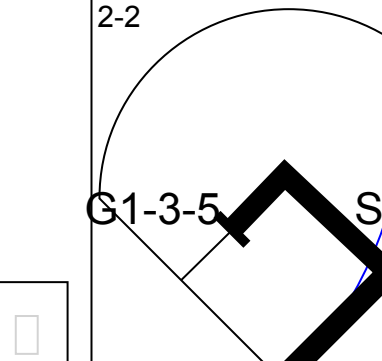
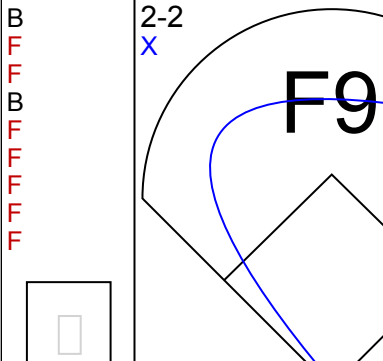
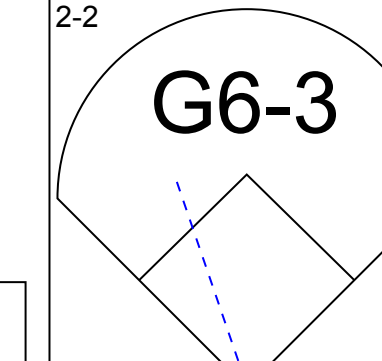
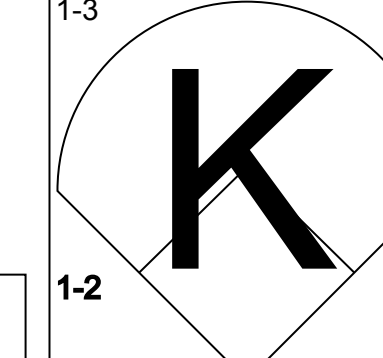
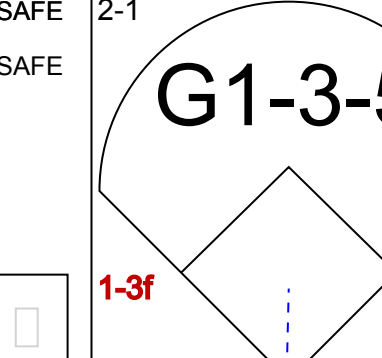
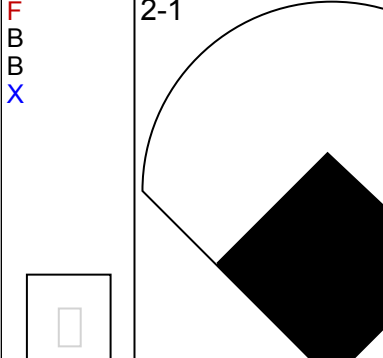
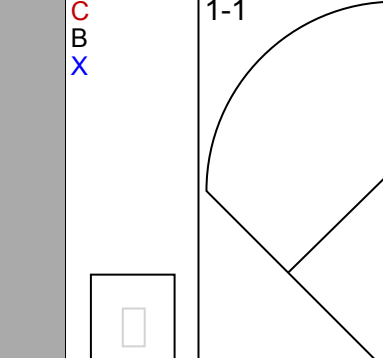
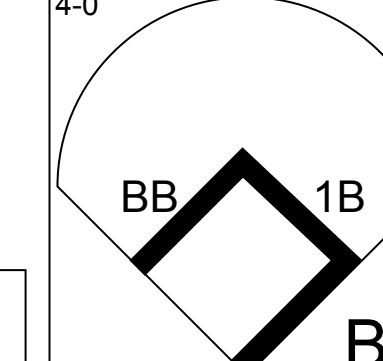
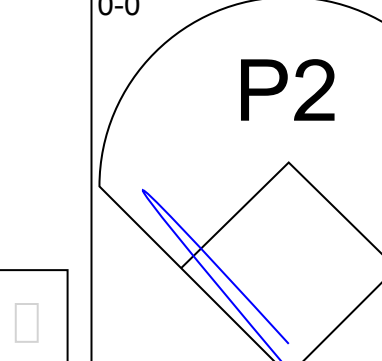
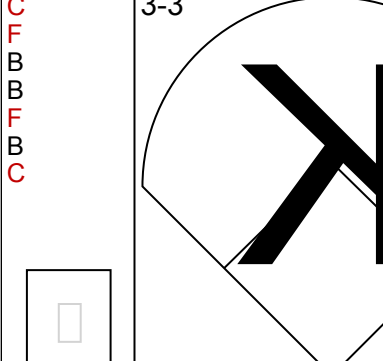
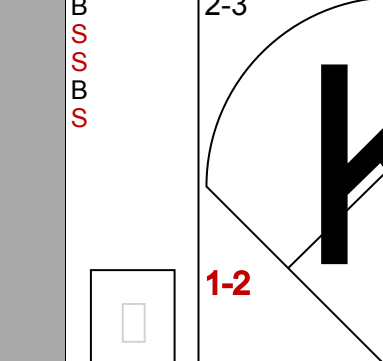
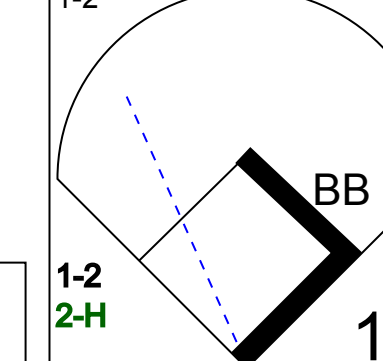
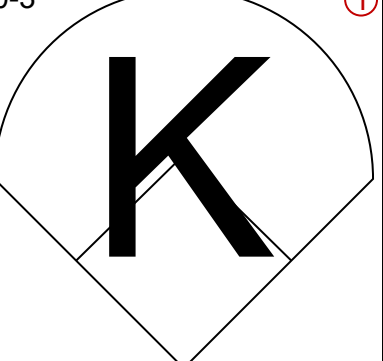
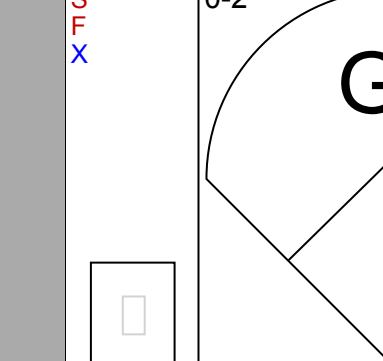
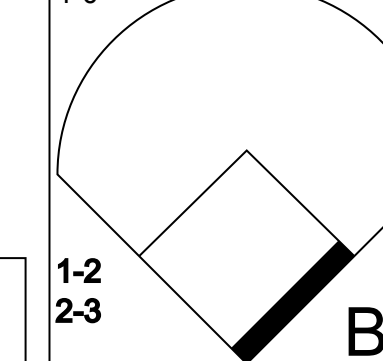
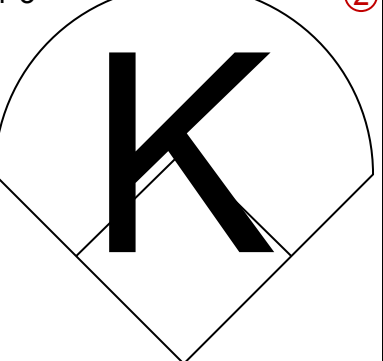
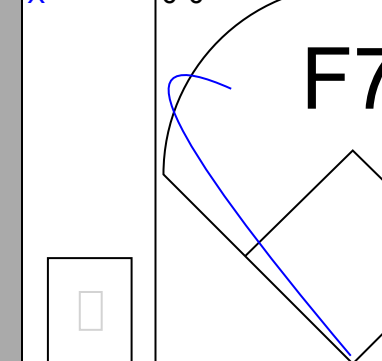




Batter	1	2	3	4	5	6	7	8	9	AB	R	H	RBI	BB	SO	LOB	TOP			
<b>Bip Roberts, S</b> OBP: 0.415, SLG: 0.461 (1, 7)	G3		B3			F9			G5-3	4	0	0	0	0	0	0	<b>San Diego Padres @ Pittsburgh Pirates</b> Three Rivers Stadium, Pittsburgh, PA Fri Jul 07 1989, 7:05 PM EDT Att: 18,907 - Unknown <a href="http://livebaseballscorecards.com">livebaseballscorecards.com</a>			
<b>Tim Flannery, L</b> OBP: 0.339, SLG: 0.316 (1, 5)	G4-3 BB		L3			G3			K	3	0	0	0	1	1	0				
<b>Tony Gwynn, L</b> OBP: 0.404, SLG: 0.466 (1, 9)	G4-3				G4-6-3 1B				F9	3	0	1	0	0	0	1				
<b>Marvell Wynne, L</b> OBP: 0.307, SLG: 0.402 (1, 8)	P5				G4-6-3 1-2				F8	3	0	0	0	0	0	2				
<b>Roberto Alomar, S</b> OBP: 0.315, SLG: 0.312 (1, 4)			F8		G4-3				K	3	0	0	0	0	1	0				
<b>Gary Templeton, S</b> OBP: 0.286, SLG: 0.347 (1, 6)									F7	3	0	2	0	0	0	0				
<b>Carmelo Martinez, R</b> OBP: 0.289, SLG: 0.312 (1, 3)			L6		G5-4-3 1B				K	3	0	0	0	0	1	2				
<b>Benito Santiago, R</b> OBP: 0.260, SLG: 0.346 (1, 2)			G6-3						F9	3	0	0	0	0	1	1				
<b>Bruce Hurst, L</b> OBP: 0.093, SLG: 0.049 <b>Mark Davis, L</b> (8, 1)																				
<b>Rob Nelson, L</b> OBP: 0.359, SLG: 0.311 (8, 3)			K						F9	2	0	0	0	0	2	0				
<b>Inning Stats</b>	R: 0 E: 0 K: 0 S: 12	H: 0 LOB: 1 BB: 1 P: 21	R: 0 E: 0 K: 0 S: 12	H: 1 LOB: 1 BB: 0 P: 18	R: 0 E: 0 K: 1 S: 7	H: 0 LOB: 0 BB: 0 P: 9	R: 0 E: 0 K: 0 S: 6	H: 1 LOB: 0 BB: 0 P: 8	R: 0 E: 0 K: 1 S: 8	H: 0 LOB: 0 BB: 0 P: 11	R: 0 E: 0 K: 1 S: 8	H: 0 LOB: 0 BB: 0 P: 11	R: 0 E: 0 K: 1 S: 6	H: 0 LOB: 0 BB: 0 P: 7	R: 0 E: 0 K: 1 S: 6	H: 0 LOB: 0 BB: 0 P: 11	1B: 3 2B: 0 3B: 0 HR: 0	SF: 0 SAC: 0 DP: 2 HBP: 0	WP: 0 PB: 0 SB: 0 CS: 0	PA: 29
<b>PITCHER</b> <b>Doug Drabek, R</b> ERA: 2.19 (1, 1)	IP: 9.0 WLS: W BF: 29 H: 3 R: 0 ER: 0 SO: 6 BB: 1 IBB: 0 HBP: 0 BLK: 0 WP: 0 HR: 0 S: 73 P: 105 ERA: 0.00 WHIP: 0.444																			

Batter	1	2	3	4	5	6	7	8	9	AB	R	H	RBI	BB	SO	LOB	BOTTOM			
<b>Barry Bonds, L</b> OBP: 0.336, SLG: 0.424 (1, 7)	G5-3		G4-3		G3-6 1-2			SH5-4 SF9 2B		4	1	1	0	0	0	1	<b>San Diego Padres @ Pittsburgh Pirates</b> Three Rivers Stadium, Pittsburgh, PA Fri Jul 07 1989, 7:05 PM EDT Att: 18,907 - Unknown <a href="http://livebaseballscorecards.com">livebaseballscorecards.com</a>			
<b>Jose Lind, R</b> OBP: 0.289, SLG: 0.312 (1, 4)	G1-3						P3	SH5-4		3	0	1	0	0	0	0				
<b>Andy Van Slyke, L</b> OBP: 0.344, SLG: 0.403 (1, 8)			F8 1B				G4-3	SF9		3	0	1	1	0	0	1				
<b>Bobby Bonilla, S</b> OBP: 0.336, SLG: 0.454 (1, 5)	CS 1-2						P4	F7		4	0	1	0	0	1	1				
<b>Glenn Wilson, R</b> OBP: 0.331, SLG: 0.443 (1, 9)							K2-3	G1-3		3	1	1	0	0	1	0				
<b>Gary Redus, R</b> OBP: 0.371, SLG: 0.447 (1, 3)							K	HR		3	1	2	1	0	1	0				
<b>Michael LaValliere, L</b> OBP: 0.395, SLG: 0.524 (1, 2)							G3-1	FC4-6 1B		3	0	2	1	0	0	0				
<b>Rafael Belliard, R</b> OBP: 0.278, SLG: 0.287 (1, 6)							G4-3	FC4-6 FC5-4		3	0	1	0	0	0	1				
<b>Doug Drabek, R</b> OBP: 0.171, SLG: 0.105 (1, 1)							G3-6 1B	FC5-4		3	0	1	0	0	1	3				
<b>Inning Stats</b>	R: 0 E: 0 K: 0 S: 10	H: 1 LOB: 0 BB: 0 P: 16	R: 1 E: 0 K: 1 S: 20	H: 5 LOB: 2 BB: 0 P: 31	R: 0 E: 0 K: 1 S: 9	H: 1 LOB: 1 BB: 0 P: 15	R: 0 E: 0 K: 2 S: 8	H: 0 LOB: 0 BB: 0 P: 9	R: 0 E: 0 K: 0 S: 6	H: 0 LOB: 0 BB: 0 P: 9	R: 1 E: 0 K: 0 S: 8	H: 2 LOB: 1 BB: 0 P: 12	R: 1 E: 0 K: 0 S: 9	H: 1 LOB: 0 BB: 0 P: 14	R: 1 E: 0 K: 0 S: 9	H: 1 LOB: 0 BB: 0 P: 14		1B: 9 2B: 1 3B: 0 HR: 1	SF: 1 SAC: 1 DP: 1 HBP: 0	WP: 0 PB: 0 SB: 0 CS: 1
<b>PITCHER</b> <b>Bruce Hurst, L</b> ERA: 2.93 <b>Mark Davis, L</b> ERA: 2.72 (8, 1)	IP: 7.0 WLS: L BF: 28 H: 11 R: 3 ER: 3 SO: 4 BB: 0 IBB: 0 HBP: 0 BLK: 0 WP: 0 HR: 1 S: 69 P: 105 ERA: 3.86 WHIP: 1.571																			



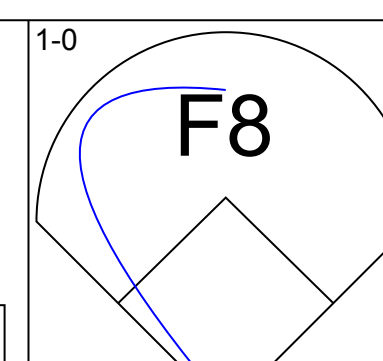
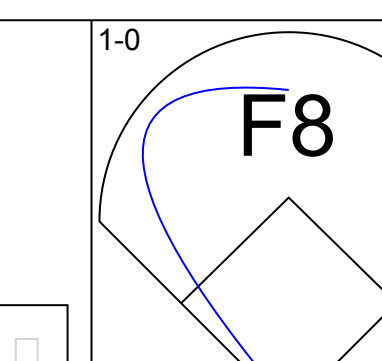
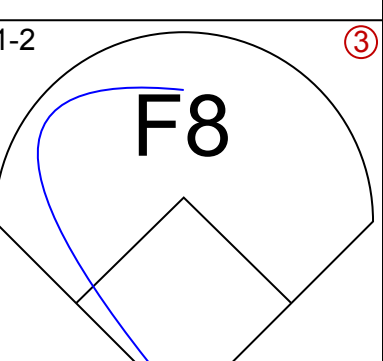
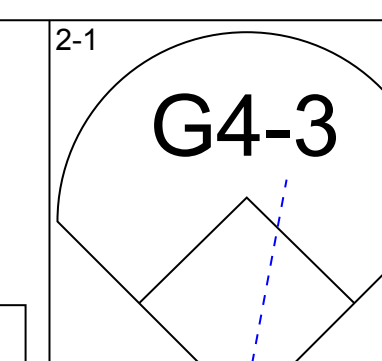
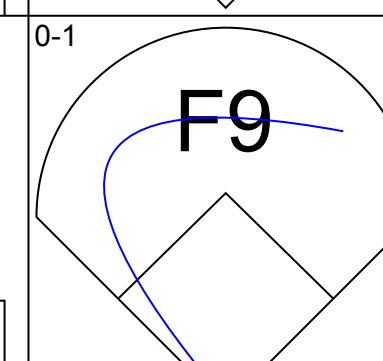
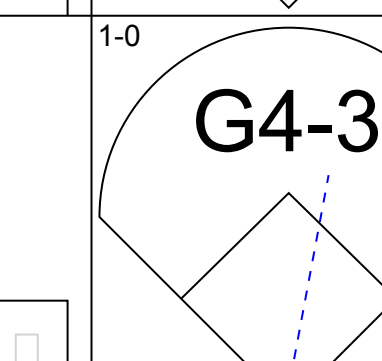
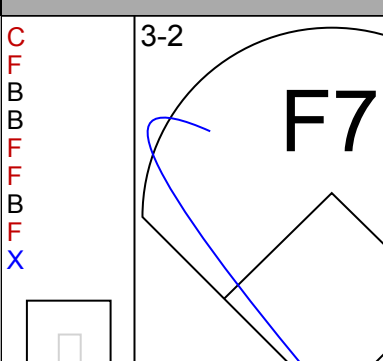
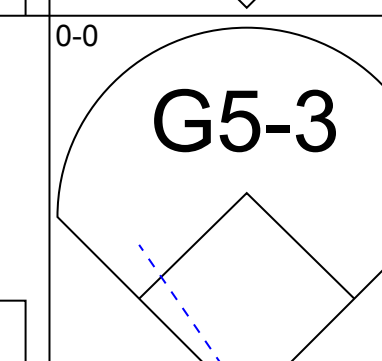
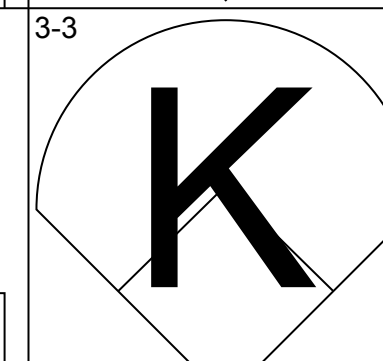
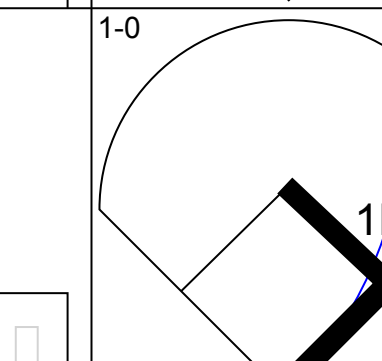
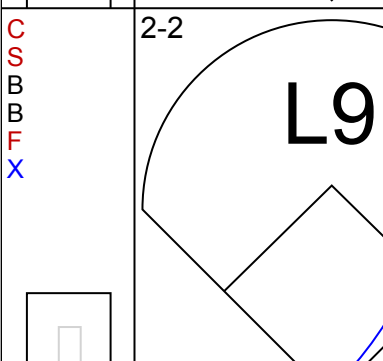
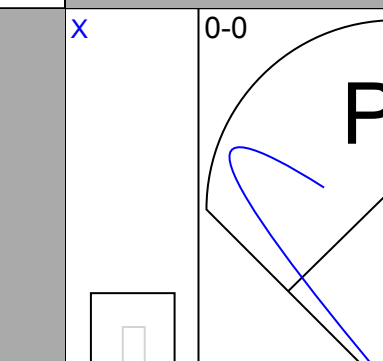
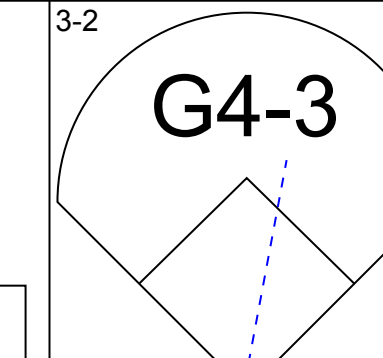
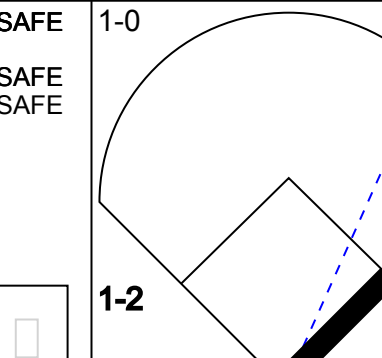
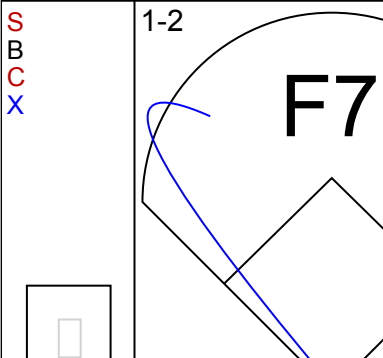
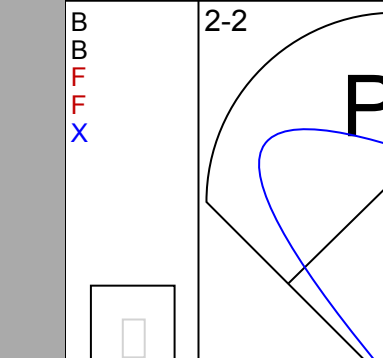
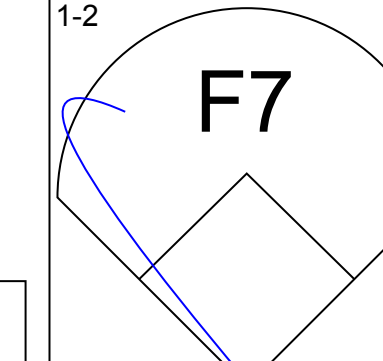
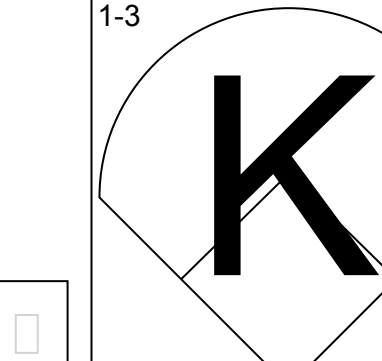
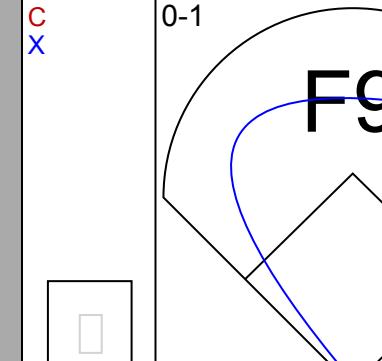
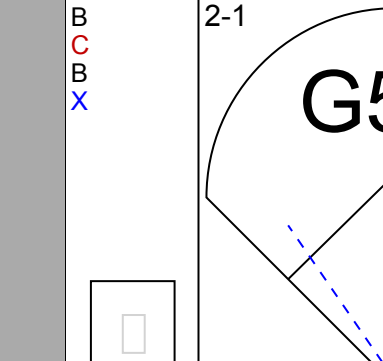
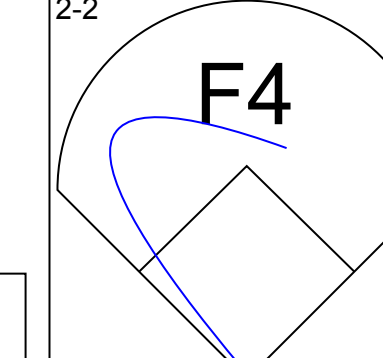
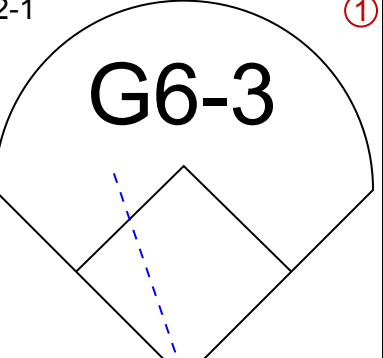
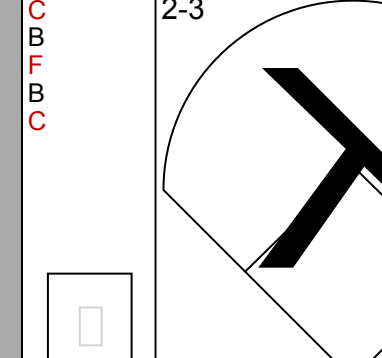
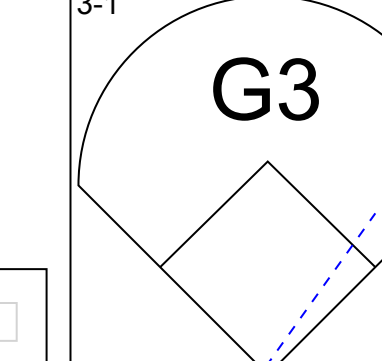
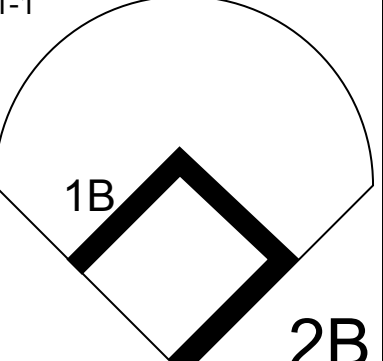
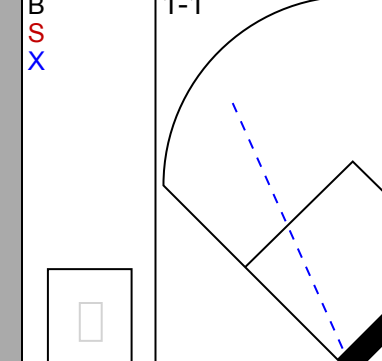
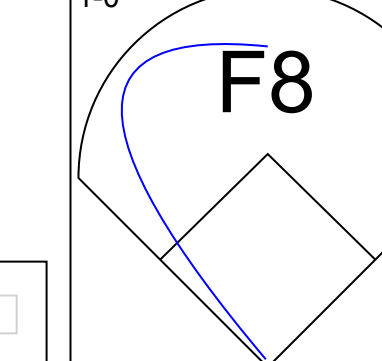
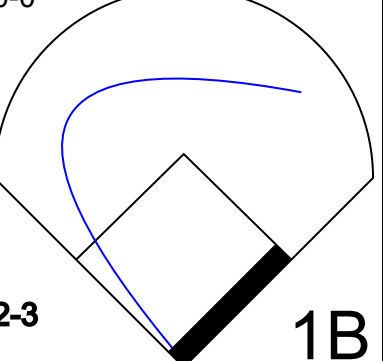
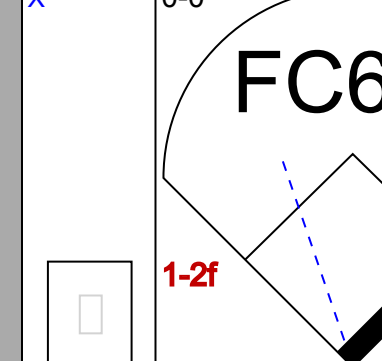
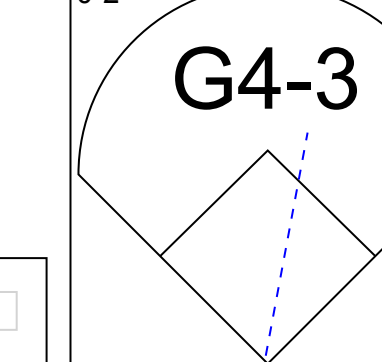
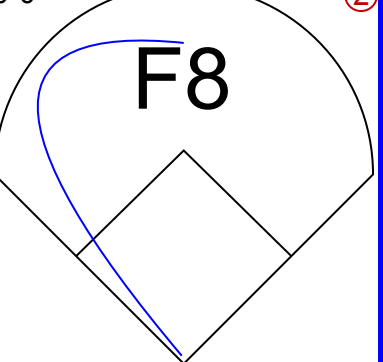
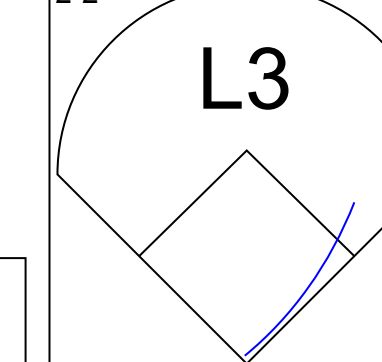
Batter	1	2	3	4	5	6	7	8	9	AB	R	H	RBI	BB	SO	LOB	TOP					
<b>Bip Roberts, S</b> OBP: 0.403, SLG: 0.445 (1, 5)										4	0	0	0	0	1	3						
<b>Gary Tompston, S</b> OBP: 0.289, SLG: 0.350 (1, 6)										4	0	2	0	0	1	1						
<b>Tony Gwynn, L</b> OBP: 0.401, SLG: 0.462 (1, 9)										3	0	0	0	0	0	3						
<b>Marvell Wynne, L</b> OBP: 0.301, SLG: 0.394 (1, 8)										4	0	0	0	0	0	2						
<b>Roberto Alomar, S</b> OBP: 0.314, SLG: 0.311 (1, 4)										4	1	1	0	0	0	1						
<b>Chris James, R</b> OBP: 0.236, SLG: 0.267 (1, 7)										4	1	2	1	0	1	2						
<b>Rob Nelson, L</b> OBP: 0.354, SLG: 0.299 (1, 3)										3	0	0	0	1	2	1						
<b>Mark Parent, R</b> OBP: 0.202, SLG: 0.355 (1, 2)										4	0	1	1	0	1	0						
<b>Ed Whitson, R</b> OBP: 0.227, SLG: 0.220 (1, 1)										2	0	0	0	1	1	0						
<b>Inning Stats</b>	R: 0 E: 0 K: 2 S: 7	H: 0 LOB: 0 BB: 0 P: 9	R: 1 E: 1 K: 1 S: 15	H: 1 LOB: 3 BB: 2 P: 27	R: 0 E: 0 K: 0 S: 5	H: 1 LOB: 0 BB: 0 P: 7	R: 0 E: 0 K: 0 S: 7	H: 1 LOB: 0 BB: 0 P: 11	R: 0 E: 2 K: 1 S: 13	H: 0 LOB: 2 BB: 0 P: 15	R: 1 E: 0 K: 1 S: 15	H: 1 LOB: 0 BB: 0 P: 24	R: 0 E: 0 K: 0 S: 4	H: 0 LOB: 0 BB: 0 P: 5	R: 0 E: 0 K: 0 S: 7	H: 1 LOB: 1 BB: 0 P: 10	R: 0 E: 0 K: 1 S: 8	H: 1 LOB: 0 BB: 0 P: 11	1B: 5 2B: 1 3B: 0 HR: 1	SF: 0 SAC: 1 DP: 1 HBP: 0	WP: 0 PB: 0 SB: 3 CS: 2	PA: 36
<b>PITCHER</b>	IP	WLS	BF	H	R	ER	SO	BB	IBB	HBP	BLK	WP	HR	S	P	ERA	WHIP					
<b>Jeff Robinson, R</b> ERA: 5.05 (1, 1)	5.0	L	21	3	1	0	5	2	0	0	0	0	0	47	69	0.00	1.000					
<b>Bob Kipper, L</b> ERA: 2.95 (6, 1)	3.0		11	2	1	1	1	0	0	0	0	0	1	26	39	3.00	0.667					
<b>Doug Bair, R</b> ERA: 1.23 (9, 1)	1.0		3	1	0	0	1	0	0	0	0	0	0	8	11	0.00	1.000					

San Diego Padres @ Pittsburgh Pirates  
Three Rivers Stadium, Pittsburgh, PA  
Sat Jul 08 1989, 7:05 PM EDT  
Att: 25,852 - Unknown

livebaseballscorecards.com

AB 32  
R 2  
H 6  
RBI 2  
BB 2  
SO 7  
LOB 13



Batter	1	2	3	4	5	6	7	8	9	AB	R	H	RBI	BB	SO	LOB	BOTTOM				
<b>Barry Bonds, L</b> OBP: 0.332, SLG: 0.418 (1, 7)										4	0	0	0	0	0	2					
<b>Jose Lind, R</b> OBP: 0.286, SLG: 0.308 (1, 4)										4	0	0	0	0	0	0					
<b>Andy Van Slyke, L</b> OBP: 0.343, SLG: 0.400 (1, 8)										4	0	1	0	0	1	0					
<b>Bobby Bonilla, S</b> OBP: 0.335, SLG: 0.451 (1, 5)										4	0	1	0	0	0	0					
<b>Glenn Wilson, R</b> OBP: 0.325, SLG: 0.435 (1, 9)										4	0	0	0	0	1	2					
<b>Gary Redus, R</b> OBP: 0.395, SLG: 0.439 (1, 3)										3	0	0	0	0	1	0					
<b>Michael LaValliere, L</b> OBP: 0.415, SLG: 0.376 (1, 2)										3	0	2	0	0	0	0					
<b>Rey Quinones, R</b> OBP: 0.240, SLG: 0.284 (1, 6)										3	0	1	0	0	0	1					
<b>Jeff Robinson, R</b> (1, 1)										1	0	0	0	0	0	0					
<b>Benny Distefano, L</b> OBP: 0.353, SLG: 0.262 (5, PH)										1	0	0	0	0	0	2					
<b>Bob Kipper, R</b> OBP: 0.250, SLG: 0.143 (6, 1)										0	0	0	0	0	0	0					
<b>John Cangelosi, S</b> OBP: 0.396, SLG: 0.316 (8, PH)										1	0	0	0	0	0	0					
<b>Doug Bair, R</b> OBP: 1.000, SLG: 2.000 (9, 1)										0	0	0	0	0	0	0					
<b>Inning Stats</b>	R: 0 E: 0 K: 1 S: 6	H: 0 LOB: 0 BB: 0 P: 10	R: 0 E: 0 K: 0 S: 9	H: 0 LOB: 0 BB: 0 P: 15	R: 0 E: 0 K: 0 S: 6	H: 2 LOB: 2 BB: 0 P: 12	R: 0 E: 0 K: 1 S: 7	H: 0 LOB: 0 BB: 0 P: 16	R: 0 E: 0 K: 0 S: 13	H: 0 LOB: 0 BB: 0 P: 19	R: 0 E: 0 K: 1 S: 8	H: 1 LOB: 1 BB: 0 P: 11	R: 0 E: 0 K: 0 S: 6	H: 0 LOB: 0 BB: 0 P: 10	R: 0 E: 0 K: 0 S: 6	H: 0 LOB: 0 BB: 0 P: 10	1B: 4 2B: 1 3B: 0 HR: 0	SF: 0 SAC: 0 DP: 0 HBP: 0	WP: 0 PB: 0 SB: 0 CS: 0	PA: 32	
<b>PITCHER</b>	IP	WLS	BF	H	R	ER	SO	BB	IBB	HBP	BLK	WP	HR	S	P	ERA	WHIP				
<b>Ed Whitson, R</b> ERA: 2.51 (1, 1)	9.0	W	32	5	0	0	3	0	0	0	0	0	0	73	113	0.00	0.556				


San Diego Padres @ Pittsburgh Pirates  
Three Rivers Stadium, Pittsburgh, PA  
Sat Jul 08 1989, 7:05 PM EDT  
Att: 25,852 - Unknown

livebaseballscorecards.com

AB 32  
R 0  
H 5  
RBI 0  
BB 0  
SO 3  
LOB 7






Batter	1	2	3	4	5	6	7	8	9	AB R H RBI BB SO LOB	TOP								
<b>Bip Roberts, S</b> OBP: 0.403, SLG: 0.444 (1, 5)	1-1 F8 G4-3 1B		0-0 FC6-4 1B		2-1 F8		0-0 G6-3		1-3 K	5 1 2 0 0 1 0	<b>San Diego Padres @ Pittsburgh Pirates</b> Three Rivers Stadium, Pittsburgh, PA Sun Jul 09 1989, 3:33 AM EDT Att: 23,584 - Unknown <a href="http://livebaseballscorecards.com">livebaseballscorecards.com</a>								
<b>Gary Templeton, S</b> OBP: 0.284, SLG: 0.343 (1, 6)	2-0 F8		0-1 FC6-4		1-2 G6-3		1-0 F8		0-0 F7	5 0 0 1 0 0 2									
<b>Tony Gwynn, L</b> OBP: 0.402, SLG: 0.462 (1, 9)	2-1 G4-3		3-H F9		1-2		1-1 1B			4 1 2 1 0 0 1									
<b>Marvell Wynne, L</b> OBP: 0.300, SLG: 0.391 (1, 8)	1-0 P2		2-3 K		0-0 P6		3-2 1B			4 0 1 1 0 1 2									
<b>Roberto Alomar, S</b> OBP: 0.316, SLG: 0.316 (1, 4)		2-2 F8		3-2 G5-3 HR 1B		1-1 SH1-3 2B		2-3 K		4 1 2 0 0 1 1									
<b>Chris James, R</b> OBP: 0.234, SLG: 0.264 (1, 7)		1-1 F9		0-1 G5-3		0-0 SH1-3		0-3 K		3 0 0 0 0 1 1									
<b>Rob Nelson, L</b> OBP: 0.360, SLG: 0.338 (1, 3)		4-0 BB		3-0 HR		1-3 K		3-3 K		3 1 1 2 1 2 1									
<b>Mark Parent, R</b> OBP: 0.204, SLG: 0.344 (1, 2)		1-0 F8		0-0 G6-3		4-0 IBB		1-3 K		3 0 0 0 1 1 1									
<b>Dennis Rasmussen, L</b> OBP: 0.147, SLG: 0.176 (1, 1)			3-2 E3 1B FC6-4		1-3 K		2-2 G4-3		0-1 G6-3	0 0 0 0 0 0 0									
<b>Mark Grant, R</b> OBP: 0.250, SLG: 0.100 (2, 1)									4 1 0 0 0 1 2	WP: 0 PA: 38									
<b>Mark Davis, L</b> (9, 1)										0 0 0 0 0 0 0	FB: 0 SB: 3 CS: 0								
<b>Inning Stats</b>	R: 1 E: 0 K: 0 S: 7	H: 1 LOB: 0 BB: 0 P: 12	R: 0 E: 0 K: 0 S: 6	H: 0 LOB: 1 BB: 1 P: 14	R: 1 E: 1 K: 1 S: 10	H: 1 LOB: 1 BB: 0 P: 15	R: 2 E: 0 K: 1 S: 10	H: 2 LOB: 0 BB: 0 P: 17	R: 0 E: 0 K: 1 S: 9	H: 1 LOB: 1 BB: 1 P: 13	R: 1 E: 0 K: 1 S: 13	H: 2 LOB: 1 BB: 0 P: 20	R: 0 E: 0 K: 3 S: 11	H: 0 LOB: 0 BB: 0 P: 15	R: 0 E: 0 K: 1 S: 6	H: 0 LOB: 0 BB: 0 P: 7	1B: 6 2B: 1 3B: 0 HR: 1	SF: 0 SAC: 1 DP: 0 HBP: 0	WP: 0 PA: 38 FB: 0 SB: 3 CS: 0
<b>PITCHER</b>	IP WLS BF H R ER SO BB IBB HBP BLK WP HR S P ERA WHIP											<b>PITCHER</b>	IP WLS BF H R ER SO BB IBB HBP BLK WP HR S P ERA WHIP						
<b>Randy Kramer, R</b> ERA: 4.14 (1, 1)	4.0 L 18 4 4 3 2 1 0 0 0 0 1 33 58 6.75 1.250																		
<b>Neal Heaton, L</b> ERA: 4.17 (5, 1)	3.0 14 4 1 1 2 0 1 0 0 0 0 36 55 3.00 1.333																		
<b>Doug Bair, R</b> ERA: 1.08 (8, 1)	2.0 6 0 0 0 4 0 0 0 0 0 0 17 22 0.00 0.000																		
Batter	1	2	3	4	5	6	7	8	9	AB R H RBI BB SO LOB	BOTTOM								
<b>R.J. Reynolds, S</b> OBP: 0.369, SLG: 0.417 (1, 8)	1-0 F8		4-2 1B BB		3-3 K		0-0 G4-6-3		2-0 G6-4-3	4 1 0 0 1 1 2	<b>San Diego Padres @ Pittsburgh Pirates</b> Three Rivers Stadium, Pittsburgh, PA Sun Jul 09 1989, 3:33 AM EDT Att: 23,584 - Unknown <a href="http://livebaseballscorecards.com">livebaseballscorecards.com</a>								
<b>Jose Lind, R</b> OBP: 0.289, SLG: 0.311 (1, 4)	2-2 F8 BB	0-1 BB 1B		1-1 G5-3		1-2 G1-3				4 0 2 2 0 0 0									
<b>Gary Redus, R</b> OBP: 0.370, SLG: 0.436 (7, PH)	4-2 BB 1B	4-1 BB 1B		2-3 K		2-1 F7				1 0 0 0 2 1 0									
<b>Barry Bonds, L</b> OBP: 0.332, SLG: 0.417 (8, 7)	1-2 FC6-4 BB	1-2 BB								1 0 0 0 0 0 0									
<b>Bobby Bonilla, S</b> OBP: 0.334, SLG: 0.449 (1, 5)	1-0 F8	3-0 G3-1			1-1 G6-3 1B		0-0 G3-1			4 0 1 0 0 0 4									
<b>Glenn Wilson, R</b> OBP: 0.320, SLG: 0.427 (1, 9)	3-1 FC6-4		0-0 F7		0-1 F8		3-3 K			4 0 0 0 0 1 3									
<b>Jeff King, R</b> OBP: 0.286, SLG: 0.419 (1, 3)		1-1 F9	0-0 2B		1-0 G6-3		0-0 P6			3 0 1 0 0 0 1									
<b>Andy Van Slyke, L</b> OBP: 0.341, SLG: 0.398 (8, PH)			0-1 L5		1-1 G5-3		2-1 G1-3			1 0 0 0 0 0 0									
<b>Rey Quinones, R</b> OBP: 0.240, SLG: 0.281 (1, 6)		4-2 G1-3 2B BB								3 1 0 0 1 0 2									
<b>Junior Ortiz, R</b> OBP: 0.281, SLG: 0.250 (1, 2)		1-1 G1-3	4-0 IBB		2-2 G4-6-3 1B		0-0 F8			3 0 1 0 1 0 1									
<b>Randy Kramer, R</b> OBP: 0.105, SLG: 0.158 (1, 1)		1-2 G5-3			1-3 K		1-0 G6-4-3 1B			2 1 1 1 0 0 2									
<b>Neal Heaton, L</b> OBP: 0.333, SLG: 0.333 (5, 1)										1 0 0 0 0 1 1									
<b>Doug Bair, R</b> OBP: 1.000, SLG: 2.000 (8, PH)										0 0 0 0 0 0 0									
<b>John Cangelosi, S</b> OBP: 0.402, SLG: 0.325 (9, PH)										1 0 1 0 0 0 0									
<b>Inning Stats</b>	R: 0 E: 0 K: 0 S: 10	H: 1 LOB: 2 BB: 1 P: 21	R: 3 E: 0 K: 0 S: 17	H: 2 LOB: 3 BB: 3 P: 35	R: 0 E: 0 K: 2 S: 10	H: 1 LOB: 2 BB: 1 P: 9	R: 0 E: 0 K: 2 S: 10	H: 0 LOB: 0 BB: 0 P: 16	R: 0 E: 0 K: 1 S: 7	H: 1 LOB: 1 BB: 0 P: 10	R: 0 E: 0 K: 0 S: 6	H: 0 LOB: 0 BB: 0 P: 9	R: 0 E: 0 K: 1 S: 6	H: 0 LOB: 0 BB: 0 P: 11	R: 0 E: 0 K: 0 S: 3	H: 1 LOB: 0 BB: 0 P: 6	1B: 5 2B: 2 3B: 0 HR: 0	SF: 0 SAC: 0 DP: 2 HBP: 0	WP: 0 PA: 37 FB: 0 SB: 0 CS: 0
<b>PITCHER</b>	IP WLS BF H R ER SO BB IBB HBP BLK WP HR S P ERA WHIP											<b>PITCHER</b>	IP WLS BF H R ER SO BB IBB HBP BLK WP HR S P ERA WHIP						
<b>Dennis Rasmussen, L</b> ERA: 4.33 (1, 1)	1.2 12 3 3 3 0 4 0 0 0 0 0 26 52 16.20 4.200																		
<b>Mark Grant, R</b> ERA: 2.41 (2, 1)	6.2 W 24 4 0 0 4 0 1 0 0 0 0 44 72 0.00 0.600																		
<b>Mark Davis, L</b> ERA: 2.68 (9, 1)	0.2 S 1 0 0 0 0 0 0 0 0 0 0 1 3 0.00 0.000																		



Batter	1	2	3	4	5	6	7	8	9	AB	R	H	RBI	BB	SO	LOB	TOP					
Jerome Walton, R OBP: 0.356, SLG: 0.444 Mitch Webster, S OBP: 0.329, SLG: 0.365	2-1 1B	1-1 E7 CS 1B			2-2 2B 1B	1-1 2B 1B		0-2 G3-1		4	1	4	2	0	0	0						
23 Ryne Sandberg, R OBP: 0.330, SLG: 0.416	1-2 2B	4-1 BB			1-1 2B 1B	2-3 K			1-1 L8	4	2	2	0	1	1	0						
Mark Grace, L OBP: 0.408, SLG: 0.424	4-1 BB	2-1 CS	0-0 F7		0-0 FC5-4 2B		0-1 1B SF8		3-2 G2-3	4	1	2	1	1	0	0						
Andre Dawson, R OBP: 0.321, SLG: 0.487	4-1 BB		2-2 F7		1-3 K		3-2 1B		0-1 G5-3	4	0	1	0	1	1	2						
Lloyd McClendon, R OBP: 0.373, SLG: 0.513	2-2 SF8		0-0 F8		4-0 FC5-4 1B		3-1 SF8			1	0	0	2	1	0	0						
Vance Law, R OBP: 0.285, SLG: 0.329 Steve Wilson, L Les Lancaster, R	3-2 F8			4-1 E S SF7 BB	1-1 FC5-4	1-2 K	3-3 K			3	1	0	1	1	1	5						
Shawon Dunston, R OBP: 0.300, SLG: 0.404		0-1 SH3-4 E 1B		0-1 P3	1-2 F7		2-2 F9			4	1	1	0	0	0	4						
Joe Girardi, R OBP: 0.231, SLG: 0.243		1-3 K		0-2 SF7		0-1 G6-3		0-2 G6-3		3	0	0	1	0	1	1						
Greg Maddux, R OBP: 0.318, SLG: 0.349 Domingo Ramos, R OBP: 0.318, SLG: 0.337		0-0 SH3-4		1-3 K		0-0 E 2B		0-1 F8		2	1	1	0	0	1	0						
<b>Inning Stats</b>	R: 1 E: 0 K: 0 S: 15	H: 2 LOB: 2 BB: 2 P: 31	R: 1 E: 1 K: 1 S: 10	H: 2 LOB: 1 BB: 1 P: 18	R: 0 E: 0 K: 0 S: 5	H: 0 LOB: 0 BB: 0 P: 7	R: 1 E: 0 K: 1 S: 10	H: 0 LOB: 0 BB: 1 P: 15	R: 2 E: 0 K: 1 S: 17	H: 3 LOB: 2 BB: 1 P: 27	R: 1 E: 1 K: 1 S: 8	H: 2 LOB: 0 BB: 0 P: 11	R: 1 E: 0 K: 1 S: 18	H: 2 LOB: 1 BB: 0 P: 29	R: 0 E: 0 K: 0 S: 8	H: 0 LOB: 0 BB: 0 P: 8	R: 0 E: 0 K: 0 S: 7	H: 0 LOB: 0 BB: 0 P: 11	1B: 7 2B: 4 3B: 0 HR: 0	SF: 3 SAC: 1 DP: 0 HBP: 0	WP: 0 PB: 1 SB: 1 CS: 1	PA: 41
<b>PITCHER</b>	IP WLS BF H R ER SO BB IBB HBP BLK WP HR S P ERA WHIP	IP WLS BF H R ER SO BB IBB HBP BLK WP HR S P ERA WHIP																				
Bruce Hurst, L ERA: 3.09	5.0 L 25 7 5 4 3 4 1 0 0 0 0 0 57 98 7.20 2.200																					
Freddie Toliver, R ERA: 7.5	1.0 6 4 2 2 1 0 0 0 0 0 0 0 14 20 18.00 4.000																					
Greg Harris, R ERA: 1.82	2.0 6 0 0 0 1 0 0 0 0 0 0 0 20 28 0.00 0.000																					
Pat Clements, L ERA: 4.11	1.0 3 0 0 0 0 0 0 0 0 0 0 0 7 11 0.00 0.000																					

**Chicago Cubs @ San Diego Padres**  
**Jack Murphy Stadium, San Diego, CA**  
 Thu Jul 13 1989, 6:33 AM EDT  
 Att: 23,481 - Sunny - 80 F


**AB 31**  
**R 7**  
**H 11**  
**RBI 7**  
**BB 5**  
**SO 5**  
**LOB 12**



Batter	1	2	3	4	5	6	7	8	9	AB	R	H	RBI	BB	SO	LOB	BOTTOM					
Bip Roberts, S OBP: 0.403, SLG: 0.438	2-3 K		0-0 G3		0-1 1B				1-1 G5-3	4	0	1	1	1	1	2						
Gary Templeton, S OBP: 0.286, SLG: 0.342	1-2 G3			0-2 SH1-3 E 1B	0-2 G4-3		4-0 BB BB		1-2 G3-1	4	1	1	0	1	0	2						
Tony Gwynn, L OBP: 0.401, SLG: 0.461	1-2 G5-3			2-1 SH1-3		2-1 2B 1B	0-2 P5			3	1	1	0	0	0	3						
Jack Clark, R OBP: 0.393, SLG: 0.368 Ed Whitson, R OBP: 0.227, SLG: 0.220 Camelo Martinez, R OBP: 0.294, SLG: 0.310		1-2 F8		0-2 E5 G6-3	2-0 G4-3	2-3 K				3	0	1	1	0	0	0						
Marvell Wynne, L OBP: 0.284, SLG: 0.383		0-0 L3		2-1 G6-3	1-0 F8		0-1 G4-1			4	0	0	0	0	0	2						
Roberto Alomar, S OBP: 0.313, SLG: 0.313		3-2 G3-1		1-0 G6-3		0-0 G4-3	1-2 G6-3			4	0	0	0	0	0	2						
Chris James, R OBP: 0.231, SLG: 0.261 Pat Clements, R			1-1 F9		1-1 G6-3	2-2 L7	0-2 G6-3			3	0	0	0	0	0	2						
Benito Santiago, R OBP: 0.271, SLG: 0.349			4-1 BB		4-2 E 1B BB		2-1 FC3-6 1B		4-0 S BB	1	1	1	0	3	0	0						
Bruce Hurst, L ERA: 3.09 Rob Niekro, R OBP: 0.306, SLG: 0.333 Freddie Toliver, R Greg Harris, R Tim Flannery, L Luis Salazar, R OBP: 0.294, SLG: 0.390		3-3 K		2-3 K		0-1 FC3-6 BB	0-3 K			1	0	0	0	0	1	1						
<b>Inning Stats</b>	R: 0 E: 0 K: 1 S: 9	H: 0 LOB: 0 BB: 0 P: 13	R: 0 E: 0 K: 0 S: 8	H: 0 LOB: 0 BB: 0 P: 12	R: 0 E: 0 K: 1 S: 7	H: 0 LOB: 1 BB: 1 P: 15	R: 1 E: 1 K: 0 S: 11	H: 1 LOB: 1 BB: 0 P: 16	R: 1 E: 0 K: 0 S: 13	H: 1 LOB: 1 BB: 1 P: 20	R: 1 E: 0 K: 0 S: 8	H: 2 LOB: 2 BB: 0 P: 15	R: 0 E: 0 K: 1 S: 10	H: 1 LOB: 3 BB: 2 P: 22	R: 0 E: 0 K: 0 S: 9	H: 0 LOB: 0 BB: 0 P: 10	R: 0 E: 0 K: 1 S: 10	H: 0 LOB: 1 BB: 1 P: 16	1B: 4 2B: 1 3B: 0 HR: 0	SF: 0 SAC: 1 DP: 0 HBP: 0	WP: 1 PB: 0 SB: 1 CS: 0	PA: 38
<b>PITCHER</b>	IP WLS BF H R ER SO BB IBB HBP BLK WP HR S P ERA WHIP	IP WLS BF H R ER SO BB IBB HBP BLK WP HR S P ERA WHIP																				
Greg Maddux, R ERA: 2.86	6.1 W 28 5 3 1 3 3 0 0 0 0 0 60 101 1.42 1.263																					
Steve Wilson, L ERA: 3.1	0.1 2 0 0 0 0 1 0 0 0 0 1 0 3 7 0.00 3.000																					
Les Lancaster, R ERA:	2.1 S 8 0 0 0 2 1 0 0 0 0 0 22 31 0.00 0.429																					

**Chicago Cubs @ San Diego Padres**  
**Jack Murphy Stadium, San Diego, CA**  
 Thu Jul 13 1989, 6:33 AM EDT  
 Att: 23,481 - Sunny - 80 F

**AB 32**  
**R 3**  
**H 5**  
**RBI 2**  
**BB 5**  
**SO 5**  
**LOB 20**





Batter	1	2	3	4	5	6	7	8	9	AB	R	H	RBI	BB	SO	LOB	TOP		
Mitch Webster, S OBP: 0.327, SLG: 0.363 (1, 8)	F7		1B			K		K		4	0	1	1	0	2	0	<b>Chicago Cubs @ San Diego Padres</b> Jack Murphy Stadium, San Diego, CA Fri Jul 14 1989, 10:05 PM EDT Att: 27,649 - Unknown - 70 F		
23 Ryne Sandberg, R OBP: 0.331, SLG: 0.421 (1, 4)	K		G5-3			2B			1B	4	1	2	0	0	1	1			
Dwight Smith, L OBP: 0.408, SLG: 0.506 (1, 7)	K			1B	SF7	2B		F9	1B	4	2	2	0	0	1	1			
Andre Dawson, R OBP: 0.324, SLG: 0.487 (1, 9)		K		1B	G4-6-3			K	1B	4	0	2	1	0	2	1			
Mark Grace, L OBP: 0.406, SLG: 0.427 (1, 3)	P6			SF7	1B			F8	1B	3	0	1	2	0	0	0			
Damon Berryhill, S OBP: 0.293, SLG: 0.344 (1, 2)	G4-3			G4-6-3				P5	P6	4	0	0	0	0	0	3			
Vance Law, R OBP: 0.284, SLG: 0.328 (1, 5)			1B			G6-3		P2	K	4	0	1	0	0	1	2			
Shawon Dunston, R OBP: 0.299, SLG: 0.401 (1, 6)			1B	FC4-6	SH3-4	F9		1B	K	4	1	1	0	0	1	3			
Mike Bielecki, R OBP: 0.054, SLG: 0.028 Jeff Pico, R OBP: 0.333, SLG: 0.333 Gary Varsho, L OBP: 0.283, SLG: 0.333 Calvin Schiraldi, R OBP: 0.283, SLG: 0.333 (1, 1) (5, 1) (8, PH) (8, 1)			SH3-4			G5-3		F7		1	0	0	0	0	0	0			
<b>Inning Stats</b>	R: 0 E: 0 K: 2 S: 7	H: 0 LOB: 0 BB: 0 P: 11	R: 0 E: 0 K: 1 S: 11	H: 0 LOB: 0 BB: 0 P: 15	R: 1 E: 0 K: 0 S: 9	H: 2 LOB: 1 BB: 0 P: 12	R: 1 E: 0 K: 0 S: 8	H: 2 LOB: 0 BB: 0 P: 11	R: 0 E: 0 K: 2 S: 10	H: 1 LOB: 1 BB: 0 P: 12	R: 0 E: 0 K: 0 S: 11	H: 0 LOB: 0 BB: 0 P: 13	R: 0 E: 0 K: 1 S: 8	H: 1 LOB: 0 BB: 0 P: 13	R: 2 E: 0 K: 2 S: 17	H: 4 LOB: 2 BB: 0 P: 31		1B: 6 2B: 4 3B: 0 HR: 0	SF: 1 SAC: 1 DP: 1 HBP: 0
<b>PITCHER</b>	IP	WLS	BF	H	R	ER	SO	BB	IBB	HBP	BLK	WP	HR	S	P	ERA	WHIP		
Ed Whitson, R ERA: 2.62 Mark Davis, L ERA: 2.62 (1, 1) (9, 1)	8.0	W	31	9	4	4	6	0	0	0	0	0	0	74	102	4.50	1.125		

Batter	1	2	3	4	5	6	7	8	9	AB	R	H	RBI	BB	SO	LOB	BOTTOM		
Bip Roberts, S OBP: 0.405, SLG: 0.447 Luis Salazar, R OBP: 0.283, SLG: 0.358 (1, 5) (7, 5)	G1-3 1B WP		G6-3		F9	1B		F9		4	2	2	0	0	0	0	<b>Chicago Cubs @ San Diego Padres</b> Jack Murphy Stadium, San Diego, CA Fri Jul 14 1989, 10:05 PM EDT Att: 27,649 - Unknown - 70 F		
Gary Templeton, S OBP: 0.288, SLG: 0.354 (1, 6)	1B FC3-2 1B		F7			HR		F8		5	1	2	1	0	0	1			
Tony Gwynn, L OBP: 0.402, SLG: 0.459 (1, 9)	G1-3		BB		K	1B		1B	IBB	2	0	0	0	2	1	2			
Jack Clark, R OBP: 0.398, SLG: 0.369 (1, 3)	FC3-2		BB		K			1B	G4-6-3	2	0	1	1	2	1	0			
Marvell Wynne, L OBP: 0.284, SLG: 0.386 (1, 8)	FC3-2		L8			1B		G4-6-3		4	1	1	0	0	0	6			
Roberto Alomar, S OBP: 0.314, SLG: 0.313 (1, 4)	G4-3				F8	1B		CS	1B	3	1	1	0	1	0	2			
Chris James, R OBP: 0.235, SLG: 0.265 (1, 7)			G6-4-3		F7	1B		G6-3		4	0	2	1	0	0	1			
Benito Santiago, R OBP: 0.274, SLG: 0.351 (1, 2)	G6-4-3		E		E8	1B		G5-3		4	1	2	1	0	0	1			
Ed Whitson, R OBP: 0.229, SLG: 0.244 Mark Davis, L (1, 1) (9, 1)	G5-3		E6		F9	2B		K		4	1	1	1	0	1	2			
<b>Inning Stats</b>	R: 1 E: 0 K: 0 S: 15	H: 2 LOB: 2 BB: 1 P: 25	R: 0 E: 0 K: 0 S: 8	H: 1 LOB: 0 BB: 0 P: 10	R: 0 E: 0 K: 0 S: 9	H: 0 LOB: 2 BB: 2 P: 20	R: 2 E: 1 K: 0 S: 13	H: 2 LOB: 0 BB: 0 P: 21	R: 3 E: 1 K: 2 S: 18	H: 4 LOB: 2 BB: 1 P: 31	R: 0 E: 0 K: 0 S: 6	H: 1 LOB: 0 BB: 0 P: 11	R: 0 E: 0 K: 1 S: 6	H: 0 LOB: 0 BB: 0 P: 8	1B: 8 2B: 3 3B: 0 HR: 1	SF: 0 SAC: 0 DP: 2 HBP: 0		WP: 1 PA: 38 PB: 0 SB: 0 CS: 1	
<b>PITCHER</b>	IP	WLS	BF	H	R	ER	SO	BB	IBB	HBP	BLK	WP	HR	S	P	ERA	WHIP		
Mike Bielecki, R ERA: 3.01 Jeff Pico, R ERA: 4.01 Calvin Schiraldi, R ERA: 4.46 (1, 1) (5, 1) (8, 1)	4.2	L	26	9	6	5	2	3	1	0	0	0	0	61	104	9.64	2.571		

AB	33
R	4
H	10
RBI	4
BB	0
SO	8
LOB	11



WP	0
PA	35
PB	0
SB	0
CS	0

AB	33
R	7
H	12
RBI	5
BB	5
SO	3
LOB	15



WP	1
PA	38
PB	0
SB	0
CS	1



Batter	1	2	3	4	5	6	7	8	9	AB	R	H	RBI	BB	SO	LOB	TOP			
Jerome Walton, R (1, 8) OBP: 0.349, SLG: 0.435	G1-3	G6-3			G6-3		G5-3			4	0	0	0	0	0	2	<b>Chicago Cubs @ San Diego Padres</b> Jack Murphy Stadium, San Diego, CA Sat Jul 15 1989, 10:05 PM EDT Att: 54,717 - Unknown - 70 F <a href="http://livebaseballscorecards.com">livebaseballscorecards.com</a>			
23 Ryne Sandberg, R (1, 4) OBP: 0.333, SLG: 0.431	HR	L3			1B		L7			4	1	2	1	0	0	2				
Dwight Smith, L (1, 7) OBP: 0.410, SLG: 0.524	HR				1B		F7		G4-3	4	1	2	1	0	0	1				
Andre Dawson, R (1, 9) OBP: 0.323, SLG: 0.482	P2				G5-4-3		1B		K	4	0	1	0	0	1	1				
Mark Grace, L (1, 3) OBP: 0.410, SLG: 0.434	E				1B		G3-1		2B	3	0	2	0	1	0	2				
Damon Berryhill, S (1, 2) OBP: 0.285, SLG: 0.338	G3				F7		G3-1		P6	4	0	0	0	0	0	3				
Vance Law, R (1, 5) OBP: 0.285, SLG: 0.328					G6-3		F7		K	2	0	0	0	1	0	0				
Mitch Webster, S (9, PH) OBP: 0.326, SLG: 0.361		SH1-4			BB		F7		K	1	0	0	0	0	1	0				
Shawon Dunston, R (1, 6) OBP: 0.298, SLG: 0.398					B1-3		F7		K2-3	4	0	1	0	0	1	0				
Paul Kilgus, L (1, 1) OBP: 0.067, SLG: 0.067					G6-3		K		F9	2	0	0	0	0	1	0				
Les Lancaster, R (8, 1) OBP: 0.260, SLG: 0.329		SH1-4			G6-3					0	0	0	0	0	0	0				
<b>Inning Stats</b>	R: 2 E: 1 K: 0 S: 13	H: 2 LOB: 1 BB: 1 P: 20	R: 0 E: 0 K: 0 S: 14	H: 1 LOB: 2 BB: 1 P: 20	R: 0 E: 0 K: 0 S: 7	H: 2 LOB: 1 BB: 0 P: 11	R: 0 E: 0 K: 0 S: 9	H: 0 LOB: 0 BB: 0 P: 12	R: 0 E: 0 K: 0 S: 11	H: 2 LOB: 0 BB: 0 P: 12	R: 0 E: 0 K: 1 S: 11	H: 0 LOB: 0 BB: 0 P: 15	R: 0 E: 0 K: 1 S: 7	H: 1 LOB: 1 BB: 0 P: 10	R: 0 E: 0 K: 2 S: 11	H: 0 LOB: 0 BB: 0 P: 16	1B: 5 2B: 1 3B: 0 HR: 2	SF: 0 SAC: 1 DP: 1 HBP: 0	WP: 0 PB: 0 SB: 0 CS: 0	PA: 36
<b>PITCHER</b> Walt Terrell, R (1, 1) ERA: 3.63	IP: 9.0 WLS: W BF: 36 H: 8 R: 2 ER: 2 SO: 4 BB: 2 IBB: 0 HBP: 0 BLK: 0 WP: 0 HR: 2 S: 91 P: 125 ERA: 2.00 WHIP: 1.111															<b>PITCHER</b>				

Batter	1	2	3	4	5	6	7	8	9	AB	R	H	RBI	BB	SO	LOB	BOTTOM			
Bip Roberts, S (1, 5) OBP: 0.400, SLG: 0.440	G1-3	K			F7-2			SH1-3		2	0	0	0	0	1	2	<b>Chicago Cubs @ San Diego Padres</b> Jack Murphy Stadium, San Diego, CA Sat Jul 15 1989, 10:05 PM EDT Att: 54,717 - Unknown - 70 F <a href="http://livebaseballscorecards.com">livebaseballscorecards.com</a>			
Luis Salazar, R (3, 5) OBP: 0.290, SLG: 0.375					3B			1B		2	1	2	0	0	0	0				
Gary Templeton, S (1, 6) OBP: 0.285, SLG: 0.350	G6-3	FC3-6			F7-2			SH1-3		3	0	0	0	0	0	3				
Tony Gwynn, L (1, 9) OBP: 0.403, SLG: 0.456	BB				P6			1B		2	0	0	0	2	0	0				
Jack Clark, R (1, 3) OBP: 0.396, SLG: 0.367	G6-3				F7			P6		4	0	1	0	0	0	3				
Chris James, R (1, 7) OBP: 0.239, SLG: 0.280					F9			G6-4-3		4	1	2	2	0	0	1				
Roberto Alomar, S (1, 4) OBP: 0.314, SLG: 0.312		F8			F8			G6-3		4	1	1	0	0	0	2				
Benito Santiago, R (1, 2) OBP: 0.275, SLG: 0.351		FC3			G1			K		3	0	1	0	0	1	0				
Shawn Abner, R (1, 8) OBP: 0.200, SLG: 0.216		F8			BB			F8		2	0	0	0	1	0	2				
Walt Terrell, L (1, 1) OBP: 0.143, SLG: 0.150	FC3				G4-3			K		3	0	0	1	0	1	2				
<b>Inning Stats</b>	R: 0 E: 0 K: 0 S: 8	H: 0 LOB: 1 BB: 1 P: 15	R: 2 E: 0 K: 1 S: 10	H: 3 LOB: 2 BB: 0 P: 17	R: 0 E: 0 K: 0 S: 6	H: 0 LOB: 0 BB: 0 P: 11	R: 0 E: 0 K: 0 S: 7	H: 0 LOB: 1 BB: 1 P: 14	R: 0 E: 0 K: 0 S: 6	H: 1 LOB: 0 BB: 0 P: 8	R: 0 E: 0 K: 0 S: 7	H: 1 LOB: 0 BB: 0 P: 10	R: 0 E: 0 K: 2 S: 7	H: 0 LOB: 0 BB: 0 P: 11	R: 1 E: 0 K: 0 S: 6	H: 2 LOB: 2 BB: 1 P: 12	1B: 5 2B: 1 3B: 1 HR: 1	SF: 0 SAC: 1 DP: 2 HBP: 0	WP: 0 PB: 0 SB: 0 CS: 0	PA: 33
<b>PITCHER</b> Paul Kilgus, L (1, 1) ERA: 4.5	IP: 0.2 WLS: L BF: 3 H: 1 R: 0 ER: 0 SO: 0 BB: 0 IBB: 0 HBP: 0 BLK: 0 WP: 0 HR: 1 S: 53 P: 93 ERA: 0.00 WHIP: 1.091															<b>PITCHER</b>				







Batter	1	2	3	4	5	6	7	8	9	AB	R	H	RBI	BB	SO	LOB	TOP								
<b>Barry Bonds, L</b> OBP: 0.344, SLG: 0.435 (1, 7)										5	0	2	0	0	0	0	<b>Pittsburgh Pirates @ San Diego Padres</b> Jack Murphy Stadium, San Diego, CA Mon Jul 17 1989, 10:05 PM EDT Att: 13,667 - Unknown								
<b>Jose Lind, R</b> OBP: 0.291, SLG: 0.312 (1, 4)										5	0	0	0	0	1	3									
<b>Andy Van Slyke, L</b> OBP: 0.324, SLG: 0.380 (1, 8)										4	0	0	0	0	0	0									
<b>Bobby Bonilla, S</b> OBP: 0.330, SLG: 0.442 (1, 5)										4	1	1	1	0	2	0									
<b>Glenn Wilson, R</b> OBP: 0.333, SLG: 0.463 (1, 9)										3	2	3	2	1	0	0									
<b>Gary Redus, R</b> OBP: 0.374, SLG: 0.437 <b>Bill Landrum, R</b> (8, 1)										3	1	1	0	1	0	2									
<b>Michael LaValliere, L</b> OBP: 0.429, SLG: 0.412 (1, 2)										3	0	1	0	1	0	0									
<b>Rey Quinones, R</b> OBP: 0.238, SLG: 0.282 (1, 6)										4	0	1	1	0	1	2									
<b>Randy Kramer, R</b> OBP: 0.136, SLG: 0.182 <b>Benny Distefano, L</b> OBP: 0.346, SLG: 0.258 (8, 3)										3	0	1	0	0	1	2									
<b>Inning Stats</b>	R: 0 E: 0 K: 0 S: 4	H: 0 LOB: 0 BB: 0 P: 7	R: 1 E: 0 K: 0 S: 11	H: 3 LOB: 1 BB: 0 P: 17	R: 0 E: 0 K: 1 S: 9	H: 0 LOB: 0 BB: 0 P: 13	R: 0 E: 0 K: 1 S: 7	H: 1 LOB: 1 BB: 0 P: 12	R: 0 E: 0 K: 2 S: 10	H: 2 LOB: 2 BB: 0 P: 16	R: 2 E: 0 K: 1 S: 11	H: 2 LOB: 2 BB: 0 P: 24	R: 0 E: 0 K: 0 S: 5	H: 0 LOB: 0 BB: 0 P: 6	R: 1 E: 0 K: 0 S: 5	H: 1 LOB: 0 BB: 0 P: 9	R: 0 E: 0 K: 0 S: 10	H: 1 LOB: 1 BB: 0 P: 13	1B: 5 2B: 2 3B: 0 HR: 3	SF: 0 SAC: 0 DP: 2 HBP: 0	WP: 0 PB: 0 SB: 0 CS: 0	PA: 38			
<b>PITCHER</b>	IP	WLS	BF	H	R	ER	SO	BB	IBB	HBP	BLK	WP	HR	S	P	ERA	WHIP								
<b>Greg Harris, R</b> ERA: 2.11 (1, 1)	6.0	L	27	8	3	3	5	2	0	0	0	0	2	52	89	4.50	1.667								
<b>Pat Clements, L</b> ERA: 4.15 (7, 1)	2.0		7	1	1	1	0	1	0	0	0	0	1	10	15	4.50	1.000								
<b>Dave Leiper, L</b> ERA: 5.25 (9, 1)	1.0		4	1	0	0	0	0	0	0	0	0	0	10	13	0.00	1.000								

Batter	1	2	3	4	5	6	7	8	9	AB	R	H	RBI	BB	SO	LOB	BOTTOM								
<b>Marvell Wynne, L</b> OBP: 0.288, SLG: 0.373 (1, 8)										3	0	0	0	1	0	0	<b>Pittsburgh Pirates @ San Diego Padres</b> Jack Murphy Stadium, San Diego, CA Mon Jul 17 1989, 10:05 PM EDT Att: 13,667 - Unknown								
<b>Gary Templeton, S</b> OBP: 0.281, SLG: 0.341 (1, 6)										3	0	0	0	1	0	1									
<b>Tony Gwynn, L</b> OBP: 0.400, SLG: 0.452 (1, 9)										4	1	0	0	0	0	1									
<b>Jack Clark, R</b> OBP: 0.401, SLG: 0.374 (1, 3)										3	0	2	1	1	0	0									
<b>Chris James, R</b> OBP: 0.243, SLG: 0.294 (1, 7)										4	0	0	0	0	0	3									
<b>Roberto Alomar, S</b> OBP: 0.318, SLG: 0.315 (1, 4)										3	0	1	0	0	0	0									
<b>Benito Santiago, R</b> OBP: 0.275, SLG: 0.351 (1, 2)										3	0	1	0	0	0	0									
<b>Luis Salazar, R</b> OBP: 0.285, SLG: 0.364 (1, 5)										3	0	0	0	0	1	3									
<b>Greg Harris, R</b> (1, 1)										1	0	0	0	0	0	0									
<b>Tim Flannery, L</b> OBP: 0.327, SLG: 0.307 (6, PH)										1	0	0	0	0	1	0									
<b>Pat Clements, R</b> (7, 1)										0	0	0	0	0	0	0									
<b>Shawn Abner, R</b> OBP: 0.196, SLG: 0.212 (8, PH)										1	0	0	0	0	1	0									
<b>Dave Leiper, L</b> (9, 1)										0	0	0	0	0	0	0									
<b>Inning Stats</b>	R: 1 E: 0 K: 0 S: 11	H: 1 LOB: 1 BB: 1 P: 17	R: 0 E: 0 K: 1 S: 7	H: 0 LOB: 0 BB: 0 P: 11	R: 0 E: 0 K: 0 S: 5	H: 0 LOB: 0 BB: 0 P: 9	R: 0 E: 0 K: 0 S: 5	H: 1 LOB: 0 BB: 0 P: 8	R: 0 E: 0 K: 1 S: 8	H: 0 LOB: 0 BB: 0 P: 9	R: 0 E: 0 K: 0 S: 11	H: 2 LOB: 3 BB: 1 P: 19	R: 0 E: 0 K: 1 S: 9	H: 0 LOB: 0 BB: 1 P: 14	R: 0 E: 0 K: 0 S: 10	H: 0 LOB: 0 BB: 0 P: 15	1B: 3 2B: 1 3B: 0 HR: 0	SF: 0 SAC: 0 DP: 2 HBP: 0	WP: 0 PB: 0 SB: 0 CS: 0	PA: 32					
<b>PITCHER</b>	IP	WLS	BF	H	R	ER	SO	BB	IBB	HBP	BLK	WP	HR	S	P	ERA	WHIP								
<b>Randy Kramer, R</b> ERA: 3.84 (1, 1)	7.0	W	26	4	1	1	2	2	0	0	0	0	0	54	86	1.29	0.857								
<b>Bill Landrum, R</b> ERA: 0.21 (8, 1)	2.0	S	6	0	0	0	1	1	0	0	0	0	0	19	29	0.00	0.500								



Batter	1	2	3	4	5	6	7	8	9	AB	R	H	RBI	BB	SO	LOB	TOP					
<b>Barry Bonds, L</b> OBP: 0.348, SLG: 0.437 (1, 7)										3	0	2	1	1	1	0	<b>Pittsburgh Pirates @ San Diego Padres</b> Jack Murphy Stadium, San Diego, CA Tue Jul 18, 1989, 10:05 PM EDT Att: 18,777 - Unknown					
<b>Jose Lind, R</b> OBP: 0.288, SLG: 0.309 (1, 4)										4	0	0	0	0	0	4						
<b>Andy Van Slyke, L</b> OBP: 0.319, SLG: 0.374 (1, 8)										4	0	0	0	0	0	2						
<b>Glenn Wilson, R</b> OBP: 0.328, SLG: 0.455 (1, 9)										4	0	0	0	0	0	1						
<b>Gary Redus, R</b> OBP: 0.372, SLG: 0.444 (1, 3)										4	1	1	0	0	3	0						
<b>Jeff King, R</b> OBP: 0.297, SLG: 0.406 <b>Bobby Bonilla, S</b> OBP: 0.332, SLG: 0.442 (4, 5)										0	0	0	0	1	0	0						
<b>Junior Ortiz, R</b> OBP: 0.274, SLG: 0.244 (1, 2)										2	1	0	0	0	0	2						
<b>Rey Quinones, R</b> OBP: 0.239, SLG: 0.283 (1, 6)										3	1	1	1	0	2	1						
<b>Bob Walk, R</b> OBP: 0.268, SLG: 0.325 <b>Doug Bair, R</b> OBP: 1.000, SLG: 2.000 <b>Benny Distefano, L</b> OBP: 0.343, SLG: 0.256 <b>Miguel Garcia, L</b> OBP: 1.000, SLG: 1.000 (7, 1)										1	0	0	0	0	0	0						
<b>Inning Stats</b>	R: 0 E: 0 K: 0 S: 11	H: 1 LOB: 1 BB: 0 P: 14	R: 0 E: 0 K: 1 S: 9	H: 0 LOB: 0 BB: 1 P: 16	R: 0 E: 0 K: 2 S: 9	H: 0 LOB: 0 BB: 0 P: 13	R: 0 E: 1 K: 0 S: 5	H: 0 LOB: 0 BB: 0 P: 6	R: 4 E: 2 K: 0 S: 12	H: 4 LOB: 0 BB: 0 P: 17	R: 0 E: 0 K: 1 S: 9	H: 0 LOB: 1 BB: 0 P: 13	R: 0 E: 0 K: 1 S: 10	H: 0 LOB: 1 BB: 1 P: 15	R: 0 E: 0 K: 0 S: 6	H: 0 LOB: 0 BB: 1 P: 10		R: 0 E: 0 K: 1 S: 8	H: 0 LOB: 0 BB: 0 P: 9	1B: 4 2B: 0 3B: 1 HR: 0	SF: 0 SAC: 2 DP: 3 HBP: 0	WP: 0 PB: 0 SB: 1 CS: 1
<b>PITCHER</b> <b>Bruce Hurst, L</b> ERA: 3.08 (1, 1)	IP: 9.0 WLS: W BF: 33	H: 5 R: 4 ER: 3 SO: 6	BB: 3 IBB: 0 HBP: 0 BLK: 0	WP: 0 HR: 0 S: 79 P: 113	ERA: 3.00 WHIP: 0.889	<b>PITCHER</b>										IP: 9.0 WLS: W BF: 33	H: 5 R: 4 ER: 3 SO: 6	BB: 3 IBB: 0 HBP: 0 BLK: 0	WP: 0 HR: 0 S: 79 P: 113	ERA: 3.00 WHIP: 0.889		

Batter	1	2	3	4	5	6	7	8	9	AB	R	H	RBI	BB	SO	LOB	BOTTOM			
<b>Marvell Wynne, L</b> OBP: 0.290, SLG: 0.374 <b>Shawn Abner, R</b> OBP: 0.193, SLG: 0.208 (8, 8)										5	1	2	0	0	0	3	<b>Pittsburgh Pirates @ San Diego Padres</b> Jack Murphy Stadium, San Diego, CA Tue Jul 18, 1989, 10:05 PM EDT Att: 18,777 - Unknown			
<b>Gary Templeton, S</b> OBP: 0.285, SLG: 0.345 (1, 6)										6	2	3	1	0	0	1				
<b>Tony Gwynn, L</b> OBP: 0.402, SLG: 0.451 <b>Camelo Martinez, R</b> OBP: 0.286, SLG: 0.328 (9, 7)										3	2	1	0	2	0	3				
<b>Jack Clark, R</b> OBP: 0.407, SLG: 0.391 <b>Rob Nelson, L</b> OBP: 0.353, SLG: 0.329 (9, 3)										4	3	3	2	1	0	1				
<b>Chris James, R</b> OBP: 0.255, SLG: 0.318 (9, 9)										5	4	4	5	1	0	2				
<b>Roberto Alomar, S</b> OBP: 0.319, SLG: 0.314 (1, 4)										4	1	1	1	1	1	1				
<b>Benito Santiago, R</b> OBP: 0.285, SLG: 0.363 (1, 2)										5	1	4	3	0	0	0				
<b>Luis Salazar, R</b> OBP: 0.288, SLG: 0.365 (1, 5)										5	1	2	1	0	1	1				
<b>Bruce Hurst, L</b> OBP: 0.143, SLG: 0.067 (1, 1)										3	0	1	0	2	2	1				
<b>Inning Stats</b>	R: 0 E: 0 K: 0 S: 8	H: 0 LOB: 2 BB: 2 P: 18	R: 0 E: 0 K: 0 S: 8	H: 0 LOB: 0 BB: 0 P: 11	R: 0 E: 0 K: 0 S: 15	H: 0 LOB: 1 BB: 1 P: 21	R: 2 E: 2 K: 1 S: 14	H: 4 LOB: 1 BB: 0 P: 21	R: 5 E: 0 K: 0 S: 18	H: 7 LOB: 2 BB: 0 P: 22	R: 2 E: 0 K: 0 S: 10	H: 2 LOB: 1 BB: 2 P: 20	R: 0 E: 0 K: 1 S: 11	H: 2 LOB: 2 BB: 0 P: 16	R: 8 E: 0 K: 1 S: 28	H: 7 LOB: 1 BB: 2 P: 46		1B: 17 2B: 2 3B: 0 HR: 3	SF: 1 SAC: 0 DP: 0 HBP: 0	WP: 0 PB: 0 SB: 1 CS: 0
<b>PITCHER</b> <b>Bob Walk, R</b> ERA: 4.51 <b>Doug Bair, R</b> ERA: 1.66 <b>Miguel Garcia, L</b> ERA: 9.0 (7, 1)	IP: 4.0 WLS: L BF: 23	H: 7 R: 2 ER: 2 SO: 1	BB: 3 IBB: 0 HBP: 0 BLK: 0	WP: 0 HR: 0 S: 21 P: 80	ERA: 13.50 WHIP: 3.000	<b>PITCHER</b>										IP: 4.0 WLS: L BF: 23	H: 7 R: 2 ER: 2 SO: 1	BB: 3 IBB: 0 HBP: 0 BLK: 0	WP: 0 HR: 0 S: 21 P: 80	ERA: 13.50 WHIP: 3.000

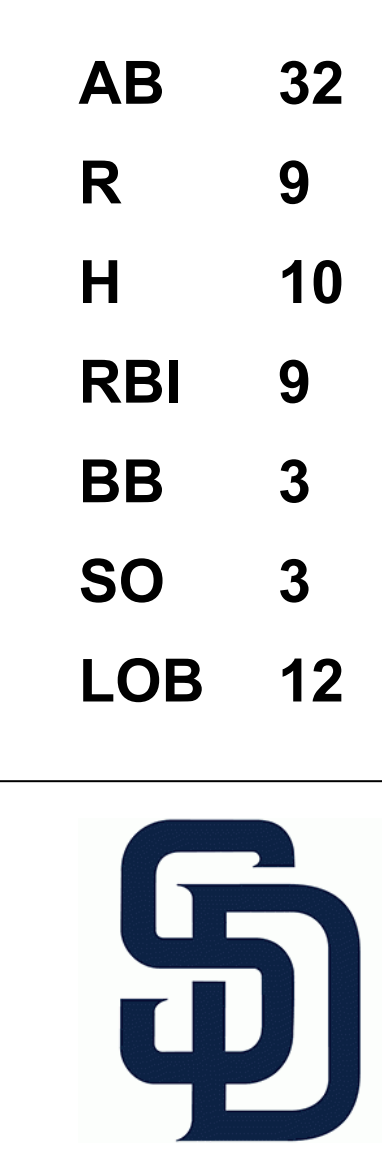


Batter	1	2	3	4	5	6	7	8	9	AB	R	H	RBI	BB	SO	LOB	TOP					
<b>Barry Bonds, L</b> OBP: 0.347, SLG: 0.435 (1, 7)										4	0	1	0	0	1	0	<b>Pittsburgh Pirates @ San Diego Padres</b> Jack Murphy Stadium, San Diego, CA Wed Jul 19 1989, 10:05 PM EDT Att: 16,412 - Sunny - 78 F					
<b>Jose Lind, R</b> OBP: 0.285, SLG: 0.305 (1, 4)										4	0	0	0	0	1	0						
<b>Andy Van Slyke, L</b> OBP: 0.314, SLG: 0.368 (1, 8)										4	0	0	0	0	0	0						
<b>Bobby Bonilla, S</b> OBP: 0.334, SLG: 0.441 (1, 5)										3	1	1	0	1	1	0						
<b>R.J. Reynolds, S</b> OBP: 0.350, SLG: 0.391 (1, 9)										4	0	0	0	0	0	2						
<b>Benny DiStefano, L</b> OBP: 0.342, SLG: 0.269 (1, 3)										3	0	1	1	0	1	0						
<b>Junior Ortiz, R</b> OBP: 0.270, SLG: 0.240 (1, 2)										3	0	0	0	0	0	1						
<b>Rey Quinones, R</b> OBP: 0.240, SLG: 0.280 (1, 6)										2	0	0	0	1	1	2						
<b>Doug Drabek, R</b> OBP: 0.156, SLG: 0.095 (1, 1)										2	0	0	0	0	1	2						
<b>John Cangelosi, S</b> OBP: 0.412, SLG: 0.317 (8, PH)										1	0	0	0	0	0	0						
<b>Jeff Robinson, R</b> (8, 1)										0	0	0	0	0	0	0						
<b>Inning Stats</b>	R: 0 E: 0 K: 2 S: 11	H: 0 LOB: 0 BB: 0 P: 15	R: 0 E: 0 K: 1 S: 9	H: 0 LOB: 0 BB: 0 P: 12	R: 0 E: 0 K: 0 S: 10	H: 1 LOB: 2 BB: 1 P: 16	R: 0 E: 0 K: 0 S: 7	H: 1 LOB: 1 BB: 0 P: 10	R: 0 E: 1 K: 3 S: 15	H: 0 LOB: 1 BB: 0 P: 18	R: 0 E: 0 K: 0 S: 8	H: 0 LOB: 0 BB: 0 P: 11	R: 1 E: 0 K: 0 S: 10	H: 1 LOB: 1 BB: 1 P: 18	R: 0 E: 0 K: 0 S: 7	H: 0 LOB: 0 BB: 0 P: 10	R: 0 E: 0 K: 0 S: 6	H: 0 LOB: 0 BB: 0 P: 8	1B: 2 2B: 1 3B: 0 HR: 0	SF: 0 SAC: 0 DP: 0 HBP: 0	WP: 0 PB: 0 SB: 0 CS: 0	PA: 32
<b>PITCHER</b> <b>Ed Whitson, R</b> ERA: 2.52 (1, 1)	IP: 9.0 WLS: W BF: 32 H: 3 R: 1 ER: 1 SO: 6 BB: 2 IBB: 0 HBP: 0 BLK: 0 WP: 0 HR: 0 S: 83 P: 118 ERA: 1.00 WHIP: 0.556															<b>PITCHER</b>	IP: 9.0 WLS: W BF: 32 H: 3 R: 1 ER: 1 SO: 6 BB: 2 IBB: 0 HBP: 0 BLK: 0 WP: 0 HR: 0 S: 83 P: 118 ERA: 1.00 WHIP: 0.556					

AB	30
R	1
H	3
RBI	1
BB	2
SO	6
LOB	7



Batter	1	2	3	4	5	6	7	8	9	AB	R	H	RBI	BB	SO	LOB	BOTTOM			
<b>Marvell Wynne, L</b> OBP: 0.292, SLG: 0.374 (1, 8)										5	0	2	0	0	1	1	<b>Pittsburgh Pirates @ San Diego Padres</b> Jack Murphy Stadium, San Diego, CA Wed Jul 19 1989, 10:05 PM EDT Att: 16,412 - Sunny - 78 F			
<b>Gary Templeton, S</b> OBP: 0.282, SLG: 0.340 (1, 6)										4	1	0	0	0	0	1				
<b>Tony Gwynn, L</b> OBP: 0.403, SLG: 0.454 (1, 9)										4	1	2	0	0	0	1				
<b>Shawn Abner, R</b> OBP: 0.193, SLG: 0.208 (8, 9)										0	0	0	0	0	0	0				
<b>Jack Clark, R</b> OBP: 0.408, SLG: 0.394 (1, 3)										3	2	1	0	1	0	2				
<b>Rob Nelson, L</b> OBP: 0.353, SLG: 0.329 (8, 3)										0	0	0	0	0	0	0				
<b>Chris James, R</b> OBP: 0.259, SLG: 0.329 (1, 7)										3	2	1	3	0	0	2				
<b>Roberto Alomar, S</b> OBP: 0.320, SLG: 0.318 (1, 4)										2	2	1	1	1	0	0				
<b>Benito Santiago, R</b> OBP: 0.288, SLG: 0.372 (1, 2)										4	0	2	3	0	0	1				
<b>Luis Salazar, R</b> OBP: 0.292, SLG: 0.379 (1, 5)										3	1	1	2	1	0	1				
<b>Ed Whitson, R</b> OBP: 0.212, SLG: 0.224 (1, 1)										4	0	0	0	0	2	3				
<b>Inning Stats</b>	R: 0 E: 0 K: 0 S: 7	H: 0 LOB: 0 BB: 0 P: 10	R: 1 E: 0 K: 0 S: 13	H: 1 LOB: 0 BB: 0 P: 20	R: 0 E: 0 K: 0 S: 4	H: 0 LOB: 0 BB: 0 P: 6	R: 0 E: 0 K: 0 S: 6	H: 1 LOB: 1 BB: 0 P: 8	R: 2 E: 0 K: 1 S: 12	H: 3 LOB: 0 BB: 0 P: 15	R: 3 E: 0 K: 0 S: 13	H: 2 LOB: 2 BB: 2 P: 28	R: 3 E: 0 K: 0 S: 13	H: 2 LOB: 0 BB: 1 P: 24	R: 0 E: 1 K: 2 S: 10	H: 1 LOB: 1 BB: 0 P: 17	1B: 4 2B: 3 3B: 1 HR: 2	SF: 1 SAC: 0 DP: 0 HBP: 1	WP: 0 PB: 0 SB: 1 CS: 1	PA: 38
<b>PITCHER</b> <b>Doug Drabek, R</b> ERA: 2.82 (1, 1)	IP: 7.0 WLS: L BF: 33 H: 9 R: 9 ER: 9 SO: 1 BB: 3 IBB: 0 HBP: 1 BLK: 0 WP: 0 HR: 2 S: 68 P: 111 ERA: 11.57 WHIP: 1.714															<b>PITCHER</b>	IP: 7.0 WLS: L BF: 33 H: 9 R: 9 ER: 9 SO: 1 BB: 3 IBB: 0 HBP: 1 BLK: 0 WP: 0 HR: 2 S: 68 P: 111 ERA: 11.57 WHIP: 1.714			
<b>Jeff Robinson, R</b> ERA: 4.87 (8, 1)	IP: 1.0 WLS: 4 BF: 1 H: 0 R: 0 ER: 0 SO: 2 BB: 0 IBB: 0 HBP: 0 BLK: 0 WP: 0 HR: 10 S: 17 P: 0 ERA: 0.00 WHIP: 1.000															<b>PITCHER</b>	IP: 1.0 WLS: 4 BF: 1 H: 0 R: 0 ER: 0 SO: 2 BB: 0 IBB: 0 HBP: 0 BLK: 0 WP: 0 HR: 10 S: 17 P: 0 ERA: 0.00 WHIP: 1.000			





Batter	1	2	3	4	5	6	7	8	9	AB	R	H	RBI	BB	SO	LOB	TOP					
Willie McGee, S OBP: 0.271, SLG: 0.336	F8	G1-3	G4-3				G4-3		K	5	0	0	0	1	1	2						
Milt Thompson, L OBP: 0.355, SLG: 0.379	K		BB HR	CS BB			G1-3			4	1	1	0	1	2	2						
Pedro Guerrero, R Leon Durham, L	HR		HR BB	BB			G6-3	FC5-4 1B		3	2	2	1	2	0	0						
Tom Brunansky, R OBP: 0.331, SLG: 0.447	1B BB		HR BB	BB			F9	FC5-4 1B		3	2	1	3	2	0	1						
Terry Pendleton, S OBP: 0.305, SLG: 0.363	1B		1B G6-4-3	K			1B PB	1B	L4-3 1B	5	2	4	0	0	1	2						
José Oquendo, S OBP: 0.384, SLG: 0.371	1B		1B G6-4-3	G4-3			1B PB	1B	L4-3 1B	5	0	3	1	0	0	3						
Ozzie Smith, S OBP: 0.353, SLG: 0.377	G6-3		G6-4-3				2B	1B	G6-3	5	0	2	0	0	0	3						
Tony Peña, R OBP: 0.306, SLG: 0.351		G5-3	1B		G1-3				F9	4	0	1	0	1	0	1						
Joe Magrane, R John Morris, L Todd Worrell, R	P5		1B		F7		G3-1		K	4	0	1	0	0	0	4						
<b>Inning Stats</b>	R: 2 E: 0 K: 1 S: 14	H: 3 LOB: 2 BB: 1 P: 26	R: 0 E: 0 K: 0 S: 6	H: 0 LOB: 0 BB: 0 P: 7	R: 4 E: 0 K: 0 S: 17	H: 6 LOB: 2 BB: 1 P: 28	R: 0 E: 0 K: 1 S: 10	H: 0 LOB: 2 BB: 3 P: 26	R: 0 E: 0 K: 1 S: 13	H: 1 LOB: 2 BB: 1 P: 22	R: 1 E: 0 K: 0 S: 13	H: 3 LOB: 3 BB: 1 P: 25	R: 0 E: 0 K: 0 S: 10	H: 1 LOB: 0 BB: 0 P: 13	R: 0 E: 0 K: 0 S: 11	H: 1 LOB: 0 BB: 0 P: 12	R: 0 E: 0 K: 2 S: 11	H: 0 LOB: 0 BB: 0 P: 15	1B: 12 2B: 2 3B: 0 HR: 2	SF: 0 SAC: 0 DP: 2 HBP: 0	WP: 0 PB: 1 SB: 1 CS: 0	PA: 46
<b>PITCHER</b>	IP WLS BF H R ER SO BB IBB HBP BLK WP HR S P ERA WHIP	IP WLS BF H R ER SO BB IBB HBP BLK WP HR S P ERA WHIP																				
Walt Terrell, R ERA: 4.01	2.0	L	15	7	6	6	1	2	0	0	0	0	0	0	2	30	51	27.00	4.500			
Freddie Toliver, R ERA: 7.11	3.1		9	2	0	0	1	3	0	0	0	0	0	0	17	36	0.00	2.500				
Dave Leiper, L ERA: 5.11	5.1		0.2	4	1	0	0	1	0	0	0	0	0	0	10	18	0.00	3.000				
Pat Clements, L ERA: 4.12	5.1		2.1	12	4	1	1	1	0	1	0	0	0	0	26	42	3.86	1.714				
Mark Grant, R ERA: 2.31	8.1		1.0	3	1	0	0	0	0	0	0	0	0	0	11	12	0.00	1.000				

St. Louis Cardinals @ San Diego Padres  
Jack Murphy Stadium, San Diego, CA  
Thu Jul 20 1989, 6:33 AM EDT  
Att: 23,713 - Sunny

AB	39
R	7
H	15
RBI	5
BB	7
SO	5
LOB	18



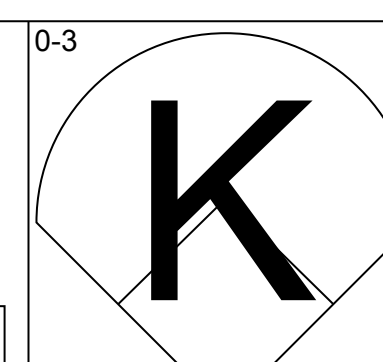
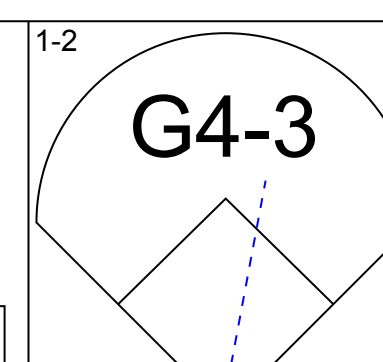
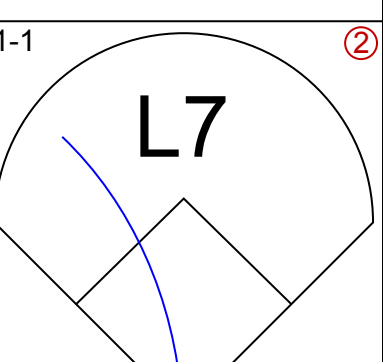
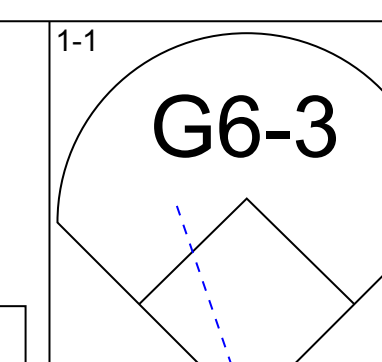
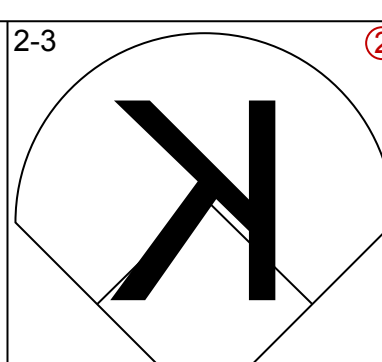
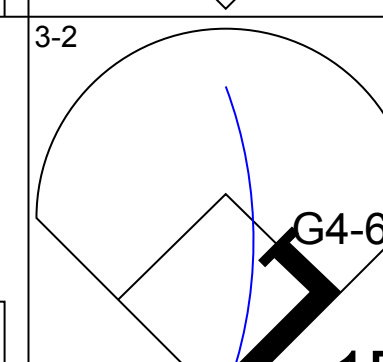
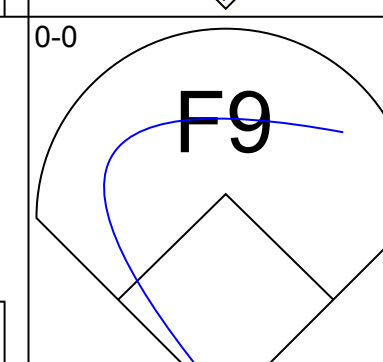
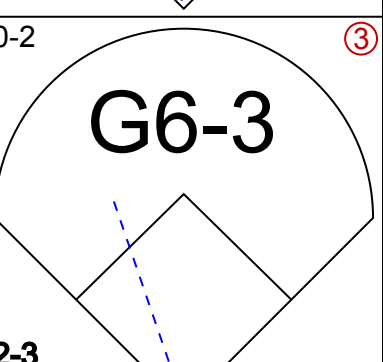
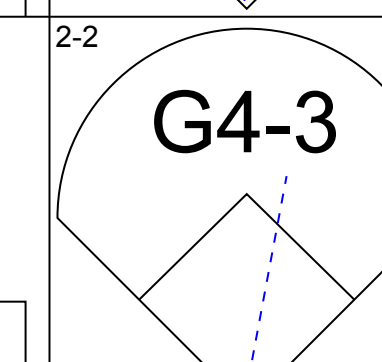
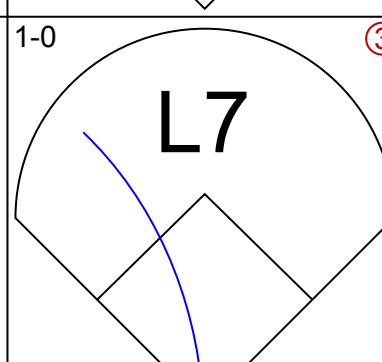
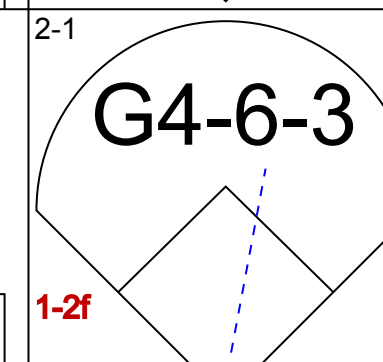
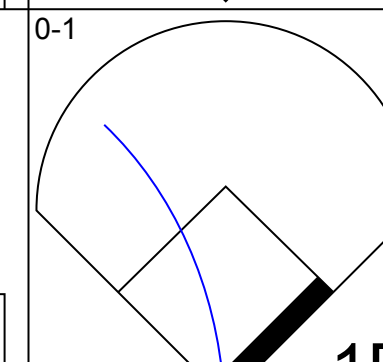

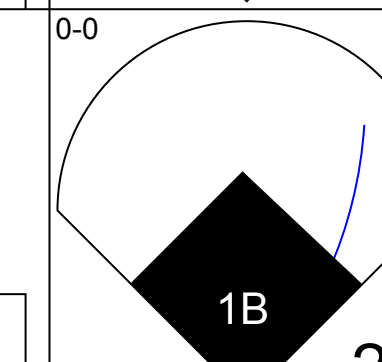

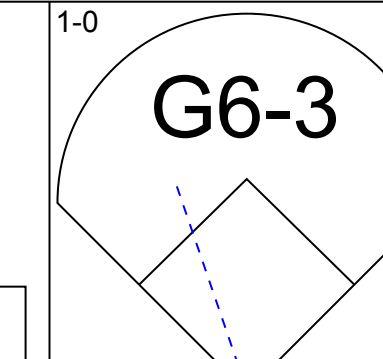
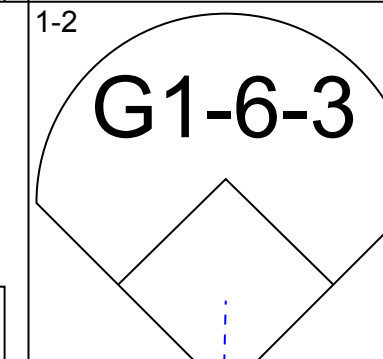
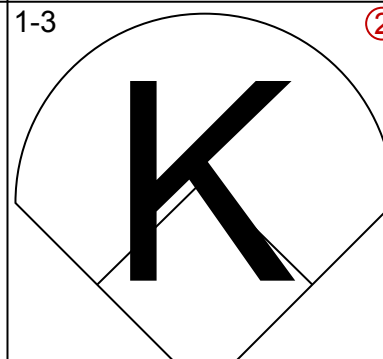
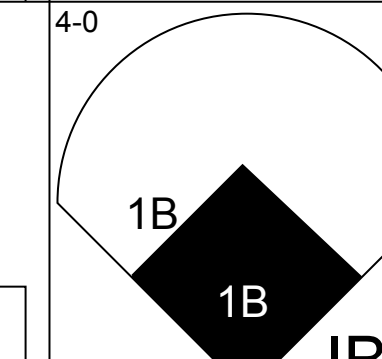

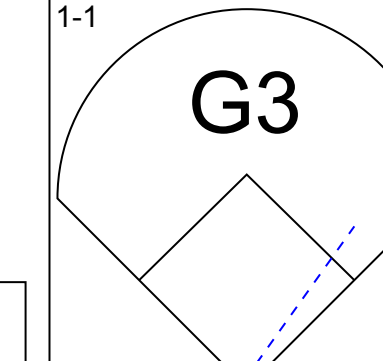
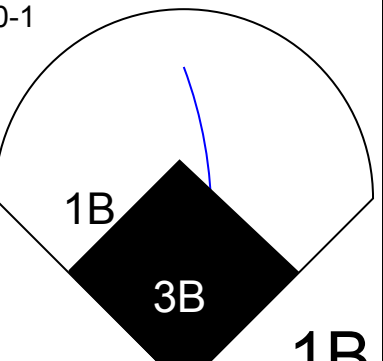
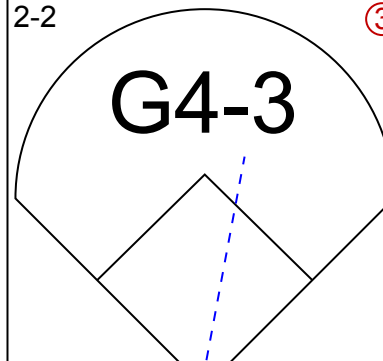
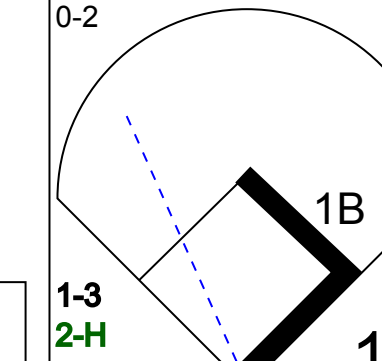

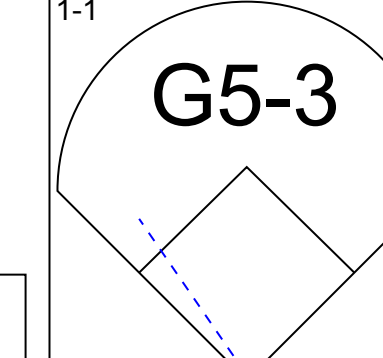
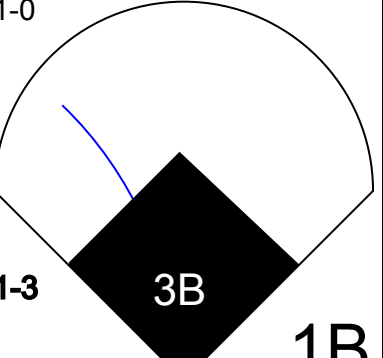
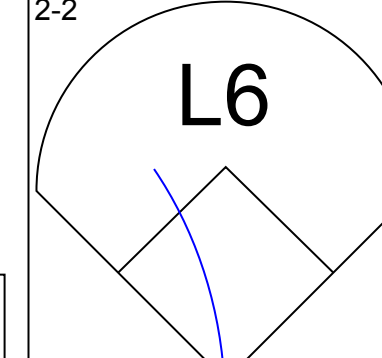

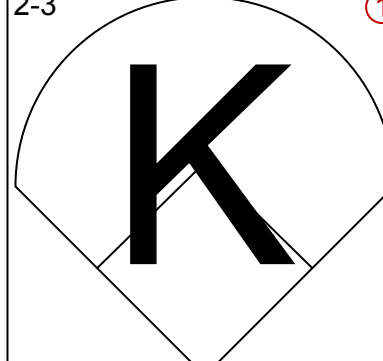
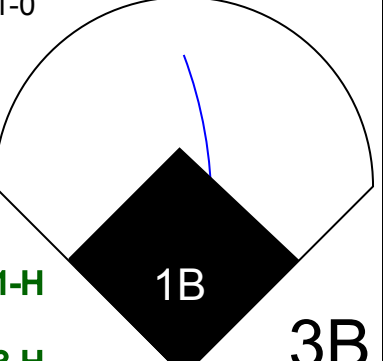
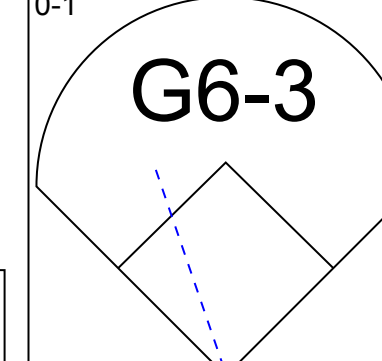
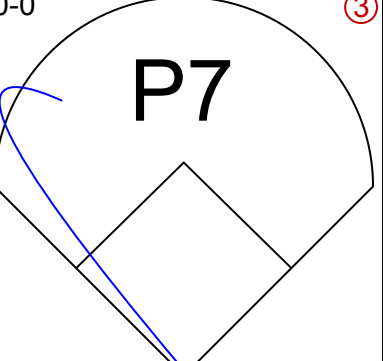
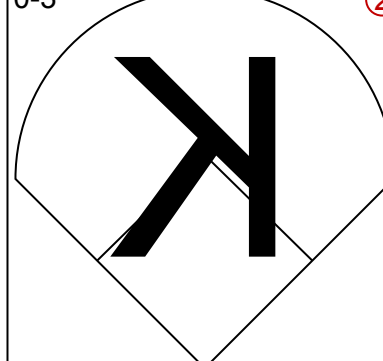
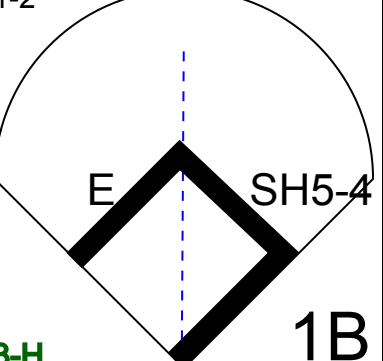
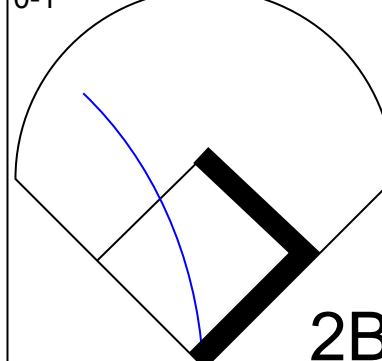

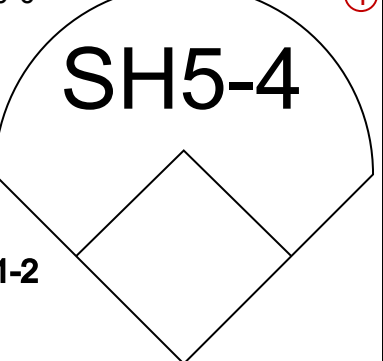
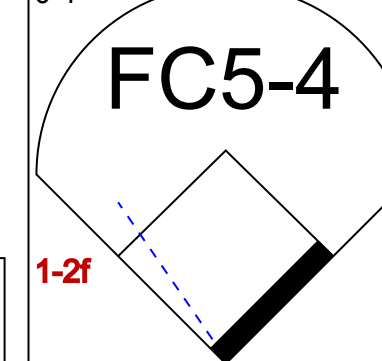

Batter	1	2	3	4	5	6	7	8	9	AB	R	H	RBI	BB	SO	LOB	BOTTOM					
Shawn Abner, R OBP: 0.197, SLG: 0.211	G1-3	K			F9					4	0	1	0	0	1	3						
Gary Templeton, S Mark Grant, R Rob Nelson, L	F9		FC4-6 1B		1B		G4-3			4	0	2	0	0	0	1						
Tony Gwynn, L OBP: 0.402, SLG: 0.452	K		FC4-6 G5-3 1B		1B				G4-3	4	0	1	0	0	1	1						
Jack Clark, R Mark Davis, L			FC6-4 BB		F9				F8	3	0	0	0	1	0	3						
Chris James, R OBP: 0.255, SLG: 0.324		FC6-4 BLK 1B	G6-3		K				F9	4	1	0	0	0	1	4						
Roberto Alomar, S OBP: 0.322, SLG: 0.318		BB S 1B			BB				F7	3	0	1	1	1	0	0						
Benito Santiago, R OBP: 0.284, SLG: 0.367	F9				F8				K	4	0	0	0	0	2	2						
Luis Salazar, R OBP: 0.291, SLG: 0.373		BB IBB			F7				G6-3	3	0	0	0	1	0	1						
Walt Terrell, L Freddie Toliver, R Bip Roberts, S Dave Leiper, L Pat Clements, R Carmelo Martinez, R					K				G3	0	0	0	0	1	0	0						
<b>Inning Stats</b>	R: 0 E: 0 K: 1 S: 8	H: 0 LOB: 0 BB: 0 P: 12	R: 1 E: 0 K: 1 S: 13	H: 1 LOB: 3 BB: 3 P: 28	R: 0 E: 0 K: 0 S: 6	H: 1 LOB: 1 BB: 0 P: 8	R: 0 E: 0 K: 1 S: 7	H: 0 LOB: 1 BB: 1 P: 11	R: 0 E: 0 K: 1 S: 10	H: 2 LOB: 2 BB: 0 P: 14	R: 0 E: 0 K: 1 S: 6	H: 0 LOB: 0 BB: 0 P: 7	R: 0 E: 0 K: 0 S: 3	H: 1 LOB: 0 BB: 0 P: 4	R: 0 E: 0 K: 0 S: 4	H: 0 LOB: 0 BB: 0 P: 5	R: 0 E: 0 K: 1 S: 8	H: 0 LOB: 0 BB: 0 P: 9	1B: 5 2B: 0 3B: 0 HR: 0	SF: 0 SAC: 0 DP: 1 HBP: 0	WP: 0 PB: 0 SB: 1 CS: 0	PA: 35
<b>PITCHER</b>	IP WLS BF H R ER SO BB IBB HBP BLK WP HR S P ERA WHIP	IP WLS BF H R ER SO BB IBB HBP BLK WP HR S P ERA WHIP																				
Joe Magrane, L ERA: 3.01	8.0	W	32	5	1	1	5	3	1	0	1	1	0	0	0	0	8	9	0.00	0.000		
Todd Worrell, R ERA: 1.14	9.1		1.0	3	0	0	1	0	0	0	0	0	0	0	8	9	0.00	0.000				

St. Louis Cardinals @ San Diego Padres  
Jack Murphy Stadium, San Diego, CA  
Thu Jul 20 1989, 6:33 AM EDT  
Att: 23,713 - Sunny

AB	31
R	1
H	5
RBI	1
BB	4
SO	6
LOB	16

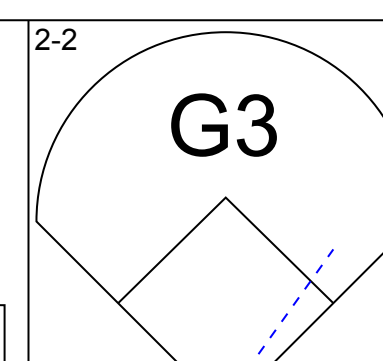
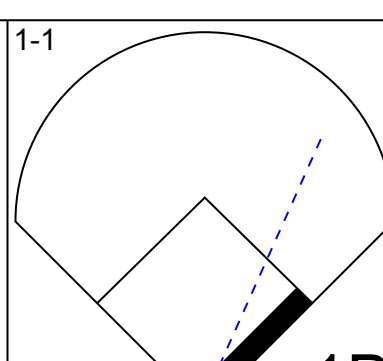
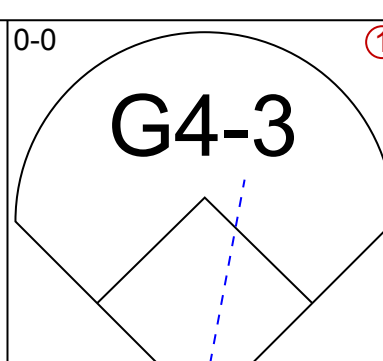
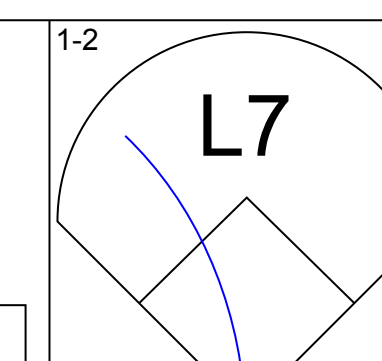
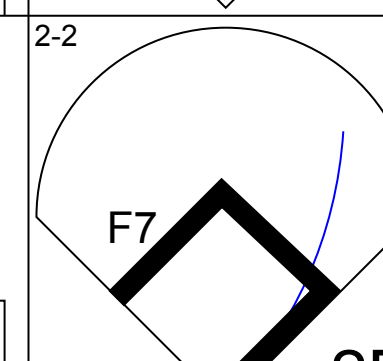
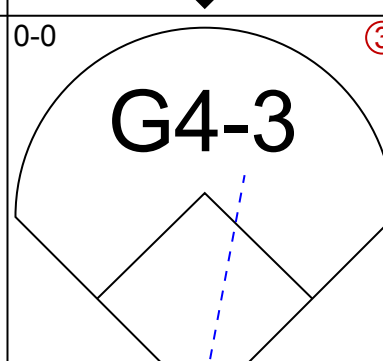
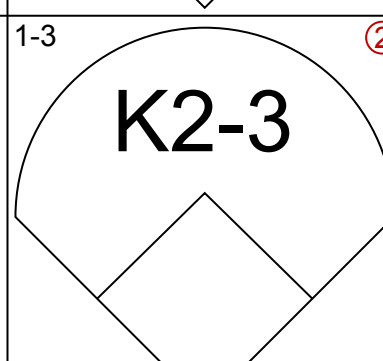
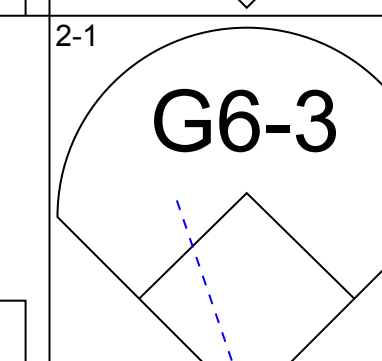
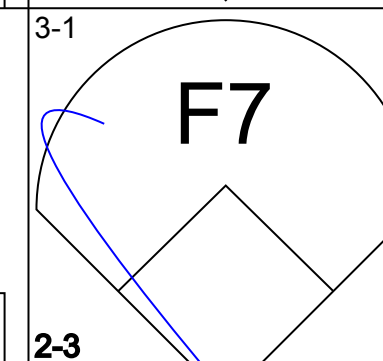
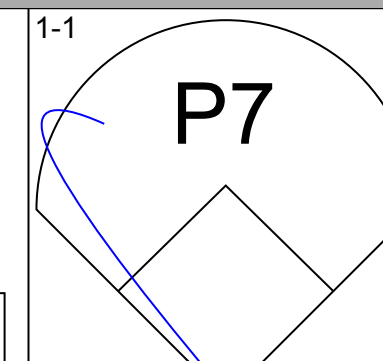
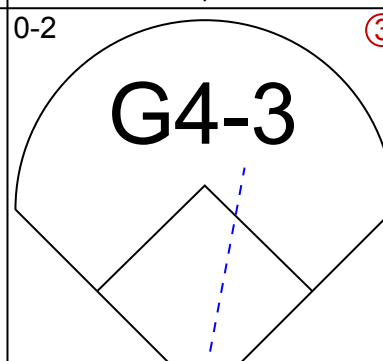
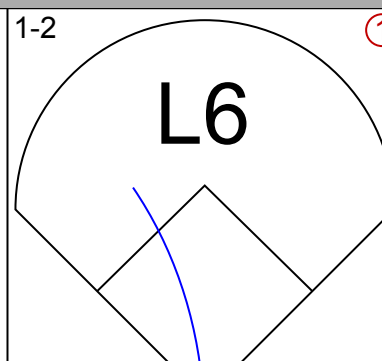
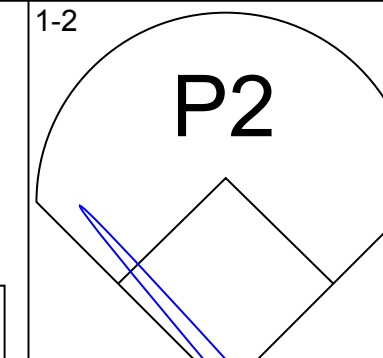
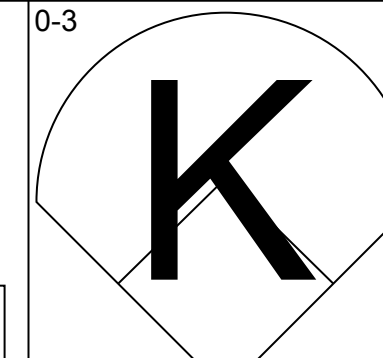
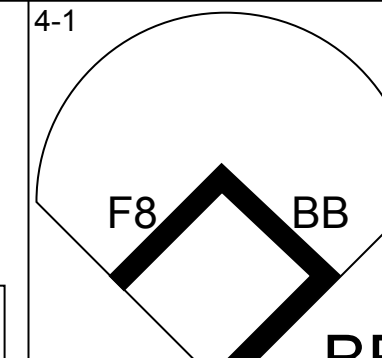

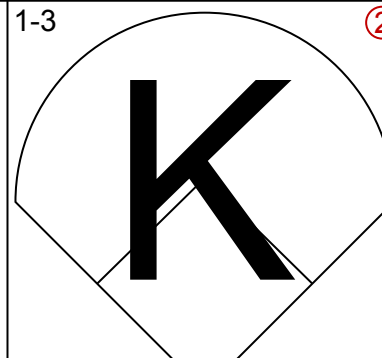
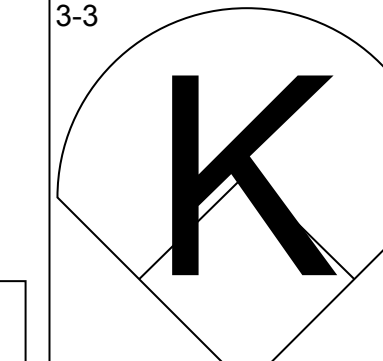
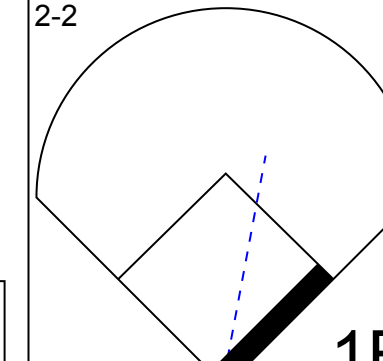
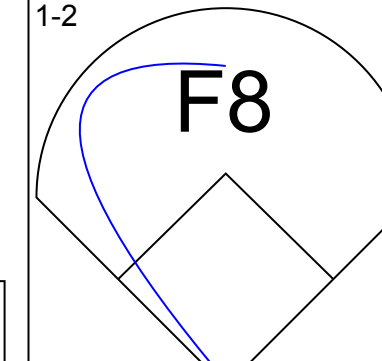
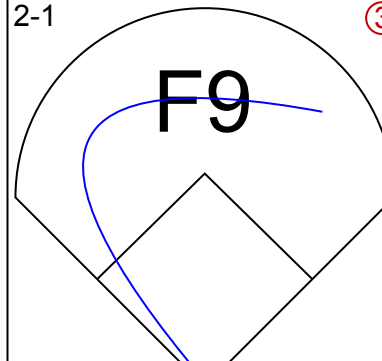
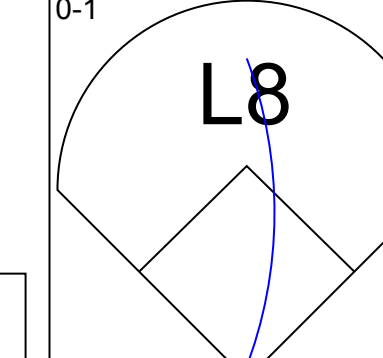
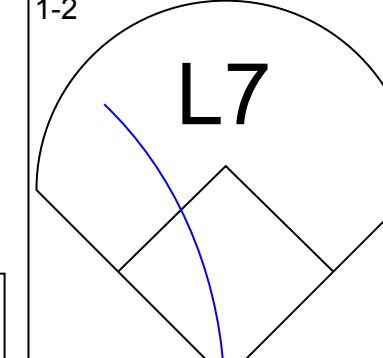
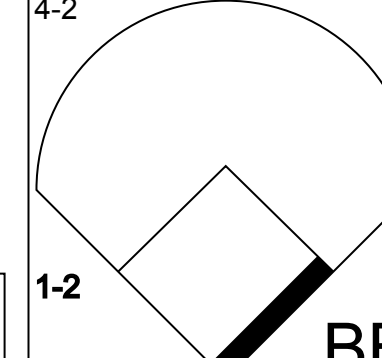
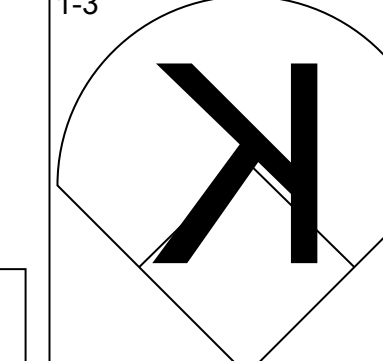
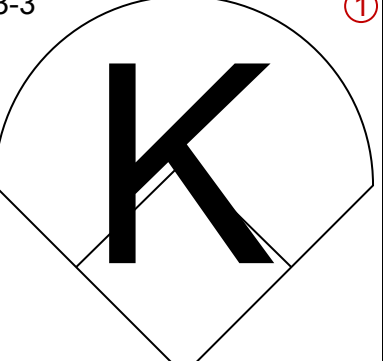
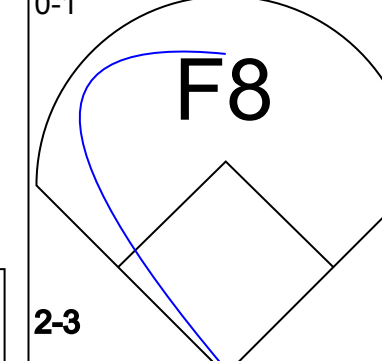
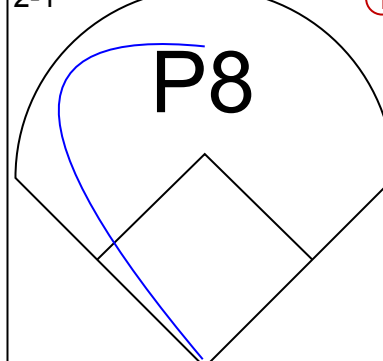
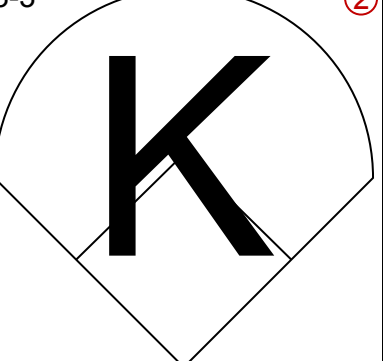
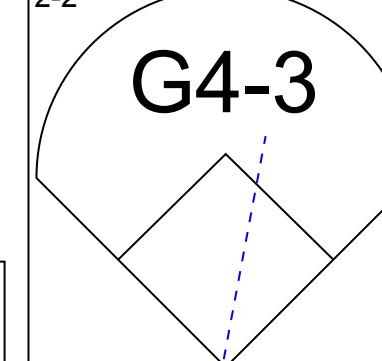
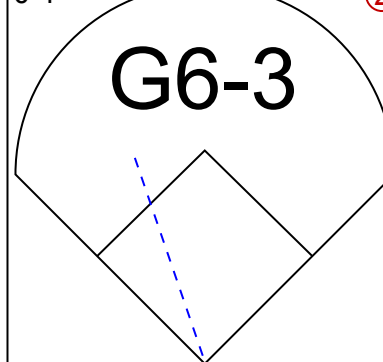
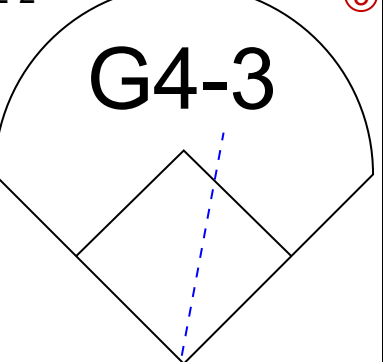
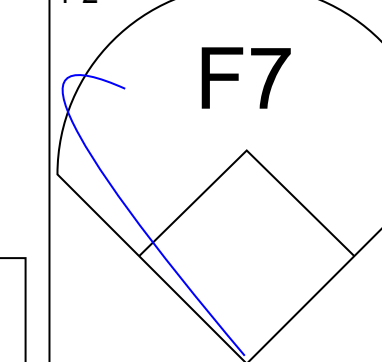




Batter	1	2	3	4	5	6	7	8	9	AB	R	H	RBI	BB	SO	LOB	TOP							
Willie McGee, S OBP: 0.260, SLG: 0.322 (1, 8)										5	0	0	0	0	2	2	<b>St. Louis Cardinals @ San Diego Padres</b> Jack Murphy Stadium, San Diego, CA Fri Jul 21 1989, 10:05 PM EDT Att: 19,241 - Unknown							
José Oquendo, S OBP: 0.362, SLG: 0.368 (1, 4)										5	0	1	0	0	0	2								
Pedro Guerrero, R Leon Durham, L OBP: 0.380, SLG: 0.471 (8, PR) (8, 3)										4	0	2	0	0	0	1								
Tom Brunansky, R OBP: 0.330, SLG: 0.443 (1, 9)										3	1	0	0	1	1									
Terry Pendleton, S OBP: 0.307, SLG: 0.364 (1, 5)										4	1	2	1	0	0	0								
Ozzie Smith, S OBP: 0.355, SLG: 0.378 (1, 6)										4	1	2	1	0	0	0								
Milt Thompson, L OBP: 0.353, SLG: 0.385 (1, 7)										4	1	1	2	0	1	2								
Tony Peña, R OBP: 0.312, SLG: 0.358 (1, 2)										3	0	2	1	1	1	0								
Jose DeLeon, R Ken Dayley, L OBP: 0.125, SLG: 0.087 (8, 1)										2	0	0	0	0	1	1								
<b>Inning Stats</b>	R: 0 E: 0 K: 1 S: 9	H: 1 LOB: 0 BB: 0 P: 14	R: 0 E: 0 K: 0 S: 5	H: 0 LOB: 0 BB: 0 P: 8	R: 0 E: 0 K: 3 S: 9	H: 0 LOB: 0 BB: 0 P: 11	R: 0 E: 0 K: 0 S: 9	H: 1 LOB: 1 BB: 0 P: 11	R: 3 E: 1 K: 0 S: 13	H: 4 LOB: 1 BB: 0 P: 17	R: 0 E: 0 K: 1 S: 8	H: 0 LOB: 0 BB: 0 P: 14	R: 0 E: 0 K: 0 S: 8	H: 0 LOB: 1 BB: 1 P: 14	R: 2 E: 0 K: 0 S: 11	H: 3 LOB: 2 BB: 1 P: 19		R: 0 E: 0 K: 2 S: 11	H: 1 LOB: 1 BB: 0 P: 17	1B: 7 2B: 2 3B: 1 HR: 0	SF: 0 SAC: 1 DP: 1 HBP: 0	WP: 0 PB: 0 SB: 0 CS: 0	PA: 38	
<b>PITCHER</b>	IP WLS BF H R ER SO BB IBB HBP BLK WP HR S P ERA WHIP	8.0 L 34 9 5 5 5 1 1 0 0 0 0 0 72 108 5.62 1.250	1.0 L 4 1 0 0 2 0 0 0 0 0 0 0 11 17 0.00 1.000																					

AB	35
R	5
H	10
RBI	5
BB	2
SO	7
LOB	10



Batter	1	2	3	4	5	6	7	8	9	AB	R	H	RBI	BB	SO	LOB	BOTTOM						
Marvell Wynne, L OBP: 0.282, SLG: 0.372 (1, 8)										4	0	1	0	0	0	0	<b>St. Louis Cardinals @ San Diego Padres</b> Jack Murphy Stadium, San Diego, CA Fri Jul 21 1989, 10:05 PM EDT Att: 19,241 - Unknown						
Gary Templeton, S OBP: 0.284, SLG: 0.344 (1, 6)										4	0	1	0	0	1	1							
Tony Gwynn, L OBP: 0.398, SLG: 0.447 (1, 9)										4	0	0	0	0	0	1							
Jack Clark, R OBP: 0.404, SLG: 0.385 (1, 3)										3	0	0	0	1	2	1							
Chris James, R OBP: 0.255, SLG: 0.323 (1, 7)										4	0	1	0	0	1	1							
Roberto Alomar, S OBP: 0.322, SLG: 0.316 (1, 4)										2	0	0	0	1	0	1							
Benito Santiago, R OBP: 0.281, SLG: 0.363 (1, 2)										3	0	0	0	0	2	2							
Tim Flannery, L OBP: 0.319, SLG: 0.298 (1, 5)										3	0	0	0	0	1	2							
Dennis Rasmussen, L Bip Roberts, S Freddie Toliver, R OBP: 0.158, SLG: 0.184 (8, PH) (8, 1)										2	0	0	0	0	0	0							
<b>Inning Stats</b>	R: 0 E: 0 K: 0 S: 12	H: 1 LOB: 1 BB: 0 P: 20	R: 0 E: 0 K: 2 S: 8	H: 0 LOB: 0 BB: 0 P: 12	R: 0 E: 0 K: 0 S: 7	H: 1 LOB: 1 BB: 0 P: 10	R: 0 E: 0 K: 1 S: 12	H: 1 LOB: 1 BB: 0 P: 16	R: 0 E: 0 K: 2 S: 12	H: 0 LOB: 0 BB: 0 P: 20	R: 0 E: 0 K: 1 S: 8	H: 0 LOB: 0 BB: 2 P: 9	R: 0 E: 0 K: 0 S: 16	H: 0 LOB: 2 BB: 2 P: 27	R: 0 E: 0 K: 0 S: 8	H: 0 LOB: 0 BB: 0 P: 12		R: 0 E: 0 K: 1 S: 10	H: 0 LOB: 0 BB: 0 P: 14	1B: 2 2B: 1 3B: 0 HR: 0	SF: 0 SAC: 0 DP: 0 HBP: 0	WP: 0 PB: 0 SB: 0 CS: 0	PA: 32
<b>PITCHER</b>	IP WLS BF H R ER SO BB IBB HBP BLK WP HR S P ERA WHIP	7.0 W 26 3 0 0 6 2 0 0 0 0 0 0 75 114 0.00 0.714	2.0 L 6 0 0 0 1 0 0 0 0 0 0 0 18 26 0.00 0.000																				

AB	30
R	0
H	3
RBI	0
BB	2
SO	7
LOB	9






Batter	1	2	3	4	5	6	7	8	9	AB	R	H	RBI	BB	SO	LOB	TOP				
Willie McGee, S (1, 8) OBP: 0.266, SLG: 0.333	0-0 3B 2B		1-0 P5		2-1 G4-3		1-0 CS 1B	0-1 F9		5	1	2	0	0	0	2					
Milt Thompson, L (1, 7) OBP: 0.351, SLG: 0.388	2-0 2H G4-6-3 3B		0-0 G6-3		2-3 K		2-2 F9 1-2		0-1 G3	5	1	1	1	0	1	1					
Pedro Guerrero, R (1, 3) OBP: 0.381, SLG: 0.466	4-1 G4-6-3 BB		1-0 F9		4-0 BB		1-1 G3		1-0 L4	3	0	0	0	2	0	0					
Tom Brunansky, R (1, 9) OBP: 0.328, SLG: 0.448	2-2 G4-6-3 1-2 3-H			1-3 K	2-2 F7			1-0 HR	3-2 F9	5	1	1	1	0	1	2					
Terry Pendleton, S (1, 5) OBP: 0.307, SLG: 0.363	0-3 K		0-0 G6-3		2-3 K		1-0 SH1-3 1B			4	1	1	0	0	2	0					
José Oquendo, S (1, 4) OBP: 0.384, SLG: 0.369		4-2 FC3-6 BB		2-2 2B 1B	0-0 E3 G3		0-1 SH1-3 1B			2	1	1	0	1	0	0					
Ozzie Smith, S (1, 6) OBP: 0.357, SLG: 0.383		2-0 FC3-6 G4-3 BLK 1-2		2-1 1-H 2B	2-2 G3		3-2 2-H 1B			4	0	2	2	0	0	2					
Tony Peña, R (1, 2) OBP: 0.318, SLG: 0.356		1-2 SAFE G4-3		4-0 IBB	4-0 IBB		4-1 1B BB			1	0	0	0	3	0	1					
Ted Power, R (1, 1) OBP: 0.154, SLG: 0.154		1-0 F7		0-0 P6	1-3 K		1-1 1B			3	0	0	0	0	1	5					
Frank DiPino, L (7, 1) OBP: 0.111, SLG: 0.111										0	0	0	0	0	0	0					
John Morris, L (8, PH) OBP: 0.277, SLG: 0.371										1	0	1	0	0	0	0					
Todd Worrell, R (8, 1) OBP: 0.277, SLG: 0.371										0	0	0	0	0	0	0					
<b>Inning Stats</b>	R: 2 E: 0 K: 1 S: 9	H: 2 LOB: 0 BB: 1 P: 17	R: 0 E: 0 K: 0 S: 9	H: 0 LOB: 1 BB: 1 P: 17	R: 0 E: 0 K: 0 S: 3	H: 0 LOB: 0 BB: 0 P: 5	R: 1 E: 0 K: 1 S: 10	H: 2 LOB: 2 BB: 1 P: 19	R: 0 E: 1 K: 2 S: 10	H: 0 LOB: 2 BB: 1 P: 19	R: 0 E: 0 K: 0 S: 6	H: 1 LOB: 0 BB: 0 P: 10	R: 2 E: 0 K: 0 S: 13	H: 4 LOB: 2 BB: 1 P: 23	R: 0 E: 0 K: 0 S: 6	H: 0 LOB: 0 BB: 0 P: 10	1B: 5 2B: 2 3B: 1 HR: 1	SF: 0 SAC: 1 DP: 1 HBP: 0	WP: 0 PB: 0 SB: 0 CS: 1	PA: 40	
<b>PITCHER</b>	IP WLS BF H R ER SO BB IBB HBP BLK WP HR S P ERA WHIP	IP WLS BF H R ER SO BB IBB HBP BLK WP HR S P ERA WHIP	IP WLS BF H R ER SO BB IBB HBP BLK WP HR S P ERA WHIP	IP WLS BF H R ER SO BB IBB HBP BLK WP HR S P ERA WHIP	IP WLS BF H R ER SO BB IBB HBP BLK WP HR S P ERA WHIP	IP WLS BF H R ER SO BB IBB HBP BLK WP HR S P ERA WHIP	IP WLS BF H R ER SO BB IBB HBP BLK WP HR S P ERA WHIP	IP WLS BF H R ER SO BB IBB HBP BLK WP HR S P ERA WHIP	IP WLS BF H R ER SO BB IBB HBP BLK WP HR S P ERA WHIP	IP WLS BF H R ER SO BB IBB HBP BLK WP HR S P ERA WHIP	IP WLS BF H R ER SO BB IBB HBP BLK WP HR S P ERA WHIP	IP WLS BF H R ER SO BB IBB HBP BLK WP HR S P ERA WHIP	IP WLS BF H R ER SO BB IBB HBP BLK WP HR S P ERA WHIP	IP WLS BF H R ER SO BB IBB HBP BLK WP HR S P ERA WHIP	IP WLS BF H R ER SO BB IBB HBP BLK WP HR S P ERA WHIP	IP WLS BF H R ER SO BB IBB HBP BLK WP HR S P ERA WHIP	IP WLS BF H R ER SO BB IBB HBP BLK WP HR S P ERA WHIP	IP WLS BF H R ER SO BB IBB HBP BLK WP HR S P ERA WHIP	IP WLS BF H R ER SO BB IBB HBP BLK WP HR S P ERA WHIP	IP WLS BF H R ER SO BB IBB HBP BLK WP HR S P ERA WHIP	IP WLS BF H R ER SO BB IBB HBP BLK WP HR S P ERA WHIP

St. Louis Cardinals @ San Diego Padres  
Jack Murphy Stadium, San Diego, CA  
Sat Jul 22 1989, 10:05 PM EDT  
Att: 27,567 - Unknown

AB	33
R	5
H	9
RBI	4
BB	6
SO	5
LOB	13



Batter	1	2	3	4	5	6	7	8	9	AB	R	H	RBI	BB	SO	LOB	BOTTOM				
Marvell Wynne, L (1, 8) OBP: 0.287, SLG: 0.366	0-2 G6-3		1-1 F8			0-0 F3		0-1 G3		4	0	0	0	0	0	1					
Gary Templeton, S (1, 6) OBP: 0.284, SLG: 0.346	0-0 G3			2-3 K		0-2 G3			0-0 BLK 1B 2B	4	1	1	0	0	1	0					
Tony Gwynn, L (1, 9) OBP: 0.394, SLG: 0.442	2-1 G5-3			0-0 G6-3			1-2 F8		0-1 F8	4	0	0	0	0	0	1					
Jack Clark, R (1, 3) OBP: 0.403, SLG: 0.394		2-1 G5-3		1-1 HR			3-3 K		3-3 K	4	1	1	1	0	2	1					
Chris James, R (1, 7) OBP: 0.258, SLG: 0.325		0-1 P6		1-1 F9			3-1 1B		0-0 1B	4	0	2	1	0	0	0					
Roberto Alomar, S (1, 4) OBP: 0.321, SLG: 0.316		0-2 G1-3			3-2 F7		3-2 1B		0-0 F8	4	0	1	0	0	0	1					
Mike Pagliarulo, L (1, 5) OBP: 0.283, SLG: 0.292			2-2 E5 SH5-3		0-0 F9		3-3 K			3	0	0	0	0	1	2					
Mark Parent, R (1, 2) OBP: 0.194, SLG: 0.327			1-1 P4		0-0 5-3			1-3 K		2	0	0	0	0	0	1					
Tim Flannery, L (8, PH) OBP: 0.216, SLG: 0.295										1	0	0	0	0	1	0					
Benito Santiago, R (9, 2) OBP: 0.281, SLG: 0.363										0	0	0	0	0	0	0					
Greg Harris, R (1, 1) OBP: 0.352, SLG: 0.431			0-2 SH5-3			1-2 F7				0	0	0	0	0	0	0					
Bip Roberts, S (8, PH) OBP: 0.284, SLG: 0.325										1	0	0	0	0	0	0					
Mark Grant, R (7, 1) OBP: 0.284, SLG: 0.325										0	0	0	0	0	0	0					
Carmelo Martinez, R (8, PH) OBP: 0.284, SLG: 0.325										1	0	0	0	0	1	0					
Pat Clements, R (9, 1) OBP: 0.284, SLG: 0.325										0	0	0	0	0	0	0					
<b>Inning Stats</b>	R: 0 E: 0 K: 0 S: 7	H: 0 LOB: 0 BB: 0 P: 9	R: 0 E: 0 K: 0 S: 7	H: 0 LOB: 0 BB: 0 P: 9	R: 0 E: 1 K: 0 S: 11	H: 0 LOB: 1 BB: 0 P: 15	R: 1 E: 0 K: 1 S: 9	H: 1 LOB: 0 BB: 0 P: 13	R: 0 E: 0 K: 0 S: 5	H: 0 LOB: 0 BB: 0 P: 8	R: 0 E: 0 K: 2 S: 14	H: 2 LOB: 2 BB: 0 P: 27	R: 0 E: 0 K: 2 S: 9	H: 0 LOB: 0 BB: 0 P: 11	R: 1 E: 0 K: 1 S: 12	H: 2 LOB: 1 BB: 0 P: 15	1B: 3 2B: 1 3B: 0 HR: 1	SF: 0 SAC: 1 DP: 0 HBP: 0	WP: 0 PB: 0 SB: 0 CS: 0	PA: 33	
<b>PITCHER</b>	IP WLS BF H R ER SO BB IBB HBP BLK WP HR S P ERA WHIP	IP WLS BF H R ER SO BB IBB HBP BLK WP HR S P ERA WHIP	IP WLS BF H R ER SO BB IBB HBP BLK WP HR S P ERA WHIP	IP WLS BF H R ER SO BB IBB HBP BLK WP HR S P ERA WHIP	IP WLS BF H R ER SO BB IBB HBP BLK WP HR S P ERA WHIP	IP WLS BF H R ER SO BB IBB HBP BLK WP HR S P ERA WHIP	IP WLS BF H R ER SO BB IBB HBP BLK WP HR S P ERA WHIP	IP WLS BF H R ER SO BB IBB HBP BLK WP HR S P ERA WHIP	IP WLS BF H R ER SO BB IBB HBP BLK WP HR S P ERA WHIP	IP WLS BF H R ER SO BB IBB HBP BLK WP HR S P ERA WHIP	IP WLS BF H R ER SO BB IBB HBP BLK WP HR S P ERA WHIP	IP WLS BF H R ER SO BB IBB HBP BLK WP HR S P ERA WHIP	IP WLS BF H R ER SO BB IBB HBP BLK WP HR S P ERA WHIP	IP WLS BF H R ER SO BB IBB HBP BLK WP HR S P ERA WHIP	IP WLS BF H R ER SO BB IBB HBP BLK WP HR S P ERA WHIP	IP WLS BF H R ER SO BB IBB HBP BLK WP HR S P ERA WHIP	IP WLS BF H R ER SO BB IBB HBP BLK WP HR S P ERA WHIP	IP WLS BF H R ER SO BB IBB HBP BLK WP HR S P ERA WHIP	IP WLS BF H R ER SO BB IBB HBP BLK WP HR S P ERA WHIP	IP WLS BF H R ER SO BB IBB HBP BLK WP HR S P ERA WHIP	IP WLS BF H R ER SO BB IBB HBP BLK WP HR S P ERA WHIP

St. Louis Cardinals @ San Diego Padres  
Jack Murphy Stadium, San Diego, CA  
Sat Jul 22 1989, 10:05 PM EDT  
Att: 27,567 - Unknown

AB	32
R	2
H	5
RBI	2
BB	0
SO	6
LOB	7





Batter	1	2	3	4	5	6	7	8	9	AB	R	H	RBI	BB	SO	LOB	TOP						
<b>Willie McGee, S</b> OBP: 0.263, SLG: 0.336 (1, 8)	1-2 F9	0-0 2B					3-3 K2-3		1-1 F9								5 0 1 2 0 1 0						
<b>José Oquendo, S</b> OBP: 0.363, SLG: 0.370 (1, 4)	0-0 P4	2-H 3-H 1-3 K					0-1 2B		1-3 K								4 0 1 0 0 2 1						
<b>Pedro Guerrero, R</b> OBP: 0.382, SLG: 0.465 (1, 3)	2-0 BB						3-2 L6		1-1 G4-3								3 0 1 0 1 0 1						
<b>Tom Brunansky, R</b> OBP: 0.327, SLG: 0.444 (1, 9)	4-2 BB						0-0 G5-3		0-2 E6 1B F8-2								3 0 0 0 1 0 1						
<b>Terry Pendleton, S</b> OBP: 0.306, SLG: 0.362 (1, 5)	1-1 F8						1-2 2B		1-1 B1								4 1 1 0 0 0 4						
<b>Ozzie Smith, S</b> OBP: 0.355, SLG: 0.381 (1, 6)							1-2 1B		1-0 1B								4 0 1 0 0 2 1						
<b>Milt Thompson, L</b> OBP: 0.356, SLG: 0.397 <b>Ken Dayley, L</b> (8, 1)							0-1 G6-3		1-2 1B								4 1 3 1 0 0 2						
<b>Todd Worrell, R</b> (9, 1)		SH1-4 1B					0-1 1B		1-H 2B								0 0 0 0 0 0 0						
<b>Tony Peña, R</b> OBP: 0.320, SLG: 0.356 (1, 2)		1-0 SH1-4 2B					0-1 G6-3		4-0 IBB								3 1 1 0 1 0 1						
<b>Ken Hill, R</b> OBP: 0.244, SLG: 0.250 <b>John Costello, R</b> (7, 1)		0-1 SH1-4					3-2 F8		1-3 K								2 0 0 0 0 1 2						
<b>Vince Coleman, S</b> OBP: 0.325, SLG: 0.333 (8, 7)		1-2 2-3															0 0 0 0 0 0 0						
<b>Inning Stats</b>	R: 0 E: 0 K: 0 S: 9	H: 1 LOB: 2 BB: 1 P: 17	R: 2 E: 0 K: 2 S: 12	H: 3 LOB: 1 BB: 0 P: 14	R: 0 E: 0 K: 0 S: 4	H: 0 LOB: 0 BB: 1 P: 10	R: 0 E: 0 K: 0 S: 6	H: 1 LOB: 0 BB: 0 P: 6	R: 0 E: 0 K: 1 S: 12	H: 1 LOB: 2 BB: 0 P: 21	R: 1 E: 0 K: 2 S: 15	H: 2 LOB: 2 BB: 1 P: 24	R: 0 E: 1 K: 1 S: 7	H: 0 LOB: 1 BB: 0 P: 10	R: 0 E: 0 K: 0 S: 11	H: 1 LOB: 1 BB: 0 P: 14	R: 0 E: 0 K: 0 S: 5	H: 0 LOB: 0 BB: 0 P: 7	1B: 6 2B: 4 3B: 0 HR: 0	SF: 0 SAC: 1 DP: 3 HBP: 0	WP: 0 PB: 0 SB: 0 CS: 0	PA: 37	
<b>PITCHER</b>	IP WLS BF H R ER SO	IP WLS BF H R ER SO	IP WLS BF H R ER SO	IP WLS BF H R ER SO	IP WLS BF H R ER SO	IP WLS BF H R ER SO	IP WLS BF H R ER SO	IP WLS BF H R ER SO	IP WLS BF H R ER SO	IP WLS BF H R ER SO	IP WLS BF H R ER SO	IP WLS BF H R ER SO	IP WLS BF H R ER SO	IP WLS BF H R ER SO	IP WLS BF H R ER SO	IP WLS BF H R ER SO	IP WLS BF H R ER SO	IP WLS BF H R ER SO	ERA WHIP	ERA WHIP	ERA WHIP	ERA WHIP	
<b>Bruce Hurst, L</b> ERA: 3.12 <b>Mark Davis, L</b> ERA: 2.37	(1, 1) 7.0 L 30 8 3 3 6	(8, 1) 2.0 7 1 0 0 0																		3.86 1.429	0.00 0.500		

St. Louis Cardinals @ San Diego Padres  
Jack Murphy Stadium, San Diego, CA  
Sun Jul 23 1989, 6:33 AM EDT  
Att: 20,625 - Unknown

AB 33  
R 3  
H 9  
RBI 3  
BB 3  
SO 6  
LOB 13



Batter	1	2	3	4	5	6	7	8	9	AB	R	H	RBI	BB	SO	LOB	BOTTOM						
<b>Tony Gwynn, L</b> OBP: 0.392, SLG: 0.439 (1, 9)	3-1 G6-3						1-1 G6-3		1-1 F7								5 1 1 0 0 1 2						
<b>Roberto Alomar, S</b> OBP: 0.325, SLG: 0.325 (1, 4)	1-2 G5-3						3-1 2B		1-2 G4-3								5 0 3 1 0 0 1						
<b>Jack Clark, R</b> OBP: 0.401, SLG: 0.390 (1, 3)	1-2 G6-3						2-2 P6		0-0 G5-3								3 0 0 1 1 0 2						
<b>Mike Pagliarulo, L</b> OBP: 0.267, SLG: 0.289 <b>Mark Davis, L</b> (8, 1)							4-2 1B		3-H K								2 0 0 0 2 1 3						
<b>Chris James, R</b> OBP: 0.255, SLG: 0.321 (1, 7)							1-2 P2		3-2 G6-3								4 0 0 0 0 0 2						
<b>Marvell Wynne, L</b> OBP: 0.290, SLG: 0.368 (1, 8)							0-1 G6-4-3		0-0 G3								4 0 2 0 0 0 0						
<b>Garry Templeton, S</b> OBP: 0.283, SLG: 0.345 (1, 6)							0-0 G6-4-3		2-2 BLK								4 0 1 0 0 0 4						
<b>Benito Santiago, R</b> OBP: 0.280, SLG: 0.359 (1, 2)							4-1 G6-3 SH2-3 2B		2-2 P4								3 1 0 0 1 1 3						
<b>Bruce Hurst, L</b> OBP: 0.140, SLG: 0.065 <b>Bip Roberts, S</b> OBP: 0.394, SLG: 0.432 (7, PH) (8, 5)							0-0 G5-3		2-2 BLK								1 0 0 0 0 0 0						
<b>Inning Stats</b>	R: 0 E: 0 K: 0 S: 8	H: 0 LOB: 0 BB: 0 P: 13	R: 0 E: 0 K: 0 S: 13	H: 1 LOB: 2 BB: 1 P: 25	R: 0 E: 0 K: 1 S: 13	H: 1 LOB: 1 BB: 0 P: 20	R: 0 E: 0 K: 0 S: 11	H: 1 LOB: 1 BB: 1 P: 16	R: 1 E: 0 K: 0 S: 9	H: 1 LOB: 2 BB: 2 P: 21	R: 0 E: 0 K: 0 S: 11	H: 1 LOB: 1 BB: 0 P: 18	R: 1 E: 0 K: 1 S: 13	H: 2 LOB: 1 BB: 0 P: 19	R: 0 E: 0 K: 0 S: 6	H: 0 LOB: 0 BB: 0 P: 10	R: 0 E: 0 K: 1 S: 11	H: 1 LOB: 1 BB: 0 P: 15	1B: 6 2B: 2 3B: 0 HR: 0	SF: 0 SAC: 1 DP: 1 HBP: 0	WP: 0 PB: 0 SB: 0 CS: 0	PA: 38	
<b>PITCHER</b>	IP WLS BF H R ER SO	IP WLS BF H R ER SO	IP WLS BF H R ER SO	IP WLS BF H R ER SO	IP WLS BF H R ER SO	IP WLS BF H R ER SO	IP WLS BF H R ER SO	IP WLS BF H R ER SO	IP WLS BF H R ER SO	IP WLS BF H R ER SO	IP WLS BF H R ER SO	IP WLS BF H R ER SO	IP WLS BF H R ER SO	IP WLS BF H R ER SO	IP WLS BF H R ER SO	IP WLS BF H R ER SO	IP WLS BF H R ER SO	IP WLS BF H R ER SO	ERA WHIP	ERA WHIP	ERA WHIP	ERA WHIP	
<b>Ken Hill, R</b> ERA: 3.18 <b>John Costello, R</b> ERA: 2.27 <b>Ken Dayley, L</b> ERA: 2.76 <b>Todd Worrell, R</b> ERA: 1.3	(1, 1) 6.0 W 26 5 1 1 1	(7, 1) 1.1 6 2 1 1 1	(8, 1) 0.2 2 0 0 0 0	(9, 1) 1.0 S 4 1 0 0 1																1.50 1.500	6.75 1.500	0.00 0.000	0.00 1.000

St. Louis Cardinals @ San Diego Padres  
Jack Murphy Stadium, San Diego, CA  
Sun Jul 23 1989, 6:33 AM EDT  
Att: 20,625 - Unknown

AB 33  
R 2  
H 8  
RBI 2  
BB 4  
SO 3  
LOB 17













Batter	1	2	3	4	5	6	7	8	9	AB	R	H	RBI	BB	SO	LOB	TOP						
Tony Gwynn, L (1, 9) OBP: 0.394, SLG: 0.446	0-0 1B		0-2 1B		2-2 G1-3		1-1 F7			4	0	2	0	0	0	1							
Roberto Alomar, S (1, 4) OBP: 0.323, SLG: 0.325	2-3 K		0-1 1B			3-3 K		1-0 F7		4	0	1	0	0	2	1							
Jack Clark, R (1, 3) OBP: 0.396, SLG: 0.384	1-3 K		3-3 1B			0-0 FC6-4 1B		1-3 K		4	0	1	0	0	3	3							
Bip Roberts, S (6, 6) OBP: 0.398, SLG: 0.436			1-2 K							0	0	0	0	0	0	0							
Chris James, R (1, 7) OBP: 0.258, SLG: 0.319	1-0 G4-3				0-0 G6-3		0-0 FC6-4 1B		1-2 F8	4	0	1	0	0	0	1							
Marvell Wynne, L (1, 8) OBP: 0.289, SLG: 0.364		0-1 G4-3		1-1 G4-6-3 1B		1-0 FC6-4		0-3 K		3	0	1	0	0	0	2							
Carmelo Martinez, R (9, PH) OBP: 0.281, SLG: 0.321										1	0	0	0	0	1	0							
Mike Pagliarulo, L (1, 5) OBP: 0.270, SLG: 0.293	0-0 G6-3		1-0 G4-6-3		1-0 F7			0-0 F9		4	0	0	0	0	0	3							
Luis Salazar, R (1, 6) OBP: 0.301, SLG: 0.395	1-2 F9				2-2 HR		3-2 1B		1-2 F8	4	1	2	1	0	0	0							
Mark Parent, R (1, 2) OBP: 0.186, SLG: 0.311			2-0 F8		1-0 G6-3		2-3 K			3	0	0	0	0	1	1							
Greg Harris, R (1, 1)			3-2 G4-3		0-1 G6-3		1-2 P5			2	0	0	0	0	0	0							
Pat Clements, R (6, 1)										0	0	0	0	0	0	0							
Tim Flannery, L (7, PH) OBP: 0.314, SLG: 0.292										1	0	0	0	0	0	1							
Freddie Toliver, R (7, 1)										0	0	0	0	0	0	0							
<b>Inning Stats</b>	R: 0 E: 0 K: 2 S: 9	H: 1 LOB: 1 BB: 0 P: 12	R: 0 E: 0 K: 0 S: 6	H: 0 LOB: 0 BB: 0 P: 7	R: 0 E: 0 K: 1 S: 13	H: 2 LOB: 2 BB: 0 P: 21	R: 0 E: 0 K: 0 S: 4	H: 1 LOB: 0 BB: 0 P: 6	R: 1 E: 0 K: 0 S: 9	H: 1 LOB: 0 BB: 0 P: 14	R: 0 E: 0 K: 1 S: 8	H: 2 LOB: 2 BB: 0 P: 13	R: 0 E: 0 K: 1 S: 12	H: 1 LOB: 1 BB: 0 P: 19	R: 0 E: 0 K: 1 S: 10	H: 0 LOB: 0 BB: 0 P: 13	R: 0 E: 0 K: 1 S: 8	H: 0 LOB: 0 BB: 0 P: 9	1B: 7 2B: 0 3B: 0 HR: 1	SF: 0 SAC: 0 DP: 1 HBP: 0	WP: 0 PB: 0 SB: 1 CS: 0	PA: 34	
<b>PITCHER</b>	IP WLS BF H R ER SO BB IBB HBP BLK WP HR S P ERA WHIP	8.0 W 31 8 1 1 6 0 0 0 0 0 1 71 105 1.12 1.000	1.0 3 0 0 0 1 0 0 0 0 0 0 8 9 0.00 0.000																				

San Diego Padres @ Cincinnati Reds  
Riverfront Stadium, Cincinnati, OH  
Thu Jul 27 1989, 7:05 PM EDT  
Att: 18,072 - Unknown

AB	34
R	1
H	8
RBI	1
BB	0
SO	7
LOB	13



Batter	1	2	3	4	5	6	7	8	9	AB	R	H	RBI	BB	SO	LOB	BOTTOM						
Mariano Duncan, R (1, 6) OBP: 0.279, SLG: 0.339	1-3 K		0-0 CS 1B		2-3 K		0-2 L5		0-1 G5-4-3	5	0	1	0	0	2	4							
Herm Winningham, L (1, 8) OBP: 0.302, SLG: 0.304	1-3 K		2-2 F8		2-0 G4-3		4-2 FC5 BB			3	0	0	0	1	1	1							
Ken Griffey, L (1, 7) OBP: 0.350, SLG: 0.443	1-3 K		3-2 G3-1		2-0 1B		4-2 FC5 BB			3	1	1	0	1	1	1							
Van Snider, L (7, PR) OBP: 0.167, SLG: 0.167			1-2 K				1-2 2B			0	1	0	0	0	0	0							
Todd Benzinger, S (1, 3) OBP: 0.289, SLG: 0.368		1-1 G4-3		2-2 G4-3		3-3 K		3-3 K		4	0	0	0	0	2	3							
Rolando Roomes, R (1, 9) OBP: 0.325, SLG: 0.497		0-0 HR		0-1 1B		1-0 1B		2-2 FC5 2B		4	2	3	2	0	0	2							
Scotti Madison, S (1, 5) OBP: 0.381, SLG: 0.444		2-2 F8		2-0 F7		4-0 1B		1-2 2B		3	1	1	1	1	0	1							
Jeff Richardson, R (7, PR) OBP: 0.240, SLG: 0.174										0	0	0	0	0	0	0							
Jeff Reed, L (1, 2) OBP: 0.307, SLG: 0.307		2-2 1B		3-2 G4-3		0-0 1B		1-1 F8		2	1	1	0	0	0	1							
Joe Oliver, R (6, PH) OBP: 0.269, SLG: 0.250										2	0	1	1	0	0	3							
Ron Oester, S (1, 4) OBP: 0.267, SLG: 0.244		1-2 1B		0-1 G3		4-0 BB		4-2 G5-4-3 BB		2	0	1	0	2	0	0							
Tim Leary, R (1, 1) OBP: 0.105, SLG: 0.081		1-2 1B		1-3 K		4-0 BB		0-3 K		2	0	1	2	1	1	0							
Joel Youngblood, R (8, PH) OBP: 0.308, SLG: 0.338										1	0	0	0	0	1	1							
Norm Charlton, S (9, 1) OBP: 0.269, SLG: 0.250										0	0	0	0	0	0	0							
<b>Inning Stats</b>	R: 0 E: 0 K: 3 S: 9	H: 0 LOB: 0 BB: 0 P: 12	R: 2 E: 0 K: 0 S: 15	H: 4 LOB: 2 BB: 0 P: 22	R: 0 E: 0 K: 0 S: 8	H: 1 LOB: 0 BB: 0 P: 12	R: 0 E: 0 K: 0 S: 9	H: 1 LOB: 1 BB: 0 P: 16	R: 0 E: 0 K: 2 S: 9	H: 0 LOB: 0 BB: 0 P: 12	R: 3 E: 0 K: 1 S: 13	H: 3 LOB: 3 BB: 3 P: 33	R: 1 E: 0 K: 1 S: 18	H: 1 LOB: 3 BB: 2 P: 33	R: 0 E: 0 K: 1 S: 12	H: 0 LOB: 0 BB: 1 P: 16	1B: 8 2B: 1 3B: 0 HR: 1	SF: 0 SAC: 0 DP: 1 HBP: 0	WP: 0 PB: 0 SB: 2 CS: 1	PA: 37			
<b>PITCHER</b>	IP WLS BF H R ER SO BB IBB HBP BLK WP HR S P ERA WHIP	5.2 L 24 8 5 5 6 2 0 0 0 0 4 12 7.94 1.412	0.1 4 1 0 0 0 2 0 0 0 0 0 4 12 0.00 9.000	2.0 9 1 1 1 2 3 0 0 0 0 0 30 49 4.50 2.000																			

San Diego Padres @ Cincinnati Reds  
Riverfront Stadium, Cincinnati, OH  
Thu Jul 27 1989, 7:05 PM EDT  
Att: 18,072 - Unknown

AB	31
R	6
H	10
RBI	6
BB	6
SO	8
LOB	17





Batter	1	2	3	4	5	6	7	8	9	AB	R	H	RBI	BB	SO	LOB	TOP					
Alfredo Griffin, S OBP: 0.312, SLG: 0.347	1-1 1B		1-0 CS		0-0 P3			3-2 P6		4	0	2	0	0	0	2	<b>Los Angeles Dodgers @ San Diego Padres</b> Jack Murphy Stadium, San Diego, CA Fri Jul 28 1989, 10:05 PM EDT Att: 33,352 - Unknown <a href="http://livebaseballscorecards.com">livebaseballscorecards.com</a>					
Willie Randolph, R OBP: 0.376, SLG: 0.317	0-0 F9		2-3 1B			0-3 K		1-0 WP		4	0	1	0	0	1	3						
Mickey Hatcher, R OBP: 0.325, SLG: 0.408	1-0 1B		1-2 3-H		1-1 F7		1-2 HR	2-3 K		4	1	2	1	0	1	1						
Eddie Murray, S OBP: 0.333, SLG: 0.372	3-3 K			2-3 K		0-2 G1-3		0-2 G5-3		4	0	0	0	0	2	2						
Mike Marshall, R OBP: 0.333, SLG: 0.379		2-2 P3		0-0 F9					4-0 SH1-3	3	0	1	0	1	0	0						
Bill Bean, L OBP: 0.276, SLG: 0.150									BB	0	0	0	0	0	0	0						
Jeff Hamilton, R OBP: 0.275, SLG: 0.392		2-2 P4			1-0 F7		3-3 K		0-1 SH1-3	3	0	0	0	0	1	1						
Jose Gonzalez, R OBP: 0.326, SLG: 0.336		2-1 G5-3			2-3 K			2-1 G4-3		4	0	0	0	0	1	2						
Mike Scioscia, L OBP: 0.340, SLG: 0.330			4-1 1B CS SH1-4 BB		1-2 1B			0-3 K		2	0	1	0	1	1	0						
Rick Dempsey, R OBP: 0.276, SLG: 0.226					1-2 1B			1-2 F8		1	0	0	0	0	0	2						
Orel Hershiser, R OBP: 0.228, SLG: 0.302			0-2 SH1-4		0-0 1B			1-2 F9		2	0	1	0	0	0	0						
<b>Inning Stats</b>	R: 0 E: 0 K: 1 S: 8	H: 2 LOB: 1 BB: 0 P: 13	R: 0 E: 0 K: 0 S: 8	H: 0 LOB: 0 BB: 0 P: 14	R: 0 E: 0 K: 0 S: 8	H: 1 LOB: 1 BB: 1 P: 15	R: 0 E: 0 K: 1 S: 7	H: 0 LOB: 0 BB: 0 P: 10	R: 0 E: 0 K: 1 S: 12	H: 2 LOB: 2 BB: 0 P: 16	R: 1 E: 0 K: 2 S: 15	H: 2 LOB: 1 BB: 0 P: 19	R: 0 E: 0 K: 1 S: 8	H: 0 LOB: 0 BB: 0 P: 11	R: 0 E: 0 K: 1 S: 13	H: 1 LOB: 1 BB: 1 P: 19	R: 0 E: 0 K: 0 S: 6	H: 0 LOB: 2 BB: 1 P: 12	1B: 6 2B: 1 3B: 0 HR: 1	SF: 0 SAC: 2 DP: 0 HBP: 0	WP: 1 PB: 0 SB: 0 CS: 2	PA: 35
<b>PITCHER</b> Bruce Hurst, L ERA: 3.0	IP: 9.0 WLS: W BF: 35 H: 8 R: 1 ER: 1 SO: 7 BB: 2 IBB: 0 HBP: 0 BLK: 0 WP: 1 HR: 1 S: 85 P: 129 ERA: 1.00 WHIP: 1.111															<b>PITCHER</b>	IP: WLS: BF: H: R: ER: SO: BB: IBB: HBP: BLK: WP: HR: S: P: ERA: WHIP:					

Batter	1	2	3	4	5	6	7	8	9	AB	R	H	RBI	BB	SO	LOB	BOTTOM			
Bip Roberts, S OBP: 0.388, SLG: 0.424	1-1 G2-3			1-0 L5				1-1 G4-3		4	0	0	0	0	0	4	<b>Los Angeles Dodgers @ San Diego Padres</b> Jack Murphy Stadium, San Diego, CA Fri Jul 28 1989, 10:05 PM EDT Att: 33,352 - Unknown <a href="http://livebaseballscorecards.com">livebaseballscorecards.com</a>			
Roberto Alomar, S OBP: 0.327, SLG: 0.328	4-1 G4-3 S BB		1-1 G6-3 G3-1 1B		2-1 G6-3		1-1 G4-6-3 1B			3	0	2	0	1	0	0				
Tony Gwynn, L OBP: 0.391, SLG: 0.441	2-1 G4-3		1-0 G3-1		1-2 F8		3-1 G4-6-3			4	0	0	0	0	0	3				
Jack Clark, R OBP: 0.395, SLG: 0.380	3-1 G4-3		0-1 G6-3		4-2 BB			2-3 K		3	0	0	0	1	1	2				
Marvell Wynne, L OBP: 0.296, SLG: 0.368		2-2 FC4-6 E 1B	4-0 BB		0-1 G4-3			1-1 2B 1B		3	1	2	0	1	0	1				
Chris James, R OBP: 0.281, SLG: 0.328		0-0 E4 FC4-6	1-2 F8			0-0 G3 SF8 2B		1-0 F8 2B		4	1	2	1	0	0	3				
Mike Pagliarulo, L OBP: 0.270, SLG: 0.289		0-1 FC4-6 WP		1-3 K		1-0 G3		4-0 IBB		3	0	0	0	1	1	3				
Mark Parent, R OBP: 0.188, SLG: 0.312		1-3 K		0-0 SH2-3 1B		1-1 SF8		1-0 F8		3	0	1	1	0	1	4				
Bruce Hurst, L OBP: 0.151, SLG: 0.063		4-1 BB		0-0 SH2-3		3-H K		0-1 G4-3		2	0	0	0	1	1	2				
<b>Inning Stats</b>	R: 0 E: 0 K: 0 S: 7	H: 0 LOB: 1 BB: 1 P: 17	R: 0 E: 1 K: 1 S: 12	H: 1 LOB: 3 BB: 1 P: 20	R: 0 E: 0 K: 0 S: 9	H: 1 LOB: 2 BB: 1 P: 15	R: 0 E: 0 K: 1 S: 7	H: 1 LOB: 1 BB: 0 P: 9	R: 0 E: 0 K: 0 S: 9	H: 0 LOB: 1 BB: 1 P: 16	R: 1 E: 0 K: 1 S: 8	H: 1 LOB: 0 BB: 0 P: 11	R: 0 E: 0 K: 0 S: 6	H: 1 LOB: 0 BB: 0 P: 11	R: 1 E: 0 K: 1 S: 9	H: 2 LOB: 2 BB: 1 P: 18		1B: 5 2B: 2 3B: 0 HR: 0	SF: 1 SAC: 1 DP: 1 HBP: 0	WP: 1 PB: 0 SB: 1 CS: 0
<b>PITCHER</b> Orel Hershiser, R ERA: 2.36	IP: 8.0 WLS: L BF: 36 H: 7 R: 2 ER: 2 SO: 4 BB: 4 IBB: 1 HBP: 0 BLK: 0 WP: 1 HR: 0 S: 67 P: 117 ERA: 2.25 WHIP: 1.375															<b>PITCHER</b>	IP: WLS: BF: H: R: ER: SO: BB: IBB: HBP: BLK: WP: HR: S: P: ERA: WHIP:			







Batter	1	2	3	4	5	6	7	8	9	AB	R	H	RBI	BB	SO	LOB	TOP					
Lenny Harris, L (1.4) OBP: 0.273, SLG: 0.294	G3	1B	G1-3			G6-3		G4-3		5	2	3	2	0	0	1	<b>Los Angeles Dodgers @ San Diego Padres</b> Jack Murphy Stadium, San Diego, CA Sun Jul 30 1989, 6:33 AM EDT Att: 33,699 - Sunny - 85 F					
Alfredo Griffin, S (1.6) OBP: 0.308, SLG: 0.340	F7	FC6		G4-3		G6-3		G4-3		5	0	1	2	0	0	2						
Dave Anderson, R (8.6) OBP: 0.289, SLG: 0.221		1B								0	0	0	0	0	0	0						
Kal Daniels, L (1.7) OBP: 0.369, SLG: 0.369	HR									2	1	1	1	2	1	1						
Bill Bean, L (8.7) OBP: 0.231, SLG: 0.136										0	0	0	0	0	0	0						
Eddie Murray, S (1.3) OBP: 0.337, SLG: 0.388	HR	FC6		1B		G5-3				4	2	2	3	1	0	3						
Mike Marshall, R (1.9) OBP: 0.328, SLG: 0.371										5	1	2	0	0	1	0						
Mickey Hatcher, R (8.9) OBP: 0.335, SLG: 0.423	P3		HR					K		0	0	0	0	0	0	0						
Franklin Stubbs, L (1.8) OBP: 0.369, SLG: 0.459										3	1	2	2	1	0	2						
Jose Gonzalez, R (7. PR) OBP: 0.331, SLG: 0.341										1	0	1	0	0	0	0						
Jeff Hamilton, R (1.5) OBP: 0.274, SLG: 0.390						G6-3		F8		5	0	1	0	0	1	3						
Mike Scioscia, L (1.2) OBP: 0.338, SLG: 0.328										4	1	1	0	0	0	2						
Rick Dempsey, R (9. PH) OBP: 0.275, SLG: 0.223						G3-1				1	0	0	0	0	1	1						
Tim Belcher, R (1.1) OBP: 0.146, SLG: 0.149						G6-3				4	2	1	0	0	1	2						
<b>Inning Stats</b>	R: 2 E: 0 K: 0 S: 12	H: 1 LOB: 0 BB: 1 P: 17	R: 3 E: 0 K: 1 S: 13	H: 4 LOB: 2 BB: 2 P: 26	R: 2 E: 0 K: 0 S: 15	H: 3 LOB: 1 BB: 0 P: 25	R: 0 E: 0 K: 0 S: 10	H: 2 LOB: 2 BB: 1 P: 16	R: 0 E: 0 K: 0 S: 6	H: 0 LOB: 0 BB: 0 P: 8	R: 0 E: 0 K: 1 S: 10	H: 1 LOB: 1 BB: 0 P: 17	R: 0 E: 0 K: 0 S: 7	H: 1 LOB: 1 BB: 0 P: 12	R: 3 E: 0 K: 1 S: 15	H: 2 LOB: 0 BB: 0 P: 20	R: 0 E: 0 K: 2 S: 11	H: 1 LOB: 1 BB: 0 P: 14	1B: 9 2B: 3 3B: 0 HR: 3	SF: 1 SAC: 0 DP: 0 HBP: 1	WP: 0 PB: 0 SB: 0 CS: 1	PA: 45
<b>PITCHER</b>	IP WLS BF H R ER SO BB IBB HBP BLK WP HR S P ERA WHIP																					
Ed Whitson, R (1.1) ERA: 2.78	2.0 L 13 5 5 5 1 3 0 0 0 0 0 1 25 43 22.50 4.000																					
Dave Leiper, L (3.1) ERA: 5.2	3.0 14 5 2 2 0 1 0 0 0 0 0 1 31 49 6.00 2.000																					
Pat Clements, L (6.1) ERA: 3.24	2.0 8 2 0 0 1 0 0 0 0 0 0 17 29 0.00 1.000																					
Freddie Toliver, R (8.1) ERA: 7.29	1.0 6 2 3 3 1 0 0 1 0 0 1 15 20 27.00 2.000																					
Mark Davis, L (9.1) ERA: 2.24	1.0 4 1 0 0 2 0 0 0 0 0 0 11 14 0.00 1.000																					
<b>Batter</b>	<b>1</b>	<b>2</b>	<b>3</b>	<b>4</b>	<b>5</b>	<b>6</b>	<b>7</b>	<b>8</b>	<b>9</b>	<b>AB</b>	<b>R</b>	<b>H</b>	<b>RBI</b>	<b>BB</b>	<b>SO</b>	<b>LOB</b>	<b>BOTTOM</b>					
Bip Roberts, S (1.6) OBP: 0.385, SLG: 0.414	K		BB			G4-3		G3		3	0	0	0	1	1	0	<b>Los Angeles Dodgers @ San Diego Padres</b> Jack Murphy Stadium, San Diego, CA Sun Jul 30 1989, 6:33 AM EDT Att: 33,699 - Sunny - 85 F					
Roberto Alomar, S (1.4) OBP: 0.326, SLG: 0.325	S		K			G6-3		G6-3		3	0	0	0	1	1	1						
Tony Gwynn, L (1.9) OBP: 0.390, SLG: 0.437	F7		BB							4	0	1	0	0	0	1						
Jack Clark, R (1.3) OBP: 0.388, SLG: 0.390										2	0	0	0	1	1	1						
Carmelo Martinez, R (7.3) OBP: 0.284, SLG: 0.325	K		FC3-6			G5-3				1	0	1	0	0	0	0						
Marvell Wynne, L (1.8) OBP: 0.291, SLG: 0.358										4	0	0	0	0	1	4						
Chris James, R (1.7) OBP: 0.284, SLG: 0.327	K									3	0	1	0	1	1	0						
Mike Pagliarulo, L (1.5) OBP: 0.265, SLG: 0.284										4	0	0	0	0	1	3						
Benito Santiago, R (1.2) OBP: 0.282, SLG: 0.363										3	1	1	1	0	1	0						
Ed Whitson, R (1.1) OBP: 0.260, SLG: 0.212										0	0	0	0	0	0	0						
Dave Leiper, L (3.1) OBP: 0.260, SLG: 0.287										1	0	0	0	0	0	0						
Tim Flannery, L (5. PH) OBP: 0.260, SLG: 0.287										0	0	0	0	0	0	0						
Pat Clements, R (8.1) OBP: 0.260, SLG: 0.287										0	0	0	0	0	0	0						
Freddie Toliver, R (8.1) OBP: 0.260, SLG: 0.287										0	0	0	0	0	0	0						
Luis Salazar, R (8. PH) OBP: 0.260, SLG: 0.287										1	0	0	0	0	0	0						
Mark Davis, L (9.1) OBP: 0.260, SLG: 0.287										0	0	0	0	0	0	0						
<b>Inning Stats</b>	R: 0 E: 0 K: 2 S: 12	H: 0 LOB: 1 BB: 1 P: 21	R: 0 E: 0 K: 2 S: 9	H: 0 LOB: 0 BB: 0 P: 14	R: 1 E: 0 K: 2 S: 18	H: 2 LOB: 3 BB: 2 P: 30	R: 0 E: 0 K: 0 S: 9	H: 0 LOB: 0 BB: 0 P: 12	R: 0 E: 0 K: 0 S: 8	H: 0 LOB: 0 BB: 0 P: 10	R: 0 E: 0 K: 0 S: 6	H: 0 LOB: 0 BB: 0 P: 11	R: 0 E: 0 K: 1 S: 6	H: 1 LOB: 0 BB: 0 P: 9	R: 0 E: 0 K: 0 S: 6	H: 0 LOB: 0 BB: 0 P: 8	R: 0 E: 0 K: 1 S: 15	H: 1 LOB: 2 BB: 1 P: 26	1B: 3 2B: 0 3B: 0 HR: 1	SF: 0 SAC: 0 DP: 1 HBP: 0	WP: 0 PB: 0 SB: 1 CS: 0	PA: 34
<b>PITCHER</b>	IP WLS BF H R ER SO BB IBB HBP BLK WP HR S P ERA WHIP																					
Tim Belcher, R (1.1) ERA: 3.11	9.0 W 34 4 1 1 8 4 0 0 0 0 1 89 141 1.00 0.889																					



Batter	1	2	3	4	5	6	7	8	9	10	11	AB	R	H	RBI	BB	SO	LOB	TOP						
<b>Bip Roberts, S</b> OBP: 0.380, SLG: 0.408 (1, 6)	G4-3		L7		1B			SH2-4		F7	G4-3	5	0	1	0	0	0	2							
<b>Roberto Alomar, S</b> OBP: 0.324, SLG: 0.323 (1, 4)	F7		G6-3		L6			1B		G4-3	G6-3	6	0	1	1	0	0	4							
<b>Tony Gwynn, L</b> OBP: 0.394, SLG: 0.439 (1, 9)	P6							1B		1B		5	0	3	0	1	0	0							
<b>Jack Clark, R</b> OBP: 0.397, SLG: 0.390 (1, 3)		G1-3						L9		L9	P3	5	0	1	0	1	1	5							
<b>Marvell Wynne, L</b> OBP: 0.286, SLG: 0.351 (1, 8)		P5						L9		G4-3		5	0	0	0	0	0	5							
<b>Chris James, R</b> OBP: 0.263, SLG: 0.325 <b>Shawn Abner, R</b> OBP: 0.212, SLG: 0.290 (11, PR)		G1-3						P3		K		5	0	1	0	0	1	1							
<b>Mike Pagliarulo, L</b> OBP: 0.288, SLG: 0.294 (1, 5)		F9						F7		L3		5	2	2	0	0	0	1							
<b>Benito Santiago, R</b> OBP: 0.283, SLG: 0.361 (1, 2)								L7				4	1	1	0	1	0	1							
<b>Dennis Rasmussen, L</b> OBP: 0.294, SLG: 0.329 <b>Tim Flannery, R</b> OBP: 0.294, SLG: 0.294 <b>Gary Templeton, S</b> OBP: 0.294, SLG: 0.347 <b>Mark Griffin, R</b> OBP: 0.294, SLG: 0.347 <b>Carmelo Martinez, R</b> OBP: 0.294, SLG: 0.347 <b>Mark Davis, L</b> OBP: 0.294, SLG: 0.347								1B		G6-3		2	0	2	1	0	0	0							
<b>Inning Stats</b>	R: 0 E: 0 K: 0 S: 8	H: 0 LOB: 0 BB: 0 P: 15	R: 0 E: 0 K: 0 S: 9	H: 1 LOB: 1 BB: 0 P: 15	R: 0 E: 0 K: 0 S: 9	H: 1 LOB: 1 BB: 0 P: 15	R: 0 E: 0 K: 0 S: 6	H: 0 LOB: 0 BB: 0 P: 10	R: 0 E: 0 K: 0 S: 9	H: 0 LOB: 0 BB: 0 P: 14	R: 1 E: 0 K: 0 S: 11	H: 3 LOB: 2 BB: 0 P: 16	R: 0 E: 0 K: 1 S: 11	H: 1 LOB: 1 BB: 0 P: 16	R: 0 E: 0 K: 0 S: 18	H: 1 LOB: 2 BB: 1 P: 29	R: 3 E: 0 K: 0 S: 11	H: 3 LOB: 2 BB: 2 P: 22	1B: 9 2B: 4 3B: 1 HR: 0	SF: 0 SAC: 1 DP: 0 HBP: 0	WP: 0 PB: 0 SB: 1 CS: 1	PA: 49			
<b>PITCHER</b>	IP 7.0	WLS 3	BF 26	H 6	R 1	ER 1	SO 1	BB 1	IBB 0	HBP 0	BLK 0	WP 0	HR 0	S 40	P 61	ERA 3.00	WHIP 2.000								
<b>Marty Clary, R</b> ERA: 3.8 <b>Joe Boever, R</b> ERA: 2.64 <b>Jim Acker, R</b> ERA: 2.89	(1, 1)	(8, 1)	(11, 1)																						

San Diego Padres @ Atlanta Braves  
Atlanta-Fulton County Stadium, Atlanta, GA  
Tue Aug 01 1989, 7:05 PM EDT  
Att: 8,363 - Unknown

livebaseballscorecards.com

AB 45  
R 5  
H 14  
RBI 5  
BB 3  
SO 2  
LOB 20



Batter	1	2	3	4	5	6	7	8	9	10	11	AB	R	H	RBI	BB	SO	LOB	BOTTOM						
<b>Oddibe McDowell, L</b> OBP: 0.316, SLG: 0.315 (1, 8)	1B		F9		CS			G4-3		F8		4	1	1	0	1	0	0							
<b>Jeff Blauser, R</b> OBP: 0.304, SLG: 0.399 (1, 4)	SF8		P4		2B			G6-3		F8		5	1	2	0	0	0	1							
<b>Lonnie Smith, R</b> OBP: 0.438, SLG: 0.578 (1, 7)	SF8		G5-3		2B			F8		K		4	0	1	2	0	1	1							
<b>Dale Murphy, R</b> OBP: 0.304, SLG: 0.349 (1, 9)	P5							K		F9		3	0	0	0	2	1	1							
<b>Andres Thomas, R</b> OBP: 0.247, SLG: 0.351 (1, 6)	G5-3		F7					G6-3		FC4-6		4	0	1	0	0	0	4							
<b>Ed Whited, R</b> OBP: 0.244, SLG: 0.316 <b>Jeff Treadway, L</b> OBP: 0.315, SLG: 0.364 (9, PH)		F7						K		FC4-6		3	0	0	0	0	1	0							
<b>Tommy Gregg, L</b> OBP: 0.305, SLG: 0.328 (1, 3)		P6						K		FC4		4	0	0	0	0	1	1							
<b>John Russell, R</b> OBP: 0.167, SLG: 0.158 <b>Jeff Wetherby, L</b> OBP: 0.280, SLG: 0.304 <b>Bruce Benedict, R</b> OBP: 0.299, SLG: 0.225								G4-3		G4-3		3	0	0	0	0	0	1							
<b>Marty Clary, R</b> OBP: 0.207, SLG: 0.214 <b>Joe Boever, R</b> ERA: 2.78 <b>Darrell Evans, L</b> OBP: 0.277, SLG: 0.320 <b>Jim Acker, R</b> OBP: 0.250, SLG: 0.250	(1, 1)	(8, 1)	(10, PH)	(11, 2)	(1, 1)	(8, 1)	(10, PH)	(11, 1)				3	0	0	0	0	0	1							
<b>Inning Stats</b>	R: 1 E: 0 K: 0 S: 11	H: 1 LOB: 1 BB: 1 P: 21	R: 0 E: 0 K: 0 S: 5	H: 0 LOB: 0 BB: 0 P: 9	R: 1 E: 1 K: 0 S: 11	H: 2 LOB: 2 BB: 1 P: 20	R: 0 E: 1 K: 0 S: 8	H: 0 LOB: 1 BB: 0 P: 14	R: 0 E: 0 K: 0 S: 11	H: 0 LOB: 0 BB: 0 P: 17	R: 0 E: 0 K: 1 S: 10	H: 0 LOB: 0 BB: 0 P: 16	R: 0 E: 0 K: 0 S: 7	H: 0 LOB: 0 BB: 0 P: 9	R: 0 E: 0 K: 1 S: 11	H: 1 LOB: 1 BB: 0 P: 16	R: 0 E: 0 K: 0 S: 3	H: 0 LOB: 0 BB: 0 P: 4	R: 0 E: 0 K: 1 S: 7	H: 0 LOB: 0 BB: 0 P: 14	1B: 4 2B: 1 3B: 0 HR: 0	SF: 1 SAC: 0 DP: 1 HBP: 0	WP: 0 PB: 0 SB: 0 CS: 1	PA: 40	
<b>PITCHER</b>	IP 7.0	WLS 3	BF 27	H 4	R 2	ER 2	SO 2	BB 3	IBB 0	HBP 0	BLK 0	WP 0	HR 0	S 65	P 110	ERA 2.57	WHIP 1.000								
<b>Dennis Rasmussen, L</b> ERA: 4.41 <b>Greg Harris, R</b> ERA: 2.78 <b>Mark Grant, R</b> ERA: 2.59 <b>Mark Davis, L</b> ERA: 2.19	(1, 1)	(8, 1)	(9, 1)	(11, 2)	(1, 1)	(8, 1)	(10, PH)	(11, 1)																	

San Diego Padres @ Atlanta Braves  
Atlanta-Fulton County Stadium, Atlanta, GA  
Tue Aug 01 1989, 7:05 PM EDT  
Att: 8,363 - Unknown

livebaseballscorecards.com

AB 36  
R 2  
H 5  
RBI 2  
BB 3  
SO 4  
LOB 11





Batter	1	2	3	4	5	6	7	8	9	AB	R	H	RBI	BB	SO	LOB	TOP				
<b>Bip Roberts, S</b> (1, 6) OBP: 0.380, SLG: 0.407 <b>Garry Templeton, S</b> (9, 6) OBP: 0.286, SLG: 0.347	B3		F9		G4-3		2B		G5-3	5	2	2	0	0	0	0	<b>San Diego Padres @ Atlanta Braves</b> Atlanta-Fulton County Stadium, Atlanta, GA Wed Aug 02 1989, 7:05 PM EDT Att: 6,967 - Unknown				
<b>Roberto Alomar, S</b> (1, 4) OBP: 0.327, SLG: 0.327	K		1B		FC4-6		HR		G5-3	4	1	2	2	1	1						
<b>Tony Gwynn, L</b> (1, 9) OBP: 0.392, SLG: 0.435	F7		G4-3		FC4-6		HR		E6	4	1	0	0	1	0	3					
<b>Jack Clark, R</b> (1, 3) OBP: 0.402, SLG: 0.406			FC6-4		HR		HR		E6	5	3	4	4	0	0	1					
<b>Carmelo Martinez, R</b> (1, 7) OBP: 0.291, SLG: 0.357 <b>Greg Harris, R</b> (7, 1)			FC6-4		HR		G1-3		K	4	1	2	2	0	0	0					
<b>Mike Pagliarulo, L</b> (8, 5) OBP: 0.287, SLG: 0.293			1B		HR		K		K	1	0	0	0	0	1	2					
<b>Bento Santiago, R</b> (1, 2) OBP: 0.282, SLG: 0.356	F8		G6-3		G6-3		K		IBB	4	0	0	0	1	1	2					
<b>Luis Salazar, R</b> (1, 5) OBP: 0.311, SLG: 0.391 <b>Mark Davis, L</b> (8, 1)	FC6-4		1B		1B		K		G1-3	4	0	1	1	0	1	1					
<b>Shawn Abner, R</b> (1, 8) OBP: 0.214, SLG: 0.288	F9		G1-4-3		G1-4-3		G5-3		F7	4	0	1	0	0	0	1					
<b>Bruce Hurst, L</b> (1, 1) OBP: 0.145, SLG: 0.060 <b>Tim Flannery, L</b> (7, PH) OBP: 0.311, SLG: 0.291 <b>Marvell Wynne, L</b> (7, 7) OBP: 0.285, SLG: 0.350			K		G1-4-3		E4		K	2	0	0	0	0	1	2					
<b>Inning Stats</b>	R: 0 E: 0 K: 1 S: 6	H: 0 LOB: 0 BB: 0 P: 8	R: 1 E: 0 K: 0 S: 10	H: 2 LOB: 1 BB: 0 P: 15	R: 0 E: 0 K: 1 S: 9	H: 1 LOB: 1 BB: 0 P: 13	R: 2 E: 0 K: 0 S: 8	H: 4 LOB: 1 BB: 0 P: 14	R: 0 E: 0 K: 1 S: 5	H: 0 LOB: 0 BB: 0 P: 7	R: 5 E: 1 K: 1 S: 21	H: 3 LOB: 0 BB: 1 P: 30	R: 0 E: 0 K: 1 S: 6	H: 0 LOB: 0 BB: 0 P: 8	R: 1 E: 2 K: 2 S: 16	H: 2 LOB: 3 BB: 1 P: 27	1B: 9 2B: 1 3B: 0 HR: 2	SF: 0 SAC: 0 DP: 1 HBP: 0	WP: 0 PB: 0 SB: 1 CS: 0	PA: 43	
<b>PITCHER</b>	IP	WLS	BF	H	R	ER	SO	BB	IBB	HBP	BLK	WP	HR	S	P	ERA	WHIP				
<b>Tom Glavine, L</b> (1, 1) ERA: 3.81	4.0	18	7	3	3	2	0	0	0	0	0	0	1	33	50	6.75	1.750				
<b>Sergio Valdez, R</b> (5, 1) ERA: 5.4	1.0	4	0	0	0	0	1	0	0	0	0	0	0	5	12	0.00	1.000				
<b>Mark Eichhorn, R</b> (6, 1) ERA: 3.95	2.0	L 11	3	5	4	2	0	1	0	0	0	0	1	27	37	18.00	1.500				
<b>Paul Assenmacher, L</b> (8, 1) ERA: 3.81	2.0	10	2	1	0	3	0	1	0	0	0	0	0	22	35	0.00	1.000				

Batter	1	2	3	4	5	6	7	8	9	AB	R	H	RBI	BB	SO	LOB	BOTTOM					
<b>Oddibe McDowell, L</b> (1, 8) OBP: 0.318, SLG: 0.323	F8		FC5-4				SH1-3		FC6-4	4	3	1	2	1	0	2	<b>San Diego Padres @ Atlanta Braves</b> Atlanta-Fulton County Stadium, Atlanta, GA Wed Aug 02 1989, 7:05 PM EDT Att: 6,967 - Unknown					
<b>Jeff Blauser, R</b> (1, 4) OBP: 0.303, SLG: 0.395	L5		2B			SH1-3			F9	3	0	0	0	1	1	1						
<b>Lonnie Smith, R</b> (1, 7) OBP: 0.437, SLG: 0.578	G4-3		2B			FC5-4			FC6-4	5	1	2	2	0	0	1						
<b>Dale Murphy, R</b> (1, 9) OBP: 0.306, SLG: 0.348			FC5-4			FC5-4			P4	2	0	0	0	2	1	0						
<b>Andres Thomas, R</b> (1, 6) OBP: 0.248, SLG: 0.350	F7		BB			FC5-4			2B	4	2	1	1	0	0	2						
<b>Darrell Evans, L</b> (1, 3) OBP: 0.277, SLG: 0.324	P6		2B			FC5-4			P6	4	0	1	1	0	0	2						
<b>Ed Whited, R</b> (1, 5) OBP: 0.244, SLG: 0.333	FC5-4					G5-3			2B	4	0	1	1	0	0	2						
<b>Bruce Benedict, R</b> (1, 2) OBP: 0.304, SLG: 0.240			K			G4-6-3			G4-3	4	1	2	0	0	1	1						
<b>Tom Glavine, L</b> (1, 1) OBP: 0.196, SLG: 0.188 <b>Sergio Valdez, R</b> (5, PH) OBP: 0.285, SLG: 0.292 <b>Mark Eichhorn, R</b> (6, 1) OBP: 0.307, SLG: 0.328 <b>Paul Assenmacher, L</b> (8, 1) OBP: 0.285, SLG: 0.350			E4			G4-6-3			F8	1	0	0	0	0	0	0						
<b>Inning Stats</b>	R: 0 E: 0 K: 0 S: 7	H: 0 LOB: 0 BB: 0 P: 9	R: 0 E: 0 K: 0 S: 8	H: 0 LOB: 1 BB: 1 P: 16	R: 1 E: 1 K: 1 S: 12	H: 1 LOB: 2 BB: 1 P: 20	R: 0 E: 0 K: 1 S: 7	H: 0 LOB: 0 BB: 0 P: 9	R: 0 E: 0 K: 0 S: 8	H: 1 LOB: 0 BB: 0 P: 12	R: 3 E: 0 K: 0 S: 11	H: 2 LOB: 1 BB: 2 P: 24	R: 2 E: 0 K: 1 S: 10	H: 2 LOB: 0 BB: 0 P: 16	R: 1 E: 0 K: 0 S: 7	H: 2 LOB: 1 BB: 0 P: 10		R: 0 E: 0 K: 0 S: 13	H: 0 LOB: 1 BB: 1 P: 21	1B: 3 2B: 4 3B: 0 HR: 1	SF: 0 SAC: 1 DP: 1 HBP: 0	WP: 1 PB: 0 SB: 2 CS: 0
<b>PITCHER</b>	IP	WLS	BF	H	R	ER	SO	BB	IBB	HBP	BLK	WP	HR	S	P	ERA	WHIP					
<b>Bruce Hurst, L</b> (1, 1) ERA: 3.05	6.0	W 25	4	4	3	2	0	0	0	0	0	0	1	12	20	20.25	2.250					
<b>Greg Harris, R</b> (7, 1) ERA: 3.12	1.1	7	3	3	3	1	0	0	0	0	0	0	1	12	20	20.25	2.250					
<b>Mark Davis, L</b> (8, 1) ERA: 2.13	1.2	S 7	1	0	0	0	1	0	0	0	0	0	0	18	27	0.00	1.200					









Batter	1	2	3	4	5	6	7	8	9	AB	R	H	RBI	BB	SO	LOB	TOP								
<b>Bip Roberts, S</b> OBP: 0.394, SLG: 0.413 (1, 6)	4-2 BB		2-2 F8			1-1 F7		4-1 1B BB		2	1	0	0	2	0	0									
<b>Roberto Alomar, S</b> OBP: 0.329, SLG: 0.329 (1, 4)	2-3 K		1-2 1B			1-0 E7 G6-3 1B		1-2 G5-3 1B		4	1	3	0	0	1	1									
<b>Tony Gwynn, L</b> OBP: 0.393, SLG: 0.436 <b>Marvell Wynne, L</b> OBP: 0.283, SLG: 0.347 <b>Chris James, R</b> OBP: 0.265, SLG: 0.327 (8, FH) (8, 9)	1-3 K		0-2 F7			0-1 G6-3		2-2 G5-3 1B		1	0	0	0	0	1	1									
<b>Jack Clark, R</b> OBP: 0.396, SLG: 0.396 (1, 3)	0-3 K			3-3 K		3-H 3-1 F7		1-2 2-3 G5-3		4	0	0	0	0	2	3									
<b>Carmelo Martinez, R</b> OBP: 0.297, SLG: 0.357 (1, 7)		4-0 BB		1-2 G6-3			0-2 E1 F9 1B	3-2 G1-3		3	0	1	0	1	0	1									
<b>Mike Pagliarulo, L</b> OBP: 0.289, SLG: 0.295 (1, 5)	1-1 P6			1-1 P5			1-0 F9		2-1 2B	4	0	1	0	0	0	2									
<b>Benito Santiago, R</b> OBP: 0.279, SLG: 0.352 (1, 2)	1-1 F9			1-1 F7			1-0 F9		3-3 K	4	0	0	0	0	1	3									
<b>Shawn Abner, R</b> OBP: 0.192, SLG: 0.260 (1, 8)	2-2 L4			0-2 G5-3			0-1 G1-3		0-1 P3	4	0	0	0	0	0	3									
<b>Ed Whitson, R</b> OBP: 0.193, SLG: 0.204 <b>Tim Flannery, L</b> OBP: 0.315, SLG: 0.295 <b>Pat Clements, R</b> (8, FH) <b>Luis Salazar, R</b> OBP: 0.297, SLG: 0.389 (8, FH)			1-1 P3		1-3 K			1-2 1B BB 1B	2-3 K	2	0	0	0	0	1	0									
<b>Inning Stats</b>	R: 0 E: 0 K: 3 S: 14	H: 0 LOB: 1 BB: 1 P: 21	R: 0 E: 0 K: 0 S: 7	H: 0 LOB: 1 BB: 1 P: 15	R: 0 E: 0 K: 0 S: 12	H: 1 LOB: 1 BB: 0 P: 16	R: 0 E: 0 K: 1 S: 10	H: 0 LOB: 0 BB: 0 P: 15	R: 0 E: 0 K: 1 S: 8	H: 0 LOB: 0 BB: 0 P: 10	R: 1 E: 1 K: 0 S: 7	H: 1 LOB: 0 BB: 0 P: 12	R: 0 E: 1 K: 0 S: 7	H: 1 LOB: 1 BB: 0 P: 9	R: 2 E: 0 K: 0 S: 18	H: 3 LOB: 1 BB: 1 P: 31	R: 0 E: 0 K: 2 S: 10	H: 1 LOB: 1 BB: 0 P: 17	1B: 6 2B: 1 3B: 0 HR: 0	SF: 0 SAC: 0 DP: 1 HBP: 0	WP: 0 PB: 0 CS: 1 SB: 0	PA: 36			
<b>PITCHER</b>	IP	WLS	BF	H	R	ER	SO	BB	IBB	HBP	BLK	WP	HR	S	P	ERA	WHIP								
<b>John Wetteland, R</b> ERA: 2.41	7.0	W	27	4	2	1	5	2	0	0	0	0	0	68	102	1.29	0.857								
<b>Alejandro Pena, R</b> ERA: 2.79	0.0		2	1	0	0	0	1	0	0	0	0	0	5	10	∞	∞								
<b>Ray Seearge, L</b> ERA: 3.33	0.0		1	1	1	0	0	0	0	0	0	0	0	3	5	∞	∞								
<b>Mike Morgan, R</b> ERA: 2.58	1.0		2	0	0	0	0	0	0	0	0	0	0	7	12	0.00	0.000								
<b>Jay Howell, R</b> ERA: 0.77	1.0	S	4	1	0	0	2	0	0	0	0	0	0	10	17	0.00	1.000								

San Diego Padres @ Los Angeles Dodgers  
 Dodger Stadium, Los Angeles, CA  
 Fri Aug 04 1989, 7:05 PM PDT  
 Att: 38,250 - Unknown

AB	33
R	3
H	7
RBI	3
BB	3
SO	7
LOB	16



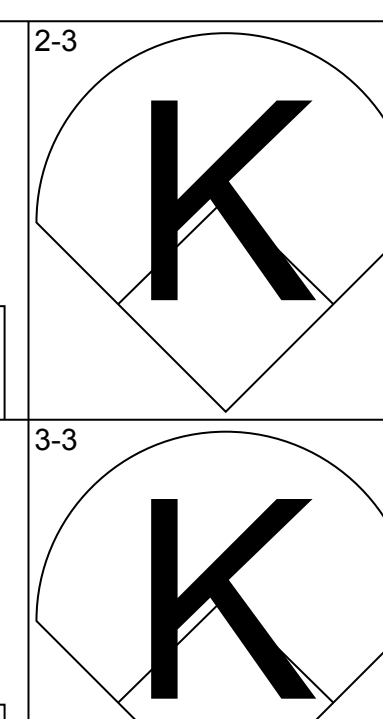
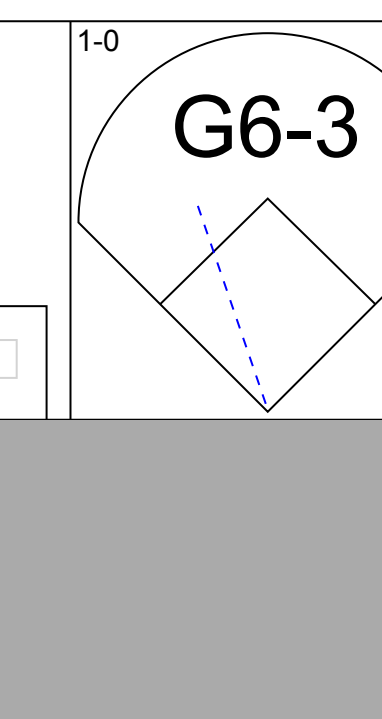
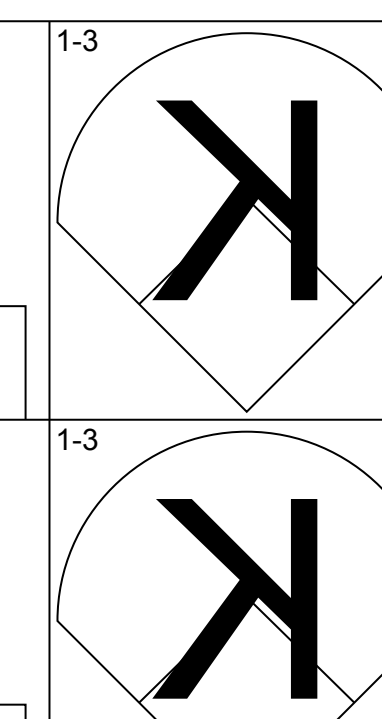
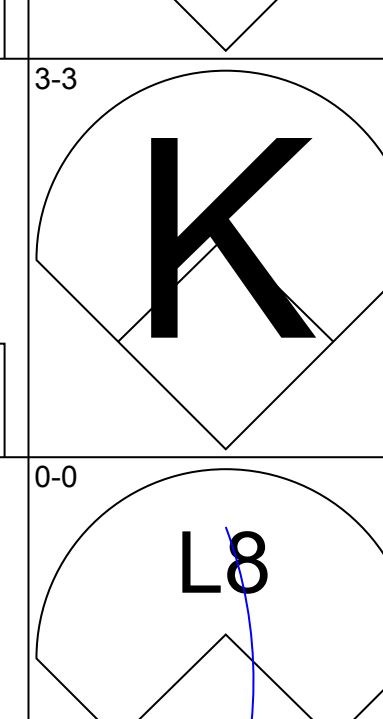
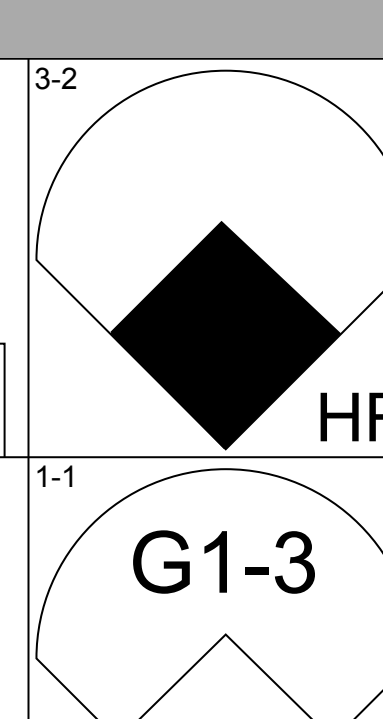
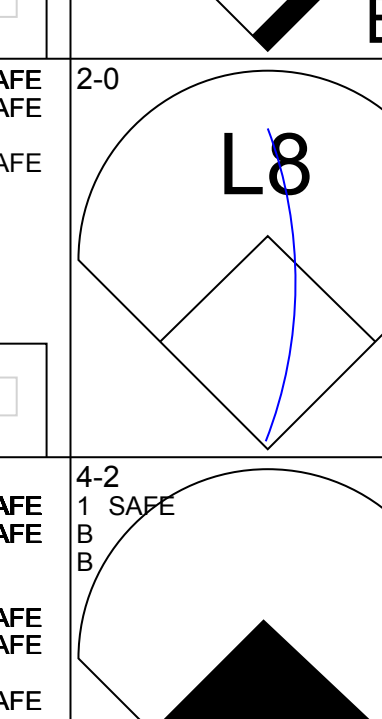
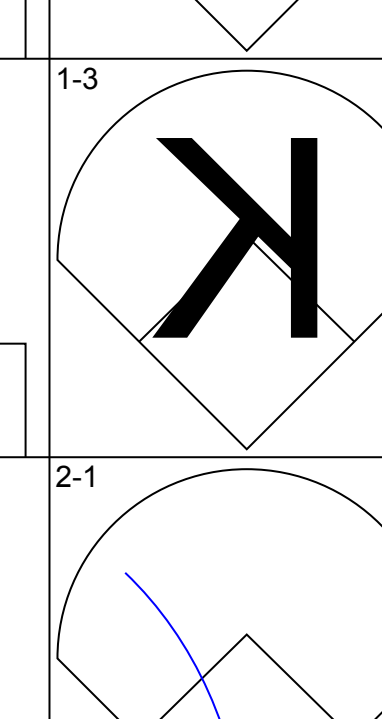
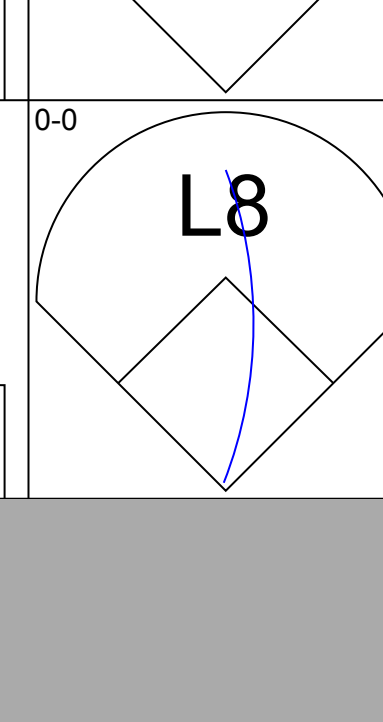
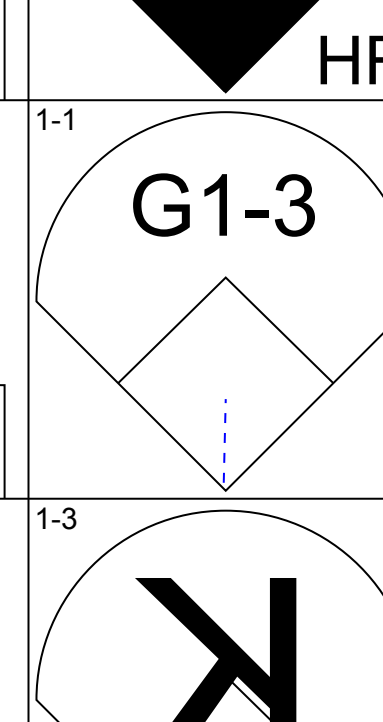
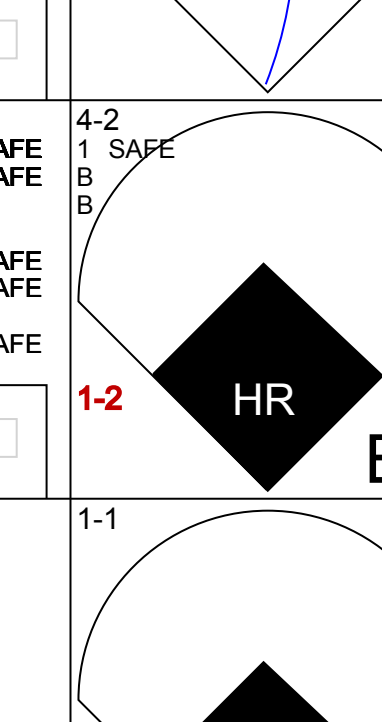
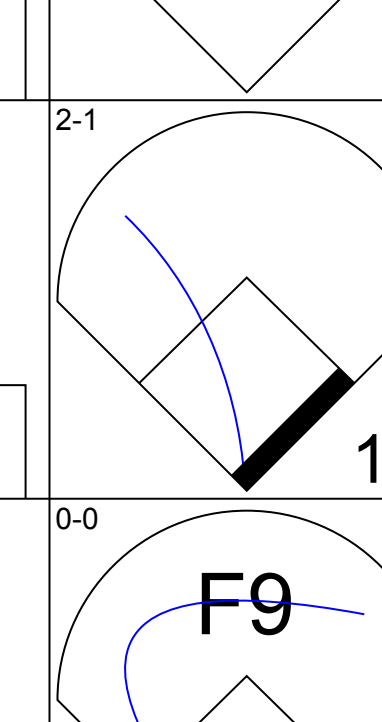
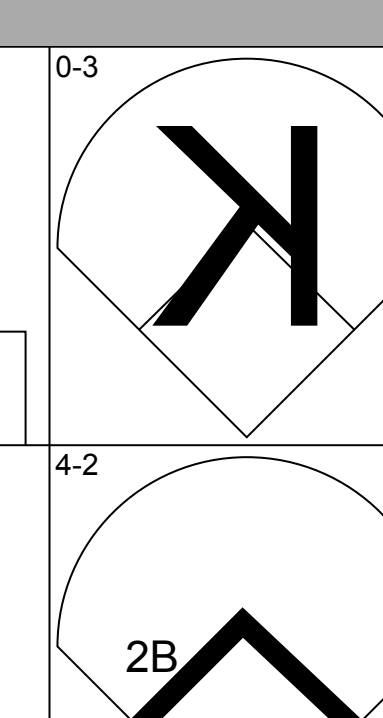
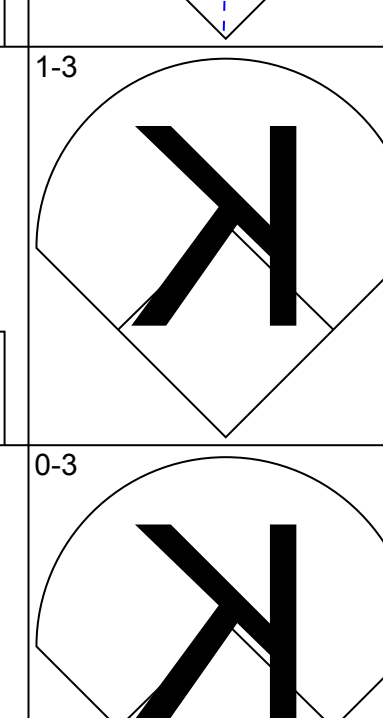
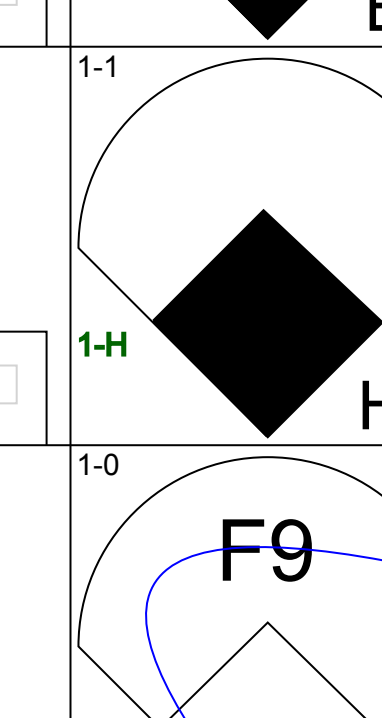
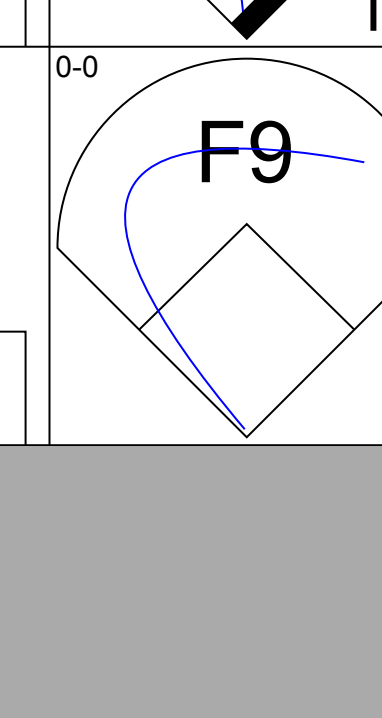
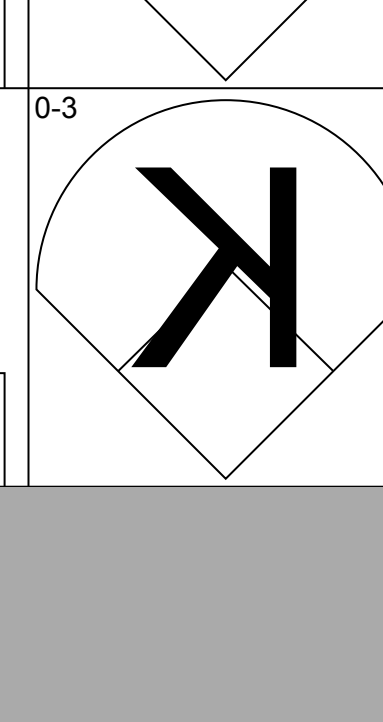
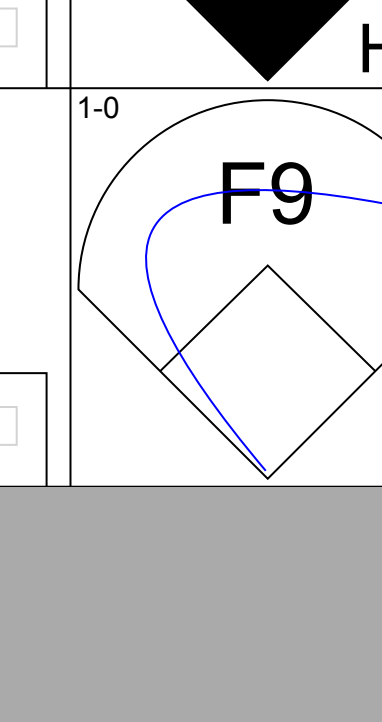
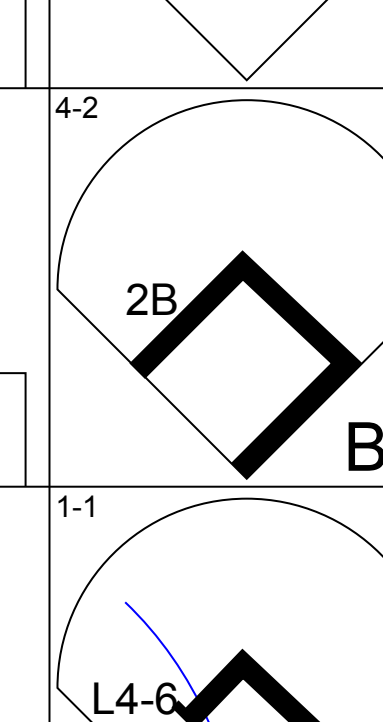
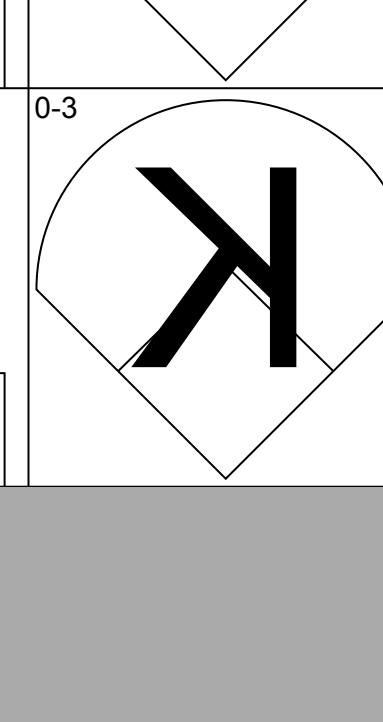
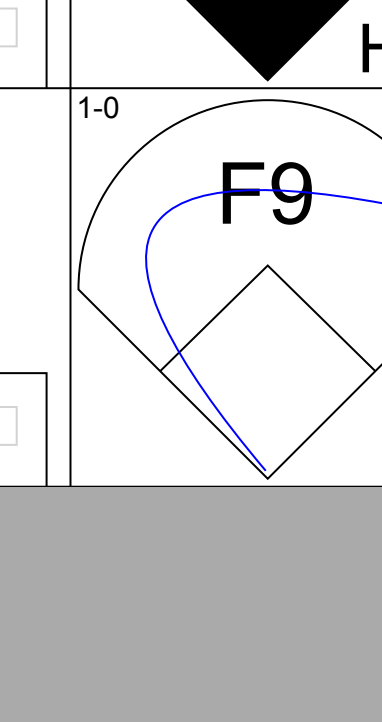
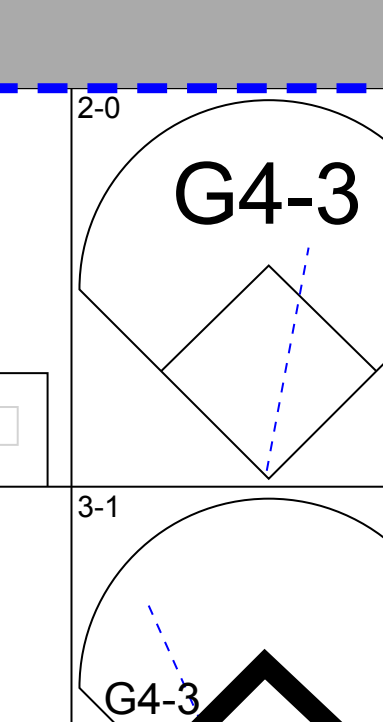
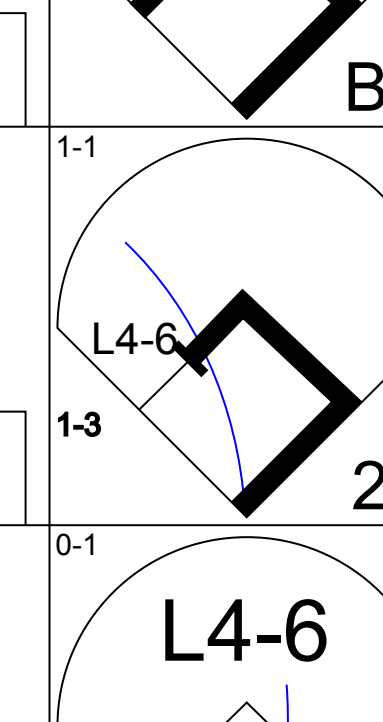
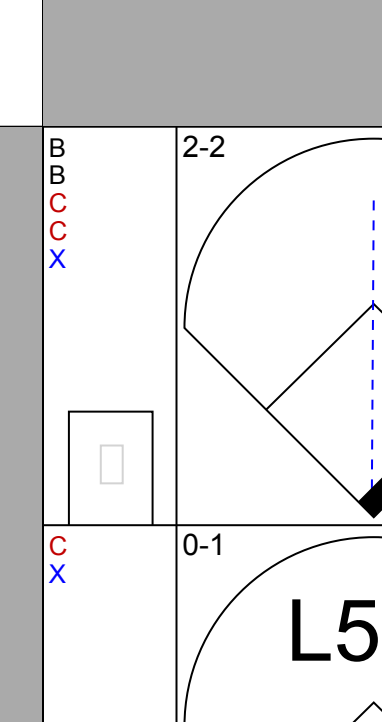
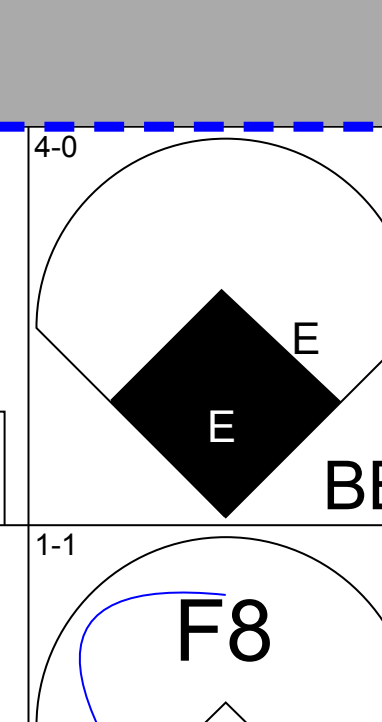
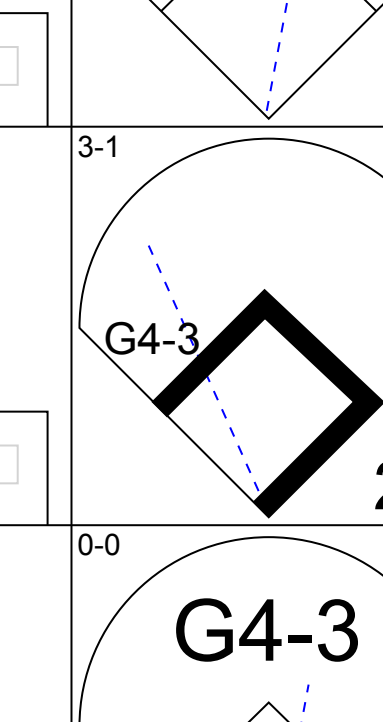
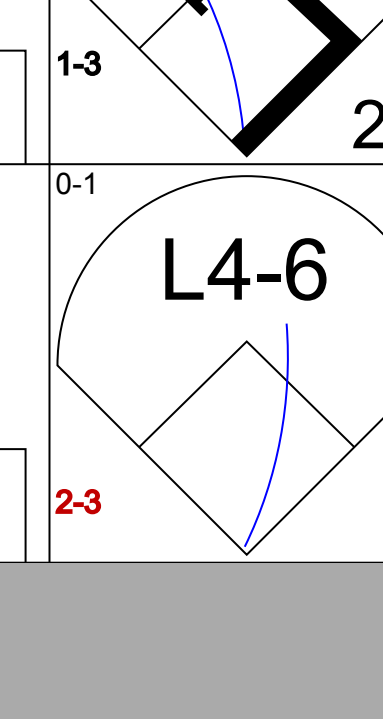
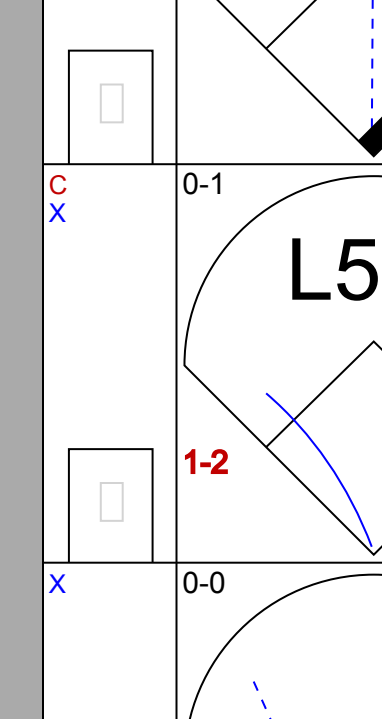
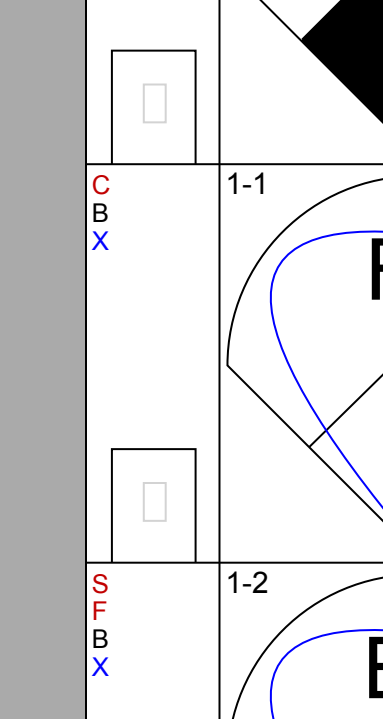
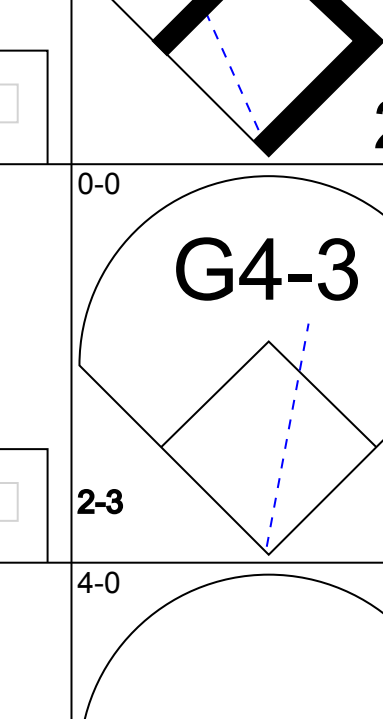
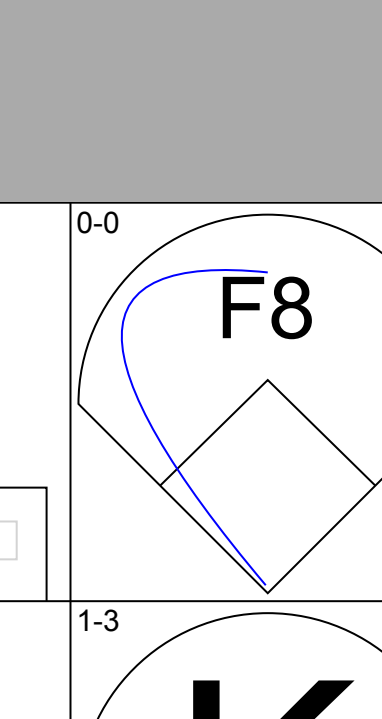
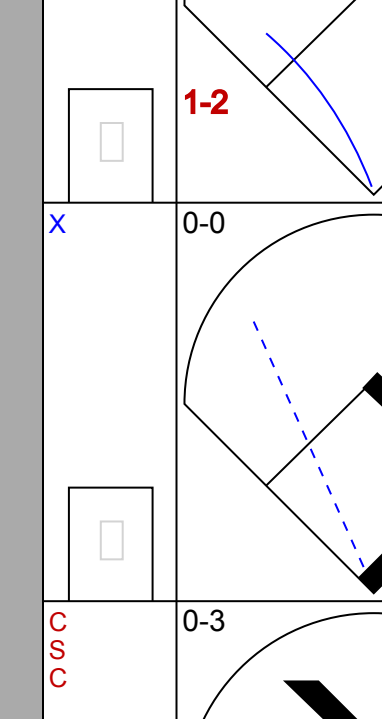
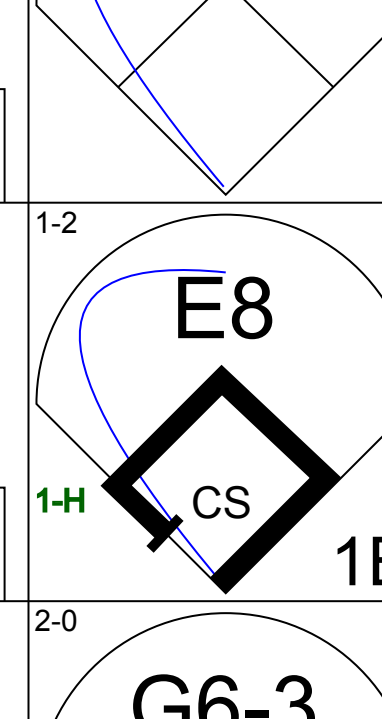
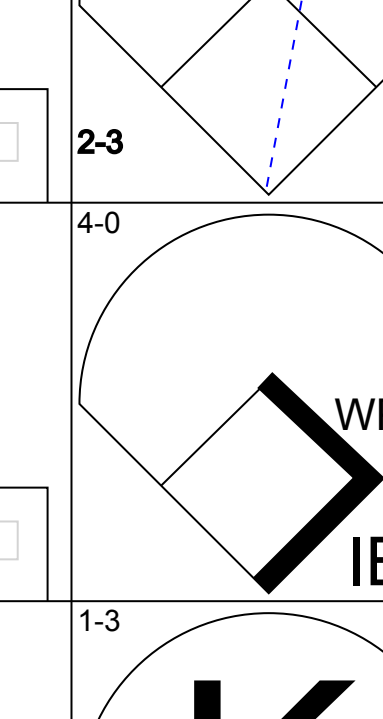
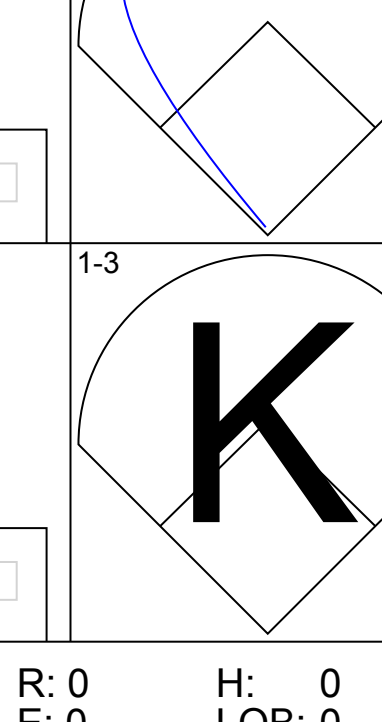
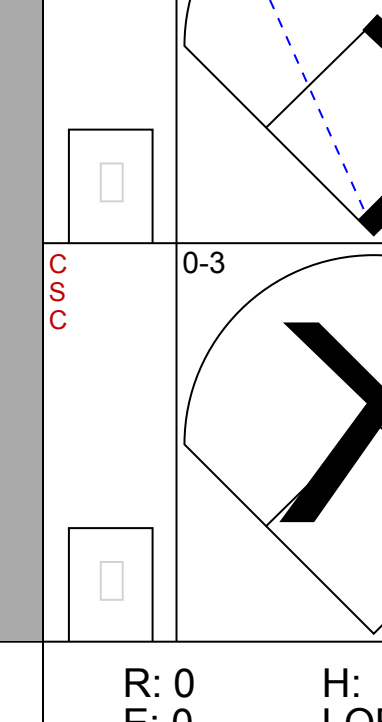
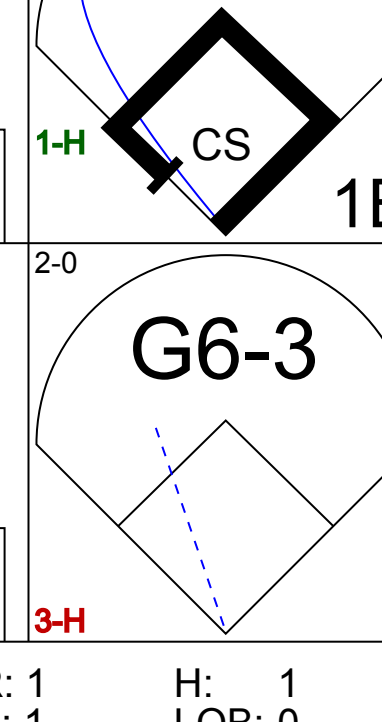
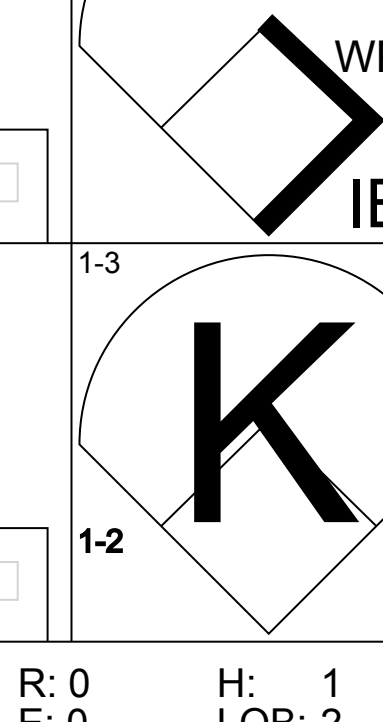
Batter	1	2	3	4	5	6	7	8	9	AB	R	H	RBI	BB	SO	LOB	BOTTOM								
<b>Alfredo Griffin, S</b> OBP: 0.313, SLG: 0.347 (1, 6)	0-1 G3-1		1-1 F9		1-1 2B		2-1 E6 FC6-4			4	1	1	1	0	0	1									
<b>Willie Randolph, R</b> OBP: 0.377, SLG: 0.314 (1, 4)	1-3 K			1-0 E4 G4-3 1B	1-1 2B		0-0 FC6-4			4	1	1	2	0	1	1									
<b>Lenny Harris, L</b> OBP: 0.275, SLG: 0.292 (1, 5)	0-0 G4-3			1-0 G4-3	1-2 P6		1-2 G4-3			4	0	0	0	0	0	3									
<b>Eddie Murray, S</b> OBP: 0.347, SLG: 0.398 (1, 3)		1-1 G5-4-3 1B		0-0 1B	4-0 IBB			0-0 HR 1B		3	1	3	1	1	0	0									
<b>Mike Marshall, R</b> OBP: 0.328, SLG: 0.396 (1, 9)		0-1 G5-4-3		0-0 F9	2-3 K			1-0 HR		4	1	1	2	0	1	4									
<b>Franklin Stubbs, L</b> OBP: 0.356, SLG: 0.430 (6, 7)		2-3 K		1-0 L3		1-1 G3		0-3 K		3	0	0	0	0	1	1									
<b>Jose Gonzalez, R</b> OBP: 0.329, SLG: 0.333 (8, FH) (8, 8)										1	0	0	0	0	1	0									
<b>Mickey Hatcher, R</b> OBP: 0.331, SLG: 0.413 <b>Bill Bean, L</b> OBP: 0.207, SLG: 0.120 (8, 7)					0-0 1B	1-0 G4-3	1-2 F8	2-2 F7		2	0	1	0	0	0	0									
<b>Mike Scioscia, L</b> OBP: 0.336, SLG: 0.323 (1, 2)				1-0 F7	2-2 SH 2B 1B	3-1 F7		2-2 1B		4	1	2	0	0	0	1									
<b>John Wetteland, R</b> OBP: 0.193, SLG: 0.204 <b>Alejandro Pena, R</b> <b>Ray Seearge, L</b> <b>Mike Morgan, R</b> <b>Jeff Hamilton, R</b> <b>Jay Howell, R</b>			0-3 K		0-0 SH 2B 2B		3-2 F7	1-0 F7		2	1	0	0	0	1	1									
<b>Inning Stats</b>	R: 0 E: 0 K: 1 S: 6	H: 0 LOB: 0 BB: 0 P: 7	R: 0 E: 0 K: 1 S: 8	H: 1 LOB: 0 BB: 0 P: 11	R: 0 E: 0 K: 1 S: 7	H: 1 LOB: 1 BB: 0 P: 9	R: 1 E: 1 K: 0 S: 5	H: 1 LOB: 1 BB: 0 P: 8	R: 3 E: 1 K: 1 S: 17	H: 3 LOB: 2 BB: 1 P: 28	R: 0 E: 0 K: 0 S: 8	H: 0 LOB: 0 BB: 0 P: 13	R: 0 E: 1 K: 0 S: 11	H: 0 LOB: 1 BB: 0 P: 17	R: 2 E: 0 K: 1 S: 13	H: 3 LOB: 1 BB: 0 P: 19	1B: 6 2B: 2 3B: 0 HR: 1	SF: 0 SAC: 1 DP: 1 HBP: 0	WP: 0 PB: 0 CS: 0	PA: 36					
<b>PITCHER</b>	IP	WLS	BF	H	R	ER	SO	BB	IBB	HBP	BLK	WP	HR	S	P	ERA	WHIP								
<b>Ed Whitson, R</b> ERA: 2.77	7.0	L	30	6	4	2	4	0	0	0	0	0	1	13	19	2.57	0.857								
<b>Pat Clements, L</b> ERA: 3.81	1.0		6	3	2	2	1	0	0	0	0	0	1	13	19	18.00	3.000								

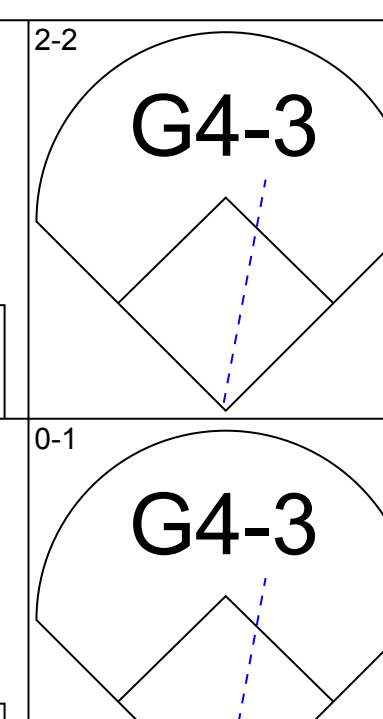
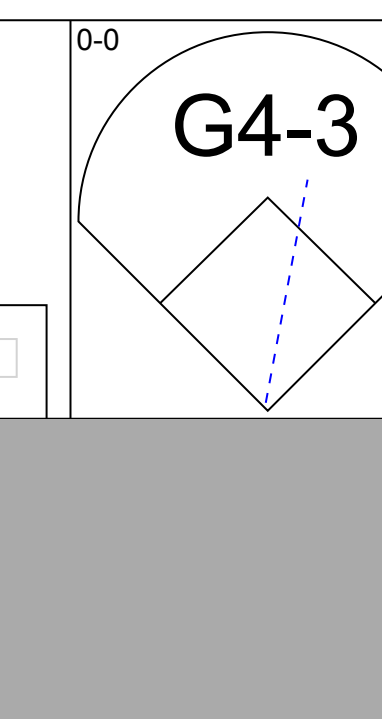
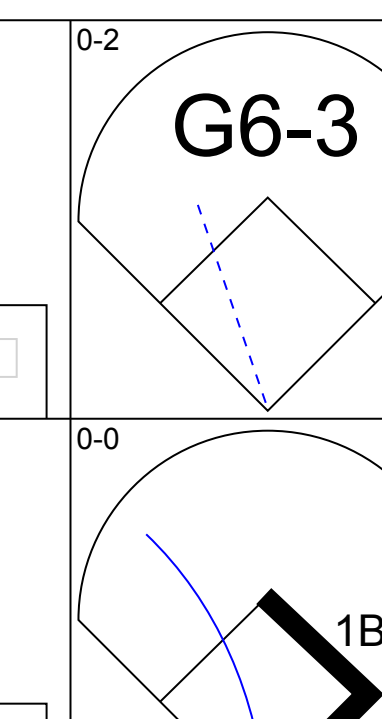
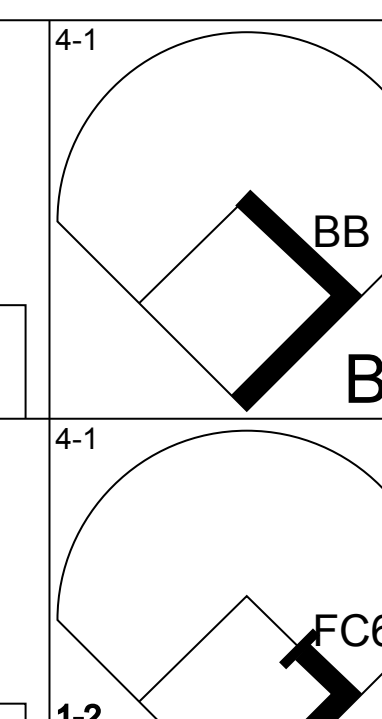
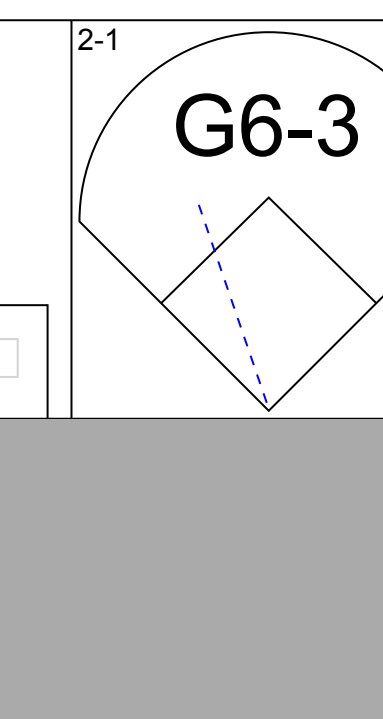
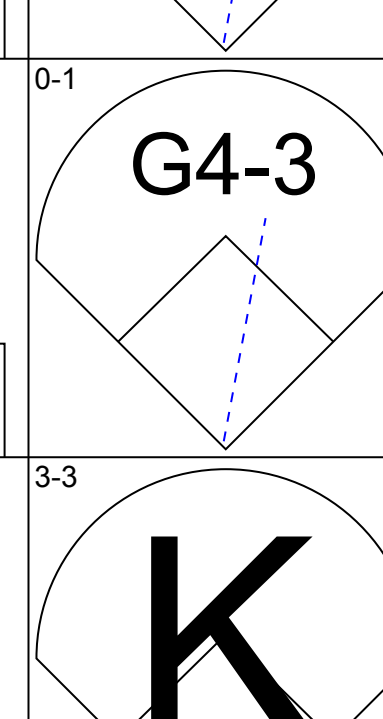
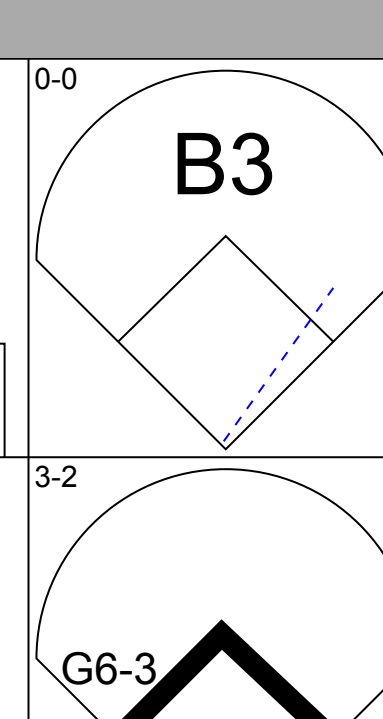
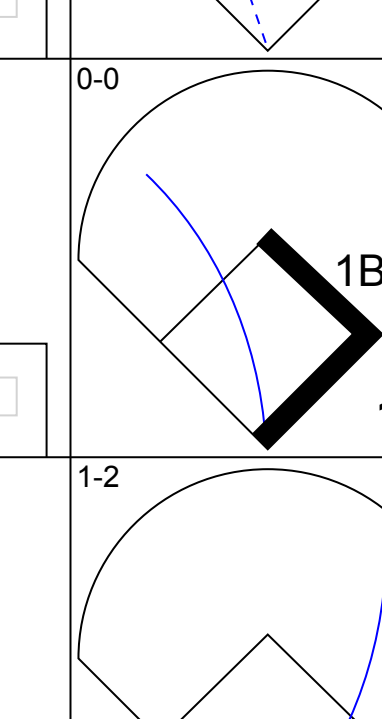
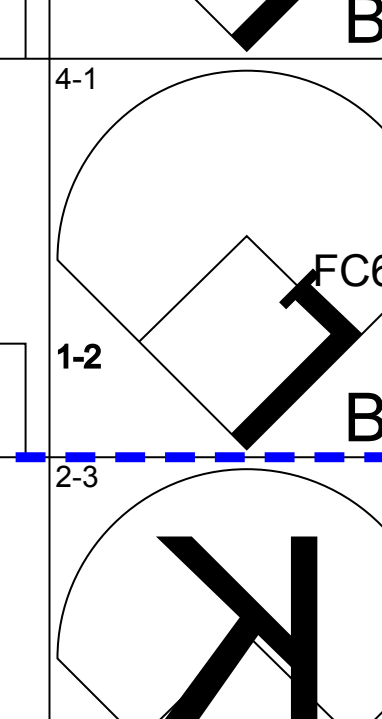
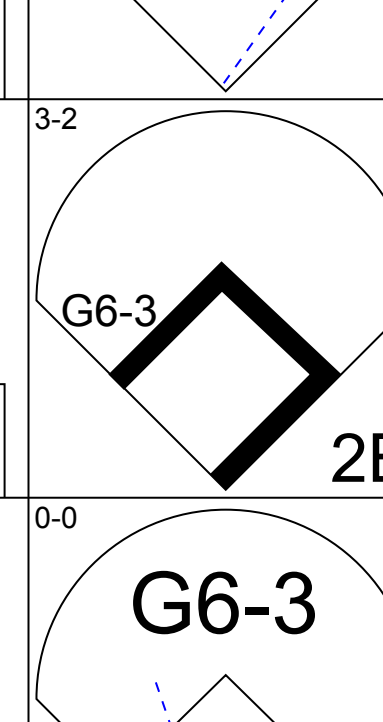
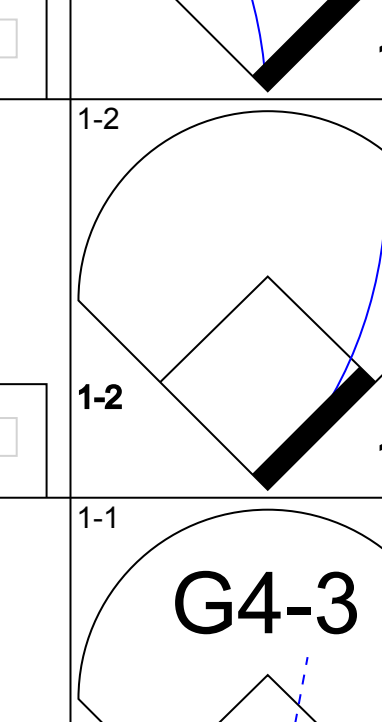
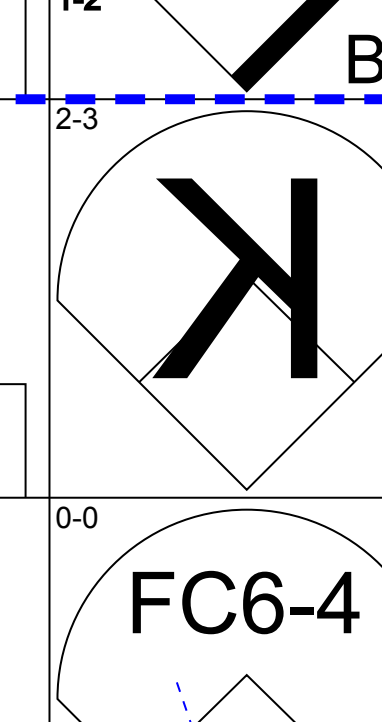
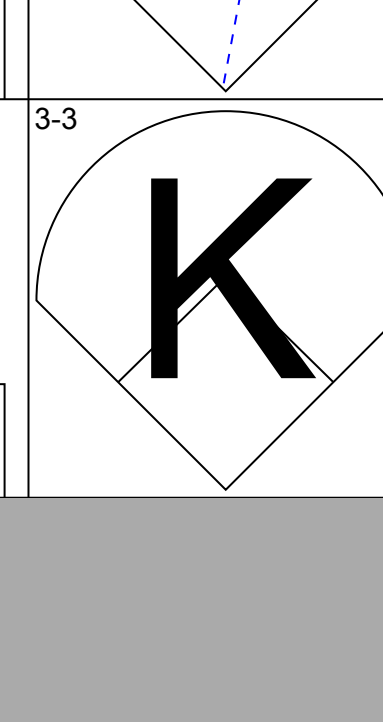
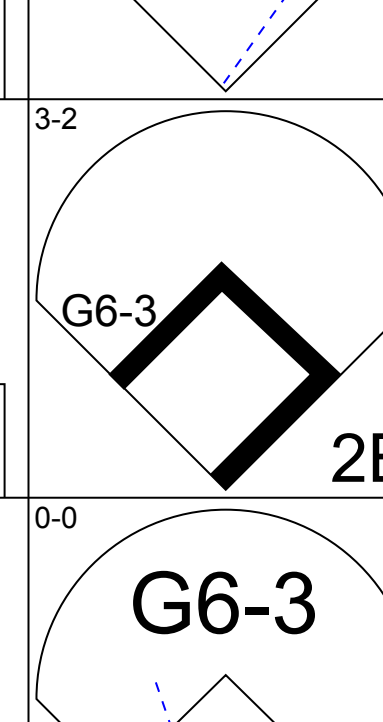
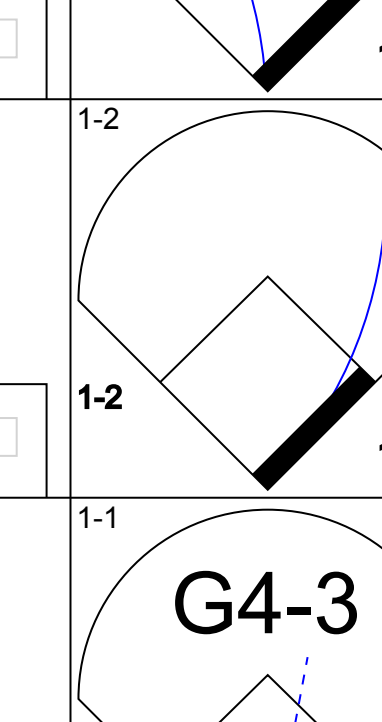
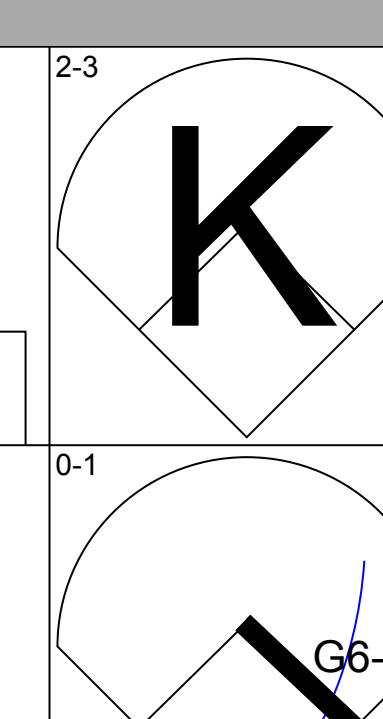
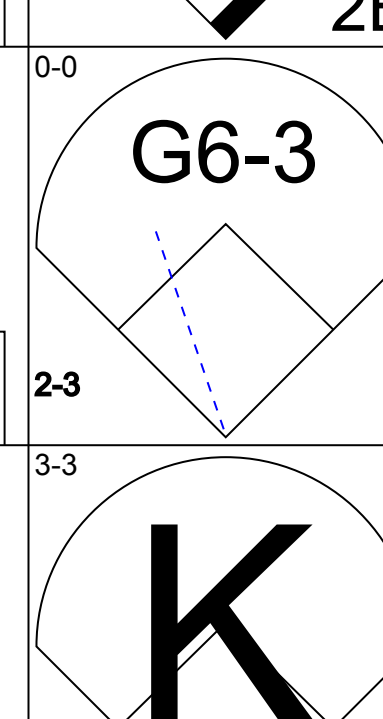
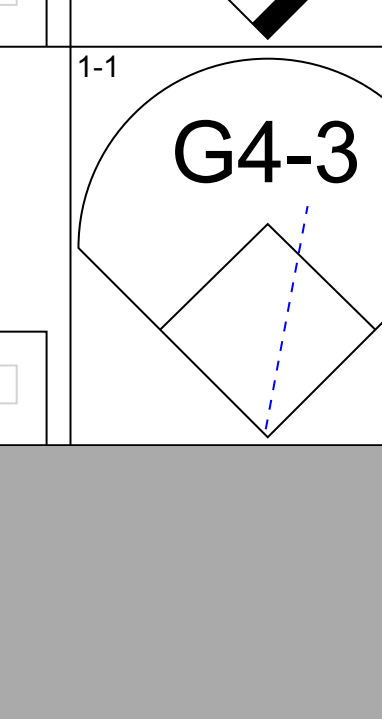
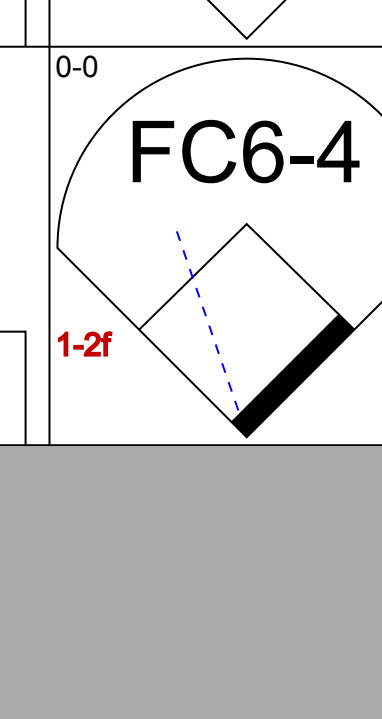
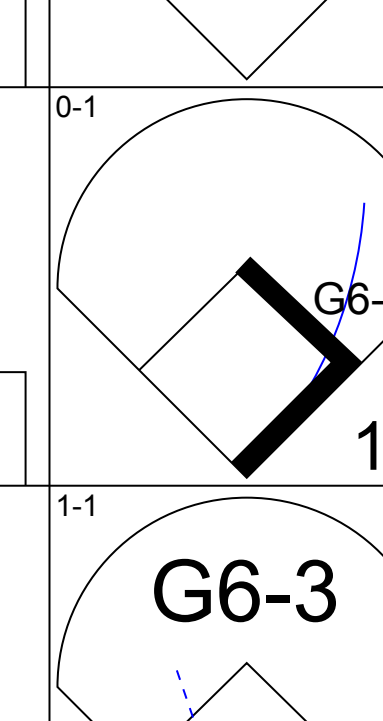
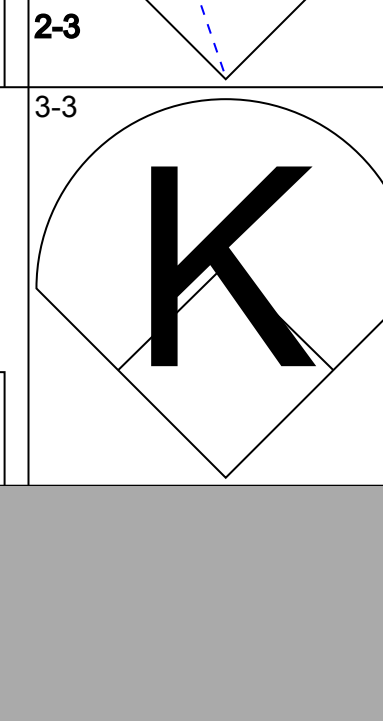
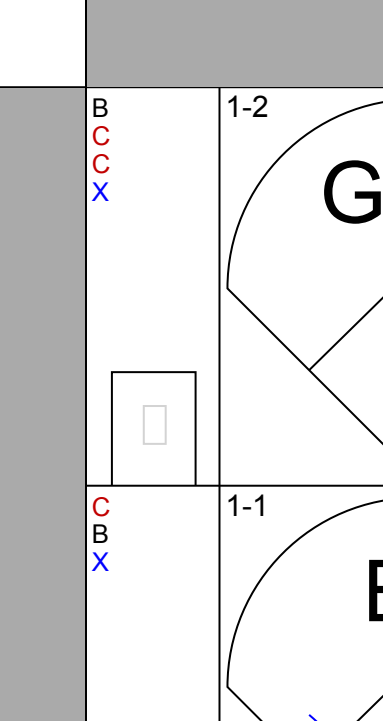
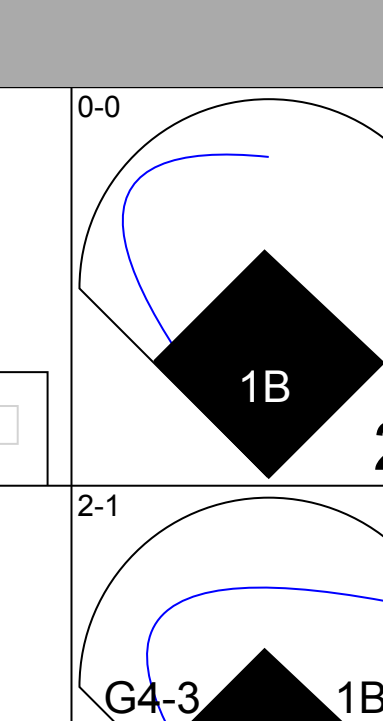
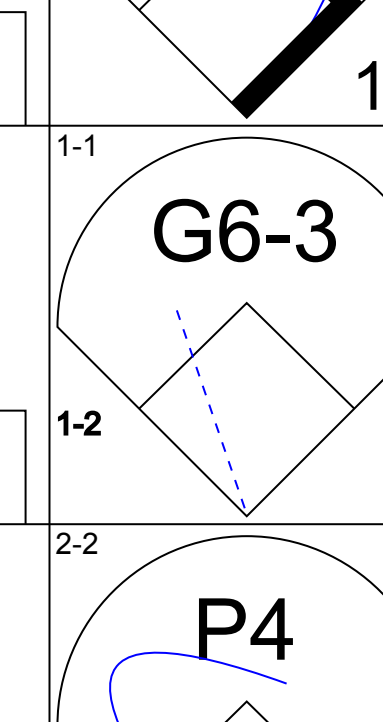
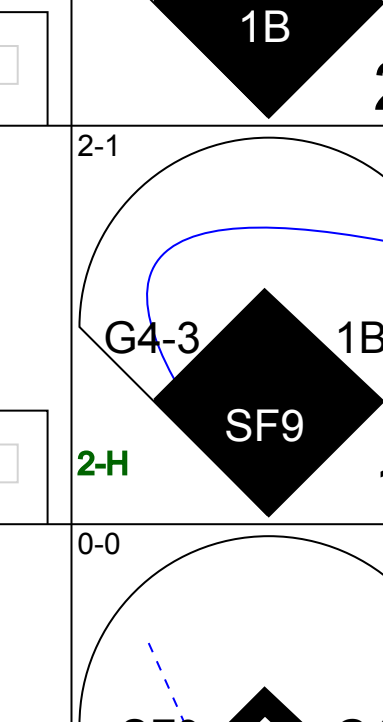
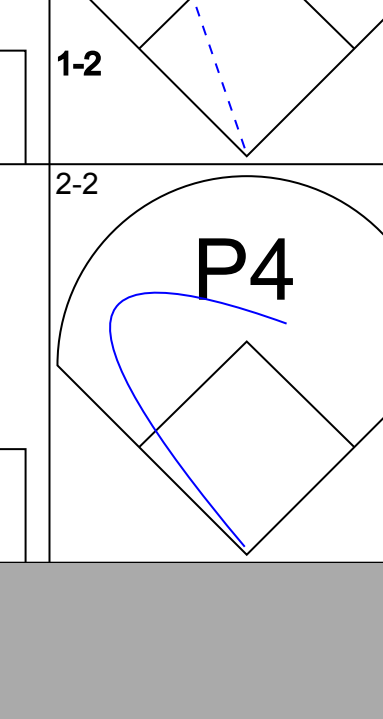
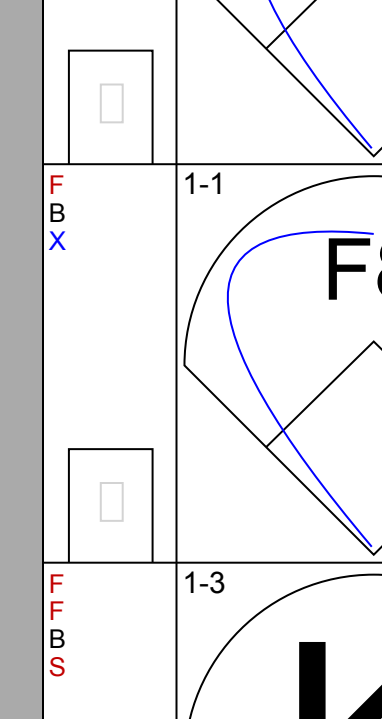
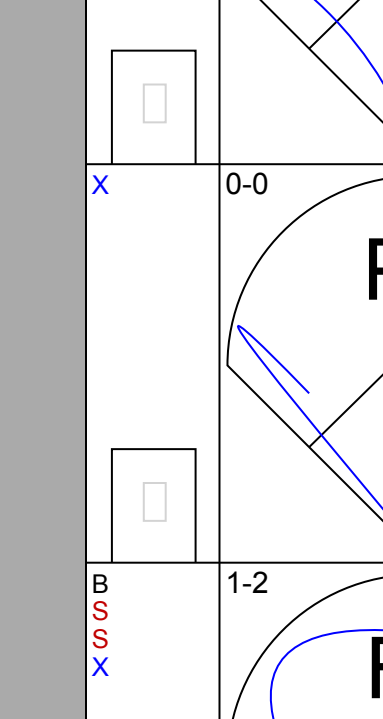
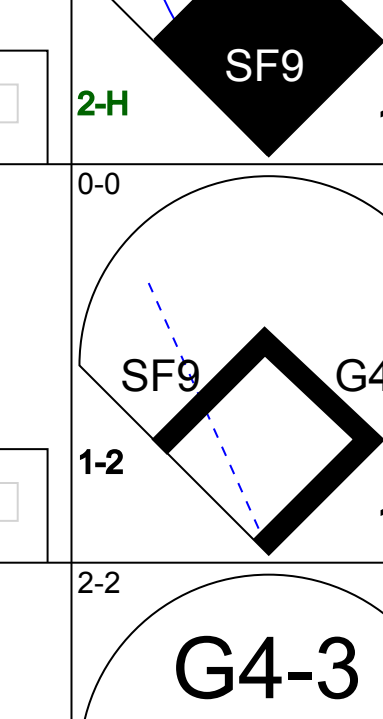
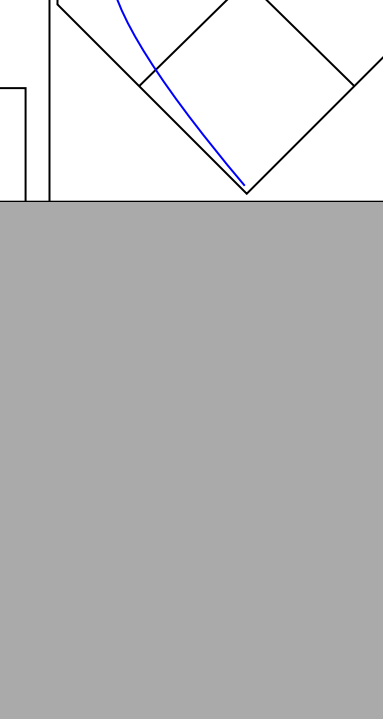
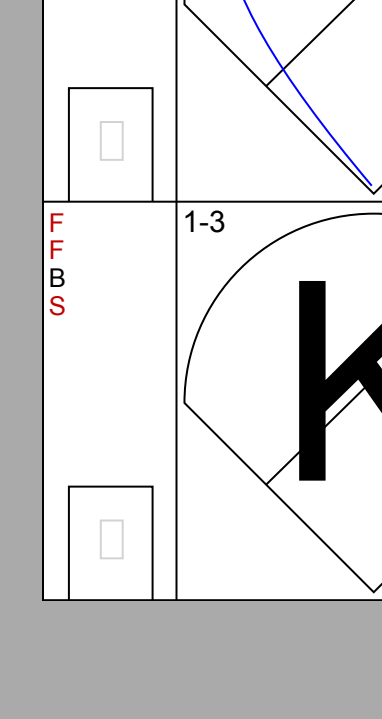
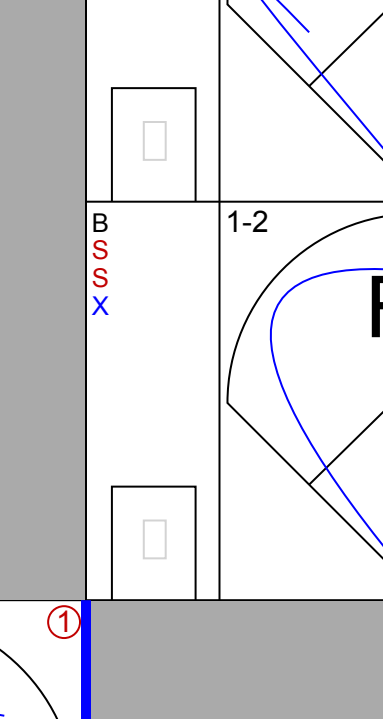
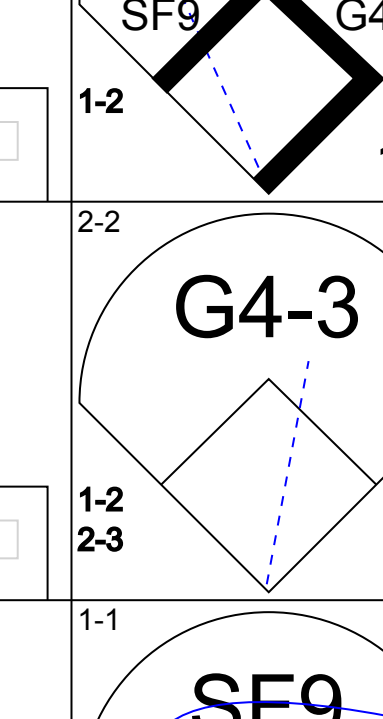
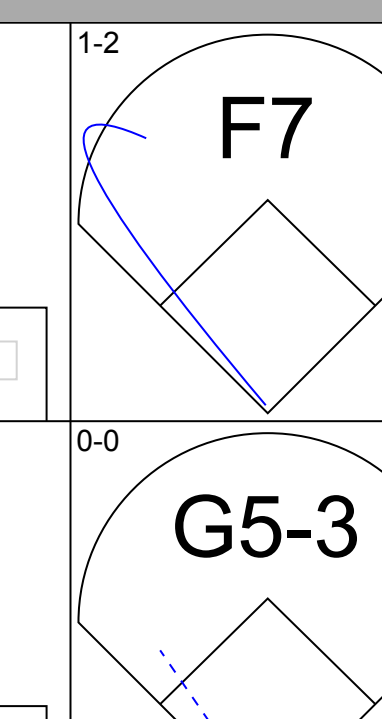
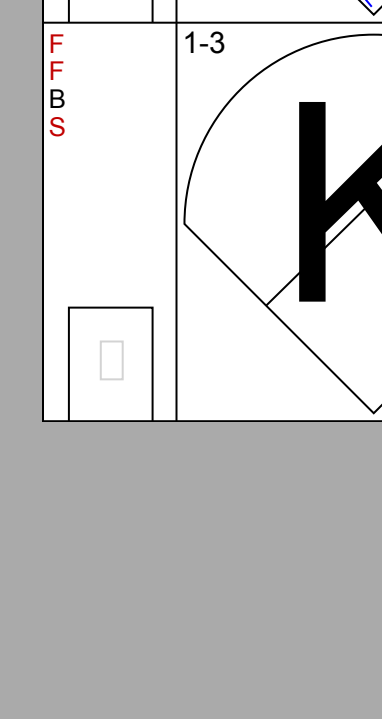
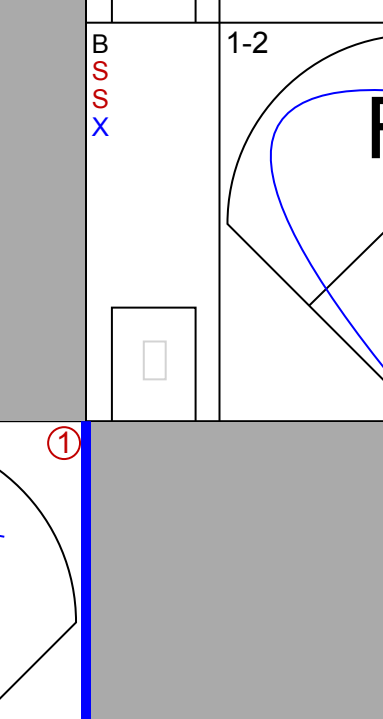
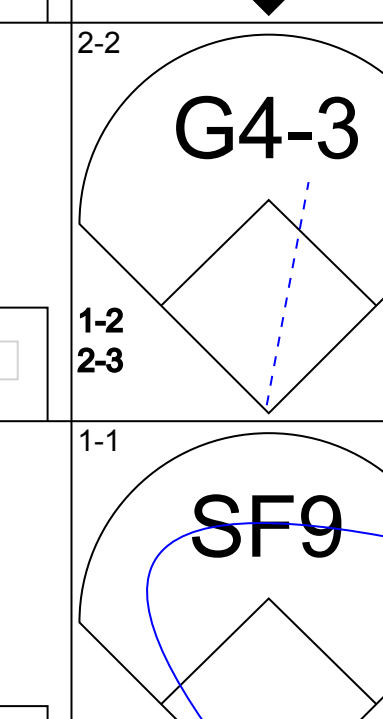
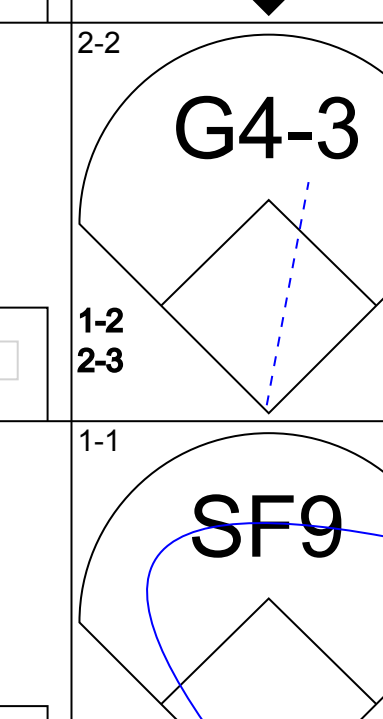
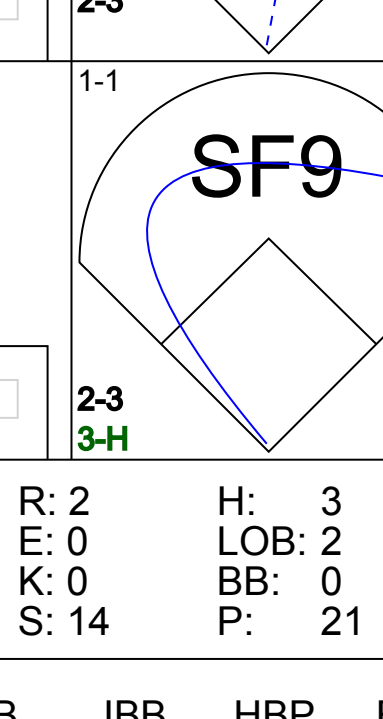
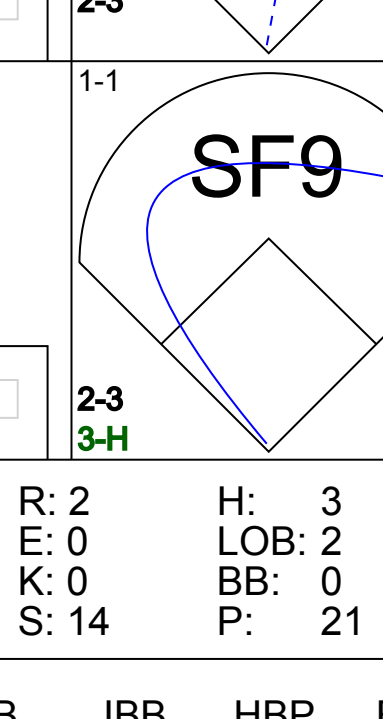
San Diego Padres @ Los Angeles Dodgers  
 Dodger Stadium, Los Angeles, CA  
 Fri Aug 04 1989, 7:05 PM PDT  
 Att: 38,250 - Unknown

AB	34
R	6
H	9
RBI	6
BB	1
SO	5
LOB	13





Batter	1	2	3	4	5	6	7	8	9	AB	R	H	RBI	BB	SO	LOB	TOP					
<b>Roberto Alomar, S</b> (1,4) OBP: 0.328, SLG: 0.327										3	0	0	0	1	2	0	<b>San Diego Padres @ Los Angeles Dodgers</b> Dodger Stadium, Los Angeles, CA Sat Aug 05 1989, 3:33 AM PDT Att: 38,421 - Sunny					
<b>Manvell Wynne, L</b> (1,8) OBP: 0.282, SLG: 0.357										4	1	1	1	0	2	1						
<b>Tony Gwynn, L</b> (1,9) OBP: 0.394, SLG: 0.435										3	1	1	0	1	0	0						
<b>Chris James, R</b> (1,7) OBP: 0.265, SLG: 0.335										4	1	1	2	0	2	1						
<b>Shawn Abner, R</b> (8,8) OBP: 0.192, SLG: 0.260										0	0	0	0	0	0	0						
<b>Mike Pagliarulo, L</b> (1,5) OBP: 0.269, SLG: 0.292										3	0	0	0	1	1	0						
<b>Carmelo Martinez, R</b> (1,3) OBP: 0.309, SLG: 0.376										3	1	3	0	1	0	0						
<b>Garry Templeton, S</b> (1,6) OBP: 0.283, SLG: 0.343										4	0	0	0	0	0	5						
<b>Benito Santiago, R</b> (1,2) OBP: 0.284, SLG: 0.358										3	0	2	0	1	0	0						
<b>Greg Harris, R</b> (1,1)										3	0	0	0	0	2	2						
<b>Mark Davis, L</b> (8,1)										1	0	0	0	0	1	2						
<b>Inning Stats</b>	R: 0 E: 0 K: 2 S: 9	H: 0 LOB: 0 BB: 0 P: 14	R: 0 E: 0 K: 1 S: 9	H: 1 LOB: 1 BB: 1 P: 14	R: 0 E: 0 K: 1 S: 5	H: 0 LOB: 0 BB: 0 P: 7	R: 1 E: 0 K: 2 S: 11	H: 1 LOB: 1 BB: 0 P: 16	R: 0 E: 0 K: 1 S: 9	H: 2 LOB: 1 BB: 0 P: 11	R: 2 E: 0 K: 0 S: 9	H: 1 LOB: 0 BB: 2 P: 20	R: 1 E: 1 K: 0 S: 7	H: 1 LOB: 0 BB: 1 P: 14	R: 0 E: 0 K: 2 S: 9	H: 1 LOB: 1 BB: 0 P: 13	R: 0 E: 0 K: 1 S: 7	H: 1 LOB: 2 BB: 1 P: 17	1B: 3 2B: 5 3B: 0 HR: 2	SF: 0 SAC: 0 DP: 2 HBP: 0	WP: 1 PB: 0 SB: 0 CS: 2	PA: 36
<b>PITCHER</b>	IP	WLS	BF	H	R	ER	SO	BB	IBB	HBP	BLK	WP	HR	S	P	ERA	WHIP					
<b>Tim Belcher, R</b> (1,1) ERA: 3.17	6.0	L	23	5	3	3	7	3	0	0	0	0	2	52	82	4.50	1.333					
<b>Tim Crews, R</b> (7,1) ERA: 2.39	2.0		8	2	1	0	2	1	0	0	0	0	0	16	27	0.00	1.500					
<b>Ray Seearge, L</b> (9,1) ERA: 3.2	1.0		5	1	0	0	1	0	1	0	0	1	0	7	17	0.00	1.000					

Batter	1	2	3	4	5	6	7	8	9	AB	R	H	RBI	BB	SO	LOB	BOTTOM					
<b>Alfredo Griffin, S</b> (1,6) OBP: 0.311, SLG: 0.343										4	0	0	0	1	0	2	<b>San Diego Padres @ Los Angeles Dodgers</b> Dodger Stadium, Los Angeles, CA Sat Aug 05 1989, 3:33 AM PDT Att: 38,421 - Sunny					
<b>Lenny Harris, L</b> (1,4) OBP: 0.278, SLG: 0.293										3	0	1	0	1	0	0						
<b>Franklin Stubbs, L</b> (1,8) OBP: 0.366, SLG: 0.451										3	0	2	0	0	1	0						
<b>Jose Gonzalez, R</b> (8,PH) OBP: 0.327, SLG: 0.331										1	0	0	0	0	1	2						
<b>Eddie Murray, S</b> (1,3) OBP: 0.344, SLG: 0.394										4	0	0	0	0	1	5						
<b>Mike Marshall, R</b> (1,9) OBP: 0.330, SLG: 0.402										4	1	2	0	0	1	1						
<b>Mickey Hatcher, R</b> (1,7) OBP: 0.330, SLG: 0.409										4	0	1	1	0	0	1						
<b>Ramon Martinez, R</b> (8,FR) OBP: 0.333, SLG: 0.364										0	1	0	0	0	0	0						
<b>Jeff Hamilton, R</b> (1,5) OBP: 0.267, SLG: 0.375										4	0	1	0	0	0	2						
<b>Mike Scioscia, L</b> (1,2) OBP: 0.333, SLG: 0.320										3	0	0	0	0	1	1						
<b>Rick Dempsey, R</b> (9,PH) OBP: 0.270, SLG: 0.212										1	0	0	0	0	0	2						
<b>Tim Belcher, R</b> (1,1) OBP: 0.143, SLG: 0.146										1	0	0	0	0	0	0						
<b>Bill Editt, L</b> (5,PH) OBP: 0.209, SLG: 0.115										0	0	0	0	0	0	0						
<b>Tim Crews, R</b> (7,1) OBP: 0.209, SLG: 0.115										0	0	0	0	0	0	0						
<b>Dave Anderson, R</b> (8,PH) OBP: 0.265, SLG: 0.226										0	0	0	0	0	0	0						
<b>Ray Seearge, L</b> (9,1) OBP: 0.394, SLG: 0.435										0	0	0	0	0	0	0						
<b>Willie Randolph, R</b> (5,PH) OBP: 0.376, SLG: 0.314										0	0	0	1	0	0	0						
<b>Inning Stats</b>	R: 0 E: 0 K: 1 S: 8	H: 0 LOB: 0 BB: 0 P: 13	R: 0 E: 0 K: 1 S: 10	H: 1 LOB: 0 BB: 0 P: 15	R: 0 E: 0 K: 0 S: 5	H: 0 LOB: 0 BB: 0 P: 6	R: 0 E: 0 K: 1 S: 9	H: 1 LOB: 1 BB: 0 P: 15	R: 0 E: 0 K: 0 S: 6	H: 0 LOB: 0 BB: 0 P: 8	R: 0 E: 0 K: 0 S: 12	H: 2 LOB: 2 BB: 0 P: 15	R: 0 E: 1 K: 0 S: 9	H: 0 LOB: 1 BB: 0 P: 12	R: 0 E: 0 K: 1 S: 7	H: 0 LOB: 2 BB: 2 P: 17	R: 2 E: 0 K: 0 S: 14	H: 3 LOB: 2 BB: 0 P: 21	1B: 5 2B: 2 3B: 0 HR: 0	SF: 1 SAC: 0 DP: 0 HBP: 0	WP: 0 PB: 0 SB: 0 CS: 0	PA: 37
<b>PITCHER</b>	IP	WLS	BF	H	R	ER	SO	BB	IBB	HBP	BLK	WP	HR	S	P	ERA	WHIP					
<b>Greg Harris, R</b> (1,1) ERA: 2.82	7.1	W	29	4	0	0	4	2	0	0	0	0	0	62	95	0.00	0.818					
<b>Mark Davis, L</b> (8,1) ERA: 2.37	1.2	S	8	3	2	2	1	0	0	0	0	0	0	18	27	10.80	1.800					



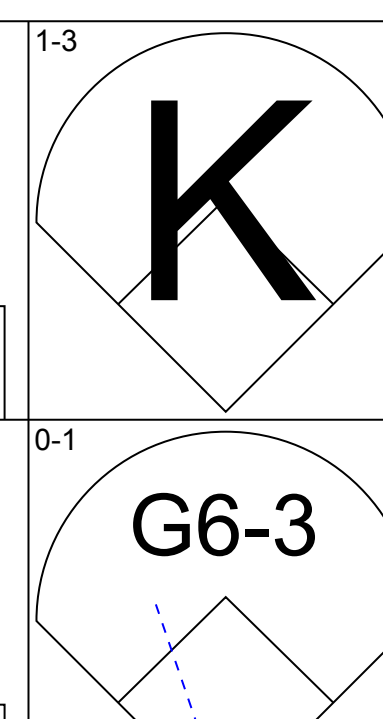
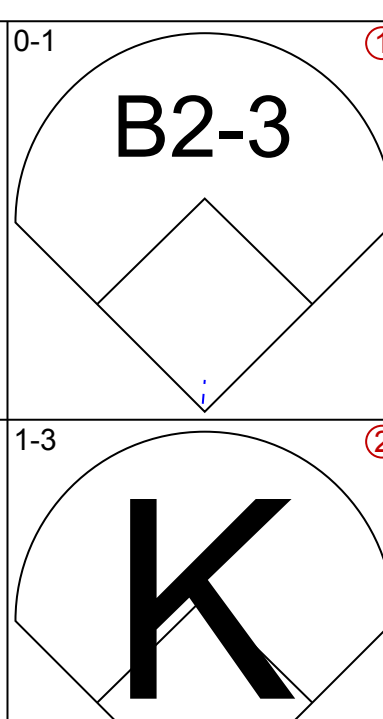
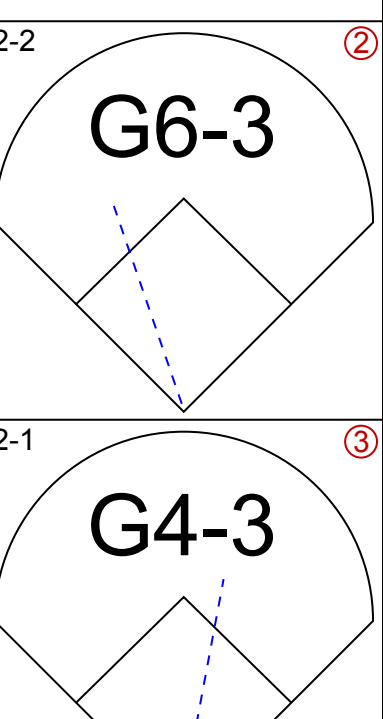
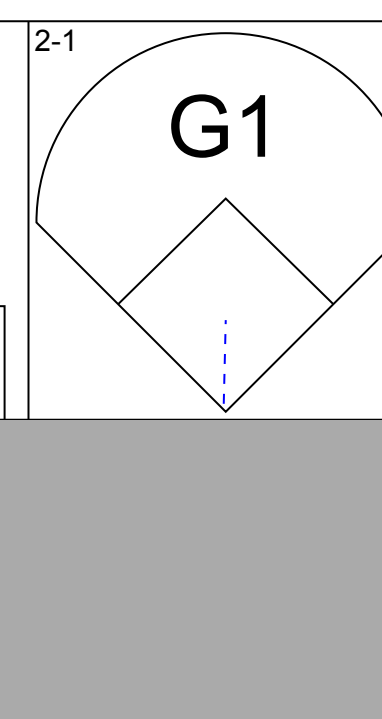
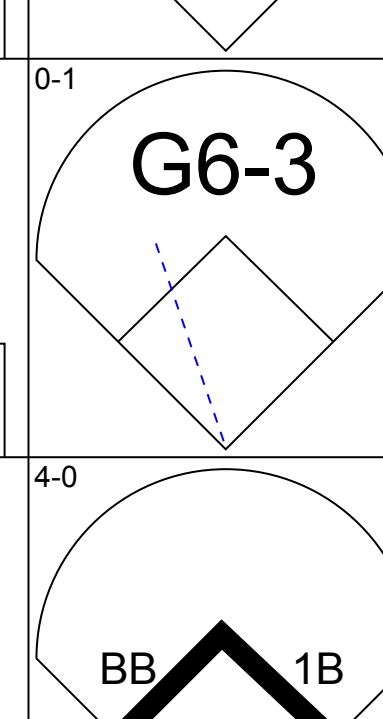
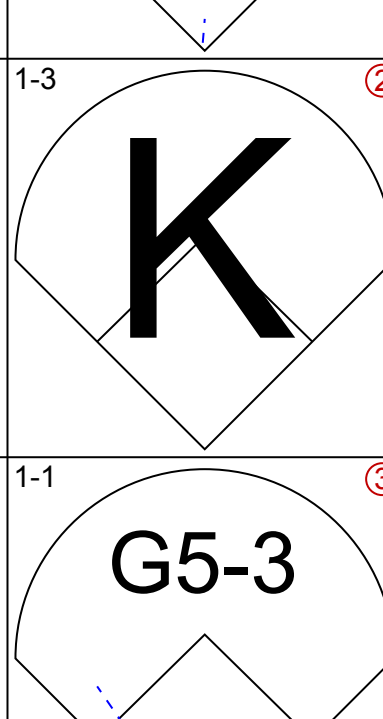
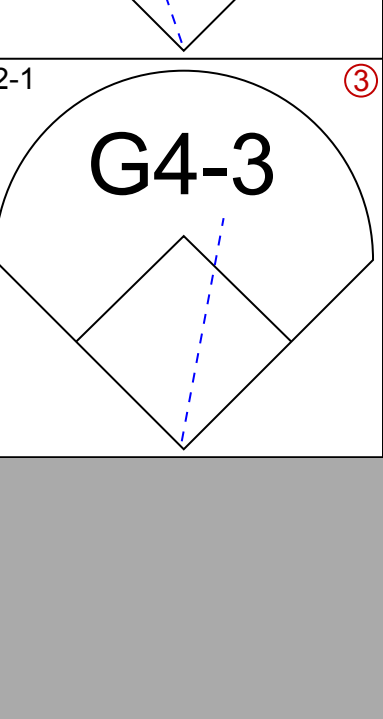
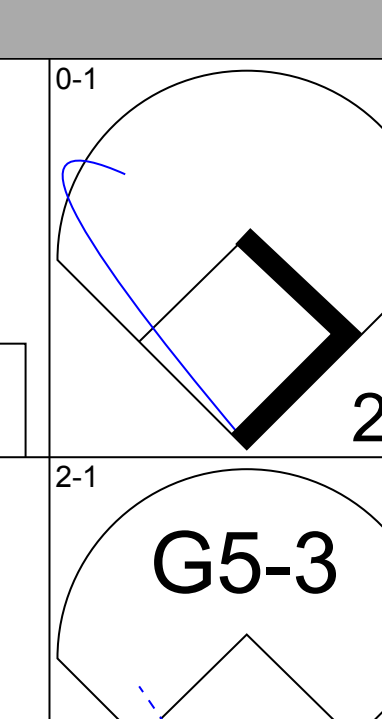
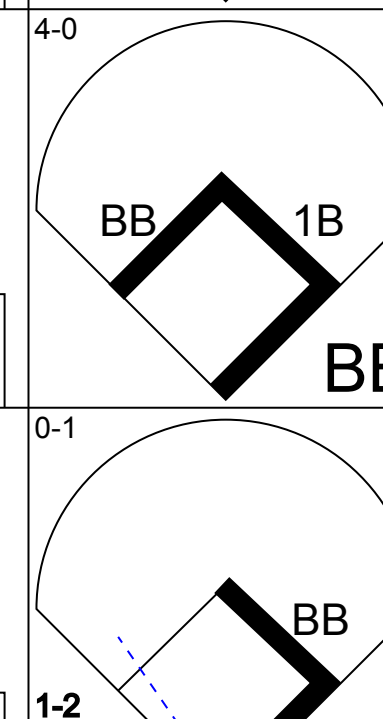
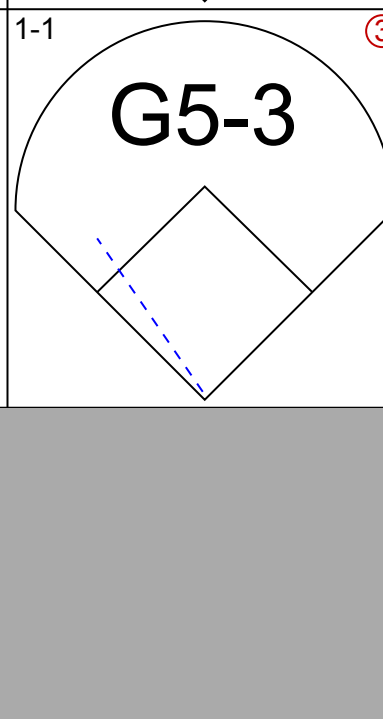
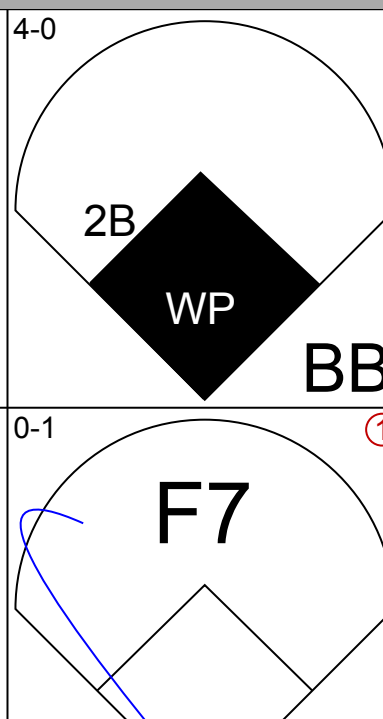
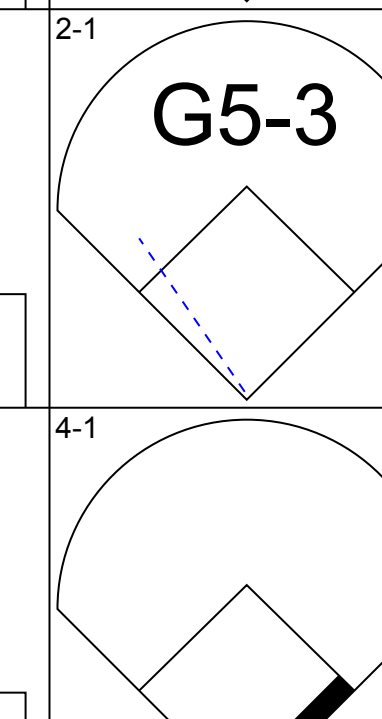
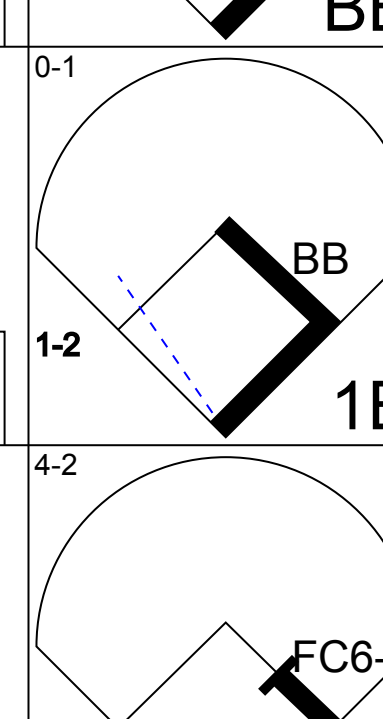
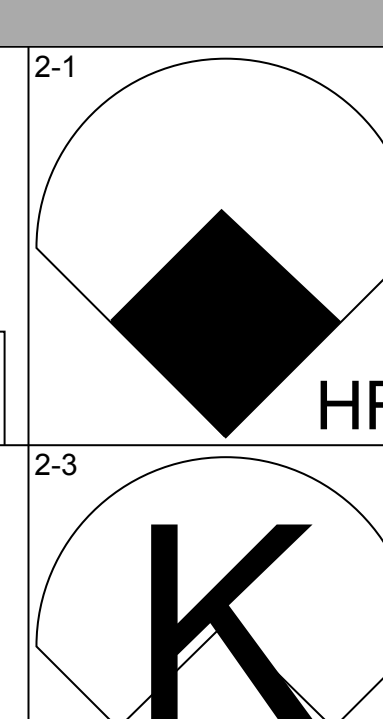
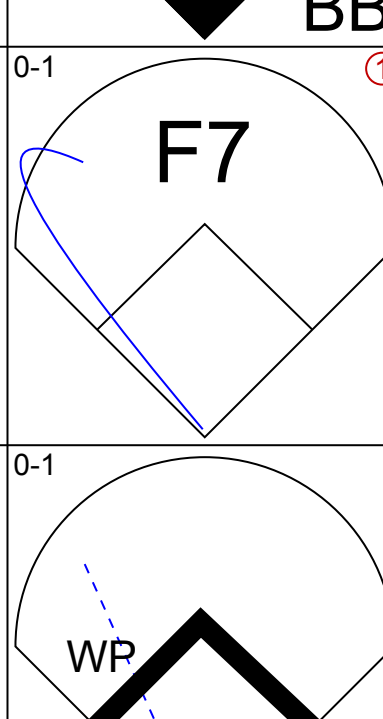
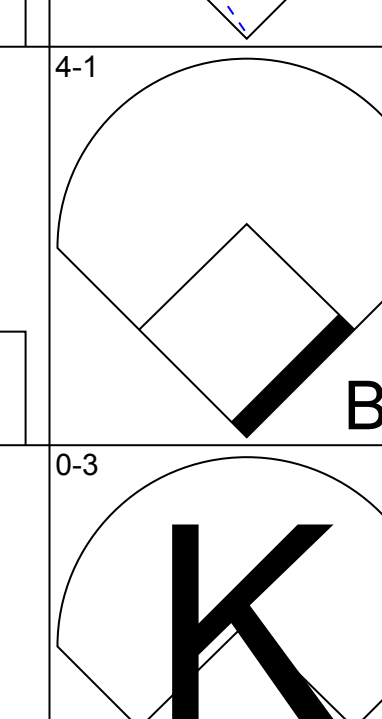
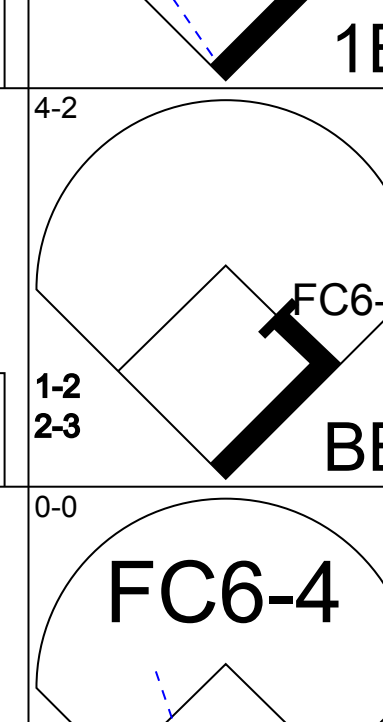
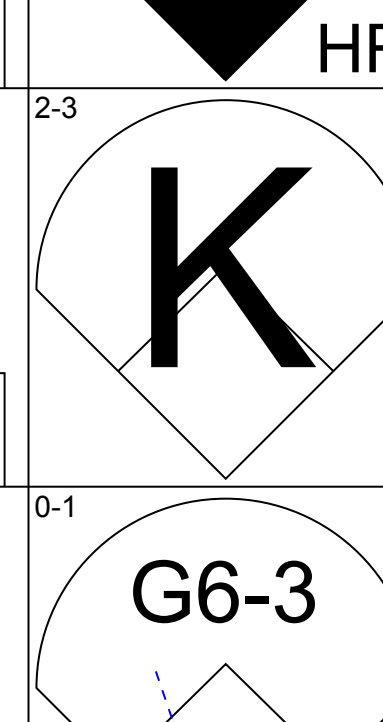
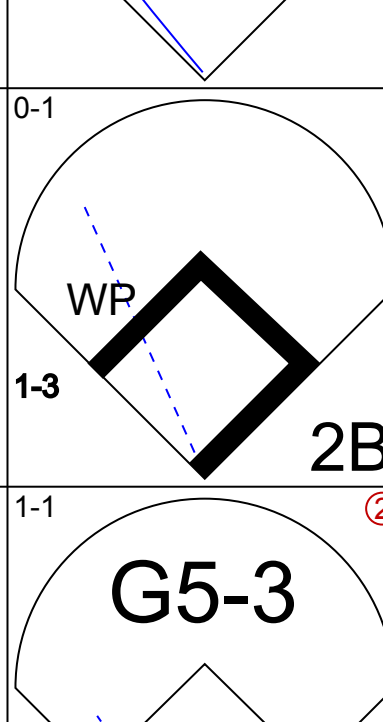
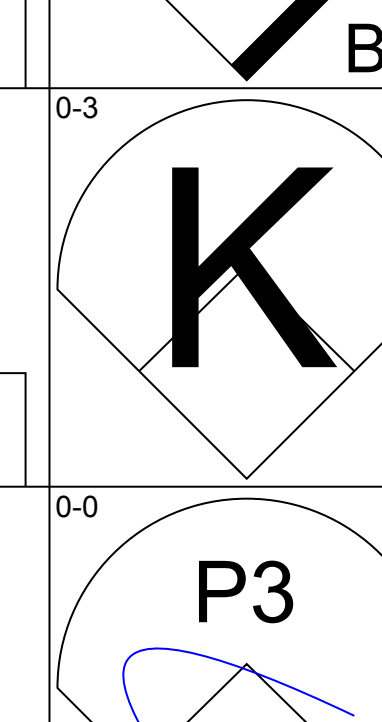
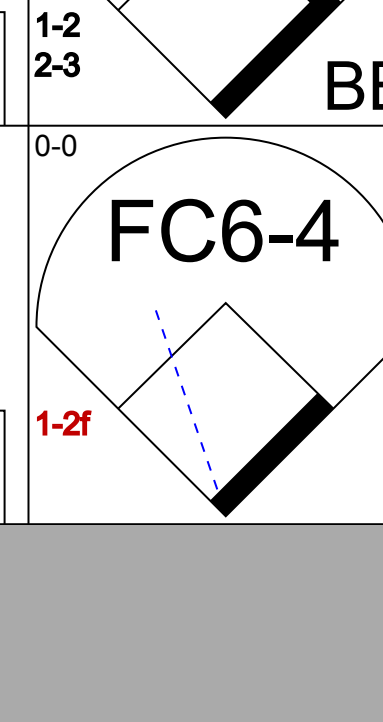
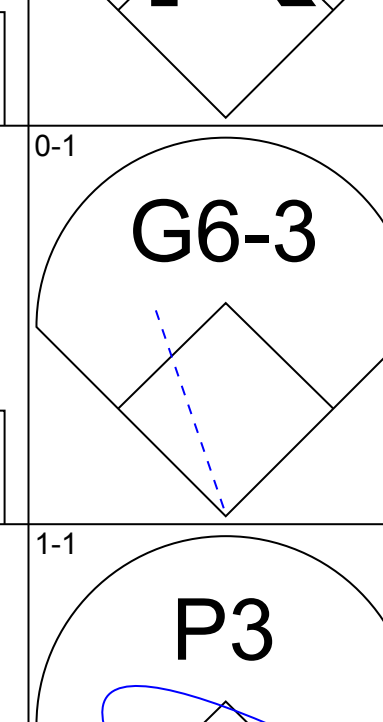
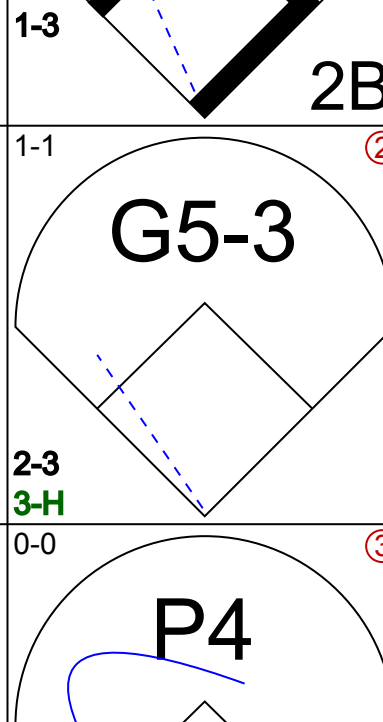
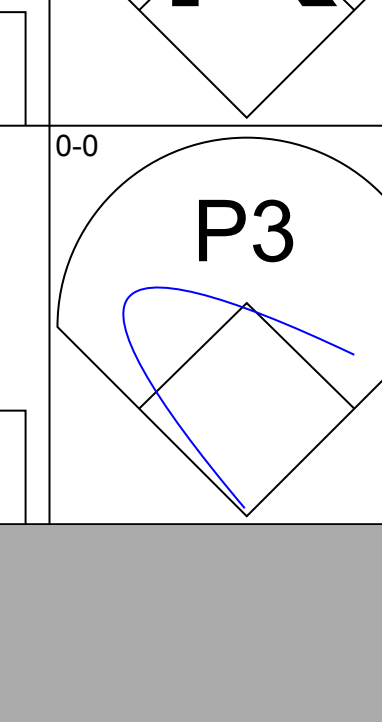
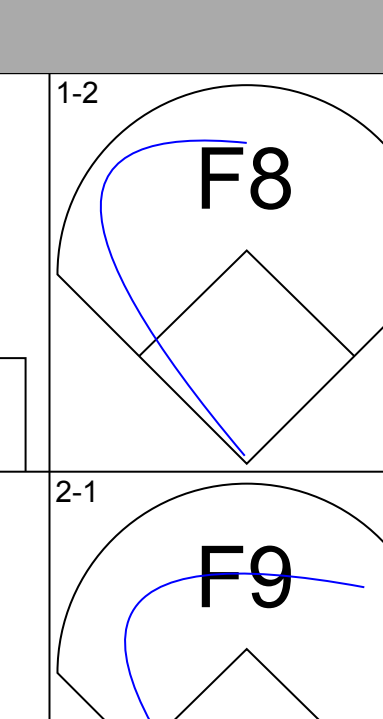
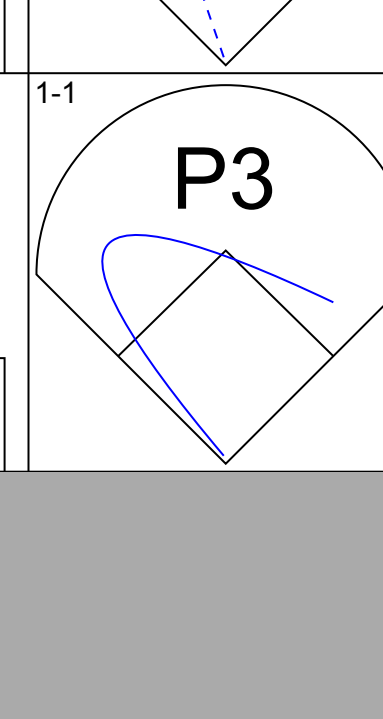
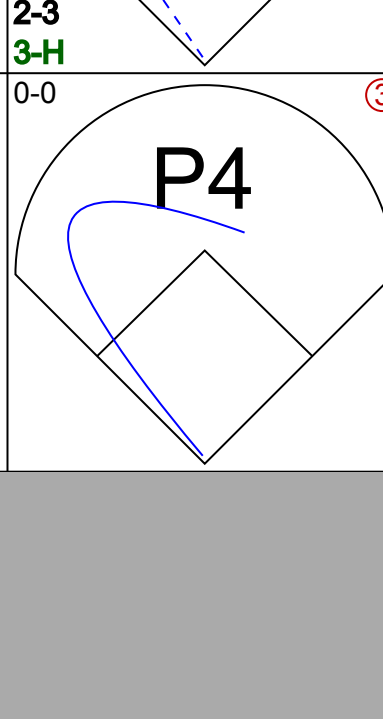
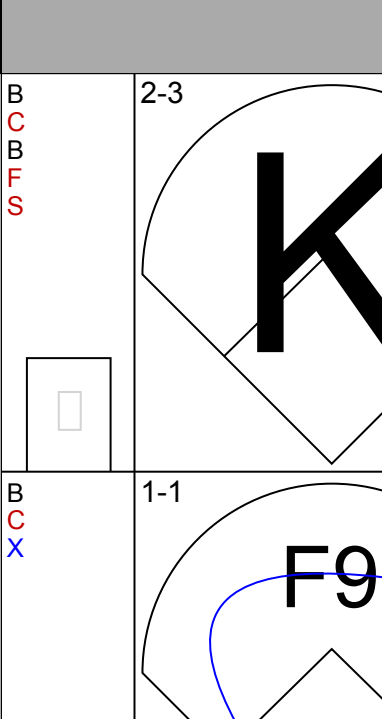
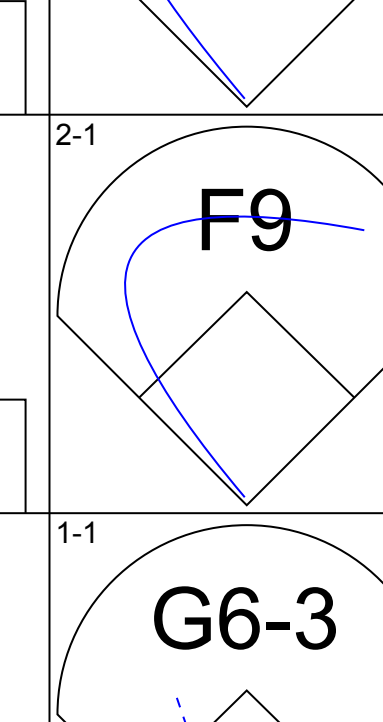
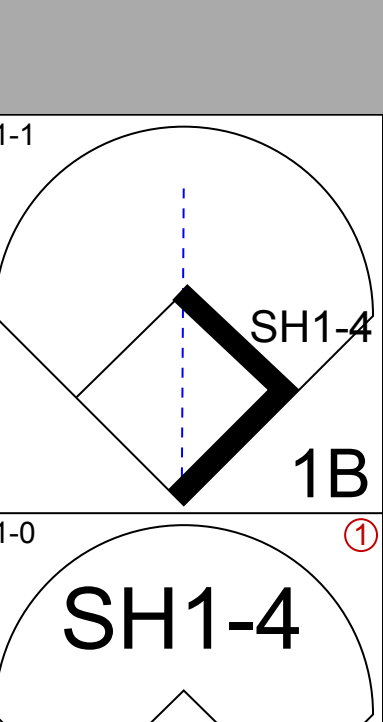
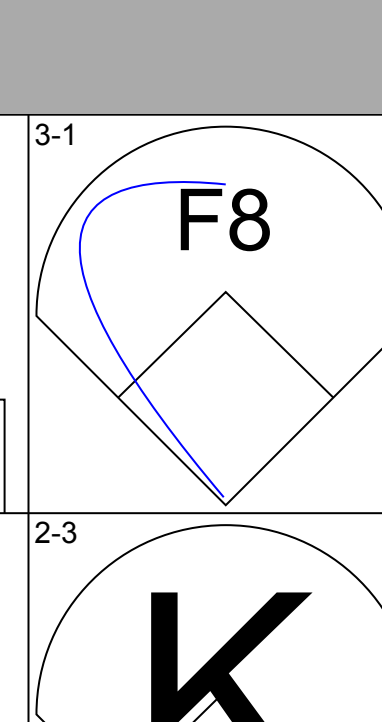
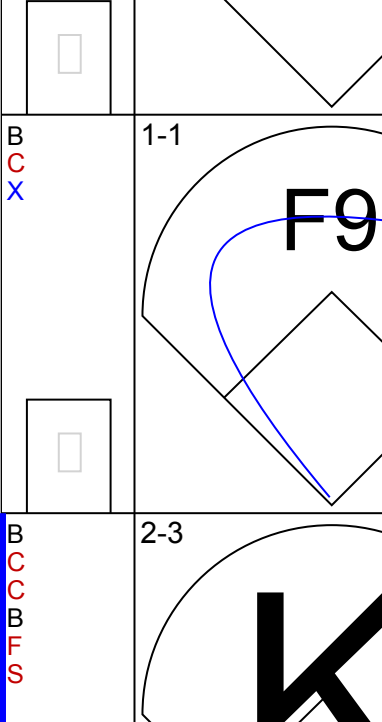
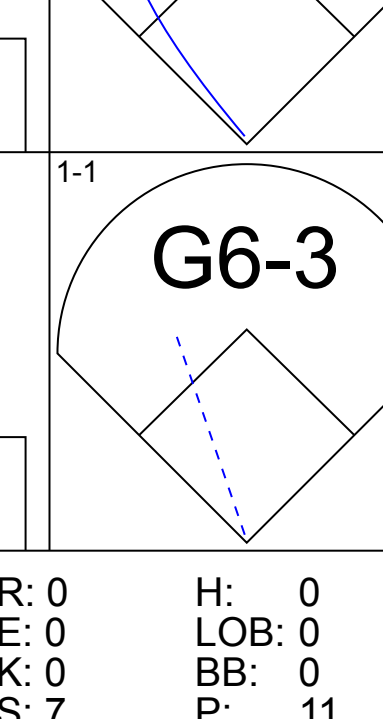
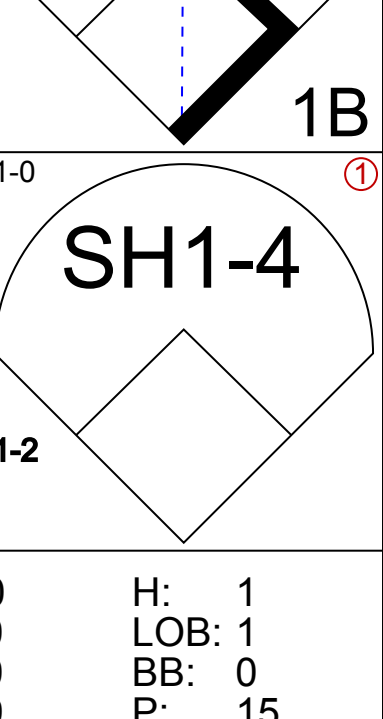
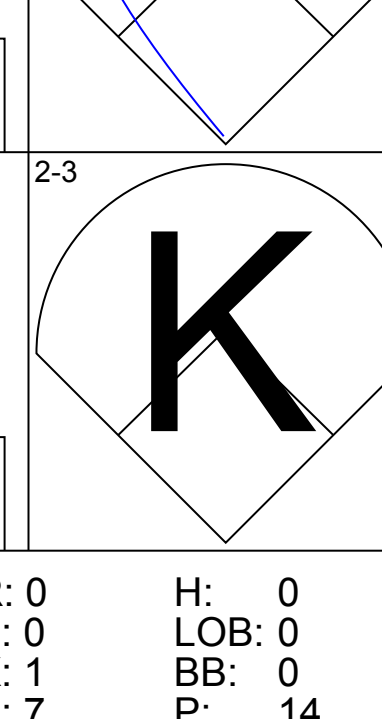
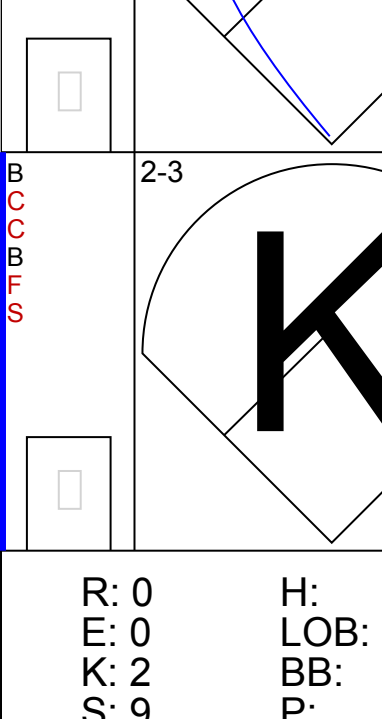


Batter	1	2	3	4	5	6	7	8	9	AB	R	H	RBI	BB	SO	LOB	TOP										
<b>Bip Roberts, S</b> OBP: 0.394, SLG: 0.413 (1, 8)	L6		1B			L7-5 BB 1B			K	5	0	2	0	0	1	3	<b>San Diego Padres @ Los Angeles Dodgers</b> Dodger Stadium, Los Angeles, CA Sun Aug 06 1989, 3:33 AM PDT Att: 41,775 - Unknown <a href="http://livebaseballscorecards.com">livebaseballscorecards.com</a>										
<b>Roberto Alomar, S</b> OBP: 0.325, SLG: 0.324 (1, 4)	F9		F8			SF8			K	4	0	0	1	0	1	1											
<b>Tony Gwynn, L</b> OBP: 0.394, SLG: 0.434 (1, 9)	BB 1B		B1-3			BB			G3-1	4	0	1	0	1	0	1											
<b>Jack Clark, R</b> OBP: 0.397, SLG: 0.405 (1, 3)	BB 1B					L7-5 2-3			HR	3	1	1	1	1	1	3											
<b>Chris James, R</b> OBP: 0.267, SLG: 0.337 (1, 5)	F8					K			FC5-4 1B	4	0	2	0	0	1	2											
<b>Camelo Martinez, R</b> OBP: 0.313, SLG: 0.383 (1, 7)			F7			FC5-4 1B			FC5-4 1B	4	0	2	0	0	0	1											
<b>Garry Templeton, S</b> OBP: 0.280, SLG: 0.338 (1, 6)	F8					FC5-4 1-2			G4-3	4	0	0	0	0	0	3											
<b>Benito Santiago, R</b> OBP: 0.281, SLG: 0.354 (1, 2)	G5-3					K 1B SF8			L6	4	1	0	0	0	1	2											
<b>Dennis Rasmussen, L</b> OBP: 0.217, SLG: 0.244 (1, 1)						BB 1B			K	2	0	1	0	1	0	0											
<b>Mark Grant, R</b> OBP: 0.231, SLG: 0.291 (7, 1)						BB 1B				0	0	0	0	0	0	0											
<b>Mike Pagliarulo, L</b> OBP: 0.268, SLG: 0.291 (7, 5)			P6			BB 1B				1	0	0	0	0	1	0											
<b>Inning Stats</b>	R: 0 E: 0 K: 0 S: 12	H: 1 LOB: 2 BB: 1 P: 24	R: 0 E: 0 K: 0 S: 6	H: 0 LOB: 0 BB: 0 P: 11	R: 0 E: 0 K: 0 S: 6	H: 1 LOB: 1 BB: 0 P: 10	R: 0 E: 0 K: 2 S: 10	H: 1 LOB: 1 BB: 0 P: 17	R: 1 E: 0 K: 1 S: 9	H: 2 LOB: 2 BB: 1 P: 13	R: 0 E: 0 K: 0 S: 14	H: 2 LOB: 3 BB: 1 P: 21	R: 1 E: 0 K: 1 S: 12	H: 2 LOB: 1 BB: 0 P: 20	R: 0 E: 0 K: 1 S: 8	H: 0 LOB: 0 BB: 0 P: 11	R: 0 E: 0 K: 1 S: 7	H: 0 LOB: 0 BB: 0 P: 10	1B: 7 2B: 2 3B: 0 HR: 1	SF: 1 SAC: 0 DP: 1 HBP: 0	WP: 1 PB: 0 SB: 0 CS: 0	PA: 39					
<b>PITCHER</b>	IP	WLS	BF	H	R	ER	SO	BB	IBB	HBP	BLK	WP	HR	S	P	ERA	WHIP										
<b>Fernando Valenzuela, L</b> ERA: 3.69 (1, 1)	7.0	W	33	9	2	2	4	3	0	0	0	1	1	69	116	2.57	1.714										
<b>Jay Howell, R</b> ERA: 0.75 (8, 1)	2.0	S	6	0	0	0	2	0	0	0	0	0	0	15	21	0.00	0.000										

Batter	1	2	3	4	5	6	7	8	9	AB	R	H	RBI	BB	SO	LOB	BOTTOM										
<b>Alfredo Griffin, S</b> OBP: 0.308, SLG: 0.340 (1, 6)	G3		G4-1			K			SH 2B SH3	3	1	0	0	0	1	0	<b>San Diego Padres @ Los Angeles Dodgers</b> Dodger Stadium, Los Angeles, CA Sun Aug 06 1989, 3:33 AM PDT Att: 41,775 - Unknown <a href="http://livebaseballscorecards.com">livebaseballscorecards.com</a>										
<b>Willie Randolph, R</b> OBP: 0.376, SLG: 0.314 (1, 4)	E4 1B					F8			SH3	3	0	1	0	0	0	0											
<b>Eddie Murray, S</b> OBP: 0.345, SLG: 0.392 (1, 3)	F9					WP BB BB			2B IBB	2	1	0	0	2	1	2											
<b>Mike Marshall, R</b> OBP: 0.336, SLG: 0.408 (1, 9)	BB 1B		K2-3			BB WP BB			2B	3	0	2	2	1	1	1											
<b>Jeff Hamilton, R</b> OBP: 0.264, SLG: 0.371 (1, 5)	F9					F9			G6-3	4	0	0	0	0	0	6											
<b>Jay Howell, R</b> OBP: 0.264, SLG: 0.371 (8, 1)	F9					F9			G6-3	0	0	0	0	0	0	0											
<b>Jose Gonzalez, R</b> OBP: 0.331, SLG: 0.331 (1, 8)			BB 1B G6-3 1B			B1-3			K	3	1	1	0	1	1	2											
<b>Franklin Stubbs, L</b> OBP: 0.381, SLG: 0.459 (1, 7)						F7			FC6-5 IBB	3	0	2	1	1	0	0											
<b>Bill Bean, L</b> OBP: 0.200, SLG: 0.115 (9, 7)						F7			FC6-5 BB	0	0	0	0	0	0	0											
<b>Rick Dempsey, R</b> OBP: 0.261, SLG: 0.204 (1, 2)						G4-3			P9	4	0	0	0	0	0	5											
<b>Fernando Valenzuela, L</b> OBP: 0.091, SLG: 0.114 (1, 1)						G4-3			G3	2	0	0	0	0	0	0											
<b>Dave Anderson, R</b> OBP: 0.256, SLG: 0.231 (7, 5)						G6-3			SH 2B 1B	2	1	1	0	0	0	1											
<b>Inning Stats</b>	R: 0 E: 1 K: 0 S: 11	H: 1 LOB: 2 BB: 0 P: 15	R: 1 E: 0 K: 0 S: 10	H: 2 LOB: 0 BB: 0 P: 15	R: 0 E: 0 K: 2 S: 8	H: 1 LOB: 1 BB: 0 P: 12	R: 0 E: 0 K: 0 S: 5	H: 0 LOB: 0 BB: 0 P: 6	R: 0 E: 0 K: 1 S: 6	H: 0 LOB: 0 BB: 0 P: 8	R: 1 E: 0 K: 0 S: 11	H: 0 LOB: 3 BB: 4 P: 30	R: 2 E: 1 K: 1 S: 11	H: 2 LOB: 2 BB: 1 P: 17	R: 0 E: 0 K: 0 S: 6	H: 1 LOB: 0 BB: 0 P: 9	R: 0 E: 0 K: 0 S: 6	H: 1 LOB: 0 BB: 0 P: 9	1B: 6 2B: 1 3B: 0 HR: 0	SF: 0 SAC: 2 DP: 1 HBP: 0	WP: 1 PB: 0 SB: 0 CS: 1	PA: 36					
<b>PITCHER</b>	IP	WLS	BF	H	R	ER	SO	BB	IBB	HBP	BLK	WP	HR	S	P	ERA	WHIP										
<b>Dennis Rasmussen, L</b> ERA: 4.41 (1, 1)	6.0	L	28	5	4	3	3	3	1	0	0	0	0	54	90	4.50	1.333										
<b>Mark Grant, R</b> ERA: 2.51 (7, 1)	2.0		8	2	0	0	1	0	1	0	0	0	0	14	22	0.00	1.000										



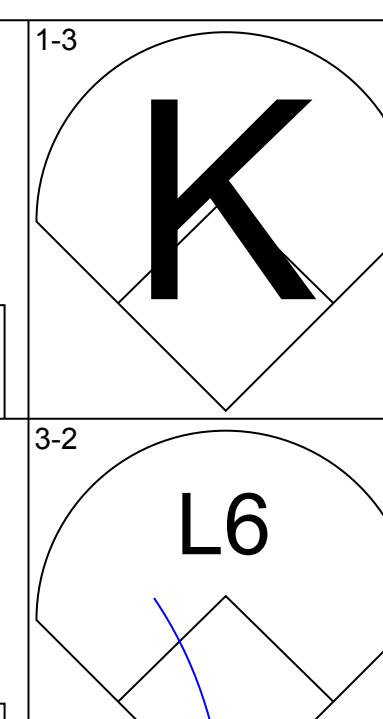
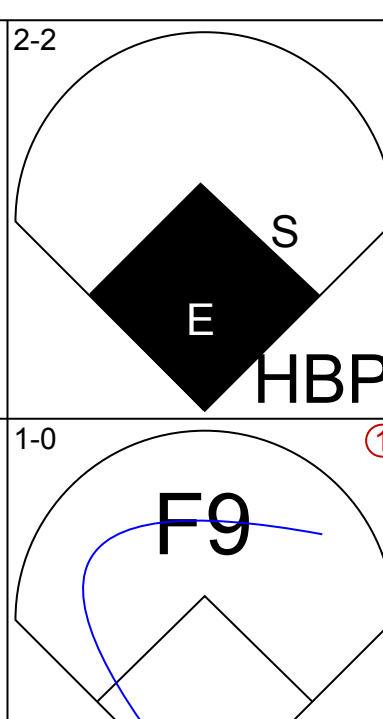
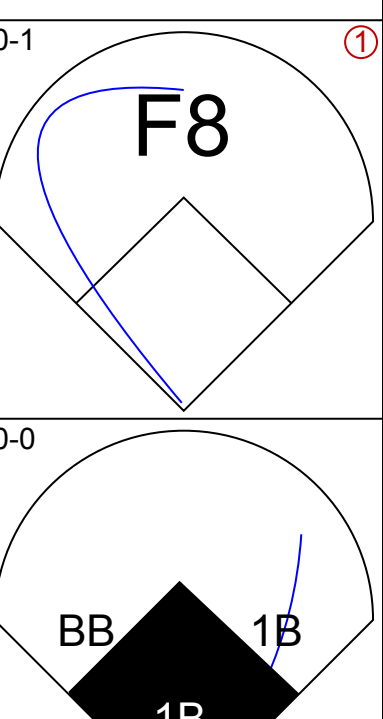
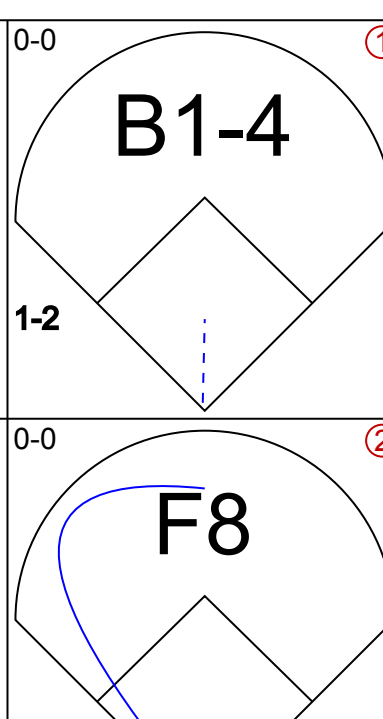
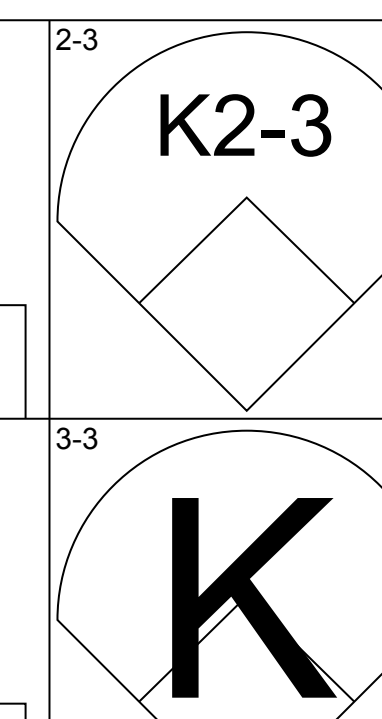
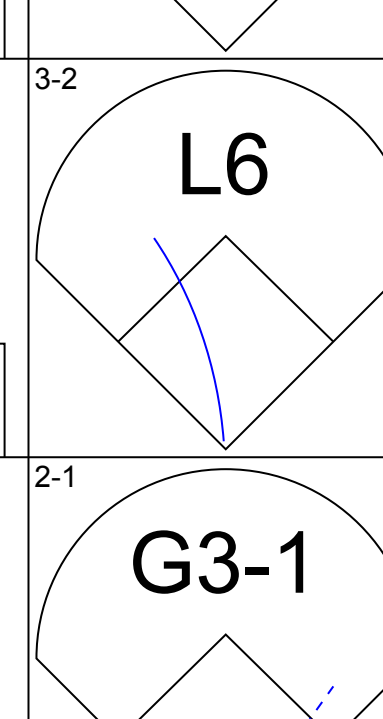
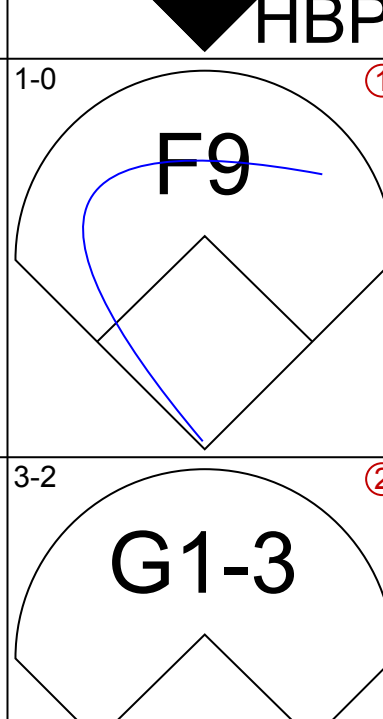
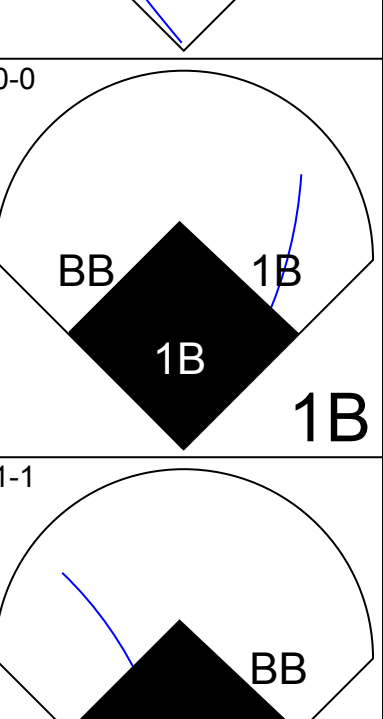
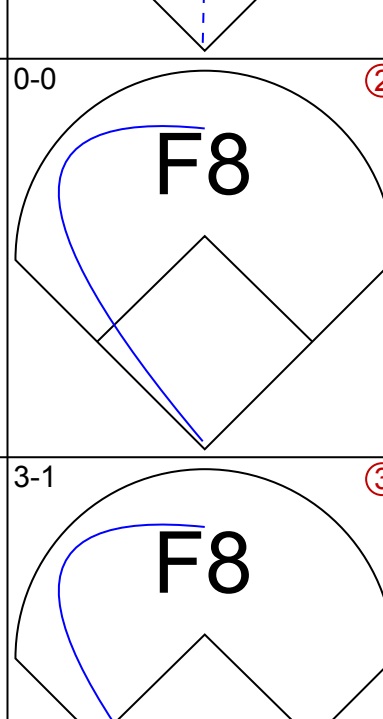
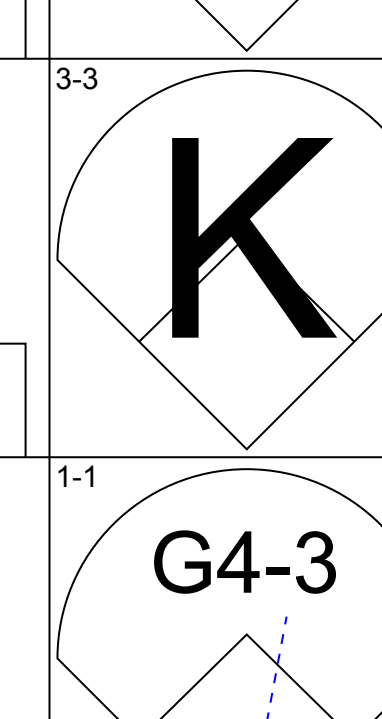
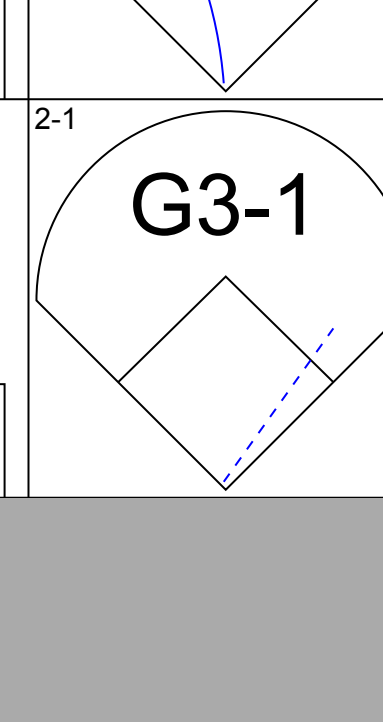
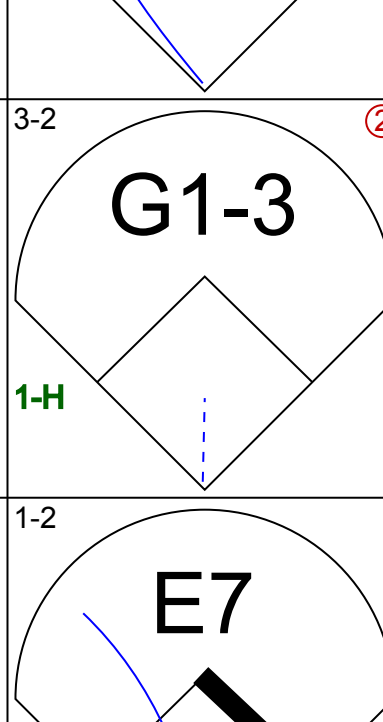
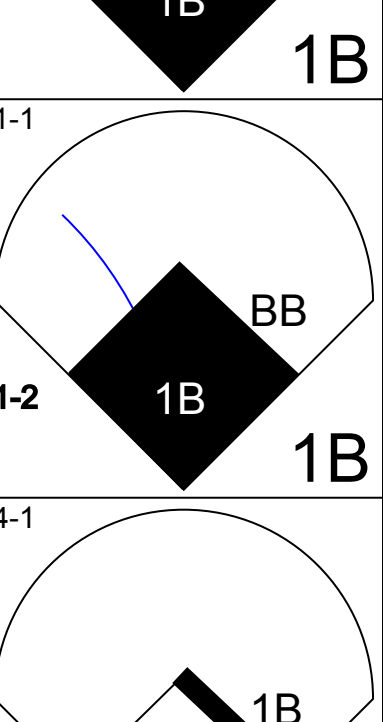
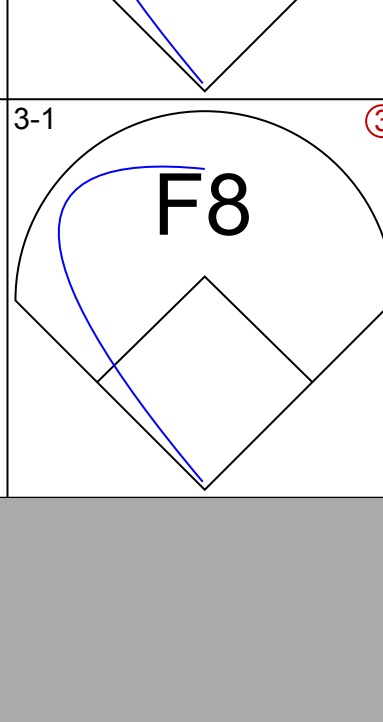
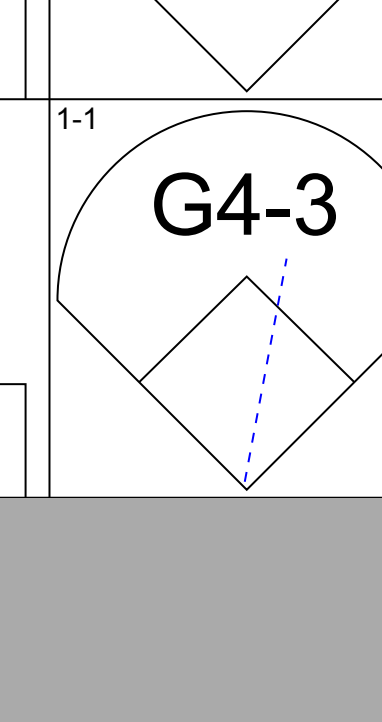
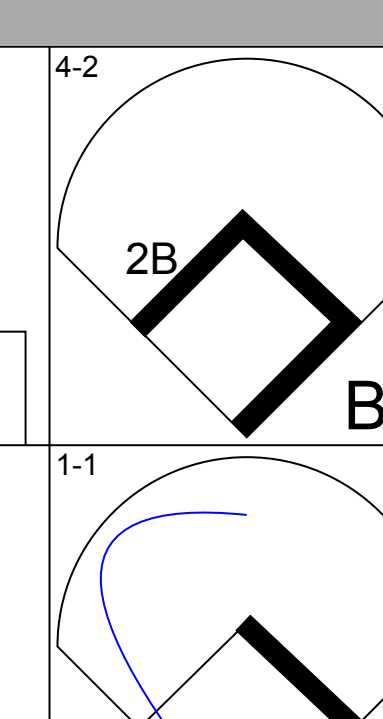
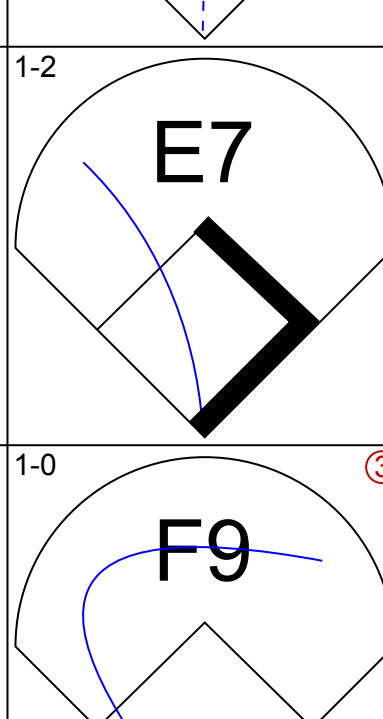
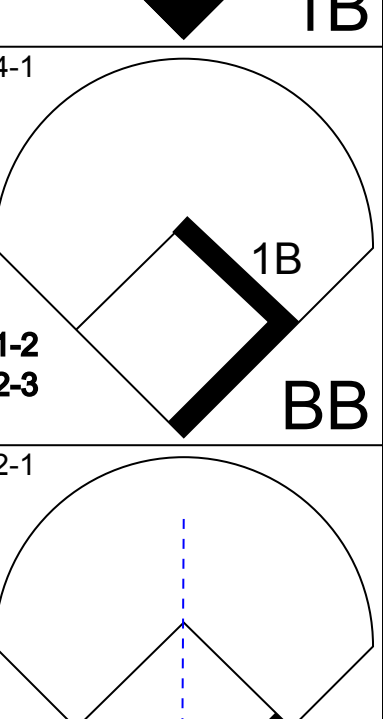
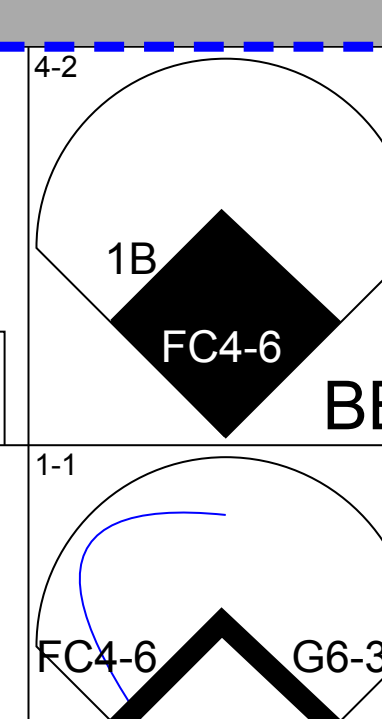
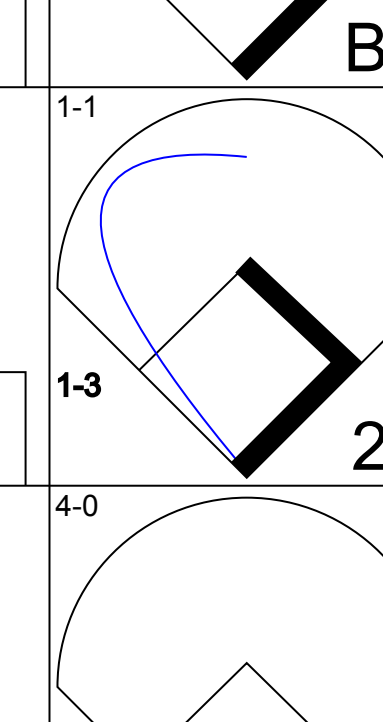
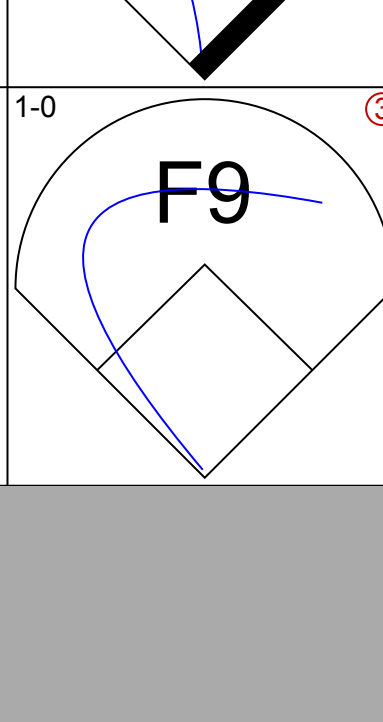
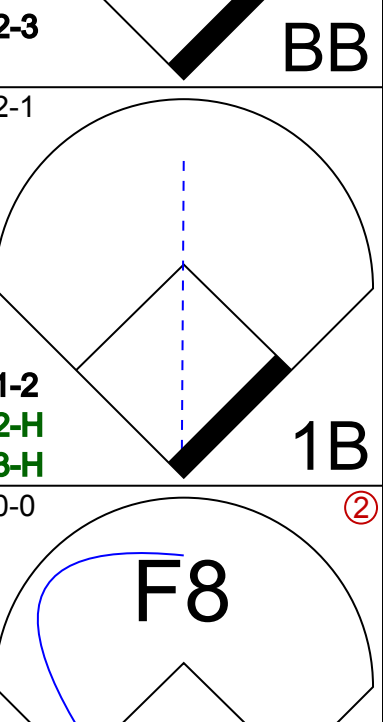
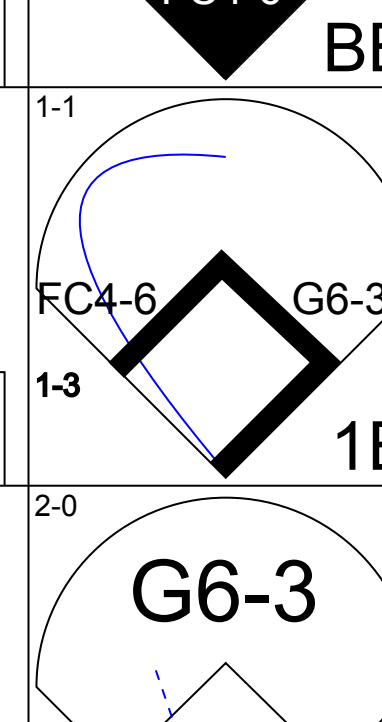
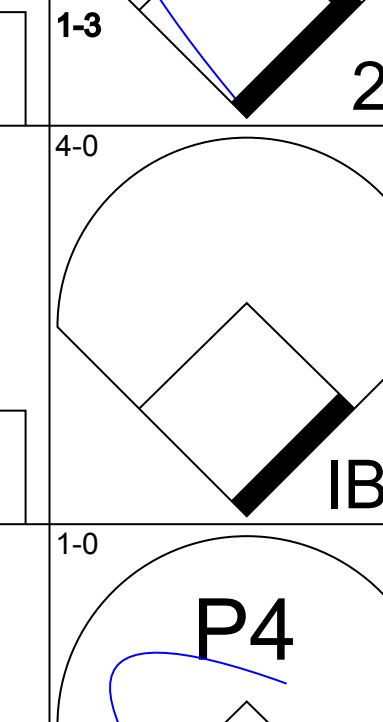
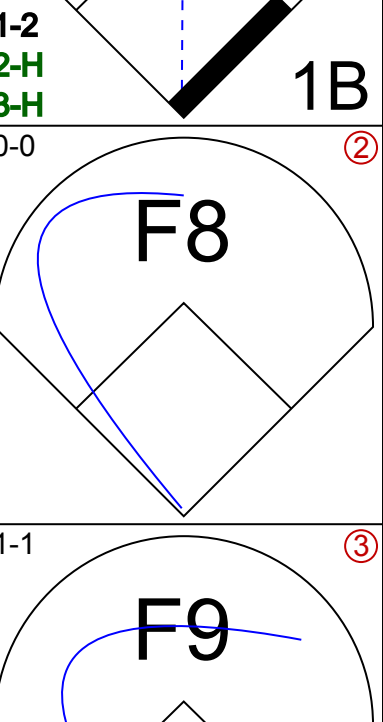
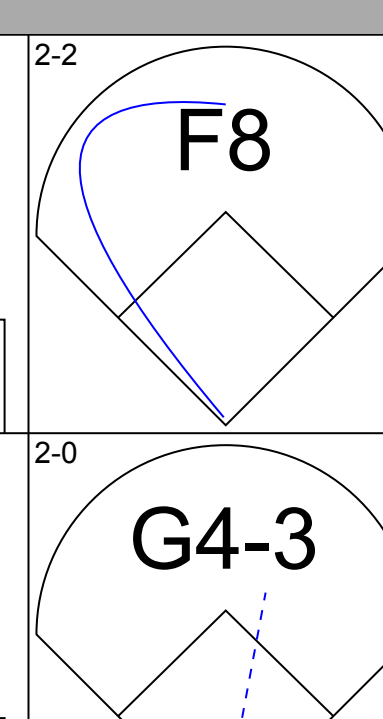
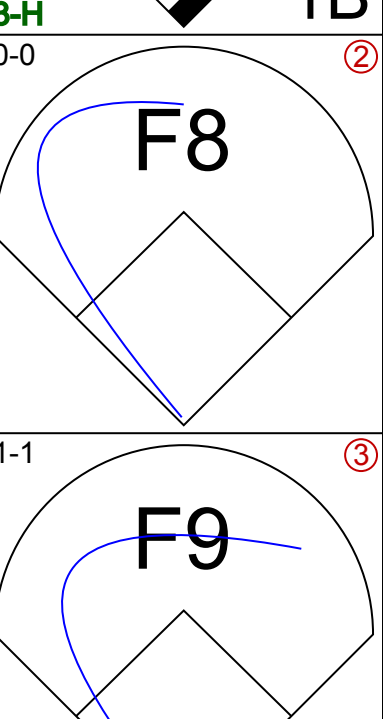
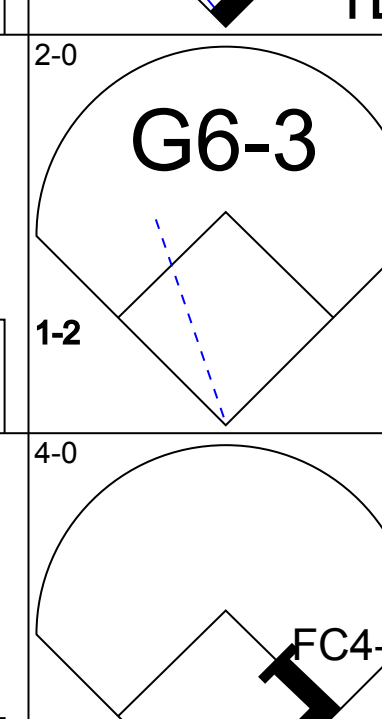
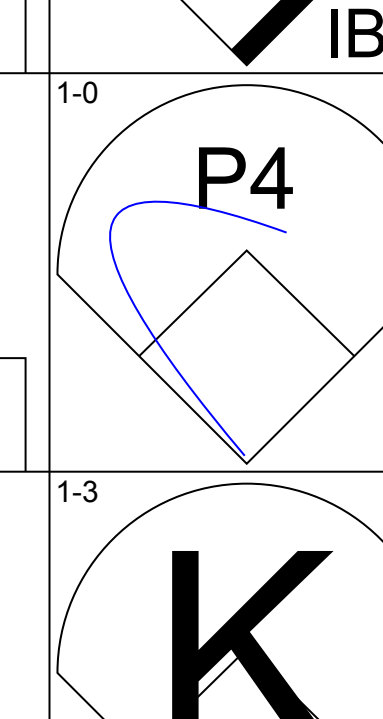
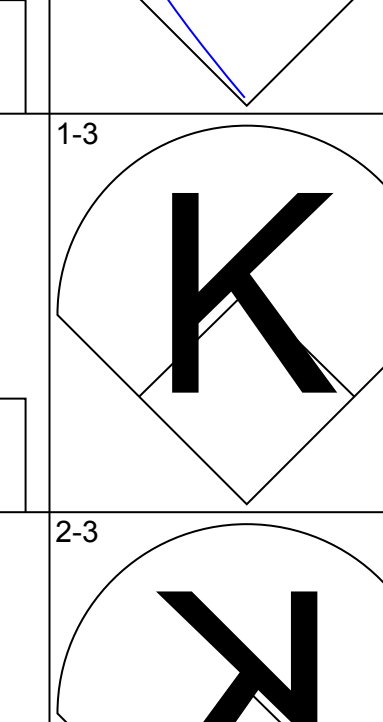
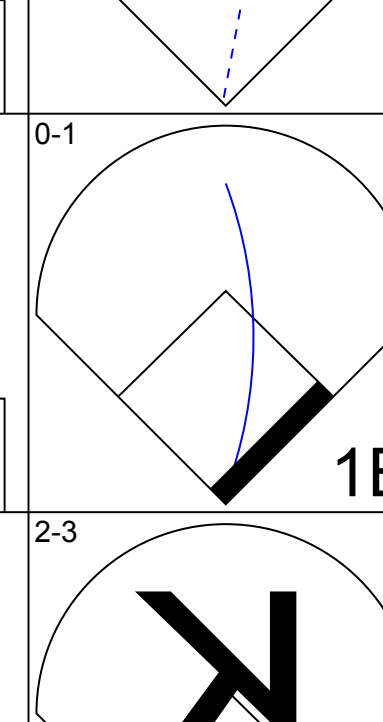

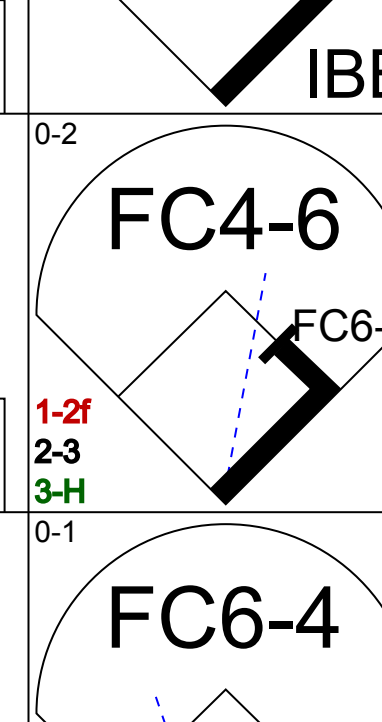
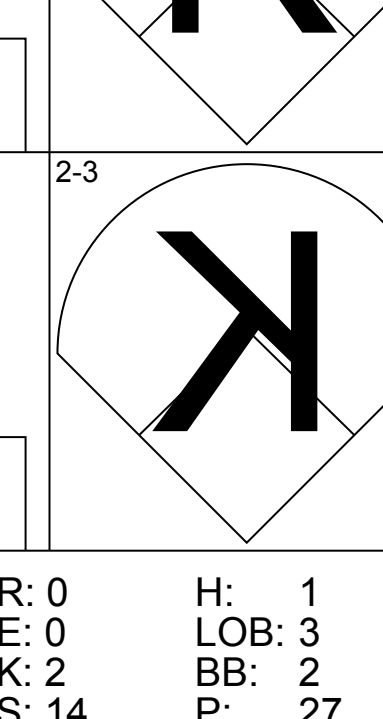
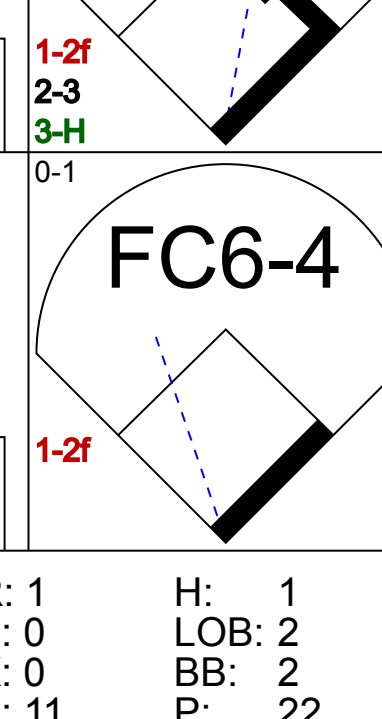
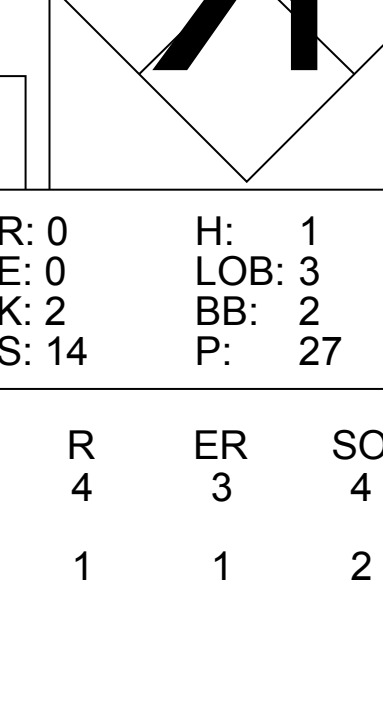
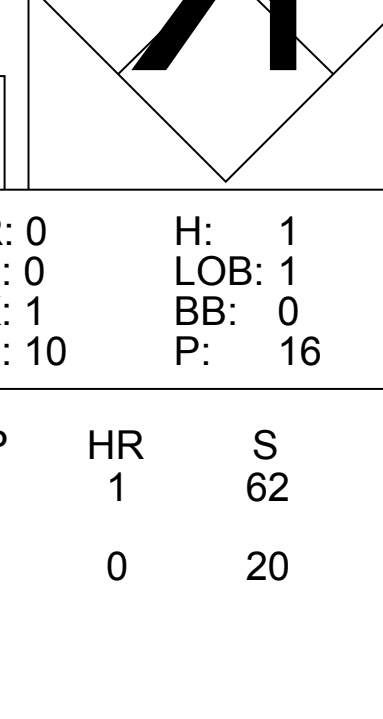
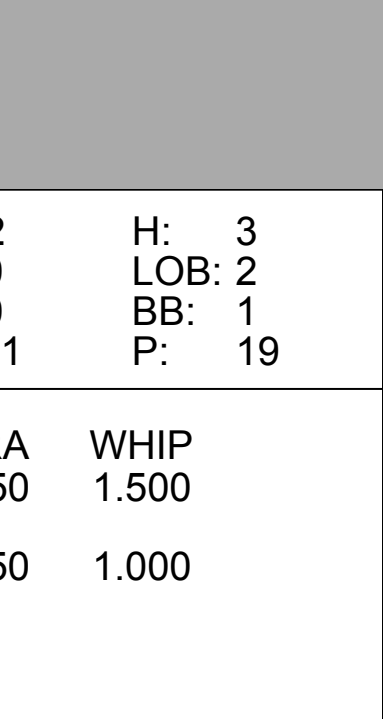
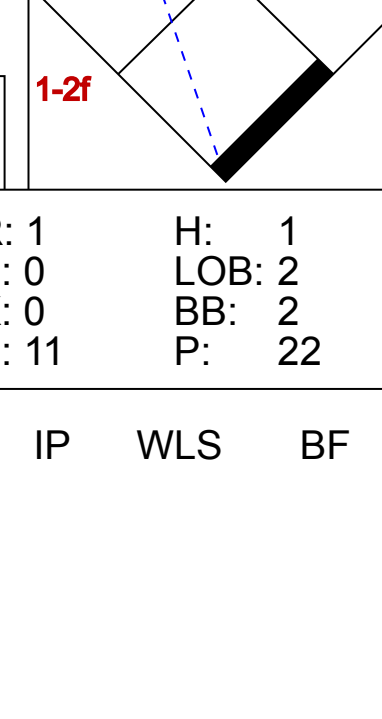


Batter	1	2	3	4	5	6	7	8	9	AB	R	H	RBI	BB	SO	LOB	TOP						
<b>Craig Biggio, R</b> OBP: 0.345, SLG: 0.411 (1, 2)										4	0	0	0	0	1	1							
<b>Rafael Ramirez, R</b> OBP: 0.285, SLG: 0.340 (1, 6)										4	0	1	0	0	1	1							
<b>Bill Doran, S</b> OBP: 0.315, SLG: 0.352 (1, 4)										2	1	0	0	2	0	1							
<b>Glenn Davis, R</b> OBP: 0.339, SLG: 0.493 (1, 3)										3	1	2	1	1	0	1							
<b>Ken Caminiti, S</b> OBP: 0.321, SLG: 0.376 (1, 5)										3	0	1	0	1	2	2							
<b>Billy Hatcher, R</b> OBP: 0.284, SLG: 0.307 (1, 7)										4	0	0	0	0	0	6							
<b>Mark Davidson, R</b> OBP: 0.268, SLG: 0.270 (1, 9)										4	0	0	0	0	1	1							
<b>Gerald Young, S</b> OBP: 0.328, SLG: 0.273 (1, 8)										4	0	1	0	0	0	0							
<b>Jim Deshaies, L</b> OBP: 0.173, SLG: 0.157 (1, 1)										1	0	0	0	0	0	0							
<b>Eric Yelding, R</b> OBP: 0.302, SLG: 0.271 (7, PH)										1	0	0	0	0	1	0							
<b>Larry Andersen, R</b> OBP: 0.333, SLG: 0.333 (7, 1)										0	0	0	0	0	0	0							
<b>Alex Trevino, R</b> OBP: 0.364, SLG: 0.457 (9, PH)										1	0	0	0	0	1	0							
<b>Inning Stats</b>	R: 0 E: 0 K: 1 S: 10	H: 1 LOB: 3 BB: 2 P: 19	R: 0 E: 0 K: 0 S: 7	H: 0 LOB: 0 BB: 0 P: 11	R: 0 E: 0 K: 1 S: 7	H: 0 LOB: 0 BB: 0 P: 9	R: 1 E: 0 K: 1 S: 10	H: 1 LOB: 0 BB: 0 P: 15	R: 0 E: 0 K: 0 S: 9	H: 1 LOB: 1 BB: 0 P: 15	R: 1 E: 0 K: 0 S: 7	H: 1 LOB: 1 BB: 1 P: 12	R: 0 E: 0 K: 1 S: 7	H: 0 LOB: 0 BB: 0 P: 14	R: 0 E: 0 K: 1 S: 9	H: 1 LOB: 2 BB: 1 P: 15	R: 0 E: 0 K: 2 S: 9	H: 0 LOB: 0 BB: 0 P: 14	1B: 2 2B: 2 3B: 0 HR: 1	SF: 0 SAC: 1 DP: 0 HBP: 0	WP: 1 PB: 0 SB: 0 CS: 0	PA: 36	
<b>PITCHER</b> <b>Bruce Hurst, L</b> ERA: 3.0 (1, 1)	IP: 9.0 WLS: W BF: 36 H: 5 R: 2 ER: 2 SO: 7 BB: 4 IBB: 0 HBP: 0 BLK: 0 WP: 1 HR: 1 S: 75 P: 124 ERA: 2.00 WHIP: 1.000																						

Houston Astros @ San Diego Padres  
Jack Murphy Stadium, San Diego, CA  
Mon Aug 07 1989, 10:05 PM EDT  
Att: 28,613 - Unknown

AB	31
R	2
H	5
RBI	1
BB	4
SO	7
LOB	13



Batter	1	2	3	4	5	6	7	8	9	AB	R	H	RBI	BB	SO	LOB	BOTTOM					
<b>Roberto Alomar, S</b> OBP: 0.324, SLG: 0.321 (1, 4)										4	1	0	0	0	2	1						
<b>Gary Templeton, S</b> OBP: 0.278, SLG: 0.336 (1, 6)										5	1	1	0	0	1	2						
<b>Tony Gwynn, L</b> OBP: 0.392, SLG: 0.431 (1, 8) (9, 9)										5	1	1	0	0	0	1						
<b>Jack Clark, R</b> OBP: 0.400, SLG: 0.404 (1, 3)										1	1	0	0	3	0	0						
<b>Chris James, R</b> OBP: 0.273, SLG: 0.345 (1, 9)										4	0	3	2	0	0	1						
<b>Shawn Abner, R</b> OBP: 0.192, SLG: 0.260 (9, 8)										0	0	0	0	0	0	0						
<b>Carmelo Martinez, R</b> OBP: 0.311, SLG: 0.378 (1, 7)										3	0	0	0	1	0	4						
<b>Marvell Wynne, L</b> OBP: 0.282, SLG: 0.357 (9, 7)										0	0	0	0	0	0	0						
<b>Mike Pagliarulo, L</b> OBP: 0.268, SLG: 0.288 (1, 5)										3	0	0	0	1	0	5						
<b>Mark Parent, R</b> OBP: 0.208, SLG: 0.350 (1, 2)										4	1	2	2	0	1	5						
<b>Bruce Hurst, L</b> OBP: 0.153, SLG: 0.057 (1, 1)										3	0	0	0	1	2	6						
<b>Inning Stats</b>	R: 0 E: 0 K: 1 S: 9	H: 0 LOB: 0 BB: 0 P: 15	R: 0 E: 0 K: 2 S: 14	H: 1 LOB: 3 BB: 2 P: 27	R: 1 E: 1 K: 0 S: 12	H: 0 LOB: 1 BB: 0 P: 20	R: 0 E: 0 K: 1 S: 10	H: 1 LOB: 1 BB: 0 P: 16	R: 2 E: 0 K: 0 S: 11	H: 3 LOB: 2 BB: 1 P: 19	R: 1 E: 0 K: 0 S: 6	H: 1 LOB: 1 BB: 1 P: 14	R: 1 E: 0 K: 0 S: 11	H: 1 LOB: 2 BB: 2 P: 22	R: 0 E: 0 K: 2 S: 9	H: 0 LOB: 0 BB: 0 P: 15	1B: 5 2B: 1 3B: 0 HR: 1	SF: 0 SAC: 0 DP: 0 HBP: 1	WP: 0 PB: 0 SB: 1 CS: 0	PA: 39		
<b>PITCHER</b> <b>Jim Deshaies, L</b> ERA: 3.07 (1, 1)	IP: 6.0 WLS: L BF: 30 H: 6 R: 4 ER: 3 SO: 4 BB: 3 IBB: 1 HBP: 0 BLK: 0 WP: 0 HR: 1 S: 62 P: 111 ERA: 4.50 WHIP: 1.500																					
<b>Larry Andersen, R</b> ERA: 1.2 (7, 1)	IP: 2.0 WLS: 9 BF: 1 H: 1 R: 1 ER: 1 SO: 2 BB: 1 IBB: 0 HBP: 0 BLK: 0 WP: 0 HR: 0 S: 20 P: 37 ERA: 4.50 WHIP: 1.000																					

Houston Astros @ San Diego Padres  
Jack Murphy Stadium, San Diego, CA  
Mon Aug 07 1989, 10:05 PM EDT  
Att: 28,613 - Unknown

AB	32
R	5
H	7
RBI	4
BB	6
SO	6
LOB	25





Batter	1	2	3	4	5	6	7	8	9	AB	R	H	RBI	BB	SO	LOB	TOP											
<b>Craig Biggio, R</b> OBP: 0.351, SLG: 0.422	1-1 G6-3	4-2 BB		1-1 HR 1B		4-2 1B BB	3-2 HR		0-1 E5 G5-4-3	4	3	2	2	2	0	1	<b>Houston Astros @ San Diego Padres</b> Jack Murphy Stadium, San Diego, CA Tue Aug 08 1989, 10:05 PM EDT Att: 16,988 - Unknown - 80 F											
<b>Craig Reynolds, L</b> OBP: 0.270, SLG: 0.252	1-1 G6-3	1-0 G3-1		1-0 F9		1-1 1B FC3-2 1B	2-2 G5-3		0-1 G5-4-3	4	0	1	0	0	0	4												
<b>Rafael Ramirez, R</b> OBP: 0.283, SLG: 0.338										2	0	0	0	0	0	2												
<b>Bill Doran, S</b> OBP: 0.316, SLG: 0.351	2-1 E1 HR		4-2 E 1B BB	0-1 L8		0-0 FC3-2 HR 1B	3-2 G4-3			4	3	1	1	1	0	2												
<b>Glenn Davis, R</b> OBP: 0.340, SLG: 0.506	1-1 HR		1-2 E6 1B F7-2 1B	1-1 HR		1-1 P2		1-0 F9		5	2	2	5	0	0	3												
<b>Harry Spilman, L</b>										0	0	0	0	0	0	0												
<b>Terry Puhl, L</b> OBP: 0.345, SLG: 0.372	1-0 1B		3-1 1B	3-1 G3-1		1-2 FC3-2 HR		1-0 2B		5	1	3	1	0	0	2												
<b>Ken Caminiti, S</b> OBP: 0.324, SLG: 0.389	0-2 F8		1-0 1B		0-0 2B	1-2 HR		1-2 G6-3		5	1	3	3	0	0	2												
<b>Billy Hatcher, R</b> OBP: 0.280, SLG: 0.303		1-0 G5-3	1-3 K		0-0 B1-3	0-1 P3		2-0 F7		5	0	0	0	0	1	5												
<b>Gerald Young, S</b> OBP: 0.327, SLG: 0.271		1-0 E3 SH2-4	2-1 F7-2		0-2 F8		4-0 HR SH3-4 BB		0-1 F8	3	1	0	0	1	0	4												
<b>Eric Yelding, R</b> OBP: 0.236, SLG: 0.265										1	0	0	0	0	0	0												
<b>Jim Clancy, R</b> OBP: 0.182, SLG: 0.188		1-2 SH2-4		0-2 1B HR 1B	1-1 G6-3		0-0 SH3-4		1-3 K	3	1	1	0	0	1	1												
<b>Inning Stats</b>	R: 2 H: 2 E: 1 K: 0 S: 12	L: 2 BB: 0 P: 18	R: 0 H: 0 E: 1 K: 0 S: 9	LOB: 2 BB: 1 P: 17	R: 1 H: 2 E: 1 K: 1 S: 14	LOB: 2 BB: 1 P: 26	R: 3 H: 3 E: 0 K: 0 S: 12	LOB: 0 BB: 0 P: 18	R: 0 H: 1 E: 0 K: 0 S: 7	LOB: 1 BB: 0 P: 8	R: 4 H: 3 E: 0 K: 0 S: 19	LOB: 0 BB: 1 P: 26	R: 2 H: 1 E: 0 K: 0 S: 10	LOB: 0 BB: 1 P: 22	R: 0 H: 1 E: 0 K: 0 S: 8	LOB: 1 BB: 0 P: 13	R: 0 H: 0 E: 1 K: 1 S: 9	LOB: 1 BB: 0 P: 10	1B: 7 2B: 3 3B: 0 HR: 4	SF: 0 SAC: 2 DP: 2 HBP: 0	WP: 1 PB: 0 SB: 0 CS: 0	PA: 47						
<b>PITCHER</b>	IP	WLS	BF	H	R	ER	SO	BB	IBB	HBP	BLK	WP	HR	S	P	ERA	WHIP											
<b>Don Schultze, R</b> ERA: 4.5	(1, 1)	4.0	L	24	8	6	3	1	2	0	0	0	0	2	48	80	6.75	2.500										
<b>Mark Grant, R</b> ERA: 2.53	(5, 1)	2.0		10	3	4	4	0	1	0	0	0	0	1	25	33	18.00	2.000										
<b>Freddie Toliver, R</b> ERA: 7.53	(7, 1)	1.0		5	1	2	2	0	1	0	0	0	0	1	10	22	18.00	2.000										
<b>Dave Leiper, L</b> ERA: 5.02	(8, 1)	1.0		4	1	0	0	0	0	0	0	0	0	8	13	0.00	1.000											
<b>Mark Davis, L</b> ERA: 2.33	(9, 1)	1.0		4	0	0	0	1	0	0	0	1	0	9	10	0.00	0.000											
<b>Roberto Alomar, S</b> OBP: 0.324, SLG: 0.321	(1, 4)	0-0 FC3-6 1B																		3	0	1	0	0	1	1	<b>Houston Astros @ San Diego Padres</b> Jack Murphy Stadium, San Diego, CA Tue Aug 08 1989, 10:05 PM EDT Att: 16,988 - Unknown - 80 F	
<b>Bip Roberts, S</b> OBP: 0.392, SLG: 0.410	(8, 4)																			1	0	0	0	0	0	0		
<b>Garry Templeton, S</b> OBP: 0.279, SLG: 0.336	(1, 6)	0-2 FC3-6 1B																		3	1	1	0	0	0	2		
<b>Luis Salazar, R</b> OBP: 0.296, SLG: 0.387	(8, 6)	1-2 1B																		1	0	0	0	0	0	0		
<b>Tony Gwynn, L</b> OBP: 0.394, SLG: 0.432	(1, 8)	1-0 F8																		3	1	2	0	0	0	1		
<b>Shawn Abner, R</b> OBP: 0.190, SLG: 0.257	(8, 8)																			1	0	0	0	0	0	0		
<b>Jack Clark, R</b> OBP: 0.400, SLG: 0.403	(1, 3)	1-1 P2																		3	1	1	1	0	0	2		
<b>Marvell Wynne, L</b> OBP: 0.291, SLG: 0.356	(8, 7)																			1	0	0	0	0	0	0		
<b>Chris James, R</b> OBP: 0.276, SLG: 0.353	(1, 9)																			4	0	2	1	0	0	1		
<b>Carmelo Martinez, R</b> OBP: 0.308, SLG: 0.371	(1, 7)	2-1 P8																		4	0	0	0	0	1	4		
<b>Mike Pagliarulo, L</b> OBP: 0.265, SLG: 0.285	(1, 5)	3-2 G3																		3	0	0	1	0	0	1		
<b>Dave Leiper, L</b>	(8, 1)																			0	0	0	0	0	0	0		
<b>Mark Davis, L</b>	(9, 1)																			0	0	0	0	0	0	0		
<b>Mark Parent, R</b> OBP: 0.206, SLG: 0.347	(9, PH)																			1	0	0	0	0	1	1		
<b>Benito Santiago, R</b> OBP: 0.278, SLG: 0.350	(1, 2)																			3	0	0	0	0	0	1		
<b>Don Schultze, R</b>	(1, 1)																			1	0	0	0	0	1	0		
<b>Mark Grant, R</b> OBP: 0.286, SLG: 0.091	(5, 1)																			0	0	0	0	1	0	0		
<b>Freddie Toliver, R</b>	(7, 1)																			0	0	0	0	0	0	0		
<b>Tim Flannery, L</b> OBP: 0.312, SLG: 0.292	(7, PH)																			1	0	0	0	0	0	0		
<b>Inning Stats</b>	R: 0 H: 0 E: 0 K: 0 S: 8	LOB: 1 BB: 0 P: 10	R: 0 H: 0 E: 0 K: 0 S: 7	LOB: 0 BB: 0 P: 12	R: 0 H: 0 E: 0 K: 2 S: 8	LOB: 0 BB: 0 P: 12	R: 3 H: 4 E: 0 K: 1 S: 16	LOB: 1 BB: 0 P: 26	R: 0 H: 0 E: 0 K: 0 S: 4	LOB: 0 BB: 1 P: 9	R: 0 H: 1 E: 0 K: 0 S: 7	LOB: 1 BB: 0 P: 11	R: 0 H: 0 E: 0 K: 0 S: 7	LOB: 0 BB: 0 P: 10	R: 0 H: 0 E: 0 K: 0 S: 5	LOB: 0 BB: 0 P: 6	R: 0 H: 1 E: 0 K: 1 S: 8	LOB: 1 BB: 0 P: 11	1B: 5 2B: 2 3B: 0 HR: 0	SF: 0 SAC: 0 DP: 1 HBP: 0	WP: 0 PB: 0 SB: 0 CS: 0	PA: 34						
<b>PITCHER</b>	IP	WLS	BF	H	R	ER	SO	BB	IBB	HBP	BLK	WP	HR	S	P	ERA	WHIP											
<b>Jim Clancy, R</b> ERA: 4.83	(1, 1)	9.0	W	34	7	3	3	4	1	0	0	0	0	70	107	3.00	0.889											

AB	41
R	12
H	13
RBI	12
BB	4
SO	2
LOB	26



AB	33
R	3
H	7
RBI	3
BB	1
SO	4
LOB	14





Batter	1	2	3	4	5	6	7	8	9	AB	R	H	RBI	BB	SO	LOB	TOP										
<b>Craig Biggio, R</b> OBP: 0.347, SLG: 0.416 (1, 2)										4	0	0	0	0	0	0	<b>Houston Astros @ San Diego Padres</b> <b>Jack Murphy Stadium, San Diego, CA</b> Wed Aug 09 1989, 10:05 PM EDT Att: 18,120 - Unknown  <b>AB 28</b> <b>R 1</b> <b>H 2</b> <b>RBI 1</b> <b>BB 2</b> <b>SO 5</b> <b>LOB 3</b>										
<b>Eric Anthony, L</b> OBP: 0.255, SLG: 0.464 <b>Billy Hatcher, R</b> OBP: 0.280, SLG: 0.302 (1, 9) (8, 7)										3	1	1	1	0	2	0											
<b>Terry Puhl, L</b> OBP: 0.340, SLG: 0.366 (1, 7) (8, 9)										4	0	0	0	0	0	1											
<b>Glenn Davis, R</b> OBP: 0.340, SLG: 0.505 (1, 3)										3	0	1	0	0	1	0											
<b>Ken Caminiti, S</b> OBP: 0.322, SLG: 0.386 (1, 5)										3	0	0	0	0	1	1											
<b>Rafael Ramirez, R</b> OBP: 0.281, SLG: 0.336 (1, 6)										3	0	0	0	0	0	0											
<b>Craig Reynolds, L</b> OBP: 0.271, SLG: 0.248 (1, 4)										2	0	0	0	1	0	0											
<b>Gerald Young, S</b> OBP: 0.327, SLG: 0.270 (1, 8)										2	0	0	0	1	0	0											
<b>Mark Portugal, R</b> OBP: 0.167, SLG: 0.182 <b>Juan Agosto, L</b> OBP: 0.200, SLG: 0.200 <b>Dave Smith, R</b> (9, 1) (9, 1)										3	0	0	0	0	1	1											
<b>Inning Stats</b>	R: 1 E: 0 K: 1 S: 8	H: 1 LOB: 0 BB: 0 P: 11	R: 0 E: 0 K: 1 S: 9	H: 0 LOB: 0 BB: 1 P: 16	R: 0 E: 0 K: 0 S: 6	H: 0 LOB: 0 BB: 0 P: 7	R: 0 E: 1 K: 1 S: 7	H: 1 LOB: 1 BB: 0 P: 8	R: 0 E: 0 K: 1 S: 8	H: 0 LOB: 1 BB: 1 P: 14	R: 0 E: 0 K: 0 S: 7	H: 0 LOB: 0 BB: 0 P: 12	R: 0 E: 0 K: 0 S: 11	H: 0 LOB: 0 BB: 0 P: 16	R: 0 E: 0 K: 0 S: 8	H: 0 LOB: 0 BB: 0 P: 10		R: 0 E: 1 K: 0 S: 8	H: 0 LOB: 0 BB: 0 P: 10	1B: 1 2B: 0 3B: 0 HR: 1	SF: 0 SAC: 0 DP: 1 HBP: 0	WP: 0 PB: 0 SB: 0 CS: 0	PA: 31				
<b>PITCHER</b>	IP	WLS	BF	H	R	ER	SO	BB	IBB	HBP	BLK	WP	HR	S	P	ERA	WHIP										
<b>Ed Whitson, R</b> ERA: 2.69 <b>Mark Davis, L</b> ERA: 2.29	(1, 1) (9, 1)	8.0 W	27 3	2 0	1 0	1 0	5 0	2 0	0 0	0 0	0 0	0 0	1 0	64 8	96 10	1.12 0.00	0.500 0.000										

Batter	1	2	3	4	5	6	7	8	9	AB	R	H	RBI	BB	SO	LOB	BOTTOM										
<b>Roberto Alomar, S</b> OBP: 0.323, SLG: 0.321 (1, 4)										4	0	1	0	0	1	3	<b>Houston Astros @ San Diego Padres</b> <b>Jack Murphy Stadium, San Diego, CA</b> Wed Aug 09 1989, 10:05 PM EDT Att: 18,120 - Unknown  <b>AB 28</b> <b>R 2</b> <b>H 7</b> <b>RBI 2</b> <b>BB 4</b> <b>SO 8</b> <b>LOB 19</b>										
<b>Gary Templeton, S</b> OBP: 0.279, SLG: 0.335 <b>Mark Davis, L</b> (1, 6) (9, 1)										4	0	1	0	0	1	5											
<b>Tony Gwynn, L</b> OBP: 0.393, SLG: 0.431 (1, 8)										4	1	1	0	0	1	2											
<b>Jack Clark, R</b> OBP: 0.398, SLG: 0.399 <b>Shawn Abner, R</b> OBP: 0.190, SLG: 0.257 (9, PR)										3	0	0	0	1	2	0											
<b>Chris James, R</b> OBP: 0.279, SLG: 0.356 (1, 9)										3	0	2	0	0	0	0											
<b>Carmelo Martinez, R</b> OBP: 0.310, SLG: 0.368 (1, 7)										2	0	0	0	2	0	2											
<b>Mike Pagliarulo, L</b> OBP: 0.310, SLG: 0.285 <b>Bip Roberts, S</b> OBP: 0.395, SLG: 0.410 (1, 5) (8, PR) (9, 5)										3	0	1	0	0	2	2											
<b>Benito Santiago, R</b> OBP: 0.279, SLG: 0.351 (1, 2)										2	0	1	1	0	0	1											
<b>Ed Whitson, R</b> OBP: 0.186, SLG: 0.196 <b>Tim Flannery, L</b> OBP: 0.310, SLG: 0.289 <b>Marvell Wynne, L</b> OBP: 0.281, SLG: 0.356 <b>Luis Salazar, R</b> OBP: 0.296, SLG: 0.387 (1, 1) (8, PH) (8, PR) (9, 6)										2	0	0	0	0	1	2											
<b>Inning Stats</b>	R: 0 E: 0 K: 1 S: 7	H: 1 LOB: 0 BB: 0 P: 13	R: 0 E: 0 K: 2 S: 10	H: 1 LOB: 1 BB: 0 P: 13	R: 0 E: 0 K: 1 S: 8	H: 1 LOB: 1 BB: 0 P: 10	R: 0 E: 0 K: 0 S: 6	H: 0 LOB: 0 BB: 0 P: 10	R: 0 E: 0 K: 1 S: 6	H: 0 LOB: 0 BB: 1 P: 13	R: 0 E: 0 K: 1 S: 10	H: 1 LOB: 0 BB: 0 P: 12	R: 0 E: 0 K: 1 S: 6	H: 1 LOB: 0 BB: 0 P: 8	R: 0 E: 0 K: 1 S: 12	H: 1 LOB: 3 BB: 0 P: 17		R: 2 E: 0 K: 0 S: 7	H: 1 LOB: 2 BB: 3 P: 23	1B: 7 2B: 0 3B: 0 HR: 0	SF: 1 SAC: 2 DP: 1 HBP: 0	WP: 0 PB: 0 SB: 2 CS: 2	PA: 35				
<b>PITCHER</b>	IP	WLS	BF	H	R	ER	SO	BB	IBB	HBP	BLK	WP	HR	S	P	ERA	WHIP										
<b>Mark Portugal, R</b> ERA: 2.7 <b>Juan Agosto, L</b> ERA: 3.57 <b>Dave Smith, R</b> ERA: 2.57	(1, 1) (9, 1) (9, 1)	8.0 1 0.2	29 1 5	6 1 0	0 1 1	0 1 1	0 0 0	8 0 0	1 0 2	0 0 1	0 0 0	0 0 0	0 0 0	3 3 4	6 6 17	0.00 13.50	0.875 3.000										







Batter	1	2	3	4	5	6	7	8	9	AB R H RBI BB SO LOB	TOP													
<b>Oddibe McDowell, L</b> OBP: 0.321, SLG: 0.329 (1, 8)										4 2 2 1 1 1 0	<b>Atlanta Braves @ San Diego Padres</b> <b>Jack Murphy Stadium, San Diego, CA</b> Fri Aug 11 1989, 10:05 PM EDT Unknown													
<b>Jeff Treadway, L</b> OBP: 0.322, SLG: 0.383 (1, 4)										3 1 2 1 1 0 0														
<b>Lonnie Smith, R</b> OBP: 0.432, SLG: 0.578 (1, 7)										3 0 0 0 1 2 4														
<b>Dale Murphy, R</b> OBP: 0.305, SLG: 0.373 (1, 9)										4 1 1 3 0 2 2														
<b>Darrell Evans, L</b> OBP: 0.289, SLG: 0.361 (1, 3)										2 1 1 1 2 1 2														
<b>Andres Thomas, R</b> OBP: 0.238, SLG: 0.334 (1, 6)										4 0 0 0 0 1 2														
<b>Jeff Blauser, R</b> OBP: 0.313, SLG: 0.403 (1, 5)										4 0 0 0 0 0 1														
<b>John Russell, R</b> OBP: 0.214, SLG: 0.175 (1, 2)										3 0 0 0 1 1 0														
<b>Derek Lilliquist, L</b> OBP: 0.217, SLG: 0.239 <b>Mark Eichhorn, R</b> ERA: 9.0 (5, 1)										2 1 0 0 0 1 1														
<b>Tommy Gregg, L</b> OBP: 0.288, SLG: 0.338 <b>Joe Boever, R</b> ERA: 2.83 (9, 1)										1 0 0 0 0 1 0														
										0 0 0 0 0 0 0														
<b>Inning Stats</b>	R: 0 E: 0 K: 2 S: 8	H: 0 LOB: 1 BB: 1 P: 16	R: 1 E: 0 K: 1 S: 13	H: 1 LOB: 0 BB: 0 P: 22	R: 1 E: 0 K: 1 S: 11	H: 2 LOB: 1 BB: 0 P: 20	R: 0 E: 0 K: 1 S: 9	H: 0 LOB: 1 BB: 1 P: 17	R: 4 E: 0 K: 1 S: 15	H: 3 LOB: 1 BB: 2 P: 32	R: 0 E: 0 K: 2 S: 5	H: 0 LOB: 0 BB: 0 P: 9	R: 0 E: 0 K: 2 S: 11	H: 0 LOB: 2 BB: 2 P: 24	R: 0 E: 0 K: 1 S: 7	H: 0 LOB: 0 BB: 0 P: 10	R: 0 E: 0 K: 0 S: 3	H: 0 LOB: 0 BB: 0 P: 4	1B: 2 2B: 2 3B: 0 HR: 3	SF: 0 SAC: 1 DP: 1 HBP: 0	WP: 0 PB: 1 SB: 0 CS: 1	PA: 38		
<b>PITCHER</b>	IP WLS BF H R ER SO BB IBB HBP BLK WP HR S P ERA WHIP	6.0 L 27 6 6 6 7 4 0 0 0 0 3 61 116 9.00 1.667	0.1 2 0 0 0 0 1 0 0 0 0 0 2 6 0.00 3.000	2.2 9 0 0 0 3 1 0 0 0 0 0 19 32 0.00 0.375																				

AB	31
R	6
H	6
RBI	6
BB	6
SO	10
LOB	12



Batter	1	2	3	4	5	6	7	8	9	AB R H RBI BB SO LOB	BOTTOM												
<b>Bip Roberts, S</b> OBP: 0.402, SLG: 0.442 (1, 5)										4 2 3 1 0 1 0	<b>Atlanta Braves @ San Diego Padres</b> <b>Jack Murphy Stadium, San Diego, CA</b> Fri Aug 11 1989, 10:05 PM EDT Unknown												
<b>Roberto Alomar, S</b> OBP: 0.327, SLG: 0.328 (1, 4)										3 1 1 0 1 1 2													
<b>Tony Gwynn, L</b> OBP: 0.396, SLG: 0.433 (1, 8)										4 1 2 1 0 0 1													
<b>Jack Clark, R</b> OBP: 0.401, SLG: 0.402 (1, 3)										3 1 2 1 1 0 1													
<b>Chris James, R</b> OBP: 0.280, SLG: 0.359 (1, 9)										4 0 1 1 0 0 6													
<b>Carmelo Martinez, R</b> OBP: 0.303, SLG: 0.358 (1, 7)										4 0 0 0 0 2 4													
<b>Benito Santiago, R</b> OBP: 0.275, SLG: 0.345 (1, 2)										4 0 0 0 0 1 4													
<b>Garry Templeton, S</b> OBP: 0.283, SLG: 0.349 (1, 6)										3 0 0 0 1 1 0													
<b>Andy Benes, R</b> (1, 1)										2 0 0 0 0 1 2													
<b>Tim Flannery, L</b> OBP: 0.307, SLG: 0.287 <b>Pat Clements, R</b> (7, 1)										1 0 0 0 0 1 0													
<b>Mark Grant, R</b> OBP: 0.286, SLG: 0.091 <b>Manvell Wynne, L</b> OBP: 0.284, SLG: 0.358 (9, 1)										0 0 0 0 0 0 0													
										1 0 1 0 0 0 0													
<b>Inning Stats</b>	R: 1 E: 0 K: 0 S: 9	H: 2 LOB: 1 BB: 0 P: 14	R: 0 E: 0 K: 1 S: 9	H: 0 LOB: 0 BB: 0 P: 10	R: 0 E: 0 K: 0 S: 8	H: 1 LOB: 0 BB: 0 P: 10	R: 2 E: 0 K: 1 S: 14	H: 2 LOB: 2 BB: 2 P: 25	R: 1 E: 0 K: 2 S: 24	H: 3 LOB: 3 BB: 1 P: 34	R: 0 E: 0 K: 2 S: 9	H: 0 LOB: 0 BB: 0 P: 13	R: 1 E: 1 K: 0 S: 5	H: 1 LOB: 0 BB: 0 P: 7	R: 0 E: 0 K: 1 S: 9	H: 0 LOB: 0 BB: 0 P: 12	R: 0 E: 0 K: 1 S: 8	H: 1 LOB: 0 BB: 0 P: 13	1B: 7 2B: 2 3B: 0 HR: 1	SF: 0 SAC: 2 DP: 2 HBP: 0	WP: 1 PB: 0 SB: 1 CS: 1	PA: 39	
<b>PITCHER</b>	IP WLS BF H R ER SO BB IBB HBP BLK WP HR S P ERA WHIP	4.0 W 14 2 1 0 5 2 0 0 0 0 0 33 45 0.00 0.500	1.0 S 3 1 0 0 1 0 0 0 0 0 0 8 13 0.00 1.000																				

AB	33
R	5
H	10
RBI	4
BB	3
SO	8
LOB	20









Batter	1	2	3	4	5	6	7	8	9	AB	R	H	RBI	BB	SO	LOB	TOP					
<b>Oddibe McDowell, L</b> (1, 8) OBP: 0.328, SLG: 0.339	2-1 1B		0-0 1B			0-0 SH3 1B	2-1 1B 2B		2-2 F7	5	2	4	1	0	0	1						
<b>Jeff Blausler, R</b> (1, 5) OBP: 0.321, SLG: 0.411	2-3 K		3-2 FC5-4 1B			1-0 SH3	1-2			3	0	2	1	0	1	1						
<b>Lonnie Smith, R</b> (1, 7) OBP: 0.427, SLG: 0.566	0-1 G5-3		1-0 FC5-4			1-2 L6	2-0 G3-1			4	0	0	0	0	0	3						
<b>Dale Murphy, R</b> (1, 9) OBP: 0.306, SLG: 0.369		1-1 E6 HR		0-0 G5-3		4-2 1B BB		3-2 G5-3		3	1	0	0	1	0	0						
<b>Darrell Evans, L</b> (1, 3) OBP: 0.293, SLG: 0.379	3-2 K			2-1 F7		1-2		3-3 K		4	1	2	3	0	1	0						
<b>Jim Acker, R</b> (8, 1) OBP: 0.143, SLG: 0.143		1-H HR				1-2 2-H 1B				0	0	0	0	0	0	0						
<b>Andres Thomas, R</b> (1, 6) OBP: 0.236, SLG: 0.330	3-2 1B		3-2 F6			0-0 L3		3-0 L8		4	0	1	0	0	0	2						
<b>Jody Davis, R</b> (1, 2) OBP: 0.244, SLG: 0.226	2-1 F7				2-3 K		2-0 1B 2B		4-0 FC2-6 BB	3	1	1	0	1	1	0	AB 34					
<b>29 John Smoltz, R</b> (9, PR) OBP: 0.207, SLG: 0.231										0	0	0	0	0	0	0	R 5					
<b>Bruce Benedict, R</b> (9, 2) OBP: 0.287, SLG: 0.224										0	0	0	0	0	0	0	H 11					
<b>Ed Romero, R</b> (1, 4) OBP: 0.260, SLG: 0.248	1-1 P3				0-0 F9		0-1 2B 1B		0-1 FC2-6	4	0	1	0	0	0	1	RBI 5					
<b>Tom Glavine, L</b> (1, 1) OBP: 0.175, SLG: 0.167						0-3 K			0-3 K	3	0	0	0	0	2	2	BB 2					
<b>Tommy Gregg, L</b> (8, 3) OBP: 0.286, SLG: 0.337										1	0	0	0	0	1	1	SO 6					
<b>Inning Stats</b>	R: 0 E: 0 K: 1 S: 7	H: 1 LOB: 0 BB: 0 P: 11	R: 2 E: 1 K: 0 S: 13	H: 2 LOB: 0 BB: 23 P: 23	R: 0 E: 0 K: 0 S: 6	H: 2 LOB: 1 BB: 0 P: 10	R: 0 E: 0 K: 0 S: 8	H: 0 LOB: 0 BB: 0 P: 13	R: 0 E: 0 K: 2 S: 7	H: 0 LOB: 0 BB: 0 P: 9	R: 1 E: 0 K: 0 S: 13	H: 2 LOB: 2 BB: 1 P: 20	R: 2 E: 0 K: 1 S: 12	H: 4 LOB: 1 BB: 0 P: 17	R: 0 E: 0 K: 1 S: 9	H: 0 LOB: 0 BB: 0 P: 18	R: 0 E: 0 K: 1 S: 8	H: 0 LOB: 1 BB: 1 P: 14	1B: 9 2B: 1 3B: 0 HR: 1	SF: 0 SAC: 1 DP: 0 HBP: 0	WP: 0 PB: 0 SB: 0 CS: 1	PA: 37
<b>PITCHER</b>	IP	WLS	BF	H	R	ER	SO	BB	IBB	HBP	BLK	WP	HR	S	P	ERA	WHIP					
<b>Bruce Hurst, L</b> (1, 1) ERA: 3.08	7.0	L	30	11	5	4	4	1	0	0	0	0	1	66	103	5.14	1.714					
<b>Greg Harris, R</b> (8, 1) ERA: 2.72	1.1		5	0	0	0	1	1	0	0	0	0	0	11	24	0.00	0.750					
<b>Mark Davis, L</b> (9, 1) ERA: 2.2	0.2		2	0	0	0	1	0	0	0	0	0	0	6	8	0.00	0.000					

Atlanta Braves @ San Diego Padres  
Jack Murphy Stadium, San Diego, CA  
Sat Aug 12 1989, 10:05 PM EDT  
Att: 21,657 - Unknown

AB 34  
R 5  
H 11  
RBI 5  
BB 2  
SO 6  
LOB 11



Batter	1	2	3	4	5	6	7	8	9	AB	R	H	RBI	BB	SO	LOB	BOTTOM				
<b>Bip Roberts, S</b> (1, 7) OBP: 0.396, SLG: 0.431	1-2 SH3-4 HBP		3-2 L4			0-1 F8		1-2 G4-3 1B		3	1	1	0	0	0	0					
<b>Roberto Alomar, S</b> (1, 4) OBP: 0.325, SLG: 0.325	0-0 SH3-4		1-2 F8			2-1 G6-3		1-0 G4-3		3	0	0	0	0	0	1					
<b>Tony Gwynn, L</b> (1, 8) OBP: 0.397, SLG: 0.434	2-0 F7			1-0 G6-3		0-2 G4-3		1-0 G4-3		4	0	0	0	0	0	2					
<b>Jack Clark, R</b> (1, 3) OBP: 0.406, SLG: 0.411	4-2 BB			4-0 BB		0-1 F7		0-0 1B		2	0	1	1	2	0	0					
<b>Chris James, R</b> (1, 9) OBP: 0.280, SLG: 0.366	1-0 L7			1-0 F7		3-2 HR		0-3 K		4	1	1	1	0	1	4					
<b>Mark Davis, L</b> (9, 1) ERA: 2.2										0	0	0	0	0	0	0					
<b>Garry Templeton, S</b> (1, 6) OBP: 0.286, SLG: 0.350		2-2 G6-3		0-0 L6		1-1 HR 1B		2-2 SH3-4 1B		4	1	2	0	0	0	1					
<b>Mike Pagliarulo, L</b> (1, 5) OBP: 0.287, SLG: 0.287		1-3 K			1-3 K		0-1 HR		0-0 SH3-4	2	0	0	0	0	2	0	AB 31				
<b>Luis Salazar, R</b> (7, PH) OBP: 0.299, SLG: 0.404									1-2 SH3-4	1	1	1	2	0	0	0	R 4				
<b>Mark Parent, R</b> (1, 2) OBP: 0.218, SLG: 0.347		1-0 G6-3			1-0 F8		2-2 G6-3		0-0 G5-3	4	0	0	0	0	0	1	H 6				
<b>Bruce Hurst, L</b> (1, 1) OBP: 0.148, SLG: 0.055										2	0	0	0	0	1	0	RBI 4				
<b>Carmelo Martinez, R</b> (7, PH) OBP: 0.302, SLG: 0.366										1	0	0	0	0	0	0	BB 2				
<b>Greg Harris, R</b> (8, 1) ERA: 2.72										0	0	0	0	0	0	0	SO 5				
<b>Marvell Wynne, L</b> (9, 9) OBP: 0.280, SLG: 0.353										1	0	0	0	0	1	1	LOB 10				
<b>Inning Stats</b>	R: 0 E: 0 K: 0 S: 9	H: 0 LOB: 2 BB: 1 P: 17	R: 0 E: 0 K: 1 S: 7	H: 0 LOB: 0 BB: 0 P: 11	R: 0 E: 0 K: 1 S: 9	H: 0 LOB: 0 BB: 0 P: 15	R: 0 E: 0 K: 0 S: 3	H: 0 LOB: 1 BB: 1 P: 9	R: 0 E: 0 K: 0 S: 7	H: 0 LOB: 0 BB: 0 P: 7	R: 3 E: 0 K: 0 S: 13	H: 3 LOB: 0 BB: 0 P: 21	R: 1 E: 0 K: 1 S: 9	H: 2 LOB: 1 BB: 0 P: 12	R: 0 E: 0 K: 1 S: 9	H: 1 LOB: 1 BB: 0 P: 12	1B: 4 2B: 0 3B: 0 HR: 2	SF: 0 SAC: 2 DP: 0 HBP: 1	WP: 0 PB: 0 SB: 0 CS: 0	PA: 36	
<b>PITCHER</b>	IP	WLS	BF	H	R	ER	SO	BB	IBB	HBP	BLK	WP	HR	S	P	ERA	WHIP				
<b>Tom Glavine, L</b> (1, 1) ERA: 3.41	7.0	W	27	3	3	3	3	2	0	1	0	0	0	53	89	3.86	0.714				
<b>Jim Acker, R</b> (8, 1) ERA: 2.71	2.0	S	9	3	1	1	2	0	0	0	0	0	0	18	24	4.50	1.500				

Atlanta Braves @ San Diego Padres  
Jack Murphy Stadium, San Diego, CA  
Sat Aug 12 1989, 10:05 PM EDT  
Att: 21,657 - Unknown

AB 31  
R 4  
H 6  
RBI 4  
BB 2  
SO 5  
LOB 10





Batter	1	2	3	4	5	6	7	8	9	AB R H RBI BB SO LOB	TOP															
<b>Bip Roberts, S</b> (1.5) OBP: 0.394, SLG: 0.427	1-1 L6		1-0 2H 1B			0-3 K		0-0 B2		4 0 1 1 0 1 0	<b>San Diego Padres @ New York Mets</b> Shea Stadium, Flushing, NY Tue Aug 15 1989, 7:05 PM EDT Att: 32,885 - Unknown <a href="http://livebaseballscorecards.com">livebaseballscorecards.com</a>															
<b>Roberto Alomar, S</b> (1.4) OBP: 0.322, SLG: 0.323	0-3 K		0-1 L7			0-2 F8		1-0 B1-3	4 0 0 0 0 1 1																	
<b>Tony Gwynn, L</b> (1.8) OBP: 0.396, SLG: 0.433	3-2 G4-3			1-0 CS 1B		0-0 G3-1		1-1 F9	4 0 1 0 0 0 0																	
<b>Jack Clark, R</b> (1.3) OBP: 0.402, SLG: 0.406 <b>Shawn Abner, R</b> (9.9) OBP: 0.190, SLG: 0.257		0-1 F8		0-2 P4		0-1 F8		2-1 G4-3	4 0 0 0 0 0 1 0 0 0 0 0 0 0																	
<b>Chris James, R</b> (1.9) OBP: 0.281, SLG: 0.374 <b>Marvell Wynne, L</b> (9.7) OBP: 0.280, SLG: 0.353		1-3 K		1-1 P4		2-0 HR			3 1 1 1 0 1 1 0 0 0 0 0 0 0																	
<b>Carmelo Martinez, R</b> (1.7) OBP: 0.362, SLG: 0.356		2-3 K		1 SAFE 2-0 CS	3-3 K	0-0 G6-4-3 1B			3 0 1 0 0 2 0																	
<b>Benito Santiago, R</b> (1.2) OBP: 0.272, SLG: 0.341			2-3 K		2-2 P4	2-0 G6-4-3 1-2			3 0 0 0 0 1 1																	
<b>Garry Templeton, S</b> (1.6) OBP: 0.289, SLG: 0.356			0-1 SH1-4 1B		1-2 2B		1-0 G4-3		3 1 2 0 0 0 0																	
<b>Ed Whitson, R</b> (1.1) OBP: 0.180, SLG: 0.190			0-0 SH1-4		0-3 K		1-0 F9		2 0 0 0 0 1 1																	
<b>Inning Stats</b>	R: 0 E: 0 K: 1 S: 11	H: 0 LOB: 0 BB: 0 P: 15	R: 0 E: 0 K: 2 S: 14	H: 0 LOB: 0 BB: 0 P: 17	R: 1 E: 0 K: 1 S: 11	H: 2 LOB: 1 BB: 0 P: 14	R: 0 E: 0 K: 0 S: 9	H: 1 LOB: 0 BB: 0 P: 13	R: 0 E: 0 K: 2 S: 16	H: 1 LOB: 1 BB: 0 P: 22		R: 0 E: 0 K: 1 S: 8	H: 0 LOB: 0 BB: 0 P: 8	R: 1 E: 0 K: 0 S: 5	H: 2 LOB: 0 BB: 0 P: 9	R: 0 E: 0 K: 0 S: 3	H: 0 LOB: 0 BB: 0 P: 5	R: 0 E: 0 K: 0 S: 5	H: 0 LOB: 0 BB: 0 P: 9	1B: 4 2B: 1 3B: 0 HR: 1	SF: 0 SAC: 1 DP: 1 HBP: 0	WP: 0 PB: 0 SB: 0 CS: 1	PA: 32			
<b>PITCHER</b>	IP WLS BF H R ER SO BB IBB HBP BLK WP HR S P ERA WHIP											<b>PITCHER</b>	IP WLS BF H R ER SO BB IBB HBP BLK WP HR S P ERA WHIP													
<b>Sid Fernandez, L</b> (1.1) ERA: 2.75	7.0	25	6	2	2	7	0	0	0	0	0	1	74	98	2.57	0.857										
<b>Jeff Musselman, L</b> (8.1) ERA: 6.04	2.0	W 6	0	0	0	0	0	0	0	0	0	0	8	14	0.00	0.000										

Batter	1	2	3	4	5	6	7	8	9	AB R H RBI BB SO LOB	BOTTOM														
<b>Juan Samuel, R</b> (1.8) OBP: 0.317, SLG: 0.374	1-0 S 1B		1-1 G3		1-1 L5			2-3 K		4 0 1 0 0 1 1	<b>San Diego Padres @ New York Mets</b> Shea Stadium, Flushing, NY Tue Aug 15 1989, 7:05 PM EDT Att: 32,885 - Unknown <a href="http://livebaseballscorecards.com">livebaseballscorecards.com</a>														
<b>Tim Lincecum, R</b> (1.4) OBP: 0.346, SLG: 0.318	0-3 K		2-2 G5-3			0-1 G4-3		1-1 G2-3	4 0 0 0 0 1 1																
<b>Howard Johnson, S</b> (1.5) OBP: 0.377, SLG: 0.593	1 SAFE 0-1 P3			2-0 G4-3 2B		0-2 HR		0-0 F9	4 1 2 1 0 0 1																
<b>Darryl Strawberry, L</b> (1.9) OBP: 0.324, SLG: 0.507	2-2 G4-3			0-1 G4-3		0-0 F8		1-2 P4	4 0 0 0 0 0 2																
<b>Kevin McReynolds, R</b> (1.7) OBP: 0.339, SLG: 0.454		2-2 G3 1B		1-1 G1-3		2-0 G4-3		1-0 HR	4 1 2 1 0 0 1																
<b>Keith Hernandez, L</b> (1.3) OBP: 0.337, SLG: 0.363 <b>Barry Lyons, R</b> (8.2) OBP: 0.295, SLG: 0.370		1-1 G3		1-0 L1-3		2-2 G6-3		0-1 2B 1B	3 0 0 0 0 0 2 1 1 1 0 0 0 0																
<b>Mackey Sasser, L</b> (1.2) OBP: 0.306, SLG: 0.393 <b>Keith Miller, R</b> (7. PR) OBP: 0.253, SLG: 0.293		0-0 1B			0-1 SH2-4 1B		0-1 1B	1-3 K	3 0 3 0 0 0 0 1 0 0 0 0 1 1																
<b>Kevin Elster, R</b> (1.6) OBP: 0.289, SLG: 0.351		0-0 B1-3			1-3 K		1 SAFE 2-2 P3	0-1 2B	4 0 1 1 0 1 3																
<b>Sid Fernandez, L</b> (1.1) OBP: 0.216, SLG: 0.224 <b>Dave Magadan, L</b> (7. PH) OBP: 0.362, SLG: 0.397 <b>Jeff Musselman, L</b> (8.1)			0-0 F7		1 SAFE 0-1 SH2-4		1-0 F7		1 0 0 0 0 0 0 1 0 0 0 0 0 1 0 0 0 0 0 0 0																
<b>Inning Stats</b>	R: 0 E: 0 K: 1 S: 11	H: 1 LOB: 1 BB: 0 P: 14	R: 0 E: 0 K: 0 S: 7	H: 2 LOB: 1 BB: 0 P: 10	R: 0 E: 0 K: 0 S: 6	H: 0 LOB: 0 BB: 0 P: 9	R: 0 E: 0 K: 0 S: 6	H: 1 LOB: 1 BB: 0 P: 10	R: 0 E: 0 K: 1 S: 9	H: 1 LOB: 1 BB: 0 P: 11		R: 1 E: 0 K: 0 S: 7	H: 1 LOB: 0 BB: 0 P: 9	R: 0 E: 0 K: 0 S: 10	H: 1 LOB: 1 BB: 0 P: 15	R: 0 E: 0 K: 1 S: 6	H: 0 LOB: 0 BB: 0 P: 9	R: 2 E: 0 K: 1 S: 14	H: 3 LOB: 1 BB: 0 P: 17	1B: 6 2B: 2 3B: 0 HR: 2	SF: 0 SAC: 1 DP: 0 HBP: 0	WP: 0 PB: 0 SB: 1 CS: 0	PA: 35		
<b>PITCHER</b>	IP WLS BF H R ER SO BB IBB HBP BLK WP HR S P ERA WHIP											<b>PITCHER</b>	IP WLS BF H R ER SO BB IBB HBP BLK WP HR S P ERA WHIP												
<b>Ed Whitson, R</b> (1.1) ERA: 2.72	8.2	L 35	10	3	3	4	0	0	0	0	2	76	104	3.12	1.154										





Batter	1	2	3	4	5	6	7	8	9	AB	R	H	RBI	BB	SO	LOB	TOP			
<b>Bip Roberts, S</b> OBP: 0.391, SLG: 0.429 (1, 7)	G4-3		G4-3		F7			1B 2B		4	1	1	0	0	0	1				
<b>Roberto Alomar, S</b> OBP: 0.326, SLG: 0.325 (1, 4)	2B L7-2 BB		L6-3 1B			B2-3		2B 1B		3	0	2	1	1	0	0				
<b>Tony Gwynn, L</b> OBP: 0.397, SLG: 0.438 (1, 8)	1-3 2B		L6-3			F9		1-3 2B		4	0	2	0	0	0	1				
<b>Jack Clark, R</b> OBP: 0.398, SLG: 0.401 (1, 3)	L7-2					G5-3		P3		4	0	0	0	0	1	4				
<b>Chris James, R</b> OBP: 0.278, SLG: 0.370 <b>Dan Murphy, R</b> (8, 1)			P4					F7 P1		4	0	0	0	0	0	2				
<b>Mike Pagliarulo, L</b> OBP: 0.283, SLG: 0.283 (1, 5)			P4		G4-3					4	0	0	0	0	1	0				
<b>Benito Santiago, R</b> OBP: 0.275, SLG: 0.343 (1, 2)			1B S 1B			G6-3		F7 G6-4-3 1B		4	0	2	0	0	0	0				
<b>Garry Templeton, S</b> OBP: 0.291, SLG: 0.360 (1, 6)			1-3 1B					G1-3 G6-4-3		4	0	2	0	0	0	1				
<b>Dennis Rasmussen, L</b> OBP: 0.200, SLG: 0.224 <b>Tim Flannery, L</b> OBP: 0.305, SLG: 0.284 <b>Don Schulte, R</b> (5, 1) <b>Luis Salazar, R</b> OBP: 0.302, SLG: 0.420 (8, 9)			G4-3			L9				1	0	0	0	0	0	2				
<b>Inning Stats</b>	R: 0 E: 0 K: 0 S: 6	H: 1 LOB: 1 BB: 1 P: 11	R: 0 E: 0 K: 0 S: 10	H: 2 LOB: 2 BB: 0 P: 14	R: 0 E: 0 K: 0 S: 11	H: 1 LOB: 0 BB: 0 P: 15	R: 0 E: 0 K: 1 S: 9	H: 0 LOB: 0 BB: 0 P: 10	R: 0 E: 0 K: 0 S: 6	H: 0 LOB: 0 BB: 0 P: 10	R: 0 E: 0 K: 1 S: 8	H: 0 LOB: 0 BB: 0 P: 12	R: 2 E: 0 K: 0 S: 11	H: 4 LOB: 2 BB: 0 P: 15	R: 0 E: 0 K: 0 S: 6	H: 1 LOB: 0 BB: 0 P: 9	1B: 5 2B: 6 3B: 0 HR: 1	SF: 0 SAC: 0 DP: 3 HBP: 0	WP: 0 PB: 0 SB: 1 CS: 0	PA: 35
<b>PITCHER</b>	IP	WLS	BF	H	R	ER	SO	BB	IBB	HBP	BLK	WP	HR	S	P	ERA	WHIP			
<b>Ron Darling, R</b> ERA: 3.61 <b>Don Aase, R</b> ERA: 3.33	7.1	W	30	9	2	2	2	1	0	0	0	0	1	65	91	2.46	1.364			
	1.2	S	5	1	0	0	0	0	0	0	0	0	0	8	13	0.00	0.600			

San Diego Padres @ New York Mets  
Shea Stadium, Flushing, NY  
Wed Aug 16 1989, 7:05 PM EDT  
Att: 36,768 - Unknown - 85 F

AB	34
R	2
H	10
RBI	2
BB	1
SO	2
LOB	12



Batter	1	2	3	4	5	6	7	8	9	AB	R	H	RBI	BB	SO	LOB	BOTTOM			
<b>Keith Miller, R</b> OBP: 0.241, SLG: 0.278 (1, 4)	K		E3 2B		G5-3			L8		4	1	0	0	0	1	0				
<b>Juan Samuel, R</b> OBP: 0.315, SLG: 0.376 (1, 8)	E S WP BB		1B SF9 2B		K			K		3	2	1	1	1	2	0				
<b>Howard Johnson, S</b> OBP: 0.380, SLG: 0.600 (1, 5)	1-3 1B BB		2-3 1B					K HR		3	2	2	1	1	1	0				
<b>Darryl Strawberry, L</b> OBP: 0.326, SLG: 0.525 (1, 9)	K		SF9					K HR		3	2	2	3	0	1	2				
<b>Kevin McReynolds, R</b> OBP: 0.338, SLG: 0.452 (1, 7)	1-3 1B		L7		K			F8		4	0	1	1	0	1	1				
<b>Dave Magadan, L</b> OBP: 0.384, SLG: 0.397 (1, 3)	L8		G4-3					K BB		3	0	1	0	1	0	2				
<b>Gary Carter, R</b> OBP: 0.229, SLG: 0.241 (1, 2)			G5-3		L1-4-3			F9		4	0	0	0	0	2	2				
<b>Kevin Elster, R</b> OBP: 0.289, SLG: 0.353 (1, 6)			F9		F8			F7		4	0	1	0	0	1	1				
<b>Ron Darling, R</b> OBP: 0.161, SLG: 0.273 <b>Don Aase, R</b> (8, 1)			F9		P2			G6-3		3	0	0	0	0	1	0				
<b>Inning Stats</b>	R: 2 E: 0 K: 2 S: 18	H: 1 LOB: 1 BB: 2 P: 30	R: 0 E: 0 K: 0 S: 9	H: 0 LOB: 0 BB: 0 P: 13	R: 2 E: 1 K: 0 S: 14	H: 2 LOB: 1 BB: 0 P: 18	R: 0 E: 0 K: 0 S: 6	H: 0 LOB: 0 BB: 0 P: 11	R: 2 E: 0 K: 2 S: 12	H: 2 LOB: 1 BB: 0 P: 24	R: 0 E: 0 K: 2 S: 11	H: 0 LOB: 0 BB: 0 P: 13	R: 1 E: 0 K: 0 S: 13	H: 1 LOB: 1 BB: 1 P: 23	1B: 3 2B: 2 3B: 0 HR: 3	SF: 1 SAC: 0 DP: 1 HBP: 0	WP: 1 PB: 0 SB: 2 CS: 0	PA: 35		
<b>PITCHER</b>	IP	WLS	BF	H	R	ER	SO	BB	IBB	HBP	BLK	WP	HR	S	P	ERA	WHIP			
<b>Dennis Rasmussen, L</b> ERA: 4.25 <b>Don Schulte, R</b> ERA: 4.66 <b>Dan Murphy, R</b> ERA: 4.5	4.0	L	18	3	4	3	2	2	0	0	0	0	2	34	51	6.00	1.333			
	1.0		5	1	1	1	0	1	0	0	0	0	1	13	23	9.00	2.000			

San Diego Padres @ New York Mets  
Shea Stadium, Flushing, NY  
Wed Aug 16 1989, 7:05 PM EDT  
Att: 36,768 - Unknown - 85 F

AB	31
R	7
H	8
RBI	6
BB	3
SO	6
LOB	9





Batter	1	2	3	4	5	6	7	8	9	AB	R	H	RBI	BB	SO	LOB	TOP							
<b>Roberto Alomar, S</b> (1,4) OBP: 0.330, SLG: 0.330	1-2 1B 1B	0-0 E 1B		0-2 6-3 F8 1B		3-2 L9			2-2 FC4-6 1B 1B	5	2	4	0	0	0	0								
<b>Gary Templeton, S</b> (1,6) OBP: 0.295, SLG: 0.363	1-1 1B 2B	0-1 G1-6-3 1B		1-0 F8			0-1 G4-3		0-0 FC4-6 1B	5	1	3	1	0	0	1								
<b>Tony Gwynn, L</b> (1,8) OBP: 0.395, SLG: 0.435	0-0 2B G6-3 1B	1-1 G1-6-3		2-2 6-3			1-1 G3-1		2-3 K	5	1	1	1	0	1	5								
<b>Chris James, R</b> (1,9) OBP: 0.279, SLG: 0.373	1-1 G6-3 1B 2B			0-1 L9			0-1 1B		0-0 FC4-6	5	1	2	2	0	1	3								
<b>Carmelo Martinez, R</b> (1,3) OBP: 0.304, SLG: 0.354	0-0 G6-3			1-1 FC6-4 1B 1B		4-2 G5-6-3 BB		3-1 G6-3	4	0	1	1	1	0	4									
<b>Luis Salazar, R</b> (1,7) OBP: 0.305, SLG: 0.421	1-2 1B			2-2 FC6-4 1B		1-1 G5-6-3		0-2 P3	4	0	2	1	0	0	1									
<b>Mike Pagliarulo, L</b> (1,5) OBP: 0.260, SLG: 0.279	2-2 F9			1-0 FC6-4 BB		3-1 L9		1-1 F7	4	0	0	0	0	0	3									
<b>Mark Parent, R</b> (1,2) OBP: 0.219, SLG: 0.339	1-1 L6			4-2 1-2 BB		0-0 G6-3		1-0 6-3	3	0	0	0	1	0	1									
<b>Bruce Hurst, L</b> (1,1) OBP: 0.169, SLG: 0.053		4-2 1B 1B BB		0-3 K		2-3 K		4-2 1B 1B FC4-6 BB	2	1	0	0	2	2	3									
<b>Inning Stats</b>	R: 4 H: 5 E: 0 K: 0 S: 18	H: 5 LOB: 1 BB: 0 P: 25	R: 1 H: 2 E: 1 K: 0 S: 8	H: 2 LOB: 0 BB: 1 P: 13	R: 0 H: 2 E: 0 K: 1 S: 13	H: 2 LOB: 3 BB: 1 P: 21	R: 0 H: 1 E: 0 K: 1 S: 11	H: 1 LOB: 0 BB: 0 P: 16	R: 0 H: 0 E: 0 K: 0 S: 6	H: 0 LOB: 0 BB: 1 P: 14	R: 0 H: 0 E: 0 K: 0 S: 9	H: 0 LOB: 0 BB: 0 P: 14	R: 0 H: 1 E: 0 K: 0 S: 8	H: 1 LOB: 1 BB: 0 P: 12	R: 0 H: 0 E: 0 K: 0 S: 6	H: 0 LOB: 0 BB: 0 P: 8	R: 1 H: 2 E: 0 K: 1 S: 13	H: 2 LOB: 2 BB: 1 P: 22	1B: 12 2B: 1 3B: 0 HR: 0	SF: 0 SAC: 0 DP: 2 HBP: 0	WP: 0 PB: 0 SB: 0 CS: 0	PA: 41		
<b>PITCHER</b>	IP	WLS	BF	H	R	ER	SO	BB	IBB	HBP	BLK	WP	HR	S	P	ERA	WHIP							
<b>Frank Viola, L</b> (1,1) ERA: 3.69	6.0	L	28	10	5	4	3	3	0	0	0	0	0	65	103	6.00	2.167							
<b>Jeff Innis, R</b> (7,1) ERA: 2.53	2.0		7	1	0	0	0	0	0	0	0	0	0	14	20	0.00	0.500							
<b>Randy Myers, L</b> (9,1) ERA: 1.77	1.0		6	2	1	1	1	1	0	0	0	0	0	13	22	9.00	3.000							

San Diego Padres @ New York Mets  
Shea Stadium, Flushing, NY  
Thu Aug 17 1989, 3:33 AM EDT  
Att: 40,406 - Sunny

AB	37
R	6
H	13
RBI	6
BB	4
SO	4
LOB	21



Batter	1	2	3	4	5	6	7	8	9	AB	R	H	RBI	BB	SO	LOB	BOTTOM							
<b>Gregg Jefferies, S</b> (1,4) OBP: 0.284, SLG: 0.331	1-1 2B G3 1B	2-1 L8		0-2 FC4-6 E 1-2 2-3		0-1 FC5-4 1B			1-1 L9	5	1	2	0	0	0	3								
<b>Juan Samuel, R</b> (1,8) OBP: 0.315, SLG: 0.371	0-3 K	2-3 K		1-1 E5		0-0 FC5-4			3-2 L3	5	0	0	0	0	2	4								
<b>Howard Johnson, S</b> (1,5) OBP: 0.383, SLG: 0.603	1-0 G3 1-3 2B			1-0 G4-6-3 1B		1-2 P3			0-0 5-3	5	0	3	0	0	0	2								
<b>Darryl Strawberry, L</b> (1,9) OBP: 0.325, SLG: 0.522	3-1 G3			0-0 G4-6-3 1-2		1-2 1B			0-0 F7	4	0	1	1	0	0	3								
<b>Kevin McReynolds, R</b> (1,7) OBP: 0.363, SLG: 0.456	4-2 BB BB			1-0 P3		1-1 F9			2-1 F9	3	0	1	0	1	0	2								
<b>Tim Lincecum, R</b> (1,3) OBP: 0.347, SLG: 0.312	4-2 BB			1-0 F7		1-1 F8			2-2 FC6-4	3	0	0	0	1	0	3								
<b>Barry Lyons, R</b> (1,2) OBP: 0.288, SLG: 0.361	0-1 F7			2-2 4-3		1-3 K			0-2 F9	4	0	0	0	0	1	4								
<b>Kevin Elster, R</b> (1,6) OBP: 0.291, SLG: 0.358		0-1 SH1-4 1B		0-2 FC4-6 E 2B		1-1 6-3			0-1 5-3	4	1	2	0	0	0	0								
<b>Frank Viola, L</b> (1,1)		0-2 SH1-4		0-0 E6		2-2 F7			2-1 6-3	1	0	0	0	0	0	1								
<b>Dave Magadan, L</b> (6,PH) OBP: 0.363, SLG: 0.395										1	0	0	0	0	0	0								
<b>Jeff Innis, R</b> (7,1)										0	0	0	0	0	0	0								
<b>Mark Carreon, R</b> (8,PH) OBP: 0.333, SLG: 0.500										1	0	0	0	0	0	0								
<b>Randy Myers, L</b> (9,1)										0	0	0	0	0	0	0								
<b>Inning Stats</b>	R: 1 H: 2 E: 0 K: 1 S: 14	H: 2 LOB: 3 BB: 2 P: 27	R: 0 H: 1 E: 0 K: 1 S: 10	H: 1 LOB: 1 BB: 0 P: 14	R: 0 H: 2 E: 0 K: 0 S: 4	H: 2 LOB: 1 BB: 0 P: 7	R: 0 H: 1 E: 2 K: 0 S: 17	H: 1 LOB: 2 BB: 0 P: 20	R: 0 H: 1 E: 0 K: 0 S: 10	H: 1 LOB: 1 BB: 0 P: 14	R: 0 H: 1 E: 0 K: 0 S: 11	H: 1 LOB: 1 BB: 0 P: 14	R: 0 H: 1 E: 0 K: 0 S: 10	H: 1 LOB: 1 BB: 0 P: 15	R: 0 H: 0 E: 0 K: 0 S: 7	H: 0 LOB: 0 BB: 0 P: 9	R: 0 H: 0 E: 0 K: 0 S: 7	H: 0 LOB: 0 BB: 0 P: 11	1B: 6 2B: 2 3B: 1 HR: 0	SF: 0 SAC: 1 DP: 1 HBP: 0	WP: 0 PB: 0 SB: 0 CS: 0	PA: 39		
<b>PITCHER</b>	IP	WLS	BF	H	R	ER	SO	BB	IBB	HBP	BLK	WP	HR	S	P	ERA	WHIP							
<b>Bruce Hurst, L</b> (1,1) ERA: 2.98	9.0	W	39	9	2	1	3	2	0	0	0	0	0	90	131	1.00	1.222							

San Diego Padres @ New York Mets  
Shea Stadium, Flushing, NY  
Thu Aug 17 1989, 3:33 AM EDT  
Att: 40,406 - Sunny

AB	36
R	2
H	9
RBI	1
BB	2
SO	3
LOB	22





Batter	1	2	3	4	5	6	7	8	9	AB	R	H	RBI	BB	SO	LOB	TOP					
<b>Roberto Alomar, S</b> OBP: 0.328, SLG: 0.327 (1,4)	G3		K		G4-6-3			K		4	0	0	0	0	2	1	<b>San Diego Padres @ Montreal Expos</b> Olympic Stadium, Montreal, QB Fri Aug 18 1989, 7:05 PM EDT Att: 20,807 - Unknown					
<b>Gary Templeton, S</b> OBP: 0.295, SLG: 0.365 (1,6)	WP 2B		G3				K	G4-3		4	0	1	0	0	1	0						
<b>Tony Gwynn, L</b> OBP: 0.396, SLG: 0.435 (1,8)	K						G6-4-3 1B	G6-3		3	0	1	0	1	1	1						
<b>Jack Clark, R</b> OBP: 0.397, SLG: 0.408 (1,3)	G5-3		G6-3				G6-4-3	HR		4	1	1	1	0	0	3						
<b>Chris James, R</b> OBP: 0.279, SLG: 0.380 (1,9)		HR					G5-3	F8		4	1	1	1	0	1	0						
<b>Luis Salazar, R</b> OBP: 0.300, SLG: 0.414 (1,7)	K G5-3		K				F4	F8		4	0	0	0	0	2	0						
<b>Mike Pagliarulo, L</b> OBP: 0.261, SLG: 0.279 (1,5)	G5-3		G6-3				1B			3	0	1	0	0	0	1						
<b>Benito Santiago, R</b> OBP: 0.272, SLG: 0.340 (1,2)	F6				G6-3		G5-3			3	0	0	0	0	0	2						
<b>Andy Benes, R</b> OBP: 0.250, SLG: 0.250 <b>Pat Clements, R</b> (7,1)	G4-3							G3		2	0	1	0	0	0	1						
<b>Tim Flannery, L</b> OBP: 0.302, SLG: 0.282 <b>Mark Grant, R</b> OBP: 0.286, SLG: 0.091 (8, PH) (8,1)					G4-6-3 1B					0	0	0	0	0	0	0						
<b>Inning Stats</b>	R: 0 E: 0 K: 1 S: 8	H: 1 LOB: 1 BB: 0 P: 13	R: 1 E: 0 K: 1 S: 13	H: 1 LOB: 1 BB: 0 P: 20	R: 0 E: 0 K: 1 S: 10	H: 0 LOB: 1 BB: 1 P: 14	R: 0 E: 0 K: 2 S: 10	H: 0 LOB: 0 BB: 0 P: 14	R: 0 E: 0 K: 1 S: 4	H: 1 LOB: 0 BB: 0 P: 6	R: 0 E: 0 K: 1 S: 8	H: 1 LOB: 0 BB: 0 P: 12	R: 0 E: 0 K: 0 S: 9	H: 1 LOB: 1 BB: 0 P: 13	R: 0 E: 0 K: 1 S: 8	H: 0 LOB: 0 BB: 0 P: 10	R: 1 E: 0 K: 0 S: 9	H: 1 LOB: 0 BB: 0 P: 10	1B: 3 2B: 1 3B: 0 HR: 2	SF: 0 SAC: 0 DP: 2 HBP: 0	WP: 2 PB: 0 SB: 0 CS: 0	PA: 33
<b>PITCHER</b> <b>Pascual Perez, R</b> ERA: 3.68 (1,1)	IP: 9.0 WLS: W BF: 33 H: 6 R: 2 ER: 2 SO: 7 BB: 1 IBB: 0 HBP: 0 BLK: 0 WP: 2 HR: 2 S: 79 P: 112 ERA: 2.00 WHIP: 0.778															<b>PITCHER</b> IP: WLS: BF: H: R: ER: SO: BB: IBB: HBP: BLK: WP: HR: S: P: ERA: WHIP:						

AB	32
R	2
H	6
RBI	2
BB	1
SO	7
LOB	9



Batter	1	2	3	4	5	6	7	8	9	AB	R	H	RBI	BB	SO	LOB	BOTTOM			
<b>Dave Martinez, L</b> OBP: 0.328, SLG: 0.394 (1,8)	G4-3		K				G3			4	1	1	0	0	1	1	<b>San Diego Padres @ Montreal Expos</b> Olympic Stadium, Montreal, QB Fri Aug 18 1989, 7:05 PM EDT Att: 20,807 - Unknown			
<b>Tom Foley, L</b> OBP: 0.309, SLG: 0.353 (1,4)	F9				F8		F8			4	0	1	1	0	0	1				
<b>Andres Galarraga, R</b> OBP: 0.337, SLG: 0.428 (1,3)	K				F8		F8			4	0	0	0	0	2	1				
<b>Tim Raines, S</b> OBP: 0.405, SLG: 0.458 (1,7)		F7						K		4	1	2	1	0	1	0				
<b>Tim Wallach, R</b> OBP: 0.341, SLG: 0.424 (1,5)		K			F9		K	HR		4	1	1	1	0	2	1				
<b>Larry Walker, L</b> OBP: 0.700, SLG: 0.500 (1,9)		BLK 1B					K	HR		3	1	1	0	1	1	0				
<b>Nelson Santovenia, R</b> OBP: 0.327, SLG: 0.396 (1,2)	G5-3				P3		F7			3	0	0	0	0	0	2				
<b>Spike Owen, S</b> OBP: 0.373, SLG: 0.356 (1,6)			K					G3 SH3-4 HBP		2	1	1	1	0	1	0				
<b>Pascual Perez, R</b> OBP: 0.195, SLG: 0.231 (1,1)			K		SH1-3		SH3-4			1	0	0	1	0	1	0				
<b>Inning Stats</b>	R: 0 E: 0 K: 1 S: 9	H: 0 LOB: 0 BB: 0 P: 11	R: 0 E: 0 K: 1 S: 7	H: 1 LOB: 1 BB: 0 P: 9	R: 0 E: 0 K: 3 S: 9	H: 0 LOB: 0 BB: 0 P: 14	R: 0 E: 0 K: 0 S: 9	H: 1 LOB: 1 BB: 0 P: 14	R: 3 E: 0 K: 0 S: 12	H: 3 LOB: 1 BB: 1 P: 21	R: 1 E: 0 K: 2 S: 10	H: 1 LOB: 0 BB: 0 P: 17	R: 0 E: 0 K: 0 S: 11	H: 0 LOB: 1 BB: 0 P: 17	R: 1 E: 0 K: 2 S: 11	H: 1 LOB: 0 BB: 0 P: 15		1B: 4 2B: 0 3B: 1 HR: 2	SF: 0 SAC: 2 DP: 0 HBP: 1	WP: 0 PB: 0 SB: 0 CS: 0
<b>PITCHER</b> <b>Andy Benes, R</b> ERA: 7.3 <b>Pat Clements, L</b> ERA: 3.07 <b>Mark Grant, R</b> ERA: 2.91 (1,1) (7,1) (8,1)	IP: 6.1 WLS: L BF: 27 H: 6 R: 4 ER: 4 SO: 7 BB: 1 IBB: 0 HBP: 1 BLK: 2 WP: 0 HR: 1 S: 59 P: 91 ERA: 5.68 WHIP: 1.105															<b>PITCHER</b> IP: WLS: BF: H: R: ER: SO: BB: IBB: HBP: BLK: WP: HR: S: P: ERA: WHIP:				

AB	29
R	5
H	7
RBI	5
BB	1
SO	9
LOB	6









Batter	1	2	3	4	5	6	7	8	9	AB	R	H	RBI	BB	SO	LOB	TOP										
<b>Bip Roberts, S</b> OBP: 0.395, SLG: 0.436	F8		1B G3		SH1-3			SH5-3 HR		3	2	2	0	1	0	0	<b>San Diego Padres @ Montreal Expos</b> Olympic Stadium, Montreal, QB Sun Aug 20 1989, 7:05 PM EDT Att: 39,377 - Unknown										
<b>Roberto Alomar, S</b> OBP: 0.328, SLG: 0.332	1B		G3		G4-3			SH5-3	G4-3	4	1	2	0	0	0	2											
<b>Tony Gwynn, L</b> OBP: 0.395, SLG: 0.432	2B		G3		L7			HR		3	1	1	2	1	0	2											
<b>Jack Clark, R</b> OBP: 0.392, SLG: 0.410	L7		F7			G5-3		HR		4	1	1	3	0	0	2											
<b>Chris James, R</b> OBP: 0.276, SLG: 0.375	P3		P3			F8		FC6-4 1B		4	0	1	0	0	0	2											
<b>Manvell Wynne, L</b> OBP: 0.279, SLG: 0.351					G1-3			FC6-4 1B		4	0	1	0	0	0	1											
<b>Mike Pagliarulo, L</b> OBP: 0.297, SLG: 0.285					G1			G4-3		4	0	0	0	0	2	2											
<b>Mark Parent, R</b> OBP: 0.213, SLG: 0.328					G1-3			G5-3		4	0	0	0	0	0	1											
<b>Ed Whitson, R</b> OBP: 0.188, SLG: 0.183 <b>Mark Davis, L</b> (7, 1)					G1-3			G3		2	0	0	0	1	1	1											
<b>Inning Stats</b>	R: 1 E: 0 K: 0 S: 8	H: 2 LOB: 1 BB: 0 P: 10	R: 0 E: 0 K: 1 S: 7	H: 1 LOB: 1 BB: 0 P: 8	R: 1 E: 0 K: 0 S: 9	H: 2 LOB: 1 BB: 0 P: 15	R: 0 E: 0 K: 0 S: 7	H: 0 LOB: 0 BB: 0 P: 9	R: 0 E: 0 K: 0 S: 7	H: 0 LOB: 0 BB: 1 P: 9	R: 0 E: 0 K: 2 S: 9	H: 0 LOB: 0 BB: 0 P: 12	R: 3 E: 0 K: 0 S: 15	H: 3 LOB: 1 BB: 1 P: 21	R: 0 E: 0 K: 0 S: 6	H: 0 LOB: 1 BB: 1 P: 10	1B: 5 2B: 2 3B: 0 HR: 1	SF: 0 SAC: 2 DP: 0 HBP: 0	WP: 0 PB: 0 SB: 3 CS: 0	PA: 38							
<b>PITCHER</b>	IP	WLS	BF	H	R	ER	SO	BB	IBB	HBP	BLK	WP	HR	S	P	ERA	WHIP										
<b>Bryn Smith, R</b> ERA: 2.56	(1, 1)	7.0	L	27	5	2	2	3	1	0	0	0	0	55	77	2.57	0.857										
<b>Zane Smith, L</b> ERA: 3.55	(8, 1)	1.0		7	3	3	3	0	1	0	0	0	1	15	21	27.00	4.000										
<b>Rich Thompson, R</b> ERA:	(9, 1)	1.0		4	0	0	0	0	1	0	0	0	0	6	10	0.00	1.000										

AB 33  
R 5  
H 8  
RBI 5  
BB 3  
SO 3  
LOB 13



Batter	1	2	3	4	5	6	7	8	9	AB	R	H	RBI	BB	SO	LOB	BOTTOM											
<b>Dave Martinez, L</b> OBP: 0.324, SLG: 0.388	P5		G4-3			G1-3		1B G6-3		3	0	0	0	0	0	1	<b>San Diego Padres @ Montreal Expos</b> Olympic Stadium, Montreal, QB Sun Aug 20 1989, 7:05 PM EDT Att: 39,377 - Unknown											
<b>Otis Nixon, S</b> OBP: 0.307, SLG: 0.265								BB		0	1	0	0	1	0	0												
<b>Tom Foley, L</b> OBP: 0.304, SLG: 0.346	G3				F9	P3		WP 1B		3	0	0	0	0	0	0												
<b>Damaso Garcia, R</b> OBP: 0.327, SLG: 0.392					G3-1	K		G6-3		1	0	1	0	0	0	0												
<b>Andres Galarraga, R</b> OBP: 0.333, SLG: 0.421	L9							1-2 3-H		4	0	0	1	0	1	1												
<b>Tim Raines, S</b> OBP: 0.407, SLG: 0.461		F7			K		G4-3 2B	K		4	1	1	0	0	2	1												
<b>Tim Wallach, R</b> OBP: 0.339, SLG: 0.427		F9			G5-3 1B		K	K		4	0	1	0	0	2	2												
<b>Larry Walker, L</b> OBP: 0.556, SLG: 0.429					G5-3	G4-3		G4-3		4	0	0	0	0	1	2												
<b>Mike Fitzgerald, R</b> OBP: 0.342, SLG: 0.417					G4-3	K		FC5-4 1B		4	0	2	1	0	1	1												
<b>Spike Owen, S</b> OBP: 0.377, SLG: 0.357					SH3-4 1B	FC6-4 BB		FC4-6 BB		2	0	1	0	2	0	1												
<b>Bryn Smith, R</b> OBP: 0.167, SLG: 0.102	(1, 1)				SH3-4	FC6-4		K		1	0	0	0	0	0	2												
<b>Wallace Johnson, S</b> OBP: 0.279, SLG: 0.329	(7, PH)									1	0	0	0	0	0	2												
<b>Zane Smith, L</b> OBP: 0.203, SLG: 0.233	(8, 1)									0	0	0	0	0	0	0												
<b>Rich Thompson, R</b> ERA:	(9, 1)									0	0	0	0	0	0	0												
<b>Nelson Santovenia, R</b> OBP: 0.325, SLG: 0.394	(9, PH)				1-2					1	0	0	0	0	1	1												
<b>Inning Stats</b>	R: 0 E: 0 K: 0 S: 3	H: 0 LOB: 0 BB: 0 P: 5	R: 0 E: 0 K: 1 S: 11	H: 0 LOB: 0 BB: 0 P: 14	R: 0 E: 0 K: 0 S: 7	H: 1 LOB: 1 BB: 0 P: 8	R: 0 E: 0 K: 1 S: 8	H: 0 LOB: 0 BB: 0 P: 13	R: 0 E: 0 K: 1 S: 13	H: 1 LOB: 2 BB: 1 P: 21	R: 0 E: 0 K: 1 S: 8	H: 0 LOB: 0 BB: 0 P: 10	R: 1 E: 0 K: 1 S: 10	H: 2 LOB: 2 BB: 1 P: 18	R: 1 E: 0 K: 2 S: 11	H: 1 LOB: 1 BB: 1 P: 20	R: 0 E: 0 K: 1 S: 12	H: 1 LOB: 1 BB: 0 P: 18	1B: 5 2B: 1 3B: 0 HR: 0	SF: 0 SAC: 1 DP: 0 HBP: 0	WP: 1 PB: 0 SB: 1 CS: 0	PA: 36						
<b>PITCHER</b>	IP	WLS	BF	H	R	ER	SO	BB	IBB	HBP	BLK	WP	HR	S	P	ERA	WHIP											
<b>Ed Whitson, R</b> ERA: 2.67	(1, 1)	6.2	W	26	4	1	1	5	2	0	0	0	0	58	87	1.35	0.900											
<b>Mark Davis, L</b> ERA: 2.23	(7, 1)	2.1	S	10	2	1	1	3	1	0	0	0	1	0	25	40	3.86	1.286										





Batter	1	2	3	4	5	6	7	8	9	AB	R	H	RBI	BB	SO	LOB	TOP										
<b>Bip Roberts, S</b> OBP: 0.391, SLG: 0.444 (1, 7)	F8	HR		F6		G3			G6-3	5	1	1	2	0	0	2	<b>San Diego Padres @ Philadelphia Phillies</b> Veterans Stadium, Philadelphia, PA Mon Aug 21 1989, 7:05 PM EDT Att: 17,467 - Unknown										
<b>Roberto Alomar, S</b> OBP: 0.325, SLG: 0.329 (1, 4)	G6-3	F9		FC4-6		G4-3			G4-3	5	0	0	0	0	0	2											
<b>Tony Gwynn, L</b> OBP: 0.394, SLG: 0.435 (1, 8)	G6-3			G5-3		G6-4-3			F8	4	1	1	0	0	0	0											
<b>Jack Clark, R</b> OBP: 0.393, SLG: 0.412 (1, 3)		WP		P4		G6-4-3			K	3	1	1	0	1	1	0											
<b>Chris James, R</b> OBP: 0.278, SLG: 0.377 (1, 9)		WP		E		G6-4-3			F8	3	2	1	0	1	0	1											
<b>Gary Templeton, S</b> OBP: 0.294, SLG: 0.368 (1, 6)		1B		E5		G1-3			K	4	1	1	2	0	1	1											
<b>Benito Santiago, R</b> OBP: 0.275, SLG: 0.353 (1, 2)		K		F8					F7	4	1	1	1	0	1	2											
<b>Luis Salazar, R</b> OBP: 0.304, SLG: 0.415 (1, 5)		SH1		K		F8			F7	4	1	2	1	0	1	0											
<b>Dennis Rasmussen, L</b> OBP: 0.226, SLG: 0.269 (1, 1)		SH1		FC4-6		WP			F7	3	0	2	0	0	0	0											
<b>Inning Stats</b>	R: 0 E: 0 K: 0 S: 7	H: 0 LOB: 0 BB: 0 P: 8	R: 5 E: 0 K: 1 S: 18	H: 4 LOB: 0 BB: 1 P: 30	R: 1 E: 1 K: 0 S: 9	H: 1 LOB: 1 BB: 0 P: 18	R: 0 E: 0 K: 1 S: 8	H: 1 LOB: 1 BB: 0 P: 10	R: 1 E: 0 K: 0 S: 8	H: 1 LOB: 0 BB: 1 P: 12	R: 1 E: 0 K: 0 S: 12	H: 2 LOB: 1 BB: 0 P: 23	R: 0 E: 0 K: 1 S: 6	H: 0 LOB: 0 BB: 0 P: 7	R: 0 E: 0 K: 1 S: 8	H: 1 LOB: 1 BB: 0 P: 11		R: 0 E: 0 K: 0 S: 5	H: 0 LOB: 0 BB: 0 P: 7	1B: 3 2B: 3 3B: 2 HR: 2	SF: 0 SAC: 1 DP: 1 HBP: 0	WP: 3 PB: 0 SB: 0 CS: 0	PA: 38				
<b>PITCHER</b>	IP	WLS	BF	H	R	ER	SO	BB	IBB	HBP	BLK	WP	HR	S	P	ERA	WHIP										
<b>Don Carman, L</b> ERA: 5.03 (1, 1)	3.0	L	16	5	6	5	1	1	0	0	0	2	1	34	56	15.00	2.000										
<b>Randy O'Neal, R</b> ERA: 6.18 (4, 1)	5.0		19	5	2	2	3	1	0	0	0	1	1	42	63	3.60	1.200										
<b>Todd Frohwirth, R</b> ERA: 3.95 (9, 1)	1.0		3	0	0	0	0	0	0	0	0	0	0	5	7	0.00	0.000										
Batter	1	2	3	4	5	6	7	8	9	AB	R	H	RBI	BB	SO	LOB	BOTTOM										
<b>Lenny Dykstra, L</b> OBP: 0.333, SLG: 0.385 (1, 8)	F8		K			G3-1			G4-3	4	0	0	0	0	1	0	<b>San Diego Padres @ Philadelphia Phillies</b> Veterans Stadium, Philadelphia, PA Mon Aug 21 1989, 7:05 PM EDT Att: 17,467 - Unknown										
<b>Tom Herr, S</b> OBP: 0.350, SLG: 0.355 (1, 4)	G6-3		F8			G3-6-1			G3-6-3	4	0	3	0	0	0	0											
<b>Von Hayes, L</b> OBP: 0.385, SLG: 0.452 (1, 9)	G6-3				F7	G3-6-1			G3-6-3	4	0	0	0	0	0	3											
<b>Ricky Jordan, R</b> OBP: 0.310, SLG: 0.395 (1, 3)		G4-3		G5-3					G5-3	3	0	0	0	0	0	0											
<b>Randy Ready, R</b> OBP: 0.370, SLG: 0.411 (1, 7)		K				K			K	3	0	1	0	0	2	0											
<b>Charlie Hayes, R</b> OBP: 0.281, SLG: 0.392 (1, 5)		G6-3		G6-3		F8			F8	3	0	0	0	0	0	1											
<b>Dickie Thon, R</b> OBP: 0.296, SLG: 0.378 (1, 6)			K			F9			F9	3	0	0	0	0	1	0											
<b>Steve Lake, R</b> OBP: 0.309, SLG: 0.342 (1, 2)			HR			L4			G6-3	3	1	1	0	0	0	0											
<b>Don Carman, L</b> OBP: 0.036, SLG: 0.036 (1, 1)						G4-3			G5-3	0	0	0	0	0	0	0											
<b>Dwayne Murphy, L</b> OBP: 0.339, SLG: 0.415 (3, PH)										1	1	1	2	0	0	0											
<b>Randy O'Neal, R</b> OBP: 0.339, SLG: 0.415 (4, 1)										1	0	0	0	0	0	0											
<b>Bob Dernier, R</b> OBP: 0.243, SLG: 0.235 (8, PH)										1	0	0	0	0	0	0											
<b>Todd Frohwirth, R</b> OBP: 0.243, SLG: 0.235 (9, 1)										0	0	0	0	0	0	0											
<b>Inning Stats</b>	R: 0 E: 0 K: 0 S: 8	H: 1 LOB: 0 BB: 0 P: 11	R: 0 E: 0 K: 1 S: 9	H: 0 LOB: 0 BB: 0 P: 13	R: 2 E: 0 K: 2 S: 13	H: 2 LOB: 0 BB: 0 P: 20	R: 0 E: 0 K: 0 S: 6	H: 1 LOB: 1 BB: 0 P: 10	R: 0 E: 0 K: 0 S: 5	H: 0 LOB: 0 BB: 0 P: 7	R: 0 E: 0 K: 0 S: 8	H: 1 LOB: 0 BB: 0 P: 11	R: 0 E: 0 K: 1 S: 6	H: 0 LOB: 0 BB: 0 P: 7	R: 0 E: 0 K: 0 S: 7	H: 0 LOB: 0 BB: 0 P: 8	R: 0 E: 0 K: 0 S: 9	H: 1 LOB: 0 BB: 0 P: 12	1B: 3 2B: 1 3B: 1 HR: 1	SF: 0 SAC: 0 DP: 2 HBP: 0	WP: 0 PB: 0 SB: 0 CS: 0	PA: 30					
<b>PITCHER</b>	IP	WLS	BF	H	R	ER	SO	BB	IBB	HBP	BLK	WP	HR	S	P	ERA	WHIP										
<b>Dennis Rasmussen, L</b> ERA: 4.12 (1, 1)	9.0	W	30	6	2	2	4	0	0	0	0	0	1	71	99	2.00	0.667										

AB	35
R	8
H	10
RBI	6
BB	2
SO	4
LOB	8



AB	30
R	2
H	6
RBI	2
BB	0
SO	4
LOB	4

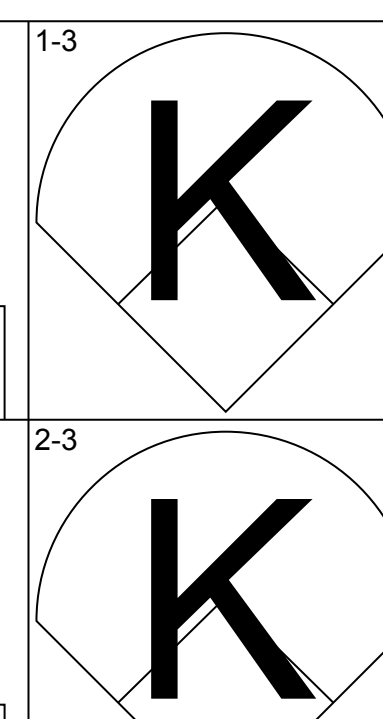
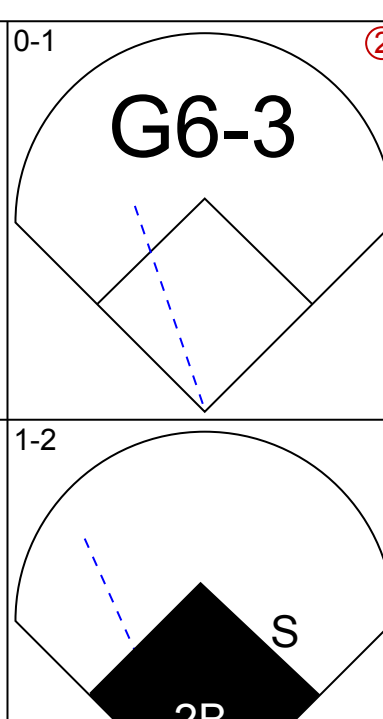
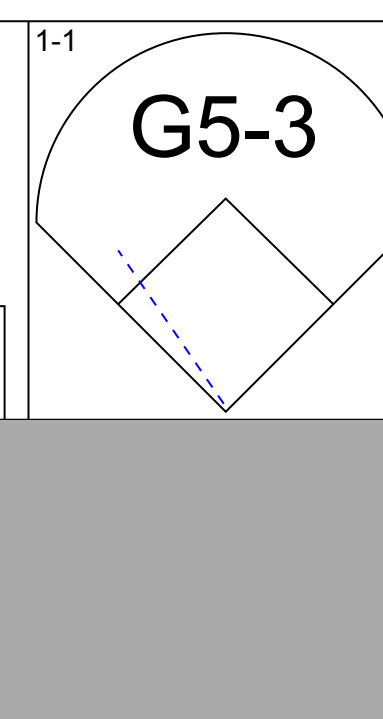
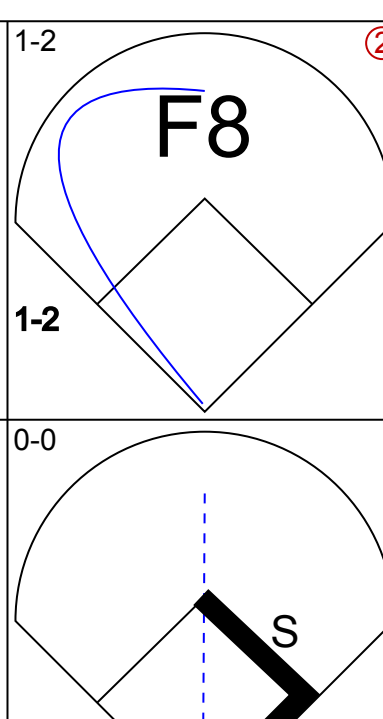
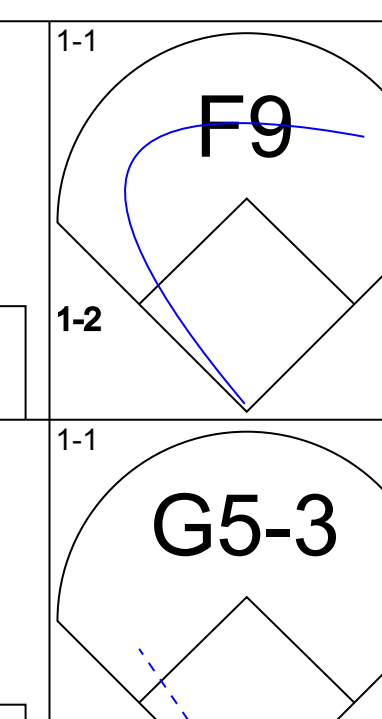
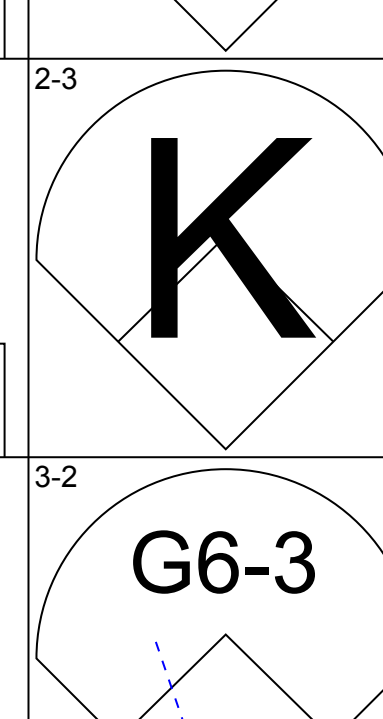
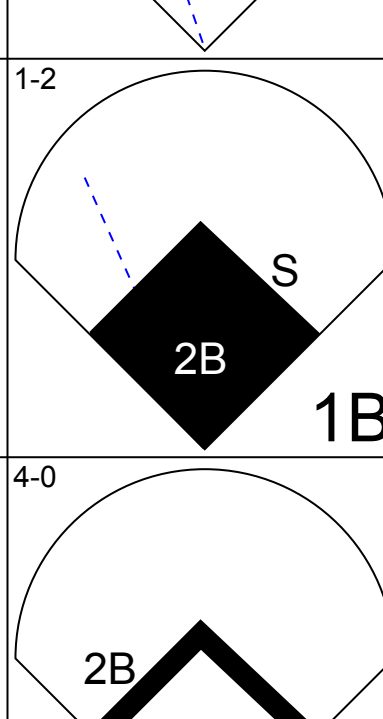

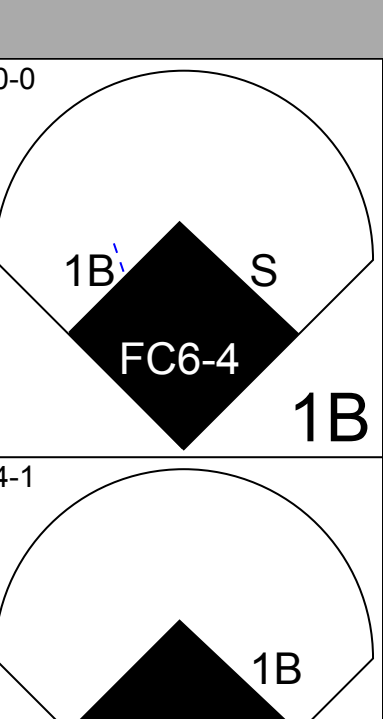
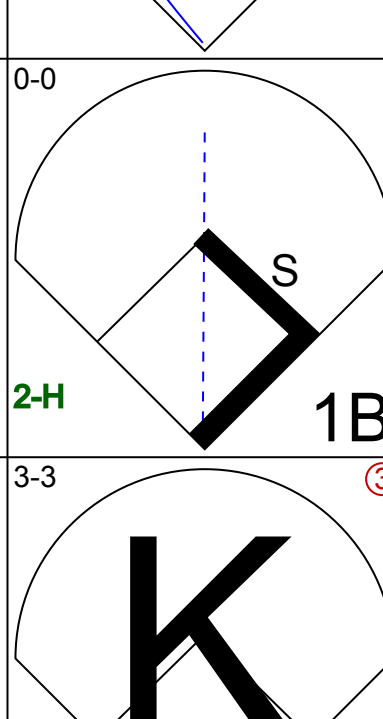
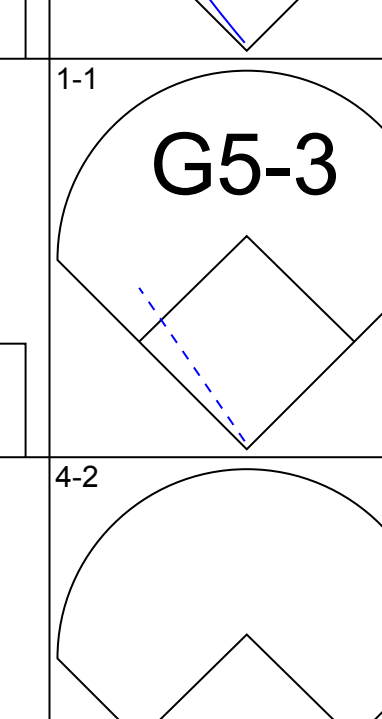
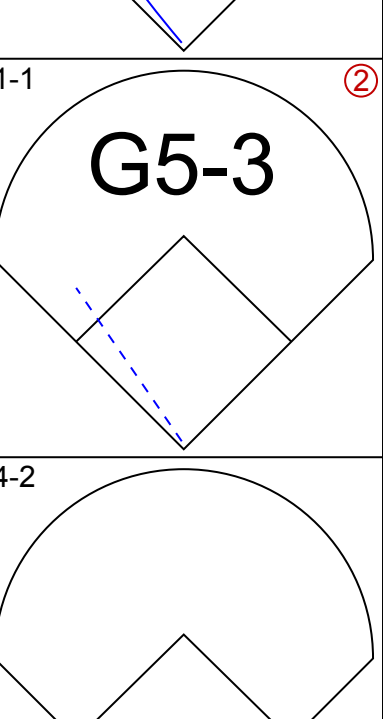
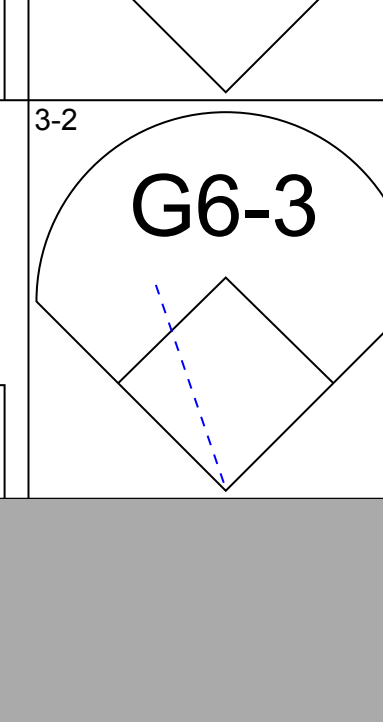
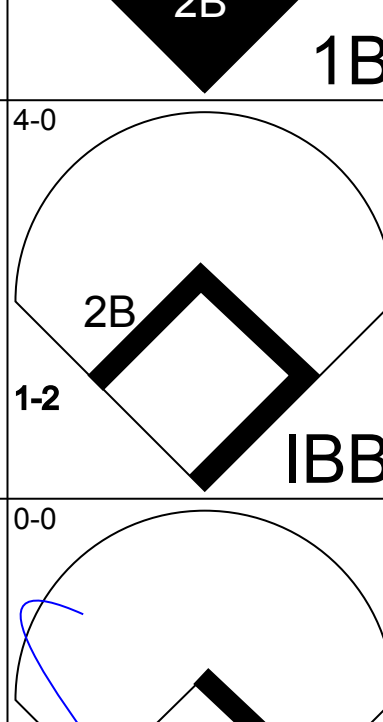

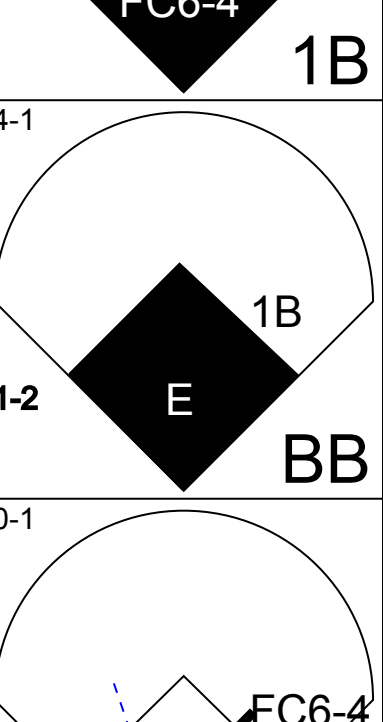
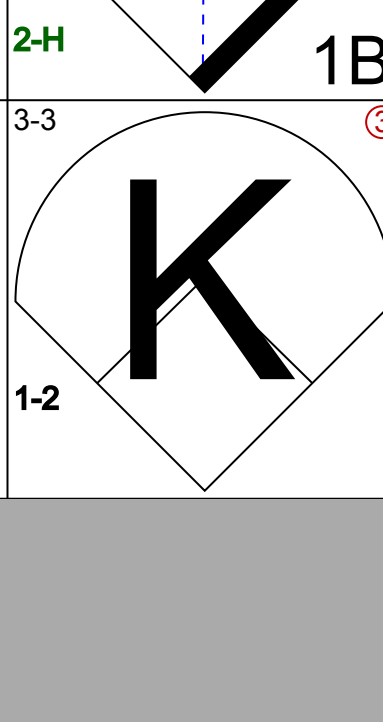
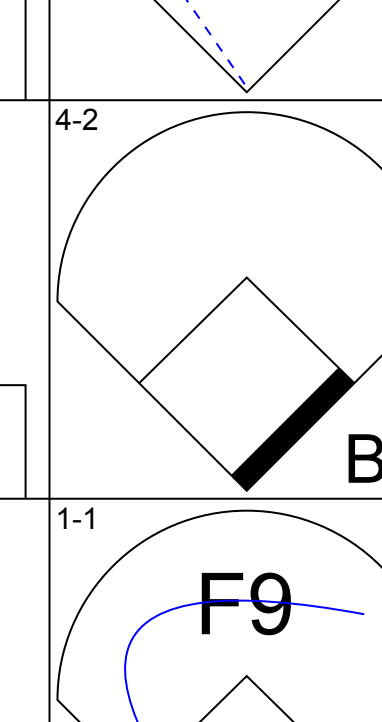
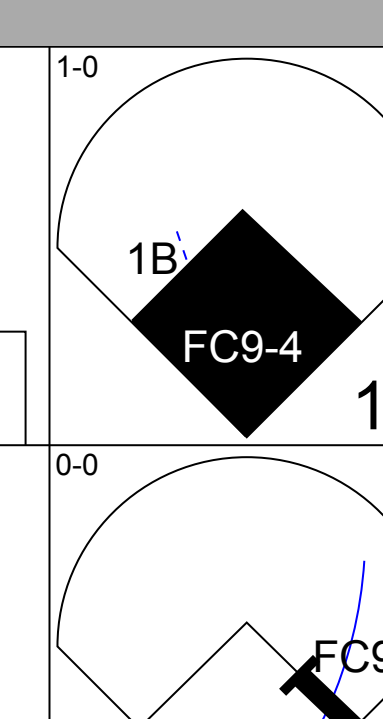
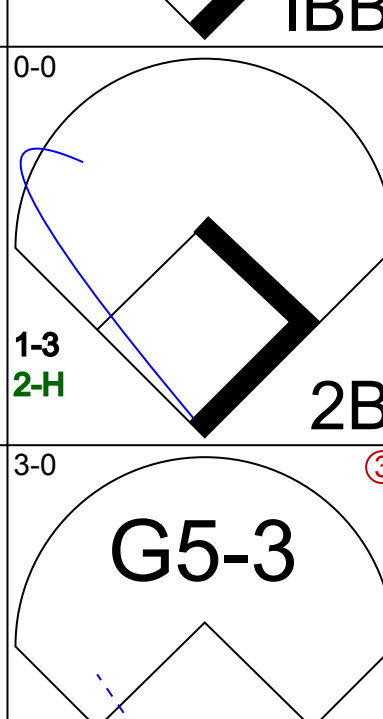
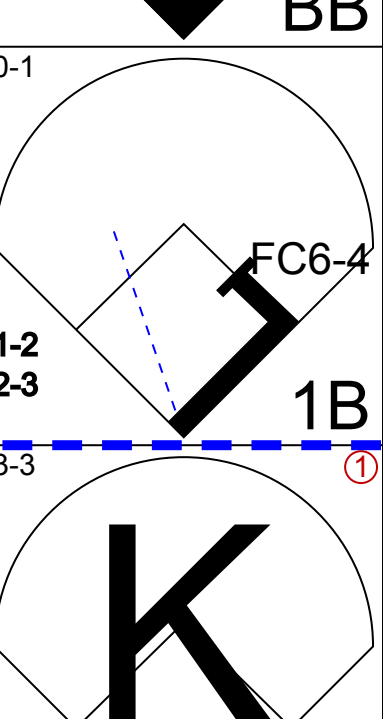
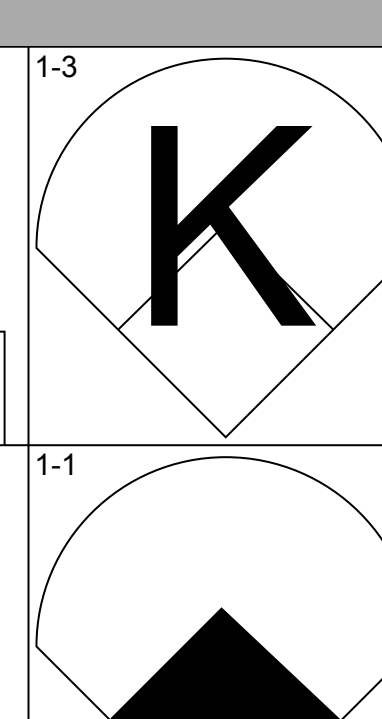
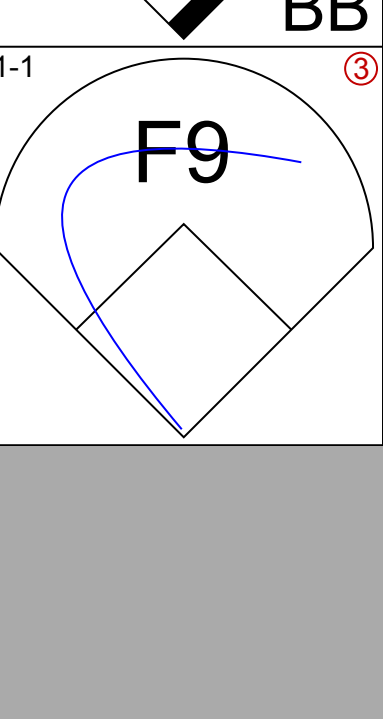
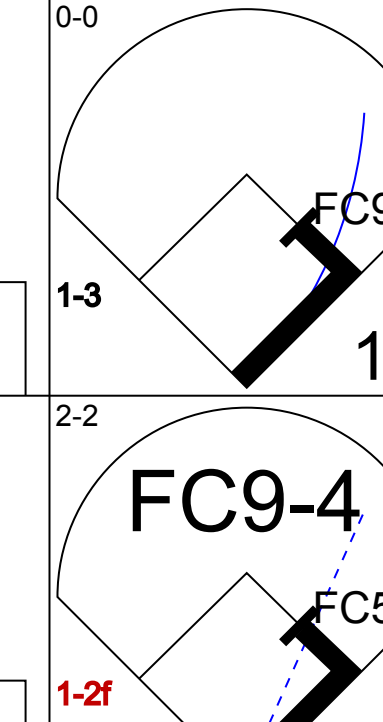
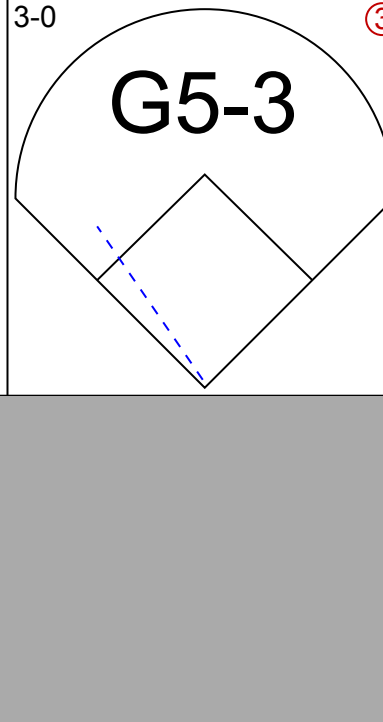
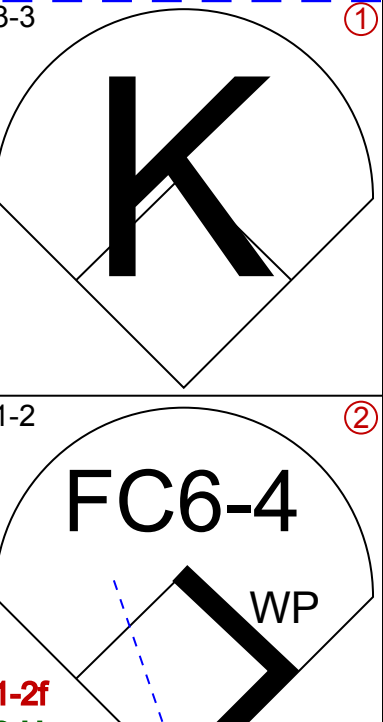
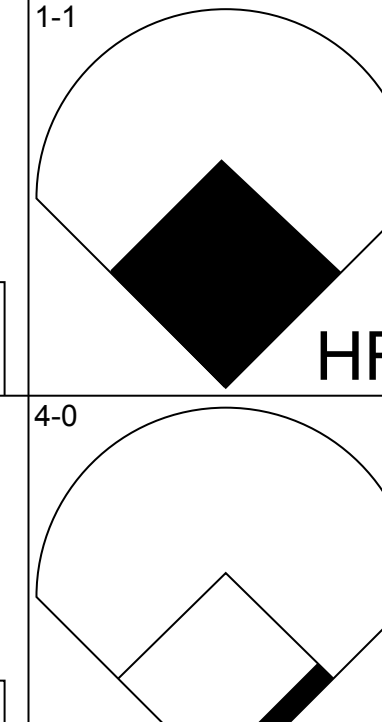


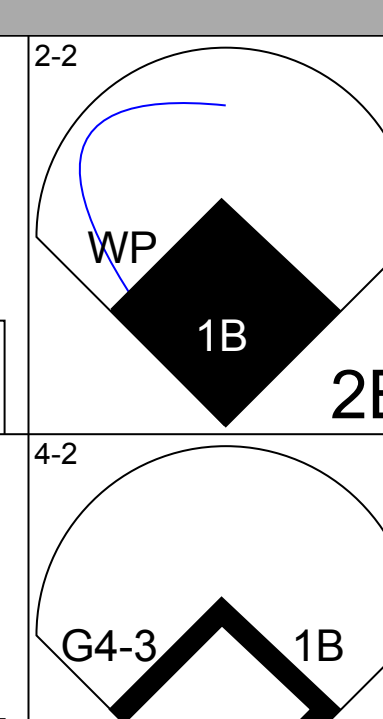
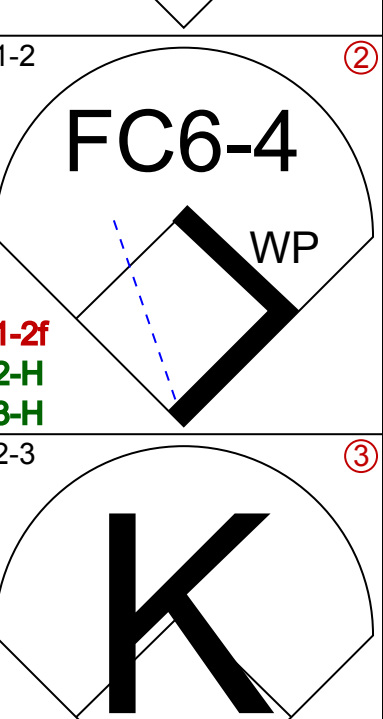

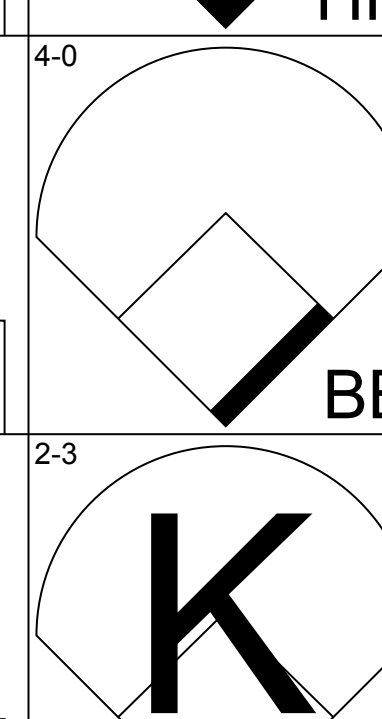



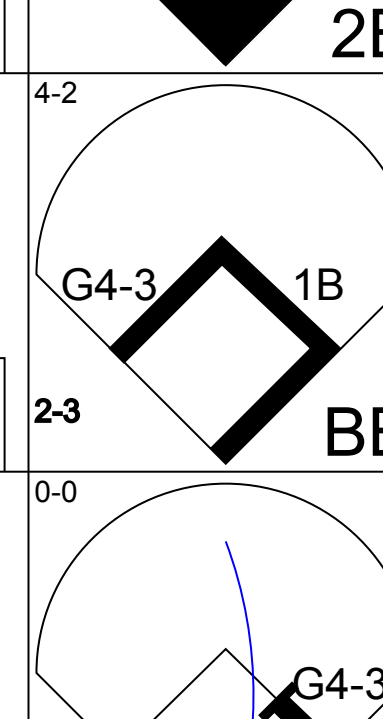
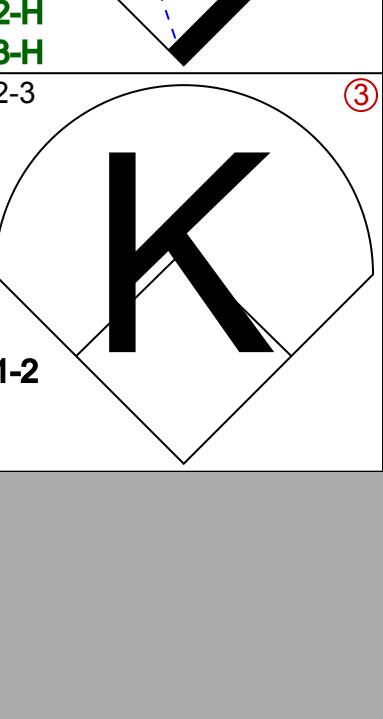
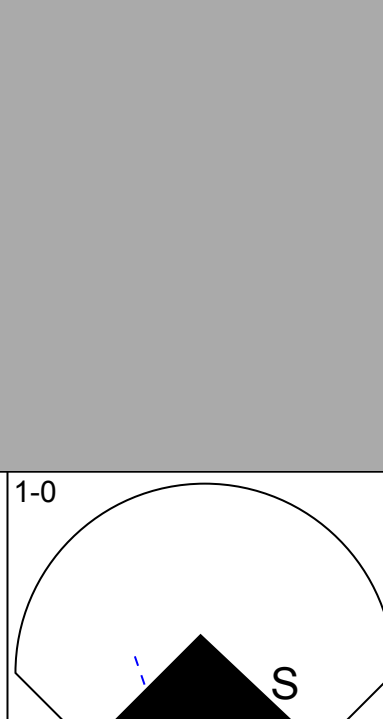
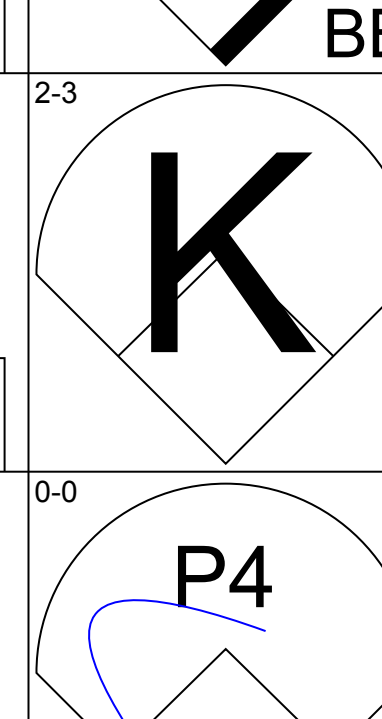


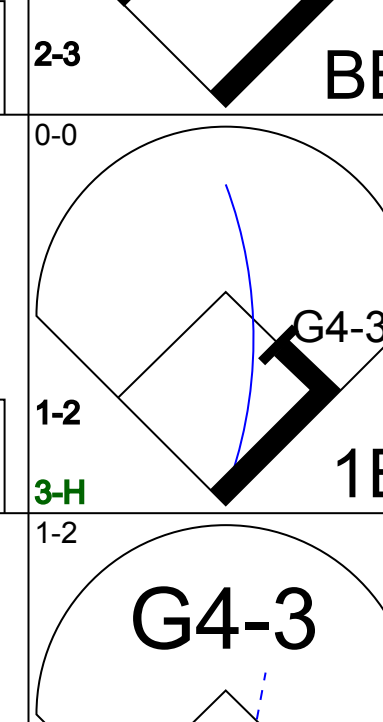
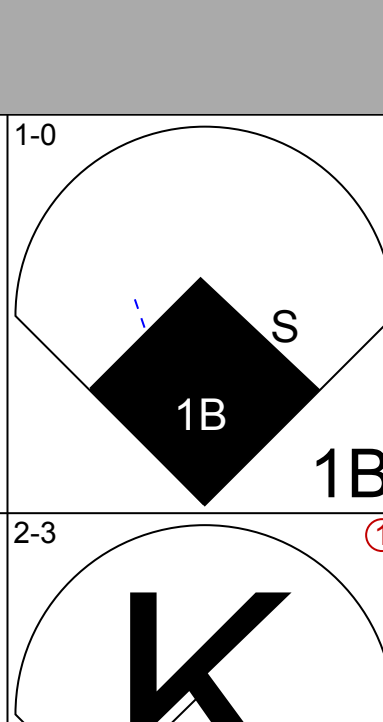
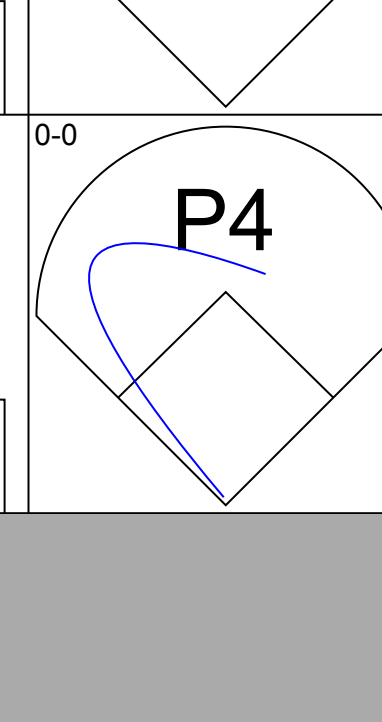
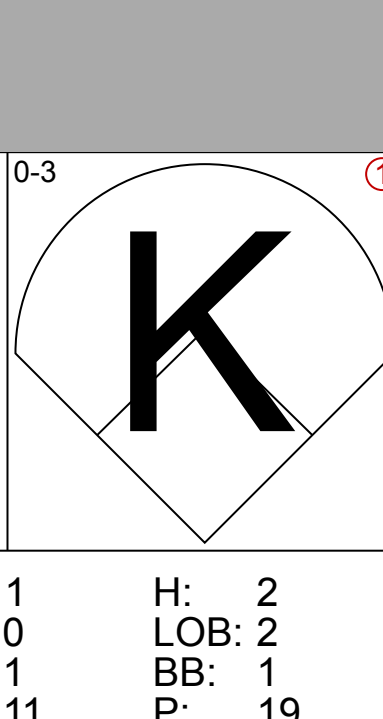
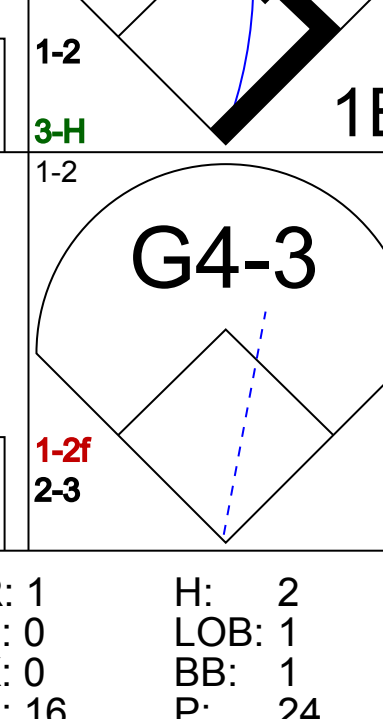
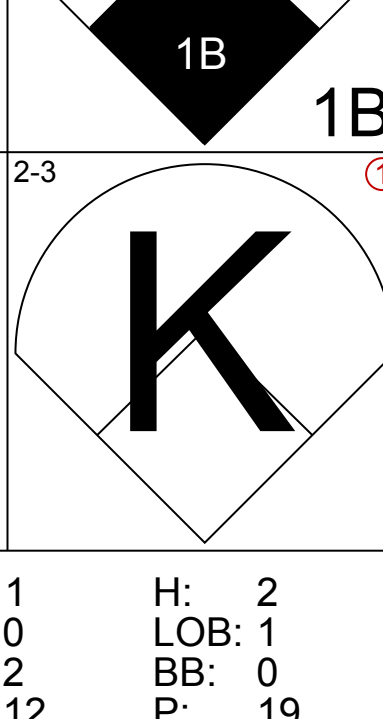
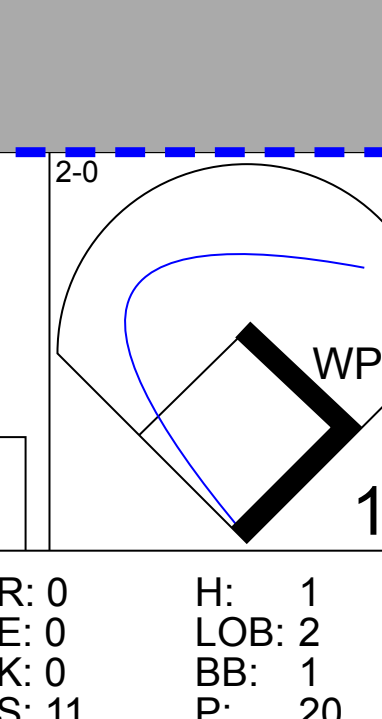


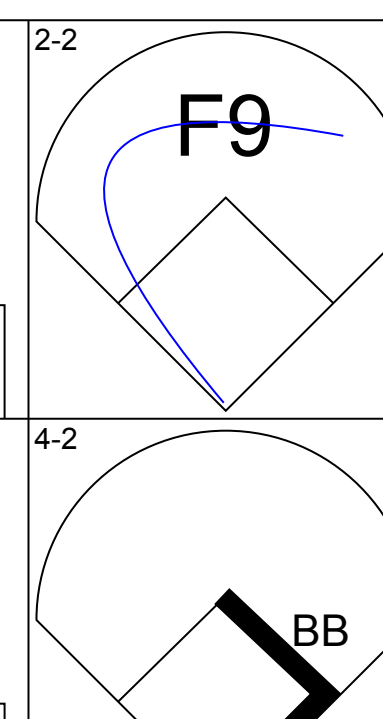
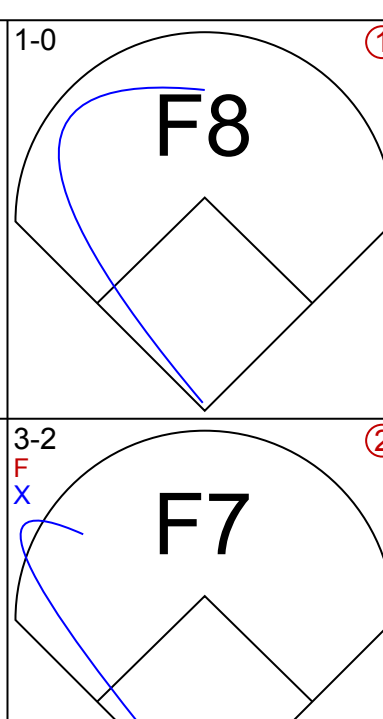
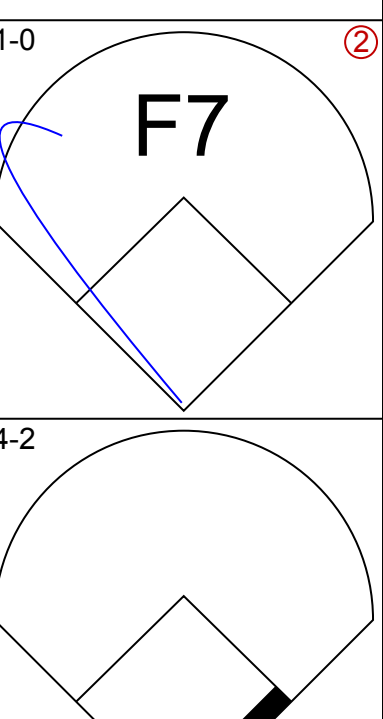
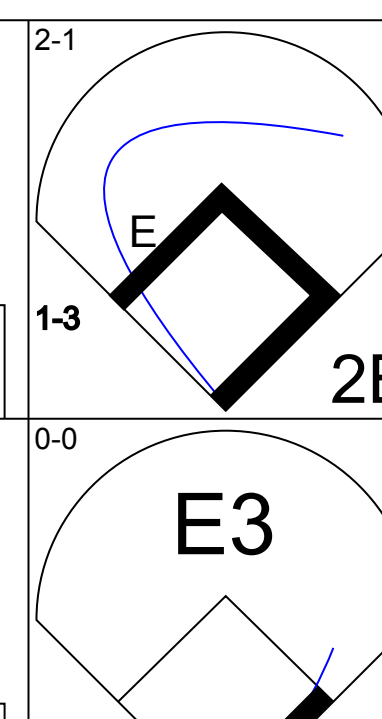
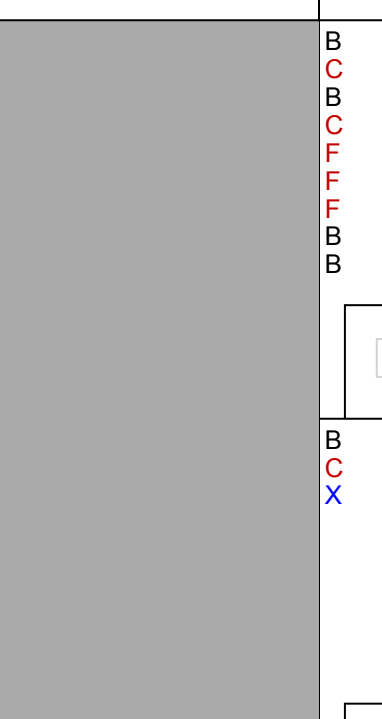
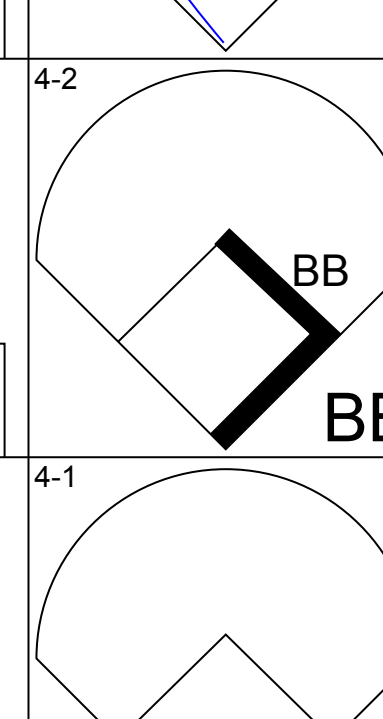
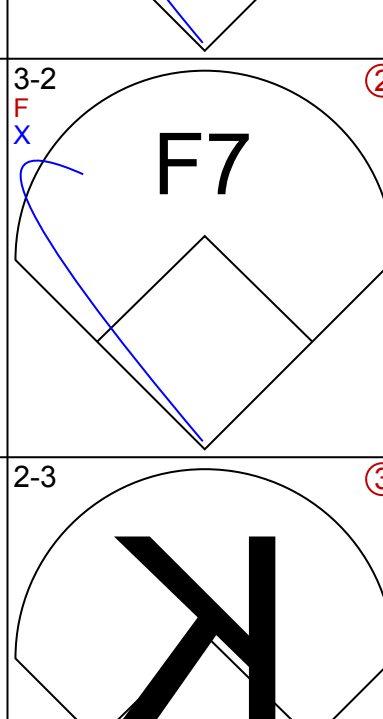
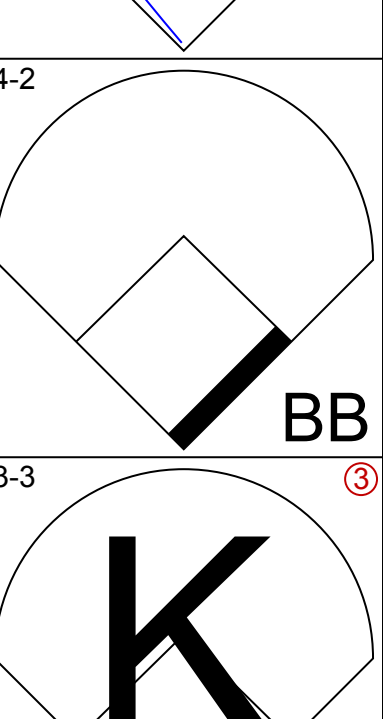
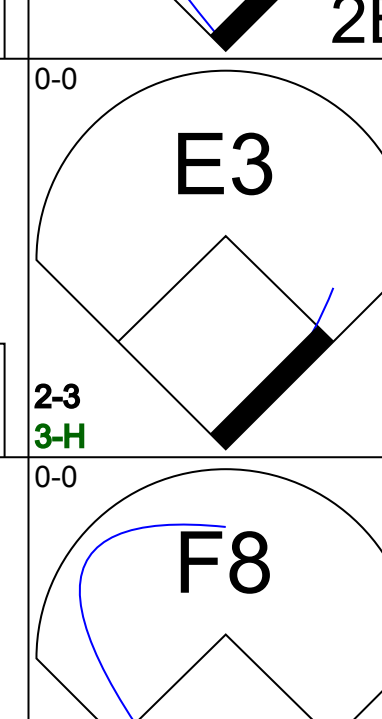

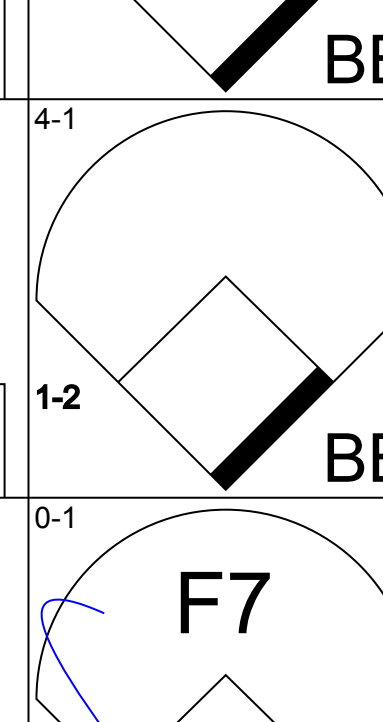
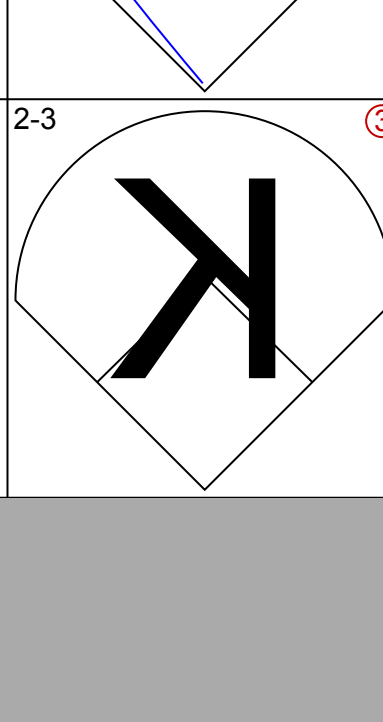

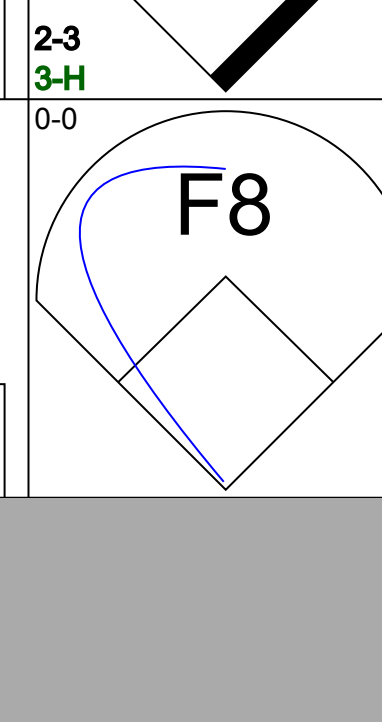
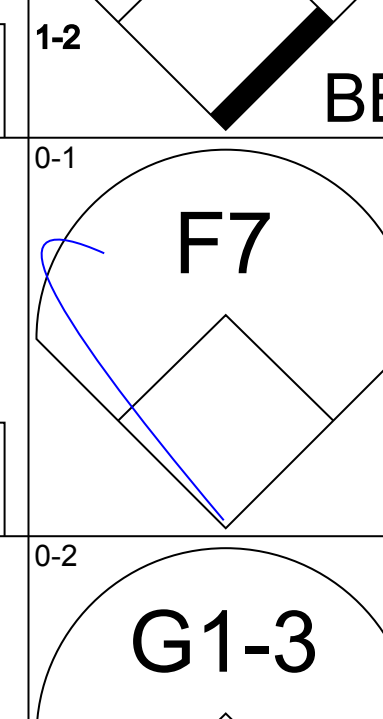
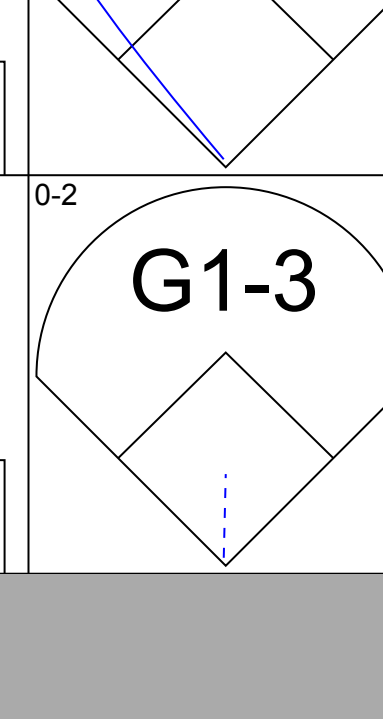
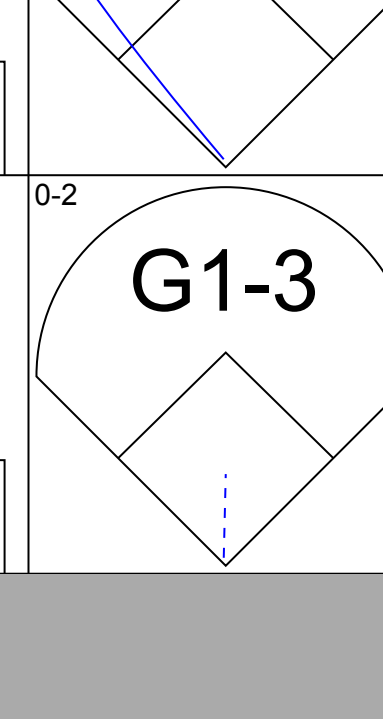
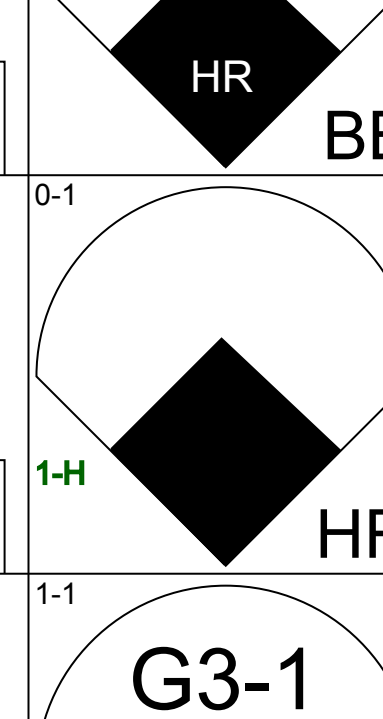

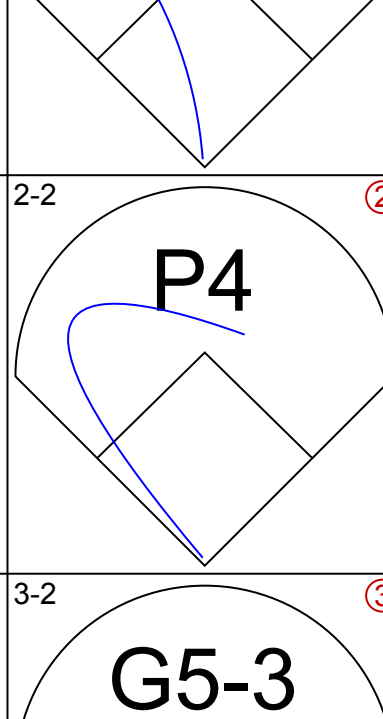
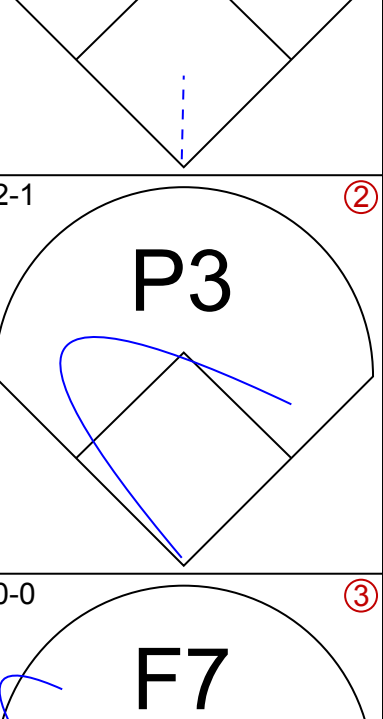
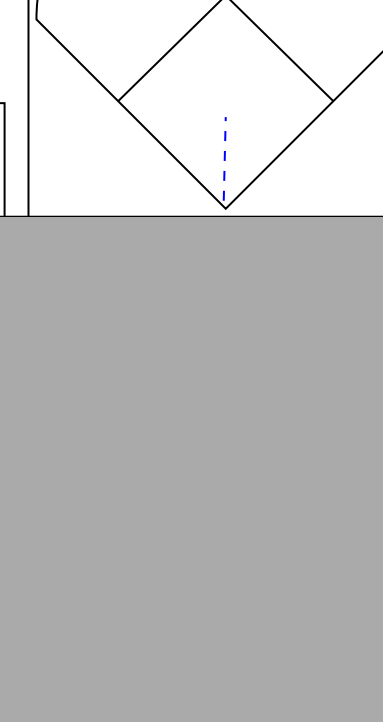
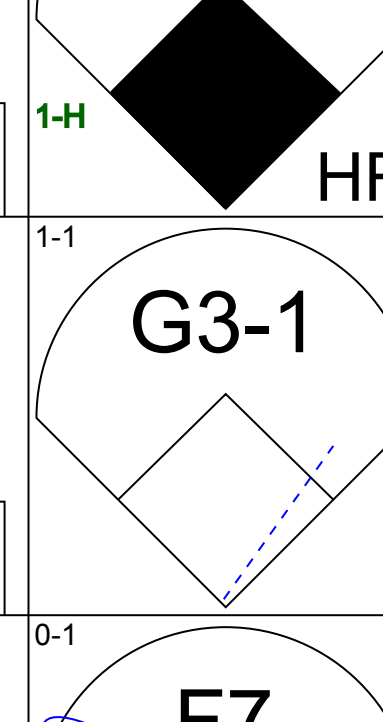

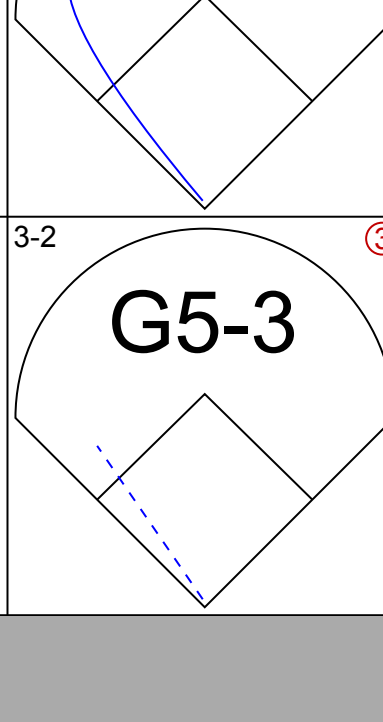
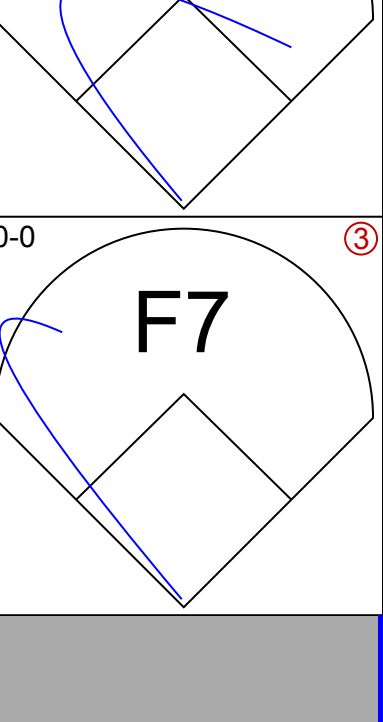
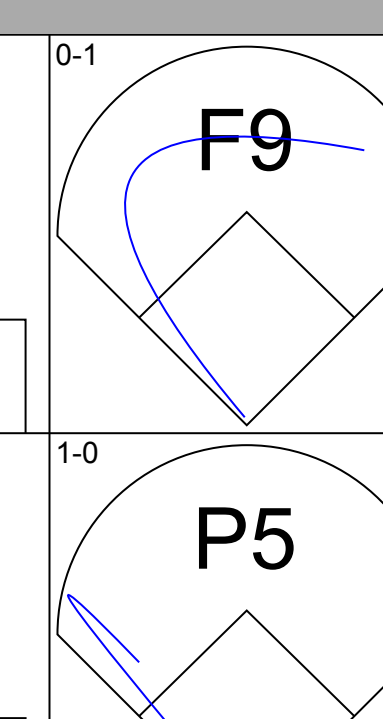
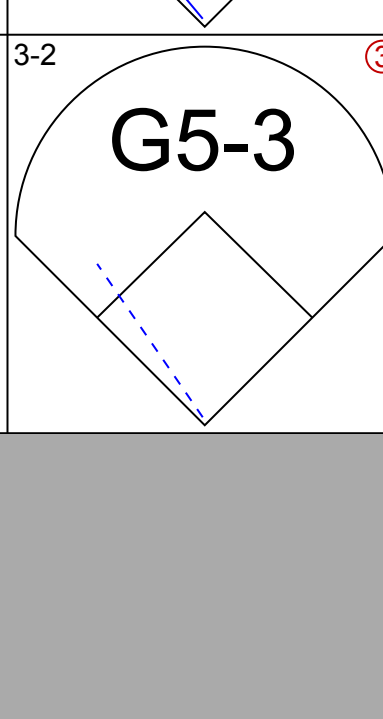
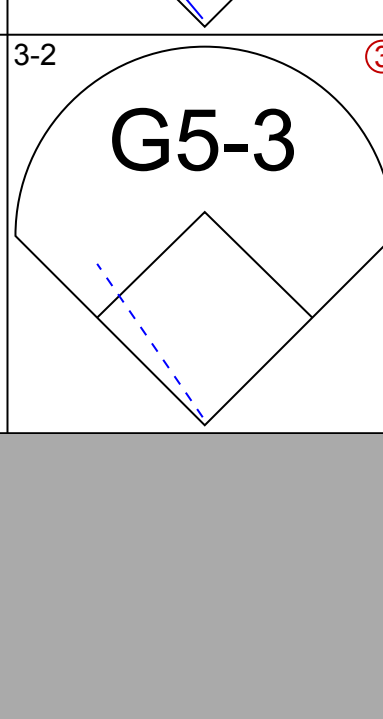
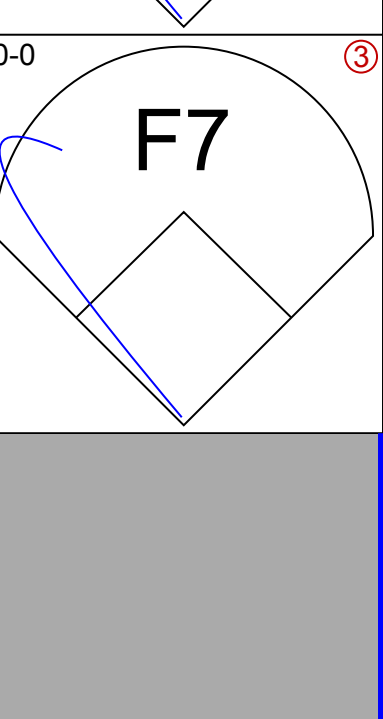
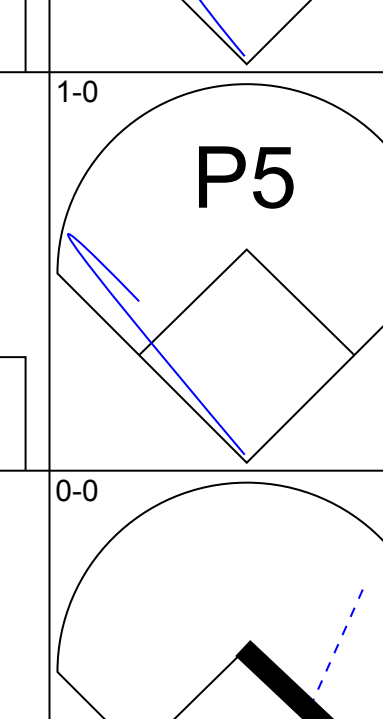
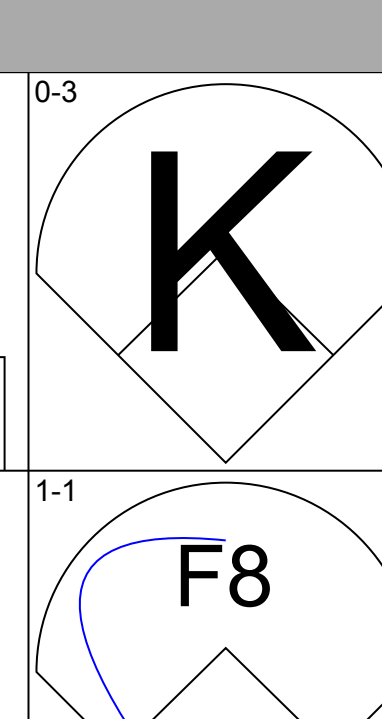
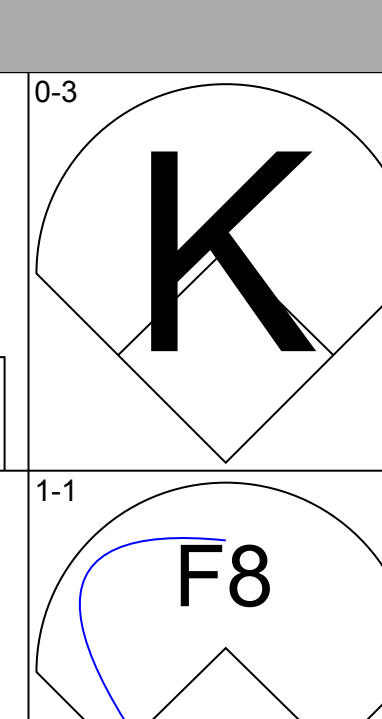
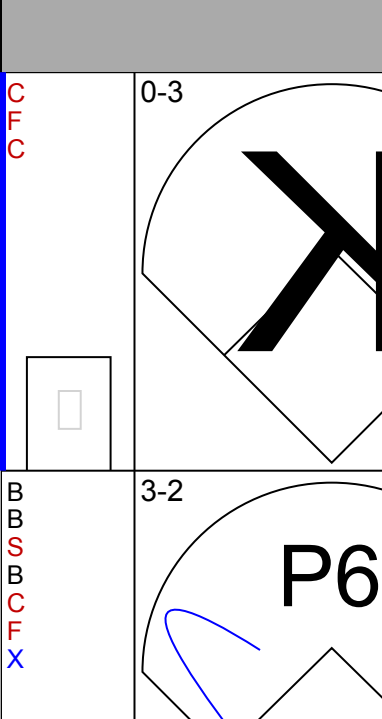
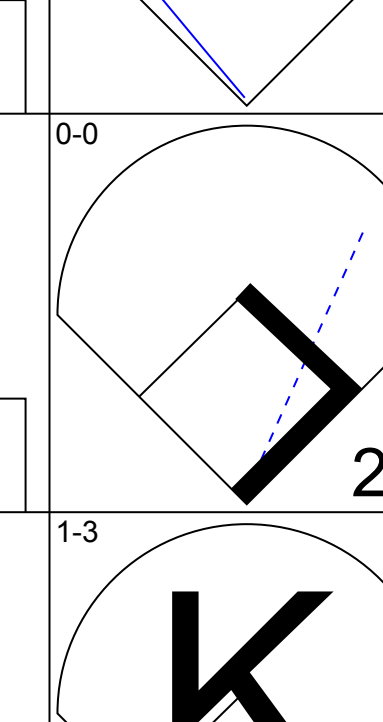
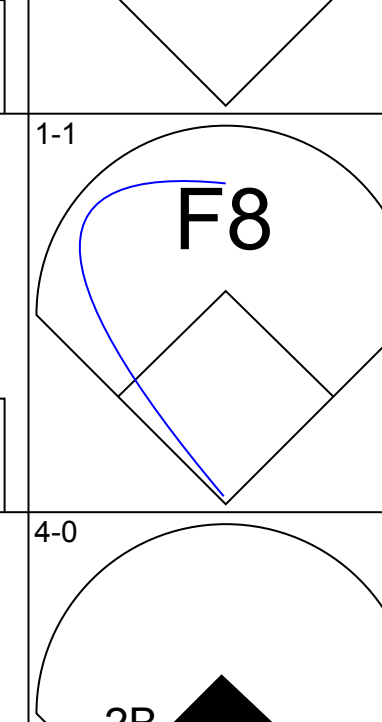
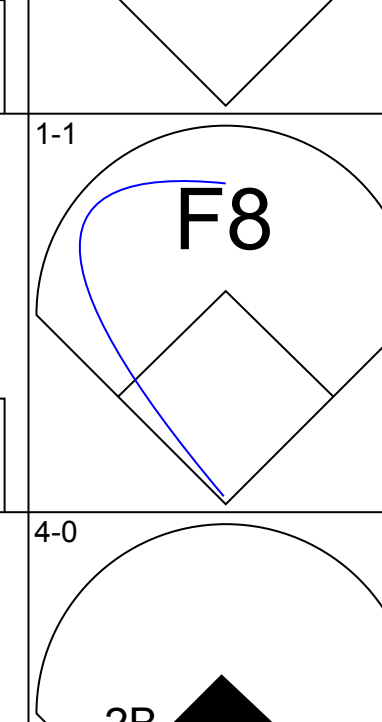
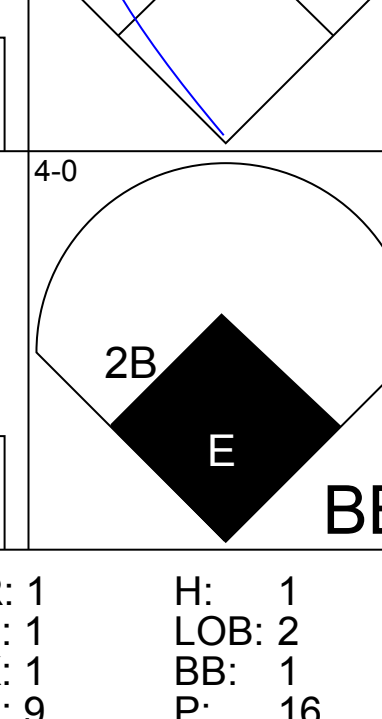
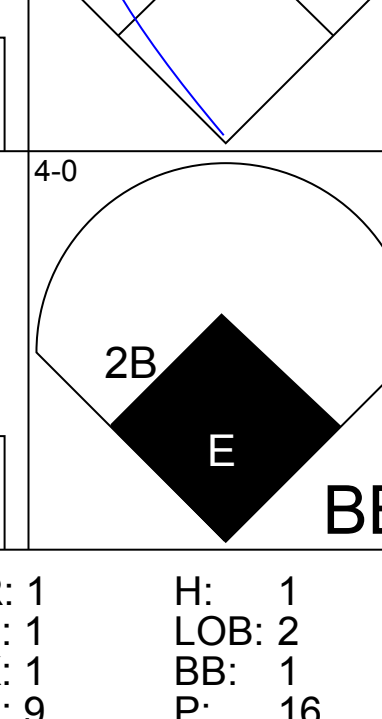
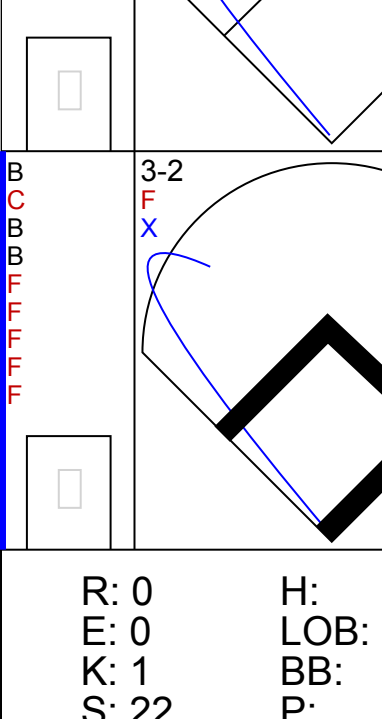


Batter	1	2	3	4	5	6	7	8	9	AB	R	H	RBI	BB	SO	LOB	TOP			
<b>Bip Roberts, S</b> OBP: 0.388, SLG: 0.438 (1, 7)	G4-3			1B BB		G3		F9		3	1	0	0	1	0	2	<b>San Diego Padres @ Philadelphia Phillies</b> Veterans Stadium, Philadelphia, PA Tue Aug 22 1989, 7:05 PM EDT Att: 21,419 - Unknown <a href="http://livebaseballscorecards.com">livebaseballscorecards.com</a>			
<b>Roberto Alomar, S</b> OBP: 0.327, SLG: 0.327 (1, 4)	L5			K						2	0	0	0	2	1					
<b>Marvell Wynne, L</b> OBP: 0.279, SLG: 0.350 (1, 8)	P4			G6-3 2H 1B		L4		G4-3		4	0	1	1	0	0	4				
<b>Jack Clark, R</b> OBP: 0.392, SLG: 0.419 (1, 3)		K		G6-3						4	1	1	1	0	1	1				
<b>Chris James, R</b> OBP: 0.276, SLG: 0.374 (1, 9)		K		G6-3						3	0	0	0	0	2	1				
<b>Gary Templeton, S</b> OBP: 0.291, SLG: 0.364 (1, 6)					P6					4	0	0	0	0	0	1				
<b>Benito Santiago, R</b> OBP: 0.274, SLG: 0.354 (1, 2)										4	0	1	0	0	0	0				
<b>Mike Pagliarulo, L</b> OBP: 0.255, SLG: 0.282 (1, 5)										3	0	0	0	0	2	1				
<b>Bruce Hurst, L</b> OBP: 0.167, SLG: 0.052 (4, 1)										1	0	0	0	0	1	0				
<b>Mark Grant, R</b> OBP: 0.267, SLG: 0.083 (7, 1)										1	0	0	0	0	1	0				
<b>Greg Harris, R</b> OBP: 0.154, SLG: 0.083 (7, 9)										0	0	0	0	0	0	0				
<b>Tony Gwynn, L</b> OBP: 0.396, SLG: 0.436 (9, PH)										1	0	1	0	0	0	0				
<b>Tim Flannery, L</b> OBP: 0.305, SLG: 0.280 (9, PH)										0	0	0	0	1	0	0				
<b>Inning Stats</b>	R: 0 E: 0 K: 0 S: 7	H: 0 LOB: 0 BB: 0 P: 8	R: 0 E: 0 K: 2 S: 7	H: 0 LOB: 0 BB: 0 P: 10	R: 0 E: 0 K: 1 S: 8	H: 0 LOB: 0 BB: 0 P: 12	R: 1 E: 0 K: 1 S: 13	H: 1 LOB: 1 BB: 1 P: 21	R: 0 E: 0 K: 1 S: 10	H: 0 LOB: 0 BB: 0 P: 10	R: 0 E: 0 K: 1 S: 10	H: 0 LOB: 0 BB: 0 P: 15	R: 0 E: 0 K: 1 S: 18	H: 2 LOB: 3 BB: 1 P: 27	R: 1 E: 0 K: 0 S: 7	H: 1 LOB: 0 BB: 1 P: 13	1B: 2 2B: 1 3B: 0 HR: 1	SF: 0 SAC: 0 DP: 1 HBP: 0	WP: 0 PB: 0 SB: 2 CS: 0	PA: 34
<b>PITCHER</b>	IP WLS BF H R ER SO BB IBB HBP BLK WP HR S P ERA WHIP																			
<b>Ken Howell, R</b> ERA: 3.68	(1, 1) 7.0 W 24 1 1 1 7 2 0 0 0 0 0 0 62 94 1.29 0.429																			
<b>Jeff Parrett, R</b> ERA: 2.29	(8, 1) 1.0 8 3 1 1 1 2 0 0 0 0 1 20 33 9.00 5.000																			
<b>Roger McDowell, R</b> ERA: 2.22	(9, 1) 1.0 S 2 0 0 0 0 0 0 0 0 0 0 0 5 7 0.00 0.000																			

Batter	1	2	3	4	5	6	7	8	9	AB	R	H	RBI	BB	SO	LOB	BOTTOM			
<b>Randy Ready, R</b> OBP: 0.367, SLG: 0.407 (1, 7)	G6-3									2	0	0	0	0	0	0	<b>San Diego Padres @ Philadelphia Phillies</b> Veterans Stadium, Philadelphia, PA Tue Aug 22 1989, 7:05 PM EDT Att: 21,419 - Unknown <a href="http://livebaseballscorecards.com">livebaseballscorecards.com</a>			
<b>Lenny Dykstra, L</b> OBP: 0.332, SLG: 0.383 (6, PH)										2	0	0	0	0	0	1				
<b>Tom Herr, S</b> OBP: 0.353, SLG: 0.361 (1, 4)	G4-3 1B									4	1	3	0	0	0	0				
<b>Von Hayes, L</b> OBP: 0.384, SLG: 0.449 (7, 9)	G4-3 2B									3	0	0	0	1	0	2				
<b>Ricky Jordan, R</b> OBP: 0.311, SLG: 0.396 (1, 3)										4	0	2	1	0	0	3				
<b>John Kruk, L</b> OBP: 0.386, SLG: 0.442 (7, 7)	L7									3	1	0	0	1	0	3				
<b>Charlie Hayes, R</b> OBP: 0.286, SLG: 0.397 (1, 5)										3	1	2	0	0	0	0				
<b>Dickie Thon, R</b> OBP: 0.297, SLG: 0.377 (1, 6)										3	1	1	1	0	1	1				
<b>Darren Daulton, L</b> OBP: 0.295, SLG: 0.312 (1, 2)										2	0	0	0	0	1	1				
<b>Ken Howell, R</b> OBP: 0.154, SLG: 0.143 (7, PH)										2	0	0	0	0	1	1				
<b>Dwayne Murphy, L</b> OBP: 0.342, SLG: 0.420 (8, 1)										1	0	1	1	0	0	0				
<b>Jeff Parrett, R</b> ERA: 2.98										0	0	0	0	0	0	0				
<b>Roger McDowell, R</b> OBP: 0.333, SLG: 0.333 (9, 1)										0	0	0	0	0	0	0				
<b>Inning Stats</b>	R: 1 E: 0 K: 0 S: 9	H: 2 LOB: 1 BB: 0 P: 19	R: 0 E: 0 K: 2 S: 10	H: 1 LOB: 1 BB: 0 P: 18	R: 0 E: 0 K: 0 S: 6	H: 0 LOB: 0 BB: 0 P: 11	R: 0 E: 0 K: 0 S: 5	H: 1 LOB: 0 BB: 0 P: 6	R: 0 E: 0 K: 1 S: 9	H: 0 LOB: 0 BB: 0 P: 12	R: 0 E: 0 K: 0 S: 6	H: 1 LOB: 1 BB: 1 P: 14	R: 3 E: 0 K: 0 S: 15	H: 3 LOB: 0 BB: 0 P: 22	R: 0 E: 0 K: 0 S: 7	H: 1 LOB: 1 BB: 0 P: 10	1B: 8 2B: 2 3B: 0 HR: 0	SF: 0 SAC: 1 DP: 3 HBP: 0	WP: 0 PB: 1 SB: 0 CS: 0	PA: 32
<b>PITCHER</b>	IP WLS BF H R ER SO BB IBB HBP BLK WP HR S P ERA WHIP																			
<b>Bruce Hurst, L</b> ERA: 2.98	(1, 1) 3.0 L 12 3 2 2 1 2 0 0 0 0 0 0 25 48 3.00 1.000																			
<b>Mark Grant, R</b> ERA: 2.98	(4, 1) 3.0 L 12 3 2 2 1 2 0 0 0 0 0 0 22 38 6.00 1.667																			
<b>Greg Harris, R</b> ERA: 3.22	(7, 1) 2.0 8 3 1 1 0 0 0 0 0 0 0 0 20 26 4.50 1.500																			



Batter	1	2	3	4	5	6	7	8	9	AB	R	H	RBI	BB	SO	LOB	TOP		
<b>Bip Roberts, S</b> OBP: 0.381, SLG: 0.428 (1, 6)										5	0	0	0	0	1	3	<b>San Diego Padres @ Philadelphia Phillies</b> Veterans Stadium, Philadelphia, PA Wed Aug 23 1989, 7:05 PM EDT Att: 20,455 - Unknown		
<b>Roberto Alomar, S</b> OBP: 0.329, SLG: 0.330 (1, 4)										5	2	3	1	0	1	1			
<b>Jack Clark, R</b> OBP: 0.394, SLG: 0.416 (1, 3)										2	1	0	0	3	1	1			
<b>Chris James, R</b> OBP: 0.280, SLG: 0.379 (1, 9)										5	1	3	1	0	1	2			
<b>Carmelo Martinez, R</b> OBP: 0.304, SLG: 0.366 (1, 7)										5	1	2	1	0	1	5			
<b>Luis Salazar, R</b> OBP: 0.306, SLG: 0.417 (1, 5)										4	1	1	2	1	0	2			
<b>Benito Santiago, R</b> OBP: 0.273, SLG: 0.350 (1, 2)										4	0	0	0	1	2	3			
<b>Shawn Abner, R</b> OBP: 0.205, SLG: 0.269 (1, 8)										4	1	2	1	0	1	2			
<b>Andy Benes, R</b> OBP: 0.143, SLG: 0.143 (1, 1)										3	0	0	0	0	2	3			
<b>Tim Flannery, L</b> OBP: 0.311, SLG: 0.286 (8, PH)										1	0	1	0	0	0	0			
<b>Mark Davis, L</b> (8, 1)										0	0	0	0	0	0	0			
<b>Inning Stats</b>	R: 0 E: 0 K: 2 S: 9	H: 0 LOB: 0 BB: 0 P: 15	R: 1 E: 0 K: 1 S: 9	H: 2 LOB: 1 BB: 0 P: 14	R: 1 E: 0 K: 1 S: 11	H: 2 LOB: 2 BB: 1 P: 19	R: 1 E: 0 K: 0 S: 16	H: 2 LOB: 1 BB: 1 P: 24	R: 2 E: 1 K: 2 S: 16	H: 2 LOB: 1 BB: 0 P: 26	R: 1 E: 0 K: 2 S: 12	H: 2 LOB: 1 BB: 0 P: 19	R: 0 E: 0 K: 0 S: 11	H: 1 LOB: 2 BB: 1 P: 20	R: 0 E: 0 K: 0 S: 7	H: 0 LOB: 0 BB: 0 P: 11	1B: 9 2B: 2 3B: 0 HR: 1	SF: 0 SAC: 0 DP: 1 HBP: 0	WP: 3 PA: 43 PB: 0 SB: 5 CS: 0
<b>PITCHER</b>	IP	WLS	BF	H	R	ER	SO	BB	IBB	HBP	BLK	WP	HR	S	P	ERA	WHIP		
<b>Bruce Ruffin, L</b> ERA: 5.44 (1, 1)	4.0	L	22	8	5	4	4	2	1	0	0	1	0	49	80	9.00	2.500		
<b>Todd Frohwrth, R</b> ERA: 4.09 (5, 1)	3.0		13	3	2	2	6	1	0	0	0	1	1	35	56	6.00	1.333		
<b>Larry McWilliams, L</b> ERA: 4.04 (8, 1)	2.0		8	1	0	0	0	1	0	0	0	1	0	18	31	0.00	1.000		

Batter	1	2	3	4	5	6	7	8	9	AB	R	H	RBI	BB	SO	LOB	BOTTOM				
<b>Lenny Dykstra, L</b> OBP: 0.333, SLG: 0.384 (1, 8)										4	0	1	0	1	0	0	<b>San Diego Padres @ Philadelphia Phillies</b> Veterans Stadium, Philadelphia, PA Wed Aug 23 1989, 7:05 PM EDT Att: 20,455 - Unknown				
<b>Tom Herr, S</b> OBP: 0.353, SLG: 0.359 (1, 4)										3	0	0	0	2	0	3					
<b>Von Hayes, L</b> OBP: 0.363, SLG: 0.445 (1, 9)										3	0	0	0	1	2	3					
<b>Larry McWilliams, L</b> OBP: 0.111, SLG: 0.185 (8, 1)										0	0	0	0	0	0	0					
<b>John Kruk, L</b> OBP: 0.384, SLG: 0.437 (1, 7)										3	1	0	0	1	0	2					
<b>Ricky Jordan, R</b> OBP: 0.311, SLG: 0.402 (1, 3)										4	1	1	2	0	0	2					
<b>Charlie Hayes, R</b> OBP: 0.281, SLG: 0.389 (1, 5)										4	0	0	0	0	0	0					
<b>Darren Daulton, L</b> OBP: 0.292, SLG: 0.309 (1, 2)										3	0	0	0	0	1	0					
<b>Bob Dernier, R</b> OBP: 0.242, SLG: 0.233 (9, PH)										1	0	0	0	0	1	0					
<b>Steve Jeltz, S</b> OBP: 0.382, SLG: 0.361 (1, 6)										2	0	1	0	0	0	0					
<b>Bruce Ruffin, S</b> OBP: 0.228, SLG: 0.167 (5, 1)										1	0	0	0	0	1	1					
<b>Todd Frohwrth, R</b> (5, 1)										0	0	0	0	0	0	0					
<b>Dickie Thorn, R</b> OBP: 0.290, SLG: 0.385 (5, 6)										2	1	1	0	1	0	0					
<b>Curt Ford, L</b> OBP: 0.278, SLG: 0.303 (7, PH)										1	0	0	0	0	0	0					
<b>Randy Ready, R</b> OBP: 0.205, SLG: 0.405 (9, PH)										1	0	0	0	0	0	0					
<b>Inning Stats</b>	R: 0 E: 0 K: 0 S: 12	H: 0 LOB: 2 BB: 2 P: 22	R: 0 E: 0 K: 1 S: 7	H: 1 LOB: 1 BB: 0 P: 9	R: 0 E: 0 K: 1 S: 12	H: 0 LOB: 0 BB: 0 P: 18	R: 2 E: 0 K: 0 S: 8	H: 1 LOB: 0 BB: 1 P: 13	R: 0 E: 0 K: 1 S: 10	H: 0 LOB: 0 BB: 1 P: 19	R: 0 E: 0 K: 0 S: 8	H: 0 LOB: 0 BB: 0 P: 16	R: 1 E: 1 K: 1 S: 9	H: 1 LOB: 2 BB: 1 P: 16	R: 0 E: 0 K: 0 S: 6	H: 0 LOB: 0 BB: 0 P: 11	R: 0 E: 0 K: 1 S: 22	H: 1 LOB: 2 BB: 1 P: 33	1B: 0 2B: 2 3B: 1 HR: 1	SF: 0 SAC: 0 DP: 0 HBP: 0	WP: 0 PA: 38 PB: 0 SB: 0 CS: 0
<b>PITCHER</b>	IP	WLS	BF	H	R	ER	SO	BB	IBB	HBP	BLK	WP	HR	S	P	ERA	WHIP				
<b>Andy Benes, R</b> ERA: 5.59 (1, 1)	7.0	W	30	3	3	2	4	5	0	0	0	0	0	66	113	2.57	1.143				
<b>Mark Davis, L</b> ERA: 2.16 (8, 1)	2.0		8	1	0	0	1	1	0	0	0	0	0	28	44	0.00	1.000				



Batter	1	2	3	4	5	6	7	8	9	10	11	AB	R	H	RBI	BB	SO	LOB	TOP					
Gregg Jefferies, S OBP: 0.295, SLG: 0.346	(1,4) 2-2 1B		(1,1) F7		(3,3) K			(1,1) HR 1B	(0,3) K			5	1	2	0	0	2	2						
Juan Samuel, R OBP: 0.307, SLG: 0.356	(1,8) 1-0 F8		(2,3) K			(2,2) F8		(3,2) P4		(2,2) G4-3		5	0	0	0	0	1	2						
Howard Johnson, S OBP: 0.378, SLG: 0.601	(1,5) 1 SAFE 1 SAFE 1 SAFE K		(2,3) K			(3,2) 1B		(1,2) HR		1B		5	1	3	2	0	2	1						
Darryl Strawberry, L OBP: 0.317, SLG: 0.501	(1,9) 2-0 F8			(1,1) E1		(2,1) F9		(2,1) G4-3		(3,2) F8		5	0	0	0	0	0	3						
Kevin McReynolds, R OBP: 0.333, SLG: 0.446	(1,7) 1-1 1B SF7			(0,1) P4		(1,1) F8		(2,3) K		(2,1) F8		5	1	0	0	0	1	3						
Dave Magadan, L OBP: 0.299, SLG: 0.397	(1,3) 1-3 K			(4,1) 1B		(3,1) 1B		(2,0) FC1-6 HBP		(2,1) F9		2	0	1	0	1	1	1						
Keith Miller, R OBP: 0.227, SLG: 0.262	(9, PR) 1 SAFE K											0	0	0	0	0	0	0						
Tim Teufel, R OBP: 0.337, SLG: 0.302	(9, 3) PO BB											1	0	0	0	0	0	0						
Randy Myers, L OBP: 0.337, SLG: 0.302	(11, 1) 1-0 FC6-4 1B			(1,2) F7		(0,1) P5		(1,2) FC1-6 1B		(0,0) 1B		3	0	1	0	0	0	3						
Mackey Sasser, L OBP: 0.314, SLG: 0.403	(1,2) 1 SAFE 1 SAFE K			(1,3) 1B								2	0	1	0	0	0	1						
Barry Lyons, R OBP: 0.289, SLG: 0.358	(9, PH) 1-3 1B			(1,2) SF7		(2,0) PO		(1,2) F8		(3,2) F9		4	0	1	1	0	0	2						
Kevin Elster, R OBP: 0.286, SLG: 0.355	(1,6) 1-2 SF7			(2,0) PO		(1,0) F9		(2,1) F8		(1,2) 1B		2	0	0	0	0	1	1						
Sid Fernandez, L OBP: 0.203, SLG: 0.212	(7, PH) 3-H 0-0 FC6-4			(0,3) K		(0,2) P5		(2,3) K		(0,2) F7		2	0	0	0	0	1	1						
Kevin Hernandez, L OBP: 0.194, SLG: 0.206	(7, PH) K: 1 BB: 0											1	0	0	0	0	0	0						
Jeff Musselman, L OBP: 0.303, SLG: 0.481	(8, PH) 1-2 1B											1	0	0	0	0	0	0						
Mark Carreon, R OBP: 0.278, SLG: 0.349	(8, PH) 1-2 1B											1	0	0	0	0	0	1						
Don Aase, R OBP: 0.278, SLG: 0.349	(8, PH) 1-2 1B											1	0	0	0	0	0	0						
Gary Carter, R OBP: 0.278, SLG: 0.349	(11, PH) 1-2 1B											1	0	0	0	0	0	1						
Gary Carter, R OBP: 0.278, SLG: 0.349	(11, PH) 1-2 1B											1	0	0	0	0	0	1						
<b>Inning Stats</b>	R: 0 E: 0 K: 1 S: 9	H: 1 LOB: 1 BB: 0 P: 15	R: 1 E: 1 K: 1 S: 14	H: 1 LOB: 1 BB: 0 P: 18	R: 0 E: 0 K: 2 S: 8	H: 0 LOB: 0 BB: 0 P: 13	R: 0 E: 1 K: 0 S: 8	H: 0 LOB: 1 BB: 1 P: 16	R: 0 E: 0 K: 2 S: 12	H: 1 LOB: 1 BB: 0 P: 20	R: 0 E: 0 K: 0 S: 9	H: 1 LOB: 1 BB: 0 P: 14	R: 2 E: 0 K: 1 S: 14	H: 2 LOB: 0 BB: 0 P: 23	R: 0 E: 0 K: 2 S: 14	H: 1 LOB: 2 BB: 0 P: 20	R: 0 E: 0 K: 0 S: 10	H: 1 LOB: 1 BB: 0 P: 17	R: 0 E: 0 K: 0 S: 9	H: 1 LOB: 1 BB: 0 P: 14	1B: 8 2B: 0 3B: 0 HR: 1	SF: 1 SAC: 0 DP: 0 HBP: 1	WP: 0 PB: 0 SB: 0 CS: 0	PA: 46
<b>PITCHER</b>	IP ERA WLS BF H R ER SO BB IBB HBP BLK WP HR S P ERA WHIP	Ed Whitson, R ERA: 2.61	Mark Davis, L ERA: 2.21	Greg Harris, R ERA: 3.16	<b>PITCHER</b>																			

New York Mets @ San Diego Padres  
Jack Murphy Stadium, San Diego, CA  
Fri Aug 25 1989, 10:05 PM EDT  
Att: 32,150 - Unknown

livebaseballscores.com

AB 42  
R 3  
H 9  
RBI 3  
BB 1  
SO 9  
LOB 23



Batter	1	2	3	4	5	6	7	8	9	10	11	AB	R	H	RBI	BB	SO	LOB	BOTTOM					
Bip Roberts, S OBP: 0.377, SLG: 0.436	(1,7) 2-3 K		(1,3) K			(1,1) HR		(1,1) G4-3		(2,1) B2		5	1	1	2	0	2	0						
Roberto Alomar, S OBP: 0.332, SLG: 0.337	(1,4) 4-1 1B BB		(1,3) K			(0,1) HR		(3,1) 1B		(1,2) P4		4	1	2	1	1	1	0						
Tony Gwynn, L OBP: 0.396, SLG: 0.436	(1,8) 0-0 1B			(0,0) L6-3 1B		(2,0) P6		(3,3) 1 SAFE 1 SAFE 1 SAFE 1 SAFE K		(3,1) F7		5	0	2	0	0	1	1						
Jack Clark, R OBP: 0.394, SLG: 0.413	(1,3) 0-2 P6			(2,1) F7		(4,1) F7-4 BB		(0,0) F8		(0,0) F8		3	1	0	0	2	0	4						
Chris James, R OBP: 0.279, SLG: 0.385	(1,9) 0-2 F8			(0,1) L6-3		(0,0) F7-4		(0,0) F7-4		(3,2) F9		5	1	1	2	0	0	4						
Gary Templeton, S OBP: 0.288, SLG: 0.360	(1,6) 0-1 F9				(2,2) G5-3			(2,2) G3		(1,1) F8		4	0	0	0	0	0	0						
Benito Santiago, R OBP: 0.271, SLG: 0.346	(1,2) 1-3 K				(1,2) F9			(1,2) F8		(1,2) G4-3		4	0	0	0	0	1	0						
Luis Salazar, R OBP: 0.302, SLG: 0.412	(1,5) 2-1 L6				(3,3) K			(0,2) E1		(1,3) K		3	0	0	0	0	1	0						
Marvell Wynne, L OBP: 0.278, SLG: 0.349	(10, PH) 1-3 K											1	0	0	0	0	1	0						
Ed Whitson, R OBP: 0.194, SLG: 0.206	(1,1) 2-1 P4					(3,2) BLK HR 2B		(0,0) G6-3		(3,2) F9		3	1	1	0	0	0	1						
Mark Davis, L ERA: 2.7	(8, 1) 0-0 0											0	0	0	0	0	0	0						
Tim Flannery, L OBP: 0.306, SLG: 0.283	(10, PH) 0-0 0											1	0	0	0	0	0	0						
Greg Harris, R OBP: 0.154, SLG: 0.083	(11, 1) 0-0 0											0	0	0	0	0	0	0						
<b>Inning Stats</b>	R: 0 E: 0 K: 1 S: 13	H: 1 LOB: 2 BB: 1 P: 19	R: 0 E: 0 K: 1 S: 8	H: 0 LOB: 0 BB: 0 P: 11	R: 0 E: 0 K: 2 S: 8	H: 0 LOB: 0 BB: 0 P: 12	R: 0 E: 0 K: 0 S: 5	H: 1 LOB: 0 BB: 0 P: 7	R: 0 E: 0 K: 0 S: 12	H: 3 LOB: 3 BB: 1 P: 20	R: 0 E: 1 K: 0 S: 11	H: 0 LOB: 1 BB: 0 P: 14	R: 0 E: 0 K: 1 S: 8	H: 1 LOB: 1 BB: 0 P: 15	R: 0 E: 0 K: 0 S: 9	H: 0 LOB: 0 BB: 0 P: 14	R: 0 E: 0 K: 1 S: 9	H: 0 LOB: 0 BB: 0 P: 15	R: 2 E: 0 K: 0 S: 9	H: 1 LOB: 0 BB: 1 P: 17	1B: 3 2B: 3 3B: 0 HR: 3	SF: 0 SAC: 0 DP: 2 HBP: 0	WP: 0 PB: 0 SB: 0 CS: 0	PA: 41
<b>PITCHER</b>	IP ERA WLS BF H R ER SO BB IBB HBP BLK WP HR S P ERA WHIP	Sid Fernandez, L ERA: 2.75	Jeff Innis, R ERA: 2.7	Jeff Musselman, L ERA: 5.79	Don Aase, R ERA: 3.71	Randy Myers, L ERA: 1.51	<b>PITCHER</b>																	

New York Mets @ San Diego Padres  
Jack Murphy Stadium, San Diego, CA  
Fri Aug 25 1989, 10:05 PM EDT  
Att: 32,150 - Unknown

livebaseballscores.com

AB 38  
R 5  
H 7  
RBI 5  
BB 3  
SO 7  
LOB 10





Batter	1	2	3	4	5	6	7	8	9	AB	R	H	RBI	BB	SO	LOB	TOP				
<b>Gregg Jefferies, S</b> OBP: 0.294, SLG: 0.344 (1, 4)	B3		P3			F9			G6-3	5	0	1	2	0	0	1					
<b>Juan Samuel, R</b> OBP: 0.306, SLG: 0.355 (1, 8)			G1-3		L9					3	0	1	0	1	0	1					
<b>Howard Johnson, S</b> OBP: 0.377, SLG: 0.597 (1, 5)	K									3	0	0	0	1	2	2					
<b>Kevin McReynolds, R</b> OBP: 0.335, SLG: 0.452 (1, 7)			G1-3							3	1	1	1	1	0	2					
<b>Darryl Strawberry, L</b> OBP: 0.317, SLG: 0.501 (1, 9)	G3									4	1	1	0	0	0	2					
<b>Tim Lincecum, R</b> OBP: 0.336, SLG: 0.302 <b>Dave Magadan, L</b> OBP: 0.365, SLG: 0.396 (8, 3)			G6-3							3	1	1	0	0	0	0					
<b>Barry Lyons, R</b> OBP: 0.293, SLG: 0.360 (1, 2)										2	0	1	1	1	1	0					
<b>Kevin Elster, R</b> OBP: 0.285, SLG: 0.354 (1, 6)			K							4	1	1	0	0	2	2					
<b>Ron Darling, R</b> OBP: 0.164, SLG: 0.254 <b>Keith Hernandez, L</b> OBP: 0.339, SLG: 0.356 <b>Jeff Musselman, L</b> (6, 1) <b>Jeff Innis, R</b> (7, 1) <b>Mackey Sasser, L</b> OBP: 0.312, SLG: 0.400 (9, PH)			P6							1	0	0	0	0	0	1					
<b>Inning Stats</b>	R: 0 E: 0 K: 1 S: 10	H: 0 LOB: 2 BB: 2 P: 22	R: 0 E: 0 K: 1 S: 5	H: 0 LOB: 1 BB: 1 P: 12	R: 0 E: 0 K: 0 S: 12	H: 0 LOB: 1 BB: 1 P: 19	R: 3 E: 0 K: 0 S: 13	H: 4 LOB: 1 BB: 0 P: 22	R: 1 E: 0 K: 1 S: 7	H: 1 LOB: 0 BB: 0 P: 8	R: 0 E: 1 K: 0 S: 7	H: 1 LOB: 1 BB: 0 P: 10	R: 0 E: 0 K: 1 S: 8	H: 1 LOB: 0 BB: 0 P: 14	R: 0 E: 0 K: 1 S: 7	H: 0 LOB: 0 BB: 0 P: 10	R: 0 E: 0 K: 1 S: 6	H: 0 LOB: 0 BB: 0 P: 8	1B: 5 2B: 1 3B: 0 HR: 1	SF: 1 SAC: 1 DP: 0 HBP: 0	WP: 0 PA: 37 CS: 1
<b>PITCHER</b>	IP	WLS	BF	H	R	ER	SO	BB	IBB	HBP	BLK	WP	HR	S	P	ERA	WHIP				
<b>Dennis Rasmussen, L</b> ERA: 4.22 (1, 1)	5.0	W	25	6	4	4	3	4	0	0	0	0	1	48	84	7.20	2.000				
<b>Mark Grant, R</b> ERA: 2.89 (6, 1)	2.0		6	1	0	0	0	0	0	0	0	0	0	14	23	0.00	0.500				
<b>Greg Harris, R</b> ERA: 3.12 (8, 1)	2.0	S	6	0	0	0	2	0	0	0	0	0	0	13	18	0.00	0.000				

**New York Mets @ San Diego Padres**  
Jack Murphy Stadium, San Diego, CA  
Sat Aug 26 1989, 10:05 PM EDT  
Att: 28,469 - Unknown

AB 31  
R 4  
H 7  
RBI 4  
BB 4  
SO 5  
LOB 12



Batter	1	2	3	4	5	6	7	8	9	AB	R	H	RBI	BB	SO	LOB	BOTTOM				
<b>Bip Roberts, S</b> OBP: 0.377, SLG: 0.438 (1, 7)	FC2		K			B1-3			FC6-4	4	2	1	0	1	1	4					
<b>Roberto Alomar, S</b> OBP: 0.334, SLG: 0.341 (1, 4)	FC2									4	1	2	0	1	1	2					
<b>Tony Gwynn, L</b> OBP: 0.396, SLG: 0.438 (1, 9)	SF8		P4							4	2	2	2	0	0	3					
<b>Jack Clark, R</b> OBP: 0.394, SLG: 0.414 (1, 3)	BLK		K							4	2	1	0	1	2	4					
<b>Marvell Wynne, L</b> OBP: 0.278, SLG: 0.359 (1, 8)	G4-3									3	1	1	4	0	0	0					
<b>Garry Templeton, S</b> OBP: 0.292, SLG: 0.366 (1, 6)			K2-3							5	0	3	1	0	2	0					
<b>Benito Santiago, R</b> OBP: 0.275, SLG: 0.355 (1, 2)										3	1	1	1	2	0	2					
<b>Mike Pagliarulo, L</b> OBP: 0.258, SLG: 0.283 (1, 5)			G4-3							3	0	1	0	1	0	2					
<b>Dennis Rasmussen, L</b> OBP: 0.218, SLG: 0.259 <b>Mark Grant, R</b> OBP: 0.297, SLG: 0.083 <b>Carmelo Martinez, R</b> OBP: 0.307, SLG: 0.386 <b>Greg Harris, R</b> OBP: 0.154, SLG: 0.083 (8, 1)			G5-3							2	0	0	0	0	1	2					
<b>Inning Stats</b>	R: 2 E: 0 K: 0 S: 10	H: 2 LOB: 0 BB: 0 P: 13	R: 1 E: 0 K: 1 S: 9	H: 1 LOB: 0 BB: 0 P: 11	R: 0 E: 0 K: 2 S: 15	H: 1 LOB: 2 BB: 1 P: 21	R: 3 E: 1 K: 2 S: 16	H: 3 LOB: 1 BB: 1 P: 25	R: 0 E: 0 K: 0 S: 7	H: 0 LOB: 2 BB: 2 P: 18	R: 1 E: 0 K: 0 S: 14	H: 1 LOB: 3 BB: 3 P: 30	R: 2 E: 0 K: 0 S: 12	H: 3 LOB: 1 BB: 0 P: 17	1B: 5 2B: 5 3B: 0 HR: 2	SF: 2 SAC: 2 DP: 0 HBP: 0	WP: 1 PA: 43 CS: 1				
<b>PITCHER</b>	IP	WLS	BF	H	R	ER	SO	BB	IBB	HBP	BLK	WP	HR	S	P	ERA	WHIP				
<b>Ron Darling, R</b> ERA: 3.7 (1, 1)	5.0	L	25	6	4	6	7	2	0	0	1	0	0	61	88	10.80	2.000				
<b>Jeff Musselman, L</b> ERA: 5.76 (6, 1)	1.2		10	1	1	1	0	3	1	0	0	0	0	18	41	5.40	2.400				
<b>Jeff Innis, R</b> ERA: 3.16 (7, 1)	1.1		8	3	2	2	0	1	0	0	0	0	0	15	24	13.50	3.000				

**New York Mets @ San Diego Padres**  
Jack Murphy Stadium, San Diego, CA  
Sat Aug 26 1989, 10:05 PM EDT  
Att: 28,469 - Unknown

AB 32  
R 9  
H 12  
RBI 8  
BB 7  
SO 7  
LOB 19





Batter	1	2	3	4	5	6	7	8	9	AB	R	H	RBI	BB	SO	LOB	TOP			
<b>Gregg Jefferies, S</b> OBP: 0.295, SLG: 0.347 (1, 4)	1-2 1B E 2B	3-2 BB		1-2 F8		3-2 L9			2-2 F9	5	1	2	0	0	0	2				
<b>Juan Samuel, R</b> OBP: 0.305, SLG: 0.351 (1, 8)	1-0 G1-3	2-1 F7			1-3 K	2-1 G6-3			0-2 P6	5	0	0	0	0	1	4				
<b>Howard Johnson, S</b> OBP: 0.378, SLG: 0.595 (1, 5)	0-1 2B 1B	4-0 BB			1-1 G6-3		1-0 P5			3	1	1	0	1	0	0				
<b>Darryl Strawberry, L</b> OBP: 0.314, SLG: 0.496 (1, 9)	0-0 E4 2B	1-1 L4			3-2 G3		3-1 G4-3			4	0	0	1	0	0	3				
<b>Kevin McReynolds, R</b> OBP: 0.334, SLG: 0.452 (1, 7)	1-1 2B		3-1 L6			0-0 G5-3			0-0 F9	4	0	1	1	0	0	0				
<b>Keith Hernandez, L</b> OBP: 0.337, SLG: 0.350 (1, 3)	0-0 G6-3		2-3 K			4-2 1B 1B E BB		1-2 F8		3	1	0	0	1	1	1				
<b>Gary Carter, R</b> OBP: 0.227, SLG: 0.246 (5, PH)		2-2 HR	3-2 G6-3			0-0 E		2-3 K		3	1	2	0	0	0	0	AB 36			
<b>Ron Darling, R</b> OBP: 0.165, SLG: 0.254 (6, PH)						1-2 3B 1B				0	0	0	0	0	0	0	R 7			
<b>Jeff Musselman, L</b> OBP: 0.165, SLG: 0.254 (6, PH)						1-2 3B 1B				0	0	0	0	0	0	0	H 9			
<b>Jeff Innis, R</b> OBP: 0.165, SLG: 0.254 (6, PH)						1-2 3B 1B				0	0	0	0	0	0	0	RBI 6			
<b>Don Aase, R</b> OBP: 0.204, SLG: 0.396 (6, PH)						1-2 3B 1B				0	0	0	0	0	0	0	BB 2			
<b>Dave Maquadan, L</b> OBP: 0.204, SLG: 0.396 (6, PH)						1-2 3B 1B				0	0	0	0	0	0	0	SO 6			
<b>Randy Myers, L</b> OBP: 0.204, SLG: 0.396 (6, PH)						1-2 3B 1B				0	0	0	0	0	0	0	LOB 10			
<b>Kevin Elster, R</b> OBP: 0.288, SLG: 0.364 (1, 6)	0-1 HR			2-1 G6-3		0-0 E7 3B 1B		1-3 K		4	2	2	2	0	1	0				
<b>Bob Ojeda, L</b> OBP: 0.161, SLG: 0.113 (1, 1)	1-2 F8		2-3 K			0-0 3B			2-3 K	2	0	0	0	0	1	0				
<b>John Mitchell, R</b> OBP: 0.161, SLG: 0.113 (4, 1)										0	0	0	0	0	0	0				
<b>Mark Carreon, R</b> OBP: 0.321, SLG: 0.481 (6, PH)										0	0	0	0	0	0	0				
<b>Mackey Sasser, L</b> OBP: 0.314, SLG: 0.414 (6, 2)										2	0	1	2	0	1	0				
<b>Inning Stats</b>	R: 2 E: 1 K: 0 S: 10	H: 3 LOB: 1 BB: 0 P: 14	R: 2 E: 0 K: 0 S: 16	H: 3 LOB: 2 BB: 1 P: 29	R: 0 E: 0 K: 1 S: 8	H: 0 LOB: 0 BB: 0 P: 16	R: 0 E: 0 K: 1 S: 8	H: 0 LOB: 0 BB: 0 P: 13	R: 0 E: 0 K: 1 S: 9	H: 0 LOB: 0 BB: 0 P: 14	R: 3 E: 1 K: 0 S: 17	H: 3 LOB: 2 BB: 1 P: 26	R: 0 E: 0 K: 2 S: 10	H: 0 LOB: 0 BB: 0 P: 14	R: 0 E: 0 K: 1 S: 11	H: 0 LOB: 0 BB: 0 P: 15	1B: 4 2B: 3 3B: 1 HR: 1	SF: 0 SAC: 0 DP: 0 HBP: 0	WP: 0 PA: 38 PB: 0 SB: 0 CS: 0	
<b>PITCHER</b>	IP	WLS	BF	H	R	ER	SO	BB	IBB	HBP	BLK	WP	HR	S	P	ERA	WHIP			
<b>Don Schulte, R</b> ERA: 5.34 (1, 1)	1.1		10	6	4	3	0	0	0	0	0	0	1	22	32	20.25	4.500			
<b>Dan Murphy, R</b> ERA: 2.45 (2, 1)	0.2	3	0	0	0	0	1	0	0	0	0	0	0	4	11	0.00	1.500			
<b>Pat Clements, L</b> ERA: 4.15 (3, 1)	3.1	W	13	2	3	3	3	1	0	0	0	0	0	35	57	8.10	0.900			
<b>Mark Grant, R</b> ERA: 2.77 (6, 1)	3.2	S	12	1	0	0	3	0	0	0	0	0	0	32	49	0.00	0.273			

Batter	1	2	3	4	5	6	7	8	9	AB	R	H	RBI	BB	SO	LOB	BOTTOM			
<b>Big Roberts, S</b> OBP: 0.384, SLG: 0.447 (1, 5)	1-1 G5-3		4-0 2B BB	3-2 F8		4-1 HR BB	2-1 E9 1B 1B	0-2 3B		4	3	2	0	2	0	0				
<b>Roberto Alomar, S</b> OBP: 0.336, SLG: 0.350 (1, 4)	3-2 G6-3		1-1 1B FC5-2 2B		0-1 E6 BB BB G5-2-3	0-1 HR	2-2 1B 1B	2-0 F8		6	2	3	5	0	0	1				
<b>Tony Gwynn, L</b> OBP: 0.399, SLG: 0.440 (1, 9)	3-3 K		0-0 FC5-2 FC6-5 1B		4-0 G5-2-3 WP BB BB	4-1 FC3-6 BB BB	0-0 1B 1B			3	2	2	0	2	1	0				
<b>Jack Clark, R</b> OBP: 0.398, SLG: 0.419 (1, 3)		1-0 1B 2B 2B	4-0 FC6-5 FC5-2 BB		4-2 WP 2B BB G5-2-3	2-3 K	0-0 BB 1B			3	2	2	1	2	1	1				
<b>Carmelo Martinez, R</b> OBP: 0.304, SLG: 0.361 (6, PH)		2-0 G1-3	1-0 FC5-2 FC6-5		1-1 G5-2-3	4-2 FC3-6	4-2 BB BB			3	0	0	0	0	0	7				
<b>Marvell Wynne, L</b> OBP: 0.262, SLG: 0.359 (7, 7)			1-2 2-3 3-H		1-2 2-3 3-H	1-2 BB	1-2 2-3 BB			0	0	0	0	2	0	0				
<b>Garry Templeton, S</b> OBP: 0.293, SLG: 0.365 (1, 6)	0-1 2B SF9 1B		0-1 FC6-5		4-0 WP 2B IBB	1-0 FC3-6 FC4-6	0-3 K			4	2	1	1	1	1	7				
<b>Shawn Abner, R</b> OBP: 0.205, SLG: 0.277 (1, 8)	0-1 SF9 2B		0-1 F8		0-3 K 2B	2-1 FC4-6	1-0 F8			5	1	1	1	0	1	9				
<b>Mark Parent, R</b> OBP: 0.226, SLG: 0.343 (1, 2)	2-3 3-H SF9			4-1 F8 BB	1-1 2B	0-2 E 1B 1B	0-3 K			3	1	2	4	1	1	0				
<b>Don Schulte, R</b> (1, 1)		2-2 G1-3		2-2 F8 BB	1-3 K	2-3 K	0-3 K			0	0	0	0	0	0	0				
<b>Dan Murphy, R</b> (2, 1)										0	0	0	0	0	0	0				
<b>Luis Salazar, R</b> OBP: 0.301, SLG: 0.410 (2, PH)										1	0	0	0	0	0	1				
<b>Pat Clements, R</b> (3, 1)										2	0	0	0	0	1	2				
<b>Mark Grant, R</b> OBP: 0.235, SLG: 0.071 (6, 1)										2	0	0	0	0	2	1				
<b>Inning Stats</b>	R: 0 E: 0 K: 1 S: 10	H: 0 LOB: 0 BB: 0 P: 17	R: 2 E: 0 K: 0 S: 10	H: 3 LOB: 1 BB: 0 P: 18	R: 2 E: 0 K: 0 S: 8	H: 2 LOB: 2 BB: 2 P: 18	R: 0 E: 0 K: 0 S: 7	H: 0 LOB: 0 BB: 1 P: 16	R: 4 E: 1 K: 2 S: 14	H: 1 LOB: 3 BB: 3 P: 29	R: 2 E: 0 K: 1 S: 12	H: 1 LOB: 2 BB: 1 P: 30	R: 3 E: 1 K: 2 S: 19	H: 5 LOB: 3 BB: 1 P: 30	R: 0 E: 0 K: 2 S: 12	H: 1 LOB: 1 BB: 0 P: 14	1B: 7 2B: 4 3B: 1 HR: 1	SF: 1 SAC: 0 DP: 1 HBP: 0	WP: 1 PA: 47 PB: 0 SB: 1 CS: 0	
<b>PITCHER</b>	IP	WLS	BF	H	R	ER	SO	BB	IBB	HBP	BLK	WP	HR	S	P	ERA	WHIP			
<b>Bob Ojeda, L</b> ERA: 3.59 (1, 1)	3.0		17	5	4	4	1	3	0	0	0	1	0	29	58	12.00	2.667			
<b>John Mitchell, R</b> ERA: (4, 1)	2.0	L	10	1	4	0	2	2	1	0	0	1	0	20	40	0.00	1.500			
<b>Jeff Musselman, L</b> ERA: 6.48 (6, 1)	0.0		3	1	2	2	0	2	0	0	0	0	1	4	12	∞	∞			
<b>Jeff Innis, R</b> ERA: 3.58 (6, 1)	1.1		7	2	2	2	2	1	0	0	0	0	0	16	29	13.50	2.250			
<b>Don Aase, R</b> ERA: 3.83 (7, 1)	0.2		6	3	1	1	1	1	0	0	0	0	0	11	18	13.50	6.000			

**New York Mets @ San Diego Padres**  
Jack Murphy Stadium, San Diego, CA  
Sun Aug 27 1989, 6:33 AM EDT  
Att: 30,568 - Sunny - 80 F

AB	36
R	7
H	9
RBI	6
BB	2
SO	6
LOB	10



**New York Mets @ San Diego Padres**  
Jack Murphy Stadium, San Diego, CA  
Sun Aug 27 1989, 6:33 AM EDT  
Att: 30,568 - Sunny - 80 F

AB	36
R	13
H	13
RBI	12
BB	10
SO	8
LOB	29





Batter	1	2	3	4	5	6	7	8	9	AB	R	H	RBI	BB	SO	LOB	TOP				
Dave Martinez, L (1, 8) OBP: 0.334, SLG: 0.397 Marquis Grissom, R (9, FH) OBP: 0.333, SLG: 0.200	G6-3			G4-3 2B BB	BB	2-1 1-2 2-3 1B	1-3 K		K	3	1	1	0	1	1	1					
Tom Foley, L (1, 4) OBP: 0.310, SLG: 0.351 Damaso Garcia, R (9, FH) OBP: 0.319, SLG: 0.381	F8			G4-3	BB	BB	P6		F9	3	0	0	1	1	0	2					
Hubie Brooks, R (1, 9) OBP: 0.288, SLG: 0.361	K			1-1 2H 2B	BB	BB	P6		1B	5	0	3	2	0	1	3					
Tim Raines, S (1, 7) OBP: 0.401, SLG: 0.444		E6 G6-4-3		K			K		L9	5	0	1	0	0	2	2					
Tim Wallach, R (1, 5) OBP: 0.345, SLG: 0.424		F9		G5-3			FC5-4 1B			4	1	1	0	0	0	4					
Andres Galaraga, R (1, 3) OBP: 0.334, SLG: 0.434		G6-4-3					K		K	4	0	1	0	0	2	1					
Mike Fitzgerald, R (1, 2) OBP: 0.335, SLG: 0.395				K			1B BB BB		FC4 1B	2	1	1	1	1	1	0					
Spike Owen, S (1, 6) OBP: 0.367, SLG: 0.353				F8			G4-3		F9	3	0	0	0	1	0	2					
Kevin Gross, R (1, 1) OBP: 0.194, SLG: 0.155 Otis Nixon, S (7, PH) OBP: 0.309, SLG: 0.264 Rich Thompson, R (7, 1) OBP: 0.318, SLG: 0.383 Nelson Santovenia, R (8, PH) OBP: 0.318, SLG: 0.383 Urbano Lugo, R (8, 1)				K			K		FC4	2	0	0	0	0	2	2					
<b>Inning Stats</b>	R: 0 E: 0 K: 1 S: 8	H: 0 LOB: 0 BB: 0 P: 10	R: 0 E: 1 K: 0 S: 5	H: 0 LOB: 0 BB: 0 P: 6	R: 0 E: 0 K: 2 S: 9	H: 0 LOB: 0 BB: 0 P: 14	R: 1 E: 0 K: 1 S: 10	H: 1 LOB: 1 BB: 1 P: 18	R: 1 E: 0 K: 2 S: 16	H: 1 LOB: 3 BB: 3 P: 33	R: 1 E: 0 K: 1 S: 10	H: 2 LOB: 1 BB: 0 P: 13	R: 1 E: 0 K: 1 S: 14	H: 2 LOB: 2 BB: 1 P: 23	R: 0 E: 0 K: 1 S: 11	H: 1 LOB: 1 BB: 0 P: 14	R: 0 E: 0 K: 1 S: 10	H: 1 LOB: 1 BB: 0 P: 12	1B: 7 2B: 1 3B: 0 HR: 0	SF: 1 SAC: 0 DP: 1 HBP: 0	WP: 0 PA: 40 PB: 0 SB: 1 CS: 0
<b>PITCHER</b>	IP WLS BF H R ER SO BB IBB HBP BLK WP HR S P ERA WHIP	IP WLS BF H R ER SO BB IBB HBP BLK WP HR S P ERA WHIP	IP WLS BF H R ER SO BB IBB HBP BLK WP HR S P ERA WHIP	IP WLS BF H R ER SO BB IBB HBP BLK WP HR S P ERA WHIP	IP WLS BF H R ER SO BB IBB HBP BLK WP HR S P ERA WHIP	IP WLS BF H R ER SO BB IBB HBP BLK WP HR S P ERA WHIP	IP WLS BF H R ER SO BB IBB HBP BLK WP HR S P ERA WHIP	IP WLS BF H R ER SO BB IBB HBP BLK WP HR S P ERA WHIP	IP WLS BF H R ER SO BB IBB HBP BLK WP HR S P ERA WHIP	IP WLS BF H R ER SO BB IBB HBP BLK WP HR S P ERA WHIP	IP WLS BF H R ER SO BB IBB HBP BLK WP HR S P ERA WHIP	IP WLS BF H R ER SO BB IBB HBP BLK WP HR S P ERA WHIP	IP WLS BF H R ER SO BB IBB HBP BLK WP HR S P ERA WHIP	IP WLS BF H R ER SO BB IBB HBP BLK WP HR S P ERA WHIP	IP WLS BF H R ER SO BB IBB HBP BLK WP HR S P ERA WHIP	IP WLS BF H R ER SO BB IBB HBP BLK WP HR S P ERA WHIP	IP WLS BF H R ER SO BB IBB HBP BLK WP HR S P ERA WHIP	IP WLS BF H R ER SO BB IBB HBP BLK WP HR S P ERA WHIP	IP WLS BF H R ER SO BB IBB HBP BLK WP HR S P ERA WHIP	IP WLS BF H R ER SO BB IBB HBP BLK WP HR S P ERA WHIP	IP WLS BF H R ER SO BB IBB HBP BLK WP HR S P ERA WHIP

Montreal Expos @ San Diego Padres  
Jack Murphy Stadium, San Diego, CA  
Mon Aug 28 1989, 10:05 PM EDT  
Att: 13,932 - Unknown

AB	34
R	4
H	8
RBI	4
BB	5
SO	10
LOB	18



Batter	1	2	3	4	5	6	7	8	9	AB	R	H	RBI	BB	SO	LOB	BOTTOM				
Bip Roberts, S (1, 4) OBP: 0.377, SLG: 0.438	F7		K	F7		F9		FC3-2 WP		5	0	0	0	0	1	3					
Gary Templeton, S (1, 6) OBP: 0.294, SLG: 0.365	F7		1B HR		E 1B HR		G6-3	L4		5	2	2	0	0	0	1					
Tony Gwynn, L (1, 9) OBP: 0.400, SLG: 0.440	L7		1B HR		E8 1B HR		G3			4	2	2	0	0	0	0					
Jack Clark, R (1, 3) OBP: 0.401, SLG: 0.437		CS BB	HR		HR		G1-3			3	2	2	6	1	0	0					
Marvell Wynne, L (1, 7) OBP: 0.282, SLG: 0.357	P6		G4-3		L6			1B HR		4	1	1	0	0	0	1					
Benito Santiago, R (1, 2) OBP: 0.277, SLG: 0.354		K		1B BB	K			HR 1B		3	1	1	0	1	2	1					
Mike Pagliarulo, L (1, 5) OBP: 0.261, SLG: 0.293		IBB		P6	P3			HR		3	1	1	3	1	0	1					
Shawn Abner, R (1, 8) OBP: 0.207, SLG: 0.287		K		K		K		HR FC3-2 2B		4	0	1	0	0	3	3					
Andy Benes, R (1, 1) OBP: 0.200, SLG: 0.200 Mark Davis, L (7, 1)			G6-3		1B		K	G4-1		3	0	1	0	0	1	0					
<b>Inning Stats</b>	R: 0 E: 0 K: 0 S: 9	H: 0 LOB: 0 BB: 2 P: 11	R: 0 E: 0 K: 2 S: 9	H: 0 LOB: 2 BB: 2 P: 20	R: 3 E: 0 K: 1 S: 10	H: 3 LOB: 0 BB: 0 P: 18	R: 0 E: 0 K: 1 S: 12	H: 1 LOB: 2 BB: 1 P: 20	R: 3 E: 1 K: 1 S: 18	H: 3 LOB: 0 BB: 0 P: 25	R: 0 E: 0 K: 2 S: 10	H: 0 LOB: 0 BB: 0 P: 16	R: 0 E: 0 K: 0 S: 6	H: 0 LOB: 0 BB: 0 P: 7	R: 3 E: 0 K: 0 S: 11	H: 4 LOB: 1 BB: 0 P: 18	R: 0 E: 0 K: 0 S: 10	H: 0 LOB: 0 BB: 0 P: 12	1B: 7 2B: 1 3B: 0 HR: 3	SF: 0 SAC: 0 DP: 0 HBP: 0	WP: 1 PA: 38 PB: 0 SB: 0 CS: 1
<b>PITCHER</b>	IP WLS BF H R ER SO BB IBB HBP BLK WP HR S P ERA WHIP	IP WLS BF H R ER SO BB IBB HBP BLK WP HR S P ERA WHIP	IP WLS BF H R ER SO BB IBB HBP BLK WP HR S P ERA WHIP	IP WLS BF H R ER SO BB IBB HBP BLK WP HR S P ERA WHIP	IP WLS BF H R ER SO BB IBB HBP BLK WP HR S P ERA WHIP	IP WLS BF H R ER SO BB IBB HBP BLK WP HR S P ERA WHIP	IP WLS BF H R ER SO BB IBB HBP BLK WP HR S P ERA WHIP	IP WLS BF H R ER SO BB IBB HBP BLK WP HR S P ERA WHIP	IP WLS BF H R ER SO BB IBB HBP BLK WP HR S P ERA WHIP	IP WLS BF H R ER SO BB IBB HBP BLK WP HR S P ERA WHIP	IP WLS BF H R ER SO BB IBB HBP BLK WP HR S P ERA WHIP	IP WLS BF H R ER SO BB IBB HBP BLK WP HR S P ERA WHIP	IP WLS BF H R ER SO BB IBB HBP BLK WP HR S P ERA WHIP	IP WLS BF H R ER SO BB IBB HBP BLK WP HR S P ERA WHIP	IP WLS BF H R ER SO BB IBB HBP BLK WP HR S P ERA WHIP	IP WLS BF H R ER SO BB IBB HBP BLK WP HR S P ERA WHIP	IP WLS BF H R ER SO BB IBB HBP BLK WP HR S P ERA WHIP	IP WLS BF H R ER SO BB IBB HBP BLK WP HR S P ERA WHIP	IP WLS BF H R ER SO BB IBB HBP BLK WP HR S P ERA WHIP	IP WLS BF H R ER SO BB IBB HBP BLK WP HR S P ERA WHIP	IP WLS BF H R ER SO BB IBB HBP BLK WP HR S P ERA WHIP

Montreal Expos @ San Diego Padres  
Jack Murphy Stadium, San Diego, CA  
Mon Aug 28 1989, 10:05 PM EDT  
Att: 13,932 - Unknown

AB	35
R	9
H	11
RBI	9
BB	3
SO	7
LOB	11





Batter	1	2	3	4	5	6	7	8	9	AB	R	H	RBI	BB	SO	LOB	TOP								
<b>Dave Martinez, L</b> OBP: 0.329, SLG: 0.391 (1, 8)										5	0	0	1	0	2	5	<b>Montreal Expos @ San Diego Padres</b> Jack Murphy Stadium, San Diego, CA Tue Aug 29 1989, 10:05 PM EDT Att: 17,687 - Unknown								
<b>Tom Foley, L</b> OBP: 0.309, SLG: 0.348 (1, 4)										3	0	0	0	1	1	2									
<b>Hubie Brooks, R</b> OBP: 0.286, SLG: 0.358 (1, 9)										4	0	0	0	0	0	3									
<b>Tim Raines, S</b> OBP: 0.400, SLG: 0.442 (1, 7)										4	0	1	0	0	0	0									
<b>Tim Wallach, R</b> OBP: 0.346, SLG: 0.424 (1, 5)										4	0	2	0	0	1	0									
<b>Andres Galarraga, R</b> OBP: 0.331, SLG: 0.430 (1, 3)										4	0	0	0	0	1	3									
<b>Nelson Santovenia, R</b> OBP: 0.320, SLG: 0.396 (7, PR)										1	0	1	0	2	0	0									
<b>Rex Hudler, R</b> OBP: 0.295, SLG: 0.444 (7, 2)										0	1	0	0	0	0	0									
<b>Mike Fitzgerald, R</b> OBP: 0.333, SLG: 0.393 (7, 2)										1	0	0	0	0	0	1									
<b>Spike Owen, S</b> OBP: 0.366, SLG: 0.351 (1, 6)										4	0	1	0	0	0	2									
<b>Pascual Perez, R</b> OBP: 0.217, SLG: 0.233 (7, 1)										2	0	1	0	1	1	2									
<b>Zane Smith, L</b> OBP: 0.188, SLG: 0.219 (7, 1)										0	0	0	0	0	0	0									
<b>Tim Burke, R</b> OBP: 0.388, SLG: 0.403 (9, PH)										0	0	0	0	0	0	0									
<b>Jim Dwyer, L</b> OBP: 0.388, SLG: 0.403 (9, 1)										0	0	0	0	0	0	0									
<b>Rich Thompson, R</b> ERA: 2.71 (8, 1)										0	0	0	0	0	0	0									
<b>Inning Stats</b>	R: 0 E: 0 K: 1 S: 9	H: 0 LOB: 0 BB: 0 P: 13	R: 0 E: 0 K: 1 S: 9	H: 0 LOB: 0 BB: 0 P: 13	R: 0 E: 0 K: 0 S: 10	H: 0 LOB: 2 BB: 2 P: 22	R: 0 E: 0 K: 0 S: 14	H: 0 LOB: 0 BB: 0 P: 17	R: 0 E: 0 K: 2 S: 18	H: 1 LOB: 2 BB: 1 P: 27	R: 0 E: 0 K: 0 S: 12	H: 2 LOB: 2 BB: 0 P: 21	R: 1 E: 0 K: 0 S: 10	H: 2 LOB: 3 BB: 1 P: 16	R: 0 E: 0 K: 0 S: 7	H: 1 LOB: 1 BB: 0 P: 11	R: 0 E: 0 K: 0 S: 8	H: 0 LOB: 0 BB: 0 P: 15	1B: 6 2B: 0 3B: 0 HR: 0	SF: 0 SAC: 0 DP: 0 HBP: 0	WP: 0 PB: 0 SB: 1 CS: 0	PA: 37			
<b>PITCHER</b>	IP	WLS	BF	H	R	ER	SO	BB	IBB	HBP	BLK	WP	HR	S	P	ERA	WHIP								
<b>Greg Harris, R</b> ERA: 2.99 (1, 1)	7.0		30	5	1	1	6	4	0	0	1	0	0	82	129	1.29	1.286								
<b>Mark Grant, R</b> ERA: 2.71 (8, 1)	2.0	W	7	1	0	0	0	0	0	0	0	0	0	15	26	0.00	0.500								

AB	33
R	1
H	6
RBI	1
BB	4
SO	6
LOB	18



Batter	1	2	3	4	5	6	7	8	9	AB	R	H	RBI	BB	SO	LOB	BOTTOM								
<b>Bip Roberts, S</b> OBP: 0.375, SLG: 0.435 (1, 4)										4	0	1	0	0	1	0	<b>Montreal Expos @ San Diego Padres</b> Jack Murphy Stadium, San Diego, CA Tue Aug 29 1989, 10:05 PM EDT Att: 17,687 - Unknown								
<b>Gary Templeton, S</b> OBP: 0.291, SLG: 0.361 (1, 6)										4	0	0	0	0	0	1									
<b>Tony Gwynn, L</b> OBP: 0.401, SLG: 0.441 (1, 9)										4	0	2	0	0	0	0									
<b>Jack Clark, R</b> OBP: 0.402, SLG: 0.434 (1, 3)										2	1	0	0	2	0	1									
<b>Chris James, R</b> OBP: 0.284, SLG: 0.385 (1, 7)										2	0	1	0	2	0	2									
<b>Manvell Wynne, L</b> OBP: 0.282, SLG: 0.357 (1, 8)										3	1	1	0	0	0	3									
<b>Benito Santiago, R</b> OBP: 0.278, SLG: 0.352 (1, 2)										2	0	0	0	1	1	1									
<b>Mike Pagliarulo, L</b> OBP: 0.259, SLG: 0.291 (7, PH)										2	0	0	0	0	1	0									
<b>Luis Salazar, R</b> OBP: 0.302, SLG: 0.411 (8, 5)										2	0	1	2	0	0	2									
<b>Greg Harris, R</b> OBP: 0.133, SLG: 0.071 (7, PH)										2	0	0	0	0	0	0									
<b>Tim Flannery, L</b> OBP: 0.306, SLG: 0.281 (8, 1)										1	0	0	0	0	0	2									
<b>Mark Grant, R</b> OBP: 0.235, SLG: 0.071 (9, 1)										0	0	0	0	0	0	0									
<b>Inning Stats</b>	R: 0 E: 0 K: 1 S: 10	H: 0 LOB: 0 BB: 0 P: 15	R: 0 E: 0 K: 1 S: 8	H: 0 LOB: 1 BB: 1 P: 15	R: 0 E: 0 K: 1 S: 9	H: 0 LOB: 0 BB: 0 P: 14	R: 0 E: 0 K: 0 S: 7	H: 1 LOB: 2 BB: 1 P: 14	R: 0 E: 0 K: 0 S: 5	H: 0 LOB: 0 BB: 0 P: 7	R: 0 E: 0 K: 0 S: 5	H: 1 LOB: 0 BB: 0 P: 9	R: 1 E: 0 K: 0 S: 12	H: 1 LOB: 2 BB: 2 P: 25	R: 0 E: 0 K: 0 S: 10	H: 1 LOB: 2 BB: 1 P: 20	R: 1 E: 0 K: 0 S: 4	H: 2 LOB: 1 BB: 0 P: 8	1B: 6 2B: 0 3B: 0 HR: 0	SF: 0 SAC: 2 DP: 1 HBP: 0	WP: 1 PB: 1 SB: 2 CS: 0	PA: 35			
<b>PITCHER</b>	IP	WLS	BF	H	R	ER	SO	BB	IBB	HBP	BLK	WP	HR	S	P	ERA	WHIP								
<b>Pascual Perez, R</b> ERA: 3.43 (7, 1)	6.0		23	3	1	1	3	3	0	0	0	0	0	48	83	1.50	1.000								
<b>Zane Smith, L</b> ERA: 3.7 (7, 1)	0.1		2	0	0	0	0	0	1	0	0	0	0	1	5	0.00	0.000								
<b>Tim Burke, R</b> ERA: 2.35 (7, 1)	1.2		7	1	0	0	0	0	1	0	0	1	0	17	31	0.00	0.600								
<b>Rich Thompson, R</b> ERA: 1.02 (9, 1)	0.1	L	3	2	1	0	0	0	0	0	0	0	0	4	8	0.00	6.000								

AB	28
R	2
H	6
RBI	2
BB	5
SO	3
LOB	12





Batter	1	2	3	4	5	6	7	8	9	AB	R	H	RBI	BB	SO	LOB	TOP					
Tim Raines, S OBP: 0.406, SLG: 0.445	4-2 2B BB	1-2 S 1B		4-0 2B IBB		4-1 FC6-4 IBB		3-2 1B		2	0	2	1	3	0	0						
Dave Martinez, L OBP: 0.330, SLG: 0.397	1-2 1B	1-1 F9		0-1 1B		3-2 FC6-4 1B		1-2 G4-3		5	0	2	2	0	0	4						
Hubie Brooks, R OBP: 0.287, SLG: 0.361 Otis Nixon, S OBP: 0.309, SLG: 0.264	0-3 K		0-1 G4-3 FC4-2 2B	1-0 G6-3		0-1 1B		2-0 F8		5	0	2	1	0	1	4						
Tim Wallach, R OBP: 0.345, SLG: 0.422	3-2 P3		0-0 G4-3		2-1 G1-4-3 1B		1-0 F9		0-1 G6-3		5	0	1	0	0	5						
Andres Galarraga, R OBP: 0.330, SLG: 0.428	0-1 G4-3		2-2 FC4-2		1-0 G1-4-3		1-2 F7		0-0 1B		5	0	1	0	0	4						
Tom Foley, L OBP: 0.308, SLG: 0.344		4-2 G4-3 1B BB	1-1 F7		0-0 G4-3		1-1 F8		0-1 P9		4	1	0	0	1	2						
Mike Fitzgerald, R OBP: 0.328, SLG: 0.387	1-1 G4-3		0-0 L8		3-2 F7		0-1 F8				4	0	0	0	0	1						
Spike Owen, S OBP: 0.370, SLG: 0.354	2-1 SH2-4 1B		0-2 BLK 2B 1B		4-1 PB E FC6-4 BB		0-1 F8				3	3	2	1	1	0						
Dennis Martinez, R OBP: 0.197, SLG: 0.131	0-0 SH2-4		2-2 G1-3		0-1 E3 FC6-4 1B		1-3 K				3	1	0	0	0	1						
<b>Inning Stats</b>	R: 0 E: 0 K: 1 S: 15	H: 1 LOB: 2 BB: 1 P: 23	R: 2 E: 0 K: 0 S: 14	H: 2 LOB: 1 BB: 1 P: 23	R: 0 E: 0 K: 0 S: 8	H: 1 LOB: 1 BB: 0 P: 11	R: 1 E: 0 K: 0 S: 10	H: 2 LOB: 2 BB: 1 P: 17	R: 0 E: 0 K: 0 S: 4	H: 1 LOB: 0 BB: 0 P: 7	R: 2 E: 1 K: 0 S: 13	H: 1 LOB: 2 BB: 2 P: 28	R: 0 E: 0 K: 0 S: 8	H: 0 LOB: 0 BB: 0 P: 10	R: 0 E: 0 K: 1 S: 11	H: 1 LOB: 1 BB: 0 P: 16	R: 0 E: 0 K: 0 S: 6	H: 1 LOB: 1 BB: 0 P: 8	1B: 7 2B: 3 3B: 0 HR: 0	SF: 0 SAC: 1 DP: 1 HBP: 0	WP: 0 PB: 1 SB: 1 CS: 0	PA: 42
<b>PITCHER</b>	IP WLS BF H R ER SO BB IBB HBP BLK WP HR S P ERA WHIP	5.0 L 24 7 3 3 1 2 1 0 0 0 0 51 81 5.40 1.800	2.0 10 1 2 0 0 1 1 0 0 0 0 21 38 0.00 1.000	2.0 8 2 0 0 1 0 0 0 0 0 0 17 24 0.00 1.000											IP WLS BF H R ER SO BB IBB HBP BLK WP HR S P ERA WHIP							

Montreal Expos @ San Diego Padres  
Jack Murphy Stadium, San Diego, CA  
Wed Aug 30 1989, 10:05 PM EDT  
Att: 16,557 - Unknown

AB 36  
R 5  
H 10  
RBI 5  
BB 5  
SO 2  
LOB 22



Batter	1	2	3	4	5	6	7	8	9	AB	R	H	RBI	BB	SO	LOB	BOTTOM					
Bip Roberts, S OBP: 0.377, SLG: 0.436	2-2 SH1-3 1B SF9 1B		3-2 E3 CS		1-3 K			1-1 G4-6-3 1B		4	1	2	0	0	1	3						
Roberto Alomar, S OBP: 0.335, SLG: 0.350	0-0 SF9 SH1-3 CS 1B		1-0 CS		2-2 G6-3		3-1 FC4-6		1-2 G4-6-3		4	0	1	0	0	4						
Tony Gwynn, L OBP: 0.399, SLG: 0.438	1-0 SH1-3		0-2 F8		0-0 G1-3			0-1 G3-1		3	0	0	0	0	0	0						
Jack Clark, R OBP: 0.399, SLG: 0.431	0-0 SF9		1-2 E3		1-3 K			0-1 G3-1		3	0	0	1	0	1	0						
Chris James, R OBP: 0.281, SLG: 0.382	0-0 CS		1-3 K		2-0 G4-3			0-2 P3		4	0	0	0	0	1	1						
Garry Templeton, S OBP: 0.289, SLG: 0.358	3-1 K		1-3 K		0-0 P4			1-3 K		4	0	0	0	0	3	0						
Benito Santiago, R OBP: 0.281, SLG: 0.358	1-1 F9				0-1 1B 2B			1-1 1B		3	0	2	0	0	0	0						
Mike Pagliarulo, L OBP: 0.260, SLG: 0.292			1-3 K		0-2 S 1B			0-0 L7		3	0	1	0	0	1	1						
Ed Whitson, R OBP: 0.191, SLG: 0.203 Tim Flannery, L OBP: 0.311, SLG: 0.281 Dan Murphy, R OBP: 0.302, SLG: 0.360 Pat Clements, R OBP: 0.302, SLG: 0.360	1-1 K		2-3 K		4-2 FC4-6 BB			1-1 G5-3		1	0	0	0	0	1	0						
<b>Inning Stats</b>	R: 1 E: 0 K: 0 S: 6	H: 2 LOB: 0 BB: 0 P: 9	R: 0 E: 0 K: 2 S: 10	H: 0 LOB: 0 BB: 0 P: 13	R: 0 E: 1 K: 2 S: 11	H: 0 LOB: 0 BB: 0 P: 17	R: 0 E: 1 K: 0 S: 11	H: 0 LOB: 1 BB: 0 P: 16	R: 0 E: 0 K: 1 S: 13	H: 2 LOB: 3 BB: 1 P: 21	R: 0 E: 0 K: 1 S: 6	H: 0 LOB: 0 BB: 0 P: 9	R: 0 E: 0 K: 0 S: 8	H: 1 LOB: 1 BB: 0 P: 11	R: 0 E: 0 K: 0 S: 7	H: 1 LOB: 0 BB: 0 P: 9	R: 0 E: 0 K: 1 S: 8	H: 0 LOB: 0 BB: 0 P: 9	1B: 5 2B: 1 3B: 0 HR: 0	SF: 1 SAC: 1 DP: 1 HBP: 0	WP: 0 PB: 0 SB: 1 CS: 2	PA: 35
<b>PITCHER</b>	IP WLS BF H R ER SO BB IBB HBP BLK WP HR S P ERA WHIP	9.0 W 33 6 1 1 8 1 0 0 0 0 0 80 114 1.00 0.778											IP WLS BF H R ER SO BB IBB HBP BLK WP HR S P ERA WHIP									

Montreal Expos @ San Diego Padres  
Jack Murphy Stadium, San Diego, CA  
Wed Aug 30 1989, 10:05 PM EDT  
Att: 16,557 - Unknown

AB 30  
R 1  
H 6  
RBI 1  
BB 1  
SO 8  
LOB 10





Batter	1	2	3	4	5	6	7	8	9	AB	R	H	RBI	BB	SO	LOB	TOP		
<b>Lenny Dykstra, L</b> (1, 8) OBP: 0.325, SLG: 0.378	F9			F8			1B BB	K		3	1	0	0	1	1	2			
<b>Tom Herr, S</b> (1, 4) OBP: 0.345, SLG: 0.349	G6-3			G4-3			G5-4-3 1B		G4-3 1B	4	0	2	0	0	0	0			
<b>John Kruk, L</b> (1, 7) OBP: 0.387, SLG: 0.429 <b>Roger McDowell, R</b> (7, 1) OBP: 0.333, SLG: 0.333 <b>Dwayne Murphy, L</b> (9, FH) OBP: 0.344, SLG: 0.409	G6-3			L6			G5-4-3 1B		F9	3	0	1	1	0	0	0			
<b>Ricky Jordan, R</b> (1, 3) OBP: 0.315, SLG: 0.406					G4-3		G5-4-3		G4-3	4	0	0	0	0	0	3			
<b>Von Hayes, L</b> (1, 9) OBP: 0.381, SLG: 0.464		G5-3			P4			K		3	0	0	0	0	1	1			
<b>Charlie Hayes, R</b> (1, 5) OBP: 0.281, SLG: 0.416					F7				L4	3	0	0	0	0	0	0			
<b>Darren Daulton, L</b> (1, 2) OBP: 0.290, SLG: 0.303				P4			F9			3	0	1	0	0	0	0			
<b>Dickie Thon, R</b> (1, 6) OBP: 0.298, SLG: 0.381				G6-3			G5-6-3 BB			2	0	1	0	1	0	0			
<b>Don Carman, L</b> (1, 1) OBP: 0.032, SLG: 0.032 <b>Curt Ford, L</b> (7, 7) OBP: 0.279, SLG: 0.298				G6-3			G5-6-3			2	0	0	0	0	0	1			
<b>Inning Stats</b>	R: 0 E: 0 K: 0 S: 6	H: 0 LOB: 0 BB: 0 P: 9	R: 0 E: 0 K: 0 S: 7	H: 0 LOB: 0 BB: 0 P: 9	R: 0 E: 0 K: 0 S: 7	H: 0 LOB: 0 BB: 0 P: 10	R: 0 E: 0 K: 0 S: 7	H: 0 LOB: 0 BB: 0 P: 9	R: 0 E: 0 K: 0 S: 5	H: 0 LOB: 0 BB: 0 P: 11	R: 1 E: 0 K: 1 S: 13	H: 2 LOB: 1 BB: 1 P: 24	R: 0 E: 0 K: 1 S: 15	H: 2 LOB: 2 BB: 1 P: 25	R: 0 E: 0 K: 0 S: 8	H: 1 LOB: 0 BB: 0 P: 14	1B: 3 2B: 2 3B: 0 HR: 0	SF: 0 SAC: 0 DP: 3 HBP: 0	WP: 0 PA: 31 PB: 0 SB: 0 CS: 0
<b>PITCHER</b>	IP	WLS	BF	H	R	ER	SO	BB	IBB	HBP	BLK	WP	HR	S	P	ERA	WHIP		
<b>Dennis Rasmussen, L</b> (1, 1) ERA: 4.12 <b>Mark Grant, R</b> (7, 1) ERA: 2.62	6.0	W	21	2	1	1	0	2	0	0	0	0	0	45	74	1.50	0.667		
<b>PITCHER</b>	IP	WLS	BF	H	R	ER	SO	BB	IBB	HBP	BLK	WP	HR	S	P	ERA	WHIP		
	3.0	S	10	3	0	0	2	1	0	0	0	0	0	28	46	0.00	1.333		

Philadelphia Phillies @ San Diego Padres  
Jack Murphy Stadium, San Diego, CA  
Thu Aug 31 1989, 6:33 AM EDT  
Att: 15,541 - Unknown

AB	28
R	1
H	5
RBI	1
BB	3
SO	2
LOB	8



Batter	1	2	3	4	5	6	7	8	9	AB	R	H	RBI	BB	SO	LOB	BOTTOM		
<b>Bip Roberts, S</b> (1, 5) OBP: 0.375, SLG: 0.430	CS BB		F8		F7		G3			3	0	0	0	1	0	0			
<b>Roberto Alomar, S</b> (1, 4) OBP: 0.336, SLG: 0.350	K		F9				S 1B			3	1	1	0	1	1	1			
<b>Tony Gwynn, L</b> (1, 9) OBP: 0.398, SLG: 0.436	F8		G4-3		L7		E IBB			3	0	0	0	1	0	2			
<b>Jack Clark, R</b> (1, 3) OBP: 0.398, SLG: 0.432		1B 2B		K		G5-3	K			4	1	1	0	0	2	1			
<b>Chris James, R</b> (1, 7) OBP: 0.283, SLG: 0.383 <b>Shawn Abner, R</b> (8, 7) OBP: 0.207, SLG: 0.287		2H 1B		F8		1B HR	G5-3			4	1	2	1	0	0	1			
<b>Garry Templeton, S</b> (1, 6) OBP: 0.283, SLG: 0.363	G6-3			1B BB		1B HR		G1-3		3	1	2	0	1	0	0			
<b>Benito Santiago, R</b> (1, 2) OBP: 0.283, SLG: 0.367	G6-3			1B		HR		G6-3		4	1	2	3	0	0	1			
<b>Darrin Jackson, R</b> (1, 8) OBP: 0.290, SLG: 0.314				F7		F9				3	0	1	0	1	0	2			
<b>Dennis Rasmussen, L</b> (1, 1) OBP: 0.207, SLG: 0.246 <b>Mark Grant, R</b> (7, 1) OBP: 0.222, SLG: 0.067		FC4-6 IBB		K		G4-3		K		3	0	0	0	0	1	2			
<b>Inning Stats</b>	R: 0 E: 0 K: 1 S: 7	H: 3 LOB: 2 BB: 1 P: 16	R: 1 E: 0 K: 0 S: 12	H: 3 LOB: 2 BB: 1 P: 21	R: 0 E: 0 K: 1 S: 9	H: 0 LOB: 0 BB: 0 P: 15	R: 0 E: 0 K: 1 S: 10	H: 1 LOB: 2 BB: 1 P: 21	R: 0 E: 0 K: 1 S: 8	H: 0 LOB: 1 BB: 1 P: 13	R: 3 E: 0 K: 0 S: 12	H: 3 LOB: 0 BB: 0 P: 14	R: 1 E: 0 K: 1 S: 9	H: 1 LOB: 1 BB: 1 P: 19	R: 0 E: 0 K: 1 S: 9	H: 1 LOB: 1 BB: 0 P: 12	1B: 6 2B: 2 3B: 0 HR: 1	SF: 0 SAC: 0 DP: 0 HBP: 0	WP: 0 PA: 36 PB: 0 SB: 3 CS: 1
<b>PITCHER</b>	IP	WLS	BF	H	R	ER	SO	BB	IBB	HBP	BLK	WP	HR	S	P	ERA	WHIP		
<b>Don Carman, L</b> (1, 1) ERA: 5.19 <b>Roger McDowell, R</b> (7, 1) ERA: 2.07	6.0	L	27	7	4	4	3	3	0	0	0	0	0	18	31	6.00	1.667		
<b>PITCHER</b>	IP	WLS	BF	H	R	ER	SO	BB	IBB	HBP	BLK	WP	HR	S	P	ERA	WHIP		
	2.0		9	2	1	0	2	0	1	0	0	0	0	18	31	0.00	1.000		

Philadelphia Phillies @ San Diego Padres  
Jack Murphy Stadium, San Diego, CA  
Thu Aug 31 1989, 6:33 AM EDT  
Att: 15,541 - Unknown

AB	31
R	5
H	9
RBI	4
BB	5
SO	5
LOB	11













Batter	1	2	3	4	5	6	7	8	9	AB	R	H	RBI	BB	SO	LOB	TOP								
<b>Bip Roberts, S</b> OBP: 0.381, SLG: 0.446 (1, 5)	1-1 SH3-4 2B		2-2 CS 1B	3-0 E5			1-2 BB HR 1B	2-1 1B HR 1B		5	2	4	0	0	0	0									
<b>Roberto Alomar, S</b> OBP: 0.334, SLG: 0.349 (1, 4)	0-0 SH3-4 2-3		0-1 P4 1-2	3-3 K			0-2 HR 1B	1-2 F9 1B		4	1	1	0	0	1	3									
<b>Tony Gwynn, L</b> OBP: 0.399, SLG: 0.437 (1, 9)	2-3 K		0-1 1B		3-1 CS 1B		4-0 HR BB	3-1 HR 1B		4	2	3	0	1	1	1									
<b>Jack Clark, R</b> OBP: 0.400, SLG: 0.448 (1, 3)	0-2 G6-3		1-1 G3		0-2 F9		1-1 HR	1-2 HR		5	2	2	7	0	0	3									
<b>Chris James, R</b> OBP: 0.282, SLG: 0.376 <b>Greg Harris, R</b> OBP: 0.153, SLG: 0.067 <b>Camelo Martinez, R</b> OBP: 0.301, SLG: 0.359 (1, 7) (8, 1) (9, 7)		3-2 G4-3		4-2 BB HR BB	2-2 E4 FC4-6		G1-3	0-1 1B		4	1	1	0	1	0	1									
<b>Gary Templeton, S</b> OBP: 0.287, SLG: 0.357 (1, 6)	3-1 F9		0-1 P3	0-0 FC4-6			0-0 2B	0-3 K		5	0	1	0	0	1	3									
<b>Benito Santiago, R</b> OBP: 0.284, SLG: 0.372 (1, 2)	1-0 1B		4-1 HR BB		1-0 G5-3		1-1 P4	1-3 K		4	1	1	0	1	1	1									
<b>Darrin Jackson, R</b> OBP: 0.294, SLG: 0.358 (1, 8)	1-0 FC6-4 1B		2-2 HR		1-2 G1-3		3-3 K	2-2 G5-3		5	1	2	3	0	1	1									
<b>Ed Whitson, R</b> OBP: 0.188, SLG: 0.197 <b>Mark Grant, R</b> OBP: 0.211, SLG: 0.083 <b>Pat Clements, L</b> OBP: 0.307, SLG: 0.379 <b>Tim Flannery, L</b> OBP: 0.142, SLG: 0.234 <b>Shawn Abner, R</b> OBP: 0.142, SLG: 0.234 <b>Mark Davis, L</b> (1, 1) (4, 1) (6, 1) (8, PH) (8, 7) (9, 1)	0-0 FC6-4		1-0 G6-3		1-0 K		2-3 K	2-2 P2		2	0	0	0	0	0	2									
<b>Inning Stats</b>	R: 0 E: 0 K: 1 S: 9	H: 1 LOB: 1 BB: 0 P: 12	R: 0 E: 0 K: 0 S: 8	H: 2 LOB: 2 BB: 0 P: 16	R: 0 E: 0 K: 0 S: 10	H: 2 LOB: 1 BB: 0 P: 13	R: 3 E: 1 K: 1 S: 13	H: 1 LOB: 1 BB: 2 P: 30	R: 0 E: 1 K: 0 S: 9	H: 1 LOB: 1 BB: 0 P: 14	R: 0 E: 0 K: 1 S: 8	H: 0 LOB: 0 BB: 0 P: 12	R: 4 E: 0 K: 1 S: 16	H: 4 LOB: 1 BB: 1 P: 26	R: 3 E: 0 K: 2 S: 21	H: 4 LOB: 1 BB: 0 P: 30	R: 0 E: 0 K: 1 S: 10	H: 0 LOB: 0 BB: 0 P: 15	1B: 10 2B: 2 3B: 0 HR: 3	SF: 0 SAC: 1 DP: 0 HBP: 0	WP: 0 PB: 0 SB: 0 CS: 2	PA: 45			
<b>PITCHER</b>	IP	WLS	BF	H	R	ER	SO	BB	IBB	HBP	BLK	WP	HR	S	P	ERA	WHIP								
<b>Tom Glavine, L</b> ERA: 3.87 <b>Mark Eichhorn, R</b> ERA: 4.59 <b>Joe Boever, R</b> ERA: 3.66 (1, 1) (7, 1) (8, 1)	6.0		30	9	6	6	3	3	0	0	0	0	1	63	108	9.00	2.000								
	1.0		5	2	1	1	1	0	0	0	0	0	1	10	15	9.00	2.000								
	2.0	L	10	4	3	3	3	0	0	0	0	0	1	31	45	13.50	2.000								

San Diego Padres @ Atlanta Braves  
Atlanta-Fulton County Stadium, Atlanta, GA  
Mon Sep 04 1989, 3:33 AM EDT  
Att: 5,332 - Sunny - 82 F

AB 41  
R 10  
H 15  
RBI 10  
BB 3  
SO 7  
LOB 15



Batter	1	2	3	4	5	6	7	8	9	AB	R	H	RBI	BB	SO	LOB	BOTTOM								
<b>Oddibe McDowell, L</b> OBP: 0.324, SLG: 0.372 (1, 8)	0-0 HR	2-0 E4		0-2 P6		0-1 SF8 1B 2B	2-2 1B		4-2 FC4-6 BB	5	2	3	1	1	0	1									
<b>Jeff Treadway, L</b> OBP: 0.325, SLG: 0.386 <b>Geronimo Berroa, R</b> OBP: 0.307, SLG: 0.346 (1, 4) (8, PH)	0-1 G4-3	2-1 G4-3		0-0 FC5 1B		1-2 SF8	0-0 G2-3		0-2 FC4-6	4	0	1	2	0	0	3									
<b>Lonnie Smith, R</b> OBP: 0.428, SLG: 0.554 (1, 7)	1-1 FC6-4 1B		2-0 S 1B HBP	0-2 1B		1-0 2B 1B 1B		4-0 FC4-6 1B BB		3	3	3	1	1	0	0									
<b>Dale Murphy, R</b> OBP: 0.301, SLG: 0.362 (1, 9)	1-1 FC6-4 BB		1-3 K	0-0 FC5		0-0 1B 2B		2-1 FC4-6 1B		5	1	2	0	0	1	4									
<b>Darrell Evans, L</b> OBP: 0.326, SLG: 0.393 <b>Ed Whited, R</b> OBP: 0.255, SLG: 0.341 (1, 3) (8, PR) (9, 3)	4-1 BB		3-2 1B		1-0 G6-3	2-1 G6-4-3 1B		0-0 FC4-6 1B		4	0	2	3	1	0	2									
<b>Jeff Blauser, R</b> OBP: 0.320, SLG: 0.411 (1, 5)	3-3 K		1-1 L7		1-2 P4	0-0 G6-4-3		2-2 G5-4-3 1B		5	0	1	1	0	1	4									
<b>Andres Thomas, R</b> OBP: 0.231, SLG: 0.321 (1, 6)		0-1 G4-3 G6-3 1B	0-1 F8		0-0 FC5-4 1B		3-2 G5-3	0-1 G5-4-3		5	1	2	0	0	0	3									
<b>Kelly Mann, R</b> OBP: 0.250, SLG: 0.500 <b>Tommy Gregg, L</b> OBP: 0.230, SLG: 0.344 (1, 2) (9, PH)		3-1 G6-3		0-1 SH5-4 1B 2B	2-1 FC5-4		2-3 K		1-0 F7	4	1	1	0	0	1	2									
<b>Tom Glavine, L</b> OBP: 0.145, SLG: 0.183 <b>Mark Grant, R</b> OBP: 0.241, SLG: 0.098 <b>29 John Smoltz, R</b> OBP: 0.142, SLG: 0.213 <b>Joe Boever, L</b> OBP: 0.300, SLG: 0.459 (1, 1) (7, PH) (7, PH) (8, 1) (8, 1) (9, PH)	0-1 G4-3		0-1 SH5-4		0-1 2B SF8 1B	1-2 1B		0-1 L3		2	1	1	0	0	0	1									
<b>Inning Stats</b>	R: 1 E: 0 K: 1 S: 11	H: 2 LOB: 2 BB: 1 P: 20	R: 1 E: 1 K: 0 S: 9	H: 1 LOB: 1 BB: 0 P: 16	R: 1 E: 0 K: 1 S: 10	H: 1 LOB: 1 BB: 0 P: 17	R: 1 E: 0 K: 0 S: 13	H: 3 LOB: 2 BB: 0 P: 13	R: 0 E: 0 K: 0 S: 8	H: 1 LOB: 1 BB: 0 P: 12	R: 4 E: 0 K: 0 S: 13	H: 5 LOB: 0 BB: 0 P: 18	R: 0 E: 0 K: 1 S: 15	H: 2 LOB: 2 BB: 0 P: 24	R: 1 E: 0 K: 0 S: 8	H: 2 LOB: 2 BB: 1 P: 16	R: 0 E: 0 K: 0 S: 8	H: 0 LOB: 1 BB: 1 P: 13	1B: 13 2B: 3 3B: 0 HR: 1	SF: 1 SAC: 1 DP: 2 HBP: 1	WP: 0 PB: 0 SB: 1 CS: 0	PA: 47			
<b>PITCHER</b>	IP	WLS	BF	H	R	ER	SO	BB	IBB	HBP	BLK	WP	HR	S	P	ERA	WHIP								
<b>Ed Whitson, R</b> ERA: 2.77 <b>Mark Grant, R</b> ERA: 2.96 <b>Pat Clements, L</b> ERA: 3.71 <b>Greg Harris, R</b> ERA: 3.0 <b>Mark Davis, L</b> ERA: 2.27 (1, 1) (4, 1) (6, 1) (8, 1) (9, 1)	3.2		21	7	4	3	2	1	0	1	0	0	0	19	26	21.60	3.000								
	1.2	W	7	3	0	0	1	0	0	0	0	0	0	18	29	0.00	1.800								
	1.2		8	2	1	1	0	2	0	0	0	0	0	13	26	5.40	2.400								
	0.1	S	1	0	0	0	0	0	0	0	0	0	0	3	3	0.00	0.000								

San Diego Padres @ Atlanta Braves  
Atlanta-Fulton County Stadium, Atlanta, GA  
Mon Sep 04 1989, 3:33 AM EDT  
Att: 5,332 - Sunny - 82 F

AB 41  
R 9  
H 17  
RBI 8  
BB 3  
SO 3  
LOB 21









Batter	1	2	3	4	5	6	7	8	9	AB	R	H	RBI	BB	SO	LOB	TOP										
<b>Bip Roberts, S</b> OBP: 0.380, SLG: 0.438 (1, 5)	G6-3		L7		E9 1B		G3-1			4	1	1	1	0	0	0	<b>San Diego Padres @ Houston Astros</b> Astrodome, Houston, TX Wed Sep 06 1989, 8:05 PM EDT Att: 16,249 - Dome										
<b>Roberto Alomar, S</b> OBP: 0.340, SLG: 0.366 (1, 4)	HR		K					G5-4-3 BB		3	1	2	2	1	1	0											
<b>Tony Gwynn, L</b> OBP: 0.395, SLG: 0.430 (1, 9)	F7				K			L7		3	0	0	0	1	1	2											
<b>Jack Clark, R</b> OBP: 0.399, SLG: 0.442 (1, 3)	FC6-4 BB				K			G5-4-3 1-2		3	0	0	0	1	1	2											
<b>Chris James, R</b> OBP: 0.282, SLG: 0.374 <b>Shawn Abner, R</b> OBP: 0.204, SLG: 0.284 (9, PR) (9, 7)	FC6-4 1-2				F9			SH2-3 1B		4	0	2	0	0	0	2											
<b>Gary Templeton, S</b> OBP: 0.284, SLG: 0.353 (1, 6)					K			SH2-3 1B		3	0	0	0	0	1	2											
<b>Benito Santiago, R</b> OBP: 0.283, SLG: 0.377 (1, 2)					F9			G6-3		4	0	0	0	0	0	3											
<b>Darrin Jackson, R</b> OBP: 0.299, SLG: 0.354 (1, 8)					K			IBB		3	1	1	0	1	1	0											
<b>Calvin Schiraldi, R</b> (1, 1) <b>Phil Stephenson, L</b> OBP: 0.259, SLG: 0.136 (7, PH) <b>Greg Harris, R</b> OBP: 0.118, SLG: 0.063 (7, 1) <b>Mark Davis, L</b> (9, 1)					K			G4-3		1	0	0	0	0	1	0											
<b>Inning Stats</b>	R: 1 E: 0 K: 0 S: 12	H: 1 LOB: 1 BB: 1 P: 19	R: 0 E: 0 K: 1 S: 6	H: 0 LOB: 0 BB: 0 P: 11	R: 0 E: 0 K: 2 S: 8	H: 0 LOB: 0 BB: 0 P: 10	R: 0 E: 0 K: 2 S: 11	H: 0 LOB: 1 BB: 1 P: 18	R: 2 E: 1 K: 1 S: 14	H: 3 LOB: 1 BB: 0 P: 22	R: 0 E: 0 K: 0 S: 8	H: 1 LOB: 0 BB: 0 P: 12	R: 0 E: 0 K: 0 S: 7	H: 0 LOB: 0 BB: 0 P: 15	R: 0 E: 0 K: 0 S: 9	H: 0 LOB: 2 BB: 1 P: 14	R: 0 E: 0 K: 0 S: 8	H: 1 LOB: 2 BB: 1 P: 14	1B: 5 2B: 0 3B: 0 HR: 1	SF: 0 SAC: 2 DP: 1 HBP: 0	WP: 1 PB: 0 SB: 1 CS: 0	PA: 36					
<b>PITCHER</b>	IP	WLS	BF	H	R	ER	SO	BB	IBB	HBP	BLK	WP	HR	S	P	ERA	WHIP										
<b>Jim Deshaies, L</b> ERA: 3.07 (1, 1)	5.0	L	21	4	3	2	6	2	0	0	0	1	1	51	80	3.60	1.200										
<b>Bob Forsch, R</b> ERA: 5.29 (6, 1)	2.0		7	1	0	0	0	0	0	0	0	0	0	15	27	0.00	0.500										
<b>Dan Schatzeder, L</b> ERA: 3.53 (8, 1)	0.1		2	0	0	0	0	1	0	0	0	0	0	7	12	0.00	3.000										
<b>Brian Meyer, R</b> ERA: 6.23 (8, 1)	0.2		1	0	0	0	0	0	0	0	0	0	0	2	2	0.00	0.000										
<b>Dave Smith, R</b> ERA: 2.94 (9, 1)	1.0		5	1	0	0	0	0	1	0	0	0	0	8	14	0.00	1.000										
<b>Batter</b>	<b>1</b>	<b>2</b>	<b>3</b>	<b>4</b>	<b>5</b>	<b>6</b>	<b>7</b>	<b>8</b>	<b>9</b>	<b>AB</b>	<b>R</b>	<b>H</b>	<b>RBI</b>	<b>BB</b>	<b>SO</b>	<b>LOB</b>	<b>BOTTOM</b>										
<b>Gerald Young, S</b> OBP: 0.331, SLG: 0.282 (1, 8)	G6-3				F7			G4-3		4	0	0	0	0	0	3	<b>San Diego Padres @ Houston Astros</b> Astrodome, Houston, TX Wed Sep 06 1989, 8:05 PM EDT Att: 16,249 - Dome										
<b>Craig Biggio, R</b> OBP: 0.348, SLG: 0.401 (1, 2)	G4-3				BLK BB			P4		3	1	1	0	1	0	0											
<b>Eric Anthony, L</b> OBP: 0.209, SLG: 0.350 (1, 7)	G4-3				K			G3		4	0	0	1	0	2	1											
<b>Glenn Davis, R</b> OBP: 0.344, SLG: 0.497 (1, 3)					E5 G3-6			G5-3		4	1	1	0	0	1	1											
<b>Glenn Wilson, R</b> OBP: 0.335, SLG: 0.446 (1, 9)					G3-6 1-2			G4-3		4	0	0	0	0	1	2											
<b>Ken Caminiti, S</b> OBP: 0.320, SLG: 0.370 <b>Eric Yelding, R</b> OBP: 0.272, SLG: 0.222 (9, PR) (8, 1)					G3			FC6-4 BB 1B		4	0	2	1	0	1	0											
<b>Craig Reynolds, L</b> OBP: 0.294, SLG: 0.270 <b>Alex Trevino, R</b> OBP: 0.345, SLG: 0.410 (9, PH) (8, 1)					F8			P6		2	0	0	0	1	0	0											
<b>Rafael Ramirez, R</b> OBP: 0.289, SLG: 0.332 (1, 6)					K			F9		3	0	0	0	0	1	2											
<b>Jim Deshaies, L</b> OBP: 0.156, SLG: 0.143 (5, PH) <b>Harry Schiraldi, R</b> ERA: 3.81 OBP: 0.409, SLG: 0.300 (5, PR) <b>Kevin Stebe, S</b> OBP: 0.346, SLG: 0.451 (8, 1) <b>Bob Forsch, R</b> OBP: 0.344, SLG: 0.627 (8, 1) <b>Dan Schatzeder, L</b> (8, 1) <b>Brian Meyer, R</b> (8, 1) <b>Greg Gross, S</b> OBP: 0.200 (8, PH) <b>Dave Smith, R</b> (8, 1)					G6-3			FC6-4 BB 1-2		1	0	0	0	0	0	1											
<b>Inning Stats</b>	R: 0 E: 0 K: 0 S: 7	H: 0 LOB: 0 BB: 0 P: 11	R: 0 E: 1 K: 0 S: 6	H: 0 LOB: 0 BB: 0 P: 10	R: 0 E: 0 K: 1 S: 8	H: 0 LOB: 0 BB: 0 P: 13	R: 0 E: 0 K: 2 S: 12	H: 0 LOB: 1 BB: 1 P: 23	R: 0 E: 0 K: 0 S: 11	H: 1 LOB: 3 BB: 2 P: 21	R: 1 E: 0 K: 0 S: 10	H: 1 LOB: 0 BB: 0 P: 13	R: 0 E: 0 K: 1 S: 10	H: 0 LOB: 0 BB: 0 P: 13	R: 0 E: 0 K: 0 S: 5	H: 0 LOB: 0 BB: 0 P: 8	R: 0 E: 0 K: 2 S: 15	H: 2 LOB: 1 BB: 0 P: 23	1B: 3 2B: 1 3B: 0 HR: 0	SF: 0 SAC: 0 DP: 1 HBP: 0	WP: 1 PB: 0 SB: 1 CS: 0	PA: 34					
<b>PITCHER</b>	IP	WLS	BF	H	R	ER	SO	BB	IBB	HBP	BLK	WP	HR	S	P	ERA	WHIP										
<b>Calvin Schiraldi, R</b> ERA: 3.81 (1, 1)	6.0	W	23	2	1	1	3	3	0	0	0	1	0	54	91	1.50	0.833										
<b>Greg Harris, R</b> ERA: 2.97 (7, 1)	2.2		10	2	1	1	3	0	0	0	0	0	0	28	41	3.38	0.750										
<b>Mark Davis, L</b> ERA: 2.23 (9, 1)	0.1	S	1	0	0	0	0	0	0	0	0	0	0	2	3	0.00	0.000										

AB	30
R	3
H	6
RBI	3
BB	4
SO	6
LOB	13



AB	31
R	2
H	4
RBI	2
BB	3
SO	6
LOB	10





Batter	1	2	3	4	5	6	7	8	9	AB	R	H	RBI	BB	SO	LOB	TOP											
<b>Bip Roberts, S</b> OBP: 0.393, SLG: 0.437 (1, 7)	1-1 SH3 FC6-4 1B		4-2 G4-3 BB		4-1 1-2 BB		0-0 B5-3		2-1 G4-3	3	1	1	0	2	0	2												
<b>Roberto Alomar, S</b> OBP: 0.341, SLG: 0.366 (1, 4)	0-0 FC6-4 SH3 1-2 1B		2-0 G4-3		1-3 K			4-0 WP L7 BB		3	0	1	0	1	1	3												
<b>Tony Gwynn, L</b> OBP: 0.394, SLG: 0.430 (1, 8)	1-0 SH3 1-2 2-3		0-1 G4-3			2-2 WP 1B		1-1 L7		3	0	1	0	0	0	1												
<b>Jack Clark, R</b> OBP: 0.398, SLG: 0.438 (1, 3)	4-0 FC6-4 IBB			0-0 G5-3		2-3 K 1-2		2-0 F7		3	0	0	0	1	1	2												
<b>Chris James, R</b> OBP: 0.282, SLG: 0.372 (1, 9)	0-0 FC6-4 1-2 2-3 3-H		3-2 F8		1-1 P4		4-2 WP BB			3	0	0	1	1	0	3												
<b>Gary Templeton, S</b> OBP: 0.284, SLG: 0.350 (1, 6)	1-3 K		2-1 G5-3		4-2 BB		0-2 L8 1-2 2-3			3	0	0	0	1	1	4												
<b>Benito Santiago, R</b> OBP: 0.280, SLG: 0.373 (1, 2)		2-0 P6		1-0 G6-3		2-3 K		1-0 G5-3		4	0	0	0	0	1	2												
<b>Mike Pagliarulo, L</b> OBP: 0.263, SLG: 0.297 <b>Joey Cora, S</b> (9, PR)		2-2 L8		1-1 F7		0-0 G3		1-1 G3-1 2B		4	0	1	0	0	0	0												
<b>Bruce Hurst, L</b> OBP: 0.171, SLG: 0.065 <b>Phil Stephenson, L</b> OBP: 0.200, SLG: 0.130 <b>Mark Grant, R</b> OBP: 0.211, SLG: 0.063 <b>Tim Flannery, L</b> OBP: 0.312, SLG: 0.282 (9, PH)		2-3 K		3-2 BB 1B		3-2 P5		1-1 G3-1		2	0	1	0	0	1	0												
<b>Inning Stats</b>	R: 1 E: 0 K: 1 S: 8	H: 2 LOB: 2 BB: 1 P: 15	R: 0 E: 0 K: 1 S: 8	H: 0 LOB: 0 BB: 0 P: 14	R: 0 E: 0 K: 0 S: 5	H: 0 LOB: 0 BB: 1 P: 11	R: 0 E: 0 K: 0 S: 6	H: 0 LOB: 0 BB: 0 P: 11	R: 0 E: 0 K: 1 S: 10	H: 1 LOB: 2 BB: 1 P: 20	R: 0 E: 0 K: 0 S: 16	H: 1 LOB: 0 BB: 0 P: 27	R: 0 E: 0 K: 0 S: 7	H: 0 LOB: 0 BB: 0 P: 10	R: 0 E: 0 K: 0 S: 8	H: 0 LOB: 2 BB: 0 P: 19	R: 0 E: 0 K: 0 S: 7	H: 1 LOB: 2 BB: 0 P: 12	1B: 4 2B: 1 3B: 0 HR: 0	SF: 0 SAC: 1 DP: 1 HBP: 0	WP: 2 PA: 37							
<b>PITCHER</b>	IP	WLS	BF	H	R	ER	SO	BB	IBB	HBP	BLK	WP	HR	S	P	ERA	WHIP											
<b>Jim Clancy, R</b> ERA: 4.84 <b>Dan Schatzeder, L</b> ERA: 3.51 <b>Larry Andersen, R</b> ERA: 1.71 <b>Dave Smith, R</b> ERA: 2.89	(1, 1)	7.0	W	29	4	1	1	5	4	1	0	0	1	0	60	112	1.29	1.143										
	(8, 1)	0.1	1	0	0	0	0	0	0	0	0	0	0	2	3	0.00	0.000											
	(8, 1)	0.2	3	0	0	0	0	1	0	0	0	1	0	6	12	0.00	1.500											
	(9, 1)	1.0	S	4	1	0	0	0	0	0	0	0	0	7	12	0.00	1.000											

San Diego Padres @ Houston Astros  
Astrodome, Houston, TX  
Thu Sep 07 1989, 8:05 PM EDT  
Att: 13,995 - Dome

AB 30  
R 1  
H 5  
RBI 1  
BB 6  
SO 5  
LOB 18



Batter	1	2	3	4	5	6	7	8	9	AB	R	H	RBI	BB	SO	LOB	BOTTOM											
<b>Gerald Young, S</b> OBP: 0.331, SLG: 0.282 (1, 8)	2-2 G5-3		0-2 1B 1-2 2-3 1B		2-2 L4-6 2-3			1-2 P6		4	0	1	0	0	0	2												
<b>Bill Doran, S</b> OBP: 0.308, SLG: 0.331 <b>Steve Lombardozzi, R</b> (7, 4)	0-3 K		0-0 F9			0-1 G5-3		1-1 F8		3	0	0	0	0	1	3												
<b>Ken Caminiti, S</b> OBP: 0.320, SLG: 0.370 (1, 5)	2-2 F8		2-2 1-3 2-H 3-H 1B		2-1 P3 0-2 F8		2-1 P3			3	0	1	2	0	0	0												
<b>Glenn Davis, R</b> OBP: 0.343, SLG: 0.494 (1, 3)		2-1 P3		1-1 G6-3		0-2 F8				3	0	0	0	0	0	2												
<b>Glenn Wilson, R</b> OBP: 0.333, SLG: 0.443 (1, 9)		1-1 P4		2-3 K		1-3 K				3	0	0	0	0	2	0												
<b>Craig Biggio, R</b> OBP: 0.346, SLG: 0.398 (1, 2)		0-1 B1-3		1-2 P5		3-3 K				3	0	0	0	0	1	0												
<b>Rafael Ramirez, R</b> OBP: 0.289, SLG: 0.331 (1, 6)			4-2 1B 1B 1B BB		1-3 K2-3		1-2 G6-3			2	1	0	0	1	1	0												
<b>Mark Davidson, R</b> OBP: 0.280, SLG: 0.311 <b>Terry Puhl, L</b> OBP: 0.335, SLG: 0.358 (8, PH)			1-2 1B 1-2 1B 1B		4-1 L4-6 SH5-4 BB		2-1 L7			1	1	1	0	1	0	0												
<b>Jim Clancy, R</b> OBP: 0.158, SLG: 0.162 <b>Dan Schatzeder, L</b> (8, 1)			0-3 K		1-0 SH5-4		0-0 1B			1	0	0	0	0	1	2												
<b>Larry Andersen, R</b> OBP: 0.333, SLG: 0.333 <b>Eric Anthony, L</b> OBP: 0.227, SLG: 0.366 <b>Dave Smith, R</b> (9, 1)										1	0	0	0	0	0	0												
<b>Inning Stats</b>	R: 0 E: 0 K: 1 S: 13	H: 0 LOB: 0 BB: 0 P: 17	R: 0 E: 0 K: 0 S: 6	H: 0 LOB: 0 BB: 0 P: 9	R: 2 E: 0 K: 1 S: 18	H: 3 LOB: 2 BB: 1 P: 26	R: 0 E: 0 K: 2 S: 10	H: 0 LOB: 0 BB: 0 P: 14	R: 0 E: 0 K: 0 S: 7	H: 0 LOB: 0 BB: 0 P: 9	R: 0 E: 0 K: 2 S: 9	H: 0 LOB: 0 BB: 0 P: 14	R: 0 E: 0 K: 0 S: 8	H: 1 LOB: 1 BB: 0 P: 12	R: 0 E: 0 K: 0 S: 8	H: 0 LOB: 0 BB: 0 P: 12	1B: 4 2B: 1 3B: 0 HR: 0	SF: 0 SAC: 1 DP: 1 HBP: 0	WP: 0 PA: 29									
<b>PITCHER</b>	IP	WLS	BF	H	R	ER	SO	BB	IBB	HBP	BLK	WP	HR	S	P	ERA	WHIP											
<b>Bruce Hurst, L</b> ERA: 2.96 <b>Mark Grant, R</b> ERA: 2.84	(1, 1)	6.0	L	22	3	2	2	4	2	0	0	0	0	0	60	88	3.00	0.833										
	(7, 1)	2.0	7	1	0	0	2	0	0	0	0	0	0	17	26	0.00	0.500											

San Diego Padres @ Houston Astros  
Astrodome, Houston, TX  
Thu Sep 07 1989, 8:05 PM EDT  
Att: 13,995 - Dome

AB 26  
R 2  
H 4  
RBI 2  
BB 2  
SO 6  
LOB 10









Batter	1	2	3	4	5	6	7	8	9	AB	R	H	RBI	BB	SO	LOB	TOP								
Alfredo Griffin, S OBP: 0.299, SLG: 0.321	G1-3		F8		G1-3			F9		4	0	0	0	0	0	2	<b>Los Angeles Dodgers @ San Diego Padres</b> Jack Murphy Stadium, San Diego, CA Sat Sep 09 1989, 10:05 PM EDT Att: 32,539 - Unknown <a href="http://livebaseballscorecards.com">livebaseballscorecards.com</a>								
Wille Randolph, R OBP: 0.365, SLG: 0.325	G5-3		G6-3			F8		L1		4	0	0	0	0	0	1									
Lenny Harris, L OBP: 0.277, SLG: 0.278	F7		F9			G4-3			E	4	0	1	0	0	0	0									
Eddie Murray, S OBP: 0.347, SLG: 0.394		G4-3 SF9 2B		G3-1		G4-3			K	4	1	1	0	0	1	1									
Jeff Hamilton, R OBP: 0.271, SLG: 0.382	G4-3			G3			G5-3		E1 BB	4	0	0	0	0	0	2									
Mike Scioscia, L OBP: 0.331, SLG: 0.348		SF9					P4			2	0	0	1	0	0	0									
Mickey Hatcher, R OBP: 0.324, SLG: 0.375				F8						0	0	0	0	1	0	0									
John Shelby, S OBP: 0.219, SLG: 0.198					F8		F7		F9	4	0	1	0	0	0	3									
Bill Bean, L OBP: 0.225, SLG: 0.200																									
Rick Dempsey, R OBP: 0.319, SLG: 0.265								K	F8	3	0	1	0	0	2	1									
John Wetteland, R OBP: 0.063, SLG: 0.063										1	0	0	0	0	0	2									
Mike Davis, L OBP: 0.310, SLG: 0.405										1	0	1	0	0	0	0									
Dave Anderson, R OBP: 0.310, SLG: 0.258										0	0	0	0	0	0	0									
Alejandro Pena, R OBP: 1.000, SLG: 1.000										0	0	0	0	0	0	0									
<b>Inning Stats</b>	R: 0 E: 0 K: 0 S: 5	H: 0 LOB: 0 BB: 0 P: 8	R: 1 E: 0 K: 1 S: 15	H: 2 LOB: 2 BB: 0 P: 20	R: 0 E: 0 K: 0 S: 6	H: 0 LOB: 0 BB: 0 P: 6	R: 0 E: 0 K: 0 S: 7	H: 0 LOB: 0 BB: 0 P: 8	R: 0 E: 0 K: 0 S: 6	H: 1 LOB: 1 BB: 0 P: 7	R: 0 E: 0 K: 0 S: 9	H: 0 LOB: 0 BB: 0 P: 11	R: 0 E: 0 K: 0 S: 7	H: 0 LOB: 0 BB: 0 P: 10	R: 0 E: 0 K: 1 S: 13	H: 1 LOB: 1 BB: 0 P: 16	R: 0 E: 0 K: 1 S: 10	H: 1 LOB: 3 BB: 1 P: 15	1B: 4 2B: 1 3B: 0 HR: 0	SF: 1 SAC: 1 DP: 0 HBP: 0	WP: 0 PB: 1 SB: 0 CS: 0	PA: 35			
<b>PITCHER</b>	IP	WLS	BF	H	R	ER	SO	BB	IBB	HBP	BLK	WP	HR	S	P	ERA	WHIP								
Ed Whitson, R ERA: 2.7	(1, 1)	8.0	W	30	5	1	1	2	0	0	0	0	0	69	87	1.12	0.625								
Mark Davis, L ERA: 2.16	(9, 1)	1.0	S	5	0	0	0	1	1	0	0	0	0	9	14	0.00	1.000								

Batter	1	2	3	4	5	6	7	8	9	AB	R	H	RBI	BB	SO	LOB	BOTTOM								
Bip Roberts, S OBP: 0.389, SLG: 0.440	G4-3		L7							4	0	2	1	0	0	0	<b>Los Angeles Dodgers @ San Diego Padres</b> Jack Murphy Stadium, San Diego, CA Sat Sep 09 1989, 10:05 PM EDT Att: 32,539 - Unknown <a href="http://livebaseballscorecards.com">livebaseballscorecards.com</a>								
Roberto Alomar, S OBP: 0.343, SLG: 0.366	G4-3		L1-2-3							3	0	1	0	1	0	0									
Darrin Jackson, R OBP: 0.301, SLG: 0.362				G6-3						4	1	1	0	0	1	4									
Jack Clark, R OBP: 0.403, SLG: 0.444					F8					4	0	2	1	0	1	0									
Garry Templeton, S OBP: 0.279, SLG: 0.344										4	0	0	0	0	2	2									
Benito Santiago, R OBP: 0.280, SLG: 0.369										3	1	1	0	1	1	1									
Mike Pagliarulo, L OBP: 0.258, SLG: 0.291										3	0	0	0	0	1	3									
Jerald Clark, R OBP: 0.227, SLG: 0.238										3	1	1	1	0	1	0									
Shawn Abner, R OBP: 0.202, SLG: 0.281										0	0	0	0	0	0	0									
Ed Whitson, R OBP: 0.178, SLG: 0.188										3	0	0	0	0	0	1									
Mark Parent, R OBP: 0.226, SLG: 0.343										0	0	0	0	0	0	0									
<b>Inning Stats</b>	R: 1 E: 0 K: 0 S: 12	H: 2 LOB: 1 BB: 0 P: 19	R: 0 E: 0 K: 1 S: 7	H: 1 LOB: 0 BB: 0 P: 12	R: 0 E: 0 K: 0 S: 7	H: 0 LOB: 0 BB: 0 P: 11	R: 0 E: 0 K: 0 S: 6	H: 0 LOB: 0 BB: 0 P: 9	R: 2 E: 0 K: 2 S: 13	H: 2 LOB: 2 BB: 2 P: 26	R: 0 E: 0 K: 2 S: 11	H: 1 LOB: 1 BB: 0 P: 19	R: 0 E: 0 K: 0 S: 8	H: 2 LOB: 2 BB: 0 P: 10	R: 0 E: 0 K: 2 S: 8	H: 0 LOB: 0 BB: 0 P: 12	1B: 6 2B: 2 3B: 0 HR: 0	SF: 0 SAC: 0 DP: 1 HBP: 0	WP: 2 PB: 0 SB: 0 CS: 0	PA: 33					
<b>PITCHER</b>	IP	WLS	BF	H	R	ER	SO	BB	IBB	HBP	BLK	WP	HR	S	P	ERA	WHIP								
John Wetteland, R ERA: 3.26	(1, 1)	7.0	L	30	8	3	3	5	1	0	0	0	0	64	106	3.86	1.286								
Alejandro Pena, R ERA: 2.45	(8, 1)	1.0		3	0	0	0	2	0	0	0	0	0	8	12	0.00	0.000								















Batter	1	2	3	4	5	6	7	8	9	AB	R	H	RBI	BB	SO	LOB	TOP					
<b>Oddibe McDowell, L</b> (1, 8) OBP: 0.323, SLG: 0.374	4-1 F8-3 BB		1-3 K			2-2 P2		0-0 SH5-4		2	0	0	0	1	1	0	<b>Atlanta Braves @ San Diego Padres</b> Jack Murphy Stadium, San Diego, CA Wed Sep 13 1989, 10:05 PM EDT Att: 14,541 - Unknown - 65 F					
<b>Jeff Treadway, L</b> (1, 4) OBP: 0.321, SLG: 0.388	1-0 F8		0-2 F9			4-1 FC5-4 BB		0-1 P6		3	0	0	0	1	0	3						
<b>Lonnie Smith, R</b> (1, 7) OBP: 0.419, SLG: 0.541	3-1 F8-3			2-1 G1-6-3		1-2 FC5-4		0-0 2B		4	0	1	1	0	0	2						
<b>Dale Murphy, R</b> (1, 9) OBP: 0.299, SLG: 0.363		2-3 K		0-1 F9		1-3 K		0-0 1B		4	0	1	0	0	2	1						
<b>Tommy Gregg, L</b> (1, 3) OBP: 0.295, SLG: 0.338		4-1 BB		1-3 K			3-1 F6	2-2 G6-3		2	0	0	0	1	1	0						
<b>Geronimo Berroa, R</b> (8, PH) OBP: 0.303, SLG: 0.341										1	0	0	0	0	0	3						
<b>Dwayne Henry, R</b> (8, 1)										0	0	0	0	0	0	0						
<b>Mike Stanton, L</b> (8, 1)										0	0	0	0	0	0	0						
<b>Jeff Blauser, R</b> (1, 5) OBP: 0.310, SLG: 0.390	1-3 K				0-0 B3		2-0 1B		2-1 F9	4	0	1	0	0	1	1						
<b>Andres Thomas, R</b> (1, 6) OBP: 0.228, SLG: 0.321		2-3 K			0-1 G6-3		0-0 L5		0-1 P6	4	0	0	0	0	1	2						
<b>Jody Davis, R</b> (1, 2) OBP: 0.246, SLG: 0.242			1-0 HR		4-0 BB		2-3 K		0-1 1B	3	1	2	1	1	1	1						
<b>Ed Whited, R</b> (9, FR) OBP: 0.260, SLG: 0.340										0	0	0	0	0	0	0						
<b>Pete Smith, R</b> (1, 1) OBP: 0.178, SLG: 0.146			0-3 K		0-3 K			4-1 SH5-4	2-2 G6-3	2	0	0	0	0	2	1						
<b>Jeff Wetherby, L</b> (8, PH) OBP: 0.263, SLG: 0.405										0	0	0	0	1	0	0						
<b>Ron Gant, R</b> (8, FR) OBP: 0.233, SLG: 0.309										0	1	0	0	0	0	0						
<b>Drew Denson, S</b> (8, 3)										1	0	0	0	0	0	1						
<b>Inning Stats</b>	R: 0 E: 0 K: 0 S: 5	H: 0 LOB: 0 BB: 1 P: 12	R: 0 E: 0 K: 3 S: 10	H: 0 LOB: 1 BB: 1 P: 19	R: 1 E: 0 K: 2 S: 10	H: 1 LOB: 0 BB: 0 P: 12	R: 0 E: 0 K: 1 S: 7	H: 0 LOB: 0 BB: 0 P: 10	R: 0 E: 0 K: 1 S: 7	H: 0 LOB: 1 BB: 1 P: 11	R: 0 E: 0 K: 1 S: 10	H: 0 LOB: 1 BB: 0 P: 18	R: 0 E: 0 K: 1 S: 8	H: 1 LOB: 1 BB: 0 P: 15	R: 1 E: 0 K: 0 S: 9	H: 2 LOB: 2 BB: 1 P: 15	R: 0 E: 0 K: 0 S: 9	H: 1 LOB: 1 BB: 0 P: 13	1B: 3 2B: 2 3B: 0 HR: 1	SF: 0 SAC: 1 DP: 1 HBP: 0	WP: 0 PB: 0 SB: 0 CS: 0	PA: 36
<b>PITCHER</b>	IP	WLS	BF	H	R	ER	SO	BB	IBB	HBP	BLK	WP	HR	S	P	ERA	WHIP					
<b>Andy Benes, R</b> (1, 1) ERA: 4.05	7.2		31	4	2	2	9	5	0	0	0	0	1	63	107	2.35	1.174					
<b>Mark Davis, L</b> (8, 1) ERA: 2.12	1.1	W	5	1	0	0	0	0	0	0	0	0	0	12	18	0.00	0.750					

Batter	1	2	3	4	5	6	7	8	9	AB	R	H	RBI	BB	SO	LOB	BOTTOM					
<b>Bip Roberts, S</b> (1, 5) OBP: 0.401, SLG: 0.444	1-1 G4-3		1-2 L5-3			1-2 L9		4-0 BB		3	0	0	0	1	0	1	<b>Atlanta Braves @ San Diego Padres</b> Jack Murphy Stadium, San Diego, CA Wed Sep 13 1989, 10:05 PM EDT Att: 14,541 - Unknown - 65 F					
<b>Shawn Abner, R</b> (8, 7) OBP: 0.206, SLG: 0.283										0	0	0	0	0	0	0						
<b>Roberto Alomar, S</b> (1, 4) OBP: 0.340, SLG: 0.363	2-2 G5-3			2-2 G6-3		0-1 F8		0-0 G6-3		4	0	0	0	0	0	1						
<b>Tony Gwynn, L</b> (1, 9) OBP: 0.394, SLG: 0.429	0-1 2B			2-1 G4-3			0-0 G1-6-3			3	0	2	0	0	0	0						
<b>Jack Clark, R</b> (1, 3) OBP: 0.402, SLG: 0.438	3-3 K			1-3 K			1-2 G1-6-3			3	0	0	0	0	2	2						
<b>Chris James, R</b> (1, 7) OBP: 0.279, SLG: 0.364		1-1 P3			0-3 K		1-3 K			3	0	0	0	0	2	0						
<b>Mark Davis, L</b> (8, 1)										0	0	0	0	0	0	0						
<b>Gary Templeton, S</b> (1, 6) OBP: 0.286, SLG: 0.361		1-1 G6-3			1-2 HR			4-2 HR		2	1	1	1	1	0	0						
<b>Joey Cora, S</b> (8, FR) OBP: 0.250, SLG: 0.250										0	1	0	0	0	0	0						
<b>Benito Santiago, R</b> (1, 2) OBP: 0.280, SLG: 0.377		1-3 K			1-1 F8			0-2 HR		3	1	1	2	0	1	0						
<b>Darrin Jackson, R</b> (1, 8) OBP: 0.289, SLG: 0.367					0-0 B1-3			1-3 K		3	0	0	0	0	2	1						
<b>Andy Benes, R</b> (1, 1) OBP: 0.235, SLG: 0.412					2-2 L5-3			2-3 K		2	0	1	0	0	1	0						
<b>Mike Pagliarulo, L</b> (8, 5) OBP: 0.265, SLG: 0.291										1	0	0	0	0	1	1						
<b>Inning Stats</b>	R: 0 E: 0 K: 1 S: 11	H: 1 LOB: 1 BB: 0 P: 17	R: 0 E: 0 K: 1 S: 7	H: 0 LOB: 0 BB: 0 P: 10	R: 0 E: 0 K: 0 S: 8	H: 1 LOB: 0 BB: 0 P: 11	R: 0 E: 0 K: 1 S: 8	H: 0 LOB: 0 BB: 0 P: 13	R: 1 E: 0 K: 2 S: 13	H: 1 LOB: 0 BB: 0 P: 18	R: 0 E: 0 K: 1 S: 8	H: 0 LOB: 0 BB: 0 P: 11	R: 0 E: 0 K: 1 S: 8	H: 1 LOB: 0 BB: 0 P: 9	R: 2 E: 0 K: 2 S: 15	H: 1 LOB: 1 BB: 2 P: 26	R: 0 E: 0 K: 0 S: 9	H: 1 LOB: 1 BB: 2 P: 26	1B: 2 2B: 2 3B: 0 HR: 2	SF: 0 SAC: 0 DP: 2 HBP: 0	WP: 0 PB: 0 SB: 0 CS: 0	PA: 29
<b>PITCHER</b>	IP	WLS	BF	H	R	ER	SO	BB	IBB	HBP	BLK	WP	HR	S	P	ERA	WHIP					
<b>Pete Smith, R</b> (1, 1) ERA: 4.75	7.0		23	4	1	1	7	0	0	0	0	0	1	63	89	1.29	0.571					
<b>Dwayne Henry, R</b> (8, 1) ERA: 9.52	0.2	L	5	1	2	2	2	2	0	0	0	0	1	14	25	27.00	4.500					
<b>Mike Stanton, L</b> (8, 1) ERA: 1.38	0.1		1	0	0	0	0	0	0	0	0	0	0	1	1	0.00	0.000					

AB	30
R	2
H	5
RBI	2
BB	5
SO	9
LOB	15





Batter	1	2	3	4	5	6	7	8	9	AB	R	H	RBI	BB	SO	LOB	TOP								
<b>Bip Roberts, S</b> (1, 5) OBP: 0.400, SLG: 0.440 <b>Mike Pagliarulo, L</b> (5, 5) OBP: 0.265, SLG: 0.289	0-1 F9		4-0 2B G3 BB		1-2 G3-1	1-2 F7			4-0 1B BB	2	1	0	0	1	0	0									
<b>Roberto Alomar, S</b> (1, 4) OBP: 0.341, SLG: 0.364	2-2 G5-3		3-2 G3 1-3 2B		1-1 P4		1-2 P6		1-2 P2	5	1	1	0	0	0	2									
<b>Tony Gwynn, L</b> (1, 9) OBP: 0.395, SLG: 0.430	1-1 BB 1B		2-2 G3		1-2 1B		0-1 G3		0-0 1B	5	0	3	1	0	0	1									
<b>Jack Clark, R</b> (1, 3) OBP: 0.401, SLG: 0.437	4-2 BB 1B		0-1 6-3		1-0 F8		2-2 2B		2-3 K	4	0	1	0	1	1	5									
<b>Chris James, R</b> (1, 7) OBP: 0.279, SLG: 0.368	1-1 F7		3-2 3B			0-1 2B 1B		0-2 G5-3	1-0 G1-3	5	1	2	1	0	0	6									
<b>Gary Templeton, S</b> (1, 6) OBP: 0.288, SLG: 0.364		1-1 G5-3 1B	3-H 1-1 G1-3		0-1 HR 2B		2-1 1B			4	1	3	1	0	0	1									
<b>Benito Santiago, R</b> (1, 2) OBP: 0.278, SLG: 0.380		2-0 P3		0-1 F9		0-2 HR		0-0 P3		4	1	1	2	0	0	2									
<b>Darrin Jackson, R</b> (1, 8) OBP: 0.272, SLG: 0.344		1-2 G5-3		1-1 P3		1-0 G5-3		1-2 L6-3	1-2 L6-3	4	0	0	0	0	0	2									
<b>Dennis Rasmussen, L</b> (1, 1) OBP: 0.190, SLG: 0.226 <b>Greg Harris, R</b> (6, 1) OBP: 0.167, SLG: 0.063		1-2 G3		0-2 G6-3		1-2 F7			4-0 1B BB BB	3	0	0	0	0	0	1									
<b>Inning Stats</b>	R: 0 E: 0 K: 0 S: 12	H: 1 LOB: 2 BB: 1 P: 20	R: 0 E: 0 K: 0 S: 9	H: 1 LOB: 1 BB: 0 P: 14	R: 2 E: 0 K: 0 S: 20	H: 2 LOB: 1 BB: 1 P: 32	R: 0 E: 0 K: 0 S: 7	H: 0 LOB: 0 BB: 0 P: 8	R: 0 E: 0 K: 0 S: 9	H: 1 LOB: 1 BB: 0 P: 13	R: 3 E: 0 K: 0 S: 15	H: 3 LOB: 0 BB: 0 P: 18	R: 0 E: 0 K: 0 S: 15	H: 1 LOB: 1 BB: 0 P: 18	R: 0 E: 0 K: 0 S: 7	H: 1 LOB: 0 BB: 0 P: 10	R: 0 E: 0 K: 1 S: 8	H: 1 LOB: 3 BB: 2 P: 20	1B: 6 2B: 4 3B: 1 HR: 1	SF: 0 SAC: 0 DP: 1 HBP: 0	WP: 0 PB: 0 SB: 0 CS: 0	PA: 41			
<b>PITCHER</b>	IP	WLS	BF	H	R	ER	SO	BB	IBB	HBP	BLK	WP	HR	S	P	ERA	WHIP								
<b>Bob Knepper, L</b> (1, 1) ERA: 5.0	6.0	L	28	8	5	5	0	2	0	0	0	0	1	72	105	7.50	1.667								
<b>Craig Lefferts, L</b> (7, 1) ERA: 2.71	2.0		7	2	0	0	0	0	0	0	0	0	0	22	28	0.00	1.000								
<b>Randy McCament, R</b> (9, 1) ERA: 3.34	0.0		1	0	0	0	0	1	0	0	0	0	0	4	4	∞	∞								
<b>Jeff Brantley, R</b> (9, 1) ERA: 4.09	1.0		5	1	0	0	1	1	0	0	0	0	0	8	16	0.00	2.000								

**San Diego Padres @ San Francisco Giants**  
Candlestick Park, San Francisco, CA  
Fri Sep 15 1989, 10:05 PM EDT  
Att: 33,920 - Unknown - 55 F

**livebaseballscorecards.com**

AB	37
R	5
H	11
RBI	5
BB	4
SO	1
LOB	20




Batter	1	2	3	4	5	6	7	8	9	AB	R	H	RBI	BB	SO	LOB	BOTTOM								
<b>Brett Butler, L</b> (1, 8) OBP: 0.345, SLG: 0.354	2-1 G5-3	0-1 FC6-4			2-1 F9		1-1 P6		1-1 F7	5	0	0	0	0	0	3									
<b>Robby Thompson, R</b> (1, 4) OBP: 0.327, SLG: 0.411	2-2 F8		0-1 SF8 3B		2-2 F9		2-2 G6-3			4	1	1	0	0	0	0									
<b>Will Clark, L</b> (1, 3) OBP: 0.413, SLG: 0.559	1-2 F7		1-0 SF8		2-1 G3		1-2 G4-3			3	0	0	1	0	0	0									
<b>Kevin Mitchell, R</b> (1, 7) OBP: 0.388, SLG: 0.640		0-0 1B SF8 1B	1-2 P3			0-0 2B 2B		0-0 F9 2B		4	2	3	0	0	0	0									
<b>Matt Williams, R</b> (1, 5) OBP: 0.246, SLG: 0.460		2-3 K	3-2 F8			1-0 FC1-5 2B		0-1 F9		4	0	1	1	0	1	2									
<b>Donell Nixon, R</b> (1, 9) OBP: 0.313, SLG: 0.301 <b>Pat Sheridan, L</b> (8, PH) OBP: 0.295, SLG: 0.329		0-0 BB S 1B		0-1 FC1-6 1B		0-3 K		2-3 K		3	0	2	0	0	1	1									
<b>Bob Brenly, R</b> (1, 2) OBP: 0.252, SLG: 0.271 <b>Terry Kennedy, L</b> (6, PH) OBP: 0.320, SLG: 0.342		0-1 SF8		0-0 P3		0-2 FC1-5-6 1B		1-0 F8		1	0	0	1	0	0	1									
<b>Jose Uribe, S</b> (1, 6) OBP: 0.267, SLG: 0.272 <b>Ernest Riles, L</b> (6, PH) OBP: 0.334, SLG: 0.402		3-H 4-0 BB 1B		1-0 FC1-6		2-0 1B		1-1 G4-3		1	0	0	0	1	0	1									
<b>Bob Knepper, L</b> (1, 1) OBP: 0.527, SLG: 0.372 <b>Mike Leary, L</b> (5, PH) OBP: 0.275, SLG: 0.750 <b>Craig Lefferts, L</b> (7, 1) ERA: 2.71 <b>Randy McCament, R</b> (9, 1) ERA: 3.34 <b>Jeff Brantley, R</b> (9, 1) ERA: 4.09 <b>Ken Oberkell, L</b> (9, PH) OBP: 0.208, SLG: 0.321		4-0 1B BB		3-1 F9		0-0 F8		0-3 K		1	0	0	0	1	0	1									
<b>Inning Stats</b>	R: 0 E: 0 K: 0 S: 9	H: 0 LOB: 0 BB: 0 P: 14	R: 1 E: 0 K: 1 S: 9	H: 2 LOB: 3 BB: 2 P: 19	R: 1 E: 0 K: 0 S: 10	H: 1 LOB: 0 BB: 0 P: 15	R: 0 E: 0 K: 0 S: 6	H: 1 LOB: 1 BB: 0 P: 10	R: 0 E: 0 K: 0 S: 7	H: 0 LOB: 0 BB: 0 P: 13	R: 1 E: 0 K: 1 S: 10	H: 3 LOB: 2 BB: 0 P: 13	R: 0 E: 0 K: 0 S: 8	H: 0 LOB: 0 BB: 0 P: 12	R: 0 E: 0 K: 1 S: 7	H: 1 LOB: 1 BB: 0 P: 10	R: 0 E: 0 K: 1 S: 7	H: 0 LOB: 0 BB: 0 P: 9	1B: 4 2B: 3 3B: 1 HR: 0	SF: 2 SAC: 0 DP: 0 HBP: 0	WP: 0 PB: 0 SB: 2 CS: 0	PA: 37			
<b>PITCHER</b>	IP	WLS	BF	H	R	ER	SO	BB	IBB	HBP	BLK	WP	HR	S	P	ERA	WHIP								
<b>Dennis Rasmussen, L</b> (1, 1) ERA: 4.17	5.0	W	23	6	3	3	1	1	1	0	0	0	0	43	74	5.40	1.400								
<b>Greg Harris, R</b> (6, 1) ERA: 2.8	4.0	S	14	2	0	0	3	0	0	0	0	0	0	30	41	0.00	0.500								

**San Diego Padres @ San Francisco Giants**  
Candlestick Park, San Francisco, CA  
Fri Sep 15 1989, 10:05 PM EDT  
Att: 33,920 - Unknown - 55 F

**livebaseballscorecards.com**

AB	33
R	3
H	8
RBI	3
BB	2
SO	4
LOB	14





Batter	1	2	3	4	5	6	7	8	9	AB	R	H	RBI	BB	SO	LOB	TOP					
<b>Roberto Alomar, S</b> (1, 4) OBP: 0.339, SLG: 0.362	1-2 L3	1-1 SAFE 2-1 G4-3			2-2 G4-3		2-3 K			4	0	0	0	0	1	1						
<b>Gary Templeton, S</b> (1, 6) OBP: 0.288, SLG: 0.365	1-0 G6-3 HR		0-1 L9		0-2 F8		2-1 G4-3			4	1	1	0	0	0	0						
<b>Tony Gwynn, L</b> (1, 9) OBP: 0.393, SLG: 0.427	1-2 G6-3		0-0 G3-1		3-1 F7			0-2 P6		4	0	0	0	0	0	1						
<b>Jack Clark, R</b> (1, 3) OBP: 0.406, SLG: 0.454	0-1 HR		1-1 2B		1-2 1B SF9			1-2 1B		4	2	4	2	0	0	0						
<b>Chris James, R</b> (1, 7) OBP: 0.281, SLG: 0.373	1-2 3B		2-1 F8		0-2 SF9			2-3 K		4	0	2	0	0	1	2						
<b>Mark Davis, L</b> (8, 1)					2-3 1B					0	0	0	0	0	0	0						
<b>Benito Santiago, R</b> (1, 2) OBP: 0.276, SLG: 0.377	2-1 G5-3		1-1 G6-3		2-0 SF9			1-1 P4		3	0	0	1	0	0	2						
<b>Mike Pagliarulo, L</b> (1, 5) OBP: 0.268, SLG: 0.288		1-0 F8		4-2 WP BB		1-2 F9		4-0 G6-4-3 BB		2	0	0	0	2	0	1						
<b>Joey Cora, S</b> (9, PR) OBP: 0.333, SLG: 0.333										0	0	0	0	0	0	0						
<b>Darrin Jackson, R</b> (1, 8) OBP: 0.271, SLG: 0.341		0-1 1B		2-2 F7		1-1 P3		0-2 G6-4-3		4	0	1	0	0	0	3						
<b>Calvin Schiraldi, R</b> (1, 1) OBP: 0.190, SLG: 0.056		0-3 K		1-2 G1			1-2 L7		2-3 K	1	0	0	0	0	1	1						
<b>Mark Grant, R</b> (3, 1) OBP: 0.304, SLG: 0.356										1	0	0	0	0	0	1						
<b>Greg Harris, L</b> (6, 1) OBP: 0.297, SLG: 0.493										0	0	0	0	0	0	0						
<b>Carmelo Martinez, R</b> (7, PH) OBP: 0.334, SLG: 0.334										1	0	0	0	0	0	0						
<b>Pat Clements, L</b> (7, 1) OBP: 0.250, SLG: 0.250										0	0	0	0	0	0	0						
<b>Shawn Abner, R</b> (8, 7) OBP: 0.202, SLG: 0.277										1	0	0	0	0	1	1						
<b>Inning Stats</b>	R: 2 E: 0 K: 0 S: 14	H: 3 LOB: 1 BB: 0 P: 20	R: 0 E: 0 K: 1 S: 8	H: 1 LOB: 1 BB: 0 P: 11	R: 0 E: 0 K: 0 S: 7	H: 1 LOB: 1 BB: 0 P: 10	R: 0 E: 0 K: 0 S: 12	H: 0 LOB: 0 BB: 0 P: 20	R: 0 E: 0 K: 0 S: 8	H: 0 LOB: 0 BB: 0 P: 13	R: 1 E: 0 K: 0 S: 10	H: 2 LOB: 1 BB: 0 P: 14	R: 0 E: 0 K: 1 S: 8	H: 0 LOB: 0 BB: 0 P: 13	R: 0 E: 0 K: 1 S: 13	H: 1 LOB: 1 BB: 0 P: 17	R: 0 E: 0 K: 1 S: 7	H: 0 LOB: 1 BB: 1 P: 13	1B: 3 2B: 3 3B: 1 HR: 1	SF: 1 SAC: 0 DP: 1 HBP: 0	WP: 1 PB: 0 CS: 0	PA: 36
<b>PITCHER</b>	IP	WLS	BF	H	R	ER	SO	BB	IBB	HBP	BLK	WP	HR	S	P	ERA	WHIP					
<b>Scott Garrelts, R</b> (1, 1) ERA: 2.27	6.0	W	26	7	3	3	1	1	0	0	0	1	1	59	88	4.50	1.333					
<b>Craig Lefferts, L</b> (7, 1) ERA: 2.99	1.0		3	0	0	0	1	0	0	0	0	0	0	8	13	0.00	0.000					
<b>Steve Bedrosian, R</b> (8, 1) ERA: 2.97	2.0	S	7	1	0	0	2	1	0	0	0	0	0	20	30	0.00	1.000					

**San Diego Padres @ San Francisco Giants**  
Candlestick Park, San Francisco, CA  
Sun Sep 17 1989, 6:33 AM EDT  
Overcast - 55 F

livebaseballscorecards.com

AB 33  
R 3  
H 8  
RBI 3  
BB 2  
SO 4  
LOB 13




Batter	1	2	3	4	5	6	7	8	9	AB	R	H	RBI	BB	SO	LOB	BOTTOM					
<b>Brett Butler, L</b> (1, 8) OBP: 0.344, SLG: 0.355	0-1 G3		0-0 G6-3		0-2 2B	1 SAFE 0-0 B1				4	1	1	0	0	0	2						
<b>Robby Thompson, R</b> (1, 4) OBP: 0.328, SLG: 0.413	4-2 BB		1-1 G5-3		1-1 2B	3-H 1-2 L3				3	0	1	2	1	0	0						
<b>Will Clark, L</b> (1, 3) OBP: 0.410, SLG: 0.555	1-0 P6		2-0 F8		2-H 3-H 1-3 K		2-3 K			4	0	0	0	0	2	2						
<b>Kevin Mitchell, R</b> (1, 7) OBP: 0.390, SLG: 0.653	0-3 K			1-0 HR	4-0 IBB		0-0 HR			3	2	2	2	1	1	1						
<b>Matt Williams, R</b> (1, 6) OBP: 0.243, SLG: 0.452		0-3 K		0-0 G4-3	3-3 K		0-0 F8			4	0	0	0	0	2	2						
<b>Ernest Riles, L</b> (1, 5) OBP: 0.338, SLG: 0.405		1-2 1B		0-0 G6-3		1-0 SH3-4 1B		1-1 K2-4-2 SH3-4		3	0	2	0	0	0	0						
<b>Jose Uribe, S</b> (6, PR) OBP: 0.267, SLG: 0.271										1	1	0	0	0	0	0						
<b>Terry Kennedy, L</b> (1, 2) OBP: 0.321, SLG: 0.343	1 SAFE 2-1 G5-3		2-1 G5-3		2-1 G5-3	1 SAFE 0-1 SH3-4		0-0 SH3-4		2	0	1	0	0	0	0						
<b>Pat Sheridan, L</b> (1, 9) OBP: 0.295, SLG: 0.329		0-2 P6						4-0 IBB		3	0	1	1	0	0	2						
<b>Donell Nixon, R</b> (8, PH) OBP: 0.317, SLG: 0.301										0	0	0	0	1	0	0						
<b>Scott Garrelts, R</b> (1, 1) OBP: 0.185, SLG: 0.210		1-2 FC6-4				0-1 G4-3		2-3 IBB		2	1	1	0	0	0	2						
<b>Ken Oberkfell, L</b> (6, PH) OBP: 0.304, SLG: 0.356						0-1 2B				1	0	1	0	0	0	0						
<b>Mike Benjamin, R</b> (6, PR) OBP: 0.250, SLG: 0.250										0	0	0	0	0	0	0						
<b>Craig Lefferts, L</b> (7, 1)										0	0	0	0	0	0	0						
<b>Steve Bedrosian, R</b> (8, 1) OBP: 0.200, SLG: 0.200										1	0	0	0	0	1	2						
<b>Inning Stats</b>	R: 0 E: 0 K: 1 S: 8	H: 0 LOB: 1 BB: 1 P: 13	R: 0 E: 0 K: 1 S: 14	H: 2 LOB: 2 BB: 0 P: 18	R: 0 E: 0 K: 0 S: 4	H: 0 LOB: 0 BB: 0 P: 7	R: 1 E: 0 K: 0 S: 5	H: 1 LOB: 0 BB: 0 P: 8	R: 2 E: 0 K: 2 S: 15	H: 3 LOB: 2 BB: 1 P: 24	R: 1 E: 0 K: 0 S: 6	H: 3 LOB: 1 BB: 0 P: 8	R: 1 E: 0 K: 1 S: 9	H: 1 LOB: 0 BB: 0 P: 12	R: 0 E: 1 K: 1 S: 6	H: 0 LOB: 2 BB: 1 P: 13	1B: 6 2B: 4 3B: 0 HR: 2	SF: 0 SAC: 2 DP: 2 HBP: 0	WP: 0 PB: 0 CS: 0	PA: 36		
<b>PITCHER</b>	IP	WLS	BF	H	R	ER	SO	BB	IBB	HBP	BLK	WP	HR	S	P	ERA	WHIP					
<b>Calvin Schiraldi, R</b> (1, 1) ERA: 3.58	2.0		14	4	3	3	2	0	1	0	0	0	1	24	39	9.00	1.333					
<b>Greg Harris, L</b> (6, 1) ERA: 2.85	1.0	L	5	3	1	1	0	0	0	0	0	0	0	6	8	9.00	3.000					
<b>Pat Clements, L</b> (7, 1) ERA: 4.17	1.1		7	1	1	1	1	0	1	0	0	0	1	12	20	6.75	0.750					
<b>Mark Davis, L</b> (8, 1) ERA: 2.1	0.2		1	0	0	0	1	0	0	0	0	0	0	3	5	0.00	0.000					

**San Diego Padres @ San Francisco Giants**  
Candlestick Park, San Francisco, CA  
Sun Sep 17 1989, 6:33 AM EDT  
Overcast - 55 F

livebaseballscorecards.com

AB 31  
R 5  
H 10  
RBI 5  
BB 3  
SO 6  
LOB 13





Batter	1	2	3	4	5	6	7	8	9	AB	R	H	RBI	BB	SO	LOB	TOP								
<b>Roberto Alomar, S</b> OBP: 0.339, SLG: 0.367 (1, 4)	1-0 HR	0-1 G6-3			3-2 F6		0-1 F8	0-1 2H 1B		5	1	2	2	0	0	2									
<b>Gary Templeton, S</b> OBP: 0.287, SLG: 0.363 (1, 6)	0-1 P9		3-2 G4-3		0-1 1B		0-0 P5	3-2 P6		5	0	1	0	0	0	1									
<b>Tony Gwynn, L</b> OBP: 0.393, SLG: 0.428 (1, 9)	1-1 1B		1-1 F7		0-0 G4-3		2-1 2B		3-1 G3	5	0	2	0	0	0	1									
<b>Jack Clark, R</b> OBP: 0.407, SLG: 0.460 (1, 3)	2-2 P5		1-3 K			4-2 CS BB	4-0 IBB		3-1 HR	3	1	1	1	2	1	1									
<b>Chris James, R</b> OBP: 0.282, SLG: 0.379 <b>Shawn Abner, R</b> OBP: 0.202, SLG: 0.277 (1, 7) (9, 7)	2-3 K			0-0 HR		4-2 S 1B BB	3-3 K		2-1 G4-3	4	2	1	1	1	2	3									
<b>Benito Santiago, R</b> OBP: 0.275, SLG: 0.374 (1, 2)		4-2 SH1-3 BB BB		0-0 G5-3		1 SAFE 2-3 K		2-3 K	2-3 K	4	0	0	0	1	3	1									
<b>Mike Pagliarulo, L</b> OBP: 0.273, SLG: 0.289 (1, 5)		4-2 SH1-3 BB		3-2 F7		4-0 1B IBB		1-1 1B 1B		2	1	1	0	2	0	0									
<b>Darrin Jackson, R</b> OBP: 0.278, SLG: 0.346 (1, 8)		2-3 K		0-0 G6-3		1-2 1B		0-0 E7 1B 1B		4	1	2	1	0	1	2									
<b>Bruce Hurst, L</b> OBP: 0.184, SLG: 0.075 (1, 1)		0-0 SH1-3			0-0 G6-3	1-1 G6-3		0-3 K		3	0	0	0	0	1	3									
<b>Inning Stats</b>	R: 1 E: 0 K: 1 S: 13	H: 2 LOB: 1 BB: 0 P: 19	R: 0 E: 0 K: 1 S: 17	H: 0 LOB: 2 BB: 2 P: 27	R: 0 E: 0 K: 1 S: 9	H: 0 LOB: 0 BB: 0 P: 14	R: 1 E: 0 K: 0 S: 6	H: 1 LOB: 0 BB: 0 P: 9	R: 0 E: 0 K: 0 S: 8	H: 1 LOB: 1 BB: 0 P: 11	R: 1 E: 0 K: 1 S: 17	H: 1 LOB: 2 BB: 3 P: 33	R: 0 E: 0 K: 1 S: 9	H: 1 LOB: 2 BB: 1 P: 18	R: 2 E: 1 K: 2 S: 17	H: 3 LOB: 1 BB: 0 P: 22	R: 1 E: 0 K: 1 S: 10	H: 1 LOB: 0 BB: 0 P: 20	1B: 6 2B: 1 3B: 0 HR: 3	SF: 0 SAC: 1 DP: 0 HBP: 0	WP: 0 PB: 0 SB: 2 CS: 1	PA: 42			
<b>PITCHER</b>	IP	WLS	BF	H	R	ER	SO	BB	IBB	HBP	BLK	WP	HR	S	P	ERA	WHIP								
<b>Rick Reuschel, R</b> ERA: 2.72 (1, 1)	7.0	L	32	6	3	3	5	4	2	0	0	0	2	79	131	3.86	1.429								
<b>Jeff Brantley, R</b> ERA: 4.15 (8, 1)	1.0		6	3	2	1	2	0	0	0	0	0	0	17	22	9.00	3.000								
<b>Kelly Downs, R</b> ERA: 5.43 (9, 1)	1.0		4	1	1	1	1	0	0	0	0	0	1	10	20	9.00	1.000								

**San Diego Padres @ San Francisco Giants**  
Candlestick Park, San Francisco, CA  
Sun Sep 17 1989, 6:38 AM EDT  
Att: 25,543 - Overcast - 55 F


AB	35
R	6
H	10
RBI	5
BB	6
SO	8
LOB	14



Batter	1	2	3	4	5	6	7	8	9	AB	R	H	RBI	BB	SO	LOB	BOTTOM								
<b>Brett Butler, L</b> OBP: 0.344, SLG: 0.354 (1, 8)	0-1 G6-3		0-0 G6-3 S 1B 1B		0-0 F7		2-2 G3			4	1	1	0	0	0	1									
<b>Robby Thompson, R</b> OBP: 0.326, SLG: 0.409 (1, 4)	2-2 P2		3-2 G6-3 1-3		2-1 P6		2-1 F7			4	0	0	0	0	0	2									
<b>Will Clark, L</b> OBP: 0.413, SLG: 0.556 (1, 3)	4-2 BB		2-2 1B		2-1 WP BB 1B		0-0 G3			3	0	2	1	1	0	0									
<b>Kevin Mitchell, R</b> OBP: 0.391, SLG: 0.650 (1, 7)	4-0 BB		0-1 L5		4-1 WP BB		2-2 P3			2	0	0	0	2	0	1									
<b>Matt Williams, R</b> OBP: 0.243, SLG: 0.453 (1, 5) (6, 6) (7, 5)	0-0 F7			1-1 G5-3		0-1 B2		1-2 2B		4	0	1	0	0	0	4									
<b>Candy Maldonado, R</b> OBP: 0.292, SLG: 0.363 <b>Bill Bathe, R</b> OBP: 0.267, SLG: 0.310 (6, PH) (7, 2) (9, 1)		0-1 G5-3		1-2 F8		3-3 K		1-0 G4-3		2	0	0	0	0	0	0									
<b>Kelly Downs, R</b> OBP: 0.118, SLG: 0.118 (9, 1)						1-2 2-3				0	0	0	0	0	0	0									
<b>Bob Brenly, R</b> OBP: 0.249, SLG: 0.266 <b>Chris Speier, R</b> OBP: 0.297, SLG: 0.250 (6, PH) (7, 6)		3-2 P2		2-3 K		4-1 BB			3-3 K	2	0	0	0	0	1	0									
<b>Jose Uribe, S</b> OBP: 0.266, SLG: 0.271 <b>Greg Litton, R</b> OBP: 0.299, SLG: 0.426 (5, PH) (6, 5) (7, 9)		2-0 F9			0-2 1B	0-0 F9			0-2 F6	1	0	0	0	0	0	0									
<b>Rick Reuschel, R</b> OBP: 0.222, SLG: 0.172 <b>Donell Nixon, R</b> OBP: 0.315, SLG: 0.299 <b>Jeff Brantley, R</b> OBP: 0.083, SLG: 0.083 <b>Kirt Manwaring, R</b> OBP: 0.264, SLG: 0.250 (1, 1) (7, PH) (8, 1) (9, 2)			0-3 K		1-3 K		1-3 K		0-3 K	2	0	0	0	0	2	1									
<b>Inning Stats</b>	R: 0 E: 0 K: 0 S: 8	H: 0 LOB: 2 BB: 2 P: 18	R: 0 E: 0 K: 0 S: 6	H: 0 LOB: 0 BB: 0 P: 11	R: 1 E: 0 K: 1 S: 14	H: 2 LOB: 1 BB: 0 P: 19	R: 0 E: 0 K: 1 S: 8	H: 0 LOB: 0 BB: 0 P: 12	R: 0 E: 0 K: 1 S: 9	H: 1 LOB: 1 BB: 0 P: 12	R: 0 E: 0 K: 1 S: 12	H: 1 LOB: 3 BB: 2 P: 25	R: 0 E: 0 K: 1 S: 8	H: 0 LOB: 0 BB: 0 P: 13	R: 0 E: 0 K: 0 S: 9	H: 1 LOB: 1 BB: 0 P: 13	R: 0 E: 0 K: 2 S: 9	H: 0 LOB: 0 BB: 0 P: 12	1B: 4 2B: 1 3B: 0 HR: 0	SF: 0 SAC: 0 DP: 0 HBP: 0	WP: 1 PB: 0 SB: 1 CS: 0	PA: 36			
<b>PITCHER</b>	IP	WLS	BF	H	R	ER	SO	BB	IBB	HBP	BLK	WP	HR	S	P	ERA	WHIP								
<b>Bruce Hurst, L</b> ERA: 2.77 (1, 1)	9.0	W	36	5	1	1	7	4	0	0	0	1	0	83	135	1.00	1.000								

**San Diego Padres @ San Francisco Giants**  
Candlestick Park, San Francisco, CA  
Sun Sep 17 1989, 6:38 AM EDT  
Att: 25,543 - Overcast - 55 F

AB	32
R	1
H	5
RBI	1
BB	4
SO	7
LOB	15









Batter	1	2	3	4	5	6	7	8	9	10	AB	R	H	RBI	BB	SO	LOB	TOP						
<b>Roberto Alomar, S</b> OBP: 0.345, SLG: 0.374	4-0 F8 BB	0-2 F6			0-0 PB SF9 1B		0-0 CS 1B		1-3 K		4	1	2	0	1	1	3							
<b>Gary Templeton, S</b> OBP: 0.287, SLG: 0.363	2-1 F8		1-0 L5-3 1B		1-1 SF9 1-H		2-1 CS 1B		1-1 G6-3		4	0	2	1	0	0	1							
<b>Tony Gwynn, L</b> OBP: 0.390, SLG: 0.424	0-0 G3		1-1 L7		2-2 F7		4-0 FC6-4 IBB			1-1 CS 1B	4	0	1	0	1	0	2							
<b>Jack Clark, R</b> OBP: 0.407, SLG: 0.454	0-0 G4-3		3-2 L5-3		1-0 P5		2-3 K			4-2 CS 1B 1B E BB	4	1	0	0	1	1	4							
<b>Chris James, R</b> OBP: 0.294, SLG: 0.381		1-3 K		1-0 F5		3-2 F8 1B		1-0 FC6-4		3-2 E FC5-4 1B	5	1	2	0	0	1	2							
<b>Shawn Abner, R</b> OBP: 0.202, SLG: 0.277											0	0	0	0	0	0	0							
<b>Benito Santiago, R</b> OBP: 0.276, SLG: 0.380	0-0 1B S		0-0 1B S		1-1 G5-3 1B		0-0 P6		1-1 F8		1-1 FC5 FC5-4	5	0	2	0	0	0	2						
<b>Mike Pagliarulo, L</b> OBP: 0.275, SLG: 0.289	4-2 1B S		4-2 1B BB		2-2 G5-3 1B		0-0 F8		1-2 F7		0-1 FC5-4 BB	3	0	1	0	1	0	1						
<b>Carmelo Martinez, R</b> OBP: 0.297, SLG: 0.353											1	0	0	1	0	0	1							
<b>Joey Cora, S</b> OBP: 0.333, SLG: 0.333	1-2 BB		1-2 BB		1-2 1B		1-2 1B		1-2 F7		1-2 BB	0	0	0	0	0	0	0						
<b>Darrin Jackson, R</b> OBP: 0.275, SLG: 0.329	1-3 K		1-3 K		2-1 G5-3		4-0 IBB		0-1 G5-3		3	0	0	0	2	1	4							
<b>Ed Whitson, R</b> OBP: 0.184, SLG: 0.194	0-1 K		0-1 K		2-0 G6-3		3-2 G6-3		0-3 K		0-3 K	3	0	1	0	0	0	4						
<b>Bip Roberts, S</b> OBP: 0.399, SLG: 0.439											1	0	0	0	0	1	0							
<b>Greg Harris, R</b> OBP: 0.167, SLG: 0.063											0	0	0	0	0	0	0							
<b>Mark Parent, R</b> OBP: 0.256, SLG: 0.380	1-2 2-3 1B										1	0	0	0	0	1	2							
<b>Mark Davis, L</b> OBP: 0.256, SLG: 0.380											0	0	0	0	0	0	0							
<b>Inning Stats</b>	R: 0 E: 0 K: 0 S: 4	H: 0 LOB: 1 BB: 1 P: 10	R: 0 E: 0 K: 2 S: 17	H: 2 LOB: 3 BB: 1 P: 23	R: 0 E: 0 K: 0 S: 6	H: 1 LOB: 0 BB: 0 P: 11	R: 0 E: 0 K: 0 S: 9	H: 2 LOB: 2 BB: 0 P: 17	R: 1 E: 0 K: 0 S: 7	H: 1 LOB: 0 BB: 0 P: 11	R: 0 E: 0 K: 1 S: 8	H: 2 LOB: 2 BB: 1 P: 16	R: 0 E: 0 K: 0 S: 9	H: 0 LOB: 0 BB: 0 P: 11	R: 0 E: 0 K: 2 S: 9	H: 0 LOB: 0 BB: 0 P: 11	R: 2 E: 1 K: 1 S: 17	H: 2 LOB: 2 BB: 2 P: 30	1B: 11 2B: 1 3B: 0 HR: 0	SF: 1 SAC: 0 DP: 1 HBP: 0	WP: 0 PB: 1 SB: 3 CS: 3	PA: 45		
<b>PITCHER</b>	IP 6.0	WLS 7	BF 27	H 7	R 1	ER 0	SO 2	BB 2	IBB 1	HBP 0	BLK 0	WP 0	HR 0	S 54	P 93	ERA 0.00	WHIP 1.500							
<b>Tim Leary, R</b> ERA: 3.55																								
<b>Rob Dibble, R</b> ERA: 2.23	2.0	8	2	0	0	1	0	1	0	0	0	0	0	17	27	0.00	1.000							
<b>Norm Charlton, L</b> ERA: 3.16	2.0	L	10	2	2	0	3	2	0	0	0	0	0	26	41	0.00	2.000							

San Diego Padres @ Cincinnati Reds  
Riverfront Stadium, Cincinnati, OH  
Wed Sep 20 1989, 7:05 PM EDT  
Att. 11,852 - Unknown


AB 38  
R 3  
H 11  
RBI 2  
BB 6  
SO 6  
LOB 26



Batter	1	2	3	4	5	6	7	8	9	10	AB	R	H	RBI	BB	SO	LOB	BOTTOM						
<b>Herm Winningham, L</b> OBP: 0.320, SLG: 0.367	0-1 G6-3		0-1 F7		0-1 F7			1-3 K			4	0	0	0	0	1	0							
<b>Ron Oester, S</b> OBP: 0.309, SLG: 0.286	1-3 K		0-1 1B		1-2 G6-3			1-3 K			4	0	1	0	0	2	0							
<b>Eric Davis, R</b> OBP: 0.367, SLG: 0.545	4-2 WP BB		2-3 K			0-2 G1-3			1-2 G6-4-3 1B		3	0	1	0	1	1	1							
<b>Paul O'Neill, L</b> OBP: 0.347, SLG: 0.449	3-3 K			2-2 F9		2-2 F7			0-1 G6-4-3		4	0	0	0	0	1	2							
<b>Todd Benzinger, S</b> OBP: 0.290, SLG: 0.382		1-1 G4-3 2B		0-1 F9 WP 2B		1-1 F9			1-2 F7		4	1	2	0	0	0	0							
<b>Luis Quiñones, S</b> OBP: 0.309, SLG: 0.434		0-2 G4-3		0-0 F9			0-0 F9			1-1 E5 G5-4-3	4	0	0	0	0	0	2							
<b>Jeff Reed, L</b> OBP: 0.297, SLG: 0.295		4-1 G6-4-3 BB		4-1 WP BB			0-0 G4-3			0-1 G5-4-3	1	0	0	0	2	0	0							
<b>Barry Larkin, R</b> OBP: 0.371, SLG: 0.446										1-2 1B	1	0	0	0	0	0	1							
<b>Jeff Richardson, R</b> OBP: 0.257, SLG: 0.275		0-0 G6-4-3		1-0 G6-3			0-3 K			1-3 K	4	0	0	0	0	2	3							
<b>Tim Leary, R</b> OBP: 0.169, SLG: 0.127			2-1 G6-3		0-1 G5-3			1-3 K			2	0	0	0	0	0	0							
<b>Rob Dibble, L</b> ERA: 2.62											0	0	0	0	0	0	0							
<b>Dave Collins, S</b> OBP: 0.293, SLG: 0.262											1	0	0	0	0	1	0							
<b>Norm Charlton, S</b> ERA: 2.02											0	0	0	0	0	0	0							
<b>Inning Stats</b>	R: 0 E: 0 K: 2 S: 13	H: 0 LOB: 1 BB: 1 P: 21	R: 0 E: 0 K: 0 S: 7	H: 1 LOB: 1 BB: 1 P: 12	R: 0 E: 0 K: 1 S: 9	H: 1 LOB: 1 BB: 0 P: 13	R: 1 E: 0 K: 0 S: 8	H: 1 LOB: 1 BB: 1 P: 15	R: 0 E: 0 K: 0 S: 7	H: 0 LOB: 0 BB: 0 P: 8	R: 0 E: 0 K: 1 S: 6	H: 0 LOB: 0 BB: 0 P: 6	R: 0 E: 0 K: 3 S: 9	H: 0 LOB: 0 BB: 0 P: 12	R: 0 E: 0 K: 0 S: 9	H: 1 LOB: 0 BB: 0 P: 11	R: 0 E: 1 K: 1 S: 7	H: 0 LOB: 0 BB: 0 P: 9	1B: 2 2B: 2 3B: 0 HR: 0	SF: 0 SAC: 0 DP: 3 HBP: 0	WP: 2 PB: 0 SB: 0 CS: 0	PA: 35		
<b>PITCHER</b>	IP 8.0	WLS 3	BF 29	H 3	R 1	ER 1	SO 7	BB 3	IBB 1	HBP 0	BLK 0	WP 2	HR 0	S 67	P 98	ERA 1.12	WHIP 0.750							
<b>Ed Whitson, R</b> ERA: 2.62																								
<b>Greg Harris, R</b> ERA: 2.83	1.0	W	3	1	0	0	0	0	0	0	0	0	0	9	11	0.00	1.000							
<b>Mark Davis, L</b> ERA: 2.02	1.0	S	3	0	0	0	1	0	0	0	0	0	0	7	9	0.00	0.000							

San Diego Padres @ Cincinnati Reds  
Riverfront Stadium, Cincinnati, OH  
Wed Sep 20 1989, 7:05 PM EDT  
Att. 11,852 - Unknown

AB 32  
R 1  
H 4  
RBI 0  
BB 3  
SO 8  
LOB 9





Batter	1	2	3	4	5	6	7	8	9	AB	R	H	RBI	BB	SO	LOB	TOP					
<b>Bip Roberts, S</b> OBP: 0.403, SLG: 0.441 (1, 4) (9, 5)										5	1	3	1	1	0	1	<b>San Diego Padres @ Cincinnati Reds</b> Riverfront Stadium, Cincinnati, OH Thu Sep 21 1989, 7:05 PM EDT Att: 12,522 - Sunny					
<b>Gary Templeton, S</b> OBP: 0.286, SLG: 0.359 (1, 6) (9, 7)										5	1	0	0	1	1	4						
<b>Tony Gwynn, L</b> OBP: 0.390, SLG: 0.425 (1, 9) (9, 4)										5	2	2	1	0	0	1						
<b>Jack Clark, R</b> OBP: 0.411, SLG: 0.462 (1, 3) (9, 7)										3	2	2	3	1	1	0						
<b>Chris James, R</b> OBP: 0.288, SLG: 0.381 <b>Shawn Abner, R</b> OBP: 0.202, SLG: 0.277 (1, 7) (9, 7)										1	1	0	0	3	0	1						
<b>Benito Santiago, R</b> OBP: 0.277, SLG: 0.381 (1, 2) (9, 4)										4	1	1	0	1	1	4						
<b>Mike Pagliarulo, L</b> OBP: 0.279, SLG: 0.289 <b>Carmelo Martinez, R</b> OBP: 0.300, SLG: 0.353 <b>Joey Coors, S</b> OBP: 0.333, SLG: 0.333 (1, 5) (9, PH) (9, PH) (9, 4)										4	0	1	1	0	1	4						
<b>Darrin Jackson, R</b> OBP: 0.278, SLG: 0.349 (1, 8) (9, 4)										3	2	1	3	1	1	2						
<b>Dennis Rasmussen, L</b> OBP: 0.188, SLG: 0.222 <b>Mark Grant, R</b> OBP: 0.140, SLG: 0.050 <b>Tim Lincecum, R</b> OBP: 0.262, SLG: 0.276 <b>Greg Harris, S</b> OBP: 0.233, SLG: 0.375 <b>Sandy Alomar, Jr, R</b> OBP: 0.233, SLG: 0.375 <b>Pat Clements, R</b> OBP: 0.233, SLG: 0.375 <b>Jerold Clark, R</b> OBP: 0.233, SLG: 0.375 <b>Mark Davis, L</b> OBP: 0.233, SLG: 0.375 (1, 1) (1, 1) (6, PH) (6, 1) (6, 1) (6, 1) (9, PH) (9, 1)										1	0	0	0	0	0	1						
<b>Inning Stats</b>	R: 6 E: 0 K: 0 S: 25	H: 5 LOB: 1 BB: 2 P: 39	R: 0 E: 0 K: 2 S: 8	H: 0 LOB: 0 BB: 0 P: 14	R: 0 E: 1 K: 3 S: 9	H: 0 LOB: 2 BB: 2 P: 23	R: 0 E: 0 K: 0 S: 5	H: 1 LOB: 0 BB: 0 P: 10	R: 0 E: 0 K: 0 S: 7	H: 0 LOB: 1 BB: 0 P: 13	R: 1 E: 0 K: 0 S: 9	H: 1 LOB: 0 BB: 0 P: 13	R: 0 E: 0 K: 0 S: 9	H: 0 LOB: 2 BB: 2 P: 20	R: 0 E: 0 K: 2 S: 8	H: 0 LOB: 1 BB: 1 P: 16		R: 4 E: 0 K: 0 S: 16	H: 4 LOB: 2 BB: 2 P: 30	1B: 7 2B: 2 3B: 0 HR: 2	SF: 1 SAC: 1 DP: 0 HBP: 1	WP: 0 PB: 0 SB: 2 CS: 1
<b>PITCHER</b>	IP	WLS	BF	H	R	ER	SO	BB	IBB	HBP	BLK	WP	HR	S	P	ERA	WHIP			ERA	WHIP	
<b>Jack Armstrong, R</b> ERA: 4.78 (1, 1)	0.0		5	3	5	5	0	2	0	0	0	0	1	14	24	∞	∞			0.00	0.000	
<b>Tim Birtsas, L</b> ERA: 3.72 (1, 1)	3.0		13	2	1	1	5	1	1	0	0	0	0	28	52	3.00	1.000					
<b>Rick Mahler, R</b> ERA: 3.76 (4, 1)	3.0		11	2	1	1	0	0	0	1	0	0	1	21	36	3.00	0.667					
<b>Mike Roesler, R</b> ERA: 3.54 (7, 1)	1.0		5	0	0	0	0	2	0	0	0	0	0	9	20	0.00	2.000					
<b>John Franco, L</b> ERA: 3.25 (8, 1)	1.2	L	12	4	4	4	2	2	1	0	0	0	0	23	45	21.60	3.600					
<b>PITCHER</b>	IP	WLS	BF	H	R	ER	SO	BB	IBB	HBP	BLK	WP	HR	S	P	ERA	WHIP			ERA	WHIP	
<b>Bob Sebra, R</b> ERA: 5.4 (9, 1)	0.1		1	0	0	0	0	0	0	0	0	0	0	1	1	0.00	0.000					

Batter	1	2	3	4	5	6	7	8	9	AB	R	H	RBI	BB	SO	LOB	BOTTOM					
<b>Dave Collins, S</b> OBP: 0.302, SLG: 0.264 <b>Mike Roesler, R</b> OBP: 0.308, SLG: 0.285 (1, 7) (7, 1) (8, 4)										3	1	1	0	1	2	0	<b>San Diego Padres @ Cincinnati Reds</b> Riverfront Stadium, Cincinnati, OH Thu Sep 21 1989, 7:05 PM EDT Att: 12,522 - Sunny					
<b>Luis Quiñones, S</b> OBP: 0.307, SLG: 0.430 (1, 4) (8, 5)										5	1	1	0	0	1	2						
<b>Eric Davis, R</b> OBP: 0.368, SLG: 0.549 (1, 8) (9, 4)										4	1	1	3	1	2	0						
<b>Todd Benzinger, S</b> OBP: 0.291, SLG: 0.382 (1, 3) (9, 4)										5	2	2	0	0	1	1						
<b>Rolando Roomes, R</b> OBP: 0.284, SLG: 0.417 (1, 9) (8, 7)										4	2	2	1	0	1	0						
<b>Scotti Madison, S</b> OBP: 0.202, SLG: 0.256 <b>Paul O'Neill, L</b> OBP: 0.349, SLG: 0.450 (1, 5) (7, PH) (8, 9)										3	0	0	1	0	1	2						
<b>Terry McGriff, R</b> OBP: 0.209, SLG: 0.143 <b>Rick Mahler, R</b> OBP: 0.262, SLG: 0.276 <b>Herm Winstanley, L</b> OBP: 0.233, SLG: 0.375 (1, 2) (4, 1) (6, PH) (7, 7) (8, 5) (8, 5)										2	0	0	1	0	1	0						
<b>John Franco, L</b> <b>Bob Sebra, R</b> (8, 1) (9, 1)										0	0	0	0	0	0	0						
<b>Jeff Richardson, R</b> OBP: 0.257, SLG: 0.274 (1, 6) (9, 4)										4	0	1	0	0	0	2						
<b>Jack Armstrong, R</b> <b>Tim Birtsas, L</b> <b>Jeff Reed, L</b> (1, 1) (1, 1) (4, 2)										0	0	0	0	0	0	0						
<b>Inning Stats</b>	R: 5 E: 0 K: 0 S: 12	H: 6 LOB: 1 BB: 0 P: 17	R: 0 E: 0 K: 2 S: 12	H: 0 LOB: 1 BB: 1 P: 21	R: 0 E: 0 K: 2 S: 9	H: 0 LOB: 0 BB: 0 P: 11	R: 0 E: 0 K: 1 S: 5	H: 0 LOB: 0 BB: 0 P: 5	R: 1 E: 0 K: 1 S: 13	H: 2 LOB: 1 BB: 0 P: 20	R: 0 E: 0 K: 2 S: 11	H: 1 LOB: 2 BB: 1 P: 20	R: 1 E: 0 K: 0 S: 11	H: 2 LOB: 2 BB: 0 P: 17	R: 0 E: 0 K: 0 S: 4	H: 0 LOB: 0 BB: 0 P: 6	R: 0 E: 0 K: 2 S: 7	H: 0 LOB: 0 BB: 0 P: 12	1B: 8 2B: 2 3B: 0 HR: 1	SF: 0 SAC: 0 DP: 0 HBP: 1	WP: 0 PB: 0 SB: 0 CS: 0	PA: 41
<b>PITCHER</b>	IP	WLS	BF	H	R	ER	SO	BB	IBB	HBP	BLK	WP	HR	S	P	ERA	WHIP			ERA	WHIP	
<b>Dennis Rasmussen, L</b> ERA: 4.42 (1, 1)	0.0		5	5	5	0	0	0	0	0	0	0	0	5	7	1.80	0.800					
<b>Mark Grant, R</b> ERA: 3.45 (1, 1)	5.0		19	3	1	1	6	1	0	0	0	0	0	46	67	1.80	0.800					
<b>Greg Harris, R</b> ERA: 2.86 (6, 1)	2.0		11	3	1	1	2	1	0	1	0	0	0	22	37	4.50	2.000					
<b>Pat Clements, L</b> ERA: 4.06 <b>Mark Davis, L</b> ERA: 2.0 (8, 1) (9, 1)	1.0	W	3	0	0	0	0	0	0	0	0	0	0	4	6	0.00	2.000					
<b>Mark Davis, L</b> ERA: 2.0 (9, 1)	1.0		3	0	0	0	2	0	0	0	0	0	0	7	12	0.00	0.000					



Batter	1	2	3	4	5	6	7	8	9	AB	R	H	RBI	BB	SO	LOB	TOP					
<b>Bip Roberts, S</b> OBP: 0.402, SLG: 0.437 (1, 5) C X	0-1 G6-3		2-3 K			1-1 F8		3-2 CS	4-1 SH BB	3	0	0	0	1	1	1	<b>San Diego Padres @ Los Angeles Dodgers</b> Dodger Stadium, Los Angeles, CA Fri Sep 22 1989, 7:05 PM PDT Att: 24,887 - Unknown <a href="http://livebaseballscorecards.com">livebaseballscorecards.com</a>					
<b>Roberto Alomar, S</b> OBP: 0.345, SLG: 0.374 (1, 4) B X	1-0 CS 1B		1-1 G5-3			1-2 F8			0-0 SH	3	0	1	0	0	0	1						
<b>Tony Gwynn, L</b> OBP: 0.388, SLG: 0.422 (1, 9) B X	1-2 F8			0-2 F7		0-0 L8			1-1 P6	4	0	0	0	0	0	3						
<b>Jack Clark, R</b> OBP: 0.408, SLG: 0.458 (1, 3) C B	1-1 CS	1-3 K		3-2 P3			2-1 G5-3		1-0 P2	4	0	0	0	0	1	2						
<b>Chris James, R</b> OBP: 0.288, SLG: 0.378 (1, 7) B X		4-1 BB		1-1 F9			0-2 P5		1-2 P2	3	0	0	0	1	0	2						
<b>Gary Templeton, S</b> OBP: 0.284, SLG: 0.357 (1, 6) B X		2-3 K			1-0 F7		1-2 G4-3			3	0	0	0	0	1	1						
<b>Benito Santiago, R</b> OBP: 0.278, SLG: 0.387 (1, 2) B X		2-2 F9			0-0 HR			0-0 G4-3		3	1	1	1	0	0	1						
<b>Darrin Jackson, R</b> OBP: 0.286, SLG: 0.358 (1, 8) B X			1-2 SH5-3 2B		1-2 F9			4-0 CS BB		2	0	1	0	1	0	0						
<b>Bruce Hurst, L</b> OBP: 0.182, SLG: 0.074 (1, 1) B X			0-0 SH5-3		0-3 K			1-3 K		1	0	0	0	0	1	0						
<b>Carmelo Martinez, R</b> OBP: 0.299, SLG: 0.392 (8, PH) B X										1	0	0	0	0	1	1						
<b>Greg Harris, R</b> OBP: 0.167, SLG: 0.063 (8, 1) B X										0	0	0	0	0	0	0						
<b>Inning Stats</b>	R: 0 E: 0 K: 0 S: 8	H: 1 LOB: 0 BB: 0 P: 11	R: 0 E: 0 K: 2 S: 14	H: 0 LOB: 1 BB: 1 P: 22	R: 0 E: 0 K: 1 S: 10	H: 1 LOB: 0 BB: 0 P: 14	R: 0 E: 0 K: 1 S: 10	H: 0 LOB: 0 BB: 0 P: 14	R: 1 E: 0 K: 1 S: 8	H: 1 LOB: 0 BB: 0 P: 10	R: 0 E: 0 K: 0 S: 6	H: 0 LOB: 0 BB: 0 P: 8	R: 0 E: 0 K: 0 S: 9	H: 0 LOB: 0 BB: 0 P: 12	R: 0 E: 0 K: 1 S: 6	H: 0 LOB: 0 BB: 1 P: 14	R: 0 E: 0 K: 0 S: 8	H: 0 LOB: 2 BB: 1 P: 15	1B: 1 2B: 1 3B: 0 HR: 1	SF: 0 SAC: 2 DP: 0 HBP: 0	WP: 0 PB: 0 SB: 0 CS: 2	PA: 34
<b>PITCHER</b> <b>Tim Belcher, R</b> ERA: 2.93 (1, 1)	IP: 9.0 WLS: W BF: 32 H: 3 R: 1 ER: 1 SO: 5 BB: 3 IBB: 0 HBP: 0 BLK: 0 WP: 0 HR: 1 S: 79 P: 120 ERA: 1.00 WHIP: 0.667															<b>PITCHER</b>	IP: 9.0 WLS: W BF: 32 H: 3 R: 1 ER: 1 SO: 5 BB: 3 IBB: 0 HBP: 0 BLK: 0 WP: 0 HR: 1 S: 79 P: 120 ERA: 1.00 WHIP: 0.667					

Batter	1	2	3	4	5	6	7	8	9	AB	R	H	RBI	BB	SO	LOB	BOTTOM			
<b>Alfredo Griffin, S</b> OBP: 0.294, SLG: 0.314 (1, 6) X	0-0 CS 1B		0-1 2B G6-3 1B		1-3 K			1-1 G6-3		4	1	2	0	0	1	0	<b>San Diego Padres @ Los Angeles Dodgers</b> Dodger Stadium, Los Angeles, CA Fri Sep 22 1989, 7:05 PM PDT Att: 24,887 - Unknown <a href="http://livebaseballscorecards.com">livebaseballscorecards.com</a>			
<b>Willie Randolph, R</b> OBP: 0.395, SLG: 0.329 (1, 4) S B X	2-1 FC5-4 BB 1B		0-0 K		2-3 K			2-2 G5-3		4	0	2	0	0	1	0				
<b>Mickey Hatcher, R</b> OBP: 0.328, SLG: 0.380 (1, 7) B C X	4-1 FC5-4 BB		1-1 G6-3			3-2 L6		4-1 1B BB		2	0	0	1	2	0	1				
<b>Bill Bean, L</b> OBP: 0.232, SLG: 0.189 (6, PR) B X	1-2 FC5-4 BB		3-H G5-3			4-2 S BB		2-1 S BB		3	0	1	0	1	0	3				
<b>Eddie Murray, S</b> OBP: 0.350, SLG: 0.413 (1, 3) X	0-0 FC5-4 FC6-4		0-1 G5-3			0-0 F7 BB		1-3 1B		3	0	1	0	1	0	3				
<b>Jeff Hamilton, R</b> OBP: 0.275, SLG: 0.383 (1, 5) X	0-0 FC6-4			0-2 G5-3		1 SAFE F7		2-0 P4		4	0	0	0	0	0	6				
<b>John Shelby, S</b> OBP: 0.245, SLG: 0.236 (1, 8) B X		1-0 F7		0-1 CS 1B		0-3 K		1-2 K		3	0	1	0	0	1	1				
<b>Rick Dempsey, R</b> OBP: 0.322, SLG: 0.309 (1, 2) B X		2-3 K		3-3 K			2-2 F7			3	0	0	0	0	2	1				
<b>Jose Gonzalez, R</b> OBP: 0.331, SLG: 0.368 (1, 9) B X		1-0 G6-3			0-0 HR		1-1 L8			3	1	1	1	0	0	0				
<b>Tim Belcher, R</b> OBP: 0.143, SLG: 0.119 (1, 1) B X			1-0 G6-3		0-1 G6-3		0-3 K			3	0	0	0	0	1	0				
<b>Inning Stats</b>	R: 0 E: 0 K: 0 S: 6	H: 2 LOB: 2 BB: 1 P: 12	R: 0 E: 0 K: 1 S: 5	H: 0 LOB: 0 BB: 0 P: 9	R: 1 E: 0 K: 0 S: 8	H: 2 LOB: 1 BB: 0 P: 10	R: 0 E: 0 K: 1 S: 8	H: 1 LOB: 0 BB: 0 P: 11	R: 1 E: 0 K: 2 S: 14	H: 1 LOB: 0 BB: 0 P: 17	R: 0 E: 0 K: 1 S: 9	H: 0 LOB: 1 BB: 1 P: 16	R: 0 E: 0 K: 1 S: 8	H: 0 LOB: 0 BB: 0 P: 11	R: 0 E: 0 K: 0 S: 10	H: 1 LOB: 3 BB: 1 P: 21	1B: 5 2B: 1 3B: 0 HR: 1	SF: 0 SAC: 0 DP: 0 HBP: 0	WP: 0 PB: 0 SB: 1 CS: 2	PA: 32
<b>PITCHER</b> <b>Bruce Hurst, L</b> ERA: 2.76 (1, 1)	IP: 7.0 WLS: L BF: 27 H: 6 R: 2 ER: 2 SO: 6 BB: 2 IBB: 0 HBP: 0 BLK: 0 WP: 0 HR: 1 S: 58 P: 86 ERA: 2.57 WHIP: 1.143															<b>PITCHER</b> <b>Greg Harris, R</b> ERA: 2.83 (8, 1)	IP: 1.0 WLS: 5 BF: 1 H: 0 R: 0 ER: 0 SO: 0 BB: 1 IBB: 0 HBP: 0 BLK: 0 WP: 0 HR: 0 S: 10 P: 21 ERA: 0.00 WHIP: 2.000			





Batter	1	2	3	4	5	6	7	8	9	AB	R	H	RBI	BB	SO	LOB	TOP					
<b>Bip Roberts, S</b> OBP: 0.396, SLG: 0.430 (1, 5)	G2-3		K	G1-3	F8			G3-1		5	0	0	0	0	1	2	<b>San Diego Padres @ Los Angeles Dodgers</b> Dodger Stadium, Los Angeles, CA Sat Sep 23 1989, 3:33 AM PDT Att: 24,348 - Unknown <a href="http://livebaseballscorecards.com">livebaseballscorecards.com</a>					
<b>Roberto Alomar, S</b> OBP: 0.347, SLG: 0.377 (1, 4)	FC6-2 BB		F9		P2 1B			F7		4	1	2	0	1	0	0						
<b>Jack Clark, R</b> OBP: 0.469, SLG: 0.456 <b>Greg Harris, R</b> OBP: 0.158, SLG: 0.059 (6, 1)	FC6-2 BB		FC5-4 BB		E5 1B			K		2	1	0	0	2	1	2						
<b>Chris James, R</b> OBP: 0.285, SLG: 0.374 (1, 9)	FC6-2 2H		FC5-4 1-2		P2 1-2 2-3			P5		5	0	0	0	0	1	6						
<b>Bento Santiago, R</b> OBP: 0.279, SLG: 0.387 <b>Mark Parent, R</b> OBP: 0.233, SLG: 0.377 (8, 2)	K				HR 1B			P4		3	2	1	0	1	1	3						
<b>Gary Templeton, S</b> OBP: 0.284, SLG: 0.356 (1, 6)					HR 1B					4	1	1	2	0	1	1						
<b>Carmelo Martinez, R</b> OBP: 0.355, SLG: 0.355 (1, 7)	FC4-6 1B				HR BB			F8		3	1	2	1	1	0	0						
<b>Darrin Jackson, R</b> OBP: 0.279, SLG: 0.351 (1, 8)	FC4-6 1-2				K BB			P3		3	0	0	1	0	1	3						
<b>Calvin Schiraldi, R</b> OBP: 0.111, SLG: 0.250 <b>Phil Stephenson, L</b> OBP: 0.253, SLG: 0.148 (6, 3)	FC6-4 1-2				HR			K		2	1	1	3	1	0	1						
<b>Inning Stats</b>	R: 0 E: 1 K: 1 S: 9	H: 0 LOB: 2 BB: 2 P: 19	R: 0 E: 0 K: 0 S: 7	H: 1 LOB: 1 BB: 0 P: 10	R: 0 E: 0 K: 1 S: 12	H: 0 LOB: 1 BB: 1 P: 20	R: 3 E: 0 K: 2 S: 15	H: 2 LOB: 0 BB: 1 P: 25	R: 4 E: 1 K: 0 S: 20	H: 3 LOB: 2 BB: 2 P: 33	R: 0 E: 0 K: 0 S: 11	H: 1 LOB: 1 BB: 0 P: 18	R: 0 E: 0 K: 0 S: 9	H: 0 LOB: 0 BB: 0 P: 12	R: 0 E: 0 K: 1 S: 6	H: 0 LOB: 0 BB: 0 P: 8		R: 0 E: 0 K: 1 S: 7	H: 0 LOB: 0 BB: 0 P: 9	1B: 5 2B: 1 3B: 0 HR: 1	SF: 1 SAC: 0 DP: 0 HBP: 0	WP: 0 PB: 0 SB: 2 CS: 0
<b>PITCHER</b>	IP	WLS	BF	H	R	ER	SO	BB	IBB	HBP	BLK	WP	HR	S	P	ERA	WHIP					
<b>Fernando Valenzuela, L</b> ERA: 3.43 (1, 1)	4.2	L	27	6	7	5	4	6	0	0	0	0	0	1	62	106	9.64	2.571				
<b>Tim Crews, R</b> ERA: 3.21 (5, 1)	0.1		1	0	0	0	0	0	0	0	0	0	0	1	1	0.00	0.000					
<b>Jeff Fischer, R</b> ERA: 13.5 (6, 1)	2.0		7	1	0	0	2	0	0	0	0	0	0	20	30	0.00	0.500					
<b>Mike Hartley, R</b> ERA: 1.5 (8, 1)	2.0		6	0	0	0	2	0	0	0	0	0	0	13	17	0.00	0.000					

Batter	1	2	3	4	5	6	7	8	9	AB	R	H	RBI	BB	SO	LOB	BOTTOM					
<b>Alfredo Griffin, S</b> OBP: 0.293, SLG: 0.312 <b>Jeff Fischer, R</b> (6, 1)	K		F7		G4-3			G6-3		3	0	0	0	0	1	0	<b>San Diego Padres @ Los Angeles Dodgers</b> Dodger Stadium, Los Angeles, CA Sat Sep 23 1989, 3:33 AM PDT Att: 24,348 - Unknown <a href="http://livebaseballscorecards.com">livebaseballscorecards.com</a>					
<b>Mickey Hatcher, R</b> OBP: 0.326, SLG: 0.378 <b>Mike Hartley, R</b> (8, 1)	K				G4-3			K		3	0	0	0	1	2	0						
<b>Lenny Harris, L</b> OBP: 0.283, SLG: 0.293 (1, 4)	K		CS BB		G4-3			K		2	0	0	0	1	0	1						
<b>Mike Davis, L</b> OBP: 0.302, SLG: 0.388 <b>Jose Gonzalez, R</b> OBP: 0.330, SLG: 0.367 (7, 9)	BB BB		G3 1-2		E3 1B			K		1	0	0	0	0	1	0						
<b>Eddie Murray, S</b> OBP: 0.350, SLG: 0.411 <b>Mike Sharperson, R</b> OBP: 0.321, SLG: 0.261 (7, 3)	BB BB				F7			G4-3		2	0	0	0	1	0	1						
<b>Jeff Hamilton, R</b> OBP: 0.276, SLG: 0.382 <b>Dave Anderson, R</b> OBP: 0.314, SLG: 0.268 (6, PH) (7, 5)	BB BB				F7			G4-3		1	0	0	0	1	0	0						
<b>Mike Scioscia, L</b> OBP: 0.334, SLG: 0.356 <b>Jose Vizcaino, S</b> OBP: 0.200, SLG: 0.200 (1, 2) (6, 6)	F8				K 1B			P6		2	0	1	0	0	0	3						
<b>John Shelby, S</b> OBP: 0.242, SLG: 0.233 (1, 8)			F9		K			G4-3		4	0	0	0	0	1	3						
<b>Bill Bean, L</b> OBP: 0.224, SLG: 0.182 (1, 7)	K				G5-3			P4		3	0	0	0	0	1	0						
<b>Fernando Valenzuela, L</b> OBP: 0.182, SLG: 0.212 <b>Tim Crews, R</b> (5, 1) <b>Darrin Fletcher, L</b> OBP: 0.600, SLG: 1.200 (5, PH) (6, 2)	K				HR			F9		1	0	0	0	0	1	0						
<b>Inning Stats</b>	R: 0 E: 0 K: 2 S: 14	H: 0 LOB: 3 BB: 3 P: 30	R: 0 E: 0 K: 2 S: 9	H: 0 LOB: 0 BB: 0 P: 15	R: 0 E: 0 K: 0 S: 5	H: 1 LOB: 1 BB: 1 P: 13	R: 0 E: 0 K: 2 S: 12	H: 1 LOB: 0 BB: 0 P: 15	R: 1 E: 0 K: 0 S: 10	H: 1 LOB: 0 BB: 0 P: 11	R: 0 E: 0 K: 0 S: 6	H: 1 LOB: 2 BB: 0 P: 8	R: 0 E: 0 K: 0 S: 7	H: 0 LOB: 0 BB: 0 P: 9	R: 0 E: 0 K: 2 S: 11	H: 0 LOB: 0 BB: 0 P: 14	R: 0 E: 0 K: 0 S: 4	H: 0 LOB: 0 BB: 0 P: 4	1B: 2 2B: 0 3B: 0 HR: 1	SF: 0 SAC: 0 DP: 0 HBP: 0	WP: 0 PB: 0 SB: 0 CS: 1	PA: 34
<b>PITCHER</b>	IP	WLS	BF	H	R	ER	SO	BB	IBB	HBP	BLK	WP	HR	S	P	ERA	WHIP					
<b>Calvin Schiraldi, R</b> ERA: 3.48 (1, 1)	5.0	W	20	2	1	1	6	4	0	0	0	0	0	1	50	84	1.80	1.200				
<b>Greg Harris, R</b> ERA: 2.74 (6, 1)	4.0	S	14	1	0	0	2	0	0	0	0	0	0	28	35	0.00	0.250					









Batter	1	2	3	4	5	6	7	8	9	AB	R	H	RBI	BB	SO	LOB	TOP																
Herm Winningham, L (1,7) OBP: 0.322, SLG: 0.363	L8	K			G4-3		L9	FC4-6		5	0	0	0	0	1	4	<p>Cincinnati Reds @ San Diego Padres Jack Murphy Stadium, San Diego, CA Mon Sep 25 1989, 10:05 PM EDT Att: 34,076 - Unknown</p>																
Ron Oester, S (1,4) OBP: 0.314, SLG: 0.297	1B		F7		1B SF7		K		G6-3	5	1	2	0	0	1	0																	
Eric Davis, R (1,8) OBP: 0.368, SLG: 0.547	K		K		SF7		G6-3		G5-3	5	0	1	0	0	2	1																	
Paul O'Neill, L (1,9) OBP: 0.349, SLG: 0.450	1-2		G4-3		SF7			G4-3	S	4	1	2	1	0	0	0																	
Todd Benzinger, S (1,3) OBP: 0.293, SLG: 0.386	K			HR	G6-3			G4-3	BB	5	1	2	2	0	1	3																	
Scotti Madison, S (1,5) OBP: 0.253, SLG: 0.302		G4-3		G5-3	BB		SH5-3	1B	BB	3	2	3	0	2	0	0																	
Jeff Reed, L (1,2) OBP: 0.304, SLG: 0.293	G4-3		F9		1B		SH5-3		BB	2	0	0	0	2	0	2																	
Jeff Richardson, R (1,6) OBP: 0.256, SLG: 0.273	F7		G5-3		K			E	BB	3	0	0	0	0	1	3																	
Barry Larkin, R (8,PH) OBP: 0.375, SLG: 0.448								E	BB	0	0	0	0	1	0	0																	
Norm Charlton, S (8,PH)										0	0	0	0	0	0	0																	
Dave Collins, S (9,PH)										1	0	0	0	0	0	3																	
John Franco, L (9,1) OBP: 0.333, SLG: 0.333										0	0	0	0	0	0	0																	
Tim Leary, R (1,1) OBP: 0.180, SLG: 0.158										2	0	1	1	0	0	1																	
Ken Griffey, L (6,PH) OBP: 0.350, SLG: 0.429										1	0	0	0	0	0	1																	
Rob Dibble, L (6,1) OBP: 0.305, SLG: 0.428										0	0	0	0	0	0	0																	
Luis Quinones, S (8,PH) OBP: 0.305, SLG: 0.428										1	0	0	0	0	0	2																	
<b>Inning Stats</b>	R: 0 E: 0 K: 2 S: 10	H: 2 LOB: 2 BB: 0 P: 11	R: 1 E: 0 K: 1 S: 17	H: 2 LOB: 1 BB: 0 P: 22	R: 0 E: 0 K: 1 S: 8	H: 0 LOB: 0 BB: 0 P: 11	R: 1 E: 0 K: 0 S: 15	H: 1 LOB: 1 BB: 1 P: 22	R: 1 E: 0 K: 0 S: 12	H: 2 LOB: 1 BB: 0 P: 18	R: 0 E: 0 K: 1 S: 7	H: 1 LOB: 1 BB: 0 P: 11	R: 0 E: 0 K: 1 S: 5	H: 0 LOB: 0 BB: 2 P: 6	R: 1 E: 1 K: 0 S: 12	H: 1 LOB: 3 BB: 2 P: 26	R: 1 E: 0 K: 0 S: 20	H: 2 LOB: 3 BB: 2 P: 35	1B: 7 2B: 3 3B: 0 HR: 1	SF: 1 SAC: 1 DP: 0 HBP: 0	WP: 0 PB: 0 SB: 1 CS: 0	PA: 44											
<b>PITCHER</b>	IP WLS BF H R ER SO BB IBB HBP BLK WP HR S P ERA WHIP																																
Ed Whitson, R (1,1) ERA: 2.66	7.0	30	8	3	3	6	1	0	0	0	0	0	1	74	101	3.86	1.286																
Greg Harris, R (8,1) ERA: 2.77	2.0	L 14	3	2	1	0	3	1	0	0	0	0	0	32	61	4.50	3.000																

AB	37
R	5
H	11
RBI	4
BB	5
SO	6
LOB	20



Batter	1	2	3	4	5	6	7	8	9	AB	R	H	RBI	BB	SO	LOB	BOTTOM															
Bip Roberts, S (1,7) OBP: 0.395, SLG: 0.434	K		F		F8		F8			4	1	1	1	0	1	2	<p>Cincinnati Reds @ San Diego Padres Jack Murphy Stadium, San Diego, CA Mon Sep 25 1989, 10:05 PM EDT Att: 34,076 - Unknown</p>															
Roberto Alomar, S (1,4) OBP: 0.348, SLG: 0.377	CS		SF8		G6-3			SH1	1B	2	0	2	1	1	0	0																
Tony Gwynn, L (1,9) OBP: 0.387, SLG: 0.420	G4-3		F8		G6-3			SH1		3	0	0	0	0	0	3																
Carmelo Martinez, R (1,3) OBP: 0.303, SLG: 0.350	G5-3			1B		F8		K		3	0	0	0	1	1	1																
Garry Templeton, S (1,6) OBP: 0.285, SLG: 0.356	G5-3			BB		K		K		4	0	1	0	0	2	1																
Benito Santiago, R (1,2) OBP: 0.275, SLG: 0.380	F8			1B		K			G1-3	4	0	0	0	0	1	2																
Mike Pagliarulo, L (1,5) OBP: 0.303, SLG: 0.299					P6				G5-3	3	1	1	1	0	1	2																
Chris James, R (9,PH) OBP: 0.284, SLG: 0.373			HR							1	0	0	0	0	0	0																
Darrin Jackson, R (1,8) OBP: 0.289, SLG: 0.354			SH3-4		F9		G3-1	WP		3	1	1	0	1	1	2																
Ed Whitson, R (1,1) ERA: 3.56			1B							0	0	0	0	1	0	0																
Tim Flannery, L (7,PH) ERA: 2.16			SH3-4							1	0	0	0	0	0	1																
Greg Harris, R (8,1) ERA: 2.77										0	0	0	0	0	0	0																
<b>Inning Stats</b>	R: 0 E: 0 K: 1 S: 7	H: 1 LOB: 0 BB: 0 P: 11	R: 0 E: 0 K: 0 S: 4	H: 0 LOB: 0 BB: 0 P: 6	R: 3 E: 1 K: 0 S: 15	H: 3 LOB: 0 BB: 0 P: 27	R: 0 E: 0 K: 0 S: 8	H: 1 LOB: 2 BB: 1 P: 13	R: 0 E: 0 K: 0 S: 6	H: 0 LOB: 1 BB: 2 P: 15	R: 0 E: 0 K: 2 S: 10	H: 0 LOB: 0 BB: 0 P: 15	R: 0 E: 0 K: 1 S: 11	H: 0 LOB: 1 BB: 1 P: 18	R: 0 E: 0 K: 2 S: 12	H: 1 LOB: 1 BB: 0 P: 16	R: 0 E: 0 K: 1 S: 10	H: 0 LOB: 0 BB: 0 P: 14	1B: 4 2B: 1 3B: 0 HR: 1	SF: 1 SAC: 2 DP: 1 HBP: 0	WP: 1 PB: 0 SB: 0 CS: 1	PA: 35										
<b>PITCHER</b>	IP WLS BF H R ER SO BB IBB HBP BLK WP HR S P ERA WHIP																															
Tim Leary, R (1,1) ERA: 3.56	5.0	21	5	3	2	1	3	0	0	0	1	0	21	33	0.00	0.500																
Rob Dibble, R (6,1) ERA: 2.16	2.0	W 7	0	0	0	3	1	0	0	0	0	0	12	16	0.00	1.000																
Norm Charlton, L (8,1) ERA: 3.09	1.0	S 4	1	0	0	2	0	0	0	0	0	0	10	14	0.00	0.000																
John Franco, L (9,1) ERA: 3.13	1.0	S 3	0	0	0	1	0	0	0	0	0	0	10	14	0.00	0.000																

AB	28
R	3
H	6
RBI	3
BB	4
SO	7
LOB	14









Batter	1	2	3	4	5	6	7	8	9	10	11	12	13	AB R H RBI BB SO LOB	TOP														
<b>Dave Collins, S</b> OBP: 0.277, SLG: 0.277 (1, 7)	F7		P2			SF7 2B	P6		BB		P6		B1	4 1 1 0 0 0 3	<b>Cincinnati Reds @ San Diego Padres</b> Jack Murphy Stadium, San Diego, CA Wed Sep 27 1989, 10:05 PM EDT Att. 17,136 - Unknown														
<b>Luis Quiñones, S</b> OBP: 0.307, SLG: 0.424 (10, 6)	K		F9			SF7 2H		WP 1B			BB		K	5 0 2 1 1 2 1															
<b>Eric Davis, R</b> OBP: 0.385, SLG: 0.542 (1, 8)	BB					G4-3 BB		K		G4-3			K	4 0 1 1 3 2 1															
<b>Todd Benzinger, S</b> OBP: 0.290, SLG: 0.380 (1, 3)	BB					G4-3 1-2		K		G1-3			G3	7 0 1 0 0 1 5															
<b>Joe Oliver, R</b> OBP: 0.302, SLG: 0.390 (1, 2)	K							BB 1B		BB 1B			BB	5 0 4 0 0 1 2															
<b>Mary Brown, R</b> OBP: 0.257, SLG: 0.200 (10, PR)								BB 1B					BB	0 0 0 0 0 0 0															
<b>Jeff Reed, L</b> OBP: 0.305, SLG: 0.293 (10, 2)	K							BB 1B					BB	0 0 0 0 1 1 0 0															
<b>Rolando Roomes, R</b> OBP: 0.293, SLG: 0.420 (1, 9)			E8 CS 1B			P3		K					K	5 0 2 0 1 2 3															
<b>Scotti Madison, S</b> OBP: 0.250, SLG: 0.287 (1, 5)			L5-3					BB					K	5 0 1 0 1 2 5															
<b>Jeff Richardson, R</b> OBP: 0.250, SLG: 0.265 (1, 6)			F8					BB 1B					K	4 0 0 0 0 1 3															
<b>Ken Griffey, L</b> OBP: 0.343, SLG: 0.427 (10, PH)			F8					BB 1B		G1-3			F8	1 0 0 0 0 0 3															
<b>Ron Oester, S</b> OBP: 0.313, SLG: 0.296 (10, 4)								K					BB	1 0 0 0 0 0 1															
<b>Ron Robinson, R</b> OBP: 0.241, SLG: 0.250 (1, 1)								BB					G3	2 0 0 0 0 0 0															
<b>Barry Larkin, R</b> OBP: 0.377, SLG: 0.445 (7, PH)			G6-3			G4-3		BB		G3			G3	0 0 0 0 1 1 0 0															
<b>Herm Winningham, L</b> OBP: 0.322, SLG: 0.362 (7, 7)								BB					S 2B	3 1 1 0 0 0 0															
<b>Inning Stats</b>	R: 0 E: 0 K: 2 S: 10	H: 1 LOB: 2 BB: 1 P: 15	R: 0 E: 1 K: 2 S: 11	H: 1 LOB: 0 BB: 0 P: 15	R: 0 E: 0 K: 1 S: 5	H: 0 LOB: 0 BB: 0 P: 9	R: 0 E: 0 K: 1 S: 12	H: 1 LOB: 1 BB: 0 P: 16	R: 0 E: 0 K: 0 S: 6	H: 0 LOB: 0 BB: 0 P: 11	R: 1 E: 1 K: 0 S: 11	H: 1 LOB: 0 BB: 1 P: 19	R: 0 E: 0 K: 0 S: 6	H: 2 LOB: 3 BB: 1 P: 19	R: 0 E: 0 K: 0 S: 6	H: 1 LOB: 2 BB: 1 P: 10	R: 0 E: 0 K: 0 S: 13	H: 2 LOB: 3 BB: 1 P: 24	R: 0 E: 0 K: 0 S: 7	H: 0 LOB: 2 BB: 2 P: 16	R: 0 E: 0 K: 2 S: 10	H: 0 LOB: 1 BB: 1 P: 19	R: 1 E: 0 K: 1 S: 12	H: 2 LOB: 1 BB: 0 P: 16	1B: 11 2B: 2 3B: 0 HR: 0	SF: 1 SAC: 0 DP: 1 HBP: 0	WP: 1 PB: 0 SB: 1 CS: 1	PA: 58	
<b>PITCHER</b>	IP WLS BF H R ER SO BB IBB HBP BLK WP HR S P ERA WHIP																												
<b>Bruce Hurst, L</b> ERA: 2.89 (7, 1)	6.2 1.1	27 7	6 2	1 0	0 5	3 0	0 0	0 0	0 0	0 0	0 0	0 0	0 0	0 0	0.00 0.00	1.350 2.250													
<b>Mark Davis, L</b> ERA: 1.89 (9, 1)	1.2 1.1	9 6	3 0	0 0	0 0	2 2	0 0	0 0	0 0	0 0	0 0	0 0	0 0	0 0	0.00 0.00	3.000 1.500													
<b>Greg Harris, R</b> ERA: 2.74 (12, 1)	2.0 L	9 9	2 2	1 1	3 3	1 1	0 0	0 0	0 0	0 0	0 0	0 0	0 0	0 0	4.50 4.50	1.500													

Batter	1	2	3	4	5	6	7	8	9	10	11	12	13	AB R H RBI BB SO LOB	BOTTOM														
<b>Blip Roberts, S</b> OBP: 0.302, SLG: 0.428 (1, 9)	BB		G5-3			G3			SH1-4 BB G6-3 1B		G1-3		1B	5 1 2 0 1 0 0	<b>Cincinnati Reds @ San Diego Padres</b> Jack Murphy Stadium, San Diego, CA Wed Sep 27 1989, 10:05 PM EDT Att. 17,136 - Unknown														
<b>Roberto Alomar, S</b> OBP: 0.340, SLG: 0.378 (1, 4)	BB					F7			SH1-4 BB SH5-4 SH FC6-2 1B			G6-3	6 0 2 0 0 0 2																
<b>Tony Gwynn, L</b> OBP: 0.385, SLG: 0.420 (1, 9)	BB					L9			SH1-4				SH FC6-2 SH5-4 1B	4 0 1 0 0 0 1															
<b>Jack Clark, R</b> OBP: 0.410, SLG: 0.459 (1, 3)						F8			SH1-4 BB G6-3 IBB				SH3-4 1B	2 0 0 0 2 1 0															
<b>Phil Stephenson, L</b> OBP: 0.233, SLG: 0.148 (10, 3)									IBB				SH3-4	0 0 0 0 0 0 0															
<b>Chris James, R</b> OBP: 0.281, SLG: 0.367 (1, 7)						F7			G6-3 IBB				G6-3	5 0 0 1 1 1 4															
<b>Garry Templeton, S</b> OBP: 0.286, SLG: 0.354 (1, 6)						G3			IBB				K	5 0 1 0 1 2 4															
<b>Benito Santiago, R</b> OBP: 0.277, SLG: 0.367 (10, 1)						F7			IBB				K	4 0 1 0 0 1 4															
<b>Carmelo Martinez, R</b> OBP: 0.302, SLG: 0.348 (11, PH)									G4-3 1B				K	0 0 0 0 0 0 0															
<b>Calvin Schiraldi, R</b> OBP: 0.111, SLG: 0.260 (12, 1)													K	0 0 0 0 0 0 0															
<b>Darrin Jackson, R</b> OBP: 0.276, SLG: 0.337 (1, 8)						F8			G4-3 1B				F7	5 0 0 0 0 0 1															
<b>Bruce Hurst, L</b> OBP: 0.177, SLG: 0.071 (7, 1)						F7			K				K	2 0 0 0 0 1 0															
<b>Mike Pagliarulo, L</b> OBP: 0.273, SLG: 0.297 (9, 1)									K				K	0 0 0 0 0 0 0															
<b>Mark Parent, R</b> OBP: 0.230, SLG: 0.371 (10, 2)									K				K	0 0 0 0 0 0 0															
<b>Inning Stats</b>	R: 0 E: 0 K: 0 S: 11	H: 0 LOB: 0 BB: 0 P: 19	R: 0 E: 0 K: 2 S: 9	H: 1 LOB: 1 BB: 0 P: 14	R: 0 E: 0 K: 1 S: 5	H: 0 LOB: 0 BB: 0 P: 13	R: 0 E: 0 K: 0 S: 8	H: 0 LOB: 1 BB: 1 P: 12	R: 0 E: 0 K: 2 S: 9	H: 1 LOB: 1 BB: 0 P: 12	R: 1 E: 0 K: 1 S: 14	H: 2 LOB: 3 BB: 2 P: 29	R: 0 E: 0 K: 1 S: 8	H: 0 LOB: 0 BB: 0 P: 13	R: 0 E: 1 K: 0 S: 7	H: 1 LOB: 3 BB: 1 P: 17	R: 0 E: 0 K: 1 S: 11	H: 1 LOB: 1 BB: 1 P: 18	R: 0 E: 0 K: 1 S: 8	H: 1 LOB: 1 BB: 0 P: 10	1B: 7 2B: 0 3B: 0 HR: 0	SF: 0 SAC: 4 DP: 0 HBP: 0	WP: 0 PB: 0 SB: 0 CS: 1	PA: 51					
<b>PITCHER</b>	IP WLS BF H R ER SO BB IBB HBP BLK WP HR S P ERA WHIP																												
<b>Ron Robinson, R</b> ERA: 3.35 (7, 1)	6.0 2.0	19 8	1 1	0 0	0 2	3 1	0 0	0 0	0 0	0 0	0 0	0 0	0 0	0 0	0.00 0.00	1.000 1.000													
<b>Rob Dibble, R</b> ERA: 2.11 (9, 1)	2.0 10	8 10	1 2	1 1	1 2	0 2	0 0	0 0	0 0	0 0	0 0	0 0	0 0	0 0	4.50 4.50	1.000													
<b>John Franco, L</b> ERA: 3.16 (11, 1)	3.0 W	14 14	3 3	0 0	0 2	0 2	1 0	0 0	0 0	0 0	0 0	0 0	0 0	0 0	0.00 0.00	1.000													

AB 48  
R 2  
H 13  
RBI 2  
BB 9  
SO 11  
LOB 28



AB 42  
R 1  
H 7  
RBI 1  
BB 5  
SO 9  
LOB 20









Batter	1	2	3	4	5	6	7	8	9	AB	R	H	RBI	BB	SO	LOB	TOP				
Pat Sheridan, L (1, 8) OBP: 0.295, SLG: 0.335 Donell Nixon, R (8, PH) OBP: 0.311, SLG: 0.295 (8, 8)	P5		F8		K			K		3	0	0	0	0	1	3					
Ken Oberkfell, L (1, 5) OBP: 0.316, SLG: 0.359 Bob Brenly, R (6, 2) OBP: 0.246, SLG: 0.264	F7			K		L9		P4		3	0	0	0	0	1	0					
Will Clark, L (1, 3) OBP: 0.407, SLG: 0.546	G3-1			4-3		BB 1B		F8		4	0	1	0	0	0	0					
Kevin Mitchell, R (1, 7) OBP: 0.388, SLG: 0.635		F7		1B		F8		F8		4	0	1	0	0	0	1					
Ernest Riles, L (1, 4) OBP: 0.339, SLG: 0.404 Bill Bathe, R (9, PH) OBP: 0.273, SLG: 0.313	G1-3		F8					F9		2	0	0	0	1	0	1					
Terry Kennedy, L (1, 2) OBP: 0.306, SLG: 0.324 Atlee Hammaker, S (6, 1) OBP: 0.368, SLG: 0.421 Steve Bedrosian, R (7, 1) OBP: 0.167, SLG: 0.167 Craig Lefferts, L (8, 1) Greg Litton, R (9, PH) OBP: 0.291, SLG: 0.413	K				L9			K		3	0	0	0	0	2	2					
Candy Maldonado, R (1, 9) OBP: 0.296, SLG: 0.362			K					G6-3 BB		2	0	0	0	1	2	0					
Chris Speier, R (1, 6) OBP: 0.333, SLG: 0.351								G6-3 1-2		3	0	2	0	0	0	1					
Kelly Downs, R (1, 1) OBP: 0.091, SLG: 0.091 Mike Laga, L (5, PH) OBP: 0.230, SLG: 0.400 Jeff Brantley, R (5, 1) OBP: 0.083, SLG: 0.083 Matt Williams, R (6, 5) OBP: 0.242, SLG: 0.455			K					F7		1	0	0	0	0	1	1					
<b>Inning Stats</b>	R: 0 E: 0 K: 0 S: 10	H: 0 LOB: 0 BB: 0 P: 17	R: 0 E: 0 K: 1 S: 10	H: 0 LOB: 0 BB: 0 P: 12	R: 0 E: 0 K: 2 S: 10	H: 1 LOB: 1 BB: 0 P: 13	R: 0 E: 0 K: 1 S: 10	H: 1 LOB: 1 BB: 0 P: 17	R: 0 E: 0 K: 2 S: 12	H: 1 LOB: 2 BB: 1 P: 23	R: 0 E: 0 K: 0 S: 5	H: 0 LOB: 0 BB: 1 P: 11	R: 0 E: 0 K: 1 S: 7	H: 0 LOB: 0 BB: 0 P: 11	R: 0 E: 0 K: 1 S: 6	H: 0 LOB: 0 BB: 0 P: 11	1B: 3 2B: 1 3B: 0 HR: 0	SF: 0 SAC: 0 DP: 1 HBP: 0	WP: 0 PB: 0 SB: 0 CS: 0	PA: 33	
<b>PITCHER</b>	IP WLS BF H R ER SO BB IBB HBP BLK WP HR S P ERA WHIP	IP WLS BF H R ER SO BB IBB HBP BLK WP HR S P ERA WHIP	IP WLS BF H R ER SO BB IBB HBP BLK WP HR S P ERA WHIP	IP WLS BF H R ER SO BB IBB HBP BLK WP HR S P ERA WHIP	IP WLS BF H R ER SO BB IBB HBP BLK WP HR S P ERA WHIP	IP WLS BF H R ER SO BB IBB HBP BLK WP HR S P ERA WHIP	IP WLS BF H R ER SO BB IBB HBP BLK WP HR S P ERA WHIP	IP WLS BF H R ER SO BB IBB HBP BLK WP HR S P ERA WHIP	IP WLS BF H R ER SO BB IBB HBP BLK WP HR S P ERA WHIP	IP WLS BF H R ER SO BB IBB HBP BLK WP HR S P ERA WHIP	IP WLS BF H R ER SO BB IBB HBP BLK WP HR S P ERA WHIP	IP WLS BF H R ER SO BB IBB HBP BLK WP HR S P ERA WHIP	IP WLS BF H R ER SO BB IBB HBP BLK WP HR S P ERA WHIP	IP WLS BF H R ER SO BB IBB HBP BLK WP HR S P ERA WHIP	IP WLS BF H R ER SO BB IBB HBP BLK WP HR S P ERA WHIP	IP WLS BF H R ER SO BB IBB HBP BLK WP HR S P ERA WHIP	IP WLS BF H R ER SO BB IBB HBP BLK WP HR S P ERA WHIP	IP WLS BF H R ER SO BB IBB HBP BLK WP HR S P ERA WHIP	IP WLS BF H R ER SO BB IBB HBP BLK WP HR S P ERA WHIP	IP WLS BF H R ER SO BB IBB HBP BLK WP HR S P ERA WHIP	IP WLS BF H R ER SO BB IBB HBP BLK WP HR S P ERA WHIP

San Francisco Giants @ San Diego Padres  
 Jack Murphy Stadium, San Diego, CA  
 Sun Oct 01 1989, 6:33 AM EDT  
 Att: 24,031 - Sunny - 80 F

AB	30
R	0
H	4
RBI	0
BB	3
SO	9
LOB	9



Batter	1	2	3	4	5	6	7	8	9	AB	R	H	RBI	BB	SO	LOB	BOTTOM				
Joey Cora, S (1, 6) OBP: 0.350, SLG: 0.368	F7	G3-1			BB		G4-3			3	0	0	0	1	0	2					
Roberto Alomar, S (1, 4) OBP: 0.347, SLG: 0.376	G4-3		G4-3		FC5-6-4 DI 1B			PB 1B		4	2	1	0	0	0	1					
Tony Gwynn, L (1, 9) OBP: 0.389, SLG: 0.424	1B		G3-1		1B		G4-3 F8 1B			4	0	3	2	0	0	0					
Jerald Clark, R (1, 7) OBP: 0.250, SLG: 0.317	P6				F8			F8		3	0	0	0	1	0	3					
Phil Stephenson, L (1, 3) OBP: 0.326, SLG: 0.395		HR	F8				G3	G4-3		4	1	1	1	0	0	2					
Sandy Alomar Jr., R (1, 2) OBP: 0.318, SLG: 0.421	P6				G6-3		G5-3	P4		4	0	0	0	0	0	1					
Mike Pagliarulo, L (1, 5) OBP: 0.275, SLG: 0.299	1B 1B		G4-3				K			3	0	1	0	0	1	0					
Shawn Abner, R (1, 8) OBP: 0.213, SLG: 0.275	1B		F7				F7			3	0	1	0	0	0	0					
Greg Harris, R (1, 1) OBP: 0.143, SLG: 0.053 Garry Templeton, S (7, PH) OBP: 0.286, SLG: 0.354 Mark Davis, L (8, 1)	K				K			K		2	0	0	0	0	2	2					
<b>Inning Stats</b>	R: 0 E: 0 K: 0 S: 8	H: 1 LOB: 1 BB: 0 P: 10	R: 1 E: 0 K: 1 S: 17	H: 3 LOB: 2 BB: 0 P: 25	R: 0 E: 0 K: 0 S: 9	H: 0 LOB: 1 BB: 1 P: 15	R: 0 E: 0 K: 0 S: 10	H: 0 LOB: 0 BB: 0 P: 14	R: 1 E: 0 K: 1 S: 14	H: 1 LOB: 1 BB: 1 P: 21	R: 0 E: 0 K: 1 S: 7	H: 0 LOB: 0 BB: 0 P: 10	R: 0 E: 0 K: 1 S: 5	H: 0 LOB: 0 BB: 0 P: 5	R: 1 E: 0 K: 0 S: 8	H: 2 LOB: 1 BB: 0 P: 11	1B: 6 2B: 0 3B: 0 HR: 1	SF: 0 SAC: 0 DP: 0 HBP: 0	WP: 0 PB: 1 SB: 0 CS: 0	PA: 33	
<b>PITCHER</b>	IP WLS BF H R ER SO BB IBB HBP BLK WP HR S P ERA WHIP	IP WLS BF H R ER SO BB IBB HBP BLK WP HR S P ERA WHIP	IP WLS BF H R ER SO BB IBB HBP BLK WP HR S P ERA WHIP	IP WLS BF H R ER SO BB IBB HBP BLK WP HR S P ERA WHIP	IP WLS BF H R ER SO BB IBB HBP BLK WP HR S P ERA WHIP	IP WLS BF H R ER SO BB IBB HBP BLK WP HR S P ERA WHIP	IP WLS BF H R ER SO BB IBB HBP BLK WP HR S P ERA WHIP	IP WLS BF H R ER SO BB IBB HBP BLK WP HR S P ERA WHIP	IP WLS BF H R ER SO BB IBB HBP BLK WP HR S P ERA WHIP	IP WLS BF H R ER SO BB IBB HBP BLK WP HR S P ERA WHIP	IP WLS BF H R ER SO BB IBB HBP BLK WP HR S P ERA WHIP	IP WLS BF H R ER SO BB IBB HBP BLK WP HR S P ERA WHIP	IP WLS BF H R ER SO BB IBB HBP BLK WP HR S P ERA WHIP	IP WLS BF H R ER SO BB IBB HBP BLK WP HR S P ERA WHIP	IP WLS BF H R ER SO BB IBB HBP BLK WP HR S P ERA WHIP	IP WLS BF H R ER SO BB IBB HBP BLK WP HR S P ERA WHIP	IP WLS BF H R ER SO BB IBB HBP BLK WP HR S P ERA WHIP	IP WLS BF H R ER SO BB IBB HBP BLK WP HR S P ERA WHIP	IP WLS BF H R ER SO BB IBB HBP BLK WP HR S P ERA WHIP	IP WLS BF H R ER SO BB IBB HBP BLK WP HR S P ERA WHIP	IP WLS BF H R ER SO BB IBB HBP BLK WP HR S P ERA WHIP

San Francisco Giants @ San Diego Padres  
 Jack Murphy Stadium, San Diego, CA  
 Sun Oct 01 1989, 6:33 AM EDT  
 Att: 24,031 - Sunny - 80 F

AB	31
R	3
H	7
RBI	3
BB	2
SO	4
LOB	11

