

San Diego Padres - 1990

Batter	1	2	3	4	5	6	7	8	9	AB R H RBI BB SO LOB	TOP															
Bip Roberts, S (1, 5) C X	0-2 G4-3 ①		1-2 G3-1 ①		0-3 K ③			2-1 P5 ①		4 0 0 0 0 1 1	San Diego Padres @ Los Angeles Dodgers Dodger Stadium, Los Angeles, CA Mon Apr 09 1990, 3:33 AM PDT Att. 48,686 - Sunny - 78 F livebaseballscorecards.com															
Roberto Alomar, S (1, 4) OBP: 0.250, SLG: 0.250 B C X	2-1 G4-3 ②		2-3 K ②		1-1 F8 ①		3-1 1B ①		4 0 1 0 0 1 0																	
Tony Gwynn, L (1, 9) X	0-0 F7 ③		1-2 G3 ③		0-1 G1-3 ②		1-1 P2 ②	1 SAFE B C 1 SAFE 1 SAFE X	4 0 0 0 0 0 1																	
Jack Clark, R (1, 3)		2-3 K ①		1-1 F8 ①		3-3 K ③		3-3 K ③	4 0 0 0 0 3 1																	
Joe Carter, R (1, 8)		2-2 G6-3 ②		1-1 F7 ②		1-3 K ①		3-2 P3 ①	4 0 0 0 0 1 0																	
Fred Lynn, L (1, 7) OBP: 0.500, SLG: 1.333 S X		0-1 HR		1-0 F9 ③		2-1 G3-1 ②		4-2 1B BB	3 1 1 1 1 0 0																	
Benito Santiago, R (1, 2) OBP: 1.000, SLG: 1.000 S H		2-2 1B HBP		2-1 SH2-3 G3 1B		1-2 2B 1B		0-2 1B	3 1 3 0 0 0 0																	
Garry Templeton, S (1, 6) OBP: 0.500, SLG: 0.750 X		0-0 1B		2-0 G3		1-0 G3 1B		1-2 P5	4 0 2 1 0 0 3																	
Bruce Hurst, L (1, 1) Rob Nelson, L (9, PH)		0-0 G4-3 ③		0-0 SH2-3 ②		1-3 K ③		1-3 K ③	2 0 0 0 0 1 3 1 0 0 0 0 1 2																	
Inning Stats	R: 0 E: 0 K: 0 S: 6 H: 0 LOB: 0 BB: 0 P: 8	R: 1 E: 0 K: 1 S: 13 H: 2 LOB: 2 BB: 0 P: 19	R: 0 E: 0 K: 1 S: 9 H: 0 LOB: 0 BB: 0 P: 13	R: 0 E: 0 K: 0 S: 5 H: 0 LOB: 0 BB: 0 P: 8	R: 0 E: 0 K: 1 S: 7 H: 1 LOB: 1 BB: 0 P: 11	R: 0 E: 0 K: 1 S: 7 H: 0 LOB: 0 BB: 0 P: 11	R: 1 E: 0 K: 2 S: 12 H: 2 LOB: 1 BB: 0 P: 18	R: 0 E: 0 K: 1 S: 11 H: 1 LOB: 1 BB: 0 P: 20	R: 0 E: 0 K: 1 S: 17 H: 1 LOB: 2 BB: 1 P: 26	1B: 5 2B: 1 3B: 0 HR: 1 SF: 0 SAC: 1 DP: 0 HBP: 1	WP: 0 PB: 0 SB: 0 CS: 0 PA: 36															
PITCHER	IP WLS BF H R ER SO BB IBB HBP BLK WP HR S P ERA WHIP											PITCHER	IP WLS BF H R ER SO BB IBB HBP BLK WP HR S P ERA WHIP													
Orel Hershiser, R (1, 1) ERA: 1.5	6.0	22	3	1	1	4	0	0	1	0	0	1	47	70	1.50	0.500										
John Wetteland, R (7, 1) ERA: 4.5	2.0	W	9	3	1	1	3	0	0	0	0	0	23	38	4.50	1.500										
Don Aase, R (9, 1) ERA:	1.0	S	5	1	0	0	1	1	0	0	0	0	17	26	0.00	2.000										



Batter	1	2	3	4	5	6	7	8	9
Juan Samuel, R (1, 8) C C B X	1-2 G6-3 ①		0-1 G6-3 ③			0-3 K ②		0-0 F9 ②	
Willie Randolph, R (1, 4) C B F F X	1-2 F8 ②			0-0 F8 ①		2-1 G5-3 ③		4-1 HR BB	
Hubie Brooks, R (1, 9) OBP: 0.500, SLG: 1.250 Don Aase, R (9, 1) C X	0-1 E6			0-2 G6-3 ②			0-1 SH1-4 1B G6-3 1B	0-0 HR 1-H 3-H	
Eddie Murray, S (1, 3) OBP: 0.250, SLG: 0.250 1 SAFE B B B B 1 SAFE F F	3-2 P4 ③			0-0 L4 ③			0-0 SH1-4 1-2 1B	1-0 G5-3 ③	
Kal Daniels, L (1, 7) John Shelby, S (9, 7) C X		0-1 G4-3 ①			1-2 G4-3 ①		2-1 SH1-4 ①		
Jeff Hamilton, R (1, 5) X		0-0 G1-3 ②			1-2 G5-3 ②		0-0 G6-3 ②		
Mike Scioscia, L (1, 2) F C B X		1-2 F9 ③			4-0 BB		3-H G3 ③		
Alfredo Griffin, S (1, 6) OBP: 0.333, SLG: 0.333 B F B X			2-1 G4-3 ①		0-0 G6-3 ③			2-2 F9 SH1-4 HR 1B	
Orel Hershiser, R (1, 1) Mike Sharperson, R (6, PH) John Wetteland, R (7, 1) Jose Gonzalez, R (8, PH) (9, 9) B F X			1-1 G3 ②			0-1 G6-3 ①		1 SAFE M L X 0-2 SH1-4 ①	

Inning Stats	R: 0	H: 0	E: 1	LOB: 1	K: 0	BB: 0	S: 15	P: 20
	R: 0	H: 0	E: 0	LOB: 0	K: 0	BB: 0	S: 6	P: 7
	R: 0	H: 0	E: 0	LOB: 0	K: 0	BB: 0	S: 6	P: 9
	R: 0	H: 0	E: 0	LOB: 0	K: 0	BB: 0	S: 5	P: 5
	R: 0	H: 0	E: 0	LOB: 1	K: 0	BB: 1	S: 7	P: 13
	R: 0	H: 0	E: 0	LOB: 0	K: 1	BB: 0	S: 7	P: 9
	R: 1	H: 2	E: 0	LOB: 1	K: 0	BB: 0	S: 8	P: 13
	R: 3	H: 2	E: 0	LOB: 0	K: 0	BB: 1	S: 10	P: 17

PITCHER	IP	WLS	BF	H	R	ER	SO	BB	IBB	HBP	BLK	WP	HR	S	P	ERA	WHIP
Bruce Hurst, L (1, 1) ERA: 4.5	8.0	L	31	4	4	4	1	2	0	0	0	0	1	64	93	4.50	0.750

AB R H RBI BB SO LOB

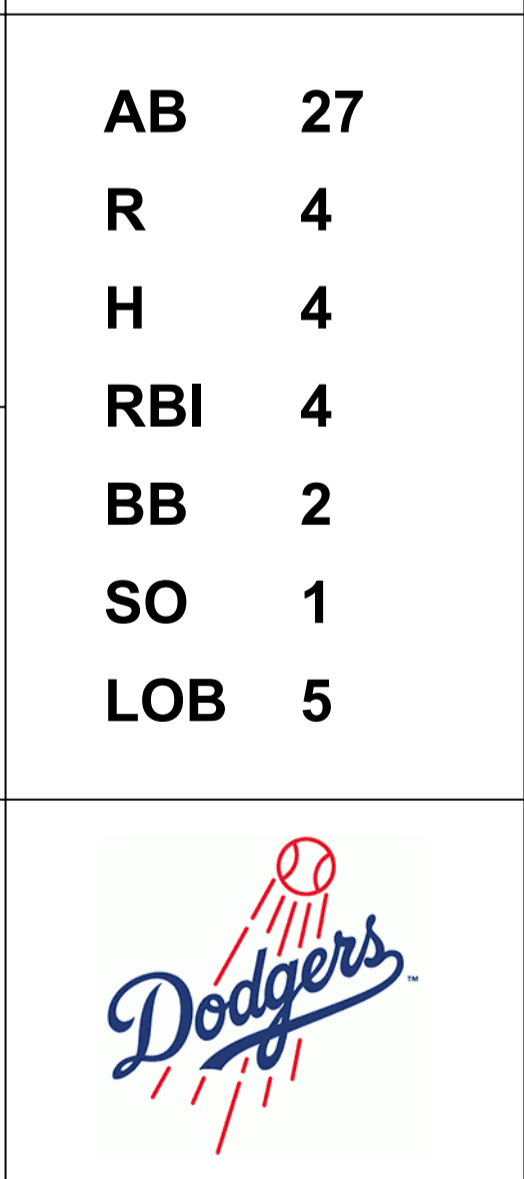
4	0	0	0	0	1	1
3	1	0	0	1	0	0
4	2	2	3	0	0	0
0	0	0	0	0	0	0
4	0	1	0	0	0	1
2	0	0	0	0	0	0
0	0	0	0	0	0	0
3	0	0	1	0	0	1
2	0	0	0	1	0	1
3	1	1	0	0	0	1
1	0	0	0	0	0	0
1	0	0	0	0	0	0
0	0	0	0	0	0	0
0	0	0	0	0	0	0

AB	27
R	4
H	4
RBI	4
BB	2
SO	1
LOB	5

WP	PA
0	31

San Diego Padres @ Los Angeles Dodgers
 Dodger Stadium, Los Angeles, CA
 Mon Apr 09 1990, 3:33 AM PDT
 Att: 48,686 - Sunny - 78 F

livebaseballscores.com



Batter	1	2	3	4	5	6	7	8	9	AB R H RBI BB SO LOB	TOP											
Juan Samuel, R OBP: 0.250, SLG: 0.625 (1, 8)	2-2 CS 1B	0-1 F7			2-2 HR		1-3 K			4 1 2 1 0 1 2	Los Angeles Dodgers @ San Diego Padres Jack Murphy Stadium, San Diego, CA Tue Apr 10 1990, 10:05 PM EDT Att. 54,098 - Unknown - 70 F											
Willie Randolph, R OBP: 0.250, SLG: 0.143 (1, 4)	0-2 G6-3 1-2		2-2 G6-3		0-0 1B 1B			0-3 K		4 0 1 0 0 1 1												
Kal Daniels, L OBP: 0.333, SLG: 0.200 Jose Gonzalez, R (1, 7) (8, 7)	4-2 1B BB		0-0 G4-3		2-2 1-2 1B			3-3 K		3 0 1 0 1 1 0 0 0 0 0 0 0 0												
Eddie Murray, S OBP: 0.250, SLG: 0.250 (1, 3)	0-0 1-2 1B		2-3 K		1-1 P4			1-3 K		4 0 1 0 0 2 2												
Hubie Brooks, R OBP: 0.250, SLG: 0.625 (1, 9)	0-1 F9			2-3 K		3-2 F8			3-3 K	4 0 0 0 0 2 2												
Jeff Hamilton, R OBP: 0.143, SLG: 0.143 (1, 5)		1-2 1B 1B		1-2 G5-3		2-2 G4-3			1-2 G5-3	4 0 1 0 0 0 0												
Mike Scioscia, L OBP: 0.286, SLG: 0.167 (1, 2)		1-0 L4		0-0 G1-3		1-0 F8			1-0 1B	4 0 1 0 0 0 1												
Alfredo Griffin, S OBP: 0.429, SLG: 0.429 (1, 6)		1-0 SAFE SAFE SAFE 1-2 1B			0-0 CS SH3-4 1B		1-1 G4-3		0-2 P5	4 0 2 0 0 0 1												
Tim Belcher, R (1, 1)		1-3 K			0-0 SH3-4 1-2		0-1 G4-3			2 0 0 0 0 1 2												
Inning Stats	R: 0 E: 0 K: 0 S: 12	H: 2 LOB: 2 BB: 1 P: 18	R: 0 E: 0 K: 1 S: 11	H: 2 LOB: 2 BB: 0 P: 15	R: 0 E: 0 K: 1 S: 7	H: 0 LOB: 0 BB: 0 P: 11	R: 0 E: 0 K: 1 S: 9	H: 0 LOB: 0 BB: 0 P: 12	R: 1 E: 0 K: 0 S: 11	H: 4 LOB: 2 BB: 0 P: 16		R: 0 E: 0 K: 0 S: 7	H: 0 LOB: 0 BB: 0 P: 13	R: 0 E: 0 K: 1 S: 7	H: 0 LOB: 0 BB: 0 P: 9	R: 0 E: 0 K: 3 S: 11	H: 0 LOB: 0 BB: 0 P: 15	R: 0 E: 0 K: 1 S: 10	H: 1 LOB: 1 BB: 0 P: 15	1B: 8 2B: 0 3B: 0 HR: 1	SF: 0 SAC: 1 DP: 0 HBP: 0	WP: 0 PB: 0 SB: 0 CS: 2
PITCHER	IP WLS BF H R ER SO BB IBB HBP BLK WP HR S P ERA WHIP												PITCHER	IP WLS BF H R ER SO BB IBB HBP BLK WP HR S P ERA WHIP								
Eric Show, R ERA: 1.93 (1, 1)	4.2 L 21 8 1 1 3 1 0 0 0 0 0 1 48 69 1.93 1.929																					
Mark Grant, R ERA: (5, 1)	1.1 4 0 0 0 0 0 0 0 0 0 0 9 16 0.00 0.000																					
Greg Harris, R ERA: (7, 1)	3.0 10 1 0 0 5 0 0 0 0 0 0 28 39 0.00 0.333																					

livebaseballscorecards.com

AB	33
R	1
H	9
RBI	1
BB	1
SO	8
LOB	11



Batter	1	2	3	4	5	6	7	8	9	AB R H RBI BB SO LOB	TOP									
Juan Samuel, R (1, 8) OBP: 0.167, SLG: 0.417	1-3 K		3-2 F9			1-2 G4-3		2-3 K		4 0 0 0 0 2 0	Los Angeles Dodgers @ San Diego Padres Jack Murphy Stadium, San Diego, CA Wed Apr 11 1990, 10:05 PM EDT Att. 29,872 - Unknown - 70 F livebaseballscorecards.com									
Willie Randolph, R (1, 4) OBP: 0.333, SLG: 0.200	4-1 BB		2-3 K			0-0 G6-3		0-0 PB 1B	3 0 1 0 1 1 0											
Kal Daniels, L (1, 7) OBP: 0.500, SLG: 0.429	4-1 BB				4-1 BB		1-0 1B 2B	1-3 K	2 1 1 0 2 1 1											
Eddie Murray, S (1, 3) OBP: 0.250, SLG: 0.250	3-1 P5				1-0 G6-4-3		0-2 FC6-4 1B	1-1 G5-3	4 0 1 1 0 0 4											
Hubie Brooks, R (1, 9) OBP: 0.167, SLG: 0.417	1-3 K				1-1 G6-3		1-1 FC6-4	3-2 G5-3	4 0 0 0 0 1 4											
Jeff Hamilton, R (1, 5) OBP: 0.100, SLG: 0.100		2-3 K			1-1 G5-3		1-1 F9		3 0 0 0 0 1 1											
Mike Scioscia, L (1, 2) OBP: 0.200, SLG: 0.111		1-3 K			2-2 F8		1-1 G4-3		3 0 0 0 0 1 1											
Alfredo Griffin, S (1, 6) OBP: 0.400, SLG: 0.400		0-3 K			3-3 K		3-2 CS 1B		3 0 1 0 0 2 0											
Fernando Valenzuela, L (1, 1) Lenny Harris, L (6, PH) Tim Crews, R (6, 1) Chris Gwynn, L (8, PH) John Wetteland, R (8, 1)			0-2 F9			1-1 G4-3		2-1 F8	1 0 0 0 0 0 0											
Inning Stats	R: 0 E: 0 K: 2 S: 11	H: 0 LOB: 2 BB: 2 P: 24	R: 0 E: 0 K: 3 S: 9	H: 0 LOB: 0 BB: 0 P: 12	R: 0 E: 0 K: 1 S: 10	H: 0 LOB: 0 BB: 0 P: 15	R: 0 E: 0 K: 0 S: 4	H: 0 LOB: 0 BB: 1 P: 10	R: 0 E: 0 K: 1 S: 8	H: 0 LOB: 0 BB: 0 P: 14	R: 1 E: 0 K: 0 S: 10	H: 2 LOB: 1 BB: 0 P: 14	R: 0 E: 0 K: 1 S: 8	H: 1 LOB: 0 BB: 0 P: 15	R: 0 E: 0 K: 1 S: 10	H: 1 LOB: 1 BB: 0 P: 15	1B: 3 2B: 1 3B: 0 HR: 0	SF: 0 SAC: 0 DP: 1 HBP: 0	WP: 0 PB: 1 SB: 0 CS: 1	PA: 32
PITCHER	IP WLS BF H R ER SO BB IBB HBP BLK WP HR S P ERA WHIP																			
Andy Benes, R (1, 1) ERA: 1.5	6.0 W 22 2 1 1 7 3 0 0 0 0 0 53 89 1.50 0.833																			
Calvin Schiraldi, R (7, 1) ERA:	2.0 7 2 0 0 1 0 0 0 0 0 0 15 25 0.00 1.000																			
Craig Lefferts, L (9, 1) ERA:	1.0 S 3 0 0 0 1 0 0 0 0 0 0 9 14 0.00 0.000																			

AB	29
R	1
H	4
RBI	1
BB	3
SO	9
LOB	12



Batter	1	2	3	4	5	6	7	8	9	10	AB	R	H	RBI	BB	SO	LOB	TOP							
Bip Roberts, S OBP: 0.227, SLG: 0.263 Craig Lefferts, L (9, 1)	2-2 G4-3			4-2 1B 1B BB		1-2 F7		2-1 FC5-4 1B	2-2 F9		4	1	1	0	1	0	3								
Roberto Alomar, S OBP: 0.333, SLG: 0.417 (1, 4)	3-3 K			0-2 SAFE 1B 1B 1B		1-1 G6-3		0-0 FC5-4		4-1 2B SF8 BB	4	1	1	1	1	1	1								
Tony Gwynn, L OBP: 0.360, SLG: 0.583 (1, 9)	0-0 F7			1-2 SAFE SAFE SAFE 1B CS 1B		1-1 1B		2-2 G4-3		1-1 SF8 1B 2B	5	1	3	1	0	0	1								
Jack Clark, R OBP: 0.360, SLG: 0.350 (1, 3)		3-2 F8		3-2 SAFE SAFE SAFE SAFE 1B 1-2 2-3		2-3 K			2-2 P5	4-0 1B IBB	4	0	1	0	1	1	1								
Joe Carter, R OBP: 0.120, SLG: 0.120 (1, 7) (7, 8)		0-0 G4-3		1-3 K			2-2 G5-3		0-1 E5 1B 1B	0-1 F8	5	1	0	0	0	1	4								
Darrin Jackson, R OBP: 0.250, SLG: 0.250 Calvin Schiraldi, R (7, 1) Phil Stephenson, L OBP: 0.667, SLG: 0.667 Mike Pagliarulo, L (9, 5)		1-3 K			1-2 G5-3		2-2 G5-3		0-1 BB 1B 1B	1-1 SF8	3	0	0	0	0	1	0								
Benito Santiago, R OBP: 0.417, SLG: 0.364 (1, 2)		2-2 F9			0-0 1B		1-2 G6-3		0-0 F9	1-2 3-H 1B	5	0	2	1	0	0	2								
Garry Templeton, S OBP: 0.263, SLG: 0.368 (1, 6)		0-0 F8		2-3 SAFE SAFE SAFE SAFE K				0-1 F8	0-0 BB 1B	0-0 G3	5	0	1	1	0	1	3								
Bruce Hurst, L (1, 1) Fred Lynn, L OBP: 0.429, SLG: 0.667 (7, 7)		1-3 K		1-3 K				0-0 1B FC5-4 1B	4-0 LOB: 3 BB		2	0	0	0	0	2	1								
Inning Stats	R: 0 E: 0 K: 1 S: 7	H: 0 LOB: 0 BB: 0 P: 12	R: 0 E: 0 K: 1 S: 8	H: 0 LOB: 0 BB: 0 P: 12	R: 0 E: 0 K: 1 S: 7	H: 0 LOB: 0 BB: 0 P: 10	R: 1 E: 0 K: 1 S: 16	H: 3 LOB: 1 BB: 1 P: 25	R: 0 E: 0 K: 2 S: 10	H: 1 LOB: 1 BB: 0 P: 14	R: 0 E: 0 K: 1 S: 10	H: 1 LOB: 1 BB: 0 P: 15	R: 0 E: 0 K: 0 S: 9	H: 0 LOB: 0 BB: 0 P: 14	R: 1 E: 0 K: 0 S: 9	H: 2 LOB: 1 BB: 0 P: 13	R: 1 E: 1 K: 0 S: 13	H: 2 LOB: 3 BB: 1 P: 21	R: 2 E: 0 K: 0 S: 9	H: 2 LOB: 2 BB: 2 P: 19	1B: 10 2B: 1 3B: 0 HR: 0	SF: 1 SAC: 0 DP: 0 HBP: 0	WP: 0 PB: 0 SB: 0 CS: 1	PA: 44	
PITCHER	IP	WLS	BF	H	R	ER	SO	BB	IBB	HBP	BLK	WP	HR	S	P	ERA	WHIP								
Eric Gunderson, L ERA: 1.35 (1, 1)	6.0		22	5	1	1	7	1	0	0	0	0	0	58	88	1.50	1.000								
Atlee Hammaker, L ERA: 1.5 (7, 1)	2.0		8	2	1	1	0	0	0	0	0	0	0	18	27	4.50	1.000								
Jeff Brantley, R ERA: 3.0 (9, 1)	1.0	L	9	3	3	2	0	2	0	0	0	0	0	16	29	18.00	5.000								
Dan Quisenberry, R ERA: 9.82 (10, 1)	1.0		5	1	0	0	0	0	1	0	0	0	0	6	11	0.00	1.000								

San Diego Padres @ San Francisco Giants
Candlestick Park, San Francisco, CA
Sat Apr 14 1990, 6:33 AM EDT
Att. 24,846 - Unknown

AB	39
R	5
H	11
RBI	5
BB	4
SO	7
LOB	16



Batter	1	2	3	4	5	6	7	8	9	AB	R	H	RBI	BB	SO	LOB
Brett Butler, L OBP: 0.552, SLG: 0.650 (1, 8)	3-2 HR		0-0 G4-3			3-2 F9		3-3 K		4	1	1	1	0	1	0
Kevin Bass, S OBP: 0.217, SLG: 0.364 (1, 9)	2-2 F8		2-1 G6-3			1-2 HR 1B		0-1 G4-3		4	1	1	0	0	0	0
Will Clark, L OBP: 0.385, SLG: 0.520 (1, 3)	0-0 G4-3				1-0 G3	2-2 HR 1-H		1-2 G4-3		4	1	1	2	0	0	0
Kevin Mitchell, R OBP: 0.333, SLG: 0.500 (1, 7)	2-1 1B				2-3 K	0-0 P3		2-2 F8		4	0	1	0	0	1	0
Matt Williams, R OBP: 0.269, SLG: 0.308 (1, 5)	2-0 F9				3-2 1B	2-2 2B		1-0 G6-3		4	0	2	0	0	0	1
Robby Thompson, R OBP: 0.417, SLG: 0.591 (1, 4)			1-1 G5-3		1-2 P6	1-1 L6		1-3 K		4	0	0	0	0	1	2
Terry Kennedy, L OBP: 0.500, SLG: 0.538 (1, 2)			0-0 G1-3			0-0 G4-1		1-0 F7		3	0	0	0	0	0	0
Jose Uribe, S OBP: 0.235, SLG: 0.313 (1, 6)			1-1 F9			1-2 F9		1-1 G3		3	0	0	0	0	0	0
Rick Reuschel, R OBP: 0.200, SLG: 0.200 (1, 1) Steve Bedrosian, R (9, 1)			2-1 G6-3			0-0 G5-3		1-1 F9		3	0	0	0	0	0	0
										0	0	0	0	0	0	0

Inning Stats	R: 1	H: 2	E: 0	K: 0	S: 13	R: 0	H: 0	E: 0	K: 0	S: 5	R: 0	H: 0	E: 0	K: 0	S: 5	R: 0	H: 1	E: 0	K: 1	S: 11	R: 0	H: 0	E: 0	K: 0	S: 6	R: 2	H: 3	E: 0	K: 0	S: 18	R: 0	H: 0	E: 0	K: 0	S: 5	R: 0	H: 0	E: 0	K: 1	S: 12	R: 0	H: 0	E: 0	K: 1	S: 9	R: 0	H: 0	E: 0	K: 1	S: 9	1B: 3	SF: 0	2B: 1	SAC: 0	3B: 0	DP: 0	HR: 2	HBP: 0	WP: 0	PA: 33
--------------	------	------	------	------	-------	------	------	------	------	------	------	------	------	------	------	------	------	------	------	-------	------	------	------	------	------	------	------	------	------	-------	------	------	------	------	------	------	------	------	------	-------	------	------	------	------	------	------	------	------	------	------	-------	-------	-------	--------	-------	-------	-------	--------	-------	--------

PITCHER	IP	WLS	BF	H	R	ER	SO	BB	IBB	HBP	BLK	WP	HR	S	P	ERA	WHIP
Eric Show, R ERA: 3.38 (1, 1)	6.0		24	6	3	3	1	0	0	0	0	0	2	58	90	4.50	1.000
Greg Harris, R ERA: (7, 1)	3.0	W	9	0	0	0	2	0	0	0	0	0	0	26	37	0.00	0.000

BOTTOM

San Diego Padres @ San Francisco Giants
Candlestick Park, San Francisco, CA

Sun Apr 15 1990, 6:33 AM EDT
Att: 29,339 - Sunny - 60 F

livebaseballscorecards.com

AB	33
R	3
H	6
RBI	3
BB	0
SO	3
LOB	3



Batter	1	2	3	4	5	6	7	8	9	AB R H RBI BB SO LOB	TOP											
Bip Roberts, S (1, 5) <small>OBP: 0.194, SLG: 0.214</small> Calvin Schiraldi, R (7, 1) <small>OBP: 0.500, SLG: 0.250</small> Joey Cora, S (9, PH)	3-2 4-3		2-1 F6			0-0 L8	3-3 K		2-2 G6-3	4 0 0 0 0 1 2 0 0 0 0 0 0 0 1 0 0 0 0 0 2												
Roberto Alomar, S (1, 4) <small>OBP: 0.417, SLG: 0.469</small>	3-2 CS 1B			3-2 CS 1B		2-2 BB 1B		4-1 BB		3 0 3 0 1 0 0												
Tony Gwynn, L (1, 9) <small>OBP: 0.324, SLG: 0.515</small>	3-1 SAFE F7			2-1 SAFE G3-1		1-2 F7		2-3 SAFE K		4 0 0 0 0 1 5												
Jack Clark, R (1, 3) <small>OBP: 0.333, SLG: 0.296</small>		1-2 F6		0-1 1B		4-0 SAFE BB		1-3 SAFE K		3 0 1 0 1 1 1												
Joe Carter, R (1, 7) <small>OBP: 0.182, SLG: 0.188</small>		0-0 F7		1-0 F9		0-0 F9		0-1 F9		4 0 0 0 0 0 5												
Benito Santiago, R (1, 2) <small>OBP: 0.483, SLG: 0.667</small>		1-1 1B			0-3 K		0-0 HR		1-2 BB 1B	4 1 3 1 0 1 0												
Darrin Jackson, R (1, 8) <small>OBP: 0.125, SLG: 0.125</small>		2-3 K			2-2 F9		1-3 K		0-0 F9	4 0 0 0 0 2 2												
Garry Templeton, S (1, 6) <small>OBP: 0.259, SLG: 0.308</small>			2-2 F7		0-0 F9		0-1 L9		4-1 BB	3 0 0 0 1 0 0												
Andy Benes, R (1, 1) Shawn Abner, R (6, PH) Mark Grant, R (6, 1) Jerald Clark, R (7, PH) Mike Pagliarulo, L (7, 5) Mark Parent, R (9, PH)			2-1 F3			1-2 F7 1B	1-1 1B		3-3 K	1 0 0 0 0 0 0 1 0 1 0 0 0 0 0 0 0 0 0 0 0 1 0 1 0 0 0 0 0 0 0 0 0 0 0 1 0 0 0 0 1 2												
Inning Stats	R: 0 E: 0 K: 0 S: 9	H: 1 LOB: 0 BB: 0 P: 18	R: 0 E: 0 K: 1 S: 10	H: 1 LOB: 1 BB: 0 P: 14	R: 0 E: 0 K: 0 S: 9	H: 0 LOB: 0 BB: 0 P: 15	R: 0 E: 0 K: 0 S: 10	H: 2 LOB: 1 BB: 0 P: 16	R: 0 E: 0 K: 1 S: 10	H: 0 LOB: 0 BB: 0 P: 12	R: 0 E: 0 K: 0 S: 14	H: 2 LOB: 3 BB: 1 P: 22	R: 1 E: 0 K: 2 S: 14	H: 2 LOB: 1 BB: 0 P: 19	R: 0 E: 0 K: 2 S: 9	H: 0 LOB: 1 BB: 1 P: 16	R: 0 E: 0 K: 1 S: 13	H: 1 LOB: 2 BB: 1 P: 23	1B: 8 2B: 0 3B: 0 HR: 1	SF: 0 SAC: 0 DP: 0 HBP: 0	WP: 0 PB: 0 SB: 0 CS: 2	PA: 37
PITCHER	IP WLS BF H R ER SO BB IBB HBP BLK WP HR S P ERA WHIP																					
Tom Browning, L (1, 1) <small>ERA: 3.86</small> Norm Charlton, L (7, 1) <small>ERA: 3.0</small> Randy Myers, L (9, 1) <small>ERA: 3.18</small>	6.0 W 24 7 1 1 2 1 0 0 0 0 1 63 98 1.50 1.333																					

San Diego Padres @ Cincinnati Reds
 Riverfront Stadium, Cincinnati, OH
 Tue Apr 17 1990, 3:33 AM EDT
 Att. 45,000 - Overcast - 50 F

livebaseballscorecards.com

AB	34
R	1
H	9
RBI	1
BB	3
SO	7
LOB	19



BOTTOM

San Diego Padres @ Cincinnati Reds
Riverfront Stadium, Cincinnati, OH

Wed Apr 18 1990, 3:33 AM EDT
Att. 18,487 - Overcast - 55 F

livebaseballscorecards.com

AB	39
R	11
H	15
RBI	10
BB	7
SO	6
LOB	26



WP:	1	PA:	47
PB:	0	SB:	3
CS:	0		

AB R H RBI BB SO LOB

5 2 2 1 1 0 3

5 1 2 0 1 0 1

3 4 2 0 2 0 1

3 0 1 2 2 0 4

4 1 0 1 1 1 7

1 0 0 1 0 0 1

4 2 4 3 0 0 0

5 0 0 0 0 1 6

5 1 3 2 0 2 2

1 0 1 0 0 0 0

1 0 0 0 0 1 0

1 0 0 0 0 1 1

0 0 0 0 0 0 0

1 0 0 0 0 0 0

1B: 10 SF: 0

2B: 2 SAC: 1

3B: 0 DP: 0

HR: 3 HBP: 0

WP: 1 PA: 47

PB: 0 SB: 3

CS: 0

1B: 10 SF: 0

2B: 2 SAC: 1

3B: 0 DP: 0

HR: 3 HBP: 0

WP: 1 PA: 47

PB: 0 SB: 3

CS: 0

1B: 10 SF: 0

2B: 2 SAC: 1

3B: 0 DP: 0

HR: 3 HBP: 0

WP: 1 PA: 47

PB: 0 SB: 3

CS: 0

1B: 10 SF: 0

2B: 2 SAC: 1

3B: 0 DP: 0

HR: 3 HBP: 0

WP: 1 PA: 47

PB: 0 SB: 3

CS: 0

1B: 10 SF: 0

2B: 2 SAC: 1

3B: 0 DP: 0

HR: 3 HBP: 0

WP: 1 PA: 47

PB: 0 SB: 3

CS: 0

1B: 10 SF: 0

2B: 2 SAC: 1

3B: 0 DP: 0

HR: 3 HBP: 0

WP: 1 PA: 47

PB: 0 SB: 3

CS: 0

1B: 10 SF: 0

2B: 2 SAC: 1

3B: 0 DP: 0

HR: 3 HBP: 0

WP: 1 PA: 47

PB: 0 SB: 3

CS: 0

1B: 10 SF: 0

2B: 2 SAC: 1

3B: 0 DP: 0

HR: 3 HBP: 0

WP: 1 PA: 47

PB: 0 SB: 3

CS: 0

1B: 10 SF: 0

2B: 2 SAC: 1

3B: 0 DP: 0

HR: 3 HBP: 0

WP: 1 PA: 47

PB: 0 SB: 3

CS: 0

1B: 10 SF: 0

2B: 2 SAC: 1

3B: 0 DP: 0

HR: 3 HBP: 0

WP: 1 PA: 47

PB: 0 SB: 3

CS: 0

1B: 10 SF: 0

2B: 2 SAC: 1

3B: 0 DP: 0

HR: 3 HBP: 0

WP: 1 PA: 47

PB: 0 SB: 3

CS: 0

1B: 10 SF: 0

2B: 2 SAC: 1

3B: 0 DP: 0

HR: 3 HBP: 0

WP: 1 PA: 47

PB: 0 SB: 3

CS: 0

1B: 10 SF: 0

2B: 2 SAC: 1

3B: 0 DP: 0

HR: 3 HBP: 0

WP: 1 PA: 47

PB: 0 SB: 3

CS: 0

1B: 10 SF: 0

2B: 2 SAC: 1

3B: 0 DP: 0

HR: 3 HBP: 0

WP: 1 PA: 47

PB: 0 SB: 3

CS: 0

1B: 10 SF: 0

2B: 2 SAC: 1

3B: 0 DP: 0

HR: 3 HBP: 0

WP: 1 PA: 47

PB: 0 SB: 3

CS: 0

1B: 10 SF: 0

2B: 2 SAC: 1

3B: 0 DP: 0

HR: 3 HBP: 0

WP: 1 PA: 47

PB: 0 SB: 3

CS: 0

1B: 10 SF: 0

2B: 2 SAC: 1

3B: 0 DP: 0

HR: 3 HBP: 0

WP: 1 PA: 47

PB: 0 SB: 3

CS: 0

1B: 10 SF: 0

2B: 2 SAC: 1

3B: 0 DP: 0

HR: 3 HBP: 0

WP: 1 PA: 47

PB: 0 SB: 3

CS: 0

1B: 10 SF: 0

2B: 2 SAC: 1

3B: 0 DP: 0

HR: 3 HBP: 0

WP: 1 PA: 47

PB: 0 SB: 3

CS: 0

1B: 10 SF: 0

2B: 2 SAC: 1

3B: 0 DP: 0

HR: 3 HBP: 0

WP: 1 PA: 47

PB: 0 SB: 3

CS: 0

1B: 10 SF: 0

2B: 2 SAC: 1

3B: 0 DP: 0

HR: 3 HBP: 0

WP: 1 PA: 47

PB: 0 SB: 3

CS: 0

1B: 10 SF: 0

2B: 2 SAC: 1

3B: 0 DP: 0

HR: 3 HBP: 0

WP: 1 PA: 47

PB: 0 SB: 3

CS: 0

1B: 10 SF: 0

2B: 2 SAC: 1

3B: 0 DP: 0

HR: 3 HBP: 0

WP: 1 PA: 47

PB: 0 SB: 3

CS: 0

1B: 10 SF: 0

2B: 2 SAC: 1

3B: 0 DP: 0

HR: 3 HBP: 0

WP: 1 PA: 47

PB: 0 SB: 3

CS: 0

1B: 10 SF: 0

2B: 2 SAC: 1

3B: 0 DP: 0

HR: 3 HBP: 0

WP: 1 PA: 47

PB: 0 SB: 3

CS: 0

1B: 10 SF: 0

2B: 2 SAC: 1

3B: 0 DP: 0

HR: 3 HBP: 0

WP: 1 PA: 47

PB: 0 SB: 3

CS: 0

1B: 10 SF: 0

2B: 2 SAC: 1

3B: 0 DP: 0

HR: 3 HBP: 0

WP: 1 PA: 47

PB: 0 SB: 3

CS: 0

1B: 10 SF: 0

2B: 2 SAC: 1

3B: 0 DP: 0

HR: 3 HBP: 0

WP: 1 PA: 47

PB: 0 SB: 3

CS: 0

1B: 10 SF: 0

2B: 2 SAC: 1

3B: 0 DP: 0

HR: 3 HBP: 0

WP: 1 PA: 47

PB: 0 SB: 3

CS: 0

1B: 10 SF: 0

2B: 2 SAC: 1

3B: 0 DP: 0

HR: 3 HBP: 0

WP: 1 PA: 47

PB: 0 SB: 3

CS: 0

1B: 10 SF: 0

2B: 2 SAC: 1

3B: 0 DP: 0

HR: 3 HBP: 0

WP: 1 PA: 47

PB: 0 SB: 3

CS: 0

1B: 10 SF: 0

2B: 2 SAC: 1

3B: 0 DP: 0

HR: 3 HBP: 0

WP: 1 PA: 47

PB: 0 SB: 3

CS: 0

1B: 10 SF: 0

2B: 2 SAC: 1

3B: 0 DP: 0

HR: 3 HBP: 0

WP: 1 PA: 47

PB: 0 SB: 3

CS: 0

1B: 10 SF: 0

2B: 2 SAC: 1

3B: 0 DP: 0

HR: 3 HBP: 0

WP: 1 PA: 47

PB: 0 SB: 3

CS: 0

1B: 10 SF: 0

2B: 2 SAC: 1

3B: 0 DP: 0

HR: 3 HBP: 0

WP: 1 PA: 47

PB: 0 SB: 3

CS: 0

1B: 10 SF: 0

2B: 2 SAC: 1

3B: 0 DP: 0

HR: 3 HBP: 0

WP: 1 PA: 47


PB: 0 SB: 3

CS: 0

Batter	1	2	3	4	5	6	7	8	9	AB R H RBI BB SO LOB	TOP	
Brett Butler, L (1, 8) OBP: 0.521, SLG: 0.615	0-2 G4-6-3 1B		0-0 G3		1-1 G4-3		2-1 F7			4 0 1 1 0 0 1	San Francisco Giants @ San Diego Padres Jack Murphy Stadium, San Diego, CA Fri Apr 20 1990, 10:05 PM EDT Att. 36,052 - Unknown - 70 F	
Kevin Bass, S (1, 9) OBP: 0.244, SLG: 0.325	0-1 G4-6-3 1-2f		2-0 F8		2-2 1B		0-3 K			4 0 1 1 0 1 1		
Will Clark, L (1, 3) OBP: 0.386, SLG: 0.537	3-1 2B 1B		0-0 L4		0-0 F7			1-1 G1-3		4 0 1 0 0 0 1		
Kevin Mitchell, R (1, 7) OBP: 0.351, SLG: 0.543	1-1 1-3 2B		0-0 P6		0-3 K			0-0 F8		4 0 1 0 0 1 0		
Matt Williams, R (1, 5) OBP: 0.214, SLG: 0.220	0-0 P4		0-0 G4-3		0-0 1B 1B			1-0 F8		4 0 1 0 0 0 2		
Robby Thompson, R (1, 4) OBP: 0.375, SLG: 0.474		0-0 1B		2-0 P5		0-1 F9		0-0 G1-3		4 0 1 0 0 0 1		
Terry Kennedy, L (1, 2) OBP: 0.500, SLG: 0.560		0-0 F7		2-2 2B G4-3 1B		0-0 1-2 1B		1-2 F8		4 1 2 0 0 0 1		
Jose Uribe, S (1, 6) OBP: 0.222, SLG: 0.308		0-1 P5		0-0 G4-3 1B 2B		0-1 F8		0-2 F7		3 1 1 0 0 0 3		
Andy McGaffigan, R (7, 1) Rick Leach, L (9, PH) OBP: 0.583, SLG: 0.375		0-3 K		0-1 G1-3			1-2 F8			0 0 0 0 0 0 0		
Rick Reuschel, R (1, 1) OBP: 0.143, SLG: 0.143 Ernest Riles, L (7, PH) (7, 6)										1 0 0 0 0 0 0		
Inning Stats	R: 0 H: 3 E: 0 LOB: 2 K: 0 BB: 0 S: 10 P: 14	R: 0 H: 1 E: 0 LOB: 1 K: 1 BB: 0 S: 8 P: 8	R: 0 H: 0 E: 0 LOB: 0 K: 0 BB: 0 S: 3 P: 5	R: 0 H: 0 E: 0 LOB: 0 K: 0 BB: 0 S: 3 P: 5	R: 2 H: 3 E: 0 LOB: 1 K: 0 BB: 0 S: 15 P: 20	R: 0 H: 2 E: 0 LOB: 2 K: 1 BB: 0 S: 9 P: 9	R: 0 H: 0 E: 0 LOB: 0 K: 1 BB: 0 S: 8 P: 11	R: 0 H: 0 E: 0 LOB: 0 K: 0 BB: 0 S: 4 P: 6	R: 0 H: 0 E: 0 LOB: 0 K: 0 BB: 0 S: 7 P: 8	1B: 7 SF: 0 2B: 2 SAC: 0 3B: 0 DP: 1 HR: 0 HBP: 0	WP: 0 PA: 35 PB: 0 SB: 0 CS: 0	
PITCHER Ed Whitson, R (1, 1) ERA: 2.4	IP WLS BF H R ER SO BB IBB HBP BLK WP HR S P ERA WHIP	9.0 W 35 9 2 2 3 0 0 0 0 0 0 0 67 86 2.00 1.000										

AB	35
R	2
H	9
RBI	2
BB	0
SO	3
LOB	13



Batter	1	2	3	4	5	6	7	8	9	AB R H RBI BB SO LOB	TOP		
Brett Butler, L (1, 8) OBP: 0.509, SLG: 0.591	0-1 F7		0-1 HR 1B		0-1 G4-3		1-0 G3 1B		0-1 F7	5 1 2 0 0 0 1	San Francisco Giants @ San Diego Padres Jack Murphy Stadium, San Diego, CA Sat Apr 21 1990, 10:05 PM EDT Att. 56,147 - Unknown - 60 F livebaseballscorecards.com AB 37 R 6 H 10 RBI 6 BB 1 SO 4 LOB 12 		
Robby Thompson, R (1, 4) OBP: 0.356, SLG: 0.442	2-0 G5-3		1-2 F9			0-1 2B 1B	0-1 F9		1-3 K	5 1 1 0 0 1 3			
Will Clark, L (1, 3) OBP: 0.375, SLG: 0.578	0-0 E4 CS		1-0 HR			1-1 F9	SAFE 2-1 G3		1-2 G3	4 1 1 2 0 0 2			
Kevin Mitchell, R (1, 7) OBP: 0.341, SLG: 0.538	0-0 CS 1-2		2-0 F8			0-1 1B 1-3 1B	SAFE 2-3 K			4 1 1 0 0 1 1			
Kevin Bass, S (1, 9) OBP: 0.244, SLG: 0.318		1-1 G6-3		1-1 F7		0-0 1B 1B	1-2 G4-3			4 1 1 1 0 0 0			
Matt Williams, R (1, 5) OBP: 0.239, SLG: 0.267		0-0 WP 2B		0-1 G5-3		0-0 1B 1-3 FC1-6 1B	0-0 F9			4 1 2 1 0 0 0			
Gary Carter, R (1, 2) OBP: 0.526, SLG: 0.385		4-0 FC6-4 BB		3-3 K		1-0 FC1-6 1-3 1B	1-2 F7			3 0 1 1 1 1 0			
Jose Uribe, S (1, 6) OBP: 0.226, SLG: 0.300		1-1 FC6-4 1-2f		0-2 G6-3		1-0 FC1-6 1-2f 1-0 3-H	1-0 1B			4 0 1 1 0 0 3			
Michael LaCoss, R (1, 1) Jeff Brantley, R (7, 1) Dave Anderson, R (9, PH) Steve Bedrosian, R (9, 1)			0-0 G5-3		0-0 P4	0-1 F3	2-3 K			3 0 0 0 0 0 1 0 0 0 0 0 0 0 1 0 0 0 0 1 1 0 0 0 0 0 0 0			
Inning Stats	R: 0 E: 1 K: 0 S: 4 H: 0 LOB: 0 BB: 0 P: 6	R: 0 E: 0 K: 0 S: 7 H: 1 LOB: 2 BB: 1 P: 13	R: 2 E: 0 K: 0 S: 8 H: 2 LOB: 0 BB: 0 P: 12	R: 0 E: 0 K: 1 S: 7 H: 0 LOB: 0 BB: 0 P: 11	R: 0 E: 0 K: 0 S: 6 H: 0 LOB: 0 BB: 0 P: 6	R: 4 E: 0 K: 0 S: 12 H: 5 LOB: 1 BB: 0 P: 15	R: 0 E: 0 K: 1 S: 8 H: 1 LOB: 1 BB: 0 P: 13	R: 0 E: 0 K: 0 S: 8 H: 0 LOB: 0 BB: 0 P: 10	R: 0 E: 0 K: 2 S: 10 H: 1 LOB: 1 BB: 0 P: 13	1B: 7 2B: 2 3B: 0 HR: 1 SF: 0 SAC: 0 DP: 0 HBP: 0	WP: 1 PB: 0 SB: 0 CS: 1 PA: 39		
PITCHER	IP WLS BF H R ER SO BB IBB HBP BLK WP HR S P ERA WHIP											PITCHER	IP WLS BF H R ER SO BB IBB HBP BLK WP HR S P ERA WHIP
Bruce Hurst, L (1, 1) ERA: 5.4	5.1 L 23 6 5 5 1 1 0 0 0 1 1 39 56 8.44 1.312												
Calvin Schiraldi, R (6, 1) ERA: 3.12	1.2 8 3 1 1 1 0 0 0 0 0 0 13 20 5.40 1.800												
Greg Harris, R (8, 1) ERA: 1.38	2.0 7 1 0 0 0 2 0 0 0 0 0 0 18 23 0.00 0.500												

Batter	1	2	3	4	5	6	7	8	9	AB R H RBI BB SO LOB	TOP											
Brett Butler, L (1, 8) OBP: 0.474, SLG: 0.542	0-1 G4-3		0-0 G4-3		3-2 F8		1-2 F7			4 0 0 0 0 0 0	San Francisco Giants @ San Diego Padres Jack Murphy Stadium, San Diego, CA Sun Apr 22 1990, 10:05 PM EDT Att. 28,555 - Unknown - 60 F livebaseballscorecards.com											
Robby Thompson, R (1, 4) OBP: 0.347, SLG: 0.413	1-2 F9		0-1 G1-3		0-0 F3			4-2 BB	3 0 0 0 1 0 0													
Will Clark, L (1, 3) OBP: 0.365, SLG: 0.592	2-1 1B		0-1 F9		0-0 F8			0-1 SAFE F9	4 1 1 0 0 0 1													
Kevin Mitchell, R (1, 7) OBP: 0.356, SLG: 0.535	0-1 1B			0-1 HR		1-1 F9		1-0 SAFE P4	4 1 2 1 0 0 1													
Kevin Bass, S (1, 9) OBP: 0.245, SLG: 0.375	0-1 G4-3		0-2 HR		0-0 G6-3			1-2 SAFE K	4 1 1 2 0 1 2													
Matt Williams, R (1, 5) OBP: 0.240, SLG: 0.265		0-1 F8		0-1 F8		0-1 1B		1-3 K	4 0 1 0 0 1 0													
Terry Kennedy, L (1, 2) OBP: 0.438, SLG: 0.483		3-2 F8		2-1 G3		1-0 G4-3		0-2 F7	4 0 0 0 0 0 1													
Ernest Riles, L (1, 6) OBP: 0.182, SLG: 0.100		2-1 E7		4-1 BB			1-2 F2	1-1 E4	2 0 1 0 1 0 0													
Jose Uribe, S (7, 6) OBP: 0.219, SLG: 0.290									1 0 0 0 0 0 0													
Atlee Hammaker, S (1, 1) Steve Bedrosian, R (9, 1)		0-1 G4-3		0-0 G5-3			2-3 K	1-3 K2-3	4 0 0 0 0 2 3													
									0 0 0 0 0 0 0	GIANTS												
Inning Stats	R: 1 E: 0 K: 0 S: 12	H: 2 LOB: 1 BB: 0 P: 15	R: 0 E: 1 K: 0 S: 9	H: 1 LOB: 1 BB: 0 P: 14	R: 0 E: 0 K: 0 S: 5	H: 0 LOB: 0 BB: 0 P: 5	R: 2 E: 0 K: 0 S: 11	H: 2 LOB: 1 BB: 1 P: 17	R: 0 E: 0 K: 0 S: 6	H: 0 LOB: 0 BB: 0 P: 9	R: 0 E: 0 K: 0 S: 6	H: 1 LOB: 1 BB: 0 P: 8	R: 0 E: 0 K: 1 S: 9	H: 0 LOB: 0 BB: 0 P: 13	R: 0 E: 0 K: 1 S: 8	H: 0 LOB: 1 BB: 1 P: 14	R: 0 E: 1 K: 2 S: 13	H: 0 LOB: 1 BB: 0 P: 16	1B: 4 2B: 0 3B: 1 HR: 1	SF: 0 SAC: 0 DP: 0 HBP: 0	WP: 0 PB: 0 SB: 1 CS: 0	PA: 36
PITCHER	IP WLS BF H R ER SO BB IBB HBP BLK WP HR S P ERA WHIP																					
Eric Show, R (1, 1) ERA: 3.78	6.0 L 25 6 3 3 0 1 0 0 0 0 0 1 49 68 4.50 1.167																					
Mark Grant, R (7, 1) ERA: 5.4	2.0 7 0 0 0 2 1 0 0 0 0 0 0 17 27 0.00 0.500																					
Craig Lefferts, L (9, 1) ERA:	1.0 4 0 0 0 2 0 0 0 0 0 0 0 13 16 0.00 0.000																					

Batter	1	2	3	4	5	6	7	8	9	AB	R	H	RBI	BB	SO	LOB
Bip Roberts, S OBP: 0.213, SLG: 0.233 Fred Lynn, L OBP: 0.333, SLG: 0.467	0-1 G4-3		1-1 FC5-4-5			2-1 G5-3			2-3 K	3	0	0	0	0	0	1
Roberto Alomar, S OBP: 0.321, SLG: 0.340	1-1 G6-3		2-0 F9			0-3 K			1-2 F9	4	0	0	0	0	1	2
Tony Gwynn, L OBP: 0.314, SLG: 0.438	1-1 F8				1-1 G3-1				1-1 F9	4	0	0	0	0	0	1
Jack Clark, R OBP: 0.367, SLG: 0.487		0-0 HR			1-1 F9			4-2 G6-4-3 BB		2	1	1	1	1	0	0
Joe Carter, R OBP: 0.245, SLG: 0.319		1-2 G6-3			0-0 F9			0-0 G6-4-3		3	0	0	0	0	0	1
Benito Santiago, R OBP: 0.467, SLG: 0.659		0-0 F7			1-1 G6-4-3 1B			0-2 F8		3	0	1	0	0	0	0
Jerald Clark, R OBP: 0.250, SLG: 0.143 Craig Lefferts, L		1-2 G6-3			1-1 F3			0-0 G5-3		3	0	0	0	0	0	1
Garry Templeton, S OBP: 0.225, SLG: 0.282			0-1 G6-3		0-0 G6-4-3			0-1 G5-3		3	0	0	0	0	0	1
Eric Show, R OBP: 0.250, SLG: 0.500 Shawn Abner, R OBP: 0.333, SLG: 0.333 Mark Grant, R Darrin Jackson, R OBP: 0.222, SLG: 0.125			0-0 FC5-4-5 2B			0-1 F9			4-2 BB	1	0	1	0	0	0	0
										1	0	0	0	0	0	0
										0	0	0	0	0	0	0
										0	0	0	0	1	0	0

Inning Stats	R: 0	H: 0	E: 0	K: 0	S: 6	R: 1	H: 1	E: 0	K: 0	S: 8	R: 0	H: 1	E: 0	K: 0	S: 6	R: 0	H: 0	E: 0	K: 0	S: 5	R: 0	H: 1	E: 0	K: 0	S: 5	R: 0	H: 0	E: 0	K: 1	S: 7	R: 0	H: 0	E: 0	K: 0	S: 5	R: 0	H: 0	E: 0	K: 0	S: 7	R: 0	H: 0	E: 0	K: 0	S: 10	R: 0	H: 0	E: 0	K: 1	S: 10
	0	0	0	0	8	1	1	0	0	8	0	1	0	0	5	0	0	0	0	9	0	0	0	0	7	0	0	0	0	9	0	0	0	0	7	0	0	0	0	7	0	0	0	0	18	0	0	0	0	18
	0	0	0	0	8	1	1	0	0	8	0	1	0	0	5	0	0	0	0	9	0	0	0	0	7	0	0	0	0	9	0	0	0	0	7	0	0	0	0	7	0	0	0	0	18	0	0	0	0	18
	0	0	0	0	8	1	1	0	0	8	0	1	0	0	5	0	0	0	0	9	0	0	0	0	7	0	0	0	0	9	0	0	0	0	7	0	0	0	0	7	0	0	0	0	18	0	0	0	0	18


BOTTOM

San Francisco Giants @ San Diego Padres
Jack Murphy Stadium, San Diego, CA

Sun Apr 22 1990, 10:05 PM EDT
Att: 28,555 - Unknown - 60 F

livebaseballscorecards.com

AB	28
R	1
H	3
RBI	1
BB	2
SO	2
LOB	8



WP: 0	PA: 30
PB: 0	
SB: 0	
CS: 0	

Batter	1	2	3	4	5	6	7	8	9	AB R H RBI BB SO LOB	TOP		
Brett Butler, L (1, 8) OBP: 0.475, SLG: 0.529 Brad Komminsk, R (7, 8) OBP: 0.500, SLG: 0.333	1-2 S 1B		0-3 K			4-2 HR BB	1-0 L6			3 1 1 0 1 1 2 0 0 0 0 0 0 0	San Francisco Giants @ San Diego Padres Jack Murphy Stadium, San Diego, CA Mon Apr 23 1990, 10:05 PM EDT Att. 11,312 - Cloudy - 62 F		
Robby Thompson, R (1, 4) OBP: 0.327, SLG: 0.388 Dave Anderson, R (7, 4) OBP: 0.222, SLG: 0.333	3-3 SAFE K 1-2		1-1 F4			1-1 F8		1-1 F7		3 0 0 0 0 1 2 1 0 0 0 0 0 0			
Will Clark, L (1, 3) OBP: 0.339, SLG: 0.547 Jeff Brantley, R (8, 1) OBP: 0.500, SLG: 1.000	1-3 SAFE K			1-2 F7		1-2 F7		2-2 G5-3		4 0 0 0 0 1 2 0 0 0 0 0 0 0			
Kevin Mitchell, R (1, 7) OBP: 0.367, SLG: 0.596	1-2 F7			1-3 K		1-1 HR		0-1 1B		4 1 2 2 0 1 1			
Kevin Bass, S (1, 9) OBP: 0.231, SLG: 0.353 Ernie Camacho, R (6, 1) Rick Leach, L (8, PH) OBP: 0.538, SLG: 0.333		2-1 G1-3		3-1 F7		2-1 P6		1-2 G4-3		3 0 0 0 0 0 0 0 0 0 0 0 0 0 1 0 0 0 0 0 1			
Matt Williams, R (1, 5) OBP: 0.259, SLG: 0.340		1-2 G6-3			1-2 HR		1-1 G3-1 1B		2-3 K	4 1 2 1 0 1 0			
Terry Kennedy, L (1, 2) OBP: 0.441, SLG: 0.516 Bill Bathe, R (7, PH) OBP: 0.500, SLG: 0.500		0-0 2B		2-2 F7		0-0 G3-1 1B		0-3 K	2 0 1 0 0 0 0 2 0 1 0 0 1 0				
Ernest Riles, L (1, 6) OBP: 0.200, SLG: 0.143		3-3 K		0-1 F8		1-1 G3-1		1-2 1B	4 0 1 0 0 1 3				
Eric Gunderson, R (1, 1) Randy O'Neal, R (1, 1) Dan Quisenberry, R (2, 1) Mike Laga, L (5, PH) Andy McGaffigan, R (5, 1) Greg Litton, R (6, 9)			1-1 G3-1		1-2 G4-3		0-3 K	1-3 K	0 0 0 0 0 0 0 0 0 0 0 0 0 0 1 0 0 0 0 0 0 0 0 0 0 0 0 0 2 0 0 0 0 2 3				
Inning Stats	R: 0 H: 1 E: 0 LOB: 1 K: 2 BB: 0 S: 15 P: 21	R: 0 H: 1 E: 0 LOB: 1 K: 1 BB: 0 S: 9 P: 15	R: 0 H: 0 E: 0 LOB: 0 K: 1 BB: 0 S: 8 P: 10	R: 0 H: 0 E: 0 LOB: 0 K: 1 BB: 0 S: 9 P: 14	R: 1 H: 1 E: 0 LOB: 0 K: 0 BB: 0 S: 12 P: 16	R: 2 H: 1 E: 0 LOB: 0 K: 0 BB: 1 S: 11 P: 20	R: 0 H: 2 E: 0 LOB: 2 K: 1 BB: 0 S: 9 P: 12	R: 0 H: 1 E: 0 LOB: 1 K: 0 BB: 0 S: 10 P: 14	R: 0 H: 1 E: 0 LOB: 1 K: 3 BB: 0 S: 16 P: 20	1B: 5 SF: 0 2B: 1 SAC: 0 3B: 0 DP: 0 HR: 2 HBP: 0	WP: 0 PA: 36 PB: 0 SB: 1 CS: 0		
PITCHER	IP WLS BF H R ER SO BB IBB HBP BLK WP HR S P ERA WHIP											PITCHER	IP WLS BF H R ER SO BB IBB HBP BLK WP HR S P ERA WHIP
Andy Benes, R (1, 1) ERA: 3.18 Calvin Schiraldi, R (7, 1) ERA: 2.31	6.0 W 23 4 3 3 5 1 0 0 0 0 2 64 96 4.50 0.833												

AB	35
R	3
H	8
RBI	3
BB	1
SO	9
LOB	14



Batter	1	2	3	4	5	6	7	8	9	AB R H RBI BB SO LOB
Roberto Alomar, S OBP: 0.328, SLG: 0.346 (1, 4)	2-1 1B S HR 1B	0-1 G4-3		1-2 1B 1B	2-2 P5		2-3 K			5 2 2 0 0 1 0
Bip Roberts, S OBP: 0.255, SLG: 0.340 Mike Pagliarulo, L (7, 5)	0-2 1-3 HR 1B	0-2 F8		0-0 1B 1B		2-2 HR	1-0 G4-3			4 3 3 1 0 0 0 1 0 0 0 0 0 0
Tony Gwynn, L OBP: 0.339, SLG: 0.472 (1, 9)	2-0 F7	3-1 2B		0-2 1-3 2-H 1B 1B		0-2 2B 1B	3-2 G4-3			5 2 3 1 0 0 2
Jack Clark, R OBP: 0.415, SLG: 0.487 Phil Stephenson, L OBP: 0.571, SLG: 0.500 (1, 3) (7, 3)	4-0 1-2 HR BB	4-1 BB		4-2 1-2 BB BB		4-1 2B 2B BB	2-1 BB F9-2 1B			0 2 0 0 4 0 0 1 0 1 0 0 0 0
Joe Carter, R OBP: 0.283, SLG: 0.431 Shawn Abner, R OBP: 0.500, SLG: 0.500 (1, 7) (7, 7)	1-0 HR	0-1 F7		0-2 1-2 2-H 3-H 1B		1-2 1-3 2-H 2B 2B	0-1 BB 1B			4 2 3 7 0 0 2 1 1 1 0 0 0 0
Benito Santiago, R OBP: 0.449, SLG: 0.622 Mark Parent, R OBP: 0.600, SLG: 0.500 (1, 2) (8, 2)	0-0 2B 1B		0-0 F8	0-1 F9		0-3 K	4-1 1B BB			4 1 1 0 0 1 4 0 0 0 0 1 0 0
Darrin Jackson, R OBP: 0.214, SLG: 0.231 (1, 8)	0-0 F7		1-0 G1-3	0-0 P4		1-0 WP 2B	0-0 F9-2			5 0 1 2 0 0 6
Garry Templeton, S OBP: 0.227, SLG: 0.302 Joey Cora, S OBP: 0.444, SLG: 0.286 (1, 6) (7, 6)	0-1 1-H 2B		0-0 G6-3		0-0 L5	1-0 F8	0-2 1-2 2-H 1B			4 0 1 1 0 0 1 1 0 1 1 0 0 0
Andy Benes, R Rob Nelson, L Calvin Schiraldi, R (1, 1) (6, PH) (7, 1)	3-3 K			0-1 F9	2-3 K	2-2 F9	0-1 F9			3 0 0 0 0 2 1 1 0 0 0 0 0 1 1 0 0 0 0 0 2

Inning Stats	R: 5	H: 5	E: 0	K: 1	S: 15	LOB: 1	BB: 1	P: 27	R: 0	H: 1	E: 0	K: 0	S: 11	LOB: 2	BB: 1	P: 18	R: 0	H: 0	E: 0	K: 0	S: 3	LOB: 0	BB: 0	P: 4	R: 3	H: 4	E: 0	K: 0	S: 17	LOB: 2	BB: 1	P: 22	R: 0	H: 0	E: 0	K: 1	S: 8	LOB: 0	BB: 0	P: 12	R: 4	H: 4	E: 0	K: 1	S: 21	LOB: 1	BB: 1	P: 32	R: 0	H: 0	E: 0	K: 1	S: 7	LOB: 0	BB: 0	P: 13	R: 1	H: 3	E: 0	K: 0	S: 12	LOB: 2	BB: 1	P: 18
--------------	------	------	------	------	-------	--------	-------	-------	------	------	------	------	-------	--------	-------	-------	------	------	------	------	------	--------	-------	------	------	------	------	------	-------	--------	-------	-------	------	------	------	------	------	--------	-------	-------	------	------	------	------	-------	--------	-------	-------	------	------	------	------	------	--------	-------	-------	------	------	------	------	-------	--------	-------	-------

PITCHER	IP	WLS	BF	H	R	ER	SO	BB	IBB	HBP	BLK	WP	HR	S	P	ERA	WHIP
Eric Gunderson, L ERA: 6.92	(1, 1)	0.2	L	8	5	5	0	1	0	0	0	0	0	12	21	67.50	9.000
Randy O'Neal, R ERA: 3.12	(1, 1)	1.0		5	1	0	1	1	0	0	0	0	0	12	22	0.00	2.000
Dan Quisenberry, R ERA: 13.5	(2, 1)	2.1		12	4	3	0	1	0	0	0	0	0	22	28	11.57	2.143
Andy McGaffigan, R ERA: 17.36	(5, 1)	1.1		9	4	4	2	1	0	0	0	0	1	25	37	27.00	3.750
Ernie Camacho, R ERA:	(6, 1)	1.2		5	0	0	1	0	0	0	0	1	0	11	20	0.00	0.000


BOTTOM

San Francisco Giants @ San Diego Padres
Jack Murphy Stadium, San Diego, CA

Mon Apr 23 1990, 10:05 PM EDT
Att: 11,312 - Cloudy - 62 F

AB	40
R	13
H	17
RBI	13
BB	5
SO	4
LOB	19

WP: 1 PA: 45
PB: 0
SB: 1
CS: 0



PITCHER	IP	WLS	BF	H	R	ER	SO	BB	IBB	HBP	BLK	WP	HR	S	P	ERA	WHIP
Jeff Brantley, R ERA: 2.89	(8, 1)	1.0		6	3	1	0	1	0	0	0	0	0	12	18	9.00	4.000

Batter	1	2	3	4	5	6	7	8	9
Roberto Alomar, S OBP: 0.328, SLG: 0.379 (1, 4)	1-0 SH G6-4-3 1B	1-1 G3-1		3-2 2B 3B	1-2 G1-3	3-2 F8		0-0 FC6-4 FC6	
Bip Roberts, S OBP: 0.268, SLG: 0.365 (1, 5)	0-0 SH G6-4-3 1B BLK	1-0 F8		1-0 E 2B	0-1 BB 1B		0-2 F8	1-0 FC6 E	
Tony Gwynn, L OBP: 0.387, SLG: 0.509 (1, 9)	1-0 G6-4-3 1B		0-0 G1-3	4-0 E IBB	4-0 BB IBB		3-1 WP BLK 1B	0-0 E2 2B	
Jack Clark, R OBP: 0.407, SLG: 0.442 (1, 3)	2-2 G6-4-3 1-2f 2-3 3-H		2-3 K	2-2 E5 FC5-4	4-1 BB		4-2 F9 1B BB	0-0 F6	
Joe Carter, R OBP: 0.293, SLG: 0.429 (1, 8)	3-1 BB 1B		0-0 P5	1-2 FC5-4 1-2f	1-1 F5		1-2 E 1B		
Fred Lynn, L OBP: 0.341, SLG: 0.441 (1, 7)	4-1 BB SAFE 1B			1-2 G4-3	0-2 2B 1B	0-0 F7	0-1 F9		
Benito Santiago, R OBP: 0.463, SLG: 0.680 (1, 2)	1-0 F9			1-1 1B 3B	1-1 1B 2B	1-0 G5-3	0-1 E8 1B		
Garry Templeton, S OBP: 0.265, SLG: 0.354 (1, 6)		1-0 G3-1 2B		0-0 SH1-4 3B 1B	2-1 F7	1-0 1B	0-0 F8		
Dennis Rasmussen, L OBP: 0.400, SLG: 0.400 (1, 1)		0-0 F8		0-0 SH1-4	1-0 1B BB G1-3 1B	3-1 1B		0-0 FC6-4 1B	
Shawn Abner, R OBP: 0.600, SLG: 0.600 (8, PH)									
Rafael Valdez, R (9, 1)									

Inning Stats	R: 2 E: 1 K: 0 S: 10	H: 3 LOB: 2 BB: 1 P: 22	R: 0 E: 0 K: 0 S: 5	H: 1 LOB: 1 BB: 0 P: 8	R: 0 E: 0 K: 1 S: 5	H: 0 LOB: 0 BB: 0 P: 7	R: 4 E: 1 K: 0 S: 21	H: 4 LOB: 2 BB: 1 P: 34	R: 3 E: 0 K: 0 S: 16	H: 4 LOB: 3 BB: 2 P: 30	R: 0 E: 0 K: 0 S: 8	H: 2 LOB: 2 BB: 0 P: 16	R: 2 E: 1 K: 0 S: 16	H: 3 LOB: 2 BB: 1 P: 24	R: 2 E: 1 K: 0 S: 5	H: 2 LOB: 0 BB: 0 P: 6
1B: 13 2B: 4 3B: 2 HR: 0	SF: 0 SAC: 2 DP: 1 HBP: 0	WP: 1 PB: 0 SB: 0 CS: 0	PA: 49													

PITCHER	IP	WLS	BF	H	R	ER	SO	BB	IBB	HBP	BLK	WP	HR	S	P	ERA	WHIP
Greg Maddux, R ERA: 2.89 (1, 1)	4.0	L	23	8	6	3	1	1	1	0	1	0	0	41	71	6.75	2.250
Jeff Pico, R ERA: 10.13 (5, 1)	2.0		14	6	3	3	0	1	1	0	0	0	0	24	46	13.50	3.500
Joe Kraemer, L ERA: 7.56 (7, 1)	2.0		12	5	4	3	0	1	0	0	1	1	0	21	30	13.50	3.000

Chicago Cubs @ San Diego Padres
Jack Murphy Stadium, San Diego, CA
 Tue Apr 24 1990, 10:05 PM EDT
 Att: 19,474 - Unknown - 60 F

AB	42
R	13
H	19
RBI	9
BB	5
SO	1
LOB	24



Batter	1	2	3	4	5	6	7	8	9	AB R H RBI BB SO LOB	TOP											
Jerome Walton, R (1, 8) OBP: 0.400, SLG: 0.317	1-1 G4-3		1-2 F7			4-2 B 1-2 BB		2-2 G4-3		3 0 0 0 1 0 1												
23 Ryne Sandberg, R (1, 4) OBP: 0.274, SLG: 0.356	0-1 F9			2-3 K		0-0 L4-6		0-1 F9		4 0 0 0 0 1 2												
Dwight Smith, L (1, 7) OBP: 0.359, SLG: 0.394	0-0 G4-3			1-2 L5-3 1B		1-2 2B		3-1 G3		4 0 2 0 0 0 0												
Mark Grace, L (1, 3) OBP: 0.397, SLG: 0.306		2-1 FC5-4 1B		1-1 L5-3		2-2 P6		0-0 F7		4 0 1 0 0 0 1												
Andre Dawson, R (1, 9) OBP: 0.326, SLG: 0.605		0-0 FC5-4 G5-4-3		0-1 F8		1-2 1B 1B				3 0 1 0 0 0 1												
Luis Salazar, R (1, 5) OBP: 0.286, SLG: 0.313		1-2 G5-4-3		1-2 G4-3		1-1 1B				3 0 1 0 0 0 1												
Shawon Dunston, R (1, 6) OBP: 0.250, SLG: 0.310 Les Lancaster, R (7, 1)			0-1 G1-3		2-0 G5-3		0-3 K			3 0 0 0 0 1 2 0 0 0 0 0 0 0												
Joe Girardi, R (1, 2) OBP: 0.303, SLG: 0.290 Dave Clark, L (8, PH) OBP: 0.333, SLG: 0.333 Domingo Ramos, R (8, 6) OBP: 0.357, SLG: 0.308			1-0 F9			1-1 F9		0-0 F8		2 0 0 0 0 0 0 1 0 0 0 0 0 0 0 0 0 0 0 0 0												
Mike Bielecki, R (1, 1) OBP: 0.500, SLG: 0.500 Paul Assenmacher, L (7, 1) Greg Smith, S (7, 6) Marvell Wynne, L (8, PH) OBP: 0.176, SLG: 0.250 Rick Wrona, R (8, 2) OBP: 0.364, SLG: 0.300			0-0 1B			0-1 23 L4-6 BB 1B		2-2 F7		2 0 2 0 0 0 0 0 0 0 0 0 0 0 0 0 0 0 0 0 0 1 0 0 0 0 0 0 0 0 0 0 0 0 0												
Inning Stats	R: 0 E: 0 K: 0 S: 5	H: 0 LOB: 0 BB: 0 P: 6	R: 0 E: 0 K: 0 S: 7	H: 1 LOB: 0 BB: 0 P: 10	R: 0 E: 0 K: 0 S: 8	H: 1 LOB: 1 BB: 0 P: 10	R: 0 E: 0 K: 1 S: 8	H: 1 LOB: 0 BB: 0 P: 12	R: 0 E: 0 K: 0 S: 6	H: 0 LOB: 0 BB: 0 P: 9	R: 0 E: 0 K: 0 S: 10	H: 1 LOB: 1 BB: 1 P: 15	R: 0 E: 0 K: 1 S: 14	H: 3 LOB: 2 BB: 0 P: 19	R: 0 E: 0 K: 0 S: 7	H: 0 LOB: 0 BB: 0 P: 11	R: 0 E: 0 K: 0 S: 5	H: 0 LOB: 0 BB: 0 P: 8	1B: 6 2B: 3 3B: 0 HR: 0	SF: 0 SAC: 0 DP: 3 HBP: 0	WP: 0 PB: 0 SB: 0 CS: 0	PA: 31
PITCHER Ed Whitson, R (1, 1) ERA: 1.5	IP: 9.0 WLS: W BF: 31 H: 7 R: 0 ER: 0 SO: 2 BB: 1 IBB: 0 HBP: 0 BLK: 0 WP: 0 HR: 0 S: 70 P: 100 ERA: 0.00 WHIP: 0.889																					

Chicago Cubs @ San Diego Padres
Jack Murphy Stadium, San Diego, CA

Wed Apr 25 1990, 10:05 PM EDT
Att. 22,305 - Unknown - 65 F

livebaseballscorecards.com

AB	30
R	0
H	7
RBI	0
BB	1
SO	2
LOB	8



Batter	1	2	3	4	5	6	7	8	9	AB R H RBI BB SO LOB	TOP											
Jerome Walton, R (1, 8) OBP: 0.387, SLG: 0.308	2-3 K		0-0 F8			2-0 L9		2-1 23 1B	3-2 G6-3	5 1 1 1 0 1 1												
23 Ryne Sandberg, R (1, 4) OBP: 0.273, SLG: 0.349	2-1 P4		3-2 G5-3			1-1 G4-3		1-1 WP 1B		4 0 1 0 0 0 0												
Mark Grace, L (1, 3) OBP: 0.403, SLG: 0.308	4-2 FC5 1B BB				3-3 K	2-2 F7		2-0 WP 1B		3 0 1 1 1 1 0												
Andre Dawson, R (1, 9) OBP: 0.340, SLG: 0.587	1-1 1-2 1B				0-3 K			4-1 1-2 2-3 IBB		3 0 1 0 1 1 0												
Lloyd McClendon, R (1, 7) OBP: 0.231, SLG: 0.324 Dwight Smith, L (8, PH) OBP: 0.350, SLG: 0.382 Doug Dascenzo, S (8, 7) OBP: 0.182, SLG: 0.455	2-1 FC5 2-3f				3-0 F8		0-2 F5-3	2-0 F9		3 0 0 0 0 0 2 1 0 0 0 0 0 3 0 0 0 0 0 0 0												
Domingo Ramos, R (1, 5) OBP: 0.278, SLG: 0.235		1-1 G4-3			1-3 K		1-1 G3		3-3 K	4 0 0 0 0 2 0												
Shawon Dunston, R (1, 6) OBP: 0.266, SLG: 0.387		0-3 K			0-1 S CS 2B			3-2 F8	0-0 HR	4 1 2 1 0 1 0												
Joe Girardi, R (1, 2) OBP: 0.324, SLG: 0.343		1-3 K			0-0 E5 S			0-1 WP SH2-4 1B	1-1 2B	4 1 2 0 0 1 1												
Mike Harkey, R (1, 1) OBP: 0.250, SLG: 0.250 Mitch Williams, L (8, 1)			1-3 K		1-2 L3 1-2 2-H			0-0 SH2-4	0-0 F8	2 0 0 0 0 1 2 1 0 0 0 0 0 1												
Inning Stats	R: 0 E: 0 K: 1 S: 11	H: 1 LOB: 2 BB: 1 P: 22	R: 0 E: 0 K: 2 S: 9	H: 0 LOB: 0 BB: 0 P: 11	R: 0 E: 0 K: 1 S: 7	H: 0 LOB: 0 BB: 0 P: 11	R: 0 E: 0 K: 2 S: 7	H: 0 LOB: 0 BB: 0 P: 13	R: 0 E: 1 K: 1 S: 9	H: 1 LOB: 1 BB: 0 P: 11	R: 0 E: 0 K: 0 S: 7	H: 0 LOB: 0 BB: 0 P: 12	R: 0 E: 0 K: 0 S: 8	H: 0 LOB: 0 BB: 0 P: 9	R: 2 E: 0 K: 0 S: 15	H: 4 LOB: 3 BB: 1 P: 28	R: 1 E: 0 K: 1 S: 14	H: 2 LOB: 1 BB: 0 P: 21	1B: 5 2B: 2 3B: 0 HR: 1	SF: 0 SAC: 1 DP: 0 HBP: 0	WP: 2 PB: 0 SB: 2 CS: 1	PA: 37
PITCHER	IP WLS BF H R ER SO BB IBB HBP BLK WP HR S P ERA WHIP																					
Bruce Hurst, L (1, 1) ERA: 4.55	7.2 L 30 6 2 2 7 1 0 0 0 1 0 71 109 2.35 0.913																					
Greg Harris, R (8, 1) ERA: 1.38	0.0 1 0 0 0 0 0 1 0 0 1 0 1 5 ∞ ∞																					
Craig Lefferts, L (8, 1) ERA: 1.59	1.1 6 2 1 1 1 0 0 0 0 0 1 15 24 6.75 1.500																					

Chicago Cubs @ San Diego Padres
 Jack Murphy Stadium, San Diego, CA
 Thu Apr 26 1990, 6:33 AM EDT
 Att. 29,168 - Sunny - 80 F

livebaseballscorecards.com

AB	34
R	3
H	8
RBI	3
BB	2
SO	8
LOB	10



Batter	1	2	3	4	5	6	7	8	9	AB R H RBI BB SO LOB	TOP											
Wally Backman, S (1, 5) OBP: 0.465, SLG: 0.474 Rafael Belliard, R (9, PR) OBP: 0.500, SLG: 0.667 (9, 5)	0-0 L3 1B		0-0 2B 1B	0-0 1-3 2-H 3-H 2B		0-0 BB 1-2 1B	0-0 2-H 1B		0-0 2-3 1B	6 1 6 2 0 0 0 0 0 0 0 0 0 0												
Jay Bell, R (1, 6) OBP: 0.319, SLG: 0.303	0-0 L3 1-2		0-0 4-3 1-H 2B	0-0 F8		0-0 BB 1-2 2-3 1B		0-3 K	0-0 F8	6 0 2 1 0 1 5												
Andy Van Slyke, L (1, 8) OBP: 0.347, SLG: 0.538	0-0 3B		0-0 4-3 2-3		0-3 K	4-0 BB 1-2 2-3 3-H BB		0-0 HR		4 1 2 2 1 1 1												
Bobby Bonilla, S (1, 9) OBP: 0.295, SLG: 0.566	0-0 F8		0-0 4-3		0-0 F7	0-3 K		0-0 G3		5 0 0 0 0 1 5												
Barry Bonds, L (1, 7) OBP: 0.344, SLG: 0.547		0-0 HR		0-0 S 2B 2B	0-0 1B		0-0 G3	0-0 HR		5 3 4 2 0 0 0												
Sid Bream, L (1, 3) OBP: 0.317, SLG: 0.368		0-0 F8		0-3 K	0-0 G3		0-0 2B 1B	0-0 6-3		5 0 1 0 0 1 2												
Michael LaValiere, L (1, 2) OBP: 0.333, SLG: 0.219		0-0 4-3		4-0 BB 2B IBB		0-0 F9	0-0 1-H 2B 2B	0-0 F7		4 2 1 0 1 0 0												
Jose Lind, R (1, 4) OBP: 0.309, SLG: 0.313		0-3 K		0-3 K		0-0 L8	4-0 2B IBB	0-0 F8		4 1 0 0 1 2 2												
Neal Heaton, L (1, 1) OBP: 0.273, SLG: 0.111 Doug Bair, R (6, 1) R.J. Reynolds, S (7, PH) OBP: 0.355, SLG: 0.379 Bob Patterson, R (7, 1) Ted Power, R (8, 1) OBP: 0.333, SLG: 0.667		0-0 4-3		0-0 4-3 2B 1-2 BB		0-0 1B BB 1B	0-0 1-H 2-H 1B 2B	0-0 1B 2B		2 1 1 0 1 0 0 0 0 0 0 0 0 0 1 0 1 2 0 0 0 0 0 0 0 0 0 0 1 0 1 0 0 0 0												
Inning Stats	R: 0 E: 0 K: 0 S: 4	H: 2 LOB: 1 BB: 0 P: 4	R: 1 E: 0 K: 1 S: 6	H: 1 LOB: 0 BB: 0 P: 6	R: 1 E: 0 K: 0 S: 5	H: 2 LOB: 1 BB: 0 P: 5	R: 2 E: 0 K: 2 S: 9	H: 2 LOB: 2 BB: 2 P: 17	R: 0 E: 0 K: 1 S: 6	H: 1 LOB: 1 BB: 0 P: 6	R: 1 E: 0 K: 1 S: 8	H: 3 LOB: 3 BB: 1 P: 12	R: 2 E: 0 K: 0 S: 5	H: 4 LOB: 2 BB: 1 P: 9	R: 2 E: 0 K: 1 S: 7	H: 2 LOB: 0 BB: 0 P: 7	R: 0 E: 0 K: 0 S: 5	H: 2 LOB: 2 BB: 0 P: 5	1B: 9 2B: 7 3B: 1 HR: 3	SF: 0 SAC: 0 DP: 1 HBP: 0	WP: 0 PB: 0 SB: 1 CS: 0	PA: 47
PITCHER	IP WLS BF H R ER SO BB IBB HBP BLK WP HR S P ERA WHIP																				PITCHER	IP WLS BF H R ER SO BB IBB HBP BLK WP HR S P ERA WHIP
Eric Show, R (1, 1) ERA: 4.87	3.2 L 18 6 4 4 3 1 1 0 0 0 1 22 30 9.82 1.909																					
Pat Clements, L (4, 1) ERA:	1.1 6 2 0 0 1 0 0 0 0 0 0 0 8 8 0.00 1.500																					
Mark Grant, R (6, 1) ERA: 6.97	2.0 13 7 3 3 1 1 1 0 0 0 0 0 13 21 13.50 4.000																					
Rafael Valdez, R (8, 1) ERA: 11.12	2.0 10 4 2 2 1 0 0 0 0 0 0 0 2 12 12 9.00 2.000																					

Pittsburgh Pirates @ San Diego Padres
 Jack Murphy Stadium, San Diego, CA
 Fri Apr 27 1990, 10:05 PM EDT
 Att: 23,376 - Unknown

livebaseballscorecards.com

AB 43
 R 9
 H 19
 RBI 9
 BB 4
 SO 6
 LOB 15



Batter	1	2	3	4	5	6	7	8	9	AB R H RBI BB SO LOB	TOP											
Wally Backman, S (1, 5) OBP: 0.438, SLG: 0.465	0-3 K		0-0 G4-3	2-1 1B 1-3 2B		0-0 FC6-4 1-2f			1-3 K	5 0 1 0 0 2 1												
Jose Lind, R (1, 4) OBP: 0.329, SLG: 0.324	4-0 F9 BB E BB		1-0 1B 1B	1-2 1B			1-0 F8		0-2 L9	4 2 2 1 1 0 0												
Andy Van Slyke, L (1, 8) OBP: 0.364, SLG: 0.536	4-0 1B 1-2 BB		3-1 1 SAFE 1 SAFE 1 B 1 B X	0-2 L3			1-1 F7		1-1 1B	4 1 2 0 1 0 2												
Bobby Bonilla, S (1, 9) OBP: 0.301, SLG: 0.556	1-2 F9 2-3		2-1 G4-3 BLK 1-2 1B		3-3 K		0-1 1B 1B		0-0 P4	5 0 2 1 0 1 3												
Barry Bonds, L (1, 7) OBP: 0.369, SLG: 0.561	2-1 1 SAFE 1 SAFE 1 B 3 SAFE X		2-2 G4-3	0-1 G4-6-3 1B			2-2 1B			4 0 3 1 0 0 1												
Sid Bream, L (1, 3) OBP: 0.269, SLG: 0.333	3-3 K		2-2 F8	0-0 G4-6-3 1-2f			1-2 F8			4 0 0 0 0 1 6												
Michael LaValliere, L (1, 2) OBP: 0.333, SLG: 0.229		1-2 P5		3-2 G4-3		0-0 FC6-4 1B		3-2 F7		3 0 1 0 0 0 0												
Don Slaught, R (8, PH) OBP: 0.500, SLG: 0.667										1 0 0 0 0 0 0	AB 38											
Rafael Belliard, R (1, 6) OBP: 0.286, SLG: 0.333		0-2 G4-3		1-2 G1-3		1-3 K		0-3 K		3 0 0 0 0 1 1	R 4											
Jay Bell, R (8, PH) OBP: 0.315, SLG: 0.299										1 0 0 0 0 1 0	H 12											
Bob Walk, R (1, 1) OBP: 0.333, SLG: 0.333		0-0 P8		1-2 2B 1B		0-3 K		3-3 K		3 1 1 0 0 1 1	RBI 3											
Doug Bair, R (7, 1)										0 0 0 0 0 0 0	BB 2											
Gary Redus, R (8, PH) OBP: 0.306, SLG: 0.355										1 0 0 0 0 1 0	SO 8											
Scott Ruskin, R (8, 1)										0 0 0 0 0 0 0	LOB 15											
Bill Landrum, R (8, 1)										0 0 0 0 0 0 0												
Inning Stats	R: 1 E: 1 K: 2 S: 13	H: 1 LOB: 2 BB: 2 P: 27	R: 0 E: 0 K: 0 S: 7	H: 0 LOB: 0 BB: 0 P: 8	R: 2 E: 0 K: 0 S: 12	H: 3 LOB: 1 BB: 0 P: 22	R: 1 E: 0 K: 0 S: 18	H: 3 LOB: 2 BB: 0 P: 26	R: 0 E: 0 K: 1 S: 7	H: 1 LOB: 0 BB: 0 P: 10	R: 0 E: 0 K: 2 S: 8	H: 1 LOB: 1 BB: 0 P: 9	R: 0 E: 0 K: 0 S: 11	H: 2 LOB: 2 BB: 0 P: 16	R: 0 E: 0 K: 2 S: 9	H: 0 LOB: 0 BB: 0 P: 15	R: 0 E: 0 K: 1 S: 9	H: 1 LOB: 1 BB: 0 P: 11	1B: 11 2B: 1 3B: 0 HR: 0	SF: 0 SAC: 0 DP: 1 HBP: 0	WP: 0 PB: 0 SB: 0 CS: 0	PA: 40
PITCHER	IP WLS BF H R ER SO BB IBB HBP BLK WP HR S P ERA WHIP																					
Andy Benes, R (1, 1) ERA: 4.35	3.2 L 20 7 4 4 2 2 0 0 0 1 0 0 47 80 9.82 2.455																					
Pat Clements, L (4, 1) ERA:	1.1 4 1 0 0 1 0 0 0 0 0 0 0 10 13 0.00 0.750																					
Greg Harris, R (6, 1) ERA: 1.2	2.0 9 3 0 0 2 0 0 0 0 0 0 0 19 25 0.00 1.500																					
Craig Lefferts, L (8, 1) ERA: 1.17	2.0 7 1 0 0 3 0 0 0 0 0 0 0 18 26 0.00 0.500																					

Pittsburgh Pirates @ San Diego Padres
Jack Murphy Stadium, San Diego, CA

Sat Apr 28 1990, 10:05 PM EDT
Att. 26,473 - Unknown - 65 F

livebaseballscorecards.com



BOTTOM

Pittsburgh Pirates @ San Diego Padres
Jack Murphy Stadium, San Diego, CA
Sat Apr 28 1990, 10:05 PM EDT
Att: 26,473 - Unknown - 65 F

livebaseballscorecards.com

AB	34
R	3
H	8
RBI	3
BB	1
SO	6
LOB	13



WP:	1	PA:	36
PB:	0		
SB:	0		
CS:	1		

AB R H RBI BB SO LOB

4 1 1 1 0 0 1

4 0 2 0 0 0 0

4 0 0 0 0 0 3

3 1 1 1 1 1 1

4 0 0 0 0 1 3

4 0 1 0 0 1 0

4 1 3 1 0 0 1

3 0 0 0 0 1 1

1B: 4 SF: 0
2B: 1 SAC: 1
3B: 0 DP: 0
HR: 3 HBP: 0

Batter	1	2	3	4	5	6	7	8	9
Bip Roberts, S OBP: 0.288, SLG: 0.435 (1, 5)	3-2 F8		1-2 F7			1-2 IHR	1-1 G3		
Roberto Alomar, S OBP: 0.329, SLG: 0.362 (1, 4)	0-1 E6 CS			1-2 G1-3		1-0 WP G4-3 FC3-2 1B		0-1 G4-3 1B	
Tony Gwynn, L OBP: 0.351, SLG: 0.444 (1, 9)	3-1 P6			0-1 G4-3		3-1 G4-3		3-2 G4-3	
Jack Clark, R OBP: 0.423, SLG: 0.471 (1, 3)		1-3 K		3-2 HR		4-2 FC3-2 1B BB		0-1 F9	
Joe Carter, R OBP: 0.257, SLG: 0.403 (1, 8)		0-1 F7		2-3 K		0-0 FC3-2 1B		0-0 G5-3	
Fred Lynn, L OBP: 0.294, SLG: 0.364 (1, 7)		3-1 E3			2-0 G4-3	2-0 1B		2-3 K	
Benito Santiago, R OBP: 0.433, SLG: 0.667 Joey Cora, S OBP: 0.333, SLG: 0.250 (9, PR)		0-1 P4			3-2 HR		0-0 G3-1 SH5-4 1B	3-2 G4-3 2B	
Garry Templeton, S OBP: 0.267, SLG: 0.328 (1, 6)			0-3 K		0-0 F9		0-0 SH5-4	0-0 G4-3	
Andy Benes, R Pat Clements, R Rob Nelson, L Greg Harris, R Phil Stephenson, L Craig Lefferts, L Mike Pagliarulo, L			1-3 K		3-3 K		2-1 G3-1	3-2 G3-1	

Inning Stats	R: 0	H: 0	E: 1	LOB: 0	K: 0	BB: 0	S: 9	P: 14
	R: 0	H: 0	E: 1	LOB: 1	K: 1	BB: 0	S: 9	P: 13
	R: 0	H: 0	E: 0	LOB: 0	K: 2	BB: 0	S: 10	P: 12
	R: 1	H: 1	E: 0	LOB: 0	K: 1	BB: 0	S: 14	P: 20
	R: 1	H: 1	E: 0	LOB: 0	K: 1	BB: 0	S: 8	P: 16
	R: 1	H: 3	E: 0	LOB: 2	K: 0	BB: 1	S: 12	P: 23
	R: 0	H: 1	E: 0	LOB: 1	K: 0	BB: 0	S: 6	P: 9
	R: 0	H: 1	E: 0	LOB: 1	K: 0	BB: 0	S: 8	P: 11
	R: 0	H: 1	E: 0	LOB: 2	K: 1	BB: 0	S: 12	P: 20

PITCHER	IP	WLS	BF	H	R	ER	SO	BB	IBB	HBP	BLK	WP	HR	S	P	ERA	WHIP
Bob Walk, R ERA: 3.92 (1, 1)	6.0	W	24	5	3	3	5	1	0	0	0	1	2	62	98	4.50	1.000
Doug Bair, R ERA: 2.16 (7, 1)	1.0		4	1	0	0	0	0	0	0	0	0	0	6	9	0.00	1.000
Scott Ruskin, L ERA: 2.35 (8, 1)	0.1		2	1	0	0	0	0	0	0	0	0	0	5	8	0.00	3.000
Bill Landrum, R ERA: 0.87 (8, 1)	1.2	S	6	1	0	0	1	0	0	0	0	0	0	15	23	0.00	0.600

Batter	1	2	3	4	5	6	7	8	9	AB R H RBI BB SO LOB	TOP											
Barry Bonds, L (1, 7) OBP: 0.400, SLG: 0.617	0-2 F8		1-2 S SH1-4 3B 1B	1-0 HR		4-0 HR IBB			4-1 HR BB	3 4 2 3 2 0 0												
Jay Bell, R (1, 6) OBP: 0.338, SLG: 0.348	4-2 BB		1-1 SH1-4	4-1 CS BB		3-2 HR			1-1 P4	2 1 1 3 2 0 1												
Gary Redus, R (1, 3) OBP: 0.300, SLG: 0.400	1-2 F9		1-0 3B	1-0 CS	2-2 F7	0-0 F7			1-3 K	4 0 1 1 0 0 1												
Sid Bream, L (6, 3) OBP: 0.283, SLG: 0.326	1-2 F9		2-H 3B	1-2 3B					2-1 HR	1 0 0 0 0 1 1												
Bobby Bonilla, S (1, 9) OBP: 0.295, SLG: 0.570	0-0 F9		1-2 P4		1-0 P3				2-1 HR	5 1 1 2 0 1 2												
Jeff King, R (1, 5) OBP: 0.163, SLG: 0.205			1-3 K		2-1 G1-3				1-0 F9	5 0 0 0 0 1 1												
R.J. Reynolds, S (1, 8) OBP: 0.343, SLG: 0.344					4-0 SH1-4 1B HR BB				0-2 G1-3	3 1 0 0 1 0 0												
Don Slaught, R (1, 2) OBP: 0.500, SLG: 0.774					0-0 F7				0-0 G4-3	4 1 2 1 0 0 1												
Jose Lind, R (1, 4) OBP: 0.351, SLG: 0.329					0-0 F7				1-2 F7	2 2 1 0 2 0 0												
Doug Drabek, R (1, 1) OBP: 0.375, SLG: 0.714					1-0 SH1-4 HR 1B				1-0 G4-3	1 0 0 0 0 1 2												
Bob Patterson, R (7, 1)					1-2 HR 1B				1-3 K	1 0 0 0 0 1 0												
Scott Ruskin, R (9, 1)					0-0 SH1-4				0-2 SH1-4	0 0 0 0 0 0 0												
					1-2 2-3																	
Inning Stats	R: 0 E: 0 K: 0 S: 9	H: 0 LOB: 1 BB: 1 P: 14	R: 0 E: 0 K: 1 S: 13	H: 1 LOB: 2 BB: 1 P: 18	R: 1 E: 0 K: 1 S: 13	H: 2 LOB: 1 BB: 0 P: 18	R: 3 E: 0 K: 0 S: 5	H: 2 LOB: 0 BB: 2 P: 16	R: 0 E: 0 K: 0 S: 8	H: 0 LOB: 0 BB: 0 P: 13	R: 4 E: 0 K: 0 S: 13	H: 2 LOB: 0 BB: 2 P: 25	R: 0 E: 0 K: 1 S: 7	H: 0 LOB: 0 BB: 0 P: 7	R: 0 E: 0 K: 1 S: 7	H: 0 LOB: 0 BB: 0 P: 10	R: 2 E: 0 K: 1 S: 11	H: 1 LOB: 0 BB: 1 P: 20	1B: 2 2B: 1 3B: 1 HR: 4	SF: 0 SAC: 3 DP: 0 HBP: 0	WP: 0 PB: 0 SB: 1 CS: 1	PA: 42
PITCHER	IP WLS BF H R ER SO BB IBB HBP BLK WP HR S P ERA WHIP																					
Dennis Rasmussen, L (1, 1) ERA: 5.12	5.0 L 23 5 4 4 2 3 1 0 0 0 1 48 79 7.20 1.600																					
Mark Grant, R (6, 1) ERA: 8.76	2.0 10 2 4 4 1 1 1 0 0 0 2 20 32 18.00 1.500																					
Calvin Schiraldi, R (8, 1) ERA: 3.29	2.0 8 1 2 2 2 1 0 0 0 0 1 18 30 9.00 1.000																					

Pittsburgh Pirates @ San Diego Padres
Jack Murphy Stadium, San Diego, CA

Sun Apr 29 1990, 6:33 AM EDT
Att. 27,206 - Overcast - 65 F

livebaseballscorecards.com

AB	31
R	10
H	8
RBI	10
BB	7
SO	5
LOB	9




Batter	1	2	3	4	5	6	7	8	9	AB R H RBI BB SO LOB
Roberto Alomar, S OBP: 0.346, SLG: 0.370 (1, 4)	2-1 FC6-4 1B	3-2 1-3 3-H 1B			4-1 1B BB		0-3 K		1-1 F9	4 0 2 1 1 1 1
Bip Roberts, S OBP: 0.286, SLG: 0.424 (1, 5)	0-1 FC6-4 G6-3 1-2f		3-3 K		1-2 1-2 1B		0-0 FC5-4 1-2f			4 0 1 0 0 1 2
Tony Gwynn, L OBP: 0.346, SLG: 0.447 (1, 9)	0-1 G6-3 1-2		0-0 2B		2-2 F9		1-2 G3			4 0 1 0 0 0 4
Jack Clark, R OBP: 0.413, SLG: 0.444 (1, 3)	4-2 BB		1-2 F7		0-0 F7			1-0 G4-3		3 0 0 0 1 0 3
Joe Carter, R OBP: 0.256, SLG: 0.387 (1, 8)	1-0 P4		3-2 G5-3		2-1 B1-3			4-2 BB		3 0 0 0 1 0 3
Fred Lynn, L OBP: 0.309, SLG: 0.375 (1, 7)		1-2 1B G3 1B 1B		0-1 F8		2-2 1B		0-0 P5		4 1 2 0 0 0 1
Garry Templeton, S OBP: 0.250, SLG: 0.306 (1, 6)		1-0 G3		1-3 K		1-0 L7		3-2 P3		4 0 0 0 0 1 3
Mark Parent, R OBP: 0.364, SLG: 0.300 (1, 2)		2-2 1B 2-3 1B		0-2 P4		2-2 F8			1-3 K	4 0 1 0 0 1 1
Dennis Rasmussen, L OBP: 0.333, SLG: 0.333 (5, PH) Rob Nelson, L (6, 1) Mark Grant, R (7, PH) Mike Pagliarulo, L OBP: 0.267, SLG: 0.091 (8, 1) Calvin Schiraldi, R (9, PH) Shawn Abner, R OBP: 0.400, SLG: 0.400		2-3 K		2-3 K		0-2 FC5-4 1B		0-0 F9		1 0 0 0 0 0 1 2 1 0 0 0 0 0 1 0 0 0 0 0 0 0 0 0 1 0 1 0 0 0 0 0 0 0 0 0 0 0 0 0 1 0 0 0 0 0 0 0

Inning Stats	R: 0	H: 1	E: 0	K: 0	S: 9	LOB: 2	BB: 1	P: 16	R: 1	H: 3	E: 0	K: 1	S: 15	LOB: 2	BB: 2	P: 24	R: 0	H: 1	E: 0	K: 1	S: 12	LOB: 1	BB: 0	P: 19	R: 0	H: 0	E: 0	K: 1	S: 8	LOB: 0	BB: 0	P: 9	R: 0	H: 1	E: 0	K: 1	S: 11	LOB: 2	BB: 1	P: 20	R: 0	H: 1	E: 0	K: 0	S: 9	LOB: 1	BB: 0	P: 16	R: 0	H: 1	E: 0	K: 1	S: 13	LOB: 1	BB: 0	P: 14	R: 0	H: 0	E: 0	K: 0	S: 10	LOB: 1	BB: 1	P: 18	R: 0	H: 0	E: 0	K: 1	S: 6	LOB: 0	BB: 0	P: 8	1B: 7	SF: 0	2B: 1	SAC: 0	3B: 0	DP: 0	HR: 0	HBP: 0	WP: 0	PA: 37
PITCHER	IP	WLS	BF	H	R	ER	SO	BB	IBB	HBP	BLK	WP	HR	S	P	ERA	WHIP																																																																	
Doug Drabek, R ERA: 2.37 (1, 1)	6.0		26	7	1	1	4	2	0	0	0	0	0	64	104	1.50	1.500																																																																	
Bob Patterson, L ERA: 0.84 (7, 1)	2.0		8	1	0	0	1	1	0	0	0	0	0	23	32	0.00	1.000																																																																	
Scott Ruskin, L ERA: 2.08 (9, 1)	1.0		3	0	0	0	1	0	0	0	0	0	0	6	8	0.00	0.000																																																																	

BOTTOM

Pittsburgh Pirates @ San Diego Padres
Jack Murphy Stadium, San Diego, CA
 Sun Apr 29 1990, 6:33 AM EDT
 Att. 27,206 - Overcast - 65 F

AB	34
R	1
H	8
RBI	1
BB	3
SO	6
LOB	20



Batter	1	2	3	4	5	6	7	8	9	AB R H RBI BB SO LOB	TOP		
Vince Coleman, S (1, 7) OBP: 0.333, SLG: 0.318	2-3 K		2-3 K			0-3 K		0-0 SH1-3 1B	2-3 K	5 1 1 0 0 4 2			
Ozzie Smith, S (1, 6) OBP: 0.290, SLG: 0.224	3-3 K			2-2 G5-3		4-1 WP BB		0-0 SH1-3 1-2	1-0 F9	3 0 0 0 1 1 1			
Willie McGee, S (1, 8) OBP: 0.394, SLG: 0.460	1-2 G4-3			1-1 G4-3		0-0 L7		1-3 K		4 0 0 0 0 1 2			
Pedro Guerrero, R (1, 3) OBP: 0.367, SLG: 0.550 Dave Collins, S (8, PR) OBP: 0.273, SLG: 0.200 (8, 3)		0-0 G5-3		1-0 HR		4-1 1-2 IBB		4-0 BB 1B IBB		2 1 1 1 2 0 0 0 0 0 0 0 0 0			
Denny Walling, L (1, 5) OBP: 0.172, SLG: 0.179		1-0 G1-3		1-0 F8		1-0 F9		2-2 1-2 2-H BB 1B		4 0 1 1 0 0 2			
Tom Brunansky, R (1, 9) OBP: 0.328, SLG: 0.283		0-0 P6			0-1 G4-3		3-3 K	4-2 1-2 2-3 BB		3 0 0 0 1 1 0			
Todd Zeile, R (1, 2) OBP: 0.338, SLG: 0.443			2-2 P4		2-1 2B		0-0 P6	1-2 F8		4 0 1 0 0 0 3			
José Oquendo, S (1, 4) OBP: 0.413, SLG: 0.364			4-2 SH1-4 BB		3-2 P5		1-1 2B		4-2 BB	2 0 1 0 2 0 1			
Bryn Smith, R (1, 1) OBP: 0.333, SLG: 0.333 Ken Dayley, L (8, 1) John Morris, L (9, PH) OBP: 0.286, SLG: 0.167 Scott Terry, R (9, 1)			0-1 SH1-4		1-0 G5-3		1-2 P6		1-2 P2	2 0 0 0 0 0 2 0 0 0 0 0 0 0 1 0 0 0 0 0 1 0 0 0 0 0 0 0			
Inning Stats	R: 0 E: 0 K: 2 S: 10 H: 0 LOB: 0 BB: 0 P: 16	R: 0 E: 0 K: 0 S: 3 H: 0 LOB: 0 BB: 0 P: 4	R: 0 E: 0 K: 1 S: 12 H: 0 LOB: 1 BB: 1 P: 20	R: 1 E: 0 K: 0 S: 7 H: 1 LOB: 0 BB: 0 P: 12	R: 0 E: 0 K: 0 S: 8 H: 1 LOB: 1 BB: 0 P: 14	R: 0 E: 0 K: 1 S: 8 H: 0 LOB: 2 BB: 2 P: 17	R: 0 E: 0 K: 1 S: 13 H: 1 LOB: 1 BB: 0 P: 18	R: 1 E: 0 K: 1 S: 14 H: 2 LOB: 3 BB: 2 P: 26	R: 0 E: 0 K: 1 S: 12 H: 0 LOB: 1 BB: 1 P: 20	1B: 2 2B: 2 3B: 0 HR: 1 SF: 0 SAC: 2 DP: 0 HBP: 0	WP: 1 PB: 0 SB: 0 CS: 0 PA: 38		
PITCHER	IP WLS BF H R ER SO BB IBB HBP BLK WP HR S P ERA WHIP											PITCHER	IP WLS BF H R ER SO BB IBB HBP BLK WP HR S P ERA WHIP
Ed Whitson, R (1, 1) ERA: 1.69	8.0 L 34 5 2 2 6 3 2 0 0 1 1 75 127 2.25 1.000												
Greg Harris, R (9, 1) ERA: 1.13	1.0 4 0 0 0 1 1 0 0 0 0 0 12 20 0.00 1.000												

St. Louis Cardinals @ San Diego Padres
 Jack Murphy Stadium, San Diego, CA
 Tue May 01 1990, 10:05 PM EDT
 Att: 18,562 - Unknown

livebaseballscorecards.com

AB	30
R	2
H	5
RBI	2
BB	6
SO	7
LOB	14



Batter	1	2	3	4	5	6	7	8	9	AB	R	H	RBI	BB	SO	LOB
Roberto Alomar, S OBP: 0.341, SLG: 0.364 (1, 4)	2-1 G4-3			0-1 P8		1-1 G1-3		0-0 FC6-4 1B		4	0	1	0	0	0	0
Tony Gwynn, L OBP: 0.341, SLG: 0.438 (1, 9)	1-0 L4			0-0 1B		1-1 F7		2-2 FC6-4 1-2f		4	1	1	0	0	0	1
Joe Carter, R OBP: 0.256, SLG: 0.380 (1, 8)	2-0 G5-3			3-2 1-H 1B		2-0 G5-3		2-1 G3		4	0	1	1	0	0	0
Jack Clark, R OBP: 0.418, SLG: 0.456 (1, 3)			4-1 CS BB	3-2 1-2		2-3 K		1-2 2B		3	0	1	0	1	1	1
Joey Cora, S OBP: 0.333, SLG: 0.250 (9, PR)										0	0	0	0	0	0	0
Fred Lynn, L OBP: 0.305, SLG: 0.365 (1, 7)			2-3 K 1-2	2-1 G3		0-1 1B 1B		2-3 K		4	0	1	0	0	2	3
Benito Santiago, R OBP: 0.423, SLG: 0.642 (1, 2)			0-1 F9		1-2 F8		1-1 1-2 1B		0-0 G6-3		4	0	1	0	0	1
Bip Roberts, S OBP: 0.274, SLG: 0.406 (1, 5)			1-3 K		0-2 F8		3-1 L9			3	0	0	0	0	1	2
Garry Templeton, S OBP: 0.239, SLG: 0.292 (1, 6)			2-3 K		0-2 G5-3			1-2 F8		3	0	0	0	0	1	0
Ed Whitson, R OBP: 0.250, SLG: 0.625 (1, 1)			1-2 P4			0-0 P3		0-3 K		2	0	0	0	0	0	0
Phil Stephenson, L OBP: 0.500, SLG: 0.700 (8, PH)										1	0	0	0	0	1	0
Greg Harris, R (9, 1)										0	0	0	0	0	0	0

Inning Stats	R: 0	H: 0	E: 0	K: 0	S: 4	R: 0	H: 0	E: 0	K: 1	S: 6	R: 0	H: 0	E: 0	K: 2	S: 13	R: 1	H: 2	E: 0	K: 0	S: 11	R: 0	H: 0	E: 0	K: 0	S: 10	R: 0	H: 0	E: 0	K: 1	S: 5	R: 0	H: 2	E: 0	K: 1	S: 10	R: 0	H: 1	E: 0	K: 1	S: 10	R: 0	H: 1	E: 0	K: 1	S: 11	1B: 5	SF: 0	2B: 1	SAC: 0	3B: 0	DP: 0	HR: 0	HBP: 0
	0	0	0	0	9	0	0	0	1	12	0	0	0	0	17	0	1	0	0	19	0	0	0	0	0	0	0	0	0	0	7	0	2	0	18	0	1	0	13	0	1	0	16	5	0	1	0	0	0	0			


PITCHER	IP	WLS	BF	H	R	ER	SO	BB	IBB	HBP	BLK	WP	HR	S	P	ERA	WHIP
Bryn Smith, R ERA: 2.34 (1, 1)	7.2	W	28	5	1	1	5	1	0	0	0	0	0	66	101	1.17	0.783
Ken Dayley, L ERA: (8, 1)	0.1		1	0	0	0	0	0	0	0	0	0	0	3	5	0.00	0.000
Scott Terry, R ERA: 7.71 (9, 1)	1.0	S	4	1	0	0	1	0	0	0	0	0	0	11	16	0.00	1.000

BOTTOM

St. Louis Cardinals @ San Diego Padres
Jack Murphy Stadium, San Diego, CA

Tue May 01 1990, 10:05 PM EDT
Att. 18,562 - Unknown

AB	32
R	1
H	6
RBI	1
BB	1
SO	6
LOB	8



WP	PA	ERA	WHIP
0	33		
0			
2			
1			

Batter	1	2	3	4	5	6	7	8	9
Roberto Alomar, S (1, 4) OBP: 0.348, SLG: 0.363	1-1 B4-3		2-2 S 1B		2-3 K		4-2 F8 SH1-4 BB		
Tony Gwynn, L (1, 9) OBP: 0.330, SLG: 0.422	0-1 4-3		2-1 SAFE F7		2-3 K		1-1 SH1-4		
Joe Carter, R (1, 8) OBP: 0.244, SLG: 0.361	1-2 5-3		2-3 K			0-1 P9	1-0 F8		
Jack Clark, R (1, 3) OBP: 0.422, SLG: 0.500 Craig Lefferts, L (8, 1)		4-2 BB 1B BB	0-3 K			2-1 HR	1-0 F3		
Fred Lynn, L (1, 7) OBP: 0.317, SLG: 0.375		0-1 BB 1-2 1B		1-2 1B		1-2 F7		2-3 K	
Benito Santiago, R (1, 2) OBP: 0.440, SLG: 0.671		4-0 FC6-4 BB		0-0 F7		1-0 HR 1B	2-1 SF7 3B		
Bip Roberts, S (1, 5) OBP: 0.299, SLG: 0.458		1-3 K		2-1 1-3 1B		2-1 1-H HR	4-2 S BB		
Garry Templeton, S (1, 6) OBP: 0.239, SLG: 0.294		0-0 F6		1-3 K		0-0 1B	0-0 SF7		
Bruce Hurst, L (1, 1) Phil Stephenson, L (8, 3) OBP: 0.462, SLG: 0.636		2-1 FC6-4			2-3 K	1-3 K	SAFE SAFE 1-3		

AB	R	H	RBI	BB	SO	LOB
3	0	1	0	1	1	0
3	0	0	0	0	1	1
4	0	0	0	0	1	2
3	1	1	1	1	1	2
0	0	0	0	0	0	0
4	0	2	0	0	1	0
3	2	2	0	1	0	1
3	1	2	2	1	1	3
3	0	1	1	0	1	4
3	0	0	0	0	2	4
1	0	0	0	0	0	1

AB	R	H	RBI	BB	SO	LOB
30	4	9	4	4	9	18

Inning	R	H	E	K	S	P	IP	WLS	BF	H	R	ER	SO	BB	IBB	HBP	BLK	WP	HR	S	P	ERA	WHIP
1	0	0	0	8	3	10	6.0	L	27	8	3	3	8	2	0	0	0	0	2	67	103	4.50	1.667
7	0	0	0	1	0	0	0.1		2	0	0	0	0	1	0	0	0	0	5	10	0.00	3.000	
7	0	1	1	1	1	1	1.1		6	1	1	1	1	1	0	0	0	0	10	20	6.75	1.500	
8	0	0	0	0	0	0	0.1		1	0	0	0	0	0	0	0	0	0	2	4	0.00	0.000	

WP	HR	S	P	ERA	WHIP
0	0	2	36	0	0

1B	2B	3B	HR	SF	SAC	DP	BB	HBP
6	0	1	2	1	0	0	1	0

WP	HR	S	P	ERA	WHIP
0	0	2	36	0	0

St. Louis Cardinals @ San Diego Padres
Jack Murphy Stadium, San Diego, CA
 Wed May 02 1990, 6:33 AM EDT
 Att. 18,697 - Sunny

livebaseballscorecards.com



Batter	1	2	3	4	5	6	7	8	9	AB R H RBI BB SO LOB	TOP	
Roberto Alomar, S (1, 4) OBP: 0.344, SLG: 0.357	2-2 G3-1		0-1 L7			2-1 G1-3		1-0 SH1-3 1B		4 1 1 0 0 0 0	San Diego Padres @ Chicago Cubs Wrigley Field, Chicago, IL Sat May 05 1990, 3:33 AM CDT Overcast - 55 F	
Tony Gwynn, L (1, 9) OBP: 0.341, SLG: 0.430	1-2 2B 1B		1-1 F8			2-1 2B SF7 1B		1-1 SH1-3 1-2		3 1 2 0 0 0 0		
Joe Carter, R (1, 8) OBP: 0.267, SLG: 0.391	1-2 P8			1-0 1B 1B		2-2 1-3 2B		0-0 G4-6-3 1B		4 0 3 1 0 0 1		
Jack Clark, R (1, 3) OBP: 0.425, SLG: 0.508	0-2 1-3 2B			1-3 K		4-0 FC6 IBB		0-2 G4-6-3 1-2f		3 0 1 0 1 1 2		
Fred Lynn, L (1, 7) OBP: 0.313, SLG: 0.373	1-0 G6-3			0-0 G1-6-3 1B		0-0 SF7		2-2 G3		3 0 1 1 0 0 2		
Benito Santiago, R (1, 2) OBP: 0.418, SLG: 0.635		1-0 L9		0-1 G1-6-3 1-2f		2-1 3-H FC6		2-2 G6-3		4 0 0 0 0 0 4		
Bip Roberts, S (1, 5) OBP: 0.296, SLG: 0.440		1-2 P6			4-0 G4-6-3 BB		0-1 G2-3		1-0 G3-1			3 0 0 0 1 0 0
Garry Templeton, S (1, 6) OBP: 0.230, SLG: 0.282		2-2 F7			0-2 G4-6-3 1-2f		0-2 G4-3			3 0 0 0 0 0 1		
Andy Benes, R (1, 1) Craig Lefferts, L (8, 1)			1-1 L6		3-3 K		1-3 K			3 0 0 0 0 2 0 0 0 0 0 0 0 0		
Inning Stats	R: 0 H: 2 E: 0 LOB: 2 K: 0 BB: 0 S: 15 P: 20	R: 0 H: 0 E: 0 LOB: 0 K: 0 BB: 0 S: 10 P: 14	R: 0 H: 0 E: 0 LOB: 0 K: 0 BB: 0 S: 6 P: 8	R: 0 H: 2 E: 0 LOB: 1 K: 1 BB: 0 S: 7 P: 9	R: 0 H: 0 E: 0 LOB: 0 K: 1 BB: 1 S: 8 P: 15	R: 1 H: 2 E: 0 LOB: 2 K: 0 BB: 1 S: 16 P: 27	R: 0 H: 0 E: 0 LOB: 0 K: 1 BB: 0 S: 9 P: 10	R: 1 H: 2 E: 0 LOB: 0 K: 0 BB: 0 S: 7 P: 9	R: 0 H: 0 E: 0 LOB: 0 K: 0 BB: 0 S: 7 P: 12	1B: 6 SF: 1 2B: 2 SAC: 1 3B: 0 DP: 3 HR: 0 HBP: 0	WP: 0 PA: 34 PB: 0 SB: 0 CS: 0	
PITCHER Greg Maddux, R (1, 1) ERA: 1.96	IP WLS BF H R ER SO BB IBB HBP BLK WP HR S P ERA WHIP											

AB	30
R	2
H	8
RBI	2
BB	2
SO	3
LOB	10



Batter	1	2	3	4	5	6	7	8	9	AB	R	H	RBI	BB	SO	LOB
Marvell Wynne, L OBP: 0.176, SLG: 0.161 Andre Dawson, R OBP: 0.365, SLG: 0.652 (1, 8) (8, PH) (9, 9)	1-0 F9		1-0 L9		1-0 F8			2-0 P3		3	0	0	0	0	0	0
23 Ryne Sandberg, R OBP: 0.323, SLG: 0.427 (1, 4)	3-1 2B		4-2 BB		1-3 K			0-1 G5-3		3	0	1	0	1	1	0
Dwight Smith, L OBP: 0.357, SLG: 0.367 (1, 9) (9, 8)	2-1 F7		4-2 BB		1-3 K			0-1 G3		3	0	0	0	1	1	1
Mark Grace, L OBP: 0.351, SLG: 0.304 (1, 3)	3-2 P5		3-2 G3		0-0 F8			0-0 SH1-4 HR 1B		4	1	1	0	0	0	3
Dave Clark, L OBP: 0.308, SLG: 0.308 Doug Dascenzo, S OBP: 0.231, SLG: 0.417 (1, 7) (9, PH)		1-2 G6-3	1-1 G3-1		0-2 FC6-4 1B			0-0 SH1-4		3	0	1	0	0	0	2
Luis Salazar, R OBP: 0.279, SLG: 0.292 (1, 5)		1-1 1B 1B		0-0 P4		1-1 FC6-4		0-2 G5-3		4	1	1	0	0	0	2
Shawon Dunston, R OBP: 0.330, SLG: 0.547 (1, 6)		0-1 1B CS 1B		2-3 K		1-1 P4		1-1 HR		4	1	2	2	0	1	0
Joe Girardi, R OBP: 0.333, SLG: 0.321 (1, 2)		3-2 1B 3-H		0-0 G5-3		0-0 F8		0-0 F8		3	0	1	1	0	0	0
Greg Maddux, R (1, 1)		3-3 K 3-H		0-3 K		1-2 F8				3	0	0	0	0	2	2

BOTTOM

San Diego Padres @ Chicago Cubs
Wrigley Field, Chicago, IL
Sat May 05 1990, 3:33 AM CDT
Overcast - 55 F

livebaseballscorecards.com

AB	31
R	3
H	7
RBI	3
BB	2
SO	5
LOB	10



Inning Stats	R: 0	H: 1	E: 0	K: 0	S: 8	H: 1	LOB: 1	BB: 0	P: 17	R: 1	H: 3	E: 0	K: 1	S: 17	H: 0	LOB: 2	BB: 2	P: 24	R: 0	H: 0	E: 0	K: 0	S: 11	R: 0	H: 0	E: 0	K: 1	S: 5	R: 0	H: 0	E: 0	K: 2	S: 8	R: 0	H: 1	E: 0	K: 1	S: 9	R: 0	H: 0	E: 0	K: 0	S: 6	R: 0	H: 0	E: 0	K: 0	S: 5	R: 2	H: 2	E: 0	K: 0	S: 7	1B: 5	SF: 0	2B: 2	SAC: 1	3B: 0	DP: 1	HR: 1	HBP: 0	WP: 0	PA: 34
--------------	------	------	------	------	------	------	--------	-------	-------	------	------	------	------	-------	------	--------	-------	-------	------	------	------	------	-------	------	------	------	------	------	------	------	------	------	------	------	------	------	------	------	------	------	------	------	------	------	------	------	------	------	------	------	------	------	------	-------	-------	-------	--------	-------	-------	-------	--------	-------	--------

PITCHER	IP	WLS	BF	H	R	ER	SO	BB	IBB	HBP	BLK	WP	HR	S	P	ERA	WHIP
Andy Benes, R ERA: 3.58 (1, 1)	7.0		27	5	1	1	5	2	0	0	0	0	0	64	101	1.29	1.000
Craig Lefferts, L ERA: 3.18 (8, 1)	1.2	L	7	2	2	2	0	0	0	0	0	0	1	12	15	10.80	1.200

Batter	1	2	3	4	5	6	7	8	9	AB R H RBI BB SO LOB	TOP												
Roberto Alomar, S (1, 4) OBP: 0.347, SLG: 0.371	0-1 F7		1-1 G3-1	1-2 1B 1-H 2B		0-0 G5-4-3 1B		0-1 F7		5 0 2 1 0 0 0													
Tony Gwynn, L (1, 9) OBP: 0.333, SLG: 0.418	0-1 F7		2-1 L7	3-2 1B		2-1 F8		3-2 G3-1		5 0 1 0 0 0 2													
Joe Carter, R (1, 8) OBP: 0.263, SLG: 0.374	2-0 F7		3-1 F9	1-2 F7		0-1 G5-4-3 1-2f		4-1 E 1B BB		4 0 0 0 1 0 4													
Jack Clark, R (1, 3) OBP: 0.446, SLG: 0.522		0-0 F8		4-0 FC3-6 2B BB	3-1 SH1-3 1B 8-5		0-1 L9-6 BB 1B	2-2 E9 1B G4-6-3		4 1 3 0 1 0 0													
Mike Pagliarulo, L (1, 5) OBP: 0.400, SLG: 0.154		4-1 2B 1B BB		4-1 FC3-6 1B BB	0-0 SH1-3 1B		4-1 SAFE BB	0-1 G4-6-3 1-2f		2 1 1 0 3 0 2													
Bip Roberts, S (1, 7) OBP: 0.298, SLG: 0.449		0-0 1B 2B		0-0 B5	1-0 SH1-3		0-0 F7			3 1 1 0 0 0 4													
Joey Cora, S (1, 6) OBP: 0.318, SLG: 0.211		0-0 G6-3		0-0 FC3-6 2B 1-2f 2-3	4-0 IBB		0-0 L9-6 2-3			3 1 0 0 1 0 6													
Garry Templeton, S (7, 6) OBP: 0.230, SLG: 0.282										0 0 0 0 0 0 0													
Mark Parent, R (1, 2) OBP: 0.400, SLG: 0.429		1-0 2-H 3-H 1B		1-1 SAFE 1B 2B 1-H 3-H	1-2 8-5			1-0 P2		4 1 2 4 0 0 3													
Dennis Rasmussen, L (1, 1) OBP: 0.444, SLG: 0.444				2-0 2-H 1B				1-0 G5-3		3 1 2 1 0 0 1													
Greg Harris, R (6, 1)										1 0 0 0 0 0 0													
Inning Stats	R: 0 E: 0 K: 0 S: 5	H: 0 LOB: 0 BB: 0 P: 7	R: 2 E: 0 K: 0 S: 8	H: 2 LOB: 1 BB: 1 P: 16	R: 0 E: 0 K: 0 S: 6	H: 0 LOB: 0 BB: 0 P: 12	R: 4 E: 0 K: 0 S: 17	H: 4 LOB: 2 BB: 2 P: 33	R: 0 E: 0 K: 0 S: 6	H: 2 LOB: 1 BB: 0 P: 9	R: 0 E: 0 K: 0 S: 5	H: 1 LOB: 1 BB: 1 P: 9	R: 0 E: 0 K: 0 S: 4	H: 0 LOB: 0 BB: 0 P: 6	R: 0 E: 1 K: 0 S: 10	H: 1 LOB: 1 BB: 1 P: 19	1B: 9 2B: 5 3B: 0 HR: 0	SF: 0 SAC: 1 DP: 4 HBP: 0	WP: 0 PB: 0 SB: 0 CS: 0	PA: 41			
PITCHER	IP WLS BF H R ER SO BB IBB HBP BLK WP HR S P ERA WHIP	IP WLS BF H R ER SO BB IBB HBP BLK WP HR S P ERA WHIP	IP WLS BF H R ER SO BB IBB HBP BLK WP HR S P ERA WHIP	IP WLS BF H R ER SO BB IBB HBP BLK WP HR S P ERA WHIP	IP WLS BF H R ER SO BB IBB HBP BLK WP HR S P ERA WHIP	IP WLS BF H R ER SO BB IBB HBP BLK WP HR S P ERA WHIP	IP WLS BF H R ER SO BB IBB HBP BLK WP HR S P ERA WHIP	IP WLS BF H R ER SO BB IBB HBP BLK WP HR S P ERA WHIP	IP WLS BF H R ER SO BB IBB HBP BLK WP HR S P ERA WHIP	IP WLS BF H R ER SO BB IBB HBP BLK WP HR S P ERA WHIP	IP WLS BF H R ER SO BB IBB HBP BLK WP HR S P ERA WHIP	IP WLS BF H R ER SO BB IBB HBP BLK WP HR S P ERA WHIP	IP WLS BF H R ER SO BB IBB HBP BLK WP HR S P ERA WHIP	IP WLS BF H R ER SO BB IBB HBP BLK WP HR S P ERA WHIP	IP WLS BF H R ER SO BB IBB HBP BLK WP HR S P ERA WHIP	IP WLS BF H R ER SO BB IBB HBP BLK WP HR S P ERA WHIP	IP WLS BF H R ER SO BB IBB HBP BLK WP HR S P ERA WHIP	IP WLS BF H R ER SO BB IBB HBP BLK WP HR S P ERA WHIP	IP WLS BF H R ER SO BB IBB HBP BLK WP HR S P ERA WHIP	IP WLS BF H R ER SO BB IBB HBP BLK WP HR S P ERA WHIP	IP WLS BF H R ER SO BB IBB HBP BLK WP HR S P ERA WHIP		
Jose Antonio Nunez, R (1, 1) ERA: 6.17	3.0 L	14 2 4 4 0 3 0 0 0 0 0 0 0 20 44 12.00 1.667	0.2 6 4 2 2 0 0 0 0 0 0 0 0 13 20 27.00 6.000	2.1 10 4 0 0 0 0 1 0 0 0 0 0 17 30 0.00 1.714	3.0 11 2 0 0 0 2 0 0 0 0 0 0 19 34 0.00 1.333																		

San Diego Padres @ Chicago Cubs
Wrigley Field, Chicago, IL
Sat May 05 1990, 3:38 AM CDT
Att. 33,695 - Cloudy - 55 F

livebaseballscorecards.com

AB	34
R	6
H	12
RBI	6
BB	6
SO	0
LOB	22



BOTTOM

San Diego Padres @ Chicago Cubs
Wrigley Field, Chicago, IL
Sat May 05 1990, 3:38 AM CDT
Att. 33,695 - Cloudy - 55 F

livebaseballscorecards.com

AB 34
R 5
H 9
RBI 5
BB 2
SO 4
LOB 16



WP: 0 PA: 39
PB: 0
SB: 0
CS: 0

AB R H RBI BB SO LOB
4 0 1 1 0 0 0
1 0 0 0 0 0 1

4 0 0 1 0 1 1

5 2 3 0 0 0 0

4 0 0 0 0 0 3

2 1 1 0 2 0 0

4 0 1 1 0 0 3

3 0 0 1 0 1 3

2 1 1 0 0 0 2

1 0 1 1 0 0 0
1 0 0 0 0 0 1

0 0 0 0 0 0 0
0 0 0 0 0 0 0
1 0 0 0 0 1 0
1 0 0 0 0 1 2
0 0 0 0 0 0 0
1 1 1 0 0 0 0

1B: 7 SF: 2
2B: 2 SAC: 1
3B: 0 DP: 0
HR: 0 HBP: 0

Batter	1	2	3	4	5	6	7	8	9
Doug Dascenzo, S (1, 8) OBP: 0.235, SLG: 0.375 Dave Clark, L (9, PH) OBP: 0.286, SLG: 0.286	1-2 P7		0-0 E9 2-H 1B		0-0 G5-3		0-0 F8		0-2 G1-3 2-3
23 Ryne Sandberg, R (1, 4) OBP: 0.306, SLG: 0.409	1-3 K		2-2 G4-3		0-0 L3		1-1 G5-3		1-1 SF8 3-H
Mark Grace, L (1, 3) OBP: 0.364, SLG: 0.321	2-0 G4-3			0-0 FC4 1B SF8 1B		2-0 BB 1B	2-2 1B		1-1 F8
Andre Dawson, R (1, 9) OBP: 0.346, SLG: 0.616		1-2 F9		2-0 F7		0-1 P2	1-0 G4-3		
Lloyd McClendon, R (1, 7) OBP: 0.275, SLG: 0.340		2-0 F9		3-1 E 1B		4-2 BB 1B 1-2 2B BB		4-2 FC6-4 BB	
Domingo Ramos, R (1, 5) OBP: 0.222, SLG: 0.192		1-0 F9		1-1 FC4		0-0 2B 1B		0-0 FC6-4 FC6-4 1-2f	
Shawon Dunston, R (1, 6) OBP: 0.315, SLG: 0.528			0-1 P4	0-1 SF8		0-3 K		0-0 P5	
Rick Wrona, R (1, 2) OBP: 0.385, SLG: 0.333 Dwight Smith, L (6, PH) OBP: 0.368, SLG: 0.400 Joe Girardi, R (7, 2) OBP: 0.328, SLG: 0.316			0-0 SH2-4 E 1B	0-0 P4		3-2 2B		2-0 FC6-4 1-2f	
Jose Antonio Nunez, R (1, 1) Les Lancaster, R (4, 1) Bill Long, R (4, 1) Marvell Wynne, L (6, PH) Joe Kraemer, L (7, 1) Curtis Wilkerson, S (9, PH) OBP: 0.286, SLG: 0.308			1-2 SH2-4		1-3 K	1-3 K2-3			1-1 G1-3 23 SF8 2B

Inning Stats	R: 0	H: 0	R: 0	H: 0	R: 1	H: 2	R: 0	H: 0	R: 2	H: 3	R: 0	H: 1	R: 0	H: 0	R: 1	H: 1
	E: 0	LOB: 0	E: 0	LOB: 0	E: 1	LOB: 1	E: 0	LOB: 0	E: 0	LOB: 2	E: 0	LOB: 1	E: 0	LOB: 1	E: 0	LOB: 0
	K: 1	BB: 0	K: 0	BB: 0	K: 0	BB: 0	K: 1	BB: 0	K: 2	BB: 1	K: 0	BB: 0	K: 0	BB: 1	K: 0	BB: 0
	S: 7	P: 11	S: 5	P: 9	S: 11	P: 14	S: 5	P: 6	S: 15	P: 25	S: 7	P: 11	S: 5	P: 11	S: 9	P: 12

PITCHER	IP	WLS	BF	H	R	ER	SO	BB	IBB	HBP	BLK	WP	HR	S	P	ERA	WHIP
Dennis Rasmussen, L (1, 1) ERA: 5.11	5.1	W	24	6	4	3	2	1	0	0	0	0	0	43	67	5.06	1.312
Greg Harris, R (6, 1) ERA: 1.37	3.2	S	15	3	1	1	2	1	0	0	0	0	0	30	47	2.46	1.091

Batter	1	2	3	4	5	6	7	8	9	AB R H RBI BB SO LOB	TOP											
Bip Roberts, S (1, 7) OBP: 0.292, SLG: 0.427	4-0 1B BB	1-1 G4-3		0-1 B6	0-3 K			1-0 F8		4 1 0 0 1 1 2												
Tony Gwynn, L (1, 9) OBP: 0.347, SLG: 0.448	0-1 1B 1-2 1B	3-1 1B 2B		0-1 1B SF8 2B			1-1 G6-3	3-2 G4-3		5 3 3 0 0 0 0												
Roberto Alomar, S (1, 4) OBP: 0.369, SLG: 0.404	0-1 1B 1-3 2-H 1B	1-0 1B 2-H 1B		1-2 1B 2-3 1B			1-0 2B	2-0 P3		5 1 4 2 0 0 0												
Joe Carter, R (1, 8) OBP: 0.260, SLG: 0.368	1-2 1B 2-H 3-H	0-0 F9		1-2 SF8			3-2 F9	1-1 F8		4 0 1 3 0 0 2												
Phil Stephenson, L (1, 3) OBP: 0.444, SLG: 0.500	4-1 2B S BB	1-0 F9		3-3 K 1-2			2-3 K	4-1 HR BB		3 2 0 0 2 2 3												
Benito Santiago, R (1, 2) OBP: 0.417, SLG: 0.658	1-3 K		0-0 F7		1-0 SH3-4 1B 1B		0-0 B2	0-0 HR 1-H		5 1 2 2 0 1 1												
Mike Pagliarulo, L (1, 5) OBP: 0.400, SLG: 0.278	3-2 2B 1-H		3-2 1B		0-0 L7		1-1 G4-3	3-1 F7		5 0 2 1 0 0 1												
Garry Templeton, S (1, 6) OBP: 0.266, SLG: 0.320	4-0 IBB		0-1 F9		0-0 SH3-4 1B 1-2		1-0 1B	0-0 2B		4 0 3 0 1 0 1												
Ed Whitson, R (1, 1) OBP: 0.167, SLG: 0.417	1-3 K		1-3 K		0-0 SH3-4 1-2 2-3		0-3 K	0-2 G5-3		4 0 0 0 0 3 5												
Inning Stats	R: 4 E: 0 K: 2 S: 20	H: 4 LOB: 2 BB: 3 P: 38	R: 1 E: 0 K: 0 S: 7	H: 2 LOB: 1 BB: 0 P: 13	R: 0 E: 0 K: 1 S: 9	H: 1 LOB: 1 BB: 0 P: 13	R: 1 E: 0 K: 1 S: 15	H: 2 LOB: 1 BB: 0 P: 20	R: 0 E: 0 K: 1 S: 7	H: 2 LOB: 2 BB: 0 P: 8	R: 0 E: 0 K: 1 S: 10	H: 1 LOB: 1 BB: 0 P: 17	R: 0 E: 0 K: 1 S: 7	H: 1 LOB: 1 BB: 0 P: 9	R: 0 E: 0 K: 0 S: 5	H: 0 LOB: 0 BB: 0 P: 11	R: 2 E: 0 K: 0 S: 10	H: 2 LOB: 1 BB: 1 P: 18	1B: 9 2B: 5 3B: 0 HR: 1	SF: 1 SAC: 1 DP: 0 HBP: 0	WP: 0 PB: 0 SB: 2 CS: 0	PA: 45
PITCHER	IP WLS BF H R ER SO BB IBB HBP BLK WP HR S P ERA WHIP																					
Mike Bielecki, R (1, 1) ERA: 4.83	4.2 L 27 11 6 6 4 2 1 0 0 0 0 55 89 11.57 2.786																					
Paul Assenmacher, L (5, 1) ERA: 1.17	2.1 9 2 0 0 3 0 0 0 0 0 0 20 29 0.00 0.857																					
Mitch Williams, L (8, 1) ERA:	1.0 3 0 0 0 0 0 0 0 0 0 0 5 11 0.00 0.000																					
Bill Long, R (9, 1) ERA: 5.23	1.0 6 2 2 2 0 1 0 0 0 0 0 1 10 18 18.00 3.000																					

San Diego Padres @ Chicago Cubs
 Wrigley Field, Chicago, IL
 Sun May 06 1990, 3:33 AM CDT
 Att. 34,077 - Sunny

livebaseballscorecards.com

AB	39
R	8
H	15
RBI	8
BB	4
SO	7
LOB	15



Batter	1	2	3	4	5	6	7	8	9	AB	R	H	RBI	BB	SO	LOB
Curtis Wilkerson, S OBP: 0.333, SLG: 0.412 (1, 5)	0-1 F8		0-2 23 1B			0-0 F8		0-0 23 1B		4	2	2	0	0	0	0
23 Ryne Sandberg, R OBP: 0.314, SLG: 0.412 (1, 4)	2-2 P3		0-2 2-H 1B			0-1 L8		0-0 1B		4	0	2	1	0	0	0
Mark Grace, L OBP: 0.359, SLG: 0.318 (1, 3)	1-1 P8		0-0 G4-3			0-0 G4-3		0-0 1-3 2-H 1B		4	0	1	1	0	0	1
Andre Dawson, R OBP: 0.329, SLG: 0.584 (1, 9)		1-2 G6-3		1-2 G5-3		0-0 G3-1		0-0 F7		4	0	0	0	0	0	2
Dwight Smith, L OBP: 0.377, SLG: 0.463 (1, 7)		2-0 L1		0-0 L8		0-0 G1-3 1B			1-1 HR	4	1	2	1	0	0	0
Marvell Wynne, L OBP: 0.169, SLG: 0.176 Paul Assenmacher, L OBP: 0.267, SLG: 0.267 Dave Clark, L OBP: 0.267, SLG: 0.267 Mitch Williams, L OBP: 0.267, SLG: 0.267 Bill Long, R OBP: 0.269, SLG: 0.333 (1, 8)		1-0 1B		2-0 G3-1		1-0 G1-3			1-1 F7	2	0	1	0	0	0	0
Shawon Dunston, R OBP: 0.302, SLG: 0.505 (1, 6)		0-0 F8			2-3 K		1-0 G6-3		0-0 L8	4	0	0	0	0	1	2
Joe Girardi, R OBP: 0.308, SLG: 0.295 (1, 2)			1-0 G6-3		1-1 G5-3			0-0 F9	1-2 L9	4	0	0	0	0	0	0
Mike Bielecki, R OBP: 0.375, SLG: 0.375 Doug Dascenzo, S OBP: 0.211, SLG: 0.333 (1, 1)			1-1 G6-3		1-2 G1-3			0-1 F8		1	0	0	0	0	0	0
										2	0	0	0	0	0	0


Inning Stats	R: 0	H: 0	E: 0	K: 0	S: 7	R: 0	H: 1	E: 0	K: 0	S: 8	R: 1	H: 2	E: 0	K: 0	S: 10	R: 0	H: 0	E: 0	K: 0	S: 5	R: 0	H: 0	E: 0	K: 1	S: 10	R: 0	H: 0	E: 0	K: 0	S: 4	R: 0	H: 1	E: 0	K: 0	S: 4	R: 1	H: 3	E: 0	K: 0	S: 7	R: 1	H: 1	E: 0	K: 0	S: 8	1B: 6	SF: 0	2B: 1	SAC: 0	3B: 0	DP: 0	HR: 1	HBP: 0	WP: 0	PA: 35
PITCHER Ed Whitson, R ERA: 1.98 (1, 1)	IP	WLS	BF	H	R	ER	SO	BB	IBB	HBP	BLK	WP	HR	S	P	ERA	WHIP	IP	WLS	BF	H	R	ER	SO	BB	IBB	HBP	BLK	WP	HR	S	P	ERA	WHIP	IP	WLS	BF	H	R	ER	SO	BB	IBB	HBP	BLK	WP	HR	S	P	ERA	WHIP				

BOTTOM

San Diego Padres @ Chicago Cubs
 Wrigley Field, Chicago, IL
 Sun May 06 1990, 3:33 AM CDT
 Att. 34,077 - Sunny

livebaseballscorecards.com

AB	35
R	3
H	8
RBI	3
BB	0
SO	1
LOB	6



Batter	1	2	3	4	5	6	7	8	9	AB R H RBI BB SO LOB	TOP														
Bip Roberts, S (1, 7) OBP: 0.301, SLG: 0.424	1-1 F7		0-2 L4-3 1B		1-1 G5-3			4-1 FC5-4 1B BB		3 0 1 0 1 0 0															
Tony Gwynn, L (1, 9) OBP: 0.343, SLG: 0.440	0-1 F8		1-1 L4-3			0-0 G3-1		0-2 FC5-4 1B		4 0 1 0 0 0 2															
Roberto Alomar, S (1, 4) OBP: 0.364, SLG: 0.392	4-0 1B BB		1-1 G4-3			1-2 F9		0-1 FC5-4		3 0 0 0 1 0 3															
Joe Carter, R (1, 3) OBP: 0.269, SLG: 0.384	2-2 SAFE 1B				0-1 E7 G4-3 2B		3-2 F7	0-2 SAFE F9		4 1 2 0 0 0 2															
Fred Lynn, L (1, 8) OBP: 0.304, SLG: 0.361 Darrin Jackson, R (7, PH) OBP: 0.235, SLG: 0.438	2-2 G4-3				2-0 G4-3		2-1 G5-3		1-3 K	2 0 0 1 0 0 2 2 0 0 0 0 1 0															
Benito Santiago, R (1, 2) OBP: 0.409, SLG: 0.639		1-1 G6-4-3 1B			2-2 G5-3		2-1 G6-3		1-2 G6-3	4 0 1 0 0 0 0															
Mike Pagliarulo, L (1, 5) OBP: 0.379, SLG: 0.318		1-0 F9			2-3 K		0-0 2B		0-1 G3-1	4 0 1 0 0 1 1															
Garry Templeton, S (1, 6) OBP: 0.256, SLG: 0.308		0-0 G6-4-3				0-0 G4-3		0-1 G6-3		3 0 0 0 0 0 2															
Bruce Hurst, L (1, 1) OBP: 0.167, SLG: 0.091 Jerald Clark, R (8, PH) OBP: 0.182, SLG: 0.100 Calvin Schiraldi, R (8, 1)			2-1 1B 1B		2-3 K			1-2 F8		2 0 1 0 0 1 0 1 0 0 0 0 0 0 0 0 0 0 0 0 0															
Inning Stats	R: 0 E: 0 K: 0 S: 10	H: 1 LOB: 2 BB: 1 P: 19	R: 0 E: 0 K: 0 S: 4	H: 1 LOB: 0 BB: 0 P: 6	R: 0 E: 0 K: 0 S: 9	H: 2 LOB: 1 BB: 0 P: 13	R: 1 E: 1 K: 1 S: 11	H: 1 LOB: 0 BB: 0 P: 17	R: 0 E: 0 K: 1 S: 6	H: 0 LOB: 0 BB: 0 P: 9	R: 0 E: 0 K: 0 S: 9	H: 0 LOB: 0 BB: 0 P: 13	R: 0 E: 0 K: 0 S: 7	H: 1 LOB: 1 BB: 0 P: 11	R: 0 E: 0 K: 0 S: 13	H: 1 LOB: 2 BB: 1 P: 18	R: 0 E: 0 K: 1 S: 9	H: 0 LOB: 0 BB: 0 P: 11	1B: 5 2B: 3 3B: 0 HR: 0	SF: 0 SAC: 0 DP: 2 HBP: 0	WP: 0 PB: 0 SB: 0 CS: 0	PA: 34			
PITCHER	IP	WLS	BF	H	R	ER	SO	BB	IBB	HBP	BLK	WP	HR	S	P	ERA	WHIP								
Bob Walk, R (1, 1) ERA: 3.38	6.0	W	22	5	1	1	2	1	0	0	0	0	0	49	77	1.50	1.000								
Scott Ruskin, L (7, 1) ERA: 1.69	1.2		8	2	0	0	0	1	0	0	0	0	0	17	26	0.00	1.800								
Ted Power, R (8, 1) ERA:	1.1	S	4	0	0	0	1	0	0	0	0	0	0	12	14	0.00	0.000								

San Diego Padres @ Pittsburgh Pirates
Three Rivers Stadium, Pittsburgh, PA
Mon May 07 1990, 3:33 AM EDT
Att. 9,653 - Unknown

livebaseballscorecards.com

AB	32
R	1
H	7
RBI	1
BB	2
SO	3
LOB	12



Batter	1	2	3	4	5	6	7	8	9	AB R H RBI BB SO LOB	TOP		
Bip Roberts, S (1, 7) OBP: 0.309, SLG: 0.427	0-3 		2-1 			0-1 		0-1 		4 0 2 0 0 1 0			
Tony Gwynn, L (1, 9) OBP: 0.330, SLG: 0.423	3-2 		2-1 			1-1 		0-0 		4 0 0 0 0 0 2			
Roberto Alomar, S (1, 4) OBP: 0.360, SLG: 0.386	2-1 		0-1 			1-1 			2-2 	4 1 1 0 0 0 1			
Joe Carter, R (1, 3) OBP: 0.269, SLG: 0.388	1-1 			0-2 			1-0 		1-3 	4 1 1 1 0 1 0			
Fred Lynn, L (1, 8) OBP: 0.306, SLG: 0.391 Darrin Jackson, R (9, PH) OBP: 0.278, SLG: 0.471	2-2 			1-0 			1-3 		1-2 	3 0 1 1 0 1 0 1 0 1 0 0 0 0			
Benito Santiago, R (1, 2) OBP: 0.402, SLG: 0.616	3-1 			0-0 			4-1 		0-0 	3 0 0 0 1 0 2			
Mike Pagliarulo, L (1, 5) OBP: 0.406, SLG: 0.333		X 0-0 			X 0-0 			BB BB BB 4-0 		2 0 1 0 1 0 0			
Garry Templeton, S (1, 6) OBP: 0.271, SLG: 0.321 Joey Cora, S (7, 6) OBP: 0.318, SLG: 0.211		X 0-1 			X 1-1 			BB BB BB 1-1 		3 0 2 0 0 0 1 0 0 0 0 0 0 0			
Eric Show, R (1, 1) OBP: 0.167, SLG: 0.333 Pat Clements, R (2, 1) OBP: 0.394, SLG: 0.364 Shawn Abner, R (5, PH) Mark Grant, R (5, 1) Jerald Clark, R (8, PH) Greg Harris, R (8, 1)		X 2-2 			X 1-2 			BB BB BB 0-3 		1 0 0 0 0 0 0 0 0 0 0 0 0 0 1 0 0 0 0 0 1 0 0 0 0 0 0 0 1 0 0 0 0 1 0 0 0 0 0 0 0 0			
Inning Stats	R: 2 H: 3 E: 0 LOB: 1 K: 1 BB: 0 S: 15 P: 26	R: 0 H: 1 E: 0 LOB: 0 K: 0 BB: 0 S: 6 P: 8	R: 0 H: 1 E: 0 LOB: 0 K: 0 BB: 0 S: 6 P: 10	R: 0 H: 0 E: 0 LOB: 0 K: 0 BB: 0 S: 5 P: 6	R: 0 H: 1 E: 0 LOB: 0 K: 0 BB: 0 S: 6 P: 8	R: 0 H: 1 E: 0 LOB: 0 K: 0 BB: 0 S: 6 P: 8	R: 0 H: 1 E: 0 LOB: 2 K: 1 BB: 2 S: 7 P: 18	R: 0 H: 0 E: 0 LOB: 0 K: 1 BB: 0 S: 7 P: 7	R: 0 H: 1 E: 0 LOB: 1 K: 1 BB: 0 S: 12 P: 16	1B: 7 SF: 0 2B: 1 SAC: 0 3B: 1 DP: 4 HR: 0 HBP: 0	WP: 0 PA: 33 PB: 0 SB: 0 CS: 0		
PITCHER	IP WLS BF H R ER SO BB IBB HBP BLK WP HR S P ERA WHIP											PITCHER	IP WLS BF H R ER SO BB IBB HBP BLK WP HR S P ERA WHIP
Walt Terrell, R (1, 1) ERA: 4.25 Bob Patterson, L (8, 1) ERA: 1.23	7.0 W 26 8 2 2 2 2 2 0 0 0 0 0 0 51 84 2.57 1.429												2.0 7 1 0 0 2 0 0 0 0 0 0 0 19 23 0.00 0.500

San Diego Padres @ Pittsburgh Pirates
 Three Rivers Stadium, Pittsburgh, PA
 Tue May 08 1990, 3:33 AM EDT
 Att: 10,694 - Unknown

AB	31
R	2
H	9
RBI	2
BB	2
SO	4
LOB	7




WP: 0	PA: 33
PB: 0	
SB: 0	
CS: 0	

ERA	WHIP
2.57	1.429
0.00	0.500

ERA	WHIP
1.23	

livebaseballscorecards.com

Batter	1	2	3	4	5	6	7	8	9	AB R H RBI BB SO LOB	TOP					
Bip Roberts, S (1, 7) OBP: 0.333, SLG: 0.462	1-1 2B	0-0 1B 2B		0-1 G5-3		3-2 1B			4-0 BB 1B BB	4 2 3 1 1 0 0						
Tony Gwynn, L (1, 9) OBP: 0.342, SLG: 0.431	0-0 B1	1-2 2B G1-2-3 1B		3-2 1B		0-0 G5-3			1-2 BB 1B	5 0 3 1 0 0 2						
Roberto Alomar, S (1, 4) OBP: 0.379, SLG: 0.429	0-2 F8 1B 2B	1-0 SAFE 1B 2B		2-1 F9				0-0 2B 2B	4-2 BB 1B	4 1 3 1 1 0 1						
Joe Carter, R (1, 3) OBP: 0.283, SLG: 0.402	0-1 F8	4-0 IBB			0-2 CS 1B			0-2 L6-4 2B	1-2 BB	4 0 2 0 1 1 4						
Benito Santiago, R (1, 2) OBP: 0.402, SLG: 0.604	0-0 FC6-4 1B	0-0 G1-2-3			1 SAFE 1 SAFE 1B			3-2 L6-4	2-3 K	5 0 2 1 0 1 8						
Darrin Jackson, R (1, 8) OBP: 0.227, SLG: 0.381	1 SAFE 1-0 FC6-4		2-2 F9		0-0 FC6-4			3-3 K	0-1 G4-3	4 0 0 0 0 1 3 1 0 0 0 0 0 3						
Fred Lynn, L (9, PH) OBP: 0.301, SLG: 0.385					1-2f											
Mike Pagliarulo, L (1, 5) OBP: 0.389, SLG: 0.429		0-1 HR	0-2 L7		0-0 P5			3-1 F7		4 1 1 1 0 0 1	AB 38 R 5 H 15 RBI 5 BB 3 SO 3 LOB 22					
Garry Templeton, S (1, 6) OBP: 0.270, SLG: 0.329		1-1 SH1-3 2B	1-1 G6-3			0-0 F8		1-2 F8		4 1 1 0 0 0 0 0 0 0 0 0 0 0						
Pat Clements, R (8, 1)																
Andy Benes, R (1, 1) Greg Harris, R (5, 1) Phil Stephenson, L (6, PH) Calvin Schiraldi, R (6, 1) Mark Grant, R (6, 1) Joey Cora, S (8, PH) ERA: 0.304, SLG: 0.200		0-0 SH1-3		0-0 F7		3-2 P2		0-1 G1-3		1 0 0 0 0 0 0 0 0 0 0 0 0 0 1 0 1 0 0 0 0 0 0						
Inning Stats	R: 2 H: 3 E: 0 LOB: 1 K: 0 BB: 0 S: 12 P: 14	R: 3 H: 5 E: 0 LOB: 2 K: 0 BB: 1 S: 12 P: 19	R: 0 H: 0 E: 0 LOB: 0 K: 0 BB: 0 S: 9 P: 12	R: 0 H: 1 E: 0 LOB: 1 K: 0 BB: 0 S: 8 P: 13	R: 0 H: 2 E: 0 LOB: 1 K: 0 BB: 0 S: 6 P: 7	R: 0 H: 1 E: 0 LOB: 1 K: 0 BB: 0 S: 9 P: 15	R: 0 H: 2 E: 0 LOB: 1 K: 1 BB: 0 S: 10 P: 16	R: 0 H: 0 E: 0 LOB: 0 K: 0 BB: 0 S: 9 P: 13	R: 0 H: 1 E: 0 LOB: 3 K: 2 BB: 2 S: 13 P: 26	1B: 7 SF: 0 2B: 8 SAC: 1 3B: 0 DP: 2 HR: 1 HBP: 0	WP: 0 PA: 42 PB: 0 SB: 0 CS: 1					
PITCHER	IP WLS BF H R ER SO BB IBB HBP BLK WP HR S P ERA WHIP															
John Tudor, L (1, 1) ERA: 3.12	1.1		7	5	5	0	0	0	0	0	0	1	22	26	33.75	5.250
Ricky Horton, L (2, 1) ERA: 2.77	3.2	W	14	4	0	0	0	0	1	0	0	0	25	39	0.00	1.091
Tom Niedenfuer, R (6, 1) ERA: 1.29	2.0		8	3	0	0	1	0	0	0	0	0	19	31	0.00	1.500
Scott Terry, R (8, 1) ERA: 6.0	1.0		6	1	0	0	0	2	0	0	0	0	14	27	0.00	3.000
Lee Smith, R (9, 1) ERA: 2.6	1.0		3	0	0	0	2	0	0	0	0	0	8	12	0.00	0.000

San Diego Padres @ St. Louis Cardinals
 Busch Stadium, St. Louis, MO
 Wed May 09 1990, 7:05 PM CDT
 Att. 19,717 - Unknown - 60 F

livebaseballscorecards.com

Batter	1	2	3	4	5	6	7	8	9	AB R H RBI BB SO LOB	TOP											
Bip Roberts, S (1, 5) OBP: 0.336, SLG: 0.490	1-3 K		2-1 G4-3		2-1 G5-3		0-0 1B		1-0 HR	5 1 2 2 0 1 0												
Tony Gwynn, L (1, 9) OBP: 0.336, SLG: 0.430	3-2 G4-3			0-0 L7	1-1 G6-3		1-2 1B		2-1 L4	5 1 1 1 0 0 0												
Roberto Alomar, S (1, 4) OBP: 0.405, SLG: 0.468	1-1 2B			3-2 2B	1-1 1B		1-2 1B		4-1 L8 1B BB	4 1 4 1 1 0 0												
Joe Carter, R (1, 3) OBP: 0.288, SLG: 0.411	1-2 G5-3			0-0 1B	1-0 L8		2-3 K		0-2 FC6-4 1B	5 1 2 1 0 1 3												
Shawn Abner, R (1, 7) OBP: 0.313, SLG: 0.313				0-0 2B 1B		2-0 G5-3		0-1 P4	1-2 L8	5 1 1 1 0 0 2												
Darrin Jackson, R (1, 8) OBP: 0.259, SLG: 0.423				1-0 F9 HR 2B		1-0 G5-3		1-0 1B	2-2 FC6-4	5 1 2 1 0 0 2												
Mark Parent, R (1, 2) OBP: 0.316, SLG: 0.333				0-0 F9		0-0 G6-3		2-3 K		4 0 0 0 0 1 2												
Garry Templeton, S (1, 6) OBP: 0.280, SLG: 0.371				0-1 HR			1-0 1B SH1-4 2B 1B		0-0 G1-3	4 2 2 2 0 0 1												
Dennis Rasmussen, L (1, 1) OBP: 0.417, SLG: 0.417				1-1 F7	1-1 L7		0-0 SH1-4		0-0 HR 1B	3 1 1 0 0 0 0												
Inning Stats	R: 0 E: 0 K: 1 S: 11	H: 1 LOB: 1 BB: 0 P: 17	R: 0 E: 0 K: 0 S: 9	H: 0 LOB: 0 BB: 0 P: 14	R: 0 E: 0 K: 0 S: 7	H: 0 LOB: 0 BB: 0 P: 12	R: 5 E: 0 K: 0 S: 14	H: 5 LOB: 0 BB: 0 P: 19	R: 0 E: 0 K: 0 S: 7	H: 1 LOB: 1 BB: 0 P: 12	R: 0 E: 0 K: 0 S: 3	H: 0 LOB: 0 BB: 0 P: 6	R: 2 E: 0 K: 1 S: 13	H: 4 LOB: 1 BB: 0 P: 18	R: 0 E: 0 K: 1 S: 7	H: 1 LOB: 1 BB: 0 P: 10	R: 2 E: 0 K: 0 S: 14	H: 3 LOB: 2 BB: 1 P: 24	1B: 8 2B: 5 3B: 0 HR: 2	SF: 0 SAC: 1 DP: 0 HBP: 0	WP: 0 PB: 0 SB: 0 CS: 1	PA: 42
PITCHER	IP WLS BF H R ER SO BB IBB HBP BLK WP HR S P ERA WHIP																					
Joe Magrane, L (1, 1) ERA: 6.45	6.2 L 29 10 7 7 1 0 0 0 0 0 0 1 58 89 9.45 1.500																					
Tom Niedenfuer, R (7, 1) ERA: 1.23	0.1 2 1 0 0 1 0 0 0 0 0 0 0 6 9 0.00 3.000																					
Frank DiPino, L (8, 1) ERA: 2.7	2.0 11 4 2 2 1 1 0 0 0 0 0 1 21 34 9.00 2.500																					

San Diego Padres @ St. Louis Cardinals
 Busch Stadium, St. Louis, MO
 Thu May 10 1990, 3:33 AM CDT
 Att. 28,597 - Cloudy - 53 F

AB	40
R	9
H	15
RBI	9
BB	1
SO	3
LOB	10



Batter	1	2	3	4	5	6	7	8	9	AB	R	H	RBI	BB	SO	LOB
Bip Roberts, S OBP: 0.330, SLG: 0.471 (1, 7)	1-1 G4-3	1-3 K			4-0 G3 1B BB		1-2 G3	1-3 K		4	0	0	0	1	2	0
Tony Gwynn, L OBP: 0.350, SLG: 0.441 (1, 9)	0-1 1B	1-1 F8			0-0 G3 1B		3-2 WP 1B 1B			4	1	3	0	0	0	0
Roberto Alomar, S OBP: 0.408, SLG: 0.469 (1, 4)	3-2 1B				3-1 G3		1-0 WP 1B			4	1	2	0	0	1	2
Joe Carter, R OBP: 0.295, SLG: 0.409 (1, 3)	3-1 1B				0-1 F8		4-1 1B			3	1	1	1	1	0	2
Fred Lynn, L OBP: 0.303, SLG: 0.382 (1, 8)	2-1 1B				3-1 F9		1-2 F7			3	0	1	1	0	1	0
Shawn Abner, R OBP: 0.294, SLG: 0.294 (7, PH)										1	0	0	0	0	0	3
Greg Harris, R (8, 1)										0	0	0	0	0	0	0
Craig Lefferts, L (8, 1)										0	0	0	0	0	0	0
Benito Santiago, R OBP: 0.396, SLG: 0.596 (1, 2)	2-1 SF9				0-0 F9		2-1 F8		3-1 SH5-4 HR 1B	3	1	1	1	0	0	0
Mike Pagliarulo, L OBP: 0.410, SLG: 0.433 (1, 5)	0-1 1B				2-3 K		4-0 BB		1-0 SH5-4	2	0	1	0	1	1	0
Garry Templeton, S OBP: 0.278, SLG: 0.398 (1, 6)	1-2 F8				3-1 G4-3		1-3 K		0-0 HR	4	1	1	2	0	1	3
Ed Whitson, R OBP: 0.143, SLG: 0.357 (1, 1)									1-0 F8	2	0	0	0	0	1	0
Jerald Clark, R OBP: 0.154, SLG: 0.083 (7, PH)										1	0	0	0	0	0	0
Darrin Jackson, R OBP: 0.250, SLG: 0.407 (8, 8)										1	0	0	0	0	0	0

Inning Stats	R: 3	H: 5	E: 0	K: 0	S: 21	LOB: 2	BB: 0	P: 32	R: 0	H: 0	E: 0	K: 2	S: 8	LOB: 0	BB: 0	P: 11	R: 0	H: 0	E: 0	K: 1	S: 6	LOB: 0	BB: 0	P: 13	R: 0	H: 0	E: 0	K: 1	S: 6	LOB: 1	BB: 1	P: 16	R: 0	H: 2	E: 0	K: 0	S: 12	LOB: 3	BB: 1	P: 22	R: 2	H: 2	E: 0	K: 1	S: 8	LOB: 0	BB: 0	P: 14
--------------	------	------	------	------	-------	--------	-------	-------	------	------	------	------	------	--------	-------	-------	------	------	------	------	------	--------	-------	-------	------	------	------	------	------	--------	-------	-------	------	------	------	------	-------	--------	-------	-------	------	------	------	------	------	--------	-------	-------


PITCHER	IP	WLS	BF	H	R	ER	SO	BB	IBB	HBP	BLK	WP	HR	S	P	ERA	WHIP
Mark Gardner, R ERA: 1.89 (1, 1)	6.0		26	6	3	3	6	2	0	0	0	0	0	57	96	4.50	1.333
Drew Hall, L ERA: 3.8 (7, 1)	2.0	L	11	4	2	2	1	0	1	0	0	1	1	20	36	9.00	2.000

BOTTOM

Montreal Expos @ San Diego Padres
Jack Murphy Stadium, San Diego, CA

Fri May 11 1990, 10:05 PM EDT
Att: 31,080 - Unknown - 70 F

AB	32
R	5
H	10
RBI	5
BB	3
SO	7
LOB	10



WP	HR	S	P	ERA	WHIP
1	1	14	37		

Batter	1	2	3	4	5	6	7	8	9	AB R H RBI BB SO LOB	TOP											
Delino DeShields, L (1, 4) OBP: 0.439, SLG: 0.486	0-0 F7		0-0 G6-3			2-3 K			3-1 HR	4 1 1 1 0 1 0												
Marquis Grissom, R (1, 8) OBP: 0.294, SLG: 0.318	1-2 G1-3			0-0 G6-4-3 1B		1-2 G6-3		1-0 G4-3 1B	4 0 2 0 0 0 0													
Tim Raines, S (1, 7) OBP: 0.352, SLG: 0.314	2-2 G6-3		1-1 F7	1 SAFE 1 SAFE 1 SAFE		1-2 G6-3		0-0 G4-3 1-2f	4 0 0 0 0 0 2													
Andres Galarraga, R (1, 3) OBP: 0.331, SLG: 0.398		2-2 G6-3 1B		0-0 G6-4-3 1-2f		1-2 HR			3 1 2 1 0 0 1													
Tim Wallach, R (1, 5) OBP: 0.315, SLG: 0.455		1 SAFE 1 SAFE G6-3	3-2 G6-3		1-2 F9	2-3 K		2-3 K	3 0 0 0 0 1 1													
Larry Walker, L (1, 9) OBP: 0.376, SLG: 0.479		2-3 K			2-2 G3-1			1-1 G5-4-3 1B	3 0 1 0 0 1 1													
Nelson Santovenia, R (1, 2) OBP: 0.203, SLG: 0.225		1-1 P3			1-1 P6			2-2 G5-4-3 1-2f	3 0 0 0 0 0 2													
Spike Owen, S (1, 6) OBP: 0.360, SLG: 0.465			3-1 F8			1-0 P6		2-3 K	3 0 0 0 0 1 0													
Bill Sampen, R (8, 1)									0 0 0 0 0 0 0													
Steve Frey, R (8, 1)									0 0 0 0 0 0 0													
Zane Smith, L (1, 1) OBP: 0.214, SLG: 0.429			0-0 F7			2-3 K		0-1 G4-3	2 0 0 0 0 1 0													
Dave Schmidt, R (6, 1)									0 0 0 0 0 0 0													
Junior Noboa, R (8, 6) OBP: 0.292, SLG: 0.261									1 0 0 0 0 0 0													
Inning Stats	R: 0 E: 0 K: 0 S: 7	H: 0 LOB: 0 BB: 0 P: 10	R: 0 E: 0 K: 1 S: 13	H: 1 LOB: 1 BB: 0 P: 21	R: 0 E: 0 K: 0 S: 4	H: 0 LOB: 0 BB: 0 P: 7	R: 0 E: 0 K: 0 S: 4	H: 1 LOB: 0 BB: 0 P: 5	R: 0 E: 0 K: 0 S: 9	H: 0 LOB: 0 BB: 0 P: 13	R: 0 E: 0 K: 2 S: 7	H: 0 LOB: 0 BB: 0 P: 12	R: 1 E: 0 K: 1 S: 13	H: 1 LOB: 0 BB: 0 P: 18	R: 0 E: 0 K: 1 S: 10	H: 1 LOB: 0 BB: 0 P: 15	R: 1 E: 0 K: 0 S: 6	H: 2 LOB: 0 BB: 0 P: 10	1B: 4 2B: 0 3B: 0 HR: 2	SF: 0 SAC: 0 DP: 3 HBP: 0	WP: 0 PB: 0 SB: 0 CS: 0	PA: 30
PITCHER Bruce Hurst, L (1, 1) ERA: 3.38	IP: 9.0 WLS: W BF: 30 H: 6 R: 2 ER: 2 SO: 5 BB: 0 IBB: 0 HBP: 0 BLK: 0 WP: 0 HR: 2 S: 73 P: 111 ERA: 2.00 WHIP: 0.667																					

Montreal Expos @ San Diego Padres
Jack Murphy Stadium, San Diego, CA
 Sat May 12 1990, 10:05 PM EDT
 Att. 24,493 - Unknown - 65 F

livebaseballscorecards.com

AB	30
R	2
H	6
RBI	2
BB	0
SO	5
LOB	7



Batter	1	2	3	4	5	6	7	8	9	AB R H RBI BB SO LOB
Bip Roberts, S OBP: 0.336, SLG: 0.472 (1, 7)	0-1 BB 1B		2-2 G1-6-3 1B		0-1 FC6-4 1-2f S		0-0 F8			4 1 2 0 0 0 1
Tony Gwynn, L OBP: 0.354, SLG: 0.438 (1, 9)	4-0 FC5 1B 1-2 BB		0-1 SAFE G1-6-3 1-2 1B		2-1 F7 1-2		3-1 F8			3 0 1 0 1 0 1
Roberto Alomar, S OBP: 0.411, SLG: 0.479 (1, 4)	2-2 BB FC5 1-2 G1-2-3 1B 2-H		1-0 G1-6-3 1-2f 2-3		0-0 1B 2B		1-3 K			4 1 2 1 0 1 2
Joe Carter, R OBP: 0.302, SLG: 0.412 (1, 3)	1-1 FC5 BB 1-2 2-3f		1-0 G5-3		0-0 S 1B E 1B 2-H		1-1 1B 1B			4 2 2 1 0 0 3
Benito Santiago, R OBP: 0.400, SLG: 0.588 (1, 2)	4-1 BB 1-2 2-3 BB		0-0 G4-3		1-0 F8		1-0 1B 1B			3 0 1 0 1 0 1
Darrin Jackson, R OBP: 0.250, SLG: 0.387 (1, 8)	0-2 G1-2-3 3-Hf		3-2 P3		1-2 S 1B 1B		2-2 F8			4 1 1 0 0 0 5
Mike Pagliarulo, L OBP: 0.419, SLG: 0.441 (1, 5)		0-1 G3	1-0 F8		2-2 G6-4-3 1B 1-H 2-H		0-0 1B 1B			4 0 2 2 0 0 0
Garry Templeton, S OBP: 0.267, SLG: 0.381 (1, 6)		1-2 G5-3		0-1 G6-3	1-0 G6-4-3		0-0 L9			4 0 0 0 0 0 3
Bruce Hurst, L OBP: 0.200, SLG: 0.077 (1, 1)		0-3 K		4-1 FC6-4 BB		0-3 K				2 0 0 0 1 2 0

Inning Stats	R: 1 E: 0 K: 0 S: 15	H: 2 LOB: 2 BB: 2 P: 26	R: 0 E: 0 K: 1 S: 8	H: 0 LOB: 0 BB: 0 P: 9	R: 0 E: 0 K: 0 S: 7	H: 2 LOB: 1 BB: 0 P: 11	R: 0 E: 0 K: 0 S: 7	H: 0 LOB: 0 BB: 0 P: 11	R: 0 E: 0 K: 0 S: 7	H: 0 LOB: 1 BB: 1 P: 13	R: 3 E: 0 K: 0 S: 13	H: 4 LOB: 0 BB: 0 P: 18	R: 0 E: 0 K: 1 S: 6	H: 0 LOB: 0 BB: 0 P: 9	R: 1 E: 0 K: 1 S: 12	H: 3 LOB: 2 BB: 0 P: 17
--------------	-------------------------------	----------------------------------	------------------------------	---------------------------------	------------------------------	----------------------------------	------------------------------	----------------------------------	------------------------------	----------------------------------	-------------------------------	----------------------------------	------------------------------	---------------------------------	-------------------------------	----------------------------------


PITCHER	IP	WLS	BF	H	R	ER	SO	BB	IBB	HBP	BLK	WP	HR	S	P	ERA	WHIP
Zane Smith, L ERA: 3.35 (1, 1)	5.1	L	25	8	4	3	1	3	0	0	0	0	0	56	86	5.06	2.062
Dave Schmidt, R ERA: 1.23 (6, 1)	1.2		4	0	0	0	1	0	0	0	0	0	0	7	11	0.00	0.000
Bill Sampen, R ERA: 1.13 (8, 1)	0.2		4	2	1	1	1	0	0	0	0	0	0	10	15	13.50	3.000
Steve Frey, L ERA: 2.57 (8, 1)	0.1		2	1	0	0	0	0	0	0	0	0	0	2	2	0.00	3.000

BOTTOM

Montreal Expos @ San Diego Padres
Jack Murphy Stadium, San Diego, CA

Sat May 12 1990, 10:05 PM EDT
Att: 24,493 - Unknown - 65 F

AB	32
R	5
H	11
RBI	4
BB	3
SO	3
LOB	16



WP	HR	S	P	ERA	WHIP
0	0	0	0	0	0

Batter	1	2	3	4	5	6	7	8	9	AB R H RBI BB SO LOB	TOP											
Delino DeShields, L (1, 4) OBP: 0.420, SLG: 0.461	1-2 F8	2-3 K	2-3 K		1-1 L7		3-2 G6-4-3		2-1 L6	6 0 0 0 0 2 4												
Marquis Grissom, R (1, 8) OBP: 0.304, SLG: 0.322	2-0 1B HR 1B		2-0 E6 S BB HR	2-1 F7	3-2 F8			3-1 L5-3 1B	4-2 BB BB	5 2 2 0 1 0 0												
Tim Raines, S (1, 7) OBP: 0.359, SLG: 0.312	1 SAFE 1 SAFE 1-2 HR 1B		4-2 S HR BB	4-2 1B BB	0-1 F8			1-2 L5-3 1-2	1-2 F7	4 3 1 0 2 0 2												
Andres Galarraga, R (1, 3) OBP: 0.328, SLG: 0.393 Mike Aldrete, L (6, 3) OBP: 0.538, SLG: 0.368	0-3 K		2-3 K	2-0 1B HR 1B		1-3 K		2-2 E4 2B	4-2 FC6-4 BB	4 1 1 0 0 3 4 1 1 0 0 1 0 0												
Tim Wallach, R (1, 5) OBP: 0.331, SLG: 0.520 Junior Noboa, R (9, 5) OBP: 0.292, SLG: 0.261	1-0 HR		3-1 HR	0-1 HR 1B		2-3 K		2-2 1B 2B	0-0 FC6-4	6 4 4 8 0 1 2 0 0 0 0 0 0 0												
Larry Walker, L (1, 9) OBP: 0.389, SLG: 0.519	1-1 G6-3		0-0 S 1B	1-0 HR		0-0 G1-3		4-2 1B BB		4 3 2 3 1 0 0												
Mike Fitzgerald, R (1, 2) OBP: 0.444, SLG: 0.475		1-0 2B	4-2 SH3-4 1B BB	4-1 BB			3-2 1B FC4 2B	0-0 1B		3 1 3 1 2 0 0												
Spike Owen, S (1, 6) OBP: 0.360, SLG: 0.461 Tom Foley, L (6, 6) OBP: 0.375, SLG: 0.375		3-3 K	3-2 SH3-4 1B	3-2 F9			1-2 FC4 1B	1-2 1B		3 0 1 1 0 1 2 2 0 2 1 0 0 0												
Oil Can Boyd, R (1, 1)		0-3 K	3-1 SH3-4	1-3 K			0-1 FC4 G6-4-3	1-3 K		4 0 0 0 0 3 5												
Inning Stats	R: 3 E: 0 K: 1 S: 12	H: 3 LOB: 0 BB: 0 P: 17	R: 0 E: 0 K: 3 S: 11	H: 1 LOB: 1 BB: 0 P: 17	R: 4 E: 1 K: 2 S: 20	H: 3 LOB: 2 BB: 2 P: 43	R: 4 E: 0 K: 1 S: 15	H: 3 LOB: 1 BB: 2 P: 32	R: 0 E: 0 K: 0 S: 7	H: 0 LOB: 0 BB: 0 P: 11	R: 0 E: 0 K: 2 S: 7	H: 0 LOB: 0 BB: 0 P: 10	R: 1 E: 1 K: 0 S: 12	H: 2 LOB: 0 BB: 0 P: 19	R: 3 E: 1 K: 1 S: 22	H: 4 LOB: 2 BB: 1 P: 36	R: 0 E: 0 K: 0 S: 11	H: 0 LOB: 2 BB: 2 P: 22	1B: 10 2B: 4 3B: 0 HR: 3	SF: 0 SAC: 1 DP: 2 HBP: 0	WP: 0 PB: 0 SB: 3 CS: 0	PA: 50
PITCHER	IP WLS BF H R ER SO BB IBB HBP BLK WP HR S P ERA WHIP																					
Eric Show, R (1, 1) ERA: 7.88	2.1 L 15 6 7 6 5 1 0 0 0 0 2 33 55 23.14 3.000																					
Calvin Schiraldi, R (3, 1) ERA: 5.6	2.2 15 4 4 4 2 3 0 0 0 0 1 32 65 13.50 2.625																					
Mark Grant, R (6, 1) ERA: 7.11	2.0 7 2 1 1 2 0 0 0 0 0 0 19 29 4.50 1.000																					
Pat Clements, L (8, 1) ERA: 3.24	2.0 13 4 3 0 1 3 0 0 0 0 0 33 58 0.00 3.500																					

Montreal Expos @ San Diego Padres
Jack Murphy Stadium, San Diego, CA
 Sun May 13 1990, 6:33 AM EDT
 Att. 16,197 - Sunny - 65 F

livebaseballscorecards.com

AB	42
R	15
H	16
RBI	14
BB	7
SO	10
LOB	19



Batter	1	2	3	4	5	6	7	8	9	AB	R	H	RBI	BB	SO	LOB
Bip Roberts, S OBP: 0.350, SLG: 0.486 (1, 7) BB C C C B	4-2 G4-6-3 BB		2-1 2B			2-2 1B G3-1 1B		0-0 F9		3	0	2	0	1	0	0
Tony Gwynn, L OBP: 0.351, SLG: 0.432 (1, 9) B C F B X	2-2 G4-6-3 1-2f		2-3 K			1-1 G3-1 1-2		0-1 1B 1B		4	0	1	0	0	1	3
Roberto Alomar, S OBP: 0.409, SLG: 0.475 Shawn Abner, R OBP: 0.333, SLG: 0.333 (1, 4) C B C X (7, 7)	1-2 G3				3-1 G1-3	3-2 L5-3 1B 2-3		1-0 G5-4-3 1B 1-2		3	0	1	0	0	0	0
Joe Carter, R OBP: 0.300, SLG: 0.407 (1, 3) S B X		1-1 S 1B		0-3 K		0-0 L5-3 1-2		1-1 G5-4-3 1-2f		4	0	1	0	0	1	4
Fred Lynn, L OBP: 0.300, SLG: 0.375 (1, 8) X		0-0 P6		0-1 F7			1-2 1B 1B		0-0 F8	4	0	1	0	0	0	1
Benito Santiago, R OBP: 0.393, SLG: 0.576 Mark Parent, R OBP: 0.286, SLG: 0.300 (1, 2) B C X (6, 2)		1-1 P9		0-0 F7		0-0 F7		0-1 F8		2	0	0	0	0	0	1
Mike Pagliarulo, L OBP: 0.404, SLG: 0.447 (1, 5) C C C C B X		1-2 K		1-2 2B		1-2 P6		3-2 F9		2	0	0	0	0	0	1
Garry Templeton, S OBP: 0.262, SLG: 0.374 Joey Cora, S OBP: 0.333, SLG: 0.238 (1, 6) B B F X (6, 6) (7, 4)		2-2 F8		0-0 P6		1-2 1B				2	0	0	0	0	0	1
Eric Show, R OBP: 0.167, SLG: 0.333 Calvin Schiraldi, R (3, 1) Jerald Clark, R OBP: 0.143, SLG: 0.077 Mark Grant, R (6, 1) Phil Stephenson, L OBP: 0.460, SLG: 0.438 Pat Clements, R (8, 1)		1-3 K		1-3 K		2-3 K				1	0	0	0	0	0	0

Inning Stats	R: 0	H: 0	E: 0	K: 0	S: 8	R: 0	H: 1	E: 0	K: 1	S: 8	R: 0	H: 1	E: 0	K: 2	S: 13	R: 0	H: 0	E: 0	K: 1	S: 7	R: 0	H: 1	E: 0	K: 1	S: 9	R: 0	H: 2	E: 0	K: 0	S: 9	R: 0	H: 2	E: 0	K: 1	S: 13	R: 0	H: 2	E: 0	K: 0	S: 6	R: 0	H: 0	E: 0	K: 0	S: 6	R: 0	H: 0	E: 0	K: 0	S: 6
	LOB: 0	BB: 1	LOB: 1	BB: 0	P: 15	LOB: 1	BB: 0	LOB: 0	BB: 0	P: 10	LOB: 1	BB: 0	LOB: 1	BB: 0	P: 11	LOB: 2	BB: 0	LOB: 2	BB: 0	P: 18	LOB: 1	BB: 0	LOB: 0	BB: 0	P: 9	LOB: 0	BB: 0	LOB: 0	BB: 0	P: 8	LOB: 0	BB: 0	LOB: 0	BB: 0	P: 8	LOB: 0	BB: 0	LOB: 0	BB: 0	P: 8	LOB: 0	BB: 0	LOB: 0	BB: 0	P: 9	LOB: 0	BB: 0	LOB: 0	BB: 0	P: 9

PITCHER	IP	WLS	BF	H	R	ER	SO	BB	IBB	HBP	BLK	WP	HR	S	P	ERA	WHIP	PITCHER	IP	WLS	BF	H	R	ER	SO	BB	IBB	HBP	BLK	WP	HR	S	P	ERA	WHIP															
Oil Can Boyd, R ERA: 4.42 (1, 1)	9.0	W	34	9	0	0	6	1	0	0	0	0	0	79	116	0.00	1.111																																	

BOTTOM

Montreal Expos @ San Diego Padres
Jack Murphy Stadium, San Diego, CA
 Sun May 13 1990, 6:33 AM EDT
 Att. 16,197 - Sunny - 65 F

AB	33
R	0
H	9
RBI	0
BB	1
SO	6
LOB	16



WP	PA
0	34

Batter	1	2	3	4	5	6	7	8	9	AB R H RBI BB SO LOB	TOP	
Lenny Dykstra, L (1, 8) OBP: 0.450, SLG: 0.500	1-1 F9			0-1 F8	4-1 BB			0-0 F9		3 0 0 1 1 0 0		
Tom Herr, S (1, 4) OBP: 0.360, SLG: 0.438	1-0 F8			1-0 F7	0-1 G4-3			1-3 K		4 0 0 0 0 1 3		
Von Hayes, L (1, 9) OBP: 0.409, SLG: 0.500	2-1 G4-3			4-2 BB		1-2 F7			1-2 P6	3 0 0 0 1 0 0		
Ricky Jordan, R (1, 3) OBP: 0.333, SLG: 0.398		1-2 P3		0-1 F9		1-0 L5			0-2 G1-3	4 0 0 0 0 0 1		
John Kruk, L (1, 7) OBP: 0.345, SLG: 0.465		1-3 K			4-2 G5-4-3 BB	0-0 L7			0-1 G1-3	3 0 0 0 1 1 0		
Dickie Thon, R (1, 6) OBP: 0.297, SLG: 0.295		2-3 K			3-2 G5-4-3			2-3 K		3 0 0 0 0 2 1		
Darren Daulton, L (1, 2) OBP: 0.347, SLG: 0.296			3-2 F6		0-0 1B BB 1B			0-1 F7		3 1 1 0 0 0 0		
Charlie Hayes, R (1, 5) OBP: 0.294, SLG: 0.311			1-2 P3		4-1 BB 1B BB			2-2 L9		2 0 0 0 1 0 0		
Pat Combs, L (1, 1) OBP: 0.286, SLG: 0.308			2-3 K		1-1 BB 1B			1-1 F9		1 0 0 0 0 1 0		
Curt Ford, L (5, PH) OBP: 0.250, SLG: 0.182					1-2 2-3 1B					1 0 1 0 0 0 0		
Don Carman, L (5, 1) OBP: 0.400, SLG: 0.400										0 0 0 0 0 0 0		
Dave Hollins, S (8, PH) OBP: 0.318, SLG: 0.211										1 0 0 0 0 0 0		
Darrel Akerfelds, R (8, 1)										0 0 0 0 0 0 0		
Inning Stats	R: 0 E: 0 K: 0 S: 5 H: 0 LOB: 0 BB: 0 P: 9	R: 0 E: 0 K: 2 S: 10 H: 0 LOB: 0 BB: 0 P: 14	R: 0 E: 0 K: 1 S: 12 H: 0 LOB: 0 BB: 0 P: 18	R: 0 E: 0 K: 0 S: 7 H: 0 LOB: 1 BB: 1 P: 12	R: 1 E: 0 K: 0 S: 12 H: 2 LOB: 3 BB: 3 P: 28	R: 0 E: 0 K: 0 S: 6 H: 0 LOB: 0 BB: 0 P: 8	R: 0 E: 0 K: 1 S: 11 H: 0 LOB: 0 BB: 0 P: 15	R: 0 E: 0 K: 1 S: 6 H: 0 LOB: 0 BB: 0 P: 8	R: 0 E: 0 K: 0 S: 8 H: 0 LOB: 0 BB: 0 P: 9	1B: 2 SF: 0 2B: 0 SAC: 0 3B: 0 DP: 1 HR: 0 HBP: 0	WP: 0 PA: 32 PB: 0 SB: 0 CS: 0	
PITCHER Andy Benes, R (1, 1) ERA: 3.98	IP WLS BF H R ER SO BB IBB HBP BLK WP HR S P ERA WHIP	9.0 W 32 2 1 1 5 4 0 0 0 0 0 0 77 121 1.00 0.667										

Philadelphia Phillies @ San Diego Padres
 Jack Murphy Stadium, San Diego, CA
 Mon May 14 1990, 10:05 PM EDT
 Att: 16,389 - Unknown

livebaseballscorecards.com

AB	28
R	1
H	2
RBI	1
BB	4
SO	5
LOB	5



Batter	1	2	3	4	5	6	7	8	9
Bip Roberts, S OBP: 0.347, SLG: 0.478 (1, 7)	1-1 G5-3	3-2 L7			3-2 HR 1B		1-1 G1-3		
Tony Gwynn, L OBP: 0.363, SLG: 0.465 (1, 9)	1-0 CS 1B		1-0 F7		3-1 1-H HR		1-1 1B		
Roberto Alomar, S OBP: 0.412, SLG: 0.476 (1, 4)	3-2 1-2 1B		2-2 HR 1B		0-1 L9		3-1 L8		
Joe Carter, R OBP: 0.299, SLG: 0.425 (1, 3)	0-2 L5		2-2 SAFE 1-H HR		1-2 F9		3-1 F9		
Benito Santiago, R OBP: 0.378, SLG: 0.553 (1, 2)		2-3 K	3-2 L8		1-3 K		0-2 L6		
Shawn Abner, R OBP: 0.364, SLG: 0.300 (1, 8)		4-0 E 1B BB	2-1 G6-3		0-0 P3		4-2 S BB		
Mike Pagliarulo, L OBP: 0.392, SLG: 0.429 (1, 5)		0-0 E3 1B		0-2 G1-6-3 1B		3-1 F8	1-2 G5-3		
Garry Templeton, S OBP: 0.264, SLG: 0.373 (1, 6)		0-2 1-2 2-H 1B		0-0 G1-6-3 1-2f		0-2 F8			
Andy Benes, R (1, 1)		0-3 K		2-3 K			2-2 G6-3		

AB	R	H	RBI	BB	SO	LOB
4	1	1	0	0	0	2
4	1	3	2	0	0	0
4	1	2	0	0	0	1
4	1	1	2	0	0	1
4	0	0	0	0	2	0
2	1	0	0	2	0	0
4	0	1	0	0	0	2
3	0	1	1	0	0	1
3	0	0	0	0	2	2

BOTTOM

Philadelphia Phillies @ San Diego Padres
Jack Murphy Stadium, San Diego, CA
 Mon May 14 1990, 10:05 PM EDT
 Att. 16,389 - Unknown

livebaseballscorecards.com

AB	32
R	5
H	9
RBI	5
BB	2
SO	4
LOB	9



Inning Stats	R	H	E	K	S	H	LOB	BB	P	R	H	E	K	S	H	LOB	BB	P
	0	2	0	0	11	1	1	1	25	2	2	0	0	14	2	0	0	21
	0	0	0	0	0	0	0	0	0	0	0	0	0	0	0	0	0	0
	0	0	0	0	0	0	0	0	0	0	0	0	0	0	0	0	0	0
	0	0	0	0	0	0	0	0	0	0	0	0	0	0	0	0	0	0
	0	0	0	0	0	0	0	0	0	0	0	0	0	0	0	0	0	0

PITCHER	IP	WLS	BF	H	R	ER	SO	BB	IBB	HBP	BLK	WP	HR	S	P	ERA	WHIP
Pat Combs, L ERA: 3.65 (1, 1)	4.0	L	18	6	3	2	3	1	0	0	0	0	1	49	75	4.50	1.750
Don Carman, L ERA: 2.95 (5, 1)	3.0		12	3	2	2	1	0	0	0	0	0	1	28	46	6.00	1.000
Darrel Akerfelds, R ERA: (8, 1)	1.0		4	0	0	0	0	1	0	0	0	0	0	12	20	0.00	1.000

WP	PA	ERA	WHIP
0	34		
0			
1			
1			

Batter	1	2	3	4	5	6	7	8	9	AB R H RBI BB SO LOB	TOP											
Lenny Dykstra, L (1, 8) OBP: 0.444, SLG: 0.491	2-1 G6-4-3 1B			0-1 L9		2-0 G6-3		1-1 G1-3		4 0 1 0 0 0 0												
Tom Herr, S (1, 4) OBP: 0.357, SLG: 0.431	3-2 G6-4-3 1-2f			2-0 L9		1-1 1B		1-0 F8		4 0 1 0 0 0 1												
Von Hayes, L (1, 9) OBP: 0.404, SLG: 0.491	2-2 L7			1-2 G4-3		2-2 1B		0-3 K		4 0 1 0 0 1 0												
Ricky Jordan, R (1, 3) OBP: 0.330, SLG: 0.423			1-2 G5-3		2-2 HR	1-0 L9		2-3 K		4 1 1 1 0 1 2												
Carmelo Martinez, R (1, 7) OBP: 0.387, SLG: 0.566			1-0 F4		1-1 HR	1-0 P4		1-3 K		4 1 1 1 0 1 2												
Dickie Thon, R (1, 6) OBP: 0.295, SLG: 0.294			0-3 K		0-2 WP 1B		1-2 F8		0-0 L4	4 0 1 0 0 1 0												
Charlie Hayes, R (1, 5) OBP: 0.295, SLG: 0.311			1-2 P3		0-2 P4		2-0 FC6-4 1B			3 0 1 0 0 0 1												
Steve Lake, R (1, 2) OBP: 0.200, SLG: 0.241			0-0 F8		1-3 K		1-0 FC6-4			3 0 0 0 0 1 2												
Terry Mulholland, R (1, 1) OBP: 0.273, SLG: 0.364			1-3 K		1-3 K		0-0 G3			2 0 0 0 0 2 1												
Curt Ford, L (7, PH) OBP: 0.231, SLG: 0.167										1 0 0 0 0 0 1												
Jeff Parrett, R (7, 1)										0 0 0 0 0 0 0												
Roger McDowell, R (8, 1)										0 0 0 0 0 0 0												
Inning Stats	R: 0 E: 0 K: 0 S: 9	H: 1 LOB: 0 BB: 0 P: 16	R: 0 E: 0 K: 1 S: 9	H: 0 LOB: 0 BB: 0 P: 11	R: 0 E: 0 K: 1 S: 10	H: 0 LOB: 0 BB: 0 P: 12	R: 0 E: 0 K: 0 S: 6	H: 0 LOB: 0 BB: 0 P: 9	R: 2 E: 0 K: 2 S: 20	H: 3 LOB: 1 BB: 0 P: 25	R: 0 E: 0 K: 0 S: 8	H: 2 LOB: 2 BB: 0 P: 15	R: 0 E: 0 K: 0 S: 7	H: 1 LOB: 1 BB: 0 P: 11	R: 0 E: 0 K: 1 S: 6	H: 0 LOB: 0 BB: 0 P: 8	R: 0 E: 0 K: 2 S: 7	H: 0 LOB: 0 BB: 0 P: 10	1B: 5 2B: 0 3B: 0 HR: 2	SF: 0 SAC: 0 DP: 1 HBP: 0	WP: 1 PB: 0 SB: 0 CS: 0	PA: 33
PITCHER	IP WLS BF H R ER SO BB IBB HBP BLK WP HR S P ERA WHIP																					
Dennis Rasmussen, L (1, 1) ERA: 3.92	5.1 L 21 6 2 2 4 0 0 0 0 1 2 60 84 3.38 1.125																					
Mike Dunne, R (6, 1) ERA:	1.2 6 1 0 0 0 0 0 0 0 0 0 9 15 0.00 0.600																					
Greg Harris, R (8, 1) ERA: 1.48	2.0 6 0 0 0 0 3 0 0 0 0 0 0 13 18 0.00 0.000																					

Philadelphia Phillies @ San Diego Padres
 Jack Murphy Stadium, San Diego, CA
 Tue May 15 1990, 10:05 PM EDT
 Att: 22,596 - Unknown

AB	33
R	2
H	7
RBI	2
BB	0
SO	7
LOB	10



WP: 1	PA: 33
PB: 0	
SB: 0	
CS: 0	

ERA	WHIP

BOTTOM

Philadelphia Phillies @ San Diego Padres
Jack Murphy Stadium, San Diego, CA
Tue May 15 1990, 10:05 PM EDT
Att. 22,596 - Unknown

livebaseballscorecards.com

AB 32
R 1
H 8
RBI 1
BB 4
SO 2
LOB 21



WP: 1 PA: 39
PB: 0
SB: 0
CS: 0

AB R H RBI BB SO LOB

3 0 1 0 1 0 1

5 0 2 0 0 0 4

4 0 1 1 1 0 4

4 0 0 0 0 1 5

4 0 1 0 0 0 0

3 0 1 0 0 0 0

3 0 1 0 0 0 2

3 0 0 0 1 0 3

2 0 0 0 0 1 2
0 0 0 0 0 0 0
0 1 0 0 1 0 0
0 0 0 0 0 0 0
1 0 1 0 0 0 0
0 0 0 0 0 0 0

1B: 6 SF: 0
2B: 2 SAC: 2
3B: 0 DP: 0
HR: 0 HBP: 1

L B 1 SAFE
F X

B C C F F B B X

C X

1 SAFE
B 1 SAFE
B 1 SAFE
F X

L B X

B X

F H

X B X

B X

B B C C B B X

B B X

B F B X

1 SAFE
B 1 SAFE
B 1 SAFE
F X

L B X

B X

F H

X B X

B B C C B B X

B B C C B B X

B C C F F B B X

C X

1 SAFE
B 1 SAFE
B 1 SAFE
F X

L B X

B X

F H

X B X

B B C C B B X

C B B F B X

B C C F F B B X

C X

1 SAFE
B 1 SAFE
B 1 SAFE
F X

L B X

B X

F H

X B X

B B C C B B X

C B B F B X

B C C F F B B X

C X

1 SAFE
B 1 SAFE
B 1 SAFE
F X

L B X

B X

F H

X B X

B B C C B B X

C B B F B X

B C C F F B B X

C X

1 SAFE
B 1 SAFE
B 1 SAFE
F X

L B X

B X

F H

X B X

B B C C B B X

C B B F B X

B C C F F B B X

C X

1 SAFE
B 1 SAFE
B 1 SAFE
F X

L B X

B X

F H

X B X

B B C C B B X

C B B F B X

B C C F F B B X

C X

1 SAFE
B 1 SAFE
B 1 SAFE
F X

L B X

B X

F H

X B X

B B C C B B X

C B B F B X

B C C F F B B X

C X

1 SAFE
B 1 SAFE
B 1 SAFE
F X

L B X

B X

F H

X B X

B B C C B B X

B C C F F B B X

C X

1 SAFE
B 1 SAFE
B 1 SAFE
F X

L B X

B X

F H

X B X

B B C C B B X

Bip Roberts, S (1, 7)
OBP: 0.352, SLG: 0.483

Tony Gwynn, L (1, 9)
OBP: 0.364, SLG: 0.470

Roberto Alomar, S (1, 4)
OBP: 0.411, SLG: 0.469

Joe Carter, R (1, 3)
OBP: 0.290, SLG: 0.412

Benito Santiago, R (1, 2)
OBP: 0.374, SLG: 0.542

Darrin Jackson, R (1, 8)
OBP: 0.257, SLG: 0.382

Mike Pagliarulo, L (1, 5)
OBP: 0.400, SLG: 0.422

Garry Templeton, S (1, 6)
OBP: 0.264, SLG: 0.362

Dennis Rasmussen, L (1, 1)
OBP: 0.357, SLG: 0.357

Mike Durkin, K (6, 1)

Phil Stephenson, L (7, PH)
OBP: 0.429, SLG: 0.438

Greg Harris, R (8, 1)

Fred Lynn, L (9, PH)
OBP: 0.369, SLG: 0.384

Joey Cora, S (9, PR)
OBP: 0.333, SLG: 0.238

Terry Mulholland, L (1, 1)
ERA: 3.82

Jeff Parrett, R (7, 1)
ERA: 5.47

Roger McDowell, R (8, 1)
ERA: 3.71

Inning Stats

PITCHER IP WLS BF H R ER SO BB IBB HBP BLK WP HR S P ERA WHIP

Terry Mulholland, L (1, 1) 6.0 W 26 5 0 0 1 2 1 0 0 0 0 0 0 0.00 1.167

Jeff Parrett, R (7, 1) 1.0 6 2 1 1 1 1 0 0 0 0 0 0 14 29 9.00 3.000

Roger McDowell, R (8, 1) 2.0 S 7 1 0 0 0 0 0 0 0 0 0 0 14 20 0.00 0.500

R: 0 H: 1 E: 0 K: 0 S: 11

H: 1 LOB: 1 BB: 0 P: 15

R: 0 H: 1 E: 0 K: 0 S: 9

H: 1 LOB: 1 BB: 0 P: 12

R: 0 H: 2 E: 0 K: 1 S: 10

H: 2 LOB: 2 BB: 1 P: 21

R: 0 H: 1 E: 0 K: 0 S: 10

H: 1 LOB: 2 BB: 1 P: 21

R: 0 H: 0 E: 0 K: 0 S: 12

H: 0 LOB: 1 BB: 1 P: 18

R: 1 H: 1 E: 0 K: 1 S: 11

H: 1 LOB: 1 BB: 1 P: 24

R: 0 H: 1 E: 0 K: 0 S: 7

H: 1 LOB: 1 BB: 0 P: 10

R: 0 H: 1 E: 0 K: 0 S: 10

H: 1 LOB: 2 BB: 0 P: 15

1B: 6 2B: 2 3B: 0 HR: 0 SF: 0 SAC: 2 DP: 0 HBP: 1

WP: 1 PA: 39 PB: 0 SB: 0 CS: 0

Philadelphia Phillies @ San Diego Padres
 Jack Murphy Stadium, San Diego, CA
 Wed May 16 1990, 6:33 AM EDT
 Att. 17,710 - Sunny - 80 F

livebaseballscorecards.com

AB	35
R	6
H	9
RBI	5
BB	4
SO	7
LOB	14



WP:	0	PA:	40
PB:	1	SB:	0
CS:	0		

Batter	1	2	3	4	5	6	7	8	9	AB R H RBI BB SO LOB
Lenny Dykstra, L OBP: 0.457, SLG: 0.535 (1, 8)	4-2 HR BB	1-1 4-3			1-1 F8 SF7 2B		1-2 PB 3B		1-2 FC4-6 1-3 2B	4 3 3 0 1 0 0
Tom Herr, S OBP: 0.351, SLG: 0.417 (1, 4)	1-0 F8		1-3 K		2-2 F8		3-3 K		4-0 FC4-6 IBB	4 0 0 0 1 2 2
Von Hayes, L OBP: 0.404, SLG: 0.513 (1, 9)	2-1 HR		1-2 4-3		0-0 SF7		3-H 4-1 BB		0-1 FC4-6	3 1 1 4 1 0 2
Ricky Jordan, R OBP: 0.324, SLG: 0.412 (1, 3)	0-0 F8		1-2 G4-3		0-0 1B		0-1 F9		1-2 5-3	5 0 1 0 0 0 3
John Kruk, L OBP: 0.342, SLG: 0.467 (1, 7)	0-0 1B 2B			1-3 K	2-3 K			0-0 6-3		4 1 1 0 0 2 1
Charlie Hayes, R OBP: 0.302, SLG: 0.318 (1, 5)	0-1 1B		1-2 E3		0-0 P4		2-2 G5-4-3 1B			4 0 2 1 0 0 0
Darren Daulton, L OBP: 0.333, SLG: 0.282 (1, 2)	1-3 K		1-3 K		1-0 P3		0-0 G5-4-3		1-2f	4 0 0 0 0 2 3
Rod Booker, L OBP: 0.348, SLG: 0.263 Dickie Thon, R OBP: 0.301, SLG: 0.300 (9, PH) (9, 6)		0-2 P8		4-0 IBB	1-1 P3			0-0 2B FC4-6 1B		2 0 0 0 1 0 0 1 1 1 0 0 0 0
Ken Howell, R OBP: 0.188, SLG: 0.200 Jeff Parrett, R Darrel Akerfelds, R Don Carman, L OBP: 0.400, SLG: 0.400 Randy Ready, R OBP: 0.371, SLG: 0.414 Roger McDowell, R (8, 1) (8, 1) (9, PH) (9, 1)		0-3 K		0-0 F8		1-0 F7		2-1 L9		3 0 0 0 0 0 1 2 0 0 0 0 0 0 0 0 0 0 0 0 0 0 0 0 1 0 0 0 0 0 0 1 0 0 0 0 0 0 0 0

Inning Stats	R: 3	H: 3	R: 0	H: 0	R: 0	H: 0	R: 0	H: 0	R: 1	H: 2	R: 0	H: 0	R: 1	H: 1	R: 0	H: 1	R: 1	H: 2	1B: 4	SF: 1	WP: 0	PA: 40
E: 0	LOB: 1	E: 0	LOB: 0	E: 0	LOB: 0	E: 1	LOB: 2	E: 0	LOB: 0	E: 0	LOB: 0	E: 0	LOB: 1	E: 0	LOB: 0	E: 0	LOB: 2	E: 0	LOB: 2	2B: 3	SAC: 0	PB: 1
K: 1	BB: 1	K: 1	BB: 0	K: 1	BB: 0	K: 2	BB: 1	K: 1	BB: 0	K: 1	BB: 0	K: 0	BB: 0	K: 1	BB: 1	K: 0	BB: 1	K: 0	BB: 1	3B: 1	DP: 1	SB: 0
S: 12	P: 20	S: 9	P: 10	S: 10	P: 13	S: 10	P: 17	S: 12	P: 17	S: 4	P: 6	S: 11	P: 20	S: 5	P: 7	S: 13	P: 21	S: 13	P: 21	HR: 1	HBP: 0	CS: 0

PITCHER	IP	WLS	BF	H	R	ER	SO	BB	IBB	HBP	BLK	WP	HR	S	P	ERA	WHIP
Ed Whitson, R ERA: 2.5 (1, 1)	6.0	L	26	5	4	4	6	1	1	0	0	0	1	57	83	6.00	1.000
Calvin Schiraldi, R ERA: 5.3 (7, 1)	1.0		5	1	1	0	1	1	0	0	0	0	0	11	20	0.00	2.000
Pat Clements, L ERA: 3.6 (8, 1)	1.2		8	3	1	1	0	0	1	0	0	0	0	14	23	5.40	1.800
Mark Grant, R ERA: 6.98 (9, 1)	0.1		1	0	0	0	0	0	0	0	0	0	0	4	5	0.00	0.000

BOTTOM

Philadelphia Phillies @ San Diego Padres
Jack Murphy Stadium, San Diego, CA

AB 32
R 5
H 9
RBI 5
BB 4
SO 6
LOB 11


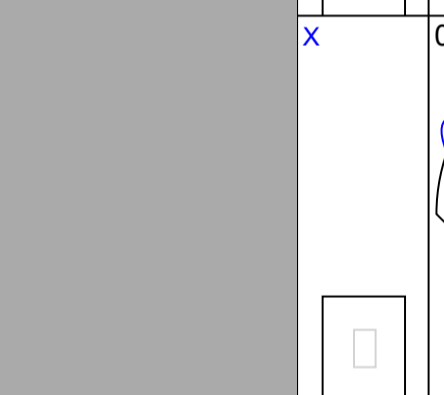
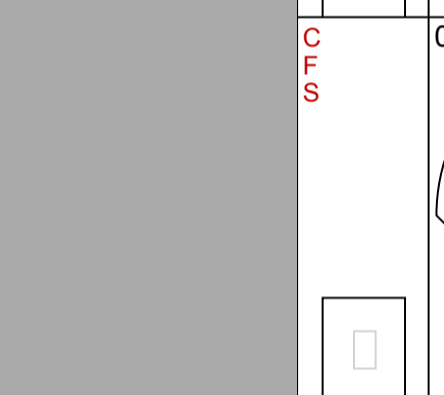
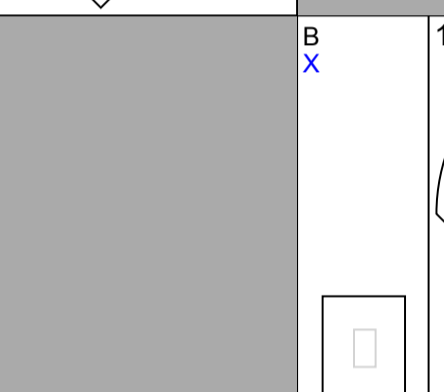
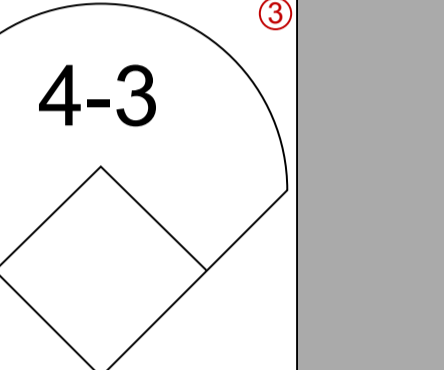
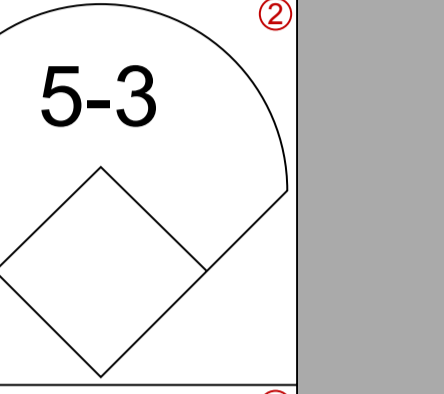
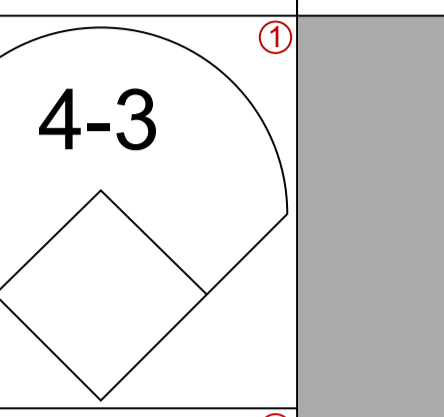
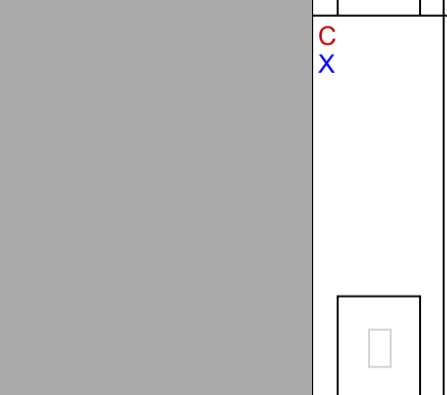
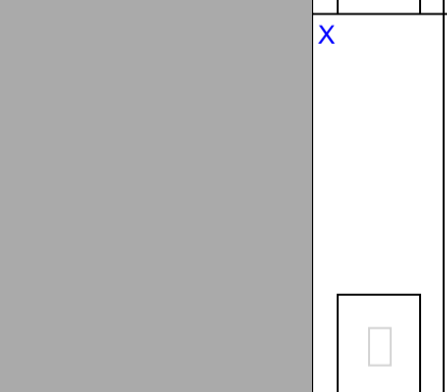

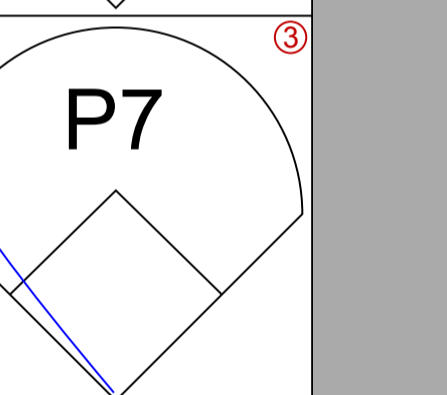

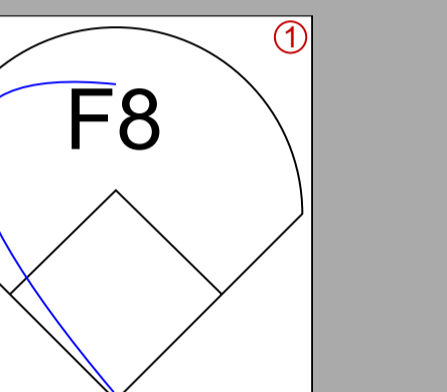
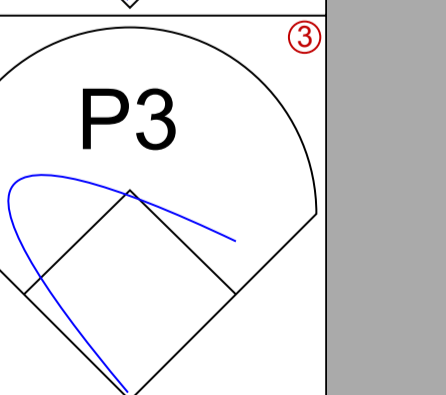
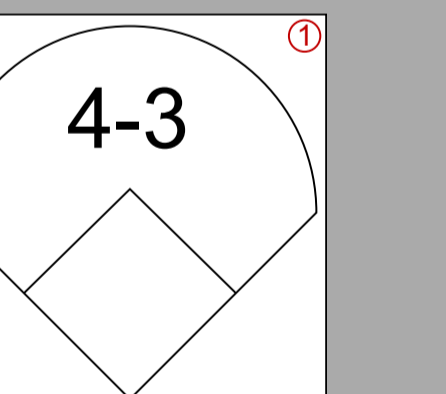

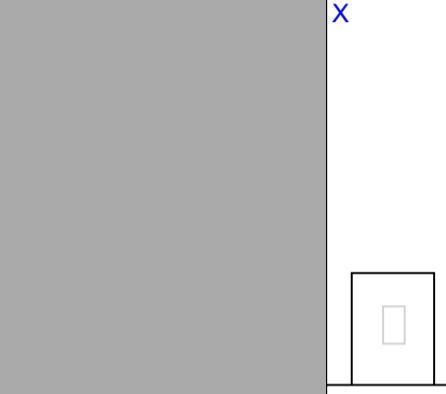
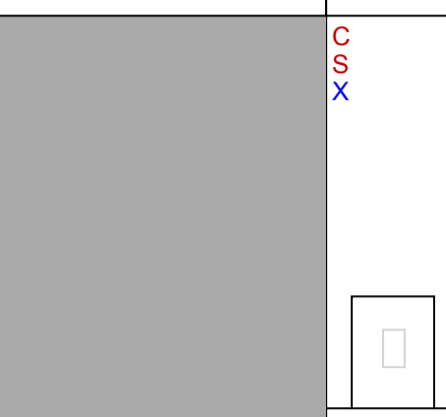

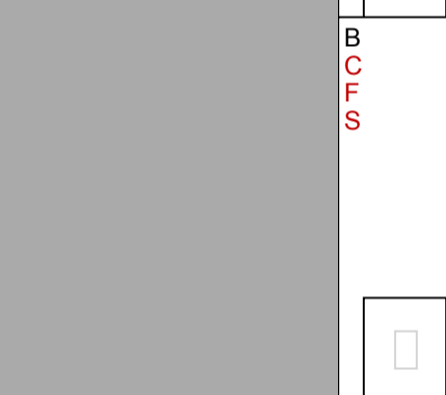
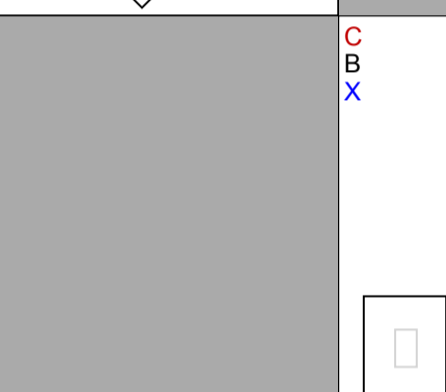
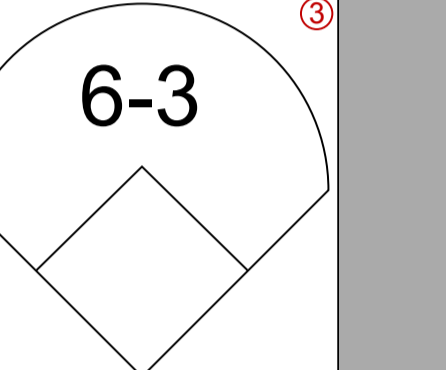
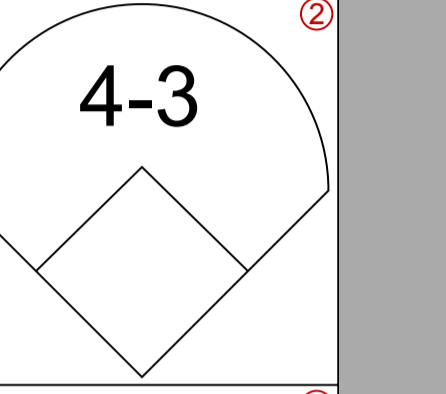
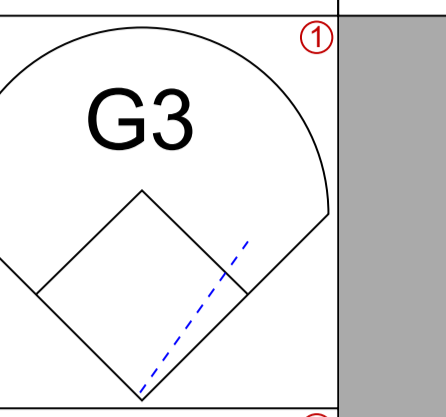
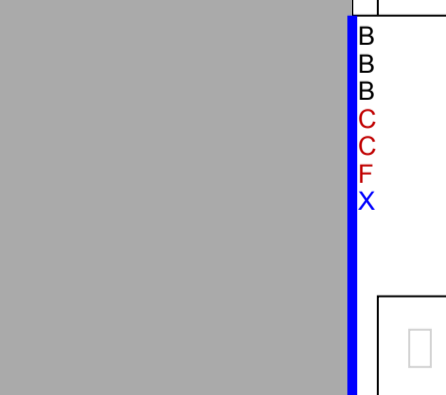
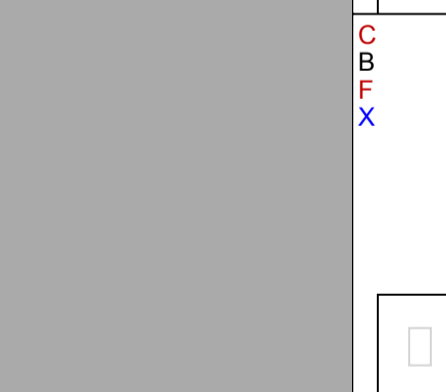
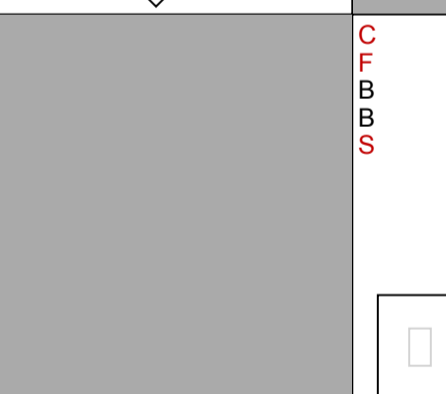
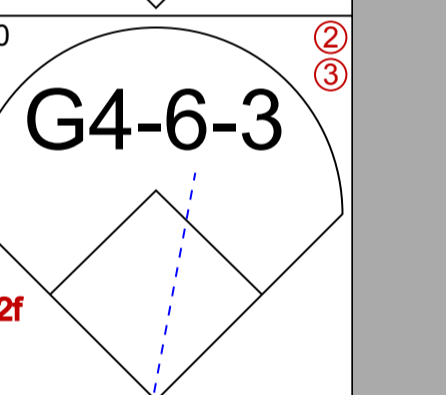
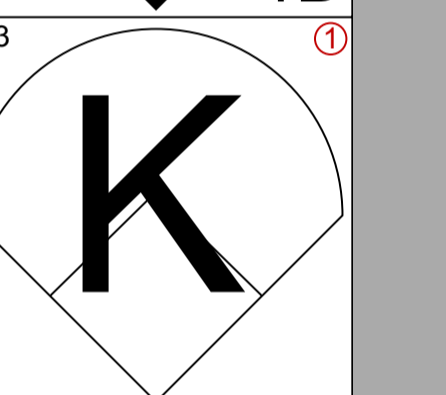
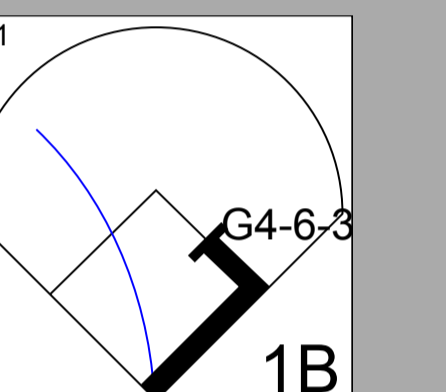

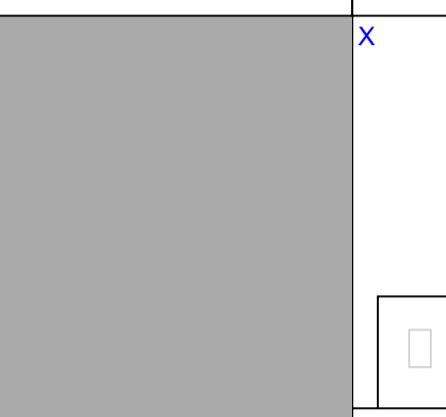
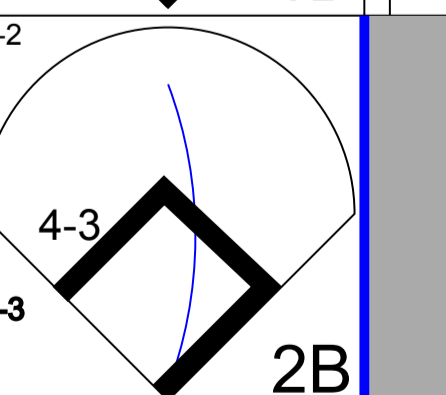
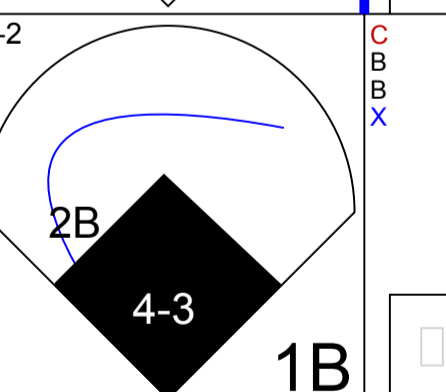
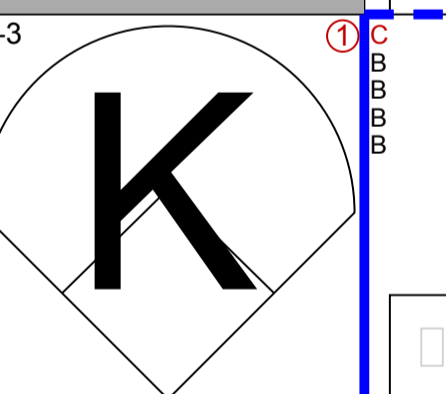
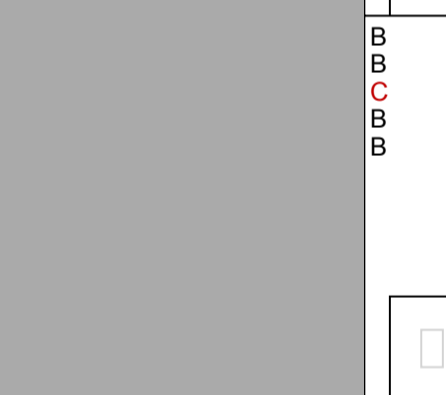

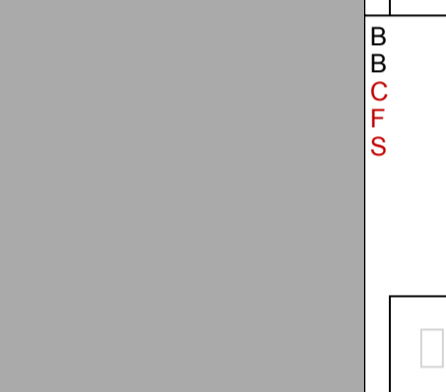

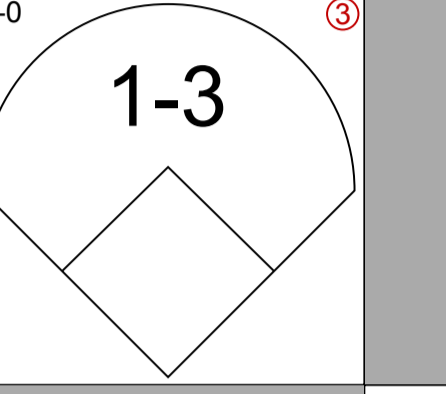
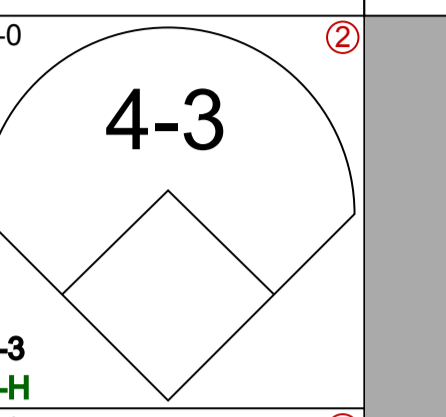
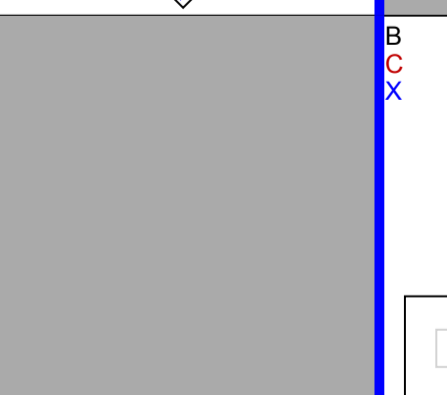
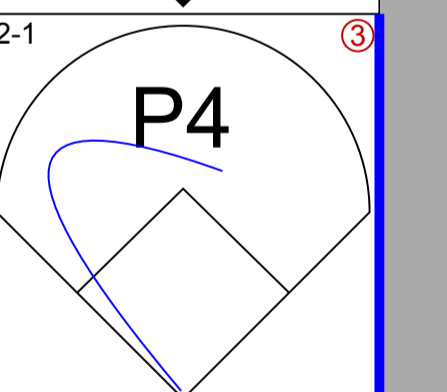
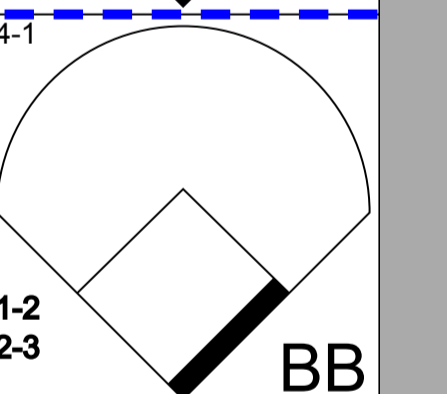
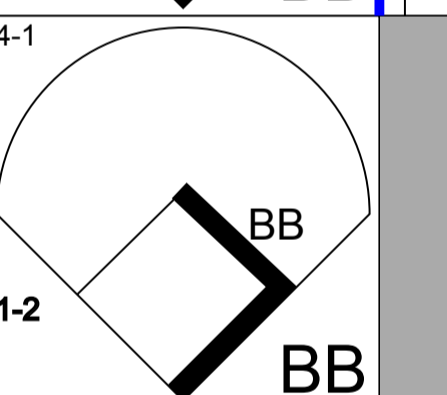
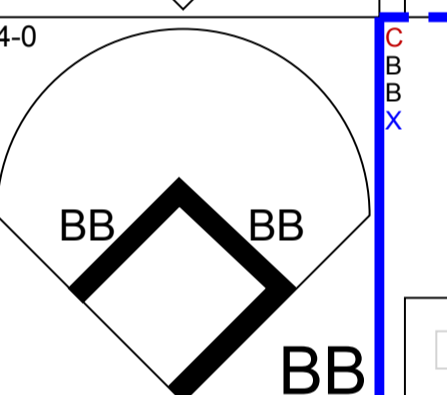
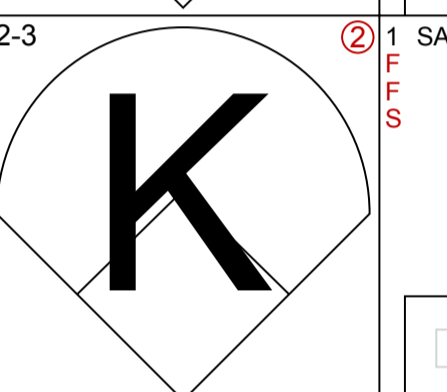
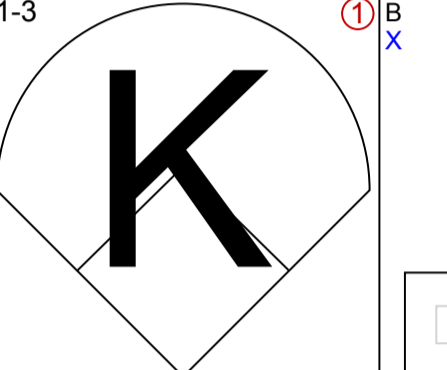
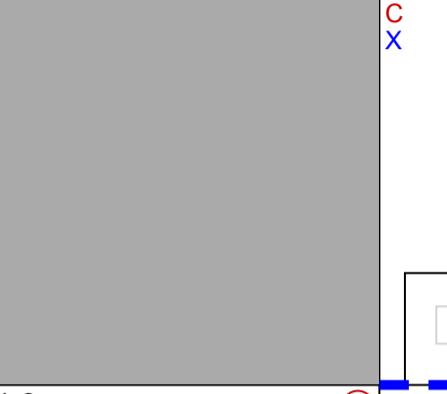
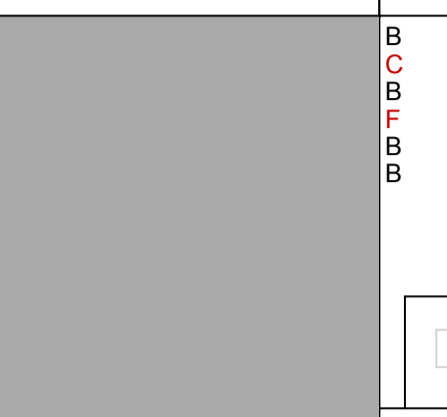
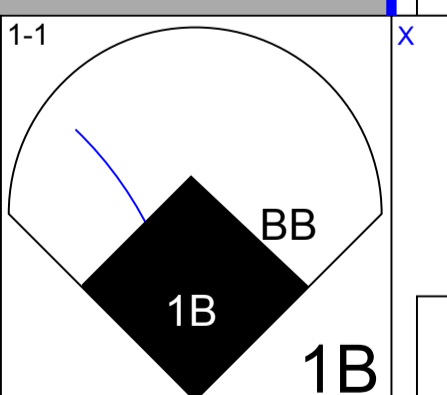
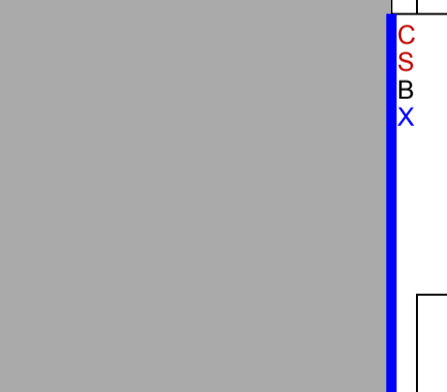

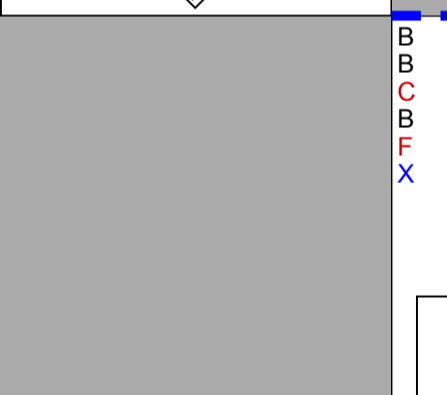
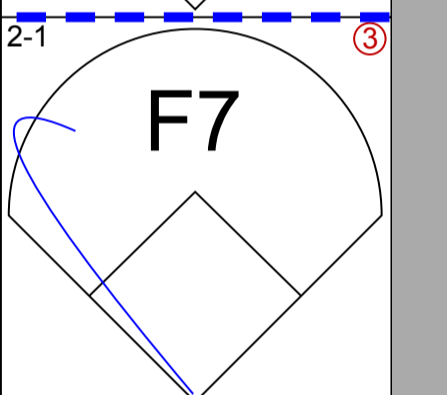
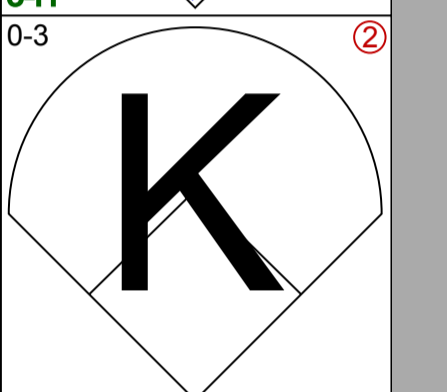
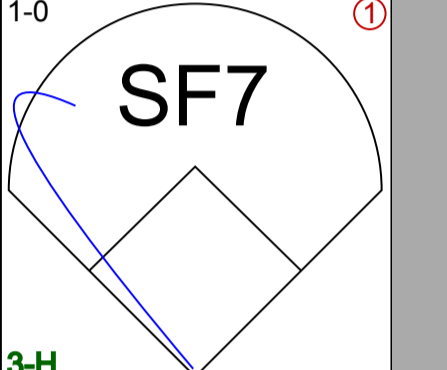
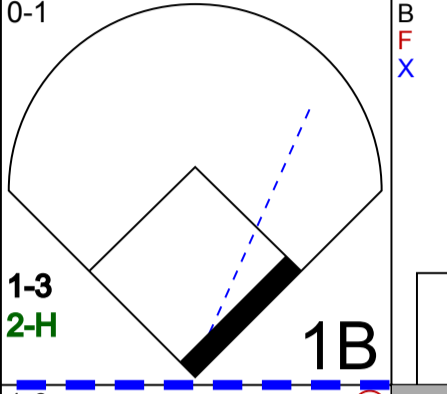
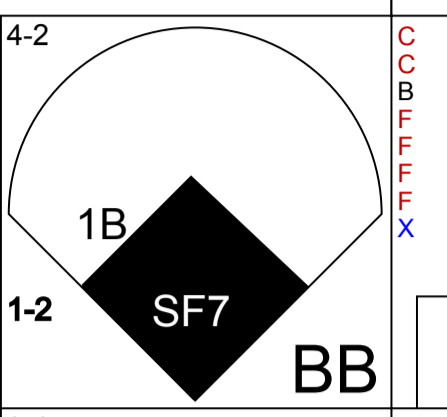
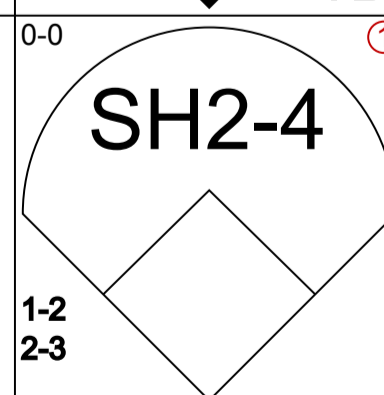
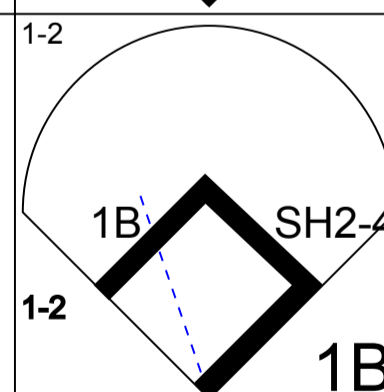
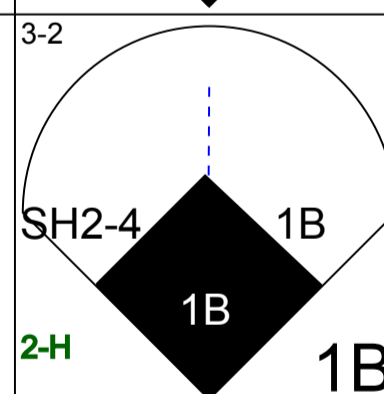
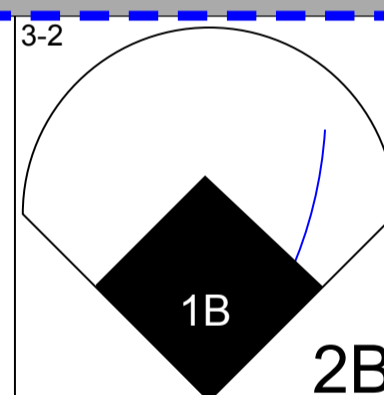
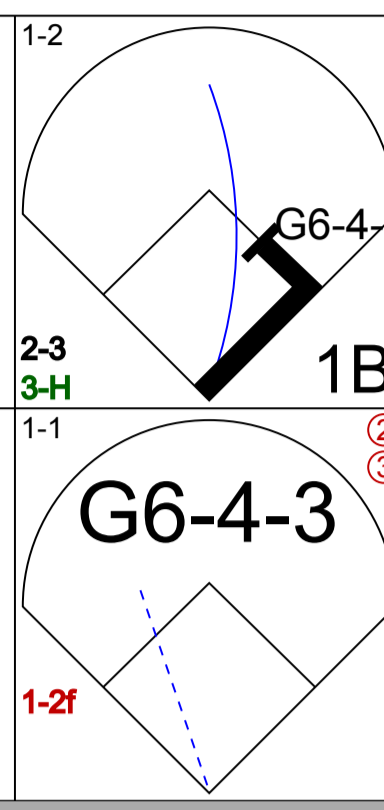


WP: 0 PA: 38
PB: 0
SB: 0
CS: 0
ERA
WHIP

Wed May 16 1990, 6:33 AM EDT
Att. 17,710 - Sunny - 80 F

AB R H RBI BB SO LOB

4	1	1	2	1	0	1
5	0	1	1	0	0	3
3	0	0	1	0	1	0
4	0	1	0	0	2	1
2	0	0	0	1	2	1
1	0	0	0	0	0	1
3	1	1	0	1	0	1
2	0	0	0	0	1	0
1	1	1	1	1	1	0
3	1	1	0	0	0	3
0	0	0	0	0	0	0
0	0	0	0	0	0	0
1	0	0	0	0	0	0
1	1	1	1	0	0	0



Batter
Bip Roberts, S
OBP: 0.353, SLG: 0.475
(1, 7)
(8, 6)

Tony Gwynn, L
OBP: 0.359, SLG: 0.460
(1, 9)

Roberto Alomar, S
OBP: 0.400, SLG: 0.458
(1, 4)

Joe Carter, R
OBP: 0.289, SLG: 0.407
(1, 3)
(8, 8)
(9, 7)

Fred Lynn, L
OBP: 0.310, SLG: 0.373
(1, 8)
(8, 7)

Darrin Jackson, R
OBP: 0.250, SLG: 0.371
(8, PH)
(9, 8)

Mike Pagliarulo, L
OBP: 0.407, SLG: 0.438
(1, 5)

Joey Cora, S
OBP: 0.308, SLG: 0.217
(1, 6)
Phil Stephenson, L
OBP: 0.478, SLG: 0.471
(7, PH)
(8, 3)

Mark Parent, R
OBP: 0.292, SLG: 0.304
(1, 2)
Pat Clements, R
(8, 1)
Mark Grant, R
(9, 1)
Garry Templeton, S
OBP: 0.270, SLG: 0.368
(9, PH)


Ed Whitson, R
OBP: 0.133, SLG: 0.333
(1, 1)
Jerald Clark, R
OBP: 0.200, SLG: 0.214
(6, PH)
Calvin Schiraldi, R
(7, 1)
Benito Santiago, R
OBP: 0.379, SLG: 0.546
(8, 2)

Inning Stats

R: 0	H: 0	R: 0	H: 0	R: 0	H: 0	R: 0	H: 1	R: 1	H: 2	R: 0	H: 0	R: 2	H: 2	R: 2	H: 4	R: 2	H: 4
E: 0	LOB: 0	E: 0	LOB: 0	E: 0	LOB: 0	E: 0	LOB: 0	E: 0	LOB: 1	E: 0	LOB: 3	E: 0	LOB: 1	E: 0	LOB: 1	E: 0	LOB: 1
K: 0	BB: 0	K: 1	BB: 0	K: 0	BB: 0	K: 0	BB: 0	K: 1	BB: 0	K: 2	BB: 3	K: 1	BB: 1	K: 0	BB: 0	K: 0	BB: 0
S: 7	P: 13	S: 5	P: 6	S: 4	P: 4	S: 7	P: 9	S: 6	P: 8	S: 11	P: 28	S: 12	P: 20	S: 19	P: 28	S: 19	P: 28

PITCHER	IP	WLS	BF	H	R	ER	SO	BB	IBB	HBP	BLK	WP	HR	S	P	ERA	WHIP
Ken Howell, R ERA: 3.77	(1, 1)	6.2	24	3	1	1	5	2	0	0	0	0	0	49	77	1.35	0.750
Jeff Parrett, R ERA: 6.08	(7, 1)	0.1	5	2	2	2	0	2	0	0	0	0	0	9	20	54.00	12.000
Darrel Akerfelds, R ERA:	(8, 1)	0.2	2	0	0	0	1	0	0	0	0	0	0	4	5	0.00	0.000
Don Carman, L ERA: 2.91	(8, 1)	0.1	1	0	0	0	0	0	0	0	0	0	0	2	4	0.00	0.000
Roger McDowell, R ERA: 4.5	(9, 1)	1.0	S	6	4	2	2	0	0	0	0	0	0	19	28	18.00	4.000

PITCHER	IP	WLS	BF	H	R	ER	SO	BB	IBB	HBP	BLK	WP	HR	S	P	ERA	WHIP
Ken Howell, R ERA: 3.77	(1, 1)	6.2	24	3	1	1	5	2	0	0	0	0	0	49	77	1.35	0.750
Jeff Parrett, R ERA: 6.08	(7, 1)	0.1	5	2	2	2	0	2	0	0	0	0	0	9	20	54.00	12.000
Darrel Akerfelds, R ERA:	(8, 1)	0.2	2	0	0	0	1	0	0	0	0	0	0	4	5	0.00	0.000
Don Carman, L ERA: 2.91	(8, 1)	0.1	1	0	0	0	0	0	0	0	0	0	0	2	4	0.00	0.000
Roger McDowell, R ERA: 4.5	(9, 1)	1.0	S	6	4	2	2	0	0	0	0	0	0	19	28	18.00	4.000

Batter	1	2	3	4	5	6	7	8	9	AB R H RBI BB SO LOB	TOP											
Gregg Jefferies, S (1, 4) OBP: 0.345, SLG: 0.460	0-3 K	0-0 G4-3		2-2 FC5-4			1-1 G1-3		0-3 K	5 0 0 0 0 2 4												
Keith Miller, R (1, 8) OBP: 0.338, SLG: 0.386	1-3 K		1-3 K		1-0 S BB 1B		1-3 K		1-0 G4-3	5 0 1 0 0 3 0												
Howard Johnson, S (1, 5) OBP: 0.319, SLG: 0.461 (8, 6)	2-3 K		0-2 G1-3		4-2 SAFE SAFE BB 1-2 BB		1-0 FC6-4 1B			3 0 1 0 1 1 0												
Kevin McReynolds, R (1, 7) OBP: 0.358, SLG: 0.438		4-1 1B BB	3-1 HR		4-2 G6-4-3 BB 1-2 2-3		1-1 FC6-4			2 2 1 1 2 0 1												
Darryl Strawberry, L (1, 9) OBP: 0.338, SLG: 0.370	1 SAFE X L9	0-0 L9	1-0 F7		2-1 P2			0-2 E 1B		4 0 1 0 0 0 4												
Mike Marshall, R (1, 3) OBP: 0.255, SLG: 0.387		2-2 1B BB 1-3 1B		0-0 F9	2-2 G6-4-3			1 SAFE SAFE E4 CS 1-3		4 0 1 0 0 0 4												
Kevin Elster, R (1, 6) OBP: 0.226, SLG: 0.275 Dave Magadan, L (8, PH) OBP: 0.371, SLG: 0.308 (8, 5)	1 SAFE SAFE 1B BB 1-2 BB	4-0 1B BB		0-0 2B 1B		1-0 G4-3		3-3 K 1-2		2 0 1 0 1 0 0 1 0 0 0 0 1 2	AB 34 R 3 H 9 RBI 3 BB 4 SO 11 LOB 19											
Todd Hundley, S (1, 2) OBP: 0.250, SLG: 0.500		0-3 K		3-2 1B 2B		1-3 K		2-2 G5-3		4 1 1 0 0 2 4												
Frank Viola, L (1, 1) OBP: 0.150, SLG: 0.150 Mark Carreon, R (9, PH) OBP: 0.286, SLG: 0.469		0-0 1B		0-0 FC5-4 1B		0-3 K			2-3 K	3 0 2 2 0 1 0 1 0 0 0 0 1 0												
Inning Stats	R: 0 E: 0 K: 3 S: 9	H: 0 LOB: 0 BB: 0 P: 12	R: 1 E: 0 K: 1 S: 11	H: 2 LOB: 3 BB: 2 P: 21	R: 1 E: 0 K: 1 S: 9	H: 1 LOB: 0 BB: 0 P: 14	R: 1 E: 0 K: 0 S: 11	H: 3 LOB: 1 BB: 0 P: 16	R: 0 E: 0 K: 0 S: 10	H: 1 LOB: 2 BB: 2 P: 23	R: 0 E: 0 K: 2 S: 8	H: 0 LOB: 0 BB: 0 P: 10	R: 0 E: 0 K: 1 S: 8	H: 1 LOB: 1 BB: 0 P: 12	R: 0 E: 1 K: 1 S: 15	H: 1 LOB: 1 BB: 0 P: 20	R: 0 E: 0 K: 2 S: 7	H: 0 LOB: 0 BB: 0 P: 10	1B: 7 2B: 2 3B: 0 HR: 1	SF: 0 SAC: 0 DP: 2 HBP: 0	WP: 0 PB: 0 SB: 1 CS: 1	PA: 38
PITCHER	IP WLS BF H R ER SO BB IBB HBP BLK WP HR S P ERA WHIP																					
Bruce Hurst, L (1, 1) ERA: 3.56	5.0 W 24 7 3 3 5 4 0 0 0 0 0 1 50 86 5.40 2.200																					
Greg Harris, R (6, 1) ERA: 1.37	2.0 9 2 0 0 3 0 0 0 0 0 0 0 22 28 0.00 1.000																					
Craig Lefferts, L (8, 1) ERA: 2.45	2.0 S 5 0 0 0 3 0 0 0 0 0 0 0 16 24 0.00 0.000																					

New York Mets @ San Diego Padres
Jack Murphy Stadium, San Diego, CA

Fri May 18 1990, 10:05 PM EDT
 Att. 26,905 - Unknown - 62 F

livebaseballscorecards.com

Batter	1	2	3	4	5	6	7	8	9	AB R H RBI BB SO LOB	TOP											
Gregg Jefferies, S OBP: 0.340, SLG: 0.450 (1, 4)	2-2 L8		2-2 E3 HR	1-2 1B			0-0 F8		1-2 E4	5 1 1 1 0 0 2												
Kevin Elster, R OBP: 0.233, SLG: 0.301 (1, 6)	1-1 F9		1-0 HR	2-0 FC5			4-1 BB		1-0 P3	4 1 1 3 1 0 4												
Howard Johnson, S OBP: 0.315, SLG: 0.474 (1, 5)	2-2 F9		1-2 P4		1-1 HR		0-1 P4		0-0 G1-3	5 1 1 1 0 0 3												
Darryl Strawberry, L OBP: 0.329, SLG: 0.358 (1, 9)		1-2 E4	2-2 L7		0-3 K		0-0 F9			4 0 0 0 0 1 1												
Kevin McReynolds, R OBP: 0.362, SLG: 0.435 (1, 7)	1 SAFE K	1-3 K		4-1 L9 1B E BB		0-0 G6-3		3-2 FC1-4 1B		3 1 1 0 1 1 1												
Mike Marshall, R OBP: 0.255, SLG: 0.381 (1, 3)	2-3 K		2-1 E 1B 1B		0-3 K		0-1 FC1-4 G4-6-3 1-2f			4 1 1 0 0 2 2												
Daryl Boston, L OBP: 0.317, SLG: 0.459 (1, 8)	3-3 K		1-3 K			1-3 K		0-0 G4-6-3 1-2f		4 0 0 0 0 3 4												
Todd Hundley, S OBP: 0.125, SLG: 0.250 (1, 2)		1-2 G4-3	1-2 L9			0-0 G4-3			0-0 G4-3	4 0 0 0 0 0 2												
David Cone, L OBP: 0.385, SLG: 0.385 (1, 1)			0-2 E HR 1B		0-0 E3 FC5 1B		1-2 G4-3		0-1 E 1B	4 1 2 0 0 0 1 0 0 0 0 0 0 0												
John Franco, L (9, 1)																						
Inning Stats	R: 0 E: 0 K: 0 S: 11	H: 0 LOB: 0 BB: 0 P: 16	R: 0 E: 1 K: 3 S: 12	H: 0 LOB: 1 BB: 0 P: 19	R: 3 E: 1 K: 0 S: 22	H: 2 LOB: 0 BB: 0 P: 29	R: 2 E: 1 K: 1 S: 15	H: 2 LOB: 2 BB: 1 P: 26	R: 1 E: 0 K: 2 S: 9	H: 1 LOB: 0 BB: 0 P: 10	R: 0 E: 0 K: 1 S: 8	H: 0 LOB: 0 BB: 0 P: 10	R: 0 E: 0 K: 0 S: 5	H: 0 LOB: 1 BB: 1 P: 9	R: 0 E: 0 K: 0 S: 6	H: 1 LOB: 0 BB: 0 P: 9	R: 0 E: 1 K: 0 S: 8	H: 1 LOB: 2 BB: 0 P: 10	1B: 5 2B: 0 3B: 0 HR: 2	SF: 0 SAC: 0 DP: 1 HBP: 0	WP: 0 PB: 0 SB: 1 CS: 0	PA: 39
PITCHER	IP WLS BF H R ER SO BB IBB HBP BLK WP HR S P ERA WHIP																					
Andy Benes, R (1, 1) ERA: 4.05	6.0 L 27 5 6 3 7 1 0 0 0 0 2 77 110 4.50 1.000																					
Calvin Schiraldi, R (7, 1) ERA: 4.79	2.0 7 1 0 0 0 1 0 0 0 0 0 11 18 0.00 1.000																					
Mark Grant, R (9, 1) ERA: 6.64	1.0 5 1 0 0 0 0 0 0 0 0 0 8 10 0.00 1.000																					

New York Mets @ San Diego Padres
Jack Murphy Stadium, San Diego, CA

Sat May 19 1990, 10:05 PM EDT
 Att. 36,577 - Unknown - 60 F

livebaseballscorecards.com

AB	37
R	6
H	7
RBI	5
BB	2
SO	7
LOB	20



BOTTOM

New York Mets @ San Diego Padres
Jack Murphy Stadium, San Diego, CA

Sat May 19 1990, 10:05 PM EDT
 Att: 36,577 - Unknown - 60 F

livebaseballscorecards.com

AB	33
R	4
H	7
RBI	4
BB	0
SO	8
LOB	5



AB	R	H	RBI	BB	SO	LOB
4	1	1	0	0	2	0
4	1	1	1	0	0	0
4	1	1	0	0	0	0
4	0	1	2	0	2	0
3	1	1	0	0	1	0
1	0	0	0	0	1	1
3	0	1	1	0	0	0
3	0	1	0	0	0	0
1	0	0	0	0	0	0
2	0	0	0	0	0	1
0	0	0	0	0	0	0
1	0	0	0	0	0	1
0	0	0	0	0	0	0
1	0	0	0	0	1	0
2	0	0	0	0	0	1

1B	2B	3B	SF	SAC	DP	HBP
4	1	1	0	0	0	0
2	2	1	0	0	0	0
1	3	1	0	0	0	0
1	1	0	0	0	0	0
1	0	0	0	0	0	0
1	0	0	0	0	0	0
1	0	0	0	0	0	0
1	0	0	0	0	0	0
1	0	0	0	0	0	0
1	0	0	0	0	0	0
1	0	0	0	0	0	0
1	0	0	0	0	0	0
1	0	0	0	0	0	0
1	0	0	0	0	0	0
1	0	0	0	0	0	0

WP	HR	S	P	ERA	WHIP
0	0	10	18	0.00	1.500
0	0	0	0	0	0
0	0	0	0	0	0
0	0	0	0	0	0
0	0	0	0	0	0
0	0	0	0	0	0
0	0	0	0	0	0
0	0	0	0	0	0
0	0	0	0	0	0
0	0	0	0	0	0
0	0	0	0	0	0
0	0	0	0	0	0
0	0	0	0	0	0
0	0	0	0	0	0
0	0	0	0	0	0

IP	WLS	BF	H	R	ER	SO	BB	IBB	HBP	BLK
8.1	W	31	6	4	4	7	0	0	0	0
0.2	S	3	1	0	0	1	0	0	0	0

IP	WLS	BF	H	R	ER	SO	BB	IBB	HBP	BLK
8.1	W	31	6	4	4	7	0	0	0	0
0.2	S	3	1	0	0	1	0	0	0	0

IP	WLS	BF	H	R	ER	SO	BB	IBB	HBP	BLK
8.1	W	31	6	4	4	7	0	0	0	0
0.2	S	3	1	0	0	1	0	0	0	0

IP	WLS	BF	H	R	ER	SO	BB	IBB	HBP	BLK
8.1	W	31	6	4	4	7	0	0	0	0
0.2	S	3	1	0	0	1	0	0	0	0

IP	WLS	BF	H	R	ER	SO	BB	IBB	HBP	BLK
8.1	W	31	6	4	4	7	0	0	0	0
0.2	S	3	1	0	0	1	0	0	0	0

IP	WLS	BF	H	R	ER	SO	BB	IBB	HBP	BLK
8.1	W	31	6	4	4	7	0	0	0	0
0.2	S	3	1	0	0	1	0	0	0	0

IP	WLS	BF	H	R	ER	SO	BB	IBB	HBP	BLK
8.1	W	31	6	4	4	7	0	0	0	0
0.2	S	3	1	0	0	1	0	0	0	0

IP	WLS	BF	H	R	ER	SO	BB	IBB	HBP	BLK
8.1	W	31	6	4	4	7	0	0	0	0
0.2	S	3	1	0	0	1	0	0	0	0

IP	WLS	BF	H	R	ER	SO	BB	IBB	HBP	BLK
8.1	W	31	6	4	4	7	0	0	0	0
0.2	S	3	1	0	0	1	0	0	0	0

Batter	1	2	3	4	5	6	7	8	9	AB	R	H	RBI	BB	SO	LOB						
Bip Roberts, S OBP: 0.348, SLG: 0.477 (1, 7)	G4-3 3B		K			K			F9	4	1	1	0	0	2	0						
Tony Gwynn, L OBP: 0.355, SLG: 0.452 (1, 9)	G4-3			G3			G4-3		2B 1B	4	1	1	1	0	0	0						
Roberto Alomar, S OBP: 0.392, SLG: 0.453 (1, 4)	G1-3			G5-3			G4-3		1B 2B	4	1	1	0	0	0	0						
Joe Carter, R OBP: 0.293, SLG: 0.427 (1, 3)	F9			K			K		1B 1B	4	0	1	2	0	2	0						
Fred Lynn, L OBP: 0.310, SLG: 0.385 (1, 8)			K				G4-3		K	3	1	1	0	0	1	0						
Jerald Clark, R OBP: 0.188, SLG: 0.200 (9, PH)										1	0	0	0	0	1	1						
Benito Santiago, R OBP: 0.371, SLG: 0.530 (1, 2)			F7				F8		SF8 FC5-4	3	0	1	1	0	0	0						
Mike Pagliarulo, L OBP: 0.394, SLG: 0.407 (1, 5)							P6		1B	3	0	1	0	0	0	0						
Darrin Jackson, R OBP: 0.243, SLG: 0.361 (9, PH)									FC5-4	1	0	0	0	0	0	2						
Garry Templeton, S OBP: 0.267, SLG: 0.387 (1, 6)										2	0	0	0	0	0	1						
Calvin Schiraldi, R (7, 1)										0	0	0	0	0	0	0						
Phil Stephenson, L OBP: 0.458, SLG: 0.444 (8, PH)										1	0	0	0	0	0	1						
Mark Grant, R (9, 1)										0	0	0	0	0	0	0						
Andy Benes, R (1, 1)										1	0	0	0	0	1	0						
Joey Cora, S OBP: 0.286, SLG: 0.200 (6, PH)										2	0	0	0	0	0	1						
Inning Stats	R: 1 E: 0 K: 0 S: 13	H: 1 LOB: 0 BB: 0 P: 19	R: 0 E: 0 K: 1 S: 6	H: 0 LOB: 0 BB: 0 P: 9	R: 0 E: 0 K: 2 S: 9	H: 0 LOB: 0 BB: 0 P: 15	R: 0 E: 0 K: 1 S: 8	H: 0 LOB: 0 BB: 0 P: 12	R: 0 E: 0 K: 0 S: 7	H: 0 LOB: 0 BB: 0 P: 10	R: 0 E: 0 K: 2 S: 8	H: 0 LOB: 0 BB: 0 P: 13	R: 0 E: 0 K: 1 S: 9	H: 0 LOB: 0 BB: 0 P: 15	R: 1 E: 0 K: 0 S: 9	H: 2 LOB: 1 BB: 0 P: 16	R: 2 E: 0 K: 1 S: 20	H: 4 LOB: 2 BB: 0 P: 33	1B: 4 2B: 2 3B: 1 HR: 0	SF: 1 SAC: 0 DP: 0 HBP: 0	WP: 0 PB: 1 SB: 0 CS: 0	PA: 34
PITCHER	IP	WLS	BF	H	R	ER	SO	BB	IBB	HBP	BLK	WP	HR	S	P	ERA	WHIP					
David Cone, R ERA: 5.75 (1, 1)	8.1	W	31	6	4	4	7	0	0	0	0	0	0	79	124	4.32	0.720					
John Franco, L ERA: 1.98 (9, 1)	0.2	S	3	1	0	0	1	0	0	0	0	0	0	10	18	0.00	1.500					

Batter	1	2	3	4	5	6	7	8	9	AB R H RBI BB SO LOB	TOP												
Gregg Jefferies, S (1, 4) OBP: 0.342, SLG: 0.449	1-0 G6-3		0-2 1B		1-0 P4		0-1 FC6-4		1-1 F7	5 0 2 1 0 0 0													
Keith Miller, R (1, 8) OBP: 0.338, SLG: 0.383 Daryl Boston, L (7, PH) OBP: 0.302, SLG: 0.436	2-0 G6-3		2-2 1B		0-0 G6-3		1-0 FC6-4		1-2 F8	3 0 1 0 0 0 0 2 0 0 0 0 0 2													
Howard Johnson, S (1, 5) OBP: 0.312, SLG: 0.464	2-0 1B		2-0 P3		0-3 K		3-3 K		2-2 G1-3	5 0 1 0 0 2 4													
Kevin McReynolds, R (1, 7) OBP: 0.374, SLG: 0.445	1-2 2B		4-0 FC3-6 BB		3-1 G5-3		4-2 BB HBP BB			2 0 1 0 2 0 0													
Darryl Strawberry, L (1, 9) OBP: 0.327, SLG: 0.354		1-3 K	1-2 FC3-6 BB		3-2 E7 1B		3-2 F7			4 0 1 0 0 1 2													
Mike Marshall, R (1, 3) OBP: 0.255, SLG: 0.370		2-0 G6-3	2-2 P9		3-0 G6-3		1-1 BB HBP			3 0 0 0 0 0 2													
Kevin Elster, R (1, 6) OBP: 0.248, SLG: 0.298		1-3 K	4-2 BB		4-1 1B SH1-4 BB		4-1 BB 2-3 BB			1 1 0 0 3 1 0													
Todd Hundley, S (1, 2) OBP: 0.100, SLG: 0.200 Mark Carreon, R (8, PH) OBP: 0.282, SLG: 0.462 Alejandro Pena, R (8, 1)		2-3 K	1-3 K		1-1 SH1-4		2-3 K			2 0 0 0 0 2 2 1 0 0 0 0 1 3 0 0 0 0 0 0 0													
Sid Fernandez, L (1, 1) OBP: 0.200, SLG: 0.267 Tim Teufel, R (7, PH) OBP: 0.281, SLG: 0.345 Dave Magadan, L (7, PH) OBP: 0.281, SLG: 0.321 Ron Darling, R (7, 1) OBP: 0.143, SLG: 0.143 Julio Machado, R (7, 1) Mackey Sasser, L (8, PH) OBP: 0.279, SLG: 0.308		1-3 K	1-2 F7		1-2 FC6-4 1B		1-3 K			2 0 0 0 0 1 0 0 0 0 0 0 0 0 1 0 1 0 0 0 0 0 0 0 0 0 0 0 0 0 0 0 0 0 0 1 0 0 0 0 1 3													
Inning Stats	R: 0 E: 0 K: 0 S: 6	H: 2 LOB: 2 BB: 0 P: 12	R: 0 E: 0 K: 2 S: 8	H: 0 LOB: 0 BB: 0 P: 12	R: 0 E: 0 K: 2 S: 14	H: 2 LOB: 2 BB: 0 P: 21	R: 0 E: 0 K: 1 S: 15	H: 0 LOB: 2 BB: 2 P: 27	R: 0 E: 0 K: 0 S: 8	H: 0 LOB: 0 BB: 0 P: 10	R: 0 E: 1 K: 1 S: 9	H: 1 LOB: 1 BB: 0 P: 18	R: 1 E: 0 K: 1 S: 11	H: 2 LOB: 2 BB: 1 P: 21	R: 0 E: 0 K: 2 S: 13	H: 0 LOB: 3 BB: 2 P: 28	R: 0 E: 0 K: 0 S: 12	H: 0 LOB: 0 BB: 0 P: 16	1B: 6 2B: 1 3B: 0 HR: 0	SF: 0 SAC: 1 DP: 0 HBP: 1	WP: 0 PB: 0 SB: 0 CS: 0	PA: 39	
PITCHER	IP WLS BF H R ER SO BB IBB HBP BLK WP HR S P ERA WHIP																						
Dennis Rasmussen, L (1, 1) ERA: 3.57	6.1		26	5	1	1	6	3	0	0	0	0	0	63	108	1.42	1.263					ERA	WHIP
Greg Harris, R (7, 1) ERA: 1.32	1.0	W	8	2	0	0	1	2	0	1	0	0	0	15	32	0.00	4.000						
Craig Lefferts, L (8, 1) ERA: 2.2	1.2	S	5	0	0	0	2	0	0	0	0	0	0	18	25	0.00	0.000						

New York Mets @ San Diego Padres
Jack Murphy Stadium, San Diego, CA

Sun May 20 1990, 6:33 AM EDT
 Att. 25,233 - Sunny - 70 F

livebaseballscorecards.com

AB	32
R	1
H	7
RBI	1
BB	5
SO	9
LOB	18



Batter	1	2	3	4	5	6	7	8	9	AB	R	H	RBI	BB	SO	LOB
Bip Roberts, S (1, 7) OBP: 0.345, SLG: 0.473 Darrin Jackson, R (2, PH) OBP: 0.225, SLG: 0.333 (3, 8)	2-2 G6-3	0-0 F5			0-2 P4		1-2 G5-3			1	0	0	0	0	0	0
Tony Gwynn, L (1, 9) OBP: 0.365, SLG: 0.459	0-1 F7		1-1 2B		3-1 BB		4-0 1B IBB			2	0	1	0	2	0	0
Roberto Alomar, S (1, 4) OBP: 0.395, SLG: 0.455	3-2 1B		0-2 P3		1-3 K		0-1 WP 1B			4	0	2	2	0	1	2
Joe Carter, R (1, 3) OBP: 0.292, SLG: 0.422 (7, 7)	0-3 K		1-3 K			1-2 1B	3-2 L4			4	0	1	0	0	2	4
Benito Santiago, R (1, 2) OBP: 0.359, SLG: 0.513		1-0 F8	1-0 F9		1-3 K		0-1 G5-3			4	0	0	0	0	1	2
Shawn Abner, R (1, 8) OBP: 0.310, SLG: 0.259 (3, 7) Greg Harris, R (7, 1) Craig Lefferts, L (8, 1)		0-0 E5 1B		1-1 G5-3		3-3 K2		0-0 P3		3	1	0	0	0	1	1
Mike Pagliarulo, L (1, 5) OBP: 0.400, SLG: 0.421		2-1 E6 FC2-5 1B		1-2 P6		4-2 G5-3 SH 1B BB		1-1 2B		3	1	1	0	1	0	1
Garry Templeton, S (1, 6) OBP: 0.269, SLG: 0.386		2-2 FC2-5 1B		3-2 P4		0-0 SH		0-0 G4-3		3	0	1	1	0	0	1
Dennis Rasmussen, L (1, 1) OBP: 0.313, SLG: 0.313 Phil Stephenson, L (7, 3) OBP: 0.480, SLG: 0.444		0-1 FC2-5		2-3 K		4-1 G5-3 1B BB				2	0	0	0	0	1	2

Inning Stats	R: 0	H: 1	E: 0	K: 12	S: 17	R: 1	H: 1	E: 2	K: 0	S: 10	R: 0	H: 1	E: 0	K: 1	S: 9	R: 0	H: 0	E: 0	K: 0	S: 9	R: 0	H: 1	E: 0	K: 2	S: 11	R: 2	H: 1	E: 0	K: 0	S: 14	R: 0	H: 1	E: 0	K: 0	S: 6		
	LOB: 1	BB: 0	P: 17	ER: 1	LOB: 2	BB: 0	P: 15	LOB: 1	BB: 0	P: 12	LOB: 0	BB: 0	P: 14	LOB: 1	BB: 1	P: 16	LOB: 2	BB: 3	P: 30	LOB: 1	BB: 0	P: 7															

PITCHER	IP	WLS	BF	H	R	ER	SO	BB	IBB	HBP	BLK	WP	HR	S	P	ERA	WHIP
Sid Fernandez, L (1, 1) ERA: 3.1	6.0		24	4	1	0	6	1	0	0	0	0	0	61	90	0.00	0.833
Ron Darling, R (7, 1) ERA: 7.36	0.2	L	6	1	2	2	0	2	1	0	0	0	0	9	22	27.00	4.500
Julio Machado, R (7, 1) ERA: 2.13	0.1		1	0	0	0	0	0	0	0	0	1	0	5	8	0.00	0.000
Alejandro Pena, R (8, 1) ERA: 3.45	1.0		4	1	0	0	0	0	0	0	0	0	0	6	7	0.00	1.000

BOTTOM

New York Mets @ San Diego Padres
Jack Murphy Stadium, San Diego, CA
 Sun May 20 1990, 6:33 AM EDT
 Att: 25,233 - Sunny - 70 F

livebaseballscorecards.com

AB	30
R	3
H	6
RBI	3
BB	4
SO	6
LOB	17



1B: 4	SF: 0	WP: 1	PA: 35
2B: 3	SAC: 1	PB: 0	
3B: 0	DP: 1	SB: 0	
HR: 0	HBP: 0	CS: 0	

PITCHER	IP	WLS	BF	H	R	ER	SO	BB	IBB	HBP	BLK	WP	HR	S	P	ERA	WHIP
Sid Fernandez, L (1, 1) ERA: 3.1	6.0		24	4	1	0	6	1	0	0	0	0	0	61	90	0.00	0.833
Ron Darling, R (7, 1) ERA: 7.36	0.2	L	6	1	2	2	0	2	1	0	0	0	0	9	22	27.00	4.500
Julio Machado, R (7, 1) ERA: 2.13	0.1		1	0	0	0	0	0	0	0	0	1	0	5	8	0.00	0.000
Alejandro Pena, R (8, 1) ERA: 3.45	1.0		4	1	0	0	0	0	0	0	0	0	0	6	7	0.00	1.000

Batter	1	2	3	4	5	6	7	8	9	AB R H RBI BB SO LOB	TOP									
Phil Stephenson, L (1, 3) OBP: 0.467, SLG: 0.381	0-0 F7		4-2 3B BB		3-2 F9		4-0 BB BB BB BB	1-1 F8		3 1 0 0 2 0 3										
Tony Gwynn, L (1, 9) OBP: 0.373, SLG: 0.474	1-2 G1-3 1B		2-2 SAFE 1-H 3B		4-2 BB		1-2 F7	0-1 G6-3		4 0 2 1 1 0 2										
Roberto Alomar, S (1, 4) OBP: 0.389, SLG: 0.442	0-1 G1-3		4-2 HBP BB		3-3 K		0-1 F7	0-0 G4-3		4 0 0 0 1 1 4										
Joe Carter, R (1, 8) OBP: 0.289, SLG: 0.411	0-3 K		1-0 HBP		2-1 F8		1-2 L6	1-1 F7		4 0 0 0 0 1 3										
Fred Lynn, L (1, 7) OBP: 0.308, SLG: 0.378		0-0 P6	1-0 P5		0-0 1B 1B		1-2 G3			4 0 1 0 0 0 3										
Benito Santiago, R (1, 2) OBP: 0.364, SLG: 0.520		3-3 K		0-0 F9		1-2 1B	0-0 E 2B			4 0 2 0 0 1 0										
Mike Pagliarulo, L (1, 5) OBP: 0.392, SLG: 0.400		1-3 K		2-2 F9		2-2 F8	4-1 E BB			3 0 0 0 1 1 2										
Garry Templeton, S (1, 6) OBP: 0.260, SLG: 0.373			2-2 F9	0-0 P6		3-2 F8	0-3 K			4 0 0 0 0 1 4										
Ed Whitson, R (1, 1) OBP: 0.125, SLG: 0.313			3-2 P4		1-1 L5		1-2 E5 BB	1-1 E5		1 0 0 0 0 0 0										
Jerald Clark, R (5, PH) OBP: 0.176, SLG: 0.188										1 0 0 0 0 0 0										
Eric Show, R (5, 1) OBP: 0.167, SLG: 0.333										0 0 0 0 0 0 0										
Shawn Abner, R (7, PH) OBP: 0.390, SLG: 0.250										1 0 0 0 0 0 0										
Mark Grant, R (7, 1) OBP: 0.390, SLG: 0.250										0 0 0 0 0 0 0										
Darrin Jackson, R (8, PH) OBP: 0.220, SLG: 0.325										1 0 0 0 0 0 2										
Pat Clements, R (8, 1) OBP: 0.220, SLG: 0.325								1-2 2-3		0 0 0 0 0 0 0										
Inning Stats	R: 0 E: 0 K: 1 S: 11	H: 1 LOB: 1 BB: 0 P: 12	R: 0 E: 0 K: 2 S: 9	H: 0 LOB: 0 BB: 0 P: 13	R: 1 E: 0 K: 0 S: 14	H: 1 LOB: 3 BB: 2 P: 31	R: 0 E: 0 K: 0 S: 5	H: 0 LOB: 0 BB: 0 P: 7	R: 0 E: 0 K: 1 S: 12	H: 0 LOB: 1 BB: 1 P: 23	R: 0 E: 1 K: 0 S: 11	H: 0 LOB: 2 BB: 1 P: 18	R: 0 E: 1 K: 1 S: 12	H: 1 LOB: 3 BB: 1 P: 19	R: 0 E: 0 K: 0 S: 5	H: 0 LOB: 0 BB: 0 P: 6	1B: 3 2B: 1 3B: 1 HR: 0	SF: 0 SAC: 0 DP: 0 HBP: 1	WP: 0 PB: 0 SB: 0 CS: 0	PA: 40
PITCHER	IP WLS BF H R ER SO BB IBB HBP BLK WP HR S P ERA WHIP																			
Mark Gardner, R (1, 1) ERA: 1.9	7.0 W 31 4 1 1 4 4 0 1 0 0 0 0 74 123 1.29 1.143																			
Drew Hall, L (8, 1) ERA: 3.38	1.0 6 1 0 0 1 1 0 0 0 0 0 0 12 19 0.00 2.000																			
Dave Schmidt, R (9, 1) ERA: 2.31	1.0 3 0 0 0 0 0 0 0 0 0 0 0 5 6 0.00 0.000																			

San Diego Padres @ Montreal Expos
Olympic Stadium, Montreal, QB
Tue May 22 1990, 7:05 PM EDT
Att. 11,690 - Dome

livebaseballscorecards.com

AB	34
R	1
H	5
RBI	1
BB	5
SO	5
LOB	23



Batter	1	2	3	4	5	6	7	8	9	AB	R	H	RBI	BB	SO	LOB
Delino DeShields, L (1, 4) OBP: 0.398, SLG: 0.426	2-3 K	2-0 G4-3		1-0 1B		3-3 K		0-1 G3		5	0	1	0	0	2	1
Dave Martinez, L (1, 8) OBP: 0.289, SLG: 0.333	0-0 1B HR		1-0 F9	0-0 1B		2-0 G4-3		3-2 1B WP		5	1	3	0	0	0	0
Tim Raines, S (1, 7) OBP: 0.396, SLG: 0.353	0-0 1B HR		2-1 1B G1-3	2-0 F8		4-2 BB		4-2 1B BB		3	2	2	0	2	0	2
Andres Galarraga, R (1, 3) OBP: 0.329, SLG: 0.362	0-1 F9		0-2 1B G1-3		1-0 G3 1B SF8	0-3 K		1-3 K		5	2	2	0	0	2	5
Tim Wallach, R (1, 5) OBP: 0.345, SLG: 0.571	2-1 1B HR		0-2 G1-3	1-2 1B	1-0 SF8 G3 1B		1-1 G4-3 2B			4	1	3	4	0	0	1
Larry Walker, L (1, 9) OBP: 0.378, SLG: 0.505	1-3 K		0-0 1B S	2-H 1B	1-0 G3		0-2 F7			4	0	1	1	0	1	3
Jerry Goff, L (1, 2) OBP: 0.273, SLG: 0.111		2-1 F8	3-3 K	1-2 1B	4-0 IBB		2-0 G4-3			3	0	0	0	1	1	2
Spike Owen, S (1, 6) OBP: 0.355, SLG: 0.439		3-2 1B			0-1 G3	2-2 SF8		3-3 K		3	0	1	1	0	1	1
Mark Gardner, R (1, 1) OBP: 0.133, SLG: 0.200		0-0 B1			1-0 P2	1-1 G4-3			0-0 G1-3	3	0	0	0	0	0	3
Drew Hall, L (8, 1)										0	0	0	0	0	0	0
Junior Noboa, R (8, PH) OBP: 0.219, SLG: 0.194										1	0	0	0	0	0	0
Dave Schmidt, R (9, 1)										0	0	0	0	0	0	0

Inning Stats	R: 3	H: 3	E: 0	K: 2	S: 14	L: 0	LOB: 0	BB: 0	P: 19	R: 0	H: 1	E: 0	K: 0	S: 7	L: 0	LOB: 1	BB: 0	P: 14	R: 2	H: 3	E: 0	K: 1	S: 16	L: 0	LOB: 1	BB: 0	P: 22	R: 0	H: 2	E: 0	K: 0	S: 6	L: 0	LOB: 2	BB: 0	P: 10	R: 1	H: 2	E: 0	K: 0	S: 9	L: 0	LOB: 1	BB: 1	P: 19	R: 0	H: 0	E: 0	K: 2	S: 10	L: 0	LOB: 1	BB: 1	P: 19	R: 0	H: 1	E: 0	K: 1	S: 9	L: 0	LOB: 1	BB: 0	P: 15	R: 0	H: 1	E: 0	K: 1	S: 11	L: 0	LOB: 2	BB: 1	P: 19
--------------	------	------	------	------	-------	------	--------	-------	-------	------	------	------	------	------	------	--------	-------	-------	------	------	------	------	-------	------	--------	-------	-------	------	------	------	------	------	------	--------	-------	-------	------	------	------	------	------	------	--------	-------	-------	------	------	------	------	-------	------	--------	-------	-------	------	------	------	------	------	------	--------	-------	-------	------	------	------	------	-------	------	--------	-------	-------

PITCHER	IP	WLS	BF	H	R	ER	SO	BB	IBB	HBP	BLK	WP	HR	S	P	ERA	WHIP
Ed Whitson, R (1, 1) ERA: 3.1	4.0	L	21	9	5	5	3	0	0	0	0	0	1	43	65	11.25	2.250
Eric Show, R (5, 1) ERA: 7.62	2.0		10	2	1	1	2	1	1	0	0	0	0	19	38	4.50	1.500
Mark Grant, R (7, 1) ERA: 6.33	1.0		4	1	0	0	1	0	0	0	0	0	0	9	15	0.00	1.000
Pat Clements, L (8, 1) ERA: 3.27	1.0		5	1	0	0	1	1	0	0	0	1	0	11	19	0.00	2.000

BOTTOM

San Diego Padres @ Montreal Expos
Olympic Stadium, Montreal, QB

Tue May 22 1990, 7:05 PM EDT
Att. 11,690 - Dome

AB	36
R	6
H	13
RBI	6
BB	3
SO	7
LOB	18



WP	HR	S	P	ERA	WHIP
1	1	1	40		

Batter	1	2	3	4	5	6	7	8	9	AB R H RBI BB SO LOB	TOP	
Bip Roberts, S (1, 7) OBP: 0.342, SLG: 0.466 Calvin Schiraldi, R (8, 1)	1-1 L4-3 1B		1-2 G1-3			1-0 F7		3-2 G4-3		4 0 1 0 0 0 3 0 0 0 0 0 0 0		
Tony Gwynn, L (1, 9) OBP: 0.364, SLG: 0.462	0-0 L4-3			1-1 F8		0-0 F7		1-2 G6-3		4 0 0 0 0 0 2		
Roberto Alomar, S (1, 4) OBP: 0.386, SLG: 0.437	1-2 G3-1			1-1 1B		0-3 K		0-0 F7		4 0 1 0 0 1 1		
Joe Carter, R (1, 8) OBP: 0.282, SLG: 0.400		0-3 K		1-3 K		0-3 K		1-0 F7		4 0 0 0 0 3 1		
Benito Santiago, R (1, 2) OBP: 0.356, SLG: 0.508		2-2 F8		1-0 P3		2-3 K				3 0 0 0 0 1 1		
Phil Stephenson, L (1, 3) OBP: 0.424, SLG: 0.333		3-3 K			1-3 K		1-1 P3			3 0 0 0 0 2 0		
Mike Pagliarulo, L (1, 5) OBP: 0.403, SLG: 0.429			2-2 FC1-6 1B		0-0 F8			3-1 F8 2B		3 0 2 0 0 0 0		
Garry Templeton, S (1, 6) OBP: 0.254, SLG: 0.364			0-0 FC1-6 SH2-4		0-2 G3-1			1-1 F8		3 0 0 0 0 0 2		
Bruce Hurst, L (1, 1) OBP: 0.176, SLG: 0.067 Jerald Clark, R (6, PH) OBP: 0.222, SLG: 0.294 Greg Harris, R (6, 1) Fred Lynn, L (8, PH) OBP: 0.304, SLG: 0.373			1-0 SH2-4			3-2 2B		1-3 K		0 0 0 0 0 0 0 1 0 1 0 0 0 0 0 0 0 0 0 0 0 1 0 0 0 0 1 1		
Inning Stats	R: 0 H: 1 E: 0 LOB: 0 K: 0 BB: 0 S: 7 P: 9	R: 0 H: 0 E: 0 LOB: 0 K: 2 BB: 0 S: 9 P: 14	R: 0 H: 1 E: 0 LOB: 1 K: 0 BB: 0 S: 11 P: 15	R: 0 H: 1 E: 0 LOB: 1 K: 1 BB: 0 S: 9 P: 12	R: 0 H: 0 E: 0 LOB: 0 K: 1 BB: 0 S: 7 P: 8	R: 0 H: 1 E: 0 LOB: 1 K: 1 BB: 0 S: 11 P: 15	R: 0 H: 0 E: 0 LOB: 0 K: 2 BB: 0 S: 8 P: 11	R: 0 H: 1 E: 0 LOB: 1 K: 1 BB: 0 S: 12 P: 20	R: 0 H: 0 E: 0 LOB: 0 K: 0 BB: 0 S: 8 P: 10	1B: 3 SF: 0 2B: 3 SAC: 1 3B: 0 DP: 1 HR: 0 HBP: 0	WP: 0 PA: 31 PB: 0 SB: 0 CS: 0	
PITCHER Oil Can Boyd, R (1, 1) ERA: 3.31	IP WLS BF H R ER SO BB IBB HBP BLK WP HR S P ERA WHIP	9.0 W 31 5 0 0 8 0 0 0 0 0 0 0 82 114 0.00 0.556										

San Diego Padres @ Montreal Expos
Olympic Stadium, Montreal, QB
Wed May 23 1990, 3:33 AM EDT
Att. 12,469 - Dome

livebaseballscorecards.com

AB	30
R	0
H	5
RBI	0
BB	0
SO	8
LOB	11



Batter	1	2	3	4	5	6	7	8	9	AB	R	H	RBI	BB	SO	LOB
Delino DeShields, L OBP: 0.400, SLG: 0.424 (1, 4)	0-0 B1-3		0-3 K		0-0 1B 1B		4-2 BB BB		3 1 1 0 1 1 0							
Marquis Grissom, R OBP: 0.318, SLG: 0.324 (1, 8)	3-2 1B		4-2 FC6-4 BB		3-2 S 1B 1B		0-2 F9		3 1 2 1 1 0 1							
Tim Raines, S OBP: 0.399, SLG: 0.353 (1, 7)	2-1 G5-3		0-0 FC6-4		0-0 S 1B		4-0 BB		3 0 1 1 1 0 2							
Andres Galarraga, R OBP: 0.327, SLG: 0.359 (1, 3)	0-0 2-H 1B			2-3 K	2-3 K		2-3 K		4 0 1 1 0 3 4							
Tim Wallach, R OBP: 0.349, SLG: 0.589 (1, 5)	0-3 K			3-1 G1-6-3 1B		1-2 HR		3-2 P5	4 1 2 1 0 1 1							
Larry Walker, L OBP: 0.374, SLG: 0.495 (1, 9)		2-2 G3-1		1-0 G1-6-3		1-0 G1-3		1-2 BB 1B	4 0 1 0 0 0 1							
Mike Fitzgerald, R OBP: 0.368, SLG: 0.403 (1, 2)		0-3 K			0-3 K		3-3 K		4 0 0 0 0 4 1							
Spike Owen, S OBP: 0.352, SLG: 0.429 (1, 6)		1-1 G6-3			1-0 F9		0-0 F7		3 0 0 0 1 0 0							
Oil Can Boyd, R OBP: 0.053, SLG: 0.053 (1, 1)			0-0 F8		2-0 1B 1B		0-0 G5-3		4 1 1 0 0 0 2							

Inning Stats	R: 1	H: 2	E: 0	K: 1	S: 12	LOB: 1	BB: 0	P: 17	R: 0	H: 0	E: 0	K: 1	S: 9	LOB: 0	BB: 0	P: 12	R: 0	H: 1	E: 0	K: 1	S: 6	LOB: 0	BB: 0	P: 12	R: 2	H: 4	E: 0	K: 2	S: 14	LOB: 2	BB: 0	P: 22	R: 1	H: 1	E: 0	K: 1	S: 12	LOB: 0	BB: 0	P: 17	R: 0	H: 0	E: 0	K: 1	S: 9	LOB: 2	BB: 2	P: 19	R: 0	H: 1	E: 0	K: 1	S: 14	LOB: 2	BB: 1	P: 23
--------------	------	------	------	------	-------	--------	-------	-------	------	------	------	------	------	--------	-------	-------	------	------	------	------	------	--------	-------	-------	------	------	------	------	-------	--------	-------	-------	------	------	------	------	-------	--------	-------	-------	------	------	------	------	------	--------	-------	-------	------	------	------	------	-------	--------	-------	-------

PITCHER	IP	WLS	BF	H	R	ER	SO	BB	IBB	HBP	BLK	WP	HR	S	P	ERA	WHIP
Bruce Hurst, L ERA: 3.71 (1, 1)	5.0	L	22	7	3	3	6	1	0	0	0	0	0	49	75	5.40	1.600
Greg Harris, R ERA: 1.53 (6, 1)	2.0		9	1	1	1	2	2	0	0	0	0	1	21	36	4.50	1.500
Calvin Schiraldi, R ERA: 4.57 (8, 1)	1.0		5	1	0	0	1	1	0	0	0	0	0	14	23	0.00	2.000

BOTTOM

San Diego Padres @ Montreal Expos
Olympic Stadium, Montreal, QB

Wed May 23 1990, 3:33 AM EDT
Att. 12,469 - Dome

AB	32
R	4
H	9
RBI	4
BB	4
SO	9
LOB	12

WP: 0 PA: 36
PB: 0
SB: 3
CS: 0



PITCHER	IP	WLS	BF	H	R	ER	SO	BB	IBB	HBP	BLK	WP	HR	S	P	ERA	WHIP
---------	----	-----	----	---	---	----	----	----	-----	-----	-----	----	----	---	---	-----	------

Batter	1	2	3	4	5	6	7	8	9	AB R H RBI BB SO LOB	TOP											
Bip Roberts, S (1, 7) OBP: 0.344, SLG: 0.460	1-2 1B	0-2 FC6-4 1B		3-2 P3		4-2 BB			2-3 K2-3	4 1 1 0 1 1 3												
Roberto Alomar, S (1, 4) OBP: 0.392, SLG: 0.435	2-2 1B	4-1 1B		4-0 1B		3-2 P7			1-0 F8	3 0 1 1 2 0 2												
Tony Gwynn, L (1, 9) OBP: 0.361, SLG: 0.456	0-0 FC4-6 1B	1-1 1B		3-1 G5-3					2-1 F7	4 0 1 1 0 0 3												
Joe Carter, R (1, 8) OBP: 0.275, SLG: 0.390	3-3 K			2-2 G5-3		2-0 F6			0-2 G6-3	4 0 0 0 0 1 1												
Benito Santiago, R (1, 2) OBP: 0.353, SLG: 0.500	2-1 G6-3			0-1 CS 1B		0-0 L7			3-2 L5	4 0 1 0 0 0 1												
Jerald Clark, R (1, 3) Phil Stephenson, L (7, 3) OBP: 0.412, SLG: 0.320		1-2 BB SF8 1B		2-3 K		1-3 K			1-3 K	3 1 1 0 0 2 1 1 0 0 0 0 1 0												
Mike Pagliarulo, L (1, 5) OBP: 0.395, SLG: 0.418				0-0 FC6-4 BB 1B		2-0 E6 2B			2-2 G4-3	4 2 1 0 0 0 0												
Garry Templeton, S (1, 6) OBP: 0.262, SLG: 0.371				4-1 FC6-4 BB		1-2 SAFE 1B			1-0 F9	3 1 1 1 1 0 0												
Andy Benes, R (1, 1) Craig Lefferts, L (8, 1)		3-2 SF8		1-0 G5-3 BB 1B		0-0 BB 1B			1-3 K	2 0 2 2 0 0 0 1 0 0 0 0 1 0												
Inning Stats	R: 1 E: 0 K: 1 S: 15	H: 2 LOB: 1 BB: 0 P: 23	R: 2 E: 0 K: 0 S: 14	H: 3 LOB: 2 BB: 2 P: 27	R: 0 E: 0 K: 1 S: 9	H: 1 LOB: 0 BB: 0 P: 13	R: 2 E: 1 K: 0 S: 12	H: 2 LOB: 1 BB: 1 P: 26	R: 0 E: 0 K: 1 S: 5	H: 0 LOB: 0 BB: 0 P: 8	R: 0 E: 0 K: 0 S: 12	H: 1 LOB: 2 BB: 1 P: 22	R: 0 E: 0 K: 0 S: 12	H: 0 LOB: 0 BB: 0 P: 17	R: 0 E: 0 K: 1 S: 9	H: 0 LOB: 0 BB: 0 P: 12	R: 0 E: 0 K: 2 S: 7	H: 0 LOB: 0 BB: 0 P: 11	1B: 8 2B: 1 3B: 0 HR: 0	SF: 1 SAC: 0 DP: 1 HBP: 0	WP: 1 PB: 0 SB: 2 CS: 1	PA: 38
PITCHER	IP WLS BF H R ER SO BB IBB HBP BLK WP HR S P ERA WHIP																					
Frank Viola, L (1, 1) ERA: 2.14	3.1 L 20 8 5 4 2 3 0 0 0 1 0 48 84 10.80 3.300																					
Ron Darling, R (4, 1) ERA: 6.23	4.2 15 1 0 0 2 1 0 0 0 0 0 40 64 0.00 0.429																					
John Franco, L (9, 1) ERA: 1.84	1.0 3 0 0 0 2 0 0 0 0 0 0 7 11 0.00 0.000																					

San Diego Padres @ New York Mets
 Shea Stadium, Flushing, NY
 Thu May 24 1990, 7:05 PM EDT
 Att. 31,659 - Unknown - 67 F

AB	33
R	5
H	9
RBI	5
BB	4
SO	6
LOB	11



Batter	1	2	3	4	5	6	7	8	9	AB R H RBI BB SO LOB	TOP											
Bip Roberts, S (1, 7) OBP: 0.340, SLG: 0.451 Shawn Abner, R (9, 7) OBP: 0.300, SLG: 0.250	2-2 G1-3 HR 1B	2-1 G4-6-3			2-2 F7		1-1 G5-3		1-2 L4	5 1 1 0 0 0 2 0 0 0 0 0 0 0												
Roberto Alomar, S (1, 4) OBP: 0.386, SLG: 0.424	1-2 SAFE F7		1-2 G3-1		4-1 2B BB		3-1 G4-3		0-0 FC4	4 0 0 0 1 0 2												
Tony Gwynn, L (1, 9) OBP: 0.364, SLG: 0.460	4-2 SAFE G1-3 HR BB		2-2 G3-1		0-0 2B			0-2 F8		3 1 1 0 1 0 0												
Joe Carter, R (1, 8) OBP: 0.281, SLG: 0.407	0-2 G1-3		2-1 HR		4-0 IBB			3-2 G5-3		3 1 1 1 1 0 2												
Benito Santiago, R (1, 2) OBP: 0.357, SLG: 0.522	0-0 HR		2-0 F8		0-0 G4-3			3-2 1B 1B		4 1 2 3 0 0 3												
Mike Pagliarulo, L (1, 5) OBP: 0.388, SLG: 0.408	2-2 F8			1-0 F8		2-1 F8		1-0 1B		4 0 1 0 0 0 0												
Phil Stephenson, L (1, 3) OBP: 0.395, SLG: 0.414 Craig Lefferts, L (8, 1)			2-1 HR		1-3 K		3-3 K		0-3 K	4 1 1 1 0 3 2 0 0 0 0 0 0 0												
Garry Templeton, S (1, 6) OBP: 0.254, SLG: 0.359			0-0 F7		1-1 F8		1-2 F7		0-0 G5-3	4 0 0 0 0 0 0												
Dennis Rasmussen, L (1, 1) OBP: 0.333, SLG: 0.333 Greg Harris, R (6, 1) Darrin Jackson, R (8, 8) OBP: 0.238, SLG: 0.341			1-2 G4-6-3 1B		0-2 G6-3		0-3 K		0-0 FC4 1B	2 0 1 0 0 0 0 1 0 0 0 0 1 0 1 0 1 0 0 0 0												
Inning Stats	R: 3 E: 0 K: 0 S: 23	H: 2 LOB: 0 BB: 1 P: 31	R: 1 E: 0 K: 0 S: 8	H: 2 LOB: 0 BB: 0 P: 13	R: 1 E: 0 K: 0 S: 13	H: 1 LOB: 0 BB: 0 P: 20	R: 0 E: 0 K: 1 S: 6	H: 0 LOB: 0 BB: 0 P: 9	R: 0 E: 0 K: 0 S: 12	H: 1 LOB: 3 BB: 2 P: 22	R: 0 E: 0 K: 1 S: 9	H: 0 LOB: 0 BB: 0 P: 15	R: 0 E: 0 K: 1 S: 7	H: 0 LOB: 0 BB: 0 P: 11	R: 0 E: 0 K: 1 S: 13	H: 2 LOB: 2 BB: 0 P: 20	R: 0 E: 0 K: 0 S: 6	H: 1 LOB: 1 BB: 0 P: 7	1B: 5 2B: 1 3B: 0 HR: 3	SF: 0 SAC: 0 DP: 1 HBP: 0	WP: 0 PB: 0 SB: 1 CS: 0	PA: 38
PITCHER	IP WLS BF H R ER SO BB IBB HBP BLK WP HR S P ERA WHIP																					
David Cone, R (1, 1) ERA: 6.3	4.0 L 17 5 5 5 1 1 0 0 0 0 3 50 73 11.25 1.500																					
Wally Whitehurst, R (5, 1) ERA: 1.37	2.0 9 1 0 0 1 1 1 0 0 0 0 21 37 0.00 1.000																					
Jeff Musselman, L (7, 1) ERA: 3.06	2.0 8 2 0 0 2 0 0 0 0 0 0 20 31 0.00 1.000																					
Julio Machado, R (9, 1) ERA: 1.98	1.0 4 1 0 0 0 0 0 0 0 0 0 6 7 0.00 1.000																					

San Diego Padres @ New York Mets
Shea Stadium, Flushing, NY
Fri May 25 1990, 7:05 PM EDT
Att. 31,098 - Unknown - 69 F

livebaseballscorecards.com

AB	35
R	5
H	9
RBI	5
BB	3
SO	4
LOB	11



BOTTOM

San Diego Padres @ New York Mets
Shea Stadium, Flushing, NY

livebaseballscorecards.com

AB	38
R	4
H	9
RBI	3
BB	1
SO	3
LOB	17



WP:	1	PA:	40
PB:	0		
SB:	1		
CS:	0		

Fri May 25 1990, 7:05 PM EDT
Att: 31,098 - Unknown - 69 F

Batter	1	2	3	4	5	6	7	8	9	AB	R	H	RBI	BB	SO	LOB
Gregg Jefferies, S OBP: 0.341, SLG: 0.487	(1, 4) HR		P5	F8		P6			G4-3	5	1	1	1	0	0	4
Keith Miller, R OBP: 0.338, SLG: 0.375	(1, 8) F7					G4-3			L8	4	0	1	0	0	0	2
Jeff Musselman, L OBP: 0.100, SLG: 0.150	(7, 1) 1B									0	0	0	0	0	0	0
Julio Machado, R OBP: 0.100, SLG: 0.150	(9, 1) 1B									0	0	0	0	0	0	0
Tom O'Malley, L OBP: 0.100, SLG: 0.150	(9, PH) 1B									1	0	0	0	0	0	0
Howard Johnson, S OBP: 0.326, SLG: 0.454	(1, 5) L7		F9							4	0	1	0	1	1	1
Kevin McReynolds, R OBP: 0.371, SLG: 0.455	(1, 7) 1B			E6 1B WP	E5				F7	5	1	1	0	0	0	2
Tim Teufel, R OBP: 0.263, SLG: 0.314	(1, 3) F8									3	1	1	0	0	0	2
Dave Magadan, L OBP: 0.362, SLG: 0.305	(7, PH) F8									1	0	0	0	0	0	1
Mark Carreon, R OBP: 0.299, SLG: 0.493	(1, 9) F9									3	1	2	1	0	0	0
Daryl Boston, L OBP: 0.304, SLG: 0.538	(7, PH) F9									1	0	0	0	0	0	1
Kevin Elster, R OBP: 0.258, SLG: 0.333	(1, 6) P9									4	0	1	0	0	0	1
Todd Hundley, S OBP: 0.105, SLG: 0.111	(1, 2) K									2	0	0	0	0	1	1
Darryl Strawberry, L OBP: 0.331, SLG: 0.367	(6, PH) K									1	0	0	1	0	1	0
David Cone, L OBP: 0.357, SLG: 0.357	(1, 1) L7									1	0	0	0	0	0	0
Mike Marshall, R OBP: 0.261, SLG: 0.398	(4, PH) P3									1	0	0	0	0	0	2
Wally Whitehurst, R OBP: 0.333, SLG: 0.333	(5, 1) 1B									0	0	0	0	0	0	0
Mackey Sasser, L OBP: 0.294, SLG: 0.319	(6, PH) F9									2	0	1	0	0	0	0

Inning	R	H	E	K	S	IP	WLS	BF	H	R	ER	SO	BB	IBB	HBP	BLK	WP	HR	S	P	ERA	WHIP
1	1	2	0	0	10	5.0	W	25	7	4	3	2	0	0	0	0	1	1	63	95	5.40	1.400
2	0	0	0	1	11	2.1		9	2	0	0	0	0	0	0	0	0	0	19	31	0.00	0.857
3	0	0	0	1	11	1.2	S	6	0	0	0	1	1	0	0	0	0	0	12	20	0.00	0.600
4	2	2	2	0	19	2.0		10	2	2	2	0	0	0	0	0	2	2	25	25		
5	0	0	1	1	13	1.0		1	0	1	0	0	0	0	0	0	0	0	13	13		
6	1	3	2	0	22	1.0		2	3	2	2	0	0	0	0	0	1	3	22	22		
7	0	1	0	0	15	2.0		15	1	1	0	0	0	0	0	0	0	1	15	15		
8	0	0	0	0	8	1.0		8	0	0	0	0	0	0	0	0	0	0	8	8		
9	0	0	1	1	15	2.0		15	0	0	1	0	0	0	0	0	0	0	15	15		

PITCHER	IP	WLS	BF	H	R	ER	SO	BB	IBB	HBP	BLK	WP	HR	S	P	ERA	WHIP
Dennis Rasmussen, L ERA: 3.75	(1, 1)	5.0	25	7	4	3	2	0	0	0	0	1	1	63	95	5.40	1.400
Greg Harris, R ERA: 1.42	(6, 1)	2.1	9	2	0	0	0	0	0	0	0	0	0	19	31	0.00	0.857
Craig Lefferts, L ERA: 1.8	(8, 1)	1.2	6	0	0	0	1	1	0	0	0	0	0	12	20	0.00	0.600

1B:	6	SF:	1
2B:	2	SAC:	0
3B:	0	DP:	0
HR:	1	HBP:	0

Batter	1	2	3	4	5	6	7	8	9	AB R H RBI BB SO LOB	TOP											
Bip Roberts, S (1, 7) OBP: 0.344, SLG: 0.452	1-1 FC4-6 1B		0-3 K			3-2 1B		1-2 P5		4 0 2 0 0 1 0												
Roberto Alomar, S (1, 4) OBP: 0.383, SLG: 0.420	1-2 P2			2-2 G3		3-2 P4		1-2 FC5-4 1B		4 0 1 0 0 0 2												
Tony Gwynn, L (1, 9) OBP: 0.366, SLG: 0.457 Shawn Abner, R (6, PH) OBP: 0.313, SLG: 0.267	1-0 FC4-6 1-2f			2-2 HBP		3-2 1B		0-0 FC5-4 FC6-4 1-2f		1 0 0 0 0 0 1 2 0 1 0 0 0 1												
Joe Carter, R (1, 8) OBP: 0.274, SLG: 0.398	2-3 K			2-3 K		1-1 P2		0-2 FC6-4 1-2f		4 0 0 0 0 2 5												
Benito Santiago, R (1, 2) OBP: 0.347, SLG: 0.507			1-3 K		2-1 F9		0-0 F9		0-3 K	4 0 0 0 0 2 3												
Jerald Clark, R (1, 3) OBP: 0.240, SLG: 0.261			1-2 F9		1-3 K		0-2 P1		4-0 G4-6-3 BB	3 0 0 0 1 1 0												
Mike Pagliarulo, L (1, 5) OBP: 0.393, SLG: 0.419			2-3 K		0-0 G4-3 2B		4-1 BB		1-2 G4-6-3 1-2f	3 0 1 0 1 1 1												
Joey Cora, S (1, 6) OBP: 0.258, SLG: 0.179			1-1 P9		1-1 G4-3		2-3 K		2-3 K	3 0 0 0 0 1 2												
Mike Dunne, R (1, 1) Darrin Jackson, R (5, PH) OBP: 0.233, SLG: 0.333 Eric Show, R (5, 1) OBP: 0.167, SLG: 0.333 Mark Parent, R (7, PH) OBP: 0.280, SLG: 0.292 Calvin Schiraldi, R (7, 1)			3-2 F8		1-3 K		3-2 F9			1 0 0 0 0 0 0 1 0 0 0 0 1 1 0 0 0 0 0 0 0 1 0 0 0 0 0 1 0 0 0 0 0 0 0												
Inning Stats	R: 0 E: 0 K: 1 S: 9	H: 1 LOB: 1 BB: 0 P: 14	R: 0 E: 0 K: 2 S: 11	H: 0 LOB: 0 BB: 0 P: 15	R: 0 E: 0 K: 1 S: 10	H: 0 LOB: 0 BB: 0 P: 14	R: 0 E: 0 K: 1 S: 16	H: 0 LOB: 1 BB: 0 P: 24	R: 0 E: 0 K: 2 S: 11	H: 1 LOB: 1 BB: 0 P: 14	R: 0 E: 0 K: 0 S: 18	H: 2 LOB: 2 BB: 0 P: 28	R: 0 E: 0 K: 1 S: 11	H: 0 LOB: 1 BB: 1 P: 20	R: 0 E: 0 K: 1 S: 10	H: 1 LOB: 1 BB: 0 P: 12	R: 0 E: 0 K: 1 S: 8	H: 0 LOB: 0 BB: 1 P: 13	1B: 4 2B: 1 3B: 0 HR: 0	SF: 0 SAC: 0 DP: 1 HBP: 1	WP: 0 PB: 0 SB: 1 CS: 0	PA: 34
PITCHER	IP WLS BF H R ER SO BB IBB HBP BLK WP HR S P ERA WHIP												PITCHER	IP WLS BF H R ER SO BB IBB HBP BLK WP HR S P ERA WHIP								
Sid Fernandez, L (1, 1) ERA: 2.72	7.0 W 27 4 0 0 8 1 0 1 0 0 0 0 86 129 0.00 0.714																					
Alejandro Pena, R (8, 1) ERA: 3.48	2.0 7 1 0 0 1 1 0 0 0 0 0 0 18 25 0.00 1.000																					

San Diego Padres @ New York Mets
Shea Stadium, Flushing, NY
Sat May 26 1990, 7:05 PM EDT
Att: 26,498 - Unknown

livebaseballscorecards.com

AB	31
R	0
H	5
RBI	0
BB	2
SO	9
LOB	17



Batter	1	2	3	4	5	6	7	8	9
Gregg Jefferies, S OBP: 0.341, SLG: 0.506 (1, 4)	2-2 G5-3	1-0 E6 FC5-4		0-0 HR	1-0 G3-1		3-1 F7	1-0 2B	
Kevin Elster, R OBP: 0.268, SLG: 0.338 (1, 6)	1-2 E S 1B	0-1 FC5-4 WP		1-3 K		1-0 1B WP 1B	1-0 SF8	4-1 BB	
Howard Johnson, S OBP: 0.320, SLG: 0.443 (1, 5)	0-0 F8	1-3 K		0-0 E6 BLK 1B		0-1 F8	2-0 1-2 2-H 1B	1-3 K	
Kevin McReynolds, R OBP: 0.372, SLG: 0.452 Alejandro Pena, R	1-3 K		2-2 G5-3	0-2 1-H 1B		1-1 1B 1B	0-2 F8		
Darryl Strawberry, L OBP: 0.339, SLG: 0.396 (1, 9)		0-0 L9	0-1 E S 1B	2-2 P6		1-2 1-3 3-H 1B		1-2 HR	
Mike Marshall, R OBP: 0.261, SLG: 0.387 Mark Carreon, R OBP: 0.295, SLG: 0.486 (1, 3) (8, 7)		4-2 1B 1B 1B BB	2-2 G5-3		1-1 F7	0-0 P2		2-2 G6-3	
Daryl Boston, L OBP: 0.328, SLG: 0.554 (1, 8)		1-0 1B 1B E 1B	2-1 E6		2-0 2B		4-1 BB 1B SF8 BB	1-2 G3	
Mackey Sasser, L OBP: 0.339, SLG: 0.340 Todd Hundley, S OBP: 0.105, SLG: 0.111 (1, 2) (9, 2)		3-2 1B E 1B	2-0 G3		4-0 IBB		1-0 BB 1B 1B	4-2 1B 2B BB	
Sid Fernandez, L OBP: 0.222, SLG: 0.278 Dave Magadan, L OBP: 0.380, SLG: 0.317 (1, 1) (7, PH) (8, 3)		1-2 FC5-4 E WP 1B		0-1 G3-1	0-3 K		4-1 1B BB	0-0 2B 1B	

Inning Stats	R: 0	H: 1	E: 0	LOB: 1	K: 1	BB: 0	S: 10	P: 14
	R: 4	H: 3	E: 1	LOB: 1	K: 1	BB: 1	S: 18	P: 29
	R: 0	H: 1	E: 1	LOB: 2	K: 0	BB: 0	S: 11	P: 19
	R: 2	H: 2	E: 1	LOB: 1	K: 1	BB: 0	S: 13	P: 16
	R: 0	H: 1	E: 0	LOB: 2	K: 1	BB: 1	S: 7	P: 15
	R: 1	H: 3	E: 0	LOB: 1	K: 0	BB: 0	S: 11	P: 13
	R: 2	H: 2	E: 0	LOB: 2	K: 0	BB: 2	S: 10	P: 25
	R: 2	H: 3	E: 0	LOB: 3	K: 1	BB: 2	S: 21	P: 35

PITCHER	IP	WLS	BF	H	R	ER	SO	BB	IBB	HBP	BLK	WP	HR	S	P	ERA	WHIP
Mike Dunne, R ERA: 4.76 (1, 1)	4.0	L	23	7	6	3	3	1	0	0	1	1	1	52	78	6.75	2.000
Eric Show, R ERA: 7.39 (5, 1)	2.0		10	4	1	1	1	0	1	0	0	1	0	18	28	4.50	2.000
Calvin Schiraldi, R ERA: 5.7 (7, 1)	2.0		15	5	4	4	1	4	0	0	0	0	1	31	60	18.00	4.500

AB	R	H	RBI	BB	SO	LOB
6	1	2	3	0	0	6
4	1	2	1	1	1	2
6	1	1	1	0	2	6
5	0	2	1	0	1	3
0	0	0	0	0	0	0
5	1	3	2	0	0	1
3	1	0	0	1	0	2
1	0	0	0	0	0	0
4	2	2	0	1	0	1
3	3	2	0	2	0	2
0	0	0	0	0	0	0
3	1	1	1	0	1	2
1	0	1	0	1	0	0

WP	PA
2	48

1B	2B	3B	HR	SF	SAC	DP	HBP
12	2	0	2	1	0	0	0

WP	HR	S	P	ERA	WHIP
2	0	0	0	0	0

AB	R	H	RBI	BB	SO	LOB
41	11	16	9	6	5	25



San Diego Padres @ New York Mets
Shea Stadium, Flushing, NY
Sat May 26 1990, 7:05 PM EDT
Att. 26,498 - Unknown

livebaseballscorecards.com

Batter	1	2	3	4	5	6	7	8	9	AB R H RBI BB SO LOB	TOP
Bip Roberts, S OBP: 0.341, SLG: 0.447 (1, 7) B C C B C X	3-2 F7 ①		2-1 F7 ①		1-0 G5-3 ③			2-0 SH 1B ① 1-3	1-0 S 1B	4 1 1 0 0 0 0	
Roberto Alomar, S OBP: 0.378, SLG: 0.413 (1, 4) B X	1-0 FC1-6-5 S 1B		1-0 G5-3 ②			0-0 G4-3 ①		0-1 G6-3 ①	0-3 K ② 1-2	5 0 1 0 0 1 3	
Tony Gwynn, L OBP: 0.361, SLG: 0.446 (1, 9) C X	0-1 FC1-6-5 E 1B ② 1-3		1-3 K ③			1-0 F7 ②		4-0 1B 3B IBB	1-1 L7 ③	4 2 0 0 1 1 2	
Joe Carter, R OBP: 0.285, SLG: 0.424 (1, 8) 1 SAFE X	0-0 1-H 1B			0-0 F9 ①		1-1 HR		0-0 S 3B 1B ① 1-3 2-H 3-H		4 2 3 4 0 0 0	
Mike Pagliarulo, L OBP: 0.398, SLG: 0.416 (1, 5) 1 SAFE X	0-0 F7 ③			1-2 1B		2-2 G3 ③		4-2 1-2 3B BB		3 1 1 0 1 0 1	
Phil Stephenson, L OBP: 0.381, SLG: 0.455 (1, 3) C C C B B L		1-3 K ①		2-3 K ② 1 SAFE SAFE			3-2 F9 ①	3-1 1B 3B ① 1-H 2-H 3-H		4 1 1 3 0 2 1	
Garry Templeton, S OBP: 0.254, SLG: 0.356 (1, 6) C C C B B L		0-3 K ②		0-0 P6 ③			2-2 G6-3 ②	0-0 1B ② 3-H		4 0 1 1 0 1 1	
Mark Parent, R OBP: 0.276, SLG: 0.286 (1, 2) C C C B B L		1-2 1B			2-3 K ①		0-0 G4-3 ③	1-3 K ③		4 0 1 0 0 2 0	
Ed Whitson, R OBP: 0.111, SLG: 0.278 (1, 1) Fred Lynn, L OBP: 0.312, SLG: 0.381 (8, PH) Greg Harris, R (8, 1) Craig Lefferts, L (8, 1)		1-1 L8 ③		1-3 K ②				1-1 SH 1B 1B ①	1-3 K ①	2 0 0 0 0 1 1 1 1 1 0 0 0 0 0 0 0 0 0 0 0 1 0 0 0 0 1 0	
Inning Stats	R: 1 E: 1 K: 0 S: 8 H: 2 LOB: 1 BB: 0 P: 12	R: 0 E: 0 K: 2 S: 13 H: 1 LOB: 1 BB: 0 P: 16	R: 0 E: 0 K: 1 S: 6 H: 0 LOB: 0 BB: 0 P: 10	R: 0 E: 0 K: 1 S: 9 H: 1 LOB: 1 BB: 0 P: 12	R: 0 E: 0 K: 2 S: 8 H: 0 LOB: 0 BB: 0 P: 12	R: 1 E: 0 K: 0 S: 10 H: 1 LOB: 0 BB: 0 P: 14	R: 0 E: 0 K: 0 S: 9 H: 0 LOB: 0 BB: 0 P: 14	R: 6 E: 1 K: 1 S: 14 H: 4 LOB: 0 BB: 2 P: 29	R: 0 E: 0 K: 2 S: 9 H: 1 LOB: 1 BB: 0 P: 12	1B: 8 2B: 0 3B: 1 HR: 1 SF: 0 SAC: 1 DP: 0 HBP: 0	WP: 0 PB: 0 SB: 3 CS: 0 PA: 39
PITCHER Dwight Gooden, R ERA: 4.22 (1, 1) John Franco, L ERA: 2.93 (8, 1) Jeff Musselman, L ERA: 2.89 (9, 1)	IP WLS BF H R ER SO BB IBB HBP BLK WP HR S P ERA WHIP	7.1 L 31 7 6 4 6 0 1 0 0 0 0 1 69 103 4.91 0.955	0.2 4 2 2 2 1 1 0 0 0 0 0 8 16 27.00 4.500	1.0 4 1 0 0 2 0 0 0 0 0 0 9 12 0.00 1.000	PITCHER IP WLS BF H R ER SO BB IBB HBP BLK WP HR S P ERA WHIP						

San Diego Padres @ New York Mets
 Shea Stadium, Flushing, NY
 Sun May 27 1990, 3:33 AM EDT
 Att. 47,876 - Sunny - 72 F

livebaseballscorecards.com

AB	36
R	8
H	10
RBI	8
BB	2
SO	9
LOB	9



Batter	1	2	3	4	5	6	7	8	9	AB R H RBI BB SO LOB
Gregg Jefferies, S OBP: 0.343, SLG: 0.506 (1, 4)	0-1 G4-3		1-2 2B		4-0 IBB		0-1 F9		1-3 K	4 0 1 0 1 1 0
Kevin Elster, R OBP: 0.267, SLG: 0.331 Keith Miller, R OBP: 0.333, SLG: 0.370 (1, 6) (8, PR) (9, 6)	3-3 K		0-1 G6-3		2-3 K			2-0 FC1-6 HBP	2-2 E6 1B	3 0 0 0 0 2 4 1 0 0 0 0 0 0
Howard Johnson, S OBP: 0.317, SLG: 0.436 (1, 5)	1-2 P5			1-1 G3	0-0 P6			0-0 FC1-6 1B	0-0 1B	5 1 1 0 0 0 4
Kevin McReynolds, R OBP: 0.359, SLG: 0.435 (1, 7)		1-3 K		1-1 F8		0-2 F9		2-3 K	3-1 F9	5 0 0 0 0 2 3
Darryl Strawberry, L OBP: 0.349, SLG: 0.422 (1, 9)		3-2 HR		3-2 1B		2-2 G3-1		4-2 1B 2B BB		3 2 2 1 1 0 0
Mike Marshall, R OBP: 0.260, SLG: 0.383 (1, 3)		1-2 P3		1-2 L8		1-0 G6-3		0-1 2B 1B		4 0 1 1 0 0 1
Daryl Boston, L OBP: 0.338, SLG: 0.567 (1, 8)		1-1 F7		1-1 1B 1B		1-1 1B 1B		2-2 P6 2B	2-2 2B	4 0 2 1 0 0 0
Mackey Sasser, L OBP: 0.339, SLG: 0.340 Tim Teufel, R OBP: 0.256, SLG: 0.306 Todd Hundley, S OBP: 0.105, SLG: 0.111 (1, 2) (8, PH) (9, 2)			1-0 F9		0-0 1B		0-0 P2	2-1 F7		3 0 1 0 0 0 0 1 0 0 0 0 0 3 0 0 0 0 0 0 0
Dwight Gooden, R OBP: 0.174, SLG: 0.409 John Franco, L Jeff Musselman, L Mark Carreon, R OBP: 0.291, SLG: 0.479 (1, 1) (8, 1) (9, 1) (9, PH)			0-2 G4-3		0-2 P6		0-0 HR		0-1 F9	3 1 1 1 0 0 2 0 0 0 0 0 0 0 0 0 0 0 0 0 0 1 0 0 0 0 0 0

Inning Stats	R: 0 E: 0 K: 1 S: 8	H: 0 LOB: 0 BB: 0 P: 12	R: 1 E: 0 K: 1 S: 12	H: 1 LOB: 0 BB: 0 P: 18	R: 0 E: 0 K: 0 S: 11	H: 1 LOB: 1 BB: 0 P: 13	R: 0 E: 0 K: 0 S: 11	H: 1 LOB: 1 BB: 0 P: 17	R: 0 E: 0 K: 1 S: 10	H: 2 LOB: 3 BB: 1 P: 17	R: 0 E: 0 K: 0 S: 8	H: 0 LOB: 0 BB: 0 P: 11	R: 1 E: 0 K: 0 S: 11	H: 1 LOB: 0 BB: 0 P: 13	R: 2 E: 0 K: 1 S: 13	H: 2 LOB: 3 BB: 1 P: 25	R: 0 E: 1 K: 1 S: 13	H: 1 LOB: 2 BB: 0 P: 19	1B: 5 2B: 2 3B: 0 HR: 2	SF: 0 SAC: 0 DP: 0 HBP: 1
--------------	------------------------------	----------------------------------	-------------------------------	----------------------------------	-------------------------------	----------------------------------	-------------------------------	----------------------------------	-------------------------------	----------------------------------	------------------------------	----------------------------------	-------------------------------	----------------------------------	-------------------------------	----------------------------------	-------------------------------	----------------------------------	----------------------------------	------------------------------------

PITCHER	IP	WLS	BF	H	R	ER	SO	BB	IBB	HBP	BLK	WP	HR	S	P	ERA	WHIP
Ed Whitson, R ERA: 3.05 (1, 1)	7.0	W	28	6	2	2	3	0	0	0	0	0	2	71	101	2.57	0.857
Greg Harris, R ERA: 1.95 (8, 1)	0.2		6	2	2	2	1	1	0	1	0	0	0	11	21	27.00	4.500
Craig Lefferts, L ERA: 1.69 (8, 1)	1.1	S	6	1	0	0	1	0	0	0	0	0	0	15	23	0.00	0.750

BOTTOM

San Diego Padres @ New York Mets
Shea Stadium, Flushing, NY

Sun May 27 1990, 3:33 AM EDT
Att: 47,876 - Sunny - 72 F

AB	37
R	4
H	9
RBI	4
BB	2
SO	5
LOB	17

WP: 0 PA: 40
PB: 0
SB: 1
CS: 0



livebaseballscorecards.com

Batter	1	2	3	4	5	6	7	8	9	AB R H RBI BB SO LOB	TOP																									
Bip Roberts, S (1, 7) OBP: 0.345, SLG: 0.461	2-1 G3		1-2 G4-3		0-0 1B 2B		0-0 HBP 2B		0-0 SH3-4	4 1 2 1 0 0 1																										
Roberto Alomar, S (1, 4) OBP: 0.384, SLG: 0.419	0-1 F8			0-1 G6-4-3 1B	0-2 2-H 1B		1-0 P5		0-1 E 1B	5 1 3 1 0 0 2																										
Tony Gwynn, L (1, 9) OBP: 0.373, SLG: 0.459	2-2 L9			1-1 G6-4-3 1B		0-0 2B 2B	4-0 HBP IBB		1-1 S 1B	4 2 3 1 1 0 0																										
Joe Carter, R (1, 8) OBP: 0.288, SLG: 0.420		0-3 K		1-1 G6-4-3 1B		0-2 F9	1-1 HBP		1-1 SF8 S 1B	4 1 1 2 0 1 3																										
Benito Santiago, R (1, 2) OBP: 0.336, SLG: 0.493		2-0 F8		2-2 F8		1-2 L6	1-1 F7		1-2 SF8	4 0 0 1 0 0 5																										
Mike Pagliarulo, L (1, 5) OBP: 0.408, SLG: 0.432		0-2 G3			4-1 2B BB	1-1 2B		3-2 L6	2-0 WP 1B	4 1 2 2 1 0 0																										
Phil Stephenson, L (1, 3) OBP: 0.383, SLG: 0.459			4-1 SH2-4 BB		0-0 1B 2B	1-2 G4-3		2-0 G4-3	1-2 G3	4 1 1 1 1 0 2																										
Garry Templeton, S (1, 6) OBP: 0.261, SLG: 0.360			1-1 P6		1-1 1B		0-0 2B HBP 1B	0-3 K		4 1 2 0 0 1 1																										
Bruce Hurst, L (1, 1) OBP: 0.158, SLG: 0.059			0-0 SH2-4		0-0 G4-3		0-3 K		4-2 1B SH3-4 BB	2 0 0 0 0 1 2																										
Mark Grant, R (7, 1)										0 0 0 0 0 0 0																										
Fred Lynn, L (9, PH) OBP: 0.319, SLG: 0.381										0 0 0 0 1 0 0																										
Joey Cora, S (9, PR) OBP: 0.258, SLG: 0.179										0 1 0 0 0 0 0																										
Craig Lefferts, L (9, 1)										0 0 0 0 0 0 0																										
Inning Stats	R: 0 E: 0 K: 0 S: 10	H: 0 LOB: 0 BB: 0 P: 14	R: 0 E: 0 K: 1 S: 8	H: 0 LOB: 0 BB: 0 P: 10	R: 0 E: 0 K: 0 S: 7	H: 0 LOB: 1 BB: 1 P: 13	R: 0 E: 0 K: 0 S: 9	H: 2 LOB: 1 BB: 0 P: 13	R: 3 E: 0 K: 0 S: 9	H: 4 LOB: 1 BB: 1 P: 14	R: 1 E: 0 K: 0 S: 12	H: 2 LOB: 1 BB: 0 P: 15	R: 1 E: 0 K: 1 S: 9	H: 2 LOB: 3 BB: 1 P: 16	R: 0 E: 0 K: 1 S: 10	H: 0 LOB: 0 BB: 0 P: 15	R: 4 E: 1 K: 0 S: 16	H: 4 LOB: 2 BB: 1 P: 26	1B: 9 2B: 5 3B: 0 HR: 0	SF: 1 SAC: 2 DP: 1 HBP: 1	WP: 1 PB: 0 SB: 2 CS: 0	PA: 43														
PITCHER	IP WLS BF H R ER SO BB IBB HBP BLK WP HR S P ERA WHIP																																			
Ken Howell, R (1, 1) ERA: 3.86	6.0		25	8	4	4	1	2	0	0	0	0	0	55	79	6.00	1.667																			
Darrel Akerfelds, R (7, 1) ERA: 2.41	1.0		7	2	1	1	1	0	1	1	0	0	0	9	16	9.00	2.000																			
Jeff Parrett, R (8, 1) ERA: 5.51	1.0	L	4	0	1	1	1	1	0	0	0	0	0	12	21	9.00	1.000																			
Roger McDowell, R (9, 1) ERA: 5.4	1.0		7	4	3	3	0	0	0	0	0	1	0	14	20	27.00	4.000																			

San Diego Padres @ Philadelphia Phillies
 Veterans Stadium, Philadelphia, PA
 Mon May 28 1990, 7:05 PM EDT
 Att. 18,390 - Unknown - 60 F

AB	35
R	9
H	14
RBI	9
BB	4
SO	3
LOB	16



Batter	1	2	3	4	5	6	7	8	9	AB R H RBI BB SO LOB
Lenny Dykstra, L OBP: 0.469, SLG: 0.538 (1, 8)	3-3 K		1-0 G3			2-1 P6	0-0 1B		3-2 L3-6	5 0 1 1 0 1 3
Tom Herr, S OBP: 0.352, SLG: 0.400 (1, 4)	1-2 G4-3			0-1 L9		2-1 P6	2-0 F8			4 0 0 0 0 0 2
Von Hayes, L OBP: 0.411, SLG: 0.494 (1, 9)	3-2 F9			3-2 F9			4-0 1B BB	3-0 G6-4-3 1B		3 1 1 0 1 0 0
Ricky Jordan, R OBP: 0.294, SLG: 0.364 (1, 3)		1-0 F9		0-0 F9		2-2 1B 1B	1-2 1B 1B	0-1 G6-4-3 1-2f		4 1 1 0 0 0 1
Randy Ready, R OBP: 0.397, SLG: 0.400 (1, 7)		1-3 K			2-2 L7	0-1 G4-3 1B 1-3 2-H		2-1 1B		4 1 2 1 0 1 0
Charlie Hayes, R OBP: 0.329, SLG: 0.378 (1, 5)		4-2 FC6-4 BB		0-3 K		1-1 F9	1-1 F9	0-1 P6		3 0 0 0 1 1 3
Dickie Thon, R OBP: 0.313, SLG: 0.327 (1, 6)		1 SAFE 2-1 FC6-4 1-2f		0-1 P6		1-0 G4-3 1-2 3-H			4-0 L3-6 BB BB	3 1 1 1 1 0 1
Darren Daulton, L OBP: 0.353, SLG: 0.262 (1, 2)			2-3 K			4-2 BB	0-2 G4-3		4-1 BB	2 0 0 0 2 1 2
Ken Howell, R OBP: 0.182, SLG: 0.176 Sil Camposano, R OBP: 0.209, SLG: 0.136 Darrel Akerfelds, R John Kruk, L OBP: 0.345, SLG: 0.429 Jeff Parrett, R Roger McDowell, R Rod Booker, L OBP: 0.342, SLG: 0.412			0-3 K			3-3 K	2-0 1B 2-H 3-H		1-3 K	1 0 0 0 0 0 1 0 1 0 0 0 0 0 1 1 0 0 0 0 0 0 0 0 1 1 1 2 0 1 0 0 0 0 0 1 2

Inning Stats	R: 0 E: 0 K: 1 S: 9	H: 0 LOB: 0 BB: 0 P: 16	R: 0 E: 0 K: 1 S: 8	H: 0 LOB: 1 BB: 1 P: 16	R: 0 E: 0 K: 2 S: 7	H: 0 LOB: 0 BB: 0 P: 10	R: 0 E: 0 K: 0 S: 6	H: 0 LOB: 0 BB: 0 P: 9	R: 0 E: 0 K: 1 S: 8	H: 0 LOB: 0 BB: 0 P: 10	R: 0 E: 0 K: 1 S: 10	H: 0 LOB: 1 BB: 1 P: 21	R: 5 E: 0 K: 0 S: 15	H: 5 LOB: 1 BB: 1 P: 27	R: 0 E: 0 K: 0 S: 7	H: 2 LOB: 1 BB: 0 P: 12	R: 0 E: 0 K: 1 S: 7	H: 0 LOB: 1 BB: 2 P: 19	1B: 6 2B: 1 3B: 1 HR: 0	SF: 0 SAC: 0 DP: 2 HBP: 0
--------------	------------------------------	----------------------------------	------------------------------	----------------------------------	------------------------------	----------------------------------	------------------------------	---------------------------------	------------------------------	----------------------------------	-------------------------------	----------------------------------	-------------------------------	----------------------------------	------------------------------	----------------------------------	------------------------------	----------------------------------	----------------------------------	------------------------------------

PITCHER	IP	WLS	BF	H	R	ER	SO	BB	IBB	HBP	BLK	WP	HR	S	P	ERA	WHIP
Bruce Hurst, L ERA: 4.01 (1, 1)	6.2		28	5	5	5	6	3	0	0	0	0	0	62	106	6.75	1.200
Mark Grant, R ERA: 5.96 (7, 1)	1.1	W	5	2	0	0	0	0	0	0	0	0	0	8	15	0.00	1.500
Craig Leferts, L ERA: 1.61 (9, 1)	1.0		4	0	0	0	1	2	0	0	0	0	0	7	19	0.00	2.000

BOTTOM

San Diego Padres @ Philadelphia Phillies
Veterans Stadium, Philadelphia, PA

Mon May 28 1990, 7:05 PM EDT
Att: 18,390 - Unknown - 60 F

AB	32
R	5
H	7
RBI	5
BB	5
SO	7
LOB	15

livebaseballscorecards.com

Batter	1	2	3	4	5	6	7	8	9	AB R H RBI BB SO LOB	TOP		
Bip Roberts, S (1, 7) OBP: 0.358, SLG: 0.471	4-0 BB G6-4-3		0-1 2B	0-1 1B E	4-1 BB			0-3 K		3 1 2 2 2 1 0			
Roberto Alomar, S (1, 4) OBP: 0.374, SLG: 0.407	1-1 BB G6-4-3		2-3 K	1-2 1B E3	1-2 BB			0-0 L9		5 0 0 0 0 1 7			
Tony Gwynn, L (1, 9) OBP: 0.374, SLG: 0.455	2-2 BB G3		1-0 G3	2-0 BB 1B				4-2 HR BB		4 1 1 2 1 0 1			
Joe Carter, R (1, 8) OBP: 0.291, SLG: 0.433		1-3 K		1-0 G1-3 BB				2-2 HR BB		4 1 1 2 1 1 0			
Benito Santiago, R (1, 2) OBP: 0.331, SLG: 0.483		1-0 WP SF8 1B		1-0 G6-3 1B				0-2 F7		5 1 1 0 0 0 3			
Jerald Clark, R (1, 3) OBP: 0.345, SLG: 0.407		1-1 WP 1B		0-0 1B 2B	1-2 WP 1B			1-2 G4-6-3 1B		4 1 4 0 0 0 0			
Phil Stephenson, L (8, 3) OBP: 0.396, SLG: 0.474		1-2 1B		1-2 1B 2B	1-2 1B			1-1 G3 1B		1 0 1 0 0 0 0			
Mike Pagliarulo, L (1, 5) OBP: 0.398, SLG: 0.424		2-2 SF8		1-0 1B 1B	1-3 K			1-2 G3		4 1 1 2 0 1 3			
Garry Templeton, S (1, 6) OBP: 0.265, SLG: 0.362		0-1 F9		0-2 1B 1B	0-2 WP 1B			1-1 FC1-6-5		5 1 2 0 0 0 2			
Andy Benes, R (1, 1) OBP: 0.136, SLG: 0.143			1-2 F9	0-2 1B 1B	1-3 K			0-3 K		4 1 1 0 0 2 3			
Greg Harris, R (7, 1) OBP: 0.136, SLG: 0.143				1-2 1B 1B						0 0 0 0 0 0 0			
Inning Stats	R: 0 E: 0 K: 0 S: 5 H: 0 LOB: 0 BB: 1 P: 12	R: 1 E: 0 K: 1 S: 12 H: 2 LOB: 1 BB: 0 P: 17	R: 0 E: 0 K: 1 S: 11 H: 1 LOB: 1 BB: 0 P: 15	R: 5 E: 1 K: 0 S: 21 H: 6 LOB: 3 BB: 1 P: 33	R: 0 E: 0 K: 2 S: 17 H: 2 LOB: 3 BB: 1 P: 25	R: 0 E: 0 K: 0 S: 11 H: 0 LOB: 0 BB: 0 P: 16	R: 0 E: 0 K: 1 S: 12 H: 1 LOB: 1 BB: 0 P: 15	R: 2 E: 0 K: 1 S: 13 H: 1 LOB: 0 BB: 1 P: 19	R: 0 E: 0 K: 0 S: 7 H: 1 LOB: 0 BB: 0 P: 9	1B: 11 2B: 2 3B: 0 HR: 1 SF: 1 SAC: 0 DP: 2 HBP: 0	WP: 2 PB: 0 SB: 0 CS: 0 PA: 44		
PITCHER	IP WLS BF H R ER SO BB IBB HBP BLK WP HR S P ERA WHIP											PITCHER	IP WLS BF H R ER SO BB IBB HBP BLK WP HR S P ERA WHIP
Bruce Ruffin, L (1, 1) ERA: 5.0	3.2 L 21 9 6 4 2 1 0 0 0 1 0 47 69 9.82 2.727												
Marvin Freeman, R (4, 1) ERA: 3.27	1.1 8 2 0 0 2 2 0 0 0 1 0 19 33 0.00 3.000												
Darrel Akerfelds, R (6, 1) ERA: 2.18	2.0 7 1 0 0 1 0 0 0 0 0 0 23 31 0.00 0.500												
Jeff Parrett, R (8, 1) ERA: 5.71	2.0 8 2 2 2 1 1 0 0 0 0 1 20 28 9.00 1.500												

San Diego Padres @ Philadelphia Phillies
Veterans Stadium, Philadelphia, PA
 Wed May 30 1990, 7:05 PM EDT
 Att. 21,375 - Unknown - 68 F

AB	39
R	8
H	14
RBI	8
BB	4
SO	6
LOB	19



Batter	1	2	3	4	5	6	7	8	9	AB R H RBI BB SO LOB
Lenny Dykstra, L OBP: 0.467, SLG: 0.531 (1, 8)	1-1 L6 ①		0-0 G4-6-3 1B ①		2-2 P4 ②		4-1 BB BB 1-2		0-0 G3 ③	4 0 1 0 1 0 0
Tom Herr, S OBP: 0.349, SLG: 0.392 (1, 4)	0-0 G3 ②		2-2 F7 ①		0-1 G6-3 ③		4-0 BB 1-2 2-3			3 0 0 0 1 0 2
Von Hayes, L OBP: 0.408, SLG: 0.510 (1, 9)	3-2 G4-3 ③		0-1 G4-6-3 ② ③			1-1 HR	0-0 SF9 ②			3 1 1 2 0 0 2
Ricky Jordan, R OBP: 0.293, SLG: 0.381 (1, 3)		0-2 G6-3 ①		0-0 HR		2-2 F7 ①	2-3 K ③			4 1 1 1 0 1 2
John Kruk, L OBP: 0.342, SLG: 0.423 (1, 7)		0-1 FC6-4 1B		0-0 G4-3 ①		0-1 G4-1 ②		2-1 F7 ①		4 0 1 0 0 0 0
Charlie Hayes, R OBP: 0.327, SLG: 0.371 (1, 5)		2-1 FC6-4 BB 1-2f		3-1 P6 ②		4-1 BB		2-3 K ②		3 0 0 0 1 1 1
Dickie Thon, R OBP: 0.318, SLG: 0.327 (1, 6)		4-0 BB 1-2		1-1 1B		3-2 P3 ③		1-3 K ③		3 0 1 0 1 1 1
Darren Daulton, L OBP: 0.350, SLG: 0.261 (1, 2)		2-2 G3 ③		2-0 F7 ③			0-0 BB BB SF9 1B		0-0 P6 ①	4 1 1 0 0 0 3
Bruce Ruffin, S OBP: 0.263, SLG: 0.176 Marvin Freeman, R (4, 1) Jim Vatcher, R (5, PH) Darrel Akerfelds, R (6, 1) Ron Jones, L (7, PH) Jeff Parrett, R (8, 1) Randy Ready, R (9, PH)			0-0 1B 1B		2-2 F9 ①		1-1 F8 ①		1-3 K ②	1 0 1 0 0 0 0 0 0 0 0 0 0 0 1 0 0 0 0 0 0 0 0 0 0 0 0 0 1 0 0 0 0 0 1 0 0 0 0 0 0 0 1 0 0 0 0 1 0

Inning Stats	R: 0	H: 0	E: 0	K: 0	S: 6	P: 10	R: 0	H: 1	E: 0	K: 0	S: 10	R: 0	H: 2	E: 0	K: 0	S: 7	R: 1	H: 2	E: 0	K: 0	S: 7	R: 0	H: 0	E: 0	K: 0	S: 8	R: 1	H: 1	E: 0	K: 0	S: 12	R: 1	H: 1	E: 0	K: 1	S: 8	R: 0	H: 0	E: 0	K: 2	S: 9	R: 0	H: 0	E: 0	K: 1	S: 5	1B: 5	2B: 0	3B: 0	HR: 2	SF: 1	SAC: 0	DP: 1	HBP: 0	WP: 0	PA: 37
--------------	------	------	------	------	------	-------	------	------	------	------	-------	------	------	------	------	------	------	------	------	------	------	------	------	------	------	------	------	------	------	------	-------	------	------	------	------	------	------	------	------	------	------	------	------	------	------	------	-------	-------	-------	-------	-------	--------	-------	--------	-------	--------

PITCHER	IP	WLS	BF	H	R	ER	SO	BB	IBB	HBP	BLK	WP	HR	S	P	ERA	WHIP
Andy Benes, R ERA: 4.05 (1, 1)	6.1	W	28	7	3	3	0	3	0	0	0	0	2	54	93	4.26	1.579
Greg Harris, R ERA: 1.8 (7, 1)	2.2	S	9	0	0	0	4	1	0	0	0	0	0	18	30	0.00	0.375

BOTTOM

San Diego Padres @ Philadelphia Phillies
Veterans Stadium, Philadelphia, PA

livebaseballscores.com

AB	32
R	3
H	7
RBI	3
BB	4
SO	4
LOB	12



PITCHER	IP	WLS	BF	H	R	ER	SO	BB	IBB	HBP	BLK	WP	HR	S	P	ERA	WHIP
---------	----	-----	----	---	---	----	----	----	-----	-----	-----	----	----	---	---	-----	------

Wed May 30 1990, 7:05 PM EDT
Att: 21,375 - Unknown - 68 F

Batter	1	2	3	4	5	6	7	8	9	AB R H RBI BB SO LOB	TOP											
Ron Gant, R OBP: 0.359, SLG: 0.568 (1, 8) X	0-0 G6-3		1-1 CS 1B			2-1 F8		2-3 K		4 0 1 0 0 1 0												
Jeff Treadway, L OBP: 0.333, SLG: 0.468 (1, 4) B F B X	2-1 1B 1B		4-1 PO BB 1-2			0-0 P5		2-2 G5-3		3 0 1 0 1 0 0												
Lonnie Smith, R OBP: 0.302, SLG: 0.328 (1, 7) B B X	2-0 L4		1-1 F8			1-1 G4-3		2-3 K		4 0 0 0 0 1 2												
Jim Presley, R OBP: 0.337, SLG: 0.484 (1, 5) C 1 SAFE B X	1-1 1-2 1B		0-1 PO 1-2		0-0 P3		3-3 K		0-3 K	4 0 1 0 0 2 0												
Dale Murphy, R OBP: 0.362, SLG: 0.464 (1, 9) C B X	1-1 F9				0-1 L7		4-1 BB			2 0 0 0 1 0 2												
David Justice, L OBP: 0.407, SLG: 0.574 (1, 3) C B B X		2-1 2B 1B			2-0 L3		1-3 K			3 1 1 0 0 1 1												
Jeff Blausler, R OBP: 0.346, SLG: 0.426 (1, 6) B 1 SAFE SAFE X		1-0 1-H 2B			0-0 CS 1B		1-3 K			3 0 2 1 0 1 1												
Greg Olson, R OBP: 0.380, SLG: 0.507 (1, 2) C B B X		1-3 K			3-1 F9 1-2		2-2 G5-3			3 0 0 0 0 1 1												
Pete Smith, R OBP: 0.100, SLG: 0.053 Oddibe McDowell, L OBP: 0.280, SLG: 0.357 Joe Hesketh, R Charlie Kerfeld, R	1-1 G6-3		1-0 G6-3		0-0 P6		2-3 K			2 0 0 0 0 0 0 1 0 0 0 0 1 0 0 0 0 0 0 0 0 0 0 0 0 0 0 0												
Inning Stats	R: 0 E: 0 K: 0 S: 8	H: 2 LOB: 2 BB: 0 P: 14	R: 1 E: 0 K: 1 S: 7	H: 2 LOB: 0 BB: 0 P: 12	R: 0 E: 0 K: 0 S: 7	H: 1 LOB: 0 BB: 1 P: 12	R: 0 E: 0 K: 0 S: 4	H: 0 LOB: 0 BB: 0 P: 6	R: 0 E: 0 K: 0 S: 4	H: 1 LOB: 0 BB: 0 P: 7	R: 0 E: 0 K: 0 S: 5	H: 0 LOB: 0 BB: 0 P: 8	R: 0 E: 0 K: 3 S: 10	H: 0 LOB: 1 BB: 1 P: 19	R: 0 E: 0 K: 2 S: 9	H: 0 LOB: 0 BB: 0 P: 15	R: 0 E: 0 K: 2 S: 9	H: 0 LOB: 0 BB: 0 P: 13	1B: 5 2B: 1 3B: 0 HR: 0	SF: 0 SAC: 0 DP: 0 HBP: 0	WP: 0 PB: 0 SB: 0 CS: 2	PA: 32
PITCHER	IP WLS BF H R ER SO BB IBB HBP BLK WP HR S P ERA WHIP																				PITCHER	IP WLS BF H R ER SO BB IBB HBP BLK WP HR S P ERA WHIP
Dennis Rasmussen, L ERA: 3.45 Greg Harris, R ERA: 1.7	(1, 1) 7.0 W 25 6 1 1 4 2 0 0 0 0 0 0 45 78 1.29 1.143																				(8, 1) 2.0 S 6 0 0 0 4 0 0 0 0 0 0 0 18 28 0.00 0.000	

Atlanta Braves @ San Diego Padres
 Jack Murphy Stadium, San Diego, CA
 Thu May 31 1990, 10:05 PM EDT
 Att. 13,644 - Unknown

livebaseballscorecards.com

AB 29
 R 1
 H 6
 RBI 1
 BB 2
 SO 8
 LOB 7



Batter	1	2	3	4	5	6	7	8	9
Bip Roberts, S OBP: 0.356, SLG: 0.466 (1, 7) (8, 5)	1-1 E4 F8 G6-3		2-2 G3			0-0 1B	3-1 F7		
Roberto Alomar, S OBP: 0.372, SLG: 0.403 (1, 4)	0-0 G6-3		1-1 G3-1			1-1 1B	3-1 G4-3		
Tony Gwynn, L OBP: 0.366, SLG: 0.444 (1, 9)	0-0 F8			2-1 F7		0-0 F7		1-3 K	
Joe Carter, R OBP: 0.285, SLG: 0.423 (1, 8)	0-1 G5-3			1-1 P5		1-3 K		2-2 P2	
Benito Santiago, R OBP: 0.329, SLG: 0.477 (1, 2)		0-0 G6-4-3 1B		0-0 G6-3		2-1 P9		0-0 F8	
Mike Pagliarulo, L OBP: 0.396, SLG: 0.414 Shawn Abner, R OBP: 0.313, SLG: 0.267 (7, PR) (8, 7)		2-2 G6-4-3			2-2 G4-3		4-1 E SF9 BB		
Phil Stephenson, L OBP: 0.392, SLG: 0.463 (1, 3)		3-2 G4-3			0-1 G1		2-1 E7 1B 1B		
Garry Templeton, S OBP: 0.267, SLG: 0.364 (1, 6)			0-0 G3 SH2-4 1B		0-1 G3-1		1-2 SF9		
Dennis Rasmussen, L OBP: 0.368, SLG: 0.368 Fred Lynn, L OBP: 0.325, SLG: 0.388 Greg Harris, R (8, 1)			0-0 SH2-4			2-2 1B 1B 1B	0-0 1B		

AB	R	H	RBI	BB	SO	LOB
4	0	1	0	0	0	3
4	0	1	0	0	0	4
4	0	0	0	0	1	4
4	0	0	0	0	1	4
4	0	1	0	0	0	3
2	0	0	0	1	0	1
0	1	0	0	0	0	0
3	1	1	0	0	0	0
2	0	1	1	0	0	0
1	0	1	0	0	0	0
1	0	1	1	0	0	0
0	0	0	0	0	0	0

BOTTOM

Atlanta Braves @ San Diego Padres
Jack Murphy Stadium, San Diego, CA
Thu May 31 1990, 10:05 PM EDT
Att. 13,644 - Unknown

livebaseballscorecards.com

AB	29
R	2
H	7
RBI	2
BB	1
SO	2
LOB	19



1B: 7	SF: 1
2B: 0	SAC: 1
3B: 0	DP: 1
HR: 0	HBP: 0

WP: 0	PA: 32
PB: 0	
SB: 0	
CS: 0	

Inning	R	H	E	K	S	H	LOB	BB	P
1	0	0	0	6	7	1	0	0	7
2	0	1	0	8	13	0	0	0	13
3	0	1	0	7	10	0	0	0	10
4	0	0	0	5	8	0	0	0	8
5	0	0	0	7	9	0	0	0	9
6	0	3	0	12	18	3	3	0	18
7	2	2	1	12	25	2	2	1	25
8	0	0	0	8	11	0	0	0	11

PITCHER	IP	WLS	BF	H	R	ER	SO	BB	IBB	HBP	BLK	WP	HR	S	P	ERA	WHIP
Pete Smith, R ERA: 3.94 (1, 1)	7.0	L	29	7	2	1	1	1	0	0	0	0	0	57	90	1.29	1.143
Joe Hesketh, L ERA: 2.76 (8, 1)	0.1		1	0	0	0	1	0	0	0	0	0	0	3	4	0.00	0.000
Charlie Kerfeld, R ERA: 5.71 (8, 1)	0.2		2	0	0	0	0	0	0	0	0	0	0	5	7	0.00	0.000

Batter	1	2	3	4	5	6	7	8	9	AB	R	H	RBI	BB	SO	LOB	TOP										
Oddibe McDowell, L (1, 8) OBP: 0.290, SLG: 0.397	2-2 E 2B	1-2 HR 1B		1-1 G4-3		1-3 K		1-2 G1-3		6	3	3	3	0	1	3											
Jeff Treadway, L (1, 4) OBP: 0.320, SLG: 0.448	0-1 L7	0-1 P7			0-1 F8		0-0 B1-3	0-1 G4-3		6	0	0	0	0	1	3											
Ron Gant, R (1, 7) OBP: 0.388, SLG: 0.600	0-0 E4 WP 1B	0-0 HR	4-2 S FC6 BB		4-2 BB G6-4-3		4-0 PB 2B BB		4-2 BB	2	4	2	2	4	0	0											
Jim Presley, R (1, 5) OBP: 0.339, SLG: 0.484 Andres Thomas, R (7, PR) OBP: 0.270, SLG: 0.280	4-0 BB 1B BB	0-0 E5 1B HR	0-3 K		0-0 G6-4-3		1-2 G3-1 1-H 2B		0-1 F8	4	2	1	1	1	1	2											
David Justice, L (1, 3) OBP: 0.400, SLG: 0.550	1-2 BB 1B	2-1 HR 1B	3-2 FC6		0-3 K		2-0 G3-1		0-1 F9	6	2	2	1	0	1	2											
Dale Murphy, R (1, 9) OBP: 0.361, SLG: 0.475	4-2 1B BB	3-0 HR	3-3 K		1-2 P3		0-0 G5-3		0-3 K	5	1	1	3	1	2	4											
Jeff Blausen, R (1, 6) OBP: 0.361, SLG: 0.444	1-0 FC4-6 1B	4-2 E HR BB	2-2 FC6		2-2 E5 1B			0-1 G3 1B 2B		4	3	2	2	1	0	1											
Greg Olson, R (1, 2) OBP: 0.357, SLG: 0.473	0-0 F8	2-1 F8		1-1 F9		1 SAFE E5 1B		0-0 G3		5	0	0	0	0	0	5											
29 John Smoltz, R (1, 1) OBP: 0.300, SLG: 0.125 Tony Castillo, L (3, 1) Tommy Gregg, L (6, PH) Joe Hesketh, R (6, 1) Lonnie Smith, R (8, PH) Charlie Kerfeld, R (8, 1) Joe Boever, R (9, 1)	1-1 FC4-6	2-0 E6 HR		0-3 K		1-1 1B		1-2 G1-3 1B		2	1	0	0	0	0	3											
Inning Stats	R: 4 E: 1 K: 0 S: 15	H: 4 LOB: 2 BB: 2 P: 28	R: 8 E: 2 K: 1 S: 19	H: 5 LOB: 0 BB: 1 P: 38	R: 1 E: 1 K: 2 S: 14	H: 0 LOB: 1 BB: 1 P: 26	R: 0 E: 0 K: 1 S: 7	H: 0 LOB: 0 BB: 0 P: 9	R: 0 E: 0 K: 0 S: 9	H: 0 LOB: 0 BB: 1 P: 13	R: 1 E: 2 K: 2 S: 18	H: 1 LOB: 2 BB: 0 P: 25	R: 1 E: 0 K: 0 S: 6	H: 1 LOB: 2 BB: 1 P: 13	R: 1 E: 0 K: 0 S: 12	H: 2 LOB: 1 BB: 0 P: 14	R: 0 E: 0 K: 1 S: 9	H: 0 LOB: 1 BB: 1 P: 13	1B: 7 2B: 3 3B: 0 HR: 3	SF: 0 SAC: 0 DP: 1 HBP: 0	WP: 1 PB: 1 SB: 1 CS: 0	PA: 51					
PITCHER	IP	WLS	BF	H	R	ER	SO	BB	IBB	HBP	BLK	WP	HR	S	P	ERA	WHIP										
Mike Dunne, R (1, 1) ERA: 10.5	0.1	L	7	4	4	4	0	2	0	0	0	1	0	12	24	108.00	18.000										
Eric Show, R (1, 1) ERA: 8.28	1.1		11	4	7	5	0	1	0	0	0	0	2	17	33	33.75	3.750										
Calvin Schiraldi, R (2, 1) ERA: 5.33	3.1		13	1	2	0	4	2	0	0	0	0	1	35	57	0.00	0.900										
Mark Grant, R (6, 1) ERA: 5.7	1.0		6	1	1	0	2	0	0	0	0	0	0	18	25	0.00	1.000										
Pat Clements, L (7, 1) ERA: 4.15	2.0		10	3	2	2	0	1	0	0	0	0	0	18	27	9.00	2.000										
PITCHER	IP	WLS	BF	H	R	ER	SO	BB	IBB	HBP	BLK	WP	HR	S	P	ERA	WHIP										
Craig Leferts, L (9, 1) ERA: 1.54	1.0		4	0	0	0	1	1	0	0	0	0	0	9	13	0.00	1.000										

Atlanta Braves @ San Diego Padres
Jack Murphy Stadium, San Diego, CA

Fri Jun 01 1990, 10:05 PM EDT
Att: 22,291 - Unknown

AB	44
R	16
H	13
RBI	14
BB	7
SO	7
LOB	24

2	1	0	0	0	0	3
1	0	0	0	0	1	0
1	0	1	1	0	0	0
0	0	0	0	0	0	0
1	0	1	1	0	0	0
0	0	0	0	0	0	0
0	0	0	0	0	0	0



Batter	1	2	3	4	5	6	7	8	9	AB	R	H	RBI	BB	SO	LOB
Bip Roberts, S OBP: 0.361, SLG: 0.464 (1, 5)	4-2 S 1B BB	2-1 1B 1B	0-1 G1-3		0-0 1B 1B		1-2 L9		1-3 K	5	2	2	0	1	1	1
Roberto Alomar, S OBP: 0.371, SLG: 0.398 (1, 4)	1-0 G5-3	0-1 F7		1-1 F8	2-1 1B 1B		4-1 1B BB		1-2 F9	5	0	1	1	1	0	2
Tony Gwynn, L OBP: 0.375, SLG: 0.452 (1, 9)	0-2 2B 1B	3-2 S 1B HR 1B		1-1 WP 1B 1B	2-1 G1-3		1-1 SAFE 1B		3-2 F8	6	2	4	1	0	0	2
Joe Carter, R OBP: 0.283, SLG: 0.417 (1, 8)	1-3 K	1-0 HR 1B		2-3 SAFE K		0-0 G4-3	2-1 F9			5	1	1	1	0	2	3
Benito Santiago, R OBP: 0.349, SLG: 0.516 (1, 2)	1-0 2B 1B	2-2 HR		0-0 WP 1B		0-2 F8 1B 2B		4-1 DI HR BB		4	4	4	3	1	0	0
Fred Lynn, L OBP: 0.330, SLG: 0.393 (1, 7)	0-1 2B	3-2 G1-3		2-0 F9		4-0 1B BB	2-1 F7			4	0	1	2	1	0	3
Phil Stephenson, L OBP: 0.389, SLG: 0.442 (1, 3)	4-1 BB		1-0 P5		1-1 G3-1	1-0 F8	0-1 HR			2	0	0	0	1	0	0
Jerald Clark, R OBP: 0.355, SLG: 0.517 (6, PH)										2	1	1	2	0	0	2
Garry Templeton, S OBP: 0.271, SLG: 0.365 (1, 6)	0-1 L7		1-1 G5-3		0-2 1B 1B	0-1 1B	0-1 F8			5	1	2	1	0	0	2
Mike Dunne, R Eric Show, R Calvin Schiraldi, R Garvin Anderson, R Mark Grant, R Shawn Abner, R Pat Clements, R Joey Coza, S Craig Lefferts, L		0-1 F8	1-1 1B		0-3 K	2-3 K	1-3 K			0	0	0	0	0	0	0

Inning Stats	R: 3	H: 3	E: 0	LOB: 2	K: 1	BB: 2	S: 17	R: 4	H: 4	E: 0	LOB: 0	K: 0	BB: 0	S: 17	R: 0	H: 1	E: 0	LOB: 1	K: 0	BB: 0	S: 7	R: 0	H: 2	E: 0	LOB: 2	K: 1	BB: 0	S: 12	R: 1	H: 3	E: 0	LOB: 2	K: 1	BB: 0	S: 15	R: 1	H: 2	E: 0	LOB: 2	K: 1	BB: 1	S: 10	R: 0	H: 1	E: 0	LOB: 1	K: 0	BB: 1	S: 8	R: 2	H: 1	E: 0	LOB: 0	K: 1	BB: 1	S: 10	R: 0	H: 0	E: 0	LOB: 0	K: 1	BB: 0	S: 10	R: 0	H: 0	E: 0	LOB: 0	K: 1	BB: 0	S: 10	1B: 13	SF: 0	2B: 2	SAC: 0	3B: 0	DP: 0	HR: 2	HBP: 0	WP: 1	PA: 48
--------------	------	------	------	--------	------	-------	-------	------	------	------	--------	------	-------	-------	------	------	------	--------	------	-------	------	------	------	------	--------	------	-------	-------	------	------	------	--------	------	-------	-------	------	------	------	--------	------	-------	-------	------	------	------	--------	------	-------	------	------	------	------	--------	------	-------	-------	------	------	------	--------	------	-------	-------	------	------	------	--------	------	-------	-------	--------	-------	-------	--------	-------	-------	-------	--------	-------	--------

PITCHER	IP	WLS	BF	H	R	ER	SO	BB	IBB	HBP	BLK	WP	HR	S	P	ERA	WHIP	
29 John Smoltz, R ERA: 5.68 (1, 1)	2.0		15	7	7	7	1	2	0	0	0	0	1	0	34	55	31.50	4.500
Tony Castillo, L ERA: 4.13 (3, 1)	3.0	W	15	6	1	1	2	0	0	0	0	0	0	34	48	3.00	2.000	
Joe Hesketh, L ERA: 2.95 (6, 1)	2.0		10	3	1	1	1	2	0	0	0	0	0	18	33	4.50	2.500	
Charlie Kerfeld, R ERA: 6.38 (8, 1)	1.0		5	1	2	2	1	1	0	0	0	0	1	10	17	18.00	2.000	
Joe Boever, R ERA: 2.91 (9, 1)	1.0		3	0	0	0	1	0	0	0	0	0	0	10	15	0.00	0.000	

BOTTOM

Atlanta Braves @ San Diego Padres
Jack Murphy Stadium, San Diego, CA

Fri Jun 01 1990, 10:05 PM EDT
Att. 22,291 - Unknown

livebaseballscorecards.com

AB	43
R	11
H	17
RBI	11
BB	5
SO	6
LOB	18



Batter	1	2	3	4	5	6	7	8	9	AB R H RBI BB SO LOB	TOP									
Oddibe McDowell, L (1, 8) OBP: 0.281, SLG: 0.384	0-1 P2		1-2 F7		0-1 F9			1-2 F8		4 0 0 0 0 0 1										
Jeff Treadway, L (1, 4) OBP: 0.312, SLG: 0.436	2-2 P6		0-0 G4-3			0-1 F9		0-0 F7		4 0 0 0 0 0 1										
Ron Gant, R (1, 7) OBP: 0.391, SLG: 0.597	0-3 K			2-2 BB 1B		1-0 G4-3			1-0 1B	4 0 2 0 0 1 0										
Jim Presley, R (1, 5) OBP: 0.337, SLG: 0.479		0-3 K		0-0 L5		1-2 1B		0-0 F8		4 0 1 0 0 1 2										
David Justice, L (1, 3) OBP: 0.388, SLG: 0.532		3-2 F5		3-3 K		0-0 F8		0-0 F9		2 0 0 0 0 1 1										
Tommy Gregg, L (4, 3) OBP: 0.211, SLG: 0.163										2 0 0 0 0 0 2										
Dale Murphy, R (1, 9) OBP: 0.368, SLG: 0.475		1-2 1B		4-2 1B BB			0-1 G6-3		1-3 K	2 0 1 0 1 0 0										
Rick Luecken, R (7, 1)										0 0 0 0 0 0 0										
Francisco Cabrera, R (9, PH) OBP: 0.500, SLG: 0.875										1 0 0 0 0 1 1										
Jeff Blausen, R (1, 6) OBP: 0.349, SLG: 0.427		0-3 K		1-2 F9			0-3 K			3 0 0 0 0 2 3										
Greg Olson, R (1, 2) OBP: 0.345, SLG: 0.455					0-1 G6-3		2-1 G6-3			3 0 0 0 0 1 0										
Derek Lilliquist, L (1, 1) OBP: 0.364, SLG: 0.636										0 0 0 0 0 0 0										
Dwayne Henry, R (4, 1)										0 0 0 0 0 0 0										
Ernie Whit, L (5, PH) OBP: 0.298, SLG: 0.324										1 0 0 0 0 0 0										
Marty Clary, R (5, 1)										0 0 0 0 0 0 0										
Lonnie Smith, R (7, 7) OBP: 0.305, SLG: 0.331										1 0 0 0 0 0 0										
Inning Stats	R: 0 E: 0 K: 1 S: 9	H: 0 LOB: 0 BB: 0 P: 11	R: 0 E: 0 K: 2 S: 15	H: 1 LOB: 1 BB: 0 P: 19	R: 0 E: 0 K: 0 S: 9	H: 1 LOB: 1 BB: 0 P: 13	R: 0 E: 0 K: 1 S: 12	H: 1 LOB: 2 BB: 1 P: 22	R: 0 E: 0 K: 0 S: 7	H: 0 LOB: 0 BB: 0 P: 10	R: 0 E: 0 K: 2 S: 8	H: 0 LOB: 0 BB: 0 P: 8	R: 0 E: 0 K: 0 S: 6	H: 0 LOB: 0 BB: 0 P: 8	R: 0 E: 0 K: 1 S: 6	H: 1 LOB: 1 BB: 0 P: 8	1B: 5 2B: 0 3B: 0 HR: 0	SF: 0 SAC: 0 DP: 0 HBP: 0	WP: 0 PB: 0 SB: 0 CS: 0	PA: 33
PITCHER Ed Whitson, R (1, 1) ERA: 2.68	IP: 9.0 WLS: W BF: 33 H: 5 R: 0 ER: 0 SO: 7 BB: 1 IBB: 0 HBP: 0 BLK: 0 WP: 0 HR: 0 S: 79 P: 108 ERA: 0.00 WHIP: 0.667																			

Atlanta Braves @ San Diego Padres
Jack Murphy Stadium, San Diego, CA

Sat Jun 02 1990, 10:05 PM EDT
Att: 53,701 - Unknown

livebaseballscorecards.com

AB 31
R 0
H 4
RBI 0
BB 1
SO 7
LOB 11



Batter	1	2	3	4	5	6	7	8	9	10	AB	R	H	RBI	BB	SO	LOB	TOP	
Lonnie Smith, R (1, 7) OBP: 0.315, SLG: 0.359 Joe Boever, R (10, 1)	3-2 		1-0 		0-1 			0-1 		4-0 	4 1 2 1 1 0 0 0 0 0 0 0 0 0								
Jeff Blausler, R (1, 6) OBP: 0.330, SLG: 0.400	1-1 		1-3 		0-3 			0-0 		1-2 	5 0 0 0 0 2 4								
Ron Gant, R (1, 8) OBP: 0.399, SLG: 0.605	0-3 		2-2 			2-2 		1-0 		0-0 	5 0 3 2 0 1 0								
Jim Presley, R (1, 5) OBP: 0.328, SLG: 0.465		0-1 	0-2 			1-1 		1-1 	3-2 	0-0 	5 0 0 0 0 0 4								
Dale Murphy, R (1, 9) OBP: 0.358, SLG: 0.463	2-1 			0-0 		0-3 			3-1 		4 0 0 0 0 1 0								
Francisco Cabrera, R (1, 3) OBP: 0.500, SLG: 0.750	1-0 			2-2 			0-0 		2-1 		4 0 2 0 0 0 0								
Greg Olson, R (1, 2) OBP: 0.341, SLG: 0.438 29 John Smoltz, R (10, PR) OBP: 0.300, SLG: 0.125 Tommy Gregg, L (10, 7) OBP: 0.211, SLG: 0.163	2-3 			3-1 			2-2 			4-2 	3 0 0 0 1 1 2 0 0 0 0 0 0 0 0 0 0 0 0 0 0								
Alexis Infante, R (1, 4) OBP: 0.056, SLG: 0.111			1-0 	0-0 			3-1 			0-2 	4 1 0 0 0 0 2								
Charlie Leibrandt, R (1, 1) OBP: 0.500, SLG: 0.500 Oddibe McDowell, L (8, PH) OBP: 0.279, SLG: 0.381 Charlie Kerfeld, R (8, 1) Jeff Treadway, L (10, PH) OBP: 0.316, SLG: 0.447			0-1 		1-0 			0-0 		0-0 	2 1 1 0 0 0 0 1 0 0 0 0 0 0 0 0 0 0 0 0 0 1 1 1 1 0 0 0								
Inning Stats	R: 0 H: 0 E: 0 LOB: 0 K: 1 BB: 0 S: 9 P: 13	R: 0 H: 1 E: 0 LOB: 1 K: 1 BB: 0 S: 8 P: 13	R: 1 H: 3 E: 0 LOB: 2 K: 1 BB: 0 S: 14 P: 19	R: 0 H: 1 E: 0 LOB: 1 K: 0 BB: 0 S: 9 P: 14	R: 0 H: 0 E: 0 LOB: 0 K: 1 BB: 0 S: 6 P: 7	R: 0 H: 0 E: 0 LOB: 0 K: 1 BB: 0 S: 8 P: 11	R: 0 H: 0 E: 0 LOB: 0 K: 0 BB: 0 S: 6 P: 11	R: 1 H: 2 E: 0 LOB: 0 K: 0 BB: 0 S: 6 P: 8	R: 0 H: 0 E: 0 LOB: 0 K: 0 BB: 0 S: 9 P: 17	R: 2 H: 2 E: 0 LOB: 2 K: 0 BB: 2 S: 14 P: 23	1B: 6 SF: 0 2B: 2 SAC: 0 3B: 0 DP: 0 HR: 1 HBP: 0	WP: 0 PA: 41 PB: 0 SB: 0 CS: 1							
PITCHER Bruce Hurst, L (1, 1) ERA: 3.84 Greg Harris, R (8, 1) ERA: 2.06	IP: 7.2 WLS: L BF: 30 H: 7 R: 2 ER: 2 SO: 5	IP: 2.1 WLS: L BF: 10 H: 2 R: 2 ER: 2 SO: 0	IP: 1.0 WLS: L BF: 1 H: 1 R: 0 ER: 0 SO: 0	IP: 1.0 WLS: L BF: 1 H: 1 R: 0 ER: 0 SO: 0	IP: 1.0 WLS: L BF: 1 H: 1 R: 0 ER: 0 SO: 0	IP: 1.0 WLS: L BF: 1 H: 1 R: 0 ER: 0 SO: 0	IP: 1.0 WLS: L BF: 1 H: 1 R: 0 ER: 0 SO: 0	IP: 1.0 WLS: L BF: 1 H: 1 R: 0 ER: 0 SO: 0	IP: 1.0 WLS: L BF: 1 H: 1 R: 0 ER: 0 SO: 0	IP: 1.0 WLS: L BF: 1 H: 1 R: 0 ER: 0 SO: 0	ERA: 2.35 WHIP: 0.913	ERA: 7.71 WHIP: 1.286							

Atlanta Braves @ San Diego Padres
 Jack Murphy Stadium, San Diego, CA
 Sun Jun 03 1990, 6:33 AM EDT
 Att: 17,151 - Sunny - 75 F

livebaseballscorecards.com



Batter	1	2	3	4	5	6	7	8	9	AB	R	H	RBI	BB	SO	LOB
Bip Roberts, S OBP: 0.371, SLG: 0.469 (1, 5)	1-1 S BB 1B	1-0 L4		0-1 1-2 1B		0-1 1-2 E5 1B		0-1 1-2 HBP 1B		5	2	3	0	0	0	1
Roberto Alomar, S OBP: 0.384, SLG: 0.421 (1, 4)	1-1 F9		1-2 F7	3-2 L6		1-1 1-2 2-3 G6-4-3 1B		1-1 1-2 2-3 E HBP 1B		4	1	1	0	0	0	3
Tony Gwynn, L OBP: 0.383, SLG: 0.470 (1, 9)	4-0 S 1B BB		2-2 L7		2-2 3B	2-1 1-2f G6-4-3		0-1 1-H 2-H 3-H 1B 1B		4	2	2	2	1	0	3
Joe Carter, R OBP: 0.275, SLG: 0.406 (1, 8) (8, 7)	4-1 1-2 2-3 1B IBB		1-0 2B		1-1 G5-3		2-3 K	0-1 F9		4	0	1	0	1	1	2
Benito Santiago, R OBP: 0.367, SLG: 0.509 (1, 2)	1-1 1-2 2-H 3-H 1B		4-1 BB		1-1 P6		2-1 G3-1	4-0 1B 2B IBB		3	1	1	2	2	0	1
Fred Lynn, L OBP: 0.324, SLG: 0.376 (1, 7)	3-2 F7		0-2 G2-3		4-0 FC6-4 IBB		1-1 F8	0-0 2B 1B 1B		3	0	0	0	1	0	4
Shawn Abner, R OBP: 0.324, SLG: 0.286 (8, 7)										0	0	0	0	0	0	0
Craig Lefferts, L OBP: 0.250, SLG: 0.250 (8, 1)										1	1	1	1	0	0	0
Phil Stephenson, L OBP: 0.400, SLG: 0.479 (1, 3)	3-1 F7				0-1 F8	0-1 1-2f FC6-4		0-1 1B 2B		5	2	2	1	0	0	4
Garry Templeton, S OBP: 0.281, SLG: 0.375 (1, 6)			2-3 K		0-0 FC1-6 1B		0-0 FC3-6 1B	0-0 HBP 1B 1B		5	1	4	2	0	1	0
Andy Benes, R OBP: 0.120, SLG: 0.125 (1, 1)			2-2 G6-3		0-1 FC1-6 1B		0-0 FC3-6 1B E	0-0 SF8		3	0	0	0	0	0	2
Darrin Jackson, R OBP: 0.240, SLG: 0.333 (8, 8)					1-2f			1-2 P4		1	0	0	1	0	0	1

Inning Stats	R: 2	H: 2	E: 0	K: 0	S: 13	LOB: 2	BB: 2	P: 30	R: 0	H: 0	E: 0	K: 1	S: 7	LOB: 0	BB: 0	P: 12	R: 0	H: 1	E: 0	K: 0	S: 16	LOB: 2	BB: 1	P: 24	R: 0	H: 2	E: 0	K: 0	S: 10	LOB: 2	BB: 0	P: 13	R: 0	H: 2	E: 1	K: 0	S: 8	LOB: 2	BB: 0	P: 11	R: 0	H: 0	E: 0	K: 1	S: 8	LOB: 0	BB: 0	P: 13	R: 8	H: 7	E: 1	K: 0	S: 20	LOB: 1	BB: 1	P: 28	1B: 11	SF: 1	2B: 3	SAC: 0	3B: 1	DP: 1	HR: 0	HBP: 1
--------------	------	------	------	------	-------	--------	-------	-------	------	------	------	------	------	--------	-------	-------	------	------	------	------	-------	--------	-------	-------	------	------	------	------	-------	--------	-------	-------	------	------	------	------	------	--------	-------	-------	------	------	------	------	------	--------	-------	-------	------	------	------	------	-------	--------	-------	-------	--------	-------	-------	--------	-------	-------	-------	--------

PITCHER	IP	WLS	BF	H	R	ER	SO	BB	IBB	HBP	BLK	WP	HR	S	P	ERA	WHIP
Jim Clancy, R ERA: 4.5 (1, 1)	5.0	L	25	6	2	2	1	2	2	0	0	0	0	55	96	3.60	1.600
Larry Andersen, R ERA: 1.71 (6, 1)	2.0		8	2	0	0	1	0	0	0	0	0	0	16	24	0.00	1.000
Juan Agosto, L ERA: 2.88 (8, 1)	0.1		6	4	5	5	0	0	0	1	0	0	0	10	12	135.00	12.000
Danny Darwin, R ERA: 2.67 (8, 1)	0.2		6	3	3	3	0	0	1	0	0	0	0	10	16	40.50	4.500


BOTTOM

Houston Astros @ San Diego Padres
Jack Murphy Stadium, San Diego, CA

Mon Jun 04 1990, 10:05 PM EDT
Att: 16,468 - Unknown - 70 F

livebaseballscorecards.com

AB	38
R	10
H	15
RBI	9
BB	5
SO	2
LOB	21



WP: 0	PA: 45
PB: 0	
SB: 2	
CS: 0	

Batter	1	2	3	4	5	6	7	8	9	AB R H RBI BB SO LOB	TOP	
Eric Yelding, R (1, 8) OBP: 0.314, SLG: 0.294	0-0 E1 SF9		0-0 G3		0-2 G3		0-0 G5-3			4 1 0 0 0 0 0	Houston Astros @ San Diego Padres Jack Murphy Stadium, San Diego, CA Tue Jun 05 1990, 10:05 PM EDT Att. 16,941 - Unknown - 70 F	
Bill Doran, S (1, 4) OBP: 0.364, SLG: 0.344	4-2 S BB		0-1 G6-3		3-2 FC6-4 1B		2-3 K			3 0 1 0 1 1 0		
Craig Biggio, R (1, 2) OBP: 0.347, SLG: 0.352	2-3 K		4-0 BB E BB		1-0 F7		2-1 L3			3 0 0 0 1 1 3		
Glenn Davis, R (1, 3) OBP: 0.356, SLG: 0.585 Franklin Stubbs, L (7, 3) OBP: 0.356, SLG: 0.522	4-0 IBB		2-0 E4 BB		1-1 FC6-4		0-0 F9			2 0 0 0 1 0 2 1 0 0 0 0 0 0		
Ken Caminiti, S (1, 5) OBP: 0.321, SLG: 0.324	2-2 SF9		4-2 BB SAFE 1-2 2-3 BB		0-1 F8		2-1 G5-3			2 0 0 1 1 0 0		
Glenn Wilson, R (1, 7) OBP: 0.263, SLG: 0.303	1-3 K		2-1 F9		1-2 G6-3		0-2 G3			4 0 0 0 0 1 5		
Eric Anthony, L (1, 9) OBP: 0.343, SLG: 0.455		1-2 FC5-4 1B		0-0 F4		2-0 HR		0-1 P6		4 1 2 1 0 0 0		
Rafael Ramirez, R (1, 6) OBP: 0.264, SLG: 0.286		1-2 FC5-4 CS		0-1 F9		1-2 FC6-4 1B		0-0 G5-3		4 0 1 0 0 0 1		
Jim Deshaies, L (1, 1) Danny Darwin, R (5, 1) Casey Gandaele, S (6, PH) Xavier Hernandez, L (6, 1) Juan Agosto, L (8, 1) Alex Trevino, R (9, PH) OBP: 0.224, SLG: 0.333		2-3 K		2-2 P2		0-2 FC6-4		3-2 F9		2 0 0 0 0 0 1 1 0 0 0 0 0 0 0 0 1 0 0 0 0 0 0 1 0 0 0 0 0 0 0 0 0 0 0 0 0 0 0 0 1 0 0 0 0 0 0 0		
Inning Stats	R: 1 H: 0 E: 1 LOB: 2 K: 2 BB: 2 S: 13 P: 26	R: 0 H: 1 E: 0 LOB: 0 K: 1 BB: 0 S: 9 P: 13	R: 0 H: 0 E: 1 LOB: 3 K: 0 BB: 2 S: 10 P: 22	R: 0 H: 0 E: 0 LOB: 0 K: 0 BB: 0 S: 8 P: 10	R: 0 H: 1 E: 0 LOB: 1 K: 0 BB: 0 S: 10 P: 15	R: 1 H: 2 E: 0 LOB: 1 K: 0 BB: 0 S: 13 P: 17	R: 0 H: 0 E: 0 LOB: 0 K: 1 BB: 0 S: 7 P: 11	R: 0 H: 0 E: 0 LOB: 0 K: 0 BB: 0 S: 6 P: 8	R: 0 H: 0 E: 0 LOB: 0 K: 0 BB: 0 S: 6 P: 9	1B: 3 SF: 1 2B: 0 SAC: 0 3B: 0 DP: 0 HR: 1 HBP: 0	WP: 0 PA: 36 PB: 0 SB: 2 CS: 1	
PITCHER Dennis Rasmussen, L (1, 1) ERA: 3.12	IP WLS BF H R ER SO BB IBB HBP BLK WP HR S P ERA WHIP	9.0 W 36 4 2 1 4 3 1 0 0 0 1 82 131 1.00 0.778										

AB	31
R	2
H	4
RBI	2
BB	4
SO	4
LOB	13



livebaseballscorecards.com

Batter	1	2	3	4	5	6	7	8	9	AB	R	H	RBI	BB	SO	LOB
Bip Roberts, S OBP: 0.366, SLG: 0.462 (1, 5)	1-1 F8		1-1 1B 1B	1-1 G5-3	0-1 P5		0-2 G3			5	1	1	0	0	0	2
Roberto Alomar, S OBP: 0.388, SLG: 0.423 (1, 4)	1-3 K		1 SAFE 2-0 1B FC1-2 1B 1-2 3-H		4-1 3B BB	2-0 G4-3		1-0 F8 FC4-6 1B		4	2	2	1	1	1	0
Tony Gwynn, L OBP: 0.393, SLG: 0.485 (1, 9)	3-1 F7		2-1 FC1-2 BB 1B 1-3 2-H		1 SAFE 2-1 1B FC1-2 BB 1B 1-3 2-H	1-0 1B		4-0 FC4-6 BB		4	2	3	2	1	0	0
Joe Carter, R OBP: 0.278, SLG: 0.400 (1, 8)		1-0 F7	4-0 BB FC1-2 IBB		4-0 2B BB	1-1 F5		0-0 F8 2-3		3	1	0	0	2	0	3
Jack Clark, R OBP: 0.442, SLG: 0.529 Phil Stephenson, L OBP: 0.387, SLG: 0.460 (5, PR) (6, 3)	1-3 K		1-1 FC1-2 BB		2-1 HR 2B 1-H 2-3 3-H	1-1 P2		3-2 FC4-6 1-2f 3-H		3	0	1	2	0	1	3
Benito Santiago, R OBP: 0.374, SLG: 0.506 (1, 2)		1-0 1B	4-1 1-2 2-3 3-H BB		0-3 K			1-1 G5-3		3	0	1	1	2	1	2
Shawn Abner, R OBP: 0.317, SLG: 0.359 (1, 7)	1-2 G6-3		0-0 F8		2-2 HR			0-1 FC4-6 2B 1-2f		4	2	1	2	0	0	5
Garry Templeton, S OBP: 0.288, SLG: 0.399 Joey Cora, S OBP: 0.294, SLG: 0.290 (7, 6)			2-2 1B SH1-4 1B		0-0 F8	1-1 HR		1-1 G4-3 1-H 2B		3	2	2	1	0	0	0
Dennis Rasmussen, L OBP: 0.318, SLG: 0.318 (1, 1)			0-1 SH1-4		2-2 F7	0-0 G3		0-1 G4-3		1	0	0	0	0	0	2

Inning Stats	R: 0	H: 0	E: 0	K: 1	S: 7	L: 0	LOB: 0	BB: 0	P: 12	R: 0	H: 1	E: 0	K: 1	S: 10	L: 1	LOB: 1	BB: 0	P: 14	R: 3	H: 4	E: 0	K: 0	S: 15	R: 0	H: 0	E: 0	K: 0	S: 7	R: 6	H: 4	E: 0	K: 1	S: 17	R: 0	H: 1	E: 0	K: 0	S: 6	R: 1	H: 1	E: 0	K: 0	S: 9	R: 1	H: 1	E: 0	K: 0	S: 7	L: 1	LOB: 1	BB: 1	P: 16
1B: 7	2B: 2	3B: 1	HR: 2	SF: 0	SAC: 1	DP: 0	HBP: 0	WP: 0	PA: 42																																											

PITCHER	IP	WLS	BF	H	R	ER	SO	BB	IBB	HBP	BLK	WP	HR	S	P	ERA	WHIP
Jim Deshaies, L ERA: 4.08 (1, 1)	4.0	L	23	7	7	7	2	3	1	0	0	0	0	44	84	15.75	2.500
Danny Darwin, R ERA: 3.16 (5, 1)	1.0		5	2	2	2	1	0	0	0	0	0	2	12	15	18.00	2.000
Xavier Hernandez, R ERA: 7.15 (6, 1)	2.1		12	3	2	2	0	2	0	0	0	0	0	17	32	7.71	2.143
Juan Agosto, L ERA: 2.83 (8, 1)	0.2		2	0	0	0	0	0	0	0	0	0	0	5	9	0.00	0.000

BOTTOM

Houston Astros @ San Diego Padres
Jack Murphy Stadium, San Diego, CA
 Tue Jun 05 1990, 10:05 PM EDT
 Att: 16,941 - Unknown - 70 F

livebaseballscorecards.com

AB	35
R	11
H	12
RBI	11
BB	6
SO	3
LOB	19



Batter	1	2	3	4	5	6	7	8	9	AB R H RBI BB SO LOB	TOP																	
Eric Yelding, R (1, 8) OBP: 0.313, SLG: 0.293	1-3 			0-2 G4-3 		1-0 		1-0 L9 		4 0 1 0 0 1 1																		
Bill Doran, S (1, 4) OBP: 0.356, SLG: 0.335	3-3 			0-1 G6-3 		1-2 F7 		0-0 G6-3 		4 0 0 0 0 1 2																		
Ken Oberkfell, L (1, 5) OBP: 0.317, SLG: 0.333 Ken Caminiti, S (9, PH) OBP: 0.320, SLG: 0.322	1-3 			4-1 		0-0 G5-3 			3-2 F9 	2 1 0 0 1 1 1 1 0 0 0 0 0 0																		
Glenn Davis, R (1, 3) OBP: 0.359, SLG: 0.597 Louie Meadows, L (9, 7) OBP: 0.250, SLG: 0.143		0-0 G5-3 		2-0 			4-1 		1-3 	3 1 1 2 1 1 0 0 0 0 0 0 0 0																		
Franklin Stubbs, L (1, 7) OBP: 0.343, SLG: 0.500		1-2 P5 		3-2 F7 		0-0 P4 			0-3 	4 0 0 0 0 1 1																		
Eric Anthony, L (1, 9) OBP: 0.333, SLG: 0.440 Rafael Ramirez, R (9, 6) OBP: 0.264, SLG: 0.286		2-0 G4-3 			2-2 G3-1 		1-0 F9 			3 0 0 0 0 0 1 0 0 0 0 0 0 0																		
Casey Candaele, S (1, 6) OBP: 0.318, SLG: 0.276			1-3 		1-1 F7 		0-3 			3 0 0 0 0 2 1																		
Alex Trevino, R (1, 2) OBP: 0.231, SLG: 0.333			2-1 F8 		1-2 G5-3 			0-0 		3 0 1 0 0 0 0																		
Mark Portugal, R (1, 1) OBP: 0.250, SLG: 0.217 Dan Schatzeder, L (9, 1) OBP: 0.333, SLG: 0.333 Larry Andersen, R (9, 1) Craig Biggio, R (9, 7) OBP: 0.347, SLG: 0.352			0-0 F9 			2-2 G4-3 			0-0 SH3-4 1B 	2 0																		
Inning Stats	R: 0 E: 0 K: 3 S: 11	H: 0 LOB: 0 BB: 0 P: 16	R: 0 E: 0 K: 0 S: 6	H: 0 LOB: 0 BB: 0 P: 9	R: 0 E: 0 K: 1 S: 6	H: 0 LOB: 0 BB: 0 P: 9	R: 2 E: 0 K: 0 S: 10	H: 1 LOB: 0 BB: 1 P: 19	R: 0 E: 0 K: 0 S: 9	H: 0 LOB: 0 BB: 0 P: 13	R: 0 E: 0 K: 0 S: 10	H: 1 LOB: 1 BB: 0 P: 13	R: 0 E: 0 K: 1 S: 6	H: 0 LOB: 1 BB: 1 P: 11	R: 0 E: 0 K: 0 S: 4	H: 1 LOB: 1 BB: 0 P: 5	R: 0 E: 0 K: 2 S: 10	H: 0 LOB: 0 BB: 0 P: 14	1B: 2 2B: 0 3B: 0 HR: 1	SF: 0 SAC: 1 DP: 0 HBP: 0	WP: 0 PB: 0 SB: 1 CS: 0	PA: 32						
PITCHER	IP WLS BF H R ER SO BB IBB HBP BLK WP HR S P ERA WHIP																											
Mike Dunne, R (1, 1) ERA: 6.75	6.0		21	2	2	2	4	1	0	0	0	0	0	1	52	79	3.00	0.500										
Greg Harris, R (7, 1) ERA: 1.96	2.0		8	1	0	0	1	1	0	0	0	0	0	0	10	16	0.00	1.000										
Craig Lefferts, L (9, 1) ERA: 1.73	1.0	W	3	0	0	0	2	0	0	0	0	0	0	0	10	14	0.00	0.000										

Houston Astros @ San Diego Padres
Jack Murphy Stadium, San Diego, CA

Wed Jun 06 1990, 6:33 AM EDT
Att. 15,665 - Sunny - 80 F

livebaseballscorecards.com

AB	29
R	2
H	3
RBI	2
BB	2
SO	7
LOB	7



Batter	1	2	3	4	5	6	7	8	9	10	11	AB R H RBI BB SO LOB	TOP					
Jose Gonzalez, R (1, 8) <small>OBP: 0.315, SLG: 0.490</small> Stan Javier, S (7, PH) <small>OBP: 0.368, SLG: 0.375</small> (7, 8) (8, 7)												3 0 0 0 0 1 0 1 0 1 0 1 0 0	Los Angeles Dodgers @ San Diego Padres Jack Murphy Stadium, San Diego, CA Sat Jun 09 1990, 10:05 PM EDT Att: 44,727 - Unknown - 70 F					
Mike Sharperson, R (1, 5) <small>OBP: 0.350, SLG: 0.358</small>												5 0 1 0 0 0 2						
Kal Daniels, L (1, 7) <small>OBP: 0.391, SLG: 0.545</small> Jay Howell, R (8, 1) Mickey Hatcher, R (10, PH) <small>OBP: 0.254, SLG: 0.259</small> John Wetteland, R (10, 1) <small>OBP: 0.167, SLG: 0.667</small>												3 0 0 0 0 1 3 0 0 0 0 0 0 0 0 1 0 0 0 0 0 1 0 0 0 0 0 0 0						
Eddie Murray, S (1, 3) <small>OBP: 0.391, SLG: 0.488</small>												4 3 2 2 1 0 2						
Hubie Brooks, R (1, 9) <small>OBP: 0.284, SLG: 0.427</small>												5 2 3 2 0 1 0						
Mike Scioscia, L (1, 2) <small>OBP: 0.332, SLG: 0.425</small>												5 0 1 0 0 1 1						
Juan Samuel, R (1, 4) <small>OBP: 0.292, SLG: 0.341</small>												5 0 0 0 0 2 2						
Alfredo Griffin, S (1, 6) <small>OBP: 0.316, SLG: 0.314</small>												3 0 0 1 0 1 0						
Fernando Valenzuela, L (1, 1) <small>OBP: 0.417, SLG: 0.609</small> Don Aase, R (6, 1) Chris Gwynn, L (7, PH) <small>OBP: 0.389, SLG: 0.408</small> Tim Crews, R (7, 1) Kirk Gibson, L (8, 8) <small>OBP: 0.130, SLG: 0.286</small>												2 0 0 0 0 1 1 0 0 0 0 0 0 0 1 0 0 0 0 0 0 0 0 0 0 0 0 0 1 0 0 0 0 0 0						
Inning Stats	R: 0 H: 0 E: 0 LOB: 0 K: 1 BB: 0 S: 5 P: 8	R: 2 H: 3 E: 0 LOB: 1 K: 2 BB: 0 S: 13 P: 15	R: 0 H: 0 E: 0 LOB: 0 K: 1 BB: 0 S: 9 P: 14	R: 2 H: 1 E: 0 LOB: 0 K: 1 BB: 1 S: 12 P: 17	R: 0 H: 1 E: 0 LOB: 2 K: 1 BB: 1 S: 10 P: 17	R: 0 H: 1 E: 0 LOB: 0 K: 0 BB: 0 S: 5 P: 9	R: 0 H: 0 E: 0 LOB: 1 K: 0 BB: 1 S: 6 P: 15	R: 0 H: 0 E: 0 LOB: 0 K: 2 BB: 0 S: 12 P: 18	R: 0 H: 0 E: 0 LOB: 0 K: 1 BB: 0 S: 9 P: 10	R: 0 H: 1 E: 1 LOB: 1 K: 0 BB: 0 S: 8 P: 13	R: 1 H: 1 E: 0 LOB: 0 K: 1 BB: 0 S: 12 P: 18	1B: 5 SF: 1 2B: 1 SAC: 0 3B: 0 DP: 1 HR: 3 HBP: 0		WP: 0 PA: 43 PB: 0 SB: 0 CS: 0				
PITCHER	IP WLS BF H R ER SO BB IBB HBP BLK WP HR S P ERA WHIP																	
Bruce Hurst, L (1, 1) <small>ERA: 4.05</small>	5.0	22	5	4	4	6	2	0	0	0	0	0	0	2	49	71	7.20	1.400
Mark Grant, R (6, 1) <small>ERA: 5.26</small>	2.0	7	1	0	0	0	1	0	0	0	0	0	0	11	24	0.00	1.000	
Greg Harris, R (8, 1) <small>ERA: 2.27</small>	1.0	3	0	0	0	2	0	0	0	0	0	0	0	12	18	0.00	0.000	
Craig Lefferts, L (9, 1) <small>ERA: 1.48</small>	2.0	7	1	0	0	1	0	0	0	0	0	0	0	17	23	0.00	0.500	
Eric Show, R (11, 1) <small>ERA: 8.31</small>	1.0	L 4	1	1	1	1	0	0	0	0	0	0	1	12	18	9.00	1.000	

livebaseballscorecards.com

AB	39
R	5
H	8
RBI	5
BB	3
SO	10
LOB	9



Batter	1	2	3	4	5	6	7	8	9	AB R H RBI BB SO LOB
--------	---	---	---	---	---	---	---	---	---	----------------------

Brett Butler, L OBP: 0.357, SLG: 0.309 (1, 8) X	0-0 F9 2B 2B		1-1 B5-3		0-0 L9	1-2 FC6-4 CS 1-2f 3-H			3-2 F5	5 1 1 1 0 0 1
Rick Parker, R OBP: 0.404, SLG: 0.591 (1, 9) C F B X	1-2 F9 2-3		2-1 1B 1B		1-1 G5-3	0-0 CS 1-2			0-0 F8 HR	5 2 2 1 0 0 1
Will Clark, L OBP: 0.332, SLG: 0.496 (1, 3) B X	1-0 F9 3-H 2B		0-1 1B 1-2 1B		0-1 S 1B			0-1 P6	2-3 K	5 1 3 1 0 1 0
Kevin Mitchell, R OBP: 0.380, SLG: 0.584 (1, 7) C F B X	0-2 F9 2-3		2-0 1B 1-2 2-H 1B		4-1 FC5-4 1-2 IBB			0-0 F9		3 0 1 1 1 0 1
Matt Williams, R OBP: 0.324, SLG: 0.463 (1, 5) B B C X	2-1 F9		1-1 1-3 2-H 1B		0-1 FC5-4 1-2f			0-2 F2		4 0 1 1 0 0 3
Gary Carter, R OBP: 0.351, SLG: 0.400 (1, 2) C F B X		0-2 P6	3-2 L7			2-0 SH1-4 1B 1B		1-1 HR		4 2 2 1 0 0 2
Robby Thompson, R OBP: 0.293, SLG: 0.344 (1, 4) X		0-0 G6-4-3 1B		1-1 F8		0-2 1B SH1-4 FC6-4 1B		2-2 G3-1		4 1 2 0 0 0 0
Jose Uribe, S OBP: 0.357, SLG: 0.398 (1, 6) C 1 SAFE 1 SAFE X		0-1 G6-4-3 1-2f		1-0 E6 CS		0-0 SH1-4 1-2 2-3		2-0 G4-3		3 0 0 0 0 0 1
Don Robinson, R OBP: 0.167, SLG: 0.167 Mark Thurmond, L (7, 1) S F B F F F S			2-3 K	1-3 K 1-2		1-0 FC6-4 1B 2-3 3-H		0-0 G1-3		3 0 1 1 0 2 1 1 0 0 0 0 0 0

TOP

San Francisco Giants @ San Diego Padres
Jack Murphy Stadium, San Diego, CA

Tue Jun 12 1990, 10:05 PM EDT
Att. 29,053 - Unknown - 65 F

AB	37
R	7
H	13
RBI	7
BB	1
SO	3
LOB	10



Inning Stats	R: 1	H: 2	R: 0	H: 1	R: 2	H: 4	R: 0	H: 0	R: 0	H: 1	R: 2	H: 3	R: 1	H: 1	R: 1	H: 1	R: 0	H: 0	1B: 9	SF: 0	WP: 0	PA: 40
E: 0	LOB: 1	E: 0	LOB: 0	E: 0	LOB: 2	E: 0	LOB: 0	E: 0	LOB: 0	E: 0	LOB: 2	E: 0	LOB: 0	E: 0	LOB: 0	E: 0	LOB: 0	E: 0	LOB: 0	2B: 2	SAC: 1	PB: 0
K: 0	BB: 0	K: 0	BB: 0	K: 1	BB: 0	K: 0	BB: 0	K: 0	BB: 0	K: 0	BB: 1	K: 0	BB: 0	K: 0	BB: 0	K: 1	BB: 0	K: 1	BB: 0	3B: 0	DP: 1	SB: 1
S: 12	P: 16	S: 6	P: 6	S: 19	P: 30	S: 7	P: 10	S: 8	P: 13	S: 9	P: 13	S: 9	P: 11	S: 9	P: 14	S: 9	P: 14	S: 9	P: 14	HR: 2	HBP: 0	CS: 2

PITCHER	IP	WLS	BF	H	R	ER	SO	BB	IBB	HBP	BLK	WP	HR	S	P	ERA	WHIP
Dennis Rasmussen, L ERA: 3.56 (1, 1)	7.0	L	32	12	6	6	2	0	1	0	0	0	1	70	99	7.71	1.714
Mike Dunne, R ERA: 6.92 (8, 1)	1.0		4	1	1	1	0	0	0	0	0	0	1	9	14	9.00	1.000
Calvin Schiraldi, R ERA: 5.14 (9, 1)	1.0		3	0	0	0	1	0	0	0	0	0	0	9	14	0.00	0.000

PITCHER	IP	WLS	BF	H	R	ER	SO	BB	IBB	HBP	BLK	WP	HR	S	P	ERA	WHIP
---------	----	-----	----	---	---	----	----	----	-----	-----	-----	----	----	---	---	-----	------

Batter	1	2	3	4	5	6	7	8	9	AB	R	H	RBI	BB	SO	LOB
Roberto Alomar, S OBP: 0.383, SLG: 0.420 (1, 4)	0-1 G5-3		3-1 G4-3		2-1 G1-3			2-2 F8		4	0	0	0	0	0	2
Tony Gwynn, L OBP: 0.397, SLG: 0.473 (1, 9)	2-2 WP 1B		3-1 G6-3		0-1 G6-3			2-1 FC3-6 FC5-4 1-2f		4	0	1	0	0	0	2
Joe Carter, R OBP: 0.285, SLG: 0.441 (1, 8)	0-0 L5		1-0 1B		0-0 F8			2-1 FC5-4 1-2f		4	0	1	0	0	0	2
Jack Clark, R OBP: 0.402, SLG: 0.488 (1, 3)	2-3 SAFE SAFE SAFE SAFE 1-2		0-0 F9		1-2 F7			2-3 K		4	0	0	0	0	2	2
Benito Santiago, R OBP: 0.371, SLG: 0.519 (1, 2)		0-0 HR		1-0 L8		0-0 G5-3		0-0 E3 G4-1 1B		4	2	1	1	0	0	0
Mike Pagliarulo, L OBP: 0.391, SLG: 0.415 (1, 5)		1-2 G3		1-1 FC6-4 HBP		3-2 F9		1-1 G4-1 1-2		3	0	0	0	0	0	1
Shawn Abner, R OBP: 0.326, SLG: 0.364 (1, 7)		0-1 1B		2-1 FC6-4 CS 1-2f		0-2 P6		2-2 FC4-6 1B 2-H		4	0	2	1	0	0	1
Garry Templeton, S OBP: 0.287, SLG: 0.389 (1, 6)		0-1 P5		1-2 CS 1-2	1-0 P4		1-2 G6-3	2-2 FC4-6 1-2f		4	0	0	0	0	0	2
Dennis Rasmussen, L OBP: 0.333, SLG: 0.333 (1, 1)		0-0 F8		2-1 G1-3 1B				0-0 FC3-6 1B		2	0	1	0	0	0	1
Mike Dunne, R (8, 1)										0	0	0	0	0	0	0
Jerald Clark, R OBP: 0.310, SLG: 0.425 (8, PH)										1	0	1	0	0	0	0
Calvin Schiraldi, R OBP: 0.333, SLG: 0.200 (9, 1)										0	0	0	0	0	0	0

Inning Stats	R: 0	H: 1	E: 0	K: 1	S: 9	R: 1	H: 2	E: 0	K: 0	S: 9	R: 0	H: 1	E: 0	K: 0	S: 6	R: 0	H: 0	E: 0	K: 0	S: 7	R: 0	H: 1	E: 0	K: 0	S: 7	R: 0	H: 0	E: 0	K: 0	S: 5	R: 0	H: 0	E: 0	K: 0	S: 9	R: 0	H: 1	E: 0	K: 1	S: 8	R: 1	H: 1	E: 1	K: 1	S: 16	1B: 6	2B: 0	3B: 0	HR: 1	SF: 0	SAC: 0	DP: 0	HBP: 1	WP: 1	PA: 36
--------------	------	------	------	------	------	------	------	------	------	------	------	------	------	------	------	------	------	------	------	------	------	------	------	------	------	------	------	------	------	------	------	------	------	------	------	------	------	------	------	------	------	------	------	------	-------	-------	-------	-------	-------	-------	--------	-------	--------	-------	--------

PITCHER	IP	WLS	BF	H	R	ER	SO	BB	IBB	HBP	BLK	WP	HR	S	P	ERA	WHIP
Don Robinson, R ERA: 2.36 (1, 1)	6.0	W	23	5	1	1	1	0	0	1	0	1	1	43	65	1.50	0.833
Mark Thurmond, L ERA: 2.7 (7, 1)	3.0	S	12	2	1	0	1	0	0	0	0	0	0	33	50	0.00	0.667

BOTTOM

San Francisco Giants @ San Diego Padres
Jack Murphy Stadium, San Diego, CA

AB	34
R	2
H	7
RBI	2
BB	0
SO	2
LOB	13



Tue Jun 12 1990, 10:05 PM EDT
Att: 29,053 - Unknown - 65 F

WP	PA	ERA	WHIP
1	36		

Batter	1	2	3	4	5	6	7	8	9	AB R H RBI BB SO LOB	TOP	
Brett Butler, L (1, 8) OBP: 0.359, SLG: 0.312	1-0 B5-3		1-1 1B			0-0 F7		0-0 SH2-3	1-0 1B	4 0 2 0 0 0 0		
Rick Leach, L (1, 9) OBP: 0.398, SLG: 0.365	0-1 G4-3		3-1 G4-3			0-1 G3		2-0 G4-3	1-1 G4-3	5 0 0 0 0 0 4		
Will Clark, L (1, 3) OBP: 0.335, SLG: 0.500 Mike Kingery, L (8, 9) OBP: 0.500, SLG: 0.467	2-1 G4-3				1-1 G4-3		2-1 E 1B	1-2 HR 2B		4 2 2 1 0 0 0 0 0 0 0 0 0 0		
Kevin Mitchell, R (1, 7) OBP: 0.378, SLG: 0.575		0-0 F3		1-2 G4-3		0-0 P4		4-0 HR IBB		3 1 0 0 1 0 1		
Matt Williams, R (1, 5) OBP: 0.331, SLG: 0.485		0-0 FC5-4 1B		0-0 G1-3		2-1 E2 2B		0-0 HR		4 2 3 4 0 0 0		
Terry Kennedy, L (1, 2) OBP: 0.384, SLG: 0.402		1-1 F7			1-1 F7		0-2 F8	2-1 G1-3		4 0 0 0 0 0 1		
Robby Thompson, R (1, 4) OBP: 0.288, SLG: 0.338		1-2 FC5-4 1-2f			3-3 K		0-0 E6		0-1 F8	4 0 0 0 0 1 1		
Jose Uribe, S (1, 6) OBP: 0.355, SLG: 0.395			2-1 G6-3		1-2 F9		0-0 G4-3		1-0 1B	4 0 1 0 0 0 1		
Trevor Wilson, L (1, 1) OBP: 0.355, SLG: 0.395			1-3 K			3-3 K		2-2 E6 G4-3 SH2-3 2B	1-3 K	4 1 0 0 0 3 1		
Inning Stats	R: 0 E: 0 K: 0 S: 5 H: 0 LOB: 0 BB: 0 P: 8	R: 0 E: 0 K: 0 S: 8 H: 1 LOB: 1 BB: 0 P: 10	R: 0 E: 0 K: 1 S: 9 H: 1 LOB: 1 BB: 0 P: 16	R: 0 E: 0 K: 0 S: 8 H: 0 LOB: 0 BB: 0 P: 10	R: 0 E: 0 K: 1 S: 8 H: 0 LOB: 0 BB: 0 P: 13	R: 0 E: 0 K: 1 S: 6 H: 0 LOB: 0 BB: 0 P: 9	R: 2 E: 2 K: 0 S: 10 H: 2 LOB: 1 BB: 0 P: 14	R: 4 E: 1 K: 0 S: 13 H: 2 LOB: 0 BB: 1 P: 24	R: 0 E: 0 K: 1 S: 9 H: 2 LOB: 2 BB: 0 P: 13	1B: 5 2B: 2 3B: 0 HR: 1 SF: 0 SAC: 1 DP: 0 HBP: 0	WP: 0 PB: 0 SB: 0 CS: 0 PA: 38	
PITCHER	IP WLS BF H R ER SO BB IBB HBP BLK WP HR S P ERA WHIP											
Ed Whitson, R (1, 1) ERA: 2.89	8.0 L 33 6 6 2 3 0 1 0 0 0 0 1 67 104 2.25 0.750											
Mark Grant, R (9, 1) ERA: 5.06	1.0 5 2 0 0 1 0 0 0 0 0 0 0 9 13 0.00 2.000											

San Francisco Giants @ San Diego Padres
Jack Murphy Stadium, San Diego, CA

AB	36
R	6
H	8
RBI	5
BB	1
SO	4
LOB	9



Wed Jun 13 1990, 10:05 PM EDT
 Att. 31,455 - Unknown - 68 F

livebaseballscorecards.com

Batter	1	2	3	4	5	6	7	8	9	AB R H RBI BB SO LOB
Bip Roberts, S OBP: 0.356, SLG: 0.436 (1, 7) B B C F X	2-2 F9			0-1 F9			1-1 G4-3		1-2 G6-3	4 0 0 0 0 0 1
Roberto Alomar, S OBP: 0.378, SLG: 0.414 (1, 4) B C B X	2-1 G6-3			1-1 F8			2-3 K			3 0 0 0 0 0 1 0
Tony Gwynn, L OBP: 0.392, SLG: 0.467 (1, 9) B F C F X	1-2 G1-3			3-2 G5-3			1-1 G3-1			3 0 0 0 0 0 0
Joe Carter, R OBP: 0.281, SLG: 0.436 (1, 8) C X			0-1 F8			1-3 K		0-0 F7		3 0 0 0 0 0 1 0
Jack Clark, R OBP: 0.391, SLG: 0.472 (1, 3) C C B C C X			2-3 K			1-1 G1-3		0-1 G6-3		3 0 0 0 0 0 1 0
Benito Santiago, R OBP: 0.366, SLG: 0.511 (1, 2) C C B B C C X			3-3 K			1-3 K CS		0-0 G6-3		3 0 0 0 0 0 2 0
Mike Pagliarulo, L OBP: 0.389, SLG: 0.413 (1, 5) B F X			1-1 F7			0-1 CS 1 SAFE 1-2	1-3 K		3-1 BLK 1B	3 0 1 0 0 0 1 0
Garry Templeton, S OBP: 0.283, SLG: 0.383 (1, 6) F F B S			1-3 K				0-0 G6-3		0-2 F8	3 0 0 0 0 0 1 1
Ed Whitson, R OBP: 0.154, SLG: 0.269 (1, 1) Mark Grant, R (9, 1) Jerald Clark, R OBP: 0.302, SLG: 0.415 (9, PH) X			0-0 G6-3				1-3 K2-3		0-3 K	2 0 0 0 0 0 1 0 0 0 0 0 0 0 0 0 1 0 0 0 0 0 1 1

Inning Stats	R: 0 E: 0 K: 0 S: 9	H: 0 LOB: 0 BB: 0 P: 14	R: 0 E: 0 K: 2 S: 8	H: 0 LOB: 0 BB: 0 P: 13	R: 0 E: 0 K: 1 S: 6	H: 0 LOB: 0 BB: 0 P: 8	R: 0 E: 0 K: 0 S: 7	H: 0 LOB: 0 BB: 0 P: 11	R: 0 E: 0 K: 2 S: 11	H: 0 LOB: 0 BB: 0 P: 14	R: 0 E: 0 K: 2 S: 7	H: 0 LOB: 0 BB: 0 P: 9	R: 0 E: 0 K: 1 S: 7	H: 0 LOB: 0 BB: 0 P: 11	R: 0 E: 0 K: 0 S: 4	H: 0 LOB: 0 BB: 0 P: 4	R: 0 E: 0 K: 1 S: 11	H: 1 LOB: 1 BB: 0 P: 15	1B: 1 2B: 0 3B: 0 HR: 0	SF: 0 SAC: 0 DP: 0 HBP: 0	WP: 1 PB: 0 SB: 0 CS: 1	PA: 29
PITCHER Trevor Wilson, L ERA: 3.0 (1, 1)	IP: 9.0 WLS: W BF: 28 H: 1 R: 0 ER: 0 SO: 9 BB: 0 IBB: 0 HBP: 0 BLK: 1 WP: 1 HR: 0 S: 70 P: 99 ERA: 0.00 WHIP: 0.111																					

BOTTOM

San Francisco Giants @ San Diego Padres
Jack Murphy Stadium, San Diego, CA
Wed Jun 13 1990, 10:05 PM EDT
Att: 31,455 - Unknown - 68 F

livebaseballscorecards.com

AB	28
R	0
H	1
RBI	0
BB	0
SO	9
LOB	3



Batter	1	2	3	4	5	6	7	8	9	AB R H RBI BB SO LOB	TOP											
Brett Butler, L OBP: 0.364, SLG: 0.315 (1, 8) C C C F F X	2-2 F7		3-2 1B		1-1 2B 1B		4-1 1B BB	0-0 SH5-3	1-3 K	4 1 2 0 1 1 2	San Francisco Giants @ San Diego Padres Jack Murphy Stadium, San Diego, CA Thu Jun 14 1990, 6:33 AM EDT Att. 30,279 - Sunny - 75 F											
Rick Parker, R OBP: 0.396, SLG: 0.571 (1, 9) B X	1-0 F7		0-2 P4		0-1 2B		4-2 1B BB	0-3 K	0-0 G1-3	5 1 1 0 1 1 4												
Will Clark, L OBP: 0.336, SLG: 0.496 (1, 3) C B B S B S	3-3 K		3-2 G1-4-3		1-2 P7		0-1 2B SF8	4-0 2B IBB		4 2 1 1 1 1 3												
Kevin Mitchell, R OBP: 0.379, SLG: 0.581 (1, 7) C T C		0-3 K		1-1 G6-3	1-0 F8		1-0 SF8 2B	3-2 2B		5 0 2 3 0 1 2												
Matt Williams, R OBP: 0.332, SLG: 0.483 (1, 5) B T X	1-1 F9			2-2 BB 1B		0-0 SH2-4 1B	0-0 G5-3	1-3 K		5 0 2 0 0 1 3												
Gary Carter, R OBP: 0.370, SLG: 0.447 (1, 2) F X		0-1 2B		4-0 1B BB	1-2 BB		4-0 IBB		1-1 HR	3 1 2 1 2 0 1												
Robby Thompson, R OBP: 0.289, SLG: 0.336 (1, 4) Mike Kingery, L OBP: 0.471, SLG: 0.467 (7, PH) Dave Anderson, R OBP: 0.286, SLG: 0.273 (7, 4) B B B B B B		4-1 BB		3-2 F8		0-0 SH2-4	2-1 SF8		1-1 WP S 1B	1 0 0 0 1 0 2 0 0 0 1 0 0 0 1 0 1 0 0 0 0												
Jose Uribe, S OBP: 0.346, SLG: 0.385 (1, 6) X S X	0-2 F7		0-2 F8		1-0 F8		0-3 K	0-1 G4-3	2-2 L4	5 0 0 0 0 1 9												
Francisco Oliveras, R OBP: 0.229, SLG: 0.277 (6, PH) Greg Litton, R OBP: 0.229, SLG: 0.277 (6, PH) Ed Vosberg, L OBP: 0.333, SLG: 0.500 (7, 1) Jeff Brantley, R OBP: 0.404, SLG: 0.365 (9, PH) Rick Leach, L OBP: 0.404, SLG: 0.365 (9, PH) Steve Bedrosian, R OBP: 0.404, SLG: 0.365 (9, 1)			3-3 K		1-3 K	3-0 F8		0-1 SH5-3 2B 1B	4-2 BB	2 0 0 0 0 0 2 0 1 0 0 0 0 0 0 2 0 0 0 0 0 0 0 0 1 1 1 0 0 0 0 0 0 0 0 0 0 1 0 0 0 0 0 0 0 0 0 0												
Inning Stats	R: 0 E: 0 K: 1 S: 8	H: 0 LOB: 0 BB: 0 P: 14	R: 0 E: 0 K: 1 S: 11	H: 1 LOB: 2 BB: 1 P: 16	R: 0 E: 0 K: 1 S: 14	H: 1 LOB: 1 BB: 0 P: 23	R: 0 E: 0 K: 0 S: 11	H: 1 LOB: 2 BB: 1 P: 21	R: 0 E: 0 K: 1 S: 12	H: 2 LOB: 2 BB: 0 P: 16		R: 0 E: 1 K: 1 S: 7	H: 1 LOB: 2 BB: 0 P: 10	R: 3 E: 0 K: 0 S: 11	H: 2 LOB: 2 BB: 3 P: 26	R: 2 E: 0 K: 2 S: 12	H: 2 LOB: 1 BB: 1 P: 20	R: 1 E: 0 K: 1 S: 13	H: 2 LOB: 2 BB: 1 P: 22	1B: 7 2B: 4 3B: 0 HR: 1	SF: 1 SAC: 2 DP: 0 HBP: 0	WP: 1 PB: 0 SB: 1 CS: 0
PITCHER	IP WLS BF H R ER SO BB IBB HBP BLK WP HR S P ERA WHIP																					
Bruce Hurst, L ERA: 4.08 (1, 1)	6.0 L 30 7 3 3 5 4 0 0 0 0 0 0 68 113 4.50 1.833																					
Greg Harris, R ERA: 2.17 (7, 1)	1.0 5 1 0 0 0 0 0 1 0 0 0 0 6 13 0.00 1.000																					
Mark Grant, R ERA: 5.65 (8, 1)	2.0 12 4 3 3 3 1 1 0 0 1 1 25 42 13.50 2.500																					

livebaseballscorecards.com

AB	37
R	6
H	12
RBI	6
BB	7
SO	8
LOB	28



Batter	1	2	3	4	5	6	7	8	9	AB R H RBI BB SO LOB
Bip Roberts, S (1, 7) OBP: 0.352, SLG: 0.428	1-1 F7		0-3 K		0-3 K		2-2 G4-3		3-1 G4-6-3 HBP	4 0 0 0 0 2 2
Roberto Alomar, S (1, 4) OBP: 0.371, SLG: 0.405	0-3 K		2-0 F9		2-1 F8			0-1 F7	0-2 G4-6-3	5 0 0 0 0 1 3
Tony Gwynn, L (1, 9) OBP: 0.394, SLG: 0.476	3-2 E6		1-0 1B 3B				3-1 F7	0-1 1B 1B		4 1 2 0 0 0 0
Joe Carter, R (1, 8) OBP: 0.280, SLG: 0.432	1-0 G5-3		3-0 CS 1B				2-2 F7	2-3 SAFE K		4 0 1 1 0 1 2
Mike Pagliarulo, L (1, 5) OBP: 0.385, SLG: 0.407		1-0 F2	0-1 CS	0-1 P6		1-3 K		0-1 1B		4 0 1 0 0 1 0
Phil Stephenson, L (1, 3) OBP: 0.366, SLG: 0.404		2-2 F9		0-1 G4-3			0-2 SH1-4 1B	3-2 P4		2 0 0 0 0 0 0
Jerald Clark, R (7, PH) OBP: 0.311, SLG: 0.419										2 0 1 0 0 0 2
Garry Templeton, S (1, 6) OBP: 0.294, SLG: 0.405		0-0 HR		4-0 BB			1-1 SAFE SH1-4		1-1 HBP BB 1B	2 1 2 1 1 0 0
Mark Parent, R (1, 2) OBP: 0.297, SLG: 0.333		1-2 1B		0-0 G3			1-3 K	1-2 P4		2 0 1 0 0 0 1
Fred Lynn, L (7, PH) OBP: 0.327, SLG: 0.365										1 0 0 0 0 1 1
Mark Grant, R (8, 1)										0 0 0 0 0 0 0
Shawn Abner, R (9, PH) OBP: 0.319, SLG: 0.356										1 0 0 0 0 0 1
Bruce Hurst, L (1, 1) OBP: 0.125, SLG: 0.045		2-3 K			1-3 K		1-2 HBP	4-2 HBP BB		2 0 0 0 0 2 1
Greg Harris, R (7, 1)										0 0 0 0 0 0 0
Benito Santiago, R (7, PH) OBP: 0.369, SLG: 0.511										0 0 0 0 0 0 0
Joey Cora, S (7, PR) OBP: 0.314, SLG: 0.290										0 0 0 0 1 0 0

Inning Stats	R: 0	H: 0	E: 1	K: 1	S: 9	H: 0	LOB: 1	BB: 0	P: 14	R: 1	H: 2	E: 0	K: 1	S: 13	H: 2	LOB: 1	BB: 0	P: 19	R: 1	H: 2	E: 0	K: 1	S: 7	H: 0	LOB: 0	BB: 0	P: 13	R: 0	H: 0	E: 0	K: 0	S: 5	H: 0	LOB: 1	BB: 1	P: 9	R: 0	H: 0	E: 0	K: 2	S: 9	H: 0	LOB: 0	BB: 0	P: 12	R: 0	H: 0	E: 0	K: 1	S: 8	H: 1	LOB: 2	BB: 0	P: 22	R: 0	H: 2	E: 0	K: 1	S: 15	H: 2	LOB: 2	BB: 0	P: 20	R: 0	H: 1	E: 0	K: 0	S: 18	H: 1	LOB: 2	BB: 1	P: 27	1B: 6	2B: 0	3B: 1	HR: 1	SF: 0	SAC: 1	DP: 1	HBP: 2	WP: 0	PB: 0	SB: 0	CS: 1	PA: 39
--------------	------	------	------	------	------	------	--------	-------	-------	------	------	------	------	-------	------	--------	-------	-------	------	------	------	------	------	------	--------	-------	-------	------	------	------	------	------	------	--------	-------	------	------	------	------	------	------	------	--------	-------	-------	------	------	------	------	------	------	--------	-------	-------	------	------	------	------	-------	------	--------	-------	-------	------	------	------	------	-------	------	--------	-------	-------	-------	-------	-------	-------	-------	--------	-------	--------	-------	-------	-------	-------	--------

PITCHER	IP	WLS	BF	H	R	ER	SO	BB	IBB	HBP	BLK	WP	HR	S	P	ERA	WHIP
Francisco Oliveras, R (1, 1) ERA: 1.93	5.0		20	4	2	2	5	1	0	0	0	0	0	43	67	3.60	1.000
Ed Vosberg, L (6, 1) ERA: 3.68	1.0	W	3	0	0	0	1	0	0	0	0	0	0	8	14	0.00	0.000
Jeff Brantley, R (7, 1) ERA: 1.36	2.0		10	3	0	0	2	0	0	1	0	0	0	32	42	0.00	1.500
Steve Bedrosian, R (9, 1) ERA: 3.9	1.0		5	1	0	0	0	1	0	1	0	0	0	18	27	0.00	2.000


BOTTOM

San Francisco Giants @ San Diego Padres
Jack Murphy Stadium, San Diego, CA

Thu Jun 14 1990, 6:33 AM EDT
 Att: 30,279 - Sunny - 75 F

livebaseballscorecards.com

AB	33
R	2
H	8
RBI	2
BB	2
SO	8
LOB	13



Batter	1	2	3	4	5	6	7	8	9	10	11	12	13	AB R H RBI BB SO LOB	TOP															
Bip Roberts, S OBP: 0.348, SLG: 0.422 Shawn Abner, R OBP: 0.320, SLG: 0.354	(1, 7) 1-1 G5		(2, 5) 3-2 L9			(1, 3) 1-3 K		(1, 0) FC5-4 1B		(2, 0) P2		(2, 3) K		3 0 0 0 0 1 2 3 0 1 0 0 1 3																
Roberto Alomar, S OBP: 0.363, SLG: 0.395	(1, 4) 1-1 F9			(2, 3) 2-3 K		(2, 2) 3-2 F7		(2, 2) FC5-4 BB		(2, 2) F7		(2, 2) F8		6 0 0 0 0 1 4																
Tony Gwynn, L OBP: 0.396, SLG: 0.472	(1, 9) 0-0 G5-3			(2, 2) 0-2 G5-3		(2, 1) 2-1 1B		(4, 0) 1-2 BB						4 1 1 0 2 1 0																
Joe Carter, R OBP: 0.278, SLG: 0.438	(1, 8) 1-1 G5-3			(3, 3) 3-3 K		(3, 3) 3-3 K		(1, 1) F7						6 1 1 2 0 2 3																
Jack Clark, R OBP: 0.397, SLG: 0.457	(1, 3) 4-2 CS BB													3 0 0 0 3 0 0																
Mike Pagliarulo, L OBP: 0.376, SLG: 0.395	(1, 5) 2-2 P6													6 0 1 0 0 1 2																
Mark Parent, R OBP: 0.302, SLG: 0.357	(1, 2) 2-1 SH1-4 1B													6 1 2 0 0 2 2																
Garry Templeton, S OBP: 0.302, SLG: 0.407	(1, 6) 0-1 L9 SH1-4 1B													4 0 2 1 1 0 2																
Andy Benes, R OBP: 0.107, SLG: 0.111 Jerald Clark, R OBP: 0.204, SLG: 0.409 Craig Lafferty, L OBP: 0.259, SLG: 0.250 Fred Lynn, L OBP: 0.333, SLG: 0.365 Joey Carter, S OBP: 0.314, SLG: 0.290 Greg Harris, R OBP: 0.275, SLG: 0.431 Phil Stephenson, L OBP: 0.275, SLG: 0.431 Calvin Schiraldi, R OBP: 0.333, SLG: 0.200	(1, 1) 0-0 SH1-4													1 0 0 0 0 0 1 1 0 0 0 0 0 1 0 0 0 0 0 0 0 0 0 0 0 0 0 0 1 0 0 0 0 0 0 0 0 0 0 0 0 0 0 0 0 0 0 1 0 1 0 0 0 0 0 0 0 0 0 0 0 0 0																
Inning Stats	R: 0 E: 0 K: 0 S: 5	H: 0 LOB: 0 BB: 0 P: 7	R: 0 E: 0 K: 0 S: 8	H: 0 LOB: 0 BB: 1 P: 15	R: 0 E: 0 K: 0 S: 8	H: 2 LOB: 1 BB: 0 P: 13	R: 0 E: 0 K: 2 S: 11	H: 0 LOB: 0 BB: 0 P: 16	R: 1 E: 0 K: 0 S: 10	H: 2 LOB: 1 BB: 0 P: 19	R: 0 E: 0 K: 0 S: 16	H: 1 LOB: 1 BB: 0 P: 25	R: 0 E: 0 K: 1 S: 6	H: 1 LOB: 1 BB: 1 P: 12	R: 0 E: 0 K: 1 S: 10	H: 1 LOB: 2 BB: 1 P: 21	R: 0 E: 0 K: 1 S: 5	H: 0 LOB: 0 BB: 0 P: 5	R: 0 E: 0 K: 0 S: 11	H: 0 LOB: 2 BB: 1 P: 19	R: 0 E: 0 K: 1 S: 10	H: 0 LOB: 1 BB: 1 P: 20	R: 0 E: 0 K: 1 S: 15	H: 1 LOB: 2 BB: 1 P: 26	R: 2 E: 0 K: 2 S: 15	H: 1 LOB: 0 BB: 1 P: 26	1B: 6 2B: 2 3B: 0 HR: 1	SF: 0 SAC: 1 DP: 1 HBP: 0	WP: 0 PB: 0 SB: 1 CS: 1	PA: 52
PITCHER	IP WLS BF H R ER SO BB IBB HBP BLK WP HR S P ERA WHIP																													
Fernando Valenzuela, L ERA: 3.72	(1, 1) 8.0 31 7 1 1 1 5 3 0 0 0 0 0 0 74 128 1.12 1.250																													
Jay Howell, R ERA: 3.48	(9, 1) 2.0 7 0 0 0 1 1 0 0 0 0 0 0 16 24 0.00 0.500																													
Jim Poole, L ERA:	(11, 1) 0.1 1 0 0 0 1 0 0 0 0 0 0 0 3 5 0.00 0.000																													
Jim Gott, R ERA: 8.0	(11, 1) 1.2 8 1 0 0 1 2 0 0 0 0 0 0 22 41 0.00 1.800																													
Mike Hartley, R ERA: 3.66	(13, 1) 1.0 L 5 1 2 2 2 1 0 0 0 0 0 1 15 26 18.00 2.000																													

San Diego Padres @ Los Angeles Dodgers
Dodger Stadium, Los Angeles, CA
Fri Jun 15 1990, 7:05 PM PDT
Att. 39,620 - Unknown

livebaseballscorecards.com

AB	44
R	3
H	9
RBI	3
BB	7
SO	10
LOB	19



Batter	1	2	3	4	5	6	7	8	9	10	11	12	13
Lenny Harris, L OBP: 0.369, SLG: 0.444 (1, 5)	0-2 1B F9-2 1B		1-1 G6-4-3 1-2f		0-0 F7			2-1 E4 BB		1-1 1-2 1B		0-0 BB 1B	
Kirk Gibson, L OBP: 0.267, SLG: 0.385 (1, 8)	2-3 K			3-1 P5		0-0 F9		4-1 1-2 BB		1-3 K		4-2 1-2 BB	
Kal Daniels, L OBP: 0.378, SLG: 0.517 Jose Gonzalez, R OBP: 0.298, SLG: 0.463 (1, 7) (12, 7)	2-2 1-3 1B			2-2 E4 BB 1B		3-2 G4-3		2-1 F8			3-1 L8		0-3 K
Eddie Murray, S OBP: 0.374, SLG: 0.473 (1, 3)	2-2 F9-2 3-H			4-1 L8-6 1-2 BB		0-0 F7			0-0 G6-3				2-2 F7
Stan Javier, S OBP: 0.369, SLG: 0.422 (1, 9)		1-2 F7		1-0 1-2 2-H 1B			1-1 F7		3-2 F9		1-0 2B		1-1 F7
Mike Scioscia, L OBP: 0.305, SLG: 0.387 Rick Dempsey, R OBP: 0.325, SLG: 0.429 (1, 2) (9, PH) (10, 2)		2-3 K		1-0 L8-6 2-3			1-2 F8		2-3 K		4-1 BB		1-3 K
Juan Samuel, R OBP: 0.277, SLG: 0.315 (1, 4)		0-3 K			2-2 G5-3		2-2 F8			1-2 G5-3		0-3 K	
Alfredo Griffin, S OBP: 0.300, SLG: 0.293 (1, 6)			0-0 G6-4-3 1B		0-3 K			1-3 K		1-2 1B HBP		2-3 K	
Fernando Valenzuela, L OBP: 0.423, SLG: 0.600 Mickey Hatcher, R OBP: 0.299, SLG: 0.255 Jay Howell, R (8, PH) (9, 1) Chris Gwynn, L OBP: 0.361, SLG: 0.364 Jim Poole, L (10, PH) (11, 1) Jim Gott, R (11, 1) Mike Sharperson, R OBP: 0.344, SLG: 0.391 Mike Hartley, R (12, PH) (13, 1)			1-3 K		0-2 1B			1-0 G6-3		1-0 F8		1-2 G4-3	

Inning Stats	R: 0	H: 2	E: 0	LOB: 1	K: 1	S: 15	P: 21	R: 0	H: 0	E: 0	LOB: 0	K: 2	S: 11	P: 14	R: 0	H: 1	E: 0	LOB: 1	K: 1	S: 6	P: 8	R: 1	H: 1	E: 1	LOB: 1	K: 0	S: 9	P: 20	R: 0	H: 1	E: 0	LOB: 1	K: 1	S: 11	P: 13	R: 0	H: 0	E: 0	LOB: 0	K: 0	S: 8	P: 11	R: 0	H: 0	E: 0	LOB: 0	K: 0	S: 8	P: 12	R: 0	H: 0	E: 1	LOB: 2	K: 1	S: 9	P: 19	R: 0	H: 0	E: 0	LOB: 0	K: 1	S: 7	P: 12	R: 0	H: 1	E: 0	LOB: 2	K: 2	S: 12	P: 17	R: 0	H: 1	E: 0	LOB: 2	K: 2	S: 13	P: 24	R: 0	H: 1	E: 0	LOB: 2	K: 2	S: 12	P: 19	R: 0	H: 0	E: 0	LOB: 0	K: 1	S: 8	P: 12	R: 0	H: 0	E: 0	LOB: 0	K: 1	S: 8	P: 10	R: 0	H: 0	E: 0	LOB: 0	K: 1	S: 8	P: 10
--------------	------	------	------	--------	------	-------	-------	------	------	------	--------	------	-------	-------	------	------	------	--------	------	------	------	------	------	------	--------	------	------	-------	------	------	------	--------	------	-------	-------	------	------	------	--------	------	------	-------	------	------	------	--------	------	------	-------	------	------	------	--------	------	------	-------	------	------	------	--------	------	------	-------	------	------	------	--------	------	-------	-------	------	------	------	--------	------	-------	-------	------	------	------	--------	------	-------	-------	------	------	------	--------	------	------	-------	------	------	------	--------	------	------	-------	------	------	------	--------	------	------	-------

PITCHER	IP	WLS	BF	H	R	ER	SO	BB	IBB	HBP	BLK	WP	HR	S	P	ERA	WHIP
Andy Benes, R ERA: 3.2 (1, 1)	7.0		25	5	1	0	5	1	0	0	0	0	0	68	99	0.00	0.857
Craig Leferts, L ERA: 1.32 (8, 1)	2.0		8	0	0	0	2	1	0	0	0	0	0	16	31	0.00	0.500
Greg Harris, R ERA: 2.08 (10, 1)	2.0		10	2	0	0	3	1	0	1	0	0	0	25	41	0.00	1.500
Calvin Schiraldi, R ERA: 4.8 (12, 1)	2.0	W	8	1	0	0	3	1	0	0	0	0	0	20	31	0.00	1.000

AB	R	H	RBI	BB	SO	LOB
6	0	3	0	0	0	2
4	0	0	0	2	2	3
5	1	1	0	0	0	2
1	0	0	0	0	1	2
5	0	0	0	1	1	2
6	0	2	1	0	0	0
3	0	0	0	0	1	2
2	0	0	0	1	2	0
5	0	0	0	0	2	2
4	0	1	0	0	3	0
2	0	1	0	0	1	1
1	0	0	0	0	0	0
0	0	0	0	0	0	0
1	0	0	0	0	0	1
0	0	0	0	0	0	0
0	0	0	0	0	0	0
1	0	0	0	0	0	0
0	0	0	0	0	0	0

WP	PA
0	51

AB	R	H	RBI	BB	SO	LOB
46	1	8	1	4	13	17



San Diego Padres @ Los Angeles Dodgers
 Dodger Stadium, Los Angeles, CA
 Fri Jun 15 1990, 7:05 PM PDT
 Att: 39,620 - Unknown

livebaseballscorecards.com

Batter	1	2	3	4	5	6	7	8	9	AB R H RBI BB SO LOB	TOP																			
Bip Roberts, S (1, 7) OBP: 0.346, SLG: 0.416	2-3 K		2-2 E3 G1 1B		4-2 FC1-6 BB		3-3 K			3 1 0 0 1 2 0	San Diego Padres @ Los Angeles Dodgers Dodger Stadium, Los Angeles, CA Sat Jun 16 1990, 3:33 AM PDT Att. 36,819 - Sunny - 70 F																			
Roberto Alomar, S (1, 4) OBP: 0.365, SLG: 0.397	2-1 L5-3 1B		0-2 1 SAFE 1 SAFE 1-2 1B 1B		1-1 FC1-6 BB		1-1 F7			4 1 2 0 0 0 1																				
Tony Gwynn, L (1, 9) OBP: 0.394, SLG: 0.466	1-0 L5-3 1-2		2-0 G1 1-2 2-3		4-1 1 SAFE 1 SAFE 1-2 BB		2-2 F7			3 0 0 0 1 0 3																				
Joe Carter, R (1, 8) OBP: 0.281, SLG: 0.444		3-2 BB 2B	2-2 CS BB 2-H 3-H 1B		0-2 F5		0-2 G4-3			4 0 2 2 0 0 2																				
Jack Clark, R (1, 3) OBP: 0.400, SLG: 0.447		3-2 BB HBP	4-1 1 SAFE 1 SAFE 1-2 BB		0-0 F9		2-1 F9			2 0 0 0 1 0 2																				
Eric Show, R (8, 1) OBP: 0.167, SLG: 0.333										0 0 0 0 0 0 0																				
Mike Pagliarulo, L (1, 5) OBP: 0.372, SLG: 0.385		4-2 BB 1-2 2-3	2-2 G1-3 2-3		1-3 K		0-1 P6			3 0 0 0 1 1 2																				
Mark Parent, R (1, 2) OBP: 0.283, SLG: 0.333		1-3 K		0-0 F9		2-2 G5-3		1-3 K		3 0 0 0 0 1 3																				
Fred Lynn, L (9, PH) OBP: 0.330, SLG: 0.361										1 0 0 0 0 1 0																				
Joey Cora, S (1, 6) OBP: 0.289, SLG: 0.265		0-2 F8		1-0 F8		3-2 G1-3		0-3 K		3 0 0 0 0 0 3																				
Jerald Clark, R (9, PH) OBP: 0.298, SLG: 0.400										1 0 0 0 0 1 0																				
Mike Dunne, R (1, 1)		2-3 K		1-1 L9			0-3 K			1 0 0 0 0 1 3																				
Mark Grant, R (3, 1)										1 0 0 0 0 0 0																				
Garry Templeton, S (7, PH) OBP: 0.300, SLG: 0.405										1 0 0 0 0 1 0																				
Calvin Schiraldi, R (7, 1) OBP: 0.333, SLG: 0.200										0 0 0 0 0 0 0																				
Phil Stephenson, L (8, 3) OBP: 0.375, SLG: 0.431										0 0 0 0 0 0 0																				
Inning Stats	R: 0 E: 0 K: 1 S: 7	H: 1 LOB: 0 BB: 0 P: 12	R: 0 E: 0 K: 2 S: 20	H: 1 LOB: 3 BB: 1 P: 33	R: 2 E: 1 K: 0 S: 16	H: 2 LOB: 1 BB: 1 P: 28	R: 0 E: 0 K: 0 S: 4	H: 0 LOB: 0 BB: 0 P: 6	R: 0 E: 0 K: 1 S: 9	H: 0 LOB: 0 BB: 0 P: 15	R: 0 E: 0 K: 2 S: 8	H: 0 LOB: 0 BB: 0 P: 12	R: 0 E: 0 K: 0 S: 9	H: 0 LOB: 0 BB: 0 P: 13	R: 0 E: 0 K: 2 S: 9	H: 0 LOB: 0 BB: 0 P: 10	1B: 3 2B: 2 3B: 0 HR: 0	SF: 0 SAC: 0 DP: 1 HBP: 1	WP: 0 PB: 0 SB: 0 CS: 1	PA: 35										
PITCHER Ramon Martinez, R (1, 1) ERA: 2.78	IP 9.0	WLS W	BF 35	H 4	R 2	ER 1	SO 8	BB 4	IBB 0	HBP 1	BLK 0	WP 0	HR 0	S 92	P 148	ERA 1.00	WHIP 0.889													
											PITCHER	IP	WLS	BF	H	R	ER	SO	BB	IBB	HBP	BLK	WP	HR	S	P	ERA	WHIP		

livebaseballscorecards.com

AB	30
R	2
H	4
RBI	2
BB	4
SO	8
LOB	19



Batter	1	2	3	4	5	6	7	8	9	AB R H RBI BB SO LOB
Lenny Harris, L OBP: 0.364, SLG: 0.436 (1, 4)	2-2 F8	1-0 G2-3		0-0 1B E 1B		1-1 F8	1-0 F8			5 1 1 0 0 0 3
Kirk Gibson, L OBP: 0.260, SLG: 0.349 (1, 8)	4-0 WP 1B G4-3 BB	0-0 F7		2-3 K		1-0 F8		0-2 P4		4 1 0 0 1 1 3
Kal Daniels, L OBP: 0.379, SLG: 0.516 (1, 7)	3-1 G4-3		4-2 BB 1B BB	1-3 K		1-2 2B		3-1 G1-3		4 1 1 0 1 1 2
Eddie Murray, S OBP: 0.384, SLG: 0.476 (1, 3)	4-2 1B BB		1-2 1B BB G4 1B	1-0 E 1B		4-0 IBB		0-0 F8		3 1 2 0 2 0 0
Stan Javier, S OBP: 0.364, SLG: 0.415 (1, 9)	0-1 1B		1-1 F7	1-0 E5 FC4		2-3 K				4 0 1 1 0 1 5
Mike Scioscia, L OBP: 0.309, SLG: 0.402 (1, 2)	2-1 G4-3		4-1 G4 1B BB	3-1 FC4						3 1 1 1 1 0 4
Mike Sharperson, R OBP: 0.341, SLG: 0.348 (1, 5)		1-2 G1-3	2-1 G4 1B		0-0 F8		2-3 K			4 0 1 1 0 1 0
Alfredo Griffin, S OBP: 0.303, SLG: 0.290 (1, 6)		4-2 SH BB	0-2 G4		0-1 P4		4-0 S BB			2 0 0 1 2 0 2
Ramon Martinez, R OBP: 0.103, SLG: 0.103 (1, 1)		1-2 SH	0-1 G2-3		1-3 K		2-3 K			3 0 0 0 0 2 3

Inning Stats	R: 1	H: 1	E: 0	K: 0	S: 11	R: 0	H: 0	E: 1	K: 0	S: 12	R: 2	H: 2	E: 0	K: 0	S: 16	R: 1	H: 2	E: 1	K: 2	S: 11	R: 0	H: 0	E: 0	K: 1	S: 6	R: 0	H: 1	E: 0	K: 1	S: 9	R: 1	H: 1	E: 0	K: 2	S: 10	R: 0	H: 0	E: 0	K: 0	S: 6	R: 0	H: 0	E: 0	K: 0	S: 9
	LOB: 2	BB: 2	LOB: 2	BB: 1	LOB: 2	BB: 2	LOB: 2	BB: 2	LOB: 2	BB: 0	LOB: 2	BB: 0	LOB: 2	BB: 1	LOB: 0	BB: 0	LOB: 2	BB: 1	LOB: 2	BB: 1	LOB: 0	BB: 0	LOB: 0	BB: 1	LOB: 1	BB: 1	LOB: 1	BB: 0	LOB: 0	BB: 0	LOB: 0	BB: 0	LOB: 0	BB: 0	LOB: 0	BB: 0	LOB: 0	BB: 0	LOB: 0	BB: 0	LOB: 0	BB: 0	LOB: 0	BB: 0	LOB: 0

PITCHER	IP	WLS	BF	H	R	ER	SO	BB	IBB	HBP	BLK	WP	HR	S	P	ERA	WHIP
Mike Dunne, R ERA: 7.63 (1, 1)	2.1	L	16	3	3	3	0	5	0	0	0	1	0	34	67	11.57	3.429
Mark Grant, R ERA: 5.01 (3, 1)	3.2		16	3	1	0	4	0	1	0	0	0	0	31	49	0.00	0.818
Calvin Schiraldi, R ERA: 4.94 (7, 1)	1.0		5	1	1	1	2	1	0	0	0	0	1	10	21	9.00	2.000
Eric Show, R ERA: 8.04 (8, 1)	1.0		3	0	0	0	0	0	0	0	0	0	0	6	9	0.00	0.000

BOTTOM

San Diego Padres @ Los Angeles Dodgers
 Dodger Stadium, Los Angeles, CA

Sat Jun 16 1990, 3:33 AM PDT
 Att: 36,819 - Sunny - 70 F

AB	32
R	5
H	7
RBI	4
BB	7
SO	6
LOB	22



WP	HR	S	P	ERA	WHIP							
1B: 5	SF: 0	2B: 1	SAC: 1	3B: 0	DP: 0	HR: 1	HBP: 0	WP: 1	PA: 40	PB: 0	SB: 1	CS: 0

Batter	1	2	3	4	5	6	7	8	9	AB R H RBI BB SO LOB	TOP											
Bip Roberts, S (1, 6) OBP: 0.349, SLG: 0.429	1-2 G6-3		0-0 HR		4-0 BB		2-3 K			3 1 1 2 1 1 0	San Diego Padres @ Los Angeles Dodgers Dodger Stadium, Los Angeles, CA Sun Jun 17 1990, 3:33 AM PDT Att. 40,558 - Sunny - 70 F											
Roberto Alomar, S (1, 4) OBP: 0.367, SLG: 0.407	2-1 G4-3 2B		3-2 2B		1-1 G4-3		0-1 G6-3			4 0 2 0 0 0 1												
Tony Gwynn, L (1, 9) OBP: 0.388, SLG: 0.458	2-2 G4-3		0-0 F7		3-2 G4-3		1-3 K			4 0 0 0 0 1 3												
Joe Carter, R (1, 8) Craig Lefferts, L (8, 1) OBP: 0.277, SLG: 0.436 OBP: 0.250, SLG: 0.250	1-2 G6-3		1-0 G5-3		1-2 G1-3		1-2 F3			4 0 0 0 0 0 2 0 0 0 0 0 0 0												
Fred Lynn, L (1, 7) OBP: 0.336, SLG: 0.396		1-3 K	1-2 L1		2-1 HR			1-2 2B 1B		4 1 2 1 0 1 1												
Mike Pagliarulo, L (1, 5) OBP: 0.376, SLG: 0.405		1-2 G1-3 2B		0-0 F8		0-0 F9		3-2 2B		4 0 2 0 0 0 0												
Phil Stephenson, L (1, 3) OBP: 0.355, SLG: 0.403		2-2 G1-3		2-3 K		0-2 G3-1		1-3 K		4 0 0 0 0 2 3												
Mark Parent, R (1, 2) Jack Clark, R (9, PH) OBP: 0.265, SLG: 0.313 OBP: 0.397, SLG: 0.442		2-0 F7		0-0 G5-3		3-1 G5-3		1-3 K		3 0 0 0 0 0 1 1 0 0 0 0 1 2												
Dennis Rasmussen, L (1, 1) OBP: 0.333, SLG: 0.333			1-2 HR 1B		0-1 G1-3		0-0 G5-3		1-1 F6	0 0 0 0 0 0 0 2 1 1 0 0 0 0 1 0 0 0 0 0 0 0 0 0 0 0 0 0 1 0 0 0 0 0 2												
Eric Show, R (2, 1) OBP: 0.250, SLG: 0.375																						
Darrin Jackson, R (7, PH) OBP: 0.231, SLG: 0.320																						
Calvin Schiraldi, R (7, 1) OBP: 0.333, SLG: 0.200																						
Shawn Abner, R (8, 8) OBP: 0.314, SLG: 0.347																						
Inning Stats	R: 0 E: 0 K: 0 S: 11	H: 1 LOB: 1 BB: 0 P: 17	R: 0 E: 0 K: 1 S: 11	H: 1 LOB: 1 BB: 0 P: 17	R: 2 E: 0 K: 0 S: 12	H: 3 LOB: 1 BB: 0 P: 18	R: 0 E: 0 K: 1 S: 5	H: 0 LOB: 0 BB: 0 P: 7	R: 0 E: 0 K: 0 S: 7	H: 0 LOB: 1 BB: 1 P: 15	R: 1 E: 0 K: 0 S: 9	H: 1 LOB: 0 BB: 0 P: 12	R: 0 E: 0 K: 1 S: 6	H: 0 LOB: 0 BB: 0 P: 11	R: 0 E: 0 K: 1 S: 10	H: 0 LOB: 0 BB: 0 P: 12	R: 0 E: 0 K: 2 S: 17	H: 2 LOB: 2 BB: 0 P: 24	1B: 2 2B: 4 3B: 0 HR: 2	SF: 0 SAC: 0 DP: 0 HBP: 0	WP: 0 PB: 0 SB: 0 CS: 0	PA: 36
PITCHER	IP WLS BF H R ER SO BB IBB HBP BLK WP HR S P ERA WHIP																					
Mike Morgan, R (1, 1) ERA: 3.11	8.0 W 33 8 3 3 4 1 0 0 0 0 0 2 79 121 3.38 1.125																					
Jay Howell, R (9, 1) ERA: 3.32	1.0 S 3 0 0 0 2 0 0 0 0 0 0 0 9 12 0.00 0.000																					

AB	35
R	3
H	8
RBI	3
BB	1
SO	6
LOB	15



Batter	1	2	3	4	5	6	7	8	9	AB R H RBI BB SO LOB	TOP									
Tony Gwynn, L OBP: 0.382, SLG: 0.450 (1, 9) C B X	1-1 F8 ①		3-1 L6 ①		2-1 G4-6-3 1B ①		1-1 FC4 1B ①		0-3 K ①	5 0 2 0 0 1 1	San Diego Padres @ San Francisco Giants Candlestick Park, San Francisco, CA Tue Jun 19 1990, 10:05 PM EDT Att. 31,164 - Unknown - 70 F livebaseballscorecards.com									
Bip Roberts, S OBP: 0.352, SLG: 0.424 (1, 7) (7, 5) F B B B	4-1 S E BB ②		0-1 F7 ②		0-0 G4-6-3 1-2f ②		1-2 FC4 BB ①		1-0 1B ②	4 1 1 1 1 0 2										
Roberto Alomar, S OBP: 0.369, SLG: 0.409 (1, 4) 1 SAFE SAFE B B C X	2-1 E8 1B 1B ①		1-2 2B ③		0-1 HBP 1B ①		4-0 BB ②		0-3 K ②	4 1 3 1 1 1 2										
Joe Carter, R OBP: 0.276, SLG: 0.428 (1, 8) B X	1-0 WP BLK SF7 1B ②		0-0 F2 ③		1-1 HBP ②		1-0 F8 ②		2-2 CS ③	3 1 1 1 0 0 3										
Mike Pagliarulo, L OBP: 0.369, SLG: 0.394 Craig Lefferts, L OBP: 0.250, SLG: 0.250 (1, 5) (7, 1) 1 SAFE SAFE S F F F X	1-2 SF7 1-H ②			4-1 1B BB ①	2-2 G4-3 ③		2-2 G4-3 ③			2 0 0 1 1 0 4 0 0 0 0 0 0 0										
Jack Clark, R OBP: 0.388, SLG: 0.416 (1, 3) X	0-0 F9 ③			2-1 F8 ①		2-3 K ①		0-0 F8 ①		4 0 0 0 0 1 1										
Garry Templeton, S OBP: 0.298, SLG: 0.399 (1, 6) C X		0-1 F7 ①		1-0 1B ②		1-0 G5-3 ②		1-2 F8 ②		4 0 1 0 0 0 0										
Mark Parent, R OBP: 0.286, SLG: 0.302 (1, 2) B X		1-0 F3 ②		4-0 IBB ③		2-3 K ③		1-1 G6-3 ③		3 0 0 0 1 1 0										
Bruce Hurst, L OBP: 0.115, SLG: 0.042 Greg Harris, R OBP: 0.143, SLG: 0.429 Shawn Abner, R OBP: 0.327, SLG: 0.360 (1, 1) (6, 1) (7, 7) C X		0-1 G5-3 ③		0-3 K ③			0-1 FC4 3B ③		0-0 CS 1B ③	2 0 0 0 0 1 2 1 1 1 0 0 0 0 1 0 1 0 0 0 0										
Inning Stats	R: 3 E: 1 K: 0 S: 12	H: 2 LOB: 0 BB: 1 P: 21	R: 0 E: 0 K: 0 S: 5	H: 0 LOB: 0 BB: 0 P: 6	R: 0 E: 0 K: 0 S: 9	H: 1 LOB: 1 BB: 2 P: 13	R: 0 E: 0 K: 1 S: 7	H: 1 LOB: 2 BB: 2 P: 18	R: 0 E: 0 K: 2 S: 8	H: 0 LOB: 0 BB: 0 P: 13	R: 1 E: 0 K: 0 S: 13	H: 2 LOB: 2 BB: 1 P: 21	R: 0 E: 0 K: 0 S: 6	H: 0 LOB: 0 BB: 0 P: 8	R: 0 E: 0 K: 2 S: 10	H: 2 LOB: 1 BB: 0 P: 13	1B: 8 2B: 1 3B: 1 HR: 0	SF: 1 SAC: 0 DP: 1 HBP: 1	WP: 1 PB: 0 SB: 1 CS: 1	PA: 40
PITCHER	IP WLS BF H R ER SO BB IBB HBP BLK WP HR S P ERA WHIP	PITCHER IP WLS BF H R ER SO BB IBB HBP BLK WP HR S P ERA WHIP																		
Francisco Oliveras, R ERA: 3.21 (1, 1)	4.2 L 22 6 3 3 1 2 1 1 1 1 0 39 67 5.79 1.714																			
Ed Vosberg, L ERA: 3.6 (5, 1)	0.1 1 0 0 0 0 0 0 0 0 0 0 0 3 5 0.00 0.000																			
Bob Knepper, L ERA: 5.31 (6, 1)	1.1 7 2 1 1 2 1 0 0 0 0 0 0 17 27 6.75 2.250																			
Mark Thurmond, L ERA: 3.03 (7, 1)	1.2 5 0 0 0 0 0 0 0 0 0 0 0 10 15 0.00 0.000																			
Steve Bedrosian, R ERA: 3.48 (9, 1)	1.0 4 2 0 0 0 2 0 0 0 0 0 0 10 13 0.00 2.000																			

AB	33
R	4
H	10
RBI	4
BB	4
SO	5
LOB	15



Batter	1	2	3	4	5	6	7	8	9	AB R H RBI BB SO LOB
Brett Butler, L OBP: 0.365, SLG: 0.310 (1, 8) B X	1-0 B3 ①		1-1 1-2 1B		4-1 BB		1 SAFE 3-2 1-2 BB 1B		2-1 FC6-4 1B	4 0 3 0 1 0 0
Rick Parker, R OBP: 0.400, SLG: 0.537 (1, 9) C X	0-1 F8 ②		1-3 K ③		0-0 G5-3 ③		4-2 1-2 2-3 BB		0-0 FC6-4 1B 1-2f	4 0 0 0 1 1 4
Will Clark, L OBP: 0.339, SLG: 0.489 (1, 3) S B F X	2-2 G4-3 ③				0-3 K ①		3-2 1-2 G3-1 3B		0-1 1-2 F7 1B	5 1 2 0 0 1 3
Kevin Mitchell, R OBP: 0.390, SLG: 0.602 (1, 7) B C X					1-0 G6-3 ②		0-0 G3-1 ①		1-1 2B 1B ③	4 1 1 1 1 0 2
Matt Williams, R OBP: 0.344, SLG: 0.531 (1, 5) X					2-1 FC5-4 CS 1B		3-H 1-3 K		1-0 F3	4 0 1 0 0 1 2
Gary Carter, R OBP: 0.365, SLG: 0.431 Mark Thurmond, L (7, 1) C X Greg Litton, R OBP: 0.241, SLG: 0.269 (8, PH) (9, 4) X					1-2 P3 ② ③		0-3 F3 ③		0-0 F8 ②	3 0 0 0 0 1 2 0 0 0 0 0 0 0 1 0 0 0 0 0 1
Robby Thompson, R OBP: 0.306, SLG: 0.375 Steve Bedrosian, R (9, 1) B X					1-0 G5-3 ①		2-3 K ①		0-0 1-H 2B	4 0 1 1 0 1 0 0 0 0 0 0 0 0
Jose Uribe, S OBP: 0.342, SLG: 0.374 (1, 6) B X					1-0 1B 1B		0-0 G6-3 ②		0-0 G5-3 ③	3 0 1 0 1 0 1
Francisco Oliveras, R Ed Vosberg, L Don Robinson, R OBP: 0.286, SLG: 0.500 Bob Knepper, L OBP: 0.231, SLG: 0.308 Terry Kennedy, L OBP: 0.368, SLG: 0.385 (7, 2) L L					0-3 K ②		0-0 HR		1-0 P4 ①	1 0 0 0 0 1 1 0 0 0 0 0 0 0 1 1 1 1 0 0 0 0 0 0 0 0 0 0 2 0 0 0 0 0 1

Inning Stats	R: 0	H: 0	E: 0	K: 0	S: 6	LOB: 0	BB: 0	P: 9	R: 0	H: 0	E: 0	K: 0	S: 6	LOB: 0	BB: 1	P: 11	R: 0	H: 2	E: 0	K: 2	S: 12	LOB: 2	BB: 0	P: 16	R: 0	H: 1	E: 0	K: 1	S: 8	LOB: 1	BB: 0	P: 11	R: 1	H: 1	E: 0	K: 1	S: 7	LOB: 1	BB: 1	P: 13	R: 1	H: 1	E: 0	K: 2	S: 16	LOB: 0	BB: 0	P: 20	R: 0	H: 1	E: 0	K: 0	S: 15	LOB: 3	BB: 2	P: 30	R: 1	H: 2	E: 0	K: 0	S: 6	LOB: 1	BB: 0	P: 8	R: 0	H: 2	E: 0	K: 0	S: 7	LOB: 2	BB: 0	P: 10	1B: 7	SF: 0	2B: 1	SAC: 0	3B: 1	DP: 0	HR: 1	HBP: 0	WP: 0	PA: 40
--------------	------	------	------	------	------	--------	-------	------	------	------	------	------	------	--------	-------	-------	------	------	------	------	-------	--------	-------	-------	------	------	------	------	------	--------	-------	-------	------	------	------	------	------	--------	-------	-------	------	------	------	------	-------	--------	-------	-------	------	------	------	------	-------	--------	-------	-------	------	------	------	------	------	--------	-------	------	------	------	------	------	------	--------	-------	-------	-------	-------	-------	--------	-------	-------	-------	--------	-------	--------

PITCHER	IP	WLS	BF	H	R	ER	SO	BB	IBB	HBP	BLK	WP	HR	S	P	ERA	WHIP
Bruce Hurst, L ERA: 4.05 (1, 1)	5.0	W	21	5	2	2	4	2	0	0	0	0	1	48	72	3.60	1.400
Greg Harris, R ERA: 1.97 (6, 1)	1.2		8	1	0	0	2	2	0	0	0	0	0	18	33	0.00	1.800
Craig Lefferts, L ERA: 1.45 (7, 1)	2.1	S	11	4	1	1	0	0	0	0	0	0	0	17	23	3.86	1.714

BOTTOM

San Diego Padres @ San Francisco Giants
Candlestick Park, San Francisco, CA
Tue Jun 19 1990, 10:05 PM EDT
Att: 31,164 - Unknown - 70 F

AB	36
R	3
H	10
RBI	3
BB	4
SO	6
LOB	17



WP	HR	S	P	ERA	WHIP
0	1	10	7	3.86	1.714

Batter	1	2	3	4	5	6	7	8	9	10	11	AB R H RBI BB SO LOB	TOP																			
Bip Roberts, S (1, 7) OBP: 0.353, SLG: 0.421	2-2 P4		3-2 G5-3			4-1 HBP S BB	0-0 HBP 2-H 3-H 1B			2-2 G4-3		4 0 1 2 1 0 0	San Diego Padres @ San Francisco Giants Candlestick Park, San Francisco, CA Wed Jun 20 1990, 6:33 AM EDT Att: 43,876 - Sunny - 90 F																			
Roberto Alomar, S (1, 4) OBP: 0.366, SLG: 0.403	0-1 F8			2-2 F7		3-3 K2-3	1-0 HBP			2-0 G4-3		4 0 0 0 0 1 1																				
Tony Gwynn, L (1, 9) OBP: 0.383, SLG: 0.447	1-3 K			2-0 G4-3		4-0 HBP IBB	3-1 G3			2-1 1B		4 0 1 0 1 1 2																				
Joe Carter, R (1, 8) OBP: 0.275, SLG: 0.421		1-2 G5-3		2-3 K		2-0 FC4-6 HBP			1-2 F3	1-1 F8		4 0 0 0 0 1 1																				
Mike Pagliarulo, L (1, 5) OBP: 0.364, SLG: 0.401		0-0 G3			2-3 K	0-0 FC4-6			3-2 F7		0-0 2B 3B	5 1 1 0 0 1 3																				
Phil Stephenson, L (1, 3) OBP: 0.375, SLG: 0.470		0-1		2-2 CS 1B			3-2 2B 1B 1B		2-1 F9		0-1 2B	4 2 3 1 0 0 0 0 0 0 0 0 0 0 1 0 1 1 0 0 0 0 0 0 0 0 0 0																				
Craig Lefferts, L (8, 1) OBP: 0.250, SLG: 0.250											3-H 2B																					
Shawn Abner, R (11, PH) OBP: 0.340, SLG: 0.392		HR																														
Greg Harris, R (11, 1) OBP: 0.143, SLG: 0.429																																
Garry Templeton, S (1, 6) OBP: 0.296, SLG: 0.391		0-1 G3-1		4-0 BB		1-1 F7			1-2 G3-1		1-2 F2	4 0 0 0 1 0 2																				
Mark Parent, R (1, 2) OBP: 0.276, SLG: 0.291			2-1 G6-3		1-2 F5		0-3 K		0-3 K		0-3 K	2 0 0 0 0 0 1 1 0 0 0 0 1 1 2 0 0 0 0 2 1																				
Fred Lynn, L (7, PH) OBP: 0.339, SLG: 0.427																																
Ronn Reynolds, R (7, 2)																																
Andy Benes, R (1, 1) OBP: 0.100, SLG: 0.103			1-3 K			0-0 B1-3	0-0 1B 2B		1-1 F2		1-1 L5-6	2 0 0 0 0 1 0 1 1 1 0 0 0 0 0 0 0 0 0 0 0 2 0 0 0 0 0 1																				
Jerald Clark, R (7, PH) OBP: 0.313, SLG: 0.435																																
Calvin Schiraldi, R (7, 1) OBP: 0.333, SLG: 0.200																																
Jack Clark, R (8, 3) OBP: 0.382, SLG: 0.408																																
Inning Stats	R: 0 E: 0 K: 1 S: 8	H: 0 LOB: 0 BB: 0 P: 11	R: 1 E: 0 K: 0 S: 8	H: 1 LOB: 0 BB: 0 P: 9	R: 0 E: 0 K: 1 S: 8	H: 0 LOB: 0 BB: 0 P: 14	R: 0 E: 0 K: 1 S: 8	H: 0 LOB: 0 BB: 0 P: 14	R: 0 E: 0 K: 1 S: 11	H: 1 LOB: 1 BB: 1 P: 19	R: 0 E: 0 K: 1 S: 8	H: 0 LOB: 3 BB: 2 P: 19	R: 2 E: 0 K: 1 S: 13	H: 3 LOB: 2 BB: 0 P: 21	R: 0 E: 0 K: 0 S: 9	H: 0 LOB: 0 BB: 0 P: 15	R: 0 E: 0 K: 1 S: 9	H: 0 LOB: 0 BB: 0 P: 11	R: 0 E: 0 K: 0 S: 8	H: 1 LOB: 1 BB: 0 P: 15	R: 1 E: 0 K: 1 S: 13	H: 2 LOB: 1 BB: 0 P: 15	1B: 4 2B: 2 3B: 1 HR: 1	SF: 0 SAC: 0 DP: 0 HBP: 2	WP: 0 PB: 0 SB: 1 CS: 1	PA: 45						
PITCHER	IP WLS BF H R ER SO BB IBB HBP BLK WP HR S P ERA WHIP																															
John Burkett, R (1, 1) ERA: 3.38	6.2		29	5	3	3	6	2	1	2	0	0	0	1	62	102	4.05	1.050														
Mark Thurmond, L (7, 1) ERA: 3.0	0.1		1	0	0	0	0	0	0	0	0	0	0	0	2	5	0.00	0.000														
Jeff Brantley, R (8, 1) ERA: 1.66	3.0		10	1	0	0	1	0	0	0	0	0	0	0	26	41	0.00	0.333														
Steve Bedrosian, R (11, 1) ERA: 3.63	1.0	L	5	2	1	1	1	0	0	0	0	0	0	0	13	15	9.00	2.000														

livebaseballscorecards.com

AB	40
R	4
H	8
RBI	4
BB	3
SO	8
LOB	13



Batter	1	2	3	4	5	6	7	8	9	10	11	AB R H RBI BB SO LOB	BOTTOM																		
Brett Butler, L (1, 8) OBP: 0.365, SLG: 0.307	G6-3			FC4-6 E BB		1B SF7 BB		K		E3 1B FC6-2		3 2 0 0 2 1 0	San Diego Padres @ San Francisco Giants Candlestick Park, San Francisco, CA Wed Jun 20 1990, 6:33 AM EDT Att: 43,876 - Sunny - 90 F																		
Mike Kingery, L (1, 9) OBP: 0.367, SLG: 0.308	F7			FC4-6 BB		FC5-4 1B		G6-3		FC6-2 1B		3 0 1 0 1 0 0																			
Greg Litton, R (10, PH) OBP: 0.255, SLG: 0.283												1 0 1 0 0 0 0																			
Steve Bedrosian, R (11, 1)												0 0 0 0 0 0 0																			
Will Clark, L (1, 3) OBP: 0.337, SLG: 0.484	G6-3			FC4-6		SF7				FC6-2		3 0 0 1 1 0 4																			
Kevin Mitchell, R (1, 7) OBP: 0.383, SLG: 0.589		K		F3		FC5-4		P4		L5		5 0 0 0 0 1 5																			
Matt Williams, R (1, 5) OBP: 0.342, SLG: 0.523		K		F9				G6-3 1B SH1-3 BB				4 1 0 0 1 1 1																			
Terry Kennedy, L (1, 2) OBP: 0.364, SLG: 0.380										F8		2 0 0 0 0 1 0																			
Gary Carter, R (9, PH) OBP: 0.367, SLG: 0.427												1 0 0 0 1 0 0																			
Gary Carter, R (10, 2)																															
Robby Thompson, R (1, 4) OBP: 0.301, SLG: 0.369												4 0 0 0 0 1 2																			
Ernest Riles, L (11, PH) OBP: 0.311, SLG: 0.423												1 0 0 0 0 0 0																			
Jose Uribe, S (1, 6) OBP: 0.341, SLG: 0.372												4 0 1 1 0 0 1																			
John Burkett, R (1, 1) OBP: 0.115, SLG: 0.080												2 0 0 0 0 2 0																			
Mark Thurmond, L (7, 1)												0 0 0 0 0 0 0																			
Rick Leach, L (7, PH) OBP: 0.394, SLG: 0.367												1 0 0 0 0 0 1																			
Jeff Brantley, R (8, 1) OBP: 0.288, SLG: 0.429												0 0 0 0 0 0 0																			
Rick Parker, R (10, PH) OBP: 0.363, SLG: 0.527												1 0 0 0 0 0 0																			
Inning Stats	R: 0 E: 0 K: 0 S: 7	H: 0 LOB: 0 BB: 0 P: 10	R: 0 E: 0 K: 2 S: 7	H: 0 LOB: 0 BB: 0 P: 10	R: 0 E: 0 K: 2 S: 8	H: 0 LOB: 0 BB: 0 P: 11	R: 1 E: 1 K: 0 S: 8	H: 0 LOB: 1 BB: 2 P: 18	R: 0 E: 0 K: 1 S: 8	H: 0 LOB: 0 BB: 0 P: 12	R: 1 E: 0 K: 1 S: 9	H: 1 LOB: 1 BB: 1 P: 16	R: 1 E: 0 K: 0 S: 9	H: 1 LOB: 1 BB: 1 P: 13	R: 0 E: 0 K: 1 S: 9	H: 0 LOB: 1 BB: 1 P: 17	R: 0 E: 0 K: 0 S: 8	H: 0 LOB: 1 BB: 1 P: 14	R: 0 E: 1 K: 0 S: 8	H: 1 LOB: 2 BB: 0 P: 11	R: 0 E: 0 K: 0 S: 8	H: 0 LOB: 0 BB: 0 P: 11	1B: 3 2B: 0 3B: 0 HR: 0	SF: 1 SAC: 1 DP: 0 HBP: 0	WP: 0 PB: 0 SB: 1 CS: 0	PA: 43					
PITCHER	IP WLS BF H R ER SO BB IBB HBP BLK WP HR S P ERA WHIP																														
Andy Benes, R (1, 1) ERA: 3.08	6.0	22	1	2	1	6	3	0	0	0	0	0	0	0	47	77	1.50	0.667													
Calvin Schiraldi, R (7, 1) ERA: 4.81	1.2	8	1	1	1	1	2	0	0	0	0	0	0	0	16	28	5.40	1.800													
Craig Lefferts, L (8, 1) ERA: 1.36	2.1	W	10	1	0	0	0	0	0	0	0	0	0	0	18	27	0.00	0.857													
Greg Harris, R (11, 1) ERA: 1.93	1.0	S	3	0	0	0	0	0	0	0	0	0	0	8	11	0.00	0.000														

AB	35
R	3
H	3
RBI	2
BB	6
SO	7
LOB	14



Batter	1	2	3	4	5	6	7	8	9	AB R H RBI BB SO LOB	TOP											
Bip Roberts, S (1, 7) OBP: 0.354, SLG: 0.422	1-2 G3		0-0 P3		4-1 G4-3 1B BB	3-1 2B		1-2 G3-1		4 1 1 0 1 0 1												
Roberto Alomar, S (1, 4) OBP: 0.370, SLG: 0.408	2-3 K		0-0 2-H 2B		0-1 G4-3 1B	1-1 G1-3		4-2 S BB		4 1 2 1 1 1 1												
Tony Gwynn, L (1, 9) OBP: 0.383, SLG: 0.450	3-2 1B		1-1 G6-3		3-2 G4-3		1-1 G4-3 FC3-6 2B	1-1 G6-3		5 1 2 0 0 0 4												
Joe Carter, R (1, 8) OBP: 0.273, SLG: 0.415	0-1 F8			0-0 F8	4-0 1B IBB		0-1 G4-3		2-2 P3	4 1 0 0 1 0 2												
Jack Clark, R (1, 3) OBP: 0.390, SLG: 0.439 Phil Stephenson, L (9, 3) OBP: 0.375, SLG: 0.470		1-3 K		0-2 HR	2-1 1B 1B		4-1 FC3-6 BB	0-0 G6-3		4 1 2 3 1 1 0 0 0 0 0 0 0 0												
Mike Pagliarulo, L (1, 5) OBP: 0.371, SLG: 0.430		1-3 K		3-2 1B	3-2 1B 1B		0-2 FC3-6 1B	2-0 HR		5 1 3 3 0 1 1												
Garry Templeton, S (1, 6) OBP: 0.294, SLG: 0.386		1-1 G6-3		0-1 F8	0-2 F9		0-2 1-2 1B	1-2 G6-3		5 0 1 0 0 0 3												
Mark Parent, R (1, 2) OBP: 0.258, SLG: 0.271			1-1 F9	0-0 F9		0-0 G6-3	3-1 L6			4 0 0 0 0 0 3												
Ed Whitson, R (1, 1) OBP: 0.167, SLG: 0.300 Greg Harris, R (7, 1) OBP: 0.143, SLG: 0.429 Fred Lynn, L (8, PH) OBP: 0.336, SLG: 0.423 Craig Lefferts, L (8, 1) OBP: 0.250, SLG: 0.250			0-0 2B 2B		0-1 G4-3	2-2 F7		1-0 F8		3 1 1 0 0 0 0 0 0 0 0 0 0 0 1 0 0 0 0 0 0 0 0 0 0 0 0 0												
Inning Stats	R: 0 E: 0 K: 1 S: 11	H: 1 LOB: 1 BB: 0 P: 17	R: 0 E: 0 K: 2 S: 8	H: 0 LOB: 0 BB: 0 P: 11	R: 1 E: 0 K: 0 S: 7	H: 2 LOB: 1 BB: 0 P: 9	R: 1 E: 0 K: 0 S: 11	H: 2 LOB: 1 BB: 0 P: 14	R: 3 E: 0 K: 0 S: 17	H: 3 LOB: 2 BB: 2 P: 33	R: 0 E: 0 K: 0 S: 8	H: 1 LOB: 1 BB: 0 P: 14	R: 1 E: 0 K: 0 S: 13	H: 2 LOB: 2 BB: 1 P: 21	R: 0 E: 0 K: 0 S: 9	H: 0 LOB: 1 BB: 1 P: 16	R: 1 E: 0 K: 0 S: 10	H: 1 LOB: 0 BB: 0 P: 15	1B: 6 2B: 4 3B: 0 HR: 2	SF: 0 SAC: 0 DP: 0 HBP: 0	WP: 0 PB: 0 SB: 1 CS: 0	PA: 43
PITCHER	IP WLS BF H R ER SO BB IBB HBP BLK WP HR S P ERA WHIP																					
Tom Glavine, L (1, 1) ERA: 4.09	5.0 L 25 8 5 5 3 1 1 0 0 0 1 54 84 9.00 1.800																					
Marty Clary, R (6, 1) ERA: 4.84	1.0 4 1 0 0 0 0 0 0 0 0 0 8 14 0.00 1.000																					
Rick Luecken, R (7, 1) ERA: 6.2	2.0 10 2 1 1 0 2 0 0 0 0 0 22 37 4.50 2.000																					
Joe Hesketh, L (9, 1) ERA: 6.12	1.0 4 1 1 1 0 0 0 0 0 0 0 1 10 15 9.00 1.000																					

San Diego Padres @ Atlanta Braves
Atlanta-Fulton County Stadium, Atlanta, GA

Sat Jun 23 1990, 7:05 PM EDT
Att. 23,724 - Unknown - 83 F

livebaseballscorecards.com

AB	39
R	7
H	12
RBI	7
BB	4
SO	3
LOB	15



BOTTOM

San Diego Padres @ Atlanta Braves
Atlanta-Fulton County Stadium, Atlanta, GA

Sat Jun 23 1990, 7:05 PM EDT
Att: 23,724 - Unknown - 83 F

livebaseballscorecards.com

AB	41
R	5
H	14
RBI	5
BB	2
SO	7
LOB	23



WP	0	PA	43
PB	0		
SB	1		
CS	0		

AB R H RBI BB SO LOB

5 0 3 0 0 0 2

5 1 3 3 0 0 2

4 0 2 0 1 1 3

4 0 1 1 1 1 4

5 0 0 0 0 0 6

5 1 1 0 0 2 0

5 0 1 0 0 1 2

3 1 1 0 0 1 1

1B	8	SF	0
2B	7	SAC	0
3B	0	DP	1
HR	0	HBP	0

1B	8	SF	0
2B	7	SAC	0
3B	0	DP	1
HR	0	HBP	0

WP	0	PA	43
PB	0		
SB	1		
CS	0		

Batter	1	2	3	4	5	6	7	8	9
Oddibe McDowell, L (1, 8) OBP: 0.297, SLG: 0.394	0-1 G5-3 1B		1-1 G3		0-0 F8		1-0 2B	0-1 1B	
Jeff Treadway, L (1, 4) OBP: 0.331, SLG: 0.447	1-1 F7		0-1 2B FC9-2 1B		0-0 1B 2B		1-2 P6	0-0 1B	
Ron Gant, R (1, 7) OBP: 0.378, SLG: 0.598	4-2 G5-3 1-2 BB		2-0 1-3 2B		0-2 1B		1-3 K	0-1 F8	
Jim Presley, R (1, 5) OBP: 0.314, SLG: 0.453	0-0 G5-3 1-2 2-3		0-1 FC9-2		0-0 1-2 1B		4-0 BB		0-3 K
David Justice, L (1, 3) OBP: 0.324, SLG: 0.378	0-0 P9			1-0 P5	0-1 G3		2-2 P7		2-2 F8
Dale Murphy, R (1, 9) OBP: 0.326, SLG: 0.414		2-3 K		0-0 G5-3		2-3 K		1-2 G4-3 1B 2B	0-1 E6
Jeff Blauser, R (1, 6) OBP: 0.343, SLG: 0.411		0-0 L7		0-2 P3		1-2 1B		1-0 G4-3	0-3 K
Jimmy Kremers, L (1, 2) OBP: 0.176, SLG: 0.133			3-3 K		2-1 F8 2B		0-0 P6	1-1 1B	
Greg Olson, R (8, PH) OBP: 0.378, SLG: 0.458								3-H 1B	
Tom Glavine, L (1, 1) OBP: 0.260, SLG: 0.214			1-1 G3 1B 2B		1-3 K		1-2 F7		1-2 P3
Tommy Gregg, L (5, PH) OBP: 0.214, SLG: 0.194									
Marty Kirby, R (6, 1) OBP: 0.328, SLG: 0.415									
Lonnie Smith, R (6, PH) OBP: 0.328, SLG: 0.415									
Rick Luecken, R (7, 1) OBP: 0.281, SLG: 0.391									
Francisco Cabrera, R (8, PH) OBP: 0.281, SLG: 0.391									
Joe Hesketh, R (9, 1)									

Inning Stats	R: 0 E: 0 K: 10 S: 10	H: 1 LOB: 2 BB: 1 P: 15	R: 0 E: 0 K: 2 S: 8	H: 0 LOB: 0 BB: 0 P: 13	R: 1 E: 0 K: 9 S: 9	H: 3 LOB: 1 BB: 0 P: 13	R: 0 E: 0 K: 5 S: 5	H: 0 LOB: 0 BB: 0 P: 6	R: 2 E: 0 K: 14 S: 14	H: 4 LOB: 2 BB: 0 P: 17	R: 0 E: 0 K: 12 S: 12	H: 1 LOB: 1 BB: 0 P: 16	R: 0 E: 0 K: 12 S: 12	H: 1 LOB: 2 BB: 1 P: 21	R: 2 E: 0 K: 14 S: 14	H: 4 LOB: 2 BB: 0 P: 18	R: 0 E: 1 K: 12 S: 12	H: 0 LOB: 1 BB: 0 P: 14	1B: 8 2B: 7 3B: 0 HR: 0	SF: 0 SAC: 0 DP: 1 HBP: 0	WP: 0 PB: 0 SB: 1 CS: 0	PA: 43
--------------	--------------------------------	----------------------------------	------------------------------	----------------------------------	------------------------------	----------------------------------	------------------------------	---------------------------------	--------------------------------	----------------------------------	--------------------------------	----------------------------------	--------------------------------	----------------------------------	--------------------------------	----------------------------------	--------------------------------	----------------------------------	----------------------------------	------------------------------------	----------------------------------	--------

PITCHER	IP	WLS	BF	H	R	ER	SO	BB	IBB	HBP	BLK	WP	HR	S	P	ERA	WHIP
Ed Whitson, R (1, 1) ERA: 2.96	6.0	W	27	9	3	3	4	1	0	0	0	0	0	58	80	4.50	1.667
Greg Harris, R (7, 1) ERA: 1.89	1.0		5	1	0	0	1	1	0	0	0	0	0	12	21	0.00	2.000
Craig Lefferts, L (8, 1) ERA: 1.73	2.0	S	11	4	2	2	2	0	0	0	0	0	0	26	32	9.00	2.000

Batter	1	2	3	4	5	6	7	8	9	10	11	12
Lonnie Smith, R OBP: 0.342, SLG: 0.429 (1, 7)	1-1 G5-3 1B 2B 1B	4-1 BB 1B BB		1-2 L9		0-0 F9 HR 2B		1-0 CS 1B		4-1 L5-4 1B BB		
Greg Olson, R OBP: 0.390, SLG: 0.463 (1, 2)	0-0 G5-3 2B 1B	4-1 SAFE 1B BB		0-2 1B		3-2 F9 2-3		2-1 CS 1-2	0-0 G4-3	1-0 1B		
Ron Cant, R OBP: 0.372, SLG: 0.600 (1, 8)	3-2 G5-3 1-2 2-3	2-2 P6		3-0 F9 1B		2-2 HR			0-2 F8	0-0 L5-4 2-3		
Jim Presley, R OBP: 0.319, SLG: 0.458 (1, 5)	0-1 G5-3 1B 2B	0-1 1B		0-3 K		3-H 2-2 F7			0-1 FC6-4 1B		1-0 G5-3	
Dale Murphy, R OBP: 0.319, SLG: 0.404 (1, 9)	1-0 G5-3 2-3	1-3 K			0-3 K		1-3 K		1-0 FC6-4 1-2f		2-1 L8	
Francisco Cabrera, R OBP: 0.290, SLG: 0.400 David Justice, L OBP: 0.329, SLG: 0.372 (5, PH) (6, 3)	2-1 1B		2-2 G6-3		4-1 BB		2-2 F9			4-1 WP HR BB	1-2 G3-1	
Andres Thomas, R OBP: 0.276, SLG: 0.319 (1, 6)	0-3 K		1-1 L7		1 SAFE 1-3 K		2-1 L3			2-2 F8		1-0 HR
Alexis Infante, R OBP: 0.091, SLG: 0.095 Jeff Treadway, L OBP: 0.331, SLG: 0.443 (5, PH) (6, 4)		1-2 BB SH2-4 1B HBP	0-1 G3		1 SAFE 0-2 G3-1		0-1 F9			4-0 HR BB		
Pete Smith, R Tony Castillo, L Marty Clary, R Clayton Kershaw, L Charlie Kaffel, R Tommy Grady, L Joe Hoekstra, R Joe Blower, R Jeff Blauer, R Rick Lueken, R		0-1 SAFE SH2-4		1-1 1B		1-0 P8		0-1 F7		1-1 HR		

Inning Stats	R: 3	H: 4	E: 0	LOB: 1	K: 1	P: 16	R: 2	H: 1	E: 0	LOB: 2	K: 1	P: 14	R: 0	H: 0	E: 0	LOB: 0	K: 0	P: 8	R: 0	H: 2	E: 0	LOB: 2	K: 1	P: 13	R: 0	H: 0	E: 0	LOB: 0	K: 0	P: 13	R: 2	H: 2	E: 0	LOB: 0	K: 0	P: 22	R: 0	H: 1	E: 0	LOB: 1	K: 0	P: 9	R: 0	H: 0	E: 0	LOB: 0	K: 0	P: 9	R: 0	H: 1	E: 0	LOB: 1	K: 0	P: 8	R: 3	H: 2	E: 0	LOB: 1	K: 0	P: 25	R: 0	H: 0	E: 0	LOB: 0	K: 0	P: 10	R: 1	H: 1	E: 0	LOB: 0	K: 0	P: 2	1B: 9	2B: 3	3B: 0	HR: 3	SF: 0	SAC: 1	DP: 1	HBP: 1	WP: 1	PA: 53
--------------	------	------	------	--------	------	-------	------	------	------	--------	------	-------	------	------	------	--------	------	------	------	------	------	--------	------	-------	------	------	------	--------	------	-------	------	------	------	--------	------	-------	------	------	------	--------	------	------	------	------	------	--------	------	------	------	------	------	--------	------	------	------	------	------	--------	------	-------	------	------	------	--------	------	-------	------	------	------	--------	------	------	-------	-------	-------	-------	-------	--------	-------	--------	-------	--------

PITCHER	IP	WLS	BF	H	R	ER	SO	BB	IBB	HBP	BLK	WP	HR	S	P	ERA	WHIP
Bruce Hurst, L ERA: 4.48 (1, 1)	1.1		11	4	5	5	1	2	0	1	0	0	0	22	38	33.75	4.500
Mark Grant, R ERA: 4.76 (2, 1)	1.2		6	1	0	0	1	0	0	0	0	0	0	16	22	0.00	0.600
Mike Dunne, R ERA: 6.98 (4, 1)	4.0		17	4	2	2	4	1	0	0	0	0	1	46	69	4.50	1.250
Calvin Schiraldi, R ERA: 4.67 (8, 1)	1.0		3	1	0	0	0	0	0	0	0	0	0	6	9	0.00	1.000
Greg Harris, R ERA: 1.86 (9, 1)	1.0		4	1	0	0	0	0	0	0	0	0	0	7	8	0.00	1.000

San Diego Padres @ Atlanta Braves
Atlanta-Fulton County Stadium, Atlanta, GA

Sun Jun 24 1990, 3:33 AM EDT
Att: 16,298 - Sunny - 80 F

livebaseballscorecards.com

AB	44
R	11
H	14
RBI	11
BB	6
SO	6
LOB	21

Braves

Batter	1	2	3	4	5	6	7	8	9	AB R H RBI BB SO LOB	TOP									
Bip Roberts, S (1, 4) OBP: 0.354, SLG: 0.420	2-2 P6		0-2 F7			0-0 1B S 1-3 1B		2-2 G6-3		4 0 1 0 0 0 0	San Diego Padres @ Houston Astros Astrodome, Houston, TX Mon Jun 25 1990, 8:05 PM EDT Att: 11,674 - Dome - 72 F									
Roberto Alomar, S (1, 6) OBP: 0.380, SLG: 0.423	1-0 1B			3-1 L5		1-0 1-3 3-H 1B		0-1 2B		4 0 3 1 0 0 0										
Tony Gwynn, L (1, 9) OBP: 0.379, SLG: 0.442	1-1 F7			1-2 L4		0-0 P4		2-3 K		4 0 0 0 0 1 3										
Joe Carter, R (1, 8) OBP: 0.270, SLG: 0.414		2-0 F7		0-0 P6		2-2 P4		1-2 P1		4 0 0 0 0 0 3										
Jack Clark, R (1, 3) OBP: 0.400, SLG: 0.460		4-0 S BB			0-1 P6	4-2 BB		2-1 G6-3		2 0 0 0 2 0 0										
Mike Pagliarulo, L (1, 5) OBP: 0.367, SLG: 0.428		2-3 K			0-0 G3	1-2 F8		1-3 K		4 0 0 0 0 2 4										
Fred Lynn, L (1, 7) OBP: 0.339, SLG: 0.450		2-2 G3			3-2 F9		0-3 K	3-2 HR		4 1 1 1 0 1 1										
Mark Parent, R (1, 2) OBP: 0.261, SLG: 0.308			1-3 K			0-0 HR		4-2 DI BB		3 1 1 1 1 1 0										
Joey Cora, S (9, PR) OBP: 0.289, SLG: 0.265										0 0 0 0 0 0 0										
Andy Benes, R (1, 1) OBP: 0.097, SLG: 0.100			1-3 K			2-2 1B 1B		1-3 K		1 0 0 0 0 1 0										
Darrin Jackson, R (6, PH) OBP: 0.241, SLG: 0.327										1 1 1 0 0 0 0										
Eric Show, R (6, 1) OBP: 0.222, SLG: 0.333										1 0 0 0 0 0 0										
Phil Stephenson, L (9, PH) OBP: 0.378, SLG: 0.463										1 0 0 0 0 1 1										
Inning Stats	R: 0 E: 0 K: 0 S: 8	H: 1 LOB: 0 BB: 0 P: 12	R: 0 E: 0 K: 1 S: 7	H: 0 LOB: 1 BB: 1 P: 17	R: 0 E: 0 K: 2 S: 10	H: 0 LOB: 0 BB: 0 P: 12	R: 0 E: 0 K: 0 S: 8	H: 0 LOB: 0 BB: 0 P: 11	R: 2 E: 0 K: 0 S: 17	H: 4 LOB: 3 BB: 1 P: 27	R: 0 E: 0 K: 1 S: 5	H: 0 LOB: 0 BB: 0 P: 5	R: 0 E: 0 K: 1 S: 12	H: 1 LOB: 1 BB: 0 P: 17	R: 1 E: 0 K: 2 S: 16	H: 1 LOB: 2 BB: 1 P: 27	1B: 4 2B: 1 3B: 0 HR: 2	SF: 0 SAC: 0 DP: 0 HBP: 0	WP: 0 PB: 0 SB: 3 CS: 0	PA: 36
PITCHER	IP WLS BF H R ER SO BB IBB HBP BLK WP HR S P ERA WHIP																			
Mike Scott, R (1, 1) ERA: 4.36	5.2 W 23 5 2 2 3 2 0 0 0 0 0 1 55 87 3.18 1.235																			
Juan Agosto, L (6, 1) ERA: 2.6	2.0 7 1 0 0 2 0 0 0 0 0 0 0 17 22 0.00 0.500																			
Larry Andersen, R (8, 1) ERA: 1.55	0.1 1 0 0 0 0 0 0 0 0 0 0 0 3 4 0.00 0.000																			
Dave Smith, R (9, 1) ERA: 2.73	1.0 S 5 1 1 1 2 1 0 0 0 0 0 1 16 27 9.00 2.000																			

livebaseballscorecards.com

AB	33
R	3
H	7
RBI	3
BB	3
SO	7
LOB	12



Batter	1	2	3	4	5	6	7	8	9	AB R H RBI BB SO LOB	TOP											
Bip Roberts, S (1, 4) OBP: 0.362, SLG: 0.440	0-3 K		0-0 3B 1B	0-0 2B		0-0 2B			0-0 1B 2B	5 2 4 2 0 1 0	San Diego Padres @ Houston Astros Astrodome, Houston, TX Tue Jun 26 1990, 8:05 PM EDT Att. 12,771 - Dome											
Roberto Alomar, S (1, 6) OBP: 0.384, SLG: 0.433	0-0 2B 1B		0-0 1B 3B	0-0 F8		0-3 K			0-0 1B 1B	5 2 3 2 0 1 4												
Tony Gwynn, L (1, 9) OBP: 0.383, SLG: 0.449	0-0 5-3-5 2B		0-0 S 1B		0-0 F8	0-0 4-3			0-0 BB 1B	5 0 3 2 0 0 2												
Jack Clark, R (1, 3) OBP: 0.394, SLG: 0.444	0-0 5-3-5 2-3f		0-0 P4 1-2		0-0 1-3		4-0 BB BB		0-0 F2	4 0 0 0 1 0 4												
Mike Pagliarulo, L (1, 5) OBP: 0.357, SLG: 0.414		0-0 4-3	0-0 F3		0-0 4-3		0-0 G5-4-3 1-2f		0-3 K	5 0 0 0 0 1 4												
Joe Carter, R (1, 8) OBP: 0.269, SLG: 0.408		0-0 F9		0-3 K		0-0 F9	0-0 4-3		4-0 BB	4 0 0 0 1 1 0												
Fred Lynn, L (1, 7) OBP: 0.354, SLG: 0.459		0-0 S 1B		4-0 1B 2B BB		0-0 1B 1B		0-0 6-3	0-0 F2	2 2 2 0 1 0 0 2 0 0 0 0 0 3												
Shawn Abner, R (7, 7) OBP: 0.327, SLG: 0.377		0-0 F9 1-2		0-0 F8		0-0 1B 2B 1B		0-0 3-1		4 1 1 0 0 0 2												
Mark Parent, R (1, 2) OBP: 0.260, SLG: 0.304																						
Dennis Rasmussen, L (1, 1) OBP: 0.379, SLG: 0.414			0-0 F8	0-0 2B 1B		0-0 2B 1B 2-3 3-H		0-3 K		4 0 2 1 0 1 0												
Inning Stats	R: 1 E: 0 K: 1 S: 6	H: 2 LOB: 0 BB: 0 P: 6	R: 0 E: 0 K: 0 S: 4	H: 1 LOB: 1 BB: 0 P: 4	R: 2 E: 0 K: 0 S: 6	H: 3 LOB: 1 BB: 0 P: 6	R: 1 E: 0 K: 1 S: 7	H: 2 LOB: 2 BB: 1 P: 11	R: 0 E: 0 K: 0 S: 3	H: 0 LOB: 0 BB: 0 P: 3	R: 2 E: 0 K: 1 S: 9	H: 4 LOB: 2 BB: 0 P: 9	R: 0 E: 0 K: 0 S: 2	H: 0 LOB: 0 BB: 1 P: 6	R: 0 E: 0 K: 1 S: 5	H: 0 LOB: 0 BB: 0 P: 5	R: 1 E: 0 K: 1 S: 8	H: 3 LOB: 3 BB: 1 P: 12	1B: 10 2B: 5 3B: 1 HR: 0	SF: 0 SAC: 0 DP: 2 HBP: 0	WP: 0 PB: 0 SB: 2 CS: 0	PA: 43
PITCHER	IP WLS BF H R ER SO BB IBB HBP BLK WP HR S P ERA WHIP																					
Jim Clancy, R (1, 1) ERA: 5.34	4.0 L 20 8 4 4 2 1 0 0 0 0 0 0 23 27 9.00 2.250																					
Xavier Hernandez, R (5, 1) ERA: 5.81	1.0 3 0 0 0 0 0 0 0 0 0 0 0 3 3 0.00 0.000																					
Dan Schatzeder, L (6, 1) ERA: 3.38	2.0 10 4 2 2 1 1 0 0 0 0 0 0 11 15 9.00 2.500																					
Danny Darwin, R (8, 1) ERA: 2.4	2.0 10 3 1 1 2 1 0 0 0 0 0 0 13 17 4.50 2.000																					

livebaseballscorecards.com

AB	40
R	7
H	15
RBI	7
BB	3
SO	5
LOB	19



Batter	1	2	3	4	5	6	7	8	9	AB R H RBI BB SO LOB
Eric Yelding, R (1, 8) OBP: 0.319, SLG: 0.296	0-0 CS S 1B		4-0 S BB		0-0 F9			0-0 1-3		3 0 1 0 1 0 2
Rafael Ramirez, R (1, 6) OBP: 0.289, SLG: 0.324	0-0 F7		0-0 4-3 1-2			0-0 G1-6-3 1B		0-3 K		4 0 1 0 0 1 2
Craig Biggio, R (1, 2) OBP: 0.339, SLG: 0.335	0-0 1-3 1B			0-0 F9		0-0 G1-6-3 1-2f		0-0 1B		4 0 2 0 0 0 1
Franklin Stubbs, L (1, 3) OBP: 0.321, SLG: 0.503	0-0 F9			0-3 K		0-0 WP 2B		0-0 F9		4 0 1 0 0 1 2
Glenn Wilson, R (1, 7) OBP: 0.288, SLG: 0.376		0-0 5-3		0-0 6-3		0-0 4-3 2-3		4-0 1-3 5-3 BB		3 0 0 0 1 0 1
Ken Caminiti, S (1, 5) OBP: 0.319, SLG: 0.325		0-0 G4-6-3 1B			0-0 FC3-6 1B		0-0 F2		0-0 5-3 1-2	4 0 2 0 0 0 1
Eric Anthony, L (1, 9) OBP: 0.302, SLG: 0.385		0-0 G4-6-3 1-2f			0-0 FC3-6 2B 1-2f		0-0 3-1		0-0 1-3 2-3	4 0 0 0 0 0 3
Bill Doran, S (1, 4) OBP: 0.377, SLG: 0.340			0-0 5-3		0-0 1-3 2B		0-0 1B		0-3 K	4 0 2 0 0 1 1
Jim Clancy, R (1, 1) OBP: 0.231, SLG: 0.221 Xavier Hernandez, L (5, 1) Javier Ortiz, R (5, PH) OBP: 0.429, SLG: 0.500 Dan Schatzeder, L (6, 1) OBP: 0.253, SLG: 0.333 Alex Trevino, R (7, PH) OBP: 0.242, SLG: 0.300 Danny Darwin, R (8, 1)			0-0 6-3		0-3 K		0-0 4-3			1 0 0 0 0 0 0 0 0 0 0 0 0 0 1 0 0 0 0 1 2 0 0 0 0 0 0 0 1 0 0 0 0 0 1 0 0 0 0 0 0 0

Inning Stats	R: 0	H: 2	E: 0	LOB: 1	K: 0	BB: 0	S: 4	P: 4	R: 0	H: 1	E: 0	LOB: 0	K: 0	BB: 0	S: 3	P: 3	R: 0	H: 0	E: 0	LOB: 1	K: 0	BB: 1	S: 3	P: 7	R: 0	H: 2	E: 0	LOB: 2	K: 1	BB: 0	S: 7	P: 7	R: 0	H: 2	E: 0	LOB: 1	K: 0	BB: 0	S: 4	P: 4	R: 0	H: 1	E: 0	LOB: 1	K: 0	BB: 0	S: 4	P: 4	R: 0	H: 1	E: 0	LOB: 1	K: 1	BB: 0	S: 6	P: 6	R: 0	H: 0	E: 0	LOB: 1	K: 1	BB: 1	S: 5	P: 9	1B: 7	2B: 2	3B: 0	HR: 0	SF: 0	SAC: 0	DP: 2	HBP: 0	WP: 1	PA: 35
PITCHER Dennis Rasmussen, L (1, 1) ERA: 3.46	IP	WLS	BF	H	R	ER	SO	BB	IBB	HBP	BLK	WP	HR	S	P	ERA	WHIP																		IP	WLS	BF	H	R	ER	SO	BB	IBB	HBP	BLK	WP	HR	S	P	ERA	WHIP																							

BOTTOM

San Diego Padres @ Houston Astros
Astrodome, Houston, TX

Tue Jun 26 1990, 8:05 PM EDT
Att. 12,771 - Dome

AB	33
R	0
H	9
RBI	0
BB	2
SO	4
LOB	16



Batter	1	2	3	4	5	6	7	8	9	AB R H RBI BB SO LOB	TOP									
Bip Roberts, S (1, 4) OBP: 0.361, SLG: 0.440	0-0 F8		0-0 F8		0-0 1-H 2B			0-3 K		4 0 1 1 0 1 1	San Diego Padres @ Houston Astros Astrodome, Houston, TX Wed Jun 27 1990, 8:05 PM EDT Att: 14,708 - Dome - 70 F									
Roberto Alomar, S (1, 6) OBP: 0.379, SLG: 0.427	0-0 P6		0-0 P2		0-0 F9			0-0 G6-3		4 0 0 0 0 0 2										
Tony Gwynn, L (1, 9) OBP: 0.384, SLG: 0.449	0-0 1B		0-0 FC4					0-0 FC6-4 1B		4 0 2 0 0 0 1										
Jack Clark, R (1, 3) OBP: 0.390, SLG: 0.438	0-0 G5-3			0-0 CS 1B				0-0 FC6-4		4 0 1 0 0 0 2										
Joe Carter, R (1, 8) OBP: 0.272, SLG: 0.413		0-0 2B		0-0 P6				0-3 K		4 0 2 0 0 1 1										
Mike Pagliarulo, L (1, 5) OBP: 0.355, SLG: 0.406		0-0 P6		0-0 G4-3				4-0 FC5-4 BB		3 0 0 0 1 0 2										
Shawn Abner, R (1, 7) OBP: 0.305, SLG: 0.351		0-3 K			0-3 K			0-0 FC5-4 BB		4 0 0 0 0 2 2										
Mark Parent, R (1, 2) OBP: 0.260, SLG: 0.292		0-0 P2			0-0 F8			4-0 BB		3 0 0 0 1 0 1										
Bruce Hurst, L (1, 1) OBP: 0.143, SLG: 0.077 Darin Jackson, R (5, PH) OBP: 0.255, SLG: 0.327 Calvin Schiraldi, R (5, 1) OBP: 0.233, SLG: 0.200 Garry Templeton, S (7, PH) OBP: 0.253, SLG: 0.380 Eric Show, R (7, 1) OBP: 0.222, SLG: 0.333 Jerald Clark, R (9, PH) OBP: 0.294, SLG: 0.408			0-0 FC4 1B		4-0 2B BB			0-3 K		1 0 1 0 0 0 0 0 1 0 0 1 0 0 0 0 0 0 0 0 0 1 0 0 0 0 0 1 0 0 0 0 0 0 0 1 0 0 0 0 0 2										
Inning Stats	R: 0 E: 0 K: 0 S: 4	H: 1 LOB: 1 BB: 0 P: 4	R: 0 E: 0 K: 1 S: 6	H: 1 LOB: 1 BB: 0 P: 6	R: 0 E: 0 K: 0 S: 4	H: 1 LOB: 0 BB: 0 P: 3	R: 1 E: 0 K: 1 S: 6	H: 1 LOB: 1 BB: 1 P: 10	R: 0 E: 0 K: 0 S: 4	H: 1 LOB: 1 BB: 0 P: 4	R: 0 E: 0 K: 1 S: 5	H: 0 LOB: 0 BB: 0 P: 5	R: 0 E: 0 K: 1 S: 6	H: 1 LOB: 1 BB: 0 P: 6	R: 0 E: 0 K: 1 S: 5	H: 0 LOB: 2 BB: 2 P: 13	1B: 5 2B: 2 3B: 0 HR: 0	SF: 0 SAC: 0 DP: 0 HBP: 0	WP: 0 PB: 0 SB: 0 CS: 1	PA: 36
PITCHER	IP WLS BF H R ER SO BB IBB HBP BLK WP HR S P ERA WHIP																			
Jim Deshaies, L (1, 1) ERA: 4.27	7.2 W 30 7 1 1 4 1 0 0 0 0 0 0 37 41 1.17 1.043																			
Larry Andersen, R (8, 1) ERA: 1.54	0.1 1 0 0 0 0 0 0 0 0 0 0 0 1 1 0.00 0.000																			
Juan Agosto, L (9, 1) ERA: 2.54	1.0 5 0 0 0 0 1 2 0 0 0 0 0 5 13 0.00 2.000																			

livebaseballscorecards.com

AB	33
R	1
H	7
RBI	1
BB	3
SO	5
LOB	14



San Diego Padres @ Houston Astros
Astrodome, Houston, TX

Thu Jun 28 1990, 4:33 AM EDT
Att. 17,603 - Dome

livebaseballscorecards.com

AB	35
R	2
H	8
RBI	2
BB	8
SO	6
LOB	20



WP	1	PA	43
PB	0		
SB	3		
CS	0		

Batter	1	2	3	4	5	6	7	8	9	10	AB	R	H	RBI	BB	SO	LOB								
Eric Yelding, R OBP: 0.318, SLG: 0.292 (1, 4)	K		G5-3		F7-3 BB		G6-3		K		4	0	0	0	1	2	0								
Rafael Ramirez, R OBP: 0.304, SLG: 0.336 (1, 6)	G3-1				F7-3				G4-3 1B		4	0	2	0	1	0	1								
Ken Caminiti, S OBP: 0.319, SLG: 0.321 (1, 5)	F9		F9		G4-3		F8		G4-3		5	0	0	0	0	0	3								
Franklin Stubbs, L OBP: 0.314, SLG: 0.477 (1, 3)		K	P2				F9		K		5	0	0	0	0	2	3								
Glenn Wilson, R OBP: 0.293, SLG: 0.379 (1, 7)					G5-3				F9		4	1	1	0	1	0	0								
Craig Biggio, R OBP: 0.351, SLG: 0.345 (1, 8)											4	1	2	0	1	1	1								
Eric Anthony, L OBP: 0.310, SLG: 0.394 (1, 9)											3	0	1	1	2	1	3								
Rich Gedman, L OBP: 0.369, SLG: 0.260 (1, 2)											2	0	2	1	2	0	0								
Mark Portugal, R OBP: 0.194, SLG: 0.167 (1, 1)											3	0	0	0	0	0	7								
Dave Smith, R (8, 1)											0	0	0	0	0	0	0								
Casey Candaele, S (8, PH)											1	0	0	0	0	0	2								
Larry Andersen, R (9, 1)											0	0	0	0	0	0	0								
Inning Stats	R: 0 E: 0 K: 1 S: 7	H: 0 LOB: 0 BB: 0 P: 10	R: 0 E: 0 K: 2 S: 12	H: 0 LOB: 3 BB: 3 P: 27	R: 0 E: 0 K: 0 S: 9	H: 1 LOB: 1 BB: 0 P: 14	R: 0 E: 0 K: 0 S: 8	H: 2 LOB: 2 BB: 0 P: 9	R: 0 E: 0 K: 1 S: 6	H: 0 LOB: 0 BB: 1 P: 13	R: 1 E: 0 K: 1 S: 10	H: 2 LOB: 2 BB: 1 P: 18	R: 0 E: 0 K: 1 S: 6	H: 0 LOB: 1 BB: 1 P: 12	R: 0 E: 0 K: 0 S: 6	H: 0 LOB: 2 BB: 2 P: 20	R: 0 E: 0 K: 1 S: 9	H: 1 LOB: 1 BB: 0 P: 10	R: 1 E: 0 K: 0 S: 6	H: 2 LOB: 1 BB: 0 P: 9	1B: 6 2B: 3 3B: 0 HR: 0	SF: 0 SAC: 0 DP: 1 HBP: 0	WP: 1 PA: 43		
PITCHER	IP WLS BF H R ER SO BB IBB HBP BLK WP HR S P ERA WHIP	IP WLS BF H R ER SO BB IBB HBP BLK WP HR S P ERA WHIP	IP WLS BF H R ER SO BB IBB HBP BLK WP HR S P ERA WHIP	IP WLS BF H R ER SO BB IBB HBP BLK WP HR S P ERA WHIP	IP WLS BF H R ER SO BB IBB HBP BLK WP HR S P ERA WHIP	IP WLS BF H R ER SO BB IBB HBP BLK WP HR S P ERA WHIP	IP WLS BF H R ER SO BB IBB HBP BLK WP HR S P ERA WHIP	IP WLS BF H R ER SO BB IBB HBP BLK WP HR S P ERA WHIP	IP WLS BF H R ER SO BB IBB HBP BLK WP HR S P ERA WHIP	IP WLS BF H R ER SO BB IBB HBP BLK WP HR S P ERA WHIP	IP WLS BF H R ER SO BB IBB HBP BLK WP HR S P ERA WHIP	IP WLS BF H R ER SO BB IBB HBP BLK WP HR S P ERA WHIP	IP WLS BF H R ER SO BB IBB HBP BLK WP HR S P ERA WHIP	IP WLS BF H R ER SO BB IBB HBP BLK WP HR S P ERA WHIP	IP WLS BF H R ER SO BB IBB HBP BLK WP HR S P ERA WHIP	IP WLS BF H R ER SO BB IBB HBP BLK WP HR S P ERA WHIP	IP WLS BF H R ER SO BB IBB HBP BLK WP HR S P ERA WHIP	IP WLS BF H R ER SO BB IBB HBP BLK WP HR S P ERA WHIP	IP WLS BF H R ER SO BB IBB HBP BLK WP HR S P ERA WHIP	IP WLS BF H R ER SO BB IBB HBP BLK WP HR S P ERA WHIP	IP WLS BF H R ER SO BB IBB HBP BLK WP HR S P ERA WHIP	IP WLS BF H R ER SO BB IBB HBP BLK WP HR S P ERA WHIP	IP WLS BF H R ER SO BB IBB HBP BLK WP HR S P ERA WHIP	IP WLS BF H R ER SO BB IBB HBP BLK WP HR S P ERA WHIP	IP WLS BF H R ER SO BB IBB HBP BLK WP HR S P ERA WHIP

Ed Whitson, R ERA: 2.88 (1, 1)	6.0	27	5	1	1	4	4	1	0	0	1	0	52	91	1.50	1.500
Greg Harris, R ERA: 1.8 (7, 1)	1.2	8	0	0	0	1	2	1	0	0	0	0	11	29	0.00	1.200
Craig Lefferts, L ERA: 2.4 (8, 1)	1.1	5	1	0	0	1	0	0	0	0	0	0	10	13	0.00	0.750
Mark Grant, R ERA: 4.98 (10, 1)	0.1	L 3	2	1	1	0	0	0	0	0	0	0	6	9	27.00	6.000

Batter	1	2	3	4	5	6	7	8	9	AB R H RBI BB SO LOB	TOP
--------	---	---	---	---	---	---	---	---	---	----------------------	-----

Dwight Smith, L <small>(1, 7)</small> <small>OBP: 0.338, SLG: 0.390</small>										5 1 2 1 0 0 2	
--	--	--	--	--	--	--	--	--	--	---------------	--

23 Ryne Sandberg, R <small>(1, 4)</small> <small>OBP: 0.393, SLG: 0.635</small>										5 0 2 0 0 1 0	
--	--	--	--	--	--	--	--	--	--	---------------	--

Mark Grace, L <small>(1, 3)</small> <small>OBP: 0.347, SLG: 0.360</small>										3 0 1 0 2 1 1	
--	--	--	--	--	--	--	--	--	--	---------------	--

Andre Dawson, R <small>(1, 9)</small> <small>OBP: 0.381, SLG: 0.622</small>										2 0 0 1 2 0 2	
--	--	--	--	--	--	--	--	--	--	---------------	--

Marvell Wynne, L <small>(1, 8)</small> <small>OBP: 0.237, SLG: 0.324</small> Hector Villanueva, R <small>(8, PH)</small> <small>OBP: 0.309, SLG: 0.549</small> Bill Long, R <small>(8, 1)</small> Lloyd McClendon, R <small>(9, 2)</small> <small>OBP: 0.250, SLG: 0.229</small>										3 0 0 0 0 0 4	
--	--	--	--	--	--	--	--	--	--	---------------	--

Luis Salazar, R <small>(1, 5)</small> <small>OBP: 0.325, SLG: 0.401</small>										4 0 2 0 0 0 3	
--	--	--	--	--	--	--	--	--	--	---------------	--

Shawon Dunston, R <small>(1, 6)</small> <small>OBP: 0.299, SLG: 0.453</small>										4 0 0 0 0 1 2	
--	--	--	--	--	--	--	--	--	--	---------------	--

Joe Girardi, R <small>(1, 2)</small> <small>OBP: 0.304, SLG: 0.378</small> Gary Varsho, L <small>(9, PH)</small> <small>OBP: 0.333, SLG: 0.333</small> Steve Wilson, L <small>(9, 1)</small> <small>OBP: 0.118, SLG: 0.118</small> Les Lancaster, R <small>(9, 1)</small> <small>OBP: 0.200, SLG: 0.077</small> Paul Assenmacher, L <small>(9, 1)</small>										3 0 1 0 0 0 1	
---	--	--	--	--	--	--	--	--	--	---------------	--

Mike Harkey, R <small>(1, 1)</small> <small>OBP: 0.292, SLG: 0.304</small> Dave Clark, L <small>(8, PH)</small> <small>OBP: 0.255, SLG: 0.346</small> Doug Dasenczo, S <small>(8, 8)</small> <small>OBP: 0.268, SLG: 0.369</small>										2 0 0 0 0 1 2	
---	--	--	--	--	--	--	--	--	--	---------------	--

Inning Stats	R: 0 H: 0 E: 0 K: 0 S: 7	H: 0 LOB: 2 BB: 2 P: 17	R: 0 H: 1 E: 0 K: 0 S: 8	H: 1 LOB: 0 BB: 0 P: 11	R: 0 H: 0 E: 0 K: 1 S: 7	H: 0 LOB: 0 BB: 0 P: 13	R: 0 H: 0 E: 0 K: 0 S: 6	H: 0 LOB: 0 BB: 0 P: 10	R: 0 H: 2 E: 0 K: 0 S: 12	H: 2 LOB: 2 BB: 0 P: 13	R: 0 H: 1 E: 0 K: 1 S: 5	H: 1 LOB: 2 BB: 1 P: 11	R: 0 H: 0 E: 0 K: 0 S: 8	H: 0 LOB: 0 BB: 0 P: 10	R: 1 H: 2 E: 1 K: 1 S: 19	H: 2 LOB: 3 BB: 1 P: 30	R: 2 H: 4 E: 0 K: 2 S: 13	H: 4 LOB: 1 BB: 0 P: 18	1B: 7 SF: 0 2B: 2 SAC: 0 3B: 1 DP: 1 HR: 0 HBP: 0	WP: 1 PA: 39
--------------	--------------------------	-------------------------	--------------------------	-------------------------	--------------------------	-------------------------	--------------------------	-------------------------	---------------------------	-------------------------	--------------------------	-------------------------	--------------------------	-------------------------	---------------------------	-------------------------	---------------------------	-------------------------	---	--------------

PITCHER	IP WLS BF H R ER SO BB IBB HBP BLK WP HR S P ERA WHIP	IP WLS BF H R ER SO BB IBB HBP BLK WP HR S P ERA WHIP
Mike Dunne, R <small>(1, 1)</small> <small>ERA: 5.4</small>	7.1 0 29 6 1 1 2 3 0 0 0 1 0 60 93 1.23 1.227	
Craig Lefferts, L <small>(8, 1)</small> <small>ERA: 2.36</small>	0.2 4 0 0 0 1 1 0 0 0 0 0 0 12 22 0.00 1.500	
Greg Harris, R <small>(9, 1)</small> <small>ERA: 2.09</small>	1.0 L 6 4 2 2 2 0 0 0 0 0 0 0 13 18 18.00 4.000	

Chicago Cubs @ San Diego Padres
 Jack Murphy Stadium, San Diego, CA
 Fri Jun 29 1990, 10:05 PM EDT
 Att. 43,005 - Dome

livebaseballscorecards.com

AB	35
R	3
H	10
RBI	3
BB	4
SO	5
LOB	20



Batter	1	2	3	4	5	6	7	8	9	AB	R	H	RBI	BB	SO	LOB
Bip Roberts, S (1, 7) OBP: 0.367, SLG: 0.450	2-2 G4-3		X 0-0 G3-6-3 1B			X 0-0 SF7 3B		X 0-0 1B		4	1	3	0	0	0	0
Roberto Alomar, S (1, 4) OBP: 0.374, SLG: 0.420	3-2 F8		X 0-0 G3-6-3 1-2f			F 1-1 SF7		B 3-1 SAFE F8 1-2		3	0	0	1	0	0	2
Tony Gwynn, L (1, 9) OBP: 0.374, SLG: 0.437	0-2 G6-3				C 0-1 L9	X 0-0 G3		B 2-1 SAFE G6-3		4	0	0	0	0	0	0
Jack Clark, R (1, 3) OBP: 0.396, SLG: 0.464		B 1-0 HR			C 3-3 K	X 0-0 F8		B 3-1 SAFE 1B 1B		4	1	2	1	0	1	0
Joey Cora, S (9, PR) OBP: 0.289, SLG: 0.265					B 1-1 G6-3			1 SAFE 1 SAFE K		3	0	0	0	0	2	1
Joe Carter, R (1, 8) OBP: 0.271, SLG: 0.406		C 1-1 FC4-6 HBP			B 1-0 F8		B 3-1 L1-3	1 SAFE 0-0 1B		4	0	1	0	0	0	1
Garry Templeton, S (1, 6) OBP: 0.288, SLG: 0.371		B 2-2 SAFE SAFE FC4-6 FC6-4 1-2f			X 0-0 P6 1B		B 1-1 G5-3	B 1-3 SAFE K		3	0	1	0	0	0	1
Mike Pagliarulo, L (1, 5) OBP: 0.347, SLG: 0.395		C 0-1 P6			C 0-1 F7			S 1-2 SAFE F8		3	0	0	0	0	0	2
Jerald Clark, R (9, PH) OBP: 0.288, SLG: 0.400		S 0-1 FC6-4 1-2f			C 1-3 K			B 3-2 SAFE G3-1		1	0	0	0	0	0	0
Ronn Reynolds, R (1, 2)		X 0-0 G4-3								2	0	0	0	0	1	1
Mike Dunne, R (1, 1)										0	0	0	0	0	0	0
Craig Lefferts, L (8, 1) OBP: 0.250, SLG: 0.250										1	0	0	0	0	0	0
Phil Stephenson, L (8, PH) OBP: 0.379, SLG: 0.472										1	0	0	0	0	0	0
Greg Harris, R (9, 1) OBP: 0.143, SLG: 0.429										0	0	0	0	0	0	0

Inning Stats	R: 0	H: 0	E: 0	K: 0	S: 9	R: 1	H: 1	E: 0	K: 0	S: 9	R: 0	H: 1	E: 0	K: 0	S: 3	R: 0	H: 0	E: 0	K: 1	S: 7	R: 0	H: 1	E: 0	K: 1	S: 7	R: 1	H: 1	E: 0	K: 0	S: 5	R: 0	H: 0	E: 0	K: 1	S: 8	R: 0	H: 1	E: 0	K: 0	S: 9	R: 0	H: 2	E: 0	K: 2	S: 13	1B: 5	SF: 1	2B: 0	SAC: 0	3B: 1	DP: 1	HR: 1	HBP: 1	WP: 0	PA: 34
--------------	------	------	------	------	------	------	------	------	------	------	------	------	------	------	------	------	------	------	------	------	------	------	------	------	------	------	------	------	------	------	------	------	------	------	------	------	------	------	------	------	------	------	------	------	-------	-------	-------	-------	--------	-------	-------	-------	--------	-------	--------

PITCHER	IP	WLS	BF	H	R	ER	SO	BB	IBB	HBP	BLK	WP	HR	S	P	ERA	WHIP
Mike Harkey, R (1, 1) ERA: 3.83	7.0		25	4	2	2	3	0	0	0	0	0	1	48	70	2.57	0.571
Bill Long, R (8, 1) ERA: 4.05	1.0	W	4	1	0	0	0	0	0	0	0	0	0	9	16	0.00	1.000
Steve Wilson, L (9, 1) ERA: 5.17	0.1		1	0	0	0	0	0	0	0	0	0	0	2	4	0.00	0.000
Les Lancaster, R (9, 1) ERA: 5.05	0.1		3	2	0	0	1	0	0	0	0	0	0	8	11	0.00	6.000
Paul Assenmacher, L (9, 1) ERA: 3.4	0.1	S	1	0	0	0	1	0	0	0	0	0	0	3	4	0.00	0.000

BOTTOM

Chicago Cubs @ San Diego Padres
Jack Murphy Stadium, San Diego, CA

Fri Jun 29 1990, 10:05 PM EDT
 Att. 43,005 - Dome

livebaseballscorecards.com

AB	32
R	2
H	7
RBI	2
BB	0
SO	5
LOB	10



Batter	1	2	3	4	5	6	7	8	9	AB R H RBI BB SO LOB	TOP		
Dwight Smith, L (1, 7) OBP: 0.341, SLG: 0.414 Doug Dascenzo, S (7, 7) OBP: 0.278, SLG: 0.379	3-3 K		3-2 23 3B 2B	1-1 FC4-6 1-2f			0-1 HR	0-0 S S 1B		4 2 2 1 0 1 2 1 0 1 0 0 0 0			
23 Ryne Sandberg, R (1, 4) OBP: 0.393, SLG: 0.636	2-2 F9		2-1 SF9 3B 2-H		2-3 K		4-0 BB G4-3 BB	2-1 P3		4 2 1 1 1 1 1			
Mark Grace, L (1, 3) OBP: 0.348, SLG: 0.359	3-1 P6		3-2 SF9		0-0 FC5-4 1B		1-1 G4-3	4-1 S BB		3 0 1 1 1 0 1			
Andre Dawson, R (1, 9) OBP: 0.378, SLG: 0.612		2-0 P7	2-1 F8		1-0 FC5-4 1-2f		4-0 BB 3B IBB	1-3 K 1-2 2-3		4 1 0 0 1 1 3			
Marvell Wynne, L (1, 8) OBP: 0.244, SLG: 0.321		1-1 1B 1B	2-2 F7		0-0 G3		4-1 3B BB	1-0 F8		4 2 1 0 1 0 3			
Luis Salazar, R (1, 5) OBP: 0.333, SLG: 0.418 Bill Long, R (9, 1)		2-2 1B 1B 1-3		1-2 F9		4-0 WP BB	2-0 3B 1-H 2-H 3-H	1-3 K		4 0 2 3 1 1 0 0 0 0 0 0 0 0			
Shawon Dunston, R (1, 6) OBP: 0.297, SLG: 0.446		0-3 K		4-1 BB BB		1-0 F9 1-2	0-2 L5	2-0 P9		4 0 0 0 1 1 4			
Joe Girardi, R (1, 2) OBP: 0.307, SLG: 0.375		0-0 1B 1-2 3-H		0-1 L9		1-1 G5-3	4-0 IBB	0-2 G6-3		4 0 1 1 1 0 2			
Shawn Boskie, R (1, 1) OBP: 0.263, SLG: 0.368 Steve Wilson, L (3, 1) OBP: 0.150, SLG: 0.105 Domingo Ramos, R (9, 5) OBP: 0.308, SLG: 0.308		3-2 G6-3		4-1 FC4-6 BB 1-2		1-3 K	0-0 G5-3			1 0 0 0 0 0 2 2 0 0 0 1 1 3 0 0 0 0 0 0 0			
Inning Stats	R: 0 E: 0 K: 1 S: 16 H: 0 LOB: 0 BB: 0 P: 24	R: 1 E: 0 K: 1 S: 15 H: 3 LOB: 2 BB: 0 P: 23	R: 2 E: 0 K: 0 S: 16 H: 2 LOB: 0 BB: 0 P: 28	R: 0 E: 0 K: 0 S: 10 H: 0 LOB: 2 BB: 2 P: 20	R: 0 E: 0 K: 1 S: 6 H: 1 LOB: 1 BB: 0 P: 9	R: 0 E: 0 K: 1 S: 6 H: 0 LOB: 1 BB: 1 P: 13	R: 4 E: 0 K: 0 S: 10 H: 2 LOB: 2 BB: 4 P: 29	R: 0 E: 0 K: 1 S: 8 H: 1 LOB: 2 BB: 1 P: 16	R: 0 E: 0 K: 1 S: 8 H: 0 LOB: 0 BB: 0 P: 11	1B: 5 2B: 1 3B: 2 HR: 1 SF: 1 SAC: 0 DP: 0 HBP: 0	WP: 1 PB: 0 SB: 3 CS: 0 PA: 44		
PITCHER	IP WLS BF H R ER SO BB IBB HBP BLK WP HR S P ERA WHIP											PITCHER	IP WLS BF H R ER SO BB IBB HBP BLK WP HR S P ERA WHIP
Andy Benes, R (1, 1) ERA: 3.64	6.1 L 31 7 6 6 4 4 1 0 0 1 1 73 130 8.53 1.737												
Rich Rodriguez, L (7, 1) ERA:	0.0 1 0 0 0 0 1 0 0 0 0 0 1 5 ∞ ∞												
Calvin Schiraldi, R (7, 1) ERA: 4.12	2.2 12 2 1 1 2 1 1 0 0 0 0 21 38 3.38 1.125												

Chicago Cubs @ San Diego Padres
 Jack Murphy Stadium, San Diego, CA
 Sat Jun 30 1990, 10:05 PM EDT
 Att: 31,852 - Unknown

livebaseballscorecards.com

AB	35
R	7
H	9
RBI	7
BB	8
SO	6
LOB	21



BOTTOM

Chicago Cubs @ San Diego Padres
Jack Murphy Stadium, San Diego, CA

Sat Jun 30 1990, 10:05 PM EDT
Att. 31,852 - Unknown

livebaseballscorecards.com

AB	35
R	3
H	8
RBI	3
BB	7
SO	3
LOB	29



WP:	1	PA:	43
PB:	0	SB:	1
CS:	0		

AB R H RBI BB SO LOB

4 0 0 0 1 0 4

3 1 0 0 2 1 1

4 1 1 1 1 0 2

5 1 2 1 0 1 3

3	0	1	1	1	1	2
0	0	0	0	0	0	0
0	0	0	0	0	0	0
1	0	1	0	0	0	0

4 0 1 0 0 0 4

5 0 2 0 0 0 4

2 0 0 0 2 0 2

3 0 0 0 0 0 6

1 0 0 0 0 0 1

1B:	4	SF:	0
2B:	3	SAC:	0
3B:	1	DP:	1
HR:	0	HBP:	1

Batter	1	2	3	4	5	6	7	8	9
Tony Gwynn, L OBP: 0.371, SLG: 0.431 (1, 9)	4-2 BB S BB BB	3-1 F7	2-1 L7			0-1 G1-3		1-2 G4-3	
Bip Roberts, S OBP: 0.367, SLG: 0.445 (1, 5)	2-2 P6 1-2		4-0 E 3B BB		0-0 F8	1-3 K 1B		4-0 BB BB	
Roberto Alomar, S OBP: 0.375, SLG: 0.425 (1, 4)	4-0 BB BB		2-2 1-H 2B 3B		1-2 G5-3	2-1 F9		2-1 F9	
Jack Clark, R OBP: 0.396, SLG: 0.469 (1, 3)	1-3 K		1-2 3-H 1B 2B		3-2 F8	0-1 1-2 1B		3-1 F7	
Fred Lynn, L OBP: 0.356, SLG: 0.452 Rich Rodriguez, L Calvin Schiraldi, R OBP: 0.333, SLG: 0.200 Jerald Clark, R OBP: 0.302, SLG: 0.412 (9, PH)	4-2 BB BB		0-2 F8 HBP 1B		2-3 K	1-0 F9		0-1 G4-3 1B	
Joe Carter, R OBP: 0.273, SLG: 0.408 (1, 8)	2-1 P2		1-1 F8 HBP		2-2 2B			0-1 F9	
Garry Templeton, S OBP: 0.290, SLG: 0.376 (1, 6)		2-2 L9 2B	0-1 F8		0-1 P3			0-1 G4-3	
Mark Parent, R OBP: 0.262, SLG: 0.273 (1, 2)		1-0 L9	4-0 IBB		4-0 IBB			2-2 P3	
Andy Benes, R OBP: 0.088, SLG: 0.091 Shawn Abner, R OBP: 0.300, SLG: 0.345 (7, 7)		0-1 G5-3	2-1 P5		0-0 P3			2-2 G4-3	

Inning Stats	R: 0	H: 0	E: 0	K: 1	S: 20	R: 0	H: 1	E: 0	K: 0	S: 8	R: 3	H: 3	E: 1	K: 0	S: 16	R: 0	H: 0	E: 0	K: 0	S: 12	R: 0	H: 1	E: 0	K: 1	S: 11	R: 0	H: 1	E: 0	K: 1	S: 10	R: 0	H: 1	E: 0	K: 0	S: 10	R: 0	H: 0	E: 0	K: 0	S: 7	R: 0	H: 1	E: 0	K: 0	S: 6	R: 0	H: 1	E: 0	K: 0	S: 6
	LOB: 3	BB: 3	P: 37	LOB: 1	BB: 0	P: 14	LOB: 3	BB: 2	P: 32	LOB: 0	BB: 0	P: 16	LOB: 2	BB: 1	P: 19	LOB: 2	BB: 0	P: 14	LOB: 1	BB: 0	P: 16	LOB: 1	BB: 1	P: 17	LOB: 0	BB: 0	P: 6	LOB: 0	BB: 0	P: 6	LOB: 0	BB: 0	P: 6	LOB: 0	BB: 0	P: 6	LOB: 1	BB: 0	P: 6	LOB: 0	BB: 0	P: 6								

PITCHER	IP	WLS	BF	H	R	ER	SO	BB	IBB	HBP	BLK	WP	HR	S	P	ERA	WHIP
Shawn Boskie, R ERA: 4.15 (1, 1)	2.0		15	4	3	3	1	4	0	1	0	0	0	38	69	13.50	4.000
Steve Wilson, L ERA: 4.72 (3, 1)	6.0	W	25	3	0	0	2	1	2	0	0	1	0	56	96	0.00	0.667
Bill Long, R ERA: 3.93 (9, 1)	1.0		3	1	0	0	0	0	0	0	0	0	0	6	6	0.00	1.000

Batter	1	2	3	4	5	6	7	8	9	AB R H RBI BB SO LOB	TOP
--------	---	---	---	---	---	---	---	---	---	----------------------	-----

Doug Dascenzo, S <small>(1, 8) OBP: 0.295, SLG: 0.403</small> <small>(8, 7)</small>										6 2 3 1 0 0 0	
23 Ryne Sandberg, R <small>(1, 4) OBP: 0.397, SLG: 0.635</small>										2 2 1 1 2 1 1	
Mark Grace, L <small>(1, 3) OBP: 0.343, SLG: 0.353</small>										5 0 0 0 0 1 7	
Andre Dawson, R <small>(1, 9) OBP: 0.385, SLG: 0.617</small>										3 1 2 2 2 0 1	
Luis Salazar, R <small>(1, 7) OBP: 0.341, SLG: 0.440</small> <small>(7, 5)</small>										4 2 2 4 1 1 3	
Hector Villanueva, R <small>(1, 2) OBP: 0.317, SLG: 0.589</small> Curtis Wilkerson, S <small>(8, PR) OBP: 0.264, SLG: 0.273</small> Paul Assenmacher, L <small>(8, 1)</small> Bill Long, R <small>(8, 1)</small>										5 1 2 2 0 2 3	
Shawon Dunston, R <small>(1, 6) OBP: 0.299, SLG: 0.456</small>										5 2 2 1 0 0 1	
Domingo Ramos, R <small>(1, 5) OBP: 0.316, SLG: 0.311</small> Gary Varsho, L <small>(7, PH) OBP: 0.300, SLG: 0.300</small> <small>(7, 7)</small> Joe Girardi, R <small>(8, 2) OBP: 0.305, SLG: 0.373</small>										2 1 1 0 1 0 0	
Greg Maddux, R <small>(1, 1) OBP: 0.139, SLG: 0.114</small> Les Lancaster, R <small>(4, 1) OBP: 0.188, SLG: 0.071</small> Marvell Wynne, L <small>(8, PH) OBP: 0.240, SLG: 0.315</small> <small>(8, 8)</small>										2 0 1 0 0 1 1	

Inning Stats	R: 0 H: 1 E: 0 K: 2 S: 13	H: 1 LOB: 2 BB: 1 P: 26	R: 1 H: 1 E: 0 K: 1 S: 10	H: 1 LOB: 0 BB: 1 P: 16	R: 0 H: 0 E: 0 K: 0 S: 3	H: 0 LOB: 1 BB: 1 P: 9	R: 5 H: 6 E: 0 K: 1 S: 17	H: 6 LOB: 3 BB: 2 P: 32	R: 0 H: 0 E: 0 K: 0 S: 7	H: 0 LOB: 0 BB: 0 P: 11	R: 1 H: 1 E: 0 K: 1 S: 10	H: 1 LOB: 1 BB: 1 P: 18	R: 0 H: 0 E: 0 K: 1 S: 7	H: 0 LOB: 0 BB: 0 P: 9	R: 4 H: 5 E: 0 K: 0 S: 17	H: 5 LOB: 1 BB: 0 P: 24	R: 0 H: 0 E: 0 K: 0 S: 5	H: 0 LOB: 0 BB: 0 P: 6	1B: 9 SF: 1 2B: 2 SAC: 0 3B: 0 DP: 0 HR: 3 HBP: 0	WP: 0 PA: 46 PB: 0 SB: 1 CS: 1
--------------	---------------------------	-------------------------	---------------------------	-------------------------	--------------------------	------------------------	---------------------------	-------------------------	--------------------------	-------------------------	---------------------------	-------------------------	--------------------------	------------------------	---------------------------	-------------------------	--------------------------	------------------------	---	--------------------------------

PITCHER	IP	WLS	BF	H	R	ER	SO	BB	IBB	HBP	BLK	WP	HR	S	P	ERA	WHIP
Dennis Rasmussen, L <small>(1, 1) ERA: 3.96</small>	3.0		19	8	6	6	3	3	0	0	0	0	2	35	65	18.00	3.667
Mark Grant, R <small>(4, 1) ERA: 4.86</small>	2.2		12	1	1	1	2	2	1	0	1	0	0	23	44	3.38	1.125
Greg Harris, R <small>(6, 1) ERA: 2.04</small>	1.1		4	0	0	0	1	0	0	0	0	0	0	9	12	0.00	0.000
Craig Lefferts, L <small>(8, 1) ERA: 3.02</small>	2.0	L	11	5	4	4	0	0	0	0	0	0	1	22	30	18.00	2.500

Chicago Cubs @ San Diego Padres
 Jack Murphy Stadium, San Diego, CA
 Sun Jul 01 1990, 6:33 AM EDT
 Att: 30,968 - Sunny

livebaseballscorecards.com

AB	39
R	11
H	14
RBI	11
BB	6
SO	6
LOB	17



BOTTOM

Chicago Cubs @ San Diego Padres
Jack Murphy Stadium, San Diego, CA

Sun Jul 01 1990, 6:33 AM EDT
Att. 30,968 - Sunny

livebaseballscorecards.com

AB	36
R	10
H	10
RBI	10
BB	6
SO	4
LOB	10




WP:	1	PA:	42
PB:	0		
SB:	1		
CS:	0		

AB	R	H	RBI	BB	SO	LOB
5	3	3	2	0	0	0
4	1	2	2	1	0	1
4	1	0	1	1	0	2
3	2	1	3	2	0	1
4	0	0	0	1	0	2
4	1	0	0	1	1	3
3	0	0	0	0	0	1
0	0	0	0	0	0	0
1	0	1	1	0	0	0
0	0	0	0	0	0	0
4	0	1	1	0	2	0
1	1	1	0	0	0	0
1	1	1	0	0	0	0
2	0	0	0	0	1	0

Batter	1	2	3	4	5	6	7	8	9
Tony Gwynn, L OBP: 0.375, SLG: 0.444 (1, 9)	3-2 1B FC6-4 1B	1-1 HR 3B		2-0 WP HR 2B		2-2 L7		2-2 G3	
Garry Templeton, S OBP: 0.296, SLG: 0.391 (1, 6)	1-1 FC6-4 1B	1-1 HR		0-0 G5-3		1-2 L8		4-0 FC6 BB	
Roberto Alomar, S OBP: 0.372, SLG: 0.419 (1, 4)	1-1 FC6-4 G5-3 1-2f 3-H	0-0 G4-3		4-2 WP HR BB			1-2 G4-3	2-2 FC6 1-2f	
Jack Clark, R OBP: 0.402, SLG: 0.489 (1, 3)	1-1 G5-3 1-2		4-2 FC6 BB	1-2 HR 1-H 2-H			4-2 G3-1 1B BB	0-0 F8	
Joe Carter, R OBP: 0.272, SLG: 0.402 (1, 7) (6, 8)	4-1 BB		1-0 FC6 1-2f	1-2 G1-3			0-1 G3-1	3-0 G6-3	
Mike Pagliarulo, L OBP: 0.343, SLG: 0.386 (1, 5)	2-3 K		0-2 FC6-4 FC5-4 1-2f		1-2 G3		4-0 1B 2B IBB	1-0 P5	
Shawn Abner, R OBP: 0.286, SLG: 0.328 (1, 8)		3-2 F9	2-0 FC5-4 1-2f		3-2 L9		2-0 2B 1B 1-2 2-H		
Greg Harris, R OBP: 0.143, SLG: 0.429 (6, 1)									
Fred Lynn, L OBP: 0.361, SLG: 0.457 (7, PH)									
Craig Lefferts, L OBP: 0.250, SLG: 0.250 (8, 1)									
Ronn Reynolds, R OBP: 0.091, SLG: 0.182 (1, 2)		0-3 K		1-2 F8	1-3 K		0-0 2B 1-H 2-H		
Dennis Rasmussen, L OBP: 0.400, SLG: 0.433 (1, 1)		0-1 3B				0-0 F8		1-3 K	
Mark Grant, R OBP: 0.500, SLG: 0.500 (4, 1)									
Bip Roberts, S OBP: 0.365, SLG: 0.442 (6, 7)									

Inning	1	2	3	4	5	6	7	8	9
R:	1	3	0	4	0	0	2	0	0
E:	0	0	0	0	0	0	0	0	0
K:	1	1	0	1	1	0	0	1	0
S:	14	16	7	16	10	8	10	10	3
H:	2	3	0	3	0	0	2	0	0
LOB:	2	0	1	0	0	0	2	1	0
BB:	1	0	1	0	0	0	2	1	0
P:	25	21	14	26	15	11	21	19	7

PITCHER	IP	WLS	BF	H	R	ER	SO	BB	IBB	HBP	BLK	WP	HR	S	P	ERA	WHIP
Greg Maddux, R ERA: 4.64 (1, 1)	3.2		20	7	6	6	2	2	0	0	0	0	1	45	72	14.73	2.455
Les Lancaster, R ERA: 5.19 (4, 1)	3.1	W	15	3	4	4	1	2	1	0	0	1	1	36	61	10.80	1.500
Paul Assenmacher, L ERA: 3.95 (8, 1)	0.2		3	0	0	0	1	1	0	0	0	0	0	7	14	0.00	1.500
Bill Long, R ERA: 3.79 (8, 1)	1.1	S	4	0	0	0	0	0	0	0	0	0	0	6	12	0.00	0.000

Batter	1	2	3	4	5	6	7	8	9	10	11	12	13	14	AB R H RBI BB SO LOB	TOP														
Gary Redus, R OBP: 0.336, SLG: 0.391 Sid Bream, L OBP: 0.345, SLG: 0.440	G5-3		FC6-4			1B 2B		F7			G1-3	IBB		WP 1B IBB	3 1 1 0 0 0 1 2 0 0 0 2 0 0	Pittsburgh Pirates @ San Diego Padres Jack Murphy Stadium, San Diego, CA Mon Jul 02 1990, 10:05 PM EDT Att. 13,842 - Sunny - 78 F														
Jay Bell, R OBP: 0.334, SLG: 0.402	F9			F9		WP HR 1B		G4-3			E6 G4-3 BLK	G5-3		WP 1B	7 1 2 2 0 0 2															
Andy Van Slyke, L OBP: 0.379, SLG: 0.461	K			K		HR			F8		G4-3		S BB	F7	6 1 1 2 1 2 3															
Bobby Bonilla, S OBP: 0.308, SLG: 0.536		P4			P9	1B							F9	P4	5 0 1 0 2 0 3															
Barry Bonds, L OBP: 0.422, SLG: 0.619			G4-6-3 1B			G2-3									3 0 2 0 3 0 1															
Jeff King, R OBP: 0.256, SLG: 0.309			G4-6-3		G1-4-3	1B					G5-3			K	6 0 0 0 0 2 9															
Michael LaValliere, L OBP: 0.376, SLG: 0.533							P3							F7	5 0 1 0 1 2 2															
Jose Lind, R OBP: 0.339, SLG: 0.392							F7								6 1 1 0 0 1 2															
Walt Terrell, L OBP: 0.143, SLG: 0.111 Orlando Merced, S OBP: 0.200, SLG: 0.400 Bob Kipper, R OBP: 0.111 Wally Backman, S OBP: 0.352, SLG: 0.410 Stan Belinda, R OBP: 0.341, SLG: 0.338 R.J. Reynolds, S OBP: 0.341, SLG: 0.338 Scott Ruskin, R OBP: 0.111 Bob Patterson, R OBP: 0.111															1 0 1 0 0 0 0 1 0 0 0 0 1 0 0 0 0 0 0 0 0 1 0 0 0 0 1 0 0 0 0 0 0 0 0 1 0 0 0 0 1 0 1 0 0 0 0 1 0 1 0 0 0 0 1 1 1 0 0 0 0 1 1															
Inning Stats	R: 0 E: 0 S: 8	H: 0 LOB: 0 P: 11	R: 0 E: 0 S: 7	H: 1 LOB: 0 P: 10	R: 0 E: 0 S: 8	H: 1 LOB: 1 P: 17	R: 0 E: 0 S: 10	H: 0 LOB: 0 P: 14	R: 0 E: 0 S: 9	H: 1 LOB: 0 P: 15	R: 3 E: 0 S: 20	H: 4 LOB: 1 P: 28	R: 0 E: 0 S: 6	H: 0 LOB: 0 P: 8	R: 0 E: 0 S: 7		H: 0 LOB: 0 P: 8	R: 0 E: 0 S: 9	H: 0 LOB: 1 P: 21	R: 0 E: 0 S: 9	H: 0 LOB: 0 P: 11	R: 0 E: 1 S: 14	H: 1 LOB: 3 P: 26	R: 0 E: 0 S: 10	H: 0 LOB: 2 P: 22	R: 1 E: 0 S: 11	H: 2 LOB: 2 P: 21	1B: 6 2B: 3 3B: 0 HR: 1	SF: 0 SAC: 0 DP: 4 HBP: 0	WP: 2 PA: 58 CS: 0
PITCHER	IP WLS BF H R ER SO BB IBB HBP BLK WP HR S P ERA WHIP																													
Bruce Hurst, L ERA: 4.92	(1, 1) 7.0 26 7 3 3 4 1 0 0 0 1 1 68 103 3.86 1.143																													
Greg Harris, R ERA: 1.94	(8, 1) 3.0 10 0 0 0 3 2 0 0 0 0 0 25 40 0.00 0.667																													
Rich Rodriguez, L ERA: 13.5	(11, 1) 0.2 5 0 0 0 0 1 1 0 1 0 0 11 23 0.00 1.500																													
Mark Grant, R ERA: 4.7	(11, 1) 1.1 6 1 0 0 3 0 1 0 0 0 0 16 26 0.00 0.750																													
Calvin Schiraldi, R ERA: 4.14	(13, 1) 2.0 L 11 2 1 1 2 1 2 0 0 1 0 21 43 4.50 1.500																													

Batter	1	2	3	4	5	6	7	8	9	AB	R	H	RBI	BB	SO	LOB
Bip Roberts, S OBP: 0.356, SLG: 0.429 (1, 4) BB: 1, F: 3, X: 0	3-2 G6-3 ①		0-2 G4-3 ③			2-2 G6-3 2B 1B	0-0 F9 ③			4	1	1	0	0	0	1
Thomas Howard, S OBP: 0.250, SLG: 0.250 (1, 7) BB: 1, X: 0	2-0 F7 ②			0-1 F8 ①		1-0 G6-3 1-3		1-2 SH1-3 1B		4	0	1	0	0	0	1
Tony Gwynn, L OBP: 0.374, SLG: 0.444 (1, 9) C: 1, F: 1, B: 1, X: 0	2-2 F7 ③			2-1 G5-3		0-1 G5-3 2B 3-H		1-1 SH1-3 1-2		3	0	1	1	0	0	0
Joe Carter, R OBP: 0.276, SLG: 0.403 (1, 8) X: 0		0-0 F8 ①		1-2 G5-3 ③		1-1 G5-3 2-3		4-0 FC3-6 IBB		3	0	0	0	1	0	1
Jack Clark, R OBP: 0.402, SLG: 0.478 (1, 3) C: 1, B: 1, X: 0		1-3 K ②			4-2 2B G4-3 BB	4-1 BB		1-1 P1		2	1	0	0	2	1	2
Mike Pagliarulo, L OBP: 0.341, SLG: 0.392 Greg Harris, R OBP: 0.143, SLG: 0.429 (1, 5) (9, 1) C: 1, B: 1, X: 0		1-3 K ③			2-2 G4-3 1-3 2B	3-1 F7 ③		1-1 FC3-6 1-2f		4	0	1	0	0	1	4
Garry Templeton, S OBP: 0.300, SLG: 0.404 (1, 6) B: 1, F: 1, X: 0			3-2 FC1-4 2B		0-0 G4-3 2-3 3-H		0-1 G3 SF7 2B		2-2 F8	4	1	2	1	0	0	1
Mark Parent, R OBP: 0.256, SLG: 0.256 Fred Lynn, L OBP: 0.358, SLG: 0.453 Ronn Reynolds, R OBP: 0.077, SLG: 0.154 (1, 2) (7, PH) (8, 2) F: 2, X: 0			0-1 FC1-4 SH1-4 2-3		2-2 K ②		0-1 G3 2-3		2-3 K	2	0	0	0	0	1	2
Ed Whitson, R OBP: 0.182, SLG: 0.281 Shawn Abner, R OBP: 0.277, SLG: 0.323 Mark Grant, R OBP: 0.500, SLG: 0.500 Craig Lefferts, L OBP: 0.250, SLG: 0.250 Roberto Alomar, S OBP: 0.364, SLG: 0.409 (1, 1) (7, PH) (8, 1) (8, 1) (9, 4) B: 1, F: 1, X: 0			2-1 SH1-4 ②		2-2 P3 ③		0-0 SF7 ② 3-H		0-1 G4-3 ③	1	0	0	0	0	0	1

Inning Stats	R: 0	H: 0	E: 0	K: 0	S: 10	R: 0	H: 0	E: 0	K: 2	S: 7	R: 0	H: 1	E: 0	K: 0	S: 12	R: 0	H: 0	E: 0	K: 0	S: 7	R: 1	H: 1	E: 0	K: 1	S: 21	R: 1	H: 2	E: 0	K: 0	S: 14	R: 1	H: 1	E: 0	K: 0	S: 6	R: 0	H: 1	E: 0	K: 0	S: 9	R: 0	H: 0	E: 0	K: 1	S: 13	1B: 2	2B: 4	3B: 0	HR: 0	SF: 1	SAC: 2	DP: 0	HBP: 0	WP: 0	PB: 0	SB: 1	CS: 0	PA: 36
--------------	------	------	------	------	-------	------	------	------	------	------	------	------	------	------	-------	------	------	------	------	------	------	------	------	------	-------	------	------	------	------	-------	------	------	------	------	------	------	------	------	------	------	------	------	------	------	-------	-------	-------	-------	-------	-------	--------	-------	--------	-------	-------	-------	-------	--------

PITCHER	IP	WLS	BF	H	R	ER	SO	BB	IBB	HBP	BLK	WP	HR	S	P	ERA	WHIP
Doug Drabek, R ERA: 3.33 (1, 1)	6.0		25	5	3	3	3	2	0	0	0	0	0	73	111	4.50	1.167
Bob Kipper, L ERA: 3.99 (7, 1)	1.0		3	0	0	0	0	0	0	0	0	0	0	4	4	0.00	0.000
Bill Landrum, R ERA: 1.54 (8, 1)	2.0	W	8	1	0	0	1	0	1	0	0	0	0	22	34	0.00	0.500

BOTTOM

Pittsburgh Pirates @ San Diego Padres
Jack Murphy Stadium, San Diego, CA
 Tue Jul 03 1990, 10:05 PM EDT
 Att: 33,949 - Unknown - 80 F

AB	30
R	3
H	6
RBI	3
BB	3
SO	4
LOB	14



WP	HR	S	P	ERA	WHIP
0	0	0	0	0.00	0.000
0	0	0	0	0.00	0.500

Batter	1	2	3	4	5	6	7	8	9	AB	R	H	RBI	BB	SO	LOB	TOP										
Wally Backman, S (1, 5) OBP: 0.362, SLG: 0.415 Dann Bilardello, R (8, 2) OBP: 0.118, SLG: 0.063	4-2 BB	4-1 BB			2-2 G3-1	4-1 1-2 BB		2-2 G5-3		2	0	0	0	3	0	1											
Jay Bell, R (1, 6) OBP: 0.331, SLG: 0.399	2-3 SAFE	1-1 P4			2-2 E5 1B BB SF7	1-2 G4-3			2-2 2B 1B	5	2	1	0	0	1	5											
Andy Van Slyke, L (1, 8) OBP: 0.383, SLG: 0.458	0-0 SAFE			1-1 F7	4-1 1B 1-2 BB		1-0 G5-4-3 1B		2-3 K	4	0	1	0	1	1	2											
Bobby Bonilla, S (1, 9) OBP: 0.306, SLG: 0.533 (8, 5)	0-1 SAFE			0-0 G1-3	0-1 1B 1-2 2-3		3-2 G5-4-3		0-0 L6 1-H 2B	5	0	2	1	0	0	2											
Barry Bonds, L (1, 7) OBP: 0.416, SLG: 0.606		4-2 BB S 1B BB		2-3 K	1-0 SF7 3-H		2-0 1B		1-1 L6 2-3	3	1	1	1	1	1	1											
Sid Bream, L (1, 3) OBP: 0.353, SLG: 0.448 Gary Redus, R (7, PH) OBP: 0.333, SLG: 0.387 (7, 3)		4-2 1B BB 1-2 G6-3 BB		2-1 G3 S 1B	1-2 F9		1-3 K			2	1	1	0	1	0	2											
Michael LaValliere, L (1, 2) OBP: 0.374, SLG: 0.323 Orlando Merced, S (8, PH) OBP: 0.286, SLG: 0.429 (8, 9)		4-0 G6-3 1B 1-2 2-3 BB		1-1 G3			1-3 K		0-3 K	2	0	0	0	1	1	1											
Jose Lind, R (1, 4) OBP: 0.337, SLG: 0.385		2-0 G6-3 1B 1-2 2-3 3-H		0-3 K			0-0 F9		0-1 G5-3	4	0	1	1	0	1	1											
Neal Heaton, L (1, 1) OBP: 0.143, SLG: 0.032 Stan Belinda, R (7, 1) Jeff King, R (8, PH) OBP: 0.259, SLG: 0.311 Jay Tibbs, R (8, 1)		0-0 G6-3		2-2 G4-3			4-2 BB BB		2-0 E7	2	0	0	0	1	0	3											
Inning Stats	R: 0 E: 0 K: 1 S: 9	H: 0 LOB: 1 BB: 1 P: 15	R: 2 E: 0 K: 0 S: 11	H: 1 LOB: 2 BB: 4 P: 30	R: 0 E: 0 K: 1 S: 6	H: 0 LOB: 0 BB: 0 P: 9	R: 0 E: 0 K: 1 S: 11	H: 1 LOB: 1 BB: 0 P: 16	R: 1 E: 1 K: 0 S: 14	H: 1 LOB: 2 BB: 1 P: 24	R: 0 E: 0 K: 1 S: 11	H: 0 LOB: 2 BB: 2 P: 21	R: 0 E: 0 K: 1 S: 8	H: 2 LOB: 1 BB: 0 P: 15	R: 0 E: 1 K: 1 S: 10	H: 0 LOB: 1 BB: 0 P: 14	R: 1 E: 0 K: 1 S: 10	H: 2 LOB: 0 BB: 0 P: 15	1B: 6 2B: 2 3B: 0 HR: 0	SF: 1 SAC: 0 DP: 3 HBP: 0	WP: 0 PB: 0 SB: 2 CS: 0	PA: 41					
PITCHER	IP	WLS	BF	H	R	ER	SO	BB	IBB	HBP	BLK	WP	HR	S	P	ERA	WHIP										
Mike Dunne, R (1, 1) ERA: 5.86	1.0		7	0	2	2	1	4	0	0	0	0	0	15	33	18.00	4.000										
Eric Show, R (2, 1) ERA: 6.99	5.0	W	22	3	1	0	3	4	0	0	0	0	0	47	82	0.00	1.400										
Rich Rodriguez, L (7, 1) ERA: 6.0	2.1		11	4	1	1	3	0	0	0	0	0	0	26	41	3.86	1.714										
Greg Harris, R (9, 1) ERA: 1.9	0.2	S	1	0	0	0	0	0	0	0	0	0	0	2	3	0.00	0.000										

Pittsburgh Pirates @ San Diego Padres
 Jack Murphy Stadium, San Diego, CA

Wed Jul 04 1990, 10:05 PM EDT
 Att. 10,897 - Unknown - 80 F

AB	32
R	4
H	7
RBI	3
BB	8
SO	7
LOB	19



Batter	1	2	3	4	5	6	7	8	9
Bip Roberts, S OBP: 0.358, SLG: 0.428 (1, 5)	3-3 K	1-2 WP HBP			1-2 G4-3		1-1 G4-3 SH3-4 1B		
Thomas Howard, S OBP: 0.286, SLG: 0.286 (1, 7)	1-0 G6-3	0-3 K			2-1 1B 1B		0-0 SH3-4		
Tony Gwynn, L OBP: 0.369, SLG: 0.438 (1, 9)	0-0 F9				0-0 F8		3-1 G4-3		
Joe Carter, R OBP: 0.276, SLG: 0.401 (1, 8)		0-3 K			0-1 F9		1-3 K		
Jack Clark, R OBP: 0.399, SLG: 0.471 (1, 3)		3-2 FC5 1B			1-2 P6		1-1 F8		
Roberto Alomar, S OBP: 0.369, SLG: 0.427 (1, 4)		0-1 BB FC5 1B			3-2 HR		2-1 F7		
Garry Templeton, S OBP: 0.296, SLG: 0.398 (1, 6)		0-1 FC5 BB 1B			1-1 G4-3		1-3 K		
Ronn Reynolds, R OBP: 0.125, SLG: 0.133 (1, 2)		4-2 1B E BB			0-2 G4-3		0-1 F8		
Mike Dunne, R OBP: 0.273, SLG: 0.364 (2, 1)		0-0 E8			1-2 F8		0-0 F9		
Eric Show, R OBP: 0.273, SLG: 0.317 (6, PH)									
Shawn Abner, R OBP: 0.273, SLG: 0.317 (7, 1)									
Rich Rodriguez, L OBP: 0.143, SLG: 0.429 (9, 1)		1-H 2-H 3-H WP 1B							

AB	R	H	RBI	BB	SO	LOB
3	0	1	0	0	1	0
3	0	1	0	0	1	1
4	0	0	0	0	0	2
4	0	1	0	0	2	1
4	0	1	0	0	1	2
4	2	3	1	0	0	0
4	1	0	0	0	2	3
2	1	0	0	1	0	1
0	0	0	0	0	0	0
2	1	1	2	0	0	0
1	0	0	0	0	0	1
0	0	0	0	0	0	0
0	0	0	0	0	0	0

BOTTOM

Pittsburgh Pirates @ San Diego Padres
Jack Murphy Stadium, San Diego, CA
 Wed Jul 04 1990, 10:05 PM EDT
 Att: 10,897 - Unknown - 80 F

livebaseballscorecards.com

AB	31
R	5
H	8
RBI	3
BB	1
SO	7
LOB	11



Inning	R	H	E	K	S	IP	WLS	BF	H	R	ER	SO	BB	IBB	HBP	BLK	WP	HR	S	P	ERA	WHIP
1	0	0	0	1	5	6.2	L	30	8	5	4	5	1	0	1	0	1	1	72	101	5.40	1.350
2	4	3	1	2	20	0.1		1	0	0	0	1	0	0	0	0	0	0	7	8	0.00	0.000
3	0	0	0	0	9	1.0		3	0	0	0	1	0	0	0	0	0	0	7	11	0.00	0.000

PITCHER	IP	WLS	BF	H	R	ER	SO	BB	IBB	HBP	BLK	WP	HR	S	P	ERA	WHIP
Neal Heaton, L ERA: 3.47 (1, 1)	6.2	L	30	8	5	4	5	1	0	1	0	1	1	72	101	5.40	1.350
Stan Belinda, R ERA: 2.57 (7, 1)	0.1		1	0	0	0	1	0	0	0	0	0	0	7	8	0.00	0.000
Jay Tibbs, R ERA: 5.4 (8, 1)	1.0		3	0	0	0	1	0	0	0	0	0	0	7	11	0.00	0.000

1B	2B	3B	HR	SF	SAC	DP	HBP
6	1	0	1	0	1	0	1

WP	PA
1	34

Batter	1	2	3	4	5	6	7	8	9	AB R H RBI BB SO LOB	TOP															
Willie McGee, S OBP: 0.367, SLG: 0.406 (1, 8)	2-3 K		3-3 K		1-2 S 2B 1B		1-2 1B		2-1 G4-3	5 1 2 0 0 2 1																
Ozzie Smith, S OBP: 0.322, SLG: 0.273 (1, 6)	2-3 K		2-0 F9		2-0 2B		2-1 SAFE SAFE G6-3		0-0 SH1-3	4 0 1 2 0 1 1																
Pedro Guerrero, R OBP: 0.340, SLG: 0.452 Dave Collins, S OBP: 0.306, SLG: 0.167 (1, 3) (9, PR) (9, 3)	2-3 K			0-1 G4	2-2 F8			2-1 G6-3	3-1 S 2B 1B	5 0 1 0 0 1 1 0 1 0 0 0 0 0																
Todd Zeile, R OBP: 0.320, SLG: 0.384 Rex Hudler, R OBP: 0.254, SLG: 0.277 (1, 2) (8, PR) (8, 7)		0-0 1B 1B		4-0 E BB		2-3 K		2-2 G4-3 BLK 1B	1-2 1-H 2B	3 0 2 0 1 1 0 1 0 1 1 0 0 0																
Terry Pendleton, S OBP: 0.307, SLG: 0.380 (1, 5)		2-1 SAFE 1-2 1B		0-0 E4 1-3		2-3 K		3-1 SAFE G4-3 1-3	2-2 G1-3	5 0 1 0 0 1 4																
Milt Thompson, L OBP: 0.296, SLG: 0.336 (1, 9)		3-3 K		2-2 P7		4-2 BB		4-2 DI BB		2 0 0 0 2 1 4																
Craig Wilson, R OBP: 0.250, SLG: 0.200 Denny Walling, L OBP: 0.264, SLG: 0.256 Lee Smith, R (1, 7) (8, PH) (8, 1)		1-3 K		3-2 P4		2-0 SAFE SAFE P8		1-3 K		3 0 0 0 0 1 5 1 0 0 0 0 1 2 0 0 0 0 0 0 0																
José Oquendo, S OBP: 0.348, SLG: 0.312 (1, 4)		2-2 G6-3			0-1 G3		1-0 F7		0-0 2B 1B	4 1 1 0 0 0 2																
Bryn Smith, R OBP: 0.222, SLG: 0.222 Tom Pagnozzi, R OBP: 0.255, SLG: 0.302 (1, 1) (8, 2)			0-3 K		2-3 K		2-0 G6-3		1 SAFE SAFE SAFE SAFE G4-3 1-H SH1-3 2B	3 0 0 0 0 2 0 1 1 1 1 0 0 0																
Inning Stats	R: 0 E: 0 K: 3 S: 9 H: 0 LOB: 0 BB: 0 P: 15	R: 0 E: 0 K: 2 S: 12 H: 2 LOB: 2 BB: 0 P: 20	R: 0 E: 0 K: 2 S: 7 H: 0 LOB: 0 BB: 0 P: 12	R: 0 E: 1 K: 0 S: 9 H: 0 LOB: 2 BB: 1 P: 18	R: 1 E: 0 K: 1 S: 13 H: 2 LOB: 1 BB: 0 P: 20	R: 0 E: 0 K: 2 S: 10 H: 0 LOB: 1 BB: 1 P: 20	R: 0 E: 0 K: 0 S: 7 H: 1 LOB: 1 BB: 0 P: 13	R: 0 E: 0 K: 1 S: 14 H: 1 LOB: 3 BB: 1 P: 26	R: 3 E: 0 K: 0 S: 18 H: 4 LOB: 2 BB: 0 P: 26	1B: 7 2B: 3 3B: 0 HR: 0 SF: 0 SAC: 1 DP: 0 HBP: 0	WP: 0 PB: 0 SB: 2 CS: 0 PA: 41															
PITCHER	IP WLS BF H R ER SO BB IBB HBP BLK WP HR S P ERA WHIP											PITCHER	IP WLS BF H R ER SO BB IBB HBP BLK WP HR S P ERA WHIP													
Andy Benes, R ERA: 3.45 Greg Harris, R ERA: 2.3	(1, 1) (9, 1)	8.0 L	34 7	6 4	1 3	1 3	11 0	3 0	0 0	0 0	1 0	0 0	81 18	144 26	1.12 27.00	1.125 4.000										

St. Louis Cardinals @ San Diego Padres
 Jack Murphy Stadium, San Diego, CA
 Thu Jul 05 1990, 6:33 AM EDT
 Att. 15,502 - Sunny - 90 F

livebaseballscorecards.com

AB	37
R	4
H	10
RBI	4
BB	3
SO	11
LOB	20



Batter	1	2	3	4	5	6	7	8	9	AB R H RBI BB SO LOB	TOP										
Dave Collins, S OBP: 0.300, SLG: 0.176 (1, 7)	3-2 F8		1-2 G5-3		2-2 F9		0-0 SAFE SF8 2B 1B		1-1 SH3	4 1 1 0 0 0 1											
Ozzie Smith, S OBP: 0.327, SLG: 0.280 (1, 6)	4-2 1B BB		1-2 G6-3			2-0 F8	2-0 SAFE 2B		1-1 1B 1B	4 1 2 1 1 0 0											
Willie McGee, S OBP: 0.373, SLG: 0.410 (1, 8)	0-1 1B 1B		1-0 G6-3			0-0 1B E 1B	4-0 FC5-4 IBB		2-1 1B	4 1 3 0 1 0 0											
Pedro Guerrero, R OBP: 0.342, SLG: 0.455 (1, 3)	0-0 1B 2-H			2-2 F9		3-1 SAFE SAFE SAFE SAFE 1B 1B 1-H G3-4-3	1-0 SF8			3 1 2 2 0 0 0											
Todd Zeile, R OBP: 0.319, SLG: 0.382 (1, 2)	1-1 F8			2-2 G4-3		0-0 G3-4-3 1B 2-3	1-1 FC5-4 1-2f			4 0 1 0 0 0 4											
Terry Pendleton, S OBP: 0.303, SLG: 0.374 (1, 5)	2-3 K			2-1 G6-3		2-1 SAFE G3-4-3 1-2 3-H	1-1 G1-3			4 0 0 1 0 1 3											
José Oquendo, S OBP: 0.347, SLG: 0.309 (1, 4)		0-1 G6-3			0-0 P8	1-1 F8		4-2 G1-6-3 BB		3 0 0 0 1 0 1											
Milt Thompson, L OBP: 0.295, SLG: 0.332 Lee Smith, R (8, 1)		1-0 P5			2-0 SH1-4 HBP		2-0 F8	2-1 SAFE G1-6-3 1-2f		3 0 0 0 0 0 1 0 0 0 0 0 0 0											
John Tudor, L OBP: 0.133, SLG: 0.071 Craig Wilson, R OBP: 0.294, SLG: 0.250 Ken Dayley, L Tom Niedenfuer, R Rex Hudler, R OBP: 0.264, SLG: 0.288 (8, 9)		0-3 K			1-0 SAFE SAFE SH1-4	1-2 SH1-4	2-2 1B 2B 1B	0-2 SH3 1B 1B		1 0 0 0 0 1 0 1 1 1 0 0 0 0 0 0 0 0 0 0 0 0 0 0 0 0 0 0 1 0 1 0 0 0 0											
Inning Stats	R: 1 E: 0 K: 1 S: 17	H: 2 LOB: 2 BB: 1 P: 27	R: 0 E: 0 K: 1 S: 6	H: 0 LOB: 0 BB: 0 P: 7	R: 0 E: 0 K: 0 S: 7	H: 0 LOB: 0 BB: 0 P: 10	R: 0 E: 0 K: 0 S: 9	H: 0 LOB: 0 BB: 0 P: 15	R: 0 E: 1 K: 0 S: 9	H: 3 LOB: 1 BB: 0 P: 17	R: 2 E: 0 K: 0 S: 11	H: 3 LOB: 2 BB: 1 P: 22	R: 0 E: 0 K: 0 S: 8	H: 0 LOB: 0 BB: 1 P: 15	R: 0 E: 0 K: 0 S: 9	H: 3 LOB: 2 BB: 0 P: 13	1B: 10 2B: 1 3B: 0 HR: 0	SF: 1 SAC: 2 DP: 1 HBP: 1	WP: 0 PB: 0 SB: 0 CS: 0	PA: 39	
PITCHER	IP WLS BF H R ER SO BB IBB HBP BLK WP HR S P ERA WHIP																				
Dennis Rasmussen, L ERA: 4.08 Mark Grant, R ERA: 4.85 Rich Rodriguez, L ERA: 3.6	(1, 1) (7, 1) (8, 1)	6.1 0.2 2.0	L	29 3 7	8 0 3	5 0 0	4 0 0	2 0 0	1 0 1	0 1 0	0 0 0	0 0 0	0 3 17	62 9 28	100 0.00 0.00	1.421 0.000 2.000					

St. Louis Cardinals @ San Diego Padres
 Jack Murphy Stadium, San Diego, CA
 Fri Jul 06 1990, 10:05 PM EDT
 Att: 16,992 - Unknown

AB	32
R	5
H	11
RBI	4
BB	3
SO	2
LOB	10



WP: 0	PA: 39
PB: 0	
SB: 0	
CS: 0	

ERA	WHIP

Batter	1	2	3	4	5	6	7	8	9	AB R H RBI BB SO LOB	TOP	
Rex Hudler, R OBP: 0.263, SLG: 0.275 (1, 9) BB	4-0 S S 2B BB		2-2 G6-3			X 0-0 F8		X 0-0 B1-4		3 1 0 0 1 0 0		
Willie McGee, S OBP: 0.374, SLG: 0.410 (1, 8) SAFE	0-0 F7		0-1 1B			4-0 FC5-4 BB		2-1 G6-3		3 0 1 0 1 0 1		
Pedro Guerrero, R OBP: 0.338, SLG: 0.449 (1, 3) SAFE	3-3 K 1-2		0-0 P4			2-3 K		1-3 K		4 0 0 0 0 3 3		
Todd Zeile, R OBP: 0.318, SLG: 0.383 (1, 2) SAFE	3-2 2-H 2B				1-2 G4-3		0-0 FC5-4 1-2f		2-2 L9	4 0 1 1 0 0 1		
Terry Pendleton, S OBP: 0.299, SLG: 0.368 (1, 5) SAFE	0-0 F9				1-2 G4-3		0-1 F7		0-0 G4-3	4 0 0 0 0 0 1		
José Oquendo, S OBP: 0.345, SLG: 0.305 (1, 4)			0-0 F9		0-0 F7		4-0 FC4-6 BB		2-1 G5-3	3 0 0 0 1 0 0		
Dave Collins, S OBP: 0.302, SLG: 0.167 (1, 7)			0-0 F7		0-0 L3		4-2 FC4-6 BB			2 0 0 0 1 0 0		
Ozzie Smith, S OBP: 0.323, SLG: 0.277 (1, 6)			0-1 G6-3		3-2 G5-3		1-1 FC4-6 1-2f 2-3			3 0 0 0 0 0 2		
Joe Magrane, R OBP: 0.206, SLG: 0.161 (1, 1)			0-3 K		0-0 G4-3		1-0 G6-3			2 0 0 0 0 1 0		
Craig Wilson, R OBP: 0.278, SLG: 0.235 (7, PH)										1 0 0 0 0 0 2		
Frank DiPino, L (7, 1)										0 0 0 0 0 0 0		
Tom Niedenfuer, R (7, 1)										0 0 0 0 0 0 0		
Ricky Horton, L (7, 1)										0 0 0 0 0 0 0		
Inning Stats	R: 1 E: 0 K: 1 S: 8 H: 1 LOB: 1 BB: 1 P: 18	R: 0 E: 0 K: 0 S: 4 H: 0 LOB: 0 BB: 0 P: 4	R: 0 E: 0 K: 1 S: 9 H: 1 LOB: 1 BB: 0 P: 11	R: 0 E: 0 K: 0 S: 8 H: 0 LOB: 0 BB: 0 P: 10	R: 0 E: 0 K: 0 S: 5 H: 0 LOB: 0 BB: 0 P: 8	R: 0 E: 0 K: 1 S: 5 H: 0 LOB: 1 BB: 1 P: 11	R: 0 E: 0 K: 0 S: 8 H: 0 LOB: 2 BB: 2 P: 18	R: 0 E: 0 K: 1 S: 6 H: 0 LOB: 0 BB: 0 P: 9	R: 0 E: 0 K: 0 S: 9 H: 0 LOB: 0 BB: 0 P: 13	1B: 1 2B: 1 3B: 0 HR: 0 SF: 0 SAC: 0 DP: 0 HBP: 0	WP: 0 PB: 0 SB: 2 CS: 0 PA: 33	
PITCHER Bruce Hurst, L ERA: 4.33 (1, 1)	IP WLS BF H R ER SO BB IBB HBP BLK WP HR S P ERA WHIP	9.0 W 33 2 1 1 4 4 0 0 0 0 0 0 62 102 1.00 0.667										

St. Louis Cardinals @ San Diego Padres
Jack Murphy Stadium, San Diego, CA

Sat Jul 07 1990, 10:05 PM EDT
Att: 51,124 - Unknown

livebaseballscorecards.com

AB	29
R	1
H	2
RBI	1
BB	4
SO	4
LOB	10



Batter	1	2	3	4	5	6	7	8	9	AB R H RBI BB SO LOB
Thomas Howard, S OBP: 0.313, SLG: 0.313 (1, 9)	0-1 G1-3		2-0 CS 1B		0-1 F8			3-1 G1-6-3 1-2f		4 0 1 0 0 0 1
Fred Lynn, L OBP: 0.350, SLG: 0.439 (1, 7)	1-0 F7		1-2 F7			0-2 L7			1-2 G3	4 0 0 0 0 0 1
Jack Clark, R OBP: 0.404, SLG: 0.477 (1, 3)	4-2 FC6-4 BB		1-1 CS 1-2	1-1 E5 F7 1B		1-3 K			2-2 E8 F8 1B	3 1 0 0 1 1 0
Roberto Alomar, S OBP: 0.362, SLG: 0.422 (1, 4)	2-1 FC6-4 1-2f			1-0 F7		1-0 G5-3			1-2 1B 1B	4 0 1 0 0 0 2
Joe Carter, R OBP: 0.275, SLG: 0.390 (1, 8)		2-2 G5-3		0-0 1B			0-0 F9		0-2 F8	4 0 1 0 0 0 2
Garry Templeton, S OBP: 0.287, SLG: 0.394 (1, 6)		1-2 F7		0-0 F7			3-2 G4-3		2-3 3-1 1B	4 0 1 1 0 0 2
Mike Pagliarulo, L OBP: 0.342, SLG: 0.381 (1, 5)		1-1 1B		2-1 F9			0-3 K		1-3 3-H 3-2 P5	4 0 1 0 0 1 4
Mark Parent, R OBP: 0.272, SLG: 0.290 (1, 2)		0-2 L4			2-3 K			0-3 K		3 0 0 0 0 2 1
Ed Whitson, R OBP: 0.171, SLG: 0.265 Phil Stephenson, L OBP: 0.365, SLG: 0.475 (8, PH) Craig Lefferts, L OBP: 0.250, SLG: 0.250 (9, 1)			0-1 G6-3		0-0 L7			4-2 G1-6-3 BB		2 0 0 0 0 0 0 0 0 0 0 1 0 0 0 0 0 0 0 0 0


Inning Stats	R: 0 E: 0 K: 0 S: 7	H: 0 LOB: 1 BB: 1 P: 14	R: 0 E: 0 K: 0 S: 12	H: 1 LOB: 1 BB: 0 P: 16	R: 0 E: 0 K: 0 S: 8	H: 1 LOB: 0 BB: 0 P: 11	R: 0 E: 1 K: 0 S: 7	H: 1 LOB: 2 BB: 0 P: 11	R: 0 E: 0 K: 1 S: 6	H: 0 LOB: 0 BB: 0 P: 8	R: 0 E: 0 K: 1 S: 7	H: 0 LOB: 0 BB: 0 P: 9	R: 0 E: 0 K: 1 S: 7	H: 0 LOB: 0 BB: 0 P: 10	R: 0 E: 0 K: 1 S: 9	H: 0 LOB: 0 BB: 1 P: 16	R: 1 E: 1 K: 0 S: 22	H: 2 LOB: 2 BB: 0 P: 32	1B: 5 2B: 0 3B: 0 HR: 0	SF: 0 SAC: 0 DP: 1 HBP: 0	WP: 0 PB: 0 SB: 0 CS: 1	PA: 35
PITCHER	IP	WLS	BF	H	R	ER	SO	BB	IBB	HBP	BLK	WP	HR	S	P	ERA	WHIP					
Bob Tewksbury, R ERA: 3.04 Lee Smith, R ERA: 2.1	(1, 1) (9, 1)	8.1 0.2	30 4	3 2	1 0	0 0	4 0	2 0	0 0	0 0	0 0	0 0	0 0	72 13	107 20	0.00 0.00	0.600 3.000					

BOTTOM

St. Louis Cardinals @ San Diego Padres
Jack Murphy Stadium, San Diego, CA

Sun Jul 08 1990, 6:33 AM EDT
Att. 17,174 - Sunny

AB	32
R	1
H	5
RBI	1
BB	2
SO	4
LOB	13



Batter	1	2	3	4	5	6	7	8	9	10	11	12	13	14	15	AB R H RBI BB SO LOB	TOP																				
Bip Roberts, S OBP: 0.360, SLG: 0.419 (1, 7) X	0-0 4-3		1-0 P3		0-0 1B			4-0 G4-3 1B BB		4-1 G6-4-3 BB		0-1 FC6-4			2-1 F7	5 1 1 1 2 0 1																					
Tony Gwynn, L OBP: 0.366, SLG: 0.438 (1, 9) X	0-0 1B			2-0 HR	2-0 F7			0-0 G4-3	1 SAFE X	0-3 K			4-0 1B BB		0-0 CS 1B	6 1 3 1 1 1 3																					
Jack Clark, R OBP: 0.395, SLG: 0.462 (1, 3) C C C	0-3 K			1-1 G5-3				0-0 G4-3	X	0-0 G6-4-3			0-0 1B		2-3 K	7 0 1 0 0 2 4																					
Eddie Williams, R OBP: 0.333, SLG: 0.500 (1, 5) X	0-0 4-3			2-2 2B				1-1 F7	S BB X	1-1 1B			0-1 B3		1-2 K	6 0 2 1 0 0 3																					
Roberto Alomar, S OBP: 0.358, SLG: 0.418 (1, 4)		1-3 K		0-3 K				1-0 P3	B X	0-3 K			0-0 P8			6 0 1 0 0 3 4																					
Joe Carter, R OBP: 0.273, SLG: 0.386 (1, 8)		3-0 F8		1-3 K				1-0 F8	B C X	1-2 SH3-4 1B			0-2 F4		2-2 P4	6 0 1 0 0 1 4																					
Garry Templeton, S OBP: 0.285, SLG: 0.394 (1, 6)		0-3 K			0-0 G5-3			2-1 G5-3	B C X	0-0 SH3-4		1 SAFE 1 SAFE P	1-1 CS		1-0 F9	5 0 1 0 0 1 0																					
Mark Parent, R OBP: 0.283, SLG: 0.305 Phil Stephenson, L OBP: 0.361, SLG: 0.469 Tom Lampkin, L (9, 2)			0-1 G5-3		0-1 1B 2B			4-1 BB	B C X	1-3 K			1-3 K		3-3 K	2 1 1 0 1 0 0 1 0 0 0 0 1 1 2 0 0 0 0 2 1																					
Andy Benes, R OBP: 0.079, SLG: 0.081 Rich Rodriguez, L (5, 1) Shawn Abner, R OBP: 0.297, SLG: 0.299 (7, 1) Greg Harris, R OBP: 0.143, SLG: 0.429 Thomas Howard, S OBP: 0.294, SLG: 0.294 (9, 1) Craig Lefteris, L OBP: 0.250, SLG: 0.250 (12, 1) Mike Poggiorello, L OBP: 0.345, SLG: 0.381 (12, 1) Calvin Schiraldi, R OBP: 0.286, SLG: 0.167			2-2 G6-3		1-3 K			0-3 K	B C X	3-1 G5-3			4-2 FC6-4 BB		1-3 K	2 0 0 0 0 0 1 1 0 0 0 0 0 0 0 0 1 0 0 0 0 0 1 1 0 0 0 0 0 0 0 0 1 0 0 0 0 0 0 1 0 0 0 0 0 0 0 0 0 0 0 0 0 1 0 0 1 0 0 0 0 0 1 0																					
Inning Stats	R: 0 E: 0 K: 1 S: 6	H: 1 LOB: 1 BB: 0 P: 6	R: 0 E: 0 K: 2 S: 7	H: 0 LOB: 0 BB: 0 P: 11	R: 0 E: 0 K: 0 S: 7	H: 0 LOB: 0 BB: 0 P: 10	R: 1 E: 0 K: 2 S: 15	H: 2 LOB: 1 BB: 0 P: 21	R: 1 E: 0 K: 1 S: 8	H: 2 LOB: 1 BB: 0 P: 11	R: 0 E: 0 K: 0 S: 3	H: 0 LOB: 0 BB: 0 P: 5	R: 0 E: 0 K: 1 S: 8	H: 0 LOB: 1 BB: 1 P: 15	R: 1 E: 0 K: 1 S: 8	H: 1 LOB: 1 BB: 1 P: 13	R: 0 E: 0 K: 1 S: 9	H: 1 LOB: 1 BB: 0 P: 14	R: 0 E: 0 K: 1 S: 6	H: 0 LOB: 0 BB: 1 P: 10	R: 0 E: 0 K: 0 S: 10	H: 1 LOB: 0 BB: 0 P: 11	R: 0 E: 0 K: 1 S: 9	H: 0 LOB: 1 BB: 1 P: 15	R: 0 E: 0 K: 0 S: 7	H: 1 LOB: 2 BB: 1 P: 13	R: 0 E: 0 K: 2 S: 9	H: 1 LOB: 0 BB: 0 P: 14	R: 0 E: 0 K: 1 S: 6	H: 1 LOB: 0 BB: 0 P: 10	1B: 7 2B: 3 3B: 0 HR: 1	SF: 0 SAC: 1 DP: 1 HBP: 0	WP: 0 PB: 0 SB: 1 CS: 3	PA: 58			
PITCHER	IP WLS BF H R ER SO BB IBB HBP BLK WP HR S P ERA WHIP																																				
John Smiley, L ERA: 3.66 (1, 1)	7.1																																				
Stan Belinda, R ERA: 2.16 (8, 1)	1.0																																				
Scott Ruskin, L ERA: 2.52 (9, 1)	0.2																																				
Bill Landrum, R ERA: 1.42 (10, 1)	2.0																																				
Bob Patterson, L ERA: 2.79 (12, 1)	4.0	W																																			

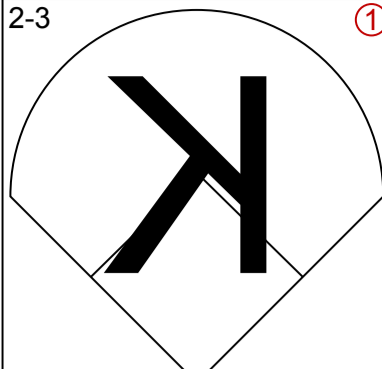
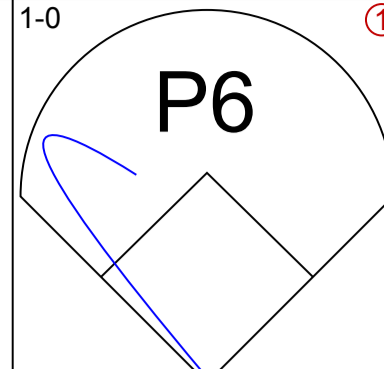
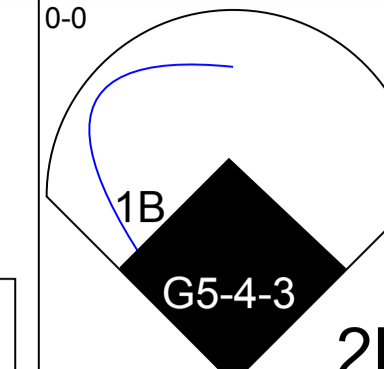
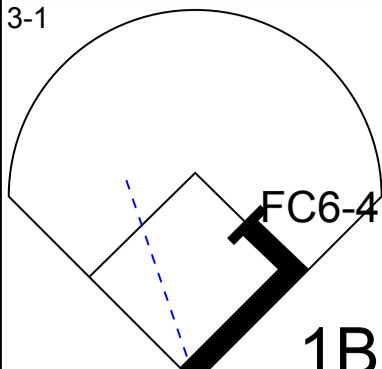
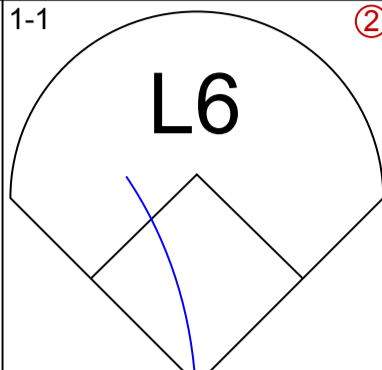
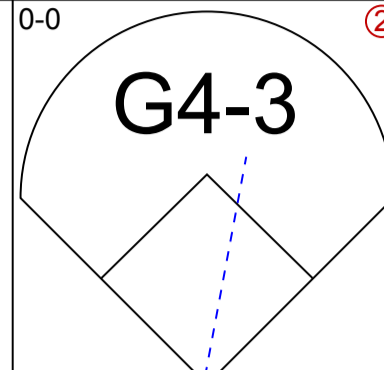
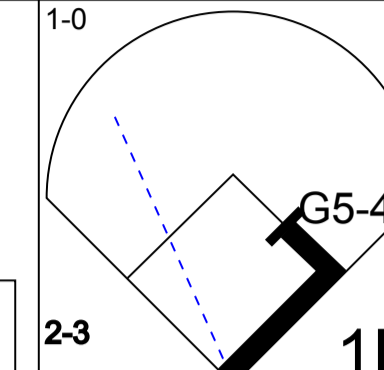
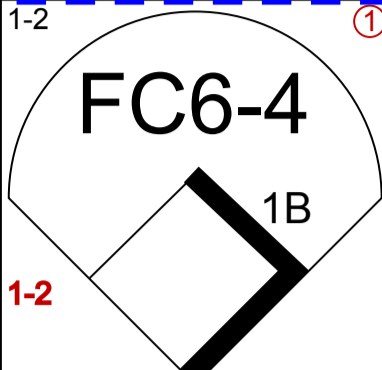
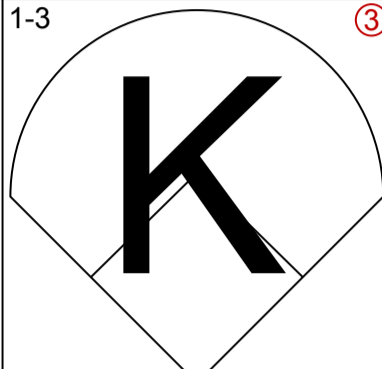
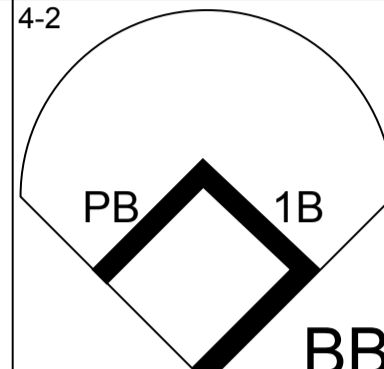
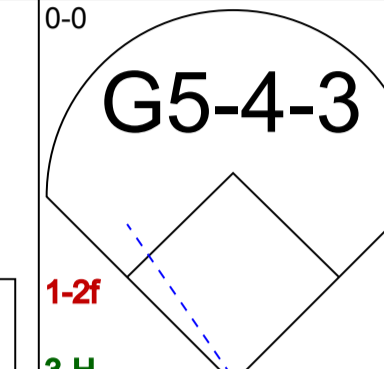
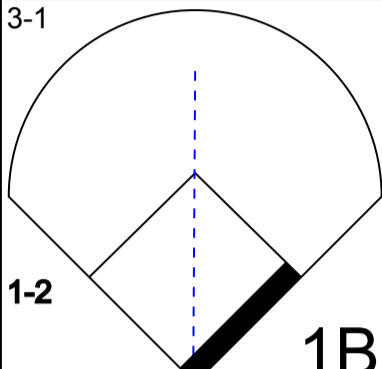
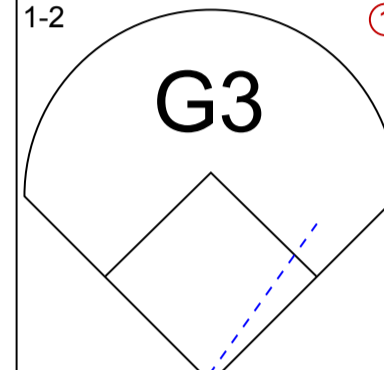
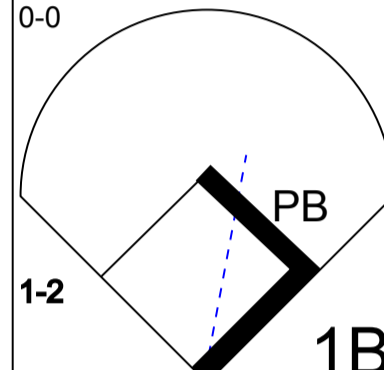
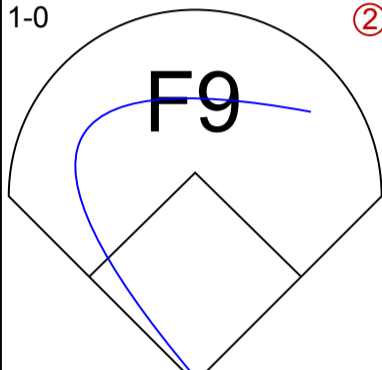
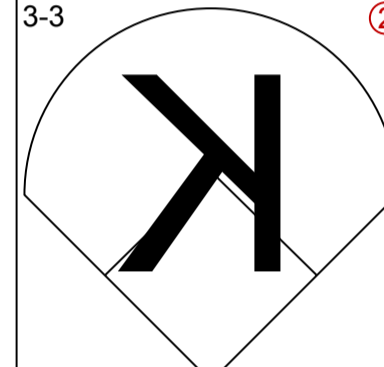
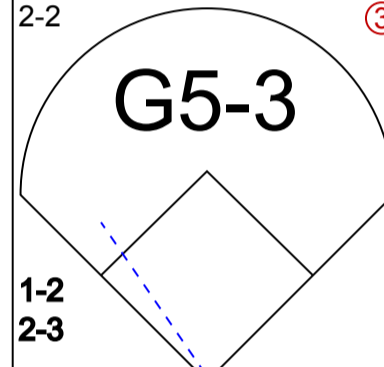
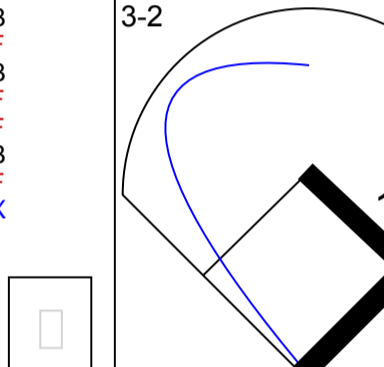
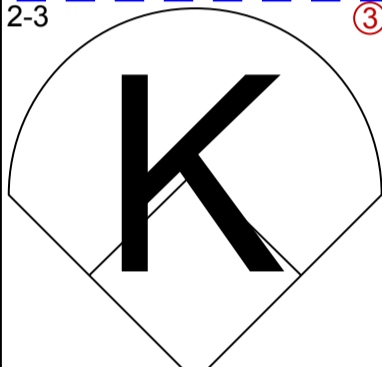
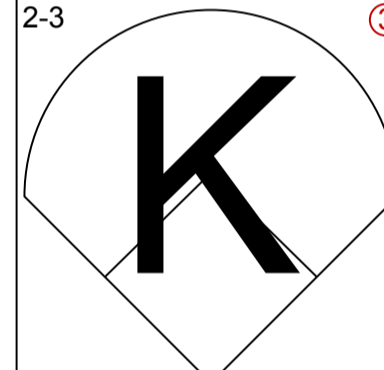
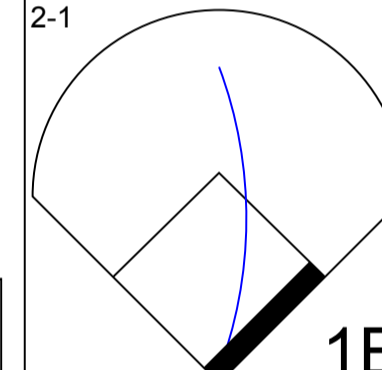
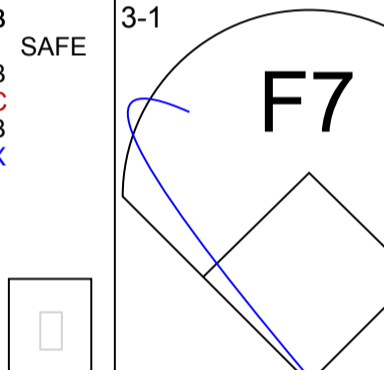
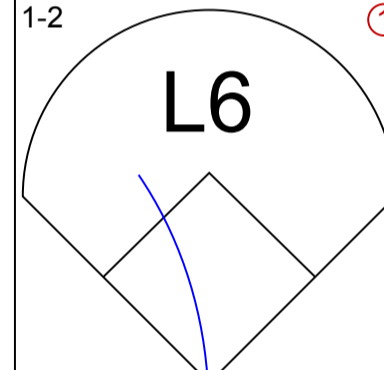
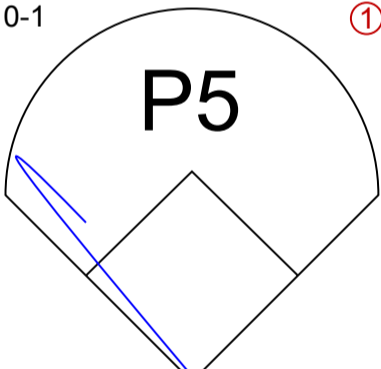
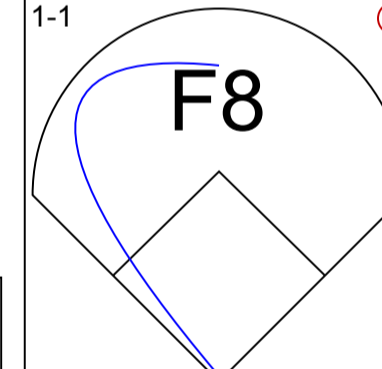
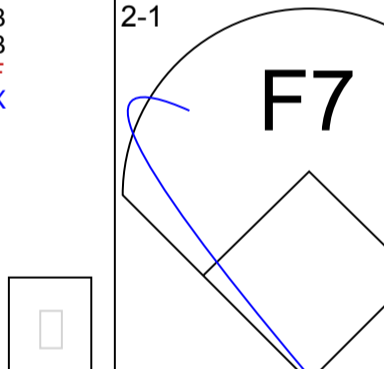
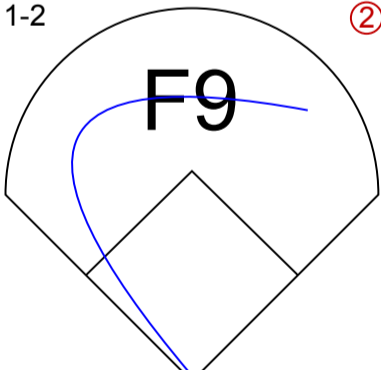
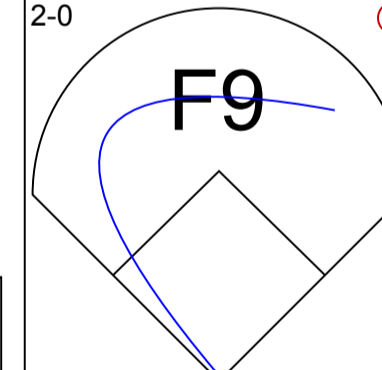
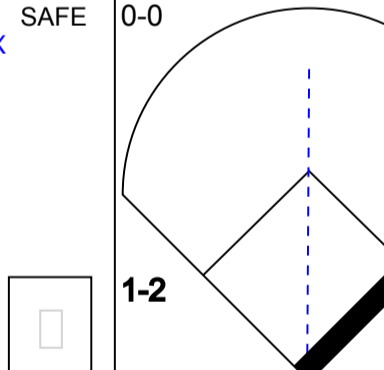
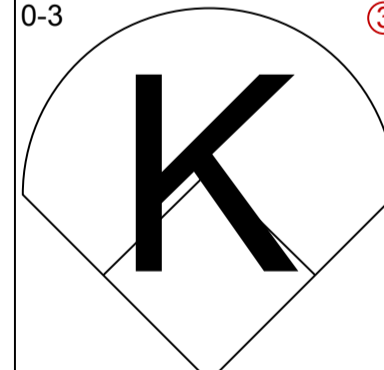
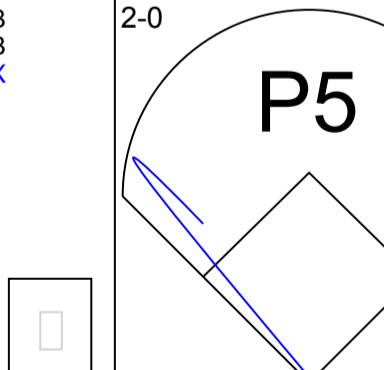
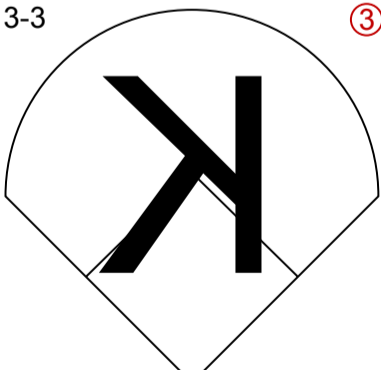
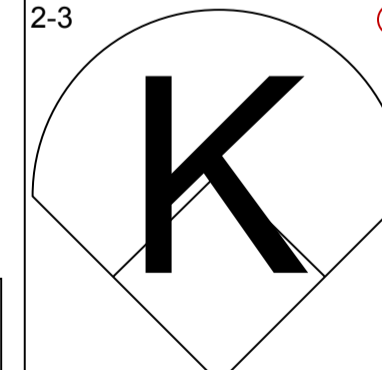
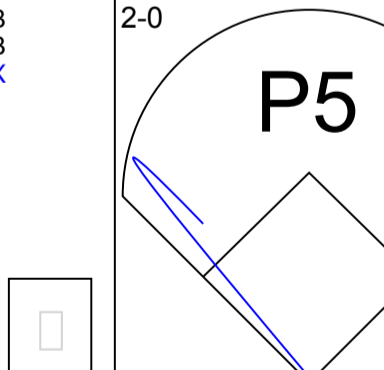
San Diego Padres @ Pittsburgh Pirates
Three Rivers Stadium, Pittsburgh, PA

livebaseballscorecards.com

AB	51
R	3
H	11
RBI	3
BB	5
SO	14
LOB	24



Thu Jul 12 1990, 7:05 PM EDT
Att: 10,960 - Unknown

Batter	1	2	3	4	5	6	7	8	9	AB R H RBI BB SO LOB	TOP											
Thomas Howard, S (1, 7) OBP: 0.333, SLG: 0.381	2-3 			1-0 		0-0 		3-1 		4 1 2 0 0 1 0												
Tony Gwynn, L (1, 9) OBP: 0.365, SLG: 0.436	1-1 			0-0 		1-0 		1-2 		4 0 1 0 0 0 1												
Jack Clark, R (1, 3) OBP: 0.397, SLG: 0.460	1-3 			4-2 		0-0 		3-1 		3 0 1 0 1 1 1												
Roberto Alomar, S (1, 4) OBP: 0.357, SLG: 0.416			1-2 		0-0 			1-0 		4 0 1 0 0 1 2												
Joe Carter, R (1, 8) OBP: 0.272, SLG: 0.384			3-3 		2-2 		3-2 		2-3 		4 0 1 0 0 2 4											
Mike Pagliarulo, L (1, 5) OBP: 0.344, SLG: 0.378			2-3 		2-1 		3-1 		1-2 		4 0 1 0 0 1 1											
Garry Templeton, S (1, 6) OBP: 0.281, SLG: 0.388				0-1 		1-1 		2-1 		4 0 0 0 0 1 2												
Mark Parent, R (1, 2) OBP: 0.284, SLG: 0.306			1-2 		2-0 		0-0 		0-3 		3 0 1 0 0 0 1											
Phil Stephenson, L (9, PH) OBP: 0.357, SLG: 0.463							1-2 			1 0 0 0 0 1 0												
Dennis Rasmussen, L (1, 1) OBP: 0.353, SLG: 0.382			3-3 		2-3 		2-0 			2 0 0 0 0 2 1												
Bip Roberts, S (7, PH) OBP: 0.359, SLG: 0.418										1 0 0 0 0 0 2												
Derek Lilliquist, L (7, 1) OBP: 0.348, SLG: 0.609										0 0 0 0 0 0 0												
Inning Stats	R: 0 E: 0 K: 2 S: 11	H: 0 LOB: 0 BB: 0 P: 15	R: 0 E: 0 K: 2 S: 10	H: 0 LOB: 0 BB: 0 P: 16	R: 0 E: 0 K: 1 S: 10	H: 0 LOB: 0 BB: 0 P: 14	R: 0 E: 0 K: 0 S: 9	H: 1 LOB: 2 BB: 1 P: 16	R: 0 E: 0 K: 1 S: 8	H: 1 LOB: 1 BB: 0 P: 15	R: 1 E: 0 K: 1 S: 6	H: 2 LOB: 0 BB: 0 P: 8	R: 0 E: 0 K: 0 S: 11	H: 2 LOB: 2 BB: 0 P: 21	R: 0 E: 0 K: 1 S: 11	H: 2 LOB: 2 BB: 0 P: 21	R: 0 E: 0 K: 2 S: 10	H: 0 LOB: 0 BB: 0 P: 13	1B: 7 2B: 1 3B: 0 HR: 0	SF: 0 SAC: 0 DP: 1 HBP: 0	WP: 0 PB: 1 SB: 0 CS: 0	PA: 35
PITCHER	IP	WLS	BF	H	R	ER	SO	BB	IBB	HBP	BLK	WP	HR	S	P	ERA	WHIP					
Doug Drabek, R (1, 1) ERA: 3.16	7.0	W	28	7	1	1	7	1	0	0	0	0	0	67	110	1.29	1.143					
Scott Ruskin, L (8, 1) ERA: 2.48	0.2		3	1	0	0	0	0	0	0	0	0	0	6	11	0.00	1.500					
Stan Belinda, R (8, 1) ERA: 2.05	1.1	S	4	0	0	0	3	0	0	0	0	0	0	13	18	0.00	0.000					

San Diego Padres @ Pittsburgh Pirates
Three Rivers Stadium, Pittsburgh, PA

livebaseballscorecards.com

AB	34
R	1
H	8
RBI	0
BB	1
SO	10
LOB	15



Fri Jul 13 1990, 7:05 PM EDT
Att. 16,108 - Unknown

Batter	1	2	3	4	5	6	7	8	9
Gary Redus, R (1, 3) OBP: 0.324, SLG: 0.368 Sid Bream, L (6, 3) OBP: 0.346, SLG: 0.435	0-0 F9		4-1 BB BB	3-2 P3		0-0		0-3 K	
Jay Bell, R (1, 6) OBP: 0.333, SLG: 0.393	1-0 F8		4-2 BB		0-1 1B G6-3 1B	0-0			
R.J. Reynolds, S (1, 8) OBP: 0.349, SLG: 0.348	3-2 F8		1-1 P4		1 SAFE 1 SAFE 1 SAFE 1 SAFE 1 SAFE 1 SAFE 1-3 2B 1B		0-1 G5-3		
Bobby Bonilla, S (1, 9) OBP: 0.316, SLG: 0.542		0-0 P4		1-0 2B 1B 1B	1 SAFE 1 SAFE 1 SAFE 1-3 2B	2-1 G6-3		1-0 G4-3	
Barry Bonds, L (1, 7) OBP: 0.424, SLG: 0.620		3-1 F9		2-0 F9	1-3 3-H 2B	0-1 F9 2B		4-2 FC6-4 BB	
Jeff King, R (1, 5) OBP: 0.276, SLG: 0.329		1-2 CS 1B		0-1 1B SH 2B	1-3 SH 2B	4-2 BB		0-0 FC6-4	
Jose Lind, R (1, 4) OBP: 0.343, SLG: 0.390	1 SAFE 0-0 CS		2-2 BB 2B	2-1 SH 1B	2-3 3-H 1B	1-0 F9		1-1 SH3-4 1B	
Dann Bilardello, R (1, 2) OBP: 0.100, SLG: 0.036			3-2 F9	2-0 SH 1B	0-0 F7			1-2 P6	
Doug Drabek, R (1, 1) OBP: 0.179, SLG: 0.237 Scott Ruskin, R (8, 1) Stan Belinda, R (8, 1)			1-3 K	1-3 K		0-3 K		1-1 SH3-4	

AB	R	H	RBI	BB	SO	LOB
2	0	0	0	1	0	2
2	0	0	0	0	1	1
3	1	1	0	1	0	0
4	1	1	0	0	0	3
4	1	1	1	0	0	1
3	0	1	1	1	0	1
3	1	2	0	1	0	1
4	0	3	1	0	0	2
3	0	0	1	0	0	4
3	0	0	0	0	3	3
0	0	0	0	0	0	0
0	0	0	0	0	0	0

BOTTOM

San Diego Padres @ Pittsburgh Pirates
Three Rivers Stadium, Pittsburgh, PA

Fri Jul 13 1990, 7:05 PM EDT
 Att. 16,108 - Unknown

AB	31
R	4
H	9
RBI	4
BB	4
SO	4
LOB	18



Inning Stats		R: 0	H: 0	R: 0	H: 1	R: 0	H: 1	R: 2	H: 3	R: 0	H: 0	R: 0	H: 0	R: 0	H: 1
E: 0	LOB: 0	E: 0	LOB: 0	E: 0	LOB: 3	E: 1	LOB: 2	E: 0	LOB: 2	E: 0	LOB: 0	E: 0	LOB: 1	E: 0	LOB: 1
K: 0	BB: 0	K: 0	BB: 0	K: 1	BB: 2	K: 1	BB: 0	K: 0	BB: 1	K: 1	BB: 0	K: 0	BB: 1	K: 1	BB: 0
S: 5	P: 9	S: 6	P: 10	S: 17	P: 32	S: 15	P: 24	S: 16	P: 26	S: 5	P: 5	S: 6	P: 11	S: 10	P: 13

PITCHER		IP	WLS	BF	H	R	ER	SO	BB	IBB	HBP	BLK	WP	HR	S	P	ERA	WHIP
Dennis Rasmussen, L (1, 1) ERA: 4.2	(1, 1)	6.0	L	29	8	4	4	3	3	0	0	0	1	0	64	106	6.00	1.833
Derek Lilliquist, L (7, 1) ERA: 6.08	(7, 1)	2.0		8	1	0	0	1	1	0	0	0	0	0	16	24	0.00	1.000

WP	PA	ERA	WHIP
1	38		
0			
0			

BOTTOM

San Diego Padres @ Pittsburgh Pirates
Three Rivers Stadium, Pittsburgh, PA

Sat Jul 14 1990, 7:05 PM EDT
Att. 27,955 - Cloudy - 75 F

livebaseballscorecards.com

AB	34
R	8
H	10
RBI	7
BB	5
SO	3
LOB	16



WP:	1	PA:	39
PB:	0	SB:	2
CS:	0		

AB	R	H	RBI	BB	SO	LOB
3	0	1	1	1	0	2
1	0	1	2	0	0	0
5	0	0	0	0	0	3
5	0	0	0	0	0	2
4	0	1	0	0	0	2
2	2	1	1	2	1	0
3	1	0	0	1	0	3
4	2	3	0	0	0	0
3	0	2	1	0	0	1
0	1	0	0	1	0	0
0	0	0	0	0	0	0
2	1	0	0	0	1	1
1	0	0	0	0	1	2
0	0	0	0	0	0	0
1	1	1	2	0	0	0
0	0	0	0	0	0	0
1B:	8	SF:	0			
2B:	1	SAC:	0			
3B:	0	DP:	2			
HR:	1	HBP:	0			

Batter	1	2	3	4	5	6	7	8	9
Gary Redus, R OBP: 0.329, SLG: 0.375 Sid Bream, L OBP: 0.349, SLG: 0.438	2-1 F9	1-1 1-H 2B			4-2 BB	1-1 F9		3-1 1B	
Jay Bell, R OBP: 0.328, SLG: 0.387	1-0 G5-3	0-1 F7			0-1 F9		3-2 F8	3-2 F9	
Andy Van Slyke, L OBP: 0.371, SLG: 0.447	1-1 E4		2-1 F7		0-1 F8		2-0 G6-3	1-0 F9	
Bobby Bonilla, S OBP: 0.316, SLG: 0.538	1-0 FC5-4		2-1 BB 1B		3-1 F8		0-2 F7		
Barry Bonds, L OBP: 0.428, SLG: 0.630		4-2 1B G3 BB	4-0 1-2 BB			0-0 HR		1-3 K	
Jeff King, R OBP: 0.275, SLG: 0.323		0-0 F7	0-1 G6-4-3			1-0 F7		4-2 1B BB	
Jose Lind, R OBP: 0.348, SLG: 0.395		2-2 G3 WP 1B		1-1 G5-3		2-2 1B		0-1 1B	
Michael LaValliere, L OBP: 0.378, SLG: 0.319 Wally Backman, S OBP: 0.367, SLG: 0.406 Dann Bilardello, R OBP: 0.100, SLG: 0.036		3-2 G3		2-1 G6-4-3		0-0 1B		4-0 1B IBB	
Bob Walk, R OBP: 0.174, SLG: 0.136 Orlando Merced, S OBP: 0.333, SLG: 0.417 Ted Power, R OBP: 0.200, SLG: 0.400 R.J. Reynolds, S OBP: 0.354, SLG: 0.353 Bill Landrum, R		1-3 K 2B		0-2 G6-4-3		3-3 K		1-1 1B	

Inning	R	H	E	K	S	H	LOB	BB	P
1	0	0	1	0	11	2	1	0	11
2	3	0	0	1	17	2	1	1	28
3	0	1	0	0	14	1	1	0	14
4	0	0	0	0	10	0	0	1	10
5	0	0	0	0	16	0	1	0	16
6	1	3	0	1	18	2	0	0	18
7	0	0	0	0	12	0	0	0	12
8	4	3	0	1	33	1	2	2	33

PITCHER	IP	WLS	BF	H	R	ER	SO	BB	IBB	HBP	BLK	WP	HR	S	P	ERA	WHIP
Bruce Hurst, L ERA: 4.41	6.0		28	7	4	4	2	3	0	0	0	1	1	56	97	6.00	1.667
Greg Harris, R ERA: 2.73	1.1	L	8	2	4	4	1	1	1	0	0	0	0	17	32	27.00	2.250
Rich Rodriguez, L ERA: 2.57	0.2		3	1	0	0	0	0	0	0	0	0	0	7	13	0.00	1.500

Batter	1	2	3	4	5	6	7	8	9	AB R H RBI BB SO LOB	TOP											
Thomas Howard, S (1, 8) OBP: 0.281, SLG: 0.344	1-3 K		1-2 FC4-6		1-0 G4-3		1-3 K		0-2 2B	5 1 1 0 0 2 3												
Tony Gwynn, L (1, 9) OBP: 0.360, SLG: 0.440	3-2 G3			0-0 1B 1B E	1-1 G4-3		2-0 L7		3-1 2B	5 1 2 1 0 0 2												
Roberto Alomar, S (1, 4) OBP: 0.357, SLG: 0.408	2-1 G6-3			2-1 E 1-2 G6-3 1B		0-1 G4-3	4-0 1-2 2-3 BB		3-3 K	4 1 1 0 0 1 1												
Jack Clark, R (1, 3) OBP: 0.406, SLG: 0.482		2-3 K		1-0 E2 F8 1-3 2-H 1B		0-1 2B F9-2-5 1B	3-2 L6			4 0 2 0 0 1 3												
Joe Carter, R (1, 7) OBP: 0.272, SLG: 0.393		1-2 G6-3		3-0 G6-3		2-2 1-3 2B		0-2 F9		4 0 1 1 0 0 1												
Mike Pagliarulo, L (1, 5) OBP: 0.341, SLG: 0.367		1-3 K		2-1 F8 2-3		4-0 IBB		3-2 G3-1		3 0 0 0 1 1 1												
Mark Parent, R (1, 2) OBP: 0.289, SLG: 0.296			1-2 G4-3	4-2 BB		2-2 F9-2-5		1-1 F9		3 0 0 0 1 0 3												
Garry Templeton, S (1, 6) OBP: 0.277, SLG: 0.384			0-2 G4-3	0-0 F8			0-2 E4 BB BB		1-2 L6	4 0 0 0 0 0 2												
Eric Show, R (1, 1) OBP: 0.308, SLG: 0.385			0-2 FC4-6 1B		0-3 K		4-1 BB BB		3-2 L4	2 0 1 0 0 1 0												
Phil Stephenson, L (7, PH) OBP: 0.350, SLG: 0.442										0 0 0 0 1 0 0												
Rich Rodriguez, L (7, 1)										0 0 0 0 0 0 0												
Bip Roberts, S (9, PH) OBP: 0.362, SLG: 0.419										1 0 0 0 0 0 0												
Inning Stats	R: 0 E: 0 K: 1 S: 10	H: 0 LOB: 0 BB: 0 P: 16	R: 0 E: 0 K: 2 S: 9	H: 0 LOB: 0 BB: 0 P: 13	R: 0 E: 0 K: 0 S: 17	H: 1 LOB: 1 BB: 0 P: 19	R: 2 E: 1 K: 0 S: 11	H: 3 LOB: 2 BB: 1 P: 23	R: 0 E: 0 K: 1 S: 6	H: 0 LOB: 0 BB: 0 P: 8	R: 0 E: 0 K: 0 S: 11	H: 2 LOB: 2 BB: 1 P: 19	R: 0 E: 1 K: 1 S: 11	H: 0 LOB: 3 BB: 2 P: 25	R: 0 E: 0 K: 0 S: 10	H: 0 LOB: 0 BB: 0 P: 14	R: 1 E: 0 K: 1 S: 15	H: 2 LOB: 1 BB: 0 P: 25	1B: 5 2B: 4 3B: 0 HR: 0	SF: 0 SAC: 0 DP: 1 HBP: 0	WP: 0 PB: 0 SB: 0 CS: 0	PA: 39
PITCHER	IP WLS BF H R ER SO BB IBB HBP BLK WP HR S P ERA WHIP																					
Mike Harkey, R (1, 1) ERA: 3.47	6.0 W 27 6 2 0 4 2 1 0 0 0 0 68 106 0.00 1.333																					
Paul Assenmacher, L (7, 1) ERA: 3.49	0.2 3 0 0 0 1 1 0 0 0 0 0 4 11 0.00 1.500																					
Les Lancaster, R (7, 1) ERA: 5.35	2.0 7 1 1 1 0 0 0 0 0 0 0 22 33 4.50 0.500																					
Mitch Williams, L (9, 1) ERA: 2.38	0.1 S 2 1 0 0 1 0 0 0 0 0 0 6 12 0.00 3.000																					

San Diego Padres @ Chicago Cubs
Wrigley Field, Chicago, IL
Mon Jul 16 1990, 7:05 PM CDT
Att. 31,523 - Unknown - 80 F

livebaseballscorecards.com

AB	35
R	3
H	8
RBI	2
BB	4
SO	6
LOB	16



Batter	1	2	3	4	5	6	7	8	9	AB	R	H	RBI	BB	SO	LOB
Dave Clark, L (1, 7) <small>OBP: 0.257, SLG: 0.394</small> Doug Dascenzo, S (7, 7) <small>OBP: 0.299, SLG: 0.378</small>	1-3 	0-3 			0-1 	1-1 				4	1	1	0	0	2	2
Curtis Wilkerson, S (1, 4) <small>OBP: 0.257, SLG: 0.259</small>	0-1 	0-0 			2-1 		0-0 			4	0	1	0	0	0	1
Mark Grace, L (1, 3) <small>OBP: 0.333, SLG: 0.346</small>	1-2 		0-2 		0-1 		0-0 			4	1	1	0	0	0	2
Andre Dawson, R (1, 9) <small>OBP: 0.386, SLG: 0.595</small>	0-2 		1-1 		1-0 		0-1 			3	1	1	1	0	0	0
Marvell Wynne, L (1, 8) <small>OBP: 0.263, SLG: 0.362</small>	1-0 		0-1 		2-2 		2-2 			4	0	2	2	0	0	2
Luis Salazar, R (1, 5) <small>OBP: 0.317, SLG: 0.422</small> Mitch Williams, L (9, 1)	0-1 		1-0 	0-1 	0-1 		2-2 			4	0	0	0	0	0	3
Shawon Dunston, R (1, 6) <small>OBP: 0.300, SLG: 0.456</small>		0-1 		1-2 		0-2 		1-0 		4	1	2	0	0	0	0
Joe Girardi, R (1, 2) <small>OBP: 0.323, SLG: 0.391</small>		1-0 		0-1 		0-1 				3	0	1	0	0	0	2
Mike Harkey, R (1, 1) <small>OBP: 0.323, SLG: 0.367</small> Paul Assenmacher, L (7, 1) <small>OBP: 0.188, SLG: 0.071</small> 23 Ryne Sandberg, R (9, 4) <small>OBP: 0.376, SLG: 0.591</small>		2-0 		1-3 		1-3 				3	0	1	1	0	2	2
Inning Stats	R: 2 H: 3 E: 0 LOB: 1 K: 1 BB: 0 S: 16 P: 19	R: 1 H: 2 E: 0 LOB: 1 K: 1 BB: 0 S: 8 P: 11	R: 0 H: 1 E: 0 LOB: 0 K: 0 BB: 0 S: 7 P: 9	R: 0 H: 1 E: 0 LOB: 1 K: 1 BB: 0 S: 11 P: 13	R: 1 H: 2 E: 1 LOB: 2 K: 0 BB: 0 S: 12 P: 17	R: 0 H: 1 E: 1 LOB: 1 K: 1 BB: 0 S: 10 P: 12	R: 0 H: 0 E: 0 LOB: 0 K: 0 BB: 0 S: 4 P: 4	R: 0 H: 0 E: 0 LOB: 0 K: 0 BB: 0 S: 8 P: 13	1B: 8 SF: 1 2B: 2 SAC: 0 3B: 0 DP: 0 HR: 0 HBP: 0	WP: 0 PA: 35 PB: 0 SB: 0 CS: 0						
PITCHER Eric Show, R (1, 1) <small>ERA: 6.88</small> Rich Rodriguez, L (7, 1) <small>ERA: 2.0</small>	IP: 6.0 WLS: L BF: 28 H: 10 R: 4 ER: 4 SO: 4 BB: 0 IBB: 0 HBP: 0 BLK: 0 WP: 0 HR: 0 S: 64 P: 81 ERA: 6.00 WHIP: 1.667					PITCHER IP: 2.0 WLS: L BF: 6 H: 0 R: 0 ER: 0 SO: 0 BB: 0 IBB: 0 HBP: 0 BLK: 0 WP: 0 HR: 0 S: 12 P: 17 ERA: 0.00 WHIP: 0.000										

BOTTOM

San Diego Padres @ Chicago Cubs
 Wrigley Field, Chicago, IL
 Mon Jul 16 1990, 7:05 PM CDT
 Att: 31,523 - Unknown - 80 F

AB	33
R	4
H	10
RBI	4
BB	0
SO	4
LOB	14



livebaseballscorecards.com

Batter	1	2	3	4	5	6	7	8	9	AB R H RBI BB SO LOB	TOP		
Bip Roberts, S (1, 4) OBP: 0.361, SLG: 0.416 B C F B X	2-2 P7		4-2 1B BB		0-0 G5-3		2-2 SF9			2 0 0 1 1 0 2	San Diego Padres @ Chicago Cubs Wrigley Field, Chicago, IL Tue Jul 17 1990, 3:33 AM CDT Att. 32,923 - Sunny - 85 F		
Tony Gwynn, L (1, 9) OBP: 0.362, SLG: 0.439 B B F X	2-1 G4-3		2-0 1-3 1B		4-0 IBB		3-H 0-0 G4-3			3 0 1 0 1 0 1			
Roberto Alomar, S (1, 6) OBP: 0.353, SLG: 0.403 C X	0-1 G3-1		0-0 F8		1-3 K		0-1 G1			4 0 0 0 0 1 5			
Jack Clark, R (1, 3) OBP: 0.398, SLG: 0.471 C T B B B X		2-2 P3		2-2 G1-3		1-1 L6		3-3 K		4 0 0 0 0 1 0			
Joe Carter, R (1, 7) OBP: 0.272, SLG: 0.389 B S X		1-1 G4-3		0-1 G5-3		1-0 L4		4-0 BB		3 0 0 0 1 0 0			
Eddie Williams, R (1, 5) OBP: 0.286, SLG: 0.786 B B X		2-0 HR		1-2 F8		0-2 G4-3		2-1 F8		4 1 1 1 0 0 1			
Tom Lampkin, L (1, 2) OBP: 0.333, SLG: 0.333 C C C X		1-2 G4-3			0-0 G5-3 1B		0-0 F8 1B SF9 1B			4 1 2 0 0 0 0			
Shawn Abner, R (1, 8) OBP: 0.293, SLG: 0.321 X			0-0 P2		2-0 SAFE G5-3 1B		1-1 F8 1B			4 0 2 0 0 0 0			
Andy Benes, R (1, 1) OBP: 0.075, SLG: 0.077 Calvin Schiraldi, R (5, 1) OBP: 0.286, SLG: 0.167 Mike Dunne, R (6, 1) Fred Lynn, L (7, PH) OBP: 0.346, SLG: 0.432 Derek Lilliquist, L (7, 1) OBP: 0.348, SLG: 0.609 Phil Stephenson, L (8, PH) OBP: 0.346, SLG: 0.437 C F C X			0-2 G4-3		0-3 K		1-1 F8			2 0 0 0 0 1 2 0 0 0 0 0 0 0 0 0 0 0 0 0 0 1 0 0 0 0 0 2 0 0 0 0 0 0 0 1 0 0 0 0 0 0			
Inning Stats	R: 0 E: 0 K: 0 S: 7 H: 0 LOB: 0 BB: 0 P: 11	R: 1 E: 0 K: 0 S: 11 H: 1 LOB: 0 BB: 0 P: 17	R: 0 E: 0 K: 0 S: 9 H: 1 LOB: 2 BB: 1 P: 15	R: 0 E: 0 K: 0 S: 8 H: 0 LOB: 0 BB: 0 P: 11	R: 0 E: 0 K: 2 S: 13 H: 2 LOB: 3 BB: 1 P: 20	R: 0 E: 0 K: 0 S: 6 H: 0 LOB: 0 BB: 0 P: 8	R: 1 E: 0 K: 0 S: 9 H: 2 LOB: 1 BB: 0 P: 13	R: 0 E: 0 K: 1 S: 7 H: 0 LOB: 1 BB: 1 P: 16	R: 0 E: 0 K: 0 S: 7 H: 0 LOB: 0 BB: 0 P: 13	1B: 5 2B: 0 3B: 0 HR: 1 SF: 1 SAC: 0 DP: 0 HBP: 0	WP: 0 PB: 0 SB: 0 CS: 0 PA: 36		
PITCHER	IP WLS BF H R ER SO BB IBB HBP BLK WP HR S P ERA WHIP											PITCHER	IP WLS BF H R ER SO BB IBB HBP BLK WP HR S P ERA WHIP
Shawn Boskie, R (1, 1) ERA: 3.67	6.2 W 28 6 2 2 2 1 1 0 0 0 1 62 94 2.70 1.050												
Paul Assenmacher, L (7, 1) ERA: 3.47	0.1 1 0 0 0 0 0 0 0 0 0 0 1 1 0.00 0.000												
Mike Bielecki, R (8, 1) ERA: 5.63	2.0 7 0 0 0 1 1 0 0 0 0 0 0 14 29 0.00 0.500												

livebaseballscorecards.com

AB	32
R	2
H	6
RBI	2
BB	3
SO	3
LOB	13



Batter	1	2	3	4	5	6	7	8	9
Dave Clark, L (1, 7) OBP: 0.280, SLG: 0.408	0-0 G4-3		3-2 F8		0-1 1B			1-1 1B	
23 Ryne Sandberg, R (1, 4) OBP: 0.374, SLG: 0.589	0-1 P3		2-0 F7		0-1 G4-3 1B 2B	3-2 G6-3		1-0 P3	
Mark Grace, L (1, 3) OBP: 0.334, SLG: 0.347	1-1 1B		2-2 G6-3		0-0 G4-3	2-3 K		1-0 1B	
Andre Dawson, R (1, 9) Doug Dascenzo, S (6, PR) (7, 9) OBP: 0.296, SLG: 0.374	0-0 L8			1-2 2B 1B	0-1 1B E	0-1 E3		0-0 P6	
Marvell Wynne, L (1, 8) OBP: 0.261, SLG: 0.357		3-2 F8		1-0 P5	2-0 E 1B 1B	2-0 G1-3		1-1 F8	
Luis Salazar, R (1, 5) OBP: 0.316, SLG: 0.429		2-2 E 3B		1-1 F9	1-1 E6 WP 2B		1-0 F7		
Shawon Dunston, R (1, 6) OBP: 0.300, SLG: 0.457		1-3 K2-3		0-1 2B	1-1 L6		0-0 L8		
Joe Girardi, R (1, 2) OBP: 0.329, SLG: 0.395		1-2 E1		4-0 IBB	2-1 WP 2B 1B		1-1 1B		
Shawn Boskie, R (1, 1) OBP: 0.269, SLG: 0.385 Paul Assenmacher, L (7, 1) Lloyd McClendon, R (7, PH) Mike Bielecki, R (8, 1) OBP: 0.286, SLG: 0.231		0-0 P8		2-1 F7	3-1 1B 2B		1-3 K		


AB	R	H	RBI	BB	SO	LOB
5	1	3	0	0	0	0
5	1	1	1	0	0	1
5	0	2	0	0	1	1
4	1	2	1	0	0	1
1	0	0	0	0	0	2
5	1	1	0	0	0	4
4	2	1	0	0	0	2
4	0	1	0	0	1	3
3	1	2	1	1	0	0
3	0	1	2	0	0	4
0	0	0	0	0	0	0
1	0	0	0	0	1	1
0	0	0	0	0	0	0

BOTTOM

San Diego Padres @ Chicago Cubs
 Wrigley Field, Chicago, IL
 Tue Jul 17 1990, 3:33 AM CDT
 Att: 32,923 - Sunny - 85 F

livebaseballscorecards.com

AB	40
R	7
H	14
RBI	5
BB	1
SO	3
LOB	19



Inning Stats		R: 0	H: 1	E: 0	LOB: 1	K: 0	BB: 0	S: 6	P: 7
R: 1	H: 1	E: 1	LOB: 1	K: 1	BB: 0	S: 17	P: 24		
R: 0	H: 0	E: 0	LOB: 0	K: 0	BB: 0	S: 9	P: 16		
R: 0	H: 2	E: 0	LOB: 3	K: 0	BB: 1	S: 11	P: 20		
R: 6	H: 7	E: 1	LOB: 2	K: 0	BB: 0	S: 19	P: 30		
R: 0	H: 0	E: 1	LOB: 1	K: 1	BB: 0	S: 11	P: 18		
R: 0	H: 1	E: 0	LOB: 2	K: 1	BB: 0	S: 11	P: 14		
R: 0	H: 2	E: 0	LOB: 2	K: 0	BB: 0	S: 7	P: 11		

PITCHER		IP	WLS	BF	H	R	ER	SO	BB	IBB	HBP	BLK	WP	HR	S	P	ERA	WHIP
Andy Benes, R (1, 1) ERA: 3.57	(1, 1)	4.1	L	23	8	5	2	1	0	0	0	0	0	0	51	79	4.15	1.846
Calvin Schiraldi, R (5, 1) ERA: 3.94	(5, 1)	0.2		5	3	2	0	0	0	0	0	0	1	0	11	18	0.00	4.500
Mike Dunne, R (6, 1) ERA: 5.65	(6, 1)	1.0		4	0	0	0	1	0	0	0	0	0	0	11	18	0.00	0.000
Derek Lilliquist, L (7, 1) ERA: 5.89	(7, 1)	2.0		9	3	0	0	1	0	0	0	0	0	0	18	25	0.00	1.500

WP	PA	ERA	WHIP
1	41		
0			
0			

Batter	1	2	3	4	5	6	7	8	9	AB R H RBI BB SO LOB	TOP		
Bip Roberts, S (1, 4) OBP: 0.365, SLG: 0.422	4-1 BB		0-1 E4 1B		1-0 1B		1-1 1B 2B			3 1 2 0 1 0 0			
Tony Gwynn, L (1, 9) OBP: 0.363, SLG: 0.440	3-0 L6		1-0 F7		3-1 G4-3 1B		1-2 FC5-4 1B			4 0 2 1 0 0 2			
Eddie Williams, R (1, 5) OBP: 0.278, SLG: 0.667	1-2 L9		3-1 G6-4-3 1B		1-1 G4-3 1-2f		0-0 FC5-4 1-2f			4 0 1 0 0 0 4			
Joe Carter, R (1, 7) OBP: 0.272, SLG: 0.388	0-2 G4-3		0-0 G6-4-3 1-2f		0-0 G3-1 F7 1B		1-1 P4			4 0 1 0 0 0 3			
Jack Clark, R (1, 3) OBP: 0.396, SLG: 0.483					1-1 F8		1-2 F7 1-2			4 1 1 1 0 0 1			
Garry Templeton, S (1, 6) OBP: 0.276, SLG: 0.382					3-2 G6-3 1B		2-1 G3-1 2-3			4 0 1 0 0 0 1			
Mark Parent, R (1, 2) OBP: 0.282, SLG: 0.288					1-0 G6-3		2-2 G5-3			3 0 0 0 0 0 2			
Thomas Howard, S (9, PH) OBP: 0.273, SLG: 0.333					1-2					1 0 0 0 0 0 0			
Shawn Abner, R (1, 8) OBP: 0.302, SLG: 0.329					3-3 K		2-1 1B			4 0 2 0 0 1 1			
Dennis Rasmussen, L (1, 1) OBP: 0.333, SLG: 0.361					0-0 G6-3		1-0 G3-1			2 0 0 0 0 0 1			
Mike Pagliarulo, L (7, PH) OBP: 0.339, SLG: 0.365										1 0 0 0 0 0 0			
Greg Harris, R (7, 1) OBP: 0.143, SLG: 0.429										0 0 0 0 0 0 0			
Roberto Alomar, S (9, PH) OBP: 0.352, SLG: 0.402										1 0 0 0 0 0 1			
Inning Stats	R: 0 E: 0 K: 0 S: 8 H: 0 LOB: 1 BB: 1 P: 16	R: 1 E: 1 K: 0 S: 12 H: 1 LOB: 1 BB: 0 P: 14	R: 0 E: 1 K: 0 S: 6 H: 1 LOB: 1 BB: 0 P: 10	R: 0 E: 0 K: 1 S: 10 H: 1 LOB: 1 BB: 0 P: 18	R: 0 E: 0 K: 0 S: 6 H: 2 LOB: 1 BB: 0 P: 11	R: 0 E: 0 K: 0 S: 9 H: 1 LOB: 1 BB: 0 P: 14	R: 1 E: 0 K: 0 S: 10 H: 3 LOB: 1 BB: 0 P: 15	R: 0 E: 0 K: 0 S: 7 H: 0 LOB: 0 BB: 0 P: 9	R: 0 E: 0 K: 0 S: 7 H: 1 LOB: 0 BB: 0 P: 12	1B: 8 2B: 1 3B: 0 HR: 1 SF: 0 SAC: 0 DP: 3 HBP: 0	WP: 0 PB: 0 SB: 0 CS: 0 PA: 36		
PITCHER	IP WLS BF H R ER SO BB IBB HBP BLK WP HR S P ERA WHIP											PITCHER	IP WLS BF H R ER SO BB IBB HBP BLK WP HR S P ERA WHIP
Greg Maddux, R (1, 1) ERA: 4.6	7.0 W 30 9 2 2 1 1 0 0 0 0 0 1 61 98 2.57 1.429												
Jeff Pico, R (8, 1) ERA: 4.73	2.0 S 6 1 0 0 0 0 0 0 0 0 0 0 14 21 0.00 0.500												

San Diego Padres @ Chicago Cubs
 Wrigley Field, Chicago, IL
 Wed Jul 18 1990, 3:33 AM CDT
 Att. 33,856 - Sunny - 85 F

livebaseballscorecards.com

AB	35
R	2
H	10
RBI	2
BB	1
SO	1
LOB	16



Batter	1	2	3	4	5	6	7	8	9	AB R H RBI BB SO LOB
--------	---	---	---	---	---	---	---	---	---	----------------------

Doug Dascenzo, S <small>(1, 8) OBP: 0.304, SLG: 0.389</small> <small>(8, 7)</small>	0-1 		0-0 		2-2 	0-1 				4 0 2 0 0 0 1
23 Ryne Sandberg, R <small>(1, 4) OBP: 0.375, SLG: 0.587</small>	0-2 		4-0 		0-0 		2-1 			3 2 1 0 1 0 1
Shawon Dunston, R <small>(1, 6) OBP: 0.302, SLG: 0.457</small>	1-3 		1-1 		0-0 		2-2 			4 1 2 0 0 1 2
Andre Dawson, R <small>(1, 9) OBP: 0.389, SLG: 0.595</small>		3-3 	0-0 		4-0 		1-2 			3 0 1 1 1 1 1
Luis Salazar, R <small>(1, 7) OBP: 0.315, SLG: 0.425</small> Jeff Pico, R <small>(8, 1) OBP: 0.400, SLG: 0.389</small>		1-1 	1-0 		3-2 		1-2 			4 1 1 0 0 0 3
Hector Villanueva, R <small>(1, 2) OBP: 0.346, SLG: 0.592</small>		1-2 		3-0 	0-0 		2-2 			4 0 0 0 0 0 3
Domingo Ramos, R <small>(1, 5) OBP: 0.299, SLG: 0.286</small>		3-2 		0-2 		0-0 		0-0 		4 0 1 0 0 0 0
Lloyd McClendon, R <small>(1, 3) OBP: 0.259, SLG: 0.225</small> Mark Grace, L <small>(8, PH) OBP: 0.333, SLG: 0.345</small> <small>(9, 3)</small>		0-0 		2-2 		4-2 		0-0 		2 0 1 1 1 0 0
Greg Maddux, R <small>(1, 1) OBP: 0.140, SLG: 0.119</small> Marvell Wynne, L <small>(8, 8) OBP: 0.261, SLG: 0.357</small>		0-1 		0-0 		0-0 				3 0 0 0 0 0 3

Inning Stats	R: 0 H: 1 E: 0 K: 9 S: 9	R: 1 H: 3 E: 0 K: 17 S: 17	R: 1 H: 2 E: 0 K: 5 S: 5	R: 0 H: 0 E: 0 K: 7 S: 7	R: 2 H: 2 E: 1 K: 10 S: 10	R: 0 H: 0 E: 0 K: 6 S: 6	R: 0 H: 1 E: 0 K: 14 S: 14	R: 0 H: 0 E: 0 K: 5 S: 5	1B: 7 2B: 2 3B: 0 HR: 0	SF: 0 SAC: 0 DP: 1 HBP: 0	WP: 0 PA: 35
--------------	--------------------------	----------------------------	--------------------------	--------------------------	----------------------------	--------------------------	----------------------------	--------------------------	-------------------------	---------------------------	--------------

PITCHER	IP	WLS	BF	H	R	ER	SO	BB	IBB	HBP	BLK	WP	HR	S	P	ERA	WHIP
Dennis Rasmussen, L <small>(1, 1) ERA: 4.13</small>	6.0	L	28	8	4	2	2	3	0	0	0	0	0	54	87	3.00	1.833
Greg Harris, R <small>(7, 1) ERA: 2.65</small>	2.0		7	1	0	0	0	0	0	0	0	0	0	19	27	0.00	0.500

BOTTOM

San Diego Padres @ Chicago Cubs
 Wrigley Field, Chicago, IL
 Wed Jul 18 1990, 3:33 AM CDT
 Att. 33,856 - Sunny - 85 F

livebaseballscorecards.com

AB	32
R	4
H	9
RBI	2
BB	3
SO	2
LOB	14



Batter	1	2	3	4	5	6	7	8	9	AB	R	H	RBI	BB	SO	LOB
Vince Coleman, S OBP: 0.324, SLG: 0.376 (1, 7)	0-3 K		0-0 E 1B	0-1 5-3			0-3 K			4	1	1	0	0	2	0
Ozzie Smith, S OBP: 0.330, SLG: 0.297 (1, 6)	3-1 1B		1-1 5-3			1-2 F7	1-1 1B			4	1	2	0	0	0	2
Willie McGee, S OBP: 0.376, SLG: 0.418 (1, 8)	0-0 5-3		0-2 E4 2B			3-2 L3-6 1B	3-2 1B			4	1	2	2	0	0	1
Pedro Guerrero, R OBP: 0.334, SLG: 0.436 Dave Collins, S OBP: 0.354, SLG: 0.205 (1, 3) (7, PR) (8, 3)	0-3 K		0-0 HR 2B			3-2 L3-6	0-1 G6-4-3 1B			4	1	2	1	0	1	2
Todd Zeile, R OBP: 0.316, SLG: 0.392 (1, 2)		0-0 HR	1-1 F3			0-0 S BB E 1B	3-1 G6-4-3			4	2	2	1	0	0	3
Terry Pendleton, S OBP: 0.287, SLG: 0.358 (1, 5)		0-2 5-3	1-0 HR			1-0 F8	1-0 4-3			4	1	1	2	0	0	1
José Oquendo, S OBP: 0.344, SLG: 0.308 (1, 4)		1-2 F7	3-2 F7			4-2 S BB	1-3 K			3	0	0	0	1	1	0
Milt Thompson, L OBP: 0.286, SLG: 0.315 (1, 9)		0-2 F7		1-0 L8		3-3 K	1-0 4-3			4	0	0	0	0	1	1
Joe Magrane, R OBP: 0.205, SLG: 0.167 Tom Niedenfuer, R Frank DiPino, L (1, 1) (7, 1) (8, 1)			1-1 5-3 1B	2-0 5-3		0-3 K				3	1	1	0	0	1	1

Inning Stats	R: 0	H: 1	E: 0	K: 2	S: 9	LOB: 1	BB: 0	P: 12	R: 1	H: 1	E: 0	K: 0	S: 11	LOB: 0	BB: 0	P: 12	R: 5	H: 4	E: 1	K: 0	S: 15	LOB: 0	BB: 0	P: 22	R: 0	H: 0	E: 0	K: 0	S: 4	LOB: 0	BB: 0	P: 7	R: 0	H: 1	E: 0	K: 0	S: 11	LOB: 0	BB: 0	P: 18	R: 1	H: 1	E: 1	K: 2	S: 10	LOB: 1	BB: 1	P: 18	R: 1	H: 3	E: 0	K: 1	S: 13	LOB: 2	BB: 0	P: 20	R: 0	H: 0	E: 0	K: 1	S: 5	LOB: 0	BB: 0	P: 8
--------------	------	------	------	------	------	--------	-------	-------	------	------	------	------	-------	--------	-------	-------	------	------	------	------	-------	--------	-------	-------	------	------	------	------	------	--------	-------	------	------	------	------	------	-------	--------	-------	-------	------	------	------	------	-------	--------	-------	-------	------	------	------	------	-------	--------	-------	-------	------	------	------	------	------	--------	-------	------

PITCHER	IP	WLS	BF	H	R	ER	SO	BB	IBB	HBP	BLK	WP	HR	S	P	ERA	WHIP
Bruce Hurst, L ERA: 4.49 (1, 1)	4.0	L	19	6	6	3	2	0	0	0	0	0	2	39	53	6.75	1.500
Calvin Schiraldi, R ERA: 3.78 (5, 1)	2.0		8	2	1	0	2	1	0	0	0	0	0	21	36	0.00	1.500
Rich Rodriguez, L ERA: 2.7 (7, 1)	1.0		5	3	1	1	1	0	0	0	0	0	0	13	20	9.00	3.000
John Davis, R ERA: (8, 1)	1.0		3	0	0	0	1	0	0	0	0	0	0	5	8	0.00	0.000

BOTTOM

San Diego Padres @ St. Louis Cardinals
 Busch Stadium, St. Louis, MO

Thu Jul 19 1990, 7:05 PM CDT
 Att: 29,688 - Unknown - 89 F

AB	34
R	8
H	11
RBI	6
BB	1
SO	6
LOB	11

WP: 0 PA: 35
 PB: 0 SB: 4
 CS: 0



PITCHER	IP	WLS	BF	H	R	ER	SO	BB	IBB	HBP	BLK	WP	HR	S	P	ERA	WHIP
---------	----	-----	----	---	---	----	----	----	-----	-----	-----	----	----	---	---	-----	------

Batter	1	2	3	4	5	6	7	8	9	AB R H RBI BB SO LOB	TOP										
Bip Roberts, S (1, 7) OBP: 0.360, SLG: 0.414	1-1 F8		2-1 G4-3			2-2 G5-3		2-3 K		4 0 0 0 0 1 1											
Roberto Alomar, S (1, 4) OBP: 0.351, SLG: 0.399	2-2 G4-3			1-2 L7		1-2 L7		1-1 1B		4 0 1 0 0 0 0											
Tony Gwynn, L (1, 9) OBP: 0.358, SLG: 0.433	1-0 F9			3-2 G4-3		2-2 P1		2-3 K		4 0 0 0 0 1 2											
Jack Clark, R (1, 3) OBP: 0.397, SLG: 0.495		4-1 BB		2-1 G6-3			1-1 HR	0-1 P8		3 1 1 1 1 0 2											
Joe Carter, R (1, 8) OBP: 0.271, SLG: 0.383		0-0 F9			0-2 1B		1-2 F7		1-2 P6	4 1 1 0 0 0 1											
Eddie Williams, R (1, 5) OBP: 0.231, SLG: 0.500		1-1 SAFE P4			2-0 SAFE F7		3-1 G4-3		1-2 P6	4 0 0 0 0 0 2											
Mark Parent, R (1, 2) OBP: 0.282, SLG: 0.305		1-0 F8			0-0 F8		1-1 2B		0-2 G4-3	3 0 1 0 0 0 2											
Fred Lynn, L (9, PH) OBP: 0.343, SLG: 0.429										1 0 0 0 0 0 0											
Garry Templeton, S (1, 6) OBP: 0.277, SLG: 0.387			2-2 L7		0-0 1B		2-2 F8			3 0 1 1 0 0 1											
Ed Whitson, R (1, 1) OBP: 0.150, SLG: 0.231			0-0 G5-3			1-3 SAFE K		1-1 1B		2 0 0 0 0 1 1											
Shawn Abner, R (8, PH) OBP: 0.311, SLG: 0.349										0 0 0 0 0 0 0											
Phil Stephenson, L (8, PH) OBP: 0.358, SLG: 0.443										1 0 1 0 0 0 0											
Greg Harris, R (8, 1) OBP: 0.143, SLG: 0.429										0 0 0 0 0 0 0											
Inning Stats	R: 0 E: 0 K: 0 S: 7	H: 0 LOB: 0 BB: 0 P: 11	R: 0 E: 0 K: 0 S: 5	H: 0 LOB: 1 BB: 1 P: 11	R: 0 E: 0 K: 0 S: 6	H: 0 LOB: 0 BB: 0 P: 10	R: 0 E: 0 K: 0 S: 10	H: 0 LOB: 0 BB: 0 P: 16	R: 1 E: 0 K: 1 S: 9	H: 2 LOB: 1 BB: 0 P: 12	R: 0 E: 0 K: 0 S: 11	H: 0 LOB: 0 BB: 0 P: 16	R: 1 E: 0 K: 0 S: 12	H: 2 LOB: 1 BB: 0 P: 20	R: 0 E: 0 K: 2 S: 13	H: 2 LOB: 2 BB: 0 P: 19	R: 0 E: 0 K: 0 S: 10	H: 0 LOB: 0 BB: 0 P: 12	1B: 4 2B: 1 3B: 0 HR: 1	SF: 0 SAC: 0 DP: 0 HBP: 0	WP: 0 PA: 34 PB: 0 SB: 0 CS: 0
PITCHER	IP WLS BF H R ER SO BB IBB HBP BLK WP HR S P ERA WHIP																				
John Tudor, L (1, 1) ERA: 2.89	7.0 W 26 4 2 2 1 1 0 0 0 0 0 1 60 96 2.57 0.714																				
Lee Smith, R (8, 1) ERA: 1.91	2.0 S 8 2 0 0 2 0 0 0 0 0 0 0 23 31 0.00 1.000																				

San Diego Padres @ St. Louis Cardinals
 Busch Stadium, St. Louis, MO
 Fri Jul 20 1990, 7:05 PM CDT
 Att. 28,298 - Unknown - 70 F

livebaseballscorecards.com

AB	33
R	2
H	6
RBI	2
BB	1
SO	3
LOB	12



BOTTOM

San Diego Padres @ St. Louis Cardinals
Busch Stadium, St. Louis, MO

AB	31
R	4
H	10
RBI	3
BB	1
SO	2
LOB	10



WP:	0	PA:	33
PB:	0		
SB:	0		
CS:	0		

Fri Jul 20 1990, 7:05 PM CDT
Att: 28,298 - Unknown - 70 F

livebaseballscorecards.com

AB	R	H	RBI	BB	SO	LOB
4	1	1	1	0	0	1
3	0	0	0	1	0	1
4	0	2	2	0	0	0
4	0	0	0	0	1	3
0	0	0	0	0	0	0
4	0	1	0	0	1	2
4	0	0	0	0	0	1
3	2	3	0	0	0	0
3	0	1	0	0	0	2
2	1	2	0	0	0	0
0	0	0	0	0	0	0
1B:	9	SF:	0			
2B:	1	SAC:	1			
3B:	0	DP:	1			
HR:	0	HBP:	0			

Batter	1	2	3	4	5	6	7	8	9
Vince Coleman, S OBP: 0.323, SLG: 0.374 (1, 7)	0-2 G3 ①		0-0 G6-3 ②		0-0 E7 2B 1B ①		0-0 G3 ①		
Ozzie Smith, S OBP: 0.329, SLG: 0.294 (1, 6)	0-0 G4-3 ②		1-0 L7 ③		4-0 2B BB ①		1-1 G6-3 ②		
Willie McGee, S OBP: 0.378, SLG: 0.421 (1, 8)	1-1 F7 ③			3-1 G5-4-3 1B ①	0-0 2B ②		0-1 G3-1 ③		
Pedro Guerrero, R OBP: 0.331, SLG: 0.431 Dave Collins, S OBP: 0.354, SLG: 0.205 (1, 3) (9, 3)		0-1 G4-3 ①		0-1 G5-4-3 1-2f ②	0-0 G1-3 ②		2-3 K ①		
Todd Zeile, R OBP: 0.315, SLG: 0.390 (1, 2)		1-3 K ②		0-2 1B ③	0-1 P2 ③		1-1 G4-3 ②		
Terry Pendleton, S OBP: 0.283, SLG: 0.353 (1, 5)		0-2 G4-3 ③		2-0 G4-3 ③		0-1 G6-3 ①		0-0 G5-3 ③	
José Oquendo, S OBP: 0.350, SLG: 0.315 (1, 4)			1-2 SH1-4 G6-3 1B ①		0-0 1B E 1B ①		0-2 G4-3 1B ②		
Milt Thompson, L OBP: 0.286, SLG: 0.315 (1, 9)			1-2 G6-3 SH1-4 1B ①		0-1 F7 ①		0-1 G4-3 ②		
John Tudor, L OBP: 0.176, SLG: 0.125 Lee Smith, R (8, 1)			0-0 SH1-4 ①		1-2 E 2B 1B ①		0-0 2-H 1B ③		

Inning Stats	R	H	E	K	S	R	H	E	K	S	R	H	E	K	S	R	H	E	K	S	R	H	E	K	S	R	H	E	K	S	R	H	E	K	S
	0	0	0	0	6	0	0	0	0	7	1	2	0	0	10	0	0	0	0	8	3	0	0	0	5	0	0	0	0	6	0	0	0	7	

PITCHER	IP	WLS	BF	H	R	ER	SO	BB	IBB	HBP	BLK	WP	HR	S	P	ERA	WHIP
Ed Whitson, R ERA: 2.93 (1, 1)	7.0	L	30	10	4	4	1	1	0	0	0	0	0	58	74	5.14	1.571
Greg Harris, R ERA: 2.61 (8, 1)	1.0		3	0	0	0	1	0	0	0	0	0	0	7	10	0.00	0.000

Batter	1	2	3	4	5	6	7	8	9	AB R H RBI BB SO LOB	TOP									
Roberto Alomar, S (1, 4) OBP: 0.352, SLG: 0.401	2-2 F8		0-0 1B E 1B		3-1 FC6-4 1B		1-3 K			4 1 2 0 0 1 1	San Diego Padres @ St. Louis Cardinals Busch Stadium, St. Louis, MO Sat Jul 21 1990, 7:05 PM CDT Att. 38,535 - Unknown - 76 F livebaseballscorecards.com									
Garry Templeton, S (1, 6) OBP: 0.276, SLG: 0.383	2-2 G3		4-1 1B SAFE 1B BB		0-0 FC6-4		0-0 FC5-4			3 1 0 0 1 0 2										
Tony Gwynn, L (1, 9) OBP: 0.360, SLG: 0.433	1-1 1B		0-1 1B 1-2 2-3 1B		1-2 4-3			1-1 6-3		4 0 2 0 0 0 1										
Jack Clark, R (1, 3) OBP: 0.396, SLG: 0.492	2-3 K		2-0 1B 1-3 2-H 3-H			1-0 6-3				3 0 1 2 0 1 1										
Joe Carter, R (1, 7) OBP: 0.269, SLG: 0.380		1-1 F8	1-0 L7		3-1 F8					3 0 0 0 0 0 2										
Mike Pagliarulo, L (1, 5) OBP: 0.342, SLG: 0.368		2-2 4-3		0-0 1B		0-0 1B				3 0 2 0 0 0 0										
Rich Rodriguez, L (6, 1)										0 0 0 0 0 0 0										
Tom Lampkin, L (1, 2) OBP: 0.222, SLG: 0.222		1-3 K		2-0 F4		1-0 G1-4-3				3 0 0 0 0 1 1										
Shawn Abner, R (1, 8) OBP: 0.301, SLG: 0.337			0-3 K	0-2 F8			1-3 K			3 0 0 0 0 2 0										
Eric Show, R (1, 1) OBP: 0.267, SLG: 0.333			0-0 6-3		0-1 5-3		1-1 FC5-4 1B			2 0 0 0 0 0 0										
Bip Roberts, S (6, 5) OBP: 0.362, SLG: 0.416										1 0 1 0 0 0 0										
Inning Stats	R: 0 E: 0 K: 1 S: 12	H: 1 LOB: 1 BB: 0 P: 19	R: 0 E: 0 K: 1 S: 9	H: 0 LOB: 0 BB: 0 P: 13	R: 2 E: 1 K: 1 S: 10	H: 3 LOB: 2 BB: 1 P: 17	R: 0 E: 0 K: 0 S: 6	H: 1 LOB: 0 BB: 0 P: 8	R: 0 E: 0 K: 0 S: 8	H: 1 LOB: 1 BB: 0 P: 12	R: 0 E: 0 K: 2 S: 9	H: 1 LOB: 1 BB: 0 P: 12	R: 0 E: 0 K: 0 S: 2	H: 0 LOB: 0 BB: 0 P: 3			1B: 8 2B: 0 3B: 0 HR: 0	SF: 0 SAC: 0 DP: 0 HBP: 0	WP: 0 PB: 0 SB: 0 CS: 0	PA: 30
PITCHER	IP WLS BF H R ER SO BB IBB HBP BLK WP HR S P ERA WHIP																			
Bob Tewksbury, R (1, 1) ERA: 2.89	5.0 W 21 6 2 2 3 1 0 0 0 0 0 0 45 69 3.60 1.400																			
Tom Niedenfuer, R (6, 1) ERA: 2.76	1.0 4 1 0 0 0 0 0 0 0 0 0 0 5 10 0.00 1.000																			
Frank DiPino, L (7, 1) ERA: 4.53	1.1 S 5 1 0 0 2 0 0 0 0 0 0 0 11 15 0.00 0.750																			

AB	29
R	2
H	8
RBI	2
BB	1
SO	5
LOB	8



Batter	1	2	3	4	5	6	7	8	9	AB R H RBI BB SO LOB
Vince Coleman, S OBP: 0.325, SLG: 0.374 (1, 7)	0-1 E9 1B		2-1 6-3		1-2 6-3		4-0 CS BB			3 1 1 0 1 0 0
Ozzie Smith, S OBP: 0.334, SLG: 0.297 (1, 6)	4-2 1B BB		1-0 PB 1B 1B		2-2 S 1B		3-1 F7			3 1 2 0 1 0 1
Willie McGee, S OBP: 0.379, SLG: 0.422 (1, 8)	0-0 CS 1-3 2-H 1B		2-0 PB 1-2 1B		3-2 5-3		3-2 5-3			4 1 2 1 0 0 2
Pedro Guerrero, R OBP: 0.333, SLG: 0.442 (1, 3)	0-0 F4		3-2 G6-4-3 1-1 2-H 1B		2-0 HR					3 1 2 3 0 0 2
Todd Zeile, R OBP: 0.312, SLG: 0.386 (1, 2)	3-0 F8 1-2		2-0 G6-4-3 1-2f		1-0 F8					3 0 0 0 0 0 3
Terry Pendleton, S OBP: 0.284, SLG: 0.353 (1, 5)		2-1 6-3		0-1 L7		0-0 FC4-6 BB 1B				3 0 1 0 0 0 0
José Oquendo, S OBP: 0.352, SLG: 0.314 (1, 4)		0-0 5-3		4-1 L4-3 BB		4-0 FC4-6 BB				1 0 0 0 2 0 0
Milt Thompson, L OBP: 0.287, SLG: 0.323 (1, 9)		1-0 3B		0-0 L4-3 1-2		2-2 FC4-6 1-2f 2-3				3 0 1 0 0 0 3
Bob Tewksbury, R OBP: 0.333, SLG: 0.263 (1, 1)		0-0 6-3			0-3 K	1-1 L6				1 0 0 0 0 0 1
Dave Collins, S OBP: 0.347, SLG: 0.200 (5, PH)										1 0 0 0 0 1 0
Tom Niedenfuer, R (6, 1)										0 0 0 0 0 0 0
Craig Wilson, R OBP: 0.333, SLG: 0.281 (6, PH)										1 0 0 0 0 0 2
Frank DiPino, L (7, 1)										0 0 0 0 0 0 0

Inning Stats	R: 1	H: 2	E: 1	K: 0	S: 7	H: 1	LOB: 1	BB: 1	P: 14	R: 0	H: 1	E: 0	K: 0	S: 5	R: 0	H: 3	E: 0	K: 0	S: 8	R: 0	H: 0	E: 0	K: 0	S: 4	R: 0	H: 1	E: 0	K: 1	S: 14	R: 1	H: 2	E: 0	K: 0	S: 8	R: 0	H: 0	E: 0	K: 0	S: 6
--------------	------	------	------	------	------	------	--------	-------	-------	------	------	------	------	------	------	------	------	------	------	------	------	------	------	------	------	------	------	------	-------	------	------	------	------	------	------	------	------	------	------

PITCHER	IP	WLS	BF	H	R	ER	SO	BB	IBB	HBP	BLK	WP	HR	S	P	ERA	WHIP
Eric Show, R ERA: 6.71 (1, 1)	5.1	L	25	9	4	3	1	3	0	0	0	0	1	41	78	5.06	2.250
Rich Rodriguez, L ERA: 2.31 (6, 1)	1.2		5	0	0	0	0	1	0	0	0	0	0	11	23	0.00	0.600

BOTTOM

San Diego Padres @ St. Louis Cardinals
 Busch Stadium, St. Louis, MO
 Sat Jul 21 1990, 7:05 PM CDT
 Att: 38,535 - Unknown - 76 F

AB	26
R	4
H	9
RBI	4
BB	4
SO	1
LOB	14



WP: 0	PA: 30
PB: 1	
SB: 1	
CS: 2	

PITCHER	IP	WLS	BF	H	R	ER	SO	BB	IBB	HBP	BLK	WP	HR	S	P	ERA	WHIP
---------	----	-----	----	---	---	----	----	----	-----	-----	-----	----	----	---	---	-----	------

Batter	1	2	3	4	5	6	7	8	9	AB R H RBI BB SO LOB	TOP																									
Bip Roberts, S (1, 6) OBP: 0.368, SLG: 0.420	4-1 6-3 2B BB		0-1 G1-6-3 1B		0-0 FC6-5 S 1B		0-1 5-3		1-2 1B 1B	4 1 3 2 1 0 0																										
Roberto Alomar, S (1, 4) OBP: 0.350, SLG: 0.398	0-1 6-3 1-2		1-1 G1-6-3 1-2f		0-1 FC6-5 1B 1-3		0-1 F9		0-0 FC5-4 1B 1-2	5 0 1 0 0 0 3																										
Tony Gwynn, L (1, 9) OBP: 0.360, SLG: 0.436	0-1 2B			3-2 6-3	0-0 BB 1B		0-0 F8		2-2 FC5-4 1-2f	5 0 2 1 0 0 2																										
Jack Clark, R (1, 3) Phil Stephenson, L (4, PH) (4, 3)	0-3 K			1-0 F8	4-2 BB			3-2 P7		1 0 0 0 0 1 1 2 0 0 0 1 0 0																										
Joe Carter, R (1, 7) OBP: 0.269, SLG: 0.378	1-1 6-3			1-0 F8	1-0 5-3			3-1 1B		4 0 1 0 0 0 4																										
Mike Pagliarulo, L (1, 5) Eddie Williams, R (8, PH) (8, 5)		1-0 F9			0-0 G3	2-3 K		1-2 F9		3 0 0 0 0 1 0 1 0 0 0 0 0 1																										
Mark Parent, R (1, 2) Fred Lynn, L (8, PH) Tom Lampkin, L (8, 2)		0-2 6-3			1-1 1B E 1B	3-2 E6		1-3 K		3 1 1 0 0 0 0 1 0 0 0 0 1 1 0 0 0 0 0 0 0																										
Thomas Howard, S (1, 8) OBP: 0.263, SLG: 0.316		2-2 1-3			0-0 E 1B 1B	1-1 L8		2-1 F7		4 1 1 0 0 0 1																										
Derek Lilliquist, L (1, 1) Shawn Abner, R (6, PH) Greg Harris, R (6, 1) Garry Templeton, S (9, PH) OBP: 0.276, SLG: 0.381			1-1 4-3		0-0 E6 1B 1-3 2-H	0-0 F9		2-3 K		2 1 1 0 0 0 0 1 0 0 0 0 0 1 0 0 0 0 0 0 0 1 0 0 0 0 1 0																										
Inning Stats	R: 1 E: 0 K: 1 S: 10	H: 1 LOB: 1 BB: 1 P: 15	R: 0 E: 0 K: 0 S: 8	H: 0 LOB: 0 BB: 0 P: 11	R: 0 E: 0 K: 0 S: 6	H: 1 LOB: 0 BB: 0 P: 8	R: 0 E: 0 K: 0 S: 7	H: 0 LOB: 0 BB: 0 P: 12	R: 3 E: 1 K: 0 S: 14	H: 5 LOB: 3 BB: 1 P: 20	R: 0 E: 1 K: 1 S: 9	H: 0 LOB: 1 BB: 0 P: 15	R: 0 E: 0 K: 0 S: 5	H: 0 LOB: 0 BB: 0 P: 5	R: 0 E: 0 K: 1 S: 13	H: 1 LOB: 1 BB: 0 P: 21	R: 0 E: 0 K: 1 S: 15	H: 2 LOB: 2 BB: 0 P: 22	1B: 9 2B: 1 3B: 0 HR: 0	SF: 0 SAC: 0 DP: 1 HBP: 0	WP: 0 PB: 0 SB: 1 CS: 0	PA: 39														
PITCHER	IP WLS BF H R ER SO BB IBB HBP BLK WP HR S P ERA WHIP																																			
Bryn Smith, R (1, 1) ERA: 4.02	4.2		21	7	4	4	1	1	0	0	0	0	0	40	56	7.71	1.714																			
Ricky Horton, L (5, 1) ERA: 5.08	1.1		6	0	0	0	1	1	0	0	0	0	0	14	25	0.00	0.750																			
Ken Dayley, L (7, 1) ERA: 4.28	1.1	W	5	1	0	0	0	0	0	0	0	0	0	12	18	0.00	0.750																			
Lee Smith, R (8, 1) ERA: 1.85	1.2	S	7	2	0	0	2	0	0	0	0	0	0	21	30	0.00	1.200																			

San Diego Padres @ St. Louis Cardinals
Busch Stadium, St. Louis, MO
 Sun Jul 22 1990, 3:33 AM CDT
 Att. 31,261 - Cloudy - 77 F

livebaseballscorecards.com

AB	37
R	4
H	10
RBI	3
BB	2
SO	4
LOB	14



BOTTOM

San Diego Padres @ St. Louis Cardinals
Busch Stadium, St. Louis, MO
Sun Jul 22 1990, 3:33 AM CDT
Att. 31,261 - Cloudy - 77 F

livebaseballscorecards.com

AB 32
R 6
H 11
RBI 6
BB 4
SO 1
LOB 16



WP: 0 PA: 38
PB: 0
SB: 0
CS: 0

AB	R	H	RBI	BB	SO	LOB
4	1	1	1	1	0	3
3	1	1	0	0	0	2
1	1	0	0	1	1	0
4	1	3	0	0	0	0
2	0	1	2	0	0	0
0	0	0	0	0	0	0
4	0	0	0	0	0	4
3	1	0	0	1	0	3
3	1	2	2	1	0	0
4	0	1	0	0	0	2
0	0	0	0	0	0	0
1	0	0	0	0	0	2
0	0	0	0	0	0	0
1	0	0	0	0	0	0
1	0	0	0	0	0	0
1B: 8	SF: 2	WP: 0	PA: 38			
2B: 3	SAC: 0	PB: 0				
3B: 0	DP: 1	SB: 0				
HR: 1	HBP: 0	CS: 0				

Batter	1	2	3	4	5	6	7	8	9								
Vince Coleman, S OBP: 0.326, SLG: 0.381 (1, 7)	2-2 HR	1-1 4-3		4-1 BB		0-0 FC5-4		1-1 4-3									
Rex Hudler, R OBP: 0.264, SLG: 0.275 Milt Thompson, L OBP: 0.288, SLG: 0.322 (7, PH) (8, 9)	3-1 5-3		0-2 1B SF8	1-0 L3			4-0 1B SF7	0-3 K									
Willie McGee, S OBP: 0.382, SLG: 0.426 (1, 8)	0-0 FC5 1B		1-2 SF8 1B		3-1 4-3		0-0 BLK 2B										
Pedro Guerrero, R OBP: 0.332, SLG: 0.442 Dave Collins, S OBP: 0.347, SLG: 0.200 (1, 3) (9, 3)	2-2 FC5 1B		2-1 SF8		0-1 F7		0-0 SF7										
Terry Pendleton, S OBP: 0.280, SLG: 0.348 (1, 5)	1-2 FC5		2-0 F3		1-1 F6		1-0 F8										
José Oquendo, S OBP: 0.351, SLG: 0.311 (1, 4)	2-1 P8		1-0 F3			0-0 F7	4-1 2B										
Tom Pagnozzi, R OBP: 0.306, SLG: 0.345 (1, 2)		1-0 6-3		4-2 2B		2-2 F9 1B	0-0 2B										
Tim Jones, L OBP: 0.258, SLG: 0.186 Lee Smith, R (8, 1)		3-1 4-3		0-0 4-3		1-1 FC5-4	0-1 F8										
Bryn Smith, R OBP: 0.250, SLG: 0.281 Ricky Horton, L (5, 1)		1-0		0-0		0-0 F9		0-0 4-3									
Denny Walling, L OBP: 0.274, SLG: 0.261 Ken Dayley, L (7, 1)				2-H													
Ozzie Smith, S OBP: 0.333, SLG: 0.296 (8, 6)																	
Inning Stats	R: 1 E: 0 K: 0 S: 15	H: 3 LOB: 2 BB: 0 P: 25	R: 0 E: 0 K: 0 S: 6	H: 1 LOB: 1 BB: 0 P: 12	R: 1 E: 0 K: 0 S: 10	H: 2 LOB: 1 BB: 0 P: 16	R: 1 E: 0 K: 0 S: 6	H: 1 LOB: 1 BB: 2 P: 15	R: 0 E: 0 K: 0 S: 6	H: 0 LOB: 0 BB: 0 P: 10	R: 0 E: 0 K: 0 S: 11	H: 2 LOB: 2 BB: 0 P: 14	R: 3 E: 0 K: 0 S: 8	H: 2 LOB: 1 BB: 2 P: 16	R: 0 E: 0 K: 1 S: 6	H: 0 LOB: 0 BB: 0 P: 7	
PITCHER	IP	WLS	BF	H	R	ER	SO	BB	IBB	HBP	BLK	WP	HR	S	P	ERA	WHIP
Derek Lilliquist, L ERA: 5.86 Greg Harris, R ERA: 2.88	(1, 1) (6, 1)	5.0 3.0	L	23 15	7 4	3 3	0 1	2 2	0 0	0 0	0 1	0 0	1 25	43 37	78 37	5.40 9.00	1.800 2.000

Batter	1	2	3	4	5	6	7	8	9	AB R H RBI BB SO LOB	TOP		
Billy Hatcher, R OBP: 0.350, SLG: 0.402 (1, 7) F B B F X	2-2 E6 1B 1B		1-3 K 1B	1-0 G1-3 1-2		0-1 L3 1B		4-0 2B BB		4 2 0 0 1 1 3			
Barry Larkin, R OBP: 0.375, SLG: 0.429 (1, 6) B M 1 SAFE 1 SAFE F C B X	1-2 1B 1B 1B		1-0 HR 2B	3-1 G4-3			1-0 F8	3-2 2B 1-H 3-H		5 2 3 2 0 0 2			
Chris Sabo, R OBP: 0.368, SLG: 0.507 (1, 5) L F F F X	0-2 G5-4-3 1B 1-2 2-H 1B		2-1 F3		2-1 G6-3		0-0 2B CS	3-1 F8		5 0 2 1 0 0 2			
Eric Davis, R OBP: 0.352, SLG: 0.483 (1, 8) Tim Layana, R (9, 1) X	0-0 G5-4-3 1B 1-2 2-H 1B		1-0 HR 2-H		2-0 E7		1-0 E1 2-3	4-2 2B BB		4 2 2 3 1 0 1 0 0 0 0 0 0 0			
Glenn Braggs, R OBP: 0.370, SLG: 0.439 (1, 9) B B X	2-0 G5-4-3 1-2f 2-3		4-1 BB		1-0 G1-3		0-0 F5	2-0 FC6-4 2B 1-H		4 1 1 1 1 0 4			
Hal Morris, L OBP: 0.439, SLG: 0.556 (1, 3) L B B X	2-1 F8		2-1 P9		2-1 G3-1			0-0 2B SF8 1B	4-0 FC6-4 BB	4 1 1 0 1 0 3			
Mariano Duncan, R OBP: 0.353, SLG: 0.496 (1, 4) C B B X		1-1 F8		1-0 1B 1B		1-2 F8		0-0 SF8 2B 2B	0-3 K	5 1 2 0 0 1 2			
Joe Oliver, R OBP: 0.338, SLG: 0.380 (1, 2) B B B B X		3-1 F7		1-0 FC6-4 1B 1-3		4-0 SH5-3 BB		0-0 SF8	0-0 FC6-4 1-2f 3-H	3 0 1 2 1 0 1			
Tom Browning, L OBP: 0.135, SLG: 0.137 (1, 1) Luis Quinones, S OBP: 0.300, SLG: 0.311 (8, PH) Rob Dibble, L (8, 1) Herm Winningham, L OBP: 0.281, SLG: 0.348 (9, PH) (9, 8) L B B X		2-1 F7		1-2 FC6-4 G1-3 1-2f		1-2 SH5-3		3-2 P3	0-0 F8	2 0 0 0 0 0 2 1 0 0 0 0 0 1 0 0 0 0 0 0 0 1 0 0 0 0 0 1			
Inning Stats	R: 2 H: 3 E: 1 LOB: 1 K: 0 BB: 0 S: 16 P: 23	R: 0 H: 0 E: 0 LOB: 0 K: 0 BB: 0 S: 6 P: 12	R: 2 H: 2 E: 0 LOB: 1 K: 1 BB: 1 S: 10 P: 21	R: 0 H: 2 E: 0 LOB: 2 K: 0 BB: 0 S: 9 P: 16	R: 0 H: 0 E: 1 LOB: 1 K: 0 BB: 0 S: 6 P: 13	R: 0 H: 0 E: 0 LOB: 1 K: 0 BB: 1 S: 11 P: 17	R: 0 H: 1 E: 1 LOB: 1 K: 0 BB: 0 S: 4 P: 6	R: 3 H: 3 E: 0 LOB: 1 K: 0 BB: 1 S: 11 P: 24	R: 2 H: 1 E: 0 LOB: 1 K: 1 BB: 2 S: 8 P: 18	1B: 6 SF: 1 2B: 5 SAC: 1 3B: 0 DP: 1 HR: 1 HBP: 0	WP: 0 PA: 45 PB: 0 SB: 0 CS: 1		
PITCHER	IP WLS BF H R ER SO BB IBB HBP BLK WP HR S P ERA WHIP											PITCHER	IP WLS BF H R ER SO BB IBB HBP BLK WP HR S P ERA WHIP
Dennis Rasmussen, L ERA: 4.19 (1, 1)	5.0 L 24 7 4 3 1 1 0 0 0 0 0 1 47 85 5.40 1.600												
Calvin Schiraldi, R ERA: 3.62 (6, 1)	2.0 8 1 0 0 0 1 0 0 0 0 0 0 15 23 0.00 1.000												
Rich Rodriguez, L ERA: 4.38 (8, 1)	0.2 6 3 3 3 0 1 0 0 0 0 0 0 9 19 40.50 6.000												
John Davis, R ERA: 7.71 (8, 1)	1.1 7 1 2 2 1 2 0 0 0 0 0 0 10 23 13.50 2.250												

Cincinnati Reds @ San Diego Padres
Jack Murphy Stadium, San Diego, CA
 Mon Jul 23 1990, 10:05 PM EDT
 Att. 18,238 - Unknown - 75 F

AB	38
R	9
H	12
RBI	9
BB	5
SO	2
LOB	22



Batter	1	2	3	4	5	6	7	8	9	AB R H RBI BB SO LOB
Bip Roberts, S OBP: 0.366, SLG: 0.417 (1, 7) BB BB CX	3-1 F9 ①		0-2 G6-3 ③		0-1 B2 ①		1-0 1B ①		2-3 K ③	5 0 1 0 0 1 3
Roberto Alomar, S OBP: 0.349, SLG: 0.396 (1, 4) BB BFC CX	3-2 G5-3 ②			1-2 1B SF9 1B	2-2 G1-3 ②		0-0 G5-3 ③			4 1 1 0 0 0 3
Tony Gwynn, L OBP: 0.357, SLG: 0.431 (1, 9) BX	1-0 F9 ③			1-0 P7 ①	0-1 F7 ③			2-1 F7 ①		4 0 0 0 0 0 3
Jack Clark, R OBP: 0.400, SLG: 0.495 (1, 3)		2-1 F8 ①		1 SAFE 1-3 1B 1B		0-1 FC5-4 1B		2-1 E6 G4-3 1B		4 0 3 0 0 0 0
Joe Carter, R OBP: 0.266, SLG: 0.375 (1, 8)		0-0 F8 ②		1-1 SF9		0-1 F3 ①		1-1 G4-3 ②		3 0 0 1 0 0 2
Eddie Williams, R OBP: 0.258, SLG: 0.581 (1, 5)		1-1 HR		3-H 1-2 1B		0-1 FC5-4 ②		2-3 K ③		4 1 2 1 0 1 2
Mark Parent, R OBP: 0.277, SLG: 0.298 Phil Stephenson, L OBP: 0.364, SLG: 0.433 (9, PH)		1-1 F9 ③		0-1 F8 ③		0-2 F3 ③			4-0 BB	3 0 0 0 0 0 3 0 0 0 0 1 0 0
Garry Templeton, S OBP: 0.275, SLG: 0.380 (1, 6)			3-1 F8 ①		0-0 G1-3 1B 1B		0-1 G3 ①		1-2 F8 ①	4 0 1 0 0 0 1
Dennis Rasmussen, L OBP: 0.324, SLG: 0.351 Thomas Howard, S OBP: 0.282, SLG: 0.333 Calvin Schiraldi, R OBP: 0.286, SLG: 0.167 Shawn Abner, R OBP: 0.295, SLG: 0.330 Rich Rodriguez, L John Davis, R Fred Lynn, L OBP: 0.338, SLG: 0.422 (1, 1) (5, PH) (6, 1) (7, PH) (8, 1) (8, 1) (9, PH)			0-2 G6-3 ②		1-0 G1-3 1B		1-3 K		0-3 K ②	1 0 0 0 0 0 0 1 0 1 0 0 0 0 0 0 0 0 0 0 0 1 0 0 0 0 0 1 0 0 0 0 0 0 0 0 0 0 0 0 0 0 1 0 0 0 0 1 1

Inning Stats	R: 0 E: 0 K: 0 S: 6	H: 0 LOB: 0 BB: 0 P: 13	R: 1 E: 0 K: 0 S: 7	H: 1 LOB: 0 BB: 0 P: 11	R: 0 E: 0 K: 0 S: 8	H: 0 LOB: 0 BB: 0 P: 11	R: 1 E: 0 K: 0 S: 10	H: 3 LOB: 2 BB: 0 P: 14	R: 0 E: 0 K: 0 S: 10	H: 2 LOB: 2 BB: 0 P: 13	R: 0 E: 0 K: 0 S: 11	H: 1 LOB: 1 BB: 0 P: 11	R: 0 E: 0 K: 1 S: 7	H: 1 LOB: 1 BB: 0 P: 9	R: 0 E: 1 K: 1 S: 9	H: 1 LOB: 1 BB: 0 P: 16	R: 0 E: 0 K: 2 S: 10	H: 0 LOB: 1 BB: 1 P: 17	1B: 8 2B: 0 3B: 0 HR: 1	SF: 1 SAC: 0 DP: 0 HBP: 0
--------------	------------------------------	----------------------------------	------------------------------	----------------------------------	------------------------------	----------------------------------	-------------------------------	----------------------------------	-------------------------------	----------------------------------	-------------------------------	----------------------------------	------------------------------	---------------------------------	------------------------------	----------------------------------	-------------------------------	----------------------------------	----------------------------------	------------------------------------

PITCHER	IP	WLS	BF	H	R	ER	SO	BB	IBB	HBP	BLK	WP	HR	S	P	ERA	WHIP
Tom Browning, L ERA: 2.85 (1, 1)	7.0	W	29	8	2	2	1	0	0	0	0	0	1	59	82	2.57	1.143
Rob Dibble, R ERA: 2.05 (8, 1)	1.0		4	1	0	0	1	0	0	0	0	0	0	9	16	0.00	1.000
Tim Layana, R ERA: 2.54 (9, 1)	1.0		4	0	0	0	2	1	0	0	0	0	0	10	17	0.00	1.000

BOTTOM

Cincinnati Reds @ San Diego Padres
Jack Murphy Stadium, San Diego, CA
 Mon Jul 23 1990, 10:05 PM EDT
 Att: 18,238 - Unknown - 75 F

AB	35
R	2
H	9
RBI	2
BB	1
SO	4
LOB	18



WP	PA	ERA	WHIP
0	37		
0			
0			

Batter	1	2	3	4	5	6	7	8	9	AB R H RBI BB SO LOB	TOP
Chris Sabo, R (1, 5) OBP: 0.364, SLG: 0.501	1-0 P6		0-2 F2			1-1 G5-3			0-2 G6-3	4 0 0 0 0 0 0	<p>Cincinnati Reds @ San Diego Padres Jack Murphy Stadium, San Diego, CA Tue Jul 24 1990, 10:05 PM EDT Att. 24,139 - Unknown - 70 F</p>
Barry Larkin, R (1, 6) OBP: 0.375, SLG: 0.429 Luis Quinones, S (7, 6) OBP: 0.307, SLG: 0.311	2-1 1B			0-1 G1-3		1-0 G6-3			4-0 BB	3 0 1 0 0 0 0 0 0 0 0 1 0 0	
Hal Morris, L (1, 3) OBP: 0.431, SLG: 0.543	0-1 F5			0-0 FC6-4 1B			2-2 G3		1-0 P7	4 0 1 0 0 0 2	
Eric Davis, R (1, 8) OBP: 0.348, SLG: 0.476 Herm Winningham, L (7, 8) OBP: 0.278, SLG: 0.344	2-0 F8			1-2 FC6-4 1-2f			3-1 G6-3		0-3 K	3 0 0 0 0 0 2 1 0 0 0 0 1 1	
Glenn Braggs, R (1, 7) OBP: 0.366, SLG: 0.433				0-0 G6-3			1-3 K			3 0 0 0 0 2 1	
Paul O'Neill, L (1, 9) OBP: 0.346, SLG: 0.434						2-2 G6-3			4-2 FC6-4 BB	2 0 0 0 1 0 0	
Mariano Duncan, R (1, 4) OBP: 0.351, SLG: 0.492 Tim Lincecum, L (5, 1)						1-3 K			0-0 F8	2 0 0 0 0 2 0 1 0 0 0 0 0 1	
Joe Oliver, R (1, 2) OBP: 0.334, SLG: 0.375						1-3 K			3-2 F8	3 0 0 0 0 2 1	
Jack Armstrong, R (1, 1) OBP: 0.122, SLG: 0.100 Ron Oester, S (5, 4) OBP: 0.345, SLG: 0.394						1-1 G4-3			0-2 FC6-4 1-2f	1 0 0 0 0 1 0 2 0 0 0 0 0 1	
Inning Stats	R: 0 H: 1 E: 0 LOB: 1 K: 0 BB: 0 S: 6 P: 11	R: 0 H: 0 E: 0 LOB: 0 K: 2 BB: 0 S: 10 P: 12	R: 0 H: 0 E: 0 LOB: 0 K: 2 BB: 0 S: 11 P: 14	R: 0 H: 1 E: 1 LOB: 1 K: 0 BB: 0 S: 7 P: 8	R: 0 H: 0 E: 0 LOB: 0 K: 2 BB: 0 S: 10 P: 14	R: 0 H: 0 E: 0 LOB: 0 K: 2 BB: 0 S: 5 P: 8	R: 0 H: 0 E: 0 LOB: 0 K: 1 BB: 0 S: 9 P: 15	R: 0 H: 0 E: 0 LOB: 1 K: 0 BB: 1 S: 12 P: 19	R: 0 H: 0 E: 0 LOB: 1 K: 1 BB: 1 S: 8 P: 13	1B: 2 SF: 0 2B: 0 SAC: 0 3B: 0 DP: 0 HR: 0 HBP: 0	
PITCHER Bruce Hurst, L (1, 1) ERA: 4.18	IP WLS BF H R ER SO BB IBB HBP BLK WP HR S P ERA WHIP										

livebaseballscorecards.com

AB	29
R	0
H	2
RBI	0
BB	2
SO	8
LOB	9



Batter	1	2	3	4	5	6	7	8	9
Bip Roberts, S (1, 7) OBP: 0.367, SLG: 0.421 Shawn Abner, R (7, 7) OBP: 0.302, SLG: 0.348	1-2 G3-1		2-2 F9		0-0 1B 2B	1-1 G5-3 1B	1-0 2B		
Roberto Alomar, S (1, 4) OBP: 0.350, SLG: 0.397	2-2 G4-3 1B		1-2 G5-3		0-0 1B	1-2 G5-3	1-2 SF7		
Tony Gwynn, L (1, 9) OBP: 0.360, SLG: 0.436	3-1 G4-3		1-0 F7		1-0 1B	2-1 1B	3-2 2B		
Jack Clark, R (1, 3) OBP: 0.406, SLG: 0.495 Phil Stephenson, L (6, PR) OBP: 0.360, SLG: 0.429	4-2 1B			0-3 K	4-2 1B	3-2 1B	0-0 G3		
Joe Carter, R (1, 8) OBP: 0.270, SLG: 0.376	0-1 1B			0-1 F9	0-0 1B	4-1 BB	1-1 G5-3		
Mike Pagliarulo, L (1, 5) OBP: 0.347, SLG: 0.371	0-0 1B			1-2 2B	4-1 1B	4-2 BB	0-0 G4-3		
Tom Lampkin, L (1, 2) OBP: 0.214, SLG: 0.214		0-0 G4-3		1-1 G4-3	2-1 1B	0-3 K	0-0 G4-3		
Garry Templeton, S (1, 6) OBP: 0.281, SLG: 0.386		2-3 K			0-1 2B		0-0 2B		
Bruce Hurst, L (1, 1) OBP: 0.154, SLG: 0.108		0-3 K			1-2 1B		1-3 K		

AB R H RBI BB SO LOB	
4 2 2 1 0 0 0	1 1 1 0 0 0 0
4 1 2 3 0 0 1	
5 0 3 2 0 0 1	
2 2 1 0 2 1 0	1 0 0 0 0 0 1
4 1 2 1 1 0 0	
3 0 2 1 2 0 0	
5 0 1 2 0 1 4	
3 2 2 0 1 1 0	
3 1 0 0 0 3 4	

Inning Stats	
R: 2 H: 3 E: 0 K: 0 S: 14	H: 3 LOB: 2 BB: 1 P: 23
R: 0 H: 0 E: 0 K: 2 S: 7	H: 0 LOB: 0 BB: 0 P: 9
R: 0 H: 1 E: 0 K: 1 S: 11	H: 0 LOB: 1 BB: 0 P: 13
R: 5 H: 6 E: 0 K: 1 S: 18	H: 3 LOB: 3 BB: 3 P: 35
R: 1 H: 3 E: 0 K: 1 S: 18	H: 3 LOB: 3 BB: 2 P: 33
R: 2 H: 3 E: 0 K: 1 S: 14	H: 3 LOB: 1 BB: 0 P: 20
R: 0 H: 0 E: 0 K: 0 S: 4	H: 0 LOB: 0 BB: 0 P: 5

PITCHER	
Jack Armstrong, R (1, 1) ERA: 3.08	IP: 4.2 WLS: L BF: 23 H: 9 R: 7 ER: 7 SO: 3 BB: 2 IBB: 0 HBP: 0 BLK: 1 WP: 0 HR: 0 S: 50 P: 73 ERA: 13.50 WHIP: 2.357
Tim Birtsas, L (5, 1) ERA: 3.83	IP: 3.1 WLS: L BF: 20 H: 7 R: 3 ER: 3 SO: 3 BB: 2 IBB: 1 HBP: 0 BLK: 0 WP: 1 HR: 0 S: 43 P: 76 ERA: 8.10 WHIP: 3.000


BOTTOM

Cincinnati Reds @ San Diego Padres
Jack Murphy Stadium, San Diego, CA

Tue Jul 24 1990, 10:05 PM EDT
Att: 24,139 - Unknown - 70 F

livebaseballscorecards.com

AB	35
R	10
H	16
RBI	10
BB	6
SO	6
LOB	11



WP: 1	PA: 43
PB: 0	SB: 0
CS: 0	

Batter	1	2	3	4	5	6	7	8	9	AB R H RBI BB SO LOB	TOP		
Billy Hatcher, R (1, 7) OBP: 0.346, SLG: 0.397	0-0 G3			1-2 E6 1B		0-0 P2		1-0 G4-3		4 0 0 0 0 0 0	Cincinnati Reds @ San Diego Padres Jack Murphy Stadium, San Diego, CA Wed Jul 25 1990, 10:05 PM EDT Unknown - 70 F		
Barry Larkin, R (1, 6) OBP: 0.376, SLG: 0.435	2-3 K			2-3 K		0-0 G4-3 2B		1-2 S 2B		4 0 2 0 0 2 1			
Hal Morris, L (1, 3) OBP: 0.425, SLG: 0.531	1-1 G4-3			1-1 1-3 1B		1-0 G4-3 2-3		3-3 K		4 0 1 0 0 1 2			
Eric Davis, R (1, 8) OBP: 0.343, SLG: 0.468		1-0 L7		2-1 F9		3-1 G6-3		2-1 P3		4 0 0 0 0 0 4			
Chris Sabo, R (1, 5) OBP: 0.360, SLG: 0.496		0-2 P6		0-0 F7			0-1 E5 1B		1-1 G5-3	4 0 0 0 0 0 2			
Paul O'Neill, L (1, 9) OBP: 0.345, SLG: 0.432		2-2 G4-3			3-2 1B S		1 SAFE B 1 SAFE F 1 SAFE C X		1-3 K	4 1 1 0 0 1 1			
Mariano Duncan, R (1, 4) OBP: 0.351, SLG: 0.492			0-3 K		1-1 CS 1B		1 SAFE X		0-0 G1-3	0 0 0 0 0 0 0			
Ron Oester, S (3, PH) OBP: 0.353, SLG: 0.402					1-H 1B					3 0 2 1 0 1 0			
Glenn Braggs, R (9, PH) OBP: 0.364, SLG: 0.431										1 0 0 0 0 0 0			
Joe Oliver, R (1, 2) OBP: 0.331, SLG: 0.371			2-0 G5-3		2-2 P3 1-2					3 0 0 0 0 0 3			
Norm Charlton, S (1, 1) OBP: 0.417, SLG: 0.222			1-3 K		0-1 G4-3					2 0 0 0 0 1 0			
Ken Griffey, L (7, PH) OBP: 0.242, SLG: 0.310										1 0 0 0 0 0 2			
Rob Dibble, L (7, 1)										0 0 0 0 0 0 0			
Inning Stats	R: 0 E: 0 K: 1 S: 7 H: 0 LOB: 0 BB: 0 P: 10	R: 0 E: 0 K: 0 S: 7 H: 0 LOB: 0 BB: 0 P: 10	R: 0 E: 0 K: 2 S: 8 H: 0 LOB: 0 BB: 0 P: 11	R: 0 E: 1 K: 1 S: 11 H: 1 LOB: 2 BB: 0 P: 17	R: 1 E: 0 K: 0 S: 10 H: 2 LOB: 0 BB: 0 P: 16	R: 0 E: 0 K: 0 S: 5 H: 1 LOB: 1 BB: 0 P: 9	R: 0 E: 1 K: 0 S: 9 H: 1 LOB: 2 BB: 0 P: 11	R: 0 E: 0 K: 1 S: 9 H: 1 LOB: 1 BB: 0 P: 16	R: 0 E: 0 K: 1 S: 6 H: 0 LOB: 0 BB: 0 P: 8	1B: 4 2B: 2 3B: 0 HR: 0 SF: 0 SAC: 0 DP: 0 HBP: 0	WP: 0 PB: 0 SB: 2 CS: 1 PA: 34		
PITCHER	IP WLS BF H R ER SO BB IBB HBP BLK WP HR S P ERA WHIP											PITCHER	IP WLS BF H R ER SO BB IBB HBP BLK WP HR S P ERA WHIP
Ed Whitson, R (1, 1) ERA: 2.84	7.1 W 29 6 1 1 4 0 0 0 0 0 0 0 61 90 1.23 0.818												
Craig Lefferts, L (8, 1) ERA: 2.86	1.2 S 5 0 0 0 2 0 0 0 0 0 0 0 11 18 0.00 0.000												

livebaseballscorecards.com

AB	34
R	1
H	6
RBI	1
BB	0
SO	6
LOB	15



Batter	1	2	3	4	5	6	7	8	9
Bip Roberts, S OBP: 0.366, SLG: 0.419 (1, 7) (8, 5)	1-1 G4-6-3 1B PB 1B	1-1 F7			1-2 G1		0-3 K		
Roberto Alomar, S OBP: 0.351, SLG: 0.397 (1, 4)	0-1 G4-6-3 1-2 1B		1-1 G4-3		1-2 F8			4-2 S 1B BB	
Tony Gwynn, L OBP: 0.361, SLG: 0.435 (1, 9)	1-0 G4-6-3 1-2f 2-3		4-0 FC6-4 BB		3-2 G6-3			1-0 L3-6 S 1-2 1B	
Jack Clark, R OBP: 0.403, SLG: 0.487 (1, 3)	4-2 2B BB		1-3 K		1-1 G6-3			1-3 K 1-2 2-3	
Joe Carter, R OBP: 0.273, SLG: 0.380 (1, 8)	1-1 2B		0-1 FC6-4		2-2 CS 1B			1-1 L3-6 2-3	
Eddie Williams, R OBP: 0.265, SLG: 0.545 Shawn Abner, R OBP: 0.302, SLG: 0.348 (1, 5) (8, 7)	1-1 G5-3			4-0 FC6-4 BB		2-2 G4-3 1-2			
Mark Parent, R OBP: 0.271, SLG: 0.291 (1, 2)		0-1 G3-1		1-0 P4			1-1 G1-3		
Garry Templeton, S OBP: 0.282, SLG: 0.385 (1, 6)		2-3 K		2-0 P4			0-0 SH1-4 1B		
Ed Whitson, R OBP: 0.167, SLG: 0.244 Craig Lefferts, L OBP: 0.250, SLG: 0.250 (1, 1) (8, 1)		1-1 1B		0-0 FC6-4 1-2f			0-0 SH1-4 1-2		

Inning Stats	R: 2	H: 3	E: 0	K: 0	S: 12	LOB: 1	BB: 1	P: 20	R: 0	H: 1	E: 0	K: 1	S: 9	LOB: 1	BB: 0	P: 13	R: 0	H: 0	E: 0	K: 1	S: 7	LOB: 1	BB: 1	P: 13	R: 0	H: 0	E: 0	K: 0	S: 3	LOB: 0	BB: 0	P: 18	R: 0	H: 1	E: 0	K: 0	S: 12	LOB: 0	BB: 0	P: 17	R: 0	H: 1	E: 0	K: 1	S: 7	LOB: 1	BB: 0	P: 8	R: 0	H: 1	E: 0	K: 1	S: 12	LOB: 1	BB: 1	P: 19
--------------	------	------	------	------	-------	--------	-------	-------	------	------	------	------	------	--------	-------	-------	------	------	------	------	------	--------	-------	-------	------	------	------	------	------	--------	-------	-------	------	------	------	------	-------	--------	-------	-------	------	------	------	------	------	--------	-------	------	------	------	------	------	-------	--------	-------	-------

PITCHER	IP	WLS	BF	H	R	ER	SO	BB	IBB	HBP	BLK	WP	HR	S	P	ERA	WHIP
Norm Charlton, L ERA: 2.66 (1, 1)	6.0	L	24	5	2	2	2	3	0	0	0	0	0	56	91	3.00	1.333
Rob Dibble, R ERA: 1.98 (7, 1)	2.0		8	2	0	0	2	1	0	0	0	0	0	19	27	0.00	1.500

BOTTOM

Cincinnati Reds @ San Diego Padres
Jack Murphy Stadium, San Diego, CA

Wed Jul 25 1990, 10:05 PM EDT
Unknown - 70 F

AB	27
R	2
H	7
RBI	1
BB	4
SO	4
LOB	15



1B: 6	SF: 0	WP: 0	PA: 32
2B: 2	SAC: 1	PB: 1	
3B: 0	DP: 2	SB: 2	
HR: 0	HBP: 0	CS: 1	

PITCHER	IP	WLS	BF	H	R	ER	SO	BB	IBB	HBP	BLK	WP	HR	S	P	ERA	WHIP
---------	----	-----	----	---	---	----	----	----	-----	-----	-----	----	----	---	---	-----	------

Batter	1	2	3	4	5	6	7	8	9	AB R H RBI BB SO LOB	TOP		
Chris Sabo, R (1, 5) OBP: 0.361, SLG: 0.500	1-3 K		1-1 1B 2B		1-0 2B		2-2 G5-3		1-2 FC5	5 1 2 0 0 1 2	<p>Cincinnati Reds @ San Diego Padres Jack Murphy Stadium, San Diego, CA Wed Jul 25 1990, 10:05 PM EDT Att. 27,285 - Unknown - 70 F</p>		
Hal Morris, L (1, 3) OBP: 0.427, SLG: 0.549	2-1 1B 3B		1-1 2-H 1B		0-0 G6-3			3-2 F7		4 1 2 1 0 0 1			
Barry Larkin, R (1, 6) OBP: 0.376, SLG: 0.434 Luis Quinones, S (6, 6) OBP: 0.304, SLG: 0.308	1-1 1B		2-3 1 SAFE 1 SAFE K		1-0 F8			1-1 F8		3 0 1 1 0 1 1 1 0 0 0 0 0 0			
Eric Davis, R (1, 8) OBP: 0.339, SLG: 0.463 Herm Winningham, L (6, 8) OBP: 0.286, SLG: 0.385	1 SAFE 2-3 K		1-0 F9		0-1 E6			0-1 HR		3 0 0 0 0 1 2 1 1 1 1 0 0 0			
Paul O'Neill, L (1, 9) OBP: 0.344, SLG: 0.428	2-0 G4-3			4-2 G6-4-3 BB		2-1 P6		1-3 K		3 0 0 0 1 1 2			
Todd Benzinger, S (1, 7) OBP: 0.302, SLG: 0.355		3-2 L3		2-3 K		0-0 P4			2-1 P3	4 0 0 0 0 1 2			
Ron Oester, S (1, 4) OBP: 0.350, SLG: 0.397		3-2 G4-3		0-1 G6-4-3 1-2f			0-1 F8		0-0 FC5 1B 1B	4 0 1 0 0 0 1			
Jeff Reed, L (1, 2) OBP: 0.329, SLG: 0.377		0-3 K			0-0 G3		0-1 HR		0-0 1B	4 1 2 1 0 1 0			
Rick Mahler, R (1, 1) OBP: 0.130, SLG: 0.174 Ken Griffey, L (5, PH) OBP: 0.238, SLG: 0.305 Tim Birtsas, L (5, 1) Glenn Braggs, R (7, PH) OBP: 0.383, SLG: 0.429 Tim Layana, R (7, 1) Randy Myers, L (8, 1) OBP: 0.500, SLG: 0.500 Billy Hatcher, R (9, PH) OBP: 0.346, SLG: 0.396			0-0 G1-3		1-1 P6		2-2 L6		0-3 K	1 0 0 0 0 0 0 1 0 0 0 0 0 0 0 0 0 0 0 0 0 1 0 1 0 0 0 0 1 2			
Inning Stats	R: 1 H: 2 E: 0 LOB: 1 K: 2 BB: 0 S: 12 P: 20	R: 0 H: 0 E: 0 LOB: 0 K: 1 BB: 0 S: 9 P: 15	R: 1 H: 2 E: 0 LOB: 1 K: 1 BB: 0 S: 9 P: 14	R: 0 H: 0 E: 0 LOB: 0 K: 1 BB: 1 S: 8 P: 14	R: 0 H: 1 E: 0 LOB: 1 K: 0 BB: 0 S: 5 P: 7	R: 0 H: 0 E: 1 LOB: 1 K: 0 BB: 0 S: 6 P: 9	R: 1 H: 1 E: 0 LOB: 0 K: 0 BB: 0 S: 11 P: 15	R: 1 H: 1 E: 0 LOB: 0 K: 1 BB: 0 S: 12 P: 17	R: 0 H: 2 E: 0 LOB: 2 K: 1 BB: 0 S: 10 P: 13	1B: 4 SF: 0 2B: 2 SAC: 0 3B: 1 DP: 1 HR: 2 HBP: 0		WP: 0 PA: 37 PB: 0 SB: 0 CS: 0	
PITCHER	IP WLS BF H R ER SO BB IBB HBP BLK WP HR S P ERA WHIP											PITCHER	IP WLS BF H R ER SO BB IBB HBP BLK WP HR S P ERA WHIP
Calvin Schiraldi, R (1, 1) ERA: 3.56	6.0 W 24 5 2 2 5 1 0 0 0 0 0 0 49 79 3.00 1.000												
Derek Lilliquist, L (7, 1) ERA: 5.94	2.0 8 2 2 2 1 0 0 0 0 0 0 2 23 9.00 1.000												
Greg Harris, R (9, 1) ERA: 2.84	1.0 5 2 0 0 0 1 0 0 0 0 0 0 10 13 0.00 2.000												

livebaseballscorecards.com

AB	36
R	4
H	9
RBI	4
BB	1
SO	7
LOB	13



Batter	1	2	3	4	5	6	7	8	9	AB R H RBI BB SO LOB	TOP											
Eric Yelding, R (1, 6) OBP: 0.329, SLG: 0.311	2-3 		1-1 			3-2 		0-1 		4 1 3 0 0 1 0	Houston Astros @ San Diego Padres Jack Murphy Stadium, San Diego, CA Thu Jul 26 1990, 10:05 PM EDT Att. 13,538 - Unknown - 70 F											
Bill Doran, S (1, 4) OBP: 0.380, SLG: 0.364	1-2 			1-1 		4-0 		0-0 		3 0 1 2 1 0 0												
Ken Oberkfell, L (1, 3) OBP: 0.312, SLG: 0.337	1-1 			2-1 		1-0 		1-0 		4 0 1 0 0 0 2												
Franklin Stubbs, L (1, 7) OBP: 0.301, SLG: 0.448		3-2 		1-0 			2-3 	0-1 		3 0 1 0 0 1 0												
Carl Nichols, R (8, PH) OBP: 0.333, SLG: 0.333										1 0 0 0 0 0 2												
Ken Caminiti, S (1, 5) OBP: 0.324, SLG: 0.321		1 SAFE 			4-2 		2-0 		0-0 			3 0 0 0 1 0 1										
Craig Biggio, R (1, 8) OBP: 0.347, SLG: 0.358		1 SAFE 			1-1 		1-0 		1-0 			4 0 2 0 0 0 1										
Javier Ortiz, R (1, 9) OBP: 0.367, SLG: 0.403				4-0 		0-3 		2-3 		0 0 0 0 1 0 0												
Glenn Wilson, R (3, 9) OBP: 0.296, SLG: 0.351							1-0 			2 0 0 0 0 1 1												
Dan Schatzeder, L (7, 1) OBP: 0.250, SLG: 0.250										0 0 0 0 0 0 0												
Alex Trevino, R (9, PH) OBP: 0.266, SLG: 0.275										1 0 0 0 0 1 1												
Rich Gedman, L (1, 2) OBP: 0.322, SLG: 0.277				0-0 		0-2 		1-0 	2-0 	4 0 0 0 0 0 2												
Mark Portugal, R (1, 1) OBP: 0.150, SLG: 0.128				0-2 			0-0 			1 0 0 0 0 0 1												
Dave Rohde, S (6, PH) OBP: 0.273, SLG: 0.300								4-0 		1 0 0 0 0 0 0												
Xavier Hernandez, L (6, 1) OBP: 0.500, SLG: 0.500										0 0 0 0 0 0 0												
Casey Candaele, S (7, 9) OBP: 0.386, SLG: 0.421										0 1 0 0 1 0 0												
Inning Stats	R: 0 E: 0 K: 1 S: 12	H: 0 LOB: 0 BB: 0 P: 16	R: 0 E: 0 K: 0 S: 6	H: 1 LOB: 0 BB: 0 P: 12	R: 0 E: 0 K: 0 S: 6	H: 1 LOB: 2 BB: 1 P: 11	R: 0 E: 0 K: 0 S: 5	H: 0 LOB: 0 BB: 0 P: 9	R: 0 E: 0 K: 1 S: 8	H: 0 LOB: 0 BB: 1 P: 13	R: 0 E: 0 K: 0 S: 10	H: 1 LOB: 2 BB: 1 P: 18	R: 0 E: 0 K: 1 S: 6	H: 1 LOB: 1 BB: 0 P: 12	R: 2 E: 0 K: 0 S: 7	H: 3 LOB: 1 BB: 1 P: 13	R: 0 E: 0 K: 1 S: 6	H: 1 LOB: 1 BB: 0 P: 11	1B: 6 2B: 2 3B: 0 HR: 0	SF: 0 SAC: 0 DP: 2 HBP: 0	WP: 0 PB: 0 SB: 1 CS: 1	PA: 35
PITCHER	IP WLS BF H R ER SO BB IBB HBP BLK WP HR S P ERA WHIP																					
Eric Show, R (1, 1) ERA: 6.23	7.1 W 30 7 2 2 3 4 0 0 0 0 0 0 58 102 2.46 1.500																					
Rich Rodriguez, L (8, 1) ERA: 3.86	1.2 5 1 0 0 1 0 0 0 0 0 0 0 8 13 0.00 0.600																					

livebaseballscorecards.com

AB	31
R	2
H	8
RBI	2
BB	4
SO	4
LOB	11



Batter	1	2	3	4	5	6	7	8	9	AB	R	H	RBI	BB	SO	LOB
Bip Roberts, S OBP: 0.367, SLG: 0.421 (1, 7)	0-1 L5		1-1 G3		1-2 BB 1B	3-2 F7		0-0 G1-3		5	1	1	0	0	0	1
Roberto Alomar, S OBP: 0.355, SLG: 0.398 (1, 4)	3-1 G3-1			2-2 BB 1B SF7 1B	4-0 WP 1B HR BB		1-1 G4-3	1-1 G5-3		4	2	1	0	1	0	0
Tony Gwynn, L OBP: 0.369, SLG: 0.447 (1, 9) Thomas Howard, S OBP: 0.293, SLG: 0.341 (7, 9)	0-2 F7			1-2 1B BB FC3-2 1B	1-1 WP HR 1B		3-2 1B 2B 1B			3	1	2	1	0	0	0
Jack Clark, R OBP: 0.413, SLG: 0.510 (1, 3)		2-0 FC5-4 1B		4-1 FC3-2 1B 1-2 2-3 BB	1-2 HR 1B		1-2 2B E 1B			3	2	3	3	1	0	0
Joe Carter, R OBP: 0.272, SLG: 0.380 (1, 8)		2-1 FC5-4 1-2f		1-0 SF7	0-1 F8		1-1 E 2B			3	1	1	2	0	0	1
Mike Pagliarulo, L OBP: 0.354, SLG: 0.393 (1, 5)		1-0 F7		0-0 FC3-2 1B 1-2 2-3	1-1 G2-3		0-0 E8 1B			4	0	2	2	0	0	1
Mark Parent, R OBP: 0.271, SLG: 0.298 (1, 2)		0-1 G5-3		0-2 FC3-2 1-2 2-3 3-Hf		2-2 2B	2-3 K			4	0	1	0	0	1	5
Garry Templeton, S OBP: 0.278, SLG: 0.380 (1, 6)			1-0 G4-3	2-3 K		3-1 G4-3	0-1 F8			4	0	0	0	0	1	5
Eric Show, R OBP: 0.222, SLG: 0.278 (1, 1) Rich Rodriguez, L (8, 1)			3-3 K		0-0 F8	0-3 K		0-0 P9		3	0	0	0	0	2	1
										1	0	0	0	0	0	0


Inning Stats		R: 0	H: 0	E: 0	K: 0	S: 7	R: 0	H: 1	E: 0	K: 0	S: 6	R: 0	H: 0	E: 0	K: 1	S: 7	R: 1	H: 3	E: 0	K: 1	S: 19	R: 4	H: 3	E: 0	K: 0	S: 13	R: 0	H: 1	E: 0	K: 1	S: 14	R: 3	H: 4	E: 1	K: 1	S: 18	R: 0	H: 0	E: 0	K: 0	S: 4																	
PITCHER		IP	WLS	BF	H	R	ER	SO	BB	IBB	HBP	BLK	WP	HR	S	P	ERA	WHIP	PITCHER																		IP	WLS	BF	H	R	ER	SO	BB	IBB	HBP	BLK	WP	HR	S	P	ERA	WHIP					
Mark Portugal, R ERA: 4.11 (1, 1)		5.0	L	24	7	5	5	2	2	0	0	0	1	1	52	83	9.00	1.800																																								
Xavier Hernandez, R ERA: 6.17 (6, 1)		1.1		8	4	3	3	1	0	0	0	0	0	0	25	39	20.25	3.000																																								
Dan Schatzeder, L ERA: 2.77 (7, 1)		1.2		6	1	0	0	1	0	0	0	0	0	0	11	14	0.00	0.600																																								

BOTTOM

Houston Astros @ San Diego Padres
Jack Murphy Stadium, San Diego, CA

Thu Jul 26 1990, 10:05 PM EDT
Att: 13,538 - Unknown - 70 F

AB	35
R	8
H	12
RBI	8
BB	2
SO	4
LOB	14



1B: 9	SF: 1	WP: 1	PA: 38
2B: 2	SAC: 0	PB: 0	
3B: 0	DP: 0	SB: 0	
HR: 1	HBP: 0	CS: 0	

Batter	1	2	3	4	5	6	7	8	9	AB R H RBI BB SO LOB	TOP											
Eric Yelding, R (1, 8) OBP: 0.326, SLG: 0.316	0-1 F8		1-1 F8		1-1 SF7		0-1 SF7 1B		2-3 K	4 1 1 1 0 1 0	Houston Astros @ San Diego Padres Jack Murphy Stadium, San Diego, CA Sat Jul 28 1990, 10:05 PM EDT Att. 22,621 - Unknown - 65 F											
Bill Doran, S (1, 4) OBP: 0.378, SLG: 0.360	2-2 F9		1-0 G5-3		2-1 F9		4-0 HBP 1B		0-1 S 1B	4 1 1 0 1 0 2												
Ken Caminiti, S (1, 5) OBP: 0.328, SLG: 0.325	2-2 1B			1-2 G1-4-3 1B		1-2 FC6-4 1B	0-2 HBP 1B		0-1 F9	5 1 4 1 0 0 1												
Glenn Wilson, R (1, 9) OBP: 0.295, SLG: 0.360	0-0 FC6-4 1B			0-0 G1-4-3		0-0 FC6-4 1B	0-2 SF7		2-3 K	3 0 1 0 0 0 2												
Terry Puhl, L (7, PH) OBP: 0.348, SLG: 0.300	1-3 FC6-4 1B			1-2f		1-2f	3-H		1-2	0 0 0 1 0 0 0												
Casey Candaele, S (7, 7) OBP: 0.387, SLG: 0.439										1 0 0 0 0 1 1												
Craig Biggio, R (1, 2) OBP: 0.347, SLG: 0.359	2-2 FC6-4			1-1 F7		1-2 F9	3-2 HBP			3 0 0 0 0 0 3												
Mark Davidson, R (1, 7) OBP: 0.545, SLG: 0.625		0-2 CS 1B			3-2 G6-3	3-1 1B	0-2 1B			4 0 3 2 0 0 0												
Franklin Stubbs, L (1, 3) OBP: 0.299, SLG: 0.442		3-3 SAFE K			1-1 1B SF7 1B	1-1 F8		0-0 G3		4 1 1 0 0 1 3												
Rafael Ramirez, R (1, 6) OBP: 0.309, SLG: 0.337		0-0 G6-3			1-0 E3 SF7 1B		3-2 1B SH3-4 1B	3-2 P3		4 1 1 0 0 0 1												
Mike Scott, R (1, 1) OBP: 0.189, SLG: 0.143			2-1 P3		2 SAFE 2 M F B X	2-2 1B	0-0 SH3-4	0-1 L7		2 0 1 0 0 0 0												
Carl Nichols, R (8, PH) OBP: 0.320, SLG: 0.318										1 0 0 0 0 0 0												
Juan Agosto, L (8, 1)										0 0 0 0 0 0 0												
Larry Andersen, R (8, 1)										0 0 0 0 0 0 0												
Inning Stats	R: 0 E: 0 K: 0 S: 13	H: 2 LOB: 2 BB: 0 P: 19	R: 0 E: 0 K: 1 S: 9	H: 1 LOB: 0 BB: 0 P: 12	R: 0 E: 0 K: 0 S: 5	H: 0 LOB: 0 BB: 0 P: 9	R: 0 E: 0 K: 0 S: 7	H: 1 LOB: 0 BB: 0 P: 9	R: 1 E: 1 K: 0 S: 13	H: 2 LOB: 2 BB: 0 P: 23	R: 0 E: 0 K: 0 S: 11	H: 2 LOB: 2 BB: 0 P: 17	R: 4 E: 0 K: 0 S: 20	H: 4 LOB: 2 BB: 1 P: 30	R: 0 E: 0 K: 0 S: 7	H: 0 LOB: 0 BB: 0 P: 10	R: 0 E: 0 K: 2 S: 10	H: 1 LOB: 1 BB: 0 P: 14	1B: 13 2B: 1 3B: 0 HR: 0	SF: 2 SAC: 1 DP: 2 HBP: 1	WP: 0 PB: 0 SB: 1 CS: 1	PA: 40
PITCHER	IP WLS BF H R ER SO BB IBB HBP BLK WP HR S P ERA WHIP																					
Dennis Rasmussen, L (1, 1) ERA: 4.27	6.1 L 30 11 5 4 1 1 0 0 0 0 0 0 67 105 5.68 1.895																					
Calvin Schiraldi, R (7, 1) ERA: 3.51	0.2 3 1 0 0 0 0 0 0 1 0 0 0 11 14 0.00 1.500																					
Rich Rodriguez, L (8, 1) ERA: 3.38	2.0 7 1 0 0 2 0 0 0 0 0 0 0 17 24 0.00 0.500																					

livebaseballscores.com

AB	35
R	5
H	13
RBI	5
BB	1
SO	3
LOB	13



Batter	1	2	3	4	5	6	7	8	9	AB	R	H	RBI	BB	SO	LOB
Bip Roberts, S OBP: 0.366, SLG: 0.418 (1, 7)	3-3 K		0-0 F7		0-1 G4-3			4-1 FC5-4 BB		3	0	0	0	1	1	1
Roberto Alomar, S OBP: 0.350, SLG: 0.392 (1, 4)	2-3 K		1-2 G4-3			2-3 K		2-2 FC5-4 FC4-6 1-2f		4	0	0	0	0	2	2
Tony Gwynn, L OBP: 0.366, SLG: 0.441 (1, 9)	0-1 F8			0-0 F8		1-1 F8		3-1 FC4-6 1-2f		4	0	0	0	0	0	1
Jack Clark, R OBP: 0.404, SLG: 0.510 (1, 3)			3-2 G5-3		1-2 F8		1-2 G5-3		3-3 K	4	0	0	0	0	1	1
Joe Carter, R OBP: 0.274, SLG: 0.395 (1, 8)			0-3 K		0-1 S 1B		1-1 HR		3-2 F8	4	1	2	1	0	1	0
Mike Pagliarulo, L OBP: 0.355, SLG: 0.396 (1, 5)			0-2 1B		2-2 G3 1-2		1-3 K		2-1 L1-3	4	0	1	0	0	1	1
Tom Lampkin, L OBP: 0.308, SLG: 0.423 (1, 2)			1-1 F8		0-2 P6		2-2 HR		3-3 K	4	1	1	1	0	1	1
Garry Templeton, S OBP: 0.281, SLG: 0.384 (1, 6)			1-2 F9		1-2 SF8 3B		0-1 G1-3			3	1	1	0	0	0	0
Dennis Rasmussen, L OBP: 0.333, SLG: 0.368 (1, 1)			1-1		0-0 SF8 3-H		0-1 G3			1	0	1	1	0	0	0
Calvin Schiraldi, R OBP: 0.300, SLG: 0.556 (7, 1)										0	0	0	0	0	0	0
Phil Stephenson, L OBP: 0.368, SLG: 0.438 (7, PH)										1	0	0	0	0	0	0
Rich Rodriguez, L (8, 1)										0	0	0	0	0	0	0

Inning Stats	R: 0	H: 0	E: 0	K: 2	S: 8	R: 0	H: 1	E: 0	K: 1	S: 18	R: 0	H: 1	E: 0	K: 0	S: 10	R: 0	H: 1	E: 0	K: 0	S: 12	R: 1	H: 1	E: 0	K: 0	S: 10	R: 0	H: 0	E: 0	K: 1	S: 9	R: 2	H: 2	E: 0	K: 1	S: 12	R: 0	H: 0	E: 0	K: 1	S: 9	R: 0	H: 0	E: 0	K: 1	S: 10	1B: 3	SF: 1	2B: 0	SAC: 0	3B: 1	DP: 0	HR: 2	HBP: 0	WP: 0	PA: 34
--------------	------	------	------	------	------	------	------	------	------	-------	------	------	------	------	-------	------	------	------	------	-------	------	------	------	------	-------	------	------	------	------	------	------	------	------	------	-------	------	------	------	------	------	------	------	------	------	-------	-------	-------	-------	--------	-------	-------	-------	--------	-------	--------

PITCHER	IP	WLS	BF	H	R	ER	SO	BB	IBB	HBP	BLK	WP	HR	S	P	ERA	WHIP
Mike Scott, R ERA: 4.21 (1, 1)	7.0	W	27	6	3	3	5	0	0	0	0	0	2	79	103	3.86	0.857
Juan Agosto, L ERA: 3.78 (8, 1)	0.2		3	0	0	0	0	1	0	0	0	0	0	6	15	0.00	1.500
Larry Andersen, R ERA: 2.4 (8, 1)	1.1	S	4	0	0	0	2	0	0	0	0	0	0	13	24	0.00	0.000


BOTTOM

Houston Astros @ San Diego Padres
Jack Murphy Stadium, San Diego, CA

Sat Jul 28 1990, 10:05 PM EDT
Att: 22,621 - Unknown - 65 F

livebaseballscorecards.com

AB	32
R	3
H	6
RBI	3
BB	1
SO	7
LOB	7



Batter	1	2	3	4	5	6	7	8	9	AB R H RBI BB SO LOB	TOP																
Eric Yelding, R (1, 8) OBP: 0.322, SLG: 0.312	1-0 F7		1-3 K			3-2 G6-3		0-2 F7		4 0 0 0 0 1 1																	
Bill Doran, S (1, 4) OBP: 0.383, SLG: 0.378	3-1 G6-3			0-0 FC2-6 1B		3-2 HR		1-1 1B		4 1 3 1 0 0 0																	
Ken Caminiti, S (1, 5) OBP: 0.324, SLG: 0.321	0-3 K			1 SAFE FC2-6 1B 1-2f		1-1 G6-3		2-2 CS 3-H	1-3 K	4 0 0 0 0 2 1																	
Glenn Wilson, R (1, 9) OBP: 0.291, SLG: 0.355		1-2 F8		0-3 K			0-1 L6		1-3 K	4 0 0 0 0 2 1																	
Craig Biggio, R (1, 2) OBP: 0.351, SLG: 0.364		1-2 G6-3 1B		1 SAFE PO 1B 1-2			0-0 G3		0-0 1B 1B	4 0 3 0 0 0 0																	
Mark Davidson, R (1, 7) OBP: 0.467, SLG: 0.500	1 SAFE G6-3 1-2			1 SAFE PO 1-2	0-0 F8		1-1 G5-3		0-2 1B	4 0 1 0 0 0 1																	
Franklin Stubbs, L (1, 3) OBP: 0.302, SLG: 0.458			0-2 HR		0-3 K			0-0 SH1-3 SH 2B	0-0 G4-3	4 2 2 1 0 1 2																	
Rafael Ramirez, R (1, 6) OBP: 0.307, SLG: 0.335			2-3 K		1-3 K			0-0 SH1-3		2 0 0 0 0 2 0																	
Jim Deshaies, L (1, 1) OBP: 0.028, SLG: 0.028			2-3 K			0-1 G3-1		1-1 SH 1B CS 3-H		2 0 0 0 0 1 0																	
Terry Puhl, L (8, PH) OBP: 0.348, SLG: 0.300										0 0 0 1 0 0 0																	
Juan Agosto, L (8, 1)										0 0 0 0 0 0 0																	
Dave Smith, R (8, 1)										0 0 0 0 0 0 0																	
Inning Stats	R: 0 E: 0 K: 1 S: 7	H: 0 LOB: 0 BB: 0 P: 11	R: 0 E: 0 K: 0 S: 11	H: 1 LOB: 0 BB: 0 P: 14	R: 1 E: 0 K: 3 S: 12	H: 1 LOB: 0 BB: 0 P: 17	R: 0 E: 0 K: 1 S: 9	H: 2 LOB: 1 BB: 0 P: 10	R: 0 E: 0 K: 2 S: 10	H: 0 LOB: 0 BB: 0 P: 11	R: 1 E: 0 K: 0 S: 10	H: 1 LOB: 0 BB: 0 P: 17	R: 0 E: 0 K: 0 S: 5	H: 0 LOB: 0 BB: 0 P: 6	R: 1 E: 0 K: 0 S: 12	H: 2 LOB: 1 BB: 0 P: 16	R: 0 E: 0 K: 2 S: 12	H: 2 LOB: 2 BB: 0 P: 14	1B: 6 2B: 1 3B: 0 HR: 2	SF: 0 SAC: 2 DP: 0 HBP: 0	WP: 0 PB: 0 SB: 0 CS: 1	PA: 36					
PITCHER	IP WLS BF H R ER SO BB IBB HBP BLK WP HR S P ERA WHIP																										
Bruce Hurst, L (1, 1) ERA: 4.1	7.0		24	5	2	2	7	0	0	0	0	0	2	64	86	2.57	0.714										
Greg Harris, R (8, 1) ERA: 2.83	1.0	W	5	2	1	1	0	0	0	0	0	0	0	12	16	9.00	2.000										
Craig Lefferts, L (9, 1) ERA: 2.81	1.0	S	5	2	0	0	2	0	0	0	0	0	0	12	14	0.00	2.000										

Houston Astros @ San Diego Padres
Jack Murphy Stadium, San Diego, CA

Sun Jul 29 1990, 6:33 AM EDT
Att. 19,506 - Sunny - 80 F

livebaseballscorecards.com

AB	32
R	3
H	9
RBI	3
BB	0
SO	9
LOB	6



Batter	1	2	3	4	5	6	7	8	9	10	11	AB R H RBI BB SO LOB	TOP				
Oddibe McDowell, L (1, 8) OBP: 0.296, SLG: 0.382	0-0 F7		2-2 E 1B		1-2 P2			0-1 G6-3			3-2 HR	5 2 2 1 0 0 1					
Mark Lemke, S (1, 4) OBP: 0.306, SLG: 0.255	2-2 F9		1-0 E7 1B			0-0 L7			1-2 G4-3		0-0 G1-3	5 0 1 1 0 0 0					
Ron Gant, R (1, 7) OBP: 0.341, SLG: 0.537	2-2 G6-3		0-0 G6-3			1-0 F8			2-3 K		1-3 K	5 0 0 0 0 2 1					
Jim Presley, R (1, 5) OBP: 0.306, SLG: 0.465		0-0 F9			1-2 F8			0-0 F8			1-3 K	5 0 0 0 0 2 0					
David Justice, L (1, 3) OBP: 0.335, SLG: 0.417		1-3 K			0-0 F7			1-1 G4-3			2-3 K	4 0 0 0 0 2 0					
Tommy Gregg, L (1, 9) OBP: 0.280, SLG: 0.361		0-3 K			2-2 1B			1-2 G1-6-3			E 3B 1B	4 1 2 0 0 1 0					
Ernie Whitt, L (1, 2) OBP: 0.284, SLG: 0.307			1-1 F9		1-3 K			0-0 F9			3-2 G3	4 0 0 0 0 1 2					
Jeff Blauser, R (1, 6) OBP: 0.343, SLG: 0.402			1-3 K			2-2 G5-3		0-0 G6-3			2-1 3B	4 0 1 1 0 1 0					
Steve Avery, L (1, 1) OBP: 0.067, SLG: 0.067			0-0 1B 1B			1-0 G1-3		4-1 G6-3 BB			2-3 K	2 1 1 0 0 0 0					
Mark Grant, R (8, 1) OBP: 0.500, SLG: 0.500												0 0 0 0 0 0 0					
Jeff Treadaway, L (8, PH) OBP: 0.326, SLG: 0.432												0 0 0 0 0 1 0 0					
Kent Mercker, L (8, 1)												1 0 0 0 0 0 1 1					
Dwayne Henry, R (10, 1)												0 0 0 0 0 0 0 0					
Tony Castillo, L (11, 1)												0 0 0 0 0 0 0 0					
Inning Stats	R: 0 H: 0 E: 0 LOB: 0 K: 0 BB: 0 S: 7 P: 11	R: 0 H: 0 E: 0 LOB: 0 K: 2 BB: 0 S: 8 P: 9	R: 2 H: 3 E: 1 LOB: 1 K: 1 BB: 0 S: 11 P: 16	R: 0 H: 1 E: 0 LOB: 1 K: 2 BB: 0 S: 13 P: 17	R: 0 H: 0 E: 0 LOB: 0 K: 0 BB: 0 S: 7 P: 11	R: 0 H: 0 E: 0 LOB: 0 K: 0 BB: 0 S: 6 P: 8	R: 0 H: 0 E: 0 LOB: 0 K: 0 BB: 0 S: 7 P: 9	R: 0 H: 0 E: 0 LOB: 0 K: 0 BB: 1 S: 4 P: 8	R: 0 H: 0 E: 0 LOB: 0 K: 1 BB: 0 S: 8 P: 11	R: 1 H: 2 E: 0 LOB: 1 K: 2 BB: 0 S: 14 P: 24	R: 1 H: 1 E: 0 LOB: 0 K: 2 BB: 0 S: 12 P: 17	1B: 5 SF: 0 2B: 0 SAC: 0 3B: 1 DP: 1 HR: 1 HBP: 0	WP: 0 PA: 40 PB: 0 SB: 2 CS: 0				
PITCHER	IP WLS BF H R ER SO BB IBB HBP BLK WP HR S P ERA WHIP																
Ed Whitson, R (1, 1) ERA: 2.77	7.0	25	4	2	1	5	0	0	0	0	0	0	0	59	81	1.29	0.571
Greg Harris, R (8, 1) ERA: 2.76	2.0	6	0	0	0	1	1	0	0	0	0	0	0	12	19	0.00	0.500
Calvin Schiraldi, R (10, 1) ERA: 3.7	2.0	L 9	3	2	2	4	0	0	0	0	0	0	1	26	41	9.00	1.500

Atlanta Braves @ San Diego Padres
 Jack Murphy Stadium, San Diego, CA
 Mon Jul 30 1990, 10:05 PM EDT
 Att: 18,076 - Unknown - 80 F

AB	39
R	4
H	7
RBI	3
BB	1
SO	10
LOB	5



Batter	1	2	3	4	5	6	7	8	9	10	11	AB	R	H	RBI	BB	SO	LOB
Bip Roberts, S OBP: 0.362, SLG: 0.415 (1, 7)	G5-3		G4-3		G6-3		F7		CS			5	0	1	0	0	0	3
Roberto Alomar, S OBP: 0.355, SLG: 0.391 (1, 4)	G1-3 BB		CS			3B BB	K		CS	K		3	1	1	1	2	2	0
Tony Gwynn, L OBP: 0.361, SLG: 0.439 (1, 9)	G1-3		CS		F7					L6		5	0	1	1	0	0	1
Jack Clark, R OBP: 0.405, SLG: 0.535 (1, 3)	G6-3				G6-3		WP				HR	4	1	2	1	1	0	1
Joe Carter, R OBP: 0.268, SLG: 0.386 (1, 8)			G3				K		P3		F9	5	0	0	0	0	2	3
Eddie Williams, R OBP: 0.341, SLG: 0.579 (1, 5)			L6									2	0	1	0	2	0	0
Mike Pagliarulo, L OBP: 0.354, SLG: 0.395 (11, PH)												1	0	0	0	0	1	0
Mark Parent, R OBP: 0.289, SLG: 0.324 (1, 2)			F9									5	0	2	0	0	0	5
Tom Lampkin, L OBP: 0.308, SLG: 0.423 (11, PR)												0	0	0	0	0	0	0
Garry Templeton, S OBP: 0.279, SLG: 0.380 (1, 6)												5	1	1	0	0	1	6
Ed Whitson, R OBP: 0.167, SLG: 0.244 (1, 1)												0	0	0	0	0	0	0
Phil Stephenson, L OBP: 0.364, SLG: 0.433 (7, PH)												1	0	0	0	0	0	0
Greg Harris, R OBP: 0.125, SLG: 0.375 (8, 1)												0	0	0	0	0	0	0
Shawn Abner, R OBP: 0.305, SLG: 0.333 (9, PH)												1	0	0	0	0	0	0
Calvin Schiraldi, R OBP: 0.300, SLG: 0.556 (10, 1)												0	0	0	0	0	0	0
Thomas Howard, S OBP: 0.286, SLG: 0.333 (11, PH)												1	0	0	0	0	0	1

Inning Stats	R: 0	H: 0	R: 0	H: 0	R: 1	H: 2	R: 0	H: 2	R: 1	H: 2	R: 0	H: 0	R: 0	H: 0	R: 0	H: 1	R: 1	H: 1	R: 0	H: 1	R: 0	H: 1	1B: 7	SF: 0	WP: 1	PA: 47
E: 0	LOB: 1	E: 0	LOB: 0	E: 0	LOB: 0	E: 0	LOB: 2	E: 0	LOB: 3	E: 0	LOB: 0	E: 0	LOB: 0	E: 0	LOB: 2	E: 0	LOB: 0	E: 0	LOB: 1	E: 0	LOB: 1	2B: 0	SAC: 2	PB: 0		
K: 0	BB: 1	K: 0	BB: 0	K: 0	BB: 0	K: 1	BB: 0	K: 1	BB: 2	K: 1	BB: 0	K: 0	BB: 0	K: 0	BB: 2	K: 1	BB: 0	K: 1	BB: 0	K: 1	BB: 0	3B: 1	DP: 0	SB: 1		
S: 8	P: 17	S: 5	P: 7	S: 9	P: 15	S: 10	P: 12	S: 13	P: 25	S: 8	P: 13	S: 15	P: 27	S: 11	P: 16	S: 11	P: 19	S: 12	P: 20	S: 12	P: 20	HR: 1	HBP: 0	CS: 2		

PITCHER	IP	WLS	BF	H	R	ER	SO	BB	IBB	HBP	BLK	WP	HR	S	P	ERA	WHIP
Steve Avery, L ERA: 5.14 (1, 1)	5.1		24	6	2	2	3	2	1	0	0	1	0	51	89	3.38	1.500
Mark Grant, R ERA: 6.2 (6, 1)	1.2		5	0	0	0	1	0	0	0	0	0	0	12	17	0.00	0.000
Kent Mercker, L ERA: 1.77 (8, 1)	2.2		11	2	1	1	1	2	0	0	0	0	1	35	60	3.38	1.500
Dwayne Henry, R ERA: 6.35 (10, 1)	0.1	W	1	0	0	0	0	0	0	0	0	0	0	2	2	0.00	0.000
Tony Castillo, L ERA: 4.76 (11, 1)	1.0	S	4	1	0	0	1	0	0	0	0	0	0	12	20	0.00	1.000

Atlanta Braves @ San Diego Padres
Jack Murphy Stadium, San Diego, CA
 Mon Jul 30 1990, 10:05 PM EDT
 Att: 18,076 - Unknown - 80 F

AB	38
R	3
H	9
RBI	3
BB	5
SO	6
LOB	20



Batter	1	2	3	4	5	6	7	8	9	AB R H RBI BB SO LOB	TOP										
Hal Morris, L (1, 3) OBP: 0.410, SLG: 0.536	0-0 G4-3		1-0 BB 2B	2-1 G4-6-3 1B		1-3 K			3-3 K	5 1 2 0 0 2 0											
Billy Hatcher, R (1, 7) OBP: 0.338, SLG: 0.383	3-1 F8		4-1 SAFE 2B BB	0-1 G4-6-3 1-2f		2-2 F9			3-1 FC5-4 1B	4 1 1 0 1 0 1											
Eric Davis, R (1, 8) OBP: 0.344, SLG: 0.457	2-2 1B 1B		1-2 G4-3 1-H 2-H 2B		1-2 F9			1-0 G4-3 S 1B	2-1 FC5-4 1-2f	5 2 3 2 0 0 1											
Barry Larkin, R (1, 6) OBP: 0.370, SLG: 0.423	3-2 1B 1-3 1B		1-1 G4-3		0-0 HR 1B			1-3 K	2-1 F9	5 1 2 0 0 1 3											
Paul O'Neill, L (1, 9) OBP: 0.340, SLG: 0.427	0-1 S 1-3 1B		2-3 K		0-1 F9			1-2 G4-3		4 0 1 1 0 1 3											
Chris Sabo, R (1, 5) OBP: 0.357, SLG: 0.505	3-2 SAFE P5 1-2		1-1 3-H 2B		2-0 HR			3-3 K		4 1 2 3 0 1 3											
Jeff Reed, L (1, 2) OBP: 0.337, SLG: 0.373		1-0 F9	4-0 FC6-4 BB		2-1 FC5-4 1B			2-1 G6-4-3 1B		3 0 2 0 1 0 0											
Mariano Duncan, R (1, 4) OBP: 0.349, SLG: 0.496		3-1 CS 3B	0-0 FC6-4		1-0 FC5-4			0-0 G6-4-3		4 0 1 0 0 0 4											
Scott Scudder, R (1, 1) OBP: 0.077, SLG: 0.077		3-2 F7		2-1 P2				0-1 F9		4 0 0 0 0 1 1											
Rob Dibble, L (8, 1)										0 0 0 0 0 0 0											
Inning Stats	R: 1 E: 0 K: 0 S: 17	H: 3 LOB: 2 BB: 0 P: 28	R: 0 E: 0 K: 0 S: 6	H: 1 LOB: 0 BB: 0 P: 13	R: 3 E: 0 K: 1 S: 14	H: 3 LOB: 2 BB: 2 P: 28	R: 0 E: 0 K: 0 S: 6	H: 1 LOB: 0 BB: 0 P: 10	R: 2 E: 0 K: 0 S: 10	H: 3 LOB: 1 BB: 0 P: 16	R: 0 E: 0 K: 1 S: 10	H: 0 LOB: 0 BB: 0 P: 13	R: 0 E: 0 K: 2 S: 10	H: 1 LOB: 1 BB: 0 P: 16	R: 0 E: 0 K: 1 S: 6	H: 1 LOB: 0 BB: 0 P: 9	R: 0 E: 0 K: 1 S: 9	H: 1 LOB: 1 BB: 0 P: 19	1B: 10 2B: 2 3B: 1 HR: 1	SF: 0 SAC: 0 DP: 2 HBP: 0	WP: 0 PA: 40 PB: 0 SB: 2 CS: 1
PITCHER	IP WLS BF H R ER SO BB IBB HBP BLK WP HR S P ERA WHIP																				
Andy Benes, R (1, 1) ERA: 3.73	2.2 L 15 7 4 4 1 1 0 0 0 0 0 0 36 64 13.50 3.000																				
Derek Lilliquist, L (3, 1) ERA: 6.25	2.1 11 4 2 2 0 1 0 0 0 0 0 1 17 31 7.71 2.143																				
John Davis, R (6, 1) ERA: 3.38	3.0 10 2 0 0 4 0 0 0 0 0 0 0 26 38 0.00 0.667																				
Rich Rodriguez, L (9, 1) ERA: 3.0	1.0 4 1 0 0 1 0 0 0 0 0 0 0 9 19 0.00 1.000																				

Cincinnati Reds @ San Diego Padres
 Jack Murphy Stadium, San Diego, CA
 Wed Aug 01 1990, 6:33 AM EDT
 Att. 11,317 - Sunny - 80 F

AB	38
R	6
H	14
RBI	6
BB	2
SO	6
LOB	16



livebaseballscorecards.com

Batter	1	2	3	4	5	6	7	8	9	AB R H RBI BB SO LOB	TOP											
Bip Roberts, S (1, 7) OBP: 0.363, SLG: 0.413	1-1 BB 1B 2B 1B	1-0 F8		2-1 G6-3		0-0 E4 FC3-6		1-0 SH1		4 1 1 0 0 0 1												
Roberto Alomar, S (1, 4) OBP: 0.353, SLG: 0.389	2-1 BB 2B 1B	1-1 F9		2-1 G6-3		1-0 P6		0-2 E4 G3-1 BLK 2-H		5 1 1 0 0 0 2												
Tony Gwynn, L (1, 9) OBP: 0.359, SLG: 0.435	0-0 B1	2-1 1B HR 1B		3-2 F7		3-1 FC3-6 1-2f 2-3		0-0 G3-1 1-3		5 1 1 0 0 0 5												
Jack Clark, R (1, 3) OBP: 0.415, SLG: 0.545	4-2 2B 1-2 2-3 2B BB	0-0 HR 1B			2-1 1B 1B	0-2 G6-3		4-2 BB		3 2 2 0 2 0 2												
Joe Carter, R (1, 8) OBP: 0.272, SLG: 0.395	0-0 2B 1-3 2-H 3-H 2B 2B	3-2 HR			0-1 1B		2-1 G3-1	3-2 G6-3		5 2 3 5 0 0 2												
Eddie Williams, R (1, 5) OBP: 0.349, SLG: 0.564	4-0 2B IBB	1-3 K			0-1 B3-4		1-0 1B	0-2 G3		1 0 0 0 1 1 0 3 0 1 0 0 0 2												
Mike Pagliarulo, L (5, PH) OBP: 0.350, SLG: 0.389																						
Mark Parent, R (1, 2) OBP: 0.288, SLG: 0.329	1-1 2B		0-3 K		2-3 K		0-1 F7	1-3 K		4 0 1 2 0 2 3 1 0 0 0 0 1 0 0 0 0 0 0 0 0	AB 40											
Greg Harris, R (7, 1) OBP: 0.111, SLG: 0.333											R 8											
Craig Lefferts, L (9, 1) OBP: 0.250, SLG: 0.250	1-2 F7		3-2 G4-3		0-0 G6-3		0-2 L8	1-1 G4-3		5 0 0 0 0 0 5	H 12											
Garry Templeton, S (1, 6) OBP: 0.279, SLG: 0.374											RBI 7											
Dennis Rasmussen, L (1, 1) OBP: 0.333, SLG: 0.366	0-1 F8		1-0 G1-6-3			0-0 FC3-6 E 1B		2-1 SH1 E 1B		3 0 1 0 0 0 2 1 1 1 0 0 0 0	BB 3											
Tom Lampkin, L (7, 2) OBP: 0.343, SLG: 0.486											SO 4											
Inning Stats	R: 4 E: 0 K: 0 S: 18	H: 4 LOB: 2 BB: 2 P: 31	R: 3 E: 0 K: 1 S: 12	H: 3 LOB: 0 BB: 0 P: 20	R: 0 E: 0 K: 1 S: 8	H: 0 LOB: 0 BB: 0 P: 12	R: 0 E: 0 K: 0 S: 7	H: 0 LOB: 0 BB: 0 P: 14	R: 0 E: 1 K: 0 S: 8	H: 2 LOB: 2 BB: 0 P: 15	R: 0 E: 1 K: 0 S: 8	H: 1 LOB: 2 BB: 0 P: 12	R: 0 E: 1 K: 0 S: 8	H: 1 LOB: 1 BB: 0 P: 11	R: 1 E: 1 K: 0 S: 13	H: 1 LOB: 2 BB: 1 P: 23	R: 0 E: 0 K: 1 S: 8	H: 0 LOB: 0 BB: 0 P: 10	1B: 9 2B: 2 3B: 0 HR: 1	SF: 0 SAC: 1 DP: 0 HBP: 0	WP: 0 PB: 0 SB: 0 CS: 0	PA: 44
PITCHER	IP WLS BF H R ER SO BB IBB HBP BLK WP HR S P ERA WHIP												PITCHER	IP WLS BF H R ER SO BB IBB HBP BLK WP HR S P ERA WHIP								
Tom Browning, L (1, 1) ERA: 3.12	2.0 L 15 7 7 7 1 1 1 0 0 0 1 30 51 31.50 4.000																					
Rick Mahler, R (3, 1) ERA: 4.23	2.0 6 0 0 0 1 0 0 0 0 0 0 15 26 0.00 0.000																					
Keith Brown, R (5, 1) ERA:	3.0 14 4 0 0 1 0 0 0 0 0 0 27 38 0.00 1.333																					
Tim Layana, R (8, 1) ERA: 2.52	2.0 9 1 1 1 1 1 0 0 1 0 0 21 33 4.50 1.000																					

San Diego Padres @ Cincinnati Reds
Riverfront Stadium, Cincinnati, OH
Thu Aug 02 1990, 7:05 PM EDT
Att: 35,337 - Unknown

livebaseballscorecards.com

AB	40
R	8
H	12
RBI	7
BB	3
SO	4
LOB	24



Batter	1	2	3	4	5	6	7	8	9	AB R H RBI BB SO LOB	TOP	
Bip Roberts, S (1, 7) OBP: 0.365, SLG: 0.417 Darrin Jackson, R (8, 8) OBP: 0.255, SLG: 0.327	2-3 K		0-0 2B		2-1 CS 1B			3-3 K		4 1 2 0 0 2 0 0 0 0 0 0 0 0		
Roberto Alomar, S (1, 4) OBP: 0.355, SLG: 0.391	4-0 L3 BB		2-1 F8 2B		1-2 CS 1-2	3-3 K		1-1 G1-3	3 0 1 1 1 1 0			
Tony Gwynn, L (1, 9) OBP: 0.358, SLG: 0.433	1-2 L3 1-2		0-0 F8 2-3		0-2 L4	0-2 L4		0-2 2B 1B	4 1 1 0 0 0 2			
Jack Clark, R (1, 3) OBP: 0.416, SLG: 0.547		4-2 2B BB	3-3 K		3-3 K	3-3 K		0-0 2B 1-H	3 1 1 1 1 2 1			
Joe Carter, R (1, 8) OBP: 0.271, SLG: 0.396 (8, 7)		0-0 G4-3 1-H 2B		2-2 L3		3-2 F8		1-1 L8	4 0 1 1 0 0 1			
Mike Pagliarulo, L (1, 5) OBP: 0.349, SLG: 0.387		0-0 G4-3 2-3		1-0 G3-6-3 1B		0-0 L9		2-0 P6	4 0 1 0 0 0 2			
Tom Lampkin, L (1, 2) OBP: 0.342, SLG: 0.459		4-0 G4-3 BB		3-1 G3-6-3 1-2f		1-0 G4-3			2 0 0 0 1 0 1			
Garry Templeton, S (1, 6) OBP: 0.277, SLG: 0.371		0-0 G4-3 1-2f		0-1 L9		1-2 P6			3 0 0 0 0 0 2			
Bruce Hurst, L (1, 1) OBP: 0.136, SLG: 0.095 Greg Harris, R (8, 1) OBP: 0.111, SLG: 0.333 Craig Lefferts, L (9, 1) OBP: 0.250, SLG: 0.250 Shawn Abner, R (9, 7) OBP: 0.294, SLG: 0.320			1-3 K		0-0 G5-3		0-3 K		3 0 0 0 0 2 0			
Inning Stats	R: 0 E: 0 K: 1 S: 6 H: 0 LOB: 0 BB: 1 P: 13	R: 1 E: 0 K: 0 S: 5 H: 1 LOB: 1 BB: 2 P: 13	R: 1 E: 0 K: 2 S: 10 H: 2 LOB: 1 BB: 0 P: 16	R: 0 E: 0 K: 0 S: 6 H: 1 LOB: 0 BB: 0 P: 12	R: 0 E: 0 K: 0 S: 7 H: 1 LOB: 0 BB: 0 P: 10	R: 0 E: 0 K: 2 S: 12 H: 0 LOB: 0 BB: 0 P: 18	R: 0 E: 0 K: 0 S: 7 H: 0 LOB: 0 BB: 0 P: 11	R: 0 E: 0 K: 2 S: 10 H: 0 LOB: 0 BB: 0 P: 14	R: 1 E: 0 K: 0 S: 9 H: 2 LOB: 1 BB: 0 P: 13	1B: 3 2B: 5 3B: 0 HR: 0 SF: 0 SAC: 0 DP: 3 HBP: 0	WP: 0 PB: 0 SB: 0 CS: 1 PA: 34	
PITCHER Jack Armstrong, R (1, 1) ERA: 3.13 Rob Dibble, R (8, 1) ERA: 2.09	IP 7.0 WLS L BF 8 H 2 R 1 ER 1 SO 2 BB 0 IBB 0 HBP 0 BLK 0 WP 0 HR 0 S 19 P 27 ERA 4.50 WHIP 1.000											PITCHER IP WLS BF H R ER SO BB IBB HBP BLK WP HR S P ERA WHIP

San Diego Padres @ Cincinnati Reds
Riverfront Stadium, Cincinnati, OH
Fri Aug 03 1990, 7:05 PM EDT
Att. 34,733 - Unknown

livebaseballscorecards.com

AB 30
R 3
H 7
RBI 3
BB 3
SO 7
LOB 9



Batter	1	2	3	4	5	6	7	8	9	AB	R	H	RBI	BB	SO	LOB
Chris Sabo, R OBP: 0.357, SLG: 0.515 (1, 5)	0-1 G6-3		1-0 F7		3-2 L6			0-2 HR	3-2 G6-4-3	5	1	1	1	0	0	3
Mariano Duncan, R OBP: 0.361, SLG: 0.511 (1, 4)	2-1 1B		1-1 2B			1-1 G6-3		0-1 G6-3 FC1 1B		4	0	3	1	0	0	0
Barry Larkin, R OBP: 0.365, SLG: 0.415 (1, 6)	0-1 F9		2-1 G6-3			4-0 G5-3 BB		1-1 FC1 G6-3 1-2		3	0	0	0	1	0	3
Eric Davis, R OBP: 0.335, SLG: 0.443 (1, 8)	1-0 F8			2-3 K		0-0 G5-3		3-2 G6-3		4	0	0	0	0	1	4
Glenn Braggs, R OBP: 0.352, SLG: 0.407 Paul O'Neill, L OBP: 0.341, SLG: 0.426 (1, 9) (8, PH) (9, 9)		3-3 K		1-1 G6-3		1-2 F7		4-0 IBB		3	0	0	0	0	1	1
Todd Benzinger, S OBP: 0.295, SLG: 0.343 (1, 3)		1-2 G4-3		0-2 G5-3			0-0 L8	2-3 K		4	0	0	0	0	1	3
Joe Oliver, R OBP: 0.317, SLG: 0.350 Luis Quinones, S OBP: 0.315, SLG: 0.316 Jeff Reed, L OBP: 0.337, SLG: 0.373 (1, 2) (8, PH) (9, 2)		1-2 G5-3			0-0 G5-3		0-0 1B	1-0 G3		3	0	1	0	0	0	0
Billy Hatcher, R OBP: 0.341, SLG: 0.390 (1, 7)			0-0 E1 SH3-4 2B		0-1 SH3-4 1B		0-0 L5	3-2 FC2-6 HBP		3	1	1	0	0	0	1
Jack Armstrong, R OBP: 0.116, SLG: 0.095 Ron Oester, S OBP: 0.317, SLG: 0.348 Rob Dibble, L Hal Morris, L OBP: 0.404, SLG: 0.528 (1, 1) (7, PH) (8, 1) (9, PH)			0-0 SH3-4		1-1 SH3-4		1-3 K	0-0 FC2-6 G6-4-3		0	0	0	0	0	0	0

Inning Stats	R: 0	H: 1	E: 0	LOB: 1	K: 0	P: 10	R: 0	H: 0	E: 0	LOB: 0	K: 1	P: 9	R: 1	H: 1	E: 1	LOB: 1	K: 0	P: 11	R: 0	H: 0	E: 0	LOB: 0	K: 1	P: 12	R: 0	H: 1	E: 0	LOB: 1	K: 0	P: 13	R: 0	H: 0	E: 0	LOB: 1	K: 0	P: 9	R: 1	H: 2	E: 0	LOB: 3	K: 1	P: 25	R: 0	H: 0	E: 0	LOB: 0	K: 0	P: 12	1B: 4	SF: 0	2B: 1	SAC: 2	3B: 0	DP: 1	HR: 1	HBP: 1	WP: 0	PA: 37
--------------	------	------	------	--------	------	-------	------	------	------	--------	------	------	------	------	------	--------	------	-------	------	------	------	--------	------	-------	------	------	------	--------	------	-------	------	------	------	--------	------	------	------	------	------	--------	------	-------	------	------	------	--------	------	-------	-------	-------	-------	--------	-------	-------	-------	--------	-------	--------

PITCHER	IP	WLS	BF	H	R	ER	SO	BB	IBB	HBP	BLK	WP	HR	S	P	ERA	WHIP
Bruce Hurst, L ERA: 3.96 (1, 1)	7.0		30	6	2	1	3	1	0	0	0	0	1	63	90	1.29	1.000
Greg Harris, R ERA: 2.66 (8, 1)	1.0	W	5	0	0	0	1	0	1	1	0	0	0	9	22	0.00	0.000
Craig Lefferts, L ERA: 2.69 (9, 1)	1.0	S	2	0	0	0	0	0	0	0	0	0	0	4	7	0.00	0.000

BOTTOM

San Diego Padres @ Cincinnati Reds
Riverfront Stadium, Cincinnati, OH

Fri Aug 03 1990, 7:05 PM EDT
Att. 34,733 - Unknown

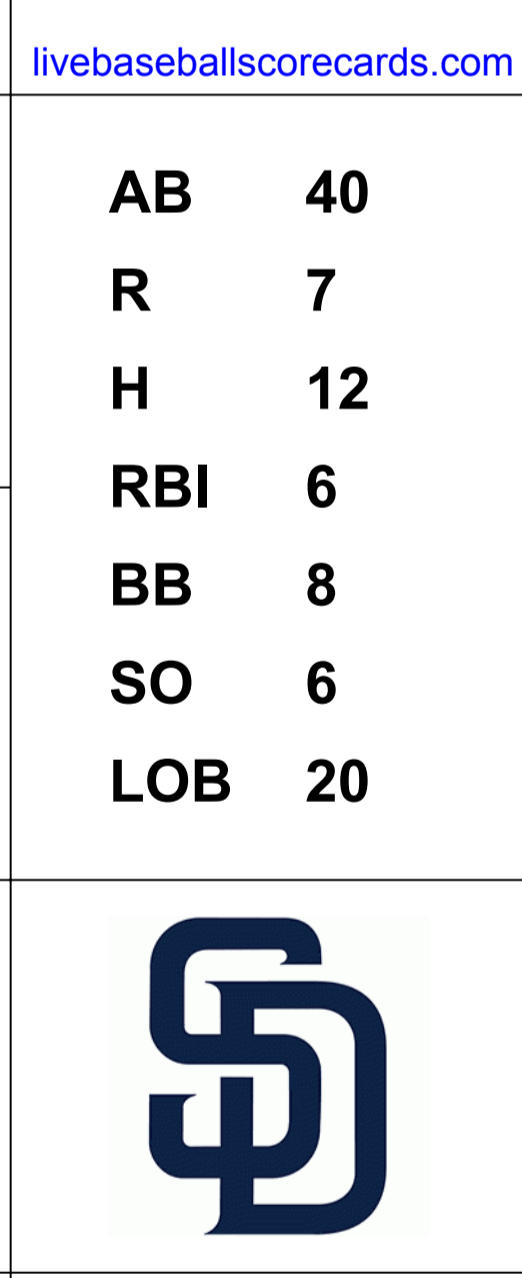
livebaseballscorecards.com

AB	32
R	2
H	6
RBI	2
BB	2
SO	4
LOB	20



Batter	1	2	3	4	5	6	7	8	9	10	11	AB R H RBI BB SO LOB	TOP
Bip Roberts, S (1, 5) OBP: 0.362, SLG: 0.414 Mike Pagliarulo, L (5, 5) OBP: 0.345, SLG: 0.382	2-2 E6 G3 G6-3 PB	0-0 F7			1-0 P6		1-3 K	2-3 K			0-0 G6-3	3 1 0 0 0 0 1 3 0 0 0 0 2 2	
Roberto Alomar, S (1, 4) OBP: 0.357, SLG: 0.392	1-1 G6-3	1-2 G6-3			4-0 1B BB		4-2 2B BB		2-2 F8		0-0 HR 2B	4 2 1 0 2 0 2	
Tony Gwynn, L (1, 9) OBP: 0.362, SLG: 0.437	0-0 G3		0-1 G3-1		2-2 BB 1-3 1B		0-0 2B 1-H		1-2 G6-4-3 1B		4-0 HR IBB	5 1 3 1 1 0 1	
Jack Clark, R (1, 3) OBP: 0.421, SLG: 0.542	4-2 1B BB 3-H		2-3 K		4-1 BB 1-2 BB		4-0 G6-4-3 BB		1-2 G6-4-3 1-2f		4-0 HR BB 1-2 2-3	2 2 0 0 4 1 1	
Joe Carter, R (1, 7) OBP: 0.275, SLG: 0.404 (10, 8)	1-1 1B 1-3 1B		3-1 G5-3		1-1 G5-3		2-1 G6-4-3 1-2f			0-2 G4-3 SH1-4 1B	2-1 HR 1-H 2-H 3-H	6 1 3 4 0 0 5	
Shawn Abner, R (1, 8) OBP: 0.301, SLG: 0.327 Greg Harris, R (10, 1) OBP: 0.100, SLG: 0.300	1-1 1B 1-2 1B 3-H			0-0 F8		0-3 K		2-2 1B SH1-4 FC6-2 1B		0-1 SH1-4 1-2	1-3 K	4 0 2 1 0 1 0 1 0 0 0 0 1 0	
Mark Parent, R (1, 2) OBP: 0.289, SLG: 0.329 Tom Lampkin, L (10, PH) OBP: 0.333, SLG: 0.447 (10, 2)	2-1 F8		1-3 K		0-0 1B 1B		0-0 SH1-4 1-2			0-1 G4-3 2-3		3 0 1 0 0 1 2 1 0 0 0 0 0 1	AB 40 R 7 H 12 RBI 6 BB 8 SO 6 LOB 20
Garry Templeton, S (1, 6) OBP: 0.281, SLG: 0.372		4-0 SH1-4 BB		0-1 G1-3		3-2 G5-4-3 1-2 1B		2-0 FC6-2 1B 2-3		2-1 F7 3		4 0 2 0 1 0 1	
Ed Whitson, R (1, 1) OBP: 0.159, SLG: 0.233 Darrin Jackson, R (8, PH) OBP: 0.250, SLG: 0.321 Craig Lefferts, L (8, 1) OBP: 0.250, SLG: 0.250 Fred Lynn, L (10, 7) OBP: 0.340, SLG: 0.414		1-2 SH1-4			0-0 F9		0-0 G5-4-3 1-2f		3-2 FC6-2 1-2 3-H		1-2 F8	2 0 0 0 0 0 2 1 0 0 0 0 0 2 0 0 0 0 0 0 0 1 0 0 0 0 0 0	
Inning Stats	R: 2 H: 2 E: 1 LOB: 2 K: 0 BB: 1 S: 14 P: 25	R: 0 H: 0 E: 0 LOB: 1 K: 0 BB: 1 S: 7 P: 13	R: 0 H: 0 E: 0 LOB: 0 K: 1 BB: 0 S: 7 P: 12	R: 0 H: 0 E: 0 LOB: 0 K: 1 BB: 0 S: 6 P: 7	R: 0 H: 1 E: 0 LOB: 3 K: 0 BB: 2 S: 8 P: 20	R: 0 H: 2 E: 0 LOB: 1 K: 1 BB: 0 S: 9 P: 12	R: 1 H: 1 E: 0 LOB: 1 K: 1 BB: 2 S: 9 P: 20	R: 0 H: 2 E: 0 LOB: 2 K: 1 BB: 0 S: 11 P: 20	R: 0 H: 1 E: 0 LOB: 0 K: 0 BB: 0 S: 10 P: 14	R: 0 H: 1 E: 0 LOB: 1 K: 0 BB: 0 S: 9 P: 11	R: 4 H: 2 E: 0 LOB: 0 K: 1 BB: 2 S: 11 P: 23	1B: 9 SF: 0 2B: 2 SAC: 3 3B: 0 DP: 3 HR: 1 HBP: 0	WP: 0 PA: 51 PB: 1 SB: 0 CS: 0
PITCHER	IP WLS BF H R ER SO BB IBB HBP BLK WP HR S P ERA WHIP												
Norm Charlton, L (1, 1) ERA: 2.63	7.1 35 8 3 1 4 6 0 0 0 0 0 65 118 1.23 1.909												
Randy Myers, L (8, 1) ERA: 1.85	1.2 5 1 0 0 1 0 0 0 0 0 0 16 25 0.00 0.600												
Rick Mahler, R (10, 1) ERA: 4.57	2.0 L 11 3 4 4 1 1 1 0 0 0 0 1 20 34 18.00 2.000												


San Diego Padres @ Cincinnati Reds
Riverfront Stadium, Cincinnati, OH
Sat Aug 04 1990, 7:05 PM EDT
Att. 37,410 - Overcast - 73 F



Batter	1	2	3	4	5	6	7	8	9	10	11	AB R H RBI BB SO LOB	BOTTOM													
Barry Larkin, R OBP: 0.367, SLG: 0.419 (1, 6)	G6-3	FC6-4			1B 2B		FC7-2 1B		F9	1B		6 1 3 0 0 0 3	San Diego Padres @ Cincinnati Reds Riverfront Stadium, Cincinnati, OH Sat Aug 04 1990, 7:05 PM EDT Att. 37,410 - Overcast - 73 F													
Paul O'Neill, L OBP: 0.345, SLG: 0.429 (1, 9)			G4-3		L8 S						G4-3	4 0 3 1 0 0 0														
Randy Myers, L OBP: 0.500, SLG: 0.500 (8, 1)					2-H 1B		1-3 1B					0 0 0 0 0 0 0														
Luis Quinones, S OBP: 0.321, SLG: 0.354 (9, PH)	S 1B								HR			1 1 1 1 0 0 0														
Rick Mahler, R OBP: 0.130, SLG: 0.174 (10, 1)												0 0 0 0 0 0 0														
Herm Winningham, L OBP: 0.280, SLG: 0.376 (11, PH)												1 0 0 0 0 0 0														
Chris Sabo, R OBP: 0.357, SLG: 0.515 (1, 5)	K		E5 F9 1B		L8		FC7-2		1B		G6-3	6 0 2 0 0 1 4														
Eric Davis, R OBP: 0.335, SLG: 0.437 (1, 8)	K		F9 1B		F9		F9				G4-3	4 0 0 0 2 1 3														
Hal Morris, L OBP: 0.404, SLG: 0.523 (1, 3)			G4-1		P6				P6			5 0 2 0 0 0 3														
Mariano Duncan, R OBP: 0.365, SLG: 0.515 (1, 4)			FC1-5 1B		1-2 1B							4 0 2 0 1 0 0														
Joe Oliver, R OBP: 0.316, SLG: 0.352 (1, 2)			FC1-5 BB		2-2 2B		G4-3		F8 2B		SH1-4 BB	4 0 1 0 0 0 3														
Billy Hatcher, R OBP: 0.342, SLG: 0.397 (1, 7)			F9		G6-3		L6		F8		SH1-4	4 1 1 1 1 0 4														
Norm Charlton, S OBP: 0.353, SLG: 0.154 Glenn Braggs, R OBP: 0.349, SLG: 0.403 (8, 9)			FC6-4 BB		K		K		P4		1B IBB	2 0 0 0 1 2 1														
												2 0 0 0 0 0 2														
Inning Stats	R: 0 E: 0 K: 2 S: 10	H: 1 LOB: 1 BB: 0 P: 17	R: 0 E: 0 K: 0 S: 12	H: 2 LOB: 3 BB: 1 P: 19	R: 0 E: 1 K: 0 S: 11	H: 1 LOB: 1 BB: 0 P: 15	R: 0 E: 0 K: 1 S: 12	H: 1 LOB: 1 BB: 0 P: 17	R: 1 E: 0 K: 0 S: 7	H: 2 LOB: 1 BB: 1 P: 15	R: 1 E: 0 K: 1 S: 9	H: 1 LOB: 0 BB: 0 P: 11	R: 0 E: 0 K: 0 S: 7	H: 2 LOB: 1 BB: 0 P: 9	R: 0 E: 0 K: 0 S: 10	H: 1 LOB: 1 BB: 0 P: 14	R: 1 E: 0 K: 0 S: 11	H: 3 LOB: 2 BB: 1 P: 24	R: 0 E: 0 K: 0 S: 6	H: 1 LOB: 2 BB: 2 P: 17	R: 0 E: 0 K: 0 S: 4	H: 0 LOB: 0 BB: 0 P: 7	1B: 9 2B: 5 3B: 0 HR: 2	SF: 0 SAC: 1 DP: 1 HBP: 0	WP: 0 PA: 49 PB: 0 SB: 2 CS: 1	
PITCHER	IP WLS BF H R ER SO BB IBB HBP BLK WP HR S P ERA WHIP																									
Ed Whitson, R ERA: 2.76 (1, 1)	7.0		31	10	2	2	4	2	0	0	0	0	0	1	68	103	2.57	1.714								
Craig Lefferts, L ERA: 2.74 (8, 1)	2.0		10	4	1	1	0	0	1	0	0	0	0	1	21	38	4.50	2.000								
Greg Harris, R ERA: 2.59 (10, 1)	2.0	W	8	1	0	0	0	1	1	0	0	0	0	0	10	24	0.00	1.000								

livebaseballscores.com

AB	43
R	3
H	15
RBI	3
BB	5
SO	4
LOB	23



Batter	1	2	3	4	5	6	7	8	9	AB R H RBI BB SO LOB	TOP	
Roberto Alomar, S (1, 4) OBP: 0.353, SLG: 0.388	2-2 F9			3-2 F7		0-0 G5-3		3-1 F8		4 0 0 0 0 0 0		
Garry Templeton, S (1, 6) OBP: 0.284, SLG: 0.377	1-0 P6			2-2 1B 2B		0-2 G6-3		2-1 1B		4 0 2 0 0 0 0		
Tony Gwynn, L (1, 9) OBP: 0.363, SLG: 0.437	2-1 G3			4-0 1B 2B BB		2-1 1B		1-1 G4-3		3 1 1 0 1 0 1		
Jack Clark, R (1, 3) OBP: 0.426, SLG: 0.541		4-1 G5-4-3 BB		0-0 2B 1B		4-1 BB		3-3 K		2 1 1 0 2 1 0		
Joe Carter, R (1, 8) OBP: 0.274, SLG: 0.405		1-0 G5-4-3 1-2f		1-0 2B		3-3 K		1-2 F7		4 0 1 2 0 1 3		
Mike Pagliarulo, L (1, 5) OBP: 0.340, SLG: 0.376		1-1 L4		1-2 G4-3		3-1 G4-3		3-3 K		4 0 0 0 0 1 1		
Fred Lynn, L (1, 7) OBP: 0.333, SLG: 0.404			1-1 L9		2-3 K		3-3 K			3 0 0 0 0 2 0		
Tom Lampkin, L (1, 2) OBP: 0.310, SLG: 0.415			0-1 F8		2-3 K		0-0 G1-3			3 0 0 0 0 1 0		
Calvin Schiraldi, R (1, 1) OBP: 0.250, SLG: 0.455 Bip Roberts, S (8, PH) OBP: 0.361, SLG: 0.413 Rich Rodriguez, L (8, 1) John Davis, R (8, 1)			1-1 F8		3-2 G6-3		1-0 F7			2 0 0 0 0 0 0 1 0		
Inning Stats	R: 0 H: 0 E: 0 LOB: 0 K: 0 BB: 0 S: 7 P: 12	R: 0 H: 0 E: 0 LOB: 0 K: 0 BB: 1 S: 4 P: 10	R: 0 H: 0 E: 0 LOB: 0 K: 0 BB: 0 S: 6 P: 8	R: 2 H: 3 E: 0 LOB: 1 K: 0 BB: 1 S: 12 P: 23	R: 0 H: 0 E: 0 LOB: 0 K: 2 BB: 0 S: 12 P: 19	R: 0 H: 1 E: 0 LOB: 2 K: 1 BB: 1 S: 11 P: 20	R: 0 H: 0 E: 0 LOB: 0 K: 1 BB: 0 S: 6 P: 12	R: 0 H: 1 E: 0 LOB: 1 K: 2 BB: 0 S: 7 P: 14	R: 0 H: 0 E: 0 LOB: 0 K: 2 BB: 0 S: 13 P: 20	1B: 3 SF: 0 2B: 2 SAC: 0 3B: 0 DP: 1 HR: 0 HBP: 0	WP: 0 PA: 33 PB: 0 SB: 2 CS: 0	
PITCHER Jose Rijo, R (1, 1) ERA: 3.36	IP WLS BF H R ER SO BB IBB HBP BLK WP HR S P ERA WHIP	9.0 W 33 5 2 2 6 3 0 0 0 0 0 0 78 138 2.00 0.889										

San Diego Padres @ Cincinnati Reds
Riverfront Stadium, Cincinnati, OH
Sun Aug 05 1990, 3:33 AM EDT
Att. 38,789 - Cloudy - 80 F

livebaseballscorecards.com

AB	30
R	2
H	5
RBI	2
BB	3
SO	6
LOB	5



Batter	1	2	3	4	5	6	7	8	9	AB	R	H	RBI	BB	SO	LOB
Barry Larkin, R OBP: 0.368, SLG: 0.418 (1, 6) CFS	0-3 K		4-2 BB	0-1 1-2 3-H 1B			1-0 F8			3	0	1	1	1	1	0
Paul O'Neill, L OBP: 0.347, SLG: 0.430 (1, 9) BFCX	2-2 CS 1B		0-3 K		0-3 K		0-0 FC4-6 1B			4	0	2	0	0	2	2
Chris Sabo, R OBP: 0.353, SLG: 0.510 (1, 5) BFCX	3-1 F8		1-0 FC5 2-3f		0-0 F8		0-1 FC4-6 1-2f			4	0	0	0	0	0	4
Eric Davis, R OBP: 0.340, SLG: 0.443 (1, 8) BCB	2-1 CS 1-2	0-0 F8 G6-3 2B		4-2 HR BB	1-3 K		2-1 1B 1B			3	3	2	0	1	1	0
Hal Morris, L OBP: 0.407, SLG: 0.544 (1, 3) BFCX		2-0 F8 2-3		0-0 1-H HR		2-2 L9	2-0 PB FC4-2 1B			4	1	2	2	0	0	1
Mariano Duncan, R OBP: 0.367, SLG: 0.515 (1, 4) BFCX		1-2 G6-3		1-0 1B G3 1B		2-2 F8	0-0 FC4-2 PB 1B			4	1	2	2	0	0	0
Jeff Reed, L OBP: 0.333, SLG: 0.359 (1, 2) BFCX		2-2 G3-1		0-0 G3 1-2		2-0 L6	4-1 FC4-2 BB			3	0	0	0	1	0	1
Billy Hatcher, R OBP: 0.341, SLG: 0.403 (1, 7) BFCX			1-1 G4-3	3-1 P3			0-0 HR	0-2 FC4-2 G4-6-3		4	1	1	1	0	0	4
Jose Rijo, R OBP: 0.200, SLG: 0.225 (1, 1) BFCX			0-0 FC5 2B	0-0 1B 2-3			1-2 G3	0-0 G4-6-3 1-2f		4	0	2	0	0	0	3

Inning Stats	R: 0	H: 1	E: 0	K: 1	S: 9	LOB: 0	BB: 0	P: 16
	R: 1	H: 1	E: 0	K: 0	S: 11	LOB: 0	BB: 0	P: 16
	R: 0	H: 1	E: 0	K: 1	S: 9	LOB: 2	BB: 1	P: 15
	R: 3	H: 4	E: 0	K: 0	S: 10	LOB: 2	BB: 1	P: 18
	R: 0	H: 0	E: 0	K: 2	S: 7	LOB: 0	BB: 0	P: 8
	R: 0	H: 0	E: 0	K: 0	S: 11	LOB: 0	BB: 0	P: 17
	R: 1	H: 2	E: 0	K: 0	S: 8	LOB: 1	BB: 0	P: 10
	R: 1	H: 3	E: 0	K: 0	S: 9	LOB: 2	BB: 1	P: 17

PITCHER	IP	WLS	BF	H	R	ER	SO	BB	IBB	HBP	BLK	WP	HR	S	P	ERA	WHIP
Calvin Schiraldi, R ERA: 3.95 (1, 1)	7.0	L	30	9	5	5	4	2	0	0	0	0	2	65	100	6.43	1.571
Rich Rodriguez, L ERA: 3.5 (8, 1)	0.0		4	3	1	1	0	1	0	0	0	0	0	5	13	∞	∞
John Davis, R ERA: 2.84 (8, 1)	1.0		2	0	0	0	0	0	0	0	0	0	0	4	4	0.00	0.000

BOTTOM

San Diego Padres @ Cincinnati Reds
Riverfront Stadium, Cincinnati, OH

Sun Aug 05 1990, 3:33 AM EDT
Att: 38,789 - Cloudy - 80 F

AB	33
R	6
H	12
RBI	6
BB	3
SO	4
LOB	15

livebaseballscorecards.com



Inning Stats	1B: 8	SF: 0	2B: 2	SAC: 0	3B: 0	DP: 1	HR: 2	HBP: 0	WP: 0	PA: 37
	1B: 8	SF: 0	2B: 2	SAC: 0	3B: 0	DP: 1	HR: 2	HBP: 0	WP: 0	PA: 37

Batter	1	2	3	4	5	6	7	8	9	AB R H RBI BB SO LOB
Oddibe McDowell, L OBP: 0.306, SLG: 0.385 (1, 8)	0-1 G5-3 2B		1-0 G3		0-0 F8		1-2 E6		4-0 1B BB	4 0 1 0 1 0 0
Jeff Treadway, L OBP: 0.321, SLG: 0.419 (1, 4)	4-1 G5-3 BB		1-0 FC6-4 BB 1B		1-0 G3		2-2 SAFE F8		1-1 1B 2-3	4 0 2 0 1 0 1
Ron Gant, R OBP: 0.341, SLG: 0.532 (1, 7)	2-2 G5-3 1-2 2-3f		4-0 FC6-4 BB 1B		0-0 1B		0-1 L9		3-3 K	4 0 1 0 1 1 5
Jim Presley, R OBP: 0.299, SLG: 0.450 (1, 5)	1-0 G6-3		1-2 FC6-4 1-2f 2-3		2-0 F9		0-0 P4		2-3 K	5 0 0 0 0 1 7
David Justice, L OBP: 0.327, SLG: 0.410 (1, 9)		3-2 P4	0-0 F9		2-0 F9		0-0 HR		2-2 F9	5 1 1 1 0 0 5
Tommy Gregg, L OBP: 0.305, SLG: 0.398 (1, 3)		0-1 2B		0-2 F8 G3 1B		0-0 G3-6-3 1B		1-0 1B		4 0 4 0 0 0 0
Ernie Whitt, L OBP: 0.252, SLG: 0.258 (1, 2)		1-1 P5		0-0 G3 1-2		0-0 G3-6-3 1-2f		0-3 K		4 0 0 0 0 1 4
Jeff Blauser, R OBP: 0.339, SLG: 0.408 (1, 6)		4-0 BB		2-2 F8 2-3		1-3 K		0-0 2B 2B		3 1 1 0 1 1 1
Tom Glavine, L OBP: 0.224, SLG: 0.163 (1, 1) Mike Bell, L OBP: 0.333, SLG: 0.143 (7, PH) Dwayne Henry, R (8, 1) Tony Castillo, L (8, 1) Mark Grant, R OBP: 0.640, SLG: 0.500 (8, 1) Lonnie Smith, R OBP: 0.375, SLG: 0.448 (9, PH)		1-3 K		2-2 G6-3		3-3 K		2-1 1B 2B 2-H		2 0 0 0 0 0 1 3 1 0 0 0 0 0 1 0 1 0 1 1 0 0 0 0

Inning Stats	R: 0 E: 0 K: 0 S: 7	H: 1 LOB: 1 BB: 1 P: 14	R: 0 E: 0 K: 1 S: 12	H: 1 LOB: 2 BB: 1 P: 21	R: 0 E: 0 K: 0 S: 7	H: 1 LOB: 2 BB: 1 P: 14	R: 0 E: 0 K: 0 S: 12	H: 1 LOB: 1 BB: 0 P: 7	R: 0 E: 0 K: 0 S: 3	H: 1 LOB: 0 BB: 0 P: 5	R: 0 E: 1 K: 2 S: 14	H: 0 LOB: 1 BB: 0 P: 21	R: 1 E: 0 K: 1 S: 8	H: 2 LOB: 1 BB: 0 P: 9	R: 1 E: 0 K: 2 S: 15	H: 3 LOB: 3 BB: 1 P: 29	1B: 6 2B: 4 3B: 0 HR: 1	SF: 0 SAC: 0 DP: 2 HBP: 0	WP: 0 PB: 0 SB: 0 CS: 0	PA: 41
PITCHER	IP	WLS	BF	H	R	ER	SO	BB	IBB	HBP	BLK	WP	HR	S	P	ERA	WHIP			
Andy Benes, R ERA: 3.58 (1, 1)	8.0	W	34	8	1	1	4	3	0	0	0	0	1	67	107	1.12	1.375			
Rich Rodriguez, L ERA: 4.0 (9, 1)	0.0		4	3	1	1	0	1	0	0	0	0	0	5	12	∞	∞			
Greg Harris, R ERA: 2.56 (9, 1)	1.0	S	3	0	0	0	2	0	0	0	0	0	0	10	17	0.00	0.000			

BOTTOM

San Diego Padres @ Atlanta Braves
Atlanta-Fulton County Stadium, Atlanta, GA

Tue Aug 07 1990, 7:05 PM EDT
Unknown - 80 F

livebaseballscorecards.com

AB	37
R	2
H	11
RBI	2
BB	4
SO	6
LOB	26



Batter	1	2	3	4	5	6	7	8	9	AB R H RBI BB SO LOB	TOP											
Roberto Alomar, S (1, 4) OBP: 0.360, SLG: 0.394	1-1 SH1-3 1B 2B	0-1 F7 SF7 1B	1-1 1B			3-1 G3 1-2 1B			1-2 G4-6-3 1-2f 3-H 1-1	4-1 SH5-3 BB	5 2 3 0 1 0 2											
Garry Templeton, S (1, 6) OBP: 0.288, SLG: 0.382	0-0 SH1-3 2-3	2-1 F7 1B	0-1 FC4-6 1B			0-0 1B 2B			1-1 F9	1-0 SH5-3 1-2	4 1 3 2 0 0 0											
Tony Gwynn, L (1, 9) OBP: 0.363, SLG: 0.431	1-0 FC5-4 1B	0-0 F7	0-1 FC4-6 1B			4-0 1B 2B IBB			0-0 G5-3	4-0 IBB	4 1 1 1 2 0 4											
Jack Clark, R (1, 3) OBP: 0.433, SLG: 0.549 Phil Stephenson, L (6, 3) OBP: 0.358, SLG: 0.422	0-1 FC5-4 BB E 1-2f	4-1 IBB				3-1 2B 1B 1B			3-1 G6-3	3-2 F7	3 2 1 1 1 0 1 2 0 0 0 0 0 2											
Joe Carter, R (1, 8) OBP: 0.284, SLG: 0.410 Darrin Jackson, R (6, 7) OBP: 0.241, SLG: 0.309	4-2 E E BB 1-2	1-1 SF7				2-1 1B 2B			2-3 K	0-0 F7	1 2 1 2 2 0 0 2 0 0 0 0 1 2											
Mike Pagliarulo, L (1, 5) OBP: 0.336, SLG: 0.369	2-0 E4 E E 1-2 2-H	1-2 F8				0-0 G4-6-3 1B			1-0 G4-6-3 1B		5 0 2 2 0 0 5											
Tom Lampkin, L (1, 2) OBP: 0.277, SLG: 0.370	0-2 E6 1-2 2-3					2-1 G4-3			0-0 G4-6-3 1-2f		5 0 0 0 0 0 5											
Shawn Abner, R (1, 7) OBP: 0.322, SLG: 0.345	0-0 E6 1-2 2-3 3-H					0-2 1B 1B BB			0-0 1B G4-6-3 2B	1-1 HBP	3 2 2 0 1 0 2											
Eric Show, R (1, 1) OBP: 0.217, SLG: 0.261 Derek Lilliquist, L (6, 1) OBP: 0.321, SLG: 0.536 Craig Leferts, L (8, 1) OBP: 0.250, SLG: 0.250	1-3 K					0-0 FC1-6 1B 2B			1-0 FC1-6 G3 1-2f 2B	1-1 F7	4 1 1 0 0 2 5 0 0 0 0 0 0 0 0 0 0 0 0 0 0											
Inning Stats	R: 3 E: 3 K: 1 S: 17	H: 2 LOB: 3 BB: 1 P: 26	R: 1 E: 0 K: 0 S: 11	H: 2 LOB: 2 BB: 1 P: 19	R: 1 E: 0 K: 1 S: 12	H: 2 LOB: 2 BB: 1 P: 19	R: 0 E: 1 K: 0 S: 11	H: 0 LOB: 1 BB: 1 P: 19	R: 5 E: 0 K: 0 S: 13	H: 5 LOB: 1 BB: 1 P: 26	R: 1 E: 0 K: 0 S: 7	H: 2 LOB: 0 BB: 0 P: 10	R: 0 E: 0 K: 1 S: 6	H: 0 LOB: 0 BB: 0 P: 11	R: 0 E: 0 K: 0 S: 5	H: 1 LOB: 1 BB: 0 P: 8	R: 0 E: 0 K: 0 S: 6	H: 0 LOB: 2 BB: 2 P: 18	1B: 10 2B: 4 3B: 0 HR: 0	SF: 1 SAC: 2 DP: 3 HBP: 1	WP: 0 PB: 0 SB: 0 CS: 0	PA: 50
PITCHER	IP WLS BF H R ER SO BB IBB HBP BLK WP HR S P ERA WHIP																					
Marty Clary, R (1, 1) ERA: 5.54	4.2 L 31 9 9 7 2 3 2 0 0 0 0 0 60 102 13.50 2.571																					
Tony Castillo, L (5, 1) ERA: 4.91	1.1 7 4 2 2 0 0 0 0 0 0 0 0 11 17 13.50 3.000																					
Rick Luecken, R (7, 1) ERA: 5.63	2.0 7 1 0 0 1 0 0 0 1 0 0 0 11 19 0.00 0.500																					
Jeff Parrett, R (9, 1) ERA: 5.12	1.0 5 0 0 0 0 1 1 0 0 0 0 0 6 18 0.00 1.000																					

San Diego Padres @ Atlanta Braves
Atlanta-Fulton County Stadium, Atlanta, GA

Tue Aug 07 1990, 7:05 PM EDT
Att. 10,991 - Unknown - 81 F

AB 38
R 11
H 14
RBI 8
BB 7
SO 3
LOB 28



WP: 0 PA: 50
PB: 0
SB: 0
CS: 0

livebaseballscorecards.com

Batter	1	2	3	4	5	6	7	8	9	AB	R	H	RBI	BB	SO	LOB
Lonnie Smith, R (1, 7) OBP: 0.378, SLG: 0.447	4-2 L3-6 BLK BB		4-1 BB BB		3-2 L9		3-2 F7	2-0 FC1-4 1B 1B		3	1	1	1	2	0	0
Jeff Treadway, L (1, 4) OBP: 0.322, SLG: 0.428	2-0 L3-6 1-3		1-2 L4			3-1 HR	3-1 F7	0-1 FC1-4 1B		5	1	2	2	0	0	2
Ron Gant, R (1, 8) OBP: 0.342, SLG: 0.533	0-1 P3			0-1 G3		0-0 BLK 1B	0-2 1B 2B	2-1 FC1-4 1B		5	2	2	0	0	0	2
David Justice, L (1, 9) OBP: 0.339, SLG: 0.444 Jeff Parrett, R (9, 1)		1-0 HR		2-0 HR		4-2 FC4-6 1B 1B	1-0 1B	1-2 FC6-4 1B		4	3	4	4	1	0	0
Jim Presley, R (1, 5) OBP: 0.300, SLG: 0.450		3-2 F9		1-1 F8		0-0 FC4-6 1B	2-1 1B	1-2 FC6-4		5	0	2	1	0	0	2
Tommy Gregg, L (1, 3) OBP: 0.301, SLG: 0.390 (9, 9)		0-2 F7		2-0 1B		3-1 FC4-6 1B	0-1 F8		1-2 G3-1	5	0	1	0	0	0	4
Ernie Whitt, L (1, 2) OBP: 0.248, SLG: 0.253 Tony Castillo, L (5, 1) Mark Lemke, S (6, PH) Rick Luecken, R (7, 1) Francisco Cabrera, R (8, PH) OBP: 0.318, SLG: 0.484 (9, 3)		3-2 G6-3		2-0 G3-4-3		3-1 BB 1B		2-1 L8	1-3 K	2	0	0	0	0	0	1
Jeff Blauser, R (1, 6) OBP: 0.341, SLG: 0.403		1-0 G5-3		3-1 F8		4-1 G5-4-3 BB		4-1 2B 1B BB	2-1 F8	3	1	0	0	2	0	0
Marty Clary, R (1, 1) Greg Olson, R (5, 2) OBP: 0.335, SLG: 0.371		0-3 K		2-1 F8		0-0 G5-4-3		2-0 1B 2B		1	0	0	0	0	1	0
										3	1	1	0	0	0	3

Inning Stats	R: 0	H: 0	E: 0	K: 5	S: 5	R: 1	H: 1	E: 0	K: 0	S: 13	R: 0	H: 0	E: 0	K: 1	S: 8	R: 1	H: 2	E: 0	K: 0	S: 7	R: 0	H: 0	E: 0	K: 0	S: 7	R: 3	H: 4	E: 0	K: 0	S: 12	R: 1	H: 3	E: 0	K: 0	S: 13	R: 3	H: 4	E: 0	K: 0	S: 18	R: 0	H: 0	E: 0	K: 1	S: 11	1B: 9	2B: 3	3B: 0	HR: 3	SF: 0	SAC: 0	DP: 2	HBP: 0	WP: 0	PA: 44
--------------	------	------	------	------	------	------	------	------	------	-------	------	------	------	------	------	------	------	------	------	------	------	------	------	------	------	------	------	------	------	-------	------	------	------	------	-------	------	------	------	------	-------	------	------	------	------	-------	-------	-------	-------	-------	-------	--------	-------	--------	-------	--------

PITCHER	IP	WLS	BF	H	R	ER	SO	BB	IBB	HBP	BLK	WP	HR	S	P	ERA	WHIP
Eric Show, R (1, 1) ERA: 6.33	5.1	W	25	7	5	5	1	3	0	0	2	0	3	50	97	8.44	1.875
Derek Lilliquist, L (6, 1) ERA: 6.55	2.0		12	5	4	4	0	2	0	0	0	0	0	20	43	18.00	3.500
Craig Lefferts, L (8, 1) ERA: 2.67	1.2	S	7	2	0	0	1	0	0	0	0	0	0	24	32	0.00	1.200

BOTTOM

San Diego Padres @ Atlanta Braves
Atlanta-Fulton County Stadium, Atlanta, GA

livebaseballscores.com

AB	39
R	9
H	14
RBI	9
BB	5
SO	2
LOB	14



WP	HR	S	P	ERA	WHIP
0	0	0	0	0	0

Tue Aug 07 1990, 7:05 PM EDT
Att: 10,991 - Unknown - 81 F

Batter	1	2	3	4	5	6	7	8	9	AB R H RBI BB SO LOB	TOP
Bip Roberts, S (1, 6) OBP: 0.363, SLG: 0.414	0-2 G4-3		2-1 CS 1B		1-1 L3		1-3 K			4 0 1 0 0 1 1	San Diego Padres @ Atlanta Braves Atlanta-Fulton County Stadium, Atlanta, GA Wed Aug 08 1990, 7:05 PM EDT Att. 6,070 - Unknown
Roberto Alomar, S (1, 4) OBP: 0.357, SLG: 0.390	0-1 F7		2-2 G6-3		1-2 G6-3		0-3 K			4 0 0 0 0 1 2	
Tony Gwynn, L (1, 9) OBP: 0.364, SLG: 0.432	1-2 FC6-4 1B		3-2 2B 1B		0-1 G4-3		1-3 K			4 0 2 0 0 1 0	
Jack Clark, R (1, 3) OBP: 0.430, SLG: 0.548	2-1 FC6-4 1-2f		1-1 1-3 2B		3-3 K		2-0 P3			4 0 1 0 0 1 1	
Joe Carter, R (1, 8) OBP: 0.286, SLG: 0.416		3-2 HR	3-3 K		4-2 FC4-6 BB		1-0 P3			3 1 1 1 1 1 2	
Fred Lynn, L (1, 7) Shawn Abner, R (9, PH) OBP: 0.319, SLG: 0.342		3-3 K		3-3 K		2-0 F7		1-2 P3		3 0 0 0 0 2 1 1 0 0 0 0 0 0	
Mike Pagliarulo, L (1, 5) Eddie Williams, R (9, PH) OBP: 0.341, SLG: 0.550		4-2 BB		2-1 F9 2B		0-1 FC4-6 1-2f		0-0 F3		2 0 1 0 1 0 1 1 0 0 0 0 0 0	
Tom Lampkin, L (1, 2) Mark Parent, R (9, PH) OBP: 0.285, SLG: 0.329		3-3 SAFE K		0-0 F9 2-3		3-2 P6		0-3 K		3 0 0 0 0 1 2 1 0 0 0 0 1 0	
Dennis Rasmussen, L (1, 1) Phil Stephenson, L (7, PH) John Davis, R (7, 1)		1-3 K		1-3 K		4-2 BB				2 0 0 0 0 2 2 0 0 0 0 1 0 0 0 0 0 0 0 0 0	
Inning Stats	R: 0 H: 1 E: 0 LOB: 1 K: 0 BB: 0 S: 12 P: 15	R: 1 H: 1 E: 0 LOB: 1 K: 3 BB: 1 S: 14 P: 28	R: 0 H: 3 E: 0 LOB: 2 K: 1 BB: 0 S: 17 P: 28	R: 0 H: 1 E: 0 LOB: 1 K: 2 BB: 0 S: 9 P: 15	R: 0 H: 0 E: 0 LOB: 0 K: 0 BB: 0 S: 7 P: 9	R: 0 H: 0 E: 0 LOB: 1 K: 1 BB: 1 S: 9 P: 18	R: 0 H: 0 E: 0 LOB: 1 K: 2 BB: 1 S: 15 P: 23	R: 0 H: 0 E: 0 LOB: 0 K: 1 BB: 0 S: 5 P: 9	R: 0 H: 0 E: 0 LOB: 0 K: 1 BB: 0 S: 10 P: 11	1B: 3 SF: 0 2B: 2 SAC: 0 3B: 0 DP: 0 HR: 1 HBP: 0	WP: 0 PA: 35 PB: 0 SB: 0 CS: 1
PITCHER	IP WLS BF H R ER SO BB IBB HBP BLK WP HR S P ERA WHIP										
29 John Smoltz, R (1, 1) ERA: 3.99	7.0 W 29 6 1 1 9 3 0 0 0 0 0 1 83 136 1.29 1.286										
Kent Mercker, L (8, 1) ERA: 1.9	2.0 6 0 0 0 2 0 0 0 0 0 0 0 15 20 0.00 0.000										

livebaseballscorecards.com

AB	32
R	1
H	6
RBI	1
BB	3
SO	11
LOB	12



Batter	1	2	3	4	5	6	7	8	9	AB	R	H	RBI	BB	SO	LOB				
Lonnie Smith, R OBP: 0.379, SLG: 0.451 (1, 7)	G6-3		SH4-3 2B		G5-3		1B			4	1	2	0	0	0	1				
Jeff Blauser, R OBP: 0.344, SLG: 0.406 (1, 6)	K		SH4-3		E5 1B		1B			3	1	2	3	0	1	0				
Ron Gant, R OBP: 0.343, SLG: 0.531 (1, 8)	E S BB		P6		1B		P2			3	0	1	1	1	0	2				
Jim Presley, R OBP: 0.298, SLG: 0.445 (1, 5)	G5-3		K		K		F8			4	0	0	0	0	2	4				
Francisco Cabrera, R OBP: 0.304, SLG: 0.463 (1, 3)		G6-3		F8		F8		G1-3		3	0	0	0	0	0	0				
Mike Bell, L OBP: 0.300, SLG: 0.125 (7, 3)										1	0	0	0	0	0	1				
Greg Olson, R OBP: 0.337, SLG: 0.373 (1, 2)		HR 1B		K		1B		G6-3		4	1	2	0	0	1	0				
David Justice, L OBP: 0.342, SLG: 0.470 (1, 9)		HR		G3-1		F9		HR		4	2	2	3	0	0	1				
Mark Lemke, S OBP: 0.301, SLG: 0.250 (1, 4)		F8		G5-3 29 BLK E BB		F7		G4-3		3	1	0	0	1	0	1				
29 John Smoltz, R OBP: 0.302, SLG: 0.234 (1, 1)		F8		K				E 1B 1B BB		2	0	0	0	0	1	1				
Oddibe McDowell, L OBP: 0.309, SLG: 0.385 (7, PH)								K		0	1	0	0	1	0	0				
Kent Mercker, L (8, 1)										1	0	0	0	0	1	0				
Inning Stats	R: 0 E: 0 K: 1 S: 9	H: 0 LOB: 1 BB: 1 P: 16	R: 2 E: 0 K: 0 S: 9	H: 2 LOB: 0 BB: 0 P: 16	R: 0 E: 0 K: 1 S: 11	H: 1 LOB: 1 BB: 0 P: 16	R: 0 E: 0 K: 1 S: 6	H: 0 LOB: 0 BB: 0 P: 7	R: 2 E: 1 K: 2 S: 16	H: 2 LOB: 1 BB: 1 P: 29	R: 0 E: 0 K: 0 S: 12	H: 1 LOB: 1 BB: 0 P: 19	R: 2 E: 1 K: 0 S: 10	H: 2 LOB: 1 BB: 1 P: 16	R: 1 E: 0 K: 1 S: 6	H: 1 LOB: 0 BB: 0 P: 8	1B: 6 2B: 1 3B: 0 HR: 2	SF: 0 SAC: 1 DP: 0 HBP: 0	WP: 0 PB: 0 SB: 2 CS: 0	PA: 36
PITCHER	IP WLS L	WLS BF	H R	ER SO	BB IBB	HBP BLK	WP HR	S P	ERA WHIP											
Dennis Rasmussen, L ERA: 4.42 (1, 1)	6.0	26	6	4	3	5	2	0	4.50											
John Davis, R ERA: 4.32 (7, 1)	2.0	10	3	3	2	1	1	0	9.00											

BOTTOM


San Diego Padres @ Atlanta Braves
Atlanta-Fulton County Stadium, Atlanta, GA

Wed Aug 08 1990, 7:05 PM EDT
Att. 6,070 - Unknown

livebaseballscorecards.com

AB	32
R	7
H	9
RBI	7
BB	3
SO	6
LOB	11



Batter	1	2	3	4	5	6	7	8	9	AB R H RBI BB SO LOB	TOP									
Bip Roberts, S (1, 7) OBP: 0.363, SLG: 0.415	1-2 FC5 2B	0-0 F8		1-0 G4-3		4-0 BB			2-1 F8	4 0 1 0 1 0 0										
Garry Templeton, S (1, 6) OBP: 0.289, SLG: 0.382	1-1 E5 FC5 2B	2-1 FC6-4 1B		3-2 G5-3		0-2 L8			3-2 2B 1B	5 2 2 0 0 0 2										
Roberto Alomar, S (1, 4) OBP: 0.355, SLG: 0.390	0-0 FC5 2B 1-2 SF7 2-3f	0-2 FC6-4 BB		1-1 G6-3			0-0 G6-3		0-2 1B 1-3 1B 2B	5 2 1 0 0 0 3										
Jack Clark, R (1, 3) OBP: 0.432, SLG: 0.554 Phil Stephenson, L (1, PR) OBP: 0.367, SLG: 0.419	2-2 1B 2B 1-3 2-H	4-2 SAFE SAFE BB		1-2 P3		1-2 L1		2-1 2B 1B 2-3 3-H	1 0 1 1 0 0 0 3 1 1 1 1 0 0											
Joe Carter, R (1, 8) OBP: 0.287, SLG: 0.415	3-2 SF7 3-H	1-2 F8		1-2 F7		4-1 BB		1-2 1B 1-2 3-H	3 0 1 2 1 0 2											
Eddie Williams, R (1, 5) OBP: 0.362, SLG: 0.571 Mike Pagliarulo, L (7, PH) OBP: 0.337, SLG: 0.371	4-2 1B 2B BB		0-0 L5	2-2 2B		0-0 G4-3		0-3 K	2 1 1 0 1 0 0 2 0 0 0 0 1 3											
Mark Parent, R (1, 2) OBP: 0.282, SLG: 0.325	1-0 2B 1B 1-2 2-3		1-2 E5 G5-3	3-3 K			3-2 G4-3	2-3 K	5 1 1 0 0 2 3		AB 38 R 7 H 11 RBI 7 BB 4 SO 6 LOB 15									
Shawn Abner, R (1, 9) OBP: 0.317, SLG: 0.348	0-0 1B 2B 1-3 2-H 3-H		1-1 G5-3	1-2 K		1-3 K		1-1 P2	4 0 1 2 0 1 1											
Bruce Hurst, L (1, 1) OBP: 0.146, SLG: 0.109	2-1 1B 2-H 3-H		2-3 K	0-0 G1-3			1-3 K		4 0 1 1 0 2 1											
Inning Stats	R: 5 E: 1 K: 0 S: 21	H: 5 LOB: 3 BB: 1 P: 35	R: 0 E: 0 K: 0 S: 14	H: 1 LOB: 2 BB: 1 P: 21	R: 0 E: 1 K: 1 S: 10	H: 0 LOB: 1 BB: 0 P: 14	R: 0 E: 0 K: 0 S: 6	H: 0 LOB: 0 BB: 0 P: 11	R: 0 E: 0 K: 1 S: 9	H: 0 LOB: 1 BB: 1 P: 14	R: 0 E: 0 K: 0 S: 6	H: 0 LOB: 1 BB: 1 P: 11	R: 0 E: 0 K: 1 S: 8	H: 0 LOB: 0 BB: 0 P: 13	R: 2 E: 0 K: 2 S: 22	H: 4 LOB: 2 BB: 0 P: 32	1B: 6 2B: 5 3B: 0 HR: 0	SF: 1 SAC: 0 DP: 0 HBP: 0	WP: 0 PB: 0 SB: 0 CS: 0	PA: 43
PITCHER	IP WLS BF H R ER SO BB IBB HBP BLK WP HR S P ERA WHIP																			
Charlie Leibrandt, L (1, 1) ERA: 3.87	5.0 L 25 7 5 1 2 2 0 0 0 0 0 0 64 101 1.80 1.800																			
Rick Luecken, R (6, 1) ERA: 5.36	2.0 8 0 0 0 1 2 0 0 0 0 0 0 15 25 0.00 1.000																			
Tony Castillo, L (8, 1) ERA: 5.07	2.0 10 4 2 2 3 0 0 0 0 0 0 0 30 45 9.00 2.000																			

San Diego Padres @ Atlanta Braves
Atlanta-Fulton County Stadium, Atlanta, GA

Thu Aug 09 1990, 7:05 PM EDT
Att. 8,312 - Unknown

livebaseballscorecards.com

Batter	1	2	3	4	5	6	7	8	9	AB	R	H	RBI	BB	SO	LOB
Lonnie Smith, R OBP: 0.381, SLG: 0.450 (1, 7)	4-1 1B BB		0-0 FC6-4 1B		3-1 L7		0-0 FC5-4 1-2f			3	0	1	0	1	0	1
Jeff Blausler, R OBP: 0.343, SLG: 0.404 (1, 6)	1-3 K		2-2 L7		0-0 G4-3			0-0 FC5-4 1B		4	0	1	0	0	1	2
Ron Gant, R OBP: 0.342, SLG: 0.531 (1, 8)	0-0 F9		1-2 FC6-4 1-2f			1-0 2B		1-0 FC5-4 G5-4-3 1-2f		4	0	1	0	0	0	3
Jim Presley, R OBP: 0.300, SLG: 0.444 (1, 5)	3-1 1-3 1B			4-2 E BB		0-0 G5-3		0-0 G5-4-3		3	0	1	0	1	0	2
David Justice, L OBP: 0.340, SLG: 0.470 (1, 9)	0-3 K			2-3 K		0-3 K			0-1 G3-1 2B	4	0	1	0	0	3	4
Francisco Cabrera, R OBP: 0.288, SLG: 0.437 (1, 3)		0-2 G5-3		1-2 E5 1-2		2-1 G4-3			1-1 F7	4	0	0	0	0	0	3
Greg Olson, R OBP: 0.336, SLG: 0.371 (1, 2)		1-0 G5-3		3-3 K			2-1 FC5-4 1B		0-1 G3-1	4	0	1	0	0	1	3
Mark Lemke, S OBP: 0.293, SLG: 0.242 (1, 4)		1-3 K		0-3 K			0-1 FC5-4 FC6-4 1-2f		1-0 G5-3	4	0	0	0	0	2	4
Charlie Leibrandt, R OBP: 0.276, SLG: 0.222 Oddibe McDowell, L OBP: 0.308, SLG: 0.383 Rick Luecken, R OBP: 0.314, SLG: 0.340 Jim Vatcher, R OBP: 0.314, SLG: 0.340 Tony Castillo, L			1-2 F7		0-1 G3-1		2-1 FC6-4 FC5-4 1-2f			1	0	0	0	0	0	0

Inning Stats	R: 0	H: 1	E: 0	LOB: 2	K: 2	S: 10	P: 18	R: 0	H: 0	E: 0	LOB: 0	K: 1	S: 7	P: 9	R: 0	H: 1	E: 0	LOB: 1	K: 0	S: 10	P: 14	R: 0	H: 0	E: 1	LOB: 2	K: 3	S: 20	P: 30	R: 0	H: 0	E: 0	LOB: 0	K: 0	S: 5	P: 8	R: 0	H: 1	E: 0	LOB: 1	K: 1	S: 7	P: 10	R: 0	H: 1	E: 0	LOB: 1	K: 0	S: 7	P: 11	R: 0	H: 1	E: 0	LOB: 0	K: 0	S: 3	P: 4	R: 0	H: 1	E: 0	LOB: 1	K: 0	S: 7	P: 9	1B: 4	2B: 2	3B: 0	HR: 0	SF: 0	SAC: 0	DP: 1	HBP: 0	WP: 0	PB: 0	SB: 0	CS: 0	PA: 35
PITCHER Bruce Hurst, L ERA: 3.73 (1, 1)	IP	WLS	BF	H	R	ER	SO	BB	IBB	HBP	BLK	WP	HR	S	P	ERA	WHIP																																																											
																	PITCHER	IP	WLS	BF	H	R	ER	SO	BB	IBB	HBP	BLK	WP	HR	S	P	ERA	WHIP																																										

BOTTOM

San Diego Padres @ Atlanta Braves
Atlanta-Fulton County Stadium, Atlanta, GA

Thu Aug 09 1990, 7:05 PM EDT
Att. 8,312 - Unknown

livebaseballscorecards.com

AB	33
R	0
H	6
RBI	0
BB	2
SO	7
LOB	23



Batter	1	2	3	4	5	6	7	8	9	AB R H RBI BB SO LOB	TOP												
Bip Roberts, S OBP: 0.360, SLG: 0.411 (1, 5) B X	1-0 F8 1B	3-2 L4			1-1 F9			0-3 K		4 0 0 0 0 1 0													
Roberto Alomar, S OBP: 0.355, SLG: 0.389 (1, 4) C X	0-1 E SF7 1B	1-3 K			0-3 K			1-1 G6-3		4 1 1 0 0 2 0													
Tony Gwynn, L OBP: 0.365, SLG: 0.431 (1, 9) C X	0-1 E9 SF7 1B 1B				1-1 G6-3			0-1 G3		3 1 1 0 1 0 0													
Joe Carter, R OBP: 0.289, SLG: 0.414 (1, 7) C X	4-0 1B IBB				0-1 F8			1-0 F9-3 HBP		2 0 0 0 1 0 1													
Benito Santiago, R OBP: 0.362, SLG: 0.503 (1, 2) B S X	1-1 SF7 2-3 3-H				3-3 K			1-0 F9-3 1-2		3 0 0 1 0 1 2													
Garry Templeton, S OBP: 0.269, SLG: 0.380 (1, 6) X	0-0 BB 1B 3-H				0-1 F9			1-0 P6		4 0 1 1 0 0 1													
Phil Stephenson, L OBP: 0.374, SLG: 0.415 (1, 3) B 1 SAFE C 1 SAFE B B	4-2 1-2 BB				4-1 G5-3 BB			2-1 F9		1 0 0 0 2 0 0													
Darrin Jackson, R OBP: 0.230, SLG: 0.293 (1, 8) B S C	1-3 K				0-0 G5-3 1-2			2-2 F7		3 0 0 0 0 1 4													
Ed Whitson, R OBP: 0.149, SLG: 0.217 (1, 1) Craig Lefferts, L OBP: 0.250, SLG: 0.250 (9, 1) X		0-0 G5-3			0-0 F8			0-0 F8		3 0 0 0 0 0 0 0 0 0 0 0 0 0													
Inning Stats	R: 2 E: 1 K: 1 S: 13	H: 3 LOB: 3 BB: 2 P: 24	R: 0 E: 0 K: 1 S: 7	H: 0 LOB: 0 BB: 0 P: 11	R: 0 E: 0 K: 1 S: 7	H: 0 LOB: 0 BB: 1 P: 11	R: 0 E: 0 K: 0 S: 4	H: 0 LOB: 0 BB: 1 P: 8	R: 0 E: 0 K: 1 S: 6	H: 0 LOB: 0 BB: 0 P: 7	R: 0 E: 0 K: 0 S: 3	H: 0 LOB: 0 BB: 0 P: 5	R: 0 E: 0 K: 0 S: 6	H: 0 LOB: 0 BB: 0 P: 11	R: 0 E: 0 K: 1 S: 6	H: 0 LOB: 0 BB: 0 P: 7	R: 0 E: 0 K: 0 S: 7	H: 0 LOB: 1 BB: 1 P: 14	1B: 3 2B: 1 3B: 0 HR: 0	SF: 1 SAC: 0 DP: 1 HBP: 1	WP: 0 PB: 0 SB: 0 CS: 0	PA: 33	
PITCHER Jim Deshaies, L ERA: 4.11 (1, 1) Dan Schatzeder, L ERA: 2.55 (8, 1)	IP 7.0 2.0	WLS L	BF 26 7	H 3 0	R 2 0	ER 2 0	SO 4 1	BB 2 1	IBB 1 0	HBP 1 0	BLK 0 0	WP 0 0	HR 0 0	S 46 13	P 77 21	ERA 2.57 0.00	WHIP 0.714 0.500						PITCHER IP WLS BF H R ER SO BB IBB HBP BLK WP HR S P ERA WHIP

San Diego Padres @ Houston Astros
 Astrodome, Houston, TX
 Fri Aug 10 1990, 8:05 PM EDT
 Att. 16,576 - Dome

AB	27
R	2
H	3
RBI	2
BB	4
SO	5
LOB	8



livebaseballscorecards.com

Batter	1	2	3	4	5	6	7	8	9	AB R H RBI BB SO LOB
Eric Yelding, R OBP: 0.319, SLG: 0.303 (1, 8)	2-2 G3 1B		0-3 K		1-2 G4-3			0-2 L6		4 0 1 0 0 1 1
Bill Doran, S OBP: 0.405, SLG: 0.426 (1, 4)	0-0 F7		1-2 G3-1			1-0 G4-3 1B		4-2 BB		3 0 1 0 1 0 1
Ken Caminiti, S OBP: 0.317, SLG: 0.317 (1, 5)	1-2 G3			0-0 G6-3 2B		3-2 G4-3		0-0 G4-3-6-3		4 0 1 0 0 0 3
Franklin Stubbs, L OBP: 0.292, SLG: 0.422 (1, 3)	0-0 F8			1-3 K		2-3 K		2-1 G6-3		4 0 0 0 0 2 3
Craig Biggio, R OBP: 0.349, SLG: 0.355 (1, 2)		2-1 G1-3		2-2 G6-3		1-2 F7		0-1 FC6-4 1B		4 0 1 0 0 0 2
Glenn Wilson, R OBP: 0.286, SLG: 0.356 (1, 9)		3-3 K		1-2 F7			1-0 F9	0-1 FC6-4 1B		4 0 1 0 0 1 1
Karl Rhodes, L OBP: 0.500, SLG: 0.400 (1, 7)		0-2 1B			3-2 G4-3		4-2 BB	0-1 FC6-4		2 0 1 0 1 0 0
Mark Davidson, R OBP: 0.385, SLG: 0.394 (9, PH)								1-2 1B		1 0 0 0 0 0 2
Rafael Ramirez, R OBP: 0.298, SLG: 0.338 (1, 6)		1-2 K		0-3 K		0-0 G5-3		0-1 F8		4 0 0 0 0 2 4
Jim Deshaies, L OBP: 0.048, SLG: 0.048 (1, 1)			0-0 L6			0-0 1B				2 0 1 0 0 0 0
Rich Gedman, L OBP: 0.319, SLG: 0.274 (7, PH)										1 0 0 0 0 0 1
Dan Schatzeder, L OBP: 0.250, SLG: 0.250 (8, 1)										0 0 0 0 0 0 0

Inning Stats	R: 0	H: 1	E: 0	K: 0	S: 8	LOB: 1	BB: 0	P: 11	R: 0	H: 1	E: 0	K: 2	S: 13	LOB: 1	BB: 0	P: 18	R: 0	H: 0	E: 0	K: 1	S: 7	LOB: 0	BB: 0	P: 8	R: 0	H: 1	E: 0	K: 1	S: 13	LOB: 1	BB: 0	P: 17	R: 0	H: 1	E: 0	K: 0	S: 8	LOB: 1	BB: 0	P: 12	R: 0	H: 1	E: 0	K: 1	S: 11	LOB: 1	BB: 0	P: 18	R: 0	H: 0	E: 0	K: 0	S: 11	LOB: 1	BB: 1	P: 16	R: 0	H: 0	E: 0	K: 0	S: 8	LOB: 0	BB: 1	P: 12	R: 0	H: 2	E: 0	K: 1	S: 13	LOB: 2	BB: 0	P: 16	1B: 6	SF: 0	2B: 1	SAC: 0	3B: 0	DP: 1	HR: 0	HBP: 0	WP: 0	PA: 35
--------------	------	------	------	------	------	--------	-------	-------	------	------	------	------	-------	--------	-------	-------	------	------	------	------	------	--------	-------	------	------	------	------	------	-------	--------	-------	-------	------	------	------	------	------	--------	-------	-------	------	------	------	------	-------	--------	-------	-------	------	------	------	------	-------	--------	-------	-------	------	------	------	------	------	--------	-------	-------	------	------	------	------	-------	--------	-------	-------	-------	-------	-------	--------	-------	-------	-------	--------	-------	--------

PITCHER	IP	WLS	BF	H	R	ER	SO	BB	IBB	HBP	BLK	WP	HR	S	P	ERA	WHIP
Ed Whitson, R ERA: 2.62 (1, 1)	8.1	W	33	7	0	0	5	2	0	0	0	0	0	85	120	0.00	1.080
Craig Lefferts, L ERA: 2.64 (9, 1)	0.2	S	2	0	0	0	1	0	0	0	0	0	0	7	8	0.00	0.000

BOTTOM

San Diego Padres @ Houston Astros
Astrodome, Houston, TX

Fri Aug 10 1990, 8:05 PM EDT
Att. 16,576 - Dome

AB	33
R	0
H	7
RBI	0
BB	2
SO	6
LOB	18



Batter	1	2	3	4	5	6	7	8	9	10	AB R H RBI BB SO LOB	TOP												
Bip Roberts, S (1, 7) OBP: 0.360, SLG: 0.409	0-0 1B S 1B		4-0 K 2B BB		0-3 K		0-0 6-3		0-0 4-3		4 1 1 0 1 1 0	San Diego Padres @ Houston Astros Astrodome, Houston, TX Sat Aug 11 1990, 8:05 PM EDT Att. 25,830 - Dome												
Roberto Alomar, S (1, 4) OBP: 0.355, SLG: 0.389	0-0 1-3 1B		0-0 1-3		0-3 K		0-0 4-3		0-0	5 1 2 0 0 1 1														
Tony Gwynn, L (1, 9) OBP: 0.368, SLG: 0.435	0-0 L4-3 1-2		0-0 1B 2B		0-0 4-3		0-0 4-3 BB 1B		0-0 1-3 3B 1B	5 2 3 1 0 0 2														
Joe Carter, R (1, 8) OBP: 0.292, SLG: 0.420	0-0 F7		0-0 E S 1B		0-0 BB 1B		0-0 F9		0-0 1-H 3-H SF7 3B	5 2 3 3 0 0 2														
Benito Santiago, R (1, 2) OBP: 0.363, SLG: 0.500		0-0 1B	0-3 K 1-3		0-0 P4		4-0 4-3 BB		0-0 3-H SF7	3 0 1 1 1 1 2														
Phil Stephenson, L (1, 3) OBP: 0.368, SLG: 0.400		0-0 F9		0-0 F8		4-0 1B 1-2 BB		0-0 4-3	0-0 1-3	4 0 0 0 1 0 3														
Mike Pagliarulo, L (1, 5) OBP: 0.338, SLG: 0.372		0-0 F7		0-0 F9		0-0 1-3 2-H 1B		0-3 K	0-0 1B	5 0 2 1 0 1 3														
Garry Templeton, S (1, 6) OBP: 0.285, SLG: 0.375		0-0 F7		0-3 K		0-0 F7		0-0 G3	0-0 P5	5 0 0 0 0 1 4														
Calvin Schiraldi, R (1, 1) OBP: 0.214, SLG: 0.385			0-0 F9		0-0 6-3		0-0 5-3		0-0 6-3	2 0 0 0 0 0 0														
Rich Rodriguez, L (5, 1)										0 0 0 0 0 0 0														
Shawn Abner, R (7, PH) OBP: 0.315, SLG: 0.345										1 0 0 0 0 0 0														
Greg Harris, R (7, 1)										0 0 0 0 0 0 0														
Tom Lampkin, L (9, PH) OBP: 0.255, SLG: 0.340										1 0 0 0 0 0 0														
Eric Show, R (9, 1)										0 0 0 0 0 0 0														
Craig Lefleris, L (10, 1) OBP: 0.217, SLG: 0.261										0 0 0 0 0 0 0														
Craig Lefleris, L (10, 1) OBP: 0.250, SLG: 0.250										0 0 0 0 0 0 0														
Inning Stats	R: 0 E: 0 K: 0 S: 4	H: 2 LOB: 1 BB: 0 P: 4	R: 0 E: 0 K: 0 S: 4	H: 1 LOB: 1 BB: 0 P: 4	R: 2 E: 0 K: 1 S: 7	H: 2 LOB: 1 BB: 1 P: 11	R: 0 E: 0 K: 1 S: 5	H: 0 LOB: 0 BB: 0 P: 5	R: 0 E: 0 K: 2 S: 7	H: 0 LOB: 0 BB: 0 P: 7	R: 1 E: 0 K: 0 S: 5	H: 2 LOB: 2 BB: 1 P: 9	R: 0 E: 0 K: 0 S: 3	H: 0 LOB: 0 BB: 0 P: 3	R: 0 E: 0 K: 1 S: 6	H: 1 LOB: 2 BB: 1 P: 10	R: 0 E: 0 K: 0 S: 3	H: 0 LOB: 0 BB: 0 P: 3	R: 3 E: 0 K: 0 S: 7	H: 4 LOB: 1 BB: 0 P: 7	1B: 10 2B: 2 3B: 1 HR: 0	SF: 1 SAC: 0 DP: 1 HBP: 0	WP: 0 PB: 0 SB: 3 CS: 0	PA: 44
PITCHER	IP WLS BF H R ER SO BB IBB HBP BLK WP HR S P ERA WHIP																							
Danny Danwin, R (1, 1) ERA: 1.97	7.0	29	7	3	3	4	2	0	0	0	0	0	0	0	3.86	1.286								
Larry Andersen, R (8, 1) ERA: 2.2	2.0	8	1	0	0	1	1	0	0	0	0	0	0	0	0.00	1.000								
Dave Smith, R (10, 1) ERA: 2.95	1.0	L 7	4	3	3	0	0	0	0	0	0	0	0	7	27.00	4.000								

AB	40
R	6
H	12
RBI	6
BB	3
SO	5
LOB	17



BOTTOM

San Diego Padres @ Houston Astros
Astrodome, Houston, TX
Sat Aug 11 1990, 8:05 PM EDT
Att. 25,830 - Dome

livebaseballscorecards.com

AB 33
R 3
H 6
RBI 3
BB 4
SO 4
LOB 11



WP: 0 PA: 39
PB: 0
SB: 2
CS: 1

AB R H RBI BB SO LOB

3 0 1 1 1 0 2

4 0 0 0 1 1 3

5 0 1 2 0 1 1

1 0 0 0 1 0 0
1 0 0 0 0 0 2
1 0 0 0 0 0 0

4 0 0 0 0 0 1

4 0 0 0 0 0 0

4 0 0 0 0 0 0

4 1 2 0 0 0 0

4 1 2 0 0 1 1

0 0 0 0 0 0 0
0 0 0 0 0 0 0
1 0 0 0 0 0 0

1B: 4 SF: 1
2B: 2 SAC: 1
3B: 0 DP: 0
HR: 0 HBP: 0

Batter	1	2	3	4	5	6	7	8	9	10
Eric Yelding, R OBP: 0.320, SLG: 0.304 (1, 8)	4-0 CS BB		x 0-0 L4		x 0-0 SF8		x 0-0 F8			x 0-0 S 1B
Ken Oberkfell, L OBP: 0.310, SLG: 0.342 (1, 4) (6, 3)	0-0 F8 1-2			0-3 K	4-0 3-H 2B 1-2 2-3 BB		x 0-0 F9			x 0-0 F9 1-2
Ken Caminiti, S OBP: 0.315, SLG: 0.318 (1, 5)	0-3 K			0-0 6-3	0-0 2B			0-0 F8		x 0-0 P6
Franklin Stubbs, L OBP: 0.293, SLG: 0.421 (1, 3) Carl Nichols, R OBP: 0.297, SLG: 0.281 (5, PH) Bill Doran, S OBP: 0.403, SLG: 0.424 (6, 4)		x 0-0 F7		4-0 BB	x 0-0 F9			x 0-0 P6		
Craig Biggio, R OBP: 0.346, SLG: 0.352 (1, 2)		x 0-0 F9		x 0-0 1-3		x 0-0 L7		x 0-0 5-3		
Mark Davidson, R OBP: 0.349, SLG: 0.351 (1, 9)		x 0-0 P3			x 0-0 1-3	x 0-0 5-3			x 0-0 G3	
Karl Rhodes, L OBP: 0.500, SLG: 0.556 (1, 7)			x 0-0 S 1B		x 0-0 1B SF8 2B	x 0-0 1-3		x 0-0 2-3		
Rafael Ramirez, R OBP: 0.301, SLG: 0.340 (1, 6) Dave Smith, R (10, 1)			0-3 K 1-2		x 0-0 BB 2B 1B		x 0-0 SH2-4 1B		x 0-0 5-3	
Danny Darwin, R OBP: 0.273, SLG: 0.350 (1, 1) Dave Rohde, S OBP: 0.293, SLG: 0.294 (7, PH) Larry Andersen, R (8, 1) Casey Candaele, S OBP: 0.375, SLG: 0.436 (10, 6)			0-3 K		4-0 BB 2B BB		x 0-0 SH2-4		x 0-0 P4	

Inning Stats	R: 0	H: 0	E: 0	K: 1	S: 4	P: 8	R: 0	H: 0	E: 0	K: 0	S: 3	P: 3	R: 0	H: 1	E: 0	K: 2	S: 8	R: 0	H: 0	E: 0	K: 1	S: 5	P: 9	R: 3	H: 3	E: 0	K: 0	S: 6	P: 14	R: 0	H: 0	E: 0	K: 0	S: 3	P: 3	R: 0	H: 1	E: 0	K: 0	S: 4	P: 4	R: 0	H: 0	E: 0	K: 0	S: 3	P: 3	R: 0	H: 0	E: 0	K: 0	S: 3	P: 3	R: 0	H: 1	E: 0	K: 0	S: 4	P: 4	R: 0	H: 1	E: 0	K: 0	S: 4	P: 4
--------------	------	------	------	------	------	------	------	------	------	------	------	------	------	------	------	------	------	------	------	------	------	------	------	------	------	------	------	------	-------	------	------	------	------	------	------	------	------	------	------	------	------	------	------	------	------	------	------	------	------	------	------	------	------	------	------	------	------	------	------	------	------	------	------	------	------

PITCHER	IP	WLS	BF	H	R	ER	SO	BB	IBB	HBP	BLK	WP	HR	S	P	ERA	WHIP
Calvin Schiraldi, R ERA: 4.08 (1, 1)	4.2		21	4	3	3	4	4	0	0	0	0	0	25	41	5.79	1.714
Rich Rodriguez, L ERA: 3.72 (5, 1)	1.1		4	0	0	0	0	0	0	0	0	0	0	4	4	0.00	0.000
Greg Harris, R ERA: 2.5 (7, 1)	2.0		7	1	0	0	0	0	0	0	0	0	0	7	7	0.00	0.500
Eric Show, R ERA: 6.25 (9, 1)	1.0	W	3	0	0	0	0	0	0	0	0	0	0	3	3	0.00	0.000
Craig Lefferts, L ERA: 2.6 (10, 1)	1.0	S	4	1	0	0	0	0	0	0	0	0	0	4	4	0.00	1.000

Batter	1	2	3	4	5	6	7	8	9	AB R H RBI BB SO LOB	TOP											
Delino DeShields, L OBP: 0.385, SLG: 0.403 (1, 4)	2-1 F9		0-1 1B	4-1 1B BB			2-3 K		4-1 1B BB	3 2 1 0 2 1 0												
Otis Nixon, S OBP: 0.344, SLG: 0.326 (1, 8)	2-2 HR		1-1 G4-6-3 1B	0-0 CS 1B			4-2 S BB		0-0 1B SF9 1B	4 2 4 4 1 0 0												
Tim Raines, S OBP: 0.376, SLG: 0.369 (1, 7)	2-2 L6		0-0 G4-6-3 1-2f	0-0 CS 1-2	3-3 K		4-1 FC6-4 BB		0-1 1B	4 0 1 1 1 1 1												
Tim Wallach, R OBP: 0.353, SLG: 0.503 (1, 5)	2-2 F6		0-2 F9		1-2 CS 1B		1-2 FC6-4		0-2 SF9	4 0 1 1 0 0 2												
Andres Galarraga, R OBP: 0.310, SLG: 0.405 (1, 3)		4-0 G5-3 BB		4-2 1B BB	3-3 K			0-2 G3-1	2-2 F7	3 1 0 0 2 1 2												
Marquis Grissom, R OBP: 0.313, SLG: 0.354 (1, 9)		3-1 G5-3		1-2 S 1B FC4-6 1B		0-3 K		1-0 P5		4 1 1 0 0 1 1												
Mike Fitzgerald, R OBP: 0.345, SLG: 0.379 (1, 2)		1-1 G5-3		1-0 FC4-6 1B		1-1 G4-3		3-3 K		4 0 1 1 0 1 1												
Spike Owen, S OBP: 0.344, SLG: 0.349 (1, 6)		4-2 BB		1-2 FC4-6 1B		0-1 P6			4-2 SH3 1B BB	2 2 0 1 2 0 1												
Dennis Martinez, R OBP: 0.103, SLG: 0.105 (1, 1)		0-0 G4-3		0-0 G3		0-0 P4			0-1 SH3	3 0 0 0 0 0 3												
Inning Stats	R: 1 E: 0 K: 0 S: 13	H: 1 LOB: 0 BB: 0 P: 21	R: 0 E: 0 K: 0 S: 8	H: 0 LOB: 2 BB: 2 P: 20	R: 1 E: 0 K: 0 S: 9	H: 2 LOB: 0 BB: 0 P: 10	R: 3 E: 0 K: 0 S: 13	H: 3 LOB: 1 BB: 2 P: 24	R: 0 E: 0 K: 2 S: 11	H: 1 LOB: 1 BB: 0 P: 18	R: 0 E: 0 K: 1 S: 7	H: 0 LOB: 0 BB: 0 P: 8	R: 0 E: 0 K: 1 S: 13	H: 0 LOB: 2 BB: 2 P: 24	R: 0 E: 0 K: 1 S: 7	H: 0 LOB: 0 BB: 0 P: 11	R: 3 E: 0 K: 0 S: 19	H: 2 LOB: 1 BB: 2 P: 29	1B: 7 2B: 1 3B: 1 HR: 1	SF: 1 SAC: 1 DP: 2 HBP: 0	WP: 0 PB: 0 SB: 2 CS: 2	PA: 42
PITCHER	IP WLS BF H R ER SO BB IBB HBP BLK WP HR S P ERA WHIP																					
Dennis Rasmussen, L ERA: 4.64 (1, 1)	3.2 L 19 5 5 5 0 4 0 0 0 0 0 1 42 74 12.27 2.455																					
Eric Show, R ERA: 5.99 (4, 1)	3.1 12 2 0 0 4 2 0 0 0 0 0 0 32 51 0.00 1.200																					
Andy Benes, R ERA: 3.72 (8, 1)	2.0 10 2 3 3 1 2 0 0 0 0 0 0 26 40 13.50 2.000																					

Montreal Expos @ San Diego Padres
Jack Murphy Stadium, San Diego, CA

Tue Aug 14 1990, 10:05 PM EDT
Att. 15,855 - Unknown - 65 F

livebaseballscorecards.com

AB	31
R	8
H	9
RBI	8
BB	8
SO	5
LOB	11



Batter	1	2	3	4	5	6	7	8	9	AB R H RBI BB SO LOB
Bip Roberts, S (1, 7) OBP: 0.364, SLG: 0.416	1-1 SH2-3 2B	2-2 E 2B			2-2 G1-3			1-2 F9		4 0 2 2 0 0 0
Roberto Alomar, S (1, 4) OBP: 0.353, SLG: 0.387	0-1 SH2-3 2-3	1-2 E4 FC6			1-1 G6-3			1-2 F7 1B		3 0 1 0 0 0 1
Tony Gwynn, L (1, 9) OBP: 0.367, SLG: 0.433	2-2 G6-3	1-0 FC6			2-2 G4-3			2-2 F7		4 0 0 0 0 0 4
Joe Carter, R (1, 8) OBP: 0.289, SLG: 0.413	2-1 G6-3				2-2 F8			3-3 K		4 0 0 0 0 2 2
Benito Santiago, R (1, 2)		0-0 E G5-3 1B			1-1 G5-3			0-1 F8		4 1 1 0 0 1 0
Phil Stephenson, L (1, 3) OBP: 0.345, SLG: 0.373		2-0 G5-3			1-3 K			2-1 G4-3		4 0 0 0 0 1 1
Mike Pagliarulo, L (1, 5) OBP: 0.329, SLG: 0.361		0-1 E6 1B			2-2 F7			1-0 F8		4 1 0 0 0 0 1
Garry Templeton, S (1, 6) OBP: 0.286, SLG: 0.374		1-2 K			1-3 K			1-3 K		3 1 1 1 0 2 0
Dennis Rasmussen, L (1, 1) OBP: 0.311, SLG: 0.341		0-3 K			1-3 K			1-3 K		1 0 0 0 0 1 2
Eric Show, R (4, 1) OBP: 0.208, SLG: 0.250										1 0 0 0 0 1 0
Tom Lampkin, L (7, PH) OBP: 0.250, SLG: 0.333										1 0 0 0 0 1 0
Andy Benes, R (8, 1) OBP: 0.109, SLG: 0.091										0 0 0 0 0 0 0

Inning Stats		R: 0	H: 1	E: 0	K: 0	S: 9	R: 3	H: 3	E: 2	K: 1	S: 20	R: 0	H: 0	E: 0	K: 1	S: 8	R: 0	H: 0	E: 0	K: 2	S: 10	R: 0	H: 0	E: 0	K: 0	S: 8	R: 0	H: 0	E: 0	K: 1	S: 9	R: 0	H: 1	E: 0	K: 1	S: 13	R: 0	H: 0	E: 0	K: 1	S: 7	1B: 3	SF: 0	2B: 2	SAC: 1	3B: 0	DP: 0	HR: 0	HBP: 0	WP: 0	PA: 34
PITCHER	Dennis Martinez, R (1, 1) ERA: 2.92	IP	WLS	BF	H	R	ER	SO	BB	IBB	HBP	BLK	WP	HR	S	P	ERA	WHIP																																	

Montreal Expos @ San Diego Padres
Jack Murphy Stadium, San Diego, CA
 Tue Aug 14 1990, 10:05 PM EDT
 Att: 15,855 - Unknown - 65 F

AB	33
R	3
H	5
RBI	3
BB	0
SO	9
LOB	11

Batter	1	2	3	4	5	6	7	8	9	10	11	12	13	14	15	16	17	AB	R	H	RBI	BB	SO	LOB	TOP										
Delino DeShields, L OBP: 0.382, SLG: 0.396 (1, 4)	G3	K		FC6-4 BB			G4-3		B5		FC5-4 BB		G4-3			K		6	0	0	0	2	2	3	Montreal Expos @ San Diego Padres Jack Murphy Stadium, San Diego, CA Wed Aug 15 1990, 10:05 PM EDT Att: 14,271 - Unknown livebaseballscorecards.com										
Otis Nixon, S OBP: 0.333, SLG: 0.315 (1, 8)	S 2B 1B	K		FC6-4			B1-3		K		FC5-4 1-2 2-3		6-3			K		8	1	1	0	0	3	7											
Tim Raines, S OBP: 0.374, SLG: 0.366 (1, 7)	F8								P4		BB 1B		F7			G4-3		8	0	2	0	0	0	3											
Tim Wallach, R OBP: 0.355, SLG: 0.506 (1, 5)	HR 2B								P6		BB 1B		F8			G4-3		8	1	4	1	0	0	2											
Andres Galarraga, R OBP: 0.309, SLG: 0.408 (1, 3)	2-H HR								F9		BB 1B		L8			G5-3 1B		7	2	1	2	1	0	4											
Marquis Grissom, R OBP: 0.313, SLG: 0.351 (8, PH) Larry Walker, L OBP: 0.307, SLG: 0.418 (8, 9)	P6								F7				G4-3			F7		4	2	1	2	1	0	4											
Mike Fitzgerald, R OBP: 0.353, SLG: 0.377 (1, 2)									5-3				G4-3			G4-3		2	0	0	0	1	0	1											
Spike Owen, S OBP: 0.344, SLG: 0.352 (8, PH) Tom Foley, L OBP: 0.308, SLG: 0.282 (8, 6)	P6								CS BB				G4-3			G4-3		4	1	1	0	1	0	1											
Kevin Green, R OBP: 0.333, SLG: 0.333 Mark Roman, R OBP: 0.333, SLG: 0.333 Dave Mendenhall, L OBP: 0.333, SLG: 0.333 Scott Rolen, R OBP: 0.333, SLG: 0.333 Mike Albaugh, L OBP: 0.333, SLG: 0.333 Tim Lincecum, R OBP: 0.333, SLG: 0.333 Junior Rodriguez, R OBP: 0.333, SLG: 0.333 Steve Flaherty, R OBP: 0.333, SLG: 0.333 Jeff Goff, L OBP: 0.333, SLG: 0.333 Bill Sampson, R OBP: 0.333, SLG: 0.333									G5-3 1-2				L5			L5		4	0	1	1	4	1	4											
Bruce Hurst, L ERA: 3.74 Greg Harris, R ERA: 2.42 Craig Lefferts, L ERA: 2.57 Rich Rodriguez, L ERA: 3.38 Derek Lilliquist, L ERA: 5.68									2B BB				F9			G4-6-3 BB		3	0	1	0	0	0	1											
Inning Stats	R: 3 E: 0 K: 0 S: 11	H: 3 LOB: 0 BB: 0 P: 19	R: 0 E: 0 K: 3 S: 12	H: 1 LOB: 2 BB: 1 P: 21	R: 0 E: 0 K: 0 S: 4	H: 1 LOB: 1 BB: 0 P: 5	R: 0 E: 0 K: 1 S: 11	H: 0 LOB: 2 BB: 2 P: 25	R: 0 E: 0 K: 0 S: 8	H: 0 LOB: 0 BB: 1 P: 11	R: 0 E: 0 K: 0 S: 6	H: 0 LOB: 0 BB: 0 P: 11	R: 0 E: 0 K: 1 S: 19	H: 2 LOB: 3 BB: 1 P: 25	R: 0 E: 0 K: 1 S: 9	H: 2 LOB: 2 BB: 0 P: 11	R: 0 E: 0 K: 1 S: 6	H: 0 LOB: 0 BB: 0 P: 9	R: 0 E: 0 K: 0 S: 8	H: 1 LOB: 2 BB: 1 P: 17	R: 0 E: 0 K: 1 S: 5	H: 0 LOB: 0 BB: 0 P: 10	R: 0 E: 0 K: 0 S: 4	H: 0 LOB: 0 BB: 0 P: 8		R: 0 E: 0 K: 0 S: 7	H: 0 LOB: 0 BB: 1 P: 11	R: 0 E: 0 K: 2 S: 11	H: 0 LOB: 0 BB: 0 P: 17	R: 2 E: 1 K: 0 S: 24	H: 3 LOB: 2 BB: 1 P: 37	1B: 11 2B: 2 3B: 0 HR: 1	SF: 0 SAC: 1 DP: 1 HBP: 0	WP: 0 PB: 0 SB: 2 CS: 1	PA: 72
PITCHER	IP	WLS	BF	H	R	ER	SO	BB	IBB	HBP	BLK	WP	HR	S	P	ERA	WHIP																		
Bruce Hurst, L ERA: 3.74	(1, 1)	7.0	29	5	3	3	4	4	0	0	0	0	0	56	104	3.86	1.286																		
Greg Harris, R ERA: 2.42	(8, 1)	3.0	14	4	0	0	3	1	0	0	0	0	0	34	45	0.00	1.667																		
Craig Lefferts, L ERA: 2.57	(11, 1)	1.0	5	1	0	0	0	1	0	0	0	0	0	8	16	0.00	2.000																		
Rich Rodriguez, L ERA: 3.38	(12, 1)	2.0	8	1	0	0	1	0	1	0	0	0	0	13	27	0.00	0.500																		
Derek Lilliquist, L ERA: 5.68	(14, 1)	3.0	9	0	0	0	2	1	0	0	0	0	0	22	36	0.00	0.333																		
PITCHER	IP	WLS	BF	H	R	ER	SO	BB	IBB	HBP	BLK	WP	HR	S	P	ERA	WHIP																		
John Davis, R ERA: 5.79	(17, 1)	1.0	7	3	2	2	0	1	0	0	0	0	0	24	37	18.00	4.000																		



Batter	1	2	3	4	5	6	7	8	9	10	11	12	13	14	15	16	17	AB	R	H	RBI	BB	SO	LOB
Bip Roberts, S OBP: 0.364, SLG: 0.414	G4-3 SF7 1B		G4-3				G1-3			FC1-2 G4-3 1B	FC5-4		F7			G6-3		7	1	2	0	1	0	3
Roberto Alomar, S OBP: 0.350, SLG: 0.382	G4-3		E S 1B					K		G4-3		G6-3				G6-3		8	1	1	0	0	2	5
Tony Gwynn, L OBP: 0.367, SLG: 0.432	SF7		FC5-4 1B				L9			FC1-2 IBB		BB 1B				F6		6	0	2	2	1	0	2
Joe Carter, R OBP: 0.288, SLG: 0.410	P1		FC5-4					F7		FC1-2		F8				S 1B		8	0	2	0	0	1	5
Benito Santiago, R OBP: 0.362, SLG: 0.490			FC4-6 1B				G5-4-3 1B			5-3		BB 1B				G4-3		8	1	2	0	0	1	5
Mike Pagliarulo, L OBP: 0.328, SLG: 0.357			FC4-6 1B				P6			F7		FC6-4 BB				G4-3		6	0	1	0	1	0	0
Garry Templeton, S OBP: 0.283, SLG: 0.370			FC4-6				P6			F7		FC6-4				K		7	0	1	0	0	1	5
Phil Stephenson, L OBP: 0.342, SLG: 0.369			G4-3-6-3				K			F7		1B				L9		4	0	1	0	0	1	2
Jack Clark, R OBP: 0.431, SLG: 0.550			G4-3-6-3				K			F7		1B				K		2	0	0	0	1	1	0
Brickyard, L ERA: 4.6			G6-3				WP 1B			FC1-2 1B		FC5-4 1B				G4-3		2	0	1	0	0	0	0
Tom Lampkin, L ERA: 2.88																		1	0	0	0	0	0	0

Inning Stats	R: 1	H: 1	E: 0	LOB: 0	K: 0	BB: 0	S: 9	P: 18	R: 1	H: 2	E: 0	LOB: 0	K: 0	BB: 0	S: 6	P: 11	R: 1	H: 2	E: 0	LOB: 1	K: 0	BB: 0	S: 10	P: 14	R: 0	H: 0	E: 0	LOB: 0	K: 0	BB: 0	S: 8	P: 10	R: 0	H: 1	E: 0	LOB: 0	K: 2	BB: 1	S: 10	P: 22	R: 0	H: 1	E: 0	LOB: 0	K: 0	BB: 0	S: 9	P: 11	R: 0	H: 1	E: 0	LOB: 1	K: 1	BB: 0	S: 11	P: 16	R: 0	H: 0	E: 0	LOB: 0	K: 1	BB: 8	S: 7	P: 8	R: 0	H: 1	E: 0	LOB: 1	K: 0	BB: 0	S: 9	P: 10	R: 0	H: 2	E: 0	LOB: 3	K: 1	BB: 1	S: 11	P: 19	R: 0	H: 1	E: 0	LOB: 2	K: 0	BB: 1	S: 5	P: 12	R: 0	H: 2	E: 0	LOB: 3	K: 0	BB: 1	S: 10	P: 19	R: 0	H: 0	E: 0	LOB: 0	K: 0	BB: 0	S: 4	P: 6	R: 0	H: 1	E: 0	LOB: 1	K: 0	BB: 0	S: 9	P: 12	R: 0	H: 0	E: 0	LOB: 0	K: 2	BB: 0	S: 12	P: 18	R: 0	H: 0	E: 0	LOB: 0	K: 0	BB: 0	S: 7	P: 8	R: 0	H: 0	E: 0	LOB: 0	K: 1	BB: 0	S: 6	P: 9	R: 0	H: 0	E: 0	LOB: 0	K: 1	BB: 0	S: 6	P: 9	1B: 15	SF: 1	2B: 0	SAC: 0	3B: 0	DP: 2	HR: 0	HBP: 0	WP: 1	PA: 68
PITCHER	IP	WLS	BF	H	R	ER	SO	BB	IBB	HBP	BLK	WP	HR	S	P	ERA	WHIP																																																																																																																																									
Kevin Gross, R ERA: 4.6	(1, 1)	5.0	21	6	3	3	2	1	0	0	0	1	0	43	75	5.40	1.400																																																																																																																																									
Mel Rojas, R ERA: 1.5	(6, 1)	1.0	3	1	0	0	0	0	0	0	0	0	0	9	11	0.00	1.000																																																																																																																																									
Scott Ruskin, L ERA: 3.14	(7, 1)	2.0	7	1	0	0	2	0	0	0	0	0	0	18	24	0.00	0.500																																																																																																																																									
Tim Burke, R ERA: 3.17	(9, 1)	2.0	10	3	0	0	1	0	1	0	0	0	0	20	29	0.00	1.500																																																																																																																																									
Steve Frey, L ERA: 2.88	(11, 1)	2.0	11	3	0	0	0	1	1	0	0	0	0	15	31	0.00	2.000																																																																																																																																									
PITCHER	IP	WLS	BF	H	R	ER	SO	BB	IBB	HBP	BLK	WP	HR	S	P	ERA	WHIP																																																																																																																																									
Bill Sampen, R ERA: 2.89	(13, 1)	5.0	16	1	0	0	3	0	0	0	0	0	0	38	53	0.00	0.200																																																																																																																																									

Montreal Expos @ San Diego Padres
Jack Murphy Stadium, San Diego, CA
 Wed Aug 15 1990, 10:05 PM EDT
 Att. 14,271 - Unknown

AB	63
R	3
H	15
RBI	2
BB	4
SO	8
LOB	28



Batter	1	2	3	4	5	6	7	8	9	10	11	AB R H RBI BB SO LOB	TOP
Delino DeShields, L (1, 4) <small>OBP: 0.332, SLG: 0.399</small> Scott Ruskin, R (10, 1) <small>OBP: 0.333, SLG: 0.833</small> Tim Burke, R (11, 1) <small>OBP: 0.250, SLG: 0.250</small>												5 0 2 1 0 0 1 0 0 0 0 0 0 0 0 0 0 0 0 0 0	
Otis Nixon, S (1, 7) <small>OBP: 0.341, SLG: 0.325</small>												5 0 3 0 0 1 1	
Dave Martinez, L (1, 8) <small>OBP: 0.340, SLG: 0.470</small>												5 0 0 0 0 2 5	
Tim Wallach, R (1, 5) <small>OBP: 0.356, SLG: 0.504</small>												5 0 2 0 0 0 0	
Mike Aldrete, L (1, 3) <small>OBP: 0.380, SLG: 0.306</small> Marquis Grissom, R (9, PR) <small>OBP: 0.313, SLG: 0.351</small> Andres Galarraga, R (9, 3) <small>OBP: 0.309, SLG: 0.407</small>												4 0 1 0 0 1 1 0 0 0 0 0 0 0 1 0 0 0 0 0 1	
Larry Walker, L (1, 9) <small>OBP: 0.306, SLG: 0.414</small>												5 1 1 0 0 1 3	
Jerry Goff, L (1, 2) <small>OBP: 0.372, SLG: 0.328</small>												4 0 0 0 1 0 4	
Spike Owen, S (1, 6) <small>OBP: 0.343, SLG: 0.351</small>												4 1 1 0 0 1 3	
Oil Can Boyd, R (1, 1) <small>OBP: 0.069, SLG: 0.068</small> Tom Foley, L (7, PH) <small>OBP: 0.305, SLG: 0.279</small> Mel Rojas, R (7, 1) <small>OBP: 0.305, SLG: 0.279</small> Steve Frey, R (8, 1) <small>OBP: 0.276, SLG: 0.316</small> Junior Noboa, R (10, PH) <small>OBP: 0.276, SLG: 0.316</small>												1 0 0 0 0 1 0 1 0 0 0 0 0 1 0 0 0 0 0 0 0 0 0 0 0 0 0 0 1 0 0 0 0 0 0	
Inning Stats	R: 0 H: 0 E: 0 LOB: 0 K: 0 BB: 0 S: 7 P: 13	R: 0 H: 1 E: 0 LOB: 1 K: 0 BB: 0 S: 9 P: 13	R: 0 H: 2 E: 0 LOB: 2 K: 2 BB: 0 S: 12 P: 14	R: 0 H: 1 E: 0 LOB: 1 K: 1 BB: 0 S: 8 P: 11	R: 1 H: 2 E: 0 LOB: 1 K: 1 BB: 0 S: 13 P: 17	R: 0 H: 0 E: 0 LOB: 0 K: 1 BB: 0 S: 9 P: 13	R: 0 H: 0 E: 0 LOB: 1 K: 0 BB: 1 S: 6 P: 13	R: 0 H: 1 E: 0 LOB: 0 K: 0 BB: 0 S: 8 P: 13	R: 0 H: 1 E: 1 LOB: 1 K: 0 BB: 0 S: 8 P: 13	R: 0 H: 1 E: 0 LOB: 1 K: 1 BB: 0 S: 7 P: 12	R: 1 H: 1 E: 1 LOB: 1 K: 1 BB: 0 S: 14 P: 21	1B: 9 SF: 0 2B: 1 SAC: 2 3B: 0 DP: 1 HR: 0 HBP: 0	WP: 1 PA: 44 PB: 0 SB: 3 CS: 1
PITCHER Ed Whitson, R (1, 1) <small>ERA: 2.53</small> Rich Rodriguez, L (10, 1) <small>ERA: 3.09</small>	IP WLS BF H R ER SO BB IBB HBP BLK WP HR S P ERA WHIP 9.0 35 8 1 1 5 1 0 0 0 0 0 0 80 120 1.00 1.000 2.0 W 9 2 1 0 2 0 0 0 0 1 0 21 33 0.00 1.000	PITCHER IP WLS BF H R ER SO BB IBB HBP BLK WP HR S P ERA WHIP											

Montreal Expos @ San Diego Padres
Jack Murphy Stadium, San Diego, CA
 Thu Aug 16 1990, 6:33 AM EDT
 Att. 14,331 - Sunny

livebaseballscorecards.com

AB	41
R	2
H	10
RBI	1
BB	1
SO	7
LOB	20



Batter	1	2	3	4	5	6	7	8	9	10	11	AB R H RBI BB SO LOB	BOTTOM
--------	---	---	---	---	---	---	---	---	---	----	----	----------------------	--------

Bip Roberts, S OBP: 0.364, SLG: 0.411 (1, 6) (9, 5)	1-1 F7		1-2 G6-3		0-0 G3			4-2 IBB F8 BB	0-0 F9		0-0 G1-3 1B 1B	5 1 1 0 1 0 3	
Roberto Alomar, S OBP: 0.350, SLG: 0.382 (1, 4)	0-0 1B 1B		3-2 F7			2-1 F8		1-3 K	3-1 F9		1-2 G1-3 1B 1B	6 0 2 1 0 1 3	
Tony Gwynn, L OBP: 0.365, SLG: 0.428 (1, 9)	1-1 G5-4-3 1B		2-2 G3			0-0 F8		1-0 F8		2-1 G6-3	1-1 G1-3	6 0 1 0 0 0 3	
Joe Carter, R OBP: 0.295, SLG: 0.423 (1, 7)	0-0 G5-4-3 1-2f			0-2 G3-6 1B		0-1 HR		4-0 IBB IBB		1-0 G6-3 2B	0-0 1B	5 1 4 2 1 0 2	
Mike Pagliarulo, L OBP: 0.331, SLG: 0.360 Jack Clark, R OBP: 0.435, SLG: 0.550 (8, PH) (9, 3)		3-2 PB WP 1B		0-0 G3-6 1-2f		0-0 PB 1B		4-0 IBB 1-2 2-3 IBB		4-0 G6-3 IBB		3 0 2 0 0 0 1 0 0 0 0 2 0 0	
Phil Stephenson, L OBP: 0.336, SLG: 0.360 Garry Templeton, S OBP: 0.282, SLG: 0.368 (1, 3) (8, PH) (9, 6)		0-0 F9		0-1 P5		1-0 G3		0-2 F7		0-0 G6-3		3 0 0 0 0 0 2 2 0 0 0 0 0 5	
Shawn Abner, R OBP: 0.313, SLG: 0.341 (1, 8)		1-2 F7			0-0 FC4-6 1B		3-1 L4		3-2 G5-3	1-1 G5-3		5 0 1 0 0 0 3	
Tom Lampkin, L OBP: 0.250, SLG: 0.315 Darrin Jackson, R OBP: 0.242, SLG: 0.305 Rich Rodriguez, L Mark Parent, R OBP: 0.285, SLG: 0.327 (1, 2) (9, PH) (10, 1) (11, PH)		4-0 1-3 IBB		0-1 FC4-6 SH2-3 1-2f		0-1 F9		2-2 1B 1B			1-0 F7	2 0 0 0 1 0 1 1 0 1 0 0 0 0 0 0 0 0 0 0 0 1 0 0 0 0 0 0	
Ed Whitson, R OBP: 0.143, SLG: 0.208 Benito Santiago, R OBP: 0.368, SLG: 0.493 (1, 1) (9, PH) (10, 2)		1-1 P6		1-1 SH2-3		0-1 G4-3		0-1 1-2 1B			1-1 1B HBP	2 0 0 0 0 0 2 1 1 1 0 0 0 0	

Inning Stats	R: 0	H: 2	R: 0	H: 1	R: 0	H: 0	R: 0	H: 1	R: 1	H: 2	R: 0	H: 0	R: 0	H: 2	R: 0	H: 2	R: 0	H: 1	R: 2	H: 3	1B: 11	SF: 0	WP: 1	PA: 49	
E: 0	LOB: 1	E: 0	LOB: 2	E: 0	LOB: 0	E: 0	LOB: 1	E: 0	LOB: 3	E: 0	LOB: 2	E: 0	LOB: 2	E: 0	LOB: 1	E: 0	LOB: 2	E: 0	LOB: 2	E: 0	LOB: 2	2B: 1	SAC: 1	PB: 2	
K: 0	BB: 0	K: 0	BB: 1	K: 0	BB: 0	K: 0	BB: 0	K: 1	BB: 3	K: 0	BB: 1	K: 0	BB: 0	K: 0	BB: 3	K: 0	BB: 1	K: 0	BB: 0	K: 0	BB: 0	3B: 0	DP: 2	SB: 0	
S: 6	P: 8	S: 9	P: 18	S: 9	P: 15	S: 6	P: 7	S: 7	P: 10	S: 6	P: 9	S: 9	P: 23	S: 15	P: 25	S: 6	P: 14	S: 9	P: 13	HR: 1	HBP: 1	CS: 0			

PITCHER	IP	WLS	BF	H	R	ER	SO	BB	IBB	HBP	BLK	WP	HR	S	P	ERA	WHIP
Oil Can Boyd, R ERA: 2.92 (1, 1)	6.0		24	7	1	1	0	0	1	0	0	1	1	43	64	1.50	1.167
Mel Rojas, R ERA: 1.32 (7, 1)	1.2		7	0	0	0	1	1	0	0	0	0	0	12	25	0.00	0.600
Steve Frey, L ERA: 2.78 (8, 1)	1.1		7	2	0	0	0	0	1	0	0	0	0	18	32	0.00	1.500
Scott Ruskin, L ERA: 3.06 (10, 1)	1.1		6	1	0	0	0	0	1	0	0	0	0	7	16	0.00	0.750
Tim Burke, R ERA: 3.51 (11, 1)	0.1	L	5	3	2	2	0	0	0	1	0	0	0	8	11	54.00	9.000

Montreal Expos @ San Diego Padres
Jack Murphy Stadium, San Diego, CA
 Thu Aug 16 1990, 6:33 AM EDT
 Att. 14,331 - Sunny

AB	42
R	3
H	13
RBI	3
BB	5
SO	1
LOB	25



WP: 1	PA: 49
PB: 2	SB: 0
CS: 0	

1B: 11	SF: 0
2B: 1	SAC: 1
3B: 0	DP: 2
HR: 1	HBP: 1

Batter	1	2	3	4	5	6	7	8	9	AB R H RBI BB SO LOB	TOP											
Lenny Dykstra, L OBP: 0.444, SLG: 0.472 (1, 8) B C B F X	2-2 G3 1	2-2 F9 3		2-0 F9 2		2-1 G1-3 2		0-0 L9 1		5 0 0 0 0 0 4												
Darren Daulton, L OBP: 0.367, SLG: 0.429 (1, 2) B B B	4-0 1B BB		1-0 G3 1	0-0 G4-3 3		1-1 BB 1B		3-2 G3 2		4 0 1 1 1 0 1												
Von Hayes, L OBP: 0.383, SLG: 0.445 (1, 7) F B SAFE 1 B X	3-1 F9 2		2-0 G4-3 2		2-2 G6-3 1B	4-0 1-2 BB		2-2 F8 3		4 0 1 0 1 0 1												
Dale Murphy, R OBP: 0.307, SLG: 0.404 (1, 9) F C B B X	2-2 1-3 1B		0-0 HR		0-1 G6-3 1-2f	2-3 BB		1-1 G5-6-3 1		5 1 2 1 0 1 3												
John Kruk, L OBP: 0.379, SLG: 0.372 (1, 3) X	0-0 F8 3		4-2 1B BB		1-0 E6 S		1-0 G3 1	1-3 K 2		4 0 0 0 1 1 2												
Tom Herr, S OBP: 0.325, SLG: 0.361 (1, 4) C C C		0-3 K 1	0-2 1-2 1B		4-1 1-2 BB		1-1 2B	0-0 L6 3		4 0 2 0 1 1 0												
Charlie Hayes, R OBP: 0.299, SLG: 0.363 (1, 5) B B B B		4-1 BB BB	0-0 F8 3		0-0 L4 3		2-3 K 2			3 0 0 0 1 1 5												
Dickie Thon, R OBP: 0.325, SLG: 0.367 (1, 6) B B B B		4-0 1-2 BB		0-0 FC1-5 2B		1-1 1B 3B	4-0 IBB			2 1 2 0 2 0 0												
Jose De Jesus, R OBP: 0.192, SLG: 0.130 (1, 1) M SAFE C C C		0-3 K 2		0-0 FC1-5 2-3		0-0 F8 1	0-3 K 3			4 0 0 0 0 2 6												
Inning Stats	R: 0 E: 0 K: 0 S: 9	H: 1 LOB: 2 BB: 1 P: 20	R: 0 E: 0 K: 2 S: 10	H: 0 LOB: 2 BB: 2 P: 20	R: 1 E: 0 K: 0 S: 11	H: 2 LOB: 2 BB: 1 P: 18	R: 0 E: 0 K: 0 S: 4	H: 1 LOB: 1 BB: 0 P: 6	R: 0 E: 1 K: 0 S: 8	H: 1 LOB: 2 BB: 1 P: 15	R: 1 E: 0 K: 1 S: 11	H: 2 LOB: 2 BB: 1 P: 21	R: 0 E: 0 K: 2 S: 10	H: 1 LOB: 2 BB: 1 P: 18	R: 0 E: 0 K: 1 S: 8	H: 0 LOB: 0 BB: 0 P: 13	R: 0 E: 0 K: 1 S: 6	H: 0 LOB: 0 BB: 0 P: 8	1B: 4 2B: 2 3B: 1 HR: 1	SF: 0 SAC: 0 DP: 1 HBP: 0	WP: 0 PB: 0 SB: 1 CS: 0	PA: 42
PITCHER	IP WLS BF H R ER SO BB IBB HBP BLK WP HR S P ERA WHIP																					
Calvin Schiraldi, R ERA: 3.99 (1, 1)	6.0 L 31 7 2 2 3 6 0 0 0 0 0 1 53 100 3.00 2.167																					
Greg Harris, R ERA: 2.36 (7, 1)	2.0 8 1 0 0 2 0 1 0 0 0 0 0 18 31 0.00 0.500																					
Eric Show, R ERA: 5.91 (9, 1)	1.0 3 0 0 0 1 0 0 0 0 0 0 0 6 8 0.00 0.000																					

Philadelphia Phillies @ San Diego Padres
 Jack Murphy Stadium, San Diego, CA
 Fri Aug 17 1990, 10:05 PM EDT
 Att. 18,488 - Unknown

AB	35
R	2
H	8
RBI	2
BB	7
SO	6
LOB	22



Batter	1	2	3	4	5	6	7	8	9	AB R H RBI BB SO LOB
Roberto Alomar, S OBP: 0.351, SLG: 0.383 (1, 4) C S X	0-2 1B G6-3 1B		1-1 1B		1-3 K			2-1 G6-3		4 1 2 0 0 1 1
Garry Templeton, S OBP: 0.279, SLG: 0.364 (1, 6) X	0-0 L7		0-0 L8			0-0 G4-3			2-3 K	4 0 0 0 0 1 2
Tony Gwynn, L OBP: 0.366, SLG: 0.429 (1, 9) F B B X	2-1 G6-3 1B 1-3		0-0 G1-3			1-0 L8			0-1 E S 1B	4 0 2 0 0 0 1
Joe Carter, R OBP: 0.292, SLG: 0.419 (1, 7) C B X	1-1 G6-3 1-2			1-1 G6-3		1-1 G6-3			3-3 K 1-3	4 0 0 1 0 1 2
Benito Santiago, R OBP: 0.366, SLG: 0.488 (1, 2) F F X	0-2 L7			0-1 G6-3			0-0 G6-4-3 1B		0-0 G4-3	4 0 1 0 0 0 2
Jack Clark, R OBP: 0.431, SLG: 0.543 (1, 3) C B B C T B		3-3 K		0-0 L9			1-2 G6-4-3 1-2f			3 0 0 0 0 1 1
Mike Pagliarulo, L OBP: 0.328, SLG: 0.356 (1, 5) C B B X		2-1 G5-3			1-3 K		0-0 P5			3 0 0 0 0 1 0
Shawn Abner, R OBP: 0.306, SLG: 0.333 (1, 8) B C X		1-1 L8			2-2 G5-3			0-0 G6-3		3 0 0 0 0 0 0
Calvin Schiraldi, R OBP: 0.250, SLG: 0.467 (1, 1) F C S			0-3 K		0-0 2B			0-3 K		2 0 1 0 0 1 0
Greg Harris, R OBP: 0.100, SLG: 0.300 (7, 1) Bip Roberts, S OBP: 0.363, SLG: 0.410 (8, PH) Eric Show, R OBP: 0.208, SLG: 0.250 (9, 1)										0 0 0 0 0 0 0
										1 0 0 0 0 1 0
										0 0 0 0 0 0 0

Inning Stats	R: 1	H: 2	E: 0	K: 0	S: 11	LOB: 1	BB: 0	P: 14	R: 0	H: 0	E: 0	K: 1	S: 7	LOB: 0	BB: 0	P: 13	R: 0	H: 1	E: 0	K: 1	S: 7	LOB: 1	BB: 0	P: 8	R: 0	H: 0	E: 0	K: 0	S: 5	LOB: 0	BB: 0	P: 6	R: 0	H: 1	E: 0	K: 2	S: 11	LOB: 1	BB: 0	P: 15	R: 0	H: 0	E: 0	K: 0	S: 4	LOB: 0	BB: 0	P: 6	R: 0	H: 1	E: 0	K: 0	S: 5	LOB: 0	BB: 0	P: 6	R: 0	H: 0	E: 0	K: 1	S: 7	LOB: 0	BB: 0	P: 9	R: 0	H: 1	E: 1	K: 2	S: 10	LOB: 1	BB: 0	P: 15	1B: 5	2B: 1	3B: 0	HR: 0	SF: 0	SAC: 0	DP: 1	HBP: 0	WP: 0	PB: 0	SB: 1	CS: 0	PA: 32
PITCHER Jose De Jesus, R ERA: 3.35 (1, 1)	IP	WLS	BF	H	R	ER	SO	BB	IBB	HBP	BLK	WP	HR	S	P	ERA	WHIP																																																																				
	9.0	W	32	6	1	1	7	0	0	0	0	0	0	67	92	1.00	0.667																																																																				


BOTTOM

Philadelphia Phillies @ San Diego Padres
Jack Murphy Stadium, San Diego, CA

Fri Aug 17 1990, 10:05 PM EDT
Att. 18,488 - Unknown

livebaseballscorecards.com

AB	32
R	1
H	6
RBI	1
BB	0
SO	7
LOB	9



Batter	1	2	3	4	5	6	7	8	9	AB R H RBI BB SO LOB	TOP	
Lenny Dykstra, L (1, 8) OBP: 0.441, SLG: 0.469	1-2 P6		0-0 F8 G6-3 1B		2-1 G3		3-2 G4-3		0-0 F8	5 0 1 0 0 0 0		
Darren Daulton, L (1, 2) OBP: 0.366, SLG: 0.425	4-0 G6-3 BB		2-1 G6-3		1-0 G4-3		0-0 F8		0-0 F8	3 0 0 0 1 0 1		
Von Hayes, L (1, 7) OBP: 0.382, SLG: 0.442	2-2 G6-3 1-2f		0-1 F8		4-1 BB		2-3 K		2-3 K	3 0 0 0 1 1 2		
Dale Murphy, R (1, 9) OBP: 0.307, SLG: 0.402		2-3 K	0-3 K		3-1 G5-3			1-1 G4-6-3 1B		4 0 1 0 0 2 2		
John Kruk, L (1, 3) OBP: 0.383, SLG: 0.383		2-2 1B 3B		0-0 2B G6-3 1B		1-1 BB 1B		2-2 G4-6-3 1-2f		4 2 3 0 0 0 1		
Randy Ready, R (1, 4) OBP: 0.342, SLG: 0.333		1-2 F8		1-1 F9		2-0 F8		4-2 BB		3 0 0 0 1 0 3		
Charlie Hayes, R (1, 5) OBP: 0.303, SLG: 0.368		1-1 1B 1B		1-2 1-3 2B		4-0 1-2 BB		2-3 K		3 0 2 1 1 1 1		
Dickie Thon, R (1, 6) OBP: 0.324, SLG: 0.366		3-H 2-0 1-2 1B		0-0 G6-3		2-3 K		1-1 F8		4 0 1 1 0 1 3		
Tommy Greene, R (1, 1) Darrel Akerfelds, R (6, 1) Tom Herr, S (9, PH) OBP: 0.200, SLG: 0.200 OBP: 0.324, SLG: 0.361		1-2 P3		0-0 F8		1-1 G5-6-3		2-3 K		3 0 0 0 0 0 5 0 0 0 0 0 0 0 1 0 0 0 0 1 0		
Inning Stats	R: 0 E: 0 K: 0 S: 6 H: 0 LOB: 0 BB: 1 P: 13	R: 1 E: 0 K: 1 S: 17 H: 3 LOB: 2 BB: 0 P: 26	R: 0 E: 0 K: 1 S: 8 H: 1 LOB: 1 BB: 0 P: 10	R: 1 E: 0 K: 0 S: 9 H: 2 LOB: 1 BB: 0 P: 11	R: 0 E: 0 K: 0 S: 6 H: 0 LOB: 1 BB: 1 P: 16	R: 0 E: 0 K: 1 S: 10 H: 1 LOB: 2 BB: 1 P: 20	R: 0 E: 0 K: 1 S: 7 H: 0 LOB: 0 BB: 0 P: 12	R: 0 E: 0 K: 1 S: 11 H: 1 LOB: 1 BB: 1 P: 20	R: 0 E: 0 K: 1 S: 7 H: 0 LOB: 0 BB: 0 P: 10	1B: 6 2B: 1 3B: 1 HR: 0 SF: 0 SAC: 0 DP: 2 HBP: 0	WP: 0 PB: 0 SB: 1 CS: 0 PA: 37	
PITCHER	IP WLS BF H R ER SO BB IBB HBP BLK WP HR S P ERA WHIP											
Andy Benes, R (1, 1) ERA: 3.69	6.0 W 27 7 2 2 3 3 0 0 0 0 0 0 56 96 3.00 1.667											
Rich Rodriguez, L (7, 1) ERA: 2.96	1.0 3 0 0 0 1 0 0 0 0 0 0 0 7 12 0.00 0.000											
Greg Harris, R (8, 1) ERA: 2.34	1.0 4 1 0 0 1 1 0 0 0 0 0 0 11 20 0.00 2.000											
Craig Lefferts, L (9, 1) ERA: 2.53	1.0 S 3 0 0 0 1 0 0 0 0 0 0 0 7 10 0.00 0.000											

Philadelphia Phillies @ San Diego Padres
 Jack Murphy Stadium, San Diego, CA
 Sat Aug 18 1990, 10:05 PM EDT
 Att: 35,145 - Unknown

AB	33
R	2
H	8
RBI	2
BB	4
SO	6
LOB	18



Batter	1	2	3	4	5	6	7	8	9
Bip Roberts, S OBP: 0.360, SLG: 0.406 (1, 7)	1-2 G6-3		1-0 F7			0-0 F8	1-2 G4-3		
Roberto Alomar, S OBP: 0.348, SLG: 0.379 (1, 4)	2-2 G4-3			1-1 G4-3		2-2 G4-3	1-1 L7		
Tony Gwynn, L OBP: 0.369, SLG: 0.432 (1, 9)	3-2 1B			0-2 G5-3 1B		0-0 HR 1B		2-1 F7	
Jack Clark, R OBP: 0.429, SLG: 0.550 (1, 3)	0-1 G6-3			0-0 G5-3		3-2 HR		1-3 K	
Joe Carter, R OBP: 0.290, SLG: 0.416 (1, 8)		1-1 G6-3		1-1 G4-3		0-1 E6 1B		0-1 L8	
Benito Santiago, R OBP: 0.365, SLG: 0.484 (1, 2)		2-2 P3			1-2 F8	4-1 1B BB			
Mike Pagliarulo, L OBP: 0.331, SLG: 0.360 (1, 5)		2-2 CS 1B			0-1 F8	0-0 1B			
Garry Templeton, S OBP: 0.277, SLG: 0.361 (1, 6)		1-2 CS	0-2 G1-3		3-1 G4-3	1-2 F8			
Andy Benes, R OBP: 0.186, SLG: 0.089 (1, 1)			1-0 L6			0-0 1B HR 1B	3-1 G6-3		
Phil Stephenson, L OBP: 0.340, SLG: 0.365 (6, PH)									
Rich Rodriguez, L OBP: 0.304, SLG: 0.331 (7, PH)									
Shawn Abner, R OBP: 0.304, SLG: 0.331 (7, PH)									
Greg Harris, R OBP: 0.160, SLG: 0.300 (8, 1)									
Craig Leferts, L OBP: 0.250, SLG: 0.250 (9, 1)									

AB	R	H	RBI	BB	SO	LOB
4	0	0	0	0	0	1
4	0	0	0	0	0	1
4	1	3	0	0	0	0
4	1	1	3	0	1	2
4	1	0	0	0	0	1
2	0	0	0	1	0	0
3	0	2	1	0	0	0
3	0	0	0	0	0	2
1	0	0	0	0	0	0
1	1	1	0	0	0	0
0	0	0	0	0	0	0
1	0	0	0	0	0	0
0	0	0	0	0	0	0
0	0	0	0	0	0	0

WP	HR	S	P	ERA	WHIP
0	0	0	33	4.76	1.059
0	0	0	33	0.00	0.857

Inning	R	H	E	K	S	IP	WLS	BF	H	R	ER	SO	BB	IBB	HBP	BLK	WP	HR	S	P	ERA	WHIP
1	0	1	0	0	17	5.2	L	23	6	4	3	0	0	0	0	0	0	1	64	89	4.76	1.059
2	0	1	0	0	12	2.1		9	1	0	0	1	1	0	0	0	0	20	33	0.00	0.857	

Philadelphia Phillies @ San Diego Padres
Jack Murphy Stadium, San Diego, CA
 Sat Aug 18 1990, 10:05 PM EDT
 Att. 35,145 - Unknown

livebaseballscorecards.com

AB 31
R 4
H 7
RBI 4
BB 1
SO 1
LOB 7



WP: 0 PA: 33
 PB: 0
 SB: 1
 CS: 1

Batter	1	2	3	4	5	6	7	8	9	AB R H RBI BB SO LOB	TOP											
Lenny Dykstra, L (1, 8) OBP: 0.442, SLG: 0.468	1-3 K			4-2 S SH5-3 G3-1 HBP		1-2 P4	2-0 1B			3 1 1 0 0 1 0												
Tom Herr, S (1, 4) OBP: 0.324, SLG: 0.360	2-1 L3			1-1 SH5-3		0-0 1B	0-1 P8			3 0 1 0 0 0 2												
Von Hayes, L (1, 7) OBP: 0.381, SLG: 0.439	1-0 L9			2-2 G3-1		3-1 FC5-4 1B		2-0 G4-3		4 0 1 1 0 0 0												
Dale Murphy, R (1, 9) OBP: 0.304, SLG: 0.399			3-1 L9		1-0 F9	1-0 FC5-4		2-1 F8		4 0 0 0 0 0 2												
Carmelo Martinez, R (1, 3) OBP: 0.343, SLG: 0.405			3-2 F8		3-1 G6-3		2-1 F9	0-0 1B		4 0 1 0 0 0 0												
Roger McDowell, R (8, 1)										0 0 0 0 0 0 0												
Charlie Hayes, R (1, 5) OBP: 0.305, SLG: 0.371			0-0 G3-1		0-2 2B		2-2 E 1B	1-3 K		4 1 2 0 0 1 1												
Dickie Thon, R (1, 6) OBP: 0.324, SLG: 0.365				1-0 G6-3		2-2 E5	0-0 E1 1B		2-2 CS 1B	4 1 1 0 0 0 1												
Tom Nieto, R (1, 2) OBP: 0.294, SLG: 0.143			2-1 F9		2-1 F9		1-2 E4 1B		0-3 K	2 0 0 0 0 0 1												
Randy Ready, R (7, PH) OBP: 0.341, SLG: 0.331							1-2 1B			1 0 0 0 0 0 2												
Darren Daulton, L (7, 2) OBP: 0.365, SLG: 0.424							2-3 1B			1 0 0 0 0 1 1												
Pat Combs, L (1, 1) OBP: 0.167, SLG: 0.133			0-3 K			3-1 L7	1-0 1B		3-3 K	1 0 0 0 0 1 0												
Don Carman, L (5, 1) OBP: 0.333, SLG: 0.333										0 0 0 0 0 0 0												
Darrel Akerfelds, R (5, 1) OBP: 0.290, SLG: 0.200										0 0 0 0 0 0 0												
Dave Hollins, S (6, PH) OBP: 0.224, SLG: 0.333										1 0 0 0 0 0 0												
Joe Boever, R (6, 1)										0 0 0 0 0 0 0												
Sil Campusano, R (7, PH) OBP: 0.300, SLG: 0.321										1 0 0 1 2 0 0 0												
Dennis Cook, L (7, 1) OBP: 0.297, SLG: 0.378										0 0 0 0 0 0 0												
John Kruk, L (8, 3) OBP: 0.360, SLG: 0.382							1-2 2-H 3-H		1-2 K	1 0 0 0 0 1 1												
Inning Stats	R: 0 E: 0 K: 1 S: 7	H: 0 LOB: 0 BB: 0 P: 11	R: 0 E: 0 K: 0 S: 6	H: 0 LOB: 0 BB: 0 P: 12	R: 0 E: 0 K: 1 S: 6	H: 0 LOB: 0 BB: 0 P: 9	R: 1 E: 0 K: 0 S: 8	H: 0 LOB: 0 BB: 0 P: 16	R: 0 E: 1 K: 0 S: 10	H: 1 LOB: 1 BB: 0 P: 17	R: 0 E: 0 K: 0 S: 10	H: 2 LOB: 2 BB: 0 P: 18	R: 2 E: 2 K: 0 S: 14	H: 3 LOB: 2 BB: 0 P: 22	R: 0 E: 0 K: 1 S: 7	H: 1 LOB: 1 BB: 0 P: 12	R: 0 E: 0 K: 2 S: 10	H: 1 LOB: 1 BB: 0 P: 15	1B: 7 2B: 2 3B: 0 HR: 0	SF: 0 SAC: 1 DP: 1 HBP: 1	WP: 0 PB: 0 SB: 1 CS: 1	PA: 36
PITCHER	IP WLS BF H R ER SO BB IBB HBP BLK WP HR S P ERA WHIP																					
Dennis Rasmussen, L (1, 1) ERA: 4.47	7.0 L 29 6 3 1 2 0 0 1 0 0 0 0 61 105 1.29 0.857																					
Eric Show, R (8, 1) ERA: 5.84	1.0 4 1 0 0 1 0 0 0 0 0 0 0 7 12 0.00 1.000																					
Rich Rodriguez, L (9, 1) ERA: 2.84	1.0 3 1 0 0 2 0 0 0 0 0 0 0 10 15 0.00 1.000																					

Philadelphia Phillies @ San Diego Padres
 Jack Murphy Stadium, San Diego, CA
 Sun Aug 19 1990, 6:33 AM EDT
 Att. 22,627 - Sunny

AB	34
R	3
H	8
RBI	3
BB	0
SO	5
LOB	11



Batter	1	2	3	4	5	6	7	8	9	AB R H RBI BB SO LOB
Bip Roberts, S (1, 5) Eric Show, R (8, 1) Darrin Jackson, R (8, PH) Phil Stephenson, L (8, PH) Rich Rodriguez, L (9, 1)	3-2 E5 CS 1B		4-2 F8 S 1B BB		0-0 L7		4-0 FC5-4 BB	0-0 G4-6-3 1-2f		2 1 0 0 2 0 1 0 0 0 0 0 0 0 0 0 0 0 0 0 0 1 0 0 0 0 0 2 0 0 0 0 0 0 0
Roberto Alomar, S (1, 4) Tony Gwynn, L (1, 9) Jack Clark, R (1, 3) Joe Carter, R (1, 7) Garry Templeton, S (1, 6) Mark Parent, R (1, 2) Benito Santiago, R (8, PH) Shawn Abner, R (1, 8) Dennis Rasmussen, L (1, 1) Mike Pagliarulo, L (8, 5)	1-1 CS 1-2 1B		1-3 K		4-0 1-2 BB		0-1 FC5-4 FC4-6 1-2f	4-2 G5-3 BB		3 0 1 0 2 1 2 5 0 1 0 0 0 6 4 0 1 1 1 1 6 4 1 1 0 1 0 3 4 0 1 1 0 0 3
	0-0 F7		3-2 F8		3-2 F8		1-2 FC4-6 WP BB 1-2f	1-0 1-2 1B		
	3-3 K 1-2 2-3		3-2 1B		0-0 G5		4-2 WP BB	2-1 P3		
		3-2 P9	3-1 P3		0-1 BLK 1B		4-0 1-2 2-3 IBB	0-1 G5-3 2-3f		
		1-1 L8		0-2 G5-3		0-0 G1 1B 1-H	1-2 L5			
		4-1 1B BB		1-2 G5-3		0-2 L5		1-2 F9		2 0 0 0 1 0 1 1 0 0 0 0 0 0
		0-1 1-2 1B		3-1 G6-3		1-0 G1		1-2 1B 1B		4 0 2 0 0 0 1
		1-2 G6-3		4-1 BB BB		0-3 K		2-0 G4-6-3 1-3 1B		2 0 0 0 1 1 3 1 0 1 0 0 0 0

Inning Stats	R: 0 E: 1 K: 1 S: 11	H: 1 LOB: 1 BB: 0 P: 18	R: 0 E: 0 K: 0 S: 14	H: 1 LOB: 2 BB: 1 P: 23	R: 1 E: 0 K: 1 S: 16	H: 1 LOB: 1 BB: 1 P: 30	R: 0 E: 0 K: 0 S: 8	H: 0 LOB: 0 BB: 0 P: 12	R: 0 E: 0 K: 0 S: 7	H: 0 LOB: 2 BB: 2 P: 18	R: 1 E: 0 K: 1 S: 10	H: 2 LOB: 1 BB: 0 P: 11	R: 0 E: 0 K: 0 S: 11	H: 0 LOB: 3 BB: 3 P: 25	R: 0 E: 0 K: 0 S: 9	H: 2 LOB: 1 BB: 0 P: 13	R: 0 E: 0 K: 0 S: 8	H: 1 LOB: 1 BB: 1 P: 15	1B: 8 2B: 0 3B: 0 HR: 0	SF: 0 SAC: 0 DP: 2 HBP: 0	WP: 1 PB: 0 SB: 1 CS: 2	PA: 41
--------------	-------------------------------	----------------------------------	-------------------------------	----------------------------------	-------------------------------	----------------------------------	------------------------------	----------------------------------	------------------------------	----------------------------------	-------------------------------	----------------------------------	-------------------------------	----------------------------------	------------------------------	----------------------------------	------------------------------	----------------------------------	----------------------------------	------------------------------------	----------------------------------	--------

PITCHER	IP	WLS	BF	H	R	ER	SO	BB	IBB	HBP	BLK	WP	HR	S	P	ERA	WHIP
Pat Combs, L (1, 1) ERA: 3.75	4.1		20	3	1	1	2	4	0	0	0	0	0	51	93	2.08	1.615
Don Carman, L (5, 1) ERA: 4.21	0.1		1	0	0	0	0	0	0	0	0	0	0	4	7	0.00	0.000
Darrel Akerfelds, R (5, 1) ERA: 2.91	0.1		1	0	0	0	0	0	0	0	0	0	0	1	1	0.00	0.000
Joe Boever, R (6, 1) ERA: 4.07	1.0	W	5	2	1	1	1	0	0	0	1	0	0	10	11	9.00	2.000
Dennis Cook, L (7, 1) ERA: 3.32	1.1		9	2	0	0	0	2	1	0	0	1	0	19	37	0.00	3.000

BOTTOM

Philadelphia Phillies @ San Diego Padres
Jack Murphy Stadium, San Diego, CA

Sun Aug 19 1990, 6:33 AM EDT
 Att. 22,627 - Sunny

AB	33
R	2
H	8
RBI	2
BB	8
SO	3
LOB	28



PITCHER	IP	WLS	BF	H	R	ER	SO	BB	IBB	HBP	BLK	WP	HR	S	P	ERA	WHIP
Roger McDowell, R (8, 1) ERA: 4.41	1.2		5	1	0	0	0	1	0	0	0	0	0	9	16	0.00	1.200

Batter	1	2	3	4	5	6	7	8	9	AB R H RBI BB SO LOB	TOP											
Mark Carreon, R (1, 8) <small>OBP: 0.312, SLG: 0.473</small> Bob Ojeda, L (8, 1) <small>OBP: 0.111, SLG: 0.111</small>	0-0 F7		0-3 K		0-0 F8			4-0 E4 BB BB		3 0 0 0 1 1 1 0 0 0 0 0 0 0												
Dave Magadan, L (1, 5) <small>OBP: 0.421, SLG: 0.456</small>	0-3 K			0-0 FC4-6 1B		0-0 G3-1		4-0 E4 1-2 BB		3 0 1 0 1 1 0												
Gregg Jefferies, S (1, 4) <small>OBP: 0.356, SLG: 0.472</small>	4-0 BB			0-0 FC4-6 1B 1-2f		0-0 2B		0-0 E4 G4-6-3 1-2 2-H		3 0 1 0 1 0 3												
Kevin McReynolds, R (1, 7) <small>OBP: 0.361, SLG: 0.435</small>	0-0 P7		0-3 K		0-3 K		0-3 K	0-0 G4-6-3 1-2f		4 0 0 0 0 2 5												
Darryl Strawberry, L (1, 9) <small>OBP: 0.374, SLG: 0.521</small>		0-0 F7		0-0 1-2 1B		0-0 L8			0-0 HR	4 1 2 1 0 0 1												
Howard Johnson, S (1, 6) <small>OBP: 0.319, SLG: 0.461</small>		0-3 K		0-0 F8			0-0 G6-3		0-0 1B	4 0 1 0 0 1 2												
Tim Teufel, R (1, 3) <small>OBP: 0.312, SLG: 0.429</small>		0-0 G5-3			4-0 G1-5-4 1B BB		0-0 2B		0-0 F9	3 0 1 0 1 0 1												
Orlando Mercado, R (1, 2) <small>OBP: 0.293, SLG: 0.326</small>			0-3 K		0-0 G1-5-4 1B 1-2		0-0 G4-3		0-0 P4	4 0 1 0 0 1 2												
Sid Fernandez, L (1, 1) <small>OBP: 0.159, SLG: 0.182</small> Darren Reed, R (7, PH) <small>OBP: 0.167, SLG: 0.250</small> Julio Machado, R (7, 1) Daryl Boston, L (8, 8) <small>OBP: 0.343, SLG: 0.475</small>			0-3 K		0-0 G1-5-4 1-2f 2-3		0-0 F9		0-0 L9	2 0 0 0 0 1 2 1 0 0 0 0 0 1 0 0 0 0 0 0 0 1 0 0 0 0 0 1												
Inning Stats	R: 0 E: 0 K: 1 S: 5	H: 0 LOB: 1 BB: 1 P: 9	R: 0 E: 0 K: 1 S: 5	H: 0 LOB: 0 BB: 0 P: 5	R: 0 E: 0 K: 3 S: 9	H: 0 LOB: 0 BB: 0 P: 9	R: 0 E: 0 K: 1 S: 7	H: 2 LOB: 2 BB: 0 P: 7	R: 0 E: 0 K: 0 S: 3	H: 1 LOB: 1 BB: 1 P: 7	R: 0 E: 0 K: 1 S: 6	H: 1 LOB: 1 BB: 0 P: 6	R: 0 E: 0 K: 0 S: 4	H: 1 LOB: 1 BB: 0 P: 4	R: 0 E: 1 K: 0 S: 2	H: 0 LOB: 1 BB: 2 P: 10	R: 1 E: 0 K: 0 S: 5	H: 2 LOB: 1 BB: 0 P: 5	1B: 4 2B: 2 3B: 0 HR: 1	SF: 0 SAC: 0 DP: 2 HBP: 0	WP: 0 PB: 0 SB: 0 CS: 0	PA: 36
PITCHER	IP WLS BF H R ER SO BB IBB HBP BLK WP HR S P ERA WHIP																					
Bruce Hurst, L (1, 1) <small>ERA: 3.58</small> Craig Lefferts, L (8, 1) <small>ERA: 2.58</small>	7.0 W 29 5 0 0 7 4 0 0 0 0 0 0 39 55 0.00 1.286																					

New York Mets @ San Diego Padres
Jack Murphy Stadium, San Diego, CA

Mon Aug 20 1990, 10:05 PM EDT
 Att. 22,497 - Unknown - 75 F

livebaseballscorecards.com

AB	32
R	1
H	7
RBI	1
BB	4
SO	7
LOB	19



Batter	1	2	3	4	5	6	7	8	9
Roberto Alomar, S OBP: 0.352, SLG: 0.386 (1, 4)	0-0 G4-3		0-0 G6-3			0-0 HR	0-0 1B		
Garry Templeton, S OBP: 0.274, SLG: 0.356 (1, 6)	0-0 G4-3			0-0 G1-3		0-3 K	0-3 K		
Tony Gwynn, L OBP: 0.365, SLG: 0.426 (1, 9)	0-0 F8			0-0 L7		0-0 F8		0-0 G4-3	
Jack Clark, R OBP: 0.432, SLG: 0.555 Phil Stephenson, L OBP: 0.333, SLG: 0.357 (1, 3) (6, 3)		0-0 SF8 3B		1-0 WP HBP		0-3 K		0-0 G4-3	
Joe Carter, R OBP: 0.295, SLG: 0.415 (1, 7)		0-0 L6		4-0 BB			4-0 1B SF7 BB	0-0 1B	
Benito Santiago, R OBP: 0.362, SLG: 0.479 (1, 2)		0-0 SF8		0-3 K			0-0 FC5-4 1B	0-0 G1-3	
Mike Pagliarulo, L OBP: 0.330, SLG: 0.359 (1, 5)		0-3 K			0-3 K		0-0 SF7		
Shawn Abner, R OBP: 0.303, SLG: 0.328 (1, 8)			0-0 F9		0-3 K		0-0 FC5-4 1B BB		
Bruce Hurst, L OBP: 0.170, SLG: 0.120 Craig Lefferts, L OBP: 0.250, SLG: 0.250 (1, 1) (8, 1)			0-3 K		0-3 K		4-0 1B BB		

Inning Stats	R: 0	H: 0	E: 0	K: 0	S: 3	R: 1	H: 1	E: 0	K: 1	S: 6	R: 0	H: 0	E: 0	K: 1	S: 5	R: 0	H: 0	E: 0	K: 3	S: 9	R: 1	H: 1	E: 0	K: 2	S: 8	R: 1	H: 2	E: 0	K: 1	S: 7	R: 0	H: 1	E: 0	K: 0	S: 4			
	0	0	0	0	3	1	1	0	1	6	0	0	0	1	5	0	0	0	3	9	1	1	0	0	0	0	0	0	1	1	0	0	0	0	0	0	0	0

PITCHER	IP	WLS	BF	H	R	ER	SO	BB	IBB	HBP	BLK	WP	HR	S	P	ERA	WHIP
Sid Fernandez, L ERA: 3.45 (1, 1)	6.0	L	22	2	2	2	8	1	0	1	0	1	1	36	41	3.00	0.500
Julio Machado, R ERA: 3.34 (7, 1)	1.0		7	2	1	1	1	2	0	0	0	0	0	7	15	9.00	4.000
Bob Ojeda, L ERA: 3.61 (8, 1)	1.0		4	1	0	0	0	0	0	0	0	0	0	4	4	0.00	1.000

BOTTOM

AB	R	H	RBI	BB	SO	LOB
4	1	2	1	0	0	0
4	0	0	0	0	2	3
4	0	0	0	0	0	0
1	1	1	0	0	0	0
2	0	0	0	0	1	0
2	1	1	0	2	0	1
3	0	1	1	0	1	3
2	0	0	1	0	2	0
3	0	0	0	0	1	1
2	0	0	0	1	2	0
0	0	0	0	0	0	0

AB	27
R	3
H	5
RBI	3
BB	3
SO	9
LOB	8



WP	PA
1	33

New York Mets @ San Diego Padres
Jack Murphy Stadium, San Diego, CA
 Mon Aug 20 1990, 10:05 PM EDT
 Att: 22,497 - Unknown - 75 F

livebaseballscorecards.com

Batter	1	2	3	4	5	6	7	8	9	AB R H RBI BB SO LOB	TOP	
Gregg Jefferies, S (1, 4) OBP: 0.356, SLG: 0.470 Chuck Carr, S (8, 7)	1-3 K		0-0 F7 1B		1-1 F7			0-0 F9		4 0 1 0 0 1 2 0 0 0 0 0 0 0		
Dave Magadan, L (1, 5) OBP: 0.422, SLG: 0.456	0-2 G5-3 1B		1-0 F7		1-1 F6			0-1 1B		4 0 2 0 0 0 3		
Kevin McReynolds, R (1, 7) OBP: 0.358, SLG: 0.430 Mario Diaz, R (8, 4) OBP: 0.130, SLG: 0.182	0-0 G5-3 1-2			2-0 P3		1-3 K		0-3 K		4 0 0 0 0 2 2 0 0 0 0 0 0 0		
Darryl Strawberry, L (1, 9) OBP: 0.373, SLG: 0.520 Darren Reed, R (7, 9) OBP: 0.154, SLG: 0.231	0-2 P5			2-0 1B		2-1 G4-3		1-3 K		3 0 1 0 0 0 1 1 0 0 0 0 1 1		
Howard Johnson, S (1, 6) OBP: 0.317, SLG: 0.457		1-1 G5-3		0-0 F8		1-1 G1-3		2-1 F9		4 0 0 0 0 0 1		
Kelvin Torve, L (1, 3) OBP: 0.423, SLG: 0.478		0-2 G6-3		0-2 G4-3			0-0 1B	2-1 G4-3		4 0 1 0 0 0 1		
Daryl Boston, L (1, 8) OBP: 0.342, SLG: 0.472		1-3 K			1-1 1B 1B		0-0 F8	1-3 K		4 0 1 0 0 2 1		
Mackey Sasser, L (1, 2) OBP: 0.358, SLG: 0.462 Alex Trevino, R (8, 2) OBP: 0.261, SLG: 0.286			0-1 F8		0-0 SH2-4 1B		2-0 L7			3 0 1 0 0 0 1 0 0 0 0 0 0 0		
Ron Darling, R (1, 1) OBP: 0.233, SLG: 0.148 Tom O'Malley, L (7, PH) OBP: 0.295, SLG: 0.425 Julio Machado, R (7, 1)			1-2 L9		0-1 SH2-4		0-1 F9			1 0 0 0 0 0 0 1 0 0 0 0 0 1 0 0 0 0 0 0 0		
Inning Stats	R: 0 H: 1 E: 0 LOB: 1 K: 1 BB: 0 S: 13 P: 14	R: 0 H: 0 E: 0 LOB: 0 K: 1 BB: 0 S: 9 P: 11	R: 0 H: 1 E: 0 LOB: 1 K: 0 BB: 0 S: 7 P: 9	R: 0 H: 1 E: 0 LOB: 1 K: 0 BB: 0 S: 7 P: 11	R: 0 H: 2 E: 0 LOB: 2 K: 0 BB: 0 S: 9 P: 12	R: 0 H: 0 E: 0 LOB: 0 K: 1 BB: 0 S: 7 P: 11	R: 0 H: 1 E: 0 LOB: 1 K: 0 BB: 0 S: 5 P: 7	R: 0 H: 1 E: 0 LOB: 1 K: 2 BB: 0 S: 10 P: 11	R: 0 H: 0 E: 0 LOB: 0 K: 1 BB: 0 S: 7 P: 12	1B: 7 SF: 0 2B: 0 SAC: 1 3B: 0 DP: 0 HR: 0 HBP: 0	WP: 0 PA: 34 PB: 0 SB: 0 CS: 0	
PITCHER Ed Whitson, R (1, 1) ERA: 2.41	IP WLS BF H R ER SO BB IBB HBP BLK WP HR S P ERA WHIP	9.0 W 34 7 0 0 6 0 0 0 0 0 0 0 74 98 0.00 0.778										

New York Mets @ San Diego Padres
Jack Murphy Stadium, San Diego, CA

Tue Aug 21 1990, 10:05 PM EDT
Att. 23,006 - Unknown - 72 F

livebaseballscorecards.com

AB	33
R	0
H	7
RBI	0
BB	0
SO	6
LOB	14



Batter	1	2	3	4	5	6	7	8	9
Bip Roberts, S OBP: 0.365, SLG: 0.408 (1, 6)	1-1 1B S 1B	3-2 E 1B		1-1 F8			0-0 L3 1B		
Roberto Alomar, S OBP: 0.353, SLG: 0.389 (1, 4)	2-0 1B 3B 1B	3-2 E7 2B		0-1 G6-3			0-0 L3		
Tony Gwynn, L OBP: 0.366, SLG: 0.425 (1, 9)	0-0 3B 1B	0-0 L7		2-3 K			4-1 BB		
Joe Carter, R OBP: 0.293, SLG: 0.411 (1, 8)	2-3 K		1-2 E5 1B		3-2 F7		1-0 F9		
Benito Santiago, R OBP: 0.360, SLG: 0.484 (1, 2)	2-0 G3 3B		0-0 F7		0-0 G5-3		3-3 K		
Fred Lynn, L OBP: 0.323, SLG: 0.389 (1, 7)	1-2 G3		0-3 K		1-2 G3		0-0 P2		
Mike Pagliarulo, L OBP: 0.329, SLG: 0.356 (1, 5)	0-1 L6		4-0 1B BB		0-3 K		0-0 F9		
Phil Stephenson, L OBP: 0.333, SLG: 0.356 (1, 3)		1-3 K	2-0 1B		2-3 K				
Ed Whitson, R OBP: 0.135, SLG: 0.196 (1, 1)		1-3 K	2-3 K		0-0 G4-3				

AB	R	H	RBI	BB	SO	LOB
4	2	3	0	0	0	0
4	2	2	1	0	0	1
3	1	1	1	1	1	0
4	1	0	0	0	1	3
4	1	1	2	0	1	1
4	0	0	1	0	1	1
3	0	0	0	1	1	0
3	0	1	1	0	2	0
3	0	0	0	0	2	2

BOTTOM

New York Mets @ San Diego Padres
Jack Murphy Stadium, San Diego, CA
 Tue Aug 21 1990, 10:05 PM EDT
 Att: 23,006 - Unknown - 72 F

AB	32
R	7
H	8
RBI	6
BB	2
SO	9
LOB	8



Inning Stats	R: 4	H: 4	E: 0	LOB: 0	K: 1	BB: 0	S: 13	P: 21									
Ron Darling, R ERA: 4.6 (1, 1)	6.0	WLS: 0	BF: 27	H: 7	R: 7	ER: 5	SO: 8	BB: 1	IBB: 0	HBP: 0	BLK: 0	WP: 0	HR: 0	S: 61	P: 95	ERA: 7.50	WHIP: 1.333
Julio Machado, R ERA: 3.15 (7, 1)	2.0	WLS: 1	BF: 7	H: 1	R: 0	ER: 0	SO: 1	BB: 1	IBB: 0	HBP: 0	BLK: 0	WP: 0	HR: 0	S: 9	P: 17	ERA: 0.00	WHIP: 1.000

WP	PA	34
WP: 0	PA: 34	
PB: 0		
SB: 2		
CS: 0		

Batter	1	2	3	4	5	6	7	8	9	AB R H RBI BB SO LOB	TOP					
Gregg Jefferies, S OBP: 0.356, SLG: 0.472 (1, 4)	3-1 P6		1-2 2B	2-2 L8			2-2 F7		2-1 E	5 2 2 0 0 0 3						
Dave Magadan, L OBP: 0.422, SLG: 0.454 (1, 5) (9, 3)	0-0 L9		0-0 P5			2-1 G3-1	4-0 BB	1-2 BB	1-0 E9	4 1 1 0 1 0 1						
Kevin McReynolds, R OBP: 0.354, SLG: 0.425 (1, 7)	3-2 L3		3-2 P2			2-3 K	1-3 K	1-3 K	1-0 P5	5 0 0 0 0 2 4						
Darryl Strawberry, L OBP: 0.376, SLG: 0.521 (1, 9)		4-1 S 1B BB	3-2 2B			2-3 K	1-3 K	4-0 1B IBB	4-0 1B IBB	3 1 1 1 2 2 2						
Howard Johnson, S OBP: 0.316, SLG: 0.454 (1, 6)		2-3 SAFE K	3-2 F7			1-3 K		2-1 F8	1-2 FC6-4 1B	5 0 1 1 0 2 2						
Kelvin Torve, L OBP: 0.379, SLG: 0.423 Tim Teufel, R OBP: 0.315, SLG: 0.440 (8, PH) John Franco, L (9, 1)		3-3 K		1-2 P6		1-3 K		3-2 2B	1-3 K	3 0 0 0 0 2 1 2 0 1 0 0 1 2 0 0 0 0 0 0 0						
Daryl Boston, L OBP: 0.343, SLG: 0.468 (1, 8)		2-1 1B 2-H 1B		1-1 F8		4-1 BB		0-1 P5	1-1 FC6-4	4 0 1 1 1 0 3						
Mackey Sasser, L OBP: 0.365, SLG: 0.465 (1, 2)		1-2 FC6-4 1B		1-1 1B		0-0 P4		4-0 IBB		3 0 2 0 1 0 1						
Frank Viola, L OBP: 0.141, SLG: 0.141 Tom O'Malley, L OBP: 0.295, SLG: 0.425 (1, 1) (9, 5)		0-0 FC6-4		1-1 1B		0-0 BB 1B		2-2 G4-3		4 0 2 0 0 0 4 0 0 0 0 0 0 0						
Inning Stats	R: 0 E: 0 K: 0 S: 6 H: 0 LOB: 0 BB: 0 P: 12	R: 1 E: 0 K: 2 S: 18 H: 2 LOB: 2 BB: 1 P: 29	R: 1 E: 0 K: 0 S: 15 H: 2 LOB: 1 BB: 0 P: 25	R: 0 E: 0 K: 0 S: 14 H: 2 LOB: 2 BB: 0 P: 20	R: 0 E: 0 K: 2 S: 9 H: 0 LOB: 0 BB: 0 P: 15	R: 0 E: 0 K: 2 S: 11 H: 0 LOB: 1 BB: 1 P: 17	R: 0 E: 0 K: 2 S: 10 H: 1 LOB: 2 BB: 1 P: 18	R: 0 E: 0 K: 0 S: 10 H: 1 LOB: 2 BB: 1 P: 21	R: 2 E: 1 K: 1 S: 13 H: 3 LOB: 2 BB: 1 P: 24	1B: 8 2B: 3 3B: 0 HR: 0 SF: 0 SAC: 0 DP: 0 HBP: 0	WP: 0 PB: 0 SB: 1 CS: 0 PA: 43					
PITCHER	IP WLS BF H R ER SO BB IBB HBP BLK WP HR S P ERA WHIP															
Calvin Schiraldi, R ERA: 3.92 Derek Lilliquist, L ERA: 5.56 Greg Harris, R ERA: 2.52 Rich Rodriguez, L ERA: 2.81	(1, 1) (7, 1) (9, 1) (9, 1)	6.0 2.0 0.2 0.1	L	26 10 6 1	6 2 3 0	2 0 2 0	2 0 1 0	6 2 1 0	2 1 0 0	0 1 0 0	0 0 0 0	0 0 0 0	0 0 11 2	118 39 21 3	3.00 0.00 27.00 0.00	1.333 1.500 4.500 0.000

New York Mets @ San Diego Padres
Jack Murphy Stadium, San Diego, CA

Wed Aug 22 1990, 6:33 AM EDT
Att. 18,547 - Sunny - 78 F

AB	38
R	4
H	11
RBI	3
BB	5
SO	9
LOB	23



livebaseballscorecards.com

Batter	1	2	3	4	5	6	7	8	9	AB	R	H	RBI	BB	SO	LOB
Bip Roberts, S OBP: 0.364, SLG: 0.406 (1, 6)	0-1 G5-3		1-0 1B			3-3 K		1-1 G5-3		4	0	1	0	0	1	0
Roberto Alomar, S OBP: 0.354, SLG: 0.389 (1, 4)	2-3 K		0-0 1B			1-2 F7			4-2 FC5 1B BB	3	0	1	1	1	1	0
Tony Gwynn, L OBP: 0.365, SLG: 0.424 (1, 9)	1-1 L6				2-3 K			0-0 G6-3		4	0	1	0	0	1	0
Joe Carter, R OBP: 0.290, SLG: 0.408 (1, 7)		1-1 F9		1-0 F7			2-2 G6-3		2-2 FC5	4	0	0	0	0	0	2
Benito Santiago, R OBP: 0.362, SLG: 0.485 (1, 2)		1-1 P4		3-2 CS 1B			1-1 1B		1-2 F9	4	0	2	0	0	0	2
Jerald Clark, R OBP: 0.293, SLG: 0.393 (1, 3)		1-3 K		3-1 CS	3-1 L6		0-1 1B		2-3 G5-3	4	0	1	0	0	1	2
Mike Pagliarulo, L OBP: 0.329, SLG: 0.353 (1, 5)			4-1 1B BB		0-0 G4-3		0-0 F8			2	1	0	0	1	0	2
Shawn Abner, R OBP: 0.297, SLG: 0.321 (1, 8)		2-3 K		1-0 G6-3				2-1 G5-3		3	0	0	0	0	1	1
Calvin Schiraldi, R OBP: 0.236, SLG: 0.438 (1, 1)			0-3 K		0-3 K			3-2 L9		1	0	0	0	0	1	1
Darrin Jackson, R OBP: 0.238, SLG: 0.300 (6, PH)										1	0	0	0	0	1	0
Derek Lilliquist, L OBP: 0.273, SLG: 0.455 (7, 1)										0	0	0	0	0	0	0
Garry Templeton, S OBP: 0.273, SLG: 0.355 (8, PH)										1	0	0	0	0	0	0
Greg Harris, R OBP: 0.100, SLG: 0.300 (9, 1)										0	0	0	0	0	0	0
Rich Rodriguez, L OBP: 0.100, SLG: 0.300 (9, 1)										0	0	0	0	0	0	0


Inning Stats	R: 0	H: 0	E: 0	K: 1	S: 7	R: 0	H: 0	E: 0	K: 1	S: 7	R: 1	H: 2	E: 0	K: 2	S: 9	R: 0	H: 1	E: 0	K: 1	S: 8	R: 0	H: 0	E: 0	K: 0	S: 4	R: 0	H: 0	E: 0	K: 2	S: 9	R: 0	H: 2	E: 0	K: 0	S: 9	R: 0	H: 0	E: 0	K: 0	S: 8	R: 0	H: 1	E: 0	K: 0	S: 15	R: 0	H: 1	E: 0	K: 0	S: 15
	LOB: 0	BB: 0	P: 10	LOB: 0	BB: 0	LOB: 0	BB: 0	LOB: 0	BB: 0	P: 10	LOB: 2	BB: 1	LOB: 0	BB: 0	P: 17	LOB: 0	BB: 0	LOB: 0	BB: 0	P: 8	LOB: 0	BB: 0	LOB: 0	BB: 0	P: 13	LOB: 2	BB: 0	LOB: 0	BB: 0	P: 12	LOB: 0	BB: 0	LOB: 0	BB: 0	P: 14	LOB: 2	BB: 1	LOB: 2	BB: 1	P: 24	LOB: 0	BB: 0	LOB: 0	BB: 0	P: 24					
PITCHER	IP	WLS	BF	H	R	ER	SO	BB	IBB	HBP	BLK	WP	HR	S	P	ERA	WHIP													IP	WLS	BF	H	R	ER	SO	BB	IBB	HBP	BLK	WP	HR	S	P	ERA	WHIP				
Frank Viola, L ERA: 2.71 (1, 1)	8.0	W	28	5	1	1	7	1	0	0	0	0	0	61	100	1.12	0.750																																	
John Franco, L ERA: 1.91 (9, 1)	1.0	S	5	1	0	0	0	1	0	0	0	0	0	15	24	0.00	2.000																																	

BOTTOM

New York Mets @ San Diego Padres
Jack Murphy Stadium, San Diego, CA

Wed Aug 22 1990, 6:33 AM EDT
Att: 18,547 - Sunny - 78 F

AB	31
R	1
H	6
RBI	1
BB	2
SO	7
LOB	10



1B: 6	SF: 0	WP: 0	PA: 34
2B: 0	SAC: 0	PB: 0	
3B: 0	DP: 0	SB: 0	
HR: 0	HBP: 0	CS: 1	

Batter	1	2	3	4	5	6	7	8	9	AB R H RBI BB SO LOB	TOP
--------	---	---	---	---	---	---	---	---	---	----------------------	-----

Bip Roberts, S (1, 6) <small>OBP: 0.365, SLG: 0.407</small>	1-1 		1-1 		2-1 			1-0 		4 1 2 0 0 0 1	
Roberto Alomar, S (1, 4) <small>OBP: 0.353, SLG: 0.388</small>	0-2 		1-0 		1-2 			3-3 		4 1 1 1 0 1 2	
Tony Gwynn, L (1, 9) <small>OBP: 0.364, SLG: 0.422</small>	3-2 		2-1 			1-0 		0-2 		4 0 1 1 0 0 1	
Joe Carter, R (1, 8) <small>OBP: 0.290, SLG: 0.406</small> (9, 7)	1-1 			0-2 		3-2 		2-2 		4 0 1 0 0 0 1	
Benito Santiago, R (1, 2) <small>OBP: 0.364, SLG: 0.480</small>		3-2 		4-2 		1-0 		4-2 		2 0 0 0 2 0 1	
Fred Lynn, L (1, 7) <small>OBP: 0.315, SLG: 0.378</small> Craig Lefferts, L (9, 1) <small>OBP: 0.250, SLG: 0.250</small>		2-0 		2-3 		1-2 		1-2 		4 0 0 0 0 1 3	
Mike Pagliarulo, L (1, 5) <small>OBP: 0.326, SLG: 0.349</small>		2-3 		1-1 		0-0 		1-3 		4 0 0 0 0 2 2	
Phil Stephenson, L (1, 3) <small>OBP: 0.333, SLG: 0.363</small>			1-1 		0-0 		3-3 			3 0 1 0 0 1 0	
Andy Benes, R (1, 1) <small>OBP: 0.100, SLG: 0.083</small> Rich Rodriguez, L (7, 1) <small>OBP: 0.100, SLG: 0.300</small> Greg Harris, R (8, 1) <small>OBP: 0.100, SLG: 0.300</small> Shawn Abner, R (9, 8) <small>OBP: 0.297, SLG: 0.321</small>			3-2 		1-2 		2-3 			3 0 0 0 0 1 1	

San Diego Padres @ Montreal Expos
 Olympic Stadium, Montreal, QB
 Fri Aug 24 1990, 7:05 PM EDT
 Att. 17,473 - Dome

AB	32
R	2
H	6
RBI	2
BB	2
SO	6
LOB	12



Inning Stats	R: 0	H: 1	E: 0	LOB: 1	K: 0	BB: 0	S: 10	P: 15	R: 0	H: 0	E: 0	LOB: 0	K: 1	BB: 0	S: 7	P: 14	R: 2	H: 3	E: 0	LOB: 1	K: 0	BB: 0	S: 12	P: 20	R: 0	H: 0	E: 0	LOB: 1	K: 1	BB: 1	S: 16	P: 21	R: 0	H: 1	E: 0	LOB: 1	K: 0	BB: 0	S: 10	P: 14	R: 0	H: 1	E: 0	LOB: 1	K: 0	BB: 0	S: 9	P: 15	R: 0	H: 0	E: 0	LOB: 0	K: 2	BB: 0	S: 7	P: 12	R: 0	H: 0	E: 0	LOB: 0	K: 1	BB: 0	S: 7	P: 11	R: 0	H: 0	E: 0	LOB: 1	K: 1	BB: 1	S: 14	P: 22	1B: 5	SF: 0	2B: 1	SAC: 0	3B: 0	DP: 0	HR: 0	HBP: 0	WP: 0	PA: 34	PB: 0	SB: 2	CS: 0
--------------	------	------	------	--------	------	-------	-------	-------	------	------	------	--------	------	-------	------	-------	------	------	------	--------	------	-------	-------	-------	------	------	------	--------	------	-------	-------	-------	------	------	------	--------	------	-------	-------	-------	------	------	------	--------	------	-------	------	-------	------	------	------	--------	------	-------	------	-------	------	------	------	--------	------	-------	------	-------	------	------	------	--------	------	-------	-------	-------	-------	-------	-------	--------	-------	-------	-------	--------	-------	--------	-------	-------	-------

PITCHER	IP	WLS	BF	H	R	ER	SO	BB	IBB	HBP	BLK	WP	HR	S	P	ERA	WHIP
Dennis Martinez, R (1, 1) <small>ERA: 2.82</small>	8.0	L	30	6	2	2	5	1	0	0	0	0	0	78	122	2.25	0.875
Bill Sampen, R (9, 1) <small>ERA: 2.78</small>	0.2		3	0	0	0	0	1	0	0	0	0	0	10	17	0.00	1.500
Scott Ruskin, L (9, 1) <small>ERA: 2.98</small>	0.1		1	0	0	0	1	0	0	0	0	0	0	4	5	0.00	0.000

PITCHER	IP	WLS	BF	H	R	ER	SO	BB	IBB	HBP	BLK	WP	HR	S	P	ERA	WHIP
---------	----	-----	----	---	---	----	----	----	-----	-----	-----	----	----	---	---	-----	------

BOTTOM

San Diego Padres @ Montreal Expos
 Olympic Stadium, Montreal, QB
 Fri Aug 24 1990, 7:05 PM EDT
 Att. 17,473 - Dome

livebaseballscorecards.com

AB	28
R	1
H	3
RBI	1
BB	2
SO	4
LOB	6



WP: 0	PA: 30
PB: 0	
SB: 1	
CS: 0	

AB	R	H	RBI	BB	SO	LOB
4	0	1	0	0	0	2
4	0	0	0	0	0	2
4	1	1	1	0	1	0
3	0	0	0	0	1	0
2	0	1	0	0	0	0
1	0	0	0	0	0	0
3	0	0	0	0	1	1
2	0	0	0	0	0	1
1	0	0	0	0	0	0
0	0	0	0	0	0	0
2	0	0	0	1	0	0
1	0	0	0	1	0	0
1	0	0	0	0	1	0

Batter	1	2	3	4	5	6	7	8	9
Delino DeShields, L (1,4) OBP: 0.380, SLG: 0.395	1-2 G4-6-3 1B		3-2 L7			3-2 G4-6-3 1-2f 2-3			1-2 G4-3
Dave Martinez, L (1,8) OBP: 0.336, SLG: 0.463	0-1 G4-6-3 1-2f			1-0 G3		0-2 L6			1-2 F8
Tim Raines, S (1,7) OBP: 0.376, SLG: 0.391	0-1 F7			1-2 G6-3			2-0 HR		3-3 K
Tim Wallach, R (1,5) OBP: 0.351, SLG: 0.492			3-2 F2	1-3 K			2-2 L6		
Larry Walker, L (1,9) OBP: 0.305, SLG: 0.415			1-0 1B		1-2 G6-3		0-2 G4-3		
Marquis Grissom, R (7,PH) OBP: 0.308, SLG: 0.346									
Andres Galarraga, R (1,3) OBP: 0.301, SLG: 0.400			0-3 K		3-2 F9		0-1 F9		
Jerry Goff, L (1,2) OBP: 0.347, SLG: 0.338			3-2 P6		1-0 G3-1			2-2 G6-3	
Otis Nixon, S (8,PH) OBP: 0.337, SLG: 0.317									
Bill Sampen, R (9,1)									
Scott Ruskin, R (9,1) OBP: 0.333, SLG: 0.833			1-2						
Spike Owen, S (1,6) OBP: 0.341, SLG: 0.344			1-2 G6-3			4-0 G4-6-3 BB BB		2-1 F8	
Dennis Martinez, R (1,1) OBP: 0.113, SLG: 0.100			0-0 F8			4-1 G4-6-3 BB		2-3 K	
Mike Fitzgerald, R (8,PH) OBP: 0.349, SLG: 0.381									

Inning Stats	R: 0	H: 1	E: 0	LOB: 0	K: 0	BB: 0	S: 7	P: 8
	R: 0	H: 1	E: 0	LOB: 1	K: 1	BB: 0	S: 11	P: 18
	R: 0	H: 0	E: 0	LOB: 0	K: 0	BB: 0	S: 10	P: 14
	R: 0	H: 0	E: 0	LOB: 0	K: 1	BB: 0	S: 7	P: 10
	R: 0	H: 0	E: 0	LOB: 0	K: 0	BB: 0	S: 7	P: 12
	R: 0	H: 0	E: 0	LOB: 1	K: 0	BB: 2	S: 7	P: 18
	R: 1	H: 1	E: 0	LOB: 0	K: 0	BB: 0	S: 9	P: 13
	R: 0	H: 0	E: 0	LOB: 0	K: 1	BB: 0	S: 8	P: 14
	R: 0	H: 0	E: 0	LOB: 0	K: 1	BB: 0	S: 11	P: 16

PITCHER	IP	WLS	BF	H	R	ER	SO	BB	IBB	HBP	BLK	WP	HR	S	P	ERA	WHIP
Andy Benes, R (1,1) ERA: 3.6	6.1	W	22	3	1	1	2	2	0	0	0	0	1	53	88	1.42	0.789
Rich Rodriguez, L (7,1) ERA: 2.67	1.1		4	0	0	0	0	0	0	0	0	0	0	10	14	0.00	0.000
Greg Harris, R (8,1) ERA: 2.51	0.1		1	0	0	0	1	0	0	0	0	0	0	3	5	0.00	0.000
Craig Lefferts, L (9,1) ERA: 2.55	1.0	S	3	0	0	0	1	0	0	0	0	0	0	11	16	0.00	0.000

1B	2B	3B	HR	SF	SAC	DP	HBP
2	0	0	1	0	0	2	0
0	0	0	0	0	0	0	0
0	0	0	0	0	0	0	0
0	0	0	0	0	0	0	0
2	0	0	0	1	0	0	0
1	0	0	0	0	1	0	0

Batter	1	2	3	4	5	6	7	8	9	AB R H RBI BB SO LOB	TOP		
Bip Roberts, S (1, 5) OBP: 0.366, SLG: 0.417	0-0 HR		0-1 G1-3			2-1 S 2B		2-0 P5		4 1 2 1 0 0 1			
Roberto Alomar, S (1, 4) OBP: 0.350, SLG: 0.385	1-3 K		0-2 F8			0-3 K 2-3		0-2 G3-1		4 0 0 0 0 2 1			
Tony Gwynn, L (1, 9) OBP: 0.363, SLG: 0.421	2-1 F9				0-2 F8		0-1 G3		1-2 CS 1B	4 0 1 0 0 0 1			
Joe Carter, R (1, 7) OBP: 0.288, SLG: 0.403	0-2 L9				0-0 F9		1-2 F8		2-2 G5-3 1-2	4 0 0 0 0 0 1			
Benito Santiago, R (1, 2) OBP: 0.360, SLG: 0.474					1-1 G6-3		0-3 K			3 0 0 0 0 1 0			
Jerald Clark, R (1, 3) OBP: 0.279, SLG: 0.373					0-2 G6-3		1-2 F9			3 0 0 0 0 0 0			
Garry Templeton, S (1, 6) OBP: 0.276, SLG: 0.356					0-3 K			4-2 FC2-8 BB		2 0 1 0 1 1 0			
Shawn Abner, R (1, 8) OBP: 0.291, SLG: 0.314		1 SAFE 1 B 1 SAFE X	2-0 F8		2-0 F9			0-0 FC2-6 S 1-2f		3 0 0 0 0 0 2			
Dennis Rasmussen, L (1, 1) OBP: 0.300, SLG: 0.313 Fred Lynn, L (8, PH) OBP: 0.314, SLG: 0.376 Eric Show, R (8, 1) OBP: 0.208, SLG: 0.250			2-3 K			0-3 K		3-3 K 1-2		2 0 0 0 0 2 0 1 0 0 0 0 1 1 0 0 0 0 0 0 0			
Inning Stats	R: 1 E: 0 K: 1 S: 10 H: 1 LOB: 0 BB: 0 P: 13	R: 0 E: 0 K: 0 S: 6 H: 1 LOB: 1 BB: 0 P: 8	R: 0 E: 0 K: 1 S: 9 H: 0 LOB: 0 BB: 0 P: 11	R: 0 E: 0 K: 0 S: 6 H: 0 LOB: 0 BB: 0 P: 7	R: 0 E: 0 K: 1 S: 7 H: 0 LOB: 0 BB: 0 P: 9	R: 0 E: 0 K: 2 S: 12 H: 1 LOB: 1 BB: 0 P: 14	R: 0 E: 0 K: 1 S: 12 H: 0 LOB: 0 BB: 0 P: 14	R: 0 E: 0 K: 1 S: 7 H: 0 LOB: 1 BB: 1 P: 16	R: 0 E: 0 K: 0 S: 11 H: 1 LOB: 0 BB: 0 P: 14	1B: 2 2B: 1 3B: 0 HR: 1 SF: 0 SAC: 0 DP: 0 HBP: 0	WP: 0 PB: 0 SB: 2 CS: 1 PA: 31		
PITCHER Chris Nabholz, L (1, 1) ERA: 3.09 Mel Rojas, R (8, 1) ERA: 1.31	IP WLS BF H R ER SO BB IBB HBP BLK WP HR S P ERA WHIP	7.0 W 25 3 1 1 6 1 0 0 0 0 1 64 82 1.29 0.571	2.0 S 6 1 0 0 1 0 0 0 0 0 0 0 16 24 0.00 0.500									PITCHER IP WLS BF H R ER SO BB IBB HBP BLK WP HR S P ERA WHIP	

San Diego Padres @ Montreal Expos
Olympic Stadium, Montreal, QB
 Sat Aug 25 1990, 7:05 PM EDT
 Att. 18,239 - Dome

livebaseballscorecards.com

AB	30
R	1
H	4
RBI	1
BB	1
SO	7
LOB	7



Batter	1	2	3	4	5	6	7	8	9	AB	R	H	RBI	BB	SO	LOB
Otis Nixon, S (1, 8) OBP: 0.346, SLG: 0.319 BB 	4-1 		0-1 G5-3 ② 			4-1 G4-3 SH1-3 1B BB 		1-2 		2	1	1	0	2	0	0
Marquis Grissom, R (1, 9) OBP: 0.309, SLG: 0.344 Larry Walker, L (8, PH) OBP: 0.304, SLG: 0.414 (9, 9) X 	0-0 P6 ① 		4-1 			0-0 SH1-3 ① 1-2 		1-0 G1-3 ② 1-2 		1	0	0	0	1	0	1
Tim Raines, S (1, 7) OBP: 0.377, SLG: 0.390 B 1 SAFE C 1 SAFE F B B F B B 	4-2 		0-0 F8 ③ 			1-0 G4-3 ② 2-3 		0-0 		3	0	1	0	1	0	2
Tim Wallach, R (1, 5) OBP: 0.351, SLG: 0.491 C 1 F B B 	0-3 K ② 			2-2 G5-3 ① 		1-0 				3	0	1	1	0	1	2
Andres Galarraga, R (1, 3) OBP: 0.301, SLG: 0.406 B 1 X 	1-0 G1-3 ③ 			0-3 		0-1 				3	1	1	1	0	1	2
Mike Fitzgerald, R (1, 2) OBP: 0.349, SLG: 0.378 S B B B B B B 	4-1 		2-1 G6-3 ③ 			2-1 P5 ① 				2	0	0	0	1	0	0
Junior Noboa, R (1, 4) OBP: 0.280, SLG: 0.319 C 1 F B B X 	1-2 G5-4-3 ① ② 1-2 			2-0 F7 ① 		0-3 K2-3 ② 				3	0	0	0	0	1	1
Spike Owen, S (1, 6) OBP: 0.339, SLG: 0.342 C 1 F B B X 	1-3 			0-1 P5 ② 		1-1 F8 ③ 				3	0	0	0	0	1	0
Chris Nabholz, L (1, 1) Mel Rojas, R (8, 1) C 1 F B B X 	0-3 			1-1 F8 ③ 		0-3 				2	0	0	0	0	1	0
										1	0	0	0	0	1	0
Inning Stats	R: 0 H: 0 E: 0 LOB: 2 K: 1 BB: 2 S: 12 P: 21	R: 0 H: 0 E: 0 LOB: 0 K: 1 BB: 1 S: 8 P: 14	R: 0 H: 0 E: 0 LOB: 1 K: 1 BB: 1 S: 7 P: 11	R: 0 H: 0 E: 0 LOB: 0 K: 1 BB: 0 S: 8 P: 12	R: 0 H: 0 E: 0 LOB: 0 K: 0 BB: 0 S: 5 P: 8	R: 1 H: 1 E: 0 LOB: 1 K: 0 BB: 1 S: 4 P: 10	R: 1 H: 1 E: 0 LOB: 0 K: 1 BB: 0 S: 9 P: 12	R: 0 H: 2 E: 0 LOB: 2 K: 1 BB: 0 S: 9 P: 11		1B: 3 SF: 0 2B: 0 SAC: 1 3B: 0 DP: 1 HR: 1 HBP: 0	WP: 0 PA: 30 PB: 0 SB: 2 CS: 0					
PITCHER Dennis Rasmussen, L (1, 1) ERA: 4.38 Eric Show, R (8, 1) ERA: 5.77	IP WLS BF H R ER SO BB IBB HBP BLK WP HR S P ERA WHIP 7.0 L 26 2 2 2 5 5 0 0 0 0 1 53 88 2.57 1.000 1.0 4 2 0 0 1 0 0 0 0 0 0 9 11 0.00 2.000					PITCHER IP WLS BF H R ER SO BB IBB HBP BLK WP HR S P ERA WHIP										

BOTTOM

San Diego Padres @ Montreal Expos
 Olympic Stadium, Montreal, QB
 Sat Aug 25 1990, 7:05 PM EDT
 Att. 18,239 - Dome

livebaseballscorecards.com

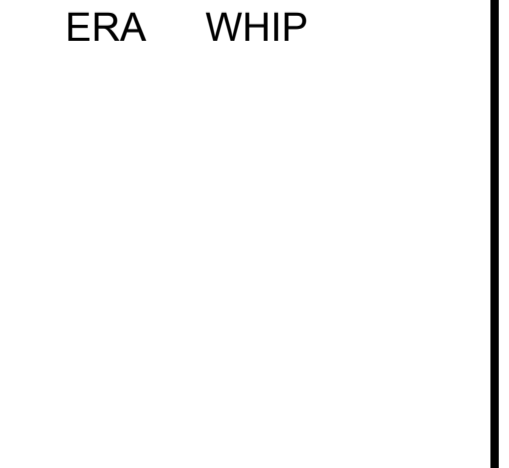
AB	24
R	2
H	4
RBI	2
BB	5
SO	6
LOB	9



San Diego Padres @ Montreal Expos
 Olympic Stadium, Montreal, QB
 Sun Aug 26 1990, 7:05 PM EDT
 Att. 27,650 - Dome

AB	33
R	2
H	12
RBI	2
BB	2
SO	6
LOB	18

WP	1	PA	38
PB	0		
SB	1		
CS	1		



Batter	1	2	3	4	5	6	7	8	9	AB R H RBI BB SO LOB	TOP																									
Bip Roberts, S (1, 7) OBP: 0.364, SLG: 0.418	3-3 K	1-2 SF7			2-0 SH1-3 SF9 2B	0-0 F7			1-3 K	4 1 1 1 0 2 2																										
Roberto Alomar, S (1, 4) OBP: 0.350, SLG: 0.384	3-1 WP 1B	2-0 G3			0-0 SH1-3 2-3			1-0 G5-3	2-2 G6-4-3 1-2f	4 0 1 0 0 0 3																										
Tony Gwynn, L (1, 9) OBP: 0.364, SLG: 0.421	4-2 FC6-4 BB				0-0 SF9			0-2 F7		2 0 1 1 1 0 0																										
Joe Carter, R (1, 8) OBP: 0.288, SLG: 0.402	0-1 P3				2-0 1B S 1B			1-1 F9		4 0 1 0 0 0 3																										
Mike Pagliarulo, L (1, 5) OBP: 0.325, SLG: 0.347	1-2 FC6-4 1-2f				1-2 K				1-1 G5-3	4 0 1 0 0 1 3																										
Phil Stephenson, L (1, 3) OBP: 0.337, SLG: 0.367					3-1 L9			1-1 G4-3		4 0 2 0 0 0 2																										
Mark Parent, R (1, 2) OBP: 0.291, SLG: 0.327					3-2 1B			0-0 G5-3 F7		4 1 2 0 0 0 1																										
Garry Templeton, S (1, 6) OBP: 0.278, SLG: 0.360					1-3 K			1-0 G6-3 1B		4 0 2 0 0 1 2																										
Bruce Hurst, L (1, 1) OBP: 0.179, SLG: 0.115					2-3 K			0-3 K		2 0 0 0 1 2 2																										
Shawn Abner, R (9, PH) OBP: 0.295, SLG: 0.319									3-2 G6-4-3 1B	1 0 1 0 0 0 0																										
Inning Stats	R: 0 E: 0 K: 1 S: 12	H: 1 LOB: 2 BB: 1 P: 23	R: 1 E: 0 K: 0 S: 12	H: 3 LOB: 2 BB: 1 P: 21	R: 0 E: 0 K: 1 S: 11	H: 1 LOB: 0 BB: 0 P: 17	R: 0 E: 0 K: 2 S: 14	H: 1 LOB: 1 BB: 0 P: 23	R: 1 E: 0 K: 0 S: 11	H: 3 LOB: 2 BB: 0 P: 17	R: 0 E: 0 K: 1 S: 8	H: 1 LOB: 1 BB: 0 P: 12	R: 0 E: 0 K: 0 S: 6	H: 0 LOB: 0 BB: 0 P: 8	R: 0 E: 0 K: 0 S: 9	H: 1 LOB: 1 BB: 0 P: 14	R: 0 E: 0 K: 1 S: 9	H: 1 LOB: 0 BB: 0 P: 15	1B: 10 2B: 2 3B: 0 HR: 0	SF: 2 SAC: 1 DP: 1 HBP: 0	WP: 1 PA: 38															
PITCHER	IP WLS BF H R ER SO BB IBB HBP BLK WP HR S P ERA WHIP																																			
Kevin Gross, R (1, 1) ERA: 4.53	5.0		24	9	2	2	4	2	0	0	0	1	0	60	101	3.60	2.200																			
Scott Ruskin, L (6, 1) ERA: 2.88	2.0		7	1	0	0	1	0	0	0	0	0	0	14	20	0.00	0.500																			
Steve Frey, L (8, 1) ERA: 2.77	2.0	W	7	2	0	0	1	0	0	0	0	0	0	18	29	0.00	1.000																			

livebaseballscorecards.com

Batter	1	2	3	4	5	6	7	8	9	AB	R	H	RBI	BB	SO	LOB
Marquis Grissom, R OBP: 0.312, SLG: 0.347 (1, 8)	1-2 SH1-3 CS 1B		1-1 G6-3		1-0 G4-3 1B		1-3 K			4	1	2	0	0	1	1
Junior Noboa, R OBP: 0.288, SLG: 0.333 (1, 4)	0-0 SH1-3		0-0 F8 2B		1-1 G4-3			0-0 HR 1B		3	1	2	0	0	0	1
Tim Raines, S OBP: 0.378, SLG: 0.390 (1, 7)	4-1 CS BB		1-1 F8		2-3 K			0-1 HR 1B		3	1	1	0	1	1	2
Tim Wallach, R OBP: 0.350, SLG: 0.489 (1, 5)	0-0 1B		2-2 F8		2-2 P4			0-1 F8		4	0	1	0	0	0	3
Andres Galarraga, R OBP: 0.299, SLG: 0.403 (1, 3)	0-3 K		0-3 K		2-2 G4-3			0-3 K		4	0	0	0	0	3	3
Larry Walker, L OBP: 0.304, SLG: 0.421 (1, 9)		2-3 K		0-1 F9		1-3 K		0-0 HR		4	1	1	3	0	2	0
Mike Fitzgerald, R OBP: 0.354, SLG: 0.378 (1, 2)		4-2 BB		1-1 1B			4-2 SH 8-2 BB	2-1 F9		2	0	1	0	2	0	0
Spike Owen, S OBP: 0.337, SLG: 0.340 (1, 6)		1-0 P6		1-1 F9			0-0 SH 8-2			2	0	0	0	0	0	2
Kevin Gross, R OBP: 0.234, SLG: 0.356 Scott Ruskin, R OBP: 0.286, SLG: 0.714 (5, PH) (6, 1)		0-3 K			0-2 F7		1-2 8-2			1	0	0	0	0	1	1
Otis Nixon, S OBP: 0.344, SLG: 0.317 Steve Frey, R (8, 1)							2-3 3-Hr			1	0	0	0	0	0	0

Inning Stats	R: 1 E: 0 K: 1 S: 9	H: 2 LOB: 1 BB: 1 P: 14	R: 0 E: 0 K: 2 S: 9	H: 0 LOB: 1 BB: 1 P: 16	R: 0 E: 0 K: 0 S: 9	H: 1 LOB: 1 BB: 0 P: 13	R: 0 E: 0 K: 1 S: 9	H: 1 LOB: 1 BB: 0 P: 13	R: 0 E: 0 K: 1 S: 9	H: 0 LOB: 0 BB: 0 P: 14	R: 0 E: 1 K: 1 S: 10	H: 0 LOB: 1 BB: 1 P: 16	R: 3 E: 0 K: 1 S: 11	H: 3 LOB: 0 BB: 0 P: 13	1B: 6 2B: 2 3B: 0 HR: 1	SF: 0 SAC: 2 DP: 1 HBP: 0	WP: 0 PB: 0 SB: 1 CS: 2	PA: 34	
PITCHER Bruce Hurst, L ERA: 3.62 (1, 1)	IP 8.0	WLS L	BF 34	H 8	R 4	ER 4	SO 8	BB 3	IBB 0	HBP 0	BLK 0	WP 0	HR 1	S 75	P 112	ERA 4.50	WHIP 1.375		
PITCHER	IP	WLS	BF	H	R	ER	SO	BB	IBB	HBP	BLK	WP	HR	S	P	ERA	WHIP		

BOTTOM

San Diego Padres @ Montreal Expos
Olympic Stadium, Montreal, QB
Sun Aug 26 1990, 7:05 PM EDT
Att. 27,650 - Dome

livebaseballscores.com

AB	29
R	4
H	8
RBI	3
BB	3
SO	8
LOB	15



Batter	1	2	3	4	5	6	7	8	9	AB R H RBI BB SO LOB	TOP											
Bip Roberts, S (1, 7) OBP: 0.369, SLG: 0.425	0-2 F8		0-2 G4-6-3 1B		0-0 2-H 1B		0-0 1B S 1B		2-2 2B	5 0 4 1 0 0 0	San Diego Padres @ Montreal Expos Olympic Stadium, Montreal, QB Mon Aug 27 1990, 3:33 AM EDT Att. 13,403 - Unknown											
Roberto Alomar, S (1, 4) OBP: 0.348, SLG: 0.381	2-2 F8		0-2 G4-6-3		2-2 G3		0-1 SAFE F7		4-1 BB	4 0 0 0 1 0 4												
Benito Santiago, R (1, 2) OBP: 0.361, SLG: 0.473	1-1 F7				0-1 P3		0-0 SAFE 1B		1-3 K	5 0 2 0 0 1 2												
Joe Carter, R (1, 8) OBP: 0.287, SLG: 0.407		1-1 G6-3		0-1 HR		0-2 L6		0-0 G6-3 1B E5		4 1 1 1 0 0 1												
Fred Lynn, L (1, 9) OBP: 0.312, SLG: 0.373		2-2 F9		2-2 G4-3		0-3 K		1-0 G6-3 1B		4 0 1 0 0 1 1												
Mike Pagliarulo, L (1, 5) OBP: 0.324, SLG: 0.344		4-2 BB		0-1 G4-3		1-0 F8		0-1 G6-3 1-2f 2-3		3 0 0 0 1 0 3												
Phil Stephenson, L (1, 3) OBP: 0.341, SLG: 0.362		2-2 F9			4-1 SH5-3 1B BB		4-2 HR BB	2-3 K		2 2 0 0 2 1 2												
Garry Templeton, S (1, 6) OBP: 0.278, SLG: 0.367			0-1 F7		1-2 F8		1-0 HR		0-3 K	4 1 1 2 0 1 1												
Ed Whitson, R (1, 1) OBP: 0.145, SLG: 0.204 Craig Lefferts, L (9, 1) OBP: 0.250, SLG: 0.250			0-0 1B 1B		0-1 SH5-3		0-1 P6		2-3 K	3 0 1 0 0 1 0 0 0 0 0 0 0 0												
Inning Stats	R: 0 E: 0 K: 0 S: 9	H: 0 LOB: 0 BB: 0 P: 12	R: 0 E: 0 K: 0 S: 13	H: 0 LOB: 1 BB: 1 P: 22	R: 0 E: 0 K: 0 S: 9	H: 2 LOB: 1 BB: 0 P: 9	R: 1 E: 0 K: 0 S: 11	H: 1 LOB: 0 BB: 0 P: 13	R: 1 E: 0 K: 0 S: 18	H: 1 LOB: 1 BB: 1 P: 22	R: 0 E: 0 K: 1 S: 8	H: 1 LOB: 1 BB: 0 P: 9	R: 2 E: 0 K: 0 S: 12	H: 3 LOB: 2 BB: 1 P: 17	R: 0 E: 1 K: 1 S: 7	H: 1 LOB: 1 BB: 0 P: 10	R: 0 E: 0 K: 3 S: 17	H: 1 LOB: 2 BB: 1 P: 26	1B: 7 2B: 1 3B: 0 HR: 2	SF: 0 SAC: 1 DP: 2 HBP: 0	WP: 0 PB: 0 SB: 1 CS: 0	PA: 39
PITCHER	IP WLS BF H R ER SO BB IBB HBP BLK WP HR S P ERA WHIP																					
Oil Can Boyd, R (1, 1) ERA: 3.2	6.1 L 28 7 4 4 1 3 0 0 0 0 0 2 77 101 5.68 1.579																					
Scott Ruskin, L (7, 1) ERA: 2.79	1.2 6 2 0 0 1 0 0 0 0 0 0 0 10 13 0.00 1.200																					
Bill Sampen, R (9, 1) ERA: 2.75	1.0 5 1 0 0 3 1 0 0 0 0 0 0 17 26 0.00 2.000																					

AB	34
R	4
H	10
RBI	4
BB	4
SO	5
LOB	14



Batter	1	2	3	4	5	6	7	8	9	AB	R	H	RBI	BB	SO	LOB	BOTTOM									
Delino DeShields, L (1, 4) OBP: 0.377, SLG: 0.390	1-3 K		3-2 F8		3-3 K			0-2 G4-3		4	0	0	0	0	2	0	San Diego Padres @ Montreal Expos Olympic Stadium, Montreal, QB Mon Aug 27 1990, 3:33 AM EDT Att. 13,403 - Unknown									
Dave Martinez, L (1, 8) OBP: 0.335, SLG: 0.460	0-1 F9		0-0 CS 1B			0-0 F8		0-1 F9		4	0	1	0	0	0	0										
Tim Raines, S (1, 7) OBP: 0.377, SLG: 0.388	0-0 FC6-4 1B		1 SAFE 2-2 CS 1-2	3-2 F8		1-0 G3		3-3 K		4	0	1	0	0	1	0										
Tim Wallach, R (1, 5) OBP: 0.353, SLG: 0.491	1-0 FC6-4 1-2f		1 SAFE 1 SAFE 1 SAFE 1B	1-2 1B 1B		3-1 1B 1B		0-2 BB 1B 1B		4	0	3	0	0	0	1										
Larry Walker, L (1, 9) OBP: 0.306, SLG: 0.425		0-2 F8 SF8 2B		2-3 K		0-0 1B		2-1 F7		4	1	2	0	0	1	2										
Mike Aldrete, L (1, 3) OBP: 0.370, SLG: 0.324		2-2 F8		3-2 1B		1-0 F8		0-1 BB 1B		4	0	2	0	0	0	2										
Mike Fitzgerald, R (1, 2) OBP: 0.353, SLG: 0.375		0-0 SF8		0-0 L6		0-2 F7		4-2 BB		2	0	0	1	1	0	3										
Marquis Grissom, R (9, PR) OBP: 0.312, SLG: 0.347								1-2 2-3 BB		0	0	0	0	0	0	0										
Tom Foley, L (1, 6) OBP: 0.291, SLG: 0.260		1-1 G3				0-0 P4		0-0 F9		3	0	0	0	0	0	1										
Andres Galarraga, R (9, PH) OBP: 0.298, SLG: 0.402						0-1 P4		1-0 G4-3		1	0	0	0	0	0	3										
Oil Can Boyd, R (1, 1) OBP: 0.064, SLG: 0.064			1-1 G4-3							2	0	0	0	0	0	0										
Scott Ruskin, R (7, 1) OBP: 0.286, SLG: 0.714										0	0	0	0	0	0	0										
Otis Nixon, S (8, PH) OBP: 0.342, SLG: 0.315										1	0	0	0	0	0	0										
Bill Sampen, R (9, 1)										0	0	0	0	0	0	0										
Inning Stats	R: 0 E: 0 K: 1 S: 7	H: 1 LOB: 1 BB: 0 P: 9	R: 1 E: 0 K: 0 S: 10	H: 1 LOB: 0 BB: 0 P: 13	R: 0 E: 0 K: 0 S: 12	H: 1 LOB: 0 BB: 0 P: 17	R: 0 E: 0 K: 1 S: 17	H: 2 LOB: 2 BB: 0 P: 26	R: 0 E: 0 K: 1 S: 6	H: 0 LOB: 0 BB: 0 P: 9	R: 0 E: 0 K: 0 S: 4	H: 1 LOB: 1 BB: 0 P: 8	R: 0 E: 0 K: 0 S: 6	H: 1 LOB: 1 BB: 0 P: 7	R: 0 E: 0 K: 0 S: 6	H: 0 LOB: 0 BB: 0 P: 7	R: 0 E: 0 K: 1 S: 17	H: 2 LOB: 3 BB: 1 P: 27	1B: 8 2B: 1 3B: 0 HR: 0	SF: 1 SAC: 0 DP: 0 HBP: 0	WP: 0 PB: 0 SB: 0 CS: 1	PA: 36				
PITCHER	IP WLS BF H R ER SO BB IBB HBP BLK WP HR S P ERA WHIP	IP WLS BF H R ER SO BB IBB HBP BLK WP HR S P ERA WHIP	IP WLS BF H R ER SO BB IBB HBP BLK WP HR S P ERA WHIP	IP WLS BF H R ER SO BB IBB HBP BLK WP HR S P ERA WHIP	IP WLS BF H R ER SO BB IBB HBP BLK WP HR S P ERA WHIP	IP WLS BF H R ER SO BB IBB HBP BLK WP HR S P ERA WHIP	IP WLS BF H R ER SO BB IBB HBP BLK WP HR S P ERA WHIP	IP WLS BF H R ER SO BB IBB HBP BLK WP HR S P ERA WHIP	IP WLS BF H R ER SO BB IBB HBP BLK WP HR S P ERA WHIP	IP WLS BF H R ER SO BB IBB HBP BLK WP HR S P ERA WHIP	IP WLS BF H R ER SO BB IBB HBP BLK WP HR S P ERA WHIP	IP WLS BF H R ER SO BB IBB HBP BLK WP HR S P ERA WHIP	IP WLS BF H R ER SO BB IBB HBP BLK WP HR S P ERA WHIP	IP WLS BF H R ER SO BB IBB HBP BLK WP HR S P ERA WHIP	IP WLS BF H R ER SO BB IBB HBP BLK WP HR S P ERA WHIP	IP WLS BF H R ER SO BB IBB HBP BLK WP HR S P ERA WHIP	IP WLS BF H R ER SO BB IBB HBP BLK WP HR S P ERA WHIP	IP WLS BF H R ER SO BB IBB HBP BLK WP HR S P ERA WHIP	IP WLS BF H R ER SO BB IBB HBP BLK WP HR S P ERA WHIP	IP WLS BF H R ER SO BB IBB HBP BLK WP HR S P ERA WHIP	IP WLS BF H R ER SO BB IBB HBP BLK WP HR S P ERA WHIP	IP WLS BF H R ER SO BB IBB HBP BLK WP HR S P ERA WHIP	IP WLS BF H R ER SO BB IBB HBP BLK WP HR S P ERA WHIP	IP WLS BF H R ER SO BB IBB HBP BLK WP HR S P ERA WHIP	IP WLS BF H R ER SO BB IBB HBP BLK WP HR S P ERA WHIP	IP WLS BF H R ER SO BB IBB HBP BLK WP HR S P ERA WHIP
Ed Whitson, R (1, 1) ERA: 2.35	8.2	W	34	9	1	1	4	1	0	0	0	0	0	0	0	0	1.04	1.154								
Craig Lefferts, L (9, 1) ERA: 2.54	0.1	S	1	0	0	0	0	0	0	0	0	0	0	0	0	0	0.00	0.000								

AB	33
R	1
H	9
RBI	1
BB	1
SO	4
LOB	12



Batter	1	2	3	4	5	6	7	8	9	AB R H RBI BB SO LOB	TOP									
Bip Roberts, S (1, 7) OBP: 0.368, SLG: 0.423	2-2 G3-6-3 1B		2-2 FC3-6 1-2f			2-2 G4-3		1-1 E3		4 0 1 0 0 0 1										
Roberto Alomar, S (1, 4) OBP: 0.348, SLG: 0.382	1 SAFE 0-2 G3-6-3 1-2f		1 SAFE 1-1 G3-1 1-2			3-2 2B		3-2 G3		4 0 1 0 0 0 3										
Tony Gwynn, L (1, 9) OBP: 0.361, SLG: 0.418	0-0 G3					2-2 F7				4 0 0 0 0 0 1										
Joe Carter, R (1, 8) OBP: 0.285, SLG: 0.403		1-0 G6-3				0-1 L7				4 0 0 0 0 2 1										
Benito Santiago, R (1, 2) OBP: 0.359, SLG: 0.469		0-2 E8 F8 1B				3-1 G6-3		3-2 F9		4 0 1 0 0 1 0										
Mike Pagliarulo, L (1, 5) OBP: 0.321, SLG: 0.341		1-1 F8 2-3				1-3 K		0-1 F8		3 0 0 0 0 1 1										
Phil Stephenson, L (1, 3) OBP: 0.335, SLG: 0.354		3-3 K				0-2 G1		2-0 F8		3 0 0 0 0 1 1										
Garry Templeton, S (1, 6) OBP: 0.283, SLG: 0.370						4-2 BB		0-0 G6-4-3 1B		2 0 2 0 1 0 0										
Calvin Schiraldi, R (1, 1) OBP: 0.222, SLG: 0.412						0-1 P3		0-2 G6-4-3 1-2f		1 0 0 0 0 0 1										
Shawn Abner, R (5, PH) OBP: 0.293, SLG: 0.317										1 0 0 0 0 0 1										
Atlee Hammaker, S (5, 1) OBP: 0.111, SLG: 0.059										0 0 0 0 0 0 0										
Jerald Clark, R (8, PH) OBP: 0.274, SLG: 0.367										1 0 0 0 0 0 1										
Eric Show, R (8, 1) OBP: 0.208, SLG: 0.250										0 0 0 0 0 0 0										
Inning Stats	R: 0 E: 0 K: 0 S: 8	H: 1 LOB: 0 BB: 0 P: 10	R: 0 E: 1 K: 1 S: 9	H: 1 LOB: 1 BB: 0 P: 14	R: 0 E: 0 K: 0 S: 8	H: 1 LOB: 1 BB: 0 P: 11	R: 0 E: 0 K: 1 S: 9	H: 0 LOB: 0 BB: 0 P: 15	R: 0 E: 0 K: 1 S: 10	H: 0 LOB: 1 BB: 1 P: 15	R: 0 E: 0 K: 0 S: 14	H: 1 LOB: 1 BB: 0 P: 21	R: 0 E: 1 K: 0 S: 10	H: 1 LOB: 1 BB: 0 P: 14	R: 0 E: 0 K: 2 S: 8	H: 0 LOB: 0 BB: 0 P: 15	1B: 4 2B: 1 3B: 0 HR: 0	SF: 0 SAC: 0 DP: 2 HBP: 0	WP: 0 PB: 0 SB: 1 CS: 0	PA: 32
PITCHER David Cone, R (1, 1) ERA: 3.42	IP: 9.0 WLS: W BF: 32 H: 5 R: 0 ER: 0 SO: 5 BB: 1 IBB: 0 HBP: 0 BLK: 0 WP: 0 HR: 0 S: 82 P: 126 ERA: 0.00 WHIP: 0.667																			
PITCHER	IP	WLS	BF	H	R	ER	SO	BB	IBB	HBP	BLK	WP	HR	S	P	ERA	WHIP			

San Diego Padres @ New York Mets
Shea Stadium, Flushing, NY
Tue Aug 28 1990, 7:05 PM EDT
Att. 32,744 - Unknown - 82 F

livebaseballscorecards.com

AB	31
R	0
H	5
RBI	0
BB	1
SO	5
LOB	11



Batter	1	2	3	4	5	6	7	8	9	AB	R	H	RBI	BB	SO	LOB
Daryl Boston, L OBP: 0.334, SLG: 0.453 (1, 8)	3-1 F7		2-2 1B	2-1 F7			1-3 K			4	1	1	0	0	1	1
Dave Magadan, L OBP: 0.421, SLG: 0.444 (1, 3)	2-2 G3-1		2-0 1B		2-1 L9		0-1 F8			4	0	1	2	0	0	0
Gregg Jefferies, S OBP: 0.346, SLG: 0.454 (1, 5)	1-2 F8		1-1 L8		3-2 G6-3		0-0 P6			4	0	0	0	0	0	1
Darryl Strawberry, L OBP: 0.371, SLG: 0.505 (1, 9)		2-1 F7	1-1 G4-3		0-3 K		2-1 G4-3			4	0	0	0	0	1	1
Kevin McReynolds, R OBP: 0.355, SLG: 0.436 (1, 7)		2-0 G5-3		0-0 HR		1-0 F8		3-1 G5-3		4	1	1	0	0	0	0
Howard Johnson, S OBP: 0.316, SLG: 0.442 (1, 6)		4-1 BB		1-0 F9		3-1 P4				2	0	0	0	1	0	1
Tim Teufel, R OBP: 0.325, SLG: 0.467 (1, 4)		2-1 P6		2-1 HR		2-1 E6				3	1	1	2	0	0	1
Mackey Sasser, L OBP: 0.361, SLG: 0.456 (1, 2)			2-1 F8		0-0 1B		3-3 K			2	0	1	0	0	0	0
Orlando Mercado, R OBP: 0.290, SLG: 0.322 (6, PH) (7, 2)										1	0	0	0	0	1	1
David Cone, L OBP: 0.263, SLG: 0.226 (1, 1)			4-2 1B PB		0-3 K		0-0 G4-3			2	1	0	0	1	1	1

Inning Stats	R: 0	H: 0	E: 0	LOB: 0	K: 0	BB: 0	S: 8	P: 14	R: 0	H: 0	E: 0	LOB: 1	K: 0	BB: 1	S: 6	P: 16	R: 2	H: 2	E: 0	LOB: 1	K: 0	BB: 1	S: 20	P: 32	R: 2	H: 3	E: 0	LOB: 1	K: 1	BB: 0	S: 10	P: 15	R: 0	H: 0	E: 0	LOB: 0	K: 1	BB: 0	S: 8	P: 13	R: 0	H: 0	E: 1	LOB: 1	K: 1	BB: 0	S: 10	P: 19	R: 0	H: 0	E: 0	LOB: 0	K: 1	BB: 0	S: 6	P: 7	R: 0	H: 0	E: 0	LOB: 0	K: 0	BB: 0	S: 5	P: 10
--------------	------	------	------	--------	------	-------	------	-------	------	------	------	--------	------	-------	------	-------	------	------	------	--------	------	-------	-------	-------	------	------	------	--------	------	-------	-------	-------	------	------	------	--------	------	-------	------	-------	------	------	------	--------	------	-------	-------	-------	------	------	------	--------	------	-------	------	------	------	------	------	--------	------	-------	------	-------

PITCHER	IP	WLS	BF	H	R	ER	SO	BB	IBB	HBP	BLK	WP	HR	S	P	ERA	WHIP
Calvin Schiraldi, R ERA: 4.15 (1, 1)	4.0	L	19	5	4	4	1	2	0	0	0	0	1	44	77	9.00	1.750
Atlee Hammaker, L ERA: 4.09 (5, 1)	3.0		10	0	0	0	3	0	0	0	0	0	0	24	39	0.00	0.000
Eric Show, R ERA: 5.7 (8, 1)	1.0		3	0	0	0	0	0	0	0	0	0	0	5	10	0.00	0.000


BOTTOM

San Diego Padres @ New York Mets
Shea Stadium, Flushing, NY

Tue Aug 28 1990, 7:05 PM EDT
Att: 32,744 - Unknown - 82 F

livebaseballscorecards.com

AB	30
R	4
H	5
RBI	4
BB	2
SO	4
LOB	7



1B: 4	SF: 0	WP: 0	PA: 32
2B: 0	SAC: 0	PB: 1	
3B: 0	DP: 0	SB: 0	
HR: 1	HBP: 0	CS: 0	

Batter	1	2	3	4	5	6	7	8	9	AB R H RBI BB SO LOB	TOP																								
Bip Roberts, S (1, 6) OBP: 0.367, SLG: 0.422	2-1 G4-3		1-1 S 2-H 1B			0-0 G4-3		0-3 K		4 0 1 1 0 1 2																									
Roberto Alomar, S (1, 4) OBP: 0.345, SLG: 0.379	0-0 G6-3		0-3 K			1-1 G3-1		3-2 F8		4 0 0 0 0 1 3																									
Tony Gwynn, L (1, 9) OBP: 0.361, SLG: 0.417	2-3 K					1-0 F8			1-1 G1-3	4 0 1 0 0 1 0																									
Joe Carter, R (1, 7) OBP: 0.285, SLG: 0.401		2-3 K				0-2 BLK 1B			2-1 F9	3 0 0 0 1 2 1																									
Benito Santiago, R (1, 2) OBP: 0.354, SLG: 0.461		3-2 G5-3				0-1 G6-3			0-0 G6-3	4 0 0 0 0 0 2																									
Phil Stephenson, L (1, 3) OBP: 0.330, SLG: 0.347		1-3 K				3-3 K				3 0 0 0 0 2 1																									
Mike Pagliarulo, L (1, 5) OBP: 0.321, SLG: 0.339			0-0 L8			0-0 L7				2 0 0 0 1 0 0																									
Shawn Abner, R (1, 8) OBP: 0.296, SLG: 0.326			1-2 1B 2B			0-2 L4				2 1 1 0 0 0 0																									
Andy Benes, R (1, 1) OBP: 0.096, SLG: 0.080			1-3 K			0-3 K				2 0 0 0 0 2 1																									
Garry Templeton, S (8, PH) OBP: 0.285, SLG: 0.371										1 0 1 0 0 0 0																									
Rich Rodriguez, L (8, 1)										0 0 0 0 0 0 0																									
Greg Harris, R (8, 1)										0 0 0 0 0 0 0																									
Craig Lefferts, L (9, 1) OBP: 0.250, SLG: 0.250										0 0 0 0 0 0 0																									
Inning Stats	R: 0 E: 0 K: 1 S: 6	H: 0 LOB: 0 BB: 0 P: 10	R: 0 E: 0 K: 2 S: 9	H: 0 LOB: 0 BB: 0 P: 15	R: 1 E: 0 K: 2 S: 12	H: 2 LOB: 1 BB: 0 P: 15	R: 0 E: 0 K: 2 S: 12	H: 1 LOB: 1 BB: 0 P: 15	R: 0 E: 0 K: 1 S: 9	H: 0 LOB: 0 BB: 0 P: 9	R: 0 E: 0 K: 0 S: 4	H: 0 LOB: 0 BB: 0 P: 6	R: 0 E: 0 K: 0 S: 6	H: 0 LOB: 0 BB: 1 P: 14	R: 0 E: 0 K: 1 S: 13	H: 1 LOB: 2 BB: 1 P: 23	R: 0 E: 0 K: 0 S: 5	H: 0 LOB: 0 BB: 0 P: 8	1B: 3 2B: 1 3B: 0 HR: 0	SF: 0 SAC: 1 DP: 0 HBP: 0	WP: 0 PB: 0 SB: 1 CS: 1	PA: 32													
PITCHER	IP WLS BF H R ER SO BB IBB HBP BLK WP HR S P ERA WHIP																																		
Dwight Gooden, R (1, 1) ERA: 4.11	7.0	24	3	1	1	8	1	0	0	1	0	0	58	84	1.29	0.571																			
Bob Ojeda, L (8, 1) ERA: 3.48	2.0	W	8	1	0	0	1	1	0	0	0	0	18	31	0.00	1.000																			

San Diego Padres @ New York Mets
Shea Stadium, Flushing, NY
Wed Aug 29 1990, 7:05 PM EDT
Att. 30,020 - Unknown - 80 F

livebaseballscorecards.com

AB	29
R	1
H	4
RBI	1
BB	2
SO	9
LOB	10



BOTTOM

San Diego Padres @ New York Mets
 Shea Stadium, Flushing, NY
 Wed Aug 29 1990, 7:05 PM EDT
 Att: 30,020 - Unknown - 80 F

livebaseballscorecards.com

AB	32
R	2
H	8
RBI	2
BB	4
SO	3
LOB	16



WP: 0	PA: 37
PB: 0	
SB: 3	
CS: 0	

Batter	1	2	3	4	5	6	7	8	9	AB	R	H	RBI	BB	SO	LOB										
Daryl Boston, L (1, 8) OBP: 0.332, SLG: 0.449	1-2 P6		2-2 P6		2-0 F9		1-3 F8		1-0 1B	5	0	1	1	0	0	1										
Dave Magadan, L (1, 3) OBP: 0.422, SLG: 0.443	2-1 G4-3			4-2 1B BB		2-2 G3		1-1 G4-3 S 1B		3	0	1	0	1	0	0										
Gregg Jefferies, S (1, 5) OBP: 0.349, SLG: 0.457	1-1 1B			0-2 1B		3-1 1B		1-2 L7		4	0	3	0	0	0	1										
Darryl Strawberry, L (1, 9) OBP: 0.368, SLG: 0.500	2-2 F9			3-2 F7		0-0 F7		1-0 G4-3		4	0	0	0	0	0	5										
Kevin McReynolds, R (1, 7)		1-0 G5-3		2-2 G5-3		2-1 P3		1-3 K		4	0	0	0	0	1	4										
Howard Johnson, S (1, 6)		1-2 G3-1		4-0 IBB			0-0 G4-3 S 1B 1B		1-1 BB SH1-4 1B	3	2	2	0	1	0	0										
Tim Teufel, R (1, 4)		2-0 P5		1-3 K			1-0 L9		0-0 SH1-4	3	0	0	0	0	1	4										
Mackey Sasser, L (1, 2) OBP: 0.357, SLG: 0.450			0-1 F8		0-0 F7		2-2 G4-3		4-1 1B BB BB	3	0	0	0	0	0	1										
Todd Hundley, S (9, 2) OBP: 0.211, SLG: 0.226							1-3			0	0	0	0	1	0	0										
Dwight Gooden, R (1, 1) OBP: 0.226, SLG: 0.276			1-3 K		1-0 B2		1-2 E S 1B		4-2 1B	2	0	0	0	0	1	0										
Tom O'Malley, L (7, PH) OBP: 0.290, SLG: 0.398									1-2 1B BB	1	0	1	1	0	0	0										
Chuck Carr, S (7, PR)									2-3 BB	0	0	0	0	0	0	0										
Bob Ojeda, L (8, 1) OBP: 0.111, SLG: 0.111										0	0	0	0	0	0	0										
Kelvin Torve, L (9, PH) OBP: 0.351, SLG: 0.364										0	0	0	0	1	0	0										
Inning Stats	R: 0 H: 1 E: 0 K: 10 S: 10	H: 1 LOB: 1 BB: 0 P: 16	R: 0 H: 0 E: 0 K: 5 S: 5	LOB: 0 BB: 0 P: 9	R: 0 H: 0 E: 0 K: 1 S: 8	LOB: 0 BB: 0 P: 11	R: 0 H: 1 E: 0 K: 1 S: 19	LOB: 3 BB: 2 P: 33	R: 0 H: 0 E: 0 K: 3 S: 3	LOB: 0 BB: 0 P: 6	R: 0 H: 1 E: 0 K: 8 S: 8	LOB: 1 BB: 0 P: 15	R: 1 H: 2 E: 0 K: 12 S: 12	LOB: 2 BB: 0 P: 18	R: 0 H: 1 E: 0 K: 11 S: 11	LOB: 1 BB: 0 P: 15	R: 1 H: 2 E: 0 K: 7 S: 7	LOB: 3 BB: 2 P: 17	1B: 8 2B: 0 3B: 0 HR: 0	SF: 0 SAC: 1 DP: 0 HBP: 0	WP: 0 PB: 0 SB: 3 CS: 0	PA: 37				
PITCHER	IP WLS BF H R ER SO BB IBB HBP BLK WP HR S P ERA WHIP																									
Andy Benes, R (1, 1) ERA: 3.49	7.0		28	5	1	1	2	1	1	0	0	0	0	0	0	65	108	1.29	0.857							
Rich Rodriguez, L (8, 1) ERA: 2.6	0.2		3	1	0	0	0	0	0	0	0	0	0	0	7	10	0.00	1.500								
Greg Harris, R (8, 1) ERA: 2.59	0.2	L	5	1	1	1	1	2	0	0	0	0	0	0	10	20	13.50	4.500								
Craig Lefferts, L (9, 1) ERA: 2.54	0.0		1	1	0	0	0	0	0	0	0	0	0	0	1	2	∞	∞								

Batter	1	2	3	4	5	6	7	8	9	AB R H RBI BB SO LOB	TOP																
Bip Roberts, S (1, 5) OBP: 0.371, SLG: 0.427	0-0 G6-4-3 1B		4-0 BB		0-0 E7 1-H FC4-2-5-1 2B	0-0 5-3			0-0 FC4-6 1B	4 0 3 0 1 0 3																	
Roberto Alomar, S (1, 4) OBP: 0.342, SLG: 0.375	0-0 G6-4-3 1-2f		0-0 P5		0-3 K			0-3 K	0-0 FC4-6 1-2f	5 0 0 0 0 2 4																	
Tony Gwynn, L (1, 9) OBP: 0.361, SLG: 0.416	0-0 F7				0-0 FC4-2-5-1			0-0 G4-6-3 1B	0-0 G3	5 1 2 0 0 0 2																	
Jack Clark, R (1, 3) OBP: 0.432, SLG: 0.553		4-0 FC5-4 BB		0-0 1B	0-0 F3			0-0 G4-6-3 1-2f		3 0 1 0 1 0 2																	
Joe Carter, R (1, 7) OBP: 0.285, SLG: 0.400 (8, 8)		0-0 FC5-4 1-2f		0-0 SF8		0-0 BB 1-3 1B		0-0 6-3		3 0 1 1 0 0 1																	
Benito Santiago, R (1, 2) OBP: 0.353, SLG: 0.466		0-0 F9		0-0 F9		0-0 P6		0-0 3B		4 0 1 0 0 0 3																	
Garry Templeton, S (1, 6) OBP: 0.284, SLG: 0.370		0-0 L9		0-0 1B		0-0 1-3		0-0 4-3		4 0 1 0 0 0 3																	
Shawn Abner, R (1, 8) OBP: 0.285, SLG: 0.320			0-0 L5		0-3 K			0-0 6-3		3 0 0 0 1 1 3																	
Dennis Rasmussen, L (1, 1) OBP: 0.308, SLG: 0.306			0-0 3-1		4-0 2B E BB			4-0 1-2 2-3 BB	0-0 4-3	1 1 0 0 1 0 0 0 0 0 0 1 0 0 0 0 0 0 0 0 0 0 0 0 0 0 0 0 1 0 0 0 0 0 0																	
Jerald Clark, R (6, PH) OBP: 0.286, SLG: 0.367																											
Atlee Hammaker, S (6, 1) OBP: 0.111, SLG: 0.059																											
Greg Harris, R (8, 1) OBP: 0.100, SLG: 0.300																											
Fred Lynn, L (8, 7) OBP: 0.310, SLG: 0.370																											
Inning Stats	R: 0 E: 0 K: 0 S: 3	H: 1 LOB: 0 BB: 0 P: 3	R: 0 E: 0 K: 0 S: 3	H: 0 LOB: 1 BB: 1 P: 7	R: 0 E: 0 K: 0 S: 3	H: 0 LOB: 1 BB: 1 P: 7	R: 1 E: 0 K: 1 S: 8	H: 3 LOB: 2 BB: 0 P: 8	R: 1 E: 1 K: 1 S: 6	H: 1 LOB: 1 BB: 1 P: 10	R: 0 E: 0 K: 0 S: 4	H: 1 LOB: 3 BB: 2 P: 12	R: 0 E: 0 K: 1 S: 5	H: 1 LOB: 0 BB: 0 P: 5	R: 0 E: 0 K: 0 S: 4	H: 1 LOB: 1 BB: 0 P: 4	R: 0 E: 0 K: 0 S: 4	H: 1 LOB: 1 BB: 0 P: 4	1B: 7 2B: 1 3B: 1 HR: 0	SF: 1 SAC: 0 DP: 2 HBP: 0	WP: 0 PB: 0 SB: 0 CS: 0	PA: 39					
PITCHER	IP WLS BF H R ER SO BB IBB HBP BLK WP HR S P ERA WHIP																										
Terry Mulholland, L (1, 1) ERA: 3.77	6.1		30	7	2	1	3	4	1	0	0	0	0	31	51	1.42	1.737										
Darrel Akerfelds, R (7, 1) ERA: 3.51	0.2		1	0	0	0	0	0	0	0	0	0	1	1	0.00	0.000											
Roger McDowell, R (8, 1) ERA: 4.05	2.0	W	8	2	0	0	0	0	0	0	0	0	8	8	0.00	1.000											

San Diego Padres @ Philadelphia Phillies
Veterans Stadium, Philadelphia, PA
 Fri Aug 31 1990, 7:05 PM EDT
 Att. 23,286 - Unknown - 78 F

AB	33
R	2
H	9
RBI	1
BB	5
SO	3
LOB	21



Batter	1	2	3	4	5	6	7	8	9
Lenny Dykstra, L (1, 8) OBP: 0.436, SLG: 0.465	0-0 CS 1B		0-0 F8		0-0 1B 1B 1B		0-0 6-3		
Randy Ready, R (1, 4) OBP: 0.340, SLG: 0.331	0-3 K		0-0 6-3		0-0 1B 1-2 2-H			0-0 BB 2B 1B	
Von Hayes, L (1, 7) OBP: 0.377, SLG: 0.429	0-0 F9 1-2			0-0 F8	0-0 G5-4-3 1B 1-2 2-3			4-0 BB BB BB BB 1-2 2B BB	
Dale Murphy, R (1, 9) OBP: 0.306, SLG: 0.405		0-3 K		0-0 1B FC6-4 2B	0-0 G5-4-3 1-2f			0-0 F3	
John Kruk, L (1, 3) OBP: 0.385, SLG: 0.395		4-0 BB 1B		0-0 FC6-4 1B 2-3		0-3 K		0-0 1H 2-H 2B	
Dickie Thon, R (1, 6) OBP: 0.318, SLG: 0.358		0-0 F9		0-0 FC6-4 1-2f 3-H		0-3 K		0-3 K	
Darren Daulton, L (1, 2) OBP: 0.364, SLG: 0.412		0-0 1-2 1B		0-0 F8		0-0 4-3		0-3 K	
Charlie Hayes, R (1, 5) OBP: 0.297, SLG: 0.361		0-3 K			0-0 SH2-4 1B		0-0 6-3		
Terry Mulholland, R (1, 1) OBP: 0.128, SLG: 0.130			0-0 F8		0-0 SH2-4 1-2		0-3 K		
Darrel Akerfeldt, R (7, 1) OBP: 0.167, SLG: 0.167									
Wes Chamberlain, R (7, PH)									
Roger McDowell, R (8, 1)									

Inning Stats	R: 0 E: 0 K: 1 S: 5	H: 1 LOB: 0 BB: 0 P: 5	R: 0 E: 0 K: 2 S: 8	H: 1 LOB: 2 BB: 1 P: 12	R: 0 E: 0 K: 0 S: 3	H: 0 LOB: 0 BB: 0 P: 3	R: 1 E: 1 K: 0 S: 5	H: 2 LOB: 1 BB: 0 P: 5	R: 1 E: 0 K: 0 S: 6	H: 4 LOB: 2 BB: 0 P: 6	R: 0 E: 0 K: 2 S: 7	H: 0 LOB: 0 BB: 0 P: 7	R: 0 E: 0 K: 1 S: 5	H: 0 LOB: 0 BB: 0 P: 5	R: 2 E: 0 K: 2 S: 9	H: 2 LOB: 1 BB: 1 P: 13
--------------	------------------------------	---------------------------------	------------------------------	----------------------------------	------------------------------	---------------------------------	------------------------------	---------------------------------	------------------------------	---------------------------------	------------------------------	---------------------------------	------------------------------	---------------------------------	------------------------------	----------------------------------

PITCHER	IP	WLS	BF	H	R	ER	SO	BB	IBB	HBP	BLK	WP	HR	S	P	ERA	WHIP
Dennis Rasmussen, L (1, 1) ERA: 4.35	5.0		22	8	2	2	3	1	0	0	0	0	0	27	31	3.60	1.800
Atlee Hammaker, L (6, 1) ERA: 4.23	2.0	L	8	1	2	2	3	1	0	0	0	0	0	13	17	9.00	1.000
Greg Harris, R (8, 1) ERA: 2.56	1.0		4	1	0	0	2	0	0	0	0	0	0	8	8	0.00	1.000

BOTTOM


San Diego Padres @ Philadelphia Phillies
Veterans Stadium, Philadelphia, PA

Fri Aug 31 1990, 7:05 PM EDT
Att: 23,286 - Unknown - 78 F

AB	R	H	RBI	BB	SO	LOB
4	0	2	0	0	0	0
4	1	2	1	0	1	1
3	1	1	0	1	0	1
4	1	1	0	0	1	5
3	0	2	2	1	1	0
4	0	0	1	0	2	3
4	0	1	0	0	1	2
3	1	1	0	0	1	2
1	0	0	0	0	0	0
0	0	0	0	0	0	0
1	0	0	0	0	1	0
0	0	0	0	0	0	0

livebaseballscores.com

AB	31
R	4
H	10
RBI	4
BB	2
SO	8
LOB	14



WP: 0	PA: 34
PB: 0	
SB: 0	
CS: 1	

Batter	1	2	3	4	5	6	7	8	9	10	AB R H RBI BB SO LOB
Bip Roberts, S OBP: 0.371, SLG: 0.424 (1, 5)	4-0 S BB SF7 BB	4-0 E BB			0-1 G4-3		0-1 P4			1-2 G3-1	3 1 0 0 2 0 0
Roberto Alomar, S OBP: 0.343, SLG: 0.374 (1, 4)	4-0 S BB 1B	1-2 L1 BB			2-2 G4-3		1-2 1B			1-2 G6-3	4 1 1 0 1 0 1
Tony Gwynn, L OBP: 0.359, SLG: 0.415 (1, 9)	3-1 SF7 2-H	0-0 G5-3			3-1 1B					1-1 F7	4 0 1 1 0 0 1
Jack Clark, R OBP: 0.430, SLG: 0.546 (1, 3)	4-0 BB 1B BB		1-3 K		1-3 K					0-0 P5	3 0 0 0 1 2 2
Joe Carter, R OBP: 0.284, SLG: 0.399 (1, 8)	3-2 BB 1B 2-H		2-0 F7			1-0 G5-3				2-3 K	4 0 1 1 0 1 1
Benito Santiago, R OBP: 0.348, SLG: 0.458 (1, 2)	2-1 P4		3-0 G5-3			2-2 F9				1-0 F7	4 0 0 0 0 0 3
Fred Lynn, L OBP: 0.315, SLG: 0.365 (1, 7)	4-2 FC6 BB 1-2 2-3			2-3 K		4-2 BB				2-3 K	2 0 0 0 2 2 0
Garry Templeton, S OBP: 0.282, SLG: 0.367 (1, 6)	2-2 FC6 1-2f		1-1 G3-1			0-0 F9				2-2 F8	4 0 0 0 0 0 4
Bruce Hurst, L OBP: 0.172, SLG: 0.111 (1, 1)		1-2 G6-3		1-1 G5-3			2-2 F9			1-3 K	2 0 0 0 0 0 0
Shawn Abner, R OBP: 0.293, SLG: 0.318 (7, PH)											1 0 0 0 0 0 0
Eric Show, R OBP: 0.208, SLG: 0.250 (7, 1)											0 0 0 0 0 0 0
Phil Stephenson, L OBP: 0.328, SLG: 0.345 (9, PH)											1 0 0 0 0 1 0
Greg Harris, R OBP: 0.100, SLG: 0.300 (9, 1)											0 0 0 0 0 0 0


Inning Stats	R: 2 E: 0 K: 0 S: 14	H: 1 LOB: 3 BB: 4 P: 40	R: 0 E: 1 K: 0 S: 7	H: 0 LOB: 1 BB: 1 P: 13	R: 0 E: 0 K: 1 S: 6	H: 0 LOB: 0 BB: 0 P: 12	R: 0 E: 0 K: 1 S: 7	H: 0 LOB: 0 BB: 0 P: 11	R: 0 E: 0 K: 1 S: 11	H: 1 LOB: 1 BB: 0 P: 17	R: 0 E: 0 K: 0 S: 8	H: 0 LOB: 1 BB: 1 P: 15	R: 0 E: 0 K: 0 S: 9	H: 1 LOB: 1 BB: 0 P: 12	R: 0 E: 1 K: 1 S: 10	H: 0 LOB: 1 BB: 0 P: 14	R: 0 E: 0 K: 2 S: 9	H: 0 LOB: 0 BB: 0 P: 14	R: 0 E: 0 K: 0 S: 13	H: 0 LOB: 0 BB: 0 P: 16	1B: 3 2B: 0 3B: 0 HR: 0	SF: 1 SAC: 0 DP: 0 HBP: 0
PITCHER	IP	WLS	BF	H	R	ER	SO	BB	IBB	HBP	BLK	WP	HR	S	P	ERA	WHIP					
Jason Grimsley, R ERA: 3.46 (1, 1)	5.0		22	2	2	2	3	5	0	0	0	0	0	45	93	3.60	1.400					
Dennis Cook, L ERA: 3.48 (6, 1)	2.0		7	1	0	0	0	1	0	0	0	0	0	17	27	0.00	1.000					
Joe Boever, R ERA: 3.91 (8, 1)	3.0	W	10	0	0	0	3	0	0	0	0	0	0	32	44	0.00	0.000					

TOP

San Diego Padres @ Philadelphia Phillies
Veterans Stadium, Philadelphia, PA

Sat Sep 01 1990, 3:33 AM EDT
Unknown

AB	32
R	2
H	3
RBI	2
BB	6
SO	6
LOB	12



WP: 0	PA: 39
PB: 0	
SB: 2	
CS: 0	

livebaseballscorecards.com

BOTTOM

San Diego Padres @ Philadelphia Phillies
 Veterans Stadium, Philadelphia, PA

livebaseballscorecards.com

AB	37
R	3
H	11
RBI	3
BB	2
SO	6
LOB	17



WP: 1	PA: 41
PB: 0	
SB: 0	
CS: 0	

Sat Sep 01 1990, 3:33 AM EDT
 Unknown

AB	R	H	RBI	BB	SO	LOB
3	0	1	1	0	0	1
2	1	1	0	0	0	0

4	0	0	0	0	0	3
0	0	0	0	0	0	0
0	0	0	0	0	0	0

4	0	1	1	1	0	0
---	---	---	---	---	---	---

4	0	2	0	1	1	2
---	---	---	---	---	---	---

5	0	1	1	0	2	5
---	---	---	---	---	---	---

4	0	1	0	0	1	2
---	---	---	---	---	---	---

4	1	1	0	0	0	2
---	---	---	---	---	---	---

3	0	1	0	0	1	1
1	0	1	0	0	0	0

0	0	0	0	0	0	0
1	0	1	0	0	0	0
0	1	0	0	0	0	0
2	0	0	0	0	1	1

1B:	9	SF:	0
2B:	1	SAC:	2
3B:	1	DP:	1
HR:	0	HBP:	0

Batter	1	2	3	4	5	6	7	8	9	10
Sil Campusano, R OBP: 0.288, SLG: 0.305 Mickey Morandini, L OBP: 0.500, SLG: 0.500	G4-3		F9		1B		F7			SH1-4 1B
Randy Ready, R OBP: 0.333, SLG: 0.324 Joe Boever, R Rod Booker, L OBP: 0.327, SLG: 0.319	F8		G5-3		F9		G6-3			SH1-4 1-2
Von Hayes, L OBP: 0.377, SLG: 0.427	F7			G3	WP 1B			L3		1B IBB
Dale Murphy, R OBP: 0.311, SLG: 0.410				G4-3 1B	1-2 IBB			F7		K
John Kruk, L OBP: 0.383, SLG: 0.392				G4-3 1-2	K			F7		1B
Dickie Thon, R OBP: 0.318, SLG: 0.357				K						
Charlie Hayes, R OBP: 0.297, SLG: 0.362										
Tom Nieto, R OBP: 0.333, SLG: 0.176 Darren Daulton, L OBP: 0.365, SLG: 0.414										
Jason Grimsley, R OBP: 0.250, SLG: 0.143 Dave Hollins, S OBP: 0.281, SLG: 0.354 Dennis Cook, L OBP: 0.282, SLG: 0.359 Lenny Dykstra, L OBP: 0.435, SLG: 0.463										

Inning Stats	R: 0	H: 0	E: 0	K: 0	S: 8	R: 0	H: 1	E: 0	K: 1	S: 10	R: 0	H: 1	E: 0	K: 0	S: 8	R: 0	H: 1	E: 0	K: 1	S: 12	R: 2	H: 4	E: 0	K: 2	S: 20	R: 0	H: 1	E: 0	K: 0	S: 6	R: 0	H: 0	E: 0	K: 0	S: 8	R: 0	H: 1	E: 0	K: 1	S: 13	R: 1	H: 2	E: 0	K: 1	S: 8	1B: 9	2B: 1	3B: 1	HR: 0	SF: 0	SAC: 2	DP: 1	HBP: 0	WP: 1	PA: 41
--------------	------	------	------	------	------	------	------	------	------	-------	------	------	------	------	------	------	------	------	------	-------	------	------	------	------	-------	------	------	------	------	------	------	------	------	------	------	------	------	------	------	-------	------	------	------	------	------	-------	-------	-------	-------	-------	--------	-------	--------	-------	--------

PITCHER	IP	WLS	BF	H	R	ER	SO	BB	IBB	HBP	BLK	WP	HR	S	P	ERA	WHIP
Bruce Hurst, L ERA: 3.6	(1, 1)	6.0	26	8	2	2	4	0	1	0	0	1	0	64	100	3.00	1.333
Eric Show, R ERA: 5.57	(7, 1)	2.0	6	0	0	0	0	0	0	0	0	0	0	13	26	0.00	0.000
Greg Harris, R ERA: 2.61	(9, 1)	1.2	L	9	3	1	2	0	1	0	0	0	0	21	33	5.40	1.800

PITCHER	IP	WLS	BF	H	R	ER	SO	BB	IBB	HBP	BLK	WP	HR	S	P	ERA	WHIP
Bruce Hurst, L ERA: 3.6	(1, 1)	6.0	26	8	2	2	4	0	1	0	0	1	0	64	100	3.00	1.333
Eric Show, R ERA: 5.57	(7, 1)	2.0	6	0	0	0	0	0	0	0	0	0	0	13	26	0.00	0.000
Greg Harris, R ERA: 2.61	(9, 1)	1.2	L	9	3	1	2	0	1	0	0	0	0	21	33	5.40	1.800

Batter	1	2	3	4	5	6	7	8	9	AB R H RBI BB SO LOB	TOP																									
Roberto Alomar, S (1, 4) OBP: 0.344, SLG: 0.380	0-0 HR		4-0 BB		2-1 P2		0-1 SH1-4		1-0 4-3	3 1 1 1 1 0 1																										
Garry Templeton, S (1, 6) OBP: 0.281, SLG: 0.365	0-0 F8		1-1 P8		0-0 1B		0-3 K		2-2 G3	5 0 1 0 0 1 3																										
Tony Gwynn, L (1, 9) OBP: 0.359, SLG: 0.414	0-0 1B		3-2 4-3		0-0 L8		0-2 P3			4 0 1 0 0 0 5																										
Joe Carter, R (1, 7) OBP: 0.284, SLG: 0.397	0-0 F3		1-1 L4			0-0 F8		4-0 G3 S BB		3 0 0 0 1 0 3																										
Phil Stephenson, L (1, 3) OBP: 0.326, SLG: 0.338	0-0 P5			1-1 L3		4-2 1B BB		2-1 G3		3 0 0 0 1 0 2																										
Mike Pagliarulo, L (1, 5) OBP: 0.329, SLG: 0.343		0-0 G6-4-3 1B		4-0 G6-3 BB		0-0 1-2 1B		4-0 IBB		2 0 2 0 2 0 0																										
Mark Parent, R (1, 2) OBP: 0.286, SLG: 0.321			0-0 L8		0-1 G6-3		0-0 F7		1-0 P5	3 0 0 0 0 0 4																										
Fred Lynn, L (8, PH) OBP: 0.313, SLG: 0.363					1-2f					1 0 0 0 0 0 2																										
Benito Santiago, R (8, 2) OBP: 0.348, SLG: 0.458										0 0 0 0 0 0 0																										
Shawn Abner, R (1, 8) OBP: 0.286, SLG: 0.309		0-0 G6-4-3			2-3 K		2-2 P5		1-1 F7	4 0 0 0 0 1 5																										
Derek Lilliquist, L (1, 1) OBP: 0.314, SLG: 0.471			1-2 4-3 BB		4-1 1B BB		4-2 SH1-4 BB		1-3 K	1 0 1 0 1 0 0																										
Bip Roberts, S (7, PH) OBP: 0.373, SLG: 0.424										0 0 0 0 1 0 0																										
Rich Rodriguez, L (7, 1)										0 0 0 0 0 0 0																										
Jerald Clark, R (9, PH) OBP: 0.281, SLG: 0.361										1 0 0 0 0 1 0																										
Inning Stats	R: 1 E: 0 K: 0 S: 5	H: 2 LOB: 1 BB: 0 P: 5	R: 0 E: 0 K: 0 S: 3	H: 1 LOB: 0 BB: 0 P: 3	R: 0 E: 0 K: 0 S: 11	H: 1 LOB: 2 BB: 1 P: 21	R: 0 E: 0 K: 0 S: 4	H: 0 LOB: 0 BB: 1 P: 9	R: 0 E: 0 K: 1 S: 9	H: 1 LOB: 2 BB: 1 P: 17	R: 0 E: 0 K: 1 S: 12	H: 0 LOB: 1 BB: 1 P: 16	R: 0 E: 0 K: 0 S: 5	H: 0 LOB: 2 BB: 2 P: 17	R: 0 E: 0 K: 1 S: 8	H: 0 LOB: 0 BB: 0 P: 12	1B: 5 2B: 0 3B: 0 HR: 1	SF: 0 SAC: 1 DP: 2 HBP: 0	WP: 0 PB: 0 SB: 1 CS: 0	PA: 38																
PITCHER	IP WLS BF H R ER SO BB IBB HBP BLK WP HR S P ERA WHIP																																			
Tommy Greene, R (1, 1) ERA: 6.44	6.0		27	6	1	1	1	5	0	0	0	0	1	43	76	1.50	1.833																			
Don Carman, L (7, 1) ERA: 4.18	1.0		3	0	0	0	1	0	0	0	0	0	0	10	10	0.00	0.000																			
Darrel Akerfelds, R (8, 1) ERA: 3.47	1.0	W	5	0	0	0	0	1	1	0	0	0	0	5	17	0.00	1.000																			
Roger McDowell, R (9, 1) ERA: 4.0	1.0	S	3	0	0	0	1	0	0	0	0	0	0	8	12	0.00	0.000																			

San Diego Padres @ Philadelphia Phillies
Veterans Stadium, Philadelphia, PA
 Sat Sep 01 1990, 7:05 PM EDT
 Att: 25,008 - Unknown

AB	30
R	1
H	6
RBI	1
BB	7
SO	3
LOB	25



WP: 0	PA: 38
PB: 0	
SB: 1	
CS: 0	

Batter	1	2	3	4	5	6	7	8	9	AB	R	H	RBI	BB	SO	LOB		
Lenny Dykstra, L (1, 8) OBP: 0.435, SLG: 0.463	0-0 F8		2-2 1B		2-2 L7		2-1 1B			4	0	2	0	0	0	1		
Dickie Thon, R (1, 6) OBP: 0.319, SLG: 0.361	0-0 2B		1-1 1B		3-1 P3		2-0 4-3			4	0	2	0	0	0	2		
Von Hayes, L (1, 7) OBP: 0.376, SLG: 0.424	0-3 K		2-3 K			1-1 2B HBP		2-1 P3		3	1	0	0	0	2	2		
Dale Murphy, R (1, 9) OBP: 0.311, SLG: 0.407	4-0 BB			0-1 L4		2-1 F9		2-0 4-3		3	0	0	0	1	0	1		
John Kruk, L (1, 3) OBP: 0.384, SLG: 0.395	0-0 F3			0-3 K		2-0 2B		4-1 1B BB		3	1	1	1	1	1	2		
Charlie Hayes, R (1, 5) OBP: 0.299, SLG: 0.363		2-3 K		0-0 FC4-6 1B		0-0 F8		1-1 1B 1B		4	0	2	0	0	1	1		
Darren Daulton, L (1, 2) OBP: 0.364, SLG: 0.412		1-1 4-3		2-2 FC4-6 1B		0-1 P4		0-0 1B		4	0	1	1	0	0	2		
Mickey Morandini, L (1, 4) OBP: 0.333, SLG: 0.333 Roger McDowell, R (9, 1)		0-0 F8			1-1 SH1-4 1B		3-2 4-3		2-3 K	4	0	1	0	0	1	2		
Tommy Greene, R (1, 1) Don Carman, L (7, 1) Wes Chamberlain, R (7, PH) Darrel Akerfelds, R (8, 1) Rod Booker, L (9, 4)			2-1 4-3		0-0 SH1-4		3-1 P3			0	0	0	0	0	0	0		
Inning Stats	R: 0 H: 1 E: 0 LOB: 2 K: 1 BB: 1 S: 6 P: 10	R: 0 H: 0 E: 0 LOB: 0 K: 1 BB: 0 S: 6 P: 9	R: 0 H: 2 E: 0 LOB: 1 K: 1 BB: 0 S: 10 P: 17	R: 0 H: 1 E: 0 LOB: 1 K: 1 BB: 0 S: 10 P: 12	R: 0 H: 1 E: 0 LOB: 1 K: 0 BB: 0 S: 8 P: 14	R: 1 H: 1 E: 0 LOB: 1 K: 0 BB: 0 S: 7 P: 12	R: 0 H: 1 E: 0 LOB: 1 K: 0 BB: 0 S: 8 P: 18	R: 1 H: 2 E: 0 LOB: 2 K: 1 BB: 1 S: 11 P: 22		1B: 7 SF: 0 2B: 2 SAC: 1 3B: 0 DP: 0 HR: 0 HBP: 1	WP: 0 PA: 35 PB: 0 SB: 0 CS: 0							
PITCHER	IP WLS BF H R ER SO BB IBB HBP BLK WP HR S P ERA WHIP	IP WLS BF H R ER SO BB IBB HBP BLK WP HR S P ERA WHIP	IP WLS BF H R ER SO BB IBB HBP BLK WP HR S P ERA WHIP	IP WLS BF H R ER SO BB IBB HBP BLK WP HR S P ERA WHIP	IP WLS BF H R ER SO BB IBB HBP BLK WP HR S P ERA WHIP	IP WLS BF H R ER SO BB IBB HBP BLK WP HR S P ERA WHIP	IP WLS BF H R ER SO BB IBB HBP BLK WP HR S P ERA WHIP	IP WLS BF H R ER SO BB IBB HBP BLK WP HR S P ERA WHIP										
Derek Lilliquist, L (1, 1) ERA: 5.31	6.0	25	6	1	1	4	1	0	0	0	0	0	0	0	0	0	1.50	1.167
Rich Rodriguez, L (7, 1) ERA: 2.73	2.0	L	10	3	1	1	1	0	0	0	0	0	0	0	0	0	4.50	2.000

BOTTOM

San Diego Padres @ Philadelphia Phillies
Veterans Stadium, Philadelphia, PA
 Sat Sep 01 1990, 7:05 PM EDT
 Att. 25,008 - Unknown

livebaseballscorecards.com

AB	31
R	2
H	9
RBI	2
BB	2
SO	5
LOB	13



Batter	1	2	3	4	5	6	7	8	9	AB R H RBI BB SO LOB	TOP											
Bip Roberts, S (1, 6) OBP: 0.373, SLG: 0.422	2-3 K	0-1 E3 1B		4-1 E BB	1-3 K			3-3 K		4 1 1 0 1 3 1												
Roberto Alomar, S (1, 4) OBP: 0.344, SLG: 0.379	0-1 F7	1-2 S 1B		0-0 E8		0-2 L9		4-2 FC3-4 BB		4 0 1 2 1 0 1												
Tony Gwynn, L (1, 9) OBP: 0.361, SLG: 0.413	2-2 G4-3	4-0 1B		4-0 G6-4-3 IBB		0-1 HR 1B		1-0 FC3-4 1-2f		3 1 1 0 2 0 1												
Jack Clark, R (1, 3) OBP: 0.431, SLG: 0.555				2-1 G6-4-3		3-2 HR		1-1 P3		3 2 1 2 1 1 5												
Jerald Clark, R (8, PH) OBP: 0.277, SLG: 0.355				1-2f		1-H				1 0 0 0 0 0 1												
Joe Carter, R (1, 7) OBP: 0.284, SLG: 0.398		3-2 E1 1B FC5	1-1 F9		0-0 2B	1-1 G5-3		3-2 G4-6-3 1B		4 2 1 0 0 0 1												
Darrin Jackson, R (8, 7) OBP: 0.250, SLG: 0.311		1-3			2B			1B		1 0 1 0 0 0 0												
Benito Santiago, R (1, 2) OBP: 0.345, SLG: 0.451		0-0 P6	4-0 BB		2-3 K	1-0 L1-3		2-3 K		4 0 0 0 1 2 4												
Mike Pagliarulo, L (1, 5) OBP: 0.327, SLG: 0.341		2-1 FC1-5 E 1B	3-1 F7		1-1 L7		1-1 G3	1-0 G4-6-3 1-2f		5 0 1 1 0 0 3												
Shawn Abner, R (1, 8) OBP: 0.285, SLG: 0.314		1-1 FC5 1B FC1-5 E	1-3 K		0-0 1B 2B		1-1 F8			4 2 1 2 0 1 2												
Ed Whitson, R (1, 1) OBP: 0.153, SLG: 0.207		0-0 FC1-5 E 1B			1-3 K	0-2 1B		1-3 K		4 1 1 1 0 2 2												
Atlee Hammaker, S (8, 1) OBP: 0.111, SLG: 0.059										0 0 0 0 0 0 0												
Craig Lefferts, L (9, 1) OBP: 0.250, SLG: 0.250										0 0 0 0 0 0 0												
Inning Stats	R: 0 E: 0 K: 1 S: 9	H: 0 LOB: 0 BB: 0 P: 13	R: 5 E: 3 K: 1 S: 23	H: 3 LOB: 2 BB: 2 P: 39	R: 0 E: 0 K: 1 S: 7	H: 0 LOB: 1 BB: 1 P: 16	R: 0 E: 1 K: 1 S: 8	H: 0 LOB: 2 BB: 2 P: 19	R: 2 E: 0 K: 2 S: 13	H: 3 LOB: 1 BB: 0 P: 17	R: 2 E: 0 K: 0 S: 12	H: 2 LOB: 0 BB: 0 P: 17	R: 0 E: 0 K: 1 S: 7	H: 0 LOB: 0 BB: 0 P: 10	R: 0 E: 0 K: 1 S: 8	H: 0 LOB: 1 BB: 1 P: 17	R: 0 E: 0 K: 1 S: 9	H: 1 LOB: 0 BB: 0 P: 15	1B: 6 2B: 2 3B: 0 HR: 1	SF: 0 SAC: 0 DP: 2 HBP: 0	WP: 0 PB: 0 SB: 1 CS: 0	PA: 43
PITCHER	IP WLS BF H R ER SO BB IBB HBP BLK WP HR S P ERA WHIP																					
Jose De Jesus, R (1, 1) ERA: 3.32	5.0 L 28 6 7 2 6 3 2 0 0 0 0 0 60 104 3.60 1.800																					
Dennis Cook, L (6, 1) ERA: 3.51	4.0 15 3 2 2 3 1 0 0 0 0 0 1 36 59 4.50 1.000																					

San Diego Padres @ Philadelphia Phillies
Veterans Stadium, Philadelphia, PA

Sun Sep 02 1990, 3:33 AM EDT
Att. 33,498 - Sunny - 90 F

livebaseballscorecards.com

AB	37
R	9
H	9
RBI	8
BB	6
SO	9
LOB	21



Batter	1	2	3	4	5	6	7	8	9	AB	R	H	RBI	BB	SO	LOB
Lenny Dykstra, L (1, 8) OBP: 0.434, SLG: 0.463	1-0 G6-3 2B	0-1 G3			1-2 G3-1		X 0-0 G4-3			4	0	1	0	0	0	4
Darren Daulton, L (1, 2) OBP: 0.362, SLG: 0.409 Randy Ready, R (8, PH) OBP: 0.332, SLG: 0.322 (9, 7)	0-0 G6-3 2-3		2-0 G3-1		0-2 G6-3			2-0 P2		3	0	0	0	0	0	1
Von Hayes, L (1, 7) OBP: 0.376, SLG: 0.422 Tom Nieto, R (8, PH) OBP: 0.318, SLG: 0.167 (9, 2)	0-0 G1-3		4-2 G6-4-3 BB			2-2 F7		1-3 K		2	0	0	0	1	0	1
Dale Murphy, R (1, 9) OBP: 0.309, SLG: 0.405 Sil Campusano, R (7, 9) OBP: 0.284, SLG: 0.300	0-0 G4-3		1-2 G6-4-3 1-2f			1-2 F8		1-2 E5 BB		3	0	0	0	0	0	2
John Kruk, L (1, 3) OBP: 0.387, SLG: 0.398		1-0 1B G1-3 2B		4-1 BB		0-0 P5		4-2 FC6-4 BB		2	1	1	0	2	0	0
Charlie Hayes, R (1, 5) OBP: 0.298, SLG: 0.362		0-0 G4-3		0-0 P4			X 0-0 1B 1B	1-2 FC6-4		4	0	1	0	0	0	4
Mickey Morandini, L (1, 4) OBP: 0.300, SLG: 0.300		0-2 G1-3 1B 1B		1-1 F8			X 0-0 L6		0-3 K	4	0	1	0	0	1	2
Rod Booker, L (1, 6) OBP: 0.324, SLG: 0.316		1-0 G1-3 1-2 2-3 1B		1-3 K			2-2 F7		1-0 G3-1	4	0	1	0	0	1	2
Jose De Jesus, R (1, 1) OBP: 0.161, SLG: 0.107 Wes Chamberlain, R (5, PH) Dennis Cook, L (6, 1) OBP: 0.300, SLG: 0.375 Dickie Thon, R (9, PH) OBP: 0.319, SLG: 0.360		1-2 G1-3 1-2 2-3 3-H		1-1 F8			X 0-0 1B		0-0 G6-3	1	0	0	1	0	0	2

Inning Stats	R: 0	H: 1	E: 0	K: 0	S: 4	H: 1	LOB: 1	BB: 0	P: 5	R: 1	H: 3	E: 0	K: 0	S: 11	H: 0	LOB: 0	BB: 1	P: 14	R: 0	H: 0	E: 0	K: 0	S: 7	H: 0	LOB: 1	BB: 1	P: 13	R: 0	H: 0	E: 0	K: 0	S: 8	H: 0	LOB: 0	BB: 0	P: 10	R: 0	H: 2	E: 0	K: 0	S: 7	H: 0	LOB: 2	BB: 0	P: 9	R: 0	H: 0	E: 1	K: 1	S: 14	H: 0	LOB: 2	BB: 1	P: 23	R: 0	H: 0	E: 0	K: 1	S: 5	H: 0	LOB: 0	BB: 0	P: 6	1B: 4	2B: 2	3B: 0	HR: 0	SF: 0	SAC: 0	DP: 1	HBP: 0	WP: 0	PB: 0	SB: 0	CS: 0	PA: 36
--------------	------	------	------	------	------	------	--------	-------	------	------	------	------	------	-------	------	--------	-------	-------	------	------	------	------	------	------	--------	-------	-------	------	------	------	------	------	------	--------	-------	-------	------	------	------	------	------	------	--------	-------	------	------	------	------	------	-------	------	--------	-------	-------	------	------	------	------	------	------	--------	-------	------	-------	-------	-------	-------	-------	--------	-------	--------	-------	-------	-------	-------	--------

PITCHER	IP	WLS	BF	H	R	ER	SO	BB	IBB	HBP	BLK	WP	HR	S	P	ERA	WHIP
Ed Whitson, R (1, 1) ERA: 2.31	7.0		28	6	1	1	1	2	0	0	0	0	0	51	75	1.29	1.143
Atlee Hammaker, L (8, 1) ERA: 4.17	1.0		5	0	0	0	1	1	0	0	0	0	0	14	23	0.00	1.000
Craig Lefferts, L (9, 1) ERA: 2.5	1.0		3	0	0	0	1	0	0	0	0	0	0	5	6	0.00	0.000

BOTTOM

San Diego Padres @ Philadelphia Phillies
Veterans Stadium, Philadelphia, PA
Sun Sep 02 1990, 3:33 AM EDT
Att: 33,498 - Sunny - 90 F

AB	33
R	1
H	6
RBI	1
BB	3
SO	3
LOB	18



PITCHER	IP	WLS	BF	H	R	ER	SO	BB	IBB	HBP	BLK	WP	HR	S	P	ERA	WHIP
---------	----	-----	----	---	---	----	----	----	-----	-----	-----	----	----	---	---	-----	------

Batter	1	2	3	4	5	6	7	8	9	AB R H RBI BB SO LOB	TOP											
Brett Butler, L OBP: 0.388, SLG: 0.362 (1, 8) B C B X	2-1 P5 1B	2-1 3B			0-0 F7	0-0 G6-3			0-0 G5-3	5 0 1 1 0 0 1												
Mike Kingery, L OBP: 0.325, SLG: 0.336 (1, 9) F X	0-1 1B	1-1 G4-3			2-1 G6-3			2-0 1B	0-1 G1-3	5 1 2 0 0 0 1												
Will Clark, L OBP: 0.348, SLG: 0.435 (1, 3) B SAFE SAFE SAFE C SAFE F SAFE C SAFE F SAFE B SAFE X	2-2 1B				0-0 F8			0-2 G6-4-3		4 0 1 1 0 0 1												
Kevin Mitchell, R OBP: 0.375, SLG: 0.563 (1, 7) X	0-0 F9				0-0 F7			3-2 F8		4 1 1 0 0 0 1												
Matt Williams, R OBP: 0.322, SLG: 0.492 (1, 5) B SAFE SAFE SAFE B SAFE F SAFE B SAFE X	4-1 1B				2-3 K			0-0 SH1-3		3 1 2 1 1 1 0												
Ernest Riles, L OBP: 0.345, SLG: 0.437 (1, 4) B SAFE SAFE SAFE B SAFE F SAFE B SAFE X	2-0 G3				2-1 P5			0-0 SH1-3		2 1 0 0 1 0 2												
Terry Kennedy, L OBP: 0.353, SLG: 0.393 Gary Carter, R OBP: 0.323, SLG: 0.394 (8, PH) (8, 2) F SAFE SAFE SAFE F SAFE F SAFE B SAFE B SAFE X		4-2 3B			3-2 1B			4-0 G6-4-3		2 1 2 1 1 0 0 0 0 0 0 1 0 0												
Mike Benjamin, R OBP: 0.250, SLG: 0.474 Jeff Brantley, R OBP: 0.286, SLG: 0.429 (1, 6) (8, 1) F SAFE SAFE SAFE F SAFE F SAFE B SAFE B SAFE X		0-3 K			1-3 K			0-1 G6-4-3		4 0 0 0 0 2 6 0 0 0 0 0 0 0												
Kelly Downs, R Dave Anderson, R OBP: 0.363, SLG: 0.444 (1, 1) (8, 6) X		0-0 SH3-4			0-0 P4			0-0 SF7		1 0 0 1 0 0 1 1 0 0 0 0 0 0												
Inning Stats	R: 1 E: 1 K: 0 S: 11	H: 2 LOB: 2 BB: 1 P: 21	R: 1 E: 0 K: 1 S: 13	H: 1 LOB: 1 BB: 1 P: 20	R: 0 E: 0 K: 1 S: 5	H: 0 LOB: 0 BB: 0 P: 7	R: 0 E: 0 K: 1 S: 9	H: 1 LOB: 1 BB: 0 P: 15	R: 0 E: 0 K: 0 S: 7	H: 0 LOB: 0 BB: 0 P: 10	R: 3 E: 0 K: 0 S: 10	H: 3 LOB: 1 BB: 1 P: 20	R: 0 E: 0 K: 0 S: 7	H: 1 LOB: 0 BB: 0 P: 12	R: 0 E: 0 K: 0 S: 4	H: 1 LOB: 1 BB: 1 P: 8	R: 0 E: 0 K: 0 S: 5	H: 0 LOB: 0 BB: 0 P: 8	1B: 6 2B: 2 3B: 1 HR: 0	SF: 1 SAC: 2 DP: 2 HBP: 0	WP: 0 PB: 0 SB: 0 CS: 0	PA: 38
PITCHER	IP WLS BF H R ER SO BB IBB HBP BLK WP HR S P ERA WHIP																					
Calvin Schiraldi, R ERA: 4.42 (1, 1)	5.0 L 25 7 5 5 3 3 0 0 0 0 0 0 52 90 9.00 2.000																					
Eric Show, R ERA: 5.5 (6, 1)	1.0 3 0 0 0 0 0 0 0 0 0 0 0 3 3 0.00 0.000																					
Rich Rodriguez, L ERA: 2.48 (7, 1)	3.0 10 2 0 0 0 0 0 1 0 0 0 0 16 28 0.00 0.667																					

San Francisco Giants @ San Diego Padres
Jack Murphy Stadium, San Diego, CA

AB	31
R	5
H	9
RBI	5
BB	4
SO	3
LOB	13



WP: 0	PA: 38
PB: 0	
SB: 0	
CS: 0	

Mon Sep 03 1990, 10:05 PM EDT
 Att. 17,287 - Unknown - 80 F

livebaseballscorecards.com

Batter	1	2	3	4	5	6	7	8	9	AB R H RBI BB SO LOB
Bip Roberts, S OBP: 0.375, SLG: 0.424 (1, 5)	2-1 G1-3		0-0 G3 1B		1-1 G6-3	0-0 G4-3			2-2 BB 1B	5 1 3 0 0 0 1
Roberto Alomar, S OBP: 0.343, SLG: 0.376 (1, 4)	1-0 G1-3		1-1 G3		2-2 G6-3			2-2 G6-3	4-2 BB G4-6-3	4 0 0 0 1 0 3
Tony Gwynn, L OBP: 0.361, SLG: 0.412 (1, 9)	1-1 G3-1		0-0 1B		4-0 IBB			3-1 L9	0-1 G4-6-3	4 0 1 2 1 0 2
Jack Clark, R OBP: 0.429, SLG: 0.549 (1, 3)		4-2 2B BB	0-1 P5		1-3 K			1-0 F8		3 0 0 0 1 1 3
Joe Carter, R OBP: 0.282, SLG: 0.395 (1, 7)		0-2 L6	3-1 G5-3		1-1 P5			1-0 F8		4 0 0 0 0 0 2
Benito Santiago, R OBP: 0.347, SLG: 0.448 (1, 2)		1-2 L4		3-3 K	4-2 2B 1B BB			4-0 S BB		2 1 0 0 2 1 1
Garry Templeton, S OBP: 0.281, SLG: 0.366 (1, 6)		3-1 2B	1-1 G3		0-3 K			0-1 P4		4 0 1 0 0 1 2
Shawn Abner, R OBP: 0.284, SLG: 0.319 (1, 8)		1-0 P5	1-0 G4-3		0-1 1B 2B			3-3 K		4 1 1 0 0 1 3
Calvin Schiraldi, R OBP: 0.250, SLG: 0.474 (1, 1)			1-2 1B 2B		0-0 P3			1-3 K		2 1 1 0 0 0 0
Eric Show, R OBP: 0.206, SLG: 0.250 (6, 1)										0 0 0 0 0 0 0
Fred Lynn, L OBP: 0.317, SLG: 0.367 (6, PH)										1 0 1 2 0 0 0
Rich Rodriguez, L (7, 1)										0 0 0 0 0 0 0
Joey Cora, S OBP: 0.275, SLG: 0.250 (9, PH)										1 0 0 0 0 1 0

Inning Stats	R: 0	H: 0	E: 0	K: 0	S: 5	H: 1	LOB: 0	BB: 0	P: 9	R: 0	H: 1	E: 0	K: 0	S: 12	H: 3	LOB: 1	BB: 0	P: 16	R: 0	H: 0	E: 0	K: 1	S: 6	H: 0	LOB: 0	BB: 0	P: 11	R: 0	H: 1	E: 0	K: 1	S: 9	H: 2	LOB: 1	BB: 1	P: 17	R: 0	H: 0	E: 0	K: 0	S: 6	H: 0	LOB: 0	BB: 0	P: 12	R: 0	H: 0	E: 0	K: 1	S: 8	H: 0	LOB: 1	BB: 1	P: 15	R: 0	H: 1	E: 0	K: 1	S: 11	H: 1	LOB: 1	BB: 1	P: 17	1B: 5	2B: 3	3B: 0	HR: 0	SF: 0	SAC: 0	DP: 1	HBP: 0	WP: 0	PB: 0	SB: 2	CS: 0	PA: 39
--------------	------	------	------	------	------	------	--------	-------	------	------	------	------	------	-------	------	--------	-------	-------	------	------	------	------	------	------	--------	-------	-------	------	------	------	------	------	------	--------	-------	-------	------	------	------	------	------	------	--------	-------	-------	------	------	------	------	------	------	--------	-------	-------	------	------	------	------	-------	------	--------	-------	-------	-------	-------	-------	-------	-------	--------	-------	--------	-------	-------	-------	-------	--------

PITCHER	IP	WLS	BF	H	R	ER	SO	BB	IBB	HBP	BLK	WP	HR	S	P	ERA	WHIP
Kelly Downs, R ERA: 4.26 (1, 1)	7.1	W	33	7	4	4	3	3	1	0	0	0	0	62	109	4.91	1.364
Jeff Brantley, R ERA: 1.56 (8, 1)	1.2	S	6	1	0	0	2	1	0	0	0	0	0	18	26	0.00	1.200

BOTTOM

San Francisco Giants @ San Diego Padres
 Jack Murphy Stadium, San Diego, CA
 Mon Sep 03 1990, 10:05 PM EDT
 Att: 17,287 - Unknown - 80 F

livebaseballscorecards.com

AB	34
R	4
H	8
RBI	4
BB	5
SO	5
LOB	17



Batter	1	2	3	4	5	6	7	8	9	AB R H RBI BB SO LOB	TOP																									
Brett Butler, L (1, 8) OBP: 0.388, SLG: 0.366	1-2 G3 3B		1-1 FC3-6 G4-3 1B		2-2 F8		0-2 G5-3		0-1 G5-3	5 2 2 0 0 0 0	San Francisco Giants @ San Diego Padres Jack Murphy Stadium, San Diego, CA Tue Sep 04 1990, 10:05 PM EDT Att. 12,162 - Unknown - 80 F																									
Mike Kingery, L (1, 9) OBP: 0.333, SLG: 0.345	1-2 G3		0-0 FC3-6 1B		1-2 G5-3		2-0 CS 1B		0-0 1B	5 0 3 1 0 0 0																										
Will Clark, L (1, 3) OBP: 0.345, SLG: 0.430	0-3 K		1-0 FC3-6 G4-3 FC5-6 1-2f 2-3		0-0 G6-3		1-3 K 1-2		2-2 G4-3	5 0 0 0 0 2 4																										
Kevin Mitchell, R (1, 7) OBP: 0.376, SLG: 0.571	0-1 HR		0-0 G4-3		2-2 1B 2B		1-3 K			4 2 2 2 0 1 1																										
Matt Williams, R (1, 5) OBP: 0.322, SLG: 0.490	2-0 F8		0-0 FC5-6 2-H		0-1 1B 2-H		0-0 G6-3			4 0 1 1 0 0 1																										
Ernest Riles, L (1, 4) OBP: 0.345, SLG: 0.430		4-2 BB		0-1 G3-1		1-1 F9		1-1 BB 1B		2 0 0 0 1 0 1																										
Dave Anderson, R (7, 4) OBP: 0.369, SLG: 0.450										1 0 1 0 0 0 0																										
Greg Litton, R (8, PR) OBP: 0.271, SLG: 0.284										0 0 0 0 0 0 0																										
Terry Kennedy, L (1, 2) OBP: 0.352, SLG: 0.389		0-3 K		3-3 K		2-1 G4-3		4-2 BB		3 0 0 0 1 2 2																										
Mike Benjamin, R (1, 6) OBP: 0.250, SLG: 0.522		2-0 P5		2-2 F8		0-0 HR 3B		1-1 P4		4 1 1 0 0 0 3																										
Michael LaCoss, R (1, 1) OBP: 0.056, SLG: 0.111		2-3 K		2-2 P6		1-0 HR		0-1 G6-3		2 0 0 0 0 1 1																										
Bill Bathe, R (7, PH) OBP: 0.340, SLG: 0.475										1 1 1 2 0 0 0																										
John Burkett, R (7, 1) OBP: 0.151, SLG: 0.063										1 0 0 0 0 0 0																										
Inning Stats	R: 2 E: 0 K: 1 S: 12	H: 2 LOB: 0 BB: 0 P: 16	R: 0 E: 0 K: 2 S: 11	H: 0 LOB: 1 BB: 1 P: 19	R: 1 E: 0 K: 0 S: 6	H: 2 LOB: 1 BB: 0 P: 8	R: 0 E: 0 K: 1 S: 11	H: 0 LOB: 0 BB: 0 P: 16	R: 0 E: 0 K: 0 S: 12	H: 0 LOB: 0 BB: 0 P: 17	R: 1 E: 0 K: 0 S: 11	H: 2 LOB: 1 BB: 0 P: 16	R: 2 E: 0 K: 1 S: 9	H: 3 LOB: 0 BB: 0 P: 13	R: 0 E: 0 K: 1 S: 14	H: 1 LOB: 2 BB: 1 P: 21	R: 0 E: 0 K: 0 S: 8	H: 1 LOB: 1 BB: 0 P: 10	1B: 6 2B: 1 3B: 2 HR: 2	SF: 0 SAC: 0 DP: 0 HBP: 0	WP: 0 PB: 0 SB: 0 CS: 1	PA: 39														
PITCHER	IP WLS BF H R ER SO BB IBB HBP BLK WP HR S P ERA WHIP																																			
Andy Benes, R (1, 1) ERA: 3.59	6.0		25	6	4	4	4	1	0	0	0	0	1	63	92	6.00	1.167																			
Atlee Hammaker, L (7, 1) ERA: 4.24	3.0	L	14	5	2	2	2	1	0	0	0	0	1	31	44	6.00	2.000																			

livebaseballscorecards.com

AB	37
R	6
H	11
RBI	6
BB	2
SO	6
LOB	13



Batter	1	2	3	4	5	6	7	8	9	AB R H RBI BB SO LOB
Bip Roberts, S OBP: 0.375, SLG: 0.423 (1, 5)	1-1 L7	0-1 FC6-4 1B		1-0 L7			4-1 FC1-6 BB		0-2 1B	4 1 1 0 1 0 2
Roberto Alomar, S OBP: 0.342, SLG: 0.374 (1, 4)	0-1 E1 1B	1 SAFE 1 SAFE 1 SAFE FC1-6 BB X	3-2 1B	1-1 G4-3			0-1 FC1-6 G6-3 1-2f		0-2 G4-3	5 1 1 1 0 0 3
Tony Gwynn, L OBP: 0.360, SLG: 0.411 (1, 9)	1-1 2B 1-H	0-0 G4-3			2-1 G4-3		1-0 G6-3 2-3			4 1 1 1 0 0 2
Jack Clark, R OBP: 0.428, SLG: 0.550 (1, 3)	0-0 2B		1-3 K		3-3 K		1-2 G4-3			3 1 1 0 0 2 0
Phil Stephenson, L OBP: 0.324, SLG: 0.336 (6, 3)	1-3 2B									1 0 0 0 0 0 1
Joe Carter, R OBP: 0.282, SLG: 0.395 (1, 7)	1-1 F8 2-H 3-H		3-3 K		0-0 F7			3-2 G6-3		4 0 1 2 0 1 0
Benito Santiago, R OBP: 0.346, SLG: 0.445 (1, 2)	0-1 F8 2-3		2-2 1B			0-0 G5-3		2-1 G4-3		4 0 1 0 0 0 1
Garry Templeton, S OBP: 0.278, SLG: 0.362 (1, 6)	0-1 P6		0-0 F9			0-3 K		1-1 F8		4 0 0 0 0 1 2
Shawn Abner, R OBP: 0.289, SLG: 0.319 (1, 8)		0-2 G3-1		4-0 SH3-4 BB		0-2 1B			1-1 P6	3 0 1 0 1 0 0
Andy Benes, R OBP: 0.113, SLG: 0.098 (1, 1)		0-1 1B		0-0 SH3-4 1-2		1-0 F8			0-0 G6-3	1 0 1 0 0 0 0
Fred Lynn, L OBP: 0.315, SLG: 0.365 (6, PH)										1 0 0 0 0 0 1
Atlee Hamaker, S OBP: 0.111, SLG: 0.059 (7, 1)										0 0 0 0 0 0 0
Mike Pagliarulo, L OBP: 0.326, SLG: 0.340 (9, PH)										1 0 0 0 0 0 0

Inning Stats	R: 3	H: 3	LOB: 1	K: 0	S: 13	R: 1	H: 2	LOB: 1	K: 0	S: 11	R: 0	H: 1	LOB: 1	K: 2	S: 11	R: 0	H: 0	LOB: 0	K: 1	S: 7	R: 0	H: 1	LOB: 1	K: 1	S: 8	R: 0	H: 0	LOB: 1	K: 0	S: 7	R: 0	H: 0	LOB: 0	K: 0	S: 8	R: 0	H: 0	LOB: 0	K: 0	S: 8	R: 0	H: 1	LOB: 1	K: 0	S: 9	1B: 6	SF: 0	2B: 2	SAC: 1	3B: 0	DP: 0	HR: 0	HBP: 0
--------------	------	------	--------	------	-------	------	------	--------	------	-------	------	------	--------	------	-------	------	------	--------	------	------	------	------	--------	------	------	------	------	--------	------	------	------	------	--------	------	------	------	------	--------	------	------	------	------	--------	------	------	-------	-------	-------	--------	-------	-------	-------	--------

PITCHER	IP	WLS	BF	H	R	ER	SO	BB	IBB	HBP	BLK	WP	HR	S	P	ERA	WHIP
Michael LaCoss, R ERA: 4.19 (1, 1)	6.0	W	27	7	4	3	4	1	0	0	0	0	0	54	78	4.50	1.333
John Burkett, R ERA: 3.64 (7, 1)	3.0	S	11	1	0	0	0	1	0	0	0	0	0	24	37	0.00	0.667

BOTTOM

San Francisco Giants @ San Diego Padres
Jack Murphy Stadium, San Diego, CA

AB	35
R	4
H	8
RBI	4
BB	2
SO	4
LOB	12



WP: 0	PA: 38
PB: 0	ERA
SB: 2	WHIP
CS: 0	

Tue Sep 04 1990, 10:05 PM EDT
Att: 12,162 - Unknown - 80 F

livebaseballscorecards.com

Batter	1	2	3	4	5	6	7	8	9	AB R H RBI BB SO LOB	TOP											
Eric Yelding, R (1, 8) OBP: 0.304, SLG: 0.298	0-1 P3		1-2 G6-3 2B		2-3 K	1-0 P6			1-1 G6-3	5 1 1 0 0 1 3												
Rafael Ramirez, R (1, 6) OBP: 0.300, SLG: 0.341	2-1 F8		0-0 G6-3		0-0 G6-3			1-1 F9	0-1 BB 1B	5 0 1 0 0 0 1												
Franklin Stubbs, L (1, 7) OBP: 0.326, SLG: 0.464	1-3 K		1-0 G4-3		0-0 2B			0-1 P2	0-3 K	5 0 1 1 0 2 2												
Glenn Davis, R (1, 3) OBP: 0.339, SLG: 0.551		0-0 HR	4-1 BB BB		4-0 IBB			1-0 G6-3	4-1 BB 1B 2-3 BB	2 1 1 1 3 0 0												
Ken Caminiti, S (1, 5) Mike Simms, R (9, PH)		3-2 G1-3	4-2 BB 1-2 BB		3-3 K			2-3 K	1-3 K	3 0 0 0 1 2 2 1 0 0 0 0 1 3												
Mark Davidson, R (1, 9) OBP: 0.316, SLG: 0.364		2-2 1B 1B	2-2 F7			0-1 FC1-6 1B		1-2 FC6-4 1B		4 0 3 0 0 0 2												
Craig Biggio, R (1, 2) OBP: 0.341, SLG: 0.348		2-1 1B		1-2 G6-3		1-1 FC1-6 FC6-4 1B 1-2f		3-2 F7		4 0 1 0 0 0 2												
Dave Rohde, S (1, 4) Jim Clancy, R (8, 1)		0-0 F8		0-3 K		0-0 FC6-4 1B 1-2f		1-0 FC6-4 1B 1-2f		4 0 0 0 0 1 4 0 0 0 0 0 0 0												
Mike Scott, R (1, 1) Casey Candaele, S (8, 4)		1-2 F8		2-2 P3		0-2 1B			0-0 BB G6-3 1B	3 0 1 0 0 0 2 1 0 1 0 0 0 0												
Inning Stats	R: 0 E: 0 K: 1 S: 7	H: 0 LOB: 0 BB: 0 P: 10	R: 1 E: 0 K: 0 S: 14	H: 3 LOB: 2 BB: 0 P: 22	R: 1 E: 0 K: 0 S: 12	H: 1 LOB: 2 BB: 2 P: 24	R: 0 E: 0 K: 1 S: 9	H: 0 LOB: 0 BB: 0 P: 12	R: 0 E: 0 K: 2 S: 8	H: 1 LOB: 2 BB: 1 P: 17	R: 0 E: 0 K: 0 S: 9	H: 2 LOB: 2 BB: 0 P: 11	R: 0 E: 0 K: 0 S: 5	H: 0 LOB: 0 BB: 0 P: 7	R: 0 E: 0 K: 1 S: 13	H: 1 LOB: 1 BB: 0 P: 20	R: 0 E: 0 K: 2 S: 12	H: 2 LOB: 3 BB: 1 P: 18	1B: 7 2B: 2 3B: 0 HR: 1	SF: 0 SAC: 0 DP: 0 HBP: 0	WP: 0 PB: 0 SB: 0 CS: 0	PA: 41
PITCHER	IP WLS BF H R ER SO BB IBB HBP BLK WP HR S P ERA WHIP																					
Dennis Rasmussen, L (1, 1) ERA: 4.25	8.0 W 35 8 2 2 5 2 1 0 0 0 1 77 123 2.25 1.250																					
Craig Lefferts, L (9, 1) ERA: 2.47	1.0 S 6 2 0 0 2 1 0 0 0 0 0 0 12 18 0.00 3.000																					

Houston Astros @ San Diego Padres
Jack Murphy Stadium, San Diego, CA

Wed Sep 05 1990, 10:05 PM EDT
Att. 27,239 - Unknown - 80 F

livebaseballscorecards.com

AB 37
R 2
H 10
RBI 2
BB 4
SO 7
LOB 21



Batter	1	2	3	4	5	6	7	8	9	AB R H RBI BB SO LOB
Roberto Alomar, S OBP: 0.346, SLG: 0.383 (1, 4)	1-2 G4-3 SH2-3 1B	2-1 1-H 2B			4-2 G6-3 BB		0-0 SH1-3 3B			3 1 3 2 1 0 0
Garry Templeton, S OBP: 0.277, SLG: 0.361 (1, 6)	1-1 SH2-3 1-2	0-0 P6			2-0 G6-3 1-2f		1-1 SH1-3			2 0 0 1 0 0 2
Tony Gwynn, L OBP: 0.358, SLG: 0.408 (1, 9)	2-2 G4-3 2-3		2-1 F7		0-0 G6-3		1-0 F8			4 0 0 0 0 0 1
Jack Clark, R OBP: 0.423, SLG: 0.542 (1, 3)	1-0 F8		2-3 K		0-0 G5-3		0-3 K			4 0 0 0 0 2 1
Joe Carter, R OBP: 0.283, SLG: 0.402 (1, 8)		0-2 HR	1-2 G6-3		0-0 F7 1B		3-3 K			4 1 2 1 0 1 0
Benito Santiago, R OBP: 0.344, SLG: 0.449 (1, 2)		0-2 1B 3B		0-0 G5-3	0-0 F7 1-2		2-2 P5			4 1 1 0 0 0 1
Fred Lynn, L OBP: 0.310, SLG: 0.358 (1, 7)		1-2 F7		3-2 G6-3	0-0 F9					3 0 0 0 0 0 2
Mike Pagliarulo, L OBP: 0.329, SLG: 0.346 (1, 5)		1-1 2B 1B		0-0 2B			1-0 G4-3			3 1 2 1 0 0 0
Dennis Rasmussen, L OBP: 0.309, SLG: 0.327 Craig Lefferts, L OBP: 0.250, SLG: 0.250 (1, 1) (9, 1)		0-3 K		0-0 P6			1-1 3B 2B			3 1 1 0 0 1 2 0 0 0 0 0 0 0

Inning Stats	R: 0 E: 0 K: 0 S: 10	H: 1 LOB: 1 BB: 0 P: 15	R: 3 E: 0 K: 1 S: 18	H: 4 LOB: 1 BB: 0 P: 22	R: 0 E: 0 K: 1 S: 9	H: 0 LOB: 0 BB: 0 P: 14	R: 0 E: 0 K: 0 S: 6	H: 1 LOB: 1 BB: 0 P: 9	R: 0 E: 0 K: 0 S: 5	H: 0 LOB: 0 BB: 1 P: 11	R: 0 E: 0 K: 0 S: 4	H: 1 LOB: 1 BB: 0 P: 4	R: 2 E: 0 K: 0 S: 7	H: 2 LOB: 0 BB: 0 P: 11	R: 0 E: 0 K: 2 S: 10	H: 0 LOB: 0 BB: 0 P: 15	1B: 3 2B: 3 3B: 2 HR: 1	SF: 0 SAC: 2 DP: 1 HBP: 0	WP: 0 PB: 0 SB: 0 CS: 0	PA: 33
--------------	-------------------------------	----------------------------------	-------------------------------	----------------------------------	------------------------------	----------------------------------	------------------------------	---------------------------------	------------------------------	----------------------------------	------------------------------	---------------------------------	------------------------------	----------------------------------	-------------------------------	----------------------------------	----------------------------------	------------------------------------	----------------------------------	--------

PITCHER	IP	WLS	BF	H	R	ER	SO	BB	IBB	HBP	BLK	WP	HR	S	P	ERA	WHIP	IP	WLS	BF	H	R	ER	SO	BB	IBB	HBP	BLK	WP	HR	S	P	ERA	WHIP		
Mike Scott, R ERA: 4.12 (1, 1)	7.0	L	30	9	5	5	2	1	0	0	0	0	1	59	86	6.43	1.429																			
Jim Clancy, R ERA: 6.78 (8, 1)	1.0		3	0	0	0	2	0	0	0	0	0	0	10	15	0.00	0.000																			


BOTTOM


Houston Astros @ San Diego Padres
Jack Murphy Stadium, San Diego, CA

Wed Sep 05 1990, 10:05 PM EDT
Att: 27,239 - Unknown - 80 F

livebaseballscorecards.com

AB	30
R	5
H	9
RBI	5
BB	1
SO	4
LOB	9



Batter	1	2	3	4	5	6	7	8	9	10	AB R H RBI BB SO LOB	TOP											
Craig Biggio, R OBP: 0.343, SLG: 0.346 (1, 2)	4-0 CS BB			4-1 G3-6 BB		1-2 P6			2-0 G6-3		2 0 0 0 2 0 0												
Rafael Ramirez, R OBP: 0.300, SLG: 0.340 (1, 6)	0-2 CS 1B			1-2 F7			0-3 K2-3		0-0 P4		4 0 1 0 0 1 1												
Franklin Stubbs, L OBP: 0.325, SLG: 0.460 (1, 7)	3-3 SAFE K			2-1 G3-6			0-0 P6		4-1 BB		3 0 0 0 1 1 2												
Glenn Davis, R OBP: 0.338, SLG: 0.546 (1, 3)			1-3 K		0-0 G6-3		1-0 S 1B		2-1 F7		4 0 1 0 0 1 1												
Ken Caminiti, S OBP: 0.310, SLG: 0.309 (10, PR) Eric Yelding, R OBP: 0.304, SLG: 0.298 (10, 4)			3-0 F7		0-3 K		3-3 K		1-1 BLK 1B		4 0 1 0 0 2 1 0 0 0 0 0 0 0												
Mark Davidson, R OBP: 0.323, SLG: 0.370 (1, 8)			2-3 K		1-2 1B		2-2 SH1-4 1B		2-2 F8		4 0 2 0 0 1 1												
Eric Anthony, L OBP: 0.283, SLG: 0.366 Juan Agosto, L (10, 1)			2-3 K		0-3 K		2-1 SH1-4		4-0 G1-6-3 IBB		2 0 0 0 1 2 1 0 0 0 0 0 0 0	AB 30 R 0 H 5 RBI 0 BB 4 SO 9 LOB 11											
Dave Rohde, S OBP: 0.305, SLG: 0.265 Ken Oberkfell, L OBP: 0.299, SLG: 0.304 (10, 5)			2-2 G6-3		1-0 L5		1-3 K		1-2 G1-6-3		3 0 0 0 0 1 1 1 0 0 0 0 0 2												
Jim Deshaies, L OBP: 0.080, SLG: 0.061 Casey Candaele, S OBP: 0.385, SLG: 0.442 (8, PH) Dan Schatzeder, L OBP: 0.250, SLG: 0.250 Brian Meyer, R (9, 1) Karl Rhodes, L OBP: 0.364, SLG: 0.436 (10, 9)			1-0 G5-3		0-1 G4-3		1-2 G6-3				2 0 0 0 0 0 0 1 0 0 0 0 0 1 0												
Inning Stats	R: 0 E: 0 K: 1 S: 7	H: 1 LOB: 1 BB: 1 P: 14	R: 0 E: 0 K: 2 S: 7	H: 0 LOB: 0 BB: 0 P: 13	R: 0 E: 0 K: 1 S: 8	H: 0 LOB: 0 BB: 0 P: 13	R: 0 E: 0 K: 2 S: 7	H: 1 LOB: 1 BB: 0 P: 14	R: 0 E: 0 K: 0 S: 6	H: 0 LOB: 0 BB: 0 P: 8	R: 0 E: 0 K: 2 S: 9	H: 1 LOB: 1 BB: 0 P: 13	R: 0 E: 0 K: 1 S: 11	H: 1 LOB: 1 BB: 0 P: 17	R: 0 E: 0 K: 0 S: 5	H: 0 LOB: 1 BB: 1 P: 13	R: 0 E: 0 K: 0 S: 8	H: 1 LOB: 2 BB: 1 P: 16	1B: 5 2B: 1 3B: 0 HR: 0	SF: 0 SAC: 1 DP: 3 HBP: 0	WP: 0 PB: 0 SB: 1 CS: 2	PA: 35	
PITCHER Bruce Hurst, L ERA: 3.45 Greg Harris, R ERA: 2.55	IP 8.0	WLS 27	BF 4	H 0	R 0	ER 0	SO 9	BB 2	IBB 0	HBP 0	BLK 0	WP 0	HR 0	S 65	P 103	ERA 0.00	WHIP 0.750						
	2.0	W	8	1	0	0	0	1	1	0	1	0	0	13	29	0.00	1.000						

Houston Astros @ San Diego Padres
Jack Murphy Stadium, San Diego, CA

Thu Sep 06 1990, 10:05 PM EDT
Att. 9,244 - Unknown - 80 F

livebaseballscorecards.com

Batter	1	2	3	4	5	6	7	8	9	10	AB	R	H	RBI	BB	SO	LOB
Bip Roberts, S OBP: 0.374, SLG: 0.427 (1, 5)	F8		G5-3			L7		G3		HR	5	1	1	3	0	0	0
Shawn Abner, R OBP: 0.288, SLG: 0.317 (1, 8)	K		F8 1B			L4		P5			4	0	1	0	0	1	0
Tony Gwynn, L OBP: 0.357, SLG: 0.409 (1, 9)	F8 2B		F8 1-2			F7		G4-3			4	0	1	0	0	0	1
Jack Clark, R OBP: 0.421, SLG: 0.536 (1, 3)	BB					K		G6-3			3	0	0	0	1	2	0
Joe Carter, R OBP: 0.283, SLG: 0.401 (1, 7)	F9					F7		F8 1B			4	0	1	0	0	0	2
Garry Templeton, S OBP: 0.279, SLG: 0.362 (1, 6)			G3			G4-3		F8 1B			4	1	2	0	0	0	0
Mark Parent, R OBP: 0.281, SLG: 0.316 (1, 2)			F9			F9		P4		SH3 1B	3	0	0	0	0	0	2
Paul Faries, R OBP: 0.250, SLG: 0.250 (1, 4)			G5-3 1B			G5-3		G4-3		K2-3	4	0	1	0	0	1	3
Bruce Hurst, L OBP: 0.167, SLG: 0.107 (1, 1)			K			K		G5-3		HR IBB	2	0	0	0	0	2	1
Roberto Alomar, S OBP: 0.346, SLG: 0.382 (8, PH)											1	0	0	0	0	0	0
Greg Harris, R OBP: 0.100, SLG: 0.300 (9, 1)											0	0	0	0	0	0	0
Fred Lynn, L OBP: 0.310, SLG: 0.358 (10, PH)											0	0	0	0	0	0	0
Benito Santiago, R OBP: 0.347, SLG: 0.449 (10, PH)											0	1	0	0	1	0	0

Inning Stats	R: 0	H: 1	R: 0	H: 1	R: 0	H: 1	R: 0	H: 0	R: 0	H: 0	R: 0	H: 2	R: 0	H: 0	R: 0	H: 0	R: 3	H: 2	
E: 0	LOB: 2	E: 0	LOB: 1	E: 0	LOB: 0	E: 0	LOB: 0	E: 0	LOB: 0	E: 0	LOB: 0	E: 0	LOB: 2	E: 0	LOB: 0	E: 0	LOB: 0	E: 0	LOB: 0
K: 1	BB: 1	K: 1	BB: 0	K: 0	BB: 0	K: 1	BB: 0	K: 0	BB: 0	K: 1	BB: 0	K: 0	BB: 0	K: 1	BB: 0	K: 0	BB: 1	K: 1	BB: 0
S: 15	P: 25	S: 10	P: 13	S: 6	P: 9	S: 5	P: 9	S: 6	P: 9	S: 17	P: 27	S: 7	P: 8	S: 5	P: 8	S: 9	P: 16	S: 9	P: 16

PITCHER	IP	WLS	BF	H	R	ER	SO	BB	IBB	HBP	BLK	WP	HR	S	P	ERA	WHIP
Jim Deshaies, L ERA: 4.11 (1, 1)	7.0		26	5	0	0	5	1	0	0	0	0	0	69	107	0.00	0.857
Dan Schatzeder, L ERA: 2.27 (8, 1)	1.1		4	0	0	0	0	0	0	0	0	0	0	9	10	0.00	0.000
Brian Meyer, R ERA: 3.18 (9, 1)	1.1	L	5	1	1	1	1	0	0	0	0	0	0	9	14	6.75	0.750
Juan Agosto, L ERA: 4.33 (10, 1)	0.0		2	1	2	2	0	0	1	0	0	0	1	3	8	∞	∞

BOTTOM

Houston Astros @ San Diego Padres
Jack Murphy Stadium, San Diego, CA

AB	34
R	3
H	7
RBI	3
BB	2
SO	6
LOB	9



WP: 0	PA: 37
PB: 0	
SB: 0	
CS: 0	

Thu Sep 06 1990, 10:05 PM EDT
Att: 9,244 - Unknown - 80 F

livebaseballscorecards.com

Batter	1	2	3	4	5	6	7	8	9	AB R H RBI BB SO LOB	TOP											
Lonnie Smith, R (1, 7) OBP: 0.385, SLG: 0.448	0-0 L3		4-0 G1-6-3 BB		0-0 G1-6-3 1B		3-2 1-3 2B			3 0 2 1 1 0 0												
Jeff Treadway, L (1, 4) OBP: 0.311, SLG: 0.401	1-1 G4-3		0-2 G1-6-3		0-0 G1-6-3		1-1 F7			4 0 0 0 0 0 4												
Mark Lemke, S (7, 4) OBP: 0.293, SLG: 0.259										0 0 0 0 0 0 0												
Ron Gant, R (1, 8) OBP: 0.350, SLG: 0.543	4-1 BB			1-0 L7		1-2 PB SF8 2B		1-1 F8		3 1 1 0 1 0 0												
David Justice, L (1, 9) OBP: 0.352, SLG: 0.531	0-2 L9			3-3 K		3-2 SF8		3-2 G4-3		3 0 0 1 0 1 1												
Tommy Gregg, L (1, 3) OBP: 0.315, SLG: 0.396			0-0 G5-3		2-3 K		0-2 F7			4 0 0 0 0 0 1 0												
Mike Bell, L (9, 3) OBP: 0.375, SLG: 0.462										0 0 0 0 0 0 0												
Jim Presley, R (1, 5) OBP: 0.289, SLG: 0.425			1-1 P4		0-0 1B 2B		0-3 K		1-2 F8	4 1 1 0 0 1 0												
Jeff Blauser, R (9, 5) OBP: 0.338, SLG: 0.405										0 0 0 0 0 0 0												
Ernie Whitt, L (1, 2) OBP: 0.271, SLG: 0.253			1-2 1B		2-2 SAFE 2B 1B		2-2 F7		2-0 G3-1	4 1 2 0 0 0 0												
Andres Thomas, R (1, 6) OBP: 0.242, SLG: 0.297			0-1 G1-3		1-1 SH1-4 1B 2B		0-0 F7		2-1 F9	4 1 1 2 0 0 1												
Charlie Leibrandt, R (1, 1) OBP: 0.233, SLG: 0.195			3-2 G4-3		0-0 SH1-4		0-0 2B 1B			2 0 1 0 0 0 0												
Inning Stats	R: 0 E: 0 K: 0 S: 7	H: 0 LOB: 1 BB: 1 P: 12	R: 0 E: 0 K: 0 S: 9	H: 1 LOB: 1 BB: 0 P: 11	R: 0 E: 0 K: 0 S: 7	H: 0 LOB: 0 BB: 1 P: 14	R: 0 E: 0 K: 2 S: 12	H: 0 LOB: 0 BB: 0 P: 18	R: 3 E: 0 K: 0 S: 9	H: 4 LOB: 0 BB: 0 P: 12	R: 1 E: 0 K: 1 S: 17	H: 1 LOB: 0 BB: 0 P: 21	R: 0 E: 0 K: 0 S: 11	H: 2 LOB: 2 BB: 0 P: 17	R: 0 E: 0 K: 0 S: 10	H: 0 LOB: 0 BB: 0 P: 17	R: 0 E: 0 K: 0 S: 6	H: 0 LOB: 0 BB: 0 P: 11	1B: 4 2B: 4 3B: 0 HR: 0	SF: 1 SAC: 1 DP: 2 HBP: 0	WP: 0 PB: 1 SB: 0 CS: 0	PA: 35
PITCHER	IP WLS BF H R ER SO BB IBB HBP BLK WP HR S P ERA WHIP																					
Ed Whitson, R (1, 1) ERA: 2.37	6.0 L 24 6 4 3 3 2 0 0 0 0 0 0 61 88 4.50 1.333																					
Eric Show, R (7, 1) ERA: 5.38	2.0 8 2 0 0 0 0 0 0 0 0 0 0 21 34 0.00 1.000																					
Atlee Hammaker, L (9, 1) ERA: 4.19	1.0 3 0 0 0 0 0 0 0 0 0 0 0 6 11 0.00 0.000																					

Atlanta Braves @ San Diego Padres
 Jack Murphy Stadium, San Diego, CA
 Fri Sep 07 1990, 10:05 PM EDT
 Att. 12,449 - Unknown

livebaseballscorecards.com

AB	31
R	4
H	8
RBI	4
BB	2
SO	3
LOB	6



Batter	1	2	3	4	5	6	7	8	9	AB	R	H	RBI	BB	SO	LOB
Bip Roberts, S OBP: 0.371, SLG: 0.423 (1, 5) C B S X	1-2 F7 ①		1-3 K ①		0-0 G6-4-3 1-2f ② ③			0-0 G5-3 ②		4	0	0	0	0	1	1
Roberto Alomar, S OBP: 0.345, SLG: 0.383 (1, 4) B C B S B X	3-2 E6 FC1-6		1-2 P6 ②			1-1 G3-1 2B		1-3 K1-3 ③		4	0	1	0	0	1	0
Tony Gwynn, L OBP: 0.355, SLG: 0.406 (1, 9) X	0-0 FC1-6 BB 1B 1-2f ②		3-1 G4-3 ③			0-0 G3-1 2-3 ①			1-1 F8 ①	4	1	0	0	0	0	2
Jack Clark, R OBP: 0.425, SLG: 0.536 (1, 3) F B 1 B SAFE 1 B SAFE B B	4-1 1B 1-2 BB			4-2 F9 WP BB		3-2 P4 ②			0-0 1B	2	0	1	0	2	0	1
Joe Carter, R OBP: 0.283, SLG: 0.400 (1, 7) B X	1-0 FC6-4 1B 1-2 2-H			3-3 SAFE K 1-2 ①		0-2 G1-3 ③			0-1 L8 ②	4	0	1	1	0	1	3
Benito Santiago, R OBP: 0.342, SLG: 0.443 (1, 2) X	0-0 FC6-4 1-2f ③			0-0 F9 2-3 ②					0-0 P3 ③	4	0	0	0	0	1	4
Joey Cora, S OBP: 0.256, SLG: 0.231 (1, 6) B X		1-0 L6 ①		1-1 P4 ③						3	0	0	0	0	0	1
Shawn Abner, R OBP: 0.283, SLG: 0.312 (1, 8) B C S T B X			2-3 K ②		2-2 L3 ①					3	0	0	0	0	1	0
Ed Whitson, R OBP: 0.164, SLG: 0.217 (1, 1) F B X		1-1 G6-3 ③			2-0 G6-4-3 1B				0-1 L9 ①	2	0	1	0	0	0	0
Eric Show, R OBP: 0.208, SLG: 0.250 (7, 1) Darrin Jackson, R OBP: 0.246, SLG: 0.306 (8, PH) Atlee Hammaker, S OBP: 0.111, SLG: 0.059 (9, 1)										0	0	0	0	0	0	0
										1	0	0	0	0	0	0
										0	0	0	0	0	0	0
										0	0	0	0	0	0	0

Inning Stats	R: 1	H: 1	E: 1	K: 0	S: 10	H: 1	LOB: 2	BB: 1	P: 19	R: 0	H: 0	E: 0	K: 1	S: 6	H: 0	LOB: 0	BB: 0	P: 10	R: 0	H: 0	E: 0	K: 1	S: 9	H: 0	LOB: 1	BB: 1	P: 19	R: 0	H: 1	E: 0	K: 0	S: 5	H: 1	LOB: 1	BB: 0	P: 13	R: 0	H: 0	E: 0	K: 1	S: 6	H: 0	LOB: 0	BB: 0	P: 9	R: 0	H: 0	E: 0	K: 1	S: 8	H: 0	LOB: 0	BB: 0	P: 9	R: 0	H: 0	E: 0	K: 1	S: 8	H: 1	LOB: 1	BB: 0	P: 7	1B: 3	2B: 1	3B: 0	HR: 0	SF: 0	SAC: 0	DP: 1	HBP: 0	WP: 1	PB: 0	SB: 0	CS: 0	PA: 33
--------------	------	------	------	------	-------	------	--------	-------	-------	------	------	------	------	------	------	--------	-------	-------	------	------	------	------	------	------	--------	-------	-------	------	------	------	------	------	------	--------	-------	-------	------	------	------	------	------	------	--------	-------	------	------	------	------	------	------	------	--------	-------	------	------	------	------	------	------	------	--------	-------	------	-------	-------	-------	-------	-------	--------	-------	--------	-------	-------	-------	-------	--------

PITCHER	IP	WLS	BF	H	R	ER	SO	BB	IBB	HBP	BLK	WP	HR	S	P	ERA	WHIP
Charlie Leibrandt, L ERA: 3.19 (1, 1)	9.0	W	33	4	1	0	5	2	0	0	0	1	0	70	109	0.00	0.667

BOTTOM

Atlanta Braves @ San Diego Padres
Jack Murphy Stadium, San Diego, CA

Fri Sep 07 1990, 10:05 PM EDT
Att. 12,449 - Unknown

AB	31
R	1
H	4
RBI	1
BB	2
SO	5
LOB	12



livebaseballscorecards.com

Batter	1	2	3	4	5	6	7	8	9	10	11	AB R H RBI BB SO LOB	TOP	
Oddibe McDowell, L (1, 7) <small>OBP: 0.295, SLG: 0.367</small> Jim Vatcher, R (9, PH) <small>OBP: 0.315, SLG: 0.353</small> Jeff Parrett, R (9, 1) <small>OBP: 0.091, SLG: 0.091</small> Tony Castillo, L (9, 1) <small>OBP: 0.250, SLG: 0.143</small> Jeff Blausler, R (10, 5) <small>OBP: 0.335, SLG: 0.399</small>												4 1 1 0 0 3 0 1 0 1 0 0 0 0 0 0 0 0 0 0 0 0 0 0 0 0 0 0 1 0 0 0 0 0 0	Atlanta Braves @ San Diego Padres Jack Murphy Stadium, San Diego, CA Sun Sep 09 1990, 6:33 AM EDT Att: 28,593 - Sunny - 85 F	
Jeff Treadway, L (1, 4) <small>OBP: 0.316, SLG: 0.408</small> Mark Lemke, S (9, PH) <small>OBP: 0.304, SLG: 0.272</small>												4 1 3 2 0 0 0 1 0 1 1 0 0 0		
Ron Gant, R (1, 8) <small>OBP: 0.349, SLG: 0.543</small>												3 0 0 0 2 2 4		
David Justice, L (1, 9) <small>OBP: 0.353, SLG: 0.526</small>												5 0 0 0 0 1 6		
Tommy Gregg, L (1, 3) <small>OBP: 0.319, SLG: 0.407</small>												5 0 2 0 0 0 0		
Jim Presley, R (1, 5) <small>OBP: 0.288, SLG: 0.422</small> Kent Mercker, L (10, 1)												5 0 1 0 0 1 1 0 0 0 0 0 0 0		
Andres Thomas, R (1, 6) <small>OBP: 0.247, SLG: 0.298</small>												4 0 0 0 1 1 2		
Greg Olson, R (1, 2) <small>OBP: 0.343, SLG: 0.397</small> Lonnie Smith, R (9, PH) <small>OBP: 0.384, SLG: 0.451</small>												3 0 0 0 0 1 3 2 0 0 0 0 1 0		
Tom Glavine, L (1, 1) <small>OBP: 0.190, SLG: 0.140</small> Mike Bell, L (7, PH) <small>OBP: 0.389, SLG: 0.533</small> Marvin Freeman, R (7, 1) <small>OBP: 0.276, SLG: 0.281</small> Ernie Whit, L (9, PH) <small>OBP: 0.276, SLG: 0.281</small> Victor Rosano, R (9, PR) <small>OBP: 0.276, SLG: 0.281</small> Kelly Mann, R (9, 2) Jimmy Kremers, L (11, PH) <small>OBP: 0.241, SLG: 0.289</small>												2 0 0 0 0 1 2 1 1 1 0 0 0 0 0 0 0 0 0 0 0 0 0 0 0 0 0 0 0 1 0 1 0 0 0 0 0 0 0 0 0 0 0 0 0 0 0 0 0 1 0 0 0 0 0 0		
Inning Stats	R: 0 H: 0 E: 0 LOB: 1 K: 1 BB: 1 S: 11 P: 18	R: 0 H: 1 E: 0 LOB: 2 K: 0 BB: 1 S: 7 P: 15	R: 0 H: 1 E: 0 LOB: 1 K: 3 BB: 0 S: 11 P: 20	R: 0 H: 2 E: 0 LOB: 1 K: 1 BB: 0 S: 8 P: 11	R: 0 H: 1 E: 0 LOB: 2 K: 2 BB: 1 S: 11 P: 18	R: 0 H: 0 E: 0 LOB: 0 K: 1 BB: 0 S: 6 P: 8	R: 3 H: 3 E: 0 LOB: 0 K: 1 BB: 0 S: 11 P: 18	R: 0 H: 0 E: 0 LOB: 0 K: 1 BB: 0 S: 5 P: 8	R: 1 H: 3 E: 0 LOB: 2 K: 0 BB: 0 S: 8 P: 14	R: 0 H: 0 E: 0 LOB: 0 K: 0 BB: 0 S: 4 P: 5	R: 0 H: 0 E: 0 LOB: 0 K: 1 BB: 0 S: 8 P: 11	1B: 8 SF: 0 2B: 2 SAC: 0 3B: 1 DP: 1 HR: 0 HBP: 0		WP: 1 PA: 46 PB: 0 SB: 0 CS: 0
PITCHER	IP WLS BF H R ER SO BB IBB HBP BLK WP HR S P ERA WHIP Andy Benes, R (1, 1) <small>ERA: 3.61</small> Greg Harris, R (7, 1) <small>ERA: 2.57</small> Craig Lefferts, L (9, 1) <small>ERA: 2.44</small> Eric Show, R (10, 1) <small>ERA: 5.26</small>													PITCHER

livebaseballscorecards.com

AB	43
R	4
H	11
RBI	3
BB	3
SO	11
LOB	18



Batter	1	2	3	4	5	6	7	8	9	10	11	AB R H RBI BB SO LOB	BOTTOM					
Bip Roberts, S (1, 5) OBP: 0.369, SLG: 0.423	0-0 G6-3		0-1 G5-3		1-1 G5-3 2-H 1B		0-1 G3			2-1 G3-1		5 0 1 1 0 0 0	Atlanta Braves @ San Diego Padres Jack Murphy Stadium, San Diego, CA Sun Sep 09 1990, 6:33 AM EDT Att. 28,593 - Sunny - 85 F					
Paul Faries, R (1, 4) OBP: 0.308, SLG: 0.385	1-1 F9			1-2 F9 1 SAFE	2-0 G5-3			0-0 G6-3		1-0 P4		5 0 0 0 0 0 1						
Tony Gwynn, L (1, 9) OBP: 0.355, SLG: 0.405	1-3 K			0-1 F7		0-1 G5-3 1B		0-0 B1-3		2-2 G5-3		5 0 1 0 0 1 0						
Jack Clark, R (1, 3) OBP: 0.425, SLG: 0.527 Phil Stephenson, L (11, PR) OBP: 0.322, SLG: 0.333		3-0 G5-3		4-2 BB		4-2 G5-3 1B BB		2-3 K		4-2 1B FC3 BB		2 1 0 0 3 1 0 0 1 0 0 0 0 0						
Joe Carter, R (1, 7) OBP: 0.285, SLG: 0.405		1-1 HR		2-1 G5-3		1-2 G5-3		2-2 G5-3		0-0 G1-3 1B		5 1 2 1 0 0 3						
Benito Santiago, R (1, 2) OBP: 0.345, SLG: 0.441		4-0 CS BB		1-1 F9		0-2 1B		0-1 G1-4-3 1B		0-2 G1-3		4 0 2 1 1 0 2						
Garry Templeton, S (1, 6) OBP: 0.278, SLG: 0.361		3-2 CS 1B		0-0 2B		1-3 K		0-1 G1-4-3		1-1 FC3		5 1 2 1 0 1 4						
Shawn Abner, R (1, 8) OBP: 0.288, SLG: 0.318		2-2 CS	0-0 G6-3		0-1 1B 2B		3-1 G4-3		4-2 BB			3 1 1 1 1 0 0						
Andy Benes, R (1, 1) OBP: 0.109, SLG: 0.094 Greg Harris, R (7, 1) OBP: 0.091, SLG: 0.273 Craig Lefferts, L (9, 1) OBP: 0.250, SLG: 0.250 Fred Lynn, L (9, PH) OBP: 0.308, SLG: 0.356 Eric Show, R (10, 1) OBP: 0.208, SLG: 0.250			3-2 G4-3		0-2 G5-3		1-3 K		1-3 K			2 0 0 0 0 0 1 1 0 0 0 0 1 0 0 0 0 0 0 0 0 1 0 0 0 0 1 2 0 0 0 0 0 0 0						
Inning Stats	R: 0 H: 0 E: 0 LOB: 0 K: 1 BB: 0 S: 6 P: 8	R: 1 H: 2 E: 0 LOB: 0 K: 0 BB: 1 S: 10 P: 23	R: 0 H: 0 E: 0 LOB: 0 K: 0 BB: 0 S: 6 P: 9	R: 0 H: 0 E: 0 LOB: 1 K: 0 BB: 1 S: 10 P: 17	R: 2 H: 3 E: 0 LOB: 1 K: 0 BB: 0 S: 11 P: 15	R: 1 H: 2 E: 0 LOB: 1 K: 1 BB: 1 S: 15 P: 21	R: 0 H: 0 E: 0 LOB: 0 K: 1 BB: 0 S: 7 P: 11	R: 0 H: 0 E: 0 LOB: 0 K: 1 BB: 0 S: 5 P: 7	R: 0 H: 1 E: 0 LOB: 2 K: 1 BB: 1 S: 13 P: 20	R: 0 H: 0 E: 0 LOB: 0 K: 0 BB: 0 S: 6 P: 11	R: 1 H: 1 E: 0 LOB: 2 K: 0 BB: 1 S: 8 P: 13	1B: 6 SF: 0 2B: 2 SAC: 0 3B: 0 DP: 1 HR: 1 HBP: 0		WP: 0 PA: 44 PB: 0 SB: 0 CS: 2				
PITCHER	IP WLS BF H R ER SO BB IBB HBP BLK WP HR S P ERA WHIP																	
Tom Glavine, L (1, 1) ERA: 4.6	6.0	25	7	4	4	2	3	0	0	0	0	0	0	1	58	93	6.00	1.667
Marvin Freeman, R (7, 1) ERA: 5.09	2.0	6	0	0	0	2	0	0	0	0	0	0	0	0	12	18	0.00	0.000
Jeff Parrett, R (9, 1) ERA: 4.72	0.2	4	1	0	0	0	1	0	0	0	0	0	0	0	10	16	0.00	3.000
Tony Castillo, L (9, 1) ERA: 3.97	0.2	2	0	0	0	1	0	0	0	0	0	0	0	0	5	8	0.00	0.000
Kent Mercker, L (10, 1) ERA: 2.45	1.0	L 6	1	1	1	0	1	0	0	0	0	0	0	0	12	20	9.00	2.000

livebaseballscores.com

AB	38
R	5
H	9
RBI	5
BB	5
SO	5
LOB	13



Batter	1	2	3	4	5	6	7	8	9	AB R H RBI BB SO LOB	TOP											
Stan Javier, S (1, 8) OBP: 0.365, SLG: 0.367	4-2 CS BB		1-1 HBP BB 1B		0-1 G4-3		4-1 SAFE SAFE SAFE 1-2 FC6-4 BB			2 0 1 0 2 0 0	Los Angeles Dodgers @ San Diego Padres Jack Murphy Stadium, San Diego, CA Mon Sep 10 1990, 10:05 PM EDT Att. 11,729 - Unknown - 85 F											
Jose Gonzalez, R (1, 7) OBP: 0.293, SLG: 0.453	3-1 F8		4-2 HBP BB 1-2		1-0 1B		2-2 FC6-4 1-2f			3 0 1 0 1 0 3												
Mike Sharperson, R (1, 5) OBP: 0.385, SLG: 0.377	0-1 G5-3		1-1 HBP		0-1 L4		1-3 K			3 0 0 0 0 1 1												
Eddie Murray, S (1, 3) OBP: 0.397, SLG: 0.500		0-3 K	3-3 K		0-0 G4-6-3 1B		1-1 P2			4 0 1 0 0 2 3												
Hubie Brooks, R (1, 9) OBP: 0.307, SLG: 0.435		1-3 K		1-1 F8		1-1 P4		0-3 K		4 0 0 0 0 2 1												
Rick Dempsey, R (1, 2) OBP: 0.324, SLG: 0.297		0-1 G1-3		0-2 P6		0-1 G4-6-3 1-2f		1-0 G6-3		3 0 0 0 0 0 1												
Lenny Harris, L (9, PH) OBP: 0.338, SLG: 0.368										1 0 0 0 0 0 0												
Juan Samuel, R (1, 4) OBP: 0.295, SLG: 0.342			0-0 HR	2-0 HR		2-2 G6-3		0-3 K		4 2 2 2 0 1 0												
Alfredo Griffin, S (1, 6) OBP: 0.263, SLG: 0.254			2-2 P3	1-2 F8		2-2 G6-3		0-1 G4-3		3 0 0 0 0 0 0												
Chris Gwynn, L (9, PH) OBP: 0.320, SLG: 0.432										1 0 0 0 0 0 0												
Mike Morgan, R (1, 1) OBP: 0.094, SLG: 0.065			0-0 G4-3		0-0 G4-3		0-2 BB 1B			2 0 0 0 0 0 0												
Jose Vizcaino, S (7, PH) OBP: 0.333, SLG: 0.341										1 0 1 0 0 0 0												
Tim Crews, R (7, 1)										0 0 0 0 0 0 0												
Darren Holmes, R (8, 1)										0 0 0 0 0 0 0												
Dave Walsh, L (8, 1)										0 0 0 0 0 0 0												
Inning Stats	R: 0 E: 0 K: 0 S: 6	H: 0 LOB: 0 BB: 1 P: 13	R: 0 E: 0 K: 2 S: 8	H: 0 LOB: 0 BB: 0 P: 9	R: 1 E: 0 K: 1 S: 19	H: 2 LOB: 3 BB: 1 P: 30	R: 1 E: 0 K: 0 S: 10	H: 1 LOB: 0 BB: 0 P: 14	R: 0 E: 0 K: 0 S: 6	H: 1 LOB: 1 BB: 0 P: 7	R: 0 E: 0 K: 0 S: 5	H: 1 LOB: 0 BB: 0 P: 6	R: 0 E: 0 K: 0 S: 14	H: 1 LOB: 2 BB: 1 P: 24	R: 0 E: 0 K: 2 S: 8	H: 0 LOB: 0 BB: 0 P: 10	R: 0 E: 0 K: 1 S: 6	H: 0 LOB: 0 BB: 0 P: 7	1B: 4 2B: 0 3B: 0 HR: 2	SF: 0 SAC: 0 DP: 1 HBP: 1	WP: 0 PB: 0 SB: 0 CS: 1	PA: 35
PITCHER	IP WLS BF H R ER SO BB IBB HBP BLK WP HR S P ERA WHIP	IP WLS BF H R ER SO BB IBB HBP BLK WP HR S P ERA WHIP																				
Dennis Rasmussen, L (1, 1) ERA: 4.17	7.0 W 29 6 2 2 3 3 0 1 0 0 2 68 103 2.57 1.286	2.0 S 6 0 0 0 3 0 0 0 0 0 0 14 17 0.00 0.000																				

AB	31
R	2
H	6
RBI	2
BB	3
SO	6
LOB	9



BOTTOM

Los Angeles Dodgers @ San Diego Padres
Jack Murphy Stadium, San Diego, CA

livebaseballscorecards.com

AB 33
R 5
H 12
RBI 4
BB 6
SO 4
LOB 28



WP: 1 PA: 43
PB: 0
SB: 2
CS: 2

Mon Sep 10 1990, 10:05 PM EDT
Att: 11,729 - Unknown - 85 F

Batter	1	2	3	4	5	6	7	8	9	AB	R	H	RBI	BB	SO	LOB	
Bip Roberts, S OBP: 0.370, SLG: 0.424 (1, 5)	SH1-3 S 1B	K2-3			CS 2B	F7	F9			5	0	2	0	0	1	6	
Paul Faries, R OBP: 0.278, SLG: 0.294 (1, 4)	SH1-3 HBP		G6-3		G5-3	FC5		K 2B E		4	1	0	0	0	1	3	
Tony Gwynn, L OBP: 0.356, SLG: 0.407 (1, 9)	SH1-3		G1-3		E BB 1B BB	F9		E9 G6-3 SF8 2B		3	2	1	0	1	0	2	
Jack Clark, R OBP: 0.425, SLG: 0.523 (1, 3)	P5		K		1B E BB			G6-3		4	0	1	0	1	1	3	
Joe Carter, R OBP: 0.286, SLG: 0.404 (1, 8) (9, 7)	G5-3				CS 1B	E5 1B		FC5-4 E S 1B		4	1	1	0	1	0	5	
Benito Santiago, R OBP: 0.346, SLG: 0.440 (1, 2)			G6-3		P3			SF8		3	1	1	2	1	0	1	
Fred Lynn, L OBP: 0.317, SLG: 0.358 (1, 7)					1B BB	G3		L9		2	0	1	1	2	0	3	
Shawn Abner, R OBP: 0.286, SLG: 0.316 (8, PH) (9, 8)					1B BB					1	0	0	0	0	0	1	
Garry Templeton, S OBP: 0.284, SLG: 0.367 (1, 6)					1B					4	0	4	0	0	0	0	
Dennis Rasmussen, L OBP: 0.316, SLG: 0.333 (1, 1)					K					2	0	1	0	0	1	2	
Phil Stephenson, L OBP: 0.321, SLG: 0.331 (7, PH)										1	0	0	1	0	0	2	
Greg Harris, R OBP: 0.091, SLG: 0.273 (8, 1)										0	0	0	0	0	0	0	
Inning Stats	R: 0 H: 1 E: 0 LOB: 2 K: 0 BB: 0 S: 8 P: 14	R: 0 H: 1 E: 0 LOB: 2 K: 1 BB: 1 S: 12 P: 21	R: 0 H: 0 E: 0 LOB: 0 K: 1 BB: 0 S: 6 P: 9	R: 0 H: 2 E: 0 LOB: 2 K: 1 BB: 1 S: 12 P: 23	R: 1 H: 2 E: 1 LOB: 3 K: 0 BB: 2 S: 15 P: 26	R: 0 H: 2 E: 0 LOB: 2 K: 0 BB: 0 S: 11 P: 15	R: 2 H: 3 E: 1 LOB: 2 K: 0 BB: 1 S: 17 P: 32	R: 2 H: 1 E: 1 LOB: 1 K: 1 BB: 1 S: 16 P: 28			1B: 10 SF: 1 2B: 2 SAC: 2 3B: 0 DP: 0 HR: 0 HBP: 1						

Batter	1	2	3	4	5	6	7	8	9								
PITCHER	IP	WLS	BF	H	R	ER	SO	BB	IBB	HBP	BLK	WP	HR	S	P	ERA	WHIP
Mike Morgan, R ERA: 3.35 (1, 1)	6.0		30	8	1	0	3	4	0	0	0	0	0	64	108	0.00	2.000
Tim Crews, R ERA: 2.64 (7, 1)	1.0	L	7	3	2	2	0	1	0	0	0	0	0	17	32	18.00	4.000
Darren Holmes, R ERA: 3.24 (8, 1)	0.2		5	1	2	2	1	0	1	0	0	1	0	15	27	27.00	1.500
Dave Walsh, L ERA: 5.23 (8, 1)	0.1		1	0	0	0	0	0	0	0	0	0	0	1	1	0.00	0.000

Batter	1	2	3	4	5	6	7	8	9	AB R H RBI BB SO LOB	TOP											
Stan Javier, S (1, 8) OBP: 0.364, SLG: 0.365	0-1 G5-4-3 1B			1-3 K		1-1 G6-3			1-1 B2-3	4 0 1 0 0 1 2	Los Angeles Dodgers @ San Diego Padres Jack Murphy Stadium, San Diego, CA Tue Sep 11 1990, 10:05 PM EDT Att. 13,758 - Unknown - 80 F livebaseballscorecards.com											
Mike Sharperson, R (1, 5) OBP: 0.386, SLG: 0.377	0-0 G5-4-3 1-2f			0-3 K			0-2 F9 B3 1B	4-2 FC6-4 BB	3 0 1 0 1 1 1													
Kirk Gibson, L (1, 7) OBP: 0.343, SLG: 0.413	3-3 K			2-3 K			0-1 B3 1-2	2-3 K	4 0 0 0 0 3 3													
Hubie Brooks, R (1, 9) OBP: 0.304, SLG: 0.432		1-2 G5-3		0-3 K			1-2 F9 2-3	1-1 FC6-4 1-2f	4 0 0 0 0 1 3													
Mickey Hatcher, R (1, 3) OBP: 0.264, SLG: 0.267		1-2 G5-3		0-1 G6-3			2-1 F9		3 0 0 0 0 0 1													
Mike Scioscia, L (1, 2) OBP: 0.347, SLG: 0.415		1-2 G3		3-3 K				1-0 F8	3 0 0 0 0 1 0													
Juan Samuel, R (1, 4) OBP: 0.298, SLG: 0.347			2-2 G5-3		0-2 2B			2-2 G6-4-3 1B	3 0 2 0 0 0 0													
Jose Offerman, S (1, 6) OBP: 0.189, SLG: 0.229			2-1 G1-3		1-1 G6-3			1-1 G6-4-3 1-2f	2 0 0 0 0 0 1													
Rick Dempsey, R (8, PH) OBP: 0.321, SLG: 0.294									1 0 0 0 0 0 1													
Jim Gott, R (8, 1)									0 0 0 0 0 0 0													
Mike Hartley, R (1, 1) OBP: 0.077, SLG: 0.077			0-1 G1-3		1-2 SAFE P3			2-2 B2-3 1B	1 0 0 0 0 0 0													
Darren Holmes, R (5, 1)									0 0 0 0 0 0 0													
Jose Gonzalez, R (6, PH) OBP: 0.290, SLG: 0.448									1 0 0 0 0 0 1													
Dave Walsh, L (6, 1)									0 0 0 0 0 0 0													
Jose Vizcaino, S (8, 6) OBP: 0.347, SLG: 0.356									1 0 1 0 0 0 0													
Inning Stats	R: 0 E: 0 K: 1 S: 6	H: 1 LOB: 0 BB: 0 P: 9	R: 0 E: 0 K: 0 S: 9	H: 0 LOB: 0 BB: 0 P: 12	R: 0 E: 0 K: 0 S: 7	H: 0 LOB: 0 BB: 0 P: 11	R: 0 E: 0 K: 3 S: 10	H: 0 LOB: 0 BB: 0 P: 13	R: 0 E: 0 K: 2 S: 9	H: 0 LOB: 0 BB: 0 P: 12	R: 0 E: 0 K: 0 S: 15	H: 1 LOB: 1 BB: 0 P: 18	R: 0 E: 0 K: 0 S: 11	H: 1 LOB: 1 BB: 0 P: 14	R: 0 E: 0 K: 0 S: 9	H: 1 LOB: 0 BB: 0 P: 13	R: 0 E: 0 K: 1 S: 14	H: 1 LOB: 2 BB: 1 P: 24	1B: 4 2B: 1 3B: 0 HR: 0	SF: 0 SAC: 0 DP: 2 HBP: 0	WP: 0 PB: 0 SB: 0 CS: 0	PA: 31
PITCHER Bruce Hurst, L (1, 1) ERA: 3.3	IP: 9.0 WLS: W BF: 31 H: 5 R: 0 ER: 0 SO: 7 BB: 1 IBB: 0 HBP: 0 BLK: 0 WP: 0 HR: 0 S: 90 P: 126 ERA: 0.00 WHIP: 0.667											PITCHER	IP: WLS: BF: H: R: ER: SO: BB: IBB: HBP: BLK: WP: HR: S: P: ERA: WHIP:									

AB	30
R	0
H	5
RBI	0
BB	1
SO	7
LOB	13



Batter	1	2	3	4	5	6	7	8	9
Joey Cora, S OBP: 0.271, SLG: 0.233 (1, 4) BB X	3-1 L9		3-1 1B		1-2 G6-3		1-2 F8		
Garry Templeton, S OBP: 0.284, SLG: 0.365 (1, 6) B X	1-0 F7		2-0 F8		4-2 3B BB		2-2 G4-3		
Tony Gwynn, L OBP: 0.357, SLG: 0.410 (1, 9) C B F X	2-2 L8			4-2 HR BB	2-2 3B		2-2 G4-3		
Jack Clark, R OBP: 0.426, SLG: 0.531 (1, 3) F B X		1-3 K		1-0 HR BB			1-2 F8		
Joe Carter, R OBP: 0.285, SLG: 0.403 (1, 8) B X		2-2 1B		2-2 F8	2-3 K		0-1 G3-1		
Fred Lynn, L OBP: 0.316, SLG: 0.355 (1, 7) C SAFE B SAFE X		2-3 K		2-3 K		0-1 L8	1-2 1B		
Benito Santiago, R OBP: 0.345, SLG: 0.437 (1, 2) F SAFE X		1-2 G6-3		0-2 F8		2-0 1B	3-2 L6		
Mike Pagliarulo, L OBP: 0.331, SLG: 0.347 (1, 5) S B F X			2-2 L6		0-1 3B 1B	0-0 1B			
Bruce Hurst, L OBP: 0.161, SLG: 0.103 (1, 1) F B X			2-3 K		1-2 SH1-3	1-3 K			

Inning Stats	R: 0	H: 0	E: 0	K: 6	S: 6	L: 0	LOB: 0	BB: 0	P: 12	R: 0	H: 1	E: 0	K: 2	S: 15	L: 1	LOB: 1	BB: 0	P: 20	R: 0	H: 1	E: 0	K: 1	S: 12	L: 0	LOB: 1	BB: 0	P: 21	R: 2	H: 1	E: 0	K: 1	S: 12	L: 2	H: 2	E: 0	K: 1	S: 20	L: 0	LOB: 2	BB: 2	P: 34	R: 0	H: 2	E: 0	K: 1	S: 7	L: 0	LOB: 0	BB: 0	P: 19	R: 0	H: 1	E: 0	K: 0	S: 11	L: 1	LOB: 1	BB: 0	P: 16
1B: 6	SF: 0	2B: 0	SAC: 1	3B: 1	DP: 0	HR: 1	HBP: 0																																																				

BOTTOM

AB	R	H	RBI	BB	SO	LOB
4	0	1	0	0	0	1
3	1	0	0	1	0	1
3	1	1	2	1	0	0
3	1	1	2	1	1	0
4	0	1	0	0	1	2
4	0	1	0	0	2	1
4	0	1	0	0	0	2
3	1	2	0	0	0	0
2	0	0	0	0	2	1

AB	30
R	4
H	8
RBI	4
BB	3
SO	6
LOB	8



WP	HR	S	P	ERA	WHIP
1	0	0	0	0.00	1.500
0	0	0	0	0.00	3.000
0	0	0	0	0.00	1.000
0	0	0	0	0.00	1.000

WP: 1 PA: 34
PB: 0
SB: 1
CS: 0

Los Angeles Dodgers @ San Diego Padres
Jack Murphy Stadium, San Diego, CA
 Tue Sep 11 1990, 10:05 PM EDT
 Att: 13,758 - Unknown - 80 F

livebaseballscorecards.com

Batter	1	2	3	4	5	6	7	8	9	AB R H RBI BB SO LOB	TOP																															
Lenny Harris, L (1, 5) OBP: 0.344, SLG: 0.372	0-1 FC4-6 1B		0-2 1-2 1B		4-2 G4-3-5 BB		3-3 K		0-0 WP 1B 1B	4 1 3 0 1 1 0																																
Chris Gwynn, L (1, 7) OBP: 0.316, SLG: 0.423	0-2 FC4-6 1-2f		1-2 F7		1-0 G4-3-5		0-0 1B		2-3 K	5 0 1 0 0 1 5																																
Kirk Gibson, L (1, 8) OBP: 0.341, SLG: 0.409 Jose Gonzalez, R (9, 8) OBP: 0.290, SLG: 0.448	0-3 K		2-3 K		0-0 G4-3				1-3 K 1-2 1B 1B	5 1 1 0 0 3 3 0 0 0 0 0 0 0																																
Eddie Murray, S (1, 3) OBP: 0.401, SLG: 0.510	0-3 K				0-0 HR				1-2 1B 2B 1B 1-2 2-3 1B	4 4 3 1 1 1 1																																
Hubie Brooks, R (1, 9) OBP: 0.307, SLG: 0.435					1-0 F8 1B 2B				1-1 G4-3 2-3 1B 2B IBB	4 3 2 2 1 1 1																																
Mike Scioscia, L (1, 2) OBP: 0.346, SLG: 0.413 Mike Sharperson, R (8, PR) OBP: 0.388, SLG: 0.377					0-1 F8				2-2 2B 1B 1-2 2-3 1B	4 0 1 0 0 0 2 0 1 0 0 1 0 0																																
Juan Samuel, R (1, 4) OBP: 0.300, SLG: 0.349 Kal Daniels, L (8, PH) OBP: 0.382, SLG: 0.519 Rick Dempsey, R (8, 2) OBP: 0.326, SLG: 0.300					0-0 G6-3				1-1 2B 1-1 2B 1-1 2B	3 0 2 1 0 0 1 1 0 1 3 0 0 0 1 0 1 1 0 0 0																																
Jose Offerman, S (1, 6) OBP: 0.190, SLG: 0.225					2-0 1B				2-0 FC4-6 1B 1-2 2-3 3-H	5 0 1 2 0 1 5																																
Jim Neidlinger, S (1, 1) OBP: 0.227, SLG: 0.150 Dave Walsh, L (7, 1) Tim Crews, R (7, 1) Stan Javier, S (8, PH) OBP: 0.362, SLG: 0.364 Jay Howell, R (8, 1)					4-2 1B BB				0-0 G4-3 1-1 G3-1 2-2 G5-3	2 0 0 0 1 1 1 0 0 0 0 0 0 0 0 0 0 0 0 0 0 1 0 0 0 0 0 2 1 0 0 0 0 0 2																																
Inning Stats	R: 0 E: 0 K: 2 S: 11	H: 1 LOB: 1 BB: 0 P: 11	R: 0 E: 0 K: 1 S: 8	H: 1 LOB: 1 BB: 0 P: 13	R: 0 E: 0 K: 1 S: 20	H: 1 LOB: 2 BB: 1 P: 29	R: 2 E: 0 K: 1 S: 9	H: 3 LOB: 1 BB: 0 P: 13	R: 0 E: 0 K: 0 S: 4	H: 0 LOB: 0 BB: 1 P: 9	R: 1 E: 0 K: 1 S: 9	H: 2 LOB: 1 BB: 0 P: 16	R: 0 E: 0 K: 1 S: 6	H: 1 LOB: 1 BB: 0 P: 10	R: 3 E: 0 K: 1 S: 15	H: 3 LOB: 2 BB: 1 P: 26	R: 4 E: 0 K: 1 S: 16	H: 4 LOB: 2 BB: 2 P: 32	1B: 12 2B: 4 3B: 0 HR: 1	SF: 0 SAC: 0 DP: 1 HBP: 0	WP: 1 PB: 0 SB: 0 CS: 0	PA: 45																				
PITCHER	IP	WLS	BF	H	R	ER	SO	BB	IBB	HBP	BLK	WP	HR	S	P	ERA	WHIP	PITCHER								IP	WLS	BF	H	R	ER	SO	BB	IBB	HBP	BLK	WP	HR	S	P	ERA	WHIP
Ed Whitson, R (1, 1) ERA: 2.42	7.0		29	9	3	3	7	2	0	0	0	0	1	67	101	3.86	1.571																									
Atlee Hammaker, L (8, 1) ERA: 4.52	0.1	L	4	2	3	3	1	0	1	0	1	0	0	9	17	81.00	6.000																									
Greg Harris, R (8, 1) ERA: 2.5	0.2		3	1	0	0	0	0	0	0	0	0	0	6	9	0.00	1.500																									
Eric Show, R (9, 1) ERA: 5.6	1.0		9	4	4	4	1	1	1	0	0	1	0	16	32	36.00	5.000																									

Los Angeles Dodgers @ San Diego Padres
Jack Murphy Stadium, San Diego, CA

AB	40
R	10
H	16
RBI	10
BB	5
SO	9
LOB	23



Wed Sep 12 1990, 10:05 PM EDT
Att. 16,706 - Unknown - 85 F

livebaseballscorecards.com

Batter	1	2	3	4	5	6	7	8	9	AB R H RBI BB SO LOB
Bip Roberts, S OBP: 0.370, SLG: 0.424 (1, 5)	0-1 FC4-6 S 1B	0-2 G3			0-3 K		0-1 1B 1-2 2-H 1B		3-2 G4-3	5 1 2 1 0 1 2
Garry Templeton, S OBP: 0.285, SLG: 0.364 (1, 6)	4-1 FC4-6 1-2 BB		0-0 F7		1-2 F9		0-1 E 1B 1-3 2-H 1B		1-2 P6	4 0 1 1 1 0 0
Tony Gwynn, L OBP: 0.358, SLG: 0.410 (1, 9)	1-1 FC4-6 S 1-2f 2-3		0-0 BLK 1B			1-0 F8	2-0 E4 1-3 3-H 1B		1-1 F7	5 0 2 1 0 0 2
Jack Clark, R OBP: 0.424, SLG: 0.526 (1, 3)	2-3 K 1-2		1-2 SAFE G5-3			3-3 K	4-2 BB			3 0 0 0 1 2 3
Joe Carter, R OBP: 0.284, SLG: 0.400 (1, 8)	1-3 K		0-1 F9			0-1 G4-3	1-1 F8			4 0 0 0 0 1 6
Benito Santiago, R OBP: 0.340, SLG: 0.431 (1, 2)			1-3 K		1-3 K		1-0 F8	1-2 G5-3		4 0 0 0 0 2 0
Fred Lynn, L OBP: 0.325, SLG: 0.360 (1, 7)			4-2 1B BB		1-0 P5		1-0 1B 1B	1-2 1B		3 1 2 0 1 0 0
Joey Cora, S OBP: 0.269, SLG: 0.234 (1, 4)			1-0 SAFE F7		2-1 F7		1-0 F8	2-1 F8		4 0 1 0 0 0 2
Ed Whittson, R OBP: 0.188, SLG: 0.210 (1, 1)			2-3 K			1-0 F8	0-0 1B 1-2 1B	2-3 K		2 0 0 0 0 0 1 2
Mike Pagliaro, L OBP: 0.332, SLG: 0.349 (7, PH)										1 1 1 0 0 0 0 0
Altee Harris, S OBP: 0.111, SLG: 0.059 (8, 1)										0 0 0 0 0 0 0 0
Greg Harris, R OBP: 0.091, SLG: 0.273 (8, 1)										0 0 0 0 0 0 0 0
Phil Stephenson, L OBP: 0.319, SLG: 0.329 (8, PH)										1 0 0 0 0 0 1 1
Eric Show, R OBP: 0.208, SLG: 0.250 (9, 1)										0 0 0 0 0 0 0 0

Inning Stats	R: 0	H: 1	E: 0	LOB: 2	K: 2	P: 20	R: 0	H: 1	E: 0	LOB: 2	K: 2	P: 20	R: 0	H: 1	E: 0	LOB: 1	K: 0	P: 8	R: 0	H: 0	E: 0	LOB: 0	K: 1	P: 10	R: 0	H: 0	E: 0	LOB: 0	K: 1	P: 11	R: 3	H: 5	E: 1	LOB: 3	K: 0	P: 14	R: 0	H: 1	E: 0	LOB: 1	K: 1	P: 18	R: 0	H: 0	E: 0	LOB: 0	K: 0	P: 14	1B: 9	SF: 0	2B: 0	SAC: 0	3B: 0	DP: 0	HR: 0	HBP: 0	WP: 0	PA: 39
PITCHER	IP	WLS	BF	H	R	ER	SO	BB	IBB	HBP	BLK	WP	HR	S	P	ERA	WHIP																																									
Jim Neidlinger, R ERA: 2.87 (1, 1)	6.2		29	7	3	3	7	2	0	0	1	0	0	61	90	4.05	1.350																																									
Dave Walsh, L ERA: 4.38 (7, 1)	0.0		1	1	0	0	0	0	0	0	0	0	0	1	3	∞	∞																																									
Tim Crews, R ERA: 2.63 (7, 1)	0.1	W	2	0	0	0	0	1	0	0	0	0	0	5	10	0.00	3.000																																									
Jay Howell, R ERA: 1.98 (8, 1)	2.0	S	7	1	0	0	1	0	0	0	0	0	0	21	32	0.00	0.500																																									

BOTTOM

Los Angeles Dodgers @ San Diego Padres
Jack Murphy Stadium, San Diego, CA

livebaseballscorecards.com

AB	36
R	3
H	9
RBI	3
BB	3
SO	8
LOB	18



Wed Sep 12 1990, 10:05 PM EDT
 Att: 16,706 - Unknown - 85 F

San Diego Padres @ Atlanta Braves
Atlanta-Fulton County Stadium, Atlanta, GA

Fri Sep 14 1990, 7:05 PM EDT
Att. 4,395 - Unknown

livebaseballscorecards.com



Batter	1	2	3	4	5	6	7	8	9	AB R H RBI BB SO LOB	TOP
Bip Roberts, S (1, 5) OBP: 0.372, SLG: 0.427	0-1 1B G4-6-3 1B		1-0 G4-3 1-3 2B		4-0 FC4-6 BB		2-1 G6-3		2-2 G6-3	4 1 2 0 1 0 0	
Garry Templeton, S (1, 6) OBP: 0.286, SLG: 0.363	0-0 G4-6-3 1-3 1B		4-2 G4-3 BB		1-2 FC4-6 BB 1-2f		2-3 K		0-3 K	4 0 1 0 1 2 1	
Tony Gwynn, L (1, 9) OBP: 0.356, SLG: 0.412	1-2 G4-6-3 1-2f 2-3 3-H		3-2 G4-3 1-2f 2-3 3-H		1-1 F7		0-1 1B 3B		0-0 F7	5 1 1 0 0 0 4	
Jack Clark, R (1, 3) OBP: 0.427, SLG: 0.525	0-1 1B		1-0 G6-3		4-0 FC6-4 1-2 BB		4-1 1B BB			2 0 1 0 2 0 1	
Joe Carter, R (1, 7) OBP: 0.283, SLG: 0.399	1-1 G4-3			2-1 F7	1-0 FC6-4 1-2f		1-1 SAFE 1-2 3-H 1B			4 0 1 1 0 0 3	
Benito Santiago, R (1, 2) OBP: 0.336, SLG: 0.425		1-0 G1-4-3		1-1 L5		0-0 G6-3	1-2 L5			4 0 0 0 0 0 2	
Darrin Jackson, R (1, 8) OBP: 0.250, SLG: 0.308 Phil Stephenson, L (8, PH) OBP: 0.317, SLG: 0.327 Shawn Abner, R (8, 8) OBP: 0.286, SLG: 0.316		3-2 L3		2-0 S 1B		1-3 K		2-3 K		3 0 1 0 0 1 0 1 0 0 0 0 1 0 0 0 0 0 0 0 0	AB 32 R 3 H 9
Paul Faries, R (1, 4) OBP: 0.333, SLG: 0.316 Fred Lynn, L (8, PH) OBP: 0.328, SLG: 0.364 Calvin Schiraldi, R (8, 1) OBP: 0.238, SLG: 0.450		2-3 K		4-2 SAFE SAFE SAFE SAFE SAFE 1-2 BB		2-2 1B	1-2 G4-6-3 1B			2 0 1 0 1 1 0 1 0 1 0 0 0 0 0 0 0 0 0 0 0	RBI 1 BB 5 SO 5 LOB 13
Derek Lilliquist, L (1, 1) OBP: 0.287, SLG: 0.444 Eric Show, R (4, 1) OBP: 0.208, SLG: 0.250 Jerald Clark, R (6, PH) OBP: 0.273, SLG: 0.349 Rich Rodriguez, L (6, 1) Joey Cora, S (8, PH) OBP: 0.264, SLG: 0.229			0-1 E4	1-3 K		1-0 G1-3	0-1 G4-6-3 1-2f			0 1 0 0 0 0 0 0 0 0 0 0 0 0 1 0 0 0 0 0 1 0 0 0 0 0 0 0 1 0 0 0 0 0 1	WP: 0 PA: 39 PB: 0 SB: 1 CS: 0
Inning Stats	R: 1 H: 3 E: 0 LOB: 1 K: 0 BB: 0 S: 10 P: 12	R: 0 H: 0 E: 0 LOB: 0 K: 1 BB: 0 S: 7 P: 13	R: 1 H: 1 E: 1 LOB: 1 K: 0 BB: 1 S: 12 P: 21	R: 0 H: 1 E: 0 LOB: 2 K: 1 BB: 1 S: 11 P: 21	R: 0 H: 0 E: 0 LOB: 2 K: 0 BB: 2 S: 7 P: 18	R: 0 H: 1 E: 0 LOB: 1 K: 1 BB: 0 S: 8 P: 12	R: 1 H: 2 E: 0 LOB: 2 K: 1 BB: 1 S: 13 P: 23	R: 0 H: 1 E: 0 LOB: 0 K: 1 BB: 0 S: 9 P: 12	R: 0 H: 0 E: 0 LOB: 0 K: 1 BB: 0 S: 8 P: 10	1B: 7 SF: 0 2B: 1 SAC: 0 3B: 1 DP: 3 HR: 0 HBP: 0	
PITCHER Tom Glavine, L (1, 1) ERA: 4.51 Mark Grant, R (7, 1) ERA: 5.4	IP WLS BF H R ER SO BB IBB HBP BLK WP HR S P ERA WHIP	6.0 W 27 6 2 1 3 4 0 0 0 0 0 0 55 97 1.50 1.667	3.0 S 12 3 1 1 3 1 0 0 0 0 0 0 30 45 3.00 1.333		PITCHER IP WLS BF H R ER SO BB IBB HBP BLK WP HR S P ERA WHIP						

Batter	1	2	3	4	5	6	7	8	9
Lonnie Smith, R OBP: 0.386, SLG: 0.457 (1, 7)	F8		P7	FC6-4		K			
Ron Gant, R OBP: 0.348, SLG: 0.538 (1, 8)	L7							HR	
David Justice, L OBP: 0.355, SLG: 0.536 (1, 9)	E S 1B			2B 1B	F8		P6		
Jim Presley, R OBP: 0.290, SLG: 0.430 (1, 5)	G4-3			1B 2B			1B BB		
Francisco Cabrera, R OBP: 0.300, SLG: 0.479 (1, 3)		L7		1B 1B	L7		G6-4-3 1B		
Tommy Gregg, L OBP: 0.321, SLG: 0.398 (5, PH)				2-3 3-H					
Jeff Blauser, R OBP: 0.334, SLG: 0.391 (1, 6)		F8		L4	K		G6-4-3		
Greg Olson, R OBP: 0.339, SLG: 0.391 (1, 2)		F9		BB 1B FC6-4 1B		L7		G6-3	
Mark Lemke, S OBP: 0.300, SLG: 0.275 (1, 4)			K	FC6-4 BB 1B				G3	
Tom Glavine, L OBP: 0.200, SLG: 0.138 (1, 1)									
Geronimo Berroa, R OBP: 0.200, SLG: 0.200 (6, PH)									
Mark Grant, R OBP: 0.200, SLG: 0.200 (7, 1)									

AB	R	H	RBI	BB	SO	LOB
4	0	0	1	0	1	3
3	2	1	1	1	0	2
4	1	2	0	0	0	0
3	2	2	2	1	0	1
2	1	1	1	0	0	0
2	0	1	0	0	0	0
4	0	0	0	0	1	4
4	1	1	1	0	0	0
4	0	2	1	0	1	0
1	0	0	0	1	1	0
1	0	0	0	0	0	1
1	0	0	0	0	1	0

BOTTOM	
San Diego Padres @ Atlanta Braves	Atlanta-Fulton County Stadium, Atlanta, GA
AB 33	R 7
H 10	RBI 7
BB 3	SO 5
LOB 11	
WP: 0	PA: 36
PB: 0	
SB: 1	
CS: 0	

PITCHER		IP	WLS	BF	H	R	ER	SO	BB	IBB	HBP	BLK	WP	HR	S	P	ERA	WHIP
Derek Lilliquist, L	(1, 1)	3.1	L	18	6	5	5	2	2	0	0	0	0	0	33	54	13.50	2.400
Eric Show, R	(4, 1)	1.2		6	1	1	1	1	0	0	0	0	0	1	12	20	5.40	0.600
Rich Rodriguez, L	(6, 1)	2.0		9	3	1	1	1	1	0	0	0	0	1	11	19	4.50	2.000
Calvin Schiraldi, R	(8, 1)	1.0		3	0	0	0	1	0	0	0	0	0	0	6	8	0.00	0.000



livebaseballscorecards.com

Fri Sep 14 1990, 7:05 PM EDT
Att. 4,395 - Unknown

Batter	1	2	3	4	5	6	7	8	9	10	11	AB R H RBI BB SO LOB	TOP															
Bip Roberts, S OBP: 0.373, SLG: 0.425 (1, 7)	3-1 G1-4-3 1B		4-1 WP 3B BB	2-2 F9			1-2 G4-3		2-1 G4-3		4-0 SAFE G4-3 IBB	4 1 1 0 2 0 2																
Garry Templeton, S OBP: 0.285, SLG: 0.360 (1, 6)	0-1 G1-4-3 1-2f		0-0 P5			0-0 CS 1B	3-2 G4-3		0-0 F7		1-0 G4-3 1-2 2-3 3-H	6 0 1 1 0 0 6																
Tony Gwynn, L OBP: 0.357, SLG: 0.415 Shawn Abner, R OBP: 0.286, SLG: 0.311 (1, 9) (3, 9)	1-1 G4-3		2-2 1B 3B			1-0 F8	1-3 K			4-1 G6-4-3 BB	2-2 G4-3	2 1 1 2 0 0 0 3 0 0 0 1 1 3																
Jack Clark, R OBP: 0.430, SLG: 0.522 (1, 3)		4-2 1B BB	4-2 1B BB			4-2 1-2 BB		2-2 P3		1-1 G6-4-3 1-2f		2 0 0 0 3 0 1																
Joe Carter, R OBP: 0.284, SLG: 0.399 Darrin Jackson, R OBP: 0.250, SLG: 0.308 (1, 8) (10, 8)		3-0 1-2 G4-3 1B	0-0 1-2 3-H 1B			2-1 P2		1-0 L4		0-3 K		5 0 2 1 0 1 1 0 0 0 0 0 0 0																
Benito Santiago, R OBP: 0.337, SLG: 0.425 (1, 2)		0-3 K	0-3 K			1-1 1B		2-2 E5			1-0 1B SH3-4 1B	5 1 2 0 0 2 4																
Mike Pagliarulo, L OBP: 0.329, SLG: 0.345 (1, 5)	0-0 G4-3 1-2f			0-0 G6-3		0-1 SAFE P4		0-0 L8			1-0 SAFE SH3-4	4 0 0 0 0 0 4																
Joey Cora, S OBP: 0.310, SLG: 0.283 (1, 4)			1-1 WP 3B SH3-4 1B	2-1 SH3-4 1B		0-0 F8			0-1 G4-3 SH3-4 1B		0-0 1B G4-3 1B	5 2 4 0 0 0 1																
Andy Benes, R OBP: 0.107, SLG: 0.093 Greg Harris, R OBP: 0.091, SLG: 0.273 Craig Lefferts, L OBP: 0.250, SLG: 0.250 Fred Lynn, L OBP: 0.332, SLG: 0.368 Eric Show, R OBP: 0.208, SLG: 0.250 (1, 1) (7, 1) (9, 1) (11, PH) (11, 1)			1-0 SAFE SH3-4	0-0 SH3-4		3-3 K			0-0 SH3-4		1-0 G4-3 S 1B	1 0 0 0 0 1 1 0 0 0 0 0 0 0 0 0 0 0 0 0 0 1 0 1 1 0 0 0 0 0 0 0 0 0 0																
Inning Stats	R: 0 E: 0 K: 0 S: 6	H: 1 LOB: 0 BB: 0 P: 10	R: 0 E: 0 K: 1 S: 7	H: 1 LOB: 1 BB: 1 P: 14	R: 3 E: 0 K: 1 S: 15	H: 3 LOB: 2 BB: 2 P: 27	R: 0 E: 0 K: 0 S: 7	H: 1 LOB: 1 BB: 0 P: 11	R: 0 E: 0 K: 1 S: 6	H: 1 LOB: 1 BB: 1 P: 13	R: 0 E: 0 K: 1 S: 8	H: 1 LOB: 1 BB: 0 P: 12	R: 0 E: 0 K: 1 S: 9	H: 0 LOB: 0 BB: 0 P: 14	R: 0 E: 1 K: 0 S: 8	H: 0 LOB: 1 BB: 0 P: 13	R: 0 E: 0 K: 0 S: 6	H: 1 LOB: 1 BB: 0 P: 8	R: 0 E: 0 K: 1 S: 8	H: 0 LOB: 0 BB: 1 P: 13	R: 2 E: 0 K: 0 S: 9	H: 3 LOB: 2 BB: 1 P: 18	1B: 11 2B: 0 3B: 1 HR: 0	SF: 0 SAC: 4 DP: 3 HBP: 0	WP: 1 PA: 48 PB: 0 SB: 1 CS: 1			
PITCHER	IP WLS BF H R ER SO BB IBB HBP BLK WP HR S P ERA WHIP												PITCHER	IP WLS BF H R ER SO BB IBB HBP BLK WP HR S P ERA WHIP														
29 John Smoltz, R ERA: 3.7 (1, 1)	7.0	30	8	3	3	4	4	0	0	0	0	1	0	58	101	3.86	1.714											
Marvin Freeman, R ERA: 4.81 (8, 1)	2.0	8	1	0	0	0	0	0	0	0	0	0	0	14	21	0.00	0.500											
Jeff Parrett, R ERA: 4.71 (10, 1)	1.1	L 6	2	2	2	1	1	0	0	0	0	0	0	11	18	13.50	2.250											
Tony Castillo, L ERA: 4.11 (11, 1)	0.2	4	1	0	0	0	0	1	0	0	0	0	0	6	13	0.00	1.500											

San Diego Padres @ Atlanta Braves
Atlanta-Fulton County Stadium, Atlanta, GA

Sat Sep 15 1990, 7:05 PM EDT
Att: 7,390 - Unknown

livebaseballscorecards.com

AB 38
R 5
H 12
RBI 5
BB 6
SO 5
LOB 23



Batter	1	2	3	4	5	6	7	8	9	10	11	AB R H RBI BB SO LOB
--------	---	---	---	---	---	---	---	---	---	----	----	----------------------

Lonnie Smith, R <small>(1, 7) OBP: 0.390, SLG: 0.467</small>												4 1 3 2 0 0 0
Jeff Treadway, L <small>(1, 4) OBP: 0.325, SLG: 0.415</small> Mark Lemke, S <small>(9, PR) OBP: 0.299, SLG: 0.273</small> <small>(10, 4)</small>												3 0 2 0 2 1 1 1 0 0 0 0 0 2
Ron Gant, R <small>(1, 8) OBP: 0.348, SLG: 0.535</small>												5 0 1 0 0 2 6
David Justice, L <small>(1, 9) OBP: 0.351, SLG: 0.530</small>												5 0 0 0 0 3 4
Tommy Gregg, L <small>(1, 3) OBP: 0.319, SLG: 0.390</small>												4 0 0 0 1 2 2
Jim Presley, R <small>(1, 5) OBP: 0.288, SLG: 0.426</small>												5 0 0 0 0 1 3
Ernie Whitt, L <small>(1, 2) OBP: 0.263, SLG: 0.251</small>												5 1 1 0 0 1 0
Jeff Blauser, R <small>(1, 6) OBP: 0.338, SLG: 0.404</small>												5 1 3 1 0 0 0
<small>29 John Smoltz, R Mike Ball, L Marvin Freeman, R Cedric McZwill, L Francisco Cabrera, R Jeff Parrett, R Tony Castillo, L Jimmy Aronow, L Victor Rosario, R</small>												2 0 0 0 0 0 1 1 1 0

BOTTOM

San Diego Padres @ Atlanta Braves
 Atlanta-Fulton County Stadium, Atlanta, GA
 Sat Sep 15 1990, 7:05 PM EDT
 Att: 7,390 - Unknown

livebaseballscores.com

AB	42
R	3
H	10
RBI	3
BB	3
SO	12
LOB	21



Inning Stats	R: 0	H: 1	E: 0	LOB: 3	K: 1	BB: 2	S: 14	P: 27	R: 0	H: 1	E: 0	LOB: 0	K: 1	BB: 0	S: 7	P: 7	R: 0	H: 2	E: 0	LOB: 2	K: 1	BB: 0	S: 10	P: 16	R: 0	H: 0	E: 0	LOB: 0	K: 0	BB: 0	S: 6	P: 7	R: 0	H: 1	E: 0	LOB: 1	K: 2	BB: 0	S: 11	P: 17	R: 1	H: 3	E: 0	LOB: 2	K: 2	BB: 0	S: 14	P: 17	R: 0	H: 0	E: 0	LOB: 0	K: 0	BB: 0	S: 5	P: 8	R: 0	H: 0	E: 0	LOB: 0	K: 2	BB: 0	S: 8	P: 13	R: 2	H: 2	E: 0	LOB: 1	K: 1	BB: 1	S: 14	P: 24	R: 0	H: 0	E: 0	LOB: 0	K: 2	BB: 0	S: 7	P: 7	R: 0	H: 0	E: 1	LOB: 2	K: 0	BB: 0	S: 9	P: 15	1B: 6	SF: 1	2B: 2	SAC: 0	3B: 0	DP: 0	HR: 2	HBP: 1	WP: 0	PA: 47
--------------	------	------	------	--------	------	-------	-------	-------	------	------	------	--------	------	-------	------	------	------	------	------	--------	------	-------	-------	-------	------	------	------	--------	------	-------	------	------	------	------	------	--------	------	-------	-------	-------	------	------	------	--------	------	-------	-------	-------	------	------	------	--------	------	-------	------	------	------	------	------	--------	------	-------	------	-------	------	------	------	--------	------	-------	-------	-------	------	------	------	--------	------	-------	------	------	------	------	------	--------	------	-------	------	-------	-------	-------	-------	--------	-------	-------	-------	--------	-------	--------

PITCHER	IP	WLS	BF	H	R	ER	SO	BB	IBB	HBP	BLK	WP	HR	S	P	ERA	WHIP
Andy Benes, R <small>(1, 1) ERA: 3.54</small>	6.0		26	7	1	1	5	2	0	0	0	0	0	58	88	1.50	1.500
Greg Harris, R <small>(7, 1) ERA: 2.53</small>	2.1		9	2	1	1	5	0	0	0	0	0	1	22	32	3.86	0.857
Craig Lefferts, L <small>(9, 1) ERA: 2.51</small>	1.2	W	7	1	1	1	2	1	0	0	0	0	1	16	23	5.40	1.200
Eric Show, R <small>(11, 1) ERA: 5.53</small>	1.0	S	5	0	0	0	0	0	0	1	0	0	0	9	15	0.00	0.000

Batter	1	2	3	4	5	6	7	8	9	AB R H RBI BB SO LOB	TOP																
Bip Roberts, S (1, 5) OBP: 0.372, SLG: 0.429 Atlee Hammaker, S (8, 1) OBP: 0.111, SLG: 0.059	0-0 G5-3	1-2 E5 2B	1-2 HR			1-2 G3-1		2-3 K		5 2 1 2 0 1 1 0 0 0 0 0 0 0																	
Shawn Abner, R (1, 9) OBP: 0.284, SLG: 0.308	0-2 G6-3	0-0 F8	1-0 F8			0-0 BB 1B		0-2 G6-3		5 0 1 0 0 0 2																	
Darrin Jackson, R (1, 8) OBP: 0.274, SLG: 0.319	1-1 1B	1-0 F9				4-2 BB 1B				4 0 2 0 1 1 2																	
Joe Carter, R (1, 7) OBP: 0.283, SLG: 0.397 Phil Stephenson, L (6, PH) OBP: 0.314, SLG: 0.323 (6, 3)	0-0 G6-3	2-2 E5 2B				2-2 P4		0-2 F7		3 1 0 0 0 0 4 2 0 0 0 0 0 1 2																	
Garry Templeton, S (1, 6) Joey Cora, S (6, 6) OBP: 0.300, SLG: 0.273		E5 1B				1-1 G4-6-3 1-2f		3-1 L8		3 1 1 3 0 0 1 2 0 0 0 0 0 0																	
Jerald Clark, R (1, 3) OBP: 0.286, SLG: 0.358 (6, 7)		1B				0-2 G6-3		0-0 1B		4 1 2 0 0 1 1																	
Mark Parent, R (1, 2) OBP: 0.280, SLG: 0.314		0-0 SH 1B	2-1 G6-3			0-1 G5-3		1-3 K		4 1 1 1 0 1 1																	
Paul Faries, R (1, 4) OBP: 0.333, SLG: 0.318		2-1 SH 1B WP	2-2 SH1-3 HR 1B			1-1 G6-3		3-2 F9		3 2 1 1 0 0 1																	
Dennis Rasmussen, L (1, 1) OBP: 0.322, SLG: 0.339 Mike Pagliarulo, L (8, PH) OBP: 0.328, SLG: 0.344 (8, 5)		2-2 E 2B 1B	0-0 SH1-3			2-2 G4-3		1-3 K		2 1 1 0 0 0 0 1 0 0 0 0 1 0																	
Inning Stats	R: 0 E: 0 K: 0 S: 7	H: 1 LOB: 1 BB: 0 P: 8	R: 7 E: 4 K: 1 S: 22	H: 4 LOB: 1 BB: 0 P: 34	R: 2 E: 0 K: 0 S: 10	H: 2 LOB: 0 BB: 0 P: 16	R: 0 E: 0 K: 0 S: 6	H: 1 LOB: 0 BB: 0 P: 10	R: 0 E: 0 K: 1 S: 7	H: 0 LOB: 0 BB: 0 P: 8	R: 0 E: 0 K: 1 S: 13	H: 1 LOB: 2 BB: 1 P: 20	R: 0 E: 0 K: 1 S: 9	H: 1 LOB: 1 BB: 0 P: 16	R: 0 E: 0 K: 2 S: 9	H: 0 LOB: 0 BB: 0 P: 12	R: 0 E: 0 K: 1 S: 7	H: 0 LOB: 0 BB: 0 P: 9	1B: 8 2B: 1 3B: 0 HR: 1	SF: 0 SAC: 2 DP: 1 HBP: 0	WP: 1 PB: 0 SB: 1 CS: 0	PA: 41					
PITCHER	IP	WLS	BF	H	R	ER	SO	BB	IBB	HBP	BLK	WP	HR	S	P	ERA	WHIP										
Steve Avery, L (1, 1) ERA: 5.6	3.0	L	20	7	9	3	1	0	0	0	0	1	1	39	58	9.00	2.333										
Marty Clary, R (4, 1) ERA: 5.77	2.0		6	1	0	0	0	0	0	0	0	0	0	13	18	0.00	0.500										
Rick Luecken, R (6, 1) ERA: 5.77	2.0		9	2	0	0	2	1	0	0	0	0	0	22	36	0.00	1.500										
Dwayne Henry, R (8, 1) ERA: 4.82	2.0		6	0	0	0	3	0	0	0	0	0	0	16	21	0.00	0.000										

San Diego Padres @ Atlanta Braves
Atlanta-Fulton County Stadium, Atlanta, GA

Sun Sep 16 1990, 3:33 AM EDT
Att. 4,058 - Sunny

livebaseballscorecards.com

AB 38
R 9
H 10
RBI 7
BB 1
SO 6
LOB 15



BOTTOM

San Diego Padres @ Atlanta Braves
 Atlanta-Fulton County Stadium, Atlanta, GA

Sun Sep 16 1990, 3:33 AM EDT
 Att. 4,058 - Sunny

AB	33
R	4
H	6
RBI	4
BB	2
SO	4
LOB	8



WP:	1	PA:	36
PB:	0		
SB:	0		
CS:	0		

AB R H RBI BB SO LOB

4	0	0	0	0	2	1
4	1	1	0	0	0	0
3	1	2	1	1	0	0
3	0	0	1	0	0	1
4	1	1	1	0	1	2
3	1	0	0	1	1	1
4	0	0	0	0	0	1
4	0	1	1	0	0	0
0	0	0	0	0	0	0
1	0	0	0	0	0	0
0	0	0	0	0	0	0
1	0	1	0	0	0	0
0	0	0	0	0	0	0
1	0	0	0	0	0	0
0	0	0	0	0	0	0
1	0	0	0	0	0	2

Batter	1	2	3	4	5	6	7	8	9
Lonnie Smith, R (1, 7) OBP: 0.387, SLG: 0.462	0-0 B3		2-0 F8		1-3 K2-3			3-3 K	
Ron Gant, R (1, 8) OBP: 0.346, SLG: 0.533	3-2 1B SF7 1B		1-0 P4			1-0 P4		0-0 F7	
David Justice, L (1, 9) OBP: 0.355, SLG: 0.538	0-1 1B			4-2 WP BB		3-1 HR		2-1 G3-1	
Jim Presley, R (1, 5) OBP: 0.286, SLG: 0.424	1-1 SF7		3-2 P9			2-0 P3		1-0 F8	
Francisco Cabrera, R (1, 3) OBP: 0.296, SLG: 0.492	0-0 P9		1-2 G5-3			0-0 HR		1-3 K2-3	
Jeff Blauser, R (1, 6) OBP: 0.337, SLG: 0.400		3-1 F9		0-0 F9		1-3 K		4-1 2B BB	
Greg Olson, R (1, 2) OBP: 0.334, SLG: 0.385		1-0 P6			0-0 P4		0-1 G1-3	0-1 E6	
Mark Lemke, S (1, 4) OBP: 0.298, SLG: 0.278		2-2 G5-3			2-1 G5-3		0-0 F7	1-0 2B	
Steve Avery, L (1, 1) Geronimo Berroa, R (3, PH) Marty Clary, R (4, 1) Andres Thomas, R (5, PH) Rick Luecken, R (6, 1) Jim Vatcher, R (7, PH) Dwayne Henry, R (8, 1) Kelly Mann, R (9, PH)			2-1 G6-3			2-1 2B		2-2 G6-3	

Inning Stats	R: 1	H: 2	E: 0	K: 0	S: 10	LOB: 1	BB: 0	P: 14
	R: 0	H: 0	E: 0	K: 0	S: 6	LOB: 0	BB: 0	P: 12
	R: 0	H: 0	E: 0	K: 0	S: 4	LOB: 0	BB: 0	P: 9
	R: 0	H: 0	E: 0	K: 0	S: 9	LOB: 1	BB: 1	P: 17
	R: 0	H: 1	E: 0	K: 1	S: 9	LOB: 1	BB: 0	P: 14
	R: 2	H: 2	E: 0	K: 1	S: 8	LOB: 0	BB: 0	P: 15
	R: 0	H: 0	E: 0	K: 0	S: 6	LOB: 0	BB: 0	P: 7
	R: 0	H: 0	E: 0	K: 1	S: 6	LOB: 0	BB: 0	P: 11
	R: 1	H: 1	E: 1	K: 1	S: 12	LOB: 2	BB: 1	P: 21
	1B: 2	SF: 1	2B: 2	SAC: 0	3B: 0	DP: 0	HR: 2	HBP: 0

PITCHER	IP	WLS	BF	H	R	ER	SO	BB	IBB	HBP	BLK	WP	HR	S	P	ERA	WHIP
Dennis Rasmussen, L (1, 1) ERA: 4.16	7.0	W	27	5	3	3	2	1	0	0	0	1	2	52	88	3.86	0.857
Atlee Hammaker, L (8, 1) ERA: 4.41	2.0		9	1	1	0	2	1	0	0	0	0	0	18	32	0.00	1.000

Batter	1	2	3	4	5	6	7	8	9	AB R H RBI BB SO LOB	TOP		
Bip Roberts, S (1, 7) OBP: 0.374, SLG: 0.435	0-0 F7		0-2 HR 2B		2-2 2B 2B	0-0 G3-1			0-0 FC3-6 1B	5 2 3 0 0 0 0			
Roberto Alomar, S (1, 4) OBP: 0.342, SLG: 0.385	1-2 G6-3		0-2 2-H HR		2-2 G6-3		1-2 G3		0-0 FC3-6 1-2f	5 1 1 2 0 0 2			
Jack Clark, R (1, 3) OBP: 0.429, SLG: 0.522	3-2 P4		0-1 G5-3		2-2 2-H 1B 2B		4-2 BB		0-1 SAFE F3	4 1 1 1 1 0 1			
Joe Carter, R (1, 8) OBP: 0.284, SLG: 0.399		2-2 FC3-6 2B	1-2 P3		2 SAFE 1-2 2-H 1B 1B		1-3 K		2-2 F9	5 0 2 1 0 1 2			
Fred Lynn, L (1, 9) OBP: 0.335, SLG: 0.367		4-2 FC3-6 BB		2-2 F9	0-0 1-3 1B		2-1 G3			3 0 1 0 1 0 1			
Benito Santiago, R (1, 2) OBP: 0.336, SLG: 0.422		1-3 K		1-2 1B E 1B	0-0 P4		0-1 G1-3			4 1 1 0 0 1 4			
Mike Pagliarulo, L (1, 5) OBP: 0.327, SLG: 0.346		1-1 FC3-6 1-2f 2-3		0-0 F7	3-3 K		0-0 2B			4 0 1 0 0 1 5			
Garry Templeton, S (1, 6) OBP: 0.285, SLG: 0.361		3-2 F7		0-0 E8 1-H 1B		1-1 G4-3		1-0 G4-3		4 0 1 0 0 0 3			
Bruce Hurst, L (1, 1) OBP: 0.152, SLG: 0.097			0-3 K	3-3 K		1-3 K		0-0 G1-3		4 0 0 0 0 3 2			
Inning Stats	R: 0 E: 0 K: 0 S: 10 H: 0 LOB: 0 BB: 0 P: 14	R: 0 E: 0 K: 1 S: 14 H: 1 LOB: 2 BB: 1 P: 25	R: 2 E: 0 K: 1 S: 16 H: 2 LOB: 0 BB: 0 P: 17	R: 1 E: 1 K: 1 S: 12 H: 2 LOB: 1 BB: 0 P: 18	R: 2 E: 0 K: 1 S: 20 H: 4 LOB: 2 BB: 0 P: 30	R: 0 E: 0 K: 1 S: 6 H: 0 LOB: 0 BB: 0 P: 8	R: 0 E: 0 K: 1 S: 10 H: 0 LOB: 1 BB: 1 P: 18	R: 0 E: 0 K: 0 S: 5 H: 1 LOB: 1 BB: 0 P: 6	R: 0 E: 0 K: 0 S: 7 H: 1 LOB: 1 BB: 0 P: 9	1B: 5 2B: 5 3B: 0 HR: 1 SF: 0 SAC: 0 DP: 0 HBP: 0	WP: 0 PB: 0 SB: 0 CS: 0 PA: 40		
PITCHER	IP WLS BF H R ER SO BB IBB HBP BLK WP HR S P ERA WHIP											PITCHER	IP WLS BF H R ER SO BB IBB HBP BLK WP HR S P ERA WHIP
Danny Darwin, R (1, 1) ERA: 2.22	4.1 L 23 9 5 4 3 1 0 0 0 0 0 1 67 96 8.31 2.308												
Randy Hennis, R (5, 1) ERA:	1.2 5 0 0 0 2 0 0 0 0 0 0 0 11 16 0.00 0.000												
Brian Meyer, R (7, 1) ERA: 3.75	3.0 12 2 0 0 1 1 0 0 0 0 0 0 22 33 0.00 1.000												

San Diego Padres @ Houston Astros
 Astrodome, Houston, TX
 Mon Sep 17 1990, 8:05 PM EDT
 Att. 6,059 - Dome

livebaseballscorecards.com

AB	38
R	5
H	11
RBI	4
BB	2
SO	6
LOB	20



Batter	1	2	3	4	5	6	7	8	9	AB	R	H	RBI	BB	SO	LOB
Karl Rhodes, L OBP: 0.342, SLG: 0.391 (1, 8) B B C C X	3-2 P5 ①		0-2 G3 ③			0-1 SAFE F7 ②		2-2 G1-3 ③		4	0	0	0	0	0	2
Casey Candaele, S OBP: 0.380, SLG: 0.422 (1, 4) B S C C X	1-3 K ②			1-0 G6-3 ①		0-1 1-2 1B			0-2 G6-3 1B	4	0	2	0	0	1	0
Ken Caminiti, S OBP: 0.306, SLG: 0.307 (1, 5) B F F C X	1-2 G6-3 ③			0-0 G6-3 ②		1-0 G3 ③			0-2 G6-3 ① ②	2	0	0	0	0	0	0
Randy Hennis, R (5, 1)										0	0	0	0	0	0	0
Carl Nichols, R OBP: 0.283, SLG: 0.256 (6, PH)										1	0	0	0	0	0	2
Brian Meyer, R (7, 1)									1-2f	0	0	0	0	0	0	0
Mike Simms, R OBP: 0.333, SLG: 0.333 (9, PH)										1	0	0	0	0	0	1
Glenn Davis, R OBP: 0.346, SLG: 0.553 (1, 3) B B B X		3-2 F9 ①		2-0 F7 ③			2-1 G6-3 ①		1-1 BB 1B	4	0	1	0	0	0	0
Franklin Stubbs, L OBP: 0.329, SLG: 0.449 (1, 7) B F S S X		2-2 F8 ②			1-3 K ①		0-0 G4-3 ②		4-2 BB	3	0	0	0	1	1	0
Rafael Ramirez, R OBP: 0.297, SLG: 0.332 (1, 6) B S S S X		1-2 F8 ③			0-1 F8 ②		1-0 1B		1-2 BB	4	0	1	0	0	0	2
Craig Biggio, R OBP: 0.347, SLG: 0.352 (1, 2)			0-1 2B		3-1 F7 ③		0-1 F8 ③			3	0	1	0	0	0	1
Terry McGriff, R (8, 2)										0	0	0	0	0	0	0
Mark Davidson, R OBP: 0.312, SLG: 0.347 (1, 9) X		0-0 G6-3 ①				1-1 1B 1B		0-1 G5-3 ①		3	0	1	0	0	0	1
Danny Darwin, R OBP: 0.194, SLG: 0.235 (1, 1)			0-3 K ②							1	0	0	0	0	1	1
Dave Rohde, S OBP: 0.282, SLG: 0.242 (5, 5) C S C S X						1-3 K ①		0-0 G6-3 ②		2	0	0	0	0	1	1

BOTTOM

San Diego Padres @ Houston Astros
Astrodome, Houston, TX
Mon Sep 17 1990, 8:05 PM EDT
Att: 6,059 - Dome

livebaseballscorecards.com

AB	32
R	0
H	6
RBI	0
BB	1
SO	4
LOB	11



Inning Stats	R: 0	H: 0	E: 0	LOB: 0	K: 1	S: 10	P: 15	R: 0	H: 0	E: 0	LOB: 0	K: 0	S: 9	P: 15	R: 0	H: 1	E: 0	LOB: 1	K: 1	S: 9	P: 9	R: 0	H: 0	E: 0	LOB: 0	K: 0	S: 3	P: 6	R: 0	H: 0	E: 0	LOB: 0	K: 1	S: 7	P: 11	R: 0	H: 2	E: 0	LOB: 2	K: 1	S: 11	P: 14	R: 0	H: 1	E: 0	LOB: 1	K: 0	S: 6	P: 9	R: 0	H: 0	E: 0	LOB: 0	K: 0	S: 6	P: 8	R: 0	H: 2	E: 0	LOB: 2	K: 0	S: 13	P: 19	1B: 5	SF: 0	2B: 1	SAC: 0	3B: 0	DP: 1	HR: 0	HBP: 0	WP: 0	PA: 33
PITCHER Bruce Hurst, L ERA: 3.15 (1, 1)	IP	WLS	BF	H	R	ER	SO	BB	IBB	HBP	BLK	WP	HR	S	P	ERA	WHIP	IP	WLS	BF	H	R	ER	SO	BB	IBB	HBP	BLK	WP	HR	S	P	ERA	WHIP																																							

Batter	1	2	3	4	5	6	7	8	9	AB	R	H	RBI	BB	SO	LOB	TOP
Bip Roberts, S (1, 7) <small>OBP: 0.372, SLG: 0.438</small> Greg Harris, R (8, 1) <small>OBP: 0.091, SLG: 0.273</small> Craig Lefferts, L (9, 1) <small>OBP: 0.250, SLG: 0.250</small>	0-2 L5	1-2 G3-1		0-1 HR		2-1 FC6-4 1B S 1-2f 1B		1-1 L5		5	2	1	2	0	0	4	San Diego Padres @ Houston Astros Astrodome, Houston, TX Tue Sep 18 1990, 8:05 PM EDT Att. 5,189 - Dome
Roberto Alomar, S (1, 4) <small>OBP: 0.343, SLG: 0.385</small>	1-0 P6		2-2 F8	2-0 1B		1-2 1B S 1-3 1B		3-2 F7		5	1	2	0	0	0	0	
Jack Clark, R (1, 3) <small>OBP: 0.433, SLG: 0.533</small> Phil Stephenson, L (8, 3) <small>OBP: 0.312, SLG: 0.321</small>	1-3 K		4-2 HR BB		2-2 HR	2-1 1B 1-H 3-H 1B		0-1 G4-3		3	2	2	3	1	1	0	
Joe Carter, R (1, 8)		0-2 G6-3 2B 1B	1-1 HR		1-1 P3	0-2 F9		2-2 G6-3 1B		5	2	3	2	0	0	1	
Fred Lynn, L (1, 9) <small>OBP: 0.329, SLG: 0.359</small> Shawn Abner, R (7, 9) <small>OBP: 0.282, SLG: 0.306</small>		3-3 K	1-0 P4		0-0 P6		1-0 G4-3	0-0 G6-3 1-2f		4	0	0	0	0	1	1	
Benito Santiago, R (1, 2) <small>OBP: 0.335, SLG: 0.420</small> Mark Parent, R (8, 2) <small>OBP: 0.280, SLG: 0.314</small>		1-1 G6-3	1-0 P5		0-0 WP 1B		0-0 G5-3			4	0	1	0	0	0	1	
Mike Pagliarulo, L (1, 5) <small>OBP: 0.329, SLG: 0.349</small>		0-0 E 2B			1-1 F8	3-1 G3	4-1 BB			3	0	1	1	1	0	1	
Garry Templeton, S (1, 6) <small>OBP: 0.286, SLG: 0.361</small> Jerald Clark, R (7, 7) <small>OBP: 0.286, SLG: 0.358</small>		4-0 E IBB			0-1 SH1-3 HR 1B		0-0 G4-3	2-2 G4-3		3	1	1	0	1	0	1	
Ed Whitson, R (1, 1) <small>OBP: 0.169, SLG: 0.206</small> Joey Cora, S (8, PH) <small>OBP: 0.295, SLG: 0.268</small> (8, 6)		1-1 E5			2-1 SH1-3		4-2 FC6-4 BB	0-2 F9		1	0	0	0	1	0	2	
Inning Stats	R: 0 E: 0 K: 1 S: 7 H: 0 LOB: 0 BB: 0 P: 9	R: 1 E: 1 K: 1 S: 18 H: 2 LOB: 3 BB: 1 P: 28	R: 2 E: 0 K: 0 S: 13 H: 1 LOB: 0 BB: 1 P: 22	R: 2 E: 0 K: 0 S: 9 H: 3 LOB: 1 BB: 0 P: 14	R: 1 E: 0 K: 0 S: 10 H: 2 LOB: 1 BB: 0 P: 16	R: 2 E: 0 K: 0 S: 13 H: 2 LOB: 1 BB: 1 P: 22	R: 0 E: 0 K: 0 S: 6 H: 0 LOB: 1 BB: 1 P: 13	R: 0 E: 0 K: 0 S: 10 H: 0 LOB: 0 BB: 0 P: 14	R: 0 E: 0 K: 0 S: 8 H: 1 LOB: 0 BB: 0 P: 10	1B: 7 2B: 1 3B: 0 HR: 3 SF: 0 SAC: 1 DP: 1 HBP: 0	WP: 1 PB: 0 SB: 3 CS: 0 PA: 41						
PITCHER Bill Gullickson, R (1, 1) <small>ERA: 3.99</small> Jim Clancy, R (5, 1) <small>ERA: 7.11</small> Xavier Hernandez, R (7, 1) <small>ERA: 4.66</small> Al Osuna, L (9, 1) <small>ERA: 3.86</small>	IP	WLS	BF	H	R	ER	SO	BB	IBB	HBP	BLK	WP	HR	S	P	ERA	WHIP
	4.2	L	24	8	6	6	2	1	1	0	0	0	3	55	84	11.57	1.929
	1.1		7	2	2	2	0	1	0	0	0	1	0	15	27	13.50	2.250
	2.0		7	0	0	0	0	1	0	0	0	0	0	16	27	0.00	0.500
	1.0		3	1	0	0	0	0	0	0	0	0	0	8	10	0.00	1.000

AB	36
R	8
H	11
RBI	8
BB	4
SO	2
LOB	12



livebaseballscorecards.com

BOTTOM

San Diego Padres @ Houston Astros
Astrodome, Houston, TX
Tue Sep 18 1990, 8:05 PM EDT
Att. 5,189 - Dome

AB 31
R 1
H 6
RBI 1
BB 4
SO 4
LOB 16



WP: 0 PA: 35
PB: 0
SB: 0
CS: 1

AB R H RBI BB SO LOB
3 0 0 0 0 1 3
1 0 0 0 0 0 2

3 0 0 0 1 1 3

1 0 0 0 1 0 0
0 0 0 0 0 0 0
1 0 0 0 0 0 0
1 0 0 0 0 0 1

3 0 0 0 0 0 1
0 0 0 0 0 0 0
1 0 0 0 0 0 1
0 0 0 0 0 0 0

4 0 1 0 0 1 1
0 0 0 0 0 0 0

1 1 1 0 1 0 0
2 0 0 0 0 0 0

4 0 1 0 0 1 2

4 0 2 1 0 0 2

1 0 0 0 0 0 0
1 0 1 0 1 0 0

1B: 6 SF: 0
2B: 0 SAC: 0
3B: 0 DP: 2
HR: 0 HBP: 0

Batter	1	2	3	4	5	6	7	8	9
Craig Biggio, R OBP: 0.345, SLG: 0.350 Terry McGriff, R (7, 2)	1-2 F9		0-1 L4		0-3 K		0-0 G5-3		
Casey Candaele, S OBP: 0.378, SLG: 0.416 (1, 4)	4-0 CS BB		3-3 K		1-1 G4-6-3			0-2 E6	
Karl Rhodes, L OBP: 0.346, SLG: 0.386 Jim Clancy, R OBP: 0.214, SLG: 0.214 Dave Rohde, S OBP: 0.279, SLG: 0.239 Mike Simms, R OBP: 0.250, SLG: 0.250 (7, 3)	4-2 BB			0-2 G1		1-2 P5		0-0 F7	
Glenn Davis, R OBP: 0.343, SLG: 0.547 Xavier Hernandez, L OBP: 0.500, SLG: 0.500 Andujar Cedeno, R (8, PH) Mark Davidson, R OBP: 0.312, SLG: 0.347 (9, 7)	0-0 F8		3-2 P4		2-1 F6		0-1 P5		
Franklin Stubbs, L OBP: 0.328, SLG: 0.447 Al Osuna, R (9, 1)		0-2 1B		2-3 K		2-2 G6-3		2-0 G3	
Ken Caminiti, S OBP: 0.308, SLG: 0.308 Luis Gonzalez, L OBP: 0.273, SLG: 0.111 (7, 5)		0-0 G6-4-3 1B			4-0 1B BB		0-0 F8		1-2 G3-1
Eric Anthony, L OBP: 0.275, SLG: 0.358 (1, 9)		1-1 F9		0-1 1B 1B 1B		0-1 F8		1-3 K	
Rafael Ramirez, R OBP: 0.299, SLG: 0.333 (1, 6)		0-0 G6-4-3		1-2 1B 1B		1-1 BB 1B		0-1 P3	
Bill Gullickson, R OBP: 0.196, SLG: 0.192 Gerald Young, S OBP: 0.266, SLG: 0.254 (5, 8)			1-0 F9		1-1 G4-6-3 1B		4-0 BB		

Inning Stats	R: 0	H: 0	R: 0	H: 2	R: 0	H: 0	R: 0	H: 0	R: 0	H: 0	R: 0	H: 1	R: 0	H: 0	R: 0	H: 0	R: 0	H: 0	R: 0	H: 0	R: 0	H: 0	1B: 6	SF: 0	WP: 0	PA: 35
	E: 0	LOB: 1	E: 0	LOB: 1	E: 0	LOB: 0	E: 0	LOB: 0	E: 1	LOB: 2	E: 0	LOB: 2	E: 0	LOB: 1	E: 0	LOB: 0	E: 0	LOB: 1	E: 0	LOB: 0	E: 0	LOB: 0	2B: 0	SAC: 0	PB: 0	
	K: 0	BB: 2	K: 0	BB: 0	K: 1	BB: 0	K: 1	BB: 0	K: 0	BB: 1	K: 0	BB: 1	K: 0	BB: 0	K: 1	BB: 0	K: 0	BB: 0	K: 1	BB: 0	K: 1	BB: 0	3B: 0	DP: 2	SB: 0	
	S: 7	P: 16	S: 8	P: 9	S: 7	P: 11	S: 11	P: 16	S: 12	P: 17	S: 7	P: 14	S: 7	P: 9	S: 8	P: 10	S: 7	P: 14	S: 7	P: 14	S: 7	P: 14	HR: 0	HBP: 0	CS: 1	

PITCHER	IP	WLS	BF	H	R	ER	SO	BB	IBB	HBP	BLK	WP	HR	S	P	ERA	WHIP
Ed Whitson, R ERA: 2.39 (1, 1)	7.0	W	28	6	1	1	3	4	0	0	0	0	0	65	103	1.29	1.429
Greg Harris, R ERA: 2.51 (8, 1)	1.0		4	0	0	0	0	0	0	0	0	0	0	7	9	0.00	0.000
Craig Lefferts, L ERA: 2.48 (9, 1)	1.0		3	0	0	0	1	0	0	0	0	0	0	8	10	0.00	0.000

Batter	1	2	3	4	5	6	7	8	9	AB R H RBI BB SO LOB	TOP														
Bip Roberts, S (1, 5) OBP: 0.374, SLG: 0.440 Greg Harris, R (7, 1) OBP: 0.091, SLG: 0.273	0-0 F9 S 1B		0-0 G6-3		0-0 1B 1B	0-1 S 1B HR 1B	1-2 G2-3			5 2 3 0 0 0 0 0 0 0 0 0 0 0	San Diego Padres @ Los Angeles Dodgers Dodger Stadium, Los Angeles, CA Wed Sep 19 1990, 7:05 PM PDT Att: 26,996 - Unknown livebaseballscorecards.com														
Roberto Alomar, S (1, 4) OBP: 0.341, SLG: 0.383	1-2 F8		1-3 K		0-0 P6	3-0 S 1B HR 1B	0-3 K		5 1 1 0 0 2 3																
Jack Clark, R (1, 3) OBP: 0.435, SLG: 0.531	4-1 1-2 BB		3-3 K		0-0 1B 1B	3-3 K	4-0 FC4-6 BB		3 1 1 0 2 2 2																
Joe Carter, R (1, 7) OBP: 0.289, SLG: 0.406	0-1 F9			0-2 FC5-4 1B	1-2 1B 1B	4-0 HR IBB	0-2 FC4-6 FC6-4		4 1 2 2 1 0 3																
Benito Santiago, R (1, 2) OBP: 0.333, SLG: 0.426	1-1 F8			0-1 FC5-4 1B	0-0 F7	1-0 HR	1-0 FC6-4		5 1 1 4 0 0 6																
Garry Templeton, S (1, 6) OBP: 0.285, SLG: 0.359		0-1 G6-3		1-0 L5	0-0 1B	2-3 K	0-1 G3		5 0 1 1 0 1 2																
Darrin Jackson, R (1, 8) OBP: 0.282, SLG: 0.315		2-2 G5-3		3-2 1B	4-1 BB		2-3 K	0-2 G6-3	4 0 1 0 1 1 0																
Shawn Abner, R (1, 9) OBP: 0.286, SLG: 0.310 Jerald Clark, R (2, PR) OBP: 0.284, SLG: 0.352 (2, 9)		2-0 1B		2-1 G5-3	0-3 K		2-1 HR 1B	1-2 F8	1 0 1 0 0 0 0 4 1 1 0 0 1 5																
Derek Lilliquist, L (1, 1) OBP: 0.300, SLG: 0.436 Mike Pagliarulo, L (7, PH) OBP: 0.330, SLG: 0.358 (7, 5)		3-2 L8		3-1 1B 1B	3-3 K	3-3 K	1-2 HR	0-0 G6-3	3 1 1 0 0 1 1 2 1 1 2 0 0 0																
Inning Stats	R: 0 E: 0 K: 0 S: 9	H: 1 LOB: 2 BB: 1 P: 15	R: 0 E: 0 K: 0 S: 9	H: 1 LOB: 1 BB: 0 P: 16	R: 0 E: 0 K: 2 S: 9	H: 0 LOB: 0 BB: 0 P: 13	R: 0 E: 0 K: 0 S: 11	H: 2 LOB: 2 BB: 0 P: 17	R: 3 E: 0 K: 1 S: 19	H: 5 LOB: 3 BB: 1 P: 27	R: 4 E: 0 K: 3 S: 13	H: 3 LOB: 0 BB: 1 P: 29	R: 2 E: 0 K: 2 S: 15	H: 2 LOB: 0 BB: 0 P: 21	R: 0 E: 0 K: 0 S: 6	H: 0 LOB: 1 BB: 1 P: 11	R: 0 E: 0 K: 0 S: 7	H: 0 LOB: 0 BB: 0 P: 8	1B: 12 2B: 0 3B: 0 HR: 2	SF: 0 SAC: 0 DP: 0 HBP: 0	WP: 0 PB: 0 SB: 3 CS: 0	PA: 45			
PITCHER	IP WLS BF H R ER SO BB IBB HBP BLK WP HR S P ERA WHIP																								
Fernando Valenzuela, L (1, 1) ERA: 4.36 Darren Holmes, R (5, 1) ERA: 6.75 Don Aase, R (7, 1) ERA: 4.54 John Wetteland, R (9, 1) ERA: 5.94	4.2 L 8 9 2 3	25 3 4 2 0	9 3 2 0	3 4 2 0	3 4 2 0	2 0 1 0	2 0 0 0	0 1 0 0	0 0 0 0	0 0 0 0	0 1 1 0	53 17 21 7	84 33 32 8	5.79 27.00 9.00 0.00	2.357 2.250 1.500 0.000										

BOTTOM

San Diego Padres @ Los Angeles Dodgers
Dodger Stadium, Los Angeles, CA

AB	38
R	4
H	12
RBI	4
BB	2
SO	2
LOB	20



WP	1	PA	40
PB	0		
SB	1		
CS	0		

Wed Sep 19 1990, 7:05 PM PDT
Att. 26,996 - Unknown

AB R H RBI BB SO LOB

4	1	2	0	1	0	1
3	0	1	0	0	0	1
2	0	1	0	0	0	1
5	1	1	0	0	1	4
5	1	2	3	0	0	3
3	0	2	0	1	0	0
3	0	0	0	0	0	3
1	0	0	0	0	0	2
0	0	0	0	0	0	0
4	0	1	0	0	0	2
4	1	1	0	0	0	3
2	0	1	1	0	1	0
0	0	0	0	0	0	0
1	0	0	0	0	0	0
0	0	0	0	0	0	0
0	0	0	0	0	0	0
1	0	0	0	0	0	0

Batter	1	2	3	4	5	6	7	8	9
Stan Javier, S OBP: 0.375, SLG: 0.383 (1, 8)	4-1 1B FC6-5 BB	2-1 F9		1-1 F8			3-2 G4-3 1B		2-2 FC4-6 1B
Mike Sharperson, R OBP: 0.388, SLG: 0.381 Lenny Harris, L OBP: 0.354, SLG: 0.378 (7, PH) (8, 5)	1-0 FC6-5 G6-3 1-3 1B	2-2 F9		1-2 F8			1-2 G4-3 1-2f		2-2 FC4-6 1-2 1B
Kal Daniels, L OBP: 0.384, SLG: 0.526 (1, 7)	0-0 G6-3 1-2		0-1 HR 2B		0-3 K		1-2 F9		0-1 FC4-6 1-2f 2-3
Eddie Murray, S OBP: 0.411, SLG: 0.524 (1, 3)	1-2 FC6-5 S 2-3 3-H		2-0 HR		2-0 G6-3			0-1 1B 1B	3-1 L9
Hubie Brooks, R OBP: 0.305, SLG: 0.425 (1, 9)	4-2 SAFE 1-2 BB		0-0 L4		2-0 1B			2-2 1B	
Rick Dempsey, R OBP: 0.327, SLG: 0.290 Chris Gwynn, L OBP: 0.309, SLG: 0.413 Carlos Hernandez, R OBP: 0.250, SLG: 0.375 (1, 2) (8, PH) (9, 2)	0-0 G2-3		1-1 L9		1-2 F9			2-0 F7	
Juan Samuel, R OBP: 0.302, SLG: 0.360 (1, 4)		1-2 L8	1-1 FC6-4 1B			3-2 G5-3		0-0 L4	
Jose Offerman, S OBP: 0.231, SLG: 0.245 (1, 6)		0-0 WP 2B 1B	1-1 SAFE FC6-4			0-0 L5		0-2 G4-3	
Fernando Valenzuela, L OBP: 0.313, SLG: 0.431 Darren Holmes, R OBP: 0.284, SLG: 0.438 Don Aase, R OBP: 0.143, SLG: 0.371 John Wetteland, R OBP: 0.143, SLG: 0.371 Dave Hansen, L (1, 1) (5, 1) (6, PH) (7, 1) (9, 1) (9, PH)		1-0 1-H 2B		0-3 K		1-0 P6		3-2 P5	

Inning Stats	R: 1	H: 1	E: 0	K: 0	S: 9	R: 1	H: 2	E: 0	K: 0	S: 11	R: 2	H: 3	E: 0	K: 0	S: 10	R: 0	H: 0	E: 0	K: 1	S: 9	R: 0	H: 1	E: 0	K: 1	S: 8	R: 0	H: 0	E: 0	K: 0	S: 8	R: 0	H: 1	E: 0	K: 0	S: 9	R: 0	H: 2	E: 0	K: 0	S: 10	R: 0	H: 2	E: 0	K: 0	S: 16	1B: 9	2B: 2	3B: 0	HR: 1	SF: 0	SAC: 0	DP: 1	HBP: 0
--------------	------	------	------	------	------	------	------	------	------	-------	------	------	------	------	-------	------	------	------	------	------	------	------	------	------	------	------	------	------	------	------	------	------	------	------	------	------	------	------	------	-------	------	------	------	------	-------	-------	-------	-------	-------	-------	--------	-------	--------

PITCHER	IP	WLS	BF	H	R	ER	SO	BB	IBB	HBP	BLK	WP	HR	S	P	ERA	WHIP
Derek Lilliquist, L ERA: 5.65 Greg Harris, R ERA: 2.44	(1, 1)	6.0	W	27	7	4	4	2	2	0	0	0	0	55	87	6.00	1.500
	(7, 1)	3.0	S	13	5	0	0	0	0	0	0	0	0	35	54	0.00	1.667

Batter	1	2	3	4	5	6	7	8	9	AB R H RBI BB SO LOB	TOP																						
Roberto Alomar, S (1, 4) OBP: 0.342, SLG: 0.384	0-1 1B		2-3 K		0-1 1B			2-1 FC6-4		4 0 2 0 0 1 1																							
Garry Templeton, S (1, 6) OBP: 0.285, SLG: 0.360	1-3 SAFE 1-2 K		2-2 2B		0-2 P5			1-0 P4		4 0 1 0 0 1 4																							
Jack Clark, R (1, 3) OBP: 0.430, SLG: 0.524	3-2 P4		0-1 F9			0-0 G1-4-3		0-1 F8		4 0 0 0 0 0 3																							
Joe Carter, R (1, 7) OBP: 0.290, SLG: 0.406	4-0 BB			2-2 F7		2-3 K		0-0 HR 1B		3 1 1 0 1 1 0																							
Fred Lynn, L (1, 9) OBP: 0.322, SLG: 0.351	3-3 K			1-3 K		3-2 F9		1-2 L6		4 0 0 0 0 2 3																							
Benito Santiago, R (1, 2) OBP: 0.332, SLG: 0.434		0-1 F8		1-3 K		1-1 F7		0-0 HR		4 1 1 2 0 1 0																							
Mike Pagliarulo, L (1, 5) OBP: 0.327, SLG: 0.354		3-2 L7			1-2 P5		3-2 P6		0-0 F9	4 0 0 0 0 0 0																							
Darrin Jackson, R (1, 8) OBP: 0.268, SLG: 0.299		1-0 P3			0-1 F7		1-3 K		2-3 K	4 0 0 0 0 2 0																							
Andy Benes, R (1, 1) OBP: 0.121, SLG: 0.091 Rich Rodriguez, L (6, 1) Phil Stephenson, L (8, PH) OBP: 0.316, SLG: 0.325 Calvin Schiraldi, R (8, 1) OBP: 0.238, SLG: 0.450			1-3 K		4-1 1B BB			2-0 FC6-4 1B		1 0 0 0 1 1 0 0 0 0 0 0 0 0 1 0 1 0 0 0 0 0 0 0 0 0 0 0																							
Inning Stats	R: 0 E: 0 K: 2 S: 14	H: 1 LOB: 2 BB: 1 P: 25	R: 0 E: 0 K: 0 S: 6	H: 0 LOB: 0 BB: 0 P: 10	R: 0 E: 0 K: 2 S: 14	H: 1 LOB: 1 BB: 0 P: 19	R: 0 E: 0 K: 2 S: 9	H: 0 LOB: 0 BB: 0 P: 13	R: 0 E: 0 K: 0 S: 12	H: 1 LOB: 2 BB: 1 P: 17	R: 0 E: 0 K: 1 S: 8	H: 0 LOB: 0 BB: 0 P: 13	R: 0 E: 0 K: 1 S: 8	H: 0 LOB: 0 BB: 0 P: 13	R: 0 E: 0 K: 0 S: 6	H: 1 LOB: 1 BB: 0 P: 11	R: 2 E: 0 K: 1 S: 9	H: 2 LOB: 0 BB: 0 P: 12	1B: 4 2B: 1 3B: 0 HR: 1	SF: 0 SAC: 0 DP: 0 HBP: 0	WP: 0 PB: 0 SB: 1 CS: 0	PA: 35											
PITCHER Ramon Martinez, R (1, 1) ERA: 3.04	IP 9.0	WLS W	BF 35	H 6	R 2	ER 2	SO 9	BB 2	IBB 0	HBP 0	BLK 0	WP 0	HR 1	S 86	P 133	ERA 2.00	WHIP 0.889																
											PITCHER	IP	WLS	BF	H	R	ER	SO	BB	IBB	HBP	BLK	WP	HR	S	P	ERA	WHIP					

San Diego Padres @ Los Angeles Dodgers
Dodger Stadium, Los Angeles, CA
 Thu Sep 20 1990, 7:05 PM PDT
 Att. 25,277 - Unknown - 70 F

AB	33
R	2
H	6
RBI	2
BB	2
SO	9
LOB	11



Batter	1	2	3	4	5	6	7	8	9	AB R H RBI BB SO LOB	TOP									
Billy Hatcher, R OBP: 0.325, SLG: 0.386 (1, 8) (8, 7)	1-1 SH5-3 2B 1B	0-0 F7	2-2 F9			0-0 G4-3		2-1 1B 1B		5 2 2 1 0 0 2										
Mariano Duncan, R OBP: 0.346, SLG: 0.474 (1, 4) (8, 6)	0-0 SH5-3 1-2	3-2 P4			0-1 G6-3 1B		0-0 2B G6-3 1B	2-1 1-0 2-H 1B		4 1 3 1 0 0 0										
Barry Larkin, R OBP: 0.335, SLG: 0.401 Ron Oester, S OBP: 0.311, SLG: 0.350 (1, 6) (8, PH) (8, 4)	3-3 SAFE 2-3	1-2 HR			0-0 G6-3 1-2f		2-1 1-3 2B	2-3 K		4 1 2 1 0 1 2 1 0 0 0 0 1 1										
Eric Davis, R OBP: 0.335, SLG: 0.480 Herm Winningham, L OBP: 0.317, SLG: 0.450 (1, 7) (8, 8)	2-2 E 1B 2B 3-H	2-1 HR			1-2 G4-3		0-0 G6-3 3-H		1-2 F8	4 2 2 3 0 0 1 1 0 0 0 0 0 0										
Chris Sabo, R OBP: 0.347, SLG: 0.482 Luis Quinones, S OBP: 0.303, SLG: 0.326 (1, 5) (7, 5)	3-1 E6 1B 2-3	1-0 1B			0-1 G5-3		2-1 G5-3		0-0 G3	4 1 1 0 0 0 2 1 0 0 0 0 0 0										
Glenn Braggs, R OBP: 0.358, SLG: 0.406 (1, 9)	4-1 SAFE 1-2 1B 2B BB				1-0 L5-3		3-2 G4-3		1-0 F8	4 1 0 0 1 0 1										
Hal Morris, L OBP: 0.391, SLG: 0.523 (1, 3)	2-2 1-2 2-H 3-H 2B 1B				4-0 BB BB		0-0 F8		2-1 G5-3 1B 1B	3 2 2 2 1 0 0										
Joe Oliver, R OBP: 0.310, SLG: 0.375 (1, 2)	1-2 1-H 2-H 2B				1-0 F8		1-3 SAFE K		3-2 G5-3 1-2	4 0 1 2 0 1 2										
Jose Rijo, R OBP: 0.183, SLG: 0.172 (1, 1)	1-3 K				4-0 BB		0-0 G6-3		1-0 P6	3 0 0 0 1 1 2										
Inning Stats	R: 5 E: 1 K: 2 S: 26	H: 4 LOB: 1 BB: 1 P: 43	R: 2 E: 0 K: 0 S: 10	H: 3 LOB: 1 BB: 0 P: 17	R: 0 E: 0 K: 0 S: 5	H: 0 LOB: 2 BB: 2 P: 17	R: 0 E: 0 K: 0 S: 6	H: 1 LOB: 0 BB: 0 P: 7	R: 0 E: 0 K: 1 S: 5	H: 0 LOB: 0 BB: 0 P: 6	R: 1 E: 0 K: 0 S: 11	H: 2 LOB: 1 BB: 0 P: 17	R: 2 E: 0 K: 1 S: 13	H: 3 LOB: 1 BB: 0 P: 24	R: 0 E: 0 K: 0 S: 5	H: 0 LOB: 0 BB: 0 P: 7	1B: 8 2B: 3 3B: 0 HR: 2	SF: 0 SAC: 1 DP: 1 HBP: 0	WP: 0 PB: 0 SB: 1 CS: 0	PA: 42
PITCHER	IP WLS BF H R ER SO BB IBB HBP BLK WP HR S P ERA WHIP																			
Dennis Rasmussen, L ERA: 4.27 (1, 1)	2.0 L 14 7 7 3 2 1 0 0 0 0 2 36 60 13.50 4.000																			
Calvin Schiraldi, R ERA: 4.41 (3, 1)	5.2 23 5 3 3 1 2 0 0 0 0 0 41 72 4.76 1.235																			
Eric Show, R ERA: 5.46 (8, 1)	1.1 5 1 0 0 1 0 0 0 0 0 0 10 15 0.00 0.750																			

Cincinnati Reds @ San Diego Padres
Jack Murphy Stadium, San Diego, CA
 Fri Sep 21 1990, 10:05 PM EDT
 Att. 44,717 - Unknown - 70 F

livebaseballscorecards.com

AB	38
R	10
H	13
RBI	10
BB	3
SO	4
LOB	13



Batter	1	2	3	4	5	6	7	8	9	AB R H RBI BB SO LOB
Bip Roberts, S OBP: 0.377, SLG: 0.442 (1, 7) BB X	3-1 G6-3 1B		3-2 G6-4-3 1B			1-2 G4-6-3 1B			0-2 BB 1B	4 1 3 0 0 0 0
Roberto Alomar, S OBP: 0.342, SLG: 0.383 (1, 4) C X	0-1 E BB 1B		1-1 G6-4-3 1-2f			1-2 F7			0-1 L6	4 0 1 0 0 0 3
Jack Clark, R OBP: 0.431, SLG: 0.522 (1, 3) Jerald Clark, R OBP: 0.289, SLG: 0.347 (5, 3) B SAFE BB BB C B	4-1 E BB 1-2		1-2 G6-3			0-1 G4-6-3 1-2f			4-2 1B BB 1-2	1 0 0 0 1 0 0 1 0 0 0 1 0 1
Joe Carter, R OBP: 0.290, SLG: 0.405 (1, 8) C F BB B C	2-3 K				0-3 K				1-2 BB 1B 1-3 2-H	4 0 1 1 0 2 2
Fred Lynn, L OBP: 0.318, SLG: 0.346 (1, 9) Eric Show, R OBP: 0.208, SLG: 0.250 (8, 1) Phil Stephenson, L OBP: 0.319, SLG: 0.325 (9, PH) B C X	1-1 E6 FC6-4 1-2 2-3				2-1 P5				4-1 BB BB BB BB 1-2 BB	3 0 0 0 0 0 2 0 0 0 0 0 0 0 0 0 0 0 1 0 0
Benito Santiago, R OBP: 0.331, SLG: 0.431 (1, 2) Mark Parent, R OBP: 0.277, SLG: 0.311 (7, 2) B C F X	1-2 FC6-4 1-2f				3-1 F8				0-3 K	2 0 0 0 0 0 3 2 0 0 0 0 1 3
Mike Pagliarulo, L OBP: 0.323, SLG: 0.350 (1, 5) B B X					0-0 G4-3				0-0 F7	4 0 0 0 0 0 3
Garry Templeton, S OBP: 0.284, SLG: 0.359 (1, 6) Joey Cora, S OBP: 0.290, SLG: 0.263 (6, 6) B B C BB X					1-1 F7				2-2 F7	2 0 0 0 0 0 0 1 0 0 0 0 0 0
Dennis Rasmussen, L OBP: 0.322, SLG: 0.339 (1, 1) Paul Faries, R OBP: 0.320, SLG: 0.304 (2, PH) Calvin Schiraldi, R OBP: 0.227, SLG: 0.429 (3, 1) Darrin Jackson, R OBP: 0.265, SLG: 0.295 (8, 9) B C F C C C B					0-3 K				1-3 K	0 0 0 0 0 0 0 1 0 0 0 0 1 0 1 0 0 0 0 1 0 1 0 0 0 0 1 0

Inning Stats	R: 0	H: 1	E: 1	K: 1	S: 13	LOB: 3	BB: 1	P: 24	R: 0	H: 0	E: 0	K: 1	S: 10	LOB: 0	BB: 0	P: 16	R: 0	H: 1	E: 0	K: 1	S: 8	LOB: 0	BB: 0	P: 13	R: 0	H: 0	E: 0	K: 1	S: 6	LOB: 0	BB: 0	P: 7	R: 0	H: 1	E: 0	K: 0	S: 8	LOB: 0	BB: 0	P: 10	R: 0	H: 0	E: 0	K: 0	S: 5	LOB: 0	BB: 0	P: 9	R: 0	H: 0	E: 0	K: 1	S: 16	LOB: 0	BB: 0	P: 22	R: 1	H: 2	E: 0	K: 1	S: 16	LOB: 3	BB: 2	P: 25	1B: 5	2B: 0	3B: 0	HR: 0	SF: 0	SAC: 0	DP: 2	HBP: 0	WP: 0	PB: 0	SB: 0	CS: 0	PA: 34
--------------	------	------	------	------	-------	--------	-------	-------	------	------	------	------	-------	--------	-------	-------	------	------	------	------	------	--------	-------	-------	------	------	------	------	------	--------	-------	------	------	------	------	------	------	--------	-------	-------	------	------	------	------	------	--------	-------	------	------	------	------	------	-------	--------	-------	-------	------	------	------	------	-------	--------	-------	-------	-------	-------	-------	-------	-------	--------	-------	--------	-------	-------	-------	-------	--------

PITCHER	IP	WLS	BF	H	R	ER	SO	BB	IBB	HBP	BLK	WP	HR	S	P	ERA	WHIP	PITCHER	IP	WLS	BF	H	R	ER	SO	BB	IBB	HBP	BLK	WP	HR	S	P	ERA	WHIP																				
Jose Rijo, R ERA: 2.75 (1, 1)	9.0	W	34	5	1	1	6	3	0	0	0	0	0	90	139	1.00	0.889																																						

BOTTOM

Cincinnati Reds @ San Diego Padres
Jack Murphy Stadium, San Diego, CA

Fri Sep 21 1990, 10:05 PM EDT
Att: 44,717 - Unknown - 70 F

AB	31
R	1
H	5
RBI	1
BB	3
SO	6
LOB	17



WP	PB	SB	CS
0	0	0	0

Batter	1	2	3	4	5	6	7	8	9	AB R H RBI BB SO LOB
--------	---	---	---	---	---	---	---	---	---	----------------------

Billy Hatcher, R OBP: 0.330, SLG: 0.389 (1, 8)	4-2 2B G4-3 BB		X 0-0 2B FC3-2-5-3 1B		B C X 1-1 L6		F X 0-1 S E 1B		X 0-0 SH3-4 E 1B	4 3 3 0 1 0 0
Mariano Duncan, R OBP: 0.350, SLG: 0.482 (1, 4)	1 SAFE X 0-1 G4-3 1-3 2B		F 1 SAFE F 1 SAFE X 1-2 FC3-2-5-3 1-3 2B		X 0-0 G5-3		C 1 SAFE F 1 SAFE X 1-2 E8 1B 1B		L B X 1-1 SH3-4 1-2	4 1 3 1 0 0 0
Barry Larkin, R OBP: 0.356, SLG: 0.401 (1, 6)	S F X 0-2 G4-3 2-3 3-H		B X 1-0 FC3-2-5-3 2-3 3-H		B X 1-0 F8		B C B B X 3-1 S 1B		F C F B X 1-2 E7 2-H 1B	5 0 2 3 0 0 3
Eric Davis, R OBP: 0.338, SLG: 0.479 (1, 7)	B B F X 1 2-2 L5		B B B I 4-0 IBB		B X 1-0 1B 1B		B C X 1-1 G1-3 1-2		I 1 4-0 G6-4-3 IBB	3 1 1 0 2 0 2
Chris Sabo, R OBP: 0.346, SLG: 0.480 (1, 5)	C B X 1-1 G5-3		B F F X 1-3 K		F X 0-1 1B G5-4-3 1B		B B C B X 3-2 P3		B X 1-0 G6-4-3 1-2f	5 1 1 0 0 1 7
Glenn Braggs, R OBP: 0.360, SLG: 0.412 (1, 9)		C B B 1-3 K		S X 0-1 G4-3 2B		X 0-0 G5-4-3 1B		B X 1-0 G3-1		3 0 2 1 0 1 0 1 0 0 0 0 0 0
Paul O'Neill, L OBP: 0.334, SLG: 0.422 (8, PH) (8, 9)		G F S 0-2 F7		B S X 1-1 G4-3		X 0-0 G5-4-3 1B		B X 1-0 BLK 1B		3 0 0 0 0 0 2 0 0 0 0 0 0 0 1 0 1 0 0 0 0 0 0 0 0 0 0 0
Hal Morris, L OBP: 0.387, SLG: 0.518 (1, 3)		X C S 0-0 G1-3		S C B 1-3 K2-3		S F B B S 3-3 K		1 SAFE 1 SAFE B F X 1-1 F7		4 0 0 0 0 2 2
Rob Dibble, L (6, 1)										
Ron Oester, S OBP: 0.316, SLG: 0.354 (8, PH)										
Billy Bates, L OBP: 0.206, SLG: 0.138 (8, PR)										
Randy Myers, L OBP: 0.250, SLG: 0.250 (8, 1)										
Joe Oliver, R OBP: 0.306, SLG: 0.371 (1, 2)										
Scott Scudder, R OBP: 0.105, SLG: 0.056 (1, 1)										
Alex Trevino, R OBP: 0.287, SLG: 0.317 (4, PH)										
Tim Layana, R (4, 1)										
Todd Benzinger, S OBP: 0.291, SLG: 0.344 (6, 3)										

Cincinnati Reds @ San Diego Padres
Jack Murphy Stadium, San Diego, CA
 Sat Sep 22 1990, 10:05 PM EDT
 Sunny - 70 F

livebaseballscorecards.com

AB	37
R	6
H	13
RBI	5
BB	3
SO	6
LOB	18



Inning Stats	R: 1	H: 1	R: 0	H: 0	R: 0	H: 2	R: 0	H: 1	R: 0	H: 0	R: 2	H: 3	R: 2	H: 3	R: 0	H: 1	R: 1	H: 2	1B: 10	SF: 0	WP: 0	PA: 41
	E: 0	LOB: 1	E: 0	LOB: 0	E: 0	LOB: 3	E: 0	LOB: 1	E: 0	LOB: 0	E: 1	LOB: 0	E: 1	LOB: 1	E: 0	LOB: 2	E: 1	LOB: 1	2B: 3	SAC: 1	PB: 0	
	K: 0	BB: 1	K: 1	BB: 0	K: 2	BB: 1	K: 1	BB: 0	K: 0	BB: 0	K: 1	BB: 0	K: 0	BB: 0	K: 1	BB: 1	K: 0	BB: 1	3B: 0	DP: 2	SB: 2	
	S: 12	P: 19	S: 7	P: 8	S: 11	P: 19	S: 11	P: 14	S: 4	P: 6	S: 8	P: 12	S: 13	P: 22	S: 8	P: 12	S: 8	P: 15	HR: 0	HBP: 0	CS: 0	

PITCHER	IP	WLS	BF	H	R	ER	SO	BB	IBB	HBP	BLK	WP	HR	S	P	ERA	WHIP
Bruce Hurst, L ERA: 3.23 (1, 1)	6.1		28	8	4	4	5	1	1	0	0	0	0	56	82	5.68	1.421
Greg Harris, R ERA: 2.4 (7, 1)	1.2	L	8	3	1	0	1	0	0	0	1	0	0	18	30	0.00	1.800
Eric Show, R ERA: 5.49 (9, 1)	1.0		5	2	1	1	0	0	1	0	0	0	0	8	15	9.00	2.000

Batter	1	2	3	4	5	6	7	8	9	AB	R	H	RBI	BB	SO	LOB
Bip Roberts, S OBP: 0.374, SLG: 0.438 (1, 7) (9, 5)	0-1 G6-3	2-0 G3		0-2 G5-3		2-3 K			0-1 G4-3	5	0	0	0	0	1	3
Roberto Alomar, S OBP: 0.341, SLG: 0.382 (1, 4) (9, 5)	1-0 HR 1B		2-3 K	0-3 K			2-1 F7		2-2 G3	5	1	1	0	0	2	1
Joe Carter, R OBP: 0.289, SLG: 0.403 (1, 8) (9, 7)	2-3 K		1-0 S 3B 1B		1-3 K		0-3 K		1-3 K	5	1	1	0	0	4	1
Fred Lynn, L OBP: 0.317, SLG: 0.359 (1, 9) (9, 5)	1-2 HR		1-1 F9		0-0 F7		2-0 F8			4	1	1	2	0	0	1
Mike Pagliarulo, L OBP: 0.326, SLG: 0.354 Benito Santiago, R OBP: 0.330, SLG: 0.429 (1, 5) (8, PH) (9, 2)	3-2 G3-1		4-2 3B BB		0-2 FC5 2B			1-3 K		2	1	1	0	1	0	0
Garry Templeton, S OBP: 0.286, SLG: 0.363 (1, 6) (9, 5)		2-2 F9	1-1 3B		4-0 IBB			1-1 P3		3	0	1	2	1	0	0
Mark Parent, R OBP: 0.282, SLG: 0.317 Paul Faries, R OBP: 0.320, SLG: 0.304 Eric Show, R OBP: 0.208, SLG: 0.250 (1, 2) (8, PR) (9, 1)		4-2 2B BB	0-0 L5		2-2 FC5			1-0 2B		3	0	1	0	1	0	3
Phil Stephenson, L OBP: 0.325, SLG: 0.337 Jack Clark, R OBP: 0.432, SLG: 0.522 (1, 3) (8, PH) (9, 3)		3-2 2B		1-2 SH1-4 1B		3-3 K		4-0 IBB		3	0	2	0	0	1	0
Bruce Hurst, L OBP: 0.147, SLG: 0.094 Greg Harris, R OBP: 0.091, SLG: 0.273 Darrin Jackson, R OBP: 0.262, SLG: 0.291 (1, 1) (7, 1) (8, PH) (9, 8)		1-3 K		1-1 SH1-4		2-2 G4-3		1-1 G4-3		2	0	0	0	0	1	2

Inning Stats	R: 2	H: 2	E: 0	K: 12	S: 12	LOB: 0	BB: 0	P: 19	R: 0	H: 1	E: 0	K: 14	S: 14	LOB: 2	BB: 1	P: 26	R: 2	H: 2	E: 0	K: 11	S: 11	LOB: 1	BB: 1	P: 20	R: 0	H: 1	E: 0	K: 11	S: 11	LOB: 1	BB: 0	P: 13	R: 0	H: 0	E: 0	K: 10	S: 10	LOB: 2	BB: 1	P: 17	R: 0	H: 0	E: 0	K: 9	S: 9	LOB: 0	BB: 0	P: 16	R: 0	H: 1	E: 0	K: 8	S: 8	LOB: 2	BB: 1	P: 16	R: 0	H: 0	E: 0	K: 9	S: 9	LOB: 0	BB: 0	P: 12
--------------	------	------	------	-------	-------	--------	-------	-------	------	------	------	-------	-------	--------	-------	-------	------	------	------	-------	-------	--------	-------	-------	------	------	------	-------	-------	--------	-------	-------	------	------	------	-------	-------	--------	-------	-------	------	------	------	------	------	--------	-------	-------	------	------	------	------	------	--------	-------	-------	------	------	------	------	------	--------	-------	-------

PITCHER	IP	WLS	BF	H	R	ER	SO	BB	IBB	HBP	BLK	WP	HR	S	P	ERA	WHIP
Scott Scudder, R ERA: 5.19 (1, 1)	3.0		16	5	4	4	3	2	0	0	0	0	1	37	65	12.00	2.333
Tim Layana, R ERA: 3.63 (4, 1)	2.0		9	2	0	0	2	0	1	0	0	0	0	21	30	0.00	1.000
Rob Dibble, R ERA: 1.83 (6, 1)	2.0	W	6	0	0	0	3	0	0	0	0	0	0	15	26	0.00	0.000
Randy Myers, L ERA: 2.06 (8, 1)	2.0	S	8	1	0	0	2	0	1	0	0	0	0	17	28	0.00	0.500

BOTTOM

Cincinnati Reds @ San Diego Padres
Jack Murphy Stadium, San Diego, CA
 Sat Sep 22 1990, 10:05 PM EDT
 Sunny - 70 F

AB	34
R	4
H	8
RBI	4
BB	4
SO	10
LOB	13



WP	HR	S	P	ERA	WHIP
0	0	0	39		

Batter	1	2	3	4	5	6	7	8	9	AB R H RBI BB SO LOB	TOP		
Billy Hatcher, R OBP: 0.329, SLG: 0.386 (1, 8) B C B X	3-1 G6-3 ①		1-2 G5-3 ③			1-0 G4-3 ②	4-0 S 2B IBB	0-0 G4-3 ①		4 1 0 0 1 0 0			
Mariano Duncan, R OBP: 0.353, SLG: 0.484 (1, 4) C F F S	0-3 K ②			1-1 F8 ①		0-0 WP 1B 1B	3-2 SAFE 1B 2B 1-H 2-H	4-0 BB		4 2 2 2 1 1 0			
Barry Larkin, R OBP: 0.355, SLG: 0.399 (1, 6) C X	0-1 G4-3 ③			2-2 G1-3 ②		0-1 WP 1B 1B	1-1 F7 ②	1-2 F8 ②		5 1 1 0 0 0 3			
Eric Davis, R OBP: 0.341, SLG: 0.479 (1, 7) S T B T B B		2-3 K ①		4-2 BB		3-2 1B 1B 1-H 2-H	1-0 S S 1B 2-H	2-3 K ③		4 2 2 3 1 2 1			
Chris Sabo, R OBP: 0.348, SLG: 0.480 (1, 5) B T B X	2-2 G6-3 ②			2-0 F9 ③		1 SAFE 1B 1-2 1B	4-2 BB 1B 2B BB	0-1 1B		4 1 2 0 1 0 1			
Glenn Braggs, R OBP: 0.364, SLG: 0.415 (1, 9) B C X	1-1 1B				0-2 L8 ①	1-0 1-3 2-H 1B	2-1 BB 2B 1B 1-2 2-H	2-0 P5 ①		5 1 3 2 0 0 1			
Hal Morris, L OBP: 0.384, SLG: 0.510 (1, 3) C B X	1-1 F8 ③				0-0 G6-3 ②	2-2 G3 ③	4-1 2B BB 1-2 2-3	1-1 L7 ②		4 0 0 0 1 0 4			
Joe Oliver, R OBP: 0.307, SLG: 0.370 (1, 2) Billy Bates, L OBP: 0.206, SLG: 0.138 (7, PR) Terry Lee, R OBP: 0.500, SLG: 0.600 (7, PH) Jeff Reed, L OBP: 0.339, SLG: 0.366 (7, 2) B X			1-0 G6-3 ①		1-3 K ③		S SH3-4 2B 1B			3 0 1 0 0 1 0 0 1 0 0 0 0 0 1 0 1 2 0 0 0 1 0 0 0 0 1 1			
Tom Browning, L OBP: 0.123, SLG: 0.127 (1, 1) Alex Trevino, R OBP: 0.284, SLG: 0.313 (6, PH) Rick Mahler, R OBP: 0.135, SLG: 0.143 (6, 1) B F B S S		2-3 K ②				3-1 F7 ①	S SH3-4 2B G1-3 ①			1 0 0 0 0 1 0 1 0 0 0 0 0 0 1 0 0 0 0 0 3			
Inning Stats	R: 0 E: 0 K: 1 S: 8 H: 0 LOB: 0 BB: 0 P: 11	R: 0 E: 0 K: 1 S: 12 H: 1 LOB: 1 BB: 0 P: 18	R: 0 E: 0 K: 1 S: 7 H: 0 LOB: 0 BB: 0 P: 11	R: 0 E: 0 K: 0 S: 12 H: 0 LOB: 1 BB: 1 P: 21	R: 0 E: 0 K: 1 S: 7 H: 0 LOB: 0 BB: 0 P: 8	R: 3 E: 0 K: 0 S: 16 H: 5 LOB: 2 BB: 0 P: 26	R: 6 E: 0 K: 0 S: 21 H: 5 LOB: 3 BB: 3 P: 44	R: 0 E: 0 K: 1 S: 11 H: 0 LOB: 1 BB: 1 P: 18	R: 0 E: 0 K: 1 S: 8 H: 1 LOB: 1 BB: 0 P: 11	1B: 10 2B: 2 3B: 0 HR: 0 SF: 0 SAC: 1 DP: 0 HBP: 0	WP: 1 PB: 0 SB: 4 CS: 0 PA: 44		
PITCHER	IP WLS BF H R ER SO BB IBB HBP BLK WP HR S P ERA WHIP											PITCHER	IP WLS BF H R ER SO BB IBB HBP BLK WP HR S P ERA WHIP
Atlee Hammaker, L ERA: 4.41 (1, 1)	6.0 L 25 6 3 3 4 1 0 0 0 1 0 62 95 4.50 1.167												
Eric Show, R ERA: 6.01 (7, 1)	0.2 8 4 6 6 0 1 1 0 0 0 0 18 36 81.00 7.500												
Rich Rodriguez, L ERA: 3.03 (7, 1)	1.1 7 1 0 0 1 2 0 0 0 0 0 14 26 0.00 2.250												
Craig Leferts, L ERA: 2.44 (9, 1)	1.0 4 1 0 0 1 0 0 0 0 0 0 8 11 0.00 1.000												

Cincinnati Reds @ San Diego Padres
Jack Murphy Stadium, San Diego, CA
 Sat Sep 22 1990, 10:05 PM EDT
 Att. 27,524 - Unknown - 70 F

livebaseballscorecards.com

AB	38
R	9
H	12
RBI	9
BB	5
SO	6
LOB	14




Batter	1	2	3	4	5	6	7	8	9	AB	R	H	RBI	BB	SO	LOB
Bip Roberts, S OBP: 0.372, SLG: 0.436 (1, 5)	0-1 1B 1B		0-0 P4	0-0 F7			2-1 G4-3		0-1 G4-3	5	1	1	0	0	0	2
Roberto Alomar, S OBP: 0.340, SLG: 0.380 (1, 4)	1-0 F9		0-1 F9			1-2 FC6-4 1B	0-2 G4-3		1-0 G3-1	5	0	1	0	0	0	1
Jack Clark, R OBP: 0.434, SLG: 0.533 (1, 3)	0-1 F9 1-2 1B		2-2 FC5-4 1B			0-1 FC6-4 1B 1-2f	3-2 G5-3		0-0 HR	5	1	3	1	0	0	1
Joe Carter, R OBP: 0.290, SLG: 0.403 (1, 7)	0-1 S 1-2 2-H 1B		1-1 FC5-4 1-2f			0-2 F9		0-0 SF9 1B	0-1 F7	5	1	2	1	0	0	2
Benito Santiago, R OBP: 0.331, SLG: 0.433 (1, 2)	0-0 F9 2-3			1-3 K		1-1 1-2 1B		0-0 SF9 1-3 G3-1 2B		4	1	2	0	0	1	2
Garry Templeton, S OBP: 0.283, SLG: 0.361 Paul Faries, R OBP: 0.320, SLG: 0.304 (1, 6) (9, 6)	1-2 F8 1-2			0-3 K		0-1 F7		1-1 SF9 2-3 3-H		3	0	0	1	0	1	4
Jerald Clark, R OBP: 0.288, SLG: 0.382 (1, 9)		1-2 G5-3		0-1 HR		1-1 G6-3		0-0 G3-1 3-H		4	1	1	2	0	0	0
Darrin Jackson, R OBP: 0.261, SLG: 0.289 (1, 8)		0-3 K		0-1 E4 1B		0-1 F8		0-1 1B		4	0	1	0	0	1	0
Atlee Hammaker, S OBP: 0.180, SLG: 0.105 Phil Stephenson, L OBP: 0.323, SLG: 0.335 Eric Show, R OBP: 0.208, SLG: 0.250 Rich Rodriguez, L OBP: 0.225, SLG: 0.353 Mike Pagliarulo, L OBP: 0.250, SLG: 0.250 (1, 1) (6, PH) (7, 1) (7, 1) (8, PH) (9, 1)		0-3 K		0-1 1B		3-1 F7		1-3 K		2	0	1	0	0	1	0

Inning Stats	R: 1	H: 3	E: 0	K: 0	S: 11	H: 3	LOB: 2	BB: 0	P: 13	R: 0	H: 0	E: 0	K: 2	S: 10	H: 0	LOB: 0	BB: 0	P: 11	R: 0	H: 1	E: 0	K: 0	S: 8	H: 2	LOB: 2	BB: 0	P: 15	R: 0	H: 0	E: 0	K: 0	S: 9	H: 3	LOB: 1	BB: 0	P: 12	R: 1	H: 1	E: 0	K: 0	S: 6	H: 1	LOB: 0	BB: 0	P: 7	1B: 9	SF: 1	2B: 1	3B: 0	HR: 2	SAC: 0	DP: 0	HBP: 0	WP: 0	PB: 0	SB: 1	CS: 0	PA: 40
--------------	------	------	------	------	-------	------	--------	-------	-------	------	------	------	------	-------	------	--------	-------	-------	------	------	------	------	------	------	--------	-------	-------	------	------	------	------	------	------	--------	-------	-------	------	------	------	------	------	------	--------	-------	------	-------	-------	-------	-------	-------	--------	-------	--------	-------	-------	-------	-------	--------

PITCHER	IP	WLS	BF	H	R	ER	SO	BB	IBB	HBP	BLK	WP	HR	S	P	ERA	WHIP
Tom Browning, L ERA: 3.8 (1, 1)	5.0	W	24	8	2	2	4	0	0	0	0	0	1	55	64	3.60	1.600
Rick Mahler, R ERA: 4.27 (6, 1)	4.0	S	16	4	3	3	1	0	0	0	0	0	1	31	43	6.75	1.000

San Diego Padres
Cincinnati Reds @ San Diego Padres
Jack Murphy Stadium, San Diego, CA
 Sat Sep 22 1990, 10:05 PM EDT
 Att: 27,524 - Unknown - 70 F

AB	39
R	5
H	12
RBI	5
BB	0
SO	5
LOB	13



Batter	1	2	3	4	5	6	7	8	9	AB R H RBI BB SO LOB	TOP											
Barry Larkin, R (1, 6) OBP: 0.357, SLG: 0.401	L6	1B		1B		F9		G4-3		5 0 3 3 0 0 0												
Paul O'Neill, L (1, 9) OBP: 0.335, SLG: 0.421	G3	1B		PO		G6-3		G4-3		5 0 2 1 0 0 2												
Bill Doran, S (1, 4) OBP: 0.412, SLG: 0.436	F9	F9		PO	BB	G5-3		P3		4 1 0 0 1 0 3												
Eric Davis, R (1, 7) OBP: 0.345, SLG: 0.483		1B	K		E		HR		1B	5 3 4 0 0 1 0												
Hal Morris, L (1, 3) OBP: 0.385, SLG: 0.509		1B	G3		E3	K		L6		5 1 2 0 0 1 2												
Luis Quinones, S (1, 5) OBP: 0.307, SLG: 0.351		1B	K		FC5-4	HR		F9		5 2 2 2 0 1 3												
Jeff Reed, L (1, 2) OBP: 0.335, SLG: 0.361		K		G6-3	FC4-6	K		G4-3		5 0 1 1 0 2 4												
Herm Winningham, L (1, 8) OBP: 0.321, SLG: 0.447		1B		SH1-4	FC4-6	G4-3				3 2 1 1 1 0 2												
Danny Jackson, R (1, 1) OBP: 0.059, SLG: 0.118		K		SH1-4	F9			G4-3		2 0 0 0 0 1 5												
Terry Lee, R (8, PH) OBP: 0.571, SLG: 0.667										1 0 1 0 0 0 0												
Tim Layana, R (8, 1)										0 0 0 0 0 0 0												
Inning Stats	R: 0 E: 0 K: 0 S: 6	H: 0 LOB: 0 BB: 0 P: 8	R: 4 E: 0 K: 2 S: 22	H: 6 LOB: 2 BB: 0 P: 30	R: 0 E: 0 K: 2 S: 9	H: 0 LOB: 0 BB: 0 P: 11	R: 1 E: 0 K: 0 S: 10	H: 2 LOB: 1 BB: 1 P: 17	R: 2 E: 1 K: 0 S: 9	H: 3 LOB: 2 BB: 1 P: 14	R: 0 E: 0 K: 2 S: 10	H: 0 LOB: 0 BB: 0 P: 14	R: 2 E: 0 K: 2 S: 12	H: 2 LOB: 0 BB: 0 P: 18	R: 0 E: 0 K: 0 S: 8	H: 2 LOB: 1 BB: 0 P: 15	R: 0 E: 0 K: 0 S: 7	H: 1 LOB: 1 BB: 0 P: 14	1B: 15 2B: 0 3B: 0 HR: 1	SF: 0 SAC: 1 DP: 1 HBP: 0	WP: 0 PB: 0 SB: 0 CS: 0	PA: 44
PITCHER	IP WLS BF H R ER SO BB IBB HBP BLK WP HR S P ERA WHIP																					
Ed Whitson, R (1, 1) ERA: 2.63	4.0 L 23 10 7 7 4 2 0 0 0 0 0 0 52 75 15.75 3.000																					
Rich Rodriguez, L (5, 1) ERA: 3.09	5.0 20 6 2 2 2 0 0 0 0 0 0 1 41 66 3.60 1.200																					

Cincinnati Reds @ San Diego Padres
 Jack Murphy Stadium, San Diego, CA
 Sun Sep 23 1990, 6:33 AM EDT
 Att. 15,410 - Sunny - 80 F

livebaseballscorecards.com

AB	40
R	9
H	16
RBI	8
BB	2
SO	6
LOB	21



Batter	1	2	3	4	5	6	7	8	9	AB	R	H	RBI	BB	SO	LOB
Bip Roberts, S OBP: 0.371, SLG: 0.434 (1, 7)	2-3 K		0-1 FC5-4		2-1 1B		1-3 K			4	0	1	0	0	2	1
Roberto Alomar, S OBP: 0.340, SLG: 0.381 (1, 4)	0-0 FC6-5		2-3 K		1-2 SF7			2-0 G6-3		2	0	1	0	0	1	1
Paul Faries, R OBP: 0.296, SLG: 0.292 (4, 4)	FC6-5 1B		1-2 K		3-H 0-1			3-3 K		1	0	0	1	0	0	0
Jack Clark, R OBP: 0.436, SLG: 0.533 (1, 3)	4-1 FC6-5		3-2 P5		1-2 1B			3-3 K		2	0	1	1	1	0	1
Darrin Jackson, R OBP: 0.258, SLG: 0.286 (8, 9)	1-2 BB		1-2 BB		1-2 2-H			3-3 K		1	0	0	0	0	1	0
Joe Carter, R OBP: 0.288, SLG: 0.400 (1, 8)	0-1 FC6-5		2-3 K		0-0 G4-3			2-2 G6-3		4	0	0	0	0	1	4
Benito Santiago, R OBP: 0.329, SLG: 0.429 (1, 2)	0-0 F9		1-0 G5-3		0-3 K			0-0 G4-3		3	0	0	0	0	1	2
Mark Parent, R OBP: 0.281, SLG: 0.315 (8, 2)	F9		1-0 G5-3		3-3 K			0-3 K		1	0	0	0	0	0	0
Jerald Clark, R OBP: 0.274, SLG: 0.363 (1, 9)		1-0 F9		1-0 G5-3		3-3 K		0-3 K		4	0	0	0	0	2	0
Mike Pagliarulo, L OBP: 0.322, SLG: 0.349 (1, 5)		1-0 P6			0-0 F8		0-0 G3		0-3 K	4	0	0	0	0	1	0
Joey Cora, S OBP: 0.308, SLG: 0.283 (1, 6)		2-1 G4-3			3-2 1B			1-0 G4-6-3		3	1	2	0	0	0	0
Ed Whitson, R OBP: 0.182, SLG: 0.219 (1, 1)			0-1 FC5-4		4-0 1B			3-2 G4-6-3		1	0	1	0	0	0	0
Rich Rodriguez, L (5, 1)			1-2 1B		1-2 BB			1-2 G4-6-3		1	1	0	0	1	0	1

Inning Stats		R: 0	H: 1	E: 0	K: 1	S: 10	R: 0	H: 0	E: 0	K: 0	S: 4	R: 0	H: 1	E: 0	K: 1	S: 11	R: 0	H: 0	E: 0	K: 1	S: 5	R: 2	H: 3	E: 0	K: 0	S: 14	R: 0	H: 0	E: 0	K: 2	S: 11	R: 0	H: 1	E: 0	K: 1	S: 8	R: 0	H: 0	E: 0	K: 1	S: 7	R: 0	H: 0	E: 0	K: 2	S: 8	R: 0	H: 0	E: 0	K: 2	S: 8	1B: 6	SF: 1	2B: 0	SAC: 0	3B: 0	DP: 1	HR: 0	HBP: 0	WP: 0	PA: 34
PITCHER	Danny Jackson, L ERA: 3.83 (1, 1)	IP: 7.0	WLS: 1	BF: 28	H: 6	R: 2	ER: 2	SO: 6	BB: 2	IBB: 0	HBP: 0	BLK: 0	WP: 0	HR: 0	S: 63	P: 100	ERA: 2.57	WHIP: 1.143	PITCHER	Tim Layana, R ERA: 3.54 (8, 1)	IP: 2.0	WLS: 0	BF: 6	H: 0	R: 0	ER: 0	SO: 3	BB: 0	IBB: 0	HBP: 0	BLK: 0	WP: 0	HR: 0	S: 15	P: 22	ERA: 0.00	WHIP: 0.000																								


BOTTOM

Cincinnati Reds @ San Diego Padres
Jack Murphy Stadium, San Diego, CA

Sun Sep 23 1990, 6:33 AM EDT
 Att: 15,410 - Sunny - 80 F

livebaseballscorecards.com

AB	31
R	2
H	6
RBI	2
BB	2
SO	9
LOB	10



Batter	1	2	3	4	5	6	7	8	9	AB R H RBI BB SO LOB	TOP
Joey Cora, S (1, 6) OBP: 0.290, SLG: 0.266 C B F B X	2-2 F7 ①		2-1 L4 ③		1-0 FC7-2 ② ③ 3-H			0-0 L7 ①		4 0 0 0 0 0 1	San Diego Padres @ San Francisco Giants Candlestick Park, San Francisco, CA Mon Sep 24 1990, 10:05 PM EDT Att. 11,130 - Unknown - 65 F livebaseballscorecards.com SD
Paul Faries, R (1, 4) OBP: 0.290, SLG: 0.259 B F B B X	3-2 G6-3 ②			0-1 G6-3 ①		1-3 K ①		4-0 BB ②		3 0 0 0 1 1 0	
Jack Clark, R (1, 3) OBP: 0.434, SLG: 0.528 B B F X	2-1 F9 ③			3-3 K ②		4-2 BB BB		1-1 P3 ②		3 0 0 0 1 1 1	
Joe Carter, R (1, 7) OBP: 0.291, SLG: 0.402 B X S F B		1-2 G4-3 2B ①		4-2 1B BB		4-2 G4-6-3 BB 1-2		3-2 L8 ③		2 1 1 0 2 0 1	
Fred Lynn, L (1, 9) OBP: 0.317, SLG: 0.359 Jerald Clark, R (6, 9) OBP: 0.271, SLG: 0.358		0-0 G4-3 2-3 ①		0-1 1B 1-2 1B		3-2 G4-6-3 ③ ④ 1-2f		1-0 P6 ①		3 0 1 0 0 0 3 1 0 0 0 0 0 0	
Benito Santiago, R (1, 2) OBP: 0.331, SLG: 0.430 X		0-0 G3 ②		2-2 FC4 1-2 2-H 1B		2-1 1B		1-1 G1-3 ②		4 0 2 1 0 0 1	
Mike Pagliarulo, L (1, 5) OBP: 0.319, SLG: 0.345 F B X		1-1 P4 ③		1-2 FC4 1-2f		0-0 F8 ①		0-1 G3 ③		4 0 0 0 0 0 4	
Darrin Jackson, R (1, 8) OBP: 0.261, SLG: 0.287 F B X			1-1 B3 ①		0-1 SH1-3 FC7-2 1B		1-3 K ②			3 0 1 0 0 1 1	
Derek Lilliquist, L (1, 1) OBP: 0.293, SLG: 0.425 Bip Roberts, S (7, PH) OBP: 0.371, SLG: 0.434 Eric Show, R (7, 1) OBP: 0.208, SLG: 0.250 B B X			2-0 L9 ②		0-1 SH1-3 1-3		0-1 G4-3 ③			1 0 0 0 0 0 0 1 0 0 0 0 0 1 0 0 0 0 0 0 0	
Inning Stats	R: 0 H: 0 E: 0 LOB: 0 K: 0 BB: 0 S: 8 P: 15	R: 0 H: 1 E: 0 LOB: 1 K: 0 BB: 0 S: 7 P: 9	R: 0 H: 0 E: 0 LOB: 0 K: 0 BB: 0 S: 5 P: 10	R: 1 H: 2 E: 0 LOB: 2 K: 1 BB: 1 S: 21 P: 31	R: 0 H: 1 E: 0 LOB: 0 K: 0 BB: 0 S: 5 P: 6	R: 0 H: 0 E: 0 LOB: 1 K: 1 BB: 2 S: 13 P: 25	R: 0 H: 1 E: 0 LOB: 1 K: 1 BB: 0 S: 8 P: 11	R: 0 H: 0 E: 0 LOB: 1 K: 0 BB: 1 S: 6 P: 14	R: 0 H: 0 E: 0 LOB: 0 K: 0 BB: 0 S: 5 P: 7	1B: 4 SF: 0 2B: 2 SAC: 1 3B: 0 DP: 2 HR: 0 HBP: 0	WP: 0 PA: 34 PB: 0 SB: 1 CS: 0
PITCHER Kelly Downs, R (1, 1) ERA: 3.62 Francisco Oliveras, R (7, 1) ERA: 2.87 Steve Bedrosian, R (9, 1) ERA: 4.42	IP WLS BF H R ER SO BB IBB HBP BLK WP HR S P ERA WHIP 6.0 W 23 4 1 1 2 3 0 0 0 0 0 0 59 96 1.50 1.167 2.0 8 1 0 0 1 1 0 0 0 0 0 0 14 25 0.00 1.000 1.0 S 3 0 0 0 0 0 0 0 0 0 0 0 0 5 7 0.00 0.000	PITCHER IP WLS BF H R ER SO BB IBB HBP BLK WP HR S P ERA WHIP									

Batter	1	2	3	4	5	6	7	8	9	AB	R	H	RBI	BB	SO	LOB
--------	---	---	---	---	---	---	---	---	---	----	---	---	-----	----	----	-----

Brett Butler, L <small>(1, 8) OBP: 0.393, SLG: 0.377</small>	 <small>2-2 L7 1B</small>		 <small>1-0 FC6-4 1B</small>		 <small>2-2 2B WP 1B</small>		 <small>0-0 F8</small>			4	1	2	0	0	0	1
Robby Thompson, R <small>(1, 4) OBP: 0.299, SLG: 0.384</small>	 <small>2-2 G6-3</small>		 <small>1-0 FC6-4 1-2f</small>		 <small>1-0 WP 2B</small>		 <small>1-3 K</small>			4	0	1	1	0	1	2
Will Clark, L <small>(1, 3) OBP: 0.356, SLG: 0.449</small>	 <small>0-0 1B</small>			 <small>1-0 HR</small>	 <small>4-1 WP BB</small>			 <small>0-0 G4-3 HBP 1B</small>		3	1	3	1	1	0	0
Kevin Mitchell, R <small>(1, 7) OBP: 0.361, SLG: 0.546</small>	 <small>1-1 F9</small>			 <small>1-0 F8</small>	 <small>2-1 G6-3 1-2 2-3 3-H</small>			 <small>1-3 K</small>		4	0	0	0	0	1	4
Matt Williams, R <small>(1, 5) OBP: 0.320, SLG: 0.487</small>		 <small>0-3 K</small>		 <small>1-1 G5-3</small>		 <small>2-2 P6</small>		 <small>2-1 G4-3 HBP</small>		3	0	0	0	0	1	0
Greg Litton, R <small>(1, 9) OBP: 0.275, SLG: 0.290</small> Francisco Oliveras, R <small>(7, 1)</small> Ernest Riles, L <small>(8, PH) OBP: 0.309, SLG: 0.367</small> Steve Bedrosian, R <small>(9, 1) OBP: 0.500, SLG: 0.500</small>		 <small>1-0 F8</small>		 <small>2-1 G5-3</small>		 <small>1-2 G4-3</small>		 <small>1-0 G4-3 1-2 2-3</small>		3	0	0	0	0	0	0
Steve Decker, R <small>(1, 2) OBP: 0.357, SLG: 0.643</small>		 <small>3-2 F8</small>			 <small>0-0 P3</small>	 <small>1-2 F8</small>		 <small>3-1 F9</small>		4	0	0	0	0	0	2
Mike Benjamin, R <small>(1, 6) OBP: 0.244, SLG: 0.368</small>			 <small>1-3 K</small>		 <small>0-2 1B SH1-4 2B 1B</small>		 <small>1-3 K</small>			3	1	1	0	0	2	0
Kelly Downs, R <small>(1, 1)</small> Mike Kingery, L <small>(7, 9) OBP: 0.335, SLG: 0.342</small>			 <small>1-3 K</small>		 <small>0-1 SH1-4 1-2</small>		 <small>0-0 1B</small>			1	0	0	0	0	1	0
										1	0	1	0	0	0	0

Inning Stats	R: 0	H: 1	E: 0	LOB: 1	K: 0	BB: 0	S: 10	R: 0	H: 0	E: 0	LOB: 0	K: 1	BB: 0	S: 10	R: 0	H: 1	E: 0	LOB: 1	K: 2	BB: 0	S: 8	R: 1	H: 1	E: 0	LOB: 0	K: 0	BB: 0	S: 6	R: 2	H: 3	E: 0	LOB: 2	K: 0	BB: 1	S: 13	R: 0	H: 0	E: 0	LOB: 0	K: 0	BB: 0	S: 13	R: 0	H: 1	E: 0	LOB: 1	K: 2	BB: 0	S: 8	R: 0	H: 1	E: 0	LOB: 2	K: 1	BB: 0	S: 8	1B: 6	SF: 0	2B: 1	SAC: 1	3B: 0	DP: 0	HR: 1	HBP: 1	WP: 1	PA: 34
--------------	------	------	------	--------	------	-------	-------	------	------	------	--------	------	-------	-------	------	------	------	--------	------	-------	------	------	------	------	--------	------	-------	------	------	------	------	--------	------	-------	-------	------	------	------	--------	------	-------	-------	------	------	------	--------	------	-------	------	------	------	------	--------	------	-------	------	-------	-------	-------	--------	-------	-------	-------	--------	-------	--------

PITCHER	IP	WLS	BF	H	R	ER	SO	BB	IBB	HBP	BLK	WP	HR	S	P	ERA	WHIP
Derek Lilliquist, L <small>(1, 1) ERA: 5.59</small>	6.0	L	25	6	3	3	3	1	0	0	0	1	1	60	91	4.50	1.167
Eric Show, R <small>(7, 1) ERA: 5.89</small>	2.0		9	2	0	0	3	0	0	1	0	0	0	16	25	0.00	1.000

BOTTOM

San Diego Padres @ San Francisco Giants
 Candlestick Park, San Francisco, CA
 Mon Sep 24 1990, 10:05 PM EDT
 Att: 11,130 - Unknown - 65 F

AB	31
R	3
H	8
RBI	2
BB	1
SO	6
LOB	11



WP: 1	PA: 34
PB: 0	
SB: 0	
CS: 0	

Batter	1	2	3	4	5	6	7	8	9	AB R H RBI BB SO LOB	TOP
Joey Cora, S (1, 4) OBP: 0.301, SLG: 0.294 B B C C X	3-1 F9 1B 2B		1-2 G5-3		1-1 P8			2-2 2B 1B		4 1 2 0 0 0 1	San Diego Padres @ San Francisco Giants Candlestick Park, San Francisco, CA Tue Sep 25 1990, 10:05 PM EDT Att. 10,195 - Unknown livebaseballscorecards.com
Garry Templeton, S (1, 6) OBP: 0.283, SLG: 0.362 S B F B X	2-2 F9		0-0 G3		1-1 F7			0-0 L4 2B		4 0 1 0 0 0 2	
Jack Clark, R (1, 3) OBP: 0.435, SLG: 0.526 X	0-0 FC6-4 1B		4-2 BB		1-1 F8			1-0 P3		3 0 1 1 1 0 2	
Joe Carter, R (1, 7) OBP: 0.289, SLG: 0.400 B X	1-0 FC6-4 1-2f		2-2 P3		2-2 F9			1-2 L4 2-3		4 0 0 0 0 0 5	
Benito Santiago, R (1, 2) OBP: 0.327, SLG: 0.425 C C C F	0-3 K		1-0 G5-3		2-2 G6-3			3-3 K		4 0 0 0 0 2 1	
Mike Pagliarulo, L (1, 5) OBP: 0.318, SLG: 0.344 C C C F C		1-3 K	2-0 1B 1B		2-1 G3			2-2 F8		4 0 1 0 0 1 0	
Jerald Clark, R (1, 9) OBP: 0.273, SLG: 0.357 Phil Stephenson, L (9, PH) OBP: 0.321, SLG: 0.333		1-3 K	1-1 1B		0-1 F8			1-1 G3		3 0 1 0 0 1 0 1 0 0 0 0 0 0	
Darrin Jackson, R (1, 8) OBP: 0.253, SLG: 0.278 C C C F C		0-3 K	0-0 P4		2-2 G5-3			2-2 G5-3		3 0 0 0 0 1 2	
Andy Benes, R (1, 1) OBP: 0.133, SLG: 0.123 Tom Lampkin, L (7, PH) OBP: 0.246, SLG: 0.309 Greg Harris, R (7, 1) OBP: 0.091, SLG: 0.273			0-0 G3 2B		1-3 K			0-0 G5-3		2 0 1 0 0 1 2 1 0 0 0 0 0 0 0 0 0 0 0 0 0	
Inning Stats	R: 1 H: 2 E: 0 LOB: 1 K: 1 BB: 0 S: 11 P: 17	R: 0 H: 0 E: 0 LOB: 0 K: 3 BB: 0 S: 10 P: 12	R: 0 H: 1 E: 0 LOB: 2 K: 0 BB: 1 S: 11 P: 18	R: 0 H: 2 E: 0 LOB: 2 K: 1 BB: 0 S: 8 P: 13	R: 0 H: 0 E: 0 LOB: 0 K: 0 BB: 0 S: 6 P: 9	R: 0 H: 0 E: 0 LOB: 0 K: 0 BB: 0 S: 12 P: 18	R: 0 H: 0 E: 0 LOB: 0 K: 0 BB: 0 S: 6 P: 8	R: 0 H: 2 E: 0 LOB: 1 K: 0 BB: 0 S: 9 P: 13	R: 0 H: 0 E: 0 LOB: 0 K: 1 BB: 0 S: 8 P: 14	1B: 4 SF: 0 2B: 4 SAC: 0 3B: 0 DP: 1 HR: 0 HBP: 0	WP: 0 PA: 34 PB: 0 SB: 0 CS: 0
PITCHER	Rick Reuschel, R (1, 1) ERA: 4.17 Mark Dewey, R (5, 1) ERA: 1.47 Steve Bedrosian, R (9, 1) ERA: 4.36	IP WLS BF H R ER SO BB IBB HBP BLK WP HR S P ERA WHIP	IP WLS BF H R ER SO BB IBB HBP BLK WP HR S P ERA WHIP	PITCHER	IP WLS BF H R ER SO BB IBB HBP BLK WP HR S P ERA WHIP						

AB	33
R	1
H	7
RBI	1
BB	1
SO	6
LOB	15



Batter	1	2	3	4	5	6	7	8	9
Brett Butler, L OBP: 0.392, SLG: 0.378 (1, 8)	2-2 1B 2B	1-2 F9		1-1 G4-3		3-2 P5			
Mike Kingery, L OBP: 0.333, SLG: 0.340 (1, 7)	1-2 2-H 1B	3-2 G6-3		1-0 G3-1		0-1 F7			
Will Clark, L OBP: 0.356, SLG: 0.447 (1, 3)	3-3 K2 1-2f		1-2 1B		0-0 F8		2-1 F9		
Matt Williams, R OBP: 0.321, SLG: 0.487 (1, 5)	0-1 BB 1B		0-3 K		2-2 1B 1B		1-3 K		
Kevin Bass, S OBP: 0.293, SLG: 0.396 (1, 9)	4-2 1-2 BB BB		0-0 F8		2-3 K		1-2 G6-3		
Robby Thompson, R OBP: 0.303, SLG: 0.385 (1, 4)	4-2 1-2 2-3 BB		1-3 K		2-2 1-2 1B		4-2 FC4-6 BB		
Steve Decker, R OBP: 0.344, SLG: 0.688 (1, 2)	0-0 F8			2-1 HR		2-3 K	1-2 F7		
Mike Benjamin, R OBP: 0.267, SLG: 0.452 (1, 6)		0-2 F9 SH3-4 1B		2-2 E4 G4-3		1-2 HR	1-3 K		
Rick Reuschel, R OBP: 0.167, SLG: 0.208 (1, 1)		0-1 SH3-4		1-3 K		2-3 K	2-1 FC4-6		
Mike Laga, L OBP: 0.182, SLG: 0.429 (4, PH)									
Mark Dewey, R (5, 1)									
Ernest Riles, L OBP: 0.307, SLG: 0.364 (8, PH)									
Steve Bedrosian, R OBP: 0.500, SLG: 0.500 (9, 1)									

AB	R	H	RBI	BB	SO	LOB
4	1	1	0	0	0	2
4	0	1	1	0	0	2
4	0	1	0	0	1	1
4	0	2	0	0	2	1
3	0	0	0	1	1	2
2	0	1	0	2	1	1
4	1	1	1	0	1	6
4	1	2	1	0	1	1
0	0	0	0	0	0	0
1	0	0	0	0	1	1
1	0	0	0	0	1	0
1	0	0	0	0	0	1
0	0	0	0	0	0	0

BOTTOM	
AB	32
R	3
H	9
RBI	3
BB	3
SO	9
LOB	18

Inning Stats		R	H	E	K	S	H	LOB	BB	P	
R: 1	H: 3	E: 0	LOB: 3	K: 1	S: 21	R: 0	H: 1	E: 0	LOB: 1	K: 0	S: 11
R: 0	H: 1	E: 0	LOB: 1	K: 0	S: 11	R: 0	H: 1	E: 0	LOB: 1	K: 2	S: 10
R: 0	H: 2	E: 0	LOB: 2	K: 2	S: 15	R: 1	H: 1	E: 0	LOB: 0	K: 1	S: 13
R: 0	H: 0	E: 0	LOB: 0	K: 1	S: 8	R: 0	H: 0	E: 0	LOB: 0	K: 1	S: 10

PITCHER	IP	WLS	BF	H	R	ER	SO	BB	IBB	HBP	BLK	WP	HR	S	P	ERA	WHIP
Andy Benes, R ERA: 3.71 (1, 1)	6.0	L	29	9	3	3	7	2	0	0	0	0	2	81	122	4.50	1.833
Greg Harris, R ERA: 2.36 (7, 1)	2.0		7	0	0	0	2	1	0	0	0	0	0	18	30	0.00	0.500

PITCHER		IP	WLS	BF	H	R	ER	SO	BB	IBB	HBP	BLK	WP	HR	S	P	ERA	WHIP
R: 0	H: 0	E: 0	LOB: 0	K: 1	S: 8	R: 0	H: 0	E: 0	LOB: 0	K: 1	S: 10	R: 0	H: 0	E: 0	LOB: 1	K: 1	S: 18	

San Diego Padres @ San Francisco Giants
Candlestick Park, San Francisco, CA
 Tue Sep 25 1990, 10:05 PM EDT
 Att. 10,195 - Unknown



WP	PA
0	36
PB: 0	CS: 0
SF: 0	SAC: 1
DP: 1	HBP: 0

Batter	1	2	3	4	5	6	7	8	9	AB R H RBI BB SO LOB	TOP																
Bip Roberts, S (1, 7) OBP: 0.372, SLG: 0.434	1-1 G6-3	0-0 1B		2-2 G6-3		0-1 SH1-4		0-1 S 1B		4 1 2 0 0 0 0	San Diego Padres @ San Francisco Giants Candlestick Park, San Francisco, CA Wed Sep 26 1990, 6:33 AM EDT Att. 10,193 - Sunny livebaseballscorecards.com																
Joey Cora, S (1, 4) OBP: 0.333, SLG: 0.329	1-2 S 1B	0-1 1B E 1B		3-1 CS 1B		1-0 BB FC3-2 1B		2-2 G1-3		5 1 4 0 0 0 1																	
Jack Clark, R (1, 3) OBP: 0.434, SLG: 0.525	3-3 SAFE K	1-1 E 1B		1-3 K		3-2 FC3-2 BB		3-3 K		1 0 0 0 0 1 1 4 0 1 2 0 2 4																	
Phil Stephenson, L (1, 3) OBP: 0.320, SLG: 0.331	1-2 K	1-2 2-H 3-H 1B		1-2 K		1-2 3-2 BB																					
Joe Carter, R (1, 8) OBP: 0.289, SLG: 0.397	0-3 K	0-1 E5			1-0 G4-3	4-1 BB			1-1 P3	4 0 0 0 1 1 2																	
Mike Pagliano, L (1, 5) OBP: 0.319, SLG: 0.348		0-0 HR 1B			0-0 PB 2B	0-1 F7			1-0 G4-3	5 1 2 0 0 0 5																	
Jerald Clark, R (1, 9) OBP: 0.280, SLG: 0.382		0-2 G4-6-3 1B	0-0 SF7 3B		0-2 G5-3		1-2 G6-3		2-2 F9	5 1 2 0 0 0 1																	
Mark Parent, R (1, 2) OBP: 0.280, SLG: 0.310		0-0 G4-6-3	1-0 P6		4-0 BB		2-3 K			3 0 0 0 1 1 3																	
Garry Templeton, S (1, 6) OBP: 0.283, SLG: 0.368		2-2 HR	1-2 SF7		0-2 F7		0-0 F7			3 1 1 3 0 0 2 0 0 0 0 0 0 0																	
Eric Show, R (7, 1) OBP: 0.208, SLG: 0.250		3-H HR	3-H HR																								
Dennis Rasmussen, L (1, 1) OBP: 0.328, SLG: 0.345		2-2 1B 1B 1B	0-3 K			2-1 FC3-2 1B		1-1 F9		2 1 1 0 0 1 0 1 0 1 0 0 0 0 0 0 0 0 0 0 0 1 0 0 0 0 0 0																	
Tom Lampkin, L (6, PH) OBP: 0.259, SLG: 0.321																											
Atlee Hammaker, S (6, 1) OBP: 0.150, SLG: 0.105																											
Darrin Jackson, R (7, 8) OBP: 0.250, SLG: 0.275																											
Inning Stats	R: 0 E: 0 K: 2 S: 13	H: 1 LOB: 1 BB: 0 P: 18	R: 5 E: 1 K: 0 S: 20	H: 7 LOB: 2 BB: 0 P: 25	R: 1 E: 0 K: 1 S: 8	H: 1 LOB: 0 BB: 0 P: 10	R: 0 E: 0 K: 1 S: 8	H: 1 LOB: 0 BB: 0 P: 14	R: 0 E: 0 K: 0 S: 8	H: 1 LOB: 2 BB: 1 P: 13	R: 0 E: 0 K: 0 S: 12	H: 2 LOB: 3 BB: 1 P: 22	R: 0 E: 0 K: 1 S: 9	H: 0 LOB: 0 BB: 0 P: 12	R: 0 E: 0 K: 1 S: 10	H: 1 LOB: 1 BB: 0 P: 16	R: 0 E: 0 K: 0 S: 6	H: 0 LOB: 0 BB: 0 P: 10	1B: 11 2B: 1 3B: 1 HR: 1	SF: 1 SAC: 1 DP: 1 HBP: 0	WP: 0 PB: 1 SB: 2 CS: 1	PA: 42					
PITCHER	IP	WLS	BF	H	R	ER	SO	BB	IBB	HBP	BLK	WP	HR	S	P	ERA	WHIP										
Don Robinson, R (1, 1) ERA: 4.42	1.2		12	8	5	4	2	0	0	0	0	0	1	30	40	21.60	4.800										
Rafael Nova, L (2, 1) ERA: 8.31	2.1		9	2	1	1	2	0	0	0	0	0	0	19	27	3.86	0.857										
Randy O'Neal, R (5, 1) ERA: 3.72	1.1	W	8	3	0	0	0	1	0	0	0	0	0	13	21	0.00	3.000										
Trevor Wilson, L (6, 1) ERA: 4.05	0.1		1	0	0	0	0	0	0	0	0	0	0	4	7	0.00	0.000										
Francisco Oliveras, R (6, 1) ERA: 2.74	2.1		9	1	0	0	2	1	0	0	0	0	0	22	35	0.00	0.857										
PITCHER	IP	WLS	BF	H	R	ER	SO	BB	IBB	HBP	BLK	WP	HR	S	P	ERA	WHIP										
Steve Bedrosian, R (9, 1) ERA: 4.31	1.0	S	3	0	0	0	0	0	0	0	0	0	0	6	10	0.00	0.000										

AB	38
R	6
H	14
RBI	5
BB	2
SO	6
LOB	19



Batter	1	2	3	4	5	6	7	8	9	AB	R	H	RBI	BB	SO	LOB
Brett Butler, L OBP: 0.394, SLG: 0.379 (1, 8)	2-1 F8	1-1 FC4-6		0-0 1B		0-0 CS 1B		4-2 BB 1B		4	0	2	0	1	0	2
Robby Thompson, R OBP: 0.302, SLG: 0.383 (1, 4)	2-2 1B HR	2-0 G1-3		0-1 F8		1-1 G6-3		1-0 FC5-4		5	1	1	0	0	0	7
Will Clark, L OBP: 0.357, SLG: 0.448 (1, 3)	2-1 1B HR		1-2 G4-3		0-3 K		3-2 G5-4-3 1B			4	1	2	0	0	1	0
Kevin Mitchell, R OBP: 0.360, SLG: 0.544 (1, 7)	3-0 F9		1-3 K		0-1 HR 1B		0-2 G5-4-3			4	1	1	0	0	1	3
Matt Williams, R OBP: 0.323, SLG: 0.501 (1, 5)	1-2 HR		0-0 HR 2B		3-0 HR		0-3 K			4	3	3	5	0	1	0
Kevin Bass, S OBP: 0.293, SLG: 0.410 (1, 9)	1-1 G6-3		3-1 HR		1-2 G5-3			0-0 BB SH3-4 1B		3	1	1	2	0	0	0
Mike Kingery, L OBP: 0.337, SLG: 0.344 (8, 9)			2-H						1	0	1	0	0	0	0	0
Steve Decker, R OBP: 0.371, SLG: 0.676 (1, 2)		4-1 FC4-6 WP BB	0-0 G6-3		0-1 1B		0-0 SH3-4		2	0	1	0	1	0	0	0
Mike Benjamin, R OBP: 0.250, SLG: 0.422 (1, 6)		1-2 F8		0-1 P6		1-3 K		4-0 BB IBB		3	0	0	0	0	1	2
Trevor Wilson, L OBP: 0.167, SLG: 0.138 (6, 1)									0	0	0	0	0	0	0	0
Francisco Oliveras, R OBP: 0.167, SLG: 0.138 (6, 1)									0	0	0	0	0	0	0	0
Ernest Riles, L OBP: 0.311, SLG: 0.364 (8, PH)									0	0	0	0	1	0	0	0
Steve Bedrosian, R OBP: 0.500, SLG: 0.500 (9, 1)									0	0	0	0	0	0	0	0
Don Robinson, R OBP: 0.143, SLG: 0.254 (1, 1)		4-2 FC4-6		1-2 G5-3			1-2 G3		1-3 K	0	0	0	0	0	0	0
Rafael Novoa, L OBP: 0.400, SLG: 0.250 (2, 1)										0	0	0	0	1	0	0
Bill Bathe, R OBP: 0.321, SLG: 0.422 (4, PH)										1	0	0	0	0	0	0
Randy O'Neal, R OBP: 0.167, SLG: 0.167 (5, 1)										0	0	0	0	0	0	0
Jose Uribe, S OBP: 0.297, SLG: 0.303 (6, 6)										2	0	0	0	0	1	2

Inning Stats	R: 3	H: 3	E: 0	LOB: 0	K: 0	P: 25	R: 0	H: 0	E: 0	LOB: 2	K: 0	P: 24	R: 2	H: 2	E: 0	LOB: 0	K: 1	P: 15	R: 0	H: 1	E: 0	LOB: 1	K: 0	P: 9	R: 2	H: 3	E: 0	LOB: 1	K: 2	P: 20	R: 0	H: 1	E: 0	LOB: 0	K: 1	P: 9	R: 0	H: 1	E: 0	LOB: 0	K: 1	P: 13	R: 0	H: 1	E: 0	LOB: 3	K: 1	P: 18
	S: 14						S: 12						S: 10				S: 8							S: 7																								

PITCHER	IP	WLS	BF	H	R	ER	SO	BB	IBB	HBP	BLK	WP	HR	S	P	ERA	WHIP
Dennis Rasmussen, L ERA: 4.5 (1, 1)	5.0	L	26	9	7	7	3	2	0	0	0	1	3	59	93	12.60	2.200
Atlee Hammaker, L ERA: 4.36 (6, 1)	1.0		3	1	0	0	0	0	0	0	0	0	0	7	9	0.00	1.000
Eric Show, R ERA: 5.77 (7, 1)	2.0		9	2	0	0	2	1	1	0	0	0	0	18	31	0.00	1.500

BOTTOM

San Diego Padres @ San Francisco Giants
Candlestick Park, San Francisco, CA

Wed Sep 26 1990, 6:33 AM EDT
Att. 10,193 - Sunny

AB	33
R	7
H	12
RBI	7
BB	4
SO	5
LOB	16

livebaseballscorecards.com

GIANTS

WP: 1	PA: 38
PB: 0	
SB: 0	
CS: 1	

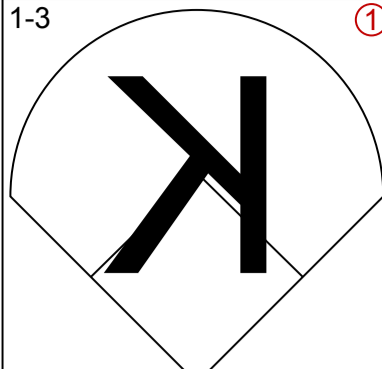
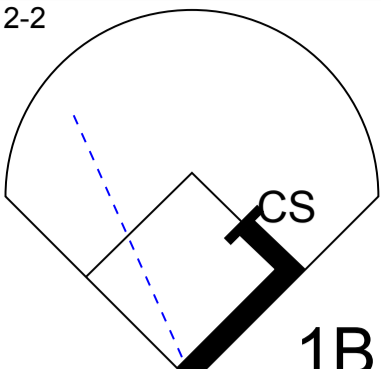
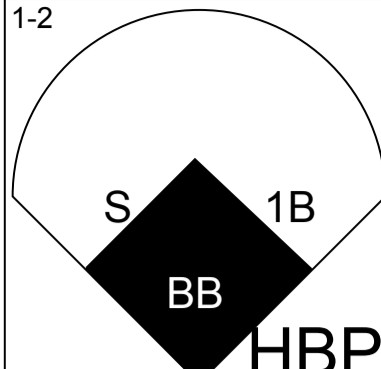
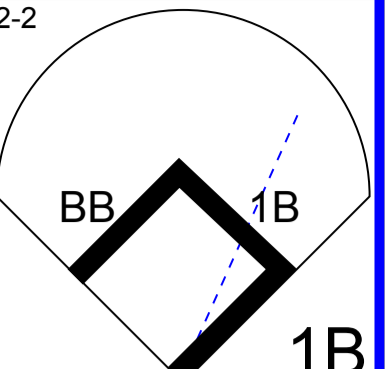
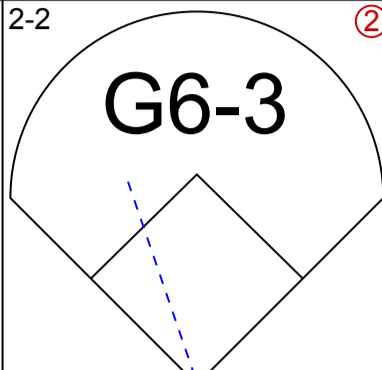
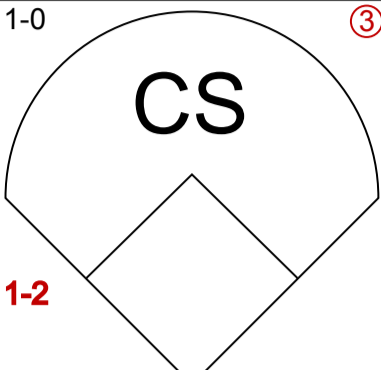
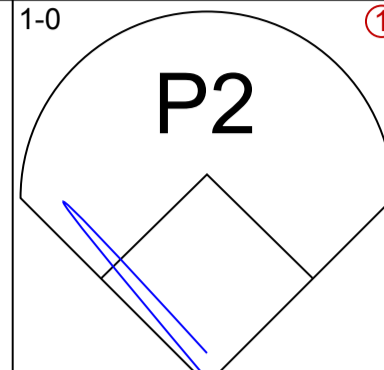
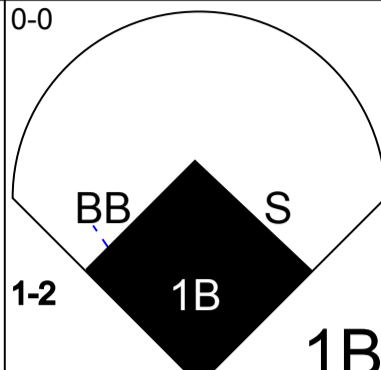
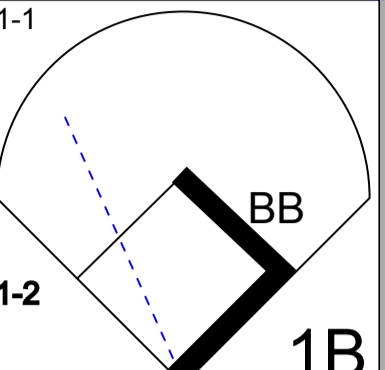
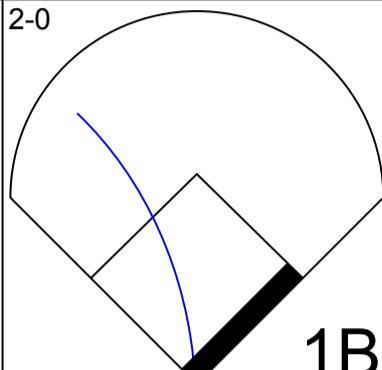
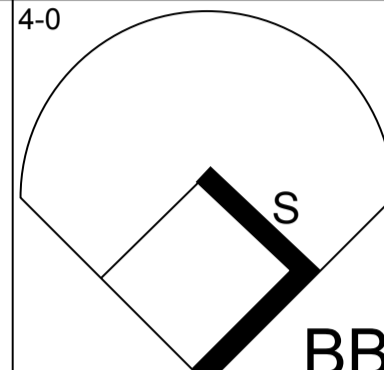
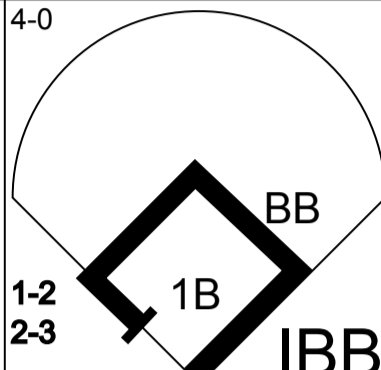
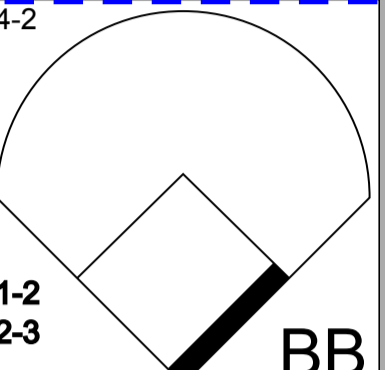
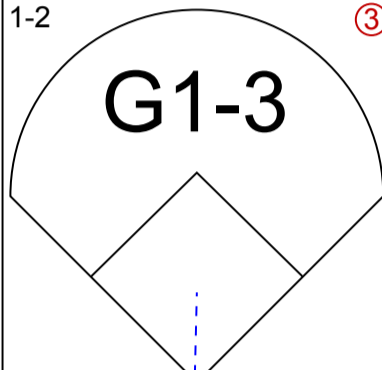
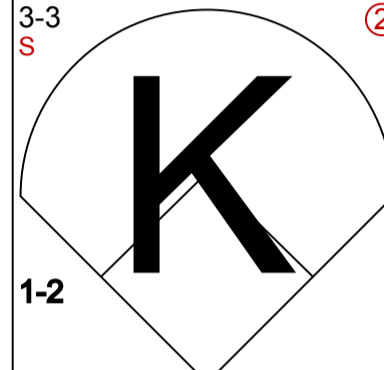
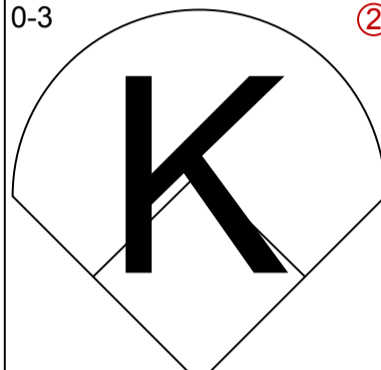
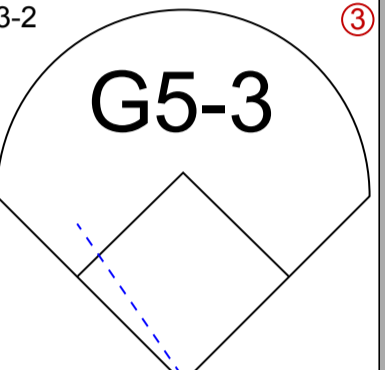
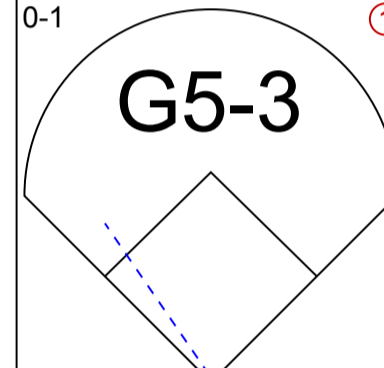
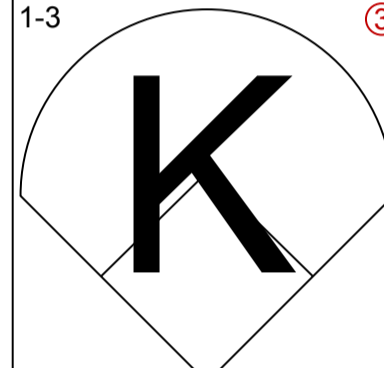
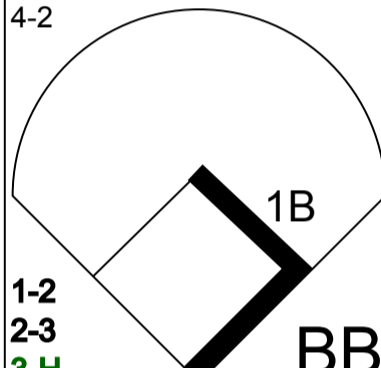
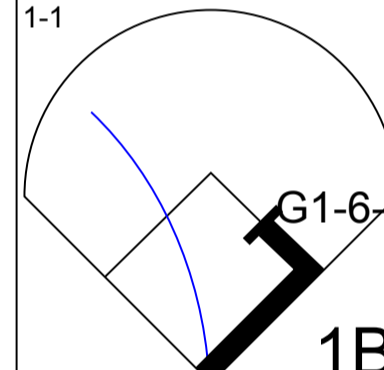
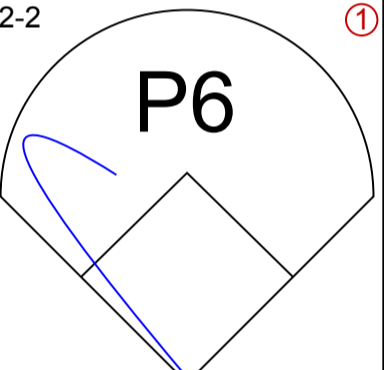
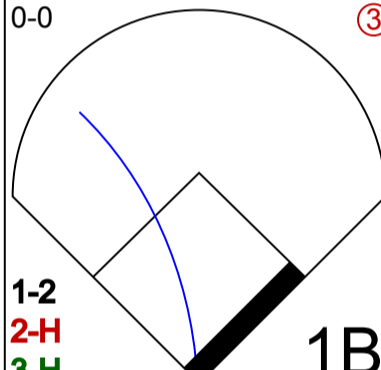
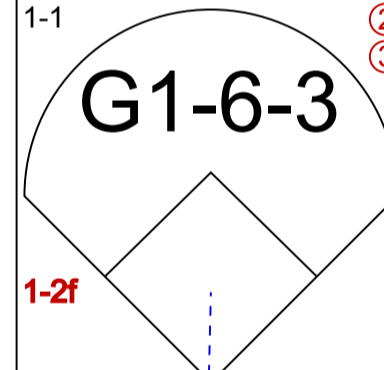
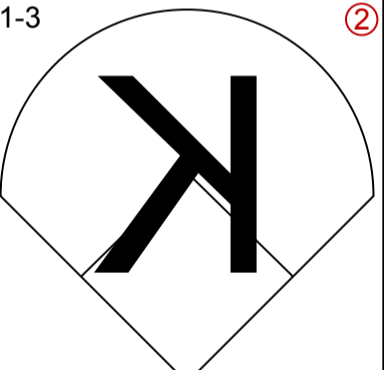
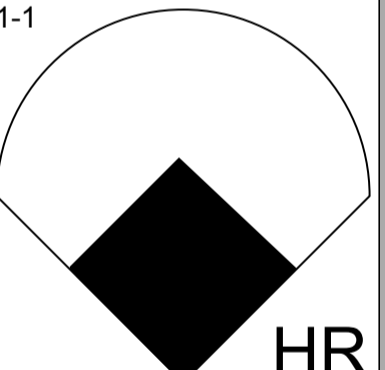
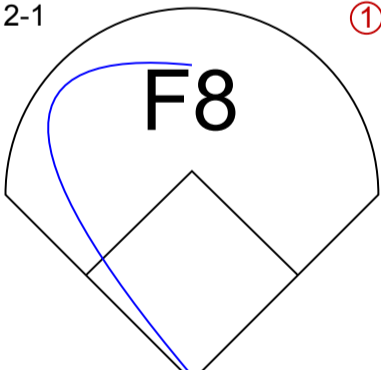
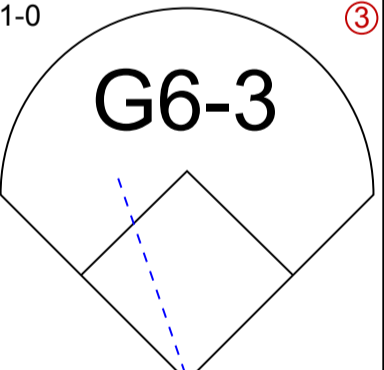
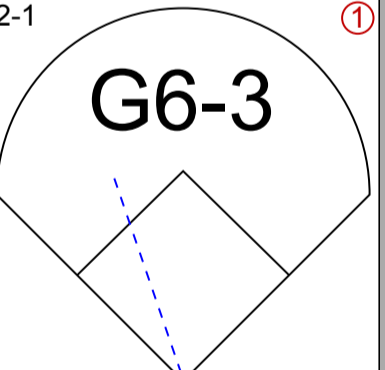
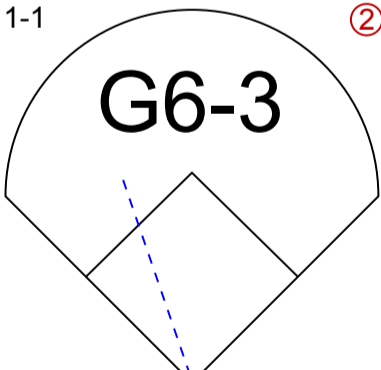
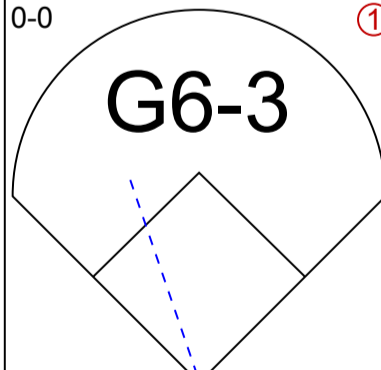
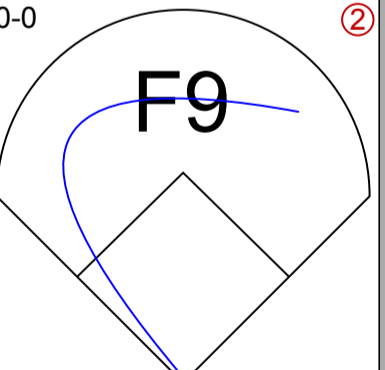
Batter	1	2	3	4	5	6	7	8	9	AB R H RBI BB SO LOB	TOP
Bip Roberts, S (1, 7) OBP: 0.374, SLG: 0.435	0-3 			2-1 G5-4-3 1B		4-2 E 1B BB			0-2 BLK 2B 1B	3 1 2 0 1 1 0	
Joey Cora, S (1, 4) OBP: 0.329, SLG: 0.325	1-1 G6-3		1-0 G5-4-3		2-0 1-H 1B			0-2 F9	4 0 1 0 0 0 2		
Jack Clark, R (1, 3) OBP: 0.434, SLG: 0.532 Phil Stephenson, L (9, PR) OBP: 0.320, SLG: 0.331	1-3 		2-1 P3		1-2 HR			4-0 2B IBB	3 1 1 1 1 1 1 0 0 0 0 0 0 0		
Joe Carter, R (1, 8) OBP: 0.287, SLG: 0.394		1-0 L4		0-3 		0-0 P3		1-3 K	4 0 0 0 0 2 3		
Benito Santiago, R (1, 2) OBP: 0.326, SLG: 0.426		2-1 F7			0-1 F7		3-3 K	1-1 2B	4 0 1 1 0 1 0		
Darrin Jackson, R (1, 9) OBP: 0.250, SLG: 0.266		0-0 G6-3			1-0 F7		2-3 K	4-0 IBB	3 0 0 0 1 1 0		
Mike Pagliarulo, L (1, 5) OBP: 0.316, SLG: 0.344			1-1 G4-3		2-2 F8		1-2 P6	2-3 K	4 0 0 0 0 1 3		
Garry Templeton, S (1, 6) OBP: 0.281, SLG: 0.365			1-0 G1-3		3-3 K		0-1 F9		3 0 0 0 0 1 0		
Bruce Hurst, L (1, 1) OBP: 0.141, SLG: 0.090			0-3 K		1-3 K		1-3 K		3 0 0 0 0 3 0		
Inning Stats	R: 0 E: 0 K: 2 S: 11 H: 0 LOB: 0 BB: 0 P: 13	R: 0 E: 0 K: 0 S: 4 H: 0 LOB: 0 BB: 0 P: 7	R: 0 E: 0 K: 1 S: 6 H: 0 LOB: 0 BB: 0 P: 8	R: 0 E: 0 K: 1 S: 8 H: 1 LOB: 1 BB: 0 P: 13	R: 0 E: 0 K: 0 S: 6 H: 0 LOB: 0 BB: 0 P: 9	R: 0 E: 1 K: 2 S: 14 H: 1 LOB: 2 BB: 1 P: 24	R: 1 E: 0 K: 2 S: 15 H: 1 LOB: 0 BB: 0 P: 21	R: 0 E: 0 K: 1 S: 8 H: 0 LOB: 0 BB: 0 P: 10	R: 1 E: 0 K: 2 S: 18 H: 2 LOB: 3 BB: 2 P: 30	1B: 3 2B: 1 3B: 0 HR: 1 SF: 0 SAC: 0 DP: 0 HBP: 0	WP: 0 PB: 0 SB: 0 CS: 0 PA: 34
PITCHER Danny Jackson, L (1, 1) ERA: 3.64 Randy Myers, L (9, 1) ERA: 2.13	IP WLS BF H R ER SO BB IBB HBP BLK WP HR S P ERA WHIP	8.0 27 3 1 1 9 1 0 0 0 0 1 72 105 1.12 0.500	1.0 L 7 2 1 1 2 0 2 0 0 1 0 0 18 30 9.00 2.000								

San Diego Padres @ Cincinnati Reds
 Riverfront Stadium, Cincinnati, OH
 Fri Sep 28 1990, 7:05 PM EDT
 Att. 35,399 - Unknown

livebaseballscorecards.com

AB	31
R	2
H	5
RBI	2
BB	3
SO	11
LOB	9



Batter	1	2	3	4	5	6	7	8	9	AB R H RBI BB SO LOB	TOP		
Bip Roberts, S (1, 7) OBP: 0.377, SLG: 0.437 Jerald Clark, R (7, 7) OBP: 0.280, SLG: 0.382	1-3 		2-2 			1-2 	2-2 			3 1 2 0 0 1 0 0 0 0 0 0 0 0	San Diego Padres @ Cincinnati Reds Riverfront Stadium, Cincinnati, OH Sat Sep 29 1990, 3:33 AM EDT Att: 37,133 - Cloudy		
Joey Cora, S (1, 4) OBP: 0.337, SLG: 0.333	2-2 		1-0 	1-0 		0-0 	1-1 			4 1 2 0 0 0 0			
Jack Clark, R (1, 3) OBP: 0.439, SLG: 0.533	2-0 			4-0 		4-0 	4-2 			1 0 1 0 3 0 0			
Joe Carter, R (1, 8) OBP: 0.285, SLG: 0.392	1-2 			3-3 		0-3 	3-2 			4 0 0 0 0 2 8			
Benito Santiago, R (1, 2) OBP: 0.326, SLG: 0.424		0-1 		1-3 		4-2 			2 0 0 1 1 1 1				
Darrin Jackson, R (1, 9) OBP: 0.262, SLG: 0.278		1-1 			2-2 	0-0 			3 0 2 1 0 0 0				
Mike Pagliarulo, L (1, 5) OBP: 0.316, SLG: 0.352		1-1 			1-3 		1-1 			3 1 1 1 0 1 1			
Garry Templeton, S (1, 6) OBP: 0.280, SLG: 0.363			2-1 		1-0 		2-1 			3 0 0 0 0 0 0			
Ed Whitson, R (1, 1) OBP: 0.174, SLG: 0.209			1-1 			0-0 	0-0 			3 0 0 0 0 0 0			
Inning Stats	R: 0 H: 1 E: 0 LOB: 1 K: 1 BB: 0 S: 13 P: 19	R: 0 H: 1 E: 0 LOB: 0 K: 0 BB: 0 S: 6 P: 8	R: 0 H: 1 E: 0 LOB: 0 K: 0 BB: 0 S: 9 P: 15	R: 0 H: 0 E: 0 LOB: 1 K: 2 BB: 1 S: 10 P: 19	R: 0 H: 0 E: 0 LOB: 0 K: 1 BB: 0 S: 7 P: 11	R: 2 H: 2 E: 0 LOB: 2 K: 1 BB: 2 S: 10 P: 19	R: 1 H: 3 E: 0 LOB: 3 K: 0 BB: 1 S: 19 P: 32			1B: 7 SF: 0 2B: 0 SAC: 0 3B: 0 DP: 1 HR: 1 HBP: 1		WP: 0 PA: 32 PB: 0 SB: 3 CS: 1	
PITCHER	IP WLS BF H R ER SO BB IBB HBP BLK WP HR S P ERA WHIP											PITCHER	IP WLS BF H R ER SO BB IBB HBP BLK WP HR S P ERA WHIP
Norm Charlton, L (1, 1) ERA: 2.76	6.2 L 29 8 3 3 5 2 1 1 0 0 1 65 107 4.05 1.500												
Scott Scudder, R (7, 1) ERA: 5.17	0.1 2 0 0 0 0 1 0 0 0 0 0 9 16 0.00 3.000												

livebaseballscorecards.com

AB	26
R	3
H	8
RBI	3
BB	4
SO	5
LOB	10



Batter	1	2	3	4	5	6	7	8	9	AB R H RBI BB SO LOB
--------	---	---	---	---	---	---	---	---	---	----------------------

Herm Winningham, L <small>(1, 8) OBP: 0.316, SLG: 0.433</small>	 <small>1-3</small>		 <small>0-1</small>		 <small>1-3</small>					3 0 0 0 0 2 1
Paul O'Neill, L <small>(1, 9) OBP: 0.338, SLG: 0.424</small>	 <small>1-2</small>		 <small>3-2</small>		 <small>1-2</small>					3 0 2 0 0 0 0
Barry Larkin, R <small>(1, 6) OBP: 0.357, SLG: 0.396</small>	 <small>0-0</small>		 <small>4-2</small>		 <small>2-1</small>					2 1 1 0 1 0 1
Hal Morris, L <small>(1, 3) OBP: 0.386, SLG: 0.508</small>	 <small>2-0</small>		 <small>0-1</small>		 <small>0-1</small>					3 0 1 1 0 0 2
Chris Sabo, R <small>(1, 5) OBP: 0.344, SLG: 0.480</small>	 <small>0-0</small>		 <small>2-2</small>		 <small>0-1</small>					3 0 0 0 0 0 3
Glenn Braggs, R <small>(1, 7) OBP: 0.383, SLG: 0.420</small>		 <small>3-1</small>		 <small>2-3</small>		 <small>2-2</small>				3 0 1 0 0 1 0
Jeff Reed, L <small>(1, 2) OBP: 0.344, SLG: 0.368</small>		 <small>0-3</small>		 <small>3-1</small>		 <small>3-2</small>				3 0 0 0 0 1 1
Mariano Duncan, R <small>(1, 4) OBP: 0.344, SLG: 0.471</small>		 <small>0-0</small>		 <small>0-3</small>		 <small>0-0</small>				3 0 1 0 0 1 0
Norm Charlton, S <small>(1, 1) OBP: 0.238, SLG: 0.135</small> Scott Scudder, R <small>(7, 1) OBP: 0.105, SLG: 0.056</small>		 <small>1-1</small>		 <small>4-2</small>						1 0 0 0 1 0 1 0 0 0 0 0 0 0

Inning Stats	R: 0 H: 2 E: 0 LOB: 2 K: 1 BB: 0 S: 9 P: 13	R: 0 H: 1 E: 0 LOB: 1 K: 1 BB: 0 S: 8 P: 12	R: 1 H: 1 E: 0 LOB: 1 K: 0 BB: 1 S: 18 P: 27	R: 0 H: 0 E: 0 LOB: 0 K: 2 BB: 0 S: 8 P: 13	R: 0 H: 1 E: 0 LOB: 1 K: 1 BB: 1 S: 11 P: 19	R: 0 H: 1 E: 0 LOB: 1 K: 0 BB: 0 S: 10 P: 15	R: 0 H: 0 E: 0 LOB: 0 K: 0 BB: 0 S: 0 P: 0
--------------	--	--	---	--	---	---	---

PITCHER Ed Whitson, R <small>(1, 1) ERA: 2.6</small>	IP: 6.0 WLS: W BF: 26 H: 6 R: 1 ER: 1 SO: 5 BB: 2 IBB: 0 HBP: 0 BLK: 0 WP: 0 HR: 0 S: 64 P: 99 ERA: 1.50 WHIP: 1.333	PITCHER IP: 0 WLS: 0 BF: 0 H: 0 R: 0 ER: 0 SO: 0 BB: 0 IBB: 0 HBP: 0 BLK: 0 WP: 0 HR: 0 S: 0 P: 0 ERA: 0 WHIP: 0	AB 24 R 1 H 6 RBI 1 BB 2 SO 5 LOB 9	
--	--	--	--	--

BOTTOM

San Diego Padres @ Cincinnati Reds
Riverfront Stadium, Cincinnati, OH

Sat Sep 29 1990, 3:33 AM EDT
Att: 37,133 - Cloudy

livebaseballscorecards.com

Batter	1	2	3	4	5	6	7	8	9	AB R H RBI BB SO LOB	TOP											
Joey Cora, S (1, 4) OBP: 0.319, SLG: 0.314	1-3 K		2-2 F7	2-1 F7			0-1 G3		0-1 F7	5 0 0 0 0 1 3												
Phil Stephenson, L (1, 3) OBP: 0.314, SLG: 0.324	0-0 L9		0-0 G5-3			0-3 K		0-0 F7		4 0 0 0 0 1 0												
Darrin Jackson, R (1, 8) OBP: 0.262, SLG: 0.287	0-0 1B 2B		0-3 K			0-1 G5-3		2-2 P2		4 1 1 0 0 1 0												
Joe Carter, R (1, 7) OBP: 0.287, SLG: 0.392	1-2 1B			4-2 1B E BB		2-2 F8		1-1 E5 1B 1B		3 2 1 1 1 0 0												
Mike Pagliarulo, L (1, 5) OBP: 0.318, SLG: 0.353	1-1 G3			0-2 E 1B		0-0 F9		0-1 1B 1B		4 0 2 0 0 0 1												
Jerald Clark, R (1, 9) OBP: 0.278, SLG: 0.376			3-3 K			0-0 E1 1B		0-0 G6-3 1B		4 0 1 1 0 1 1												
Tom Lampkin, L (1, 2) OBP: 0.258, SLG: 0.317			1-1 G3-1 1B			1-1 G4-3 1B		1-1 P3 1B		4 0 1 0 0 0 4												
Paul Faries, R (1, 6) OBP: 0.286, SLG: 0.233			2-2 G3-1 1B			4-0 BB		2-2 P3 1B		3 0 0 0 1 1 1												
Derek Lilliquist, L (1, 1) OBP: 0.273, SLG: 0.395			2-3 K			1-0 F8		0-3 K		3 0 0 0 0 2 4												
Greg Harris, R (7, 1) OBP: 0.083, SLG: 0.250										1 0 0 0 0 1 0												
Inning Stats	R: 1 E: 0 K: 1 S: 10	H: 2 LOB: 1 BB: 0 P: 13	R: 0 E: 0 K: 2 S: 12	H: 1 LOB: 1 BB: 0 P: 20	R: 0 E: 0 K: 1 S: 10	H: 0 LOB: 0 BB: 0 P: 12	R: 1 E: 1 K: 0 S: 12	H: 1 LOB: 3 BB: 2 P: 24	R: 0 E: 0 K: 1 S: 9	H: 0 LOB: 0 BB: 0 P: 11	R: 0 E: 0 K: 0 S: 5	H: 0 LOB: 0 BB: 0 P: 6	R: 0 E: 0 K: 1 S: 9	H: 0 LOB: 0 BB: 0 P: 11	R: 1 E: 1 K: 0 S: 15	H: 2 LOB: 2 BB: 0 P: 21	R: 0 E: 0 K: 2 S: 8	H: 0 LOB: 0 BB: 0 P: 9	1B: 5 2B: 1 3B: 0 HR: 0	SF: 0 SAC: 0 DP: 0 HBP: 0	WP: 0 PB: 0 SB: 0 CS: 0	PA: 37
PITCHER	IP WLS BF H R ER SO BB IBB HBP BLK WP HR S P ERA WHIP																					
Jose Rijo, R (1, 1) ERA: 2.7	5.0 L 22 4 2 1 5 2 0 0 0 0 0 0 53 80 1.80 1.200																					
Rick Mahler, R (6, 1) ERA: 4.21	2.0 6 0 0 0 1 0 0 0 0 0 0 0 14 17 0.00 0.000																					
Tim Layana, R (8, 1) ERA: 3.53	1.0 6 2 1 0 0 0 0 0 0 0 0 0 15 21 0.00 2.000																					
Jack Armstrong, R (9, 1) ERA: 3.46	1.0 3 0 0 0 2 0 0 0 0 0 0 0 8 9 0.00 0.000																					

San Diego Padres @ Cincinnati Reds
 Riverfront Stadium, Cincinnati, OH
 Sun Sep 30 1990, 3:33 AM EDT
 Att: 32,407 - Unknown

livebaseballscorecards.com

AB	35
R	3
H	6
RBI	2
BB	2
SO	8
LOB	14



Batter	1	2	3	4	5	6	7	8	9	AB R H RBI BB SO LOB	TOP																						
Bip Roberts, S (1, 7) OBP: 0.376, SLG: 0.434	1-2 F8		1-1 G6-4-3			2-3 K		4-0 CS BB		3 0 0 0 1 1 1																							
Joey Cora, S (1, 4) OBP: 0.305, SLG: 0.300	3-1 E4			2-2 G3-1		0-0 L7		0-0 CS	0-1 B1-3	4 0 0 0 0 0 0																							
Jack Clark, R (1, 3) OBP: 0.440, SLG: 0.532 Roberto Alomar, S (9, PR) OBP: 0.340, SLG: 0.381 Phil Stephenson, L (9, 3) OBP: 0.314, SLG: 0.324	1-0 F8			1-0 1B		0-2 F7			4-1 CS BB	3 0 1 0 1 0 1 0 0 0 0 0 0 0 0 0 0 0 0 0 0																							
Joe Carter, R (1, 8) OBP: 0.286, SLG: 0.391	1-2 F7			2-0 P3		1-1 F8			2-2 1B	4 0 1 0 0 0 2																							
Benito Santiago, R (1, 2) OBP: 0.323, SLG: 0.419			0-2 F8		0-0 G5-3		0-2 F7		3-3 K	4 0 0 0 0 1 2																							
Mike Pagliarulo, L (1, 5) OBP: 0.320, SLG: 0.366			1-0 F8			2-1 HR		2-0 2B		3 1 2 1 0 0 0																							
Darrin Jackson, R (1, 9) OBP: 0.255, SLG: 0.279			3-2 P5			0-1 P6		3-1 G6-3		3 0 0 0 0 0 1																							
Garry Templeton, S (1, 6) OBP: 0.280, SLG: 0.363			0-1 FC6-4 1B			2-2 G4-3		1-1 F7		3 0 1 0 0 0 0																							
Andy Benes, R (1, 1) OBP: 0.127, SLG: 0.117			2-2 FC6-4 G6-4-3			1-1 L6		1-3 K		3 0 0 0 0 1 1																							
Inning Stats	R: 0 E: 1 K: 0 S: 12	H: 0 LOB: 1 BB: 0 P: 18	R: 0 E: 0 K: 0 S: 12	H: 0 LOB: 0 BB: 0 P: 16	R: 0 E: 0 K: 0 S: 8	H: 1 LOB: 0 BB: 0 P: 11	R: 0 E: 0 K: 0 S: 6	H: 1 LOB: 1 BB: 0 P: 11	R: 1 E: 0 K: 0 S: 12	H: 1 LOB: 0 BB: 0 P: 17	R: 0 E: 0 K: 1 S: 9	H: 0 LOB: 0 BB: 0 P: 11	R: 0 E: 0 K: 0 S: 8	H: 1 LOB: 1 BB: 0 P: 14	R: 0 E: 0 K: 1 S: 6	H: 0 LOB: 0 BB: 1 P: 12	R: 0 E: 0 K: 1 S: 11	H: 1 LOB: 1 BB: 1 P: 20	1B: 3 2B: 1 3B: 0 HR: 1	SF: 0 SAC: 0 DP: 1 HBP: 0	WP: 0 PB: 0 SB: 0 CS: 2	PA: 33											
PITCHER Ramon Martinez, R (1, 1) ERA: 2.92	IP 9.0	WLS W	BF 32	H 5	R 1	ER 1	SO 3	BB 2	IBB 0	HBP 0	BLK 0	WP 0	HR 1	S 84	P 130	ERA 1.00	WHIP 0.778																
											PITCHER	IP	WLS	BF	H	R	ER	SO	BB	IBB	HBP	BLK	WP	HR	S	P	ERA	WHIP					

San Diego Padres @ Los Angeles Dodgers
Dodger Stadium, Los Angeles, CA
Mon Oct 01 1990, 7:05 PM PDT
Att: 23,730 - Unknown

AB	30
R	1
H	5
RBI	1
BB	2
SO	3
LOB	8



Batter	1	2	3	4	5	6	7	8	9	10	AB	R	H	RBI	BB	SO	LOB	TOP	
Joey Cora, S (1, 4) <small>OBP: 0.307, SLG: 0.302</small>											6	0	2	0	0	2	2		
Phil Stephenson, L (1, 3) <small>OBP: 0.311, SLG: 0.320</small> Gary Templeton, S (10, PH) <small>OBP: 0.280, SLG: 0.362</small> Fred Lynn, L (10, 9) <small>OBP: 0.317, SLG: 0.359</small>											5	0	1	0	0	1	1		
Darrin Jackson, R (1, 8) <small>OBP: 0.263, SLG: 0.315</small> Jack Clark, R (9, PH) <small>OBP: 0.441, SLG: 0.533</small> Roberto Alomar, S (9, PR) <small>OBP: 0.340, SLG: 0.381</small> Bip Roberts, S (9, 7) <small>OBP: 0.376, SLG: 0.434</small>											4	1	2	1	0	0	2		
Joe Carter, R (1, 7) <small>OBP: 0.289, SLG: 0.392</small>											5	1	3	0	0	0	0		
Mike Pagliarulo, L (1, 5) <small>OBP: 0.323, SLG: 0.369</small>											5	2	3	2	0	0	2		
Jerald Clark, R (1, 9) <small>OBP: 0.304, SLG: 0.454</small>											4	2	3	4	1	0	2		
Tom Lampkin, L (1, 2) <small>OBP: 0.269, SLG: 0.302</small>											3	0	0	0	2	0	1		
Paul Faries, R (1, 6) <small>OBP: 0.275, SLG: 0.206</small>											4	0	0	0	1	1	2		
Dennis Rasmussen, L (1, 1) <small>OBP: 0.308, SLG: 0.323</small> Craig Lefferts, L (8, 1) <small>OBP: 0.250, SLG: 0.250</small>											4	0	0	0	0	1	1		
Inning Stats	R: 0 H: 0 E: 0 LOB: 0 K: 1 BB: 0 S: 10 P: 16	R: 0 H: 1 E: 0 LOB: 1 K: 0 BB: 0 S: 10 P: 13	R: 0 H: 2 E: 0 LOB: 2 K: 0 BB: 0 S: 11 P: 17	R: 3 H: 3 E: 0 LOB: 0 K: 0 BB: 0 S: 11 P: 19	R: 1 H: 2 E: 0 LOB: 0 K: 0 BB: 0 S: 13 P: 16	R: 2 H: 2 E: 0 LOB: 0 K: 2 BB: 0 S: 13 P: 20	R: 0 H: 2 E: 0 LOB: 2 K: 0 BB: 0 S: 14 P: 23	R: 0 H: 0 E: 0 LOB: 1 K: 0 BB: 2 S: 11 P: 19	R: 1 H: 3 E: 0 LOB: 2 K: 1 BB: 0 S: 12 P: 17	R: 0 H: 0 E: 0 LOB: 2 K: 1 BB: 2 S: 9 P: 19	1B: 12 SF: 0 2B: 1 SAC: 1 3B: 0 DP: 1 HR: 3 HBP: 0	WP: 2 PA: 47 PB: 0 SB: 0 CS: 1							
PITCHER	IP WLS BF H R ER SO BB IBB HBP BLK WP HR S P ERA WHIP																		
Mike Morgan, R (1, 1) <small>ERA: 3.75</small>	5.0																		
Tim Crews, R (6, 1) <small>ERA: 2.77</small>	2.0	10	4	2	2	2	0	0	0	0	0	1	27	43	9.00	2.000			
Jim Gott, R (8, 1) <small>ERA: 2.9</small>	1.0	4	0	0	0	0	2	0	0	0	0	0	11	19	0.00	2.000			
Jay Howell, R (9, 1) <small>ERA: 2.18</small>	1.0	8	3	1	1	1	2	0	0	0	0	0	14	27	9.00	5.000			
Dave Walsh, L (10, 1) <small>ERA: 3.86</small>	1.0	W 3	0	0	0	1	0	0	0	0	0	0	7	9	0.00	0.000			

San Diego Padres @ Los Angeles Dodgers
 Dodger Stadium, Los Angeles, CA
 Tue Oct 02 1990, 7:05 PM PDT
 Att: 22,883 - Unknown - 70 F

AB	42
R	7
H	15
RBI	7
BB	4
SO	5
LOB	15



BOTTOM

San Diego Padres @ Los Angeles Dodgers
Dodger Stadium, Los Angeles, CA

Tue Oct 02 1990, 7:05 PM PDT
Att. 22,883 - Unknown - 70 F

livebaseballscores.com

AB	40
R	8
H	14
RBI	7
BB	2
SO	6
LOB	8



AB R H RBI BB SO LOB

5 1 1 1 0 0 1

4 1 1 0 1 1 1

5 2 2 1 0 0 1

5 1 3 0 0 0 0

4 2 2 1 1 1 2

5 1 2 2 0 2 1

3 0 1 0 0 0 0

0 0 0 0 0 0 0

1 0 1 0 0 0 0

1 0 0 0 0 0 0

0 0 0 0 0 0 0

0 0 0 0 0 0 0

0 0 0 0 0 0 0

0 0 0 0 0 0 0

4 0 0 0 0 2 2

1 0 1 0 0 0 0

1 0 0 0 0 0 0

0 0 0 0 0 0 0

2 0 0 0 0 0 0

1B: 12 SF: 0

2B: 1 SAC: 0

3B: 0 DP: 1

HR: 1 HBP: 0

WP: 1 PA: 43

PB: 0

SB: 2

CS: 1

1B: 12 SF: 0

2B: 1 SAC: 0

3B: 0 DP: 1

HR: 1 HBP: 0

WP: 1 PA: 43

PB: 0

SB: 2

CS: 1

1B: 12 SF: 0

2B: 1 SAC: 0

3B: 0 DP: 1

HR: 1 HBP: 0

WP: 1 PA: 43

PB: 0

SB: 2

CS: 1

1B: 12 SF: 0

2B: 1 SAC: 0

3B: 0 DP: 1

HR: 1 HBP: 0

WP: 1 PA: 43

PB: 0

SB: 2

CS: 1

1B: 12 SF: 0

2B: 1 SAC: 0

3B: 0 DP: 1

HR: 1 HBP: 0

WP: 1 PA: 43

PB: 0

SB: 2

CS: 1

1B: 12 SF: 0

2B: 1 SAC: 0

3B: 0 DP: 1

HR: 1 HBP: 0

WP: 1 PA: 43

PB: 0

SB: 2

CS: 1

1B: 12 SF: 0

2B: 1 SAC: 0

3B: 0 DP: 1

HR: 1 HBP: 0

WP: 1 PA: 43

PB: 0

SB: 2

CS: 1

1B: 12 SF: 0

2B: 1 SAC: 0

3B: 0 DP: 1

HR: 1 HBP: 0

WP: 1 PA: 43

PB: 0

SB: 2

CS: 1

1B: 12 SF: 0

2B: 1 SAC: 0

3B: 0 DP: 1

HR: 1 HBP: 0

WP: 1 PA: 43

PB: 0

SB: 2

CS: 1

1B: 12 SF: 0

2B: 1 SAC: 0

3B: 0 DP: 1

HR: 1 HBP: 0

WP: 1 PA: 43

PB: 0

SB: 2

CS: 1

1B: 12 SF: 0

2B: 1 SAC: 0

3B: 0 DP: 1

HR: 1 HBP: 0

WP: 1 PA: 43

PB: 0

SB: 2

CS: 1

1B: 12 SF: 0

2B: 1 SAC: 0

3B: 0 DP: 1

HR: 1 HBP: 0

WP: 1 PA: 43

PB: 0

SB: 2

CS: 1

1B: 12 SF: 0

2B: 1 SAC: 0

3B: 0 DP: 1

HR: 1 HBP: 0

WP: 1 PA: 43

PB: 0

SB: 2

CS: 1

1B: 12 SF: 0

2B: 1 SAC: 0

3B: 0 DP: 1

HR: 1 HBP: 0

WP: 1 PA: 43

PB: 0

SB: 2

CS: 1

1B: 12 SF: 0

2B: 1 SAC: 0

3B: 0 DP: 1

HR: 1 HBP: 0

WP: 1 PA: 43

PB: 0

SB: 2

CS: 1

1B: 12 SF: 0

2B: 1 SAC: 0

3B: 0 DP: 1

HR: 1 HBP: 0

WP: 1 PA: 43

PB: 0

SB: 2

CS: 1

1B: 12 SF: 0

2B: 1 SAC: 0

3B: 0 DP: 1

HR: 1 HBP: 0

WP: 1 PA: 43

PB: 0

SB: 2

CS: 1

1B: 12 SF: 0

2B: 1 SAC: 0

3B: 0 DP: 1

HR: 1 HBP: 0

WP: 1 PA: 43

PB: 0

SB: 2

CS: 1

1B: 12 SF: 0

2B: 1 SAC: 0

3B: 0 DP: 1

HR: 1 HBP: 0

WP: 1 PA: 43

PB: 0

SB: 2

CS: 1

1B: 12 SF: 0

2B: 1 SAC: 0

3B: 0 DP: 1

HR: 1 HBP: 0

WP: 1 PA: 43

PB: 0

SB: 2

CS: 1

1B: 12 SF: 0

2B: 1 SAC: 0

3B: 0 DP: 1

HR: 1 HBP: 0

WP: 1 PA: 43

PB: 0

SB: 2

CS: 1

1B: 12 SF: 0

2B: 1 SAC: 0

3B: 0 DP: 1

HR: 1 HBP: 0

WP: 1 PA: 43

PB: 0

SB: 2

CS: 1

1B: 12 SF: 0

2B: 1 SAC: 0

3B: 0 DP: 1

HR: 1 HBP: 0

WP: 1 PA: 43

PB: 0

SB: 2

CS: 1

1B: 12 SF: 0

2B: 1 SAC: 0

3B: 0 DP: 1

HR: 1 HBP: 0

WP: 1 PA: 43

PB: 0

SB: 2

CS: 1

1B: 12 SF: 0

2B: 1 SAC: 0

3B: 0 DP: 1

HR: 1 HBP: 0

WP: 1 PA: 43

PB: 0

SB: 2

CS: 1

1B: 12 SF: 0

2B: 1 SAC: 0

3B: 0 DP: 1

HR: 1 HBP: 0

WP: 1 PA: 43

PB: 0

SB: 2

CS: 1

1B: 12 SF: 0

2B: 1 SAC: 0

3B: 0 DP: 1

HR: 1 HBP: 0

WP: 1 PA: 43

PB: 0

SB: 2

CS: 1

1B: 12 SF: 0

2B: 1 SAC: 0

3B: 0 DP: 1

HR: 1 HBP: 0

WP: 1 PA: 43

PB: 0

SB: 2

CS: 1

1B: 12 SF: 0

2B: 1 SAC: 0

3B: 0 DP: 1

HR: 1 HBP: 0

WP: 1 PA: 43

PB: 0

SB: 2

CS: 1

1B: 12 SF: 0

2B: 1 SAC: 0

3B: 0 DP: 1

HR: 1 HBP: 0

WP: 1 PA: 43

PB: 0

SB: 2

CS: 1

1B: 12 SF: 0

2B: 1 SAC: 0

3B: 0 DP: 1

HR: 1 HBP: 0

WP: 1 PA: 43

PB: 0

SB: 2

CS: 1

1B: 12 SF: 0

2B: 1 SAC: 0

3B: 0 DP: 1

HR: 1 HBP: 0

WP: 1 PA: 43

PB: 0

SB: 2

<

Batter	1	2	3	4	5	6	7	8	9	AB R H RBI BB SO LOB	TOP											
Joey Cora, S (1, 4) <small>OBP: 0.311, SLG: 0.300</small>	0-0 P4	0-2 F8		1-2 S 1B		4-0 BB SF8 1B BB		0-0 L9		4 1 1 0 1 0 2	San Diego Padres @ Los Angeles Dodgers Dodger Stadium, Los Angeles, CA <small>Wed Oct 03 1990, 7:05 PM PDT</small> <small>Att. 29,930 - Unknown - 70 F</small>											
Darrin Jackson, R (1, 8) <small>OBP: 0.286, SLG: 0.363</small>	0-1 BB 1B		0-0 HR	3-2 F8 1-2		1-1 BB 1B		0-0 G6-4-3 1B		5 1 4 2 0 0 1												
Joe Carter, R (1, 7) <small>OBP: 0.290, SLG: 0.391</small> Bip Roberts, S (6, PR) <small>OBP: 0.375, SLG: 0.433</small>	4-1 BB 1-2		2-2 P6		0-0 P3	4-2 SAFE BB 1-2 2-3 BB		0-2 G6-4-3 1-2f		2 0 0 0 2 0 0 1 0 0 0 0 0 1												
Jerald Clark, R (1, 9) <small>OBP: 0.299, SLG: 0.475</small>	2-3 K		1-1 HR		0-0 G6-3	1-2 SF8			1-1 G5-3	4 1 1 2 0 1 2												
Mike Pagliarulo, L (1, 5) <small>OBP: 0.322, SLG: 0.374</small>	0-1 G3-1		1-1 HR		0-0 G3	2-0 F7			2-1 G3	5 1 1 1 0 0 4												
Mark Parent, R (1, 2) <small>OBP: 0.283, SLG: 0.328</small>		2-2 SH1-4 1B	2-0 F7		0-0 HR	1-1 G6-3			0-1 P2	5 1 2 1 0 0 0												
Phil Stephenson, L (1, 3) <small>OBP: 0.319, SLG: 0.335</small>		1-2 SH1-4 1B	3-1 G3-1		2-1 SH 2B	2-1 FC4-6 1B				4 1 3 0 0 0 0												
Paul Faries, R (1, 6) <small>OBP: 0.279, SLG: 0.216</small>		1-2 P4		0-1 CS 1B	1-0 SH 1B	1-1 FC4-6				3 1 1 0 0 0 3												
Eric Show, R (1, 1) <small>OBP: 0.200, SLG: 0.240</small> Fred Lynn, L (6, PH) <small>OBP: 0.315, SLG: 0.357</small> Rich Rodriguez, L (6, 1)		0-0 SH1-4		0-0 B2	1-1 L4	1-3 K				1 0 0 0 0 0 1 1 0 0 0 0 0 1 1 0 0 0 0 1 1												
Inning Stats	R: 0 E: 0 K: 1 S: 9	H: 1 LOB: 2 BB: 1 P: 15	R: 0 E: 0 K: 0 S: 16	H: 2 LOB: 2 BB: 0 P: 20	R: 3 E: 0 K: 0 S: 11	H: 3 LOB: 0 BB: 0 P: 20	R: 0 E: 0 K: 0 S: 12	H: 2 LOB: 1 BB: 0 P: 16	R: 0 E: 0 K: 0 S: 3	H: 0 LOB: 0 BB: 0 P: 3	R: 4 E: 1 K: 0 S: 17	H: 3 LOB: 2 BB: 2 P: 33	R: 0 E: 0 K: 1 S: 9	H: 1 LOB: 1 BB: 0 P: 14	R: 0 E: 0 K: 0 S: 5	H: 1 LOB: 0 BB: 0 P: 5	R: 0 E: 0 K: 0 S: 6	H: 0 LOB: 0 BB: 0 P: 9	1B: 8 2B: 1 3B: 0 HR: 4	SF: 1 SAC: 2 DP: 1 HBP: 0	WP: 0 PB: 0 SB: 1 CS: 1	PA: 42
PITCHER	IP WLS BF H R ER SO BB IBB HBP BLK WP HR S P ERA WHIP																					
Dennis Cook, L (1, 1) <small>ERA: 3.92</small>	5.0 L 25 10 5 5 1 1 0 0 0 0 0 4 54 79 9.00 2.200																					
Don Aase, R (6, 1) <small>ERA: 4.97</small>	0.1 5 1 1 0 0 2 0 0 0 0 0 0 10 21 0.00 9.000																					
Darren Holmes, R (6, 1) <small>ERA: 5.19</small>	1.2 6 1 1 0 1 0 0 0 0 0 0 0 13 21 0.00 0.600																					
Jim Poole, L (8, 1) <small>ERA: 4.22</small>	2.0 6 1 0 0 0 0 0 0 0 0 0 0 11 14 0.00 0.500																					

AB	36
R	7
H	13
RBI	6
BB	3
SO	2
LOB	16



