

San Diego Padres - 1990

Batter	1	2	3	4	5	6	7	8	9	AB	R	H	RBI	BB	SO	LOB	TOP			
Juan Samuel, R (1, 8) OBP: 0.167, SLG: 0.417	1-3 K		3-2 F9			1-2 G4-3		2-3 K		4	0	0	0	0	2	0	Los Angeles Dodgers @ San Diego Padres Jack Murphy Stadium, San Diego, CA Wed Apr 11 1990, 10:05 PM EDT Att: 29,872 - Unknown - 70 F livebaseballscorecards.com			
Willie Randolph, R (1, 4) OBP: 0.333, SLG: 0.200	4-1 BB		2-3 K			0-0 G6-3		0-0 PB		3	0	1	0	1	1	0				
Kal Daniels, L (1, 7) OBP: 0.500, SLG: 0.429	4-1 BB			4-1 G6-4-3		1-0 BB	1-0 2B	1-3 K		2	1	1	0	2	1	1				
Eddie Murray, S (1, 3) OBP: 0.250, SLG: 0.250	3-1 P5			1-0 G6-4-3		0-2 FC6-4	2H 1B	1-1 G5-3		4	0	1	1	0	0	4				
Hubie Brooks, R (1, 9) OBP: 0.167, SLG: 0.417	1-3 K			1-1 G6-3		1-1 FC6-4	1-2 1B	3-2 G5-3		4	0	0	0	0	1	4				
Jeff Hamilton, R (1, 5) OBP: 0.100, SLG: 0.100		2-3 K			1-1 G5-3		1-1 F9			3	0	0	0	0	1	1				
Mike Scioscia, L (1, 2) OBP: 0.200, SLG: 0.111		1-3 K			2-2 F8		1-1 G4-3			3	0	0	0	0	1	1				
Alfredo Griffin, S (1, 6) OBP: 0.400, SLG: 0.400		0-3 K			3-3 K			3-2 CS		3	0	1	0	0	2	0				
Fernando Valenzuela, L (1, 1) Lenny Harris, L (6, PH) Tim Crews, R (6, PH) Chris Gwynn, L (8, PH) John Wetteland, R (8, PH)			0-2 F9			1-1 G4-3		1-2 F8		1	0	0	0	0	0	0				
Inning Stats	R: 0 E: 0 K: 2 S: 11	H: 0 LOB: 2 BB: 2 P: 24	R: 0 E: 0 K: 3 S: 9	H: 0 LOB: 0 BB: 0 P: 12	R: 0 E: 0 K: 1 S: 10	H: 0 LOB: 0 BB: 1 P: 15	R: 0 E: 0 K: 0 S: 4	H: 0 LOB: 0 BB: 1 P: 10	R: 0 E: 0 K: 1 S: 8	H: 0 LOB: 0 BB: 0 P: 14	R: 1 E: 0 K: 0 S: 10	H: 2 LOB: 1 BB: 0 P: 14	R: 0 E: 0 K: 1 S: 8	H: 1 LOB: 0 BB: 0 P: 15	R: 0 E: 0 K: 1 S: 10	H: 1 LOB: 1 BB: 0 P: 15	1B: 3 2B: 1 3B: 0 HR: 0	SF: 0 SAC: 0 DP: 1 HBP: 0	WP: 0 PB: 1 SB: 1 CS: 0	PA: 32
PITCHER	IP WLS BF H R ER SO BB IBB HBP BLK WP HR S P ERA WHIP																			
Andy Benes, R (1, 1) ERA: 1.5	6.0 W 22 2 1 1 7 3 0 0 0 0 0 0 53 89 1.50 0.833																			
Calvin Schiraldi, R (7, 1) ERA:	2.0 7 2 0 0 1 0 0 0 0 0 0 0 15 25 0.00 1.000																			
Craig Lefferts, L (9, 1) ERA:	1.0 S 3 0 0 0 1 0 0 0 0 0 0 0 9 14 0.00 0.000																			

Batter	1	2	3	4	5	6	7	8	9	AB	R	H	RBI	BB	SO	LOB	BOTTOM			
Bip Roberts, S (1, 5) OBP: 0.091, SLG: 0.091	2-2 E		0-2 G5-3				1-1 K			4	0	1	0	0	1	0	Los Angeles Dodgers @ San Diego Padres Jack Murphy Stadium, San Diego, CA Wed Apr 11 1990, 10:05 PM EDT Att: 29,872 - Unknown - 70 F livebaseballscorecards.com			
Mike Pagliarulo, L (8, 5)	1B									0	0	0	0	0	0	0				
Roberto Alomar, S (1, 4) OBP: 0.250, SLG: 0.250	1-3 K		2-1 G5-3		1-2 FC3-6		2-2 G3			4	0	1	0	0	1	1				
Tony Gwynn, L (1, 9) OBP: 0.273, SLG: 0.545	1-0 F8			3-1 BB	1-2 FC3-6		0-2 HR			4	2	2	1	0	0	2				
Jack Clark, R (1, 3) OBP: 0.182, SLG: 0.100	4-2 FC5-4			2-3 K	2-0 1B		1-2 G6-3			3	0	1	0	1	1	1				
Joe Carter, R (1, 8)	2-0 FC5-4			3-1 F9	1-0 P6		1-1 F8			4	0	0	0	0	0	5				
Fred Lynn, L (1, 7) OBP: 0.273, SLG: 0.500		1-3 K		1-1 BB		0-0 F7		1-1 G4-3		4	1	1	0	0	1	0				
Benito Santiago, R (1, 2) OBP: 0.500, SLG: 0.375		0-0 F7		4-2 1B		1-1 G5-3				2	0	0	0	1	0	0				
Garry Templeton, S (1, 6) OBP: 0.300, SLG: 0.400		2-1 G6-3		0-0 FC6-4		1-2 G3				3	0	1	2	0	0	0				
Andy Benes, R (1, 1) Calvin Schiraldi, R (7, 1) Craig Lefferts, L (9, 1)			1-3 K		4-2 FC6-4		0-0 L4			2	0	0	0	0	1	2				
Inning Stats	R: 0 E: 0 K: 1 S: 11	H: 1 LOB: 2 BB: 1 P: 21	R: 0 E: 0 K: 1 S: 7	H: 0 LOB: 0 BB: 0 P: 10	R: 0 E: 0 K: 1 S: 11	H: 0 LOB: 0 BB: 0 P: 14	R: 2 E: 0 K: 1 S: 18	H: 3 LOB: 2 BB: 1 P: 33	R: 0 E: 0 K: 0 S: 6	H: 0 LOB: 0 BB: 0 P: 8	R: 0 E: 0 K: 0 S: 6	H: 0 LOB: 0 BB: 0 P: 9	R: 1 E: 0 K: 0 S: 11	H: 1 LOB: 0 BB: 0 P: 14	R: 0 E: 0 K: 0 S: 11	H: 0 LOB: 0 BB: 0 P: 14	1B: 6 2B: 0 3B: 0 HR: 1	SF: 0 SAC: 0 DP: 0 HBP: 0	WP: 0 PB: 1 SB: 1 CS: 0	PA: 33
PITCHER	IP WLS BF H R ER SO BB IBB HBP BLK WP HR S P ERA WHIP																			
Fernando Valenzuela, L (1, 1) ERA: 3.6	5.0 L 23 6 2 0 0 2 0 0 0 0 0 0 12 17 3.60 1.600																			
Tim Crews, R (6, 1) ERA:	2.0 6 0 0 0 0 0 0 0 0 0 0 0 12 17 0.00 0.000																			
John Wetteland, R (8, 1) ERA: 6.0	1.0 4 1 1 1 0 0 0 0 0 0 0 1 11 14 9.00 1.000																			

Batter	1	2	3	4	5	6	7	8	9	AB	R	H	RBI	BB	SO	LOB	TOP								
Bip Roberts, S OBP: 0.176, SLG: 0.267 (1, 5)										3	2	1	1	1	0	1	San Diego Padres @ San Francisco Giants Candlestick Park, San Francisco, CA Fri Apr 13 1990, 10:05 PM EDT Att: 52,872 - Unknown livebaseballscorecards.com								
Roberto Alomar, S OBP: 0.318, SLG: 0.450 (1, 4)										4	0	1	1	0	0	2									
Tony Gwynn, L OBP: 0.300, SLG: 0.526 (1, 9)										4	1	2	1	1	0	2									
Jack Clark, R OBP: 0.350, SLG: 0.375 (1, 3)										3	2	2	2	2	0	0									
Joe Carter, R OBP: 0.150, SLG: 0.150 (1, 8)										5	1	2	0	0	0	5									
Fred Lynn, L OBP: 0.388, SLG: 0.647 Greg Harris, R (8, 1)										4	0	2	0	0	0	0									
Benito Santiago, R OBP: 0.421, SLG: 0.353 (1, 2)										5	0	1	1	0	0	3									
Garry Templeton, S OBP: 0.286, SLG: 0.429 (1, 6)										4	1	1	0	0	0	2									
Ed Whitson, R OBP: 0.500, SLG: 0.500 Shawn Abner, R (7, PH)										2	0	1	0	0	0	0									
Mark Grant, R Darrin Jackson, R OBP: 1.000, SLG: 1.000 (8, 7)										1	0	0	0	0	1	0									
Inning Stats	R: 1 E: 0 K: 0 S: 16	H: 2 LOB: 1 BB: 1 P: 26	R: 0 E: 0 K: 0 S: 5	H: 1 LOB: 0 BB: 0 P: 7	R: 0 E: 0 K: 0 S: 6	H: 2 LOB: 1 BB: 0 P: 9	R: 1 E: 0 K: 0 S: 12	H: 2 LOB: 3 BB: 0 P: 16	R: 0 E: 0 K: 0 S: 14	H: 0 LOB: 0 BB: 0 P: 33	R: 0 E: 0 K: 0 S: 5	H: 0 LOB: 0 BB: 0 P: 6	R: 0 E: 0 K: 1 S: 8	H: 0 LOB: 0 BB: 0 P: 11	R: 1 E: 0 K: 0 S: 13	H: 2 LOB: 1 BB: 0 P: 16	R: 5 E: 1 K: 1 S: 21	H: 5 LOB: 1 BB: 0 P: 27	1B: 10 2B: 3 3B: 2 HR: 1	SF: 2 SAC: 0 DP: 3 HBP: 0	WP: 0 PB: 0 SB: 3 CS: 0	PA: 43			
PITCHER	IP	WLS	BF	H	R	ER	SO	BB	IBB	HBP	BLK	WP	HR	S	P	ERA	WHIP								
Scott Garretts, R ERA: 3.6 (1, 1)	5.0		23	7	2	2	0	3	1	0	0	0	0	53	91	3.60	2.000								
Atlee Hammaker, L ERA: 13.5 (6, 1)	2.0		6	0	0	0	1	0	0	0	0	0	0	13	17	0.00	0.000								
Dan Quisenberry, R ERA: 13.5 (8, 1)	1.1	L	11	6	6	4	0	0	0	0	0	0	1	23	30	27.00	4.500								
Randy O'Neal, R ERA: 13.5 (9, 1)	0.2		3	1	0	0	1	0	0	0	0	0	0	11	13	0.00	1.500								

Batter	1	2	3	4	5	6	7	8	9	AB	R	H	RBI	BB	SO	LOB	BOTTOM								
Brett Butler, L OBP: 0.600, SLG: 0.615 (1, 8)										4	1	2	1	0	1	0	San Diego Padres @ San Francisco Giants Candlestick Park, San Francisco, CA Fri Apr 13 1990, 10:05 PM EDT Att: 52,872 - Unknown livebaseballscorecards.com								
Kevin Bass, S OBP: 0.287, SLG: 0.500 (1, 9)										4	0	1	0	0	0	1									
Will Clark, L OBP: 0.471, SLG: 0.500 (1, 3)										4	0	0	0	0	1	1									
Kevin Mitchell, R OBP: 0.417, SLG: 0.455 (1, 7)										3	1	2	0	1	0	0									
Matt Williams, R OBP: 0.294, SLG: 0.294 (1, 5)										4	0	1	0	0	1	2									
Robby Thompson, R OBP: 0.583, SLG: 0.857 (1, 4)										3	0	2	1	1	1	1									
Terry Kennedy, L OBP: 0.636, SLG: 0.750 Brad Komminsk, R OBP: 0.667, SLG: 0.500 Gary Carter, R OBP: 0.286, SLG: 0.286 (8, 2)										2	0	1	0	1	0	1									
Jose Uribe, S OBP: 0.200, SLG: 0.200 Rick Leach, L OBP: 0.500, SLG: 0.200 (9, PH)										2	0	0	0	0	0	3									
Scott Garretts, R Mike Laga, L Atlee Hammaker, S Ernest Riles, L Dan Quisenberry, R Randy O'Neal, R Bill Bathe, R OBP: 0.500, SLG: 0.500 (9, PH)										1	0	0	0	0	1	0									
Inning Stats	R: 1 E: 0 K: 0 S: 11	H: 2 LOB: 0 BB: 0 P: 16	R: 0 E: 0 K: 1 S: 9	H: 1 LOB: 0 BB: 0 P: 11	R: 0 E: 0 K: 2 S: 8	H: 0 LOB: 0 BB: 0 P: 10	R: 1 E: 0 K: 0 S: 10	H: 3 LOB: 3 BB: 1 P: 19	R: 0 E: 0 K: 0 S: 5	H: 0 LOB: 0 BB: 0 P: 8	R: 0 E: 0 K: 1 S: 8	H: 0 LOB: 1 BB: 1 P: 13	R: 1 E: 0 K: 0 S: 10	H: 2 LOB: 1 BB: 0 P: 15	R: 0 E: 0 K: 1 S: 7	H: 1 LOB: 0 BB: 0 P: 10		R: 0 E: 0 K: 0 S: 11	H: 1 LOB: 1 BB: 1 P: 23	1B: 7 2B: 3 3B: 0 HR: 0	SF: 0 SAC: 1 DP: 3 HBP: 0	WP: 0 PB: 0 SB: 0 CS: 0	PA: 37		
PITCHER	IP	WLS	BF	H	R	ER	SO	BB	IBB	HBP	BLK	WP	HR	S	P	ERA	WHIP								
Ed Whitson, R ERA: 3.0 (1, 1)	6.0		24	6	2	2	4	1	1	0	0	0	0	51	77	3.00	1.167								
Mark Grant, R ERA: 10.8 (7, 1)	1.1		7	3	1	1	1	0	0	0	0	0	0	15	23	6.75	2.250								
Greg Harris, R ERA: 10.8 (8, 1)	1.2	W	5	1	0	0	0	1	0	0	0	0	0	13	25	0.00	1.200								



Batter	1	2	3	4	5	6	7	8	9	10	AB	R	H	RBI	BB	SO	LOB	TOP			
Big Roberts, S OBP: 0.227, SLG: 0.263 Craig Lefferts, L (9, 1)	G4-3			1B		F7		FC5-4	F9		4	1	1	0	1	0	3				
Roberto Alomar, S OBP: 0.333, SLG: 0.417	K			1B		G6-3		FC5-4		2B	4	1	1	1	1	1	1				
Tony Gwynn, L OBP: 0.360, SLG: 0.583	F7			1B				G4-3		SF8	5	1	3	1	0	0	1				
Jack Clark, R OBP: 0.360, SLG: 0.350				1B						2B	4	0	1	0	1	1	1				
Joe Carter, R OBP: 0.120, SLG: 0.120	G4-3			1B						1B	5	1	0	0	0	1	4				
Darin Jackson, R OBP: 0.250, SLG: 0.250 Calvin Schiraldi, R (7, 1)																					
Phil Stephenson, L OBP: 0.667, SLG: 0.667 Mike Pagliarulo, L (9, 5)	K																				
Benito Santiago, R OBP: 0.417, SLG: 0.364																					
Garry Templeton, S OBP: 0.263, SLG: 0.368																					
Bruce Hurst, L Fred Lynn, L OBP: 0.429, SLG: 0.667																					
Inning Stats	R: 0 E: 0 K: 1 S: 7	H: 0 LOB: 0 BB: 0 P: 12	R: 0 E: 0 K: 1 S: 8	H: 0 LOB: 0 BB: 0 P: 12	R: 0 E: 0 K: 1 S: 7	H: 0 LOB: 0 BB: 0 P: 10	R: 1 E: 0 K: 2 S: 16	H: 3 LOB: 1 BB: 1 P: 25	R: 0 E: 0 K: 1 S: 10	H: 1 LOB: 1 BB: 0 P: 14	R: 0 E: 0 K: 0 S: 9	H: 0 LOB: 0 BB: 0 P: 14	R: 1 E: 0 K: 0 S: 9	H: 2 LOB: 1 BB: 1 P: 13	R: 1 E: 1 K: 0 S: 13	H: 2 LOB: 3 BB: 2 P: 21	R: 2 E: 0 K: 0 S: 9	H: 2 LOB: 2 BB: 2 P: 19	1B: 10 2B: 1 3B: 0 HR: 0	SF: 1 SAC: 0 DP: 0 HBP: 0	WP: 0 PA: 44
PITCHER	IP 6.0	WLS 22	H 5	R 1	ER 1	SO 7	BB 1	IBB 0	HBP 0	BLK 0	WP 0	HR 0	S 58	P 88	ERA 1.50	WHIP 1.000					
Eric Gunderson, L ERA: 1.35																					
Allee Hammaker, L ERA: 1.5																					
Jeff Brantley, R ERA: 3.0																					
Dan Quisenberry, R ERA: 9.82																					

San Diego Padres @ San Francisco Giants
Candlestick Park, San Francisco, CA
Sat Apr 14 1990, 6:33 AM EDT
Att: 24,846 - Unknown

AB	39
R	5
H	11
RBI	5
BB	4
SO	7
LOB	16

WP: 0	PA: 44
PB: 0	
SB: 0	
CS: 1	

Batter	1	2	3	4	5	6	7	8	9	10	AB	R	H	RBI	BB	SO	LOB	BOTTOM					
Brett Butler, L OBP: 0.600, SLG: 0.563	SH1-3										3	0	1	0	2	0	0						
Kevin Bass, S OBP: 0.211, SLG: 0.389	SH1-3										4	0	0	0	0	1	3						
Will Clark, L OBP: 0.409, SLG: 0.429	G3										5	0	1	1	0	1	2						
Kevin Mitchell, R OBP: 0.353, SLG: 0.563	L5										5	1	1	1	0	1	4						
Matt Williams, R OBP: 0.227, SLG: 0.227											5	0	0	0	0	2	0						
Robby Thompson, R OBP: 0.500, SLG: 0.722											4	0	1	0	0	1	0						
Gary Carter, R OBP: 0.400, SLG: 0.444 Allee Hammaker, S (7, 1)											2	1	1	0	1	0	0						
Rick Leach, L OBP: 0.200, SLG: 0.200 Jeff Brantley, R OBP: 0.227, SLG: 0.227 Dan Quisenberry, R OBP: 0.227, SLG: 0.227 Brad Komminsk, R OBP: 0.227, SLG: 0.227											0	0	0	0	0	0	0						
Jose Uribe, S OBP: 0.286, SLG: 0.385											3	0	1	1	1	0	1						
Eric Gunderson, R Terry Kennedy, L OBP: 0.615, SLG: 0.700											2	0	0	0	0	0	3						
Inning Stats	R: 0 E: 0 K: 0 S: 6	H: 0 LOB: 1 BB: 1 P: 12	R: 1 E: 0 K: 1 S: 10	H: 1 LOB: 1 BB: 1 P: 17	R: 0 E: 0 K: 2 S: 11	H: 0 LOB: 0 BB: 0 P: 15	R: 1 E: 0 K: 1 S: 12	H: 2 LOB: 2 BB: 1 P: 24	R: 0 E: 0 K: 1 S: 8	H: 1 LOB: 1 BB: 0 P: 12	R: 0 E: 0 K: 0 S: 3	H: 0 LOB: 0 BB: 0 P: 6	R: 1 E: 0 K: 0 S: 11	H: 2 LOB: 2 BB: 1 P: 16	R: 0 E: 0 K: 0 S: 6	H: 1 LOB: 1 BB: 1 P: 10	R: 0 E: 0 K: 0 S: 8	H: 0 LOB: 0 BB: 0 P: 11	R: 0 E: 0 K: 1 S: 8	H: 0 LOB: 0 BB: 0 P: 10	1B: 4 2B: 1 3B: 1 HR: 1	SF: 0 SAC: 1 DP: 0 HBP: 0	WP: 0 PA: 41
PITCHER	IP 6.2	WLS 3	H 6	R 3	ER 3	SO 5	BB 3	IBB 1	HBP 0	BLK 0	WP 0	HR 0	S 30	P 97	ERA 4.05	WHIP 1.350							
Bruce Hurst, L ERA: 4.3																							
Calvin Schiraldi, R ERA: 3.6																							
Craig Lefferts, L ERA:																							

San Diego Padres @ San Francisco Giants
Candlestick Park, San Francisco, CA
Sat Apr 14 1990, 6:33 AM EDT
Att: 24,846 - Unknown

AB	35
R	3
H	7
RBI	3
BB	5
SO	6
LOB	13

WP: 0	PA: 41
PB: 0	
SB: 0	
CS: 1	

Batter	1	2	3	4	5	6	7	8	9	AB	R	H	RBI	BB	SO	LOB	TOP				
Bip Roberts, S (1,5) OBP: 0.222, SLG: 0.250 Mike Pagliarulo, L (9,5)	G1-3			K		B2-3	F8		1B	5	0	1	0	0	1	1					
Roberto Alomar, S (1,4) OBP: 0.344, SLG: 0.414	P5			G6-3		2B	G1-3		1B	5	1	2	0	0	0	1					
Tony Gwynn, L (1,9) OBP: 0.367, SLG: 0.586	G3			F7		1B			L3	5	0	2	0	0	0	2					
Jack Clark, R (1,3) OBP: 0.310, SLG: 0.292		K			K	K			F7	4	0	0	0	0	3	3					
Fred Lynn, L (1,7) OBP: 0.400, SLG: 0.571	F9				G1-3				K	3	0	0	0	1	1	1					
Joe Carter, R (1,8) OBP: 0.207, SLG: 0.214					1B				G4-3	3	2	2	1	1	1	0					
Garry Templeton, S (1,6) OBP: 0.261, SLG: 0.348				F8		1B			G4-3	4	0	1	0	0	0	4					
Mark Parent, R (1,2) OBP: 0.667, SLG: 0.667 Benito Santiago, R (7, PR) OBP: 0.440, SLG: 0.522				F7					HR	3	0	2	1	0	0	0					
Eric Show, R (1,1) Phil Stephenson, L (7, PH) OBP: 0.750, SLG: 0.667 Greg Harris, R (7,1)				G4-3		G1-3			G5-3	2	0	0	0	0	0	2					
Inning Stats	R: 0 H: 0 E: 0 K: 0 S: 7	H: 0 LOB: 0 BB: 0 P: 12	R: 0 H: 0 E: 0 K: 2 S: 12	H: 0 LOB: 0 BB: 0 P: 16	R: 0 H: 0 E: 0 K: 0 S: 7	H: 0 LOB: 0 BB: 0 P: 10	R: 0 H: 0 E: 0 K: 1 S: 7	H: 0 LOB: 0 BB: 0 P: 11	R: 1 H: 3 E: 0 K: 1 S: 8	H: 3 LOB: 2 BB: 0 P: 11	R: 1 H: 2 E: 0 K: 0 S: 14	H: 2 LOB: 3 BB: 2 P: 24	R: 0 H: 1 E: 0 K: 1 S: 10	H: 1 LOB: 1 BB: 1 P: 14	R: 0 H: 1 E: 0 K: 1 S: 5	H: 1 LOB: 1 BB: 0 P: 9	R: 2 H: 4 E: 0 K: 0 S: 11	H: 4 LOB: 2 BB: 0 P: 16	1B: 8 2B: 3 3B: 0 HR: 1	SF: 0 SAC: 0 DP: 1 HBP: 0	WP: 0 PA: 39 PB: 0 SB: 0 CS: 2
PITCHER	IP	WLS	BF	H	R	ER	SO	BB	IBB	HBP	BLK	WP	HR	S	P	ERA	WHIP				
Rick Reuschel, R (1,1) ERA: 1.32 Steve Bedrosian, R (9,1) ERA: 18.0	8.0	L	32	7	2	2	6	2	1	0	0	0	0	70	107	2.25	1.125				

San Diego Padres @ San Francisco Giants
Candlestick Park, San Francisco, CA
Sun Apr 15 1990, 6:33 AM EDT
Att: 29,339 - Sunny - 60 F


AB	36
R	4
H	11
RBI	4
BB	3
SO	6
LOB	14



Batter	1	2	3	4	5	6	7	8	9	AB	R	H	RBI	BB	SO	LOB	BOTTOM				
Brett Butler, L (1,8) OBP: 0.552, SLG: 0.650	HR		G4-3			F9			K	4	1	1	1	0	1	0					
Kevin Bass, S (1,9) OBP: 0.217, SLG: 0.364	F8		G6-3			HR	1B		G4-3	4	1	1	0	0	0	0					
Will Clark, L (1,3) OBP: 0.385, SLG: 0.520	G4-3			G3		HR			G4-3	4	1	1	2	0	0	0					
Kevin Mitchell, R (1,7) OBP: 0.333, SLG: 0.500	1B			K		P3			F8	4	0	1	0	0	1	0					
Matt Williams, R (1,5) OBP: 0.269, SLG: 0.308	F9			1B		2B			G6-3	4	0	2	0	0	0	1					
Robby Thompson, R (1,4) OBP: 0.417, SLG: 0.591		G5-3		P6		L6			K	4	0	0	0	0	1	2					
Terry Kennedy, L (1,2) OBP: 0.500, SLG: 0.538		G1-3			G4-1				F7	3	0	0	0	0	0	0					
Jose Uribe, S (1,6) OBP: 0.235, SLG: 0.313		F9			F9				G3	3	0	0	0	0	0	0					
Rick Reuschel, R (1,1) OBP: 0.200, SLG: 0.200 Steve Bedrosian, R (9,1)			G6-3		G5-3				F9	3	0	0	0	0	0	0					
Inning Stats	R: 1 H: 2 E: 0 K: 0 S: 13	H: 2 LOB: 1 BB: 0 P: 22	R: 0 H: 0 E: 0 K: 0 S: 5	H: 0 LOB: 0 BB: 0 P: 7	R: 0 H: 0 E: 0 K: 0 S: 5	H: 0 LOB: 0 BB: 0 P: 9	R: 0 H: 1 E: 0 K: 1 S: 11	H: 1 LOB: 0 BB: 0 P: 18	R: 0 H: 0 E: 0 K: 0 S: 6	H: 0 LOB: 0 BB: 0 P: 7	R: 2 H: 3 E: 0 K: 0 S: 18	H: 3 LOB: 1 BB: 0 P: 27	R: 0 H: 0 E: 0 K: 0 S: 5	H: 0 LOB: 0 BB: 0 P: 8	R: 0 H: 0 E: 0 K: 1 S: 12	H: 0 LOB: 0 BB: 0 P: 16	R: 0 H: 0 E: 0 K: 1 S: 9	H: 0 LOB: 0 BB: 0 P: 13	1B: 3 2B: 1 3B: 0 HR: 2	SF: 0 SAC: 0 DP: 0 HBP: 0	WP: 0 PA: 33 PB: 0 SB: 0 CS: 0
PITCHER	IP	WLS	BF	H	R	ER	SO	BB	IBB	HBP	BLK	WP	HR	S	P	ERA	WHIP				
Eric Show, R (1,1) ERA: 3.38 Greg Harris, R (7,1) ERA:	6.0	W	9	0	0	0	2	0	0	0	0	0	0	26	37	0.00	0.000				

San Diego Padres @ San Francisco Giants
Candlestick Park, San Francisco, CA
Sun Apr 15 1990, 6:33 AM EDT
Att: 29,339 - Sunny - 60 F

AB	33
R	3
H	6
RBI	3
BB	0
SO	3
LOB	3



Batter	1	2	3	4	5	6	7	8	9	AB	R	H	RBI	BB	SO	LOB	TOP								
Bip Roberts, S OBP: 0.194, SLG: 0.214 Calvin Schiraldi, R OBP: 0.500, SLG: 0.250 Joey Cora, S OBP: 0.500, SLG: 0.250	3-2 4-3		2-1 F6			0-0 L8	3-3 K		2-2 G6-3	4	0	0	0	0	1	2	San Diego Padres @ Cincinnati Reds Riverfront Stadium, Cincinnati, OH Tue Apr 17 1990, 3:33 AM EDT Att: 45,000 - Overcast - 50 F								
Roberto Alomar, S OBP: 0.417, SLG: 0.469	3-2 CS 1B			3-2 CS 1B		2-2 BB 1B		4-1 BB		3	0	3	0	1	0	0									
Tony Gwynn, L OBP: 0.324, SLG: 0.515	1 SAFE F7		2-1 G3-1			1-2 F7		2-3 K		4	0	0	0	0	1	5									
Jack Clark, R OBP: 0.333, SLG: 0.296		1-2 F6		0-1 1B		4-0 1B		1-3 K		3	0	1	0	1	1	1									
Joe Carter, R OBP: 0.182, SLG: 0.188	0-0 F7		1-0 F9			0-0 F9		0-1 F9		4	0	0	0	0	0	5									
Benito Santiago, R OBP: 0.483, SLG: 0.667		1-1 1B				0-3 K		0-0 HR		4	1	3	1	0	1	0									
Darrin Jackson, R OBP: 0.125, SLG: 0.125		2-3 K				2-2 F9		1-3 K		4	0	0	0	0	2	2									
Garry Templeton, S OBP: 0.259, SLG: 0.308			2-2 F7			0-0 F9		0-1 L9		3	0	0	0	1	0	0									
Andy Benes, R Shawn Abner, R Mark Grant, R Jerald Clark, R Mike Pagliarulo, L Mike Parent, R			2-1 F3			1-2 F7 1B		1-1 1B		1	0	0	0	0	0	0									
Inning Stats	R: 0 E: 0 K: 0 S: 9	H: 1 LOB: 0 BB: 0 P: 18	R: 0 E: 0 K: 1 S: 10	H: 1 LOB: 1 BB: 0 P: 14	R: 0 E: 0 K: 0 S: 9	H: 0 LOB: 0 BB: 0 P: 15	R: 0 E: 0 K: 1 S: 10	H: 2 LOB: 1 BB: 0 P: 16	R: 0 E: 0 K: 1 S: 10	H: 0 LOB: 0 BB: 0 P: 12	R: 0 E: 0 K: 0 S: 14	H: 2 LOB: 3 BB: 1 P: 22	R: 1 E: 0 K: 2 S: 14	H: 2 LOB: 1 BB: 0 P: 19	R: 0 E: 0 K: 2 S: 9	H: 0 LOB: 1 BB: 1 P: 16		R: 0 E: 0 K: 1 S: 13	H: 1 LOB: 2 BB: 1 P: 23	1B: 8 2B: 0 3B: 0 HR: 1	SF: 0 SAC: 0 DP: 0 HBP: 0	WP: 0 PB: 0 SB: 0 CS: 2	PA: 37		
PITCHER	IP	WLS	BF	H	R	ER	SO	BB	IBB	HBP	BLK	WP	HR	S	P	ERA	WHIP								
Tom Browning, L ERA: 3.86	6.0	W	24	7	1	1	2	1	0	0	0	0	1	63	98	1.50	1.333								
Norm Charlton, L ERA: 3.0	2.0		8	1	0	0	4	1	0	0	0	0	0	22	34	0.00	1.000								
Randy Myers, L ERA: 3.18	1.0	S	5	1	0	0	1	1	0	0	0	0	0	13	23	0.00	2.000								

AB 34
R 1
H 9
RBI 1
BB 3
SO 7
LOB 19



Batter	1	2	3	4	5	6	7	8	9	AB	R	H	RBI	BB	SO	LOB	BOTTOM								
Chris Sabo, R OBP: 0.405, SLG: 0.581	0-2 L6			1-3 K		1 SAFE 5-3		3-3 K		5	0	0	0	0	3	3	San Diego Padres @ Cincinnati Reds Riverfront Stadium, Cincinnati, OH Tue Apr 17 1990, 3:33 AM EDT Att: 45,000 - Overcast - 50 F								
Billy Hatcher, R OBP: 0.417, SLG: 0.514	2-2 S 1B	2-1 1B			1-1 BLK 1B	3-2 G1-3				4	0	3	1	0	0	1									
Barry Larkin, R OBP: 0.600, SLG: 0.719	1-0 S 1B	2-1 FC5 1B			1-1 BLK 1B		2-2 BLK 1B			4	0	3	0	0	0	2									
Eric Davis, R OBP: 0.200, SLG: 0.290	4-2 G4-6-3 BB		0-1 F8		0-3 K		3-2 L3		1-2 1B	3	0	0	0	1	1	3									
Paul O'Neill, L OBP: 0.379, SLG: 0.261	1-2 G4-6-3		2-2 F8		0-0 F6		2-3 K			4	0	0	0	0	1	6									
Todd Benzinger, S OBP: 0.452, SLG: 0.400		4-1 BB BB	2-2 1B		4-0 IBB		4-0 IBB		1-2 2-3 IBB	1	1	1	0	3	0	0									
Joe Oliver, R OBP: 0.346, SLG: 0.348		4-0 BB 1B	2-0 F4		0-3 K		0-0 F7			3	1	0	0	1	1	6									
Mariano Duncan, R OBP: 0.458, SLG: 0.636		2-2 FC5 1B		1-0 F8		1-1 5-3 1B		0-1 P4		4	0	2	1	0	0	0									
Tom Browning, L Norm Charlton, S Herm Winningham, L Randy Myers, L		1-3 K		2-3 K		1-3 K		2-0 F7		3	0	0	0	0	3	3									
Inning Stats	R: 0 E: 0 K: 0 S: 15	H: 2 LOB: 2 BB: 1 P: 23	R: 2 E: 0 K: 2 S: 15	H: 2 LOB: 2 BB: 2 P: 31	R: 0 E: 0 K: 0 S: 9	H: 1 LOB: 1 BB: 0 P: 15	R: 0 E: 0 K: 2 S: 7	H: 0 LOB: 0 BB: 0 P: 11	R: 0 E: 0 K: 2 S: 11	H: 2 LOB: 3 BB: 1 P: 17	R: 0 E: 0 K: 1 S: 10	H: 1 LOB: 1 BB: 0 P: 16	R: 0 E: 0 K: 1 S: 11	H: 1 LOB: 2 BB: 1 P: 22	R: 0 E: 0 K: 1 S: 6	H: 0 LOB: 0 BB: 0 P: 11		1B: 9 2B: 0 3B: 0 HR: 0	SF: 0 SAC: 0 DP: 1 HBP: 0	WP: 0 PB: 0 SB: 2 CS: 0	PA: 37				
PITCHER	IP	WLS	BF	H	R	ER	SO	BB	IBB	HBP	BLK	WP	HR	S	P	ERA	WHIP								
Andy Benes, R ERA: 2.45	5.0	L	25	7	2	2	6	3	1	0	1	0	0	57	97	3.60	2.000								
Mark Grant, R ERA: 8.31	1.0		4	1	0	0	1	0	0	0	0	0	0	10	16	0.00	1.000								
Calvin Schiraldi, R ERA: 2.97	2.0		8	1	0	0	2	0	1	0	1	0	0	17	33	0.00	0.500								

AB 32
R 2
H 9
RBI 2
BB 5
SO 9
LOB 24



Batter	1	2	3	4	5	6	7	8	9	AB	R	H	RBI	BB	SO	LOB	TOP					
Bip Roberts, S OBP: 0.250, SLG: 0.250	G1-3	G1-3		BLK BB		1B		1-2 1B		4	0	2	0	1	0	0	San Diego Padres @ Cincinnati Reds Riverfront Stadium, Cincinnati, OH Wed Apr 18, 1990, 3:33 AM EDT Att: 18,487 - Overcast - 55 F					
Roberto Alomar, S OBP: 0.390, SLG: 0.432	FC1-4 1B		G5-3	F8		K		F7		5	0	1	0	0	1	4						
Tony Gwynn, L OBP: 0.308, SLG: 0.474	FC1-4 1-2		HR			K		G4-3		5	1	1	0	0	1	4						
Jack Clark, R OBP: 0.342, SLG: 0.267	K		K			BLK 2B BB		F8 G4-3 BB		3	1	0	0	2	3	2						
Joe Carter, R OBP: 0.237, SLG: 0.306			BB E 1B	HR		2B BB		G4-3		4	3	2	2	1	1	1						
Benito Santiago, R OBP: 0.500, SLG: 0.677			E 1B BB	1B		F9 1-H 2B		F8		4	1	2	2	1	0	1						
Jerald Clark, R OBP: 0.400, SLG: 0.250			E5	F9		F9		K		3	1	0	0	0	0	3						
Mark Grant, R OBP: 0.125, SLG: 0.125			1B G4-3							0	0	0	0	0	0	0						
Darrin Jackson, R OBP: 0.600, SLG: 0.500			1-2 2-H			2-3				1	0	0	0	0	1	1						
Phil Stephenson, L OBP: 0.600, SLG: 0.500										0	0	0	0	0	0	0						
Greg Harris, R OBP: 0.258, SLG: 0.300										4	0	1	1	0	0	1						
Dennis Rasmussen, L OBP: 0.407, SLG: 0.545			G4-3			K		1B BB		1	0	0	0	0	0	1						
Rafael Valdez, R										1	0	0	0	0	0	0						
Fred Lynn, L										1	0	0	0	1	1	0						
Inning Stats	R: 0 E: 0 K: 1 S: 11	H: 1 LOB: 1 BB: 0 P: 17	R: 3 E: 1 K: 0 S: 13	H: 2 LOB: 0 BB: 2 P: 22	R: 2 E: 0 K: 1 S: 12	H: 3 LOB: 1 BB: 0 P: 20	R: 0 E: 0 K: 0 S: 5	H: 0 LOB: 1 BB: 1 P: 9	R: 2 E: 0 K: 1 S: 12	H: 1 LOB: 1 BB: 2 P: 27	R: 0 E: 0 K: 1 S: 9	H: 0 LOB: 1 BB: 1 P: 14	R: 0 E: 0 K: 0 S: 12	H: 1 LOB: 2 BB: 1 P: 19	R: 0 E: 0 K: 2 S: 10	H: 0 LOB: 0 BB: 0 P: 16	1B: 7 2B: 1 3B: 0 HR: 1	SF: 0 SAC: 0 DP: 1 HBP: 0	WP: 0 PB: 0 SB: 0 CS: 0	PA: 42		
PITCHER	IP	WLS	BF	H	R	ER	SO	BB	IBB	HBP	BLK	WP	HR	S	P	ERA	WHIP					
Danny Jackson, L	(1, 1)	3.0		16	6	5	4	2	1	0	0	0	0	1	36	59	12.00	2.333				
Tim Layana, R	(4, 1)	2.0	W	10	1	2	2	1	3	0	0	2	0	0	17	36	9.00	2.000				
Tim Birtsas, L	(6, 1)	1.2		7	1	0	0	2	1	0	0	0	0	0	17	25	0.00	1.200				
Rob Dibble, R	(7, 1)	2.1	S	9	1	0	0	3	1	0	0	0	0	0	25	39	0.00	0.857				

AB 36
R 7
H 9
RBI 5
BB 6
SO 8
LOB 18



Batter	1	2	3	4	5	6	7	8	9	AB	R	H	RBI	BB	SO	LOB	BOTTOM					
Chris Sabo, R OBP: 0.419, SLG: 0.667	BB 1B BB	P5		2B		G6-3		G5-3		5	2	2	1	1	0	3	San Diego Padres @ Cincinnati Reds Riverfront Stadium, Cincinnati, OH Wed Apr 18, 1990, 3:33 AM EDT Att: 18,487 - Overcast - 55 F					
Billy Hatcher, R OBP: 0.429, SLG: 0.500	BB BB G3 1B		P3			FC6-4 BB		G5-3		5	1	2	0	1	0	1						
Barry Larkin, R OBP: 0.625, SLG: 0.714	G3 E BB					FC6-4 S 1B		BB E 1B		3	4	2	0	2	0	1						
Eric Davis, R OBP: 0.250, SLG: 0.294	E G3 BB	P3				F9		FC4-6 BB		3	0	1	2	2	0	4						
Todd Benzinger, S OBP: 0.417, SLG: 0.345	G3	F8				HR BB		FC4-6 1B		4	1	0	1	1	1	7						
Rolando Roomes, R OBP: 0.500, SLG: 0.500	E3							SH1-4 1B		1	0	0	1	0	0	1						
Paul O'Neill, L OBP: 0.455, SLG: 0.481			HR			SH1-4 1B		1B		4	2	4	3	0	0	0						
Joe Oliver, R OBP: 0.290, SLG: 0.286	F8		P2			P5		K		5	0	0	0	0	1	6						
Mariano Duncan, R OBP: 0.483, SLG: 0.778	K		HR			2B		SH1-4 1B		5	1	3	2	0	2	2						
Danny Jackson, R OBP: 1.000, SLG: 1.000										1	0	1	0	0	0	0						
Hal Morris, L OBP: 0.400, SLG: 0.250										1	0	0	0	0	1	0						
Tim Layana, R										1	0	0	0	0	1	1						
Tim Birtsas, L										0	0	0	0	0	0	0						
Rob Dibble, L										1	0	0	0	0	0	0						
Inning Stats	R: 3 E: 1 K: 1 S: 13	H: 1 LOB: 3 BB: 1 P: 29	R: 0 E: 0 K: 0 S: 11	H: 2 LOB: 1 BB: 1 P: 22	R: 2 E: 0 K: 1 S: 16	H: 3 LOB: 1 BB: 0 P: 24	R: 3 E: 0 K: 1 S: 11	H: 3 LOB: 1 BB: 1 P: 19	R: 1 E: 0 K: 1 S: 12	H: 1 LOB: 1 BB: 1 P: 22	R: 0 E: 0 K: 1 S: 12	H: 2 LOB: 2 BB: 0 P: 18	R: 1 E: 1 K: 0 S: 15	H: 2 LOB: 2 BB: 1 P: 25	R: 1 E: 0 K: 1 S: 8	H: 1 LOB: 0 BB: 0 P: 11	1B: 10 2B: 2 3B: 0 HR: 3	SF: 0 SAC: 1 DP: 0 HBP: 0	WP: 1 PB: 0 SB: 3 CS: 0	PA: 47		
PITCHER	IP	WLS	BF	H	R	ER	SO	BB	IBB	HBP	BLK	WP	HR	S	P	ERA	WHIP					
Dennis Rasmussen, L	(1, 1)	1.1		12	3	3	3	1	4	0	0	0	0	0	22	44	20.25	5.250				
Rafael Valdez, R	(2, 1)	2.2	L	15	6	5	5	2	1	0	0	0	0	0	24	50	16.88	2.625				
Mark Grant, R	(5, 1)	2.0		10	3	1	1	2	1	0	0	0	0	0	24	40	4.50	2.000				
Greg Harris, R	(7, 1)	2.0		10	3	2	2	1	1	0	0	0	0	1	23	36	9.00	2.000				

AB 39
R 11
H 15
RBI 10
BB 7
SO 6
LOB 26



Batter	1	2	3	4	5	6	7	8	9	AB	R	H	RBI	BB	SO	LOB	TOP									
Brett Butler, L OBP: 0.521, SLG: 0.615 (1, 8)										4	0	1	1	0	0	1	San Francisco Giants @ San Diego Padres Jack Murphy Stadium, San Diego, CA Fri Apr 20 1990, 10:05 PM EDT Att: 36,052 - Unknown - 70 F livebaseballscorecards.com									
Kevin Bass, S OBP: 0.244, SLG: 0.325 (1, 9)										4	0	1	1	0	1	1										
Will Clark, L OBP: 0.386, SLG: 0.537 (1, 3)										4	0	1	0	0	0	1										
Kevin Mitchell, R OBP: 0.351, SLG: 0.543 (1, 7)										4	0	1	0	0	1	0										
Matt Williams, R OBP: 0.214, SLG: 0.220 (1, 5)										4	0	1	0	0	0	2										
Robby Thompson, R OBP: 0.375, SLG: 0.474 (1, 4)										4	0	1	0	0	0	1										
Terry Kennedy, L OBP: 0.500, SLG: 0.560 (1, 2)										4	1	2	0	0	0	1										
Jose Uribe, S OBP: 0.222, SLG: 0.308 (1, 6)										3	1	1	0	0	0	3										
Andy McGaffigan, R (7, 1)										0	0	0	0	0	0	0										
Rick Leach, L OBP: 0.583, SLG: 0.375 (9, PH)										1	0	0	0	0	0	0										
Rick Reuschel, R OBP: 0.143, SLG: 0.143 (7, PH)										2	0	0	0	0	1	3										
Ernest Riles, L (7, 6)										1	0	0	0	0	0	0										
Inning Stats	R: 0 E: 0 K: 0 S: 10	H: 3 LOB: 2 BB: 0 P: 14	R: 0 E: 0 K: 1 S: 8	H: 1 LOB: 1 BB: 0 P: 8	R: 0 E: 0 K: 0 S: 3	H: 0 LOB: 0 BB: 0 P: 5	R: 0 E: 0 K: 0 S: 3	H: 0 LOB: 0 BB: 0 P: 5	R: 2 E: 0 K: 1 S: 15	H: 3 LOB: 1 BB: 0 P: 20	R: 0 E: 0 K: 1 S: 9	H: 2 LOB: 2 BB: 0 P: 9	R: 0 E: 0 K: 1 S: 8	H: 0 LOB: 0 BB: 0 P: 11	R: 0 E: 0 K: 0 S: 4	H: 0 LOB: 0 BB: 0 P: 6	R: 0 E: 0 K: 0 S: 7	H: 0 LOB: 0 BB: 0 P: 8	1B: 7 2B: 2 3B: 0 HR: 0	SF: 0 SAC: 0 DP: 1 HBP: 0	WP: 0 PB: 0 SB: 0 CS: 0	PA: 35				
PITCHER Ed Whitson, R ERA: 2.4 (1, 1)	IP: 9.0 WLS: W BF: 35	H: 9 R: 2 ER: 2 SO: 3	BB: 0 IBB: 0 HBP: 0 BLK: 0	WP: 0 HR: 0 S: 67 P: 86	ERA: 2.00 WHIP: 1.000											ERA: 2.00 WHIP: 1.000										

Batter	1	2	3	4	5	6	7	8	9	AB	R	H	RBI	BB	SO	LOB	BOTTOM									
Bip Roberts, S OBP: 0.250, SLG: 0.278 (1, 5)										4	1	1	1	0	0	0	San Francisco Giants @ San Diego Padres Jack Murphy Stadium, San Diego, CA Fri Apr 20 1990, 10:05 PM EDT Att: 36,052 - Unknown - 70 F livebaseballscorecards.com									
Roberto Alomar, S OBP: 0.356, SLG: 0.400 (1, 4)										3	0	0	1	0	0	0										
Tony Gwynn, L OBP: 0.302, SLG: 0.439 (1, 9)										3	1	0	0	1	0	0										
Jack Clark, R OBP: 0.357, SLG: 0.382 (1, 3)										4	2	2	3	0	0	0										
Joe Carter, R OBP: 0.262, SLG: 0.350 (1, 8)										4	2	2	0	0	0	0										
Fred Lynn, L OBP: 0.387, SLG: 0.560 (1, 7)										3	0	1	1	0	1	1										
Benito Santiago, R OBP: 0.500, SLG: 0.735 (1, 2)										3	1	1	2	1	0	1										
Garry Templeton, S OBP: 0.257, SLG: 0.324 (1, 6)										4	1	1	0	0	1	1										
Ed Whitson, R OBP: 0.250, SLG: 0.250 (1, 1)										2	1	0	0	0	1	1										
Inning Stats	R: 0 E: 0 K: 0 S: 5	H: 0 LOB: 0 BB: 0 P: 7	R: 0 E: 0 K: 0 S: 7	H: 1 LOB: 1 BB: 0 P: 11	R: 5 E: 0 K: 0 S: 11	H: 3 LOB: 0 BB: 1 P: 18	R: 0 E: 0 K: 0 S: 6	H: 0 LOB: 0 BB: 0 P: 9	R: 2 E: 0 K: 1 S: 16	H: 2 LOB: 1 BB: 1 P: 25	R: 0 E: 0 K: 0 S: 7	H: 0 LOB: 0 BB: 0 P: 11	R: 2 E: 1 K: 2 S: 17	H: 2 LOB: 0 BB: 0 P: 25	1B: 2 2B: 4 3B: 0 HR: 2	SF: 2 SAC: 1 DP: 0 HBP: 0		WP: 1 PB: 0 SB: 1 CS: 0	PA: 35							
PITCHER Rick Reuschel, R ERA: 4.12 (1, 1)	IP: 6.0 WLS: L BF: 27	H: 6 R: 7 ER: 7 SO: 1	BB: 1 IBB: 1 HBP: 0 BLK: 0	WP: 1 HR: 1 S: 51 P: 79	ERA: 10.50 WHIP: 1.167											ERA: 10.50 WHIP: 1.167										
PITCHER Andy McGaffigan, R ERA: 13.5 (7, 1)	IP: 2.0 WLS: L BF: 8	H: 2 R: 2 ER: 2 SO: 2	BB: 0 IBB: 0 HBP: 0 BLK: 0	WP: 0 HR: 1 S: 24 P: 36	ERA: 9.00 WHIP: 1.000											ERA: 9.00 WHIP: 1.000										

Batter	1	2	3	4	5	6	7	8	9	AB	R	H	RBI	BB	SO	LOB	TOP										
Brett Butler, L OBP: 0.509, SLG: 0.591 (1, 8)	0-1 F7		0-1 HR 1B		0-1 G4-3		1-0 G3 1B		0-1 F7	5	1	2	0	0	0	1											
Robby Thompson, R OBP: 0.356, SLG: 0.442 (1, 4)	2-0 G5-3		1-2 F9			0-1 2B 1B	0-1 F9		1-3 K	5	1	1	0	0	1	3											
Will Clark, L OBP: 0.375, SLG: 0.578 (1, 3)	0-0 E4		1-0 HR			1-1 F9	2-1 G3			4	1	1	2	0	0	2											
Kevin Mitchell, R OBP: 0.341, SLG: 0.538 (1, 7)	0-0 CS		0-1 F9		2-0 F8		0-1 1B 2B		2-3 K	4	1	1	0	0	1	1											
Kevin Bass, S OBP: 0.244, SLG: 0.318 (1, 9)		1-1 G6-3		1-1 F7		0-0 1B 1B		1-2 G4-3		4	1	1	1	0	0	0											
Matt Williams, R OBP: 0.239, SLG: 0.267 (1, 5)	0-0 WP 2B			0-1 G5-3		0-0 1B FC1-6		0-0 F9		4	1	2	1	0	0	0											
Gary Carter, R OBP: 0.526, SLG: 0.385 (1, 2)	4-0 FC6-4 BB			3-3 K		1-3 1B FC1-6		1-2 F7		3	0	1	1	1	1	0											
Jose Uribe, S OBP: 0.226, SLG: 0.300 (1, 6)	1-1 FC6-4			0-2 G6-3		1-0 FC1-6		1-0 1B		4	0	1	1	0	0	3											
Michael LaCoss, R (1, 1)				0-0 G5-3		0-1 P4			2-3 K	3	0	0	0	0	0	1											
Jeff Brantley, R OBP: 0.500, SLG: 1.000 (7, 1)						0-1 F3				0	0	0	0	0	0	0											
Dave Anderson, R OBP: 0.250, SLG: 0.375 (9, PH)										1	0	0	0	0	1	1											
Steve Bedrosian, R (9, 1)										0	0	0	0	0	0	0											
Inning Stats	R: 0 E: 1 K: 0 S: 4	H: 0 LOB: 0 BB: 0 P: 6	R: 0 E: 0 K: 0 S: 7	H: 1 LOB: 2 BB: 1 P: 13	R: 2 E: 0 K: 0 S: 8	H: 2 LOB: 0 BB: 0 P: 12	R: 0 E: 0 K: 1 S: 7	H: 0 LOB: 0 BB: 0 P: 11	R: 0 E: 0 K: 0 S: 6	H: 0 LOB: 0 BB: 0 P: 6	R: 4 E: 0 K: 0 S: 12	H: 5 LOB: 1 BB: 0 P: 15	R: 0 E: 0 K: 0 S: 8	H: 1 LOB: 1 BB: 0 P: 13	R: 0 E: 0 K: 2 S: 10	H: 0 LOB: 0 BB: 0 P: 10	R: 0 E: 0 K: 2 S: 10	H: 1 LOB: 1 BB: 0 P: 13	1B: 7 2B: 2 3B: 0 HR: 1	SF: 0 SAC: 0 DP: 0 HBP: 0	WP: 1 PB: 0 SB: 0 CS: 1	PA: 39					
PITCHER	IP	WLS	BF	H	R	ER	SO	BB	IBB	HBP	BLK	WP	HR	S	P	ERA	WHIP										
Bruce Hurst, L ERA: 5.4 (1, 1)	5.1	L	23	6	5	5	1	1	0	0	0	1	1	39	56	8.44	1.312										
Calvin Schiraldi, R ERA: 3.12 (6, 1)	1.2		8	3	1	1	1	0	0	0	0	0	0	13	20	5.40	1.800										
Greg Harris, R ERA: 1.38 (8, 1)	2.0		7	1	0	0	2	0	0	0	0	0	0	18	23	0.00	0.500										

San Francisco Giants @ San Diego Padres
Jack Murphy Stadium, San Diego, CA
Sat, Apr 21, 1990, 10:05 PM EDT
Att: 56,147 - Unknown - 60 F

AB	37
R	6
H	10
RBI	6
BB	1
SO	4
LOB	12



Batter	1	2	3	4	5	6	7	8	9	AB	R	H	RBI	BB	SO	LOB	BOTTOM										
Bip Roberts, S OBP: 0.227, SLG: 0.250 (1, 5)	1-1 G6-3		0-1 G6-4-3			1-2 G1-3		2-2 F7		4	0	0	0	0	0	1											
Roberto Alomar, S OBP: 0.347, SLG: 0.372 (1, 4)	1-2 G5-3			4-0 G3 SF7 BB		0-1 G5-3		2-1 G4-3		3	1	0	0	1	0	0											
Tony Gwynn, L OBP: 0.340, SLG: 0.477 (1, 9)	0-2 2B			3-2 G3		4-2 2B BLK BB		3-2 FC6-4 1B		3	1	2	0	1	0	1											
Jack Clark, R OBP: 0.348, SLG: 0.405 (1, 3)	3-3 K			0-1 SF7		1-2 BLK 1B 2B		2-2 FC6-4		3	1	1	1	0	1	2											
Joe Carter, R OBP: 0.261, SLG: 0.341 (1, 8)		1-0 F7		3-3 K		3-2 FC6-4 1B			0-0 G5-3	4	0	1	1	0	1	0											
Fred Lynn, L OBP: 0.343, SLG: 0.483 (1, 7)	0-1 G3-1				2-1 G6-3		1-1 FC6-4 1B		1-2 P6	4	1	0	0	0	0	1											
Benito Santiago, R OBP: 0.476, SLG: 0.684 (1, 2)	1-2 F3				1-3 K		0-0 G4-3 PB 1B		1-3 K	4	0	1	0	0	2	0											
Garry Templeton, S OBP: 0.243, SLG: 0.306 (6, 1)			0-0 G1-3			1-2 F9		2-2 G4-3		2	0	0	0	0	0	0											
Phil Stephenson, I OBP: 0.500, SLG: 0.400 (7, PH)										0	0	0	0	0	0	0											
Greg Harris, R (8, 1)										1	0	0	1	0	0	1											
Bruce Hurst, L (1, 1)										0	0	0	0	1	0	0											
Joey Cora, S OBP: 0.375, SLG: 0.167 (6, 6)										2	0	0	0	0	1	1											
Inning Stats	R: 0 E: 0 K: 1 S: 13	H: 1 LOB: 1 BB: 0 P: 18	R: 0 E: 0 K: 0 S: 6	H: 0 LOB: 0 BB: 0 P: 8	R: 0 E: 0 K: 0 S: 5	H: 0 LOB: 0 BB: 1 P: 9	R: 1 E: 0 K: 1 S: 9	H: 0 LOB: 0 BB: 1 P: 19	R: 0 E: 0 K: 1 S: 8	H: 0 LOB: 0 BB: 0 P: 12	R: 0 E: 0 K: 0 S: 7	H: 0 LOB: 0 BB: 0 P: 9	R: 3 E: 0 K: 1 S: 23	H: 3 LOB: 1 BB: 1 P: 34	R: 0 E: 0 K: 0 S: 12	H: 1 LOB: 1 BB: 0 P: 21	R: 0 E: 0 K: 1 S: 8	H: 0 LOB: 0 BB: 0 P: 10	1B: 3 2B: 2 3B: 0 HR: 0	SF: 1 SAC: 0 DP: 1 HBP: 0	WP: 0 PB: 1 SB: 1 CS: 0	PA: 34					
PITCHER	IP	WLS	BF	H	R	ER	SO	BB	IBB	HBP	BLK	WP	HR	S	P	ERA	WHIP										
Michael LaCoss, R ERA: 2.25 (1, 1)	6.0	W	23	3	4	3	3	3	0	0	0	0	0	25	37	0.00	1.000										
Jeff Brantley, R ERA: 2.16 (7, 1)	2.0		8	2	0	0	1	0	0	0	0	0	0	8	10	0.00	0.000										
Steve Bedrosian, R ERA: 9.0 (9, 1)	1.0	S	3	0	0	0	1	0	0	0	0	0	0	8	10	0.00	0.000										

San Francisco Giants @ San Diego Padres
Jack Murphy Stadium, San Diego, CA
Sat, Apr 21, 1990, 10:05 PM EDT
Att: 56,147 - Unknown - 60 F

AB	30
R	4
H	5
RBI	3
BB	3
SO	5
LOB	7



Batter	1	2	3	4	5	6	7	8	9	AB R H RBI BB SO LOB	TOP														
Brett Butler, L OBP: 0.474, SLG: 0.542 (1, 8)	G4-3		G4-3		F8		F7			4 0 0 0 0 0 0	San Francisco Giants @ San Diego Padres Jack Murphy Stadium, San Diego, CA Sun Apr 22 1990, 10:05 PM EDT Att: 28,555 - Unknown - 60 F livebaseballscorecards.com														
Robby Thompson, R OBP: 0.347, SLG: 0.413 (1, 4)	F9		G1-3		F3			BB		3 0 0 0 1 0 0															
Will Clark, L OBP: 0.365, SLG: 0.592 (1, 3)	1B		F9		F8			F9		4 1 1 0 0 0 1															
Kevin Mitchell, R OBP: 0.356, SLG: 0.535 (1, 7)	1B			HR	1B		F9	P4		4 1 2 1 0 0 1															
Kevin Bass, S OBP: 0.245, SLG: 0.375 (1, 9)	G4-3			HR		G6-3		K		4 1 1 2 0 1 2															
Matt Williams, R OBP: 0.240, SLG: 0.265 (1, 5)			F8		F8				K	4 0 1 0 0 1 0															
Terry Kennedy, L OBP: 0.438, SLG: 0.483 (1, 2)		F8		G3		G4-3		F7		4 0 0 0 0 0 1															
Ernest Riles, L OBP: 0.182, SLG: 0.100 Jose Uribe, S OBP: 0.219, SLG: 0.290 (7, 6)		E7					F2	E4		2 0 1 0 1 0 0 1 0 0 0 0 0 0															
Atlee Hammaker, S Steve Bedrosian, R (9, 1)	G4-3			G5-3			K	K2-3		4 0 0 0 0 2 3 0 0 0 0 0 0 0															
Inning Stats	R: 1 E: 0 K: 0 S: 12	H: 2 LOB: 1 BB: 0 P: 15	R: 0 E: 1 K: 0 S: 9	H: 1 LOB: 1 BB: 0 P: 14	R: 0 E: 0 K: 0 S: 5	H: 0 LOB: 0 BB: 0 P: 5	R: 2 E: 0 K: 0 S: 11	H: 2 LOB: 1 BB: 1 P: 17	R: 0 E: 0 K: 0 S: 6	H: 1 LOB: 1 BB: 0 P: 8		R: 0 E: 0 K: 1 S: 9	H: 0 LOB: 0 BB: 0 P: 13	R: 0 E: 0 K: 1 S: 8	H: 0 LOB: 1 BB: 1 P: 14	R: 0 E: 1 K: 2 S: 13	H: 0 LOB: 1 BB: 0 P: 16	1B: 4 2B: 0 3B: 1 HR: 1	SF: 0 SAC: 0 DP: 0 HBP: 0	WP: 0 PB: 0 SB: 1 CS: 0	PA: 36				
PITCHER	IP WLS BF H R ER SO BB IBB HBP BLK WP HR S P ERA WHIP											IP WLS BF H R ER SO BB IBB HBP BLK WP HR S P ERA WHIP													
Eric Show, R ERA: 3.78 Mark Grant, R ERA: 5.4 Craig Lefferts, L ERA:	(1, 1) (7, 1) (9, 1)	6.0 2.0 1.0	L 7 4	25 0 0	6 0 0	3 0 0	3 2 0	0 1 0	0 0 0	0 0 0	0 0 0	0 17 13	49 27 16	68 0.00 0.00	1.167 0.500 0.000										

Batter	1	2	3	4	5	6	7	8	9	AB R H RBI BB SO LOB	BOTTOM														
Bip Roberts, S OBP: 0.213, SLG: 0.233 Fred Lynn, L (9, PH) OBP: 0.333, SLG: 0.467 (1, 5)	G4-3		FC5-4-5		G5-3				K	3 0 0 0 0 0 1 1 0 0 0 0 1 1	San Francisco Giants @ San Diego Padres Jack Murphy Stadium, San Diego, CA Sun Apr 22 1990, 10:05 PM EDT Att: 28,555 - Unknown - 60 F livebaseballscorecards.com														
Roberto Alomar, S OBP: 0.321, SLG: 0.340 (1, 4)	G6-3		F9		K			F9		4 0 0 0 0 1 2															
Tony Gwynn, L OBP: 0.314, SLG: 0.438 (1, 9)	F8			G3-1		G3-1		F9		4 0 0 0 0 0 1															
Jack Clark, R OBP: 0.367, SLG: 0.487 (1, 3)		HR		F9		G6-4-3	BB			2 1 1 1 1 0 0															
Joe Carter, R OBP: 0.245, SLG: 0.319 (1, 8)	G6-3			F9		G6-4-3				3 0 0 0 0 0 1															
Benito Santiago, R OBP: 0.467, SLG: 0.659 (1, 2)	F7				G6-4-3	1B		F8		3 0 1 0 0 0 0															
Jerald Clark, R OBP: 0.143 Craig Lefferts, L (9, 1)	G6-3				F3			G5-3		3 0 0 0 0 0 1 0 0 0 0 0 0 0															
Garry Templeton, S OBP: 0.225, SLG: 0.282 (1, 6)			G6-3		G6-4-3			G5-3		3 0 0 0 0 0 1															
Eric Show, R OBP: 0.250, SLG: 0.500 Shawn Abner, R (6, PH) OBP: 0.333, SLG: 0.333 Mark Grant, R (7, 1) Darrin Jackson, R OBP: 0.222, SLG: 0.125 (9, 7)						F9			BB	1 0 1 0 0 0 0 1 0 0 0 0 0 0 0 0 0 0 0 0 0 0 0 0 0 1 0 0															
Inning Stats	R: 0 E: 0 K: 0 S: 6	H: 0 LOB: 0 BB: 0 P: 8	R: 1 E: 0 K: 0 S: 8	H: 1 LOB: 0 BB: 0 P: 10	R: 0 E: 0 K: 0 S: 6	H: 1 LOB: 1 BB: 0 P: 9	R: 0 E: 0 K: 0 S: 5	H: 0 LOB: 0 BB: 0 P: 7	R: 0 E: 0 K: 1 S: 7	H: 0 LOB: 0 BB: 0 P: 9		R: 0 E: 0 K: 0 S: 5	H: 0 LOB: 0 BB: 1 P: 9	R: 0 E: 0 K: 0 S: 7	H: 0 LOB: 0 BB: 0 P: 7	R: 0 E: 0 K: 1 S: 10	H: 0 LOB: 1 BB: 1 P: 18	1B: 1 2B: 1 3B: 0 HR: 1	SF: 0 SAC: 0 DP: 2 HBP: 0	WP: 0 PB: 0 SB: 0 CS: 0	PA: 30				
PITCHER	IP WLS BF H R ER SO BB IBB HBP BLK WP HR S P ERA WHIP											IP WLS BF H R ER SO BB IBB HBP BLK WP HR S P ERA WHIP													
Atlee Hammaker, L ERA: 1.69 Steve Bedrosian, R ERA: 6.75	(1, 1) (9, 1)	8.0 1.0	W S	27 3	3 0	1 0	1 0	1 0	1 1	1 0	1 0	51 8	72 12	0.625 0.000	0.625 0.000										

Batter	1	2	3	4	5	6	7	8	9	AB	R	H	RBI	BB	SO	LOB	TOP					
Jerome Walton, R OBP: 0.400, SLG: 0.317	1-1 G4-3		1-2 F7			4-2 BB		2-2 G4-3		3	0	0	0	1	0	1	Chicago Cubs @ San Diego Padres Jack Murphy Stadium, San Diego, CA Wed Apr 25 1990, 10:05 PM EDT Att: 22,305 - Unknown - 65 F					
23 Ryne Sandberg, R OBP: 0.274, SLG: 0.356	0-1 F9			2-3 K		0-0 L4-6		0-1 F9		4	0	0	0	0	1	2						
Dwight Smith, L OBP: 0.359, SLG: 0.394	0-0 G4-3			1-2 1B			1-2 2B		3-1 G3	4	0	2	0	0	0	0						
Mark Grace, L OBP: 0.397, SLG: 0.306		2-1 FC5-4 1B		1-1 L5-3			2-2 P6		0-0 F7	4	0	1	0	0	0	1						
Andre Dawson, R OBP: 0.326, SLG: 0.605		0-0 FC5-4 1B			0-1 F8		1-2 1B			3	0	1	0	0	0	1						
Luis Salazar, R OBP: 0.286, SLG: 0.313		1-2 G5-4-3 1B			1-2 G4-3		1-1 1B			3	0	1	0	0	0	1						
Shawon Dunston, R OBP: 0.250, SLG: 0.310			0-1 G1-3		2-0 G5-3		0-3 K			3	0	0	0	0	1	2						
Les Lancaster, R (7, 1)										0	0	0	0	0	0	0						
Joe Girardi, R OBP: 0.303, SLG: 0.290			1-0 F9			1-1 F9		0-0 F8		2	0	0	0	0	0	0						
Dave Clark, L OBP: 0.333, SLG: 0.333										1	0	0	0	0	0	0						
Domingo Ramos, R OBP: 0.357, SLG: 0.308										0	0	0	0	0	0	0						
Mike Bielecki, R OBP: 0.500, SLG: 0.500										2	0	2	0	0	0	0						
Paul Assenmacher, L (7, 1)										0	0	0	0	0	0	0						
Greg Smith, S (7, 6)										0	0	0	0	0	0	0						
Marvell Wynne, L OBP: 0.176, SLG: 0.250										1	0	0	0	0	0	0						
Rick Wrona, R OBP: 0.364, SLG: 0.300										0	0	0	0	0	0	0						
Inning Stats	R: 0 E: 0 K: 0 S: 5	H: 0 LOB: 0 BB: 0 P: 6	R: 0 E: 0 K: 0 S: 7	H: 1 LOB: 0 BB: 0 P: 10	R: 0 E: 0 K: 0 S: 8	H: 1 LOB: 1 BB: 0 P: 10	R: 0 E: 0 K: 1 S: 8	H: 1 LOB: 0 BB: 0 P: 12	R: 0 E: 0 K: 0 S: 6	H: 0 LOB: 0 BB: 0 P: 9	R: 0 E: 0 K: 0 S: 10	H: 1 LOB: 1 BB: 1 P: 15	R: 0 E: 0 K: 1 S: 14	H: 3 LOB: 0 BB: 0 P: 19	R: 0 E: 0 K: 0 S: 7	H: 0 LOB: 0 BB: 0 P: 11	R: 0 E: 0 K: 0 S: 5	H: 0 LOB: 0 BB: 0 P: 8	1B: 6 2B: 3 3B: 0 HR: 0	SF: 0 SAC: 0 DP: 3 HBP: 0	WP: 0 PB: 0 SB: 0 CS: 0	PA: 31
PITCHER Ed Whitson, R ERA: 1.5	IP: 9.0 WLS: W BF: 31 H: 7 R: 0 ER: 0 SO: 2 BB: 1 IBB: 0 HBP: 0 BLK: 0 WP: 0 HR: 0 S: 70 P: 100 ERA: 0.00 WHIP: 0.889															PITCHER						

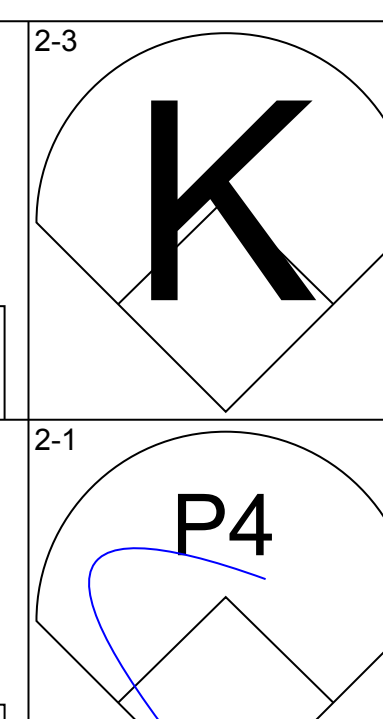
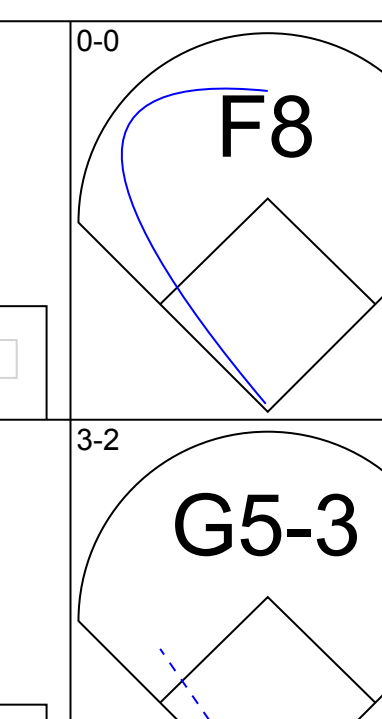
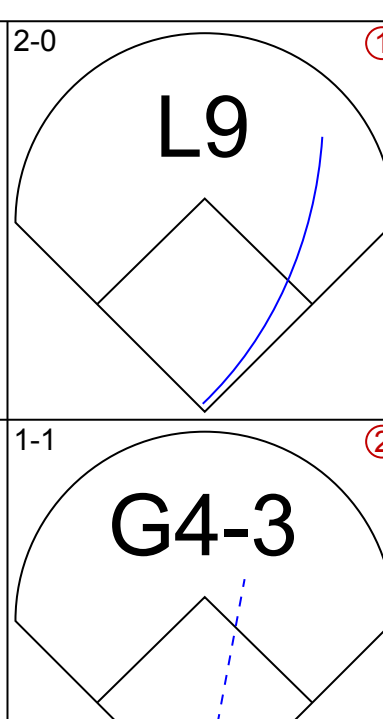
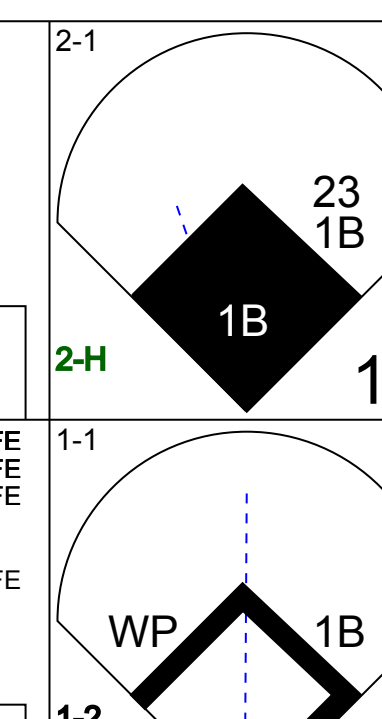
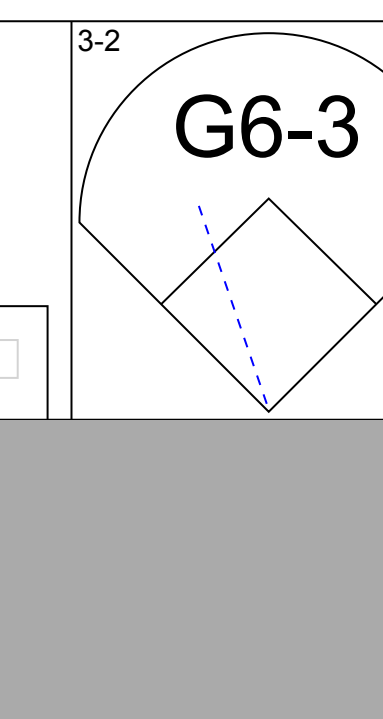
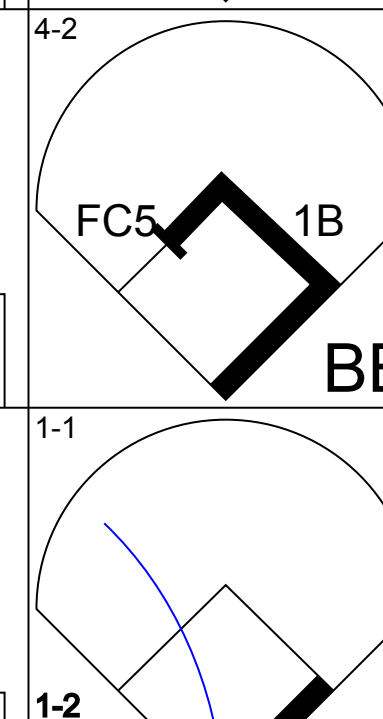

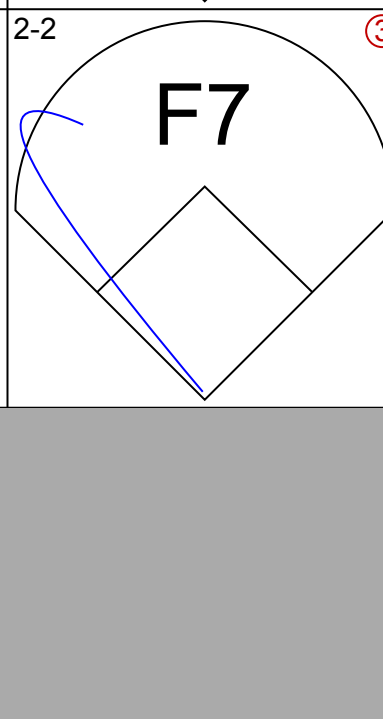
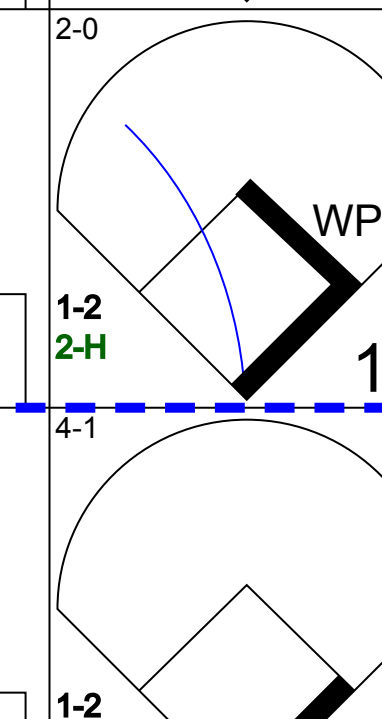
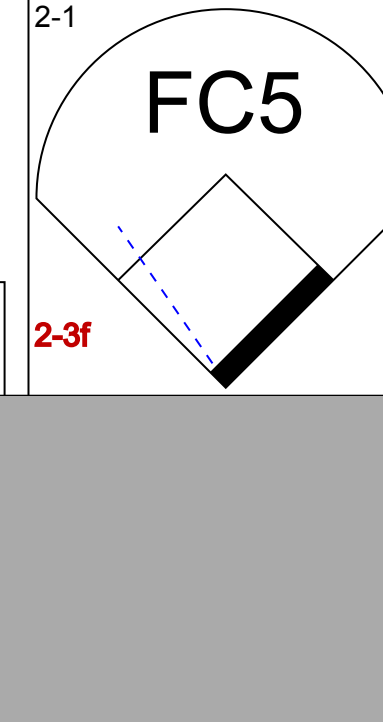
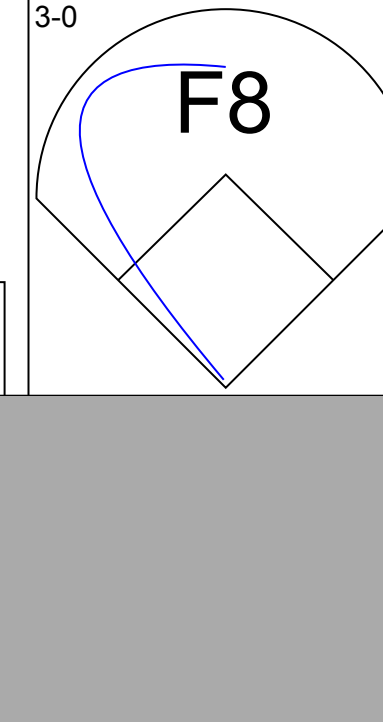
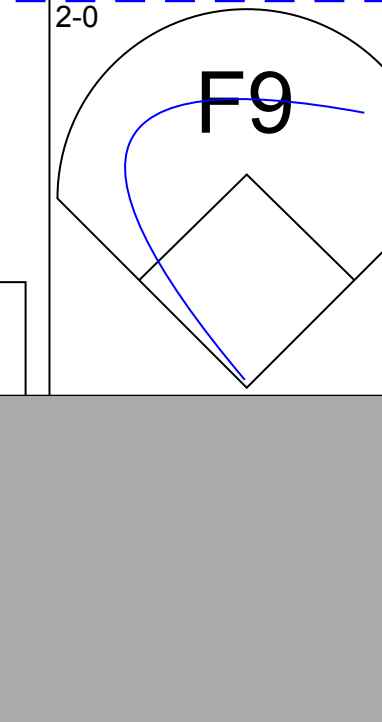


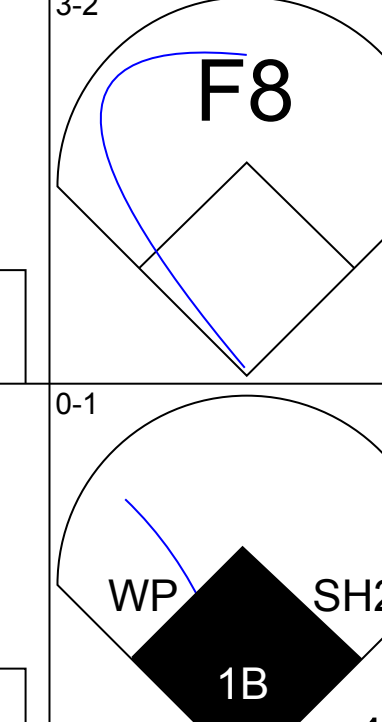
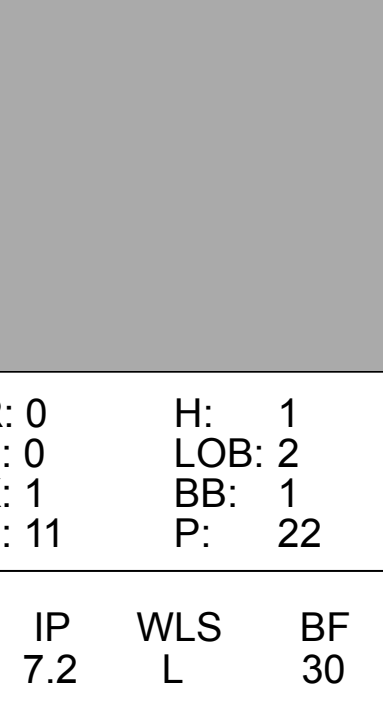
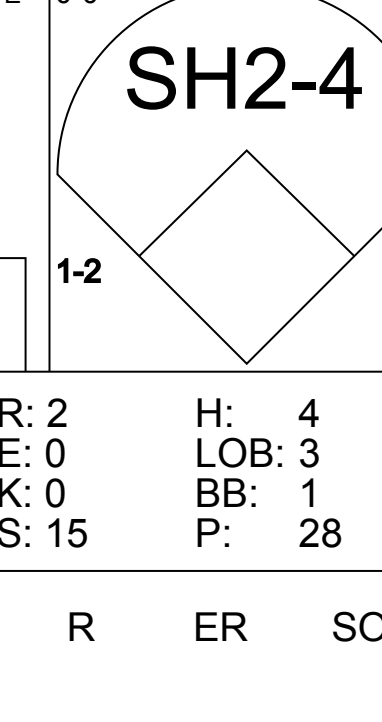
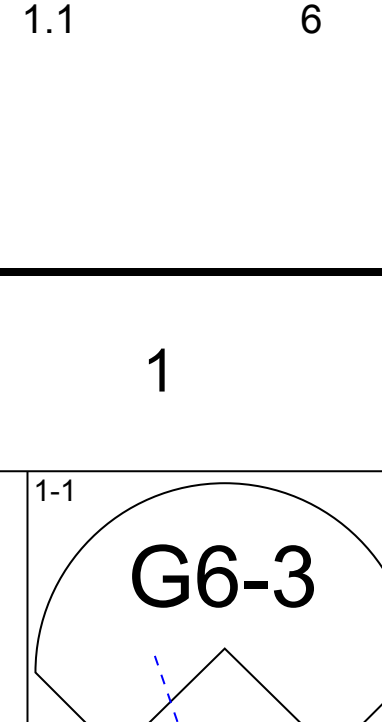
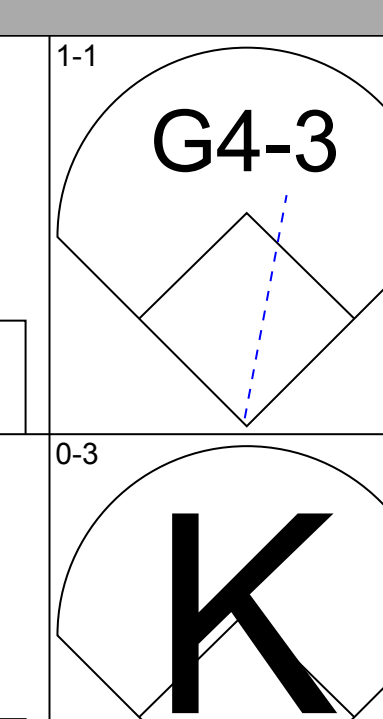
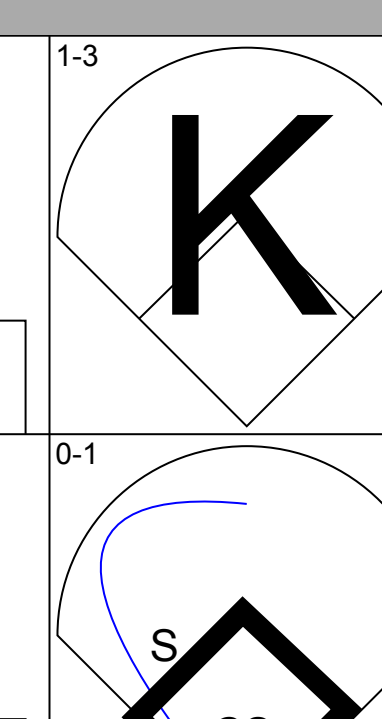
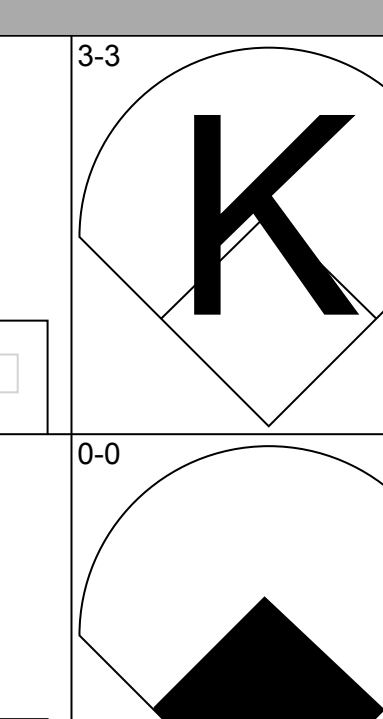
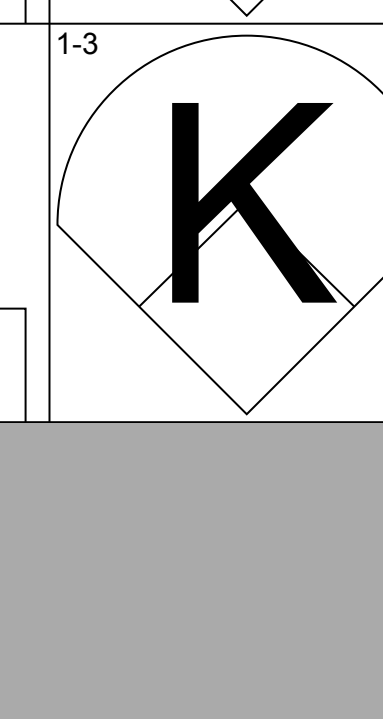
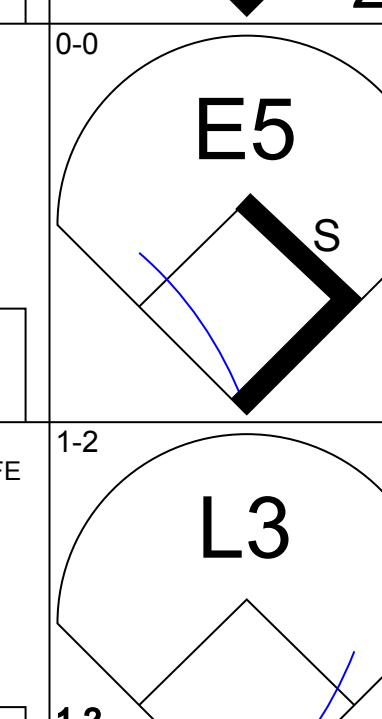
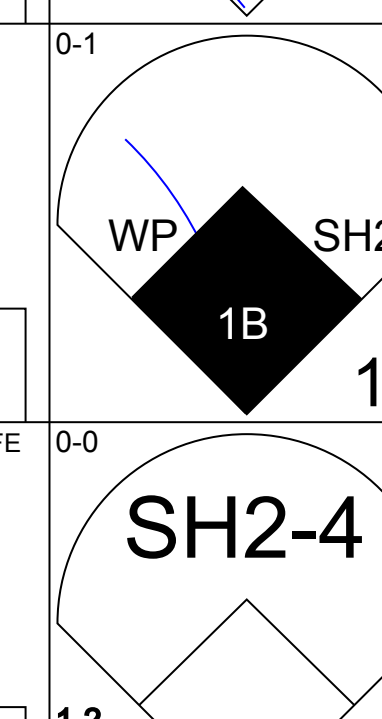
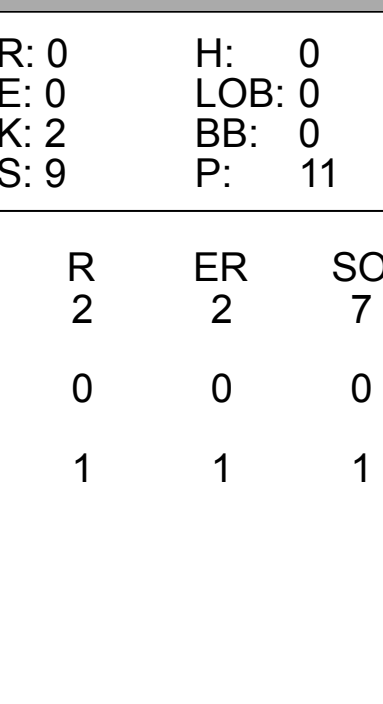
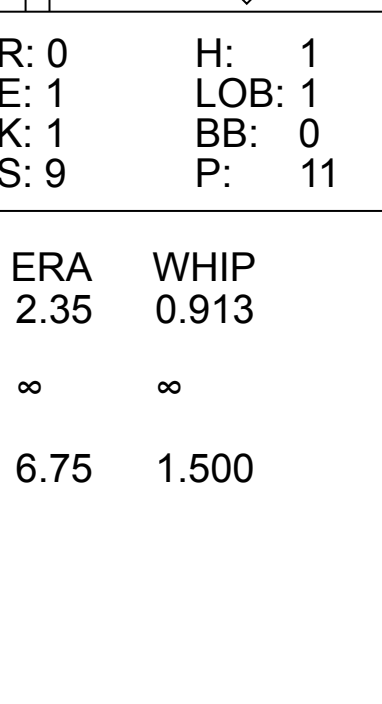
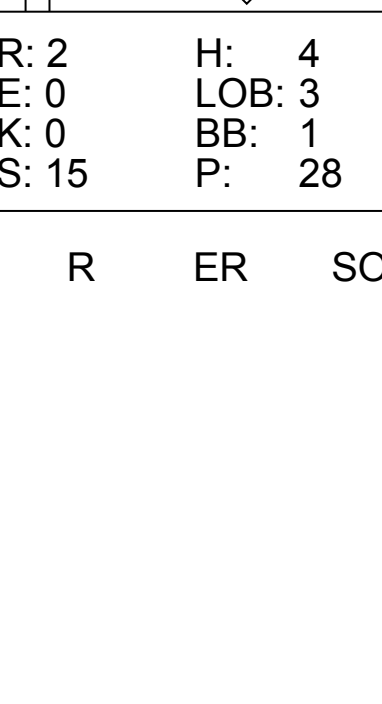
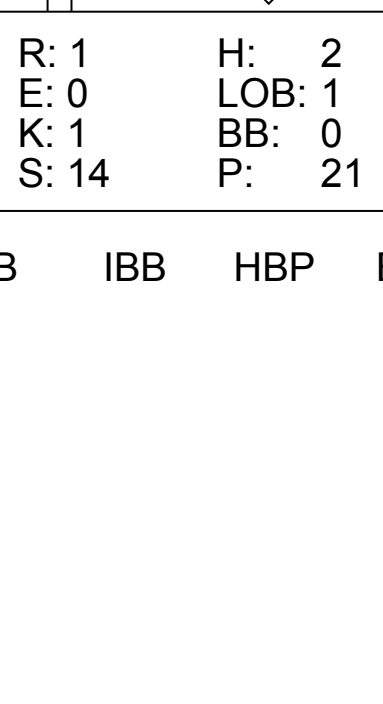
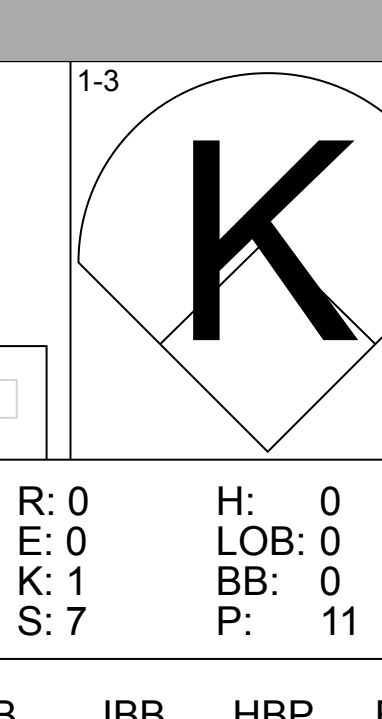
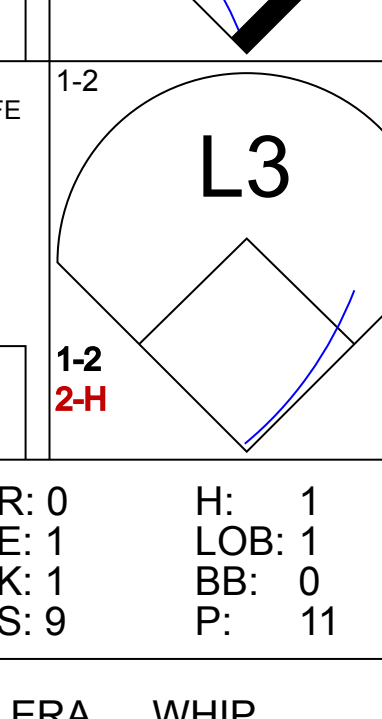
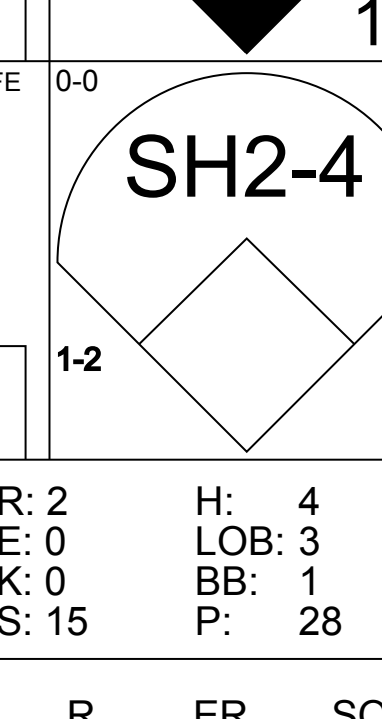
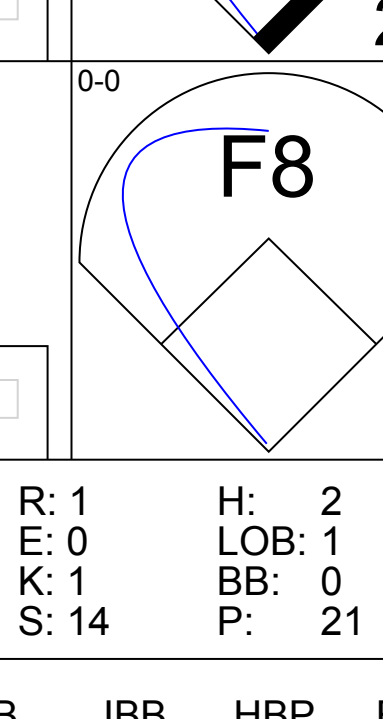
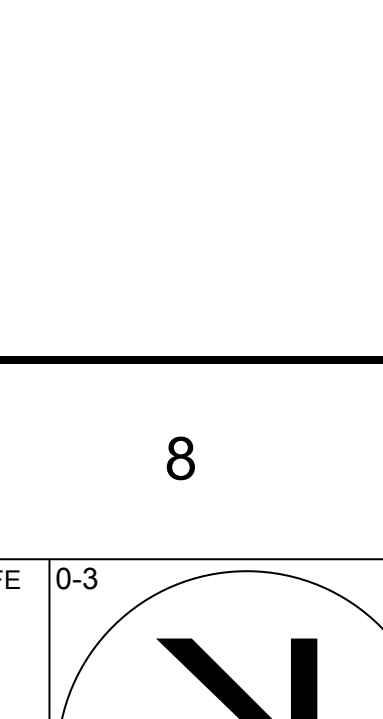
Batter	1	2	3	4	5	6	7	8	9	AB	R	H	RBI	BB	SO	LOB	BOTTOM												
Joey Cora, S OBP: 0.429, SLG: 0.333	1-0 F9		1-0 S 1B	0-1 G3			2-2 SH1-4 1B	0-1 G1-3		5	1	2	0	0	0	2	Chicago Cubs @ San Diego Padres Jack Murphy Stadium, San Diego, CA Wed Apr 25 1990, 10:05 PM EDT Att: 22,305 - Unknown - 65 F												
Fred Lynn, L OBP: 0.318, SLG: 0.405	3-2 F8		1-3 K		3-1 F7		2-0 SH1-4 1B			3	0	0	0	0	1	1													
Tony Gwynn, L OBP: 0.379, SLG: 0.492	3-2 BB 1B		1-0 F8		2-1 P5		1-1 FC6-5-4-6 E			4	1	1	0	0	0	2													
Jack Clark, R OBP: 0.444, SLG: 0.455	4-2 BB		4-1 FC5-4 1B		1-2 1B		4-2 BB			1	0	1	0	3	0	0													
Joe Carter, R OBP: 0.290, SLG: 0.417	0-1 F7		2-2 1B		3-2 G4-3		2-1 E6			4	0	1	1	0	0	4													
Benito Santiago, R OBP: 0.448, SLG: 0.648		1-1 BB 1B	0-0 FC5		1-2 1B		1-3 2-H			4	0	1	0	0	0	4													
Mike Pagliarulo, L (1, 5)		4-1 FC5-4 BB		4-0 CS BB		0-0 F9		2-3 K		2	0	0	0	2	1	0													
Garry Templeton, S OBP: 0.283, SLG: 0.353		0-0 F8		2-0 SH3-4 1B		0-3 K		4-1 SH2-3 BB		3	0	1	0	1	1	1													
Ed Whitson, R OBP: 0.333, SLG: 0.833		0-0 FC5-4		0-0 SH3-4			2-2 HR		0-0 SH2-3	2	1	1	1	0	0	1													
Inning Stats	R: 0 E: 0 K: 0 S: 12	H: 1 LOB: 2 BB: 1 P: 23	R: 0 E: 0 K: 0 S: 5	H: 1 LOB: 1 BB: 1 P: 10	R: 1 E: 0 K: 1 S: 11	H: 2 LOB: 2 BB: 1 P: 20	R: 0 E: 0 K: 0 S: 4	H: 1 LOB: 1 BB: 1 P: 10	R: 0 E: 0 K: 0 S: 11	H: 1 LOB: 0 BB: 0 P: 20	R: 0 E: 0 K: 1 S: 5	H: 0 LOB: 0 BB: 0 P: 5	R: 2 E: 1 K: 0 S: 15	H: 2 LOB: 2 BB: 1 P: 28	R: 0 E: 0 K: 1 S: 7	H: 0 LOB: 1 BB: 1 P: 13		R: 0 E: 0 K: 1 S: 5	H: 0 LOB: 1 BB: 1 P: 13	1B: 7 2B: 0 3B: 0 HR: 1	SF: 0 SAC: 3 DP: 0 HBP: 0	WP: 0 PB: 0 SB: 1 CS: 1	PA: 37						
PITCHER Mike Bielecki, R ERA: 4.05	IP: 6.0 WLS: L BF: 28 H: 3 R: 3 ER: 2 SO: 2 BB: 3 IBB: 0 HBP: 0 BLK: 0 WP: 0 HR: 1 S: 54 P: 98 ERA: 3.00 WHIP: 2.000															PITCHER													
Paul Assenmacher, L ERA: 0.6	0.2	2	0	0	0	0	0	0	0	0	0	3	6	0.00	0.000														
Les Lancaster, R ERA: 1.46	1.1	7	0	0	0	1	2	0	0	0	0	13	25	0.00	1.500														

AB	30
R	0
H	7
RBI	0
BB	1
SO	2
LOB	8



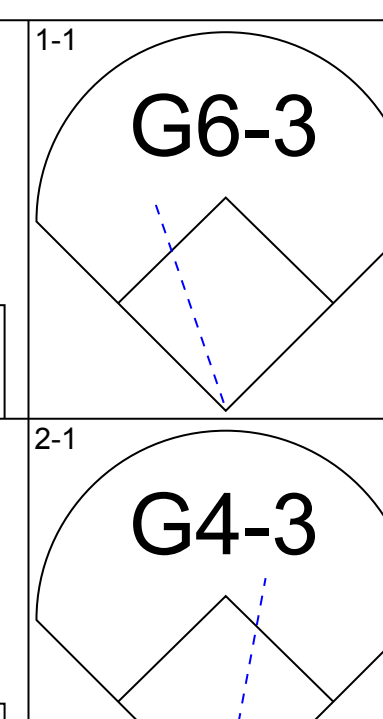
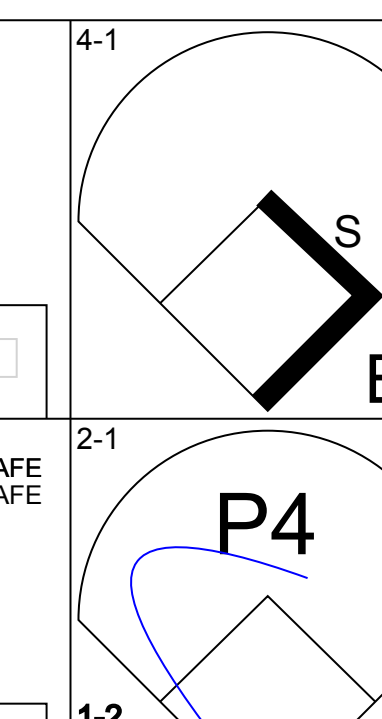
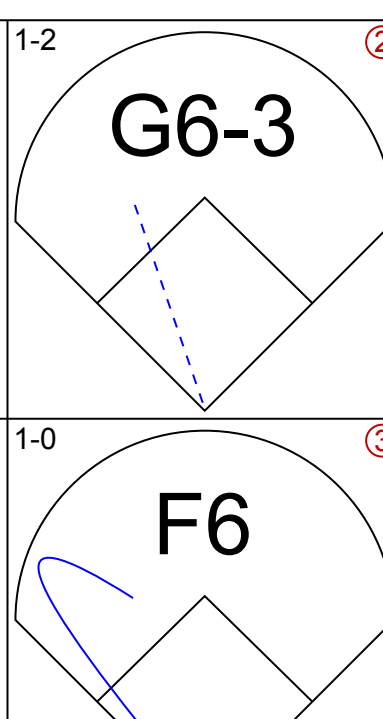
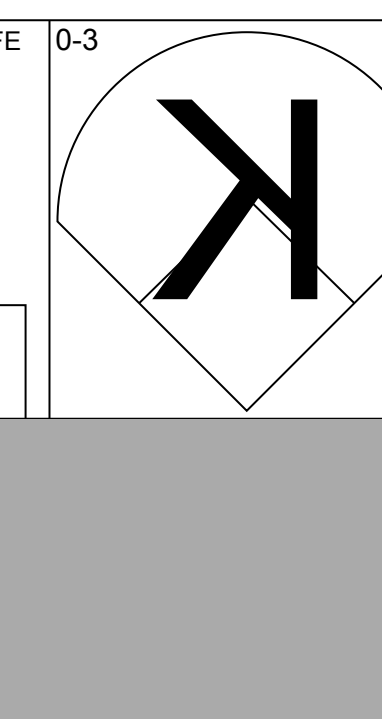
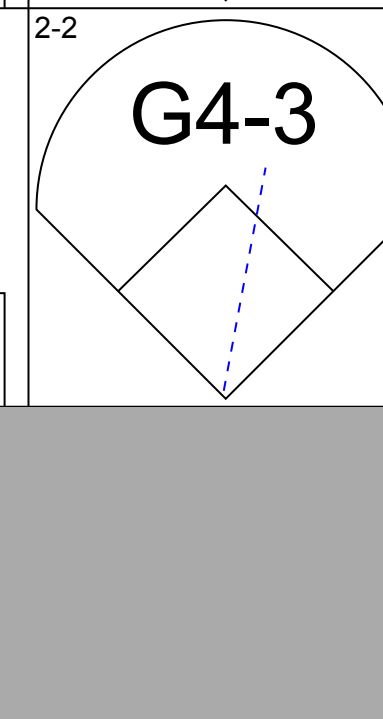


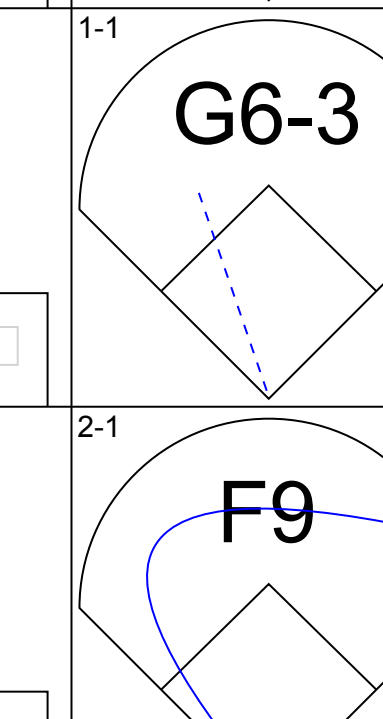

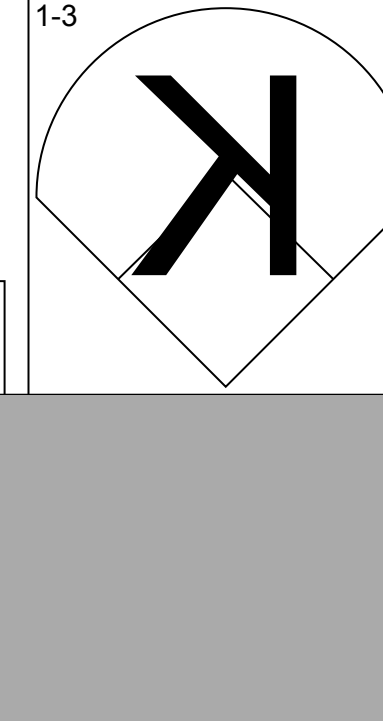

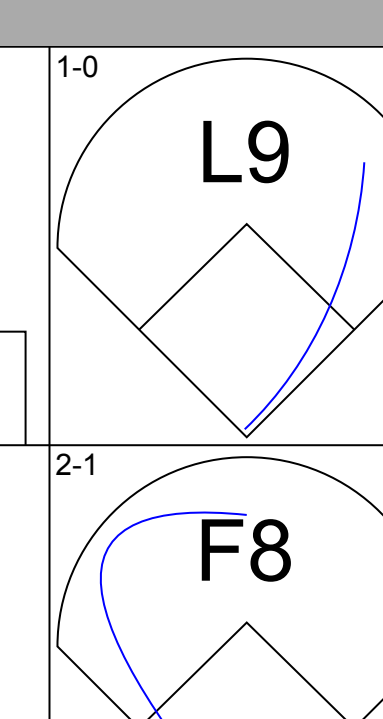
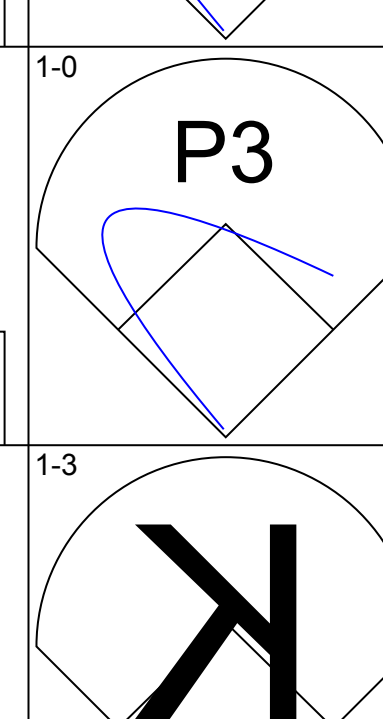
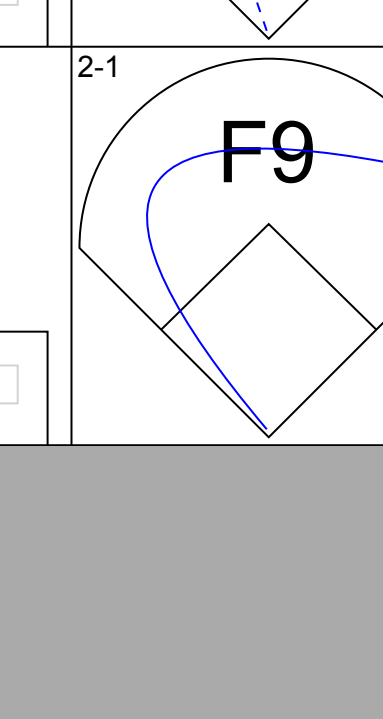
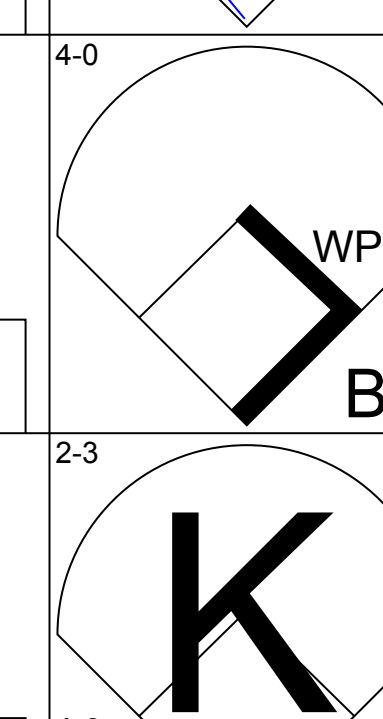
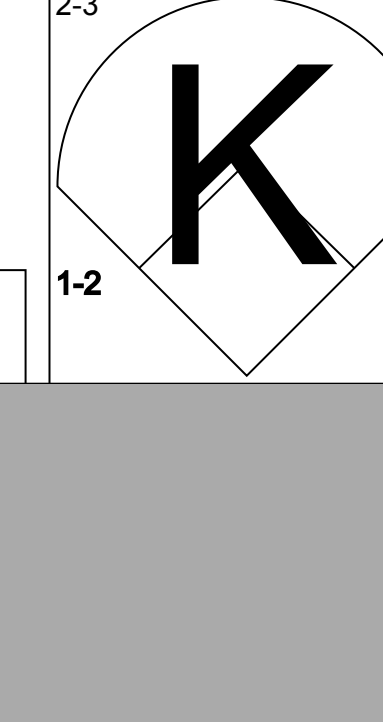
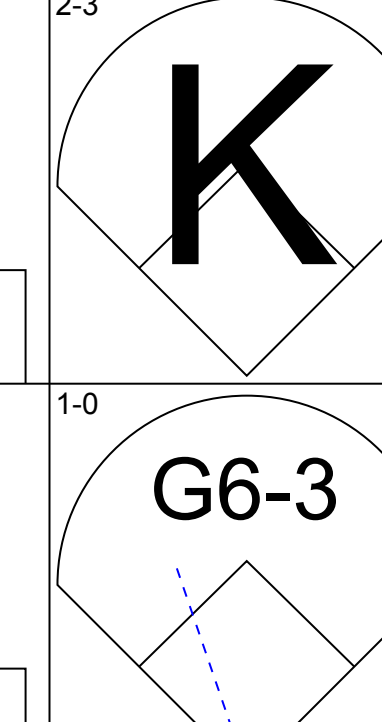
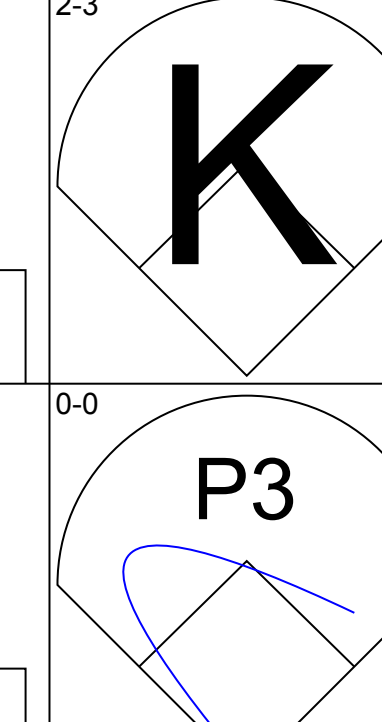
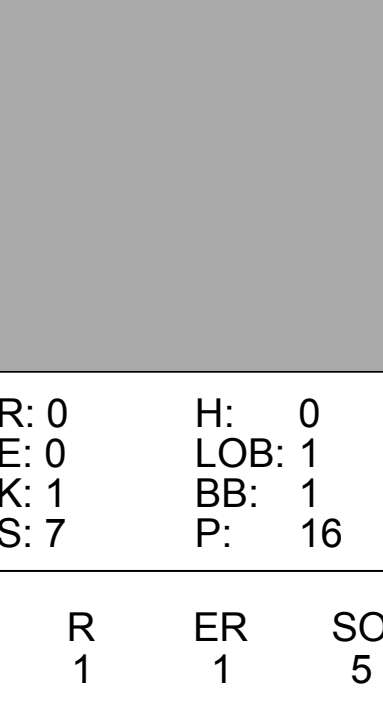
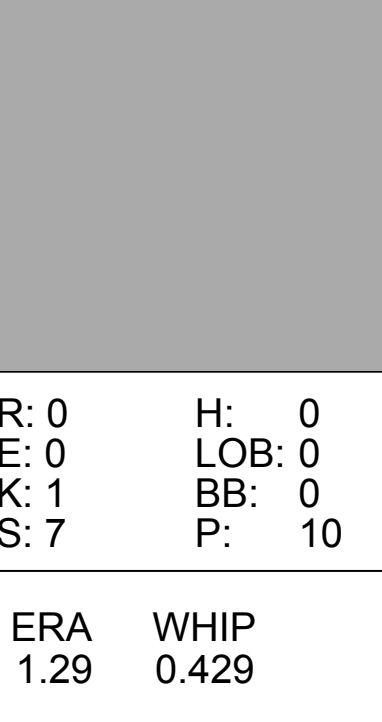
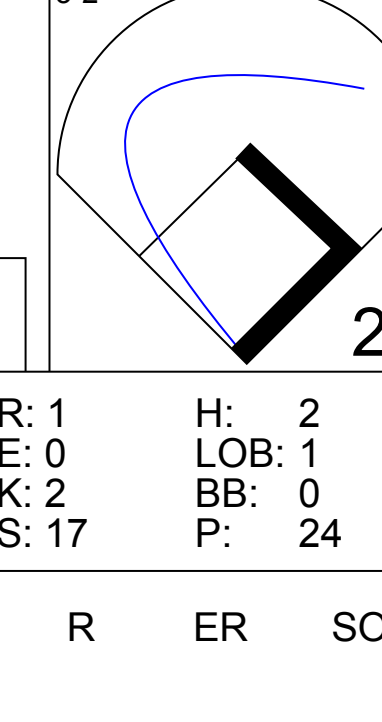
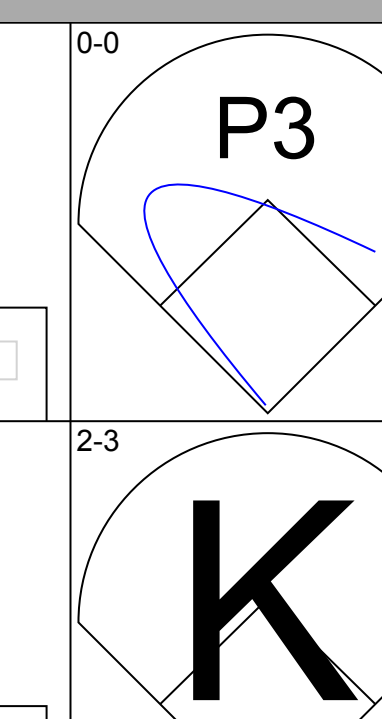
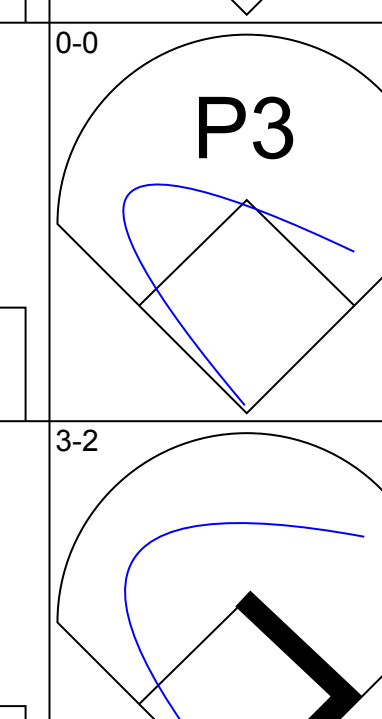
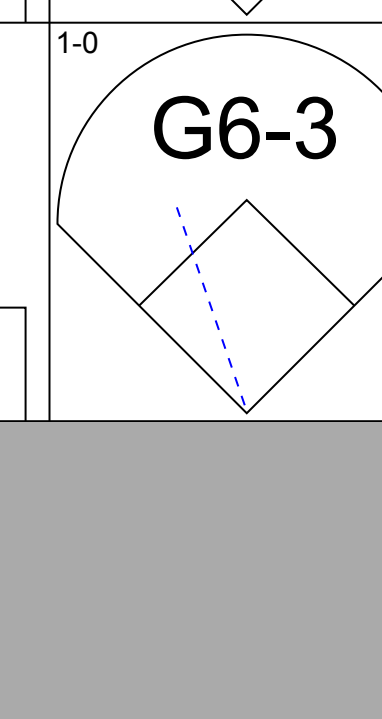
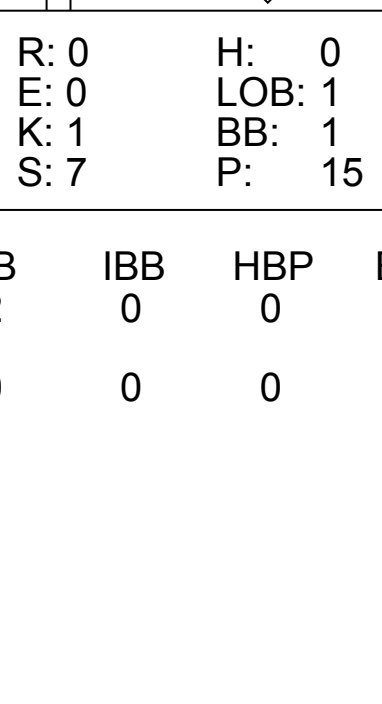
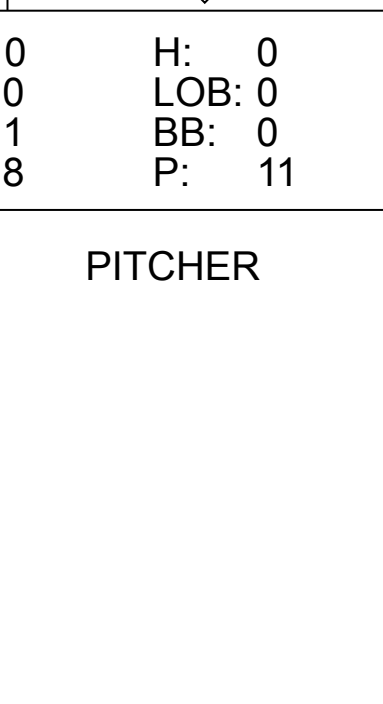
AB	28
R	3
H	8
RBI	2
BB	6
SO	3
LOB	15



Batter	1	2	3	4	5	6	7	8	9	AB	R	H	RBI	BB	SO	LOB	TOP					
Jerome Walton, R (1, 8) OBP: 0.387, SLG: 0.308										5	1	1	1	0	1	1	Chicago Cubs @ San Diego Padres Jack Murphy Stadium, San Diego, CA Thu Apr 26 1990, 6:33 AM EDT Att: 29,168 - Sunny - 80 F					
23 Ryne Sandberg, R (1, 4) OBP: 0.273, SLG: 0.349										4	0	1	0	0	0	0						
Mark Grace, L (1, 3) OBP: 0.403, SLG: 0.308										3	0	1	1	1	1	0						
Andre Dawson, R (1, 9) OBP: 0.340, SLG: 0.587										3	0	1	0	1	1	0						
Lloyd McClendon, R (1, 7) OBP: 0.231, SLG: 0.324										3	0	0	0	0	0	2						
Dwight Smith, L (8, PH) OBP: 0.350, SLG: 0.382										1	0	0	0	0	0	3						
Doug Dascenzo, S (8, 7) OBP: 0.182, SLG: 0.455										0	0	0	0	0	0	0						
Domingo Ramos, R (1, 5) OBP: 0.276, SLG: 0.235										4	0	0	0	0	2	0						
Shawon Dunston, R (1, 6) OBP: 0.266, SLG: 0.387										4	1	2	1	0	1	0						
Joe Girardi, R (1, 2) OBP: 0.324, SLG: 0.343										4	1	2	0	0	1	1						
Mike Harkey, R (1, 1) OBP: 0.250, SLG: 0.250										2	0	0	0	0	1	2						
Mitch Williams, L (8, 1)										1	0	0	0	0	0	1						
Inning Stats	R: 0 E: 0 K: 1 S: 11	H: 1 LOB: 2 BB: 1 P: 22	R: 0 E: 0 K: 2 S: 9	H: 0 LOB: 0 BB: 0 P: 11	R: 0 E: 0 K: 1 S: 7	H: 0 LOB: 0 BB: 0 P: 11	R: 0 E: 0 K: 2 S: 7	H: 0 LOB: 0 BB: 0 P: 13	R: 0 E: 1 K: 0 S: 9	H: 1 LOB: 1 BB: 0 P: 11	R: 0 E: 0 K: 0 S: 7	H: 0 LOB: 0 BB: 0 P: 12	R: 0 E: 0 K: 0 S: 8	H: 0 LOB: 0 BB: 0 P: 9	R: 2 E: 0 K: 0 S: 15	H: 4 LOB: 3 BB: 1 P: 28	R: 1 E: 0 K: 1 S: 14	H: 2 LOB: 1 BB: 0 P: 21	1B: 5 2B: 2 3B: 0 HR: 1	SF: 0 SAC: 1 DP: 0 HBP: 0	WP: 2 PB: 0 SB: 2 CS: 1	PA: 37
PITCHER	IP	WLS	BF	H	R	ER	SO	BB	IBB	HBP	BLK	WP	HR	S	P	ERA	WHIP					
Bruce Hurst, L (1, 1) ERA: 4.55	7.2	L	30	6	2	2	7	1	0	0	0	1	0	71	109	2.35	0.913					
Greg Harris, R (8, 1) ERA: 1.38	0.0		1	0	0	0	0	0	1	0	0	1	0	1	5	∞	∞					
Craig Lefferts, L (8, 1) ERA: 1.59	1.1		6	2	1	1	1	0	0	0	0	0	1	15	24	6.75	1.500					

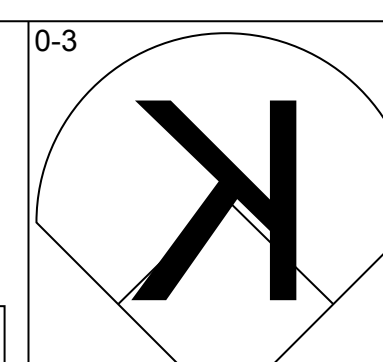
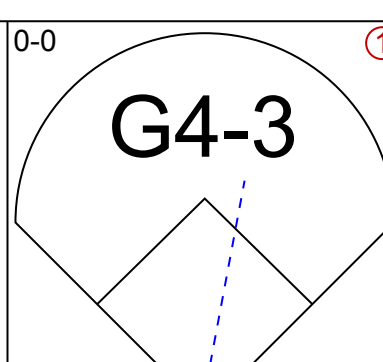
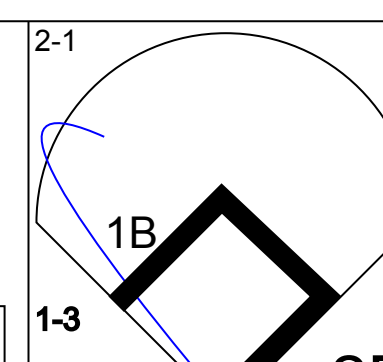
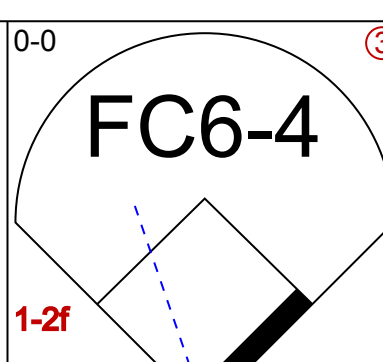
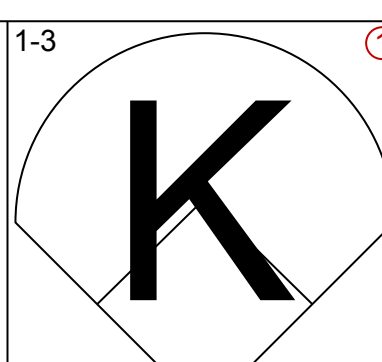
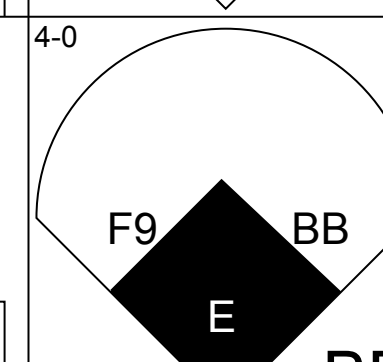
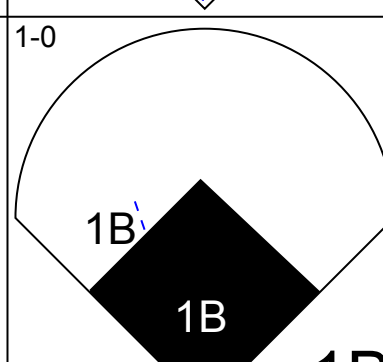
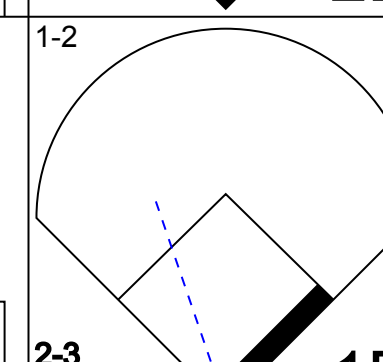
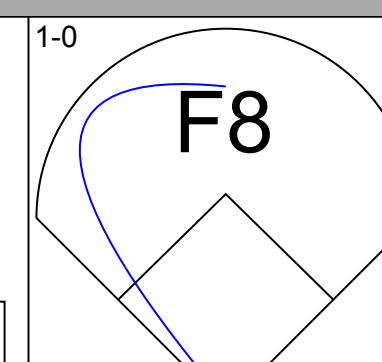
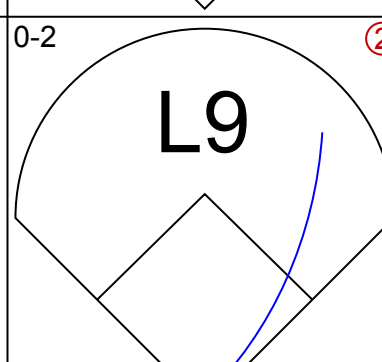
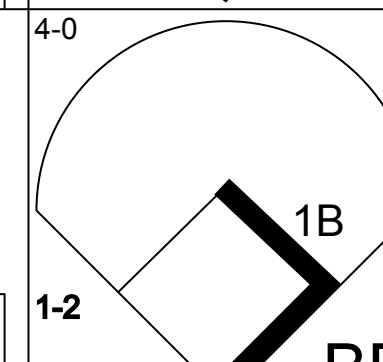
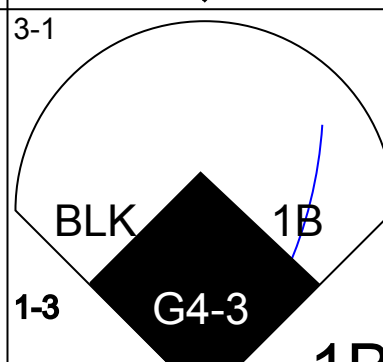
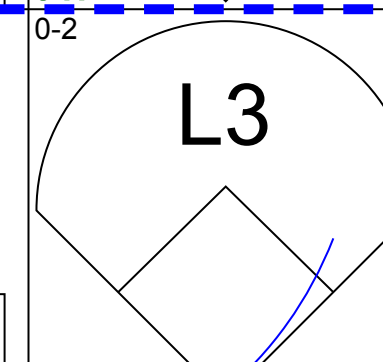
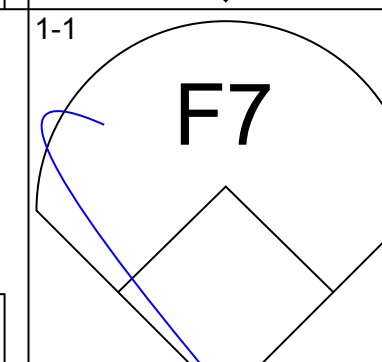
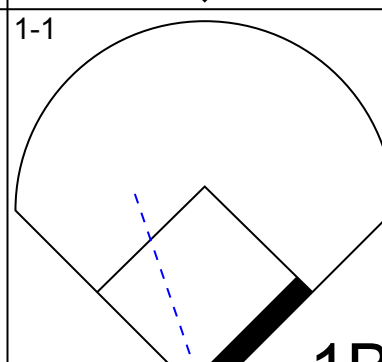
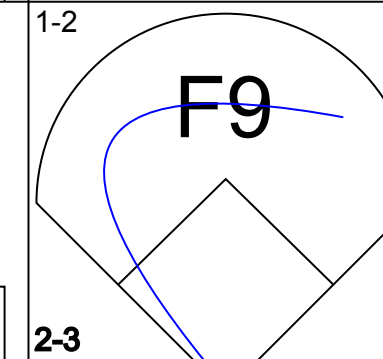
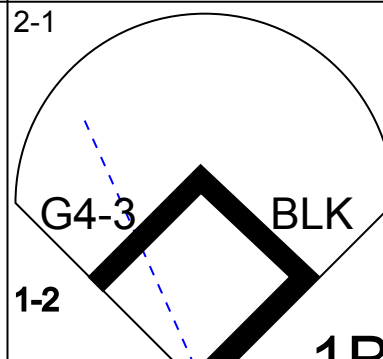
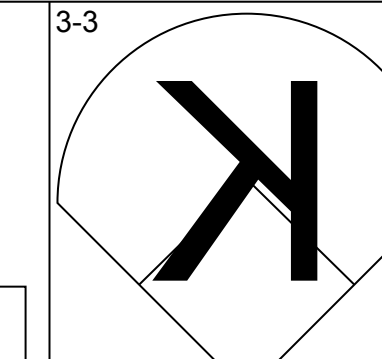
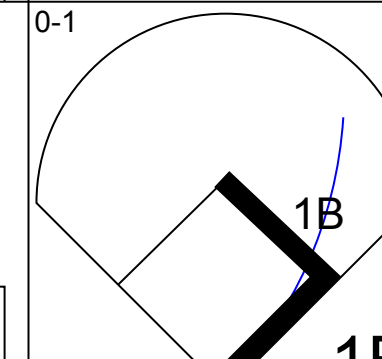
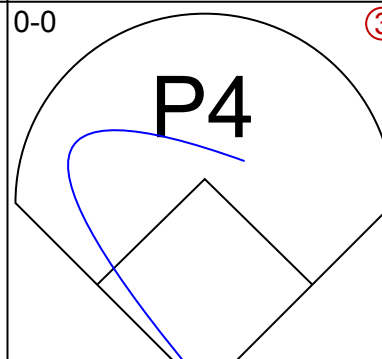
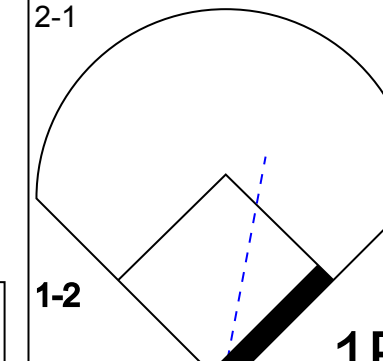
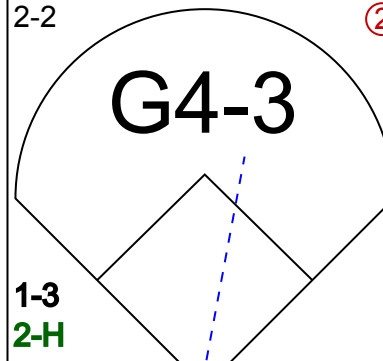
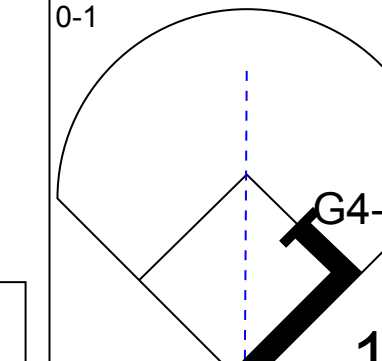
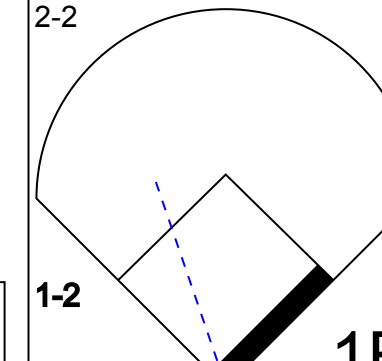
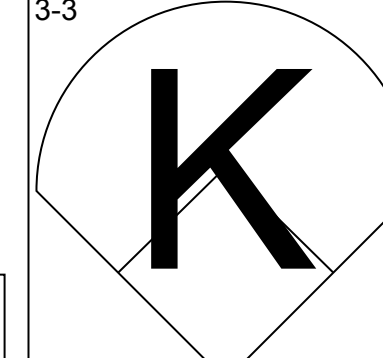
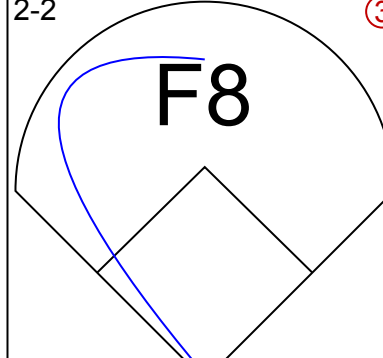
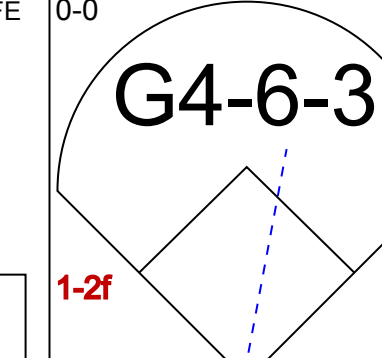
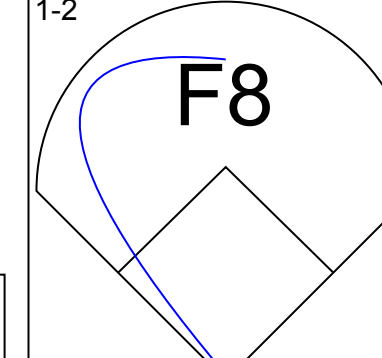
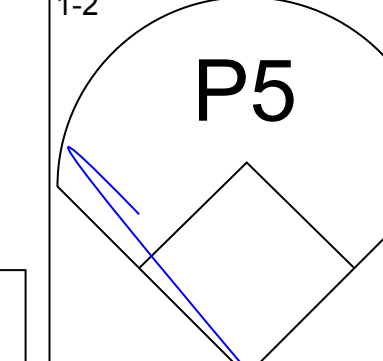
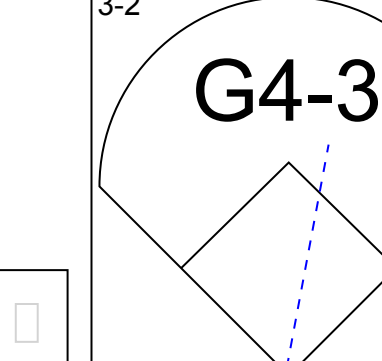
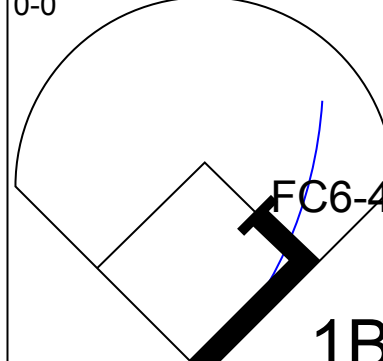
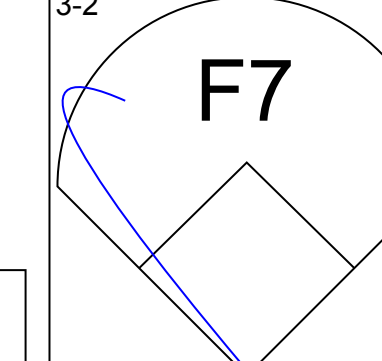
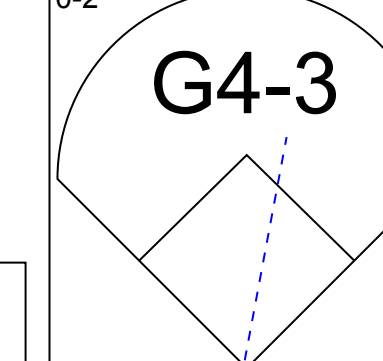
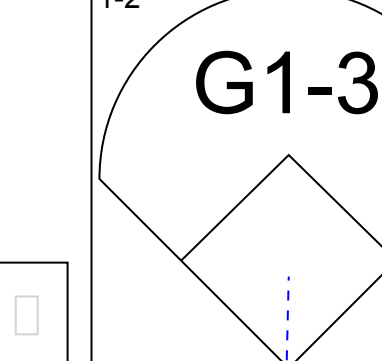
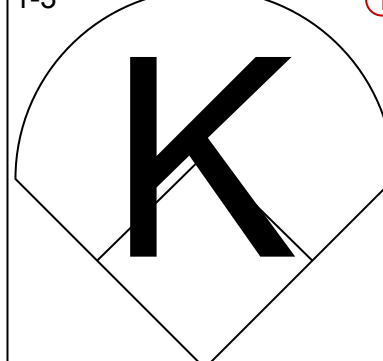
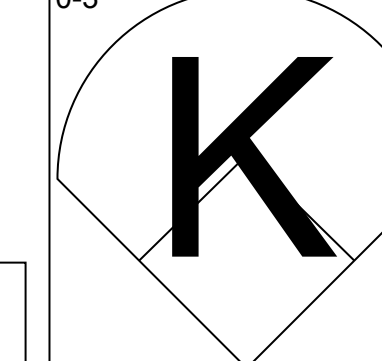
AB	34
R	3
H	8
RBI	3
BB	2
SO	8
LOB	10

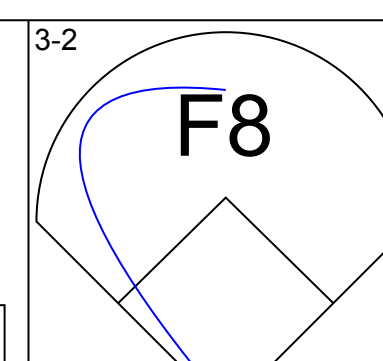
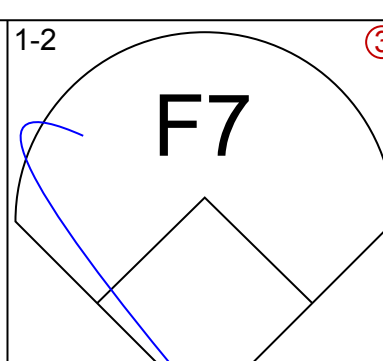
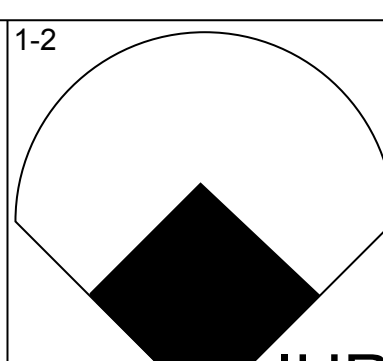
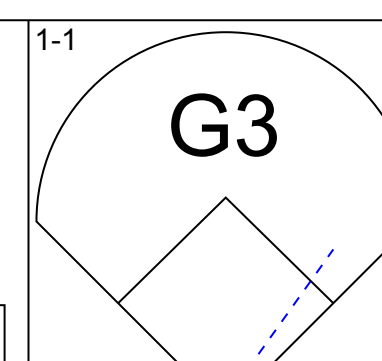
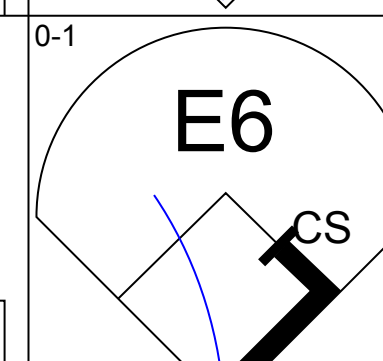
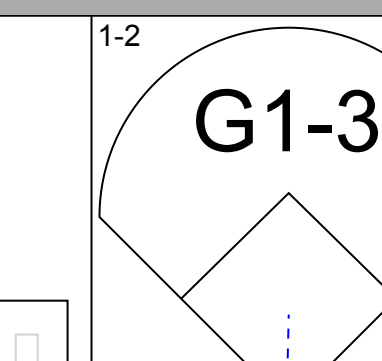
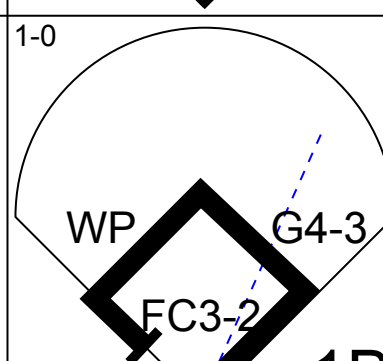
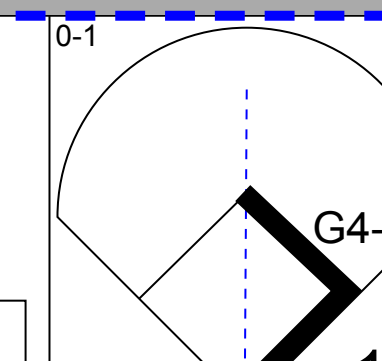
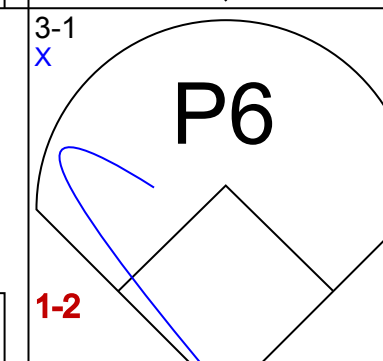
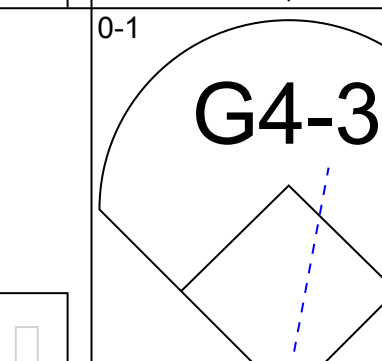
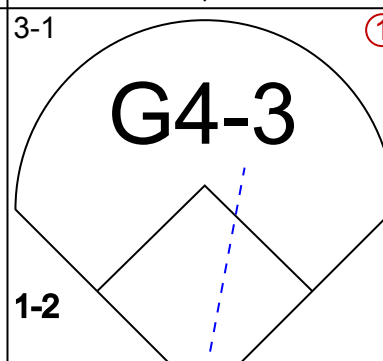
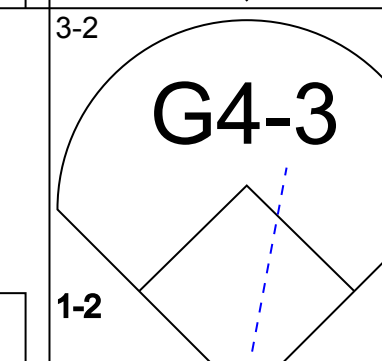
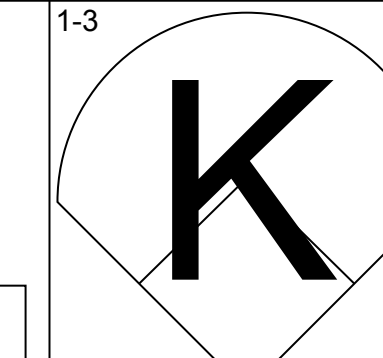
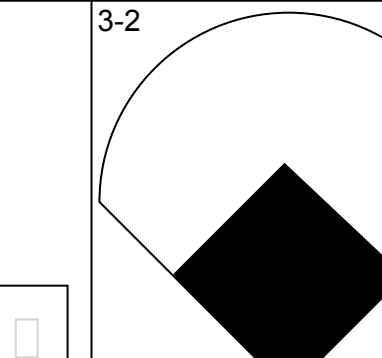
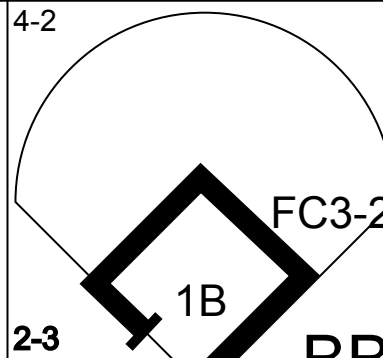
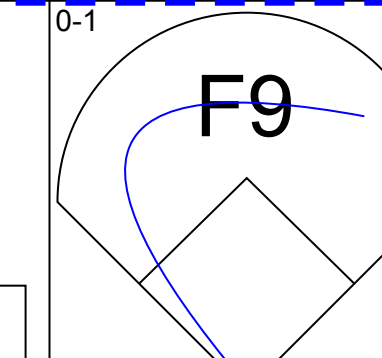

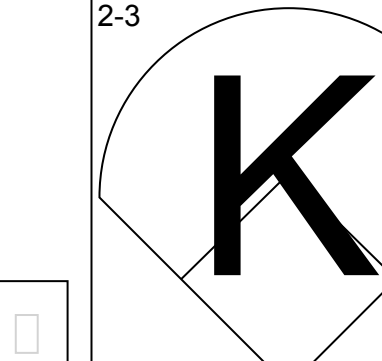
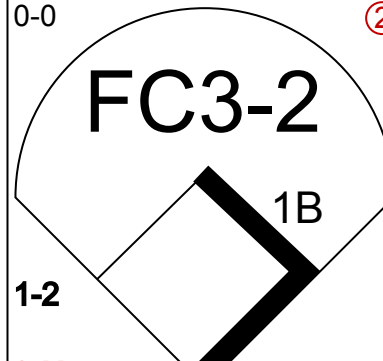
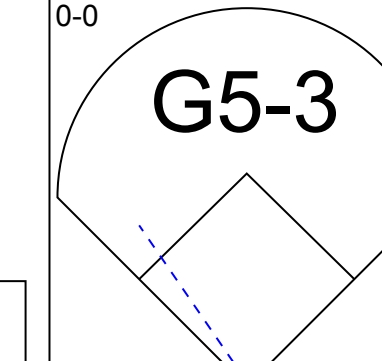

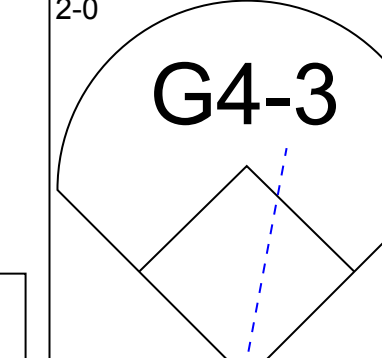
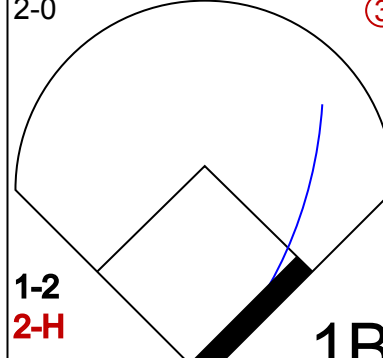
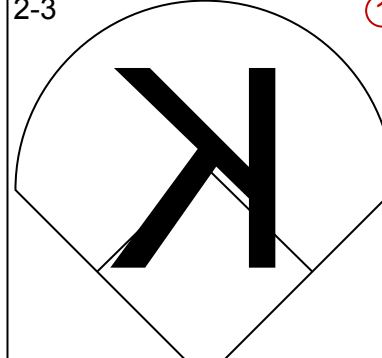
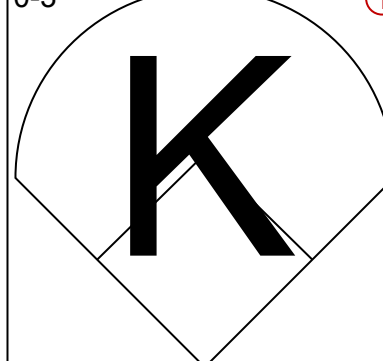
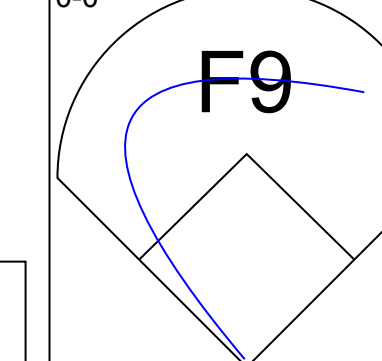
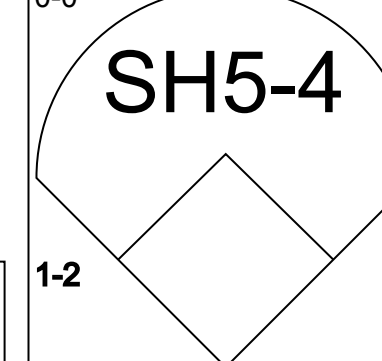
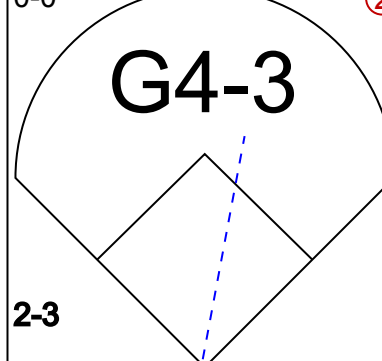


Batter	1	2	3	4	5	6	7	8	9	AB	R	H	RBI	BB	SO	LOB	BOTTOM					
Roberto Alomar, S (1, 4) OBP: 0.324, SLG: 0.361										3	0	0	0	1	1	1	Chicago Cubs @ San Diego Padres Jack Murphy Stadium, San Diego, CA Thu Apr 26 1990, 6:33 AM EDT Att: 29,168 - Sunny - 80 F					
Joey Cora, S (1, 6) OBP: 0.333, SLG: 0.250										4	0	0	0	0	0	1						
Tony Gwynn, L (1, 9) OBP: 0.357, SLG: 0.462										4	0	0	0	0	0	0						
Joe Carter, R (1, 8) OBP: 0.273, SLG: 0.391										4	0	0	0	0	0	0						
Fred Lynn, L (1, 7) OBP: 0.298, SLG: 0.375										3	0	0	0	0	1	0						
Greg Harris, R (8, 1)										0	0	0	0	0	0	0						
Craig Lefferts, L (8, 1)										0	0	0	0	0	0	0						
Phil Stephenson, L (1, 3) OBP: 0.600, SLG: 0.875										2	1	1	1	1	0	0						
Mike Pagliarulo, L (1, 5)										2	0	0	0	0	2	1						
Jerald Clark, R (8, PH) OBP: 0.222, SLG: 0.125										1	0	0	0	0	1	0						
Shawn Abner, R (9, 7) OBP: 0.600, SLG: 0.600										0	0	0	0	0	0	0						
Mark Parent, R (1, 2) OBP: 0.429, SLG: 0.333										2	0	0	0	0	0	0						
Benito Santiago, R (8, PH) OBP: 0.441, SLG: 0.636										1	0	0	0	0	0	0						
Bruce Hurst, L (1, 1)										2	0	0	0	0	2	0						
Bip Roberts, S (8, 7) OBP: 0.281, SLG: 0.396										1	0	1	0	0	0	0						
Inning Stats	R: 0 E: 0 K: 0 S: 7	H: 0 LOB: 0 BB: 0 P: 12	R: 0 E: 0 K: 1 S: 7	H: 0 LOB: 1 BB: 1 P: 16	R: 0 E: 0 K: 1 S: 7	H: 0 LOB: 1 BB: 1 P: 15	R: 0 E: 0 K: 1 S: 6	H: 0 LOB: 0 BB: 0 P: 10	R: 0 E: 0 K: 1 S: 7	H: 0 LOB: 0 BB: 0 P: 10	R: 0 E: 0 K: 1 S: 8	H: 0 LOB: 0 BB: 0 P: 11	R: 0 E: 0 K: 0 S: 6	H: 0 LOB: 0 BB: 0 P: 11	R: 1 E: 0 K: 2 S: 17	H: 2 LOB: 1 BB: 0 P: 24	R: 0 E: 0 K: 0 S: 9	H: 0 LOB: 0 BB: 0 P: 12	1B: 0 2B: 1 3B: 0 HR: 1	SF: 0 SAC: 0 DP: 0 HBP: 0	WP: 1 PB: 0 SB: 1 CS: 0	PA: 31
PITCHER	IP	WLS	BF	H	R	ER	SO	BB	IBB	HBP	BLK	WP	HR	S	P	ERA	WHIP					
Mike Harkey, R (1, 1) ERA: 2.6	7.0	W	24	1	1	1	5	2	0	0	0	0	0	22	30	0.00	0.500					
Mitch Williams, L (8, 1) ERA:	2.0	S	7	1	0	0	2	0	0	0	0	0	0	22	30	0.00	0.500					

AB	29
R	1
H	2
RBI	1
BB	2
SO	7
LOB	3



Batter	1	2	3	4	5	6	7	8	9	AB	R	H	RBI	BB	SO	LOB	TOP					
Wally Backman, S OBP: 0.438, SLG: 0.465 (1, 5)										5	0	1	0	0	2	1	Pittsburgh Pirates @ San Diego Padres Jack Murphy Stadium, San Diego, CA Sat Apr 28 1990, 10:05 PM EDT Att: 26,473 - Unknown - 65 F					
Jose Lind, R OBP: 0.329, SLG: 0.324 (1, 4)										4	2	2	1	1	0	0						
Andy Van Slyke, L OBP: 0.364, SLG: 0.536 (1, 8)										4	1	2	0	1	0	2						
Bobby Bonilla, S OBP: 0.301, SLG: 0.556 (1, 9)										5	0	2	1	0	1	3						
Barry Bonds, L OBP: 0.369, SLG: 0.561 (1, 7)										4	0	3	1	0	0	1						
Sid Bream, L OBP: 0.289, SLG: 0.333 (1, 3)										4	0	0	0	0	1	6						
Michael LaValliere, L OBP: 0.333, SLG: 0.229 (8, PH)										3	0	1	0	0	0	0						
Don Slaughter, R OBP: 0.500, SLG: 0.667 (8, 2)										1	0	0	0	0	0	0						
Rafael Belliard, R OBP: 0.286, SLG: 0.333 (8, PH)										3	0	0	0	0	1	1						
Jay Bell, R OBP: 0.315, SLG: 0.299 (8, 6)										1	0	0	0	0	1	0						
Bob Walk, R OBP: 0.333, SLG: 0.333 (1, 1)										3	1	1	0	0	1	1						
Doug Bair, R ERA: 1.2 (7, 1)										0	0	0	0	0	0	0						
Gary Redus, R OBP: 0.306, SLG: 0.355 (8, PH)										1	0	0	0	0	1	0						
Scott Ruskin, R ERA: 1.17 (8, 1)										0	0	0	0	0	0	0						
Bill Landrum, R ERA: 1.17 (8, 1)										0	0	0	0	0	0	0						
Inning Stats	R: 1 E: 1 K: 2 S: 13	H: 1 LOB: 2 BB: 2 P: 27	R: 0 E: 0 K: 0 S: 7	H: 0 LOB: 0 BB: 0 P: 8	R: 2 E: 0 K: 0 S: 12	H: 3 LOB: 1 BB: 0 P: 22	R: 1 E: 0 K: 0 S: 18	H: 3 LOB: 2 BB: 0 P: 26	R: 0 E: 0 K: 1 S: 7	H: 1 LOB: 0 BB: 0 P: 10	R: 0 E: 0 K: 2 S: 8	H: 1 LOB: 1 BB: 0 P: 9	R: 0 E: 0 K: 0 S: 11	H: 2 LOB: 2 BB: 0 P: 16	R: 0 E: 0 K: 2 S: 9	H: 0 LOB: 0 BB: 0 P: 15	R: 0 E: 0 K: 1 S: 9	H: 1 LOB: 1 BB: 0 P: 11	1B: 11 2B: 1 3B: 0 HR: 0	SF: 0 SAC: 0 DP: 1 HBP: 0	WP: 0 PB: 0 SB: 0 CS: 0	PA: 40
PITCHER	IP WLS BF H R ER SO BB IBB HBP BLK WP HR S P ERA WHIP																					
Andy Benes, R ERA: 4.35 (1, 1)	3.2 L 20 7 4 4 2 2 0 0 0 0 0 0 47 80 9.82 2.455																					
Pat Clements, L ERA: 1.2 (4, 1)	1.1 4 1 0 0 1 0 0 0 0 0 0 10 13 0.00 0.750																					
Greg Harris, R ERA: 1.2 (6, 1)	2.0 9 3 0 0 2 0 0 0 0 0 0 19 25 0.00 1.500																					
Craig Lefferts, L ERA: 1.17 (8, 1)	2.0 7 1 0 0 3 0 0 0 0 0 0 18 26 0.00 0.500																					

Batter	1	2	3	4	5	6	7	8	9	AB	R	H	RBI	BB	SO	LOB	BOTTOM					
Bip Roberts, S OBP: 0.288, SLG: 0.435 (1, 5)										4	1	1	1	0	0	1	Pittsburgh Pirates @ San Diego Padres Jack Murphy Stadium, San Diego, CA Sat Apr 28 1990, 10:05 PM EDT Att: 26,473 - Unknown - 65 F					
Roberto Alomar, S OBP: 0.329, SLG: 0.362 (1, 4)										4	0	2	0	0	0	0						
Tony Gwynn, L OBP: 0.351, SLG: 0.444 (1, 9)										4	0	0	0	0	0	3						
Jack Clark, R OBP: 0.423, SLG: 0.471 (1, 3)										3	1	1	1	1	1	1						
Joe Carter, R OBP: 0.257, SLG: 0.403 (1, 8)										4	0	0	0	0	1	3						
Fred Lynn, L OBP: 0.294, SLG: 0.364 (1, 7)										4	0	1	0	0	1	0						
Benito Santiago, R OBP: 0.433, SLG: 0.667 (1, 2)										4	1	3	1	0	0	1						
Joey Cora, S OBP: 0.333, SLG: 0.250 (9, PR)										0	0	0	0	0	0	0						
Garry Templeton, S OBP: 0.267, SLG: 0.328 (1, 6)										3	0	0	0	0	1	1						
Andy Benes, R ERA: 3.92 (1, 1)										1	0	0	0	0	1	0						
Pat Clements, R ERA: 2.16 (4, 1)										0	0	0	0	0	0	0						
Rob Nelson, L ERA: 2.16 (5, PH)										1	0	0	0	0	1	0						
Greg Harris, R ERA: 2.35 (8, 1)										0	0	0	0	0	0	0						
Phil Stephenson, L ERA: 2.35 (7, PH)										1	0	0	0	0	0	1						
Craig Lefferts, L ERA: 1.17 (8, 1)										0	0	0	0	0	0	0						
Mike Pagiarulo, L ERA: 0.87 (9, PH)										1	0	0	0	0	0	2						
Inning Stats	R: 0 E: 1 K: 0 S: 9	H: 0 LOB: 0 BB: 0 P: 14	R: 0 E: 1 K: 1 S: 9	H: 0 LOB: 1 BB: 0 P: 13	R: 0 E: 0 K: 2 S: 10	H: 0 LOB: 0 BB: 0 P: 12	R: 1 E: 0 K: 1 S: 14	H: 1 LOB: 0 BB: 0 P: 20	R: 1 E: 0 K: 0 S: 8	H: 3 LOB: 1 BB: 1 P: 16	R: 0 E: 0 K: 0 S: 12	H: 1 LOB: 1 BB: 0 P: 23	R: 0 E: 0 K: 0 S: 6	H: 1 LOB: 1 BB: 0 P: 9	R: 0 E: 0 K: 0 S: 8	H: 1 LOB: 0 BB: 0 P: 11	R: 0 E: 0 K: 1 S: 12	H: 1 LOB: 2 BB: 0 P: 20	1B: 4 2B: 1 3B: 0 HR: 3	SF: 0 SAC: 1 DP: 0 HBP: 0	WP: 1 PB: 0 SB: 0 CS: 1	PA: 36
PITCHER	IP WLS BF H R ER SO BB IBB HBP BLK WP HR S P ERA WHIP																					
Bob Walk, R ERA: 3.92 (1, 1)	6.0 W 24 5 3 3 5 1 0 0 0 0 0 62 98 4.50 1.000																					
Doug Bair, R ERA: 2.16 (7, 1)	1.0 4 1 0 0 0 0 0 0 0 0 0 6 9 0.00 1.000																					
Scott Ruskin, L ERA: 2.35 (8, 1)	0.1 2 1 0 0 0 0 0 0 0 0 0 5 8 0.00 3.000																					
Bill Landrum, R ERA: 0.87 (8, 1)	1.2 S 6 1 0 0 1 0 0 0 0 0 0 15 23 0.00 0.600																					

Batter	1	2	3	4	5	6	7	8	9	AB	R	H	RBI	BB	SO	LOB	TOP										
Barry Bonds, L (1, 7) OBP: 0.400, SLG: 0.617	F8		SH1-4 3B	HR		HR			HR BB	3	4	2	3	2	0	0	Pittsburgh Pirates @ San Diego Padres Jack Murphy Stadium, San Diego, CA Sun Apr 29 1990, 6:33 AM EDT Att: 27,206 - Overcast - 65 F										
Jay Bell, R (1, 6) OBP: 0.338, SLG: 0.348			SH1-4	CS BB		HR			P4	2	1	1	3	2	0	1											
Gary Redus, R (1, 3) OBP: 0.300, SLG: 0.400	F9			CS	F7	F7			K	4	0	1	1	0	0	1											
Sid Bream, L (6, 3) OBP: 0.283, SLG: 0.326			2H 3B							1	0	0	0	0	1	1											
Bobby Bonilla, S (1, 9) OBP: 0.295, SLG: 0.570	F9		P4		P3				HR	5	1	1	2	0	1	2											
Jeff King, R (1, 5) OBP: 0.163, SLG: 0.205		G5-3	K		G1-3				F9	5	0	0	0	0	1	1											
R.J. Reynolds, S (1, 8) OBP: 0.343, SLG: 0.344		G5-3		SH1-4 HR BB		F8			G4-3	3	1	0	0	1	0	0											
Don Slaught, R (1, 2) OBP: 0.500, SLG: 0.774					F7	HR			F7	4	1	2	1	0	0	1											
Jose Lind, R (1, 4) OBP: 0.351, SLG: 0.329					SH1-4 HR 1B	SH1-4 HR BB			G4-3	2	2	1	0	2	0	0											
Doug Drabek, R (1, 1) OBP: 0.375, SLG: 0.714					SH1-4	SH1-4			K	1	0	0	0	0	1	2											
Bob Patterson, R (7, 1)					SH1-4	SH1-4				1	0	0	0	0	1	0											
Scott Ruskin, R (9, 1)					1-2 2-3	1-2				0	0	0	0	0	0	0											
Inning Stats	R: 0 E: 0 K: 0 S: 9	H: 0 LOB: 1 BB: 1 P: 14	R: 0 E: 0 K: 1 S: 13	H: 1 LOB: 2 BB: 1 P: 18	R: 1 E: 0 K: 1 S: 13	H: 2 LOB: 1 BB: 0 P: 18	R: 3 E: 0 K: 0 S: 5	H: 2 LOB: 0 BB: 2 P: 16	R: 0 E: 0 K: 0 S: 8	H: 0 LOB: 0 BB: 0 P: 13	R: 4 E: 0 K: 0 S: 13	H: 2 LOB: 0 BB: 2 P: 25	R: 0 E: 0 K: 1 S: 7	H: 0 LOB: 0 BB: 0 P: 7	R: 0 E: 0 K: 1 S: 7	H: 0 LOB: 0 BB: 0 P: 10	R: 2 E: 0 K: 1 S: 11	H: 1 LOB: 0 BB: 1 P: 20	1B: 2 2B: 1 3B: 1 HR: 4	SF: 0 SAC: 3 DP: 0 HBP: 0	WP: 0 PB: 0 SB: 1 CS: 1	PA: 42					
PITCHER	IP	WLS	BF	H	R	ER	SO	BB	IBB	HBP	BLK	WP	HR	S	P	ERA	WHIP										
Dennis Rasmussen, L (1, 1) ERA: 5.12	5.0	L	23	5	4	4	2	3	1	0	0	0	1	48	79	7.20	1.600										
Mark Grant, R (6, 1) ERA: 8.76	2.0		10	2	4	4	1	1	1	0	0	0	2	20	32	18.00	1.500										
Calvin Schiraldi, R (8, 1) ERA: 9.29	2.0		8	1	2	2	2	1	0	0	0	0	1	18	30	9.00	1.000										

AB	31
R	10
H	8
RBI	10
BB	7
SO	5
LOB	9



Batter	1	2	3	4	5	6	7	8	9	AB	R	H	RBI	BB	SO	LOB	BOTTOM										
Roberto Alomar, S (1, 4) OBP: 0.346, SLG: 0.370	FC6-4 1B								F9	4	0	2	1	1	1	1	Pittsburgh Pirates @ San Diego Padres Jack Murphy Stadium, San Diego, CA Sun Apr 29 1990, 6:33 AM EDT Att: 27,206 - Overcast - 65 F										
Big Roberts, S (1, 5) OBP: 0.286, SLG: 0.424	FC6-4 G6-3									4	0	1	0	0	1	2											
Tony Gwynn, L (1, 9) OBP: 0.346, SLG: 0.447	G6-3									4	0	1	0	0	0	4											
Jack Clark, R (1, 3) OBP: 0.413, SLG: 0.444									G4-3	3	0	0	0	1	0	3											
Joe Carter, R (1, 8) OBP: 0.256, SLG: 0.387	P4								B1-3	3	0	0	0	1	0	3											
Fred Lynn, L (1, 7) OBP: 0.309, SLG: 0.375									P5	4	1	2	0	0	0	1											
Garry Templeton, S (1, 6) OBP: 0.250, SLG: 0.306									P3	4	0	0	0	0	1	3											
Mark Parent, R (1, 2) OBP: 0.364, SLG: 0.300									K	4	0	1	0	0	1	1											
Dennis Rasmussen, L (1, 1) ERA: 5.12									F9	1	0	0	0	0	1	2											
Rob Nelson, L (5, PH)										1	0	0	0	0	1	0											
Mike Pagliando, L (7, PH)										0	0	0	0	0	0	0											
Calvin Schiraldi, R (8, 1) ERA: 9.29										0	0	0	0	0	0	0											
Shawn Abner, R (9, PH) OBP: 0.400, SLG: 0.400										1	0	0	0	0	0	0											
Inning Stats	R: 0 E: 0 K: 0 S: 9	H: 1 LOB: 2 BB: 1 P: 16	R: 1 E: 0 K: 1 S: 15	H: 3 LOB: 2 BB: 0 P: 24	R: 0 E: 0 K: 1 S: 12	H: 1 LOB: 1 BB: 0 P: 19	R: 0 E: 0 K: 1 S: 8	H: 0 LOB: 0 BB: 0 P: 9	R: 0 E: 0 K: 1 S: 11	H: 1 LOB: 2 BB: 1 P: 20	R: 0 E: 0 K: 0 S: 9	H: 1 LOB: 1 BB: 0 P: 16	R: 0 E: 0 K: 1 S: 13	H: 1 LOB: 1 BB: 0 P: 14	R: 0 E: 0 K: 0 S: 10	H: 0 LOB: 1 BB: 1 P: 18	R: 0 E: 0 K: 1 S: 6	H: 0 LOB: 0 BB: 0 P: 8	1B: 7 2B: 1 3B: 0 HR: 0	SF: 0 SAC: 0 DP: 0 HBP: 0	WP: 0 PB: 0 SB: 0 CS: 0	PA: 37					
PITCHER	IP	WLS	BF	H	R	ER	SO	BB	IBB	HBP	BLK	WP	HR	S	P	ERA	WHIP										
Doug Drabek, R (1, 1) ERA: 2.37	6.0	W	26	7	1	1	4	2	0	0	0	0	0	64	104	1.50	1.500										
Bob Patterson, L (7, 1) ERA: 9.84	2.0		8	1	0	0	1	1	0	0	0	0	0	23	32	0.00	1.000										
Scott Ruskin, L (9, 1) ERA: 2.08	1.0		3	0	0	0	1	0	0	0	0	0	0	6	8	0.00	0.000										

AB	34
R	1
H	8
RBI	1
BB	3
SO	6
LOB	20



Batter	1	2	3	4	5	6	7	8	9	AB	R	H	RBI	BB	SO	LOB	TOP			
Vince Coleman, S (1, 7) OBP: 0.333, SLG: 0.318										5	1	1	0	0	4	2				
Ozzie Smith, S (1, 6) OBP: 0.290, SLG: 0.224										3	0	0	0	1	1	1				
Willie McGee, S (1, 8) OBP: 0.394, SLG: 0.460										4	0	0	0	0	1	2				
Pedro Guerrero, R (1, 3) OBP: 0.367, SLG: 0.550 Dave Collins, S (8, PR) OBP: 0.273, SLG: 0.200										2	1	1	1	2	0	0				
Denny Walling, L (1, 5) OBP: 0.172, SLG: 0.179										4	0	1	1	0	0	2				
Tom Brunansky, R (1, 9) OBP: 0.328, SLG: 0.283										3	0	0	0	1	1	0				
Todd Zeile, R (1, 2) OBP: 0.338, SLG: 0.443										4	0	1	0	0	0	3				
José Oquendo, S (1, 4) OBP: 0.413, SLG: 0.364										2	0	1	0	2	0	1				
Bryn Smith, R (1, 1) OBP: 0.333, SLG: 0.333 Ken Dayley, L (8, 1) John Morris, L (9, PH) OBP: 0.286, SLG: 0.167 Scott Terry, R (9, 1)										2	0	0	0	0	0	2				
Inning Stats	R: 0 E: 0 K: 2 S: 10	H: 0 LOB: 0 BB: 0 P: 16	R: 0 E: 0 K: 0 S: 3	H: 0 LOB: 0 BB: 0 P: 4	R: 0 E: 0 K: 1 S: 12	H: 0 LOB: 1 BB: 1 P: 20	R: 1 E: 0 K: 0 S: 7	H: 1 LOB: 0 BB: 0 P: 12	R: 0 E: 0 K: 0 S: 8	H: 0 LOB: 1 BB: 2 P: 17	R: 0 E: 0 K: 1 S: 13	H: 1 LOB: 1 BB: 0 P: 18	R: 1 E: 0 K: 1 S: 14	H: 2 LOB: 2 BB: 2 P: 26	R: 0 E: 0 K: 1 S: 12	H: 0 LOB: 1 BB: 1 P: 20	1B: 2 2B: 2 3B: 0 HR: 1	SF: 0 SAC: 2 DP: 0 HBP: 0	WP: 1 PB: 0 SB: 0 CS: 0	PA: 38
PITCHER	IP WLS BF H R ER SO BB IBB HBP BLK WP HR S P ERA WHIP																			
Ed Whitson, R (1, 1) ERA: 1.69	8.0 L 34 5 2 2 6 3 2 0 0 1 1 75 127 2.25 1.000																			
Greg Harris, R (9, 1) ERA: 1.13	1.0 4 0 0 0 1 1 0 0 0 0 0 0 12 20 0.00 1.000																			

St. Louis Cardinals @ San Diego Padres
Jack Murphy Stadium, San Diego, CA
Tue May 01 1990, 10:05 PM EDT
Att: 18,562 - Unknown

AB 30
R 2
H 5
RBI 2
BB 6
SO 7
LOB 14





Batter	1	2	3	4	5	6	7	8	9	AB	R	H	RBI	BB	SO	LOB	BOTTOM					
Roberto Alomar, S (1, 4) OBP: 0.341, SLG: 0.364										4	0	1	0	0	0	0						
Tony Gwynn, L (1, 9) OBP: 0.341, SLG: 0.438										4	1	1	0	0	0	1						
Joe Carter, R (1, 8) OBP: 0.256, SLG: 0.380										4	0	1	1	0	0	0						
Jack Clark, R (1, 3) OBP: 0.418, SLG: 0.456 Joey Cora, S (9, PR) OBP: 0.333, SLG: 0.250										3	0	1	0	1	1	1						
Fred Lynn, L (1, 7) OBP: 0.305, SLG: 0.365										4	0	1	0	0	2	3						
Benito Santiago, R (1, 2) OBP: 0.423, SLG: 0.642										4	0	1	0	0	0	1						
Bip Roberts, S (1, 5) OBP: 0.274, SLG: 0.406										3	0	0	0	0	1	2						
Garry Templeton, S (1, 6) OBP: 0.239, SLG: 0.292										3	0	0	0	0	1	0						
Ed Whitson, R (1, 1) ERA: 2.34 Phil Stephenson, L (8, PH) OBP: 0.500, SLG: 0.700 Greg Harris, R (9, 1)										2	0	0	0	0	0	0						
Inning Stats	R: 0 E: 0 K: 0 S: 4	H: 0 LOB: 0 BB: 0 P: 9	R: 0 E: 0 K: 1 S: 6	H: 0 LOB: 0 BB: 1 P: 12	R: 0 E: 0 K: 2 S: 13	H: 0 LOB: 0 BB: 0 P: 17	R: 1 E: 0 K: 0 S: 11	H: 2 LOB: 1 BB: 0 P: 19	R: 0 E: 0 K: 0 S: 10	H: 0 LOB: 0 BB: 0 P: 11	R: 0 E: 0 K: 0 S: 5	H: 0 LOB: 0 BB: 0 P: 7	R: 0 E: 0 K: 1 S: 10	H: 2 LOB: 2 BB: 0 P: 18	R: 0 E: 0 K: 1 S: 10	H: 1 LOB: 1 BB: 0 P: 13	R: 0 E: 0 K: 1 S: 11	H: 1 LOB: 1 BB: 0 P: 16	1B: 5 2B: 1 3B: 0 HR: 0	SF: 0 SAC: 0 DP: 0 HBP: 0	WP: 0 PB: 0 SB: 2 CS: 1	PA: 33
PITCHER	IP WLS BF H R ER SO BB IBB HBP BLK WP HR S P ERA WHIP																					
Bryn Smith, R (1, 1) ERA: 2.34	7.2 W 28 5 1 1 5 1 0 0 0 0 0 0 66 101 1.17 0.783																					
Ken Dayley, L (8, 1) ERA:	0.1 1 0 0 0 0 0 0 0 0 0 0 0 3 5 0.00 0.000																					
Scott Terry, R (9, 1) ERA: 7.71	1.0 S 4 1 0 0 1 0 0 0 0 0 0 0 11 16 0.00 1.000																					

St. Louis Cardinals @ San Diego Padres
Jack Murphy Stadium, San Diego, CA
Tue May 01 1990, 10:05 PM EDT
Att: 18,562 - Unknown

AB 32
R 1
H 6
RBI 1
BB 1
SO 6
LOB 8



Batter	1	2	3	4	5	6	7	8	9	AB	R	H	RBI	BB	SO	LOB	TOP					
Roberto Alomar, S (1,4) OBP: 0.344, SLG: 0.357	G3-1		L7			G1-3		SH1-3 1B		4	1	1	0	0	0	0	San Diego Padres @ Chicago Cubs Wrigley Field, Chicago, IL Sat May 05 1990, 3:33 AM CDT Overcast - 55 F					
Tony Gwynn, L (1,9) OBP: 0.341, SLG: 0.430	2B		F8			2B SF7 1B		SH1-3		3	1	2	0	0	0							
Joe Carter, R (1,8) OBP: 0.267, SLG: 0.391	P8				1B			G4-6-3 1B		4	0	3	1	0	0	1						
Jack Clark, R (1,3) OBP: 0.425, SLG: 0.508	2B				K			G4-6-3 1B		3	0	1	0	1	1	2						
Fred Lynn, L (1,7) OBP: 0.313, SLG: 0.373	G6-3				1B			G3		3	0	1	1	0	0	2						
Benito Santiago, R (1,2)		L9			G1-6-3			G6-3		4	0	0	0	0	0	4						
Bip Roberts, S (1,5) OBP: 0.296, SLG: 0.440	P6					G4-6-3 BB		G3-1		3	0	0	0	1	0	0						
Garry Templeton, S (1,6) OBP: 0.230, SLG: 0.282	F7				G4-6-3			G4-3		3	0	0	0	0	0	1						
Andy Benes, R (1,1) Craig Lefferts, L (8,1)			L6			K		K		3	0	0	0	0	2	0						
Inning Stats	R: 0 E: 0 K: 0 S: 15	H: 2 LOB: 2 BB: 0 P: 20	R: 0 E: 0 K: 0 S: 10	H: 0 LOB: 0 BB: 0 P: 14	R: 0 E: 0 K: 0 S: 6	H: 0 LOB: 0 BB: 0 P: 8	R: 0 E: 0 K: 1 S: 7	H: 2 LOB: 1 BB: 0 P: 9	R: 0 E: 0 K: 1 S: 8	H: 0 LOB: 0 BB: 1 P: 15	R: 0 E: 0 K: 1 S: 16	H: 2 LOB: 2 BB: 1 P: 27	R: 0 E: 0 K: 1 S: 9	H: 0 LOB: 0 BB: 0 P: 10	R: 1 E: 0 K: 0 S: 7	H: 2 LOB: 0 BB: 0 P: 9		R: 0 E: 0 K: 0 S: 7	H: 0 LOB: 0 BB: 0 P: 12	1B: 6 2B: 2 3B: 0 HR: 0	SF: 1 SAC: 1 DP: 3 HBP: 0	WP: 0 PB: 0 SB: 0 CS: 0
PITCHER Greg Maddux, R (1,1) ERA: 1.96	IP: 9.0 WLS: W BF: 34 H: 8 R: 2 ER: 2 SO: 3 BB: 1 IBB: 1 HBP: 0 BLK: 0 WP: 0 HR: 0 S: 85 P: 124 ERA: 2.00 WHIP: 1.000															PITCHER						

Batter	1	2	3	4	5	6	7	8	9	AB	R	H	RBI	BB	SO	LOB	BOTTOM					
Marvell Wynne, L (1,8) OBP: 0.176, SLG: 0.161	F9		L9			F8		P3		3	0	0	0	0	0	0	San Diego Padres @ Chicago Cubs Wrigley Field, Chicago, IL Sat May 05 1990, 3:33 AM CDT Overcast - 55 F					
Andre Dawson, R (8, PH) OBP: 0.365, SLG: 0.652										1	0	0	0	0	0	0						
23 Ryne Sandberg, R (1,4) OBP: 0.323, SLG: 0.427	2B		E S BB			K		G5-3		3	0	1	0	1	1	0						
Dwight Smith, L (1,9) OBP: 0.357, SLG: 0.367	F7		S BB			K		G3		3	0	0	0	1	1	1						
Mark Grace, L (1,3) OBP: 0.351, SLG: 0.304	P5		G3			F8		HR SH1-4 1B		4	1	1	0	0	0	3						
Dave Clark, L (1,7) OBP: 0.308, SLG: 0.308	G6-3		G3-1			FC6-4 1B		SH1-4		3	0	1	0	0	0	2						
Doug Dascenzo, S (9, PH) OBP: 0.231, SLG: 0.417										0	0	0	0	0	0	0						
Luis Salazar, R (1,5) OBP: 0.279, SLG: 0.292	1B					FC6-4		G5-3		4	1	1	0	0	0	2						
Shawon Dunston, R (1,6) OBP: 0.330, SLG: 0.547	1B							HR		4	1	2	2	0	1	0						
Joe Girardi, R (1,2) OBP: 0.333, SLG: 0.321	1B									3	0	1	1	0	0	0						
Greg Maddux, R (1,1)	K							F8		3	0	0	0	0	2	2						
Inning Stats	R: 0 E: 0 K: 0 S: 8	H: 1 LOB: 1 BB: 0 P: 17	R: 1 E: 0 K: 1 S: 17	H: 3 LOB: 2 BB: 0 P: 24	R: 0 E: 0 K: 0 S: 11	H: 0 LOB: 2 BB: 2 P: 24	R: 0 E: 0 K: 1 S: 5	H: 0 LOB: 0 BB: 0 P: 7	R: 0 E: 0 K: 2 S: 8	H: 0 LOB: 0 BB: 0 P: 10	R: 0 E: 0 K: 1 S: 9	H: 1 LOB: 1 BB: 0 P: 11	R: 0 E: 0 K: 0 S: 6	H: 0 LOB: 0 BB: 0 P: 8	R: 0 E: 0 K: 0 S: 5	H: 0 LOB: 0 BB: 0 P: 7	R: 2 E: 0 K: 0 S: 7	H: 2 LOB: 0 BB: 0 P: 8	1B: 5 2B: 2 3B: 0 HR: 1	SF: 0 SAC: 1 DP: 1 HBP: 0	WP: 0 PB: 0 SB: 3 CS: 1	PA: 34
PITCHER Andy Benes, R (1,1) ERA: 3.58 Craig Lefferts, L (8,1) ERA: 3.16	IP: 7.0 WLS: L BF: 27 H: 5 R: 2 ER: 2 SO: 0 BB: 0 IBB: 0 HBP: 0 BLK: 0 WP: 0 HR: 1 S: 64 P: 101 ERA: 1.29 WHIP: 1.000															PITCHER						

Batter	1	2	3	4	5	6	7	8	9	AB	R	H	RBI	BB	SO	LOB	TOP		
Roberto Alomar, S (1,4) OBP: 0.347, SLG: 0.371	F7		G3-1	1B				F7		5	0	2	1	0	0	0	San Diego Padres @ Chicago Cubs Wrigley Field, Chicago, IL Sat May 05 1990, 3:38 AM CDT Att: 33,695 - Cloudy - 55 F		
Tony Gwynn, L (1,9) OBP: 0.333, SLG: 0.418	F7		L7	1B			F8		G3-1	5	0	1	0	0	0	2			
Joe Carter, R (1,8) OBP: 0.283, SLG: 0.374	F7		F9	F7			G5-4-3		E 1B BB	4	0	0	0	1	0	4			
Jack Clark, R (1,3) OBP: 0.446, SLG: 0.522		F8		FC3-6 BB 2B	SH1-3 1B			L9-6 BB 1B	E9 1B BB	4	1	3	0	1	0	0			
Mike Pagliarulo, L (1,5) OBP: 0.400, SLG: 0.154		2B 1B BB		FC3-6 BB	SH1-3 1B			1-2 BB	G4-6-3 1B	2	1	1	0	3	0	2			
Big Roberts, S (1,7) OBP: 0.298, SLG: 0.449		1-3 1B 2B		B5	SH1-3 1B			F7		3	1	1	0	0	0	4			
Joey Cora, S (1,6) Garry Templeton, S (7,6) OBP: 0.230, SLG: 0.282		G6-3		FC3-6 2B				L9-6		3	1	0	0	1	0	6			
Mark Parent, R (1,2) OBP: 0.400, SLG: 0.429		1-0 1B		1-1 1B 2B	8-5			P2		4	1	2	4	0	0	3			
Dennis Rasmussen, L (1,1) Greg Harris, R (6,1)		G3-1		2-0 2B 1B				G5-3		3	1	2	1	0	0	1			
Inning Stats	R: 0 E: 0 K: 0 S: 5	H: 0 LOB: 0 BB: 0 P: 7	R: 2 E: 0 K: 0 S: 8	H: 2 LOB: 1 BB: 1 P: 16	R: 0 E: 0 K: 0 S: 6	H: 0 LOB: 0 BB: 0 P: 12	R: 4 E: 0 K: 0 S: 17	H: 4 LOB: 2 BB: 2 P: 33	R: 0 E: 0 K: 0 S: 6	H: 2 LOB: 1 BB: 0 P: 9	R: 0 E: 0 K: 0 S: 5	H: 1 LOB: 0 BB: 0 P: 9	R: 0 E: 0 K: 0 S: 4	H: 0 LOB: 0 BB: 0 P: 6	R: 0 E: 1 K: 0 S: 10	H: 1 LOB: 1 BB: 0 P: 19		1B: 9 2B: 5 3B: 0 HR: 0	SF: 0 SAC: 1 DP: 4 HBP: 0
PITCHER	IP	WLS	BF	H	R	ER	SO	BB	IBB	HBP	BLK	WP	HR	S	P	ERA	WHIP		
Jose Antonio Nunez, R (1,1) ERA: 6.17	3.0	L	14	2	4	4	0	3	0	0	0	0	0	20	44	12.00	1.667		
Les Lancaster, R (4,1) ERA: 3.14	0.2		6	4	2	2	0	0	0	0	0	0	0	13	20	27.00	6.000		
Bill Long, R (4,1) ERA: 3.86	2.1		10	4	0	0	0	0	1	0	0	0	0	17	30	0.00	1.714		
Joe Kraemer, L (7,1) ERA: 5.11	3.0		11	2	0	0	0	2	0	0	0	0	0	19	34	0.00	1.333		

Batter	1	2	3	4	5	6	7	8	9	AB	R	H	RBI	BB	SO	LOB	BOTTOM		
Doug Descenzo, S (1,8) OBP: 0.235, SLG: 0.375	P7		E9	1B				F8		4	0	1	1	0	0	0	San Diego Padres @ Chicago Cubs Wrigley Field, Chicago, IL Sat May 05 1990, 3:38 AM CDT Att: 33,695 - Cloudy - 55 F		
Dave Clark, L (9, FH) OBP: 0.286, SLG: 0.286			2H 1B				G5-3		G1-3	1	0	0	0	0	0	1			
23 Ryne Sandberg, R (1,4) OBP: 0.306, SLG: 0.409	K		G4-3				L3		SF8	4	0	0	1	0	1	1			
Mark Grace, L (1,3) OBP: 0.364, SLG: 0.321	G4-3			FC4 SF8 1B				2-0 1B BB	F8	5	2	3	0	0	0	0			
Andre Dawson, R (1,9) OBP: 0.346, SLG: 0.616		F9		F7			P2		G4-3	4	0	0	0	0	0	3			
Lloyd McClendon, R (1,7) OBP: 0.275, SLG: 0.340		F9		E 1B				4-2 1B BB	FC6-4 BB	2	1	1	0	2	0	0			
Domingo Ramos, R (1,5) OBP: 0.222, SLG: 0.192		F9		FC4				0-0 2B	FC6-4	4	0	1	1	0	0	3			
Shawon Dunston, R (1,6) OBP: 0.315, SLG: 0.528			P4	SF8				0-3 K	P5	3	0	0	1	0	1	3			
Rick Wrona, R (1,2) OBP: 0.385, SLG: 0.333				3H P4				3-2 K	FC6-4	2	1	1	0	0	0	2			
Dwight Smith, L (6, FH) OBP: 0.368, SLG: 0.400				SH2-4 E 1B				1-3 2H 2B		1	0	1	1	0	0	0			
Joe Girardi, R (7,2) OBP: 0.328, SLG: 0.316								1-2 2H		1	0	0	0	0	0	1			
Jose Antonio Nunez, R (1,1) Les Lancaster, R (4,1) Bill Long, R (4,1) Marvell Wynne, L (6, PH) Dwight Smith, L (6, PH) Joe Girardi, R (7,2) Joe Kraemer, L (7,1) Curtis Wilkerson, S (9, PH)				SH2-4 E 1B				1-3 K	G1-3 23 SF8 2B	0	0	0	0	0	0	0			
Inning Stats	R: 0 E: 0 K: 1 S: 7	H: 0 LOB: 0 BB: 0 P: 11	R: 0 E: 0 K: 0 S: 5	H: 0 LOB: 0 BB: 0 P: 9	R: 1 E: 1 K: 0 S: 11	H: 2 LOB: 1 BB: 0 P: 14	R: 1 E: 1 K: 0 S: 9	H: 2 LOB: 2 BB: 0 P: 15	R: 0 E: 0 K: 2 S: 15	H: 3 LOB: 2 BB: 1 P: 25	R: 0 E: 0 K: 0 S: 7	H: 1 LOB: 1 BB: 0 P: 11	R: 0 E: 0 K: 0 S: 5	H: 0 LOB: 1 BB: 1 P: 11	R: 1 E: 0 K: 0 S: 9	H: 1 LOB: 0 BB: 0 P: 12	1B: 7 2B: 2 3B: 0 HR: 0	SF: 2 SAC: 1 DP: 0 HBP: 0	WP: 0 PA: 39 PB: 0 SB: 0 CS: 0
PITCHER	IP	WLS	BF	H	R	ER	SO	BB	IBB	HBP	BLK	WP	HR	S	P	ERA	WHIP		
Dennis Rasmussen, L (1,1) ERA: 5.11	5.1	W	24	6	4	3	2	1	0	0	0	0	0	43	67	5.06	1.312		
Greg Harris, R (6,1) ERA: 1.37	3.2	S	15	3	1	1	2	1	0	0	0	0	0	30	47	2.46	1.091		

Batter	1	2	3	4	5	6	7	8	9	AB	R	H	RBI	BB	SO	LOB	TOP					
Bip Roberts, S OBP: 0.301, SLG: 0.424 (1, 7)	F7		L4-3 1B		G5-3			FC5-4 1B BB		3	0	1	0	1	0	0	San Diego Padres @ Pittsburgh Pirates Three Rivers Stadium, Pittsburgh, PA Mon May 07 1990, 3:33 AM EDT Att: 9,653 - Unknown					
Tony Gwynn, L OBP: 0.343, SLG: 0.440 (1, 9)	F8		L4-3 1B		G3-1			FC5-4 1B		4	0	1	0	0	0	2						
Roberto Alomar, S OBP: 0.364, SLG: 0.392 (1, 4)	1B BB		G4-3		F9			FC5-4 1-2 2-3		3	0	0	0	1	0	3						
Joe Carter, R OBP: 0.269, SLG: 0.384 (1, 3)	1B				E7 G4-3 2B			F9		4	1	2	0	0	0	2						
Fred Lynn, L OBP: 0.304, SLG: 0.361 Darrin Jackson, R (7, PH) OBP: 0.235, SLG: 0.438 (7, 8)	G4-3				G4-3			G5-3		2	0	0	1	0	0	2						
Benito Santiago, R OBP: 0.409, SLG: 0.639 (1, 2)					G5-3			G6-3		4	0	1	0	0	0	0						
Mike Pagliarulo, L OBP: 0.379, SLG: 0.318 (1, 5)					K			G3-1		4	0	1	0	0	1	1						
Garry Templeton, S OBP: 0.256, SLG: 0.308 (1, 6)					G6-4-3			G6-3		3	0	0	0	0	0	2						
Bruce Hurst, L OBP: 0.167, SLG: 0.091 Jerold Clark, R (8, PH) OBP: 0.152, SLG: 0.100 Calvin Schiraldi, R (8, 1)					K			F8		2	0	1	0	0	0	1						
Inning Stats	R: 0 E: 0 K: 0 S: 10	H: 1 LOB: 2 BB: 1 P: 19	R: 0 E: 0 K: 0 S: 4	H: 1 LOB: 0 BB: 0 P: 6	R: 0 E: 0 K: 0 S: 9	H: 2 LOB: 1 BB: 0 P: 13	R: 1 E: 1 K: 1 S: 11	H: 1 LOB: 0 BB: 0 P: 17	R: 0 E: 0 K: 0 S: 6	H: 0 LOB: 0 BB: 0 P: 9	R: 0 E: 0 K: 0 S: 9	H: 0 LOB: 0 BB: 0 P: 13	R: 0 E: 0 K: 0 S: 7	H: 1 LOB: 1 BB: 0 P: 11	R: 0 E: 0 K: 0 S: 13	H: 1 LOB: 2 BB: 1 P: 18	R: 0 E: 0 K: 1 S: 9	H: 0 LOB: 0 BB: 0 P: 11	1B: 5 2B: 3 3B: 0 HR: 0	SF: 0 SAC: 0 DP: 2 HBP: 0	WP: 0 PB: 0 SB: 0 CS: 0	PA: 34
PITCHER	IP	WLS	BF	H	R	ER	SO	BB	IBB	HBP	BLK	WP	HR	S	P	ERA	WHIP					
Bob Walk, R ERA: 3.38 Scott Ruskin, L ERA: 1.59 Ted Power, R ERA:	(1, 1) (7, 1) (8, 1)	6.0 1.2 1.1	W 8 S	22 2 4	5 0 0	1 0 0	2 0 1	1 0 0	0 0 0	0 0 0	0 0 0	0 0 0	0 0 0	49 17 12	77 26 14	1.50 0.00 0.00	1.000 1.800 0.000					

AB 32
R 1
H 7
RBI 1
BB 2
SO 3
LOB 12



Batter	1	2	3	4	5	6	7	8	9	AB	R	H	RBI	BB	SO	LOB	BOTTOM					
Barry Bonds, L OBP: 0.402, SLG: 0.589 (1, 7)	HR							G1-3		3	1	1	1	1	1	0	San Diego Padres @ Pittsburgh Pirates Three Rivers Stadium, Pittsburgh, PA Mon May 07 1990, 3:33 AM EDT Att: 9,653 - Unknown					
Jay Bell, R OBP: 0.309, SLG: 0.314 (1, 6)	E5 G6-3 2B BLK				FC4-6 IBB			K		4	1	1	0	0	1	2						
Gary Redus, R OBP: 0.294, SLG: 0.409 Sid Bream, L OBP: 0.291, SLG: 0.373 (8, 3)	G6-3				FC6-4			F9		3	0	0	0	0	0	2						
Bobby Bonilla, S OBP: 0.296, SLG: 0.543 (1, 9)	1B WP 2B				G6-3			G6-3		4	1	1	1	0	0	1						
Jeff King, R OBP: 0.218, SLG: 0.314 (1, 5)	G5-3				G6-3			P6		4	0	0	0	0	0	2						
Don Slaught, R OBP: 0.455, SLG: 0.625 (1, 2)	1B WP				G6-3			G6-3		4	1	1	0	0	0	1						
Andy Van Slyke, L OBP: 0.348, SLG: 0.488 (1, 8)	1B				B1-3			G6-3 1B		3	0	2	1	0	0	0						
Jose Lind, R OBP: 0.340, SLG: 0.349 (1, 4)	K				G6-3 2B			G6-3		3	0	1	0	0	1	2						
Bob Walk, R OBP: 0.250, SLG: 0.250 Scott Ruskin, R Ted Power, R OBP: 0.333, SLG: 0.667 (8, 1)					F7			K		2	0	0	0	0	1	1						
Inning Stats	R: 4 E: 1 K: 1 S: 16	H: 4 LOB: 1 BB: 0 P: 24	R: 0 E: 0 K: 2 S: 10	H: 1 LOB: 0 BB: 0 P: 15	R: 0 E: 0 K: 0 S: 5	H: 0 LOB: 0 BB: 0 P: 6	R: 0 E: 0 K: 0 S: 8	H: 1 LOB: 2 BB: 1 P: 12	R: 0 E: 0 K: 0 S: 9	H: 0 LOB: 0 BB: 0 P: 15	R: 0 E: 0 K: 0 S: 4	H: 1 LOB: 0 BB: 0 P: 4	R: 0 E: 0 K: 2 S: 10	H: 0 LOB: 0 BB: 0 P: 15	R: 0 E: 0 K: 0 S: 9	H: 0 LOB: 1 BB: 1 P: 17	R: 0 E: 0 K: 0 S: 9	H: 0 LOB: 0 BB: 0 P: 11	1B: 4 2B: 2 3B: 0 HR: 1	SF: 0 SAC: 0 DP: 1 HBP: 0	WP: 1 PB: 0 SB: 0 CS: 0	PA: 33
PITCHER	IP	WLS	BF	H	R	ER	SO	BB	IBB	HBP	BLK	WP	HR	S	P	ERA	WHIP					
Bruce Hurst, L ERA: 3.67 Calvin Schiraldi, R ERA: 3.07	(1, 1) (8, 1)	7.0 1.0	L 4	29 0	7 0	4 0	1 0	5 0	0 1	0 0	0 0	0 0	0 9	17 17	0.00 0.00	1.000 1.000						

AB 31
R 4
H 7
RBI 3
BB 2
SO 5
LOB 11



Batter	1	2	3	4	5	6	7	8	9	AB	R	H	RBI	BB	SO	LOB	TOP			
Bip Roberts, S OBP: 0.309, SLG: 0.427 (1, 7)										4	0	2	0	0	1	0	San Diego Padres @ Pittsburgh Pirates Three Rivers Stadium, Pittsburgh, PA Tue May 08 1990, 3:33 AM EDT Att: 10,694 - Unknown			
Tony Gwynn, L OBP: 0.330, SLG: 0.423 (1, 9)										4	0	0	0	0	0	2				
Roberto Alomar, S OBP: 0.360, SLG: 0.386 (1, 4)										4	1	1	0	0	0	1				
Joe Carter, R OBP: 0.269, SLG: 0.388 (1, 3)										4	1	1	1	0	1	0				
Fred Lynn, L OBP: 0.306, SLG: 0.391 Darrin Jackson, R (9, PH) OBP: 0.278, SLG: 0.471										3	0	1	1	0	1	0				
Benito Santiago, R OBP: 0.402, SLG: 0.616 (1, 2)										3	0	0	0	1	0	2				
Mike Pagliarulo, L OBP: 0.406, SLG: 0.333 (1, 5)										2	0	1	0	1	0	0				
Garry Templeton, S OBP: 0.271, SLG: 0.321 Joey Cora, S OBP: 0.316, SLG: 0.211 (7, 6)									3	0	2	0	0	0	0	1				
Eric Show, R OBP: 0.167, SLG: 0.333 Pat Clements, L OBP: 0.346, SLG: 0.364 Shawn Abner, R Mark Grant, R Jerald Clark, R Greg Harris, R										1	0	0	0	0	0	0				
Inning Stats	R: 2 E: 0 K: 1 S: 15	H: 3 LOB: 1 BB: 0 P: 26	R: 0 E: 0 K: 0 S: 6	H: 1 LOB: 0 BB: 0 P: 8	R: 0 E: 0 K: 0 S: 6	H: 1 LOB: 0 BB: 0 P: 10	R: 0 E: 0 K: 0 S: 5	H: 0 LOB: 0 BB: 0 P: 6	R: 0 E: 0 K: 0 S: 6	H: 1 LOB: 0 BB: 0 P: 8	R: 0 E: 0 K: 1 S: 7	H: 1 LOB: 2 BB: 2 P: 18	R: 0 E: 0 K: 1 S: 7	H: 0 LOB: 0 BB: 0 P: 7	R: 0 E: 0 K: 1 S: 12	H: 1 LOB: 1 BB: 0 P: 16		1B: 7 2B: 2 3B: 1 HR: 0	SF: 0 SAC: 0 DP: 4 HBP: 0	WP: 0 PB: 0 SB: 0 CS: 0
PITCHER	IP WLS BF H R ER SO BB IBB HBP BLK WP HR S P ERA WHIP	7.0 W 26 8 2 2 2 2 2 0 0 0 0 0 0 2.57 1.429	2.0 7 1 0 0 2 0 0 0 0 0 0 0 0 0.00 0.500																	


AB	31
R	2
H	9
RBI	2
BB	2
SO	4
LOB	7




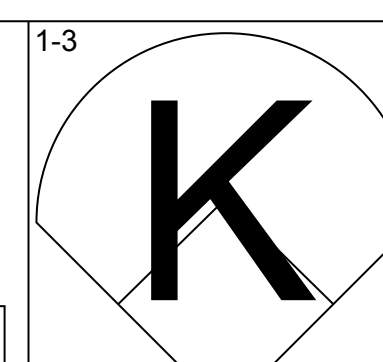
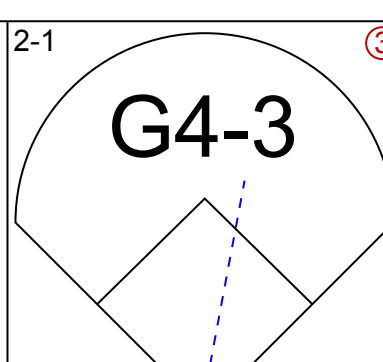
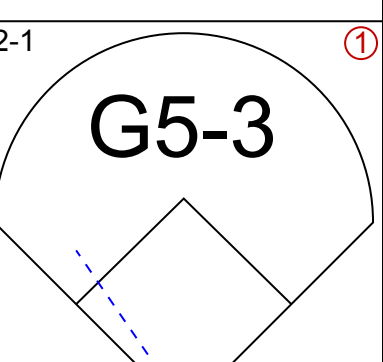
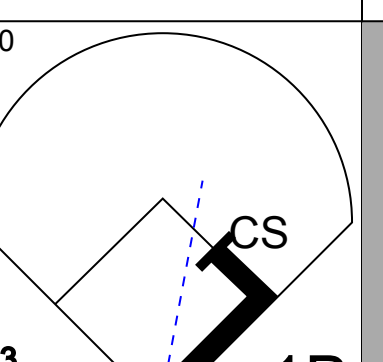
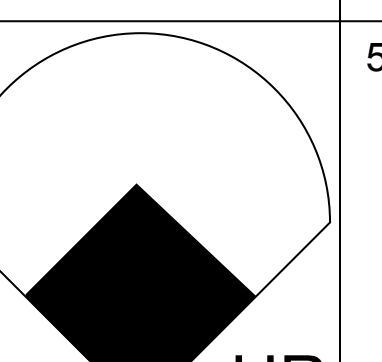
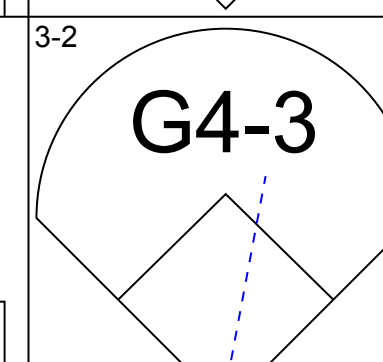
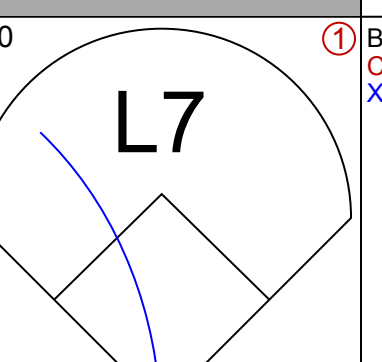
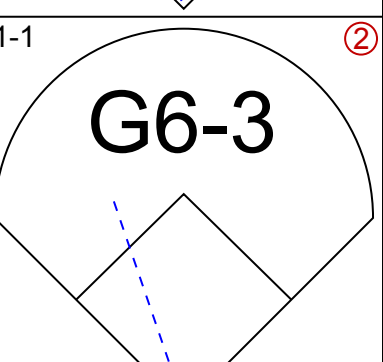
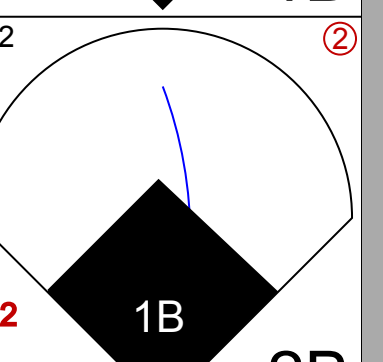
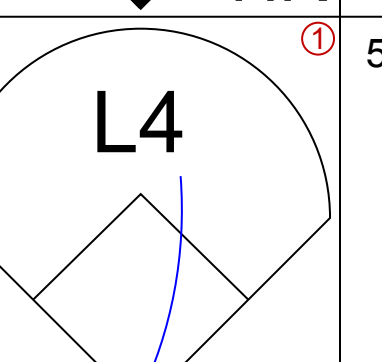
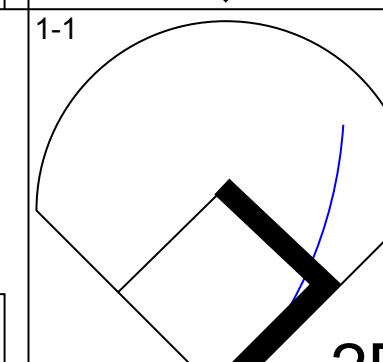
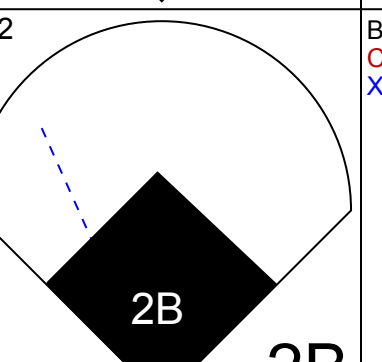
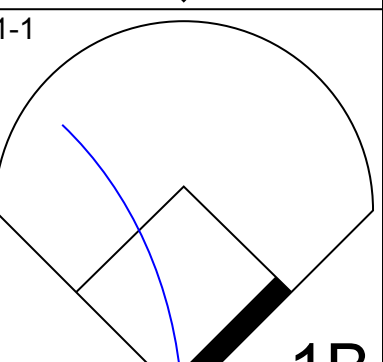
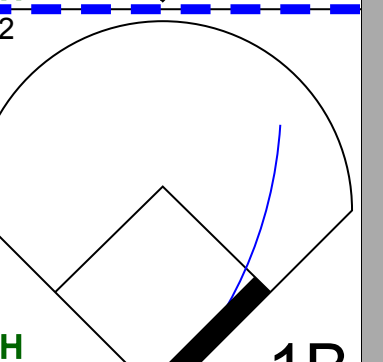
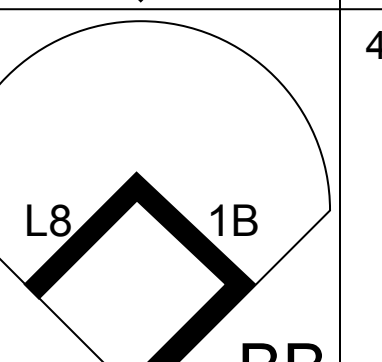
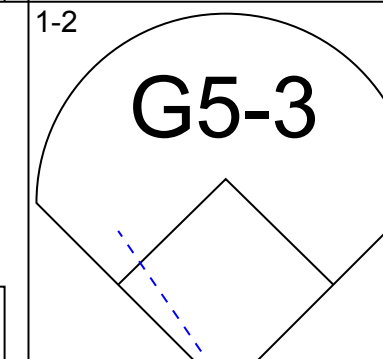
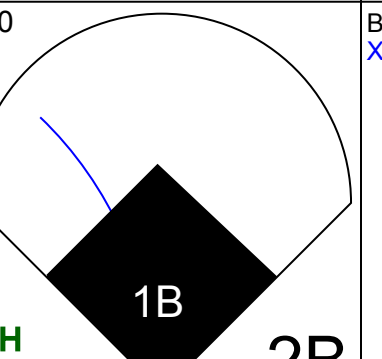
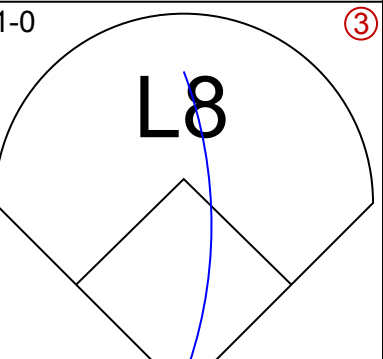

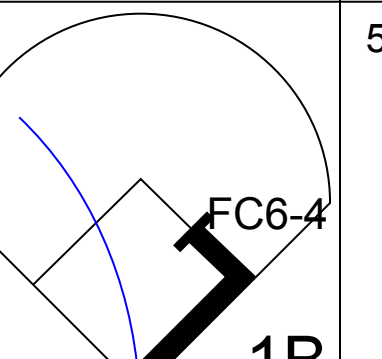
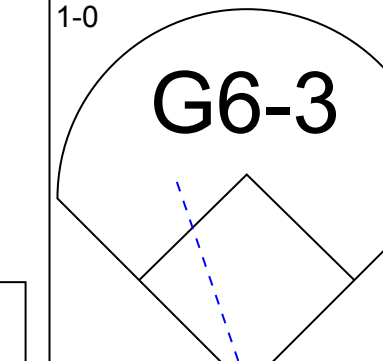
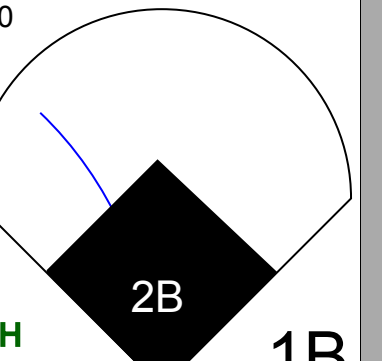
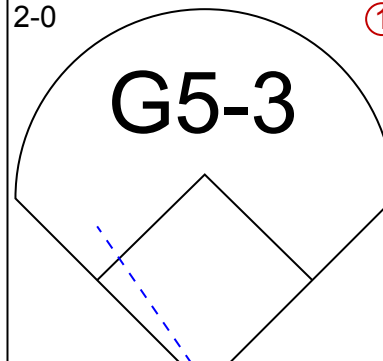
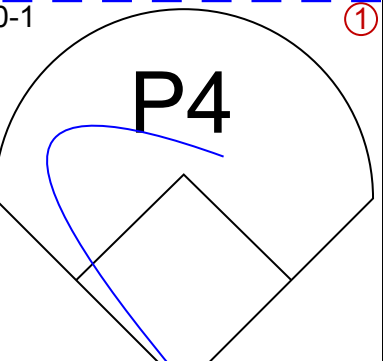
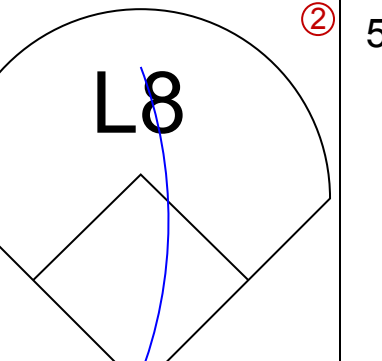
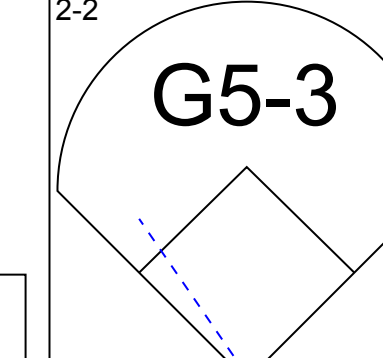
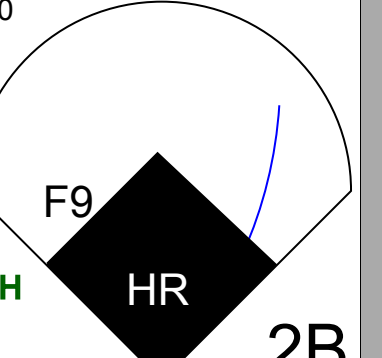
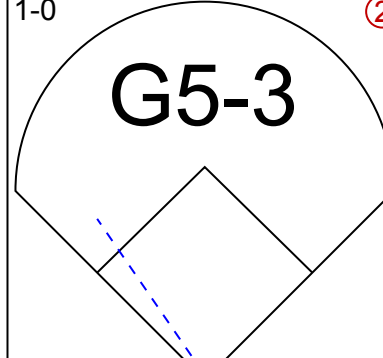
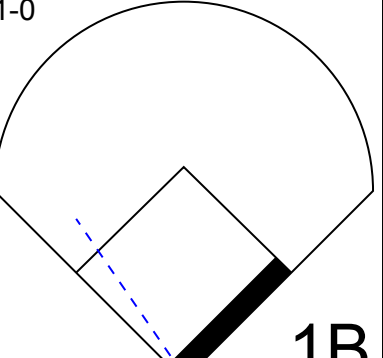
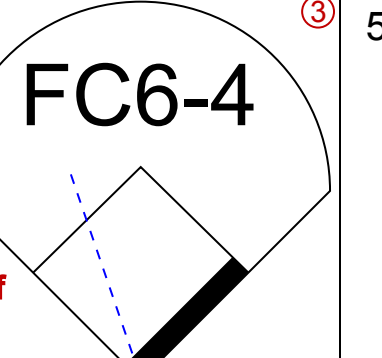
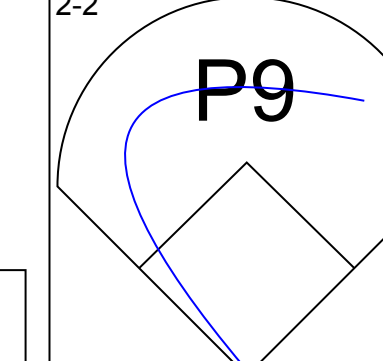
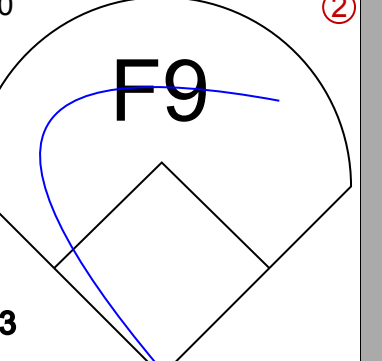
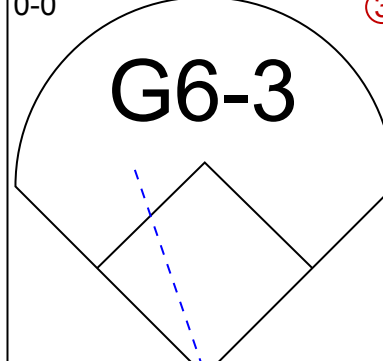
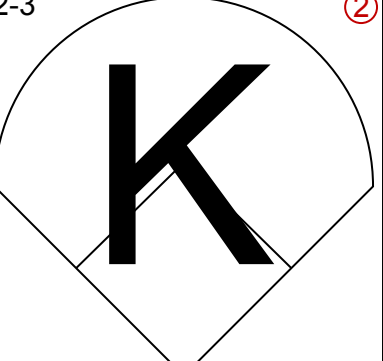
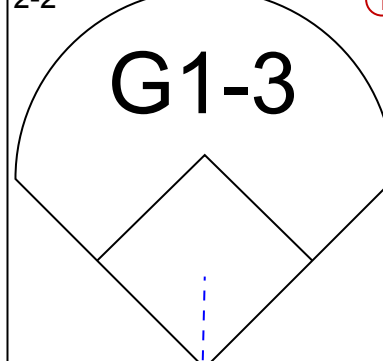
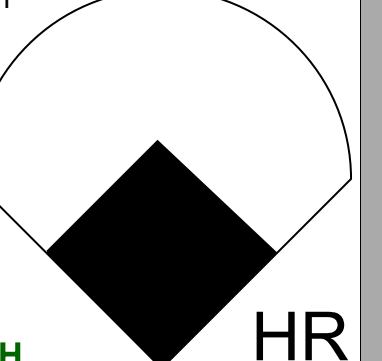
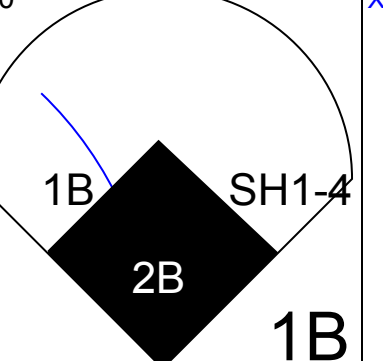
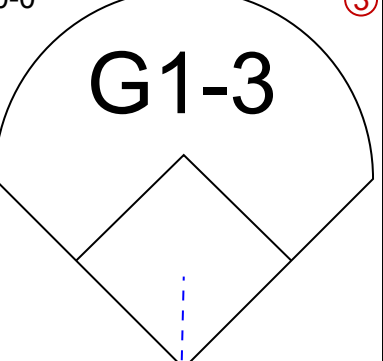
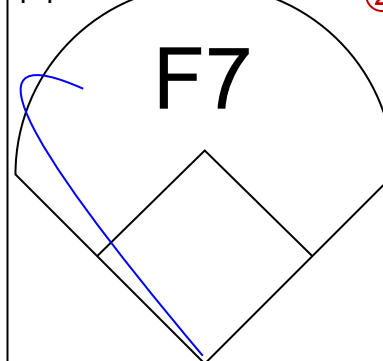
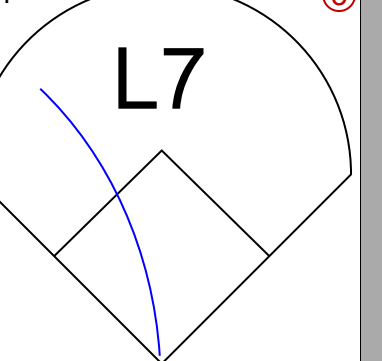
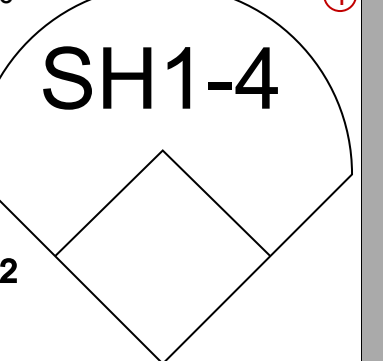
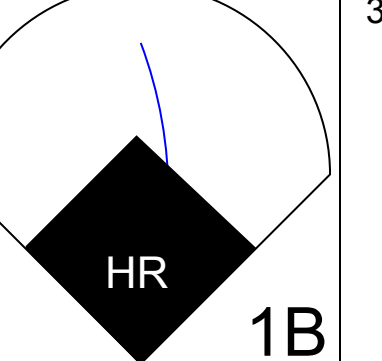
Batter	1	2	3	4	5	6	7	8	9	AB	R	H	RBI	BB	SO	LOB	BOTTOM			
Wally Backman, S OBP: 0.426, SLG: 0.464 Rafael Belliard, R OBP: 0.286, SLG: 0.333 (8, PR)										5	1	3	2	0	0	0	San Diego Padres @ Pittsburgh Pirates Three Rivers Stadium, Pittsburgh, PA Tue May 08 1990, 3:33 AM EDT Att: 10,694 - Unknown			
Jay Bell, R OBP: 0.314, SLG: 0.330 (1, 6)										5	1	2	0	0	0	3				
Andy Van Slyke, L OBP: 0.361, SLG: 0.528 (1, 8)										5	2	3	3	0	0	3				
Bobby Bonilla, S OBP: 0.292, SLG: 0.527 (1, 9)										5	0	1	0	0	2	7				
Barry Bonds, L OBP: 0.402, SLG: 0.603 (1, 7)										5	1	2	2	0	0	4				
Sid Bream, L OBP: 0.305, SLG: 0.370 (1, 3)										3	1	1	0	1	0	1				
Michael LaValliere, L OBP: 0.365, SLG: 0.356 (1, 2)										4	2	3	3	0	0	1				
Jose Lind, R OBP: 0.347, SLG: 0.348 (1, 4)										3	1	1	0	0	0	1				
Walt Terrell, L OBP: 0.091, SLG: 0.091 R.J. Reynolds, S OBP: 0.319, SLG: 0.318 Bob Patterson, R (8, 1)										3	0	0	0	0	1	2				
Inning Stats	R: 2 E: 0 K: 1 S: 14	H: 3 LOB: 1 BB: 0 P: 20	R: 2 E: 1 K: 0 S: 13	H: 2 LOB: 2 BB: 0 P: 18	R: 3 E: 0 K: 1 S: 15	H: 3 LOB: 1 BB: 1 P: 29	R: 0 E: 0 K: 0 S: 5	H: 1 LOB: 1 BB: 0 P: 7	R: 0 E: 0 K: 0 S: 6	H: 1 LOB: 0 BB: 0 P: 9	R: 2 E: 0 K: 0 S: 11	H: 3 LOB: 1 BB: 0 P: 15	R: 0 E: 0 K: 0 S: 10	H: 1 LOB: 1 BB: 0 P: 15	R: 1 E: 0 K: 1 S: 8	H: 2 LOB: 2 BB: 0 P: 13		1B: 11 2B: 2 3B: 1 HR: 2	SF: 0 SAC: 0 DP: 1 HBP: 1	WP: 0 PB: 0 SB: 1 CS: 0
PITCHER	IP WLS BF H R ER SO BB IBB HBP BLK WP HR S P ERA WHIP	1.1 L 11 4 3 3 1 1 0 0 0 0 0 1 23 40 10.12 1.875	2.2 4 3 3 1 1 0 0 0 0 0 0 1 27 39 6.00 1.667	3.0 5 2 2 0 0 0 0 0 0 0 0 0 8 13 9.00 2.000																

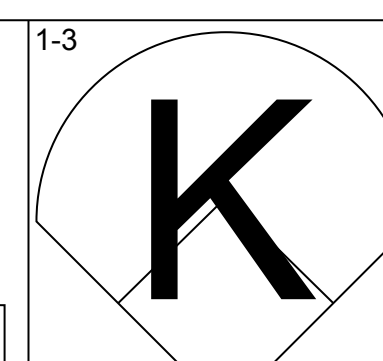
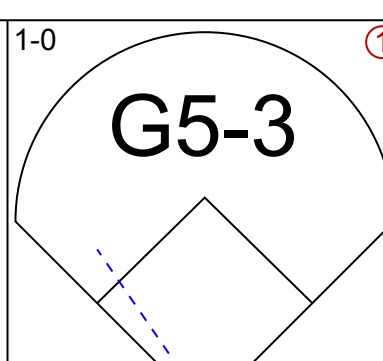
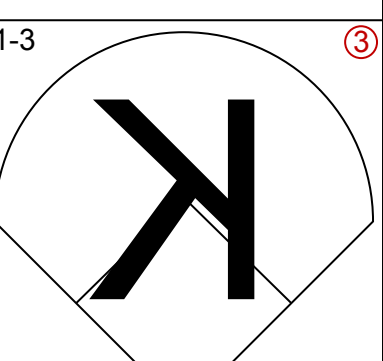
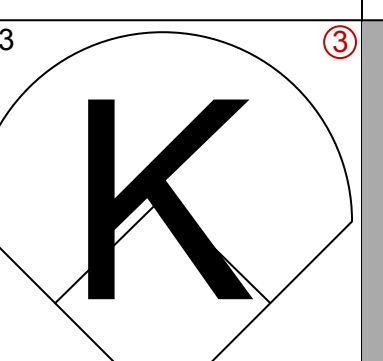
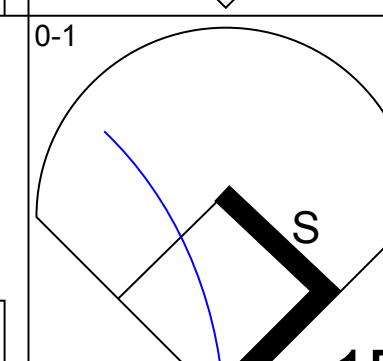
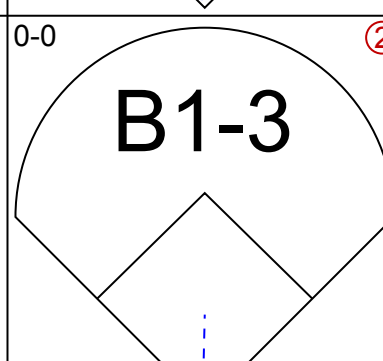
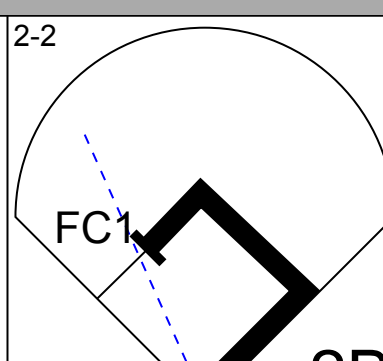
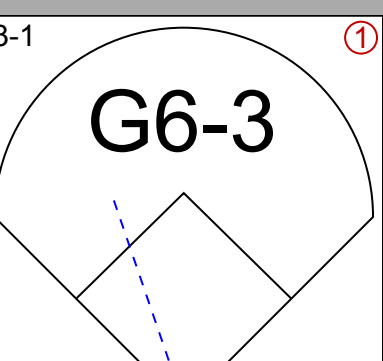
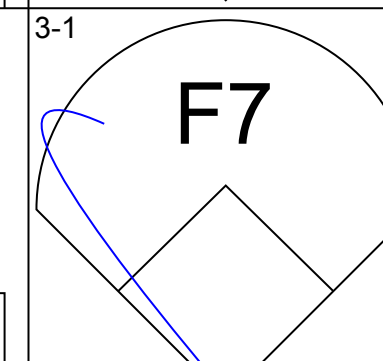
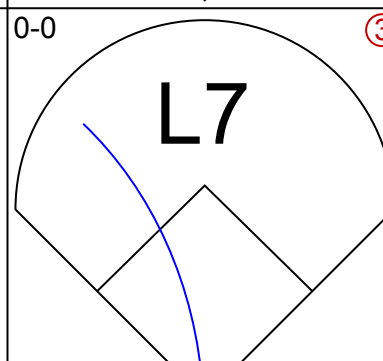
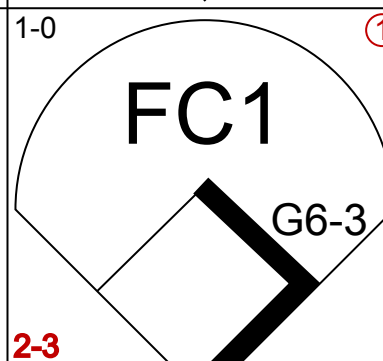
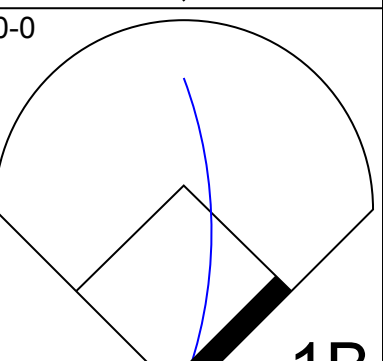
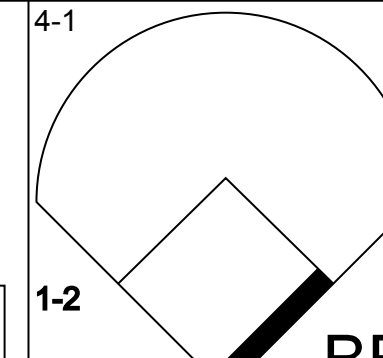
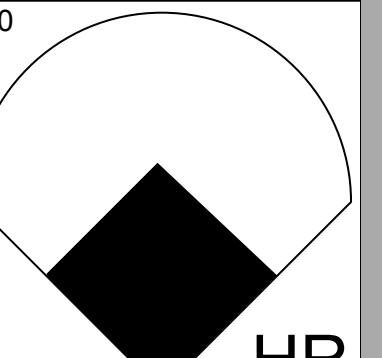
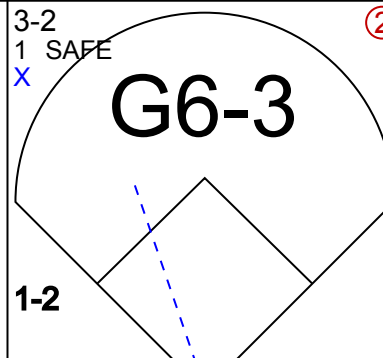
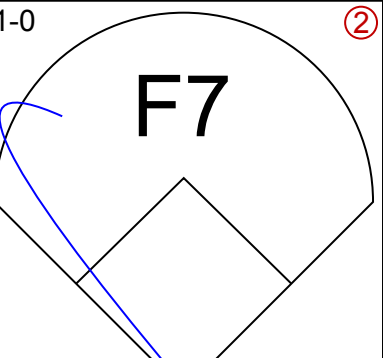
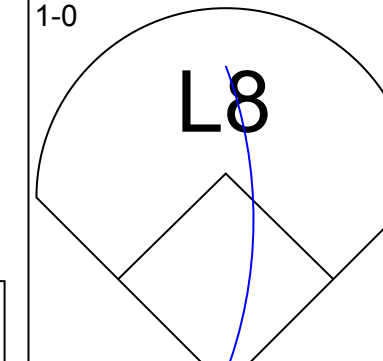
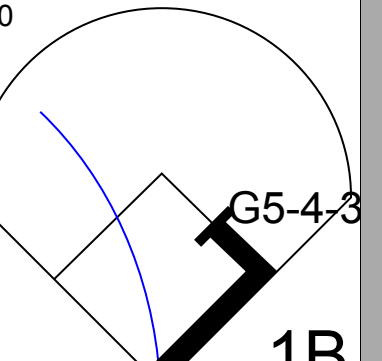
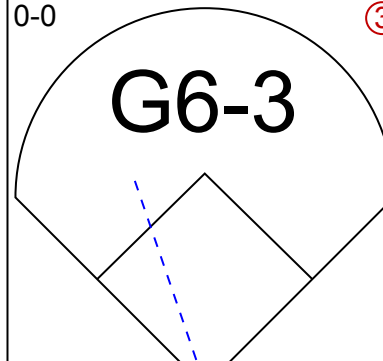
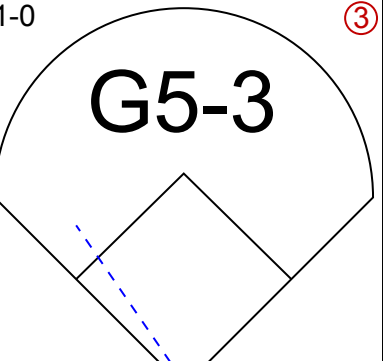
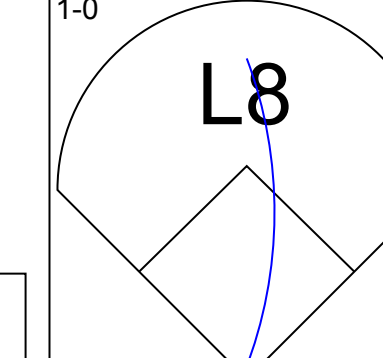
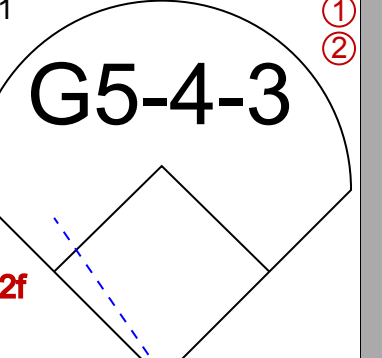
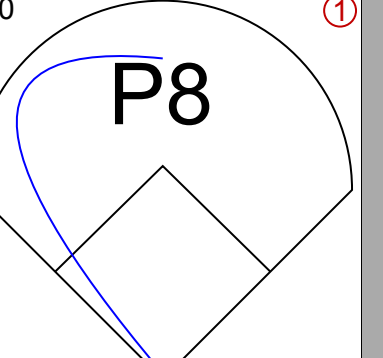
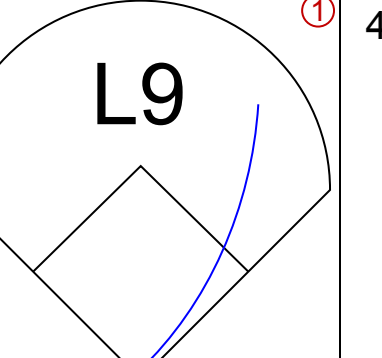
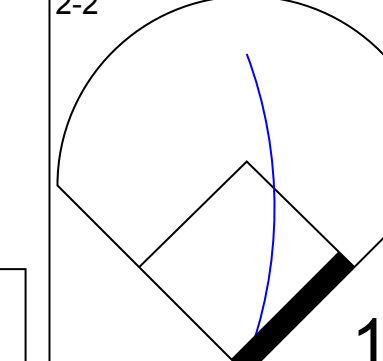
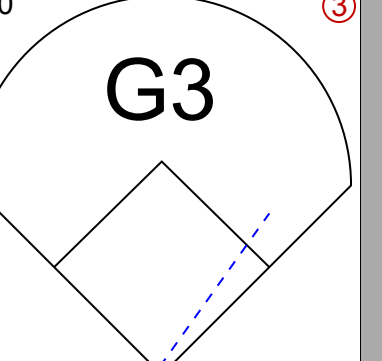
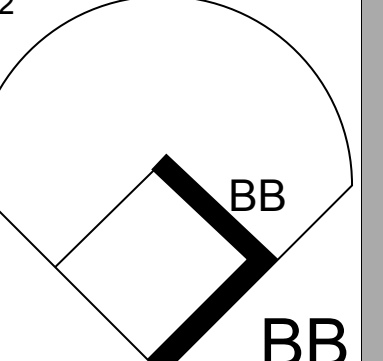
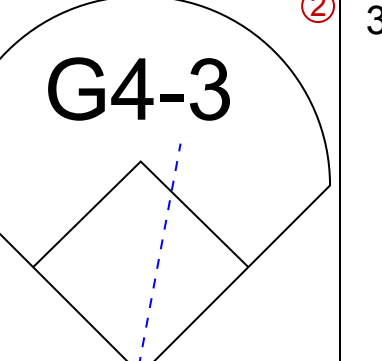
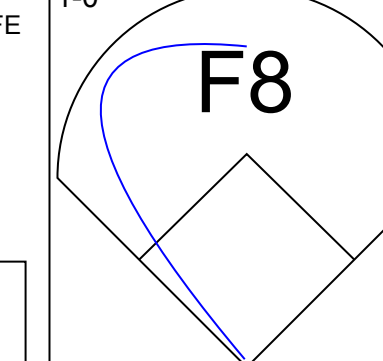
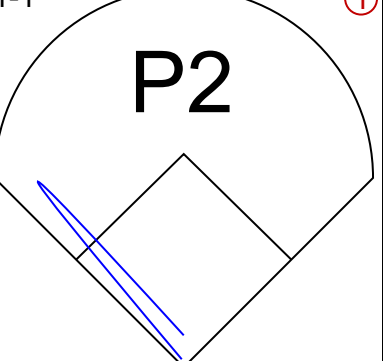
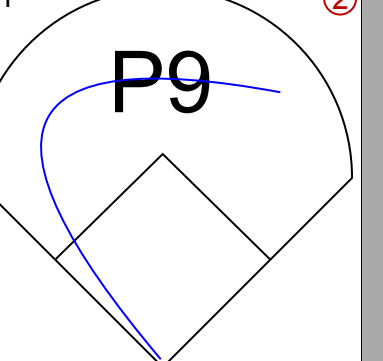
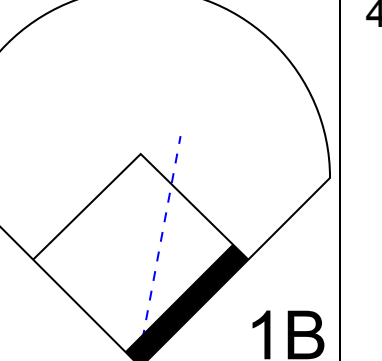
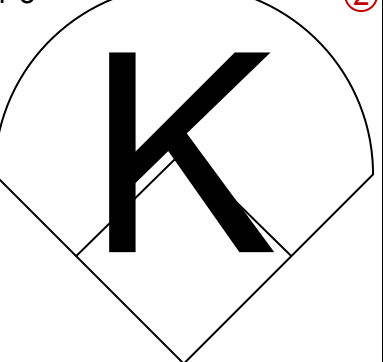
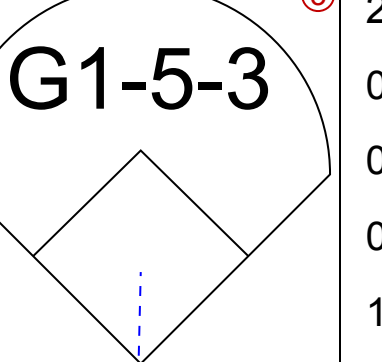
AB	39
R	10
H	16
RBI	10
BB	1
SO	3
LOB	23



Batter	1	2	3	4	5	6	7	8	9	AB	R	H	RBI	BB	SO	LOB	TOP					
Bip Roberts, S OBP: 0.333, SLG: 0.462	1-1 2B	0-0 1B		0-1 G5-3		3-2 1B			4-0 BB 1B BB	4	2	3	1	1	0	0	San Diego Padres @ St. Louis Cardinals Busch Stadium, St. Louis, MO Wed May 09 1990, 7:05 PM CDT Att: 19,717 - Unknown - 60 F AB 38 R 5 H 15 RBI 5 BB 3 SO 3 LOB 22 					
Tony Gwynn, L OBP: 0.342, SLG: 0.431	0-0 B1	1-2 2B G1-2-3		3-2 1B		0-0 G5-3			1-2 BB 1B	5	0	3	1	0	0	2						
Roberto Alomar, S OBP: 0.379, SLG: 0.429	0-2 F8 1B	1-0 2B		2-1 F9			0-0 2B		4-2 BB	4	1	3	1	1	0	1						
Joe Carter, R OBP: 0.283, SLG: 0.402	0-1 F8	4-0 IBB			0-2 CS 1B		0-2 L6-4 2B		2-3 K	4	0	2	0	1	1	4						
Bento Santiago, R OBP: 0.402, SLG: 0.604	0-0 FC6-4 1B	0-0 G1-2-3			1-0 FC6-4 1B		3-2 L6-4		2-3 K	5	0	2	1	0	1	8						
Darin Jackson, R OBP: 0.227, SLG: 0.381 Fred Lynn, L OBP: 0.301, SLG: 0.385	0-0 FC6-4		2-2 F9		0-0 FC6-4		3-3 K		0-1 G4-3	4	0	0	0	0	1	3						
Mike Pagliarulo, L OBP: 0.389, SLG: 0.429		0-1 HR	0-2 L7		0-0 P5			3-1 F7		4	1	1	1	0	0	1						
Garry Templeton, S OBP: 0.270, SLG: 0.329 Pat Clements, R	1-1 SH1-3 2B		1-1 G6-3			0-0 F8		1-2 F8		4	1	1	0	0	0	0						
Andy Benes, R OBP: 0.245, SLG: 0.357 Greg Harris, R OBP: 0.283, SLG: 0.402 Phil Stephenson, L OBP: 0.283, SLG: 0.402 Calvin Schiraldi, R OBP: 0.283, SLG: 0.402 Mark Grant, R OBP: 0.283, SLG: 0.402 Joe Cozza, S OBP: 0.283, SLG: 0.402	0-0 SH1-3			0-0 F7		3-2 P2		0-1 G1-3		1	0	0	0	0	0	0						
Inning Stats	R: 2 E: 0 K: 0 S: 12	H: 3 LOB: 1 BB: 0 P: 14	R: 3 E: 0 K: 0 S: 12	H: 5 LOB: 2 BB: 1 P: 19	R: 0 E: 0 K: 0 S: 9	H: 0 LOB: 0 BB: 0 P: 12	R: 0 E: 0 K: 0 S: 8	H: 1 LOB: 1 BB: 0 P: 13	R: 0 E: 0 K: 0 S: 6	H: 2 LOB: 1 BB: 0 P: 7	R: 0 E: 0 K: 0 S: 9	H: 1 LOB: 1 BB: 0 P: 15	R: 0 E: 0 K: 1 S: 10	H: 2 LOB: 1 BB: 0 P: 16	R: 0 E: 0 K: 0 S: 9	H: 0 LOB: 0 BB: 0 P: 13		R: 0 E: 0 K: 2 S: 13	H: 1 LOB: 3 BB: 2 P: 26	1B: 7 2B: 8 3B: 0 HR: 1	SF: 0 SAC: 1 DP: 2 HBP: 0	WP: 0 PB: 0 SB: 0 CS: 1
PITCHER	IP WLS BF H R ER SO BB IBB HBP BLK WP HR S P ERA WHIP																					
John Tudor, L ERA: 3.12	1.1		11	7	5	5	0	0	0	0	0	0	0	0	0	25	39	0.00	1.091			
Ricky Horton, L ERA: 2.77	3.2	W	14	4	0	0	0	0	1	0	0	0	0	0	0	25	39	0.00	1.091			
Tom Niedenfuer, R ERA: 1.29	2.0		8	3	0	0	1	0	0	0	0	0	0	0	0	19	31	0.00	1.500			
Scott Terry, R ERA: 6.0	1.0		6	1	0	0	0	2	0	0	0	0	0	0	0	14	27	0.00	3.000			
Lee Smith, R ERA: 2.6	1.0		3	0	0	0	2	0	0	0	0	0	0	0	0	8	12	0.00	0.000			

Batter	1	2	3	4	5	6	7	8	9	AB	R	H	RBI	BB	SO	LOB	BOTTOM			
Vince Coleman, S OBP: 0.339, SLG: 0.327	0-1 CS 1B		1-2 F7			1-1 1B E	4-0 WP E		0-0 G4-6-3	4	2	3	2	1	0	0	San Diego Padres @ St. Louis Cardinals Busch Stadium, St. Louis, MO Wed May 09 1990, 7:05 PM CDT Att: 19,717 - Unknown - 60 F AB 34 R 11 H 12 RBI 10 BB 7 SO 7 LOB 22 			
Willie McGee, S OBP: 0.383, SLG: 0.432	3-1 G6-3			3-3 K	0-1 E FC5 1B	2-2 E5 WP 2B		0-2 G4-6-3	5	2	1	1	0	1	5					
Terry Pendleton, S OBP: 0.302, SLG: 0.321 Tim Jones, L OBP: 0.321, SLG: 0.174	1-1 G6-3			0-0 G5-4-3 1B	0-2 E3 FC5 1B	4-0 2B SF4 BB		0-0 E9 1B	4	1	2	1	1	0	1					
Pedro Guerrero, R OBP: 0.354, SLG: 0.505 Dave Collins, S OBP: 0.167, SLG: 0.118		2-3 K		2-0 G5-4-3	0-2 G6-3	1-2 2B		0-1 F7	4	0	1	2	0	1	3					
Milt Thompson, L OBP: 0.339, SLG: 0.415	1-1 3B				1-1 1B	1-2 SF4		2-3 K	3	1	2	0	2	1	1					
Todd Zeile, R OBP: 0.327, SLG: 0.414	0-3 K				1-1 1B	1-2 SF4		1-0 G5-3	4	1	1	2	0	1	4					
José Oquendo, S OBP: 0.359, SLG: 0.299	2-1 P6				1-1 1B	1-2 K			3	1	0	0	1	1	5					
Ozzie Smith, S OBP: 0.283, SLG: 0.241			0-1 G6-3		1-2 1B	4-2 E WP BB		4-2 1B BB	2	2	1	1	2	0	0					
John Tudor, L ERA: 4.83 Ricky Horton, L ERA: 1.66 Denny Walling, L ERA: 4.2 Tom Niedenfuer, R ERA: 7.41 John Morris, L ERA: 4.2 Scott Terry, R ERA: 4.2 Lee Smith, R	0-3 K			0-3 1B	1-1 1B	0-3 K		3-2 F7	0	0	0	0	0	0	0					
Inning Stats	R: 0 E: 0 K: 0 S: 6	H: 1 LOB: 0 BB: 0 P: 10	R: 0 E: 0 K: 2 S: 10	H: 1 LOB: 1 BB: 0 P: 15	R: 0 E: 0 K: 1 S: 9	H: 0 LOB: 0 BB: 0 P: 10	R: 0 E: 0 K: 1 S: 5	H: 1 LOB: 0 BB: 0 P: 10	R: 7 E: 1 K: 0 S: 27	H: 6 LOB: 2 BB: 2 P: 45	R: 4 E: 2 K: 2 S: 19	H: 1 LOB: 2 BB: 4 P: 41	R: 0 E: 0 K: 0 S: 12	H: 1 LOB: 1 BB: 1 P: 19	R: 0 E: 1 K: 1 S: 8	H: 1 LOB: 1 BB: 0 P: 11		1B: 10 2B: 1 3B: 1 HR: 0	SF: 1 SAC: 0 DP: 2 HBP: 0	WP: 1 PB: 0 SB: 0 CS: 1
PITCHER	IP WLS BF H R ER SO BB IBB HBP BLK WP HR S P ERA WHIP																			
Andy Benes, R ERA: 4.83	1.0	L	19	8	0	6	4	1	0	0	0	0	0	0	0	45	68	13.50	2.250	
Greg Harris, R ERA: 1.66	1.0		6	1	1	0	0	0	1	0	0	0	0	0	0	12	22	0.00	1.000	
Calvin Schiraldi, R ERA: 4.2	0.1		5	0	4	2	1	3	0	0	0	0	0	0	0	11	25	54.00	9.000	
Mark Grant, R ERA: 7.41	1.2		8	2	0	0	1	1	1	0	0	0	0	0	0	20	35	0.00	1.800	
Pat Clements, L ERA: 4.26	1.0		4	1	0	0	1	0	0	0	0	0	0	0	0	8	11	0.00	1.000	

Batter	1	2	3	4	5	6	7	8	9	AB	R	H	RBI	BB	SO	LOB	TOP					
Bip Roberts, S OBP: 0.336, SLG: 0.490 (1, 5)										5	1	2	2	0	1	0	San Diego Padres @ St. Louis Cardinals Busch Stadium, St. Louis, MO Thu May 10 1990, 3:33 AM CDT Att: 28,597 - Cloudy - 53 F					
Tony Gwynn, L OBP: 0.336, SLG: 0.430 (1, 9)										5	1	1	1	0	0	0						
Roberto Alomar, S OBP: 0.405, SLG: 0.468 (1, 4)										4	1	4	1	1	0	0						
Joe Carter, R OBP: 0.288, SLG: 0.411 (1, 3)										5	1	2	1	0	1	3						
Shawn Abner, R OBP: 0.313, SLG: 0.313 (1, 7)										5	1	1	1	0	0	2						
Darin Jackson, R OBP: 0.259, SLG: 0.423 (1, 8)										5	1	2	1	0	0	2						
Mark Parent, R OBP: 0.316, SLG: 0.333 (1, 2)										4	0	0	0	0	1	2						
Garry Templeton, S OBP: 0.280, SLG: 0.371 (1, 6)										4	2	2	2	0	0	1						
Dennis Rasmussen, L OBP: 0.417, SLG: 0.417 (1, 1)										3	1	1	0	0	0	0						
Inning Stats	R: 0 E: 0 K: 1 S: 11	H: 1 LOB: 1 BB: 0 P: 17	R: 0 E: 0 K: 0 S: 9	H: 0 LOB: 0 BB: 0 P: 14	R: 0 E: 0 K: 0 S: 7	H: 0 LOB: 0 BB: 0 P: 12	R: 5 E: 0 K: 0 S: 14	H: 5 LOB: 0 BB: 0 P: 19	R: 0 E: 0 K: 0 S: 7	H: 1 LOB: 1 BB: 0 P: 12	R: 0 E: 0 K: 0 S: 3	H: 0 LOB: 0 BB: 0 P: 6	R: 2 E: 0 K: 1 S: 13	H: 4 LOB: 1 BB: 0 P: 18	R: 0 E: 0 K: 1 S: 7	H: 1 LOB: 1 BB: 0 P: 10	R: 2 E: 0 K: 0 S: 14	H: 3 LOB: 2 BB: 1 P: 24	1B: 8 2B: 5 3B: 0 HR: 2	SF: 0 SAC: 1 DP: 0 HBP: 0	WP: 0 PB: 0 SB: 1 CS: 0	PA: 42
PITCHER	IP	WLS	BF	H	R	ER	SO	BB	IBB	HBP	BLK	WP	HR	S	P	ERA	WHIP					
Joe Magrane, L ERA: 6.45 (1, 1)	6.2	L	29	10	7	7	1	0	0	0	0	0	1	58	89	9.45	1.500					
Tom Niedenfuer, R ERA: 1.23 (7, 1)	0.1		2	1	0	0	1	0	0	0	0	0	0	6	9	0.00	3.000					
Frank DiPino, L ERA: 2.7 (8, 1)	2.0		11	4	2	2	1	1	0	0	0	0	1	21	34	9.00	2.500					

Batter	1	2	3	4	5	6	7	8	9	AB	R	H	RBI	BB	SO	LOB	BOTTOM					
Vince Coleman, S OBP: 0.328, SLG: 0.315 (1, 7)										4	0	0	0	0	3	2	San Diego Padres @ St. Louis Cardinals Busch Stadium, St. Louis, MO Thu May 10 1990, 3:33 AM CDT Att: 28,597 - Cloudy - 53 F					
Ozzie Smith, S OBP: 0.292, SLG: 0.265 (1, 6)										4	0	2	0	0	0	0						
Willie McGee, S OBP: 0.379, SLG: 0.426 (1, 8)										4	0	1	0	0	0	2						
Todd Zeile, R OBP: 0.333, SLG: 0.444 (1, 3)										3	1	1	1	1	0	2						
Terry Pendleton, S OBP: 0.299, SLG: 0.317 (1, 5)										4	0	1	0	0	0	4						
José Oquendo, S OBP: 0.346, SLG: 0.286 (1, 4)										4	0	0	0	0	0	1						
Milt Thompson, L OBP: 0.348, SLG: 0.411 (1, 9)										3	0	1	0	1	0	0						
Tom Pagnozzi, R OBP: 0.294, SLG: 0.294 (1, 2)										4	0	1	0	0	0	2						
Joe Magrane, R (1, 1)										2	0	0	0	0	1	1						
Tom Niedenfuer, R (7, 1)										0	0	0	0	0	0	0						
Rex Hudler, R OBP: 0.389, SLG: 0.529 (7, PH)										0	0	0	0	1	0	0						
Frank DiPino, L (8, 1)										0	0	0	0	0	0	0						
Dave Collins, S OBP: 0.158, SLG: 0.111 (9, PH)										1	0	0	0	0	0	1						
Inning Stats	R: 0 E: 0 K: 1 S: 9	H: 1 LOB: 2 BB: 1 P: 18	R: 0 E: 0 K: 0 S: 6	H: 1 LOB: 1 BB: 0 P: 11	R: 0 E: 0 K: 0 S: 3	H: 0 LOB: 0 BB: 0 P: 4	R: 1 E: 0 K: 0 S: 5	H: 2 LOB: 0 BB: 0 P: 7	R: 0 E: 0 K: 2 S: 8	H: 0 LOB: 0 BB: 0 P: 11	R: 0 E: 0 K: 0 S: 9	H: 1 LOB: 1 BB: 0 P: 15	R: 0 E: 0 K: 1 S: 10	H: 0 LOB: 2 BB: 2 P: 22	R: 0 E: 0 K: 0 S: 5	H: 1 LOB: 1 BB: 0 P: 10	R: 0 E: 0 K: 0 S: 6	H: 1 LOB: 1 BB: 0 P: 10	1B: 5 2B: 1 3B: 0 HR: 1	SF: 0 SAC: 0 DP: 1 HBP: 0	WP: 0 PB: 0 SB: 1 CS: 0	PA: 36
PITCHER	IP	WLS	BF	H	R	ER	SO	BB	IBB	HBP	BLK	WP	HR	S	P	ERA	WHIP					
Dennis Rasmussen, L ERA: 4.01 (1, 1)	9.0	W	36	7	1	1	4	3	0	0	0	0	1	61	108	1.00	1.111					



Batter	1	2	3	4	5	6	7	8	9	AB	R	H	RBI	BB	SO	LOB	TOP			
Delino DeShields, L OBP: 0.439, SLG: 0.486 (1.4)										4	1	1	1	0	1	0	Montreal Expos @ San Diego Padres Jack Murphy Stadium, San Diego, CA Sat May 12, 1990, 10:05 PM EDT Att: 24,493 - Unknown - 65 F			
Marquis Grissom, R OBP: 0.294, SLG: 0.318 (1.8)										4	0	2	0	0	0					
Tim Raines, S OBP: 0.352, SLG: 0.314 (1.7)										4	0	0	0	0	0	2				
Andres Galarraga, R OBP: 0.331, SLG: 0.398 (1.3)										3	1	2	1	0	0	1				
Tim Wallach, R OBP: 0.315, SLG: 0.455 (1.5)										3	0	0	0	0	1	1				
Larry Walker, L OBP: 0.376, SLG: 0.479 (1.9)										3	0	1	0	0	1	1				
Nelson Santovenia, R OBP: 0.293, SLG: 0.225 (1.2)										3	0	0	0	0	0	2				
Spike Owen, S OBP: 0.360, SLG: 0.465 Bill Sampen, R (8.1)										3	0	0	0	0	1	0				
Steve Frey, R (8.1)										0	0	0	0	0	0	0				
Zane Smith, L OBP: 0.214, SLG: 0.429 Dave Schmidt, R (6.1)										2	0	0	0	0	1	0				
Junior Noboa, R OBP: 0.292, SLG: 0.261 (8.6)										1	0	0	0	0	0	0				
Inning Stats	R: 0 E: 0 K: 0 S: 7	H: 0 LOB: 0 BB: 0 P: 10	R: 0 E: 0 K: 1 S: 13	H: 1 LOB: 1 BB: 0 P: 21	R: 0 E: 0 K: 0 S: 4	H: 0 LOB: 0 BB: 0 P: 7	R: 0 E: 0 K: 0 S: 4	H: 1 LOB: 0 BB: 0 P: 5	R: 0 E: 0 K: 0 S: 9	H: 0 LOB: 0 BB: 0 P: 13	R: 1 E: 0 K: 0 S: 13	H: 1 LOB: 0 BB: 0 P: 18	R: 0 E: 0 K: 1 S: 10	H: 1 LOB: 0 BB: 0 P: 15	R: 1 E: 0 K: 0 S: 6	H: 2 LOB: 0 BB: 0 P: 10	1B: 4 2B: 0 3B: 0 HR: 2	SF: 0 SAC: 0 DP: 3 HBP: 0	WP: 0 PB: 0 SB: 0 CS: 0	PA: 30
PITCHER Bruce Hurst, L ERA: 3.38 (1.1)	IP: 9.0 WLS: W BF: 30 H: 6 R: 2 ER: 2 SO: 5 BB: 0 IBB: 0 HBP: 0 BLK: 0 WP: 0 HR: 2 S: 73 P: 111 ERA: 2.00 WHIP: 0.667															PITCHER				

AB	30
R	2
H	6
RBI	2
BB	0
SO	5
LOB	7



Batter	1	2	3	4	5	6	7	8	9	AB	R	H	RBI	BB	SO	LOB	BOTTOM			
Bip Roberts, S OBP: 0.336, SLG: 0.472 (1.7)										4	1	2	0	0	0	1	Montreal Expos @ San Diego Padres Jack Murphy Stadium, San Diego, CA Sat May 12, 1990, 10:05 PM EDT Att: 24,493 - Unknown - 65 F			
Tony Gwynn, L OBP: 0.354, SLG: 0.438 (1.9)										3	0	1	0	1	0	1				
Roberto Alomar, S OBP: 0.411, SLG: 0.479 (1.4)										4	1	2	1	0	1	2				
Joe Carter, R OBP: 0.302, SLG: 0.412 (1.3)										4	2	2	1	0	0	3				
Benito Santiago, R OBP: 0.400, SLG: 0.588 (1.2)										3	0	1	0	1	0	1				
Darin Jackson, R OBP: 0.250, SLG: 0.387 (1.8)										4	1	1	0	0	0	5				
Mike Pagliarulo, L OBP: 0.419, SLG: 0.441 (1.5)										4	0	2	2	0	0	0				
Garry Templeton, S OBP: 0.267, SLG: 0.381 (1.6)										4	0	0	0	0	0	3				
Bruce Hurst, L OBP: 0.200, SLG: 0.077 (1.1)										2	0	0	0	1	2	0				
Inning Stats	R: 1 E: 0 K: 0 S: 15	H: 2 LOB: 2 BB: 2 P: 26	R: 0 E: 0 K: 1 S: 8	H: 0 LOB: 0 BB: 0 P: 9	R: 0 E: 0 K: 0 S: 7	H: 2 LOB: 1 BB: 0 P: 11	R: 0 E: 0 K: 0 S: 7	H: 0 LOB: 0 BB: 0 P: 11	R: 0 E: 0 K: 0 S: 7	H: 0 LOB: 1 BB: 1 P: 13	R: 3 E: 0 K: 0 S: 13	H: 4 LOB: 0 BB: 0 P: 18	R: 0 E: 0 K: 1 S: 6	H: 0 LOB: 0 BB: 0 P: 9	R: 1 E: 0 K: 1 S: 12	H: 3 LOB: 2 BB: 0 P: 17		1B: 10 2B: 1 3B: 0 HR: 0	SF: 0 SAC: 0 DP: 3 HBP: 0	WP: 0 PB: 0 SB: 0 CS: 0
PITCHER Zane Smith, L ERA: 3.35 Dave Schmidt, R ERA: 1.23 Bill Sampen, R ERA: 1.13 Steve Frey, L ERA: 2.57	IP: 5.1 WLS: L BF: 25 H: 5 R: 4 ER: 3 SO: 3 BB: 3 IBB: 0 HBP: 0 BLK: 0 WP: 0 HR: 0 S: 56 P: 86 ERA: 5.06 WHIP: 2.062															PITCHER				

AB	32
R	5
H	11
RBI	4
BB	3
SO	3
LOB	16



Batter	1	2	3	4	5	6	7	8	9	AB	R	H	RBI	BB	SO	LOB	TOP					
Delino DeShields, L OBP: 0.420, SLG: 0.461 (1, 4)	F8	K	K		L7		G6-4-3		L6	6	0	0	0	0	2	4						
Marquis Grissom, R OBP: 0.304, SLG: 0.322 (1, 8)	1B HR		E6 S BB HR	F7	F8			L5-3 1B	BB BB	5	2	2	0	1	0	0						
Tim Raines, S OBP: 0.359, SLG: 0.312 (1, 7)	1B HR		S HR	1B BB	1B BB		F8	L5-3 1B	F7	4	3	1	0	2	0	2						
Andres Galarraga, R OBP: 0.331, SLG: 0.393 Mike Aldrete, L OBP: 0.538, SLG: 0.368 (6, 3)	K		K	1B HR				E4 2B	FC6-4 BB	4	1	1	0	0	3	4						
Tim Wallach, R OBP: 0.331, SLG: 0.520 Junior Noboa, R OBP: 0.292, SLG: 0.261 (9, 5)	1-H 2-H HR		HR	1B HR				1B 2B	FC6-4	6	4	4	8	0	1	2						
Larry Walker, L OBP: 0.389, SLG: 0.519 (1, 9)	G6-3		1B S	1B 1-H 2-H HR			G1-3	1B BB		4	3	2	3	1	0	0						
Mike Fitzgerald, R OBP: 0.344, SLG: 0.475 (1, 2)		2B	SH3-4 1B BB	BB				1B FC4 2B	1B 1-2 2-H	3	1	3	1	2	0	0						
Spike Owen, S OBP: 0.360, SLG: 0.461 Tom Foley, L OBP: 0.375, SLG: 0.375 (6, 6)	K		SH3-4 1B	F9				FC4 1B	1B 1-2 2-H	3	0	1	1	0	1	2						
Oil Can Boyd, R (1, 1)	K		SH3-4	K				FC4 G6-4-3	K	4	0	0	0	0	3	5						
Inning Stats	R: 3 E: 0 K: 1 S: 12	H: 3 LOB: 0 BB: 0 P: 17	R: 0 E: 0 K: 3 S: 11	H: 1 LOB: 1 BB: 0 P: 17	R: 4 E: 1 K: 2 S: 20	H: 3 LOB: 2 BB: 2 P: 43	R: 4 E: 0 K: 1 S: 15	H: 3 LOB: 1 BB: 2 P: 32	R: 0 E: 0 K: 2 S: 7	H: 0 LOB: 0 BB: 0 P: 10	R: 1 E: 1 K: 0 S: 12	H: 2 LOB: 0 BB: 0 P: 19	R: 3 E: 1 K: 1 S: 22	H: 4 LOB: 2 BB: 1 P: 36	R: 0 E: 0 K: 0 S: 11	H: 0 LOB: 2 BB: 2 P: 22	1B: 10 2B: 4 3B: 0 HR: 3	SF: 0 SAC: 1 DP: 2 HBP: 0	WP: 0 PB: 0 SB: 3 CS: 0	PA: 50		
PITCHER	IP WLS BF H R ER SO BB IBB HBP BLK WP HR S P ERA WHIP	IP WLS BF H R ER SO BB IBB HBP BLK WP HR S P ERA WHIP	IP WLS BF H R ER SO BB IBB HBP BLK WP HR S P ERA WHIP	IP WLS BF H R ER SO BB IBB HBP BLK WP HR S P ERA WHIP	IP WLS BF H R ER SO BB IBB HBP BLK WP HR S P ERA WHIP	IP WLS BF H R ER SO BB IBB HBP BLK WP HR S P ERA WHIP	IP WLS BF H R ER SO BB IBB HBP BLK WP HR S P ERA WHIP	IP WLS BF H R ER SO BB IBB HBP BLK WP HR S P ERA WHIP	IP WLS BF H R ER SO BB IBB HBP BLK WP HR S P ERA WHIP	IP WLS BF H R ER SO BB IBB HBP BLK WP HR S P ERA WHIP	IP WLS BF H R ER SO BB IBB HBP BLK WP HR S P ERA WHIP	IP WLS BF H R ER SO BB IBB HBP BLK WP HR S P ERA WHIP	IP WLS BF H R ER SO BB IBB HBP BLK WP HR S P ERA WHIP	IP WLS BF H R ER SO BB IBB HBP BLK WP HR S P ERA WHIP	IP WLS BF H R ER SO BB IBB HBP BLK WP HR S P ERA WHIP	IP WLS BF H R ER SO BB IBB HBP BLK WP HR S P ERA WHIP	IP WLS BF H R ER SO BB IBB HBP BLK WP HR S P ERA WHIP	IP WLS BF H R ER SO BB IBB HBP BLK WP HR S P ERA WHIP	IP WLS BF H R ER SO BB IBB HBP BLK WP HR S P ERA WHIP	IP WLS BF H R ER SO BB IBB HBP BLK WP HR S P ERA WHIP	IP WLS BF H R ER SO BB IBB HBP BLK WP HR S P ERA WHIP	IP WLS BF H R ER SO BB IBB HBP BLK WP HR S P ERA WHIP

Montreal Expos @ San Diego Padres
Jack Murphy Stadium, San Diego, CA
Sun May 13 1990, 6:33 AM EDT
Att: 16,197 - Sunny - 65 F

AB	42
R	15
H	16
RBI	14
BB	7
SO	10
LOB	19



Batter	1	2	3	4	5	6	7	8	9	AB	R	H	RBI	BB	SO	LOB	BOTTOM					
Bip Roberts, S OBP: 0.350, SLG: 0.486 (7, 6)	G4-6-3 BB		2B			1B G3-1		F9		3	0	2	0	1	0	0						
Tony Gwynn, L OBP: 0.351, SLG: 0.432 (1, 9)	G4-6-3		K			G3-1		1B		4	0	1	0	0	1	3						
Roberto Alomar, S OBP: 0.409, SLG: 0.475 Shawn Abner, R OBP: 0.333, SLG: 0.333 (7, 7)	G3				G1-3			L5-3 1B	G5-4-3 1B	3	0	1	0	0	0	0						
Joe Carter, R OBP: 0.300, SLG: 0.407 (1, 3)		S 1B			K			L5-3	G5-4-3	4	0	1	0	0	1	4						
Fred Lynn, L OBP: 0.300, SLG: 0.375 (1, 8)		P6			F7			1B		4	0	1	0	0	0	1						
Bento Santiago, R OBP: 0.393, SLG: 0.576 Mark Parent, R OBP: 0.286, SLG: 0.300 (6, 2)		P9			F7			F7		2	0	0	0	0	0	1						
Mike Pagliarulo, L OBP: 0.404, SLG: 0.447 (1, 5)		K						P6		4	0	1	0	0	1	2						
Garry Templeton, S OBP: 0.262, SLG: 0.374 Joey Cora, S OBP: 0.333, SLG: 0.238 (7, 4)			F8					P6		2	0	0	0	0	0	1						
Eric Show, R OBP: 0.167, SLG: 0.230 Calvin Schiraldi, R ERA: 7.88 Jerald Clark, R OBP: 0.143, SLG: 0.077 Mark Grant, R ERA: 7.11 Phil Stephenson, L OBP: 0.000, SLG: 0.000 Pat Clements, R ERA: 3.24 (8, 1)			K					K		0	0	0	0	0	0	0						
Inning Stats	R: 0 E: 0 K: 0 S: 8	H: 0 LOB: 0 BB: 1 P: 15	R: 0 E: 0 K: 1 S: 8	H: 1 LOB: 1 BB: 0 P: 10	R: 0 E: 0 K: 2 S: 13	H: 1 LOB: 1 BB: 0 P: 20	R: 0 E: 0 K: 1 S: 7	H: 0 LOB: 0 BB: 0 P: 10	R: 0 E: 0 K: 1 S: 9	H: 1 LOB: 1 BB: 0 P: 11	R: 0 E: 0 K: 0 S: 9	H: 2 LOB: 1 BB: 0 P: 15	R: 0 E: 0 K: 1 S: 13	H: 2 LOB: 2 BB: 0 P: 18	R: 0 E: 0 K: 0 S: 6	H: 2 LOB: 1 BB: 0 P: 8	R: 0 E: 0 K: 0 S: 6	H: 0 LOB: 0 BB: 0 P: 9	1B: 7 2B: 3 3B: 0 HR: 0	SF: 0 SAC: 0 DP: 3 HBP: 0	WP: 0 PB: 0 SB: 1 CS: 0	PA: 34
PITCHER	IP WLS BF H R ER SO BB IBB HBP BLK WP HR S P ERA WHIP	IP WLS BF H R ER SO BB IBB HBP BLK WP HR S P ERA WHIP	IP WLS BF H R ER SO BB IBB HBP BLK WP HR S P ERA WHIP	IP WLS BF H R ER SO BB IBB HBP BLK WP HR S P ERA WHIP	IP WLS BF H R ER SO BB IBB HBP BLK WP HR S P ERA WHIP	IP WLS BF H R ER SO BB IBB HBP BLK WP HR S P ERA WHIP	IP WLS BF H R ER SO BB IBB HBP BLK WP HR S P ERA WHIP	IP WLS BF H R ER SO BB IBB HBP BLK WP HR S P ERA WHIP	IP WLS BF H R ER SO BB IBB HBP BLK WP HR S P ERA WHIP	IP WLS BF H R ER SO BB IBB HBP BLK WP HR S P ERA WHIP	IP WLS BF H R ER SO BB IBB HBP BLK WP HR S P ERA WHIP	IP WLS BF H R ER SO BB IBB HBP BLK WP HR S P ERA WHIP	IP WLS BF H R ER SO BB IBB HBP BLK WP HR S P ERA WHIP	IP WLS BF H R ER SO BB IBB HBP BLK WP HR S P ERA WHIP	IP WLS BF H R ER SO BB IBB HBP BLK WP HR S P ERA WHIP	IP WLS BF H R ER SO BB IBB HBP BLK WP HR S P ERA WHIP	IP WLS BF H R ER SO BB IBB HBP BLK WP HR S P ERA WHIP	IP WLS BF H R ER SO BB IBB HBP BLK WP HR S P ERA WHIP	IP WLS BF H R ER SO BB IBB HBP BLK WP HR S P ERA WHIP	IP WLS BF H R ER SO BB IBB HBP BLK WP HR S P ERA WHIP	IP WLS BF H R ER SO BB IBB HBP BLK WP HR S P ERA WHIP	IP WLS BF H R ER SO BB IBB HBP BLK WP HR S P ERA WHIP

Montreal Expos @ San Diego Padres
Jack Murphy Stadium, San Diego, CA
Sun May 13 1990, 6:33 AM EDT
Att: 16,197 - Sunny - 65 F

AB	33
R	0
H	9
RBI	0
BB	1
SO	6
LOB	16



Batter	1	2	3	4	5	6	7	8	9	AB	R	H	RBI	BB	SO	LOB	TOP					
Lenny Dykstra, L OBP: 0.450, SLG: 0.500	F9			F8	BB			F9		3	0	0	1	1	0	0	Philadelphia Phillies @ San Diego Padres Jack Murphy Stadium, San Diego, CA Mon May 14 1990, 10:05 PM EDT Att: 16,389 - Unknown					
Tom Herr, S OBP: 0.360, SLG: 0.438	F8			F7	G4-3			K		4	0	0	0	0	1	3						
Von Hayes, L OBP: 0.409, SLG: 0.500	G4-3			BB					P6	3	0	0	0	1	0	0						
Ricky Jordan, R OBP: 0.333, SLG: 0.398		P3		F9					G1-3	4	0	0	0	0	0	1						
John Kruk, L OBP: 0.345, SLG: 0.465		K							G1-3	3	0	0	0	1	1	0						
Dickie Thon, R OBP: 0.297, SLG: 0.295										3	0	0	0	0	2	1						
Darren Daulton, L OBP: 0.347, SLG: 0.296				F6	BB					3	1	1	0	0	0	0						
Charlie Hayes, R OBP: 0.294, SLG: 0.311		P3			BB					2	0	0	0	1	0	0						
Pat Combs, L OBP: 0.286, SLG: 0.308										1	0	0	0	0	1	0						
Curt Ford, L OBP: 0.250, SLG: 0.182										1	0	1	0	0	0	0						
Don Carman, L OBP: 0.400, SLG: 0.400										0	0	0	0	0	0	0						
Dave Hollins, S OBP: 0.318, SLG: 0.211										1	0	0	0	0	0	0						
Darrel Akerfelds, R OBP: 0.297, SLG: 0.211										0	0	0	0	0	0	0						
Inning Stats	R: 0 H: 0 E: 0 K: 0 S: 5	H: 0 LOB: 0 BB: 0 P: 9	R: 0 H: 0 E: 0 K: 2 S: 10	H: 0 LOB: 0 BB: 0 P: 14	R: 0 H: 0 E: 0 K: 1 S: 12	H: 0 LOB: 1 BB: 1 P: 18	R: 0 H: 0 E: 0 K: 0 S: 7	H: 0 LOB: 0 BB: 0 P: 12	R: 1 H: 2 E: 0 K: 0 S: 12	H: 2 LOB: 3 BB: 3 P: 28	R: 0 H: 0 E: 0 K: 0 S: 6	H: 0 LOB: 0 BB: 0 P: 8	R: 0 H: 0 E: 0 K: 1 S: 11	H: 0 LOB: 0 BB: 0 P: 15	R: 0 H: 0 E: 0 K: 1 S: 6	H: 0 LOB: 0 BB: 0 P: 8	R: 0 H: 0 E: 0 K: 0 S: 8	H: 0 LOB: 0 BB: 0 P: 9	1B: 2 2B: 0 3B: 0 HR: 0	SF: 0 SAC: 0 DP: 1 HBP: 0	WP: 0 PB: 0 SB: 0 CS: 0	PA: 32
PITCHER Andy Benes, R ERA: 3.98	IP: 9.0 WLS: W BF: 32 H: 2 R: 1 ER: 1 SO: 5 BB: 4 IBB: 0 HBP: 0 BLK: 0 WP: 0 HR: 0 S: 77 P: 121 ERA: 1.00 WHIP: 0.667															PITCHER						

Batter	1	2	3	4	5	6	7	8	9	AB	R	H	RBI	BB	SO	LOB	BOTTOM			
Bip Roberts, S OBP: 0.347, SLG: 0.478	G5-3	L7			HR			G1-3		4	1	1	0	0	0	2	Philadelphia Phillies @ San Diego Padres Jack Murphy Stadium, San Diego, CA Mon May 14 1990, 10:05 PM EDT Att: 16,389 - Unknown			
Tony Gwynn, L OBP: 0.383, SLG: 0.465	CS			F7	HR					4	1	3	2	0	0	0				
Roberto Alomar, S OBP: 0.412, SLG: 0.476	1B				HR					4	1	2	0	0	0	1				
Joe Carter, R OBP: 0.299, SLG: 0.425	L5				HR					4	1	1	2	0	0	1				
Benito Santiago, R OBP: 0.378, SLG: 0.553		K			L8					4	0	0	0	0	2	0				
Shawn Abner, R OBP: 0.364, SLG: 0.300		E			G6-3					2	1	0	0	2	0	0				
Mike Pagliarulo, L OBP: 0.392, SLG: 0.429		BB								4	0	1	0	0	0	2				
Garry Templeton, S OBP: 0.264, SLG: 0.373										3	0	1	1	0	0	1				
Andy Benes, R ERA: 3.85										3	0	0	0	0	2	2				
Inning Stats	R: 0 H: 2 E: 0 K: 0 S: 11	H: 2 LOB: 1 BB: 0 P: 16	R: 1 H: 1 E: 1 K: 2 S: 16	H: 1 LOB: 2 BB: 1 P: 25	R: 2 H: 2 E: 0 K: 0 S: 14	H: 2 LOB: 0 BB: 0 P: 24	R: 0 H: 1 E: 0 K: 1 S: 8	H: 1 LOB: 0 BB: 0 P: 10	R: 2 H: 2 E: 0 K: 1 S: 13	H: 2 LOB: 0 BB: 0 P: 21	R: 0 H: 0 E: 0 K: 0 S: 6	H: 0 LOB: 0 BB: 0 P: 9	R: 0 H: 1 E: 0 K: 0 S: 9	H: 1 LOB: 0 BB: 0 P: 16	R: 0 H: 0 E: 0 K: 0 S: 12	H: 0 LOB: 1 BB: 1 P: 20	1B: 7 2B: 0 3B: 0 HR: 2	SF: 0 SAC: 0 DP: 1 HBP: 0	WP: 0 PB: 0 SB: 1 CS: 1	PA: 34
PITCHER Pat Combs, L ERA: 3.85 Don Carman, L ERA: 2.95 Darrel Akerfelds, R ERA:	IP: 4.0 WLS: L BF: 18 H: 6 R: 3 ER: 3 SO: 2 BB: 3 IBB: 0 HBP: 0 BLK: 0 WP: 0 HR: 1 S: 49 P: 75 ERA: 4.50 WHIP: 1.750															PITCHER				



Batter	1	2	3	4	5	6	7	8	9	AB	R	H	RBI	BB	SO	LOB	TOP				
Gregg Jefferies, S (1, 4) OBP: 0.345, SLG: 0.460		G4-3		FC5-4			G1-3		K	5	0	0	0	0	2	4					
Keith Miller, R (1, 8) OBP: 0.338, SLG: 0.386							K		G4-3	5	0	1	0	0	3	0					
Howard Johnson, S (1, 5) OBP: 0.319, SLG: 0.461				G1-3						3	0	1	0	1	1	0					
Kevin McReynolds, R (1, 7) OBP: 0.358, SLG: 0.438										2	2	1	1	2	0	1					
Darryl Strawberry, L (1, 9) OBP: 0.338, SLG: 0.370										4	0	1	0	0	0	4					
Mike Marshall, R (1, 3) OBP: 0.255, SLG: 0.387										4	0	1	0	0	0	4					
Kevin Elster, R (1, 6) Dave Magadan, L (8, PH) OBP: 0.371, SLG: 0.308										2	0	1	0	1	0	0					
Todd Hundley, S (1, 2) OBP: 0.250, SLG: 0.500										4	1	1	0	0	2	4					
Frank Viola, L (1, 1) Mark Carreon, R (8, PH) OBP: 0.286, SLG: 0.469										3	0	2	2	0	1	0					
Inning Stats	R: 0 H: 0 E: 0 K: 3 S: 9	H: 0 LOB: 0 BB: 0 P: 12	R: 1 H: 2 E: 0 K: 1 S: 11	H: 2 LOB: 3 BB: 2 P: 21	R: 1 H: 1 E: 0 K: 1 S: 9	H: 1 LOB: 0 BB: 0 P: 14	R: 1 H: 3 E: 0 K: 0 S: 11	H: 3 LOB: 1 BB: 0 P: 16	R: 0 H: 1 E: 0 K: 0 S: 10	H: 0 LOB: 0 BB: 0 P: 10	R: 0 H: 1 E: 0 K: 1 S: 8	H: 1 LOB: 1 BB: 0 P: 12	R: 0 H: 1 E: 1 K: 1 S: 15	H: 1 LOB: 1 BB: 0 P: 20	R: 0 H: 0 E: 0 K: 2 S: 7	H: 0 LOB: 0 BB: 0 P: 10	1B: 7 2B: 2 3B: 0 HR: 1	SF: 0 SAC: 0 DP: 2 HBP: 0	WP: 0 PB: 0 SB: 1 CS: 1	PA: 38	
PITCHER	IP	WLS	BF	H	R	ER	SO	BB	IBB	HBP	BLK	WP	HR	S	P	ERA	WHIP				
Bruce Hurst, L (1, 1) ERA: 3.56	5.0	W	24	7	3	3	5	4	0	0	0	0	1	50	86	5.40	2.200				
Greg Harris, R (8, 1) ERA: 1.37	2.0		9	2	0	0	3	0	0	0	0	0	0	22	28	0.00	1.000				
Craig Lefferts, L (8, 1) ERA: 2.45	2.0	S	5	0	0	0	3	0	0	0	0	0	0	16	24	0.00	0.000				

New York Mets @ San Diego Padres
Jack Murphy Stadium, San Diego, CA
Fri May 18 1990, 10:05 PM EDT
Att: 26,905 - Unknown - 62 F

AB 34
R 3
H 9
RBI 3
BB 4
SO 11
LOB 19



Batter	1	2	3	4	5	6	7	8	9	AB	R	H	RBI	BB	SO	LOB	BOTTOM				
Bip Roberts, S (1, 7) OBP: 0.350, SLG: 0.468		F9								4	1	1	0	0	1	0					
Tony Gwynn, L (1, 9) OBP: 0.358, SLG: 0.458	G6-3									3	0	1	0	0	0	0					
Roberto Alomar, S (1, 4) OBP: 0.396, SLG: 0.452										4	0	1	1	0	1	1					
Joe Carter, R (1, 3) OBP: 0.295, SLG: 0.432										4	1	2	1	0	0	1					
Benito Santiago, R (1, 2) OBP: 0.375, SLG: 0.536										4	1	1	0	0	1	4					
Shawn Abner, R (1, 8) OBP: 0.346, SLG: 0.292										4	1	1	0	0	0	2					
Mike Pagliarulo, L (1, 5) OBP: 0.397, SLG: 0.412										3	1	0	0	0	0	0					
Garry Templeton, S (1, 6) OBP: 0.272, SLG: 0.394										3	1	1	4	0	0	0					
Bruce Hurst, L (1, 1) Greg Harris, R (8, 1) Craig Lefferts, L (8, 1)										2	0	0	0	0	2	0					
Inning Stats	R: 0 H: 0 E: 0 K: 2 S: 8	H: 0 LOB: 0 BB: 0 P: 11	R: 4 H: 3 E: 1 K: 1 S: 15	H: 3 LOB: 0 BB: 0 P: 21	R: 0 H: 1 E: 1 K: 1 S: 9	H: 1 LOB: 2 BB: 0 P: 13	R: 0 H: 0 E: 0 K: 1 S: 9	H: 0 LOB: 0 BB: 0 P: 12	R: 1 H: 2 E: 2 K: 0 S: 8	H: 2 LOB: 1 BB: 0 P: 15	R: 0 H: 0 E: 0 K: 0 S: 7	H: 0 LOB: 0 BB: 0 P: 9	R: 0 H: 1 E: 0 K: 0 S: 10	H: 1 LOB: 1 BB: 0 P: 15	R: 1 H: 1 E: 0 K: 0 S: 7	H: 1 LOB: 0 BB: 0 P: 9	1B: 6 2B: 0 3B: 0 HR: 2	SF: 0 SAC: 1 DP: 1 HBP: 1	WP: 0 PB: 0 SB: 0 CS: 0	PA: 34	
PITCHER	IP	WLS	BF	H	R	ER	SO	BB	IBB	HBP	BLK	WP	HR	S	P	ERA	WHIP				
Frank Viola, L (1, 1) ERA: 1.66	8.0	L	34	8	6	6	5	0	0	1	0	0	2	73	105	6.75	1.000				

New York Mets @ San Diego Padres
Jack Murphy Stadium, San Diego, CA
Fri May 18 1990, 10:05 PM EDT
Att: 26,905 - Unknown - 62 F

AB 32
R 6
H 8
RBI 6
BB 0
SO 5
LOB 8



Batter	1	2	3	4	5	6	7	8	9	AB	R	H	RBI	BB	SO	LOB	TOP											
Gregg Jefferies, S OBP: 0.340, SLG: 0.450 (1, 4)	L8		E3 HR				F8		E4	5	1	1	1	0	0	2												
Kevin Elster, R OBP: 0.233, SLG: 0.301 (1, 6)	F9			FC5					P3	4	1	1	3	1	0	4												
Howard Johnson, S OBP: 0.315, SLG: 0.474 (1, 5)	F9		P4		HR		P4		G1-3	5	1	1	1	0	0	3												
Darryl Strawberry, L OBP: 0.329, SLG: 0.358 (1, 9)		E4	L7		K		F9			4	0	0	0	0	1	1												
Kevin McReynolds, R OBP: 0.362, SLG: 0.435 (1, 7)		K		L9 1B E	G6-3			FC1-4 1B		3	1	1	0	1	1	1												
Mike Marshall, R OBP: 0.255, SLG: 0.381 (1, 3)		K		E 1B			FC1-4 G4-6-3			4	1	1	0	0	2	2												
Daryl Boston, L OBP: 0.317, SLG: 0.459 (1, 8)				K			G4-6-3			4	0	0	0	0	3	4												
Todd Hundley, S OBP: 0.125, SLG: 0.250 (1, 2)			G4-3	L9			G4-3		G4-3	4	0	0	0	0	0	2												
David Cone, L OBP: 0.385, SLG: 0.385 John Franco, L (9, 1)			E HR 1B	E3 FC5 1B			G4-3		E 1B	4	1	2	0	0	0	1												
Inning Stats	R: 0 H: 0 E: 0 K: 0 S: 11	H: 0 LOB: 0 BB: 0 P: 16	R: 0 H: 0 E: 1 K: 3 S: 12	H: 0 LOB: 1 BB: 0 P: 19	R: 3 H: 2 E: 1 K: 0 S: 22	H: 2 LOB: 0 BB: 0 P: 29	R: 2 H: 2 E: 1 K: 1 S: 15	H: 2 LOB: 2 BB: 1 P: 26	R: 1 H: 1 E: 0 K: 2 S: 9	H: 1 LOB: 0 BB: 0 P: 10	R: 0 H: 0 E: 0 K: 1 S: 8	H: 0 LOB: 0 BB: 0 P: 10	R: 0 H: 0 E: 0 K: 0 S: 5	H: 0 LOB: 1 BB: 1 P: 9	R: 0 H: 1 E: 0 K: 0 S: 6	H: 1 LOB: 0 BB: 0 P: 9	R: 0 H: 1 E: 1 K: 0 S: 8	H: 1 LOB: 2 BB: 0 P: 10	1B: 5 2B: 0 3B: 0 HR: 2	SF: 0 SAC: 0 DP: 1 HBP: 0	WP: 0 PA: 39 PB: 0 SB: 1 CS: 0							
PITCHER	IP	WLS	BF	H	R	ER	SO	BB	IBB	HBP	BLK	WP	HR	S	P	ERA	WHIP											
Andy Benes, R ERA: 4.05 Calvin Schiraldi, R ERA: 4.79 Mark Grant, R ERA: 6.64	(1, 1)	6.0	L	27	5	6	3	7	1	0	0	0	0	2	77	110	4.50	1.000										
	(7, 1)	2.0		7	1	0	0	0	1	0	0	0	0	0	11	18	0.00	1.000										
	(9, 1)	1.0		5	1	0	0	0	0	0	0	0	0	8	10	0.00	1.000											

New York Mets @ San Diego Padres
Jack Murphy Stadium, San Diego, CA
Sat May 19 1990, 10:05 PM EDT
Att: 36,577 - Unknown - 60 F

AB	37
R	6
H	7
RBI	5
BB	2
SO	7
LOB	20



Batter	1	2	3	4	5	6	7	8	9	AB	R	H	RBI	BB	SO	LOB	BOTTOM										
Bip Roberts, S OBP: 0.348, SLG: 0.477 (1, 7)	G4-3 3B		K			K			F9	4	1	1	0	0	2	0											
Tony Gwynn, L OBP: 0.355, SLG: 0.452 (1, 9)	G4-3			G3			G4-3		2B 1B	4	1	1	1	0	0	0											
Roberto Alomar, S OBP: 0.392, SLG: 0.453 (1, 4)	G1-3			G5-3			G4-3		1B 2B	4	1	1	0	0	0	0											
Joe Carter, R OBP: 0.293, SLG: 0.427 (1, 3)	F9			K			K		1B 1B	4	0	1	2	0	2	0											
Fred Lynn, L OBP: 0.310, SLG: 0.385 Jerald Clark, R OBP: 0.188, SLG: 0.200 (9, PH)		K			G4-3			PB SF8 2B	K	3	1	1	0	0	1	0											
Benito Santiago, R OBP: 0.371, SLG: 0.530 (1, 2)	F7				F8		SF8		FC5-4 1B	3	0	1	1	0	0	0											
Mike Pagliarulo, L OBP: 0.394, SLG: 0.407 Darrin Jackson, R OBP: 0.243, SLG: 0.361 (9, PH)	G4-3				P6				FC5-4 1B	3	0	1	0	0	0	0											
Garry Templeton, S OBP: 0.267, SLG: 0.387 Calvin Schiraldi, R Phil Stephenson, L OBP: 0.458, SLG: 0.444 Mark Grant, R (9, 1)			P6			K2-3			F7	2	0	0	0	0	1	0											
Andy Benes, R Joey Cora, S (6, PH) (7, 6)			K			G4-3			G4-3	1	0	0	0	0	1	0											
Inning Stats	R: 1 H: 1 E: 0 K: 0 S: 13	H: 1 LOB: 0 BB: 0 P: 19	R: 0 H: 0 E: 0 K: 1 S: 6	H: 0 LOB: 0 BB: 0 P: 9	R: 0 H: 0 E: 0 K: 2 S: 9	H: 0 LOB: 0 BB: 0 P: 15	R: 0 H: 0 E: 0 K: 1 S: 8	H: 0 LOB: 0 BB: 0 P: 12	R: 0 H: 0 E: 0 K: 0 S: 7	H: 0 LOB: 0 BB: 0 P: 10	R: 0 H: 0 E: 0 K: 2 S: 8	H: 0 LOB: 0 BB: 0 P: 13	R: 0 H: 0 E: 0 K: 1 S: 9	H: 0 LOB: 0 BB: 0 P: 15	R: 1 H: 2 E: 0 K: 0 S: 9	H: 2 LOB: 1 BB: 0 P: 16	R: 2 H: 4 E: 0 K: 1 S: 20	H: 4 LOB: 2 BB: 0 P: 33	1B: 4 2B: 2 3B: 1 HR: 0	SF: 1 SAC: 0 DP: 0 HBP: 0	WP: 0 PA: 34 PB: 1 SB: 0 CS: 0						
PITCHER	IP	WLS	BF	H	R	ER	SO	BB	IBB	HBP	BLK	WP	HR	S	P	ERA	WHIP										
David Cone, R ERA: 5.75 John Franco, L ERA: 1.99	(1, 1)	8.1	W	31	6	4	4	7	0	0	0	0	0	10	124	4.32	0.720										
	(9, 1)	0.2	S	3	1	0	0	1	0	0	0	0	0	10	18	0.00	1.500										

New York Mets @ San Diego Padres
Jack Murphy Stadium, San Diego, CA
Sat May 19 1990, 10:05 PM EDT
Att: 36,577 - Unknown - 60 F

AB	33
R	4
H	7
RBI	4
BB	0
SO	8
LOB	5



Batter	1	2	3	4	5	6	7	8	9	AB	R	H	RBI	BB	SO	LOB	TOP			
Gregg Jefferies, S (1,4) OBP: 0.342, SLG: 0.449	G6-3		1B		P4		FC6-4		F7	5	0	2	1	0	0	0	New York Mets @ San Diego Padres Jack Murphy Stadium, San Diego, CA Sun May 20 1990, 6:33 AM EDT Att: 25,233 - Sunny - 70 F			
Keith Miller, R (1,8) OBP: 0.338, SLG: 0.383	G6-3		1B		G6-3		FC6-4		F8	3	0	1	0	0	0	0				
Daryl Boston, L (7, PH) OBP: 0.302, SLG: 0.436	G6-3		1B		G6-3		FC6-4		F8	2	0	0	0	0	0	2				
Howard Johnson, S (1,5) OBP: 0.312, SLG: 0.464	2B		1B		P3		K		G1-3	5	0	1	0	0	2	4				
Kevin McReynolds, R (1,7) OBP: 0.374, SLG: 0.445	1-H		2B		FC3-6		G5-3		BB	2	0	1	0	2	0	0				
Darryl Strawberry, L (1,9) OBP: 0.327, SLG: 0.354			K		FC3-6		E7		F7	4	0	1	0	0	1	2				
Mike Marshall, R (1,3) OBP: 0.255, SLG: 0.370	G6-3		G6-3		P9		G6-3		BB	3	0	0	0	0	0	2				
Kevin Elster, R (1,6) OBP: 0.248, SLG: 0.298			K		BB				HBP	1	1	0	0	3	1	0				
Todd Hundley, S (1,2) OBP: 0.100, SLG: 0.200			K		K		SH1-4		BB	2	0	0	0	0	2	2				
Mark Carron, R (8, PH) OBP: 0.292, SLG: 0.462			K		K		SH1-4		K	1	0	0	0	0	1	3				
Alejandro Pena, R (8,1)			K		K		FC6-4		K	0	0	0	0	0	0	0				
Sid Fernandez, L (1,1) OBP: 0.200, SLG: 0.287			K		K		F7		K	2	0	0	0	0	1	0				
Tim Lincecum, R (7, PH) OBP: 0.281, SLG: 0.345										0	0	0	0	0	0	0				
Dave Magadan, L (7, PH) OBP: 0.245, SLG: 0.321										1	0	0	0	0	0	0				
Ron Darling, R (7,1) OBP: 0.140, SLG: 0.143										0	0	0	0	0	0	0				
Julio Machado, R (7,1) OBP: 0.275, SLG: 0.338										0	0	0	0	0	0	0				
Mackey Sasser, L (8, PH) OBP: 0.275, SLG: 0.338										1	0	0	0	0	1	3				
Inning Stats	R: 0 E: 0 K: 0 S: 6	H: 2 LOB: 2 BB: 0 P: 12	R: 0 E: 0 K: 2 S: 8	H: 0 LOB: 0 BB: 0 P: 12	R: 0 E: 0 K: 2 S: 14	H: 2 LOB: 2 BB: 0 P: 21	R: 0 E: 0 K: 1 S: 15	H: 0 LOB: 2 BB: 0 P: 27	R: 0 E: 0 K: 0 S: 8	H: 1 LOB: 1 BB: 0 P: 18	R: 1 E: 0 K: 1 S: 11	H: 2 LOB: 2 BB: 1 P: 21	R: 0 E: 0 K: 2 S: 13	H: 0 LOB: 3 BB: 2 P: 28	R: 0 E: 0 K: 0 S: 12	H: 0 LOB: 0 BB: 0 P: 16	1B: 6 2B: 1 3B: 0 HR: 0	SF: 0 SAC: 1 DP: 0 HBP: 1	WP: 0 PB: 0 SB: 0 CS: 0	PA: 39
PITCHER	IP	WLS	BF	H	R	ER	SO	BB	IBB	HBP	BLK	WP	HR	S	P	ERA	WHIP			
Dennis Rasmussen, L (1,1) ERA: 3.97	6.1		26	5	1	1	6	3	0	0	0	0	0	63	108	1.42	1.263			
Greg Harris, R (7,1) ERA: 1.32	1.0	W	8	2	0	0	1	2	0	1	0	0	0	15	32	0.00	4.000			
Craig Lefferts, L (8,1) ERA: 2.2	1.2	S	5	0	0	0	2	0	0	0	0	0	0	18	25	0.00	0.000			

AB	32
R	1
H	7
RBI	1
BB	5
SO	9
LOB	18



Batter	1	2	3	4	5	6	7	8	9	AB	R	H	RBI	BB	SO	LOB	BOTTOM			
Bip Roberts, S (1,7) OBP: 0.345, SLG: 0.473	G6-3				P4		G5-3			1	0	0	0	0	0	0	New York Mets @ San Diego Padres Jack Murphy Stadium, San Diego, CA Sun May 20 1990, 6:33 AM EDT Att: 25,233 - Sunny - 70 F			
Darrin Jackson, R (2, PH) OBP: 0.225, SLG: 0.333	G6-3				P4		G5-3			3	0	0	0	0	4	0				
Tony Gwynn, L (1,9) OBP: 0.385, SLG: 0.459	F7				2B		1B			2	0	1	0	2	0	0				
Roberto Alomar, S (1,4) OBP: 0.395, SLG: 0.455					P3		1B			4	0	2	2	0	1	2				
Joe Carter, R (1,3) OBP: 0.292, SLG: 0.422	K				K		L4			4	0	1	0	0	2	4				
Bento Santiago, R (1,2) OBP: 0.359, SLG: 0.513					F8		K		G5-3	4	0	0	0	0	1	2				
Shawn Abner, R (1,8) OBP: 0.310, SLG: 0.259					E5		K2		P3	3	1	0	0	0	1	1				
Greg Harris, R (7,1) ERA: 1.32					1B					0	0	0	0	0	0	0				
Craig Lefferts, L (8,1) ERA: 2.2					1B					1	0	0	0	0	0	0				
Mike Pagliarulo, L (1,5) OBP: 0.400, SLG: 0.421					E6		G5-3			3	1	1	0	1	0	1				
Garry Templeton, S (1,6) OBP: 0.269, SLG: 0.386					FC2-5		SH		G4-3	3	0	1	1	0	0	1				
Dennis Rasmussen, L (1,1) OBP: 0.313, SLG: 0.313					FC2-5		G5-3			2	0	0	0	0	1	2				
Phil Stephenson, L (7,3) OBP: 0.460, SLG: 0.444					FC2-5		1B			0	1	0	0	1	0	0				
Inning Stats	R: 0 E: 0 K: 1 S: 12	H: 1 LOB: 1 BB: 0 P: 17	R: 1 E: 2 K: 0 S: 10	H: 1 LOB: 2 BB: 0 P: 15	R: 0 E: 0 K: 1 S: 9	H: 1 LOB: 1 BB: 0 P: 12	R: 0 E: 0 K: 0 S: 9	H: 0 LOB: 0 BB: 0 P: 14	R: 0 E: 0 K: 2 S: 10	H: 1 LOB: 1 BB: 1 P: 16	R: 2 E: 0 K: 0 S: 14	H: 1 LOB: 2 BB: 3 P: 30	R: 0 E: 0 K: 0 S: 6	H: 1 LOB: 1 BB: 0 P: 7	1B: 4 2B: 3 3B: 0 HR: 0	SF: 0 SAC: 1 DP: 1 HBP: 0	WP: 1 PB: 0 SB: 0 CS: 0	PA: 35		
PITCHER	IP	WLS	BF	H	R	ER	SO	BB	IBB	HBP	BLK	WP	HR	S	P	ERA	WHIP			
Sid Fernandez, L (1,1) ERA: 3.1	6.0		24	4	1	0	6	1	0	0	0	0	0	61	90	0.00	0.833			
Ron Darling, R (7,1) ERA: 7.39	0.2	L	6	1	2	2	0	2	1	0	0	0	0	9	22	27.00	4.500			
Julio Machado, R (7,1) ERA: 2.13	0.1		1	0	0	0	0	0	0	0	0	1	0	5	8	0.00	0.000			
Alejandro Pena, R (8,1) ERA: 3.45	1.0		4	1	0	0	0	0	0	0	0	0	0	6	7	0.00	1.000			



Batter	1	2	3	4	5	6	7	8	9	AB	R	H	RBI	BB	SO	LOB	TOP
Phil Stephenson, L (1, 3)	F7		3B BB		F9		F8			3	1	0	0	2	0	3	
Tony Gwynn, L (1, 9)	G1-3 1B		1-H 3B		BB		F7		G6-3	4	0	2	1	1	0	2	
Roberto Alomar, S (1, 4)	G1-3		HBP BB		K		F7		G4-3	4	0	0	0	1	1	4	
Joe Carter, R (1, 8)	K		1-2 HBP				F8 L6		F7	4	0	0	0	0	1	3	
Fred Lynn, L (1, 7)		P6 P5					1B 1B		G3	4	0	1	0	0	0	3	
Benito Santiago, R (1, 2)	K				F9		1B		2B	4	0	2	0	0	1	0	
Mike Pagliarulo, L (1, 5)	K				F9		F8		E BB	3	0	0	0	1	1	2	
Garry Templeton, S (1, 6)			F9	P6			F8		K	4	0	0	0	0	1	4	
Ed Whitson, R (1, 1)			P4				L5		E5	1	0	0	0	0	0	0	
Jared Clark, R (5, PH)									E5	0	0	0	0	0	0	0	
Eric Show, R (5, 1)										0	0	0	0	0	0	0	
Shawn Abner, R (7, PH)										0	0	0	0	0	0	0	
Mark Grant, R (7, 1)										0	0	0	0	0	0	0	
Darin Jackson, R (8, PH)										0	0	0	0	0	0	2	
Pat Clements, R (8, 1)										0	0	0	0	0	0	0	
Inning Stats	R: 0 H: 1 E: 0 LOB: 1 K: 1 S: 11	R: 0 H: 0 E: 0 LOB: 0 K: 2 S: 9	R: 1 H: 1 E: 0 LOB: 3 K: 0 S: 14	R: 0 H: 0 E: 0 LOB: 0 K: 0 S: 5	R: 0 H: 2 E: 0 LOB: 1 K: 0 S: 12	R: 0 H: 0 E: 1 LOB: 2 K: 0 S: 11	R: 0 H: 1 E: 0 LOB: 3 K: 1 S: 12	R: 0 H: 0 E: 0 LOB: 0 K: 0 S: 5	R: 0 H: 0 E: 0 LOB: 0 K: 0 S: 6	1B: 3 SF: 0 2B: 1 SAC: 0 3B: 1 DP: 0 HR: 0 HBP: 1	WP: 0 PA: 40						
PITCHER	IP WLS BF H R ER SO BB IBB HBP BLK WP HR S P ERA WHIP																
Mark Gardner, R (1, 1)	7.0 W 31 4 1 1 4 4 0 1 0 0 0 74 123 1.29 1.143																
Drew Hall, L (8, 1)	1.0 6 1 0 0 1 1 0 0 0 0 0 12 19 0.00 2.000																
Dave Schmidt, R (9, 1)	1.0 3 0 0 0 0 0 0 0 0 0 0 5 6 0.00 0.000																

San Diego Padres @ Montreal Expos
Olympic Stadium, Montreal, QB
Tue May 22 1990, 7:05 PM EDT
Att: 11,690 - Dome

AB 34
R 1
H 5
RBI 1
BB 5
SO 5
LOB 23



Batter	1	2	3	4	5	6	7	8	9	AB	R	H	RBI	BB	SO	LOB	BOTTOM
Delino DeShields, L (1, 4)	K	G4-3		1B 1B		K		G3		5	0	1	0	0	2	1	
Dave Martinez, L (1, 8)	1B HR		F9	1B 1B		G4-3		1B WP		5	1	3	0	0	0	0	
Tim Raines, S (1, 7)	1B HR		1B G1-3	1B		BB		BB		3	2	2	0	2	0	2	
Andres Galarraga, R (1, 3)	F9		1B G1-3	1B		K		K		5	2	2	0	0	2	5	
Tim Wallach, R (1, 5)	1B HR		G1-3	1B		1B		2B		4	1	3	4	0	0	1	
Larry Walker, L (1, 9)	K		1B	1B		G3		F7		4	0	1	1	0	1	3	
Jerry Goff, L (1, 2)		F8	K			G3		G4-3		3	0	0	0	1	1	2	
Spike Owen, S (1, 6)		1B		G3	SF8		K			3	0	1	1	0	1	1	
Mark Gardner, R (1, 1)		B1		P2		G4-3		G1-3		3	0	0	0	0	0	3	
Drew Hall, L (8, 1)										0	0	0	0	0	0	0	
Junior Noboa, R (8, PH)										1	0	0	0	0	0	0	
Dave Schmidt, R (9, 1)										0	0	0	0	0	0	0	
Inning Stats	R: 3 H: 3 E: 0 LOB: 0 K: 2 S: 14	R: 0 H: 1 E: 0 LOB: 0 K: 0 S: 7	R: 2 H: 3 E: 0 LOB: 1 K: 1 S: 16	R: 0 H: 2 E: 0 LOB: 2 K: 0 S: 6	R: 1 H: 2 E: 0 LOB: 2 K: 0 S: 9	R: 0 H: 0 E: 0 LOB: 1 K: 2 S: 10	R: 0 H: 1 E: 0 LOB: 1 K: 1 S: 9	R: 0 H: 1 E: 0 LOB: 2 K: 1 S: 11	R: 0 H: 1 E: 0 LOB: 2 K: 1 S: 11	1B: 11 SF: 1 2B: 1 SAC: 0 3B: 0 DP: 0 HR: 1 HBP: 0	WP: 1 PA: 40						
PITCHER	IP WLS BF H R ER SO BB IBB HBP BLK WP HR S P ERA WHIP																
Ed Whitson, R (1, 1)	4.0 L 21 2 1 1 2 1 1 0 0 0 0 19 38 4.50 1.500																
Eric Show, R (5, 1)	2.0 10 2 1 1 2 1 1 0 0 0 0 19 38 4.50 1.500																
Mark Grant, R (7, 1)	1.0 4 1 0 0 1 0 0 0 0 0 0 9 15 0.00 1.000																
Pat Clements, L (8, 1)	1.0 5 1 0 0 1 1 0 0 0 1 0 11 19 0.00 2.000																

San Diego Padres @ Montreal Expos
Olympic Stadium, Montreal, QB
Tue May 22 1990, 7:05 PM EDT
Att: 11,690 - Dome


AB 36
R 6
H 13
RBI 6
BB 3
SO 7
LOB 18



Batter	1	2	3	4	5	6	7	8	9	AB	R	H	RBI	BB	SO	LOB	TOP						
Bip Roberts, S (1,7) OBP: 0.342, SLG: 0.466 Calvin Schiraldi, R (8,1)	1-1 L4-3 1B		1-2 G1-3			1-0 F7		3-2 G4-3		4	0	1	0	0	0	3							
Tony Gwynn, L (1,9) OBP: 0.384, SLG: 0.462	1-2 L4-3			1-1 F8		0-0 F7			1-2 G6-3	4	0	0	0	0	0	2							
Roberto Alomar, S (1,4) OBP: 0.386, SLG: 0.437	1-2 G3-1			1-1 1B		0-3 K			0-0 F7	4	0	1	0	0	1	1							
Joe Carter, R (1,8) OBP: 0.282, SLG: 0.400		0-3 K		1-3 K					1-0 F7	4	0	0	0	0	3	1							
Bento Santiago, R (1,2) OBP: 0.356, SLG: 0.508		2-2 F8		1-0 P3			2-3 K			3	0	0	0	0	1	1							
Phil Stephenson, L (1,3) OBP: 0.424, SLG: 0.333		3-3 K			1-3 K		1-1 P3			3	0	0	0	0	2	0							
Mike Pagliarulo, L (1,5) OBP: 0.403, SLG: 0.429			2-2 FC1-6 1B		0-0 F8			3-1 F8 2B		3	0	2	0	0	0	0							
Garry Templeton, S (1,6) OBP: 0.254, SLG: 0.364			0-0 FC1-6 SH2-4 1-2		0-2 G3-1			1-1 F8		3	0	0	0	0	0	2							
Bruce Hurst, L (1,1) OBP: 0.176, SLG: 0.067 Jerald Clark, R (6,PH) OBP: 0.222, SLG: 0.294 Greg Harris, R (6,1) Fred Lynn, L (8,PH) OBP: 0.304, SLG: 0.373			1-0 SH2-4 1-2		3-2 2B			1-3 K		0	0	0	0	0	0	0							
Inning Stats	R: 0 E: 0 K: 0 S: 7	H: 1 LOB: 0 BB: 0 P: 9	R: 0 E: 0 K: 2 S: 9	H: 0 LOB: 0 BB: 0 P: 14	R: 0 E: 0 K: 0 S: 11	H: 1 LOB: 1 BB: 0 P: 15	R: 0 E: 0 K: 1 S: 9	H: 1 LOB: 0 BB: 0 P: 12	R: 0 E: 0 K: 1 S: 7	H: 0 LOB: 0 BB: 0 P: 8	R: 0 E: 0 K: 1 S: 11	H: 1 LOB: 1 BB: 0 P: 15	R: 0 E: 0 K: 2 S: 8	H: 0 LOB: 0 BB: 0 P: 11	R: 0 E: 0 K: 1 S: 12	H: 1 LOB: 1 BB: 0 P: 20	R: 0 E: 0 K: 0 S: 8	H: 0 LOB: 0 BB: 0 P: 10	1B: 3 2B: 3 3B: 0 HR: 0	SF: 0 SAC: 1 DP: 1 HBP: 0	WP: 0 PB: 0 SB: 0 CS: 0	PA: 31	
PITCHER Oil Can Boyd, R (1,1) ERA: 3.31	IP: 9.0 WLS: W BF: 31 H: 5 R: 0 ER: 0 SO: 8 BB: 0 IBB: 0 HBP: 0 BLK: 0 WP: 0 HR: 0 S: 82 P: 114 ERA: 0.00 WHIP: 0.556											PITCHER	IP: 9.0 WLS: W BF: 31 H: 5 R: 0 ER: 0 SO: 8 BB: 0 IBB: 0 HBP: 0 BLK: 0 WP: 0 HR: 0 S: 82 P: 114 ERA: 0.00 WHIP: 0.556										

San Diego Padres @ Montreal Expos
Olympic Stadium, Montreal, QB
Wed May 23 1990, 3:33 AM EDT
Att: 12,469 - Dome


AB 30
R 0
H 5
RBI 0
BB 0
SO 8
LOB 11





Batter	1	2	3	4	5	6	7	8	9	AB	R	H	RBI	BB	SO	LOB	BOTTOM						
Delino DeShields, L (1,4) OBP: 0.400, SLG: 0.424	0-0 B1-3		0-3 K		0-0 1B 1B 1B		4-2 BB BB			3	1	1	0	1	1	0							
Marquis Grissom, R (1,8) OBP: 0.318, SLG: 0.324	3-2 1B		4-2 FC6-4 BB		3-2 S 1B 1-3 2-H		0-2 F9			3	1	2	1	1	0	1							
Tim Raines, S (1,7) OBP: 0.399, SLG: 0.353	2-1 G5-3 1-2		0-0 FC6-4 1-2		0-0 S 1B 1-2 3-H		4-0 BB			3	0	1	1	1	0	2							
Andres Galarraga, R (1,3) OBP: 0.327, SLG: 0.359	0-0 2H 1B			2-3 K		2-3 K		2-3 K		4	0	1	1	0	3	4							
Tim Wallach, R (1,5) OBP: 0.349, SLG: 0.589	0-3 K			3-1 G1-6-3 1B		1-2 HR		3-2 P5		4	1	2	1	0	1	1							
Larry Walker, L (1,9) OBP: 0.374, SLG: 0.495		2-2 G3-1		1-0 G1-6-3 1-2		1-0 G1-3		1-2 BB 1B		4	0	1	0	0	0	1							
Mike Fitzgerald, R (1,2) OBP: 0.368, SLG: 0.403		0-3 K			0-3 K		3-3 K		1-3 K	4	0	0	0	0	4	1							
Spike Owen, S (1,6) OBP: 0.352, SLG: 0.429		1-1 G6-3			1-0 F9		0-0 F7		4-2 BB	3	0	0	0	1	0	0							
Oil Can Boyd, R (1,1) OBP: 0.053, SLG: 0.053			0-0 F8		2-0 1B 1B			0-1 P4		4	1	1	0	0	0	2							
Inning Stats	R: 1 E: 0 K: 1 S: 12	H: 2 LOB: 1 BB: 0 P: 17	R: 0 E: 0 K: 1 S: 9	H: 0 LOB: 0 BB: 0 P: 12	R: 0 E: 0 K: 1 S: 8	H: 0 LOB: 1 BB: 1 P: 12	R: 0 E: 0 K: 1 S: 6	H: 1 LOB: 0 BB: 0 P: 12	R: 2 E: 0 K: 2 S: 14	H: 4 LOB: 2 BB: 0 P: 22	R: 1 E: 0 K: 1 S: 12	H: 1 LOB: 0 BB: 0 P: 17	R: 0 E: 0 K: 1 S: 9	H: 0 LOB: 2 BB: 2 P: 19	R: 0 E: 0 K: 1 S: 14	H: 1 LOB: 2 BB: 1 P: 23	R: 0 E: 0 K: 1 S: 14	H: 1 LOB: 2 BB: 1 P: 23	1B: 8 2B: 0 3B: 0 HR: 1	SF: 0 SAC: 0 DP: 1 HBP: 0	WP: 0 PB: 0 SB: 3 CS: 0	PA: 36	
PITCHER Bruce Hurst, L (1,1) ERA: 3.71 Greg Harris, R (6,1) ERA: 1.53 Calvin Schiraldi, R (8,1) ERA: 4.57	IP: 5.0 WLS: L BF: 22 H: 7 R: 3 ER: 3 SO: 6 BB: 1 IBB: 0 HBP: 0 BLK: 0 WP: 0 HR: 0 S: 49 P: 75 ERA: 5.40 WHIP: 1.600											PITCHER Oil Can Boyd, R (1,1) ERA: 3.31	IP: 9.0 WLS: W BF: 31 H: 5 R: 0 ER: 0 SO: 8 BB: 0 IBB: 0 HBP: 0 BLK: 0 WP: 0 HR: 0 S: 82 P: 114 ERA: 0.00 WHIP: 0.556										

San Diego Padres @ Montreal Expos
Olympic Stadium, Montreal, QB
Wed May 23 1990, 3:33 AM EDT
Att: 12,469 - Dome

AB 32
R 4
H 9
RBI 4
BB 4
SO 9
LOB 12



Batter	1	2	3	4	5	6	7	8	9	AB	R	H	RBI	BB	SO	LOB	TOP								
Bip Roberts, S (1, 7) OBP: 0.344, SLG: 0.460	1-2 S 1B	0-2 FC6-4 S 1B		3-2 P3		4-2 BB			2-3 K2-3	4	1	1	0	1	1	3	San Diego Padres @ New York Mets Shea Stadium, Flushing, NY Thu May 24 1990, 7:05 PM EDT Att: 31,659 - Unknown - 67 F AB 33 R 5 H 9 RBI 5 BB 4 SO 6 LOB 11 								
Roberto Alomar, S (1, 4) OBP: 0.392, SLG: 0.435	2-2 FC4-6 1B	4-1 1B		4-0 BB		3-2 P7			1-0 F8	3	0	1	1	2	0	2									
Tony Gwynn, L (1, 9) OBP: 0.361, SLG: 0.456	0-0 FC4-6 WP 1B	1-1 1B		3-1 G5-3					2-1 F7	4	0	1	1	0	0	3									
Joe Carter, R (1, 8) OBP: 0.275, SLG: 0.390	3-3 K			2-2 G5-3		2-0 F6			0-2 G6-3	4	0	0	0	0	1	1									
Benito Santiago, R (1, 2) OBP: 0.353, SLG: 0.500	2-1 G6-3			0-1 CS 1B		0-0 L7			3-2 L5	4	0	1	0	0	0	1									
Jerald Clark, R (1, 3) OBP: 0.238, SLG: 0.300		1-2 BB SF8 1B		2-3 K		1-3 K			1-3 K	3	1	1	0	0	2	1									
Phil Stephenson, L (7, 3) OBP: 0.412, SLG: 0.320				1-2 K						1	0	0	0	0	1	0									
Mike Pagliarulo, L (1, 5) OBP: 0.395, SLG: 0.418				0-0 FC6-4 BB 1B		2-0 E6 2B			2-2 G4-3	4	2	1	0	0	0	0									
Garry Templeton, S (1, 6) OBP: 0.262, SLG: 0.371		4-1 FC6-4 BB		1-2 SAFE BB 1B		1-0 F9			0-2 P6	3	1	1	1	1	0	0									
Andy Benes, R (1, 1) OBP: 0.111, SLG: 0.118		3-2 SF8		1-0 G5-3 BB 1B		0-0 BB 1B			1-3 K	2	0	2	2	0	0	0									
Craig Lefferts, L (8, 1)										1	0	0	0	0	1	0									
Inning Stats	R: 1 E: 0 K: 1 S: 15	H: 2 LOB: 1 BB: 0 P: 23	R: 2 E: 0 K: 0 S: 14	H: 3 LOB: 2 BB: 2 P: 27	R: 0 E: 0 K: 1 S: 9	H: 1 LOB: 0 BB: 0 P: 13	R: 2 E: 1 K: 0 S: 12	H: 2 LOB: 1 BB: 1 P: 26	R: 0 E: 0 K: 1 S: 5	H: 0 LOB: 0 BB: 0 P: 8	R: 0 E: 0 K: 0 S: 12	H: 1 LOB: 2 BB: 1 P: 22	R: 0 E: 0 K: 0 S: 12	H: 0 LOB: 0 BB: 0 P: 17	R: 0 E: 0 K: 1 S: 9	H: 0 LOB: 0 BB: 0 P: 12	R: 0 E: 0 K: 2 S: 7	H: 0 LOB: 0 BB: 0 P: 11	1B: 8 2B: 1 3B: 0 HR: 0	SF: 1 SAC: 0 DP: 1 HBP: 0	WP: 1 PB: 0 SB: 2 CS: 1	PA: 38			
PITCHER	IP	WLS	BF	H	R	ER	SO	BB	IBB	HBP	BLK	WP	HR	S	P	ERA	WHIP								
Frank Viola, L (1, 1) ERA: 2.14	3.1	L	20	8	5	4	2	3	0	0	0	1	0	48	84	10.80	3.300								
Ron Darling, R (4, 1) ERA: 6.23	4.2		15	1	0	0	2	1	0	0	0	0	0	40	64	0.00	0.429								
John Franco, L (9, 1) ERA: 1.84	1.0		3	0	0	0	2	0	0	0	0	0	0	7	11	0.00	0.000								

Batter	1	2	3	4	5	6	7	8	9	AB	R	H	RBI	BB	SO	LOB	BOTTOM								
Gregg Jefferies, S (1, 4) OBP: 0.346, SLG: 0.477	1-2 P5		1-0 P3						1-1 E BB 2B	4	2	2	2	0	0	0	San Diego Padres @ New York Mets Shea Stadium, Flushing, NY Thu May 24 1990, 7:05 PM EDT Att: 31,659 - Unknown - 67 F AB 32 R 4 H 4 RBI 4 BB 4 SO 6 LOB 10 								
Dave Magadan, L (1, 3) OBP: 0.368, SLG: 0.310	3-1 G4-3			2-2 F7	1-3 K				3-3 K	3	0	0	0	0	1	0									
Tim Teufel, R (8, PH) OBP: 0.257, SLG: 0.313										1	0	0	0	0	1	1									
Howard Johnson, S (1, 5) OBP: 0.323, SLG: 0.459	1-2 F7			4-2 S BB		0-0 P6			4-1 BB E BB	2	0	0	0	2	0	0									
Darryl Strawberry, L (1, 9) OBP: 0.335, SLG: 0.370		2-3 K		3-2 P5	1-2 K	2-2 F8			0-1 E6 BB	4	0	0	0	0	1	3									
Kevin McReynolds, R (1, 7) OBP: 0.377, SLG: 0.466		0-0 1B		1-3 K		1-2 5-3			4-1 BB	3	0	1	1	1	1	1									
Daryl Boston, L (1, 8) OBP: 0.309, SLG: 0.549		2-3 K							1-2 2-3 3-H BB	3	1	1	1	0	1	1									
Mark Carreon, R (8, PH) OBP: 0.284, SLG: 0.456										1	0	0	0	0	1	3									
John Franco, L (9, 1)										0	0	0	0	0	0	0									
Kevin Elster, R (1, 6) OBP: 0.259, SLG: 0.336		1-1 G4-3			1-1 G1-3				0-1 G1-3	4	0	0	0	0	0	1									
Todd Hundley, S (1, 2) OBP: 0.118, SLG: 0.125									2-2 G1-4-3	3	0	0	0	0	0	0									
Mackey Casser, L (9, PH) OBP: 0.236, SLG: 0.311				0-0 F8		0-2 G6-3				1	0	0	0	0	0	0									
Frank Viola, L (1, 1) OBP: 0.143, SLG: 0.143									2-2 G6-3	1	0	0	0	0	0	0									
Ron Darling, R (4, 1) OBP: 0.250, SLG: 0.143										0	1	0	0	1	0	0									
Tom O'Malley, L (8, PH) OBP: 0.105, SLG: 0.158										0	0	0	0	0	0	0									
Keith Miller, R (8, PH) OBP: 0.342, SLG: 0.382										2	0	0	0	0	0	0									
Inning Stats	R: 0 E: 0 K: 0 S: 8	H: 0 LOB: 0 BB: 0 P: 13	R: 0 E: 0 K: 2 S: 9	H: 1 LOB: 1 BB: 0 P: 14	R: 0 E: 0 K: 0 S: 3	H: 0 LOB: 0 BB: 0 P: 5	R: 0 E: 0 K: 1 S: 14	H: 0 LOB: 1 BB: 1 P: 24	R: 3 E: 0 K: 1 S: 18	H: 2 LOB: 0 BB: 1 P: 27	R: 0 E: 0 K: 0 S: 10	H: 0 LOB: 0 BB: 0 P: 13	R: 0 E: 0 K: 0 S: 7	H: 0 LOB: 0 BB: 0 P: 12	R: 1 E: 1 K: 2 S: 15	H: 1 LOB: 3 BB: 2 P: 30	R: 0 E: 0 K: 0 S: 11	H: 0 LOB: 0 BB: 0 P: 16	1B: 1 2B: 1 3B: 0 HR: 2	SF: 0 SAC: 0 DP: 0 HBP: 0	WP: 0 PB: 0 SB: 1 CS: 0	PA: 36			
PITCHER	IP	WLS	BF	H	R	ER	SO	BB	IBB	HBP	BLK	WP	HR	S	P	ERA	WHIP								
Andy Benes, R (1, 1) ERA: 4.02	7.0		26	3	3	3	4	2	0	0	0	0	0	2	69	3.86	0.714								
Craig Lefferts, L (8, 1) ERA: 1.96	2.0	S	10	1	1	0	2	2	0	0	0	0	0	26	46	0.00	1.500								

Batter	1	2	3	4	5	6	7	8	9	AB	R	H	RBI	BB	SO	LOB	TOP										
Bip Roberts, S (1, 7) OBP: 0.340, SLG: 0.451 Shawn Abner, R (9, 7) OBP: 0.300, SLG: 0.250	2-2 G1-3 HR 1B	2-1 G4-6-3			2-2 F7		1-1 G5-3		1-2 L4	5	1	1	0	0	0	2											
Roberto Alomar, S (1, 4) OBP: 0.386, SLG: 0.424	1-2 F7		1-2 G3-1		4-1 2B		3-1 G4-3		0-0 FC4	4	0	0	0	1	0	2											
Tony Gwynn, L (1, 9) OBP: 0.364, SLG: 0.460	4-2 HR BB		2-2 G3-1		0-0 2B			0-2 F8		3	1	1	0	1	0	0											
Joe Carter, R (1, 8) OBP: 0.281, SLG: 0.407	0-2 G1-3		2-1		4-0 2B			3-2 G5-3		3	1	1	1	1	0	2											
Benito Santiago, R (1, 2) OBP: 0.357, SLG: 0.522	0-0 HR		2-0 F8		0-0 IBB			3-2 1B		4	1	2	3	0	0	3											
Mike Pagliarulo, L (1, 5) OBP: 0.388, SLG: 0.408	2-2 F8			1-0 F8		2-1 F8		1-0 1B		4	0	1	0	0	0	0											
Phil Stephenson, L (1, 3) Craig Lefferts, L (8, 1)		2-1 HR		1-3 K		3-3 K		0-3 K		4	1	1	1	0	3	2	AB 35										
Garry Templeton, S (1, 6) OBP: 0.254, SLG: 0.359	0-0 F7		1-1 F8		1-2 F7			0-0 G5-3		4	0	0	0	0	0	0	R 5										
Dennis Rasmussen, L (1, 1) Greg Harris, R (6, 1) Darin Jackson, R (8, 8) OBP: 0.238, SLG: 0.341	1-2 G4-6-3 1B			0-2 G6-3			0-3 K		0-0 FC4 1B	2	0	1	0	0	0	0	H 9										
Inning Stats	R: 3 E: 0 K: 0 S: 23	H: 2 LOB: 0 BB: 1 P: 31	R: 1 E: 0 K: 0 S: 8	H: 2 LOB: 0 BB: 0 P: 13	R: 1 E: 0 K: 0 S: 13	H: 1 LOB: 0 BB: 0 P: 20	R: 0 E: 0 K: 1 S: 6	H: 0 LOB: 0 BB: 0 P: 9	R: 0 E: 0 K: 1 S: 9	H: 0 LOB: 3 BB: 2 P: 15	R: 0 E: 0 K: 1 S: 7	H: 0 LOB: 0 BB: 0 P: 11	R: 0 E: 0 K: 1 S: 13	H: 2 LOB: 2 BB: 0 P: 20	R: 0 E: 0 K: 0 S: 6	H: 1 LOB: 1 BB: 0 P: 7	1B: 5 2B: 1 3B: 0 HR: 3	SF: 0 SAC: 0 DP: 1 HBP: 0	WP: 0 PB: 0 SB: 1 CS: 0	PA: 38							
PITCHER	IP	WLS	BF	H	R	ER	SO	BB	IBB	HBP	BLK	WP	HR	S	P	ERA	WHIP										
David Cone, R (1, 1) ERA: 6.3	4.0	L	17	5	5	5	1	1	0	0	0	0	3	50	73	11.25	1.500										
Wally Whitehurst, R (5, 1) ERA: 1.37	2.0		9	1	0	0	1	1	1	0	0	0	0	21	37	0.00	1.000										
Jeff Musselman, L (7, 1) ERA: 3.06	2.0		8	2	0	0	2	0	0	0	0	0	0	20	31	0.00	1.000										
Julio Machado, R (9, 1) ERA: 1.98	1.0		4	1	0	0	0	0	0	0	0	0	0	6	7	0.00	1.000										

San Diego Padres @ New York Mets
Shea Stadium, Flushing, NY
Fri May 25 1990, 7:05 PM EDT
Att: 31,098 - Unknown - 69 F

AB 35
R 5
H 9
RBI 5
BB 3
SO 4
LOB 11



Batter	1	2	3	4	5	6	7	8	9	AB	R	H	RBI	BB	SO	LOB	BOTTOM										
Gregg Jefferies, S (1, 4) OBP: 0.341, SLG: 0.487	2-1 HR		1-2 P5		0-0 F8		0-1 P6		1-1 G4-3	5	1	1	1	0	0	4											
Keith Miller, R (1, 8) OBP: 0.338, SLG: 0.375 Jeff Musselman, L (7, 1) ERA: 1.37	3-2 F7		0-0		0-0 P4		2-2 G4-3		2-2 L8	4	0	1	0	0	0	2											
Julio Machado, R (9, 1) Tom O'Malley, L (9, PH) OBP: 0.100, SLG: 0.150										0	0	0	0	0	0	0											
Howard Johnson, S (1, 5) OBP: 0.326, SLG: 0.454	3-1 L7		0-0 F9		2-3 K		2-2 E S 1B		4-2 BB	4	0	1	0	1	1	1											
Kevin McReynolds, R (1, 7) OBP: 0.371, SLG: 0.455	2-1 1B			0-2 E6 1B WP		2-2 E5		2-0 P6		0-0 F7	5	1	1	0	0	2											
Tim Teufel, R (1, 3) OBP: 0.263, SLG: 0.314 Dave Magadan, L (7, PH) OBP: 0.362, SLG: 0.305	1-0 F8			1-1 WP 2B 1B		0-1 F7		1-0 G1-3		3	1	1	0	0	0	2											
Mark Carreon, R (1, 9) OBP: 0.299, SLG: 0.493		2-1 F9		3-2 2B 1B		2-1 1B SF8 2B		2-2 L3		3	1	2	1	0	0	0											
Daryl Boston, L (7, PH) OBP: 0.304, SLG: 0.538				1-H 3-H 0-0 2B						1	0	0	0	0	0	1											
Kevin Elster, R (1, 6) OBP: 0.258, SLG: 0.333		2-2 P9		0-0 G1-3		1-2 1B 2B		1-1 G5-3		4	0	1	0	0	0	1	AB 38										
Todd Hundley, S (1, 2) OBP: 0.105, SLG: 0.111 Darryl Strawberry, L (6, PH) OBP: 0.331, SLG: 0.367			2-3 K		0-0 E6		2-2 SF8		1-3 K	2	0	0	0	0	1	1	R 4										
David Cone, L (1, 1) OBP: 0.357, SLG: 0.357 Mike Marshall, R (4, PH) OBP: 0.251, SLG: 0.398 Wally Whitehurst, R (5, 1) OBP: 0.333, SLG: 0.333 Mackey Sasser, L (6, PH) OBP: 0.294, SLG: 0.319			1-2 L7		2-2 P3		3-H 0-0 1B		0-0 F9	1	0	0	0	0	0	0	H 9										
Inning Stats	R: 1 E: 0 K: 0 S: 10	H: 2 LOB: 1 BB: 0 P: 21	R: 0 E: 0 K: 1 S: 11	H: 0 LOB: 0 BB: 0 P: 17	R: 0 E: 0 K: 0 S: 8	H: 1 LOB: 1 BB: 0 P: 10	R: 2 E: 2 K: 0 S: 19	H: 2 LOB: 2 BB: 0 P: 25	R: 0 E: 1 K: 1 S: 9	H: 0 LOB: 1 BB: 0 P: 13	R: 1 E: 0 K: 0 S: 15	H: 3 LOB: 2 BB: 0 P: 22	R: 0 E: 0 K: 0 S: 8	H: 1 LOB: 1 BB: 0 P: 15	R: 0 E: 0 K: 1 S: 6	H: 0 LOB: 0 BB: 0 P: 8	R: 0 E: 0 K: 0 S: 8	H: 0 LOB: 1 BB: 1 P: 15	1B: 6 2B: 2 3B: 0 HR: 1	SF: 1 SAC: 0 DP: 0 HBP: 0	WP: 1 PB: 0 SB: 1 CS: 0	PA: 40					
PITCHER	IP	WLS	BF	H	R	ER	SO	BB	IBB	HBP	BLK	WP	HR	S	P	ERA	WHIP										
Dennis Rasmussen, L (1, 1) ERA: 3.75	5.0	W	25	7	4	3	2	0	0	0	0	0	1	63	95	5.40	1.400										
Greg Harris, R (6, 1) ERA: 1.42	2.1		9	2	0	0	0	0	0	0	0	0	0	19	31	0.00	0.857										
Craig Lefferts, L (8, 1) ERA: 1.8	1.2	S	6	0	0	0	1	1	0	0	0	0	0	12	20	0.00	0.600										

San Diego Padres @ New York Mets
Shea Stadium, Flushing, NY
Fri May 25 1990, 7:05 PM EDT
Att: 31,098 - Unknown - 69 F

AB 38
R 4
H 9
RBI 3
BB 1
SO 3
LOB 17



Batter	1	2	3	4	5	6	7	8	9	AB	R	H	RBI	BB	SO	LOB	TOP			
Bip Roberts, S OBP: 0.344, SLG: 0.452	1-1 FC4-6 1B		0-3 K			3-2 1B		1-2 P5		4	0	2	0	0	1	0				
Roberto Alomar, S OBP: 0.383, SLG: 0.420	1-2 P2			2-2 G3		3-2 P4		1-2 FC5-4 1B		4	0	1	0	0	0	2				
Tony Gwynn, L OBP: 0.366, SLG: 0.457	1-0 FC4-6			2-2 HBP		3-2 1B		0-0 FC5-4 FC6-4		1	0	0	0	0	0	1				
Shawn Abner, R OBP: 0.313, SLG: 0.267	1-2 K			2-3 K		1-2 1B		0-2 FC6-4		2	0	1	0	0	0	1				
Joe Carter, R OBP: 0.274, SLG: 0.398	1-2 K			2-3 K		1-1 P2		1-2 FC6-4		4	0	0	0	0	2	5				
Bento Santiago, R OBP: 0.347, SLG: 0.507		1-3 K		2-1 F9		0-0 F9			0-3 K	4	0	0	0	0	2	3				
Jerald Clark, R OBP: 0.240, SLG: 0.261	1-2 F9				1-3 K		0-2 P1		4-0 G4-6-3 BB	3	0	0	0	1	1	0				
Mike Pagliarulo, L OBP: 0.393, SLG: 0.419	2-3 K				0-0 G4-3 2B		4-1 BB		1-2 G4-6-3	3	0	1	0	1	1	1				
Joey Cora, S OBP: 0.258, SLG: 0.179			1-1 P9		1-1 G4-3		2-3 K			3	0	0	0	0	1	2				
Mike Dunne, R OBP: 0.233, SLG: 0.333			3-2 F8		1-3 K		3-2 F9			1	0	0	0	0	0	0				
Darin Jackson, R OBP: 0.197, SLG: 0.333										1	0	0	0	0	1	1				
Eric Show, R OBP: 0.280, SLG: 0.292										0	0	0	0	0	0	0				
Mark Parent, R OBP: 0.280, SLG: 0.292										1	0	0	0	0	0	1				
Calvin Schiraldi, R OBP: 0.280, SLG: 0.292										0	0	0	0	0	0	0				
Inning Stats	R: 0 E: 0 K: 1 S: 9	H: 1 LOB: 1 BB: 0 P: 14	R: 0 E: 0 K: 2 S: 11	H: 0 LOB: 0 BB: 0 P: 15	R: 0 E: 0 K: 1 S: 10	H: 0 LOB: 0 BB: 0 P: 14	R: 0 E: 0 K: 1 S: 16	H: 0 LOB: 1 BB: 0 P: 24	R: 0 E: 0 K: 2 S: 18	H: 2 LOB: 2 BB: 0 P: 28	R: 0 E: 0 K: 1 S: 11	H: 0 LOB: 1 BB: 1 P: 20	R: 0 E: 0 K: 0 S: 10	H: 1 LOB: 1 BB: 0 P: 12	R: 0 E: 0 K: 1 S: 8	H: 0 LOB: 0 BB: 1 P: 13	1B: 4 2B: 1 3B: 0 HR: 0	SF: 0 SAC: 0 DP: 1 HBP: 1	WP: 0 PB: 0 SB: 1 CS: 0	PA: 34
PITCHER	IP	WLS	BF	H	R	ER	SO	BB	IBB	HBP	BLK	WP	HR	S	P	ERA	WHIP			
Sid Fernandez, L ERA: 2.72	7.0	W	27	4	0	0	8	1	0	1	0	0	0	86	129	0.00	0.714			
Alejandro Pena, R ERA: 3.45	2.0		7	1	0	0	1	1	0	0	0	0	0	18	25	0.00	1.000			

San Diego Padres @ New York Mets
Shea Stadium, Flushing, NY
Sat May 26 1990, 7:05 PM EDT
Att: 26,498 - Unknown

AB 31
R 0
H 5
RBI 0
BB 2
SO 9
LOB 17



Batter	1	2	3	4	5	6	7	8	9	AB	R	H	RBI	BB	SO	LOB	BOTTOM			
Gregg Jefferies, S OBP: 0.341, SLG: 0.506	2-2 G5-3	1-0 E6 FC5-4		0-0 HR	1-0 G3-1		3-1 F7	1-0 2B		6	1	2	3	0	0	6				
Kevin Elster, R OBP: 0.285, SLG: 0.338	1-2 E S 1B	0-1 FC5-4 WP		1-3 K		1-0 1B WP	1-0 SF8	4-1 BB		4	1	2	1	1	1	2				
Howard Johnson, S OBP: 0.320, SLG: 0.443	0-0 F8	1-3 K		0-0 E6 BLK 1B		0-1 F8	2-0 3-H 1B	1-3 K		6	1	1	1	0	2	6				
Kevin McReynolds, R OBP: 0.372, SLG: 0.452	1-3 K		2-2 G5-3	0-2 1B		1-1 1B	0-2 F8			5	0	2	1	0	1	3				
Alejandro Pena, R ERA: 3.45	1-3 K		2-2 G5-3	1-H 1B		1-3 1B	0-2 F8			0	0	0	0	0	0	0				
Darryl Strawberry, L OBP: 0.339, SLG: 0.396		0-0 L9	0-1 E S 1B	2-2 P6		1-2 1B	1-2 1B	1-2 HR		5	1	3	2	0	0	1				
Mike Marshall, R OBP: 0.281, SLG: 0.387		4-2 1B 1B BB	2-2 G5-3	1-2 1B		1-1 F7	0-0 P2	2-2 G6-3		3	1	0	0	1	0	2				
Mark Carreon, R OBP: 0.295, SLG: 0.486		1B 1B BB	1-2 1B	2-3 1B		1-1 F7	0-0 P2	2-2 G6-3		1	0	0	0	0	0	0				
Daryl Boston, L OBP: 0.328, SLG: 0.554		1-0 1B 1B E 1B	2-1 E6	2-3 1B		2-0 1B	4-1 BB 1B SF8 BB	1-2 G3		4	2	2	0	1	0	1				
Mackey Sasser, L OBP: 0.339, SLG: 0.340		3-2 1B 1B E 1B	2-0 G3	2-3 1B		4-0 1B	1-0 BB 1B BB	4-2 1B 1B BB		3	3	2	0	2	0	2				
Todd Hundley, S OBP: 0.105, SLG: 0.111		1-2 E 1B	2-3 G3	2-3 1B		4-0 1B	1-2 1B 1B	4-2 1B 1B BB		0	0	0	0	0	0	0				
Sid Fernandez, L OBP: 0.222, SLG: 0.278		1-2 FC5-4 E 1B	1-2 G3-1	0-1 G3-1		0-3 K	4-1 1B	0-0 2B 1B		3	1	1	1	0	1	2				
Dave Magadan, L OBP: 0.380, SLG: 0.317		1-2 FC5-4 E 1B	1-2 G3-1	0-1 G3-1		0-3 K	4-1 1B	1-2 2B 1B		1	0	1	0	1	0	0				
Inning Stats	R: 0 E: 0 K: 1 S: 10	H: 1 LOB: 1 BB: 0 P: 14	R: 4 E: 1 K: 1 S: 18	H: 3 LOB: 1 BB: 1 P: 29	R: 0 E: 1 K: 0 S: 11	H: 1 LOB: 2 BB: 0 P: 19	R: 2 E: 1 K: 1 S: 13	H: 2 LOB: 1 BB: 0 P: 16	R: 0 E: 0 K: 1 S: 7	H: 1 LOB: 2 BB: 1 P: 15	R: 1 E: 0 K: 0 S: 11	H: 3 LOB: 1 BB: 0 P: 13	R: 2 E: 0 K: 0 S: 10	H: 2 LOB: 2 BB: 2 P: 25	R: 2 E: 0 K: 1 S: 21	H: 3 LOB: 3 BB: 2 P: 35	1B: 12 2B: 2 3B: 0 HR: 2	SF: 1 SAC: 0 DP: 0 HBP: 0	WP: 2 PB: 0 SB: 2 CS: 0	PA: 48
PITCHER	IP	WLS	BF	H	R	ER	SO	BB	IBB	HBP	BLK	WP	HR	S	P	ERA	WHIP			
Mike Dunne, R ERA: 4.76	4.0	L	23	6	3	3	3	1	0	0	0	1	1	52	78	6.75	2.000			
Eric Show, R ERA: 7.39	2.0		10	4	1	1	1	0	1	0	0	1	0	18	28	4.50	2.000			
Calvin Schiraldi, R ERA: 6.7	2.0		15	5	4	4	1	4	0	0	0	0	1	31	60	18.00	4.500			

San Diego Padres @ New York Mets
Shea Stadium, Flushing, NY
Sat May 26 1990, 7:05 PM EDT
Att: 26,498 - Unknown

AB 41
R 11
H 16
RBI 9
BB 6
SO 5
LOB 25



Batter	1	2	3	4	5	6	7	8	9	AB	R	H	RBI	BB	SO	LOB	TOP					
Bip Roberts, S OBP: 0.341, SLG: 0.447 (1, 7)	F7		F7		G5-3			SH 1B		4	1	1	0	0	0	0						
Roberto Alomar, S OBP: 0.376, SLG: 0.413 (1, 4)	1B		G5-3			G4-3		G6-3	K	5	0	1	0	0	1	3						
Tony Gwynn, L OBP: 0.361, SLG: 0.446 (1, 9)	FC1-6-5 1B		K			F7		1B 3B	L7	4	2	0	0	1	1	2						
Joe Carter, R OBP: 0.285, SLG: 0.424 (1, 8)	1B				F9			3B		4	2	3	4	0	0	0						
Mike Pagliarulo, L OBP: 0.398, SLG: 0.416 (1, 5)	F7				1B	G3		3B	1B	3	1	1	0	1	0	1						
Phil Stephenson, L OBP: 0.381, SLG: 0.455 (1, 3)			K		K			1B		4	1	1	3	0	2	1						
Garry Templeton, S OBP: 0.254, SLG: 0.356 (1, 6)			K		P6			3B		4	0	1	1	0	1	1						
Mark Parent, R OBP: 0.276, SLG: 0.286 (1, 2)			1B					1B		4	0	1	0	0	2	0						
Ed Whitson, R OBP: 0.111, SLG: 0.278 (1, 1)										2	0	0	0	0	1	1						
Fred Lynn, L OBP: 0.312, SLG: 0.381 (8, PH)			L8							1	1	1	0	0	0	0						
Greg Harris, R (8, 1)								SH 1B		0	0	0	0	0	0	0						
Craig Lefferts, L (8, 1)									K	1	0	0	0	0	1	0						
Inning Stats	R: 1 E: 1 K: 0 S: 8	H: 2 LOB: 1 BB: 0 P: 12	R: 0 E: 0 K: 2 S: 13	H: 1 LOB: 1 BB: 0 P: 16	R: 0 E: 0 K: 1 S: 6	H: 0 LOB: 0 BB: 0 P: 10	R: 0 E: 0 K: 1 S: 9	H: 1 LOB: 1 BB: 0 P: 12	R: 0 E: 0 K: 2 S: 8	H: 0 LOB: 0 BB: 0 P: 12	R: 1 E: 0 K: 0 S: 10	H: 1 LOB: 0 BB: 0 P: 14	R: 0 E: 0 K: 0 S: 9	H: 0 LOB: 0 BB: 0 P: 14	R: 6 E: 1 K: 1 S: 14	H: 4 LOB: 2 BB: 2 P: 29	R: 0 E: 0 K: 2 S: 9	H: 1 LOB: 1 BB: 0 P: 12	1B: 8 2B: 0 3B: 1 HR: 1	SF: 0 SAC: 1 DP: 0 HBP: 0	WP: 0 PB: 0 SB: 3 CS: 0	PA: 39
PITCHER	IP	WLS	BF	H	R	ER	SO	BB	IBB	HBP	BLK	WP	HR	S	P	ERA	WHIP					
Dwight Gooden, R ERA: 4.22 (1, 1)	7.1	L	31	7	6	4	6	0	1	0	0	0	1	69	103	4.91	0.955					
John Franco, L ERA: 2.93 (8, 1)	0.2		4	2	2	2	1	1	0	0	0	0	0	8	16	27.00	4.500					
Jeff Musselman, L ERA: 2.89 (9, 1)	1.0		4	1	0	0	2	0	0	0	0	0	0	9	12	0.00	1.000					

San Diego Padres @ New York Mets
Shea Stadium, Flushing, NY
Sun May 27 1990, 3:33 AM EDT
Att: 47,876 - Sunny - 72 F

AB 36
R 8
H 10
RBI 8
BB 2
SO 9
LOB 9



Batter	1	2	3	4	5	6	7	8	9	AB	R	H	RBI	BB	SO	LOB	BOTTOM					
Gregg Jefferies, S OBP: 0.343, SLG: 0.506 (1, 4)	G4-3		2B		IBB			F9		4	0	1	0	1	1	0						
Kevin Elster, R OBP: 0.287, SLG: 0.331 (1, 6)										3	0	0	0	0	2	4						
Keith Miller, R OBP: 0.333, SLG: 0.370 (8, FR) (9, 6)	K		G6-3		K			FC1-6 HBP	E6 1B	1	0	0	0	0	0	0						
Howard Johnson, S OBP: 0.317, SLG: 0.436 (1, 5)	P5				G3			FC1-6 1B		5	1	1	0	0	0	4						
Kevin McReynolds, R OBP: 0.359, SLG: 0.435 (1, 7)			K		F8			K	F9	5	0	0	0	0	2	3						
Darryl Strawberry, L OBP: 0.349, SLG: 0.422 (1, 9)			HR		1B			1B	G3-1	3	2	2	1	1	0	0						
Mike Marshall, R OBP: 0.260, SLG: 0.383 (1, 3)			P3		L8			2B	G6-3	4	0	1	1	0	0	1						
Daryl Boston, L OBP: 0.338, SLG: 0.567 (1, 8)			F7		1B			1B	P6	4	0	2	1	0	0	0						
Mackey Sasser, L OBP: 0.339, SLG: 0.340 (1, 2)										3	0	1	0	0	0	0						
Tim Teufel, R OBP: 0.256, SLG: 0.306 (8, PH)					F9				P2	1	0	0	0	0	0	3						
Todd Hundley, S OBP: 0.105, SLG: 0.111 (9, 2)									F7	0	0	0	0	0	0	0						
Dwight Gooden, R OBP: 0.174, SLG: 0.409 (8, 1)										3	1	1	1	0	0	2						
John Franco, L (8, 1)					G4-3					0	0	0	0	0	0	0						
Jeff Musselman, L (9, 1)										0	0	0	0	0	0	0						
Mark Carreon, R OBP: 0.291, SLG: 0.479 (8, PH)								HR		1	0	0	0	0	0	0						
Inning Stats	R: 0 E: 0 K: 1 S: 8	H: 0 LOB: 0 BB: 0 P: 12	R: 1 E: 0 K: 1 S: 12	H: 1 LOB: 0 BB: 0 P: 18	R: 0 E: 0 K: 0 S: 11	H: 1 LOB: 1 BB: 0 P: 13	R: 0 E: 0 K: 0 S: 11	H: 1 LOB: 1 BB: 0 P: 17	R: 0 E: 0 K: 0 S: 10	H: 2 LOB: 3 BB: 1 P: 17	R: 0 E: 0 K: 0 S: 8	H: 0 LOB: 0 BB: 0 P: 11	R: 1 E: 0 K: 0 S: 11	H: 1 LOB: 1 BB: 0 P: 13	R: 2 E: 0 K: 1 S: 13	H: 2 LOB: 3 BB: 1 P: 25	R: 0 E: 1 K: 1 S: 13	H: 1 LOB: 2 BB: 0 P: 19	1B: 5 2B: 2 3B: 0 HR: 2	SF: 0 SAC: 0 DP: 0 HBP: 1	WP: 0 PB: 0 SB: 1 CS: 0	PA: 40
PITCHER	IP	WLS	BF	H	R	ER	SO	BB	IBB	HBP	BLK	WP	HR	S	P	ERA	WHIP					
Ed Whitson, R ERA: 3.05 (1, 1)	7.0	W	28	6	2	2	3	0	1	0	0	0	0	71	101	2.57	0.857					
Greg Harris, R ERA: 1.95 (8, 1)	0.2		6	2	2	2	1	1	0	1	0	0	0	11	21	27.00	4.500					
Craig Lefferts, L ERA: 1.69 (8, 1)	1.1	S	6	1	0	0	1	0	0	0	0	0	0	15	23	0.00	0.750					

San Diego Padres @ New York Mets
Shea Stadium, Flushing, NY
Sun May 27 1990, 3:33 AM EDT
Att: 47,876 - Sunny - 72 F

AB 37
R 4
H 9
RBI 4
BB 2
SO 5
LOB 17



Batter	1	2	3	4	5	6	7	8	9	AB	R	H	RBI	BB	SO	LOB	TOP								
Bip Roberts, S OBP: 0.345, SLG: 0.461 (1, 7)	G3		G4-3						SH3-4	4	1	2	1	0	0	1	San Diego Padres @ Philadelphia Phillies Veterans Stadium, Philadelphia, PA Mon May 28 1990, 7:05 PM EDT Att: 18,390 - Unknown - 60 F								
Roberto Alomar, S OBP: 0.384, SLG: 0.419 (1, 4)	F8			G6-4-3			P5		F	5	1	3	1	0	0	2									
Tony Gwynn, L OBP: 0.373, SLG: 0.459 (1, 9)	L9								E9	4	2	3	1	1	0	0									
Joe Carter, R OBP: 0.288, SLG: 0.420 (1, 8)		K			G6-4-3		F9		SF8	4	1	1	2	0	1	3									
Benito Santiago, R OBP: 0.336, SLG: 0.493 (1, 2)	F8						L6		SF8	4	0	0	1	0	0	5									
Mike Pagliarulo, L OBP: 0.408, SLG: 0.432 (1, 5)	G3						L6		WP	4	1	2	2	1	0	0									
Phil Stephenson, L OBP: 0.383, SLG: 0.459 (1, 3)							G4-3		G3	4	1	1	1	1	0	2									
Garry Templeton, S OBP: 0.261, SLG: 0.360 (1, 6)									K	4	1	2	0	0	1	1									
Bruce Hurst, L OBP: 0.158, SLG: 0.059 (1, 1)										2	0	0	0	0	1	2									
Mark Grant, R (7, 1)										0	0	0	0	0	0	0									
Fred Lynn, L OBP: 0.319, SLG: 0.381 (9, PH)										0	0	0	0	1	0	0									
Joey Cora, S OBP: 0.258, SLG: 0.179 (9, PR)										0	1	0	0	0	0	0									
Craig Lefferts, L (9, 1)										0	0	0	0	0	0	0									
Inning Stats	R: 0 E: 0 K: 0 S: 10	H: 0 LOB: 0 BB: 0 P: 14	R: 0 E: 0 K: 1 S: 8	H: 0 LOB: 0 BB: 0 P: 10	R: 0 E: 0 K: 0 S: 7	H: 0 LOB: 1 BB: 1 P: 13	R: 0 E: 0 K: 0 S: 9	H: 2 LOB: 1 BB: 1 P: 13	R: 3 E: 0 K: 0 S: 9	H: 4 LOB: 1 BB: 1 P: 14	R: 1 E: 0 K: 1 S: 12	H: 2 LOB: 3 BB: 1 P: 15	R: 1 E: 0 K: 1 S: 9	H: 2 LOB: 3 BB: 1 P: 16	R: 0 E: 0 K: 1 S: 10	H: 0 LOB: 0 BB: 0 P: 15	R: 4 E: 1 K: 0 S: 16	H: 4 LOB: 2 BB: 1 P: 26	1B: 9 2B: 5 3B: 0 HR: 0	SF: 1 SAC: 2 DP: 1 HBP: 1	WP: 1 PB: 0 CS: 2 SB: 0	PA: 43			
PITCHER	IP	WLS	BF	H	R	ER	SO	BB	IBB	HBP	BLK	WP	HR	S	P	ERA	WHIP								
Ken Howell, R ERA: 3.86 (1, 1)	6.0	25	8	4	4	1	1	2	0	0	0	0	0	55	79	6.00	1.667								
Darrel Akerfelds, R ERA: 2.41 (7, 1)	1.0	7	2	1	1	1	1	0	1	1	0	0	0	9	16	9.00	2.000								
Jeff Parrett, R ERA: 5.51 (8, 1)	1.0	L	4	0	1	1	1	1	0	0	0	0	0	12	21	9.00	1.000								
Roger McDowell, R ERA: 5.4 (9, 1)	1.0	7	4	3	3	0	0	0	0	0	0	1	0	14	20	27.00	4.000								

Batter	1	2	3	4	5	6	7	8	9	AB	R	H	RBI	BB	SO	LOB	BOTTOM								
Lenny Dykstra, L OBP: 0.469, SLG: 0.538 (1, 8)	K		G3						L3-6	5	0	1	1	0	1	3	San Diego Padres @ Philadelphia Phillies Veterans Stadium, Philadelphia, PA Mon May 28 1990, 7:05 PM EDT Att: 18,390 - Unknown - 60 F								
Tom Herr, S OBP: 0.352, SLG: 0.400 (1, 4)	G4-3			L9					F8	4	0	0	0	0	0	2									
Von Hayes, L OBP: 0.411, SLG: 0.494 (1, 9)	F9									3	1	1	0	1	0	0									
Ricky Jordan, R OBP: 0.294, SLG: 0.364 (1, 3)				F9					G6-4-3	4	1	1	0	0	0	1									
Randy Ready, R OBP: 0.397, SLG: 0.400 (1, 7)		K								4	1	2	1	0	1	0									
Charlie Hayes, R OBP: 0.323, SLG: 0.378 (1, 5)									P6	3	0	0	0	1	1	3									
Dickie Thon, R OBP: 0.313, SLG: 0.327 (1, 6)										3	1	1	1	1	0	1									
Darren Daulton, L OBP: 0.353, SLG: 0.262 (1, 2)										2	0	0	0	2	1	2									
Ken Howell, R OBP: 0.187, SLG: 0.176 (5, PH)										1	0	0	0	0	1	0									
Sil Cordova, R OBP: 0.299, SLG: 0.326 (7, 1)										0	0	0	0	0	0	0									
John Kruk, L OBP: 0.345, SLG: 0.429 (7, PH)										1	1	1	2	0	0	0									
Jeff Parrett, R ERA: 5.51 (9, 1)										0	0	0	0	0	0	0									
Roger McDowell, R ERA: 5.4 (9, 1)										0	0	0	0	0	0	0									
Rod Booker, L OBP: 0.362, SLG: 0.412 (9, 5)										1	0	0	0	0	1	2									
Inning Stats	R: 0 E: 0 K: 1 S: 9	H: 0 LOB: 0 BB: 0 P: 16	R: 0 E: 0 K: 1 S: 8	H: 0 LOB: 1 BB: 1 P: 16	R: 0 E: 0 K: 2 S: 7	H: 0 LOB: 0 BB: 0 P: 10	R: 0 E: 0 K: 0 S: 6	H: 0 LOB: 0 BB: 0 P: 9	R: 0 E: 0 K: 1 S: 8	H: 0 LOB: 0 BB: 0 P: 10	R: 0 E: 0 K: 1 S: 10	H: 0 LOB: 1 BB: 1 P: 21	R: 5 E: 0 K: 0 S: 15	H: 5 LOB: 1 BB: 1 P: 27	R: 0 E: 0 K: 0 S: 7	H: 2 LOB: 0 BB: 0 P: 12	R: 0 E: 0 K: 1 S: 7	H: 0 LOB: 1 BB: 2 P: 19	1B: 6 2B: 1 3B: 1 HR: 0	SF: 0 SAC: 0 DP: 2 HBP: 0	WP: 0 PB: 0 CS: 0 SB: 0	PA: 37			
PITCHER	IP	WLS	BF	H	R	ER	SO	BB	IBB	HBP	BLK	WP	HR	S	P	ERA	WHIP								
Bruce Hurst, L ERA: 4.01 (1, 1)	6.2	28	5	5	5	6	6	3	0	0	0	0	0	62	106	6.75	1.200								
Mark Grant, R ERA: 5.99 (7, 1)	1.1	W	5	2	0	0	0	0	0	0	0	0	0	8	15	0.00	1.500								
Craig Lefferts, L ERA: 1.61 (9, 1)	1.0	4	0	0	0	0	1	2	0	0	0	0	0	7	19	0.00	2.000								



Batter	1	2	3	4	5	6	7	8	9	AB	R	H	RBI	BB	SO	LOB	TOP			
Bip Roberts, S OBP: 0.358, SLG: 0.471 (1, 7)	4-0 G6-4-3 BB		0-1 2B	0-1 1B 1B	4-1 BB			0-3 K		3	1	2	2	2	1	0	San Diego Padres @ Philadelphia Phillies Veterans Stadium, Philadelphia, PA Wed May 30 1990, 7:05 PM EDT Att: 21,375 - Unknown - 68 F			
Roberto Alomar, S OBP: 0.374, SLG: 0.407 (1, 4)	1-1 G6-4-3 1-2		2-3 K	1-2 E3 1B	1-2 L3			0-0 L9		5	0	0	0	0	1	7				
Tony Gwynn, L OBP: 0.374, SLG: 0.455 (1, 9)	2-2 G3		1-0 G3	2-0 BB 1B		3-2 F7		4-2 HR BB		4	1	1	2	1	0	1				
Joe Carter, R OBP: 0.291, SLG: 0.433 (1, 8)		1-3 K		1-0 G1-3 BB		1-0 F9		2-2 HR HR		4	1	1	2	1	1	0				
Benito Santiago, R OBP: 0.331, SLG: 0.483 (1, 2)		1-0 WP 1B SF8 1B		1-0 G6-3 G6-3		1-2 G5-3		0-2 F7		5	1	1	0	0	0	3				
Jerald Clark, R OBP: 0.345, SLG: 0.407 (1, 3)	1-1 WP 1B		0-0 1B 2B	1-2 WP 1B		1-2 FC1-4 G3 1B		1-1 G4-6-3 1B		4	1	4	0	0	0	0				
Phil Stephenson, L OBP: 0.396, SLG: 0.474 (8, 3)	1-2 1B		1-0 1B 1B	1-3 K		1-2 G3		1-1 G4-6-3 1B		1	0	1	0	0	0	0				
Mike Pagliarulo, L OBP: 0.398, SLG: 0.424 (1, 5)	2-2 SF8 1-2 2-H		1-0 1B 1B	1-3 K		1-2 G3		1-1 G4-6-3 1B		4	1	1	2	0	1	3				
Garry Templeton, S OBP: 0.265, SLG: 0.362 (1, 6)	0-1 F9		0-2 1B 1B	0-2 WP 1B		1-1 FC1-6-5		0-1 F7		5	1	2	0	0	0	2				
Andy Benes, R OBP: 0.136, SLG: 0.143 (1, 1)			1-2 F9	0-2 E 1B 1B	1-3 K		0-3 K			4	1	1	0	0	2	3				
Greg Harris, R (7, 1)				1-2 1B 1B						0	0	0	0	0	0	0				
Inning Stats	R: 0 E: 0 K: 0 S: 5	H: 0 LOB: 0 BB: 1 P: 12	R: 1 E: 0 K: 1 S: 12	H: 2 LOB: 1 BB: 0 P: 17	R: 0 E: 0 K: 1 S: 11	H: 1 LOB: 1 BB: 0 P: 15	R: 5 E: 1 K: 0 S: 21	H: 6 LOB: 3 BB: 1 P: 33	R: 0 E: 0 K: 2 S: 17	H: 2 LOB: 3 BB: 1 P: 25	R: 0 E: 0 K: 1 S: 12	H: 1 LOB: 1 BB: 0 P: 15	R: 2 E: 0 K: 1 S: 13	H: 1 LOB: 0 BB: 1 P: 19	R: 0 E: 0 K: 0 S: 7	H: 1 LOB: 0 BB: 0 P: 9	1B: 11 2B: 2 3B: 0 HR: 1	SF: 1 SAC: 0 DP: 2 HBP: 0	WP: 2 PB: 0 SB: 0 CS: 0	PA: 44
PITCHER	IP WLS BF H R ER SO	IP WLS BF H R ER SO	IP WLS BF H R ER SO	IP WLS BF H R ER SO	IP WLS BF H R ER SO	IP WLS BF H R ER SO	IP WLS BF H R ER SO	IP WLS BF H R ER SO	IP WLS BF H R ER SO	IP WLS BF H R ER SO	IP WLS BF H R ER SO	IP WLS BF H R ER SO	IP WLS BF H R ER SO	IP WLS BF H R ER SO	IP WLS BF H R ER SO	IP WLS BF H R ER SO	ERA WHIP	ERA WHIP		
Bruce Ruffin, L ERA: 5.0 (1, 1)	3.2 L	21 9 6 4 2	2 0 0 2	2 0 0 0	1 0 19 33	0.00 3.000	9.82 2.727													
Marvin Freeman, R ERA: 3.27 (4, 1)	1.1	8 2 0 0	0 0 1	0 0 0	0 0 23 31	0.00 0.500														
Darrel Akerfelds, R ERA: 2.15 (6, 1)	2.0	7 1 0 0	0 0 1	0 0 0	0 1 20 28	9.00 1.500														
Jeff Parrett, R ERA: 5.71 (8, 1)	2.0	8 2 2 2	1 0 0 0	0 0 0	0 1 20 28	9.00 1.500														

AB	39
R	8
H	14
RBI	8
BB	4
SO	6
LOB	19



Batter	1	2	3	4	5	6	7	8	9	AB	R	H	RBI	BB	SO	LOB	BOTTOM					
Lenny Dykstra, L OBP: 0.467, SLG: 0.531 (1, 8)	1-1 L6		0-0 G4-6-3 1B		2-2 P4		4-1 BB BB		0-0 G3	4	0	1	0	1	0	0	San Diego Padres @ Philadelphia Phillies Veterans Stadium, Philadelphia, PA Wed May 30 1990, 7:05 PM EDT Att: 21,375 - Unknown - 68 F					
Tom Herr, S OBP: 0.349, SLG: 0.392 (1, 4)	0-0 G3		2-2 F7		0-1 G6-3		4-0 BB			3	0	0	0	1	0	2						
Von Hayes, L OBP: 0.408, SLG: 0.510 (1, 9)	3-2 G4-3		0-1 G4-6-3 1-2		1-1 HR		0-0 SF9			3	1	1	2	0	0	2						
Ricky Jordan, R OBP: 0.293, SLG: 0.381 (1, 3)		0-2 G6-3		0-0 HR		2-2 F7		2-3 K		4	1	1	1	0	1	2						
John Kruk, L OBP: 0.342, SLG: 0.423 (1, 7)		0-1 FC6-4 1B		0-0 G4-3		0-1 G4-1		2-1 F7		4	0	1	0	0	0	0						
Charlie Hayes, R OBP: 0.327, SLG: 0.371 (1, 5)		2-1 FC6-4 BB 1-2		3-1 P6		4-1 BB		2-3 K		3	0	0	0	1	1	1						
Dickie Thon, R OBP: 0.318, SLG: 0.327 (1, 6)		4-0 BB		1-1 1B		3-2 P3		1-3 K		3	0	1	0	1	1	1						
Darren Daulton, L OBP: 0.350, SLG: 0.261 (1, 2)		2-2 G3		2-0 F7		0-0 BB SF9 1B		0-0 P6		4	1	1	0	0	0	3						
Bruce Ruffin, S OBP: 0.263, SLG: 0.276 (1, 1)			0-0 1B		2-2 F9		1-1 F8		1-3 K	1	0	1	0	0	0	0						
Marvin Freeman, R OBP: 0.349, SLG: 0.392 (4, 1)										0	0	0	0	0	0	0						
Jim Vatcher, R OBP: 0.349, SLG: 0.392 (5, PH)										0	0	0	0	0	0	0						
Darrel Akerfelds, R OBP: 0.349, SLG: 0.392 (6, PH)										0	0	0	0	0	0	0						
Ron Jones, L OBP: 0.349, SLG: 0.392 (7, PH)										0	0	0	0	0	0	0						
Jeff Parrett, R OBP: 0.349, SLG: 0.392 (8, PH)										0	0	0	0	0	0	0						
Randy Ready, R OBP: 0.349, SLG: 0.392 (9, PH)										0	0	0	0	0	0	0						
Inning Stats	R: 0 E: 0 K: 0 S: 6	H: 0 LOB: 0 BB: 0 P: 10	R: 0 E: 0 K: 0 S: 10	H: 1 LOB: 2 BB: 1 P: 18	R: 0 E: 0 K: 0 S: 7	H: 2 LOB: 1 BB: 0 P: 9	R: 1 E: 0 K: 0 S: 7	H: 2 LOB: 1 BB: 0 P: 13	R: 0 E: 0 K: 0 S: 8	H: 0 LOB: 0 BB: 0 P: 12	R: 1 E: 0 K: 0 S: 12	H: 1 LOB: 1 BB: 1 P: 22	R: 1 E: 0 K: 1 S: 8	H: 1 LOB: 2 BB: 2 P: 19	R: 0 E: 0 K: 2 S: 9	H: 0 LOB: 0 BB: 0 P: 14	R: 0 E: 0 K: 1 S: 5	H: 0 LOB: 0 BB: 0 P: 6	1B: 5 2B: 0 3B: 0 HR: 2	SF: 1 SAC: 0 DP: 1 HBP: 0	WP: 0 PB: 0 SB: 0 CS: 0	PA: 37
PITCHER	IP WLS BF H R ER SO	IP WLS BF H R ER SO	IP WLS BF H R ER SO	IP WLS BF H R ER SO	IP WLS BF H R ER SO	IP WLS BF H R ER SO	IP WLS BF H R ER SO	IP WLS BF H R ER SO	IP WLS BF H R ER SO	IP WLS BF H R ER SO	IP WLS BF H R ER SO	IP WLS BF H R ER SO	IP WLS BF H R ER SO	IP WLS BF H R ER SO	IP WLS BF H R ER SO	IP WLS BF H R ER SO	ERA WHIP	ERA WHIP				
Andy Benes, R ERA: 4.05 (1, 1)	6.1 W	28 8 3 0	3 0 0	3 0 0	2 0 0	54 18 30	0.00 0.375															
Greg Harris, R ERA: 1.8 (7, 1)	2.2 S	9 0 0 0	0 0 0	4 0 0	0 0 0	18 30	0.00 0.375															



Batter	1	2	3	4	5	6	7	8	9	AB	R	H	RBI	BB	SO	LOB	TOP			
Oddibe McDowell, L OBP: 0.281, SLG: 0.384 (1, 8)	P2		F7		F9			F8		4	0	0	0	0	0	1	Atlanta Braves @ San Diego Padres Jack Murphy Stadium, San Diego, CA Sat Jun 02 1990, 10:05 PM EDT Att: 53,701 - Unknown livebaseballscorecards.com			
Jeff Treadway, L OBP: 0.312, SLG: 0.436 (1, 4)	P6		G4-3		F9			F7		4	0	0	0	0	0	1				
Ron Gant, R OBP: 0.391, SLG: 0.597 (1, 7) (7, 9)	K			BB 1B	G4-3			BB 1B		4	0	2	0	0	1	0				
Jim Presley, R OBP: 0.337, SLG: 0.479 (1, 5)		K		L5				F8		4	0	1	0	0	1	2				
David Justice, L OBP: 0.388, SLG: 0.532 Tommy Gregg, L OBP: 0.211, SLG: 0.163 (1, 3) (4, 3)	F5			K				F9		2	0	0	0	0	1	1				
Dale Murphy, R OBP: 0.356, SLG: 0.475 Rick Luecken, R OBP: 0.500, SLG: 0.875 (1, 9) (7, 1) Francisco Cabrera, R OBP: 0.500, SLG: 0.875 (9, PH)	BB 1B			BB			G6-3		K	2	0	1	0	1	0	0				
Jeff Blausler, R OBP: 0.349, SLG: 0.427 (1, 6)	K			F9				K		3	0	0	0	0	2	3				
Greg Olson, R OBP: 0.345, SLG: 0.455 (1, 2)			G6-3		G6-3			K		3	0	0	0	0	1	0				
Derek Lilliquist, L OBP: 0.364, SLG: 0.636 Dwayne Henry, R OBP: 0.298, SLG: 0.324 Marty Clary, R OBP: 0.365, SLG: 0.331 (1, 1) (4, 1) (5, PH) (5, 1) (7, 7)					P2			G5-3		0	0	0	0	0	0	0				
Inning Stats	R: 0 E: 0 K: 1 S: 9	H: 0 LOB: 0 BB: 0 P: 11	R: 0 E: 0 K: 2 S: 15	H: 1 LOB: 1 BB: 0 P: 19	R: 0 E: 0 K: 0 S: 9	H: 1 LOB: 2 BB: 0 P: 13	R: 0 E: 0 K: 1 S: 12	H: 1 LOB: 2 BB: 1 P: 22	R: 0 E: 0 K: 0 S: 7	H: 0 LOB: 0 BB: 0 P: 10	R: 0 E: 0 K: 2 S: 8	H: 0 LOB: 0 BB: 0 P: 8	R: 0 E: 0 K: 0 S: 6	H: 0 LOB: 0 BB: 0 P: 8	R: 0 E: 0 K: 1 S: 6	H: 1 LOB: 1 BB: 0 P: 8		1B: 5 2B: 0 3B: 0 HR: 0	SF: 0 SAC: 0 DP: 0 HBP: 0	WP: 0 PB: 0 SB: 0 CS: 0
PITCHER Ed Whitson, R ERA: 2.68 (1, 1)	IP: 9.0 WLS: W BF: 33 H: 5 R: 0 ER: 0 SO: 7 BB: 1 IBB: 0 HBP: 0 BLK: 0 WP: 0 HR: 0 S: 79 P: 108 ERA: 0.00 WHIP: 0.667															PITCHER Ed Whitson, R ERA: 2.68 (1, 1)	IP: 9.0 WLS: W BF: 33 H: 5 R: 0 ER: 0 SO: 7 BB: 1 IBB: 0 HBP: 0 BLK: 0 WP: 0 HR: 0 S: 79 P: 108 ERA: 0.00 WHIP: 0.667			

Batter	1	2	3	4	5	6	7	8	9	AB	R	H	RBI	BB	SO	LOB	BOTTOM			
Bip Roberts, S OBP: 0.362, SLG: 0.462 (1, 5)	HR 1B		F8	BB 2B 1B	G4-3			K		5	2	2	0	0	1	2	Atlanta Braves @ San Diego Padres Jack Murphy Stadium, San Diego, CA Sat Jun 02 1990, 10:05 PM EDT Att: 53,701 - Unknown livebaseballscorecards.com			
Roberto Alomar, S OBP: 0.381, SLG: 0.421 (1, 4)	HR		1B SF7	BB 2B		2B SF9 1B		G4-3		4	4	3	2	1	0	0				
Tony Gwynn, L OBP: 0.385, SLG: 0.468 (1, 9)	FC6-4 BB		BB SF7 1B	WP 2B		2B SF9 1B		K		4	1	3	3	1	1	0				
Joe Carter, R OBP: 0.277, SLG: 0.413 Darin Jackson, R OBP: 0.222, SLG: 0.318 (1, 8) (7, 8)	FC6-4 BB		SF7	K		SF9		K		2	0	0	2	0	1	2				
Benito Santiago, R OBP: 0.359, SLG: 0.516 (1, 2)	G5-4-3 BB		S 1B	BB		K		K		2	0	1	1	2	1	1				
Jerald Clark, R OBP: 0.314, SLG: 0.455 (1, 3)	G5-4-3		K	G5-3		G1-4-3				4	0	0	0	0	1	6				
Shawn Abner, R OBP: 0.324, SLG: 0.286 (1, 7)			G4-3-6 1B		G4-3			G6-3		4	0	2	0	0	0	0				
Garry Templeton, S OBP: 0.272, SLG: 0.371 Joey Cora, S OBP: 0.273, SLG: 0.233 (1, 6) (7, 6)	G4-3-6		1B 2B	BB 2B	F7			G6-3 2B		3	1	1	0	0	0	2				
Ed Whitson, R OBP: 0.136, SLG: 0.273 (1, 1)	F9		BB 2B 1B	K		G6-3				4	1	1	1	0	1	2				
Inning Stats	R: 2 E: 0 K: 0 S: 10	H: 2 LOB: 1 BB: 2 P: 20	R: 0 E: 0 K: 0 S: 7	H: 1 LOB: 0 BB: 0 P: 8	R: 2 E: 0 K: 1 S: 19	H: 3 LOB: 1 BB: 0 P: 26	R: 4 E: 0 K: 1 S: 15	H: 4 LOB: 2 BB: 2 P: 33	R: 0 E: 0 K: 1 S: 10	H: 1 LOB: 1 BB: 0 P: 15	R: 1 E: 0 K: 1 S: 13	H: 2 LOB: 1 BB: 0 P: 20	R: 0 E: 0 K: 1 S: 11	H: 1 LOB: 1 BB: 0 P: 15	R: 0 E: 0 K: 2 S: 10	H: 0 LOB: 0 BB: 0 P: 11		1B: 9 2B: 4 3B: 0 HR: 1	SF: 2 SAC: 0 DP: 2 HBP: 0	WP: 1 PB: 0 SB: 1 CS: 0
PITCHER Derek Lilliquist, L ERA: 5.81 Dwayne Henry, R ERA: 5.65 Marty Clary, R ERA: 5.21 Rick Luecken, R ERA: 6.75 (1, 1) (4, 1) (5, 1) (7, 1)	IP: 3.1 WLS: L BF: 20 H: 9 R: 8 ER: 8 SO: 8 BB: 3 IBB: 0 HBP: 0 BLK: 0 WP: 1 HR: 1 S: 41 P: 67 ERA: 21.60 WHIP: 3.600															PITCHER Derek Lilliquist, L ERA: 5.81 Dwayne Henry, R ERA: 5.65 Marty Clary, R ERA: 5.21 Rick Luecken, R ERA: 6.75 (1, 1) (4, 1) (5, 1) (7, 1)	IP: 3.1 WLS: L BF: 20 H: 9 R: 8 ER: 8 SO: 8 BB: 3 IBB: 0 HBP: 0 BLK: 0 WP: 1 HR: 1 S: 41 P: 67 ERA: 21.60 WHIP: 3.600			

Batter	1	2	3	4	5	6	7	8	9	10	AB	R	H	RBI	BB	SO	LOB									
Lonnie Smith, R OBP: 0.315, SLG: 0.359 Joe Boever, R	F9		2B 1B		F8			HR		1B IBB	4	1	2	1	1	0	0									
Jeff Blausler, R OBP: 0.330, SLG: 0.400	P4		K		K			P3		P4	5	0	0	0	0	2	4									
Ron Gant, R OBP: 0.399, SLG: 0.605	K		2B		P5			CS 1B		1B	5	0	3	2	0	1	0									
Jim Presley, R OBP: 0.328, SLG: 0.465		P2	F3		F9			CS	G5-3	G6-3	5	0	0	0	0	0	4									
Dale Murphy, R OBP: 0.356, SLG: 0.463	F9			G1-3				K	G5-3		4	0	0	0	0	1	0									
Francisco Cabrera, R OBP: 0.260, SLG: 0.750	1B			G5-3 1B				F8		P6	4	0	2	0	0	0	0									
Greg Olson, R OBP: 0.341, SLG: 0.438 29 John Smoltz, R OBP: 0.300, SLG: 0.125 Tommy Gregg, L OBP: 0.211, SLG: 0.163	K			G5-3				G5-3		FC1-6 BB	3	0	0	0	1	1	2									
Alexis Infante, R OBP: 0.056, SLG: 0.111			G5-3	G3				F7		FC1-6 2B	4	1	0	0	0	0	2									
Charlie Leibrandt, R OBP: 0.500, SLG: 0.500 Oddie McDowell, L OBP: 0.279, SLG: 0.381 Charlie Kerfeld, R Jeff Treadway, L OBP: 0.316, SLG: 0.447	1B 2B 1B				F9			F8		1B 2B	2	1	1	0	0	0	0									
Inning Stats	R: 0 E: 0 K: 1 S: 9	H: 0 LOB: 0 BB: 0 P: 13	R: 0 E: 0 K: 1 S: 8	H: 1 LOB: 1 BB: 0 P: 13	R: 1 E: 0 K: 1 S: 14	H: 3 LOB: 2 BB: 0 P: 19	R: 0 E: 0 K: 0 S: 9	H: 1 LOB: 1 BB: 0 P: 14	R: 0 E: 0 K: 1 S: 6	H: 0 LOB: 0 BB: 0 P: 7	R: 0 E: 0 K: 0 S: 8	H: 0 LOB: 0 BB: 0 P: 11	R: 0 E: 0 K: 0 S: 6	H: 0 LOB: 0 BB: 0 P: 11	R: 1 E: 0 K: 0 S: 6	H: 2 LOB: 0 BB: 0 P: 8	R: 0 E: 0 K: 0 S: 9	H: 0 LOB: 0 BB: 0 P: 17	R: 2 E: 0 K: 0 S: 14	H: 2 LOB: 2 BB: 2 P: 23	1B: 6 2B: 2 3B: 0 HR: 1	SF: 0 SAC: 0 DP: 0 HBP: 0	WP: 0 PB: 0 SB: 0 CS: 1	PA: 41		
PITCHER	IP	WLS	BF	H	R	ER	SO	BB	IBB	HBP	BLK	WP	HR	S	P	ERA	WHIP									
Bruce Hurst, L ERA: 3.84 Greg Harris, R ERA: 2.06	(1.1) 7.2	L	30	7	2	2	5	0	0	0	0	0	0	1	65	94	2.35	0.913								
Greg Harris, R ERA: 2.06	(8.1) 2.1	L	10	2	2	2	0	1	1	0	0	0	0	24	42	7.71	1.286									

Atlanta Braves @ San Diego Padres
Jack Murphy Stadium, San Diego, CA

Sun Jun 03 1990, 6:33 AM EDT
Att. 17,151 - Sunny - 75 F

AB	38
R	4
H	9
RBI	4
BB	2
SO	5
LOB	12

WP: 0 PA: 41
PB: 0
SB: 0
CS: 1

livebaseballscorecards.com

Batter	1	2	3	4	5	6	7	8	9	10	AB	R	H	RBI	BB	SO	LOB								
Bip Roberts, S OBP: 0.365, SLG: 0.466	FC6-4 CS HBP		F9		2B E			B1			3	1	1	0	0	0	1								
Roberto Alomar, S OBP: 0.383, SLG: 0.425	FC6-4 BB		2B		P4			FC6-4 CS			3	0	1	0	1	0	1								
Tony Gwynn, L OBP: 0.378, SLG: 0.459	FC6-4 CS		K					CS	E4 CS		4	0	0	0	0	1	3								
Joe Carter, R OBP: 0.272, SLG: 0.404	F7		L3					G5-3	F8		4	0	0	0	0	0	4								
Jerald Clark, R OBP: 0.292, SLG: 0.405		G5-3			P2			P4		K	4	0	0	0	0	1	0								
Darin Jackson, R OBP: 0.259, SLG: 0.340 Phil Stephenson, L OBP: 0.400, SLG: 0.442		G4-3 1B			F8			L5-3 1B		BB	3	1	2	0	0	0	0								
Garry Templeton, S OBP: 0.265, SLG: 0.361		G4-3			P6			L5-3		F7	4	0	0	0	0	0	3								
Mark Parent, R OBP: 0.281, SLG: 0.290 Greg Harris, R					K			L5		K	3	0	1	1	0	1	0								
Fred Lynn, L OBP: 0.327, SLG: 0.389		1B									1	0	0	0	0	1	1								
Bruce Hurst, L OBP: 0.143, SLG: 0.053 Benito Santiago, R OBP: 0.360, SLG: 0.513		K			G1-3			FC6-4 BB		K	2	0	0	0	0	1	1								
Inning Stats	R: 0 E: 0 K: 0 S: 9	H: 0 LOB: 1 BB: 1 P: 16	R: 1 E: 0 K: 1 S: 14	H: 2 LOB: 1 BB: 0 P: 20	R: 0 E: 0 K: 1 S: 11	H: 1 LOB: 1 BB: 0 P: 15	R: 0 E: 0 K: 0 S: 6	H: 0 LOB: 0 BB: 0 P: 8	R: 1 E: 0 K: 1 S: 11	H: 1 LOB: 0 BB: 0 P: 17	R: 0 E: 0 K: 0 S: 5	H: 0 LOB: 0 BB: 0 P: 6	R: 0 E: 0 K: 0 S: 5	H: 1 LOB: 0 BB: 0 P: 7	R: 0 E: 0 K: 0 S: 3	H: 0 LOB: 0 BB: 1 P: 8	R: 0 E: 1 K: 1 S: 8	H: 0 LOB: 0 BB: 0 P: 10	R: 0 E: 0 K: 2 S: 11	H: 0 LOB: 1 BB: 1 P: 20	1B: 3 2B: 3 3B: 0 HR: 0	SF: 0 SAC: 0 DP: 1 HBP: 1	WP: 0 PB: 0 SB: 2 CS: 4	PA: 37	
PITCHER	IP	WLS	BF	H	R	ER	SO	BB	IBB	HBP	BLK	WP	HR	S	P	ERA	WHIP								
Charlie Leibrandt, L ERA: 1.29 Charlie Kerfeld, R ERA: 5.75 Joe Boever, R ERA: 2.78	(1.1) 7.0	W	26	5	2	1	3	1	0	1	0	0	0	61	89	1.29	0.857								
Joe Boever, R ERA: 2.78	(10.1) 1.0	S	4	0	0	0	2	1	0	0	0	0	0	11	20	0.00	1.000								

Atlanta Braves @ San Diego Padres
Jack Murphy Stadium, San Diego, CA

Sun Jun 03 1990, 6:33 AM EDT
Att. 17,151 - Sunny - 75 F

AB	32
R	2
H	5
RBI	1
BB	3
SO	6
LOB	15

WP: 0 PA: 37
PB: 0
SB: 2
CS: 4

livebaseballscorecards.com

Batter	1	2	3	4	5	6	7	8	9	AB	R	H	RBI	BB	SO	LOB	TOP						
Eric Yelding, R OBP: 0.322, SLG: 0.302	1-3 K		2-2 G5-3			2-1 L9		0-1 G3-6-1 1B		4	0	1	0	0	0	1							
Ken Oberkfell, L OBP: 0.316, SLG: 0.347	2-1 F9		3-1 F9			0-1 2B		0-2 G3-6-1 1B		4	1	1	0	0	0	3							
Juan Agosto, L OBP: 0.316, SLG: 0.347	(8, 1)									0	0	0	0	0	0	0							
Danny Darwin, R OBP: 0.316, SLG: 0.347	(8, 1)									0	0	0	0	0	0	0							
Craig Biggio, R OBP: 0.349, SLG: 0.358	1-0 F8			2-2 F8		0-0 2B		1-0 F7		4	0	1	1	0	0	0							
Glenn Davis, R OBP: 0.357, SLG: 0.592		1-2 G6-3		3-1 G6-3		3-2 G6-3		1-0 HR		4	1	1	1	0	0	1							
Franklin Stubbs, L OBP: 0.359, SLG: 0.527		4-2 E S BB		2-2 G4-1			0-0 G4-6-3 1B		0-0 1B	3	0	2	0	1	0	0							
Eric Anthony, L OBP: 0.337, SLG: 0.417		3-3 SAFE K		1-0 F8		1-3 K		1-0 G5-4-3 1B		4	0	1	0	0	2	2							
Ken Caminiti, S OBP: 0.323, SLG: 0.328		1-3 K		0-0 F8		1-2 G4-6-3 1B		1-1 G5-4-3 1B		4	0	0	0	0	1	4							
Rafael Ramirez, R OBP: 0.265, SLG: 0.287			2-2 SH3-4 1B		1-1 F8		2-2 F7			3	0	1	0	0	0	0							
Jim Clancy, R OBP: 0.286, SLG: 0.286			1-0 SH3-4			2-3 K		4-1 1B		0	0	0	0	0	0	0							
Jeff Baldwin, L OBP: 0.286, SLG: 0.286	(6, PH)									1	0	0	0	0	1	0							
Larry Andersen, R OBP: 0.361, SLG: 0.344	(8, PH)									0	0	0	0	0	0	0							
Bill Doran, S OBP: 0.361, SLG: 0.344	(8, PH)									0	0	0	0	1	0	0							
Inning Stats	R: 0 E: 0 K: 1 S: 6	H: 0 LOB: 0 BB: 0 P: 10	R: 0 E: 0 K: 2 S: 12	H: 0 LOB: 1 BB: 1 P: 21	R: 0 E: 0 K: 0 S: 9	H: 1 LOB: 1 BB: 0 P: 17	R: 0 E: 0 K: 0 S: 9	H: 0 LOB: 0 BB: 0 P: 16	R: 0 E: 0 K: 1 S: 4	H: 0 LOB: 0 BB: 0 P: 6	R: 1 E: 0 K: 1 S: 12	H: 2 LOB: 1 BB: 0 P: 19	R: 0 E: 0 K: 1 S: 8	H: 1 LOB: 0 BB: 0 P: 10	R: 0 E: 0 K: 0 S: 11	H: 1 LOB: 1 BB: 1 P: 17	R: 1 E: 0 K: 0 S: 6	H: 3 LOB: 1 BB: 0 P: 10	1B: 5 2B: 3 3B: 0 HR: 1	SF: 0 SAC: 1 DP: 3 HBP: 0	WP: 0 PA: 34 PB: 0 SB: 1 CS: 0		
PITCHER	IP WLS BF H R ER SO BB IBB HBP BLK WP HR S P ERA WHIP	IP WLS BF H R ER SO BB IBB HBP BLK WP HR S P ERA WHIP															IP WLS BF H R ER SO BB IBB HBP BLK WP HR S P ERA WHIP						
Andy Benes, R ERA: 3.74	(1, 1)	7.1 W 26	4 1 1 5	1 1 1 5	1 0 0 0	0 0 0 0	0 0 0 0	0 0 1 13	21 5.40 3.000														
Craig Lefferts, L ERA: 1.8	(8, 1)	1.2 S 8	4 1 1 0	1 0 0 0	0 0 0 0	0 0 0 0	0 0 1 13	21 5.40 3.000															

Houston Astros @ San Diego Padres
Jack Murphy Stadium, San Diego, CA
Mon Jun 04 1990, 10:05 PM EDT
Att: 16,468 - Unknown - 70 F

AB 31
R 2
H 8
RBI 2
BB 2
SO 5
LOB 11



Batter	1	2	3	4	5	6	7	8	9	AB	R	H	RBI	BB	SO	LOB	BOTTOM						
Bip Roberts, S OBP: 0.371, SLG: 0.469	1-1 S BB 1B	1-0 L4		0-1 1B		0-1 E5 1B		0-1 HBP 1B		5	2	3	0	0	0	1							
Roberto Alomar, S OBP: 0.384, SLG: 0.421	1-1 SAFE F9		1-2 F7	3-2 L6		1-1 G6-4-3 1B		1-1 E HBP		4	1	1	0	0	0	3							
Tony Gwynn, L OBP: 0.383, SLG: 0.470	1-1 SAFE BB	4-0 S BB	2-2 L7		2-2 3B	2-1 G6-4-3 1B		0-1 E9 IBB 1B		4	2	2	2	1	0	3							
Joe Carter, R OBP: 0.275, SLG: 0.406	4-1 1B	1-2 2-3 IBB	1-0 2B		1-1 G5-3		2-3 K	0-1 F9		4	0	1	0	1	1	2							
Benito Santiago, R OBP: 0.367, SLG: 0.509	1-1 1B		4-1 BB		1-1 P6		2-1 G3-1	4-0 1B IBB		3	1	1	2	2	0	1							
Fred Lynn, L OBP: 0.324, SLG: 0.376	1-2 2-H 3-H 1B		0-2 G2-3		4-0 IBB		1-1 F8	0-0 2B 1B		3	0	0	0	1	0	4							
Shawn Abner, R OBP: 0.324, SLG: 0.286										0	0	0	0	0	0	0							
Craig Lefferts, L OBP: 0.250, SLG: 0.250										1	1	1	1	0	0	0							
Phil Stephenson, L OBP: 0.400, SLG: 0.479	3-1 F7			0-1 F8	0-1 FC6-4 IBB					5	2	2	1	0	0	4							
Garry Templeton, S OBP: 0.281, SLG: 0.375		2-3 K		0-0 FC1-6 1B		0-0 FC3-6 1B				5	1	4	2	0	1	0							
Andy Benes, R OBP: 0.120, SLG: 0.125		2-2 G6-3		0-1 FC1-6 1B		0-0 FC3-6 1B				3	0	0	0	0	0	2							
Darrin Jackson, R OBP: 0.240, SLG: 0.333				1-2 1B						1	0	0	1	0	0	1							
Inning Stats	R: 2 E: 0 K: 0 S: 13	H: 2 LOB: 2 BB: 2 P: 30	R: 0 E: 0 K: 1 S: 7	H: 0 LOB: 0 BB: 0 P: 12	R: 0 E: 0 K: 0 S: 16	H: 1 LOB: 2 BB: 1 P: 24	R: 0 E: 0 K: 0 S: 10	H: 2 LOB: 2 BB: 0 P: 13	R: 0 E: 1 K: 0 S: 8	H: 2 LOB: 2 BB: 0 P: 11	R: 0 E: 0 K: 1 S: 8	H: 0 LOB: 0 BB: 0 P: 13	R: 0 E: 0 K: 0 S: 20	H: 7 LOB: 1 BB: 1 P: 28	R: 8 E: 1 K: 0 S: 20	H: 7 LOB: 1 BB: 1 P: 28	R: 8 E: 1 K: 0 S: 20	H: 7 LOB: 1 BB: 1 P: 28	1B: 11 2B: 3 3B: 1 HR: 0	SF: 1 SAC: 0 DP: 1 HBP: 1	WP: 0 PA: 45 PB: 0 SB: 2 CS: 0		
PITCHER	IP WLS BF H R ER SO BB IBB HBP BLK WP HR S P ERA WHIP	IP WLS BF H R ER SO BB IBB HBP BLK WP HR S P ERA WHIP															IP WLS BF H R ER SO BB IBB HBP BLK WP HR S P ERA WHIP						
Jim Clancy, R ERA: 4.5	(1, 1)	5.0 L 25	6 2 2 1	6 2 2 1	0 0 0 0	0 0 0 0	0 0 0 0	0 0 16 24	0.00 1.000														
Larry Andersen, R ERA: 1.71	(6, 1)	2.0 8	2 0 0 1	0 0 0 0	0 0 1 0	0 0 0 0	0 0 10 12	135.00 12.000															
Juan Agosto, L ERA: 2.88	(8, 1)	0.1 6	4 5 5 0	0 0 0 0	0 0 1 0	0 0 0 0	0 0 10 16	40.50 4.500															
Danny Darwin, R ERA: 2.67	(8, 1)	0.2 6	3 3 3 0	0 0 0 0	0 0 1 0	0 0 0 0	0 0 10 16	40.50 4.500															

Houston Astros @ San Diego Padres
Jack Murphy Stadium, San Diego, CA
Mon Jun 04 1990, 10:05 PM EDT
Att: 16,468 - Unknown - 70 F

AB 38
R 10
H 15
RBI 9
BB 5
SO 2
LOB 21




Batter	1	2	3	4	5	6	7	8	9	AB	R	H	RBI	BB	SO	LOB	TOP										
Eric Yelding, R OBP: 0.313, SLG: 0.293				G4-3				L9		4	0	1	0	0	1	1	Houston Astros @ San Diego Padres Jack Murphy Stadium, San Diego, CA Wed Jun 06 1990, 6:33 AM EDT Att: 15,665 - Sunny - 80 F										
Bill Doran, S OBP: 0.356, SLG: 0.335				G6-3		F7		G6-3		4	0	0	0	0	1	2											
Ken Oberkfell, L OBP: 0.317, SLG: 0.333 Ken Caminiti, S OBP: 0.320, SLG: 0.322				HR		G5-3		F9		2	1	0	0	1	1	1											
Glenn Davis, R OBP: 0.359, SLG: 0.597 Louie Meadows, L OBP: 0.250, SLG: 0.143		G5-3		HR						3	1	1	2	1	1	0											
Franklin Stubbs, L OBP: 0.343, SLG: 0.500		P5		HR						4	0	0	0	0	1	1											
Eric Anthony, L OBP: 0.333, SLG: 0.440 Rafael Ramirez, R OBP: 0.264, SLG: 0.286		G4-3				G3-1		F9		3	0	0	0	0	0	1											
Casey Candaele, S OBP: 0.318, SLG: 0.276				F7						3	0	0	0	0	2	1											
Alex Trevino, R OBP: 0.231, SLG: 0.333				F8		G5-3				3	0	1	0	0	0	0											
Mark Portugal, R OBP: 0.250, SLG: 0.217 Dan Schatzeder, L OBP: 0.333, SLG: 0.333 Larry Andersen, R OBP: 0.347, SLG: 0.352				F9		G4-3		SH3-4		2	0	0	0	0	0	0											
Inning Stats	R: 0 E: 0 K: 3 S: 11	H: 0 LOB: 0 BB: 0 P: 16	R: 0 E: 0 K: 0 S: 6	H: 0 LOB: 0 BB: 0 P: 9	R: 0 E: 0 K: 1 S: 6	H: 0 LOB: 0 BB: 1 P: 9	R: 2 E: 0 K: 0 S: 10	H: 1 LOB: 0 BB: 1 P: 19	R: 0 E: 0 K: 0 S: 9	H: 0 LOB: 0 BB: 0 P: 13	R: 0 E: 0 K: 0 S: 10	H: 1 LOB: 1 BB: 0 P: 13	R: 0 E: 0 K: 1 S: 6	H: 0 LOB: 1 BB: 1 P: 11	R: 0 E: 0 K: 0 S: 4	H: 1 LOB: 1 BB: 0 P: 5		R: 0 E: 0 K: 2 S: 10	H: 0 LOB: 0 BB: 0 P: 14	1B: 2 2B: 0 3B: 0 HR: 1	SF: 0 SAC: 1 DP: 0 HBP: 0	WP: 0 PB: 0 SB: 1 CS: 0	PA: 32				
PITCHER	IP	WLS	BF	H	R	ER	SO	BB	IBB	HBP	BLK	WP	HR	S	P	ERA	WHIP										
Mike Dunne, R ERA: 6.75	(1, 1)	6.0	21	2	2	2	4	1	0	0	0	0	1	52	79	3.00	0.500										
Greg Harris, R ERA: 1.96	(7, 1)	2.0	8	1	0	0	1	1	0	0	0	0	0	10	16	0.00	1.000										
Craig Lefferts, L ERA: 1.73	(9, 1)	1.0	W	3	0	0	0	2	0	0	0	0	0	10	14	0.00	0.000										
Bip Roberts, S OBP: 0.369, SLG: 0.457				F8													2	0	0	0	2	1	2	Houston Astros @ San Diego Padres Jack Murphy Stadium, San Diego, CA Wed Jun 06 1990, 6:33 AM EDT Att: 15,665 - Sunny - 80 F			
Roberto Alomar, S OBP: 0.386, SLG: 0.420				CS		P6											4	1	1	0	0	0	2				
Tony Gwynn, L OBP: 0.395, SLG: 0.485						K											4	0	2	0	0	1	1				
Joe Carter, R OBP: 0.277, SLG: 0.412				L3		L3											4	1	1	2	0	0	3				
Bento Santiago, R OBP: 0.371, SLG: 0.500				F8													4	1	1	0	0	1	1				
Mike Pagliaro, L OBP: 0.391, SLG: 0.400						G1-3											3	0	0	0	1	1	1				
Phil Stephenson, L OBP: 0.310, SLG: 0.442 Jack Clark, R OBP: 0.438, SLG: 0.521						F7											2	0	0	0	1	1	0				
Garry Templeton, S OBP: 0.293, SLG: 0.401						CS											4	0	2	1	0	1	1				
Mike Dunne, R Shawn Abner, R Greg Harris, R Jerald Clark, R Craig Lefferts, L	(1, 1) (6, PH) (7, 1) (8, PH) (9, 1)																	1	0	0	0	0	0		1		
Inning Stats	R: 0 E: 0 K: 0 S: 8	H: 1 LOB: 1 BB: 1 P: 16	R: 0 E: 0 K: 2 S: 8	H: 0 LOB: 0 BB: 0 P: 11	R: 0 E: 0 K: 0 S: 9	H: 1 LOB: 0 BB: 0 P: 12	R: 0 E: 0 K: 1 S: 8	H: 0 LOB: 0 BB: 0 P: 11	R: 0 E: 0 K: 1 S: 7	H: 0 LOB: 0 BB: 0 P: 9	R: 0 E: 0 K: 1 S: 7	H: 0 LOB: 1 BB: 1 P: 16	R: 0 E: 0 K: 0 S: 9	H: 1 LOB: 1 BB: 0 P: 12	R: 0 E: 0 K: 1 S: 7	H: 1 LOB: 1 BB: 1 P: 12	R: 3 E: 0 K: 1 S: 18	H: 4 LOB: 2 BB: 2 P: 31	1B: 7 2B: 1 3B: 0 HR: 1	SF: 0 SAC: 0 DP: 2 HBP: 0	WP: 0 PB: 0 SB: 2 CS: 1	PA: 36					
PITCHER	IP	WLS	BF	H	R	ER	SO	BB	IBB	HBP	BLK	WP	HR	S	P	ERA	WHIP										
Mark Portugal, R ERA: 4.29	(1, 1)	0.0	L	32	7	3	3	6	3	0	0	0	0	2	6	∞	∞										
Dan Schatzeder, L ERA: 2.78	(9, 1)	0.0	1	0	0	0	0	1	0	0	0	0	0	2	6	∞	∞										
Larry Andersen, R ERA: 1.69	(9, 1)	0.1	2	1	0	0	1	0	0	0	0	0	0	8	11	0.00	3.000										


AB 29
R 2
H 3
RBI 2
BB 2
SO 7
LOB 7



AB 31
R 3
H 8
RBI 3
BB 4
SO 7
LOB 14



Batter	1	2	3	4	5	6	7	8	9	AB	R	H	RBI	BB	SO	LOB	TOP								
Lenny Harris, L (1.5) OBP: 0.348, SLG: 0.395	F7			G4-6-3 1B		1-2 HR 1B	4-0 BB			3	1	2	0	1	0	0	Los Angeles Dodgers @ San Diego Padres Jack Murphy Stadium, San Diego, CA Fri Jun 08 1990, 10:05 PM EDT Att: 34,641 - Unknown AB 33 R 6 H 8 RBI 6 BB 2 SO 9 LOB 6 								
Kirk Gibson, L (1.8) OBP: 0.136, SLG: 0.300	G3			F8		1-2 HR 1B	1-3 BB			4	1	1	3	0	1	2									
Jose Gonzalez, R (8.8) OBP: 0.333, SLG: 0.521				F8		1-2 HR				0	0	0	0	0	0	0									
Kal Daniels, L (1.7) OBP: 0.394, SLG: 0.556	K			G4-6-3 1-2		0-0 HR		1-1 G1-4-3 1B		4	1	2	1	0	1	1									
Eddie Murray, S (1.3) OBP: 0.385, SLG: 0.451				F7		0-0 G3-1		0-1 G1-4-3 1-2		4	0	1	0	0	0	1									
Hubie Brooks, R (1.9) OBP: 0.277, SLG: 0.408				G1-3		3-2 HR	2-3 K	2-3 K		4	1	1	1	0	2	1									
Mike Scioscia, L (1.2) OBP: 0.335, SLG: 0.432				G4-3		1-1 G3-1	1-1 G4-3		1-3 K	3	0	0	0	0	0	1									
Rick Dempsey, R (9, PH) OBP: 0.324, SLG: 0.455										1	0	0	0	0	1	0									
Juan Samuel, R (1.4) OBP: 0.299, SLG: 0.349				G6-3		0-2 L5	3-2 F9		0-1 F8	4	0	0	0	0	0	0									
Alfredo Griffin, S (1.6) OBP: 0.322, SLG: 0.319				K		1-1 G1-6-3	3-3 K		1-3 K	4	0	0	0	0	3	0									
Tim Belcher, R (1.1) Starliner, S (6, PH) Don Asase, R (6, 1) Chris Gwynn, L (7, PH) Jim Gott, R (7, 1) John Wetteland, R (7, 1) OBP: 0.167, SLG: 0.087				K		4-1 HR BB	2-1 HR			1	0	0	0	0	1	0									
Inning Stats	R: 0 E: 0 K: 1 S: 7	H: 0 LOB: 0 BB: 0 P: 8	R: 0 E: 0 K: 0 S: 6	H: 0 LOB: 0 BB: 0 P: 9	R: 0 E: 0 K: 2 S: 7	H: 0 LOB: 0 BB: 0 P: 12	R: 0 E: 0 K: 0 S: 4	H: 1 LOB: 0 BB: 0 P: 6	R: 1 E: 0 K: 0 S: 11	H: 1 LOB: 0 BB: 0 P: 15	R: 4 E: 0 K: 1 S: 12	H: 4 LOB: 1 BB: 1 P: 20	R: 1 E: 0 K: 2 S: 14	H: 1 LOB: 1 BB: 1 P: 27	R: 0 E: 0 K: 1 S: 7	H: 1 LOB: 0 BB: 0 P: 10	R: 0 E: 0 K: 2 S: 10	H: 0 LOB: 0 BB: 0 P: 12	1B: 4 2B: 0 3B: 0 HR: 4	SF: 0 SAC: 0 DP: 2 HBP: 0	WP: 0 PB: 0 SB: 0 CS: 0	PA: 35			
PITCHER	IP	WLS	BF	H	R	ER	SO	BB	IBB	HBP	BLK	WP	HR	S	P	ERA	WHIP								
Ed Whitson, R (1.1) ERA: 2.95	5.1		20	4	4	4	3	1	0	0	0	0	2	40	60	6.75	0.938								
Greg Harris, R (6.1) ERA: 2.32	1.1		8	3	2	2	2	1	0	0	0	0	2	18	33	13.50	3.000								
Craig Lefferts, L (7.1) ERA: 1.59	2.1	W	7	1	0	0	4	0	0	0	0	0	0	20	26	0.00	0.429								


Batter	1	2	3	4	5	6	7	8	9	AB	R	H	RBI	BB	SO	LOB	BOTTOM								
Bip Roberts, S (1.7) OBP: 0.360, SLG: 0.445	F8	G6-4-3 1-2		P6		F9	E4 BB 1B			5	1	0	0	0	0	5	Los Angeles Dodgers @ San Diego Padres Jack Murphy Stadium, San Diego, CA Fri Jun 08 1990, 10:05 PM EDT Att: 34,641 - Unknown AB 39 R 12 H 15 RBI 11 BB 3 SO 5 LOB 17 								
Roberto Alomar, S (1.4) OBP: 0.391, SLG: 0.421	WP BB 1B		G4-6-3 1B		G1-3	L4	4-1 1B BB			4	1	2	0	1	0	1									
Tony Gwynn, L (1.9) OBP: 0.399, SLG: 0.486	4-0 1B 1-2 BB		1-1 G4-6-3 1-2		3-2 HR 1B		F7 1B			4	2	2	2	1	0	1									
Joe Carter, R (1.8) OBP: 0.280, SLG: 0.426	3-2 S 1B		1-1 F7		0-0 HR		E6 HR		F9	5	2	2	3	0	0	2									
Jack Clark, R (1.3) OBP: 0.434, SLG: 0.514				P3		F8	4-1 HR BB		3-2 G3	3	0	1	1	0	0	0									
Phil Stephenson, L (6.3) OBP: 0.388, SLG: 0.434	1-2 3H 1B									1	1	0	0	1	0	0									
Benito Santiago, R (1.2) OBP: 0.372, SLG: 0.514	1-3 K						2-1 1B HR		3-3 K	5	2	2	3	0	2	2									
Mike Pagliarulo, L (1.5) OBP: 0.400, SLG: 0.442	0-0 F7						1-2 1B 1B		0-0 G3	5	2	3	1	0	0	2									
Garry Templeton, S (1.6) OBP: 0.298, SLG: 0.409		2-2 FC6-5 2B								4	1	2	0	0	2	2									
Ed Whitson, R (1.1) ERA: 3.66		0-2 FC6-5								2	0	1	1	0	0	1									
Greg Harris, R (6.1) ERA: 3.63										1	0	0	0	0	1	1									
Craig Lefferts, L (7.1) ERA: 11.81										0	0	0	0	0	0	0									
Inning Stats	R: 2 E: 0 K: 1 S: 15	H: 3 LOB: 2 BB: 1 P: 27	R: 0 E: 0 K: 0 S: 8	H: 1 LOB: 0 BB: 0 P: 10	R: 0 E: 0 K: 0 S: 8	H: 1 LOB: 0 BB: 0 P: 12	R: 1 E: 0 K: 1 S: 13	H: 3 LOB: 2 BB: 0 P: 18	R: 2 E: 0 K: 0 S: 14	H: 2 LOB: 0 BB: 0 P: 21	R: 1 E: 0 K: 2 S: 9	H: 1 LOB: 1 BB: 0 P: 15	R: 6 E: 2 K: 0 S: 24	H: 4 LOB: 2 BB: 2 P: 45	R: 0 E: 0 K: 1 S: 9	H: 0 LOB: 0 BB: 0 P: 15	1B: 11 2B: 1 3B: 0 HR: 3	SF: 0 SAC: 1 DP: 2 HBP: 0	WP: 2 PB: 0 SB: 2 CS: 0	PA: 43					
PITCHER	IP	WLS	BF	H	R	ER	SO	BB	IBB	HBP	BLK	WP	HR	S	P	ERA	WHIP								
Tim Belcher, R (1.1) ERA: 3.66	5.0		24	10	5	5	2	1	0	0	0	1	1	9	15	9.00	1.000								
Don Asase, R (6.1) ERA: 3.63	1.0		5	1	1	1	2	0	0	0	0	0	1	15	32	27.00	7.500								
Jim Gott, R (7.1) ERA: 11.81	0.2	L	9	3	6	2	0	2	0	0	0	0	1	15	28	0.00	0.750								
John Wetteland, R (7.1) ERA: 7.16	1.1		5	1	0	0	1	0	0	0	0	0	0	18	28	0.00	0.750								

Batter	1	2	3	4	5	6	7	8	9	10	11	AB	R	H	RBI	BB	SO	LOB	TOP						
Jose Gonzalez, R OBP: 0.315, SLG: 0.490 Stan Javier, S OBP: 0.366, SLG: 0.375	F7		P4		K		FC4-6 BB			E9 1B		3	0	0	0	0	1	0							
Mike Sharperson, R OBP: 0.350, SLG: 0.358	F7		G4-3		BB 1B		FC4-6			F7		5	0	1	0	0	0	2							
Kal Daniels, L OBP: 0.391, SLG: 0.545 Jay Howell, R OBP: 0.254, SLG: 0.259 Mickey Hatcher, R OBP: 0.167, SLG: 0.667 John Wetteland, R OBP: 0.167, SLG: 0.667	K		K		BB			K		P6		3	0	0	0	1	3	0							
Eddie Murray, S OBP: 0.391, SLG: 0.488		HR		HR BB	F7			F9			HR	4	3	2	2	1	0	2							
Hubie Brooks, R OBP: 0.284, SLG: 0.427	1B SF9 1B			HR		L1-3 1B		K		G5-3		5	2	3	2	0	1	0							
Mike Scioscia, L OBP: 0.350, SLG: 0.425	SF9 1B			F7		L1-3				K		5	0	1	0	0	1	1							
Juan Samuel, R OBP: 0.292, SLG: 0.341	K			K		G4-3		F7		F7		5	0	0	0	0	2	2							
Alfredo Griffin, S OBP: 0.316, SLG: 0.314	SF9			P4		F7		K2-3				3	0	0	1	0	1	0							
Fernando Valenzuela, L OBP: 0.412, SLG: 0.609 Don Aase, R OBP: 0.369, SLG: 0.408 Tim Crews, R OBP: 0.130, SLG: 0.286	K			G4-3		F7		G3				2	0	0	0	0	1	1							
Inning Stats	R: 0 E: 0 K: 1 S: 5	H: 0 LOB: 0 BB: 0 P: 8	R: 2 E: 0 K: 2 S: 13	H: 3 LOB: 1 BB: 0 P: 15	R: 0 E: 0 K: 1 S: 9	H: 0 LOB: 0 BB: 0 P: 14	R: 2 E: 0 K: 1 S: 12	H: 1 LOB: 0 BB: 1 P: 17	R: 0 E: 0 K: 0 S: 5	H: 0 LOB: 1 BB: 0 P: 9	R: 0 E: 0 K: 2 S: 12	H: 0 LOB: 0 BB: 0 P: 18	R: 0 E: 0 K: 1 S: 9	H: 0 LOB: 0 BB: 0 P: 10	R: 0 E: 1 K: 0 S: 8	H: 1 LOB: 1 BB: 0 P: 13	R: 1 E: 0 K: 1 S: 12	H: 1 LOB: 0 BB: 0 P: 18	1B: 5 2B: 1 3B: 0 HR: 3	SF: 1 SAC: 0 DP: 1 HBP: 0	WP: 0 PB: 0 SB: 0 CS: 0	PA: 43			
PITCHER	IP 5.0	WLS 22	BF 7	H 5	R 4	ER 4	SO 6	BB 2	IBB 0	HBP 0	BLK 0	WP 0	HR 2	S 49	P 71	ERA 7.20	WHIP 1.400								
Bruce Hurst, L ERA: 4.05 Mark Grant, R ERA: 5.26 Greg Harris, R ERA: 2.27 Craig Lefferts, L ERA: 1.48 Eric Show, R ERA: 6.31	2.0 1.0 2.0 1.0	7 3 0 4	1 0 1 1	0 0 0 1	0 0 0 1	0 2 0 1	0 2 1 1	0 0 0 0	0 0 0 0	0 0 0 0	0 0 0 0	0 0 0 1	11 12 17 18	24 0.00 0.00 0.00	18 0.00 0.500 9.00	1.000 0.000 0.500 1.000									

Los Angeles Dodgers @ San Diego Padres
Jack Murphy Stadium, San Diego, CA
Sat Jun 09 1990, 10:05 PM EDT
Att. 44,727 - Unknown - 70 F

livebaseballscorecards.com

AB 39
R 5
H 8
RBI 5
BB 3
SO 10
LOB 9




Batter	1	2	3	4	5	6	7	8	9	10	11	AB	R	H	RBI	BB	SO	LOB	BOTTOM					
Bip Roberts, S OBP: 0.359, SLG: 0.447	G5-3		FC5-4			1B 2B	E9 1B	P3		G4-3		6	1	2	0	0	0	6						
Roberto Alomar, S OBP: 0.365, SLG: 0.419	G5-3			G4-3 2B		F9	L7		F7		F7	6	0	1	0	0	0	2						
Tony Gwynn, L OBP: 0.393, SLG: 0.477	G1-3			G4-3		HR 1B	G4-3		F8		G4-3	6	1	1	1	0	0	2						
Joe Carter, R OBP: 0.281, SLG: 0.442		F7		K		K		HR		K		6	1	2	1	0	3	2						
Jack Clark, R OBP: 0.433, SLG: 0.538		F8		K		HR						4	1	1	2	1	2	1						
Benito Santiago, R OBP: 0.372, SLG: 0.508		L9			K	1B BB			HBP 1B	G1-3		4	0	1	0	1	1	2						
Mike Pagliarulo, L OBP: 0.408, SLG: 0.444 Shawn Abner, R OBP: 0.310, SLG: 0.350			F9		FC6-4 BB	FC6-4 1B				F8 WP 1B		4	0	2	0	1	1	1						
Garry Templeton, S OBP: 0.295, SLG: 0.400			K		FC6-4	FC6-4			HBP IBB	K		4	0	0	0	1	2	4						
Bruce Hurst, L ERA: 4.05 Don Aase, R ERA: 3.97 Tim Crews, R ERA: 3.75 Jay Howell, R ERA: 3.44 John Wetteland, R ERA: 6.31	5.2 0.1 1.0 2.0 2.0	WLS 25	BF 25	H 5	R 3	ER 3	SO 7	BB 2	IBB 0	HBP 0	BLK 0	WP 1	HR 1	S 62	P 105	ERA 4.76	WHIP 1.235							
PITCHER	IP 5.2	WLS 25	BF 25	H 5	R 3	ER 3	SO 7	BB 2	IBB 0	HBP 0	BLK 0	WP 1	HR 1	S 62	P 105	ERA 4.76	WHIP 1.235							
Fernando Valenzuela, L ERA: 4.0 Don Aase, R ERA: 3.97 Tim Crews, R ERA: 3.75 Jay Howell, R ERA: 3.44 John Wetteland, R ERA: 6.31	0.1 1.0 2.0 2.0	1 4 12 7	5 1 3 0	0 1 1 0	0 0 1 0	0 0 2 0	0 0 2 0	0 0 2 0	0 0 0 0	0 0 1 0	0 1 29 24	1 15 52 37	3 0.00 1.500 4.50	0.000 1.000 0.500 0.500										

Los Angeles Dodgers @ San Diego Padres
Jack Murphy Stadium, San Diego, CA
Sat Jun 09 1990, 10:05 PM EDT
Att. 44,727 - Unknown - 70 F

livebaseballscorecards.com

AB 44
R 4
H 10
RBI 4
BB 4
SO 11
LOB 24





Batter	1	2	3	4	5	6	7	8	9	10	AB	R	H	RBI	BB	SO	LOB	TOP									
Lenny Harris, L OBP: 0.352, SLG: 0.421 (1, 5)	G6-3 ①		G4-3 ③			HR ①		FC5-4 1B ②			4	1	2	1	0	0	1	Los Angeles Dodgers @ San Diego Padres Jack Murphy Stadium, San Diego, CA Sun Jun 10 1990, 6:33 AM EDT Att: 25,509 - Cloudy - 70 F livebaseballscorecards.com									
Kirk Gibson, L OBP: 0.148, SLG: 0.280 (1, 8)	P2 ②		K ①			S 1B ②		K ②			4	0	1	0	0	2	1										
Kal Daniels, L OBP: 0.363, SLG: 0.633 Jose Gonzalez, R OBP: 0.315, SLG: 0.490 (1, 7) (8, 7)	K ③		F8 ②			K ②		FC5-4 ③			4	0	0	0	0	2	2										
Eddie Murray, S OBP: 0.388, SLG: 0.479 (1, 3)		L7 ①	G4-3 ③			IBB ③				P4 ①	3	0	0	0	1	0	0										
Hubie Brooks, R OBP: 0.279, SLG: 0.419 (1, 9)		G5-3 ②				K ③		K ③		P3 ②	4	0	0	0	0	2	2										
Mike Scjocia, L OBP: 0.324, SLG: 0.415 (1, 2)		F8 ③						G3-1 ①		F7 ③	4	0	0	0	0	0	0										
Juan Samuel, R OBP: 0.296, SLG: 0.338 (1, 4)						S BB ③		P3 ②		G5-3 ①	2	0	0	0	2	0	0										
Alfredo Griffin, S OBP: 0.310, SLG: 0.308 (1, 6)			P6 ①			P2 ③		F9 ③		B1-3 ②	4	0	0	0	0	0	2										
Ramon Martinez, R OBP: 0.115, SLG: 0.115 Tim Crews, R (8, 1)								F7 ①		G3 ③	3	0	0	0	0	2	1										
Chris Gwynn, L OBP: 0.382, SLG: 0.400 Jay Howell, R (10, 11)			K ②								0	0	0	0	0	0	0										
Inning Stats	R: 0 E: 0 K: 1 S: 11	H: 0 LOB: 0 BB: 0 P: 15	R: 0 E: 0 K: 0 S: 6	H: 0 LOB: 0 BB: 0 P: 11	R: 0 E: 0 K: 1 S: 8	H: 0 LOB: 1 BB: 1 P: 14	R: 0 E: 0 K: 1 S: 6	H: 0 LOB: 0 BB: 0 P: 9	R: 0 E: 0 K: 1 S: 10	H: 0 LOB: 1 BB: 1 P: 16	R: 1 E: 0 K: 0 S: 11	H: 2 LOB: 2 BB: 0 P: 23	R: 0 E: 0 K: 0 S: 11	H: 0 LOB: 0 BB: 0 P: 16	R: 0 E: 0 K: 1 S: 8	H: 1 LOB: 1 BB: 0 P: 11	R: 0 E: 0 K: 0 S: 5	H: 0 LOB: 0 BB: 0 P: 8	R: 0 E: 0 K: 0 S: 6	H: 0 LOB: 0 BB: 0 P: 9	1B: 2 2B: 0 3B: 0 HR: 1	SF: 0 SAC: 0 DP: 0 HBP: 0	WP: 0 PB: 0 SB: 2 CS: 0	PA: 36			
PITCHER	IP	WLS	BF	H	R	ER	SO	BB	IBB	HBP	BLK	WP	HR	S	P	ERA	WHIP										
Andy Benes, R ERA: 3.5 (1, 1)	7.1		28	3	1	1	7	2	0	0	0	0	0	68	108	1.23	0.682										
Craig Lefferts, L ERA: 1.41 (8, 1)	1.2		5	0	0	0	1	0	0	0	0	0	0	10	15	0.00	0.000										
Greg Harris, R ERA: 2.22 (10, 1)	1.0	W	3	0	0	0	0	0	0	0	0	0	0	6	9	0.00	0.000										

Batter	1	2	3	4	5	6	7	8	9	10	AB	R	H	RBI	BB	SO	LOB	BOTTOM									
Bip Roberts, S OBP: 0.362, SLG: 0.445 (1, 6) (8, 7)	K ①		G6-3 1B ②			K ①		SH3 ①		WP 1B HBP ②	3	1	1	0	0	2	0	Los Angeles Dodgers @ San Diego Padres Jack Murphy Stadium, San Diego, CA Sun Jun 10 1990, 6:33 AM EDT Att: 25,509 - Cloudy - 70 F livebaseballscorecards.com									
Roberto Alomar, S OBP: 0.389, SLG: 0.427 (1, 4)	L5 ②		G6-3 1-2f ③			1B FC5-4 1B ②		BB 2B ②		1B ①	5	0	3	2	0	0	2										
Tony Gwynn, L OBP: 0.399, SLG: 0.477 (1, 9)						G4-3 ①		BB IBB ③			2	0	1	0	2	0	0										
Joe Carter, R OBP: 0.285, SLG: 0.445 (1, 8)	F9 ③					FC5-2-6 ②		G6-4-3 BB IBB ③			3	0	1	0	1	0	3										
Jack Clark, R OBP: 0.417, SLG: 0.512 (1, 3)						2B ②		G6-4-3 BB IBB ③			4	0	0	0	0	3	6										
Mike Pagliarulo, L OBP: 0.385, SLG: 0.427 (1, 5)						K ③		G6-4-3 1-2f ③			4	0	0	0	0	1	1										
Fred Lynn, L OBP: 0.330, SLG: 0.368 Joey Cora, S OBP: 0.294, SLG: 0.290 (7, PR) (8, 6)								F8 ①		P2 ①	2	0	0	0	1	0	0										
Garry Templeton, S OBP: 0.293, SLG: 0.398 (9, 6)								BB CS BB ②		K ②	1	0	0	0	0	1	0										
Mark Parent, R OBP: 0.286, SLG: 0.324 Craig Lefferts, L OBP: 0.250, SLG: 0.250 Phil Stephenson, L OBP: 0.377, SLG: 0.418 Greg Harris, R (10, 1)								F8 ②		F8 ③	3	0	1	0	0	0	1										
Andy Benes, R OBP: 0.111, SLG: 0.115 Benito Santiago, R OBP: 0.374, SLG: 0.508 (8, 2)								G4-3 ②		F8 ①	0	0	0	0	0	0	0										
Inning Stats	R: 0 E: 0 K: 1 S: 14	H: 0 LOB: 1 BB: 1 P: 23	R: 0 E: 0 K: 1 S: 8	H: 0 LOB: 0 BB: 0 P: 13	R: 0 E: 0 K: 0 S: 8	H: 2 LOB: 1 BB: 1 P: 10	R: 0 E: 0 K: 2 S: 10	H: 1 LOB: 1 BB: 0 P: 15	R: 0 E: 0 K: 1 S: 6	H: 0 LOB: 0 BB: 0 P: 9	R: 1 E: 0 K: 0 S: 13	H: 2 LOB: 2 BB: 0 P: 19	R: 0 E: 0 K: 0 S: 13	H: 0 LOB: 1 BB: 1 P: 22	R: 1 E: 0 K: 0 S: 13	H: 2 LOB: 2 BB: 2 P: 27	R: 0 E: 0 K: 1 S: 11	H: 0 LOB: 0 BB: 0 P: 18	R: 1 E: 0 K: 0 S: 8	H: 1 LOB: 1 BB: 0 P: 13	1B: 5 2B: 3 3B: 0 HR: 0	SF: 0 SAC: 1 DP: 2 HBP: 1	WP: 1 PB: 0 SB: 0 CS: 1	PA: 38			
PITCHER	IP	WLS	BF	H	R	ER	SO	BB	IBB	HBP	BLK	WP	HR	S	P	ERA	WHIP										
Ramon Martinez, R ERA: 2.99 (1, 1)	7.1		29	7	1	1	7	2	0	0	0	0	0	79	123	1.23	1.227										
Tim Crews, R ERA: 3.50 (8, 1)	1.2		6	0	0	0	1	1	1	0	0	0	0	17	33	0.00	0.600										
Jay Howell, R ERA: 3.86 (10, 1)	0.1	L	3	1	1	1	0	0	0	1	0	1	0	8	13	27.00	3.000										

Batter	1	2	3	4	5	6	7	8	9	AB	R	H	RBI	BB	SO	LOB	TOP									
Brett Butler, L OBP: 0.357, SLG: 0.309 (1, 8)										5	1	1	1	0	0	1	San Francisco Giants @ San Diego Padres Jack Murphy Stadium, San Diego, CA Tue Jun 12 1990, 10:05 PM EDT Att: 29,053 - Unknown - 65 F livebaseballscorecards.com									
Rick Parker, R OBP: 0.404, SLG: 0.591 (1, 9)										5	2	2	1	0	0	1										
Will Clark, L OBP: 0.332, SLG: 0.496 (1, 3)										5	1	3	1	0	1	0										
Kevin Mitchell, R OBP: 0.380, SLG: 0.584 (1, 7)										3	0	1	1	1	0	1										
Matt Williams, R OBP: 0.324, SLG: 0.463 (1, 5)										4	0	1	1	0	0	3										
Gary Carter, R OBP: 0.351, SLG: 0.400 (1, 2)										4	2	2	1	0	0	2										
Robby Thompson, R OBP: 0.293, SLG: 0.344 (1, 4)										4	1	2	0	0	0	0										
Jose Uribe, S OBP: 0.357, SLG: 0.398 (1, 6)										3	0	0	0	0	0	1										
Don Robinson, R OBP: 0.167, SLG: 0.167 Mark Thurmond, L (7, 1)										3	0	1	1	0	2	1										
										1	0	0	0	0	0	0										
Inning Stats	R: 1 E: 0 K: 0 S: 12	H: 2 LOB: 1 BB: 0 P: 16	R: 0 E: 0 K: 0 S: 6	H: 1 LOB: 0 BB: 0 P: 6	R: 2 E: 0 K: 1 S: 19	H: 4 LOB: 2 BB: 0 P: 30	R: 0 E: 1 K: 1 S: 7	H: 0 LOB: 0 BB: 0 P: 10	R: 0 E: 0 K: 0 S: 8	H: 1 LOB: 2 BB: 1 P: 13	R: 2 E: 0 K: 0 S: 9	H: 3 LOB: 0 BB: 0 P: 13	R: 1 E: 0 K: 0 S: 9	H: 1 LOB: 0 BB: 0 P: 11	R: 1 E: 0 K: 0 S: 9	H: 1 LOB: 0 BB: 0 P: 14	R: 0 E: 0 K: 1 S: 9	H: 0 LOB: 0 BB: 0 P: 14	1B: 9 2B: 2 3B: 0 HR: 2	SF: 0 SAC: 1 DP: 1 HBP: 0	WP: 0 PB: 0 SB: 1 CS: 2	PA: 40				
PITCHER	IP	WLS	BF	H	R	ER	SO	BB	IBB	HBP	BLK	WP	HR	S	P	ERA	WHIP									
Dennis Rasmussen, L ERA: 3.96 Mike Dunne, R ERA: 6.92 Calvin Schiraldi, R ERA: 5.14	(1, 1)	7.0	L	32	12	6	6	2	0	1	0	0	0	1	70	99	7.71	1.714								
	(8, 1)	1.0		4	1	1	1	0	0	0	0	0	0	1	9	14	9.00	1.000								
	(9, 1)	1.0		3	0	0	0	1	0	0	0	0	0	0	9	14	0.00	0.000								

Batter	1	2	3	4	5	6	7	8	9	AB	R	H	RBI	BB	SO	LOB	BOTTOM									
Roberto Alomar, S OBP: 0.383, SLG: 0.420 (1, 4)										4	0	0	0	0	0	2	San Francisco Giants @ San Diego Padres Jack Murphy Stadium, San Diego, CA Tue Jun 12 1990, 10:05 PM EDT Att: 29,053 - Unknown - 65 F livebaseballscorecards.com									
Tony Gwynn, L OBP: 0.397, SLG: 0.473 (1, 9)										4	0	1	0	0	0	2										
Joe Carter, R OBP: 0.285, SLG: 0.441 (1, 8)										4	0	1	0	0	0	2										
Jack Clark, R OBP: 0.402, SLG: 0.488 (1, 3)										4	0	0	0	0	2	2										
Benito Santiago, R OBP: 0.371, SLG: 0.519 (1, 2)										4	2	1	1	0	0	0										
Mike Pagliaro, L OBP: 0.391, SLG: 0.415 (1, 5)										3	0	0	0	0	0	1										
Shawn Abner, R OBP: 0.326, SLG: 0.364 (1, 7)										4	0	2	1	0	0	1										
Garry Templeton, S OBP: 0.287, SLG: 0.389 (1, 6)										4	0	0	0	0	0	2										
Dennis Rasmussen, L OBP: 0.333, SLG: 0.333 Mike Dunne, R ERA: 2.36 Jerald Clark, R OBP: 0.310, SLG: 0.425 Calvin Schiraldi, R OBP: 0.333, SLG: 0.200 (1, 1) (8, 1) (8, PH) (9, 1)										2	0	1	0	0	0	1										
										0	0	0	0	0	0	0										
										1	0	1	0	0	0	0										
										0	0	0	0	0	0	0										
Inning Stats	R: 0 E: 0 K: 1 S: 9	H: 1 LOB: 1 BB: 0 P: 13	R: 1 E: 0 K: 0 S: 9	H: 2 LOB: 1 BB: 0 P: 10	R: 0 E: 0 K: 0 S: 6	H: 1 LOB: 1 BB: 0 P: 13	R: 0 E: 0 K: 0 S: 7	H: 0 LOB: 0 BB: 0 P: 11	R: 0 E: 0 K: 0 S: 5	H: 0 LOB: 0 BB: 0 P: 6	R: 0 E: 0 K: 0 S: 9	H: 0 LOB: 0 BB: 0 P: 13	R: 0 E: 0 K: 0 S: 8	H: 1 LOB: 1 BB: 0 P: 14	R: 1 E: 1 K: 1 S: 16	H: 1 LOB: 1 BB: 0 P: 23	1B: 6 2B: 0 3B: 0 HR: 1	SF: 0 SAC: 0 DP: 0 HBP: 1	WP: 1 PB: 0 SB: 0 CS: 1	PA: 36						
PITCHER	IP	WLS	BF	H	R	ER	SO	BB	IBB	HBP	BLK	WP	HR	S	P	ERA	WHIP									
Don Robinson, R ERA: 2.36 Mark Thurmond, L ERA: 2.7	(1, 1)	6.0	W	23	5	1	1	1	0	0	0	0	0	1	43	65	1.50	0.833								
	(7, 1)	3.0	S	12	2	1	0	1	0	0	0	0	0	33	50	0.00	0.667									

Batter	1	2	3	4	5	6	7	8	9	AB	R	H	RBI	BB	SO	LOB	TOP		
Brett Butler , L (1, 8) OBP: 0.359, SLG: 0.312	B5-3		1-1 1B			0-0 F7		0-0 SH2-3	1-0	4	0	2	0	0	0	0	San Francisco Giants @ San Diego Padres Jack Murphy Stadium, San Diego, CA Wed Jun 13 1990, 10:05 PM EDT Att: 31,455 - Unknown - 68 F AB 36 R 6 H 8 RBI 5 BB 1 SO 4 LOB 9 		
Rick Leach , L (1, 9) OBP: 0.398, SLG: 0.365	G4-3		3-1 G4-3			0-1 G3		2-0 G4-3	1-1 G4-3	5	0	0	0	0	0	4			
Will Clark , L (1, 3) Mike Kingery , L (8, 9) OBP: 0.500, SLG: 0.467	G4-3			1-1 G4-3				1-2 E	1-2 HR	4	2	2	1	0	0	0			
Kevin Mitchell , R (1, 7) OBP: 0.378, SLG: 0.575		0-0 F3		1-2 G4-3				0-0 P4	4-0 HR	3	1	0	0	1	0	1			
Matt Williams , R (1, 5) OBP: 0.331, SLG: 0.485		0-0 FC5-4		0-0 G1-3				2-1 E2	0-0 IBB	4	2	3	4	0	0	0			
Terry Kennedy , L (1, 2) OBP: 0.384, SLG: 0.402		1-1 F7			1-1 F7			0-2 F8	2-1 G1-3	4	0	0	0	0	0	1			
Robby Thompson , R (1, 4) OBP: 0.288, SLG: 0.338		1-2 FC5-4			3-3 K			0-0 E6	0-1 F8	4	0	0	0	0	1	1			
Jose Uribe , S (1, 6) OBP: 0.355, SLG: 0.395			2-1 G6-3		1-2 F9			0-0 G4-3	1-0 1B	4	0	1	0	0	0	1			
Trevor Wilson , L (1, 1) OBP: 0.384, SLG: 0.402			1-3 K			3-3 K		2-2 E6	1-3 K	4	1	0	0	0	3	1			
Inning Stats	R: 0 H: 0 E: 0 K: 0 S: 5	H: 0 LOB: 0 BB: 0 P: 8	R: 0 H: 1 E: 0 K: 0 S: 8	H: 1 LOB: 1 BB: 0 P: 10	R: 0 H: 1 E: 0 K: 1 S: 9	H: 1 LOB: 1 BB: 0 P: 16	R: 0 H: 0 E: 0 K: 0 S: 8	H: 0 LOB: 0 BB: 0 P: 10	R: 0 H: 0 E: 0 K: 1 S: 8	H: 0 LOB: 0 BB: 0 P: 13	R: 2 H: 2 E: 2 K: 0 S: 10	H: 2 LOB: 1 BB: 0 P: 14	R: 4 H: 2 E: 1 K: 0 S: 13	H: 2 LOB: 0 BB: 1 P: 24	R: 0 H: 2 E: 0 K: 1 S: 9	H: 2 LOB: 2 BB: 0 P: 13	1B: 5 2B: 2 3B: 0 HR: 1	SF: 0 SAC: 1 DP: 0 HBP: 0	WP: 0 PA: 38 PB: 0 CS: 0 SB: 0
PITCHER	IP WLS BF H R ER SO BB IBB HBP BLK WP HR S P ERA WHIP																		
Ed Whitson , R (1, 1) ERA: 2.89	8.0 L 33 6 6 2 3 0 0 0 0 0 0 1 67 104 2.25 0.750																		
Mark Grant , R (9, 1) ERA: 5.06	1.0 5 2 0 0 1 0 0 0 0 0 0 0 9 13 0.00 2.000																		

Batter	1	2	3	4	5	6	7	8	9	AB	R	H	RBI	BB	SO	LOB	BOTTOM				
Bip Roberts , S (1, 7) OBP: 0.356, SLG: 0.436	F9			0-1 F9					1-2 G6-3	4	0	0	0	0	0	1	San Francisco Giants @ San Diego Padres Jack Murphy Stadium, San Diego, CA Wed Jun 13 1990, 10:05 PM EDT Att: 31,455 - Unknown - 68 F AB 28 R 0 H 1 RBI 0 BB 0 SO 9 LOB 3 				
Roberto Alomar , S (1, 4) OBP: 0.378, SLG: 0.414	G6-3			1-1 F8						3	0	0	0	0	1	0					
Tony Gwynn , L (1, 9) OBP: 0.392, SLG: 0.467	G1-3			3-2 G5-3						3	0	0	0	0	0	0					
Joe Carter , R (1, 8) OBP: 0.281, SLG: 0.436		0-1 F8			1-3 K			0-0 F7		3	0	0	0	0	1	0					
Jack Clark , R (1, 3) OBP: 0.391, SLG: 0.472		2-3 K			1-1 G1-3			0-1 G6-3		3	0	0	0	0	1	0					
Benito Santiago , R (1, 2) OBP: 0.386, SLG: 0.511		3-3 K			1-3 K			0-0 G6-3		3	0	0	0	0	2	0					
Mike Pagliarulo , L (1, 5) OBP: 0.389, SLG: 0.413			1-1 F7		0-1 CS	1-3 K			3-1 BLK	3	0	1	0	0	1	0					
Garry Templeton , S (1, 6) OBP: 0.283, SLG: 0.383			1-3 K			0-0 G6-3			0-2 F8	3	0	0	0	0	1	1					
Ed Whitson , R (1, 1) Mark Grant , R (9, 1) Jerald Clark , R (9, PH) OBP: 0.154, SLG: 0.269	G6-3			0-0 G6-3		1-3 K2-3			0-3 K	2	0	0	0	0	1	0					
Inning Stats	R: 0 H: 0 E: 0 K: 0 S: 9	H: 0 LOB: 0 BB: 0 P: 14	R: 0 H: 0 E: 0 K: 2 S: 8	H: 0 LOB: 0 BB: 0 P: 13	R: 0 H: 0 E: 0 K: 1 S: 6	H: 0 LOB: 0 BB: 0 P: 8	R: 0 H: 0 E: 0 K: 0 S: 7	H: 0 LOB: 0 BB: 0 P: 11	R: 0 H: 0 E: 0 K: 2 S: 11	H: 0 LOB: 0 BB: 0 P: 14	R: 0 H: 0 E: 0 K: 2 S: 7	H: 0 LOB: 0 BB: 0 P: 9	R: 0 H: 0 E: 0 K: 1 S: 7	H: 0 LOB: 0 BB: 0 P: 11	R: 0 H: 0 E: 0 K: 0 S: 4	H: 0 LOB: 0 BB: 0 P: 4	R: 0 H: 1 E: 0 K: 1 S: 11	H: 1 LOB: 1 BB: 0 P: 15	1B: 1 2B: 0 3B: 0 HR: 0	SF: 0 SAC: 0 DP: 0 HBP: 0	WP: 1 PA: 29 PB: 0 CS: 1 SB: 0
PITCHER	IP WLS BF H R ER SO BB IBB HBP BLK WP HR S P ERA WHIP																				
Trevor Wilson , L (1, 1) ERA: 3.0	9.0 W 28 1 0 0 9 0 0 0 0 0 1 0 70 99 0.00 0.111																				

Batter	1	2	3	4	5	6	7	8	9	AB	R	H	RBI	BB	SO	LOB	TOP					
Brett Butler , L (1, 8) OBP: 0.364, SLG: 0.315	F7		1B		2B		BB	SH5-3	K	4	1	2	0	1	1	2	San Francisco Giants @ San Diego Padres Jack Murphy Stadium, San Diego, CA Thu Jun 14 1990, 6:33 AM EDT Att: 30,279 - Sunny - 75 F					
Rick Parker , R (1, 9) OBP: 0.396, SLG: 0.571	F7		P4		2B		1B	K	G1-3	5	1	1	0	1	1	4						
Will Clark , L (1, 3) OBP: 0.336, SLG: 0.496	K		G1-4-3		P7		2B	SF8	2B	4	2	1	1	1	1	3						
Kevin Mitchell , R (1, 7)		K		G6-3	F8		SF8	2B	2B	5	0	2	3	0	1	2						
Matt Williams , R (1, 5) OBP: 0.332, SLG: 0.483	F9			BB	1B		SH2-4	G5-3	K	5	0	2	0	0	1	3						
Gary Carter , R (1, 2) OBP: 0.370, SLG: 0.447	2B			BB	BB		E5	IBB	HR	3	1	2	1	2	0	1						
Robby Thompson , R (1, 4) OBP: 0.289, SLG: 0.338				F8			SH2-4	SF8	1B	1	0	0	0	1	0	2						
Mike Kingery , L (7, PH) OBP: 0.471, SLG: 0.467				F8			1-2	2-3	1B	0	0	0	1	0	0	0						
Dave Anderson , R (7, 4) OBP: 0.286, SLG: 0.273				F8			2-3	3-H		1	0	1	0	0	0	0						
Jose Uribe , S (1, 6) OBP: 0.346, SLG: 0.385	F7			F8			K	G4-3	L4	5	0	0	0	0	1	9						
Francisco Oliveras , R (1, 1) OBP: 0.229, SLG: 0.277			K				F8		SH5-3	2	0	0	0	0	2	0						
Greg Litton , R (5, PH) OBP: 0.229, SLG: 0.277										1	0	0	0	0	0	2						
Ed Vosberg , L (5, 1) OBP: 0.365, SLG: 0.500										0	0	0	0	0	0	0						
Jeff Brantley , R (7, 1) OBP: 0.365, SLG: 0.500										1	1	1	0	0	0	0						
Rick Leach , L (9, PH) OBP: 0.294, SLG: 0.405										0	0	0	0	1	0	0						
Steve Bedrosian , R (9, 1) OBP: 0.314, SLG: 0.290										0	0	0	0	0	0	0						
Inning Stats	R: 0 E: 0 K: 1 S: 8	H: 0 LOB: 0 BB: 0 P: 14	R: 0 E: 0 K: 1 S: 11	H: 1 LOB: 2 BB: 1 P: 16	R: 0 E: 0 K: 1 S: 14	H: 1 LOB: 1 BB: 0 P: 23	R: 0 E: 0 K: 0 S: 11	H: 1 LOB: 2 BB: 1 P: 21	R: 0 E: 0 K: 1 S: 12	H: 2 LOB: 2 BB: 0 P: 16	R: 0 E: 1 K: 1 S: 7	H: 1 LOB: 2 BB: 0 P: 10	R: 3 E: 0 K: 0 S: 11	H: 2 LOB: 2 BB: 3 P: 26	R: 2 E: 0 K: 2 S: 12	H: 2 LOB: 1 BB: 1 P: 20	R: 1 E: 0 K: 1 S: 13	H: 2 LOB: 2 BB: 1 P: 22	1B: 7 2B: 4 3B: 0 HR: 1	SF: 1 SAC: 2 DP: 0 HBP: 0	WP: 1 PB: 0 CS: 1 SB: 0	PA: 47
PITCHER	IP	WLS	BF	H	R	ER	SO	BB	IBB	HBP	BLK	WP	HR	S	P	ERA	WHIP					
Bruce Hurst , L (1, 1) ERA: 4.08	6.0	L	30	7	3	3	5	4	0	0	0	0	0	68	113	4.50	1.833					
Greg Harris , R (7, 1) ERA: 2.17	1.0		5	1	0	0	0	0	1	0	0	0	0	6	13	0.00	1.000					
Mark Grant , R (8, 1) ERA: 5.65	2.0		12	4	3	3	3	1	1	0	0	1	1	25	42	13.50	2.500					

AB	37
R	6
H	12
RBI	6
BB	7
SO	8
LOB	28



Batter	1	2	3	4	5	6	7	8	9	AB	R	H	RBI	BB	SO	LOB	BOTTOM					
Bip Roberts , S (1, 7) OBP: 0.352, SLG: 0.428	F7		K		K		G4-3		G4-6-3	4	0	0	0	0	2	2	San Francisco Giants @ San Diego Padres Jack Murphy Stadium, San Diego, CA Thu Jun 14 1990, 6:33 AM EDT Att: 30,279 - Sunny - 75 F					
Roberto Alomar , S (1, 4) OBP: 0.371, SLG: 0.405	K		F9		F8			F7	G4-6-3	5	0	0	0	0	1	3						
Tony Gwynn , L (1, 9) OBP: 0.394, SLG: 0.476	E6		1B				F7	1B		4	1	2	0	0	0	0						
Joe Carter , R (1, 8) OBP: 0.280, SLG: 0.432	G5-3		CS		F7		F7	K		4	0	1	1	0	1	2						
Mike Pagliarulo , L (1, 5) OBP: 0.385, SLG: 0.407	F2		CS		P6		K		1B	4	0	1	0	0	1	0						
Phil Stephenson , L (1, 3) OBP: 0.386, SLG: 0.404	F9				G4-3		SH1-4	1B	P4	2	0	0	0	0	0	0						
Jerald Clark , R (7, PH) OBP: 0.311, SLG: 0.419					G4-3					2	0	1	0	0	0	2						
Garry Templeton , S (1, 6) OBP: 0.294, SLG: 0.405							SH1-4		SH1-4	2	1	2	1	1	0	0						
Mark Parent , R (1, 2) OBP: 0.297, SLG: 0.333									HBP	2	0	1	0	0	0	1						
Fred Lynn , L (7, PH) OBP: 0.327, SLG: 0.365									P4	1	0	0	0	0	1	1						
Mark Grant , R (8, 1) OBP: 0.319, SLG: 0.356										0	0	0	0	0	0	0						
Shawn Abner , R (9, PH) OBP: 0.319, SLG: 0.356										1	0	0	0	0	0	1						
Bruce Hurst , L (1, 1) OBP: 0.125, SLG: 0.045										2	0	0	0	0	2	1						
Greg Harris , R (7, 1) ERA: 1.93										0	0	0	0	0	0	0						
Benito Santiago , R (7, PH) OBP: 0.369, SLG: 0.511										0	0	0	0	0	0	0						
Joey Cora , S (7, FR) OBP: 0.314, SLG: 0.290										0	0	0	0	1	0	0						
Inning Stats	R: 0 E: 1 K: 1 S: 9	H: 0 LOB: 1 BB: 0 P: 14	R: 1 E: 0 K: 1 S: 13	H: 2 LOB: 0 BB: 0 P: 19	R: 1 E: 0 K: 1 S: 7	H: 2 LOB: 0 BB: 0 P: 13	R: 0 E: 0 K: 0 S: 5	H: 0 LOB: 1 BB: 1 P: 9	R: 0 E: 0 K: 2 S: 9	H: 0 LOB: 0 BB: 0 P: 12	R: 0 E: 0 K: 1 S: 8	H: 0 LOB: 0 BB: 0 P: 14	R: 0 E: 0 K: 1 S: 17	H: 1 LOB: 2 BB: 0 P: 22	R: 0 E: 0 K: 1 S: 15	H: 2 LOB: 2 BB: 0 P: 20	R: 0 E: 0 K: 0 S: 18	H: 1 LOB: 2 BB: 1 P: 27	1B: 6 2B: 0 3B: 1 HR: 1	SF: 0 SAC: 1 DP: 1 HBP: 2	WP: 0 PB: 0 CS: 1 SB: 0	PA: 39
PITCHER	IP	WLS	BF	H	R	ER	SO	BB	IBB	HBP	BLK	WP	HR	S	P	ERA	WHIP					
Francisco Oliveras , R (1, 1) ERA: 1.93	5.0		20	4	2	2	5	1	0	0	0	0	0	8	14	0.00	0.000					
Ed Vosberg , L (6, 1) ERA: 3.68	1.0	W	3	0	0	0	1	0	0	0	0	0	0	8	14	0.00	0.000					
Jeff Brantley , R (7, 1) ERA: 1.36	2.0		10	3	0	0	2	0	0	1	0	0	0	32	42	0.00	1.500					
Steve Bedrosian , R (9, 1) ERA: 3.9	1.0		5	1	0	0	0	1	0	1	0	0	0	18	27	0.00	2.000					



Batter	1	2	3	4	5	6	7	8	9	10	11	12	13	AB	R	H	RBI	BB	SO	LOB	TOP						
Blip Roberts, S OBP: 0.348, SLG: 0.422 Shawn Abner, R OBP: 0.320, SLG: 0.354	G5		L9			K		FC5-4 1B		P2		K		3	0	0	0	1	2								
Roberto Alomar, S OBP: 0.363, SLG: 0.395	F9			K		F7		FC5-4 BB		F7		F8		6	0	0	0	0	1	4							
Tony Gwynn, L OBP: 0.396, SLG: 0.472	G5-3			G5-3		1B		BB		BB		K		4	1	1	0	2	1	0							
Joe Carter, R OBP: 0.276, SLG: 0.438		G5-3		K		K		F7		P4			HR BB	6	1	1	2	0	2	3							
Jack Clark, R OBP: 0.397, SLG: 0.457													HR	3	0	0	0	3	0	0							
Mike Pagliarulo, L OBP: 0.376, SLG: 0.395		P6				G1-3		FC1-5 1B		F8		P6		6	0	1	0	0	1	2							
Mark Parent, R OBP: 0.302, SLG: 0.357			SH1-4 1B			1B		FC1-5 G6-3		K			K	6	1	2	0	0	2	2							
Garry Templeton, S OBP: 0.302, SLG: 0.407			L9 SH1-4 1B			FC5 1B		G6-3				G4-3		4	0	2	1	1	0	2							
Andy Benes, R ERA: 3.72 Jerad Eder, R ERA: 3.48 Craig Leferts, L ERA: 1.32 Fred Lynn, L ERA: 2.08 Jim Howell, R ERA: 3.48 Phil Stephenson, L ERA: 3.68			SH1-4			FC5		K					2B	1	0	0	0	0	0	1							
Inning Stats	R: 0 E: 0 K: 0 S: 5	H: 0 LOB: 0 BB: 0 P: 7	R: 0 E: 0 K: 0 S: 8	H: 0 LOB: 0 BB: 1 P: 15	R: 0 E: 0 K: 2 S: 11	H: 2 LOB: 1 BB: 13 P: 13	R: 0 E: 0 K: 2 S: 10	H: 1 LOB: 1 BB: 0 P: 16	R: 0 E: 0 K: 0 S: 16	H: 1 LOB: 1 BB: 1 P: 25	R: 0 E: 0 K: 1 S: 5	H: 0 LOB: 0 BB: 1 P: 19	R: 0 E: 0 K: 1 S: 10	H: 0 LOB: 2 BB: 1 P: 21	R: 0 E: 0 K: 1 S: 11	H: 0 LOB: 0 BB: 0 P: 5	R: 0 E: 0 K: 0 S: 10	H: 0 LOB: 1 BB: 1 P: 20	R: 0 E: 0 K: 1 S: 15	H: 1 LOB: 0 BB: 1 P: 26	R: 2 E: 0 K: 2 S: 15	H: 1 LOB: 0 BB: 1 P: 26	1B: 6 2B: 2 3B: 0 HR: 1	SF: 0 SAC: 1 DP: 1 HBP: 0	W/P: 0 PB: 0 SB: 1 CS: 1	PA: 52	
PITCHER	IP	WLS	BF	H	R	ER	SO	BB	IBB	HBP	BLK	WP	HR	S	P	ERA	WHIP										
Fernando Valenzuela, L ERA: 3.72	(1, 1)	8.0	31	7	1	1	5	3	0	0	0	0	0	74	128	1.12	1.250										
Jay Howell, R ERA: 3.48	(9, 1)	2.0	7	0	0	0	1	1	0	0	0	0	0	16	24	0.00	0.500										
Jim Pickett, L ERA: 3.48	(11, 1)	0.1	1	0	0	0	1	0	0	0	0	0	0	3	5	0.00	0.000										
Jim Gott, R ERA: 3.68	(11, 1)	1.2	8	1	0	0	1	2	0	0	0	0	0	22	41	0.00	1.800										
Mike Hartley, R ERA: 3.68	(13, 1)	1.0	5	1	2	2	2	1	0	0	0	0	1	15	26	18.00	2.000										

San Diego Padres @ Los Angeles Dodgers
Dodger Stadium, Los Angeles, CA
Fri Jun 15 1990, 7:05 PM PDT
Att. 39,620 - Unknown

AB 44
R 3
H 9
RBI 3
BB 7
SO 10
LOB 19



Batter	1	2	3	4	5	6	7	8	9	10	11	12	13	AB	R	H	RBI	BB	SO	LOB	BOTTOM						
Lenny Harris, L OBP: 0.369, SLG: 0.444	1B F9-2 1B		G6-4-3		F7			E4 BB		1B		BB 1B		6	0	3	0	0	2								
Kirk Gibson, L OBP: 0.287, SLG: 0.385	K			P5		F9		BB		K		BB		4	0	0	0	2	2	3							
Kal Daniels, L OBP: 0.375, SLG: 0.517 Jose Gonzalez, R OBP: 0.298, SLG: 0.463	1B			E4 BB 1B		G4-3		F8			L8		K	5	1	1	0	0	0	2							
Eddie Murray, S OBP: 0.374, SLG: 0.473	F9-2			L8-6 BB		F7				G6-3		K		5	0	0	0	1	1	2							
Stan Javier, S OBP: 0.369, SLG: 0.422	F7			1B		F7				F9		2B		6	0	2	1	0	0	0							
Mike Scioscia, L OBP: 0.395, SLG: 0.387 Rick Dempsey, R OBP: 0.325, SLG: 0.429	K			L8-6		F8				K				3	0	0	0	0	1	2							
Juan Samuel, R OBP: 0.277, SLG: 0.315	K					F8				G5-3		K		5	0	0	0	0	2	2							
Alfredo Griffin, S OBP: 0.300, SLG: 0.293						K				K		K		4	0	1	0	0	3	0							
Fernando Valenzuela, L ERA: 3.72 Jerad Eder, R ERA: 3.48 Craig Leferts, L ERA: 1.32 Fred Lynn, L ERA: 2.08 Jim Howell, R ERA: 3.48 Phil Stephenson, L ERA: 3.68			G6-4-3 1B			K		G6-3		F8		G4-3		2	0	1	0	0	1	1							
Inning Stats	R: 0 E: 0 K: 1 S: 15	H: 2 LOB: 1 BB: 0 P: 21	R: 0 E: 0 K: 2 S: 11	H: 0 LOB: 0 BB: 0 P: 14	R: 0 E: 0 K: 1 S: 9	H: 1 LOB: 0 BB: 0 P: 13	R: 0 E: 0 K: 0 S: 8	H: 0 LOB: 0 BB: 0 P: 11	R: 0 E: 0 K: 1 S: 9	H: 0 LOB: 2 BB: 1 P: 19	R: 0 E: 0 K: 1 S: 7	H: 0 LOB: 0 BB: 0 P: 12	R: 0 E: 0 K: 1 S: 12	H: 1 LOB: 2 BB: 0 P: 17	R: 0 E: 0 K: 2 S: 13	H: 1 LOB: 2 BB: 1 P: 24	R: 0 E: 0 K: 2 S: 12	H: 1 LOB: 2 BB: 1 P: 19	R: 0 E: 0 K: 1 S: 8	H: 0 LOB: 0 BB: 0 P: 12	1B: 7 2B: 3 3B: 0 HR: 0	SF: 0 SAC: 0 DP: 3 HBP: 1	W/P: 0 PB: 0 SB: 0 CS: 0	PA: 51			
PITCHER	IP	WLS	BF	H	R	ER	SO	BB	IBB	HBP	BLK	WP	HR	S	P	ERA	WHIP										
Andy Benes, R ERA: 3.72	(1, 1)	7.0	25	5	1	0	5	1	0	0	0	0	0	68	99	0.00	0.857										
Craig Leferts, L ERA: 1.32	(8, 1)	2.0	8	0	0	0	2	1	0	0	0	0	0	16	31	0.00	0.500										
Greg Harris, R ERA: 2.08	(10, 1)	2.0	10	2	0	0	3	1	0	1	0	0	0	25	41	0.00	1.500										
Calvin Schiraldi, R ERA: 4.8	(12, 1)	2.0	W	8	1	0	0	3	1	0	0	0	0	20	31	0.00	1.000										

San Diego Padres @ Los Angeles Dodgers
Dodger Stadium, Los Angeles, CA
Fri Jun 15 1990, 7:05 PM PDT
Att. 39,620 - Unknown

AB 46
R 1
H 8
RBI 1
BB 4
SO 13
LOB 17



Batter	1	2	3	4	5	6	7	8	9	AB	R	H	RBI	BB	SO	LOB	TOP									
Bip Roberts, S OBP: 0.349, SLG: 0.429 (1, 6)	G6-3		HR				K			3	1	2	1	1	0		San Diego Padres @ Los Angeles Dodgers Dodger Stadium, Los Angeles, CA Sun Jun 17 1990, 3:33 AM PDT Att: 40,568 - Sunny - 70 F									
Roberto Alomar, S OBP: 0.397, SLG: 0.407 (1, 4)	G4-3 2B		2B			G4-3		G6-3		4	0	2	0	0	0	1										
Tony Gwynn, L OBP: 0.388, SLG: 0.458 (1, 9)	G4-3		F7			G4-3		K		4	0	0	0	0	1	3										
Joe Carter, R OBP: 0.277, SLG: 0.436 Craig Lefferts, L OBP: 0.250, SLG: 0.250 (8, 1)	G6-3		G5-3			G1-3		F3		4	0	0	0	0	0	2										
Fred Lynn, L OBP: 0.336, SLG: 0.396 (1, 7)		K	L1			HR			2B 1B	4	1	2	1	0	1	1										
Mike Pagliarulo, L OBP: 0.376, SLG: 0.405 (1, 5)	G1-3 2B				F8	F9			2B	4	0	2	0	0	0	0										
Phil Stephenson, L OBP: 0.355, SLG: 0.403 (1, 3)	G1-3				K	G3-1			K	4	0	0	0	0	2	3										
Mark Parent, R OBP: 0.265, SLG: 0.313 Jack Clark, R OBP: 0.397, SLG: 0.442 (9, PH)	F7				G5-3		G5-3		K	3	0	0	0	0	0	1										
Dennis Rasmussen, L OBP: 0.333, SLG: 0.333 Eric Show, R OBP: 0.250, SLG: 0.375 Darin Jackson, R OBP: 0.251, SLG: 0.320 Calvin Schiraldi, R OBP: 0.333, SLG: 0.200 Shawn Abner, R OBP: 0.314, SLG: 0.347 (8, 8)			HR 1B			G1-3		G5-3		F6	0	0	0	0	0	0										
Inning Stats	R: 0 E: 0 K: 0 S: 11	H: 1 LOB: 1 BB: 0 P: 17	R: 0 E: 0 K: 1 S: 11	H: 1 LOB: 1 BB: 0 P: 17	R: 2 E: 0 K: 0 S: 12	H: 3 LOB: 1 BB: 0 P: 18	R: 0 E: 0 K: 1 S: 5	H: 0 LOB: 0 BB: 0 P: 7	R: 0 E: 0 K: 0 S: 7	H: 0 LOB: 1 BB: 1 P: 15	R: 1 E: 0 K: 0 S: 9	H: 1 LOB: 0 BB: 0 P: 12	R: 0 E: 0 K: 1 S: 6	H: 0 LOB: 0 BB: 0 P: 11	R: 0 E: 0 K: 1 S: 10	H: 0 LOB: 0 BB: 0 P: 12		R: 0 E: 0 K: 2 S: 17	H: 2 LOB: 2 BB: 0 P: 24	1B: 2 2B: 4 3B: 0 HR: 2	SF: 0 SAC: 0 DP: 0 HBP: 0	WP: 0 PB: 0 SB: 0 CS: 0	PA: 36			
PITCHER	IP	WLS	BF	H	R	ER	SO	BB	IBB	HBP	BLK	WP	HR	S	P	ERA	WHIP									
Mike Morgan, R ERA: 3.11 Jay Howell, R ERA: 3.32	(1, 1)	8.0	W	33	8	3	3	4	1	0	0	0	0	2	79	121	3.38	1.125								
(9, 1)	1.0	S	3	0	0	0	2	0	0	0	0	0	0	9	12	0.00	0.000									

Batter	1	2	3	4	5	6	7	8	9	AB	R	H	RBI	BB	SO	LOB	BOTTOM									
Lenny Harris, L OBP: 0.361, SLG: 0.428 (1, 4)	HR 1B BB	G6-3		P2		F8				3	1	0	0	1	0	1	San Diego Padres @ Los Angeles Dodgers Dodger Stadium, Los Angeles, CA Sun Jun 17 1990, 3:33 AM PDT Att: 40,568 - Sunny - 70 F									
Stan Javier, S OBP: 0.378, SLG: 0.423 (1, 7)	HR 1B		F8 S 1B	G4-3 BB		G3-1				3	2	2	0	1	0	1										
Kirk Gibson, L OBP: 0.278, SLG: 0.413 (1, 8)	HR		S 1B BB	G4-3		G6-3				3	2	1	3	1	0	1										
Eddie Murray, S OBP: 0.377, SLG: 0.466 (1, 3)	G3		F9	F8		K				4	0	0	0	0	1	3										
Hubie Brooks, R OBP: 0.284, SLG: 0.420 Chris Gwynn, L OBP: 0.355, SLG: 0.357 (5, PR) (6, 9)	1B		F8			G4-3				3	0	2	0	0	0	2										
Rick Dempsey, R OBP: 0.318, SLG: 0.395 (1, 2)	F8		1B BB			K				3	1	0	0	1	2	2										
Mike Sharperson, R OBP: 0.346, SLG: 0.347 (1, 5)	F9		BLK 1B	G4-3						3	0	1	2	1	0	2										
Alfredo Griffin, S OBP: 0.302, SLG: 0.290 (1, 6)			BLK 1B			E4 SH3-4				4	0	1	1	0	2	1										
Mike Morgan, R OBP: 0.125, SLG: 0.097 Jay Howell, R ERA: 1.29 (9, 1)	G6-3		G6-3			SH3-4				3	0	0	0	0	0	3										
Inning Stats	R: 3 E: 0 K: 0 S: 9	H: 3 LOB: 1 BB: 1 P: 20	R: 0 E: 0 K: 1 S: 6	H: 0 LOB: 0 BB: 0 P: 7	R: 3 E: 0 K: 0 S: 18	H: 3 LOB: 2 BB: 2 P: 37	R: 0 E: 0 K: 0 S: 6	H: 0 LOB: 1 BB: 1 P: 12	R: 0 E: 0 K: 0 S: 7	H: 1 LOB: 1 BB: 0 P: 13	R: 0 E: 1 K: 0 S: 4	H: 0 LOB: 1 BB: 0 P: 6	R: 0 E: 0 K: 1 S: 7	H: 0 LOB: 0 BB: 0 P: 10	R: 0 E: 0 K: 2 S: 14	H: 0 LOB: 1 BB: 1 P: 18		1B: 6 2B: 0 3B: 0 HR: 1	SF: 0 SAC: 1 DP: 0 HBP: 0	WP: 0 PB: 0 SB: 2 CS: 1	PA: 36					
PITCHER	IP	WLS	BF	H	R	ER	SO	BB	IBB	HBP	BLK	WP	HR	S	P	ERA	WHIP									
Dennis Rasmussen, L ERA: 3.87 Eric Show, R ERA: 7.68 Calvin Schiraldi, R ERA: 4.78 Craig Lefferts, L ERA: 1.29	(1, 1)	1.0	L	7	3	3	3	0	1	0	0	0	0	1	9	20	27.00	4.000								
(2, 1)	5.0		22	4	3	3	2	3	0	0	1	0	0	41	75	5.40	1.400									
(7, 1)	1.0		3	0	0	0	1	0	0	0	0	0	0	7	10	0.00	0.000									
(8, 1)	1.0		4	0	0	0	2	1	0	0	0	0	0	14	18	0.00	1.000									

AB 35
R 3
H 8
RBI 3
BB 1
SO 6
LOB 15



AB 30
R 6
H 7
RBI 6
BB 5
SO 5
LOB 16



Batter	1	2	3	4	5	6	7	8	9	AB	R	H	RBI	BB	SO	LOB	TOP										
Tony Gwynn, L OBP: 0.382, SLG: 0.450 (1, 9)	F8		L6				FC4 1B		K	5	0	2	0	0	1	1	San Diego Padres @ San Francisco Giants Candlestick Park, San Francisco, CA Tue Jun 19 1990, 10:05 PM EDT Att: 31,164 - Unknown - 70 F livebaseballscorecards.com										
Big Roberts, S OBP: 0.352, SLG: 0.424 (1, 7) (7, 5)	E BB		F7			G4-6-3 1B	FC4 BB		1B	4	1	1	1	1	0	2											
Roberto Alomar, S OBP: 0.369, SLG: 0.409 (1, 4)	E8 1B		1-2			HBP 1B			K	4	1	3	1	1	1	2											
Joe Carter, R OBP: 0.276, SLG: 0.428 (1, 8)	WP BLK SF7 1B		F2			HBP	F8		CS	3	1	1	1	0	0	3											
Mike Pagliarulo, L OBP: 0.369, SLG: 0.394 Craig Lefferts, L OBP: 0.250, SLG: 0.250 (7, 1)	SF7					G4-3	G4-3			2	0	0	1	1	0	4											
Jack Clark, R OBP: 0.388, SLG: 0.416 (1, 3)	F9					1B BB				0	0	0	0	0	0	0											
Garry Templeton, S OBP: 0.298, SLG: 0.399 (1, 6)			F7							4	0	1	0	0	0	0											
Mark Parent, R OBP: 0.286, SLG: 0.302 (1, 2)			F3							3	0	0	0	1	1	0											
Bruce Hurst, L OBP: 0.115, SLG: 0.042 Greg Harris, R OBP: 0.143, SLG: 0.429 Shawn Abner, R OBP: 0.327, SLG: 0.360 (1, 1) (6, 1) (7, 7)	G5-3								CS 1B	2	0	0	0	0	1	2											
Inning Stats	R: 3 E: 1 K: 0 S: 12	H: 2 LOB: 0 BB: 1 P: 21	R: 0 E: 0 K: 0 S: 5	H: 0 LOB: 0 BB: 0 P: 6	R: 0 E: 0 K: 0 S: 9	H: 1 LOB: 1 BB: 0 P: 13	R: 0 E: 0 K: 1 S: 7	H: 1 LOB: 2 BB: 2 P: 18	R: 0 E: 0 K: 0 S: 9	H: 2 LOB: 2 BB: 0 P: 14	R: 0 E: 0 K: 2 S: 8	H: 0 LOB: 0 BB: 0 P: 13	R: 1 E: 0 K: 0 S: 13	H: 2 LOB: 2 BB: 1 P: 21	R: 0 E: 0 K: 0 S: 6	H: 0 LOB: 0 BB: 0 P: 8	R: 0 E: 0 K: 2 S: 10	H: 2 LOB: 1 BB: 0 P: 13	1B: 8 2B: 1 3B: 1 HR: 0	SF: 1 SAC: 0 DP: 1 HBP: 1	WP: 1 PB: 0 SB: 1 CS: 1	PA: 40					
PITCHER	IP	WLS	BF	H	R	ER	SO	BB	IBB	HBP	BLK	WP	HR	S	P	ERA	WHIP										
Francisco Oliveras, R ERA: 3.21 Ed Vosberg, L ERA: 3.6 Bob Knepper, L ERA: 5.31 Mark Thurmond, L ERA: 3.03 Steve Bedrosian, R ERA: 3.48	(1, 1) (5, 1) (6, 1) (7, 1) (9, 1)	4.2 0.1 1.1 1.2 1.0	L 1 7 5 4	22 0 2 0 2	6 0 2 0 0	3 0 1 0 0	3 0 2 0 2	0 0 1 0 0	1 0 0 0 0	0 0 0 0 0	0 0 0 0 0	1 0 0 0 0	0 0 0 0 0	39 3 17 10 10	67 5 27 15 13	0.00 0.00 6.75 0.00 0.00	1.714 0.000 2.250 0.000 2.000										

Batter	1	2	3	4	5	6	7	8	9	AB	R	H	RBI	BB	SO	LOB	BOTTOM										
Brett Butler, L OBP: 0.365, SLG: 0.310 (1, 8)	B3		1-2 1B				BB		FC6-4 1B	4	0	3	0	1	0	0	San Diego Padres @ San Francisco Giants Candlestick Park, San Francisco, CA Tue Jun 19 1990, 10:05 PM EDT Att: 31,164 - Unknown - 70 F livebaseballscorecards.com										
Rick Parker, R OBP: 0.400, SLG: 0.537 (1, 9)	F8		K			G5-3			FC6-4 1B	4	0	0	0	1	1	4											
Will Clark, L OBP: 0.339, SLG: 0.489 (1, 3)	G4-3					K			F7	5	1	2	0	0	1	3											
Kevin Mitchell, R OBP: 0.390, SLG: 0.602 (1, 7)						G6-3			G3-1 3B	4	1	1	1	1	0	2											
Matt Williams, R OBP: 0.344, SLG: 0.531 (1, 5)						FC5-4 CS			F5	4	1	1	0	0	1	2											
Gary Carter, R OBP: 0.385, SLG: 0.431 Mark Thurmond, L (7, 1) Greg Litton, R OBP: 0.241, SLG: 0.269 (8, PH) (9, 4)	P3					F3			F3	3	0	0	0	0	1	2											
Robby Thompson, R OBP: 0.296, SLG: 0.375 Steve Bedrosian, R (9, 1)						G5-3			G5-3	4	0	1	1	0	1	0											
Jose Uribe, S OBP: 0.342, SLG: 0.374 (1, 6)						G6-3			G5-3	3	0	1	0	1	0	1											
Francisco Oliveras, R Ed Vosberg, L Don Robinson, R OBP: 0.286, SLG: 0.500 Bob Knepper, L OBP: 0.231, SLG: 0.308 Terry Kennedy, L OBP: 0.398, SLG: 0.385 (1, 1) (5, 1) (5, PH) (6, 1) (7, 2)	K								P4	1	0	0	0	0	1	1											
Inning Stats	R: 0 E: 0 K: 0 S: 6	H: 0 LOB: 0 BB: 0 P: 9	R: 0 E: 0 K: 0 S: 6	H: 0 LOB: 0 BB: 1 P: 11	R: 0 E: 0 K: 2 S: 12	H: 2 LOB: 2 BB: 0 P: 16	R: 0 E: 0 K: 1 S: 8	H: 1 LOB: 1 BB: 0 P: 11	R: 1 E: 0 K: 1 S: 7	H: 1 LOB: 1 BB: 1 P: 13	R: 1 E: 0 K: 2 S: 16	H: 1 LOB: 0 BB: 0 P: 20	R: 0 E: 0 K: 0 S: 15	H: 1 LOB: 3 BB: 2 P: 30	R: 1 E: 0 K: 0 S: 6	H: 2 LOB: 1 BB: 0 P: 8	R: 0 E: 0 K: 0 S: 7	H: 2 LOB: 2 BB: 0 P: 10	1B: 7 2B: 1 3B: 1 HR: 1	SF: 0 SAC: 0 DP: 0 HBP: 0	WP: 0 PB: 0 SB: 0 CS: 1	PA: 40					
PITCHER	IP	WLS	BF	H	R	ER	SO	BB	IBB	HBP	BLK	WP	HR	S	P	ERA	WHIP										
Bruce Hurst, L ERA: 4.05 Greg Harris, R ERA: 1.97 Craig Lefferts, L ERA: 1.45	(1, 1) (6, 1) (7, 1)	5.0 1.2 2.1	W 8 S	21 1 11	5 0 4	2 0 1	2 0 0	2 2 0	0 0 0	0 0 0	0 0 0	0 0 0	0 0 0	18 18 17	33 33 23	0.00 0.00 3.86	1.400 1.800 1.714										



Batter	1	2	3	4	5	6	7	8	9	10	11	AB	R	H	RBI	BB	SO	LOB	TOP			
Bip Roberts, S OBP: 0.353, SLG: 0.421 (1, 7)												4	0	1	2	1	0	0				
Roberto Alomar, S OBP: 0.368, SLG: 0.403 (1, 4)												4	0	0	0	0	1	1				
Tony Gwynn, L OBP: 0.383, SLG: 0.447 (1, 9)												4	0	1	0	1	1	2				
Joe Carter, R OBP: 0.275, SLG: 0.421 (1, 8)												4	0	0	0	0	1	1				
Mike Pagliarulo, L OBP: 0.364, SLG: 0.401 (1, 5)												5	1	1	0	0	1	3				
Phil Stephenson, L OBP: 0.375, SLG: 0.470 (1, 3)												4	2	3	1	0	0	0				
Craig Lefferts, L OBP: 0.250, SLG: 0.250 (8, 1)												0	0	0	0	0	0	0				
Shawn Abner, R OBP: 0.340, SLG: 0.392 (11, PH)												1	0	1	1	0	0	0				
Greg Harris, R OBP: 0.143, SLG: 0.429 (11, 1)												0	0	0	0	0	0	0				
Garry Templeton, S OBP: 0.296, SLG: 0.391 (1, 6)												4	0	0	0	1	0	2				
Mark Parent, R OBP: 0.276, SLG: 0.291 (1, 2)												2	0	0	0	0	0	1				
Fred Lynn, L OBP: 0.339, SLG: 0.427 (7, PH)												1	0	0	0	0	1	1				
Ronn Reynolds, R (7, 2)												2	0	0	0	0	2	1				
Andy Benes, R OBP: 0.100, SLG: 0.103 (1, 1)												2	0	0	0	0	1	0				
Jerald Clark, R OBP: 0.313, SLG: 0.435 (7, PH)												1	1	1	0	0	0	0				
Calvin Schiraldi, R OBP: 0.333, SLG: 0.200 (7, 1)												0	0	0	0	0	0	0				
Jack Clark, R OBP: 0.362, SLG: 0.408 (8, 3)												2	0	0	0	0	0	1				
Inning Stats	R: 0 E: 0 K: 1 S: 8	H: 0 LOB: 0 BB: 0 P: 11	R: 1 E: 0 K: 0 S: 8	H: 1 LOB: 0 BB: 0 P: 9	R: 0 E: 0 K: 1 S: 8	H: 0 LOB: 0 BB: 0 P: 14	R: 0 E: 0 K: 1 S: 8	H: 0 LOB: 3 BB: 2 P: 19	R: 2 E: 0 K: 1 S: 13	H: 3 LOB: 2 BB: 0 P: 21	R: 0 E: 0 K: 0 S: 9	H: 0 LOB: 0 BB: 0 P: 15	R: 0 E: 0 K: 1 S: 9	H: 0 LOB: 0 BB: 0 P: 11	R: 0 E: 0 K: 0 S: 8	H: 1 LOB: 1 BB: 0 P: 15	R: 1 E: 0 K: 1 S: 13	H: 2 LOB: 1 BB: 0 P: 15	1B: 4 2B: 2 3B: 1 HR: 1	SF: 0 SAC: 0 DP: 0 HBP: 2	WP: 0 PB: 0 SB: 1 CS: 1	PA: 45
PITCHER	IP ERA WLS BF H R ER SO BB IBB HBP BLK WP HR S P ERA WHIP	6.2 3.38 0.1 1 0 0 0 0 0 0 0 0 0 0 0 2 5 0.00 0.000	3.0 3.0 10 1 0 0 1 0 0 0 0 0 0 0 0 26 41 0.00 0.333	1.0 L 5 2 1 1 1 0 0 0 0 0 0 0 0 13 15 9.00 2.000																		

San Diego Padres @ San Francisco Giants
Candlestick Park, San Francisco, CA
Wed Jun 20 1990, 6:33 AM EDT
Att. 43,876 - Sunny - 90 F

livebaseballscores.com

AB 40
R 4
H 8
RBI 4
BB 3
SO 8
LOB 13

Batter	1	2	3	4	5	6	7	8	9	10	11	AB	R	H	RBI	BB	SO	LOB	BOTTOM			
Brett Butler, L OBP: 0.365, SLG: 0.307 (1, 8)												3	2	0	0	2	1	0				
Mike Kingery, L OBP: 0.307, SLG: 0.308 (1, 9)												3	0	1	0	1	0	0				
Greg Litton, R OBP: 0.255, SLG: 0.283 (10, PH)												1	0	1	0	0	0	0				
Steve Bedrosian, R ERA: 1.66 (11, 1)												0	0	0	0	0	0	0				
Will Clark, L OBP: 0.337, SLG: 0.484 (1, 3)												3	0	0	1	1	0	4				
Kevin Mitchell, R OBP: 0.383, SLG: 0.589 (1, 7)												5	0	0	0	0	1	5				
Matt Williams, R OBP: 0.342, SLG: 0.523 (1, 5)												4	1	0	0	1	1	1				
Terry Kennedy, L OBP: 0.384, SLG: 0.380 (1, 2)												2	0	0	0	0	1	0				
Gary Carter, R OBP: 0.367, SLG: 0.427 (9, PH)												1	0	0	0	1	0	0				
Robby Thompson, R OBP: 0.301, SLG: 0.369 (1, 4)												4	0	0	0	0	1	2				
Ernest Riles, L OBP: 0.311, SLG: 0.423 (11, PH)												1	0	0	0	0	0	0				
Jose Uribe, S OBP: 0.341, SLG: 0.372 (1, 6)												4	0	1	1	0	0	1				
John Burkett, R OBP: 0.115, SLG: 0.080 (1, 1)												2	0	0	0	0	2	0				
Mark Thurmond, L ERA: 4.81 (7, PH)												0	0	0	0	0	0	0				
Rick Leach, L OBP: 0.294, SLG: 0.367 (8, 1)												1	0	0	0	0	1	0				
Jeff Eversley, S OBP: 0.268, SLG: 0.429 (8, 1)												0	0	0	0	0	0	0				
Rick Parkes, R OBP: 0.363, SLG: 0.527 (10, PH)												1	0	0	0	0	0	0				
Inning Stats	R: 0 E: 0 K: 0 S: 7	H: 0 LOB: 0 BB: 0 P: 10	R: 0 E: 0 K: 2 S: 7	H: 0 LOB: 0 BB: 0 P: 10	R: 0 E: 0 K: 2 S: 8	H: 0 LOB: 1 BB: 2 P: 18	R: 0 E: 0 K: 1 S: 8	H: 0 LOB: 1 BB: 1 P: 16	R: 1 E: 0 K: 1 S: 9	H: 1 LOB: 1 BB: 1 P: 13	R: 0 E: 0 K: 1 S: 9	H: 0 LOB: 1 BB: 1 P: 17	R: 0 E: 0 K: 0 S: 8	H: 0 LOB: 0 BB: 0 P: 14	R: 0 E: 1 K: 0 S: 8	H: 1 LOB: 2 BB: 0 P: 11	R: 0 E: 0 K: 0 S: 8	H: 0 LOB: 0 BB: 0 P: 11	1B: 3 2B: 0 3B: 0 HR: 0	SF: 1 SAC: 1 DP: 0 HBP: 0	WP: 0 PB: 0 SB: 1 CS: 0	PA: 43
PITCHER	IP ERA WLS BF H R ER SO BB IBB HBP BLK WP HR S P ERA WHIP	6.0 3.08 1.2 8 1 1 1 6 3 0 0 0 0 0 0 16 28 1.50 0.667	2.1 W 10 1 0 0 0 1 0 0 0 0 0 0 0 18 27 0.00 0.857	1.0 S 3 0 0 0 0 0 0 0 0 0 0 0 8 11 0.00 0.000																		

San Diego Padres @ San Francisco Giants
Candlestick Park, San Francisco, CA
Wed Jun 20 1990, 6:33 AM EDT
Att. 43,876 - Sunny - 90 F

livebaseballscores.com

AB 35
R 3
H 3
RBI 2
BB 6
SO 7
LOB 14

Batter	1	2	3	4	5	6	7	8	9	AB	R	H	RBI	BB	SO	LOB	TOP							
Bip Roberts, S (1, 7) OBP: 0.354, SLG: 0.422	G3		P3			G4-3 1B BB		G3-1		4	1	1	0	1	0	1	San Diego Padres @ Atlanta Braves Atlanta-Fulton County Stadium, Atlanta, GA Sat Jun 23 1990, 7:05 PM EDT Att: 23,724 - Unknown - 83 F							
Roberto Alomar, S (1, 4) OBP: 0.370, SLG: 0.408	K					G4-3 1B 1B		G1-3		4	1	2	1	1	1	1								
Tony Gwynn, L (1, 9) OBP: 0.383, SLG: 0.450			G6-3							5	1	2	0	0	0	4								
Joe Carter, R (1, 8) OBP: 0.273, SLG: 0.415	F8									4	1	0	0	1	0	2								
Jack Clark, R (1, 3) OBP: 0.390, SLG: 0.439 Phil Stephenson, L (9, 3) OBP: 0.375, SLG: 0.470		K								4	1	2	3	1	1	0								
Mike Pagliarulo, L (1, 5) OBP: 0.371, SLG: 0.430		K								0	0	0	0	0	0	0								
Garry Templeton, S (1, 6) OBP: 0.294, SLG: 0.386										5	1	3	3	0	1	1								
Mark Parent, R (1, 2) OBP: 0.258, SLG: 0.271										5	0	1	0	0	0	3								
Ed Whitson, R (1, 1) OBP: 0.167, SLG: 0.300 Greg Harris, R (7, 1) OBP: 0.143, SLG: 0.429 Fred Lynn, L (6, PH) OBP: 0.336, SLG: 0.423 Craig Lefferts, L (8, 1) OBP: 0.250, SLG: 0.250										3	1	1	0	0	0	0								
Inning Stats	R: 0 E: 0 K: 1 S: 11	H: 1 LOB: 1 BB: 0 P: 17	R: 0 E: 0 K: 2 S: 8	H: 0 LOB: 0 BB: 0 P: 11	R: 1 E: 0 K: 0 S: 7	H: 2 LOB: 1 BB: 0 P: 9	R: 1 E: 0 K: 0 S: 11	H: 2 LOB: 1 BB: 0 P: 14	R: 3 E: 0 K: 0 S: 17	H: 3 LOB: 2 BB: 2 P: 33	R: 0 E: 0 K: 0 S: 8	H: 1 LOB: 1 BB: 0 P: 14	R: 1 E: 0 K: 0 S: 13	H: 2 LOB: 2 BB: 1 P: 21	R: 0 E: 0 K: 0 S: 9	H: 0 LOB: 1 BB: 1 P: 16		R: 1 E: 0 K: 0 S: 10	H: 1 LOB: 0 BB: 0 P: 15	1B: 6 2B: 4 3B: 0 HR: 2	SF: 0 SAC: 0 DP: 0 HBP: 0	WP: 0 PB: 0 SB: 1 CS: 0	PA: 43	
PITCHER	IP	WLS	BF	H	R	ER	SO	BB	IBB	HBP	BLK	WP	HR	S	P	ERA	WHIP							
Tom Glavine, L (1, 1) ERA: 4.09	5.0	L	25	8	5	5	3	1	1	0	0	0	1	54	84	9.00	1.800							
Marty Clary, R (6, 1) ERA: 4.54	1.0		4	1	0	0	0	0	0	0	0	0	0	8	14	0.00	1.000							
Rick Luecken, R (7, 1) ERA: 6.2	2.0		10	2	1	1	0	2	0	0	0	0	0	22	37	4.50	2.000							
Joe Hesketh, L (9, 1) ERA: 6.12	1.0		4	1	1	1	0	0	0	0	0	0	1	10	15	9.00	1.000							

Batter	1	2	3	4	5	6	7	8	9	AB	R	H	RBI	BB	SO	LOB	BOTTOM							
Oddibe McDowell, L (1, 8) OBP: 0.297, SLG: 0.394	G5-3 S 1B		G3							5	0	3	0	0	0	2	San Diego Padres @ Atlanta Braves Atlanta-Fulton County Stadium, Atlanta, GA Sat Jun 23 1990, 7:05 PM EDT Att: 23,724 - Unknown - 83 F							
Jeff Treadway, L (1, 4) OBP: 0.331, SLG: 0.447	F7									5	1	3	3	0	0	2								
Ron Gant, R (1, 7) OBP: 0.378, SLG: 0.598										4	0	2	0	1	1	3								
Jim Presley, R (1, 5) OBP: 0.314, SLG: 0.453	G5-3		FC9-2							4	0	1	1	1	1	4								
David Justice, L (1, 3) OBP: 0.324, SLG: 0.378	P9									5	0	0	0	0	0	6								
Dale Murphy, R (1, 9) OBP: 0.326, SLG: 0.414										5	1	1	0	0	0	0								
Jeff Blausler, R (1, 6) OBP: 0.343, SLG: 0.411										5	0	1	0	0	1	2								
Jimmy Kremers, L (1, 2) OBP: 0.176, SLG: 0.133 Greg Olson, R (8, PH) OBP: 0.378, SLG: 0.458										3	1	1	0	0	1	1								
Tom Glavine, L (1, 1) ERA: 4.09 Tommy Griggs, L (5, PH) ERA: 2.14 Marty Clary, R (6, 1) ERA: 4.54 Lonnie Smith, R (6, PH) ERA: 6.2 Rick Luecken, R (7, 1) ERA: 6.2 Francisco Cabrera, R (8, PH) ERA: 6.12 Joe Hesketh, R (9, 1) ERA: 6.12										1	1	1	0	0	0	0								
Inning Stats	R: 0 E: 0 K: 0 S: 10	H: 1 LOB: 2 BB: 1 P: 15	R: 0 E: 0 K: 2 S: 8	H: 0 LOB: 0 BB: 0 P: 13	R: 1 E: 0 K: 0 S: 9	H: 3 LOB: 1 BB: 0 P: 13	R: 0 E: 0 K: 0 S: 5	H: 0 LOB: 0 BB: 0 P: 6	R: 2 E: 0 K: 1 S: 14	H: 4 LOB: 2 BB: 0 P: 17	R: 0 E: 0 K: 1 S: 12	H: 1 LOB: 1 BB: 0 P: 16	R: 0 E: 0 K: 1 S: 12	H: 1 LOB: 2 BB: 1 P: 21	R: 2 E: 0 K: 0 S: 14	H: 4 LOB: 2 BB: 0 P: 18		R: 0 E: 1 K: 2 S: 12	H: 0 LOB: 1 BB: 0 P: 14	1B: 8 2B: 7 3B: 0 HR: 0	SF: 0 SAC: 0 DP: 1 HBP: 0	WP: 0 PB: 0 SB: 1 CS: 0	PA: 43	
PITCHER	IP	WLS	BF	H	R	ER	SO	BB	IBB	HBP	BLK	WP	HR	S	P	ERA	WHIP							
Ed Whitson, R (1, 1) ERA: 2.96	6.0	W	27	9	3	3	4	1	0	0	0	0	0	12	21	0.00	2.000							
Greg Harris, R (7, 1) ERA: 1.89	1.0		5	1	0	0	1	1	0	0	0	0	0	12	21	0.00	2.000							
Craig Lefferts, L (8, 1) ERA: 1.73	2.0	S	11	4	2	2	2	0	0	0	0	0	0	26	32	9.00	2.000							



Batter	1	2	3	4	5	6	7	8	9	10	11	12	AB	R	H	RBI	BB	SO	LOB	TOP				
Bip Roberts, S OBP: 0.356, SLG: 0.423 (1.7)	E6 1B		L8		2B SF9	G4-3 1B		L3		G4-3		FC6-4 1B	7	2	3	0	0	0	2					
Roberto Alomar, S OBP: 0.375, SLG: 0.414 (1.4)	E 1B				HR 2B	G4-3		K		IBB 2B		FC6-4 1B	6	3	3	0	1	1	4					
Tony Gwynn, L OBP: 0.384, SLG: 0.449 (1.9)			P7		SF9	G4-3				G1-4-3		IBB 2B	5	1	2	2	1	0	2					
Joe Carter, R OBP: 0.274, SLG: 0.420 (1.8)	K		F9		HR			E6 G6-4-3		P3		IBB 2B	6	2	1	2	1	1	4					
Jack Clark, R OBP: 0.352, SLG: 0.469 (2.0)	G5-3				HR			G6-4-3				IBB 2B	4	1	2	1	1	0	2					
Mike Pagliaro, L OBP: 0.276, SLG: 0.439 (1.5)	L8				HR			K				K	6	0	3	1	0	2	2					
Gary Templeton, S OBP: 0.285, SLG: 0.382 (1.6)			G5-3		F9			F7				G4-3	5	0	1	0	1	0	1					
Mark Parent, R OBP: 0.246, SLG: 0.258 (1.2)			L7		K					FC5-4		K	3	0	0	0	0	1	3					
Fred Lynn, L OBP: 0.342, SLG: 0.429 (1.8, PH)					K								1	0	1	0	0	0	0					
Joey Cora, S OBP: 0.289, SLG: 0.265 (1.8, PR)													0	0	0	0	0	0	0					
Ronn Reynolds, R (8.2)													2	0	0	0	0	1	2					
Bruce Hurst, L ERA: 4.79 (1.1)			G4-3		FC6							F8	1	0	0	0	0	0	0					
Mark Grant, R ERA: 4.5 (2.1)													0	0	0	0	0	0	0					
Darryl Jackson, R ERA: 5.74 (4.1, PH)													1	0	0	0	0	0	1					
Mike Dunne, R ERA: 6.98 (4.1)													0	0	0	0	0	0	0					
Phil Stephenson, L ERA: 4.27 (8.1, PH)													0	0	0	0	0	1	0					
Calvin Schiraldi, R ERA: 4.27 (8.1)													0	0	0	0	0	0	0					
Jerry Little, R ERA: 6.04 (9.3)													2	0	0	0	0	1	0					
Inning Stats	R: 2 E: 1 K: 14	H: 2 LOB: 1 BB: 0 P: 18	R: 0 E: 0 K: 7	H: 0 LOB: 0 BB: 0 P: 12	R: 0 E: 0 K: 12	H: 1 LOB: 1 BB: 0 P: 15	R: 1 E: 0 K: 10	H: 2 LOB: 1 BB: 0 P: 17	R: 3 E: 0 K: 8	H: 6 LOB: 2 BB: 0 P: 31	R: 0 E: 1 K: 6	H: 1 LOB: 2 BB: 1 P: 22	R: 0 E: 0 K: 13	H: 1 LOB: 2 BB: 3 P: 19	R: 3 E: 0 K: 16	H: 1 LOB: 1 BB: 3 P: 32	R: 0 E: 0 K: 7	H: 0 LOB: 0 BB: 0 P: 8	R: 0 E: 0 K: 11	H: 2 LOB: 1 BB: 0 P: 17	1B: 12 2B: 4 3B: 0 HR: 2	SF: 1 SAC: 0 DP: 2 HBP: 0	WP: 0 PB: 0 SB: 0 CS: 0	PA: 58
PITCHER	IP WLS BF H R ER SO BB IBB HBP BLK WP HR S P ERA WHIP	4.0 0.1 20 7 0 0 2 0 0 0 0 0 1 48 71 9.00 1.750	5.1 0.1 1 0 0 0 0 0 0 0 0 0 0 2 5 0.00 0.000	5.1 1.2 9 5 1 1 0 0 0 0 0 1 18 32 5.40 3.000	7.1 2.0 8 1 0 0 2 1 0 0 0 0 0 19 29 0.00 1.000	9.1 0.1 1 0 0 0 0 0 0 0 0 0 0 2 2 0.00 0.000	PITCHER	IP WLS BF H R ER SO BB IBB HBP BLK WP HR S P ERA WHIP	4.5 1.2 20 12 4 4 2 0 0 0 0 0 0 23 49 4.5 2.400	5.74 2.0 7 2 0 0 1 0 0 0 0 0 0 18 25 0.00 1.000														

San Diego Padres @ Atlanta Braves
Atlanta-Fulton County Stadium, Atlanta, GA
Sun Jun 24 1990, 3:33 AM EDT
Att: 16,298 - Sunny - 80 F

AB 51
R 10
H 17
RBI 9
BB 6
SO 7
LOB 23



Batter	1	2	3	4	5	6	7	8	9	10	11	12	AB	R	H	RBI	BB	SO	LOB	BOTTOM					
Lonnie Smith, R OBP: 0.342, SLG: 0.429 (1.7)	G5-3 2B	1B BB		L9		F9 HR		CS 1B		L5-4 1B			4	3	3	0	2	0	1						
Greg Olson, R OBP: 0.390, SLG: 0.463 (1.2)	G5-3 2B	1B BB				F9		CS		G4-3		1B	5	1	3	0	1	0	1						
Ron Gant, R OBP: 0.372, SLG: 0.600 (1.8)	G5-3	P6		F9		HR				F8		L5-4	6	1	1	2	0	0	9						
Jim Presley, R OBP: 0.319, SLG: 0.458 (1.5)	G5-3 1B	2B		K		F7				FC6-4 1B		G5-3	6	1	3	4	0	1	2						
Dale Murphy, R OBP: 0.318, SLG: 0.404 (1.9)	G5-3	K				K				FC6-4		L8	6	0	0	0	0	3	4						
Francisco Cabrera, R OBP: 0.280, SLG: 0.400 (1.3)				G6-3								G3-1	2	0	1	1	0	0	0						
David Justice, L OBP: 0.326, SLG: 0.372 (6.3)													2	1	0	0	2	0	0						
Andres Thomas, R OBP: 0.276, SLG: 0.319 (1.6)	K			L7		K				L3		F8	6	1	1	1	0	2	3						
Alexis Infante, R OBP: 0.091, SLG: 0.095 (1.4)		SH2-4 HBP		G3		G3-1				F9			1	1	0	0	0	0	0						
Jeff Treadway, L OBP: 0.331, SLG: 0.443 (6.4)													2	1	0	0	1	0	1						
Pete Smith, R ERA: 4.48 (2.1)													0	0	0	0	0	0	0						
Marty Clary, R ERA: 4.76 (4.1)													0	0	0	0	0	0	0						
Mike Dunne, R ERA: 6.98 (8.1)													0	0	0	0	0	0	0						
Calvin Schiraldi, R ERA: 4.27 (8.1)													0	0	0	0	0	0	0						
Greg Harris, R ERA: 1.88 (9.1)													0	0	0	0	0	0	0						
Inning Stats	R: 3 E: 0 K: 16	H: 4 LOB: 1 BB: 0 P: 23	R: 2 E: 0 K: 14	H: 1 LOB: 2 BB: 2 P: 26	R: 0 E: 0 K: 11	H: 0 LOB: 0 BB: 0 P: 11	R: 0 E: 0 K: 13	H: 2 LOB: 2 BB: 0 P: 18	R: 0 E: 0 K: 8	H: 0 LOB: 1 BB: 0 P: 16	R: 0 E: 0 K: 6	H: 1 LOB: 2 BB: 1 P: 22	R: 0 E: 0 K: 13	H: 1 LOB: 1 BB: 3 P: 19	R: 3 E: 0 K: 16	H: 2 LOB: 1 BB: 3 P: 25	R: 0 E: 0 K: 7	H: 0 LOB: 0 BB: 0 P: 10	R: 1 E: 0 K: 11	H: 1 LOB: 0 BB: 0 P: 2	1B: 9 2B: 3 3B: 0 HR: 3	SF: 0 SAC: 1 DP: 1 HBP: 1	WP: 1 PB: 0 SB: 0 CS: 1	PA: 53	
PITCHER	IP WLS BF H R ER SO BB IBB HBP BLK WP HR S P ERA WHIP	1.1 1.1 11 4 0 0 1 2 0 0 0 0 0 22 38 33.75 4.500	2.1 1.2 6 1 0 0 1 0 0 0 0 0 0 16 22 0.00 0.600	4.1 2.2 17 4 2 2 4 1 0 0 0 0 1 46 69 4.50 1.250	8.1 1.0 3 1 0 0 0 0 0 0 0 0 6 9 0.00 1.000	9.1 1.0 4 1 0 0 0 0 0 0 0 0 7 8 0.00 1.000	PITCHER	IP WLS BF H R ER SO BB IBB HBP BLK WP HR S P ERA WHIP	2.0 L 11 3 0 4 0 3 0 0 0 0 0 9 10 2.47																

San Diego Padres @ Atlanta Braves
Atlanta-Fulton County Stadium, Atlanta, GA
Sun Jun 24 1990, 3:33 AM EDT
Att: 16,298 - Sunny - 80 F

AB 44
R 11
H 14
RBI 11
BB 6
SO 6
LOB 21



Batter	1	2	3	4	5	6	7	8	9	AB	R	H	RBI	BB	SO	LOB	TOP			
Bip Roberts, S OBP: 0.354, SLG: 0.420 (1,4)	P6		F7			1B S		G6-3		4	0	1	0	0	0	0	San Diego Padres @ Houston Astros Astrodome, Houston, TX Mon Jun 25 1990, 8:05 PM EDT Att: 11,674 - Dome - 72 F			
Roberto Alomar, S OBP: 0.380, SLG: 0.423 (1,6)	1B			L5		1B S		2B		4	0	3	1	0	0					
Tony Gwynn, L OBP: 0.379, SLG: 0.442 (1,9)	F7			L4		P4		K		4	0	0	0	0	1					
Joe Carter, R OBP: 0.270, SLG: 0.414 (1,8)		F7		P6		P4		P1		4	0	0	0	0	3					
Jack Clark, R OBP: 0.400, SLG: 0.460 (1,3)		S BB			P6			G6-3		2	0	0	0	2	0					
Mike Pagliarulo, L OBP: 0.367, SLG: 0.428 (1,5)	K				G3			K		4	0	0	0	0	2					
Fred Lynn, L OBP: 0.339, SLG: 0.450 (1,7)	G3				F9			HR		4	1	1	1	0	1					
Mark Parent, R OBP: 0.261, SLG: 0.308 (1,2)			K			HR		G6-3		3	1	1	1	1	0					
Joey Cora, S OBP: 0.289, SLG: 0.265 (9, PR)								DI BB		0	0	0	0	0	0					
Andy Benes, R OBP: 0.097, SLG: 0.100 (1,1)			K			1B		F8		1	0	0	0	0	1					
Darrin Jackson, R OBP: 0.241, SLG: 0.327 (6, PH)						1B				1	1	1	0	0	0					
Eric Show, R OBP: 0.222, SLG: 0.333 (6,1)										1	0	0	0	0	0					
Phil Stephenson, L OBP: 0.378, SLG: 0.463 (9, PH)										1	0	0	0	0	1					
Inning Stats	R: 0 E: 0 K: 0 S: 8	H: 1 LOB: 0 BB: 0 P: 12	R: 0 E: 0 K: 1 S: 7	H: 0 LOB: 1 BB: 1 P: 17	R: 0 E: 0 K: 2 S: 10	H: 0 LOB: 0 BB: 0 P: 12	R: 0 E: 0 K: 0 S: 8	H: 0 LOB: 0 BB: 0 P: 11	R: 2 E: 0 K: 1 S: 17	H: 4 LOB: 3 BB: 1 P: 27	R: 0 E: 0 K: 1 S: 5	H: 0 LOB: 0 BB: 0 P: 5	R: 0 E: 0 K: 1 S: 12	H: 1 LOB: 1 BB: 0 P: 17	R: 1 E: 0 K: 2 S: 16	H: 1 LOB: 2 BB: 1 P: 27	1B: 4 2B: 1 3B: 0 HR: 2	SF: 0 SAC: 0 DP: 0 HBP: 0	WP: 0 PB: 0 SB: 3 CS: 0	PA: 36
PITCHER	IP WLS BF H R ER SO BB IBB HBP BLK WP HR S P ERA WHIP																			
Mike Scott, R ERA: 4.36 (1,1)	5.2 W 23 5 2 2 3 2 0 0 0 0 0 1 55 87 3.18 1.235																			
Juan Agosto, L ERA: 2.5 (6,1)	2.0 7 1 0 0 2 0 0 0 0 0 0 0 17 22 0.00 0.500																			
Larry Andersen, R ERA: 1.55 (8,1)	0.1 1 0 0 0 0 0 0 0 0 0 0 0 3 4 0.00 0.000																			
Dave Smith, R ERA: 2.73 (9,1)	1.0 S 5 1 1 1 2 1 0 0 0 0 0 1 16 27 9.00 2.000																			

Batter	1	2	3	4	5	6	7	8	9	AB	R	H	RBI	BB	SO	LOB	BOTTOM	
Eric Yelding, R OBP: 0.315, SLG: 0.295 (1,4)	K		S BB			G1-3				4	2	2	0	0	1	0	San Diego Padres @ Houston Astros Astrodome, Houston, TX Mon Jun 25 1990, 8:05 PM EDT Att: 11,674 - Dome - 72 F	
Rafael Ramirez, R OBP: 0.290, SLG: 0.326 (1,6)	G5-3		E S			G4-3				3	1	2	1	1	0	0		
Craig Biggio, R OBP: 0.337, SLG: 0.332 (1,8)	G5-3		SF9 E					K		3	1	1	0	1	1	1		
Franklin Stubbs, L OBP: 0.323, SLG: 0.503 (1,3)	G4-3		SF7 E			G4-3		G4-3		4	0	0	1	0	1	5		
Glenn Wilson, R OBP: 0.288, SLG: 0.381 (1,7)		F9	SF9			F8				3	0	0	1	0	1	0		
Eric Anthony, L OBP: 0.310, SLG: 0.397 (1,9)		2B BB	SF7			WP		F3		2	1	1	1	1	0	0		
Dave Smith, R ERA: 2.73 (9,1)						1B				0	0	0	0	0	0	0		
Ken Caminiti, S OBP: 0.316, SLG: 0.322 (1,5)	1B		F9			F8		F9		4	0	1	1	0	0	2		
Rich Gedman, L OBP: 0.328, SLG: 0.208 (1,2)										3	0	0	0	0	1	2		
Juan Agosto, L ERA: 2.5 (6,1)	G4-3									0	0	0	0	0	0	0		
Larry Andersen, R ERA: 1.55 (8,1)										0	0	0	0	0	0	0		
Casey Candaele, S OBP: 0.341, SLG: 0.419 (9,4)										1	0	1	0	0	0	0		
Mike Scott, R OBP: 0.192, SLG: 0.160 (1,1)										2	0	0	0	0	2	1		
Alex Trevino, R OBP: 0.246, SLG: 0.305 (6,2)										2	0	0	0	0	2	1		
Inning Stats	R: 0 E: 0 K: 1 S: 10	H: 1 LOB: 1 BB: 0 P: 12	R: 1 E: 0 K: 1 S: 10	H: 1 LOB: 1 BB: 1 P: 16	R: 3 E: 1 K: 0 S: 16	H: 1 LOB: 1 BB: 2 P: 31	R: 1 E: 0 K: 2 S: 15	H: 3 LOB: 2 BB: 0 P: 22	R: 0 E: 0 K: 1 S: 9	H: 0 LOB: 0 BB: 0 P: 13	R: 0 E: 0 K: 1 S: 12	H: 0 LOB: 0 BB: 0 P: 16	R: 0 E: 0 K: 1 S: 11	H: 1 LOB: 1 BB: 0 P: 16	1B: 6 2B: 1 3B: 1 HR: 0	SF: 2 SAC: 0 DP: 0 HBP: 0	WP: 1 PB: 0 SB: 4 CS: 0	PA: 36
PITCHER	IP WLS BF H R ER SO BB IBB HBP BLK WP HR S P ERA WHIP																	
Andy Benes, R ERA: 3.3 (1,1)	5.0 L 26 7 5 4 6 3 0 0 0 0 0 0 61 99 7.20 2.000																	
Eric Show, R ERA: 7.09 (6,1)	3.0 10 1 0 0 3 0 0 0 0 0 0 0 32 45 0.00 0.333																	



Batter	1	2	3	4	5	6	7	8	9	AB	R	H	RBI	BB	SO	LOB	TOP										
Bip Roberts, S OBP: 0.362, SLG: 0.440 (1, 4)										5	2	4	2	0	1	0	San Diego Padres @ Houston Astros Astrodome, Houston, TX Tue Jun 26 1990, 8:05 PM EDT Att: 12,771 - Dome										
Roberto Alomar, S OBP: 0.384, SLG: 0.433 (1, 6)										5	2	3	2	0	1	4											
Tony Gwynn, L OBP: 0.383, SLG: 0.449 (1, 9)										5	0	3	2	0	0	2											
Jack Clark, R OBP: 0.394, SLG: 0.444 (1, 3)										4	0	0	0	1	0	4											
Mike Pagliarulo, L OBP: 0.357, SLG: 0.414 (1, 5)										5	0	0	0	0	1	4											
Joe Carter, R OBP: 0.269, SLG: 0.408 (1, 8)										4	0	0	0	1	1	0											
Fred Lynn, L Shawn Abner, R OBP: 0.327, SLG: 0.377 (7, 7)										2	2	2	0	1	0	0											
Mark Parent, R OBP: 0.260, SLG: 0.304 (1, 2)										4	1	1	0	0	0	2											
Dennis Rasmussen, L OBP: 0.379, SLG: 0.414 (1, 1)										4	0	2	1	0	1	0											
Inning Stats	R: 1 E: 0 K: 1 S: 6	H: 2 LOB: 0 BB: 0 P: 6	R: 0 E: 0 K: 0 S: 4	H: 1 LOB: 1 BB: 0 P: 4	R: 2 E: 0 K: 0 S: 6	H: 3 LOB: 1 BB: 0 P: 6	R: 1 E: 0 K: 1 S: 7	H: 2 LOB: 2 BB: 1 P: 11	R: 0 E: 0 K: 0 S: 3	H: 0 LOB: 0 BB: 0 P: 3	R: 2 E: 0 K: 1 S: 9	H: 4 LOB: 2 BB: 0 P: 9	R: 0 E: 0 K: 0 S: 2	H: 0 LOB: 0 BB: 1 P: 6	R: 0 E: 0 K: 1 S: 5	H: 0 LOB: 0 BB: 0 P: 5		R: 1 E: 0 K: 1 S: 8	H: 3 LOB: 3 BB: 1 P: 12	1B: 10 2B: 5 3B: 1 HR: 0	SF: 0 SAC: 0 DP: 2 HBP: 0	WP: 0 PB: 0 SB: 2 CS: 0	PA: 43				
PITCHER	IP	WLS	BF	H	R	ER	SO	BB	IBB	HBP	BLK	WP	HR	S	P	ERA	WHIP										
Jim Clancy, R ERA: 5.34 (1, 1)	4.0	L	20	8	4	4	2	1	0	0	0	0	0	23	27	9.00	2.250										
Xavier Hernandez, R ERA: 5.81 (5, 1)	1.0		3	0	0	0	0	0	0	0	0	0	0	3	3	0.00	0.000										
Dan Schatzeder, L ERA: 3.38 (6, 1)	2.0		10	4	2	2	1	1	0	0	0	0	0	11	15	9.00	2.500										
Danny Darwin, R ERA: 2.4 (8, 1)	2.0		10	3	1	1	2	1	0	0	0	0	0	13	17	4.50	2.000										

Batter	1	2	3	4	5	6	7	8	9	AB	R	H	RBI	BB	SO	LOB	BOTTOM										
Eric Yelding, R OBP: 0.319, SLG: 0.296 (1, 8)										3	0	1	0	1	0	2	San Diego Padres @ Houston Astros Astrodome, Houston, TX Tue Jun 26 1990, 8:05 PM EDT Att: 12,771 - Dome										
Rafael Ramirez, R OBP: 0.289, SLG: 0.324 (1, 6)										4	0	1	0	0	1	2											
Craig Biggio, R OBP: 0.339, SLG: 0.335 (1, 2)										4	0	2	0	0	0	1											
Franklin Stubbs, L OBP: 0.321, SLG: 0.503 (1, 3)										4	0	1	0	0	1	2											
Glenn Wilson, R OBP: 0.288, SLG: 0.376 (1, 7)										3	0	0	0	1	0	1											
Ken Caminiti, S OBP: 0.319, SLG: 0.325 (1, 5)										4	0	2	0	0	0	1											
Eric Anthony, L OBP: 0.302, SLG: 0.385 (1, 9)										4	0	0	0	0	0	3											
Bill Doran, S OBP: 0.377, SLG: 0.340 (1, 4)										4	0	2	0	0	1	1											
Jim Clancy, R OBP: 0.231, SLG: 0.231 (5, 1)										1	0	0	0	0	0	0											
Javier Ortiz, R OBP: 0.226, SLG: 0.100 Dan Schatzeder, L OBP: 0.333, SLG: 0.333 Alex Trevino, R OBP: 0.342, SLG: 0.330 Danny Darwin, R OBP: 0.330, SLG: 0.330 (8, 1)										0	0	0	0	0	0	0											
Inning Stats	R: 0 E: 0 K: 0 S: 4	H: 2 LOB: 1 BB: 0 P: 4	R: 0 E: 0 K: 0 S: 3	H: 1 LOB: 0 BB: 0 P: 3	R: 0 E: 0 K: 0 S: 3	H: 0 LOB: 1 BB: 1 P: 7	R: 0 E: 0 K: 1 S: 5	H: 0 LOB: 0 BB: 0 P: 5	R: 0 E: 0 K: 0 S: 7	H: 2 LOB: 2 BB: 0 P: 7	R: 0 E: 0 K: 0 S: 4	H: 2 LOB: 1 BB: 0 P: 4	R: 0 E: 0 K: 0 S: 4	H: 1 LOB: 1 BB: 0 P: 4	R: 0 E: 0 K: 1 S: 6	H: 1 LOB: 1 BB: 0 P: 6	R: 0 E: 0 K: 1 S: 5	H: 0 LOB: 1 BB: 1 P: 9	1B: 7 2B: 2 3B: 0 HR: 0	SF: 0 SAC: 0 DP: 2 HBP: 0	WP: 1 PB: 0 SB: 2 CS: 1	PA: 35					
PITCHER	IP	WLS	BF	H	R	ER	SO	BB	IBB	HBP	BLK	WP	HR	S	P	ERA	WHIP										
Dennis Rasmussen, L ERA: 3.48 (1, 1)	9.0	W	35	9	0	0	4	2	0	0	0	1	0	41	49	0.00	1.222										

Batter	1	2	3	4	5	6	7	8	9	AB	R	H	RBI	BB	SO	LOB	TOP										
Bip Roberts, S OBP: 0.361, SLG: 0.440 (1, 4)	F8		F8					K		4	0	1	1	0	1	1	San Diego Padres @ Houston Astros Astrodome, Houston, TX Wed Jun 27 1990, 8:05 PM EDT Att: 14,708 - Dome - 70 F										
Roberto Alomar, S OBP: 0.379, SLG: 0.427 (1, 6)	P6		P2					G6-3		4	0	0	0	0	0	2											
Tony Gwynn, L OBP: 0.384, SLG: 0.449 (1, 9)			FC4							4	0	2	0	0	0	1											
Jack Clark, R OBP: 0.390, SLG: 0.438 (1, 3)	G5-3									4	0	1	0	0	0	2											
Joe Carter, R OBP: 0.272, SLG: 0.413 (1, 8)										4	0	2	0	0	1	1											
Mike Pagliarulo, L OBP: 0.355, SLG: 0.406 (1, 5)										3	0	0	0	1	0	2											
Shawn Abner, R OBP: 0.305, SLG: 0.351 (1, 7)										4	0	0	0	0	2	2											
Mark Parent, R OBP: 0.260, SLG: 0.292 (1, 2)										3	0	0	0	1	0	1											
Bruce Hurst, L OBP: 0.143, SLG: 0.077 (5, PH) Darryl Strawberry, R OBP: 0.226, SLG: 0.207 (5, 1) Calvin Schiraldi, R OBP: 0.333, SLG: 0.290 (7, PH) Gary Terrence, S OBP: 0.222, SLG: 0.333 (7, 1) Eric Show, R OBP: 0.222, SLG: 0.333 (8, PH) Jerald Clark, R OBP: 0.294, SLG: 0.408 (8, PH)										1	0	1	0	0	0	0											
Inning Stats	R: 0 E: 0 K: 0 S: 4	H: 1 LOB: 1 BB: 0 P: 4	R: 0 E: 0 K: 1 S: 6	H: 1 LOB: 1 BB: 0 P: 6	R: 0 E: 0 K: 0 S: 4	H: 1 LOB: 0 BB: 0 P: 3	R: 0 E: 0 K: 0 S: 3	H: 1 LOB: 0 BB: 0 P: 3	R: 1 E: 0 K: 1 S: 6	H: 1 LOB: 1 BB: 1 P: 10	R: 0 E: 0 K: 0 S: 4	H: 1 LOB: 1 BB: 0 P: 4	R: 0 E: 0 K: 1 S: 5	H: 0 LOB: 0 BB: 0 P: 5	R: 0 E: 0 K: 1 S: 6	H: 1 LOB: 1 BB: 2 P: 6	R: 0 E: 0 K: 1 S: 5	H: 0 LOB: 2 BB: 2 P: 13	1B: 5 2B: 2 3B: 0 HR: 0	SF: 0 SAC: 0 DP: 0 HBP: 0	WP: 0 PB: 0 SB: 0 CS: 1	PA: 36					
PITCHER	IP	WLS	BF	H	R	ER	SO	BB	IBB	HBP	BLK	WP	HR	S	P	ERA	WHIP										
Jim Deshaies, L ERA: 4.27 (1, 1)	7.2	W	30	7	1	1	4	1	0	0	0	0	0	37	41	1.17	1.043										
Larry Andersen, R ERA: 1.54 (8, 1)	0.1		1	0	0	0	0	0	0	0	0	0	0	1	1	0.00	0.000										
Juan Agosto, L ERA: 2.54 (9, 1)	1.0		5	0	0	0	1	2	0	0	0	0	0	5	13	0.00	2.000										

AB	33
R	1
H	7
RBI	1
BB	3
SO	5
LOB	14




Batter	1	2	3	4	5	6	7	8	9	AB	R	H	RBI	BB	SO	LOB	BOTTOM										
Eric Yelding, R OBP: 0.321, SLG: 0.298 (1, 8)										5	2	2	0	0	0	5	San Diego Padres @ Houston Astros Astrodome, Houston, TX Wed Jun 27 1990, 8:05 PM EDT Att: 14,708 - Dome - 70 F										
Bill Doran, S OBP: 0.377, SLG: 0.335 (1, 4) Juan Agosto, L (9, 1)										3	1	0	0	2	0	1											
Ken Caminiti, S OBP: 0.325, SLG: 0.328 (1, 5)										4	2	2	2	1	0	1											
Glenn Wilson, R OBP: 0.290, SLG: 0.381 (1, 7) (8, 9)										5	1	2	3	0	1	1											
Franklin Stubbs, L OBP: 0.323, SLG: 0.493 (1, 3)										3	0	0	0	2	2	3											
Craig Biggio, R OBP: 0.347, SLG: 0.342 (1, 2)										3	1	2	2	2	0	1											
Eric Anthony, L OBP: 0.301, SLG: 0.388 (1, 9) Larry Andersen, R (8, 1) Dave Rohde, S (8, PH) OBP: 0.238, SLG: 0.167 (9, 4)										4	1	1	1	0	0	5											
Rafael Ramirez, R OBP: 0.297, SLG: 0.333 (1, 6)										3	0	2	1	1	0	0											
Jim Deshaies, L (1, 1) Casey Candaele, S OBP: 0.349, SLG: 0.419 (8, 7)										3	0	0	0	0	3	5											
Inning Stats	R: 2 E: 0 K: 0 S: 5	H: 2 LOB: 1 BB: 1 P: 9	R: 0 E: 0 K: 1 S: 6	H: 1 LOB: 0 BB: 0 P: 6	R: 0 E: 0 K: 0 S: 2	H: 0 LOB: 0 BB: 1 P: 6	R: 2 E: 0 K: 2 S: 9	H: 2 LOB: 1 BB: 1 P: 13	R: 0 E: 0 K: 1 S: 5	H: 0 LOB: 0 BB: 0 P: 5	R: 0 E: 0 K: 1 S: 6	H: 1 LOB: 3 BB: 2 P: 14	R: 0 E: 0 K: 0 S: 4	H: 1 LOB: 3 BB: 2 P: 12	R: 5 E: 1 K: 1 S: 9	H: 4 LOB: 1 BB: 2 P: 17	1B: 7 2B: 4 3B: 0 HR: 0	SF: 0 SAC: 0 DP: 1 HBP: 0	WP: 1 PB: 0 SB: 4 CS: 0	PA: 43							
PITCHER	IP	WLS	BF	H	R	ER	SO	BB	IBB	HBP	BLK	WP	HR	S	P	ERA	WHIP										
Bruce Hurst, L ERA: 4.67 (1, 1)	4.0	L	19	5	4	4	3	3	0	0	0	0	0	22	34	9.00	2.000										
Calvin Schiraldi, R ERA: 4.42 (5, 1)	2.0		9	1	0	0	2	1	1	0	0	0	0	11	19	0.00	1.000										
Eric Show, R ERA: 7.84 (7, 1)	2.0		15	5	5	5	1	2	2	0	0	1	0	13	29	22.50	3.500										

AB	34
R	9
H	11
RBI	9
BB	9
SO	6
LOB	23




Batter	1	2	3	4	5	6	7	8	9	10	AB	R	H	RBI	BB	SO	LOB	TOP					
Big Roberts, S OBP: 0.361, SLG: 0.438 (1, 7)	G4-6-3 HBP		1-2 1B		G1-3			G3		G5-3	4	0	1	0	0	1	2	San Diego Padres @ Houston Astros Astrodome, Houston, TX Thu Jun 28 1990, 4:33 AM EDT Att. 17,603 - Dome					
Roberto Alomar, S OBP: 0.379, SLG: 0.425 (1, 4)	G4-6-3 BB		K		F8			G1-6-3 1B			4	0	1	0	1	1	4						
Tony Gwynn, L OBP: 0.379, SLG: 0.443 (1, 9)	G4-6-3		F8		F7			G1-6-3 1-2			4	0	0	0	0	0	5						
Joe Carter, R OBP: 0.272, SLG: 0.411 (1, 8)	G6-3		1-2 2-H 1B		K			K		K	4	0	1	1	0	2	1						
Mike Pagliarulo, L OBP: 0.347, SLG: 0.396 (1, 5)		F9	P4		G4-3			K		K	4	0	0	0	0	1	2						
Garry Templeton, S OBP: 0.288, SLG: 0.373 (1, 6)		G3			K			F8		G1	4	0	0	0	0	1	0						
Phil Stephenson, L OBP: 0.384, SLG: 0.479 (1, 3)		1-1			G4-3			E4 FC5-4		SH1-3 1B	4	0	2	0	0	0	0						
Joey Cora, S OBP: 0.289, SLG: 0.265 (10, PR)		2B			G6-3			FC5-4 1-2		SH1-3	3	0	0	0	0	1	2						
Mark Grant, R (10, 1)								G4-3															
Mark Parent, R OBP: 0.250, SLG: 0.280 (1, 2)		K						G4-3															
Ed Whitson, R OBP: 0.198, SLG: 0.290 (7, PH)					G6-3																		
Fred Lynn, L OBP: 0.342, SLG: 0.429 (7, 1)																							
Greg Harris, R OBP: 0.302, SLG: 0.429 (7, 1)																							
Craig Lefferts, L OBP: 0.190, SLG: 0.250 (8, 1)																							
Jack Clark, R OBP: 0.394, SLG: 0.438 (10, PH)																							
Jack Clark, R OBP: 0.394, SLG: 0.438 (10, 3)																							
Inning Stats	R: 0 E: 0 K: 0 S: 11	H: 0 LOB: 1 P: 23	R: 0 E: 0 K: 1 S: 9	H: 1 LOB: 1 P: 12	R: 1 E: 0 K: 1 S: 13	H: 2 LOB: 2 P: 21	R: 0 E: 0 K: 1 S: 7	H: 0 LOB: 0 P: 12	R: 0 E: 0 K: 0 S: 8	H: 0 LOB: 0 P: 17	R: 0 E: 1 K: 0 S: 8	H: 0 LOB: 1 P: 9	R: 0 E: 0 K: 0 S: 5	H: 1 LOB: 0 P: 7	R: 0 E: 0 K: 2 S: 8	H: 0 LOB: 0 P: 12	R: 0 E: 0 K: 1 S: 11	H: 1 LOB: 2 P: 21	1B: 4 2B: 1 3B: 0 HR: 0	SF: 0 SAC: 1 DP: 2 HBP: 1	WP: 0 PB: 0 SB: 1 CS: 0	PA: 38	
PITCHER	IP WLS BF H R ER SO BB IBB HBP BLK WP HR S P ERA WHIP	IP WLS BF H R ER SO BB IBB HBP BLK WP HR S P ERA WHIP	IP WLS BF H R ER SO BB IBB HBP BLK WP HR S P ERA WHIP	IP WLS BF H R ER SO BB IBB HBP BLK WP HR S P ERA WHIP	IP WLS BF H R ER SO BB IBB HBP BLK WP HR S P ERA WHIP	IP WLS BF H R ER SO BB IBB HBP BLK WP HR S P ERA WHIP	IP WLS BF H R ER SO BB IBB HBP BLK WP HR S P ERA WHIP	IP WLS BF H R ER SO BB IBB HBP BLK WP HR S P ERA WHIP	IP WLS BF H R ER SO BB IBB HBP BLK WP HR S P ERA WHIP	IP WLS BF H R ER SO BB IBB HBP BLK WP HR S P ERA WHIP	IP WLS BF H R ER SO BB IBB HBP BLK WP HR S P ERA WHIP	IP WLS BF H R ER SO BB IBB HBP BLK WP HR S P ERA WHIP	IP WLS BF H R ER SO BB IBB HBP BLK WP HR S P ERA WHIP	IP WLS BF H R ER SO BB IBB HBP BLK WP HR S P ERA WHIP	IP WLS BF H R ER SO BB IBB HBP BLK WP HR S P ERA WHIP	IP WLS BF H R ER SO BB IBB HBP BLK WP HR S P ERA WHIP	IP WLS BF H R ER SO BB IBB HBP BLK WP HR S P ERA WHIP	IP WLS BF H R ER SO BB IBB HBP BLK WP HR S P ERA WHIP	IP WLS BF H R ER SO BB IBB HBP BLK WP HR S P ERA WHIP	IP WLS BF H R ER SO BB IBB HBP BLK WP HR S P ERA WHIP	IP WLS BF H R ER SO BB IBB HBP BLK WP HR S P ERA WHIP	IP WLS BF H R ER SO BB IBB HBP BLK WP HR S P ERA WHIP	IP WLS BF H R ER SO BB IBB HBP BLK WP HR S P ERA WHIP

AB 33
R 1
H 5
RBI 1
BB 3
SO 7
LOB 17



Batter	1	2	3	4	5	6	7	8	9	10	AB	R	H	RBI	BB	SO	LOB	BOTTOM					
Eric Yelding, R OBP: 0.318, SLG: 0.292 (1, 4)	K		G5-3		F7-3 BB		G6-3		K		4	0	0	0	1	2	0	San Diego Padres @ Houston Astros Astrodome, Houston, TX Thu Jun 28 1990, 4:33 AM EDT Att. 17,603 - Dome					
Rafael Ramirez, R OBP: 0.304, SLG: 0.336 (1, 6)	G3-1		1B		F7-3 1-2		S BB		G4-3 1B		4	0	2	0	1	0	1						
Ken Caminiti, S OBP: 0.319, SLG: 0.321 (1, 5)	F9		F9		G4-3		F8		F8		5	0	0	0	0	0	3						
Franklin Stubbs, L OBP: 0.314, SLG: 0.477 (1, 3)		K	P2		F9		K		F9		5	0	0	0	0	2	3						
Glenn Wilson, R OBP: 0.293, SLG: 0.379 (1, 7)		WP BB BB			G5-3		BB 2B 1B		F9		4	1	1	0	1	0	0						
Craig Biggio, R OBP: 0.351, SLG: 0.345 (1, 8)		WP BB			1B 1B		K		G6-3		4	1	2	0	1	1	1						
Eric Anthony, L OBP: 0.310, SLG: 0.394 (1, 9)		K			F7		2B BB		S BB		3	0	1	1	2	1	3						
Rich Gedman, L OBP: 0.369, SLG: 0.260 (1, 2)		IBB			1B		2B		IBB		2	0	2	1	2	0	0						
Mark Portugal, R OBP: 0.194, SLG: 0.167 (1, 1)		G1-3			B5-3		L3		P6		3	0	0	0	0	0	7						
Dave Smith, R (8, 1)											0	0	0	0	0	0	0						
Casey Candaele, S OBP: 0.345, SLG: 0.413 (8, PH)											1	0	0	0	0	0	2						
Larry Andersen, R (9, 1)											0	0	0	0	0	0	0						
Inning Stats	R: 0 E: 0 K: 1 S: 7	H: 0 LOB: 0 P: 10	R: 0 E: 0 K: 2 S: 12	H: 0 LOB: 3 P: 27	R: 0 E: 0 K: 0 S: 9	H: 1 LOB: 1 P: 14	R: 0 E: 0 K: 0 S: 8	H: 2 LOB: 2 P: 9	R: 1 E: 0 K: 1 S: 10	H: 2 LOB: 2 P: 18	R: 0 E: 0 K: 1 S: 6	H: 0 LOB: 1 P: 12	R: 0 E: 0 K: 0 S: 6	H: 0 LOB: 2 P: 20	R: 0 E: 0 K: 1 S: 9	H: 1 LOB: 1 P: 10	R: 1 E: 0 K: 0 S: 6	H: 2 LOB: 1 P: 9	1B: 6 2B: 3 3B: 0 HR: 0	SF: 0 SAC: 0 DP: 1 HBP: 0	WP: 1 PB: 0 SB: 3 CS: 0	PA: 43	
PITCHER	IP WLS BF H R ER SO BB IBB HBP BLK WP HR S P ERA WHIP	IP WLS BF H R ER SO BB IBB HBP BLK WP HR S P ERA WHIP	IP WLS BF H R ER SO BB IBB HBP BLK WP HR S P ERA WHIP	IP WLS BF H R ER SO BB IBB HBP BLK WP HR S P ERA WHIP	IP WLS BF H R ER SO BB IBB HBP BLK WP HR S P ERA WHIP	IP WLS BF H R ER SO BB IBB HBP BLK WP HR S P ERA WHIP	IP WLS BF H R ER SO BB IBB HBP BLK WP HR S P ERA WHIP	IP WLS BF H R ER SO BB IBB HBP BLK WP HR S P ERA WHIP	IP WLS BF H R ER SO BB IBB HBP BLK WP HR S P ERA WHIP	IP WLS BF H R ER SO BB IBB HBP BLK WP HR S P ERA WHIP	IP WLS BF H R ER SO BB IBB HBP BLK WP HR S P ERA WHIP	IP WLS BF H R ER SO BB IBB HBP BLK WP HR S P ERA WHIP	IP WLS BF H R ER SO BB IBB HBP BLK WP HR S P ERA WHIP	IP WLS BF H R ER SO BB IBB HBP BLK WP HR S P ERA WHIP	IP WLS BF H R ER SO BB IBB HBP BLK WP HR S P ERA WHIP	IP WLS BF H R ER SO BB IBB HBP BLK WP HR S P ERA WHIP	IP WLS BF H R ER SO BB IBB HBP BLK WP HR S P ERA WHIP	IP WLS BF H R ER SO BB IBB HBP BLK WP HR S P ERA WHIP	IP WLS BF H R ER SO BB IBB HBP BLK WP HR S P ERA WHIP	IP WLS BF H R ER SO BB IBB HBP BLK WP HR S P ERA WHIP	IP WLS BF H R ER SO BB IBB HBP BLK WP HR S P ERA WHIP	IP WLS BF H R ER SO BB IBB HBP BLK WP HR S P ERA WHIP	IP WLS BF H R ER SO BB IBB HBP BLK WP HR S P ERA WHIP

AB 35
R 2
H 8
RBI 2
BB 8
SO 6
LOB 20



Batter	1	2	3	4	5	6	7	8	9	AB	R	H	RBI	BB	SO	LOB	TOP								
Dwight Smith, L OBP: 0.338, SLG: 0.390 (1, 7)	F7		F7		F7			E		5	1	2	1	0	0	2	Chicago Cubs @ San Diego Padres Jack Murphy Stadium, San Diego, CA Fri Jun 29 1990, 10:05 PM EDT Att: 43,005 - Dome								
23 Ryne Sandberg, R OBP: 0.393, SLG: 0.635 (1, 4)	G5-3		F9			K		E		5	0	2	0	0	1	0									
Mark Grace, L OBP: 0.347, SLG: 0.360 (1, 3)	WP			P6		F8		E		3	0	1	0	2	1	1									
Andre Dawson, R OBP: 0.381, SLG: 0.622 (1, 9)	BB			G4-3				E5		2	0	0	1	2	0	2									
Marvell Wynne, L OBP: 0.257, SLG: 0.324 Hector Villanueva, R OBP: 0.329, SLG: 0.549 Bill Long, R (8, 1) Lloyd McClendon, R OBP: 0.250, SLG: 0.229 (9, 2)	F9			G3		F8		K		3	0	0	0	0	0	4									
Luis Salazar, R OBP: 0.325, SLG: 0.401 (1, 5)		G1-6-3				FC6-5		L8		4	0	2	0	0	0	3									
Shawon Dunston, R OBP: 0.299, SLG: 0.453 (1, 6)	L9					FC6-5		G5-3		4	0	0	0	0	1	2									
Joe Girardi, R OBP: 0.304, SLG: 0.378 Gary Varsho, L OBP: 0.333, SLG: 0.333 Steve Wilson, L OBP: 0.118, SLG: 0.118 Les Lancaster, R OBP: 0.200, SLG: 0.077 Paul Assemmacher, L (9, 1)	G1-6-3					FC1-5		G5-3		3	0	1	0	0	0	1									
Mike Harkey, R OBP: 0.292, SLG: 0.304 Dave Clark, L OBP: 0.255, SLG: 0.346 Doug Dasenczo, S OBP: 0.268, SLG: 0.369 (8, 8)				K		FC1-5		G6-3		2	0	0	0	0	1	2									
Inning Stats	R: 0 E: 0 K: 0 S: 7	H: 0 LOB: 2 BB: 2 P: 17	R: 0 E: 0 K: 0 S: 8	H: 1 LOB: 0 BB: 0 P: 11	R: 0 E: 0 K: 1 S: 7	H: 0 LOB: 0 BB: 0 P: 13	R: 0 E: 0 K: 0 S: 6	H: 0 LOB: 0 BB: 0 P: 10	R: 0 E: 0 K: 0 S: 12	H: 2 LOB: 2 BB: 0 P: 13	R: 0 E: 0 K: 0 S: 5	H: 1 LOB: 2 BB: 1 P: 11	R: 0 E: 0 K: 0 S: 8	H: 0 LOB: 0 BB: 0 P: 10	R: 1 E: 1 K: 1 S: 19	H: 2 LOB: 3 BB: 1 P: 30		R: 2 E: 0 K: 2 S: 13	H: 4 LOB: 1 BB: 0 P: 18	1B: 7 2B: 2 3B: 1 HR: 0	SF: 0 SAC: 0 DP: 1 HBP: 0	WP: 1 PB: 0 SB: 1 CS: 0	PA: 39		
PITCHER	IP	WLS	BF	H	R	ER	SO	BB	IBB	HBP	BLK	WP	HR	S	P	ERA	WHIP								
Mike Dunne, R ERA: 5.4 (1, 1)	7.1		29	6	1	1	2	3	0	0	0	1	0	60	93	1.23	1.227								
Craig Lefferts, L ERA: 2.39 (8, 1)	0.2	4	0	0	0	1	1	0	0	0	0	0	0	12	22	0.00	1.500								
Greg Harris, R ERA: 2.09 (9, 1)	1.0	L	6	4	2	2	2	0	0	0	0	0	0	13	18	18.00	4.000								

Batter	1	2	3	4	5	6	7	8	9	AB	R	H	RBI	BB	SO	LOB	BOTTOM								
Bip Roberts, S OBP: 0.367, SLG: 0.450 (1, 7)	G4-3		G3-6-3			SF7		S		4	1	3	0	0	0	0	Chicago Cubs @ San Diego Padres Jack Murphy Stadium, San Diego, CA Fri Jun 29 1990, 10:05 PM EDT Att: 43,005 - Dome								
Roberto Alomar, S OBP: 0.374, SLG: 0.420 (1, 4)	F8		G3-6-3			SF7		F8		3	0	0	1	0	0	2									
Tony Gwynn, L OBP: 0.374, SLG: 0.437 (1, 9)	G6-3			L9		G3		G6-3		4	0	0	0	0	0	0									
Jack Clark, R OBP: 0.396, SLG: 0.464 Joey Cora, S OBP: 0.289, SLG: 0.265 (9, PR)				K		F8		1B		4	1	2	1	0	1	0									
Joe Carter, R OBP: 0.271, SLG: 0.406 (1, 8)				G6-3				1B		0	0	0	0	0	0	0									
Gary Templeton, S OBP: 0.288, SLG: 0.371 (1, 6)	FC4-6					F8		L1-3		4	0	1	0	0	0	1									
Mike Pagliarulo, L OBP: 0.347, SLG: 0.395 Jerald Clark, R OBP: 0.288, SLG: 0.400 (9, PH)	P6					F8		G5-3		3	0	1	0	0	0	1									
Ronn Reynolds, R (1, 2)						F7		F8		3	0	0	0	0	0	2									
Mike Dunne, R (1, 1)								G3-1		2	0	0	0	0	0	1									
Craig Lefferts, L ERA: 3.83 Bill Long, R ERA: 4.05 Steve Wilson, L ERA: 5.17 Les Lancaster, R ERA: 5.05 Paul Assemmacher, L ERA: 3.4 (9, 1)	G4-3					K				1	0	0	0	0	0	0									
Inning Stats	R: 0 E: 0 K: 0 S: 9	H: 0 LOB: 0 BB: 0 P: 14	R: 1 E: 0 K: 0 S: 9	H: 1 LOB: 1 BB: 0 P: 13	R: 0 E: 0 K: 0 S: 3	H: 1 LOB: 0 BB: 0 P: 3	R: 0 E: 0 K: 1 S: 7	H: 0 LOB: 0 BB: 0 P: 11	R: 0 E: 0 K: 0 S: 5	H: 1 LOB: 1 BB: 0 P: 9	R: 1 E: 0 K: 0 S: 5	H: 1 LOB: 0 BB: 0 P: 6	R: 0 E: 0 K: 1 S: 8	H: 0 LOB: 0 BB: 0 P: 14	R: 0 E: 0 K: 0 S: 9	H: 1 LOB: 2 BB: 0 P: 16	R: 0 E: 0 K: 2 S: 13	H: 2 LOB: 2 BB: 0 P: 19	1B: 5 2B: 0 3B: 1 HR: 1	SF: 1 SAC: 0 DP: 1 HBP: 1	WP: 0 PB: 0 SB: 1 CS: 0	PA: 34			
PITCHER	IP	WLS	BF	H	R	ER	SO	BB	IBB	HBP	BLK	WP	HR	S	P	ERA	WHIP								
Mike Harkey, R ERA: 3.83 (1, 1)	7.0		25	4	2	2	3	0	0	1	0	0	0	48	70	2.57	0.571								
Bill Long, R ERA: 4.05 (8, 1)	1.0	W	4	1	0	0	0	0	0	0	0	0	0	9	16	0.00	1.000								
Steve Wilson, L ERA: 5.17 (9, 1)	0.1		1	0	0	0	0	0	0	0	0	0	0	2	4	0.00	0.000								
Les Lancaster, R ERA: 5.05 (9, 1)	0.1		3	2	0	0	1	0	0	0	0	0	0	8	11	0.00	6.000								
Paul Assemmacher, L ERA: 3.4 (9, 1)	0.1	S	1	0	0	0	1	0	0	0	0	0	0	3	4	0.00	0.000								

AB	35
R	3
H	10
RBI	3
BB	4
SO	5
LOB	20



AB	32
R	2
H	7
RBI	2
BB	0
SO	5
LOB	10



Batter	1	2	3	4	5	6	7	8	9	AB	R	H	RBI	BB	SO	LOB	TOP							
Dwight Smith, L (1.7) OBP: 0.341, SLG: 0.414 Doug Dascenzo, S (7.7) OBP: 0.278, SLG: 0.379										4	2	2	1	0	1	2	1 0 1 0 0 0 0							
23 Ryne Sandberg, R (1.4) OBP: 0.393, SLG: 0.636										4	2	1	1	1	1	1	4 2 1 1 1 1 1							
Mark Grace, L (1.3) OBP: 0.348, SLG: 0.359										3	0	1	1	1	0	1	3 0 1 1 1 0 1							
Andre Dawson, R (1.9) OBP: 0.378, SLG: 0.612										4	1	0	0	1	1	3	4 1 0 0 1 1 3							
Marvell Wynne, L (1.8) OBP: 0.244, SLG: 0.321										4	2	1	0	1	0	3	4 2 1 0 1 0 3							
Luis Salazar, R (1.5) OBP: 0.333, SLG: 0.418 Bill Long, R (9.1)										4	0	2	3	1	1	0	4 0 2 3 1 1 0 0 0 0 0 0 0 0							
Shawn Dunston, R (1.6) OBP: 0.297, SLG: 0.446										4	0	0	0	1	1	4	4 0 0 0 1 1 4							
Joe Girardi, R (1.2) OBP: 0.307, SLG: 0.375										4	0	1	1	1	0	2	4 0 1 1 1 0 2							
Shawn Boskie, R (1.1) OBP: 0.263, SLG: 0.368 Steve Wilson, L (3.1) OBP: 0.150, SLG: 0.195 Domingo Ramos, R (9.5) OBP: 0.308, SLG: 0.308										1	0	0	0	0	0	2	1 0 0 0 0 0 2 2 0 0 0 1 1 3 0 0 0 0 0 0 0							
Inning Stats	R: 0 E: 0 K: 1 S: 16	H: 0 LOB: 0 BB: 0 P: 24	R: 1 E: 0 K: 1 S: 15	H: 3 LOB: 2 BB: 0 P: 23	R: 2 E: 0 K: 0 S: 16	H: 2 LOB: 0 BB: 0 P: 28	R: 0 E: 0 K: 0 S: 10	H: 0 LOB: 2 BB: 2 P: 20	R: 0 E: 0 K: 1 S: 6	H: 1 LOB: 1 BB: 0 P: 9	R: 0 E: 0 K: 1 S: 6	H: 0 LOB: 1 BB: 1 P: 13	R: 4 E: 0 K: 0 S: 10	H: 2 LOB: 2 BB: 4 P: 29	R: 0 E: 0 K: 1 S: 8	H: 1 LOB: 2 BB: 1 P: 16	R: 0 E: 0 K: 1 S: 8	H: 0 LOB: 0 BB: 0 P: 11	1B: 5 2B: 1 3B: 2 HR: 1	SF: 1 SAC: 0 DP: 0 HBP: 0	WP: 1 PB: 0 SB: 3 CS: 0	PA: 44		
PITCHER	IP WLS BF H R ER SO BB IBB HBP BLK WP HR S P ERA WHIP	IP WLS BF H R ER SO BB IBB HBP BLK WP HR S P ERA WHIP	IP WLS BF H R ER SO BB IBB HBP BLK WP HR S P ERA WHIP	IP WLS BF H R ER SO BB IBB HBP BLK WP HR S P ERA WHIP	IP WLS BF H R ER SO BB IBB HBP BLK WP HR S P ERA WHIP	IP WLS BF H R ER SO BB IBB HBP BLK WP HR S P ERA WHIP	IP WLS BF H R ER SO BB IBB HBP BLK WP HR S P ERA WHIP	IP WLS BF H R ER SO BB IBB HBP BLK WP HR S P ERA WHIP	IP WLS BF H R ER SO BB IBB HBP BLK WP HR S P ERA WHIP	IP WLS BF H R ER SO BB IBB HBP BLK WP HR S P ERA WHIP	IP WLS BF H R ER SO BB IBB HBP BLK WP HR S P ERA WHIP	IP WLS BF H R ER SO BB IBB HBP BLK WP HR S P ERA WHIP	IP WLS BF H R ER SO BB IBB HBP BLK WP HR S P ERA WHIP	IP WLS BF H R ER SO BB IBB HBP BLK WP HR S P ERA WHIP	IP WLS BF H R ER SO BB IBB HBP BLK WP HR S P ERA WHIP	IP WLS BF H R ER SO BB IBB HBP BLK WP HR S P ERA WHIP	IP WLS BF H R ER SO BB IBB HBP BLK WP HR S P ERA WHIP	IP WLS BF H R ER SO BB IBB HBP BLK WP HR S P ERA WHIP	IP WLS BF H R ER SO BB IBB HBP BLK WP HR S P ERA WHIP	IP WLS BF H R ER SO BB IBB HBP BLK WP HR S P ERA WHIP	IP WLS BF H R ER SO BB IBB HBP BLK WP HR S P ERA WHIP	IP WLS BF H R ER SO BB IBB HBP BLK WP HR S P ERA WHIP	IP WLS BF H R ER SO BB IBB HBP BLK WP HR S P ERA WHIP	IP WLS BF H R ER SO BB IBB HBP BLK WP HR S P ERA WHIP

Chicago Cubs @ San Diego Padres
Jack Murphy Stadium, San Diego, CA
Sat Jun 30 1990, 10:05 PM EDT
Att: 31,852 - Unknown

AB	35
R	7
H	9
RBI	7
BB	8
SO	6
LOB	21



Batter	1	2	3	4	5	6	7	8	9	AB	R	H	RBI	BB	SO	LOB	BOTTOM						
Tony Gwynn, L (1.9) OBP: 0.371, SLG: 0.431										4	0	0	0	1	0	4	4 0 0 0 1 0 4						
Big Roberts, S (1.5) OBP: 0.397, SLG: 0.445										3	1	0	0	2	1	1	3 1 0 0 2 1 1						
Roberto Alomar, S (1.4) OBP: 0.375, SLG: 0.425										4	1	1	1	1	0	2	4 1 1 1 1 0 2						
Jack Clark, R (1.3) OBP: 0.396, SLG: 0.469										5	1	2	1	0	1	3	5 1 2 1 0 1 3						
Fred Lynn, L (1.7) OBP: 0.356, SLG: 0.452 Rich Rodriguez, L (7.1) OBP: 0.333, SLG: 0.200 Jerard Clark, R (9.7) OBP: 0.302, SLG: 0.412										3	0	1	1	1	1	2	3 0 1 1 1 1 2 0 0 0 0 0 0 0 0 0 0 0 0 0 0 1 0 1 0 0 0 0						
Joe Carter, R (1.8) OBP: 0.273, SLG: 0.408										4	0	1	0	0	0	4	4 0 1 0 0 0 4						
Garry Templeton, S (1.6) OBP: 0.290, SLG: 0.376										5	0	2	0	0	0	4	5 0 2 0 0 0 4						
Mark Parent, R (1.2) OBP: 0.262, SLG: 0.273										2	0	0	0	2	0	2	2 0 0 0 2 0 2						
Andy Benes, R (1.1) OBP: 0.088, SLG: 0.091 Shawn Abner, R (7.7) OBP: 0.300, SLG: 0.345										3	0	0	0	0	0	6	3 0 0 0 0 0 6 1 0 0 0 0 0 1						
Inning Stats	R: 0 E: 0 K: 1 S: 20	H: 0 LOB: 3 BB: 3 P: 37	R: 0 E: 0 K: 0 S: 8	H: 1 LOB: 1 BB: 0 P: 14	R: 3 E: 1 K: 0 S: 16	H: 3 LOB: 3 BB: 2 P: 32	R: 0 E: 0 K: 0 S: 12	H: 0 LOB: 0 BB: 0 P: 16	R: 0 E: 0 K: 1 S: 11	H: 1 LOB: 2 BB: 1 P: 19	R: 0 E: 0 K: 1 S: 10	H: 1 LOB: 1 BB: 0 P: 14	R: 0 E: 0 K: 0 S: 10	H: 1 LOB: 1 BB: 0 P: 16	R: 0 E: 0 K: 0 S: 7	H: 0 LOB: 1 BB: 1 P: 17	R: 0 E: 0 K: 0 S: 6	H: 1 LOB: 0 BB: 0 P: 6	1B: 4 2B: 3 3B: 1 HR: 0	SF: 0 SAC: 0 DP: 1 HBP: 1	WP: 1 PB: 0 SB: 1 CS: 0	PA: 43	
PITCHER	IP WLS BF H R ER SO BB IBB HBP BLK WP HR S P ERA WHIP	IP WLS BF H R ER SO BB IBB HBP BLK WP HR S P ERA WHIP	IP WLS BF H R ER SO BB IBB HBP BLK WP HR S P ERA WHIP	IP WLS BF H R ER SO BB IBB HBP BLK WP HR S P ERA WHIP	IP WLS BF H R ER SO BB IBB HBP BLK WP HR S P ERA WHIP	IP WLS BF H R ER SO BB IBB HBP BLK WP HR S P ERA WHIP	IP WLS BF H R ER SO BB IBB HBP BLK WP HR S P ERA WHIP	IP WLS BF H R ER SO BB IBB HBP BLK WP HR S P ERA WHIP	IP WLS BF H R ER SO BB IBB HBP BLK WP HR S P ERA WHIP	IP WLS BF H R ER SO BB IBB HBP BLK WP HR S P ERA WHIP	IP WLS BF H R ER SO BB IBB HBP BLK WP HR S P ERA WHIP	IP WLS BF H R ER SO BB IBB HBP BLK WP HR S P ERA WHIP	IP WLS BF H R ER SO BB IBB HBP BLK WP HR S P ERA WHIP	IP WLS BF H R ER SO BB IBB HBP BLK WP HR S P ERA WHIP	IP WLS BF H R ER SO BB IBB HBP BLK WP HR S P ERA WHIP	IP WLS BF H R ER SO BB IBB HBP BLK WP HR S P ERA WHIP	IP WLS BF H R ER SO BB IBB HBP BLK WP HR S P ERA WHIP	IP WLS BF H R ER SO BB IBB HBP BLK WP HR S P ERA WHIP	IP WLS BF H R ER SO BB IBB HBP BLK WP HR S P ERA WHIP	IP WLS BF H R ER SO BB IBB HBP BLK WP HR S P ERA WHIP	IP WLS BF H R ER SO BB IBB HBP BLK WP HR S P ERA WHIP	IP WLS BF H R ER SO BB IBB HBP BLK WP HR S P ERA WHIP	IP WLS BF H R ER SO BB IBB HBP BLK WP HR S P ERA WHIP

Chicago Cubs @ San Diego Padres
Jack Murphy Stadium, San Diego, CA
Sat Jun 30 1990, 10:05 PM EDT
Att: 31,852 - Unknown


AB	35
R	3
H	8
RBI	3
BB	7
SO	3
LOB	29



Batter	1	2	3	4	5	6	7	8	9	10	11	12	13	14	AB	R	H	RBI	BB	SO	LOB	TOP								
Gary Redus, R OBP: 0.336, SLG: 0.391 Sid Bream, L OBP: 0.345, SLG: 0.440	G5-3		FC6-4			1B 2B		F7			G1-3	IBB		WP IBB	3	1	1	0	0	0	1									
Jay Bell, R OBP: 0.334, SLG: 0.402	F9			F9		WP HR 1B		G4-3			E6 G4-3 BLK	G5-3		WP 1B	7	1	2	2	0	0	2									
Andy Van Slyke, L OBP: 0.379, SLG: 0.461	K			K		HR 1B			F8		G4-3			F7	6	1	1	2	1	2	3									
Bobby Bonilla, S OBP: 0.308, SLG: 0.536		P4		P9		1B			G5-3 BB					F9	5	0	1	0	2	0	3									
Barry Bonds, L OBP: 0.422, SLG: 0.619		G4-6-3 1B			G2-3				G5-3 BB					IBB	3	0	2	0	3	0	1									
Jeff King, R OBP: 0.256, SLG: 0.309	G4-6-3			G1-4-3		1B	P3		G5-3		K			K	6	0	0	0	0	2	9									
Michael LaValliere, L OBP: 0.376, SLG: 0.333			G6-3 BB				F7			K				F7	5	0	1	0	1	2	2									
Jose Lind, R OBP: 0.339, SLG: 0.392			G6-3			G5-3	G6-3			G1-3				K 2B	6	1	1	0	0	1	2									
Walt Terrell, L ERA: 4.82 Greg Harris, R ERA: 1.94 Rich Rodriguez, L ERA: 13.5 Mark Grant, R ERA: 4.7 Calvin Schiraldi, R ERA: 4.14			FC6-4 1B			K		K			K			K	1	0	1	0	0	0	0									
Inning Stats	R: 0 E: 0 K: 1 S: 8	H: 0 LOB: 0 BB: 0 P: 11	R: 0 E: 0 K: 0 S: 7	H: 1 LOB: 0 BB: 0 P: 10	R: 0 E: 0 K: 0 S: 8	H: 1 LOB: 1 BB: 1 P: 17	R: 0 E: 0 K: 1 S: 10	H: 0 LOB: 0 BB: 0 P: 14	R: 0 E: 0 K: 1 S: 9	H: 0 LOB: 0 BB: 0 P: 15	R: 3 E: 0 K: 1 S: 20	H: 4 LOB: 1 BB: 0 P: 28	R: 0 E: 0 K: 0 S: 6	H: 0 LOB: 0 BB: 0 P: 8	R: 0 E: 0 K: 1 S: 7	H: 0 LOB: 0 BB: 0 P: 8	R: 0 E: 0 K: 2 S: 9	H: 1 LOB: 1 BB: 2 P: 21	R: 0 E: 0 K: 1 S: 14	H: 0 LOB: 3 BB: 2 P: 26	R: 0 E: 0 K: 2 S: 10	H: 0 LOB: 2 BB: 2 P: 22	R: 0 E: 0 K: 1 S: 10	H: 0 LOB: 0 BB: 1 P: 21	R: 1 E: 0 K: 1 S: 11	H: 2 LOB: 2 BB: 1 P: 21	1B: 6 2B: 3 HR: 1	SF: 0 SAC: 0 DP: 4 HBP: 0	WP: 2 PB: 1 CS: 0	PA: 58
PITCHER	IP	WLS	BF	H	R	ER	SO	BB	IBB	HBP	BLK	WP	HR	S	P	ERA	WHIP													
Bruce Hurst, L	(1.1)	7.0	26	7	3	3	4	1	0	0	0	0	1	68	103	3.86	1.143													
Greg Harris, R	(8.1)	3.0	10	0	0	0	3	2	0	0	0	0	25	40	0.00	0.667														
Rich Rodriguez, L	(11.1)	0.2	5	0	0	0	0	1	1	0	1	0	0	11	23	0.00	1.500													
Mark Grant, R	(11.1)	1.1	6	1	0	0	3	0	1	0	0	0	0	16	26	0.00	0.750													
Calvin Schiraldi, R	(13.1)	2.0	L	11	2	1	1	2	1	2	0	0	1	0	21	43	4.50	1.500												

Pittsburgh Pirates @ San Diego Padres
Jack Murphy Stadium, San Diego, CA
Mon Jul 02 1990, 10:05 PM EDT
Att. 13,842 - Sunny - 78 F

AB: 49
R: 4
H: 10
RBI: 4
BB: 9
SO: 12
LOB: 25



Batter	1	2	3	4	5	6	7	8	9	10	11	12	13	14	AB	R	H	RBI	BB	SO	LOB	BOTTOM						
Tony Gwynn, L OBP: 0.374, SLG: 0.441	2B 1B	G4-3			F9		G3			S 1B		F7			6	1	2	0	0	0	2							
Bip Roberts, S OBP: 0.358, SLG: 0.432	F9		G5-3		F8		B4-3			K		F8			6	0	0	0	0	1	2							
Roberto Alomar, S OBP: 0.365, SLG: 0.411	F8		G4-3		F9		F9			K				K	6	0	0	0	0	2	2							
Joe Carter, R OBP: 0.276, SLG: 0.407	HR 2B		L7		F8		1B			FC5-6 1B				P4	6	1	3	1	0	0	0							
Phil Stephenson, L OBP: 0.366, SLG: 0.487	HR		G3		G3		K			FC5-6 1B				K	6	1	1	2	0	3	2							
Garry Templeton, S OBP: 0.287, SLG: 0.394	2B		F8		F8		G4-3			P5		1B		G6-3	6	0	2	0	0	0	0							
Mike Pagliarulo, L OBP: 0.343, SLG: 0.390	K		FC6-4 1B		FC6-4 1B		2B			F9		F7		K	6	0	2	0	0	2	3							
Mark Parent, R OBP: 0.261, SLG: 0.263 Jack Clark, R OBP: 0.400, SLG: 0.485 Ronn Reynolds, R OBP: 0.363, SLG: 0.167			P6		FC6-4		BB			G6-3		K		F8	3	0	0	0	1	0	1							
Bruce Hurst, L ERA: 5.6 Shawn Achenbach, R ERA: 1.13 Stan Belinda, R ERA: 2.61 Scott Ruskin, L ERA: 2.65 Bob Patterson, L ERA: 3.12			G6-3		G4-3		F7			G5-3		K			2	0	0	0	0	0	0							
Inning Stats	R: 3 E: 0 K: 1 S: 17	H: 4 LOB: 1 BB: 0 P: 25	R: 0 E: 0 K: 0 S: 7	H: 0 LOB: 0 BB: 0 P: 9	R: 0 E: 0 K: 0 S: 8	H: 1 LOB: 1 BB: 0 P: 15	R: 0 E: 0 K: 1 S: 7	H: 0 LOB: 0 BB: 0 P: 7	R: 0 E: 0 K: 0 S: 10	H: 1 LOB: 2 BB: 1 P: 19	R: 0 E: 0 K: 1 S: 9	H: 1 LOB: 1 BB: 0 P: 12	R: 0 E: 0 K: 2 S: 11	H: 0 LOB: 0 BB: 0 P: 14	R: 0 E: 0 K: 1 S: 12	H: 2 LOB: 2 BB: 0 P: 15	R: 0 E: 0 K: 1 S: 6	H: 0 LOB: 0 BB: 0 P: 6	R: 0 E: 0 K: 2 S: 8	H: 0 LOB: 0 BB: 0 P: 14	R: 0 E: 0 K: 1 S: 8	H: 0 LOB: 0 BB: 0 P: 11	R: 0 E: 0 K: 1 S: 8	H: 0 LOB: 0 BB: 0 P: 11	1B: 6 2B: 3 HR: 1	SF: 0 SAC: 0 DP: 0 HBP: 0	WP: 0 PB: 0 CS: 0	PA: 53
PITCHER	IP	WLS	BF	H	R	ER	SO	BB	IBB	HBP	BLK	WP	HR	S	P	ERA	WHIP											
Walt Terrell, R	(1.1)	5.0	20	5	3	3	1	0	0	0	0	0	1	45	70	5.40	1.000											
Bob Kipper, L	(6.1)	2.0	8	1	0	0	1	1	0	0	0	0	0	17	26	0.00	1.000											
Stan Belinda, R	(8.1)	2.0	7	1	0	0	1	0	0	0	0	0	0	20	26	0.00	0.500											
Scott Ruskin, L	(10.1)	2.0	9	3	0	0	3	0	0	0	0	0	0	23	31	0.00	1.500											
Bob Patterson, L	(12.1)	3.0	W	9	0	0	4	0	0	0	0	0	0	22	31	0.00	0.000											

Pittsburgh Pirates @ San Diego Padres
Jack Murphy Stadium, San Diego, CA
Mon Jul 02 1990, 10:05 PM EDT
Att. 13,842 - Sunny - 78 F

AB: 52
R: 3
H: 10
RBI: 3
BB: 1
SO: 10
LOB: 16



Batter	1	2	3	4	5	6	7	8	9	AB	R	H	RBI	BB	SO	LOB	TOP		
R.J. Reynolds, S (1, 9) OBP: 0.352, SLG: 0.357										5	0	3	1	0	0	0	Pittsburgh Pirates @ San Diego Padres Jack Murphy Stadium, San Diego, CA Tue Jul 03 1990, 10:05 PM EDT Att: 33,949 - Unknown - 80 F		
Rafael Bellard, R (1, 6) OBP: 0.397, SLG: 0.292										2	0	0	0	0	0	1			
Wally Backman, S (7, PH) OBP: 0.356, SLG: 0.420										1	1	1	0	0	0	0			
Jay Bell, R (7, 6) OBP: 0.333, SLG: 0.402										0	0	0	1	0	0	0			
Andy Van Slyke, L (1, 8) OBP: 0.382, SLG: 0.462										4	1	2	0	1	0	2			
Bobby Bonilla, S (1, 5) OBP: 0.304, SLG: 0.532										2	0	0	2	0	0	1			
Bill Landrum, R (8, 1)										0	0	0	0	0	0	0			
Barry Bonds, L (1, 7) OBP: 0.416, SLG: 0.609										4	0	0	0	0	1	3			
Sid Bream, L (1, 3) OBP: 0.348, SLG: 0.447										4	1	2	1	0	2	0			
Michael LaValliere, L (1, 2) OBP: 0.375, SLG: 0.328										2	0	0	0	1	0	0			
Jose Lind, R (1, 4) OBP: 0.338, SLG: 0.388										3	1	0	0	1	0	2			
Doug Drabek, R (1, 1) OBP: 0.212, SLG: 0.281										2	0	0	0	0	1	0			
Bob Kipper, R (7, 1)										0	0	0	0	0	0	0			
Orlando Merced, S (8, PH) OBP: 0.333, SLG: 0.500										1	1	1	0	0	0	0			
Jeff King, R (8, 5) OBP: 0.261, SLG: 0.313										1	0	1	0	0	0	0			
Inning Stats	R: 0 E: 0 K: 0 S: 8	H: 1 LOB: 0 BB: 0 P: 10	R: 0 E: 0 K: 2 S: 7	H: 0 LOB: 0 BB: 0 P: 9	R: 0 E: 0 K: 0 S: 4	H: 0 LOB: 0 BB: 0 P: 5	R: 0 E: 0 K: 0 S: 5	H: 1 LOB: 1 BB: 0 P: 5	R: 0 E: 0 K: 1 S: 8	H: 0 LOB: 0 BB: 0 P: 11	R: 2 E: 0 K: 0 S: 14	H: 3 LOB: 2 BB: 1 P: 28	R: 1 E: 0 K: 0 S: 8	H: 2 LOB: 2 BB: 1 P: 17	R: 2 E: 0 K: 0 S: 7	H: 3 LOB: 2 BB: 1 P: 13	1B: 7 2B: 3 3B: 0 HR: 0	SF: 3 SAC: 2 DP: 0 HBP: 0	WP: 0 PA: 39 PB: 0 SB: 0 CS: 1
PITCHER	IP WLS BF H R ER SO BB IBB HBP BLK WP HR S P ERA WHIP																		
Ed Whitson, R (1, 1) ERA: 2.86	7.0	26	5	2	2	4	0	1	0	0	0	0	0	0	55	79	2.57	0.714	
Mark Grant, R (8, 1) ERA: 4.33	0.0	1	1	1	1	0	0	0	0	0	0	0	0	2	5	∞	∞		
Craig Lefferts, L (8, 1) ERA: 3.31	1.1	L	10	4	2	2	0	2	0	0	0	0	0	11	23	13.50	3.000		
Greg Harris, R (9, 1) ERA: 1.92	0.2	2	0	0	0	0	0	0	0	0	0	0	0	2	2	0.00	0.000		

AB	31
R	5
H	10
RBI	5
BB	3
SO	4
LOB	9



Batter	1	2	3	4	5	6	7	8	9	AB	R	H	RBI	BB	SO	LOB	BOTTOM				
Bip Roberts, S (1, 4) OBP: 0.356, SLG: 0.429										4	1	1	0	0	0	1	Pittsburgh Pirates @ San Diego Padres Jack Murphy Stadium, San Diego, CA Tue Jul 03 1990, 10:05 PM EDT Att: 33,949 - Unknown - 80 F				
Thomas Howard, S (1, 7) OBP: 0.250, SLG: 0.250										4	0	1	0	0	0	1					
Tony Gwynn, L (1, 9) OBP: 0.374, SLG: 0.444										3	0	1	1	0	0	0					
Joe Carter, R (1, 8) OBP: 0.276, SLG: 0.403										3	0	0	0	1	0	1					
Jack Clark, R (1, 3) OBP: 0.402, SLG: 0.478										2	1	0	0	2	1	2					
Mike Pagliarulo, L (1, 5) OBP: 0.341, SLG: 0.392										4	0	1	0	0	1	4					
Greg Harris, R (9, 1) OBP: 0.143, SLG: 0.429										0	0	0	0	0	0	0					
Garry Templeton, S (1, 6) OBP: 0.300, SLG: 0.404										4	1	2	1	0	0	1					
Mark Parent, R (1, 2) OBP: 0.256, SLG: 0.256										2	0	0	0	0	1	2					
Fred Lynn, L (7, PH) OBP: 0.358, SLG: 0.453										1	0	0	0	0	0	1					
Ronn Reynolds, R (8, 2) OBP: 0.077, SLG: 0.154										1	0	0	0	0	1	0					
Ed Whitson, R (1, 1) OBP: 0.182, SLG: 0.281										1	0	0	0	0	0	1					
Shawn Abner, R (7, PH) OBP: 0.277, SLG: 0.323										0	0	0	1	0	0	0					
Mark Grant, R (8, 1) OBP: 0.500, SLG: 0.500										0	0	0	0	0	0	0					
Craig Lefferts, L (8, 1) OBP: 0.250, SLG: 0.250										0	0	0	0	0	0	0					
Roberto Alomar, S (9, 4) OBP: 0.364, SLG: 0.409										1	0	0	0	0	0	0					
Inning Stats	R: 0 E: 0 K: 0 S: 10	H: 0 LOB: 0 BB: 0 P: 17	R: 0 E: 0 K: 2 S: 7	H: 0 LOB: 0 BB: 0 P: 9	R: 0 E: 0 K: 0 S: 12	H: 1 LOB: 1 BB: 0 P: 17	R: 0 E: 0 K: 0 S: 7	H: 0 LOB: 0 BB: 0 P: 10	R: 1 E: 0 K: 1 S: 21	H: 1 LOB: 1 BB: 1 P: 31	R: 1 E: 0 K: 0 S: 14	H: 2 LOB: 2 BB: 1 P: 25	R: 1 E: 0 K: 0 S: 6	H: 1 LOB: 0 BB: 0 P: 6	R: 0 E: 0 K: 0 S: 9	H: 1 LOB: 2 BB: 1 P: 17	R: 0 E: 0 K: 1 S: 13	H: 0 LOB: 0 BB: 0 P: 17	1B: 2 2B: 4 3B: 0 HR: 0	SF: 1 SAC: 2 DP: 0 HBP: 0	WP: 0 PA: 36 PB: 0 SB: 1 CS: 0
PITCHER	IP WLS BF H R ER SO BB IBB HBP BLK WP HR S P ERA WHIP																				
Doug Drabek, R (1, 1) ERA: 3.33	6.0	25	5	3	3	3	2	0	0	0	0	0	0	73	111	4.50	1.167				
Bob Kipper, L (7, 1) ERA: 3.99	1.0	3	0	0	0	0	0	0	0	0	0	0	4	4	0.00	0.000					
Bill Landrum, R (8, 1) ERA: 1.54	2.0	W	8	1	0	0	1	0	1	0	0	0	22	34	0.00	0.500					


AB	30
R	3
H	6
RBI	3
BB	3
SO	4
LOB	14




Batter	1	2	3	4	5	6	7	8	9	AB	R	H	RBI	BB	SO	LOB	TOP										
Wally Backman, S OBP: 0.362, SLG: 0.415 Dann Bilardello, R OBP: 0.118, SLG: 0.063	4-2 BB	4-1 BB			2-2 G3-1	4-1 BB		2-2 G5-3		2	0	0	0	3	0	1	Pittsburgh Pirates @ San Diego Padres Jack Murphy Stadium, San Diego, CA Wed Jul 04 1990, 10:05 PM EDT Att: 10,897 - Unknown - 80 F										
Jay Bell, R OBP: 0.331, SLG: 0.399	2-3 K	1-1 P4			2-2 E5 1B BB SF7	1-2 G4-3			2-2 2B 1B	5	2	1	0	0	1	5											
Andy Van Slyke, L OBP: 0.383, SLG: 0.458	0-0 F7		1-1 F7		4-1 1B 1-2 BB		1-0 G5-4-3 1B		2-3 K 1B	4	0	1	0	1	1	2											
Bobby Bonilla, S OBP: 0.306, SLG: 0.533	0-1 G3		0-0 G1-3		0-1 1B 1-2 2-3		3-2 G5-4-3 1-2		0-0 L6 1-H 2B	5	0	2	1	0	0	2											
Barry Bonds, L OBP: 0.416, SLG: 0.606		4-2 BB S 1B BB	2-3 K		1-0 SF7 3-H		2-0 1B		1-1 L6 2-3	3	1	1	1	1	1	1											
Sid Bream, L OBP: 0.353, SLG: 0.448 Gary Redus, R OBP: 0.333, SLG: 0.387		4-2 1B BB 1-2 G6-3 BB		2-1 G3 S 1B	1-2 F9		1-3 K			2	1	1	0	1	0	2											
Michael LaValliere, L OBP: 0.374, SLG: 0.533 Orlando Merced, S OBP: 0.286, SLG: 0.429		4-0 G6-3 1-2 2-3 BB		1-1 G3		1-3 K		0-3 K		2	0	0	0	1	1	1											
Jose Lind, R OBP: 0.337, SLG: 0.385		2-0 1B 1-2 2-3 G6-3 1B		0-3 K		0-0 F9		0-1 G5-3		4	0	1	1	0	1	1											
Neal Heaton, L OBP: 0.143, SLG: 0.032 Stan Belinda, R		0-0 G6-3		2-2 G4-3		4-2 BB BB		2-0 E7		2	0	0	0	1	0	3											
Jeff King, R OBP: 0.259, SLG: 0.311 Jay Tibbs, R		1-2 2-3 3-H								0	0	0	0	0	0	0											
										0	0	0	0	0	0	0											
Inning Stats	R: 0 E: 0 K: 1 S: 9	H: 0 LOB: 1 BB: 1 P: 15	R: 2 E: 0 K: 0 S: 11	H: 1 LOB: 2 BB: 4 P: 30	R: 0 E: 0 K: 1 S: 6	H: 0 LOB: 0 BB: 0 P: 9	R: 0 E: 0 K: 1 S: 11	H: 1 LOB: 1 BB: 0 P: 16	R: 1 E: 0 K: 0 S: 14	H: 1 LOB: 2 BB: 1 P: 24	R: 0 E: 0 K: 1 S: 11	H: 0 LOB: 2 BB: 2 P: 21	R: 0 E: 1 K: 1 S: 10	H: 0 LOB: 1 BB: 0 P: 14	R: 1 E: 0 K: 1 S: 10	H: 2 LOB: 0 BB: 0 P: 15		R: 0 E: 1 K: 1 S: 10	H: 0 LOB: 1 BB: 0 P: 14	R: 1 E: 0 K: 1 S: 10	H: 2 LOB: 0 BB: 0 P: 15	1B: 6 2B: 2 3B: 0 HR: 0	SF: 1 SAC: 0 DP: 3 HBP: 0	WP: 0 PB: 0 SB: 2 CS: 0	PA: 41		
PITCHER	IP	WLS	BF	H	R	ER	SO	BB	IBB	HBP	BLK	WP	HR	S	P	ERA	WHIP										
Mike Dunne, R ERA: 5.86	1.0		7	0	2	2	1	4	0	0	0	0	0	15	33	18.00	4.000										
Eric Show, R ERA: 5.99	5.0	W	22	3	1	0	3	4	0	0	0	0	0	47	82	0.00	1.400										
Rich Rodriguez, L ERA: 6.0	2.1		11	4	1	1	3	0	0	0	0	0	0	26	41	3.86	1.714										
Greg Harris, R ERA: 1.9	0.2	S	1	0	0	0	0	0	0	0	0	0	0	2	3	0.00	0.000										

Batter	1	2	3	4	5	6	7	8	9	AB	R	H	RBI	BB	SO	LOB	BOTTOM										
Bip Roberts, S OBP: 0.358, SLG: 0.428	3-3 K	1-2 WP HBP			1-2 G4-3			1-1 G4-3 SH3-4 1B		3	0	1	0	0	1	0	Pittsburgh Pirates @ San Diego Padres Jack Murphy Stadium, San Diego, CA Wed Jul 04 1990, 10:05 PM EDT Att: 10,897 - Unknown - 80 F										
Thomas Howard, S OBP: 0.286, SLG: 0.286	1-0 G6-3	0-3 K			2-1 1B		0-0 SH3-4 1-2			3	0	1	0	0	1	1											
Tony Gwynn, L OBP: 0.369, SLG: 0.438	0-0 F9		0-1 G3		0-0 F8		3-1 G4-3 2-3			4	0	0	0	0	0	2											
Joe Carter, R OBP: 0.276, SLG: 0.401		0-3 K	0-2 F9		0-1 1B		1-3 K			4	0	1	0	0	2	1											
Jack Clark, R OBP: 0.399, SLG: 0.471		3-2 FC5 1B	3-3 K		1-2 P6			1-1 F8		4	0	1	0	0	1	2											
Roberto Alomar, S OBP: 0.369, SLG: 0.427		0-1 BB FC5 1B		3-2 HR		1-1 2B		2-1 F7		4	2	3	1	0	0	0											
Garry Templeton, S OBP: 0.296, SLG: 0.398		0-1 FC5 1B		1-1 G4-3		0-3 K		1-3 K		4	1	0	0	0	2	3											
Ronn Reynolds, R OBP: 0.125, SLG: 0.133		4-2 1B E BB		0-2 G4-3		2 SAFE 2 SAFE	0-1 F8			2	1	0	0	1	0	1											
Mike Dunne, R		0-0 E8		1-2 F8			0-0 F9			0	0	0	0	0	0	0											
Eric Show, R OBP: 0.273, SLG: 0.364 Shawn Abner, R OBP: 0.273, SLG: 0.317 Rich Rodriguez, L										2	1	1	2	0	0	0											
Greg Harris, R OBP: 0.143, SLG: 0.429										1	0	0	0	0	0	0											
										0	0	0	0	0	0	0											
Inning Stats	R: 0 E: 0 K: 1 S: 5	H: 0 LOB: 0 BB: 0 P: 9	R: 4 E: 1 K: 2 S: 20	H: 3 LOB: 1 BB: 1 P: 28	R: 0 E: 0 K: 1 S: 8	H: 0 LOB: 0 BB: 0 P: 11	R: 1 E: 0 K: 0 S: 14	H: 1 LOB: 0 BB: 0 P: 19	R: 0 E: 0 K: 0 S: 12	H: 2 LOB: 2 BB: 0 P: 16	R: 0 E: 0 K: 1 S: 8	H: 1 LOB: 1 BB: 0 P: 9	R: 0 E: 0 K: 1 S: 12	H: 1 LOB: 0 BB: 0 P: 17	R: 0 E: 0 K: 1 S: 7	H: 0 LOB: 0 BB: 0 P: 11	R: 0 E: 0 K: 1 S: 7	H: 0 LOB: 0 BB: 0 P: 11	1B: 6 2B: 1 3B: 0 HR: 1	SF: 0 SAC: 1 DP: 0 HBP: 1	WP: 1 PB: 0 SB: 0 CS: 0	PA: 34					
PITCHER	IP	WLS	BF	H	R	ER	SO	BB	IBB	HBP	BLK	WP	HR	S	P	ERA	WHIP										
Neal Heaton, L ERA: 3.47	6.2	L	30	8	0	4	5	1	0	0	0	0	0	7	101	5.40	1.350										
Stan Belinda, R ERA: 2.57	0.1		1	0	0	0	1	0	0	0	0	0	0	7	8	0.00	0.000										
Jay Tibbs, R ERA: 5.4	1.0		3	0	0	0	1	0	0	0	0	0	0	7	11	0.00	0.000										

AB 32
R 4
H 7
RBI 3
BB 8
SO 7
LOB 19



AB 31
R 5
H 8
RBI 3
BB 1
SO 7
LOB 11



Batter	1	2	3	4	5	6	7	8	9	AB	R	H	RBI	BB	SO	LOB	TOP								
Willie McGee, S OBP: 0.367, SLG: 0.406 (1, 8)										5	1	2	0	0	2	1									
Ozzie Smith, S OBP: 0.322, SLG: 0.273 (1, 6)										4	0	1	2	0	1	1									
Pedro Guerrero, R OBP: 0.340, SLG: 0.452 Dave Collins, S OBP: 0.306, SLG: 0.167 (9, PR) (9, 3)										5	0	1	0	0	1	1									
Todd Zeile, R OBP: 0.320, SLG: 0.384 Rex Hudler, R OBP: 0.284, SLG: 0.277 (8, PR) (8, 7)										3	0	2	0	1	1	0									
Terry Pendleton, S OBP: 0.307, SLG: 0.380 (1, 5)										5	0	1	0	0	1	4									
Milt Thompson, L OBP: 0.296, SLG: 0.336 (1, 9)										2	0	0	0	2	1	4									
Craig Wilson, R OBP: 0.250, SLG: 0.200 Denny Walling, L OBP: 0.264, SLG: 0.256 Lee Smith, R (8, PH) (8, 1)										3	0	0	0	0	1	5									
José Oquendo, S OBP: 0.348, SLG: 0.312 (1, 4)										4	1	1	0	0	0	2									
Bryn Smith, R OBP: 0.222, SLG: 0.222 Tom Pagnozzi, R OBP: 0.255, SLG: 0.302 (8, 2)										3	0	0	0	0	2	0									
Inning Stats	R: 0 E: 0 K: 3 S: 9	H: 0 LOB: 0 BB: 0 P: 15	R: 0 E: 0 K: 2 S: 12	H: 2 LOB: 2 BB: 0 P: 20	R: 0 E: 0 K: 2 S: 7	H: 0 LOB: 0 BB: 0 P: 12	R: 0 E: 1 K: 0 S: 9	H: 0 LOB: 2 BB: 1 P: 18	R: 1 E: 0 K: 1 S: 13	H: 2 LOB: 1 BB: 0 P: 20	R: 0 E: 0 K: 2 S: 10	H: 0 LOB: 1 BB: 0 P: 20	R: 0 E: 0 K: 0 S: 7	H: 1 LOB: 1 BB: 0 P: 13	R: 0 E: 0 K: 1 S: 14	H: 1 LOB: 3 BB: 1 P: 26	R: 3 E: 0 K: 0 S: 18	H: 4 LOB: 2 BB: 0 P: 26	1B: 7 2B: 3 3B: 0 HR: 0	SF: 0 SAC: 1 DP: 0 HBP: 0	WP: 0 PB: 0 SB: 2 CS: 0	PA: 41			
PITCHER	IP	WLS	BF	H	R	ER	SO	BB	IBB	HBP	BLK	WP	HR	S	P	ERA	WHIP								
Andy Benes, R ERA: 3.45 Greg Harris, R ERA: 2.3	(1, 1)	8.0	34	6	1	1	11	3	0	0	1	0	0	81	144	1.12	1.125								
PITCHER	IP	WLS	BF	H	R	ER	SO	BB	IBB	HBP	BLK	WP	HR	S	P	ERA	WHIP								

St. Louis Cardinals @ San Diego Padres
Jack Murphy Stadium, San Diego, CA
Thu Jul 05 1990, 6:33 AM EDT
Att: 15,502 - Sunny - 90 F

AB	37
R	4
H	10
RBI	4
BB	3
SO	11
LOB	20



Batter	1	2	3	4	5	6	7	8	9	AB	R	H	RBI	BB	SO	LOB	BOTTOM								
Bip Roberts, S OBP: 0.363, SLG: 0.431 (1, 5)										3	1	2	0	1	0	0									
Thomas Howard, S OBP: 0.364, SLG: 0.364 (1, 7)										4	0	2	0	0	2	3									
Tony Gwynn, L OBP: 0.365, SLG: 0.432 (1, 9)										4	0	0	1	0	0	3									
Joe Carter, R OBP: 0.272, SLG: 0.396 (1, 8)										4	0	0	0	0	0	1									
Jack Clark, R OBP: 0.398, SLG: 0.465 Joey Cora, S OBP: 0.282, SLG: 0.257 Phil Stephenson, L OBP: 0.362, SLG: 0.481 (7, PR) (8, 3)										2	0	0	0	1	1	1									
Roberto Alomar, S OBP: 0.365, SLG: 0.423 (1, 4)										3	0	0	0	0	1	1									
Garry Templeton, S OBP: 0.292, SLG: 0.393 (1, 6)										3	0	0	0	0	1	0									
Mark Parent, R OBP: 0.250, SLG: 0.250 Fred Lynn, L OBP: 0.363, SLG: 0.458 Ronn Reynolds, R OBP: 0.125, SLG: 0.133 (8, PH) (9, 2)										2	0	0	0	0	1	0									
Andy Benes, R OBP: 0.083, SLG: 0.086 Mike Pagliarulo, L OBP: 0.340, SLG: 0.390 Greg Harris, R OBP: 0.143, SLG: 0.429 (8, PH) (9, 1)										2	0	0	0	0	1	0									
Inning Stats	R: 1 E: 1 K: 0 S: 7	H: 2 LOB: 1 BB: 0 P: 9	R: 0 E: 0 K: 0 S: 8	H: 0 LOB: 0 BB: 0 P: 10	R: 0 E: 0 K: 2 S: 12	H: 1 LOB: 1 BB: 0 P: 16	R: 0 E: 0 K: 2 S: 12	H: 0 LOB: 0 BB: 0 P: 14	R: 0 E: 0 K: 1 S: 9	H: 0 LOB: 0 BB: 0 P: 11	R: 0 E: 0 K: 0 S: 6	H: 1 LOB: 0 BB: 0 P: 6	R: 0 E: 0 K: 0 S: 7	H: 0 LOB: 1 BB: 1 P: 11	R: 0 E: 0 K: 3 S: 12	H: 1 LOB: 2 BB: 1 P: 19	R: 0 E: 0 K: 0 S: 7	H: 0 LOB: 0 BB: 0 P: 11	1B: 5 2B: 0 3B: 0 HR: 0	SF: 0 SAC: 0 DP: 2 HBP: 0	WP: 0 PB: 0 SB: 1 CS: 0	PA: 32			
PITCHER	IP	WLS	BF	H	R	ER	SO	BB	IBB	HBP	BLK	WP	HR	S	P	ERA	WHIP								
Bryn Smith, R ERA: 3.95 Lee Smith, R ERA: 2.19	(1, 1)	7.0	24	4	1	0	5	1	0	0	0	0	0	61	77	0.00	0.714								
PITCHER	IP	WLS	BF	H	R	ER	SO	BB	IBB	HBP	BLK	WP	HR	S	P	ERA	WHIP								

St. Louis Cardinals @ San Diego Padres
Jack Murphy Stadium, San Diego, CA
Thu Jul 05 1990, 6:33 AM EDT
Att: 15,502 - Sunny - 90 F

AB	30
R	1
H	5
RBI	1
BB	2
SO	8
LOB	10



Batter	1	2	3	4	5	6	7	8	9	AB	R	H	RBI	BB	SO	LOB	TOP				
Dave Collins, S OBP: 0.300, SLG: 0.176 (1, 7)	F8		G5-3		F9		2B SF8 1B		SH3	4	1	1	0	0	0	1					
Ozzie Smith, S OBP: 0.327, SLG: 0.280 (1, 6)	1B BB		G6-3		F8		2B		1B 1B	4	1	2	1	1	0	0					
Willie McGee, S OBP: 0.373, SLG: 0.410 (1, 8)	1B		G6-3		1B		FC5-4 IBB		2H 1B	4	1	3	0	1	0	0					
Pedro Guerrero, R OBP: 0.342, SLG: 0.455 (1, 3)	2H 1B		F9		E8 1B G3-4-3		SF8			3	1	2	2	0	0	0					
Todd Zeile, R OBP: 0.319, SLG: 0.382 (1, 2)	F8		G4-3		G3-4-3 1B		FC5-4			4	0	1	0	0	0	4					
Terry Pendleton, S OBP: 0.303, SLG: 0.374 (1, 5)	K		G6-3		G3-4-3		G1-3			4	0	0	1	0	1	3					
José Oquendo, S OBP: 0.347, SLG: 0.309 (1, 4)			G6-3		P8		F8		G1-6-3 BB	3	0	0	0	1	0	1					
Mitt Thompson, L OBP: 0.295, SLG: 0.332 Lee Smith, R (8, 1)			P5		SH1-4 HBP		F8		G1-6-3	3	0	0	0	0	0	1					
John Tudor, L OBP: 0.133, SLG: 0.071 Craig Wilson, R OBP: 0.284, SLG: 0.250 Ken Dayley, L Tom Niedenfuer, R Rex Hudler, R (8, 9)			K		SH1-4		1B 2B 1B		1B 1B	1	0	0	0	0	1	0					
Inning Stats	R: 1 E: 0 K: 1 S: 17	H: 2 LOB: 2 BB: 1 P: 27	R: 0 E: 0 K: 1 S: 6	H: 0 LOB: 0 BB: 0 P: 7	R: 0 E: 0 K: 0 S: 7	H: 0 LOB: 0 BB: 0 P: 10	R: 0 E: 0 K: 0 S: 9	H: 0 LOB: 0 BB: 0 P: 15	R: 0 E: 0 K: 0 S: 6	H: 0 LOB: 1 BB: 0 P: 11	R: 2 E: 1 K: 0 S: 9	H: 3 LOB: 1 BB: 0 P: 17	R: 2 E: 0 K: 0 S: 11	H: 3 LOB: 2 BB: 1 P: 22	R: 0 E: 0 K: 0 S: 8	H: 0 LOB: 0 BB: 1 P: 15	R: 0 E: 0 K: 0 S: 9	H: 3 LOB: 2 BB: 0 P: 13	1B: 10 2B: 1 3B: 0 HR: 0	SF: 1 SAC: 2 DP: 1 HBP: 1	WP: 0 PA: 39 PB: 0 SB: 0 CS: 0
PITCHER	IP WLS BF H R ER SO BB IBB HBP BLK WP HR S P ERA WHIP																				
Dennis Rasmussen, L ERA: 4.08 Mark Grant, R ERA: 4.85 Rich Rodriguez, L ERA: 3.6	(1, 1) (7, 1) (8, 1)	6.1 0.2 2.0	L 3 7	29 0 3	8 0 3	5 0 0	4 0 0	2 0 0	2 0 0	1 0 1	0 0 0	0 0 0	0 0 0	0 0 0	0 3 17	28 9 28	0.00 0.00 0.00	2.000			

St. Louis Cardinals @ San Diego Padres
Jack Murphy Stadium, San Diego, CA
Fri Jul 06 1990, 10:05 PM EDT
Att: 16,992 - Unknown

AB 32
R 5
H 11
RBI 4
BB 3
SO 2
LOB 10



Batter	1	2	3	4	5	6	7	8	9	AB	R	H	RBI	BB	SO	LOB	BOTTOM		
Bip Roberts, S OBP: 0.358, SLG: 0.426 (1, 7)	G6-3		F9		FC5-4		SF9			3	0	0	1	0	0	2			
Tony Gwynn, L OBP: 0.381, SLG: 0.427 (1, 9)	G4-3		G1-3		P7		G6-3			4	0	0	0	0	0	3			
Jack Clark, R OBP: 0.400, SLG: 0.458 (1, 3)	K		FC6-4 BB		FC6-4 BB		F8			2	0	0	0	2	1	0			
Roberto Alomar, S OBP: 0.361, SLG: 0.417 (1, 4)			F9		P3		L9		K	4	0	0	0	0	1	2			
Joe Carter, R OBP: 0.272, SLG: 0.394 (1, 8)	K		FC6-4		FC6-4		FC6-4		1B	4	0	1	0	0	1	2			
Gary Templeton, S OBP: 0.292, SLG: 0.402 (1, 6)	G6-3		K		HR		F9		F8	4	1	1	1	0	0	2			
Mike Pagliarulo, L OBP: 0.275, SLG: 0.388 Thomas Howard, S OBP: 0.364, SLG: 0.364 (9, PR)			K		FC2-5 1B BB		F8 BB SF9 BB		G5-4-3 BB	1	1	0	0	3	1	0			
Mark Parent, R OBP: 0.271, SLG: 0.299 (1, 2)			HR		FC5-4 FC2-5 1B		SF9 BB		F8	3	1	2	1	1	0	1			
Dennis Rasmussen, L ERA: 2.93 Ken Dayley, L ERA: 3.9 Tom Niedenfuer, R ERA: 2.5 Lee Smith, R ERA: 2.13	(1, 1) (7, 1) (7, 1) (8, 1)	6.0 0.0 1.2 1.1	W 2 6 S	24 0 1 4	3 0 1 0	2 1 0 0	2 0 0 0	4 0 0 0	0 0 0 0	0 0 0 0	0 0 0 0	0 0 0 0	0 0 0 0	0 0 0 0	0 0 0 0	0 0 0 0			
Inning Stats	R: 0 E: 0 K: 1 S: 8	H: 0 LOB: 0 BB: 0 P: 12	R: 0 E: 0 K: 1 S: 7	H: 0 LOB: 0 BB: 0 P: 10	R: 1 E: 0 K: 2 S: 17	H: 1 LOB: 0 BB: 0 P: 23	R: 0 E: 0 K: 0 S: 6	H: 0 LOB: 1 BB: 1 P: 11	R: 0 E: 0 K: 0 S: 8	H: 0 LOB: 1 BB: 1 P: 17	R: 1 E: 0 K: 0 S: 7	H: 0 LOB: 1 BB: 2 P: 19	R: 0 E: 0 K: 1 S: 10	H: 1 LOB: 1 BB: 0 P: 16	R: 0 E: 0 K: 0 S: 5	H: 0 LOB: 1 BB: 1 P: 11	1B: 2 2B: 0 3B: 0 HR: 2	SF: 1 SAC: 0 DP: 1 HBP: 0	WP: 0 PA: 36 PB: 0 SB: 0 CS: 0
PITCHER	IP WLS BF H R ER SO BB IBB HBP BLK WP HR S P ERA WHIP																		
John Tudor, L Ken Dayley, L Tom Niedenfuer, R Lee Smith, R	(1, 1) (7, 1) (7, 1) (8, 1)	6.0 0.0 1.2 1.1	W 2 6 S	24 0 1 4	3 0 1 0	2 1 0 0	0 0 0 0	0 0 0 0	0 0 0 0	0 0 0 0	0 0 0 0	0 0 0 0	0 0 0 0	0 0 0 0	0 0 0 0	0 0 0 0			

St. Louis Cardinals @ San Diego Padres
Jack Murphy Stadium, San Diego, CA
Fri Jul 06 1990, 10:05 PM EDT
Att: 16,992 - Unknown

AB 29
R 3
H 4
RBI 3
BB 6
SO 5
LOB 17



Batter	1	2	3	4	5	6	7	8	9	AB	R	H	RBI	BB	SO	LOB	TOP								
Willie McGee, S OBP: 0.376, SLG: 0.414	G4-3		K							4	0	2	2	0	1	0	St. Louis Cardinals @ San Diego Padres Jack Murphy Stadium, San Diego, CA Sun Jul 08 1990, 6:33 AM EDT Att: 17,174 - Sunny								
Ozzie Smith, S OBP: 0.322, SLG: 0.277	F8			1B	P2			FC1-5 1B		4	1	1	0	0	0	3									
Pedro Guerrero, R OBP: 0.337, SLG: 0.446	F7							G4-6-3		4	0	1	0	0	0	2									
Todd Zeile, R OBP: 0.314, SLG: 0.379		K		SF8-3-6					E5	3	0	0	1	0	1	0									
Terry Pendleton, S OBP: 0.302, SLG: 0.370									K	4	0	2	0	0	1	1									
Milt Thompson, L OBP: 0.295, SLG: 0.330	FC6-4				P6	PO	L3		CS E	4	1	1	0	0	0	1									
José Oquendo, S OBP: 0.347, SLG: 0.313									CS E	3	1	1	0	1	1	1									
Rex Hudler, R OBP: 0.263, SLG: 0.274			P4						E5	4	1	1	0	0	0	1									
Bob Tewksbury, R OBP: 0.389, SLG: 0.313										4	0	1	0	0	1	4									
Lee Smith, R (9, 1)	G4-3								K	0	0	0	0	0	0	0									
Inning Stats	R: 0 E: 0 K: 0 S: 8	H: 0 LOB: 0 BB: 0 P: 11	R: 0 E: 0 K: 1 S: 7	H: 1 LOB: 1 BB: 0 P: 9	R: 0 E: 0 K: 1 S: 8	H: 0 LOB: 0 BB: 0 P: 11	R: 1 E: 0 K: 0 S: 6	H: 2 LOB: 0 BB: 0 P: 10	R: 2 E: 0 K: 0 S: 9	H: 3 LOB: 1 BB: 0 P: 14	R: 0 E: 0 K: 0 S: 10	H: 1 LOB: 0 BB: 0 P: 15	R: 0 E: 0 K: 1 S: 6	H: 0 LOB: 0 BB: 0 P: 9	R: 0 E: 0 K: 0 S: 5	H: 2 LOB: 1 BB: 0 P: 6	R: 1 E: 2 K: 2 S: 18	H: 1 LOB: 2 BB: 1 P: 27	1B: 8 2B: 2 3B: 1 HR: 0	SF: 1 SAC: 0 DP: 2 HBP: 0	WP: 0 PB: 0 SB: 1 CS: 2	PA: 37			
PITCHER	IP	WLS	BF	H	R	ER	SO	BB	IBB	HBP	BLK	WP	HR	S	P	ERA	WHIP								
Ed Whitson, R ERA: 2.89	(1, 1)	8.0	L	30	9	3	3	0	0	0	0	0	0	59	85	3.38	1.125								
Craig Lefferts, L ERA: 3.24	(9, 1)	1.0		6	1	1	0	2	1	0	0	0	0	18	27	0.00	2.000								

Batter	1	2	3	4	5	6	7	8	9	AB	R	H	RBI	BB	SO	LOB	BOTTOM								
Thomas Howard, S OBP: 0.313, SLG: 0.313	G1-3									4	0	1	0	0	0	1	St. Louis Cardinals @ San Diego Padres Jack Murphy Stadium, San Diego, CA Sun Jul 08 1990, 6:33 AM EDT Att: 17,174 - Sunny								
Fred Lynn, L OBP: 0.350, SLG: 0.439	F7									4	0	0	0	0	0	1									
Jack Clark, R OBP: 0.404, SLG: 0.477										3	1	0	0	1	1	0									
Roberto Alomar, S OBP: 0.362, SLG: 0.422	FC6-4									4	0	1	0	0	0	2									
Joe Carter, R OBP: 0.275, SLG: 0.390										4	0	1	0	0	0	2									
Gary Templeton, S OBP: 0.287, SLG: 0.394										4	0	1	1	0	0	2									
Mike Pagliarulo, L OBP: 0.342, SLG: 0.381										4	0	1	0	0	1	4									
Mark Parent, R OBP: 0.272, SLG: 0.290										3	0	0	0	0	2	1									
Ed Whitson, R OBP: 0.171, SLG: 0.265										2	0	0	0	0	0	0									
Phil Stephenson, L OBP: 0.365, SLG: 0.475										0	0	0	0	1	0	0									
Craig Lefferts, L OBP: 0.250, SLG: 0.250										0	0	0	0	0	0	0									
Inning Stats	R: 0 E: 0 K: 0 S: 7	H: 0 LOB: 1 BB: 1 P: 14	R: 0 E: 0 K: 0 S: 12	H: 1 LOB: 0 BB: 0 P: 16	R: 0 E: 0 K: 0 S: 8	H: 1 LOB: 0 BB: 0 P: 11	R: 0 E: 1 K: 0 S: 7	H: 1 LOB: 2 BB: 0 P: 11	R: 0 E: 0 K: 1 S: 6	H: 0 LOB: 0 BB: 0 P: 8	R: 0 E: 0 K: 1 S: 7	H: 0 LOB: 0 BB: 0 P: 9	R: 0 E: 0 K: 1 S: 7	H: 0 LOB: 0 BB: 0 P: 10	R: 0 E: 0 K: 1 S: 9	H: 0 LOB: 0 BB: 1 P: 16	R: 1 E: 1 K: 0 S: 22	H: 2 LOB: 2 BB: 0 P: 32	1B: 5 2B: 0 3B: 0 HR: 0	SF: 0 SAC: 0 DP: 1 HBP: 0	WP: 0 PB: 0 SB: 0 CS: 1	PA: 35			
PITCHER	IP	WLS	BF	H	R	ER	SO	BB	IBB	HBP	BLK	WP	HR	S	P	ERA	WHIP								
Bob Tewksbury, R ERA: 3.04	(1, 1)	8.1	W	30	3	1	0	4	2	0	0	0	0	72	107	0.00	0.600								
Lee Smith, R ERA: 2.1	(9, 1)	0.2		4	2	0	0	0	0	0	0	0	0	13	20	0.00	3.000								

AB	34
R	4
H	10
RBI	3
BB	1
SO	5
LOB	13

AB	32
R	1
H	5
RBI	1
BB	2
SO	4
LOB	13



Batter	1	2	3	4	5	6	7	8	9	AB	R	H	RBI	BB	SO	LOB	TOP					
Thomas Howard, S (1, 7) OBP: 0.333, SLG: 0.381										4	1	2	0	0	1	0	San Diego Padres @ Pittsburgh Pirates Three Rivers Stadium, Pittsburgh, PA Fri Jul 13 1990, 7:05 PM EDT Att: 16,108 - Unknown livebaseballscorecards.com					
Tony Gwynn, L (1, 9) OBP: 0.355, SLG: 0.436										4	0	1	0	0	0	1						
Jack Clark, R (1, 3) OBP: 0.397, SLG: 0.460										3	0	1	0	1	1							
Roberto Alomar, S (1, 4) OBP: 0.357, SLG: 0.416										4	0	1	0	0	1	2						
Joe Carter, R (1, 8) OBP: 0.272, SLG: 0.384											4	0	1	0	0	2		4				
Mike Pagliarulo, L (1, 5) OBP: 0.344, SLG: 0.378											4	0	1	0	0	1		1				
Garry Templeton, S (1, 6) OBP: 0.281, SLG: 0.388											4	0	0	0	0	1		2				
Mark Parent, R (1, 2) OBP: 0.284, SLG: 0.306											3	0	1	0	0	0		1				
Phil Stephenson, L (9, PH) OBP: 0.357, SLG: 0.463											1	0	0	0	0	1		0				
Dennis Rasmussen, L (1, 1) OBP: 0.353, SLG: 0.382											2	0	0	0	0	2		1				
Bip Roberts, S (7, PH) OBP: 0.356, SLG: 0.418											1	0	0	0	0	2						
Derek Lilliquist, L (7, 1) OBP: 0.348, SLG: 0.609											0	0	0	0	0	0	0					
Inning Stats	R: 0 H: 0 E: 0 K: 2 S: 11	H: 0 LOB: 0 BB: 0 P: 15	R: 0 H: 0 E: 0 K: 2 S: 10	H: 0 LOB: 0 BB: 0 P: 16	R: 0 H: 0 E: 0 K: 1 S: 10	H: 0 LOB: 0 BB: 0 P: 14	R: 0 H: 1 E: 0 K: 0 S: 9	H: 1 LOB: 2 BB: 1 P: 16	R: 0 H: 1 E: 0 K: 1 S: 8	H: 1 LOB: 1 BB: 0 P: 15	R: 1 H: 2 E: 0 K: 1 S: 6	H: 2 LOB: 0 BB: 0 P: 8	R: 0 H: 2 E: 0 K: 0 S: 11	H: 2 LOB: 2 BB: 0 P: 21	R: 0 H: 2 E: 0 K: 1 S: 11	H: 2 LOB: 2 BB: 0 P: 21	R: 0 H: 0 E: 0 K: 2 S: 10	H: 0 LOB: 0 BB: 0 P: 13	1B: 7 2B: 1 3B: 0 HR: 0	SF: 0 SAC: 0 DP: 1 HBP: 0	WP: 0 PB: 1 SB: 0 CS: 0	PA: 35
PITCHER	IP	WLS	BF	H	R	ER	SO	BB	IBB	HBP	BLK	WP	HR	S	P	ERA	WHIP					
Doug Drabek, R (1, 1) ERA: 3.16	7.0	W	28	7	1	1	7	1	0	0	0	0	0	67	110	1.29	1.143					
Scott Ruskin, L (8, 1) ERA: 2.49	0.2		3	1	0	0	0	0	0	0	0	0	0	6	11	0.00	1.500					
Stan Belinda, R (8, 1) ERA: 2.05	1.1	S	4	0	0	0	3	0	0	0	0	0	0	13	18	0.00	0.000					

Batter	1	2	3	4	5	6	7	8	9	AB	R	H	RBI	BB	SO	LOB	BOTTOM					
Gary Redus, R (1, 3) OBP: 0.324, SLG: 0.368										2	0	0	0	1	0	2	San Diego Padres @ Pittsburgh Pirates Three Rivers Stadium, Pittsburgh, PA Fri Jul 13 1990, 7:05 PM EDT Att: 16,108 - Unknown livebaseballscorecards.com					
Sid Bream, L (6, 3) OBP: 0.346, SLG: 0.435										2	0	0	0	0	1	1						
Jay Bell, R (1, 6) OBP: 0.333, SLG: 0.393										3	1	1	0	1	0	0						
R.J. Reynolds, S (1, 8) OBP: 0.349, SLG: 0.348										4	1	1	0	0	0	3						
Bobby Bonilla, S (1, 9) OBP: 0.316, SLG: 0.542										4	1	1	1	0	0	1						
Barry Bonds, L (1, 7) OBP: 0.424, SLG: 0.620											3	0	1	1	1	0		1				
Jeff King, R (1, 5) OBP: 0.276, SLG: 0.329											3	1	2	0	1	0		1				
Jose Lind, R (1, 4) OBP: 0.343, SLG: 0.390											4	0	3	1	0	0		2				
Dann Bilardello, R (1, 2) OBP: 0.100, SLG: 0.036											3	0	0	1	0	0		4				
Doug Drabek, R (1, 1) OBP: 0.179, SLG: 0.237										3	0	0	0	0	0	3		3				
Scott Ruskin, R (8, 1) ERA: 4.2										0	0	0	0	0	0	0	0					
Stan Belinda, R (8, 1) ERA: 6.08										0	0	0	0	0	0	0	0					
Inning Stats	R: 0 H: 0 E: 0 K: 0 S: 5	H: 1 LOB: 0 BB: 0 P: 9	R: 0 H: 1 E: 0 K: 0 S: 6	H: 1 LOB: 0 BB: 0 P: 10	R: 0 H: 1 E: 0 K: 1 S: 17	H: 1 LOB: 3 BB: 2 P: 32	R: 2 H: 3 E: 1 K: 1 S: 15	H: 3 LOB: 2 BB: 0 P: 24	R: 2 H: 3 E: 0 K: 0 S: 16	H: 3 LOB: 2 BB: 1 P: 26	R: 0 H: 0 E: 0 K: 1 S: 5	H: 0 LOB: 0 BB: 0 P: 5	R: 0 H: 0 E: 0 K: 0 S: 6	H: 0 LOB: 1 BB: 1 P: 11	R: 0 H: 1 E: 0 K: 1 S: 10	H: 1 LOB: 1 BB: 0 P: 13	R: 0 H: 0 E: 0 K: 2 S: 8	H: 0 LOB: 0 BB: 0 P: 13	1B: 6 2B: 3 3B: 0 HR: 0	SF: 0 SAC: 2 DP: 0 HBP: 0	WP: 1 PB: 0 SB: 0 CS: 1	PA: 38
PITCHER	IP	WLS	BF	H	R	ER	SO	BB	IBB	HBP	BLK	WP	HR	S	P	ERA	WHIP					
Dennis Rasmussen, L (1, 1) ERA: 4.2	6.0	L	29	8	4	4	3	3	0	0	0	1	0	64	106	6.00	1.833					
Derek Lilliquist, L (7, 1) ERA: 6.08	2.0		8	1	0	0	1	1	0	0	0	0	0	16	24	0.00	1.000					

Batter	1	2	3	4	5	6	7	8	9	AB	R	H	RBI	BB	SO	LOB	TOP			
Bip Roberts, S (1, 4) OBP: 0.363, SLG: 0.420										3	0	2	0	1	0	0	San Diego Padres @ Pittsburgh Pirates Three Rivers Stadium, Pittsburgh, PA Sat Jul 14 1990, 7:05 PM EDT Att: 27,955 - Cloudy - 75 F			
Tony Gwynn, L (1, 9) OBP: 0.382, SLG: 0.432										3	1	0	0	0	0	3				
Roberto Alomar, S (1, 6) OBP: 0.359, SLG: 0.415										3	1	1	1	1	0	1				
Joe Carter, R (1, 7) OBP: 0.273, SLG: 0.393										3	1	1	3	0	1	1				
Thomas Howard, S (6, 7) OBP: 0.316, SLG: 0.364										1	0	0	0	0	0	2				
Phil Stephenson, L (1, 3) OBP: 0.343, SLG: 0.442										4	0	0	0	0	1	0				
Shawn Abner, R (1, 8) OBP: 0.270, SLG: 0.300										3	0	1	0	1	0	0				
Mike Pagliarulo, L (1, 5) OBP: 0.342, SLG: 0.372										3	0	0	0	1	1	2				
Mark Parent, R (1, 2) OBP: 0.274, SLG: 0.294										4	0	0	0	0	1	2				
Bruce Hurst, L (1, 1) OBP: 0.171, SLG: 0.121										2	1	1	0	0	0	0				
Fred Lynn, L (7, PH) OBP: 0.349, SLG: 0.435										1	0	0	0	0	1	1				
Greg Harris, R (7, 1) OBP: 0.143, SLG: 0.429										0	0	0	0	0	0	0				
Rich Rodriguez, L (8, 1) OBP: 0.143, SLG: 0.429										0	0	0	0	0	0	0				
Inning Stats	R: 0 E: 0 K: 1 S: 8	H: 1 LOB: 1 BB: 0 P: 12	R: 0 E: 0 K: 0 S: 8	H: 0 LOB: 0 BB: 0 P: 13	R: 4 E: 0 K: 0 S: 14	H: 3 LOB: 0 BB: 1 P: 29	R: 0 E: 0 K: 0 S: 6	H: 1 LOB: 0 BB: 0 P: 11	R: 0 E: 0 K: 0 S: 7	H: 0 LOB: 0 BB: 0 P: 12	R: 0 E: 0 K: 1 S: 8	H: 0 LOB: 1 BB: 1 P: 16	R: 0 E: 0 K: 0 S: 8	H: 1 LOB: 1 BB: 1 P: 14	R: 0 E: 0 K: 3 S: 11	H: 0 LOB: 1 BB: 1 P: 18	1B: 5 2B: 0 3B: 0 HR: 1	SF: 0 SAC: 1 DP: 0 HBP: 0	WP: 0 PB: 0 SB: 1 CS: 2	PA: 36
PITCHER	IP WLS BF H R ER SO BB IBB HBP BLK WP HR S P ERA WHIP																			
Bob Walk, R (1, 1) ERA: 3.72	6.0	23	5	4	4	1	1	0	0	0	0	0	1	49	86	6.00	1.000			
Ted Power, R (7, 1) ERA: 2.39	2.0	W	8	1	0	0	1	1	1	0	0	0	0	16	30	0.00	1.000			
Bill Landrum, R (9, 1) ERA: 1.39	1.0		4	0	0	0	3	1	0	0	0	0	0	11	18	0.00	1.000			

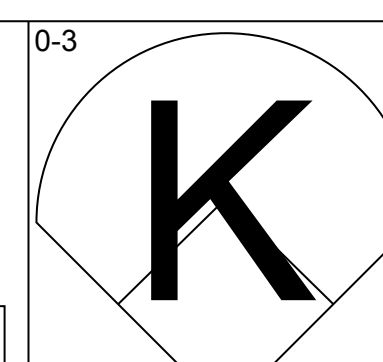
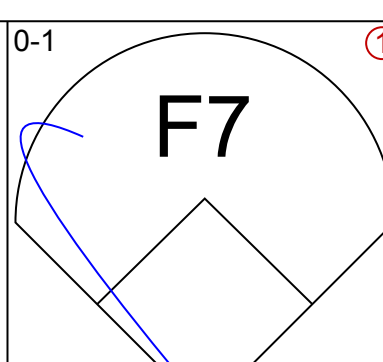
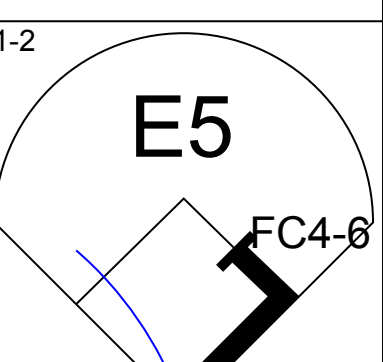
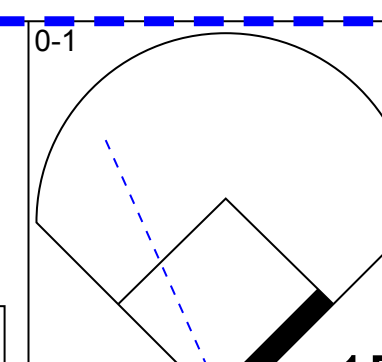
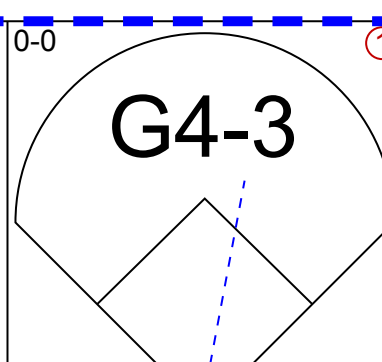
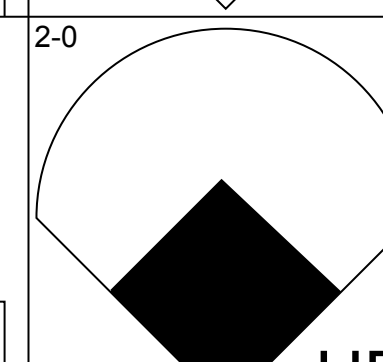
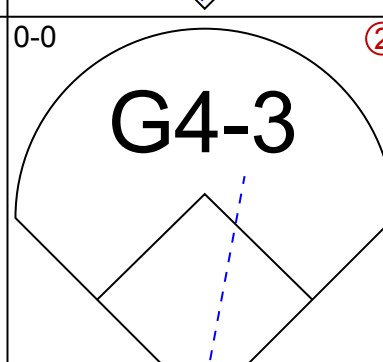
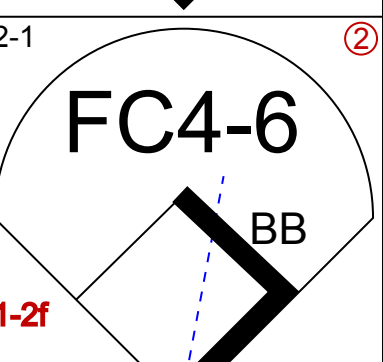
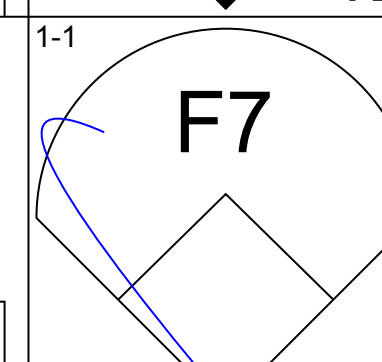
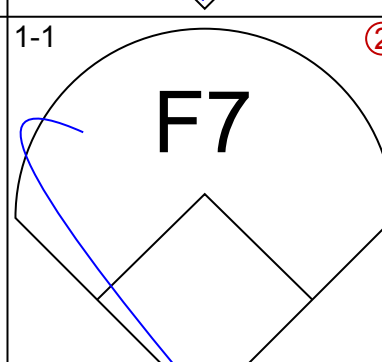
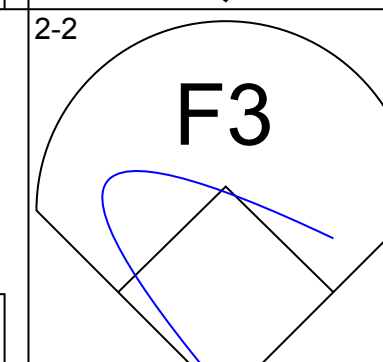
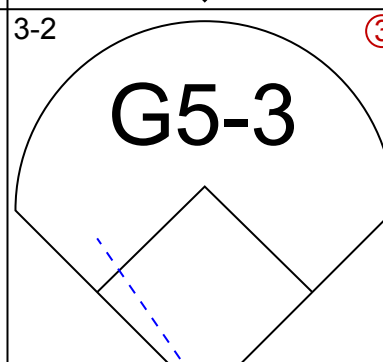
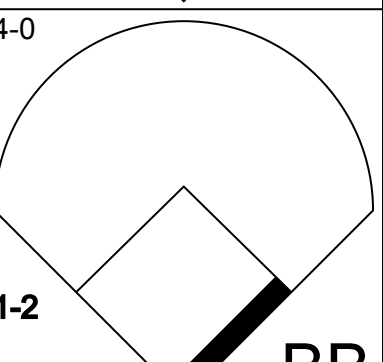
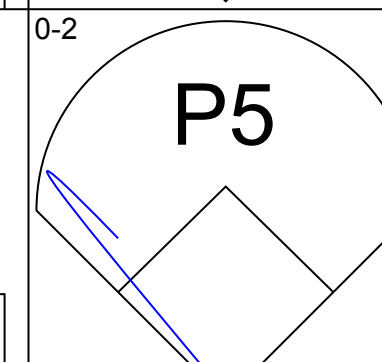
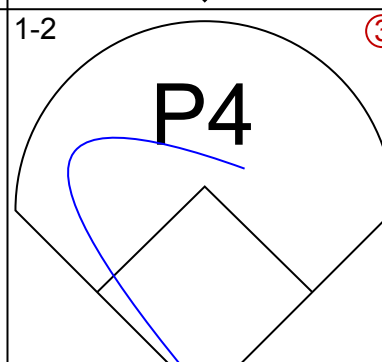
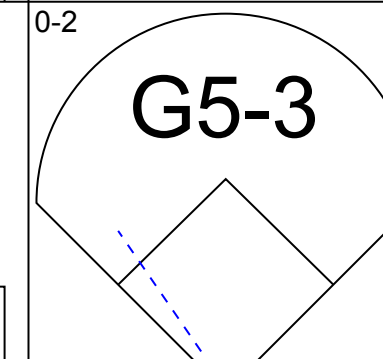
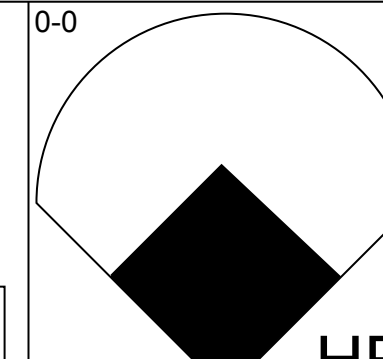
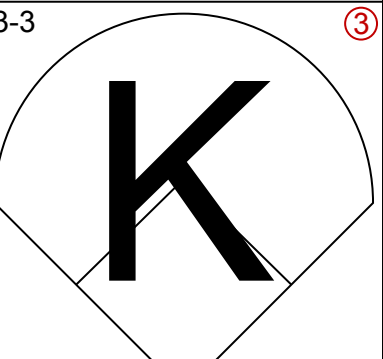
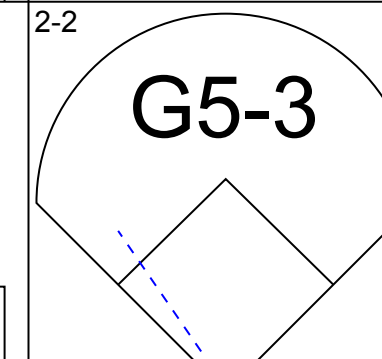
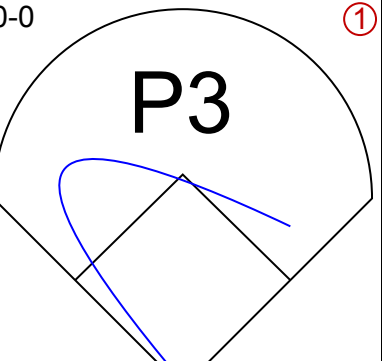
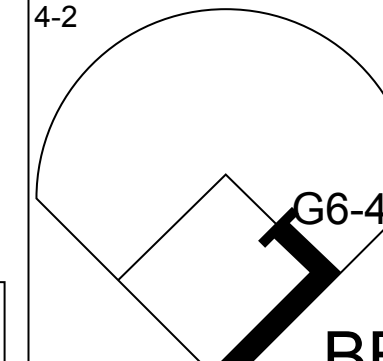
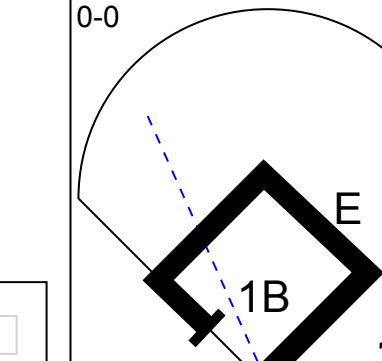
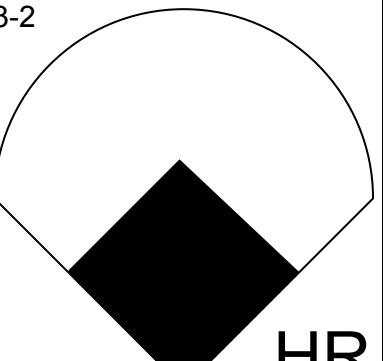
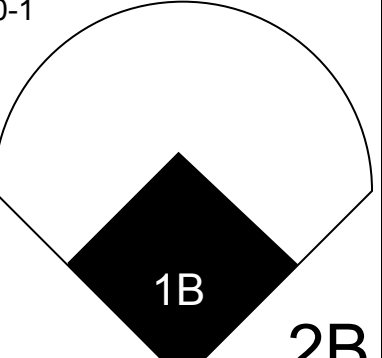
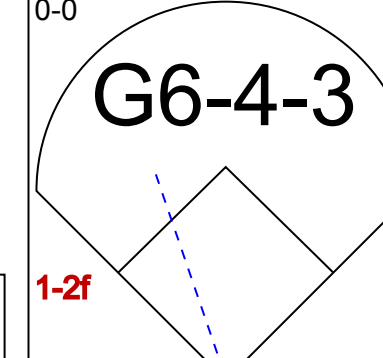
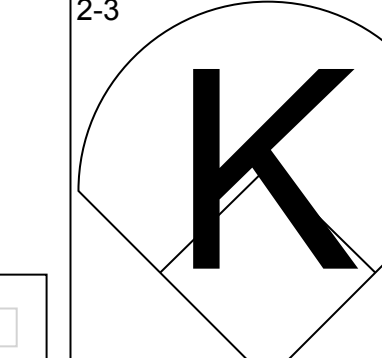
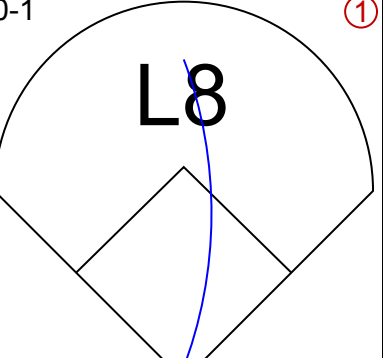
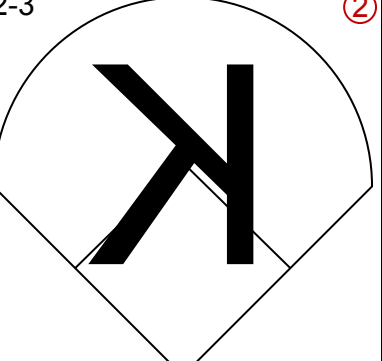
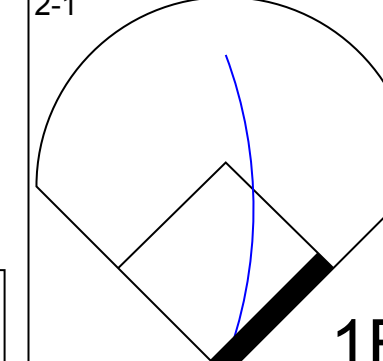
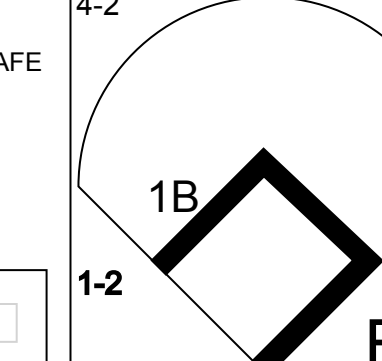
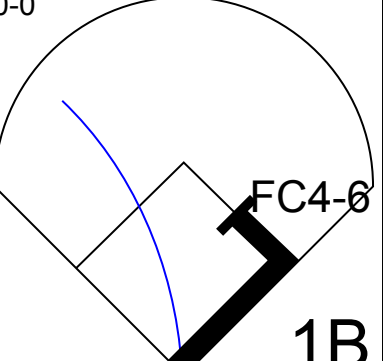
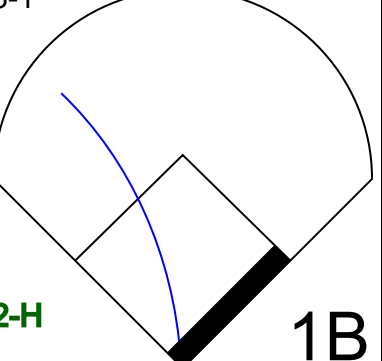
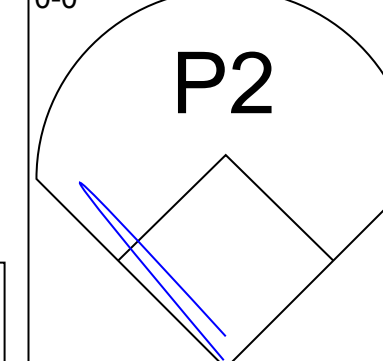
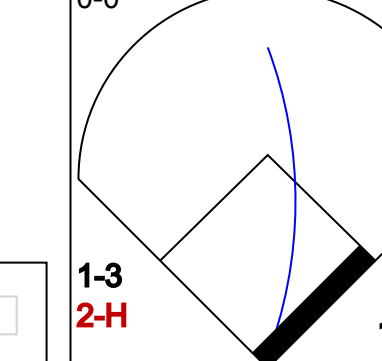
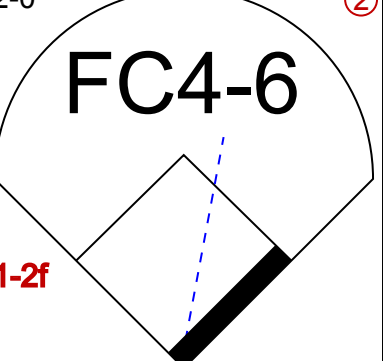
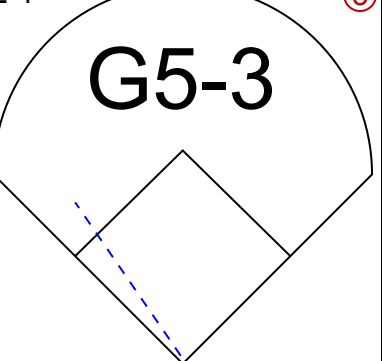
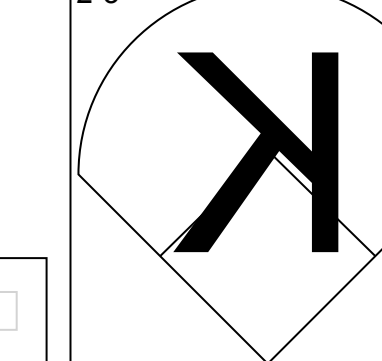
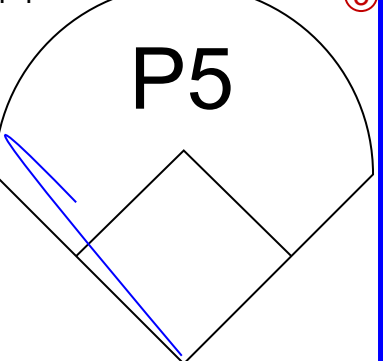
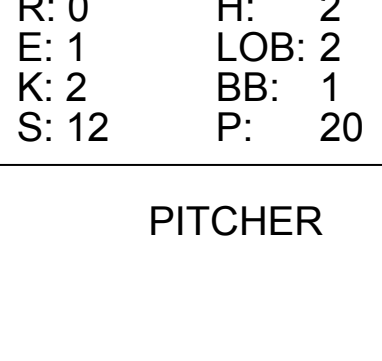
Batter	1	2	3	4	5	6	7	8	9	AB	R	H	RBI	BB	SO	LOB	BOTTOM			
Gary Redus, R (1, 3) OBP: 0.329, SLG: 0.375										3	0	1	1	1	0	2	San Diego Padres @ Pittsburgh Pirates Three Rivers Stadium, Pittsburgh, PA Sat Jul 14 1990, 7:05 PM EDT Att: 27,955 - Cloudy - 75 F			
Sid Bream, L (8, 3) OBP: 0.349, SLG: 0.438										1	0	1	2	0	0	0				
Jay Bell, R (1, 6) OBP: 0.328, SLG: 0.387										5	0	0	0	0	0	3				
Andy Van Slyke, L (1, 8) OBP: 0.371, SLG: 0.447										5	0	0	0	0	0	2				
Bobby Bonilla, S (1, 9) OBP: 0.316, SLG: 0.538										4	0	1	0	0	0	2				
Barry Bonds, L (1, 7) OBP: 0.428, SLG: 0.630										2	2	1	1	2	1	0				
Jeff King, R (1, 5) OBP: 0.275, SLG: 0.323										3	1	0	0	1	0	3				
Jose Lind, R (1, 4) OBP: 0.348, SLG: 0.395										4	2	3	0	0	0	0				
Michael LaValliere, L (1, 2) OBP: 0.378, SLG: 0.319										3	0	2	1	0	0	1				
Wally Backman, S (8, PH) OBP: 0.367, SLG: 0.406										0	1	0	0	1	0	0				
Dann Bliardello, R (9, 2) OBP: 0.100, SLG: 0.036										0	0	0	0	0	0	0				
Bob Walk, R (1, 1) OBP: 0.174, SLG: 0.136										2	1	0	0	0	1	1				
Orlando Merced, S (6, PH) OBP: 0.333, SLG: 0.417										1	0	0	0	0	1	2				
Ted Power, R (7, 1) OBP: 0.200, SLG: 0.400										0	0	0	0	0	0	0				
R.J. Reynolds, S (8, PH) OBP: 0.354, SLG: 0.353										1	1	1	2	0	0	0				
Bill Landrum, R (9, 1) ERA: 1.39										0	0	0	0	0	0	0				
Inning Stats	R: 0 E: 1 K: 0 S: 6	H: 0 LOB: 1 BB: 0 P: 11	R: 3 E: 0 K: 1 S: 17	H: 2 LOB: 1 BB: 1 P: 28	R: 0 E: 0 K: 0 S: 6	H: 1 LOB: 1 BB: 1 P: 14	R: 0 E: 0 K: 0 S: 7	H: 1 LOB: 0 BB: 0 P: 10	R: 0 E: 0 K: 0 S: 9	H: 0 LOB: 0 BB: 1 P: 16	R: 1 E: 0 K: 1 S: 11	H: 3 LOB: 2 BB: 0 P: 18	R: 0 E: 0 K: 0 S: 7	H: 0 LOB: 0 BB: 0 P: 12	R: 4 E: 0 K: 1 S: 17	H: 3 LOB: 1 BB: 2 P: 33	1B: 8 2B: 1 3B: 0 HR: 1	SF: 0 SAC: 0 DP: 2 HBP: 0	WP: 1 PB: 0 SB: 2 CS: 0	PA: 39
PITCHER	IP WLS BF H R ER SO BB IBB HBP BLK WP HR S P ERA WHIP																			
Bruce Hurst, L (1, 1) ERA: 4.41	6.0	28	7	4	4	2	3	0	0	0	0	1	56	97	6.00	1.667				
Greg Harris, R (7, 1) ERA: 2.73	1.1	L	8	2	4	4	1	1	1	0	0	0	17	32	27.00	2.250				
Rich Rodriguez, L (8, 1) ERA: 2.57	0.2		3	1	0	0	0	0	0	0	0	0	7	13	0.00	1.500				

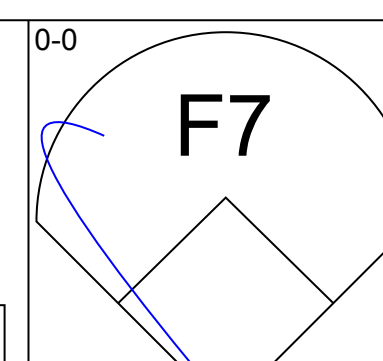
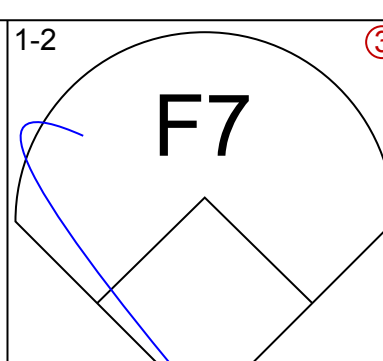
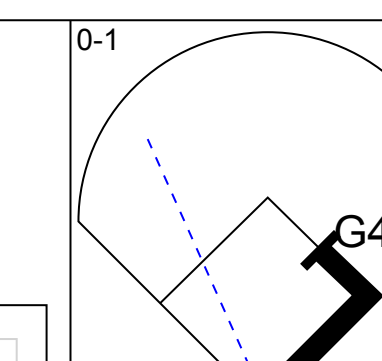
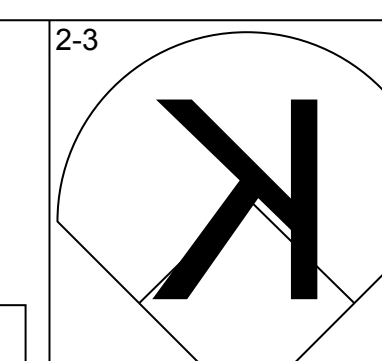
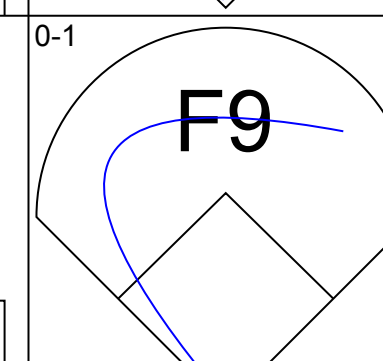
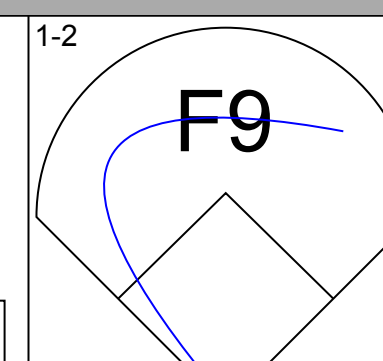
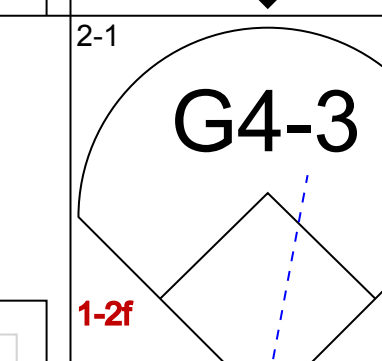
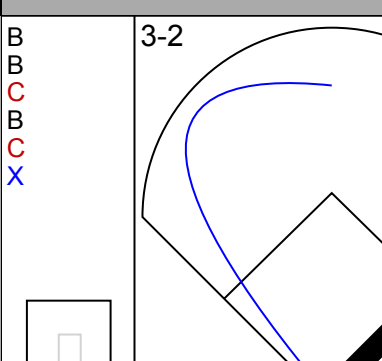
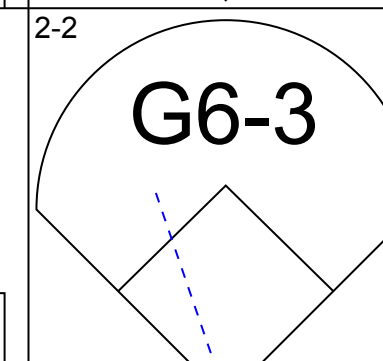
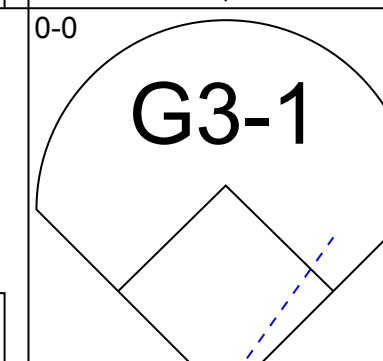
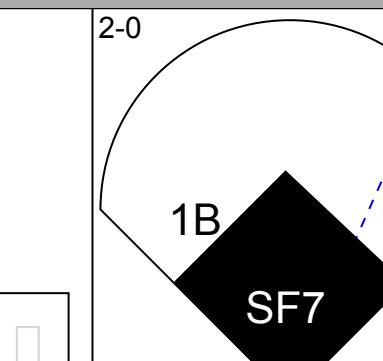

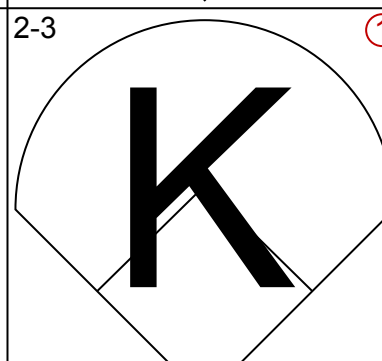
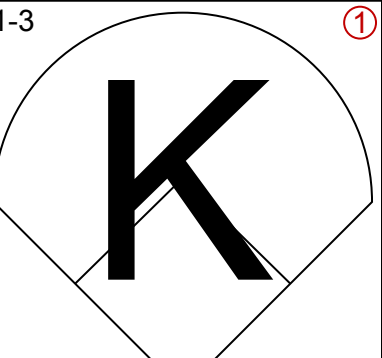
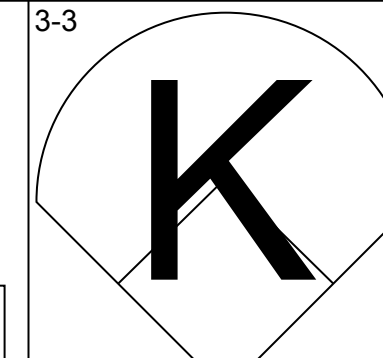
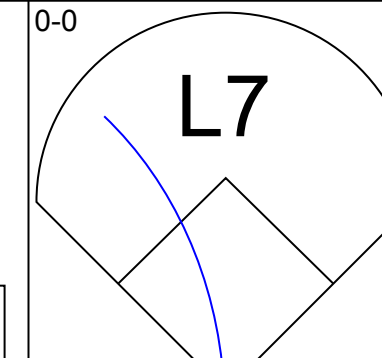
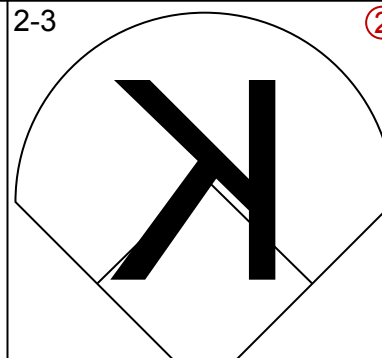
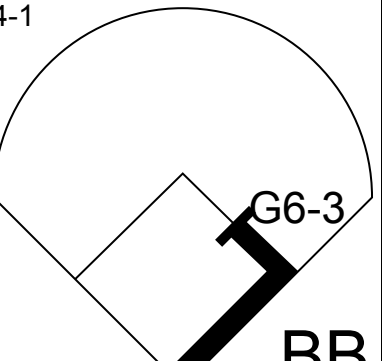
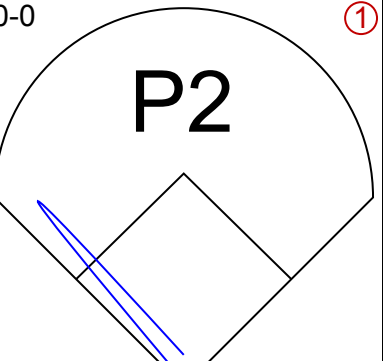
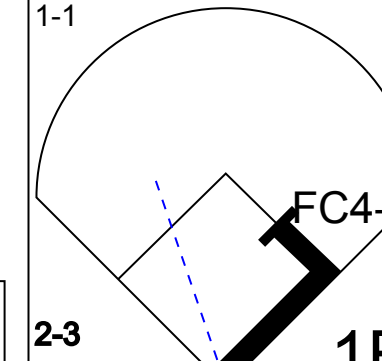
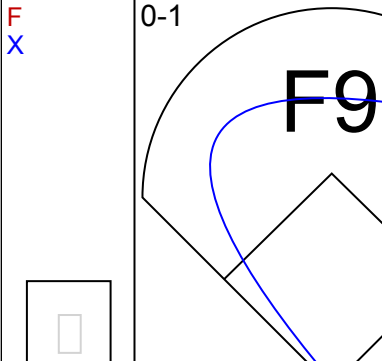
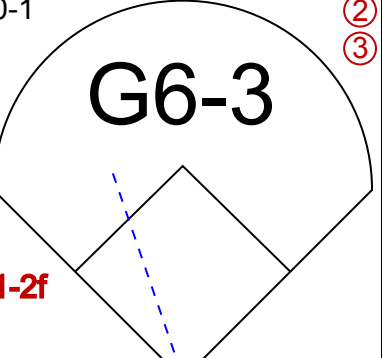
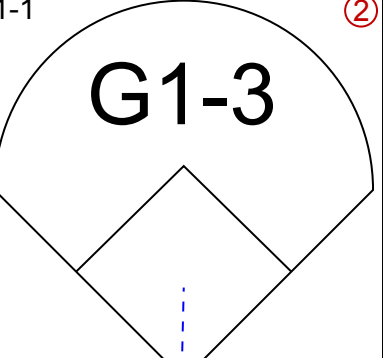
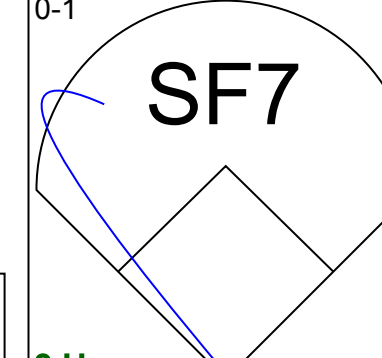
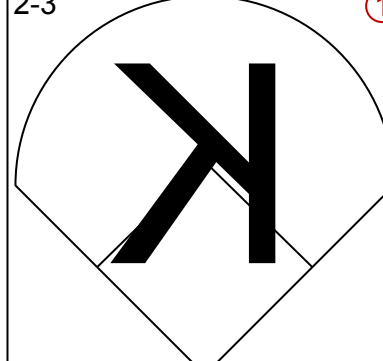
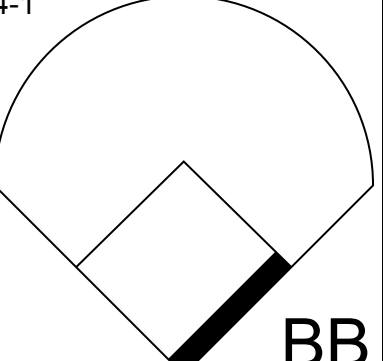
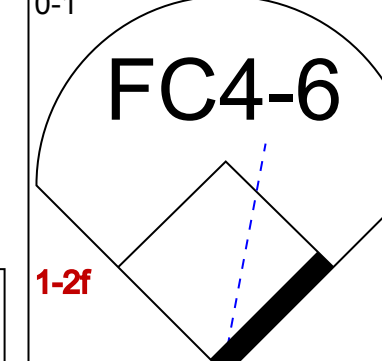
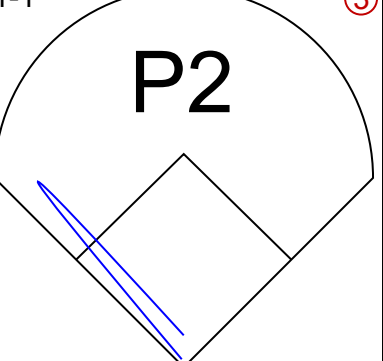
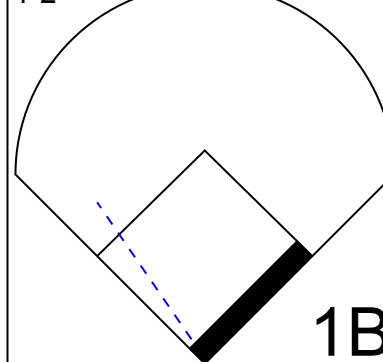
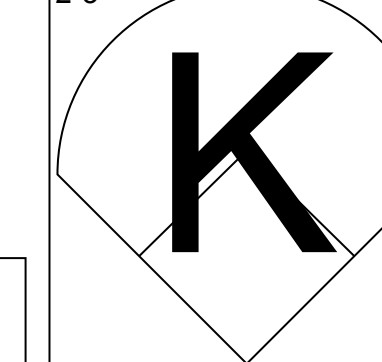
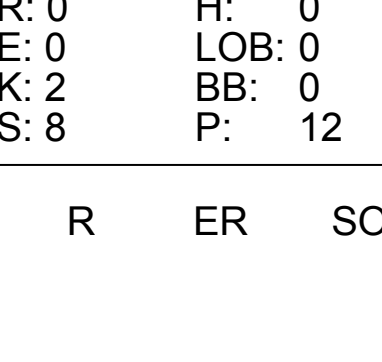
AB	30
R	4
H	6
RBI	4
BB	4
SO	5
LOB	12



AB	34
R	8
H	10
RBI	7
BB	5
SO	3
LOB	16



Batter	1	2	3	4	5	6	7	8	9	AB	R	H	RBI	BB	SO	LOB	TOP			
Thomas Howard, S (1, 7) OBP: 0.296, SLG: 0.333										5	0	1	0	0	1	0	San Diego Padres @ Pittsburgh Pirates Three Rivers Stadium, Pittsburgh, PA Sun Jul 15 1990, 7:05 PM EDT Att: 34,386 - Overcast livebaseballscorecards.com			
Tony Gwynn, L (1, 9) OBP: 0.380, SLG: 0.438										5	1	1	1	0	0	2				
Roberto Alomar, S (1, 4) OBP: 0.357, SLG: 0.410										4	0	0	0	1	0	1				
Eddie Williams, R (1, 5) OBP: 0.300, SLG: 0.700										4	1	1	1	0	1	3				
Jack Clark, R (1, 3) OBP: 0.404, SLG: 0.482										3	1	2	1	1	0	0				
Gary Templeton, S (1, 6) OBP: 0.281, SLG: 0.390										4	1	1	0	0	1	2				
Mark Parent, R (1, 2) OBP: 0.291, SLG: 0.305										3	0	2	0	1	1	1				
Shawn Abner, R (1, 8) OBP: 0.282, SLG: 0.311										4	0	2	1	0	0	2				
Ed Whitson, R (1, 1) OBP: 0.158, SLG: 0.243 (8, PH)										3	0	0	0	0	1	3				
Joe Carter, R (8, PH) OBP: 0.272, SLG: 0.392										1	0	0	0	0	0	1				
Craig Lefferts, L (8, 1) OBP: 0.250, SLG: 0.250										0	0	0	0	0	0	0				
Inning Stats	R: 1 E: 0 K: 1 S: 11	H: 1 LOB: 0 BB: 0 P: 15	R: 1 E: 0 K: 1 S: 10	H: 2 LOB: 1 BB: 0 P: 17	R: 0 E: 0 K: 0 S: 6	H: 0 LOB: 0 BB: 0 P: 9	R: 1 E: 0 K: 0 S: 8	H: 2 LOB: 1 BB: 1 P: 14	R: 0 E: 1 K: 2 S: 10	H: 2 LOB: 2 BB: 1 P: 19	R: 0 E: 0 K: 0 S: 10	H: 1 LOB: 1 BB: 0 P: 13	R: 1 E: 0 K: 0 S: 9	H: 2 LOB: 1 BB: 0 P: 15	R: 0 E: 0 K: 0 S: 6	H: 0 LOB: 0 BB: 0 P: 8	1B: 6 2B: 1 3B: 0 HR: 3	SF: 0 SAC: 0 DP: 1 HBP: 0	WP: 0 PB: 0 SB: 0 CS: 0	PA: 39
PITCHER	IP WLS BF H R ER SO BB IBB HBP BLK WP HR S P ERA WHIP																			
Neal Heaton, L (1, 1) ERA: 3.55	5.1 L 25 6 3 3 4 3 0 0 0 0 0 2 52 87 5.06 1.688																			
Stan Belinda, R (6, 1) ERA: 2.0	0.2 2 1 0 0 1 0 0 0 0 0 0 0 5 7 0.00 1.500																			
Bob Kipper, L (7, 1) ERA: 3.86	2.0 9 3 1 1 0 0 0 0 0 0 0 1 19 28 4.50 1.500																			
Bob Patterson, L (9, 1) ERA: 2.75	1.0 3 0 0 0 0 0 0 0 0 0 0 0 6 8 0.00 0.000																			

Batter	1	2	3	4	5	6	7	8	9	AB	R	H	RBI	BB	SO	LOB	BOTTOM					
Wally Backman, S (1, 4) OBP: 0.365, SLG: 0.403										4	0	1	0	0	1	1	San Diego Padres @ Pittsburgh Pirates Three Rivers Stadium, Pittsburgh, PA Sun Jul 15 1990, 7:05 PM EDT Att: 34,386 - Overcast livebaseballscorecards.com					
Jay Bell, R (1, 6) OBP: 0.327, SLG: 0.385										4	0	1	0	0	0	1						
Andy Van Slyke, L (1, 8) OBP: 0.370, SLG: 0.448										4	1	1	0	0	1	1						
Bobby Bonilla, S (1, 5) OBP: 0.312, SLG: 0.532										4	0	0	0	0	3	2						
Barry Bonds, L (1, 7) OBP: 0.429, SLG: 0.627										3	0	1	0	1	0	1						
R.J. Reynolds, S (1, 9) OBP: 0.347, SLG: 0.348										2	0	0	1	0	0	1						
Sid Bream, L (1, 3) OBP: 0.349, SLG: 0.433										2	0	0	0	1	1	1						
Dann Bilardello, R (1, 2) OBP: 0.094, SLG: 0.033										2	0	0	0	0	0	1						
Gary Riedus, R (8, PH) OBP: 0.328, SLG: 0.372										1	0	0	0	0	0	0						
Bob Patterson, R (9, 1) OBP: 0.250, SLG: 0.250										0	0	0	0	0	0	0						
Neal Heaton, L (1, 1) ERA: 3.55	7.0 W 25 4 1 1 4 2 0 0 0 0 0 0 55 86 1.29 0.857																					
Rafael Bellard, R (6, PH) OBP: 0.227, SLG: 0.259	2.0 S 7 1 0 0 4 0 0 0 0 0 0 0 20 31 0.00 0.500																					
Bob Kipper, R (7, 1) ERA: 3.86																						
Orlando Merced, S (8, PH) OBP: 0.250, SLG: 0.355																						
Inning Stats	R: 0 E: 0 K: 0 S: 6	H: 0 LOB: 0 BB: 0 P: 8	R: 0 E: 0 K: 1 S: 6	H: 0 LOB: 0 BB: 1 P: 11	R: 0 E: 0 K: 1 S: 14	H: 1 LOB: 1 BB: 0 P: 21	R: 0 E: 0 K: 1 S: 8	H: 0 LOB: 0 BB: 0 P: 12	R: 0 E: 0 K: 1 S: 6	H: 0 LOB: 0 BB: 1 P: 12	R: 0 E: 0 K: 1 S: 7	H: 1 LOB: 0 BB: 0 P: 11	R: 1 E: 0 K: 0 S: 8	H: 2 LOB: 1 BB: 0 P: 11	R: 0 E: 0 K: 2 S: 8	H: 0 LOB: 0 BB: 0 P: 12	R: 0 E: 0 K: 2 S: 12	H: 1 LOB: 1 BB: 0 P: 19	1B: 4 2B: 1 3B: 0 HR: 0	SF: 1 SAC: 0 DP: 2 HBP: 0	WP: 0 PB: 0 SB: 0 CS: 0	PA: 32
PITCHER	IP WLS BF H R ER SO BB IBB HBP BLK WP HR S P ERA WHIP																					
Ed Whitson, R (1, 1) ERA: 2.81	7.0 W 25 4 1 1 4 2 0 0 0 0 0 0 55 86 1.29 0.857																					
Craig Lefferts, L (8, 1) ERA: 2.95	2.0 S 7 1 0 0 4 0 0 0 0 0 0 0 20 31 0.00 0.500																					

Batter	1	2	3	4	5	6	7	8	9	AB	R	H	RBI	BB	SO	LOB	TOP								
Thomas Howard, S OBP: 0.281, SLG: 0.344	1-3 K		1-2 FC4-6		1-0 G4-3		1-3 K		0-2 2B	5	1	1	0	0	2	3									
Tony Gwynn, L OBP: 0.360, SLG: 0.440	3-2 G3			0-0 1B	1-1 G4-3		2-0 L7		3-1 2B	5	1	2	1	0	0	2									
Roberto Alomar, S OBP: 0.357, SLG: 0.408	2-1 G6-3			2-1 E		0-1 G4-3		4-0 BB	3-3 K	4	1	1	0	1	1	1									
Jack Clark, R OBP: 0.406, SLG: 0.482		2-3 K		1-0 E2		0-1 2B		3-2 L6		4	0	2	0	0	1	3									
Joe Carter, R OBP: 0.272, SLG: 0.393	1-2 G6-3			3-0 G6-3		2-2 2B		0-2 F9		4	0	1	1	0	0	1									
Mike Pagliarulo, L OBP: 0.341, SLG: 0.367	1-3 K			3-0 F8		4-0 IBB		3-2 G3-1		3	0	0	0	1	1	1									
Mark Parent, R OBP: 0.289, SLG: 0.296			1-2 G4-3	4-2 BB		2-2 F9-2-5		1-1 F9		3	0	0	0	1	0	3									
Garry Templeton, S OBP: 0.277, SLG: 0.384			0-2 G4-3	0-0 F8			0-2 E4		1-2 L6	4	0	0	0	0	0	2									
Eric Show, R OBP: 0.308, SLG: 0.385			0-2 FC4-6		0-3 K		4-1 BB		3-2 L4	2	0	1	0	0	1	0									
Phil Stephenson, L OBP: 0.350, SLG: 0.442										0	0	0	0	1	0	0									
Rich Rodriguez, L OBP: 0.362, SLG: 0.419										0	0	0	0	0	0	0									
Bip Roberts, S										1	0	0	0	0	0	0									
Inning Stats	R: 0 E: 0 K: 1 S: 10	H: 0 LOB: 0 BB: 0 P: 16	R: 0 E: 0 K: 2 S: 9	H: 0 LOB: 0 BB: 0 P: 13	R: 0 E: 0 K: 0 S: 17	H: 1 LOB: 1 BB: 0 P: 19	R: 2 E: 1 K: 0 S: 11	H: 3 LOB: 2 BB: 1 P: 23	R: 0 E: 0 K: 1 S: 6	H: 0 LOB: 0 BB: 0 P: 8	R: 0 E: 0 K: 0 S: 11	H: 2 LOB: 2 BB: 1 P: 19	R: 0 E: 1 K: 1 S: 11	H: 0 LOB: 3 BB: 2 P: 25	R: 0 E: 0 K: 0 S: 10	H: 0 LOB: 0 BB: 0 P: 14	R: 1 E: 0 K: 1 S: 15	H: 2 LOB: 1 BB: 0 P: 25	1B: 5 2B: 4 3B: 0 HR: 0	SF: 0 SAC: 0 DP: 1 HBP: 0	WP: 0 PB: 0 SB: 0 CS: 0	PA: 39			
PITCHER	IP	WLS	BF	H	R	ER	SO	BB	IBB	HBP	BLK	WP	HR	S	P	ERA	WHIP								
Mike Harkey, R ERA: 3.47	(1, 1)	6.0	W	27	6	2	0	4	2	1	0	0	0	68	106	0.00	1.333								
Paul Assenmacher, L ERA: 3.49	(7, 1)	0.2		3	0	0	0	1	0	0	0	0	0	4	11	0.00	1.500								
Les Lancaster, R ERA: 5.35	(7, 1)	2.0		7	1	1	1	0	0	0	0	0	0	22	33	4.50	0.500								
Mitch Williams, L ERA: 2.38	(9, 1)	0.1	S	2	1	0	0	1	0	0	0	0	0	6	12	0.00	3.000								

San Diego Padres @ Chicago Cubs
Wrigley Field, Chicago, IL
Mon Jul 16 1990, 7:05 PM CDT
Att: 31,523 - Unknown - 80 F

AB 35
R 3
H 8
RBI 2
BB 4
SO 6
LOB 16



Batter	1	2	3	4	5	6	7	8	9	AB	R	H	RBI	BB	SO	LOB	BOTTOM								
Dave Clark, L OBP: 0.257, SLG: 0.394	1-3 K	0-3 K			0-1 FC4-6	1-1 L4				4	1	1	0	0	2	2									
Doug Dascenzo, S OBP: 0.299, SLG: 0.378										0	0	0	0	0	0	0									
Curtis Wilkerson, S OBP: 0.297, SLG: 0.259	0-1 G3	0-0 G4-3			2-1 FC4-6		0-0 G5-3			4	0	1	0	0	0	1									
Mark Grace, L OBP: 0.333, SLG: 0.346	1-2 2B		0-2 G4-3		0-1 FC4-6		0-0 G6-3			4	1	1	0	0	0	2									
Andre Dawson, R OBP: 0.386, SLG: 0.595	0-2 2B		1-1 G6-3		1-0 SF		0-1 L8			3	1	1	1	0	0	0									
Marvell Wynne, L OBP: 0.263, SLG: 0.362	1-0 2B		0-1 PO		2-2 FC4-6		2-2 F8			4	0	2	2	0	0	2									
Luis Salazar, R OBP: 0.317, SLG: 0.422	0-1 G5-3		1-0 PO	0-1 G5-3	0-1 FC6-4		2-2 G5-3			4	0	0	0	0	0	3									
Mitch Williams, L										0	0	0	0	0	0	0									
Shawon Dunston, R OBP: 0.300, SLG: 0.456		0-1 L9		1-2 P4		0-2 FC5-4		1-0 F9		4	1	2	0	0	0	0									
Joe Girardi, R OBP: 0.323, SLG: 0.391		1-0 L9		0-1 1B		0-1 FC5-4				3	0	1	0	0	0	2									
Mike Harkey, R OBP: 0.323, SLG: 0.367		2-0 2B		1-3 K		1-3 K				3	0	1	1	0	2	2									
Paul Assenmacher, L										0	0	0	0	0	0	0									
Les Lancaster, R OBP: 0.188, SLG: 0.071										0	0	0	0	0	0	0									
23 Ryne Sandberg, R OBP: 0.376, SLG: 0.591		3-1 1B								0	0	0	0	0	0	0									
Inning Stats	R: 2 E: 0 K: 1 S: 16	H: 3 LOB: 1 BB: 0 P: 19	R: 1 E: 0 K: 1 S: 8	H: 2 LOB: 1 BB: 0 P: 11	R: 0 E: 0 K: 0 S: 7	H: 1 LOB: 0 BB: 0 P: 9	R: 0 E: 0 K: 1 S: 11	H: 1 LOB: 1 BB: 0 P: 13	R: 1 E: 1 K: 0 S: 12	H: 2 LOB: 2 BB: 0 P: 17	R: 0 E: 1 K: 1 S: 10	H: 1 LOB: 1 BB: 0 P: 12	R: 0 E: 0 K: 0 S: 4	H: 0 LOB: 0 BB: 0 P: 4	R: 0 E: 0 K: 0 S: 8	H: 0 LOB: 0 BB: 0 P: 13	R: 0 E: 0 K: 0 S: 8	H: 0 LOB: 0 BB: 0 P: 13	1B: 8 2B: 2 3B: 0 HR: 0	SF: 1 SAC: 0 DP: 0 HBP: 0	WP: 0 PB: 0 SB: 0 CS: 0	PA: 35			
PITCHER	IP	WLS	BF	H	R	ER	SO	BB	IBB	HBP	BLK	WP	HR	S	P	ERA	WHIP								
Eric Show, R ERA: 6.88	(1, 1)	6.0	L	28	10	4	4	0	0	0	0	0	0	64	81	6.00	1.667								
Rich Rodriguez, L ERA: 2.0	(7, 1)	2.0		6	0	0	0	0	0	0	0	0	0	12	17	0.00	0.000								

San Diego Padres @ Chicago Cubs
Wrigley Field, Chicago, IL
Mon Jul 16 1990, 7:05 PM CDT
Att: 31,523 - Unknown - 80 F

AB 33
R 4
H 10
RBI 4
BB 0
SO 4
LOB 14



Batter	1	2	3	4	5	6	7	8	9	AB	R	H	RBI	BB	SO	LOB	TOP										
Bip Roberts, S OBP: 0.361, SLG: 0.416 (1, 4)										2	0	1	1	0	2		San Diego Padres @ Chicago Cubs Wrigley Field, Chicago, IL Tue Jul 17 1990, 3:33 AM CDT Att: 32,923 - Sunny - 85 F										
Tony Gwynn, L OBP: 0.382, SLG: 0.439 (1, 9)										3	0	1	0	1	0												
Roberto Alomar, S OBP: 0.353, SLG: 0.403 (1, 6)										4	0	0	0	1	5												
Jack Clark, R OBP: 0.398, SLG: 0.471 (1, 3)										4	0	0	0	1	0												
Joe Carter, R OBP: 0.272, SLG: 0.389 (1, 7)										3	0	0	1	0	0												
Eddie Williams, R OBP: 0.286, SLG: 0.786 (1, 5)										4	1	1	1	0	1												
Tom Lampkin, L OBP: 0.333, SLG: 0.333 (1, 2)										4	1	2	0	0	0												
Shawn Abner, R OBP: 0.293, SLG: 0.321 (1, 8)										4	0	2	0	0	0												
Andy Benes, R OBP: 0.275, SLG: 0.277 (5, 1)										2	0	0	0	0	1	2											
Fred Lynn, L OBP: 0.343, SLG: 0.432 (7, PH)										0	0	0	0	0	0	0											
Inning Stats	R: 0 E: 0 K: 0 S: 7	H: 0 LOB: 0 BB: 0 P: 11	R: 1 E: 0 K: 0 S: 11	H: 1 LOB: 0 BB: 0 P: 17	R: 0 E: 0 K: 0 S: 9	H: 1 LOB: 2 BB: 1 P: 15	R: 0 E: 0 K: 0 S: 8	H: 0 LOB: 0 BB: 0 P: 11	R: 0 E: 0 K: 2 S: 13	H: 2 LOB: 3 BB: 1 P: 20	R: 0 E: 0 K: 0 S: 6	H: 0 LOB: 0 BB: 0 P: 8	R: 1 E: 0 K: 0 S: 9	H: 2 LOB: 1 BB: 0 P: 13	R: 0 E: 0 K: 1 S: 7	H: 0 LOB: 1 BB: 1 P: 16	R: 0 E: 0 K: 0 S: 7	H: 0 LOB: 0 BB: 0 P: 13	1B: 5 2B: 0 3B: 0 HR: 1	SF: 1 SAC: 0 DP: 0 HBP: 0	WP: 0 PB: 0 SB: 0 CS: 0	PA: 36					
PITCHER	IP	WLS	BF	H	R	ER	SO	BB	IBB	HBP	BLK	WP	HR	S	P	ERA	WHIP										
Shawn Boskie, R ERA: 3.67 (1, 1)	6.2	W	28	6	2	2	2	1	1	0	0	0	1	62	94	2.70	1.050										
Paul Assenmacher, L ERA: 3.47 (7, 1)	0.1		1	0	0	0	0	0	0	0	0	0	0	1	1	0.00	0.000										
Mike Bielecki, R ERA: 5.63 (8, 1)	2.0		7	0	0	0	1	1	0	0	0	0	0	14	29	0.00	0.500										

AB	32
R	2
H	6
RBI	2
BB	3
SO	3
LOB	13



Batter	1	2	3	4	5	6	7	8	9	AB	R	H	RBI	BB	SO	LOB	BOTTOM										
Dave Clark, L OBP: 0.280, SLG: 0.408 (1, 7)										5	1	3	0	0	0		San Diego Padres @ Chicago Cubs Wrigley Field, Chicago, IL Tue Jul 17 1990, 3:33 AM CDT Att: 32,923 - Sunny - 85 F										
23 Ryne Sandberg, R OBP: 0.374, SLG: 0.589 (1, 4)										5	1	1	1	0	0	1											
Mark Grace, L OBP: 0.334, SLG: 0.347 (1, 3)										5	0	2	0	0	1	1											
Andre Dawson, R OBP: 0.388, SLG: 0.594 (1, 9)										4	1	2	1	0	0	1											
Doug Dasenczo, S OBP: 0.296, SLG: 0.374 (6, PR)										1	0	0	0	0	2												
Marvell Wynne, L OBP: 0.261, SLG: 0.357 (1, 8)										5	1	1	0	0	0	4											
Luis Salazar, R OBP: 0.316, SLG: 0.429 (1, 5)										4	2	1	0	0	2												
Shawn Dunston, R OBP: 0.300, SLG: 0.457 (1, 6)										4	0	1	0	0	1	3											
Joe Girardi, R OBP: 0.329, SLG: 0.395 (1, 2)										3	1	2	1	1	0	0											
Shawn Boskie, R OBP: 0.289, SLG: 0.385 (1, 1)										3	0	1	2	0	0	4											
Inning Stats	R: 0 E: 0 K: 0 S: 6	H: 1 LOB: 1 BB: 0 P: 7	R: 1 E: 1 K: 1 S: 17	H: 1 LOB: 1 BB: 0 P: 24	R: 0 E: 0 K: 0 S: 9	H: 0 LOB: 0 BB: 0 P: 16	R: 0 E: 0 K: 0 S: 11	H: 2 LOB: 3 BB: 1 P: 20	R: 6 E: 1 K: 0 S: 19	H: 7 LOB: 2 BB: 0 P: 30	R: 0 E: 1 K: 1 S: 11	H: 0 LOB: 1 BB: 0 P: 18	R: 0 E: 0 K: 1 S: 11	H: 1 LOB: 1 BB: 0 P: 14	R: 0 E: 0 K: 0 S: 7	H: 2 LOB: 2 BB: 0 P: 11	1B: 10 2B: 3 3B: 1 HR: 0	SF: 0 SAC: 0 DP: 0 HBP: 0	WP: 1 PB: 0 SB: 0 CS: 0	PA: 41							
PITCHER	IP	WLS	BF	H	R	ER	SO	BB	IBB	HBP	BLK	WP	HR	S	P	ERA	WHIP										
Andy Benes, R ERA: 3.67 (1, 1)	4.1	L	23	8	5	2	1	0	1	0	0	0	0	51	79	4.15	1.846										
Calvin Schiraldi, R ERA: 3.94 (5, 1)	0.2		5	3	2	0	0	0	0	0	0	1	0	11	18	0.00	4.500										
Mike Dunne, R ERA: 5.63 (6, 1)	1.0		4	0	0	0	1	0	0	0	0	0	0	11	18	0.00	0.000										
Derek Liliquist, L ERA: 5.89 (7, 1)	2.0		9	3	0	0	1	0	0	0	0	0	0	18	25	0.00	1.500										

AB	40
R	7
H	14
RBI	5
BB	1
SO	3
LOB	19



Batter	1	2	3	4	5	6	7	8	9	AB	R	H	RBI	BB	SO	LOB	TOP					
Bip Roberts, S (1, 4) OBP: 0.365, SLG: 0.422	4-1 BB		0-1 E4 1B		1-0 1B		1-1 2B			3	1	2	0	1	0	0	San Diego Padres @ Chicago Cubs Wrigley Field, Chicago, IL Wed Jul 18 1990, 3:33 AM CDT Att: 33,856 - Sunny - 85 F					
Tony Gwynn, L (1, 9) OBP: 0.363, SLG: 0.440	3-0 L6		1-0 F7		3-1 G4-3 1B		1-2 FC5-4 1B			4	0	2	1	0	0	2						
Eddie Williams, R (1, 5) OBP: 0.278, SLG: 0.667	1-2 L9		3-1 G6-4-3 1B		1-1 G4-3 1-2f		0-0 FC5-4 1-2f			4	0	1	0	0	0	4						
Joe Carter, R (1, 7) OBP: 0.272, SLG: 0.388	0-2 G4-3		0-0 G6-4-3 1-2f			0-0 G3-1 F7 1B		1-1 P4		4	0	1	0	0	0	3						
Jack Clark, R (1, 3) OBP: 0.396, SLG: 0.483		0-1 HR		1-1 F8		1-2 F7 1-2		1-1 F8		4	1	1	1	0	0	1						
Gary Templeton, S (1, 6) OBP: 0.276, SLG: 0.382	0-2 G4-3		3-2 G6-3 1B		2-1 G3-1 2-3		0-2 G1-3			4	0	1	0	0	0	1						
Mark Parent, R (1, 2) OBP: 0.282, SLG: 0.288	1-2 G5-3		1-0 G6-3		2-2 G5-3			2-1 L9		3	0	0	0	0	0	2						
Thomas Howard, S (9, PH) OBP: 0.273, SLG: 0.333			1-2 G5-3		1-2 G6-3				1	0	0	0	0	0	0	0						
Shawn Abner, R (1, 8) OBP: 0.302, SLG: 0.329	1-1 E6		3-3 K		2-1 1B		1-2 G6-3 1B			4	0	2	0	0	1	1						
Dennis Rasmussen, L (1, 1) OBP: 0.333, SLG: 0.381	0-1 G1-3		0-0 G6-3		1-0 G3-1		2-1 G6-3 1-2f			2	0	0	0	0	0	1						
Mike Pagliarulo, L (7, PH) OBP: 0.333, SLG: 0.365										1	0	0	0	0	0	0						
Greg Harris, R (7, 1) OBP: 0.333, SLG: 0.429										0	0	0	0	0	0	0						
Roberto Alomar, S (9, PH) OBP: 0.352, SLG: 0.402										1	0	0	0	0	0	1						
Inning Stats	R: 0 E: 0 K: 0 S: 8	H: 0 LOB: 1 BB: 1 P: 16	R: 1 E: 1 K: 0 S: 12	H: 1 LOB: 1 BB: 0 P: 14	R: 0 E: 1 K: 0 S: 6	H: 1 LOB: 1 BB: 0 P: 10	R: 0 E: 0 K: 1 S: 10	H: 1 LOB: 1 BB: 0 P: 18	R: 0 E: 0 K: 0 S: 6	H: 2 LOB: 1 BB: 0 P: 11	R: 0 E: 0 K: 0 S: 9	H: 1 LOB: 1 BB: 0 P: 14	R: 1 E: 0 K: 0 S: 10	H: 3 LOB: 1 BB: 0 P: 15	R: 0 E: 0 K: 0 S: 7	H: 0 LOB: 0 BB: 0 P: 9	R: 0 E: 0 K: 0 S: 7	H: 1 LOB: 0 BB: 0 P: 12	1B: 8 2B: 1 3B: 0 HR: 1	SF: 0 SAC: 0 DP: 3 HBP: 0	WP: 0 PB: 0 SB: 0 CS: 0	PA: 36
PITCHER	IP	WLS	BF	H	R	ER	SO	BB	IBB	HBP	BLK	WP	HR	S	P	ERA	WHIP					
Greg Maddux, R (1, 1) ERA: 4.6	7.0	W	30	9	2	2	1	1	0	0	0	0	1	61	98	2.57	1.429					
Jeff Pico, R (8, 1) ERA: 4.73	2.0	S	6	1	0	0	0	0	0	0	0	0	0	14	21	0.00	0.500					

AB	35
R	2
H	10
RBI	2
BB	1
SO	1
LOB	16



Batter	1	2	3	4	5	6	7	8	9	AB	R	H	RBI	BB	SO	LOB	BOTTOM				
Doug Dascenzo, S (1, 8) OBP: 0.304, SLG: 0.389	0-1 G4-3 1B		0-0 CS 2B		2-2 G4-3	0-1 P4				4	0	2	0	0	0	1	San Diego Padres @ Chicago Cubs Wrigley Field, Chicago, IL Wed Jul 18 1990, 3:33 AM CDT Att: 33,856 - Sunny - 85 F				
23 Ryne Sandberg, R (1, 4) OBP: 0.375, SLG: 0.587	0-2 G4-3 1-2f		4-0 CS 2B BB		0-0 BB E 1B	2-1 G4-3				3	2	1	0	1	0	1					
Shawon Dunston, R (1, 6) OBP: 0.302, SLG: 0.457	1-3 K		1-1 L8 1-2 2-3		0-0 E 1B	2-2 FC5-4 1B				4	1	2	0	0	1	2					
Andre Dawson, R (1, 9) OBP: 0.389, SLG: 0.595		3-3 K	0-0 2H 2B		4-0 E 1-2 2-3 BB	1-2 FC5-4 1-2f				3	0	1	1	1	1	1					
Luis Salazar, R (1, 7) OBP: 0.315, SLG: 0.425	1-1 1B 1B		1-0 L9		3-2 E5	1-2 F9				4	1	1	0	0	0	3					
Jeff Pico, R (8, 1) OBP: 0.400, SLG: 0.389					1-3 2H 3H					0	0	0	0	0	0	0					
Hector Villanueva, R (1, 2) OBP: 0.346, SLG: 0.592	1-2 P3		3-0 6-3		0-0 F7		2-2 G1-4-3			4	0	0	0	0	0	3					
Domingo Ramos, R (1, 5) OBP: 0.299, SLG: 0.286	3-2 1B 1-3 1B		0-2 5-3		0-0 F9		0-0 G3-1			4	0	1	0	0	0	0					
Lloyd McClendon, R (1, 3) OBP: 0.259, SLG: 0.225	0-0 1B		2-2 P7		4-2 G4-3 BB		0-0 F8			2	0	1	1	1	0	0					
Mark Grace, L (9, PH) OBP: 0.333, SLG: 0.345	1-2 1B		0-1 P2		0-0 F8		1-2 G4-3			1	0	0	0	0	0	0					
Greg Maddux, R (1, 1) ERA: 4.13										3	0	0	0	0	0	3					
Marvell Wynne, L (8, 8) OBP: 0.261, SLG: 0.357										0	0	0	0	0	0	0					
Inning Stats	R: 0 E: 0 K: 1 S: 9	H: 1 LOB: 0 BB: 0 P: 10	R: 1 E: 0 K: 1 S: 17	H: 3 LOB: 2 BB: 0 P: 25	R: 1 E: 0 K: 0 S: 5	H: 2 LOB: 1 BB: 1 P: 11	R: 0 E: 0 K: 0 S: 7	H: 0 LOB: 0 BB: 0 P: 12	R: 2 E: 1 K: 0 S: 10	H: 2 LOB: 2 BB: 1 P: 19	R: 0 E: 0 K: 0 S: 6	H: 0 LOB: 1 BB: 1 P: 10	R: 0 E: 0 K: 0 S: 14	H: 1 LOB: 1 BB: 0 P: 20	R: 0 E: 0 K: 0 S: 5	H: 0 LOB: 0 BB: 0 P: 7	1B: 7 2B: 2 3B: 0 HR: 0	SF: 0 SAC: 0 DP: 1 HBP: 0	WP: 0 PB: 0 SB: 0 CS: 2	PA: 35	
PITCHER	IP	WLS	BF	H	R	ER	SO	BB	IBB	HBP	BLK	WP	HR	S	P	ERA	WHIP				
Dennis Rasmussen, L (1, 1) ERA: 2.65	6.0	L	28	8	4	2	2	3	0	0	0	0	0	19	27	0.00	0.500				
Greg Harris, R (7, 1) ERA: 2.65	2.0		7	1	0	0	0	0	0	0	0	0	0	19	27	0.00	0.500				

AB	32
R	4
H	9
RBI	2
BB	3
SO	2
LOB	14



Batter	1	2	3	4	5	6	7	8	9	AB	R	H	RBI	BB	SO	LOB	TOP						
Bip Roberts, S OBP: 0.360, SLG: 0.414 (1, 7)	F8		G4-3			G5-3		K		4	0	0	0	0	1	1							
Roberto Alomar, S OBP: 0.351, SLG: 0.359 (1, 4)	G4-3			L7		L7		1B		4	0	1	0	0	0	0							
Tony Gwynn, L OBP: 0.358, SLG: 0.433 (1, 9)	F9		G4-3			P1		K		4	0	0	0	0	1	2							
Jack Clark, R OBP: 0.397, SLG: 0.495 (1, 3)		BB		G6-3			HR	P8		3	1	1	1	1	0	2							
Joe Carter, R OBP: 0.271, SLG: 0.383 (1, 8)	F9				1B	1B		F7	P6	4	1	1	0	0	0	1							
Eddie Williams, R OBP: 0.231, SLG: 0.500 (1, 5)	P4			F7		G4-3		P6		4	0	0	0	0	0	2							
Mark Parent, R OBP: 0.282, SLG: 0.305 (8, PH)	F8			F8				G4-3		3	0	1	0	0	0	2							
Fred Lynn, L OBP: 0.343, SLG: 0.429 (8, PH)										1	0	0	0	0	0	0							
Garry Templeton, S OBP: 0.277, SLG: 0.387 (1, 6)			L7			F8				3	0	1	1	0	0	1							
Ed Whitson, R OBP: 0.150, SLG: 0.231 (8, PH)			G5-3							2	0	0	0	0	1	1							
Shawn Abner, R OBP: 0.311, SLG: 0.349 (8, PH)										0	0	0	0	0	0	0							
Phil Stephenson, L OBP: 0.358, SLG: 0.443 (8, PH)										1	0	1	0	0	0	0							
Greg Harris, R OBP: 0.143, SLG: 0.429 (8, 1)										0	0	0	0	0	0	0							
Inning Stats	R: 0 E: 0 K: 0 S: 7	H: 0 LOB: 0 BB: 0 P: 11	R: 0 E: 0 K: 0 S: 5	H: 0 LOB: 1 BB: 1 P: 11	R: 0 E: 0 K: 0 S: 6	H: 0 LOB: 0 BB: 0 P: 10	R: 0 E: 0 K: 0 S: 10	H: 0 LOB: 0 BB: 0 P: 16	R: 1 E: 0 K: 1 S: 9	H: 2 LOB: 1 BB: 1 P: 12	R: 0 E: 0 K: 0 S: 11	H: 0 LOB: 0 BB: 0 P: 16	R: 1 E: 0 K: 0 S: 12	H: 2 LOB: 1 BB: 0 P: 20	R: 0 E: 0 K: 2 S: 13	H: 2 LOB: 2 BB: 0 P: 19	R: 0 E: 0 K: 0 S: 10	H: 0 LOB: 0 BB: 0 P: 12	1B: 4 2B: 1 3B: 0 HR: 1	SF: 0 SAC: 0 DP: 0 HBP: 0	WP: 0 PB: 0 SB: 0 CS: 0	PA: 34	
PITCHER	IP	WLS	BF	H	R	ER	SO	BB	IBB	HBP	BLK	WP	HR	S	P	ERA	WHIP					ERA	WHIP
John Tudor, L ERA: 2.89 (1, 1)	7.0	W	26	4	2	2	1	1	0	0	0	0	1	60	96	2.57	0.714						
Lee Smith, R ERA: 1.91 (8, 1)	2.0	S	8	2	0	0	2	0	0	0	0	0	0	23	31	0.00	1.000						

San Diego Padres @ St. Louis Cardinals
 Busch Stadium, St. Louis, MO
 Fri Jul 20 1990, 7:05 PM CDT
 Att: 28,298 - Unknown - 70 F

AB 33
 R 2
 H 6
 RBI 2
 BB 1
 SO 3
 LOB 12



Batter	1	2	3	4	5	6	7	8	9	AB	R	H	RBI	BB	SO	LOB	BOTTOM						
Vince Coleman, S OBP: 0.323, SLG: 0.374 (1, 7)	G3		G6-3		E7		G3			4	1	1	1	0	0	1							
Ozzie Smith, S OBP: 0.329, SLG: 0.294 (1, 6)	G4-3		L7		2B	BB	G6-3			3	0	0	0	1	0	1							
Willie McGee, S OBP: 0.378, SLG: 0.421 (1, 8)	F7			G5-4-3	1B		G3-1			4	0	2	2	0	0	0							
Pedro Guerrero, R OBP: 0.331, SLG: 0.431 (1, 3)		G4-3		G5-4-3	G1-3		K			4	0	0	0	0	1	3							
Dave Collins, S OBP: 0.354, SLG: 0.205 (9, 3)										0	0	0	0	0	0	0							
Todd Zeile, R OBP: 0.315, SLG: 0.390 (1, 2)	K				P2		G4-3			4	0	1	0	0	1	2							
Terry Pendleton, S OBP: 0.283, SLG: 0.353 (1, 5)	G4-3			G4-3		G6-3		G5-3		4	0	0	0	0	0	1							
José Oquendo, S OBP: 0.350, SLG: 0.315 (1, 4)			SH1-4		1B	1B	G4-3			3	2	3	0	0	0	0							
Milt Thompson, L OBP: 0.286, SLG: 0.315 (1, 9)			G6-3		F7		G4-3			3	0	1	0	0	0	2							
John Tudor, L OBP: 0.176, SLG: 0.125 (1, 1)			SH1-4		E					2	1	2	0	0	0	0							
Lee Smith, R ERA: 2.61 (8, 1)					2B	1B				0	0	0	0	0	0	0							
Inning Stats	R: 0 E: 0 K: 0 S: 6	H: 0 LOB: 0 BB: 0 P: 7	R: 0 E: 0 K: 1 S: 8	H: 0 LOB: 0 BB: 0 P: 9	R: 1 E: 0 K: 0 S: 10	H: 2 LOB: 1 BB: 0 P: 13	R: 0 E: 0 K: 0 S: 8	H: 2 LOB: 1 BB: 0 P: 13	R: 3 E: 1 K: 0 S: 12	H: 4 LOB: 2 BB: 1 P: 17	R: 0 E: 0 K: 0 S: 9	H: 2 LOB: 2 BB: 0 P: 9	R: 0 E: 0 K: 0 S: 5	H: 0 LOB: 0 BB: 0 P: 6	R: 0 E: 0 K: 1 S: 7	H: 0 LOB: 0 BB: 0 P: 10	1B: 9 2B: 1 3B: 0 HR: 0	SF: 0 SAC: 1 DP: 1 HBP: 0	WP: 0 PB: 0 SB: 0 CS: 0	PA: 33			
PITCHER	IP	WLS	BF	H	R	ER	SO	BB	IBB	HBP	BLK	WP	HR	S	P	ERA	WHIP					ERA	WHIP
Ed Whitson, R ERA: 2.93 (1, 1)	7.0	L	30	10	4	4	1	1	0	0	0	0	0	58	74	5.14	1.571						
Greg Harris, R ERA: 2.61 (8, 1)	1.0		3	0	0	0	1	0	0	0	0	0	0	7	10	0.00	0.000						

San Diego Padres @ St. Louis Cardinals
 Busch Stadium, St. Louis, MO
 Fri Jul 20 1990, 7:05 PM CDT
 Att: 28,298 - Unknown - 70 F

AB 31
 R 4
 H 10
 RBI 3
 BB 1
 SO 2
 LOB 10



Batter	1	2	3	4	5	6	7	8	9	AB	R	H	RBI	BB	SO	LOB	TOP								
Bip Roberts, S OBP: 0.368, SLG: 0.420	4-1 6-3 2B BB		0-1 G1-6-3 1B		0-0 FC6-5 2H 3H 1B		0-1 5-3		1-2 1B	4	1	3	2	1	0	0	San Diego Padres @ St. Louis Cardinals Busch Stadium, St. Louis, MO Sun Jul 22 1990, 3:33 AM CDT Att: 31,261 - Cloudy - 77 F								
Roberto Alomar, S OBP: 0.350, SLG: 0.398	0-1 6-3		1-1 G1-6-3 1-2		0-1 FC6-5 1B		0-1 F9		0-0 FC5-4 1B	5	0	1	0	0	0	3									
Tony Gwynn, L OBP: 0.360, SLG: 0.436	0-1 2H 2B			3-2 6-3	0-0 1-3 BB 1B		0-0 F8		2-2 FC5-4 1-2	5	0	2	1	0	0	2									
Jack Clark, R OBP: 0.394, SLG: 0.489 Phil Stephenson, L OBP: 0.356, SLG: 0.433	0-3 K			1-0 F8	4-2 1-2 BB				3-2 P7	1	0	0	0	0	1	1									
Joe Carter, R OBP: 0.269, SLG: 0.378	1-1 6-3			1-0 F8	1-0 5-3				3-1 1B	4	0	1	0	0	0	4									
Mike Pagliarulo, L OBP: 0.338, SLG: 0.362 Eddie Williams, R OBP: 0.222, SLG: 0.481		1-0 F9			0-0 G3				1-2 F9	3	0	0	0	0	1	0									
Mark Parent, R OBP: 0.340, SLG: 0.306 Fred Lynn, L OBP: 0.340, SLG: 0.425 Tom Lampkin, L OBP: 0.222, SLG: 0.222		0-2 6-3			1-1 1B E 1B				1-3 K	3	1	1	0	0	0	0									
Thomas Howard, S OBP: 0.263, SLG: 0.316		2-2 1-3			0-0 E 1-2 1B 1B				2-1 F7	4	1	1	0	0	0	1									
Derek Lilliquist, L OBP: 0.360, SLG: 0.600 Shawn Abner, R OBP: 0.259, SLG: 0.333 Greg Harris, R OBP: 0.183, SLG: 0.429 Garry Templeton, S OBP: 0.275, SLG: 0.381			1-1 4-3		0-0 E 1-3 2H 1B 1B				2-3 K	2	1	1	0	0	0	0									
Inning Stats	R: 1 E: 0 K: 1 S: 10	H: 1 LOB: 1 BB: 1 P: 15	R: 0 E: 0 K: 0 S: 8	H: 0 LOB: 0 BB: 0 P: 11	R: 0 E: 0 K: 0 S: 6	H: 1 LOB: 0 BB: 0 P: 8	R: 0 E: 0 K: 0 S: 7	H: 0 LOB: 0 BB: 0 P: 12	R: 3 E: 1 K: 0 S: 14	H: 5 LOB: 3 BB: 1 P: 20	R: 0 E: 1 K: 1 S: 9	H: 0 LOB: 1 BB: 0 P: 15	R: 0 E: 0 K: 0 S: 5	H: 0 LOB: 0 BB: 0 P: 5	R: 0 E: 0 K: 1 S: 13	H: 1 LOB: 1 BB: 0 P: 21		R: 0 E: 0 K: 1 S: 15	H: 2 LOB: 2 BB: 0 P: 22	1B: 9 2B: 1 3B: 0 HR: 0	SF: 0 SAC: 0 DP: 1 HBP: 0	WP: 0 PB: 0 SB: 1 CS: 0	PA: 39		
PITCHER	IP	WLS	BF	H	R	ER	SO	BB	IBB	HBP	BLK	WP	HR	S	P	ERA	WHIP								
Bryn Smith, R ERA: 4.02	4.2		21	7	4	4	1	1	0	0	0	0	0	40	56	7.71	1.714								
Ricky Horton, L ERA: 5.08	1.1	W	6	0	0	0	1	1	0	0	0	0	0	14	25	0.00	0.750								
Ken Dayley, L ERA: 4.28	1.1	S	7	2	0	0	2	0	0	0	0	0	0	12	18	0.00	0.750								
Lee Smith, R ERA: 1.85	1.2		7	2	0	0	2	0	0	0	0	0	0	21	30	0.00	1.200								

Batter	1	2	3	4	5	6	7	8	9	AB	R	H	RBI	BB	SO	LOB	BOTTOM								
Vince Coleman, S OBP: 0.326, SLG: 0.381	2-2 HR	1-1 4-3		4-1 L3 BB		0-0 FC5-4 1-2		1-1 4-3		4	1	1	1	1	0	3	San Diego Padres @ St. Louis Cardinals Busch Stadium, St. Louis, MO Sun Jul 22 1990, 3:33 AM CDT Att: 31,261 - Cloudy - 77 F								
Rex Hudler, R OBP: 0.264, SLG: 0.275 Milt Thompson, L OBP: 0.288, SLG: 0.322	3-1 5-3		0-2 1B SF8 1B	1-0 L3			4-0 1B SF7 BB	0-3 K		3	1	1	0	0	0	2									
Willie McGee, S OBP: 0.382, SLG: 0.426	0-0 FC5 1B		1-2 SF8 1B		3-1 4-3		0-0 BLK 2B 1B			4	1	3	0	0	0	0									
Pedro Guerrero, R OBP: 0.332, SLG: 0.442 Dave Collins, S OBP: 0.347, SLG: 0.200	2-2 FC5 1B		2-1 SF8		0-1 F7		0-0 SF7			2	0	1	2	0	0	0									
Terry Pendleton, S OBP: 0.280, SLG: 0.348	1-2 FC5		1-2 F3		1-1 F6		1-0 F8			4	0	0	0	0	0	4									
José Quienro, S OBP: 0.351, SLG: 0.311	2-1 P8		1-0 F3			0-0 F7	4-1 2B BB			3	1	0	0	1	0	3									
Tom Pagnozzi, R OBP: 0.306, SLG: 0.345		1-0 6-3		4-2 2B BB		2-2 F9 1B	0-0 1B 2B			3	1	2	2	1	0	0									
Tim Jones, L OBP: 0.258, SLG: 0.186 Lee Smith, R		3-1 4-3		0-0 4-3		1-1 FC5-4 1B	0-1 F8			4	0	1	0	0	0	2									
Bryn Smith, R OBP: 0.250, SLG: 0.281 Ricky Horton, L		1-0		0-0 2B		0-0 F9		0-0 4-3		2	0	2	1	0	0	0									
Denny Walling, L OBP: 0.274, SLG: 0.261 Ken Dayley, L Ozzie Smith, S OBP: 0.333, SLG: 0.296				2H 2B		2-3				1	0	0	0	0	0	0									
Inning Stats	R: 1 E: 0 K: 0 S: 15	H: 3 LOB: 2 BB: 0 P: 25	R: 0 E: 0 K: 0 S: 6	H: 1 LOB: 1 BB: 0 P: 12	R: 1 E: 0 K: 0 S: 10	H: 2 LOB: 1 BB: 0 P: 16	R: 1 E: 0 K: 0 S: 6	H: 1 LOB: 1 BB: 2 P: 15	R: 0 E: 0 K: 0 S: 6	H: 0 LOB: 0 BB: 0 P: 10	R: 0 E: 0 K: 0 S: 11	H: 2 LOB: 2 BB: 0 P: 14	R: 3 E: 0 K: 0 S: 8	H: 2 LOB: 1 BB: 2 P: 16	R: 0 E: 0 K: 1 S: 6	H: 0 LOB: 0 BB: 0 P: 7	1B: 8 2B: 3 3B: 0 HR: 1	SF: 2 SAC: 0 DP: 1 HBP: 0	WP: 0 PB: 0 SB: 0 CS: 0	PA: 38					
PITCHER	IP	WLS	BF	H	R	ER	SO	BB	IBB	HBP	BLK	WP	HR	S	P	ERA	WHIP								
Derek Lilliquist, L ERA: 5.88	5.0	L	23	4	3	3	1	2	0	0	0	0	0	43	78	9.00	2.000								
Greg Harris, R ERA: 2.88	3.0		15	4	3	3	1	2	0	0	0	0	0	25	37	9.00	2.000								



Batter	1	2	3	4	5	6	7	8	9	AB	R	H	RBI	BB	SO	LOB	TOP							
Billy Hatcher, R OBP: 0.350, SLG: 0.402 (1, 7)										4	2	0	0	1	1	3	Cincinnati Reds @ San Diego Padres Jack Murphy Stadium, San Diego, CA Mon Jul 23 1990, 10:05 PM EDT Att: 18,238 - Unknown - 75 F							
Barry Larkin, R OBP: 0.375, SLG: 0.429 (1, 6)										5	2	3	2	0	0	2								
Chris Sabo, R OBP: 0.368, SLG: 0.507 (1, 5)										5	0	2	1	0	0	2								
Eric Davis, R OBP: 0.352, SLG: 0.483 Tim Layana, R (9, 1)										4	2	2	3	1	0	1								
Glenn Braggs, R OBP: 0.370, SLG: 0.439 (1, 9)										4	1	1	1	1	0	4								
Hal Morris, L OBP: 0.439, SLG: 0.556 (1, 3)										4	1	1	0	1	0	3								
Mariano Duncan, R OBP: 0.353, SLG: 0.496 (1, 4)										5	1	2	0	0	1	2								
Joe Oliver, R OBP: 0.338, SLG: 0.380 (1, 2)										3	0	1	2	1	0	1								
Tom Browning, L OBP: 0.135, SLG: 0.137 Luis Quinones, S OBP: 0.300, SLG: 0.311 Rob Dibble, L (8, PH)										2	0	0	0	0	0	2								
Herm Winningham, L OBP: 0.281, SLG: 0.348 (9, 8)										1	0	0	0	0	0	1								
Inning Stats	R: 2 E: 1 K: 0 S: 16	H: 3 LOB: 1 BB: 0 P: 23	R: 0 E: 0 K: 0 S: 6	H: 0 LOB: 0 BB: 0 P: 12	R: 2 E: 0 K: 1 S: 10	H: 2 LOB: 1 BB: 1 P: 21	R: 0 E: 0 K: 0 S: 9	H: 2 LOB: 2 BB: 0 P: 16	R: 0 E: 1 K: 0 S: 6	H: 0 LOB: 1 BB: 1 P: 13	R: 0 E: 0 K: 0 S: 11	H: 0 LOB: 1 BB: 1 P: 17	R: 0 E: 1 K: 0 S: 4	H: 1 LOB: 1 BB: 0 P: 6	R: 3 E: 0 K: 0 S: 11	H: 3 LOB: 1 BB: 2 P: 24	R: 2 E: 0 K: 1 S: 8	H: 1 LOB: 1 BB: 2 P: 18	1B: 6 2B: 5 3B: 0 HR: 1	SF: 1 SAC: 1 DP: 1 HBP: 0	WP: 0 PB: 0 SB: 0 CS: 1	PA: 45		
PITCHER	IP WLS BF H R ER SO BB IBB HBP BLK WP HR S P ERA WHIP	IP WLS BF H R ER SO BB IBB HBP BLK WP HR S P ERA WHIP	IP WLS BF H R ER SO BB IBB HBP BLK WP HR S P ERA WHIP	IP WLS BF H R ER SO BB IBB HBP BLK WP HR S P ERA WHIP	IP WLS BF H R ER SO BB IBB HBP BLK WP HR S P ERA WHIP	IP WLS BF H R ER SO BB IBB HBP BLK WP HR S P ERA WHIP	IP WLS BF H R ER SO BB IBB HBP BLK WP HR S P ERA WHIP	IP WLS BF H R ER SO BB IBB HBP BLK WP HR S P ERA WHIP	IP WLS BF H R ER SO BB IBB HBP BLK WP HR S P ERA WHIP	IP WLS BF H R ER SO BB IBB HBP BLK WP HR S P ERA WHIP	IP WLS BF H R ER SO BB IBB HBP BLK WP HR S P ERA WHIP	IP WLS BF H R ER SO BB IBB HBP BLK WP HR S P ERA WHIP	IP WLS BF H R ER SO BB IBB HBP BLK WP HR S P ERA WHIP	IP WLS BF H R ER SO BB IBB HBP BLK WP HR S P ERA WHIP	IP WLS BF H R ER SO BB IBB HBP BLK WP HR S P ERA WHIP	IP WLS BF H R ER SO BB IBB HBP BLK WP HR S P ERA WHIP	IP WLS BF H R ER SO BB IBB HBP BLK WP HR S P ERA WHIP	IP WLS BF H R ER SO BB IBB HBP BLK WP HR S P ERA WHIP	IP WLS BF H R ER SO BB IBB HBP BLK WP HR S P ERA WHIP	IP WLS BF H R ER SO BB IBB HBP BLK WP HR S P ERA WHIP	IP WLS BF H R ER SO BB IBB HBP BLK WP HR S P ERA WHIP	IP WLS BF H R ER SO BB IBB HBP BLK WP HR S P ERA WHIP	IP WLS BF H R ER SO BB IBB HBP BLK WP HR S P ERA WHIP	IP WLS BF H R ER SO BB IBB HBP BLK WP HR S P ERA WHIP
Dennis Rasmussen, L ERA: 4.18 Calvin Schiraldi, R ERA: 3.62 Rich Rodriguez, L ERA: 4.38 John Davis, R ERA: 7.71	5.0 2.0 0.2 1.1	L 8 6 7	24 8 3 1	7 1 3 2	4 0 3 2	3 0 3 1	1 0 1 2	0 0 0 0	0 0 0 0	0 0 0 0	0 0 0 0	0 0 0 0	0 0 0 0	0 0 0 0	0 0 0 0	0 0 0 0	0 0 0 0	0 0 0 0	0 0 0 0	0 0 0 0	0 0 0 0	0 0 0 0	0 0 0 0	0 0 0 0
Batter	1	2	3	4	5	6	7	8	9	AB	R	H	RBI	BB	SO	LOB	BOTTOM							
Bip Roberts, S OBP: 0.366, SLG: 0.417 (1, 7)										5	0	1	0	0	1	3	Cincinnati Reds @ San Diego Padres Jack Murphy Stadium, San Diego, CA Mon Jul 23 1990, 10:05 PM EDT Att: 18,238 - Unknown - 75 F							
Roberto Alomar, S OBP: 0.349, SLG: 0.396 (1, 4)										4	1	1	0	0	0	3								
Tony Gwynn, L OBP: 0.357, SLG: 0.431 (1, 9)										4	0	0	0	0	0	3								
Jack Clark, R OBP: 0.400, SLG: 0.495 (1, 3)										4	0	3	0	0	0	0								
Joe Carter, R OBP: 0.266, SLG: 0.375 (1, 8)										3	0	0	1	0	0	2								
Eddie Williams, R OBP: 0.258, SLG: 0.581 (1, 5)										4	1	2	1	0	1	2								
Mark Parent, R OBP: 0.277, SLG: 0.298 Phil Stephenson, L OBP: 0.364, SLG: 0.433 (9, PH)										3	0	0	0	0	0	3								
Garry Templeton, S OBP: 0.275, SLG: 0.380 (1, 6)										4	0	1	0	0	0	1								
Dennis Rasmussen, L ERA: 4.18 Thomas Howard, S OBP: 0.285, SLG: 0.300 Calvin Schiraldi, R ERA: 3.62 Shawn Abner, R OBP: 0.296, SLG: 0.167 Rich Rodriguez, L ERA: 4.38 John Davis, R ERA: 7.71 Fred Lynn, L OBP: 0.338, SLG: 0.422 (9, PH)	7.0 1.0 1.0	W 4 4	29 1 0	8 1 0	2 0 0	2 0 0	1 0 0	1 0 0	2 1 2	1	0	0	0	0	0	0								
Inning Stats	R: 0 E: 0 K: 0 S: 6	H: 0 LOB: 0 BB: 0 P: 13	R: 1 E: 0 K: 0 S: 7	H: 1 LOB: 0 BB: 0 P: 11	R: 0 E: 0 K: 0 S: 8	H: 0 LOB: 0 BB: 0 P: 11	R: 1 E: 0 K: 0 S: 10	H: 3 LOB: 2 BB: 0 P: 14	R: 0 E: 0 K: 0 S: 10	H: 2 LOB: 2 BB: 0 P: 13	R: 0 E: 0 K: 0 S: 11	H: 1 LOB: 1 BB: 0 P: 11	R: 0 E: 1 K: 1 S: 7	H: 1 LOB: 1 BB: 0 P: 9	R: 0 E: 1 K: 1 S: 9	H: 1 LOB: 1 BB: 0 P: 16		R: 0 E: 0 K: 2 S: 10	H: 0 LOB: 1 BB: 1 P: 17	1B: 8 2B: 0 3B: 0 HR: 1	SF: 1 SAC: 0 DP: 0 HBP: 0	WP: 0 PB: 0 SB: 0 CS: 0	PA: 37	
PITCHER	IP WLS BF H R ER SO BB IBB HBP BLK WP HR S P ERA WHIP	IP WLS BF H R ER SO BB IBB HBP BLK WP HR S P ERA WHIP	IP WLS BF H R ER SO BB IBB HBP BLK WP HR S P ERA WHIP	IP WLS BF H R ER SO BB IBB HBP BLK WP HR S P ERA WHIP	IP WLS BF H R ER SO BB IBB HBP BLK WP HR S P ERA WHIP	IP WLS BF H R ER SO BB IBB HBP BLK WP HR S P ERA WHIP	IP WLS BF H R ER SO BB IBB HBP BLK WP HR S P ERA WHIP	IP WLS BF H R ER SO BB IBB HBP BLK WP HR S P ERA WHIP	IP WLS BF H R ER SO BB IBB HBP BLK WP HR S P ERA WHIP	IP WLS BF H R ER SO BB IBB HBP BLK WP HR S P ERA WHIP	IP WLS BF H R ER SO BB IBB HBP BLK WP HR S P ERA WHIP	IP WLS BF H R ER SO BB IBB HBP BLK WP HR S P ERA WHIP	IP WLS BF H R ER SO BB IBB HBP BLK WP HR S P ERA WHIP	IP WLS BF H R ER SO BB IBB HBP BLK WP HR S P ERA WHIP	IP WLS BF H R ER SO BB IBB HBP BLK WP HR S P ERA WHIP	IP WLS BF H R ER SO BB IBB HBP BLK WP HR S P ERA WHIP	IP WLS BF H R ER SO BB IBB HBP BLK WP HR S P ERA WHIP	IP WLS BF H R ER SO BB IBB HBP BLK WP HR S P ERA WHIP	IP WLS BF H R ER SO BB IBB HBP BLK WP HR S P ERA WHIP	IP WLS BF H R ER SO BB IBB HBP BLK WP HR S P ERA WHIP	IP WLS BF H R ER SO BB IBB HBP BLK WP HR S P ERA WHIP	IP WLS BF H R ER SO BB IBB HBP BLK WP HR S P ERA WHIP	IP WLS BF H R ER SO BB IBB HBP BLK WP HR S P ERA WHIP	IP WLS BF H R ER SO BB IBB HBP BLK WP HR S P ERA WHIP
Tom Browning, L ERA: 2.85 Rob Dibble, R ERA: 2.05 Tim Layana, R ERA: 2.54	7.0 1.0 1.0	W 4 4	29 1 0	8 1 0	2 0 0	2 0 0	1 0 0	1 0 0	2 1 2	1	0	0	0	0	0	0								

AB	38
R	9
H	12
RBI	9
BB	5
SO	2
LOB	22



AB	35
R	2
H	9
RBI	2
BB	1
SO	4
LOB	18



Batter	1	2	3	4	5	6	7	8	9	AB	R	H	RBI	BB	SO	LOB	TOP			
Chris Sabo, R OBP: 0.364, SLG: 0.501 (1, 5)	P6		F2			G5-3			G6-3	4	0	0	0	0	0	0	Cincinnati Reds @ San Diego Padres Jack Murphy Stadium, San Diego, CA Tue Jul 24, 1990, 10:05 PM EDT Att: 24,139 - Unknown - 70 F			
Barry Larkin, R OBP: 0.375, SLG: 0.429 Luis Quinones, S OBP: 0.307, SLG: 0.311 (7, 6)	1B			G1-3		G6-3			BB	3	0	1	0	0	0	0				
Hal Morris, L OBP: 0.431, SLG: 0.543 (1, 3)	F5			FC6-4 1B			G3		P7	4	0	1	0	0	0	2				
Eric Davis, R OBP: 0.348, SLG: 0.476 Herm Wittingham, L OBP: 0.276, SLG: 0.344 (7, 8)	F8			FC6-4 1-2			G6-3		K	3	0	0	0	0	0	2				
Glenn Braggs, R OBP: 0.366, SLG: 0.433 (1, 7)		K		G6-3						3	0	0	0	0	2	1				
Paul O'Neill, L OBP: 0.346, SLG: 0.434 (1, 9)	G3				G6-3				FC6-4 BB	2	0	0	0	1	0	0				
Mariano Duncan, R Tim Birtsas, L (5, 1)		K				K			F8	2	0	0	0	0	2	0				
Joe Oliver, R OBP: 0.334, SLG: 0.375 (1, 2)			K			K			F8	3	0	0	0	0	2	1				
Jack Armstrong, R OBP: 0.122, SLG: 0.100 Ron Oester, S OBP: 0.345, SLG: 0.394 (5, 4)			K			G4-3			FC6-4 1-2	1	0	0	0	0	1	0				
Inning Stats	R: 0 E: 0 K: 0 S: 6	H: 1 LOB: 1 BB: 0 P: 11	R: 0 E: 0 K: 2 S: 10	H: 0 LOB: 0 BB: 0 P: 12	R: 0 E: 0 K: 2 S: 11	H: 0 LOB: 0 BB: 0 P: 14	R: 0 E: 1 K: 0 S: 7	H: 1 LOB: 1 BB: 0 P: 8	R: 0 E: 0 K: 2 S: 10	H: 0 LOB: 0 BB: 0 P: 14	R: 0 E: 0 K: 1 S: 9	H: 0 LOB: 0 BB: 0 P: 15	R: 0 E: 0 K: 0 S: 12	H: 0 LOB: 1 BB: 1 P: 19	R: 0 E: 0 K: 1 S: 8	H: 0 LOB: 1 BB: 1 P: 13		1B: 2 2B: 0 3B: 0 HR: 0	SF: 0 SAC: 0 DP: 0 HBP: 0	WP: 0 PB: 0 SB: 0 CS: 0
PITCHER Bruce Hurst, L ERA: 4.18 (1, 1)	IP: 9.0 WLS: W BF: 31 H: 2 R: 0 ER: 0 SO: 8 BB: 2 IBB: 0 HBP: 0 BLK: 0 WP: 0 HR: 0 S: 78 P: 114 ERA: 0.00 WHIP: 0.444																			

AB	29
R	0
H	2
RBI	0
BB	2
SO	8
LOB	9



Batter	1	2	3	4	5	6	7	8	9	AB	R	H	RBI	BB	SO	LOB	BOTTOM	
Bip Roberts, S OBP: 0.367, SLG: 0.421 Shawn Abner, R OBP: 0.302, SLG: 0.348 (7, 7)	G3-1		F9			1B 2B	G5-3 1B	2B		4	2	2	1	0	0	0	Cincinnati Reds @ San Diego Padres Jack Murphy Stadium, San Diego, CA Tue Jul 24, 1990, 10:05 PM EDT Att: 24,139 - Unknown - 70 F	
Roberto Alomar, S OBP: 0.350, SLG: 0.397 (1, 4)	G4-3 BLK 1B		G5-3		2H 3H 1B	G5-3 1-2	SF7		4	1	2	3	0	0	1			
Tony Gwynn, L OBP: 0.360, SLG: 0.436 (1, 9)	G4-3		F7		1B 1B	2H 1B	2H 2B		5	0	3	2	0	0	1			
Jack Clark, R OBP: 0.406, SLG: 0.495 Phil Stephenson, L OBP: 0.360, SLG: 0.429 (6, PR) (7, 3)	1B BB		K		WP 1B BB	BB 1B	G3		2	2	1	0	2	1	0			
Joe Carter, R OBP: 0.270, SLG: 0.376 (1, 8)	1B 1B		F9		1-2 1B 1B	BB BB			4	1	2	1	1	0	0			
Mike Pagliarulo, L OBP: 0.347, SLG: 0.371 (1, 5)	1-2 3H 1B		2B		1-2 2-3 BB	1-2 BB			3	0	2	1	2	0	0			
Tom Lampkin, L OBP: 0.214, SLG: 0.214 (1, 2)		G4-3		G4-3		1-3 2H 1B			5	0	1	2	0	1	4			
Garry Templeton, S OBP: 0.281, SLG: 0.386 (1, 6)		K			2B				3	2	2	0	1	1	0			
Bruce Hurst, L OBP: 0.154, SLG: 0.108 (1, 1)		K			SH 2B		K		3	1	0	0	0	3	4			
Inning Stats	R: 2 E: 0 K: 0 S: 14	H: 3 LOB: 2 BB: 1 P: 23	R: 0 E: 0 K: 2 S: 7	H: 0 LOB: 0 BB: 0 P: 9	R: 0 E: 0 K: 1 S: 11	H: 1 LOB: 1 BB: 0 P: 13	R: 5 E: 0 K: 1 S: 18	H: 6 LOB: 3 BB: 3 P: 35	R: 1 E: 0 K: 1 S: 18	H: 3 LOB: 2 BB: 2 P: 33	R: 2 E: 0 K: 1 S: 14	H: 3 LOB: 1 BB: 0 P: 20	R: 0 E: 0 K: 0 S: 4	H: 0 LOB: 0 BB: 0 P: 5	1B: 11 2B: 5 3B: 0 HR: 0	SF: 1 SAC: 1 DP: 0 HBP: 0		WP: 1 PB: 0 SB: 0 CS: 0
PITCHER Jack Armstrong, R ERA: 3.08 (1, 1) Tim Birtsas, L ERA: 3.83 (5, 1)	IP: 4.2 WLS: L BF: 23 H: 7 R: 3 ER: 3 SO: 3 BB: 3 IBB: 1 HBP: 0 BLK: 0 WP: 1 HR: 0 S: 43 P: 76 ERA: 8.10 WHIP: 3.000																	

AB	35
R	10
H	16
RBI	10
BB	6
SO	6
LOB	11



Batter	1	2	3	4	5	6	7	8	9	AB	R	H	RBI	BB	SO	LOB	TOP										
Billy Hatcher, R OBP: 0.346, SLG: 0.397 (1, 7)	G3			E6 1B		P2		G4-3		4	0	0	0	0	0	0	Cincinnati Reds @ San Diego Padres Jack Murphy Stadium, San Diego, CA Wed Jul 25 1990, 10:05 PM EDT Unknown - 70 F										
Barry Larkin, R OBP: 0.376, SLG: 0.435 (1, 6)	K			K		G4-3 2B		G4-3 2B		4	0	2	0	0	2	1											
Hal Morris, L OBP: 0.425, SLG: 0.531 (1, 3)	G4-3			G4-3 1B		G4-3		K		4	0	1	0	0	1	2											
Eric Davis, R OBP: 0.343, SLG: 0.468 (1, 8)		L7		F9		G6-3		P3		4	0	0	0	0	0	4											
Chris Sabo, R OBP: 0.360, SLG: 0.496 (1, 5)		P6		F7			E5 1B	G5-3		4	0	0	0	0	0	2											
Paul O'Neill, L OBP: 0.345, SLG: 0.432 (1, 9)		G4-3			S 1B		L7	K		4	1	1	0	0	1	1											
Mariano Duncan, R OBP: 0.351, SLG: 0.492 (3, PH)								G1-3		0	0	0	0	0	0	0											
Ron Oester, S OBP: 0.353, SLG: 0.402 (3, 4)			K							3	0	2	1	0	1	0											
Glenn Braggs, R OBP: 0.364, SLG: 0.431 (9, PH)										1	0	0	0	0	0	0											
Joe Oliver, R OBP: 0.331, SLG: 0.371 (1, 2)										3	0	0	0	0	0	3											
Norm Charlton, S OBP: 0.417, SLG: 0.222 (7, PH)										2	0	0	0	0	1	0											
Ken Griffey, L OBP: 0.242, SLG: 0.310 (7, PH)										1	0	0	0	0	0	2											
Rob Dibble, L (7, 1)										0	0	0	0	0	0	0											
Inning Stats	R: 0 E: 0 K: 1 S: 7	H: 0 LOB: 0 BB: 0 P: 10	R: 0 E: 0 K: 0 S: 7	H: 0 LOB: 0 BB: 0 P: 10	R: 0 E: 0 K: 2 S: 8	H: 0 LOB: 0 BB: 0 P: 11	R: 0 E: 1 K: 1 S: 11	H: 1 LOB: 2 BB: 0 P: 17	R: 1 E: 0 K: 0 S: 10	H: 2 LOB: 0 BB: 0 P: 16	R: 0 E: 0 K: 0 S: 5	H: 1 LOB: 1 BB: 0 P: 9	R: 0 E: 1 K: 0 S: 9	H: 1 LOB: 2 BB: 0 P: 11	R: 0 E: 0 K: 1 S: 6	H: 0 LOB: 0 BB: 0 P: 8	1B: 4 2B: 2 3B: 0 HR: 0	SF: 0 SAC: 0 DP: 0 HBP: 0	WP: 0 PB: 0 SB: 2 CS: 1	PA: 34							
PITCHER	IP	WLS	BF	H	R	ER	SO	BB	IBB	HBP	BLK	WP	HR	S	P	ERA	WHIP										
Ed Whitson, R ERA: 2.84 (1, 1)	7.1	W	29	6	1	1	4	0	0	0	0	0	0	61	90	1.23	0.818										
Craig Lefferts, L ERA: 2.95 (8, 1)	1.2	S	5	0	0	0	2	0	0	0	0	0	0	11	18	0.00	0.000										

AB	34
R	1
H	6
RBI	1
BB	0
SO	6
LOB	15



Batter	1	2	3	4	5	6	7	8	9	AB	R	H	RBI	BB	SO	LOB	BOTTOM										
Bip Roberts, S OBP: 0.366, SLG: 0.419 (1, 7)	G4-6-3 1B PB				G1		K			4	1	1	0	0	1	2	Cincinnati Reds @ San Diego Padres Jack Murphy Stadium, San Diego, CA Wed Jul 25 1990, 10:05 PM EDT Unknown - 70 F										
Roberto Alomar, S OBP: 0.351, SLG: 0.397 (1, 4)	G4-6-3 1B			G4-3	F8			S 1B BB		3	0	1	0	1	0	0											
Tony Gwynn, L OBP: 0.361, SLG: 0.435 (1, 9)	G4-6-3			FC6-4 BB	G6-3			L3-6 1B		3	0	1	0	1	0	2											
Jack Clark, R OBP: 0.403, SLG: 0.487 (1, 3)	G4-6-3 2B BB			K		G6-3		K		3	1	0	0	1	2	3											
Joe Carter, R OBP: 0.273, SLG: 0.380 (1, 8)	G4-6-3 2B			FC6-4		CS 1B		L3-6		4	0	2	1	0	0	3											
Eddie Williams, R OBP: 0.285, SLG: 0.545 (1, 5)	G5-3			FC6-4 BB		G4-3				2	0	0	0	1	0	2											
Shawn Abner, R OBP: 0.302, SLG: 0.348 (8, 7)										0	0	0	0	0	0	0											
Mark Parent, R OBP: 0.271, SLG: 0.291 (1, 2)					P4			G1-3		3	0	0	0	0	0	1											
Garry Templeton, S OBP: 0.282, SLG: 0.385 (1, 6)					P4			SH1-4 1B		3	0	1	0	0	1	1											
Ed Whitson, R OBP: 0.167, SLG: 0.244 (1, 1)					FC6-4			SH1-4		2	0	1	0	0	0	1											
Craig Lefferts, L OBP: 0.250, SLG: 0.250 (8, 1)										0	0	0	0	0	0	0											
Inning Stats	R: 2 E: 0 K: 0 S: 12	H: 3 LOB: 1 BB: 1 P: 20	R: 0 E: 0 K: 1 S: 9	H: 1 LOB: 1 BB: 0 P: 13	R: 0 E: 0 K: 1 S: 7	H: 0 LOB: 1 BB: 1 P: 13	R: 0 E: 0 K: 0 S: 3	H: 0 LOB: 1 BB: 1 P: 10	R: 0 E: 0 K: 0 S: 13	H: 0 LOB: 0 BB: 0 P: 18	R: 0 E: 0 K: 0 S: 12	H: 1 LOB: 0 BB: 0 P: 17	R: 0 E: 0 K: 1 S: 7	H: 1 LOB: 1 BB: 0 P: 8	R: 0 E: 0 K: 1 S: 12	H: 1 LOB: 1 BB: 1 P: 19	1B: 6 2B: 2 3B: 0 HR: 0	SF: 0 SAC: 1 DP: 2 HBP: 0	WP: 0 PB: 1 SB: 2 CS: 1	PA: 32							
PITCHER	IP	WLS	BF	H	R	ER	SO	BB	IBB	HBP	BLK	WP	HR	S	P	ERA	WHIP										
Norm Charlton, L ERA: 2.66 (7, 1)	6.0	L	24	5	2	2	2	3	0	0	0	0	0	56	91	3.00	1.333										
Rob Dibble, R ERA: 1.95 (7, 1)	2.0		8	2	0	0	2	1	0	0	0	0	0	19	27	0.00	1.500										



Batter	1	2	3	4	5	6	7	8	9	AB	R	H	RBI	BB	SO	LOB	TOP					
Eric Yelding, R OBP: 0.326, SLG: 0.311 (1, 6)										4	1	3	0	0	1	0	Houston Astros @ San Diego Padres Jack Murphy Stadium, San Diego, CA Thu Jul 26 1990, 10:05 PM EDT Att: 13,538 - Unknown - 70 F					
Bill Doran, S OBP: 0.380, SLG: 0.364 (1, 4)										3	0	1	2	1	0	0						
Ken Oberkfell, L OBP: 0.312, SLG: 0.337 (1, 3)										4	0	1	0	0	0	2						
Franklin Stubbs, L OBP: 0.301, SLG: 0.448 (8, PH)										3	0	1	0	0	1	0						
Carl Nichols, R OBP: 0.333, SLG: 0.333 (8, 7)										1	0	0	0	0	0	2						
Ken Caminiti, S OBP: 0.324, SLG: 0.321 (1, 5)										3	0	0	0	1	0	1						
Craig Biggio, R OBP: 0.347, SLG: 0.358 (1, 8)										4	0	2	0	0	0	1						
Javier Ortiz, R OBP: 0.367, SLG: 0.403 (3, 9)										0	0	0	0	1	0	0						
Glenn Wilson, R OBP: 0.296, SLG: 0.351 (7, 1)										2	0	0	0	0	1	1						
Dan Schatzeder, L OBP: 0.250, SLG: 0.250 (9, PH)										0	0	0	0	0	1	1						
Alex Trevino, R OBP: 0.266, SLG: 0.275 (1, 2)										4	0	0	0	0	0	2						
Rich Gedman, L OBP: 0.322, SLG: 0.277 (1, 1)										1	0	0	0	0	0	1						
Dave Rohde, S OBP: 0.273, SLG: 0.300 (6, 1)										1	0	0	0	0	0	0						
Xavier Hernandez, L OBP: 0.500, SLG: 0.500 (7, 9)										0	0	0	0	0	0	0						
Casey Candaele, S OBP: 0.386, SLG: 0.421 (1, 2)										0	1	0	0	1	0	0						
Inning Stats	R: 0 E: 0 K: 1 S: 12	H: 0 LOB: 0 BB: 0 P: 16	R: 0 E: 0 K: 0 S: 6	H: 1 LOB: 0 BB: 0 P: 12	R: 0 E: 0 K: 0 S: 6	H: 1 LOB: 2 BB: 1 P: 11	R: 0 E: 0 K: 0 S: 5	H: 0 LOB: 0 BB: 0 P: 9	R: 0 E: 0 K: 1 S: 8	H: 0 LOB: 0 BB: 1 P: 13	R: 0 E: 0 K: 1 S: 10	H: 1 LOB: 2 BB: 1 P: 18	R: 0 E: 0 K: 1 S: 6	H: 1 LOB: 1 BB: 0 P: 12	R: 2 E: 0 K: 0 S: 7	H: 3 LOB: 1 BB: 1 P: 13	R: 0 E: 0 K: 1 S: 6	H: 1 LOB: 1 BB: 0 P: 11	1B: 6 2B: 2 3B: 0 HR: 0	SF: 0 SAC: 0 DP: 2 HBP: 0	WP: 0 PB: 0 SB: 1 CS: 1	PA: 35
PITCHER	IP WLS BF H R ER SO BB IBB HBP BLK WP HR S P ERA WHIP																					
Eric Show, R ERA: 6.23 (1, 1)	7.1 W 30 7 2 2 3 4 0 0 0 0 0 0 58 102 2.46 1.500																					
Rich Rodriguez, L ERA: 3.66 (8, 1)	1.2 5 1 0 0 1 0 0 0 0 0 0 0 8 13 0.00 0.600																					


AB	31
R	2
H	8
RBI	2
BB	4
SO	4
LOB	11




Batter	1	2	3	4	5	6	7	8	9	AB	R	H	RBI	BB	SO	LOB	BOTTOM			
Bip Roberts, S OBP: 0.367, SLG: 0.421 (1, 7)										5	1	1	0	0	0	1	Houston Astros @ San Diego Padres Jack Murphy Stadium, San Diego, CA Thu Jul 26 1990, 10:05 PM EDT Att: 13,538 - Unknown - 70 F			
Roberto Alomar, S OBP: 0.355, SLG: 0.398 (1, 4)										4	2	1	0	1	0	0				
Tony Gwynn, L OBP: 0.369, SLG: 0.447 (7, 9)									3	1	2	1	0	0	0	0				
Thomas Howard, S OBP: 0.293, SLG: 0.341 (1, 3)									3	2	3	3	1	0	0	0				
Jack Clark, R OBP: 0.413, SLG: 0.510 (1, 8)									3	2	3	3	1	0	0	0				
Joe Carter, R OBP: 0.272, SLG: 0.380 (1, 5)									3	1	1	2	0	0	1	1				
Mike Pagliarulo, L OBP: 0.354, SLG: 0.393 (1, 5)									4	0	2	2	0	0	1	1				
Mark Parent, R OBP: 0.271, SLG: 0.298 (1, 2)									4	0	1	0	0	1	5	1				
Garry Templeton, S OBP: 0.278, SLG: 0.380 (1, 6)									4	0	0	0	0	1	5	1				
Eric Show, R OBP: 0.222, SLG: 0.278 (8, 1)										3	0	0	0	0	2	1				
Inning Stats	R: 0 E: 0 K: 0 S: 7	H: 0 LOB: 0 BB: 0 P: 10	R: 0 E: 0 K: 0 S: 6	H: 1 LOB: 1 BB: 0 P: 11	R: 0 E: 0 K: 1 S: 7	H: 0 LOB: 0 BB: 0 P: 12	R: 1 E: 0 K: 1 S: 19	H: 3 LOB: 3 BB: 1 P: 29	R: 4 E: 0 K: 0 S: 13	H: 3 LOB: 0 BB: 1 P: 21	R: 0 E: 0 K: 1 S: 14	H: 1 LOB: 0 BB: 0 P: 22	R: 3 E: 1 K: 1 S: 18	H: 4 LOB: 1 BB: 0 P: 26	R: 0 E: 0 K: 0 S: 4	H: 0 LOB: 0 BB: 0 P: 5	1B: 9 2B: 2 3B: 0 HR: 1	SF: 1 SAC: 0 DP: 0 HBP: 0	WP: 1 PB: 0 SB: 0 CS: 0	PA: 38
PITCHER	IP WLS BF H R ER SO BB IBB HBP BLK WP HR S P ERA WHIP																			
Mark Portugal, R ERA: 4.15 (1, 1)	5.0 L 24 7 5 5 2 2 0 0 0 0 0 0 52 83 9.00 1.800																			
Xavier Hernandez, R ERA: 6.17 (6, 1)	1.1 8 4 3 3 1 0 0 0 0 0 0 0 25 39 20.25 3.000																			
Dan Schatzeder, L ERA: 2.77 (7, 1)	1.2 6 1 0 0 1 0 0 0 0 0 0 0 11 14 0.00 0.600																			

AB	35
R	8
H	12
RBI	8
BB	2
SO	4
LOB	14



Batter	1	2	3	4	5	6	7	8	9	AB	R	H	RBI	BB	SO	LOB	TOP					
Eric Yelding, R OBP: 0.326, SLG: 0.316 (1, 8)	F8		F8		SF7		1B BB SF7 1B		K	4	1	1	1	0	1	0	Houston Astros @ San Diego Padres Jack Murphy Stadium, San Diego, CA Sat Jul 28 1990, 10:05 PM EDT Att: 22,621 - Unknown - 65 F AB 35 R 5 H 13 RBI 5 BB 1 SO 3 LOB 13 					
Bill Doran, S OBP: 0.378, SLG: 0.360 (1, 4)	F9		G5-3		F9		HBP 1B 1B BB		S	4	1	1	0	1	0	2						
Ken Caminiti, S OBP: 0.328, SLG: 0.325 (1, 5)	1B			G1-4-3 1B		FC6-4 1B	HBP 1B	F9		5	1	4	1	0	0	1						
Glenn Wilson, R OBP: 0.295, SLG: 0.360 (1, 9)				G1-4-3		FC6-4 1B	SF7		K	3	0	1	0	0	0	2						
Terry Puhl, L OBP: 0.345, SLG: 0.300 (7, PH)										0	0	0	1	0	0	0						
Casey Candaele, S OBP: 0.387, SLG: 0.439 (7, 7)										1	0	0	0	0	1	1						
Craig Biggio, R OBP: 0.347, SLG: 0.359 (1, 2)	FC6-4 1B				F9		1B	HBP		3	0	0	0	0	0	3						
Mark Davidson, R OBP: 0.345, SLG: 0.625 (1, 7) (7, 9)					G6-3		1B			4	0	3	2	0	0	0						
Franklin Stubbs, L OBP: 0.299, SLG: 0.442 (1, 3)										4	1	1	0	0	1	3						
Rafael Ramirez, R OBP: 0.309, SLG: 0.337 (1, 6)					E3 SF7 1B		1B SH3-4 1B		P3	4	1	1	0	0	0	1						
Mike Scott, R OBP: 0.189, SLG: 0.143 (1, 1)										2	0	1	0	0	0	0						
Carl Nichols, R OBP: 0.320, SLG: 0.318 (8, PH)										1	0	0	0	0	0	0						
Juan Agosto, L (8, 1)										0	0	0	0	0	0	0						
Larry Andersen, R (8, 1)										0	0	0	0	0	0	0						
Inning Stats	R: 0 E: 0 K: 0 S: 13	H: 2 LOB: 2 BB: 0 P: 19	R: 0 E: 0 K: 1 S: 9	H: 1 LOB: 0 BB: 0 P: 12	R: 0 E: 0 K: 0 S: 5	H: 0 LOB: 0 BB: 0 P: 9	R: 0 E: 0 K: 0 S: 7	H: 1 LOB: 0 BB: 0 P: 9	R: 1 E: 1 K: 0 S: 13	H: 2 LOB: 2 BB: 0 P: 23	R: 0 E: 0 K: 0 S: 11	H: 2 LOB: 2 BB: 0 P: 17	R: 4 E: 0 K: 0 S: 20	H: 4 LOB: 2 BB: 1 P: 30	R: 0 E: 0 K: 0 S: 7	H: 0 LOB: 0 BB: 0 P: 10	R: 0 E: 0 K: 2 S: 10	H: 1 LOB: 1 BB: 0 P: 14	1B: 13 2B: 1 3B: 0 HR: 0	SF: 2 SAC: 1 DP: 2 HBP: 1	WP: 0 PB: 0 SB: 1 CS: 1	PA: 40
PITCHER	IP WLS BF H R ER SO BB IBB HBP BLK WP HR S P ERA WHIP																					
Dennis Rasmussen, L ERA: 4.27 (1, 1)	6.1 L 30 11 5 4 1 1 0 0 0 0 0 0 67 105 5.68 1.895																					
Calvin Schiraldi, R ERA: 3.51 (7, 1)	0.2 3 1 0 0 0 0 0 0 1 0 0 0 0 11 14 0.00 1.500																					
Rich Rodriguez, L ERA: 3.38 (8, 1)	2.0 7 1 0 0 2 0 0 0 0 0 0 0 0 17 24 0.00 0.500																					

Batter	1	2	3	4	5	6	7	8	9	AB	R	H	RBI	BB	SO	LOB	BOTTOM			
Bip Roberts, S OBP: 0.366, SLG: 0.418 (1, 7)	K		F7		G4-3			FC5-4 BB		3	0	0	0	1	1	1	Houston Astros @ San Diego Padres Jack Murphy Stadium, San Diego, CA Sat Jul 28 1990, 10:05 PM EDT Att: 22,621 - Unknown - 65 F AB 32 R 3 H 6 RBI 3 BB 1 SO 7 LOB 7 			
Roberto Alomar, S OBP: 0.350, SLG: 0.392 (1, 4)	K		G4-3				K	FC5-4 FC4-6		4	0	0	0	0	2	2				
Tony Gwynn, L OBP: 0.366, SLG: 0.441 (1, 9)	F8				F8		F8	FC4-6		4	0	0	0	0	0	1				
Jack Clark, R OBP: 0.404, SLG: 0.510 (1, 3)			G5-3		F8		G5-3		K	4	0	0	0	0	1	1				
Joe Carter, R OBP: 0.274, SLG: 0.395 (1, 8)			K				S 1B		F8	4	1	2	1	0	1	0				
Mike Pagliarulo, L OBP: 0.355, SLG: 0.396 (1, 5)					G3				L1-3	4	0	1	0	0	1	1				
Tom Lampkin, L OBP: 0.308, SLG: 0.423 (1, 2)			F8				P6		K	4	1	1	1	0	1	1				
Garry Templeton, S OBP: 0.281, SLG: 0.384 (1, 6)					F9				G1-3	3	1	1	0	0	0	0				
Dennis Rasmussen, L OBP: 0.333, SLG: 0.388 (1, 1)										1	0	1	1	0	0	0				
Calvin Schiraldi, R OBP: 0.300, SLG: 0.566 (7, 1)										0	0	0	0	0	0	0				
Phil Stephenson, L OBP: 0.388, SLG: 0.438 (7, PH)										1	0	0	0	0	0	0				
Rich Rodriguez, L (8, 1)										0	0	0	0	0	0	0				
Inning Stats	R: 0 E: 0 K: 2 S: 8	H: 0 LOB: 0 BB: 0 P: 13	R: 0 E: 0 K: 1 S: 18	H: 1 LOB: 1 BB: 0 P: 22	R: 0 E: 0 K: 0 S: 10	H: 1 LOB: 1 BB: 0 P: 13	R: 0 E: 0 K: 0 S: 12	H: 1 LOB: 1 BB: 0 P: 15	R: 2 E: 0 K: 1 S: 12	H: 2 LOB: 0 BB: 0 P: 16	R: 0 E: 0 K: 1 S: 9	H: 0 LOB: 1 BB: 1 P: 21	R: 0 E: 0 K: 1 S: 10	H: 0 LOB: 0 BB: 0 P: 18	R: 0 E: 0 K: 1 S: 10	H: 0 LOB: 0 BB: 0 P: 18	1B: 3 2B: 0 3B: 1 HR: 2	SF: 1 SAC: 0 DP: 0 HBP: 0	WP: 0 PB: 0 SB: 1 CS: 0	PA: 34
PITCHER	IP WLS BF H R ER SO BB IBB HBP BLK WP HR S P ERA WHIP																			
Mike Scott, R ERA: 4.21 (1, 1)	7.0 W 27 6 3 3 5 0 0 0 0 0 0 2 79 103 3.86 0.857																			
Juan Agosto, L ERA: 3.72 (8, 1)	0.2 3 0 0 0 0 1 0 0 0 0 0 0 6 15 0.00 1.500																			
Larry Andersen, R ERA: 2.4 (8, 1)	1.1 S 4 0 0 0 2 0 0 0 0 0 0 0 13 24 0.00 0.000																			

Batter	1	2	3	4	5	6	7	8	9	AB	R	H	RBI	BB	SO	LOB	TOP										
Eric Yelding, R OBP: 0.322, SLG: 0.312 (1, 8)	F7		K			G6-3		F7		4	0	0	0	0	1	1	Houston Astros @ San Diego Padres Jack Murphy Stadium, San Diego, CA Sun Jul 29 1990, 6:33 AM EDT Att: 19,506 - Sunny - 80 F										
Bill Doran, S OBP: 0.383, SLG: 0.378 (1, 4)	G6-3			FC2-6 1B		HR		1B		4	1	3	1	0	0	0											
Ken Caminiti, S OBP: 0.324, SLG: 0.321 (1, 5)	K			FC2-6 1B 1-2		G6-3		CS	K	4	0	0	0	0	2	1											
Glenn Wilson, R OBP: 0.291, SLG: 0.355 (1, 9)		F8		K			L6		K	4	0	0	0	0	2	1											
Craig Biggio, R OBP: 0.351, SLG: 0.364 (1, 2)	G6-3 1B			PO 1B			G3		1B	4	0	3	0	0	0	0											
Mark Davidson, R OBP: 0.487, SLG: 0.500 (1, 7)	G6-3			PO 1-2	F8		G5-3		1B	4	0	1	0	0	0	1											
Franklin Stubbs, L OBP: 0.302, SLG: 0.458 (1, 3)			HR		K			SH1-3 SH 2B	G4-3	4	2	2	1	0	1	2											
Rafael Ramirez, R OBP: 0.307, SLG: 0.335 (1, 6)			K		K			SH1-3		2	0	0	0	0	2	0											
Jim Deshaies, L OBP: 0.028, SLG: 0.028 (1, 1)			K					SH 1B CS		2	0	0	0	0	1	0											
Terry Puhl, L OBP: 0.348, SLG: 0.300 (8, PH)						G3-1				0	0	0	1	0	0	0											
Juan Agosto, L OBP: 0.392, SLG: 0.392 (8, 1)										0	0	0	0	0	0	0											
Dave Smith, R OBP: 0.250, SLG: 0.250 (8, 1)										0	0	0	0	0	0	0											
Inning Stats	R: 0 E: 0 K: 1 S: 7	H: 0 LOB: 0 BB: 0 P: 11	R: 0 E: 0 K: 0 S: 11	H: 1 LOB: 0 BB: 0 P: 14	R: 1 E: 0 K: 3 S: 12	H: 1 LOB: 0 BB: 0 P: 17	R: 0 E: 0 K: 1 S: 9	H: 2 LOB: 1 BB: 0 P: 10	R: 0 E: 0 K: 2 S: 10	H: 0 LOB: 0 BB: 0 P: 11	R: 1 E: 0 K: 0 S: 10	H: 1 LOB: 0 BB: 0 P: 17	R: 0 E: 0 K: 0 S: 5	H: 0 LOB: 0 BB: 0 P: 6	R: 0 E: 0 K: 2 S: 12	H: 2 LOB: 2 BB: 0 P: 14	R: 0 E: 0 K: 2 S: 12	H: 2 LOB: 2 BB: 0 P: 14	1B: 6 2B: 1 3B: 0 HR: 2	SF: 0 SAC: 2 DP: 0 HBP: 0	WP: 0 PB: 0 SB: 0 CS: 1	PA: 36					
PITCHER	IP	WLS	BF	H	R	ER	SO	BB	IBB	HBP	BLK	WP	HR	S	P	ERA	WHIP										
Bruce Hurst, L ERA: 4.1 (1, 1)	7.0		24	5	2	2	7	0	0	0	0	0	2	64	86	2.57	0.714										
Greg Harris, R ERA: 2.53 (8, 1)	1.0	W	5	2	1	1	0	0	0	0	0	0	0	12	16	9.00	2.000										
Craig Lefferts, L ERA: 2.81 (9, 1)	1.0	S	5	2	0	0	2	0	0	0	0	0	0	12	14	0.00	2.000										

AB	32
R	3
H	9
RBI	3
BB	0
SO	9
LOB	6



Batter	1	2	3	4	5	6	7	8	9	AB	R	H	RBI	BB	SO	LOB	BOTTOM										
Bip Roberts, S OBP: 0.364, SLG: 0.419 (1, 6)	G6-3			G4-3				G6-3		4	1	1	0	0	0	0	Houston Astros @ San Diego Padres Jack Murphy Stadium, San Diego, CA Sun Jul 29 1990, 6:33 AM EDT Att: 19,506 - Sunny - 80 F										
Roberto Alomar, S OBP: 0.352, SLG: 0.392 (1, 4)	P3			F8		1B SF9 2B		BB		3	0	1	0	1	0	0											
Tony Gwynn, L OBP: 0.363, SLG: 0.437 (1, 9)	L8			G6-3		F9		FC4-6 HR		4	1	0	0	0	0	3											
Jack Clark, R OBP: 0.402, SLG: 0.522 (1, 3)		L8			P4	SF9		HR		3	1	1	3	0	0	0											
Joe Carter, R OBP: 0.271, SLG: 0.391 (1, 7)		P3		G5-3		P2		K		4	0	0	0	0	1	1											
Eddie Williams, R OBP: 0.297, SLG: 0.583 (1, 5)		CS 1B			1B 2B			K		3	1	2	0	0	1	0											
Mark Parent, R OBP: 0.286, SLG: 0.321 (1, 2)		CS		L3-6 2B		HBP 1B		CS 1B		3	0	3	1	0	0	0											
Tom Lampkin, L OBP: 0.308, SLG: 0.423 (7, PR) (8, 2)				L3-6 2B		HBP 1B		CS 1B		0	0	0	0	0	0	0											
Shawn Abner, R OBP: 0.308, SLG: 0.337 (1, 8)				L3-6		HBP		BB		1	0	0	0	1	0	1											
Bruce Hurst, L OBP: 0.146, SLG: 0.103 (1, 1)				K		K		K		2	0	0	0	0	2	2											
Garry Templeton, S OBP: 0.289, SLG: 0.383 (7, PH)				K		K		K		1	0	0	0	0	1	1											
Greg Harris, R OBP: 0.125, SLG: 0.375 (8, 1)										0	0	0	0	0	0	0											
Craig Lefferts, L OBP: 0.250, SLG: 0.250 (9, 1)										0	0	0	0	0	0	0											
Inning Stats	R: 0 E: 0 K: 0 S: 7	H: 0 LOB: 0 BB: 0 P: 12	R: 0 E: 0 K: 0 S: 8	H: 1 LOB: 0 BB: 0 P: 14	R: 0 E: 0 K: 1 S: 8	H: 1 LOB: 0 BB: 0 P: 10	R: 0 E: 0 K: 0 S: 5	H: 0 LOB: 0 BB: 0 P: 7	R: 1 E: 0 K: 1 S: 14	H: 2 LOB: 2 BB: 0 P: 20	R: 1 E: 0 K: 0 S: 10	H: 2 LOB: 1 BB: 0 P: 22	R: 0 E: 1 K: 2 S: 12	H: 1 LOB: 2 BB: 1 P: 19	R: 2 E: 0 K: 1 S: 13	H: 1 LOB: 0 BB: 1 P: 23	R: 0 E: 0 K: 1 S: 12	H: 1 LOB: 0 BB: 1 P: 23	1B: 4 2B: 4 3B: 0 HR: 1	SF: 1 SAC: 0 DP: 1 HBP: 1	WP: 0 PB: 0 SB: 1 CS: 2	PA: 33					
PITCHER	IP	WLS	BF	H	R	ER	SO	BB	IBB	HBP	BLK	WP	HR	S	P	ERA	WHIP										
Jim Deshaies, L ERA: 4.35 (1, 1)	7.0		27	7	2	2	4	1	0	1	0	0	0	64	104	2.57	1.143										
Juan Agosto, L ERA: 3.99 (8, 1)	0.2		3	0	1	1	0	1	0	0	0	0	0	6	12	13.50	1.500										
Dave Smith, R ERA: 2.58 (8, 1)	0.1	L	2	1	1	1	1	0	0	0	0	0	1	7	11	27.00	3.000										

AB	28
R	4
H	8
RBI	4
BB	2
SO	5
LOB	8



Batter	1	2	3	4	5	6	7	8	9	AB	R	H	RBI	BB	SO	LOB	TOP										
Oddibe McDowell, L (1, 8) OBP: 0.298, SLG: 0.377	F7	G4-3			HBP BB		BB 1B	L9		3	1	0	0	2	0	2											
Mark Lemke, S (1, 4) OBP: 0.310, SLG: 0.262	G3		F7		HBP 1B		BB 2B		F8	5	1	2	0	0	0	0											
Lonnie Smith, R (1, 7) OBP: 0.377, SLG: 0.449										2	1	2	0	0	0	0											
Ron Gant, R (7, PH) OBP: 0.341, SLG: 0.535	2B 1B		CS 1B		G6-4-3 HBP		BB 2B		F9	1	1	0	0	1	0	0											
Jim Presley, R (1, 5) OBP: 0.308, SLG: 0.469	HR 2B		1-2 2B		G6-4-3		P4		F8	5	1	2	1	0	0	6											
Dale Murphy, R (1, 9) OBP: 0.315, SLG: 0.423	HR		G4-3				G5-3			4	1	2	5	0	0	1											
David Justice, L (1, 3) OBP: 0.337, SLG: 0.418										4	0	2	0	0	0	1											
Rick Luecken, R (7, 1)	1B				K		FC5-4 1B		F8	0	0	0	0	0	0	0											
Ernie Whitt, L (1, 2) OBP: 0.272, SLG: 0.291		P5			G4-3		F7		G3	4	0	0	0	0	0	1											
Jeff Blausler, R (1, 6) OBP: 0.341, SLG: 0.396		F8			G3		FC5-4			3	0	0	0	1	0	1											
Marty Clary, R (1, 1) OBP: 0.328, SLG: 0.464		E6			G1-3				K	3	0	0	0	0	1	0											
Francisco Cabrera, R (7, 3)									K	1	0	0	0	0	1	1											
Inning Stats	R: 3 E: 0 K: 0 S: 8	H: 4 LOB: 1 BB: 0 P: 14	R: 0 E: 1 K: 0 S: 7	H: 0 LOB: 1 BB: 0 P: 13	R: 0 E: 0 K: 1 S: 9	H: 2 LOB: 1 BB: 0 P: 15	R: 0 E: 0 K: 1 S: 6	H: 0 LOB: 0 BB: 0 P: 7	R: 0 E: 0 K: 0 S: 10	H: 1 LOB: 2 BB: 1 P: 18	R: 0 E: 0 K: 0 S: 9	H: 1 LOB: 1 BB: 0 P: 13	R: 3 E: 0 K: 1 S: 21	H: 2 LOB: 1 BB: 2 P: 37	R: 0 E: 0 K: 1 S: 7	H: 0 LOB: 1 BB: 1 P: 15	R: 0 E: 0 K: 0 S: 4	H: 0 LOB: 0 BB: 0 P: 5	1B: 6 2B: 3 3B: 0 HR: 1	SF: 0 SAC: 0 DP: 1 HBP: 1	WP: 0 PB: 0 SB: 0 CS: 1	PA: 40					
PITCHER	IP	WLS	BF	H	R	ER	SO	BB	IBB	HBP	BLK	WP	HR	S	P	ERA	WHIP										
Eric Show, R (1, 1) ERA: 6.17	5.0		22	7	3	3	1	1	0	1	0	0	1	40	67	5.40	1.600										
Derek Lilliquist, L (6, 1) ERA: 6.2	0.0		0	0	0	0	0	0	0	0	0	0	0	0	0	∞	∞										
Calvin Schiraldi, R (7, 1) ERA: 0.66	0.2		3	1	0	0	0	0	0	0	0	0	0	10	15	0.00	1.500										
Rich Rodriguez, L (8, 1) ERA: 3.18	1.0		4	0	0	0	1	1	0	0	0	0	0	7	15	0.00	1.000										
Craig Lefferts, L (9, 1) ERA: 2.76	1.0	W	3	0	0	0	0	0	0	0	0	0	0	4	5	0.00	0.000										

Atlanta Braves @ San Diego Padres
Jack Murphy Stadium, San Diego, CA
Tue Jul 31 1990, 10:05 PM EDT
Att: 12,310 - Unknown - 80 F

AB 35
R 6
H 10
RBI 6
BB 4
SO 3
LOB 13



Batter	1	2	3	4	5	6	7	8	9	AB	R	H	RBI	BB	SO	LOB	BOTTOM										
Roberto Alomar, S (1, 4) OBP: 0.354, SLG: 0.390	G4-3		G6-3		P5		WP 1B		SH5-4	4	1	1	2	0	0	1											
Garry Templeton, S (1, 6) OBP: 0.281, SLG: 0.380	G5-3		L3				G1-3		E8 FC5	5	1	2	3	0	0	0											
Tony Gwynn, L (1, 9) OBP: 0.359, SLG: 0.435	F7				F7		G1-3		G3	4	0	0	0	1	0	1											
Jack Clark, R (1, 3) OBP: 0.405, SLG: 0.530			K		WP 1B		G6-3		F9	4	0	1	0	1	1	0											
Joe Carter, R (1, 8) OBP: 0.270, SLG: 0.385		1B SF9 BB			G5-3		K		1B	4	1	1	1	1	1	3											
Mike Pagliarulo, L (1, 5) OBP: 0.352, SLG: 0.392					F7		L6		K	4	0	1	0	0	1	2											
Fred Lynn, L (1, 7) OBP: 0.346, SLG: 0.417							G4-3			1	1	0	1	1	0	0											
Rich Rodriguez, L (8, 1) OBP: 0.370, SLG: 0.439			SF9						FC4-6	0	0	0	0	0	0	0											
Phil Stephenson, L (8, PH) OBP: 0.250, SLG: 0.250									1B	0	0	0	0	0	0	0											
Craig Lefferts, L (9, 1) OBP: 0.250, SLG: 0.250									FC4-6	4	1	2	0	0	0	3											
Tom Lampkin, L (1, 2) OBP: 0.333, SLG: 0.500			G4-3						FC4-6	1	0	0	0	0	1	0											
Eric Show, R (1, 1) OBP: 0.241, SLG: 0.263										1	0	0	0	0	1	0											
Thomas Howard, S (5, PH) OBP: 0.279, SLG: 0.336										1	0	0	0	0	1	1											
Derek Lilliquist, L (6, 1) ERA: 6.2										0	0	0	0	0	0	0											
Calvin Schiraldi, R (7, 1) ERA: 0.66										0	0	0	0	0	0	0											
Bip Roberts, S (7, PH) OBP: 0.356, SLG: 0.417										1	2	1	0	1	0	0											
Inning Stats	R: 0 E: 0 K: 0 S: 8	H: 0 LOB: 0 BB: 0 P: 12	R: 1 E: 0 K: 1 S: 8	H: 1 LOB: 1 BB: 1 P: 17	R: 0 E: 0 K: 1 S: 12	H: 0 LOB: 0 BB: 0 P: 14	R: 0 E: 0 K: 0 S: 7	H: 1 LOB: 1 BB: 0 P: 14	R: 0 E: 0 K: 0 S: 9	H: 0 LOB: 0 BB: 0 P: 10	R: 4 E: 0 K: 1 S: 18	H: 3 LOB: 1 BB: 2 P: 36	R: 0 E: 0 K: 1 S: 12	H: 2 LOB: 2 BB: 0 P: 20	R: 2 E: 1 K: 0 S: 8	H: 2 LOB: 3 BB: 2 P: 17	1B: 9 2B: 0 3B: 1 HR: 0	SF: 1 SAC: 1 DP: 0 HBP: 0	WP: 2 PB: 0 SB: 0 CS: 0	PA: 41							
PITCHER	IP	WLS	BF	H	R	ER	SO	BB	IBB	HBP	BLK	WP	HR	S	P	ERA	WHIP										
Marty Clary, R (1, 1) ERA: 5.1	6.2		28	5	5	5	4	3	0	0	0	1	0	62	105	6.75	1.200										
Rick Luecken, R (7, 1) ERA: 6.25	2.0	L	13	5	2	1	1	0	2	0	0	1	0	26	47	4.50	2.500										

Atlanta Braves @ San Diego Padres
Jack Murphy Stadium, San Diego, CA
Tue Jul 31 1990, 10:05 PM EDT
Att: 12,310 - Unknown - 80 F

AB 34
R 7
H 10
RBI 7
BB 5
SO 5
LOB 11



Batter	1	2	3	4	5	6	7	8	9	AB	R	H	RBI	BB	SO	LOB	TOP			
Hal Morris, L OBP: 0.410, SLG: 0.536 (1, 3)	G4-3		BB 2B 1B	G4-6-3 1B		K			K	5	1	2	0	0	2	0	Cincinnati Reds @ San Diego Padres Jack Murphy Stadium, San Diego, CA Wed Aug 01 1990, 6:33 AM EDT Att: 11,317 - Sunny - 80 F			
Billy Hatcher, R OBP: 0.338, SLG: 0.383 (1, 7)	F8		BB 2B BB	G4-6-3 1-2f		F9			FC5-4 1B	4	1	1	0	1	0	1				
Eric Davis, R OBP: 0.344, SLG: 0.457 (1, 8)	1B 1B		G4-3 1H 2H 2B			F9			FC5-4 1-2f	5	2	3	2	0	0	1				
Barry Larkin, R OBP: 0.370, SLG: 0.423 (1, 6)	1B 1B		G4-3 2-3			HR 1B			F9	5	1	2	0	0	1	3				
Paul O'Neill, L OBP: 0.340, SLG: 0.427 (1, 9)	S 1B		K			F9			G4-3	4	0	1	1	0	1	3				
Chris Sabo, R OBP: 0.357, SLG: 0.505 (1, 5)	P5		2B			HR			K	4	1	2	3	0	1	3				
Jeff Reed, L OBP: 0.337, SLG: 0.373 (1, 2)			F9	FC6-4 BB		FC5-4 1B			G6-4-3 1B	3	0	2	0	1	0	0				
Mariano Duncan, R OBP: 0.349, SLG: 0.496 (1, 4)	CS 3B		FC6-4 1-2f			FC5-4			G6-4-3 1-2f	4	0	1	0	0	0	4				
Scott Scudder, R OBP: 0.077, SLG: 0.077 Rob Dibble, L (8, 1)	F7 3H		F7	P2		F9			K	4	0	0	0	0	1	1				
										0	0	0	0	0	0	0				
Inning Stats	R: 1 E: 0 K: 0 S: 17	H: 3 LOB: 2 BB: 0 P: 28	R: 0 E: 0 K: 0 S: 6	H: 1 LOB: 0 BB: 0 P: 13	R: 3 E: 0 K: 1 S: 14	H: 3 LOB: 2 BB: 2 P: 28	R: 0 E: 0 K: 0 S: 6	H: 1 LOB: 1 BB: 0 P: 10	R: 2 E: 0 K: 0 S: 10	H: 3 LOB: 1 BB: 0 P: 16	R: 0 E: 0 K: 2 S: 10	H: 1 LOB: 1 BB: 0 P: 16	R: 0 E: 0 K: 1 S: 6	H: 1 LOB: 1 BB: 0 P: 9	R: 0 E: 0 K: 1 S: 9	H: 1 LOB: 1 BB: 0 P: 19	1B: 10 2B: 2 3B: 1 HR: 1	SF: 0 SAC: 0 DP: 2 HBP: 0	WP: 0 PB: 0 SB: 2 CS: 1	PA: 40
PITCHER	IP WLS BF H R ER SO BB IBB HBP BLK WP HR S P ERA WHIP	IP WLS BF H R ER SO BB IBB HBP BLK WP HR S P ERA WHIP	IP WLS BF H R ER SO BB IBB HBP BLK WP HR S P ERA WHIP	IP WLS BF H R ER SO BB IBB HBP BLK WP HR S P ERA WHIP	IP WLS BF H R ER SO BB IBB HBP BLK WP HR S P ERA WHIP	IP WLS BF H R ER SO BB IBB HBP BLK WP HR S P ERA WHIP	IP WLS BF H R ER SO BB IBB HBP BLK WP HR S P ERA WHIP	IP WLS BF H R ER SO BB IBB HBP BLK WP HR S P ERA WHIP	IP WLS BF H R ER SO BB IBB HBP BLK WP HR S P ERA WHIP	IP WLS BF H R ER SO BB IBB HBP BLK WP HR S P ERA WHIP	IP WLS BF H R ER SO BB IBB HBP BLK WP HR S P ERA WHIP	IP WLS BF H R ER SO BB IBB HBP BLK WP HR S P ERA WHIP	IP WLS BF H R ER SO BB IBB HBP BLK WP HR S P ERA WHIP	IP WLS BF H R ER SO BB IBB HBP BLK WP HR S P ERA WHIP	IP WLS BF H R ER SO BB IBB HBP BLK WP HR S P ERA WHIP	IP WLS BF H R ER SO BB IBB HBP BLK WP HR S P ERA WHIP	IP WLS BF H R ER SO BB IBB HBP BLK WP HR S P ERA WHIP			

AB	38
R	6
H	14
RBI	6
BB	2
SO	6
LOB	16



Batter	1	2	3	4	5	6	7	8	9	AB	R	H	RBI	BB	SO	LOB	BOTTOM					
Bip Roberts, S OBP: 0.364, SLG: 0.415 (1, 6)	G4-3		L8			F9			WP 2B 1B	4	1	1	0	0	0	0	Cincinnati Reds @ San Diego Padres Jack Murphy Stadium, San Diego, CA Wed Aug 01 1990, 6:33 AM EDT Att: 11,317 - Sunny - 80 F					
Roberto Alomar, S OBP: 0.355, SLG: 0.391 (1, 4)	S 1B					L8			K	4	0	2	0	0	1	2						
Tony Gwynn, L OBP: 0.361, SLG: 0.438 (1, 9)	L8					BB 1B			2B	4	0	2	2	0	0	1						
Jack Clark, R OBP: 0.408, SLG: 0.543 Phil Stephenson, L OBP: 0.397, SLG: 0.434 (1, 3) (8, 3)	K					G6-4-3 BB			L6	2	1	1	1	1	1	1						
Joe Carter, R OBP: 0.268, SLG: 0.382 Thomas Howard, S OBP: 0.273, SLG: 0.318 (1, 7) (8, 7)	P3					G6-4-3 1-2f			F7	3	0	0	0	0	1	2						
Mike Pagliaro, L OBP: 0.351, SLG: 0.390 (1, 5)	F9					G6-3			G3-1	4	0	1	0	0	0	0						
Tom Lampkin, L OBP: 0.324, SLG: 0.471 (1, 2)	F9					P2			F9	4	0	1	0	0	0	0						
Shawn Abner, R OBP: 0.294, SLG: 0.320 (1, 8)						F7			K	4	0	0	0	0	1	2						
Andy Benes, R OBP: 0.071, SLG: 0.073 Derek Lilliquist, L OBP: 0.333, SLG: 0.556 John Davis, R (6, 1) Garry Templeton, S OBP: 0.283, SLG: 0.380 Rich Rodriguez, L (9, 1)	F8					P3			WP 1B 2B BB	0	0	0	0	0	0	0						
										1	0	0	0	0	0	0						
										1	0	0	0	0	0	0						
										0	1	0	0	1	0	0						
										0	0	0	0	0	0	0						
Inning Stats	R: 0 E: 0 K: 1 S: 11	H: 1 LOB: 1 BB: 0 P: 14	R: 0 E: 0 K: 0 S: 6	H: 0 LOB: 0 BB: 0 P: 10	R: 0 E: 0 K: 0 S: 5	H: 0 LOB: 0 BB: 0 P: 6	R: 0 E: 0 K: 0 S: 7	H: 2 LOB: 1 BB: 1 P: 12	R: 0 E: 0 K: 0 S: 4	H: 0 LOB: 0 BB: 0 P: 9	R: 0 E: 0 K: 0 S: 4	H: 0 LOB: 0 BB: 0 P: 4	R: 1 E: 0 K: 1 S: 18	H: 3 LOB: 2 BB: 0 P: 27	R: 2 E: 0 K: 1 S: 14	H: 2 LOB: 1 BB: 1 P: 24	R: 0 E: 0 K: 1 S: 8	H: 0 LOB: 0 BB: 0 P: 14	1B: 6 2B: 1 3B: 0 HR: 1	SF: 0 SAC: 0 DP: 1 HBP: 0	WP: 1 PB: 0 SB: 1 CS: 0	PA: 35
PITCHER	IP WLS BF H R ER SO BB IBB HBP BLK WP HR S P ERA WHIP	IP WLS BF H R ER SO BB IBB HBP BLK WP HR S P ERA WHIP	IP WLS BF H R ER SO BB IBB HBP BLK WP HR S P ERA WHIP	IP WLS BF H R ER SO BB IBB HBP BLK WP HR S P ERA WHIP	IP WLS BF H R ER SO BB IBB HBP BLK WP HR S P ERA WHIP	IP WLS BF H R ER SO BB IBB HBP BLK WP HR S P ERA WHIP	IP WLS BF H R ER SO BB IBB HBP BLK WP HR S P ERA WHIP	IP WLS BF H R ER SO BB IBB HBP BLK WP HR S P ERA WHIP	IP WLS BF H R ER SO BB IBB HBP BLK WP HR S P ERA WHIP	IP WLS BF H R ER SO BB IBB HBP BLK WP HR S P ERA WHIP	IP WLS BF H R ER SO BB IBB HBP BLK WP HR S P ERA WHIP	IP WLS BF H R ER SO BB IBB HBP BLK WP HR S P ERA WHIP	IP WLS BF H R ER SO BB IBB HBP BLK WP HR S P ERA WHIP	IP WLS BF H R ER SO BB IBB HBP BLK WP HR S P ERA WHIP	IP WLS BF H R ER SO BB IBB HBP BLK WP HR S P ERA WHIP	IP WLS BF H R ER SO BB IBB HBP BLK WP HR S P ERA WHIP	IP WLS BF H R ER SO BB IBB HBP BLK WP HR S P ERA WHIP					



Batter	1	2	3	4	5	6	7	8	9	AB	R	H	RBI	BB	SO	LOB	TOP			
Bip Roberts, S OBP: 0.363, SLG: 0.413 (1, 7)	1-1 BB 1B 2B	1-0 F8		2-1 G6-3		0-0 E4 FC3-6		1-0 SH1		4	1	1	0	0	0	1				
Roberto Alomar, S OBP: 0.353, SLG: 0.389 (1, 4)	2-1 BB 2B 1B	1-1 F9		2-1 G6-3		1-0 P6		0-2 E4 G3-1 BLK 2-H		5	1	1	0	0	0	2				
Tony Gwynn, L OBP: 0.359, SLG: 0.435 (1, 9)	0-0 B1	2-1 1B HR 1B		3-2 F7		3-1 FC3-6 1-2 2-3		0-0 G3-1		5	1	1	0	0	0	5				
Jack Clark, R OBP: 0.415, SLG: 0.545 (1, 3)	4-2 2B 2B BB	0-0 HR 1B		2-1 1B 1B		0-2 G6-3		4-2 BB		3	2	2	0	2	0	2				
Joe Carter, R OBP: 0.272, SLG: 0.395 (1, 8)	0-0 2B 2B	3-2 HR		0-1 1B		2-1 G3-1		3-2 G6-3		5	2	3	5	0	0	2				
Eddie Williams, R OBP: 0.348, SLG: 0.564 Mike Pagliarulo, L OBP: 0.350, SLG: 0.389 (5, PH) (5, 5)	4-0 2B IBB	1-3 2-H 3-H		0-1 B3-4		1-0 1B		0-2 G3		1	0	0	0	1	1	0				
Mark Parent, R OBP: 0.288, SLG: 0.329 Greg Harris, R OBP: 0.111, SLG: 0.333 Craig Lefferts, L OBP: 0.250, SLG: 0.250 (7, 1) (9, 1)	1-1 2B			2-3 K		0-1 F7		1-3 K		4	0	1	2	0	2	3	AB 40			
Garry Templeton, S OBP: 0.279, SLG: 0.374 (1, 6)	1-2 F7			3-2 G4-3		0-0 G6-3		0-2 L8		5	0	0	0	0	0	5	R 8			
Dennis Rasmussen, L OBP: 0.333, SLG: 0.366 Tom Lampkin, L OBP: 0.343, SLG: 0.486 (1, 1) (7, 2)	0-1 F8			1-0 G1-6-3		0-0 FC3-6 E 1B		2-1 SH1 E 1B		3	0	1	0	0	0	2	H 12			
Inning Stats	R: 4 E: 0 K: 0 S: 18	H: 4 LOB: 2 BB: 2 P: 31	R: 3 E: 0 K: 1 S: 12	H: 3 LOB: 0 BB: 0 P: 20	R: 0 E: 0 K: 1 S: 8	H: 0 LOB: 0 BB: 0 P: 12	R: 0 E: 0 K: 0 S: 7	H: 0 LOB: 2 BB: 0 P: 14	R: 0 E: 1 K: 0 S: 8	H: 1 LOB: 2 BB: 0 P: 12	R: 0 E: 0 K: 0 S: 8	H: 1 LOB: 1 BB: 0 P: 11	R: 1 E: 1 K: 0 S: 13	H: 1 LOB: 2 BB: 1 P: 23	R: 0 E: 0 K: 1 S: 8	H: 0 LOB: 0 BB: 0 P: 10	1B: 9 2B: 2 3B: 0 HR: 1	SF: 0 SAC: 1 DP: 0 HBP: 0	WP: 0 PB: 0 SB: 0 CS: 0	PA: 44
PITCHER	IP WLS BF H R ER SO BB IBB HBP BLK WP HR S P ERA WHIP																			
Tom Browning, L ERA: 3.12 Rick Mahler, R ERA: 4.23 Keith Brown, R ERA: Tim Layana, R ERA: 2.52	(1, 1) 2.0 L 15 7 7 7 1 1 1 0 0 0 0 0 1 30 51 31.50 4.000																			

San Diego Padres @ Cincinnati Reds
Riverfront Stadium, Cincinnati, OH
Thu Aug 02 1990, 7:05 PM EDT
Att: 35,337 - Unknown

AB 40
R 8
H 12
RBI 7
BB 3
SO 4
LOB 24



Batter	1	2	3	4	5	6	7	8	9	AB	R	H	RBI	BB	SO	LOB	BOTTOM					
Chris Sabo, R OBP: 0.359, SLG: 0.512 (1, 5)	1-0 HR	0-1 L6		4-1 WP 1B BB		0-1 G6-3				3	2	1	1	1	0	2						
Mariano Duncan, R OBP: 0.355, SLG: 0.504 (1, 4)	0-1 FC5-4 1B		0-1 S G5-3 2B	2-2 1-H 2-H 1B		3-3 K				4	1	3	2	0	1	0						
Barry Larkin, R OBP: 0.366, SLG: 0.419 (1, 6)	1-1 L9		2-2 L7		2-1 P6			2-2 G6-3		4	0	0	0	0	0	2						
Eric Davis, R OBP: 0.340, SLG: 0.450 (1, 8)	2-1 F8		1-0 G5-3 2-H		0-0 G5-3			2-3 K		4	0	0	1	0	1	1						
Glenn Braggs, R OBP: 0.356, SLG: 0.412 (1, 9)	2-1 FC5-4 1-2		2-0 P6		2-1 P4			1-1 G6-3		4	0	0	0	0	0	1						
Todd Benzinger, S OBP: 0.299, SLG: 0.348 (1, 3)		1-0 F9		1-2 G4-3		0-0 CS 1B			1-1 G3	4	0	1	0	0	0	0						
Joe Oliver, R OBP: 0.317, SLG: 0.350 Paul O'Neill, L OBP: 0.339, SLG: 0.426 (9, PH) (9, 1)		0-0 BB 1B		3-1 P3		3-3 SAFE K 1-2			1-0 P5	3	0	1	0	0	1	1	AB 34					
Billy Hatcher, R OBP: 0.340, SLG: 0.390 (1, 7)		0-0 F9		0-1 1B 2B		0-0 P3			0-2 2B	4	1	2	0	0	0	1	R 5					
Tom Browning, L ERA: 3.12 Ron Oester, S ERA: 4.41 Rick Mahler, R ERA: 4.23 Luis Quintana, S ERA: 2.69 Keith Brown, S ERA: Herm Winningham, L OBP: 0.293, SLG: 0.390 Tim Layana, R ERA: 2.52 Hal Morris, L OBP: 0.267, SLG: 0.532 (9, PH) (9, 1)	(1, 1) 6.1 W 27 6 1 27 5 1 2 0 0 0 0 0 0 1 52 87 7.11 1.579																					
Inning Stats	R: 1 E: 0 K: 0 S: 9	H: 2 LOB: 1 BB: 0 P: 15	R: 0 E: 0 K: 0 S: 5	H: 1 LOB: 2 BB: 1 P: 10	R: 1 E: 0 K: 0 S: 8	H: 1 LOB: 0 BB: 0 P: 13	R: 3 E: 0 K: 0 S: 14	H: 3 LOB: 1 BB: 1 P: 25	R: 0 E: 0 K: 0 S: 5	H: 0 LOB: 0 BB: 0 P: 9	R: 0 E: 0 K: 1 S: 9	H: 1 LOB: 0 BB: 0 P: 12	R: 0 E: 0 K: 1 S: 7	H: 0 LOB: 0 BB: 0 P: 11	R: 0 E: 0 K: 1 S: 8	H: 0 LOB: 0 BB: 0 P: 13	R: 0 E: 0 K: 0 S: 9	H: 1 LOB: 1 BB: 0 P: 12	1B: 5 2B: 4 3B: 0 HR: 1	SF: 0 SAC: 0 DP: 1 HBP: 0	WP: 1 PB: 0 SB: 1 CS: 1	PA: 36
PITCHER	IP WLS BF H R ER SO BB IBB HBP BLK WP HR S P ERA WHIP																					
Dennis Rasmussen, L ERA: 4.41 Greg Harris, R ERA: 2.69 Craig Lefferts, L ERA: 2.73	(1, 1) 2.0 W 6 0 0 0 2 0 0 0 0 0 0 0 15 24 0.00 0.000																					

San Diego Padres @ Cincinnati Reds
Riverfront Stadium, Cincinnati, OH
Thu Aug 02 1990, 7:05 PM EDT
Att: 35,337 - Unknown

AB 34
R 5
H 9
RBI 5
BB 2
SO 3
LOB 9



Batter	1	2	3	4	5	6	7	8	9	AB	R	H	RBI	BB	SO	LOB	TOP						
Bip Roberts, S (1, 7) OBP: 0.365, SLG: 0.417 Darrin Jackson, R (8, 8) OBP: 0.255, SLG: 0.327										4	1	2	0	0	2	0							
Roberto Alomar, S (1, 4) OBP: 0.355, SLG: 0.391										3	0	1	1	1	1	0							
Tony Gwynn, L (1, 9) OBP: 0.358, SLG: 0.433										4	1	1	0	0	0	2							
Jack Clark, R (1, 3) OBP: 0.416, SLG: 0.547										3	1	1	1	1	2	1							
Joe Carter, R (1, 8) OBP: 0.271, SLG: 0.396										4	0	1	1	0	0	1							
Mike Pagliaro, L (1, 5) OBP: 0.348, SLG: 0.387										4	0	1	0	0	0	2							
Tom Lampkin, L (1, 2) OBP: 0.342, SLG: 0.459										2	0	0	0	1	0	1							
Garry Templeton, S (1, 6) OBP: 0.277, SLG: 0.371										3	0	0	0	0	0	2							
Bruce Hurst, L (1, 1) OBP: 0.136, SLG: 0.095 Greg Harris, R (8, 1) OBP: 0.111, SLG: 0.333 Craig Lefferts, L (9, 1) OBP: 0.250, SLG: 0.250 Shawn Abner, R (9, 7) OBP: 0.294, SLG: 0.320										3	0	0	0	0	2	0							
Inning Stats	R: 0 E: 0 K: 1 S: 6	H: 0 LOB: 0 BB: 1 P: 13	R: 1 E: 0 K: 0 S: 5	H: 1 LOB: 1 BB: 2 P: 13	R: 1 E: 0 K: 2 S: 10	H: 2 LOB: 1 BB: 0 P: 16	R: 0 E: 0 K: 0 S: 6	H: 1 LOB: 0 BB: 0 P: 12	R: 0 E: 0 K: 0 S: 7	H: 0 LOB: 0 BB: 0 P: 10	R: 0 E: 0 K: 2 S: 12	H: 0 LOB: 0 BB: 0 P: 18	R: 0 E: 0 K: 0 S: 7	H: 0 LOB: 0 BB: 0 P: 11	R: 0 E: 0 K: 2 S: 10	H: 0 LOB: 0 BB: 0 P: 14	R: 1 E: 0 K: 0 S: 9	H: 2 LOB: 1 BB: 0 P: 13	1B: 3 2B: 5 3B: 0 HR: 0	SF: 0 SAC: 0 DP: 3 HBP: 0	WP: 0 PB: 0 SB: 0 CS: 1	PA: 34	
PITCHER	IP	WLS	BF	H	R	ER	SO	BB	IBB	HBP	BLK	WP	HR	S	P	ERA	WHIP					ERA	WHIP
Jack Armstrong, R (1, 1) ERA: 3.13 Rob Dibble, R (8, 1) ERA: 2.09	7.0	L	25	5	2	2	5	3	0	0	0	0	0	53	93	2.57	1.143					2.57	1.143

San Diego Padres @ Cincinnati Reds
Riverfront Stadium, Cincinnati, OH
Fri Aug 03 1990, 7:05 PM EDT
Att: 34,733 - Unknown

AB 30
R 3
H 7
RBI 3
BB 3
SO 7
LOB 9



Batter	1	2	3	4	5	6	7	8	9	AB	R	H	RBI	BB	SO	LOB	BOTTOM						
Chris Sabo, R (1, 5) OBP: 0.357, SLG: 0.515										5	1	1	1	0	0	3							
Mariano Duncan, R (1, 4) OBP: 0.361, SLG: 0.511										4	0	3	1	0	0	0							
Barry Larkin, R (1, 6) OBP: 0.365, SLG: 0.415										3	0	0	0	1	0	3							
Eric Davis, R (1, 8) OBP: 0.335, SLG: 0.443										4	0	0	0	0	1	4							
Glenn Braggs, R (1, 9) OBP: 0.352, SLG: 0.407 Paul O'Neill, L (8, PH) OBP: 0.341, SLG: 0.426										3	0	0	0	0	1	1							
Todd Benzinger, S (1, 3) OBP: 0.295, SLG: 0.343										4	0	0	0	0	1	3							
Joe Oliver, R (1, 2) OBP: 0.317, SLG: 0.350 Luis Quinones, S (8, PH) OBP: 0.315, SLG: 0.316 Jeff Reed, L (9, 2) OBP: 0.337, SLG: 0.373										3	0	1	0	0	0	0							
Billy Hatcher, R (1, 7) OBP: 0.341, SLG: 0.390										3	1	1	0	0	0	1							
Jack Armstrong, R (1, 1) OBP: 0.116, SLG: 0.095 Ron Oester, S (7, PH) ERA: 2.69 Rob Dibble, L (8, 1) ERA: 2.69 Hal Morris, L (9, PH) OBP: 0.404, SLG: 0.528										0	0	0	0	0	0	0							
Inning Stats	R: 0 E: 0 K: 0 S: 7	H: 1 LOB: 0 BB: 0 P: 10	R: 0 E: 0 K: 1 S: 9	H: 0 LOB: 0 BB: 0 P: 14	R: 1 E: 1 K: 0 S: 7	H: 1 LOB: 1 BB: 0 P: 11	R: 0 E: 0 K: 1 S: 9	H: 0 LOB: 0 BB: 0 P: 12	R: 0 E: 0 K: 0 S: 7	H: 0 LOB: 1 BB: 1 P: 13	R: 0 E: 0 K: 1 S: 8	H: 1 LOB: 1 BB: 0 P: 9	R: 0 E: 0 K: 1 S: 14	H: 2 LOB: 3 BB: 1 P: 25	R: 0 E: 0 K: 0 S: 6	H: 0 LOB: 0 BB: 0 P: 12	1B: 4 2B: 1 3B: 0 HR: 1	SF: 0 SAC: 2 DP: 1 HBP: 1	WP: 0 PB: 0 SB: 1 CS: 0	PA: 37			
PITCHER	IP	WLS	BF	H	R	ER	SO	BB	IBB	HBP	BLK	WP	HR	S	P	ERA	WHIP					ERA	WHIP
Bruce Hurst, L (1, 1) ERA: 3.96 Greg Harris, R (8, 1) ERA: 2.69 Craig Lefferts, L (9, 1) ERA: 2.69	7.0	W	5	0	0	0	1	0	1	1	0	0	0	9	22	0.00	0.000					0.00	0.000

San Diego Padres @ Cincinnati Reds
Riverfront Stadium, Cincinnati, OH
Fri Aug 03 1990, 7:05 PM EDT
Att: 34,733 - Unknown

AB 32
R 2
H 6
RBI 2
BB 2
SO 4
LOB 20



Batter	1	2	3	4	5	6	7	8	9	10	11	AB	R	H	RBI	BB	SO	LOB	TOP					
Bip Roberts, S OBP: 0.362, SLG: 0.414 Mike Pagliaro, L OBP: 0.345, SLG: 0.382	(1,5) 2-2 E6 G3 G6-3 PB	(5,5) 0-0 F7			(1,0) 1-0 P6		(1,3) 1-3 K	(2,3) 1-3 K			(0,0) 0-0 G6-3	3	1	0	0	0	0	1						
Roberto Alomar, S OBP: 0.367, SLG: 0.392	(1,4) 1-1 G6-3	(1,2) 1-2 G6-3			(4,0) 4-0 1B		(4,2) 4-2 2B		(2,2) 2-2 F8		(0,0) 0-0 BB HR	4	2	1	0	2	0	2						
Tony Gwynn, L OBP: 0.362, SLG: 0.437	(1,9) 0-0 G3		(0,1) 0-1 G3-1		(2,2) 2-2 BB		(0,0) 0-0 BB		(1,2) 1-2 G6-4-3 1B		(4,0) 4-0 BB HR	5	1	3	1	1	0	1						
Jack Clark, R OBP: 0.421, SLG: 0.542	(1,3) 4-2 1B BB		(2,3) 2-3 K		(4,1) 4-1 BB		(4,0) 4-0 BB		(1,2) 1-2 G6-4-3 BB		(4,0) 4-0 HR BB	2	2	0	0	4	1	1						
Joe Carter, R OBP: 0.275, SLG: 0.404	(1,7) 3-H 1B BB		(3,1) 3-1 G5-3		(1,1) 1-1 G5-3		(2,1) 2-1 G6-4-3		(0,2) 0-2 G4-3 SH1-4 1B		(2,1) 2-1 HR	6	1	3	4	0	0	5						
Shawn Abner, R OBP: 0.301, SLG: 0.327 Greg Harris, R OBP: 0.100, SLG: 0.300	(1,8) 1-1 1B		(0,0) 0-0 F8		(0,3) 0-3 K		(2,2) 2-2 SH1-4 FC6-2 1B		(0,1) 0-1 SH1-4		(1,3) 1-3 K	4	0	2	1	0	1	0						
Mark Parent, R OBP: 0.289, SLG: 0.329 Tom Lampkin, L OBP: 0.333, SLG: 0.447	(1,2) 2-1 F8		(1,3) 1-3 K		(0,0) 0-0 1B		(0,0) 0-0 SH1-4		(0,1) 0-1 G4-3			3	0	1	0	0	1	2						
Garry Templeton, S OBP: 0.281, SLG: 0.372			(0,1) 0-1 G1-3		(3,2) 3-2 1B		(2,0) 2-0 FC6-2 1B		(2,1) 2-1 F7			4	0	2	0	1	0	1						
Ed Whiston, R OBP: 0.199, SLG: 0.233 Darrin Jackson, R OBP: 0.250, SLG: 0.321 Craig Lefferts, L OBP: 0.250, SLG: 0.250 Fred Lynn, L OBP: 0.340, SLG: 0.414	(1,1) 1-2 SH1-4 BB	(8, PH) 1-2 SH1-4			(0,0) 0-0 F9		(0,0) 0-0 G5-4-3 1B		(3,2) 3-2 FC6-2 1B		(1,2) 1-2 F8	2	0	0	0	0	0	2						
Inning Stats	R: 2 E: 1 K: 0 S: 14	H: 2 LOB: 2 BB: 1 P: 25	R: 0 E: 0 K: 0 S: 7	H: 0 LOB: 1 BB: 1 P: 13	R: 0 E: 0 K: 1 S: 7	H: 0 LOB: 0 BB: 0 P: 12	R: 0 E: 0 K: 1 S: 6	H: 0 LOB: 0 BB: 0 P: 7	R: 0 E: 0 K: 1 S: 9	H: 2 LOB: 1 BB: 0 P: 12	R: 1 E: 0 K: 1 S: 9	H: 1 LOB: 1 BB: 0 P: 20	R: 0 E: 0 K: 1 S: 11	H: 2 LOB: 2 BB: 0 P: 20	R: 0 E: 0 K: 0 S: 10	H: 1 LOB: 0 BB: 0 P: 14	R: 0 E: 0 K: 0 S: 9	H: 1 LOB: 1 BB: 0 P: 11	R: 4 E: 0 K: 1 S: 11	H: 2 LOB: 0 BB: 2 P: 23	1B: 9 2B: 2 3B: 0 HR: 1	SF: 0 SAC: 3 DP: 3 HBP: 0	WP: 0 PB: 1 SB: 0 CS: 0	PA: 51
PITCHER	IP ERA WLS BF H R ER SO BB IBB HBP BLK WP HR S P ERA WHIP	7.1 2.63 1.2 5 1 0 0 1 0 0 0 0 0 0 16 25 0.00 0.600	2.0 L 11 3 4 4 1 1 1 0 0 0 0 0 1 20 34 18.00 2.000																					

San Diego Padres @ Cincinnati Reds
Riverfront Stadium, Cincinnati, OH
Sat Aug 04 1990, 7:05 PM EDT
Alt. 37,410 - Overcast - 73 F

AB 40
R 7
H 12
RBI 6
BB 8
SO 6
LOB 20



Batter	1	2	3	4	5	6	7	8	9	10	11	AB	R	H	RBI	BB	SO	LOB	BOTTOM					
Barry Larkin, R OBP: 0.367, SLG: 0.419	(1,6) 1-1 G6-3	(2,2) 2-2 FC6-4			(0,0) 0-0 1B 2B		(2,2) 2-2 1B FC7-2 1B		(0,2) 0-2 F9		(3,2) 3-2 1B	6	1	3	0	0	0	3						
Paul O'Neill, L OBP: 0.345, SLG: 0.429 Randy Myers, L OBP: 0.500, SLG: 0.500 Luis Quinones, S OBP: 0.351, SLG: 0.354 Rick Mahler, R OBP: 0.130, SLG: 0.174 Herm Winningham, L OBP: 0.290, SLG: 0.376	(1,9) 3-1 1B		(1,2) 1-2 G4-3		(0,0) 0-0 L8 S 1B		(1,3) 1-3 1B		(2,1) 2-1 HR		(0,0) 0-0 G4-3	4	0	3	1	0	0	0						
Chris Sabo, R OBP: 0.357, SLG: 0.515	(1,5) 2-3 K		(0,2) 0-2 E5 F9 1B		(3,2) 3-2 L8		(0,1) 0-1 FC7-2		(1,0) 1-0 HR		(1,0) 1-0 G6-3	6	0	2	0	0	1	4						
Eric Davis, R OBP: 0.335, SLG: 0.437	(1,8) 1-2 K		(2,2) 2-2 F9		(4,0) 4-0 CS BB		(0,0) 0-0 F9		(4,0) 4-0 1B IBB		(2,1) 2-1 G4-3	4	0	0	0	2	1	3						
Hal Morris, L OBP: 0.404, SLG: 0.523		(0,1) 0-1 FC1-5 1B	(1,1) 1-1 G4-1		(1,0) 1-0 P6		(2,1) 2-1 P6		(3,1) 3-1 1B			5	0	2	0	0	0	3						
Mariano Duncan, R OBP: 0.365, SLG: 0.515		(0,0) 0-0 F9 FC1-5 1B		(2,2) 2-2 F7		(1,1) 1-1 G4-3		(1,2) 1-2 F8 2B		(4,0) 4-0 SH1-4 1B BB	4	0	2	0	1	0	0							
Joe Oliver, R OBP: 0.316, SLG: 0.352		(1,0) 1-0 FC1-5 BB		(2,2) 2-2 2B		(1,1) 1-1 L6		(0,0) 0-0 F8		(0,1) 0-1 SH1-4	4	0	1	0	0	0	3							
Billy Hatcher, R OBP: 0.342, SLG: 0.397		(0,2) 0-2 F9		(1,1) 1-1 G6-3		(0,1) 0-1 HR		(1,2) 1-2 P4		(4,0) 4-0 1B IBB	4	1	1	1	1	0	4							
Norm Charlton, S ERA: 2.76 Glenn Braggs, R OBP: 0.349, SLG: 0.403	(1,1) 4-2 BB	(8,9) 1-2 FC6-4 BB		(0,3) 0-3 K		(0,3) 0-3 K			(3,1) 3-1 L8		(0,0) 0-0 F8	2	0	0	0	1	2	1						
Inning Stats	R: 0 E: 0 K: 2 S: 10	H: 1 LOB: 1 BB: 0 P: 17	R: 0 E: 0 K: 0 S: 12	H: 2 LOB: 3 BB: 1 P: 19	R: 0 E: 1 K: 0 S: 11	H: 1 LOB: 1 BB: 0 P: 15	R: 0 E: 0 K: 1 S: 12	H: 1 LOB: 1 BB: 0 P: 17	R: 1 E: 0 K: 0 S: 9	H: 2 LOB: 1 BB: 1 P: 15	R: 0 E: 0 K: 0 S: 7	H: 2 LOB: 1 BB: 0 P: 9	R: 0 E: 0 K: 0 S: 10	H: 1 LOB: 1 BB: 0 P: 14	R: 1 E: 0 K: 0 S: 11	H: 3 LOB: 2 BB: 1 P: 24	R: 0 E: 0 K: 0 S: 6	H: 1 LOB: 2 BB: 2 P: 17	R: 0 E: 0 K: 0 S: 4	H: 0 LOB: 0 BB: 0 P: 7	1B: 9 2B: 5 3B: 0 HR: 2	SF: 0 SAC: 1 DP: 1 HBP: 0	WP: 0 PB: 0 SB: 2 CS: 1	PA: 49
PITCHER	IP ERA WLS BF H R ER SO BB IBB HBP BLK WP HR S P ERA WHIP	7.0 2.76 2.0 10 4 1 1 0 0 1 0 0 0 0 1 21 38 4.50 2.000	2.0 W 8 1 0 0 0 1 1 0 0 0 0 0 10 24 0.00 1.000																					

San Diego Padres @ Cincinnati Reds
Riverfront Stadium, Cincinnati, OH
Sat Aug 04 1990, 7:05 PM EDT
Alt. 37,410 - Overcast - 73 F

AB 43
R 3
H 15
RBI 3
BB 5
SO 4
LOB 23



Batter	1	2	3	4	5	6	7	8	9	AB	R	H	RBI	BB	SO	LOB	TOP					
Roberto Alomar, S (1, 4) OBP: 0.353, SLG: 0.388	F9			F7		G5-3		F8		4	0	0	0	0	0	0						
Garry Templeton, S (1, 6) OBP: 0.284, SLG: 0.377	P6			1B		G6-3		1B		4	0	2	0	0	0	0						
Tony Gwynn, L (1, 9) OBP: 0.363, SLG: 0.437	G3			1B		2B		G4-3		3	1	1	0	1	0	1						
Jack Clark, R (1, 3) OBP: 0.426, SLG: 0.541				2B		1B				2	1	1	0	2	1	0						
Joe Carter, R (1, 8) OBP: 0.274, SLG: 0.405	G5-4-3			1B		BB		F7		4	0	1	2	0	1	3						
Mike Pagliarulo, L (1, 5) OBP: 0.340, SLG: 0.376	L4			2B				K		4	0	0	0	0	1	1						
Fred Lynn, L (1, 7) OBP: 0.333, SLG: 0.404										3	0	0	0	0	2	0						
Tom Lampkin, L (1, 2) OBP: 0.310, SLG: 0.415										3	0	0	0	0	1	0						
Calvin Schiraldi, R (1, 1) OBP: 0.250, SLG: 0.455										2	0	0	0	0	0	0						
Bip Roberts, S (8, PH) OBP: 0.361, SLG: 0.413										1	0	0	0	0	0	0						
Rich Rodriguez, L (8, 1) OBP: 0.361, SLG: 0.413										0	0	0	0	0	0	0						
John Davis, R (8, 1) OBP: 0.361, SLG: 0.413										0	0	0	0	0	0	0						
Inning Stats	R: 0 H: 0 E: 0 K: 0 S: 7	H: 0 LOB: 0 BB: 0 P: 12	R: 0 H: 0 E: 0 K: 0 S: 4	H: 0 LOB: 0 BB: 1 P: 10	R: 0 H: 0 E: 0 K: 0 S: 6	H: 0 LOB: 0 BB: 0 P: 8	R: 2 H: 3 E: 0 K: 0 S: 12	H: 3 LOB: 1 BB: 0 P: 23	R: 0 H: 0 E: 0 K: 2 S: 12	H: 0 LOB: 0 BB: 0 P: 19	R: 0 H: 1 E: 0 K: 1 S: 11	H: 1 LOB: 2 BB: 1 P: 20	R: 0 H: 0 E: 0 K: 1 S: 6	H: 0 LOB: 0 BB: 0 P: 12	R: 0 H: 1 E: 0 K: 0 S: 7	H: 1 LOB: 1 BB: 0 P: 14	R: 0 H: 0 E: 0 K: 2 S: 13	H: 0 LOB: 0 BB: 0 P: 20	1B: 3 2B: 2 3B: 0 HR: 0	SF: 0 SAC: 0 DP: 1 HBP: 0	WP: 0 PB: 0 SB: 2 CS: 0	PA: 33
PITCHER	IP	WLS	BF	H	R	ER	SO	BB	IBB	HBP	BLK	WP	HR	S	P	ERA	WHIP					
Jose Rijo, R (1, 1) ERA: 3.36	9.0	W	33	5	2	2	6	3	0	0	0	0	0	78	138	2.00	0.889					

San Diego Padres @ Cincinnati Reds
Riverfront Stadium, Cincinnati, OH
Sun Aug 05 1990, 3:33 AM EDT
Att: 38,789 - Cloudy - 80 F

AB 30
R 2
H 5
RBI 2
BB 3
SO 6
LOB 5



Batter	1	2	3	4	5	6	7	8	9	AB	R	H	RBI	BB	SO	LOB	BOTTOM					
Barry Larkin, R (1, 6) OBP: 0.368, SLG: 0.418	K			1B				F8		3	0	1	1	1	1	0						
Paul O'Neill, L (1, 9) OBP: 0.347, SLG: 0.430	CS			K				FC4-6		4	0	2	0	0	2	2						
Chris Sabo, R (1, 5) OBP: 0.353, SLG: 0.510	F8			FC5				FC4-6		4	0	0	0	0	0	4						
Eric Davis, R (1, 8) OBP: 0.340, SLG: 0.443	CS			HR				1B		3	3	2	0	1	1	0						
Hal Morris, L (1, 3) OBP: 0.407, SLG: 0.544	F8			HR				PB		4	1	2	2	0	0	1						
Mariano Duncan, R (1, 4) OBP: 0.367, SLG: 0.515	G6-3			1B				FC4-2		4	1	2	2	0	0	0						
Jeff Reed, L (1, 2) OBP: 0.333, SLG: 0.359	G3-1			G3				FC4-2		3	0	0	0	1	0	1						
Billy Hatcher, R (1, 7) OBP: 0.341, SLG: 0.403				P3				FC4-2		4	1	1	1	0	0	4						
Jose Rijo, R (1, 1) OBP: 0.200, SLG: 0.225	FC5			1B				G4-6-3		4	0	2	0	0	0	3						
Inning Stats	R: 0 H: 1 E: 0 K: 1 S: 9	H: 1 LOB: 0 BB: 0 P: 16	R: 1 H: 1 E: 0 K: 0 S: 11	H: 1 LOB: 0 BB: 0 P: 16	R: 0 H: 1 E: 0 K: 1 S: 9	H: 1 LOB: 2 BB: 1 P: 15	R: 3 H: 4 E: 0 K: 0 S: 10	H: 4 LOB: 2 BB: 1 P: 18	R: 0 H: 0 E: 0 K: 2 S: 7	H: 0 LOB: 0 BB: 0 P: 8	R: 0 H: 0 E: 0 K: 0 S: 11	H: 0 LOB: 0 BB: 0 P: 17	R: 1 H: 2 E: 0 K: 0 S: 8	H: 2 LOB: 1 BB: 0 P: 10	R: 1 H: 3 E: 0 K: 0 S: 9	H: 3 LOB: 2 BB: 1 P: 17	R: 1 H: 0 E: 0 K: 2 S: 13	H: 0 LOB: 0 BB: 0 P: 20	1B: 8 2B: 2 3B: 0 HR: 2	SF: 0 SAC: 0 DP: 1 HBP: 0	WP: 0 PB: 1 SB: 0 CS: 1	PA: 37
PITCHER	IP	WLS	BF	H	R	ER	SO	BB	IBB	HBP	BLK	WP	HR	S	P	ERA	WHIP					
Calvin Schiraldi, R (1, 1) ERA: 3.95	7.0	L	30	5	5	5	4	2	0	0	0	0	0	65	100	6.43	1.571					
Rich Rodriguez, L (8, 1) ERA: 3.5	0.0		4	3	1	1	0	1	0	0	0	0	0	5	13	-	-					
John Davis, R (8, 1) ERA: 2.84	1.0		2	0	0	0	0	0	0	0	0	0	0	4	4	0.00	0.000					

San Diego Padres @ Cincinnati Reds
Riverfront Stadium, Cincinnati, OH
Sun Aug 05 1990, 3:33 AM EDT
Att: 38,789 - Cloudy - 80 F

AB 33
R 6
H 12
RBI 6
BB 3
SO 4
LOB 15



Batter	1	2	3	4	5	6	7	8	9	AB	R	H	RBI	BB	SO	LOB	TOP									
Bip Roberts, S OBP: 0.393, SLG: 0.415 (1, 7)	1-2 FC5 2B	0-0 F8		1-0 G4-3		4-0 BB			2-1 F8	4	0	1	0	1	0	0	San Diego Padres @ Atlanta Braves Atlanta-Fulton County Stadium, Atlanta, GA Thu Aug 09 1990, 7:05 PM EDT Att: 8,312 - Unknown									
Gary Templeton, S OBP: 0.289, SLG: 0.382 (1, 6)	1-1 FC5 2B	2-1 FC6-4 1B		3-2 G5-3		0-2 L8			3-2 2B 1B	5	2	2	0	0	0	2										
Roberto Alomar, S OBP: 0.355, SLG: 0.390 (1, 4)	0-0 FC5 2B SF7	0-2 FC6-4 BB		1-1 G6-3			0-0 G6-3		0-2 1B 1B	5	2	1	0	0	0	3										
Jack Clark, R OBP: 0.432, SLG: 0.554 Phil Stephenson, L OBP: 0.397, SLG: 0.419 (1, PR) (1, 3)	2-2 1B 2B	4-2 BB		1-2 P3		1-2 L1			2-1 1B	1	0	1	1	0	0	0										
Joe Carter, R OBP: 0.287, SLG: 0.415 (1, 8)	3-2 SF7	1-2 F8		1-2 F7		4-1 BB			1-2 1B	3	0	1	2	1	0	2										
Eddie Williams, R OBP: 0.382, SLG: 0.571 Mike Pagliarulo, L OBP: 0.337, SLG: 0.371 (7, PH) (7, 5)	4-2 1B 2B BB		0-0 L5	2-2 2B		0-0 G4-3			2-1 1B	2	1	1	0	1	0	0										
Mark Parent, R OBP: 0.282, SLG: 0.325 (1, 2)	1-0 2B 1B		1-2 E5 G5-3	3-3 K			3-2 G4-3		2-3 K	5	1	1	0	0	2	3										
Shawn Abner, R OBP: 0.317, SLG: 0.348 (1, 9)	0-0 1B 2B		1-1 G5-3	1-2 K		1-3 K			1-1 P2	4	0	1	2	0	1	1										
Bruce Hurst, L OBP: 0.146, SLG: 0.109 (1, 1)	2-1 1B		2-3 K	0-0 G1-3			1-3 K			4	0	1	1	0	2	1										
Inning Stats	R: 5 E: 1 K: 0 S: 21	H: 5 LOB: 3 BB: 1 P: 35	R: 0 E: 0 K: 0 S: 14	H: 1 LOB: 2 BB: 1 P: 21	R: 0 E: 1 K: 1 S: 10	H: 0 LOB: 1 BB: 0 P: 14	R: 0 E: 0 K: 0 S: 6	H: 0 LOB: 0 BB: 0 P: 11	R: 0 E: 0 K: 1 S: 13	H: 1 LOB: 1 BB: 0 P: 20	R: 0 E: 0 K: 0 S: 9	H: 0 LOB: 1 BB: 1 P: 14	R: 0 E: 0 K: 0 S: 6	H: 0 LOB: 1 BB: 1 P: 11	R: 0 E: 0 K: 1 S: 8	H: 0 LOB: 0 BB: 0 P: 13	R: 2 E: 0 K: 2 S: 22	H: 4 LOB: 2 BB: 0 P: 32	1B: 6 2B: 5 3B: 0 HR: 0	SF: 1 SAC: 0 DP: 0 HBP: 0	WP: 0 PB: 0 SB: 0 CS: 0	PA: 43				
PITCHER	IP	WLS	BF	H	R	ER	SO	BB	IBB	HBP	BLK	WP	HR	S	P	ERA	WHIP									
Charlie Leibrandt, L ERA: 3.87 Rick Luecken, R ERA: 5.36 Tony Castillo, L ERA: 5.07	(1, 1)	5.0	L	25	7	5	1	2	2	0	0	0	0	0	64	101	1.80	1.800								
	(6, 1)	2.0		8	0	0	0	1	2	0	0	0	0	0	15	25	0.00	1.000								
	(8, 1)	2.0		10	4	2	2	3	0	0	0	0	0	30	45	9.00	2.000									

AB	38
R	7
H	11
RBI	7
BB	4
SO	6
LOB	15



Batter	1	2	3	4	5	6	7	8	9	AB	R	H	RBI	BB	SO	LOB	BOTTOM								
Lonnie Smith, R OBP: 0.381, SLG: 0.450 (1, 7)	4-1 1B BB		0-0 FC6-4 1B		3-1 L7		0-0 FC5-4			3	0	1	0	1	0	1	San Diego Padres @ Atlanta Braves Atlanta-Fulton County Stadium, Atlanta, GA Thu Aug 09 1990, 7:05 PM EDT Att: 8,312 - Unknown								
Jeff Blauser, R OBP: 0.343, SLG: 0.404 (1, 6)	1-3 K		2-2 L7		0-0 G4-3			0-0 FC5-4 1B		4	0	1	0	0	1	2									
Ron Gant, R OBP: 0.342, SLG: 0.531 (1, 8)	0-0 F9		1-2 FC6-4			1-0 2B		1-0 FC5-4 G5-4-3		4	0	1	0	0	0	3									
Jim Presley, R OBP: 0.300, SLG: 0.444 (1, 5)	3-1 1B		4-2 BB		0-0 G5-3			0-0 G5-4-3		3	0	1	0	1	0	2									
David Justice, L OBP: 0.340, SLG: 0.470 (1, 9)	0-3 K		2-3 K		0-3 K		0-3 K		0-1 G3-1 2B	4	0	1	0	0	3	4									
Francisco Cabrera, R OBP: 0.288, SLG: 0.437 (1, 3)		0-2 G5-3		1-2 E5		2-1 G4-3			1-1 F7	4	0	0	0	0	0	3									
Greg Olson, R OBP: 0.336, SLG: 0.371 (1, 2)		1-0 G5-3		3-3 K			2-1 FC5-4 1B		0-1 G3-1	4	0	1	0	0	1	3									
Mark Lemke, S OBP: 0.293, SLG: 0.242 (1, 4)		1-3 K		0-3 K			0-1 FC5-4 FC6-4		1-0 G5-3	4	0	0	0	0	2	4									
Charlie Leibrandt, R OBP: 0.276, SLG: 0.222 Oddie McDowell, L OBP: 0.308, SLG: 0.383 Rick Luecken, R Jim Vatcher, R OBP: 0.314, SLG: 0.340 Tony Castillo, L (8, 1)	(1, 1)		1-2 F7		0-1 G3-1		2-1 FC6-4 FC5-4			1	0	0	0	0	0	0									
Inning Stats	R: 0 E: 0 K: 2 S: 10	H: 1 LOB: 2 BB: 1 P: 18	R: 0 E: 0 K: 1 S: 7	H: 0 LOB: 0 BB: 0 P: 9	R: 0 E: 0 K: 0 S: 10	H: 1 LOB: 1 BB: 0 P: 14	R: 0 E: 0 K: 3 S: 20	H: 0 LOB: 2 BB: 1 P: 30	R: 0 E: 0 K: 0 S: 5	H: 0 LOB: 0 BB: 0 P: 8	R: 0 E: 0 K: 1 S: 7	H: 1 LOB: 1 BB: 0 P: 10	R: 0 E: 0 K: 0 S: 7	H: 1 LOB: 1 BB: 0 P: 11	R: 0 E: 0 K: 0 S: 3	H: 1 LOB: 0 BB: 0 P: 4	R: 0 E: 0 K: 0 S: 7	H: 1 LOB: 1 BB: 0 P: 9	1B: 4 2B: 2 3B: 0 HR: 0	SF: 0 SAC: 0 DP: 1 HBP: 0	WP: 0 PB: 0 SB: 0 CS: 0	PA: 35			
PITCHER	IP	WLS	BF	H	R	ER	SO	BB	IBB	HBP	BLK	WP	HR	S	P	ERA	WHIP								
Bruce Hurst, L ERA: 3.73	(1, 1)	9.0	W	35	6	0	0	7	2	0	0	0	0	76	113	0.00	0.889								

AB	33
R	0
H	6
RBI	0
BB	2
SO	7
LOB	23



Batter	1	2	3	4	5	6	7	8	9	AB	R	H	RBI	BB	SO	LOB	TOP					
Bip Roberts, S OBP: 0.360, SLG: 0.411 (1, 5)	F8	L4			F9			K		4	0	0	0	0	1	0	San Diego Padres @ Houston Astros Astrodome, Houston, TX Fri Aug 10 1990, 8:05 PM EDT Att: 16,576 - Dome					
Roberto Alomar, S OBP: 0.355, SLG: 0.389 (1, 4)	F SF7 1B	K			K			G6-3		4	1	1	0	0	2	0						
Tony Gwynn, L OBP: 0.365, SLG: 0.431 (1, 9)	E9 SF7 1B				G6-3			G3		3	1	1	0	1	0	0						
Joe Carter, R OBP: 0.289, SLG: 0.414 (1, 7)	1B IBB				F8			F9-3 HBP		2	0	0	0	1	0	1						
Bento Santiago, R OBP: 0.362, SLG: 0.503 (1, 2)	SF7				K			F9-3		3	0	0	1	0	1	2						
Gary Templeton, S OBP: 0.289, SLG: 0.380 (1, 6)	BB 1B				F9			P6		4	0	1	1	0	0	1						
Phil Stephenson, L OBP: 0.374, SLG: 0.415 (1, 3)	BB				G5-3 BB			F9		1	0	0	0	2	0	0						
Darrin Jackson, R OBP: 0.230, SLG: 0.293 (1, 8)	K				G5-3			F7		3	0	0	0	0	1	4						
Ed Whitson, R OBP: 0.149, SLG: 0.217 Craig Lefferts, L OBP: 0.250, SLG: 0.250 (9, 1)	G5-3				F8			F8		3	0	0	0	0	0	0						
Inning Stats	R: 2 E: 1 K: 1 S: 13	H: 3 LOB: 3 BB: 2 P: 24	R: 0 E: 0 K: 1 S: 7	H: 0 LOB: 0 BB: 0 P: 11	R: 0 E: 0 K: 1 S: 7	H: 0 LOB: 0 BB: 1 P: 11	R: 0 E: 0 K: 0 S: 4	H: 0 LOB: 0 BB: 1 P: 8	R: 0 E: 0 K: 1 S: 6	H: 0 LOB: 0 BB: 0 P: 7	R: 0 E: 0 K: 0 S: 3	H: 0 LOB: 0 BB: 0 P: 5	R: 0 E: 0 K: 0 S: 6	H: 0 LOB: 0 BB: 0 P: 11	R: 0 E: 0 K: 1 S: 6	H: 0 LOB: 0 BB: 1 P: 7	R: 0 E: 0 K: 0 S: 7	H: 0 LOB: 1 BB: 1 P: 14	1B: 3 2B: 1 3B: 0 HR: 0	SF: 1 SAC: 0 DP: 1 HBP: 1	WP: 0 PB: 0 SB: 0 CS: 0	PA: 33
PITCHER	IP	WLS	BF	H	R	ER	SO	BB	IBB	HBP	BLK	WP	HR	S	P	ERA	WHIP					
Jim Deshaies, L ERA: 4.11 Dan Schatzeder, L ERA: 2.55	(1, 1)	7.0	L	26	3	2	2	4	2	1	1	0	0	0	46	77	2.57	0.714				
PITCHER	IP	WLS	BF	H	R	ER	SO	BB	IBB	HBP	BLK	WP	HR	S	P	ERA	WHIP					
	(8, 1)	2.0		7	0	0	0	1	1	0	0	0	0	0	13	21	0.00	0.500				

AB	27
R	2
H	3
RBI	2
BB	4
SO	5
LOB	8



Batter	1	2	3	4	5	6	7	8	9	AB	R	H	RBI	BB	SO	LOB	BOTTOM					
Eric Yelding, R OBP: 0.319, SLG: 0.303 (1, 8)	G3 1B				G4-3			L6		4	0	1	0	0	1	1	San Diego Padres @ Houston Astros Astrodome, Houston, TX Fri Aug 10 1990, 8:05 PM EDT Att: 16,576 - Dome					
Bill Doran, S OBP: 0.405, SLG: 0.426 (1, 4)	F7				G3-1			G4-3 1B		3	0	1	0	1	0	1						
Ken Caminiti, S OBP: 0.317, SLG: 0.317 (1, 5)	G3				G6-3 2B			G4-3-6-3		4	0	1	0	0	0	3						
Franklin Stubbs, L OBP: 0.292, SLG: 0.422 (1, 3)	F8				K			K		4	0	0	0	0	2	3						
Craig Biggio, R OBP: 0.349, SLG: 0.355 (1, 2)	G1-3				G6-3			F7		4	0	1	0	0	0	2						
Glenn Wilson, R OBP: 0.286, SLG: 0.356 (1, 9)	K				F7			F9		4	0	1	0	0	1	1						
Karl Rhodes, L OBP: 0.500, SLG: 0.400 Mark Davidson, R OBP: 0.319, SLG: 0.394 (9, PH)	1B				G4-3			FC6-4 1B		4	0	1	0	0	1	1						
Rafael Ramirez, R OBP: 0.298, SLG: 0.338 (1, 6)	K				G5-3			F8		4	0	0	0	0	2	4						
Jim Deshaies, L OBP: 0.048, SLG: 0.048 Rich Gedman, L OBP: 0.319, SLG: 0.274 Dan Schatzeder, L OBP: 0.250, SLG: 0.250 (8, 1)	L6				1B			F9		2	0	1	0	0	0	0						
Inning Stats	R: 0 E: 0 K: 0 S: 8	H: 1 LOB: 1 BB: 0 P: 11	R: 0 E: 0 K: 2 S: 13	H: 1 LOB: 0 BB: 0 P: 18	R: 0 E: 0 K: 1 S: 7	H: 0 LOB: 0 BB: 0 P: 8	R: 0 E: 0 K: 1 S: 13	H: 1 LOB: 1 BB: 0 P: 17	R: 0 E: 0 K: 0 S: 8	H: 1 LOB: 1 BB: 0 P: 12	R: 0 E: 0 K: 1 S: 11	H: 1 LOB: 0 BB: 1 P: 18	R: 0 E: 0 K: 0 S: 11	H: 0 LOB: 1 BB: 1 P: 16	R: 0 E: 0 K: 0 S: 8	H: 0 LOB: 0 BB: 1 P: 12	R: 0 E: 0 K: 1 S: 13	H: 2 LOB: 2 BB: 0 P: 16	1B: 6 2B: 1 3B: 0 HR: 0	SF: 0 SAC: 0 DP: 1 HBP: 0	WP: 0 PB: 0 SB: 0 CS: 0	PA: 35
PITCHER	IP	WLS	BF	H	R	ER	SO	BB	IBB	HBP	BLK	WP	HR	S	P	ERA	WHIP					
Ed Whitson, R ERA: 2.62 Craig Lefferts, L ERA: 2.64	(1, 1)	8.1	W	33	7	0	0	5	2	0	0	0	0	0	7	8	0.00	1.080				
PITCHER	IP	WLS	BF	H	R	ER	SO	BB	IBB	HBP	BLK	WP	HR	S	P	ERA	WHIP					
	(9, 1)	0.2	S	2	0	0	0	1	0	0	0	0	0	7	8	0.00	0.000					

AB	33
R	0
H	7
RBI	0
BB	2
SO	6
LOB	18



Batter	1	2	3	4	5	6	7	8	9	10	AB	R	H	RBI	BB	SO	LOB	TOP			
Big Roberts, S OBP: 0.360, SLG: 0.409 (1, 7)											4	1	1	0	1	1	0				
Roberto Alomar, S OBP: 0.355, SLG: 0.389 (1, 4)											5	1	2	0	0	1	1				
Tony Gwynn, L OBP: 0.368, SLG: 0.435 (1, 9)											5	2	3	1	0	0	2				
Joe Carter, R OBP: 0.292, SLG: 0.420 (1, 8)											5	2	3	3	0	0	2				
Benito Santiago, R OBP: 0.363, SLG: 0.500 (1, 2)											3	0	1	1	1	1	2				
Phil Stephenson, L OBP: 0.368, SLG: 0.400 (1, 3)											4	0	0	0	1	0	3				
Mike Pagliarulo, L OBP: 0.338, SLG: 0.372 (1, 5)											5	0	2	1	0	1	3				
Garry Templeton, S OBP: 0.285, SLG: 0.375 (1, 6)											5	0	0	0	0	1	4				
Calvin Schiraldi, R OBP: 0.214, SLG: 0.285 (5, 1)											2	0	0	0	0	0	0				
Inning Stats	R: 0 E: 0 K: 0 S: 4	H: 2 LOB: 1 BB: 0 P: 4	R: 0 E: 0 K: 0 S: 4	H: 1 LOB: 1 BB: 0 P: 4	R: 2 E: 0 K: 1 S: 7	H: 2 LOB: 1 BB: 1 P: 11	R: 0 E: 0 K: 1 S: 5	H: 0 LOB: 0 BB: 0 P: 5	R: 0 E: 0 K: 2 S: 7	H: 0 LOB: 0 BB: 0 P: 7	R: 1 E: 0 K: 0 S: 5	H: 2 LOB: 2 BB: 1 P: 9	R: 0 E: 0 K: 0 S: 3	H: 0 LOB: 0 BB: 0 P: 3	R: 0 E: 0 K: 0 S: 3	H: 0 LOB: 0 BB: 0 P: 3	R: 3 E: 0 K: 0 S: 7	H: 4 LOB: 1 BB: 0 P: 7	1B: 10 2B: 2 3B: 1 HR: 0	SF: 1 SAC: 0 DP: 1 HBP: 0	WP: 0 PA: 44
PITCHER	IP 7.0	WLS 29	BF 7	H 3	R 3	ER 3	SO 4	BB 2	IBB 0	HBP 0	BLK 0	WP 0	HR 0	S 35	P 43	ERA 3.86	WHIP 1.286				
Danny Darwin, R ERA: 1.97	(1, 1)																				
Larry Andersen, R ERA: 2.2	(8, 1)																				
Dave Smith, R ERA: 2.95	(10, 1)																				

San Diego Padres @ Houston Astros
Astrodome, Houston, TX
Sat Aug 11 1990, 8:05 PM EDT
Att: 25,830 - Dome


AB	40
R	6
H	12
RBI	6
BB	3
SO	5
LOB	17


WP: 0	PA: 44
PB: 0	
SB: 3	
CS: 0	



San Diego Padres @ Houston Astros
Astrodome, Houston, TX
Sat Aug 11 1990, 8:05 PM EDT
Att: 25,830 - Dome

Batter	1	2	3	4	5	6	7	8	9	10	AB	R	H	RBI	BB	SO	LOB	BOTTOM			
Eric Yelding, R OBP: 0.320, SLG: 0.304 (1, 8)											3	0	1	1	1	0	2				
Ken Oberkfell, L OBP: 0.310, SLG: 0.342 (1, 4)											4	0	0	0	1	1	3				
Ken Caminiti, S OBP: 0.315, SLG: 0.316 (1, 5)											5	0	1	2	0	1	1				
Franklin Stubbs, L OBP: 0.293, SLG: 0.421 (1, 3)											1	0	0	0	1	0	0				
Carl Nichols, R OBP: 0.297, SLG: 0.281 (5, PH)											1	0	0	0	0	0	2				
Bill Doran, S OBP: 0.403, SLG: 0.424 (6, 4)											1	0	0	0	0	0	0				
Craig Biggio, R OBP: 0.346, SLG: 0.352 (1, 2)											4	0	0	0	0	0	1				
Mark Davidson, R OBP: 0.349, SLG: 0.351 (1, 9)											4	0	0	0	0	0	0				
Karl Rhodes, L OBP: 0.500, SLG: 0.556 (1, 7)											4	1	2	0	0	0	0				
Rafael Ramirez, R OBP: 0.301, SLG: 0.340 (1, 6)											4	1	2	0	0	1	1				
Dave Smith, R (10, 1)											0	0	0	0	0	0	0				
Danny Darwin, R OBP: 0.273, SLG: 0.350 (1, 1)											1	1	0	0	1	1	1				
Dave Rohde, S OBP: 0.293, SLG: 0.294 (7, PH)											0	0	0	0	0	0	0				
Larry Andersen, R (8, 1)											0	0	0	0	0	0	0				
Casey Candaele, S OBP: 0.375, SLG: 0.436 (10, 6)											1	0	0	0	0	0	0				
Inning Stats	R: 0 E: 0 K: 1 S: 4	H: 0 LOB: 0 BB: 1 P: 8	R: 0 E: 0 K: 0 S: 3	H: 0 LOB: 0 BB: 0 P: 3	R: 0 E: 0 K: 2 S: 8	H: 1 LOB: 1 BB: 0 P: 8	R: 0 E: 0 K: 1 S: 5	H: 0 LOB: 1 BB: 1 P: 9	R: 0 E: 0 K: 0 S: 6	H: 3 LOB: 2 BB: 2 P: 14	R: 0 E: 0 K: 0 S: 3	H: 0 LOB: 0 BB: 0 P: 3	R: 0 E: 0 K: 0 S: 3	H: 0 LOB: 0 BB: 0 P: 3	R: 0 E: 0 K: 0 S: 3	H: 0 LOB: 0 BB: 0 P: 3	R: 0 E: 0 K: 0 S: 4	H: 1 LOB: 1 BB: 0 P: 4	1B: 4 2B: 2 3B: 0 HR: 0	SF: 1 SAC: 1 DP: 0 HBP: 0	WP: 0 PA: 39
PITCHER	IP 4.2	WLS 21	BF 4	H 3	R 3	ER 3	SO 4	BB 4	IBB 0	HBP 0	BLK 0	WP 0	HR 0	S 25	P 41	ERA 5.79	WHIP 1.714				
Calvin Schiraldi, R ERA: 4.08	(1, 1)																				
Rich Rodriguez, L ERA: 3.72	(8, 1)																				
Greg Harris, R ERA: 2.5	(7, 1)																				
Eric Show, R ERA: 6.25	(8, 1)																				
Craig Lettets, L ERA: 3.6	(10, 1)																				



Batter	1	2	3	4	5	6	7	8	9	AB R H RBI BB SO LOB	TOP									
Delino DeShields, L OBP: 0.385, SLG: 0.403	2-1 F9		0-1 1B 3B	4-1 1B BB			2-3 K		4-1 1B BB	3 2 1 0 2 1 0	Montreal Expos @ San Diego Padres Jack Murphy Stadium, San Diego, CA Tue Aug 14 1990, 10:05 PM EDT Att: 15,855 - Unknown - 65 F livebaseballscorecards.com AB 31 R 8 H 9 RBI 8 BB 8 SO 5 LOB 11 									
Otis Nixon, S OBP: 0.344, SLG: 0.326	2-2 HR		1-1 G4-6-3 1B	0-0 CS 1B			4-2 S BB		0-0 1B SF9 1B	4 2 4 4 1 0 0										
Tim Raines, S OBP: 0.376, SLG: 0.369	2-2 L6		0-0 G4-6-3 1-2	0-0 CS 1-2	3-3 K		4-1 FC6-4 BB		0-1 1-3 2-H 1B	4 0 1 1 1 1 1										
Tim Wallach, R OBP: 0.353, SLG: 0.503	2-2 F6		0-2 F9		1-2 CS 1B		1-2 FC6-4 BB		0-2 SF9	4 0 1 1 0 0 2										
Andres Galarraga, R OBP: 0.310, SLG: 0.405		4-0 G5-3 BB		4-2 1B BB	3-3 K 1-2			0-2 G3-1	2-2 F7	3 1 0 0 2 1 2										
Marquis Grissom, R OBP: 0.313, SLG: 0.354		3-1 G5-3		1-2 S 1B FC4-6 1B		0-3 K		1-0 P5		4 1 1 0 0 1 1										
Mike Fitzgerald, R OBP: 0.345, SLG: 0.379		1-1 G5-3		1-0 FC4-6 1B		1-1 G4-3		3-3 K		4 0 1 1 0 1 1										
Spike Owen, S OBP: 0.344, SLG: 0.349		4-2 BB		1-2 FC4-6 G3 1B		0-1 P6		4-2 SH3 BB		2 2 0 1 2 0 1										
Dennis Martinez, R OBP: 0.103, SLG: 0.105		0-0 G4-3		0-0 G3			0-0 P4		0-1 SH3	3 0 0 0 0 0 3										
Inning Stats	R: 1 E: 0 K: 0 S: 13	H: 1 LOB: 0 BB: 0 P: 21	R: 0 E: 0 K: 0 S: 8	H: 0 LOB: 2 BB: 2 P: 20	R: 1 E: 0 K: 0 S: 9	H: 2 LOB: 0 BB: 0 P: 10	R: 3 E: 0 K: 0 S: 13	H: 3 LOB: 1 BB: 2 P: 24	R: 0 E: 0 K: 1 S: 7	H: 0 LOB: 0 BB: 0 P: 8	R: 0 E: 0 K: 1 S: 13	H: 0 LOB: 2 BB: 2 P: 24	R: 0 E: 0 K: 1 S: 7	H: 0 LOB: 0 BB: 0 P: 11	R: 3 E: 0 K: 0 S: 19	H: 2 LOB: 1 BB: 2 P: 29	1B: 7 2B: 1 3B: 1 HR: 1	SF: 1 SAC: 1 DP: 2 HBP: 0	WP: 0 PB: 0 SB: 2 CS: 2	PA: 42
PITCHER	IP WLS BF H R ER SO BB IBB HBP BLK WP HR S P ERA WHIP											PITCHER	IP WLS BF H R ER SO BB IBB HBP BLK WP HR S P ERA WHIP							
Dennis Rasmussen, L ERA: 4.84	(1, 1) 3.2 L 19 5 5 5 0 4 0 0 0 0 0 1 42 74 12.27 2.455																			
Eric Show, R ERA: 5.99	(4, 1) 3.1 12 2 0 0 4 2 0 0 0 0 0 0 32 51 0.00 1.200																			
Andy Benes, R ERA: 3.72	(8, 1) 2.0 10 2 3 3 1 2 0 0 0 0 0 0 26 40 13.50 2.000																			

Batter	1	2	3	4	5	6	7	8	9	AB R H RBI BB SO LOB	BOTTOM									
Bip Roberts, S OBP: 0.364, SLG: 0.416	1-1 SH2-3 2B	2-2 E 1-H 2-H 2B			2-2 G1-3			1-2 F9		4 0 2 2 0 0 0	Montreal Expos @ San Diego Padres Jack Murphy Stadium, San Diego, CA Tue Aug 14 1990, 10:05 PM EDT Att: 15,855 - Unknown - 65 F livebaseballscorecards.com AB 33 R 3 H 5 RBI 3 BB 0 SO 9 LOB 11 									
Roberto Alomar, S OBP: 0.353, SLG: 0.387	0-1 SH2-3	1-2 E4 FC6			1-1 G6-3			1-2 F7 1B		3 0 1 0 0 0 1										
Tony Gwynn, L OBP: 0.367, SLG: 0.433	2-2 G6-3	1-0 FC6 1-2			2-2 G4-3			2-2 F7		4 0 0 0 0 0 4										
Joe Carter, R OBP: 0.289, SLG: 0.413	2-1 G6-3		2-2 F8			2-3 K		3-3 K		4 0 0 0 0 2 2										
Benito Santiago, R OBP: 0.366, SLG: 0.500		0-0 E G5-3 1B	1-1 G5-3			0-1 F8		1-3 K		4 1 1 0 0 1 0										
Phil Stephenson, L OBP: 0.345, SLG: 0.373		2-0 G5-3	1-3 K			2-1 G4-3		3-2 G3-1		4 0 0 0 0 1 1										
Mike Pagliarulo, L OBP: 0.329, SLG: 0.361		0-1 E6 1B 2B		2-2 F7			1-0 F8		0-0 G3	4 1 0 0 0 0 1										
Garry Templeton, S OBP: 0.286, SLG: 0.374		1-2 K 2B 1B		1-3 K			1-3 K			3 1 1 1 0 2 0										
Dennis Rasmussen, L OBP: 0.311, SLG: 0.341	(1, 1) 9.0 W 34 5 3 1 9 0 0 0 0 0 0 0 93 136 1.00 0.556																			
Eric Show, R OBP: 0.259, SLG: 0.250	(4, 1) 3.1 12 2 0 0 4 2 0 0 0 0 0 0 32 51 0.00 1.200																			
Tom Lampkin, L OBP: 0.250, SLG: 0.333	(7, PH) 0.0 0 0 0 0 0 0 0 0 0 0 0 0 0 0 0.00 0.000																			
Andy Benes, R OBP: 0.109, SLG: 0.091	(8, 1) 2.0 10 2 3 3 1 2 0 0 0 0 0 0 26 40 13.50 2.000																			
Inning Stats	R: 0 E: 0 K: 0 S: 9	H: 1 LOB: 1 BB: 0 P: 14	R: 3 E: 2 K: 1 S: 20	H: 3 LOB: 2 BB: 0 P: 27	R: 0 E: 0 K: 1 S: 8	H: 0 LOB: 0 BB: 0 P: 12	R: 0 E: 0 K: 2 S: 10	H: 0 LOB: 0 BB: 0 P: 14	R: 0 E: 0 K: 0 S: 8	H: 0 LOB: 0 BB: 0 P: 13	R: 0 E: 0 K: 1 S: 9	H: 0 LOB: 0 BB: 0 P: 13	R: 0 E: 0 K: 2 S: 9	H: 0 LOB: 1 BB: 0 P: 20	R: 0 E: 0 K: 1 S: 7	H: 0 LOB: 0 BB: 0 P: 11	1B: 3 2B: 2 3B: 0 HR: 0	SF: 0 SAC: 1 DP: 0 HBP: 0	WP: 0 PB: 0 SB: 0 CS: 0	PA: 34
PITCHER	IP WLS BF H R ER SO BB IBB HBP BLK WP HR S P ERA WHIP											PITCHER	IP WLS BF H R ER SO BB IBB HBP BLK WP HR S P ERA WHIP							

Batter	1	2	3	4	5	6	7	8	9	10	11	12	13	14	15	16	17	AB	R	H	RBI	BB	SO	LOB	TOP					
Delino DeShields, L OBP: 0.362, SLG: 0.396	G3	K		FC6-4 BB			G4-3		B5		FC5-4 BB		G4-3			K		6	0	0	0	2	2	3	Montreal Expos @ San Diego Padres Jack Murphy Stadium, San Diego, CA Wed Aug 15 1990, 10:05 PM EDT Alt. 14,271 - Unknown AB 62 R 5 H 14 RBI 4 BB 9 SO 10 LOB 37 					
Otis Nixon, S OBP: 0.333, SLG: 0.315	2B	K		FC6-4			B1-3		K		FC5-4		6-3			K		8	1	1	0	0	3	7						
Tim Raines, S OBP: 0.374, SLG: 0.386	F8		G4-3		P4				BB 1B		F7		G4-3			G4-3		8	0	2	0	0	0	3						
Tim Wallach, R OBP: 0.355, SLG: 0.506	HR				P6				BB 1B		F8		G4-3			G4-3		8	1	4	1	0	0	2						
Andres Gattardo, R OBP: 0.306, SLG: 0.488	HR		F7		F9				L8		G4-3		G5-3			F7		7	2	1	2	1	0	4						
Marquis Grissom, R OBP: 0.313, SLG: 0.351	P6		5-3						G4-3		G4-3		P4			G4-3		2	0	0	0	1	0	1						
Larry Walker, L OBP: 0.307, SLG: 0.418									CS BB							G4-3		4	1	1	0	1	0	1						
Mike Fitzgerald, R OBP: 0.353, SLG: 0.377	2B								G5-3		L5					G4-3		4	0	1	1	4	1	4						
Spike Owen, S OBP: 0.344, SLG: 0.352									F9							G4-3		3	0	1	0	0	0	1						
Tom Foley, L OBP: 0.308, SLG: 0.282	2B								F9		K					G4-6-3		5	0	2	0	0	1	6						
Howie Jones, R OBP: 0.311, SLG: 0.311	K								G4-3									2	0	0	0	0	0	2						
John Kruk, R OBP: 0.311, SLG: 0.311	K								1B									2	0	0	0	0	0	2						
John Mauer, R OBP: 0.311, SLG: 0.311	K								1B									2	0	0	0	0	0	2						
John Mauer, R OBP: 0.311, SLG: 0.311	K								1B									2	0	0	0	0	0	2						
John Mauer, R OBP: 0.311, SLG: 0.311	K								1B									2	0	0	0	0	0	2						
John Mauer, R OBP: 0.311, SLG: 0.311	K								1B									2	0	0	0	0	0	2						
John Mauer, R OBP: 0.311, SLG: 0.311	K								1B									2	0	0	0	0	0	2						
John Mauer, R OBP: 0.311, SLG: 0.311	K								1B									2	0	0	0	0	0	2						
Inning Stats	R: 3 E: 0 K: 0 S: 11	H: 3 LOB: 0 BB: 0 P: 19	R: 0 E: 0 K: 3 S: 12	H: 1 LOB: 2 BB: 1 P: 21	R: 0 E: 0 K: 1 S: 11	H: 0 LOB: 2 BB: 2 P: 25	R: 0 E: 0 K: 0 S: 8	H: 0 LOB: 0 BB: 1 P: 12	R: 0 E: 0 K: 1 S: 19	H: 2 LOB: 3 BB: 1 P: 25	R: 0 E: 0 K: 1 S: 9	H: 2 LOB: 2 BB: 0 P: 11	R: 0 E: 0 K: 1 S: 6	H: 0 LOB: 0 BB: 1 P: 9	R: 0 E: 0 K: 0 S: 8	H: 1 LOB: 2 BB: 1 P: 16	R: 0 E: 0 K: 1 S: 5	H: 0 LOB: 0 BB: 0 P: 8	R: 0 E: 0 K: 0 S: 7	H: 0 LOB: 0 BB: 1 P: 11	R: 0 E: 0 K: 2 S: 11	H: 0 LOB: 0 BB: 0 P: 17	R: 0 E: 0 K: 0 S: 24	H: 0 LOB: 0 BB: 0 P: 37	R: 2 E: 1 K: 0 S: 24	H: 3 LOB: 2 BB: 1 P: 37	1B: 11 2B: 2 3B: 0 HR: 1	SF: 0 SAC: 1 DP: 1 HBP: 0	WP: 0 PB: 0 SB: 2 CS: 1	PA: 72
PITCHER	IP 7.0	WLS 29	BF 14	H 4	R 0	ER 3	SO 4	BB 0	IBB 0	HBP 0	BLK 0	WP 0	HR 0	S 56	P 104	ERA 3.86	WHIP 1.286													
Briggs Hurst, L ERA: 3.73											John Davis, R ERA: 5.79																			
Greg Harris, R ERA: 2.42											John Davis, R ERA: 5.79																			
Craig Lefferts, L ERA: 2.37											John Davis, R ERA: 5.79																			
Rich Rodriguez, L ERA: 3.32											John Davis, R ERA: 5.79																			
Derek Liljestrand, L ERA: 5.05											John Davis, R ERA: 5.79																			
Batter	1	2	3	4	5	6	7	8	9	10	11	12	13	14	15	16	17	AB <td>R <td>H <td>RBI <td>BB <td>SO <td>LOB <td>BOTTOM</td> </td></td></td></td></td></td>	R <td>H <td>RBI <td>BB <td>SO <td>LOB <td>BOTTOM</td> </td></td></td></td></td>	H <td>RBI <td>BB <td>SO <td>LOB <td>BOTTOM</td> </td></td></td></td>	RBI <td>BB <td>SO <td>LOB <td>BOTTOM</td> </td></td></td>	BB <td>SO <td>LOB <td>BOTTOM</td> </td></td>	SO <td>LOB <td>BOTTOM</td> </td>	LOB <td>BOTTOM</td>	BOTTOM					
Bip Roberts, S OBP: 0.364, SLG: 0.414	G4-3 SF7 1B		G4-3		BB		G1-3			FC1-2 G4-3 1B	FC5-4		F7			G6-3		7	1	2	0	1	0	3	Montreal Expos @ San Diego Padres Jack Murphy Stadium, San Diego, CA Wed Aug 15 1990, 10:05 PM EDT Alt. 14,271 - Unknown AB 63 R 3 H 15 RBI 4 BB 2 SO 8 LOB 28 					
Roberto Alomar, S OBP: 0.360, SLG: 0.382	G4-3		E S 1B		K				G4-3				G6-3			G6-3		8	1	1	0	0	2	5						
Tony Gwynn, L OBP: 0.367, SLG: 0.432	SF7		FC5-4 1B		L9				G3		FC1-2 IBB		BB 1B			F6		6	0	2	2	1	0	2						
Joe Carter, R OBP: 0.288, SLG: 0.410	P1		FC5-4						F7		FC1-2		F8			S 1B		8	0	2	0	0	1	5						
Benito Santiago, R OBP: 0.302, SLG: 0.490	FC4-6 1B		F8						G5-4-3		5-3		K			BB 1B		8	1	2	0	0	1	5						
Mike Pagliaro, L OBP: 0.328, SLG: 0.357	FC4-6 1B		G4-3						P6		F7		F7			FC6-4 BB		6	0	1	0	1	0	0						
Garry Templeton, S OBP: 0.283, SLG: 0.370	FC4-6 1B		FC4-6 1B						G1-3		L8		FC6-4			K		7	0	1	0	0	1	5						
Phil Stephenson, L OBP: 0.342, SLG: 0.389	G4-3-6-3								F7							L9		4	0	1	0	0	1	2						
Jack Clark, R OBP: 0.431, SLG: 0.550	G4-3-6-3								K							K		2	0	0	0	1	1	0						
Howie Jones, R OBP: 0.311, SLG: 0.311			G6-3															2	0	0	0	0	0	2						
Howie Jones, R OBP: 0.311, SLG: 0.311																		1	0	0	0	0	0	2						
Howie Jones, R OBP: 0.311, SLG: 0.311																		1	0	0	0	0	0	2						
Howie Jones, R OBP: 0.311, SLG: 0.311																		1	0	0	0	0	0	2						
Howie Jones, R OBP: 0.311, SLG: 0.311																		1	0	0	0	0	0	2						
Howie Jones, R OBP: 0.311, SLG: 0.311																		1	0	0	0	0	0	2						
Howie Jones, R OBP: 0.311, SLG: 0.311																		1	0	0	0	0	0	2						
Howie Jones, R OBP: 0.311, SLG: 0.311																		1	0	0	0	0	0	2						
Inning Stats	R: 1 E: 0 K: 0 S: 9	H: 1 LOB: 0 BB: 0 P: 18	R: 1 E: 0 K: 0 S: 6	H: 2 LOB: 0 BB: 0 P: 11	R: 1 E: 0 K: 0 S: 10	H: 2 LOB: 1 BB: 0 P: 14	R: 0 E: 0 K: 0 S: 8	H: 0 LOB: 0 BB: 0 P: 10	R: 0 E: 0 K: 2 S: 10	H: 1 LOB: 2 BB: 1 P: 22	R: 0 E: 0 K: 0 S: 9	H: 1 LOB: 0 BB: 0 P: 11	R: 0 E: 0 K: 1 S: 11	H: 1 LOB: 2 BB: 1 P: 12	R: 0 E: 0 K: 0 S: 10	H: 2 LOB: 3 BB: 1 P: 19	R: 0 E: 0 K: 0 S: 5	H: 0 LOB: 0 BB: 0 P: 6	R: 0 E: 0 K: 0 S: 9	H: 1 LOB: 1 BB: 0 P: 12	R: 0 E: 0 K: 0 S: 12	H: 0 LOB: 0 BB: 0 P: 18	R: 0 E: 0 K: 0 S: 7	H: 0 LOB: 0 BB: 0 P: 8	R: 0 E: 0 K: 1 S: 11	H: 0 LOB: 0 BB: 0 P: 9	1B: 15 2B: 0 3B: 0 HR: 0	SF: 1 SAC: 0 DP: 2 HBP: 0	WP: 1 PB: 0 SB: 4 CS: 0	PA: 68
PITCHER	IP 5.0	WLS 21	BF 6	H 3	R 0	ER 3	SO 2	BB 0	IBB 0	HBP 0	BLK 0	WP 0	HR 0	S 43	P 75	ERA 5.40	WHIP 1.400													
Kevin Gross, R ERA: 4.0											Bill Sampen, R ERA: 2.99																			
Mel Rojas, R ERA: 1.5											Bill Sampen, R ERA: 2.99																			
Scott Ruskin, L ERA: 3.14											Bill Sampen, R ERA: 2.99																			
Tim Burke, R ERA: 3.17											Bill Sampen, R ERA: 2.99																			
Steve Frey, L ERA: 2.88											Bill Sampen, R ERA: 2.99																			

Batter	1	2	3	4	5	6	7	8	9	10	11	AB	R	H	RBI	BB	SO	LOB	TOP																			
Delino DeShields, L OBP: 0.362, SLG: 0.399 Scott Ruskin, R OBP: 0.333, SLG: 0.833 Tim Burke, R OBP: 0.250, SLG: 0.250	F7		1B		2B		G1-3			G4-3		5	0	2	1	0	0	0	0																			
Olis Nixon, S OBP: 0.341, SLG: 0.325	F8		1B		K					WP	1B	5	0	3	0	0	1	1																				
Dave Martinez, L OBP: 0.340, SLG: 0.470	G6-3		K		G4-3					F8	K	5	0	0	0	0	2	5																				
Tim Wallach, R OBP: 0.356, SLG: 0.504		G4-3								F9		5	0	2	0	0	0	0																				
Mike Aldrete, L OBP: 0.380, SLG: 0.306 Marquis Grissom, R OBP: 0.315, SLG: 0.351 Andres Gaitanaris, R OBP: 0.309, SLG: 0.407		G5-3			K																																	
Larry Walker, L OBP: 0.309, SLG: 0.414					G3																																	
Jerry Goff, L OBP: 0.372, SLG: 0.328					G4-3																																	
Spike Owen, S OBP: 0.343, SLG: 0.351					G1-3																																	
Oil Can Boyd, R OBP: 0.276, SLG: 0.316 Tom Foley, R OBP: 0.279 Mel Rojas, R OBP: 0.279 Steve Frey, R OBP: 0.276, SLG: 0.316 Junior Noboa, R OBP: 0.276, SLG: 0.316					K																																	
Inning Stats	R: 0 E: 0 K: 0 S: 7	H: 0 LOB: 0 BB: 0 P: 13	R: 0 E: 0 K: 0 S: 9	H: 1 LOB: 1 BB: 0 P: 13	R: 0 E: 0 K: 2 S: 12	H: 2 LOB: 2 BB: 0 P: 14	R: 0 E: 0 K: 1 S: 8	H: 1 LOB: 1 BB: 0 P: 11	R: 0 E: 0 K: 1 S: 9	H: 0 LOB: 0 BB: 0 P: 13	R: 0 E: 0 K: 0 S: 6	H: 0 LOB: 1 BB: 1 P: 13	R: 0 E: 0 K: 0 S: 8	H: 1 LOB: 0 BB: 0 P: 13	R: 0 E: 1 K: 0 S: 8	H: 1 LOB: 1 BB: 0 P: 13	R: 0 E: 0 K: 1 S: 7	H: 1 LOB: 1 BB: 0 P: 12	R: 1 E: 1 K: 1 S: 14	H: 1 LOB: 1 BB: 0 P: 21	1B: 9 2B: 1 3B: 0 HR: 0	SF: 0 SAC: 2 DP: 1 HBP: 0	WP: 1 PB: 0 SB: 3 CS: 1	PA: 44														
PITCHER	IP 9.0	WLS 9	BF 35	H 2	R 1	ER 1	SO 5	BB 0	IBB 0	HBP 0	BLK 0	WP 0	HR 0	S 80	P 120	ERA 0.00	WHIP 1.000																					
Ed Whitson, R ERA: 2.53 Rich Rodriguez, L ERA: 3.09											PITCHER	IP 2.0	WLS W	BF 9	H 2	R 1	ER 0	SO 2	BB 0	IBB 0	HBP 0	BLK 0	WP 1	HR 0	S 21	P 33	ERA 0.00	WHIP 1.000										

Montreal Expos @ San Diego Padres
Jack Murphy Stadium, San Diego, CA
Thu Aug 16 1990, 6:33 AM EDT
Att: 14,331 - Sunny

AB	41
R	2
H	10
RBI	1
BB	1
SO	7
LOB	20



Batter	1	2	3	4	5	6	7	8	9	10	11	AB	R	H	RBI	BB	SO	LOB	BOTTOM																			
Bip Roberts, S OBP: 0.364, SLG: 0.411	F7		G6-3		G3							5	1	1	0	1	0	3																				
Roberto Alomar, S OBP: 0.350, SLG: 0.382			F7									6	0	2	1	0	1	3																				
Tony Gwynn, L OBP: 0.365, SLG: 0.428			G3									6	0	1	0	0	0	3																				
Joe Carter, R OBP: 0.295, SLG: 0.423			G5-4-3									5	1	4	2	1	0	2																				
Mike Pagliarulo, L OBP: 0.250, SLG: 0.315 Jack Clark, R OBP: 0.435, SLG: 0.550					G3-6							3	0	2	0	0	0	1																				
Phil Stephenson, L OBP: 0.336, SLG: 0.360 Garry Templeton, S OBP: 0.282, SLG: 0.368												3	0	0	0	0	0	2																				
Shawn Abner, R OBP: 0.313, SLG: 0.341												5	0	1	0	0	0	3																				
Tom Lampkin, L OBP: 0.250, SLG: 0.315 Darrin Jackson, R OBP: 0.242, SLG: 0.305 Rich Rodriguez, L OBP: 0.285, SLG: 0.327												2	0	0	0	0	0	0																				
Ed Whitson, R OBP: 0.143, SLG: 0.208 Benito Santiago, R OBP: 0.368, SLG: 0.493												2	0	0	0	0	0	2																				
Inning Stats	R: 0 E: 0 K: 0 S: 6	H: 2 LOB: 1 BB: 0 P: 8	R: 0 E: 0 K: 0 S: 9	H: 1 LOB: 2 BB: 1 P: 18	R: 0 E: 0 K: 0 S: 9	H: 0 LOB: 0 BB: 0 P: 15	R: 0 E: 0 K: 0 S: 6	H: 1 LOB: 0 BB: 0 P: 7	R: 0 E: 0 K: 0 S: 6	H: 0 LOB: 0 BB: 0 P: 9	R: 0 E: 0 K: 1 S: 9	H: 0 LOB: 3 BB: 3 P: 23	R: 0 E: 0 K: 0 S: 15	H: 2 LOB: 2 BB: 0 P: 25	R: 0 E: 0 K: 0 S: 6	H: 1 LOB: 2 BB: 1 P: 14	R: 2 E: 0 K: 0 S: 9	H: 3 LOB: 2 BB: 0 P: 13	1B: 11 2B: 1 3B: 0 HR: 1	SF: 0 SAC: 1 DP: 2 HBP: 1	WP: 1 PB: 2 SB: 0 CS: 0	PA: 49																
PITCHER	IP 6.0	WLS 7	BF 24	H 0	R 0	ER 0	SO 1	BB 0	IBB 1	HBP 0	BLK 0	WP 1	HR 1	S 43	P 64	ERA 1.50	WHIP 1.167																					
Mel Rojas, R ERA: 1.32 Steve Frey, L ERA: 2.75 Scott Ruskin, L ERA: 3.06 Tim Burke, R ERA: 3.51											PITCHER	IP 1.1	WLS L	BF 5	H 3	R 2	ER 2	SO 0	BB 0	IBB 1	HBP 0	BLK 0	WP 0	HR 0	S 8	P 11	ERA 54.00	WHIP 9.000										

Montreal Expos @ San Diego Padres
Jack Murphy Stadium, San Diego, CA
Thu Aug 16 1990, 6:33 AM EDT
Att: 14,331 - Sunny

AB	42
R	3
H	13
RBI	3
BB	5
SO	1
LOB	25



Batter	1	2	3	4	5	6	7	8	9	AB	R	H	RBI	BB	SO	LOB	TOP				
Lenny Dykstra, L OBP: 0.444, SLG: 0.472 (1, 8)	2-2 G3	2-2 F9		2-0 F9		2-1 G1-3		0-0 L9		5	0	0	0	0	0	4	Philadelphia Phillies @ San Diego Padres Jack Murphy Stadium, San Diego, CA Fri Aug 17 1990, 10:05 PM EDT Att: 18,488 - Unknown livebaseballscores.com				
Darren Daulton, L OBP: 0.397, SLG: 0.429 (1, 2)	4-0 1B BB		1-0 G3	0-0 G4-3		1-1 BB 1B		3-2 G3		4	0	1	1	1	0	1					
Von Hayes, L OBP: 0.383, SLG: 0.445 (1, 7)	3-1 F9		2-0 G4-3		2-2 G6-3 1B	3-H 4-0 1-2 BB		2-2 F8		4	0	1	0	1	0	1					
Dale Murphy, R OBP: 0.307, SLG: 0.404 (1, 9)	2-2 1B		0-0 HR		0-1 G6-3 1-2 BB	2-3 K		1-1 G5-6-3		5	1	2	1	0	1	3					
John Kruk, L OBP: 0.379, SLG: 0.372 (1, 3)	0-0 F8		4-2 1B BB		1-0 E6 S		1-0 G3		1-3 K	4	0	0	0	1	1	2					
Tom Herr, S OBP: 0.325, SLG: 0.361 (1, 4)		0-3 K	0-2 1B		4-1 1-2 BB		1-1 2B		0-0 L6	4	0	2	0	1	1	0					
Charlie Hayes, R OBP: 0.299, SLG: 0.363 (1, 5)		4-1 BB BB	0-0 F8		0-0 L4		2-3 K			3	0	0	0	1	1	5					
Dickie Thon, R OBP: 0.325, SLG: 0.367 (1, 6)		4-0 1-2 BB		0-0 FC1-5 2B		1-1 1B 3B		4-0 IBB		2	1	2	0	2	0	0					
Jose De Jesus, R OBP: 0.192, SLG: 0.130 (1, 1)		0-3 K	0-0 FC1-5		0-0 F8		0-3 K			4	0	0	0	0	2	6					
Inning Stats	R: 0 E: 0 K: 0 S: 9	H: 1 LOB: 2 BB: 1 P: 20	R: 0 E: 0 K: 2 S: 10	H: 0 LOB: 2 BB: 2 P: 20	R: 1 E: 0 K: 0 S: 11	H: 2 LOB: 1 BB: 0 P: 18	R: 0 E: 0 K: 0 S: 4	H: 1 LOB: 1 BB: 0 P: 6	R: 0 E: 1 K: 1 S: 8	H: 2 LOB: 2 BB: 1 P: 15	R: 0 E: 0 K: 2 S: 10	H: 1 LOB: 2 BB: 1 P: 18	R: 0 E: 0 K: 0 S: 8	H: 0 LOB: 0 BB: 0 P: 13	R: 0 E: 0 K: 1 S: 6	H: 0 LOB: 0 BB: 0 P: 8		1B: 4 2B: 2 3B: 1 HR: 1	SF: 0 SAC: 0 DP: 1 HBP: 0	WP: 0 PB: 0 SB: 1 CS: 0	PA: 42
PITCHER	IP	WLS	BF	H	R	ER	SO	BB	IBB	HBP	BLK	WP	HR	S	P	ERA	WHIP				
Calvin Schiraldi, R ERA: 3.99 (1, 1)	6.0	L	31	7	2	2	3	6	0	0	0	0	1	53	100	3.00	2.167				
Greg Harris, R ERA: 2.36 (7, 1)	2.0		8	1	0	0	2	0	1	0	0	0	0	18	31	0.00	0.500				
Eric Show, R ERA: 5.91 (9, 1)	1.0		3	0	0	0	1	0	0	0	0	0	0	6	8	0.00	0.000				

Batter	1	2	3	4	5	6	7	8	9	AB	R	H	RBI	BB	SO	LOB	BOTTOM				
Roberto Alomar, S OBP: 0.351, SLG: 0.383 (1, 4)	0-2 1B G6-3		1-1 1B		1-3 K			2-1 G6-3		4	1	2	0	0	1	1	Philadelphia Phillies @ San Diego Padres Jack Murphy Stadium, San Diego, CA Fri Aug 17 1990, 10:05 PM EDT Att: 18,488 - Unknown livebaseballscores.com				
Gary Templeton, S OBP: 0.279, SLG: 0.364 (1, 6)	0-0 L7		0-0 L8		0-0 G4-3			2-3 K		4	0	0	0	0	1	2					
Tony Gwynn, L OBP: 0.366, SLG: 0.429 (1, 9)	2-1 G6-3 1B		0-0 G1-3		1-0 L8			0-1 E S 1B		4	0	2	0	0	0	1					
Joe Carter, R OBP: 0.292, SLG: 0.419 (1, 7)	1-1 G6-3		1-1 G6-3		1-1 G6-3			3-3 K		4	0	0	1	0	1	2					
Benito Santiago, R OBP: 0.366, SLG: 0.488 (1, 2)	0-2 L7		0-1 G6-3		0-0 G6-4-3 1B			0-0 G4-3		4	0	1	0	0	0	2					
Jack Clark, R OBP: 0.431, SLG: 0.543 (1, 3)		3-3 K	0-0 L9		1-2 G6-4-3			1-2 G6-4-3		3	0	0	0	0	1	1					
Mike Pagliarulo, L OBP: 0.328, SLG: 0.356 (1, 5)		2-1 G5-3		1-3 K		0-0 P5				3	0	0	0	0	1	0					
Shawn Abner, R OBP: 0.306, SLG: 0.333 (1, 8)		1-1 L8		2-2 G5-3				0-0 G6-3		3	0	0	0	0	0	0					
Calvin Schiraldi, R OBP: 0.250, SLG: 0.467 (1, 1)			0-3 K					0-3 K		2	0	1	0	0	1	0					
Greg Harris, R OBP: 0.300, SLG: 0.300 (7, 1)										0	0	0	0	0	0	0					
Bip Roberts, S OBP: 0.353, SLG: 0.410 (8, PH)										1	0	0	0	0	1	0					
Eric Show, R OBP: 0.208, SLG: 0.250 (9, 1)										0	0	0	0	0	0	0					
Inning Stats	R: 1 E: 0 K: 0 S: 11	H: 2 LOB: 1 BB: 0 P: 14	R: 0 E: 0 K: 1 S: 7	H: 0 LOB: 0 BB: 0 P: 13	R: 0 E: 0 K: 1 S: 7	H: 1 LOB: 1 BB: 0 P: 8	R: 0 E: 0 K: 0 S: 5	H: 0 LOB: 0 BB: 0 P: 6	R: 0 E: 0 K: 2 S: 11	H: 1 LOB: 1 BB: 0 P: 15	R: 0 E: 0 K: 0 S: 4	H: 0 LOB: 0 BB: 0 P: 6	R: 0 E: 0 K: 1 S: 7	H: 0 LOB: 0 BB: 0 P: 9	R: 0 E: 1 K: 2 S: 10	H: 1 LOB: 1 BB: 0 P: 15	1B: 5 2B: 1 3B: 0 HR: 0	SF: 0 SAC: 0 DP: 1 HBP: 0	WP: 0 PB: 0 SB: 1 CS: 0	PA: 32	
PITCHER	IP	WLS	BF	H	R	ER	SO	BB	IBB	HBP	BLK	WP	HR	S	P	ERA	WHIP				
Jose De Jesus, R ERA: 3.35 (1, 1)	9.0	W	32	6	1	1	7	0	0	0	0	0	0	67	92	1.00	0.667				

Batter	1	2	3	4	5	6	7	8	9	AB	R	H	RBI	BB	SO	LOB	TOP										
Lenny Dykstra, L (1, 8) OBP: 0.441, SLG: 0.469	1-2 P6		0-0 F8 G6-3 1B		2-1 G3		3-2 G4-3		0-0 F8	5	0	1	0	0	0	0											
Darren Daulton, L (1, 2) OBP: 0.366, SLG: 0.425	4-0 G6-3 BB		2-1 G6-3	1-2 SAFE SAFE	1-0 G4-3		0-0 F8			3	0	0	0	1	0	1											
Von Hayes, L (1, 7) OBP: 0.382, SLG: 0.442	2-2 G6-3		0-1 F8		4-1 S BB		2-3 K			3	0	0	0	1	1	2											
Dale Murphy, R (1, 9) OBP: 0.307, SLG: 0.402		2-3 K	0-3 K		3-1 G5-3			1-1 G4-6-3 1B		4	0	1	0	0	2	2											
John Kruk, L (1, 3) OBP: 0.383, SLG: 0.383	2-2 1B 3B			0-0 2B G6-3 1B		1-1 BB 1B		2-2 G4-6-3		4	2	3	0	0	0	1											
Randy Ready, R (1, 4) OBP: 0.342, SLG: 0.333	1-2 F8			1-1 F9		2-0 F8		4-2 BB		3	0	0	0	1	0	3											
Charlie Hayes, R (1, 5) OBP: 0.303, SLG: 0.368	1-1 1B			1-2 1B		4-0 BB		2-3 K		3	0	2	1	1	1	1											
Dickie Thon, R (1, 6) OBP: 0.324, SLG: 0.366	2-0 1B			0-0 G6-3		2-3 K			1-1 F8	4	0	1	1	0	1	3											
Tommy Greene, R (1, 1) Darrel Akerfeldt, R (6, 1) Tom Herr, S (9, PH) OBP: 0.324, SLG: 0.361	1-2 P3			0-0 F8		1-1 G5-6-3			2-3 K	3	0	0	0	0	0	5											
Inning Stats	R: 0 E: 0 K: 0 S: 6	H: 0 LOB: 0 BB: 1 P: 13	R: 1 E: 0 K: 1 S: 17	H: 3 LOB: 2 BB: 0 P: 26	R: 0 E: 0 K: 1 S: 8	H: 1 LOB: 1 BB: 0 P: 10	R: 1 E: 0 K: 0 S: 9	H: 2 LOB: 1 BB: 0 P: 11	R: 0 E: 0 K: 0 S: 6	H: 0 LOB: 1 BB: 1 P: 16	R: 0 E: 0 K: 1 S: 10	H: 1 LOB: 2 BB: 1 P: 20	R: 0 E: 0 K: 1 S: 7	H: 0 LOB: 0 BB: 0 P: 12	R: 0 E: 0 K: 1 S: 11	H: 1 LOB: 1 BB: 1 P: 20	R: 0 E: 0 K: 1 S: 7	H: 0 LOB: 0 BB: 0 P: 10	1B: 6 2B: 1 3B: 1 HR: 0	SF: 0 SAC: 0 DP: 2 HBP: 0	WP: 0 PB: 0 SB: 1 CS: 0	PA: 37					
PITCHER	IP	WLS	BF	H	R	ER	SO	BB	IBB	HBP	BLK	WP	HR	S	P	ERA	WHIP										
Andy Benes, R (1, 1) ERA: 3.69	6.0	W	27	7	2	2	3	3	0	0	0	0	0	56	96	3.00	1.667										
Rich Rodriguez, L (7, 1) ERA: 2.95	1.0		3	0	0	0	1	0	0	0	0	0	0	7	12	0.00	0.000										
Greg Harris, R (8, 1) ERA: 2.34	1.0		4	1	0	0	1	1	0	0	0	0	0	11	20	0.00	2.000										
Craig Lefferts, L (9, 1) ERA: 2.53	1.0	S	3	0	0	0	1	0	0	0	0	0	0	7	10	0.00	0.000										

Philadelphia Phillies @ San Diego Padres
Jack Murphy Stadium, San Diego, CA
Sat Aug 18 1990, 10:05 PM EDT
Att: 35,145 - Unknown

AB	33
R	2
H	8
RBI	2
BB	4
SO	6
LOB	18

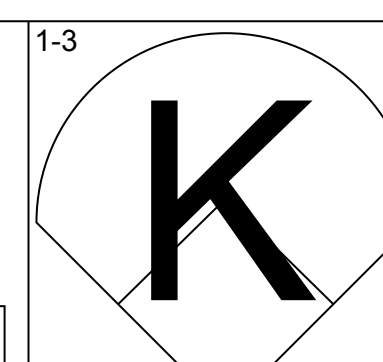
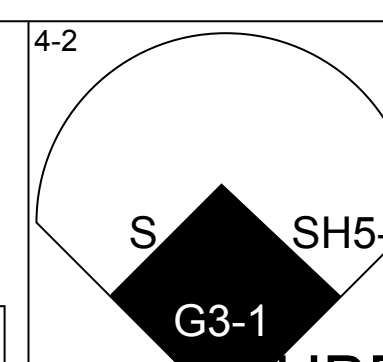
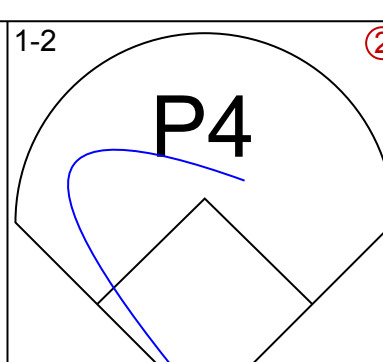
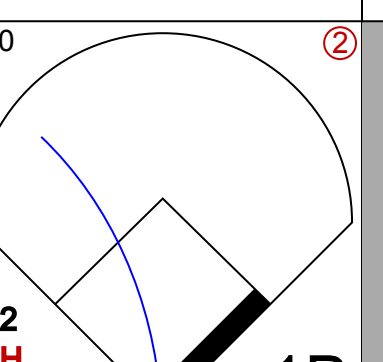
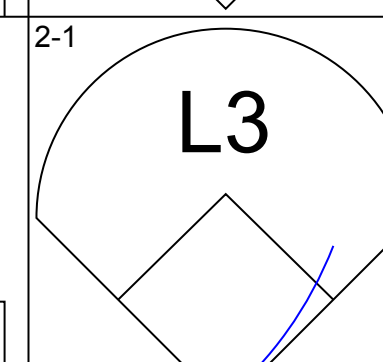
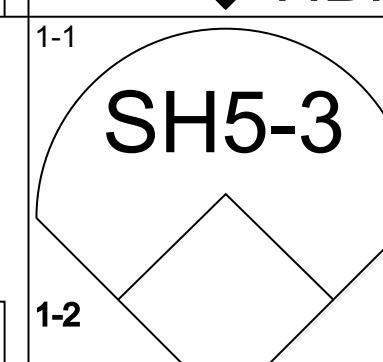
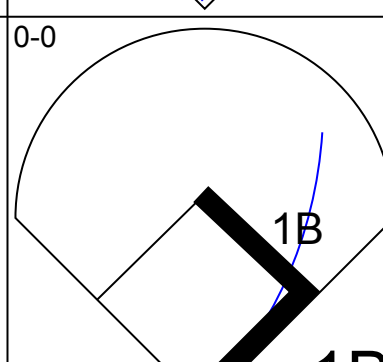
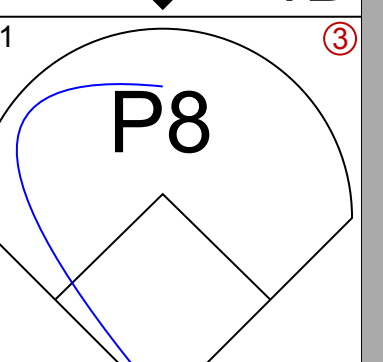
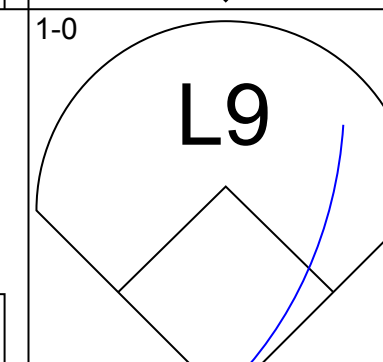
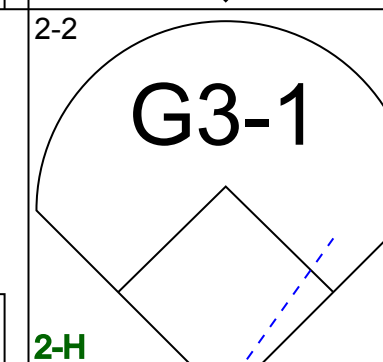
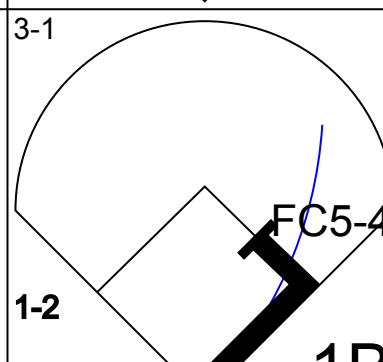
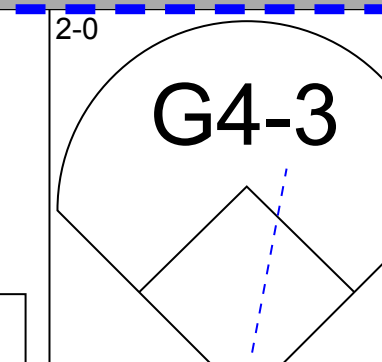
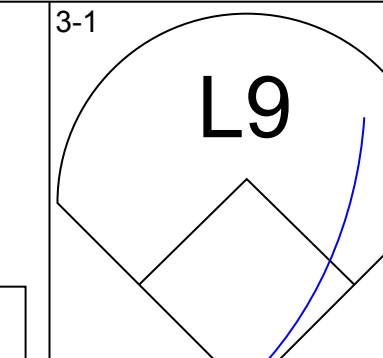
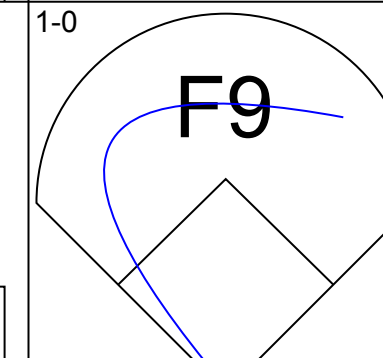
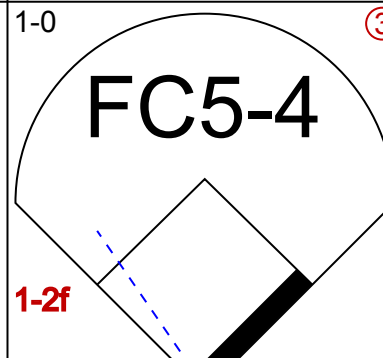
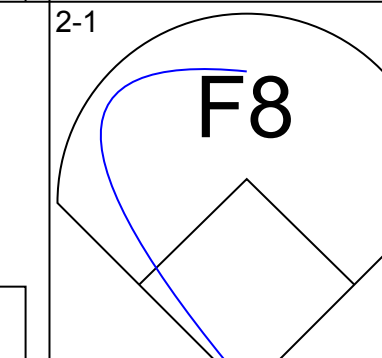
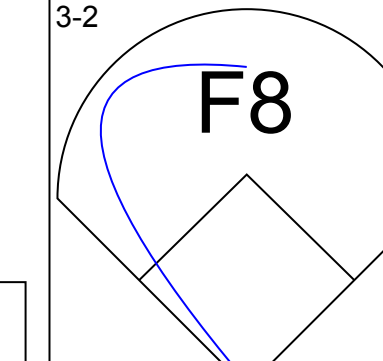
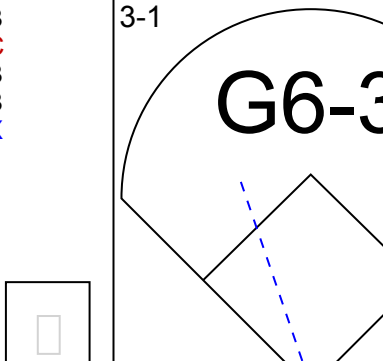
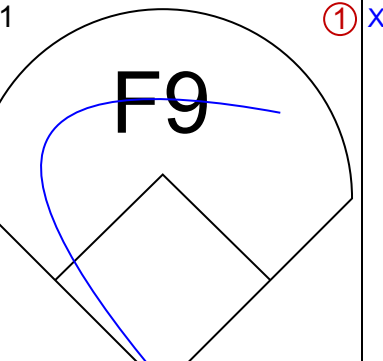
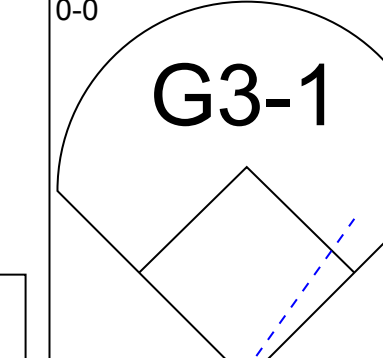
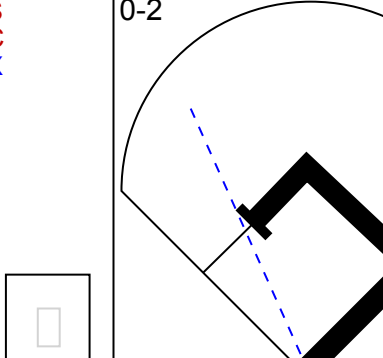
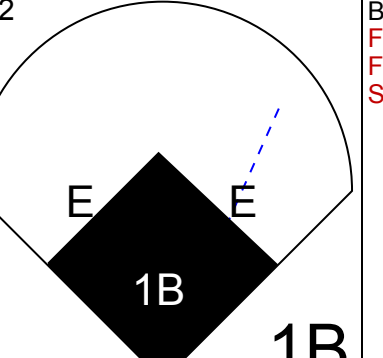
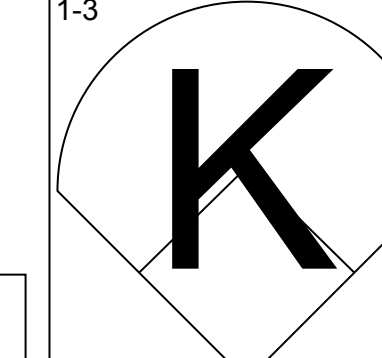
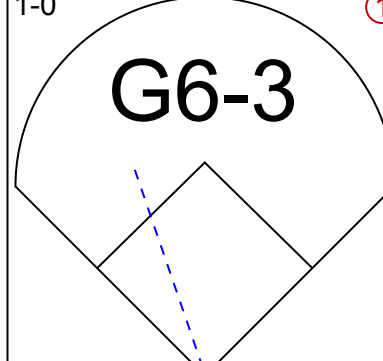
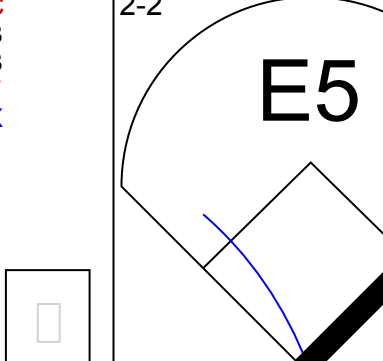
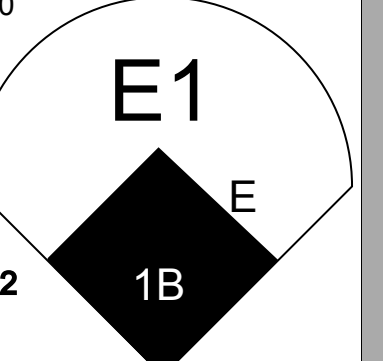
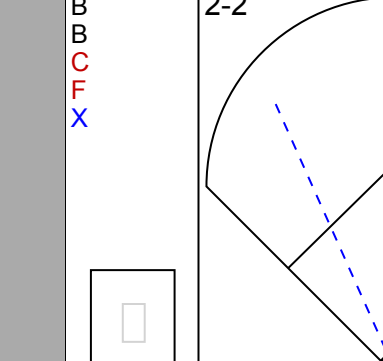
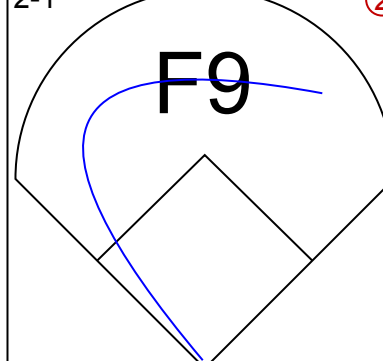
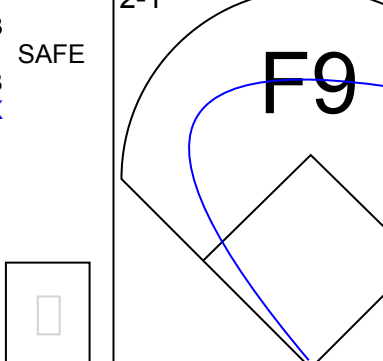
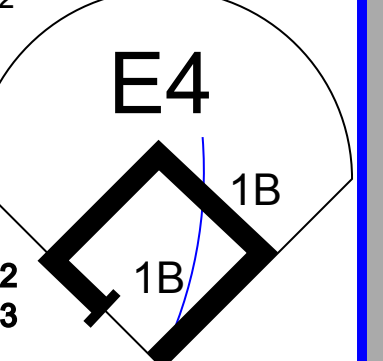
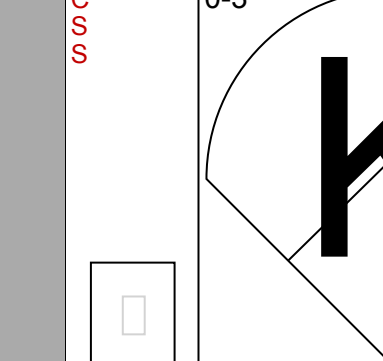
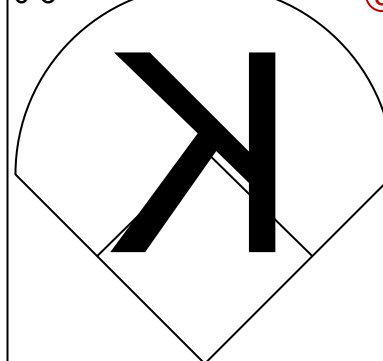
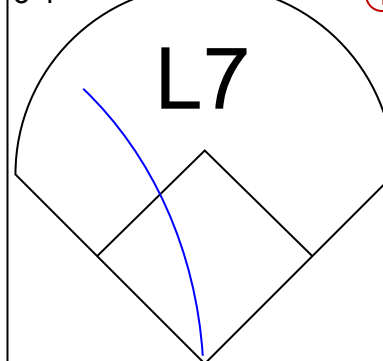
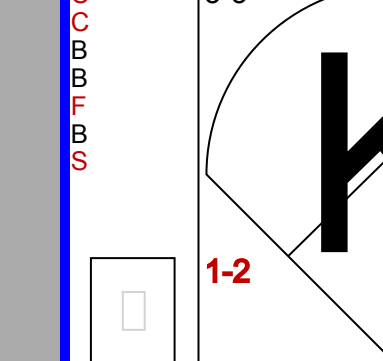


Batter	1	2	3	4	5	6	7	8	9	AB	R	H	RBI	BB	SO	LOB	BOTTOM										
Bip Roberts, S (1, 7) OBP: 0.360, SLG: 0.406	1-2 G6-3		1-0 F7			0-0 F8	1-2 G4-3			4	0	0	0	0	0	1											
Roberto Alomar, S (1, 4) OBP: 0.348, SLG: 0.379	2-2 G4-3			1-1 G4-3		2-2 G4-3	1-1 L7			4	0	0	0	0	0	1											
Tony Gwynn, L (1, 9) OBP: 0.369, SLG: 0.432	3-2 1B			0-2 G5-3 1B		0-0 HR 1B		2-1 F7		4	1	3	0	0	0	0											
Jack Clark, R (1, 3) OBP: 0.429, SLG: 0.550	0-1 G6-3			0-0 G5-3		3-2 HR		1-3 K		4	1	1	3	0	1	2											
Joe Carter, R (1, 8) OBP: 0.290, SLG: 0.416		1-1 G6-3		1-1 G4-3		0-1 E6 1B		0-1 L8		4	1	0	0	0	0	1											
Benito Santiago, R (1, 2) OBP: 0.365, SLG: 0.484	2-2 P3				1-2 F8	4-1 1B BB				2	0	0	0	1	0	0											
Mike Pagliarulo, L (1, 5) OBP: 0.331, SLG: 0.360	2-2 CS 1B				0-1 F8	0-0 1B BB		1-3 1B		3	0	2	1	0	0	0											
Garry Templeton, S (1, 6) OBP: 0.277, SLG: 0.361	1-2 CS		0-2 G1-3		3-1 G4-3	1-2 F8				3	0	0	0	0	0	2											
Andy Benes, R (1, 1) Phil Stieghemeyer, L (6, PH) Rich Rodriguez, L (7, 1) Shawn Abner, R (7, PH) Greg Harris, R (8, 1) Craig Lefferts, L (9, 1) OBP: 0.106, SLG: 0.089 OBP: 0.340, SLG: 0.395 OBP: 0.102, SLG: 0.330 OBP: 0.250, SLG: 0.250			1-0 L6			0-0 1B HR G4-3 1B		3-1 G6-3		1	0	0	0	0	0	0											
Inning Stats	R: 0 E: 0 K: 0 S: 17	H: 1 LOB: 1 BB: 0 P: 23	R: 0 E: 0 K: 0 S: 12	H: 1 LOB: 0 BB: 0 P: 18	R: 0 E: 0 K: 0 S: 8	H: 1 LOB: 1 BB: 0 P: 10	R: 0 E: 0 K: 0 S: 7	H: 0 LOB: 0 BB: 1 P: 11	R: 4 E: 1 K: 0 S: 19	H: 4 LOB: 2 BB: 1 P: 29	R: 0 E: 0 K: 0 S: 8	H: 0 LOB: 0 BB: 0 P: 13	R: 0 E: 0 K: 1 S: 7	H: 0 LOB: 0 BB: 0 P: 10	R: 0 E: 0 K: 1 S: 7	H: 0 LOB: 0 BB: 0 P: 10	1B: 6 2B: 0 3B: 0 HR: 1	SF: 0 SAC: 0 DP: 0 HBP: 0	WP: 0 PB: 0 SB: 1 CS: 1	PA: 33							
PITCHER	IP	WLS	BF	H	R	ER	SO	BB	IBB	HBP	BLK	WP	HR	S	P	ERA	WHIP										
Tommy Greene, R (1, 1) ERA: 7.0	5.2	L	23	6	4	3	0	0	0	0	0	0	0	64	89	4.76	1.059										
Darrel Akerfeldt, R (6, 1) ERA: 2.92	2.1		9	1	0	0	1	1	0	0	0	0	0	20	33	0.00	0.857										

Philadelphia Phillies @ San Diego Padres
Jack Murphy Stadium, San Diego, CA
Sat Aug 18 1990, 10:05 PM EDT
Att: 35,145 - Unknown

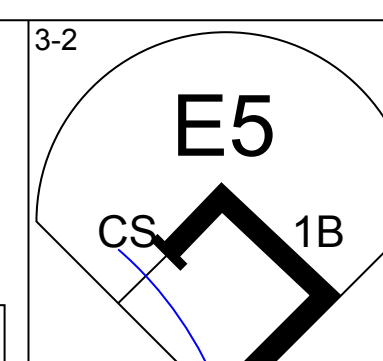
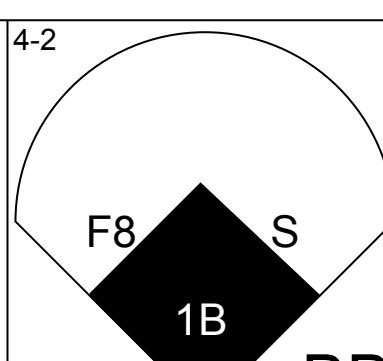
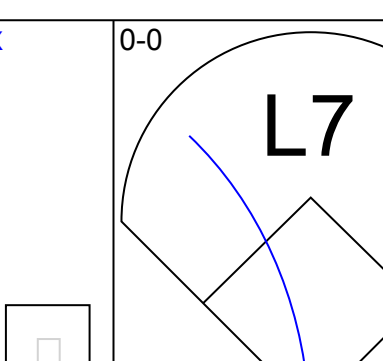
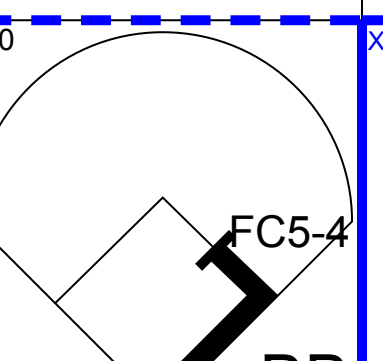
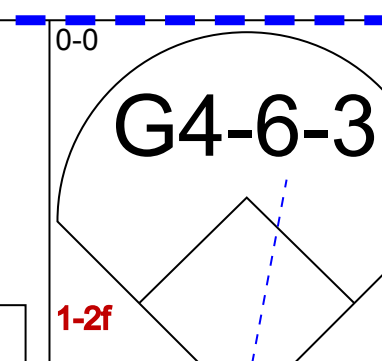
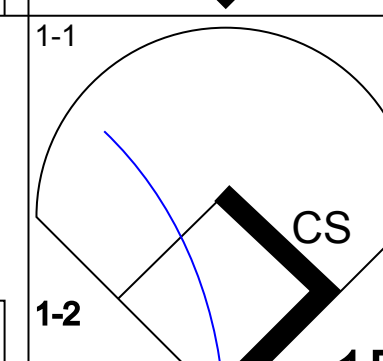
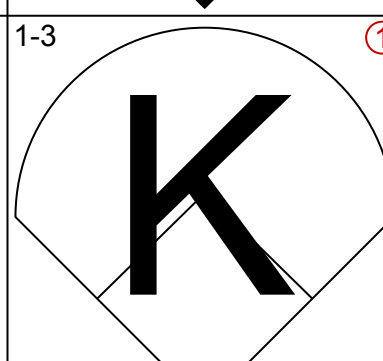
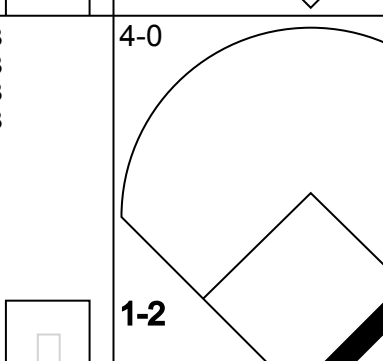
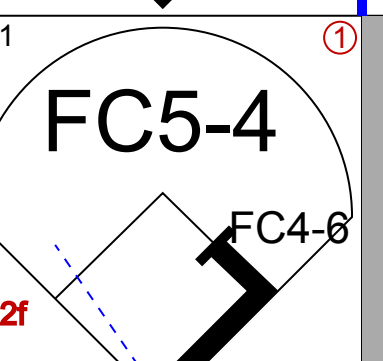
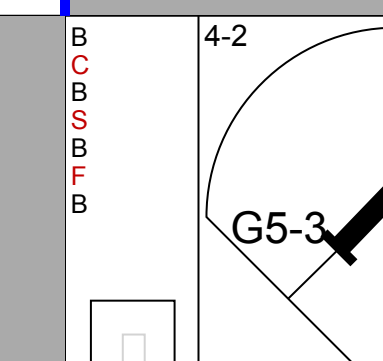
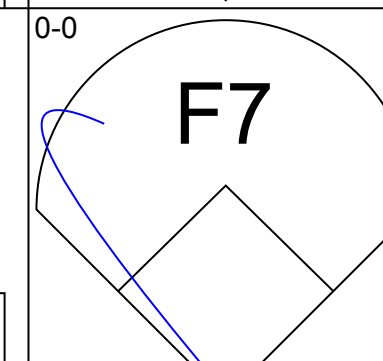
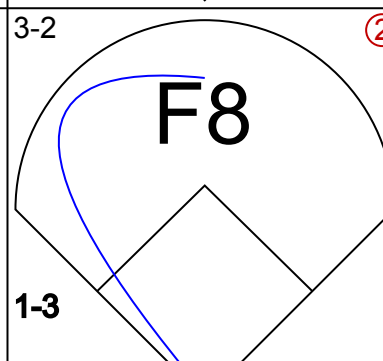
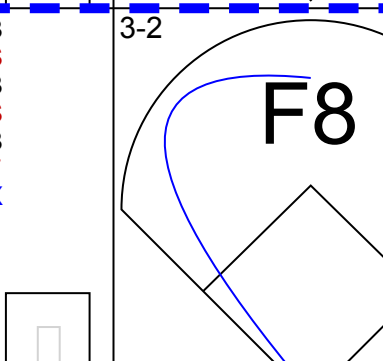
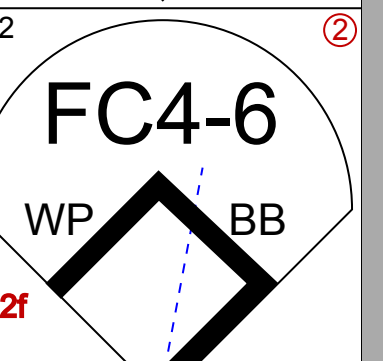
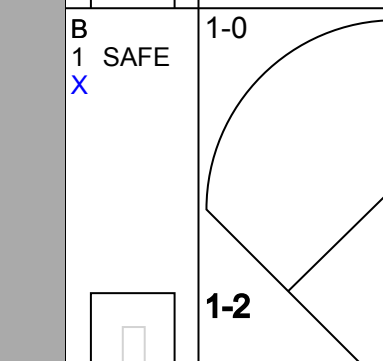
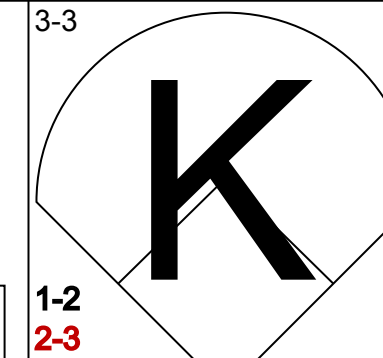
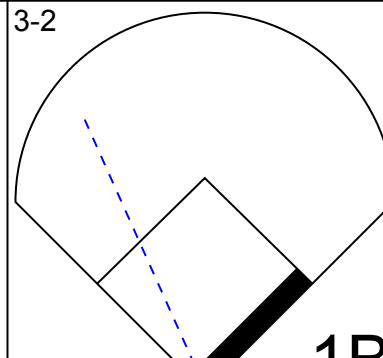
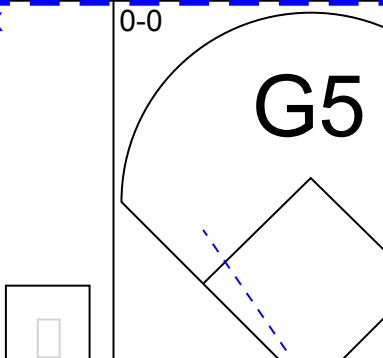
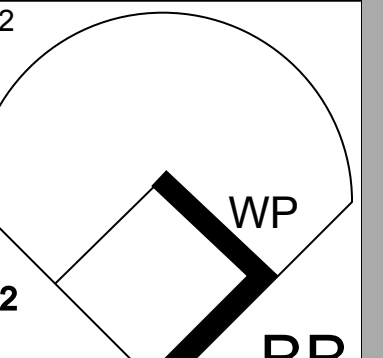
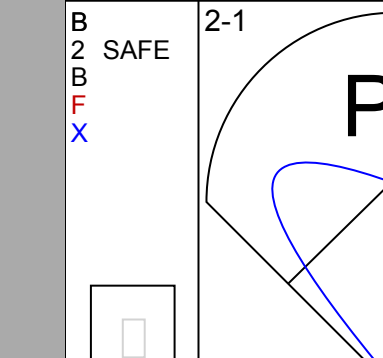
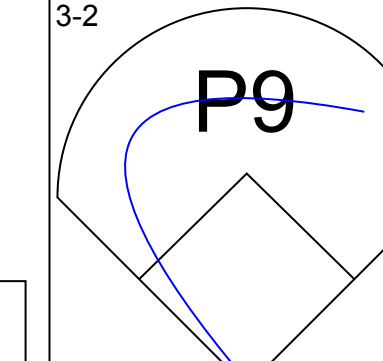
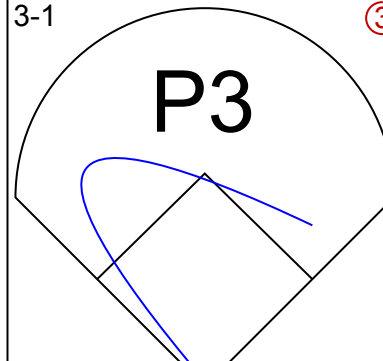
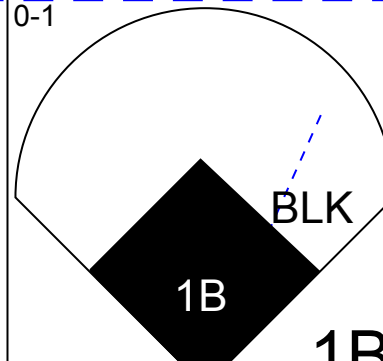
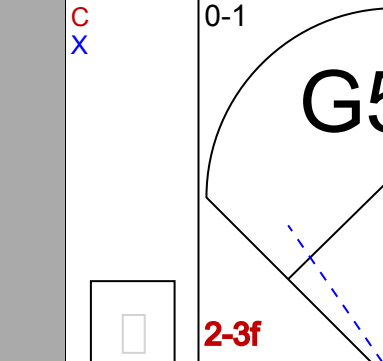
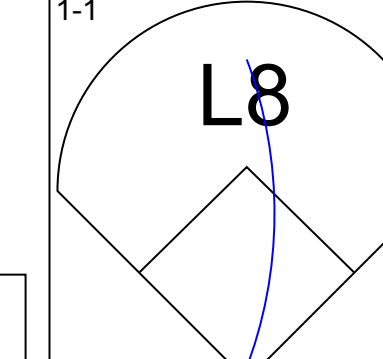
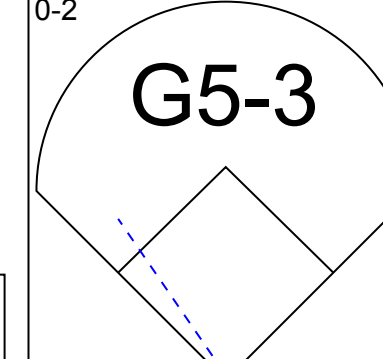
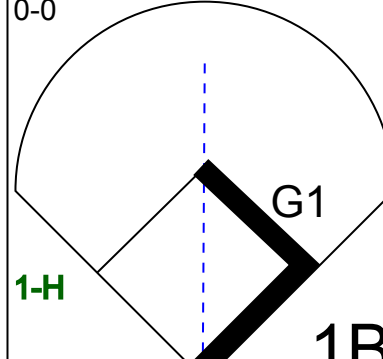


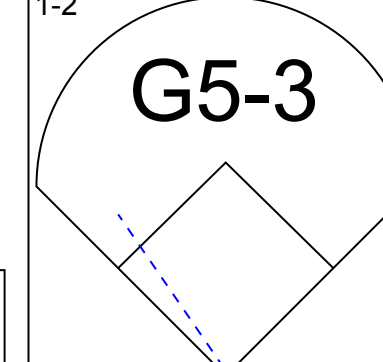
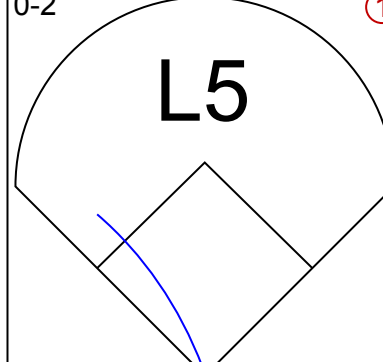
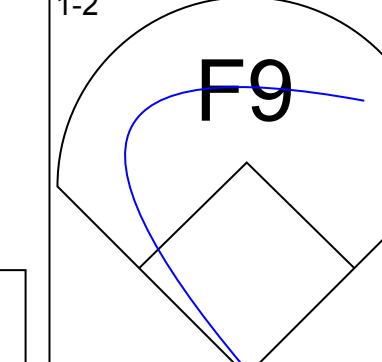
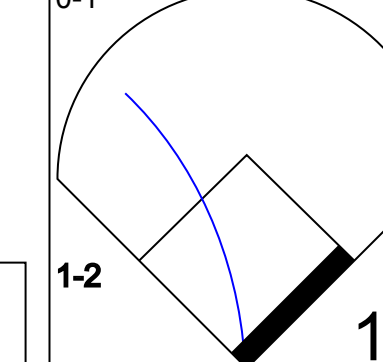
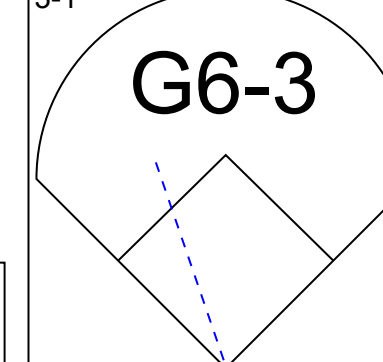
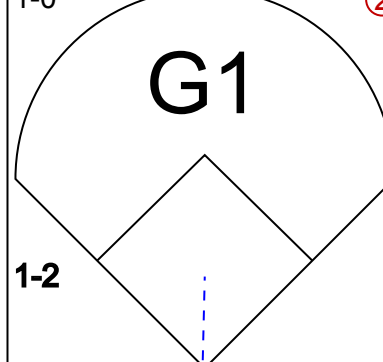
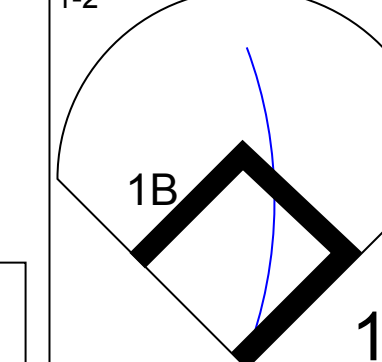
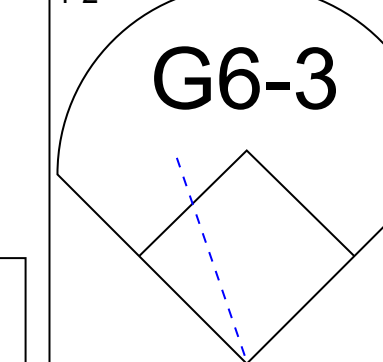
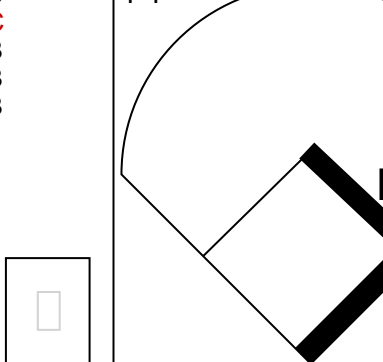
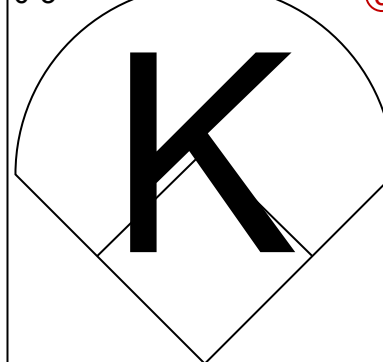
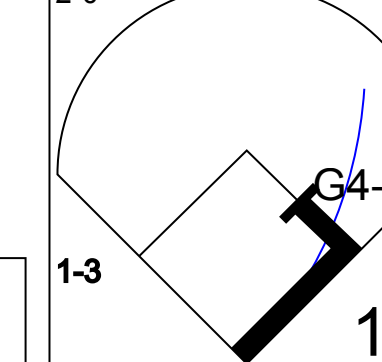
AB	31
R	4
H	7
RBI	4
BB	1
SO	1
LOB	7



Batter	1	2	3	4	5	6	7	8	9	AB	R	H	RBI	BB	SO	LOB	TOP					
Lenny Dykstra, L OBP: 0.442, SLG: 0.468 (1, 8)										3	1	1	0	0	1	0	Philadelphia Phillies @ San Diego Padres Jack Murphy Stadium, San Diego, CA Sun Aug 19 1990, 6:33 AM EDT Att: 22,627 - Sunny					
Tom Herr, S OBP: 0.324, SLG: 0.360 (1, 4)										3	0	1	0	0	0	2						
Von Hayes, L OBP: 0.381, SLG: 0.439 (1, 7)										4	0	1	1	0	0	0						
Dale Murphy, R OBP: 0.304, SLG: 0.399 (1, 9)										4	0	0	0	0	0	2						
Carmelo Martinez, R OBP: 0.343, SLG: 0.405 Roger McDowell, R (8, 1)										4	0	1	0	0	0	0						
Charlie Hayes, R OBP: 0.305, SLG: 0.371 (1, 5)										4	1	2	0	0	1	1						
Dickie Thon, R OBP: 0.324, SLG: 0.365 (1, 6)										4	1	1	0	0	0	1						
Tom Nieto, R OBP: 0.294, SLG: 0.143 Randy Ready, R OBP: 0.341, SLG: 0.331 Darren Daulton, L OBP: 0.365, SLG: 0.424 (1, 2) (7, PH) (7, 2)										2	0	0	0	0	0	1						
Pat Combs, L OBP: 0.187, SLG: 0.133 Don Carman, L OBP: 0.337, SLG: 0.330 Darrel Akerfelds, R OBP: 0.292, SLG: 0.250 Dave Hollins, S OBP: 0.320, SLG: 0.330 Joe Boever, R (8, 1) Sil Campuzano, R OBP: 0.300, SLG: 0.323 Dennis Cook, L OBP: 0.297, SLG: 0.378 John Kruk, L OBP: 0.362, SLG: 0.382 (1, 1) (5, 1) (5, 1) (6, PH) (8, 1) (7, PH) (7, 1) (8, 3)										1	0	0	0	0	1	0						
Inning Stats	R: 0 E: 0 K: 1 S: 7	H: 0 LOB: 0 BB: 0 P: 11	R: 0 E: 0 K: 0 S: 6	H: 0 LOB: 0 BB: 0 P: 12	R: 0 E: 0 K: 1 S: 6	H: 0 LOB: 0 BB: 0 P: 9	R: 1 E: 0 K: 0 S: 8	H: 0 LOB: 0 BB: 0 P: 16	R: 0 E: 1 K: 0 S: 10	H: 1 LOB: 1 BB: 0 P: 17	R: 0 E: 0 K: 0 S: 10	H: 2 LOB: 2 BB: 0 P: 18	R: 2 E: 2 K: 0 S: 14	H: 3 LOB: 3 BB: 0 P: 22	R: 0 E: 0 K: 1 S: 7	H: 1 LOB: 1 BB: 0 P: 12		R: 0 E: 0 K: 2 S: 10	H: 1 LOB: 1 BB: 0 P: 15	1B: 7 2B: 2 3B: 0 HR: 0	SF: 0 SAC: 1 DP: 1 HBP: 1	WP: 0 PB: 0 SB: 1 CS: 1
PITCHER	IP WLS BF H R ER SO BB IBB HBP BLK WP HR S P ERA WHIP																					
Dennis Rasmussen, L ERA: 4.47 Eric Show, R ERA: 5.84 Rich Rodriguez, L ERA: 2.84 (1, 1) (8, 1) (9, 1)	7.0 L 29 6 3 1 2 0 0 0 1 0 0 0 0 61 105 1.29 0.857																					

AB	34
R	3
H	8
RBI	3
BB	0
SO	5
LOB	11



Batter	1	2	3	4	5	6	7	8	9	AB	R	H	RBI	BB	SO	LOB	BOTTOM					
Bip Roberts, S OBP: 0.361, SLG: 0.404 Eric Show, R OBP: 0.208, SLG: 0.250 Darrin Jackson, R OBP: 0.242, SLG: 0.305 Phil Stephenson, L OBP: 0.338, SLG: 0.362 Rich Rodriguez, L (1, 5) (8, 1) (8, PH) (8, PH) (9, 1)										2	1	0	0	2	0	1	Philadelphia Phillies @ San Diego Padres Jack Murphy Stadium, San Diego, CA Sun Aug 19 1990, 6:33 AM EDT Att: 22,627 - Sunny					
Roberto Alomar, R OBP: 0.350, SLG: 0.379 (1, 4)										3	0	1	0	2	1	2						
Tony Gwynn, L OBP: 0.367, SLG: 0.429 (1, 9)										5	0	1	0	0	0	6						
Jack Clark, R OBP: 0.428, SLG: 0.545 (1, 3)										4	0	1	1	1	1	6						
Joe Carter, R OBP: 0.291, SLG: 0.414 (1, 7)										4	1	1	0	1	0	3						
Gary Templeton, S OBP: 0.277, SLG: 0.360 (1, 6)										4	0	1	1	0	0	3						
Mark Parent, R OBP: 0.286, SLG: 0.323 Benito Santiago, R OBP: 0.364, SLG: 0.481 (1, 2) (6, PH) (9, 2)										2	0	0	0	1	0	1						
Shawn Abner, R OBP: 0.309, SLG: 0.336 (1, 8)										4	0	2	0	0	0	1						
Dennis Rasmussen, L OBP: 0.313, SLG: 0.326 Mike Pagliarulo, L OBP: 0.333, SLG: 0.362 (1, 1) (8, 5)										2	0	0	0	1	1	3						
Inning Stats	R: 0 E: 1 K: 1 S: 11	H: 1 LOB: 1 BB: 0 P: 18	R: 0 E: 0 K: 0 S: 14	H: 1 LOB: 2 BB: 1 P: 23	R: 1 E: 0 K: 1 S: 16	H: 1 LOB: 1 BB: 1 P: 30	R: 0 E: 0 K: 0 S: 8	H: 0 LOB: 0 BB: 0 P: 12	R: 0 E: 0 K: 0 S: 7	H: 0 LOB: 2 BB: 2 P: 18	R: 1 E: 0 K: 1 S: 10	H: 2 LOB: 1 BB: 0 P: 11	R: 0 E: 0 K: 0 S: 11	H: 0 LOB: 3 BB: 3 P: 25	R: 0 E: 0 K: 0 S: 9	H: 2 LOB: 1 BB: 0 P: 13		R: 0 E: 0 K: 0 S: 8	H: 1 LOB: 1 BB: 1 P: 15	1B: 8 2B: 0 3B: 0 HR: 0	SF: 0 SAC: 0 DP: 2 HBP: 0	WP: 1 PB: 0 SB: 1 CS: 2
PITCHER	IP WLS BF H R ER SO BB IBB HBP BLK WP HR S P ERA WHIP																					
Pat Combs, L ERA: 3.75 Don Carman, L ERA: 4.21 Darrel Akerfelds, R ERA: 2.91 Joe Boever, R ERA: 4.07 Dennis Cook, L ERA: 3.32 (1, 1) (5, 1) (5, 1) (6, 1) (7, 1)	4.1 20 3 1 1 2 4 0 0 0 0 0 0 0 4 7 2.08 1.615																					
Roger McDowell, R ERA: 4.41 (8, 1)	1.2 S 5 1 0 0 0 0 1 0 0 0 0 0 0 19 37 0.00 3.000																					

AB	33
R	2
H	8
RBI	2
BB	8
SO	3
LOB	28



Batter	1	2	3	4	5	6	7	8	9	AB	R	H	RBI	BB	SO	LOB	TOP								
Mark Carreon, R (1, 8) OBP: 0.312, SLG: 0.473 Bob Ojeda, L (8, 1) OBP: 0.111, SLG: 0.111	F7		K			F8		E4 BB		3	0	0	0	1	1	1	New York Mets @ San Diego Padres Jack Murphy Stadium, San Diego, CA Mon Aug 20 1990, 10:05 PM EDT Att: 22,497 - Unknown - 75 F								
Dave Magadan, L (1, 5) OBP: 0.421, SLG: 0.456	K			FC4-6		G3-1		E4 BB		3	0	1	0	1	1	0									
Gregg Jefferies, S (1, 4) OBP: 0.356, SLG: 0.472				FC4-6				E4		3	0	1	0	1	0	3									
Kevin McReynolds, R (1, 7) OBP: 0.361, SLG: 0.435				K				G4-6-3		4	0	0	0	0	2	5									
Darryl Strawberry, L (1, 9) OBP: 0.374, SLG: 0.521		F7				L8				4	1	2	1	0	0	1									
Howard Johnson, S (1, 6) OBP: 0.319, SLG: 0.461		K								4	0	1	0	0	1	2									
Tim Lincecum, R (1, 3) OBP: 0.312, SLG: 0.429										3	0	1	0	1	0	1									
Orlando Mercado, R (1, 2) OBP: 0.293, SLG: 0.326				K						4	0	1	0	0	1	2									
Sid Fernandez, L (1, 1) OBP: 0.159, SLG: 0.182 Darren Reed, R (7, PH) OBP: 0.167, SLG: 0.250 Julio Machado, R (7, 1) Daryl Boston, L (8, 8) OBP: 0.343, SLG: 0.475				K						2	0	0	0	0	1	2									
Inning Stats	R: 0 E: 0 K: 1 S: 5	H: 0 LOB: 1 BB: 1 P: 9	R: 0 E: 0 K: 1 S: 5	H: 0 LOB: 0 BB: 0 P: 5	R: 0 E: 0 K: 3 S: 9	H: 0 LOB: 0 BB: 0 P: 9	R: 0 E: 0 K: 1 S: 7	H: 2 LOB: 2 BB: 0 P: 7	R: 0 E: 0 K: 0 S: 3	H: 1 LOB: 1 BB: 1 P: 7	R: 0 E: 0 K: 1 S: 6	H: 1 LOB: 1 BB: 0 P: 6	R: 0 E: 0 K: 0 S: 4	H: 1 LOB: 1 BB: 0 P: 4	R: 0 E: 1 K: 0 S: 2	H: 0 LOB: 1 BB: 2 P: 10		R: 1 E: 0 K: 0 S: 5	H: 2 LOB: 1 BB: 0 P: 5	1B: 4 2B: 2 3B: 0 HR: 1	SF: 0 SAC: 0 DP: 2 HBP: 0	WP: 0 PB: 0 CS: 0	PA: 36		
PITCHER	IP WLS BF H R ER SO BB IBB HBP BLK WP HR S P ERA WHIP		IP WLS BF H R ER SO BB IBB HBP BLK WP HR S P ERA WHIP		IP WLS BF H R ER SO BB IBB HBP BLK WP HR S P ERA WHIP		IP WLS BF H R ER SO BB IBB HBP BLK WP HR S P ERA WHIP		IP WLS BF H R ER SO BB IBB HBP BLK WP HR S P ERA WHIP		IP WLS BF H R ER SO BB IBB HBP BLK WP HR S P ERA WHIP		IP WLS BF H R ER SO BB IBB HBP BLK WP HR S P ERA WHIP		IP WLS BF H R ER SO BB IBB HBP BLK WP HR S P ERA WHIP		IP WLS BF H R ER SO BB IBB HBP BLK WP HR S P ERA WHIP		IP WLS BF H R ER SO BB IBB HBP BLK WP HR S P ERA WHIP		IP WLS BF H R ER SO BB IBB HBP BLK WP HR S P ERA WHIP		IP WLS BF H R ER SO BB IBB HBP BLK WP HR S P ERA WHIP		IP WLS BF H R ER SO BB IBB HBP BLK WP HR S P ERA WHIP

AB	32
R	1
H	7
RBI	1
BB	4
SO	7
LOB	19



Batter	1	2	3	4	5	6	7	8	9	AB	R	H	RBI	BB	SO	LOB	BOTTOM								
Roberto Alomar, S (1, 4) OBP: 0.352, SLG: 0.386	G4-3		G6-3					HR		4	1	2	1	0	0	0	New York Mets @ San Diego Padres Jack Murphy Stadium, San Diego, CA Mon Aug 20 1990, 10:05 PM EDT Att: 22,497 - Unknown - 75 F								
Gary Templeton, S (1, 6) OBP: 0.274, SLG: 0.356	G4-3			G1-3				1B		4	0	0	0	0	2	3									
Tony Gwynn, L (1, 9) OBP: 0.365, SLG: 0.426	F8			L7						4	0	0	0	0	0	0									
Jack Clark, R (1, 3) OBP: 0.432, SLG: 0.555 Phil Stephenson, L (6, 3) OBP: 0.333, SLG: 0.357										1	1	1	0	0	0	0									
Joe Carter, R (1, 7) OBP: 0.295, SLG: 0.415										2	0	0	0	0	1	0									
Benito Santiago, R (1, 2) OBP: 0.362, SLG: 0.479										2	1	1	0	2	0	1									
Benito Santiago, R (1, 2) OBP: 0.362, SLG: 0.479										3	0	1	1	0	1	3									
Mike Pagliarulo, L (1, 5) OBP: 0.330, SLG: 0.359										2	0	0	1	0	2	0									
Shawn Abner, R (1, 8) OBP: 0.303, SLG: 0.328										3	0	0	0	0	1	1									
Bruce Hurst, L (1, 1) OBP: 0.170, SLG: 0.120 Craig Lefferts, L (8, 1) OBP: 0.250, SLG: 0.250										2	0	0	0	1	2	0									
Inning Stats	R: 0 E: 0 K: 0 S: 3	H: 0 LOB: 0 BB: 0 P: 3	R: 1 E: 0 K: 1 S: 6	H: 1 LOB: 0 BB: 0 P: 6	R: 0 E: 0 K: 1 S: 5	H: 0 LOB: 0 BB: 0 P: 5	R: 0 E: 0 K: 1 S: 5	H: 0 LOB: 2 BB: 1 P: 10	R: 0 E: 0 K: 3 S: 9	H: 0 LOB: 0 BB: 0 P: 9	R: 1 E: 0 K: 2 S: 8	H: 1 LOB: 0 BB: 0 P: 8	R: 1 E: 0 K: 1 S: 7	H: 2 LOB: 3 BB: 2 P: 15	R: 0 E: 0 K: 0 S: 4	H: 1 LOB: 1 BB: 0 P: 4	R: 0 E: 0 K: 0 S: 5	H: 1 LOB: 1 BB: 0 P: 5	1B: 3 2B: 0 3B: 1 HR: 1	SF: 2 SAC: 0 DP: 0 HBP: 1	WP: 1 PB: 0 CS: 0	PA: 33			
PITCHER	IP WLS BF H R ER SO BB IBB HBP BLK WP HR S P ERA WHIP		IP WLS BF H R ER SO BB IBB HBP BLK WP HR S P ERA WHIP		IP WLS BF H R ER SO BB IBB HBP BLK WP HR S P ERA WHIP		IP WLS BF H R ER SO BB IBB HBP BLK WP HR S P ERA WHIP		IP WLS BF H R ER SO BB IBB HBP BLK WP HR S P ERA WHIP		IP WLS BF H R ER SO BB IBB HBP BLK WP HR S P ERA WHIP		IP WLS BF H R ER SO BB IBB HBP BLK WP HR S P ERA WHIP		IP WLS BF H R ER SO BB IBB HBP BLK WP HR S P ERA WHIP		IP WLS BF H R ER SO BB IBB HBP BLK WP HR S P ERA WHIP		IP WLS BF H R ER SO BB IBB HBP BLK WP HR S P ERA WHIP		IP WLS BF H R ER SO BB IBB HBP BLK WP HR S P ERA WHIP		IP WLS BF H R ER SO BB IBB HBP BLK WP HR S P ERA WHIP		IP WLS BF H R ER SO BB IBB HBP BLK WP HR S P ERA WHIP

AB	27
R	3
H	5
RBI	3
BB	3
SO	9
LOB	8



Batter	1	2	3	4	5	6	7	8	9	AB	R	H	RBI	BB	SO	LOB	TOP	
Gregg Jefferies, S (1,4) OBP: 0.356, SLG: 0.470 Chuck Carr, S (8,7)										4	0	1	0	0	1	2	<p>New York Mets @ San Diego Padres Jack Murphy Stadium, San Diego, CA Tue Aug 21 1990, 10:05 PM EDT Att: 23,006 - Unknown - 72 F</p> <p>livebaseballscorecards.com</p> <p>AB 33 R 0 H 7 RBI 0 BB 0 SO 6 LOB 14</p>	
Dave Magadan, L (1,5) OBP: 0.322, SLG: 0.456										4	0	2	0	0	0	3		
Kevin McReynolds, R (1,7) OBP: 0.336, SLG: 0.430 Mario Diaz, R (8,4)										4	0	0	0	0	2	2		
Darryl Strawberry, L (1,9) OBP: 0.373, SLG: 0.520 Darren Reed, R (7,9)										3	0	1	0	0	0	1		
Howard Johnson, S (1,6) OBP: 0.317, SLG: 0.457										4	0	0	0	0	0	1		
Kelvin Torpe, L (1,3) OBP: 0.423, SLG: 0.478										4	0	1	0	0	0	1		
Daryl Boston, L (1,8) OBP: 0.342, SLG: 0.472										4	0	1	0	0	2	1		
Mackey Sasser, L (1,2) OBP: 0.358, SLG: 0.462 Alex Trevino, R (8,2)										3	0	1	0	0	0	1		
Ron Darling, R (1,1) OBP: 0.233, SLG: 0.148 Tom O'Malley, L (7,PH) Julio Machado, R (7,1)										1	0	0	0	0	0	0		
										1	0	0	0	0	0	1		
										0	0	0	0	0	0	0		
Inning Stats	R: 0 E: 0 K: 1 S: 13	H: 1 LOB: 1 BB: 0 P: 14	R: 0 E: 0 K: 1 S: 9	H: 0 LOB: 0 BB: 0 P: 11	R: 0 E: 0 K: 0 S: 7	H: 1 LOB: 1 BB: 0 P: 9	R: 0 E: 0 K: 0 S: 7	H: 1 LOB: 2 BB: 0 P: 11	R: 0 E: 0 K: 1 S: 5	H: 0 LOB: 0 BB: 0 P: 7	R: 0 E: 0 K: 2 S: 10	H: 1 LOB: 1 BB: 0 P: 11	R: 0 E: 0 K: 1 S: 7	H: 0 LOB: 0 BB: 0 P: 12	1B: 7 2B: 0 3B: 0 HR: 0	SF: 0 SAC: 1 DP: 0 HBP: 0	WP: 0 PB: 0 SB: 0 CS: 0	PA: 34
PITCHER Ed Whitson, R (1,1) ERA: 2.41	IP: 9.0 WLS: W BF: 34 H: 7 R: 0 ER: 0 SO: 6 BB: 0 IBB: 0 HBP: 0 BLK: 0 WP: 0 HR: 0 S: 74 P: 98 ERA: 0.00 WHIP: 0.778															PITCHER		

Batter	1	2	3	4	5	6	7	8	9	AB	R	H	RBI	BB	SO	LOB	BOTTOM	
Bip Roberts, S (1,6) OBP: 0.365, SLG: 0.408										4	2	3	0	0	0	0	<p>New York Mets @ San Diego Padres Jack Murphy Stadium, San Diego, CA Tue Aug 21 1990, 10:05 PM EDT Att: 23,006 - Unknown - 72 F</p> <p>livebaseballscorecards.com</p> <p>AB 32 R 7 H 8 RBI 6 BB 2 SO 9 LOB 8</p>	
Roberto Alomar, S (1,4) OBP: 0.353, SLG: 0.389										4	2	2	1	0	0	1		
Tony Gwynn, L (1,9) OBP: 0.366, SLG: 0.425										3	1	1	1	1	1	0		
Joe Carter, R (1,8) OBP: 0.293, SLG: 0.411										4	1	0	0	0	1	3		
Benito Santiago, R (1,2) OBP: 0.360, SLG: 0.484										4	1	1	2	0	1	1		
Fred Lynn, L (1,7) OBP: 0.323, SLG: 0.389										4	0	0	1	0	1	1		
Mike Pagliarulo, L (1,5) OBP: 0.329, SLG: 0.356										3	0	0	0	1	1	0		
Phil Stephenson, L (1,3) OBP: 0.333, SLG: 0.356										3	0	1	1	0	2	0		
Ed Whitson, R (1,1) OBP: 0.135, SLG: 0.196										3	0	0	0	0	2	2		
Inning Stats	R: 4 E: 0 K: 1 S: 13	H: 4 LOB: 0 BB: 0 P: 21	R: 2 E: 1 K: 2 S: 16	H: 2 LOB: 0 BB: 0 P: 24	R: 1 E: 1 K: 2 S: 11	H: 1 LOB: 2 BB: 1 P: 20	R: 0 E: 0 K: 1 S: 7	H: 0 LOB: 0 BB: 0 P: 10	R: 0 E: 0 K: 2 S: 7	H: 0 LOB: 0 BB: 0 P: 9	R: 0 E: 0 K: 0 S: 4	H: 1 LOB: 1 BB: 1 P: 9	R: 0 E: 0 K: 1 S: 5	H: 0 LOB: 0 BB: 0 P: 8	1B: 6 2B: 2 3B: 1 HR: 0	SF: 0 SAC: 0 DP: 1 HBP: 0	WP: 0 PB: 0 SB: 2 CS: 0	PA: 34
PITCHER Ron Darling, R (1,1) ERA: 4.6 Julio Machado, R (7,1) ERA: 3.15	IP: 6.0 WLS: L BF: 27 H: 7 R: 0 ER: 5 SO: 8 BB: 1 IBB: 0 HBP: 0 BLK: 0 WP: 0 HR: 0 S: 61 P: 95 ERA: 7.50 WHIP: 1.333															PITCHER		

Batter	1	2	3	4	5	6	7	8	9	AB	R	H	RBI	BB	SO	LOB	TOP					
Gregg Jefferies, S OBP: 0.356, SLG: 0.472 (1, 4)										5	2	2	0	0	0	3						
Dave Magadan, L OBP: 0.322, SLG: 0.454 (1, 5)										4	1	1	0	1	0	1						
Kevin McReynolds, R OBP: 0.354, SLG: 0.425 (1, 7)										5	0	0	0	0	2	4						
Darryl Strawberry, L OBP: 0.376, SLG: 0.521 (1, 9)										3	1	1	1	2	2	2						
Howard Johnson, S OBP: 0.316, SLG: 0.454 (1, 6)										5	0	1	1	0	2	2						
Kevin Torve, L OBP: 0.379, SLG: 0.423 (1, 3)										3	0	0	0	0	2	1						
Tim Teufel, R OBP: 0.315, SLG: 0.440 (8, 3)										2	0	1	0	0	1	2						
John Franco, L (9, 1)										0	0	0	0	0	0	0						
Daryl Boston, L OBP: 0.343, SLG: 0.468 (1, 8)										4	0	1	1	1	0	3						
Mackey Sasser, L OBP: 0.365, SLG: 0.465 (1, 2)										3	0	2	0	1	0	1						
Frank Viola, L OBP: 0.141, SLG: 0.141 (1, 1)										4	0	2	0	0	0	4						
Tom O'Malley, L OBP: 0.295, SLG: 0.425 (9, 5)										0	0	0	0	0	0	0						
Inning Stats	R: 0 E: 0 K: 0 S: 6	H: 0 LOB: 0 BB: 0 P: 12	R: 1 E: 0 K: 2 S: 18	H: 2 LOB: 2 BB: 1 P: 29	R: 1 E: 0 K: 0 S: 15	H: 2 LOB: 1 BB: 0 P: 25	R: 0 E: 0 K: 0 S: 14	H: 2 LOB: 2 BB: 0 P: 20	R: 0 E: 0 K: 2 S: 9	H: 0 LOB: 0 BB: 0 P: 15	R: 0 E: 0 K: 2 S: 11	H: 0 LOB: 1 BB: 1 P: 17	R: 0 E: 0 K: 2 S: 10	H: 1 LOB: 2 BB: 1 P: 18	R: 0 E: 0 K: 0 S: 10	H: 1 LOB: 2 BB: 1 P: 21	R: 2 E: 1 K: 1 S: 13	H: 3 LOB: 2 BB: 1 P: 24	1B: 8 2B: 3 3B: 0 HR: 0	SF: 0 SAC: 0 DP: 0 HBP: 0	WP: 0 PB: 0 SB: 0 CS: 1	PA: 43
PITCHER	IP	WLS	BF	H	R	ER	SO	BB	IBB	HBP	BLK	WP	HR	S	P	ERA	WHIP					
Calvin Schiraldi, R ERA: 3.92	6.0	L	26	6	2	2	6	2	0	0	0	0	0	73	118	3.00	1.333					
Derek Lilliquist, L ERA: 5.56	2.0		10	2	0	0	2	1	1	0	0	0	0	20	39	0.00	1.500					
Greg Harris, R ERA: 2.52	0.2		6	3	2	2	1	0	1	0	0	0	0	11	21	27.00	4.500					
Rich Rodriguez, L ERA: 2.81	0.1		1	0	0	0	0	0	0	0	0	0	0	2	3	0.00	0.000					

New York Mets @ San Diego Padres
Jack Murphy Stadium, San Diego, CA
Wed Aug 22 1990, 6:33 AM EDT
Att: 18,547 - Sunny - 78 F

AB 38
R 4
H 11
RBI 3
BB 5
SO 9
LOB 23



Batter	1	2	3	4	5	6	7	8	9	AB	R	H	RBI	BB	SO	LOB	BOTTOM					
Bip Roberts, S OBP: 0.364, SLG: 0.406 (1, 6)										4	0	1	0	0	1	0						
Roberto Alomar, S OBP: 0.354, SLG: 0.389 (1, 4)										3	0	1	1	1	1	0						
Tony Gwynn, L OBP: 0.365, SLG: 0.424 (1, 9)										4	0	1	0	0	1	0						
Joe Carter, R OBP: 0.290, SLG: 0.408 (1, 7)										4	0	0	0	0	0	2						
Benito Santiago, R OBP: 0.362, SLG: 0.485 (1, 2)										4	0	2	0	0	0	2						
Jerald Clark, R OBP: 0.293, SLG: 0.393 (1, 3)										4	0	1	0	0	1	2						
Mike Pagliarulo, L OBP: 0.329, SLG: 0.353 (1, 5)										2	1	0	0	1	0	2						
Shawn Abner, R OBP: 0.297, SLG: 0.321 (1, 8)										3	0	0	0	0	1	1						
Calvin Schiraldi, R OBP: 0.235, SLG: 0.438 Darryl Strawberry, L OBP: 0.238, SLG: 0.330 Derek Lilliquist, L OBP: 0.275, SLG: 0.499 Gary Terrell, S OBP: 0.210, SLG: 0.354 Greg Harris, R OBP: 0.192, SLG: 0.300 Rich Rodriguez, L OBP: 0.281	(1, 1)	(5, PH)	(7, 1)	(8, PH)	(9, 1)	(9, 1)			(1, 1)													
Inning Stats	R: 0 E: 0 K: 1 S: 7	H: 0 LOB: 0 BB: 0 P: 10	R: 0 E: 0 K: 1 S: 7	H: 0 LOB: 0 BB: 0 P: 10	R: 1 E: 0 K: 2 S: 9	H: 2 LOB: 2 BB: 1 P: 16	R: 0 E: 0 K: 1 S: 8	H: 1 LOB: 0 BB: 0 P: 17	R: 0 E: 0 K: 0 S: 4	H: 0 LOB: 0 BB: 0 P: 8	R: 0 E: 0 K: 2 S: 9	H: 0 LOB: 2 BB: 0 P: 13	R: 0 E: 0 K: 0 S: 9	H: 2 LOB: 2 BB: 0 P: 12	R: 0 E: 0 K: 0 S: 8	H: 0 LOB: 0 BB: 0 P: 14	R: 0 E: 0 K: 0 S: 15	H: 1 LOB: 2 BB: 1 P: 24	1B: 6 2B: 0 3B: 0 HR: 0	SF: 0 SAC: 0 DP: 0 HBP: 0	WP: 0 PB: 0 SB: 0 CS: 1	PA: 34
PITCHER	IP	WLS	BF	H	R	ER	SO	BB	IBB	HBP	BLK	WP	HR	S	P	ERA	WHIP					
Frank Viola, L ERA: 2.71	8.0	W	28	5	1	1	7	1	0	0	0	0	0	61	100	1.12	0.750					
John Franco, L ERA: 1.91	1.0	S	5	1	0	0	0	1	0	0	0	0	0	15	24	0.00	2.000					

New York Mets @ San Diego Padres
Jack Murphy Stadium, San Diego, CA
Wed Aug 22 1990, 6:33 AM EDT
Att: 18,547 - Sunny - 78 F

AB 31
R 1
H 6
RBI 1
BB 2
SO 7
LOB 10

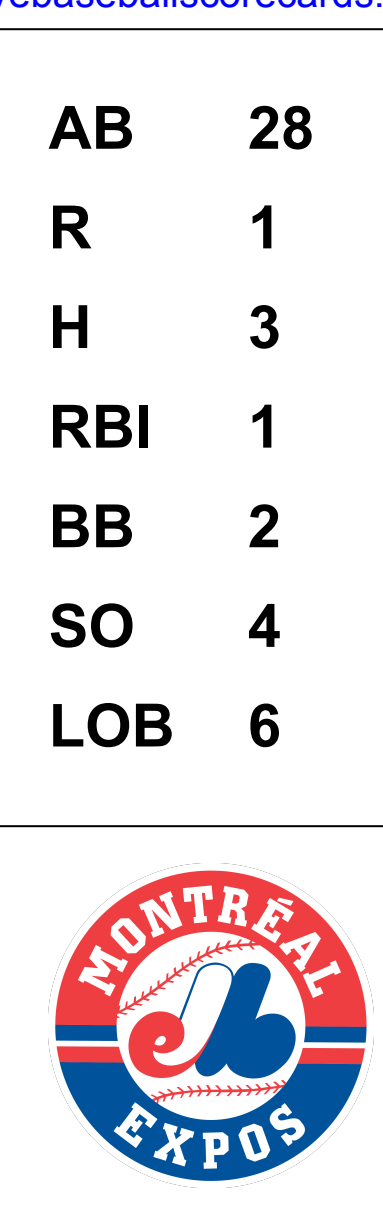


Batter	1	2	3	4	5	6	7	8	9	AB	R	H	RBI	BB	SO	LOB	TOP								
Bip Roberts, S OBP: 0.365, SLG: 0.407 (1, 6)										4	1	2	0	0	0	1	San Diego Padres @ Montreal Expos Olympic Stadium, Montreal, QB Fri Aug 24 1990, 7:05 PM EDT Att: 17,473 - Dome								
Roberto Alomar, S OBP: 0.353, SLG: 0.388 (1, 4)										4	1	1	1	0	1	2									
Tony Gwynn, L OBP: 0.364, SLG: 0.422 (1, 9)										4	0	1	1	0	0	1									
Joe Carter, R OBP: 0.290, SLG: 0.406 (1, 8) (9, 7)										4	0	1	0	0	0	1									
Benito Santiago, R OBP: 0.364, SLG: 0.480 (1, 2)										2	0	0	0	2	0	1									
Fred Lynn, L OBP: 0.315, SLG: 0.378 Craig Lefferts, L OBP: 0.250, SLG: 0.250 (9, 1)										4	0	0	0	0	1	3									
Mike Pagliarulo, L OBP: 0.326, SLG: 0.349 (1, 5)										4	0	0	0	0	2	2									
Phil Stephenson, L OBP: 0.333, SLG: 0.363 (1, 3)										3	0	1	0	0	1	0									
Andy Benes, R OBP: 0.100, SLG: 0.083 Rich Rodriguez, L (7, 1) Greg Harris, R OBP: 0.100, SLG: 0.300 Shawn Abner, R OBP: 0.297, SLG: 0.321 (9, 8)										3	0	0	0	0	1	1									
Inning Stats	R: 0 E: 0 K: 0 S: 10	H: 1 LOB: 1 BB: 0 P: 15	R: 0 E: 0 K: 1 S: 7	H: 0 LOB: 0 BB: 0 P: 14	R: 2 E: 0 K: 0 S: 12	H: 3 LOB: 1 BB: 0 P: 20	R: 0 E: 0 K: 1 S: 16	H: 0 LOB: 1 BB: 1 P: 21	R: 0 E: 0 K: 0 S: 10	H: 1 LOB: 1 BB: 0 P: 14	R: 0 E: 0 K: 2 S: 9	H: 1 LOB: 0 BB: 0 P: 15	R: 0 E: 0 K: 1 S: 7	H: 0 LOB: 0 BB: 0 P: 12	R: 0 E: 0 K: 1 S: 7	H: 0 LOB: 0 BB: 0 P: 11		R: 0 E: 0 K: 1 S: 14	H: 0 LOB: 1 BB: 1 P: 22	1B: 5 2B: 1 3B: 0 HR: 0	SF: 0 SAC: 0 DP: 0 HBP: 0	WP: 0 PB: 0 SB: 2 CS: 0	PA: 34		
PITCHER	IP	WLS	BF	H	R	ER	SO	BB	IBB	HBP	BLK	WP	HR	S	P	ERA	WHIP								
Dennis Martinez, R ERA: 2.82 Bill Sampen, R ERA: 2.79 Scott Ruskin, L ERA: 2.98	(1, 1) (9, 1) (9, 1)	8.0 0.2 0.1	L 3 1	30 0 0	6 0 0	2 0 0	5 0 1	1 0 0	0 0 0	0 0 0	0 0 0	0 0 0	0 0 4	78 10 5	122 17 5	2.25 0.00 0.00	0.875 1.500 0.000								

AB	32
R	2
H	6
RBI	2
BB	2
SO	6
LOB	12



Batter	1	2	3	4	5	6	7	8	9	AB	R	H	RBI	BB	SO	LOB	BOTTOM								
Delino DeShields, L OBP: 0.380, SLG: 0.395 (1, 4)										4	0	1	0	0	0	2	San Diego Padres @ Montreal Expos Olympic Stadium, Montreal, QB Fri Aug 24 1990, 7:05 PM EDT Att: 17,473 - Dome								
Dave Martinez, L OBP: 0.336, SLG: 0.463 (1, 8)										4	0	0	0	0	0	2									
Tim Raines, S OBP: 0.376, SLG: 0.391 (1, 7)										4	1	1	1	0	1	0									
Tim Wallach, R OBP: 0.351, SLG: 0.492 (1, 5)										3	0	0	0	0	1	0									
Larry Walker, L OBP: 0.305, SLG: 0.415 Marquis Grissom, R (7, PH) OBP: 0.308, SLG: 0.346 (8, 9)										2	0	1	0	0	0	0									
Andres Galaraga, R OBP: 0.301, SLG: 0.400 (1, 3)										3	0	0	0	0	1	1									
Jerry Goff, L OBP: 0.347, SLG: 0.338 Otis Nixon, S OBP: 0.337, SLG: 0.317 Bill Sampen, R (9, 1) Scott Ruskin, R OBP: 0.333, SLG: 0.833 (9, 1)										2	0	0	0	0	0	1									
Spike Owen, S OBP: 0.341, SLG: 0.344 (1, 6)										2	0	0	0	1	0	0									
Dennis Martinez, R OBP: 0.113, SLG: 0.100 Mike Fitzgerald, R (8, PH) OBP: 0.349, SLG: 0.381 (9, 2)										1	0	0	0	1	0	0									
Inning Stats	R: 0 E: 0 K: 0 S: 7	H: 1 LOB: 0 BB: 0 P: 8	R: 0 E: 0 K: 1 S: 11	H: 1 LOB: 0 BB: 0 P: 18	R: 0 E: 0 K: 1 S: 7	H: 0 LOB: 0 BB: 0 P: 14	R: 0 E: 0 K: 1 S: 7	H: 0 LOB: 0 BB: 0 P: 10	R: 0 E: 0 K: 0 S: 7	H: 0 LOB: 1 BB: 2 P: 18	R: 1 E: 0 K: 0 S: 9	H: 1 LOB: 0 BB: 0 P: 13	R: 0 E: 0 K: 1 S: 8	H: 0 LOB: 0 BB: 0 P: 14	R: 0 E: 0 K: 1 S: 11	H: 0 LOB: 0 BB: 0 P: 16		1B: 2 2B: 0 3B: 0 HR: 1	SF: 0 SAC: 0 DP: 2 HBP: 0	WP: 0 PB: 0 SB: 1 CS: 0	PA: 30				
PITCHER	IP	WLS	BF	H	R	ER	SO	BB	IBB	HBP	BLK	WP	HR	S	P	ERA	WHIP								
Andy Benes, R ERA: 3.6 Rich Rodriguez, L ERA: 2.67 Greg Harris, R ERA: 2.51 Craig Lefferts, L ERA: 2.55	(1, 1) (7, 1) (8, 1) (9, 1)	6.1 1.1 0.1 1.0	W 4 1 S	22 0 0 3	3 0 0 0	1 0 0 0	2 0 0 1	1 0 0 0	1 0 0 0	0 0 0 0	0 0 0 0	0 0 0 0	0 0 3 0	53 10 3 11	88 14 5 16	1.42 0.00 0.00 0.00	0.789 0.000 0.000 0.000								



Batter	1	2	3	4	5	6	7	8	9	AB	R	H	RBI	BB	SO	LOB	TOP					
Bip Roberts, S (1,5) OBP: 0.366, SLG: 0.417	0-0 		0-1 G1-3			2-1 		2-0 P5		4	1	2	1	0	0	1						
Roberto Alomar, S (1,4) OBP: 0.350, SLG: 0.385	1-3 		0-2 F8			0-3 			0-2 G3-1	4	0	0	0	0	2	1						
Tony Gwynn, L (1,9) OBP: 0.363, SLG: 0.421	2-1 F9					0-1 G3			1-2 	4	0	1	0	0	0	1						
Joe Carter, R (1,7) OBP: 0.288, SLG: 0.403	0-2 L9								2-2 G5-3	4	0	0	0	0	0	1						
Benito Santiago, R (1,2) OBP: 0.360, SLG: 0.474										3	0	0	0	0	1	0						
Jerald Clark, R (1,3) OBP: 0.279, SLG: 0.373	0-0 P3									3	0	0	0	0	0	0						
Garry Templeton, S (1,6) OBP: 0.276, SLG: 0.356	0-2 									2	0	1	0	1	1	0						
Shawn Abner, R (1,8) OBP: 0.291, SLG: 0.314	2-0 F8									3	0	0	0	0	0	2						
Dennis Rasmussen, L (1,1) OBP: 0.300, SLG: 0.313										2	0	0	0	0	2	0						
Fred Lynn, L (8, PH) OBP: 0.314, SLG: 0.376										1	0	0	0	0	1	1						
Eric Show, R (8,1) OBP: 0.208, SLG: 0.250										0	0	0	0	0	0	0						
Inning Stats	R: 1 E: 0 K: 1 S: 10	H: 1 LOB: 0 BB: 0 P: 13	R: 0 E: 0 K: 0 S: 6	H: 1 LOB: 1 BB: 0 P: 8	R: 0 E: 0 K: 1 S: 9	H: 0 LOB: 0 BB: 0 P: 11	R: 0 E: 0 K: 0 S: 6	H: 0 LOB: 0 BB: 0 P: 7	R: 0 E: 0 K: 1 S: 7	H: 0 LOB: 0 BB: 0 P: 9	R: 0 E: 0 K: 2 S: 12	H: 1 LOB: 1 BB: 0 P: 14	R: 0 E: 0 K: 1 S: 12	H: 0 LOB: 0 BB: 0 P: 14	R: 0 E: 0 K: 1 S: 7	H: 0 LOB: 1 BB: 1 P: 16	R: 0 E: 0 K: 0 S: 11	H: 1 LOB: 0 BB: 0 P: 14	1B: 2 2B: 1 3B: 0 HR: 1	SF: 0 SAC: 0 DP: 0 HBP: 0	WP: 0 PB: 0 SB: 2 CS: 1	PA: 31
PITCHER	IP	WLS	BF	H	R	ER	SO	BB	IBB	HBP	BLK	WP	HR	S	P	ERA	WHIP					
Chris Nabholz, L (1,1) ERA: 3.09	7.0	W	25	3	1	1	6	1	0	0	0	0	1	64	82	1.29	0.571					
Mel Rojas, R (8,1) ERA: 1.31	2.0	S	6	1	0	0	1	0	0	0	0	0	0	16	24	0.00	0.500					

San Diego Padres @ Montreal Expos
Olympic Stadium, Montreal, QB
Sat Aug 25 1990, 7:05 PM EDT
Att: 18,239 - Dome

AB 30
R 1
H 4
RBI 1
BB 1
SO 7
LOB 7



Batter	1	2	3	4	5	6	7	8	9	AB	R	H	RBI	BB	SO	LOB	BOTTOM					
Otis Nixon, S (1,8) OBP: 0.346, SLG: 0.319	4-1 		0-1 G5-3			4-1 G4-3 SH1-3 1B BB		1-2 1B G1-3		2	1	1	0	2	0	0						
Marquis Grissom, R (1,9) OBP: 0.309, SLG: 0.344	0-0 P6		4-1 			0-0 SH1-3		1-0 G1-3		1	0	0	0	1	0	1						
Larry Walker, L (8, PH) OBP: 0.304, SLG: 0.414	1-3 					1-2 G4-3		1-2 		1	0	0	0	0	0	1						
Tim Raines, S (1,7) OBP: 0.377, SLG: 0.390	4-2 		0-0 F8			1-0 G4-3		0-0 		3	0	1	0	1	0	2						
Tim Wallach, R (1,5) OBP: 0.351, SLG: 0.491	0-3 K					2-2 G5-3		1-0 		3	0	1	1	0	1	2						
Andres Galarraga, R (1,3) OBP: 0.301, SLG: 0.406	1-0 G1-3					0-3 K				3	1	1	1	0	1	2						
Mike Fitzgerald, R (1,2) OBP: 0.348, SLG: 0.378						2-1 G6-3		0-1 P5		2	0	0	0	1	0	0						
Junior Noboa, R (1,4) OBP: 0.280, SLG: 0.319	1-2 G5-4-3							0-3 K2-3		3	0	0	0	0	1	1						
Spike Owen, S (1,6) OBP: 0.339, SLG: 0.342	1-3 K					0-1 F7		1-1 F8		3	0	0	0	0	1	0						
Chris Nabholz, L (1,1) ERA: 4.38										2	0	0	0	0	1	0						
Mel Rojas, R (8,1) ERA: 5.77										1	0	0	0	0	1	0						
Inning Stats	R: 0 E: 0 K: 1 S: 12	H: 0 LOB: 2 BB: 2 P: 21	R: 0 E: 0 K: 1 S: 8	H: 0 LOB: 0 BB: 1 P: 14	R: 0 E: 0 K: 1 S: 7	H: 0 LOB: 1 BB: 1 P: 11	R: 0 E: 0 K: 1 S: 8	H: 0 LOB: 0 BB: 0 P: 12	R: 0 E: 0 K: 0 S: 5	H: 0 LOB: 0 BB: 0 P: 8	R: 1 E: 0 K: 0 S: 4	H: 1 LOB: 1 BB: 1 P: 10	R: 1 E: 0 K: 1 S: 9	H: 1 LOB: 0 BB: 0 P: 12	R: 0 E: 0 K: 1 S: 9	H: 2 LOB: 2 BB: 0 P: 11	R: 0 E: 0 K: 1 S: 9	H: 0 LOB: 0 BB: 0 P: 11	1B: 3 2B: 0 3B: 0 HR: 1	SF: 0 SAC: 1 DP: 1 HBP: 0	WP: 0 PB: 0 SB: 2 CS: 0	PA: 30
PITCHER	IP	WLS	BF	H	R	ER	SO	BB	IBB	HBP	BLK	WP	HR	S	P	ERA	WHIP					
Dennis Rasmussen, L (1,1) ERA: 4.38	7.0	L	26	2	2	2	5	5	0	0	0	0	1	53	88	2.57	1.000					
Eric Show, R (8,1) ERA: 5.77	1.0		4	2	0	0	1	0	0	0	0	0	0	9	11	0.00	2.000					

San Diego Padres @ Montreal Expos
Olympic Stadium, Montreal, QB
Sat Aug 25 1990, 7:05 PM EDT
Att: 18,239 - Dome

AB 24
R 2
H 4
RBI 2
BB 5
SO 6
LOB 9



Batter	1	2	3	4	5	6	7	8	9	AB	R	H	RBI	BB	SO	LOB	TOP										
Bip Roberts, S OBP: 0.364, SLG: 0.418 (1, 7)										4	1	1	1	0	2	2	San Diego Padres @ Montreal Expos Olympic Stadium, Montreal, QB Sun Aug 26 1990, 7:05 PM EDT Att: 27,650 - Dome										
Roberto Alomar, S OBP: 0.350, SLG: 0.384 (1, 4)										4	0	1	0	0	0	3											
Tony Gwynn, L OBP: 0.364, SLG: 0.421 (1, 9)										2	0	1	1	1	0	0											
Joe Carter, R OBP: 0.288, SLG: 0.402 (1, 8)										4	0	1	0	0	0	3											
Mike Pagliarulo, L OBP: 0.325, SLG: 0.347 (1, 5)										4	0	1	0	0	1	3											
Phil Stephenson, L OBP: 0.337, SLG: 0.367 (1, 3)										4	0	2	0	0	0	2											
Mark Parent, R OBP: 0.291, SLG: 0.327 (1, 2)										4	1	2	0	0	0	1											
Garry Templeton, S OBP: 0.278, SLG: 0.360 (1, 6)										4	0	2	0	0	1	2											
Bruce Hurst, L OBP: 0.179, SLG: 0.115 Shawn Abner, R OBP: 0.295, SLG: 0.319 (9, PH)										2	0	0	0	1	2	2											
Inning Stats	R: 0 E: 0 K: 1 S: 12	H: 1 LOB: 2 BB: 1 P: 23	R: 1 E: 0 K: 0 S: 12	H: 3 LOB: 2 BB: 1 P: 21	R: 0 E: 0 K: 1 S: 11	H: 1 LOB: 0 BB: 0 P: 17	R: 0 E: 0 K: 2 S: 14	H: 1 LOB: 1 BB: 0 P: 23	R: 1 E: 0 K: 0 S: 11	H: 3 LOB: 2 BB: 0 P: 17	R: 0 E: 0 K: 1 S: 8	H: 1 LOB: 1 BB: 0 P: 12	R: 0 E: 0 K: 0 S: 6	H: 0 LOB: 0 BB: 0 P: 8	R: 0 E: 0 K: 0 S: 9	H: 1 LOB: 1 BB: 0 P: 14	R: 0 E: 0 K: 1 S: 9	H: 1 LOB: 0 BB: 0 P: 15	1B: 10 2B: 2 3B: 0 HR: 0	SF: 2 SAC: 1 DP: 1 HBP: 0	WP: 1 PB: 0 SB: 1 CS: 1	PA: 38					
PITCHER	IP	WLS	BF	H	R	ER	SO	BB	IBB	HBP	BLK	WP	HR	S	P	ERA	WHIP										
Kevin Gross, R ERA: 4.53 (1, 1)	5.0		24	9	2	2	4	2	0	0	0	1	0	60	101	3.60	2.200										
Scott Ruskin, L ERA: 2.99 (6, 1)	2.0		7	1	0	0	1	0	0	0	0	0	0	14	20	0.00	0.500										
Steve Frey, L ERA: 2.77 (8, 1)	2.0	W	7	2	0	0	1	0	0	0	0	0	0	18	29	0.00	1.000										

Batter	1	2	3	4	5	6	7	8	9	AB	R	H	RBI	BB	SO	LOB	BOTTOM										
Marquis Grissom, R OBP: 0.312, SLG: 0.347 (1, 8)										4	1	2	0	0	1	1	San Diego Padres @ Montreal Expos Olympic Stadium, Montreal, QB Sun Aug 26 1990, 7:05 PM EDT Att: 27,650 - Dome										
Junior Noboa, R OBP: 0.288, SLG: 0.333 (1, 4)										3	1	2	0	0	0	1											
Tim Raines, S OBP: 0.378, SLG: 0.390 (1, 7)										3	1	1	0	1	1	2											
Tim Wallach, R OBP: 0.350, SLG: 0.489 (1, 5)										4	0	1	0	0	0	3											
Andres Galarraga, R OBP: 0.299, SLG: 0.403 (1, 3)										4	0	0	0	0	3	3											
Larry Walker, L OBP: 0.304, SLG: 0.421 (1, 9)										4	1	1	3	0	2	0											
Mike Fitzgerald, R OBP: 0.354, SLG: 0.378 (1, 2)										2	0	1	0	2	0	0											
Spike Owen, S OBP: 0.337, SLG: 0.340 (1, 6)										2	0	0	0	0	0	2											
Kevin Gross, R OBP: 0.234, SLG: 0.356 Scott Ruskin, R OBP: 0.286, SLG: 0.714 (5, PH)										1	0	0	0	0	1	1											
Otis Nixon, S OBP: 0.344, SLG: 0.317 Steve Frey, R (8, 1)										1	0	0	0	0	0	0											
Inning Stats	R: 1 E: 0 K: 1 S: 9	H: 2 LOB: 1 BB: 1 P: 14	R: 0 E: 0 K: 2 S: 9	H: 0 LOB: 1 BB: 1 P: 16	R: 0 E: 0 K: 0 S: 9	H: 1 LOB: 1 BB: 0 P: 13	R: 0 E: 0 K: 1 S: 9	H: 1 LOB: 1 BB: 0 P: 13	R: 0 E: 0 K: 1 S: 9	H: 0 LOB: 0 BB: 0 P: 14	R: 0 E: 1 K: 1 S: 10	H: 0 LOB: 1 BB: 1 P: 16	R: 3 E: 0 K: 1 S: 11	H: 3 LOB: 0 BB: 0 P: 13	1B: 6 2B: 2 3B: 0 HR: 1	SF: 0 SAC: 2 DP: 1 HBP: 0	WP: 0 PB: 0 SB: 1 CS: 2	PA: 34									
PITCHER	IP	WLS	BF	H	R	ER	SO	BB	IBB	HBP	BLK	WP	HR	S	P	ERA	WHIP										
Bruce Hurst, L ERA: 3.62 (1, 1)	8.0	L	34	8	4	4	8	3	0	0	0	0	1	75	112	4.50	1.375										



Batter	1	2	3	4	5	6	7	8	9	AB	R	H	RBI	BB	SO	LOB	TOP									
Bip Roberts, S OBP: 0.369, SLG: 0.425 (1, 7)	F8		G4-6-3 1B		2-H 1B		1B		2B	5	0	4	1	0	0	0	San Diego Padres @ Montreal Expos Olympic Stadium, Montreal, QB Mon Aug 27 1990, 3:33 AM EDT Att: 13,403 - Unknown									
Roberto Alomar, S OBP: 0.348, SLG: 0.381 (1, 4)	F8		G4-6-3 1-2		G3		F7		BB	4	0	0	0	1	0	4										
Benito Santiago, R OBP: 0.361, SLG: 0.473 (1, 2)	F7			P3		1B		1B	K	5	0	2	0	0	1	2										
Joe Carter, R OBP: 0.287, SLG: 0.407 (1, 8)		G6-3		HR		L6		E5 G6-3 1B		4	1	1	1	0	0	1										
Fred Lynn, L OBP: 0.312, SLG: 0.373 (1, 9)	F9		G4-3		K			G6-3 1B		4	0	1	0	0	1	1										
Mike Pagliaro, L OBP: 0.324, SLG: 0.344 (1, 5)			G4-3		G4-3		F8	G6-3 1-2 2-3		3	0	0	0	1	0	3										
Phil Stephenson, L OBP: 0.341, SLG: 0.362 (1, 3)	F9				SH5-3 1B BB		HR BB	K		2	2	0	0	2	1	2										
Garry Templeton, S OBP: 0.278, SLG: 0.367 (1, 6)			F7		F8		HR	K		4	1	1	2	0	1	1										
Ed Whitson, R OBP: 0.145, SLG: 0.204 Craig Lefferts, L OBP: 0.250, SLG: 0.250 (9, 1)			1B		SH5-3		P6	K		3	0	1	0	0	1	0										
Inning Stats	R: 0 E: 0 K: 0 S: 9	H: 0 LOB: 0 BB: 0 P: 12	R: 0 E: 0 K: 0 S: 13	H: 0 LOB: 1 BB: 1 P: 22	R: 0 E: 0 K: 0 S: 9	H: 2 LOB: 1 BB: 0 P: 9	R: 1 E: 0 K: 0 S: 11	H: 1 LOB: 0 BB: 0 P: 13	R: 1 E: 0 K: 0 S: 18	H: 1 LOB: 1 BB: 1 P: 22	R: 0 E: 0 K: 1 S: 8	H: 1 LOB: 1 BB: 0 P: 9	R: 2 E: 0 K: 0 S: 12	H: 3 LOB: 2 BB: 1 P: 17	R: 0 E: 1 K: 1 S: 7	H: 1 LOB: 1 BB: 0 P: 10	R: 0 E: 0 K: 3 S: 17	H: 1 LOB: 2 BB: 1 P: 26	1B: 7 2B: 1 3B: 0 HR: 2	SF: 0 SAC: 1 DP: 2 HBP: 0	WP: 0 PB: 0 SB: 1 CS: 0	PA: 39				
PITCHER	IP	WLS	BF	H	R	ER	SO	BB	IBB	HBP	BLK	WP	HR	S	P	ERA	WHIP									
Oil Can Boyd, R ERA: 3.2 Scott Ruskin, L ERA: 2.79 Bill Sampen, R ERA: 2.75	(1, 1)	6.1	L	28	7	4	4	1	3	0	0	0	0	2	77	101	5.68	1.579								
	(7, 1)	1.2		6	2	0	0	1	0	0	0	0	0	10	13	0.00	1.200									
	(9, 1)	1.0		5	1	0	0	3	1	0	0	0	0	17	26	0.00	2.000									

AB 34
R 4
H 10
RBI 4
BB 4
SO 5
LOB 14



Batter	1	2	3	4	5	6	7	8	9	AB	R	H	RBI	BB	SO	LOB	BOTTOM									
Delino DeShields, L OBP: 0.377, SLG: 0.390 (1, 4)	K		F8		K			G4-3		4	0	0	0	0	2	0	San Diego Padres @ Montreal Expos Olympic Stadium, Montreal, QB Mon Aug 27 1990, 3:33 AM EDT Att: 13,403 - Unknown									
Dave Martinez, L OBP: 0.335, SLG: 0.460 (1, 8)	F9		CS 1B				F8	F9		4	0	1	0	0	0	0										
Tim Raines, S OBP: 0.377, SLG: 0.388 (1, 7)			CS 1B		F8		G3		K	4	0	1	0	0	1	0										
Tim Wallach, R OBP: 0.353, SLG: 0.491 (1, 5)	FC6-4 1B				1B		1B		BB 1B	4	0	3	0	0	0	1										
Larry Walker, L OBP: 0.306, SLG: 0.425 (1, 9)			F8 SF8 2B		K		1B		F7	4	1	2	0	0	1	2										
Mike Aldrete, L OBP: 0.370, SLG: 0.324 (1, 3)	F8		F8		1B		F8		BB 1B	4	0	2	0	0	0	2										
Mike Fitzgerald, R OBP: 0.353, SLG: 0.375 Marquis Grissom, R OBP: 0.312, SLG: 0.347 (6, PR)			SF8		L6		F7		BB 1B	2	0	0	1	1	0	3										
Tom Foley, L OBP: 0.291, SLG: 0.260 Andres Calarraga, R OBP: 0.298, SLG: 0.402 (9, PH)			G3				F9		F7	3	0	0	0	0	0	1										
Oil Can Boyd, R OBP: 0.064, SLG: 0.064 Scott Ruskin, R OBP: 0.296, SLG: 0.714 Otis Nixon, S OBP: 0.342, SLG: 0.315 Bill Sampen, R (9, 1)			G4-3				P4		G4-3	2	0	0	0	0	0	0										
Inning Stats	R: 0 E: 0 K: 1 S: 7	H: 1 LOB: 1 BB: 0 P: 9	R: 1 E: 0 K: 0 S: 10	H: 1 LOB: 0 BB: 0 P: 13	R: 0 E: 0 K: 0 S: 12	H: 1 LOB: 0 BB: 0 P: 17	R: 0 E: 0 K: 1 S: 17	H: 2 LOB: 2 BB: 0 P: 26	R: 0 E: 0 K: 1 S: 6	H: 0 LOB: 0 BB: 0 P: 9	R: 0 E: 0 K: 0 S: 4	H: 1 LOB: 1 BB: 0 P: 8	R: 0 E: 0 K: 0 S: 6	H: 1 LOB: 1 BB: 0 P: 7	R: 0 E: 0 K: 0 S: 6	H: 0 LOB: 0 BB: 0 P: 7	R: 0 E: 0 K: 1 S: 17	H: 2 LOB: 3 BB: 1 P: 27	1B: 8 2B: 1 3B: 0 HR: 0	SF: 1 SAC: 0 DP: 0 HBP: 0	WP: 0 PB: 0 SB: 0 CS: 1	PA: 36				
PITCHER	IP	WLS	BF	H	R	ER	SO	BB	IBB	HBP	BLK	WP	HR	S	P	ERA	WHIP									
Ed Whitson, R ERA: 2.35 Craig Lefferts, L ERA: 2.54	(1, 1)	8.2	W	34	9	1	4	0	1	0	0	0	0	1	21	121	1.04	1.154								
	(9, 1)	0.1	S	1	0	0	0	0	0	0	0	0	0	1	2	0.00	0.000									

AB 33
R 1
H 9
RBI 1
BB 1
SO 4
LOB 12



Batter	1	2	3	4	5	6	7	8	9	AB	R	H	RBI	BB	SO	LOB	TOP	
Bip Roberts, S (1, 7) OBP: 0.368, SLG: 0.423	2-2 G3-6-3 1B		2-2 FC3-6			2-2 G4-3		1-1 E3		4	0	1	0	0	0	1	San Diego Padres @ New York Mets Shea Stadium, Flushing, NY Tue Aug 28 1990, 7:05 PM EDT Att: 32,744 - Unknown - 82 F	
Roberto Alomar, S (1, 4) OBP: 0.348, SLG: 0.382	1 SAFE G3-6-3		1-1 G3-1			3-2 2B		3-2 G3		4	0	1	0	0	0	3		
Tony Gwynn, L (1, 9) OBP: 0.361, SLG: 0.418	0-0 G3			3-2 L8		2-2 F7			3-1 F7	4	0	0	0	0	0	1		
Joe Carter, R (1, 8) OBP: 0.285, SLG: 0.403		1-0 G6-3		0-3 K		0-1 L7			1-3 K	4	0	0	0	0	2	1		
Benito Santiago, R (1, 2) OBP: 0.359, SLG: 0.469		0-2 E8 1B		3-1 G6-3			3-2 F9		3-3 K	4	0	1	0	0	1	0		
Mike Pagliaro, L (1, 5) OBP: 0.321, SLG: 0.341		1-1 F8			1-3 K		0-1 F8			3	0	0	0	0	1	1		
Phil Stephenson, L (1, 3) OBP: 0.335, SLG: 0.354							2-0 F8			3	0	0	0	0	1	1		
Garry Templeton, S (1, 6) OBP: 0.283, SLG: 0.370			0-1 FC1-6 1B		4-2 BB			0-0 G6-4-3 1B		2	0	2	0	1	0	0		
Calvin Schiraldi, R (1, 1) OBP: 0.222, SLG: 0.412			0-0 FC1-6		0-1 P3			0-2 G6-4-3		1	0	0	0	0	0	1		
Shawn Abner, R (5, PH) OBP: 0.253, SLG: 0.317			1-2 FC3-6							0	0	0	0	0	0	0		
Allee Hammaker, S (5, 1) OBP: 0.111, SLG: 0.059										0	0	0	0	0	0	0		
Jerald Clark, R (8, PH) OBP: 0.274, SLG: 0.367										1	0	0	0	0	0	1		
Eric Show, R (8, 1) OBP: 0.258, SLG: 0.250										0	0	0	0	0	0	0		
Inning Stats	R: 0 E: 0 K: 0 S: 8	H: 1 LOB: 0 BB: 0 P: 10	R: 0 E: 1 K: 1 S: 9	H: 1 LOB: 1 BB: 0 P: 14	R: 0 E: 0 K: 1 S: 8	H: 0 LOB: 0 BB: 0 P: 15	R: 0 E: 0 K: 1 S: 10	H: 0 LOB: 1 BB: 1 P: 15	R: 0 E: 0 K: 0 S: 6	H: 0 LOB: 0 BB: 0 P: 11	R: 0 E: 1 K: 0 S: 10	H: 1 LOB: 1 BB: 0 P: 14	R: 0 E: 0 K: 2 S: 8	H: 0 LOB: 0 BB: 0 P: 15	1B: 4 2B: 1 3B: 0 HR: 0	SF: 0 SAC: 0 DP: 2 HBP: 0	WP: 0 PB: 0 SB: 1 CS: 0	PA: 32
PITCHER David Cone, R (1, 1) ERA: 3.42	IP: 9.0 WLS: W BF: 32 H: 5 R: 0 ER: 0 SO: 5 BB: 1 IBB: 0 HBP: 0 BLK: 0 WP: 0 HR: 0 S: 82 P: 126 ERA: 0.00 WHIP: 0.667											PITCHER	IP: 9.0 WLS: W BF: 32 H: 5 R: 0 ER: 0 SO: 5 BB: 1 IBB: 0 HBP: 0 BLK: 0 WP: 0 HR: 0 S: 82 P: 126 ERA: 0.00 WHIP: 0.667					

AB	31
R	0
H	5
RBI	0
BB	1
SO	5
LOB	11



Batter	1	2	3	4	5	6	7	8	9	AB	R	H	RBI	BB	SO	LOB	BOTTOM	
Daryl Boston, L (1, 8) OBP: 0.334, SLG: 0.453	3-1 F7		2-2 1B	2-1 F7			1-3 K			4	1	1	0	0	1	1	San Diego Padres @ New York Mets Shea Stadium, Flushing, NY Tue Aug 28 1990, 7:05 PM EDT Att: 32,744 - Unknown - 82 F	
Dave Magadan, L (1, 3) OBP: 0.421, SLG: 0.444	2-2 G3-1		2-0 1B		2-1 L9		0-1 F8			4	0	1	2	0	0	0		
Gregg Jefferies, S (1, 5) OBP: 0.346, SLG: 0.454	1-2 F8		2-H 3-H L8		3-2 G6-3			0-0 P6		4	0	0	0	0	0	1		
Darryl Strawberry, L (1, 9) OBP: 0.371, SLG: 0.505		2-1 F7	1-1 G4-3		0-3 K			2-1 G4-3		4	0	0	0	0	1	1		
Kevin McReynolds, R (1, 7) OBP: 0.355, SLG: 0.436		2-0 G5-3		0-0 HR 1B		1-0 F8		3-1 G5-3		4	1	1	0	0	0	0		
Howard Johnson, S (1, 6) OBP: 0.316, SLG: 0.442		4-1 BB		1-0 F9		3-1 P4				2	0	0	0	1	0	1		
Tim Lincecum, R (1, 4) OBP: 0.325, SLG: 0.467		2-1 P6		2-1 HR		2-1 E6				3	1	1	2	0	0	1		
Mackey Sasser, L (1, 2) OBP: 0.361, SLG: 0.456			2-1 F8		0-0 1B		3-3 K			2	0	1	0	0	0	0		
Orlando Mercado, R (6, PH) OBP: 0.230, SLG: 0.322										1	0	0	0	0	1	1		
David Cone, L (1, 1) OBP: 0.263, SLG: 0.226			4-2 1B PB 1B BB		0-3 K			0-0 G4-3		2	1	0	0	1	1	1		
Inning Stats	R: 0 E: 0 K: 0 S: 8	H: 0 LOB: 0 BB: 0 P: 14	R: 0 E: 0 K: 0 S: 6	H: 0 LOB: 1 BB: 1 P: 16	R: 2 E: 0 K: 0 S: 20	H: 2 LOB: 1 BB: 1 P: 32	R: 2 E: 0 K: 1 S: 10	H: 3 LOB: 0 BB: 0 P: 15	R: 0 E: 1 K: 1 S: 10	H: 0 LOB: 1 BB: 0 P: 19	R: 0 E: 0 K: 1 S: 6	H: 0 LOB: 0 BB: 0 P: 7	R: 0 E: 0 K: 0 S: 5	H: 0 LOB: 0 BB: 0 P: 10	1B: 4 2B: 0 3B: 0 HR: 1	SF: 0 SAC: 0 DP: 0 HBP: 0	WP: 0 PB: 1 SB: 0 CS: 0	PA: 32
PITCHER Calvin Schiraldi, R (1, 1) ERA: 4.15	IP: 4.0 WLS: L BF: 19 H: 4 R: 4 ER: 4 SO: 3 BB: 2 IBB: 0 HBP: 0 BLK: 0 WP: 0 HR: 1 S: 44 P: 77 ERA: 9.00 WHIP: 1.750											PITCHER Allee Hammaker, L (5, 1) ERA: 4.09	IP: 3.0 WLS: 10 BF: 0 H: 0 R: 0 ER: 0 SO: 3 BB: 0 IBB: 0 HBP: 0 BLK: 0 WP: 0 HR: 0 S: 24 P: 39 ERA: 0.00 WHIP: 0.000					
PITCHER Eric Show, R (8, 1) ERA: 5.7	IP: 1.0 WLS: 3 BF: 0 H: 0 R: 0 ER: 0 SO: 0 BB: 0 IBB: 0 HBP: 0 BLK: 0 WP: 0 HR: 0 S: 5 P: 10 ERA: 0.00 WHIP: 0.000											PITCHER	IP: 1.0 WLS: 3 BF: 0 H: 0 R: 0 ER: 0 SO: 0 BB: 0 IBB: 0 HBP: 0 BLK: 0 WP: 0 HR: 0 S: 5 P: 10 ERA: 0.00 WHIP: 0.000					

AB	30
R	4
H	5
RBI	4
BB	2
SO	4
LOB	7




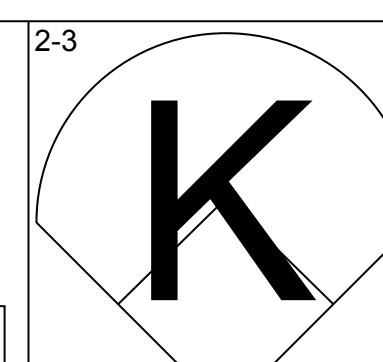
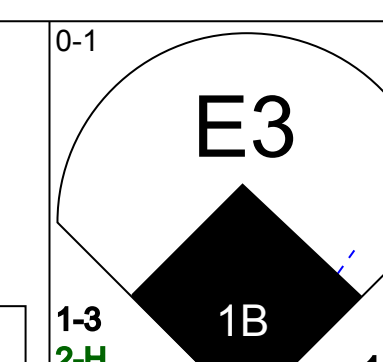
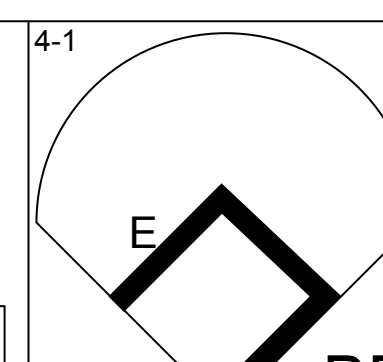
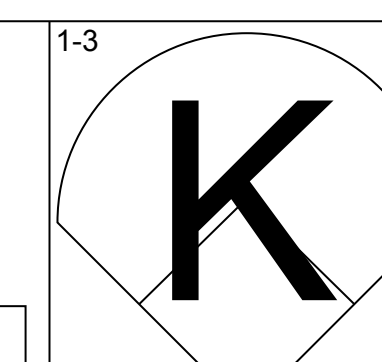
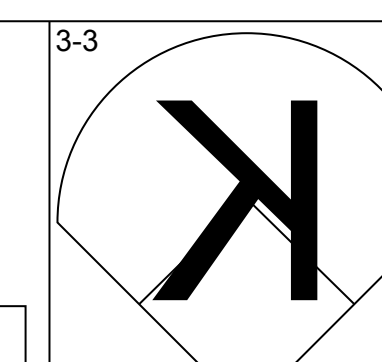
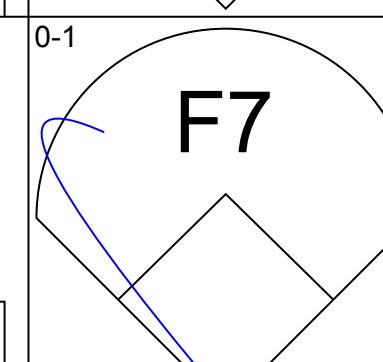
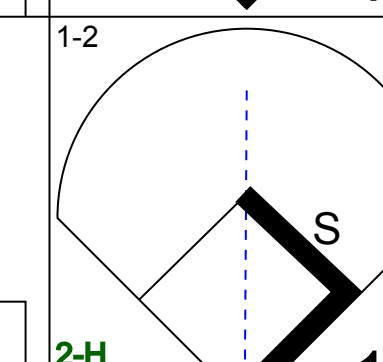
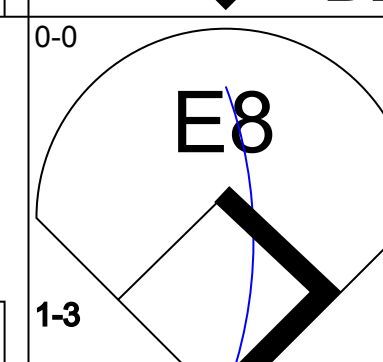
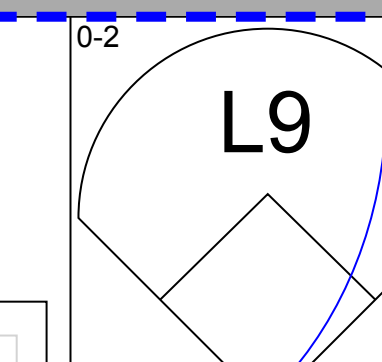
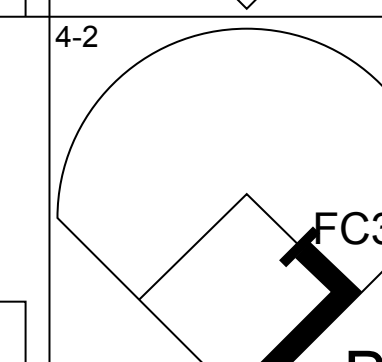
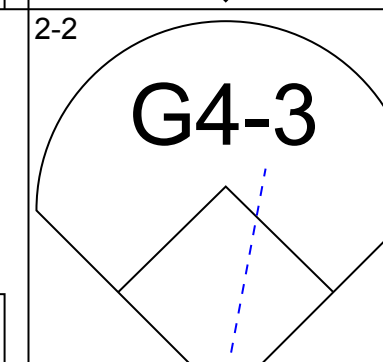
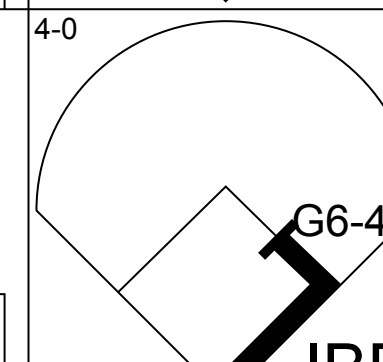
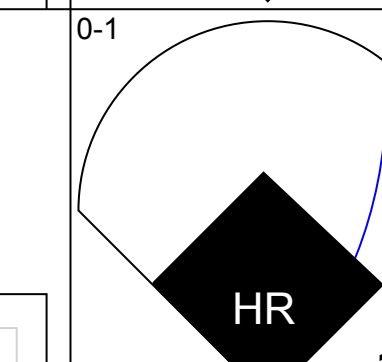
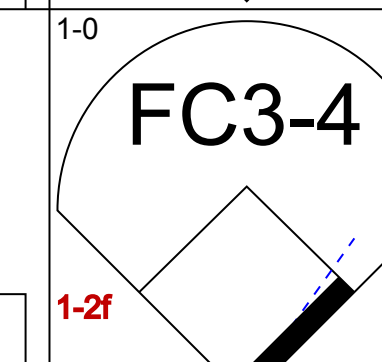
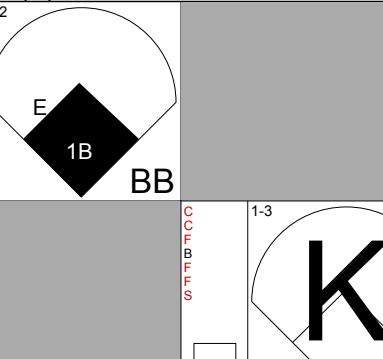
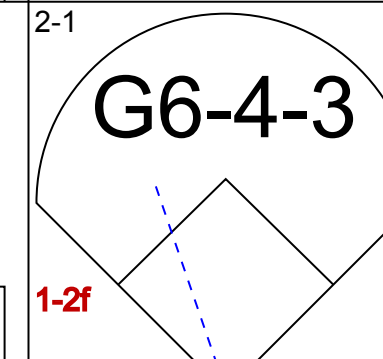
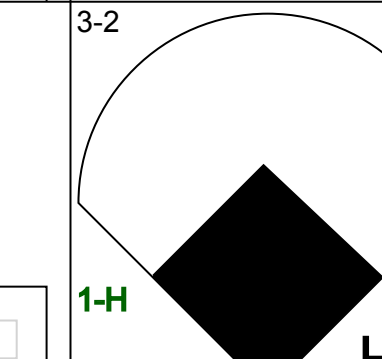
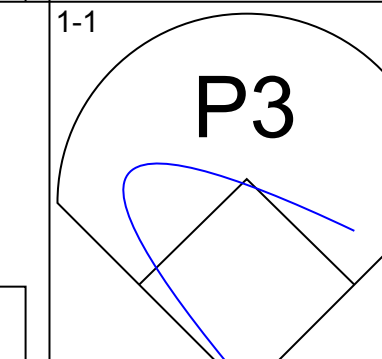
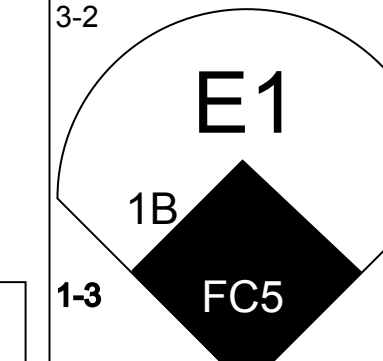
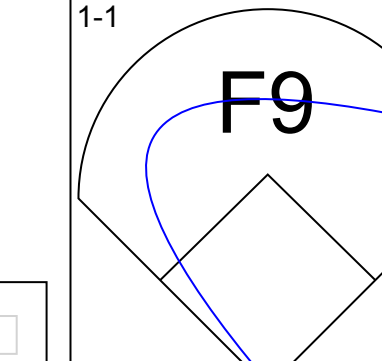
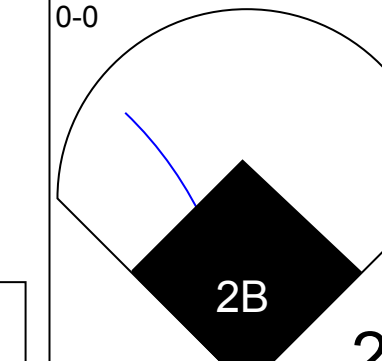
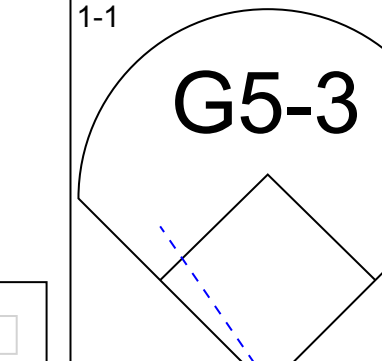
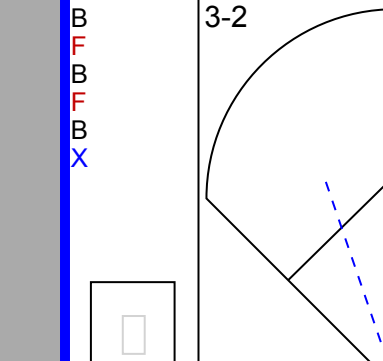

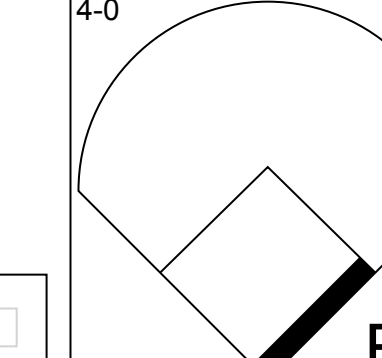
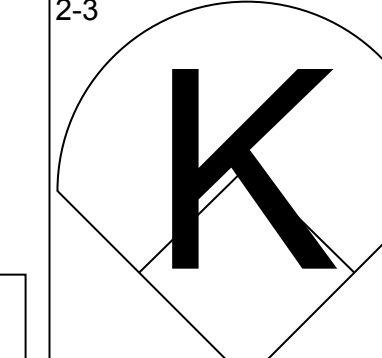
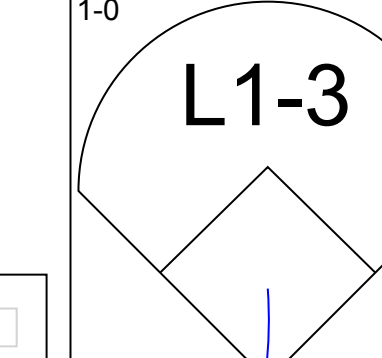
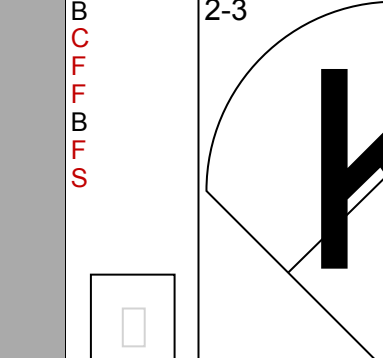

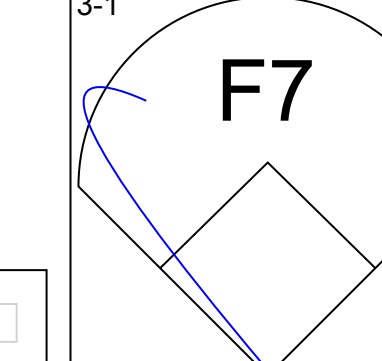
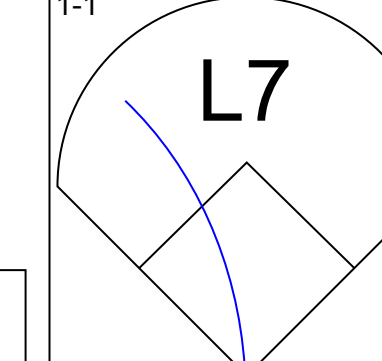
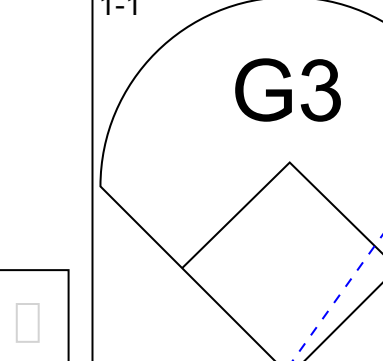
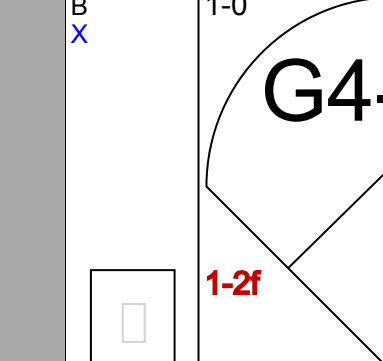

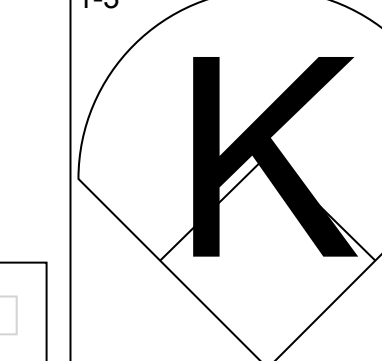
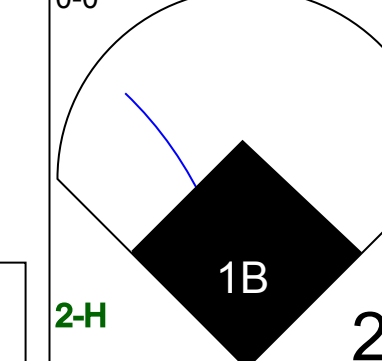
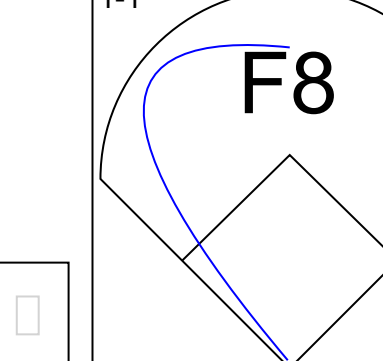

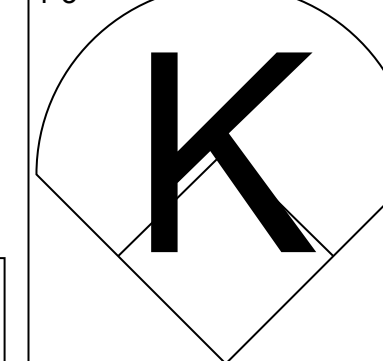
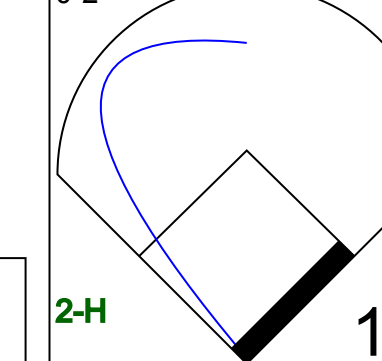
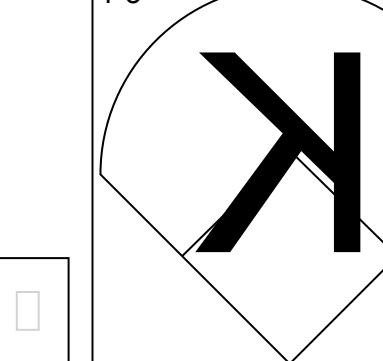
Batter	1	2	3	4	5	6	7	8	9	AB	R	H	RBI	BB	SO	LOB	TOP		
Bip Roberts, S (1.5) OBP: 0.371, SLG: 0.427										4	0	3	0	1	0	3	San Diego Padres @ Philadelphia Phillies Veterans Stadium, Philadelphia, PA Fri Aug 31 1990, 7:05 PM EDT Att: 23,286 - Unknown - 78 F		
Roberto Alomar, S (1.4) OBP: 0.342, SLG: 0.375										5	0	0	0	0	2	4			
Tony Gwynn, L (1.9) OBP: 0.361, SLG: 0.416										5	1	2	0	0	0	2			
Jack Clark, R (1.3) OBP: 0.432, SLG: 0.553										3	0	1	0	1	0	2			
Joe Carter, R (1.7) OBP: 0.285, SLG: 0.400 (8.8)										3	0	1	1	0	0	1			
Benito Santiago, R (1.2) OBP: 0.353, SLG: 0.466										4	0	1	0	0	0	3			
Garry Templeton, S (1.6) OBP: 0.284, SLG: 0.370										4	0	1	0	0	0	3			
Shawn Abner, R (1.8) OBP: 0.295, SLG: 0.320										3	0	0	0	1	1	3			
Dennis Rasmussen, L (1.1) OBP: 0.308, SLG: 0.306 (6. PH)										1	1	0	0	1	0	0			
Jerald Clark, R (6. PH) OBP: 0.256, SLG: 0.367										0	0	0	0	1	0	0			
Altee Hamaker, S (6.1) OBP: 0.111, SLG: 0.059										0	0	0	0	0	0	0			
Greg Harris, R (8.1) OBP: 0.100, SLG: 0.300										0	0	0	0	0	0	0			
Fred Lynn, L (8.7) OBP: 0.310, SLG: 0.370										1	0	0	0	0	0	0			
Inning Stats	R: 0 E: 0 K: 0 S: 3	H: 1 LOB: 0 BB: 0 P: 3	R: 0 E: 0 K: 0 S: 3	H: 0 LOB: 1 BB: 1 P: 7	R: 0 E: 0 K: 0 S: 3	H: 0 LOB: 1 BB: 1 P: 7	R: 1 E: 0 K: 1 S: 8	H: 3 LOB: 2 BB: 0 P: 8	R: 1 E: 1 K: 1 S: 6	H: 1 LOB: 3 BB: 2 P: 10	R: 0 E: 0 K: 0 S: 4	H: 1 LOB: 0 BB: 0 P: 5	R: 0 E: 0 K: 0 S: 4	H: 1 LOB: 1 BB: 0 P: 4	R: 0 E: 0 K: 0 S: 4	H: 1 LOB: 1 BB: 0 P: 4	1B: 7 2B: 1 3B: 1 HR: 0	SF: 1 SAC: 0 DP: 2 HBP: 0	WP: 0 PA: 39 PB: 0 SB: 0 CS: 0
PITCHER	IP	WLS	BF	H	R	ER	SO	BB	IBB	HBP	BLK	WP	HR	S	P	ERA	WHIP		
Terry Mulholland, L (1.1) ERA: 3.77	6.1		30	7	2	1	3	4	1	0	0	0	0	31	51	1.42	1.737		
Darrel Akerfelds, R (7.1) ERA: 3.51	0.2	W	1	0	0	0	0	0	0	0	0	0	0	1	1	0.00	0.000		
Roger McDowell, R (8.1) ERA: 4.05	2.0		8	2	0	0	0	0	0	0	0	0	0	8	8	0.00	1.000		

Batter	1	2	3	4	5	6	7	8	9	AB	R	H	RBI	BB	SO	LOB	BOTTOM		
Lenny Dykstra, L (1.8) OBP: 0.436, SLG: 0.465										4	0	2	0	0	0	0	San Diego Padres @ Philadelphia Phillies Veterans Stadium, Philadelphia, PA Fri Aug 31 1990, 7:05 PM EDT Att: 23,286 - Unknown - 78 F		
Randy Ready, R (1.4) OBP: 0.340, SLG: 0.331										4	1	2	1	0	1	1			
Von Hayes, L (1.7) OBP: 0.377, SLG: 0.429										3	1	1	0	1	0	1			
Dale Murphy, R (1.9) OBP: 0.308, SLG: 0.405										4	1	1	0	0	1	5			
John Kruk, L (1.3) OBP: 0.385, SLG: 0.395										3	0	2	2	1	1	0			
Dickie Thon, R (1.6) OBP: 0.318, SLG: 0.358										4	0	0	1	0	2	3			
Darren Daulton, L (1.2) OBP: 0.364, SLG: 0.412										4	0	1	0	0	1	2			
Charlie Hayes, R (1.5) OBP: 0.297, SLG: 0.361										3	1	1	0	0	1	2			
Terry Mulholland, R (1.1) OBP: 0.128, SLG: 0.130 (ERA: 4.35)										1	0	0	0	0	0	0			
Darrel Akerfelds, R (7.1) OBP: 0.157, SLG: 0.157 (7. PH)										0	0	0	0	0	0	0			
Wes Chamberlain, R (7. PH)										1	0	0	0	0	1	0			
Roger McDowell, R (8.1) ERA: 2.56										0	0	0	0	0	0	0			
Inning Stats	R: 0 E: 0 K: 1 S: 5	H: 1 LOB: 0 BB: 0 P: 5	R: 0 E: 0 K: 2 S: 8	H: 1 LOB: 2 BB: 1 P: 12	R: 0 E: 0 K: 0 S: 3	H: 0 LOB: 0 BB: 0 P: 3	R: 1 E: 1 K: 0 S: 5	H: 2 LOB: 1 BB: 0 P: 5	R: 1 E: 0 K: 0 S: 6	H: 4 LOB: 2 BB: 0 P: 6	R: 0 E: 0 K: 2 S: 7	H: 0 LOB: 0 BB: 0 P: 7	R: 0 E: 0 K: 1 S: 5	H: 0 LOB: 0 BB: 0 P: 5	R: 2 E: 0 K: 2 S: 9	H: 2 LOB: 1 BB: 1 P: 13	1B: 8 2B: 2 3B: 0 HR: 0	SF: 0 SAC: 1 DP: 1 HBP: 0	WP: 0 PA: 34 PB: 0 SB: 0 CS: 1
PITCHER	IP	WLS	BF	H	R	ER	SO	BB	IBB	HBP	BLK	WP	HR	S	P	ERA	WHIP		
Dennis Rasmussen, L (1.1) ERA: 4.35	5.0		22	8	2	2	3	1	0	0	0	0	0	27	31	3.60	1.800		
Altee Hamaker, L (6.1) ERA: 4.23	2.0	L	8	1	2	2	3	1	0	0	0	0	0	13	17	9.00	1.000		
Greg Harris, R (8.1) ERA: 2.56	1.0		4	1	0	0	2	0	0	0	0	0	0	8	8	0.00	1.000		

Batter	1	2	3	4	5	6	7	8	9	AB	R	H	RBI	BB	SO	LOB	TOP										
Roberto Alomar, S OBP: 0.344, SLG: 0.380 (1, 4)	0-0 HR		4-0 BB		2-1 P2		0-1 SH1-4		1-0 4-3	3	1	1	1	0	1		San Diego Padres @ Philadelphia Phillies Veterans Stadium, Philadelphia, PA Sat Sep 01 1990, 7:05 PM EDT Att: 25,008 - Unknown										
Gary Templeton, S OBP: 0.281, SLG: 0.365 (1, 6)	0-0 F8		1-1 P8		0-0 1B		0-3 K		2-2 G3	5	0	1	0	0	1	3											
Tony Gwynn, L OBP: 0.359, SLG: 0.414 (1, 9)	0-0 1B		3-2 4-3		0-0 L8		0-2 P3			4	0	1	0	0	0	5											
Joe Carter, R OBP: 0.284, SLG: 0.397 (1, 7)	0-0 F3		1-1 L4		0-0 F8			4-0 G3 BB		3	0	0	0	1	0	3											
Phil Stephenson, L OBP: 0.326, SLG: 0.338 (1, 3)	0-0 P5			1-1 L3		4-2 BB 1B		2-1 G3		3	0	0	0	1	0	2											
Mike Pagliarulo, L OBP: 0.329, SLG: 0.343 (1, 5)		0-0 G6-4-3 1B		4-0 BB G6-3		0-0 1B		4-0 IBB		2	0	2	0	2	0	0											
Mark Parent, R OBP: 0.289, SLG: 0.321 (1, 2)				0-1 G6-3		0-0 F7		1-0 P5		3	0	0	0	0	0	4											
Fred Lynn, L OBP: 0.313, SLG: 0.363 (8, PH)				1-2 G6-4-3		2-3 K		1-1 F7		1	0	0	0	0	0	2											
Benito Santiago, R OBP: 0.348, SLG: 0.458 (8, 2)					4-1 BB 1B		4-2 SH1-4 BB		1-3 K	1	0	1	0	1	0	0											
Shawn Abner, R OBP: 0.286, SLG: 0.309 (1, 8)										4	0	0	0	0	1	5											
Derek Lilliquist, L OBP: 0.314, SLG: 0.471 (1, 1)										1	0	1	0	1	0	0											
Bip Roberts, S OBP: 0.373, SLG: 0.424 (7, PH)										0	0	0	0	1	0	0											
Rich Rodriguez, L OBP: 0.281, SLG: 0.361 (7, 1)										0	0	0	0	0	0	0											
Jerald Clark, R OBP: 0.281, SLG: 0.361 (9, PH)										1	0	0	0	0	1	0											
Inning Stats	R: 1 E: 0 K: 0 S: 5	H: 2 LOB: 1 BB: 0 P: 5	R: 0 E: 0 K: 0 S: 3	H: 1 LOB: 0 BB: 0 P: 3	R: 0 E: 0 K: 0 S: 11	H: 1 LOB: 2 BB: 1 P: 21	R: 0 E: 0 K: 0 S: 4	H: 0 LOB: 0 BB: 1 P: 9	R: 0 E: 0 K: 1 S: 9	H: 1 LOB: 2 BB: 1 P: 17	R: 0 E: 0 K: 0 S: 9	H: 1 LOB: 2 BB: 1 P: 15	R: 0 E: 0 K: 1 S: 12	H: 0 LOB: 1 BB: 1 P: 16	R: 0 E: 0 K: 0 S: 5	H: 0 LOB: 2 BB: 2 P: 17	R: 0 E: 0 K: 1 S: 8	H: 0 LOB: 0 BB: 0 P: 12	R: 0 E: 0 K: 1 S: 8	H: 0 LOB: 0 BB: 0 P: 12	1B: 5 2B: 0 3B: 0 HR: 1	SF: 0 SAC: 1 DP: 2 HBP: 0	WP: 0 PA: 38 PB: 0 SB: 1 CS: 0				
PITCHER	IP	WLS	BF	H	R	ER	SO	BB	IBB	HBP	BLK	WP	HR	S	P	ERA	WHIP										
Tommy Greene, R ERA: 6.44	6.0		27	6	1	1	1	5	0	0	0	0	1	43	76	1.50	1.833										
Don Carman, L ERA: 4.18	1.0		3	0	0	0	1	0	0	0	0	0	0	10	10	0.00	0.000										
Darrel Akerfelds, R ERA: 3.47	1.0	W	5	0	0	0	0	1	1	0	0	0	0	5	17	0.00	1.000										
Roger McDowell, R ERA: 4.0	1.0	S	3	0	0	0	1	0	0	0	0	0	0	8	12	0.00	0.000										

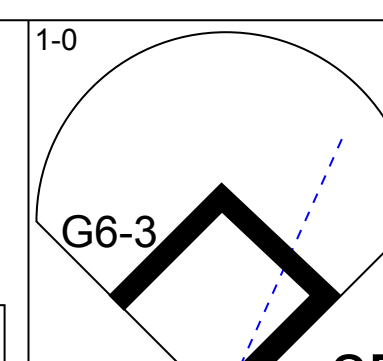
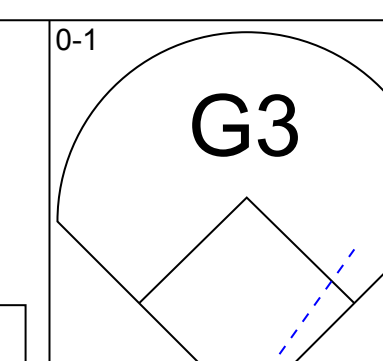
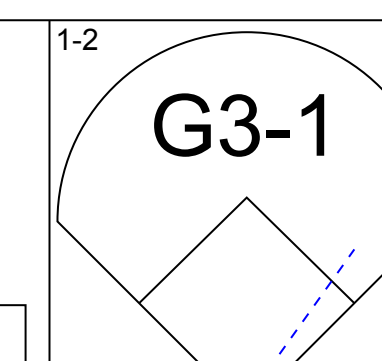
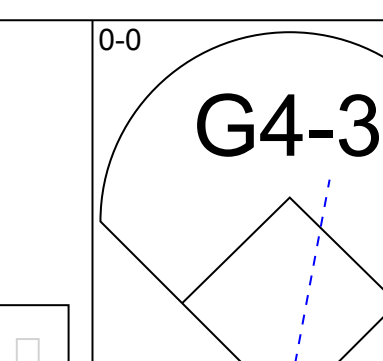
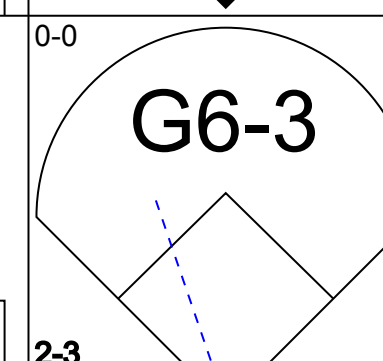
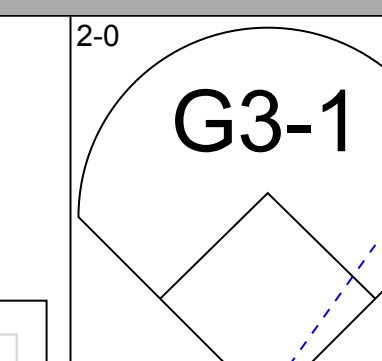
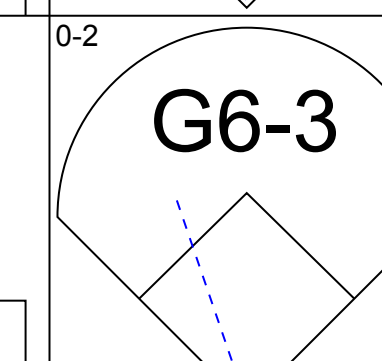
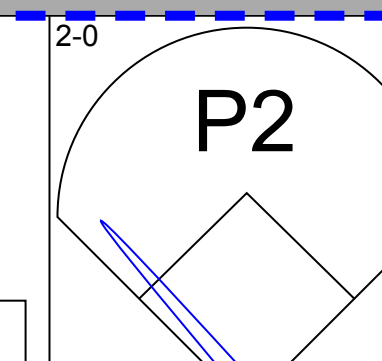
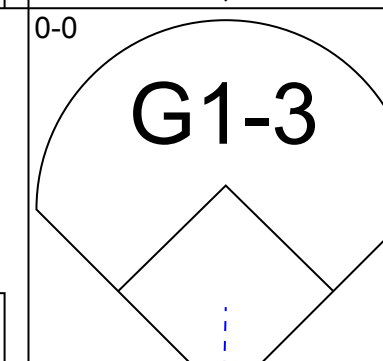
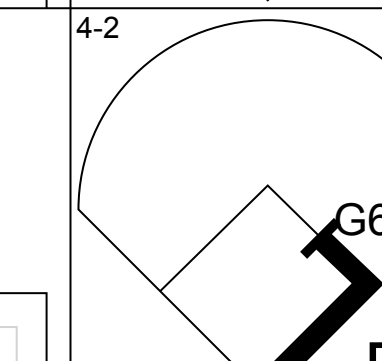

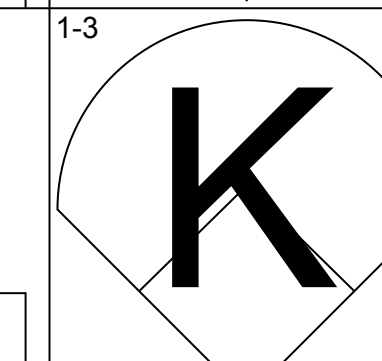
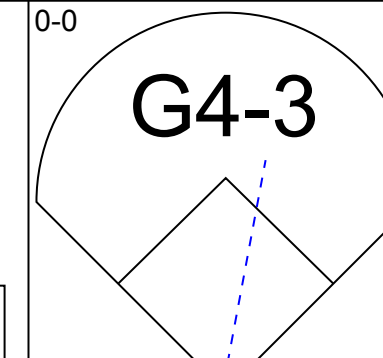
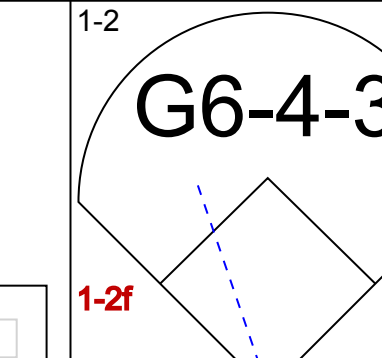

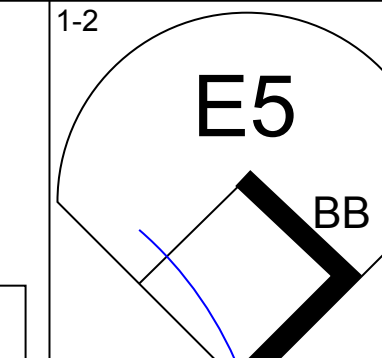
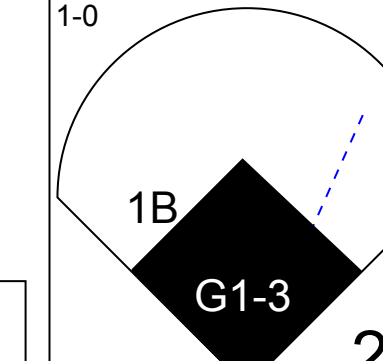
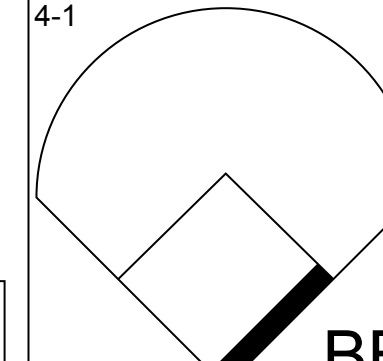
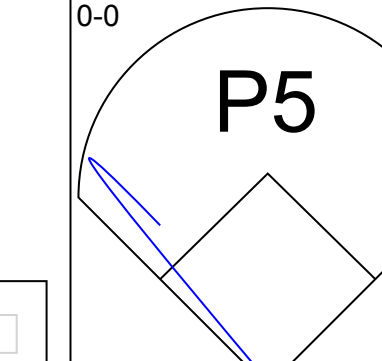
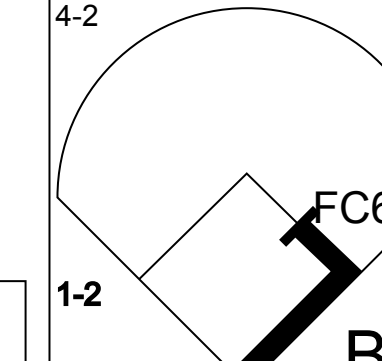

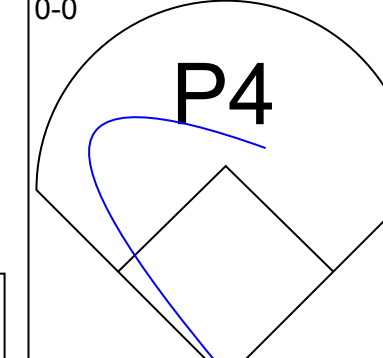
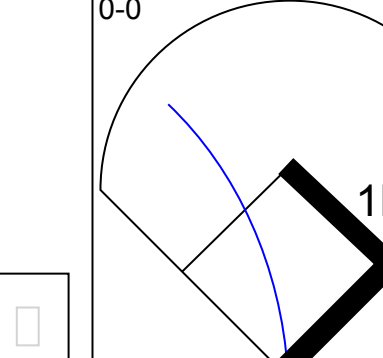
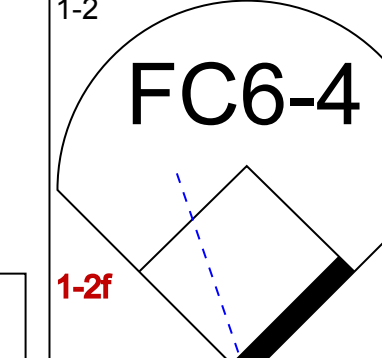

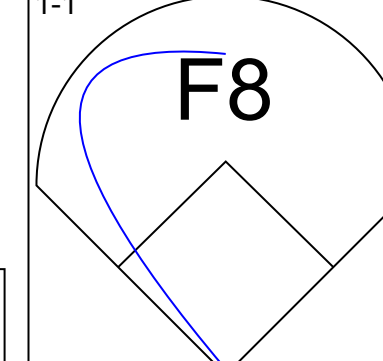
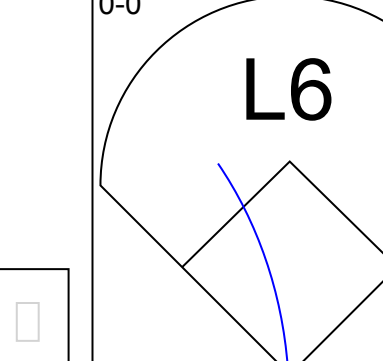
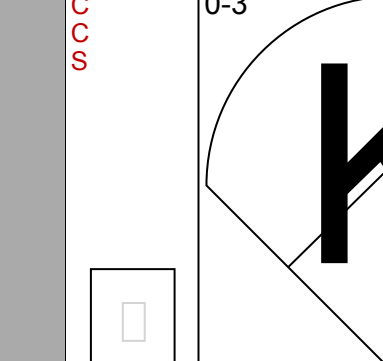

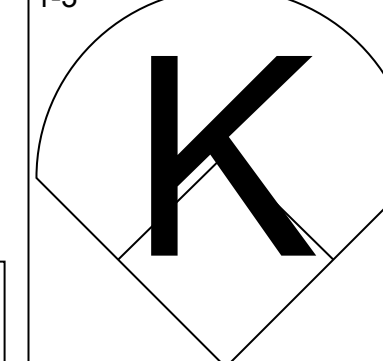
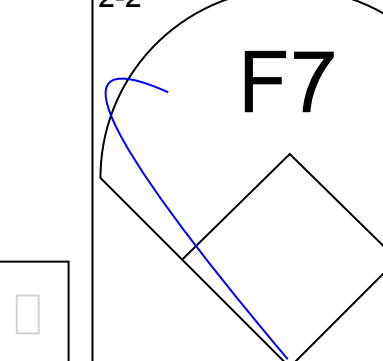
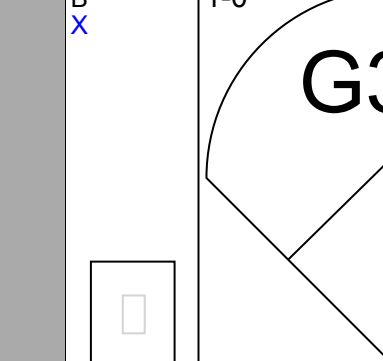

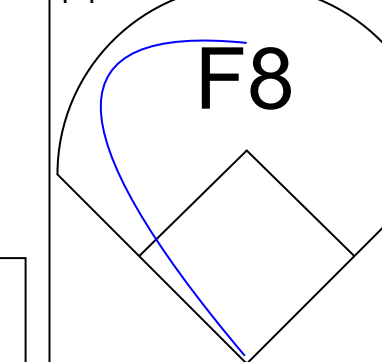
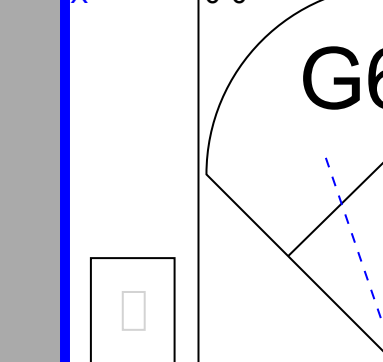
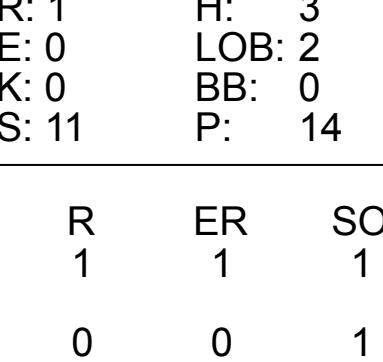
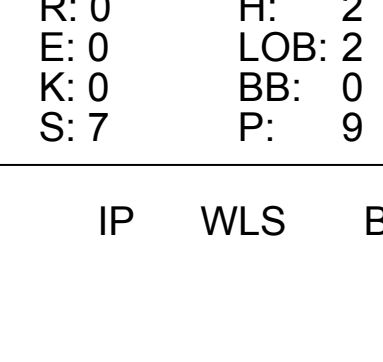
Batter	1	2	3	4	5	6	7	8	9	AB	R	H	RBI	BB	SO	LOB	BOTTOM										
Lenny Dykstra, L OBP: 0.435, SLG: 0.463 (1, 8)	0-0 F8		2-2 1B		2-2 L7		2-1 1B		4-0 2-0 0-1	4	0	2	0	0	0	1	San Diego Padres @ Philadelphia Phillies Veterans Stadium, Philadelphia, PA Sat Sep 01 1990, 7:05 PM EDT Att: 25,008 - Unknown										
Dickie Thon, R OBP: 0.319, SLG: 0.361 (1, 6)	0-0 2B		1-1 1B		3-1 P3		2-0 4-3			4	0	2	0	0	0	2											
Von Hayes, L OBP: 0.376, SLG: 0.424 (1, 7)	0-3 K		2-3 K			1-1 HBP 2B		2-1 P3		3	1	0	0	0	2	2											
Dale Murphy, R OBP: 0.311, SLG: 0.407 (1, 9)	4-0 BB			0-1 L4		2-1 F9		2-0 4-3		3	0	0	0	1	0	1											
John Kruk, L OBP: 0.384, SLG: 0.395 (1, 3)	0-0 F3			0-3 K		2-0 2B		4-1 BB 1B		3	1	1	1	1	1	2											
Charlie Hayes, R OBP: 0.299, SLG: 0.363 (1, 5)		2-3 K		0-0 FC4-6 1B		0-0 F8		1-1 1B		4	0	2	0	0	1	1											
Darren Daulton, L OBP: 0.364, SLG: 0.412 (1, 2)		1-1 4-3		2-2 FC4-6		0-1 P4		0-0 1B		4	0	1	1	0	0	2											
Mickey Morandini, L OBP: 0.333, SLG: 0.333 (1, 4)			0-0 F8		1-1 SH1-4 1B		3-2 4-3		2-3 K	4	0	1	0	0	1	2											
Roger McDowell, R OBP: 0.327, SLG: 0.319 (9, 1)										0	0	0	0	0	0	0											
Tommy Greene, R ERA: 6.44										1	0	0	0	0	0	0											
Don Carman, L OBP: 0.333, SLG: 0.333 (7, 1)										0	0	0	0	0	0	0											
Wes Chamberlain, R OBP: 0.167, SLG: 0.167 (8, 1)										1	0	0	0	0	0	0											
Darrel Akerfelds, R OBP: 0.167, SLG: 0.167 (9, 4)										0	0	0	0	0	0	0											
Rod Booker, L OBP: 0.327, SLG: 0.319 (9, 4)										0	0	0	0	0	0	0											
Inning Stats	R: 0 E: 0 K: 1 S: 6	H: 1 LOB: 2 BB: 1 P: 10	R: 0 E: 0 K: 1 S: 6	H: 0 LOB: 0 BB: 0 P: 9	R: 0 E: 0 K: 1 S: 10	H: 2 LOB: 1 BB: 0 P: 17	R: 0 E: 0 K: 1 S: 10	H: 1 LOB: 1 BB: 0 P: 12	R: 0 E: 0 K: 0 S: 8	H: 1 LOB: 1 BB: 0 P: 14	R: 1 E: 0 K: 0 S: 7	H: 1 LOB: 1 BB: 0 P: 12	R: 0 E: 0 K: 0 S: 8	H: 1 LOB: 1 BB: 0 P: 18	R: 1 E: 0 K: 1 S: 11	H: 2 LOB: 2 BB: 1 P: 22	R: 1 E: 0 K: 1 S: 11	H: 0 LOB: 0 BB: 0 P: 12	1B: 7 2B: 2 3B: 0 HR: 0	SF: 0 SAC: 1 DP: 0 HBP: 1	WP: 0 PA: 35 PB: 0 SB: 0 CS: 0						
PITCHER	IP	WLS	BF	H	R	ER	SO	BB	IBB	HBP	BLK	WP	HR	S	P	ERA	WHIP										
Derek Lilliquist, L ERA: 5.91	6.0		25	6	1	1	4	1	0	1	0	0	0	47	74	1.50	1.167										
Rich Rodriguez, L ERA: 2.73	2.0	L	10	3	1	1	1	1	0	0	0	0	0	19	40	4.50	2.000										



Batter	1	2	3	4	5	6	7	8	9	AB	R	H	RBI	BB	SO	LOB	TOP					
Bip Roberts, S OBP: 0.373, SLG: 0.422		 1B		 BB						4	1	1	0	1	3	1	San Diego Padres @ Philadelphia Phillies Veterans Stadium, Philadelphia, PA Sun Sep 02 1990, 3:33 AM EDT Att: 33,498 - Sunny - 90 F					
Roberto Alomar, S OBP: 0.344, SLG: 0.379		 1B						 BB		4	0	1	2	1	0	1						
Tony Gwynn, L OBP: 0.361, SLG: 0.413				 IBB			 1B	 1-2f		3	1	1	0	2	0	1						
Jack Clark, R OBP: 0.431, SLG: 0.555 Jerald Clark, R OBP: 0.277, SLG: 0.355				 1-2f			 1H			3	2	1	2	1	1	5						
Joe Carter, R OBP: 0.284, SLG: 0.398 Darrin Jackson, R OBP: 0.250, SLG: 0.311		 1B FC5			 2B				 1B	4	2	1	0	0	0	1						
Benito Santiago, R OBP: 0.345, SLG: 0.451										4	0	0	0	1	2	4						
Mike Pagliarulo, L OBP: 0.327, SLG: 0.341	 1B								 1-2f	5	0	1	1	0	0	3						
Shawn Abner, R OBP: 0.285, SLG: 0.314	 1B FC1-5 E				 2B					4	2	1	2	0	1	2						
Ed Whitson, R OBP: 0.153, SLG: 0.207 Atlee Hammaker, S OBP: 0.111, SLG: 0.059 Craig Lefferts, L OBP: 0.250, SLG: 0.250	 1B					 2B				4	1	1	1	0	2	2						
Inning Stats	R: 0 E: 0 K: 1 S: 9	H: 0 LOB: 0 BB: 0 P: 13	R: 5 E: 3 K: 1 S: 23	H: 3 LOB: 2 BB: 2 P: 39	R: 0 E: 0 K: 1 S: 7	H: 0 LOB: 1 BB: 1 P: 16	R: 0 E: 0 K: 1 S: 8	H: 0 LOB: 2 BB: 2 P: 19	R: 2 E: 0 K: 2 S: 13	H: 3 LOB: 1 BB: 0 P: 17	R: 2 E: 0 K: 0 S: 12	H: 2 LOB: 0 BB: 0 P: 17	R: 0 E: 0 K: 1 S: 7	H: 0 LOB: 0 BB: 0 P: 10	R: 0 E: 0 K: 1 S: 8	H: 0 LOB: 1 BB: 1 P: 17		R: 0 E: 0 K: 1 S: 9	H: 1 LOB: 0 BB: 0 P: 15	1B: 6 2B: 2 3B: 0 HR: 1	SF: 0 SAC: 0 DP: 2 HBP: 0	WP: 0 PB: 0 SB: 1 CS: 0
PITCHER	IP	WLS	BF	H	R	ER	SO	BB	IBB	HBP	BLK	WP	HR	S	P	ERA	WHIP					
Jose De Jesus, R ERA: 3.32	5.0	L	28	6	7	2	6	3	2	0	0	0	0	60	104	3.60	1.800					
Dennis Cook, L ERA: 3.51	4.0		15	3	2	2	3	1	0	0	0	0	1	36	59	4.50	1.000					

AB	37
R	9
H	9
RBI	8
BB	6
SO	9
LOB	21



Batter	1	2	3	4	5	6	7	8	9	AB	R	H	RBI	BB	SO	LOB	BOTTOM				
Lenny Dykstra, L OBP: 0.434, SLG: 0.463	 2B									4	0	1	0	0	0	4	San Diego Padres @ Philadelphia Phillies Veterans Stadium, Philadelphia, PA Sun Sep 02 1990, 3:33 AM EDT Att: 33,498 - Sunny - 90 F				
Darren Daulton, L OBP: 0.362, SLG: 0.409 Randy Ready, R OBP: 0.332, SLG: 0.322	 2-3									3	0	0	0	0	0	1					
Von Hayes, L OBP: 0.375, SLG: 0.422 Tom Nieto, R OBP: 0.318, SLG: 0.167			 BB							2	0	0	0	1	0	1					
Dale Murphy, R OBP: 0.309, SLG: 0.405 Sil Campusano, R OBP: 0.294, SLG: 0.300			 1-2f					 BB		3	0	0	0	0	0	2					
John Kruk, L OBP: 0.387, SLG: 0.398		 2B						 BB		2	1	1	0	2	0	0					
Charlie Hayes, R OBP: 0.296, SLG: 0.362								 1-2f		4	0	1	0	0	0	4					
Mickey Morandini, L OBP: 0.300, SLG: 0.300	 1B									4	0	1	0	0	1	2					
Rod Booker, L OBP: 0.324, SLG: 0.316	 1B									4	0	1	0	0	1	2					
Jose De Jesus, R OBP: 0.161, SLG: 0.107 Wes Chamberlain, R (5, PH)										1	0	0	1	0	0	2					
Dennis Cook, L OBP: 0.300, SLG: 0.375 Dickie Thon, R OBP: 0.319, SLG: 0.360										1	0	0	0	0	0	0					
Inning Stats	R: 0 E: 0 K: 0 S: 4	H: 1 LOB: 1 BB: 0 P: 5	R: 5 E: 0 K: 0 S: 11	H: 3 LOB: 0 BB: 0 P: 14	R: 0 E: 0 K: 1 S: 7	H: 0 LOB: 0 BB: 1 P: 14	R: 0 E: 0 K: 1 S: 7	H: 0 LOB: 0 BB: 1 P: 13	R: 0 E: 0 K: 0 S: 8	H: 0 LOB: 0 BB: 0 P: 10	R: 0 E: 0 K: 0 S: 7	H: 0 LOB: 2 BB: 0 P: 10	R: 0 E: 1 K: 1 S: 14	H: 2 LOB: 2 BB: 1 P: 23	R: 0 E: 0 K: 1 S: 5	H: 0 LOB: 0 BB: 0 P: 6	1B: 4 2B: 2 3B: 0 HR: 0	SF: 0 SAC: 0 DP: 1 HBP: 0	WP: 0 PB: 0 SB: 0 CS: 0	PA: 36	
PITCHER	IP	WLS	BF	H	R	ER	SO	BB	IBB	HBP	BLK	WP	HR	S	P	ERA	WHIP				
Ed Whitson, R ERA: 2.31	1.0	W	5	0	0	0	1	1	0	0	0	0	0	14	23	0.00	1.000				
Atlee Hammaker, L ERA: 4.17	1.0		3	0	0	0	1	0	0	0	0	0	0	5	6	0.00	0.000				

AB	33
R	1
H	6
RBI	1
BB	3
SO	3
LOB	18



Batter	1	2	3	4	5	6	7	8	9	AB	R	H	RBI	BB	SO	LOB	TOP					
Brett Butler, L OBP: 0.388, SLG: 0.362 (1, 8)										5	0	1	1	0	0	1	San Francisco Giants @ San Diego Padres Jack Murphy Stadium, San Diego, CA Mon Sep 03 1990, 10:05 PM EDT Att: 17,287 - Unknown - 80 F livebaseballscorecards.com					
Mike Kingery, L OBP: 0.325, SLG: 0.336 (1, 9)										5	1	2	0	0	0	1						
Will Clark, L OBP: 0.348, SLG: 0.435 (1, 3)										4	0	1	1	0	0	1						
Kevin Mitchell, R OBP: 0.375, SLG: 0.563 (1, 7)										4	1	1	0	0	0	1						
Matt Williams, R OBP: 0.322, SLG: 0.492 (1, 5)										3	1	2	1	1	1	0						
Ernest Riles, L OBP: 0.345, SLG: 0.437 (1, 4)										2	1	0	0	1	0	2						
Terry Kennedy, L OBP: 0.353, SLG: 0.393 (8, PH)										2	1	2	1	1	0	0						
Gary Carter, R OBP: 0.323, SLG: 0.394 (8, 2)										0	0	0	0	1	0	0						
Mike Benjamin, R OBP: 0.250, SLG: 0.474 (8, 1)										4	0	0	0	0	2	6						
Jeff Brantley, R OBP: 0.286, SLG: 0.429 (8, 1)										0	0	0	0	0	0	0						
Kelly Downs, R OBP: 0.363, SLG: 0.444 (8, 6)										1	0	0	1	0	0	1						
Dave Anderson, R OBP: 0.363, SLG: 0.444 (8, 6)										1	0	0	0	0	0	0						
Inning Stats	R: 1 E: 1 K: 0 S: 11	H: 2 LOB: 2 BB: 1 P: 21	R: 1 E: 0 K: 1 S: 13	H: 1 LOB: 1 BB: 1 P: 20	R: 0 E: 0 K: 1 S: 5	H: 0 LOB: 0 BB: 0 P: 7	R: 0 E: 0 K: 1 S: 9	H: 1 LOB: 1 BB: 0 P: 15	R: 0 E: 0 K: 0 S: 7	H: 0 LOB: 0 BB: 0 P: 10	R: 3 E: 0 K: 0 S: 10	H: 3 LOB: 1 BB: 1 P: 20	R: 0 E: 0 K: 0 S: 7	H: 1 LOB: 0 BB: 0 P: 12	R: 0 E: 0 K: 0 S: 4	H: 1 LOB: 1 BB: 1 P: 8	R: 0 E: 0 K: 0 S: 5	H: 0 LOB: 0 BB: 0 P: 8	1B: 6 2B: 2 3B: 1 HR: 0	SF: 1 SAC: 2 DP: 2 HBP: 0	WP: 0 PB: 0 SB: 0 CS: 0	PA: 38
PITCHER	IP	WLS	BF	H	R	ER	SO	BB	IBB	HBP	BLK	WP	HR	S	P	ERA	WHIP					
Calvin Schiraldi, R ERA: 4.42 (1, 1)	5.0	L	25	7	5	5	3	3	0	0	0	0	0	52	90	9.00	2.000					
Eric Show, R ERA: 5.5 (6, 1)	1.0		3	0	0	0	0	0	0	0	0	0	0	3	3	0.00	0.000					
Rich Rodriguez, L ERA: 2.48 (7, 1)	3.0		10	2	0	0	0	0	1	0	0	0	0	16	28	0.00	0.667					

Batter	1	2	3	4	5	6	7	8	9	AB	R	H	RBI	BB	SO	LOB	BOTTOM					
Bip Roberts, S OBP: 0.375, SLG: 0.424 (1, 5)										5	1	3	0	0	0	1	San Francisco Giants @ San Diego Padres Jack Murphy Stadium, San Diego, CA Mon Sep 03 1990, 10:05 PM EDT Att: 17,287 - Unknown - 80 F livebaseballscorecards.com					
Roberto Alomar, S OBP: 0.343, SLG: 0.376 (1, 4)										4	0	0	0	1	3							
Tony Gwynn, L OBP: 0.361, SLG: 0.412 (1, 9)										4	0	1	2	1	0	2						
Jack Clark, R OBP: 0.429, SLG: 0.549 (1, 3)										3	0	0	0	1	1	3						
Joe Carter, R OBP: 0.282, SLG: 0.395 (1, 7)										4	0	0	0	0	0	2						
Benito Santiago, R OBP: 0.347, SLG: 0.448 (1, 2)										2	1	0	0	2	1	1						
Garry Templeton, S OBP: 0.281, SLG: 0.366 (1, 6)										4	0	1	0	0	1	2						
Shawn Abner, R OBP: 0.284, SLG: 0.319 (1, 8)										4	1	1	0	0	1	3						
Calvin Schiraldi, R OBP: 0.250, SLG: 0.474 (6, 1)										2	1	1	0	0	0	0						
Eric Show, R OBP: 0.259, SLG: 0.250 (6, PH)										0	0	0	0	0	0	0						
Fred Lynn, L OBP: 0.317, SLG: 0.367 (7, 1)										1	0	1	2	0	0	0						
Rich Rodriguez, L OBP: 0.275, SLG: 0.250 (9, PH)										0	0	0	0	0	0	0						
Joey Cora, S OBP: 0.275, SLG: 0.250 (9, PH)										1	0	0	0	0	1	0						
Inning Stats	R: 0 E: 0 K: 0 S: 5	H: 0 LOB: 0 BB: 0 P: 9	R: 0 E: 0 K: 0 S: 12	H: 1 LOB: 2 BB: 1 P: 21	R: 2 E: 0 K: 0 S: 11	H: 3 LOB: 1 BB: 0 P: 16	R: 0 E: 0 K: 1 S: 6	H: 0 LOB: 0 BB: 0 P: 11	R: 0 E: 0 K: 1 S: 9	H: 1 LOB: 2 BB: 1 P: 17	R: 2 E: 0 K: 1 S: 12	H: 2 LOB: 1 BB: 1 P: 17	R: 0 E: 0 K: 0 S: 6	H: 0 LOB: 0 BB: 0 P: 12	R: 0 E: 0 K: 1 S: 8	H: 0 LOB: 1 BB: 1 P: 15	R: 0 E: 0 K: 1 S: 11	H: 1 LOB: 1 BB: 1 P: 17	1B: 5 2B: 3 3B: 0 HR: 0	SF: 0 SAC: 0 DP: 1 HBP: 0	WP: 0 PB: 0 SB: 2 CS: 0	PA: 39
PITCHER	IP	WLS	BF	H	R	ER	SO	BB	IBB	HBP	BLK	WP	HR	S	P	ERA	WHIP					
Kelly Downs, R ERA: 4.26 (1, 1)	7.1		33	7	4	4	3	3	0	0	0	0	0	62	109	4.91	1.364					
Jeff Brantley, R ERA: 1.96 (8, 1)	1.2	S	6	1	0	0	2	1	0	0	0	0	0	18	26	0.00	1.200					

AB 31
R 5
H 9
RBI 5
BB 4
SO 3
LOB 13



AB 34
R 4
H 8
RBI 4
BB 5
SO 5
LOB 17



Batter	1	2	3	4	5	6	7	8	9	10	AB	R	H	RBI	BB	SO	LOB	TOP		
Craig Biggio, R OBP: 0.343, SLG: 0.346 (1, 2)	4-0 CS BB			4-1 G3-6 BB		1-2 P6			2-0 G6-3		2	0	0	0	2	0	0			
Rafael Ramirez, R OBP: 0.300, SLG: 0.340 (1, 6)	0-2 CS 1B			1-2 F7			0-3 K2-3		0-0 P4		4	0	1	0	0	1	1			
Franklin Stubbs, L OBP: 0.325, SLG: 0.460 (1, 7)	3-3 K			2-1 G3-6			0-0 P6		4-1 BB		3	0	0	0	1	1	2			
Glenn Davis, R OBP: 0.338, SLG: 0.546 (1, 3)			1-3 K			0-0 G6-3		1-0 S 1B	2-1 F7		4	0	1	0	0	1	1			
Ken Caminiti, S OBP: 0.310, SLG: 0.309 (10, PR)			3-0 F7			0-3 K		3-3 K	1-1 BLK 1B		4	0	1	0	0	2	1			
Eric Yelding, R OBP: 0.304, SLG: 0.298 (10, 4)			2-3 K			1-2 1B		1-2 K			0	0	0	0	0	0	0			
Mark Davidson, R OBP: 0.323, SLG: 0.370 (1, 8)			2-3 K			1-2 1B		2-2 SH1-4 1B	2-2 F8		4	0	2	0	0	1	1			
Eric Anthony, L OBP: 0.283, SLG: 0.366 (10, 1)			2-3 K			0-3 K		2-1 SH1-4	4-0 G1-6-3 IBB		2	0	0	0	1	2	1			
Juan Agosto, L OBP: 0.299, SLG: 0.304 (10, 5)			2-2 G6-3			1-0 L5		1-3 K	1-2 G1-6-3		3	0	0	0	0	1	1			
Dave Rohde, S OBP: 0.305, SLG: 0.265 (10, PH)			2-2 G6-3			1-0 L5		1-3 K	1-2 G1-6-3		1	0	0	0	0	0	2			
Ken Oberkfell, L OBP: 0.299, SLG: 0.304 (10, 5)			1-0 G5-3			0-1 G4-3		1-2 G6-3			2	0	0	0	0	0	0			
Jim Deshaies, L OBP: 0.080, SLG: 0.081 (8, PH)			1-0 G5-3			0-1 G4-3		1-2 G6-3			1	0	0	0	0	0	1			
Casey Candaele, S OBP: 0.365, SLG: 0.442 (8, 1)											0	0	0	0	0	0	0			
Dan Schatzeder, L OBP: 0.250, SLG: 0.250 (9, 1)											0	0	0	0	0	0	0			
Brian Meyer, R OBP: 0.364, SLG: 0.436 (10, 9)											0	0	0	0	0	0	0			
Karl Rhodes, L OBP: 0.364, SLG: 0.436 (10, 9)											0	0	0	0	0	0	0			
Inning Stats	R: 0 E: 0 K: 1 S: 7	H: 1 LOB: 1 BB: 1 P: 14	R: 0 E: 0 K: 2 S: 7	H: 0 LOB: 0 BB: 0 P: 13	R: 0 E: 0 K: 1 S: 8	H: 0 LOB: 0 BB: 1 P: 13	R: 0 E: 0 K: 0 S: 7	H: 0 LOB: 0 BB: 1 P: 14	R: 0 E: 0 K: 2 S: 10	H: 1 LOB: 1 BB: 0 P: 11	R: 0 E: 0 K: 1 S: 11	H: 1 LOB: 1 BB: 0 P: 17	R: 0 E: 0 K: 0 S: 5	H: 0 LOB: 1 BB: 1 P: 13	R: 0 E: 0 K: 0 S: 8	H: 1 LOB: 2 BB: 1 P: 16	1B: 5 2B: 1 3B: 0 HR: 0	SF: 0 SAC: 1 DP: 3 HBP: 0	WP: 0 PA: 35	
PITCHER	IP WLS BF H R ER SO BB IBB HBP BLK WP HR S P ERA WHIP	IP WLS BF H R ER SO BB IBB HBP BLK WP HR S P ERA WHIP	IP WLS BF H R ER SO BB IBB HBP BLK WP HR S P ERA WHIP	IP WLS BF H R ER SO BB IBB HBP BLK WP HR S P ERA WHIP	IP WLS BF H R ER SO BB IBB HBP BLK WP HR S P ERA WHIP	IP WLS BF H R ER SO BB IBB HBP BLK WP HR S P ERA WHIP	IP WLS BF H R ER SO BB IBB HBP BLK WP HR S P ERA WHIP	IP WLS BF H R ER SO BB IBB HBP BLK WP HR S P ERA WHIP	IP WLS BF H R ER SO BB IBB HBP BLK WP HR S P ERA WHIP	IP WLS BF H R ER SO BB IBB HBP BLK WP HR S P ERA WHIP	IP WLS BF H R ER SO BB IBB HBP BLK WP HR S P ERA WHIP	IP WLS BF H R ER SO BB IBB HBP BLK WP HR S P ERA WHIP	IP WLS BF H R ER SO BB IBB HBP BLK WP HR S P ERA WHIP	IP WLS BF H R ER SO BB IBB HBP BLK WP HR S P ERA WHIP	IP WLS BF H R ER SO BB IBB HBP BLK WP HR S P ERA WHIP	IP WLS BF H R ER SO BB IBB HBP BLK WP HR S P ERA WHIP	IP WLS BF H R ER SO BB IBB HBP BLK WP HR S P ERA WHIP	IP WLS BF H R ER SO BB IBB HBP BLK WP HR S P ERA WHIP		
Bruce Hurst, L ERA: 3.45 (1, 1)	8.0	W	27	4	0	0	9	2	0	0	0	0	0	0	0	0	0	0	0.00	0.750
Greg Harris, R ERA: 2.55 (9, 1)	2.0	L	8	1	0	0	0	1	1	0	1	0	0	0	0	0	0	0	0.00	1.000

Houston Astros @ San Diego Padres
Jack Murphy Stadium, San Diego, CA
Thu Sep 06 1990, 10:05 PM EDT
Att: 9,244 - Unknown - 80 F

AB	30
R	0
H	5
RBI	0
BB	4
SO	9
LOB	11



Batter	1	2	3	4	5	6	7	8	9	10	AB	R	H	RBI	BB	SO	LOB	BOTTOM					
Bip Roberts, S OBP: 0.374, SLG: 0.427 (1, 5)	3-2 F8		0-1 G5-3			1-2 L7		0-0 G3		1-2 HR	5	1	1	3	0	0	0						
Shawn Abner, R OBP: 0.288, SLG: 0.317 (1, 8)	2-3 K		0-0 F8 1B			2-1 L4		0-2 P5			4	0	1	0	0	1	0						
Tony Gwynn, L OBP: 0.357, SLG: 0.409 (1, 9)	0-1 2B		3-2 F8			2-2 F7			0-1 G4-3		4	0	1	0	0	0	1						
Jack Clark, R OBP: 0.421, SLG: 0.536 (1, 3)	4-1 BB					3-3 K		3-3 K	2-1 G6-3		3	0	0	0	1	2	0						
Joe Carter, R OBP: 0.263, SLG: 0.401 (1, 7)	1-2 F9					1-0 F7		2-2 1B 1B	1-0 F8		4	0	1	0	0	0	2						
Garry Templeton, S OBP: 0.279, SLG: 0.362 (1, 6)			0-1 G3			0-0 G4-3		2-2 1B 1B	0-0 SH3 HR 1B		4	1	2	0	0	0	0						
Mark Parent, R OBP: 0.281, SLG: 0.316 (1, 2)			1-2 F9			1-0 F9		1-2 P4	1-1 SH3		3	0	0	0	0	0	2						
Paul Faries, R OBP: 0.250, SLG: 0.250 (1, 4)			1-1 1B			0-1 G5-3		2-2 G4-3	1-3 K2-3		4	0	1	0	0	1	3						
Bruce Hurst, L OBP: 0.167, SLG: 0.107 (8, PH)			1-3 K			2-3 K		1-2 G5-3	4-0 HR IBB		2	0	0	0	0	2	1						
Roberto Alomar, S ERA: 2.27 (9, 1)											1	0	0	0	0	0	0						
Greg Harris, R OBP: 0.100, SLG: 0.300 (10, PH)											0	0	0	0	0	0	0						
Fred Lynn, L OBP: 0.310, SLG: 0.358 (10, PH)											0	0	0	0	0	0	0						
Benito Santiago, R OBP: 0.347, SLG: 0.449 (10, PH)											0	1	0	0	1	0	0						
Inning Stats	R: 0 E: 0 K: 1 S: 15	H: 1 LOB: 2 BB: 1 P: 25	R: 0 E: 0 K: 1 S: 10	H: 1 LOB: 1 BB: 0 P: 13	R: 0 E: 0 K: 0 S: 6	H: 1 LOB: 1 BB: 0 P: 9	R: 0 E: 0 K: 1 S: 5	H: 0 LOB: 0 BB: 0 P: 9	R: 0 E: 0 K: 1 S: 6	H: 0 LOB: 0 BB: 0 P: 9	R: 0 E: 0 K: 1 S: 10	H: 0 LOB: 0 BB: 0 P: 15	R: 0 E: 0 K: 1 S: 17	H: 2 LOB: 2 BB: 0 P: 27	R: 0 E: 0 K: 0 S: 7	H: 0 LOB: 0 BB: 0 P: 8	R: 0 E: 0 K: 0 S: 5	H: 0 LOB: 0 BB: 0 P: 8	R: 3 E: 0 K: 1 S: 9	H: 2 LOB: 0 BB: 1 P: 16	1B: 5 2B: 1 3B: 0 HR: 1	SF: 0 SAC: 1 DP: 0 HBP: 0	WP: 0 PA: 37
PITCHER	IP WLS BF H R ER SO BB IBB HBP BLK WP HR S P ERA WHIP	IP WLS BF H R ER SO BB IBB HBP BLK WP HR S P ERA WHIP	IP WLS BF H R ER SO BB IBB HBP BLK WP HR S P ERA WHIP	IP WLS BF H R ER SO BB IBB HBP BLK WP HR S P ERA WHIP	IP WLS BF H R ER SO BB IBB HBP BLK WP HR S P ERA WHIP	IP WLS BF H R ER SO BB IBB HBP BLK WP HR S P ERA WHIP	IP WLS BF H R ER SO BB IBB HBP BLK WP HR S P ERA WHIP	IP WLS BF H R ER SO BB IBB HBP BLK WP HR S P ERA WHIP	IP WLS BF H R ER SO BB IBB HBP BLK WP HR S P ERA WHIP	IP WLS BF H R ER SO BB IBB HBP BLK WP HR S P ERA WHIP	IP WLS BF H R ER SO BB IBB HBP BLK WP HR S P ERA WHIP	IP WLS BF H R ER SO BB IBB HBP BLK WP HR S P ERA WHIP	IP WLS BF H R ER SO BB IBB HBP BLK WP HR S P ERA WHIP	IP WLS BF H R ER SO BB IBB HBP BLK WP HR S P ERA WHIP	IP WLS BF H R ER SO BB IBB HBP BLK WP HR S P ERA WHIP	IP WLS BF H R ER SO BB IBB HBP BLK WP HR S P ERA WHIP	IP WLS BF H R ER SO BB IBB HBP BLK WP HR S P ERA WHIP	IP WLS BF H R ER SO BB IBB HBP BLK WP HR S P ERA WHIP					
Jim Deshaies, L ERA: 4.11 (8, 1)	1.1	L	4	0	0	0	0	0	0	0	0	0	0	0	0	0	0	0	0.00	0.000			
Brian Meyer, R ERA: 3.18 (9, 1)	1.1	L	5	1	1	1	1	0	0	0	0	0	0	0	0	0	0	0	6.75	0.750			
Juan Agosto, L ERA: 4.33 (10, 1)	0.0		2	1	2	2	0	0	1	0	0	0	0	0	0	0	0	0	∞	∞			

Houston Astros @ San Diego Padres
Jack Murphy Stadium, San Diego, CA
Thu Sep 06 1990, 10:05 PM EDT
Att: 9,244 - Unknown - 80 F

AB	34
R	3
H	7
RBI	3
BB	2
SO	6
LOB	9




Batter	1	2	3	4	5	6	7	8	9	AB	R	H	RBI	BB	SO	LOB	TOP			
Lonnie Smith, R OBP: 0.385, SLG: 0.448 (1, 7)	L3		G1-6-3 BB		G1-6-3 1B		2B			3	0	2	1	1	0	0	Atlanta Braves @ San Diego Padres Jack Murphy Stadium, San Diego, CA Fri Sep 07 1990, 10:05 PM EDT Att: 12,449 - Unknown			
Jeff Treadway, L OBP: 0.311, SLG: 0.401 Mark Lemke, S OBP: 0.293, SLG: 0.259 (1, 4) (7, 4)	G4-3		G1-6-3 1-2f		G1-6-3 1-2f		F7			4	0	0	0	0	0	4				
Ron Gant, R OBP: 0.350, SLG: 0.543 (1, 8)	BB			L7		SF8 2B		F8		3	1	1	0	1	0	0				
David Justice, L OBP: 0.352, SLG: 0.531 (1, 9)	L9			K		SF8 2H		G4-3		3	0	0	1	0	1	1				
Tommy Gregg, L OBP: 0.315, SLG: 0.396 Mike Bell, L OBP: 0.375, SLG: 0.462 (1, 3) (9, 3)		G5-3		K		F7		G4-3		4	0	0	0	0	1	0				
Jim Presley, R OBP: 0.289, SLG: 0.425 Jeff Blauser, R OBP: 0.338, SLG: 0.405 (1, 5) (9, 5)	P4				1B 2B	K		F8		4	1	1	0	0	1	0				
Ernie Whitt, L OBP: 0.271, SLG: 0.253 (1, 2)	1B				2B		F7		G3-1	4	1	2	0	0	0	0				
Andres Thomas, R OBP: 0.242, SLG: 0.297 (1, 6)	G1-3				1B 2B		F7		F9	4	1	1	2	0	0	1				
Charlie Leibrandt, R OBP: 0.233, SLG: 0.195 (1, 1)			G4-3		SH1-4 1-4H 3-H					2	0	1	0	0	0	0				
					2-3															
Inning Stats	R: 0 E: 0 K: 0 S: 7	H: 0 LOB: 1 BB: 1 P: 12	R: 0 E: 0 K: 0 S: 9	H: 1 LOB: 1 BB: 0 P: 11	R: 0 E: 0 K: 0 S: 7	H: 0 LOB: 0 BB: 1 P: 14	R: 0 E: 0 K: 0 S: 12	H: 0 LOB: 0 BB: 0 P: 18	R: 3 E: 0 K: 1 S: 17	H: 4 LOB: 0 BB: 0 P: 21	R: 0 E: 0 K: 0 S: 11	H: 2 LOB: 2 BB: 0 P: 17	R: 0 E: 0 K: 0 S: 10	H: 0 LOB: 0 BB: 0 P: 17	R: 0 E: 0 K: 0 S: 6	H: 0 LOB: 0 BB: 0 P: 11	1B: 4 2B: 4 3B: 0 HR: 0	SF: 1 SAC: 1 DP: 2 HBP: 0	WP: 0 PB: 1 SB: 0 CS: 0	PA: 35
PITCHER	IP WLS BF H R ER SO BB IBB HBP BLK WP HR S P ERA WHIP	IP WLS BF H R ER SO BB IBB HBP BLK WP HR S P ERA WHIP	IP WLS BF H R ER SO BB IBB HBP BLK WP HR S P ERA WHIP	IP WLS BF H R ER SO BB IBB HBP BLK WP HR S P ERA WHIP	IP WLS BF H R ER SO BB IBB HBP BLK WP HR S P ERA WHIP	IP WLS BF H R ER SO BB IBB HBP BLK WP HR S P ERA WHIP	IP WLS BF H R ER SO BB IBB HBP BLK WP HR S P ERA WHIP	IP WLS BF H R ER SO BB IBB HBP BLK WP HR S P ERA WHIP	IP WLS BF H R ER SO BB IBB HBP BLK WP HR S P ERA WHIP	IP WLS BF H R ER SO BB IBB HBP BLK WP HR S P ERA WHIP	IP WLS BF H R ER SO BB IBB HBP BLK WP HR S P ERA WHIP	IP WLS BF H R ER SO BB IBB HBP BLK WP HR S P ERA WHIP	IP WLS BF H R ER SO BB IBB HBP BLK WP HR S P ERA WHIP	IP WLS BF H R ER SO BB IBB HBP BLK WP HR S P ERA WHIP	IP WLS BF H R ER SO BB IBB HBP BLK WP HR S P ERA WHIP	IP WLS BF H R ER SO BB IBB HBP BLK WP HR S P ERA WHIP	IP WLS BF H R ER SO BB IBB HBP BLK WP HR S P ERA WHIP			
Ed Whitson, R ERA: 2.37 Eric Show, R ERA: 5.39 Atlee Hammaker, L ERA: 4.19 (1, 1) (7, 1) (9, 1)	6.0 L 24 6 4 3 3 2 0 0 0 0 0 0 61 88 4.50 1.333	2.0 8 2 0 0 0 0 0 0 0 0 0 0 21 34 0.00 1.000	1.0 3 0 0 0 0 0 0 0 0 0 0 0 6 11 0.00 0.000																	


AB	31
R	4
H	8
RBI	4
BB	2
SO	3
LOB	6



Batter	1	2	3	4	5	6	7	8	9	AB	R	H	RBI	BB	SO	LOB	BOTTOM			
Bip Roberts, S OBP: 0.371, SLG: 0.423 (1, 5)	F7		K		G6-4-3 1-2f			G5-3		4	0	0	0	0	1	1	Atlanta Braves @ San Diego Padres Jack Murphy Stadium, San Diego, CA Fri Sep 07 1990, 10:05 PM EDT Att: 12,449 - Unknown			
Roberto Alomar, S OBP: 0.345, SLG: 0.383 (1, 4)	E6 FC1-6		P6			G3-1 2B		K1-3		4	0	1	0	0	1	0				
Tony Gwynn, L OBP: 0.355, SLG: 0.406 (1, 9)	FC1-6 1B		G4-3			G3-1		F8		4	1	0	0	0	2					
Jack Clark, R OBP: 0.425, SLG: 0.536 (1, 3)	1B BB			F9 WP BB		P4		1B		2	0	1	0	2	0					
Joe Carter, R OBP: 0.283, SLG: 0.400 (1, 7)	FC6-4 1B			K		G1-3		L8		4	0	1	1	0	1					
Benito Santiago, R OBP: 0.342, SLG: 0.443 (1, 2)	FC6-4 1-2f			F9				P3		4	0	0	0	1	4					
Joey Cora, S OBP: 0.256, SLG: 0.231 (1, 6)		L6		P4			L9			3	0	0	0	0	1					
Shawn Abner, R OBP: 0.283, SLG: 0.312 (1, 8)		K			L3		F9			3	0	0	0	0	1					
Ed Whitson, R OBP: 0.164, SLG: 0.217 Eric Show, R OBP: 0.209, SLG: 0.250 Darrin Jackson, R OBP: 0.246, SLG: 0.306 Atlee Hammaker, S OBP: 0.111, SLG: 0.059 (1, 1) (7, 1) (9, 1)		G6-3			G6-4-3 1B			L9		2	0	1	0	0	0	0				
										0	0	0	0	0	0	0				
Inning Stats	R: 1 E: 1 K: 0 S: 10	H: 1 LOB: 2 BB: 1 P: 19	R: 0 E: 0 K: 1 S: 6	H: 0 LOB: 0 BB: 0 P: 10	R: 0 E: 0 K: 1 S: 9	H: 0 LOB: 0 BB: 1 P: 14	R: 0 E: 0 K: 1 S: 11	H: 0 LOB: 1 BB: 1 P: 19	R: 0 E: 0 K: 0 S: 5	H: 1 LOB: 0 BB: 0 P: 9	R: 0 E: 0 K: 0 S: 9	H: 1 LOB: 1 BB: 0 P: 13	R: 0 E: 0 K: 1 S: 6	H: 0 LOB: 0 BB: 0 P: 9	R: 0 E: 0 K: 1 S: 8	H: 1 LOB: 1 BB: 0 P: 7	1B: 3 2B: 1 3B: 0 HR: 0	SF: 0 SAC: 0 DP: 1 HBP: 0	WP: 1 PB: 0 SB: 0 CS: 0	PA: 33
PITCHER	IP WLS BF H R ER SO BB IBB HBP BLK WP HR S P ERA WHIP	IP WLS BF H R ER SO BB IBB HBP BLK WP HR S P ERA WHIP	IP WLS BF H R ER SO BB IBB HBP BLK WP HR S P ERA WHIP	IP WLS BF H R ER SO BB IBB HBP BLK WP HR S P ERA WHIP	IP WLS BF H R ER SO BB IBB HBP BLK WP HR S P ERA WHIP	IP WLS BF H R ER SO BB IBB HBP BLK WP HR S P ERA WHIP	IP WLS BF H R ER SO BB IBB HBP BLK WP HR S P ERA WHIP	IP WLS BF H R ER SO BB IBB HBP BLK WP HR S P ERA WHIP	IP WLS BF H R ER SO BB IBB HBP BLK WP HR S P ERA WHIP	IP WLS BF H R ER SO BB IBB HBP BLK WP HR S P ERA WHIP	IP WLS BF H R ER SO BB IBB HBP BLK WP HR S P ERA WHIP	IP WLS BF H R ER SO BB IBB HBP BLK WP HR S P ERA WHIP	IP WLS BF H R ER SO BB IBB HBP BLK WP HR S P ERA WHIP	IP WLS BF H R ER SO BB IBB HBP BLK WP HR S P ERA WHIP	IP WLS BF H R ER SO BB IBB HBP BLK WP HR S P ERA WHIP	IP WLS BF H R ER SO BB IBB HBP BLK WP HR S P ERA WHIP				
Charlie Leibrandt, L ERA: 3.19 (1, 1)	9.0 W 33 4 1 0 5 2 0 0 0 1 0 70 109 0.00 0.667																			



Batter	1	2	3	4	5	6	7	8	9	AB	R	H	RBI	BB	SO	LOB	TOP				
Stan Javier, S OBP: 0.365, SLG: 0.367 (1, 8)	4-2 CS BB		1-1 HBP BB 1B		0-1 G4-3		4-1 FC6-4 BB			2	0	1	0	2	0	0	Los Angeles Dodgers @ San Diego Padres Jack Murphy Stadium, San Diego, CA Mon Sep 10 1990, 10:05 PM EDT Att: 11,729 - Unknown - 85 F AB 31 R 2 H 6 RBI 2 BB 3 SO 6 LOB 9 				
Jose Gonzalez, R OBP: 0.293, SLG: 0.453 (1, 7)	3-1 F8		4-2 HBP BB		1-0		2-2 FC6-4			3	0	1	0	1	0	3					
Mike Sharperson, R OBP: 0.385, SLG: 0.377 (1, 5)	0-1 G5-3		1-1		0-1 L4			1-3		3	0	0	0	0	1	1					
Eddie Murray, S OBP: 0.397, SLG: 0.500 (1, 3)		0-3 K	3-3 K			0-0 G4-6-3 1B		1-1 P2		4	0	1	0	0	2	3					
Hubie Brooks, R OBP: 0.307, SLG: 0.435 (1, 9)		1-3 K		1-1 F8		1-1 P4		0-3 K		4	0	0	0	0	2	1					
Rick Dempsey, R OBP: 0.324, SLG: 0.297 Lenny Harris, L OBP: 0.338, SLG: 0.368 (9, PH)		0-1 G1-3		0-2 P6		0-1 G4-6-3		1-0 G6-3		3	0	0	0	0	0	1					
Juan Samuel, R OBP: 0.295, SLG: 0.342 (1, 4)			0-0 HR	2-0 HR			2-2 G6-3		0-3 K	4	2	2	2	0	1	0					
Alfredo Griffin, S OBP: 0.263, SLG: 0.254 Chris Gwynn, L OBP: 0.320, SLG: 0.432 (9, PH)			2-2 P3	1-2 F8			2-2 G6-3		0-1 G4-3	3	0	0	0	0	0	0					
Mike Morgan, R OBP: 0.094, SLG: 0.065 Jose Vizcaino, S OBP: 0.333, SLG: 0.341 Tim Crews, R Darren Holmes, R Dave Walsh, L (8, 1)			0-0 G4-3		0-0 G4-3		0-2 BB 1B			2	0	0	0	0	0	0					
Inning Stats	R: 0 E: 0 K: 0 S: 6	H: 0 LOB: 0 BB: 1 P: 13	R: 0 E: 0 K: 2 S: 8	H: 0 LOB: 0 BB: 0 P: 9	R: 1 E: 0 K: 1 S: 19	H: 2 LOB: 3 BB: 1 P: 30	R: 1 E: 0 K: 0 S: 10	H: 1 LOB: 0 BB: 0 P: 14	R: 0 E: 0 K: 0 S: 5	H: 1 LOB: 1 BB: 0 P: 7	R: 0 E: 0 K: 0 S: 14	H: 1 LOB: 2 BB: 1 P: 24	R: 0 E: 0 K: 1 S: 8	H: 0 LOB: 0 BB: 0 P: 10	R: 0 E: 0 K: 1 S: 6	H: 0 LOB: 0 BB: 0 P: 7		1B: 4 2B: 0 3B: 0 HR: 2	SF: 0 SAC: 0 DP: 1 HBP: 1	WP: 0 PB: 0 SB: 0 CS: 1	PA: 35
PITCHER	IP WLS BF H R ER SO	IP WLS BF H R ER SO	IP WLS BF H R ER SO	IP WLS BF H R ER SO	IP WLS BF H R ER SO	IP WLS BF H R ER SO	IP WLS BF H R ER SO	IP WLS BF H R ER SO	IP WLS BF H R ER SO	IP WLS BF H R ER SO	IP WLS BF H R ER SO	IP WLS BF H R ER SO	IP WLS BF H R ER SO	IP WLS BF H R ER SO	IP WLS BF H R ER SO	IP WLS BF H R ER SO		ERA WHIP	ERA WHIP		
Dennis Rasmussen, L ERA: 4.17	(1, 1)	7.0	W	29	6	2	2	3	3	0	1	0	0	0	0	0		0	2.57	1.286	
Greg Harris, R ERA: 2.52	(8, 1)	2.0	S	6	0	0	0	3	0	0	0	0	0	0	0	0	0	0.00	0.000		

Batter	1	2	3	4	5	6	7	8	9	AB	R	H	RBI	BB	SO	LOB	BOTTOM				
Bip Roberts, S OBP: 0.370, SLG: 0.424 (1, 5)	2-1 SH1-3 S 1B		1-3 K2-3		2-2 CS 2B	1-0 F7	3-2 F9			5	0	2	0	0	1	6	Los Angeles Dodgers @ San Diego Padres Jack Murphy Stadium, San Diego, CA Mon Sep 10 1990, 10:05 PM EDT Att: 11,729 - Unknown - 85 F AB 33 R 5 H 12 RBI 4 BB 6 SO 4 LOB 28 				
Paul Faries, R OBP: 0.278, SLG: 0.294 (1, 4)	2-0 SH1-3 HBP		1-0 G6-3		0-1 G5-3	1-2 FC5		3-3 K 2B E		4	1	0	0	0	1	3					
Tony Gwynn, L OBP: 0.356, SLG: 0.407 (1, 9)	0-0 SH1-3		0-1 G1-3		4-1 E BB 1B BB	0-1 F9		0-2 E9 G6-3 SF8 2B		3	2	1	0	1	0	2					
Jack Clark, R OBP: 0.425, SLG: 0.523 (1, 3)	2-2 P5		2-3 K		4-2 1B E BB		1-0 FC5-4 1B	3-2 G6-3		4	0	1	0	1	1	3					
Joe Carter, R OBP: 0.286, SLG: 0.404 (9, 7)	0-0 G5-3			1-0 CS 1B	1-1 E5 1B		0-2 FC5-4 E S 1B	4-0 IBB		4	1	1	0	1	0	5					
Benito Santiago, R OBP: 0.346, SLG: 0.440 (1, 2)		3-2 G6-3		3-2 P3	0-1 1B		4-2 1B 1B FC4-6 BB	2-2 SF8		3	1	1	2	1	0	1					
Fred Lynn, L OBP: 0.317, SLG: 0.358 Shawn Abner, R OBP: 0.286, SLG: 0.316 (9, 8)		4-1 SH2-4 1B BB		4-2 1B BB	0-2 G3		2-1 FC4-6 1B 1B	0-0 L9		2	0	1	1	2	0	3					
Garry Templeton, S OBP: 0.284, SLG: 0.367 (1, 6)		1-1 SH2-4 1B		1-2 1B	1-1 FC5 1B		1-2 FC4-6 1B			4	0	4	0	0	0	0					
Dennis Rasmussen, L OBP: 0.316, SLG: 0.333 Phil Stephenson, L OBP: 0.321, SLG: 0.331 Greg Harris, R OBP: 0.091, SLG: 0.273 (8, 1)		0-1 SH2-4		2-3 K	1-2 FC5 1B		3-2 FC4-6			2	0	1	0	0	1	2					
Inning Stats	R: 0 E: 0 K: 0 S: 8	H: 1 LOB: 2 BB: 0 P: 14	R: 0 E: 0 K: 1 S: 12	H: 1 LOB: 1 BB: 1 P: 21	R: 0 E: 0 K: 1 S: 6	H: 0 LOB: 0 BB: 0 P: 9	R: 0 E: 0 K: 1 S: 12	H: 2 LOB: 2 BB: 1 P: 23	R: 1 E: 1 K: 0 S: 15	H: 2 LOB: 3 BB: 2 P: 26	R: 0 E: 0 K: 0 S: 11	H: 2 LOB: 2 BB: 0 P: 15	R: 2 E: 0 K: 0 S: 17	H: 3 LOB: 2 BB: 1 P: 32	R: 2 E: 1 K: 1 S: 16	H: 1 LOB: 1 BB: 1 P: 28		1B: 10 2B: 2 3B: 0 HR: 0	SF: 1 SAC: 2 DP: 0 HBP: 1	WP: 1 PB: 0 SB: 2 CS: 2	PA: 43
PITCHER	IP WLS BF H R ER SO	IP WLS BF H R ER SO	IP WLS BF H R ER SO	IP WLS BF H R ER SO	IP WLS BF H R ER SO	IP WLS BF H R ER SO	IP WLS BF H R ER SO	IP WLS BF H R ER SO	IP WLS BF H R ER SO	IP WLS BF H R ER SO	IP WLS BF H R ER SO	IP WLS BF H R ER SO	IP WLS BF H R ER SO	IP WLS BF H R ER SO	IP WLS BF H R ER SO	IP WLS BF H R ER SO		ERA WHIP	ERA WHIP		
Mike Morgan, R ERA: 3.35	(1, 1)	6.0	L	7	3	2	2	0	1	0	0	0	0	0	0	0		0.00	2.000		
Tim Crews, R ERA: 2.64	(7, 1)	1.0	L	7	3	2	2	0	1	0	0	0	0	0	0	0	18.00	4.000			
Darren Holmes, R ERA: 3.24	(8, 1)	0.2	5	1	2	2	2	1	0	1	0	0	0	0	0	0	27.00	1.500			
Dave Walsh, L ERA: 5.23	(8, 1)	0.1	1	0	0	0	0	0	0	0	0	0	0	0	0	0	0.00	0.000			

Batter	1	2	3	4	5	6	7	8	9	AB	R	H	RBI	BB	SO	LOB	TOP					
Stan Javier, S (1, 8) OBP: 0.364, SLG: 0.365	0-1 G5-4-3 1B			1-3 K		1-1 G6-3			1-1 B2-3	4	0	1	0	0	1	2	Los Angeles Dodgers @ San Diego Padres Jack Murphy Stadium, San Diego, CA Tue Sep 11 1990, 10:05 PM EDT Att: 13,758 - Unknown - 80 F livebaseballscorecards.com					
Mike Sharperson, R (1, 5) OBP: 0.386, SLG: 0.377	0-0 G5-4-3 1-2			0-3 K			0-2 F9 B3 1B		4-2 FC6-4 BB	3	0	1	0	1	1							
Kirk Gibson, L (1, 7) OBP: 0.343, SLG: 0.413	3-3 K			2-3 K			0-1 B3 1-2		2-3 K	4	0	0	0	0	3	3						
Hubie Brooks, R (1, 9) OBP: 0.304, SLG: 0.432		1-2 G5-3			0-3 K		1-2 F9 2-3		1-1 FC6-4 1-2	4	0	0	0	0	1	3						
Mickey Hatcher, R (1, 3) OBP: 0.264, SLG: 0.267		1-2 G5-3			0-1 G6-3		2-1 F9			3	0	0	0	0	0	1						
Mike Scioscia, L (1, 2) OBP: 0.347, SLG: 0.415		1-2 G3			3-3 K			1-0 F8		3	0	0	0	0	1	0						
Juan Samuel, R (1, 4) OBP: 0.298, SLG: 0.347			2-2 G5-3			0-2 2B		2-2 G6-4-3 1B		3	0	2	0	0	0	0						
Jose Offerman, S (1, 6) OBP: 0.189, SLG: 0.229			2-1 G1-3			1-1 G6-3		1-1 G6-4-3 1-2		2	0	0	0	0	0	1						
Rick Dempsey, R (8, PH) OBP: 0.321, SLG: 0.294										1	0	0	0	0	0	1						
Jim Gott, R (8, 1)										0	0	0	0	0	0	0						
Mike Hartley, R (1, 1) OBP: 0.077, SLG: 0.077			0-1 G1-3			1-2 P3		2-2 B2-3 1B		1	0	0	0	0	0	0						
Darren Holmes, R (5, 1)										0	0	0	0	0	0	0						
Jose Gonzalez, R (6, PH) OBP: 0.290, SLG: 0.448										1	0	0	0	0	0	1						
Dave Walsh, L (6, 1)										0	0	0	0	0	0	0						
Jose Vizcaino, S (8, 6)										1	0	1	0	0	0	0						
Inning Stats	R: 0 E: 0 K: 1 S: 6	H: 1 LOB: 0 BB: 0 P: 9	R: 0 E: 0 K: 0 S: 9	H: 0 LOB: 0 BB: 0 P: 12	R: 0 E: 0 K: 0 S: 7	H: 0 LOB: 0 BB: 0 P: 11	R: 0 E: 0 K: 3 S: 10	H: 0 LOB: 0 BB: 0 P: 13	R: 0 E: 0 K: 2 S: 9	H: 0 LOB: 0 BB: 0 P: 12	R: 0 E: 0 K: 0 S: 15	H: 1 LOB: 1 BB: 0 P: 18	R: 0 E: 0 K: 0 S: 11	H: 1 LOB: 0 BB: 0 P: 14	R: 0 E: 0 K: 0 S: 9	H: 1 LOB: 0 BB: 0 P: 13	R: 0 E: 0 K: 1 S: 14	H: 1 LOB: 2 BB: 1 P: 24	1B: 4 2B: 1 3B: 0 HR: 0	SF: 0 SAC: 0 DP: 2 HBP: 0	WP: 0 PB: 0 SB: 0 CS: 0	PA: 31
PITCHER Bruce Hurst, L (1, 1) ERA: 3.3	IP: 9.0 WLS: W BF: 31 H: 5 R: 0 ER: 0 SO: 7 BB: 1 IBB: 0 HBP: 0 BLK: 0 WP: 0 HR: 0 S: 90 P: 126 ERA: 0.00 WHIP: 0.667															PITCHER	IP: 9.0 WLS: W BF: 31 H: 5 R: 0 ER: 0 SO: 7 BB: 1 IBB: 0 HBP: 0 BLK: 0 WP: 0 HR: 0 S: 90 P: 126 ERA: 0.00 WHIP: 0.667					

Batter	1	2	3	4	5	6	7	8	9	AB	R	H	RBI	BB	SO	LOB	BOTTOM				
Joey Cora, S (1, 4) OBP: 0.271, SLG: 0.233	3-1 L9		3-1 1B		1-2 G6-3		1-2 F8			4	0	1	0	0	0	1	Los Angeles Dodgers @ San Diego Padres Jack Murphy Stadium, San Diego, CA Tue Sep 11 1990, 10:05 PM EDT Att: 13,758 - Unknown - 80 F livebaseballscorecards.com				
Garry Templeton, S (1, 6) OBP: 0.284, SLG: 0.365	1-0 F7		2-0 F8		4-2 3B BB		2-2 G4-3			3	1	0	0	1	0	1					
Tony Gwynn, L (1, 9) OBP: 0.357, SLG: 0.410	2-2 L8			4-2 HR BB	2-2 1H 3H 3B		2-2 G4-3			3	1	1	2	1	0	0					
Jack Clark, R (1, 3) OBP: 0.426, SLG: 0.531		1-3 K		1-0 HR BB	4-2 BB		1-2 F8			3	1	1	2	1	1	0					
Joe Carter, R (1, 8) OBP: 0.285, SLG: 0.403		2-2 S 1B		2-2 F8	2-3 K		0-1 G3-1			4	0	1	0	0	1	2					
Fred Lynn, L (1, 7) OBP: 0.316, SLG: 0.355		2-3 K		2-3 K		0-1 L8		1-2 1B		4	0	1	0	0	2	1					
Benito Santiago, R (1, 2) OBP: 0.345, SLG: 0.437		1-2 G6-3		0-2 F8		2-0 1B 1B		3-2 L6		4	0	1	0	0	0	2					
Mike Pagliarulo, L (1, 5) OBP: 0.331, SLG: 0.347			2-2 L6		0-1 WP SH1-3 3B 1B	0-0 1-3 1B				3	1	2	0	0	0	0					
Bruce Hurst, L (1, 1) OBP: 0.161, SLG: 0.103			2-3 K		1-2 SH1-3 1-2 K		1-3 K			2	0	0	0	0	2	1					
Inning Stats	R: 0 E: 0 K: 0 S: 6	H: 0 LOB: 0 BB: 0 P: 12	R: 0 E: 0 K: 2 S: 15	H: 1 LOB: 1 BB: 0 P: 20	R: 0 E: 0 K: 1 S: 12	H: 1 LOB: 1 BB: 0 P: 21	R: 2 E: 0 K: 1 S: 12	H: 1 LOB: 0 BB: 1 P: 21	R: 2 E: 0 K: 1 S: 20	H: 2 LOB: 2 BB: 2 P: 34	R: 0 E: 0 K: 1 S: 7	H: 2 LOB: 1 BB: 0 P: 10	R: 0 E: 0 K: 0 S: 14	H: 0 LOB: 0 BB: 0 P: 19	R: 0 E: 0 K: 0 S: 11	H: 1 LOB: 1 BB: 0 P: 16		1B: 6 2B: 0 3B: 1 HR: 1	SF: 0 SAC: 1 DP: 0 HBP: 0	WP: 1 PB: 0 SB: 1 CS: 0	PA: 34
PITCHER Mike Hartley, R (1, 1) ERA: 2.95	IP: 0.1 WLS: L BF: 2 H: 0 R: 0 ER: 0 SO: 1 BB: 1 IBB: 0 HBP: 0 BLK: 0 WP: 0 HR: 0 S: 6 P: 11 ERA: 2.95 WHIP: 3.000															PITCHER		IP: 0.1 WLS: L BF: 2 H: 0 R: 0 ER: 0 SO: 1 BB: 1 IBB: 0 HBP: 0 BLK: 0 WP: 0 HR: 0 S: 6 P: 11 ERA: 2.95 WHIP: 3.000			
Darren Holmes, R (5, 1) ERA: 3.12	IP: 0.1 WLS: L BF: 2 H: 0 R: 0 ER: 0 SO: 1 BB: 1 IBB: 0 HBP: 0 BLK: 0 WP: 0 HR: 0 S: 6 P: 11 ERA: 3.12 WHIP: 1.000															PITCHER		IP: 0.1 WLS: L BF: 2 H: 0 R: 0 ER: 0 SO: 1 BB: 1 IBB: 0 HBP: 0 BLK: 0 WP: 0 HR: 0 S: 6 P: 11 ERA: 3.12 WHIP: 1.000			
Dave Walsh, L (6, 1) ERA: 4.38	IP: 2.0 WLS: W BF: 7 H: 2 R: 0 ER: 0 SO: 1 BB: 0 IBB: 0 HBP: 0 BLK: 0 WP: 0 HR: 0 S: 21 P: 29 ERA: 4.38 WHIP: 1.000															PITCHER		IP: 2.0 WLS: W BF: 7 H: 2 R: 0 ER: 0 SO: 1 BB: 0 IBB: 0 HBP: 0 BLK: 0 WP: 0 HR: 0 S: 21 P: 29 ERA: 4.38 WHIP: 1.000			
Jim Gott, R (8, 1) ERA: 3.18	IP: 1.0 WLS: W BF: 4 H: 1 R: 0 ER: 0 SO: 0 BB: 0 IBB: 0 HBP: 0 BLK: 0 WP: 0 HR: 0 S: 11 P: 16 ERA: 3.18 WHIP: 1.000															PITCHER		IP: 1.0 WLS: W BF: 4 H: 1 R: 0 ER: 0 SO: 0 BB: 0 IBB: 0 HBP: 0 BLK: 0 WP: 0 HR: 0 S: 11 P: 16 ERA: 3.18 WHIP: 1.000			

Batter	1	2	3	4	5	6	7	8	9	AB	R	H	RBI	BB	SO	LOB	TOP			
Bip Roberts, S OBP: 0.372, SLG: 0.427 (1, 5)	0-1 1B G4-6-3 1B		1-0 G4-3 1-3 2B		4-0 FC4-6 BB		2-1 G6-3		2-2 G6-3	4	1	2	0	1	0	0	San Diego Padres @ Atlanta Braves Atlanta-Fulton County Stadium, Atlanta, GA Fri Sep 14 1990, 7:05 PM EDT Att: 4,395 - Unknown livebaseballscores.com			
Gary Templeton, S OBP: 0.286, SLG: 0.363 (1, 6)	0-0 G4-6-3 1B		4-2 G4-3 BB		1-2 FC4-6 BB 1-2f		2-3 K		0-3 K	4	0	1	0	1	2	1				
Tony Gwynn, L OBP: 0.356, SLG: 0.412 (1, 9)	1-2 G4-6-3 1-2f 3-H		3-2 G4-3		1-1 F7		0-1 1B 3B		0-0 F7	5	1	1	0	0	0	4				
Jack Clark, R OBP: 0.427, SLG: 0.525 (1, 3)	0-1 1B		1-0 G6-3		4-0 FC6-4 BB		4-1 1B BB			2	0	1	0	2	0	1				
Joe Carter, R OBP: 0.283, SLG: 0.399 (1, 7)	1-1 G4-3				2-1 F7 1-2f		1-0 FC6-4 BB		1-1 1B	4	0	1	1	0	0	3				
Benito Santiago, R OBP: 0.336, SLG: 0.425 (1, 2)		1-0 G1-4-3		1-1 L5		0-0 G6-3		1-2 L5		4	0	0	0	0	0	2				
Darrin Jackson, R OBP: 0.333, SLG: 0.308 (6, PH)		3-2 L3		2-0 1B		1-3 K		2-3 K		3	0	1	0	0	1	0				
Phil Stephenson, L OBP: 0.317, SLG: 0.327 (8, PH)				4-2 1B		2-2 1B		1-2 G4-6-3 1B		2	0	1	0	1	1	0				
Shawn Abner, R OBP: 0.286, SLG: 0.316 (8, 8)		2-3 K		1-2 BB		1-0 G1-3		0-1 G4-6-3 1B 1-2f		0	0	0	0	0	0	0				
Paul Faries, R OBP: 0.333, SLG: 0.316 (8, PH)										1	0	1	0	1	1	0				
Fred Lynn, L OBP: 0.328, SLG: 0.364 (8, 1)										1	0	1	0	0	0	0				
Calvin Schiraldi, R OBP: 0.239, SLG: 0.450 (8, 1)										0	0	0	0	0	0	0				
Derek Lilliquist, L OBP: 0.297, SLG: 0.444 (4, 1)										0	0	0	0	0	0	0				
Eric Show, R OBP: 0.296, SLG: 0.250 (6, PH)										0	0	0	0	0	0	0				
Rich Rodriguez, L OBP: 0.273, SLG: 0.349 (6, 1)										0	0	0	0	0	0	0				
Joey Cora, S OBP: 0.254, SLG: 0.229 (8, 4)										1	0	0	0	0	0	1				
Inning Stats	R: 1 E: 0 K: 0 S: 10	H: 3 LOB: 1 BB: 0 P: 12	R: 0 E: 0 K: 1 S: 7	H: 0 LOB: 0 BB: 0 P: 13	R: 1 E: 1 K: 0 S: 12	H: 1 LOB: 1 BB: 1 P: 21	R: 0 E: 0 K: 1 S: 11	H: 1 LOB: 2 BB: 2 P: 21	R: 0 E: 0 K: 1 S: 8	H: 1 LOB: 1 BB: 0 P: 12	R: 1 E: 0 K: 1 S: 13	H: 2 LOB: 2 BB: 1 P: 23	R: 0 E: 0 K: 1 S: 9	H: 1 LOB: 0 BB: 0 P: 12	R: 0 E: 0 K: 1 S: 8	H: 0 LOB: 0 BB: 0 P: 10	1B: 7 2B: 1 3B: 1 HR: 0	SF: 0 SAC: 0 DP: 3 HBP: 0	WP: 0 PB: 0 SB: 1 CS: 0	PA: 39
PITCHER	IP WLS BF H R ER SO BB IBB HBP BLK WP HR S P ERA WHIP	IP WLS BF H R ER SO BB IBB HBP BLK WP HR S P ERA WHIP	IP WLS BF H R ER SO BB IBB HBP BLK WP HR S P ERA WHIP	IP WLS BF H R ER SO BB IBB HBP BLK WP HR S P ERA WHIP	IP WLS BF H R ER SO BB IBB HBP BLK WP HR S P ERA WHIP	IP WLS BF H R ER SO BB IBB HBP BLK WP HR S P ERA WHIP	IP WLS BF H R ER SO BB IBB HBP BLK WP HR S P ERA WHIP	IP WLS BF H R ER SO BB IBB HBP BLK WP HR S P ERA WHIP	IP WLS BF H R ER SO BB IBB HBP BLK WP HR S P ERA WHIP	IP WLS BF H R ER SO BB IBB HBP BLK WP HR S P ERA WHIP	IP WLS BF H R ER SO BB IBB HBP BLK WP HR S P ERA WHIP	IP WLS BF H R ER SO BB IBB HBP BLK WP HR S P ERA WHIP	IP WLS BF H R ER SO BB IBB HBP BLK WP HR S P ERA WHIP	IP WLS BF H R ER SO BB IBB HBP BLK WP HR S P ERA WHIP	IP WLS BF H R ER SO BB IBB HBP BLK WP HR S P ERA WHIP	IP WLS BF H R ER SO BB IBB HBP BLK WP HR S P ERA WHIP	IP WLS BF H R ER SO BB IBB HBP BLK WP HR S P ERA WHIP			
Tom Glavine, L ERA: 4.51 (1, 1)	6.0 W 27	6 2 1 3	4 0 0 0	0 0 0 0	0 0 30 45	1.50 1.667														
Mark Grant, R ERA: 5.4 (7, 1)	3.0 S 12	3 1 1 3	1 0 0 0	0 0 0 0	0 0 30 45	3.00 1.333														

Batter	1	2	3	4	5	6	7	8	9	AB	R	H	RBI	BB	SO	LOB	BOTTOM			
Lonnie Smith, R OBP: 0.386, SLG: 0.457 (1, 7)	0-0 F8		2-1 P7	2-1 FC6-4 FC4-6 1-2f 2-3 3-H		0-3 K				4	0	0	1	0	1	3				
Ron Gant, R OBP: 0.348, SLG: 0.538 (1, 8)	0-1 L7			1-0 BB			1-0 HR			3	2	1	1	1	0	2				
David Justice, L OBP: 0.355, SLG: 0.536 (1, 9)	0-1 E S 1B		0-0 2B 1B	2-2 F8		1-1 P6				4	1	2	0	0	0	0				
Jim Presley, R OBP: 0.290, SLG: 0.430 (1, 5)	2-2 G4-3		0-0 1B 1B	2-0 HR		4-0 BB				3	2	2	2	1	0	1				
Francisco Cabrera, R OBP: 0.300, SLG: 0.479 (5, PH)		1-1 L7	1-0 1B 1B	1-0 L7		1-0 L7				2	1	1	1	0	0	0				
Tommy Gregg, L OBP: 0.327, SLG: 0.398 (6, 3)			2-3 3-H	2-2 L4		2-3 K		1-2 G6-4-3 1B		2	0	1	0	0	0	0				
Jeff Blauser, R OBP: 0.334, SLG: 0.391 (1, 6)		1-1 F8		1-0 L4		2-3 K		0-0 G6-4-3		4	0	0	0	0	1	4				
Greg Olson, R OBP: 0.339, SLG: 0.391 (1, 2)		1-0 F9		0-0 BB 1B FC6-4 1B		1-0 L7		1-0 G6-3		4	1	1	1	0	0	0				
Mark Lemke, S OBP: 0.300, SLG: 0.275 (1, 4)			2-3 K	1-1 FC6-4 BB 1B		0-0 L7		0-1 G3		4	0	2	1	0	1	0				
Tom Glavine, L ERA: 5.63 (1, 1)	3.1 L 18	6 5 5 2	0 0 0 0	0 0 0 0	0 1 12 20	5.40 0.600				1	0	0	0	1	1	0				
Eric Show, R ERA: 5.59 (4, 1)	1.2 6 1 1 1	1 1 1 1	0 0 0 0	0 0 0 0	0 1 11 19	4.50 2.000				1	0	0	0	0	0	1				
Rich Rodriguez, L ERA: 2.78 (6, 1)	2.0 9 3 1 1	1 1 1 1	1 0 0 0	0 0 0 0	0 1 11 19	4.50 2.000				1	0	0	0	0	1	0				
Calvin Schiraldi, R ERA: 4.44 (8, 1)	1.0 3 0 0 0	0 0 0 0	0 0 0 0	0 0 0 0	0 0 6 8	0.00 0.000				1	0	0	0	0	1	0				
Inning Stats	R: 0 E: 0 K: 0 S: 8	H: 1 LOB: 1 BB: 0 P: 10	R: 0 E: 0 K: 0 S: 5	H: 0 LOB: 0 BB: 0 P: 8	R: 0 E: 0 K: 2 S: 11	H: 0 LOB: 0 BB: 0 P: 15	R: 5 E: 0 K: 0 S: 13	H: 5 LOB: 2 BB: 2 P: 27	R: 1 E: 0 K: 1 S: 8	H: 1 LOB: 0 BB: 0 P: 14	R: 0 E: 0 K: 1 S: 6	H: 1 LOB: 1 BB: 0 P: 7	R: 1 E: 0 K: 0 S: 5	H: 2 LOB: 1 BB: 1 P: 12	R: 0 E: 0 K: 1 S: 6	H: 0 LOB: 0 BB: 0 P: 8	1B: 6 2B: 2 3B: 0 HR: 2	SF: 0 SAC: 0 DP: 1 HBP: 0	WP: 0 PB: 0 SB: 1 CS: 0	PA: 36
PITCHER	IP WLS BF H R ER SO BB IBB HBP BLK WP HR S P ERA WHIP	IP WLS BF H R ER SO BB IBB HBP BLK WP HR S P ERA WHIP	IP WLS BF H R ER SO BB IBB HBP BLK WP HR S P ERA WHIP	IP WLS BF H R ER SO BB IBB HBP BLK WP HR S P ERA WHIP	IP WLS BF H R ER SO BB IBB HBP BLK WP HR S P ERA WHIP	IP WLS BF H R ER SO BB IBB HBP BLK WP HR S P ERA WHIP	IP WLS BF H R ER SO BB IBB HBP BLK WP HR S P ERA WHIP	IP WLS BF H R ER SO BB IBB HBP BLK WP HR S P ERA WHIP	IP WLS BF H R ER SO BB IBB HBP BLK WP HR S P ERA WHIP	IP WLS BF H R ER SO BB IBB HBP BLK WP HR S P ERA WHIP	IP WLS BF H R ER SO BB IBB HBP BLK WP HR S P ERA WHIP	IP WLS BF H R ER SO BB IBB HBP BLK WP HR S P ERA WHIP	IP WLS BF H R ER SO BB IBB HBP BLK WP HR S P ERA WHIP	IP WLS BF H R ER SO BB IBB HBP BLK WP HR S P ERA WHIP	IP WLS BF H R ER SO BB IBB HBP BLK WP HR S P ERA WHIP	IP WLS BF H R ER SO BB IBB HBP BLK WP HR S P ERA WHIP				
Derek Lilliquist, L ERA: 5.63 (1, 1)	3.1 L 18	6 5 5 2	0 0 0 0	0 0 0 0	0 1 12 20	5.40 0.600				1	0	0	0	1	1	0				
Eric Show, R ERA: 5.59 (4, 1)	1.2 6 1 1 1	1 1 1 1	0 0 0 0	0 0 0 0	0 1 11 19	4.50 2.000				1	0	0	0	0	0	1				
Rich Rodriguez, L ERA: 2.78 (6, 1)	2.0 9 3 1 1	1 1 1 1	1 0 0 0	0 0 0 0	0 1 11 19	4.50 2.000				1	0	0	0	0	1	0				
Calvin Schiraldi, R ERA: 4.44 (8, 1)	1.0 3 0 0 0	0 0 0 0	0 0 0 0	0 0 0 0	0 0 6 8	0.00 0.000				1	0	0	0	0	1	0				


San Diego Padres @ Atlanta Braves
Atlanta-Fulton County Stadium, Atlanta, GA
Fri Sep 14 1990, 7:05 PM EDT
Att: 4,395 - Unknown

AB 32
R 3
H 9
RBI 1
BB 5
SO 5
LOB 13



San Diego Padres @ Atlanta Braves
Atlanta-Fulton County Stadium, Atlanta, GA
Fri Sep 14 1990, 7:05 PM EDT
Att: 4,395 - Unknown

AB 33
R 7
H 10
RBI 7
BB 3
SO 5
LOB 11




Batter	1	2	3	4	5	6	7	8	9	10	11	AB	R	H	RBI	BB	SO	LOB	TOP			
Bip Roberts, S OBP: 0.373, SLG: 0.425	G1-4-3 1B		WP 3B BB	F9			G4-3		G4-3		G4-3 IBB	4	1	1	0	2	0	2				
Gary Templeton, S OBP: 0.265, SLG: 0.360	G1-4-3 1-2		P5				G4-3		F7		G4-3	6	0	1	1	0	0	6				
Tony Gwynn, L OBP: 0.357, SLG: 0.415 Shawn Abner, R OBP: 0.286, SLG: 0.311	G4-3		1B 3B				F8		K		G6-4-3 BB	2	1	1	2	0	0	0				
Jack Clark, R OBP: 0.430, SLG: 0.522		1B BB	1B BB				BB		P3		G6-4-3 1-2	2	0	0	0	3	0	1				
Joe Carter, R OBP: 0.337, SLG: 0.399 Darrin Jackson, R OBP: 0.250, SLG: 0.308		G4-3 1B	1-2 1B				P2		L4		K	5	0	2	1	0	1	1				
Benito Santiago, R OBP: 0.337, SLG: 0.425		K	K				1B		E5		1B SH3-4 1B	5	1	2	0	0	2	4				
Mike Pagliarulo, L OBP: 0.329, SLG: 0.345	G4-3 1-2						P4		L8		SH3-4	4	0	0	0	0	0	4				
Joey Cora, S OBP: 0.310, SLG: 0.283			WP 3B SH3-4 1B				F8		G4-3 SH3-4 1B		1B G4-3 1B	5	2	4	0	0	0	1				
Andy Benes, R OBP: 0.091, SLG: 0.093 Greg Harris, R OBP: 0.091, SLG: 0.273 Craig Leferts, L OBP: 0.250, SLG: 0.250 Fred Lynn, L OBP: 0.332, SLG: 0.368 Eric Show, R OBP: 0.259, SLG: 0.250			SH3-4 1B				SH3-4		K		SH3-4	1	0	0	0	0	1	1				
Inning Stats	R: 0 E: 0 K: 0 S: 6	H: 1 LOB: 0 BB: 0 P: 10	R: 0 E: 0 K: 1 S: 7	H: 1 LOB: 1 BB: 1 P: 14	R: 3 E: 0 K: 1 S: 15	H: 3 LOB: 2 BB: 2 P: 27	R: 0 E: 0 K: 0 S: 7	H: 1 LOB: 1 BB: 0 P: 11	R: 0 E: 0 K: 1 S: 8	H: 0 LOB: 0 BB: 0 P: 12	R: 0 E: 1 K: 0 S: 8	H: 0 LOB: 1 BB: 0 P: 13	R: 0 E: 0 K: 0 S: 6	H: 1 LOB: 1 BB: 0 P: 8	R: 0 E: 0 K: 1 S: 8	H: 0 LOB: 0 BB: 1 P: 13	R: 0 E: 2 K: 0 S: 9	H: 3 LOB: 2 BB: 1 P: 18	1B: 11 2B: 0 3B: 1 HR: 0	SF: 0 SAC: 4 DP: 3 HBP: 0	WP: 1 PB: 0 SB: 1 CS: 1	PA: 48
PITCHER	IP ERA WLS BF H R ER SO BB IBB HBP BLK WP HR S P ERA WHIP	29 John Smoltz, R ERA: 3.7 Marvin Freeman, R ERA: 4.81 Jeff Parrett, R ERA: 4.71 Tony Castillo, L ERA: 4.11	7.0 3.0 2.0 1.1 0.2	30 8 6 6 4	8 1 2 2 1	3 0 2 2 0	4 0 1 0 0	4 0 0 0 0	4 0 0 0 0	14 21 18 13	0.00 0.500 13.50 0.00	1.714 0.500 2.250 1.500										

San Diego Padres @ Atlanta Braves
Atlanta-Fulton County Stadium, Atlanta, GA
Sat Sep 15 1990, 7:05 PM EDT
Att: 7,390 - Unknown

livebaseballscores.com

AB 38
R 5
H 12
RBI 5
BB 6
SO 5
LOB 23




Batter	1	2	3	4	5	6	7	8	9	10	11	AB	R	H	RBI	BB	SO	LOB	BOTTOM
Lonnie Smith, R OBP: 0.390, SLG: 0.467	F7		2B 1B				SF9		HR		HBP	4	1	3	2	0	0	0	
Jeff Treadway, L OBP: 0.333, SLG: 0.415 Mark Lemke, S OBP: 0.299, SLG: 0.273	BB 1B BB		2B				K		BB		F7	3	0	2	0	2	1	1	
Ron Gant, R OBP: 0.346, SLG: 0.535	BB 1B		P4				K		F8			5	0	1	0	0	2	6	
David Justice, L OBP: 0.351, SLG: 0.530	K		P5				F8		K		K	5	0	0	0	0	3	4	
Tommy Gregg, L OBP: 0.319, SLG: 0.390	BB		K				P8		B2-3		K	4	0	0	0	1	2	2	
Jim Presley, R OBP: 0.288, SLG: 0.426	G5-3						F8		P4		P5	5	0	0	0	0	1	3	
Ernie Whitt, L OBP: 0.263, SLG: 0.251		P6					G3-1		1B SF9 2B		G4-3	5	1	1	0	0	1	0	
Jeff Blauser, R OBP: 0.338, SLG: 0.404		CS 1B					P5		1B 2-3 1B		F7	5	1	3	1	0	0	0	
29 John Smoltz, R ERA: 3.7 Marvin Freeman, R ERA: 4.81 Jeff Parrett, R ERA: 4.71 Tony Castillo, L ERA: 4.11	IP ERA WLS BF H R ER SO BB IBB HBP BLK WP HR S P ERA WHIP	6.0 3.54 2.1 1.2 1.0	26 9 7	7 2 1	1 1 1	5 0 0	0 0 0	0 0 0	0 0 0	1 22 16 9	1.50 3.86 5.40 0.000	1.500 0.857 1.200 0.000							

San Diego Padres @ Atlanta Braves
Atlanta-Fulton County Stadium, Atlanta, GA
Sat Sep 15 1990, 7:05 PM EDT
Att: 7,390 - Unknown

livebaseballscores.com

AB 42
R 3
H 10
RBI 3
BB 3
SO 12
LOB 21



Batter	1	2	3	4	5	6	7	8	9	AB	R	H	RBI	BB	SO	LOB	TOP					
Bip Roberts, S OBP: 0.374, SLG: 0.435 (1, 7)										5	2	3	0	0	0	0	San Diego Padres @ Houston Astros Astrodome, Houston, TX Mon Sep 17 1990, 8:05 PM EDT Att: 6,059 - Dome					
Roberto Alomar, S OBP: 0.342, SLG: 0.385 (1, 4)										5	1	1	2	0	0	2						
Jack Clark, R OBP: 0.429, SLG: 0.522 (1, 3)										4	1	1	1	1	0	1						
Joe Carter, R OBP: 0.284, SLG: 0.399 (1, 8)										5	0	2	1	0	1	2						
Fred Lynn, L OBP: 0.335, SLG: 0.367 (1, 9)										3	0	1	0	1	0	1						
Benito Santiago, R OBP: 0.336, SLG: 0.422 (1, 2)										4	1	1	0	0	1	4						
Mike Pagliarulo, L OBP: 0.327, SLG: 0.346 (1, 5)										4	0	1	0	0	1	5						
Garry Templeton, S OBP: 0.285, SLG: 0.361 (1, 6)										4	0	1	0	0	0	3						
Bruce Hurst, L OBP: 0.152, SLG: 0.097 (1, 1)										4	0	0	0	0	3	2						
Inning Stats	R: 0 E: 0 K: 0 S: 10	H: 0 LOB: 0 BB: 0 P: 14	R: 0 E: 0 K: 1 S: 14	H: 1 LOB: 2 BB: 1 P: 25	R: 2 E: 0 K: 1 S: 16	H: 2 LOB: 0 BB: 0 P: 17	R: 1 E: 1 K: 1 S: 12	H: 2 LOB: 1 BB: 0 P: 18	R: 2 E: 0 K: 1 S: 20	H: 4 LOB: 2 BB: 0 P: 30	R: 0 E: 0 K: 1 S: 6	H: 0 LOB: 0 BB: 0 P: 8	R: 0 E: 0 K: 1 S: 10	H: 0 LOB: 1 BB: 1 P: 18	R: 0 E: 0 K: 0 S: 5	H: 1 LOB: 1 BB: 0 P: 6	R: 0 E: 0 K: 0 S: 7	H: 1 LOB: 1 BB: 0 P: 9	1B: 5 2B: 5 3B: 0 HR: 1	SF: 0 SAC: 0 DP: 0 HBP: 0	WP: 0 PB: 0 SB: 0 CS: 0	PA: 40
PITCHER	IP	WLS	BF	H	R	ER	SO	BB	IBB	HBP	BLK	WP	HR	S	P	ERA	WHIP					
Danny Darwin, R ERA: 2.22 (1, 1)	4.1	L	23	9	5	4	3	1	0	0	0	0	1	67	96	8.31	2.308					
Randy Hennis, R ERA: (5, 1)	1.2		5	0	0	0	2	0	0	0	0	0	0	11	16	0.00	0.000					
Brian Meyer, R ERA: 3.75 (7, 1)	3.0		12	2	0	0	1	1	0	0	0	0	0	22	33	0.00	1.000					

Batter	1	2	3	4	5	6	7	8	9	AB	R	H	RBI	BB	SO	LOB	BOTTOM					
Karl Rhoades, L OBP: 0.342, SLG: 0.391 (1, 8)										4	0	0	0	0	0	2	San Diego Padres @ Houston Astros Astrodome, Houston, TX Mon Sep 17 1990, 8:05 PM EDT Att: 6,059 - Dome					
Casey Candaele, S OBP: 0.380, SLG: 0.422 (1, 4)										4	0	2	0	0	1	0						
Ken Caminiti, S OBP: 0.306, SLG: 0.307 (1, 5)										2	0	0	0	0	0	0						
Randy Hennis, R OBP: 0.283, SLG: 0.256 (6, PH) (7, 1)										0	0	0	0	0	0	0						
Carl Nichols, R OBP: 0.283, SLG: 0.256 (9, PH) (8, PH)										0	0	0	0	0	0	0						
Mike Simms, R OBP: 0.333, SLG: 0.333 (1, 3)										4	0	1	0	0	0	0						
Glenn Davis, R OBP: 0.346, SLG: 0.553 (1, 7)										3	0	0	0	1	1	0						
Rafael Ramirez, R OBP: 0.297, SLG: 0.332 (1, 6)										4	0	1	0	0	0	2						
Craig Biggio, R OBP: 0.347, SLG: 0.352 (8, 2)										3	0	1	0	0	0	1						
Terry McGriff, R (1, 2)										0	0	0	0	0	0	0						
Mark Davidson, R OBP: 0.312, SLG: 0.347 (1, 9)										3	0	1	0	0	0	1						
Danny Darwin, R OBP: 0.194, SLG: 0.235 (5, 5)										1	0	0	0	0	1	1						
Dave Rohde, S OBP: 0.282, SLG: 0.242 (1, 1)										2	0	0	0	0	1	1						
Inning Stats	R: 0 E: 0 K: 1 S: 10	H: 0 LOB: 0 BB: 0 P: 15	R: 0 E: 0 K: 0 S: 9	H: 0 LOB: 0 BB: 0 P: 15	R: 0 E: 0 K: 1 S: 9	H: 1 LOB: 1 BB: 0 P: 9	R: 0 E: 0 K: 0 S: 3	H: 0 LOB: 0 BB: 0 P: 6	R: 0 E: 0 K: 0 S: 7	H: 0 LOB: 0 BB: 0 P: 11	R: 0 E: 0 K: 1 S: 11	H: 2 LOB: 2 BB: 0 P: 14	R: 0 E: 0 K: 0 S: 6	H: 1 LOB: 1 BB: 0 P: 9	R: 0 E: 0 K: 0 S: 6	H: 0 LOB: 0 BB: 0 P: 8	R: 0 E: 0 K: 0 S: 13	H: 2 LOB: 2 BB: 1 P: 19	1B: 5 2B: 1 3B: 0 HR: 0	SF: 0 SAC: 0 DP: 1 HBP: 0	WP: 0 PB: 0 SB: 0 CS: 0	PA: 33
PITCHER	IP	WLS	BF	H	R	ER	SO	BB	IBB	HBP	BLK	WP	HR	S	P	ERA	WHIP					
Bruce Hurst, L ERA: 3.15 (1, 1)	9.0	W	33	6	0	0	4	1	0	0	0	0	0	74	106	0.00	0.778					



Batter	1	2	3	4	5	6	7	8	9	AB	R	H	RBI	BB	SO	LOB	TOP											
Bip Roberts, S OBP: 0.372, SLG: 0.438 (1, 7)	L5	G3-1		HR		FC6-4 1B S 1-2		L5		5	2	1	2	0	0	4	San Diego Padres @ Houston Astros Astrodome, Houston, TX Tue Sep 18 1990, 8:05 PM EDT Att: 5,189 - Dome											
Greg Harris, R OBP: 0.091, SLG: 0.273 Craig Lefferts, L OBP: 0.250, SLG: 0.250 (9, 1)										0	0	0	0	0	0	0												
Roberto Alomar, S OBP: 0.343, SLG: 0.385 (1, 4)	P6		F8	1B				F7		5	1	2	0	0	0	0												
Jack Clark, R OBP: 0.433, SLG: 0.533 Phil Stephenson, L OBP: 0.312, SLG: 0.321 (8, 3)	K		HR	BB				G4-3		3	2	2	3	1	1	0												
Joe Carter, R OBP: 0.286, SLG: 0.406 (1, 8)										5	2	3	2	0	0	1												
Fred Lynn, L OBP: 0.329, SLG: 0.359 Shawn Abner, R OBP: 0.282, SLG: 0.306 (7, 9)	K		P4					G6-3		4	0	0	0	0	1	1												
Benito Santiago, R OBP: 0.335, SLG: 0.420 Mark Parent, R OBP: 0.280, SLG: 0.314 (8, 2)	G6-3		P5							4	0	1	0	0	0	1												
Mike Pagliarulo, L OBP: 0.329, SLG: 0.349 (1, 5)										3	0	1	1	1	0	1												
Garry Templeton, S OBP: 0.286, SLG: 0.361 Jerald Clark, R OBP: 0.286, SLG: 0.358 (7, 7)										3	1	1	0	1	0	1												
Ed Whitson, R OBP: 0.169, SLG: 0.206 Joey Cora, S OBP: 0.295, SLG: 0.268 (8, PH)	E5									1	0	0	0	1	0	2												
Inning Stats	R: 0 E: 0 K: 1 S: 7	H: 0 LOB: 0 BB: 0 P: 9	R: 1 E: 1 K: 1 S: 18	H: 2 LOB: 3 BB: 1 P: 28	R: 2 E: 0 K: 0 S: 13	H: 1 LOB: 0 BB: 1 P: 22	R: 2 E: 0 K: 0 S: 9	H: 3 LOB: 1 BB: 0 P: 14	R: 1 E: 0 K: 0 S: 10	H: 2 LOB: 1 BB: 0 P: 16	R: 2 E: 0 K: 0 S: 13	H: 2 LOB: 1 BB: 1 P: 22	R: 0 E: 0 K: 0 S: 6	H: 0 LOB: 1 BB: 1 P: 13	R: 0 E: 0 K: 0 S: 10	H: 0 LOB: 0 BB: 0 P: 14		R: 0 E: 0 K: 0 S: 8	H: 1 LOB: 0 BB: 0 P: 10	1B: 7 2B: 1 3B: 0 HR: 3	SF: 0 SAC: 1 DP: 1 HBP: 0	WP: 1 PB: 0 SB: 3 CS: 0	PA: 41					
PITCHER	IP	WLS	BF	H	R	ER	SO	BB	IBB	HBP	BLK	WP	HR	S	P	ERA		WHIP										
Bill Gullickson, R ERA: 3.99 Jim Clancy, R ERA: 7.11 Xavier Hernandez, R ERA: 4.68 Al Osuna, L ERA: 3.86	4.2	L	24	8	6	6	2	1	1	0	0	0	3	55	84	11.57		1.929										
PITCHER	IP	WLS	BF	H	R	ER	SO	BB	IBB	HBP	BLK	WP	HR	S	P	ERA		WHIP										
Bill Gullickson, R ERA: 3.99 Jim Clancy, R ERA: 7.11 Xavier Hernandez, R ERA: 4.68 Al Osuna, L ERA: 3.86	4.2	L	24	8	6	6	2	1	1	0	0	0	3	55	84	11.57		1.929										

Batter	1	2	3	4	5	6	7	8	9	AB	R	H	RBI	BB	SO	LOB	BOTTOM											
Craig Biggio, R OBP: 0.345, SLG: 0.350 Terry McGriff, R (7, 2)	F9		L4					G5-3		3	0	0	0	0	1	3	San Diego Padres @ Houston Astros Astrodome, Houston, TX Tue Sep 18 1990, 8:05 PM EDT Att: 5,189 - Dome											
Casey Candaele, S OBP: 0.378, SLG: 0.416 (1, 4)										3	0	0	0	1	1	3												
Karl Rhodes, L OBP: 0.346, SLG: 0.386 Jim Clancy, R OBP: 0.214, SLG: 0.214 Dave Rohde, S OBP: 0.279, SLG: 0.239 Mike Simms, R OBP: 0.250, SLG: 0.250 (7, 3)										1	0	0	0	1	0	0												
Glenn Davis, R OBP: 0.343, SLG: 0.547 Xavier Hernandez, L OBP: 0.500, SLG: 0.500 Andujar Cedeno, R Mark Davidson, R OBP: 0.312, SLG: 0.347 (9, 7)										3	0	0	0	0	0	1												
Franklin Stubbs, L OBP: 0.328, SLG: 0.447 Al Osuna, R (9, 1)										4	0	1	0	0	1	1												
Ken Caminiti, S OBP: 0.308, SLG: 0.308 Luis Gonzalez, L OBP: 0.273, SLG: 0.111 (7, 5)										1	1	1	0	1	0	0												
Eric Anthony, L OBP: 0.275, SLG: 0.358 (1, 9)										4	0	1	0	0	1	2												
Rafael Ramirez, R OBP: 0.299, SLG: 0.333 (1, 6)										4	0	2	1	0	0	2												
Bill Gullickson, R OBP: 0.196, SLG: 0.192 Gerald Young, S OBP: 0.266, SLG: 0.254 (5, 8)										1	0	0	0	0	0	0												
Inning Stats	R: 0 E: 0 K: 0 S: 7	H: 0 LOB: 1 BB: 2 P: 16	R: 0 E: 0 K: 0 S: 8	H: 2 LOB: 1 BB: 0 P: 9	R: 0 E: 0 K: 1 S: 7	H: 0 LOB: 0 BB: 0 P: 11	R: 0 E: 0 K: 1 S: 11	H: 0 LOB: 0 BB: 0 P: 16	R: 1 E: 0 K: 1 S: 13	H: 3 LOB: 2 BB: 1 P: 20	R: 0 E: 0 K: 0 S: 12	H: 0 LOB: 0 BB: 0 P: 17	R: 0 E: 0 K: 0 S: 7	H: 1 LOB: 2 BB: 1 P: 14	R: 0 E: 1 K: 0 S: 7	H: 0 LOB: 1 BB: 0 P: 9		R: 0 E: 0 K: 1 S: 8	H: 0 LOB: 0 BB: 0 P: 10	1B: 6 2B: 0 3B: 0 HR: 0	SF: 0 SAC: 0 DP: 2 HBP: 0	WP: 0 PB: 0 SB: 0 CS: 1	PA: 35					
PITCHER	IP	WLS	BF	H	R	ER	SO	BB	IBB	HBP	BLK	WP	HR	S	P	ERA		WHIP										
Ed Whitson, R ERA: 2.39 Greg Harris, R ERA: 2.51 Craig Lefferts, L ERA: 2.48	7.0	W	28	6	1	1	3	4	0	0	0	0	0	65	103	1.29		1.429										
PITCHER	IP	WLS	BF	H	R	ER	SO	BB	IBB	HBP	BLK	WP	HR	S	P	ERA		WHIP										
Ed Whitson, R ERA: 2.39 Greg Harris, R ERA: 2.51 Craig Lefferts, L ERA: 2.48	7.0	W	28	6	1	1	3	4	0	0	0	0	0	65	103	1.29		1.429										



Batter	1	2	3	4	5	6	7	8	9	AB	R	H	RBI	BB	SO	LOB	TOP					
Roberto Alomar, S (1,4) OBP: 0.342, SLG: 0.384	0-1 1B		2-3 K					2-1 FC6-4		4	0	2	0	0	1	1	San Diego Padres @ Los Angeles Dodgers Dodger Stadium, Los Angeles, CA Thu Sep 20 1990, 7:05 PM PDT Att: 25,277 - Unknown - 70 F					
Gary Templeton, S (1,6) OBP: 0.285, SLG: 0.350	1-3 K		2-2 2B					1-0 P4		4	0	1	0	0	1	4						
Jack Clark, R (1,3) OBP: 0.430, SLG: 0.524	3-2 P4		0-1 F9					0-1 F8		4	0	0	0	0	0	3						
Joe Carter, R (1,7) OBP: 0.290, SLG: 0.406	4-0 BB			2-2 F7				2-3 K		3	1	1	0	1	1	0						
Fred Lynn, L (1,9) OBP: 0.322, SLG: 0.351	3-3 K			1-3 K				3-2 F9		4	0	0	0	0	2	3						
Benito Santiago, R (1,2)				1-3 K				0-0 HR		4	1	1	2	0	1	0						
Mike Pagliarulo, L (1,5) OBP: 0.327, SLG: 0.354	3-2 L7				1-2 P5			3-2 P6		4	0	0	0	0	0	0						
Darrin Jackson, R (1,8) OBP: 0.268, SLG: 0.299	1-0 P3				0-1 F7			1-3 K		4	0	0	0	0	2	0						
Andy Benes, R (1,1) OBP: 0.121, SLG: 0.091					4-1 1B			2-0 FC6-4		1	0	0	0	1	1	0						
Rich Rodriguez, L (6,1)										0	0	0	0	0	0	0						
Phil Stephenson, L (8,PH) OBP: 0.319, SLG: 0.325										1	0	1	0	0	0	0						
Calvin Schiraldi, R (8,1) OBP: 0.238, SLG: 0.450										0	0	0	0	0	0	0						
Inning Stats	R: 0 E: 0 K: 2 S: 14	H: 1 LOB: 2 BB: 1 P: 25	R: 0 E: 0 K: 0 S: 6	H: 0 LOB: 0 BB: 0 P: 10	R: 0 E: 0 K: 2 S: 14	H: 1 LOB: 1 BB: 0 P: 19	R: 0 E: 0 K: 2 S: 9	H: 0 LOB: 0 BB: 0 P: 13	R: 0 E: 0 K: 1 S: 12	H: 1 LOB: 2 BB: 1 P: 17	R: 0 E: 0 K: 1 S: 8	H: 0 LOB: 0 BB: 0 P: 13	R: 0 E: 0 K: 1 S: 8	H: 0 LOB: 0 BB: 0 P: 13	R: 0 E: 0 K: 0 S: 6	H: 1 LOB: 1 BB: 0 P: 11	R: 2 E: 0 K: 1 S: 9	H: 2 LOB: 0 BB: 0 P: 12	1B: 4 2B: 1 3B: 0 HR: 1	SF: 0 SAC: 0 DP: 0 HBP: 0	WP: 0 PB: 0 CS: 1	PA: 35
PITCHER Ramon Martinez, R (1,1) ERA: 3.04	IP: 9.0 WLS: W BF: 35 H: 6 R: 2 ER: 2 SO: 9 BB: 2 IBB: 0 HBP: 0 BLK: 0 WP: 0 HR: 1 S: 86 P: 133 ERA: 2.00 WHIP: 0.889															PITCHER	IP: 9.0 WLS: W BF: 35 H: 6 R: 2 ER: 2 SO: 9 BB: 2 IBB: 0 HBP: 0 BLK: 0 WP: 0 HR: 1 S: 86 P: 133 ERA: 2.00 WHIP: 0.889					

AB	33
R	2
H	6
RBI	2
BB	2
SO	9
LOB	11



Batter	1	2	3	4	5	6	7	8	9	AB	R	H	RBI	BB	SO	LOB	BOTTOM			
Lenny Harris, L (1,5) OBP: 0.354, SLG: 0.380	1-1 F7		0-0 G5-3					1-2 1B		3	1	1	0	0	0	0	San Diego Padres @ Los Angeles Dodgers Dodger Stadium, Los Angeles, CA Thu Sep 20 1990, 7:05 PM PDT Att: 25,277 - Unknown - 70 F			
Mike Sharperson, R (7,PH) OBP: 0.387, SLG: 0.380								0-0 2B		1	0	0	0	0	0	0				
Stan Javier, S (1,9) OBP: 0.376, SLG: 0.385	0-0 B1-3		0-1 F7					1-0 1B		4	1	2	0	0	0	0				
Kal Daniels, L (1,7) OBP: 0.522, SLG: 0.522	1-1 G4-3		2-2 G4-3					2-3 1B		3	0	0	1	0	0	1				
Jose Gonzalez, R (8,7) OBP: 0.284, SLG: 0.438								2-0 F7		0	0	0	0	0	0	0				
Eddie Murray, S (1,3) OBP: 0.411, SLG: 0.522								3-2 1B		3	2	1	0	1	0	1				
Kirk Gibson, L (1,8) OBP: 0.339, SLG: 0.406								4-1 2B		4	1	1	1	0	0	1				
Mike Scioscia, L (1,2) OBP: 0.346, SLG: 0.407								1-2 2B		4	1	1	1	0	0	1				
Juan Samuel, R (1,4) OBP: 0.306, SLG: 0.362								2-1 1B		4	0	2	2	0	0	1				
Alfredo Griffin, S (1,6) OBP: 0.259, SLG: 0.255								FC1-5		3	2	2	0	1	0	1				
Ramon Martinez, R (1,1) OBP: 0.141, SLG: 0.120								1-2 2B		3	0	1	2	0	0	3				
Inning Stats	R: 0 E: 0 K: 0 S: 5	H: 0 LOB: 0 BB: 0 P: 7	R: 2 E: 0 K: 1 S: 16	H: 3 LOB: 1 BB: 0 P: 27	R: 0 E: 0 K: 0 S: 7	H: 0 LOB: 0 BB: 0 P: 9	R: 0 E: 0 K: 0 S: 4	H: 0 LOB: 0 BB: 0 P: 6	R: 0 E: 0 K: 1 S: 8	H: 1 LOB: 0 BB: 0 P: 14	R: 5 E: 0 K: 0 S: 17	H: 5 LOB: 2 BB: 2 P: 35	R: 0 E: 0 K: 0 S: 4	H: 1 LOB: 1 BB: 0 P: 8	R: 0 E: 0 K: 0 S: 10	H: 1 LOB: 0 BB: 0 P: 12	1B: 8 2B: 2 3B: 1 HR: 0	SF: 1 SAC: 0 DP: 1 HBP: 0	WP: 0 PB: 0 SB: 0 CS: 1	PA: 34
PITCHER Andy Benes, R (1,1) ERA: 3.68	IP: 5.1 WLS: L BF: 22 H: 5 R: 5 ER: 5 SO: 2 BB: 1 IBB: 0 HBP: 0 BLK: 0 WP: 0 HR: 0 S: 47 P: 76 ERA: 8.44 WHIP: 1.312															PITCHER Rich Rodriguez, L (6,1) ERA: 3.13	IP: 1.2 WLS: 9 BF: 4 H: 2 R: 2 ER: 2 SO: 0 BB: 1 IBB: 0 HBP: 0 BLK: 0 WP: 0 HR: 0 S: 14 P: 30 ERA: 10.80 WHIP: 2.400			
Calvin Schiraldi, R (8,1) ERA: 4.38	IP: 1.0 WLS: 3 BF: 1 H: 0 R: 0 ER: 0 SO: 0 BB: 0 IBB: 0 HBP: 0 BLK: 0 WP: 0 HR: 0 S: 10 P: 12 ERA: 0.00 WHIP: 1.000															PITCHER Calvin Schiraldi, R (8,1) ERA: 4.38	IP: 1.0 WLS: 3 BF: 1 H: 0 R: 0 ER: 0 SO: 0 BB: 0 IBB: 0 HBP: 0 BLK: 0 WP: 0 HR: 0 S: 10 P: 12 ERA: 0.00 WHIP: 1.000			

AB	31
R	7
H	11
RBI	7
BB	2
SO	2
LOB	9



Batter	1	2	3	4	5	6	7	8	9	AB	R	H	RBI	BB	SO	LOB	TOP					
Billy Hatcher, R OBP: 0.330, SLG: 0.389 (1, 8)										4	3	3	0	1	0	0	Cincinnati Reds @ San Diego Padres Jack Murphy Stadium, San Diego, CA Sat Sep 22 1990, 10:05 PM EDT Sunny - 70 F					
Mariano Duncan, R OBP: 0.350, SLG: 0.482 (1, 4)										4	1	3	1	0	0	0						
Barry Larkin, R OBP: 0.356, SLG: 0.401 (1, 6)										5	0	2	3	0	0	3						
Eric Davis, R OBP: 0.338, SLG: 0.479 (1, 7)										3	1	1	0	2	0	2						
Chris Sabo, R OBP: 0.346, SLG: 0.480 (1, 5)										5	1	1	0	0	1	7						
Glenn Braggs, R OBP: 0.387, SLG: 0.412 Paul O'Neill, L OBP: 0.334, SLG: 0.422 (8, 9)										3	0	2	1	0	1	0						
Hal Morris, L OBP: 0.387, SLG: 0.518 Rob Dibble, L (6, 1)										3	0	0	0	0	0	2						
Ron Oester, S OBP: 0.316, SLG: 0.354 Billy Bates, L OBP: 0.206, SLG: 0.138 Randy Myers, L OBP: 0.250, SLG: 0.250 (8, PR)										0	0	0	0	0	0	0						
Joe Oliver, R OBP: 0.306, SLG: 0.371 (1, 2)										4	0	0	0	0	2	2						
Scott Scudder, R OBP: 0.105, SLG: 0.056 Alex Trevino, R OBP: 0.287, SLG: 0.317 Tim Layana, R (4, PH)										1	0	0	0	0	1	0						
Todd Benzinger, S OBP: 0.291, SLG: 0.344 (6, 3)										2	0	0	0	0	1	1						
Inning Stats	R: 1 E: 0 K: 0 S: 12	H: 1 LOB: 1 BB: 1 P: 19	R: 0 E: 0 K: 1 S: 7	H: 0 LOB: 0 BB: 0 P: 8	R: 0 E: 0 K: 2 S: 11	H: 2 LOB: 3 BB: 1 P: 19	R: 0 E: 0 K: 1 S: 11	H: 1 LOB: 1 BB: 0 P: 14	R: 0 E: 0 K: 0 S: 4	H: 0 LOB: 0 BB: 0 P: 6	R: 2 E: 0 K: 1 S: 8	H: 3 LOB: 0 BB: 0 P: 12	R: 2 E: 1 K: 0 S: 13	H: 3 LOB: 1 BB: 0 P: 22	R: 0 E: 0 K: 1 S: 8	H: 1 LOB: 2 BB: 0 P: 12	R: 1 E: 1 K: 0 S: 8	H: 2 LOB: 1 BB: 1 P: 15	1B: 10 2B: 3 3B: 0 HR: 0	SF: 0 SAC: 1 DP: 2 HBP: 0	WP: 0 PB: 0 SB: 2 CS: 0	PA: 41
PITCHER	IP WLS BF H R ER SO BB IBB HBP BLK WP HR S P ERA WHIP																					
Bruce Hurst, L ERA: 3.23	(1, 1) 6.1 28 8 4 4 5 1 1 0 0 0 0 56 82 5.68 1.421																					
Greg Harris, R ERA: 2.4	(7, 1) 1.2 L 8 3 1 0 1 0 0 0 1 0 0 18 30 0.00 1.800																					
Eric Show, R ERA: 5.49	(9, 1) 1.0 5 2 1 1 0 0 0 1 0 0 0 8 15 9.00 2.000																					

AB	37
R	6
H	13
RBI	5
BB	3
SO	6
LOB	18



Batter	1	2	3	4	5	6	7	8	9	AB	R	H	RBI	BB	SO	LOB	BOTTOM					
Bip Roberts, S OBP: 0.374, SLG: 0.438 (1, 7)										5	0	0	0	0	1	3	Cincinnati Reds @ San Diego Padres Jack Murphy Stadium, San Diego, CA Sat Sep 22 1990, 10:05 PM EDT Sunny - 70 F					
Roberto Alomar, S OBP: 0.341, SLG: 0.382 (1, 4)										5	1	1	0	0	2	1						
Joe Carter, R OBP: 0.289, SLG: 0.403 (1, 8)										5	1	1	0	0	4	1						
Fred Lynn, L OBP: 0.317, SLG: 0.359 (1, 9)										4	1	1	2	0	0	1						
Mike Pagliarulo, L OBP: 0.282, SLG: 0.354 Benito Santiago, R OBP: 0.330, SLG: 0.429 (8, PH)										2	1	1	0	1	0	0						
Gary Templeton, S OBP: 0.286, SLG: 0.363 (1, 6)										3	0	1	2	1	0	0						
Mark Parent, R OBP: 0.282, SLG: 0.317 Paul Faries, R OBP: 0.320, SLG: 0.304 Eric Show, R OBP: 0.208, SLG: 0.250 (8, PR)										3	0	1	0	1	0	3						
Phil Stephenson, L OBP: 0.325, SLG: 0.337 Jack Clark, R OBP: 0.432, SLG: 0.522 (8, PH)										3	0	2	0	0	1	0						
Bruce Hurst, L OBP: 0.147, SLG: 0.094 Greg Harris, R OBP: 0.091, SLG: 0.273 Darrin Jackson, R OBP: 0.262, SLG: 0.291 (8, 8)										2	0	0	0	0	1	2						
Inning Stats	R: 2 E: 0 K: 1 S: 12	H: 2 LOB: 0 BB: 0 P: 19	R: 0 E: 0 K: 1 S: 14	H: 1 LOB: 2 BB: 1 P: 26	R: 2 E: 0 K: 1 S: 11	H: 2 LOB: 1 BB: 1 P: 20	R: 0 E: 0 K: 1 S: 11	H: 1 LOB: 1 BB: 0 P: 13	R: 0 E: 0 K: 2 S: 10	H: 0 LOB: 0 BB: 0 P: 17	R: 0 E: 0 K: 2 S: 9	H: 0 LOB: 0 BB: 0 P: 16	R: 0 E: 0 K: 1 S: 6	H: 0 LOB: 0 BB: 0 P: 10	R: 0 E: 0 K: 1 S: 8	H: 1 LOB: 2 BB: 1 P: 16		R: 0 E: 0 K: 1 S: 9	H: 0 LOB: 0 BB: 0 P: 12	1B: 3 2B: 3 3B: 1 HR: 1	SF: 0 SAC: 1 DP: 0 HBP: 0	WP: 0 PB: 0 SB: 1 CS: 0
PITCHER	IP WLS BF H R ER SO BB IBB HBP BLK WP HR S P ERA WHIP																					
Scott Scudder, R ERA: 5.19	(1, 1) 3.0 16 5 4 4 3 2 0 0 0 0 0 37 65 12.00 2.333																					
Tim Layana, R ERA: 3.63	(4, 1) 2.0 9 2 0 0 2 0 1 0 0 0 0 21 30 0.00 1.000																					
Rob Dibble, R ERA: 1.83	(6, 1) 2.0 W 6 0 0 0 3 0 0 0 0 0 0 15 26 0.00 0.000																					
Randy Myers, L ERA: 2.06	(8, 1) 2.0 S 8 1 0 0 2 0 1 0 0 0 0 17 28 0.00 0.500																					

AB	34
R	4
H	8
RBI	4
BB	4
SO	10
LOB	13



Batter	1	2	3	4	5	6	7	8	9	AB	R	H	RBI	BB	SO	LOB	TOP					
Barry Larkin, R OBP: 0.357, SLG: 0.401	L6	1B				F9		G4-3		5	0	3	3	0	0	0	Cincinnati Reds @ San Diego Padres Jack Murphy Stadium, San Diego, CA Sun Sep 23 1990, 6:33 AM EDT Att: 15,410 - Sunny - 80 F					
Paul O'Neill, L OBP: 0.335, SLG: 0.421	G3	1B				G6-3		G4-3		5	0	2	1	0	0	2						
Bill Doran, S OBP: 0.412, SLG: 0.436	F9	F9			PO	G5-3		P3		4	1	0	0	1	0	3						
Eric Davis, R OBP: 0.345, SLG: 0.483		1B	K			1B		1B		5	3	4	0	0	1	0						
Hal Morris, L OBP: 0.385, SLG: 0.509	1B	1B	G3			E3		K		5	1	2	0	0	1	2						
Luis Quiñones, S OBP: 0.307, SLG: 0.351	1B	1B	K			FC5-4		F9		5	2	2	2	0	1	3						
Jeff Reed, L OBP: 0.335, SLG: 0.361	K					FC4-6		K		5	0	1	1	0	2	4						
Herm Winningham, L OBP: 0.321, SLG: 0.447	1B	1B				FC4-6		G4-3		3	2	1	1	1	0	2						
Danny Jackson, R OBP: 0.059, SLG: 0.118	K					F9				2	0	0	0	0	1	5						
Terry Lee, R OBP: 0.571, SLG: 0.667										1	0	1	0	0	0	0						
Tim Layana, R OBP: 0.307, SLG: 0.351										0	0	0	0	0	0	0						
Inning Stats	R: 0 E: 0 K: 0 S: 6	H: 0 LOB: 0 BB: 0 P: 8	R: 4 E: 0 K: 2 S: 22	H: 6 LOB: 2 BB: 0 P: 30	R: 0 E: 0 K: 2 S: 9	H: 0 LOB: 0 BB: 0 P: 11	R: 1 E: 0 K: 0 S: 10	H: 2 LOB: 1 BB: 1 P: 17	R: 2 E: 1 K: 0 S: 9	H: 3 LOB: 2 BB: 1 P: 14	R: 0 E: 0 K: 0 S: 10	H: 0 LOB: 0 BB: 0 P: 14	R: 2 E: 0 K: 2 S: 12	H: 2 LOB: 0 BB: 0 P: 18	R: 0 E: 0 K: 0 S: 8	H: 2 LOB: 1 BB: 0 P: 15	R: 0 E: 0 K: 0 S: 7	H: 1 LOB: 1 BB: 0 P: 14	1B: 15 2B: 0 3B: 0 HR: 1	SF: 0 SAC: 1 DP: 1 HBP: 0	WP: 0 PB: 0 SB: 0 CS: 0	PA: 44
PITCHER	IP	WLS	BF	H	R	ER	SO	BB	IBB	HBP	BLK	WP	HR	S	P	ERA	WHIP					
Ed Whitson, R ERA: 2.63	4.0	L	23	10	7	7	4	2	0	0	0	0	0	52	75	15.75	3.000					
Rich Rodriguez, L ERA: 3.09	5.0		20	6	2	2	2	0	0	0	0	0	1	41	66	3.60	1.200					

AB	40
R	9
H	16
RBI	8
BB	2
SO	6
LOB	21



Batter	1	2	3	4	5	6	7	8	9	AB	R	H	RBI	BB	SO	LOB	BOTTOM					
Bip Roberts, S OBP: 0.371, SLG: 0.434	K		FC5-4							4	0	1	0	0	2	1	Cincinnati Reds @ San Diego Padres Jack Murphy Stadium, San Diego, CA Sun Sep 23 1990, 6:33 AM EDT Att: 15,410 - Sunny - 80 F					
Roberto Alomar, S OBP: 0.340, SLG: 0.381			1 SAFE							2	0	1	0	0	1	1						
Paul Faries, R OBP: 0.296, SLG: 0.292	FC6-5		K							1	0	0	1	0	0	0						
Jack Clark, R OBP: 0.436, SLG: 0.533	1B									2	0	1	1	1	0	1						
Darrin Jackson, R OBP: 0.258, SLG: 0.286	FC6-5		P5							1	0	0	0	0	1	0						
Joe Carter, R OBP: 0.288, SLG: 0.400	FC6-5									4	0	0	0	0	1	4						
Benito Santiago, R OBP: 0.329, SLG: 0.429										3	0	0	0	0	1	2						
Mark Parent, R OBP: 0.281, SLG: 0.315	F9									1	0	0	0	0	0	0						
Jerald Clark, R OBP: 0.274, SLG: 0.363	F9									4	0	0	0	0	2	0						
Mike Pagliarulo, L OBP: 0.322, SLG: 0.349	P6									4	0	0	0	0	1	0						
Joey Cora, S OBP: 0.308, SLG: 0.283	G4-3									3	1	2	0	0	0	0						
Ed Whitson, R OBP: 0.182, SLG: 0.219										1	0	1	0	0	0	0						
Rich Rodriguez, L ERA: 3.54										1	1	0	0	1	0	1						
Inning Stats	R: 0 E: 0 K: 1 S: 10	H: 1 LOB: 2 BB: 1 P: 16	R: 0 E: 0 K: 0 S: 4	H: 0 LOB: 0 BB: 0 P: 8	R: 0 E: 0 K: 1 S: 11	H: 1 LOB: 1 BB: 0 P: 16	R: 0 E: 0 K: 1 S: 5	H: 0 LOB: 0 BB: 0 P: 9	R: 2 E: 0 K: 0 S: 14	H: 3 LOB: 2 BB: 1 P: 24	R: 0 E: 0 K: 2 S: 11	H: 0 LOB: 0 BB: 0 P: 14	R: 0 E: 0 K: 1 S: 8	H: 1 LOB: 0 BB: 0 P: 13	R: 0 E: 0 K: 1 S: 7	H: 0 LOB: 0 BB: 0 P: 14	R: 0 E: 0 K: 2 S: 8	H: 0 LOB: 0 BB: 0 P: 8	1B: 6 2B: 0 3B: 0 HR: 0	SF: 1 SAC: 0 DP: 1 HBP: 0	WP: 0 PB: 0 SB: 2 CS: 0	PA: 34
PITCHER	IP	WLS	BF	H	R	ER	SO	BB	IBB	HBP	BLK	WP	HR	S	P	ERA	WHIP					
Danny Jackson, L ERA: 3.83	7.0	W	28	6	2	2	6	2	0	0	0	0	0	63	100	2.57	1.143					
Tim Layana, R ERA: 3.54	2.0		6	0	0	0	3	0	0	0	0	0	0	15	22	0.00	0.000					

AB	31
R	2
H	6
RBI	2
BB	2
SO	9
LOB	10



Batter	1	2	3	4	5	6	7	8	9	AB	R	H	RBI	BB	SO	LOB	TOP				
Joey Cora, S OBP: 0.290, SLG: 0.266 (1, 6)	F7		L4		FC7-2			L7		4	0	0	0	0	0	1	San Diego Padres @ San Francisco Giants Candlestick Park, San Francisco, CA Mon Sep 24 1990, 10:05 PM EDT Att: 11,130 - Unknown - 65 F				
Paul Faries, R OBP: 0.290, SLG: 0.259 (1, 4)	G6-3			G6-3		K		BB		3	0	0	0	1	1	0					
Jack Clark, R OBP: 0.434, SLG: 0.528 (1, 3)	F9			K		BB		P3		3	0	0	0	1	1	1					
Joe Carter, R OBP: 0.291, SLG: 0.402 (1, 7)		G4-3		1B		BB		L8		2	1	1	0	2	0	1					
Fred Lynn, L OBP: 0.317, SLG: 0.359 Jerald Clark, R OBP: 0.271, SLG: 0.358 (1, 9) (6, 9)	G4-3			1B		G4-6-3		P6		3	0	1	0	0	0	3					
Benito Santiago, R OBP: 0.331, SLG: 0.430 (1, 2)	G3			1B				G1-3		1	0	0	0	0	0	0					
Mike Pagliarulo, L OBP: 0.319, SLG: 0.345 (1, 5)	P4			FC4				G3		4	0	0	0	0	0	4					
Darrin Jackson, R OBP: 0.261, SLG: 0.287 (1, 8)			B3		SH1-3					3	0	1	0	0	1	1					
Derek Lilliquist, L OBP: 0.293, SLG: 0.425 Bip Roberts, S OBP: 0.371, SLG: 0.434 Eric Show, R OBP: 0.208, SLG: 0.250 (1, 1) (7, PH) (7, 1)	L9			SH1-3		G4-3				1	0	0	0	0	0	0					
										1	0	0	0	0	0	1					
										0	0	0	0	0	0	0					
Inning Stats	R: 0 E: 0 K: 0 S: 8	H: 0 LOB: 0 BB: 0 P: 15	R: 0 E: 0 K: 0 S: 7	H: 1 LOB: 1 BB: 0 P: 9	R: 0 E: 0 K: 0 S: 5	H: 0 LOB: 0 BB: 0 P: 10	R: 1 E: 0 K: 1 S: 21	H: 2 LOB: 2 BB: 1 P: 31	R: 0 E: 0 K: 0 S: 5	H: 1 LOB: 1 BB: 0 P: 6	R: 0 E: 0 K: 1 S: 13	H: 0 LOB: 1 BB: 2 P: 25	R: 0 E: 0 K: 1 S: 8	H: 1 LOB: 1 BB: 0 P: 11	R: 0 E: 0 K: 0 S: 6	H: 0 LOB: 1 BB: 1 P: 14	R: 0 E: 0 K: 0 S: 5	H: 0 LOB: 0 BB: 0 P: 7	1B: 4 2B: 2 3B: 0 HR: 0	SF: 0 SAC: 1 DP: 2 HBP: 0	WP: 0 PA: 34 PB: 0 SB: 1 CS: 0
PITCHER	IP	WLS	BF	H	R	ER	SO	BB	IBB	HBP	BLK	WP	HR	S	P	ERA	WHIP				
Kelly Downs, R ERA: 3.62 (1, 1)	6.0	W	23	4	1	1	2	3	0	0	0	0	0	59	96	1.50	1.167				
Francisco Oliveras, R ERA: 2.87 (7, 1)	2.0		8	1	0	0	1	1	0	0	0	0	0	14	25	0.00	1.000				
Steve Bedrosian, R ERA: 4.42 (9, 1)	1.0	S	3	0	0	0	0	0	0	0	0	0	0	5	7	0.00	0.000				

AB	29
R	1
H	5
RBI	1
BB	4
SO	3
LOB	13



Batter	1	2	3	4	5	6	7	8	9	AB	R	H	RBI	BB	SO	LOB	BOTTOM				
Brett Butler, L OBP: 0.393, SLG: 0.377 (1, 8)	L7			FC6-4				F8		4	1	2	0	0	0	1	San Diego Padres @ San Francisco Giants Candlestick Park, San Francisco, CA Mon Sep 24 1990, 10:05 PM EDT Att: 11,130 - Unknown - 65 F				
Robby Thompson, R OBP: 0.299, SLG: 0.384 (1, 4)	G6-3		FC6-4		2B			K		4	0	1	1	0	1	2					
Will Clark, L OBP: 0.356, SLG: 0.449 (1, 3)					HR			G4-3		3	1	3	1	1	0	0					
Kevin Mitchell, R OBP: 0.361, SLG: 0.546 (1, 7)	F9			F8		G6-3		K		4	0	0	0	0	1	4					
Matt Williams, R OBP: 0.320, SLG: 0.487 (1, 5)			K		G5-3			P6		3	0	0	0	0	1	0					
Greg Litton, R OBP: 0.275, SLG: 0.290 Francisco Oliveras, R OBP: 0.309, SLG: 0.367 Ernest Riles, L OBP: 0.500, SLG: 0.500 (1, 9) (7, 1) (8, PH) (9, 1)	F8				G5-3			G4-3		3	0	0	0	0	0	0					
Steve Decker, R OBP: 0.357, SLG: 0.643 (1, 2)								G4-3		0	0	0	0	0	0	2					
Steve Decker, R OBP: 0.357, SLG: 0.643 (1, 2)	F8							F8		4	0	0	0	0	0	2					
Mike Benjamin, R OBP: 0.244, SLG: 0.368 (1, 6)										3	1	1	0	0	2	0					
Kelly Downs, R (1, 1)										1	0	0	0	0	1	0					
Mike Kingery, L OBP: 0.335, SLG: 0.342 (7, 9)										1	0	1	0	0	0	0					
Inning Stats	R: 0 E: 0 K: 0 S: 10	H: 1 LOB: 1 BB: 0 P: 15	R: 0 E: 0 K: 1 S: 10	H: 0 LOB: 0 BB: 0 P: 14	R: 0 E: 0 K: 2 S: 8	H: 1 LOB: 1 BB: 0 P: 12	R: 1 E: 0 K: 0 S: 6	H: 1 LOB: 0 BB: 0 P: 11	R: 2 E: 0 K: 0 S: 13	H: 3 LOB: 2 BB: 1 P: 22	R: 0 E: 0 K: 0 S: 13	H: 0 LOB: 0 BB: 0 P: 17	R: 0 E: 0 K: 2 S: 8	H: 1 LOB: 1 BB: 0 P: 10	R: 0 E: 0 K: 1 S: 8	H: 1 LOB: 2 BB: 0 P: 15	1B: 6 2B: 1 3B: 0 HR: 1	SF: 0 SAC: 1 DP: 0 HBP: 1	WP: 1 PA: 34 PB: 0 SB: 0 CS: 0		
PITCHER	IP	WLS	BF	H	R	ER	SO	BB	IBB	HBP	BLK	WP	HR	S	P	ERA	WHIP				
Derek Lilliquist, L ERA: 5.99 (1, 1)	6.0	L	25	6	3	3	3	1	0	0	0	0	0	60	91	4.50	1.167				
Eric Show, R ERA: 5.89 (7, 1)	2.0		9	2	0	0	3	0	0	1	0	0	0	16	25	0.00	1.000				



Batter	1	2	3	4	5	6	7	8	9	AB	R	H	RBI	BB	SO	LOB	TOP				
Joey Cora, S (1, 4) <small>OBP: 0.301, SLG: 0.294</small>										4	1	2	0	0	0	1					
Garry Templeton, S (1, 6) <small>OBP: 0.283, SLG: 0.362</small>										4	0	1	0	0	0	2					
Jack Clark, R (1, 3) <small>OBP: 0.435, SLG: 0.526</small>										3	0	1	1	1	0	2					
Joe Carter, R (1, 7) <small>OBP: 0.289, SLG: 0.400</small>										4	0	0	0	0	0	5					
Bento Santiago, R (1, 2) <small>OBP: 0.327, SLG: 0.425</small>										4	0	0	0	0	2	1					
Mike Pagliarulo, L (1, 5) <small>OBP: 0.318, SLG: 0.344</small>										4	0	1	0	0	1	0					
Jerald Clark, R (1, 9) Phil Stephenson, L (9, PH) <small>OBP: 0.246, SLG: 0.309</small>										3	0	1	0	0	1	0					
Darrin Jackson, R (1, 8) <small>OBP: 0.253, SLG: 0.278</small>										3	0	0	0	0	1	2					
Andy Benes, R (1, 1) <small>OBP: 0.133, SLG: 0.123</small>										2	0	1	0	0	1	2					
Tom Lampkin, L (7, PH) Greg Harris, R (7, 1) <small>OBP: 0.091, SLG: 0.273</small>										1	0	0	0	0	0	0					
										0	0	0	0	0	0	0					
Inning Stats	R: 1 E: 0 K: 1 S: 11	H: 2 LOB: 1 BB: 0 P: 17	R: 0 E: 0 K: 3 S: 10	H: 0 LOB: 0 BB: 0 P: 12	R: 0 E: 0 K: 0 S: 11	H: 1 LOB: 2 BB: 1 P: 18	R: 0 E: 0 K: 1 S: 8	H: 2 LOB: 0 BB: 0 P: 13	R: 0 E: 0 K: 0 S: 12	H: 0 LOB: 0 BB: 0 P: 18	R: 0 E: 0 K: 0 S: 6	H: 0 LOB: 0 BB: 0 P: 8	R: 0 E: 0 K: 0 S: 9	H: 2 LOB: 1 BB: 0 P: 13	R: 0 E: 0 K: 1 S: 8	H: 0 LOB: 0 BB: 0 P: 14	1B: 4 2B: 4 3B: 0 HR: 0	SF: 0 SAC: 0 DP: 1 HBP: 0	WP: 0 PB: 0 SB: 0 CS: 0	PA: 34	
PITCHER	IP	WLS	BF	H	R	ER	SO	BB	IBB	HBP	BLK	WP	HR	S	P	ERA	WHIP				
Rick Reuschel, R (1, 1) ERA: 4.17	4.0		18	5	1	1	5	1	0	0	0	0	0	40	60	2.25	1.500				
Mark Dewey, R (5, 1) ERA: 1.47	4.0	W	13	2	0	0	0	0	0	0	0	0	0	33	48	0.00	0.500				
Steve Bedrosian, R (9, 1) ERA: 4.36	1.0	S	3	0	0	0	1	0	0	0	0	0	0	8	14	0.00	0.000				

San Diego Padres @ San Francisco Giants
 Candlestick Park, San Francisco, CA
 Tue Sep 25 1990, 10:05 PM EDT
 Att: 10,195 - Unknown

AB 33
R 1
H 7
RBI 1
BB 1
SO 6
LOB 15

Batter	1	2	3	4	5	6	7	8	9	AB	R	H	RBI	BB	SO	LOB	BOTTOM				
Brett Butler, L (1, 8) <small>OBP: 0.392, SLG: 0.378</small>										4	1	1	0	0	0	2					
Mike Kingsley, L (1, 7) <small>OBP: 0.333, SLG: 0.340</small>										4	0	1	1	0	0	2					
Will Clark, L (1, 3) <small>OBP: 0.356, SLG: 0.447</small>										4	0	1	0	0	1	1					
Matt Williams, R (1, 5) <small>OBP: 0.321, SLG: 0.487</small>										4	0	2	0	0	2	1					
Kevin Bass, S (1, 9) <small>OBP: 0.293, SLG: 0.396</small>										3	0	0	0	1	1	2					
Robby Thompson, R (1, 4) <small>OBP: 0.303, SLG: 0.385</small>										2	0	1	0	2	1	1					
Steve Decker, R (1, 2) <small>OBP: 0.344, SLG: 0.688</small>										4	1	1	1	0	1	6					
Mike Benjamin, R (1, 6) <small>OBP: 0.267, SLG: 0.452</small>										4	1	2	1	0	1	1					
Rick Reuschel, R (1, 1) <small>OBP: 0.167, SLG: 0.208</small>										0	0	0	0	0	0	0					
Mike Laga, L (4, PH) <small>OBP: 0.182, SLG: 0.429</small>										1	0	0	0	0	1	1					
Mark Dewey, R (5, 1) <small>OBP: 0.307, SLG: 0.364</small>										1	0	0	0	0	1	0					
Ernest Riles, L (8, PH) <small>OBP: 0.307, SLG: 0.364</small>										1	0	0	0	0	1	0					
Steve Bedrosian, R (9, 1) <small>OBP: 0.500, SLG: 0.500</small>										0	0	0	0	0	0	0					
Inning Stats	R: 1 E: 0 K: 1 S: 21	H: 3 LOB: 3 BB: 2 P: 35	R: 0 E: 0 K: 0 S: 11	H: 1 LOB: 1 BB: 0 P: 15	R: 0 E: 0 K: 2 S: 10	H: 1 LOB: 1 BB: 0 P: 12	R: 1 E: 1 K: 1 S: 11	H: 1 LOB: 1 BB: 0 P: 18	R: 0 E: 0 K: 2 S: 15	H: 2 LOB: 2 BB: 0 P: 23	R: 1 E: 0 K: 1 S: 13	H: 1 LOB: 0 BB: 0 P: 19	R: 0 E: 0 K: 1 S: 8	H: 0 LOB: 0 BB: 0 P: 12	R: 0 E: 0 K: 1 S: 10	H: 0 LOB: 1 BB: 1 P: 18	1B: 6 2B: 2 3B: 0 HR: 2	SF: 0 SAC: 1 DP: 1 HBP: 0	WP: 0 PB: 0 SB: 0 CS: 0	PA: 36	
PITCHER	IP	WLS	BF	H	R	ER	SO	BB	IBB	HBP	BLK	WP	HR	S	P	ERA	WHIP				
Andy Benes, R (1, 1) ERA: 3.71	6.0	L	29	9	3	3	7	2	0	0	0	0	2	81	122	4.50	1.833				
Greg Harris, R (7, 1) ERA: 2.36	2.0		7	0	0	0	2	1	0	0	0	0	0	18	30	0.00	0.500				

San Diego Padres @ San Francisco Giants
 Candlestick Park, San Francisco, CA
 Tue Sep 25 1990, 10:05 PM EDT
 Att: 10,195 - Unknown

AB 32
R 3
H 9
RBI 3
BB 3
SO 9
LOB 18

Batter	1	2	3	4	5	6	7	8	9	AB	R	H	RBI	BB	SO	LOB	TOP																				
Bip Roberts, S OBP: 0.372, SLG: 0.434 (1, 7)	G6-3	1B		G6-3		SH1-4		S		4	1	2	0	0	0	0	San Diego Padres @ San Francisco Giants Candlestick Park, San Francisco, CA Wed Sep 26 1990, 6:33 AM EDT Att: 10,193 - Sunny livebaseballscorecards.com																				
Joey Cora, S OBP: 0.333, SLG: 0.329 (1, 4)	S	1B		CS		BB	FC3-2	1B	G1-3	5	1	4	0	0	0	1																					
Jack Clark, R OBP: 0.434, SLG: 0.525 Phil Stephenson, L OBP: 0.320, SLG: 0.331 (1, 3)	K	E		K		FC3-2	BB		K	1	0	0	0	0	1	1																					
Joe Carter, R OBP: 0.289, SLG: 0.397 (7, 7)	K	E5				G4-3				4	0	0	0	1	1	2																					
Mike Pagliarulo, L OBP: 0.319, SLG: 0.348 (1, 5)		1B				PB	2B																														
Jerald Clark, R OBP: 0.280, SLG: 0.382 (1, 9)		G4-6-3		SF7		G5-3			F9	5	1	2	0	0	0	1																					
Mark Parent, R OBP: 0.280, SLG: 0.310 (1, 2)		G4-6-3		P6						3	0	0	0	1	1	3																					
Garry Templeton, S OBP: 0.283, SLG: 0.368 Eric Show, R OBP: 0.208, SLG: 0.250 (7, 1)		HR		SF7		F7			F7	3	1	1	3	0	0	2																					
Dennis Rasmussen, L OBP: 0.328, SLG: 0.345 Tom Lampkin, L OBP: 0.259, SLG: 0.321 Allee Hammaker, S OBP: 0.193, SLG: 0.105 Darin Jackson, R OBP: 0.250, SLG: 0.275 (7, 8)		1B		K					F9	2	1	1	0	0	1	0																					
Inning Stats	R: 0 E: 0 K: 2 S: 13	H: 1 LOB: 1 BB: 0 P: 18	R: 5 E: 1 K: 0 S: 20	H: 7 LOB: 2 BB: 0 P: 25	R: 1 E: 0 K: 1 S: 8	H: 1 LOB: 0 BB: 0 P: 10	R: 0 E: 0 K: 0 S: 8	H: 1 LOB: 2 BB: 1 P: 14	R: 0 E: 0 K: 1 S: 12	H: 2 LOB: 3 BB: 1 P: 22	R: 0 E: 0 K: 1 S: 9	H: 0 LOB: 0 BB: 0 P: 12	R: 0 E: 0 K: 1 S: 10	H: 1 LOB: 1 BB: 0 P: 16	R: 0 E: 0 K: 0 S: 6	H: 0 LOB: 0 BB: 0 P: 10		1B: 11 2B: 1 3B: 1 HR: 1	SF: 1 SAC: 1 DP: 1 HBP: 0	WP: 0 PB: 1 SB: 2 CS: 1	PA: 42																
PITCHER	IP	WLS	BF	H	R	ER	SO	BB	IBB	HBP	BLK	WP	HR	S	P	ERA		WHIP	PITCHER		IP	WLS	BF	H	R	ER	SO	BB	IBB	HBP	BLK	WP	HR	S	P	ERA	WHIP
Don Robinson, R ERA: 4.42 Rafael Nova, L ERA: 8.31 Randy O'Neal, R ERA: 3.72 Trevor Wilson, L ERA: 4.05 Francisco Oliveras, R ERA: 2.74	(1, 1)	1.2	12	8	5	4	2	0	0	0	0	0	1	30	40	21.60		4.800	Steve Bedrosian, R ERA: 4.31		(9, 1)	1.0	3	3	0	0	0	0	0	0	0	0	6	10	0.00	0.000	
Brett Butler, L OBP: 0.394, SLG: 0.379 (1, 8)	F8	FC4-6																		4	0	2	0	1	0	2	San Diego Padres @ San Francisco Giants Candlestick Park, San Francisco, CA Wed Sep 26 1990, 6:33 AM EDT Att: 10,193 - Sunny livebaseballscorecards.com										
Robby Thompson, R OBP: 0.302, SLG: 0.383 (1, 4)	HR	G1-3		F8		G6-3			FC5-4	5	1	1	0	0	0	7																					
Will Clark, L OBP: 0.357, SLG: 0.448 (1, 3)	HR			G4-3		K			G5-4-3	4	1	2	0	0	1	0																					
Kevin Mitchell, R OBP: 0.360, SLG: 0.544 (1, 7)	F9			K		HR	1B		G5-4-3	4	1	1	0	0	1	3																					
Matt Williams, R OBP: 0.323, SLG: 0.501 (1, 5)	HR			HR	2B	HR			K	4	3	3	5	0	1	0																					
Kevin Bass, S OBP: 0.283, SLG: 0.410 Mike Kingery, L OBP: 0.337, SLG: 0.344 (8, 9)	G6-3			HR		G5-3			BB	3	1	1	2	0	0	0																					
Steve Decker, R OBP: 0.371, SLG: 0.676 (1, 2)		FC4-6	WP	G6-3			1B		SH3-4	2	0	1	0	1	0	0																					
Mike Benjamin, R OBP: 0.250, SLG: 0.422 Trevor Wilson, L OBP: 0.167, SLG: 0.138 Francisco Oliveras, R (8, PH) Ernest Riles, L OBP: 0.371, SLG: 0.364 Steve Bedrosian, R OBP: 0.500, SLG: 0.500 (9, 1)		F8		P6		K			BB	3	0	0	0	0	0	0																					
Don Robinson, R OBP: 0.143, SLG: 0.254 Rafael Nova, L OBP: 0.400, SLG: 0.250 Bill Bathe, R OBP: 0.321, SLG: 0.422 Randy O'Neal, R OBP: 0.167, SLG: 0.167 Jose Uribe, S OBP: 0.297, SLG: 0.303 (6, 6)				G5-3		G3			K	0	0	0	0	0	0	0																					
Inning Stats	R: 3 E: 0 K: 0 S: 14	H: 3 LOB: 0 BB: 0 P: 25	R: 0 E: 0 K: 0 S: 12	H: 0 LOB: 2 BB: 2 P: 24	R: 2 E: 0 K: 1 S: 10	H: 2 LOB: 0 BB: 0 P: 15	R: 0 E: 0 K: 0 S: 8	H: 1 LOB: 1 BB: 0 P: 9	R: 2 E: 0 K: 2 S: 15	H: 3 LOB: 1 BB: 0 P: 20	R: 0 E: 0 K: 1 S: 10	H: 1 LOB: 0 BB: 0 P: 13	R: 0 E: 0 K: 1 S: 8	H: 1 LOB: 3 BB: 2 P: 18	R: 0 E: 0 K: 0 S: 3	H: 0 LOB: 0 BB: 0 P: 10	1B: 8 2B: 1 3B: 0 HR: 3	SF: 0 SAC: 1 DP: 1 HBP: 0	WP: 1 PB: 0 SB: 0 CS: 1	PA: 38																	
PITCHER	IP	WLS	BF	H	R	ER	SO	BB	IBB	HBP	BLK	WP	HR	S	P	ERA	WHIP	PITCHER		IP	WLS	BF	H	R	ER	SO	BB	IBB	HBP	BLK	WP	HR	S	P	ERA	WHIP	
Dennis Rasmussen, L ERA: 4.9 Allee Hammaker, L ERA: 4.36 Eric Show, R ERA: 5.77	(1, 1)	5.0	26	9	7	7	3	2	0	0	0	0	1	3	59	12.60	2.200	Steve Bedrosian, R ERA: 4.31		(9, 1)	1.0	3	3	0	0	0	0	0	0	6	10	0.00	0.000				

Batter	1	2	3	4	5	6	7	8	9	AB	R	H	RBI	BB	SO	LOB	TOP								
Bip Roberts, S (1, 7) OBP: 0.374, SLG: 0.435	0-3 K			2-1 G5-4-3 1B		4-2 E 1B BB			0-2 BLK 1B	3	1	2	0	1	1	0									
Joey Cora, S (1, 4) OBP: 0.329, SLG: 0.325	1-1 G6-3			1-0 G5-4-3		2-0 1-H 1B			0-2 F9	4	0	1	0	0	0	2									
Jack Clark, R (1, 3) OBP: 0.434, SLG: 0.532	1-3 K			2-1 P3				1-2 HR	4-0 2B IBB	3	1	1	1	1	1	1									
Phil Stephenson, L (9, PR) OBP: 0.320, SLG: 0.331										0	0	0	0	0	0	0									
Joe Carter, R (1, 8) OBP: 0.287, SLG: 0.394		1-0 L4		0-3 K				0-0 P3	1-3 K	4	0	0	0	0	2	3									
Benito Santiago, R (1, 2) OBP: 0.326, SLG: 0.426		2-1 F7						3-3 K	1-1 2B	4	0	1	1	0	1	0									
Darin Jackson, R (1, 9) OBP: 0.250, SLG: 0.266		0-0 G6-3						2-3 K	4-0 IBB	3	0	0	0	1	1	0									
Mike Pagliarulo, L (1, 5) OBP: 0.316, SLG: 0.344			1-1 G4-3						2-3 K	4	0	0	0	0	1	3									
Garry Templeton, S (1, 6) OBP: 0.281, SLG: 0.365			1-0 G1-3					3-3 K	0-1 F9	3	0	0	0	0	1	0									
Bruce Hurst, L (1, 1) OBP: 0.141, SLG: 0.090			0-3 K					1-3 K	1-3 K	3	0	0	0	0	3	0									
Inning Stats	R: 0 H: 0 E: 0 K: 2 S: 11	H: 0 LOB: 0 BB: 0 P: 13	R: 0 H: 0 E: 0 K: 0 S: 4	H: 0 LOB: 0 BB: 0 P: 7	R: 0 H: 0 E: 0 K: 1 S: 6	H: 0 LOB: 0 BB: 0 P: 8	R: 0 H: 1 E: 0 K: 1 S: 8	H: 1 LOB: 1 BB: 0 P: 13	R: 0 H: 0 E: 0 K: 0 S: 6	H: 0 LOB: 0 BB: 0 P: 9	R: 0 H: 1 E: 1 K: 2 S: 14	H: 1 LOB: 2 BB: 1 P: 24	R: 1 H: 1 E: 0 K: 2 S: 15	H: 1 LOB: 0 BB: 0 P: 21	R: 0 H: 0 E: 0 K: 1 S: 8	H: 0 LOB: 2 BB: 2 P: 10	R: 1 H: 2 E: 0 K: 2 S: 18	H: 2 LOB: 3 BB: 2 P: 30	1B: 3 2B: 1 3B: 0 HR: 1	SF: 0 SAC: 0 DP: 0 HBP: 0	WP: 0 PB: 0 SB: 0 CS: 0	PA: 34			
PITCHER	IP	WLS	BF	H	R	ER	SO	BB	IBB	HBP	BLK	WP	HR	S	P	ERA	WHIP								
Danny Jackson, L (1, 1) ERA: 3.64	8.0		27	3	1	1	9	1	0	0	0	0	1	72	105	1.12	0.500								
Randy Myers, L (9, 1) ERA: 2.13	1.0	L	7	2	1	1	2	0	2	0	1	0	0	18	30	9.00	2.000								

San Diego Padres @ Cincinnati Reds
Riverfront Stadium, Cincinnati, OH
Fri Sep 28 1990, 7:05 PM EDT
Att: 35,399 - Unknown

AB 31
R 2
H 5
RBI 2
BB 3
SO 11
LOB 9



Batter	1	2	3	4	5	6	7	8	9	AB	R	H	RBI	BB	SO	LOB	BOTTOM								
Billy Hatcher, R (1, 8) OBP: 0.326, SLG: 0.382	1-0 F8		0-0 P6			2-1 1B		0-0 SH1-3		3	0	1	0	0	0	0									
Mariano Duncan, R (1, 4) OBP: 0.344, SLG: 0.471	0-0 P4		1-0 P6			0-2 F9		1-2 G3-1		4	0	0	0	0	0	3									
Barry Larkin, R (1, 6) OBP: 0.355, SLG: 0.396	0-1 G5-3		1-3 K			0-0 B2			3-2 P2	4	0	0	0	0	1	1									
Terry Lee, R (1, 3) OBP: 0.357, SLG: 0.385			0-1 G5-3			1-0 F8			0-0 G6-3	3	0	0	0	0	0	1									
Hal Morris, L (7, 3) OBP: 0.386, SLG: 0.507										1	0	0	0	0	0	0									
Glenn Braggs, R (1, 7) OBP: 0.383, SLG: 0.418		1-1 G5-3				3-3 K			0-1 G4-3	4	0	0	0	0	1	0									
Chris Sabo, R (1, 5) OBP: 0.346, SLG: 0.482		2-2 HR				1-0 G5-3				3	1	1	1	0	0	0									
Paul O'Neill, L (1, 9) OBP: 0.336, SLG: 0.422		2-2 E9 2B				3-3 K			1-2 F8	3	0	1	0	0	1	0									
Joe Oliver, R (1, 2) OBP: 0.307, SLG: 0.366		4-0 IBB				2-1 F8			0-1 F8	2	0	0	0	1	0	0									
Danny Jackson, R (1, 1) OBP: 0.056, SLG: 0.111		0-3 K				0-0 F9			3-1 SH1-3 1B	2	0	0	0	0	1	2									
Alex Trevino, R (8, PH)										1	0	1	0	0	0	0									
Billy Bates, L (8, PR)										0	0	0	0	0	0	0									
Randy Myers, L (9, 1) OBP: 0.250, SLG: 0.250										0	0	0	0	0	0	0									
Inning Stats	R: 0 H: 0 E: 0 K: 0 S: 4	H: 2 LOB: 2 BB: 1 P: 5	R: 1 H: 2 E: 1 K: 1 S: 15	H: 2 LOB: 1 BB: 1 P: 24	R: 0 H: 0 E: 0 K: 1 S: 6	H: 0 LOB: 0 BB: 0 P: 8	R: 0 H: 0 E: 0 K: 1 S: 6	H: 0 LOB: 0 BB: 0 P: 11	R: 0 H: 1 E: 0 K: 1 S: 8	H: 1 LOB: 1 BB: 0 P: 10	R: 0 H: 0 E: 0 K: 0 S: 8	H: 0 LOB: 0 BB: 0 P: 10	R: 0 H: 1 E: 0 K: 0 S: 8	H: 1 LOB: 2 BB: 0 P: 12	R: 0 H: 0 E: 0 K: 0 S: 6	H: 0 LOB: 0 BB: 0 P: 9	1B: 2 2B: 1 3B: 0 HR: 1	SF: 0 SAC: 1 DP: 0 HBP: 0	WP: 0 PB: 0 SB: 0 CS: 0	PA: 32					
PITCHER	IP	WLS	BF	H	R	ER	SO	BB	IBB	HBP	BLK	WP	HR	S	P	ERA	WHIP								
Bruce Hurst, L (1, 1) ERA: 3.14	9.0	W	32	4	1	1	4	0	1	0	0	0	1	67	100	1.00	0.444								

San Diego Padres @ Cincinnati Reds
Riverfront Stadium, Cincinnati, OH
Fri Sep 28 1990, 7:05 PM EDT
Att: 35,399 - Unknown

AB 30
R 1
H 4
RBI 1
BB 1
SO 4
LOB 7



Batter	1	2	3	4	5	6	7	8	9	AB	R	H	RBI	BB	SO	LOB	TOP
Bip Roberts, S (1, 7) OBP: 0.377, SLG: 0.437										3	1	2	0	0	1	0	San Diego Padres @ Cincinnati Reds Riverfront Stadium, Cincinnati, OH Sat Sep 29 1990, 3:33 AM EDT Att. 37,133 - Cloudy
Jerald Clark, R (7, 7) OBP: 0.280, SLG: 0.382										0	0	0	0	0	0	0	
Joey Cora, S (1, 4) OBP: 0.337, SLG: 0.333										4	1	2	0	0	0	0	
Jack Clark, R (1, 3) OBP: 0.439, SLG: 0.533										1	0	1	0	3	0	0	
Joe Carter, R (1, 8) OBP: 0.285, SLG: 0.392										4	0	0	0	0	2	8	
Benito Santiago, R (1, 2) OBP: 0.326, SLG: 0.424										2	0	0	1	1	1	1	
Darin Jackson, R (1, 9) OBP: 0.282, SLG: 0.278										3	0	2	1	0	0	0	
Mike Pagliarulo, L (1, 5) OBP: 0.316, SLG: 0.352										3	1	1	1	0	1	1	
Garry Templeton, S (1, 6) OBP: 0.280, SLG: 0.363										3	0	0	0	0	0	0	
Ed Whitson, R (1, 1) OBP: 0.174, SLG: 0.209										3	0	0	0	0	0	0	
Inning Stats	R: 0 E: 0 K: 1 S: 13	H: 1 LOB: 1 BB: 0 P: 19	R: 0 E: 0 K: 0 S: 6	H: 1 LOB: 0 BB: 0 P: 8	R: 0 E: 0 K: 0 S: 9	H: 1 LOB: 0 BB: 0 P: 15	R: 0 E: 0 K: 2 S: 10	H: 0 LOB: 1 BB: 1 P: 19	R: 0 E: 0 K: 1 S: 7	H: 0 LOB: 0 BB: 0 P: 11	R: 2 E: 0 K: 1 S: 10	H: 2 LOB: 2 BB: 2 P: 19	R: 1 E: 0 K: 0 S: 19	H: 3 LOB: 3 BB: 1 P: 32			WP: 0 PA: 32
PITCHER	IP WLS BF H R ER SO BB IBB HBP BLK WP HR S P ERA WHIP																
Norm Charlton, L (1, 1) ERA: 2.76	6.2 L 29 8 3 3 5 2 1 1 0 0 1 65 107 4.05 1.500																
Scott Scudder, R (7, 1) ERA: 5.17	0.1 2 0 0 0 0 1 0 0 0 0 0 9 16 0.00 3.000																

AB	26
R	3
H	8
RBI	3
BB	4
SO	5
LOB	10



Batter	1	2	3	4	5	6	7	8	9	AB	R	H	RBI	BB	SO	LOB	BOTTOM
Herm Winningham, L (1, 8) OBP: 0.316, SLG: 0.433										3	0	0	0	0	2	1	San Diego Padres @ Cincinnati Reds Riverfront Stadium, Cincinnati, OH Sat Sep 29 1990, 3:33 AM EDT Att. 37,133 - Cloudy
Paul O'Neill, L (1, 9) OBP: 0.338, SLG: 0.424										3	0	2	0	0	0	0	
Barry Larkin, R (1, 6) OBP: 0.357, SLG: 0.396										2	1	1	0	1	0	1	
Hal Morris, L (1, 3) OBP: 0.386, SLG: 0.508										3	0	1	1	0	0	2	
Chris Sabo, R (1, 5) OBP: 0.344, SLG: 0.480										3	0	0	0	0	0	3	
Glenn Braggs, R (1, 7) OBP: 0.383, SLG: 0.420										3	0	1	0	0	1	0	
Jeff Reed, L (1, 2) OBP: 0.344, SLG: 0.368										3	0	0	0	0	1	1	
Mariano Duncan, R (1, 4) OBP: 0.344, SLG: 0.471										3	0	1	0	0	1	0	
Norm Charlton, S (1, 1) OBP: 0.238, SLG: 0.135										1	0	0	0	1	0	1	
Scott Scudder, R (7, 1) OBP: 0.105, SLG: 0.056										0	0	0	0	0	0	0	
Inning Stats	R: 0 E: 0 K: 1 S: 9	H: 2 LOB: 2 BB: 0 P: 13	R: 0 E: 0 K: 1 S: 8	H: 1 LOB: 1 BB: 0 P: 12	R: 1 E: 0 K: 0 S: 18	H: 1 LOB: 1 BB: 1 P: 27	R: 0 E: 0 K: 2 S: 8	H: 0 LOB: 0 BB: 0 P: 13	R: 0 E: 0 K: 1 S: 11	H: 1 LOB: 1 BB: 1 P: 19	R: 0 E: 0 K: 0 S: 10	H: 1 LOB: 1 BB: 0 P: 15	R: 0 E: 0 K: 0 S: 0	H: 0 LOB: 0 BB: 0 P: 0			WP: 0 PA: 26
PITCHER	IP WLS BF H R ER SO BB IBB HBP BLK WP HR S P ERA WHIP																
Ed Whitson, R (1, 1) ERA: 2.6	6.0 W 26 6 1 1 5 2 0 0 0 0 0 64 99 1.50 1.333																

AB	24
R	1
H	6
RBI	1
BB	2
SO	5
LOB	9



Batter	1	2	3	4	5	6	7	8	9	AB	R	H	RBI	BB	SO	LOB	TOP				
Joey Cora, S <small>OBP: 0.319, SLG: 0.314</small> 										5	0	0	0	0	1	3					
Phil Stephenson, L <small>OBP: 0.314, SLG: 0.324</small> 										4	0	0	0	0	1	0					
Darrin Jackson, R <small>OBP: 0.262, SLG: 0.287</small> 										4	1	1	0	0	1	0					
Joe Carter, R <small>OBP: 0.287, SLG: 0.392</small> 										3	2	1	1	1	0	0					
Mike Pagliarulo, L <small>OBP: 0.318, SLG: 0.353</small> 										4	0	2	0	0	0	1					
Jerald Clark, R <small>OBP: 0.276, SLG: 0.376</small> 										4	0	1	1	0	1	1					
Tom Lampkin, L <small>OBP: 0.258, SLG: 0.317</small> 										4	0	1	0	0	0	4					
Paul Faries, R <small>OBP: 0.286, SLG: 0.233</small> 										3	0	0	0	1	1	1					
Derek Lilliquist, L <small>OBP: 0.273, SLG: 0.395</small> Greg Harris, R <small>OBP: 0.250, SLG: 0.250</small> 										3	0	0	0	0	2	4					
Inning Stats	R: 1 H: 2 E: 0 K: 1 S: 10	H: 2 LOB: 1 BB: 0 P: 13	R: 0 H: 1 E: 0 K: 2 S: 12	LOB: 1 BB: 0 P: 20	R: 0 H: 0 E: 0 K: 1 S: 10	LOB: 0 BB: 0 P: 12	R: 1 H: 1 E: 1 K: 0 S: 12	LOB: 3 BB: 2 P: 24	R: 0 H: 0 E: 0 K: 0 S: 9	LOB: 0 BB: 0 P: 11	R: 0 H: 0 E: 0 K: 1 S: 9	LOB: 0 BB: 0 P: 11	R: 1 H: 2 E: 1 K: 0 S: 15	LOB: 2 BB: 2 P: 21	R: 0 H: 0 E: 0 K: 2 S: 8	LOB: 0 BB: 0 P: 9	1B: 5 2B: 1 3B: 0 HR: 0	SF: 0 SAC: 0 DP: 0 HBP: 0	WP: 0 PA: 37 PB: 0 SB: 0 CS: 0		
PITCHER	IP: 5.0 WLS: L BF: 22 H: 4 R: 2 ER: 1 SO: 5 BB: 2 IBB: 0 HBP: 0 BLK: 0 WP: 0 HR: 0 S: 53 P: 80 ERA: 1.80 WHIP: 1.200																				
Jose Rijo, R <small>ERA: 2.7</small> Rick Mahler, R <small>ERA: 4.21</small> Tim Layana, R <small>ERA: 3.53</small> Jack Armstrong, R <small>ERA: 3.46</small>																					

San Diego Padres @ Cincinnati Reds
Riverfront Stadium, Cincinnati, OH
Sun Sep 30 1990, 3:33 AM EDT
Att: 32,407 - Unknown

AB 35
R 3
H 6
RBI 2
BB 2
SO 8
LOB 14



Batter	1	2	3	4	5	6	7	8	9	AB	R	H	RBI	BB	SO	LOB	BOTTOM				
Billy Hatcher, R <small>OBP: 0.330, SLG: 0.383</small> 										2	0	1	0	2	0	0					
Luis Quinones, S <small>OBP: 0.305, SLG: 0.348</small> 										4	0	1	0	0	1	3					
Todd Benzinger, S <small>OBP: 0.292, SLG: 0.342</small> 										3	0	0	0	1	2	3					
Terry Lee, R <small>OBP: 0.278, SLG: 0.294</small> 										4	0	0	0	0	0	5					
Glenn Braggs, R <small>OBP: 0.361, SLG: 0.418</small> 										4	0	1	0	0	1	0					
Alex Trevino, R <small>OBP: 0.293, SLG: 0.314</small> Jeff Reed, L <small>OBP: 0.342, SLG: 0.366</small> 										2	0	0	0	0	0	1					
Ron Oester, S <small>OBP: 0.321, SLG: 0.358</small> 										4	0	2	0	0	1	2					
Billy Bates, L <small>OBP: 0.184, SLG: 0.121</small> 										4	0	0	0	0	2	5					
Jose Rijo, R <small>OBP: 0.188, SLG: 0.177</small> Joe Oliver, R <small>OBP: 0.307, SLG: 0.305</small> Rick Mahler, R <small>OBP: 0.295, SLG: 0.143</small> Hal Morris, R <small>OBP: 0.285, SLG: 0.507</small> Tim Layana, R <small>OBP: 0.143, SLG: 0.105</small> Jack Armstrong, R <small>OBP: 0.143, SLG: 0.105</small> 										1	0	0	0	0	2						
Inning Stats	R: 0 H: 1 E: 0 K: 0 S: 11	LOB: 1 BB: 1 P: 20	R: 0 H: 1 E: 0 K: 0 S: 8	LOB: 2 BB: 0 P: 10	R: 0 H: 0 E: 0 K: 2 S: 10	LOB: 1 BB: 1 P: 17	R: 0 H: 0 E: 0 K: 1 S: 8	LOB: 0 BB: 0 P: 10	R: 0 H: 1 E: 0 K: 0 S: 6	LOB: 0 BB: 0 P: 6	R: 0 H: 1 E: 1 K: 1 S: 11	LOB: 2 BB: 0 P: 19	R: 0 H: 0 E: 0 K: 1 S: 8	LOB: 1 BB: 1 P: 16	R: 0 H: 1 E: 0 K: 2 S: 11	LOB: 1 BB: 0 P: 17	1B: 5 2B: 1 3B: 0 HR: 0	SF: 0 SAC: 0 DP: 2 HBP: 1	WP: 0 PA: 35 PB: 0 SB: 1 CS: 0		
PITCHER	IP: 6.0 WLS: W BF: 24 H: 4 R: 0 ER: 0 SO: 5 BB: 2 IBB: 0 HBP: 0 BLK: 0 WP: 0 HR: 0 S: 65 P: 96 ERA: 0.00 WHIP: 1.000																				
Derek Lilliquist, L <small>ERA: 5.31</small> Greg Harris, R <small>ERA: 2.3</small>																					

San Diego Padres @ Cincinnati Reds
Riverfront Stadium, Cincinnati, OH
Sun Sep 30 1990, 3:33 AM EDT
Att: 32,407 - Unknown

AB 31
R 0
H 5
RBI 0
BB 3
SO 9
LOB 23



Batter	1	2	3	4	5	6	7	8	9	AB	R	H	RBI	BB	SO	LOB	TOP								
Bip Roberts, S OBP: 0.376, SLG: 0.434 (1, 7)	F8		G6-4-3			K		CS BB		3	0	0	0	1	1	1									
Joey Cora, S OBP: 0.305, SLG: 0.300 (1, 4)	E4			G3-1		L7		CS	B1-3	4	0	0	0	0	0	0									
Jack Clark, R OBP: 0.440, SLG: 0.532 Roberto Alomar, S OBP: 0.340, SLG: 0.381 Phil Stephenson, L OBP: 0.314, SLG: 0.324 (1, 3)	F8			1B		F7		CS BB		3	0	1	0	1	0	1									
Joe Carter, R OBP: 0.286, SLG: 0.391 (1, 8)	F7			P3			F8	CS BB	1B	4	0	1	0	0	0	2									
Benito Santiago, R OBP: 0.323, SLG: 0.419 (1, 2)		F8		G5-3			F7		K	4	0	0	0	0	1	2									
Mike Pagliarulo, L OBP: 0.320, SLG: 0.366 (1, 5)		F8			HR					3	1	2	1	0	0	0									
Darrin Jackson, R OBP: 0.255, SLG: 0.279 (1, 9)				P5		P6			G6-3	3	0	0	0	0	0	1									
Garry Templeton, S OBP: 0.280, SLG: 0.363 (1, 6)			FC6-4 1B			G4-3			F7	3	0	1	0	0	0	0									
Andy Benes, R OBP: 0.127, SLG: 0.117 (1, 1)			FC6-4 G6-4-3			L6			K	3	0	0	0	0	1	1									
Inning Stats	R: 0 E: 1 K: 0 S: 12	H: 0 LOB: 1 BB: 0 P: 18	R: 0 E: 0 K: 0 S: 12	H: 0 LOB: 0 BB: 0 P: 16	R: 0 E: 0 K: 0 S: 8	H: 1 LOB: 0 BB: 0 P: 11	R: 0 E: 0 K: 0 S: 6	H: 1 LOB: 1 BB: 0 P: 11	R: 1 E: 0 K: 0 S: 12	H: 1 LOB: 0 BB: 0 P: 17	R: 0 E: 0 K: 1 S: 9	H: 0 LOB: 0 BB: 0 P: 11	R: 0 E: 0 K: 0 S: 8	H: 1 LOB: 1 BB: 0 P: 14	R: 0 E: 0 K: 1 S: 6	H: 0 LOB: 0 BB: 1 P: 12	R: 0 E: 0 K: 1 S: 11	H: 1 LOB: 1 BB: 1 P: 20	1B: 3 2B: 1 3B: 0 HR: 1	SF: 0 SAC: 0 DP: 1 HBP: 0	WP: 0 PB: 0 SB: 0 CS: 2	PA: 33			
PITCHER Ramon Martinez, R ERA: 2.92 (1, 1)	IP: 9.0 WLS: W BF: 32	H: 5 R: 1 ER: 1 SO: 3	BB: 2 IBB: 0 HBP: 0 BLK: 0	WP: 0 HR: 1 S: 84 P: 130	ERA: 1.00 WHIP: 0.778																				

San Diego Padres @ Los Angeles Dodgers
Dodger Stadium, Los Angeles, CA
Mon Oct 01 1990, 7:05 PM PDT
Att: 23,730 - Unknown

livebaseballscorecards.com

AB	30
R	1
H	5
RBI	1
BB	2
SO	3
LOB	8



Batter	1	2	3	4	5	6	7	8	9	AB	R	H	RBI	BB	SO	LOB	BOTTOM								
Lenny Harris, L OBP: 0.348, SLG: 0.374 Alfredo Griffin, S OBP: 0.258, SLG: 0.254 (1, 5)	L8		L9			F9		FC4		4	0	0	0	0	0	1									
Stan Javier, S OBP: 0.377, SLG: 0.387 (1, 8)	G6-3			P5		F7		F7		4	0	0	0	0	0	1									
Chris Gwynn, L OBP: 0.311, SLG: 0.418 Jose Offerman, S OBP: 0.222, SLG: 0.235 (1, 7)				P6		G4-3			E8 1B	4	0	2	0	0	0	0									
Eddie Murray, S OBP: 0.411, SLG: 0.516 (1, 3)	G5-3			1B		G4-3			1B	4	0	2	1	0	0	1									
Hubie Brooks, R OBP: 0.305, SLG: 0.422 (1, 9)				1B		P2				3	0	1	0	0	1	0									
Mike Sharperson, R OBP: 0.378, SLG: 0.374 (1, 6)	P2			L1		P4				3	0	0	0	0	0	2									
Juan Samuel, R OBP: 0.316, SLG: 0.382 (1, 4)				G6-3		F8			HR	3	1	1	1	0	0	0									
Carlos Hernandez, R OBP: 0.154, SLG: 0.231 (1, 2)				P3		F7			K	3	0	0	0	0	1	0									
Ramon Martinez, R OBP: 0.145, SLG: 0.125 (1, 1)				B5-3		K			FC4 1B	3	0	1	0	0	1	0									
Inning Stats	R: 0 E: 0 K: 0 S: 11	H: 1 LOB: 1 BB: 0 P: 17	R: 0 E: 0 K: 1 S: 7	H: 0 LOB: 0 BB: 0 P: 9	R: 0 E: 0 K: 0 S: 7	H: 0 LOB: 0 BB: 0 P: 8	R: 0 E: 0 K: 0 S: 12	H: 2 LOB: 2 BB: 0 P: 18	R: 0 E: 0 K: 1 S: 6	H: 0 LOB: 0 BB: 0 P: 9	R: 0 E: 0 K: 0 S: 9	H: 0 LOB: 0 BB: 0 P: 10	R: 0 E: 0 K: 0 S: 6	H: 0 LOB: 0 BB: 0 P: 9	R: 1 E: 0 K: 1 S: 10	H: 2 LOB: 1 BB: 0 P: 14	R: 1 E: 1 K: 0 S: 5	H: 2 LOB: 2 BB: 0 P: 8	1B: 6 2B: 0 3B: 0 HR: 1	SF: 0 SAC: 0 DP: 0 HBP: 0	WP: 0 PB: 0 SB: 0 CS: 0	PA: 31			
PITCHER Andy Benes, R ERA: 3.6 (1, 1)	IP: 8.0 WLS: L BF: 31	H: 7 R: 2 ER: 1 SO: 3	BB: 0 IBB: 0 HBP: 0 BLK: 0	WP: 0 HR: 1 S: 73 P: 102	ERA: 1.12 WHIP: 0.875																				

San Diego Padres @ Los Angeles Dodgers
Dodger Stadium, Los Angeles, CA
Mon Oct 01 1990, 7:05 PM PDT
Att: 23,730 - Unknown

livebaseballscorecards.com

AB	31
R	2
H	7
RBI	2
BB	0
SO	3
LOB	5



Batter	1	2	3	4	5	6	7	8	9	AB	R	H	RBI	BB	SO	LOB	TOP					
Joey Cora, S OBP: 0.311, SLG: 0.300 (1, 4)	P4	F8		1-2 S 1B		BB SF8 BB		L9		4	1	1	0	1	0	2	San Diego Padres @ Los Angeles Dodgers Dodger Stadium, Los Angeles, CA Wed Oct 03 1990, 7:05 PM PDT Att: 29,930 - Unknown - 70 F livebaseballscorecards.com					
Darin Jackson, R OBP: 0.286, SLG: 0.363 (1, 8)	BB 1B			F8		BB 1B		G6-4-3 1B		5	1	4	2	0	0	1						
Joe Carter, R OBP: 0.290, SLG: 0.391 Bip Roberts, S OBP: 0.375, SLG: 0.433 (6, PR) (6, 7)	1-2 BB		P6		P3	BB SAFE BB		G6-4-3 1-2 1B		2	0	0	0	2	0	0						
Jerald Clark, R OBP: 0.299, SLG: 0.475 (1, 9)	BB K		1-1 HR		G6-3	1-2 SF8		G5-3		4	1	1	2	0	1	2						
Mike Pagliarulo, L OBP: 0.322, SLG: 0.374 (1, 5)	G3-1		1-1 HR		G3	3-H F7		G3		5	1	1	1	0	0	4						
Mark Parent, R OBP: 0.283, SLG: 0.328 (1, 2)		SH1-4 1B	2-0 F7			HR		G6-3		5	1	2	1	0	0	0						
Phil Stephenson, L OBP: 0.319, SLG: 0.335 (1, 3)	1-2 SH1-4 1B		3-1 G3-1			SH 2B		FC4-6 1B		4	1	3	0	0	0	0						
Paul Faries, R OBP: 0.279, SLG: 0.216 (1, 6)	1-2 P4			0-1 CS 1B		SH 1B		FC4-6 1-2		3	1	1	0	0	0	3						
Eric Show, R OBP: 0.200, SLG: 0.240 (1, 1)		SH1-4		0-0 B2		L4		K		1	0	0	0	0	0	1						
Fred Lynn, L OBP: 0.315, SLG: 0.357 (6, PH)	1-2 2-3									1	0	0	0	0	0	1						
Rich Rodriguez, L (6, 1)										1	0	0	0	0	1	1						
Inning Stats	R: 0 E: 0 K: 1 S: 9	H: 1 LOB: 2 BB: 1 P: 15	R: 0 E: 0 K: 0 S: 16	H: 2 LOB: 2 BB: 0 P: 20	R: 3 E: 0 K: 0 S: 11	H: 3 LOB: 0 BB: 0 P: 20	R: 0 E: 0 K: 0 S: 12	H: 2 LOB: 1 BB: 0 P: 16	R: 0 E: 0 K: 0 S: 3	H: 0 LOB: 0 BB: 0 P: 3	R: 4 E: 1 K: 0 S: 17	H: 3 LOB: 2 BB: 2 P: 33	R: 0 E: 0 K: 1 S: 9	H: 1 LOB: 1 BB: 0 P: 14	R: 0 E: 0 K: 0 S: 5	H: 1 LOB: 0 BB: 0 P: 9	1B: 8 2B: 1 3B: 0 HR: 4	SF: 1 SAC: 2 DP: 1 HBP: 0	WP: 0 PB: 0 SB: 1 CS: 1	PA: 42		
PITCHER	IP WLS BF H R ER SO BB IBB HBP BLK WP HR S P ERA WHIP	IP WLS BF H R ER SO BB IBB HBP BLK WP HR S P ERA WHIP	IP WLS BF H R ER SO BB IBB HBP BLK WP HR S P ERA WHIP	IP WLS BF H R ER SO BB IBB HBP BLK WP HR S P ERA WHIP	IP WLS BF H R ER SO BB IBB HBP BLK WP HR S P ERA WHIP	IP WLS BF H R ER SO BB IBB HBP BLK WP HR S P ERA WHIP	IP WLS BF H R ER SO BB IBB HBP BLK WP HR S P ERA WHIP	IP WLS BF H R ER SO BB IBB HBP BLK WP HR S P ERA WHIP	IP WLS BF H R ER SO BB IBB HBP BLK WP HR S P ERA WHIP	IP WLS BF H R ER SO BB IBB HBP BLK WP HR S P ERA WHIP	IP WLS BF H R ER SO BB IBB HBP BLK WP HR S P ERA WHIP	IP WLS BF H R ER SO BB IBB HBP BLK WP HR S P ERA WHIP	IP WLS BF H R ER SO BB IBB HBP BLK WP HR S P ERA WHIP	IP WLS BF H R ER SO BB IBB HBP BLK WP HR S P ERA WHIP	IP WLS BF H R ER SO BB IBB HBP BLK WP HR S P ERA WHIP	IP WLS BF H R ER SO BB IBB HBP BLK WP HR S P ERA WHIP	IP WLS BF H R ER SO BB IBB HBP BLK WP HR S P ERA WHIP	IP WLS BF H R ER SO BB IBB HBP BLK WP HR S P ERA WHIP	IP WLS BF H R ER SO BB IBB HBP BLK WP HR S P ERA WHIP	IP WLS BF H R ER SO BB IBB HBP BLK WP HR S P ERA WHIP	IP WLS BF H R ER SO BB IBB HBP BLK WP HR S P ERA WHIP	IP WLS BF H R ER SO BB IBB HBP BLK WP HR S P ERA WHIP
Dennis Cook, L ERA: 3.92 (1, 1)	5.0 L	25 10	5 5	5 1	1 0	0 0	0 0	0 0	0 0	0 0	0 0	0 0	0 0	0 0	0 0	0 0	9.00 2.200					
Don Aase, R ERA: 4.97 (6, 1)	0.1 5	1 1	0 0	0 0	0 0	0 0	0 0	0 0	0 0	0 0	0 0	0 0	0 0	0 0	0 0	0 0	0.00 9.000					
Darren Holmes, R ERA: 5.19 (6, 1)	1.2 6	1 1	0 0	1 0	0 0	0 0	0 0	0 0	0 0	0 0	0 0	0 0	0 0	0 0	0 0	0 0	0.00 0.600					
Jim Poole, L ERA: 4.22 (8, 1)	2.0 6	1 0	0 0	0 0	0 0	0 0	0 0	0 0	0 0	0 0	0 0	0 0	0 0	0 0	0 0	0 0	0.00 0.500					

Batter	1	2	3	4	5	6	7	8	9	AB	R	H	RBI	BB	SO	LOB	BOTTOM					
Stan Javier, S OBP: 0.376, SLG: 0.395 (1, 8)	K		1-1 E 1B			S 1B		G6-3		4	1	2	0	0	1	0	San Diego Padres @ Los Angeles Dodgers Dodger Stadium, Los Angeles, CA Wed Oct 03 1990, 7:05 PM PDT Att: 29,930 - Unknown - 70 F livebaseballscorecards.com					
Jose Offerman, S OBP: 0.210, SLG: 0.207 (1, 6)	K		2-3 E6		4-2 1B	1B		F7		3	1	0	1	1	1	1						
Jim Poole, L (8, 1)	K		1-2 E6		1-2 BB	1B				0	0	0	0	0	0	0						
Dave Hansen, L OBP: 0.143, SLG: 0.143 (1, 5)	P5		3-H P5		0-0 1B	1-3 2-H 1B		K		4	0	1	1	0	1	2						
Eddie Murray, S OBP: 0.414, SLG: 0.520 Luis Lopez, R (5, PR) (6, 3)		G3 2B	2-0 G4-3		0-1 1B	1-2 1B		L9		3	0	2	1	0	0	2						
Mickey Hatcher, R OBP: 0.248, SLG: 0.250 (1, 7)	G3		2-2 F8		0-1 F7			P4		4	0	0	0	0	0	3						
Carlos Hernandez, R OBP: 0.200, SLG: 0.250 (1, 2)	G5-3		1-1 G6-3		2-0 G1-3			FC5-4 1B		4	0	1	0	0	0	1						
Jose Gonzalez, R OBP: 0.280, SLG: 0.404 (1, 9)	G4-3		0-3 K		1-1 G6-4-3 HBP			F8		3	0	0	0	0	1	2						
Jose Vizcaino, S OBP: 0.327, SLG: 0.333 (1, 4)			0-1 G3-1		0-1 G6-4-3 1B			G6-4-3 1-2		4	0	1	0	0	0	2						
Dennis Cook, L OBP: 0.306, SLG: 0.388 (1, 1)			0-0 G6-4-3		0-2 G6-4-3			P4		2	1	1	0	0	0	1						
Don Aase, R (6, 1)										0	0	0	0	0	0	0						
Darren Holmes, R (6, 1)			1B							0	0	0	0	0	0	0						
Mike Sharperson, R OBP: 0.376, SLG: 0.373 (7, PH) (8, 6)			E 2B		1-2					2	0	0	0	0	0	1						
Inning Stats	R: 0 E: 0 K: 2 S: 7	H: 0 LOB: 0 BB: 0 P: 13	R: 0 E: 0 K: 0 S: 9	H: 1 LOB: 1 BB: 0 P: 12	R: 1 E: 1 K: 0 S: 12	H: 2 LOB: 2 BB: 0 P: 16	R: 0 E: 0 K: 1 S: 8	H: 0 LOB: 0 BB: 0 P: 11	R: 2 E: 0 K: 0 S: 14	H: 4 LOB: 2 BB: 1 P: 18	R: 0 E: 0 K: 0 S: 4	H: 0 LOB: 0 BB: 0 P: 8	R: 0 E: 0 K: 0 S: 4	H: 0 LOB: 0 BB: 0 P: 5	R: 0 E: 0 K: 1 S: 5	H: 0 LOB: 0 BB: 0 P: 9	R: 0 E: 0 K: 0 S: 9	H: 1 LOB: 1 BB: 0 P: 12	1B: 6 2B: 2 3B: 0 HR: 0	SF: 0 SAC: 0 DP: 2 HBP: 1	WP: 0 PB: 0 SB: 1 CS: 0	PA: 36
PITCHER	IP WLS BF H R ER SO BB IBB HBP BLK WP HR S P ERA WHIP	IP WLS BF H R ER SO BB IBB HBP BLK WP HR S P ERA WHIP	IP WLS BF H R ER SO BB IBB HBP BLK WP HR S P ERA WHIP	IP WLS BF H R ER SO BB IBB HBP BLK WP HR S P ERA WHIP	IP WLS BF H R ER SO BB IBB HBP BLK WP HR S P ERA WHIP	IP WLS BF H R ER SO BB IBB HBP BLK WP HR S P ERA WHIP	IP WLS BF H R ER SO BB IBB HBP BLK WP HR S P ERA WHIP	IP WLS BF H R ER SO BB IBB HBP BLK WP HR S P ERA WHIP	IP WLS BF H R ER SO BB IBB HBP BLK WP HR S P ERA WHIP	IP WLS BF H R ER SO BB IBB HBP BLK WP HR S P ERA WHIP	IP WLS BF H R ER SO BB IBB HBP BLK WP HR S P ERA WHIP	IP WLS BF H R ER SO BB IBB HBP BLK WP HR S P ERA WHIP	IP WLS BF H R ER SO BB IBB HBP BLK WP HR S P ERA WHIP	IP WLS BF H R ER SO BB IBB HBP BLK WP HR S P ERA WHIP	IP WLS BF H R ER SO BB IBB HBP BLK WP HR S P ERA WHIP	IP WLS BF H R ER SO BB IBB HBP BLK WP HR S P ERA WHIP	IP WLS BF H R ER SO BB IBB HBP BLK WP HR S P ERA WHIP	IP WLS BF H R ER SO BB IBB HBP BLK WP HR S P ERA WHIP	IP WLS BF H R ER SO BB IBB HBP BLK WP HR S P ERA WHIP	IP WLS BF H R ER SO BB IBB HBP BLK WP HR S P ERA WHIP	IP WLS BF H R ER SO BB IBB HBP BLK WP HR S P ERA WHIP	IP WLS BF H R ER SO BB IBB HBP BLK WP HR S P ERA WHIP
Eric Show, R ERA: 5.76 (1, 1)	5.0 S	23 13	7 3	3 3	3 3	0 0	0 0	0 0	0 0	0 0	0 0	0 0	0 0	0 0	0 0	0 0	5.40 1.600					
Rich Rodriguez, L ERA: 2.83 (6, 1)	4.0 S	13 1	0 0	0 0	1 0	0 0	0 0	0 0	0 0	0 0	0 0	0 0	0 0	0 0	0 0	0 0	0.00 0.250					

