

San Diego Padres - 1991

Batter	1	2	3	4	5	6	7	8	9	10	AB	R	H	RBI	BB	SO	LOB							
Robby Thompson, R OBP: 0.357, SLG: 0.545 (1, 4)	P3		L4					G4-3			5	3	2	2	1	0	1							
Willie McGee, S OBP: 0.357, SLG: 0.571 (1, 8)	K		G4-3								6	2	3	0	0	1	3							
Will Clark, L OBP: 0.357, SLG: 0.500 (1, 3)	K										6	1	3	4	0	1	1							
Kevin Mitchell, R OBP: 0.500, SLG: 1.300 (1, 7)		P3									5	1	2	2	1	0	2							
Matt Williams, R OBP: 0.214, SLG: 0.429 (1, 5)											6	2	3	2	0	0	2							
Kevin Bass, S OBP: 0.286, SLG: 0.167 (1, 9)											5	0	2	0	1	0	3							
Steve Decker, R OBP: 0.429, SLG: 0.545 (1, 2)											5	0	2	0	1	2	4							
Mike Benjamin, R OBP: 0.154, SLG: 0.333 (1, 6)											5	0	0	1	1	2	6							
Michael LaCoss, R Eric Gunderson, R Trevor Wilson, L Mike Kingery, L Jeff Brantley, R Dave Rignetti, L (1, 11) (6, 1) (6, 1) (7, 1) (7, 1) (8, 1)											2	2	2	0	1	0	0							
Inning Stats	R: 0 E: 0 K: 2 S: 12	H: 0 LOB: 0 BB: 0 P: 16	R: 1 E: 0 K: 1 S: 10	H: 1 LOB: 0 BB: 0 P: 15	R: 0 E: 0 K: 1 S: 9	H: 0 LOB: 1 BB: 1 P: 15	R: 1 E: 0 K: 0 S: 8	H: 2 LOB: 2 BB: 1 P: 14	R: 4 E: 0 K: 0 S: 16	H: 5 LOB: 1 BB: 1 P: 25	R: 2 E: 0 K: 0 S: 15	H: 3 LOB: 1 BB: 0 P: 19	R: 1 E: 0 K: 0 S: 12	H: 2 LOB: 1 BB: 0 P: 16	R: 0 E: 0 K: 0 S: 11	H: 1 LOB: 1 BB: 0 P: 20	R: 0 E: 0 K: 0 S: 10	H: 2 LOB: 2 BB: 1 P: 15	R: 2 E: 0 K: 2 S: 13	H: 3 LOB: 3 BB: 2 P: 25	1B: 13 2B: 2 3B: 1 HR: 3	SF: 0 SAC: 0 DP: 1 HBP: 0	WP: 1 PB: 0 SB: 1 CS: 0	PA: 53
PITCHER	IP	WLS	BF	H	R	ER	SO	BB	IBB	HBP	BLK	WP	HR	S	P	ERA	WHIP							
Andy Benes, R ERA: 13.5 (1, 1)	4.0		23	8	6	6	4	3	0	0	0	0	0	3	77	13.50	2.750							
Rich Rodriguez, L ERA: 6.75 (5, 1)	2.0		8	3	2	2	0	0	0	0	0	0	0	20	27	9.00	1.500							
Wes Gardner, R ERA: 4.5 (7, 1)	2.0		9	3	1	1	0	0	0	0	0	0	0	23	36	4.50	1.500							
Mike Maddux, R ERA: (9, 1)	1.0		5	2	0	0	0	1	0	0	0	0	0	10	15	0.00	3.000							
Craig Leferts, L ERA: 7.71 (10, 1)	1.0	L	8	3	2	2	2	1	1	0	0	1	0	13	25	18.00	4.000							

TOP

San Francisco Giants @ San Diego Padres
Jack Murphy Stadium, San Diego, CA

Thu Apr 11 1991, 6:33 AM EDT
Att: 22,475 - Cloudy - 65 F

AB	47
R	11
H	19
RBI	11
BB	6
SO	6
LOB	25

GIANTS

Batter	1	2	3	4	5	6	7	8	9	10	AB	R	H	RBI	BB	SO	LOB							
Bip Roberts, S OBP: 0.429, SLG: 0.429 (1, 4)	L7		G6-3								6	0	4	1	0	0	0							
Tony Fernandez, S OBP: 0.231, SLG: 0.231 (1, 6)	G6-3										6	0	1	1	0	2	3							
Tony Gwynn, L OBP: 0.500, SLG: 0.583 (1, 9)											4	1	2	0	2	0	1							
Fred McGriff, L OBP: 0.385, SLG: 0.545 (1, 3)											5	1	1	0	1	2	6							
Benito Santiago, R OBP: 0.615, SLG: 0.769 (1, 2)											6	1	3	2	0	0	1							
Jerald Clark, R OBP: 0.500, SLG: 0.800 (1, 7)											6	0	2	0	0	1	3							
Jim Presley, R OBP: 0.417, SLG: 0.222 (1, 5)											3	2	1	0	1	0	3							
Shawn Abner, R OBP: 0.250, SLG: 0.364 (1, 8)											5	2	2	1	0	1	3							
Andy Benes, R Rich Rodriguez, L Darrin Jackson, R Wes Gardner, R Thomas Howard, S Mike Maddux, L Marty Barrett, R Eric Gunderson, L Craig Leferts, L (1, 11) (5, 1) (6, 1) (7, 1) (8, 1) (8, 1) (8, 1) (9, 1) (10, 1)											2	0	0	0	0	1	2							
Inning Stats	R: 0 E: 0 K: 1 S: 10	H: 1 LOB: 1 BB: 0 P: 16	R: 0 E: 0 K: 1 S: 13	H: 1 LOB: 2 BB: 0 P: 18	R: 0 E: 0 K: 1 S: 12	H: 3 LOB: 2 BB: 1 P: 26	R: 0 E: 0 K: 0 S: 10	H: 1 LOB: 0 BB: 0 P: 16	R: 0 E: 0 K: 0 S: 10	H: 1 LOB: 0 BB: 0 P: 15	R: 4 E: 2 K: 0 S: 17	H: 3 LOB: 2 BB: 2 P: 32	R: 0 E: 0 K: 2 S: 14	H: 1 LOB: 1 BB: 0 P: 21	R: 0 E: 0 K: 1 S: 9	H: 1 LOB: 2 BB: 1 P: 17	R: 3 E: 0 K: 1 S: 19	H: 4 LOB: 1 BB: 0 P: 32	R: 0 E: 0 K: 0 S: 9	H: 1 LOB: 1 BB: 0 P: 14	1B: 12 2B: 3 3B: 1 HR: 1	SF: 0 SAC: 0 DP: 1 HBP: 1	WP: 3 PB: 0 SB: 1 CS: 1	PA: 52
PITCHER	IP	WLS	BF	H	R	ER	SO	BB	IBB	HBP	BLK	WP	HR	S	P	ERA	WHIP							
Michael LaCoss, R ERA: 6.75 (1, 1)	5.1		25	8	4	4	3	2	0	0	0	1	0	58	99	6.75	1.875							
Eric Gunderson, L ERA: (6, 1)	0.1		5	2	2	0	0	1	0	0	0	0	0	10	18	0.00	9.000							
Trevor Wilson, L ERA: 40.5 (6, 1)	0.1		1	0	0	0	0	0	0	0	0	0	0	4	6	0.00	0.000							
Jeff Brantley, R ERA: 3.86 (7, 1)	1.2		8	2	0	0	2	1	0	0	0	2	0	20	33	0.00	1.800							
Dave Rignetti, L ERA: 11.57 (8, 1)	2.1	W	12	5	3	3	2	0	0	0	0	0	1	31	51	11.57	2.143							

BOTTOM

San Francisco Giants @ San Diego Padres
Jack Murphy Stadium, San Diego, CA

Thu Apr 11 1991, 6:33 AM EDT
Att: 22,475 - Cloudy - 65 F

AB	46
R	9
H	17
RBI	8
BB	4
SO	7
LOB	23


SD

Batter	1	2	3	4	5	6	7	8	9	AB	R	H	RBI	BB	SO	LOB	TOP				
Bip Roberts, S (1, 4) OBP: 0.368, SLG: 0.368	B1-3		BB 1B	F7			G6-3		E6 FC6	5	1	1	0	0	0	1					
Tony Fernandez, S (1, 6) OBP: 0.276, SLG: 0.235	G6-3		1B G5-3 BB				K		FC6	4	1	1	0	1	1	1					
Tony Gwynn, L (1, 9) OBP: 0.444, SLG: 0.500	1B		L4				F9		P6	4	0	1	0	0	0	3					
Fred McGriff, L (1, 3) OBP: 0.353, SLG: 0.467	K		G5-3 1B				K		K	4	1	1	1	0	3	2					
Bento Santiago, R (1, 2) OBP: 0.588, SLG: 0.706		FC6-4 1B SF8 1B	G5-3				K		BB 1B	4	1	2	1	0	1	2					
Jerald Clark, R (1, 7) OBP: 0.625, SLG: 0.846		FC6-4 1B	1B				G5-4-3 1B		1B	3	0	3	1	1	0	0					
Jim Presley, R (1, 5) OBP: 0.313, SLG: 0.154		FC6-4					G6-3		G5-4-3	4	0	0	0	0	1	5					
Darrin Jackson, R (1, 8) OBP: 0.200, SLG: 0.250		SF8					K		K	3	0	1	1	0	1	0					
Greg Harris, R (1, 1) Wes Gardner, R (9, 1)	L1		SH1-4 1B				K		G1-3	3	0	0	0	0	1	1					
Inning Stats	R: 0 E: 0 K: 1 S: 10	H: 1 LOB: 1 BB: 0 P: 16	R: 1 E: 0 K: 0 S: 9	H: 2 LOB: 1 BB: 0 P: 12	R: 3 E: 0 K: 0 S: 12	H: 3 LOB: 1 BB: 1 P: 22	R: 0 E: 0 K: 0 S: 8	H: 1 LOB: 1 BB: 0 P: 14	R: 0 E: 0 K: 1 S: 11	H: 1 LOB: 0 BB: 0 P: 14	R: 0 E: 0 K: 2 S: 9	H: 0 LOB: 0 BB: 0 P: 13	R: 0 E: 0 K: 2 S: 14	H: 1 LOB: 2 BB: 1 P: 23	R: 0 E: 1 K: 0 S: 7	H: 0 LOB: 1 BB: 0 P: 13	1B: 10 2B: 0 3B: 0 HR: 0	SF: 1 SAC: 1 DP: 1 HBP: 0	WP: 0 PB: 0 SB: 1 CS: 0	PA: 38	
PITCHER	IP	WLS	BF	H	R	ER	SO	BB	IBB	HBP	BLK	WP	HR	S	P	ERA	WHIP				
Bob Ojeda, L (1, 1) ERA: 7.2	5.0	L	23	8	4	4	3	1	0	0	0	0	0	48	76	7.20	1.800				
Mike Hartley, R (6, 1) ERA:	2.0		6	1	0	0	3	0	0	0	0	0	0	20	27	0.00	0.500				
Jim Gott, R (8, 1) ERA:	2.0		9	1	0	0	2	1	0	0	0	0	0	21	36	0.00	1.000				

San Diego Padres @ Los Angeles Dodgers
Dodger Stadium, Los Angeles, CA
 Fri Apr 12 1991, 3:33 AM PDT
 Att: 49,676 - Sunny - 70 F

livebaseballscores.com

AB 34
R 4
H 10
RBI 4
BB 2
SO 8
LOB 15




Batter	1	2	3	4	5	6	7	8	9	AB	R	H	RBI	BB	SO	LOB	BOTTOM					
Brett Butler, L (1, 8) OBP: 0.462, SLG: 0.417	F8		K				FC4		F8	4	0	0	0	0	1	1						
Juan Samuel, R (1, 4) OBP: 0.154, SLG: 0.154	S 1B						F8		F9	4	0	1	0	0	0	0						
Stan Javier, S (1, 3) OBP: 0.250, SLG: 0.250	K		2B 1B				F8		G1-3	4	1	1	0	0	1	1						
Darryl Strawberry, L (1, 9) OBP: 0.250, SLG: 0.273	G3		F8				L3		G3	4	0	0	0	0	0	2						
Kal Daniels, L (1, 7) OBP: 0.250, SLG: 0.455		L5					FC4-6 1B		K	4	0	2	1	0	1	0						
Lenny Harris, L (1, 5) OBP: 0.250, SLG: 0.250	P3		G3-1				FC4-6 G5-3 1B		1B	4	1	1	0	0	0	2						
Mike Scioscia, L (1, 2) OBP: 0.593, SLG: 0.667 Jose Gonzalez, R (9, PR)	F9		FC4-6 1B				G5-3		BB 1B	4	0	2	0	0	0	1						
Alfredo Griffin, S (1, 6) OBP: 0.273, SLG: 0.200 Eddie Murray, S (9, PH) Mike Sharperson, R (9, PR)	G4-3		G4-3				FC4-6 FC4		FC6-4 1B	3	0	1	1	0	0	1						
Bob Ojeda, L (1, 1) Chris Gwynn, L (5, PH) Mike Hartley, R (6, 1) Gary Carter, R (7, PH) Jim Gott, R (8, 1) Jeff Hamilton, R (9, PH)	F9		F9				K		FC6-4	1	0	0	0	0	0	0						
Inning Stats	R: 0 E: 0 K: 1 S: 14	H: 1 LOB: 0 BB: 0 P: 22	R: 0 E: 0 K: 0 S: 6	H: 0 LOB: 0 BB: 0 P: 12	R: 0 E: 0 K: 1 S: 6	H: 0 LOB: 0 BB: 0 P: 7	R: 1 E: 0 K: 0 S: 6	H: 2 LOB: 1 BB: 0 P: 10	R: 0 E: 0 K: 0 S: 13	H: 1 LOB: 1 BB: 0 P: 20	R: 0 E: 0 K: 0 S: 6	H: 0 LOB: 0 BB: 0 P: 11	R: 1 E: 0 K: 0 S: 6	H: 2 LOB: 1 BB: 0 P: 6	R: 0 E: 0 K: 0 S: 4	H: 0 LOB: 0 BB: 0 P: 7	R: 0 E: 0 K: 1 S: 13	H: 2 LOB: 3 BB: 1 P: 23	1B: 7 2B: 1 3B: 0 HR: 0	SF: 0 SAC: 0 DP: 0 HBP: 0	WP: 0 PB: 0 SB: 1 CS: 0	PA: 36
PITCHER	IP	WLS	BF	H	R	ER	SO	BB	IBB	HBP	BLK	WP	HR	S	P	ERA	WHIP					
Greg Harris, R (1, 1) ERA: 2.08	8.2	W	33	7	2	2	4	0	0	0	0	0	0	67	103	2.08	0.808					
Wes Gardner, R (9, 1) ERA: 3.99	0.1	S	3	1	0	0	0	1	0	0	0	0	0	7	15	0.00	6.000					

San Diego Padres @ Los Angeles Dodgers
Dodger Stadium, Los Angeles, CA
 Fri Apr 12 1991, 3:33 AM PDT
 Att: 49,676 - Sunny - 70 F

livebaseballscores.com

AB 35
R 2
H 8
RBI 2
BB 1
SO 4
LOB 13



Batter	1	2	3	4	5	6	7	8	9	AB	R	H	RBI	BB	SO	LOB	TOP										
Bip Roberts, S (1,4) OBP: 0.379, SLG: 0.393	1-3 K	0-1 G1-3			0-1 G4-3		3-2 1B 2B		2-3 K	5	1	1	1	0	2	3											
Tony Fernandez, S (1,6) OBP: 0.296, SLG: 0.296	2-2 G4-3		2-0 G3-1		2-1 G4-3		1-1 2H 1B		1-3 K	5	0	1	1	0	1	0											
Tony Gwynn, L (1,9) OBP: 0.407, SLG: 0.480	1-2 G6-3		1-1 G6-3			1-1 G3	1-1 G6-3			4	0	0	0	0	0	1											
Fred McGriff, L (1,3)		2-0 F7	1-1 1B			4-2 FC3-4 BB		1-1 E5 HR		3	1	1	0	1	0	0											
Benito Santiago, R (1,2) OBP: 0.500, SLG: 0.692		2-2 F8 1B E 1B	1-0 F7			1-0 FC3-4 WP		0-1 HR		4	2	2	2	0	0	2											
Jerald Clark, R (1,7) OBP: 0.600, SLG: 0.762		2-0 E BB 1B		2-3 K		1-1 G6-3		2-3 K		4	0	1	0	0	2	1											
Garry Templeton, S (1,5) Craig Lefferts, L (8,1)	1-2 F8		0-1 G6-3			0-1 E3 FC1-6		0-1 CS 1B		4	0	1	0	0	0	2											
Shawn Abner, R (1,8) OBP: 0.350, SLG: 0.353	2-3	4-1 E BB	0-2 G5-3			2-1 FC1-6 E 2B	1-2 K	3-3 K		3	1	0	0	1	1	2											
Ed Whitson, R (1,1) Mike Aldrete, L (7,PH) Pat Clements, R (7,1) Paul Faries, R (8,5)	1-2 2-3 3-H	0-0 E3			1-3 K		3-1 P6		0-1 G4-3	2	0	0	0	0	1	2											
Inning Stats	R: 0 E: 0 K: 1 S: 9	H: 0 LOB: 0 BB: 0 P: 13	R: 1 E: 1 K: 0 S: 13	H: 2 LOB: 3 BB: 1 P: 24	R: 0 E: 0 K: 0 S: 6	H: 1 LOB: 1 BB: 0 P: 11	R: 0 E: 0 K: 1 S: 8	H: 0 LOB: 0 BB: 0 P: 10	R: 0 E: 0 K: 0 S: 7	H: 0 LOB: 0 BB: 0 P: 10	R: 0 E: 0 K: 0 S: 8	H: 0 LOB: 1 BB: 1 P: 15	R: 2 E: 2 K: 0 S: 13	H: 2 LOB: 1 BB: 0 P: 23	R: 2 E: 1 K: 2 S: 13	H: 2 LOB: 0 BB: 0 P: 19	R: 0 E: 0 K: 2 S: 9	H: 0 LOB: 0 BB: 0 P: 12	1B: 5 2B: 1 3B: 0 HR: 1	SF: 0 SAC: 0 DP: 0 HBP: 0	WP: 1 PB: 0 CS: 1 SB: 0	PA: 38					
PITCHER	IP	WLS	BF	H	R	ER	SO	BB	IBB	HBP	BLK	WP	HR	S	P	ERA	WHIP										
Mike Morgan, R (1,1) ERA: 0.00	6.2	L	29	5	3	0	3	2	0	0	0	1	0	62	103	0.00	1.050										
John Candelaria, L (7,1) ERA: 7.71	0.1		3	1	2	1	0	0	0	0	0	0	1	6	8	27.00	3.000										
Mike Hartley, R (8,1) ERA: 1.000	1.0		3	1	0	0	2	0	0	0	0	0	0	9	14	0.00	1.000										
Kevin Gross, R (9,1) ERA: 19.29	1.0		3	0	0	0	2	0	0	0	0	0	0	9	12	0.00	0.000										

San Diego Padres @ Los Angeles Dodgers
Dodger Stadium, Los Angeles, CA
Sun Apr 14 1991, 3:33 AM PDT
Att: 47,698 - Sunny - 75 F

AB	36
R	5
H	7
RBI	4
BB	2
SO	7
LOB	14



Batter	1	2	3	4	5	6	7	8	9	AB	R	H	RBI	BB	SO	LOB	BOTTOM										
Brett Butler, L (1,8) OBP: 0.409, SLG: 0.350	2-1 HR 1B		0-0 F8			2-2 G4-3		2-1 E S 1B		4	1	2	1	0	0	0											
Juan Samuel, R (1,4) OBP: 0.273, SLG: 0.409	0-2 HR		3-1 F8			0-1 G3		3-3 K		4	1	1	2	0	1	1											
Stan Javier, S (1,3) OBP: 0.111, SLG: 0.111	0-0 G4-3		3-3 K			1-3 K			2-2 F8	4	0	0	0	0	2	0											
Darryl Strawberry, L (1,9) OBP: 0.200, SLG: 0.211	2-2 1B			1-3 K			1-2 G4-3		1-2 P5	4	0	1	0	0	1	0											
Kal Daniels, L (1,7) OBP: 0.250, SLG: 0.389	1-2 F9		3-0 G3			0-3 K		0-1 G4-3		4	0	0	0	0	1	1											
Lenny Harris, L (1,5) Mike Sharperson, R (7,PH) OBP: 0.500, SLG: 0.571	0-0 F8		1-2 G4-3			1-1 F9				2	0	0	0	0	0	1											
Mike Scioscia, L (1,2) OBP: 0.421, SLG: 0.444		0-0 F8			0-1 F7			1-1 E6 1B		3	1	0	0	0	0	0											
Alfredo Griffin, S (1,6) OBP: 0.294, SLG: 0.250		0-2 G5-3			0-2 G6-3			1-1 G5-4-3 1B		3	0	1	0	0	0	0											
Mike Morgan, R (1,1) John Candelaria, L (7,1) Mike Hartley, R (8,1) Gary Carter, R (8,PH) Kevin Gross, R (9,1)		1-2 G5-3		1-3 K				2-2 G5-4-3 1B		2	0	0	0	0	1	0											
Inning Stats	R: 2 E: 0 K: 0 S: 15	H: 3 LOB: 1 BB: 0 P: 20	R: 0 E: 0 K: 0 S: 7	H: 0 LOB: 0 BB: 0 P: 8	R: 0 E: 0 K: 1 S: 7	H: 0 LOB: 0 BB: 0 P: 13	R: 0 E: 0 K: 1 S: 7	H: 0 LOB: 0 BB: 0 P: 12	R: 0 E: 0 K: 1 S: 8	H: 0 LOB: 0 BB: 0 P: 9	R: 0 E: 0 K: 1 S: 8	H: 0 LOB: 0 BB: 0 P: 11	R: 0 E: 0 K: 1 S: 9	H: 0 LOB: 0 BB: 0 P: 11	R: 1 E: 1 K: 1 S: 14	H: 2 LOB: 1 BB: 0 P: 23	R: 0 E: 0 K: 0 S: 8	H: 0 LOB: 0 BB: 0 P: 11	1B: 4 2B: 0 3B: 0 HR: 1	SF: 0 SAC: 0 DP: 1 HBP: 0	WP: 0 PB: 1 CS: 0 SB: 0	PA: 32					
PITCHER	IP	WLS	BF	H	R	ER	SO	BB	IBB	HBP	BLK	WP	HR	S	P	ERA	WHIP										
Ed Whitson, R (1,1) ERA: 3.38	6.0	W	21	3	2	2	4	0	0	0	0	0	0	52	73	3.00	0.500										
Pat Clements, L (7,1) ERA: 4.91	1.2		7	2	1	0	1	0	0	0	0	0	0	18	26	0.00	1.200										
Craig Lefferts, L (8,1) ERA: 4.91	1.1	S	4	0	0	0	1	0	0	0	0	0	0	13	19	0.00	0.000										

San Diego Padres @ Los Angeles Dodgers
Dodger Stadium, Los Angeles, CA
Sun Apr 14 1991, 3:33 AM PDT
Att: 47,698 - Sunny - 75 F

AB	32
R	3
H	5
RBI	3
BB	0
SO	6
LOB	5



Batter	1	2	3	4	5	6	7	8	9	10	11	AB	R	H	RBI	BB	SO	LOB	TOP							
Bill Doran, S OBP: 0.462, SLG: 0.429	F7		FC6-4 1B		G6-3			F9		G6-3		5	0	1	0	0	0	0								
Mariano Duncan, R OBP: 0.222, SLG: 0.250			FC6-4 1-2f			G1-3		K			G1-3	5	0	1	0	0	1	1								
Chris Sabo, R OBP: 0.385, SLG: 0.609		G5-4-3 BB					K				G5-3	4	1	1	1	1	1	0								
Eric Davis, R OBP: 0.423, SLG: 0.333	G5-4-3 1-2f																									
Glenn Braggs, R OBP: 0.294, SLG: 0.357			K		G6-3				G4-3			4	0	0	0	0	1	2								
Todd Benzinger, S OBP: 0.333, SLG: 0.500																										
Paul O'Neill, L OBP: 0.200, SLG: 0.263																										
Randy Myers, L																										
Luis Quiñones, S OBP: 0.200, SLG: 0.200																										
Rob Dibble, L																										
Ted Power, R																										
Joe Oliver, R OBP: 0.267, SLG: 0.231																										
Jeff Reed, L OBP: 0.444, SLG: 0.167					P3																					
Jose Rijo, R OBP: 0.500																										
Billy Hatcher, R OBP: 0.188, SLG: 0.071																										
Inning Stats	R: 0 E: 0 K: 0 S: 10	H: 1 LOB: 1 BB: 1 P: 16	R: 0 E: 0 K: 1 S: 9	H: 1 LOB: 0 BB: 0 P: 15	R: 0 E: 0 K: 1 S: 8	H: 1 LOB: 1 BB: 0 P: 10	R: 1 E: 0 K: 1 S: 13	H: 2 LOB: 1 BB: 0 P: 17	R: 0 E: 0 K: 1 S: 6	H: 0 LOB: 0 BB: 0 P: 8	R: 0 E: 0 K: 1 S: 7	H: 1 LOB: 1 BB: 0 P: 12	R: 0 E: 0 K: 1 S: 6	H: 0 LOB: 0 BB: 0 P: 11	R: 0 E: 0 K: 1 S: 8	H: 0 LOB: 0 BB: 0 P: 14	R: 1 E: 1 K: 0 S: 6	H: 0 LOB: 1 BB: 1 P: 14	R: 0 E: 0 K: 0 S: 5	H: 0 LOB: 0 BB: 0 P: 8	R: 0 E: 0 K: 1 S: 7	H: 0 LOB: 0 BB: 0 P: 10	1B: 4 2B: 1 3B: 0 HR: 1	SF: 0 SAC: 0 DP: 2 HBP: 0	WP: 0 PB: 0 SB: 0 CS: 0	PA: 40
PITCHER	IP ERA WLS BF H R ER SO BB IBB HBP BLK WP HR S P ERA WHIP	9.0 2.25 2 6 0 0 0 1 0 0 0 0 0 0 12 18 0.00 0.689	2.0 W 6 0 0 0 0 1 0 0 0 0 0 0 0 12 18 0.00 0.000																							

Cincinnati Reds @ San Diego Padres
Jack Murphy Stadium, San Diego, CA
Mon Apr 15 1991, 10:05 PM EDT
Att: 18,815 - Sunny - 62 F

AB 38
R 2
H 6
RBI 1
BB 2
SO 8
LOB 8



Batter	1	2	3	4	5	6	7	8	9	10	11	AB	R	H	RBI	BB	SO	LOB	BOTTOM							
Bip Roberts, S OBP: 0.394, SLG: 0.387	SF7 HBP		K		1B 1B		SH3		K2-3		WP	4	1	1	0	0	2	1								
Tony Fernandez, S OBP: 0.333, SLG: 0.344												5	0	3	0	0	2	1								
Tony Gwynn, L OBP: 0.438, SLG: 0.500												3	0	2	2	1	1	2								
Fred McGriff, L OBP: 0.355, SLG: 0.423												4	0	1	0	1	3	8								
Benito Santiago, R OBP: 0.419, SLG: 0.581												5	0	0	0	0	0	9								
Jerald Clark, R OBP: 0.500, SLG: 0.615												5	0	0	0	0	2	2								
Garry Templeton, S OBP: 0.091, SLG: 0.091												5	0	0	0	0	1	2								
Shawn Abner, R OBP: 0.360, SLG: 0.364												5	1	2	0	0	0	1								
Bruce Hurst, L												2	1	0	0	1	0	1								
Mike Aldrete, L												1	0	0	0	0	1	0								
Mike Maddux, L												0	0	0	0	0	0	0								
Inning Stats	R: 1 E: 1 K: 1 S: 15	H: 0 LOB: 1 BB: 1 P: 25	R: 0 E: 1 K: 1 S: 7	H: 0 LOB: 0 BB: 0 P: 11	R: 0 E: 1 K: 3 S: 11	H: 1 LOB: 2 BB: 0 P: 14	R: 0 E: 0 K: 1 S: 7	H: 0 LOB: 0 BB: 0 P: 11	R: 1 E: 0 K: 1 S: 13	H: 1 LOB: 3 BB: 0 P: 17	R: 0 E: 0 K: 0 S: 6	H: 0 LOB: 0 BB: 0 P: 12	R: 0 E: 0 K: 1 S: 11	H: 1 LOB: 3 BB: 2 P: 24	R: 0 E: 0 K: 1 S: 10	H: 0 LOB: 0 BB: 0 P: 12	R: 0 E: 0 K: 3 S: 9	H: 0 LOB: 0 BB: 0 P: 12	R: 0 E: 0 K: 0 S: 11	H: 2 LOB: 2 BB: 0 P: 12	R: 1 E: 0 K: 0 S: 7	H: 1 LOB: 0 BB: 0 P: 10	1B: 9 2B: 0 3B: 0 HR: 0	SF: 1 SAC: 2 DP: 1 HBP: 1	WP: 2 PB: 0 SB: 2 CS: 0	PA: 46
PITCHER	IP ERA WLS BF H R ER SO BB IBB HBP BLK WP HR S P ERA WHIP	6.1 3.65 1.2 5 0 0 0 2 0 0 0 0 0 0 16 21 0.00 0.000	2.0 8 2 0 0 3 0 0 0 0 0 0 0 0 20 24 0.00 1.000	0.1 L 3 1 1 1 0 0 0 0 0 0 0 1 0 7 10 27.00 3.000																						

Cincinnati Reds @ San Diego Padres
Jack Murphy Stadium, San Diego, CA
Mon Apr 15 1991, 10:05 PM EDT
Att: 18,815 - Sunny - 62 F

AB 39
R 3
H 9
RBI 2
BB 3
SO 12
LOB 27



Batter	1	2	3	4	5	6	7	8	9	AB	R	H	RBI	BB	SO	LOB	TOP										
Billy Hatcher, R OBP: 0.200, SLG: 0.111										4	0	1	0	0	2	1	Cincinnati Reds @ San Diego Padres Jack Murphy Stadium, San Diego, CA Tue Apr 16 1991, 10:05 PM EDT Att: 19,752 - Cloudy - 54 F										
Barry Larkin, R OBP: 0.182, SLG: 0.455										4	1	1	0	0	2	1											
Paul O'Neill, L OBP: 0.250, SLG: 0.238										2	0	0	0	2	2	0											
Eric Davis, R OBP: 0.433, SLG: 0.375										3	0	1	0	1	1	1											
Chris Sabo, R OBP: 0.333, SLG: 0.519										4	0	0	0	0	1	5											
Hal Morris, L OBP: 0.231, SLG: 0.231										4	0	1	1	0	1	2											
Mariano Duncan, R OBP: 0.167, SLG: 0.182										3	0	0	0	0	3	1											
Jeff Reed, L OBP: 0.417, SLG: 0.222										3	0	1	0	0	0	0											
Norm Charlton, S										2	0	0	0	0	1	0											
Randy Myers, L										0	0	0	0	0	0	0											
Inning Stats	R: 0 H: 0 E: 0 K: 2 S: 10	H: 0 LOB: 0 BB: 0 P: 14	R: 0 H: 1 E: 0 K: 1 S: 9	H: 1 LOB: 1 BB: 0 P: 17	R: 0 H: 1 E: 0 K: 0 S: 7	H: 1 LOB: 0 BB: 0 P: 10	R: 0 H: 0 E: 0 K: 2 S: 12	H: 0 LOB: 0 BB: 0 P: 21	R: 0 H: 0 E: 0 K: 1 S: 11	H: 0 LOB: 0 BB: 0 P: 15	R: 0 H: 1 E: 0 K: 1 S: 15	H: 1 LOB: 1 BB: 0 P: 21	R: 0 H: 0 E: 0 K: 3 S: 13	H: 0 LOB: 1 BB: 1 P: 22	R: 0 H: 0 E: 0 K: 2 S: 8	H: 0 LOB: 0 BB: 0 P: 12	R: 1 H: 2 E: 0 K: 1 S: 13	H: 2 LOB: 2 BB: 2 P: 24	1B: 4 2B: 1 3B: 0 HR: 0	SF: 0 SAC: 1 DP: 0 HBP: 0	WP: 0 PB: 0 SB: 0 CS: 1	PA: 34					
PITCHER	IP	WLS	BF	H	R	ER	SO	BB	IBB	HBP	BLK	WP	HR	S	P	ERA	WHIP										
Andy Benes, R ERA: 5.11	8.1	L	31	4	1	1	13	3	0	0	0	0	0	96	154	1.08	0.840										
Larry Andersen, R ERA:	0.2	S	2	1	0	0	0	0	0	0	0	0	0	2	2	0.00	1.500										

AB	29
R	1
H	5
RBI	1
BB	3
SO	13
LOB	11



Batter	1	2	3	4	5	6	7	8	9	AB	R	H	RBI	BB	SO	LOB	BOTTOM										
Bip Roberts, S OBP: 0.368, SLG: 0.361										5	0	1	0	0	1	2	Cincinnati Reds @ San Diego Padres Jack Murphy Stadium, San Diego, CA Tue Apr 16 1991, 10:05 PM EDT Att: 19,752 - Cloudy - 54 F										
Tony Fernandez, S OBP: 0.351, SLG: 0.343										3	0	1	0	1	0	0											
Tony Gwynn, L OBP: 0.417, SLG: 0.469										4	0	1	0	0	1	2											
Fred McGriff, L OBP: 0.400, SLG: 0.407										1	0	0	0	3	1	2											
Benito Santiago, R OBP: 0.371, SLG: 0.514										4	0	0	0	0	1	6											
Jerald Clark, R OBP: 0.471, SLG: 0.552										3	0	0	0	1	0	1											
Jim Presley, R OBP: 0.217, SLG: 0.100										3	0	0	0	0	2	1											
Shawn Abner, R OBP: 0.379, SLG: 0.360										3	0	1	0	0	0	0											
Andy Benes, R										3	0	0	0	0	1	2											
Larry Andersen, R										0	0	0	0	0	0	0											
Darrin Jackson, R OBP: 0.167, SLG: 0.200										1	0	0	0	0	0	2											
Inning Stats	R: 0 H: 1 E: 0 K: 2 S: 10	H: 0 LOB: 2 BB: 1 P: 16	R: 0 H: 0 E: 1 K: 1 S: 7	H: 0 LOB: 1 BB: 0 P: 10	R: 0 H: 2 E: 0 K: 0 S: 9	H: 2 LOB: 1 BB: 1 P: 15	R: 0 H: 0 E: 0 K: 1 S: 8	H: 0 LOB: 1 BB: 0 P: 12	R: 0 H: 0 E: 0 K: 1 S: 6	H: 0 LOB: 0 BB: 0 P: 9	R: 0 H: 0 E: 0 K: 1 S: 9	H: 0 LOB: 1 BB: 1 P: 18	R: 0 H: 0 E: 0 K: 0 S: 9	H: 0 LOB: 0 BB: 0 P: 13	R: 0 H: 0 E: 0 K: 1 S: 10	H: 0 LOB: 1 BB: 1 P: 16	R: 0 H: 1 E: 0 K: 1 S: 14	H: 1 LOB: 2 BB: 1 P: 22	1B: 4 2B: 0 3B: 0 HR: 0	SF: 0 SAC: 1 DP: 0 HBP: 1	WP: 1 PB: 0 SB: 0 CS: 0	PA: 37					
PITCHER	IP	WLS	BF	H	R	ER	SO	BB	IBB	HBP	BLK	WP	HR	S	P	ERA	WHIP										
Norm Charlton, L ERA: 1.65	8.1	W	35	4	0	0	6	5	0	1	0	0	0	73	120	0.00	1.080										
Randy Myers, L ERA:	0.2	S	2	0	0	0	1	0	0	0	0	0	0	9	11	0.00	0.000										

AB	30
R	0
H	4
RBI	0
BB	5
SO	7
LOB	18



Batter	1	2	3	4	5	6	7	8	9	AB	R	H	RBI	BB	SO	LOB	TOP									
Chris Sabo, R OBP: 0.371, SLG: 0.516 (1, 5)										4	1	2	0	1	0	1	Cincinnati Reds @ San Diego Padres Jack Murphy Stadium, San Diego, CA Wed Apr 17 1991, 10:05 PM EDT Att: 18,014 - Cloudy - 56 F									
Paul O'Neill, L OBP: 0.310, SLG: 0.440 (1, 9)										4	2	2	1	1	0	1										
Barry Larkin, R OBP: 0.185, SLG: 0.407 (1, 6)										5	1	1	1	1	0	3										
Eric Davis, R OBP: 0.441, SLG: 0.370 (1, 8)										3	0	1	0	1	0	0										
Bill Doran, S OBP: 0.433, SLG: 0.417 (1, 4)										3	0	1	1	0	1	2										
Hal Morris, L OBP: 0.280, SLG: 0.438 Todd Benzinger, S OBP: 0.316, SLG: 0.500 (8, 3)										3	1	1	1	0	1	1										
Jeff Reed, L OBP: 0.313, SLG: 0.154 (1, 2)										4	0	0	0	0	1	1										
Billy Hatcher, R OBP: 0.167, SLG: 0.091 (1, 7)										4	0	0	0	0	1	0										
Chris Hammond, L OBP: 0.500, SLG: 0.500 Glenn Braggs, R OBP: 0.276, SLG: 0.333 Scott Scudder, R (7, 1)										2	0	1	0	0	1	0										
Inning Stats	R: 0 E: 0 K: 1 S: 17	H: 1 LOB: 2 BB: 1 P: 26	R: 1 E: 0 K: 1 S: 9	H: 1 LOB: 0 BB: 0 P: 13	R: 0 E: 0 K: 0 S: 6	H: 0 LOB: 0 BB: 0 P: 9	R: 0 E: 0 K: 0 S: 9	H: 0 LOB: 0 BB: 0 P: 13	R: 0 E: 0 K: 1 S: 10	H: 1 LOB: 1 BB: 0 P: 14	R: 1 E: 0 K: 1 S: 18	H: 2 LOB: 1 BB: 0 P: 29	R: 0 E: 0 K: 1 S: 9	H: 0 LOB: 0 BB: 0 P: 11	R: 3 E: 0 K: 0 S: 15	H: 3 LOB: 1 BB: 1 P: 26	R: 0 E: 0 K: 1 S: 11	H: 1 LOB: 2 BB: 1 P: 18	1B: 6 2B: 1 3B: 0 HR: 2	SF: 2 SAC: 0 DP: 0 HBP: 0	WP: 0 PB: 0 SB: 1 CS: 0	PA: 39				
PITCHER	IP	WLS	BF	H	R	ER	SO	BB	IBB	HBP	BLK	WP	HR	S	P	ERA	WHIP									
Greg Harris, R ERA: 2.3	(1, 1)	7.0	L	27	5	2	2	5	1	0	0	0	0	2	78	115	2.57	0.857								
Wes Gardner, R ERA: 15.43	(8, 1)	0.0		4	3	3	3	0	0	1	0	0	0	6	12	∞	∞									
Pat Clements, L ERA:	(8, 1)	2.0		8	1	0	0	1	1	0	0	0	0	20	32	0.00	1.000									

AB	34
R	5
H	9
RBI	5
BB	3
SO	6
LOB	9



Batter	1	2	3	4	5	6	7	8	9	AB	R	H	RBI	BB	SO	LOB	BOTTOM								
Bip Roberts, S OBP: 0.381, SLG: 0.400 (1, 4)										4	0	2	1	0	0	2	Cincinnati Reds @ San Diego Padres Jack Murphy Stadium, San Diego, CA Wed Apr 17 1991, 10:05 PM EDT Att: 18,014 - Cloudy - 56 F								
Tony Fernandez, S OBP: 0.341, SLG: 0.333 (1, 6)										4	0	1	0	0	1	2									
Tony Gwynn, L OBP: 0.400, SLG: 0.429 (1, 9)										3	0	0	0	1	0	2									
Benito Santiago, R OBP: 0.359, SLG: 0.487 (1, 2)										4	0	1	0	0	0	3									
Fred McGriff, L OBP: 0.359, SLG: 0.355 (1, 3)										4	0	0	0	0	2	2									
Jerald Clark, R OBP: 0.421, SLG: 0.485 (1, 7)										4	0	0	0	0	0	1									
Jim Presley, R OBP: 0.200, SLG: 0.091 Garry Templeton, S OBP: 0.077, SLG: 0.077 (8, 5)										2	0	0	0	0	0	0									
Darrin Jackson, R OBP: 0.222, SLG: 0.250 Wes Gardner, R Pat Clements, R (8, 1)										3	1	1	0	0	0	0									
Greg Harris, R OBP: 0.250, SLG: 0.250 Shawn Abner, R OBP: 0.400, SLG: 0.385 (8, 8)										1	0	1	0	0	0	0									
Inning Stats	R: 0 E: 0 K: 0 S: 8	H: 1 LOB: 0 BB: 0 P: 13	R: 0 E: 0 K: 0 S: 4	H: 0 LOB: 0 BB: 0 P: 7	R: 1 E: 0 K: 1 S: 9	H: 2 LOB: 1 BB: 0 P: 15	R: 0 E: 0 K: 1 S: 10	H: 1 LOB: 1 BB: 0 P: 12	R: 0 E: 0 K: 0 S: 6	H: 0 LOB: 1 BB: 1 P: 11	R: 0 E: 0 K: 1 S: 5	H: 0 LOB: 0 BB: 1 P: 10	R: 0 E: 0 K: 0 S: 13	H: 2 LOB: 2 BB: 0 P: 16	R: 0 E: 0 K: 2 S: 10	H: 0 LOB: 0 BB: 0 P: 12	1B: 6 2B: 1 3B: 0 HR: 0	SF: 0 SAC: 1 DP: 0 HBP: 0	WP: 0 PB: 0 SB: 0 CS: 1	PA: 34					
PITCHER	IP	WLS	BF	H	R	ER	SO	BB	IBB	HBP	BLK	WP	HR	S	P	ERA	WHIP								
Chris Hammond, L ERA: 2.25	(1, 1)	6.0	W	23	5	1	1	2	1	0	0	0	0	42	67	1.50	1.000								
Scott Scudder, R ERA:	(7, 1)	3.0	S	11	2	0	0	3	0	0	0	0	0	29	38	0.00	0.667								

AB	32
R	1
H	7
RBI	1
BB	1
SO	5
LOB	12



Batter	1	2	3	4	5	6	7	8	9	AB	R	H	RBI	BB	SO	LOB	TOP					
Brett Butler, L OBP: 0.317, SLG: 0.297 (1, 8)										5	1	1	0	0	0	3	Los Angeles Dodgers @ San Diego Padres Jack Murphy Stadium, San Diego, CA Thu Apr 18 1991, 6:33 AM EDT Att: 26,331 - Cloudy - 68 F livebaseballscorecards.com					
Juan Samuel, R OBP: 0.300, SLG: 0.538 (1, 4)										5	2	2	2	0	1	1						
Darryl Strawberry, L OBP: 0.316, SLG: 0.290 (1, 9)										3	2	1	1	1	0	0						
Eddie Murray, S OBP: 0.429, SLG: 0.273 (1, 3)										5	0	2	0	0	0	2						
Kal Daniels, L OBP: 0.289, SLG: 0.353 (1, 7)										5	0	1	0	0	2	4						
Jeff Hamilton, R OBP: 0.176, SLG: 0.188 Lenny Harris, L (9, PH) OBP: 0.211, SLG: 0.211 (1, 5)										3	0	1	1	1	1	0						
Mike Scioscia, L OBP: 0.441, SLG: 0.438 (1, 2)										4	0	1	0	0	0	3						
Alfredo Griffin, S OBP: 0.290, SLG: 0.267 (1, 6)										4	0	3	0	0	0	1						
Kevin Gross, R (1, 1)										2	0	0	0	0	0	2						
Mike Hartley, R (4, 1)										0	0	0	0	0	0	0						
Gary Carter, R (6, PH)										1	0	1	0	0	0	0						
Tim Crews, R (6, 1)										0	0	0	0	0	0	0						
Chris Gwynn, L (8, PH)										1	0	0	0	0	0	1						
Jim Gott, R (8, 1)										0	0	0	0	0	0	0						
Inning Stats	R: 3 E: 0 K: 1 S: 17	H: 4 LOB: 1 BB: 0 P: 30	R: 0 E: 0 K: 1 S: 9	H: 1 LOB: 1 BB: 0 P: 16	R: 0 E: 0 K: 0 S: 7	H: 0 LOB: 0 BB: 0 P: 14	R: 0 E: 0 K: 2 S: 11	H: 1 LOB: 1 BB: 0 P: 18	R: 1 E: 0 K: 1 S: 14	H: 2 LOB: 1 BB: 0 P: 24	R: 0 E: 0 K: 0 S: 10	H: 2 LOB: 2 BB: 0 P: 16	R: 1 E: 1 K: 1 S: 13	H: 0 LOB: 2 BB: 2 P: 28	R: 0 E: 0 K: 0 S: 7	H: 1 LOB: 0 BB: 0 P: 10	R: 0 E: 0 K: 0 S: 10	H: 2 LOB: 2 BB: 0 P: 14	1B: 9 2B: 2 3B: 1 HR: 1	SF: 1 SAC: 0 DP: 1 HBP: 0	WP: 0 PB: 1 SB: 1 CS: 0	PA: 42
PITCHER	IP	WLS	BF	H	R	ER	SO	BB	IBB	HBP	BLK	WP	HR	S	P	ERA	WHIP					
Eric Nolte, L ERA: 4.38 (1, 1)	5.2	W	27	10	4	4	5	0	0	0	0	0	1	67	116	6.35	1.765					
Rich Rodriguez, L ERA: 5.4 (6, 1)	1.1		7	0	1	0	1	2	0	0	0	0	0	14	30	0.00	1.500					
Mike Maddux, R ERA: (8, 1)	2.0		8	3	0	0	0	0	0	0	0	0	0	17	24	0.00	1.500					

Batter	1	2	3	4	5	6	7	8	9	AB	R	H	RBI	BB	SO	LOB	BOTTOM				
Bip Roberts, S OBP: 0.383, SLG: 0.386 (1, 4)										4	1	1	0	1	0	1	Los Angeles Dodgers @ San Diego Padres Jack Murphy Stadium, San Diego, CA Thu Apr 18 1991, 6:33 AM EDT Att: 26,331 - Cloudy - 68 F livebaseballscorecards.com				
Tony Fernandez, S OBP: 0.370, SLG: 0.432 (1, 6)										5	2	3	2	0	0	1					
Tony Gwynn, L OBP: 0.386, SLG: 0.447 Mike Aldrete, L (7, 7)										3	1	1	3	0	0	1					
Fred McGriff, L OBP: 0.386, SLG: 0.371 (1, 3)										4	1	2	0	1	1	0					
Jerald Clark, R OBP: 0.442, SLG: 0.556 (7, 9)										3	2	1	3	2	2	3					
Gary Templeton, S OBP: 0.111, SLG: 0.111 (1, 5)										5	0	1	0	0	0	4					
Darrin Jackson, R OBP: 0.385, SLG: 0.750 (1, 8)										4	1	3	1	0	0	1					
Tom Lampkin, L OBP: 0.500, SLG: 0.500 (1, 2)										4	1	2	1	0	0	1					
Eric Nolte, L (1, 1)										3	1	0	0	0	2	4					
Rich Rodriguez, L (6, 1)										0	0	0	0	0	0	0					
Marty Barrett, R OBP: 0.500, SLG: 2.000 (7, PH)										1	0	0	0	0	1	1					
Mike Maddux, L (8, 1)										0	0	0	0	0	0	0					
Inning Stats	R: 0 E: 0 K: 0 S: 9	H: 0 LOB: 0 BB: 0 P: 15	R: 1 E: 0 K: 2 S: 13	H: 2 LOB: 2 BB: 1 P: 24	R: 0 E: 0 K: 1 S: 12	H: 2 LOB: 0 BB: 0 P: 18	R: 7 E: 0 K: 0 S: 16	H: 5 LOB: 0 BB: 2 P: 29	R: 1 E: 0 K: 1 S: 9	H: 1 LOB: 0 BB: 0 P: 17	R: 1 E: 1 K: 1 S: 16	H: 1 LOB: 1 BB: 0 P: 25	R: 0 E: 0 K: 1 S: 11	H: 1 LOB: 1 BB: 0 P: 17	R: 0 E: 0 K: 0 S: 10	H: 2 LOB: 2 BB: 1 P: 16	1B: 8 2B: 3 3B: 1 HR: 2	SF: 1 SAC: 0 DP: 1 HBP: 0	WP: 0 PB: 0 SB: 0 CS: 0	PA: 42	
PITCHER	IP	WLS	BF	H	R	ER	SO	BB	IBB	HBP	BLK	WP	HR	S	P	ERA	WHIP				
Kevin Gross, R ERA: 16.5 (1, 1)	3.2	L	21	8	6	6	3	2	0	0	0	0	0	47	76	14.73	2.727				
Mike Hartley, R ERA: 3.69 (4, 1)	1.1		7	2	3	3	1	0	1	0	0	0	2	12	27	20.25	1.500				
Tim Crews, R ERA: 4.15 (6, 1)	2.0		9	2	1	1	2	0	0	0	0	0	0	27	42	4.50	1.000				
Jim Gott, R ERA: (8, 1)	1.0		5	2	0	0	0	1	0	0	0	0	0	10	16	0.00	3.000				



Batter	1	2	3	4	5	6	7	8	9	AB	R	H	RBI	BB	SO	LOB	TOP		
Brett Butler, L OBP: 0.289, SLG: 0.268 (1, 8)	G6-3		G3-1		G3			E4 1B SF7		4	1	0	0	0	0	1	Los Angeles Dodgers @ San Diego Padres Jack Murphy Stadium, San Diego, CA Fri Apr 19 1991, 10:05 PM EDT Att: 30,795 - Sunny - 55 F		
Juan Samuel, R OBP: 0.341, SLG: 0.628 (1, 4)	G6-3		1B			HR		FC4-6 1B		4	1	3	1	0	0	0			
Daryl Strawberry, L OBP: 0.310, SLG: 0.353 (1, 9)	HR		L9			K		SF7		3	1	1	1	0	1	1			
Eddie Murray, S OBP: 0.444, SLG: 0.533 (1, 3)	HR				G3-6 1B	F7		FC4-6		4	1	2	2	0	0	1			
Kal Daniels, L OBP: 0.262, SLG: 0.316 Jose Gonzalez, R (9, 7)	G6-3				G3-6 1-2f	K			G4-3	4	0	0	0	0	0	1			
Lenny Harris, L OBP: 0.227, SLG: 0.227 Mike Sharperson, R OBP: 0.286, SLG: 0.263 (9, PH) (9, 5)		F8			G6-3			G4-6-3 1B	F8	3	0	1	0	0	0	0			
Mike Scioscia, L OBP: 0.395, SLG: 0.389 (1, 2)		F7				F9		G4-6-3 1-2f	F8	4	0	0	0	0	0	1			
Alfredo Griffin, S OBP: 0.265, SLG: 0.242 (1, 6)		L9				F7		G6-3		3	0	0	0	0	0	0			
Mike Morgan, R OBP: 0.200, SLG: 0.200 (1, 1)			G6-3					P6		3	0	1	0	0	0	0			
Inning Stats	R: 2 H: 2 E: 0 K: 0 S: 11	H: 2 LOB: 0 BB: 0 P: 15	R: 0 H: 0 E: 0 K: 0 S: 5	H: 0 LOB: 0 BB: 7 P: 7	R: 0 H: 1 E: 0 K: 0 S: 9	H: 1 LOB: 1 BB: 0 P: 13	R: 0 H: 1 E: 0 K: 0 S: 9	H: 1 LOB: 0 BB: 0 P: 13	R: 0 H: 1 E: 0 K: 2 S: 12	H: 1 LOB: 0 BB: 0 P: 16	R: 0 H: 1 E: 0 K: 0 S: 6	H: 1 LOB: 0 BB: 0 P: 10	R: 1 H: 1 E: 1 K: 0 S: 11	H: 1 LOB: 1 BB: 0 P: 15	R: 0 H: 0 E: 0 K: 0 S: 10	H: 0 LOB: 0 BB: 0 P: 14	1B: 5 2B: 0 3B: 1 HR: 2	SF: 1 SAC: 0 DP: 2 HBP: 0	WP: 0 PA: 34 PB: 0 SB: 0 CS: 0
PITCHER	IP	WLS	BF	H	R	ER	SO	BB	IBB	HBP	BLK	WP	HR	S	P	ERA	WHIP		
Ed Whitson, R ERA: 3.38 (1, 1)	8.0	L	31	8	4	3	2	0	0	0	0	0	2	75	103	3.38	1.000		
Pat Clements, L ERA: (9, 1)	1.0		3	0	0	0	0	0	0	0	0	0	0	10	14	0.00	0.000		

Batter	1	2	3	4	5	6	7	8	9	AB	R	H	RBI	BB	SO	LOB	BOTTOM		
Bip Roberts, S OBP: 0.353, SLG: 0.354 (1, 4)	G4-3			G6-3		G6-3		F8		4	0	0	0	0	0	0	Los Angeles Dodgers @ San Diego Padres Jack Murphy Stadium, San Diego, CA Fri Apr 19 1991, 10:05 PM EDT Att: 30,795 - Sunny - 55 F		
Tony Fernandez, S OBP: 0.340, SLG: 0.396 (1, 6)	L7			G3		G4-3			G1-3	4	0	0	0	0	0	0			
Tony Gwynn, L OBP: 0.375, SLG: 0.429 (1, 9)	G4-3			E6 1B		G6-3			1B	4	0	1	0	0	0	0			
Fred McGriff, L OBP: 0.438, SLG: 0.436 (1, 3)		G4-6-3 1B				E 1B			1B	4	0	4	0	0	0	0			
Benito Santiago, R OBP: 0.326, SLG: 0.442 (1, 2)		G4-6-3 1-2f		P3		L6			P4	4	0	0	0	0	0	6			
Jerald Clark, R OBP: 0.426, SLG: 0.525 (1, 7)		L8				F8		E5 1B	F8	4	0	1	0	0	0	2			
Garry Templeton, S OBP: 0.190, SLG: 0.150 (1, 5)				G5-4-3 1B		BB		G4-3		2	0	1	0	1	0	1			
Shawn Abner, R OBP: 0.364, SLG: 0.345 (1, 8)				G5-4-3 1-2f		G2		G5-3		3	0	0	0	0	0	2			
Ed Whitson, R Mike Aldrete, L Pat Clements, R (8, PH) (9, 1)				G6-3		G5-3		L8		2	0	0	0	0	0	1			
Inning Stats	R: 0 H: 0 E: 0 K: 0 S: 6	H: 0 LOB: 0 BB: 0 P: 9	R: 0 H: 1 E: 0 K: 0 S: 8	H: 1 LOB: 0 BB: 0 P: 13	R: 0 H: 1 E: 0 K: 0 S: 5	H: 1 LOB: 0 BB: 0 P: 8	R: 0 H: 1 E: 1 K: 0 S: 13	H: 1 LOB: 2 BB: 0 P: 19	R: 0 H: 0 E: 0 K: 0 S: 6	H: 0 LOB: 0 BB: 0 P: 7	R: 0 H: 2 E: 1 K: 0 S: 8	H: 2 LOB: 1 BB: 0 P: 11	R: 0 H: 0 E: 0 K: 0 S: 6	H: 0 LOB: 0 BB: 0 P: 10	R: 0 H: 2 E: 0 K: 0 S: 9	H: 2 LOB: 2 BB: 0 P: 12	1B: 7 2B: 0 3B: 0 HR: 0	SF: 0 SAC: 0 DP: 2 HBP: 0	WP: 0 PA: 33 PB: 0 SB: 0 CS: 0
PITCHER	IP	WLS	BF	H	R	ER	SO	BB	IBB	HBP	BLK	WP	HR	S	P	ERA	WHIP		
Mike Morgan, R ERA: (1, 1)	9.0	W	33	7	0	0	0	1	0	0	0	0	0	66	100	0.00	0.889		

Batter	1	2	3	4	5	6	7	8	9	AB	R	H	RBI	BB	SO	LOB	TOP				
Brett Butler, L OBP: 0.296, SLG: 0.250 (1, 8)	1-3 K	0-3 K		0-0 1B		1-2 FC4		4-2 BB		4	0	1	0	1	2	2					
Juan Samuel, R OBP: 0.302, SLG: 0.538 (1, 4)	2-3 K		2-2 L9		1-0 FC4-6 FC5-2 1B		3-2 L1	3-2 G6-3		5	0	1	0	0	1	1					
Darryl Strawberry, L OBP: 0.333, SLG: 0.439 (1, 9)	1-2 2B		2-3 K		4-2 FC4-6 1-2 BB		2-2 HR		2-3 K	4	1	2	1	1	2	0					
Eddie Murray, S OBP: 0.444, SLG: 0.583 (1, 3)	0-0 P2		3-2 2B		0-0 FC4-6 FC5-2 2-3 1B		2-2 1B		3-0 P5	5	0	2	0	0	0	3					
Kal Daniels, L OBP: 0.280, SLG: 0.311 Stan Javier, S OBP: 0.167, SLG: 0.167 (1, 7) (8, 7)		2-0 1B BB G1-2-3 1B	1-3 K		1-2 FC5-2 1-2 3B		1-3 K		0-2 1B 3B 1B	4	0	1	0	0	2	4					
Lenny Harris, L OBP: 0.250, SLG: 0.217 Jeff Hamilton, R OBP: 0.292, SLG: 0.304 (1, 5) (5, PH) (5, 5)		4-2 G1-2-3 1B BB		2-3 K	2-3 K		0-0 1B		0-0 1B 3B 1B	1	1	0	0	1	1	0					
Mike Scioscia, L OBP: 0.426, SLG: 0.523 (1, 2)	1-2 1B		4-1 1B BB		2-2 G3		2-3 K		1-1 1B PB 3B	4	2	2	2	1	1	2					
Alfredo Griffin, S OBP: 0.282, SLG: 0.263 (1, 6)	0-1 G1-2-3		2-0 1B		0-2 L8		0-0 G5-3		1-1 1B	5	0	2	0	0	0	3					
Ramon Martinez, R OBP: 0.429, SLG: 0.333 (1, 1)	0-2 1B		1-2 1B		1-3 K		4-0 FC4 BB		0-1 G4-3	4	0	1	2	1	1	3					
Inning Stats	R: 0 E: 0 K: 2 S: 10	H: 1 LOB: 1 BB: 0 P: 14	R: 2 E: 0 K: 1 S: 16	H: 3 LOB: 1 BB: 23	R: 0 E: 0 K: 2 S: 14	H: 1 LOB: 1 BB: 0 P: 22	R: 0 E: 0 K: 2 S: 9	H: 2 LOB: 2 BB: 1 P: 18	R: 0 E: 0 K: 1 S: 10	H: 0 LOB: 1 BB: 1 P: 20	R: 1 E: 0 K: 2 S: 19	H: 3 LOB: 2 BB: 0 P: 29	R: 0 E: 0 K: 0 S: 15	H: 0 LOB: 1 BB: 22	R: 3 E: 0 K: 1 S: 15	H: 4 LOB: 1 BB: 22	1B: 11 2B: 2 3B: 1 HR: 1	SF: 0 SAC: 0 DP: 1 HBP: 0	WP: 0 PB: 1 SB: 1 CS: 0	PA: 45	
PITCHER	IP	WLS	BF	H	R	ER	SO	BB	IBB	HBP	BLK	WP	HR	S	P	ERA	WHIP				
Andy Benes, R ERA: 4.96 (1, 1)	4.0	L	21	8	2	2	7	3	0	0	0	0	0	52	85	4.50	2.750				
Pat Clements, L ERA: (5, 1)	1.0		3	0	0	0	1	0	0	0	0	0	0	7	10	0.00	0.000				
Rich Rodriguez, L ERA: 5.14 (6, 1)	2.0		10	3	1	1	2	1	0	0	0	0	0	32	49	4.50	2.000				
Wes Gardner, R ERA: 14.54 (8, 1)	2.0		11	4	3	3	1	1	0	0	0	0	0	30	44	13.50	2.500				

Los Angeles Dodgers @ San Diego Padres
Jack Murphy Stadium, San Diego, CA
Sun Apr 21 1991, 6:33 AM EDT
Att: 36,269 - Cloudy - 65 F

AB 40
R 6
H 15
RBI 5
BB 5
SO 11
LOB 20



Batter	1	2	3	4	5	6	7	8	9	AB	R	H	RBI	BB	SO	LOB	BOTTOM					
Bip Roberts, S OBP: 0.327, SLG: 0.327 (1, 4)	0-3 K		2-1 L6		0-0 F7		0-1 G3			4	0	0	0	0	1	0						
Tony Fernandez, S OBP: 0.382, SLG: 0.400 (1, 6)	3-1 1B		2-2 G4-3		1-3 K		0-0 F7			4	0	1	0	0	1	0						
Tony Gwynn, L OBP: 0.375, SLG: 0.420 (1, 9)	2-1 1B		0-1 BB		2-2 G6-3		1-1 G3-1			4	0	2	0	0	0	0						
Fred McGriff, L OBP: 0.411, SLG: 0.378 (1, 3)	2-1 P6		4-0 BB		4-2 FC5-4 BB		0-0 G3-1			2	0	0	0	2	0	2						
Benito Santiago, R OBP: 0.275, SLG: 0.373 (1, 2)	0-3 K		2-2 P5		0-0 FC5-4 2B		0-1 L7			4	0	0	0	0	1	5						
Jerald Clark, R OBP: 0.400, SLG: 0.500 (1, 7)		0-0 F9		2-3 K		0-0 2B		0-2 G4-3		4	0	1	0	0	1	0						
Jim Prestley, R OBP: 0.172, SLG: 0.077 (1, 5)		3-3 K		1-2 L9		1-3 K		0-2 F8		4	0	0	0	0	2	2						
Shawn Abner, R OBP: 0.359, SLG: 0.371 (1, 8)		1-2 2B		2-3 K		1-3 K				3	0	1	0	0	2	0						
Andy Benes, R Pat Clements, R Marty Barrett, R Rich Rodriguez, L Garry Templeton, S Wes Gardner, R (1, 1) (5, 1) (5, PH) (8, 1) (7, PH) (8, 1)		1-0 G6-3		0-1 P5		2-3 K				1	0	0	0	0	0	1						
Inning Stats	R: 0 E: 0 K: 2 S: 12	H: 2 LOB: 2 BB: 0 P: 19	R: 0 E: 0 K: 1 S: 10	H: 1 LOB: 1 BB: 0 P: 15	R: 0 E: 0 K: 0 S: 13	H: 1 LOB: 2 BB: 1 P: 23	R: 0 E: 0 K: 2 S: 10	H: 0 LOB: 0 BB: 0 P: 15	R: 0 E: 0 K: 1 S: 7	H: 0 LOB: 0 BB: 0 P: 8	R: 0 E: 0 K: 1 S: 10	H: 1 LOB: 2 BB: 1 P: 17	R: 0 E: 0 K: 2 S: 8	H: 0 LOB: 0 BB: 0 P: 11	R: 0 E: 0 K: 0 S: 4	H: 0 LOB: 0 BB: 0 P: 5	R: 0 E: 0 K: 0 S: 8	H: 0 LOB: 0 BB: 0 P: 8	1B: 3 2B: 2 3B: 0 HR: 0	SF: 0 SAC: 0 DP: 0 HBP: 0	WP: 0 PB: 0 SB: 0 CS: 0	PA: 34
PITCHER	IP	WLS	BF	H	R	ER	SO	BB	IBB	HBP	BLK	WP	HR	S	P	ERA	WHIP					
Ramon Martinez, R ERA: 3.15 (1, 1)	9.0	W	34	5	0	0	9	2	0	0	0	0	0	82	121	0.00	0.778					

Los Angeles Dodgers @ San Diego Padres
Jack Murphy Stadium, San Diego, CA
Sun Apr 21 1991, 6:33 AM EDT
Att: 36,269 - Cloudy - 65 F

AB 32
R 0
H 5
RBI 0
BB 2
SO 9
LOB 10



Batter	1	2	3	4	5	6	7	8	9	AB	R	H	RBI	BB	SO	LOB	TOP					
Bip Roberts, S OBP: 0.373, SLG: 0.340 (1, 4)										1	1	1	2	3	0	0	San Diego Padres @ San Francisco Giants Candlestick Park, San Francisco, CA Mon Apr 22, 1991, 10:05 PM EDT Att: 12,156 - Cloudy - 47 F					
Tony Fernandez, S OBP: 0.349, SLG: 0.383 (1, 6)										5	2	1	0	0	1	4						
Tony Gwynn, L OBP: 0.426, SLG: 0.519 (1, 9)										4	1	4	2	1	0	0						
Fred McGriff, L OBP: 0.426, SLG: 0.362 (1, 3)										2	1	0	0	3	0	3						
Bento Santiago, R OBP: 0.268, SLG: 0.357 (1, 2)										5	0	1	1	0	1	4						
Jerald Clark, R OBP: 0.400, SLG: 0.491 (1, 7)										5	1	2	1	0	1	1						
Paul Faries, R OBP: 0.200, SLG: 0.333 (1, 5)										4	0	0	0	1	1	1						
Shawn Abner, R OBP: 0.349, SLG: 0.342 Larry Andersen, R (7, 1)										3	1	0	0	1	0	3						
Marty Barrett, R OBP: 0.600, SLG: 1.400 Craig Lefferts, L (9, PH)										0	0	0	0	0	0	0						
Greg Harris, R OBP: 0.250, SLG: 0.250 Mike Maddux, L (1, 1)										1	0	0	0	1	1	0						
Pat Clements, R (5, 1) Darin Jackson, R OBP: 0.467, SLG: 0.786 (7, 8)										2	0	2	0	0	0	0						
Inning Stats	R: 0 E: 0 K: 0 S: 7	H: 0 LOB: 1 BB: 2 P: 15	R: 0 E: 0 K: 1 S: 6	H: 0 LOB: 0 BB: 0 P: 8	R: 2 E: 1 K: 1 S: 13	H: 1 LOB: 1 BB: 1 P: 23	R: 2 E: 0 K: 1 S: 12	H: 2 LOB: 2 BB: 2 P: 25	R: 0 E: 0 K: 0 S: 9	H: 1 LOB: 1 BB: 1 P: 16	R: 0 E: 0 K: 0 S: 8	H: 0 LOB: 0 BB: 0 P: 12	R: 2 E: 0 K: 1 S: 12	H: 3 LOB: 3 BB: 3 P: 27	R: 1 E: 0 K: 0 S: 10	H: 3 LOB: 2 BB: 1 P: 16	R: 0 E: 0 K: 1 S: 9	H: 2 LOB: 2 BB: 0 P: 12	1B: 9 2B: 2 3B: 1 HR: 0	SF: 0 SAC: 1 DP: 2 HBP: 0	WP: 2 PB: 2 CS: 2	PA: 45
PITCHER	IP	WLS	BF	H	R	ER	SO	BB	IBB	HBP	BLK	WP	HR	S	P	ERA	WHIP					
Kelly Downs, R ERA: 3.72 (1, 1)	4.0		20	3	4	2	3	4	1	0	0	1	0	38	71	4.50	1.750					
Trevor Wilson, L ERA: 9.82 (5, 1)	2.2	L	11	2	2	2	2	3	0	0	0	0	0	23	44	6.75	1.875					
Rick Reuschel, R ERA: 4.22 (7, 1)	1.1		10	5	1	1	0	1	1	0	0	0	0	16	27	6.75	4.500					
Don Robinson, R ERA: 8.1 (9, 1)	1.0		4	2	0	0	1	0	0	0	0	0	0	9	12	0.00	2.000					

AB	34
R	7
H	12
RBI	6
BB	10
SO	6
LOB	16



Batter	1	2	3	4	5	6	7	8	9	AB	R	H	RBI	BB	SO	LOB	BOTTOM					
Robby Thompson, R OBP: 0.345, SLG: 0.565 (1, 4)										5	3	4	1	0	1	2	San Diego Padres @ San Francisco Giants Candlestick Park, San Francisco, CA Mon Apr 22, 1991, 10:05 PM EDT Att: 12,156 - Cloudy - 47 F					
Mike Felder, S OBP: 0.426, SLG: 0.333 (1, 8)										5	1	2	1	0	0	2						
Will Clark, L OBP: 0.411, SLG: 0.563 (1, 3)										4	0	0	1	1	0	1						
Kevin Mitchell, R OBP: 0.377, SLG: 0.745 (1, 7)										5	1	1	0	0	0	3						
Matt Williams, R OBP: 0.291, SLG: 0.404 (1, 5)										3	0	1	1	1	2	1						
Kevin Bass, S OBP: 0.327, SLG: 0.286 (1, 9)										4	0	1	1	0	1	2						
Steve Decker, R OBP: 0.375, SLG: 0.595 (1, 2)										2	0	0	0	2	1	1						
Jose Uribe, S OBP: 0.200, SLG: 0.200 Greg Litton, R OBP: 0.250, SLG: 0.143 (5, PH)										2	0	1	0	0	0	1						
Greg Litton, R OBP: 0.250, SLG: 0.143 (6, 6)										1	0	0	0	0	0	1						
Kelly Downs, R OBP: 0.143, SLG: 0.143 Mark Leonard, L OBP: 0.143, SLG: 0.143 Trevor Wilson, L Rick Reuschel, R Mike Kingery, L Don Robinson, R										1	0	0	0	0	0	1						
Inning Stats	R: 1 E: 0 K: 1 S: 10	H: 2 LOB: 1 BB: 0 P: 13	R: 0 E: 0 K: 1 S: 13	H: 1 LOB: 0 BB: 0 P: 19	R: 2 E: 0 K: 2 S: 9	H: 3 LOB: 0 BB: 0 P: 13	R: 0 E: 0 K: 2 S: 8	H: 1 LOB: 2 BB: 1 P: 15	R: 1 E: 0 K: 0 S: 8	H: 1 LOB: 3 BB: 3 P: 22	R: 0 E: 0 K: 0 S: 7	H: 1 LOB: 0 BB: 0 P: 9	R: 0 E: 0 K: 1 S: 8	H: 0 LOB: 0 BB: 0 P: 11	R: 0 E: 0 K: 0 S: 11	H: 0 LOB: 1 BB: 1 P: 21	R: 1 E: 0 K: 0 S: 9	H: 1 LOB: 0 BB: 0 P: 12	1B: 5 2B: 2 3B: 2 HR: 1	SF: 0 SAC: 0 DP: 1 HBP: 0	WP: 0 PB: 0 SB: 0 CS: 1	PA: 41
PITCHER	IP	WLS	BF	H	R	ER	SO	BB	IBB	HBP	BLK	WP	HR	S	P	ERA	WHIP					
Greg Harris, R ERA: 2.3 (1, 1)	0.0		19	7	3	3	4	1	0	0	0	0	1	40	60	6.75	2.000					
Mike Maddux, R ERA: 2.45 (1, 1)	4.0		19	7	3	3	4	1	0	0	0	0	1	40	60	6.75	2.000					
Pat Clements, L ERA: 1.17 (5, 1)	2.0	W	10	2	1	1	0	2	1	0	0	0	0	15	31	4.50	2.000					
Larry Andersen, R ERA: (7, 1)	2.0		7	0	0	0	1	1	0	0	0	0	0	19	32	0.00	0.500					
Craig Lefferts, L ERA: 4.05 (9, 1)	1.0	S	4	1	1	1	0	0	0	0	0	0	0	9	12	9.00	1.000					



Batter	1	2	3	4	5	6	7	8	9	AB	R	H	RBI	BB	SO	LOB	TOP										
Bip Roberts, S OBP: 0.375, SLG: 0.379 (1, 4)	0-1 BB 3B 1B	1-1 G1-4-3		3-2 L4		2-2 1-H 3-H 3B		0-0 F7		5	1	2	1	0	0	1	San Diego Padres @ San Francisco Giants Candlestick Park, San Francisco, CA Tue Apr 23 1991, 10:05 PM EDT Att: 12,436 - Cloudy - 53 F										
Tony Fernandez, S OBP: 0.353, SLG: 0.375 (1, 6)	4-1 3B BB		0-0 1B 1B		2-3 K	0-2 G3		1-0 G3-1		4	2	1	0	1	1												
Tony Gwynn, L OBP: 0.409, SLG: 0.525 (1, 9)	1-1 HR 3B		2-0 F8		2-1 G6-3	0-0 G6-3			0-1 G4-3	5	1	1	2	0	0	2											
Fred McGriff, L OBP: 0.439, SLG: 0.431 (1, 3)	0-0 HR		1-0 1B 1B		4-0 1B BB		1-0 F9		0-3 K	4	1	2	2	1	1	0											
Benito Santiago, R OBP: 0.295, SLG: 0.367 (1, 2)	G4-3		0-1 FC6-4 1B		2-2 1-2 1B		1-1 F9		4-2 BB	4	0	2	1	1	0	0											
Jerald Clark, R OBP: 0.385, SLG: 0.466 (1, 7)	2-3 K		3-H 2-3 K		1-1 P9		3-2 1B		2-3 K	5	0	1	0	0	3	5											
Paul Faries, R OBP: 0.214, SLG: 0.308 (1, 5)	3-2 G5-3		3-1 FC6-4 1-2			1-2 G6-3		0-1 1-3 1B		4	0	1	0	0	0	2											
Shawn Abner, R OBP: 0.340, SLG: 0.333 Craig Lefferts, L (9, 1)		0-1 P2		0-1 F8		2-1 SH PB 1B		0-1 F8		4	1	1	0	0	0	2											
Eric Nolte, L OBP: 0.125, SLG: 0.125 Wes Gardner, R (6, 1)		1-1 G1-4-3 1B		1-3 K		0-1 SH PB 3B		2-0 F8		2	1	1	0	0	1	0											
Rich Rodriguez, L (7, 1)										0	0	0	0	0	0	0											
Darrin Jackson, R OBP: 0.438, SLG: 0.733 (7, 8)										0	0	0	0	0	0	0											
Inning Stats	R: 4 E: 0 K: 1 S: 16	H: 3 LOB: 0 BB: 1 P: 27	R: 0 E: 0 K: 0 S: 6	H: 1 LOB: 0 BB: 0 P: 8	R: 1 E: 0 K: 1 S: 10	H: 3 LOB: 2 BB: 0 P: 18	R: 0 E: 0 K: 1 S: 10	H: 0 LOB: 0 BB: 0 P: 14	R: 0 E: 0 K: 1 S: 12	H: 1 LOB: 2 BB: 1 P: 23	R: 2 E: 1 K: 0 S: 15	H: 2 LOB: 1 BB: 0 P: 20	R: 0 E: 0 K: 0 S: 3	H: 0 LOB: 0 BB: 0 P: 6	R: 0 E: 0 K: 2 S: 14	H: 0 LOB: 1 BB: 1 P: 20	1B: 9 2B: 0 3B: 2 HR: 1	SF: 0 SAC: 1 DP: 1 HBP: 0	WP: 0 PB: 1 SB: 0 CS: 0	PA: 42							
PITCHER	IP	WLS	BF	H	R	ER	SO	BB	IBB	HBP	BLK	WP	HR	S	P	ERA	WHIP										
Scott Garretts, R ERA: 5.4 (1, 1)	2.1	L	14	7	5	5	1	1	0	0	0	0	1	27	43	19.29	3.429										
Don Robinson, R ERA: 5.68 (3, 1)	3.0		14	3	2	1	3	1	0	0	0	0	0	37	62	3.00	1.333										
Trevor Wilson, L ERA: 8.0 (6, 1)	1.2		7	2	0	0	0	0	0	0	0	0	0	15	20	0.00	1.200										
Jeff Brantley, R ERA: 1.17 (8, 1)	2.0		7	0	0	0	2	1	0	0	0	0	0	17	26	0.00	0.500										
Batter	1	2	3	4	5	6	7	8	9	AB	R	H	RBI	BB	SO	LOB	BOTTOM										
Robby Thompson, R OBP: 0.333, SLG: 0.529 (1, 4)	1-3 K		0-0 F9		2-2 G1-3		2-2 FC3-6 WP SF8 1B		1-1 F9	5	1	1	0	0	1	0	San Diego Padres @ San Francisco Giants Candlestick Park, San Francisco, CA Tue Apr 23 1991, 10:05 PM EDT Att: 12,436 - Cloudy - 53 F										
Mike Felder, S OBP: 0.500, SLG: 0.467 Jeff Brantley, R (8, 1)	1-1 F8		1-1 HR 1B		1-1 WP G3 2B		4-0 FC3-6 BB		0-0 2B	3	2	2	0	1	0	0											
Greg Litton, R OBP: 0.333, SLG: 0.375 (9, PH)					2-1 G3		0-1 FC3-6 SF8		1-3 K	5	1	1	4	0	1	3											
Will Clark, L OBP: 0.393, SLG: 0.585 (1, 3)	1-1 F7		0-0 HR		2-1 G3		0-1 FC3-6 SF8		1-3 K	5	1	1	4	0	1	3											
Kevin Mitchell, R OBP: 0.368, SLG: 0.780 (1, 7)		1-1 HR	0-1 G4-3		1-1 P4		1-0 SF8			3	1	1	2	0	0	0											
Matt Williams, R OBP: 0.305, SLG: 0.400 (1, 5)		1-0 1B 1B	2-3 K2-3			4-0 BB BB		0-0 F7		3	0	1	0	1	1	1											
Kevin Bass, S OBP: 0.322, SLG: 0.283 (1, 9)		1-0 1B		2-3 K		1-3 K		1-2 F4		4	0	1	0	0	2	1											
Steve Decker, R OBP: 0.385, SLG: 0.578 (1, 2)		3-3 K		0-1 F8		4-2 G4-6-3 BB		1-2 CS 1B		3	0	1	0	1	1	2											
Jose Uribe, S OBP: 0.250, SLG: 0.182 Dave Anderson, R OBP: 0.297, SLG: 0.214 (6, PH) (7, 6)		1-0 L9		4-0 BB		0-1 G4-6-3		2-2 G4-3		1	0	0	0	1	0	2											
Scott Garretts, R (1, 1)		0-3 K2-3		0-0 BB			2-1 WP FC3-6 1B			1	0	0	0	0	1	2											
Don Robinson, R (3, 1)										1	0	0	0	0	0	1											
Trevor Wilson, L (6, 1)										0	0	0	0	0	0	0											
Mike Kingery, L OBP: 0.273, SLG: 0.400 (7, PH) (8, 8)										2	1	1	0	0	0	0											
Inning Stats	R: 0 E: 0 K: 1 S: 7	H: 0 LOB: 0 BB: 0 P: 10	R: 1 E: 0 K: 2 S: 13	H: 3 LOB: 0 BB: 0 P: 20	R: 2 E: 0 K: 1 S: 12	H: 2 LOB: 0 BB: 0 P: 15	R: 0 E: 0 K: 1 S: 6	H: 0 LOB: 1 BB: 1 P: 12	R: 1 E: 0 K: 0 S: 9	H: 1 LOB: 0 BB: 0 P: 15	R: 0 E: 0 K: 1 S: 8	H: 0 LOB: 1 BB: 2 P: 17	R: 2 E: 0 K: 0 S: 9	H: 2 LOB: 1 BB: 1 P: 18	R: 0 E: 0 K: 0 S: 9	H: 1 LOB: 0 BB: 0 P: 13	R: 0 E: 0 K: 1 S: 11	H: 1 LOB: 0 BB: 0 P: 15	1B: 6 2B: 2 3B: 0 HR: 2	SF: 1 SAC: 0 DP: 1 HBP: 0	WP: 2 PB: 0 SB: 0 CS: 1	PA: 39					
PITCHER	IP	WLS	BF	H	R	ER	SO	BB	IBB	HBP	BLK	WP	HR	S	P	ERA	WHIP										
Eric Nolte, L ERA: 5.09 (1, 1)	5.1	W	25	6	4	4	6	3	0	0	0	1	0	7	15	27.00	4.500										
Wes Gardner, R ERA: 16.2 (6, 1)	0.2		4	2	2	2	0	1	0	0	0	1	0	7	15	27.00	4.500										
Rich Rodriguez, L ERA: 4.0 (7, 1)	2.0		6	1	0	0	0	0	0	0	0	0	0	13	18	0.00	0.500										
Craig Lefferts, L ERA: 3.52 (9, 1)	1.0	S	4	1	0	0	1	0	0	0	0	0	0	11	15	0.00	1.000										
GIANTS																											

Batter	1	2	3	4	5	6	7	8	9	AB	R	H	RBI	BB	SO	LOB	TOP			
Bip Roberts, S OBP: 0.368, SLG: 0.371 (1, 4)										4	0	1	0	0	1	0	San Diego Padres @ San Francisco Giants Candlestick Park, San Francisco, CA Wed Apr 24 1991, 6:33 AM EDT Att: 11,491 - Cloudy - 62 F			
Tony Fernandez, S OBP: 0.347, SLG: 0.358 (1, 6)										3	0	0	0	1	1					
Tony Gwynn, L OBP: 0.400, SLG: 0.508 (1, 9)										4	0	1	0	0	0	2				
Fred McGriff, L OBP: 0.443, SLG: 0.444 (1, 3)										3	1	1	0	1	0	1				
Benito Santiago, R OBP: 0.323, SLG: 0.391 (1, 2)										4	0	3	0	0	0	1				
Mike Aldrete, L (1, 7)										4	0	0	1	0	1	4				
Darrin Jackson, R OBP: 0.368, SLG: 0.611 Pat Clements, R (7, 1)										3	0	0	0	0	1	3				
Marty Barrett, R OBP: 0.500, SLG: 1.167 (9, PH)										0	0	0	0	0	0	1				
Garry Templeton, S OBP: 0.143, SLG: 0.111 (1, 5)										3	0	0	0	0	0	2				
Ed Whitson, R Shawn Abner, R OBP: 0.333, SLG: 0.326 (7, 8)										2	0	0	0	0	2	0				
Inning Stats	R: 0 E: 0 K: 1 S: 10	H: 0 LOB: 0 BB: 0 P: 16	R: 0 E: 0 K: 0 S: 13	H: 1 LOB: 2 BB: 1 P: 22	R: 0 E: 0 K: 1 S: 5	H: 0 LOB: 1 BB: 1 P: 9	R: 1 E: 0 K: 1 S: 11	H: 2 LOB: 0 BB: 0 P: 17	R: 0 E: 0 K: 1 S: 11	H: 0 LOB: 0 BB: 0 P: 15	R: 0 E: 0 K: 0 S: 7	H: 0 LOB: 0 BB: 0 P: 10	R: 0 E: 0 K: 0 S: 7	H: 1 LOB: 1 BB: 0 P: 8	R: 0 E: 0 K: 1 S: 9	H: 1 LOB: 1 BB: 0 P: 15	1B: 5 2B: 1 3B: 0 HR: 0	SF: 0 SAC: 0 DP: 0 HBP: 0	WP: 0 PB: 0 SB: 0 CS: 1	PA: 34
PITCHER John Burkett, R ERA: 3.21 (1, 1)	IP: 9.0 WLS: W BF: 34 H: 6 R: 1 ER: 1 SO: 6 BB: 2 IBB: 0 HBP: 0 BLK: 0 WP: 0 HR: 0 S: 84 P: 126 ERA: 1.00 WHIP: 0.889																			

Batter	1	2	3	4	5	6	7	8	9	AB	R	H	RBI	BB	SO	LOB	BOTTOM			
Mike Felder, S OBP: 0.545, SLG: 0.526 (1, 8)										4	2	3	0	0	0	0	San Diego Padres @ San Francisco Giants Candlestick Park, San Francisco, CA Wed Apr 24 1991, 6:33 AM EDT Att: 11,491 - Cloudy - 62 F			
Greg Litton, R OBP: 0.308, SLG: 0.333 (1, 4)										4	2	1	1	0	1	3				
Will Clark, L OBP: 0.415, SLG: 0.625 (1, 3)										3	0	2	1	1	0	0				
Kevin Mitchell, R OBP: 0.377, SLG: 0.750 (1, 7)										2	0	0	0	2	0	2				
Matt Williams, R OBP: 0.317, SLG: 0.414 (1, 5)										3	0	2	3	0	0	0				
Kevin Bass, S OBP: 0.302, SLG: 0.263 (1, 9)										4	0	0	0	0	0	7				
Terry Kennedy, L OBP: 0.273, SLG: 0.364 (1, 2)											4	1	1	0	0	1		3		
Jose Uribe, S OBP: 0.250, SLG: 0.143 (1, 6)											3	1	0	0	1	0		1		
John Burkett, R OBP: 0.125, SLG: 0.250 (1, 1)											3	0	0	0	0	2		1		
Inning Stats	R: 1 E: 0 K: 0 S: 11	H: 2 LOB: 2 BB: 1 P: 18	R: 0 E: 0 K: 1 S: 15	H: 0 LOB: 0 BB: 0 P: 21	R: 0 E: 0 K: 1 S: 9	H: 0 LOB: 0 BB: 0 P: 13	R: 0 E: 0 K: 0 S: 7	H: 0 LOB: 0 BB: 0 P: 11	R: 1 E: 0 K: 1 S: 7	H: 1 LOB: 0 BB: 0 P: 11	R: 1 E: 0 K: 0 S: 11	H: 3 LOB: 2 BB: 1 P: 21	R: 3 E: 0 K: 0 S: 10	H: 2 LOB: 2 BB: 2 P: 21	R: 0 E: 0 K: 1 S: 7	H: 0 LOB: 0 BB: 0 P: 9		1B: 6 2B: 4 3B: 0 HR: 0	SF: 1 SAC: 1 DP: 2 HBP: 0	WP: 1 PB: 0 SB: 0 CS: 1
PITCHER Ed Whitson, R ERA: 3.9 Pat Clements, L ERA: 2.69 (7, 1)	IP: 6.1 WLS: L BF: 27 H: 7 R: 4 ER: 4 SO: 3 BB: 2 IBB: 1 HBP: 0 BLK: 0 WP: 1 HR: 0 S: 63 P: 102 ERA: 5.68 WHIP: 1.421																			



Batter	1	2	3	4	5	6	7	8	9	AB	R	H	RBI	BB	SO	LOB	TOP										
Bip Roberts, S (1,4) OBP: 0.397, SLG: 0.365	4-0 1B G4-3	4-0 1B BB		4-1 BB			3-2 G6-3		4-1 BB	1	1	0	0	4	0	0	San Diego Padres @ Philadelphia Phillies Veterans Stadium, Philadelphia, PA Fri Apr 26 1991, 7:05 PM EDT Att: 19,363 - Cloudy - 69 F										
Tony Fernandez, S (1,6) OBP: 0.394, SLG: 0.389	3-2 G4-3 S	2-2 1B		1-2 G3			0-0 1B 2B		1-0 G6-3	5	1	3	2	0	0	3											
Tony Gwynn, L (1,9) OBP: 0.405, SLG: 0.507	3-2 G4-3	F8			0-0 CS 1B		2-2 1B			4	0	2	2	0	0	3											
Fred McGriff, L (1,3) OBP: 0.432, SLG: 0.431				0-0 L9		3-2 G5-4-3 1B		1-1 G3		4	0	1	0	0	1	2											
Benito Santiago, R (1,2) OBP: 0.304, SLG: 0.368				0-1 G5-3		0-0 G5-4-3			0-1 F9	4	0	0	0	0	1	2											
Jerald Clark, R (1,7) OBP: 0.362, SLG: 0.435		G6-3		F8			3-2 P3			4	0	0	0	0	1	0											
Paul Faries, R (1,5) OBP: 0.278, SLG: 0.267					4-1 WP SH1-4 BB		0-3 K		1-1 G6-3	2	1	0	0	2	1	0											
Larry Andersen, R (8,1) Mike Maddux, L (9,1)		1B BB								0	0	0	0	0	0	0											
Shawn Abner, R (1,8) OBP: 0.327, SLG: 0.319		1-1 SH1-4 BB		1-1 P2		2-2 F7			1-0 F9	4	1	1	0	0	0	1											
Bruce Hurst, L (1,1) Garry Templeton, S (8,5) OBP: 0.138, SLG: 0.107		1-1 SH1-4		0-1 SH1-4			3-3 K		0-2 G3-1	1	0	0	0	0	1	0											
Inning Stats	R: 1 E: 0 K: 2 S: 14	H: 1 LOB: 1 BB: 1 P: 27	R: 2 E: 0 K: 0 S: 14	H: 2 LOB: 2 BB: 2 P: 30	R: 0 E: 0 K: 0 S: 5	H: 0 LOB: 0 BB: 2 P: 7	R: 0 E: 0 K: 0 S: 9	H: 0 LOB: 2 BB: 2 P: 19	R: 0 E: 0 K: 1 S: 11	H: 0 LOB: 0 BB: 0 P: 16	R: 1 E: 0 K: 1 S: 14	H: 2 LOB: 1 BB: 1 P: 23	R: 0 E: 0 K: 1 S: 7	H: 0 LOB: 0 BB: 1 P: 11	R: 0 E: 0 K: 0 S: 6	H: 0 LOB: 1 BB: 1 P: 12	1B: 6 2B: 1 3B: 0 HR: 0	SF: 0 SAC: 2 DP: 1 HBP: 0	WP: 1 PB: 0 SB: 1 CS: 1	PA: 38							
PITCHER	IP	WLS	BF	H	R	ER	SO	BB	IBB	HBP	BLK	WP	HR	S	P	ERA	WHIP										
Jose De Jesus, R (1,1) ERA: 5.4	7.0	L	31	7	4	4	4	5	0	0	0	1	0	72	130	5.14	1.714										
Darrel Akerfelds, R (8,1) ERA: 4.6	2.0		7	0	0	0	1	1	0	0	0	0	0	13	23	0.00	0.500										

AB	30
R	4
H	7
RBI	4
BB	6
SO	5
LOB	11



Batter	1	2	3	4	5	6	7	8	9	AB	R	H	RBI	BB	SO	LOB	BOTTOM										
Lenny Dykstra, L (1,8) OBP: 0.418, SLG: 0.507	4-2 F7-6-3 BB		1-1 L7				3-2 L6		1-2 F9	3	0	0	0	1	0	0	San Diego Padres @ Philadelphia Phillies Veterans Stadium, Philadelphia, PA Fri Apr 26 1991, 7:05 PM EDT Att: 19,363 - Cloudy - 69 F										
Dickie Thon, R (1,6) OBP: 0.288, SLG: 0.283	0-0 F7-6-3 1-2		4-0 BB				0-0 FC6-4 1B		2-3 K	3	0	1	0	1	1	1											
Randy Ready, R (1,4) OBP: 0.394, SLG: 0.286	1-1 F7		4-2 FC6-4 BB			1-2 FC6-4 1-2		0-1 F7	3	0	0	0	1	0	1												
Ricky Jordan, R (1,3) OBP: 0.333, SLG: 0.440		0-0 F8	1-1 FC6-4				0-1 F8		2-2 G5-3	4	0	0	0	0	2												
Dale Murphy, R (1,9) OBP: 0.302, SLG: 0.379		2-1 1B 1B		1-1 FC5-4 1B			0-0 G5-3		2-3 K	4	0	2	0	0	1	0											
Charlie Hayes, R (1,5) OBP: 0.226, SLG: 0.306		1 SAFE K		0-0 F8			2-3 K		0-0 1B	4	0	1	0	0	2	2											
Jim Lindeman, R (1,7) OBP: 0.500, SLG: 0.500		1-2 1B		2-3 K			2-2 FC6-4 1B		1-3 K	3	0	2	0	0	1	1											
Von Hayes, L (9, PH) OBP: 0.329, SLG: 0.241		1-3 1B								1	0	0	0	0	1	1											
Steve Lake, R (1,2) OBP: 0.083, SLG: 0.083		2-3 K		0-0 FC5-4			0-1 FC6-4 L3			3	0	0	0	0	1	4											
Jose De Jesus, R (1,1) John Kruk, L (7, PH) Darrel Akerfelds, R (8,1)				0-2 F9			0-0 L3			2	0	0	0	0	1	0											
Inning Stats	R: 0 E: 0 K: 0 S: 5	H: 0 LOB: 0 BB: 1 P: 10	R: 0 E: 0 K: 2 S: 13	H: 2 LOB: 2 BB: 0 P: 18	R: 0 E: 0 K: 0 S: 9	H: 0 LOB: 2 BB: 2 P: 19	R: 0 E: 0 K: 1 S: 9	H: 1 LOB: 1 BB: 0 P: 12	R: 0 E: 0 K: 1 S: 10	H: 1 LOB: 1 BB: 0 P: 15	R: 0 E: 0 K: 1 S: 7	H: 0 LOB: 0 BB: 0 P: 9	R: 0 E: 0 K: 1 S: 6	H: 1 LOB: 0 BB: 0 P: 8	R: 0 E: 0 K: 1 S: 8	H: 0 LOB: 0 BB: 0 P: 11	R: 0 E: 0 K: 2 S: 12	H: 1 LOB: 1 BB: 0 P: 17	1B: 6 2B: 2 3B: 0 HR: 0	SF: 0 SAC: 0 DP: 2 HBP: 0	WP: 0 PB: 0 SB: 0 CS: 0	PA: 34					
PITCHER	IP	WLS	BF	H	R	ER	SO	BB	IBB	HBP	BLK	WP	HR	S	P	ERA	WHIP										
Bruce Hurst, L (1,1) ERA: 2.17	7.0	W	27	5	0	0	5	3	0	0	0	0	0	59	91	0.00	1.143										
Larry Andersen, R (8,1) ERA: 2.25	1.0		3	0	0	0	1	0	0	0	0	0	0	8	11	0.00	0.000										
Mike Maddux, R (9,1) ERA: 2.25	1.0		4	1	0	0	2	0	0	0	0	0	0	12	17	0.00	1.000										

AB	31
R	0
H	6
RBI	0
BB	3
SO	8
LOB	13



Batter	1	2	3	4	5	6	7	8	9	AB	R	H	RBI	BB	SO	LOB	TOP				
Paul Faries, R OBP: 0.292, SLG: 0.250 (1, 4)										3	0	0	0	1	1	1	San Diego Padres @ Philadelphia Phillies Veterans Stadium, Philadelphia, PA Sun Apr 28 1991, 7:05 PM EDT Att: 39,332 - Cloudy - 66 F				
Tony Fernandez, S OBP: 0.333, SLG: 0.346 (1, 6)										3	0	0	0	1	2	1					
Tony Gwynn, L OBP: 0.398, SLG: 0.500 (1, 9)										4	0	1	0	0	0	3					
Fred McGriff, L OBP: 0.446, SLG: 0.431 (1, 3)										3	1	1	0	1	1	1					
Benito Santiago, R OBP: 0.295, SLG: 0.351 (1, 2)										4	0	0	0	0	3	3					
Jerald Clark, R OBP: 0.364, SLG: 0.456 (1, 7)										1	1	1	2	2	0	0					
Marty Barrett, R OBP: 0.300, SLG: 0.700 Garry Templeton, S (2, PH) OBP: 0.121, SLG: 0.094 (2, 5)										0	0	0	0	0	0	0					
Shawn Abner, R OBP: 0.288, SLG: 0.278 (1, 8)										3	0	0	0	0	1	1					
Eric Nolte, L OBP: 0.125, SLG: 0.125 Wes Gardner, R (2, 1)										0	0	0	0	0	0	0					
Darrin Jackson, R (6, PH) OBP: 0.400, SLG: 0.611 Rich Rodriguez, L (6, 1)										1	0	0	0	0	1	0					
										0	0	0	0	1	0	0					
Inning Stats	R: 0 E: 0 K: 0 S: 9	H: 0 LOB: 0 BB: 2 P: 20	R: 0 E: 0 K: 0 S: 13	H: 1 LOB: 1 BB: 1 P: 18	R: 0 E: 0 K: 1 S: 7	H: 0 LOB: 0 BB: 0 P: 13	R: 0 E: 0 K: 3 S: 11	H: 1 LOB: 0 BB: 0 P: 16	R: 0 E: 0 K: 0 S: 4	H: 0 LOB: 0 BB: 1 P: 11	R: 2 E: 0 K: 2 S: 12	H: 1 LOB: 0 BB: 1 P: 23	R: 0 E: 0 K: 1 S: 7	H: 0 LOB: 0 BB: 0 P: 8	R: 0 E: 0 K: 1 S: 7	H: 0 LOB: 0 BB: 0 P: 9	1B: 2 2B: 1 3B: 1 HR: 1	SF: 0 SAC: 0 DP: 2 HBP: 0	WP: 2 PB: 0 SB: 1 CS: 0	PA: 32	
PITCHER	IP	WLS	BF	H	R	ER	SO	BB	IBB	HBP	BLK	WP	HR	S	P	ERA	WHIP				
Jason Grimsley, R ERA: 4.26 Tommy Greene, R ERA: 4.79	(1, 1) (8, 1)	7.0 2.0	W 6	26 0	3 0	2 0	7 2	6 0	0 0	0 0	0 0	2 0	0 0	64 14	115 17	2.57 0.00	1.286 0.000				

AB	26
R	2
H	3
RBI	2
BB	6
SO	9
LOB	13



Batter	1	2	3	4	5	6	7	8	9	AB	R	H	RBI	BB	SO	LOB	BOTTOM				
Lenny Dykstra, L OBP: 0.427, SLG: 0.500 (1, 8)										2	2	1	0	2	0	0	San Diego Padres @ Philadelphia Phillies Veterans Stadium, Philadelphia, PA Sun Apr 28 1991, 7:05 PM EDT Att: 39,332 - Cloudy - 66 F				
Von Hayes, L OBP: 0.313, SLG: 0.238 (1, 7)										3	0	0	1	0	0	3					
Ricky Jordan, R OBP: 0.333, SLG: 0.433 (1, 3)										3	2	1	1	1	0	0					
Dale Murphy, R OBP: 0.310, SLG: 0.379 (1, 9)										4	1	2	2	0	0	0					
Randy Ready, R OBP: 0.368, SLG: 0.273 Tommy Greene, R OBP: 0.333, SLG: 0.333 (8, 1)										4	1	1	1	0	1	1					
Charlie Hayes, R OBP: 0.236, SLG: 0.357 (1, 5)										4	1	2	3	0	1	1					
Dickie Thon, R OBP: 0.305, SLG: 0.346 (1, 6)										3	1	2	1	1	0	0					
Steve Lake, R OBP: 0.125, SLG: 0.125 (1, 2)										4	0	1	0	0	0	3					
Jason Grimsley, R OBP: 0.222, SLG: 0.125 Mickey Morandini, L OBP: 0.313, SLG: 0.267 (8, 4)										3	1	1	0	0	0	1					
										1	0	0	0	0	0	1					
Inning Stats	R: 5 E: 0 K: 0 S: 15	H: 4 LOB: 0 BB: 2 P: 34	R: 3 E: 0 K: 0 S: 16	H: 4 LOB: 1 BB: 0 P: 25	R: 0 E: 0 K: 0 S: 6	H: 0 LOB: 0 BB: 0 P: 8	R: 0 E: 0 K: 0 S: 4	H: 0 LOB: 0 BB: 0 P: 6	R: 0 E: 0 K: 2 S: 10	H: 0 LOB: 0 BB: 0 P: 15	R: 1 E: 0 K: 0 S: 4	H: 2 LOB: 1 BB: 1 P: 10	R: 0 E: 0 K: 0 S: 4	H: 0 LOB: 0 BB: 0 P: 9	R: 0 E: 0 K: 0 S: 5	H: 1 LOB: 1 BB: 1 P: 11	1B: 6 2B: 3 3B: 0 HR: 2	SF: 1 SAC: 0 DP: 3 HBP: 0	WP: 2 PB: 0 SB: 1 CS: 0	PA: 36	
PITCHER	IP	WLS	BF	H	R	ER	SO	BB	IBB	HBP	BLK	WP	HR	S	P	ERA	WHIP				
Eric Nolte, L ERA: 8.53 Wes Gardner, R ERA: 9.0 Rich Rodriguez, L ERA: 3.46	(1, 1) (2, 1) (6, 1)	1.1 3.2 3.0	L 12 12	7 1 3	8 0 1	8 0 1	8 2 0	0 0 2	0 0 0	0 0 0	0 0 0	0 0 1	0 0 1	25 26 13	48 40 30	54.00 0.00 3.00	6.750 0.273 1.667				

AB	31
R	9
H	11
RBI	9
BB	4
SO	2
LOB	10



Batter	1	2	3	4	5	6	7	8	9	AB	R	H	RBI	BB	SO	LOB	TOP	
Bip Roberts, S (1, 4) OBP: 0.391, SLG: 0.329	1-1 F9		1-1 G6-3		1-0 F8			1-2 P4		4	0	0	0	0	0	0	San Diego Padres @ Philadelphia Phillies Veterans Stadium, Philadelphia, PA Mon Apr 29 1991, 7:05 PM EDT Att: 12,359 - Cloudy - 60 F	
Tony Fernandez, S (1, 6) OBP: 0.319, SLG: 0.329	2-3 K		3-2 F8		1-2 P6			0-1 F7		4	0	0	0	0	1	0		
Tony Gwynn, L (1, 9) OBP: 0.379, SLG: 0.475	1-0 L7			1-1 F7		2-1 L8		0-1 G3		4	0	0	0	0	0	0		
Benito Santiago, R (1, 2) OBP: 0.293, SLG: 0.358		2-2 P4		1-0 1B		0-3 K		0-0 P3		4	1	1	0	0	1	0		
Fred McGriff, L (1, 3) OBP: 0.437, SLG: 0.420		3-2 F8		2-1 2B		2-2 G6-3		2-3 K		4	0	1	1	0	1	0		
Jerald Clark, R (1, 7) OBP: 0.370, SLG: 0.458		1-2 1B		0-0 1B			0-0 P3	2-2 F8		4	0	2	0	0	0	0		
Darrin Jackson, R (1, 8) OBP: 0.391, SLG: 0.550		3-3 K		4-2 1B			2-0 G5-3			2	0	0	0	1	1	1		
Garry Templeton, S (1, 5) OBP: 0.167, SLG: 0.200			1-0 G4-3		0-0 G6-4-3		2-2 1B			3	1	2	0	0	0	3		
Ed Whitson, R (1, 1) Marty Barrett, R (7, PH) Mike Maddux, L (7, 1)			2-0 G4-3		1-1 F9		2-1 P3			2	0	0	1	0	0	0		
Inning Stats	R: 0 E: 0 K: 1 S: 6	H: 0 LOB: 0 BB: 0 P: 10	R: 0 E: 0 K: 1 S: 18	H: 1 LOB: 1 BB: 0 P: 27	R: 1 E: 0 K: 0 S: 7	H: 3 LOB: 2 BB: 1 P: 14	R: 0 E: 0 K: 0 S: 9	H: 0 LOB: 0 BB: 0 P: 17	R: 0 E: 0 K: 1 S: 8	H: 1 LOB: 1 BB: 0 P: 12	R: 0 E: 0 K: 0 S: 7	H: 0 LOB: 0 BB: 0 P: 8	R: 0 E: 0 K: 1 S: 8	H: 0 LOB: 0 BB: 0 P: 12	1B: 4 2B: 1 3B: 1 HR: 0	SF: 0 SAC: 0 DP: 1 HBP: 0	WP: 0 PA: 33 PB: 0 SB: 0 CS: 0	
PITCHER	IP	WLS	BF	H	R	ER	SO	BB	IBB	HBP	BLK	WP	HR	S	P	ERA	WHIP	
Terry Mulholland, L (1, 1) ERA: 2.97	8.0	W	30	6	2	2	3	1	0	0	0	0	0	71	113	2.25	0.875	
Mitch Williams, L (9, 1) ERA: 2.77	1.0		3	0	0	0	1	0	0	0	0	0	0	8	12	0.00	0.000	

Batter	1	2	3	4	5	6	7	8	9	AB	R	H	RBI	BB	SO	LOB	BOTTOM		
Lenny Dykstra, L (1, 8) OBP: 0.426, SLG: 0.513	0-0 F8		0-1 F8		4-1 BB			1-1 G5-3		4	1	1	1	1	0	0	San Diego Padres @ Philadelphia Phillies Veterans Stadium, Philadelphia, PA Mon Apr 29 1991, 7:05 PM EDT Att: 12,359 - Cloudy - 60 F		
Wally Backman, S (1, 4) Mitch Williams, L (9, 1)	2-1 2B		1-2 G4-3		1-1 G4-3			1-2 SF7		4	2	3	1	0	0	2			
Von Hayes, L (1, 7) OBP: 0.306, SLG: 0.250	1 SAFE 1-3 2B		2-1 G4-3		1-1 P6		1-2 L9	3-1 G4-3		5	0	1	0	0	0	2			
Dale Murphy, R (1, 9) OBP: 0.316, SLG: 0.429	0-2 SF8		1-0 HR		0-0 E		0-1 L5	0-2 G2-3		4	2	2	3	0	0	1			
John Kruk, L (1, 3) OBP: 0.363, SLG: 0.466	3-H F7		1-0 FC6-4		2-0 E3		2-3 K			4	1	2	0	0	1	1			
Charlie Hayes, R (1, 5) OBP: 0.240, SLG: 0.342		1-2 G5-3		2-1 FC6-4		3-1 E6		4-1 WP		3	0	0	1	1	0	2			
Darren Daulton, L (1, 2) OBP: 0.294, SLG: 0.267		0-0 P4		0-1 G6-3		1-2 1B		4-2 G6-4-3		3	0	1	0	1	0	0			
Dickie Thon, R (1, 6) OBP: 0.317, SLG: 0.364		0-0 1B		0-0 SH3-4		0-2 SF9		0-0 G6-4-3		3	0	2	1	0	0	2			
Terry Mulholland, R (1, 1) Mickey Morandini, L (9, 4) OBP: 0.313, SLG: 0.267		3-3 K		1-0 SH3-4		1-0 G4-3		0-3 K		3	1	0	0	0	2	3			
Inning Stats	R: 1 E: 0 K: 0 S: 11	H: 2 LOB: 1 BB: 0 P: 15	R: 0 E: 0 K: 1 S: 9	H: 1 LOB: 0 BB: 0 P: 13	R: 2 E: 0 K: 0 S: 12	H: 3 LOB: 1 BB: 0 P: 19	R: 0 E: 0 K: 0 S: 7	H: 1 LOB: 2 BB: 1 P: 13	R: 2 E: 2 K: 0 S: 14	H: 3 LOB: 2 BB: 0 P: 21	R: 0 E: 0 K: 0 S: 11	H: 1 LOB: 1 BB: 0 P: 14	R: 0 E: 0 K: 1 S: 7	H: 0 LOB: 2 BB: 2 P: 17	R: 2 E: 0 K: 1 S: 11	H: 1 LOB: 0 BB: 0 P: 15	1B: 8 2B: 2 3B: 1 HR: 1	SF: 3 SAC: 1 DP: 1 HBP: 0	WP: 2 PA: 40 PB: 0 SB: 1 CS: 0
PITCHER	IP	WLS	BF	H	R	ER	SO	BB	IBB	HBP	BLK	WP	HR	S	P	ERA	WHIP		
Ed Whitson, R (1, 1) ERA: 4.28	6.0	L	31	11	5	4	1	1	0	0	0	0	0	64	95	6.00	2.000		
Mike Maddux, R (7, 1) ERA: 3.96	2.0		9	1	2	2	2	2	0	0	0	2	0	18	32	9.00	1.500		

Batter	1	2	3	4	5	6	7	8	9	AB	R	H	RBI	BB	SO	LOB	TOP																				
Bip Roberts, S (1,4) OBP: 0.349, SLG: 0.316	F7			K		P4				3	0	0	0	0	1	0																					
Tony Fernandez, S (1,6) OBP: 0.309, SLG: 0.318	G3-1			G4-3		K				3	0	0	0	0	1	0																					
Tony Gwynn, L (1,9) OBP: 0.378, SLG: 0.463	G4-3			G5-3						2	1	0	0	1	0	0																					
Fred McGriff, L (1,3)										3	1	2	0	0	0	1																					
Benito Santiago, R (1,2) OBP: 0.306, SLG: 0.405										3	1	2	2	0	0	1																					
Jerald Clark, R (1,7) OBP: 0.396, SLG: 0.452										1	0	0	0	0	0	0																					
Mike Aldrete, L (2,7)										1	0	0	0	0	0	0																					
Darin Jackson, R (7, PH) OBP: 0.376, SLG: 0.524										1	0	0	0	0	0	2																					
Jim Presley, R (1,5) OBP: 0.156, SLG: 0.071										2	0	0	1	0	0	0																					
Shawn Abner, R (1,8) OBP: 0.274, SLG: 0.263										3	0	0	0	0	2	2																					
Derek Lilliquist, L (1,1)										1	0	0	0	0	0	0																					
Gary Templeton, S (6, PH) OBP: 0.162, SLG: 0.194										1	0	0	0	0	1	0																					
Wes Gardner, R (6,1)										0	0	0	0	0	0	0																					
Rich Rodriguez, L (6,1)										0	0	0	0	0	0	0																					
Inning Stats	R: 0 E: 0 K: 0 S: 5	H: 0 LOB: 0 BB: 0 P: 10	R: 0 E: 0 K: 0 S: 5	H: 1 LOB: 0 BB: 0 P: 8	R: 0 E: 0 K: 1 S: 7	H: 0 LOB: 0 BB: 0 P: 9	R: 0 E: 0 K: 1 S: 10	H: 0 LOB: 0 BB: 0 P: 16	R: 2 E: 0 K: 1 S: 13	H: 2 LOB: 0 BB: 0 P: 22	R: 0 E: 0 K: 2 S: 8	H: 0 LOB: 0 BB: 0 P: 10	R: 1 E: 1 K: 0 S: 16	H: 1 LOB: 2 BB: 1 P: 26				1B: 3 2B: 0 3B: 0 HR: 1	SF: 1 SAC: 0 DP: 1 HBP: 0	WP: 0 PB: 0 SB: 0 CS: 0	PA: 26																
PITCHER	IP	WLS	BF	H	R	ER	SO	BB	IBB	HBP	BLK	WP	HR	S	P	ERA	WHIP	PITCHER			IP	WLS	BF	H	R	ER	SO	BB	IBB	HBP	BLK	WP	HR	S	P	ERA	WHIP
Dwight Gooden, R (1,1) ERA: 2.43	6.0	W	20	3	2	2	5	0	0	0	1	0	1	48	75	3.00	0.500																				
Pete Schourek, L (7,1) ERA: 4.75	0.1		4	1	1	0	0	1	0	0	0	0	0	9	18	0.00	6.000																				
Alejandro Pena, R (7,1) ERA: 2.0	0.2	S	2	0	0	0	0	0	0	0	0	0	0	7	8	0.00	0.000																				

San Diego Padres @ New York Mets
Shea Stadium, Flushing, NY
Tue Apr 30 1991, 7:05 PM EDT
Att: 17,059 - Cloudy - 57 F

AB 24
R 3
H 4
RBI 3
BB 1
SO 5
LOB 6



Batter	1	2	3	4	5	6	7	8	9	AB	R	H	RBI	BB	SO	LOB	BOTTOM																				
Vince Coleman, S (1,8) OBP: 0.345, SLG: 0.301										4	0	1	0	0	2	3																					
Tom Herr, S (1,4) OBP: 0.378, SLG: 0.309										4	0	2	0	0	1	1																					
Dave Magadan, L (1,3) OBP: 0.427, SLG: 0.317										4	1	2	1	0	0	1																					
Hubie Brooks, R (1,9) OBP: 0.343, SLG: 0.466										4	0	1	0	0	0	3																					
Howard Johnson, S (1,5) OBP: 0.290, SLG: 0.456										4	2	2	1	0	0	2																					
Kevin McReynolds, R (1,7) OBP: 0.186, SLG: 0.255										3	0	1	1	0	0	1																					
Rick Cerone, R (1,2) OBP: 0.407, SLG: 0.615										3	2	3	1	0	0	0																					
Kevin Elster, R (1,6) OBP: 0.378, SLG: 0.538										2	0	0	0	1	0	2																					
Dwight Gooden, R (1,1) ERA: 7.2	5.0	L	24	10	4	4	2	0	1	0	0	0	0	74	7.20	2.000																					
Mark Carreon, R (6, PH) OBP: 0.400, SLG: 0.548	0.0		1	1	1	1	0	0	0	0	3	5																									
Pete Schourek, L (7,1) ERA: 9.9	1.0		7	2	1	1	1	1	0	0	12	19	9.00	3.000																							
Alejandro Pena, R (7,1) ERA: 3.86	1.0		7	2	1	1	1	1	0	0	12	19	9.00	3.000																							
Inning Stats	R: 0 E: 0 K: 0 S: 8	H: 1 LOB: 0 BB: 0 P: 11	R: 1 E: 0 K: 0 S: 9	H: 2 LOB: 2 BB: 1 P: 16	R: 0 E: 0 K: 0 S: 8	H: 1 LOB: 1 BB: 0 P: 12	R: 2 E: 0 K: 1 S: 11	H: 3 LOB: 1 BB: 0 P: 18	R: 1 E: 0 K: 1 S: 12	H: 3 LOB: 2 BB: 0 P: 17	R: 2 E: 1 K: 1 S: 15	H: 3 LOB: 2 BB: 1 P: 24	R: 0 E: 0 K: 0 S: 0	H: 0 LOB: 0 BB: 0 P: 0				1B: 8 2B: 4 3B: 0 HR: 1	SF: 0 SAC: 0 DP: 0 HBP: 0	WP: 0 PB: 1 SB: 0 CS: 1	PA: 32																
PITCHER	IP	WLS	BF	H	R	ER	SO	BB	IBB	HBP	BLK	WP	HR	S	P	ERA	WHIP	PITCHER			IP	WLS	BF	H	R	ER	SO	BB	IBB	HBP	BLK	WP	HR	S	P	ERA	WHIP
Derek Lilliquist, L (1,1) ERA: 7.2	5.0	L	24	10	4	4	2	0	1	0	0	0	0	74	7.20	2.000																					
Wes Gardner, R (6,1) ERA: 9.9	0.0		1	1	1	1	0	0	0	0	3	5																									
Rich Rodriguez, L (6,1) ERA: 3.86	1.0		7	2	1	1	1	1	0	0	12	19	9.00	3.000																							

San Diego Padres @ New York Mets
Shea Stadium, Flushing, NY
Tue Apr 30 1991, 7:05 PM EDT
Att: 17,059 - Cloudy - 57 F

AB 30
R 6
H 13
RBI 5
BB 2
SO 3
LOB 15



Batter	1	2	3	4	5	6	7	8	9	AB	R	H	RBI	BB	SO	LOB	TOP								
Bip Roberts, S (1,4) OBP: 0.344, SLG: 0.325 Paul Faries, R (7,PH) OBP: 0.280, SLG: 0.238										4	0	1	0	0	1	4									
Tony Fernandez, S (1,6) OBP: 0.303, SLG: 0.312										5	1	1	0	0	0	1									
Tony Gwynn, L (1,9) OBP: 0.379, SLG: 0.460										5	2	2	0	0	0	1									
Benito Santiago, R (1,2) OBP: 0.300, SLG: 0.386										4	2	0	0	1	2	2									
Fred McGriff, L (1,3) OBP: 0.453, SLG: 0.481											5	2	3	3	0	1	0								
Darin Jackson, R (1,7) OBP: 0.370, SLG: 0.478											2	1	0	1	1	1	0								
Garry Templeton, S (1,5) OBP: 0.167, SLG: 0.195											5	0	1	1	0	1	2								
Shawn Abner, R (1,8) OBP: 0.288, SLG: 0.254											2	0	0	0	2	0	1								
Bruce Hurst, L (1,1) OBP: 0.273, SLG: 0.111 Larry Andersen, R (8,1) Craig Lefferts, L (9,1)											3	0	1	1	1	1	3								
Inning Stats	R: 0 E: 0 K: 1 S: 10	H: 1 LOB: 1 BB: 0 P: 17	R: 0 E: 0 K: 1 S: 8	H: 0 LOB: 0 BB: 0 P: 13	R: 0 E: 0 K: 0 S: 8	H: 0 LOB: 0 BB: 0 P: 13	R: 0 E: 0 K: 1 S: 7	H: 0 LOB: 0 BB: 0 P: 12	R: 2 E: 0 K: 1 S: 13	H: 2 LOB: 1 BB: 1 P: 23	R: 3 E: 0 K: 0 S: 19	H: 3 LOB: 3 BB: 3 P: 39	R: 3 E: 3 K: 1 S: 13	H: 3 LOB: 3 BB: 1 P: 25	R: 0 E: 0 K: 0 S: 6	H: 0 LOB: 0 BB: 0 P: 11	R: 0 E: 0 K: 2 S: 9	H: 0 LOB: 0 BB: 0 P: 14	1B: 7 2B: 1 3B: 0 HR: 1	SF: 0 SAC: 2 DP: 0 HBP: 0	WP: 0 PB: 1 SB: 0 CS: 0	PA: 43			
PITCHER	IP	WLS	BF	H	R	ER	SO	BB	IBB	HBP	BLK	WP	HR	S	P	ERA	WHIP								
Frank Viola, L (1,1) ERA: 1.93	6.0	L	30	8	7	5	4	3	1	0	0	0	1	67	121	7.50	1.833								
Jeff Irvin, R (7,1) ERA: 6.0	0.0		1	0	0	0	0	0	0	0	0	0	0	1	1	∞	∞								
Doug Simons, L (7,1) ERA: 1.88	2.0		9	1	1	0	1	0	1	0	0	0	0	16	31	0.00	0.500								
Wally Whitehurst, R (9,1) ERA: 3.43	1.0		3	0	0	0	2	0	0	0	0	0	0	9	14	0.00	0.000								

San Diego Padres @ New York Mets
Shea Stadium, Flushing, NY
Wed May 01 1991, 7:05 PM EDT
Att: 19,952 - Cloudy - 64 F

AB	36
R	8
H	9
RBI	6
BB	5
SO	7
LOB	17



Batter	1	2	3	4	5	6	7	8	9	AB	R	H	RBI	BB	SO	LOB	BOTTOM								
Vince Coleman, S (1,8) OBP: 0.348, SLG: 0.308										5	2	2	1	0	0	0									
Tom Herr, S (1,4) OBP: 0.380, SLG: 0.317										5	0	2	2	0	0	2									
Dave Magadan, L (1,3) OBP: 0.437, SLG: 0.328										4	0	2	1	1	0	0									
Hubie Brooks, R (1,9) OBP: 0.319, SLG: 0.435										4	0	0	1	0	0	3									
Howard Johnson, S (1,5) OBP: 0.274, SLG: 0.426										4	1	0	0	0	1	3									
Kevin McReynolds, R (1,7) OBP: 0.294, SLG: 0.275										4	1	2	0	0	0	0									
Rick Cerone, R (1,2) OBP: 0.419, SLG: 0.633										4	1	2	2	0	0	1									
Kevin Elster, R (1,6) OBP: 0.375, SLG: 0.624 Wally Whitehurst, R (9,1) OBP: 0.400, SLG: 0.500										3	1	1	0	0	1	1									
Frank Viola, L (1,1) OBP: 0.273, SLG: 0.111 Jeff Irvin, R (7,1) ERA: 6.0 Doug Simons, L (7,1) ERA: 1.88 Keith Miller, R (7,6) OBP: 0.306, SLG: 0.333 Mark Carreon, R (8,PH) OBP: 0.300, SLG: 0.593 Dary Boston, L (9,PH) OBP: 0.276, SLG: 0.333										2	0	0	0	0	0	2									
Inning Stats	R: 0 E: 1 K: 0 S: 8	H: 0 LOB: 0 BB: 0 P: 12	R: 0 E: 0 K: 1 S: 7	H: 0 LOB: 0 BB: 0 P: 12	R: 3 E: 1 K: 0 S: 13	H: 4 LOB: 2 BB: 1 P: 22	R: 0 E: 0 K: 0 S: 7	H: 0 LOB: 0 BB: 0 P: 11	R: 0 E: 0 K: 1 S: 7	H: 2 LOB: 2 BB: 0 P: 12	R: 0 E: 0 K: 1 S: 7	H: 1 LOB: 1 BB: 0 P: 9	R: 0 E: 0 K: 0 S: 5	H: 0 LOB: 0 BB: 0 P: 10	R: 2 E: 0 K: 0 S: 13	H: 3 LOB: 1 BB: 0 P: 21	R: 2 E: 0 K: 0 S: 9	H: 2 LOB: 0 BB: 0 P: 13	1B: 10 2B: 2 3B: 0 HR: 0	SF: 1 SAC: 0 DP: 0 HBP: 0	WP: 1 PB: 0 SB: 1 CS: 0	PA: 40			
PITCHER	IP	WLS	BF	H	R	ER	SO	BB	IBB	HBP	BLK	WP	HR	S	P	ERA	WHIP								
Bruce Hurst, L (1,1) ERA: 2.95	7.2	W	34	10	5	5	2	0	1	0	0	0	0	67	106	5.87	1.304								
Larry Andersen, R (8,1) ERA: 1.23	0.1		2	1	1	1	0	0	0	0	0	0	0	5	8	27.00	3.000								
Craig Lefferts, L (9,1) ERA: 4.82	1.0	S	4	1	1	1	0	0	0	0	0	1	0	6	8	9.00	1.000								

San Diego Padres @ New York Mets
Shea Stadium, Flushing, NY
Wed May 01 1991, 7:05 PM EDT
Att: 19,952 - Cloudy - 64 F

AB	38
R	7
H	12
RBI	7
BB	1
SO	2
LOB	13



Batter	1	2	3	4	5	6	7	8	9	AB	R	H	RBI	BB	SO	LOB	TOP					
Bip Roberts, S (1,4) OBP: 0.340, SLG: 0.313										3	0	0	0	1	1	0						
Tony Fernandez, S (1,6) OBP: 0.291, SLG: 0.299										4	0	0	0	0	0	2						
Tony Gwynn, L (1,9) OBP: 0.364, SLG: 0.440										4	0	0	0	0	0	2						
Fred McGriff, L (1,3) OBP: 0.444, SLG: 0.506										4	1	1	1	0	1	0						
Bento Santiago, R (1,2) OBP: 0.298, SLG: 0.380										4	0	1	0	0	1	0						
Mike Aldrete, L (1,7)										3	0	0	0	1	1	1						
Paul Faries, R (1,5) OBP: 0.321, SLG: 0.292										3	0	2	0	0	0	0						
Shawn Abner, R (1,8) OBP: 0.275, SLG: 0.242										3	0	0	0	0	2	4						
Andy Benes, R (1,1) OBP: 0.100, SLG: 0.400										2	0	0	0	0	1	2						
Garry Templeton, S (8,PH) OBP: 0.163, SLG: 0.190										1	0	0	0	0	0	0						
Mike Maddux, L (8,1)										0	0	0	0	0	0	0						
Steve Rosenberg, L (8,1)										0	0	0	0	0	0	0						
Inning Stats	R: 0 E: 0 K: 0 S: 12	H: 0 LOB: 0 BB: 1 P: 19	R: 1 E: 1 K: 2 S: 12	H: 3 LOB: 2 BB: 0 P: 16	R: 0 E: 0 K: 1 S: 9	H: 0 LOB: 0 BB: 0 P: 13	R: 0 E: 0 K: 3 S: 13	H: 1 LOB: 2 BB: 1 P: 22	R: 0 E: 0 K: 1 S: 7	H: 0 LOB: 0 BB: 0 P: 11	R: 0 E: 0 K: 0 S: 4	H: 0 LOB: 0 BB: 0 P: 5	R: 0 E: 0 K: 0 S: 6	H: 0 LOB: 0 BB: 0 P: 10	R: 0 E: 1 K: 0 S: 10	H: 0 LOB: 1 BB: 0 P: 15	R: 0 E: 0 K: 0 S: 6	H: 0 LOB: 0 BB: 0 P: 11	1B: 3 2B: 1 3B: 0 HR: 1	SF: 0 SAC: 0 DP: 1 HBP: 0	WP: 0 PB: 0 SB: 1 CS: 0	PA: 33
PITCHER	IP	WLS	BF	H	R	ER	SO	BB	IBB	HBP	BLK	WP	HR	S	P	ERA	WHIP					
Oil Can Boyd, R (1,1) ERA: 5.1	7.0	W	26	4	1	1	7	2	0	0	0	0	1	63	96	1.29	0.857					
Steve Frey, L (8,1) ERA: 4.3	1.1		5	0	0	0	0	0	0	0	0	0	0	11	16	0.00	0.000					
Tim Burke, R (9,1) ERA: 3.75	0.2		2	0	0	0	0	0	0	0	0	0	0	5	10	0.00	0.000					

San Diego Padres @ Montreal Expos
Olympic Stadium, Montreal, QB
Fri May 03 1991, 7:05 PM EDT
Att: 12,221 - Dome - 70 F

livebaseballscores.com

AB 31
R 1
H 4
RBI 1
BB 2
SO 7
LOB 11

Batter	1	2	3	4	5	6	7	8	9	AB	R	H	RBI	BB	SO	LOB	BOTTOM					
Delino DeShields, L (1,4) OBP: 0.404, SLG: 0.443										3	2	1	0	1	1	1						
Marquis Grissom, R (1,9) OBP: 0.287, SLG: 0.364										4	1	1	0	0	0	2						
Ivan Calderon, R (1,7) OBP: 0.341, SLG: 0.451										3	1	2	2	0	0	0						
Tim Wallach, R (1,5) OBP: 0.233, SLG: 0.264										3	0	0	0	0	0	1						
Dave Martinez, L (1,8) OBP: 0.271, SLG: 0.292										3	0	1	2	0	0	0						
Ron Hassey, L (1,2) OBP: 0.280, SLG: 0.304										3	0	1	0	0	0	2						
Gilberto Reyes, R (8,2) OBP: 0.450, SLG: 0.459										1	0	1	0	0	0	0						
Tom Foley, L (1,3) OBP: 0.292, SLG: 0.318										4	0	0	0	0	0	4						
Spike Owen, S (1,6) OBP: 0.281, SLG: 0.311										2	0	1	0	1	0	0						
Oil Can Boyd, R (1,1)										2	0	0	0	0	1	2						
Eric Bullock, L (7,PH) OBP: 0.214, SLG: 0.214										1	0	0	0	0	0	1						
Steve Frey, R (8,1)										0	0	0	0	0	0	0						
Tim Burke, R (9,1)										0	0	0	0	0	0	0						
Inning Stats	R: 0 E: 0 K: 1 S: 10	H: 0 LOB: 0 BB: 0 P: 14	R: 0 E: 0 K: 0 S: 6	H: 0 LOB: 0 BB: 0 P: 11	R: 0 E: 0 K: 0 S: 9	H: 0 LOB: 0 BB: 0 P: 13	R: 1 E: 0 K: 0 S: 7	H: 1 LOB: 0 BB: 0 P: 11	R: 0 E: 0 K: 1 S: 9	H: 1 LOB: 2 BB: 1 P: 22	R: 2 E: 0 K: 0 S: 15	H: 2 LOB: 2 BB: 1 P: 28	R: 0 E: 0 K: 0 S: 6	H: 1 LOB: 0 BB: 0 P: 9	R: 0 E: 0 K: 0 S: 10	H: 3 LOB: 1 BB: 0 P: 19	R: 1 E: 0 K: 0 S: 6	H: 0 LOB: 0 BB: 0 P: 11	1B: 7 2B: 1 3B: 0 HR: 0	SF: 2 SAC: 0 DP: 0 HBP: 1	WP: 1 PB: 0 SB: 2 CS: 1	PA: 34
PITCHER	IP	WLS	BF	H	R	ER	SO	BB	IBB	HBP	BLK	WP	HR	S	P	ERA	WHIP					
Andy Benes, R (1,1) ERA: 3.86	7.0	L	29	5	3	3	3	1	0	0	0	0	0	62	108	3.86	0.857					
Mike Maddux, R (8,1) ERA: 4.4	0.1		2	1	1	1	0	0	0	0	0	0	0	3	6	27.00	3.000					
Steve Rosenberg, L (8,1) ERA:	0.2		3	2	0	0	0	0	0	0	0	0	0	7	13	0.00	3.000					

San Diego Padres @ Montreal Expos
Olympic Stadium, Montreal, QB
Fri May 03 1991, 7:05 PM EDT
Att: 12,221 - Dome - 70 F

livebaseballscores.com

AB 29
R 4
H 8
RBI 4
BB 2
SO 2
LOB 13

Batter	1	2	3	4	5	6	7	8	9	AB R H RBI BB SO LOB	TOP											
Bip Roberts, S (1, 7) OBP: 0.352, SLG: 0.315	4-2 E S BB		2-3 K		1-0 3B 1B	1-2 P5			0-2 F9	4 1 1 0 1 1 2	San Diego Padres @ Montreal Expos Olympic Stadium, Montreal, QB Sun May 05 1991, 3:33 AM EDT Att: 15,397 - Dome - 70 F											
Tony Fernandez, S (1, 6) OBP: 0.292, SLG: 0.330	1-2 L7			2-3 K	0-1 1-H HR 3B		0-2 G6-3	0-0 FC5-4	5 1 1 1 0 1 2													
Tony Gwynn, L (1, 9) OBP: 0.376, SLG: 0.460	0-0 F7			2-1 3B 3B	4-2 HR BB		3-1 F8		3 2 1 0 1 0 1													
Benito Santiago, R (1, 2) OBP: 0.290, SLG: 0.398	0-3 K			2-2 G5-3	0-0 1-H HR		1-3 K		4 1 1 3 0 2 2													
Fred McGriff, L (1, 3) OBP: 0.440, SLG: 0.560		2-1 G4-3		2-1 3B	2-2 E9 1B		0-1 G4-3		4 0 2 1 0 0 0													
Darin Jackson, R (1, 8) OBP: 0.306, SLG: 0.355	1-3 K			3-H K	1-2 G5-3		1-2 F7		4 0 0 0 0 2 2													
Jim Presley, R (1, 5) OBP: 0.195, SLG: 0.194	0-0 F8				2-2 HR	0-1 CS 1B	1-0 F9		4 1 2 1 0 0 0													
Marty Barrett, R (1, 4) OBP: 0.250, SLG: 0.467			3-2 L7		1-0 F7	2-1 FC2-6 HBP		1-3 K	3 0 0 0 0 1 0													
Ed Whitson, R (1, 1) OBP: 0.067, SLG: 0.067			0-0 G5-3		0-0 G6-3	0-0 FC2-6		0-0 FC5-4 1B	4 0 1 0 0 0 1													
Inning Stats	R: 0 E: 0 K: 1 S: 9	H: 0 LOB: 1 BB: 1 P: 14	R: 0 E: 0 K: 1 S: 6	H: 0 LOB: 0 BB: 0 P: 9	R: 0 E: 0 K: 1 S: 7	H: 0 LOB: 0 BB: 0 P: 12	R: 1 E: 0 K: 2 S: 13	H: 2 LOB: 1 BB: 0 P: 22	R: 5 E: 1 K: 0 S: 17	H: 5 LOB: 1 BB: 1 P: 28	R: 0 E: 0 K: 0 S: 8	H: 1 LOB: 1 BB: 0 P: 10	R: 0 E: 0 K: 1 S: 11	H: 0 LOB: 0 BB: 0 P: 15	R: 0 E: 0 K: 0 S: 6	H: 0 LOB: 0 BB: 0 P: 8	R: 0 E: 0 K: 1 S: 9	H: 1 LOB: 1 BB: 0 P: 10	1B: 4 2B: 0 3B: 3 HR: 2	SF: 0 SAC: 0 DP: 0 HBP: 1	WP: 0 PB: 0 SB: 1 CS: 1	PA: 38
PITCHER	IP WLS BF H R ER SO BB IBB HBP BLK WP HR S P ERA WHIP											PITCHER	IP WLS BF H R ER SO BB IBB HBP BLK WP HR S P ERA WHIP									
Brian Barnes, L (1, 1) ERA: 11.57	4.2 L 23 7 6 6 5 2 0 0 0 0 0 2 49 81 11.57 1.929																					
Bill Sampen, R (5, 1) ERA: 2.74	1.1 5 1 0 0 0 0 0 0 1 0 0 0 11 14 0.00 0.750																					
Scott Ruskin, L (7, 1) ERA: 2.45	3.0 10 1 0 0 2 0 0 0 0 0 0 0 26 33 0.00 0.333																					

AB	35
R	6
H	9
RBI	6
BB	2
SO	7
LOB	10



Batter	1	2	3	4	5	6	7	8	9	AB R H RBI BB SO LOB	BOTTOM											
Delino DeShields, L (1, 4) OBP: 0.394, SLG: 0.448	3-2 F7		2-2 F7		4-0 1-2 HR BB		2-3 K			3 1 0 0 1 1 1	San Diego Padres @ Montreal Expos Olympic Stadium, Montreal, QB Sun May 05 1991, 3:33 AM EDT Att: 15,397 - Dome - 70 F											
Marquis Grissom, R (1, 8) OBP: 0.321, SLG: 0.463	1-1 2B		2-2 P4		0-0 1-H 2-H HR		1-0 FC5-4 1B			4 1 3 3 0 0 1												
Ivan Calderon, R (1, 7) OBP: 0.343, SLG: 0.467	2-3 K			0-3 K	0-2 G6-3		1-1 FC5-4			4 0 0 0 0 2 2												
Tim Wallach, R (1, 5) OBP: 0.257, SLG: 0.255	3-2 F8			0-0 G6-3		1-3 K		0-0 L8	4 0 0 0 0 1 1													
Larry Walker, L (1, 9) OBP: 0.243, SLG: 0.238		0-1 F8		3-2 FC6-4 1B		0-0 L4		0-3 K	4 0 1 0 0 1 0													
Andres Galarraga, R (1, 3) OBP: 0.321, SLG: 0.342		1-0 E3		2-2 FC6-4		0-0 BB		1-1 G4-3	2 0 0 0 0 0 1													
Bill Sampen, R (5, 1) OBP: 0.750, SLG: 0.750				1-2 FC6-4					0 0 0 0 0 0 0													
Eric Bullock, L (6, PH) OBP: 0.235, SLG: 0.235				1-2 FC6-4					2 0 1 0 0 0 0													
Gilberto Reyes, R (1, 2) OBP: 0.406, SLG: 0.400		1 SAFE 0-1 G4-6-3			0-3 K	1 SAFE 0-2 BB		1-2 L3 1B	2 0 0 0 1 1 1													
Dave Martinez, L (9, PH) OBP: 0.278, SLG: 0.299									1 0 1 0 0 0 0													
Spike Owen, S (1, 6) OBP: 0.306, SLG: 0.303			0-2 1B		0-1 G6-3	0-2 P6		0-3 K	2 0 1 0 0 0 0													
Ron Hassey, L (6, PH) OBP: 0.269, SLG: 0.292									1 0 0 0 0 0 2													
Scott Ruskin, R (7, 1) OBP: 0.368, SLG: 0.444									0 0 0 0 0 0 0													
Junior Noboa, R (9, PH) OBP: 0.368, SLG: 0.444									1 0 0 0 0 1 1													
Brian Barnes, L (1, 1) OBP: 0.296, SLG: 0.292			2-3 K		4-0 BB HR BB		2-2 F7		1-2 L3	1 0 0 0 0 1 1												
Tom Foley, L (5, 3) OBP: 0.296, SLG: 0.292									2 1 0 0 1 0 1													
Inning Stats	R: 0 E: 0 K: 1 S: 14	H: 1 LOB: 0 BB: 0 P: 23	R: 0 E: 1 K: 0 S: 5	H: 0 LOB: 0 BB: 0 P: 6	R: 0 E: 0 K: 1 S: 14	H: 1 LOB: 1 BB: 0 P: 18	R: 0 E: 0 K: 1 S: 14	H: 1 LOB: 1 BB: 0 P: 19	R: 3 E: 0 K: 1 S: 9	H: 1 LOB: 2 BB: 1 P: 17	R: 0 E: 0 K: 1 S: 10	H: 1 LOB: 2 BB: 1 P: 15	R: 0 E: 0 K: 1 S: 9	H: 1 LOB: 1 BB: 0 P: 15	R: 0 E: 0 K: 1 S: 6	H: 0 LOB: 0 BB: 0 P: 7	R: 0 E: 0 K: 1 S: 9	H: 1 LOB: 0 BB: 0 P: 11	1B: 5 2B: 2 3B: 0 HR: 1	SF: 0 SAC: 0 DP: 2 HBP: 0	WP: 0 PB: 0 SB: 0 CS: 0	PA: 36
PITCHER	IP WLS BF H R ER SO BB IBB HBP BLK WP HR S P ERA WHIP											PITCHER	IP WLS BF H R ER SO BB IBB HBP BLK WP HR S P ERA WHIP									
Ed Whitson, R (1, 1) ERA: 4.01	9.0 W 36 7 3 3 8 3 0 0 0 0 0 1 90 131 3.00 1.111																					

AB	33
R	3
H	7
RBI	3
BB	3
SO	8
LOB	12



Batter	1	2	3	4	5	6	7	8	9	AB	R	H	RBI	BB	SO	LOB	TOP		
Von Hayes, L OBP: 0.293, SLG: 0.225	G4-3	G4-3			P5		BB 1B		BB	4	0	1	0	1	0	1	Philadelphia Phillies @ San Diego Padres Jack Murphy Stadium, San Diego, CA Tue May 07 1991, 10:05 PM EDT Att: 23,172 - Sunny - 72 F		
Randy Ready, R OBP: 0.431, SLG: 0.300	1B BB		1B BB		K		FC4-6 BB		L8	2	0	0	0	3	1	1			
John Kruk, L OBP: 0.349, SLG: 0.480	SAFE 1-2 1B		G6-4-3 1-2 1B		1B		P6		G3	5	0	3	0	0	0	3			
Dale Murphy, R OBP: 0.347, SLG: 0.455	K		G6-4-3 1-2		1B		FC4-6 1-2			4	0	1	0	0	1	5			
Ricky Jordan, R OBP: 0.380, SLG: 0.574	FC6-4 1-2				G3 2B		L8		L8	4	1	1	0	0	0	4			
Charlie Hayes, R OBP: 0.253, SLG: 0.433		G5-3		G3		F8		FC6-4 1B		4	0	1	0	0	0	1			
Dickie Thon, R OBP: 0.314, SLG: 0.342		S 1B BB		2B		F9		FC6-4 1-2		3	1	1	1	1	0	1			
Steve Lake, R OBP: 0.083, SLG: 0.083	G6-3		L9		L8		L8		G1-3	4	0	0	0	0	0	3			
Jose De Jesus, R Tommy Greene, R Wally Ritchie, L Jim Lindeman, R Joe Boever, R Wally Backman, S		2H 1B		G5-3			F8		G4-3	2	0	1	1	0	0	1			
Inning Stats	R: 0 E: 0 K: 1 S: 11	H: 1 LOB: 2 BB: 1 P: 18	R: 1 E: 0 K: 0 S: 12	H: 1 LOB: 1 BB: 23 P: 23	R: 0 E: 0 K: 0 S: 6	H: 1 LOB: 0 BB: 1 P: 12	R: 1 E: 0 K: 0 S: 10	H: 2 LOB: 1 BB: 0 P: 13	R: 0 E: 0 K: 0 S: 6	H: 0 LOB: 2 BB: 0 P: 9	R: 0 E: 0 K: 0 S: 5	H: 1 LOB: 2 BB: 1 P: 11	R: 0 E: 0 K: 0 S: 6	H: 1 LOB: 1 BB: 1 P: 12	R: 0 E: 0 K: 0 S: 8	H: 0 LOB: 1 BB: 1 P: 15		1B: 7 2B: 2 3B: 0 HR: 0	SF: 0 SAC: 0 DP: 1 HBP: 0
PITCHER	IP WLS BF H R ER SO BB IBB HBP BLK WP HR S P ERA WHIP	IP WLS BF H R ER SO BB IBB HBP BLK WP HR S P ERA WHIP	IP WLS BF H R ER SO BB IBB HBP BLK WP HR S P ERA WHIP	IP WLS BF H R ER SO BB IBB HBP BLK WP HR S P ERA WHIP	IP WLS BF H R ER SO BB IBB HBP BLK WP HR S P ERA WHIP	IP WLS BF H R ER SO BB IBB HBP BLK WP HR S P ERA WHIP	IP WLS BF H R ER SO BB IBB HBP BLK WP HR S P ERA WHIP	IP WLS BF H R ER SO BB IBB HBP BLK WP HR S P ERA WHIP	IP WLS BF H R ER SO BB IBB HBP BLK WP HR S P ERA WHIP	IP WLS BF H R ER SO BB IBB HBP BLK WP HR S P ERA WHIP	IP WLS BF H R ER SO BB IBB HBP BLK WP HR S P ERA WHIP	IP WLS BF H R ER SO BB IBB HBP BLK WP HR S P ERA WHIP	IP WLS BF H R ER SO BB IBB HBP BLK WP HR S P ERA WHIP	IP WLS BF H R ER SO BB IBB HBP BLK WP HR S P ERA WHIP	IP WLS BF H R ER SO BB IBB HBP BLK WP HR S P ERA WHIP	IP WLS BF H R ER SO BB IBB HBP BLK WP HR S P ERA WHIP			

AB	34
R	2
H	9
RBI	2
BB	5
SO	2
LOB	20



Batter	1	2	3	4	5	6	7	8	9	AB	R	H	RBI	BB	SO	LOB	BOTTOM		
Bip Roberts, S OBP: 0.364, SLG: 0.330	L7		G5-3		1B 1B	1B 2H		E8 1B		5	1	3	2	0	0	0	Philadelphia Phillies @ San Diego Padres Jack Murphy Stadium, San Diego, CA Tue May 07 1991, 10:05 PM EDT Att: 23,172 - Sunny - 72 F		
Tony Fernandez, S OBP: 0.290, SLG: 0.315	G3		F9		L7		K	F8		5	0	0	0	0	1	6			
Tony Gwynn, L OBP: 0.381, SLG: 0.462	1B				L9		G3			4	0	2	1	0	0	2			
Fred McGriff, L OBP: 0.434, SLG: 0.547	G3				F7		G3			4	0	1	1	0	0	1			
Benito Santiago, R OBP: 0.288, SLG: 0.386		F9		1B PB BB	FC5 WP 1B		K			3	0	0	0	1	1	2			
Jim Presley, R OBP: 0.222, SLG: 0.225		G1-3		1B	P5		F8			4	0	2	0	0	0	2			
Craig Lefferts, L		1B		1B						0	0	0	0	0	0	0			
Marty Barrett, R OBP: 0.438		G1-3		G1-3				G6-3		1	0	0	0	0	0	1			
Darrin Jackson, R OBP: 0.308, SLG: 0.382		1B		G1-3				1B 2B		3	1	1	0	0	0	2			
Shawn Abner, R OBP: 0.260, SLG: 0.243		G5-3						F8		4	1	1	0	0	0	2			
Bruce Hurst, L OBP: 0.308, SLG: 0.182										2	1	1	0	0	1	0			
Rich Rodriguez, L										0	0	0	0	0	0	0			
Larry Andersen, R										0	0	0	0	0	0	0			
Garry Templeton, S OBP: 0.182, SLG: 0.209										1	0	1	0	0	0	0			
Inning Stats	R: 0 E: 0 K: 0 S: 14	H: 1 LOB: 0 BB: 0 P: 23	R: 0 E: 0 K: 0 S: 11	H: 1 LOB: 0 BB: 0 P: 16	R: 0 E: 0 K: 1 S: 10	H: 0 LOB: 0 BB: 0 P: 13	R: 0 E: 0 K: 0 S: 9	H: 1 LOB: 2 BB: 1 P: 21	R: 3 E: 0 K: 0 S: 15	H: 4 LOB: 2 BB: 0 P: 23	R: 1 E: 0 K: 1 S: 10	H: 3 LOB: 2 BB: 0 P: 18	R: 0 E: 0 K: 1 S: 11	H: 0 LOB: 0 BB: 0 P: 13	R: 0 E: 1 K: 0 S: 8	H: 2 LOB: 2 BB: 0 P: 14	1B: 10 2B: 2 3B: 0 HR: 0	SF: 0 SAC: 1 DP: 0 HBP: 0	WP: 1 PA: 38 PB: 1 SB: 0 CS: 0
PITCHER	IP WLS BF H R ER SO BB IBB HBP BLK WP HR S P ERA WHIP	IP WLS BF H R ER SO BB IBB HBP BLK WP HR S P ERA WHIP	IP WLS BF H R ER SO BB IBB HBP BLK WP HR S P ERA WHIP	IP WLS BF H R ER SO BB IBB HBP BLK WP HR S P ERA WHIP	IP WLS BF H R ER SO BB IBB HBP BLK WP HR S P ERA WHIP	IP WLS BF H R ER SO BB IBB HBP BLK WP HR S P ERA WHIP	IP WLS BF H R ER SO BB IBB HBP BLK WP HR S P ERA WHIP	IP WLS BF H R ER SO BB IBB HBP BLK WP HR S P ERA WHIP	IP WLS BF H R ER SO BB IBB HBP BLK WP HR S P ERA WHIP	IP WLS BF H R ER SO BB IBB HBP BLK WP HR S P ERA WHIP	IP WLS BF H R ER SO BB IBB HBP BLK WP HR S P ERA WHIP	IP WLS BF H R ER SO BB IBB HBP BLK WP HR S P ERA WHIP	IP WLS BF H R ER SO BB IBB HBP BLK WP HR S P ERA WHIP	IP WLS BF H R ER SO BB IBB HBP BLK WP HR S P ERA WHIP	IP WLS BF H R ER SO BB IBB HBP BLK WP HR S P ERA WHIP	IP WLS BF H R ER SO BB IBB HBP BLK WP HR S P ERA WHIP			

AB	36
R	4
H	12
RBI	4
BB	1
SO	3
LOB	18



Batter	1	2	3	4	5	6	7	8	9	AB	R	H	RBI	BB	SO	LOB	TOP					
Delino DeShields, L OBP: 0.365, SLG: 0.415	P6		E3 HR			G6-3			G6-3 BB	3	1	0	0	2	0	3	Montreal Expos @ San Diego Padres Jack Murphy Stadium, San Diego, CA Sat May 11 1991, 10:05 PM EDT Att: 24,062 - Sunny - 60 F					
Marquis Grissom, R OBP: 0.341, SLG: 0.526	P3		HR				L4		K	4	1	1	3	1	1	2						
Ivan Calderon, R OBP: 0.352, SLG: 0.464 Dave Martinez, L OBP: 0.263, SLG: 0.282	K		HR			FC4-6 CS	P3		G6-4-3	4	0	0	0	1	1	4						
Tim Wallach, R OBP: 0.274, SLG: 0.316		K	K			CS	G6-3	G1-3		4	0	0	0	0	2	1						
Larry Walker, L OBP: 0.290, SLG: 0.412	G6-3				F8				P6	4	1	1	0	0	0	0						
Andres Galaraga, R OBP: 0.310, SLG: 0.368 Tom Foley, L OBP: 0.243, SLG: 0.285	L8					E6 1B			G4-3	3	1	1	0	0	0	1						
Ron Hassey, L OBP: 0.368, SLG: 0.394					F8				BB	2	0	1	1	2	0	1						
Spike Owen, S OBP: 0.304, SLG: 0.313			L8	G3					F9	4	0	1	1	0	0	3						
Dennis Martinez, R OBP: 0.167, SLG: 0.222			FC6-4 HR			G1-3			BB	3	1	1	0	0	0	1						
Inning Stats	R: 0 E: 0 K: 1 S: 9	H: 0 LOB: 0 BB: 0 P: 13	R: 0 E: 0 K: 1 S: 7	H: 0 LOB: 0 BB: 0 P: 10	R: 3 E: 1 K: 1 S: 16	H: 1 LOB: 1 BB: 2 P: 30	R: 0 E: 0 K: 0 S: 11	H: 1 LOB: 1 BB: 0 P: 15	R: 0 E: 0 K: 0 S: 11	H: 0 LOB: 1 BB: 2 P: 22	R: 2 E: 1 K: 0 S: 14	H: 3 LOB: 2 BB: 0 P: 27	R: 0 E: 0 K: 0 S: 8	H: 0 LOB: 0 BB: 0 P: 10	R: 0 E: 0 K: 0 S: 11	H: 0 LOB: 1 BB: 1 P: 18		R: 0 E: 0 K: 1 S: 10	H: 1 LOB: 1 BB: 1 P: 19	1B: 4 2B: 1 3B: 0 HR: 1	SF: 0 SAC: 1 DP: 1 HBP: 0	WP: 1 PB: 1 SB: 0 CS: 2
PITCHER	IP	WLS	BF	H	R	ER	SO	BB	IBB	HBP	BLK	WP	HR	S	P	ERA	WHIP					
Adam Peterson, R ERA: 1.69	5.1	L	26	5	5	1	3	4	0	0	0	0	1	64	110	1.69	1.688					
Rich Rodriguez, L ERA: 3.12	0.2		2	0	0	0	0	0	0	0	0	0	0	4	7	0.00	0.000					
Steve Rosenberg, L ERA: 2.45	2.0		7	0	0	0	0	1	0	0	0	0	0	19	28	0.00	0.500					
John Costello, R ERA: 3.0	1.0		4	1	0	0	1	1	0	0	0	0	0	10	19	0.00	2.000					

AB	32
R	5
H	6
RBI	5
BB	6
SO	4
LOB	16



Batter	1	2	3	4	5	6	7	8	9	AB	R	H	RBI	BB	SO	LOB	BOTTOM					
Bip Roberts, S OBP: 0.375, SLG: 0.330	G4-3		L7			G6-4-3 1B				4	0	2	0	0	0	1	Montreal Expos @ San Diego Padres Jack Murphy Stadium, San Diego, CA Sat May 11 1991, 10:05 PM EDT Att: 24,062 - Sunny - 60 F					
Tony Fernandez, S OBP: 0.294, SLG: 0.325	G6-3		G4-3			G6-4-3			K	4	0	0	0	0	1	3						
Tony Gwynn, L OBP: 0.362, SLG: 0.429					E6		G6-3		G1-3	4	0	1	0	0	0	0						
Fred McGriff, L OBP: 0.469, SLG: 0.654	P5				G4-6-3				HR	4	1	2	1	0	0	2						
Benito Santiago, R OBP: 0.264, SLG: 0.347		G6-3			K		F7		F8	4	0	0	0	0	1	1						
Kevin Ward, R OBP: 0.286, SLG: 0.429		G6-3				K			G4-3	4	0	1	0	0	1	1						
Scott Coolbaugh, R OBP: 0.286, SLG: 0.429										3	0	0	0	0	1	1						
Thomas Howard, S OBP: 0.200, SLG: 0.200									L9	3	0	1	0	0	0	0						
Adam Peterson, R ERA: 1.71	9.0	W	33	7	1	1	5	0	0	0	0	0	0	0	0	0						
Rich Rodriguez, L ERA: 3.12	0.2		2	0	0	0	0	0	0	0	0	0	0	0	0	0						
Jim Presley, R OBP: 0.286, SLG: 0.325	1.0		4	1	0	0	1	1	0	0	0	0	0	0	0	0						
Steve Rosenberg, L ERA: 2.45	2.0		7	0	0	0	0	1	0	0	0	0	0	0	0	0						
Garry Templeton, S OBP: 0.286, SLG: 0.325	1.0		4	1	0	0	1	1	0	0	0	0	0	0	0	0						
John Costello, R ERA: 3.0	1.0		4	1	0	0	1	1	0	0	0	0	0	0	0	0						
Inning Stats	R: 0 E: 0 K: 0 S: 9	H: 1 LOB: 1 BB: 0 P: 14	R: 0 E: 0 K: 0 S: 5	H: 0 LOB: 0 BB: 0 P: 8	R: 0 E: 0 K: 0 S: 9	H: 1 LOB: 1 BB: 0 P: 13	R: 0 E: 1 K: 1 S: 12	H: 0 LOB: 0 BB: 0 P: 14	R: 0 E: 0 K: 1 S: 7	H: 0 LOB: 0 BB: 0 P: 11	R: 0 E: 0 K: 1 S: 11	H: 1 LOB: 0 BB: 0 P: 18	R: 1 E: 0 K: 1 S: 12	H: 2 LOB: 1 BB: 0 P: 19	R: 0 E: 0 K: 1 S: 10	H: 1 LOB: 1 BB: 0 P: 15	R: 0 E: 0 K: 0 S: 9	H: 1 LOB: 1 BB: 0 P: 13	1B: 5 2B: 1 3B: 0 HR: 1	SF: 0 SAC: 1 DP: 2 HBP: 0	WP: 0 PB: 0 SB: 0 CS: 0	PA: 33
PITCHER	IP	WLS	BF	H	R	ER	SO	BB	IBB	HBP	BLK	WP	HR	S	P	ERA	WHIP					
Dennis Martinez, R ERA: 1.71	9.0	W	33	7	1	1	5	0	0	0	0	0	1	84	125	1.00	0.778					

AB	32
R	1
H	7
RBI	1
BB	0
SO	5
LOB	9



Batter	1	2	3	4	5	6	7	8	9	AB	R	H	RBI	BB	SO	LOB	TOP								
Junior Noboa, R OBP: 0.320, SLG: 0.375 Scott Ruskin, R (8, 1) Barry Jones, R (8, 1)	E3 FC6-4 1B		FC5-4 1B		L9		L9	FC4 1-2		5	0	1	0	0	0	3									
Marquis Grissom, R OBP: 0.345, SLG: 0.513	FC6-4 CS 1B 1-2		FC5-4 S 1-2			2B 1B		PB G6-3 BB	K	4	3	1	0	1	1	2									
Ivan Calderon, R OBP: 0.362, SLG: 0.479 Dave Martinez, L OBP: 0.263, SLG: 0.282	CS 1B		K			1-H 1B 2B		PB 2B 1B	F9	5	2	3	1	0	1	1									
Tim Wallach, R OBP: 0.295, SLG: 0.336	1-2 2H 1B					G6-3 2H 1B		G6-3 1-2 2H	3B 1B	5	1	4	3	0	0	1									
Andres Galarraga, R OBP: 0.336, SLG: 0.374 Eric Bullock, L OBP: 0.263, SLG: 0.263 Tom Foley, L OBP: 0.263, SLG: 0.343	K				L9		G6-3	BB 1B 2B	3B	4	0	1	1	0	1	3									
Larry Walker, L OBP: 0.296, SLG: 0.398		K			K		K	1B BB FC6-4 BB	BB	3	1	0	0	2	3	2									
Gilberto Reyes, R OBP: 0.407, SLG: 0.377		K			G6-3		G5-3	FC6-4 1B BB	K2-3	3	0	0	0	0	1	2									
Spike Owen, S OBP: 0.313, SLG: 0.314		G6-3				G5-3		G4-3 BB	FC6-4 1B	3	0	1	1	1	0	0									
Chris Nabholz, L OBP: 0.077, SLG: 0.077 Bill Sampen, R OBP: 0.750, SLG: 0.750 Nelson Santovenia, R OBP: 0.296, SLG: 0.370 Delino DeShields, L OBP: 0.367, SLG: 0.411					G3		L8	G4-3 1-2	FC6-4 FC4	2	0	0	0	0	0	0									
Inning Stats	R: 1 E: 1 K: 1 S: 11	H: 2 LOB: 1 BB: 0 P: 19	R: 0 E: 0 K: 2 S: 8	H: 0 LOB: 0 BB: 0 P: 11	R: 0 E: 0 K: 1 S: 7	H: 1 LOB: 1 BB: 0 P: 9	R: 0 E: 0 K: 1 S: 8	H: 1 LOB: 0 BB: 0 P: 10	R: 0 E: 0 K: 0 S: 6	H: 0 LOB: 0 BB: 0 P: 10	R: 2 E: 0 K: 1 S: 13	H: 3 LOB: 1 BB: 0 P: 18	R: 0 E: 0 K: 0 S: 4	H: 0 LOB: 0 BB: 1 P: 8	R: 4 E: 0 K: 0 S: 20	H: 3 LOB: 3 BB: 3 P: 41	R: 1 E: 0 K: 2 S: 15	H: 2 LOB: 2 BB: 1 P: 26	1B: 9 2B: 2 3B: 1 HR: 0	SF: 0 SAC: 0 DP: 1 HBP: 0	WP: 0 PB: 1 SB: 1 CS: 2	PA: 43			
PITCHER	IP	WLS	BF	H	R	ER	SO	BB	IBB	HBP	BLK	WP	HR	S	P	ERA	WHIP								
Bruce Hurst, L ERA: 3.24	7.0		30	8	5	4	6	2	0	0	0	0	0	60	94	5.14	1.429								
Mike Maddux, R ERA: 3.63	0.1		2	1	0	0	0	0	0	0	0	0	0	6	9	0.00	3.000								
Rich Rodriguez, L ERA: 3.63	0.0	L	2	0	0	0	0	2	0	0	0	0	0	4	12	∞	∞								
John Costello, R ERA: 4.15	1.1		8	3	3	3	1	1	0	0	0	0	0	19	32	20.25	3.000								
Steve Rosenberg, L ERA: 2.25	0.1		1	0	0	0	1	0	0	0	0	0	0	3	5	0.00	0.000								

Montreal Expos @ San Diego Padres
Jack Murphy Stadium, San Diego, CA
 Sun May 12 1991, 6:33 AM EDT
 Att: 17,202 - Sunny - 68 F

AB	38
R	8
H	12
RBI	8
BB	5
SO	8
LOB	19



Batter	1	2	3	4	5	6	7	8	9	AB	R	H	RBI	BB	SO	LOB	BOTTOM								
Bip Roberts, S OBP: 0.364, SLG: 0.319	G6-3		G6-3		G1-3		G5-4-3			4	0	0	0	0	0	1									
Tony Fernandez, S OBP: 0.283, SLG: 0.318	L9			BB BB 1B	P4		F7			3	1	0	0	1	0	0									
Tony Gwynn, L OBP: 0.366, SLG: 0.434	K			BB BB 1B		1B 2B		G6-3		3	2	1	0	1	1	0									
Fred McGriff, L OBP: 0.478, SLG: 0.679		HR		BB BB 1B		1B BB		G4-3		2	2	1	1	2	0	0									
Bento Santiago, R OBP: 0.272, SLG: 0.352	G3			K		E8 S 1B 1B		1B		4	1	2	1	0	1	3									
Kevin Ward, R OBP: 0.200, SLG: 0.300 Thomas Howard, S OBP: 0.167, SLG: 0.167	F8			K		P2		F8		3	0	0	0	0	1	4									
Scott Coolbaugh, R OBP: 0.286, SLG: 0.286	G4-3			FC5-4 1B		L5-3 1B				4	0	2	3	0	1	0									
Shawn Abner, R OBP: 0.233, SLG: 0.207 Tom Lampkin, L OBP: 0.300, SLG: 0.300			L7		FC5-4		L5-3		G6-3	3	0	0	0	0	0	3									
Bruce Hurst, L OBP: 0.313, SLG: 0.154 Mike Maddux, L OBP: 0.750, SLG: 0.750 Rich Rodriguez, L OBP: 0.296, SLG: 0.370 John Costello, R OBP: 0.367, SLG: 0.411 Steve Rosenberg, L OBP: 0.367, SLG: 0.411 Garry Templeton, S OBP: 0.296, SLG: 0.370			L7				K		G5-3	2	0	0	0	1	1	0									
Inning Stats	R: 0 E: 0 K: 1 S: 8	H: 0 LOB: 0 BB: 0 P: 14	R: 1 E: 0 K: 0 S: 7	H: 1 LOB: 0 BB: 0 P: 11	R: 0 E: 0 K: 0 S: 5	H: 0 LOB: 0 BB: 0 P: 8	R: 2 E: 0 K: 2 S: 17	H: 1 LOB: 2 BB: 3 P: 37	R: 0 E: 0 K: 1 S: 8	H: 0 LOB: 0 BB: 0 P: 13	R: 3 E: 1 K: 0 S: 11	H: 3 LOB: 0 BB: 1 P: 19	R: 0 E: 0 K: 0 S: 5	H: 0 LOB: 0 BB: 1 P: 13	R: 0 E: 0 K: 0 S: 6	H: 1 LOB: 1 BB: 0 P: 7	R: 0 E: 0 K: 1 S: 9	H: 0 LOB: 0 BB: 0 P: 11	1B: 4 2B: 2 3B: 0 HR: 1	SF: 0 SAC: 0 DP: 2 HBP: 0	WP: 0 PB: 0 SB: 1 CS: 0	PA: 36			
PITCHER	IP	WLS	BF	H	R	ER	SO	BB	IBB	HBP	BLK	WP	HR	S	P	ERA	WHIP								
Chris Nabholz, L ERA: 4.3	5.0		22	3	5	5	4	4	0	0	0	0	0	14	26	0.00	1.500								
Bill Sampen, R ERA: 2.49	2.0	W	7	2	1	0	0	1	0	0	0	0	0	2	2	0.00	0.000								
Scott Ruskin, L ERA: 1.98	0.2		2	0	0	0	0	0	0	0	0	0	0	2	2	0.00	0.000								
Barry Jones, R ERA: 2.59	1.1	S	5	1	0	0	1	0	0	0	0	0	0	13	16	0.00	0.750								

Montreal Expos @ San Diego Padres
Jack Murphy Stadium, San Diego, CA
 Sun May 12 1991, 6:33 AM EDT
 Att: 17,202 - Sunny - 68 F

AB	31
R	6
H	6
RBI	5
BB	5
SO	5
LOB	12



Batter	1	2	3	4	5	6	7	8	9	AB	R	H	RBI	BB	SO	LOB	TOP										
Vince Coleman, S (1, 8) OBP: 0.338, SLG: 0.279	F8		B1-3			K2-3		F9		4	0	0	0	0	1	0											
Gregg Jefferies, S (1, 5) OBP: 0.328, SLG: 0.268	K			F8		P6		FC3-6 1B		4	0	1	0	0	1	0											
Dave Magadan, L (1, 3) OBP: 0.359, SLG: 0.269 Keith Miller, R (8, PR) OBP: 0.370, SLG: 0.375 (8, 9)	K			L8			K	FC3-6 1B 1-2f		4	0	0	0	0	2	1											
Hubie Brooks, R (1, 9) OBP: 0.318, SLG: 0.421 Doug Simons, L (8, 1)		G6-3		L4			HR BB	1-2 1B		3	1	1	0	1	0	0											
Howard Johnson, S (1, 6) OBP: 0.319, SLG: 0.552		G1-3				1B	HR	K		4	1	2	2	0	1	2											
Kevin McReynolds, R (1, 7) OBP: 0.270, SLG: 0.305		2B		P4		1B	1B	F9		4	0	2	0	0	0	1											
Mackey Sasser, L (1, 2) OBP: 0.290, SLG: 0.500 Jeff Innis, R (7, 1) Tim Teufel, R (8, 3) OBP: 0.136, SLG: 0.095		P6		F8		F8	P6	L7		3	0	0	0	0	0	3											
Tom Herr, S (1, 4) OBP: 0.371, SLG: 0.319			G3		F7		1 SAFE 3-1 1 SAFE FC4-6 1B	F7		4	0	1	0	0	0	1											
David Cone, L (1, 1) Daryl Boston, L (7, PH) OBP: 0.270, SLG: 0.294 Mark Carreon, R (7, PH) OBP: 0.375, SLG: 0.545 Charlie O'Brien, R (7, 2) OBP: 0.261, SLG: 0.171			L9		G4-3		FC4-6 1-2f			2	0	0	0	0	0	0											
Inning Stats	R: 0 E: 0 K: 2 S: 7	H: 0 LOB: 0 BB: 0 P: 9	R: 0 E: 0 K: 0 S: 10	H: 1 LOB: 1 BB: 0 P: 15	R: 0 E: 0 K: 0 S: 5	H: 0 LOB: 0 BB: 0 P: 7	R: 0 E: 0 K: 0 S: 3	H: 0 LOB: 0 BB: 0 P: 7	R: 0 E: 0 K: 1 S: 6	H: 1 LOB: 1 BB: 0 P: 9	R: 0 E: 0 K: 1 S: 6	H: 0 LOB: 0 BB: 0 P: 9	R: 2 E: 0 K: 1 S: 22	H: 3 LOB: 2 BB: 1 P: 37	R: 0 E: 0 K: 1 S: 15	H: 2 LOB: 2 BB: 0 P: 21	R: 0 E: 0 K: 0 S: 6	H: 0 LOB: 0 BB: 0 P: 10	1B: 5 2B: 1 3B: 0 HR: 1	SF: 0 SAC: 0 DP: 0 HBP: 0	WP: 0 PB: 0 SB: 0 CS: 0	PA: 35					
PITCHER	IP	WLS	BF	H	R	ER	SO	BB	IBB	HBP	BLK	WP	HR	S	P	ERA	WHIP										
Andy Benes, R (1, 1) ERA: 4.19	6.2	W	26	5	2	2	4	1	0	0	0	0	1	54	87	2.70	0.900										
Steve Rosenberg, L (7, 1) ERA: 2.08	0.1		1	0	0	0	0	0	0	0	0	0	0	5	6	0.00	0.000										
Craig Lefferts, L (8, 1) ERA: 3.44	2.0	S	8	2	0	0	1	0	0	0	0	0	0	21	31	0.00	1.000										

New York Mets @ San Diego Padres
Jack Murphy Stadium, San Diego, CA
Mon May 13 1991, 10:05 PM EDT
Att: 14,158 - Cloudy - 64 F

AB 33
R 2
H 7
RBI 2
BB 1
SO 5
LOB 10





Batter	1	2	3	4	5	6	7	8	9	AB	R	H	RBI	BB	SO	LOB	BOTTOM										
Bip Roberts, S (1, 8) OBP: 0.360, SLG: 0.325	HR 2B		G1-3		L7		G4-3			4	1	1	0	0	0	3											
Tony Fernandez, S (1, 6) OBP: 0.285, SLG: 0.323	K2-3		G4-6-3 1B			F8 G4-3 WP 1B		L9		4	1	2	0	0	1	1											
Tony Gwynn, L (1, 9) OBP: 0.370, SLG: 0.460	HR		G4-6-3 1-2f		G4-3		G4-3 1-2	HR 1B		4	2	2	2	0	0	3											
Fred McGriff, L (1, 3) OBP: 0.464, SLG: 0.655	K			K		F8		K		4	0	0	0	0	3	2											
Benito Santiago, R (1, 2) OBP: 0.279, SLG: 0.381	F8			1B		K		K		4	1	2	2	0	1	0											
Thomas Howard, S (1, 7) OBP: 0.200, SLG: 0.200		G4-3		1B		G1-3		G1-3		4	0	1	0	0	0	0											
Scott Coolbaugh, R (1, 5) OBP: 0.300, SLG: 0.300		G6-3		P3		G3 BB 1B				3	0	1	0	0	0	2											
Paul Faries, R (1, 4) OBP: 0.344, SLG: 0.269		P6				K		G3 BB		2	0	0	0	1	1	0											
Andy Benes, R (1, 1) OBP: 0.214, SLG: 0.385 Steve Rosenberg, L (7, 1) Garry Templeton, S (7, PH) OBP: 0.200, SLG: 0.245 Craig Lefferts, L (8, 1)			1B G1-3 BB		G5-3		G3			1	0	0	0	1	0	0											
Inning Stats	R: 2 E: 0 K: 2 S: 12	H: 2 LOB: 0 BB: 0 P: 18	R: 0 E: 0 K: 0 S: 8	H: 0 LOB: 0 BB: 0 P: 13	R: 0 E: 0 K: 0 S: 9	H: 1 LOB: 1 BB: 1 P: 15	R: 0 E: 0 K: 1 S: 8	H: 2 LOB: 1 BB: 0 P: 11	R: 0 E: 0 K: 1 S: 9	H: 0 LOB: 0 BB: 0 P: 12	R: 1 E: 0 K: 1 S: 11	H: 1 LOB: 0 BB: 0 P: 18	R: 0 E: 0 K: 0 S: 8	H: 1 LOB: 2 BB: 1 P: 18	R: 0 E: 0 K: 1 S: 13	H: 2 LOB: 0 BB: 0 P: 19	1B: 6 2B: 1 3B: 0 HR: 2	SF: 0 SAC: 0 DP: 1 HBP: 0	WP: 1 PB: 0 SB: 0 CS: 1	PA: 33							
PITCHER	IP	WLS	BF	H	R	ER	SO	BB	IBB	HBP	BLK	WP	HR	S	P	ERA	WHIP										
David Cone, R (1, 1) ERA: 3.6	6.0	L	23	6	3	3	5	1	0	0	0	0	1	57	87	4.50	1.167										
Jeff Innis, R (7, 1) ERA: 4.35	1.0		5	1	0	0	0	1	0	0	0	0	0	8	18	0.00	2.000										
Doug Simons, L (8, 1) ERA: 3.5	1.0		5	2	2	2	1	0	0	0	0	0	1	13	19	18.00	2.000										


New York Mets @ San Diego Padres
Jack Murphy Stadium, San Diego, CA
Mon May 13 1991, 10:05 PM EDT
Att: 14,158 - Cloudy - 64 F


AB 31
R 5
H 9
RBI 4
BB 2
SO 6
LOB 13

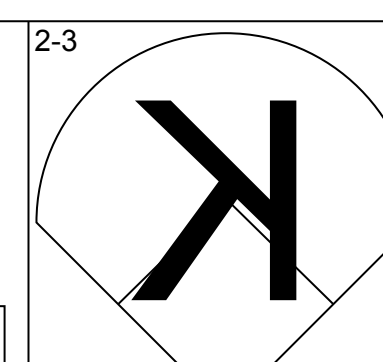
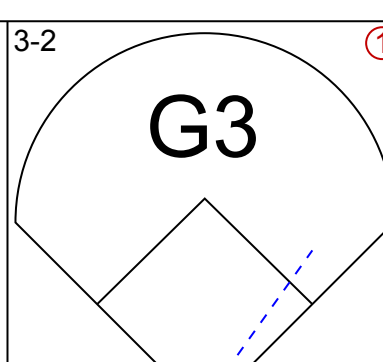
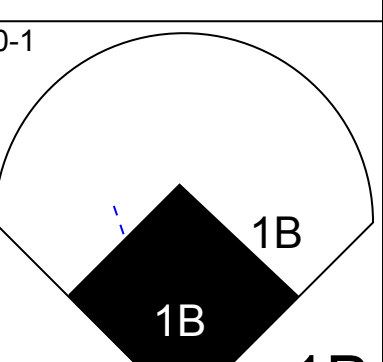
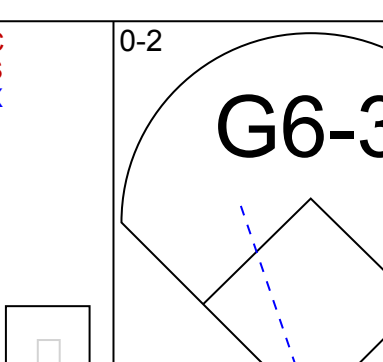
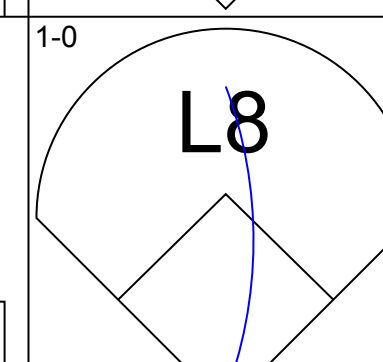
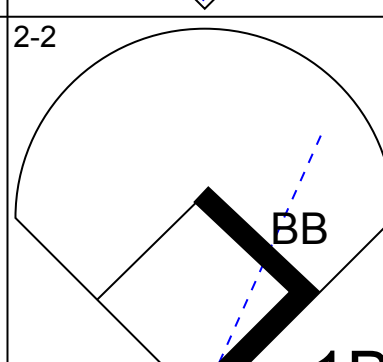
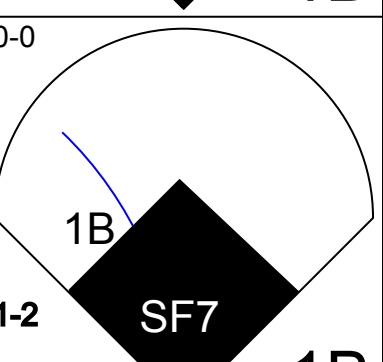

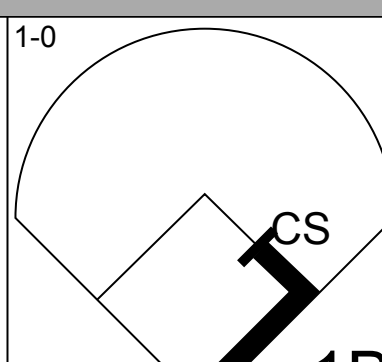
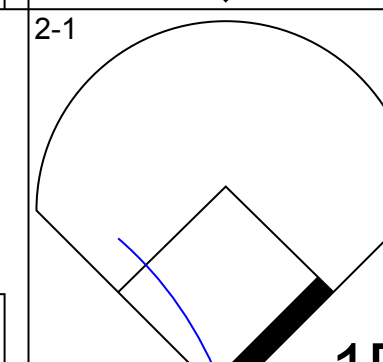
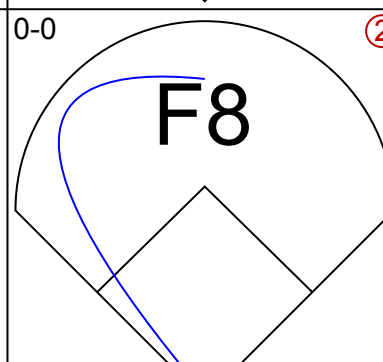
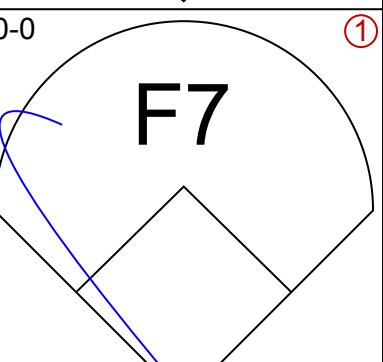

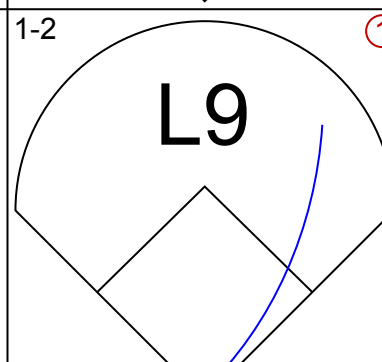
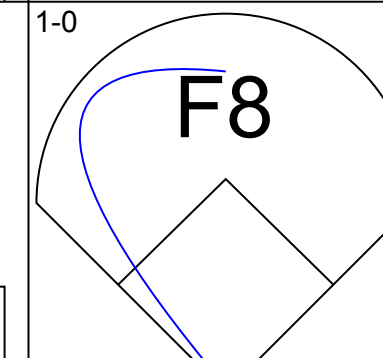
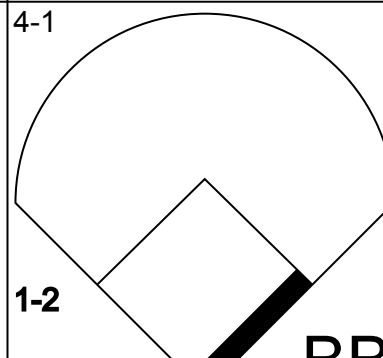
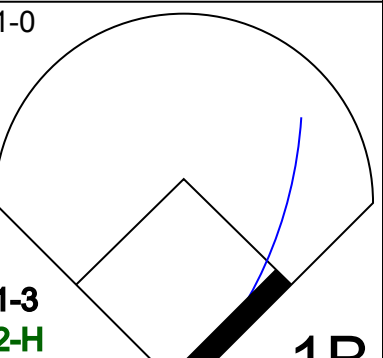

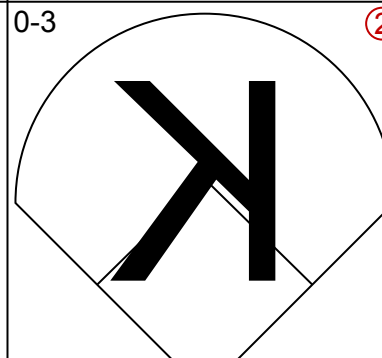
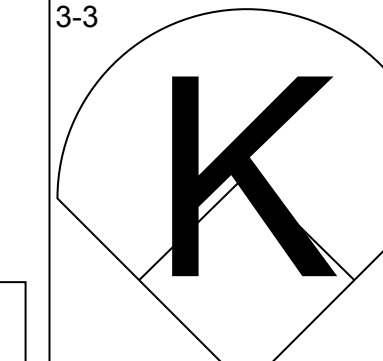
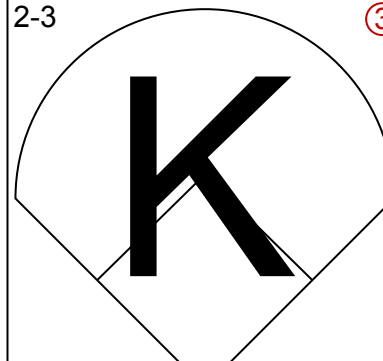
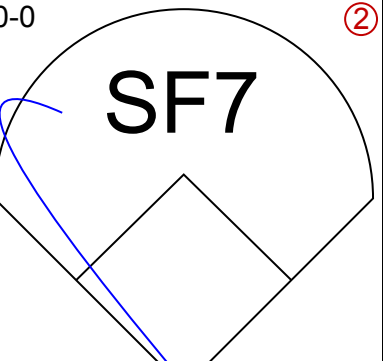

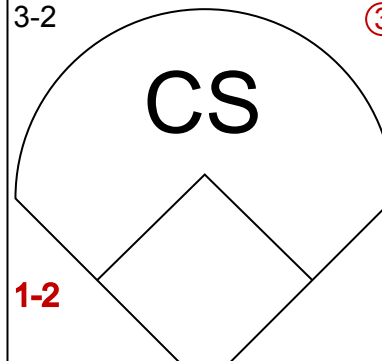
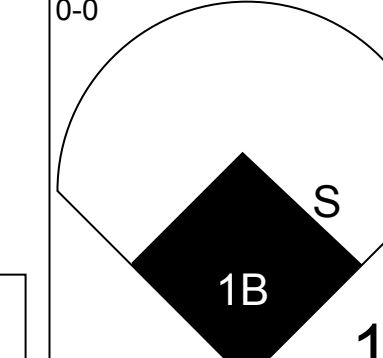
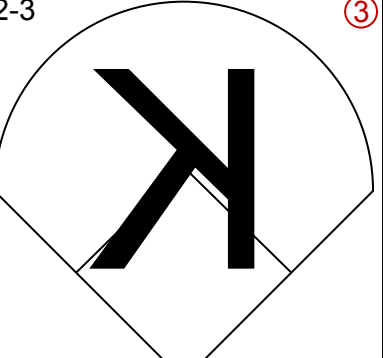

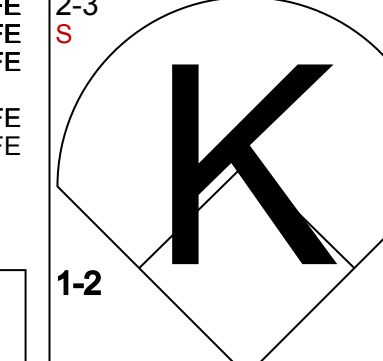

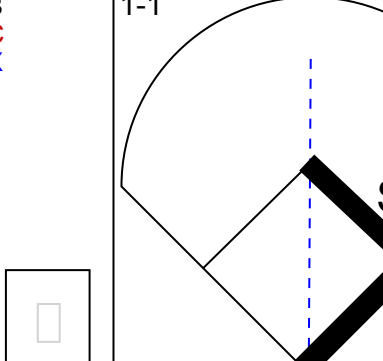
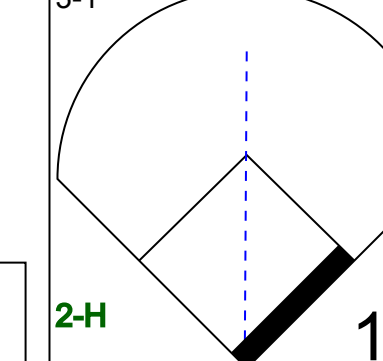

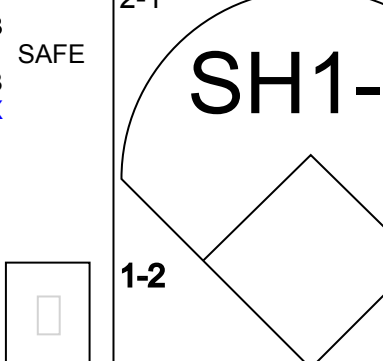
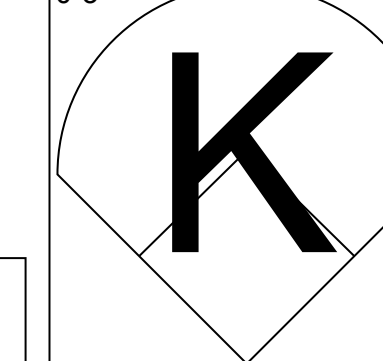

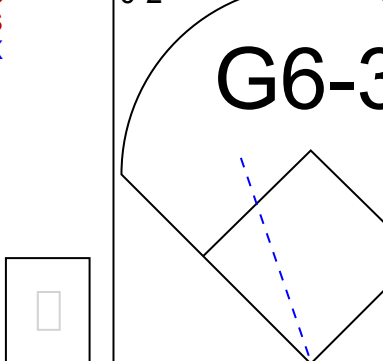






Batter	1	2	3	4	5	6	7	8	9	AB R H RBI BB SO LOB	TOP												
Vince Coleman, S (1, 8) OBP: 0.341, SLG: 0.284	1-2 L9 1B		0-1 1B HR	1-3 K			3-3 K		2-3 K	5 2 2 0 0 3 1	<p>New York Mets @ San Diego Padres Jack Murphy Stadium, San Diego, CA Tue May 14 1991, 10:05 PM EDT Att: 24,389 - Sunny - 66 F</p> <p>livebaseballscores.com</p> <p>AB 30 R 6 H 10 RBI 6 BB 3 SO 5 LOB 10</p> 												
Tom Herr, S (1, 4) OBP: 0.372, SLG: 0.323	1 SAFE 2-2 L9		3-2 BB HR	1-1 FC6-5			1-1 FC6-4 1B		0-0 G4-1	5 1 2 0 0 0 2													
Gregg Jefferies, S (1, 5) OBP: 0.352, SLG: 0.288	1-0 CS 1B		4-1 HR BB		2-2 L5-3 1B		2-1 F7			3 1 2 1 1 0 1													
Hubie Brooks, R (1, 9) OBP: 0.315, SLG: 0.444	3-2 G6-3		2-2 HR		3-2 L5-3		2-1 FC6-4			4 1 1 4 0 0 3													
Howard Johnson, S (1, 6) OBP: 0.325, SLG: 0.541		1-1 F7	4-1 S 1B BB		1-1 F8			4-0 FC5-4 BB		2 1 0 0 2 0 0													
Kevin McReynolds, R (1, 7) OBP: 0.269, SLG: 0.302		1-3 K	1-2 1B			0-0 G1-3		2-2 FC5-4		4 0 1 1 0 1 1													
Tim Teufel, R (1, 3) OBP: 0.115, SLG: 0.080		1-1 G6-3	1-1 L7			1-1 G6-3		0-0 L7		0 0 0 0 0 0 0													
Rick Cerone, R (1, 2) OBP: 0.358, SLG: 0.500			1-0 F7	1-0 FC6-5 SH1-4 1B			0-0 1B		0-0 G4-3	4 0 2 0 0 0 1													
Wally Whitehurst, R (1, 1) OBP: 0.333, SLG: 0.400			1-3 K	0-2 SH1-4		1-0 G4-3			1-1 F8	1 0 0 0 0 1 0													
Mackey Sasser, L (6, PH) OBP: 0.259, SLG: 0.490										1 0 0 0 0 0 1													
Pete Schourek, L (6, 1)										1 0 0 0 0 0 0													
Inning Stats	R: 1 E: 0 K: 0 S: 12	H: 2 LOB: 0 BB: 0 P: 19	R: 0 E: 0 K: 1 S: 7	H: 0 LOB: 0 BB: 0 P: 10	R: 5 E: 0 K: 1 S: 21	H: 4 LOB: 1 BB: 2 P: 38	R: 0 E: 0 K: 1 S: 9	H: 1 LOB: 1 BB: 0 P: 12	R: 0 E: 0 K: 0 S: 9	H: 1 LOB: 0 BB: 0 P: 15	R: 0 E: 0 K: 0 S: 5	H: 1 LOB: 1 BB: 0 P: 7	R: 0 E: 0 K: 1 S: 10	H: 1 LOB: 1 BB: 0 P: 18	R: 0 E: 0 K: 0 S: 6	H: 0 LOB: 1 BB: 1 P: 12	R: 0 E: 0 K: 1 S: 6	H: 0 LOB: 0 BB: 0 P: 9	1B: 9 2B: 1 3B: 0 HR: 1	SF: 0 SAC: 1 DP: 1 HBP: 0	WP: 0 PB: 0 SB: 2 CS: 1	PA: 38	
PITCHER	IP WLS BF H R ER SO BB IBB HBP BLK WP HR S P ERA WHIP											PITCHER	IP WLS BF H R ER SO BB IBB HBP BLK WP HR S P ERA WHIP										
Eric Nolte, L (1, 1) ERA: 11.05	2.2 L 15 6 6 6 2 2 0 0 0 0 1 38 64 20.25 3.000																						
Rich Rodriguez, L (3, 1) ERA: 3.2	2.1 8 2 0 0 1 0 0 0 0 0 0 20 30 0.00 0.857																						
Wes Gardner, R (6, 1) ERA: 6.5	3.0 12 2 0 0 1 1 0 0 0 0 0 21 37 0.00 1.000																						
Mike Maddux, R (9, 1) ERA: 3.47	1.0 3 0 0 0 1 0 0 0 0 0 0 6 9 0.00 0.000																						

Batter	1	2	3	4	5	6	7	8	9	AB R H RBI BB SO LOB	BOTTOM												
Bip Roberts, S (1, 8) OBP: 0.350, SLG: 0.315	0-1 G6-3		1-3 K		3-2 G6-3			2-1 P4		4 0 0 0 0 1 0	<p>New York Mets @ San Diego Padres Jack Murphy Stadium, San Diego, CA Tue May 14 1991, 10:05 PM EDT Att: 24,389 - Sunny - 66 F</p> <p>livebaseballscores.com</p> <p>AB 31 R 1 H 4 RBI 1 BB 2 SO 6 LOB 5</p> 												
Tony Fernandez, S (1, 6) OBP: 0.288, SLG: 0.316	1-3 K		1-2 G4-3		1-2 G5-3		4-2 BB			3 0 0 0 1 1 0													
Tony Gwynn, L (1, 9) OBP: 0.366, SLG: 0.454	1-1 G6-3		3-1 1B		1-2 G3-1		1-0 L6			4 0 1 0 0 0 1													
Fred McGriff, L (1, 3) OBP: 0.451, SLG: 0.632		1-0 G4-1	0-3 K		3-2 F9			2-2 P5		4 0 0 0 0 1 1													
Benito Santiago, R (1, 2) OBP: 0.271, SLG: 0.369		1-3 K		0-1 G3			2-0 P6	2-1 G5-3		4 0 0 0 0 1 0													
Thomas Howard, S (1, 7) OBP: 0.214, SLG: 0.214		0-1 S 1B		2-2 G3		1-1 G5-3		0-1 L8		4 1 1 0 0 0 0													
Scott Coolbaugh, R (1, 5) OBP: 0.385, SLG: 0.462	1 SAFE 3-2 WP 1B			2-0 G4-3		1-2 2B				3 0 2 1 0 0 0													
Paul Faries, R (1, 4) OBP: 0.343, SLG: 0.250	4-2 SAFE BB				0-2 G5-3		0-0 P4			2 0 0 0 1 0 1													
Eric Nolte, L (1, 1) OBP: 0.115, SLG: 0.111		2-3 K2-3			2-2 G1-3			1-3 K		1 0 0 0 0 1 2													
Rich Rodriguez, L (3, 1) ERA: 2.89										0 0 0 0 0 0 0													
Kevin Ward, R (5, PH) OBP: 0.273, SLG: 0.273										1 0 0 0 0 0 0													
Wes Gardner, R (6, 1) ERA: 6.5										0 0 0 0 0 0 0													
Darrin Jackson, R (8, PH) OBP: 0.321, SLG: 0.319										1 0 0 0 0 1 0													
Mike Maddux, L (9, 1) ERA: 3.44										0 0 0 0 0 0 0													
Inning Stats	R: 0 E: 0 K: 1 S: 8	H: 0 LOB: 0 BB: 0 P: 10	R: 1 E: 0 K: 2 S: 15	H: 2 LOB: 1 BB: 1 P: 26	R: 0 E: 0 K: 2 S: 11	H: 1 LOB: 1 BB: 0 P: 16	R: 0 E: 0 K: 0 S: 7	H: 0 LOB: 0 BB: 0 P: 11	R: 0 E: 0 K: 0 S: 14	H: 0 LOB: 0 BB: 0 P: 19	R: 0 E: 0 K: 0 S: 9	H: 0 LOB: 0 BB: 0 P: 14	R: 0 E: 0 K: 1 S: 7	H: 1 LOB: 1 BB: 0 P: 11	R: 0 E: 0 K: 1 S: 11	H: 0 LOB: 1 BB: 1 P: 19	R: 0 E: 0 K: 0 S: 7	H: 0 LOB: 0 BB: 0 P: 11	1B: 3 2B: 1 3B: 0 HR: 0	SF: 0 SAC: 0 DP: 0 HBP: 0	WP: 1 PB: 0 SB: 1 CS: 0	PA: 33	
PITCHER	IP WLS BF H R ER SO BB IBB HBP BLK WP HR S P ERA WHIP											PITCHER	IP WLS BF H R ER SO BB IBB HBP BLK WP HR S P ERA WHIP										
Wally Whitehurst, R (1, 1) ERA: 2.89	5.0 W 19 3 1 0 0 1 1 0 0 0 0 55 82 1.80 0.800																						
Pete Schourek, L (6, 1) ERA: 3.44	4.0 S 14 1 0 0 1 1 0 0 0 0 0 34 55 0.00 0.500																						

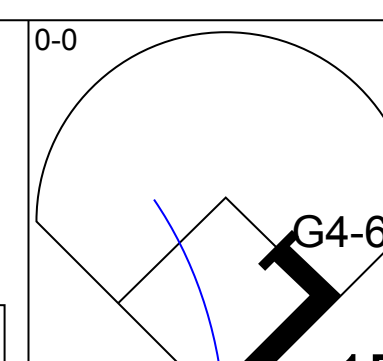
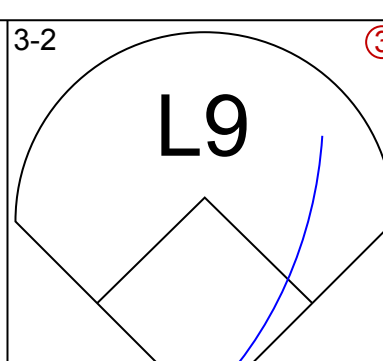

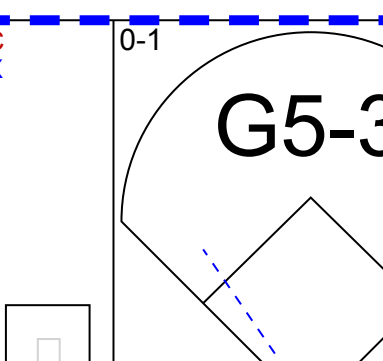
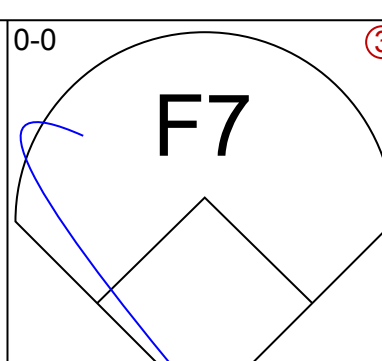
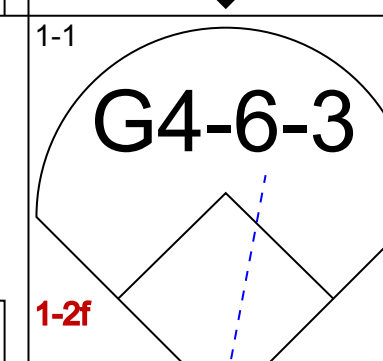

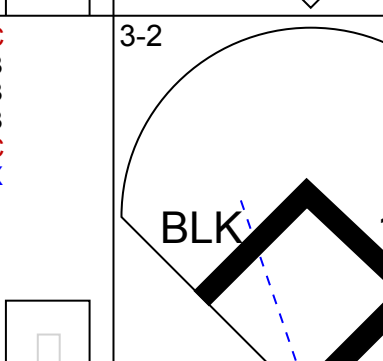

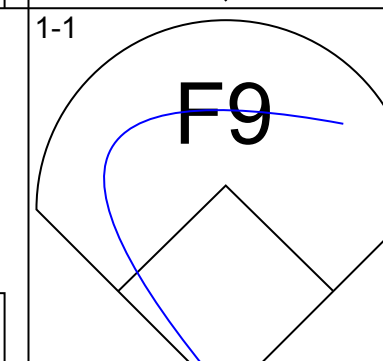

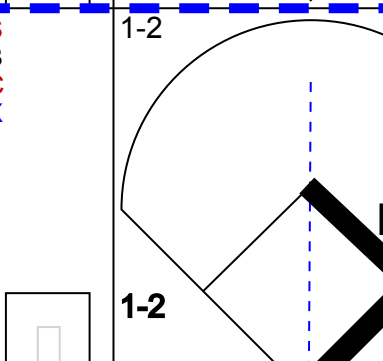

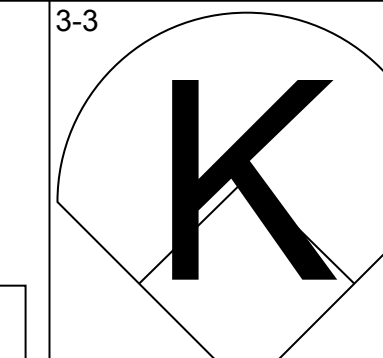

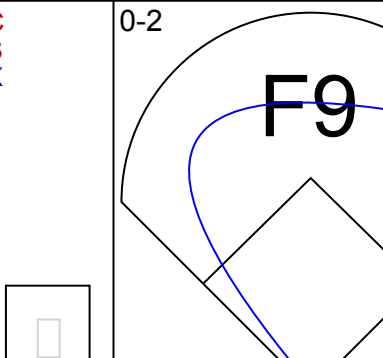
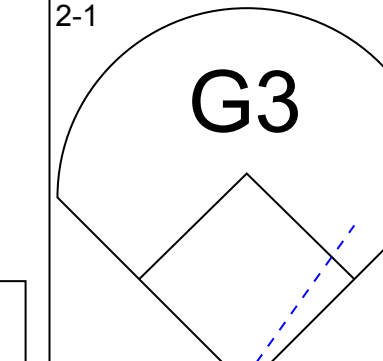
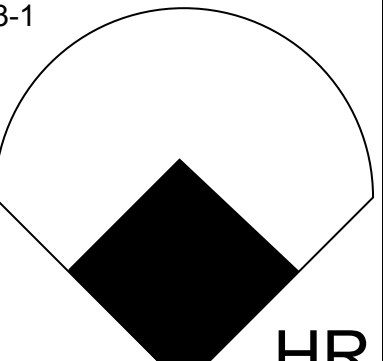
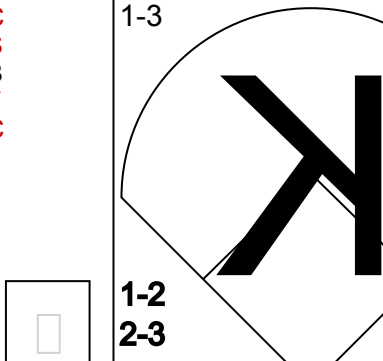
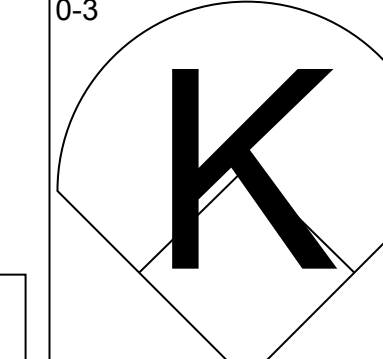
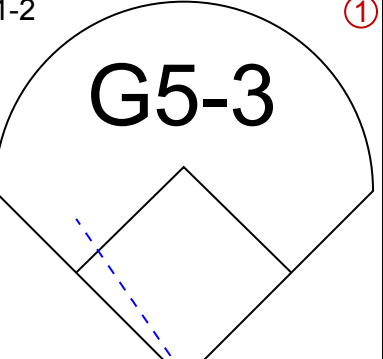

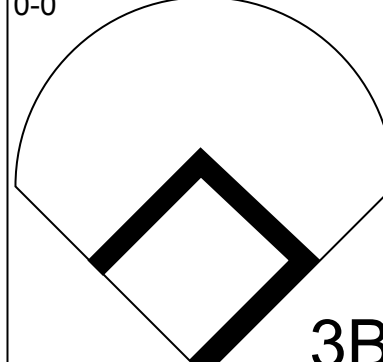
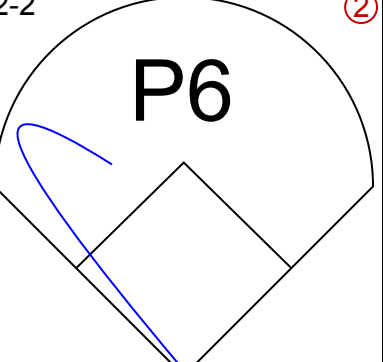

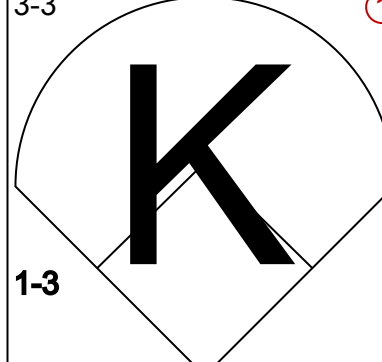
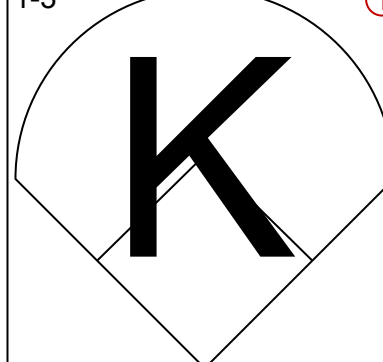
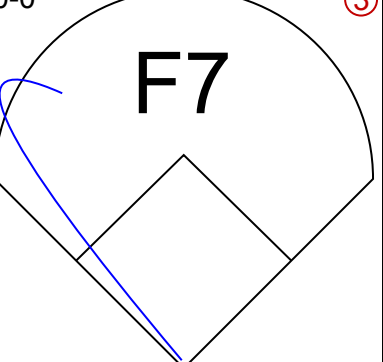

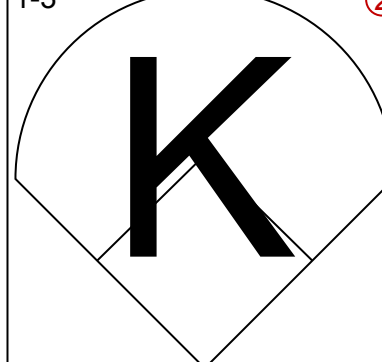
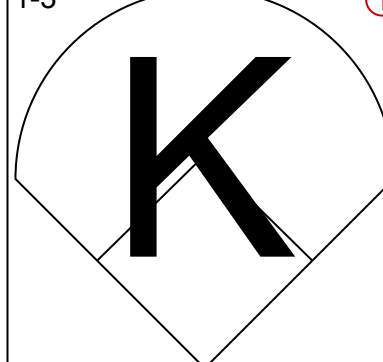
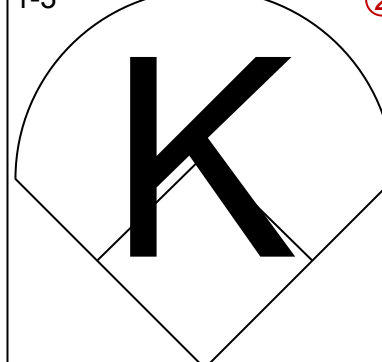
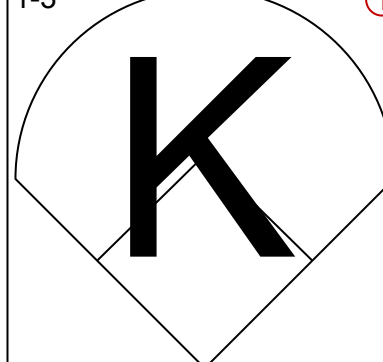
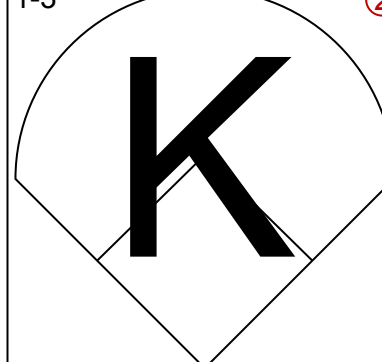
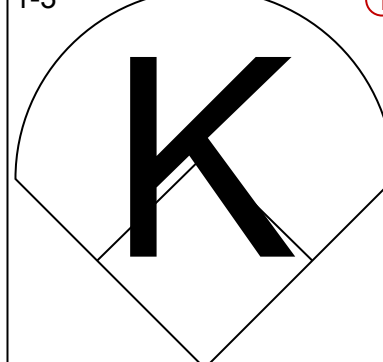
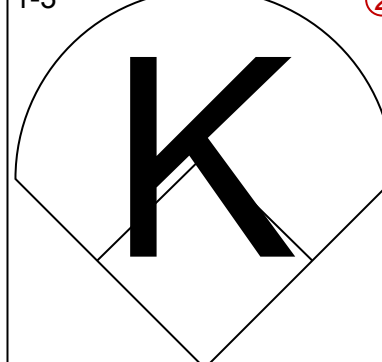
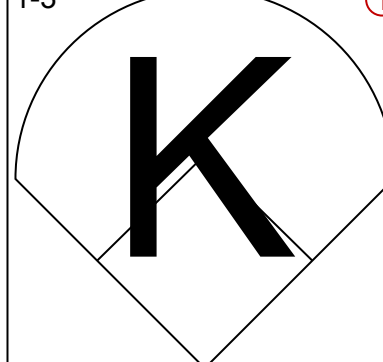
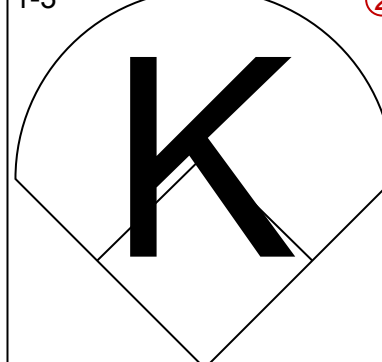
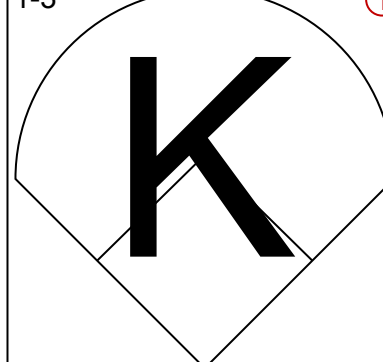
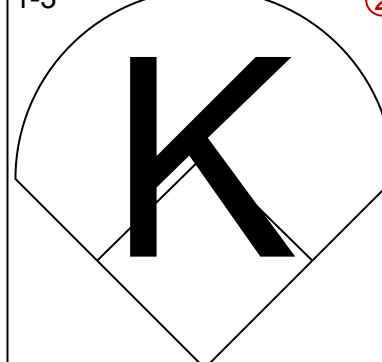
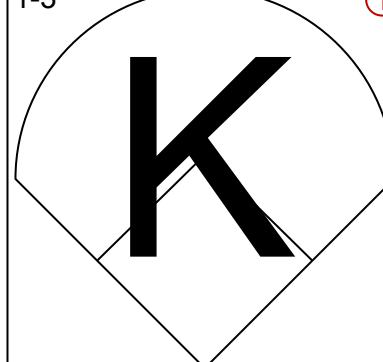
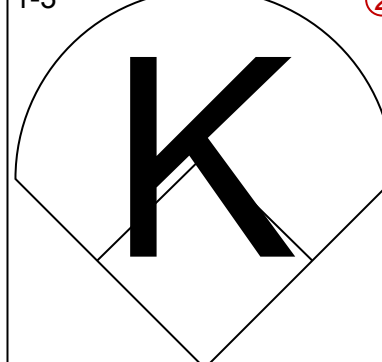
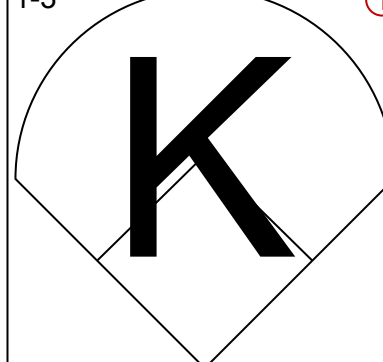
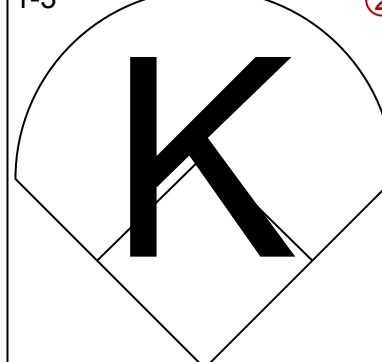
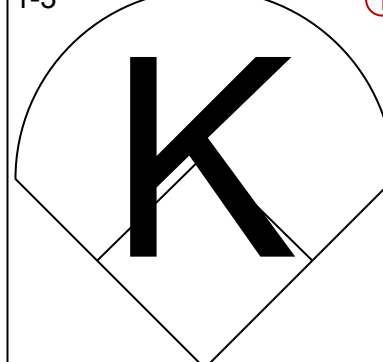
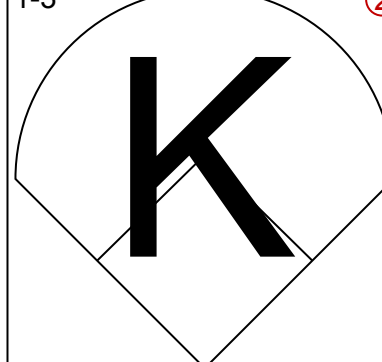
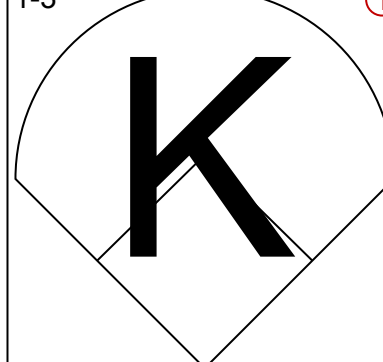
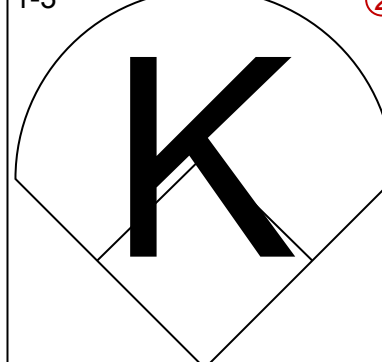
Batter	1	2	3	4	5	6	7	8	9	AB	R	H	RBI	BB	SO	LOB	TOP								
Bip Roberts, S (1, 8) OBP: 0.342, SLG: 0.303	4-1 S 1B BB		1-3 K		1-3 K		2-1 F9		1-3 K	4	1	0	0	1	3	2	San Diego Padres @ Cincinnati Reds Riverfront Stadium, Cincinnati, OH Fri May 17 1991, 7:05 PM EDT Att: 30,119 - Cloudy - 87°F AB 32 R 3 H 7 RBI 3 BB 5 SO 12 LOB 20 								
Tony Fernandez, S (1, 6) OBP: 0.294, SLG: 0.306	1-0 F7		3-2 P6		0-3 K		2-2 F7		0-0 F7	5	0	0	0	0	1	3									
Tony Gwynn, L (1, 9) OBP: 0.371, SLG: 0.453	2-1 G6-3 1-H 1B			1-1 1B SF7 1B		0-0 1B SF8 1B		3-1 G4-3	2-3 K	5	2	3	1	0	1	2									
Fred McGriff, L (1, 3) OBP: 0.447, SLG: 0.613	3-2 G6-3 1-2			3-1 1B 1-3 1B		0-0 BB 1-3 1B		4-2 WP 1B BB		3	0	2	0	1	0	1									
Bento Santiago, R (1, 2) OBP: 0.270, SLG: 0.368	0-1 F9			1-3 K		0-0 SF8		1-2 WP 1-2 1B		3	0	1	1	0	1	3									
Thomas Howard, S (1, 7) OBP: 0.136, SLG: 0.143		1-0 G4-3		0-2 SF7		1-3 K		1-3 K		3	0	0	1	0	2	3									
Scott Coolbaugh, R (1, 5) Garry Templeton, S (8, PH) OBP: 0.192, SLG: 0.235		0-1 G4-3		3-H 0-2 1B		4-1 BB 1-2 BB		0-3 K		2	0	1	0	1	0	0									
Paul Faries, R (1, 4) OBP: 0.310, SLG: 0.206		0-0 F7		2-3 K		3-3 K			4-2 BB BB	3	0	0	0	1	2	4									
Bruce Hurst, L (1, 1) OBP: 0.263, SLG: 0.125 Mike Maddux, L (7, 1) Tom Lampkin, L (9, PH) OBP: 0.333, SLG: 0.286			1-3 K		0-0 G5-3		2-2 G6-3		4-2 BB	3	0	0	0	0	1	0									
Inning Stats	R: 1 E: 0 K: 0 S: 9	H: 1 LOB: 1 BB: 1 P: 19	R: 0 E: 0 K: 0 S: 4	H: 0 LOB: 0 BB: 0 P: 5	R: 0 E: 0 K: 2 S: 9	H: 0 LOB: 0 BB: 0 P: 14	R: 1 E: 0 K: 2 S: 17	H: 3 LOB: 2 BB: 0 P: 24	R: 0 E: 0 K: 2 S: 7	H: 0 LOB: 0 BB: 0 P: 8	R: 1 E: 0 K: 2 S: 10	H: 2 LOB: 2 BB: 1 P: 18	R: 0 E: 0 K: 0 S: 9	H: 0 LOB: 0 BB: 0 P: 15	R: 0 E: 0 K: 2 S: 13	H: 1 LOB: 2 BB: 1 P: 22		R: 0 E: 0 K: 2 S: 12	H: 0 LOB: 2 BB: 2 P: 23	1B: 7 2B: 0 3B: 0 HR: 0	SF: 2 SAC: 0 DP: 0 HBP: 0	WP: 1 PB: 0 SB: 1 CS: 0	PA: 39		
PITCHER	IP	WLS	BF	H	R	ER	SO	BB	IBB	HBP	BLK	WP	HR	S	P	ERA	WHIP								
Jose Rijo, R (1, 1) ERA: 2.89	6.0		26	6	3	3	8	2	0	0	0	0	0	56	88	4.50	1.333								
Randy Myers, L (7, 1) ERA: 3.39	1.1	W	6	1	0	0	0	1	0	0	0	0	0	16	30	0.00	1.500								
Rob Dibble, R (8, 1) ERA: 1.37	1.2	S	7	0	0	0	4	2	0	0	0	1	0	18	30	0.00	1.200								

Batter	1	2	3	4	5	6	7	8	9	AB	R	H	RBI	BB	SO	LOB	BOTTOM								
Billy Hatcher, R (1, 7) OBP: 0.258, SLG: 0.299	2-2 G6-3			2-0 P4		2-1 1B 2B	0-0 FC 1B			4	1	1	1	0	0	1	San Diego Padres @ Cincinnati Reds Riverfront Stadium, Cincinnati, OH Fri May 17 1991, 7:05 PM EDT Att: 30,119 - Cloudy - 87°F AB 32 R 7 H 11 RBI 5 BB 3 SO 3 LOB 14 								
Mariano Duncan, R (1, 6) OBP: 0.277, SLG: 0.354	0-1 CS 1B			2-0 1B		0-0 2B 1-2 1B	0-0 G4-6-3 1B			4	1	4	1	0	0	0									
Hal Morris, L (1, 3) OBP: 0.402, SLG: 0.571 Rob Dibble, L (8, 1)	2-3 K			3-1 L9		1-0 1B 2B	0-0 G4-6-3 1B			4	0	1	2	0	1	5									
Eric Davis, R (1, 8) OBP: 0.389, SLG: 0.479	3-2 CS 1-2			1-3 K		4-0 1B IBB		4-2 SH3-4 1B BB		1	1	0	0	3	1	1									
Chris Sabo, R (1, 5) OBP: 0.269, SLG: 0.342		1-1 F7			0-0 F7	1-1 SF7 1B		0-1 SH3-4 1B		4	1	2	0	0	0	1									
Paul O'Neill, L (1, 9) OBP: 0.333, SLG: 0.485 Randy Myers, L (7, 1)		1-3 K			0-0 G4-3	0-1 F7		0-0 SH3-4		3	0	0	0	0	1	3									
Todd Benzinger, S (8, 3) OBP: 0.200, SLG: 0.255								1-2 2-3		0	0	0	0	0	0	0									
Luis Quinones, S (1, 4) OBP: 0.200, SLG: 0.250			2-2 L5		2-2 G5-3		1-2 G6-3	2-2 G6-3		4	0	0	0	0	0	2									
Joe Oliver, R (1, 2) OBP: 0.260, SLG: 0.261 Barry Larkin, R (7, PR) Jeff Reed, L (8, 2) OBP: 0.284, SLG: 0.259			1-0 F8			0-1 G5-3	0-0 2B FC 1B	0-0 E1 FC6-4		3	0	1	0	0	0	0									
Jose Rijo, R (1, 1) OBP: 0.211, SLG: 0.211 Glenn Braggs, R (6, PH) OBP: 0.327, SLG: 0.318			1-2 G5-3			0-0 HR	2-2 FC 1B 2B	1-2 FC6-4		1	0	0	0	0	0	0									
Inning Stats	R: 0 E: 0 K: 1 S: 12	H: 1 LOB: 0 BB: 0 P: 19	R: 0 E: 0 K: 1 S: 5	H: 0 LOB: 0 BB: 1 P: 11	R: 0 E: 0 K: 0 S: 7	H: 1 LOB: 1 BB: 0 P: 15	R: 0 E: 0 K: 1 S: 7	H: 0 LOB: 0 BB: 0 P: 7	R: 3 E: 0 K: 0 S: 11	H: 5 LOB: 2 BB: 1 P: 19	R: 2 E: 0 K: 0 S: 13	H: 3 LOB: 0 BB: 0 P: 19	R: 2 E: 1 K: 0 S: 16	H: 1 LOB: 1 BB: 1 P: 23	1B: 8 2B: 2 3B: 0 HR: 1	SF: 0 SAC: 1 DP: 1 HBP: 0	WP: 0 PB: 0 SB: 0 CS: 2	PA: 37							
PITCHER	IP	WLS	BF	H	R	ER	SO	BB	IBB	HBP	BLK	WP	HR	S	P	ERA	WHIP								
Bruce Hurst, L (1, 1) ERA: 3.67	6.1	L	27	9	5	5	3	1	0	0	0	0	0	54	92	7.11	1.579								
Mike Maddux, R (7, 1) ERA: 3.24	1.2		9	2	2	0	0	1	0	0	0	0	0	22	32	0.00	1.800								

Batter	1	2	3	4	5	6	7	8	9	AB	R	H	RBI	BB	SO	LOB	TOP					
Bip Roberts, S (1.8) OBP: 0.338, SLG: 0.301										4	1	1	1	0	1	1	San Diego Padres @ Cincinnati Reds Riverfront Stadium, Cincinnati, OH Sat May 18 1991, 7:05 PM EDT Att: 38,495 - Cloudy - 69 F					
Tony Fernandez, S (1.6) OBP: 0.300, SLG: 0.322										5	1	4	0	0	0							
Tony Gwynn, L (1.9) OBP: 0.372, SLG: 0.451										5	0	2	1	0	0							
Fred McGriff, L (1.3) OBP: 0.445, SLG: 0.602										4	0	1	1	1	2							
Benito Santiago, R (1.2) OBP: 0.270, SLG: 0.363										2	0	0	1	0	2							
Thomas Howard, S (1.7) OBP: 0.192, SLG: 0.167										3	1	1	0	1	1							
Scott Coolbaugh, R (1.5) OBP: 0.300, SLG: 0.476										2	1	1	0	2	1							
Paul Faries, R (1.4) OBP: 0.333, SLG: 0.243										3	1	2	1	0	1							
Adam Peterson, R (1.1)										3	0	0	0	0	3							
John Costello, R (7.1)										0	0	0	0	0	0							
Darrin Jackson, R (8. PH) OBP: 0.315, SLG: 0.311										1	0	0	0	0	0							
Mike Maddux, L (8.1)										0	0	0	0	0	0							
Craig Lefferts, L (8.1)										0	0	0	0	0	0							
Inning Stats	R: 0 E: 0 K: 1 S: 9	H: 1 LOB: 1 BB: 0 P: 15	R: 1 E: 0 K: 3 S: 13	H: 2 LOB: 1 BB: 0 P: 21	R: 0 E: 0 K: 1 S: 15	H: 1 LOB: 2 BB: 1 P: 25	R: 0 E: 1 K: 2 S: 12	H: 0 LOB: 2 BB: 2 P: 23	R: 2 E: 0 K: 1 S: 9	H: 3 LOB: 1 BB: 0 P: 12	R: 2 E: 0 K: 1 S: 14	H: 3 LOB: 2 BB: 1 P: 23	R: 0 E: 0 K: 1 S: 10	H: 0 LOB: 0 BB: 0 P: 17	R: 0 E: 0 K: 0 S: 10	H: 1 LOB: 1 BB: 0 P: 13	R: 0 E: 0 K: 1 S: 11	H: 1 LOB: 0 BB: 0 P: 15	1B: 12 2B: 0 3B: 0 HR: 0	SF: 2 SAC: 1 DP: 0 HBP: 1	WP: 0 PB: 0 SB: 1 CS: 3	PA: 41
PITCHER	IP	WLS	BF	H	R	ER	SO	BB	IBB	HBP	BLK	WP	HR	S	P	ERA	WHIP					
Jack Armstrong, R (1.1) ERA: 4.04	5.2	L	29	9	5	5	9	4	0	0	0	0	0	69	114	7.94	2.294					
Don Carman, L (6.1) ERA: 4.15	0.1	1	1	0	0	0	0	0	0	0	0	0	0	3	5	0.00	3.000					
Scott Scudder, R (7.1) ERA: 4.5	1.0	3	0	0	0	1	1	0	0	1	0	0	0	10	17	0.00	0.000					
Ted Power, R (8.1) ERA: 2.03	2.0	7	2	0	0	0	1	0	0	0	0	0	0	21	28	0.00	1.000					

AB	32
R	5
H	12
RBI	5
BB	4
SO	11
LOB	18



Batter	1	2	3	4	5	6	7	8	9	AB	R	H	RBI	BB	SO	LOB	BOTTOM					
Chris Sabo, R (1.5) OBP: 0.267, SLG: 0.336										5	0	1	0	0	0	3	San Diego Padres @ Cincinnati Reds Riverfront Stadium, Cincinnati, OH Sat May 18 1991, 7:05 PM EDT Att: 38,495 - Cloudy - 69 F					
Billy Hatcher, R (1.7) OBP: 0.258, SLG: 0.297										4	0	1	0	0	0	2						
Hal Morris, L (1.3) OBP: 0.396, SLG: 0.559										4	0	1	0	0	0	1						
Eric Davis, R (1.8) OBP: 0.383, SLG: 0.461										3	0	0	0	1	1	2						
Paul O'Neill, L (1.9) OBP: 0.339, SLG: 0.510										3	1	1	1	1	1	2						
Mariano Duncan, R (1.6) OBP: 0.276, SLG: 0.349										4	1	1	0	0	0	2						
Luis Quinones, S (1.4) OBP: 0.204, SLG: 0.292										4	0	1	0	0	1	3						
Joe Oliver, R (1.2) OBP: 0.250, SLG: 0.250										2	0	0	0	0	1	1						
Reggie Jefferson, S (7. PH)										0	0	0	0	1	0	0						
Ted Power, R (8.1)										0	0	0	0	0	0	0						
Glenn Braggs, R (9. PH) OBP: 0.321, SLG: 0.311										1	0	0	0	0	1	1						
Jack Armstrong, R (1.1)										1	0	0	0	0	1	1						
Don Carman, L (6.1)										0	0	0	0	0	0	0						
Herm Winningham, L (6. PH) OBP: 0.285, SLG: 0.311										1	0	1	0	0	0	0						
Scott Scudder, R (7.1)										0	0	0	0	0	0	0						
Todd Benzinger, S (7. PH) OBP: 0.196, SLG: 0.250										1	0	0	0	0	0	3						
Glenn Sulko, R (8.2) OBP: 0.500, SLG: 0.333										1	0	1	1	0	0	0						
Inning Stats	R: 0 E: 0 K: 0 S: 5	H: 1 LOB: 0 BB: 0 P: 7	R: 0 E: 0 K: 2 S: 9	H: 0 LOB: 0 BB: 0 P: 14	R: 0 E: 0 K: 2 S: 10	H: 1 LOB: 1 BB: 0 P: 14	R: 0 E: 0 K: 0 S: 6	H: 0 LOB: 0 BB: 0 P: 9	R: 1 E: 0 K: 0 S: 9	H: 1 LOB: 1 BB: 0 P: 15	R: 0 E: 0 K: 0 S: 7	H: 1 LOB: 1 BB: 0 P: 8	R: 0 E: 0 K: 1 S: 9	H: 0 LOB: 3 BB: 3 P: 23	R: 0 E: 0 K: 1 S: 15	H: 2 LOB: 2 BB: 0 P: 20	R: 1 E: 0 K: 2 S: 16	H: 2 LOB: 1 BB: 0 P: 23	1B: 6 2B: 0 3B: 1 HR: 1	SF: 0 SAC: 0 DP: 1 HBP: 0	WP: 2 PB: 0 SB: 0 CS: 0	PA: 37
PITCHER	IP	WLS	BF	H	R	ER	SO	BB	IBB	HBP	BLK	WP	HR	S	P	ERA	WHIP					
Adam Peterson, R (1.1) ERA: 1.59	6.0	W	23	4	1	1	4	2	0	0	0	1	1	47	76	1.50	1.000					
John Costello, R (7.1) ERA: 3.39	1.0	4	0	0	0	1	1	1	0	0	0	0	0	8	14	0.00	1.000					
Mike Maddux, R (8.1) ERA: 3.2	0.1	2	1	0	0	0	0	0	0	0	0	0	0	5	8	0.00	3.000					
Craig Lefferts, L (8.1) ERA: 3.6	1.2	8	3	1	1	3	0	0	0	0	1	1	0	26	35	5.40	1.800					



Batter	1	2	3	4	5	6	7	8	9	AB	R	H	RBI	BB	SO	LOB	TOP								
Paul Faries, R (1,4) OBP: 0.298, SLG: 0.208										4	0	0	0	0	0	0									
Tony Fernandez, S (1,6) OBP: 0.305, SLG: 0.358										4	1	1	0	0	2	0									
Tony Gwynn, L (1,9) OBP: 0.385, SLG: 0.510										4	0	3	1	0	0	0									
Fred McGriff, L (1,3) OBP: 0.446, SLG: 0.599										3	0	0	0	1	0	3									
Benito Santiago, R (1,2) OBP: 0.260, SLG: 0.340										4	0	1	0	0	0	1									
Kevin Ward, R (1,7) OBP: 0.313, SLG: 0.400										3	0	1	0	1	2	3									
Scott Coolbaugh, R (1,5) OBP: 0.400, SLG: 0.375										3	0	0	0	0	0	2									
Shawn Abner, R (1,8) OBP: 0.228, SLG: 0.202										2	0	0	0	0	0	0									
Bip Roberts, S (8, PH) OBP: 0.352, SLG: 0.317										1	0	0	0	0	0	0									
Rich Rodriguez, L (1,1)										2	0	0	0	0	0	0									
Mike Maddux, L (6,1)										0	0	0	0	0	0	0									
Darrin Jackson, R (8, PH) OBP: 0.333, SLG: 0.340										1	0	0	0	0	0	0									
Steve Rosenberg, L (8,1)										0	0	0	0	0	0	0									
Inning Stats	R: 0 E: 0 K: 0 S: 8	H: 1 LOB: 1 BB: 0 P: 15	R: 0 E: 0 K: 0 S: 4	H: 1 LOB: 0 BB: 0 P: 6	R: 0 E: 0 K: 0 S: 5	H: 0 LOB: 0 BB: 0 P: 9	R: 1 E: 0 K: 1 S: 9	H: 2 LOB: 1 BB: 0 P: 13	R: 0 E: 0 K: 0 S: 8	H: 0 LOB: 0 BB: 0 P: 10	R: 0 E: 0 K: 0 S: 11	H: 1 LOB: 1 BB: 1 P: 18	R: 0 E: 0 K: 0 S: 4	H: 0 LOB: 0 BB: 1 P: 10	R: 0 E: 0 K: 0 S: 8	H: 0 LOB: 0 BB: 0 P: 12	R: 0 E: 0 K: 2 S: 15	H: 1 LOB: 2 BB: 1 P: 26	1B: 3 2B: 2 3B: 1 HR: 0	SF: 0 SAC: 0 DP: 1 HBP: 0	WP: 0 PB: 0 SB: 0 CS: 1	PA: 33			
PITCHER	IP	WLS	BF	H	R	ER	SO	BB	IBB	HBP	BLK	WP	HR	S	P	ERA	WHIP								
Charlie Leibrandt, L (1,1) ERA: 2.9	8.0		28	5	1	1	2	1	0	0	0	0	0	57	93	1.12	0.750								
Kent Mercker, L (8,1) ERA: 1.4	1.0	W	5	1	0	0	2	1	0	0	0	0	0	15	26	0.00	2.000								

San Diego Padres @ Atlanta Braves
Atlanta-Fulton County Stadium, Atlanta, GA
Tue May 21 1991, 7:05 PM EDT
Att: 8,808 - Cloudy - 68 F

AB	31
R	1
H	6
RBI	1
BB	2
SO	4
LOB	9



Batter	1	2	3	4	5	6	7	8	9	AB	R	H	RBI	BB	SO	LOB	BOTTOM								
Lonnie Smith, R (1,7) OBP: 0.386, SLG: 0.500										3	0	1	0	1	1	0									
Otis Nixon, S (9, PR) OBP: 0.403, SLG: 0.343										0	1	0	0	0	0	0									
Mark Lemke, S (1,4) OBP: 0.400, SLG: 0.412										3	1	0	0	1	1	1									
Ron Gant, R (1,8) OBP: 0.248, SLG: 0.402										4	1	1	3	0	0	0									
David Justice, L (1,9) OBP: 0.374, SLG: 0.450										2	0	0	0	1	0	0									
Francisco Cabrera, R (1,3) OBP: 0.300, SLG: 0.345										2	0	0	0	0	0	0									
Sid Bream, L (6,3) OBP: 0.292, SLG: 0.467										1	0	0	0	0	1	1									
Jeff Blauser, R (1,5) OBP: 0.368, SLG: 0.397										2	0	0	0	1	0	0									
Mike Heath, R (1,2) OBP: 0.305, SLG: 0.364										3	1	2	1	0	1	0									
Kent Mercker, L (9,1)										0	0	0	0	0	0	0									
Rafael Belliard, R (1,6) OBP: 0.270, SLG: 0.286										3	0	0	0	0	0	2									
Charlie Leibrandt, R (1,1)										2	0	0	0	0	0	0									
Greg Olson, R (9,2) OBP: 0.357, SLG: 0.421										1	0	0	0	0	0	0									
Inning Stats	R: 0 E: 0 K: 1 S: 6	H: 0 LOB: 0 BB: 0 P: 10	R: 0 E: 0 K: 0 S: 8	H: 0 LOB: 0 BB: 0 P: 15	R: 1 E: 0 K: 0 S: 11	H: 1 LOB: 0 BB: 0 P: 18	R: 0 E: 0 K: 0 S: 8	H: 0 LOB: 0 BB: 0 P: 10	R: 0 E: 0 K: 0 S: 7	H: 1 LOB: 1 BB: 1 P: 15	R: 0 E: 0 K: 1 S: 9	H: 1 LOB: 0 BB: 0 P: 14	R: 0 E: 0 K: 1 S: 7	H: 0 LOB: 0 BB: 1 P: 15	R: 0 E: 0 K: 1 S: 9	H: 0 LOB: 0 BB: 0 P: 12	R: 3 E: 0 K: 0 S: 5	H: 1 LOB: 1 BB: 2 P: 16	1B: 2 2B: 0 3B: 0 HR: 2	SF: 0 SAC: 0 DP: 1 HBP: 0	WP: 0 PB: 0 SB: 0 CS: 2	PA: 31			
PITCHER	IP	WLS	BF	H	R	ER	SO	BB	IBB	HBP	BLK	WP	HR	S	P	ERA	WHIP								
Rich Rodriguez, L (1,1) ERA: 2.81	5.0		17	2	1	1	1	1	0	0	0	0	0	40	68	1.80	0.600								
Mike Maddux, R (6,1) ERA: 2.96	2.0		6	1	0	0	2	1	0	0	0	0	0	16	29	0.00	1.000								
Steve Rosenberg, L (8,1) ERA: 4.5	1.1	L	7	1	3	3	1	2	0	0	0	0	1	14	28	20.25	2.250								

San Diego Padres @ Atlanta Braves
Atlanta-Fulton County Stadium, Atlanta, GA
Tue May 21 1991, 7:05 PM EDT
Att: 8,808 - Cloudy - 68 F

AB	26
R	4
H	4
RBI	4
BB	4
SO	4
LOB	4



Batter	1	2	3	4	5	6	7	8	9	AB	R	H	RBI	BB	SO	LOB	TOP				
Bip Roberts, S OBP: 0.353, SLG: 0.320 (1, 8)	F9		G6-3 1B		G6-3	S 1B		G6-3		5	0	2	0	0	0	1					
Tony Fernandez, S OBP: 0.313, SLG: 0.361 (1, 6)	E6 BB		G6-3		1B 1B	F9			1B 1B	4	2	2	0	1	0	2					
Tony Gwynn, L OBP: 0.391, SLG: 0.509 (1, 9)	FC		G3-6-1 BB		1B 1B			G3-1	FC4-6 1B 1B	4	1	2	0	1	0	1					
Fred McGriff, L OBP: 0.445, SLG: 0.592 (1, 3)	K		G3-6-1		1B 2B			F7	FC4-6 1B	5	1	2	2	0	1	4					
Benito Santiago, R OBP: 0.264, SLG: 0.362 (1, 2)	FC5-4				2B 1B			G6-3	F8	5	2	2	2	0	0	4					
Jerald Clark, R OBP: 0.352, SLG: 0.443 Thomas Howard, S OBP: 0.207, SLG: 0.259 (5, 7)		K2-3			2B				FC4-6 SH1-3 3B	3	0	1	2	0	1	0					
Scott Coolbaugh, R OBP: 0.350, SLG: 0.324 (1, 5)		G5-3			K				F9	5	0	0	0	0	3	4					
Paul Faries, R OBP: 0.295, SLG: 0.212 (1, 4)		E5			B4-3				SH1-3 1B	4	0	1	0	0	1	0					
Bruce Hurst, L OBP: 0.227, SLG: 0.105 (1, 1)		K			K				SH1-3	3	0	0	1	0	2	1					
Inning Stats	R: 0 E: 1 K: 1 S: 8	H: 0 LOB: 2 BB: 1 P: 17	R: 0 E: 1 K: 2 S: 12	H: 0 LOB: 1 BB: 0 P: 21	R: 0 E: 0 K: 0 S: 5	H: 1 LOB: 1 BB: 1 P: 10	R: 1 E: 0 K: 1 S: 6	H: 1 LOB: 0 BB: 0 P: 7	R: 4 E: 0 K: 2 S: 22	H: 5 LOB: 1 BB: 0 P: 32	R: 0 E: 0 K: 1 S: 10	H: 1 LOB: 1 BB: 0 P: 16	R: 0 E: 0 K: 0 S: 6	H: 0 LOB: 0 BB: 0 P: 8	R: 1 E: 0 K: 1 S: 14	H: 3 LOB: 2 BB: 0 P: 20	1B: 10 2B: 1 3B: 1 HR: 1	SF: 0 SAC: 1 DP: 1 HBP: 0	WP: 0 PB: 0 SB: 1 CS: 0	PA: 43	
PITCHER	IP	WLS	BF	H	R	ER	SO	BB	IBB	HBP	BLK	WP	HR	S	P	ERA	WHIP				
Steve Avery, L ERA: 3.61	4.2	L	24	7	5	5	5	2	0	0	0	0	1	50	82	9.64	1.929				
Marvin Freeman, R ERA: 5.79	1.1		5	1	0	0	2	0	0	0	0	0	0	13	21	0.00	0.750				
Mike Stanton, L ERA: 3.68	1.0		3	0	0	0	0	0	0	0	0	0	0	6	8	0.00	0.000				
Doug Sisk, R ERA: 5.27	1.0		5	2	1	1	0	0	0	0	0	0	0	7	10	9.00	2.000				
Jeff Parrett, R ERA: 4.26	1.0		6	3	1	1	1	0	0	0	0	0	0	14	20	9.00	3.000				

San Diego Padres @ Atlanta Braves
Atlanta-Fulton County Stadium, Atlanta, GA
Wed May 22 1991, 7:05 PM EDT
Att: 12,486 - Cloudy - 75 F

livebaseballscores.com

AB 40
R 7
H 13
RBI 7
BB 2
SO 8
LOB 19



Batter	1	2	3	4	5	6	7	8	9	AB	R	H	RBI	BB	SO	LOB	BOTTOM					
Lonnie Smith, R OBP: 0.354, SLG: 0.452 Jeff Parrett, R (9, 1)	K		FC5-4			F7		K		4	0	0	0	0	2	2						
Mark Lemke, S OBP: 0.354, SLG: 0.368 (1, 4)	B5-3		L5			F9		G5-3		4	0	0	0	0	0	2						
Ron Gant, R OBP: 0.263, SLG: 0.417 (1, 8)	1B		K			BB			1B 2B	3	1	2	0	1	1	1						
David Justice, L OBP: 0.371, SLG: 0.444 (1, 9)	G4-3				K			F7	G1-3 1B	4	1	1	1	0	1	2						
Francisco Cabrera, R OBP: 0.265, SLG: 0.303 (1, 3)		K			F9			G5-3	K	4	0	0	0	0	2	1						
Jeff Blauser, R OBP: 0.347, SLG: 0.371 (1, 5)		G5-3			F9			F9	FC 1B G1-3	4	0	0	0	0	0	1						
Mike Heath, R OBP: 0.302, SLG: 0.358 (1, 2)		FC4-6 1B				F9		G6-3	G1-3	4	0	1	0	0	0	2						
Rafael Belliard, R OBP: 0.270, SLG: 0.284 (1, 6)		FC4-6				F9		G4-3	1B	4	0	1	1	0	0	1						
Steve Avery, L OBP: 0.226, SLG: 0.125 Marvin Freeman, R Mike Stanton, L Doug Sisk, R Otis Nixon, S (8, 7)			FC5-4 BB			G6-3			P3	0	0	0	0	1	0	0						
Inning Stats	R: 0 E: 0 K: 1 S: 11	H: 1 LOB: 0 BB: 0 P: 14	R: 0 E: 0 K: 1 S: 7	H: 1 LOB: 0 BB: 0 P: 13	R: 0 E: 0 K: 1 S: 10	H: 0 LOB: 1 BB: 1 P: 17	R: 0 E: 0 K: 1 S: 7	H: 0 LOB: 0 BB: 0 P: 11	R: 0 E: 0 K: 0 S: 6	H: 0 LOB: 0 BB: 0 P: 6	R: 0 E: 0 K: 0 S: 8	H: 0 LOB: 1 BB: 1 P: 13	R: 0 E: 0 K: 0 S: 6	H: 0 LOB: 0 BB: 0 P: 10	R: 0 E: 0 K: 1 S: 9	H: 1 LOB: 1 BB: 0 P: 14	R: 2 E: 1 K: 1 S: 11	H: 3 LOB: 2 BB: 0 P: 12	1B: 4 2B: 2 3B: 0 HR: 0	SF: 0 SAC: 0 DP: 0 HBP: 0	WP: 0 PB: 0 SB: 0 CS: 0	PA: 36
PITCHER	IP	WLS	BF	H	R	ER	SO	BB	IBB	HBP	BLK	WP	HR	S	P	ERA	WHIP					
Bruce Hurst, L ERA: 3.31	9.0	W	36	6	2	1	6	2	0	0	0	0	0	75	110	1.00	0.889					

San Diego Padres @ Atlanta Braves
Atlanta-Fulton County Stadium, Atlanta, GA
Wed May 22 1991, 7:05 PM EDT
Att: 12,486 - Cloudy - 75 F

livebaseballscores.com

AB 34
R 2
H 6
RBI 2
BB 2
SO 6
LOB 14



Batter	1	2	3	4	5	6	7	8	9	AB	R	H	RBI	BB	SO	LOB	TOP										
Bip Roberts, S OBP: 0.359, SLG: 0.329 (1, 8)										3	0	0	0	1	2	1	San Diego Padres @ Houston Astros Astrodome, Houston, TX Fri May 24 1991, 8:05 PM EDT Att: 15,310 - Dome - 70 F										
Tony Fernandez, S OBP: 0.326, SLG: 0.371 (1, 6)										3	0	1	0	1	0	1											
Tony Gwynn, L OBP: 0.389, SLG: 0.509 (1, 9)										3	0	0	0	1	0	2											
Fred McGriff, L OBP: 0.426, SLG: 0.556 (1, 3)										3	0	0	0	1	0	2											
Bento Santiago, R OBP: 0.266, SLG: 0.364 (1, 2)										4	0	1	0	0	1	2											
Jerald Clark, R OBP: 0.355, SLG: 0.439 Thomas Howard, S OBP: 0.200, SLG: 0.242 (9, PH) (9, 7)										2	0	0	0	0	1	0											
Scott Coolbaugh, R OBP: 0.320, SLG: 0.340 (1, 5)										4	0	1	0	0	1	2											
Jose Mota, S (1, 4)										3	0	0	0	0	2	2											
Andy Benes, R OBP: 0.158, SLG: 0.278 (1, 1)										3	0	0	0	0	1	1											
Inning Stats	R: 0 E: 0 K: 2 S: 16	H: 1 LOB: 2 BB: 1 P: 23	R: 0 E: 0 K: 1 S: 5	H: 0 LOB: 0 BB: 0 P: 10	R: 0 E: 0 K: 0 S: 10	H: 0 LOB: 2 BB: 2 P: 22	R: 0 E: 0 K: 0 S: 8	H: 0 LOB: 1 BB: 1 P: 13	R: 0 E: 0 K: 1 S: 8	H: 0 LOB: 0 BB: 0 P: 15	R: 0 E: 0 K: 1 S: 6	H: 0 LOB: 0 BB: 0 P: 10	R: 0 E: 0 K: 0 S: 13	H: 1 LOB: 1 BB: 0 P: 18	R: 0 E: 0 K: 0 S: 5	H: 0 LOB: 0 BB: 0 P: 8		R: 0 E: 0 K: 2 S: 9	H: 1 LOB: 1 BB: 0 P: 12	1B: 2 2B: 1 3B: 0 HR: 0	SF: 0 SAC: 2 DP: 0 HBP: 1	WP: 0 PB: 0 SB: 1 CS: 0	PA: 35				
PITCHER	IP	WLS	BF	H	R	ER	SO	BB	IBB	HBP	BLK	WP	HR	S	P	ERA	WHIP										
Pete Harnisch, R ERA: 2.64 Curt Schilling, R ERA: 4.76	(1, 1)	8.0	31	2	0	0	6	4	0	1	0	0	0	71	119	0.00	0.750										
(9, 1)	1.0	W	4	1	0	0	2	0	0	0	0	0	0	9	12	0.00	1.000										

AB	28
R	0
H	3
RBI	0
BB	4
SO	8
LOB	13



Batter	1	2	3	4	5	6	7	8	9	AB	R	H	RBI	BB	SO	LOB	BOTTOM										
Steve Finley, L OBP: 0.316, SLG: 0.397 (1, 8)										4	0	1	0	0	0	1	San Diego Padres @ Houston Astros Astrodome, Houston, TX Fri May 24 1991, 8:05 PM EDT Att: 15,310 - Dome - 70 F										
Craig Biggio, R OBP: 0.405, SLG: 0.443 (1, 2)										4	0	0	0	0	1	1											
Luis Gonzalez, L OBP: 0.282, SLG: 0.440 (1, 7)										4	0	0	0	0	1	1											
Ken Caminiti, S OBP: 0.307, SLG: 0.320 (1, 5)										3	0	0	0	1	2	0											
5 Jeff Bagwell, R OBP: 0.375, SLG: 0.411 Gerald Young, S OBP: 0.071, SLG: 0.077 (9, PR) (9, PR)										2	0	1	0	2	0	0											
Karl Rhodes, L OBP: 0.302, SLG: 0.278 (1, 9)										3	0	1	0	1	1	4											
Casey Candaele, S OBP: 0.286, SLG: 0.373 (1, 4)										4	0	1	1	0	1	2											
Eric Yelding, R OBP: 0.252, SLG: 0.331 (1, 6)										3	0	1	0	0	0	1											
Pete Harnisch, S OBP: 0.059, SLG: 0.059 Ken Oberkfell, L OBP: 0.471, SLG: 0.385 Curt Schilling, R OBP: 1.000, SLG: 1.000 (8, PH) (9, 1)										2	0	0	0	0	0	1											
Inning Stats	R: 0 E: 0 K: 0 S: 9	H: 1 LOB: 3 BB: 2 P: 18	R: 0 E: 0 K: 0 S: 10	H: 0 LOB: 0 BB: 0 P: 14	R: 0 E: 0 K: 1 S: 7	H: 0 LOB: 0 BB: 0 P: 9	R: 0 E: 0 K: 3 S: 13	H: 1 LOB: 1 BB: 0 P: 16	R: 0 E: 0 K: 0 S: 8	H: 1 LOB: 0 BB: 0 P: 11	R: 0 E: 0 K: 0 S: 5	H: 0 LOB: 0 BB: 0 P: 8	R: 0 E: 0 K: 0 S: 12	H: 0 LOB: 1 BB: 1 P: 19	R: 0 E: 0 K: 1 S: 8	H: 0 LOB: 0 BB: 0 P: 11		R: 1 E: 0 K: 1 S: 11	H: 2 LOB: 2 BB: 1 P: 20	1B: 5 2B: 0 3B: 0 HR: 0	SF: 0 SAC: 0 DP: 0 HBP: 0	WP: 1 PB: 0 SB: 0 CS: 1	PA: 35				
PITCHER	IP	WLS	BF	H	R	ER	SO	BB	IBB	HBP	BLK	WP	HR	S	P	ERA	WHIP										
Andy Benes, R ERA: 3.43	(1, 1)	8.2	L	34	5	1	1	6	4	0	0	1	0	83	126	1.04	1.038										




Batter	1	2	3	4	5	6	7	8	9	10	AB	R	H	RBI	BB	SO	LOB	TOP
Big Roberts, S OBP: 0.355, SLG: 0.325 (1, 8)	G1-6-3 1B		G4-3		G1-3			F8		E6 2B	5	1	1	0	0	0	3	San Diego Padres @ Houston Astros Astrodome, Houston, TX Sat May 25 1991, 8:05 PM EDT Alt. 14,618 - Dome - 70 F livebaseballscorecards.com
Tony Fernandez, S OBP: 0.323, SLG: 0.363 (1, 6)	G1-6-3 1-2r		G5-3					F8		2B BB	4	0	0	0	1	1	2	
Tony Gwynn, L OBP: 0.384, SLG: 0.506 (1, 9)	G4-3				G4-3					2B	5	0	1	1	0	0	0	
Fred McGriff, L OBP: 0.426, SLG: 0.568 (1, 3)		HR			G3-1						4	1	1	1	1	1	0	
Benito Santiago, R OBP: 0.259, SLG: 0.353 (1, 2)		F8			L3					P4	5	0	0	0	0	1	3	
Jerald Clark, R OBP: 0.365, SLG: 0.442 Thomas Howard, S OBP: 0.200, SLG: 0.242 (1, 7) (10, 7)								G5-3		F8	4	0	2	0	0	0	0	
Scott Coolbaugh, R OBP: 0.315, SLG: 0.392 (1, 5)					G5-3						4	1	1	1	0	1	2	
Jose Mota, S OBP: 0.286, SLG: 0.286 (1, 4)										HR	4	1	2	0	0	2	2	
Dennis Rasmussen, L Gary Templeton, S John Costello, R Rich Rodriguez, L Darin Jackson, R Craig Lefferts, L (8, PH) (8, 1) (8, 1) (10, PH) (10, 1)										E9 1B	1	0	0	0	1	0	0	
Inning Stats	R: 0 E: 0 K: 0 S: 6	H: 1 LOB: 0 BB: 0 P: 7	R: 1 E: 0 K: 13 S: 13	H: 2 LOB: 1 BB: 0 P: 16	R: 0 E: 0 K: 0 S: 8	H: 0 LOB: 0 BB: 0 P: 12	R: 0 E: 0 K: 1 S: 15	H: 1 LOB: 2 BB: 1 P: 26	R: 0 E: 0 K: 1 S: 6	H: 0 LOB: 0 BB: 0 P: 9	R: 0 E: 0 K: 2 S: 9	H: 0 LOB: 0 BB: 0 P: 13	R: 3 E: 2 K: 1 S: 21	H: 3 LOB: 3 BB: 2 P: 38	1B: 5 2B: 1 3B: 0 HR: 2	SF: 0 SAC: 0 DP: 1 HBP: 0	WP: 0 PB: 0 SB: 1 CS: 0	
PITCHER	IP WLS BF H R ER SO BB IBB HBP BLK WP HR S P ERA WHIP	8.0 L 6 2 2 1 2 0 0 0 0 0 0 1 14 19 6.75 1.500	0.2 6 1 1 0 1 1 1 0 0 0 0 0 0 16 32 0.00 3.000															


Batter	1	2	3	4	5	6	7	8	9	10	AB	R	H	RBI	BB	SO	LOB	BOTTOM		
Steve Finley, L OBP: 0.310, SLG: 0.389 Rafael Ramirez, R OBP: 0.224, SLG: 0.283 (8, PH) (9, 6)	K		G4-3					G3		F8	3	0	0	0	0	1	0	San Diego Padres @ Houston Astros Astrodome, Houston, TX Sat May 25 1991, 8:05 PM EDT Alt. 14,618 - Dome - 70 F livebaseballscorecards.com		
Gerald Young, S OBP: 0.167, SLG: 0.294 (1, 8)	K										4	1	2	0	0	1	2			
Craig Biggio, R OBP: 0.395, SLG: 0.430 (1, 2)	G6-3				L4			L7		F8	4	0	0	0	0	0	2			
Ken Caminiti, S OBP: 0.306, SLG: 0.320 (1, 5)		P4			SF7			F8		5 CS 1B	3	0	1	1	0	0	0			
5 Jeff Bagwell, R OBP: 0.372, SLG: 0.406 (1, 3)		FC5-4 1B			K			F8		K	4	0	1	0	0	2	1			
Mark Davidson, R OBP: 0.362, SLG: 0.325 (1, 7)		FC5-4 1-2r			F8			K			4	1	1	0	0	1	1			
Casey Candaele, S OBP: 0.293, SLG: 0.377 (1, 4)		L4			F9					1B 2B	4	0	2	1	0	0	1			
Eric Yelding, R OBP: 0.246, SLG: 0.324 (9, 9)					K			F9		F8	3	0	0	0	0	1	1			
Jimmy Jones, R OBP: 0.400, SLG: 0.294 Dave Rohde, S OBP: 0.200, SLG: 0.135 Al Osuna, R (8, PH) (9, 1)					K					F7	2	0	0	0	0	2	0			
Curt Schilling, R Carl Nichols, R (10, 1) (10, PH)					K			G5-3			1	0	0	0	0	0	1			
Inning Stats	R: 0 E: 0 K: 2 S: 8	H: 0 LOB: 0 BB: 0 P: 12	R: 0 E: 0 K: 10 S: 10	H: 1 LOB: 1 BB: 0 P: 16	R: 0 E: 0 K: 2 S: 7	H: 0 LOB: 0 BB: 0 P: 10	R: 1 E: 0 K: 1 S: 12	H: 1 LOB: 0 BB: 0 P: 16	R: 0 E: 0 K: 1 S: 11	H: 0 LOB: 1 BB: 0 P: 16	R: 0 E: 0 K: 1 S: 8	H: 0 LOB: 0 BB: 0 P: 16	R: 0 E: 0 K: 1 S: 7	H: 1 LOB: 1 BB: 0 P: 10	R: 1 E: 0 K: 0 S: 17	H: 2 LOB: 1 BB: 0 P: 22	1B: 5 2B: 1 3B: 1 HR: 0	SF: 1 SAC: 1 DP: 0 HBP: 0	WP: 0 PB: 0 SB: 2 CS: 1	PA: 37
PITCHER	IP WLS BF H R ER SO BB IBB HBP BLK WP HR S P ERA WHIP	7.0 0.1 1.2 6 1 0 0 0 0 0 0 0 0 2 4 0.00 3.000	1.0 S 5 2 1 1 0 0 0 0 0 0 0 0 17 22 9.00 2.000																	



Batter	1	2	3	4	5	6	7	8	9	AB	R	H	RBI	BB	SO	LOB	TOP										
Bip Roberts, S (1, 8) OBP: 0.354, SLG: 0.331 Shawn Abner, R (7, 8) OBP: 0.229, SLG: 0.227	0-0 1B 2B		1-3 K			1-0 G4-3		2-1 SF9 3B		3	1	1	0	0	1	1	San Diego Padres @ Houston Astros Astrodome, Houston, TX Sun May 26 1991, 4:33 AM EDT Att: 15,726 - Dome - 70 F										
Tony Fernandez, S (1, 6) OBP: 0.320, SLG: 0.359 Garry Templeton, S (5, 6) OBP: 0.196, SLG: 0.241	3-2 SAFE P6		2-0 G1-6-3			1-2 3B 1B		1-0 SF9		2	0	0	0	0	0	2											
Tony Gwynn, L (1, 9) OBP: 0.387, SLG: 0.517	2-1 2-H 1B					1-1 1-H 3B		3-1 F9		4	0	2	2	0	0	0											
Fred McGriff, L (1, 3) OBP: 0.419, SLG: 0.557 Thomas Howard, S (8, PH) OBP: 0.222, SLG: 0.242	3-3 SAFE K		1-3 K			2-1 G4-3		4-2 BB		3	0	0	0	0	2	2											
Jerald Clark, R (1, 7) OBP: 0.360, SLG: 0.433		1-0 1B				2-1 G6-3		0-0 P3		3-2 G6-3						1											
Tom Lampkin, L (1, 2) OBP: 0.300, SLG: 0.263	2-3 SAFE K					2-3 K		2-0 P5		0-0 G6-3						2											
Scott Coolbaugh, R (1, 5) OBP: 0.310, SLG: 0.382	2-2 P4					2-0 F7		1-1 1B 1B		1-2 F9						1											
Jose Mota, S (1, 4) OBP: 0.273, SLG: 0.273	0-0 G4-3					0-2 P6		0-2 1B		3-2 G1-3						1											
Ed Whitson, R (1, 1) OBP: 0.136, SLG: 0.095 Wes Gardner, R (4, 1) Mike Maddux, L (4, 1) Jim Presley, R (6, PH) OBP: 0.146, SLG: 0.105 Steve Rosenberg, L (8, 1) Darinn Jackson, R (7, PH) OBP: 0.208, SLG: 0.289			0-0 E5			1-3 K		2-0 F7									SD										
Inning Stats	R: 1 E: 0 K: 1 S: 11	H: 2 LOB: 1 BB: 0 P: 19	R: 0 E: 0 K: 1 S: 8	H: 1 LOB: 1 BB: 0 P: 13	R: 0 E: 1 K: 1 S: 7	H: 0 LOB: 0 BB: 0 P: 10	R: 0 E: 0 K: 1 S: 7	H: 0 LOB: 0 BB: 0 P: 11	R: 1 E: 0 K: 1 S: 12	H: 2 LOB: 1 BB: 0 P: 18	R: 0 E: 0 K: 0 S: 8	H: 2 LOB: 2 BB: 0 P: 13	R: 1 E: 0 K: 0 S: 12	H: 1 LOB: 1 BB: 0 P: 25	R: 0 E: 0 K: 0 S: 8	H: 0 LOB: 0 BB: 0 P: 12		1B: 5 2B: 2 3B: 2 HR: 0	SF: 1 SAC: 0 DP: 2 HBP: 0	WP: 0 PB: 0 SB: 0 CS: 1	PA: 35						
PITCHER	IP	WLS	BF	H	R	ER	SO	BB	IBB	HBP	BLK	WP	HR	S	P	ERA	WHIP										
Mark Portugal, R (1, 1) ERA: 4.15 Darryl Kile, R (8, 1) ERA: 5.55	7.0	W	27	7	2	2	6	0	0	0	0	0	0	60	94	2.57	1.000										

Batter	1	2	3	4	5	6	7	8	9	AB	R	H	RBI	BB	SO	LOB	BOTTOM										
Steve Finley, L (1, 8) OBP: 0.313, SLG: 0.392 Darryl Kile, R (8, 1)	0-1 G3-1	1-1 G6-4-3		4-0 BB 1B BB		1-2 2-3 BB BB	1-2 P5	1-1 1B 2B		4	1	1	1	1	0	2	San Diego Padres @ Houston Astros Astrodome, Houston, TX Sun May 26 1991, 4:33 AM EDT Att: 15,726 - Dome - 70 F										
Casey Candaele, S (1, 4) OBP: 0.306, SLG: 0.382	2-2 F8		0-1 F8	4-1 1B BB		0-0 2B 5 HR 1B	1-1 1B	2-3 3-H 2-2 F8		4	1	2	2	1	0	0											
Ken Oberkleil, L (1, 5) OBP: 0.466, SLG: 0.393 Ken Caminiti, S (6, PH) OBP: 0.302, SLG: 0.316	4-2 2B BB		0-1 L5	0-1 1-2 2-3 3-H 1B		2-0 P6	2-3 3-H 2-2 F8			2	1	1	2	1	0	0											
Luis Gonzalez, L (1, 7) OBP: 0.273, SLG: 0.482	0-0 1-H 2B		0-0 HR	1-1 F9		2-2 5 HR 2B		0-0 G4-3		5	2	3	3	0	0	2											
5 Jeff Bagwell, R (1, 3) OBP: 0.373, SLG: 0.429	3-3 K		1-1 1B	1-2 F9		3-2 HR		3-1 F9		5	1	2	3	0	1	3											
Karl Rhodes, L (1, 9) OBP: 0.283, SLG: 0.269 Mark Davidson, R (8, PH) OBP: 0.375, SLG: 0.325		2-2 F7	0-0 G4-3			2-2 F8		4-0 BB		4	0	0	0	0	1	1											
Carl Nichols, R (1, 2) OBP: 0.281, SLG: 0.333	1-2 2B 1B			0-1 G4-3		2-0 G5-3		2-1 2B 2B		5	2	2	0	0	0	1											
Eric Yelding, R (1, 6) OBP: 0.254, SLG: 0.336 Gerald Young, S (8, 8) OBP: 0.167, SLG: 0.294	2-2 1B 2B		1-2 BB BB 1B			0-3 K		1-2 F8		4	2	2	1	0	1	1											
Mark Portugal, R (1, 1) OBP: 0.388, SLG: 0.231 Dave Rohde, S (7, PH) OBP: 0.220, SLG: 0.135	0-1 2-H 1B		4-1 BB BB 1B BB			4-0 1B 2B BB		4-0 2B 1B BB		1	2	1	1	2	0	0											
Inning Stats	R: 1 E: 0 K: 1 S: 13	H: 1 LOB: 1 BB: 1 P: 22	R: 2 E: 0 K: 0 S: 16	H: 3 LOB: 0 BB: 0 P: 22	R: 1 E: 0 K: 0 S: 8	H: 2 LOB: 1 BB: 0 P: 9	R: 3 E: 0 K: 0 S: 14	H: 2 LOB: 2 BB: 3 P: 29	R: 0 E: 0 K: 1 S: 8	H: 0 LOB: 0 BB: 0 P: 12	R: 4 E: 0 K: 1 S: 20	H: 3 LOB: 1 BB: 1 P: 33	R: 2 E: 0 K: 0 S: 12	H: 3 LOB: 1 BB: 1 P: 23	R: 0 E: 0 K: 0 S: 4	H: 0 LOB: 1 BB: 1 P: 11	1B: 7 2B: 5 3B: 0 HR: 2	SF: 0 SAC: 0 DP: 1 HBP: 0	WP: 0 PB: 0 SB: 1 CS: 0	PA: 43							
PITCHER	IP	WLS	BF	H	R	ER	SO	BB	IBB	HBP	BLK	WP	HR	S	P	ERA	WHIP										
Ed Whitson, R (1, 1) ERA: 4.68 Wes Gardner, R (4, 1) ERA: 7.09 Mike Maddux, R (4, 1) ERA: 3.68 Steve Rosenberg, L (6, 1) ERA: 6.94 Darinn Jackson, R (7, 1) ERA: 9.0	3.0	L	15	6	4	4	1	1	0	0	0	0	0	9	22	81.00	15.000										

Batter	1	2	3	4	5	6	7	8	9	AB	R	H	RBI	BB	SO	LOB	TOP										
Ron Gant, R OBP: 0.256, SLG: 0.397 (1, 8)	0-0 HR	2-0 F7		2-1 FC5-4			1-2 G5-3		1-2 G4-3	5	1	1	1	0	0	2	<p>Atlanta Braves @ San Diego Padres Jack Murphy Stadium, San Diego, CA Mon May 27 1991, 10:05 PM EDT Att: 21,342 - Sunny - 70 F</p> <p>livebaseballscores.com</p> <p>AB 34 R 3 H 7 RBI 3 BB 4 SO 8 LOB 18</p> 										
Terry Pendleton, S OBP: 0.424, SLG: 0.558 (1, 5)	1-1 BB 1B		2-2 G1-4-3		1-1 P5		0-0 HBP 1B		1-0 F8	5	1	2	0	0	0	0											
Lonnie Smith, R OBP: 0.433, SLG: 0.463 Otis Nixon, S OBP: 0.409, SLG: 0.395 (9, PR) (9, 7)	4-1 1B BB		4-1 WP BB		0-1 G4-3		3-2 HBP		4-1 S BB	1	0	0	0	3	0	0											
David Justice, L OBP: 0.375, SLG: 0.476 (1, 9)	0-0 F8		2-3 K		2-1 1B		2-3 K		2-0 P6	5	0	1	0	0	2	6											
Mike Heath, R OBP: 0.303, SLG: 0.337 (1, 2)	2-0 1B		1-0 F8		2-1 G5-3				2-2 G4-3	4	0	1	1	0	0	2											
Jeff Blaser, R OBP: 0.329, SLG: 0.329 Kent Mercker, L (8, 1) Juan Berenguer, R (8, 1)	2-3 K			4-0 1B BB		0-1 L9		2-2 E6 1B SH1-3		3	1	0	0	1	1	2											
Sid Bream, L OBP: 0.313, SLG: 0.463 (1, 3)	0-3 K		0-1 F9		2-3 K		1-1 SH1-3 1B		1-3 1B	4	0	1	0	0	2	3											
Rafael Belliard, R OBP: 0.299, SLG: 0.302 (1, 6)		2-2 L7		2-2 FC5-4 1B		3-3 K		1-0 SH1-3		3	0	1	1	0	1	0											
Steve Avery, L OBP: 0.190, SLG: 0.105 Mark Lemke, S OBP: 0.365, SLG: 0.349 (8, PH) (8, 4)	0-1 F8		1-3 K		1-3 K		1-3 K		0-0 G6-3	3	0	0	0	0	2	2											
Inning Stats	R: 2 E: 0 K: 2 S: 12	H: 3 LOB: 2 BB: 1 P: 21	R: 0 E: 0 K: 0 S: 6	H: 0 LOB: 0 BB: 0 P: 10	R: 0 E: 0 K: 1 S: 9	H: 0 LOB: 1 BB: 1 P: 18	R: 0 E: 0 K: 1 S: 10	H: 1 LOB: 2 BB: 1 P: 19	R: 0 E: 0 K: 2 S: 8	H: 0 LOB: 0 BB: 0 P: 13	R: 0 E: 0 K: 2 S: 14	H: 1 LOB: 2 BB: 0 P: 21	R: 1 E: 1 K: 0 S: 11	H: 1 LOB: 1 BB: 0 P: 17	R: 0 E: 0 K: 0 S: 6	H: 0 LOB: 2 BB: 1 P: 14		1B: 6 2B: 0 3B: 0 HR: 1	SF: 0 SAC: 1 DP: 0 HBP: 1	WP: 1 PB: 0 SB: 1 CS: 0	PA: 40						
PITCHER	IP	WLS	BF	H	R	ER	SO	BB	IBB	HBP	BLK	WP	HR	S	P	ERA	WHIP										
Bruce Hurst, L ERA: 3.24 Rich Rodriguez, L ERA: 2.45	(1, 1) (8, 1)	7.0 9	L 31	6 1	2 1	2 0	8 0	3 1	0 0	1 0	0 0	1 0	0 17	115 31	2.57 0.00	1.286 1.000											

Batter	1	2	3	4	5	6	7	8	9	AB	R	H	RBI	BB	SO	LOB	BOTTOM										
Bip Roberts, S OBP: 0.391, SLG: 0.327 Shawn Abner, R OBP: 0.224, SLG: 0.222 (4, 8)	2-3 K		0-1 G4-3		1-1 P4-3		1-2 G6-3			2	0	0	0	0	1	0	<p>Atlanta Braves @ San Diego Padres Jack Murphy Stadium, San Diego, CA Mon May 27 1991, 10:05 PM EDT Att: 21,342 - Sunny - 70 F</p> <p>livebaseballscores.com</p> <p>AB 30 R 1 H 7 RBI 1 BB 4 SO 11 LOB 18</p> 										
Tony Fernandez, S OBP: 0.323, SLG: 0.359 (1, 6)	2-3 K		4-2 2B BB			2-1 E7 1B SF9 1B		2-2 G4-3		3	1	1	0	1	1	0											
Tony Gwynn, L OBP: 0.394, SLG: 0.527 (1, 9)	0-2 G6-3		2-2 1B		1-1 SF9 PB 1B		1-1 1B		1-1 1B	4	0	3	0	0	0	0											
Fred McGriff, L OBP: 0.415, SLG: 0.553 (1, 3)		0-1 BB 1B	1-3 K		2-2 SF9		3-3 K		2-3 K	3	0	1	1	0	2	3											
Benito Santiago, R OBP: 0.258, SLG: 0.351 (1, 2)	0-3 K			1-0 G5-4-3 1B		1-0 G5-3		2-3 K		4	0	1	0	0	2	3											
Jerald Clark, R OBP: 0.363, SLG: 0.429 Darrin Jackson, R OBP: 0.333, SLG: 0.382 Thomas Howard, S OBP: 0.216, SLG: 0.235 (9, PH)	4-2 FC5-4 BB		2-3 K		1-0 G6-3		1-0 G6-3		0-1 G6-3	1	0	0	0	1	1	1											
Scott Coolbaugh, R OBP: 0.306, SLG: 0.362 (1, 5)	2-3 K		2-0 G5-4-3		4-2 SH1-4 BB				1-3 K	3	0	0	0	1	2	3											
Jose Mota, S OBP: 0.357, SLG: 0.308 (1, 4)	2-1 FC5-4				0-0 P4-3 1B		1-2 SH1-4		4-2 BB	2	0	1	0	1	0	2											
Bruce Hurst, L OBP: 0.208, SLG: 0.095 Garry Templeton, S OBP: 0.190, SLG: 0.236 Rich Rodriguez, L (8, 1) Tom Lampkin, L OBP: 0.286, SLG: 0.250 (8, PH)	1-3 K		1-0 P5		1-0 P5		1-0 G5-3		2-3 K	2	0	0	0	0	1	1											
Inning Stats	R: 0 E: 0 K: 2 S: 9	H: 0 LOB: 0 BB: 0 P: 13	R: 0 E: 0 K: 2 S: 14	H: 1 LOB: 2 BB: 1 P: 22	R: 0 E: 0 K: 2 S: 17	H: 1 LOB: 0 BB: 1 P: 25	R: 0 E: 0 K: 1 S: 5	H: 1 LOB: 0 BB: 0 P: 10	R: 0 E: 1 K: 0 S: 11	H: 2 LOB: 1 BB: 0 P: 18	R: 0 E: 0 K: 0 S: 8	H: 0 LOB: 1 BB: 1 P: 14	R: 0 E: 0 K: 2 S: 15	H: 1 LOB: 1 BB: 0 P: 23	R: 0 E: 0 K: 2 S: 12	H: 0 LOB: 1 BB: 1 P: 19		1B: 6 2B: 2 3B: 0 HR: 0	SF: 1 SAC: 1 DP: 2 HBP: 0	WP: 0 PB: 1 SB: 0 CS: 0	PA: 36						
PITCHER	IP	WLS	BF	H	R	ER	SO	BB	IBB	HBP	BLK	WP	HR	S	P	ERA	WHIP										
Steve Avery, L ERA: 3.19 Kent Mercker, L ERA: 1.25 Juan Berenguer, R ERA: 2.15	(1, 1) (8, 1) (8, 1)	7.0 0.2 1.1	W 3 S	6 1 0	2 0 0	2 0 0	8 1 3	3 0 1	0 0 0	0 0 0	0 0 0	0 0 0	0 12 15	108 18 24	0.00 0.00 0.00	1.286 1.500 0.750											

Batter	1	2	3	4	5	6	7	8	9	AB	R	H	RBI	BB	SO	LOB	TOP					
Otis Nixon, S <small>OBP: 0.434, SLG: 0.412</small> (1, 7)											4	2	3	0	1	0	1					
Terry Pendleton, S <small>OBP: 0.429, SLG: 0.587</small> (1, 5)											5	1	3	1	0	0	2					
Ron Gant, R <small>OBP: 0.265, SLG: 0.409</small> (1, 8)											4	0	1	1	1	1	3					
David Justice, L <small>OBP: 0.376, SLG: 0.494</small> (1, 9)											4	1	2	2	0	0	2					
Sid Bream, L <small>OBP: 0.319, SLG: 0.477</small> (1, 3)											4	0	1	0	1	0	5					
Jeff Blausler, R <small>OBP: 0.330, SLG: 0.316</small> Mark Lemke, S <small>OBP: 0.370, SLG: 0.341</small> (7, 4)											3	0	0	1	0	0	3					
Greg Olson, R <small>OBP: 0.354, SLG: 0.375</small> (1, 2)											4	0	1	0	0	1	3					
Rafael Belliard, R <small>OBP: 0.298, SLG: 0.301</small> (1, 6)											4	1	2	0	0	0	1					
Tom Glavine, L <small>OBP: 0.348, SLG: 0.300</small> (1, 1)											3	0	0	0	0	1	2					
Inning Stats	R: 2 E: 0 K: 1 S: 12	H: 2 LOB: 2 BB: 2 P: 27	R: 1 E: 0 K: 0 S: 9	H: 2 LOB: 3 BB: 1 P: 16	R: 0 E: 0 K: 0 S: 4	H: 2 LOB: 1 BB: 0 P: 6	R: 1 E: 0 K: 0 S: 14	H: 3 LOB: 2 BB: 0 P: 18	R: 0 E: 0 K: 1 S: 9	H: 0 LOB: 0 BB: 0 P: 15	R: 0 E: 0 K: 1 S: 12	H: 1 LOB: 1 BB: 0 P: 16	R: 1 E: 0 K: 0 S: 9	H: 2 LOB: 1 BB: 0 P: 12	R: 0 E: 0 K: 0 S: 9	H: 1 LOB: 0 BB: 0 P: 17	R: 0 E: 0 K: 0 S: 7	H: 0 LOB: 0 BB: 0 P: 10	1B: 10 2B: 2 3B: 0 HR: 1	SF: 1 SAC: 1 DP: 1 HBP: 1	WP: 0 PB: 0 SB: 1 CS: 1	PA: 42
PITCHER	IP: 7.0 WLS: L BF: 35	H: 12 R: 5 ER: 5 SO: 3	BB: 2 IBB: 1 HBP: 1 BLK: 0	WP: 0 HR: 1 S: 69 P: 110	ERA: 6.43 WHIP: 2.000	PITCHER	IP: 2.0 WLS: 7 BF: 1	H: 0 R: 0 ER: 0 SO: 0	BB: 0 IBB: 0 HBP: 0 BLK: 0	WP: 0 HR: 0 S: 16 P: 27	ERA: 0.00 WHIP: 0.500	PITCHER	IP: 1.1 WLS: 1 BF: 7	H: 1 R: 0 ER: 0 SO: 0	BB: 0 IBB: 0 HBP: 0 BLK: 0	WP: 0 HR: 0 S: 16 P: 27	ERA: 0.00 WHIP: 0.500					

Atlanta Braves @ San Diego Padres
 Jack Murphy Stadium, San Diego, CA
 Wed May 29 1991, 10:05 PM EDT
 Att: 13,038 - Sunny - 68 F

AB 36
 R 5
 H 13
 RBI 5
 BB 3
 SO 3
 LOB 22



Batter	1	2	3	4	5	6	7	8	9	AB	R	H	RBI	BB	SO	LOB	BOTTOM					
Darrin Jackson, R <small>OBP: 0.314, SLG: 0.356</small> (1, 7)											4	0	0	0	0	2	2					
Tony Fernandez, S <small>OBP: 0.325, SLG: 0.353</small> (1, 6)											4	0	1	0	0	0	2					
Tony Gwynn, L <small>OBP: 0.388, SLG: 0.526</small> (1, 9)											4	0	1	0	0	0	0					
Fred McGriff, L <small>OBP: 0.409, SLG: 0.538</small> (1, 3)											4	0	1	0	0	1	2					
Benito Santiago, R <small>OBP: 0.253, SLG: 0.341</small> (1, 2)											4	0	1	0	0	0	2					
Jim Prestley, R <small>OBP: 0.190, SLG: 0.175</small> (1, 5)											3	0	0	0	1	0	2					
Shawn Abner, R <small>OBP: 0.229, SLG: 0.268</small> (1, 8)											4	1	1	1	0	1	3					
Jose Mota, S <small>OBP: 0.318, SLG: 0.286</small> (1, 4)											4	0	2	0	0	0	0					
Andy Benes, R <small>OBP: 0.190, SLG: 0.263</small> Garry Templeton, S <small>OBP: 0.203, SLG: 0.298</small> (7, PH) Mike Maddux, L (8, 1)											1	0	0	0	1	0	0					
Scott Coolbaugh, R <small>OBP: 0.299, SLG: 0.339</small> (8, PH)											1	0	0	0	0	0	0					
Inning Stats	R: 0 E: 0 K: 0 S: 8	H: 0 LOB: 0 BB: 0 P: 14	R: 0 E: 0 K: 0 S: 5	H: 0 LOB: 0 BB: 0 P: 9	R: 0 E: 0 K: 0 S: 9	H: 1 LOB: 2 BB: 1 P: 18	R: 0 E: 0 K: 1 S: 11	H: 2 LOB: 0 BB: 0 P: 18	R: 0 E: 0 K: 1 S: 7	H: 0 LOB: 0 BB: 0 P: 13	R: 0 E: 0 K: 1 S: 8	H: 0 LOB: 0 BB: 0 P: 10	R: 0 E: 0 K: 0 S: 11	H: 1 LOB: 2 BB: 1 P: 18	R: 0 E: 0 K: 1 S: 10	H: 2 LOB: 2 BB: 0 P: 16	R: 1 E: 0 K: 0 S: 13	H: 1 LOB: 0 BB: 0 P: 22	1B: 6 2B: 0 3B: 0 HR: 1	SF: 0 SAC: 0 DP: 0 HBP: 0	WP: 1 PB: 0 SB: 0 CS: 0	PA: 36
PITCHER	IP: 9.0 WLS: W BF: 36	H: 7 R: 1 ER: 1 SO: 4	BB: 2 IBB: 0 HBP: 0 BLK: 0	WP: 1 HR: 1 S: 82 P: 138	ERA: 1.00 WHIP: 1.000	PITCHER	IP: 1.1 WLS: 1 BF: 7	H: 1 R: 0 ER: 0 SO: 0	BB: 0 IBB: 0 HBP: 0 BLK: 0	WP: 0 HR: 0 S: 16 P: 27	ERA: 0.00 WHIP: 0.500	PITCHER	IP: 2.2 WLS: 2 BF: 10	H: 1 R: 0 ER: 0 SO: 0	BB: 0 IBB: 0 HBP: 0 BLK: 0	WP: 0 HR: 0 S: 16 P: 27	ERA: 0.00 WHIP: 0.500					

Atlanta Braves @ San Diego Padres
 Jack Murphy Stadium, San Diego, CA
 Wed May 29 1991, 10:05 PM EDT
 Att: 13,038 - Sunny - 68 F

AB 34
 R 1
 H 7
 RBI 1
 BB 2
 SO 4
 LOB 15



Batter	1	2	3	4	5	6	7	8	9	AB	R	H	RBI	BB	SO	LOB	TOP			
Gerald Young, S OBP: 0.208, SLG: 0.273 Craig Biggio, R OBP: 0.393, SLG: 0.420	G5-3	F8			P3		P3		P3	4	0	0	0	0	0	2				
Casey Candaele, S OBP: 0.303, SLG: 0.372	1B			FC1-6	G6-3		F9			4	0	2	0	0	0	0				
Mark Davidson, R OBP: 0.385, SLG: 0.326	L6-4		FC1-6		HBP		G6-3			3	0	1	0	0	0	1				
Ken Caminiti, S OBP: 0.305, SLG: 0.318			F8					G4-3		4	0	2	0	0	0	1				
5 Jeff Bagwell, R OBP: 0.393, SLG: 0.412	L6-4		K		K			G5-3		4	0	0	0	0	2	6				
Rafael Ramirez, R OBP: 0.284, SLG: 0.262		F9		CS			G6-3		K	3	0	1	0	1	1	0				
Carl Nichols, R OBP: 0.306, SLG: 0.313		1B		K			G6-3		G5-4-3	2	0	0	0	2	1	2				
Eric Yelding, R OBP: 0.281, SLG: 0.349		BB							BB	4	0	3	0	0	1	1				
Jimmy Jones, R OBP: 0.348, SLG: 0.250 Jim Clancy, R OBP: 0.209, SLG: 0.128		1B		1B			L7		G5-4-3	3	0	0	0	0	0	4				
Inning Stats	R: 0 E: 0 K: 0 S: 12	H: 3 LOB: 2 BB: 0 P: 16	R: 0 E: 0 K: 0 S: 8	H: 1 LOB: 2 BB: 1 P: 16	R: 0 E: 0 K: 1 S: 8	H: 1 LOB: 1 BB: 0 P: 13	R: 0 E: 0 K: 1 S: 8	H: 1 LOB: 1 BB: 1 P: 18	R: 0 E: 0 K: 1 S: 7	H: 1 LOB: 2 BB: 0 P: 11	R: 0 E: 0 K: 0 S: 12	H: 0 LOB: 0 BB: 0 P: 17	R: 0 E: 0 K: 1 S: 9	H: 0 LOB: 0 BB: 0 P: 11	R: 0 E: 0 K: 0 S: 6	H: 1 LOB: 1 BB: 1 P: 10	1B: 9 2B: 1 3B: 0 HR: 0	SF: 0 SAC: 0 DP: 2 HBP: 1	WP: 0 PB: 0 SB: 1 CS: 1	PA: 37
PITCHER	IP	WLS	BF	H	R	ER	SO	BB	IBB	HBP	BLK	WP	HR	S	P	ERA	WHIP			
Dennis Rasmussen, L ERA: 0.84 Larry Andersen, R ERA: 0.84 Rich Rodriguez, L ERA: 2.32	7.0	W	30	8	0	0	4	2	0	1	0	0	0	67	107	0.00	1.429			
	1.0		3	0	0	0	1	0	0	0	0	0	0	9	11	0.00	0.000			
	1.0		4	1	0	0	0	1	0	0	0	0	0	6	10	0.00	2.000			

Houston Astros @ San Diego Padres
Jack Murphy Stadium, San Diego, CA
Thu May 30 1991, 6:33 AM EDT
Att: 13,066 - Cloudy - 68 F

AB 33
R 0
H 9
RBI 0
BB 3
SO 5
LOB 20



Batter	1	2	3	4	5	6	7	8	9	AB	R	H	RBI	BB	SO	LOB	BOTTOM			
Bip Roberts, S OBP: 0.349, SLG: 0.326	G4-3		1B		G6-3		F7			4	0	1	0	0	0	0				
Tony Fernandez, S OBP: 0.333, SLG: 0.358		CS	1B			B1-3	G4-6-3			3	0	2	1	1	0	0				
Tony Gwynn, L OBP: 0.386, SLG: 0.520	G6-3		G1-3			1B	G4-6-3			4	1	1	0	0	0	4				
Fred McGriff, L OBP: 0.406, SLG: 0.532		G4-3			L8	2B		F7		4	1	1	0	0	0	0				
Benito Santiago, R OBP: 0.250, SLG: 0.337 Tom Lampkin, L OBP: 0.375, SLG: 0.391		K		E6		1B				2	0	0	0	0	1	0				
Jerald Clark, R OBP: 0.352, SLG: 0.415 Thomas Howard, S OBP: 0.233, SLG: 0.231		K		G6-3		1B				2	0	0	0	0	1	1				
Scott Coolbaugh, R OBP: 0.282, SLG: 0.318			L5		K				G5-4-3	4	0	0	0	0	2	6				
Jose Mota, S OBP: 0.360, SLG: 0.304			1B							2	1	1	2	1	1	0				
Dennis Rasmussen, L Larry Andersen, R Rich Rodriguez, L			P3							3	0	0	0	0	1	3				
Inning Stats	R: 0 E: 0 K: 0 S: 10	H: 1 LOB: 0 BB: 0 P: 15	R: 0 E: 0 K: 2 S: 7	H: 0 LOB: 0 BB: 0 P: 12	R: 1 E: 1 K: 0 S: 14	H: 2 LOB: 2 BB: 1 P: 23	R: 0 E: 1 K: 1 S: 7	H: 0 LOB: 1 BB: 0 P: 9	R: 0 E: 0 K: 2 S: 7	H: 0 LOB: 0 BB: 0 P: 10	R: 3 E: 0 K: 1 S: 16	H: 4 LOB: 2 BB: 1 P: 22	R: 0 E: 0 K: 0 S: 6	H: 0 LOB: 0 BB: 1 P: 12	R: 0 E: 0 K: 0 S: 13	H: 2 LOB: 1 BB: 0 P: 20	1B: 8 2B: 1 3B: 0 HR: 0	SF: 0 SAC: 0 DP: 2 HBP: 0	WP: 0 PB: 0 SB: 0 CS: 1	PA: 34
PITCHER	IP	WLS	BF	H	R	ER	SO	BB	IBB	HBP	BLK	WP	HR	S	P	ERA	WHIP			
Jimmy Jones, R ERA: 2.76 Jim Clancy, R ERA: 2.03	7.1	L	33	9	4	4	6	2	0	0	0	0	0	79	122	4.91	1.500			
	0.2		1	0	0	0	0	0	0	0	0	0	0	1	1	0.00	0.000			

Houston Astros @ San Diego Padres
Jack Murphy Stadium, San Diego, CA
Thu May 30 1991, 6:33 AM EDT
Att: 13,066 - Cloudy - 68 F


AB 31
R 4
H 9
RBI 4
BB 3
SO 6
LOB 14



Batter	1	2	3	4	5	6	7	8	9	AB	R	H	RBI	BB	SO	LOB	TOP		
Steve Finley, L (1, 8) OBP: 0.343, SLG: 0.445										2	1	1	0	2	0	0			
Craig Biggio, R (1, 2) OBP: 0.390, SLG: 0.416										4	1	1	0	0	0	2			
Ken Oberkfell, L (1, 3) OBP: 0.429, SLG: 0.333										4	0	0	0	0	0	3			
Luis Gonzalez, L (1, 7) OBP: 0.275, SLG: 0.471										2	0	0	1	0	0	0			
Gerald Young, S (9, PH) OBP: 0.240, SLG: 0.304										1	1	1	0	0	0	0			
Ken Caminiti, S (1, 5) OBP: 0.304, SLG: 0.333										4	1	1	2	0	0	1			
Karl Rhodes, L (1, 9) OBP: 0.295, SLG: 0.278										3	0	0	0	0	0	1			
Mark Davidson, R (9, PH) OBP: 0.377, SLG: 0.318										1	0	0	0	0	0	0			
Rafael Ramirez, R (1, 4) OBP: 0.268, SLG: 0.246										4	0	0	0	0	0	1			
Eric Yelding, R (1, 6) OBP: 0.274, SLG: 0.340										4	0	0	0	0	1	0			
Mark Portugal, R (1, 1) OBP: 0.350, SLG: 0.200										2	0	0	0	0	0	0			
Casey Candaele, S (8, PH) OBP: 0.301, SLG: 0.369										1	0	0	0	0	0	0			
Curt Schilling, R (8, 1) OBP: 1.000, SLG: 1.000										0	0	0	0	0	0	0			
Inning Stats	R: 2 E: 1 K: 0 S: 14	H: 2 LOB: 0 BB: 0 P: 23	R: 0 E: 0 K: 1 S: 7	H: 0 LOB: 0 BB: 0 P: 11	R: 0 E: 1 K: 0 S: 13	H: 0 LOB: 1 BB: 0 P: 19	R: 0 E: 1 K: 0 S: 5	H: 0 LOB: 1 BB: 0 P: 6	R: 0 E: 0 K: 0 S: 9	H: 0 LOB: 0 BB: 0 P: 14	R: 0 E: 0 K: 0 S: 3	H: 0 LOB: 0 BB: 0 P: 5	R: 0 E: 0 K: 0 S: 7	H: 0 LOB: 1 BB: 1 P: 15	R: 2 E: 0 K: 0 S: 10	H: 2 LOB: 0 BB: 0 P: 15	1B: 3 2B: 0 3B: 0 HR: 1	SF: 1 SAC: 0 DP: 0 HBP: 0	WP: 0 PA: 35
PITCHER	IP	WLS	BF	H	R	ER	SO	BB	IBB	HBP	BLK	WP	HR	S	P	ERA	WHIP		
Jose Melendez, R (1, 1) ERA: 1.13	8.0	W	30	2	2	1	1	2	0	0	0	0	0	67	108	1.12	0.500		
Craig Lefferts, L (9, 1) ERA: 4.67	1.0	S	5	2	2	2	0	0	0	0	0	0	1	10	15	18.00	2.000		

Houston Astros @ San Diego Padres
Jack Murphy Stadium, San Diego, CA
Fri May 31 1991, 10:05 PM EDT
Att. 17,749 - Sunny - 68 F

AB	32
R	4
H	4
RBI	3
BB	2
SO	1
LOB	8



Batter	1	2	3	4	5	6	7	8	9	AB	R	H	RBI	BB	SO	LOB	BOTTOM		
Bip Roberts, S (1, 8) OBP: 0.347, SLG: 0.324										4	1	1	0	0	0	0			
Tony Fernandez, S (1, 6) OBP: 0.341, SLG: 0.372										3	1	2	0	1	0	0			
Tony Gwynn, L (1, 9) OBP: 0.393, SLG: 0.520										2	1	1	0	2	0	3			
Fred McGriff, L (1, 3) OBP: 0.403, SLG: 0.523										3	0	0	0	1	2	5			
Thomas Howard, S (1, 7) OBP: 0.255, SLG: 0.279										4	1	2	1	0	2	5			
Scott Coolbaugh, R (1, 5) OBP: 0.293, SLG: 0.386										4	1	2	3	0	1	3			
Tom Lampkin, L (1, 2) OBP: 0.321, SLG: 0.333										4	0	0	0	0	0	0			
Jose Mota, S (1, 4) OBP: 0.310, SLG: 0.259										4	0	0	0	0	1	0			
Jose Melendez, R (1, 1) OBP: 0.333, SLG: 0.333										3	0	1	0	0	0	0			
Jim Presley, R (8, PH) OBP: 0.166, SLG: 0.172										1	0	0	0	0	0	0			
Craig Lefferts, L (9, 1) ERA: 4.44										0	0	0	0	0	0	0			
Inning Stats	R: 0 E: 0 K: 1 S: 9	H: 1 LOB: 1 BB: 0 P: 15	R: 2 E: 0 K: 0 S: 8	H: 2 LOB: 0 BB: 0 P: 14	R: 0 E: 0 K: 1 S: 10	H: 1 LOB: 2 BB: 1 P: 19	R: 0 E: 0 K: 0 S: 9	H: 0 LOB: 0 BB: 0 P: 12	R: 1 E: 1 K: 2 S: 12	H: 2 LOB: 3 BB: 2 P: 23	R: 0 E: 0 K: 1 S: 7	H: 0 LOB: 0 BB: 0 P: 9	R: 2 E: 0 K: 1 S: 9	H: 3 LOB: 2 BB: 1 P: 15	R: 0 E: 0 K: 0 S: 7	H: 0 LOB: 0 BB: 0 P: 13	1B: 4 2B: 4 3B: 0 HR: 1	SF: 0 SAC: 0 DP: 0 HBP: 0	WP: 0 PA: 36
PITCHER	IP	WLS	BF	H	R	ER	SO	BB	IBB	HBP	BLK	WP	HR	S	P	ERA	WHIP		
Mark Portugal, R (1, 1) ERA: 4.45	7.0	L	33	9	5	5	6	2	2	0	0	0	0	64	107	6.43	1.571		
Curt Schilling, R (8, 1) ERA: 4.44	1.0		3	0	0	0	0	0	0	0	0	0	0	7	13	0.00	0.000		

Houston Astros @ San Diego Padres
Jack Murphy Stadium, San Diego, CA
Fri May 31 1991, 10:05 PM EDT
Att. 17,749 - Sunny - 68 F

AB	32
R	5
H	9
RBI	4
BB	4
SO	6
LOB	16



Batter	1	2	3	4	5	6	7	8	9	AB	R	H	RBI	BB	SO	LOB	TOP			
Steve Finley, L (1,8) OBP: 0.335, SLG: 0.435	G6-3		F8		G6-3		G4-3			4	0	0	0	0	0	2	Houston Astros @ San Diego Padres Jack Murphy Stadium, San Diego, CA Sat Jun 01 1991, 10:05 PM EDT Att: 54,517 - Sunny - 65 F			
Casey Candaele, S (1,7) OBP: 0.301, SLG: 0.363 Jim Corsi, R (5,1)			F9		F9			FC5-4 BB		2	0	0	0	1	0	0				
Dave Rohde, S (8,PH) OBP: 0.227, SLG: 0.128	1B BB									0	0	0	0	0	0	0				
Craig Biggio, R (1,2) OBP: 0.386, SLG: 0.411	1-2 1B		G5-3			P3		FC5-4 B5-3 1-2 1B		4	1	1	0	0	0	1				
Ken Caminiti, S (1,5) OBP: 0.303, SLG: 0.328 Dwayne Henry, R (8,1)	K			G6-3		5 G5-4-3 BB		B5-3		3	0	0	0	1	1	3				
5 Jeff Bagwell, R (1,3) OBP: 0.356, SLG: 0.421	G6-3			1B 2B		5 G5-4-3 BB		1-2 1B		4	1	2	1	0	0	3				
Mark Davidson, R (1,9) OBP: 0.351, SLG: 0.292		P2		L6			G2-3	F9		4	0	0	0	0	0	2				
Rafael Ramirez, R (1,4) OBP: 0.280, SLG: 0.261		P3		2H 1B			1B WP 1B		P4	4	0	2	1	0	0	0				
Eric Yelding, R (1,6) OBP: 0.273, SLG: 0.338		1-1 1B		G5-3			G5-3		F8	4	0	1	0	0	0	2				
Jim Deshaies, L (1,1) OBP: 0.267, SLG: 0.154 Darryl Kile, R (3,1) Gerald Young, S (5,PH) OBP: 0.250, SLG: 0.308	K				L8		2-1 1B		G5-3	1	0	0	0	0	1	1				
Inning Stats	R: 0 E: 0 K: 1 S: 10	H: 1 LOB: 2 BB: 1 P: 16	R: 0 E: 0 K: 1 S: 10	H: 1 LOB: 1 BB: 0 P: 14	R: 0 E: 0 K: 0 S: 7	H: 0 LOB: 0 BB: 0 P: 10	R: 1 E: 0 K: 0 S: 11	H: 2 LOB: 1 BB: 0 P: 17	R: 0 E: 0 K: 0 S: 5	H: 0 LOB: 0 BB: 0 P: 7	R: 0 E: 0 K: 0 S: 4	H: 2 LOB: 2 BB: 0 P: 10	R: 0 E: 0 K: 0 S: 10	H: 1 LOB: 1 BB: 1 P: 15	R: 0 E: 0 K: 0 S: 4	H: 0 LOB: 0 BB: 0 P: 5	1B: 6 2B: 1 3B: 0 HR: 0	SF: 0 SAC: 0 DP: 1 HBP: 0	WP: 1 PB: 0 SB: 0 CS: 0	PA: 36
PITCHER Bruce Hurst, L (1,1) ERA: 3.1	IP: 9.0 WLS: W BF: 36 H: 7 R: 2 ER: 2 SO: 2 BB: 3 IBB: 0 HBP: 0 BLK: 0 WP: 1 HR: 0 S: 68 P: 110 ERA: 2.00 WHIP: 1.111															PITCHER				

Batter	1	2	3	4	5	6	7	8	9	AB	R	H	RBI	BB	SO	LOB	BOTTOM			
Bip Roberts, S (1,8) OBP: 0.340, SLG: 0.317	E6 CS	K	G3-1			G5-3				4	0	0	0	0	1	3	Houston Astros @ San Diego Padres Jack Murphy Stadium, San Diego, CA Sat Jun 01 1991, 10:05 PM EDT Att: 54,517 - Sunny - 65 F			
Tony Fernandez, S (1,6) OBP: 0.348, SLG: 0.377	4-1 SAFE 1-2 2B BB		2-2 BB HR 1B		1-2 F7		3-2 1B			3	2	2	0	1	0	0				
Tony Gwynn, L (1,9) OBP: 0.394, SLG: 0.522	1-2 SAFE 1H 2B		4-0 SAFE 1-2 HR BB		2-1 G4-3		0-0 F7			3	2	1	1	1	0	1				
Fred McGriff, L (1,3) OBP: 0.405, SLG: 0.536	4-2 HR BB		0-0 1H 2H HR		2-0 L9		3-3 K			3	2	1	3	1	1	0				
Tim Lincecum, R (1,4) OBP: 0.225, SLG: 0.306	2-2 1H 2H HR		4-1 F9 1B BB		4-0 G6-4-3 1B BB		2-0 G6-3			2	1	1	3	2	0	0				
Benito Santiago, R (1,2) OBP: 0.255, SLG: 0.341	0-0 F8		0-1 BB 1B		0-0 G6-4-3 1B		2-2 G3			4	0	2	0	0	0	0				
Scott Coolbaugh, R (1,5) OBP: 0.291, SLG: 0.378	1-1 P3		0-0 F9		1-1 G6-4-3		1-0 CS 1B			4	0	1	0	0	0	4				
Thomas Howard, S (1,7) OBP: 0.255, SLG: 0.261		2-1 G1-3		4-0 BB 1-2 BB		1-2 G3-1		3-3 SAFE 1-2 K		3	0	0	0	1	1	2				
Bruce Hurst, L (1,1) OBP: 0.179, SLG: 0.080		0-3 K		0-1 F7		0-1 G4-3		0-3 K		4	0	0	0	0	2	3				
Inning Stats	R: 4 E: 1 K: 0 S: 15	H: 2 LOB: 0 BB: 2 P: 28	R: 0 E: 0 K: 2 S: 8	H: 0 LOB: 0 BB: 0 P: 10	R: 3 E: 0 K: 0 S: 13	H: 3 LOB: 3 BB: 3 P: 29	R: 0 E: 0 K: 0 S: 6	H: 0 LOB: 0 BB: 0 P: 11	R: 0 E: 0 K: 0 S: 8	H: 1 LOB: 1 BB: 0 P: 11	R: 0 E: 0 K: 1 S: 8	H: 0 LOB: 0 BB: 0 P: 15	R: 0 E: 0 K: 2 S: 10	H: 1 LOB: 0 BB: 0 P: 14	R: 0 E: 0 K: 2 S: 10	H: 0 LOB: 0 BB: 0 P: 14		1B: 5 2B: 2 3B: 0 HR: 2	SF: 0 SAC: 0 DP: 2 HBP: 0	WP: 0 PB: 0 SB: 0 CS: 2
PITCHER Jim Deshaies, L (1,1) ERA: 7.03 Darryl Kile, R (3,1) ERA: 5.66 Jim Corsi, R (5,1) ERA: 4.09 Dwayne Henry, R (8,1) ERA: 2.66	IP: 2.0 WLS: L BF: 14 H: 4 R: 7 ER: 7 SO: 2 BB: 4 IBB: 0 HBP: 0 BLK: 0 WP: 0 HR: 2 S: 28 P: 53 ERA: 31.50 WHIP: 4.000															PITCHER				

Batter	1	2	3	4	5	6	7	8	9	AB	R	H	RBI	BB	SO	LOB	TOP										
Steve Finley, L (1, 8) OBP: 0.336, SLG: 0.453	3-2 HR		2-2 WP 1B			1-2 F7		1-3 K		4	1	2	1	0	1	0	Houston Astros @ San Diego Padres Jack Murphy Stadium, San Diego, CA Sun Jun 02 1991, 6:33 AM EDT Att: 16,239 - Sunny - 70 F										
Craig Biggio, R (1, 2) OBP: 0.383, SLG: 0.404	0-0 F8		2-1 F9			4-0 BB		0-2 L8		3	0	0	0	1	0	1											
Ken Caminiti, S (1, 5) OBP: 0.297, SLG: 0.321	2-3 K2-3			0-0 F8		0-0 F8			2-1 F8	4	0	0	0	0	1	1											
Luis Gonzalez, L (1, 7) OBP: 0.271, SLG: 0.462	1-3 K			1-2 F8		2-3 K			2-1 L7	3	0	0	0	0	2	1											
Mark Davidson, R (9, PH) OBP: 0.345, SLG: 0.286										1	0	0	0	0	0	0											
5 Jeff Bagwell, R (1, 3) OBP: 0.360, SLG: 0.416		1-3 K		4-2 BB			4-2 G4-3 BB			2	0	0	0	2	2	0											
Karl Rhodes, L (1, 9) OBP: 0.289, SLG: 0.272	2-2 P6			3-2 G1-3			2-3 K			3	0	0	0	0	1	2											
Casey Candaele, S (1, 4) OBP: 0.295, SLG: 0.354	2-2 L8				0-1 G3		3-2 G4-3			3	0	0	0	0	0	1											
Eric Yelding, R (1, 6) OBP: 0.268, SLG: 0.331			1-1 F8		2-2 G6-3		2-0 G1-4-3			3	0	0	0	0	0	1											
Curt Schilling, R (7, 1) OBP: 1.000, SLG: 1.000										0	0	0	0	0	0	0											
Xavier Hernandez, L (1, 1)			0-0 F8		2-1 P5			0-0 L8		2	0	0	0	0	0	0											
Al Osuna, R (7, 1)										0	0	0	0	0	0	0											
Rafael Ramirez, R (7, 6) OBP: 0.276, SLG: 0.257										1	0	0	0	0	0	0											
Inning Stats	R: 1 E: 0 K: 2 S: 14	H: 1 LOB: 0 BB: 0 P: 20	R: 0 E: 0 K: 1 S: 10	H: 0 LOB: 0 BB: 0 P: 15	R: 0 E: 0 K: 0 S: 8	H: 1 LOB: 1 BB: 0 P: 13	R: 0 E: 0 K: 0 S: 9	H: 0 LOB: 1 BB: 1 P: 17	R: 0 E: 0 K: 1 S: 7	H: 0 LOB: 0 BB: 0 P: 11	R: 0 E: 0 K: 1 S: 8	H: 0 LOB: 1 BB: 1 P: 14	R: 0 E: 0 K: 1 S: 9	H: 0 LOB: 0 BB: 0 P: 20	R: 0 E: 0 K: 1 S: 8	H: 0 LOB: 0 BB: 0 P: 15	1B: 1 2B: 0 3B: 0 HR: 1	SF: 0 SAC: 0 DP: 0 HBP: 0	WP: 1 PB: 0 SB: 0 CS: 0	PA: 32							
PITCHER	IP	WLS	BF	H	R	ER	SO	BB	IBB	HBP	BLK	WP	HR	S	P	ERA	WHIP										
Adam Peterson, R (1, 1) ERA: 3.29	6.0	W	22	2	1	1	4	2	0	0	0	1	1	56	90	1.50	0.667										
Mike Maddux, R (7, 1) ERA: 3.27	1.1		5	0	0	0	1	1	0	0	0	0	0	10	21	0.00	0.750										
Craig Lefferts, L (8, 1) ERA: 4.4	1.2	S	5	0	0	0	2	0	0	0	0	0	0	16	23	0.00	0.000										

livebaseballscores.com

AB 29
R 1
H 2
RBI 1
BB 3
SO 7
LOB 7



Batter	1	2	3	4	5	6	7	8	9	AB	R	H	RBI	BB	SO	LOB	BOTTOM										
Bip Roberts, S (1, 8) OBP: 0.335, SLG: 0.311	0-3 G4-3		0-3 K		0-3 K		4-1 SH1-4 1B BB			3	0	0	0	2	0	0	Houston Astros @ San Diego Padres Jack Murphy Stadium, San Diego, CA Sun Jun 02 1991, 6:33 AM EDT Att: 16,239 - Sunny - 70 F										
Shawn Abner, R (6, 8) OBP: 0.236, SLG: 0.268										0	1	0	0	1	0	0											
Tony Fernandez, S (1, 6) OBP: 0.353, SLG: 0.375	4-1 BB		4-2 1B E BB		2-2 L9		1-2 SH1-4			1	1	0	0	2	0	0											
Tony Gwynn, L (1, 9) OBP: 0.396, SLG: 0.522	0-0 L9		1-1 S E 1B		1-3 K		2-1 BB 1B			4	0	2	1	0	1	1											
Fred McGriff, L (1, 3) OBP: 0.406, SLG: 0.530	3-3 K		2-1 E6 S		1-2 3-H		2-H BB 1B			2	0	0	1	2	1	2											
Tim Lincecum, R (1, 4) OBP: 0.205, SLG: 0.275		0-3 K	2-3 K		0-2 F8		3-2 L8			4	0	0	0	0	2	5											
Benito Santiago, R (1, 2) OBP: 0.280, SLG: 0.365	0-1 HR		2-1 F8		1-3 2B		1-3 K			4	1	2	1	0	1	4											
Scott Coolbaugh, R (1, 5) OBP: 0.301, SLG: 0.390	1-1 G1-3 2B			4-1 CS BB		1-3 K		3-2 G6-3		3	0	1	0	1	1	2											
Thomas Howard, S (1, 7) OBP: 0.255, SLG: 0.245	0-0 G1-3			0-1 G2-3		4-0 IBB		0-0 G6-3		3	0	0	0	1	0	2											
Adam Peterson, R (1, 1)	2-2 P5			1-1 G5-3		1-1 F9		0-3 K		2	0	0	0	0	0	1											
Jeraid Clark, R (6, PH) ERA: 6.16										1	0	0	0	0	0	3											
Mike Maddux, L (7, 1) ERA: 4.15										0	0	0	0	0	0	0											
Craig Lefferts, L (8, 1) ERA: 4.15										1	0	0	0	0	1	0											
Inning Stats	R: 0 E: 0 K: 1 S: 7	H: 0 LOB: 1 BB: 1 P: 15	R: 1 E: 0 K: 1 S: 11	H: 2 LOB: 1 BB: 0 P: 14	R: 1 E: 1 K: 2 S: 18	H: 1 LOB: 2 BB: 1 P: 29	R: 0 E: 0 K: 0 S: 5	H: 0 LOB: 0 BB: 1 P: 10	R: 0 E: 0 K: 2 S: 12	H: 0 LOB: 0 BB: 0 P: 15	R: 0 E: 0 K: 1 S: 11	H: 1 LOB: 2 BB: 2 P: 20	R: 1 E: 0 K: 1 S: 15	H: 1 LOB: 2 BB: 2 P: 31	R: 0 E: 0 K: 1 S: 7	H: 0 LOB: 0 BB: 0 P: 10	1B: 2 2B: 2 3B: 0 HR: 1	SF: 0 SAC: 1 DP: 0 HBP: 0	WP: 0 PB: 0 SB: 2 CS: 1	PA: 36							
PITCHER	IP	WLS	BF	H	R	ER	SO	BB	IBB	HBP	BLK	WP	HR	S	P	ERA	WHIP										
Xavier Hernandez, R (1, 1) ERA: 6.16	6.0	L	28	4	3	3	7	5	1	0	0	0	0	65	108	4.50	1.500										
Al Osuna, L (7, 1) ERA: 2.45	0.1		3	1	0	0	0	1	0	0	0	0	0	8	16	0.00	6.000										
Curt Schilling, R (7, 1) ERA: 4.15	1.2		5	0	0	0	2	0	0	0	0	0	0	13	20	0.00	0.000										

livebaseballscores.com

AB 28
R 3
H 5
RBI 3
BB 7
SO 9
LOB 20



Batter	1	2	3	4	5	6	7	8	9	AB	R	H	RBI	BB	SO	LOB	TOP			
Thomas Howard, S OBP: 0.300, SLG: 0.302										4	1	3	1	1	0	0	San Diego Padres @ Chicago Cubs Wrigley Field, Chicago, IL Tue Jun 04 1991, 7:05 PM CDT Att: 32,712 - Sunny - 60 F			
Tony Fernandez, S OBP: 0.354, SLG: 0.359										3	1	0	0	2	1	2				
Jose Mota, S OBP: 0.310, SLG: 0.259										0	0	0	0	0	0	0				
Tony Gwynn, L OBP: 0.403, SLG: 0.524										3	1	2	1	1	0	2				
Shawn Abner, R OBP: 0.234, SLG: 0.265										1	0	0	0	0	0	0				
Fred McGriff, L OBP: 0.406, SLG: 0.522										3	1	0	0	2	1	4				
Tim Teufel, R OBP: 0.224, SLG: 0.256										3	1	0	0	2	1	4				
Benito Santiago, R OBP: 0.259, SLG: 0.361										5	1	1	1	0	2	6				
Scott Coolbaugh, R OBP: 0.295, SLG: 0.370										4	0	0	1	1	1	3				
Darrin Jackson, R OBP: 0.320, SLG: 0.359										5	1	2	2	0	1	1				
Andy Benes, R OBP: 0.167, SLG: 0.227										3	0	0	0	0	2	0				
John Costello, R										0	0	0	0	0	0	0				
Inning Stats	R: 0 E: 0 K: 1 S: 11	H: 1 LOB: 3 BB: 2 P: 24	R: 7 E: 1 K: 0 S: 21	H: 5 LOB: 2 BB: 3 P: 43	R: 0 E: 0 K: 0 S: 9	H: 1 LOB: 1 BB: 1 P: 15	R: 0 E: 0 K: 2 S: 7	H: 0 LOB: 0 BB: 0 P: 11	R: 0 E: 0 K: 1 S: 9	H: 1 LOB: 1 BB: 2 P: 13	R: 0 E: 0 K: 1 S: 7	H: 0 LOB: 0 BB: 0 P: 10	R: 0 E: 0 K: 1 S: 11	H: 0 LOB: 0 BB: 0 P: 17	R: 0 E: 0 K: 1 S: 10	H: 0 LOB: 1 BB: 1 P: 17	1B: 7 2B: 1 3B: 0 HR: 0	SF: 0 SAC: 1 DP: 0 HBP: 0	WP: 0 PB: 0 SB: 2 CS: 0	PA: 44
PITCHER	IP WLS BF H R ER SO BB IBB HBP BLK WP HR S P ERA WHIP																			
Bob Scanlan, R ERA: 3.51	(1, 1) 1.2 L 16 5 7 2 1 5 0 0 0 0 0 0 30 64 10.80 6.000																			
Chuck McElroy, L ERA: 1.27	(2, 1) 3.2 16 3 0 0 4 3 0 0 0 0 0 0 32 57 0.00 1.636																			
Les Lancaster, R ERA: 3.05	(6, 1) 1.2 5 0 0 0 2 0 0 0 0 0 0 0 11 17 0.00 0.000																			
Paul Assenmacher, L ERA: 3.31	(8, 1) 1.0 3 0 0 0 1 0 0 0 0 0 0 0 11 17 0.00 0.000																			
Heathcliff Slocumb, R ERA: 2.75	(9, 1) 1.0 4 0 0 0 1 1 0 0 0 0 0 0 10 17 0.00 1.000																			

Batter	1	2	3	4	5	6	7	8	9	AB	R	H	RBI	BB	SO	LOB	BOTTOM			
Doug Dascenzo, S OBP: 0.356, SLG: 0.374										4	0	1	0	0	1	1	San Diego Padres @ Chicago Cubs Wrigley Field, Chicago, IL Tue Jun 04 1991, 7:05 PM CDT Att: 32,712 - Sunny - 60 F			
23 Ryne Sandberg, R OBP: 0.336, SLG: 0.439										4	0	0	0	0	2					
Mark Grace, L OBP: 0.355, SLG: 0.399										4	1	1	0	0	1					
George Bell, R OBP: 0.307, SLG: 0.473										4	0	1	1	0	0	1				
Dwight Smith, L OBP: 0.273, SLG: 0.405										4	0	1	0	0	1	1				
Luis Salazar, R OBP: 0.329, SLG: 0.471										3	0	1	0	0	2					
Paul Assenmacher, L OBP: 0.697, SLG: 0.500										0	0	0	0	0	0	0				
Heathcliff Slocumb, R										0	0	0	0	0	0	0				
Jerome Walton, R OBP: 0.254, SLG: 0.328										1	0	0	0	0	2					
Damon Berryhill, S OBP: 0.217, SLG: 0.339										3	0	0	0	0	1	1				
Shawon Dunston, R OBP: 0.265, SLG: 0.380										3	0	1	0	0	0	0				
Bob Scanlan, R										0	0	0	0	0	0	0				
Chuck McElroy, L OBP: 0.200, SLG: 0.200										2	0	0	0	0	0	1				
Les Lancaster, R OBP: 0.500, SLG: 0.750										0	0	0	0	0	0	0				
Chico Walker, S OBP: 0.367, SLG: 0.370										1	0	0	0	0	0	0				
Inning Stats	R: 0 E: 0 K: 0 S: 8	H: 1 LOB: 0 BB: 0 P: 10	R: 0 E: 0 K: 1 S: 8	H: 1 LOB: 0 BB: 0 P: 11	R: 0 E: 1 K: 0 S: 12	H: 1 LOB: 1 BB: 0 P: 16	R: 0 E: 0 K: 1 S: 8	H: 0 LOB: 0 BB: 0 P: 11	R: 0 E: 0 K: 0 S: 6	H: 0 LOB: 0 BB: 0 P: 9	R: 0 E: 0 K: 0 S: 4	H: 0 LOB: 0 BB: 0 P: 7	R: 0 E: 0 K: 0 S: 6	H: 0 LOB: 0 BB: 0 P: 10	R: 1 E: 1 K: 1 S: 16	H: 2 LOB: 2 BB: 0 P: 26	1B: 6 2B: 1 3B: 0 HR: 0	SF: 0 SAC: 0 DP: 2 HBP: 0	WP: 0 PB: 0 SB: 0 CS: 0	PA: 33
PITCHER	IP WLS BF H R ER SO BB IBB HBP BLK WP HR S P ERA WHIP																			
Andy Benes, R ERA: 3.34	(1, 1) 8.0 W 27 4 0 0 2 0 0 0 0 0 0 0 16 88 0.00 0.500																			
John Costello, R ERA: 3.12	(9, 1) 1.0 6 2 1 0 1 0 0 0 0 0 0 0 16 26 0.00 2.000																			

AB 34
R 7
H 8
RBI 6
BB 9
SO 9
LOB 22



AB 33
R 1
H 6
RBI 1
BB 0
SO 3
LOB 12



Batter	1	2	3	4	5	6	7	8	9	AB	R	H	RBI	BB	SO	LOB	TOP				
Thomas Howard, S OBP: 0.313, SLG: 0.316 (1, 8)	G1-3		G6-3							4	0	2	0	0	0	0	San Diego Padres @ Chicago Cubs Wrigley Field, Chicago, IL Wed Jun 05 1991, 3:33 AM CDT Att: 22,500 - Sunny - 64 F				
Tony Fernandez, S OBP: 0.352, SLG: 0.382 (1, 6)	HR			G5-3						4	1	1	1	0	1	3					
Tony Gwynn, L OBP: 0.400, SLG: 0.519 (1, 9)	L7			G3-1						4	0	1	1	0	0	0					
Fred McGriff, L OBP: 0.408, SLG: 0.524 (1, 3)	G3-1			F8						3	1	1	0	1	0	0					
Tim Teufel, R OBP: 0.208, SLG: 0.234 (1, 4)		L8			F8					4	0	0	0	0	2	4					
Benito Santiago, R OBP: 0.283, SLG: 0.374 (1, 2)		G5-3			CS					4	0	2	1	0	1	0					
Scott Coolbaugh, R OBP: 0.283, SLG: 0.353 (1, 5)		P4			P5					4	0	0	0	0	1	2					
Darrin Jackson, R OBP: 0.316, SLG: 0.353 (1, 7)			G5-3		CS					4	0	1	0	0	1	0					
Dennis Rasmussen, L (1, 1)			F7			G6-3				3	1	0	0	0	0	1					
Inning Stats	R: 1 E: 0 K: 0 S: 13	H: 1 LOB: 0 BB: 0 P: 22	R: 0 E: 0 K: 0 S: 5	H: 0 LOB: 0 BB: 0 P: 8	R: 0 E: 0 K: 0 S: 6	H: 0 LOB: 0 BB: 0 P: 10	R: 0 E: 0 K: 0 S: 7	H: 0 LOB: 0 BB: 0 P: 10	R: 0 E: 0 K: 1 S: 10	H: 1 LOB: 1 BB: 0 P: 19	R: 1 E: 0 K: 1 S: 15	H: 2 LOB: 1 BB: 0 P: 23	R: 1 E: 1 K: 1 S: 15	H: 3 LOB: 3 BB: 1 P: 27	R: 0 E: 0 K: 3 S: 11	H: 0 LOB: 0 BB: 0 P: 16	1B: 5 2B: 1 3B: 1 HR: 1	SF: 0 SAC: 0 DP: 0 HBP: 0	WP: 0 PB: 1 SB: 1 CS: 1	PA: 36	
PITCHER	IP	WLS	BF	H	R	ER	SO	BB	IBB	HBP	BLK	WP	HR	S	P	ERA	WHIP				
Mike Bielecki, R ERA: 3.2 (1, 1)	7.0	L	25	5	2	2	2	0	0	0	0	0	1	65	106	2.57	0.714				
Heathcliff Slocumb, R ERA: 3.0 (8, 1)	0.2		4	2	1	1	0	0	0	0	0	0	0	7	13	13.50	3.000				
Paul Assenmacher, L ERA: 3.31 (8, 1)	0.0		2	1	0	0	0	1	0	0	0	0	0	5	11	∞	∞				
Les Lancaster, R ERA: 2.95 (8, 1)	1.1		4	0	0	0	4	0	0	0	0	0	0	14	19	0.00	0.000				

AB	34
R	3
H	8
RBI	3
BB	1
SO	6
LOB	10



Batter	1	2	3	4	5	6	7	8	9	AB	R	H	RBI	BB	SO	LOB	BOTTOM					
Shawon Dunston, R OBP: 0.259, SLG: 0.371 (1, 6)	G5-3									4	0	0	0	0	0	1	San Diego Padres @ Chicago Cubs Wrigley Field, Chicago, IL Wed Jun 05 1991, 3:33 AM CDT Att: 22,500 - Sunny - 64 F					
Jose Vizcaino, S OBP: 0.302, SLG: 0.300 (9, 6)			F8							0	0	0	0	0	0	0						
23 Ryne Sandberg, R OBP: 0.339, SLG: 0.446 (1, 4)	K									4	0	2	0	0	1	0						
Mark Grace, L OBP: 0.349, SLG: 0.390 (1, 3)	K									4	0	0	0	0	1	2						
George Bell, R OBP: 0.301, SLG: 0.463 (1, 7)		K								4	0	0	0	0	1	2						
Luis Salazar, R OBP: 0.312, SLG: 0.444 (1, 5)		F8								4	0	0	0	0	1	1						
Hector Villanueva, R OBP: 0.274, SLG: 0.424 (1, 2)										4	0	1	0	0	0	0						
Jerome Walton, R OBP: 0.270, SLG: 0.350 (1, 8)										4	0	3	0	0	0	0						
Doug Dascenzo, S OBP: 0.352, SLG: 0.368 (1, 9)										4	0	1	0	0	1	4						
Mike Bielecki, R OBP: 0.118, SLG: 0.118 (1, 1)										2	0	0	0	0	0	1						
Andre Dawson, R OBP: 0.529 (7, PH)										1	0	0	0	0	0	1						
Heathcliff Slocumb, R (8, 1)										0	0	0	0	0	0	0						
Paul Assenmacher, L OBP: 0.667, SLG: 0.500 (8, 1)										0	0	0	0	0	0	0						
Les Lancaster, R OBP: 0.500, SLG: 0.750 (8, 1)										0	0	0	0	0	0	0						
Inning Stats	R: 0 E: 0 K: 2 S: 9	H: 0 LOB: 0 BB: 0 P: 12	R: 0 E: 0 K: 1 S: 14	H: 2 LOB: 2 BB: 0 P: 17	R: 0 E: 0 K: 0 S: 10	H: 1 LOB: 1 BB: 0 P: 16	R: 0 E: 0 K: 0 S: 8	H: 0 LOB: 0 BB: 0 P: 12	R: 0 E: 0 K: 1 S: 10	H: 1 LOB: 1 BB: 0 P: 14	R: 0 E: 0 K: 1 S: 7	H: 1 LOB: 1 BB: 0 P: 10	R: 0 E: 0 K: 0 S: 5	H: 1 LOB: 1 BB: 0 P: 8	R: 0 E: 0 K: 0 S: 11	H: 0 LOB: 1 BB: 0 P: 15	R: 0 E: 0 K: 0 S: 6	H: 1 LOB: 1 BB: 0 P: 9	1B: 5 2B: 2 3B: 0 HR: 0	SF: 0 SAC: 0 DP: 0 HBP: 0	WP: 0 PB: 0 SB: 0 CS: 0	PA: 35
PITCHER	IP	WLS	BF	H	R	ER	SO	BB	IBB	HBP	BLK	WP	HR	S	P	ERA	WHIP					
Dennis Rasmussen, L ERA: 0.39 (1, 1)	9.0	W	35	7	0	0	5	0	0	0	0	0	0	80	113	0.00	0.778					



Batter	1	2	3	4	5	6	7	8	9	AB	R	H	RBI	BB	SO	LOB	TOP										
Thomas Howard, S OBP: 0.294, SLG: 0.295	G6-3		L6		G4-3			F8		4	0	0	0	0	0	1	San Diego Padres @ Chicago Cubs Wrigley Field, Chicago, IL Thu Jun 06 1991, 3:33 AM CDT Att: 23,200 - Sunny - 66 F										
Tony Fernandez, S OBP: 0.354, SLG: 0.381	1B		CS		K			P4		3	0	1	0	1	1												
Tony Gwynn, L OBP: 0.406, SLG: 0.523	1B		CS		HR			L9		4	1	3	0	0	0												
Fred McGriff, L OBP: 0.405, SLG: 0.534	F8				HR			L7		4	1	1	2	0	0												
Darrin Jackson, R OBP: 0.313, SLG: 0.338	L9				P6			K		3	0	0	0	1	1												
Tom Lampkin, L OBP: 0.290, SLG: 0.300					P4			G4-3		3	0	0	0	0	0												
Brian Dorsett, R (9, PH)								K		1	0	0	0	0	1												
Scott Coolbaugh, R OBP: 0.274, SLG: 0.341	G6-3				K			G6-3		3	0	0	0	0	1												
Jose Mota, S OBP: 0.313, SLG: 0.241	K				G4-3			F7		2	0	0	0	0	1												
Jose Melendez, R OBP: 0.200, SLG: 0.200					K			K		2	0	0	0	0	2												
Mike Maddux, L (6, 1)										0	0	0	0	0	0												
Shawn Abner, R OBP: 0.231, SLG: 0.263					K					1	0	0	0	0	1												
Rich Rodriguez, L (8, 1)										0	0	0	0	0	0												
Inning Stats	R: 0 E: 0 K: 0 S: 11	H: 1 LOB: 2 BB: 1 P: 22	R: 0 E: 0 K: 1 S: 10	H: 0 LOB: 0 BB: 0 P: 15	R: 0 E: 0 K: 1 S: 11	H: 1 LOB: 0 BB: 0 P: 19	R: 2 E: 0 K: 1 S: 11	H: 2 LOB: 0 BB: 0 P: 15	R: 0 E: 0 K: 2 S: 8	H: 0 LOB: 1 BB: 0 P: 13	R: 0 E: 0 K: 0 S: 8	H: 0 LOB: 0 BB: 0 P: 9	R: 0 E: 0 K: 1 S: 7	H: 0 LOB: 0 BB: 1 P: 12	R: 0 E: 0 K: 1 S: 13	H: 0 LOB: 1 BB: 1 P: 22	1B: 4 2B: 0 3B: 0 HR: 1	SF: 0 SAC: 0 DP: 0 HBP: 1	WP: 0 PB: 0 SB: 0 CS: 2	PA: 34							
PITCHER	IP	WLS	BF	H	R	ER	SO	BB	IBB	HBP	BLK	WP	HR	S	P	ERA	WHIP										
Greg Maddux, R ERA: 3.02	(1, 1)	8.0	W	29	5	2	7	1	0	1	0	0	1	77	123	2.25	0.750										
Paul Assenmacher, L ERA: 3.25	(9, 1)	0.2		3	0	0	0	1	0	0	0	0	0	10	16	0.00	1.500										
Dave Smith, R ERA: 3.6	(9, 1)	0.1		1	0	0	0	0	0	0	0	0	0	3	6	0.00	0.000										

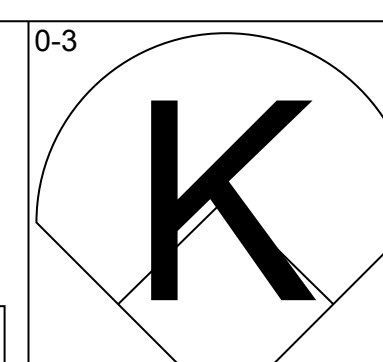
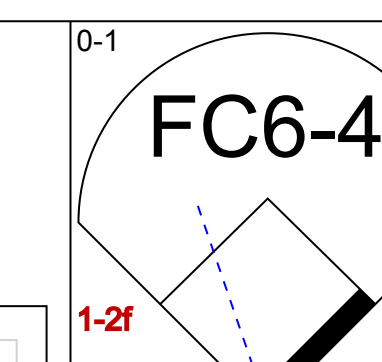
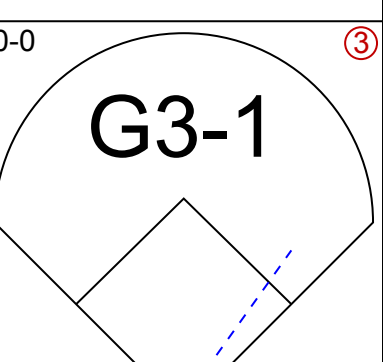
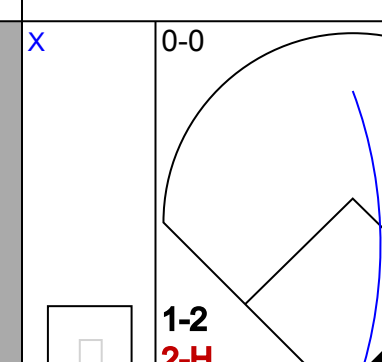
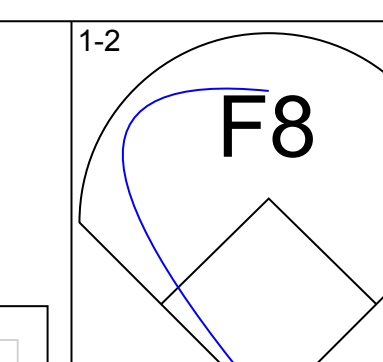
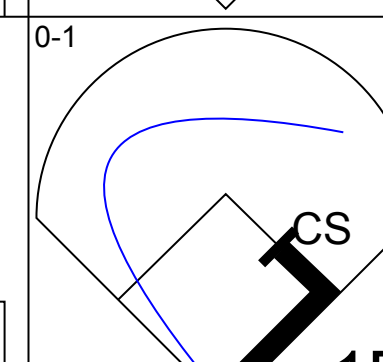
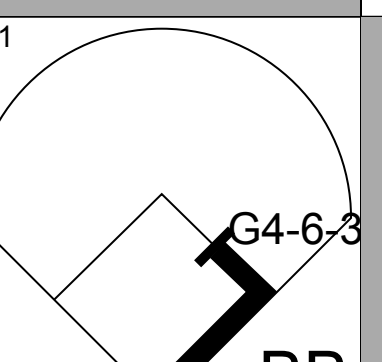
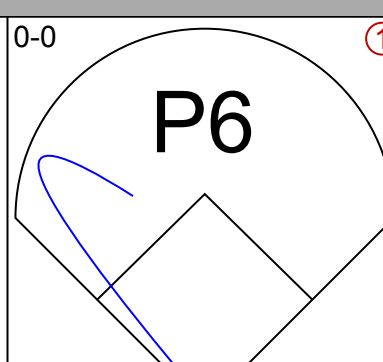
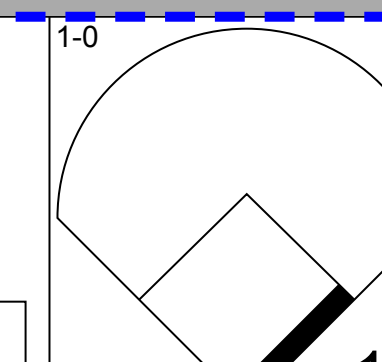
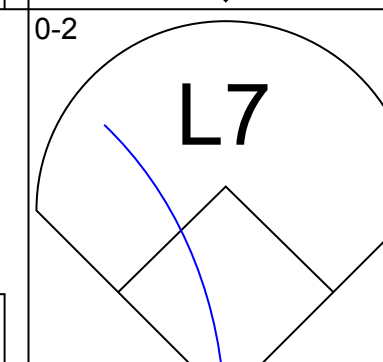
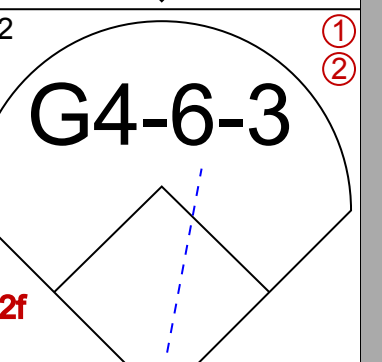
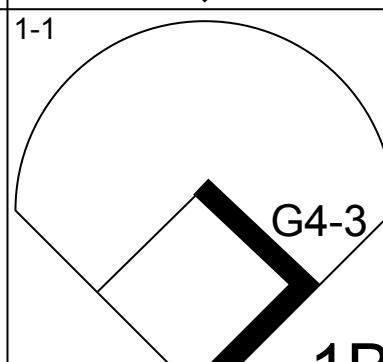
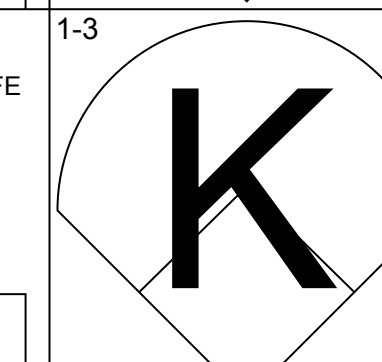
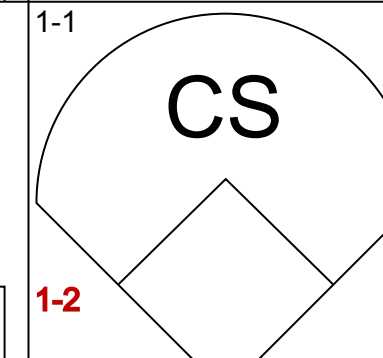
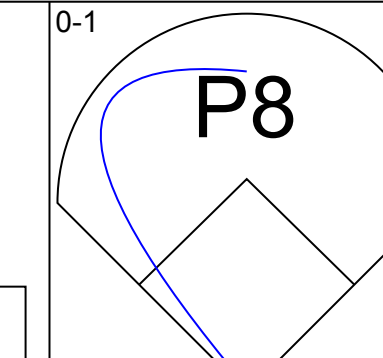
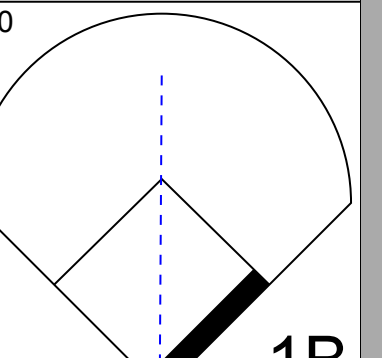
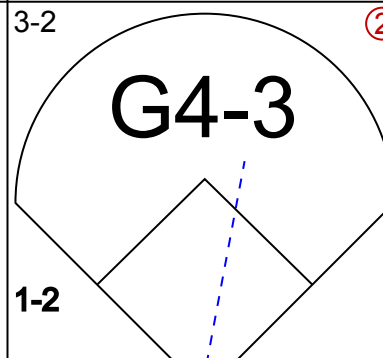
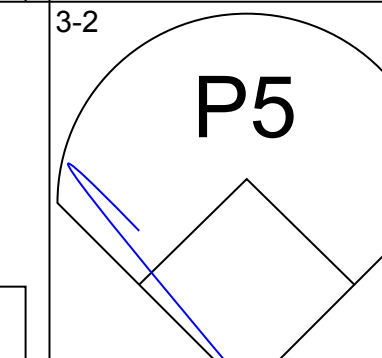
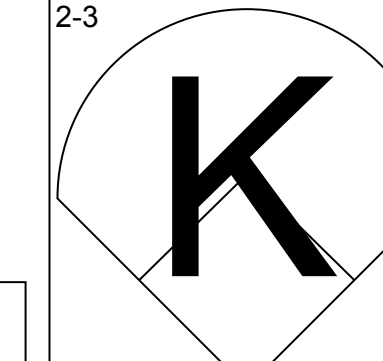
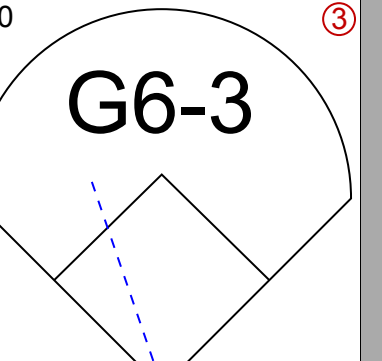
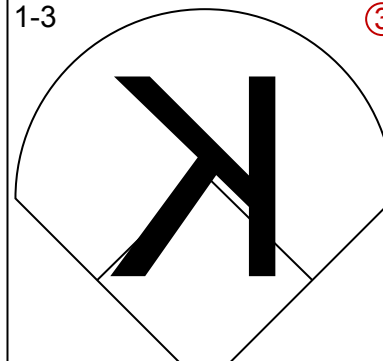
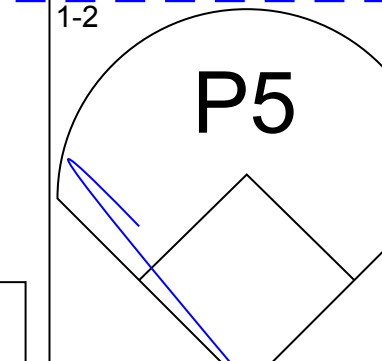
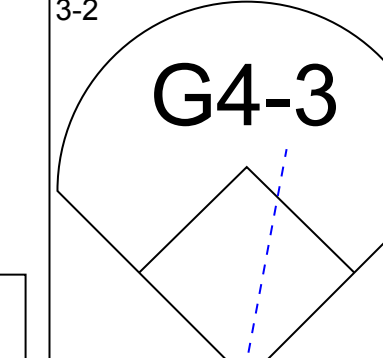
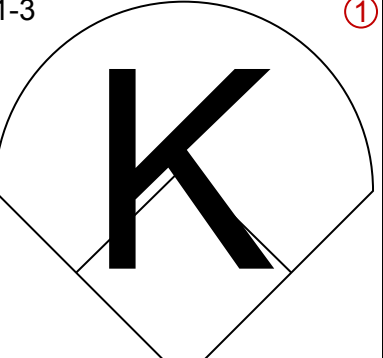
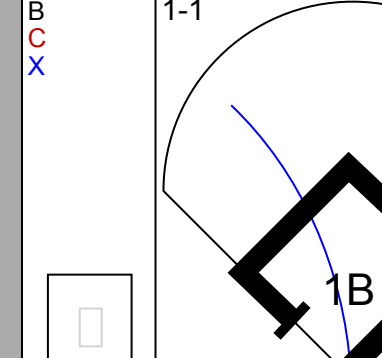
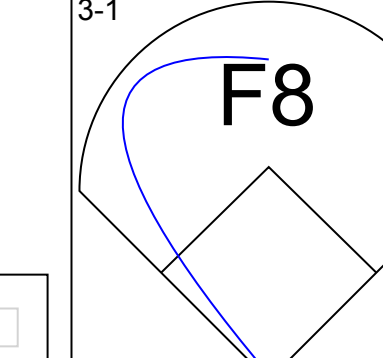
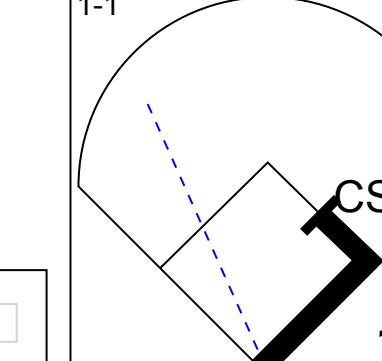
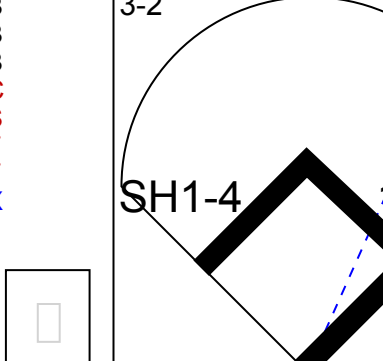
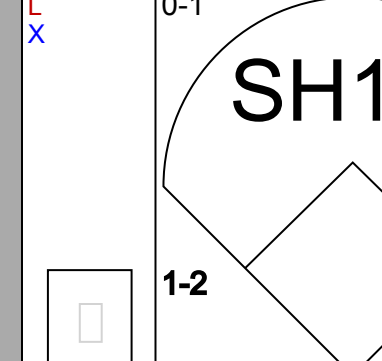
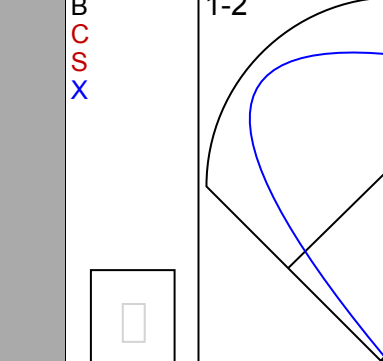
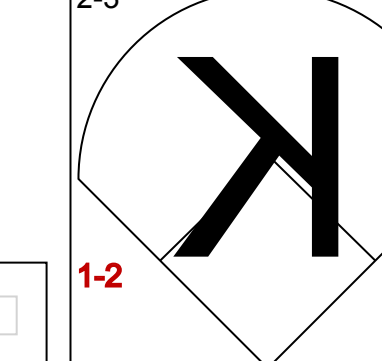
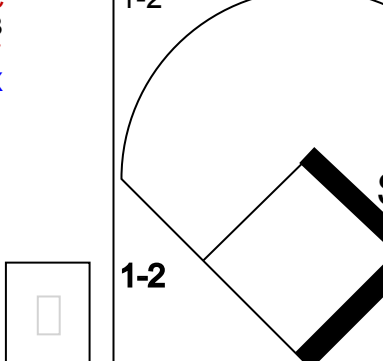
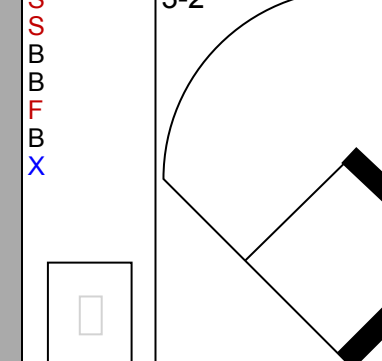
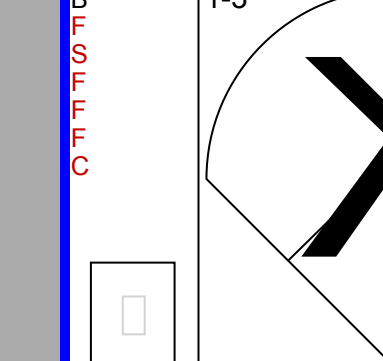
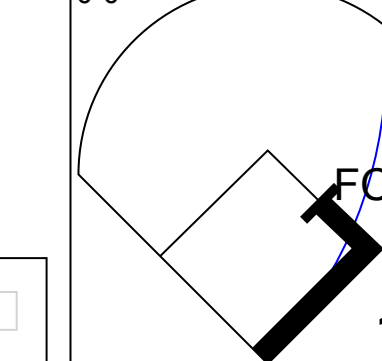
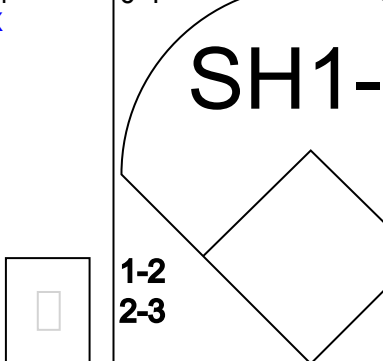
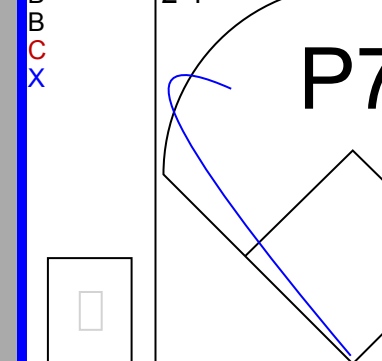
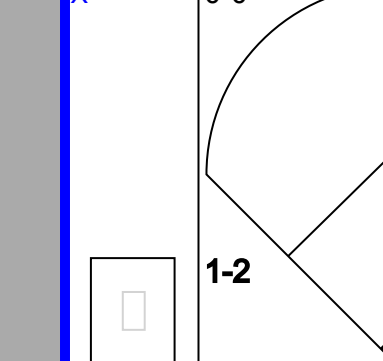
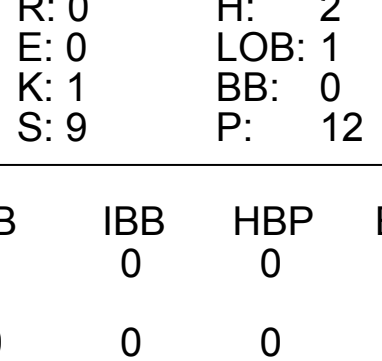
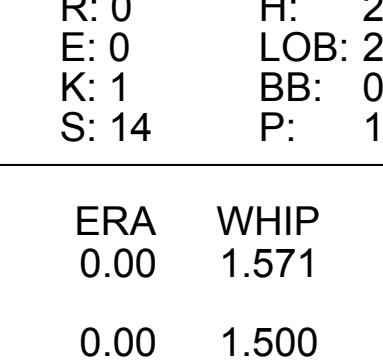
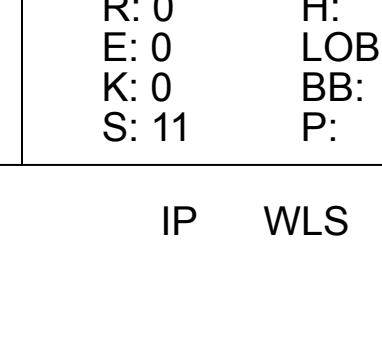
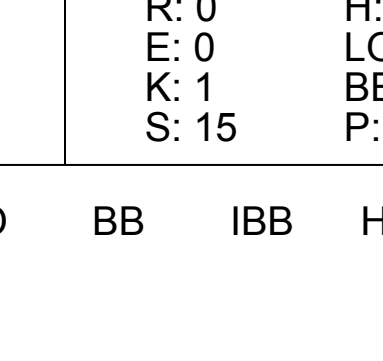




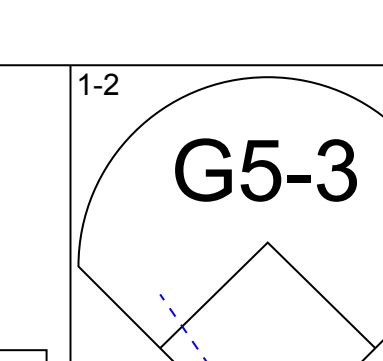
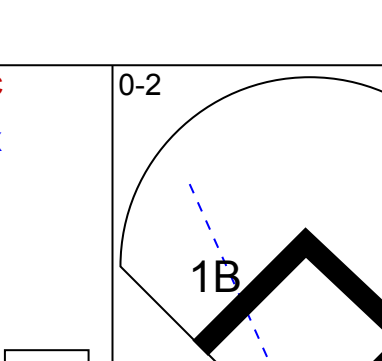
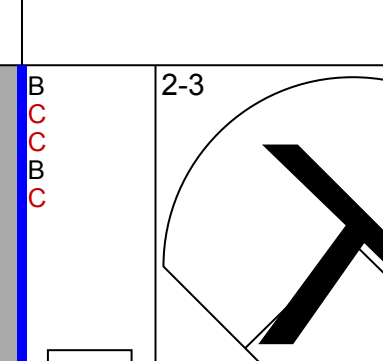

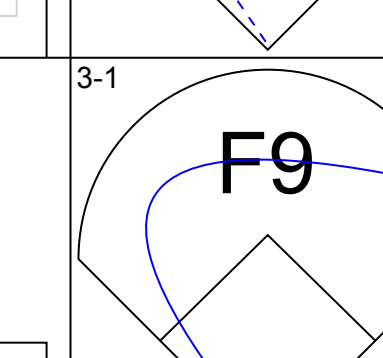
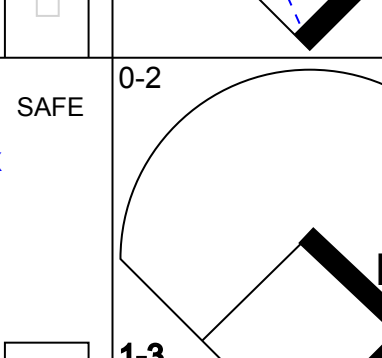
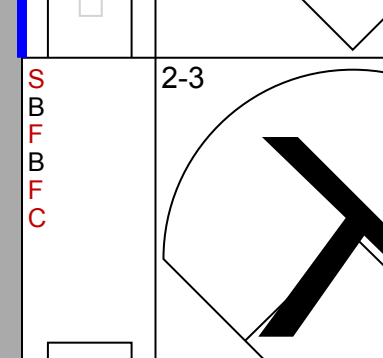

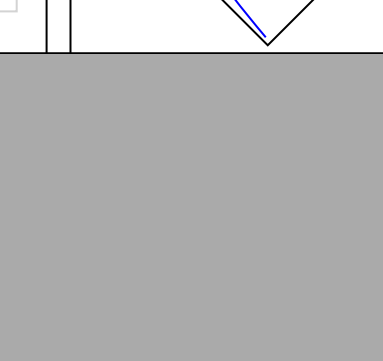
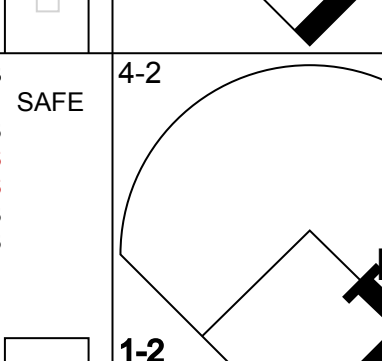
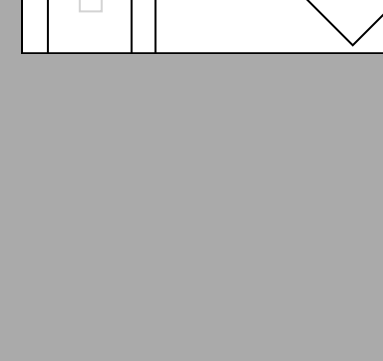
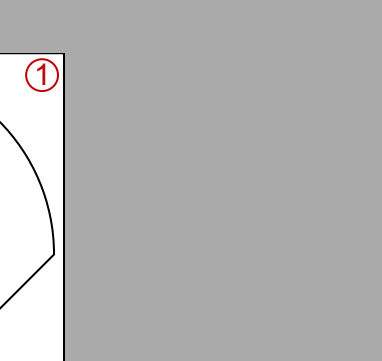

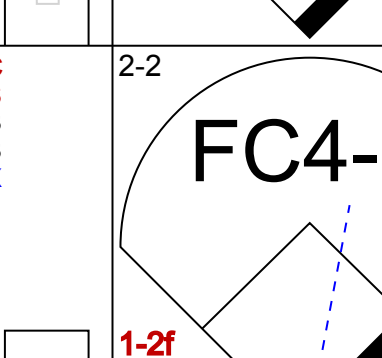

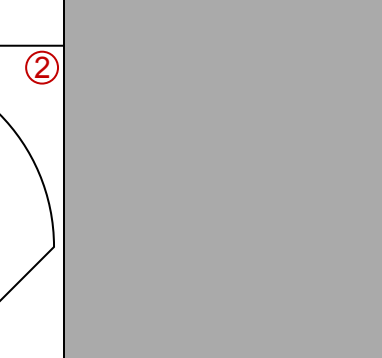
AB	30
R	2
H	5
RBI	2
BB	2
SO	8
LOB	10



Batter	1	2	3	4	5	6	7	8	9	AB	R	H	RBI	BB	SO	LOB	BOTTOM										
Doug Dascenzo, S OBP: 0.345, SLG: 0.360	F8		23 1B		G6-3			G1-3		5	1	1	0	0	0	1	San Diego Padres @ Chicago Cubs Wrigley Field, Chicago, IL Thu Jun 06 1991, 3:33 AM CDT Att: 23,200 - Sunny - 66 F										
23 Ryne Sandberg, R OBP: 0.354, SLG: 0.481			1B							4	3	4	2	1	0												
Mark Grace, L OBP: 0.355, SLG: 0.395	1B		SF7					HR		3	0	2	2	1	0												
George Bell, R OBP: 0.300, SLG: 0.461			BB					BB		3	0	2	2	1	0												
Jose Vizcaino, S OBP: 0.295, SLG: 0.293	F8		BB					BB		3	0	1	1	0	0												
George Bell, R OBP: 0.300, SLG: 0.461	F7		SF7					F8		1	0	0	0	0	0												
Jose Vizcaino, S OBP: 0.295, SLG: 0.293								1B		1	0	0	0	0	0												
Dwight Smith, L OBP: 0.271, SLG: 0.378			3-H					G3-1		3	0	0	0	1	2												
Jerome Walton, R OBP: 0.270, SLG: 0.350	K		BB					K		0	0	0	0	0	0												
Chico Walker, S OBP: 0.391, SLG: 0.386	F8		BB					K		3	1	2	0	1	0												
Shawn Dunston, R OBP: 0.259, SLG: 0.368	G6-3		FC6-4					1B		4	0	1	1	0	1												
Rick Wilkins, L (1, 2)			BB					K		4	0	0	0	0	1												
Greg Maddux, R OBP: 0.273, SLG: 0.313			G3-1					G4-3		3	1	1	0	0	0												
Luis Salazar, R OBP: 0.358, SLG: 0.438										1	0	0	0	0	0												
Paul Assenmacher, L OBP: 0.667, SLG: 0.500			1B							0	0	0	0	0	0												
Dave Smith, R (9, 1)			23 1B					G6-3		0	0	0	0	0	0												
Inning Stats	R: 0 E: 0 K: 0 S: 9	H: 1 LOB: 1 BB: 0 P: 13	R: 0 E: 0 K: 1 S: 9	H: 0 LOB: 0 BB: 0 P: 12	R: 3 E: 0 K: 0 S: 15	H: 4 LOB: 3 BB: 2 P: 29	R: 0 E: 0 K: 1 S: 7	H: 0 LOB: 0 BB: 0 P: 10	R: 1 E: 0 K: 0 S: 11	H: 1 LOB: 1 BB: 0 P: 17	R: 1 E: 0 K: 2 S: 10	H: 2 LOB: 1 BB: 0 P: 16	R: 1 E: 0 K: 2 S: 17	H: 4 LOB: 3 BB: 0 P: 30	R: 0 E: 0 K: 0 S: 9	H: 0 LOB: 2 BB: 2 P: 20	1B: 10 2B: 0 3B: 1 HR: 1	SF: 2 SAC: 0 DP: 0 HBP: 0	WP: 0 PB: 0 SB: 1 CS: 0	PA: 40							
PITCHER	IP	WLS	BF	H	R	ER	SO	BB	IBB	HBP	BLK	WP	HR	S	P	ERA	WHIP										
Jose Melendez, R ERA: 4.15	(1, 1)	5.0	L	25	8	5	2	2	0	0	0	0	1	22	38	4.50	2.000										
Mike Maddux, R ERA: 3.34	(6, 1)	2.0		10	4	1	1	0	0	0	0	0	0	9	20	0.00	2.000										
Rich Rodriguez, L ERA: 2.25	(8, 1)	1.0		5	0	0	0	2	0	0	0	0	0	9	20	0.00	2.000										

AB	34
R	6
H	12
RBI	6
BB	4
SO	4
LOB	18



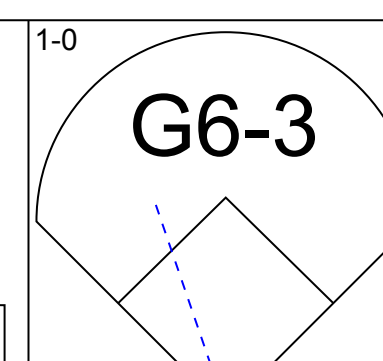
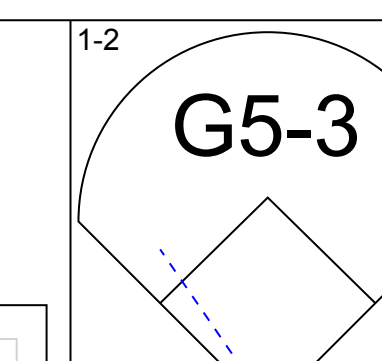
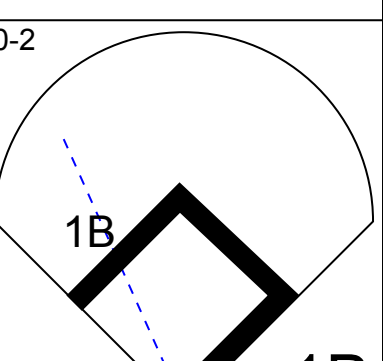
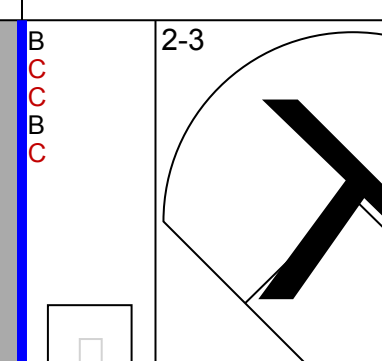
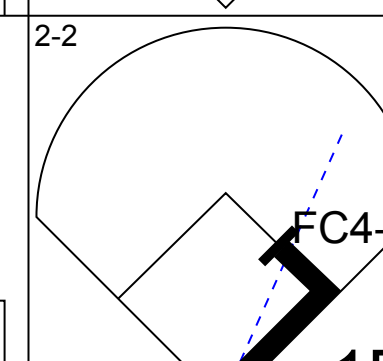
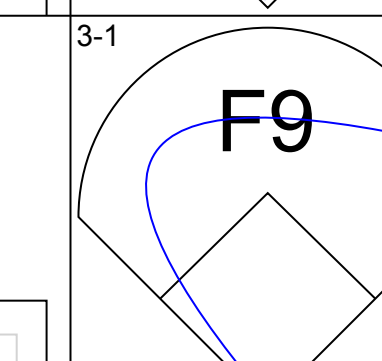
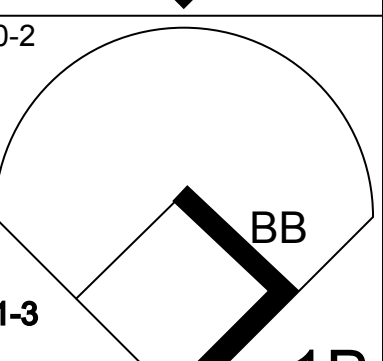
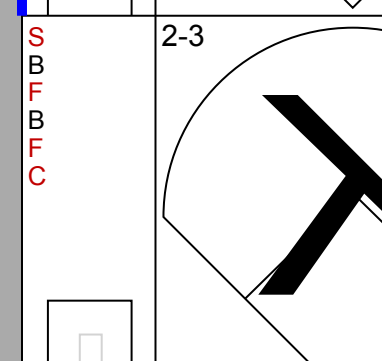
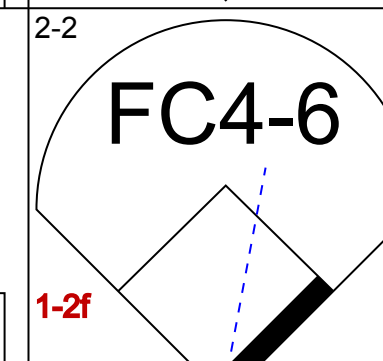
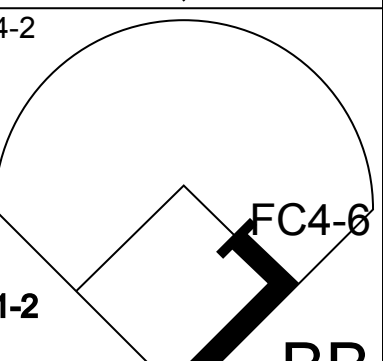
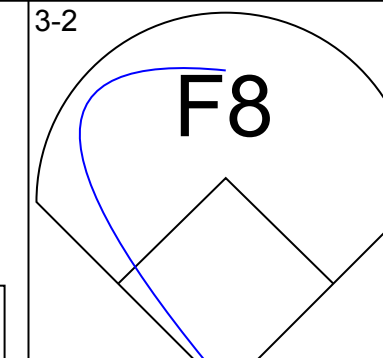
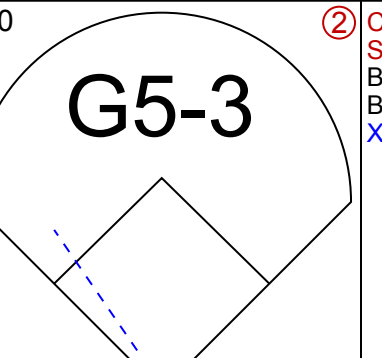
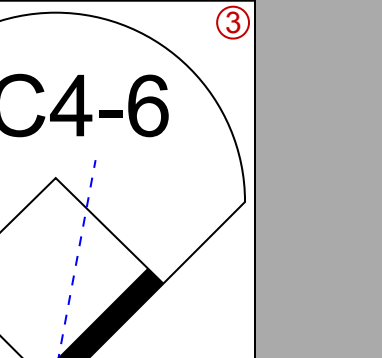
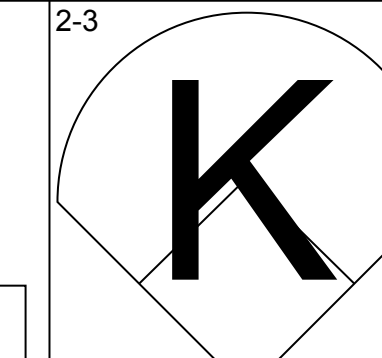

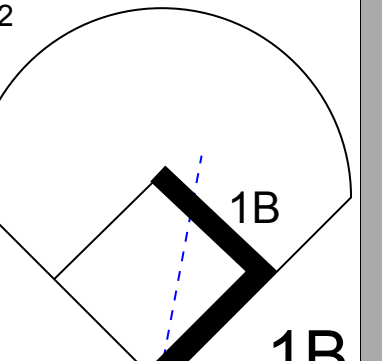
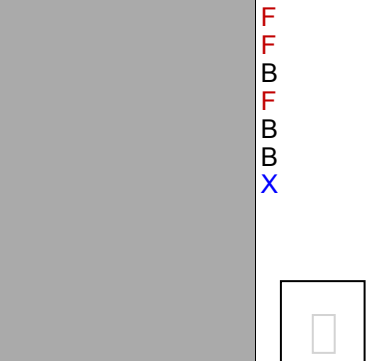
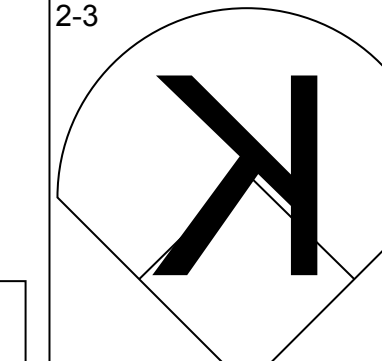
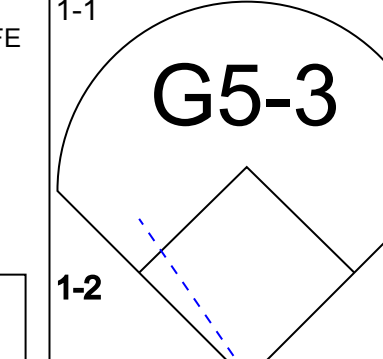
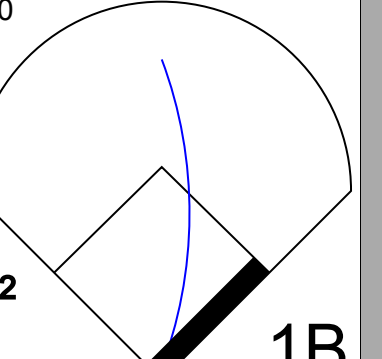
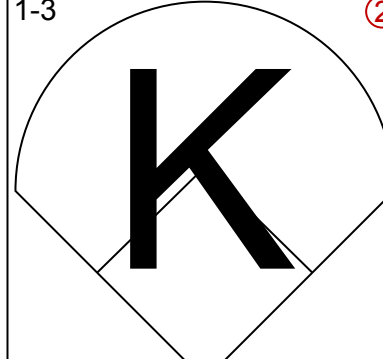

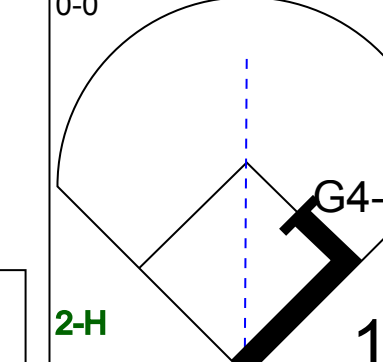
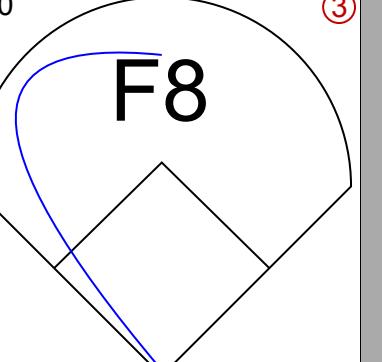
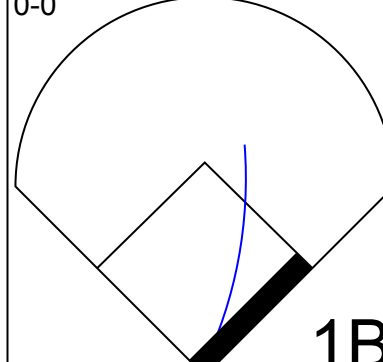

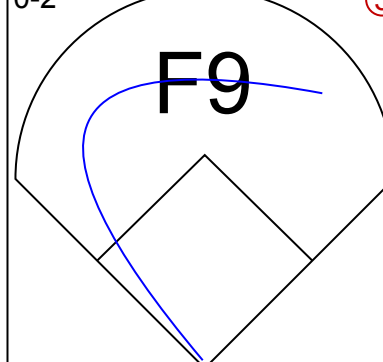

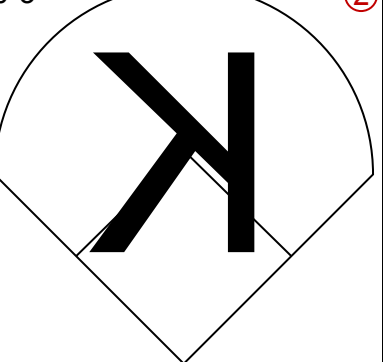

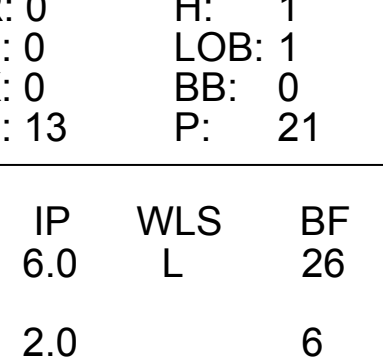
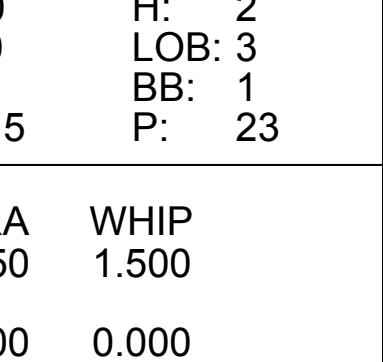
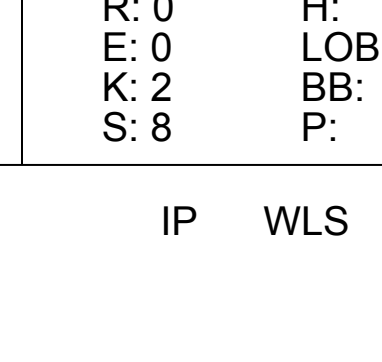

Batter	1	2	3	4	5	6	7	8	9	AB	R	H	RBI	BB	SO	LOB	TOP									
Thomas Howard, S OBP: 0.288, SLG: 0.288										5	0	1	0	0	1	5										
Tony Fernandez, S OBP: 0.361, SLG: 0.385										3	0	2	0	1	0	0										
Tony Gwynn, L OBP: 0.403, SLG: 0.518										4	0	1	0	0	1	3										
Fred McGriff, L OBP: 0.403, SLG: 0.528										4	0	1	0	0	0	2										
Bento Santiago, R OBP: 0.258, SLG: 0.366										4	0	0	0	0	2	3										
Tim Lincecum, R OBP: 0.211, SLG: 0.235										4	0	1	0	0	1	0										
Scott Coolbaugh, R OBP: 0.296, SLG: 0.363										3	0	3	0	0	0	0										
Jose Mota, S OBP: 0.313, SLG: 0.241										0	0	0	0	0	0	0										
Darrin Jackson, R OBP: 0.326, SLG: 0.351										3	0	2	0	0	1	1										
Brian Dorsett, R										1	0	0	0	0	1	1										
Bruce Hurst, L OBP: 0.207, SLG: 0.115										1	0	1	0	0	0	0										
Tom Lampkin, L OBP: 0.281, SLG: 0.290										1	0	0	0	0	0	2										
Larry Andersen, R										0	0	0	0	0	0	0										
Jim Presley, R OBP: 0.200, SLG: 0.186										1	0	1	0	0	0	0										
Shawn Abner, R OBP: 0.231, SLG: 0.263										0	0	0	0	0	0	0										
Inning Stats	R: 0 E: 0 K: 1 S: 9	H: 1 LOB: 0 BB: 0 P: 10	R: 0 E: 0 K: 1 S: 8	H: 0 LOB: 0 BB: 0 P: 13	R: 0 E: 0 K: 1 S: 9	H: 2 LOB: 1 BB: 0 P: 12	R: 0 E: 0 K: 0 S: 7	H: 1 LOB: 1 BB: 1 P: 12	R: 0 E: 0 K: 1 S: 14	H: 2 LOB: 2 BB: 0 P: 19	R: 0 E: 0 K: 1 S: 11	H: 1 LOB: 1 BB: 0 P: 16	R: 0 E: 0 K: 0 S: 11	H: 3 LOB: 2 BB: 0 P: 17	R: 0 E: 0 K: 1 S: 13	H: 1 LOB: 1 BB: 0 P: 18	R: 0 E: 0 K: 1 S: 15	H: 2 LOB: 2 BB: 0 P: 21	1B: 13 2B: 0 3B: 0 HR: 0	SF: 0 SAC: 2 DP: 1 HBP: 0	WP: 0 PB: 0 SB: 0 CS: 2	PA: 38				
PITCHER	IP	WLS	BF	H	R	ER	SO	BB	IBB	HBP	BLK	WP	HR	S	P	ERA	WHIP									
Doug Drabek, R ERA: 2.95	(1, 1)	7.0	W	28	10	0	5	1	0	0	0	0	0	0	69	99	0.00	1.571								
Bob Patterson, L ERA: 5.09	(8, 1)	0.2		3	1	0	0	1	0	0	0	0	0	8	13	0.00	1.500									
Stan Belinda, R ERA: 4.81	(8, 1)	0.2		3	1	0	0	0	0	0	0	0	0	8	14	0.00	1.500									
Bill Landrum, R ERA: 1.61	(9, 1)	0.2	S	3	1	0	0	1	0	0	0	0	0	10	12	0.00	1.500									

San Diego Padres @ Pittsburgh Pirates
Three Rivers Stadium, Pittsburgh, PA
Fri Jun 07 1991, 7:05 PM EDT
Att: 25,095 - Cloudy - 74 F

livebaseballscorecards.com

AB 34
R 0
H 13
RBI 0
BB 1
SO 7
LOB 17



Batter	1	2	3	4	5	6	7	8	9	AB	R	H	RBI	BB	SO	LOB	BOTTOM								
Gary Redus, R OBP: 0.292, SLG: 0.224										3	0	1	0	0	0	0									
Orlando Merced, S OBP: 0.416, SLG: 0.495										1	0	0	0	0	1	0									
Jay Bell, R OBP: 0.305, SLG: 0.421										4	0	2	0	0	1	0									
Andy Van Slyke, L OBP: 0.346, SLG: 0.403										3	0	0	0	1	0	1									
Bobby Bonilla, S OBP: 0.386, SLG: 0.481										4	0	0	0	0	1	4									
Barry Bonds, L OBP: 0.352, SLG: 0.436										3	1	1	0	1	1	0									
Jeff King, R OBP: 0.336, SLG: 0.366										3	0	1	0	0	1	1									
Don Slaught, R OBP: 0.321, SLG: 0.370										3	0	2	1	0	0	2									
Jose Lind, R OBP: 0.288, SLG: 0.342										3	0	0	0	0	0	2									
Doug Drabek, R OBP: 0.222, SLG: 0.259										2	0	0	0	0	1	0									
Gary Varsho, L OBP: 0.310, SLG: 0.314										1	0	0	0	0	0	0									
Bob Patterson, R										0	0	0	0	0	0	0									
Stan Belinda, R										0	0	0	0	0	0	0									
Bill Landrum, R										0	0	0	0	0	0	0									
Inning Stats	R: 0 E: 0 K: 0 S: 13	H: 1 LOB: 1 BB: 0 P: 21	R: 1 E: 0 K: 0 S: 5	H: 1 LOB: 0 BB: 1 P: 10	R: 0 E: 0 K: 0 S: 6	H: 0 LOB: 0 BB: 0 P: 11	R: 0 E: 0 K: 0 S: 9	H: 2 LOB: 2 BB: 0 P: 15	R: 0 E: 0 K: 1 S: 15	H: 2 LOB: 3 BB: 1 P: 23	R: 0 E: 0 K: 1 S: 11	H: 1 LOB: 0 BB: 0 P: 15	R: 0 E: 0 K: 2 S: 8	H: 0 LOB: 0 BB: 0 P: 12	R: 0 E: 0 K: 2 S: 9	H: 0 LOB: 0 BB: 0 P: 13	1B: 7 2B: 0 3B: 0 HR: 0	SF: 0 SAC: 0 DP: 1 HBP: 0	WP: 1 PB: 0 SB: 0 CS: 0	PA: 32					
PITCHER	IP	WLS	BF	H	R	ER	SO	BB	IBB	HBP	BLK	WP	HR	S	P	ERA	WHIP								
Bruce Hurst, L ERA: 2.99	(1, 1)	6.0	L	26	7	1	2	2	0	0	0	0	0	59	95	1.50	1.500								
Larry Andersen, R ERA: 0.71	(7, 1)	2.0		6	0	0	0	4	0	0	0	0	0	17	25	0.00	0.000								

San Diego Padres @ Pittsburgh Pirates
Three Rivers Stadium, Pittsburgh, PA
Fri Jun 07 1991, 7:05 PM EDT
Att: 25,095 - Cloudy - 74 F

livebaseballscorecards.com

AB 30
R 1
H 7
RBI 1
BB 2
SO 6
LOB 10



Batter	1	2	3	4	5	6	7	8	9	AB	R	H	RBI	BB	SO	LOB	TOP								
Thomas Howard, S OBP: 0.310, SLG: 0.329	F8		P1	F8		G6-3			1B	5	0	1	0	0	0	2	San Diego Padres @ Pittsburgh Pirates Three Rivers Stadium, Pittsburgh, PA Mon Jun 10 1991, 7:05 PM EDT Att: 10,512 - Cloudy - 80 F								
Tony Fernandez, S OBP: 0.369, SLG: 0.403	S WP BB		FC6	1B	G6-3	FC	G4-3		K	4	1	2	0	1	1										
Tony Gwynn, L OBP: 0.401, SLG: 0.519	F9		FC6		G6-3		G6-3		L8	5	0	0	0	0	0	4									
Fred McGriff, L OBP: 0.402, SLG: 0.519				K	FC		P6		1B	4	0	1	1	1	1	0									
Tim Teufel, R OBP: 0.278, SLG: 0.317	F8			2B WP	1B				E6	5	1	2	0	0	0	4									
Benito Santiago, R OBP: 0.270, SLG: 0.380		G6-3		WP	1B		F9		L6	4	1	1	0	0	0	3									
Jerald Clark, R OBP: 0.345, SLG: 0.398	F8			SH2-4	1B		F8		K	3	0	0	0	0	1	3									
Scott Coolbaugh, R OBP: 0.306, SLG: 0.365		G5-3		SH2-4	1B					4	0	2	1	0	1	0									
Jose Mota, S OBP: 0.294, SLG: 0.226				1-2	3-H				1B	0	0	0	0	0	0	0									
Dennis Rasmussen, L OBP: 0.271, SLG: 0.273			K	SH2-4			F8		G1-3	2	0	0	0	0	1	0									
Tom Lampkin, L OBP: 0.255, SLG: 0.273				1-2	2-3					1	0	0	0	0	0	2									
Rich Rodriguez, L OBP: 0.294, SLG: 0.226										0	0	0	0	0	0	0									
Inning Stats	R: 0 E: 0 K: 0 S: 10	H: 0 LOB: 2 BB: 2 P: 22	R: 0 E: 0 K: 0 S: 10	H: 0 LOB: 0 BB: 0 P: 16	R: 0 E: 0 K: 1 S: 10	H: 1 LOB: 1 BB: 0 P: 13	R: 2 E: 0 K: 1 S: 15	H: 3 LOB: 2 BB: 0 P: 25	R: 1 E: 0 K: 0 S: 13	H: 2 LOB: 2 BB: 0 P: 18	R: 0 E: 0 K: 0 S: 7	H: 0 LOB: 0 BB: 0 P: 9	R: 0 E: 0 K: 0 S: 6	H: 0 LOB: 0 BB: 0 P: 11	R: 0 E: 1 K: 1 S: 13	H: 1 LOB: 2 BB: 0 P: 19	R: 0 E: 0 K: 1 S: 13	H: 2 LOB: 2 BB: 0 P: 20	1B: 7 2B: 2 3B: 0 HR: 0	SF: 0 SAC: 1 DP: 0 HBP: 1	WP: 2 PB: 0 SB: 1 CS: 0	PA: 41			
PITCHER	IP	WLS	BF	H	R	ER	SO	BB	IBB	HBP	BLK	WP	HR	S	P	ERA	WHIP								
Bob Walk, R ERA: 3.44	(1, 1)	4.0	20	5	3	3	2	1	1	1	0	2	0	50	83	6.75	1.500								
Bob Patterson, L ERA: 5.32	(5, 1)	0.1	3	1	0	0	0	0	0	0	0	0	0	6	8	0.00	3.000								
Vicente Palacios, R ERA: 2.99	(5, 1)	3.0	W 10	0	0	0	1	0	0	0	0	0	0	19	29	0.00	0.000								
Bill Landrum, R ERA: 1.52	(8, 1)	1.2	S 8	3	0	0	2	0	0	0	0	0	0	22	33	0.00	1.800								

AB	37
R	3
H	9
RBI	2
BB	2
SO	5
LOB	19



Batter	1	2	3	4	5	6	7	8	9	AB	R	H	RBI	BB	SO	LOB	BOTTOM								
Mitch Webster, S OBP: 0.287, SLG: 0.301	K									4	1	1	1	0	1	0	San Diego Padres @ Pittsburgh Pirates Three Rivers Stadium, Pittsburgh, PA Mon Jun 10 1991, 7:05 PM EDT Att: 10,512 - Cloudy - 80 F								
Andy Van Slyke, L OBP: 0.336, SLG: 0.390		F9								0	0	0	0	0	0	0									
Jay Bell, R OBP: 0.299, SLG: 0.407	L3		G6-3							4	0	0	0	0	1	0									
Lloyd McClendon, R OBP: 0.408, SLG: 0.581	E5			G4-6-3			G5-3			4	1	2	0	0	0	0									
Bobby Bonilla, S OBP: 0.383, SLG: 0.497				G4-6-3						4	1	1	0	0	0	2									
Barry Bonds, L OBP: 0.355, SLG: 0.428										4	1	2	2	0	0	1									
Jeff King, R OBP: 0.336, SLG: 0.387										2	1	1	2	1	0	0									
Don Slaught, R OBP: 0.305, SLG: 0.351										3	0	0	0	0	2	2									
Jose Lind, R OBP: 0.280, SLG: 0.331										3	0	1	0	0	0	2									
Bob Walk, R OBP: 0.200, SLG: 0.500										1	0	0	0	0	0	0									
Bob Patterson, R ERA: 0.3										0	0	0	0	0	0	0									
Vicente Palacios, R OBP: 0.371, SLG: 0.371										2	0	0	0	0	1	1									
Bill Landrum, R ERA: 1.52										0	0	0	0	0	0	0									
Inning Stats	R: 4 E: 1 K: 2 S: 18	H: 3 LOB: 0 BB: 0 P: 29	R: 0 E: 0 K: 0 S: 8	H: 0 LOB: 0 BB: 0 P: 9	R: 0 E: 0 K: 0 S: 5	H: 1 LOB: 0 BB: 0 P: 7	R: 0 E: 0 K: 0 S: 3	H: 1 LOB: 1 BB: 1 P: 9	R: 0 E: 0 K: 1 S: 5	H: 0 LOB: 0 BB: 0 P: 6	R: 0 E: 0 K: 0 S: 10	H: 0 LOB: 0 BB: 0 P: 16	R: 0 E: 0 K: 2 S: 9	H: 1 LOB: 1 BB: 0 P: 15	R: 1 E: 0 K: 0 S: 10	H: 2 LOB: 1 BB: 0 P: 16	1B: 6 2B: 0 3B: 0 HR: 2	SF: 0 SAC: 0 DP: 2 HBP: 0	WP: 0 PB: 0 SB: 0 CS: 0	PA: 32					
PITCHER	IP	WLS	BF	H	R	ER	SO	BB	IBB	HBP	BLK	WP	HR	S	P	ERA	WHIP								
Dennis Rasmussen, L ERA: 2.41	(1, 1)	7.0	L 27	6	4	0	5	1	0	0	0	0	1	58	91	0.00	1.000								
Rich Rodriguez, L ERA: 2.41	(8, 1)	1.0	5	2	1	1	0	0	0	0	0	0	1	10	16	9.00	2.000								



Batter	1	2	3	4	5	6	7	8	9	AB	R	H	RBI	BB	SO	LOB	TOP									
Rex Hudler, R OBP: 0.312, SLG: 0.384 Scott Terry, R OBP: 0.250, SLG: 0.250 Felipe Jose, S OBP: 0.417, SLG: 0.484 Juan Agosto, L OBP: 0.147, SLG: 0.147	G1-3		L8			B5-3	FC5-4		G4-3 1H 2H 1B 2B	4	0	0	0	0	0	2										
Ozzie Smith, S OBP: 0.413, SLG: 0.365	G4-3			G4-3		HR 1B		2B 1B	G4-3 1B BB	4	3	2	0	1	0	0										
Milt Thompson, L OBP: 0.442, SLG: 0.578	G4-3			G6-3		HR 1H		1B SF9 2B	G4-3 1-2 2-3	5	2	2	3	0	0	2										
Pedro Guerrero, R OBP: 0.345, SLG: 0.371		K		G1-3		G5-3		G6-4-3 1B	1B IBB	4	0	1	0	1	1	0										
Gerald Perry, L OBP: 0.308, SLG: 0.489 Bernard Gilkey, R OBP: 0.341, SLG: 0.330	F8				G1-3 1B	HR		SF9	1-2 2H 3H 1B	3	2	2	2	0	0	0										
Craig Wilson, R OBP: 0.229, SLG: 0.194	P5				G1-3 1-2	G5-3		G6-4-3 1-2	F9	5	0	0	0	0	0	4										
Tom Pagnozzi, R OBP: 0.314, SLG: 0.333			F8					F9	L9	4	0	1	1	0	0	0										
José Oquendo, S OBP: 0.325, SLG: 0.305			E7 SH1-4		L9			FC5-4 1B	BB 2B BB	3	1	1	0	1	0	1										
Ken Hill, R OBP: 0.120, SLG: 0.043 Ray Lankford, L OBP: 0.287, SLG: 0.315			SH1-4		F8			K	1-2 2B BB	1	0	0	0	0	0	1										
										1	1	0	0	1	1	1										
Inning Stats	R: 0 E: 0 K: 0 S: 11	H: 0 LOB: 0 BB: 0 P: 16	R: 0 E: 0 K: 1 S: 8	H: 0 LOB: 0 BB: 0 P: 14	R: 0 E: 1 K: 0 S: 12	H: 0 LOB: 1 BB: 0 P: 15	R: 0 E: 0 K: 0 S: 7	H: 0 LOB: 0 BB: 0 P: 11	R: 1 E: 0 K: 0 S: 10	H: 2 LOB: 1 BB: 0 P: 13	R: 3 E: 0 K: 0 S: 13	H: 3 LOB: 1 BB: 0 P: 22	R: 0 E: 0 K: 1 S: 8	H: 1 LOB: 1 BB: 0 P: 12	R: 2 E: 0 K: 0 S: 6	H: 3 LOB: 0 BB: 0 P: 13	R: 4 E: 0 K: 0 S: 16	H: 2 LOB: 2 BB: 4 P: 35	1B: 7 2B: 2 3B: 0 HR: 2	SF: 1 SAC: 1 DP: 1 HBP: 0	WP: 0 PB: 0 SB: 0 CS: 0	PA: 42				
PITCHER	IP	WLS	BF	H	R	ER	SO	BB	IBB	HBP	BLK	WP	HR	S	P	ERA	WHIP									
Jose Melendez, R ERA: 4.5	(1, 1)	7.0	L	28	6	4	4	2	0	0	0	0	0	2	69	103	5.14	0.857								
Mike Maddux, R ERA: 3.29	(8, 1)	0.0	3	3	2	2	0	0	0	0	0	0	0	0	4	9	∞	∞								
Larry Andersen, R ERA: 0.66	(8, 1)	1.0	2	0	0	0	0	0	0	0	0	0	0	2	4	0.00	0.000									
Rich Rodriguez, L ERA: 3.41	(9, 1)	0.2	7	1	4	4	0	3	1	0	0	0	0	14	32	54.00	6.000									
John Costello, R ERA: 2.39	(9, 1)	0.1	2	1	0	0	0	0	0	0	0	0	0	2	3	0.00	3.000									

St. Louis Cardinals @ San Diego Padres
Jack Murphy Stadium, San Diego, CA
Tue Jun 11 1991, 10:05 PM EDT
Att: 24,383 - Overcast - 72 F

livebaseballscorecards.com

AB 36
R 10
H 11
RBI 10
BB 4
SO 2
LOB 11



Batter	1	2	3	4	5	6	7	8	9	AB	R	H	RBI	BB	SO	LOB	BOTTOM									
Bip Roberts, S OBP: 0.332, SLG: 0.309	L6			G4-3		HR 1B	G4-3		FC6-4 1-2	5	1	1	0	0	0	2										
Tony Fernandez, S OBP: 0.307, SLG: 0.400	L9			G3-6-3 1B		L7		F7		4	0	1	0	0	0	1										
Tony Gwynn, L OBP: 0.398, SLG: 0.515	G4-3			G3-6-3 1-2		HR 1B		G6-3		4	1	1	0	0	0	1										
Fred McGriff, L OBP: 0.399, SLG: 0.529		F8			L9	HR 2H		K		4	1	1	3	0	1	0										
Tim Teufel, R OBP: 0.276, SLG: 0.313		G5-4-3 1B			P4	K		G5-3		4	0	1	0	0	1	0										
Benito Santiago, R OBP: 0.279, SLG: 0.387		G5-4-3 1-2			1B 1B	1B 2B 1B		1B 1B		4	1	3	0	0	0	1										
Jerald Clark, R OBP: 0.351, SLG: 0.412			G6-3		1B 1B	1B 2B		L9		4	0	2	0	0	0	1										
Jose Mota, S OBP: 0.306, SLG: 0.242 Thomas Howard, S OBP: 0.307, SLG: 0.325			G1-3				K		1B	2	0	1	0	0	0	0										
Darrin Jackson, R OBP: 0.323, SLG: 0.386					1-2 2-3	1B		1B		1	0	1	0	0	0	0										
Jose Melendez, R OBP: 0.143, SLG: 0.143 Tom Lichtenhan, R OBP: 0.207, SLG: 0.205 Mike Maddux, L OBP: 0.375, SLG: 0.197 Larry Andersen, R OBP: 0.147, SLG: 0.147 Rich Rodriguez, L OBP: 0.147, SLG: 0.147 John Costello, R OBP: 0.287, SLG: 0.315 Brian Dorsett, R OBP: 0.250, SLG: 0.250			K		K		K		FC6-4 3H 1B	2	0	0	0	0	2	3										
Inning Stats	R: 0 E: 0 K: 0 S: 7	H: 0 LOB: 0 BB: 0 P: 8	R: 0 E: 0 K: 0 S: 8	H: 1 LOB: 0 BB: 0 P: 14	R: 0 E: 0 K: 1 S: 6	H: 0 LOB: 0 BB: 0 P: 12	R: 0 E: 0 K: 0 S: 8	H: 1 LOB: 0 BB: 0 P: 11	R: 0 E: 0 K: 1 S: 14	H: 3 LOB: 3 BB: 0 P: 24	R: 3 E: 0 K: 1 S: 17	H: 5 LOB: 2 BB: 0 P: 23	R: 0 E: 0 K: 2 S: 11	H: 0 LOB: 0 BB: 0 P: 14	R: 0 E: 0 K: 1 S: 6	H: 0 LOB: 0 BB: 0 P: 10	R: 1 E: 0 K: 0 S: 10	H: 3 LOB: 2 BB: 0 P: 14	1B: 11 2B: 1 3B: 0 HR: 1	SF: 0 SAC: 0 DP: 2 HBP: 0	WP: 0 PB: 0 SB: 0 CS: 0	PA: 37				
PITCHER	IP	WLS	BF	H	R	ER	SO	BB	IBB	HBP	BLK	WP	HR	S	P	ERA	WHIP									
Ken Hill, R ERA: 3.22	(1, 1)	6.0	W	25	10	3	3	3	0	0	0	0	0	1	60	92	4.50	1.667								
Scott Terry, R ERA: 1.22	(7, 1)	2.0	6	0	0	0	3	0	0	0	0	0	0	17	24	0.00	0.000									
Juan Agosto, L ERA: 5.22	(9, 1)	1.0	6	3	1	1	0	0	0	0	0	0	0	10	14	9.00	3.000									

St. Louis Cardinals @ San Diego Padres
Jack Murphy Stadium, San Diego, CA
Tue Jun 11 1991, 10:05 PM EDT
Att: 24,383 - Overcast - 72 F

livebaseballscorecards.com

AB 37
R 4
H 13
RBI 4
BB 0
SO 6
LOB 9



Batter	1	2	3	4	5	6	7	8	9	AB	R	H	RBI	BB	SO	LOB	TOP				
Bernard Gilkey, R (1, 7) OBP: 0.335, SLG: 0.322	2-1 G1-3	3-2 L9			2-1 F9			3-2 L9		4	0	0	0	0	0	2					
Ozzie Smith, S (1, 6) OBP: 0.406, SLG: 0.357	1-2 P6		0-0 F9			1-3 K		1-2 G6-3		4	0	0	0	0	1	0					
Felix Jose, S (1, 9) OBP: 0.410, SLG: 0.474	0-1 G1-3		1-0 F8			2-3 K			1-2 G6-3	4	0	0	0	0	1	0					
Pedro Guerrero, R (1, 3) OBP: 0.343, SLG: 0.369		0-0 2B 1B	1-0 F8			1-2 G5-3			2-2 G3	4	1	1	0	0	0	0					
Todd Zeile, R (1, 5) OBP: 0.355, SLG: 0.397		1 SAFE 2-3 K		3-2 G6-3			0-2 G6-3		2-1 G6-3	4	0	0	0	0	1	1					
Rex Hudler, R (1, 8) OBP: 0.325, SLG: 0.408		0-1 1B 2B		0-1 P6			2-1 G6-3 1B			3	1	2	0	0	0	0					
Tom Pagnozzi, R (1, 2) OBP: 0.309, SLG: 0.328		1-1 L4		0-0 P4			1 SAFE 1-1 G6-3		1-2 G6-3	3	0	0	0	0	0	3					
José Oquendo, S (1, 4) OBP: 0.325, SLG: 0.301		4-0 1B IBB			3-2 F7		0-0 G4-3			2	0	0	0	1	0	1					
Omar Olivares, R (1, 1) OBP: 0.250, SLG: 0.250		0-2 1B			1-3 K			3-2 G6-3		2	0	1	2	0	1	0					
Milt Thompson, L (8, PH) OBP: 0.438, SLG: 0.571										1	0	0	0	0	0	0					
Cris Carpenter, R (8, 1) OBP: 0.500, SLG: 0.500										0	0	0	0	0	0	0					
Juan Agosto, L (8, 1)										0	0	0	0	0	0	0					
Mark Grater, R (8, 1)		1-2 2-H 3-H 1B								0	0	0	0	0	0	0					
Inning Stats	R: 0 E: 0 K: 0 S: 8	H: 0 LOB: 0 BB: 0 P: 11	R: 2 E: 0 K: 1 S: 14	H: 3 LOB: 2 BB: 1 P: 24	R: 0 E: 0 K: 0 S: 3	H: 0 LOB: 0 BB: 0 P: 5	R: 0 E: 0 K: 0 S: 8	H: 0 LOB: 0 BB: 0 P: 11	R: 0 E: 0 K: 1 S: 8	H: 0 LOB: 0 BB: 0 P: 14	R: 0 E: 0 K: 0 S: 11	H: 1 LOB: 1 BB: 0 P: 15	R: 0 E: 0 K: 0 S: 9	H: 0 LOB: 0 BB: 0 P: 11	R: 0 E: 0 K: 0 S: 10	H: 0 LOB: 0 BB: 0 P: 15	1B: 3 2B: 1 3B: 0 HR: 0	SF: 0 SAC: 0 DP: 0 HBP: 0	WP: 0 PB: 0 SB: 0 CS: 0	PA: 32	
PITCHER	IP	WLS	BF	H	R	ER	SO	BB	IBB	HBP	BLK	WP	HR	S	P	ERA	WHIP				
Bruce Hurst, L (1, 1) ERA: 2.93	8.0	W	29	4	2	2	4	0	1	0	0	0	0	70	107	2.25	0.500				
Larry Andersen, R (9, 1) ERA: 0.61	1.0		3	0	0	0	0	0	0	0	0	0	0	10	15	0.00	0.000				

St. Louis Cardinals @ San Diego Padres
Jack Murphy Stadium, San Diego, CA
Wed Jun 12 1991, 10:05 PM EDT
Att: 15,636 - Cloudy - 60 F

AB	31
R	2
H	4
RBI	2
BB	1
SO	4
LOB	7



Batter	1	2	3	4	5	6	7	8	9	AB	R	H	RBI	BB	SO	LOB	BOTTOM				
Bip Roberts, S (1, 8) OBP: 0.330, SLG: 0.307	3-2 F7		1-0 G1-3			0-2 F7		1-0 1B		4	1	1	0	0	0	0					
Tony Fernandez, S (1, 6) OBP: 0.395, SLG: 0.397	2-1 F8		0-2 F7			0-0 G6-3		0-0 1B		4	1	1	1	0	0	0					
Tony Gwynn, L (1, 9) OBP: 0.396, SLG: 0.510	2-1 G6-3			2-1 G6-3		2-1 G6-3		1-1 1B		4	1	1	1	0	0	0					
Fred McGriff, L (1, 3) OBP: 0.405, SLG: 0.528		2-2 1B		4-0 BB		3-2 G6-3		4-1 1B		2	2	1	0	2	0	0					
Tim Teufel, R (1, 4) OBP: 0.300, SLG: 0.329		2-2 1B		4-1 G6-4-3		2-2 P5		1-1 FC6-4		3	1	2	2	1	0	0					
Benito Santiago, R (1, 2) OBP: 0.283, SLG: 0.389		1-2 FC6-4		1-2 BB		1-2 E5		1-2 FC6-4		4	0	2	2	0	0	2					
Jerald Clark, R (1, 7) OBP: 0.339, SLG: 0.396		0-1 FC6-4			2-2 G4-3		0-1 FC5-4		1-0 FC6-4	4	0	0	1	0	0	4					
Larry Andersen, R (9, 1) ERA: 3.41		1-2 G6-4-3					1-2 FC6-4			0	0	0	0	0	0	0					
Scott Coolbaugh, R (1, 5) OBP: 0.307, SLG: 0.364		2-0 G6-4-3			0-0 P1			1-2 1B		3	0	1	0	0	0	1					
Jose Mota, S (8, PR) OBP: 0.297, SLG: 0.235		1 SAFE						1-2 1B		1	1	0	0	0	0	2					
Bruce Hurst, L (1, 1) OBP: 0.194, SLG: 0.107			3-3 K					0-0 P1		2	0	0	0	0	1	0					
Thomas Howard, S (8, PH) OBP: 0.303, SLG: 0.321										1	0	0	0	0	0	1					
Inning Stats	R: 0 E: 0 K: 0 S: 11	H: 0 LOB: 0 BB: 0 P: 18	R: 2 E: 0 K: 0 S: 11	H: 3 LOB: 0 BB: 0 P: 17	R: 0 E: 0 K: 1 S: 7	H: 0 LOB: 0 BB: 0 P: 11	R: 0 E: 0 K: 0 S: 5	H: 0 LOB: 1 BB: 2 P: 17	R: 0 E: 0 K: 0 S: 7	H: 0 LOB: 0 BB: 0 P: 9	R: 0 E: 0 K: 0 S: 11	H: 0 LOB: 1 BB: 0 P: 17	R: 0 E: 0 K: 0 S: 9	H: 0 LOB: 1 BB: 0 P: 17	R: 5 E: 0 K: 0 S: 18	H: 6 LOB: 2 BB: 1 P: 30	1B: 9 2B: 0 3B: 0 HR: 0	SF: 0 SAC: 0 DP: 2 HBP: 0	WP: 1 PB: 0 SB: 0 CS: 0	PA: 35	
PITCHER	IP	WLS	BF	H	R	ER	SO	BB	IBB	HBP	BLK	WP	HR	S	P	ERA	WHIP				
Omar Olivares, R (1, 1) ERA: 5.72	7.0		25	3	2	2	1	2	0	0	0	0	0	6	9	81.00	9.000				
Cris Carpenter, R (8, 1) ERA: 3.41	0.1	L	4	3	3	3	0	0	0	0	0	0	0	5	11	∞	∞				
Juan Agosto, L (8, 1) ERA: 5.67	0.0		3	2	1	1	0	0	1	0	0	0	0	7	10	13.50	1.500				
Mark Grater, R (8, 1) ERA:	0.2		3	1	1	1	0	0	0	0	0	0	0	7	10	13.50	1.500				

St. Louis Cardinals @ San Diego Padres
Jack Murphy Stadium, San Diego, CA
Wed Jun 12 1991, 10:05 PM EDT
Att: 15,636 - Cloudy - 60 F

AB	32
R	7
H	9
RBI	7
BB	3
SO	1
LOB	10



Batter	1	2	3	4	5	6	7	8	9	AB	R	H	RBI	BB	SO	LOB	TOP						
Bernard Gilkey, R (1, 7) <small>OBP: 0.336, SLG: 0.324</small> Milt Thompson, L (2, 7) <small>OBP: 0.450, SLG: 0.586</small>										2	1	1	0	0	0	2							
Ozzie Smith, S (1, 6) <small>OBP: 0.406, SLG: 0.373</small> Geronimo Pena, S (7, FR) <small>OBP: 0.325, SLG: 0.361</small>										5	1	2	4	0	0	4							
Felix Jose, S (1, 9) <small>OBP: 0.410, SLG: 0.472</small> Rex Hudler, R (8, 9) <small>OBP: 0.325, SLG: 0.408</small>										5	0	2	2	0	1	2							
Pedro Guerrero, R (1, 3) <small>OBP: 0.340, SLG: 0.365</small> Tim Sherrill, L (8, 1) Lee Smith, R (9, 1)										5	1	1	0	0	0	5							
Todd Zeile, R (1, 5) <small>OBP: 0.356, SLG: 0.394</small>										4	1	1	0	1	0	1							
Ray Lankford, L (1, 8) <small>OBP: 0.280, SLG: 0.306</small>										5	0	0	0	0	0	4							
Tom Pagnozzi, R (1, 2) <small>OBP: 0.306, SLG: 0.324</small>										5	2	1	0	0	0	2							
José Oquendo, S (1, 4) <small>OBP: 0.335, SLG: 0.299</small>										1	2	0	1	3	0	0							
Bob Tewksbury, R (1, 1) <small>OBP: 0.273, SLG: 0.273</small> Craig Wilson, R (8, 3) <small>OBP: 0.222, SLG: 0.168</small>										2	1	2	1	0	0	0							
Inning Stats	R: 2 E: 0 K: 0 S: 13	H: 3 LOB: 1 BB: 1 P: 21	R: 0 E: 0 K: 0 S: 9	H: 1 LOB: 2 BB: 1 P: 15	R: 1 E: 1 K: 1 S: 11	H: 1 LOB: 1 BB: 0 P: 15	R: 1 E: 1 K: 0 S: 19	H: 1 LOB: 2 BB: 1 P: 28	R: 4 E: 2 K: 0 S: 10	H: 4 LOB: 1 BB: 0 P: 13	R: 0 E: 0 K: 0 S: 7	H: 0 LOB: 0 BB: 0 P: 9	R: 4 E: 1 K: 0 S: 13	H: 2 LOB: 1 BB: 2 P: 25	R: 0 E: 0 K: 0 S: 5	H: 0 LOB: 0 BB: 0 P: 7	R: 0 E: 0 K: 0 S: 8	H: 0 LOB: 0 BB: 0 P: 11	1B: 9 2B: 2 3B: 1 HR: 0	SF: 0 SAC: 3 DP: 2 HBP: 0	WP: 1 PB: 0 SB: 1 CS: 0	PA: 46	
PITCHER	IP WLS BF H R ER SO BB IBB HBP BLK WP HR S P ERA WHIP	IP WLS BF H R ER SO BB IBB HBP BLK WP HR S P ERA WHIP	IP WLS BF H R ER SO BB IBB HBP BLK WP HR S P ERA WHIP	IP WLS BF H R ER SO BB IBB HBP BLK WP HR S P ERA WHIP	IP WLS BF H R ER SO BB IBB HBP BLK WP HR S P ERA WHIP	IP WLS BF H R ER SO BB IBB HBP BLK WP HR S P ERA WHIP	IP WLS BF H R ER SO BB IBB HBP BLK WP HR S P ERA WHIP	IP WLS BF H R ER SO BB IBB HBP BLK WP HR S P ERA WHIP	IP WLS BF H R ER SO BB IBB HBP BLK WP HR S P ERA WHIP	IP WLS BF H R ER SO BB IBB HBP BLK WP HR S P ERA WHIP	IP WLS BF H R ER SO BB IBB HBP BLK WP HR S P ERA WHIP	IP WLS BF H R ER SO BB IBB HBP BLK WP HR S P ERA WHIP	IP WLS BF H R ER SO BB IBB HBP BLK WP HR S P ERA WHIP	IP WLS BF H R ER SO BB IBB HBP BLK WP HR S P ERA WHIP	IP WLS BF H R ER SO BB IBB HBP BLK WP HR S P ERA WHIP	IP WLS BF H R ER SO BB IBB HBP BLK WP HR S P ERA WHIP	IP WLS BF H R ER SO BB IBB HBP BLK WP HR S P ERA WHIP	IP WLS BF H R ER SO BB IBB HBP BLK WP HR S P ERA WHIP	IP WLS BF H R ER SO BB IBB HBP BLK WP HR S P ERA WHIP	IP WLS BF H R ER SO BB IBB HBP BLK WP HR S P ERA WHIP	IP WLS BF H R ER SO BB IBB HBP BLK WP HR S P ERA WHIP	IP WLS BF H R ER SO BB IBB HBP BLK WP HR S P ERA WHIP	IP WLS BF H R ER SO BB IBB HBP BLK WP HR S P ERA WHIP
Atee Hammaker, L (1, 1) <small>ERA: 5.79</small> Rich Rodriguez, L (5, 1) <small>ERA: 3.63</small> John Costello, R (6, 1) <small>ERA: 3.38</small> Mike Maddux, R (8, 1) <small>ERA: 3.21</small> Craig Lefferts, L (9, 1) <small>ERA: 4.2</small>	4	0	1	0	0	0	0	0	0	0	0	0	0	0	0	0							
Bip Roberts, S (1, 4) <small>OBP: 0.329, SLG: 0.306</small>										4	0	1	0	0	0	0							
Tony Fernandez, S (1, 6) <small>OBP: 0.382, SLG: 0.394</small> Jose Mota, S (5, 6) <small>OBP: 0.282, SLG: 0.222</small>										2	0	0	0	0	0	1							
Tony Gwynn, L (1, 9) <small>OBP: 0.399, SLG: 0.516</small> Mike Maddux, L (8, 1) <small>OBP: 0.375, SLG: 0.167</small> Tim Teufel, R (8, FH) <small>OBP: 0.296, SLG: 0.324</small> Craig Lefferts, L (9, 1)										3	0	2	0	0	0	1							
Fred McGriff, L (1, 3) <small>OBP: 0.400, SLG: 0.521</small> Brian Dorsett, R (8, 3) <small>OBP: 0.167, SLG: 0.167</small>										3	0	0	0	0	1	2							
Benito Santiago, R (1, 2) <small>OBP: 0.288, SLG: 0.397</small> Tom Lampkin, L (8, 2) <small>OBP: 0.250, SLG: 0.257</small>										3	1	2	0	0	0	1							
Jerald Clark, R (1, 7) <small>OBP: 0.328, SLG: 0.382</small>										4	0	0	0	0	0	2							
Scott Coolbaugh, R (1, 5) <small>OBP: 0.308, SLG: 0.358</small>										2	0	0	0	1	2	0							
Thomas Howard, S (1, 8) <small>OBP: 0.315, SLG: 0.345</small>										3	0	2	1	0	0	0							
Atee Hammaker, S (1, 1) <small>ERA: 3.04</small> Rich Rodriguez, L (5, 1) <small>ERA: 5.79</small> Darvin Jackson, R (8, 1) <small>OBP: 0.255, SLG: 0.385</small> John Costello, R (6, 1) <small>ERA: 3.21</small> Shawn Abner, R (7, 9) <small>OBP: 0.223, SLG: 0.252</small>										1	0	0	0	0	1	2							
Inning Stats	R: 0 E: 0 K: 0 S: 6	H: 1 LOB: 0 BB: 0 P: 7	R: 1 E: 0 K: 1 S: 14	H: 2 LOB: 2 BB: 1 P: 23	R: 0 E: 0 K: 1 S: 8	H: 1 LOB: 1 BB: 0 P: 10	R: 0 E: 0 K: 1 S: 7	H: 1 LOB: 0 BB: 0 P: 8	R: 0 E: 0 K: 0 S: 7	H: 0 LOB: 0 BB: 0 P: 11	R: 0 E: 0 K: 0 S: 6	H: 1 LOB: 1 BB: 0 P: 11	R: 0 E: 0 K: 2 S: 10	H: 1 LOB: 1 BB: 0 P: 14	R: 0 E: 0 K: 0 S: 8	H: 0 LOB: 0 BB: 0 P: 14	R: 0 E: 0 K: 1 S: 7	H: 0 LOB: 0 BB: 0 P: 7	1B: 4 2B: 3 3B: 0 HR: 0	SF: 0 SAC: 0 DP: 2 HBP: 0	WP: 0 PB: 0 SB: 0 CS: 0	PA: 33	
Bob Tewksbury, R (1, 1) <small>ERA: 3.04</small> Tim Sherrill, L (8, 1) <small>ERA: 5.79</small> Lee Smith, R (9, 1) <small>ERA: 2.57</small>	7	0	0	0	0	0	0	0	0	0	0	0	0	0	0	0							
PITCHER	IP WLS BF H R ER SO BB IBB HBP BLK WP HR S P ERA WHIP	IP WLS BF H R ER SO BB IBB HBP BLK WP HR S P ERA WHIP	IP WLS BF H R ER SO BB IBB HBP BLK WP HR S P ERA WHIP	IP WLS BF H R ER SO BB IBB HBP BLK WP HR S P ERA WHIP	IP WLS BF H R ER SO BB IBB HBP BLK WP HR S P ERA WHIP	IP WLS BF H R ER SO BB IBB HBP BLK WP HR S P ERA WHIP	IP WLS BF H R ER SO BB IBB HBP BLK WP HR S P ERA WHIP	IP WLS BF H R ER SO BB IBB HBP BLK WP HR S P ERA WHIP	IP WLS BF H R ER SO BB IBB HBP BLK WP HR S P ERA WHIP	IP WLS BF H R ER SO BB IBB HBP BLK WP HR S P ERA WHIP	IP WLS BF H R ER SO BB IBB HBP BLK WP HR S P ERA WHIP	IP WLS BF H R ER SO BB IBB HBP BLK WP HR S P ERA WHIP	IP WLS BF H R ER SO BB IBB HBP BLK WP HR S P ERA WHIP	IP WLS BF H R ER SO BB IBB HBP BLK WP HR S P ERA WHIP	IP WLS BF H R ER SO BB IBB HBP BLK WP HR S P ERA WHIP	IP WLS BF H R ER SO BB IBB HBP BLK WP HR S P ERA WHIP	IP WLS BF H R ER SO BB IBB HBP BLK WP HR S P ERA WHIP	IP WLS BF H R ER SO BB IBB HBP BLK WP HR S P ERA WHIP	IP WLS BF H R ER SO BB IBB HBP BLK WP HR S P ERA WHIP	IP WLS BF H R ER SO BB IBB HBP BLK WP HR S P ERA WHIP	IP WLS BF H R ER SO BB IBB HBP BLK WP HR S P ERA WHIP	IP WLS BF H R ER SO BB IBB HBP BLK WP HR S P ERA WHIP	IP WLS BF H R ER SO BB IBB HBP BLK WP HR S P ERA WHIP

St. Louis Cardinals @ San Diego Padres
Jack Murphy Stadium, San Diego, CA
Thu Jun 13 1991, 6:33 AM EDT
Att: 19,292 - Sunny - 72 F

AB 38
R 12
H 12
RBI 9
BB 5
SO 1
LOB 20



BOTTOM

St. Louis Cardinals @ San Diego Padres
Jack Murphy Stadium, San Diego, CA
Thu Jun 13 1991, 6:33 AM EDT
Att: 19,292 - Sunny - 72 F

AB 32
R 1
H 7
RBI 1
BB 1
SO 6
LOB 10



Batter	1	2	3	4	5	6	7	8	9	AB	R	H	RBI	BB	SO	LOB	TOP										
Jerome Walton, R OBP: 0.287, SLG: 0.370	2-2 HR	0-0 G1-3			3-2 23 2B	0-2 F8			2-3 K	5	2	2	1	0	1	2	Chicago Cubs @ San Diego Padres Jack Murphy Stadium, San Diego, CA Fri Jun 14 1991, 10:05 PM EDT Att: 30,161 - Cloudy - 70 F										
23 Ryne Sandberg, R OBP: 0.351, SLG: 0.468	4-1 1B FC6-4		4-2 1B BB		3-2 G4-3 1B		2-3 K		0-1 G3	3	3	1	1	2	1	1											
Mark Grace, L OBP: 0.362, SLG: 0.391	1-0 FC6-4		0-2 F9		1-1 G4-3		1-1 L7		1-2 1B 1B	5	1	2	1	0	0	2											
George Bell, R OBP: 0.298, SLG: 0.453	0-2 P3		0-1 CS 1B		3-2 1B		3-2 F8		3-H 1B 1B	4	0	2	1	0	0	2											
Doug Dascenzo, S OBP: 0.350, SLG: 0.367			1-2 CS 1B		3-H 1B				1-1 1B 1B	1	0	1	0	0	0	0											
Andre Dawson, R OBP: 0.343, SLG: 0.542	0-0 FC6-4		0-1 F8		3-2 F8			1-1 E8 SH5-3 FC6-2	1-3 1B	5	0	3	3	0	0	2											
Luis Salazar, R OBP: 0.323, SLG: 0.489	4-1 P3		0-1 P3		1-0 1B			0-1 SH5-3		2	0	1	0	1	0	2											
Dave Smith, R OBP: 0.350, SLG: 0.324	1-2 BB		4-1 P3		1-2 1B			2-3 SH5-3		0	0	0	0	0	0	0											
Damon Berryhill, S OBP: 0.218, SLG: 0.331	2-1 CS	3-3 K	1-0 CS	0-0 CS	0-0 F7			1-2 FC6-2		4	0	1	0	0	1	3											
Shawn Dunston, R OBP: 0.256, SLG: 0.355		1-0 P5		2-3 K2-3		1-0 F8		2-1 P3		4	0	0	0	0	1	2											
Danny Jackson, R OBP: 0.330, SLG: 0.400		1-1 1B		1-3 K		1-2 G5-3		0-1 23 G3 S		2	0	1	0	0	1	0											
Inning Stats	R: 2 E: 0 K: 0 S: 11	H: 2 LOB: 1 BB: 2 P: 24	R: 0 E: 0 K: 1 S: 8	H: 1 LOB: 1 BB: 0 P: 13	R: 1 E: 0 K: 0 S: 11	H: 2 LOB: 1 BB: 1 P: 16	R: 0 E: 0 K: 2 S: 7	H: 1 LOB: 0 BB: 0 P: 10	R: 2 E: 0 K: 0 S: 17	H: 4 LOB: 2 BB: 0 P: 31	R: 0 E: 0 K: 0 S: 7	H: 0 LOB: 0 BB: 0 P: 9	R: 0 E: 1 K: 1 S: 10	H: 1 LOB: 1 BB: 0 P: 13	R: 2 E: 0 K: 1 S: 18	H: 4 LOB: 2 BB: 0 P: 23	1B: 13 2B: 1 3B: 0 HR: 1	SF: 0 SAC: 1 DP: 0 HBP: 0	WP: 0 PA: 43 PB: 0 SB: 1 CS: 3								
PITCHER	IP	WLS	BF	H	R	ER	SO	BB	IBB	HBP	BLK	WP	HR	S	P	ERA	WHIP										
Andy Benes, R ERA: 3.66	4.2	L	24	10	5	5	3	3	0	0	0	0	1	53	93	9.64	2.786										
Mike Maddux, R ERA: 3.05	2.1		7	0	0	0	1	0	0	0	0	0	0	16	24	0.00	0.000										
Rich Rodriguez, L ERA: 3.53	1.0		4	1	0	0	0	0	0	0	0	0	0	10	13	0.00	1.000										
Larry Andersen, R ERA: 1.72	1.0		6	4	2	2	1	0	0	0	0	0	0	18	23	18.00	4.000										

AB	37
R	7
H	15
RBI	7
BB	3
SO	5
LOB	16



Batter	1	2	3	4	5	6	7	8	9	AB	R	H	RBI	BB	SO	LOB	BOTTOM										
Bip Roberts, S OBP: 0.330, SLG: 0.305	2-2 1B	1-3 K			0-0 F7		2-1 L9		4-1 2B BB	4	0	1	0	1	1	3	Chicago Cubs @ San Diego Padres Jack Murphy Stadium, San Diego, CA Fri Jun 14 1991, 10:05 PM EDT Att: 30,161 - Cloudy - 70 F										
Tony Fernandez, S OBP: 0.383, SLG: 0.398	2-0 1B		1-0 P4		2-1 G4-3		2-0 L3		3-2 1B 2B	5	0	2	0	0	0	1											
Tony Gwynn, L OBP: 0.396, SLG: 0.510	3-1 F7		2-2 F7			3-1 1B	0-3 K		3-2 G5-3	5	0	1	0	0	1	4											
Fred McGriff, L OBP: 0.396, SLG: 0.511	2-3 K		1-0 F8			2-3 K		4-2 WP BB SF9 BB	1-3 K	4	1	0	0	1	3	5											
Tim Teufel, R OBP: 0.302, SLG: 0.320	2-2 F9			1-0 L8		2-2 SAFE	1-3 1B		4-1 WP BB G6-3	4	0	1	0	1	0	4											
Benito Santiago, R OBP: 0.287, SLG: 0.395		1-0 PB 1B		2-1 G6-3		2-3 K		1-1 F8		4	0	1	0	0	1	4											
Jerald Clark, R OBP: 0.317, SLG: 0.372		1-0 F9		0-0 P3		0-0 G6-3		0-1 SF9		3	0	0	1	0	0	3											
Scott Coolbaugh, R OBP: 0.322, SLG: 0.355		0-1 F9			4-1 SH3-4 BB		4-1 HR		3-H 4-2	1	1	0	0	3	0	1											
Jose Mota, S OBP: 0.282, SLG: 0.222					1-1 SH3-4 BB		2-2 HR		3-2 P2	0	0	0	0	0	0	0											
Andy Benes, R ERA: 4.85	5.0	W	20	3	2	2	2	1	0	0	0	0	0	0	0	0											
Mike Maddux, L ERA: 1.62	1.0		7	3	2	2	2	1	0	0	0	0	0	0	0	0											
Paul Assenmacher, L ERA: 3.15	1.0		4	0	1	1	1	1	0	0	0	0	0	0	0	0											
Heathcliff Slocumb, R ERA: 2.73	0.2		4	0	0	0	0	2	0	0	0	0	0	0	0	0											
Thomas Howard, S ERA: 3.92	1.1	S	6	1	0	0	1	1	0	0	0	0	0	0	0	0											
Inning Stats	R: 0 E: 0 K: 1 S: 13	H: 2 LOB: 2 BB: 0 P: 24	R: 0 E: 0 K: 1 S: 9	H: 1 LOB: 2 BB: 1 P: 16	R: 0 E: 0 K: 0 S: 7	H: 0 LOB: 0 BB: 0 P: 11	R: 0 E: 0 K: 0 S: 4	H: 0 LOB: 0 BB: 0 P: 7	R: 0 E: 0 K: 2 S: 12	H: 2 LOB: 2 BB: 0 P: 21	R: 2 E: 0 K: 1 S: 11	H: 1 LOB: 1 BB: 1 P: 21	R: 1 E: 0 K: 0 S: 15	H: 0 LOB: 2 BB: 3 P: 31	R: 0 E: 0 K: 1 S: 12	H: 1 LOB: 2 BB: 1 P: 24	1B: 5 2B: 1 3B: 0 HR: 1	SF: 1 SAC: 1 DP: 0 HBP: 0	WP: 1 PA: 41 PB: 1 SB: 0 CS: 0								
PITCHER	IP	WLS	BF	H	R	ER	SO	BB	IBB	HBP	BLK	WP	HR	S	P	ERA	WHIP										
Danny Jackson, L ERA: 4.85	5.0		20	3	2	2	2	1	0	0	0	0	0	0	0	0	0										
Chuck McElroy, L ERA: 1.62	1.0		7	3	2	2	2	1	0	0	0	0	0	0	0	0	0										
Paul Assenmacher, L ERA: 3.15	1.0		4	0	1	1	1	1	0	0	0	0	0	0	0	0	0										
Heathcliff Slocumb, R ERA: 2.73	0.2		4	0	0	0	0	2	0	0	0	0	0	0	0	0	0										
Dave Smith, R ERA: 3.92	1.1	S	6	1	0	0	1	1	0	0	0	0	0	0	0	0	0										

AB	32
R	3
H	7
RBI	3
BB	7
SO	6
LOB	27



Batter	1	2	3	4	5	6	7	8	9	AB	R	H	RBI	BB	SO	LOB	TOP								
Doug Dasenczo, S OBP: 0.344, SLG: 0.354	4-2 BB 23 CS		0-2 P4		2-3 K		0-0 L7			3	0	0	0	1	1	1									
23 Ryne Sandberg, R OBP: 0.344, SLG: 0.457	0-2 F7		1-0 L7			0-2 P5		1-2 L3		4	0	0	0	0	0	1									
Mark Grace, L OBP: 0.370, SLG: 0.410	4-0 BB		3-1 F9			1-2 HR		1-3 K		3	1	1	1	1	1	0									
Luis Salazar, R OBP: 0.311, SLG: 0.469										0	0	0	0	0	0	0									
George Bell, R OBP: 0.300, SLG: 0.461	0-0 BB			3-3 K		1-2 P3		0-3 K		4	0	1	0	0	2	0									
Andre Dawson, R OBP: 0.344, SLG: 0.541	2-3 K			0-2 BB		2-0 2B		2-2 L9		4	0	2	0	0	1	2									
Chico Walker, S OBP: 0.353, SLG: 0.372		2-3 K		1-1 F9		0-0 G4-3		0-0 P1		4	0	0	0	0	1	2									
Rick Wilkins, L OBP: 0.308, SLG: 0.292		1-0 F9		0-0 P5			2-1 FC1-6 1B		1-0 G3-1	4	0	1	0	0	0	1									
Jose Vizcaino, S OBP: 0.302, SLG: 0.286		0-3 K			0-3 K		0-1 FC1-6 BLK			3	0	0	0	0	2	1									
Greg Maddux, R OBP: 0.278, SLG: 0.400			0-0 HR		2-3 K		2-3 K			2	1	1	0	0	1	0									
Dwight Smith, L OBP: 0.253, SLG: 0.340										1	0	0	0	0	1	1									
Chuck McElroy, L OBP: 0.200, SLG: 0.200										0	0	0	0	0	0	0									
Heathcliff Slocumb, R OBP: 0.200, SLG: 0.200										0	0	0	0	0	0	0									
Inning Stats	R: 0 E: 0 K: 1 S: 10	H: 1 LOB: 2 BB: 2 P: 20	R: 0 E: 0 K: 2 S: 8	H: 0 LOB: 0 BB: 0 P: 11	R: 1 E: 0 K: 0 S: 7	H: 1 LOB: 0 BB: 0 P: 11	R: 0 E: 0 K: 1 S: 10	H: 1 LOB: 1 BB: 0 P: 14	R: 0 E: 0 K: 3 S: 10	H: 0 LOB: 0 BB: 0 P: 14	R: 1 E: 0 K: 0 S: 11	H: 2 LOB: 1 BB: 0 P: 15	R: 0 E: 0 K: 1 S: 9	H: 1 LOB: 1 BB: 0 P: 12	R: 0 E: 0 K: 2 S: 10	H: 0 LOB: 0 BB: 0 P: 12	R: 0 E: 0 K: 0 S: 5	H: 0 LOB: 0 BB: 0 P: 8	1B: 3 2B: 1 3B: 0 HR: 2	SF: 0 SAC: 0 DP: 0 HBP: 0	WP: 0 PB: 0 SB: 0 CS: 1	PA: 34			
PITCHER	IP	WLS	BF	H	R	ER	SO	BB	IBB	HBP	BLK	WP	HR	S	P	ERA	WHIP								
Jose Melendez, R ERA: 4.0	7.0	W	28	6	2	2	8	2	0	0	1	0	2	65	97	2.57	1.143								
Larry Andersen, R ERA: 1.53	2.0	S	6	0	0	0	2	0	0	0	0	0	0	15	20	0.00	0.000								

Chicago Cubs @ San Diego Padres
Jack Murphy Stadium, San Diego, CA
Sun Jun 16 1991, 6:33 AM EDT
Att: 28,961 - Sunny - 76 F

AB	32
R	2
H	6
RBI	2
BB	2
SO	10
LOB	9

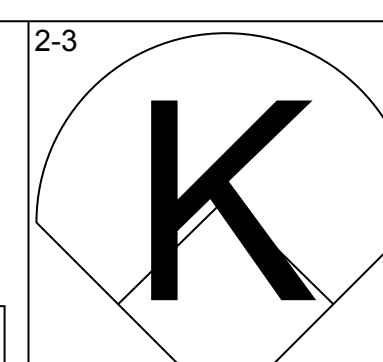
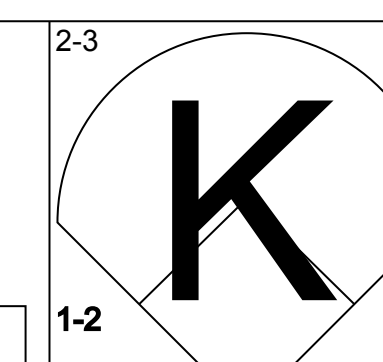
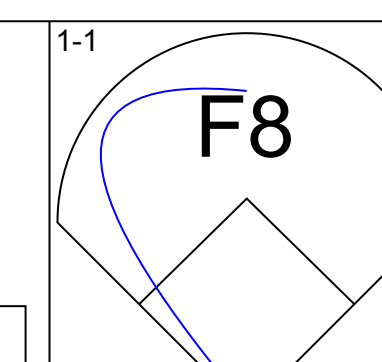
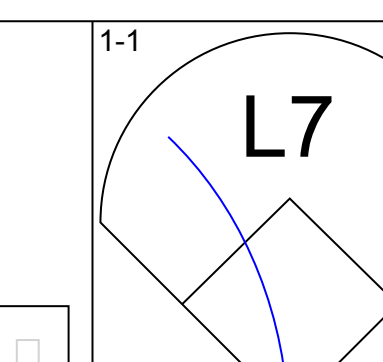
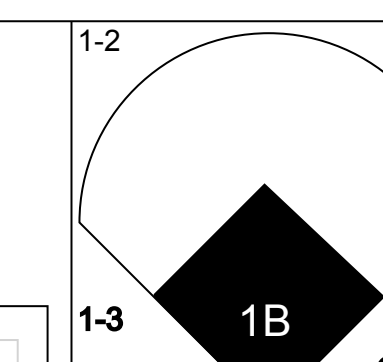
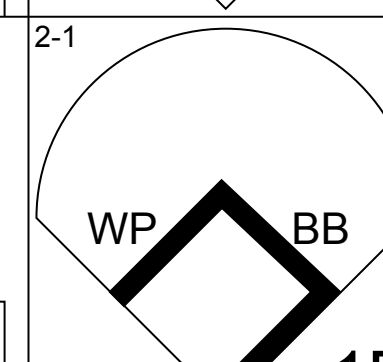
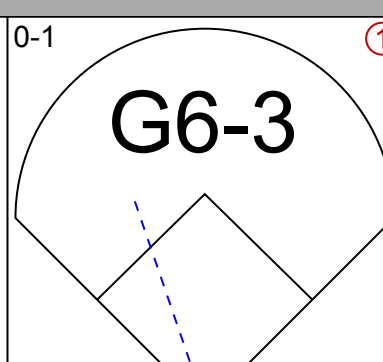
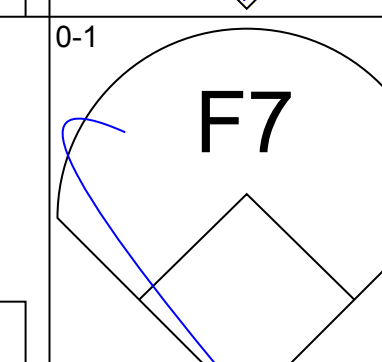
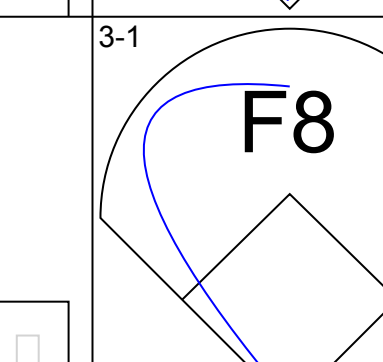
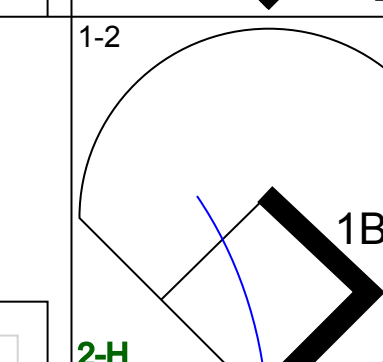
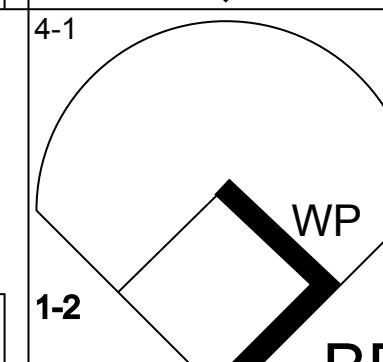
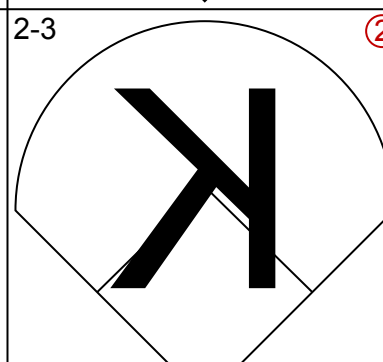
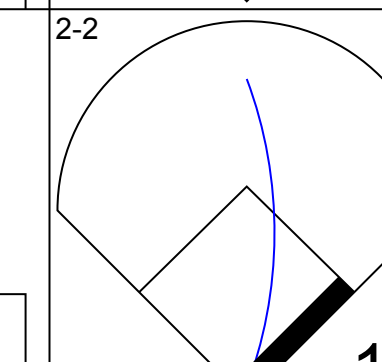
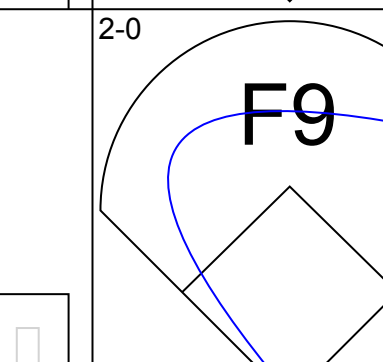
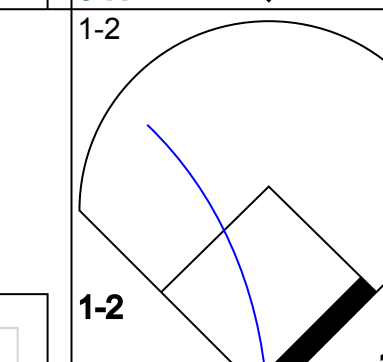
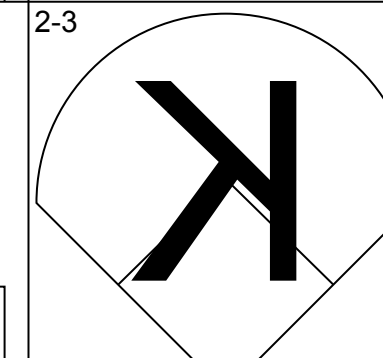
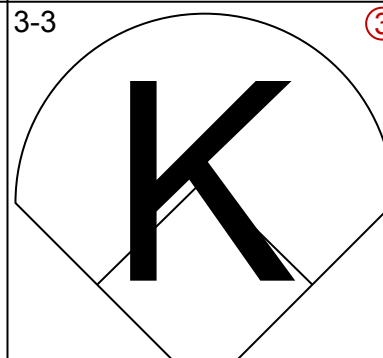
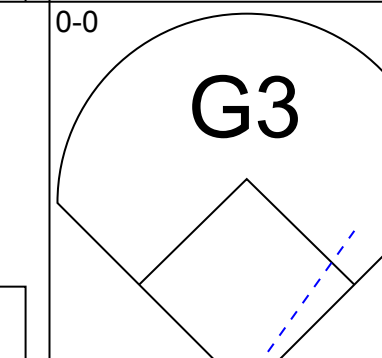
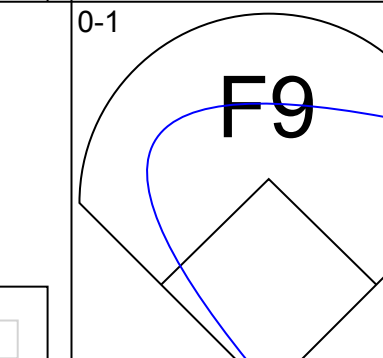
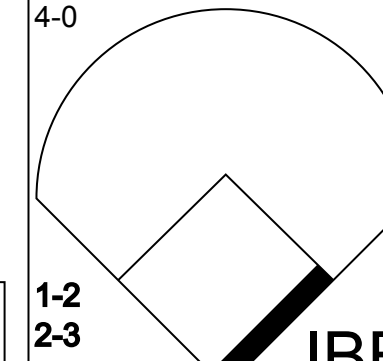
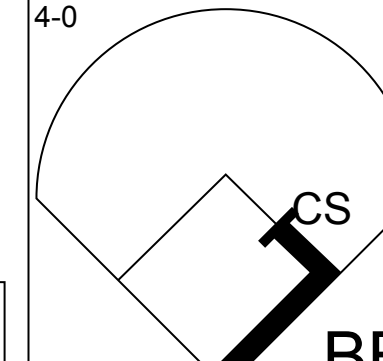
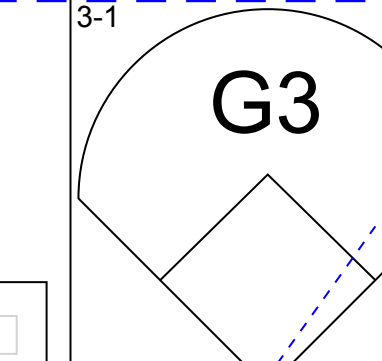
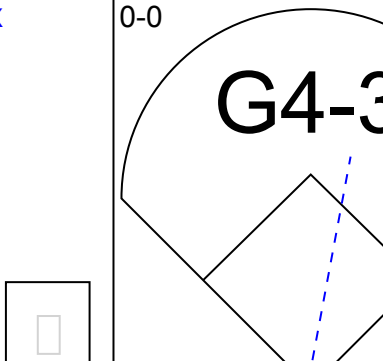
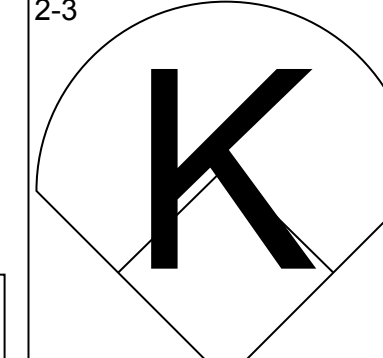

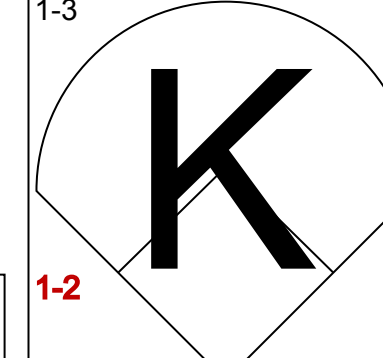
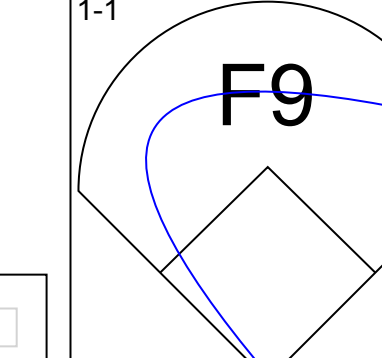
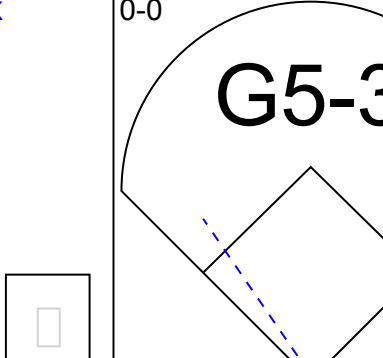
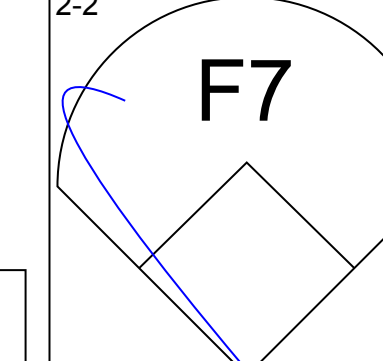
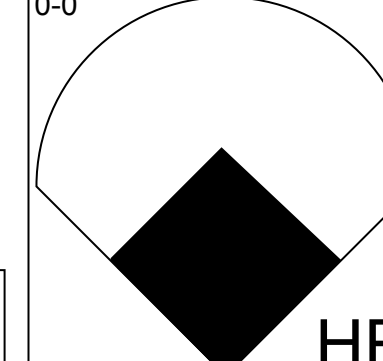
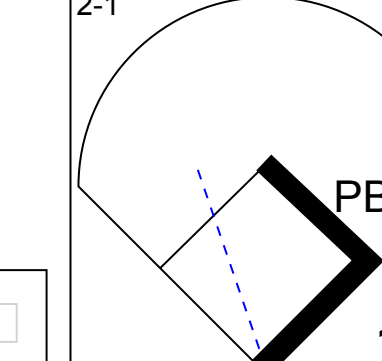



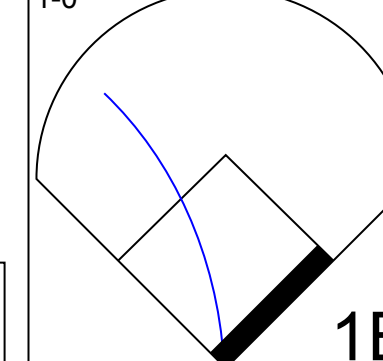
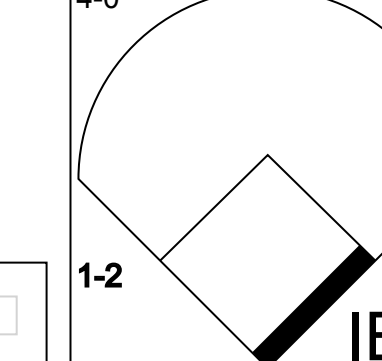



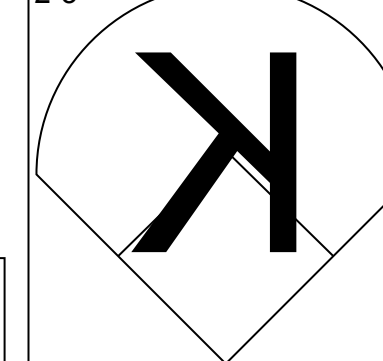
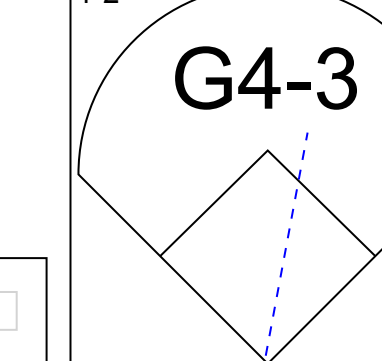

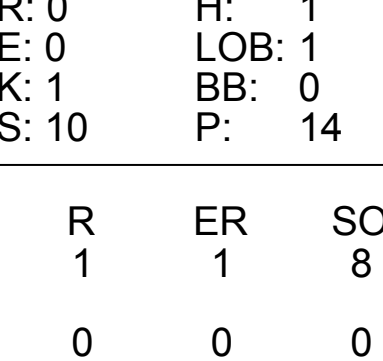
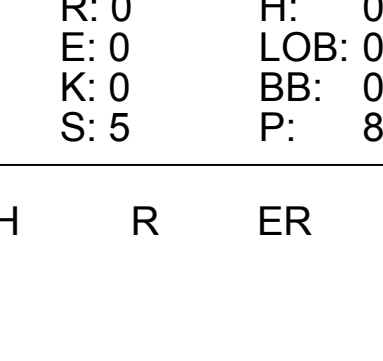


Batter	1	2	3	4	5	6	7	8	9	AB	R	H	RBI	BB	SO	LOB	BOTTOM								
Bip Roberts, S OBP: 0.335, SLG: 0.301	1-1 G5-3			4-1 1B G4-3 G3-1 BB		1-3 K		0-0 G3		3	1	0	0	1	1	2									
Tony Fernandez, S OBP: 0.269, SLG: 0.403	0-3 K			2-1 G4-3		0-0 G4-3		1-2 S SF8 2B		4	1	1	0	0	1	1									
Tony Gwynn, L OBP: 0.397, SLG: 0.508	0-2 L7			0-0 S G3-1 1B		1-0 HR 1B		0-1 F7		4	1	2	0	0	0	1									
Jerald Clark, R OBP: 0.326, SLG: 0.392		1-2 G4-3		0-0 G3-1		1-1 HR 1B		1-0 WP S HBP		3	1	1	3	0	0	1									
Tim Teufel, R OBP: 0.316, SLG: 0.329		2-3 K		1-2 G5-3		2-2 G6-3		4-0 WP IBB		3	0	0	0	1	1	1									
Benito Santiago, R OBP: 0.289, SLG: 0.389		2-2 G4-3			1-2 P4	2-0 FC4-6 1B		0-1 SF8		3	0	1	1	0	0	0									
Scott Coolbaugh, R OBP: 0.323, SLG: 0.368			3-3 K		0-1 G6-3	1-2 FC4-6		3-H 2-0 L8		4	0	0	0	0	1	3									
Thomas Howard, S OBP: 0.313, SLG: 0.367			1-3 K		1-1 BB HBP		1-2 G6-3			1	0	0	0	0	1	0									
Darin Jackson, R OBP: 0.320, SLG: 0.414							4-2 BB HBP			1	0	0	0	0	0	0									
Jose Melendez, R OBP: 0.222, SLG: 0.125			1-3 K				3-2 F9			1	0	0	0	1	1	0									
Shawn Abner, R OBP: 0.221, SLG: 0.250										1	0	0	0	0	0	0									
Larry Andersen, R ERA: 1.53					1-2 BB					0	0	0	0	0	0	0									
Inning Stats	R: 0 E: 0 K: 1 S: 12	H: 0 LOB: 0 BB: 0 P: 13	R: 0 E: 0 K: 1 S: 9	H: 0 LOB: 0 BB: 0 P: 14	R: 0 E: 0 K: 3 S: 9	H: 0 LOB: 0 BB: 0 P: 14	R: 1 E: 0 K: 0 S: 8	H: 1 LOB: 1 BB: 1 P: 15	R: 0 E: 0 K: 1 S: 14	H: 0 LOB: 2 BB: 1 P: 21	R: 2 E: 0 K: 0 S: 12	H: 3 LOB: 1 BB: 0 P: 19	R: 0 E: 0 K: 0 S: 7	H: 0 LOB: 0 BB: 0 P: 11	R: 1 E: 0 K: 0 S: 8	H: 1 LOB: 2 BB: 1 P: 16	1B: 3 2B: 1 3B: 0 HR: 1	SF: 1 SAC: 0 DP: 0 HBP: 2	WP: 1 PB: 0 SB: 3 CS: 0	PA: 34					
PITCHER	IP	WLS	BF	H	R	ER	SO	BB	IBB	HBP	BLK	WP	HR	S	P	ERA	WHIP								
Greg Maddux, R ERA: 3.15	6.0	L	25	4	3	3	6	2	0	1	0	0	0	12	17	6.75	0.750								
Chuck McElroy, L ERA: 1.82	1.1		5	1	1	1	0	0	0	0	0	0	0	3	10	0.00	0.000								
Heathcliff Slocumb, R ERA: 2.66	0.2		4	0	0	0	0	0	1	1	0	1	0	3	10	0.00	0.000								


Chicago Cubs @ San Diego Padres
Jack Murphy Stadium, San Diego, CA
Sun Jun 16 1991, 6:33 AM EDT
Att: 28,961 - Sunny - 76 F

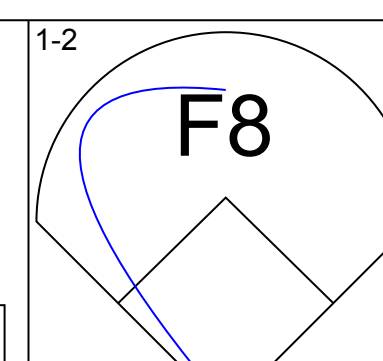
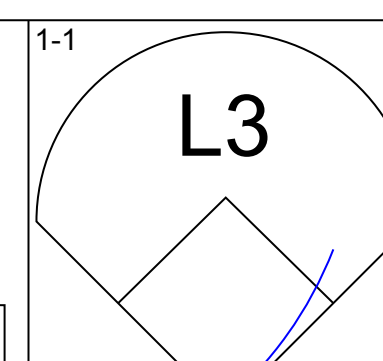
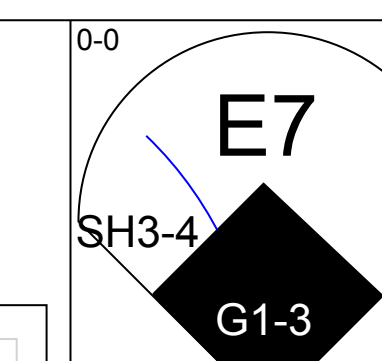
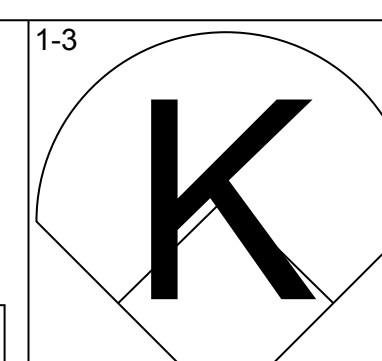
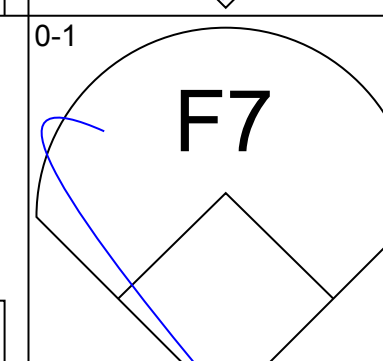
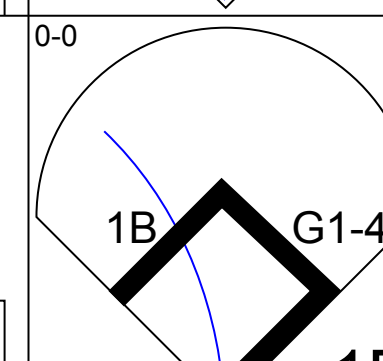
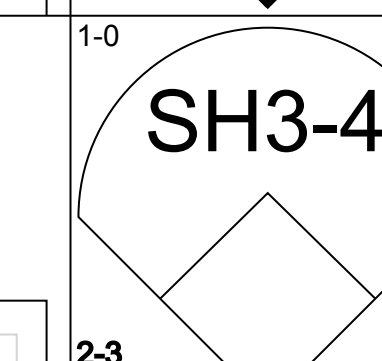
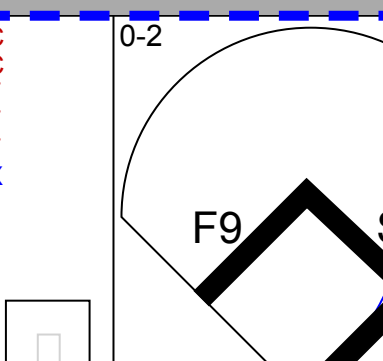
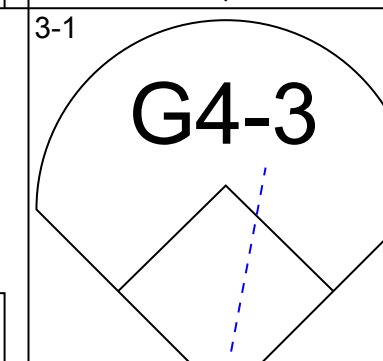
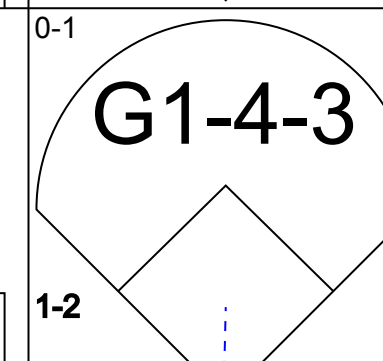
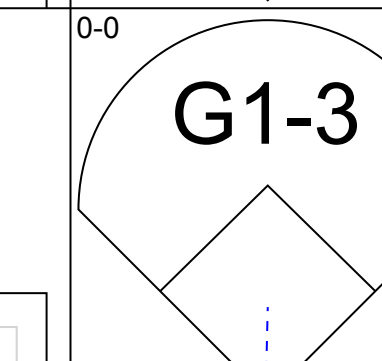
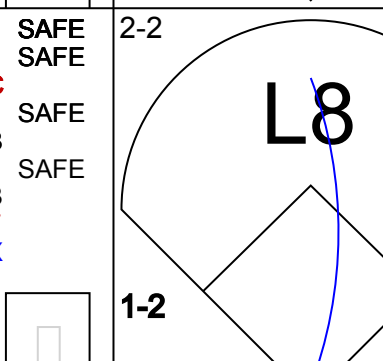
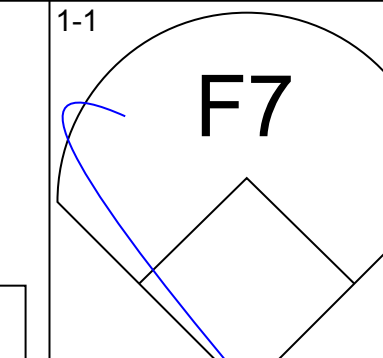
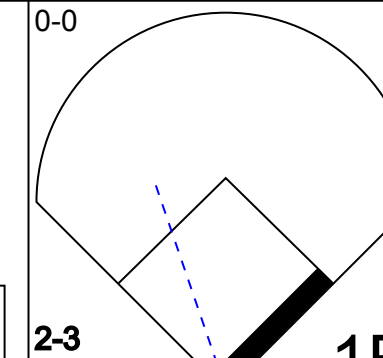
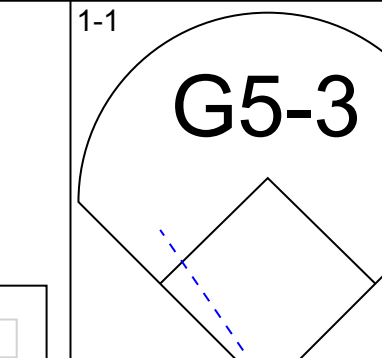
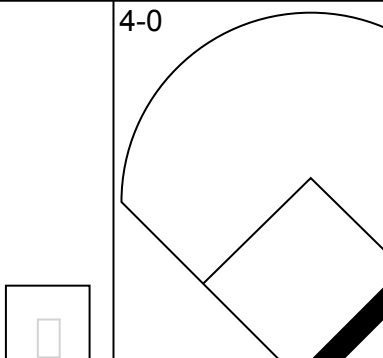
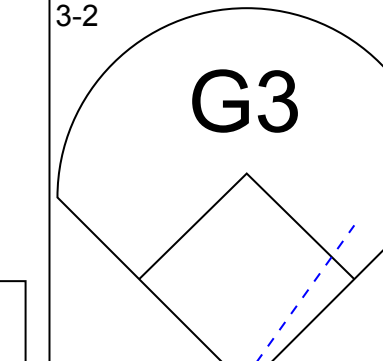
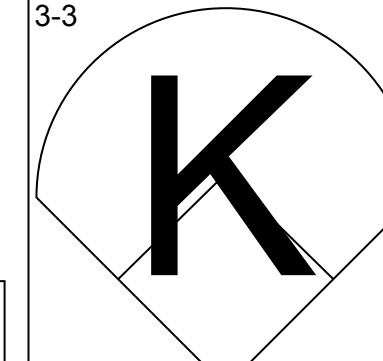
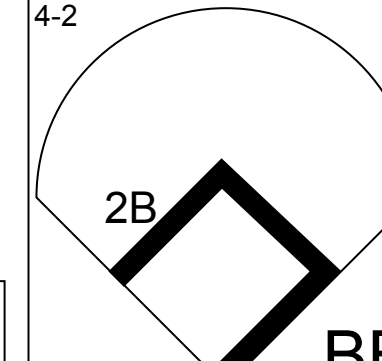
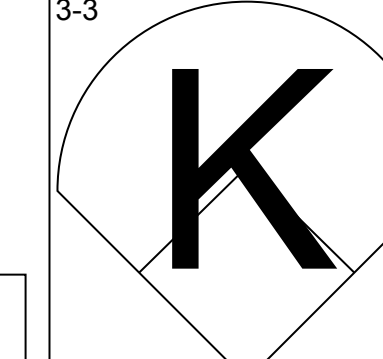
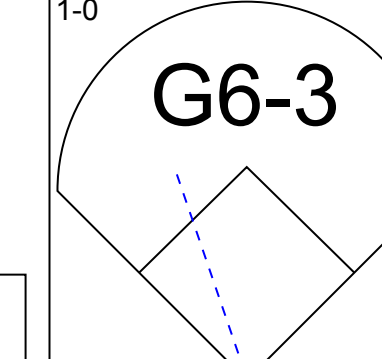
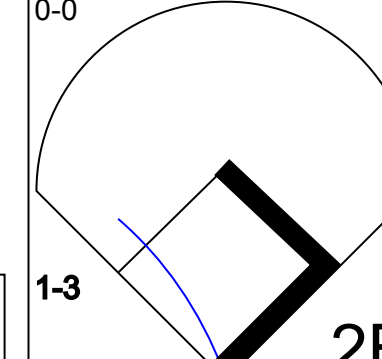
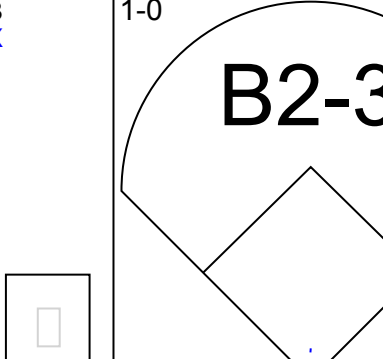
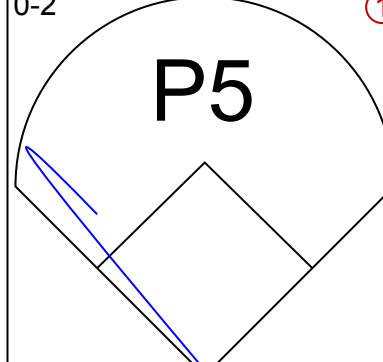
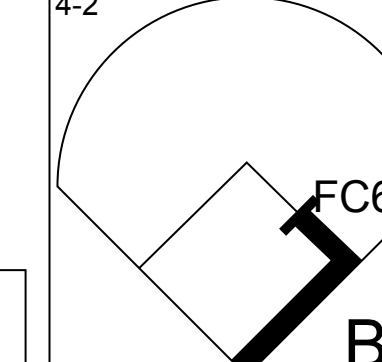
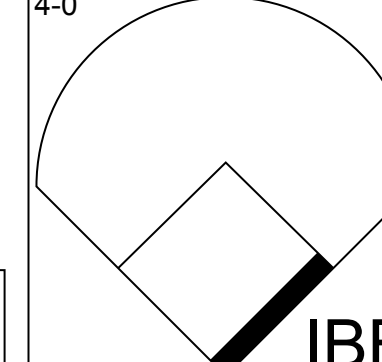
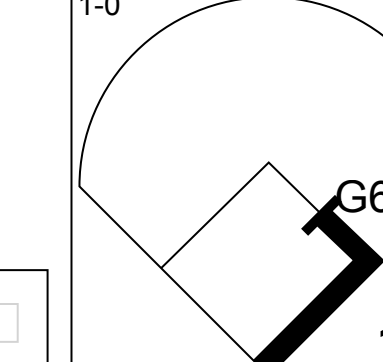
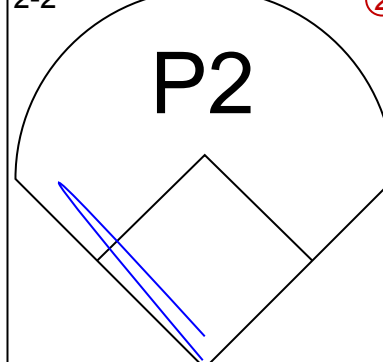
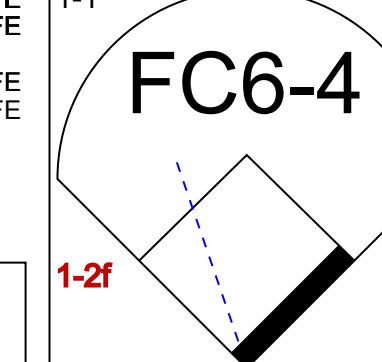
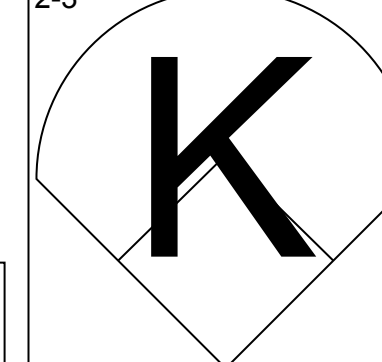
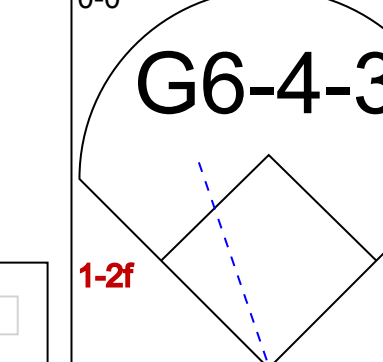
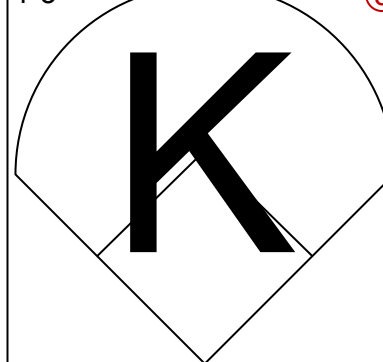
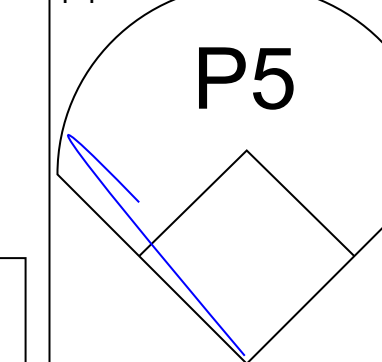
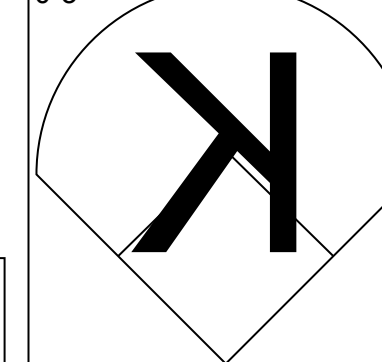
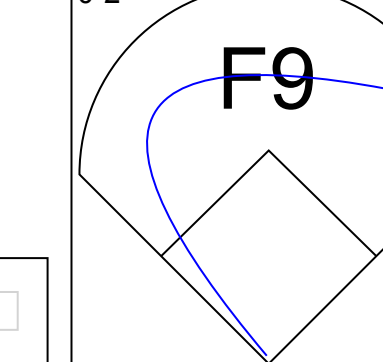
AB	28
R	4
H	5
RBI	4
BB	3
SO	6
LOB	9



Batter	1	2	3	4	5	6	7	8	9	AB	R	H	RBI	BB	SO	LOB	TOP				
Orlando Merced, S OBP: 0.391, SLG: 0.454 (1, 3)	 2-3	 2-3			 1-1		 1-1		 1-2	5	1	1	0	0	2	1	Pittsburgh Pirates @ San Diego Padres Jack Murphy Stadium, San Diego, CA Tue Jun 18 1991, 10:05 PM EDT Att: 14,697 - Cloudy - 65 F				
Jay Bell, R OBP: 0.317, SLG: 0.438 (1, 6)	 2-1		 0-1		 0-1		 3-1		 1-2	5	0	2	2	2	0	0					
Gary Varsho, L OBP: 0.338, SLG: 0.310 Lloyd McClendon, R (7, PH) OBP: 0.375, SLG: 0.500 (7, 9)	 4-1		 2-3		 2-2		 2-0		 1-2	2	0	1	0	1	1	0					
Bobby Bonilla, S OBP: 0.373, SLG: 0.475 (1, 5)	 2-3		 3-3		 0-0				 1-2	5	0	0	0	0	2	5					
Barry Bonds, L OBP: 0.370, SLG: 0.418 (1, 7)	 4-0			 4-0		 3-1		 0-0		2	0	0	0	2	0	0					
Mitch Webster, S OBP: 0.243, SLG: 0.269 Bill Landrum, R (8, 1)	 2-3		 2-3		 1-3		 1-1		 0-0	4	0	0	0	0	2	4					
Michael LaValliere, L OBP: 0.339, SLG: 0.348 Don Slaught, R OBP: 0.294, SLG: 0.326 (9, PH) (9, 2)		 2-2		 0-0		 2-1		 1-0		3	1	2	1	0	0	0					
Jose Lind, R OBP: 0.279, SLG: 0.316 (1, 4)	 0-1		 1-0		 1-0		 4-0		 1-2	3	1	3	0	1	0	0					
Randy Tomlin, L OBP: 0.167, SLG: 0.167 Stan Belinda, R (7, 1)	 0-1		 2-3		 2-3		 1-2		 1-2	3	0	0	0	0	1	4					
Neal Heaton, L OBP: 0.400, SLG: 0.600 Gary Redus, R OBP: 0.295, SLG: 0.297 (8, 8)		 0-1						 1-2		0	0	0	0	0	0	0					
Inning Stats	R: 0 E: 0 K: 3 S: 13	H: 1 LOB: 3 BB: 2 P: 29	R: 0 E: 0 K: 1 S: 10	H: 1 LOB: 1 BB: 0 P: 14	R: 0 E: 0 K: 2 S: 8	H: 0 LOB: 0 BB: 0 P: 13	R: 1 E: 0 K: 2 S: 9	H: 2 LOB: 1 BB: 1 P: 17	R: 0 E: 0 K: 0 S: 8	H: 1 LOB: 1 BB: 0 P: 11	R: 0 E: 0 K: 0 S: 5	H: 0 LOB: 0 BB: 0 P: 11	R: 0 E: 0 K: 0 S: 5	H: 0 LOB: 0 BB: 0 P: 8	R: 2 E: 0 K: 0 S: 20	H: 4 LOB: 2 BB: 0 P: 26	1B: 8 2B: 1 3B: 0 HR: 1	SF: 0 SAC: 0 DP: 0 HBP: 0	WP: 1 PB: 1 SB: 1 CS: 1	PA: 40	
PITCHER	IP	WLS	BF	H	R	ER	SO	BB	IBB	HBP	BLK	WP	HR	S	P	ERA	WHIP				
Adam Peterson, R ERA: 3.06 (1, 1)	5.0		22	5	1	1	8	2	1	0	0	1	1	48	84	1.80	1.400				
Rich Rodriguez, L ERA: 3.35 (6, 1)	2.0		8	1	0	0	0	0	1	0	0	0	0	14	31	0.00	0.500				
Craig Lefferts, L ERA: 4.36 (8, 1)	2.0	L	10	4	2	2	0	0	0	0	0	0	0	25	34	9.00	2.000				

AB	36
R	3
H	10
RBI	3
BB	4
SO	8
LOB	15



Batter	1	2	3	4	5	6	7	8	9	AB	R	H	RBI	BB	SO	LOB	BOTTOM					
Bip Roberts, S OBP: 0.331, SLG: 0.298 (1, 8)	 1-2			 1-1		 0-0		 1-3		4	1	1	0	0	1	3	Pittsburgh Pirates @ San Diego Padres Jack Murphy Stadium, San Diego, CA Tue Jun 18 1991, 10:05 PM EDT Att: 14,697 - Cloudy - 65 F					
Tony Fernandez, S OBP: 0.373, SLG: 0.406 (1, 6)	 0-1			 0-0		 1-0		 0-2		3	0	2	0	0	0							
Tony Gwynn, L OBP: 0.393, SLG: 0.504 (1, 9)	 3-1			 0-1		 0-0		 2-2		4	0	0	1	0	2							
Jerald Clark, R OBP: 0.343, SLG: 0.405 (1, 7)		 1-1		 0-0		 2-3		 4-0		3	0	1	0	1	0							
Fred McGriff, L OBP: 0.397, SLG: 0.502 Shawn Abner, R (7, PR) OBP: 0.219, SLG: 0.248 (8, 8)		 3-2		 3-3				 4-2		2	0	0	0	1	1	2						
Benito Santiago, R OBP: 0.287, SLG: 0.388 (1, 2)		 3-3		 1-0		 0-0		 1-0		4	0	1	0	0	1	2						
Tim Lincecum, R OBP: 0.340, SLG: 0.341 (1, 4)			 0-2		 4-2		 4-0		 1-0	2	0	1	0	2	0	0						
Scott Coolbaugh, R OBP: 0.309, SLG: 0.350 Thomas Howard, S OBP: 0.310, SLG: 0.363 Paul Faries, R OBP: 0.290, SLG: 0.208 (8, 4)			 2-2		 1-1		 2-3		 0-0	2	0	0	0	0	1	1						
Adam Peterson, R OBP: 0.314, SLG: 0.349 Brian Dorsett, R OBP: 0.140, SLG: 0.140 Rich Rodriguez, L (8, 1)			 1-3		 1-1		 0-3		 0-2	1	0	0	0	0	1	0						
Tom Lampkin, L OBP: 0.231, SLG: 0.237 Craig Lefferts, L (8, 1)										1	0	0	0	0	0	0						
Inning Stats	R: 0 E: 0 K: 0 S: 7	H: 0 LOB: 0 BB: 0 P: 11	R: 0 E: 0 K: 1 S: 8	H: 0 LOB: 0 BB: 0 P: 15	R: 0 E: 0 K: 1 S: 9	H: 0 LOB: 0 BB: 0 P: 12	R: 0 E: 0 K: 1 S: 9	H: 2 LOB: 2 BB: 0 P: 13	R: 0 E: 0 K: 0 S: 8	H: 0 LOB: 1 BB: 1 P: 14	R: 1 E: 1 K: 0 S: 5	H: 1 LOB: 0 BB: 0 P: 7	R: 0 E: 0 K: 3 S: 13	H: 1 LOB: 3 BB: 2 P: 24	R: 0 E: 0 K: 0 S: 14	H: 1 LOB: 2 BB: 1 P: 23	R: 0 E: 0 K: 0 S: 5	H: 1 LOB: 0 BB: 0 P: 6	1B: 5 2B: 1 3B: 0 HR: 0	SF: 0 SAC: 1 DP: 1 HBP: 0	WP: 0 PB: 0 SB: 1 CS: 0	PA: 36
PITCHER	IP	WLS	BF	H	R	ER	SO	BB	IBB	HBP	BLK	WP	HR	S	P	ERA	WHIP					
Randy Tomlin, L ERA: 3.15 (1, 1)	6.0		25	4	1	0	0	2	1	0	0	0	0	50	84	0.00	1.000					
Stan Belinda, R ERA: 4.03 (7, 1)	1.0		3	0	0	0	3	0	0	0	0	0	0	9	12	0.00	0.000					
Neal Heaton, L ERA: 2.28 (8, 1)	0.1		3	1	0	0	0	0	1	0	0	0	0	9	15	0.00	3.000					
Bill Landrum, R ERA: 1.91 (8, 1)	1.2	W	5	1	0	0	0	0	0	0	0	0	0	10	14	0.00	0.600					

AB	31
R	1
H	6
RBI	1
BB	4
SO	6
LOB	20



Batter	1	2	3	4	5	6	7	8	9	AB	R	H	RBI	BB	SO	LOB	TOP								
Orlando Merced, S OBP: 0.391, SLG: 0.448 (1, 3)	G1-3	G3-1		K			L4-3 1B		SH1-4 BB	4	0	1	0	1	1	3									
Jay Bell, R OBP: 0.311, SLG: 0.430 (1, 6)	F8		K		F8		L4-3 1-2		SH1-4	4	0	0	0	0	1	1									
Gary Varsho, L OBP: 0.342, SLG: 0.333 (1, 9)	G4-3		S 1B		1B SF8-3		K		K	5	1	2	0	0	2	1									
Bobby Bonilla, S OBP: 0.373, SLG: 0.473 (1, 5)		HR 1B	K		1B SF8-3			G3-1	F7	5	1	2	0	0	1	2									
Barry Bonds, L OBP: 0.377, SLG: 0.440 (1, 7)		HR 1B			SF8-3			2B 1B		2	2	2	3	1	0	0									
Mitch Webster, S OBP: 0.244, SLG: 0.278 (1, 8)	G4-3		K			L3		G5-3 2B		4	1	1	1	0	1	2									
Michael LaValliere, L OBP: 0.333, SLG: 0.343 (1, 2)		SH5-4 1B BB			G1-3		G1		G5-3 BB	2	0	0	0	2	0	0									
Jose Lind, R OBP: 0.283, SLG: 0.320 (1, 4)		SH5-4 1B		E5 BLK SH2-4				G5-3		4	0	2	1	0	0	1									
Zane Smith, L OBP: 0.345, SLG: 0.407 (8, PH)	SH5-4			SH2-4			P6		G4-3	1	0	0	0	0	0	1									
Andy Van Slyke, L OBP: 0.335, SLG: 0.373 (8, PH)										1	0	0	0	0	0	1									
Neal Heaton, L OBP: 0.400, SLG: 0.600 (8, PH)										0	0	0	0	0	0	0									
Vicente Palacios, R OBP: 0.071, SLG: 0.071 (8, PH)										0	0	0	0	0	0	0									
Inning Stats	R: 0 E: 0 K: 0 S: 6	H: 0 LOB: 0 BB: 0 P: 8	R: 2 E: 0 K: 0 S: 16	H: 3 LOB: 2 BB: 1 P: 25	R: 0 E: 0 K: 3 S: 13	H: 1 LOB: 2 BB: 1 P: 26	R: 0 E: 1 K: 1 S: 8	H: 0 LOB: 1 BB: 0 P: 11	R: 1 E: 0 K: 0 S: 5	H: 2 LOB: 0 BB: 0 P: 8	R: 0 E: 0 K: 1 S: 9	H: 1 LOB: 1 BB: 0 P: 16	R: 0 E: 0 K: 1 S: 6	H: 1 LOB: 0 BB: 0 P: 8	R: 2 E: 0 K: 0 S: 11	H: 2 LOB: 1 BB: 1 P: 19	R: 0 E: 0 K: 1 S: 10	H: 0 LOB: 1 BB: 1 P: 20	1B: 7 2B: 4 3B: 0 HR: 1	SF: 1 SAC: 3 DP: 2 HBP: 0	WP: 0 PB: 0 SB: 1 CS: 0	PA: 40			
PITCHER	IP	WLS	BF	H	R	ER	SO	BB	IBB	HBP	BLK	WP	HR	S	P	ERA	WHIP								
Andy Benes, R ERA: 3.68 (1, 1)	7.0		30	8	3	3	5	1	1	0	1	0	1	63	102	3.86	1.286								
Larry Andersen, R ERA: 2.29 (8, 1)	2.0	W	10	2	2	2	1	2	0	0	0	0	0	21	39	9.00	2.000								

Pittsburgh Pirates @ San Diego Padres
Jack Murphy Stadium, San Diego, CA
Wed Jun 19 1991, 10:05 PM EDT
Att: 27,272 - Sunny - 72 F

AB 32
R 5
H 10
RBI 5
BB 4
SO 6
LOB 12



Batter	1	2	3	4	5	6	7	8	9	AB	R	H	RBI	BB	SO	LOB	BOTTOM								
Darrin Jackson, R OBP: 0.302, SLG: 0.387 (1, 8)	G5-3		F9			K	B1-3			4	0	0	0	0	1	0									
Larry Andersen, R (8, 1)										0	0	0	0	0	0	0									
Tony Fernandez, S OBP: 0.376, SLG: 0.412 (1, 6)	FC4-6 1B					G3		F8 1B		4	1	3	0	0	0	0									
Tony Gwynn, L OBP: 0.394, SLG: 0.504 (1, 9)	FC4-6 HR PB		F9			1B		1B BB		4	2	2	0	0	0	2									
Jerald Clark, R OBP: 0.347, SLG: 0.431 (1, 7)					G6-3			F8		4	1	2	2	0	0	2									
Shawn Abner, R OBP: 0.219, SLG: 0.248 (9, 8)	HR					1B				0	0	0	0	0	0	0									
Fred McGriff, L OBP: 0.395, SLG: 0.496 (1, 3)	G6-3				K			1B BB		3	0	0	0	1	2	2									
Benito Santiago, R OBP: 0.287, SLG: 0.386 (1, 2)			K		G1-3			K		4	1	1	0	0	2	3									
Tim Lincecum, R OBP: 0.346, SLG: 0.359 (1, 4)	G5-3					G5-3		SH3-4 SH1-3 2B	FC6-4 1B	4	1	2	3	0	0	0									
Scott Coolbaugh, R OBP: 0.302, SLG: 0.341 (1, 5)	G6-3				P3		SH3-4	FC6-4		3	0	0	0	0	0	2									
Andy Benes, R OBP: 0.161, SLG: 0.179 (1, 1)					F8		SH1-3			2	0	0	0	0	0	0									
Bip Roberts, S OBP: 0.331, SLG: 0.298 (7, PH) (8, 8) (9, 7)						G5-3				0	0	0	1	0	0	0									
Inning Stats	R: 2 E: 0 K: 0 S: 11	H: 2 LOB: 0 BB: 0 P: 18	R: 0 E: 0 K: 1 S: 7	H: 0 LOB: 0 BB: 0 P: 11	R: 0 E: 0 K: 0 S: 8	H: 1 LOB: 1 BB: 0 P: 11	R: 0 E: 0 K: 1 S: 9	H: 0 LOB: 0 BB: 0 P: 12	R: 0 E: 0 K: 2 S: 11	H: 2 LOB: 2 BB: 0 P: 17	R: 2 E: 0 K: 0 S: 14	H: 2 LOB: 0 BB: 0 P: 21	R: 2 E: 0 K: 1 S: 16	H: 3 LOB: 2 BB: 1 P: 25	1B: 8 2B: 1 3B: 0 HR: 1	SF: 0 SAC: 2 DP: 0 HBP: 0	WP: 0 PB: 0 SB: 0 CS: 0	PA: 35							
PITCHER	IP	WLS	BF	H	R	ER	SO	BB	IBB	HBP	BLK	WP	HR	S	P	ERA	WHIP								
Zane Smith, L ERA: 2.86 (1, 1)	7.0		28	7	4	4	4	0	0	0	0	0	0	66	101	5.14	1.000								
Neal Heaton, L ERA: 2.93 (8, 1)	0.0	L	2	2	2	2	0	0	0	0	0	0	0	3	5	-	-								
Vicente Palacios, R ERA: 2.86 (8, 1)	1.0		5	1	0	0	1	1	0	0	0	0	0	13	20	0.00	2.000								

Pittsburgh Pirates @ San Diego Padres
Jack Murphy Stadium, San Diego, CA
Wed Jun 19 1991, 10:05 PM EDT
Att: 27,272 - Sunny - 72 F

AB 32
R 6
H 10
RBI 6
BB 1
SO 5
LOB 11



Batter	1	2	3	4	5	6	7	8	9	AB	R	H	RBI	BB	SO	LOB	TOP							
Bip Roberts, S OBP: 0.332, SLG: 0.300 (1, 4)	L1		G6-3		SF9 1B		G3 2B 1B	K		5	1	2	1	0	1	3								
Tony Fernandez, S OBP: 0.375, SLG: 0.408 (1, 6)	F7		F9				G3		F9	5	0	1	0	0	0	2								
Tony Gwynn, L OBP: 0.398, SLG: 0.515 (1, 9)				G3	SF9 1B					4	0	3	2	0	0	0								
Fred McGriff, L OBP: 0.391, SLG: 0.487 (1, 3)	G5-3			K	L3				G4-6-3 1B	4	0	0	0	1	1	4								
Tim Teufel, R OBP: 0.342, SLG: 0.347 (7, 4)		F7								3	0	0	0	1	1	2								
Benito Santiago, R OBP: 0.286, SLG: 0.384 (1, 2)		G6-3		L8				K		4	0	1	0	0	1	1								
Jerald Clark, R OBP: 0.421, SLG: 0.421 (1, 7)										3	0	0	0	0	1	1								
Scott Coolbaugh, R OBP: 0.307, SLG: 0.346 (7, 5)	G5-3				K	FC6-4 1B		G1-3 BB 1B		1	0	1	0	0	0	0								
Thomas Howard, S OBP: 0.317, SLG: 0.362 (1, 8)			G4-3		1B S 1B		F7	G1-3 BB		3	1	1	0	1	0	1								
Dennis Rasmussen, L OBP: 0.250, SLG: 0.214 (1, 1)										3	1	2	0	0	0	0								
Rich Rodriguez, L (7, 1)										0	0	0	0	0	0	0								
Tom Lampkin, L OBP: 0.235, SLG: 0.231 (8, PH)										1	0	0	0	0	0	2								
Larry Andersen, R (8, 1)										0	0	0	0	0	0	0								
Inning Stats	R: 0 E: 0 K: 0 S: 10	H: 1 LOB: 1 BB: 0 P: 17	R: 0 E: 0 K: 0 S: 8	H: 0 LOB: 0 BB: 0 P: 12	R: 0 E: 0 K: 1 S: 9	H: 1 LOB: 2 BB: 0 P: 14	R: 0 E: 0 K: 1 S: 7	H: 0 LOB: 1 BB: 1 P: 15	R: 2 E: 0 K: 1 S: 14	H: 4 LOB: 2 BB: 0 P: 25	R: 0 E: 0 K: 0 S: 7	H: 1 LOB: 2 BB: 0 P: 8	R: 1 E: 0 K: 1 S: 16	H: 2 LOB: 1 BB: 1 P: 24	R: 0 E: 0 K: 2 S: 17	H: 1 LOB: 2 BB: 1 P: 24	R: 0 E: 0 K: 0 S: 5	H: 1 LOB: 0 BB: 0 P: 8	1B: 8 2B: 3 3B: 0 HR: 0	SF: 1 SAC: 0 DP: 1 HBP: 0	WP: 0 PB: 0 SB: 1 CS: 0	PA: 40		
PITCHER	IP	WLS	BF	H	R	ER	SO	BB	IBB	HBP	BLK	WP	HR	S	P	ERA	WHIP							
Bryn Smith, R ERA: 3.98 (1, 1)	7.0		32	9	3	3	3	1	1	0	0	0	0	71	115	3.86	1.429							
Scott Terry, R ERA: 1.39 (8, 1)	1.0		5	1	0	0	2	1	0	0	0	0	0	17	24	0.00	2.000							
Juan Agosto, L ERA: 5.28 (9, 1)	1.0	W	3	1	0	0	0	0	0	0	0	0	0	5	8	0.00	1.000							

San Diego Padres @ St. Louis Cardinals
Busch Stadium, St. Louis, MO

AB 36
R 3
H 11
RBI 3
BB 3
SO 5
LOB 16



WP: 0 PA: 40
PB: 0
SB: 1
CS: 0

Fri Jun 21 1991, 7:05 PM CDT
Att: 40,927 - Cloudy - 80 F

Batter	1	2	3	4	5	6	7	8	9	AB	R	H	RBI	BB	SO	LOB	BOTTOM							
Ray Lankford, L OBP: 0.287, SLG: 0.305 (1, 8)	G4-3		K		K		G3			5	0	1	1	0	2	2								
Ozzie Smith, S OBP: 0.406, SLG: 0.363 (1, 6)	F8 BB		1B BB				G6-4-3			1	0	0	1	3	0	1								
Felix Jose, S OBP: 0.395, SLG: 0.454 (1, 9)	F8						G4-6-3			4	0	1	0	0	0	3								
Todd Zeile, R OBP: 0.351, SLG: 0.384 (1, 5)	G6-3		F7							4	1	1	0	0	0	3								
Gerald Perry, L OBP: 0.303, SLG: 0.500 (1, 3)		G1-3			F8					4	0	1	1	0	0	0								
Rex Hudler, R OBP: 0.315, SLG: 0.379 (1, 7)										2	0	0	0	0	0	0								
Craig Wilson, R OBP: 0.231, SLG: 0.200 (5, 7)		L8			G5-3		F8			2	0	0	0	0	0	1								
Tom Pagnozzi, R OBP: 0.301, SLG: 0.313 (1, 2)					G5-3					3	1	1	0	1	1	0								
José Oquendo, S OBP: 0.348, SLG: 0.292 (1, 4)										4	1	1	0	0	0	1								
Bryn Smith, R OBP: 0.226, SLG: 0.207 (1, 1)										2	0	0	0	0	0	0								
Geronimo Pena, S OBP: 0.319, SLG: 0.370 (7, PH)										1	0	1	1	0	0	0								
Scott Terry, R OBP: 0.250, SLG: 0.250 (8, 1)										0	0	0	0	0	0	0								
Juan Agosto, L (9, 1)										0	0	0	0	0	0	0								
Milt Thompson, L OBP: 0.436, SLG: 0.587 (9, PH)										1	1	1	0	0	0	0								
Inning Stats	R: 0 E: 0 K: 0 S: 7	H: 0 LOB: 1 BB: 1 P: 13	R: 0 E: 0 K: 0 S: 4	H: 0 LOB: 1 BB: 1 P: 10	R: 0 E: 0 K: 1 S: 8	H: 1 LOB: 2 BB: 1 P: 16	R: 0 E: 0 K: 0 S: 8	H: 0 LOB: 0 BB: 0 P: 12	R: 0 E: 0 K: 1 S: 7	H: 0 LOB: 0 BB: 0 P: 12	R: 1 E: 0 K: 0 S: 8	H: 2 LOB: 1 BB: 1 P: 14	R: 2 E: 0 K: 0 S: 14	H: 3 LOB: 1 BB: 0 P: 18	R: 0 E: 0 K: 0 S: 5	H: 0 LOB: 0 BB: 0 P: 9	R: 1 E: 0 K: 1 S: 13	H: 2 LOB: 1 BB: 0 P: 21	1B: 5 2B: 2 3B: 1 HR: 0	SF: 0 SAC: 0 DP: 1 HBP: 0	WP: 0 PB: 0 SB: 1 CS: 0	PA: 37		
PITCHER	IP	WLS	BF	H	R	ER	SO	BB	IBB	HBP	BLK	WP	HR	S	P	ERA	WHIP							
Dennis Rasmussen, L ERA: 1.23 (1, 1)	6.0		27	6	3	3	2	4	0	0	0	0	0	50	88	4.50	1.667							
Rich Rodriguez, L ERA: 3.28 (7, 1)	1.0		3	0	0	0	0	0	0	0	0	0	0	6	7	0.00	0.000							
Larry Andersen, R ERA: 2.53 (8, 1)	1.2	L	7	2	1	1	1	0	0	0	0	0	0	18	30	5.40	1.200							

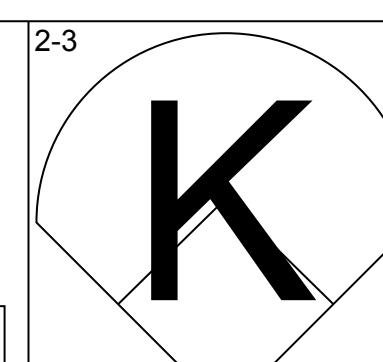
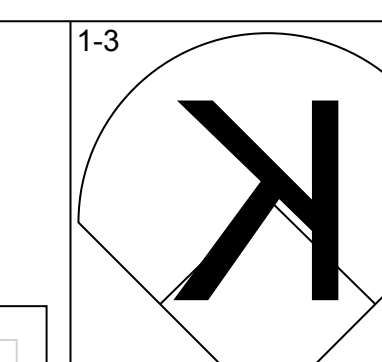
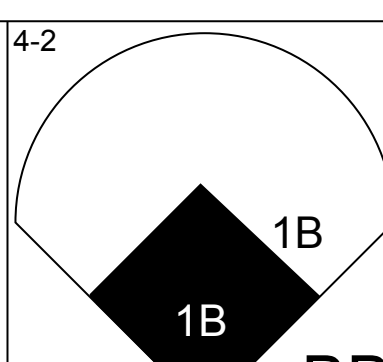
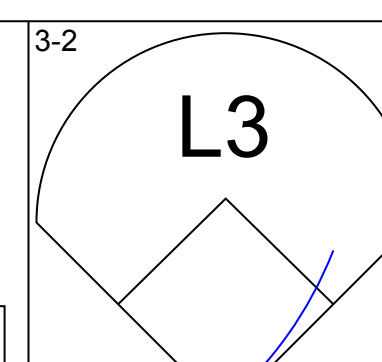
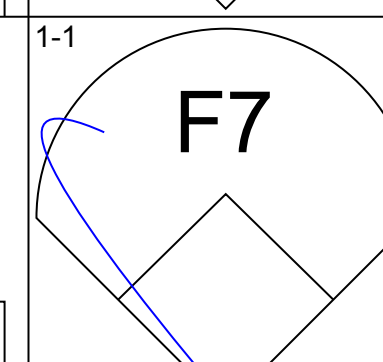
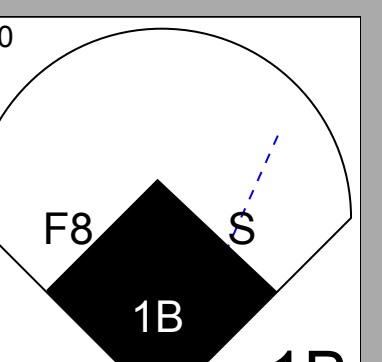
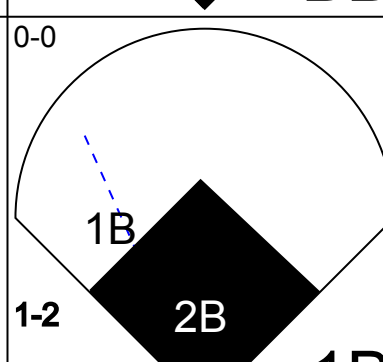
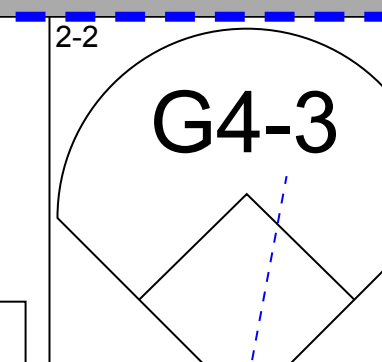
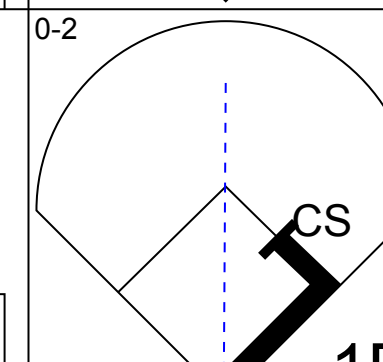
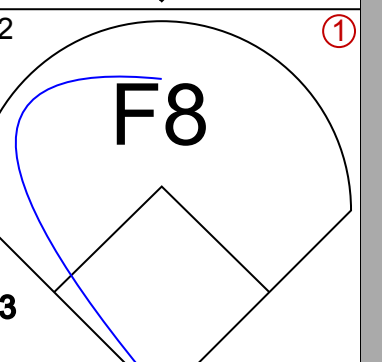
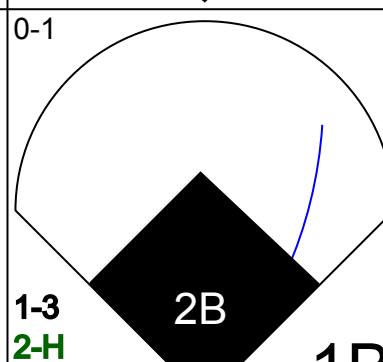
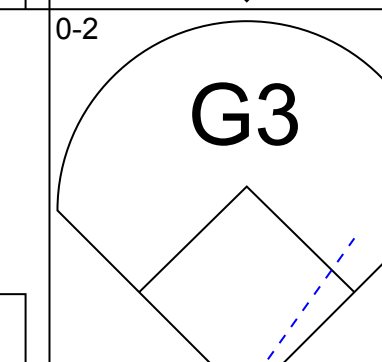
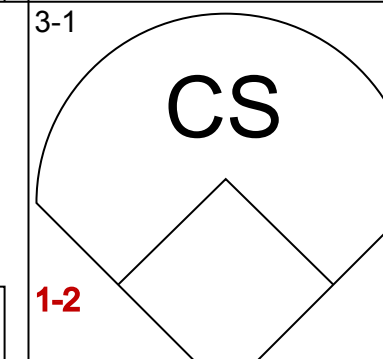
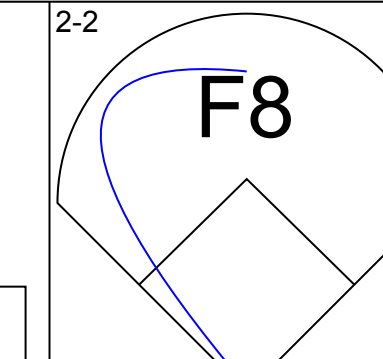
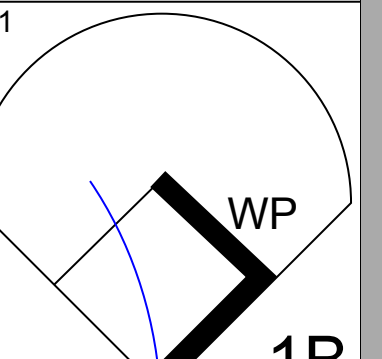
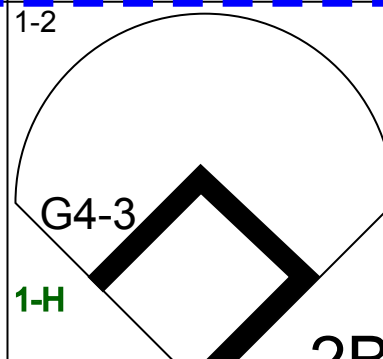
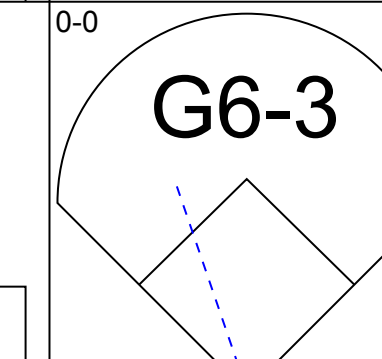
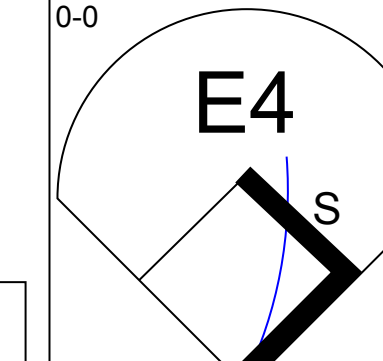
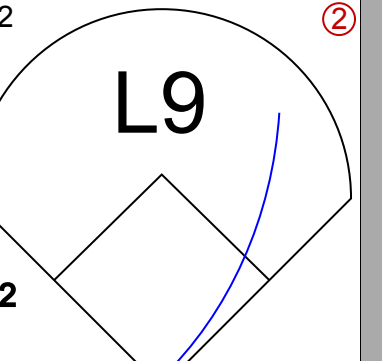
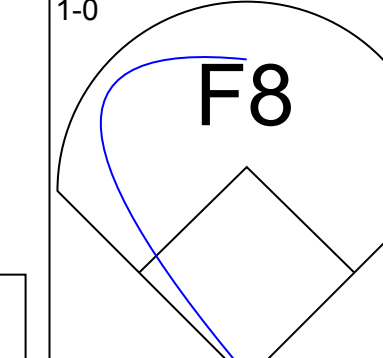
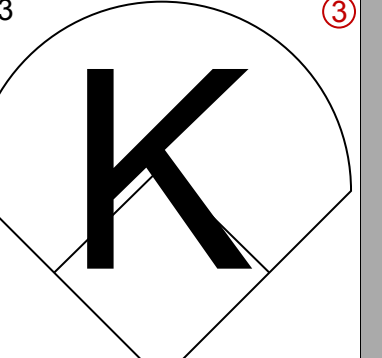
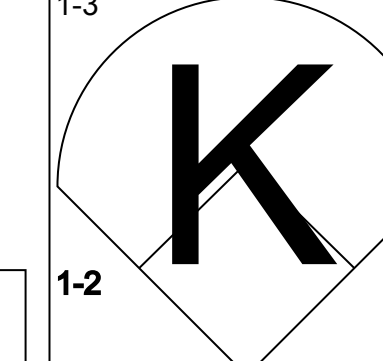
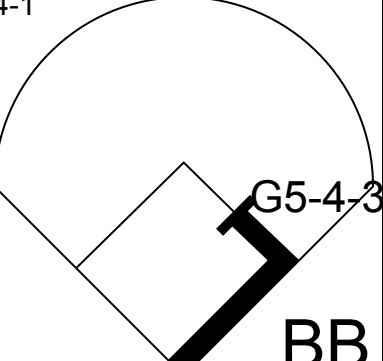
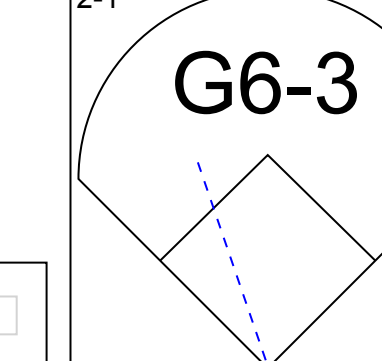
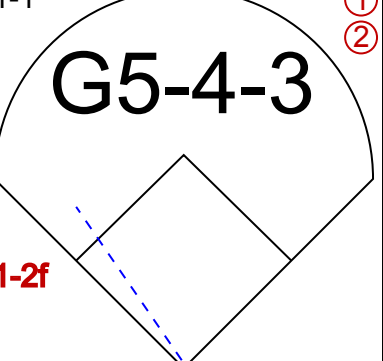
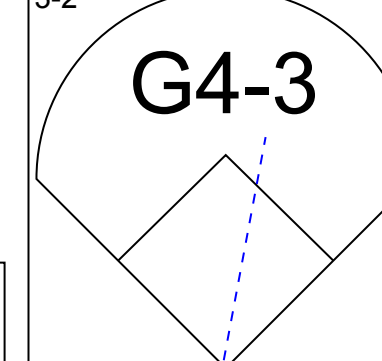
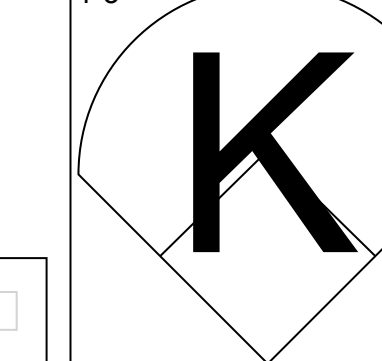
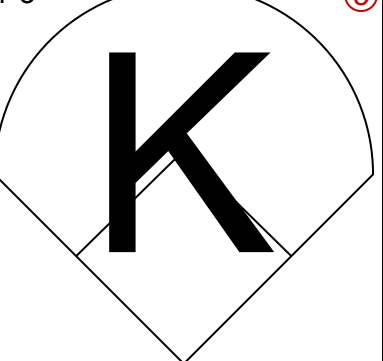
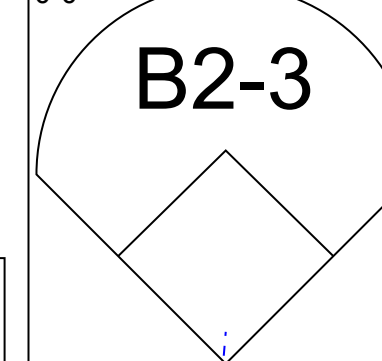
San Diego Padres @ St. Louis Cardinals
Busch Stadium, St. Louis, MO

AB 33
R 4
H 8
RBI 4
BB 4
SO 3
LOB 11



WP: 0 PA: 37
PB: 0
SB: 1
CS: 0

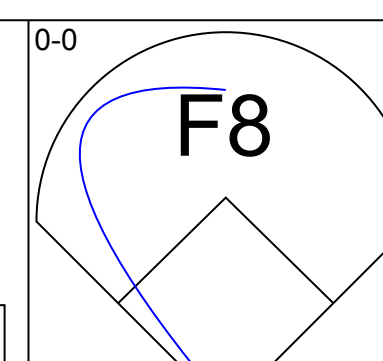
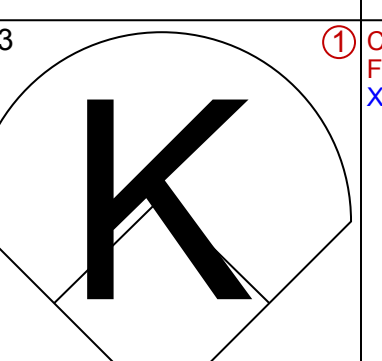
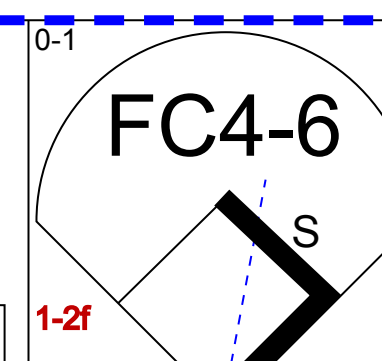
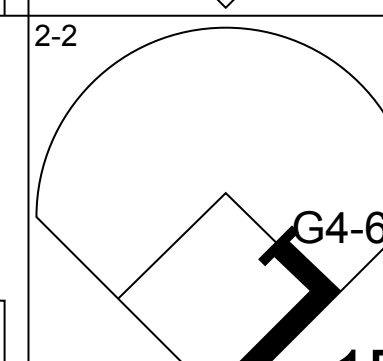
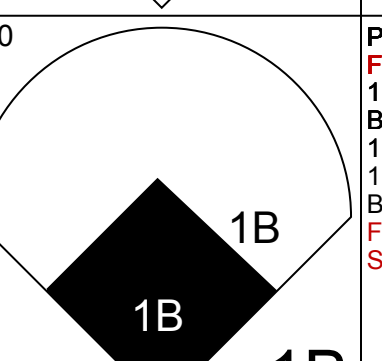
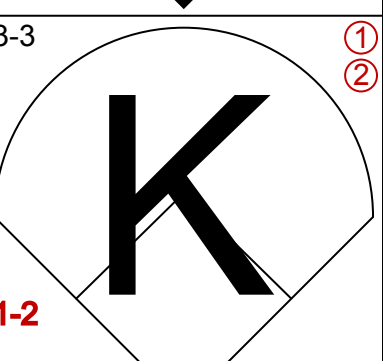
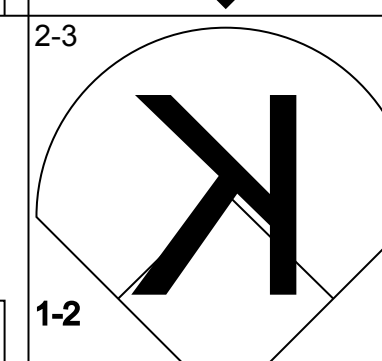
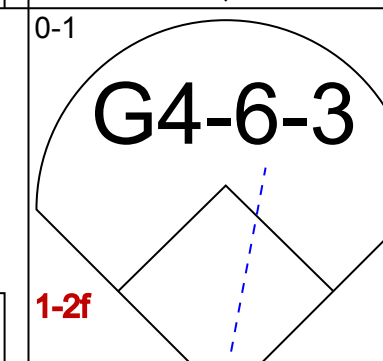
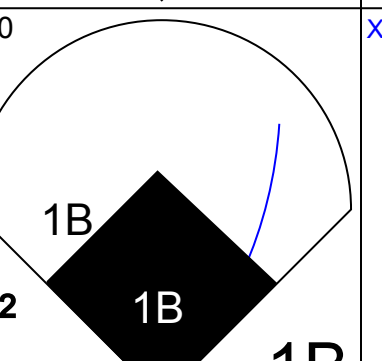
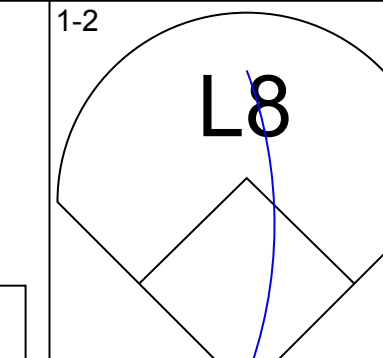
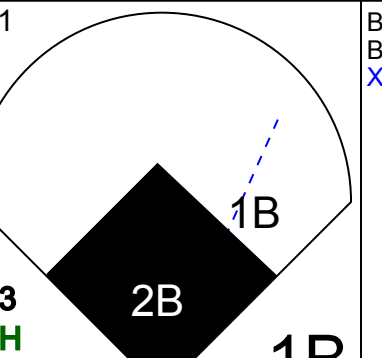
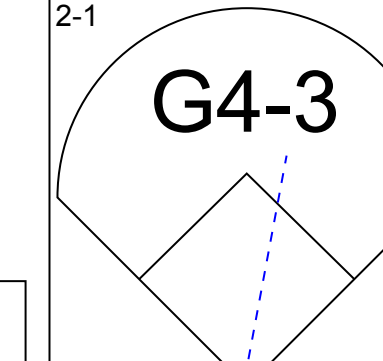
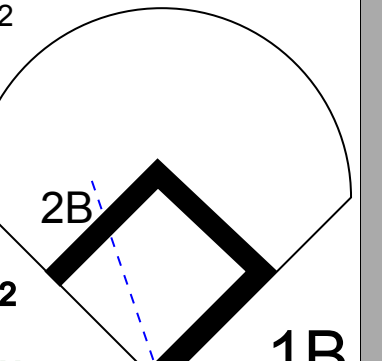
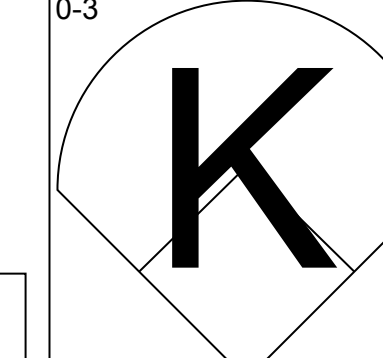
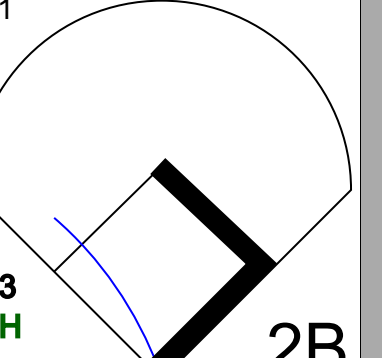
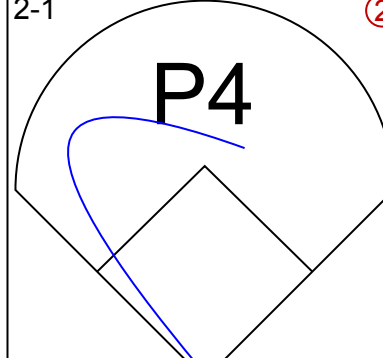
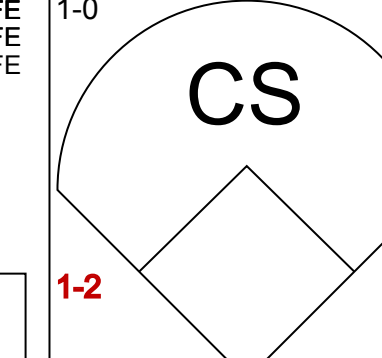
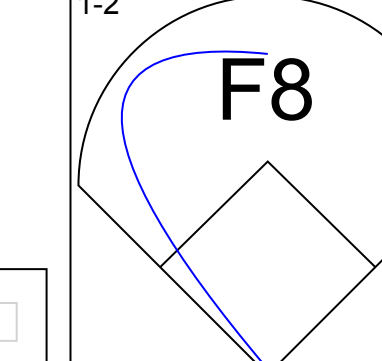
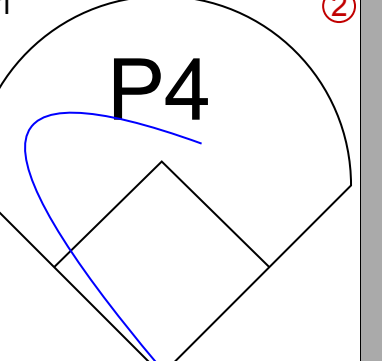
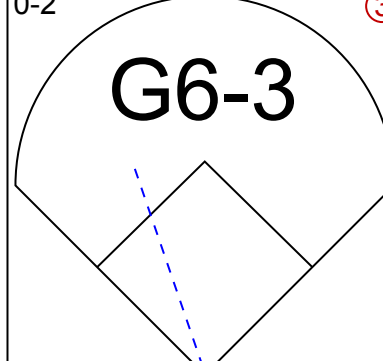
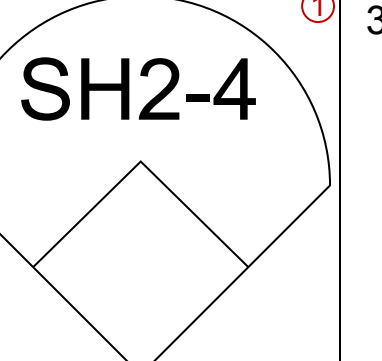
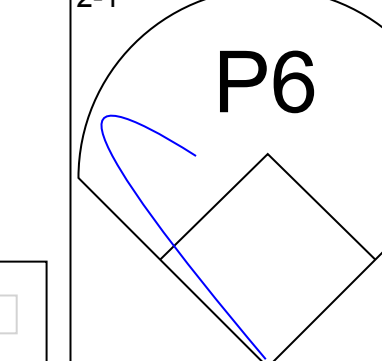
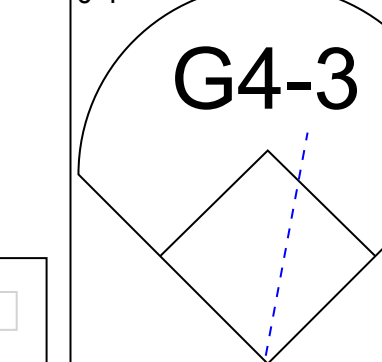
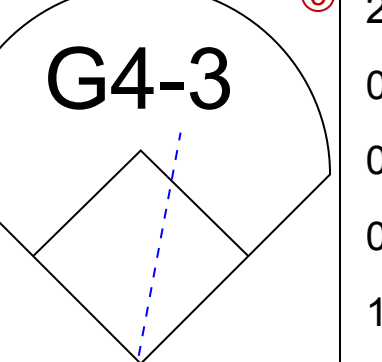
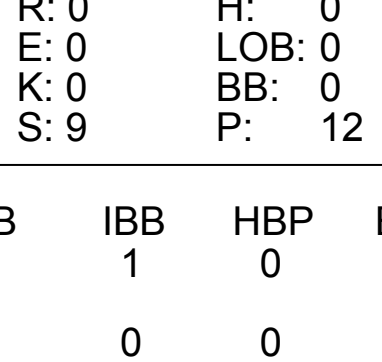
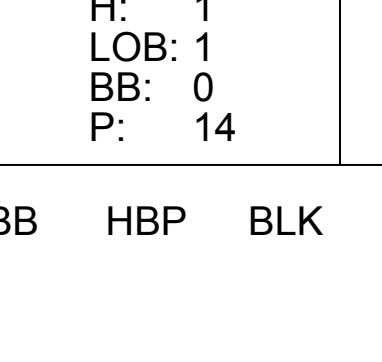
Fri Jun 21 1991, 7:05 PM CDT
Att: 40,927 - Cloudy - 80 F

Batter	1	2	3	4	5	6	7	8	9	AB	R	H	RBI	BB	SO	LOB	TOP					
Bip Roberts, S (1, 8) OBP: 0.331, SLG: 0.296										3	1	0	0	1	2	0						
Tony Fernandez, S (1, 6) OBP: 0.377, SLG: 0.409										4	2	2	0	0	0	0						
Tony Gwynn, L (1, 9) OBP: 0.399, SLG: 0.514										4	1	2	1	0	0	1						
Fred McGriff, L (1, 3) OBP: 0.393, SLG: 0.491										4	0	2	3	0	0	0						
Jerald Clark, R (1, 7) OBP: 0.338, SLG: 0.423																						
Thomas Howard, S (9, PR) OBP: 0.317, SLG: 0.362																						
Benito Santiago, R (1, 2) OBP: 0.286, SLG: 0.379																						
Tim Lincecum, R (1, 4) OBP: 0.339, SLG: 0.337																						
Scott Coolbaugh, R (1, 5) OBP: 0.306, SLG: 0.338																						
Jose Melendez, R (1, 1) OBP: 0.167, SLG: 0.091																						
Rich Rodriguez, L (7, 1)																						
Craig Lefferts, L (8, 1)																						
Inning Stats	R: 0 E: 0 K: 1 S: 10	H: 1 LOB: 0 BB: 0 P: 16	R: 0 E: 1 K: 1 S: 9	H: 0 LOB: 1 BB: 0 P: 13	R: 0 E: 0 K: 2 S: 10	H: 0 LOB: 0 BB: 0 P: 14	R: 1 E: 0 K: 1 S: 14	H: 2 LOB: 1 BB: 0 P: 23	R: 0 E: 0 K: 1 S: 6	H: 0 LOB: 0 BB: 1 P: 12	R: 3 E: 0 K: 2 S: 17	H: 3 LOB: 1 BB: 1 P: 26	R: 0 E: 0 K: 0 S: 7	H: 0 LOB: 0 BB: 0 P: 13	R: 0 E: 0 K: 0 S: 7	H: 0 LOB: 0 BB: 0 P: 9	R: 0 E: 0 K: 0 S: 10	H: 1 LOB: 2 BB: 2 P: 22	1B: 5 2B: 2 3B: 0 HR: 0	SF: 0 SAC: 0 DP: 1 HBP: 0	WP: 1 PB: 0 SB: 2 CS: 3	PA: 37
PITCHER	IP	WLS	BF	H	R	ER	SO	BB	IBB	HBP	BLK	WP	HR	S	P	ERA	WHIP					
Ken Hill, R (1, 1) ERA: 3.55	5.0	L	21	5	4	4	6	2	0	0	0	1	0	54	87	7.20	1.400					
Juan Agosto, L (6, 1) ERA: 5.05	2.0		7	1	0	0	2	0	0	0	0	0	0	19	30	0.00	0.500					
Cris Carpenter, R (8, 1) ERA: 3.63	2.0		8	1	0	0	0	0	2	0	0	0	0	17	31	0.00	0.500					

San Diego Padres @ St. Louis Cardinals
 Busch Stadium, St. Louis, MO
 Sat Jun 22 1991, 7:05 PM CDT
 Att: 41,808 - Cloudy - 84 F

AB	32
R	4
H	7
RBI	4
BB	4
SO	8
LOB	13



Batter	1	2	3	4	5	6	7	8	9	AB	R	H	RBI	BB	SO	LOB	BOTTOM					
Ray Lankford, L (1, 8) OBP: 0.286, SLG: 0.304										4	0	1	0	0	1	1						
Ozzie Smith, S (1, 6) OBP: 0.408, SLG: 0.366										4	1	2	0	0	2	2						
Milt Thompson, L (1, 7) OBP: 0.438, SLG: 0.583										4	1	2	0	0	0	1						
Pedro Guerrero, R (1, 3) OBP: 0.336, SLG: 0.346																						
Geronimo Pena, S (9, PR) OBP: 0.319, SLG: 0.370																						
Felix Jose, S (1, 9) OBP: 0.392, SLG: 0.450																						
Todd Zeile, R (1, 5) OBP: 0.353, SLG: 0.390																						
Tom Pagnozzi, R (1, 2) OBP: 0.297, SLG: 0.309																						
José Oquendo, S (1, 4) OBP: 0.347, SLG: 0.288																						
Craig Wilson, R (9, PH) OBP: 0.225, SLG: 0.194																						
Ken Hill, R (1, 1) OBP: 0.103, SLG: 0.037																						
Luis Altea, S (7, PH) OBP: 0.500, SLG: 0.500																						
Cris Carpenter, R (8, 1) OBP: 0.500, SLG: 0.500																						
Rex Hudler, R (9, PH) OBP: 0.312, SLG: 0.375																						
Inning Stats	R: 0 E: 0 K: 0 S: 8	H: 1 LOB: 0 BB: 0 P: 10	R: 0 E: 0 K: 1 S: 9	H: 0 LOB: 0 BB: 0 P: 12	R: 0 E: 0 K: 0 S: 9	H: 0 LOB: 0 BB: 0 P: 12	R: 3 E: 0 K: 1 S: 18	H: 5 LOB: 3 BB: 1 P: 25	R: 0 E: 0 K: 1 S: 8	H: 2 LOB: 1 BB: 0 P: 13	R: 0 E: 0 K: 1 S: 8	H: 0 LOB: 0 BB: 1 P: 10	R: 0 E: 0 K: 0 S: 5	H: 0 LOB: 1 BB: 1 P: 11	R: 0 E: 0 K: 0 S: 10	H: 1 LOB: 1 BB: 0 P: 14	1B: 8 2B: 1 3B: 0 HR: 0	SF: 0 SAC: 1 DP: 1 HBP: 0	WP: 0 PB: 0 SB: 1 CS: 2	PA: 37		
PITCHER	IP	WLS	BF	H	R	ER	SO	BB	IBB	HBP	BLK	WP	HR	S	P	ERA	WHIP					
Jose Melendez, R (1, 1) ERA: 4.05	6.1	W	27	8	3	3	4	1	0	0	0	0	0	64	90	4.26	1.421					
Rich Rodriguez, L (7, 1) ERA: 3.18	1.0		4	0	0	0	1	1	0	0	0	0	0	7	14	0.00	1.000					
Craig Lefferts, L (8, 1) ERA: 4.15	1.2	S	5	1	0	0	0	0	0	0	0	0	0	13	18	0.00	0.600					

San Diego Padres @ St. Louis Cardinals
 Busch Stadium, St. Louis, MO
 Sat Jun 22 1991, 7:05 PM CDT
 Att: 41,808 - Cloudy - 84 F

AB	32
R	3
H	9
RBI	3
BB	3
SO	5
LOB	13



Batter	1	2	3	4	5	6	7	8	9	AB	R	H	RBI	BB	SO	LOB	TOP										
Bip Roberts, S (1, 8) OBP: 0.333, SLG: 0.300	3-1 S 1B		1-0 G5-3		0-1 CS 1B			0-1 E6 G3 BB FC3-6		4	2	2	0	0	0	0	San Diego Padres @ St. Louis Cardinals Busch Stadium, St. Louis, MO Sun Jun 23 1991, 3:33 AM CDT Att: 30,882 - Cloudy - 79 F										
Tony Fernandez, S (1, 6) OBP: 0.375, SLG: 0.404	1-1 B1-3		2-2 G6-3		1-3 K			4-1 FC3-6 G3 BB		3	0	0	0	1	1	2											
Thomas Howard, S (1, 7) Tony Gwynn, L (8, PH) OBP: 0.398, SLG: 0.513	4-2 1B BB		0-1 1B		1-2 L7			0-0 G3		2	0	1	0	1	0	0											
Fred McGriff, L (1, 3) OBP: 0.398, SLG: 0.494	0-1 G5-4-3 1B		2-1 1B		2-1 P7			4-0 FC3-6 IBB		3	0	2	1	1	0	0											
Jerald Clark, R (1, 9) OBP: 0.329, SLG: 0.411	1-1 G5-4-3		1-0 P6		0-0 F9			0-0 FC3-6		4	0	0	1	0	0	6											
Bento Santiago, R (1, 2)		2-2 P2		1-0 G6-3				2-1 P5		4	1	1	1	0	0	2											
Tim Teufel, R (1, 4) OBP: 0.336, SLG: 0.333		0-2 1B		2-1 G5-3				1-0 F9		4	0	1	0	0	0	0											
Scott Coolbaugh, R (1, 5) OBP: 0.297, SLG: 0.328		0-2 F9		2-3 K				1-1 P3		4	0	0	0	0	1	1											
Bruce Hurst, L (1, 1) OBP: 0.162, SLG: 0.088		0-3 K		2-2 G1-3				0-0 P7		4	0	0	0	0	2	1											
Inning Stats	R: 1 E: 0 K: 0 S: 11	H: 2 LOB: 1 BB: 1 P: 20	R: 0 E: 0 K: 1 S: 14	H: 1 LOB: 1 BB: 0 P: 16	R: 0 E: 0 K: 0 S: 11	H: 2 LOB: 2 BB: 0 P: 17	R: 0 E: 0 K: 1 S: 6	H: 0 LOB: 0 BB: 0 P: 11	R: 0 E: 0 K: 1 S: 10	H: 1 LOB: 1 BB: 0 P: 13	R: 0 E: 0 K: 0 S: 6	H: 0 LOB: 0 BB: 0 P: 9	R: 1 E: 0 K: 0 S: 5	H: 1 LOB: 0 BB: 0 P: 7	R: 1 E: 1 K: 0 S: 7	H: 0 LOB: 2 BB: 2 P: 17	R: 0 E: 0 K: 1 S: 8	H: 0 LOB: 0 BB: 0 P: 13	1B: 6 2B: 1 3B: 0 HR: 1	SF: 0 SAC: 0 DP: 2 HBP: 0	WP: 0 PB: 0 SB: 1 CS: 1	PA: 36					
PITCHER	IP	WLS	BF	H	R	ER	SO	BB	IBB	HBP	BLK	WP	HR	S	P	ERA	WHIP										
Omar Olivares, R (1, 1) ERA: 5.18	7.0		27	7	2	2	3	1	0	0	0	0	1	63	93	2.57	1.143										
Juan Agosto, L (8, 1) ERA: 5.01	0.1	L	3	0	1	0	0	1	0	0	0	0	0	4	8	0.00	3.000										
Scott Terry, R (8, 1) ERA: 1.36	0.2		3	0	0	0	0	0	1	0	0	0	0	3	9	0.00	0.000										
Cris Carpenter, R (9, 1) ERA: 3.53	1.0		3	0	0	0	1	0	0	0	0	0	0	8	13	0.00	0.000										

Batter	1	2	3	4	5	6	7	8	9	AB	R	H	RBI	BB	SO	LOB	BOTTOM										
Milt Thompson, L (1, 8) OBP: 0.424, SLG: 0.563	1-2 F9		1-2 G3-1		1-2 P5			2-1 F8		4	0	0	0	0	0	1	San Diego Padres @ St. Louis Cardinals Busch Stadium, St. Louis, MO Sun Jun 23 1991, 3:33 AM CDT Att: 30,882 - Cloudy - 79 F										
Ozzie Smith, S (1, 6) OBP: 0.413, SLG: 0.370	4-1 BB		2-3 P2		0-2 PO 1B			0-0 1B		3	0	2	0	1	0	1											
Felix Jose, S (1, 9) OBP: 0.390, SLG: 0.447	0-2 F9		0-0 1B		2-2 PO 1B			0-0 L7		4	0	1	1	0	0	2											
Pedro Guerrero, R (1, 3) OBP: 0.335, SLG: 0.345	1-3 K		3-2 1B		0-0 1B			1-0 L6		4	0	1	0	0	1	1											
Todd Zeile, R (1, 5) OBP: 0.347, SLG: 0.384		2-2 F7		3-2 G6-3				1-0 F7		4	0	0	0	0	0	2											
Craig Wilson, R (1, 7) OBP: 0.205, SLG: 0.175		1-1 G3		0-1 G4-3				1-1 G6-3		4	0	0	0	0	0	0											
Tom Pagnozzi, R (1, 2) OBP: 0.298, SLG: 0.324		2-2 HR		0-2 G5-3				1-1 G5-3		3	1	1	1	0	0	0											
José Oquendo, S (1, 4) OBP: 0.347, SLG: 0.289		2-1 G5-3		0-0 G4-3				1-1 CS 1B		3	0	1	0	0	0	0											
Gerónimo Peña, S (7, PR) OBP: 0.319, SLG: 0.370								0-0 CS 1B		0	0	0	0	0	0	0											
Omar Olivares, R (1, 1) Rex Hudler, R (7, PH) Juan Agosto, L (8, 1) Scott Terry, R (8, 1) Luis Alicia, S (8, PH) Cris Carpenter, R (9, 1)					1-1 G3-1 1B 2B			1-0 G6-3		2	1	1	0	0	1	0											
Inning Stats	R: 0 E: 0 K: 1 S: 12	H: 0 LOB: 1 BB: 1 P: 17	R: 1 E: 0 K: 0 S: 12	H: 1 LOB: 0 BB: 0 P: 19	R: 1 E: 0 K: 0 S: 13	H: 3 LOB: 2 BB: 0 P: 19	R: 0 E: 0 K: 0 S: 6	H: 0 LOB: 0 BB: 0 P: 6	R: 0 E: 0 K: 1 S: 15	H: 1 LOB: 1 BB: 0 P: 18	R: 0 E: 0 K: 0 S: 3	H: 0 LOB: 0 BB: 0 P: 5	R: 0 E: 0 K: 0 S: 6	H: 1 LOB: 1 BB: 0 P: 9	R: 0 E: 0 K: 0 S: 5	H: 1 LOB: 1 BB: 0 P: 8	R: 0 E: 0 K: 0 S: 6	H: 0 LOB: 0 BB: 0 P: 11	1B: 5 2B: 1 3B: 0 HR: 1	SF: 0 SAC: 0 DP: 0 HBP: 0	WP: 0 PB: 0 SB: 0 CS: 1	PA: 35					
PITCHER	IP	WLS	BF	H	R	ER	SO	BB	IBB	HBP	BLK	WP	HR	S	P	ERA	WHIP										
Bruce Hurst, L (1, 1) ERA: 2.91	9.0	W	33	7	2	2	2	1	0	0	0	0	1	78	112	2.00	0.889										



Batter	1	2	3	4	5	6	7	8	9	AB	R	H	RBI	BB	SO	LOB	TOP					
Bip Roberts, S OBP: 0.335, SLG: 0.310 (1, 4)	G4-3			G4-3 1B 2B		G6-3		G5-3	G5-3 2B	5	1	2	1	0	0	0	San Diego Padres @ St. Louis Cardinals Busch Stadium, St. Louis, MO Mon Jun 24 1991, 7:05 PM CDT Att: 32,096 - Cloudy - 85 F					
Tony Fernandez, S OBP: 0.373, SLG: 0.401 Scott Coolbaugh, R OBP: 0.298, SLG: 0.328 (1, 6) (4, 5)	P5			L6		F9		G5-3 1B FC5-4 1B	P5	2	0	0	0	0	0	1						
Tony Gwynn, L OBP: 0.396, SLG: 0.509 (1, 9)	L4			G4-3		G3		G5-3 1B FC5-4 1B		4	0	1	0	0	0	1						
Fred McGriff, L OBP: 0.403, SLG: 0.494 (1, 3)		G6-4-3 BB		G6-4-3 1B				G5-3 FC5-4 IBB		2	0	1	1	2	1	0						
Jerald Clark, R OBP: 0.333, SLG: 0.434 (1, 7)	G6-4-3			G6-4-3 1B				G5-3 FC5-4		4	1	2	2	0	0	3						
Benito Santiago, R OBP: 0.281, SLG: 0.383 (1, 2)	L5			FC6-4				G5-3 G3		4	0	0	0	0	1	4						
Thomas Howard, S OBP: 0.324, SLG: 0.360 (1, 8)			L5		G6-3			G4-3		4	0	1	0	0	0	0						
Paul Faries, R OBP: 0.303, SLG: 0.214 (1, 5) (4, 6)	L4		L4		L9			G6-3 2B 1B		3	1	1	0	0	0	0						
Adam Peterson, R (1, 1) John Costello, R (8, 1) Shawn Abner, R OBP: 0.217, SLG: 0.245 (9, PH) Craig Lefferts, L (9, 1)	G6-3		G6-3		G1-3			G6-3		3	0	0	0	0	1	2						
Inning Stats	R: 0 E: 0 K: 0 S: 8	H: 0 LOB: 0 BB: 0 P: 10	R: 0 E: 0 K: 0 S: 6	H: 0 LOB: 0 BB: 1 P: 13	R: 0 E: 0 K: 0 S: 4	H: 3 LOB: 2 BB: 0 P: 15	R: 0 E: 0 K: 0 S: 4	H: 0 LOB: 0 BB: 0 P: 4	R: 0 E: 0 K: 0 S: 8	H: 0 LOB: 0 BB: 0 P: 13	R: 1 E: 0 K: 3 S: 13	H: 2 LOB: 2 BB: 1 P: 17	R: 1 E: 0 K: 0 S: 13	H: 2 LOB: 1 BB: 1 P: 25	R: 1 E: 0 K: 0 S: 9	H: 2 LOB: 1 BB: 0 P: 13		1B: 6 2B: 2 3B: 0 HR: 1	SF: 0 SAC: 0 DP: 1 HBP: 1	WP: 0 PB: 0 SB: 0 CS: 0	PA: 38	
PITCHER	IP	WLS	BF	H	R	ER	SO	BB	IBB	HBP	BLK	WP	HR	S	P	ERA	WHIP					
Bob Tewksbury, R ERA: 2.81 Bob McClure, L ERA: 9.31 Scott Terry, R ERA: 1.34 Lee Smith, R ERA: 2.38	(1, 1)	7.1	L	29	6	3	3	3	1	0	1	0	0	1	59	89	3.68	0.955				
	(8, 1)	0.0	1	1	0	0	0	0	0	0	0	0	0	2	3	∞	∞					
	(8, 1)	0.2	3	0	0	0	0	0	1	0	0	0	0	4	10	0.00	0.000					
	(9, 1)	1.0	5	2	1	1	0	0	0	0	0	0	0	9	13	9.00	2.000					

AB	35
R	4
H	9
RBI	4
BB	2
SO	3
LOB	13



Batter	1	2	3	4	5	6	7	8	9	AB	R	H	RBI	BB	SO	LOB	BOTTOM					
Milt Thompson, L OBP: 0.411, SLG: 0.543 (1, 7)	G4-3		G3-1		K			K		4	0	0	0	0	2	1	San Diego Padres @ St. Louis Cardinals Busch Stadium, St. Louis, MO Mon Jun 24 1991, 7:05 PM CDT Att: 32,096 - Cloudy - 85 F					
Ozzie Smith, S OBP: 0.414, SLG: 0.372 (1, 6)	L7			FC5-4 1B		G4-3		G5-3 1B		4	1	2	0	0	0	0						
Ray Lankford, L OBP: 0.290, SLG: 0.313 (1, 8)				F9		G6-4-3 BB		K		3	0	1	0	1	1	2						
Pedro Guerrero, R OBP: 0.330, SLG: 0.339 (1, 3)				FC5-4 1B		G6-4-3		G5-3		4	0	0	0	0	1	4						
Felix Jose, S OBP: 0.392, SLG: 0.448 (1, 9)	L7			FC5-4 1B		G4-3		G6-4 1B		4	0	2	1	0	0	0						
Todd Zeile, R OBP: 0.342, SLG: 0.377 (1, 5)	G5-3			FC5-4		G6-3		FC6-4		4	0	0	0	0	0	3						
Tom Pagnozzi, R OBP: 0.294, SLG: 0.319 (1, 2)					G6-3		G4-3			3	0	0	0	0	1	0						
José Oquendo, S OBP: 0.347, SLG: 0.286 (1, 4)			G4-3		SH1-4 BB			G6-3		2	0	0	0	1	0	0						
Bob Tewksbury, R OBP: 0.231, SLG: 0.231 Bob McClure, R (8, 1) Scott Terry, R OBP: 0.250, SLG: 0.250 Luis Alicea, S OBP: 0.400, SLG: 0.375 (8, PH) Lee Smith, R (9, 1)					K			K		1	0	0	0	0	1	0						
Inning Stats	R: 0 E: 0 K: 1 S: 10	H: 1 LOB: 1 BB: 0 P: 16	R: 0 E: 0 K: 1 S: 9	H: 0 LOB: 0 BB: 0 P: 14	R: 0 E: 0 K: 1 S: 10	H: 0 LOB: 0 BB: 0 P: 11	R: 0 E: 0 K: 0 S: 14	H: 2 LOB: 2 BB: 0 P: 19	R: 0 E: 0 K: 1 S: 10	H: 0 LOB: 1 BB: 1 P: 17	R: 0 E: 0 K: 0 S: 5	H: 0 LOB: 0 BB: 1 P: 12	R: 0 E: 0 K: 2 S: 9	H: 0 LOB: 0 BB: 0 P: 14	R: 0 E: 0 K: 2 S: 9	H: 0 LOB: 0 BB: 0 P: 13		R: 1 E: 0 K: 1 S: 13	H: 2 LOB: 1 BB: 0 P: 16	1B: 4 2B: 0 3B: 1 HR: 0	SF: 0 SAC: 1 DP: 1 HBP: 0	WP: 0 PB: 0 SB: 1 CS: 0
PITCHER	IP	WLS	BF	H	R	ER	SO	BB	IBB	HBP	BLK	WP	HR	S	P	ERA	WHIP					
Adam Peterson, R ERA: 2.52 John Costello, R ERA: 3.14 Craig Lefferts, L ERA: 4.29	(1, 1)	7.0	W	25	3	0	0	4	2	0	0	0	0	0	67	103	0.00	0.714				
	(8, 1)	1.0	3	0	0	0	2	0	0	0	0	0	0	9	13	0.00	0.000					
	(9, 1)	1.0	5	2	1	1	1	0	0	0	0	0	0	13	16	9.00	2.000					

AB	30
R	1
H	5
RBI	1
BB	2
SO	7
LOB	10



Batter	1	2	3	4	5	6	7	8	9	AB	R	H	RBI	BB	SO	LOB	TOP				
Bip Roberts, S OBP: 0.336, SLG: 0.312 (1, 8)	G4-3 1B		FC6-4 1B		K		1-2 3-H 1B		G5-3	5	0	2	1	0	1	1					
Tony Fernandez, S OBP: 0.370, SLG: 0.398 (1, 6)	P6		FC6-4 1-2			G4-3 1B		G3-1	F7	5	0	1	0	0	0	3					
Tony Gwynn, L OBP: 0.394, SLG: 0.505 (1, 9)	FC4-6 1B			F8		G4-3		L8		4	0	1	0	0	0	1					
Fred McGriff, L OBP: 0.397, SLG: 0.486 (1, 3)	FC4-6 1-2			F7		L6		G4-3		4	0	0	0	0	0	2					
Jerald Clark, R OBP: 0.337, SLG: 0.429 (1, 7)		CS BB				F9		E6 1B 2B		2	1	0	0	2	0	1					
Bento Santiago, R OBP: 0.281, SLG: 0.381 (1, 2)	F7			F8			F8	2B 1-2 1B		4	0	1	0	0	0	2					
Tim Teufel, R OBP: 0.350, SLG: 0.352 (1, 4)	G6-3 1-2				G5-3 1B		FC5-4 BB 1B	1-3 2-H 2B		3	1	2	1	1	0	1					
Paul Faries, R OBP: 0.300, SLG: 0.203 (1, 5)			K		G5-3		FC5-4 BB	G6-3		3	0	0	0	1	1	3					
Andy Benes, R OBP: 0.196, SLG: 0.172 (4, 1)			K			F7		G6-3		1	0	0	0	0	1	0					
Shawn Abner, R OBP: 0.316, SLG: 0.243 (5, PH)										0	0	0	0	0	0	1					
Mike Maddux, R OBP: 0.325, SLG: 0.687 (5, 1)										0	0	0	0	0	0	0					
Brian Dorsett, R OBP: 0.152, SLG: 0.125 (7, PH)										0	0	0	0	0	0	2					
Rich Rodriguez, L OBP: 0.296, SLG: 0.383 (7, 1)										0	0	0	0	0	0	0					
Darin Jackson, R OBP: 0.296, SLG: 0.383 (9, PH)										1	0	0	0	0	0	0					
Inning Stats	R: 0 E: 0 K: 0 S: 13	H: 1 LOB: 1 BB: 0 P: 19	R: 0 E: 0 K: 0 S: 8	H: 0 LOB: 0 BB: 1 P: 15	R: 0 E: 0 K: 2 S: 8	H: 1 LOB: 1 BB: 0 P: 10	R: 0 E: 0 K: 0 S: 7	H: 0 LOB: 1 BB: 1 P: 16	R: 0 E: 0 K: 1 S: 10	H: 1 LOB: 1 BB: 0 P: 15	R: 0 E: 0 K: 0 S: 14	H: 1 LOB: 1 BB: 0 P: 18	R: 1 E: 0 K: 0 S: 16	H: 1 LOB: 2 BB: 2 P: 29	R: 1 E: 1 K: 0 S: 11	H: 2 LOB: 2 BB: 0 P: 17	R: 0 E: 0 K: 0 S: 11	H: 0 LOB: 0 BB: 0 P: 15	1B: 6 2B: 1 3B: 0 HR: 0	SF: 0 SAC: 0 DP: 0 HBP: 0	WP: 0 PA: 38 PB: 0 SB: 0 CS: 1
PITCHER	IP	WLS	BF	H	R	ER	SO	BB	IBB	HBP	BLK	WP	HR	S	P	ERA	WHIP				
Chris Hammond, L ERA: 4.23	6.1	W	26	4	1	1	3	4	0	0	0	0	0	68	111	1.42	1.263				
Keith Brown, R ERA:	1.2		9	3	1	0	0	0	0	0	0	0	0	19	28	0.00	1.800				
Randy Myers, L ERA: 2.75	0.2		2	0	0	0	0	0	0	0	0	0	0	7	9	0.00	0.000				
Rob Dibble, R ERA: 1.5	0.1		1	0	0	0	0	0	0	0	0	0	0	4	6	0.00	0.000				

San Diego Padres @ Cincinnati Reds
Riverfront Stadium, Cincinnati, OH
Tue Jun 25 1991, 7:05 PM EDT
Att: 26,583 - Cloudy - 83 F

livebaseballscorecards.com

AB 34
R 2
H 7
RBI 2
BB 4
SO 3
LOB 17



Batter	1	2	3	4	5	6	7	8	9	AB	R	H	RBI	BB	SO	LOB	BOTTOM				
Bill Doran, S OBP: 0.431, SLG: 0.421 (1, 4)	BB 1B			FC5-4 1B		F7		1B		4	1	3	0	1	0	1					
Billy Hatcher, R OBP: 0.298, SLG: 0.363 (1, 7)	BB HR 1B	L5		FC5-4 1B		FC5-4 1-2 2-3 1B		F8		5	1	2	0	0	0	4					
Barry Larkin, R OBP: 0.393, SLG: 0.524 (1, 6)	L4	F7		FC5-4		G4-3		1-2 3-H 1B		5	0	1	2	0	0	6					
Paul O'Neill, L OBP: 0.354, SLG: 0.518 (1, 9)	HR BB		K			G6-3		P5		4	1	0	0	1	2	5					
Hal Morris, L OBP: 0.343, SLG: 0.474 (1, 3)	P6		G3		L9			2B		4	0	1	0	0	0	5					
Chris Sabo, R OBP: 0.352, SLG: 0.468 (1, 5)	HR BB		K			G6-3		F8		3	1	0	1	1	1	1					
Jeff Reed, L OBP: 0.333, SLG: 0.353 (1, 2)	HR		E6			P5		G6-3		4	1	1	4	0	0	1					
Herm Winningham, L OBP: 0.282, SLG: 0.329 (1, 8)	HR		F8			G4-3		G5-3		4	1	1	1	0	0	1					
Chris Hammond, L OBP: 0.346, SLG: 0.333 (7, 1)	F9									2	1	1	0	1	0	0					
Keith Brown, S ERA:										0	0	0	0	0	0	0					
Chris Jones, R OBP: 0.650, SLG: 0.737 (6, PH)										0	1	0	0	1	0	0					
Randy Myers, L OBP: 0.500, SLG: 0.500 (9, 1)										0	0	0	0	0	0	0					
Rob Dibble, L ERA: 3.24 (9, PH)										0	0	0	0	0	0	0					
Inning Stats	R: 6 E: 0 K: 0 S: 28	H: 4 LOB: 0 BB: 2 P: 47	R: 0 E: 0 K: 1 S: 6	H: 0 LOB: 1 BB: 1 P: 12	R: 0 E: 1 K: 1 S: 12	H: 0 LOB: 1 BB: 0 P: 15	R: 1 E: 0 K: 1 S: 11	H: 2 LOB: 2 BB: 1 P: 22	R: 0 E: 0 K: 0 S: 8	H: 0 LOB: 0 BB: 0 P: 11	R: 0 E: 0 K: 0 S: 8	H: 1 LOB: 1 BB: 0 P: 11	R: 0 E: 0 K: 0 S: 7	H: 1 LOB: 1 BB: 0 P: 10	R: 1 E: 0 K: 0 S: 15	H: 2 LOB: 2 BB: 1 P: 26	R: 1 E: 0 K: 0 S: 11	H: 0 LOB: 0 BB: 0 P: 15	1B: 7 2B: 1 3B: 0 HR: 2	SF: 0 SAC: 0 DP: 0 HBP: 0	WP: 0 PA: 40 PB: 0 SB: 0 CS: 0
PITCHER	IP	WLS	BF	H	R	ER	SO	BB	IBB	HBP	BLK	WP	HR	S	P	ERA	WHIP				
Andy Benes, R ERA: 4.2	3.1	L	21	6	7	7	2	4	0	0	0	0	0	4	4	18.90	3.000				
Tim Scott, R ERA:	0.2		2	0	0	0	1	0	0	0	0	0	0	4	4	0.00	0.000				
Mike Maddux, R ERA: 2.79	2.0		7	1	0	0	0	0	0	0	0	0	0	16	22	0.00	0.500				
Rich Rodriguez, L ERA: 3.24 (7, 1)	2.0		10	3	1	1	0	1	0	0	0	0	0	22	36	4.50	2.000				

San Diego Padres @ Cincinnati Reds
Riverfront Stadium, Cincinnati, OH
Tue Jun 25 1991, 7:05 PM EDT
Att: 26,583 - Cloudy - 83 F

livebaseballscorecards.com

AB 35
R 8
H 10
RBI 8
BB 5
SO 3
LOB 24



Batter	1	2	3	4	5	6	7	8	9	AB	R	H	RBI	BB	SO	LOB	TOP			
Big Roberts, S (1, 4) OBP: 0.331, SLG: 0.307	2-2 L6		3-3 K		2-3 K		0-3 K		1-1 F8	4	0	0	0	0	3	4	San Diego Padres @ Cincinnati Reds Riverfront Stadium, Cincinnati, OH Wed Jun 26 1991, 7:05 PM EDT Att: 30,119 - Sunny - 87 F			
Tim Scott, R (7, 1)										0	0	0	0	0	0	0				
Rich Rodriguez, L (7, 1)										0	0	0	0	0	0	0				
John Costello, R (8, 1)										0	0	0	0	0	0	0				
Brian Dorsett, R (9, PH) OBP: 0.111, SLG: 0.111	1-0 G1-3		0-2 G3-1		0-0 G4-3		1-1 1B		2-3 K	5	0	1	0	0	1	2				
Tony Fernandez, S (1, 6) OBP: 0.397, SLG: 0.394																				
Tony Gwynn, L (1, 9) OBP: 0.392, SLG: 0.502	2-2 G4-3			0-1 HR		0-0 G6-3		3-2 G6-3		4	1	1	0	0	0	3				
Fred McGriff, L (1, 3)		2-1 F8		3-2 HR		0-0 F7		0-0 G3-1		4	1	1	2	0	0	0				
Jerald Clark, R (1, 7) OBP: 0.347, SLG: 0.426		1-1 F8		4-2 BB		4-2 BB		4-2 BB		1	0	0	0	3	0	0				
Benito Santiago, R (1, 2) OBP: 0.277, SLG: 0.375		3-2 P4		2-3 K		1-3 K		0-2 P2		4	0	0	0	0	2	3				
Tim Teufel, R (1, 5) OBP: 0.354, SLG: 0.361			4-2 SH3-4 BB	2-2 F9		0-3 K		1-1 2B		3	0	1	0	1	1	1				
Thomas Howard, S (1, 8) OBP: 0.330, SLG: 0.365		1-2 SH3-4 1B	1-2 SH3-4 1B	2-0 F8		1-2 1B 1B		3-2 F9		4	0	2	0	0	0	3				
Dennis Rasmussen, L (1, 1) OBP: 0.235, SLG: 0.200			0-0 SH3-4		1-1 G6-3		2-1 1B		0-0 F7	1	0	0	0	0	0	0				
Tom Lampkin, L (7, PH) OBP: 0.235, SLG: 0.231										0	0	0	0	0	0	0				
Darin Jackson, R (7, PH) OBP: 0.393, SLG: 0.389										1	0	1	0	0	0	0				
Paul Faries, R (7, 4) OBP: 0.296, SLG: 0.200			1-2 2-3							1	0	0	0	0	0	0				
Inning Stats	R: 0 E: 0 K: 0 S: 8	H: 0 LOB: 0 BB: 0 P: 13	R: 0 E: 0 K: 0 S: 9	H: 0 LOB: 0 BB: 0 P: 15	R: 0 E: 0 K: 1 S: 15	H: 1 LOB: 2 BB: 1 P: 23	R: 2 E: 0 K: 1 S: 17	H: 2 LOB: 1 BB: 1 P: 30	R: 0 E: 0 K: 1 S: 6	H: 0 LOB: 0 BB: 0 P: 9	R: 0 E: 0 K: 2 S: 20	H: 3 LOB: 3 BB: 0 P: 27	R: 0 E: 0 K: 0 S: 13	H: 1 LOB: 2 BB: 1 P: 21	R: 0 E: 0 K: 1 S: 7	H: 0 LOB: 0 BB: 0 P: 10	1B: 5 2B: 1 3B: 0 HR: 1	SF: 0 SAC: 1 DP: 0 HBP: 0	WP: 0 PB: 0 SB: 0 CS: 0	PA: 38
PITCHER	IP	WLS	BF	H	R	ER	SO	BB	IBB	HBP	BLK	WP	HR	S	P	ERA	WHIP			
Scott Scudder, R (1, 1) ERA: 4.18	6.1	W	26	4	2	2	5	3	0	0	0	0	1	69	110	2.84	1.105			
Randy Myers, L (7, 1) ERA: 2.57	2.2	S	12	3	0	0	2	1	0	0	0	0	0	33	50	0.00	1.500			

Batter	1	2	3	4	5	6	7	8	9	AB	R	H	RBI	BB	SO	LOB	BOTTOM			
Billy Hatcher, R (1, 8) OBP: 0.300, SLG: 0.364	1-2 F9		0-0 F9	3-2 1B		0-1 FC5-4 1B		1-2 G6-4-3		5	0	2	0	0	0	1	San Diego Padres @ Cincinnati Reds Riverfront Stadium, Cincinnati, OH Wed Jun 26 1991, 7:05 PM EDT Att: 30,119 - Sunny - 87 F			
Mariano Duncan, R (1, 4) OBP: 0.246, SLG: 0.293	1-0 B1-3 1B		1-0 HR	2-1 F8-3-5		2-1 FC5-4				4	1	2	1	0	0	4				
Barry Larkin, R (1, 6) OBP: 0.400, SLG: 0.526	0-0 B1-3		2-1 S BB E 1B		4-0 1B BB		1-1 CS 2B 1B			3	2	2	0	1	0	1				
Chris Sabo, R (1, 5) OBP: 0.358, SLG: 0.472	4-0 BB		4-0 S G5-3 BB		0-0 F7		2-2 G4-3 2B 2B			2	2	1	1	2	0	1				
Glenn Braggs, R (1, 9) OBP: 0.321, SLG: 0.396	3-2 G4-3		2-2 G5-3		2-0 F8		1-0 G4-3			4	0	0	1	0	0	4				
Chris Jones, R (1, 7) OBP: 0.652, SLG: 0.727		0-0 CS	2-3 K		1-1 1B		2-1 CS 2B			3	0	2	0	0	1	0				
Bill Doran, S (7, PH) OBP: 0.434, SLG: 0.434										1	0	1	1	0	0	0				
Herm Winningham, L (7, FR) OBP: 0.292, SLG: 0.329										0	0	0	0	0	0	0				
Todd Benzinger, S (1, 3) OBP: 0.254, SLG: 0.281	2-1 F9			0-1 FC5-6 1B		1-2 F7		2-3 G6-3		4	0	1	0	0	0	4				
Joe Oliver, R (1, 2) OBP: 0.275, SLG: 0.298	1-2 K			0-1 1B FC5-6 1B		2-2 G4-3		1-2 FC5-6 1B		4	0	2	0	0	1	1				
Scott Scudder, R (1, 1) ERA: 1.62			1-1 HR		0-0 FC5-6 1B		1-1 FC5-6 1B			3	1	1	1	0	0	2				
Randy Myers, L (7, 1) ERA: 2.57										1	0	0	0	0	0	1				
Inning Stats	R: 0 E: 0 K: 0 S: 8	H: 1 LOB: 2 BB: 1 P: 17	R: 0 E: 0 K: 1 S: 7	H: 1 LOB: 0 BB: 0 P: 12	R: 4 E: 0 K: 1 S: 14	H: 3 LOB: 0 BB: 1 P: 26	R: 0 E: 0 K: 0 S: 14	H: 3 LOB: 2 BB: 0 P: 19	R: 0 E: 0 K: 0 S: 7	H: 1 LOB: 1 BB: 0 P: 15	R: 2 E: 0 K: 0 S: 11	H: 3 LOB: 1 BB: 0 P: 17	R: 0 E: 0 K: 0 S: 9	H: 1 LOB: 0 BB: 0 P: 12	R: 0 E: 0 K: 0 S: 9	H: 1 LOB: 0 BB: 0 P: 12	1B: 10 2B: 4 3B: 0 HR: 2	SF: 0 SAC: 0 DP: 3 HBP: 0	WP: 0 PB: 0 SB: 3 CS: 3	PA: 37
PITCHER	IP	WLS	BF	H	R	ER	SO	BB	IBB	HBP	BLK	WP	HR	S	P	ERA	WHIP			
Dennis Rasmussen, L (1, 1) ERA: 1.62	6.0	L	29	10	4	3	2	3	0	0	0	0	0	6	10	27.00	6.000			
Tim Scott, R (7, 1) ERA: 9.0	0.1		3	2	2	1	0	0	0	0	0	0	0	5	7	0.00	1.500			
Rich Rodriguez, L (7, 1) ERA: 3.15	0.2		2	1	0	0	0	0	0	0	0	0	0	9	12	0.00	1.000			
John Costello, R (8, 1) ERA: 2.93	1.0		3	1	0	0	0	0	0	0	0	0	0	9	12	0.00	1.000			



Batter	1	2	3	4	5	6	7	8	9	AB	R	H	RBI	BB	SO	LOB	TOP										
Bip Roberts, S (1, 4) OBP: 0.328, SLG: 0.305 Tim Teufel, R (4, 4) OBP: 0.357, SLG: 0.364 (6, 5)	F7		K			K	1B			2	0	0	0	0	1	0	San Diego Padres @ Cincinnati Reds Riverfront Stadium, Cincinnati, OH Thu Jun 27 1991, 3:33 AM EDT Att: 31,014 - Cloudy - 81 F										
Thomas Howard, S (1, 8) OBP: 0.328, SLG: 0.370	F7			G4-3		G3-1	F8			4	0	1	0	0	0	2											
Tony Gwynn, L (1, 9) OBP: 0.390, SLG: 0.498	G3-1			F8		G3-1				4	0	1	0	0	0	1											
Fred McGriff, L (1, 3) OBP: 0.397, SLG: 0.490		P6		2B	BB	BB				2	0	0	0	2	0	1											
Jerald Clark, R (1, 7) OBP: 0.356, SLG: 0.433		G6-3	BB							2	0	1	0	2	0	0											
Scott Coolbaugh, R (1, 5) OBP: 0.294, SLG: 0.324 Tony Fernandez, S (6, PH) OBP: 0.365, SLG: 0.392 (6, 6)	G6-3			P5		P4				2	0	0	0	0	0	3											
Tom Lampkin, L (1, 2) OBP: 0.227, SLG: 0.256						P4				2	0	0	0	0	1	3											
Paul Faries, R (1, 6) OBP: 0.280, SLG: 0.188 (6, 4)				P2		P3				4	0	1	0	0	0	1											
Jose Melendez, R (1, 1) OBP: 0.143, SLG: 0.077 Brian Dorsett, R (7, PH) OBP: 0.100, SLG: 0.100 Mike Maddux, L (7, 1) OBP: 0.375, SLG: 0.167				P3		P3				4	0	0	0	0	1	1											
Jose Melendez, R (1, 1) OBP: 0.143, SLG: 0.077 Brian Dorsett, R (7, PH) OBP: 0.100, SLG: 0.100 Mike Maddux, L (7, 1) OBP: 0.375, SLG: 0.167				K		K				2	0	0	0	0	2	0											
Inning Stats	R: 0 E: 0 K: 0 S: 7	H: 0 LOB: 0 BB: 0 P: 11	R: 0 E: 0 K: 0 S: 10	H: 0 LOB: 1 BB: 1 P: 18	R: 0 E: 0 K: 2 S: 7	H: 0 LOB: 0 BB: 0 P: 12	R: 0 E: 0 K: 0 S: 10	H: 1 LOB: 2 BB: 1 P: 16	R: 0 E: 0 K: 1 S: 9	H: 0 LOB: 0 BB: 0 P: 13	R: 0 E: 0 K: 1 S: 21	H: 1 LOB: 3 BB: 2 P: 33	R: 0 E: 0 K: 0 S: 9	H: 2 LOB: 2 BB: 0 P: 13	R: 0 E: 0 K: 0 S: 5	H: 1 LOB: 0 BB: 0 P: 8	R: 0 E: 0 K: 2 S: 7	H: 0 LOB: 0 BB: 0 P: 11	1B: 2 2B: 3 3B: 0 HR: 0	SF: 0 SAC: 0 DP: 1 HBP: 0	WP: 0 PB: 0 SB: 0 CS: 0	PA: 35					
PITCHER	IP	WLS	BF	H	R	ER	SO	BB	IBB	HBP	BLK	WP	HR	S	P	ERA	WHIP										
Jack Armstrong, R (1, 1) ERA: 4.89	5.2	W	23	2	0	0	4	4	0	0	0	0	0	53	90	0.00	1.059										
Ted Power, R (6, 1) ERA: 3.33	2.1		9	3	0	0	0	0	0	0	0	0	0	25	34	0.00	1.286										
Rob Dibble, R (9, 1) ERA: 1.46	1.0	S	3	0	0	0	2	0	0	0	0	0	0	7	11	0.00	0.000										

Batter	1	2	3	4	5	6	7	8	9	AB	R	H	RBI	BB	SO	LOB	BOTTOM										
Bill Doran, S (1, 4) OBP: 0.423, SLG: 0.421	F8		L3			F9				4	0	0	0	0	0	1	San Diego Padres @ Cincinnati Reds Riverfront Stadium, Cincinnati, OH Thu Jun 27 1991, 3:33 AM EDT Att: 31,014 - Cloudy - 81 F										
Barry Larkin, R (1, 6) OBP: 0.402, SLG: 0.559	HR		F8			HR				4	2	2	3	0	1	0											
Eric Davis, R (1, 8) OBP: 0.386, SLG: 0.427 Herm Winningham, L (8, 8) OBP: 0.282, SLG: 0.329	G5-3					F9				3	0	0	0	0	0	0											
Paul O'Neill, L (1, 9) OBP: 0.352, SLG: 0.513						FC6-4				4	0	1	0	0	0	1											
Hal Morris, L (1, 3) OBP: 0.338, SLG: 0.465 Rob Dibble, L (9, 1)	K					FC6-4				4	0	0	0	0	0	0											
Chris Sabo, R (1, 5) OBP: 0.356, SLG: 0.469						F8				4	0	0	0	0	0	0											
Jeff Reed, L (1, 2) OBP: 0.340, SLG: 0.362						F8				4	0	1	0	0	0	0											
Billy Hatcher, R (1, 7) OBP: 0.300, SLG: 0.360						P4				2	0	1	0	1	1	0											
Jack Armstrong, R (1, 1) OBP: 0.125, SLG: 0.087 Ted Power, R (6, 1) Todd Benzinger, S (9, 3) OBP: 0.254, SLG: 0.281						G1-3				1	1	0	0	1	0	0											
Jack Armstrong, R (1, 1) OBP: 0.125, SLG: 0.087 Ted Power, R (6, 1) Todd Benzinger, S (9, 3) OBP: 0.254, SLG: 0.281						G1-3				1	0	0	0	0	1	2											
Inning Stats	R: 1 E: 0 K: 1 S: 15	H: 2 LOB: 1 BB: 0 P: 26	R: 0 E: 0 K: 1 S: 8	H: 0 LOB: 0 BB: 0 P: 14	R: 0 E: 0 K: 0 S: 7	H: 0 LOB: 0 BB: 0 P: 9	R: 0 E: 0 K: 0 S: 13	H: 1 LOB: 3 BB: 1 P: 23	R: 2 E: 0 K: 0 S: 16	H: 1 LOB: 0 BB: 1 P: 24	R: 0 E: 0 K: 1 S: 10	H: 1 LOB: 2 BB: 1 P: 19	R: 0 E: 0 K: 1 S: 7	H: 0 LOB: 0 BB: 0 P: 10	R: 0 E: 0 K: 0 S: 5	H: 0 LOB: 0 BB: 0 P: 7	R: 0 E: 0 K: 0 S: 5	H: 0 LOB: 0 BB: 0 P: 7	1B: 2 2B: 1 3B: 0 HR: 2	SF: 0 SAC: 0 DP: 0 HBP: 1	WP: 0 PB: 0 SB: 0 CS: 0	PA: 33					
PITCHER	IP	WLS	BF	H	R	ER	SO	BB	IBB	HBP	BLK	WP	HR	S	P	ERA	WHIP										
Jose Melendez, R (1, 1) ERA: 4.12	6.0	L	27	5	3	3	3	2	1	1	0	0	0	69	115	4.50	1.167										
Mike Maddux, R (7, 1) ERA: 2.66	2.0		6	0	0	0	1	0	0	0	0	0	0	12	17	0.00	0.000										

AB	31
R	0
H	5
RBI	0
BB	4
SO	6
LOB	13



AB	29
R	3
H	5
RBI	3
BB	3
SO	4
LOB	9



Batter	1	2	3	4	5	6	7	8	9	AB	R	H	RBI	BB	SO	LOB	TOP			
Mike Felder, S OBP: 0.352, SLG: 0.381 (1, 9)	1-1 G1-6-3 1B		0-0 F8			4-1 F9 HR BB	1-2 G6-3			3	1	1	0	1	0	2				
Willie McGee, S OBP: 0.371, SLG: 0.448 (1, 8)	0-0 G1-6-3 1-2f			4-2 F7 1B BB		4-1 HR BB		1-2 F9		2	1	0	0	2	0	1				
Will Clark, L OBP: 0.339, SLG: 0.488 (1, 3)	2-3 K2-3			2-0 F7 1B		0-0 F9		2-1 P3		4	0	1	0	0	1	2				
Kevin Mitchell, R OBP: 0.377, SLG: 0.587 (1, 7)		1-0 G5-3		0-0 F7 1-2 2-3		0-2 HR		0-1 F7		4	1	1	3	0	0	2				
Matt Williams, R OBP: 0.264, SLG: 0.399 (1, 5)	2-2 CS 1B			0-0 G5-3		0-0 F9		2-1 L8		4	0	1	0	0	0	2				
Greg Litton, R OBP: 0.236, SLG: 0.278 (1, 4)	1 SAFE 2-3 K			1-2 F7		2-1 G2-3		2-3 K		4	0	0	0	0	2	3				
Tony Perezchica, R OBP: 0.333, SLG: 0.471 Mike Kingery, L OBP: 0.310, SLG: 0.279 (9, PH)			0-1 F8		1-1 F7		1-0 SH1-3 2B		3-2 G3	3	0	1	0	0	0	0				
Steve Decker, R OBP: 0.261, SLG: 0.333 (1, 2)			2-1 F8		1-1 P3		2-0 SH1-3			2	0	0	0	0	0	0				
Don Robinson, R OBP: 0.217, SLG: 0.227 Kelly Downs, R (5, 1) Dave Anderson, R OBP: 0.304, SLG: 0.331 Francisco Oliveras, R OBP: 0.333, SLG: 0.333 (7, 1)			4-1 BB		1-3 K		0-3 K			1	0	0	0	1	1	0				
Inning Stats	R: 0 E: 0 K: 1 S: 6	H: 1 LOB: 0 BB: 0 P: 9	R: 0 E: 0 K: 1 S: 8	H: 1 LOB: 0 BB: 0 P: 13	R: 0 E: 0 K: 0 S: 6	H: 0 LOB: 1 BB: 1 P: 12	R: 0 E: 0 K: 0 S: 9	H: 1 LOB: 2 BB: 1 P: 16	R: 0 E: 0 K: 1 S: 8	H: 0 LOB: 0 BB: 0 P: 11	R: 3 E: 0 K: 0 S: 9	H: 1 LOB: 0 BB: 2 P: 19	R: 0 E: 0 K: 1 S: 8	H: 1 LOB: 1 BB: 0 P: 12	R: 0 E: 0 K: 1 S: 10	H: 0 LOB: 0 BB: 0 P: 17	1B: 3 2B: 1 3B: 0 HR: 1	SF: 0 SAC: 1 DP: 1 HBP: 0	WP: 0 PB: 0 SB: 0 CS: 1	PA: 34
PITCHER	IP ERA: 2.94	WLS BF	H R ER SO	R LOB BB P	BB IBB HBP BLK	WP HR S P	ERA WHIP	PITCHER	IP ERA: 2.42	WLS BF	H R ER SO	R LOB BB P	BB IBB HBP BLK	WP HR S P	ERA WHIP					

San Francisco Giants @ San Diego Padres
Jack Murphy Stadium, San Diego, CA
Fri Jun 28 1991, 10:05 PM EDT
Att: 23,524 - Sunny - 75 F

livebaseballscores.com

AB 29
R 3
H 5
RBI 3
BB 4
SO 5
LOB 13

GIANTS

Batter	1	2	3	4	5	6	7	8	9	AB	R	H	RBI	BB	SO	LOB	BOTTOM			
Thomas Howard, S OBP: 0.323, SLG: 0.363 (1, 8)	0-0 L8		2-1 F8		0-0 BB S 1B	0-1 F9		2-2 G4-3		5	1	1	0	0	0	3				
Tony Fernandez, S OBP: 0.380, SLG: 0.386 (1, 6)	1-2 G4-3		0-1 P4		1 SAFE 2-3 K	3-1 F7				4	0	0	0	0	1	5				
Tony Gwynn, L OBP: 0.392, SLG: 0.500 (1, 9)	0-1 2B			0-1 G3-1	4-0 BB 1B IBB		3-2 P6			3	1	1	0	1	0	0				
Fred McGriff, L OBP: 0.398, SLG: 0.486 (1, 3)	4-0 FC4-6 IBB			1-2 G1-3	4-2 1B BB		1-2 P5			2	0	0	1	2	0	0				
Jerald Clark, R OBP: 0.365, SLG: 0.458 (1, 7)	1-2 FC4-6			4-2 BB	0-0 1-2 2-H 3-H 1B		1-0 HR			3	1	2	3	1	0	2				
Benito Santiago, R OBP: 0.273, SLG: 0.370 (1, 2)		0-0 L9		3-0 F8	1-2 L9		1-0 G1-3			4	0	0	0	0	0	3				
Tim Lincecum, R OBP: 0.200, SLG: 0.111 Tom Lampkin, L OBP: 0.222, SLG: 0.250 Larry Andersen, R (9, 1)		2-1 G5-4-3 1B			1-1 E 2B	4-1 F9 SH1-3 BB		1-2 SH1-3 1B		2	1	2	0	1	0	0				
Scott Coolbaugh, R OBP: 0.290, SLG: 0.319 (1, 5)	1 SAFE 1 SAFE 1 SAFE 1 SAFE	2-1 G5-4-3			1-1 F8	2-0 SH1-3		2-1 SH1-3		2	0	0	0	0	0	2				
Bruce Hurst, L ERA: 4.54 Tom Lampkin, L OBP: 0.222, SLG: 0.250 Larry Andersen, R (9, 1)			2-3 K		2-2 E7 1B BB 1B	4-0 BB		1-0 P6		2	1	1	1	1	1	0				
Inning Stats	R: 0 E: 0 K: 0 S: 9	H: 1 LOB: 2 BB: 1 P: 15	R: 0 E: 0 K: 0 S: 5	H: 1 LOB: 0 BB: 0 P: 9	R: 0 E: 0 K: 1 S: 9	H: 0 LOB: 0 BB: 0 P: 13	R: 0 E: 0 K: 0 S: 10	H: 0 LOB: 1 BB: 1 P: 18	R: 4 E: 1 K: 1 S: 19	H: 4 LOB: 2 BB: 2 P: 32	R: 0 E: 0 K: 0 S: 6	H: 0 LOB: 0 BB: 2 P: 19	R: 1 E: 0 K: 0 S: 8	H: 1 LOB: 0 BB: 0 P: 14	R: 0 E: 0 K: 0 S: 12	H: 1 LOB: 1 BB: 0 P: 18	1B: 5 2B: 2 3B: 0 HR: 1	SF: 0 SAC: 2 DP: 1 HBP: 0	WP: 0 PB: 0 SB: 1 CS: 0	PA: 37
PITCHER	IP ERA: 4.54	WLS BF	H R ER SO	R LOB BB P	BB IBB HBP BLK	WP HR S P	ERA WHIP	PITCHER	IP ERA: 2.11	WLS BF	H R ER SO	R LOB BB P	BB IBB HBP BLK	WP HR S P	ERA WHIP					

San Francisco Giants @ San Diego Padres
Jack Murphy Stadium, San Diego, CA
Fri Jun 28 1991, 10:05 PM EDT
Att: 23,524 - Sunny - 75 F

livebaseballscores.com

AB 29
R 5
H 8
RBI 5
BB 6
SO 2
LOB 16

SD

Batter	1	2	3	4	5	6	7	8	9	AB	R	H	RBI	BB	SO	LOB	TOP		
Mike Felder, S OBP: 0.391, SLG: 0.379 (1, 9)										4	1	1	0	0	0	1	San Francisco Giants @ San Diego Padres Jack Murphy Stadium, San Diego, CA Sat Jun 29 1991, 10:05 PM EDT Att: 52,488 - Sunny - 74 F livebaseballscores.com		
Willie McGee, S OBP: 0.370, SLG: 0.443 (1, 8)										3	1	0	0	1	2	0			
Will Clark, L OBP: 0.342, SLG: 0.488 (1, 3)										4	1	2	1	0	1	0			
Matt Williams, R OBP: 0.264, SLG: 0.396 (1, 5)										4	0	1	1	0	1	1			
Mark Leonard, L OBP: 0.284, SLG: 0.386 (1, 7)										3	1	1	2	0	1	2			
Mike Kingery, L OBP: 0.306, SLG: 0.274 (8, 9)										1	0	0	0	0	0	0			
Robby Thompson, R OBP: 0.348, SLG: 0.450 (1, 4)										4	1	1	1	0	0	2			
Terry Kennedy, L OBP: 0.271, SLG: 0.354 (1, 2)										4	1	1	1	0	0	2			
Tony Perezchica, R OBP: 0.333, SLG: 0.450 (1, 6)										3	0	1	0	0	1	0			
Mike Benjamin, R OBP: 0.126, SLG: 0.118 (7, 6)										1	0	0	0	0	1	0			
Trevor Wilson, L OBP: 0.316, SLG: 0.188 (6, 1)										1	0	0	0	0	1	0			
Francisco Oliveras, R OBP: 0.296, SLG: 0.299 (8, 1)										1	0	0	0	0	0	0			
Kevin Mitchell, R OBP: 0.375, SLG: 0.583 (9, PH)										1	0	0	0	0	1	0			
Dave Righetti, L (9, 1)										0	0	0	0	0	0	0			
Inning Stats	R: 2 E: 0 K: 1 S: 12	H: 3 LOB: 2 BB: 1 P: 16	R: 0 E: 0 K: 2 S: 9	H: 0 LOB: 0 BB: 0 P: 10	R: 2 E: 0 K: 1 S: 10	H: 2 LOB: 0 BB: 0 P: 12	R: 0 E: 0 K: 0 S: 8	H: 1 LOB: 1 BB: 0 P: 11	R: 0 E: 0 K: 1 S: 6	H: 0 LOB: 0 BB: 0 P: 10	R: 0 E: 0 K: 0 S: 5	H: 0 LOB: 0 BB: 0 P: 8	R: 0 E: 0 K: 2 S: 9	H: 0 LOB: 0 BB: 0 P: 13	R: 0 E: 0 K: 2 S: 14	H: 2 LOB: 0 BB: 0 P: 22	1B: 5 2B: 0 3B: 0 HR: 3	SF: 0 SAC: 1 DP: 0 HBP: 0	WP: 0 PA: 36 PB: 0 SB: 1 CS: 0
PITCHER	IP WLS BF H R ER SO BB IBB HBP BLK WP HR S P ERA WHIP																		
Ed Whitson, R ERA: 4.85 (1, 1)	5.0 L 22 6 4 4 5 1 0 0 0 0 0 1 45 59 7.20 1.400																		
Adam Peterson, R ERA: 2.4 (6, 1)	2.0 6 0 0 0 0 0 0 0 0 0 0 0 10 15 0.00 0.000																		
Rich Rodriguez, L ERA: 3.5 (8, 1)	1.1 6 2 2 2 2 0 0 0 0 0 0 2 17 25 13.50 1.500																		
Mike Maddux, R ERA: 2.85 (9, 1)	0.2 2 0 0 0 2 0 0 0 0 0 0 0 6 10 0.00 0.000																		

Batter	1	2	3	4	5	6	7	8	9	AB	R	H	RBI	BB	SO	LOB	BOTTOM				
Bip Roberts, S OBP: 0.332, SLG: 0.315 (1, 4)										4	1	1	1	1	0	1	San Francisco Giants @ San Diego Padres Jack Murphy Stadium, San Diego, CA Sat Jun 29 1991, 10:05 PM EDT Att: 52,488 - Sunny - 74 F livebaseballscores.com				
Tony Fernandez, S OBP: 0.395, SLG: 0.384 (1, 6)										4	0	1	0	0	1	2					
Paul Faries, R OBP: 0.289, SLG: 0.200 (9, 6)										1	0	1	0	0	0	0					
Tony Gwynn, L OBP: 0.392, SLG: 0.498 (1, 9)										5	0	2	0	0	0	2					
Fred McGriff, L OBP: 0.401, SLG: 0.488 (1, 3)										3	1	2	0	0	0	1					
Darin Jackson, R OBP: 0.300, SLG: 0.381 (6, PR) (7, 7)										2	0	0	0	0	0	3					
Jerald Clark, R OBP: 0.372, SLG: 0.468 (1, 7) (7, 3)										5	1	3	0	0	1	2					
Bento Santiago, R OBP: 0.276, SLG: 0.372 (1, 2)										4	0	2	1	0	0	2					
Thomas Howard, S OBP: 0.320, SLG: 0.359 (1, 8) (9, 1)										4	0	1	1	0	1	3					
Scott Coolbaugh, R OBP: 0.296, SLG: 0.324 (1, 5)										4	1	2	0	0	1	2					
Ed Whitson, R ERA: 3.67 (1, 1)	5.0 W 23 8 2 2 3 0 0 0 0 0 0 0 55 78 3.60 1.600																				
Francisco Oliveras, R ERA: 2.01 (6, 1)	2.0 6 1 0 0 1 0 0 0 0 0 0 0 12 16 0.00 0.500																				
Jeff Brantley, R ERA: 2.25 (8, 1)	1.0 6 4 1 1 1 0 0 0 0 0 0 0 12 18 9.00 4.000																				
Dave Righetti, L ERA: 4.19 (9, 1)	1.0 S 6 2 1 1 0 1 0 0 0 0 0 0 10 20 9.00 3.000																				
Inning Stats	R: 0 E: 0 K: 0 S: 8	H: 1 LOB: 1 BB: 0 P: 10	R: 0 E: 0 K: 2 S: 9	H: 0 LOB: 0 BB: 0 P: 15	R: 0 E: 0 K: 0 S: 7	H: 0 LOB: 0 BB: 0 P: 10	R: 1 E: 0 K: 0 S: 11	H: 3 LOB: 2 BB: 0 P: 18	R: 1 E: 0 K: 1 S: 15	H: 2 LOB: 1 BB: 0 P: 20	R: 0 E: 0 K: 0 S: 7	H: 2 LOB: 1 BB: 0 P: 8	R: 0 E: 0 K: 1 S: 10	H: 1 LOB: 1 BB: 0 P: 13	R: 1 E: 1 K: 0 S: 12	H: 4 LOB: 2 BB: 0 P: 18	R: 1 E: 1 K: 0 S: 10	H: 2 LOB: 2 BB: 1 P: 20	1B: 13 2B: 1 3B: 1 HR: 0	SF: 0 SAC: 0 DP: 2 HBP: 0	WP: 0 PA: 41 PB: 0 SB: 0 CS: 0
PITCHER	IP WLS BF H R ER SO BB IBB HBP BLK WP HR S P ERA WHIP																				

Batter	1	2	3	4	5	6	7	8	9	10	11	12	AB	R	H	RBI	BB	SO	LOB	TOP				
Brett Butler, L OBP: 0.395, SLG: 0.333 (1.8)	G2-3	L7		G1-3			L7	1B		L5			6	0	1	1	0	0	5					
Juan Samuel, R OBP: 0.365, SLG: 0.457 (1.4)	G6-3		F8 2B		G5-3		BB 1B	K			F8		6	0	2	0	0	1	1					
Daryl Strawberry, L OBP: 0.342, SLG: 0.404 (1.9)	HR		K		F7		BB BB				G4-3		5	1	1	1	1	2	1					
Eddie Murray, S OBP: 0.330, SLG: 0.405 (1.3)	G5-3		F8		F8		BB			K		BB	4	0	0	0	2	1	1					
Kal Daniels, L OBP: 0.327, SLG: 0.420 (1.7)		1B 2B		BB		G6-3 BB	K			G3-1		K	4	1	1	0	2	2	4					
Lenny Harris, L OBP: 0.355, SLG: 0.335 (1.5)		P2		F8		G6-3	G3-1			SH1-4 L5 BB		L9	3	0	0	0	0	0	4					
Stan Javier, S OBP: 0.294, SLG: 0.350 (7. FH)													1	0	0	0	0	0	3					
Mike Sharperson, R OBP: 0.352, SLG: 0.339 (7.5)													1	0	0	0	1	0	0					
Gary Carter, R OBP: 0.355, SLG: 0.435 (1.2)		SH2-4 1B		G4-3 SF8 2B		1B	1B	F9 1B SH1-4		SH1-4 BB		G6-3	5	2	4	0	1	0	0					
Alfredo Griffin, S OBP: 0.274, SLG: 0.263 (1.6)		SH2-4 1B		G4-3		1B	SH1-4	SH1-4		SH1-4			4	0	3	1	0	0	1					
Mike Morgan, R ERA: 2.85 Kevin Gross, R ERA: 4.38 Kevin Hartley, R ERA: 3.67		SH2-4		SF8		L9	F9	F9		HBP		K												
Inning Stats	R: 1 E: 0 K: 12	H: 1 LOB: 0 BB: 0 P: 17	R: 1 E: 0 K: 10	H: 3 LOB: 2 BB: 0 P: 15	R: 0 E: 0 K: 8	H: 1 LOB: 2 BB: 1 P: 17	R: 0 E: 0 K: 9	H: 0 LOB: 0 BB: 0 P: 11	R: 0 E: 0 K: 9	H: 2 LOB: 3 BB: 2 P: 17	R: 0 E: 0 K: 11	H: 1 LOB: 3 BB: 2 P: 22	R: 0 E: 0 K: 8	H: 0 LOB: 0 BB: 0 P: 14	R: 0 E: 0 K: 12	H: 0 LOB: 2 BB: 2 P: 23	R: 0 E: 0 K: 10	H: 1 LOB: 1 BB: 1 P: 17	R: 0 E: 0 K: 13	H: 1 LOB: 1 BB: 0 P: 17	1B: 7 2B: 5 3B: 0 HR: 1	SF: 1 SAC: 3 DP: 2 HBP: 1	WP: 0 PB: 0 SB: 1 CS: 0	PA: 54
PITCHER	Greg Harris, R ERA: 2.85	IP: 6.1 WLS: 29 BF: 9	H: 3 R: 3 ER: 3 SO: 1	BB: 2 IBB: 0 HBP: 0 BLK: 0	WP: 0 HR: 1 S: 59 P: 95	ERA: 4.26 WHIP: 1.737	PITCHER	Craig Leferts, L ERA: 4.43	IP: 2.0 WLS: 7 BF: 4	H: 0 R: 0 ER: 0 SO: 1	BB: 1 IBB: 0 HBP: 0 BLK: 0	WP: 0 HR: 0 S: 16 P: 26	ERA: 0.00 WHIP: 0.500	PITCHER	Jose Melendez, R ERA: 4.02	IP: 1.0 WLS: 4 BF: 1	H: 0 R: 0 ER: 0 SO: 1	BB: 0 IBB: 0 HBP: 0 BLK: 0	WP: 0 HR: 0 S: 13 P: 17	ERA: 0.00 WHIP: 1.000				

Los Angeles Dodgers @ San Diego Padres
Jack Murphy Stadium, San Diego, CA
Thu Jul 04 1991, 10:05 PM EDT
Att. 40,446 - Sunny - 72 F

AB 42
R 4
H 12
RBI 4
BB 7
SO 7
LOB 24



Batter	1	2	3	4	5	6	7	8	9	10	11	12	AB	R	H	RBI	BB	SO	LOB	BOTTOM		
Thomas Howard, S OBP: 0.326, SLG: 0.351 (1.8)	K		CS 1B		E7 1B		1B SF8 BB		1B		G1-3		5	2	2	0	1	1	1			
Tony Fernandez, S OBP: 0.361, SLG: 0.382 (1.6)	1B 2B		1B 2B		G3-1		1B 1B		K		P5		6	1	3	0	0	1	3			
Tony Gwynn, L OBP: 0.390, SLG: 0.494 (1.9)	2B		L6-3 1B		G1-3		SF8		FC6-4 S 1B			K	5	1	4	2	0	1	0			
Fred McGriff, L OBP: 0.405, SLG: 0.494 (1.3)	1B 2B		L6-3 1B		G1-3		G1-3		FC6-4 1B		IBB	SH 1B	5	1	3	2	1	0	3			
Jerald Clark, R OBP: 0.366, SLG: 0.472 (1.7)	K		F8 2B		F8 2B		G6-3		K		K	SH IBB 1B	6	0	2	0	0	3	3			
Benito Santiago, R OBP: 0.272, SLG: 0.369 (1.2)	G6-3		F8		F8		G6-3		G1-3		FC6-4	SH IBB	5	0	0	0	1	0	4			
Tim Lincecum, R OBP: 0.371, SLG: 0.373 (1.4)			G1-3		G1-3		FC6 BB		K		F9	SH	3	0	0	0	1	2	1			
Paul Fayers, R OBP: 0.293, SLG: 0.239 (9.4)			G1-3		G1-3		FC6 BB		K		F9	SH	1	0	0	1	0	0	2			
Scott Coolbaugh, R OBP: 0.303, SLG: 0.323 (1.5)	G5-3		G1-3		G1-3		FC6		F8		G1-3 HBP		3	0	0	0	1	0	1			
Greg Harris, R ERA: 2.85 Kevin Gross, R ERA: 4.38 Kevin Hartley, R ERA: 3.67			K		K		G4-3		K		P3											
Inning Stats	R: 2 E: 0 K: 13	H: 3 LOB: 1 BB: 0 P: 20	R: 0 E: 0 K: 9	H: 0 LOB: 0 BB: 0 P: 13	R: 0 E: 0 K: 8	H: 3 LOB: 1 BB: 0 P: 7	R: 0 E: 0 K: 9	H: 1 LOB: 2 BB: 1 P: 19	R: 1 E: 1 K: 9	H: 1 LOB: 0 BB: 0 P: 16	R: 0 E: 0 K: 7	H: 0 LOB: 1 BB: 1 P: 15	R: 0 E: 0 K: 11	H: 1 LOB: 2 BB: 0 P: 21	R: 0 E: 0 K: 10	H: 0 LOB: 1 BB: 1 P: 18	R: 1 E: 0 K: 10	H: 2 LOB: 3 BB: 1 P: 21	1B: 11 2B: 4 3B: 0 HR: 0	SF: 1 SAC: 1 DP: 1 HBP: 1	WP: 0 PB: 0 SB: 2 CS: 1	PA: 52
PITCHER	Mike Morgan, R ERA: 2.48	IP: 6.1 WLS: 29 BF: 9	H: 4 R: 4 ER: 3 SO: 5	BB: 2 IBB: 1 HBP: 0 BLK: 0	WP: 0 HR: 0 S: 57 P: 101	ERA: 4.26 WHIP: 1.737	PITCHER	Jim Gott, R ERA: 3.45	IP: 0.1 WLS: 5 BF: 2	H: 1 R: 1 ER: 1 SO: 1	BB: 0 IBB: 1 HBP: 0 BLK: 0	WP: 0 HR: 0 S: 10 P: 21	ERA: 27.00 WHIP: 6.000									

Los Angeles Dodgers @ San Diego Padres
Jack Murphy Stadium, San Diego, CA
Thu Jul 04 1991, 10:05 PM EDT
Att. 40,446 - Sunny - 72 F

AB 44
R 5
H 14
RBI 5
BB 5
SO 11
LOB 21



Batter	1	2	3	4	5	6	7	8	9	AB	R	H	RBI	BB	SO	LOB	TOP								
Darrin Jackson, R (1, 8) OBP: 0.312, SLG: 0.491	0-0 CS 1B	0-0 FC5-4			2-2 HR		0-0 E7 1B			4	1	3	2	0	0	2									
Tony Fernandez, S (1, 6) OBP: 0.337, SLG: 0.377	2-3 K		1-2 L3		1-0 G3		0-0 P5			4	0	0	0	0	1	2									
Tony Gwynn, L (1, 9) OBP: 0.385, SLG: 0.488	2-1 G6-3		0-0 G4-3		2-1 G1-3			0-3 K		4	0	0	0	0	1	0									
Fred McGriff, L (1, 3) OBP: 0.406, SLG: 0.506		0-0 HR	3-1 G3		1-0 F9			1-0 1B		4	1	2	1	0	0	0									
Jerald Clark, R (1, 7) OBP: 0.369, SLG: 0.469		2-2 P4		4-0 G5-4-3 BB		2-3 K		1-1 1B		3	0	1	0	1	1	0									
Bento Santiago, R (1, 2) OBP: 0.272, SLG: 0.378		3-2 HR	1-1 G5-4-3		2-3 K			1-0 G5-4-3		4	1	1	1	0	1	3									
Scott Coolbaugh, R (1, 5) OBP: 0.307, SLG: 0.319		2-1 G5-3	4-2 BB		4-0 SH1-3 BB			1-3 K		2	1	0	0	2	1	0									
Paul Faries, R (1, 4) OBP: 0.294, SLG: 0.243		1-0 1B	2-1 F9		1-0 SH1-3			0-0 G5-3		3	0	1	0	0	0	1									
Ed Whitson, R (1, 1) OBP: 0.160, SLG: 0.125		0-0	0-1 G1-3		0-1 G5-3			0-0 G1-3		2	0	1	0	0	0	0									
Tim Teufel, R (7, PH) OBP: 0.369, SLG: 0.370										1	0	0	0	0	0	1									
Rich Rodriguez, L (7, 1) OBP: 0.083, SLG: 0.083										0	0	0	0	0	0	0									
Brian Dorsett, R (9, PH) OBP: 0.083, SLG: 0.083										1	0	0	0	0	0	0									
Mike Maddux, L (9, 1) OBP: 0.375, SLG: 0.167										0	0	0	0	0	0	0									
Inning Stats	R: 0 E: 0 K: 1 S: 9	H: 1 LOB: 0 BB: 0 P: 13	R: 2 E: 0 K: 0 S: 13	H: 4 LOB: 2 BB: 0 P: 21	R: 0 E: 0 K: 0 S: 7	H: 0 LOB: 1 BB: 2 P: 11	R: 0 E: 0 K: 0 S: 6	H: 0 LOB: 1 BB: 2 P: 17	R: 1 E: 0 K: 2 S: 8	H: 1 LOB: 0 BB: 0 P: 13	R: 0 E: 0 K: 2 S: 8	H: 0 LOB: 0 BB: 0 P: 13	R: 1 E: 1 K: 0 S: 5	H: 1 LOB: 1 BB: 1 P: 10	R: 0 E: 0 K: 1 S: 7	H: 2 LOB: 1 BB: 0 P: 10	R: 0 E: 0 K: 1 S: 5	H: 0 LOB: 0 BB: 0 P: 6	1B: 6 2B: 0 3B: 0 HR: 3	SF: 0 SAC: 1 DP: 2 HBP: 0	WP: 0 PB: 0 SB: 0 CS: 1	PA: 36			
PITCHER	IP	WLS	BF	H	R	ER	SO	BB	IBB	HBP	BLK	WP	HR	S	P	ERA	WHIP								
Mike Reminger, L (1, 1) ERA: 4.25	6.2	L	28	7	4	4	3	3	0	0	0	0	3	55	97	5.40	1.500								
Kelly Downs, R (7, 1) ERA: 3.89	1.1		5	2	0	0	1	0	0	0	0	0	0	8	11	0.00	1.500								
Dave Righetti, L (9, 1) ERA: 4.08	1.0		3	0	0	0	1	0	0	0	0	0	0	5	6	0.00	0.000								

San Diego Padres @ San Francisco Giants
Candlestick Park, San Francisco, CA
Fri Jul 05 1991, 10:05 PM EDT
Att: 13,788 - Sunny - 60 F

AB 32
R 4
H 9
RBI 4
BB 3
SO 5
LOB 9



Batter	1	2	3	4	5	6	7	8	9	AB	R	H	RBI	BB	SO	LOB	BOTTOM								
Mike Felder, S (1, 8) OBP: 0.337, SLG: 0.360	2-2 G4-3		2-0 FC6-4 1B		0-0 L8			0-2 G1-3		4	0	1	0	0	0	1									
Robby Thompson, R (1, 4) OBP: 0.341, SLG: 0.436	2-2 P3		2-2 FC6-4			0-0 P5		0-1 G5-3		4	0	0	0	0	0	1									
Will Clark, L (1, 3) OBP: 0.349, SLG: 0.491	1-0 1B			0-0 G6-4-3 1B		1-2 G3		0-1 G3		4	0	2	0	0	0	0									
Kevin Mitchell, R (1, 7) OBP: 0.389, SLG: 0.608	0-1 F8			2-2 G6-4-3		0-0 HR 1B		3-3 K		4	1	1	0	0	1	2									
Matt Williams, R (1, 5) OBP: 0.274, SLG: 0.418		0-1 G3-6-3 1B		3-1 1B		0-2 HR		0-0 G5-3		4	1	3	2	0	0	0									
Mark Leonard, L (1, 9) OBP: 0.271, SLG: 0.350		2-0 F7		0-2 F7		0-0 G6-3		4-1 BB		3	0	0	0	0	0	2									
Kelly Downs, R (7, 1) OBP: 0.329, SLG: 0.273										0	0	0	0	0	0	0									
Dave Righetti, L (9, 1) OBP: 0.329, SLG: 0.273										0	0	0	0	0	0	0									
Mike Kingery, L (9, PH) OBP: 0.329, SLG: 0.273										0	0	0	1	0	0	0									
Terry Kennedy, L (1, 2) OBP: 0.276, SLG: 0.377		0-0 G3-6-3		3-2 FC6-4 1B		2-1 F8		1-1 G5-3		2	0	1	0	0	0	1									
Steve Decker, R (7, PH) ERA: 3.4 OBP: 0.263, SLG: 0.333										2	0	0	0	0	0	1									
AB 32 R 2 H 8 RBI 2 BB 1 SO 1 LOB 9																									
Mike Benjamin, R (1, 6) OBP: 0.143, SLG: 0.135			2-1 G4-3		0-0 FC6-4		0-0 P8			2	0	0	0	0	0	1									
Dave Anderson, R (7, PH) ERA: 3.4 OBP: 0.306, SLG: 0.331					1-2 SH1-4					1	0	0	0	0	0	0									
Mike Reminger, L (1, 1) ERA: 4.71			2-2 P6		2-1 SH1-4		0-2 G6-3			1	0	0	0	0	0	0									
Darnell Coles, R (7, 9) OBP: 0.182, SLG: 0.182										1	0	0	0	0	0	0									
Inning Stats	R: 0 E: 0 K: 0 S: 10	H: 1 LOB: 1 BB: 0 P: 15	R: 0 E: 0 K: 0 S: 4	H: 1 LOB: 0 BB: 0 P: 6	R: 0 E: 0 K: 0 S: 10	H: 1 LOB: 1 BB: 0 P: 17	R: 0 E: 0 K: 0 S: 9	H: 2 LOB: 1 BB: 0 P: 14	R: 0 E: 0 K: 0 S: 9	H: 1 LOB: 0 BB: 0 P: 14	R: 2 E: 0 K: 0 S: 9	H: 2 LOB: 0 BB: 0 P: 10	R: 0 E: 0 K: 0 S: 6	H: 0 LOB: 0 BB: 0 P: 8	R: 0 E: 0 K: 0 S: 7	H: 0 LOB: 0 BB: 0 P: 7	R: 0 E: 0 K: 1 S: 8	H: 0 LOB: 1 BB: 1 P: 16	1B: 7 2B: 0 3B: 0 HR: 1	SF: 0 SAC: 1 DP: 2 HBP: 0	WP: 0 PB: 0 SB: 0 CS: 0	PA: 34			
PITCHER	IP	WLS	BF	H	R	ER	SO	BB	IBB	HBP	BLK	WP	HR	S	P	ERA	WHIP								
Ed Whitson, R (1, 1) ERA: 4.71	6.0	W	24	8	2	2	0	0	0	0	0	0	1	51	76	3.00	1.333								
Rich Rodriguez, L (7, 1) ERA: 3.4	2.0		6	0	0	0	0	0	0	0	0	0	0	13	15	0.00	0.000								
Mike Maddux, R (9, 1) ERA: 2.52	1.0	S	4	0	0	0	1	1	0	0	0	0	0	8	16	0.00	1.000								

San Diego Padres @ San Francisco Giants
Candlestick Park, San Francisco, CA
Fri Jul 05 1991, 10:05 PM EDT
Att: 13,788 - Sunny - 60 F

AB 32
R 2
H 8
RBI 2
BB 1
SO 1
LOB 9



Batter	1	2	3	4	5	6	7	8	9	AB	R	H	RBI	BB	SO	LOB	TOP																					
Thomas Howard, S (1, 8) OBP: 0.324, SLG: 0.343	1-3 K			3-2 F7		0-0 F9			4-0 1B G1-3 BB	3	0	0	0	1	1	0	San Diego Padres @ San Francisco Giants Candlestick Park, San Francisco, CA Sat Jul 06 1991, 6:33 AM EDT Att: 27,706 - Sunny - 67 F																					
Tony Fernandez, S (1, 6) OBP: 0.355, SLG: 0.374	4-2 G6-4-3 BB			0-0 F8		1-1 P6			0-2 G1-3	3	0	0	0	1	0	1																						
Tony Gwynn, L (1, 9) OBP: 0.386, SLG: 0.486	0-2 G6-4-3			4-2 BB			2-1 F7		1-0 BB	3	0	1	0	1	0	1																						
Fred McGriff, L (1, 3)		4-2 G6-4-3 BB		2-3 K			1-0 F7		1-1 F8	3	0	0	0	1	1	3																						
Jerald Clark, R (1, 7) OBP: 0.364, SLG: 0.462		0-0 G6-4-3			0-3 K		3-2 P3			3	0	0	0	0	1	1																						
Benito Santiago, R (1, 2) OBP: 0.272, SLG: 0.387		3-3 K			2-0 HR			0-1 G1-3		3	1	1	1	0	1	0																						
Scott Coolbaugh, R (1, 5) OBP: 0.302, SLG: 0.313			2-2 G5-3		1-3 K			3-2 F8		3	0	0	0	0	1	0																						
Paul Faries, R (1, 4) OBP: 0.284, SLG: 0.234			0-0 G4-3		1-0 F9			3-2 P6		3	0	0	0	0	0	0																						
Andy Benes, R (1, 1) OBP: 0.139, SLG: 0.152			2-3 K			1-3 K			0-0 P7	2	0	0	0	0	2	0																						
Darrin Jackson, R (9, PH) OBP: 0.310, SLG: 0.487										1	0	0	0	0	0	0																						
Inning Stats	R: 0 E: 0 K: 1 S: 8	H: 0 LOB: 0 BB: 1 P: 13	R: 0 E: 0 K: 1 S: 8	H: 0 LOB: 0 BB: 1 P: 15	R: 0 E: 0 K: 1 S: 7	H: 0 LOB: 0 BB: 0 P: 11	R: 0 E: 0 K: 1 S: 11	H: 0 LOB: 1 BB: 1 P: 20	R: 1 E: 0 K: 2 S: 8	H: 1 LOB: 0 BB: 0 P: 12	R: 0 E: 0 K: 1 S: 6	H: 0 LOB: 0 BB: 0 P: 8	R: 0 E: 0 K: 0 S: 10	H: 0 LOB: 0 BB: 0 P: 16	R: 0 E: 0 K: 0 S: 13	H: 0 LOB: 0 BB: 0 P: 19	R: 0 E: 0 K: 0 S: 7	H: 1 LOB: 2 BB: 1 P: 13	1B: 1 2B: 0 3B: 0 HR: 1	SF: 0 SAC: 0 DP: 2 HBP: 0	WP: 0 PB: 0 SB: 0 CS: 0	PA: 31																
PITCHER	IP	WLS	BF	H	R	ER	SO	BB	IBB	HBP	BLK	WP	HR	S	P	ERA	WHIP	PITCHER				IP	WLS	BF	H	R	ER	SO	BB	IBB	HBP	BLK	WP	HR	S	P	ERA	WHIP
Don Robinson, R (1, 1) ERA: 4.14	8.2	W	30	2	1	1	7	4	0	0	0	0	1	76	124	1.04	0.692																					
Dave Righetti, L (9, 1) ERA: 4.05	0.1	S	1	0	0	0	0	0	0	0	0	0	0	2	3	0.00	0.000																					

AB	27
R	1
H	2
RBI	1
BB	4
SO	7
LOB	6



Batter	1	2	3	4	5	6	7	8	9	AB	R	H	RBI	BB	SO	LOB	BOTTOM																					
Mike Felder, S (1, 8) OBP: 0.336, SLG: 0.356	0-1 P3			1-2 F8		4-2 BB		2-2 P6		3	0	0	0	1	0	0	San Diego Padres @ San Francisco Giants Candlestick Park, San Francisco, CA Sat Jul 06 1991, 6:33 AM EDT Att: 27,706 - Sunny - 67 F																					
Mike Kingsley, L (1, 9) OBP: 0.313, SLG: 0.257	1-3 K			2-2 F8		0-1 F7		2-2 F7		4	0	0	0	0	1	1																						
Will Clark, L (1, 3) OBP: 0.351, SLG: 0.502	2-2 G4-3			2-2 G6-3			1-1 1B G6-3	2-0 HR		4	2	2	1	0	0	0																						
Kevin Mitchell, R (1, 7) OBP: 0.385, SLG: 0.599		1-2 F9			2-1 G5-4-3 1B		3-2 G6-3	3-3 K		4	0	1	0	0	1	1																						
Matt Williams, R (1, 5) OBP: 0.271, SLG: 0.413		1-2 P4			2-2 G5-4-3		1-3 K			3	0	0	0	0	1	2																						
Robby Thompson, R (1, 4) OBP: 0.344, SLG: 0.451		0-0 P6			1-2 HR		1-0 CS	1B		3	2	2	2	0	0	0																						
Steve Decker, R (1, 2) OBP: 0.264, SLG: 0.330			2-1 G6-3		1-1 F8		1 SAFE 4-0 1B	1-2 IBB		2	0	0	0	1	0	0																						
Mike Benjamin, R (1, 6) OBP: 0.136, SLG: 0.128			2-2 F9			0-0 F7		2-2 IBB		2	0	0	0	0	0	0																						
Mark Leonard, L (7, PH) OBP: 0.279, SLG: 0.358							1-3 2H 1B			1	0	1	1	0	0	0																						
Dave Anderson, R (7, PR) OBP: 0.306, SLG: 0.331										0	0	0	0	0	0	0																						
Don Robinson, R (1, 1) OBP: 0.192, SLG: 0.200			2-0 G5-3			1-0 P5		1-2 F9		3	0	0	0	0	0	2																						
Dave Righetti, L (9, 1) ERA: 4.16										0	0	0	0	0	0	0																						
Inning Stats	R: 0 E: 0 K: 1 S: 8	H: 0 LOB: 0 BB: 0 P: 11	R: 0 E: 0 K: 0 S: 7	H: 0 LOB: 0 BB: 0 P: 9	R: 0 E: 0 K: 0 S: 8	H: 0 LOB: 0 BB: 0 P: 14	R: 0 E: 0 K: 0 S: 10	H: 0 LOB: 0 BB: 0 P: 15	R: 1 E: 0 K: 0 S: 13	H: 2 LOB: 0 BB: 0 P: 19	R: 0 E: 0 K: 0 S: 7	H: 0 LOB: 1 BB: 1 P: 12	R: 2 E: 0 K: 1 S: 16	H: 3 LOB: 2 BB: 1 P: 29	R: 1 E: 0 K: 1 S: 12	H: 1 LOB: 0 BB: 0 P: 21	1B: 4 2B: 0 3B: 0 HR: 2	SF: 0 SAC: 0 DP: 1 HBP: 0	WP: 0 PB: 0 SB: 0 CS: 1	PA: 31																		
PITCHER	IP	WLS	BF	H	R	ER	SO	BB	IBB	HBP	BLK	WP	HR	S	P	ERA	WHIP	PITCHER				IP	WLS	BF	H	R	ER	SO	BB	IBB	HBP	BLK	WP	HR	S	P	ERA	WHIP
Andy Benes, R (1, 1) ERA: 4.16	8.0	L	31	6	4	3	3	1	1	0	0	0	2	81	130	3.38	0.875																					



Batter	1	2	3	4	5	6	7	8	9	AB	R	H	RBI	BB	SO	LOB	TOP						
Thomas Howard, S (1, 8) OBP: 0.316, SLG: 0.333	2-3 K		1-3 K			1-2 L7		1-1 F7		4	0	0	0	0	2	1							
Tony Fernandez, S (1, 6) OBP: 0.354, SLG: 0.370	0-3 K		2-3 K			2-2 P6		4-2 FC4-6 BB		3	0	0	0	1	2	1							
Tony Gwynn, L (1, 9) OBP: 0.388, SLG: 0.485	1-0 1B			1-0 G6-3		4-0 BB		0-1 FC4-6 1-2		3	0	1	0	1	0	1							
Fred McGriff, L (1, 3) OBP: 0.402, SLG: 0.496	1-1 P6			1-3 K		1-1 G4-3			0-0 G4-3 1B	4	0	1	0	0	1	3							
Jerald Clark, R (1, 7) OBP: 0.366, SLG: 0.462		0-3 K		1-1 P6			0-0 1B		0-0 G4-3 1B	4	0	2	0	0	1	0							
Benito Santiago, R (1, 2) OBP: 0.289, SLG: 0.382		1-2 P3			2-0 G1-3		1-2 P5		3-3 K	4	0	0	0	0	1	3							
Scott Coolbaugh, R (1, 5) OBP: 0.301, SLG: 0.307		4-1 BB			2-2 L3		2-3 K		1-1 G4-3	3	0	0	0	1	1	3							
Paul Faries, R (1, 4) OBP: 0.275, SLG: 0.225		1-1 L1			1-3 K		1-0 G5-3		4-2 BB	3	0	0	0	0	1	2							
Darin Jackson, R (9, PH) OBP: 0.315, SLG: 0.487										0	0	0	0	1	0	0							
Dennis Rasmussen, L (1, 1) OBP: 0.238, SLG: 0.211			3-2 G6-3			1-1 BB 1B		1-1 F7	2-2 G3	2	0	1	0	0	0	0							
Tom Lampkin, L (8, PH) OBP: 0.200, SLG: 0.224										1	0	0	0	0	0	0							
Jose Melendez, R (8, 1) OBP: 0.143, SLG: 0.077										0	0	0	0	0	0	0							
Tim Teufel, R (9, PH) OBP: 0.366, SLG: 0.367										1	0	0	0	0	0	3							
Inning Stats	R: 0 E: 0 K: 2 S: 9	H: 1 LOB: 1 BB: 0 P: 13	R: 0 E: 0 K: 1 S: 9	H: 0 LOB: 1 BB: 1 P: 15	R: 0 E: 0 K: 2 S: 13	H: 0 LOB: 0 BB: 0 P: 19	R: 0 E: 0 K: 1 S: 6	H: 0 LOB: 0 BB: 0 P: 9	R: 0 E: 0 K: 1 S: 8	H: 0 LOB: 0 BB: 0 P: 13	R: 0 E: 0 K: 1 S: 11	H: 1 LOB: 2 BB: 1 P: 20	R: 0 E: 0 K: 1 S: 14	H: 1 LOB: 1 BB: 0 P: 18	R: 0 E: 0 K: 0 S: 8	H: 0 LOB: 1 BB: 1 P: 14	R: 0 E: 0 K: 1 S: 12	H: 2 LOB: 3 BB: 1 P: 22	1B: 5 2B: 0 3B: 0 HR: 0	SF: 0 SAC: 0 DP: 0 HBP: 0	WP: 0 PB: 0 SB: 0 CS: 0	PA: 36	
PITCHER John Burkett, R (1, 1) ERA: 3.09	IP: 9.0 WLS: W BF: 36 H: 5 R: 0 ER: 0 SO: 9 BB: 4 IBB: 0 HBP: 0 BLK: 0 WP: 0 HR: 0 S: 90 P: 143 ERA: 0.00 WHIP: 1.000											PITCHER	IP: 9.0 WLS: W BF: 36 H: 5 R: 0 ER: 0 SO: 9 BB: 4 IBB: 0 HBP: 0 BLK: 0 WP: 0 HR: 0 S: 90 P: 143 ERA: 0.00 WHIP: 1.000										

San Diego Padres @ San Francisco Giants
Candlestick Park, San Francisco, CA
Sun Jul 07 1991, 6:33 AM EDT
Att: 22,568 - Cloudy - 70 F

AB 32
R 0
H 5
RBI 0
BB 4
SO 9
LOB 17



Batter	1	2	3	4	5	6	7	8	9	AB	R	H	RBI	BB	SO	LOB	BOTTOM						
Mike Felder, S (1, 8) OBP: 0.335, SLG: 0.354	3-2 P3		1-0 1B		2-0 G6-3		0-0 B1-3			4	0	1	1	0	0	1							
Robby Thompson, R (1, 4) OBP: 0.343, SLG: 0.445	1-2 G5-3		2-H F7			0-0 B1-3	4-2 BB			3	0	0	0	1	0	1							
Will Clark, L (1, 3) OBP: 0.350, SLG: 0.509	0-3 K			2-1 G4-3		1-0 HR	0-0 G4-3			4	1	1	1	0	1	1							
Kevin Mitchell, R (1, 7) OBP: 0.383, SLG: 0.587		2-0 E5		0-0 P3		4-0 1B SF7 BB		1-2 G5-3		3	1	0	0	1	0	0							
Matt Williams, R (1, 5) OBP: 0.274, SLG: 0.413		2-2 F9		4-1 BB		0-0 1B	1-2 1B		0-0 G6-3	3	0	1	0	1	0	1							
Darnell Coles, R (1, 9) OBP: 0.214, SLG: 0.214		1-1 G4-6-3		0-0 G1-3		0-2 1B		0-3 K		3	0	1	0	0	0	2							
Mike Kingery, L (8, 9) OBP: 0.310, SLG: 0.254						1-2 2-3 1B				1	0	0	0	0	1	0							
Steve Decker, R (1, 2) OBP: 0.270, SLG: 0.343			2-1 G1-3 1B		2-0 G4-3 2B		0-0 SF7			2	1	2	1	0	0	0							
Mike Benjamin, R (1, 6) OBP: 0.128, SLG: 0.119			1-2 G1-3		1-0 G4-3		3-H K			3	0	0	0	0	1	4							
John Burkett, R (1, 1) OBP: 0.125, SLG: 0.129			0-2 P3		0-0 G6-3		1-3 K			3	0	0	0	0	1	2							
Inning Stats	R: 0 E: 0 K: 1 S: 9	H: 0 LOB: 0 BB: 0 P: 13	R: 0 E: 1 K: 0 S: 6	H: 0 LOB: 0 BB: 0 P: 11	R: 1 E: 0 K: 0 S: 11	H: 2 LOB: 1 BB: 0 P: 17	R: 0 E: 0 K: 0 S: 5	H: 0 LOB: 1 BB: 1 P: 11	R: 0 E: 0 K: 0 S: 4	H: 1 LOB: 0 BB: 0 P: 9	R: 2 E: 0 K: 1 S: 13	H: 3 LOB: 2 BB: 1 P: 19	R: 0 E: 0 K: 1 S: 8	H: 0 LOB: 1 BB: 1 P: 13	R: 0 E: 0 K: 1 S: 7	H: 0 LOB: 0 BB: 0 P: 8	1B: 4 2B: 1 3B: 0 HR: 1	SF: 1 SAC: 0 DP: 1 HBP: 0	WP: 0 PB: 0 SB: 0 CS: 0	PA: 33			
PITCHER Dennis Rasmussen, L (1, 1) ERA: 2.11	IP: 7.0 WLS: L BF: 30 H: 6 R: 3 ER: 3 SO: 3 BB: 3 IBB: 0 HBP: 0 BLK: 0 WP: 0 HR: 0 S: 56 P: 93 ERA: 3.86 WHIP: 1.286											PITCHER Jose Melendez, R (8, 1) ERA: 3.92	IP: 1.0 WLS: 3 BF: 3 H: 0 R: 0 ER: 0 SO: 1 BB: 0 IBB: 0 HBP: 0 BLK: 0 WP: 0 HR: 0 S: 7 P: 8 ERA: 0.00 WHIP: 0.000										

San Diego Padres @ San Francisco Giants
Candlestick Park, San Francisco, CA
Sun Jul 07 1991, 6:33 AM EDT
Att: 22,568 - Cloudy - 70 F

AB 29
R 3
H 6
RBI 3
BB 3
SO 4
LOB 12



Batter	1	2	3	4	5	6	7	8	9	AB	R	H	RBI	BB	SO	LOB	TOP								
Thomas Howard, S OBP: 0.312, SLG: 0.329	G6-3		K2-3					G6-3	K	5	0	1	0	0	2	0									
Tony Fernandez, S OBP: 0.352, SLG: 0.368	K		G6-3					L4		5	0	1	0	0	1	1									
Tony Gwynn, L OBP: 0.389, SLG: 0.485	E6								CS	4	1	2	0	0	0	0									
Fred McGriff, L OBP: 0.404, SLG: 0.495										3	1	1	0	1	1	1									
Jerald Clark, R OBP: 0.369, SLG: 0.460	K									3	0	1	1	1	1	2									
Benito Santiago, R OBP: 0.275, SLG: 0.397										4	1	3	1	0	0	1									
Tim Lincecum, R OBP: 0.363, SLG: 0.358										0	0	0	0	0	0	0									
Paul Faries, R OBP: 0.277, SLG: 0.220										2	0	0	0	1	1	1									
Phil Stephenson, L OBP: 0.313, SLG: 0.482										0	0	0	0	0	0	0									
Darrin Jackson, R OBP: 0.313, SLG: 0.482										1	0	0	0	0	0	3									
Larry Andersen, R OBP: 0.299, SLG: 0.305										0	0	0	0	0	0	0									
Bruce Hurst, L OBP: 0.186, SLG: 0.103										2	0	0	0	0	1	1									
Shawn Abner, R OBP: 0.223, SLG: 0.250										1	0	0	0	0	1	0									
Jose Melendez, R OBP: 0.143, SLG: 0.077										0	0	0	0	0	0	0									
Scott Coolbaugh, R OBP: 0.299, SLG: 0.305										1	0	0	0	0	1	0									
Inning Stats	R: 0 E: 1 K: 2 S: 12	H: 1 LOB: 2 BB: 0 P: 17	R: 0 E: 0 K: 1 S: 7	H: 1 LOB: 1 BB: 1 P: 15	R: 0 E: 0 K: 2 S: 10	H: 1 LOB: 1 BB: 0 P: 13	R: 1 E: 1 K: 1 S: 16	H: 1 LOB: 1 BB: 0 P: 22	R: 0 E: 0 K: 1 S: 10	H: 0 LOB: 0 BB: 1 P: 15	R: 0 E: 0 K: 0 S: 9	H: 0 LOB: 1 BB: 1 P: 16	R: 0 E: 0 K: 2 S: 10	H: 0 LOB: 0 BB: 0 P: 13	R: 2 E: 0 K: 0 S: 10	H: 3 LOB: 3 BB: 2 P: 21	R: 0 E: 0 K: 2 S: 10	H: 1 LOB: 0 BB: 0 P: 18	1B: 6 2B: 4 3B: 0 HR: 0	SF: 0 SAC: 0 DP: 1 HBP: 0	WP: 0 PB: 0 SB: 0 CS: 4	PA: 39			
PITCHER	IP	WLS	BF	H	R	ER	SO	BB	IBB	HBP	BLK	WP	HR	S	P	ERA	WHIP								
Dwight Gooden, R ERA: 4.08	7.2		32	7	3	2	9	3	0	0	0	0	0	82	124	2.35	1.304								
Alejandro Pena, R ERA: 2.75	0.0		2	1	0	0	0	0	1	0	0	0	0	1	7	∞	∞								
John Franco, L ERA: 2.83	1.1	W	4	1	0	0	2	0	0	0	0	0	0	11	19	0.00	0.750								

San Diego Padres @ New York Mets
Shea Stadium, Flushing, NY
Thu Jul 11 1991, 7:05 PM EDT
Att: 32,208 - Cloudy - 85 F

AB 31
R 3
H 9
RBI 2
BB 3
SO 9
LOB 10



Batter	1	2	3	4	5	6	7	8	9	AB	R	H	RBI	BB	SO	LOB	BOTTOM								
Keith Miller, R OBP: 0.369, SLG: 0.468	F8									4	0	1	0	0	0	1									
Kevin Elster, R OBP: 0.295, SLG: 0.353	G5-3									4	0	1	0	0	1	1									
Kevin McReynolds, R OBP: 0.364, SLG: 0.462	G6-3									5	0	3	1	0	0	2									
Howard Johnson, S OBP: 0.352, SLG: 0.546										4	1	1	0	0	0	2									
Hubie Brooks, R OBP: 0.356, SLG: 0.484										4	2	2	1	0	0	1									
Dave Magadan, L OBP: 0.371, SLG: 0.331										4	0	1	1	0	1	1									
Mark Carreon, R OBP: 0.287, SLG: 0.341										3	0	1	1	0	1	1									
Daryl Boston, L OBP: 0.328, SLG: 0.409										1	0	1	0	0	0	0									
Charlie O'Brien, R OBP: 0.233, SLG: 0.163										2	0	0	0	1	0	2									
Mackey Casser, L OBP: 0.329, SLG: 0.493										1	0	0	0	0	0	0									
Dwight Gooden, R OBP: 0.174, SLG: 0.261										3	0	0	0	0	1	3									
Alejandro Pena, R										0	0	0	0	0	0	0									
John Franco, L										0	0	0	0	0	0	0									
Gregg Jefferies, S OBP: 0.346, SLG: 0.415										0	1	0	0	1	0	0									
Inning Stats	R: 0 E: 0 K: 0 S: 8	H: 0 LOB: 0 BB: 0 P: 14	R: 1 E: 0 K: 0 S: 11	H: 1 LOB: 0 BB: 0 P: 19	R: 0 E: 0 K: 1 S: 15	H: 2 LOB: 2 BB: 0 P: 19	R: 0 E: 0 K: 2 S: 11	H: 1 LOB: 1 BB: 0 P: 14	R: 0 E: 0 K: 1 S: 5	H: 0 LOB: 1 BB: 1 P: 10	R: 2 E: 0 K: 0 S: 14	H: 4 LOB: 2 BB: 0 P: 21	R: 0 E: 0 K: 0 S: 8	H: 1 LOB: 1 BB: 0 P: 13	R: 0 E: 0 K: 0 S: 10	H: 1 LOB: 0 BB: 0 P: 16	R: 1 E: 0 K: 0 S: 11	H: 1 LOB: 2 BB: 2 P: 24	1B: 9 2B: 1 3B: 0 HR: 1	SF: 0 SAC: 0 DP: 0 HBP: 0	WP: 0 PB: 0 SB: 0 CS: 1	PA: 40			
PITCHER	IP	WLS	BF	H	R	ER	SO	BB	IBB	HBP	BLK	WP	HR	S	P	ERA	WHIP								
Bruce Hurst, L ERA: 3.29	6.0		27	8	3	3	4	1	0	0	0	0	0	8	13	0.00	1.000								
Jose Melendez, R ERA: 3.53	1.0		4	1	0	0	0	0	0	0	0	0	0	8	13	0.00	1.000								
Larry Andersen, R ERA: 3.0	1.2	L	8	2	1	1	0	1	1	0	0	0	0	21	40	5.40	1.800								

San Diego Padres @ New York Mets
Shea Stadium, Flushing, NY
Thu Jul 11 1991, 7:05 PM EDT
Att: 32,208 - Cloudy - 85 F

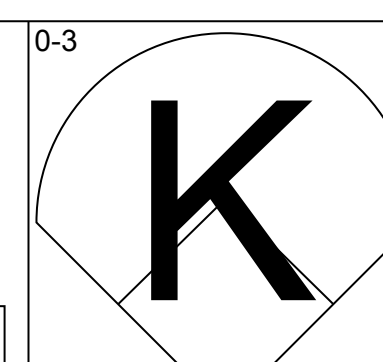
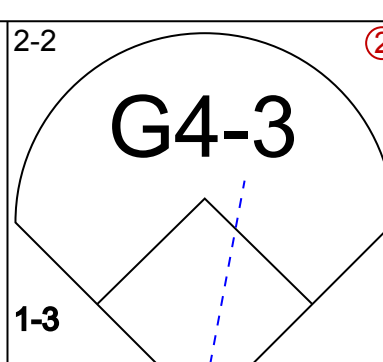
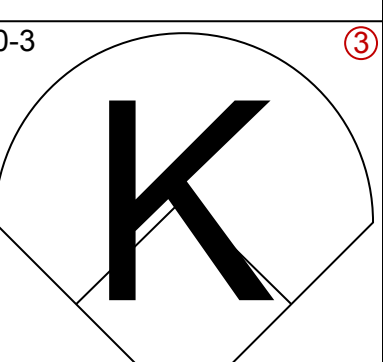
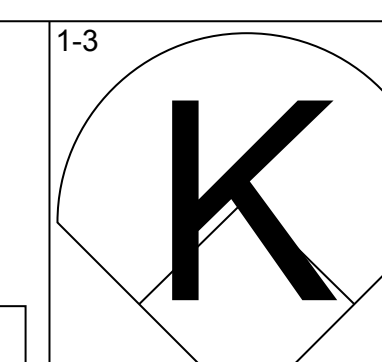
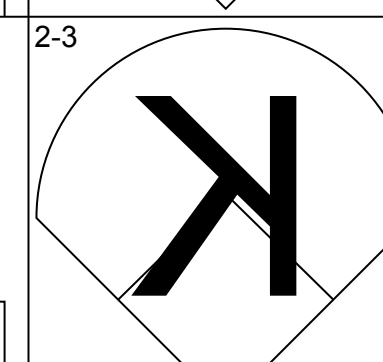
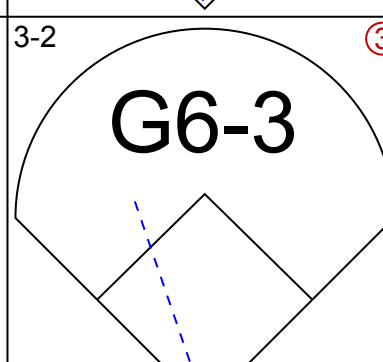
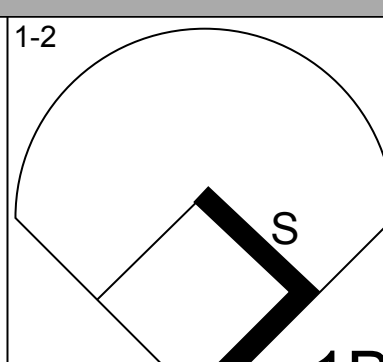
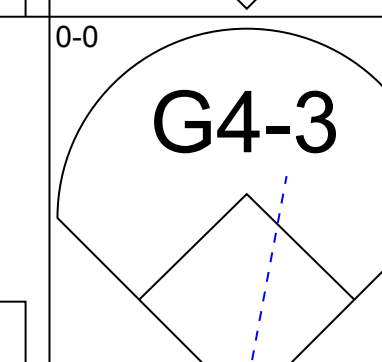
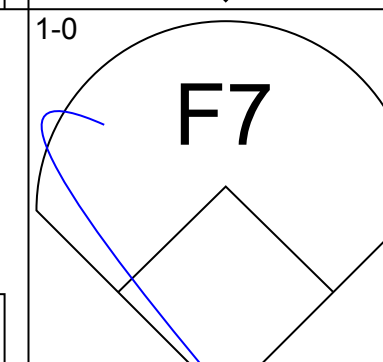
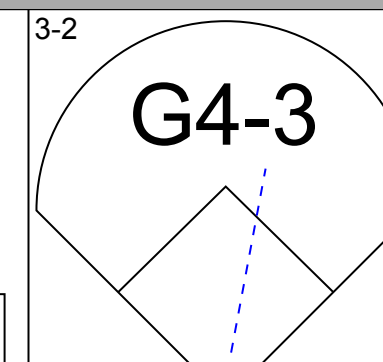
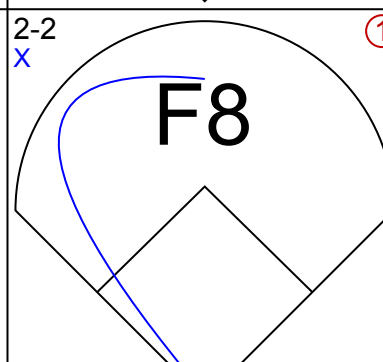
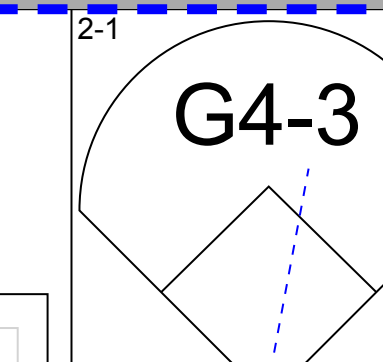
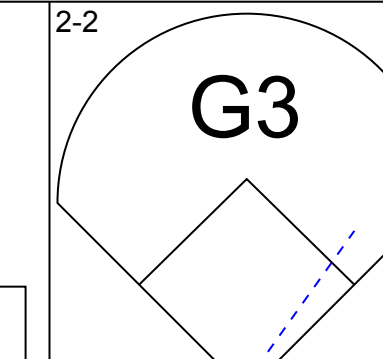
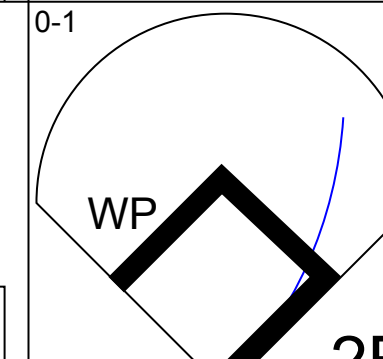
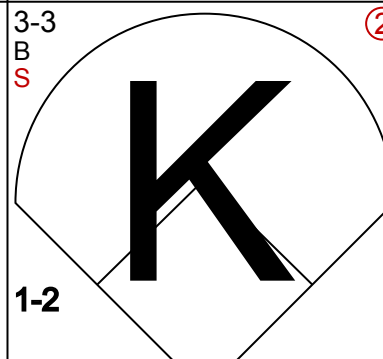
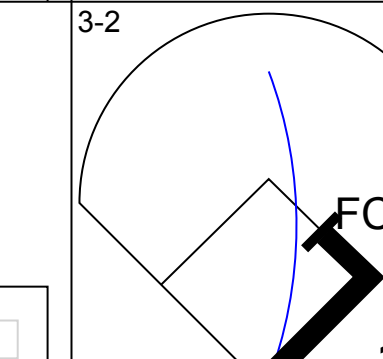
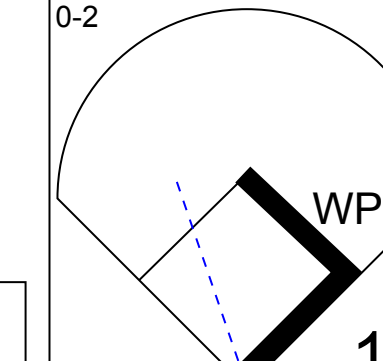
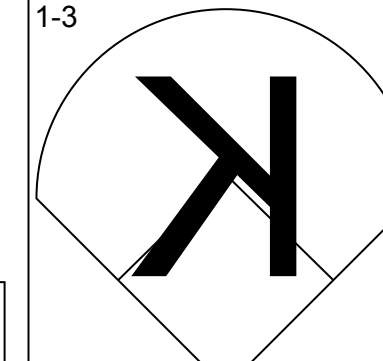
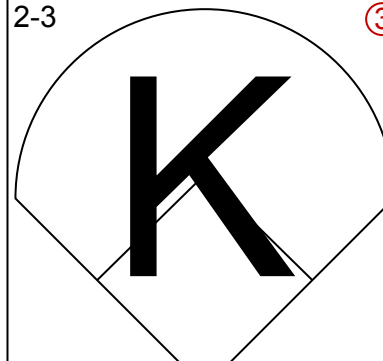
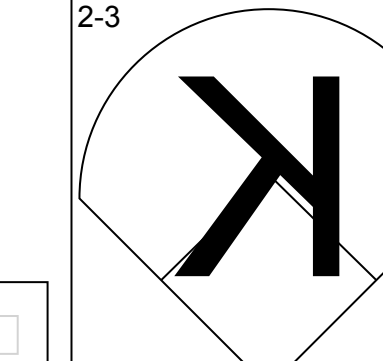
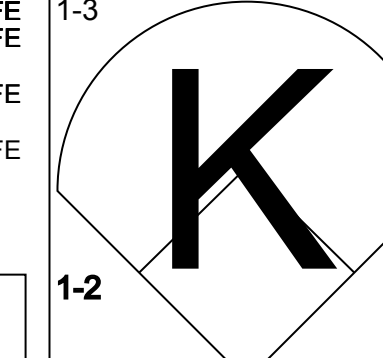
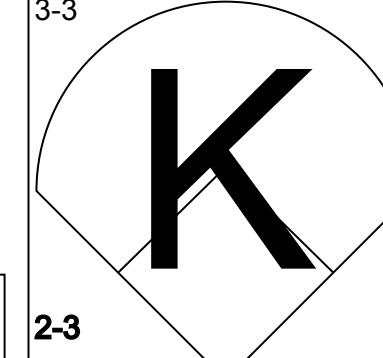
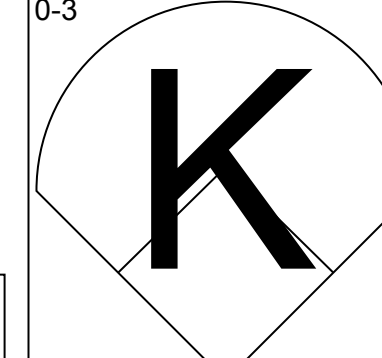
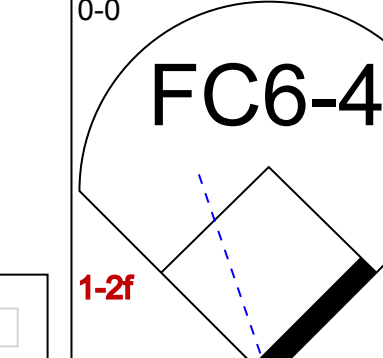
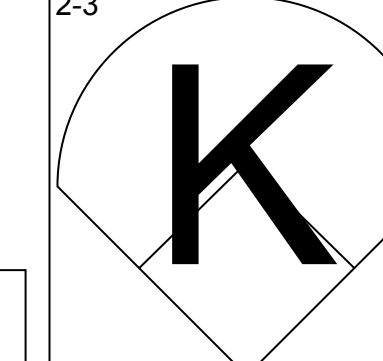
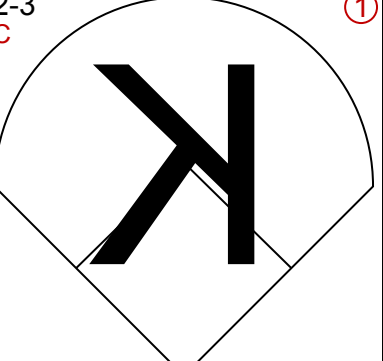
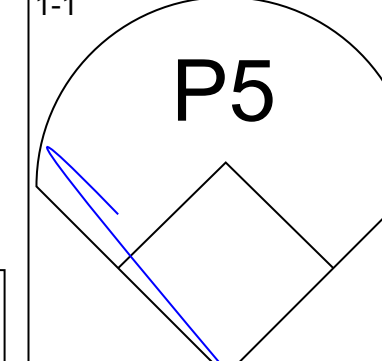
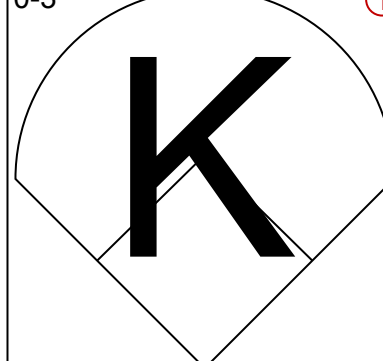
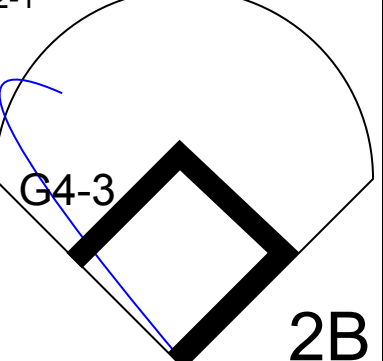
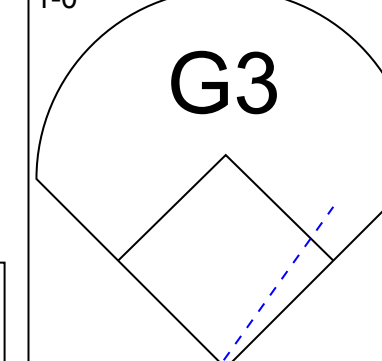
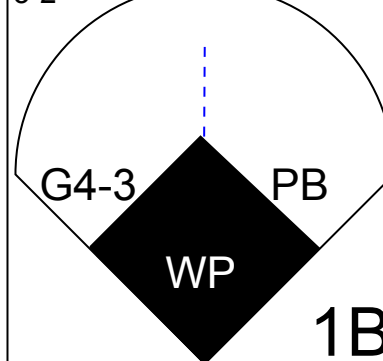
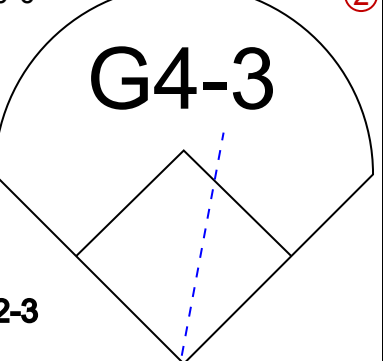
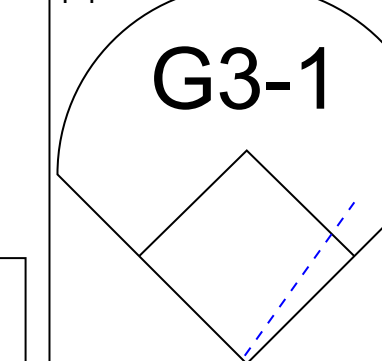
AB 36
R 4
H 11
RBI 4
BB 3
SO 4
LOB 15

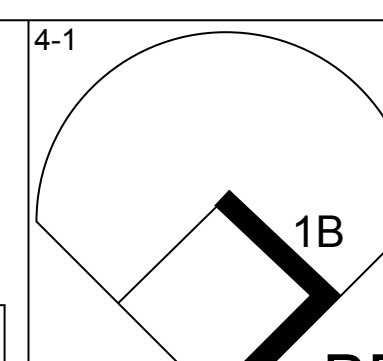
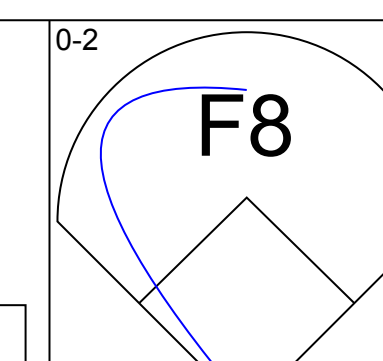
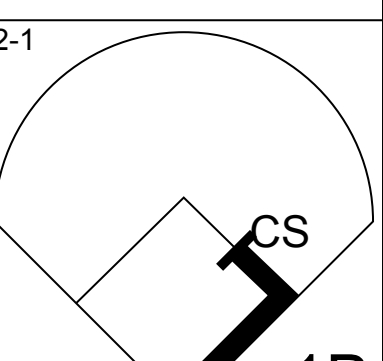
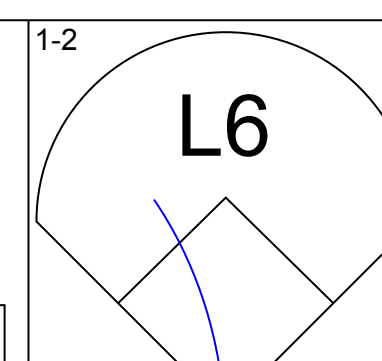
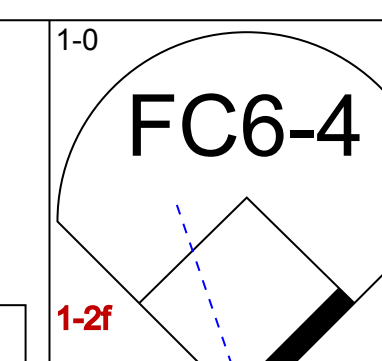
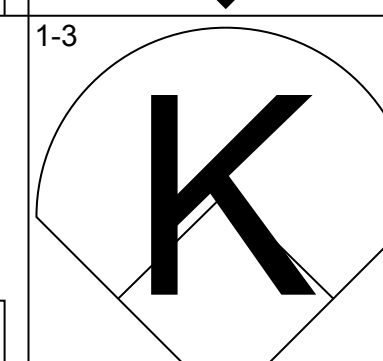
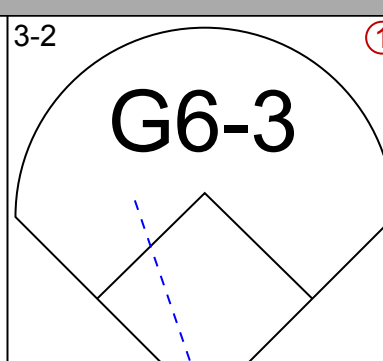
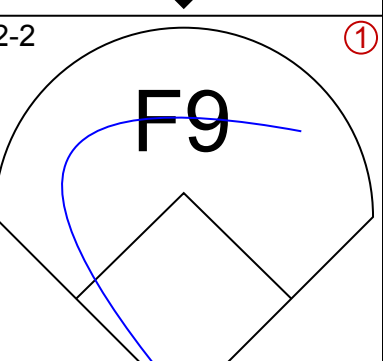
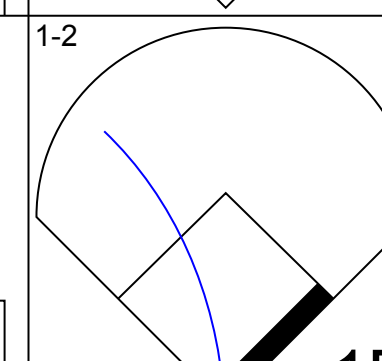
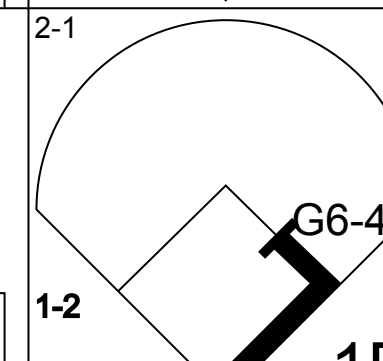
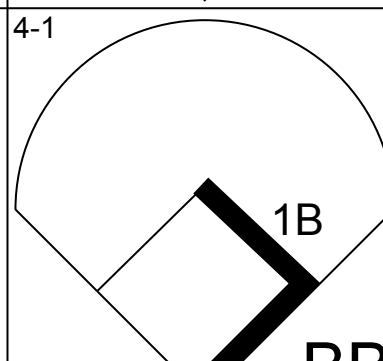
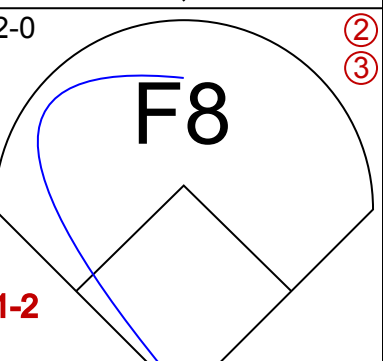
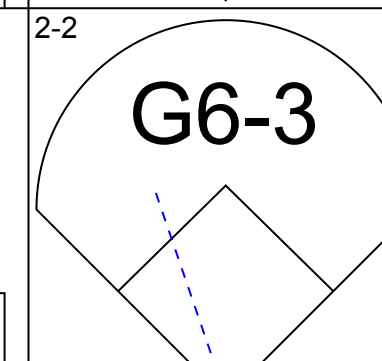
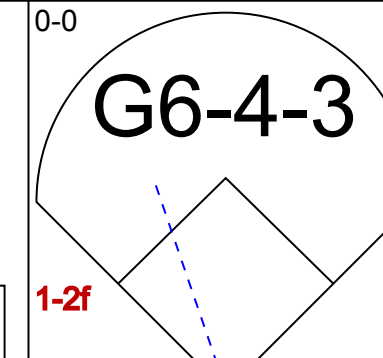
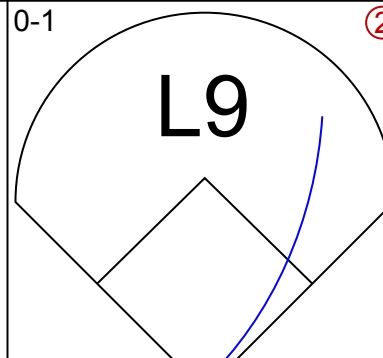
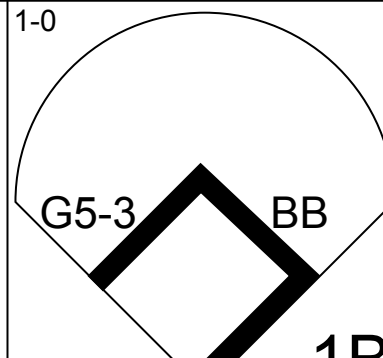
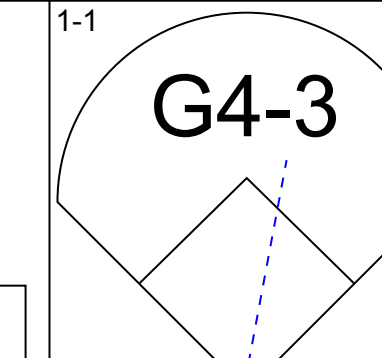
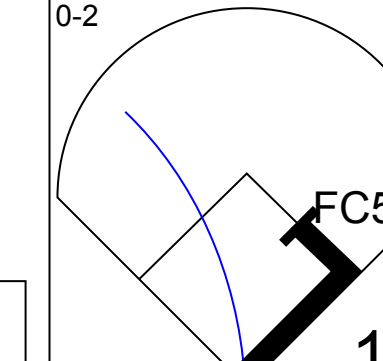
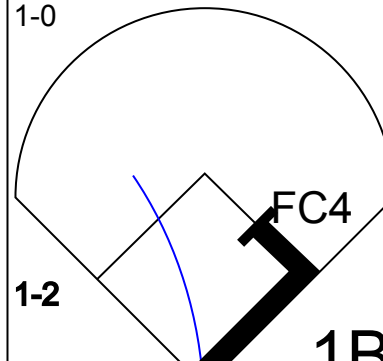
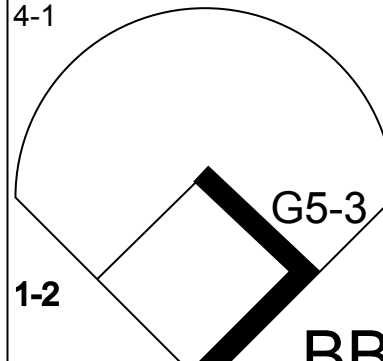

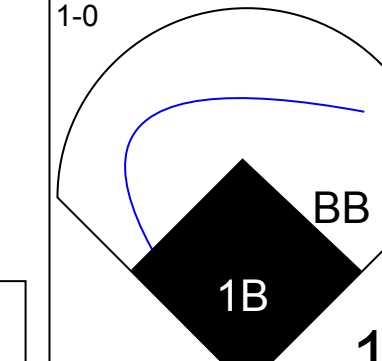
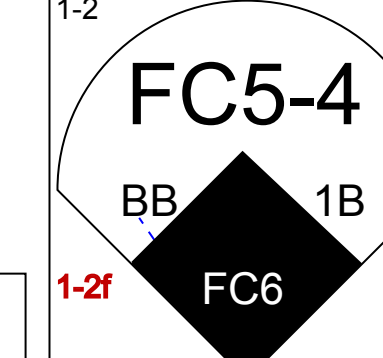
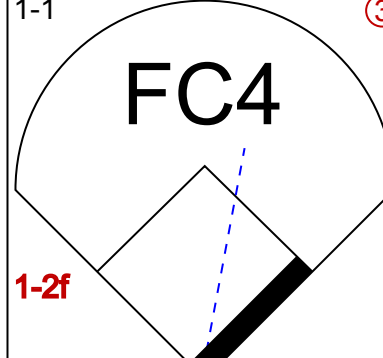
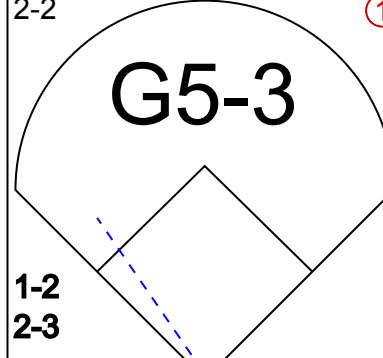

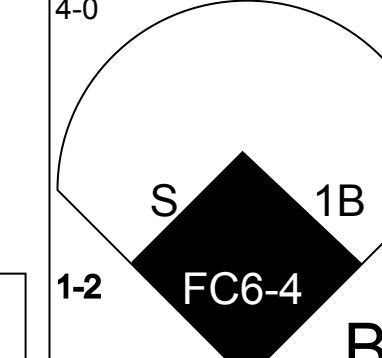
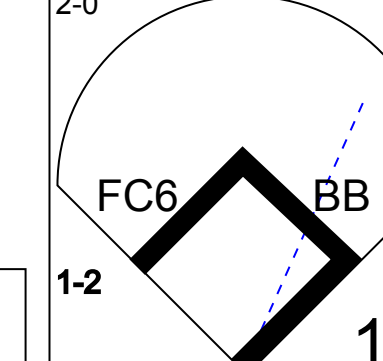
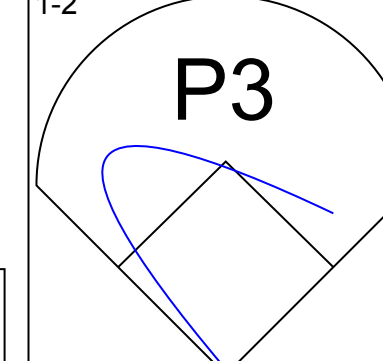
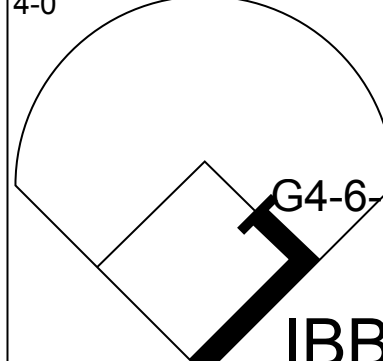
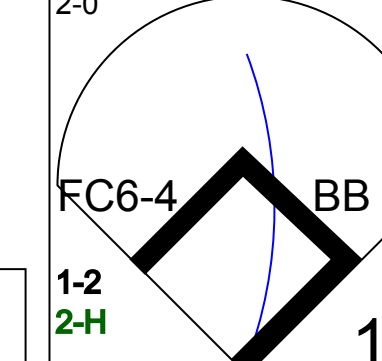
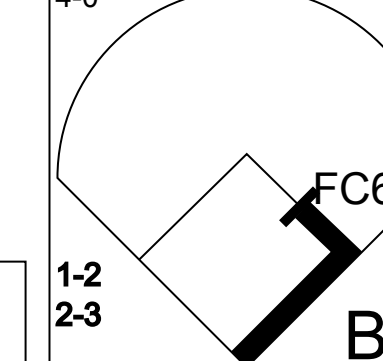
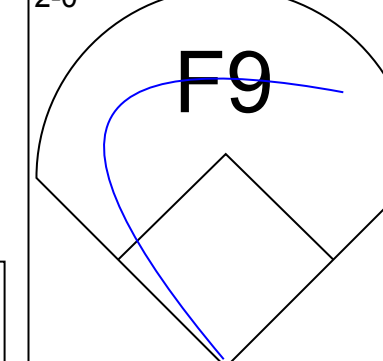
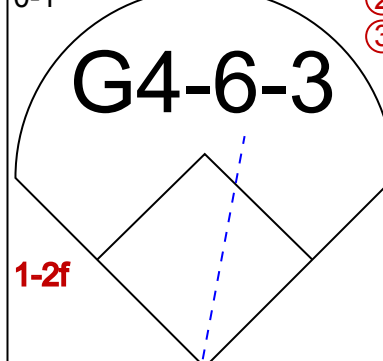
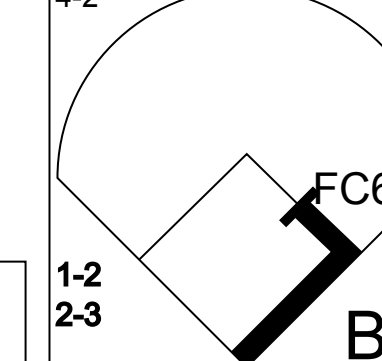
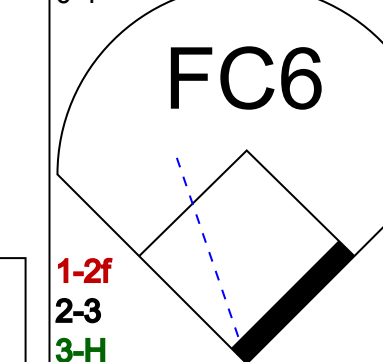
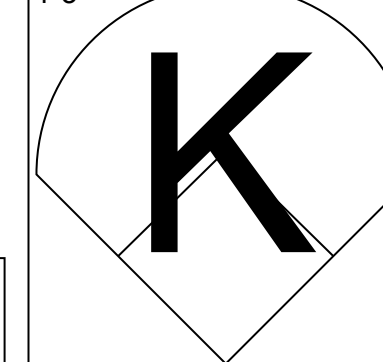
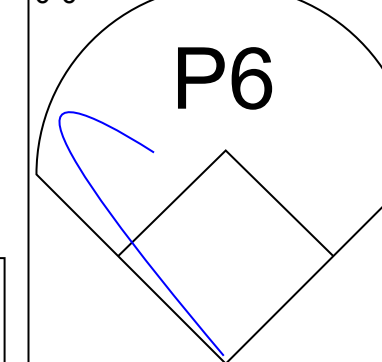
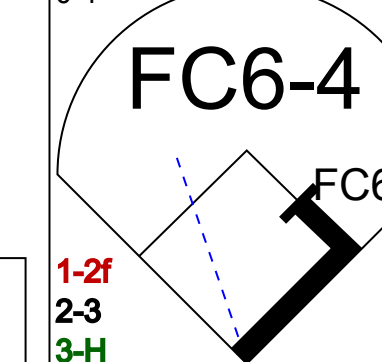


Batter	1	2	3	4	5	6	7	8	9	AB	R	H	RBI	BB	SO	LOB	TOP					
Tony Fernandez, S (1, 6) OBP: 0.351, SLG: 0.366	G6-3			F7		G3		B6-3		4	1	1	0	0	0	0	San Diego Padres @ New York Mets Shea Stadium, Flushing, NY Fri Jul 12 1991, 7:05 PM EDT Att: 30,706 - Cloudy - 77 F					
Tim Lincecum, R (1, 4) OBP: 0.353, SLG: 0.346	F8			F8		E6		F8		0	0	0	0	0	0							
Tony Gwynn, L (1, 9) OBP: 0.387, SLG: 0.481	G3-1			BB		G3		F7		3	0	0	1	1	0							
Fred McGriff, L (1, 3) OBP: 0.399, SLG: 0.488		F7		G4-3		G6-3			F8	4	0	0	0	0	2							
Jerald Clark, R (1, 7) OBP: 0.362, SLG: 0.451		G5-3				K		G5-3		4	0	0	0	0	2							
Benito Santiago, R (1, 2) OBP: 0.274, SLG: 0.404		P5				F9		HR		4	1	1	1	0	1							
Darrin Jackson, R (1, 8) OBP: 0.313, SLG: 0.504				F8		HR		F7		3	1	1	1	0	0							
Scott Coolbaugh, R (1, 5) OBP: 0.300, SLG: 0.302				P6		K		BB		2	0	0	0	1	1							
Adam Peterson, R (1, 1) Rich Rodriguez, L (4, 1) Shawn Abner, R (6, PH) Mike Maddux, R (6, 1) Bip Roberts, S (7, PH) John Costello, R (7, 1)				K				F9		1	0	0	0	0	1							
Inning Stats	R: 0 H: 0 E: 0 K: 0 S: 10	H: 0 LOB: 0 BB: 0 P: 15	R: 0 H: 0 E: 0 K: 0 S: 8	H: 0 LOB: 0 BB: 0 P: 11	R: 0 H: 0 E: 0 K: 1 S: 7	H: 0 LOB: 0 BB: 0 P: 12	R: 0 H: 0 E: 0 K: 0 S: 10	H: 0 LOB: 1 BB: 1 P: 17	R: 1 H: 1 E: 0 K: 2 S: 12	H: 1 LOB: 0 BB: 0 P: 17	R: 1 H: 1 E: 1 K: 1 S: 11	H: 1 LOB: 1 BB: 0 P: 15	R: 1 H: 1 E: 0 K: 0 S: 9	H: 1 LOB: 1 BB: 1 P: 16	R: 0 H: 0 E: 0 K: 0 S: 6	H: 0 LOB: 0 BB: 0 P: 9	R: 0 H: 0 E: 0 K: 2 S: 16	H: 0 LOB: 0 BB: 0 P: 20	1B: 1 2B: 0 3B: 0 HR: 2	SF: 0 SAC: 0 DP: 0 HBP: 0	WP: 0 PB: 0 SB: 0 CS: 0	PA: 33
PITCHER	IP	WLS	BF	H	R	ER	SO	BB	IBB	HBP	BLK	WP	HR	S	P	ERA	WHIP					
Frank Viola, L (1, 1) ERA: 2.78	7.0	W	27	3	3	2	4	2	0	0	0	0	2	67	103	2.57	0.714					
Alejandro Pena, R (8, 1) ERA: 2.61	2.0	S	6	0	0	0	2	0	0	0	0	0	0	22	29	0.00	0.000					

Batter	1	2	3	4	5	6	7	8	9	AB	R	H	RBI	BB	SO	LOB	BOTTOM				
Daryl Boston, L (1, 8) OBP: 0.317, SLG: 0.395	F8	G6-3			K		L7			4	0	0	0	0	1	3	San Diego Padres @ New York Mets Shea Stadium, Flushing, NY Fri Jul 12 1991, 7:05 PM EDT Att: 30,706 - Cloudy - 77 F				
Dave Magadan, L (1, 3) OBP: 0.373, SLG: 0.337	WP G4-3 2B	P6			G5-4-3 1B		K			4	1	2	0	0	1	3					
Gregg Jefferies, S (1, 4) Alejandro Pena, R (8, 1)	G4-3			HR	G5-4-3		S 1B			4	1	2	3	0	0	1					
Kevin McReynolds, R (1, 7) OBP: 0.359, SLG: 0.455	G5-3			F8		L8		K		4	0	0	0	0	1	1					
Howard Johnson, S (1, 5) OBP: 0.357, SLG: 0.558		1B E BB		F8		FC4-6 1B		HR		3	2	2	1	1	0	0					
Hubie Brooks, R (1, 9) OBP: 0.355, SLG: 0.480		1B E 1B		G5-3		FC4-6 BB		F9		4	1	1	0	0	0	1					
Garry Templeton, S (1, 6) OBP: 0.260, SLG: 0.333		E4 G6-3 1B		P6		BB		G4-3		3	0	0	1	1	0	1					
Rick Cerone, R (1, 2) OBP: 0.354, SLG: 0.336		G6-3 1B		G1-3		G3		G6-3		4	0	1	1	0	0	2					
Frank Viola, L (1, 1) Mackey Sasser, L (7, PH) Keith Miller, R (7, PR) John Costello, R (8, 4)		K		G3		S 1B				2	0	0	0	0	1	2					
Inning Stats	R: 1 H: 1 E: 0 K: 0 S: 9	H: 1 LOB: 0 BB: 0 P: 16	R: 2 H: 2 E: 1 K: 1 S: 20	H: 2 LOB: 2 BB: 1 P: 30	R: 1 H: 1 E: 0 K: 0 S: 14	H: 1 LOB: 0 BB: 0 P: 19	R: 0 H: 0 E: 0 K: 0 S: 5	H: 0 LOB: 0 BB: 0 P: 7	R: 0 H: 1 E: 0 K: 0 S: 7	H: 1 LOB: 2 BB: 1 P: 13	R: 1 H: 2 E: 0 K: 2 S: 12	H: 2 LOB: 2 BB: 0 P: 19	R: 1 H: 1 E: 0 K: 0 S: 5	H: 1 LOB: 0 BB: 0 P: 6	R: 1 H: 1 E: 0 K: 0 S: 5	H: 1 LOB: 0 BB: 0 P: 6	1B: 6 2B: 1 3B: 0 HR: 2	SF: 0 SAC: 0 DP: 1 HBP: 0	WP: 1 PB: 0 SB: 2 CS: 0	PA: 35	
PITCHER	IP	WLS	BF	H	R	ER	SO	BB	IBB	HBP	BLK	WP	HR	S	P	ERA	WHIP				
Adam Peterson, R (1, 1) ERA: 3.02	3.1	L	16	4	4	4	1	1	0	0	0	0	0	11	20	0.00	0.600				
Rich Rodriguez, L (4, 1) ERA: 3.29	1.2		5	1	0	0	1	0	0	0	0	0	0	7	13	0.00	2.000				
Mike Maddux, R (6, 1) ERA: 2.47	1.0		5	1	0	0	0	1	0	0	0	0	0	7	13	0.00	2.000				
John Costello, R (7, 1) ERA: 3.26	2.0		9	3	2	2	2	0	0	0	0	0	1	17	25	9.00	1.500				



Batter	1	2	3	4	5	6	7	8	9	AB	R	H	RBI	BB	SO	LOB	TOP			
Bip Roberts, S OBP: 0.330, SLG: 0.313 (1, 4)										4	0	0	0	0	3	2	San Diego Padres @ New York Mets Shea Stadium, Flushing, NY Sat Jul 13 1991, 7:05 PM EDT Att: 33,149 - Cloudy - 74 F			
Tony Fernandez, S OBP: 0.350, SLG: 0.365 (1, 6)										4	0	1	0	0	1	0				
Tony Gwynn, L OBP: 0.383, SLG: 0.475 (1, 9)										4	0	0	0	0	0	1				
Fred McGriff, L OBP: 0.400, SLG: 0.491 (1, 3)										4	0	2	0	0	1	1				
Jerald Clark, R OBP: 0.360, SLG: 0.447 (1, 7)										4	0	1	0	0	3	3				
Benito Santiago, R OBP: 0.271, SLG: 0.399 (1, 2)										4	0	0	0	0	3	3				
Tim Lincecum, R OBP: 0.346, SLG: 0.338 (1, 5)										0	0	0	0	0	0	0				
Thomas Howard, S OBP: 0.313, SLG: 0.336 (1, 8)										3	0	1	0	0	1	0				
Dennis Rasmussen, L OBP: 0.250, SLG: 0.227 Craig Lefferts, L (8, 1)										3	1	1	0	0	0	1				
Inning Stats	R: 0 E: 0 K: 2 S: 7	H: 0 LOB: 0 BB: 0 P: 10	R: 0 E: 0 K: 2 S: 12	H: 1 LOB: 1 BB: 0 P: 17	R: 1 E: 0 K: 1 S: 14	H: 1 LOB: 0 BB: 0 P: 22	R: 0 E: 0 K: 2 S: 12	H: 1 LOB: 1 BB: 0 P: 19	R: 0 E: 0 K: 2 S: 14	H: 1 LOB: 1 BB: 0 P: 18	R: 0 E: 0 K: 1 S: 14	H: 0 LOB: 0 BB: 0 P: 8	R: 0 E: 0 K: 1 S: 6	H: 0 LOB: 0 BB: 0 P: 8	R: 0 E: 0 K: 1 S: 14	H: 1 LOB: 1 BB: 0 P: 21	1B: 4 2B: 2 3B: 0 HR: 0	SF: 0 SAC: 0 DP: 0 HBP: 0	WP: 3 PB: 1 SB: 1 CS: 0	PA: 33
PITCHER	IP	WLS	BF	H	R	ER	SO	BB	IBB	HBP	BLK	WP	HR	S	P	ERA	WHIP			
David Cone, R ERA: 2.66 John Franco, L ERA: 2.73	(1, 1) (9, 1)	8.0 S	29 4	5 1	1 0	0 0	13 1	0 0	0 0	0 0	0 0	3 0	0 0	85 14	124 21	0.00 0.00	0.625 1.000			

Batter	1	2	3	4	5	6	7	8	9	AB	R	H	RBI	BB	SO	LOB	BOTTOM			
Garry Templeton, S OBP: 0.264, SLG: 0.331 (1, 3)										4	0	1	0	1	0	4	San Diego Padres @ New York Mets Shea Stadium, Flushing, NY Sat Jul 13 1991, 7:05 PM EDT Att: 33,149 - Cloudy - 74 F			
Kevin Elster, R OBP: 0.294, SLG: 0.351 (1, 6)										4	0	1	0	0	1	2				
Gregg Jefferies, S OBP: 0.351, SLG: 0.430 John Franco, L (9, 1)										3	0	1	0	1	0	2				
Kevin McReynolds, R OBP: 0.358, SLG: 0.452 (1, 7)										4	0	1	0	0	0	3				
Howard Johnson, S OBP: 0.364, SLG: 0.563 (1, 5)										3	1	3	0	1	0	0				
Hubie Brooks, R OBP: 0.354, SLG: 0.475 Daryl Boston, L OBP: 0.317, SLG: 0.395 (8, FR) (9, 8)										3	1	0	0	1	0	5				
Mark Carreon, R OBP: 0.301, SLG: 0.349 (1, 8) (9, 9)										3	0	2	1	1	0	0				
Rick Cerone, R OBP: 0.358, SLG: 0.331 (1, 2)										2	0	0	0	2	0	3				
David Cone, L OBP: 0.205, SLG: 0.150 Tom Herr, S OBP: 0.333, SLG: 0.260 (1, 1) (8, PH) (9, 4)										3	0	0	1	0	1	2				
Inning Stats	R: 0 E: 0 K: 1 S: 7	H: 1 LOB: 1 BB: 1 P: 14	R: 1 E: 0 K: 0 S: 13	H: 2 LOB: 2 BB: 1 P: 20	R: 0 E: 0 K: 0 S: 9	H: 1 LOB: 0 BB: 0 P: 18	R: 0 E: 0 K: 1 S: 7	H: 0 LOB: 0 BB: 0 P: 11	R: 0 E: 0 K: 0 S: 6	H: 1 LOB: 2 BB: 0 P: 12	R: 0 E: 0 K: 0 S: 9	H: 1 LOB: 1 BB: 0 P: 15	R: 2 E: 0 K: 0 S: 9	H: 2 LOB: 2 BB: 2 P: 22	R: 0 E: 0 K: 0 S: 11	H: 0 LOB: 0 BB: 0 P: 20	1B: 9 2B: 0 3B: 0 HR: 0	SF: 0 SAC: 0 DP: 2 HBP: 0	WP: 0 PB: 0 SB: 1 CS: 1	PA: 37
PITCHER	IP	WLS	BF	H	R	ER	SO	BB	IBB	HBP	BLK	WP	HR	S	P	ERA	WHIP			
Dennis Rasmussen, L ERA: 2.27 Craig Lefferts, L ERA: 4.35	(1, 1) (8, 1)	7.1 L	33 4	8 1	3 0	3 0	2 0	5 1	0 0	0 0	0 0	0 0	0 6	0 13	3.68 0.00	1.773 3.000				

AB	30
R	1
H	6
RBI	0
BB	0
SO	12
LOB	11



Batter	1	2	3	4	5	6	7	8	9	AB	R	H	RBI	BB	SO	LOB	TOP							
Bip Roberts, S OBP: 0.329, SLG: 0.311 (1, 4)	4-0 FC9-6 BLK BB		3-3 SAFE K		0-0 SF8		2-1 G4-3			2	0	0	1	1	1	2								
Tony Fernandez, S OBP: 0.346, SLG: 0.360 (1, 6)	2-2 FC9-6 1-3		3-2 P6		2-1 G4-3			1-1 F9		4	0	0	0	0	0	4								
Tony Gwynn, L OBP: 0.379, SLG: 0.470 (1, 9)	1-2 F9			0-1 L4-3		2-1 L7		1-1 F7		4	0	0	0	0	0	0								
Fred McGriff, L OBP: 0.401, SLG: 0.502 (1, 3)		2-3 K		1-3 K		2-2 HR		3-1 1B		4	1	2	1	0	2	0								
Jerald Clark, R OBP: 0.358, SLG: 0.440 (1, 7)		4-1 FC1-4 BB		2-2 G6-3		0-0 P6		1-3 K		3	0	0	0	1	1	1								
Benito Santiago, R OBP: 0.272, SLG: 0.400 Dann Bilardello, R (5, 2)	1-1 FC1-4 1-2f			0-0 1B E SF8 1B		2-2 G6-3		0-3 K		2	1	1	0	0	0	1								
Tim Teufel, R OBP: 0.338, SLG: 0.328 (1, 5)	0-1 P3			0-2 E1		2-0 E8		2-2 F8		0	0	0	0	0	0	0								
Thomas Howard, S OBP: 0.317, SLG: 0.340 (1, 8)			0-0 SH3-4 1B		1-2 SF8 1B		3-3 K		1-2 G3-1	4	0	2	0	0	1	1								
Greg Harris, R OBP: 0.125, SLG: 0.125 Craig Lefferts, L (9, 1)	0-1 SH3-4 1-2			0-2 F8		3-2 G6-3				2	0	0	0	0	0	4								
Inning Stats	R: 0 E: 0 K: 0 S: 6	H: 0 LOB: 0 BB: 1 P: 13	R: 0 E: 0 K: 1 S: 8	H: 0 LOB: 1 BB: 1 P: 15	R: 0 E: 0 K: 1 S: 14	H: 1 LOB: 1 BB: 0 P: 20	R: 0 E: 0 K: 1 S: 8	H: 0 LOB: 0 BB: 0 P: 11	R: 1 E: 1 K: 0 S: 13	H: 2 LOB: 2 BB: 0 P: 16	R: 1 E: 0 K: 0 S: 9	H: 1 LOB: 0 BB: 0 P: 15	R: 0 E: 1 K: 1 S: 11	H: 0 LOB: 1 BB: 0 P: 21	R: 0 E: 0 K: 1 S: 10	H: 1 LOB: 1 BB: 0 P: 16	R: 0 E: 0 K: 1 S: 10	H: 0 LOB: 0 BB: 0 P: 13	1B: 4 2B: 1 3B: 0 HR: 1	SF: 1 SAC: 1 DP: 1 HBP: 0	WP: 0 PB: 0 SB: 0 CS: 0	PA: 35		
PITCHER	IP	WLS	BF	H	R	ER	SO	BB	IBB	HBP	BLK	WP	HR	S	P	ERA	WHIP							
Ron Darling, R ERA: 3.87 (1, 1)	7.0	L	28	4	2	1	4	2	0	0	1	0	1	69	111	1.29	0.857							
Pete Schourek, L ERA: 4.71 (8, 1)	1.0		4	1	0	0	1	0	0	0	0	0	0	10	16	0.00	1.000							
Jeff Innis, R ERA: 2.34 (9, 1)	1.0		3	0	0	0	1	0	0	0	0	0	0	10	13	0.00	0.000							

San Diego Padres @ New York Mets
Shea Stadium, Flushing, NY
Sun Jul 14 1991, 3:33 AM EDT
Att: 46,836 - Cloudy - 83 F

livebaseballscorecards.com

AB 27
R 2
H 5
RBI 2
BB 2
SO 6
LOB 13



Batter	1	2	3	4	5	6	7	8	9	AB	R	H	RBI	BB	SO	LOB	BOTTOM							
Daryl Boston, L OBP: 0.315, SLG: 0.385 (1, 8)	3-1 G3			4-2 E S SF8 BB		0-1 F8			1-0 G3	3	1	0	0	1	0	0								
Dave Magadan, L OBP: 0.371, SLG: 0.333 Mark Carreon, R OBP: 0.301, SLG: 0.349 (9, FR)	1-3 K			0-0 L7			1-3 K		4-1 BB	3	0	0	0	1	2	1								
Gregg Jefferies, S OBP: 0.350, SLG: 0.426 (1, 4)	2-1 L9			3-2 SF8 1-H		4-2 FC6-4 BB		1-0 F8		2	0	0	1	1	0	1								
Kevin McReynolds, R OBP: 0.353, SLG: 0.446 (1, 7)		1-1 P3		2-1 P3		2-0 FC6-4 1-2f		0-1 F9		4	0	0	0	0	0	2								
Howard Johnson, S OBP: 0.361, SLG: 0.557 (1, 5)		3-3 K		2-3 K		2-2 G4-3				3	0	0	0	0	2	1								
Mackey Sasser, L OBP: 0.337, SLG: 0.506 Keith Miller, R OBP: 0.369, SLG: 0.468 (8, FR)	0-0 F8			1-0 G3		2-2 G6-3 2B				3	0	1	0	0	0	0								
Kevin Elster, R OBP: 0.296, SLG: 0.349 Garry Templeton, S OBP: 0.263, SLG: 0.329 (8, PH)			2-2 G5-3		4-2 CS BB		0-1 G6-3		2-3 K	1	0	0	0	0	1	0								
Charlie O'Brien, R OBP: 0.228, SLG: 0.159 Tom Herr, S OBP: 0.331, SLG: 0.259 Jeff Innis, R (9, 1)			2-3 K		1-0 CS		0-0 G5-3		1-3 K	2	0	0	0	0	1	0								
Ron Darling, R OBP: 0.118, SLG: 0.206 Pete Schourek, L (8, 1) Kelvin Torve, L (8, PH) Rick Cerone, R OBP: 0.358, SLG: 0.331 (9, 2)			0-0 P4		1-0 F7		3-1 G6-3			2	0	0	0	0	0	0								
Inning Stats	R: 0 E: 0 K: 1 S: 7	H: 0 LOB: 0 BB: 0 P: 13	R: 0 E: 0 K: 1 S: 7	H: 0 LOB: 0 BB: 0 P: 11	R: 0 E: 0 K: 1 S: 7	H: 0 LOB: 0 BB: 0 P: 11	R: 1 E: 0 K: 0 S: 13	H: 0 LOB: 1 BB: 1 P: 22	R: 0 E: 0 K: 0 S: 6	H: 0 LOB: 0 BB: 1 P: 14	R: 0 E: 0 K: 0 S: 4	H: 0 LOB: 0 BB: 0 P: 5	R: 0 E: 0 K: 1 S: 10	H: 0 LOB: 1 BB: 1 P: 19	R: 0 E: 0 K: 1 S: 14	H: 1 LOB: 2 BB: 0 P: 20	R: 0 E: 0 K: 0 S: 5	H: 0 LOB: 1 BB: 1 P: 11	1B: 0 2B: 1 3B: 0 HR: 0	SF: 1 SAC: 0 DP: 0 HBP: 0	WP: 0 PB: 0 SB: 1 CS: 1	PA: 32		
PITCHER	IP	WLS	BF	H	R	ER	SO	BB	IBB	HBP	BLK	WP	HR	S	P	ERA	WHIP							
Greg Harris, R ERA: 2.08 (1, 1)	8.1	W	29	1	1	0	6	4	0	0	0	0	0	70	122	0.00	0.600							
Craig Lefferts, L ERA: 4.29 (9, 1)	0.2	S	2	0	0	0	0	0	0	0	0	0	0	3	4	0.00	0.000							

San Diego Padres @ New York Mets
Shea Stadium, Flushing, NY
Sun Jul 14 1991, 3:33 AM EDT
Att: 46,836 - Cloudy - 83 F


livebaseballscorecards.com

AB 26
R 1
H 1
RBI 1
BB 4
SO 6
LOB 10




Batter	1	2	3	4	5	6	7	8	9	AB	R	H	RBI	BB	SO	LOB	TOP										
Bip Roberts, S OBP: 0.331, SLG: 0.317	G5-3		2B		1B		L3-6			4	0	2	0	0	0	2	San Diego Padres @ Montreal Expos Olympic Stadium, Montreal, QB Mon Jul 15 1991, 7:05 PM EDT Att: 12,369 - Cloudy - 75 F										
Tony Fernandez, S OBP: 0.345, SLG: 0.359	P4		F8		G4-3			FC6-4 1B		4	0	1	0	0	0	2											
Tony Gwynn, L OBP: 0.378, SLG: 0.467	1B		G1-3			G4-3		K		4	0	1	0	0	1	2											
Fred McGriff, L OBP: 0.405, SLG: 0.502	1B			G6-4-3 BB				FC6-4 1-2		2	0	1	0	2	0	1											
Jerald Clark, R OBP: 0.352, SLG: 0.431	F9		G6-4-3			K		G3		4	0	0	0	0	1	5											
Tim Lincecum, R OBP: 0.335, SLG: 0.326		P5		WP 1B			F8		K	4	0	1	0	0	1	1											
Darrin Jackson, R OBP: 0.304, SLG: 0.488	L7		G5-3				F9		G6-3	4	0	0	0	0	0	1											
Dann Bilardello, R OBP: 0.333, SLG: 0.200	G6-3				F7		L3-6 1B			3	0	1	0	1	0	0											
Andy Benes, R OBP: 0.132, SLG: 0.143					G6-3				G5-3	2	0	0	0	0	1	0											
Benito Santiago, R OBP: 0.275, SLG: 0.402										1	0	1	0	0	0	0											
Rich Rodriguez, L OBP: 0.298, SLG: 0.300										0	0	0	0	0	0	0											
Scott Coolbaugh, R OBP: 0.298, SLG: 0.300										1	0	0	0	0	0	1											
Inning Stats	R: 0 H: 2 E: 0 K: 0 S: 9	H: 2 LOB: 2 BB: 0 P: 16	R: 0 H: 0 E: 0 K: 0 S: 9	H: 0 LOB: 0 BB: 0 P: 16	R: 0 H: 1 E: 0 K: 1 S: 11	H: 1 LOB: 1 BB: 0 P: 18	R: 0 H: 1 E: 0 K: 0 S: 8	H: 1 LOB: 1 BB: 0 P: 14	R: 0 H: 1 E: 0 K: 0 S: 10	H: 0 LOB: 1 BB: 1 P: 18	R: 0 H: 2 E: 0 K: 0 S: 6	H: 2 LOB: 1 BB: 0 P: 10	R: 0 H: 1 E: 0 K: 0 S: 8	H: 1 LOB: 1 BB: 1 P: 0	R: 0 H: 0 E: 0 K: 1 S: 10	H: 0 LOB: 1 BB: 1 P: 16	1B: 7 2B: 2 3B: 0 HR: 0	SF: 0 SAC: 0 DP: 2 HBP: 0	WP: 1 PB: 0 SB: 0 CS: 0	PA: 36							
PITCHER	IP	WLS	BF	H	R	ER	SO	BB	IBB	HBP	BLK	WP	HR	S	P	ERA	WHIP										
Chris Haney, L ERA: 3.63	6.1	W	27	7	0	0	2	2	0	0	0	1	0	59	100	0.00	1.421										
Jeff Fassero, L ERA: 1.9	2.2	S	9	1	0	0	2	1	0	0	0	0	0	20	30	0.00	0.750										

Batter	1	2	3	4	5	6	7	8	9	AB	R	H	RBI	BB	SO	LOB	BOTTOM										
Delino DeShields, L OBP: 0.378, SLG: 0.364	1B	P6		F7			K			4	1	1	0	0	1	1	San Diego Padres @ Montreal Expos Olympic Stadium, Montreal, QB Mon Jul 15 1991, 7:05 PM EDT Att: 12,369 - Cloudy - 75 F										
Dave Martinez, L OBP: 0.287, SLG: 0.360	S 1B		P5		F7			G1-3 1B		4	0	2	0	0	0	0											
Ivan Calderon, R OBP: 0.377, SLG: 0.469	S 1B		HR BB		G4-3			G1-3 1B		3	1	2	1	1	0	0											
Larry Walker, L OBP: 0.323, SLG: 0.381	K		HR		K			G1-3		4	1	1	2	0	2	4											
Andres Galarraga, R OBP: 0.296, SLG: 0.337	K		G1-3			G5-3			IBB	3	0	0	0	1	1	2											
Tom Foley, L OBP: 0.298, SLG: 0.327	IBB		K			G4-3		G1-2-3		3	0	0	0	1	1	3											
Mike Fitzgerald, R OBP: 0.232, SLG: 0.230	K					G6-3				3	0	1	0	0	1	3											
Spike Owen, S OBP: 0.314, SLG: 0.332		L8			P4			G1-3		3	0	0	0	0	0	1											
Chris Haney, L ERA: 4.18		G5-3						G4-3		2	0	1	0	0	0	0											
Rich Rodriguez, L ERA: 3.16										1	0	0	0	0	0	0											
Inning Stats	R: 1 H: 3 E: 0 K: 3 S: 15	H: 3 LOB: 3 BB: 1 P: 29	R: 0 H: 0 E: 0 K: 0 S: 8	H: 0 LOB: 0 BB: 0 P: 14	R: 2 H: 1 E: 0 K: 1 S: 15	H: 1 LOB: 0 BB: 1 P: 22	R: 0 H: 2 E: 0 K: 0 S: 9	H: 2 LOB: 1 BB: 0 P: 13	R: 0 H: 0 E: 0 K: 1 S: 7	H: 0 LOB: 0 BB: 0 P: 11	R: 0 H: 0 E: 0 K: 1 S: 8	H: 0 LOB: 0 BB: 0 P: 11	R: 0 H: 2 E: 0 K: 0 S: 13	H: 2 LOB: 2 BB: 1 P: 24	1B: 6 2B: 0 3B: 1 HR: 1	SF: 0 SAC: 0 DP: 1 HBP: 0	WP: 0 PB: 0 SB: 2 CS: 1	PA: 33									
PITCHER	IP	WLS	BF	H	R	ER	SO	BB	IBB	HBP	BLK	WP	HR	S	P	ERA	WHIP										
Andy Benes, R ERA: 4.18	6.0	L	25	6	3	3	5	1	1	0	0	0	0	61	102	4.50	1.167										
Rich Rodriguez, L ERA: 3.16	2.0		8	2	0	0	1	0	1	0	0	0	0	21	35	0.00	1.000										



Batter	1	2	3	4	5	6	7	8	9	AB R H RBI BB SO LOB	TOP																
Bip Roberts, S (1, 4) OBP: 0.336, SLG: 0.317	3-2 FC1-5 1B		4-1 BB			2-2 G6-3	4-0 2B BB		0-1 F7	3 1 1 0 2 0 1	San Diego Padres @ Montreal Expos Olympic Stadium, Montreal, QB Tue Jul 16 1991, 7:05 PM EDT Att: 19,536 - Cloudy - 76 F																
Tony Fernandez, S (1, 6) OBP: 0.344, SLG: 0.361	1-0 P6		0-2 L7			3-2 F7	2-1 2B 1-H 2-H 3-H			4 0 1 3 0 0 2																	
Tony Gwynn, L (1, 9) OBP: 0.376, SLG: 0.465	0-2 FC1-5			3-1 G4-3		0-1 1B	G3			4 0 1 0 0 0 3																	
Fred McGriff, L (1, 3) OBP: 0.401, SLG: 0.495	2-3 K			1-2 G1-3		0-3 K		3-2 F7		4 0 0 0 0 2 2																	
Jerald Clark, R (1, 7) OBP: 0.350, SLG: 0.428		2-3 K		0-2 F8			2-2 FC5-4 1B	0-0 G5-3		4 0 1 0 0 1 0																	
Benito Santiago, R (1, 2) OBP: 0.274, SLG: 0.398	1-0 P3				2-1 WP HBP		1-0 FC5-4 1B E	1-0 F9		3 1 0 0 0 0 1																	
Tim Lincecum, R (1, 5) OBP: 0.333, SLG: 0.324		2-3 K			1-2 P5		3-1 G4-3 1-H 2B 1B	1-3 K		4 1 1 0 0 2 1																	
Thomas Howard, S (1, 8) OBP: 0.315, SLG: 0.333			0-1 F7		1-3 K		0-1 G4-3	4-2 BB		3 0 0 0 1 1 2																	
Bruce Hurst, L (1, 1) Phil Stephenson, L (7, 9) Shawn Abner, R (7, 9) John Costello, R (7, 1) Rich Rodriguez, L (7, 1) Larry Andersen, R (8, 1)			0-0 G1-3		0-3 K		4-2 BB 2B BB	1-0 F9		2 0 0 0 0 1 1 0 0 0 0 0 1 0 0 0 0 0 1 0 1 0 0 0 0 0 0 0 1																	
Inning Stats	R: 0 E: 0 K: 1 S: 14	H: 1 LOB: 1 BB: 0 P: 19	R: 0 E: 0 K: 2 S: 7	H: 0 LOB: 0 BB: 0 P: 12	R: 0 E: 0 K: 0 S: 7	H: 0 LOB: 1 BB: 1 P: 11	R: 0 E: 0 K: 0 S: 8	H: 0 LOB: 0 BB: 0 P: 12	R: 0 E: 0 K: 1 S: 13	H: 1 LOB: 1 BB: 0 P: 18	R: 4 E: 1 K: 0 S: 15	H: 3 LOB: 2 BB: 2 P: 32	R: 0 E: 0 K: 0 S: 7	H: 0 LOB: 0 BB: 0 P: 11	R: 0 E: 0 K: 1 S: 9	H: 0 LOB: 1 BB: 1 P: 14	1B: 4 2B: 1 3B: 0 HR: 0	SF: 0 SAC: 0 DP: 0 HBP: 1	WP: 1 PB: 0 SB: 1 CS: 0	PA: 37							
PITCHER	IP WLS BF H R ER SO BB IBB HBP BLK WP HR S P ERA WHIP											IP WLS BF H R ER SO BB IBB HBP BLK WP HR S P ERA WHIP															
Mark Gardner, R (1, 1) ERA: 3.43	6.2	27	4	3	3	6	2	0	1	0	0	1	0	71	108	4.05	0.900										
Mel Rojas, R (7, 1) ERA: 7.71	0.0	L	2	1	1	1	0	0	0	0	0	0	0	2	8	∞	∞										
Scott Ruskin, L (7, 1) ERA: 2.21	1.1		4	0	0	0	0	0	0	0	0	0	0	8	13	0.00	0.000										
Barry Jones, R (9, 1) ERA: 3.81	1.0		4	0	0	0	1	0	0	0	0	0	0	9	14	0.00	1.000										

Batter	1	2	3	4	5	6	7	8	9	AB R H RBI BB SO LOB	BOTTOM																
Marquis Grissom, R (1, 8) OBP: 0.325, SLG: 0.375	1-1 G6-3		2-2 S 1B			1-0 E 1-2 1B		1-2 S 1B		4 0 3 0 0 0 0	San Diego Padres @ Montreal Expos Olympic Stadium, Montreal, QB Tue Jul 16 1991, 7:05 PM EDT Att: 19,536 - Cloudy - 76 F																
Delino DeShields, L (1, 4) OBP: 0.371, SLG: 0.362	1-2 G4-3		3-2 F8		2-1 E2	1-3 2-H 1B		2-1 F7		4 0 1 0 0 0 2																	
Ivan Calderon, R (1, 7) OBP: 0.373, SLG: 0.463	0-3 K		1-0 G6-3		0-2 F9			1-3 K		4 0 0 0 0 2 4																	
Tim Wallach, R (1, 5) OBP: 0.307, SLG: 0.345		0-1 G6-3		0-1 G5-3		0-1 F8		2-2 F9		4 0 0 0 0 0 1																	
Barry Jones, R (9, 1)										0 0 0 0 0 0 0																	
Andres Galarraga, R (1, 3) OBP: 0.295, SLG: 0.335		2-2 2B 1B		1-2 G5-3			0-0 G6-3		1-3 K	4 1 1 0 0 1 0																	
Larry Walker, L (1, 9) OBP: 0.323, SLG: 0.385		2-0 1B		1-0 F7			3-3 K		0-1 G1-3	3 1 1 1 1 0 1 0																	
Mel Rojas, R (7, 1) ERA: 3.2 Scott Ruskin, R (7, 1) ERA: 3.12 Tom Foley, L (9, 5) OBP: 0.295, SLG: 0.324		1-H G6-3 2B								0 0 0 0 0 0 0																	
Mike Fitzgerald, R (1, 2) OBP: 0.233, SLG: 0.231		1-0 G6-3			2-3 K		2-1 L9-4 SH3 1B		1-2 G6-3	4 0 1 1 0 1 0																	
Spike Owen, S (1, 6) OBP: 0.312, SLG: 0.329		3-H G4-3			0-0 G6-3		0-0 SH3			2 0 0 0 0 0 0																	
Mark Gardner, R (1, 1) OBP: 0.077, SLG: 0.077 Dave Martinez, L (7, 9) OBP: 0.286, SLG: 0.358			1-2 G5-3		1-0 1B E 1B		2-0 L9-4		2-3	2 1 1 0 0 0 0																	
Inning Stats	R: 0 E: 0 K: 1 S: 8	H: 0 LOB: 0 BB: 0 P: 10	R: 2 E: 0 K: 0 S: 10	H: 2 LOB: 0 BB: 0 P: 16	R: 0 E: 0 K: 0 S: 12	H: 1 LOB: 1 BB: 0 P: 18	R: 0 E: 0 K: 0 S: 7	H: 0 LOB: 0 BB: 0 P: 9	R: 1 E: 1 K: 1 S: 14	H: 3 LOB: 2 BB: 0 P: 20	R: 0 E: 0 K: 1 S: 6	H: 0 LOB: 0 BB: 0 P: 9	R: 0 E: 0 K: 0 S: 4	H: 1 LOB: 0 BB: 0 P: 8	R: 0 E: 0 K: 1 S: 12	H: 1 LOB: 1 BB: 0 P: 17	R: 0 E: 0 K: 1 S: 8	H: 0 LOB: 0 BB: 0 P: 10	1B: 7 2B: 2 3B: 0 HR: 0	SF: 0 SAC: 1 DP: 1 HBP: 0	WP: 0 PB: 0 SB: 3 CS: 0	PA: 34					
PITCHER	IP WLS BF H R ER SO BB IBB HBP BLK WP HR S P ERA WHIP											IP WLS BF H R ER SO BB IBB HBP BLK WP HR S P ERA WHIP															
Bruce Hurst, L (1, 1) ERA: 3.28	6.0	W	24	6	3	2	3	0	0	0	0	0	0	57	82	3.00	1.000										
John Costello, R (7, 1) ERA: 3.2	0.1		2	1	0	0	0	0	0	0	0	0	0	3	5	0.00	3.000										
Rich Rodriguez, L (7, 1) ERA: 3.12	0.2		1	0	0	0	0	0	0	0	0	0	0	1	3	0.00	0.000										
Larry Andersen, R (8, 1) ERA: 2.79	2.0	S	7	1	0	0	2	0	0	0	0	0	0	20	27	0.00	0.500										



Batter	1	2	3	4	5	6	7	8	9	AB	R	H	RBI	BB	SO	LOB	TOP										
Bip Roberts, S (1,4) OBP: 0.333, SLG: 0.315										5	1	1	0	0	3	0											
Tony Fernandez, S (1,6) OBP: 0.348, SLG: 0.371										4	2	3	1	0	0	0											
Tony Gwynn, L (1,9) OBP: 0.375, SLG: 0.462										4	1	1	0	0	0	3											
Fred McGriff, L (1,3) OBP: 0.402, SLG: 0.493										3	0	1	2	1	1	1											
Jerald Clark, R (1,7) OBP: 0.353, SLG: 0.429										4	1	2	0	0	1	0											
Benito Santiago, R (1,2) OBP: 0.274, SLG: 0.396										4	1	1	1	0	1	1											
Tim Teufel, R (1,5) OBP: 0.297, SLG: 0.322										4	1	1	0	0	0	0											
Rich Rodriguez, L (8,1) Larry Andersen, R (9,1)										0	0	0	0	0	0	0											
Thomas Howard, S (1,8) OBP: 0.314, SLG: 0.327										3	0	0	0	1	0	0											
Adam Peterson, R (1,1) Scott Coolbaugh, R (2,PH) Jose Melendez, R (2,1) Mike Maddux, L (8,1) Paul Faries, R (8,5)										0	0	0	0	0	0	0											
Inning Stats	R: 1 E: 0 K: 1 S: 8	H: 2 LOB: 1 BB: 0 P: 10	R: 0 E: 0 K: 0 S: 16	H: 2 LOB: 2 BB: 1 P: 26	R: 2 E: 0 K: 1 S: 13	H: 2 LOB: 0 BB: 0 P: 20	R: 0 E: 0 K: 0 S: 5	H: 0 LOB: 0 BB: 0 P: 7	R: 0 E: 0 K: 2 S: 10	H: 0 LOB: 0 BB: 0 P: 15	R: 4 E: 1 K: 0 S: 14	H: 3 LOB: 0 BB: 1 P: 24	R: 0 E: 0 K: 2 S: 11	H: 1 LOB: 1 BB: 0 P: 13	R: 0 E: 0 K: 1 S: 10	H: 0 LOB: 0 BB: 0 P: 15	R: 0 E: 0 K: 0 S: 6	H: 0 LOB: 0 BB: 0 P: 8	1B: 8 2B: 2 3B: 0 HR: 0	SF: 0 SAC: 0 DP: 1 HBP: 0	WP: 0 PB: 0 SB: 2 CS: 0	PA: 37					
PITCHER	IP	WLS	BF	H	R	ER	SO	BB	IBB	HBP	BLK	WP	HR	S	P	ERA	WHIP										
Dennis Martinez, R (1,1) ERA: 2.23	5.1	L	25	9	7	5	4	2	0	0	0	0	0	63	99	8.44	2.062										
Mel Rojas, R (6,1) ERA: 8.48	1.1		5	1	0	0	1	0	0	0	0	0	0	11	12	0.00	0.750										
Jeff Fassero, L (7,1) ERA: 1.73	2.1		7	0	0	0	2	0	0	0	0	0	0	19	27	0.00	0.000										

San Diego Padres @ Montreal Expos
Olympic Stadium, Montreal, QB
Wed Jul 17 1991, 7:05 PM EDT
Att: 12,880 - Cloudy - 76 F

livebaseballscorecards.com

AB 35
R 7
H 10
RBI 4
BB 2
SO 7
LOB 7

Batter	1	2	3	4	5	6	7	8	9	AB	R	H	RBI	BB	SO	LOB	BOTTOM										
Delino DeShields, L (1,4) OBP: 0.380, SLG: 0.370										4	1	2	0	1	2	1											
Marquis Grissom, R (1,8) OBP: 0.324, SLG: 0.373										5	1	1	0	0	1	2											
Ivan Calderon, R (1,7) OBP: 0.374, SLG: 0.460										2	1	0	0	2	1	0											
Tim Wallach, R (1,5) OBP: 0.311, SLG: 0.354										3	1	2	3	1	0	0											
Ron Hassey, L (1,2) OBP: 0.333, SLG: 0.376										3	0	0	0	0	0	2											
Andres Galarraga, R (1,3) OBP: 0.289, SLG: 0.328										4	0	0	1	0	1	3											
Dave Martinez, L (1,9) OBP: 0.293, SLG: 0.378										4	1	3	1	0	0	2											
Spike Owen, S (1,6) OBP: 0.308, SLG: 0.325										3	0	0	0	0	0	2											
Jeff Fassero, L (7,1) Junior Noboa, R (9,PH)										0	0	0	0	0	0	0											
Dennis Martinez, R (1,1) OBP: 0.143, SLG: 0.167										2	0	0	0	0	1	1											
Mel Rojas, R (6,1) Tom Foley, L (7,6) Kenny Williams, R (9,PH)										1	0	0	0	0	1	0											
Inning Stats	R: 5 E: 0 K: 0 S: 21	H: 4 LOB: 0 BB: 1 P: 33	R: 0 E: 0 K: 1 S: 7	H: 0 LOB: 1 BB: 1 P: 13	R: 0 E: 0 K: 0 S: 8	H: 1 LOB: 0 BB: 0 P: 9	R: 0 E: 0 K: 2 S: 10	H: 1 LOB: 1 BB: 0 P: 15	R: 0 E: 0 K: 1 S: 8	H: 0 LOB: 0 BB: 0 P: 10	R: 0 E: 0 K: 0 S: 8	H: 1 LOB: 1 BB: 0 P: 12	R: 0 E: 0 K: 2 S: 11	H: 0 LOB: 0 BB: 0 P: 16	R: 0 E: 0 K: 1 S: 6	H: 0 LOB: 2 BB: 2 P: 16	R: 0 E: 0 K: 1 S: 11	H: 1 LOB: 1 BB: 0 P: 18	1B: 3 2B: 5 3B: 0 HR: 1	SF: 0 SAC: 1 DP: 1 HBP: 0	WP: 0 PB: 0 SB: 0 CS: 1	PA: 38					
PITCHER	IP	WLS	BF	H	R	ER	SO	BB	IBB	HBP	BLK	WP	HR	S	P	ERA	WHIP										
Adam Peterson, R (1,1) ERA: 3.94	1.0		4	5	0	0	0	1	0	0	0	0	0	21	33	45.00	5.000										
Jose Melendez, R (2,1) ERA: 3.35	6.0	W	22	3	0	0	6	2	0	0	0	0	0	52	79	0.00	0.833										
Mike Maddux, R (8,1) ERA: 2.44	0.2		3	0	0	0	1	1	0	0	0	0	0	4	8	0.00	1.500										
Rich Rodriguez, L (8,1) ERA: 3.06	1.0		4	1	0	0	1	0	0	0	0	0	0	10	17	0.00	1.000										
Larry Andersen, R (9,1) ERA: 2.78	0.1	S	1	0	0	0	0	0	0	0	0	0	0	3	5	0.00	0.000										

San Diego Padres @ Montreal Expos
Olympic Stadium, Montreal, QB
Wed Jul 17 1991, 7:05 PM EDT
Att: 12,880 - Cloudy - 76 F

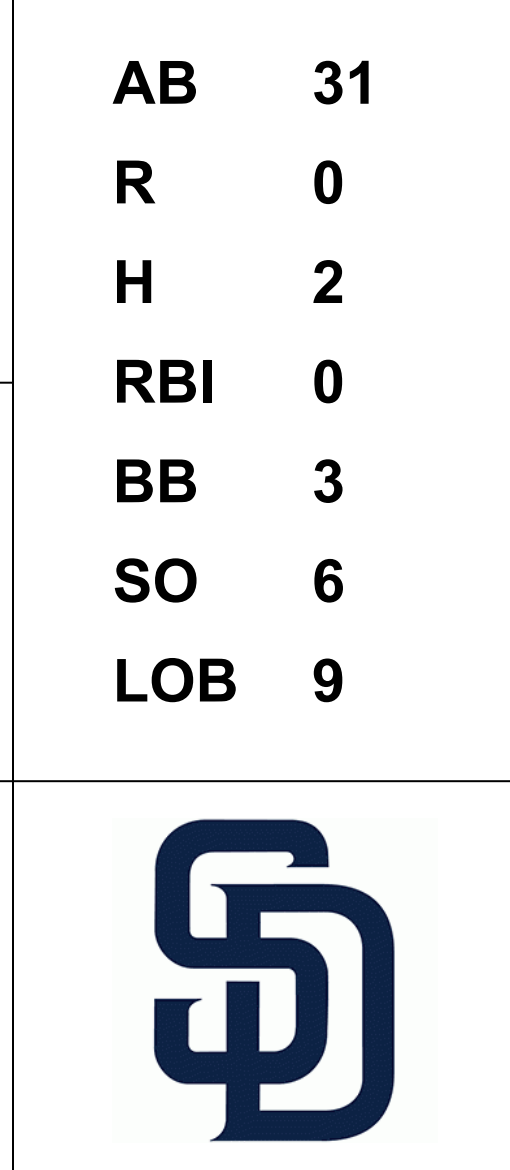
livebaseballscorecards.com

AB 33
R 5
H 8
RBI 5
BB 4
SO 8
LOB 13

Batter	1	2	3	4	5	6	7	8	9	AB R H RBI BB SO LOB	TOP									
Lenny Dykstra, L (1,8) OBP: 0.432, SLG: 0.475	0-1 P6		0-1 S 1B		1-0 G4-3			1-1 SH1-4 1B	1-1	5 1 3 0 0 0 0	Philadelphia Phillies @ San Diego Padres Jack Murphy Stadium, San Diego, CA Sat Jul 20 1991, 10:05 PM EDT Att: 15,882 - Cloudy - 68 F									
Mickey Morandini, L (1,4) OBP: 0.302, SLG: 0.290	0-1 G3-1		2-3 K		3-1 E3			0-0 SH1-4 1B	3-2 F7	4 0 0 0 0 1 2										
Wes Chamberlain, R (1,7) OBP: 0.311, SLG: 0.402	2-3 K		2-2 F7		1-2 G5-3			1-2 3B		4 1 1 1 0 1 2										
John Kruk, L (1,3) OBP: 0.354, SLG: 0.485		0-0 HR	2-3 K		1-1 G4-3			0-0 3B		4 2 2 2 0 1 1										
Dale Murphy, R (1,9) OBP: 0.310, SLG: 0.425	1-0 L9			0-1 F8	1-0 G5-3			1-3 K		4 0 0 0 0 1 1										
Dave Hollins, S (1,5) OBP: 0.408, SLG: 0.675	2-3 K			0-1 G4-3	0-0 G3			0-1		4 0 1 1 0 1 0										
Darren Daulton, L (1,2) OBP: 0.304, SLG: 0.355	1-0 1B			1-1 1B			0-2 F8	0-3 K		4 0 2 0 0 1 1										
Dickie Thon, R (1,6) OBP: 0.286, SLG: 0.339	0-2 1B		0-3 K				2-0 F8		0-0 L8	4 0 1 0 0 1 1										
Bruce Ruffin, S (1,1)	1-3 K				2-3 K		3-3 K		0-3 K	4 0 0 0 0 4 2										
Inning Stats	R: 0 H: 0 E: 0 K: 1 S: 7	H: 0 LOB: 0 BB: 0 P: 9	R: 1 H: 3 E: 0 K: 2 S: 14	LOB: 2 BB: 0 P: 19	R: 0 H: 1 E: 0 K: 2 S: 13	LOB: 1 BB: 0 P: 19	R: 0 H: 1 E: 0 K: 1 S: 9	LOB: 1 BB: 0 P: 10	R: 0 H: 0 E: 0 K: 0 S: 4	H: 0 LOB: 0 BB: 0 P: 6		R: 0 H: 0 E: 0 K: 1 S: 7	H: 0 LOB: 0 BB: 0 P: 12	R: 3 H: 4 E: 0 K: 2 S: 16	H: 1 LOB: 1 BB: 0 P: 19	R: 0 H: 1 E: 0 K: 1 S: 10	H: 1 LOB: 1 BB: 0 P: 14	1B: 7 2B: 0 3B: 2 HR: 1	SF: 0 SAC: 1 DP: 0 HBP: 0	WP: 0 PB: 0 SB: 1 CS: 0
PITCHER	IP WLS BF H R ER SO BB IBB HBP BLK WP HR S P ERA WHIP																			
Greg Harris, R (1,1) ERA: 1.93	7.0 L 27 5 1 1 8 0 0 0 0 0 1 65 92 1.29 0.714																			
Craig Lefferts, L (8,1) ERA: 4.51	1.0 7 4 3 3 2 0 0 0 0 0 0 16 19 27.00 4.000																			
John Costello, R (9,1) ERA: 3.05	1.0 4 1 0 0 1 0 0 0 0 0 0 10 14 0.00 1.000																			

Batter	1	2	3	4	5	6	7	8	9	AB R H RBI BB SO LOB	BOTTOM											
Bip Roberts, S (1,4) OBP: 0.331, SLG: 0.313	0-1 L9		0-0 F8		3-2 G4-3			2-2 G6-3		4 0 0 0 0 0 0	Philadelphia Phillies @ San Diego Padres Jack Murphy Stadium, San Diego, CA Sat Jul 20 1991, 10:05 PM EDT Att: 15,882 - Cloudy - 68 F											
Tony Fernandez, S (1,6) OBP: 0.341, SLG: 0.363	1-2 F7		1-3 K		1-0 G6-3			0-0 L4		4 0 0 0 0 1 0												
Tony Gwynn, L (1,9) OBP: 0.372, SLG: 0.455	4-0 BB		1-2 L4		1-0 F8			3-2 G3-1		3 0 0 0 1 0 0												
Fred McGriff, L (1,3) OBP: 0.398, SLG: 0.485	1-0 G4-3			1-3 K	0-0 G1-3				2-3 K	4 0 0 0 0 2 1												
Jerald Clark, R (1,7) OBP: 0.349, SLG: 0.441		3-2 L3		0-1 2B			1-2 G5-3		3-3 K	4 0 1 0 0 1 0												
Benito Santiago, R (1,2) OBP: 0.288, SLG: 0.387		2-1 F9		1-3 K			2-2 G1-3		0-0 E6	4 0 0 0 0 1 1												
Tim Lincecum, R (1,5) OBP: 0.331, SLG: 0.318		4-2 BB		0-1 L9			2-0 E		0-0 FC6-4	2 0 1 0 1 0 1												
Paul Faries, R (7, PR) OBP: 0.271, SLG: 0.214									1-2 1B	1 0 0 0 0 0 1												
Darrin Jackson, R (1,8) OBP: 0.304, SLG: 0.480		4-2 BB			0-1 P3					2 0 0 0 1 0 1												
Greg Harris, R (1,1) OBP: 0.100, SLG: 0.100		0-3 K			0-0 B1-3					2 0 0 0 0 1 2												
Scott Coolbaugh, R (7, PH) OBP: 0.299, SLG: 0.297										1 0 0 0 0 0 2												
Craig Lefferts, L (8,1)										0 0 0 0 0 0 0												
John Costello, R (9,1)										0 0 0 0 0 0 0												
Inning Stats	R: 0 H: 0 E: 0 K: 0 S: 9	H: 0 LOB: 1 BB: 1 P: 15	R: 0 H: 0 E: 0 K: 1 S: 15	H: 0 LOB: 2 BB: 2 P: 28	R: 0 H: 0 E: 0 K: 1 S: 10	H: 0 LOB: 0 BB: 0 P: 12	R: 0 H: 1 E: 0 K: 2 S: 10	H: 1 LOB: 1 BB: 0 P: 12	R: 0 H: 0 E: 0 K: 0 S: 8	H: 0 LOB: 0 BB: 0 P: 11	R: 0 H: 0 E: 0 K: 0 S: 3	H: 0 LOB: 0 BB: 0 P: 5	R: 0 H: 1 E: 1 K: 0 S: 11	H: 1 LOB: 2 BB: 0 P: 19	R: 0 H: 0 E: 0 K: 0 S: 7	H: 0 LOB: 0 BB: 0 P: 12	R: 0 H: 0 E: 1 K: 2 S: 11	H: 0 LOB: 1 BB: 0 P: 16	1B: 1 2B: 1 3B: 0 HR: 0	SF: 0 SAC: 0 DP: 0 HBP: 0	WP: 0 PB: 0 SB: 1 CS: 0	PA: 34
PITCHER	IP WLS BF H R ER SO BB IBB HBP BLK WP HR S P ERA WHIP																					
Bruce Ruffin, L (1,1) ERA: 2.7	9.0 W 34 2 0 0 6 3 0 0 0 0 0 84 130 0.00 0.556																					

AB	37
R	4
H	10
RBI	4
BB	0
SO	11
LOB	10



Batter	1	2	3	4	5	6	7	8	9	AB	R	H	RBI	BB	SO	LOB	TOP					
Lenny Dykstra, L OBP: 0.420, SLG: 0.459	G3		G3		K		G3-1			4	0	0	0	0	1	0	Philadelphia Phillies @ San Diego Padres Jack Murphy Stadium, San Diego, CA Sun Jul 21 1991, 6:33 AM EDT Att: 18,053 - Cloudy - 68 F					
Dickie Thon, R OBP: 0.282, SLG: 0.334	F9		G4-3			L3		K		4	0	0	0	0	1	0						
Wes Chamberlain, R OBP: 0.318, SLG: 0.400	L7			G5-3 HR	1B	FC5 1B		L7		3	1	1	0	1	0	0						
Ricky Jordan, R OBP: 0.316, SLG: 0.476		G5-3		L8		BB FC5 1B		G6-3		4	0	1	0	0	0	1						
Dale Murphy, R OBP: 0.310, SLG: 0.421	FC6-4 1B		G5-3		FC5 BB			P3		3	0	0	0	1	0	3						
Dave Hollins, S OBP: 0.453, SLG: 0.767	FC6-4 1B		HR		BB			1B		3	1	3	2	1	0	0						
Darren Daulton, L OBP: 0.297, SLG: 0.346	FC6-4		P5		F9			F8		4	0	0	0	0	0	6						
Mickey Morandini, L OBP: 0.298, SLG: 0.286	L8				G6-3		G4-3		3	0	0	0	0	0	2	AB 32 R 2 H 5 RBI 2 BB 3 SO 3 LOB 13						
Jim Lindeman, R OBP: 0.380, SLG: 0.366								G6-3		1	0	0	0	0	1							
Terry Mulholland, R OBP: 0.104, SLG: 0.065			F8		P2		K		3	0	0	0	0	1	0							
Steve Searcy, L OBP: 0.500, SLG: 0.500										0	0	0	0	0	0	0						
Joe Boever, R OBP: 0.500, SLG: 0.500										0	0	0	0	0	0	0						
Inning Stats	R: 0 E: 0 K: 0 S: 8	H: 0 LOB: 0 BB: 0 P: 12	R: 0 E: 0 K: 0 S: 11	H: 1 LOB: 2 BB: 1 P: 17	R: 0 E: 0 K: 0 S: 7	H: 0 LOB: 0 BB: 0 P: 12	R: 2 E: 0 K: 0 S: 11	H: 2 LOB: 0 BB: 0 P: 15	R: 0 E: 0 K: 1 S: 7	H: 0 LOB: 0 BB: 0 P: 10	R: 0 E: 0 K: 0 S: 11	H: 1 LOB: 3 BB: 2 P: 21	R: 0 E: 0 K: 1 S: 6	H: 0 LOB: 0 BB: 0 P: 8	R: 0 E: 0 K: 0 S: 6	H: 0 LOB: 0 BB: 0 P: 6	R: 0 E: 0 K: 0 S: 7	H: 1 LOB: 1 BB: 0 P: 11	1B: 4 2B: 0 3B: 0 HR: 1	SF: 0 SAC: 0 DP: 0 HBP: 0	WP: 0 PB: 0 SB: 0 CS: 0	PA: 35
PITCHER Bruce Hurst, L ERA: 3.2	IP: 9.0 WLS: W BF: 35 H: 5 R: 2 ER: 2 SO: 3 BB: 3 IBB: 0 HBP: 0 BLK: 0 WP: 0 HR: 1 S: 74 P: 112 ERA: 2.00 WHIP: 0.889																					

Batter	1	2	3	4	5	6	7	8	9	AB	R	H	RBI	BB	SO	LOB	BOTTOM	
Darrin Jackson, R OBP: 0.296, SLG: 0.465	P5		L4			G5-3	P3			4	0	0	0	0	2	Philadelphia Phillies @ San Diego Padres Jack Murphy Stadium, San Diego, CA Sun Jul 21 1991, 6:33 AM EDT Att: 18,053 - Cloudy - 68 F		
Tony Fernandez, S OBP: 0.338, SLG: 0.359	K		K			G6-3		G1-3		4	0	0	0	2	1			
Tony Gwynn, L OBP: 0.371, SLG: 0.458	G4-3			G6-3		G4-3		BLK 3B		4	1	1	0	0	0			
Fred McGriff, L OBP: 0.402, SLG: 0.498		G6-3			1B		FC6-4 1B	HR		4	1	3	1	0	0			
Jerald Clark, R OBP: 0.344, SLG: 0.433		G5-3		K		FC6-4 1B	2B	G4-3		4	1	0	0	0	1			
Benito Santiago, R OBP: 0.270, SLG: 0.388		1B		L9		2B	2B	L5		4	1	2	0	0	1			
Tim Lincecum, R OBP: 0.331, SLG: 0.325	K				G6-3		2B	2B		3	1	1	1	0	1			
Scott Coolbaugh, R OBP: 0.301, SLG: 0.314			SH5-4 2B		K		G4-3 2B			3	0	2	2	0	1			
Bruce Hurst, L OBP: 0.170, SLG: 0.093			SH5-4		G5-3		G4-3			2	0	0	0	0	1			
Inning Stats	R: 0 E: 0 K: 1 S: 11	H: 0 LOB: 0 BB: 0 P: 13	R: 0 E: 0 K: 1 S: 9	H: 1 LOB: 1 BB: 0 P: 13	R: 0 E: 0 K: 1 S: 8	H: 1 LOB: 1 BB: 0 P: 14	R: 0 E: 0 K: 1 S: 12	H: 1 LOB: 1 BB: 0 P: 19	R: 0 E: 0 K: 0 S: 4	H: 0 LOB: 0 BB: 0 P: 5	R: 3 E: 0 K: 0 S: 16	H: 4 LOB: 1 BB: 0 P: 24	R: 2 E: 0 K: 0 S: 12	H: 2 LOB: 0 BB: 0 P: 19	1B: 4 2B: 3 3B: 1 HR: 1		SF: 0 SAC: 1 DP: 0 HBP: 0	WP: 0 PB: 0 SB: 0 CS: 0
PITCHER Terry Mulholland, L ERA: 3.98 Steve Searcy, L ERA: 8.44 Joe Boever, R ERA: 9.99	IP: 7.1 WLS: L BF: 30 H: 8 R: 4 ER: 4 SO: 5 BB: 0 IBB: 0 HBP: 0 BLK: 1 WP: 0 HR: 0 S: 72 P: 103 ERA: 4.91 WHIP: 1.091																	

Batter	1	2	3	4	5	6	7	8	9	AB	R	H	RBI	BB	SO	LOB	TOP										
Delino DeShields, L (1.4) OBP: 0.380, SLG: 0.363										2	1	1	0	3	0	1											
Marquis Grissom, R (1.8) OBP: 0.319, SLG: 0.362										5	1	2	2	0	1	6											
Ivan Calderon, R (1.7) OBP: 0.375, SLG: 0.464										2	0	1	0	0	0	0											
Dave Martinez, L (3.7) OBP: 0.300, SLG: 0.374										3	0	0	0	0	1	2											
Tim Wallach, R (1.5) OBP: 0.316, SLG: 0.360										5	1	1	1	0	1	2											
Tom Foley, L (8.5) OBP: 0.305, SLG: 0.327										0	0	0	0	0	0	0											
Andres Galarraga, R (1.3) OBP: 0.293, SLG: 0.345										5	1	1	1	0	1	1											
Larry Walker, L (1.9) OBP: 0.325, SLG: 0.393										5	0	1	0	0	1	1											
Mike Fitzgerald, R (1.2) OBP: 0.232, SLG: 0.239										5	2	2	1	0	1	2											
Spike Owen, S (1.6) OBP: 0.311, SLG: 0.327										4	1	2	1	1	0	1											
Brian Barnes, L (1.1) OBP: 0.320, SLG: 0.150										2	0	1	0	1	0	1											
Mel Rojas, R (6.1) OBP: 0.267, SLG: 0.338										0	0	0	0	0	0	0											
Junior Noboa, R (7.7) OBP: 0.267, SLG: 0.338										1	1	1	1	0	0	0											
Jeff Fassero, L (7.1) OBP: 0.267, SLG: 0.338										1	0	0	0	0	1	0											
Inning Stats	R: 5 E: 0 K: 0 S: 21	H: 7 LOB: 3 BB: 1 P: 38	R: 0 E: 0 K: 0 S: 4	H: 0 LOB: 0 BB: 0 P: 9	R: 0 E: 0 K: 1 S: 11	H: 1 LOB: 3 BB: 2 P: 25	R: 0 E: 0 K: 1 S: 7	H: 1 LOB: 1 BB: 0 P: 10	R: 0 E: 0 K: 0 S: 9	H: 0 LOB: 0 BB: 0 P: 12	R: 0 E: 0 K: 1 S: 15	H: 3 LOB: 2 BB: 2 P: 31	R: 0 E: 0 K: 2 S: 7	H: 0 LOB: 0 BB: 0 P: 10	R: 0 E: 0 K: 2 S: 8	H: 0 LOB: 0 BB: 0 P: 11	1B: 11 2B: 2 3B: 0 HR: 0	SF: 0 SAC: 0 DP: 0 HBP: 0	WP: 1 PB: 0 SB: 2 CS: 0	PA: 45							
PITCHER	IP	WLS	BF	H	R	ER	SO	BB	IBB	HBP	BLK	WP	HR	S	P	ERA	WHIP										
Dennis Rasmussen, L (1.1) ERA: 3.38	0.2	L	9	7	5	0	0	0	0	0	0	0	0	19	32	67.50	10.500										
Mike Maditux, R (1.1) ERA: 2.34	1.1		5	0	0	0	0	1	0	0	0	0	0	6	15	0.00	0.750										
John Costello, R (3.1) ERA: 2.78	2.0		10	2	0	0	2	1	1	0	0	1	0	18	35	0.00	1.500										
Jose Melendez, R (5.1) ERA: 3.22	2.0		7	1	0	0	0	0	0	0	0	0	0	17	21	0.00	0.500										
Rich Rodriguez, L (7.1) ERA: 3.38	3.0		14	3	3	3	5	1	1	0	0	0	0	30	52	9.00	1.333										

Montreal Expos @ San Diego Padres
Jack Murphy Stadium, San Diego, CA
Wed Jul 24 1991, 10:05 PM EDT
Att: 13,718 - Sunny - 72 F

AB 40
R 8
H 13
RBI 7
BB 5
SO 7
LOB 17



Batter	1	2	3	4	5	6	7	8	9	AB	R	H	RBI	BB	SO	LOB	BOTTOM										
Bip Roberts, S (1.4) OBP: 0.333, SLG: 0.316										4	0	1	1	0	0	0											
Darin Jackson, R (1.8) OBP: 0.299, SLG: 0.458										4	0	1	0	0	0	0											
Tony Gwynn, L (1.9) OBP: 0.368, SLG: 0.455										4	0	1	0	0	0	0											
Fred McGriff, L (1.3) OBP: 0.406, SLG: 0.506										4	1	1	1	0	2	2											
Jerald Clark, R (1.7) OBP: 0.340, SLG: 0.429										4	0	1	0	0	0	2											
Benito Santiago, R (1.2) OBP: 0.289, SLG: 0.384										4	1	1	0	0	1	1											
Tim Lincecum, R (1.5) OBP: 0.337, SLG: 0.314										1	0	0	0	3	0	0											
Tony Fernandez, S (1.6) OBP: 0.337, SLG: 0.354										1	0	0	0	1	0	2											
Paul Fierres, R (9.7) OBP: 0.288, SLG: 0.212										1	0	0	0	0	0	0											
Dennis Rasmussen, L (1.1) ERA: 3.38	0.2	L	9	7	5	0	0	0	0	0	0	0	0	19	32	67.50	10.500										
Mike Maditux, R (1.1) ERA: 2.34	1.1		5	0	0	0	0	1	0	0	0	0	0	6	15	0.00	0.750										
John Costello, R (3.1) ERA: 2.78	2.0		10	2	0	0	2	1	1	0	0	1	0	18	35	0.00	1.500										
Jose Melendez, R (5.1) ERA: 3.22	2.0		7	1	0	0	0	0	0	0	0	0	0	17	21	0.00	0.500										
Rich Rodriguez, L (7.1) ERA: 3.38	3.0		14	3	3	3	5	1	1	0	0	0	0	30	52	9.00	1.333										
Inning Stats	R: 0 E: 0 K: 0 S: 5	H: 0 LOB: 0 BB: 0 P: 10	R: 1 E: 0 K: 2 S: 14	H: 2 LOB: 2 BB: 1 P: 23	R: 0 E: 0 K: 1 S: 9	H: 2 LOB: 0 BB: 0 P: 12	R: 1 E: 0 K: 0 S: 9	H: 2 LOB: 1 BB: 1 P: 18	R: 0 E: 0 K: 0 S: 5	H: 0 LOB: 0 BB: 0 P: 9	R: 0 E: 0 K: 1 S: 7	H: 0 LOB: 2 BB: 2 P: 19	R: 0 E: 0 K: 0 S: 4	H: 0 LOB: 0 BB: 0 P: 6	R: 0 E: 0 K: 1 S: 7	H: 0 LOB: 0 BB: 0 P: 8	R: 0 E: 0 K: 0 S: 7	H: 0 LOB: 0 BB: 0 P: 11	1B: 5 2B: 0 3B: 0 HR: 1	SF: 0 SAC: 1 DP: 0 HBP: 0	WP: 1 PB: 0 SB: 0 CS: 0	PA: 36					
PITCHER	IP	WLS	BF	H	R	ER	SO	BB	IBB	HBP	BLK	WP	HR	S	P	ERA	WHIP										
Brian Barnes, L (1.1) ERA: 4.74	5.2	W	26	6	2	2	3	4	0	0	0	0	1	46	86	3.18	1.765										
Mel Rojas, R (6.1) ERA: 8.23	0.1		1	0	0	0	1	0	0	0	0	1	0	3	5	0.00	0.000										
Jeff Fassero, L (7.1) ERA: 1.45	3.0	S	9	0	0	0	1	0	0	0	0	0	0	18	25	0.00	0.000										

Montreal Expos @ San Diego Padres
Jack Murphy Stadium, San Diego, CA
Wed Jul 24 1991, 10:05 PM EDT
Att: 13,718 - Sunny - 72 F

AB 31
R 2
H 6
RBI 2
BB 4
SO 5
LOB 13



Batter	1	2	3	4	5	6	7	8	9	AB	R	H	RBI	BB	SO	LOB	TOP								
Delino DeShields, L OBP: 0.377, SLG: 0.361	(1,4) B 2-1 L7	(3,2) B G3-1		(2,3) C K		(2,2) C F7			(0,1) C 1B	5	0	1	0	0	1	2									
Dave Martinez, L OBP: 0.302, SLG: 0.375	(1,8) X G4-3		(2,1) B L3		(1,0) B 1B		(1,2) C L9		(0,1) C 1B	5	1	2	0	0	0	0									
Ivan Calderon, R OBP: 0.378, SLG: 0.464	(1,7) C G6-3		(3,2) C 1B		(1,2) C 1B		(0,0) C G6-3		(4,2) C 1B	4	1	2	0	1	0	0									
Tim Wallach, R OBP: 0.317, SLG: 0.364		(0,0) X 1B	(1,0) C F8		(0,0) X 1B		(2,2) C G6-3		(0,0) X FC5	5	1	2	1	0	0	4									
Larry Walker, L OBP: 0.327, SLG: 0.394	(1,9) B 1B	(1,0) B 1B	(0,0) X 1B		(1,2) C F8			(0,0) X G1-3		4	0	2	1	0	0	2									
Andres Galarraga, R OBP: 0.297, SLG: 0.345	(1,3) B 1B	(1,0) B 1B	(2,3) C K		(4,0) C 1B		(2,1) C G4-3			3	1	1	0	1	1	2									
Mike Fitzgerald, R OBP: 0.225, SLG: 0.231	(1,2) B 1B	(3,3) C K		(3,2) C G5-3		(1,0) C G4-3-2		(1,1) C L6		4	0	0	0	0	1	4									
Tom Foley, L OBP: 0.303, SLG: 0.325		(2,2) C 2B		(1,0) C 1B		(2,2) C G6-3		(2,1) C L7		4	1	1	0	0	0	2									
Ron Darling, R OBP: 0.132, SLG: 0.237	(1,1) B 1B	(2,2) C 2B		(1,1) C SH3-4		(1,3) C K		(1,2) C G4-3		2	0	1	2	0	1	0									
Scott Ruskin, R OBP: 0.132, SLG: 0.237	(7,1) B 1B									1	0	0	0	0	0	0									
Barry Jones, R OBP: 0.132, SLG: 0.237	(9,1) B 2B									0	0	0	0	0	0	0									
Inning Stats	R: 0 E: 0 K: 0 S: 5	H: 0 LOB: 0 BB: 0 P: 7	R: 3 E: 0 K: 1 S: 17	H: 4 LOB: 1 BB: 0 P: 29	R: 0 E: 0 K: 1 S: 12	H: 2 LOB: 2 BB: 0 P: 20	R: 0 E: 0 K: 1 S: 10	H: 1 LOB: 1 BB: 0 P: 17	R: 2 E: 0 K: 0 S: 7	H: 3 LOB: 1 BB: 1 P: 14	R: 0 E: 0 K: 0 S: 9	H: 0 LOB: 0 BB: 0 P: 14	R: 0 E: 0 K: 0 S: 7	H: 0 LOB: 0 BB: 0 P: 10	R: 0 E: 0 K: 0 S: 5	H: 0 LOB: 0 BB: 0 P: 8	R: 0 E: 0 K: 0 S: 12	H: 2 LOB: 3 BB: 1 P: 19	1B: 10 2B: 3 3B: 0 HR: 0	SF: 0 SAC: 1 DP: 1 HBP: 0	WP: 1 PB: 1 SB: 1 CS: 0	PA: 40			
PITCHER	IP	WLS	BF	H	R	ER	SO	BB	IBB	HBP	BLK	WP	HR	S	P	ERA	WHIP								
Greg Harris, R ERA: 2.59	(1,1)	4.1	24	10	5	4	3	0	1	0	0	0	0	50	85	8.31	2.308								
Mike Maddux, R ERA: 2.17	(5,1)	4.2	W	16	2	0	0	1	0	0	0	1	0	34	53	0.00	0.643								

Montreal Expos @ San Diego Padres
Jack Murphy Stadium, San Diego, CA
Thu Jul 25 1991, 6:33 AM EDT
Att: 20,384 - Cloudy - 72 F

AB 37
R 5
H 12
RBI 4
BB 2
SO 4
LOB 16





Batter	1	2	3	4	5	6	7	8	9	AB	R	H	RBI	BB	SO	LOB	BOTTOM								
Bip Roberts, S OBP: 0.337, SLG: 0.331	(1,4) B 1B		(3,1) B 1B		(2,1) B G5-3		(1,0) B G5-3		(3,2) B HR	5	3	3	2	0	0	2									
Tony Fernandez, S OBP: 0.336, SLG: 0.352	(1,6) B 1B	(2,2) B 1B	(1,2) B L9		(0,0) X B5-3		(1,3) C K			4	0	1	0	0	1	1									
Tony Gwynn, L OBP: 0.367, SLG: 0.455	(1,9) B 1B	(1,0) B G3	(1,2) B G3		(0,1) C 1B		(1,2) C G1-3			4	1	1	1	0	0	1									
Fred McGriff, L OBP: 0.402, SLG: 0.500	(1,3) B 1B	(2,0) B G4-3	(3,3) C K		(2,2) C F9			(0,3) C K		4	0	0	0	0	2	2									
Jerald Clark, R OBP: 0.342, SLG: 0.430	(1,7) C 1B	(1,2) C G6-3		(1,2) C 1B		(1,0) C 1B		(0,1) C L8		4	1	2	1	0	0	1									
Benito Santiago, R OBP: 0.269, SLG: 0.382		(1,0) B F9		(2,2) C 1B		(3,3) C K		(3,3) C K		4	0	1	0	0	2	1									
Tim Lincecum, R OBP: 0.167, SLG: 0.091	(1,5) X G5-3		(0,3) C K		(0,2) C G3			(2,0) C HR		4	0	1	0	0	1	2									
Paul Fieries, R OBP: 0.288, SLG: 0.212	(9, PR)									0	1	0	0	0	0	0									
Thomas Howard, S OBP: 0.310, SLG: 0.317	(1,8) C 1B	(0,1) C 1B		(2,1) C G4-3		(1,0) C G3		(1,1) C SH3-4		3	0	1	0	0	0	1									
Greg Harris, R ERA: 4.01	(1,1)	6.0	27	8	4	3	3	0	0	0	0	0	0	0	0	0									
Mike Maddux, L ERA: 2.2	(5,1)	2.1	8	1	2	2	3	0	0	0	0	0	0	0	0	0									
Darrin Jackson, R OBP: 0.299, SLG: 0.458	(9, PH)									0	0	0	0	0	0	0									
Phil Stephenson, L ERA: 3.97	(9, PH)									1	0	0	0	0	0	2									
Inning Stats	R: 1 E: 1 K: 0 S: 10	H: 2 LOB: 1 BB: 0 P: 17	R: 0 E: 0 K: 0 S: 6	H: 1 LOB: 0 BB: 0 P: 9	R: 1 E: 1 K: 1 S: 13	H: 1 LOB: 0 BB: 0 P: 21	R: 1 E: 0 K: 1 S: 15	H: 2 LOB: 2 BB: 0 P: 23	R: 0 E: 0 K: 0 S: 8	H: 0 LOB: 0 BB: 0 P: 11	R: 0 E: 0 K: 1 S: 7	H: 0 LOB: 0 BB: 0 P: 10	R: 0 E: 0 K: 2 S: 8	H: 0 LOB: 0 BB: 0 P: 11	R: 2 E: 0 K: 0 S: 12	H: 2 LOB: 1 BB: 0 P: 18	1B: 7 2B: 2 3B: 0 HR: 1	SF: 0 SAC: 1 DP: 0 HBP: 1	WP: 3 PB: 0 SB: 1 CS: 0	PA: 37					
PITCHER	IP	WLS	BF	H	R	ER	SO	BB	IBB	HBP	BLK	WP	HR	S	P	ERA	WHIP								
Ron Darling, R ERA: 4.01	(1,1)	6.0	27	8	4	3	3	0	0	0	0	0	0	0	0	0									
Scott Ruskin, L ERA: 2.2	(7,1)	2.1	8	1	2	2	3	0	0	0	0	0	0	0	0	0									
Barry Jones, R ERA: 3.97	(9,1)	0.1	L	2	1	0	0	0	0	0	0	0	1	9	12	0.00	3.000								

Montreal Expos @ San Diego Padres
Jack Murphy Stadium, San Diego, CA
Thu Jul 25 1991, 6:33 AM EDT
Att: 20,384 - Cloudy - 72 F

AB 35
R 6
H 10
RBI 4
BB 0
SO 6
LOB 14



Batter	1	2	3	4	5	6	7	8	9	AB	R	H	RBI	BB	SO	LOB	TOP										
Vince Coleman, S (1, 8) OBP: 0.354, SLG: 0.333	G4-3		G6-3		L5		G6-4-3 BB			4	0	1	0	1	0	2	New York Mets @ San Diego Padres Jack Murphy Stadium, San Diego, CA Sat Jul 27 1991, 10:05 PM EDT Att: 31,304 - Sunny - 72 F										
Gregg Jefferies, S (1, 4) OBP: 0.345, SLG: 0.405 John Franco, L (9, 1)	G4-3			F9			G6-4-3 1-2		L6	5	0	1	1	0	0	4											
Kevin McReynolds, R (1, 7) OBP: 0.349, SLG: 0.450	K			P4					E5	4	0	0	0	0	1	2											
Howard Johnson, S (1, 5) OBP: 0.360, SLG: 0.547									G3-6-3	2	1	0	0	2	0	3											
Hubie Brooks, R (1, 9) OBP: 0.344, SLG: 0.439 Daryl Boston, L (8, 9) OBP: 0.310, SLG: 0.362	K								F8	3	0	0	0	1	1	1											
Dave Magadan, L (1, 3) OBP: 0.379, SLG: 0.341	G3-1									4	1	2	1	0	0	0											
Garry Templeton, S (1, 6) OBP: 0.247, SLG: 0.320										3	1	1	1	0	1	2											
Charlie O'Brien, R (1, 2) OBP: 0.269, SLG: 0.200										3	1	2	1	1	0	0											
Dwight Gooden, R (1, 1) OBP: 0.245, SLG: 0.358 Tom Herr, S (9, PH) OBP: 0.324, SLG: 0.252										2	0	1	0	0	0	0											
Inning Stats	R: 0 E: 0 K: 1 S: 7	H: 0 LOB: 0 BB: 0 P: 12	R: 0 E: 0 K: 1 S: 7	H: 0 LOB: 0 BB: 1 P: 11	R: 1 E: 0 K: 1 S: 14	H: 1 LOB: 0 BB: 0 P: 17	R: 1 E: 0 K: 1 S: 9	H: 1 LOB: 2 BB: 2 P: 23	R: 1 E: 0 K: 0 S: 15	H: 3 LOB: 2 BB: 0 P: 24	R: 0 E: 0 K: 0 S: 4	H: 0 LOB: 0 BB: 0 P: 5	R: 0 E: 0 K: 0 S: 11	H: 0 LOB: 1 BB: 2 P: 20	R: 0 E: 1 K: 0 S: 7	H: 0 LOB: 0 BB: 0 P: 10		R: 1 E: 0 K: 1 S: 17	H: 3 LOB: 2 BB: 0 P: 28	1B: 7 2B: 1 3B: 0 HR: 1	SF: 0 SAC: 2 DP: 3 HBP: 0	WP: 2 PB: 0 SB: 0 CS: 1	PA: 38				
PITCHER	IP	WLS	BF	H	R	ER	SO	BB	IBB	HBP	BLK	WP	HR	S	P	ERA	WHIP										
Adam Peterson, R (1, 1) ERA: 4.09	5.0	L	22	5	3	3	3	3	0	0	0	0	1	52	87	5.40	1.600										
John Costello, R (6, 1) ERA: 2.45	3.0		10	0	0	0	0	2	0	0	0	0	0	22	35	0.00	0.667										
Rich Rodriguez, L (9, 1) ERA: 3.47	1.0		6	3	1	1	1	0	0	0	0	2	0	17	28	9.00	3.000										

Batter	1	2	3	4	5	6	7	8	9	AB	R	H	RBI	BB	SO	LOB	BOTTOM										
Bip Roberts, S (1, 4) OBP: 0.343, SLG: 0.336	G6-3									4	0	1	0	0	1	1	New York Mets @ San Diego Padres Jack Murphy Stadium, San Diego, CA Sat Jul 27 1991, 10:05 PM EDT Att: 31,304 - Sunny - 72 F										
Tim Lincecum, R (1, 5) OBP: 0.327, SLG: 0.310	G6-3									4	0	0	0	0	2												
Tony Gwynn, L (1, 9) OBP: 0.366, SLG: 0.451	G4-3									4	0	0	0	0	0												
Fred McGriff, L (1, 3) OBP: 0.403, SLG: 0.494										2	0	0	0	2	1	0											
Jerald Clark, R (1, 7) OBP: 0.339, SLG: 0.422										3	0	0	0	1	1	2											
Benito Santiago, R (1, 2) OBP: 0.287, SLG: 0.379										3	0	1	0	0	2	1											
Thomas Howard, S (1, 8) OBP: 0.316, SLG: 0.320										2	0	1	0	1	0	2											
Craig Shipley, R (1, 6) OBP: 0.286, SLG: 0.429										3	0	0	0	0	3												
Adam Peterson, R (1, 1) Shawn Abner, R (5, PH) John Costello, R (6, 1) Phil Stephenson, L (8, PH) Rich Rodriguez, L (9, 1)										1	0	0	0	0	1	0											
Inning Stats	R: 0 E: 0 K: 0 S: 6	H: 0 LOB: 0 BB: 0 P: 11	R: 0 E: 0 K: 0 S: 8	H: 1 LOB: 1 BB: 1 P: 15	R: 0 E: 0 K: 1 S: 6	H: 1 LOB: 1 BB: 0 P: 8	R: 0 E: 0 K: 1 S: 5	H: 0 LOB: 0 BB: 0 P: 7	R: 0 E: 0 K: 1 S: 8	H: 0 LOB: 1 BB: 1 P: 13	R: 0 E: 0 K: 1 S: 8	H: 0 LOB: 0 BB: 0 P: 13	R: 0 E: 1 K: 2 S: 16	H: 1 LOB: 2 BB: 1 P: 27	R: 0 E: 0 K: 0 S: 6	H: 1 LOB: 0 BB: 0 P: 9		R: 0 E: 0 K: 0 S: 7	H: 0 LOB: 0 BB: 1 P: 15	1B: 4 2B: 0 3B: 0 HR: 0	SF: 0 SAC: 0 DP: 3 HBP: 0	WP: 0 PB: 0 SB: 1 CS: 0	PA: 32				
PITCHER	IP	WLS	BF	H	R	ER	SO	BB	IBB	HBP	BLK	WP	HR	S	P	ERA	WHIP										
Dwight Gooden, R (1, 1) ERA: 3.85	8.0	W	29	4	0	0	6	3	0	0	0	0	0	63	103	0.00	0.875										
John Franco, L (9, 1) ERA: 2.53	1.0		3	0	0	0	0	1	0	0	0	0	0	7	15	0.00	1.000										

Batter	1	2	3	4	5	6	7	8	9	AB	R	H	RBI	BB	SO	LOB	TOP										
Vince Coleman, S (1, 8) OBP: 0.356, SLG: 0.336	K		G3			FC5-4 1B		S 1B		4	0	2	0	0	1	0	New York Mets @ San Diego Padres Jack Murphy Stadium, San Diego, CA Sun Jul 28 1991, 6:33 AM EDT Att: 25,090 - Sunny - 78 F										
Gregg Jefferies, S (1, 4) OBP: 0.342, SLG: 0.402	G4-3							F9		2	0	0	0	0	0	0											
Tom Herr, S (5, 4) OBP: 0.326, SLG: 0.255										2	0	1	0	0	0	1											
Kevin McReynolds, R (1, 7) OBP: 0.345, SLG: 0.444	G6-3					FC5-4		K		4	0	0	0	0	1	3											
Howard Johnson, S (1, 5) OBP: 0.356, SLG: 0.540										4	0	0	0	0	0	2											
Hubie Brooks, R (1, 9) OBP: 0.340, SLG: 0.433										4	0	0	0	0	1	0											
Dave Magadan, L (1, 3) OBP: 0.377, SLG: 0.340										4	0	1	0	0	0	0											
Rick Cerone, R (1, 2) OBP: 0.370, SLG: 0.344										3	0	1	0	0	0	1											
Garry Templeton, S (1, 6) OBP: 0.243, SLG: 0.315										3	0	0	0	0	1	2											
Frank Viola, L (1, 1) OBP: 0.130, SLG: 0.151										2	0	0	0	0	0	0											
Daryl Boston, L (8, PH) OBP: 0.308, SLG: 0.359										1	0	0	0	0	0	0											
Tim Burke, R (8, 1)										0	0	0	0	0	0	0											
Inning Stats	R: 0 E: 0 K: 1 S: 7	H: 0 LOB: 0 BB: 0 P: 13	R: 0 E: 0 K: 0 S: 14	H: 1 LOB: 1 BB: 0 P: 19	R: 0 E: 0 K: 0 S: 6	H: 0 LOB: 0 BB: 0 P: 7	R: 0 E: 0 K: 0 S: 11	H: 0 LOB: 0 BB: 0 P: 15	R: 0 E: 1 K: 1 S: 9	H: 0 LOB: 1 BB: 0 P: 15	R: 0 E: 0 K: 0 S: 12	H: 2 LOB: 2 BB: 0 P: 18	R: 0 E: 0 K: 1 S: 7	H: 1 LOB: 1 BB: 0 P: 10	R: 0 E: 0 K: 1 S: 13	H: 1 LOB: 1 BB: 0 P: 21	R: 0 E: 0 K: 0 S: 7	H: 0 LOB: 0 BB: 0 P: 9	1B: 5 2B: 0 3B: 0 HR: 0	SF: 0 SAC: 0 DP: 0 HBP: 0	WP: 0 PB: 0 SB: 1 CS: 0	PA: 33					
PITCHER	IP	WLS	BF	H	R	ER	SO	BB	IBB	HBP	BLK	WP	HR	S	P	ERA	WHIP										
Andy Benes, R (1, 1) ERA: 3.74	8.0	W	30	5	0	0	4	0	0	0	0	0	0	79	118	0.00	0.625										
Craig Lefferts, L (9, 1) ERA: 4.5	1.0	S	3	0	0	0	0	0	0	0	0	0	0	7	9	0.00	0.000										

AB	33
R	0
H	5
RBI	0
BB	0
SO	4
LOB	9



Batter	1	2	3	4	5	6	7	8	9	AB	R	H	RBI	BB	SO	LOB	BOTTOM										
Bip Roberts, S (1, 4) OBP: 0.339, SLG: 0.331	G6-3		K			G5-3		L9		4	0	0	0	0	1	1	New York Mets @ San Diego Padres Jack Murphy Stadium, San Diego, CA Sun Jul 28 1991, 6:33 AM EDT Att: 25,090 - Sunny - 78 F										
Darin Jackson, R (1, 8) OBP: 0.316, SLG: 0.489	G3 1B		F8			E5 1B 2B		G6-3 1B		4	1	2	0	0	0	1											
Tony Gwynn, L (1, 9) OBP: 0.365, SLG: 0.449	G3					K		G6-3		4	1	1	0	0	1	2											
Fred McGriff, L (1, 3) OBP: 0.403, SLG: 0.495	G6-3					F8				3	0	1	2	1	0	1											
Jerald Clark, R (1, 7) OBP: 0.335, SLG: 0.415						F7				4	0	0	0	0	2	3											
Benito Santiago, R (1, 2) OBP: 0.287, SLG: 0.378						K				3	0	1	0	0	1	0											
Scott Coolbaugh, R (1, 5) OBP: 0.294, SLG: 0.306						F8		FC3-6 1B		3	0	0	0	0	1	1											
Craig Shipley, R (1, 6) OBP: 0.200, SLG: 0.300						G6-3		F9		3	0	0	0	0	0	1											
Andy Benes, R (1, 1) OBP: 0.140, SLG: 0.128										2	0	0	0	1	2	1											
Craig Lefferts, L (9, 1) ERA: 3.62										0	0	0	0	0	0	0											
Inning Stats	R: 0 E: 0 K: 0 S: 11	H: 1 LOB: 1 BB: 0 P: 15	R: 0 E: 0 K: 1 S: 5	H: 0 LOB: 0 BB: 0 P: 10	R: 0 E: 0 K: 1 S: 9	H: 0 LOB: 1 BB: 1 P: 17	R: 0 E: 0 K: 1 S: 9	H: 0 LOB: 0 BB: 0 P: 12	R: 2 E: 1 K: 2 S: 16	H: 2 LOB: 1 BB: 0 P: 24	R: 0 E: 0 K: 1 S: 9	H: 1 LOB: 1 BB: 0 P: 12	R: 0 E: 0 K: 1 S: 8	H: 1 LOB: 2 BB: 1 P: 19	R: 0 E: 0 K: 1 S: 7	H: 0 LOB: 0 BB: 0 P: 9	1B: 4 2B: 1 3B: 0 HR: 0	SF: 0 SAC: 0 DP: 0 HBP: 0	WP: 0 PB: 0 SB: 0 CS: 0	PA: 32							
PITCHER	IP	WLS	BF	H	R	ER	SO	BB	IBB	HBP	BLK	WP	HR	S	P	ERA	WHIP										
Frank Viola, L (1, 1) ERA: 2.92	7.0	L	27	4	2	0	7	1	0	0	0	0	0	66	97	0.00	0.714										
Tim Burke, R (8, 1) ERA: 3.62	1.0		5	1	0	0	1	0	1	0	0	0	0	8	19	0.00	1.000										

AB	30
R	2
H	5
RBI	2
BB	2
SO	8
LOB	11



Batter	1	2	3	4	5	6	7	8	9	AB	R	H	RBI	BB	SO	LOB	TOP		
Bip Roberts, S OBP: 0.342, SLG: 0.333 (1,4)										4	0	0	0	0	1	2			
Darin Jackson, R OBP: 0.325, SLG: 0.500 (1,8)										4	2	3	0	0	1	0			
Tony Gwynn, L OBP: 0.364, SLG: 0.447 (1,9)										4	1	2	1	0	0	1			
Fred McGriff, L OBP: 0.400, SLG: 0.488 (1,3)										4	0	0	0	0	2	4			
Bento Santiago, R OBP: 0.272, SLG: 0.384 (1,2)										3	0	1	2	0	0	1			
Tim Lincecum, R OBP: 0.324, SLG: 0.313 (1,5)										3	0	0	0	0	1	2			
Jack Howell, L OBP: 0.301, SLG: 0.305 (9, PH)										1	0	0	0	0	1	0			
Kevin Ward, R OBP: 0.286, SLG: 0.350 (1,7)										4	0	1	0	0	2	1			
Craig Shipley, R OBP: 0.235, SLG: 0.294 (1,6)										4	0	2	0	0	0	1			
Greg Harris, R OBP: 0.154, SLG: 0.083 (6, 1)										1	0	0	0	0	0	0			
Rich Rodriguez, L OBP: 0.325, SLG: 0.407 (7, PH)										0	0	0	0	0	0	0			
Jerald Clark, R OBP: 0.325, SLG: 0.407 (7, 1)										0	0	0	0	0	1	1			
John Costello, R OBP: 0.325, SLG: 0.407 (7, 1)										0	0	0	0	0	0	0			
Mike Maddux, L OBP: 0.325, SLG: 0.407 (8, PH)										0	0	0	0	0	0	0			
Phil Stephenson, L OBP: 0.325, SLG: 0.407 (8, PH)										1	0	0	0	0	1	1			
Inning Stats	R: 0 H: 0 E: 0 K: 2 S: 9	H: 0 LOB: 0 BB: 0 P: 12	R: 0 H: 1 E: 1 K: 2 S: 12	H: 0 LOB: 1 BB: 0 P: 20	R: 0 H: 0 E: 0 K: 0 S: 4	H: 0 LOB: 0 BB: 0 P: 6	R: 1 H: 2 E: 0 K: 0 S: 9	H: 1 LOB: 1 BB: 0 P: 13	R: 0 H: 1 E: 0 K: 1 S: 14	H: 1 LOB: 1 BB: 0 P: 21	R: 0 H: 1 E: 0 K: 1 S: 12	H: 1 LOB: 1 BB: 0 P: 19	R: 1 H: 2 E: 0 K: 1 S: 11	H: 2 LOB: 0 BB: 0 P: 16	R: 0 H: 1 E: 0 K: 2 S: 9	H: 1 LOB: 1 BB: 0 P: 14	1B: 7 2B: 2 3B: 0 HR: 0	SF: 1 SAC: 1 DP: 1 HBP: 0	WP: 0 PA: 36 PB: 0 SB: 0 CS: 0
PITCHER	IP	WLS	BF	H	R	ER	SO	BB	IBB	HBP	BLK	WP	HR	S	P	ERA	WHIP		
Bruce Ruffin, L ERA: 2.82 (1, 1)	7.0	W	28	6	2	2	7	0	0	0	0	0	0	69	105	2.57	0.857		
Roger McDowell, R ERA: 3.2 (8, 1)	1.0		4	2	1	1	1	0	0	0	0	0	0	11	16	9.00	2.000		
Joe Boever, R ERA: 3.73 (9, 1)	1.0		4	1	0	0	2	0	0	0	0	0	0	9	14	0.00	1.000		

San Diego Padres @ Philadelphia Phillies
Veterans Stadium, Philadelphia, PA
Wed Jul 31 1991, 7:05 PM EDT
Att: 24,779 - Cloudy - 82 F

AB 34
R 3
H 9
RBI 3
BB 0
SO 10
LOB 14

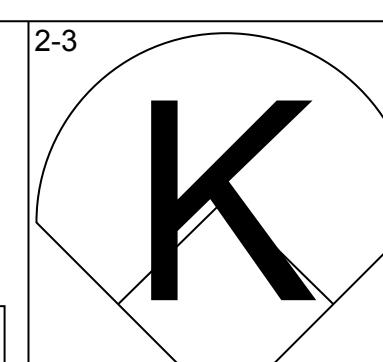
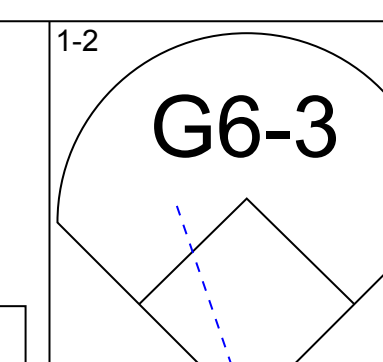
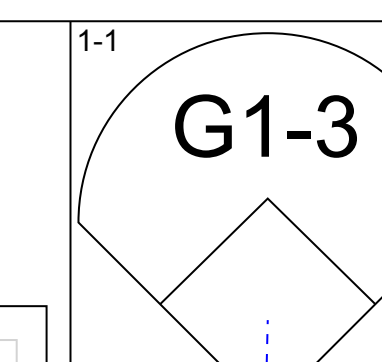
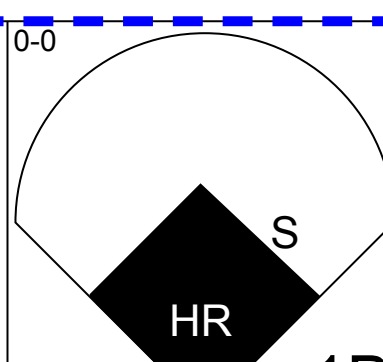
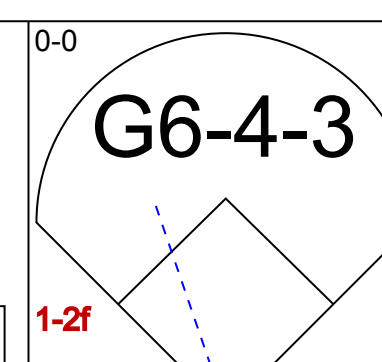
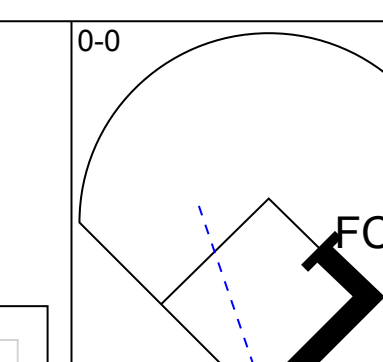
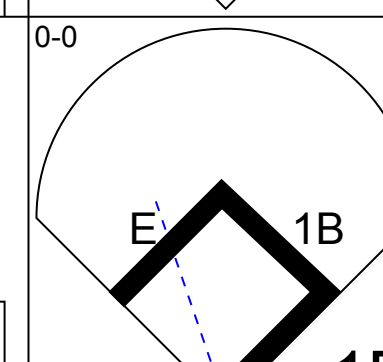
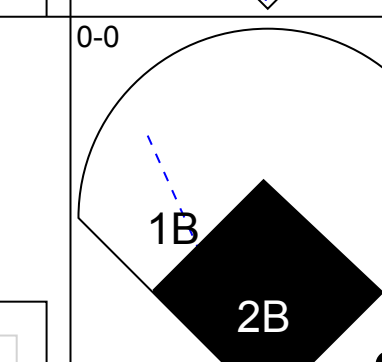
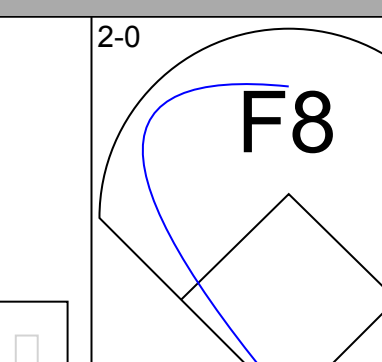
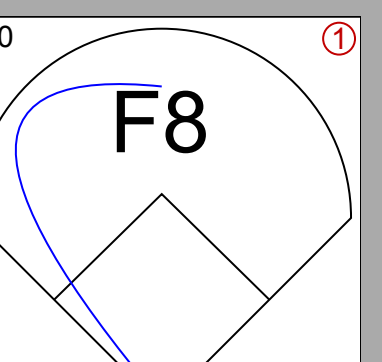
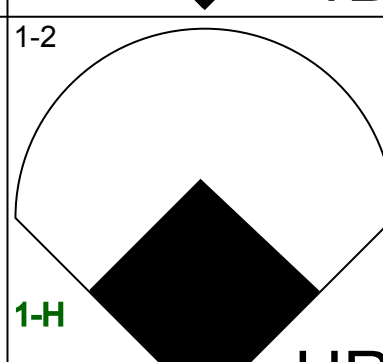
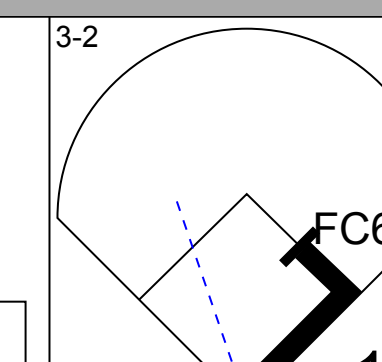
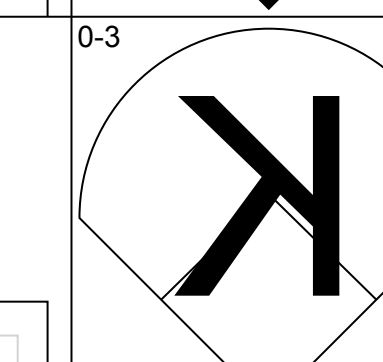
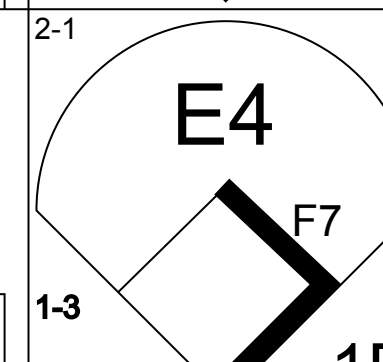
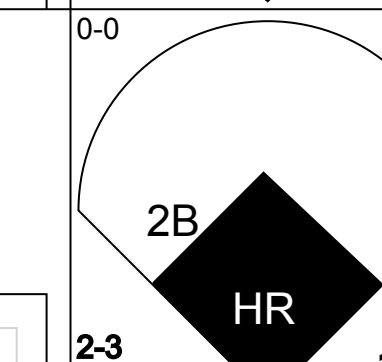
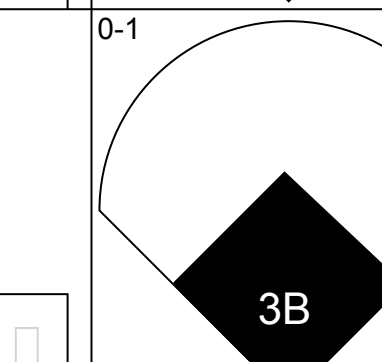
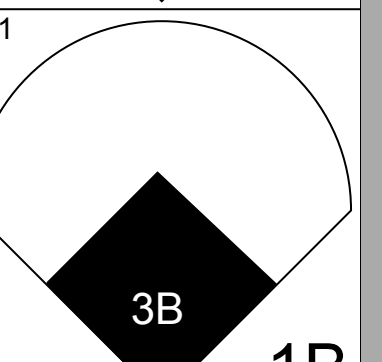
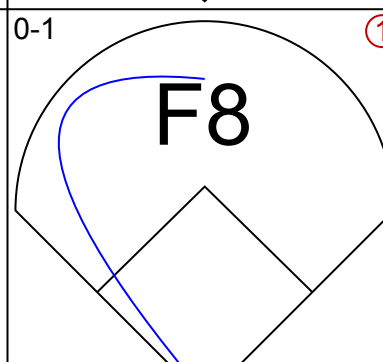
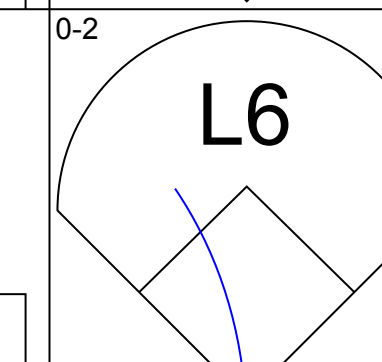
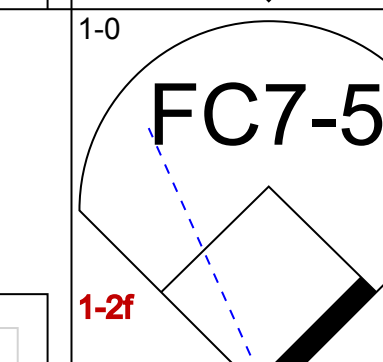
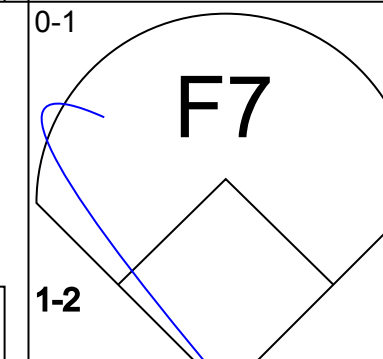
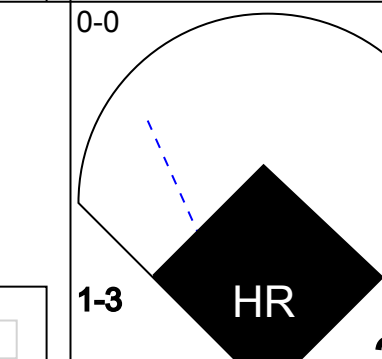
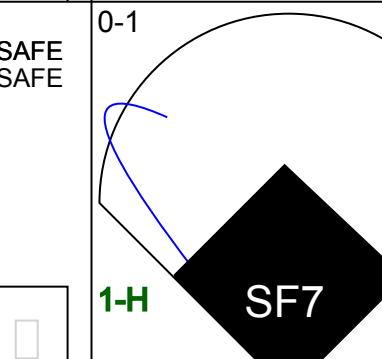
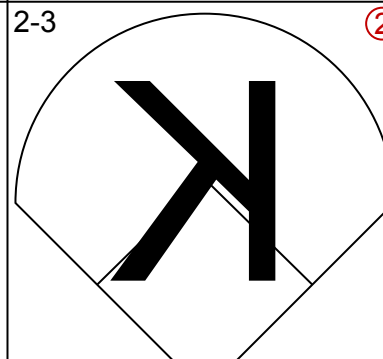
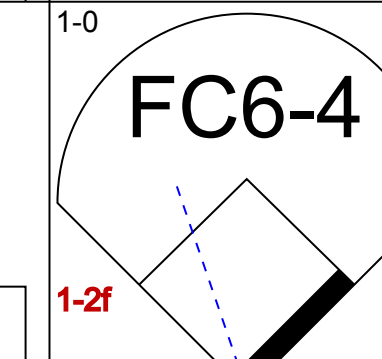
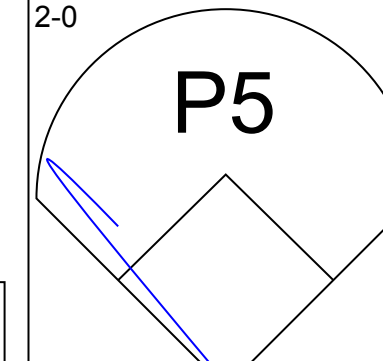
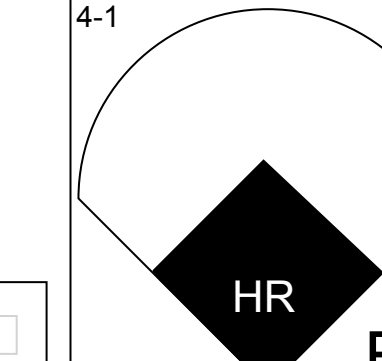
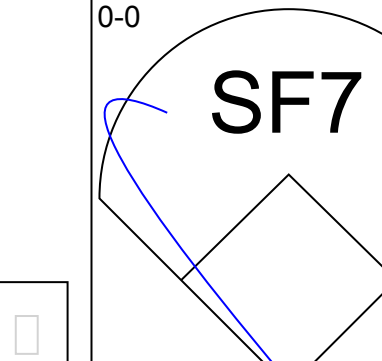
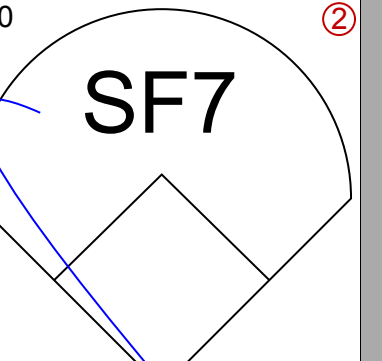
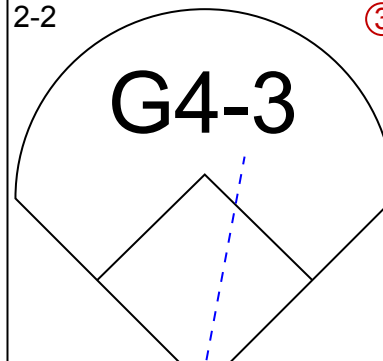
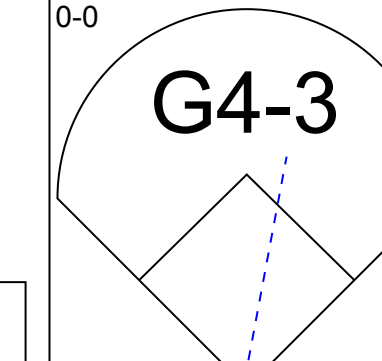
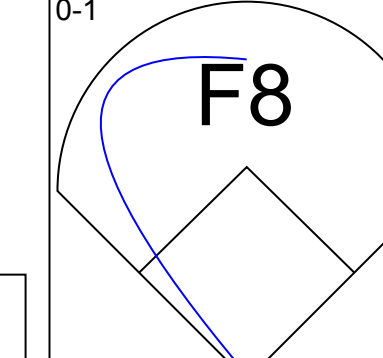
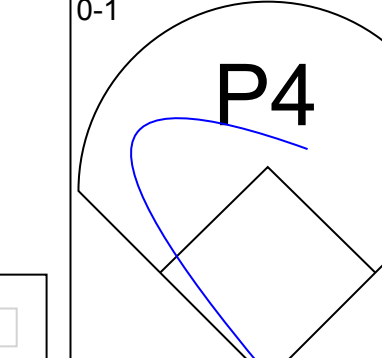
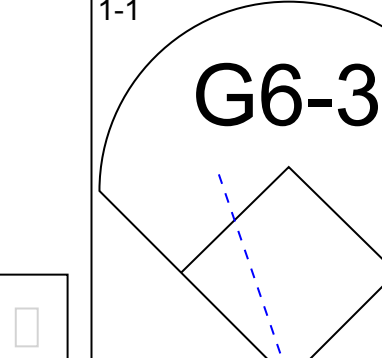

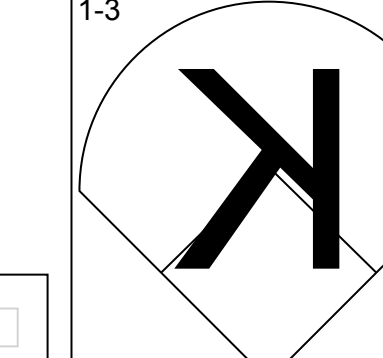

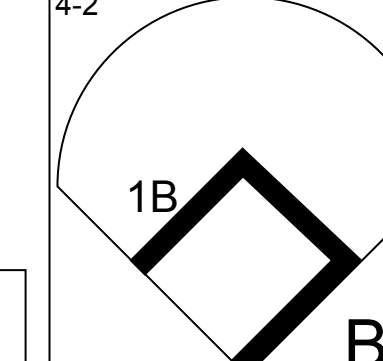
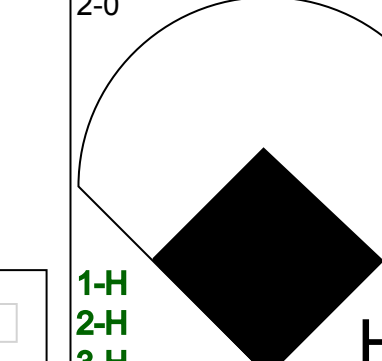
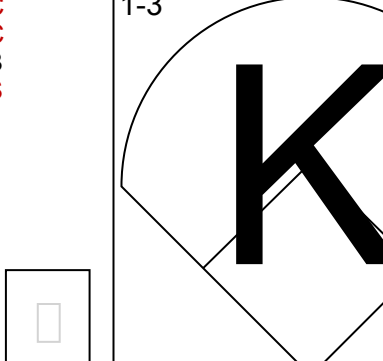
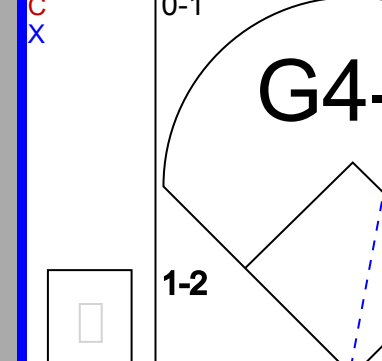
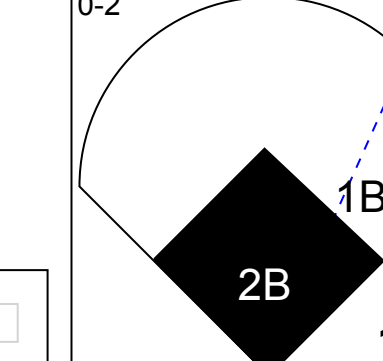

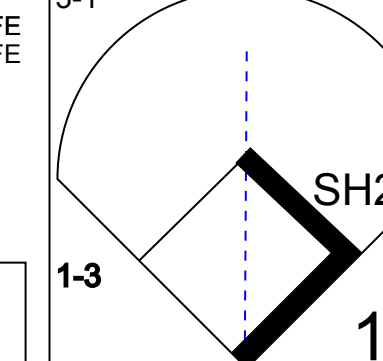
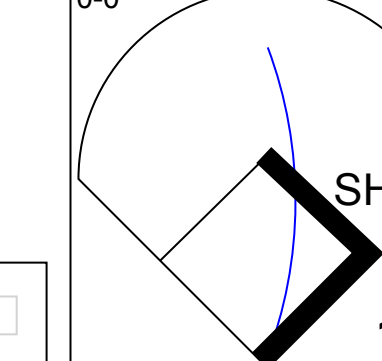

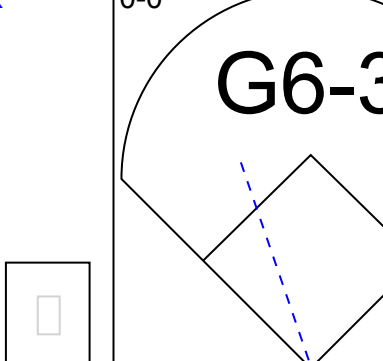
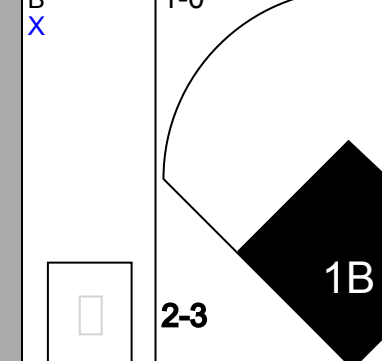
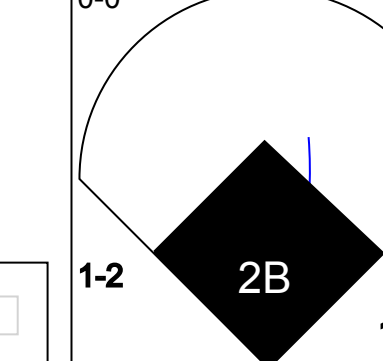

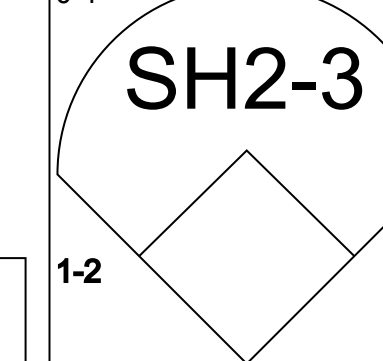
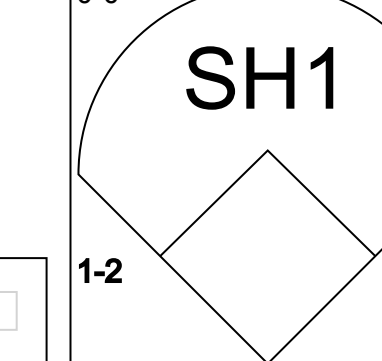

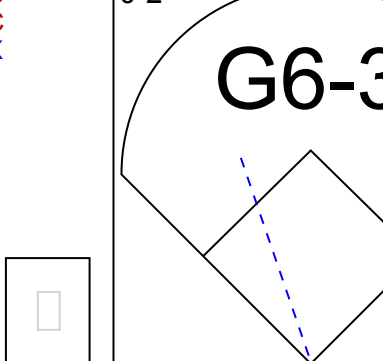
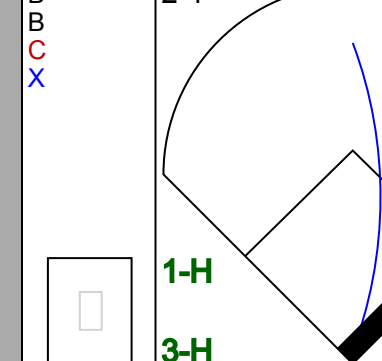
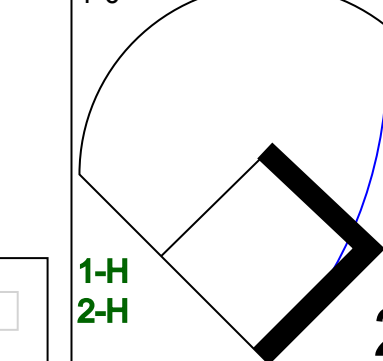


Batter	1	2	3	4	5	6	7	8	9	AB	R	H	RBI	BB	SO	LOB	BOTTOM		
Lenny Dykstra, L OBP: 0.407, SLG: 0.421 (1,8)										5	0	0	0	0	1	2			
Darren Daulton, L OBP: 0.300, SLG: 0.324 (1,2)										5	1	1	0	0	2	0			
Dave Hollins, S OBP: 0.413, SLG: 0.645 (1,5)										3	1	0	0	1	0	1			
Roger McDowell, R ERA: 3.2 (8, 1)										0	0	0	0	0	0	0			
Joe Boever, R OBP: 0.500, SLG: 0.500 (9, 1)										0	0	0	0	0	0	0			
John Kruk, L OBP: 0.342, SLG: 0.469 (1,3)										3	3	1	0	1	0	1			
Dale Murphy, R OBP: 0.302, SLG: 0.407 (1,9)										4	2	2	2	0	0	2			
Wes Chamberlain, R OBP: 0.317, SLG: 0.441 (1,7)										4	2	4	6	0	0	0			
Mickey Morandini, L OBP: 0.311, SLG: 0.310 (1,4)										3	0	3	1	0	0	0			
Dickie Thon, R OBP: 0.280, SLG: 0.325 (1,6)										3	0	0	0	1	0	3			
Bruce Ruffin, S ERA: 2.89 (1, 1)										2	0	0	0	0	1	3			
Charlie Hayes, R OBP: 0.226, SLG: 0.310 (8, 5)										1	0	0	0	0	0	0			
Inning Stats	R: 0 H: 0 E: 0 K: 1 S: 7	H: 1 LOB: 0 BB: 0 P: 15	R: 0 H: 1 E: 0 K: 0 S: 6	H: 1 LOB: 0 BB: 0 P: 10	R: 0 H: 1 E: 0 K: 1 S: 9	H: 1 LOB: 1 BB: 0 P: 12	R: 3 H: 2 E: 1 K: 1 S: 13	H: 2 LOB: 2 BB: 2 P: 27	R: 0 H: 0 E: 0 K: 0 S: 5	H: 0 LOB: 0 BB: 0 P: 6	R: 3 H: 4 E: 0 K: 0 S: 13	H: 3 LOB: 1 BB: 1 P: 21	R: 0 H: 0 E: 0 K: 1 S: 5	H: 0 LOB: 0 BB: 0 P: 7	1B: 5 2B: 4 3B: 0 HR: 2	SF: 1 SAC: 1 DP: 0 HBP: 0	WP: 2 PA: 39 PB: 0 SB: 0 CS: 1		
PITCHER	IP	WLS	BF	H	R	ER	SO	BB	IBB	HBP	BLK	WP	HR	S	P	ERA	WHIP		
Greg Harris, R ERA: 2.89 (1, 1)	5.0	L	24	7	6	3	3	1	0	0	0	0	0	6	9	0.00	1.000		
Rich Rodriguez, L ERA: 3.41 (6, 1)	1.0		4	1	0	0	0	0	0	0	0	0	0	6	9	0.00	1.000		
John Costello, R ERA: 3.38 (7, 1)	1.0		7	3	3	3	0	0	1	0	0	1	0	13	21	27.00	3.000		
Mike Maddux, R ERA: 2.13 (8, 1)	1.0		3	0	0	0	1	0	0	0	0	0	0	5	7	0.00	0.000		

San Diego Padres @ Philadelphia Phillies
Veterans Stadium, Philadelphia, PA
Wed Jul 31 1991, 7:05 PM EDT
Att: 24,779 - Cloudy - 82 F

AB 33
R 9
H 11
RBI 9
BB 3
SO 4
LOB 12

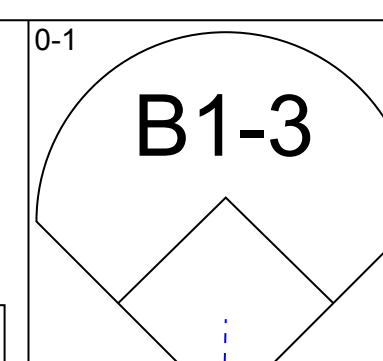
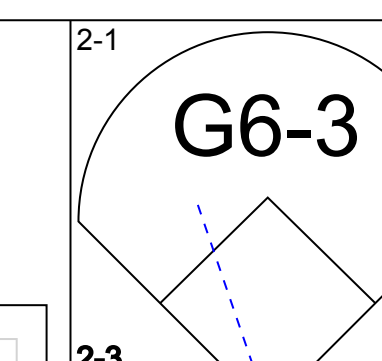
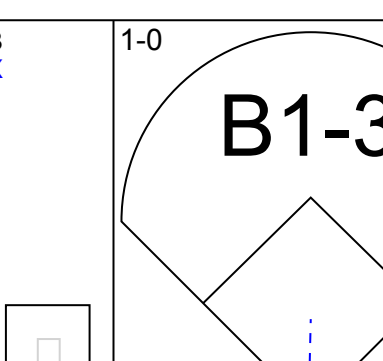
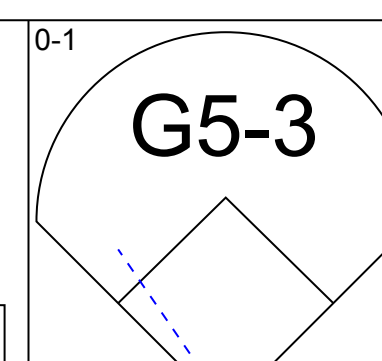
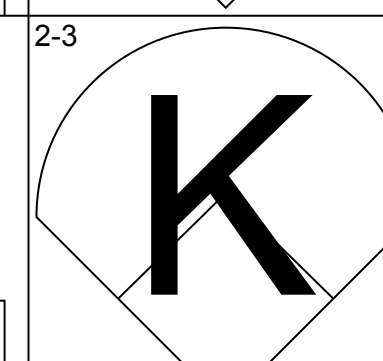
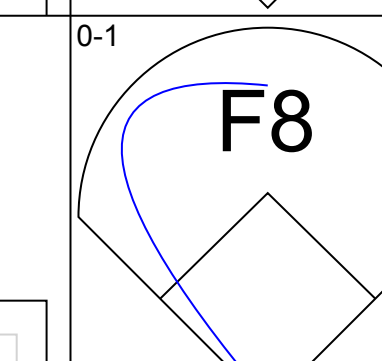
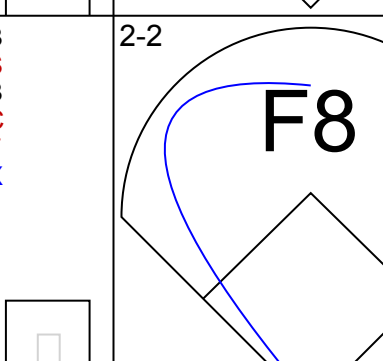
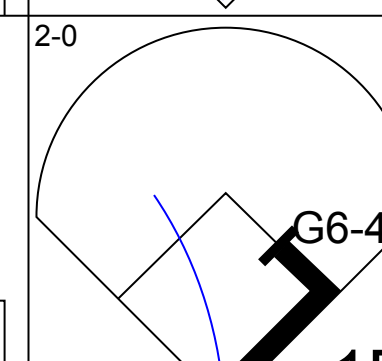
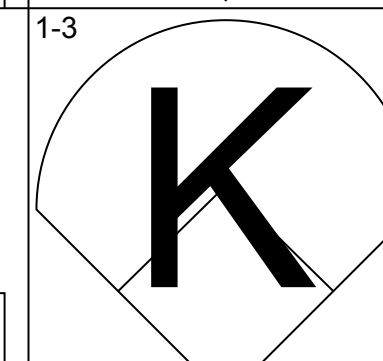
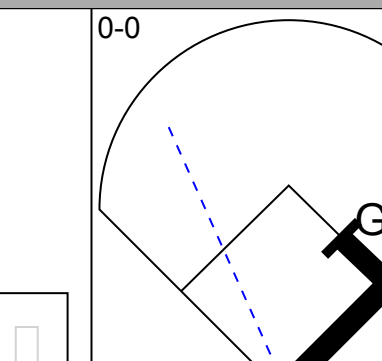
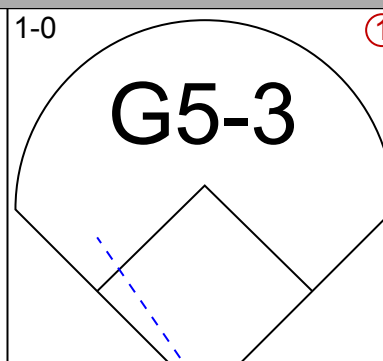
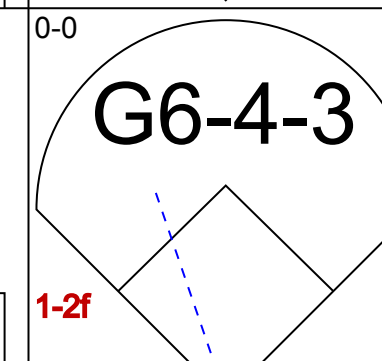
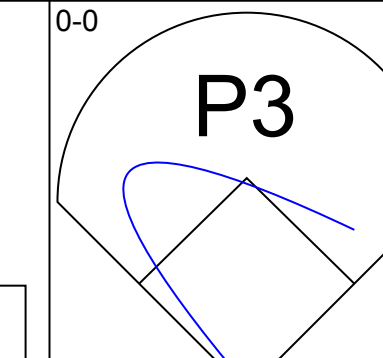
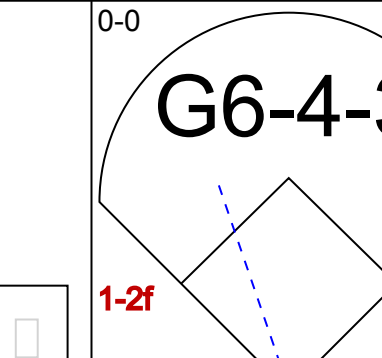
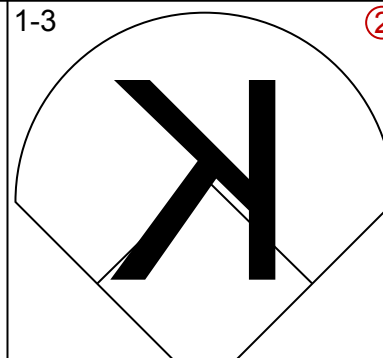
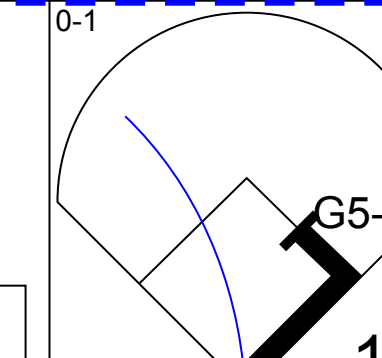
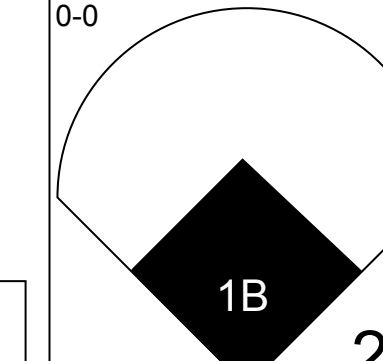
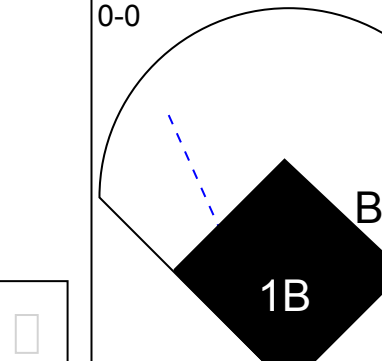
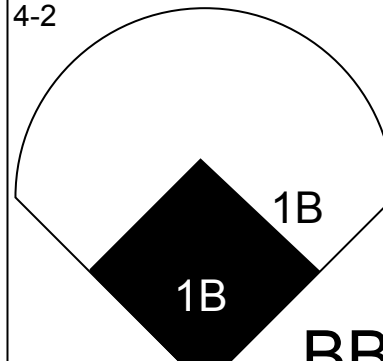
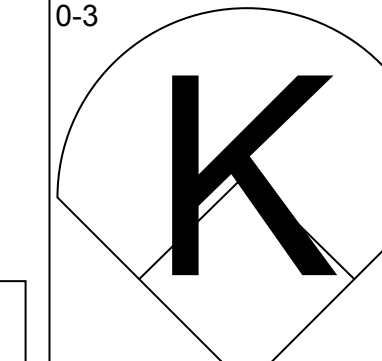
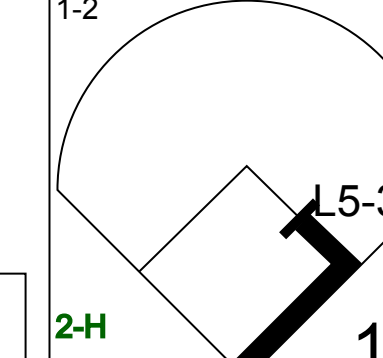
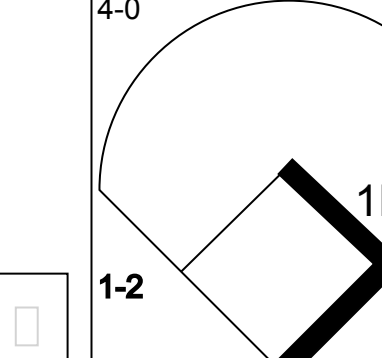
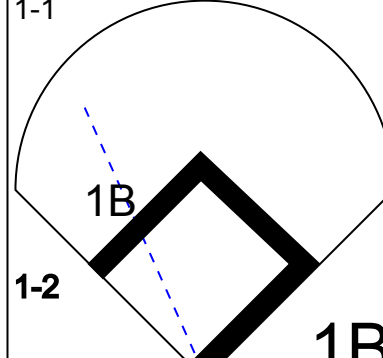
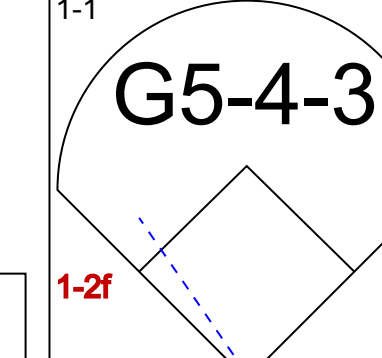

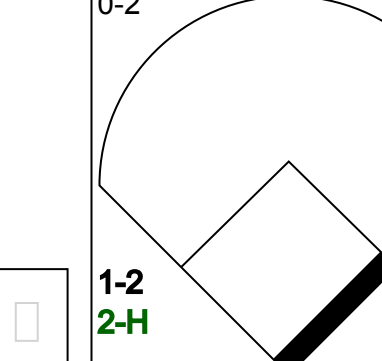
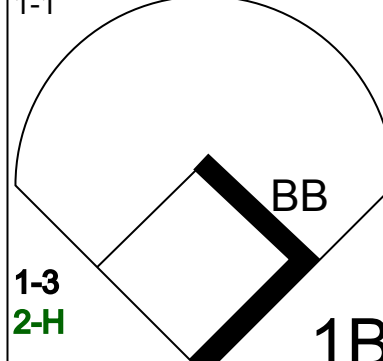
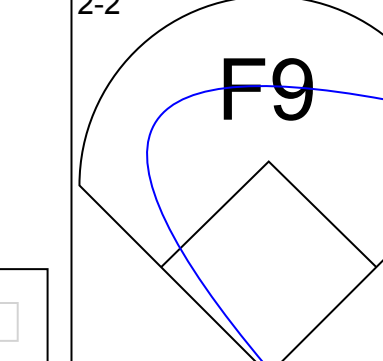
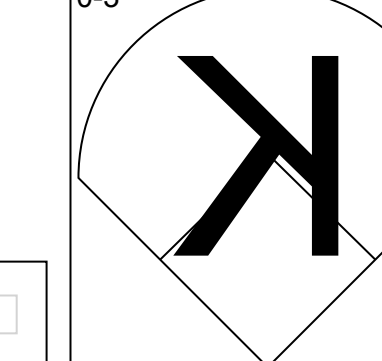
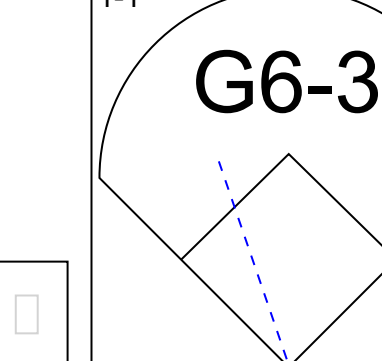
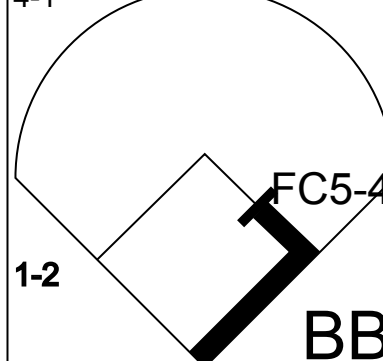
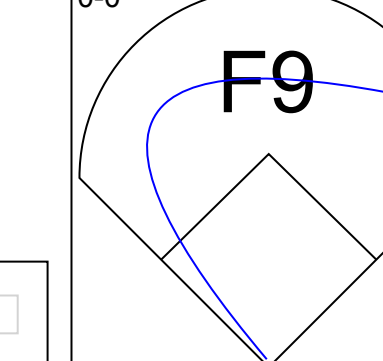
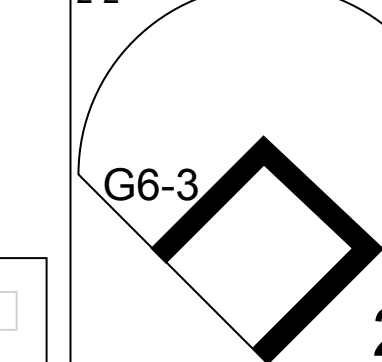
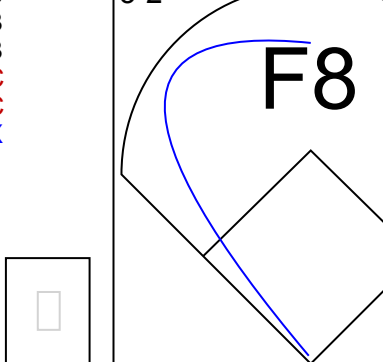
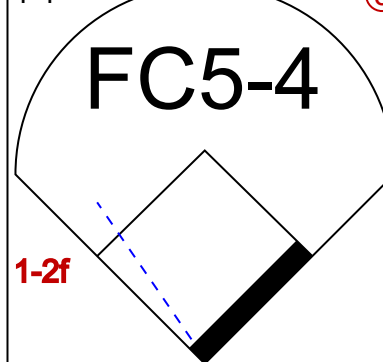
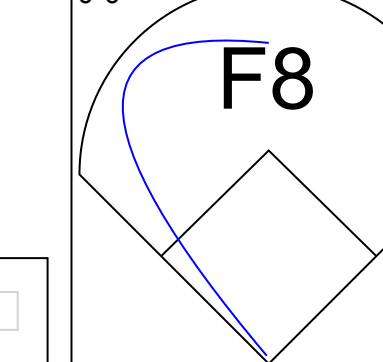


Batter	1	2	3	4	5	6	7	8	9	AB	R	H	RBI	BB	SO	LOB	TOP								
Bip Roberts, S OBP: 0.342, SLG: 0.333 (1, 4)										6	1	2	0	0	1	4									
Darin Jackson, R OBP: 0.337, SLG: 0.533 (1, 8)										6	2	4	2	0	1	2									
Tony Gwynn, L OBP: 0.366, SLG: 0.447 (1, 9)										6	2	3	0	0	0	3									
Bento Santiago, R OBP: 0.274, SLG: 0.392 Kevin Ward, R OBP: 0.236, SLG: 0.350 (8, 7)										5	2	2	2	0	1	3									
Fred McGriff, L OBP: 0.398, SLG: 0.484 Jose Melendez, R OBP: 0.125, SLG: 0.067 (8, 1)										3	1	0	1	1	0	3									
Jerald Clark, R OBP: 0.326, SLG: 0.403 (8, 3)										5	1	1	0	0	1	3									
Tim Teufel, R OBP: 0.329, SLG: 0.331 Jack Howell, L OBP: 0.305, SLG: 0.310 (6, 5)										2	1	1	4	1	1	0									
Tony Fernandez, S OBP: 0.340, SLG: 0.357 Craig Shipley, R OBP: 0.276, SLG: 0.333 (8, 6)										4	1	3	0	0	0	0									
Bruce Hurst, L OBP: 0.176, SLG: 0.106 Dann Bilardello, R OBP: 0.375, SLG: 0.429 (8, 2)										2	0	1	2	0	0	0									
Inning Stats	R: 0 E: 1 K: 1 S: 9	H: 2 LOB: 2 BB: 0 P: 15	R: 0 E: 0 K: 0 S: 12	H: 1 LOB: 2 BB: 1 P: 20	R: 5 E: 0 K: 0 S: 11	H: 5 LOB: 1 BB: 1 P: 18	R: 2 E: 0 K: 0 S: 8	H: 2 LOB: 0 BB: 0 P: 11	R: 0 E: 0 K: 1 S: 7	H: 0 LOB: 0 BB: 0 P: 8	R: 2 E: 0 K: 1 S: 14	H: 2 LOB: 0 BB: 0 P: 19	R: 2 E: 0 K: 0 S: 8	H: 3 LOB: 3 BB: 0 P: 11	R: 0 E: 0 K: 0 S: 9	H: 1 LOB: 1 BB: 0 P: 13	R: 2 E: 0 K: 2 S: 15	H: 4 LOB: 2 BB: 0 P: 18	1B: 14 2B: 3 3B: 1 HR: 2	SF: 1 SAC: 2 DP: 1 HBP: 0	WP: 0 PB: 0 SB: 2 CS: 0	PA: 48			
PITCHER	IP	WLS	BF	H	R	ER	SO	BB	IBB	HBP	BLK	WP	HR	S	P	ERA	WHIP								
Charlie Leibrandt, L ERA: 4.13	4.0	L	24	10	7	7	1	2	0	0	0	0	1	40	64	15.75	3.000								
Jim Clancy, R ERA: 2.73	1.0		3	0	0	0	1	0	0	0	0	0	0	7	8	0.00	0.000								
Rick Mahler, R ERA: 4.22	1.0		5	2	2	2	1	0	0	0	0	0	1	14	19	18.00	2.000								
Dan Petty, R ERA: 5.42	2.0		9	4	2	2	0	0	0	0	0	0	0	17	24	9.00	2.000								
Juan Berenguer, R ERA: 2.31	1.0		7	4	2	2	2	0	0	0	0	0	0	15	18	18.00	4.000								

San Diego Padres @ Atlanta Braves
Atlanta-Fulton County Stadium, Atlanta, GA
Fri Aug 02 1991, 7:05 PM EDT
Att: 34,466 - Cloudy - 86 F

AB 43
R 13
H 20
RBI 13
BB 2
SO 5
LOB 19



Batter	1	2	3	4	5	6	7	8	9	AB	R	H	RBI	BB	SO	LOB	BOTTOM								
Otis Nixon, S OBP: 0.402, SLG: 0.360 (1, 9)										4	0	0	0	0	0	1									
Jeff Blausler, R OBP: 0.359, SLG: 0.427 (8, 5)										4	0	1	0	0	1	1									
Terry Pendleton, S OBP: 0.392, SLG: 0.533 Rafael Belliard, R OBP: 0.266, SLG: 0.265 (8, 6)										4	0	1	0	0	1	1									
Ron Gant, R OBP: 0.327, SLG: 0.510 (1, 8)										4	0	1	0	0	1	1									
Lonnie Smith, R OBP: 0.388, SLG: 0.413 Keith Mitchell, R OBP: 0.250, SLG: 0.143 (4, 7)										1	1	1	0	0	0	0									
Brian Hunter, R OBP: 0.318, SLG: 0.516 (1, 3)										3	0	2	1	1	0	1									
Greg Olson, R OBP: 0.331, SLG: 0.384 (1, 2)										4	0	2	2	0	0	1									
Mark Lemke, S OBP: 0.307, SLG: 0.303 (1, 4)										3	0	0	0	1	1	2									
Charlie Leibrandt, R OBP: 0.268, SLG: 0.116 Jim Clancy, R OBP: 0.292, SLG: 0.292 Jeff Treadway, L OBP: 0.349, SLG: 0.449 Rick Mahler, R OBP: 0.250, SLG: 0.325 Francisco Cabrera, R OBP: 0.250, SLG: 0.250 Dan Petty, R OBP: 0.250, SLG: 0.250 Juan Berenguer, R OBP: 0.330, SLG: 0.497 (9, 9)										1	0	1	0	0	0	0									
Inning Stats	R: 0 E: 0 K: 2 S: 9	H: 0 LOB: 0 BB: 0 P: 12	R: 1 E: 0 K: 0 S: 7	H: 2 LOB: 0 BB: 0 P: 8	R: 0 E: 0 K: 1 S: 10	H: 1 LOB: 0 BB: 0 P: 14	R: 1 E: 0 K: 0 S: 8	H: 3 LOB: 2 BB: 1 P: 13	R: 0 E: 0 K: 0 S: 8	H: 0 LOB: 0 BB: 0 P: 14	R: 1 E: 0 K: 0 S: 13	H: 2 LOB: 3 BB: 2 P: 26	R: 0 E: 0 K: 0 S: 4	H: 1 LOB: 0 BB: 0 P: 6	R: 0 E: 0 K: 1 S: 7	H: 1 LOB: 0 BB: 0 P: 8	R: 0 E: 0 K: 0 S: 5	H: 0 LOB: 0 BB: 0 P: 7	1B: 8 2B: 3 3B: 0 HR: 0	SF: 0 SAC: 0 DP: 4 HBP: 0	WP: 0 PB: 0 SB: 0 CS: 0	PA: 36			
PITCHER	IP	WLS	BF	H	R	ER	SO	BB	IBB	HBP	BLK	WP	HR	S	P	ERA	WHIP								
Bruce Hurst, L ERA: 3.18	7.0	W	30	9	3	3	4	3	0	0	1	0	0	12	15	3.86	1.714								
Jose Melendez, R ERA: 3.0	2.0		6	1	0	0	1	0	0	0	0	0	0	12	15	0.00	0.500								

San Diego Padres @ Atlanta Braves
Atlanta-Fulton County Stadium, Atlanta, GA
Fri Aug 02 1991, 7:05 PM EDT
Att: 34,466 - Cloudy - 86 F

AB 33
R 3
H 10
RBI 3
BB 3
SO 5
LOB 12




Batter	1	2	3	4	5	6	7	8	9	AB	R	H	RBI	BB	SO	LOB	TOP							
Bip Roberts, S OBP: 0.338, SLG: 0.329 (1, 4)	G4-3		F9		P5			E5 SH1-3 1B		4	1	0	0	0	0	0	San Diego Padres @ Atlanta Braves Atlanta-Fulton County Stadium, Atlanta, GA Sat Aug 03 1991, 7:05 PM EDT Att: 42,067 - Cloudy - 87 F							
Darin Jackson, R OBP: 0.331, SLG: 0.523 (1, 8)	G5-3		E5 G4-3			G6-3		SH1-3		3	0	0	0	0	0	0								
Tony Gwynn, L OBP: 0.370, SLG: 0.458 (1, 9)	HR		G4-3			BB 1B		E 1B 1B		4	2	3	2	0	0	1								
Benito Santiago, R OBP: 0.276, SLG: 0.392 (1, 2)	1B		K			G4-6-3 BB		E5 1B CS		3	0	1	0	1	1	2								
Fred McGriff, L OBP: 0.399, SLG: 0.484 (1, 3)	1B				G4-3			G4-6-3 BB		4	0	2	1	0	0	2								
Jerald Clark, R OBP: 0.323, SLG: 0.398 (1, 7)	K				G4-3			K		3	0	0	0	0	2	2								
Kevin Ward, R OBP: 0.273, SLG: 0.333 (7, 7)	K				G4-3			K		1	0	0	0	0	1	2								
Tim Teufel, R OBP: 0.329, SLG: 0.337 (1, 5)			K		G5-3			G2-5-3 2B		3	0	1	0	0	1	0								
Jack Howell, L OBP: 0.302, SLG: 0.306 (8, 5)								G3-1		1	0	0	0	0	0	0								
Tony Fernandez, S OBP: 0.339, SLG: 0.354 (1, 6)		F9				P6		L4		3	0	0	0	1	0	0								
Andy Benes, R OBP: 0.133, SLG: 0.122 (7, PH) Craig Shipley, R OBP: 0.287, SLG: 0.316 (7, 1) Mike Maddux, R OBP: 0.323, SLG: 0.543 (9, PH) Thomas Howard, S OBP: 0.299, SLG: 0.358 (9, 1) Craig Lefferts, L OBP: 0.273, SLG: 0.333 (9, 1) Larry Andersen, R OBP: 0.273, SLG: 0.333 (9, 1)		G5-3				L4		G2-5-3		2	0	0	0	0	0	0								
Inning Stats	R: 1 E: 0 K: 1 S: 12	H: 3 LOB: 2 BB: 0 P: 19	R: 0 E: 0 K: 1 S: 7	H: 0 LOB: 0 BB: 0 P: 12	R: 0 E: 1 K: 1 S: 7	H: 0 LOB: 1 BB: 0 P: 12	R: 0 E: 0 K: 0 S: 4	H: 0 LOB: 0 BB: 0 P: 4	R: 0 E: 0 K: 0 S: 5	H: 1 LOB: 1 BB: 1 P: 9	R: 0 E: 0 K: 0 S: 7	H: 1 LOB: 1 BB: 1 P: 12	R: 0 E: 0 K: 1 S: 11	H: 1 LOB: 1 BB: 1 P: 17	R: 2 E: 2 K: 1 S: 15	H: 2 LOB: 1 BB: 0 P: 20	R: 0 E: 0 K: 0 S: 10	H: 0 LOB: 0 BB: 0 P: 16	1B: 5 2B: 1 3B: 0 HR: 1	SF: 0 SAC: 1 DP: 2 HBP: 0	WP: 0 PB: 0 SB: 1 CS: 2	PA: 36		
PITCHER	IP WLS BF H R ER SO BB IBB HBP BLK WP HR S P ERA WHIP	7.1 L 32 7 3 1 4 2 0 0 0 0 0 1 65 102 1.23 1.227	1.2 4 0 0 0 1 0 0 0 0 0 0 0 0 13 19 0.00 0.000																					

AB	33
R	3
H	7
RBI	3
BB	2
SO	5
LOB	11



Batter	1	2	3	4	5	6	7	8	9	AB	R	H	RBI	BB	SO	LOB	BOTTOM						
Otis Nixon, S OBP: 0.401, SLG: 0.358 (1, 9)	G4-3			G1-3			G4-3		FC5-2 1B 1B	4	0	1	0	0	0	0	San Diego Padres @ Atlanta Braves Atlanta-Fulton County Stadium, Atlanta, GA Sat Aug 03 1991, 7:05 PM EDT Att: 42,067 - Cloudy - 87 F						
Jeff Treadway, L OBP: 0.382, SLG: 0.442 (1, 4)	F8			F7			G3		FC5-2 1B	3	0	0	0	0	0	0							
Mark Lemke, S OBP: 0.312, SLG: 0.309 (9, PH)									FC5-2 1B	1	0	1	1	0	0	0							
Terry Pendleton, S OBP: 0.378, SLG: 0.527 (1, 5)	F9			P5			G6-3		FC5-2	4	0	0	0	0	0	3							
Ron Gant, R OBP: 0.326, SLG: 0.516 (1, 8)		F7			E4 CS			HR	P6	4	1	1	1	0	0	3							
Tommy Gregg, L OBP: 0.267, SLG: 0.242 (1, 7)		K2-3			K			G3	K	4	0	0	0	0	3	4							
Jeff Blauser, R OBP: 0.356, SLG: 0.422 (1, 6)		P6			K			G5-3		3	0	0	0	0	1	1							
Brian Hunter, R OBP: 0.311, SLG: 0.504 (1, 3)				P3				G5-3		3	0	0	0	0	1	0							
Greg Olson, R OBP: 0.331, SLG: 0.384 (1, 2)				K			P6		1B 1B 1B	3	1	1	0	0	1	0							
Tom Glavine, L OBP: 0.321, SLG: 0.286 (8, 1)				G4-3					1B 1B 1B	2	0	0	0	0	1	0							
Lonnie Smith, R OBP: 0.390, SLG: 0.415 (9, PH) Rafael Belliard, R OBP: 0.266, SLG: 0.265 (9, PR)							K		FC5-2 1B	1	0	1	0	0	0	0							
Inning Stats	R: 0 E: 0 K: 0 S: 5	H: 0 LOB: 0 BB: 0 P: 9	R: 0 E: 0 K: 1 S: 7	H: 0 LOB: 0 BB: 0 P: 11	R: 0 E: 0 K: 1 S: 7	H: 0 LOB: 0 BB: 0 P: 10	R: 0 E: 0 K: 0 S: 10	H: 0 LOB: 0 BB: 0 P: 11	R: 0 E: 0 K: 2 S: 8	H: 0 LOB: 1 BB: 0 P: 12	R: 0 E: 0 K: 2 S: 10	H: 0 LOB: 0 BB: 0 P: 13	R: 0 E: 0 K: 0 S: 6	H: 0 LOB: 0 BB: 0 P: 10	R: 1 E: 0 K: 0 S: 7	H: 1 LOB: 0 BB: 0 P: 11	R: 1 E: 0 K: 1 S: 15	H: 4 LOB: 3 BB: 0 P: 21	1B: 4 2B: 1 3B: 0 HR: 1	SF: 0 SAC: 0 DP: 1 HBP: 0	WP: 0 PB: 0 SB: 0 CS: 1	PA: 32	
PITCHER	IP WLS BF H R ER SO BB IBB HBP BLK WP HR S P ERA WHIP	6.0 W 18 6 0 0 6 0 0 0 0 0 1 13 21 4.50 0.500	2.0 7 1 1 1 0 0 0 0 0 0 0 0 8 11 ∞ ∞	0.0 S 3 0 0 0 1 0 0 0 0 0 0 7 10 0.00 0.000																			



Batter	1	2	3	4	5	6	7	8	9	AB	R	H	RBI	BB	SO	LOB	TOP					
Bip Roberts, S OBP: 0.339, SLG: 0.330 (1, 4)										5	0	2	1	0	0	3	San Diego Padres @ Atlanta Braves Atlanta-Fulton County Stadium, Atlanta, GA Sun Aug 04 1991, 3:33 AM EDT Att: 25,006 - Cloudy - 90 F					
Tony Gwynn, L OBP: 0.388, SLG: 0.455 (1, 9)										5	0	1	0	0	0	5						
Darrin Jackson, R OBP: 0.333, SLG: 0.525 (1, 8)										5	1	2	0	0	1	1						
Fred McGriff, L OBP: 0.397, SLG: 0.489 (1, 3)										5	1	1	2	0	1	2						
Bento Santiago, R OBP: 0.280, SLG: 0.400 (1, 2)										5	2	3	0	0	2	1						
Tim Lincecum, R OBP: 0.332, SLG: 0.337 (1, 5)										3	2	1	1	1	1	1						
Kevin Ward, R OBP: 0.269, SLG: 0.320 (1, 7)										4	0	1	0	0	0	2						
Tony Fernandez, S OBP: 0.343, SLG: 0.361 (1, 6)										4	1	3	2	0	0	0						
Dennis Rasmussen, L ERA: 3.62 Cory Spivey, R John Costello, R Rich Rodriguez, L Phil Stephenson, L Jose Melendez, R Jose Melendez, R Jack Howarth, L Mike Maddux, R										1	0	0	0	0	0	0						
Inning Stats	R: 0 E: 0 K: 1 S: 9	H: 2 LOB: 1 BB: 0 P: 12	R: 1 E: 0 K: 0 S: 7	H: 1 LOB: 0 BB: 0 P: 11	R: 0 E: 0 K: 0 S: 7	H: 0 LOB: 0 BB: 0 P: 13	R: 0 E: 0 K: 2 S: 12	H: 0 LOB: 0 BB: 0 P: 15	R: 1 E: 0 K: 1 S: 15	H: 3 LOB: 2 BB: 0 P: 23	R: 4 E: 0 K: 0 S: 22	H: 5 LOB: 2 BB: 1 P: 36	R: 0 E: 0 K: 1 S: 8	H: 1 LOB: 1 BB: 0 P: 9	R: 1 E: 0 K: 0 S: 8	H: 2 LOB: 0 BB: 0 P: 10		R: 0 E: 0 K: 1 S: 15	H: 1 LOB: 1 BB: 0 P: 22	1B: 11 2B: 2 3B: 1 HR: 1	SF: 0 SAC: 0 DP: 2 HBP: 0	WP: 1 PA: 41 PB: 0 SB: 1 CS: 0
PITCHER	IP	WLS	BF	H	R	ER	SO	BB	IBB	HBP	BLK	WP	HR	S	P	ERA	WHIP					
Steve Avery, L ERA: 3.62	(1, 1)	5.0	W	22	8	4	4	4	0	0	0	0	0	1	54	81	7.20	1.600				
Jim Clancy, R ERA: 3.04	(6, 1)	0.1		4	2	1	1	0	1	0	0	0	1	0	8	15	27.00	9.000				
Mike Stanton, L ERA: 2.8	(6, 1)	0.2		3	1	1	1	0	0	0	0	0	0	0	10	14	13.50	1.500				
Marvin Freeman, R ERA: 2.47	(7, 1)	2.0		8	3	1	1	1	0	0	0	0	0	0	16	19	4.50	1.500				
Kent Mercker, L ERA: 2.11	(9, 1)	0.2		3	1	0	0	0	0	0	0	0	0	0	12	16	0.00	1.500				
Juan Berenguer, R ERA: 2.3	(9, 1)	0.1	S	1	0	0	0	1	0	0	0	0	0	0	3	6	0.00	0.000				

AB	40
R	7
H	15
RBI	7
BB	1
SO	6
LOB	19



Batter	1	2	3	4	5	6	7	8	9	AB	R	H	RBI	BB	SO	LOB	BOTTOM					
Otis Nixon, S OBP: 0.395, SLG: 0.352 (1, 9)										5	1	0	0	0	0	2	San Diego Padres @ Atlanta Braves Atlanta-Fulton County Stadium, Atlanta, GA Sun Aug 04 1991, 3:33 AM EDT Att: 25,006 - Cloudy - 90 F					
Keith Mitchell, R OBP: 0.385, SLG: 0.333 (1, 7)										5	1	3	1	0	0	0						
Terry Pendleton, S OBP: 0.375, SLG: 0.522 (1, 5)										5	1	1	1	0	0	2						
Ron Gant, R OBP: 0.333, SLG: 0.533 (1, 8)										4	2	4	3	0	0	0						
Jeff Blausler, R OBP: 0.354, SLG: 0.419 Rafael Belliard, R OBP: 0.266, SLG: 0.265 (1, 6)										4	1	1	0	0	1	2						
Brian Hunter, R OBP: 0.309, SLG: 0.492 (1, 3)										3	1	0	0	1	0	2						
Francisco Cabrera, R OBP: 0.259, SLG: 0.425 Greg Olson, R OBP: 0.331, SLG: 0.384 (1, 2)										4	1	3	4	0	0	1						
Mark Lemke, S OBP: 0.317, SLG: 0.315 (1, 4)										4	1	2	0	0	0	2						
Steve Avery, L OBP: 0.255, SLG: 0.255 ERA: 3.39 Jim Clancy, R ERA: 3.04 Mike Stanton, L ERA: 2.8 Marvin Freeman, R ERA: 2.47 Sid Bream, L OBP: 0.302, SLG: 0.497 Kent Mercker, L OBP: 0.303, SLG: 0.333 Juan Berenguer, R ERA: 2.3										3	0	0	0	0	1	3						
Inning Stats	R: 6 E: 1 K: 1 S: 21	H: 5 LOB: 1 BB: 1 P: 34	R: 0 E: 0 K: 0 S: 8	H: 1 LOB: 1 BB: 0 P: 15	R: 0 E: 0 K: 1 S: 7	H: 1 LOB: 1 BB: 0 P: 12	R: 0 E: 0 K: 0 S: 8	H: 1 LOB: 0 BB: 0 P: 11	R: 2 E: 0 K: 0 S: 13	H: 3 LOB: 1 BB: 0 P: 16	R: 0 E: 0 K: 0 S: 7	H: 0 LOB: 0 BB: 0 P: 8	R: 0 E: 1 K: 0 S: 9	H: 1 LOB: 1 BB: 0 P: 14	R: 1 E: 0 K: 0 S: 8	H: 2 LOB: 1 BB: 0 P: 14		1B: 10 2B: 2 3B: 0 HR: 2	SF: 0 SAC: 1 DP: 1 HBP: 0	WP: 0 PA: 39 PB: 0 SB: 2 CS: 1		
PITCHER	IP	WLS	BF	H	R	ER	SO	BB	IBB	HBP	BLK	WP	HR	S	P	ERA	WHIP					
Dennis Rasmussen, L ERA: 3.39	(1, 1)	4.0	L	21	6	5	2	1	0	0	0	0	0	2	44	72	11.25	2.250				
John Costello, R ERA: 4.0	(5, 1)	0.1		4	3	2	2	0	0	0	0	0	0	0	10	13	54.00	9.000				
Rich Rodriguez, L ERA: 3.38	(5, 1)	0.2		2	0	0	0	0	0	0	0	0	0	0	3	3	0.00	0.000				
Jose Melendez, R ERA: 2.89	(6, 1)	2.0		7	1	0	0	0	0	0	0	0	0	0	16	22	0.00	0.500				
Mike Maddux, R ERA: 2.31	(8, 1)	1.0		5	2	1	1	0	0	0	0	0	0	0	8	14	9.00	2.000				

AB	37
R	9
H	14
RBI	9
BB	1
SO	2
LOB	14



Batter	1	2	3	4	5	6	7	8	9	10	11	12	AB	R	H	RBI	BB	SO	LOB	TOP								
Bip Roberts, S OBP: 0.336, SLG: 0.327 Tim Teufel, R OBP: 0.329, SLG: 0.333	G3		K		K			B2-6-4		SH5-4		K	3	0	0	0	0	2	3									
Tony Fernandez, S OBP: 0.339, SLG: 0.356	K			G4-3		K		G3-1		F9			5	0	0	0	0	2	2									
Tony Gwynn, L OBP: 0.370, SLG: 0.456	G3					L4							3	1	1	0	2	0	0									
Benito Santiago, R OBP: 0.277, SLG: 0.395			K	F9		K							5	0	0	0	0	3	4									
Jack Howell, L OBP: 0.314, SLG: 0.311	F9			L4									4	0	1	0	1	0	2									
Jerald Clark, R OBP: 0.363, SLG: 0.401	G6-3												5	0	2	0	0	1	2									
Thomas Howard, S OBP: 0.320, SLG: 0.322			K			K							5	0	1	1	0	3	2									
Darrin Jackson, R OBP: 0.335, SLG: 0.528													5	0	2	0	0	2	3									
Inning Stats	R: 0 E: 0 K: 1 S: 6	H: 0 LOB: 0 BB: 0 P: 10	R: 0 E: 0 K: 1 S: 6	H: 0 LOB: 0 BB: 0 P: 9	R: 0 E: 0 K: 3 S: 10	H: 1 LOB: 1 BB: 0 P: 12	R: 0 E: 0 K: 0 S: 8	H: 0 LOB: 0 BB: 0 P: 14	R: 0 E: 0 K: 2 S: 15	H: 2 LOB: 2 BB: 0 P: 18	R: 0 E: 0 K: 2 S: 10	H: 0 LOB: 0 BB: 0 P: 12	R: 0 E: 0 K: 3 S: 12	H: 0 LOB: 1 BB: 1 P: 19	R: 0 E: 0 K: 2 S: 6	H: 1 LOB: 1 BB: 0 P: 10	R: 1 E: 0 K: 2 S: 14	H: 3 LOB: 2 BB: 0 P: 15	R: 0 E: 0 K: 0 S: 4	H: 0 LOB: 0 BB: 2 P: 12	R: 0 E: 0 K: 0 S: 8	H: 1 LOB: 0 BB: 0 P: 9	R: 0 E: 0 K: 2 S: 13	H: 0 LOB: 0 BB: 0 P: 16	1B: 5 2B: 3 3B: 0 HR: 0	SF: 0 SAC: 1 DP: 2 HBP: 0	WP: 0 PB: 0 SB: 0 CS: 0	PA: 46
PITCHER	IP	WLS	BF	H	R	ER	SO	BB	IBB	HBP	BLK	WP	HR	S	P	ERA	WHIP											
Pete Harnisch, R ERA: 2.37	(1, 1)	7.0	26	3	0	0	12	0	0	0	0	0	0	17	22	5.40	2.400											
Curt Schilling, R ERA: 4.82	(8, 1)	1.2	8	4	1	1	1	0	0	0	0	0	0	7	15	0.00	0.750											
Dean Wilkins, R ERA: 0.75	(9, 1)	1.1	6	0	0	0	1	1	1	0	0	0	0	21	25	0.00	0.500											
Dwayne Henry, R ERA: 2.82	(11, 1)	2.0	W	6	1	0	0	2	0	0	0	0	0	0	0	0.00	0.500											

San Diego Padres @ Houston Astros
Astrodome, Houston, TX
Mon Aug 05 1991, 8:05 PM EDT
Att. 14,577 - Dome - 70 F

AB 41
R 1
H 8
RBI 1
BB 4
SO 16
LOB 22



Batter	1	2	3	4	5	6	7	8	9	10	11	12	AB	R	H	RBI	BB	SO	LOB	BOTTOM								
Steve Finley, L OBP: 0.350, SLG: 0.432	K			B3		G1-3		L9		P5			6	0	2	0	0	1	1									
Craig Biggio, R OBP: 0.371, SLG: 0.380	F9			G1				L9		FC6			6	0	2	1	0	0	2									
Jeff Bagwell, R OBP: 0.381, SLG: 0.439	F7					G5-3		P3					5	1	1	0	0	1	2									
Luis Gonzalez, L OBP: 0.312, SLG: 0.434 Mark Davidson, R OBP: 0.324, SLG: 0.351			K					F7		F9			3	0	1	0	0	1	0									
Ken Caminiti, S OBP: 0.288, SLG: 0.377				G4-3									2	0	1	0	0	0	1									
Mike Stinnes, R OBP: 0.286, SLG: 0.289 Gerald Young, S OBP: 0.286, SLG: 0.278													5	0	0	0	0	3	2									
Mike Stinnes, R OBP: 0.286, SLG: 0.289 Gerald Young, S OBP: 0.286, SLG: 0.278													3	0	1	0	0	2	0									
Andujar Cedeno, R OBP: 0.289, SLG: 0.444													2	0	0	0	0	0	1									
Casey Candaele, S OBP: 0.324, SLG: 0.387				G3-1									4	0	0	0	1	0	0									
Pete Harnisch, S ERA: 2.52 John Wetteland, R ERA: 0.500 Curt Schilling, R ERA: 4.82 Dean Wilkins, R ERA: 0.75 Javier Ortiz, R OBP: 0.336, SLG: 0.330 Ryan Bowen, S OBP: 0.230, SLG: 0.200 Dwayne Henry, R ERA: 2.79 Rafael Ramirez, R OBP: 0.283, SLG: 0.322													2	0	0	0	0	2	0									
Inning Stats	R: 0 E: 0 K: 1 S: 6	H: 0 LOB: 0 BB: 0 P: 6	R: 0 E: 0 K: 2 S: 13	H: 0 LOB: 0 BB: 0 P: 22	R: 0 E: 0 K: 2 S: 13	H: 0 LOB: 0 BB: 0 P: 12	R: 1 E: 1 K: 1 S: 11	H: 2 LOB: 1 BB: 0 P: 18	R: 0 E: 0 K: 1 S: 5	H: 0 LOB: 0 BB: 0 P: 8	R: 0 E: 0 K: 1 S: 9	H: 1 LOB: 1 BB: 0 P: 13	R: 0 E: 0 K: 0 S: 9	H: 1 LOB: 3 BB: 2 P: 20	R: 0 E: 0 K: 0 S: 9	H: 1 LOB: 1 BB: 0 P: 12	R: 0 E: 0 K: 2 S: 10	H: 0 LOB: 0 BB: 0 P: 11	R: 0 E: 0 K: 0 S: 13	H: 1 LOB: 1 BB: 0 P: 22	R: 0 E: 0 K: 2 S: 10	H: 1 LOB: 1 BB: 0 P: 13	R: 1 E: 0 K: 1 S: 15	H: 3 LOB: 2 BB: 0 P: 19	1B: 9 2B: 1 3B: 0 HR: 0	SF: 0 SAC: 0 DP: 0 HBP: 0	WP: 0 PB: 0 SB: 3 CS: 0	PA: 47
PITCHER	IP	WLS	BF	H	R	ER	SO	BB	IBB	HBP	BLK	WP	HR	S	P	ERA	WHIP											
Greg Harris, R ERA: 2.52	(1, 1)	7.0	27	4	1	0	8	1	1	0	0	0	0	6	7	0.00	1.500											
Mike Maddux, R ERA: 2.28	(8, 1)	1.1	4	0	0	0	2	0	0	0	0	0	0	13	16	0.00	0.000											
Rich Rodriguez, L ERA: 3.3	(8, 1)	1.1	4	0	0	0	2	0	0	0	0	0	0	23	35	0.00	1.000											
Jose Melendez, R ERA: 2.79	(10, 1)	2.0	8	2	0	0	2	0	0	0	0	0	0	15	19	13.50	4.500											
Larry Andersen, R ERA: 2.73	(12, 1)	0.2	L	5	3	1	1	1	0	0	0	0	0	0	0	0.00	4.500											

San Diego Padres @ Houston Astros
Astrodome, Houston, TX
Mon Aug 05 1991, 8:05 PM EDT
Att. 14,577 - Dome - 70 F

AB 45
R 2
H 10
RBI 1
BB 2
SO 13
LOB 12



Batter	1	2	3	4	5	6	7	8	9	AB	R	H	RBI	BB	SO	LOB	TOP							
Bip Roberts, S OBP: 0.343, SLG: 0.334	1-1 1B 2B		0-1 G4-3			4-0 3B BB		0-1 FC4-6 1B	1-1 G6-3	4	3	2	0	1	0	0								
Tony Fernandez, S OBP: 0.340, SLG: 0.355	2-2 1B 1B		0-0 F8			0-0 G4-3		1-1 FC4-6 1B		4	0	2	0	0	0	1								
Tony Gwynn, L OBP: 0.368, SLG: 0.457	0-2 CS 1B			2-2 L8		2-1 E 3B		1-0 FC4-6 FC4-6		4	1	2	2	0	0	2								
Fred McGriff, L OBP: 0.392, SLG: 0.481	3-2 1B 1B			2-3 K		3-2 E3		1-1 FC4-6 1B		4	1	1	1	0	1	1								
Benito Santiago, R OBP: 0.278, SLG: 0.393	1-1 F7			4-2 CS BB		0-0 F9		1-2 2B 1B		3	1	1	0	1	0	2								
Jerald Clark, R OBP: 0.326, SLG: 0.403		1-3 K		1-2 CS	0-1 G6-3		1-3 K	0-2 E 2B		4	1	1	2	0	2	0								
Darrin Jackson, R OBP: 0.328, SLG: 0.515		0-0 G5-3			2-0 G5-3		3-3 K	0-0 E5 CS		4	0	0	0	0	1	0								
Jack Howell, L OBP: 0.312, SLG: 0.309		0-1 G6-3			2-0 F7		2-0 1B	1-2 CS	1-3 K	4	0	1	0	0	1	0								
Bruce Hurst, L OBP: 0.164, SLG: 0.098			2-2 G4-3			2-3 K			3-2 G6-3	4	0	0	0	0	2	1								
Larry Andersen, R (9, 1)										0	0	0	0	0	0	0								
Inning Stats	R: 1 E: 0 K: 0 S: 16	H: 4 LOB: 1 BB: 0 P: 23	R: 0 E: 0 K: 1 S: 6	H: 0 LOB: 0 BB: 0 P: 7	R: 0 E: 0 K: 0 S: 6	H: 0 LOB: 0 BB: 0 P: 8	R: 0 E: 0 K: 1 S: 10	H: 0 LOB: 0 BB: 1 P: 19	R: 0 E: 0 K: 0 S: 4	H: 0 LOB: 0 BB: 1 P: 8	R: 2 E: 1 K: 1 S: 10	H: 1 LOB: 1 BB: 1 P: 21	R: 0 E: 0 K: 3 S: 10	H: 1 LOB: 1 BB: 0 P: 16	R: 4 E: 1 K: 0 S: 17	H: 4 LOB: 0 BB: 0 P: 19	R: 0 E: 0 K: 1 S: 8	H: 0 LOB: 0 BB: 0 P: 13	1B: 7 2B: 2 3B: 1 HR: 0	SF: 0 SAC: 0 DP: 0 HBP: 0	WP: 0 PB: 0 SB: 0 CS: 3	PA: 39		
PITCHER	IP	WLS	BF	H	R	ER	SO	BB	IBB	HBP	BLK	WP	HR	S	P	ERA	WHIP							
Jimmy Jones, R ERA: 4.11	(1, 1)	7.0	27	6	3	2	6	2	0	0	0	0	0	62	102	2.57	1.143							
Dean Wilkins, R ERA: 9.39	(8, 1)	1.0	L	7	4	4	3	0	0	0	0	0	0	17	19	27.00	4.000							
Mike Capel, R ERA: 3.18	(9, 1)	1.0		3	0	0	0	1	0	0	0	0	0	8	13	0.00	0.000							

San Diego Padres @ Houston Astros
Astrodome, Houston, TX
Wed Aug 07 1991, 8:05 PM EDT
Att: 19,305 - Dome - 70 F

AB 35
R 7
H 10
RBI 5
BB 2
SO 7
LOB 7




Batter	1	2	3	4	5	6	7	8	9	AB	R	H	RBI	BB	SO	LOB	BOTTOM							
Gerald Young, S OBP: 0.302, SLG: 0.289	2-2 F8		4-2 1B 5 HBP SF7 BB		3-1 F8		1-0 1B		1-0 1B	3	1	1	0	1	0	0								
Luis Gonzalez, L OBP: 0.318, SLG: 0.447										1	0	1	1	0	0	0								
Craig Biggio, R OBP: 0.371, SLG: 0.378	1-1 P2		0-2 L8		0-2 5 FC6-4 1B		2-3 K		2-1 G4-3	5	0	1	0	0	1	5								
5 Jeff Bagwell, R OBP: 0.379, SLG: 0.431	0-3 K		2-2 1B HBP		2-1 FC6-4 1B		4-2 G6-4-3 BB			2	0	0	0	1	1	1								
Ken Caminiti, S OBP: 0.299, SLG: 0.377		1-3 K	1-0 1B		2-1 F9		1-0 G6-4-3		1-2 G6-4-3	4	0	1	1	0	1	2								
Mike Simms, R OBP: 0.271, SLG: 0.279		2-1 2B G6-3 1B	1-2 3B 3H		1-2 SF7		2-3 K		0-0 B1-3	2	1	1	1	0	1	0								
Steve Finley, L OBP: 0.348, SLG: 0.431										1	0	0	0	0	0	0								
Mark Davidson, R OBP: 0.319, SLG: 0.353		2-1 2B	0-2 G5-3		2-3 K		2-3 K		3-1 P6	4	0	1	0	0	1	2								
Andujar Cedeno, R OBP: 0.261, SLG: 0.386		0-2 G6-3		1-1 G5-3		1-3 K			0-2 1B WP	4	1	1	1	0	1	1								
Casey Candaele, S OBP: 0.325, SLG: 0.393		3H L5		0-1 F8					1-2 F7	4	0	0	0	0	1	2								
Jimmy Jones, R OBP: 0.250, SLG: 0.216			2-2 5 HBP 1B 2B		2-3 K				4-1 1B BB	2	1	1	0	0	1	0								
Javier Ortiz, R OBP: 0.297, SLG: 0.294										1	0	0	0	0	0	0								
Dean Wilkins, R (8, 1)										0	0	0	0	0	0	0								
Mike Capel, R (9, 1)										0	0	0	0	0	0	0								
Rafael Ramirez, R OBP: 0.287, SLG: 0.322										0	0	0	0	1	0	0								
Inning Stats	R: 0 E: 0 K: 1 S: 8	H: 0 LOB: 0 BB: 0 P: 11	R: 1 E: 0 K: 1 S: 13	H: 2 LOB: 1 BB: 0 P: 18	R: 2 E: 0 K: 0 S: 20	H: 2 LOB: 2 BB: 1 P: 30	R: 0 E: 0 K: 1 S: 7	H: 0 LOB: 0 BB: 0 P: 11	R: 0 E: 0 K: 3 S: 11	H: 0 LOB: 0 BB: 0 P: 16	R: 0 E: 0 K: 2 S: 9	H: 1 LOB: 1 BB: 0 P: 13	R: 0 E: 0 K: 0 S: 4	H: 0 LOB: 0 BB: 1 P: 9	R: 1 E: 0 K: 0 S: 12	H: 2 LOB: 2 BB: 1 P: 23	1B: 6 2B: 2 3B: 0 HR: 0	SF: 1 SAC: 0 DP: 1 HBP: 1	WP: 1 PB: 0 SB: 1 CS: 0	PA: 38				
PITCHER	IP	WLS	BF	H	R	ER	SO	BB	IBB	HBP	BLK	WP	HR	S	P	ERA	WHIP							
Bruce Hurst, L ERA: 3.23	(1, 1)	8.2	W	36	7	4	4	0	0	0	0	0	0	90	141	4.15	1.154							
Larry Andersen, R ERA: 2.7	(9, 1)	0.1	S	2	1	0	0	0	0	0	0	0	0	3	6	0.00	3.000							

San Diego Padres @ Houston Astros
Astrodome, Houston, TX
Wed Aug 07 1991, 8:05 PM EDT
Att: 19,305 - Dome - 70 F

AB 33
R 4
H 8
RBI 4
BB 3
SO 8
LOB 13



Batter	1	2	3	4	5	6	7	8	9	AB	R	H	RBI	BB	SO	LOB	TOP										
Bip Roberts, S OBP: 0.346, SLG: 0.336	G4-3		1B				K2-3		WP	4	2	2	0	1	1	0	San Diego Padres @ Houston Astros Astrodome, Houston, TX Thu Aug 08 1991, 8:05 PM EDT Att: 22,606 - Dome - 70 F										
Tony Fernandez, S OBP: 0.343, SLG: 0.363	2B		1B			F7			G3	5	1	3	1	0	0	3											
Tony Gwynn, L OBP: 0.369, SLG: 0.457	G6-3		1B				F7			4	0	2	3	0	0	1											
Fred McGriff, L OBP: 0.393, SLG: 0.479		G4-3	G4-6-3						FC4-6	3	0	1	0	1	0	1											
Jerald Clark, R OBP: 0.325, SLG: 0.401		1B	G6-3				G4-3		P4	4	0	1	0	0	0	3											
Jack Howell, L OBP: 0.301, SLG: 0.297	K						G4-3		FC4-6	4	0	0	0	0	1	2											
Darrin Jackson, R OBP: 0.321, SLG: 0.503	F7						L5		G3	4	0	0	0	0	1	2											
Dann Bilardello, R OBP: 0.333, SLG: 0.300			1B				G1-3		G4-3	3	1	0	0	1	0	0											
Andy Benes, R OBP: 0.148, SLG: 0.159			1B				F8		G3-1	1	1	0	0	0	0	0											
Thomas Howard, S OBP: 0.317, SLG: 0.304			1B						1B	0	0	0	0	0	0	0											
Jose Mendez, R OBP: 0.126, SLG: 0.087			1B							0	0	0	0	0	0	0											
Phil Stephenson, S OBP: 0.257, SLG: 0.257			1B							0	0	0	0	0	0	0											
Phil Stephenson, S OBP: 0.257, SLG: 0.257			1B							0	0	0	0	0	0	0											
Craig Shipley, R OBP: 0.257, SLG: 0.257			1B							0	0	0	0	0	0	0											
Craig Lefferts, L OBP: 0.257, SLG: 0.257			1B							0	0	0	0	0	0	0											
Craig Lefferts, L OBP: 0.257, SLG: 0.257			1B							0	0	0	0	0	0	0											
Inning Stats	R: 0 E: 0 K: 0 S: 8	H: 1 LOB: 0 BB: 0 P: 16	R: 0 E: 0 K: 1 S: 15	H: 1 LOB: 1 BB: 0 P: 20	R: 4 E: 0 K: 0 S: 7	H: 2 LOB: 0 BB: 2 P: 22	R: 0 E: 0 K: 0 S: 10	H: 0 LOB: 0 BB: 0 P: 14	R: 1 E: 0 K: 0 S: 12	H: 3 LOB: 2 BB: 0 P: 18	R: 0 E: 0 K: 1 S: 7	H: 0 LOB: 0 BB: 0 P: 12	R: 0 E: 0 K: 1 S: 10	H: 1 LOB: 1 BB: 0 P: 14	R: 0 E: 0 K: 0 S: 6	H: 0 LOB: 1 BB: 1 P: 11	R: 0 E: 0 K: 0 S: 8	H: 1 LOB: 2 BB: 1 P: 16	1B: 7 2B: 2 3B: 0 HR: 0	SF: 0 SAC: 0 DP: 1 HBP: 1	WP: 1 PA: 38 PB: 0 SB: 1 CS: 0						
PITCHER	IP	WLS	BF	H	R	ER	SO	BB	IBB	HBP	BLK	WP	HR	S	P	ERA	WHIP										
Ryan Bowen, R ERA: 5.82	4.2	L	22	7	5	5	1	2	0	1	0	0	0	51	89	9.64	1.929										
Jim Corsi, R ERA: 3.16	1.1		4	0	0	0	1	0	0	0	0	0	0	8	13	0.00	0.000										
Curt Schilling, R ERA: 4.58	2.0		8	1	0	0	1	1	0	0	0	0	0	16	25	0.00	1.000										
Dwayne Henry, R ERA: 2.76	1.0		4	1	0	0	0	1	0	0	0	1	0	8	16	0.00	2.000										

Batter	1	2	3	4	5	6	7	8	9	AB	R	H	RBI	BB	SO	LOB	BOTTOM										
Steve Finley, L OBP: 0.344, SLG: 0.425	F7		F9				F9		K	5	0	0	0	0	1	5	San Diego Padres @ Houston Astros Astrodome, Houston, TX Thu Aug 08 1991, 8:05 PM EDT Att: 22,606 - Dome - 70 F										
Casey Candaele, S OBP: 0.323, SLG: 0.390	G3-1		F8				G3		G1-3	5	0	1	1	0	0	3											
Jose Tolentino, L OBP: 0.385, SLG: 0.500	F9						1B			4	1	1	0	0	0	2											
Luis Gonzalez, L OBP: 0.318, SLG: 0.450		P6					K		K	4	1	1	0	0	2	1											
Ken Caminiti, S OBP: 0.301, SLG: 0.380		2B					G1-3		F7	4	0	2	0	0	0	2											
Mike Simms, R OBP: 0.288, SLG: 0.287							G6-3			2	0	0	0	0	0	2											
Mark Davidson, R OBP: 0.316, SLG: 0.350										0	0	0	0	0	0	0											
Curt Schilling, R OBP: 1.000, SLG: 1.000										1	0	0	0	0	0	0											
5 Jeff Bagwell, R OBP: 0.380, SLG: 0.426										1	0	1	1	0	0	0											
Dwayne Henry, R ERA: 2.76										0	0	0	0	0	0	0											
Andujar Cedeno, R OBP: 0.240, SLG: 0.354							G1-3		K	4	0	0	0	0	3	2											
Tony Eusebio, R OBP: 0.370, SLG: 0.377			G6-3						K	2	1	0	0	0	1	0											
Craig Biggio, R OBP: 0.370, SLG: 0.377							1B			1	0	0	0	0	1	0											
Ryan Bowen, R OBP: 0.429, SLG: 0.333							1B			1	0	1	0	0	0	0											
Javier Ortiz, R OBP: 0.350, SLG: 0.333										2	0	2	0	1	0	0											
Inning Stats	R: 0 E: 0 K: 0 S: 5	H: 0 LOB: 0 BB: 0 P: 10	R: 0 E: 0 K: 1 S: 15	H: 1 LOB: 1 BB: 0 P: 22	R: 0 E: 0 K: 0 S: 9	H: 1 LOB: 1 BB: 0 P: 15	R: 0 E: 0 K: 1 S: 10	H: 1 LOB: 1 BB: 0 P: 15	R: 1 E: 0 K: 0 S: 13	H: 2 LOB: 2 BB: 1 P: 24	R: 1 E: 0 K: 1 S: 9	H: 1 LOB: 0 BB: 0 P: 9	R: 0 E: 0 K: 1 S: 6	H: 0 LOB: 1 BB: 1 P: 12	R: 1 E: 0 K: 2 S: 11	H: 2 LOB: 1 BB: 0 P: 15	R: 0 E: 0 K: 2 S: 9	H: 1 LOB: 1 BB: 0 P: 11	1B: 5 2B: 3 3B: 1 HR: 0	SF: 0 SAC: 0 DP: 0 HBP: 0	WP: 0 PA: 38 PB: 0 SB: 0 CS: 0						
PITCHER	IP	WLS	BF	H	R	ER	SO	BB	IBB	HBP	BLK	WP	HR	S	P	ERA	WHIP										
Andy Benes, R ERA: 3.55	6.0	W	25	6	2	2	3	1	0	0	0	0	0	61	95	3.00	1.167										
Jose Mendez, R ERA: 2.85	2.0		9	2	1	1	3	1	0	0	0	0	0	17	27	4.50	1.500										
Craig Lefferts, L ERA: 4.88	1.0	S	4	1	0	0	2	0	0	0	0	0	0	9	11	0.00	1.000										



Batter	1	2	3	4	5	6	7	8	9	AB	R	H	RBI	BB	SO	LOB	TOP					
Barry Larkin, R (1, 6) OBP: 0.376, SLG: 0.534	0-0 CS 1B		2-1 FC1			3-2 1B		1-1 G1-3		4	0	2	0	0	0	1						
Billy Hatcher, R (1, 8) OBP: 0.314, SLG: 0.382	2-3 1-2 K		0-1 P6			2-0 L5		0-0 G6-3		4	0	0	0	0	1	3						
Hal Morris, L (1, 3) OBP: 0.369, SLG: 0.474	0-0 F7			1-0 G3-1		1-0 1B		2-3 K		4	0	1	0	0	1	0						
Chris Sabo, R (1, 5) OBP: 0.359, SLG: 0.501		1-3 K		1-1 F7		1-1 G4-3		1-2 G5-3		4	0	0	0	0	1	2						
Paul O'Neill, L (1, 9) OBP: 0.345, SLG: 0.491		3-2 L3		1-1 F8			1-3 K			3	0	0	0	0	1	0						
Bill Doran, S (1, 4) OBP: 0.381, SLG: 0.410		2-2 WP 1B			2-3 K		1-0 G6-4-3 1B			3	0	2	0	0	1	0						
Glenn Braggs, R (1, 7) OBP: 0.317, SLG: 0.444		1-2 F7		1-0 P6		1-0 G6-4-3 1-2				3	0	0	0	0	0	2						
Jeff Reed, L (1, 2) OBP: 0.347, SLG: 0.372			1-0 FC1 2B		3-1 P5		3-2 L4			3	0	1	0	0	0	0						
Jose Rijo, R (1, 1) OBP: 0.256, SLG: 0.256			2-3 K		2-2 P2		2-3 K			2	0	0	0	0	1	1						
Herm Winningham, L (8, PH) OBP: 0.259, SLG: 0.292										1	0	0	0	0	1	0						
Norm Charlton, S (8, 1) OBP: 0.045, SLG: 0.091										0	0	0	0	0	0	0						
Inning Stats	R: 0 E: 0 K: 1 S: 5	H: 1 LOB: 0 BB: 0 P: 7	R: 0 E: 0 K: 1 S: 14	H: 1 LOB: 1 BB: 0 P: 21	R: 0 E: 0 K: 1 S: 10	H: 1 LOB: 1 BB: 0 P: 15	R: 0 E: 0 K: 0 S: 5	H: 0 LOB: 0 BB: 0 P: 8	R: 0 E: 0 K: 1 S: 6	H: 0 LOB: 0 BB: 0 P: 12	R: 0 E: 0 K: 0 S: 14	H: 2 LOB: 2 BB: 0 P: 23	R: 0 E: 0 K: 1 S: 5	H: 1 LOB: 0 BB: 0 P: 8	R: 0 E: 0 K: 1 S: 8	H: 0 LOB: 0 BB: 0 P: 14	R: 0 E: 0 K: 1 S: 7	H: 0 LOB: 0 BB: 0 P: 10	1B: 5 2B: 1 3B: 0 HR: 0	SF: 0 SAC: 0 DP: 1 HBP: 0	WP: 1 PB: 0 SB: 0 CS: 1	PA: 31
PITCHER Greg Harris, R (1, 1) ERA: 2.15	IP: 9.0 WLS: W BF: 31 H: 6 R: 0 ER: 0 SO: 7 BB: 0 IBB: 0 HBP: 0 BLK: 0 WP: 1 HR: 0 S: 74 P: 118 ERA: 0.00 WHIP: 0.667															PITCHER	IP: 9.0 WLS: W BF: 31 H: 6 R: 0 ER: 0 SO: 7 BB: 0 IBB: 0 HBP: 0 BLK: 0 WP: 1 HR: 0 S: 74 P: 118 ERA: 0.00 WHIP: 0.667					

Cincinnati Reds @ San Diego Padres
 Jack Murphy Stadium, San Diego, CA
 Sat Aug 10 1991, 10:05 PM EDT
 Att: 36,861 - Cloudy - 78 F

AB	31
R	0
H	6
RBI	0
BB	0
SO	7
LOB	9



Batter	1	2	3	4	5	6	7	8	9	AB	R	H	RBI	BB	SO	LOB	BOTTOM			
Bip Roberts, S (1, 4) OBP: 0.344, SLG: 0.332	1-3 K		1-3 K			3-3 K		2-1 E4 FC3-6		4	0	0	0	0	3	1				
Tony Fernandez, S (1, 6) OBP: 0.343, SLG: 0.363	1-2 1B		3-2 1B S 1B			2-3 K		2-0 FC3-6 1-2		4	1	2	0	0	1	2				
Tony Gwynn, L (1, 9) OBP: 0.372, SLG: 0.457	1-0 1B		1-1 1B			0-1 G6-3		4-0 G3-6-3 BB		3	0	2	0	1	0	0				
Fred McGriff, L (1, 3) OBP: 0.388, SLG: 0.472	1-3 K		0-0 1B			2-3 K		0-0 G3-6-3 1-2		4	0	1	1	0	2	3				
Benito Santiago, R (1, 2) OBP: 0.276, SLG: 0.388	2-1 P2		1-3 K			0-2 S 1B		1-2 G1-3		4	0	1	0	0	1	4				
Jack Howell, L (1, 5) OBP: 0.283, SLG: 0.278		2-2 G3		2-3 K		1-2 F7				3	0	0	0	0	1	1				
Kevin Ward, R (1, 7) OBP: 0.250, SLG: 0.267		1-2 G5-3		0-2 G6-3			1-0 G6-3			3	0	0	0	0	0	0				
Thomas Howard, S (1, 8) OBP: 0.316, SLG: 0.323		3-2 G6-3		0-1 P6			0-0 G3			3	0	0	0	0	0	0				
Greg Harris, R (1, 1) OBP: 0.167, SLG: 0.118			0-3 K		2-2 G6-3		3-2 E 1B			3	0	1	0	0	1	0				
Inning Stats	R: 0 E: 0 K: 2 S: 15	H: 2 LOB: 2 BB: 0 P: 21	R: 0 E: 0 K: 0 S: 14	H: 0 LOB: 0 BB: 0 P: 20	R: 1 E: 0 K: 3 S: 15	H: 3 LOB: 0 BB: 0 P: 21	R: 0 E: 0 K: 1 S: 8	H: 0 LOB: 0 BB: 0 P: 10	R: 0 E: 0 K: 2 S: 11	H: 0 LOB: 0 BB: 0 P: 18	R: 0 E: 0 K: 1 S: 13	H: 1 LOB: 1 BB: 0 P: 16	R: 0 E: 1 K: 0 S: 8	H: 1 LOB: 2 BB: 0 P: 16	R: 0 E: 0 K: 0 S: 5	H: 0 LOB: 0 BB: 1 P: 10	1B: 7 2B: 0 3B: 0 HR: 0	SF: 0 SAC: 0 DP: 1 HBP: 0	WP: 0 PB: 0 SB: 2 CS: 0	PA: 32
PITCHER Jose Rijo, R (1, 1) ERA: 2.89	IP: 7.0 WLS: L BF: 29 H: 7 R: 1 ER: 1 SO: 9 BB: 0 IBB: 0 HBP: 0 BLK: 0 WP: 0 HR: 0 S: 84 P: 122 ERA: 1.29 WHIP: 1.000															PITCHER	IP: 7.0 WLS: L BF: 29 H: 7 R: 1 ER: 1 SO: 9 BB: 0 IBB: 0 HBP: 0 BLK: 0 WP: 0 HR: 0 S: 84 P: 122 ERA: 1.29 WHIP: 1.000			
PITCHER Norm Charlton, L (8, 1) ERA: 3.91	IP: 1.0 WLS: 3 BF: 3 H: 0 R: 0 ER: 0 SO: 0 BB: 1 IBB: 0 HBP: 0 BLK: 0 WP: 0 HR: 0 S: 5 P: 10 ERA: 0.00 WHIP: 1.000															PITCHER	IP: 1.0 WLS: 3 BF: 3 H: 0 R: 0 ER: 0 SO: 0 BB: 1 IBB: 0 HBP: 0 BLK: 0 WP: 0 HR: 0 S: 5 P: 10 ERA: 0.00 WHIP: 1.000			

Cincinnati Reds @ San Diego Padres
 Jack Murphy Stadium, San Diego, CA
 Sat Aug 10 1991, 10:05 PM EDT
 Att: 36,861 - Cloudy - 78 F

AB	31
R	1
H	7
RBI	1
BB	1
SO	9
LOB	11



Batter	1	2	3	4	5	6	7	8	9	AB	R	H	RBI	BB	SO	LOB	TOP				
Barry Larkin, R Freddie Benavides, R	G5-3		G6-3			G4-3		FC4-6		3	0	0	0	0	0	0	Cincinnati Reds @ San Diego Padres Jack Murphy Stadium, San Diego, CA Sun Aug 11 1991, 6:33 AM EDT Att: 17,889 - Cloudy - 76 F				
Billy Hatcher, R Chris Jones, R	F8			FC6-4 BB		G6-3		E3		2	0	0	0	1	0						
Bill Doran, S	L9			L8		L8		G4-3		4	0	0	0	0	3						
Chris Sabo, R Luis Quinones, S		G5-3		FC6-4		G4-3			K	1	0	0	0	0	0						
Paul O'Neill, L		K		F7			K			4	0	1	0	0	2						
Camelo Martinez, R									K	3	0	2	0	1	1						
Glenn Braggs, R																					
Jeff Reed, L			G5-3							3	0	1	0	0	1						
Kip Gross, R Gino Minutelli, L			L9							1	0	0	0	0	0						
Herm Winningham, L Tim Layana, R								F7		1	0	0	0	0	1						
Inning Stats	R: 0 E: 0 K: 0 S: 8	H: 0 LOB: 0 BB: 0 P: 13	R: 0 E: 0 K: 2 S: 14	H: 1 LOB: 1 BB: 0 P: 21	R: 0 E: 0 K: 0 S: 9	H: 0 LOB: 0 BB: 1 P: 14	R: 0 E: 0 K: 0 S: 9	H: 0 LOB: 1 BB: 1 P: 18	R: 0 E: 0 K: 3 S: 13	H: 0 LOB: 1 BB: 1 P: 20	R: 0 E: 0 K: 1 S: 6	H: 1 LOB: 1 BB: 0 P: 12	R: 0 E: 1 K: 0 S: 7	H: 1 LOB: 2 BB: 0 P: 11	R: 0 E: 0 K: 2 S: 14	H: 1 LOB: 1 BB: 0 P: 20	1B: 4 2B: 0 3B: 0 HR: 0	SF: 0 SAC: 0 DP: 0 HBP: 0	WP: 0 PB: 0 SB: 0 CS: 0	PA: 34	
PITCHER	IP	WLS	BF	H	R	ER	SO	BB	IBB	HBP	BLK	WP	HR	S	P	ERA	WHIP				
Ricky Bones, R	7.0	W	25	2	0	0	6	2	0	0	0	0	0	67	106	0.00	0.571				
Jim Lewis, R	1.0		5	1	0	0	0	0	0	0	0	0	0	7	11	0.00	1.000				
Rich Rodriguez, L	1.0		4	1	0	0	2	0	0	0	0	0	0	14	20	0.00	1.000				



Batter	1	2	3	4	5	6	7	8	9	AB	R	H	RBI	BB	SO	LOB	BOTTOM					
Bip Roberts, S Tim Teufel, R	HR		BB S 1B	HR	HR			FC6		4	4	4	2	0	0	0	Cincinnati Reds @ San Diego Padres Jack Murphy Stadium, San Diego, CA Sun Aug 11 1991, 6:33 AM EDT Att: 17,889 - Cloudy - 76 F					
Tony Fernandez, S Craig Shipley, R	G6-3		L7	1B	HR		P5	FC6		4	1	2	3	0	0	1						
Tony Gwynn, L	G1-4-3		L4	G4-3	F7		L8			5	0	0	0	0	3							
Fred McGriff, L Jerald Clark, R				BB 1B IBB	HR S BB		F7	WP 1B 1B		1	2	0	0	3	0	0						
Benito Santiago, R Dann Bilardello, R	G6-3		1B	HR BB	HR BB		F9	WP 1B 1B		2	1	0	0	2	0	1						
Jack Howell, L			G4-3					P5		5	0	2	2	0	1	4						
Kevin Ward, R					L5		F7	K		5	0	0	0	0	3	7						
Darrin Jackson, R					G1-3			BB 1B BB		4	1	2	3	1	1	0						
Ricky Bones, R Thomas Howard, S Jim Lewis, R					G5-3			HR BB		2	1	0	0	1	1	0						
Oscar Azocar, L Rich Rodriguez, L								HR		0	0	0	0	0	0	0						
Inning Stats	R: 1 E: 0 K: 0 S: 12	H: 1 LOB: 1 BB: 1 P: 20	R: 0 E: 0 K: 2 S: 15	H: 1 LOB: 1 BB: 0 P: 20	R: 2 E: 0 K: 1 S: 15	H: 2 LOB: 2 BB: 2 P: 31	R: 1 E: 0 K: 0 S: 7	H: 2 LOB: 1 BB: 0 P: 8	R: 6 E: 0 K: 1 S: 25	H: 3 LOB: 0 BB: 3 P: 44	R: 0 E: 0 K: 0 S: 7	H: 1 LOB: 1 BB: 0 P: 9	R: 1 E: 0 K: 1 S: 11	H: 2 LOB: 1 BB: 0 P: 15	R: 2 E: 0 K: 1 S: 19	H: 3 LOB: 3 BB: 2 P: 35	1B: 7 2B: 2 3B: 1 HR: 5	SF: 0 SAC: 0 DP: 0 HBP: 0	WP: 1 PB: 0 SB: 2 CS: 0	PA: 47		
PITCHER	IP	WLS	BF	H	R	ER	SO	BB	IBB	HBP	BLK	WP	HR	S	P	ERA	WHIP					
Kip Gross, R	4.0	L	21	6	4	4	3	2	1	0	0	0	0	3	43	79	9.00	2.000				
Gino Minutelli, L	3.0		18	6	7	7	2	3	0	0	0	0	3	43	68	21.00	3.000					
Tim Layana, R	1.0		8	3	2	2	1	2	0	0	0	1	0	19	35	18.00	5.000					



Batter	1	2	3	4	5	6	7	8	9	AB	R	H	RBI	BB	SO	LOB	TOP					
Steve Finley, L (1, 8) OBP: 0.336, SLG: 0.415	F8		K			5 1B HR	1B	2B BB		4	3	2	1	1	1	0						
Craig Biggio, R (1, 2) OBP: 0.366, SLG: 0.371	P4		G5-4-3 BB			F7	K	2B		4	0	1	2	1	1	3						
5 Jeff Bagwell, R (1, 3) OBP: 0.385, SLG: 0.435	BB		G5-4-3			HR	1B	F8		4	2	2	1	1	0	2						
Luis Gonzalez, L (1, 7) OBP: 0.314, SLG: 0.447	K			F7		HR	SF8		K2-3	5	1	2	4	0	2	1						
Ken Caminiti, S (1, 5) OBP: 0.303, SLG: 0.372		HR HBP		F8		P6	CS			2	1	0	0	2	0	0						
Mike Simms, R (1, 9) OBP: 0.281, SLG: 0.230				F7		P4	SF8		F8	3	0	0	0	0	1	1						
Jose Tolentino, L (7, PH) OBP: 0.353, SLG: 0.467	K									0	0	0	1	0	0	0						
Dwayne Henry, R (7, 1)										0	0	0	0	0	0	0						
Rafael Ramirez, R (9, PH) OBP: 0.286, SLG: 0.319										1	0	0	0	0	0	1						
Al Osuna, R (9, 1)										0	0	0	0	0	0	0						
Andujar Cedeno, R (1, 6) OBP: 0.261, SLG: 0.403		HR			P3			K	L7	5	2	2	2	0	1	1						
Casey Candaele, S (1, 4) OBP: 0.319, SLG: 0.382				F7				G3		4	1	1	0	0	1	0						
Mark Portugal, R (1, 1) OBP: 0.314, SLG: 0.267										1	0	0	0	0	0	0						
Gerald Young, S (5, PH) OBP: 0.287, SLG: 0.273										1	0	0	0	0	1	0						
Ryan Bowen, R (5, 1) OBP: 0.429, SLG: 0.333										0	0	0	0	0	0	0						
Javier Ortiz, R (7, PH) OBP: 0.386, SLG: 0.385										2	2	2	1	0	0	0						
Inning Stats	R: 0 E: 0 K: 1 S: 9	H: 0 LOB: 1 BB: 1 P: 16	R: 2 E: 0 K: 2 S: 10	H: 1 LOB: 0 BB: 0 P: 13	R: 0 E: 0 K: 1 S: 5	H: 0 LOB: 0 BB: 1 P: 10	R: 0 E: 0 K: 0 S: 8	H: 0 LOB: 0 BB: 0 P: 13	R: 0 E: 0 K: 1 S: 8	H: 0 LOB: 0 BB: 0 P: 14	R: 3 E: 0 K: 0 S: 11	H: 3 LOB: 0 BB: 0 P: 12	R: 5 E: 0 K: 1 S: 18	H: 6 LOB: 1 BB: 1 P: 32	R: 2 E: 0 K: 1 S: 13	H: 2 LOB: 1 BB: 1 P: 23	R: 0 E: 0 K: 1 S: 7	H: 0 LOB: 1 BB: 1 P: 12	1B: 8 2B: 2 3B: 0 HR: 2	SF: 1 SAC: 0 DP: 1 HBP: 1	WP: 1 PB: 0 SB: 0 CS: 2	PA: 44
PITCHER	IP	WLS	BF	H	R	ER	SO	BB	IBB	HBP	BLK	WP	HR	S	P	ERA	WHIP					
Andy Benes, R (1, 1) ERA: 3.83	6.0		26	6	7	7	5	2	0	1	0	0	2	56	85	10.50	1.333					
Mike Maddux, R (7, 1) ERA: 2.73	0.1	L	4	3	1	1	1	0	0	0	0	0	0	7	10	27.00	9.000					
Rich Rodriguez, R (7, 1) ERA: 3.21	0.0		2	1	1	1	0	0	1	0	0	0	0	3	9	∞	∞					
Jose Melendez, R (7, 1) ERA: 2.98	2.2		11	2	3	3	2	2	0	0	0	1	0	23	41	10.12	1.500					

Houston Astros @ San Diego Padres
 Jack Murphy Stadium, San Diego, CA
 Tue Aug 13 1991, 10:05 PM EDT
 Att: 12,688 - Cloudy - 82 F

AB 36
 R 12
 H 12
 RBI 12
 BB 5
 SO 8
 LOB 9



Batter	1	2	3	4	5	6	7	8	9	AB	R	H	RBI	BB	SO	LOB	BOTTOM					
Thomas Howard, S (1, 8) OBP: 0.315, SLG: 0.337	B1-3		FC HR	E 1B			F7		FC4 BLK	5	2	1	0	0	2							
Tony Fernandez, S (1, 6) OBP: 0.344, SLG: 0.373	G6-3		G3	E9 3B			F7		P4	5	1	1	2	0	3							
Tony Gwynn, L (1, 9) OBP: 0.368, SLG: 0.452	K		HR	G3			G4-3		G4-3	4	1	0	0	1	1							
Fred McGriff, L (1, 3) OBP: 0.394, SLG: 0.493		G4-3	HR		G6-3			K		4	1	1	4	0	1	0						
Benito Santiago, R (1, 2) OBP: 0.279, SLG: 0.393		HR	G6-3		G5-3			WP 1B		4	1	2	1	0	0	0						
Jack Howell, L (1, 5) OBP: 0.286, SLG: 0.283		K	G3		F8			F7		4	0	0	0	0	1	1						
Jerald Clark, R (1, 7) OBP: 0.324, SLG: 0.396										3	0	0	0	0	0	0						
Kevin Ward, R (7, 7) OBP: 0.237, SLG: 0.250										0	0	0	0	0	0	0						
Oscar Azocar, L (8, PH) OBP: 0.667, SLG: 0.600										0	0	0	0	0	0	0						
Tim Teufel, R (1, 4) OBP: 0.335, SLG: 0.354										3	2	1	1	1	0	2						
Andy Benes, R (1, 1) OBP: 0.163, SLG: 0.116										1	1	0	0	1	1	0						
Mike Maddux, L (7, 1) ERA: 5.32										0	0	0	0	0	0	0						
Rich Rodriguez, L (7, 1)										0	0	0	0	0	0	0						
Jose Melendez, R (7, 1) OBP: 0.125, SLG: 0.067										0	0	0	0	0	0	0						
Darin Jackson, R (9, PH) OBP: 0.267, SLG: 0.519										0	0	0	0	1	0	0						
Inning Stats	R: 0 E: 0 K: 1 S: 6	H: 0 LOB: 0 BB: 0 P: 9	R: 1 E: 0 K: 1 S: 8	H: 1 LOB: 0 BB: 0 P: 11	R: 5 E: 1 K: 0 S: 15	H: 2 LOB: 0 BB: 2 P: 30	R: 3 E: 1 K: 0 S: 10	H: 2 LOB: 0 BB: 1 P: 21	R: 0 E: 0 K: 1 S: 7	H: 0 LOB: 0 BB: 0 P: 9	R: 0 E: 0 K: 0 S: 5	H: 0 LOB: 0 BB: 0 P: 9	R: 0 E: 0 K: 1 S: 10	H: 0 LOB: 0 BB: 0 P: 17	R: 0 E: 0 K: 1 S: 13	H: 1 LOB: 2 BB: 0 P: 22	R: 0 E: 0 K: 0 S: 12	H: 0 LOB: 1 BB: 1 P: 21	1B: 2 2B: 0 3B: 1 HR: 3	SF: 0 SAC: 1 DP: 0 HBP: 1	WP: 1 PB: 0 SB: 0 CS: 0	PA: 39
PITCHER	IP	WLS	BF	H	R	ER	SO	BB	IBB	HBP	BLK	WP	HR	S	P	ERA	WHIP					
Mark Portugal, R (1, 1) ERA: 4.35	4.0		21	5	9	7	2	2	0	0	0	0	3	39	71	15.75	1.750					
Ryan Bowen, R (5, 1) ERA: 5.32	2.0	W	6	0	0	0	1	0	0	0	0	0	0	12	18	0.00	0.000					
Dwayne Henry, R (7, 1) ERA: 2.55	2.0		8	1	0	0	1	0	0	1	0	1	0	23	39	0.00	0.500					
Al Osuna, L (9, 1) ERA: 2.14	1.0	S	4	0	0	0	0	1	0	0	0	0	0	12	21	0.00	1.000					

Houston Astros @ San Diego Padres
 Jack Murphy Stadium, San Diego, CA
 Tue Aug 13 1991, 10:05 PM EDT
 Att: 12,688 - Cloudy - 82 F

AB 33
 R 9
 H 6
 RBI 8
 BB 4
 SO 4
 LOB 9



Batter	1	2	3	4	5	6	7	8	9	AB	R	H	RBI	BB	SO	LOB	TOP										
Gerald Young, S OBP: 0.288, SLG: 0.267 Jim Corsi, R (6, 1)	4-2 CS S BB		1-0 P3			2-1 F9		4-2 1B BB		2	0	0	0	1	0	0											
Javier Ortiz, R OBP: 0.400, SLG: 0.385 Mike Capel, R (8, 1)			1-2 F8			0-1 P4		0-1 1B		4	0	1	1	0	1	1											
Craig Biggio, R OBP: 0.365, SLG: 0.370 (1, 2)	1-3 K							1-2 2-3 2-3 1B		3	0	1	0	1	1	3											
5 Jeff Bagwell, R OBP: 0.386, SLG: 0.434 (1, 3)	4-2 2-3 BB				1-2 G5-3		1-1 G6-3 1B			4	0	0	0	0	0	2											
Ken Caminiti, S OBP: 0.300, SLG: 0.368 (1, 5)	3-1 F8				2-1 G4-3		2-1 G6-3 1B		3-2 G5-3	4	0	0	0	0	0	2											
Mark Davidson, R OBP: 0.308, SLG: 0.349 (1, 7)		0-1 F9			2-1 G6-3		3-2 P6		1-1 2B	3	0	0	0	0	0	0											
Steve Finley, L OBP: 0.340, SLG: 0.419 (9, PH)										1	0	1	0	0	0	0											
Mike Simms, R OBP: 0.278, SLG: 0.250 Luis Gonzalez, L OBP: 0.313, SLG: 0.445 (1, 9)	2-2 1B				3-2 G6-3			1-1 BB 1B	1-3 K	3	1	2	0	0	0	0											
Rafael Ramirez, R OBP: 0.285, SLG: 0.314 (1, 4)		1-1 L6			0-0 P3			4-0 1B BB	0-3 K	3	0	0	0	1	1	2											
Andujar Cedeno, R OBP: 0.250, SLG: 0.386 (1, 6)		2-2 G1-3			0-2 G4-3			2-3 K		3	0	0	0	0	1	3											
Jim Deshaies, L OBP: 0.158, SLG: 0.086 Casey Candaele, S OBP: 0.317, SLG: 0.380 (1, 1)			1-3 K					1-0 L8		1	0	0	0	0	1	0											
										2	0	0	0	0	0	2											
Inning Stats	R: 0 E: 0 K: 1 S: 10	H: 0 LOB: 1 BB: 2 P: 22	R: 0 E: 0 K: 0 S: 10	H: 1 LOB: 1 BB: 0 P: 15	R: 0 E: 0 K: 1 S: 8	H: 0 LOB: 0 BB: 0 P: 11	R: 0 E: 0 K: 0 S: 7	H: 0 LOB: 0 BB: 0 P: 12	R: 0 E: 0 K: 0 S: 7	H: 0 LOB: 0 BB: 0 P: 10	R: 0 E: 0 K: 0 S: 6	H: 0 LOB: 0 BB: 0 P: 9	R: 0 E: 0 K: 0 S: 7	H: 1 LOB: 0 BB: 0 P: 13	R: 1 E: 0 K: 2 S: 14	H: 2 LOB: 2 BB: 2 P: 28	R: 0 E: 0 K: 2 S: 12	H: 1 LOB: 1 BB: 0 P: 17	1B: 4 2B: 1 3B: 0 HR: 0	SF: 0 SAC: 0 DP: 1 HBP: 0	WP: 0 PB: 0 SB: 1 CS: 1	PA: 34					
PITCHER	IP	WLS	BF	H	R	ER	SO	BB	IBB	HBP	BLK	WP	HR	S	P	ERA	WHIP										
Dennis Rasmussen, L ERA: 3.38 Larry Andersen, R ERA: 2.48	(1, 1)	7.2	W	28	3	1	1	3	4	0	0	0	0	64	113	1.17	0.913										
	(8, 1)	1.1	S	6	2	0	0	3	0	0	0	0	0	17	24	0.00	1.500										

Houston Astros @ San Diego Padres
Jack Murphy Stadium, San Diego, CA
Wed Aug 14 1991, 10:05 PM EDT
Att. 12,586 - Sunny - 70 F

AB 30
R 1
H 5
RBI 1
BB 4
SO 6
LOB 14



Batter	1	2	3	4	5	6	7	8	9	AB	R	H	RBI	BB	SO	LOB	BOTTOM											
Bip Roberts, S OBP: 0.351, SLG: 0.356 (1, 4)	2-1 2B HR			1-1 F8			0-1 1B G2-3			4	1	2	0	0	0	0												
Tony Fernandez, S OBP: 0.347, SLG: 0.382 (1, 6)	2-1 1 SAFE 1 SAFE 1 SAFE HR	2-2		1-1 G6-4-3 1B			1-0 G2-3		1-2	4	1	3	0	0	0	1												
Tony Gwynn, L OBP: 0.369, SLG: 0.451 (1, 9)	4-0 HR BB	2-2 L4		2-1 G6-4-3 1-2			1-0 S 1B		2-3	3	1	1	0	1	0	2												
Fred McGriff, L OBP: 0.395, SLG: 0.500 (1, 3)	3-2 HR	4-1 FC6-4 BB			3-1 F8		3-3 K		1-2	3	1	1	4	1	1	2												
Benito Santiago, R OBP: 0.277, SLG: 0.389 (1, 2)	3-1 P2	0-0 FC6-4			3-3 K		3-1 G6-3			4	0	0	0	0	1	4												
Tim Lincecum, R OBP: 0.325, SLG: 0.347 (1, 5)	2-1 P3		3-2 F8		1-2 L8			1-3 K		4	0	0	0	0	1	0												
Jerald Clark, R OBP: 0.321, SLG: 0.392 Kevin Ward, R OBP: 0.231, SLG: 0.243 (1, 7)	2-1 E6 1B		2-3 K			1-1 G6-3		2-0 E5 CS		3	0	0	0	0	1	0												
Darrin Jackson, R OBP: 0.335, SLG: 0.522 (1, 8)	1 SAFE 1 SAFE 1-2 1B		4-0 BB			0-3 K		1-1 1-2 1B		3	0	2	0	1	1	0												
Dennis Rasmussen, L OBP: 0.176, SLG: 0.156 Larry Andersen, R (8, 1)	1-1 F7		3-2 F7			1-3 K		0-3 K		3	0	0	0	0	1	3												
										1	0	0	0	0	1	1												
Inning Stats	R: 4 E: 1 K: 0 S: 19	H: 4 LOB: 2 BB: 1 P: 38	R: 0 E: 0 K: 0 S: 10	H: 1 LOB: 2 BB: 1 P: 18	R: 0 E: 0 K: 1 S: 9	H: 0 LOB: 1 BB: 1 P: 21	R: 0 E: 0 K: 0 S: 6	H: 1 LOB: 0 BB: 0 P: 10	R: 0 E: 0 K: 2 S: 8	H: 0 LOB: 0 BB: 0 P: 15	R: 0 E: 0 K: 2 S: 8	H: 0 LOB: 0 BB: 0 P: 10	R: 0 E: 0 K: 1 S: 9	H: 2 LOB: 2 BB: 0 P: 17	R: 0 E: 1 K: 2 S: 9	H: 1 LOB: 1 BB: 0 P: 13	R: 0 E: 0 K: 2 S: 12	H: 1 LOB: 1 BB: 0 P: 17	1B: 6 2B: 2 3B: 0 HR: 1	SF: 0 SAC: 0 DP: 1 HBP: 0	WP: 0 PB: 0 SB: 1 CS: 1	PA: 36						
PITCHER	IP	WLS	BF	H	R	ER	SO	BB	IBB	HBP	BLK	WP	HR	S	P	ERA	WHIP											
Jim Deshaies, L ERA: 5.06 Jim Corsi, R ERA: 2.98 Mike Capel, R ERA: 3.03	(1, 1)	5.0	L	24	6	4	4	2	3	0	0	0	0	0	17	27	0.00	1.000										
	(6, 1)	2.0		8	2	0	0	3	0	0	0	0	0	9	13	0.00	1.000											
	(8, 1)	1.0		4	1	0	0	2	0	0	0	0	0	9	13	0.00	1.000											

Houston Astros @ San Diego Padres
Jack Murphy Stadium, San Diego, CA
Wed Aug 14 1991, 10:05 PM EDT
Att. 12,586 - Sunny - 70 F

AB 33
R 4
H 9
RBI 4
BB 3
SO 7
LOB 13



Batter	1	2	3	4	5	6	7	8	9	AB	R	H	RBI	BB	SO	LOB	TOP		
Keith Mitchell, R OBP: 0.405, SLG: 0.500 (1, 9)										4	0	0	0	0	0	1			
Jeff Treadway, L OBP: 0.393, SLG: 0.436 (1, 4)										4	0	1	0	0	0	0			
Terry Pendleton, S OBP: 0.366, SLG: 0.521 (1, 5)										4	0	0	0	0	2	1			
Ron Gant, R OBP: 0.336, SLG: 0.548 (1, 8)										2	0	1	0	1	0	0			
Lonnie Smith, R OBP: 0.385, SLG: 0.409 (1, 7)										2	0	0	0	1	0	1			
Jeff Blauser, R OBP: 0.362, SLG: 0.422 (1, 6)										3	0	0	0	0	2	2			
Brian Hunter, R OBP: 0.282, SLG: 0.425 (1, 3)										3	0	0	0	0	0	0			
Greg Olson, R OBP: 0.340, SLG: 0.398 (1, 2)										3	0	0	0	0	0	0			
29 John Smoltz, R OBP: 0.208, SLG: 0.205 (1, 1)										3	0	1	0	0	2	0			
Inning Stats	R: 0 H: 1 E: 0 K: 1 S: 7	H: 1 LOB: 0 BB: 0 P: 10	R: 0 H: 1 E: 0 K: 1 S: 8	H: 1 LOB: 0 BB: 0 P: 14	R: 0 H: 1 E: 0 K: 0 S: 9	H: 1 LOB: 1 BB: 0 P: 15	R: 0 H: 0 E: 0 K: 0 S: 4	H: 0 LOB: 0 BB: 0 P: 4	R: 0 H: 0 E: 0 K: 1 S: 6	H: 0 LOB: 0 BB: 0 P: 8	R: 0 H: 0 E: 0 K: 0 S: 5	H: 0 LOB: 2 BB: 2 P: 18	R: 0 H: 0 E: 0 K: 1 S: 5	H: 0 LOB: 0 BB: 0 P: 8	R: 0 H: 0 E: 0 K: 1 S: 8	H: 0 LOB: 0 BB: 0 P: 11	1B: 2 2B: 1 3B: 0 HR: 0	SF: 0 SAC: 0 DP: 0 HBP: 0	WP: 0 PA: 30 PB: 0 SB: 1 CS: 2
PITCHER Greg Harris, R ERA: 1.88 (1, 1)	IP: 9.0 WLS: W BF: 30 H: 3 R: 0 ER: 0 SO: 6 BB: 1 IBB: 1 HBP: 0 BLK: 0 WP: 0 HR: 0 S: 58 P: 98 ERA: 0.00 WHIP: 0.444															PITCHER			

Atlanta Braves @ San Diego Padres
Jack Murphy Stadium, San Diego, CA
Thu Aug 15 1991, 6:33 AM EDT
Att. 17,434 - Sunny - 76 F

AB 28
R 0
H 3
RBI 0
BB 2
SO 6
LOB 5



Batter	1	2	3	4	5	6	7	8	9	AB	R	H	RBI	BB	SO	LOB	BOTTOM		
Bip Roberts, S OBP: 0.347, SLG: 0.352 (1, 4)										4	0	0	0	0	1	2			
Tony Fernandez, S OBP: 0.344, SLG: 0.378 (1, 6)										4	0	0	0	0	2	2			
Tony Gwynn, L OBP: 0.371, SLG: 0.459 (1, 9)										3	0	2	0	0	0	0			
Fred McGriff, L OBP: 0.395, SLG: 0.497 (1, 3)										2	0	0	0	1	1	1			
Jack Howell, L OBP: 0.279, SLG: 0.276 (1, 5)										3	0	0	0	0	2	1			
Darin Jackson, R OBP: 0.335, SLG: 0.519 (1, 8)										3	1	1	0	0	1	0			
Jerald Clark, R OBP: 0.318, SLG: 0.388 (1, 7)										3	0	0	0	0	1	1			
Dann Bilardello, R OBP: 0.333, SLG: 0.308 (1, 2)										2	0	0	0	0	0	0			
Oscar Azocar, L OBP: 0.714, SLG: 0.667 (8, PH)										1	0	1	1	0	0	0			
Benito Santiago, R OBP: 0.277, SLG: 0.389 (9, 2)										0	0	0	0	0	0	0			
Greg Harris, R OBP: 0.190, SLG: 0.105 (1, 1)										2	0	0	0	1	1	0			
Inning Stats	R: 0 H: 1 E: 0 K: 3 S: 14	H: 0 LOB: 0 BB: 0 P: 22	R: 0 H: 0 E: 0 K: 3 S: 13	H: 0 LOB: 0 BB: 0 P: 18	R: 0 H: 0 E: 0 K: 1 S: 8	H: 0 LOB: 0 BB: 0 P: 10	R: 0 H: 1 E: 0 K: 1 S: 8	H: 1 LOB: 1 BB: 1 P: 15	R: 0 H: 0 E: 0 K: 0 S: 4	H: 0 LOB: 0 BB: 0 P: 7	R: 0 H: 0 E: 0 K: 0 S: 9	H: 0 LOB: 0 BB: 0 P: 11	R: 0 H: 0 E: 0 K: 0 S: 8	H: 0 LOB: 0 BB: 0 P: 14	R: 1 H: 2 E: 0 K: 1 S: 13	H: 2 LOB: 2 BB: 1 P: 20	1B: 2 2B: 1 3B: 1 HR: 0	SF: 0 SAC: 0 DP: 0 HBP: 0	WP: 0 PA: 29 PB: 0 SB: 0 CS: 1
PITCHER 29 John Smoltz, R ERA: 4.81 (1, 1)	IP: 8.0 WLS: L BF: 29 H: 4 R: 1 ER: 1 SO: 9 BB: 2 IBB: 0 HBP: 0 BLK: 0 WP: 0 HR: 0 S: 77 P: 117 ERA: 1.12 WHIP: 0.750															PITCHER			

Atlanta Braves @ San Diego Padres
Jack Murphy Stadium, San Diego, CA
Thu Aug 15 1991, 6:33 AM EDT
Att. 17,434 - Sunny - 76 F

AB 27
R 1
H 4
RBI 1
BB 2
SO 9
LOB 7



Batter	1	2	3	4	5	6	7	8	9	AB	R	H	RBI	BB	SO	LOB	TOP										
Keith Mitchell, R OBP: 0.413, SLG: 0.500 (1, 9)	G4-3			FC6-4 1B		FC4-6 1B		K		4	0	2	0	0	1	1	Atlanta Braves @ San Diego Padres Jack Murphy Stadium, San Diego, CA Fri Aug 16 1991, 10:05 PM EDT Att: 19,049 - Cloudy - 68 F										
Jeff Treadway, L OBP: 0.377, SLG: 0.428 Mike Stanton, L OBP: 0.500, SLG: 0.750 (1, 4) (8, 1)	L3			L9		FC4-6 HR		P2		4	1	0	0	0	0	2											
Terry Pendleton, S OBP: 0.367, SLG: 0.527 (1, 5)	L5			P6		HR				3	1	1	2	1	0	1											
Ron Gant, R OBP: 0.333, SLG: 0.543 (1, 8)				FC6-4 1-2		P5				4	0	0	0	0	1	2											
Lonnie Smith, R OBP: 0.383, SLG: 0.406 (1, 7)										4	1	1	0	0	1	1											
Jeff Blauser, R OBP: 0.362, SLG: 0.425 Rafael Belliard, R OBP: 0.270, SLG: 0.269 (1, 6) (7, 6)										3	0	1	0	0	0	1											
Brian Hunter, R OBP: 0.278, SLG: 0.420 (1, 3)										1	0	1	0	0	0	0											
Francisco Cabrera, R OBP: 0.270, SLG: 0.368 Greg Olson, R OBP: 0.340, SLG: 0.398 (1, 2) (8, 2)										3	0	0	0	0	0	2											
Armando Reynoso, R (1, 1)										2	0	0	0	0	2	1											
Mark Lemke, S OBP: 0.319, SLG: 0.333 (8, PH) (8, 4)										1	0	1	0	0	0	0											
Inning Stats	R: 0 E: 0 K: 0 S: 5	H: 0 LOB: 0 BB: 0 P: 6	R: 0 E: 0 K: 2 S: 9	H: 0 LOB: 0 BB: 0 P: 13	R: 0 E: 1 K: 1 S: 6	H: 0 LOB: 0 BB: 0 P: 8	R: 0 E: 0 K: 0 S: 9	H: 1 LOB: 1 BB: 0 P: 13	R: 1 E: 0 K: 0 S: 11	H: 1 LOB: 0 BB: 0 P: 19	R: 2 E: 0 K: 1 S: 13	H: 2 LOB: 0 BB: 0 P: 17	R: 0 E: 0 K: 1 S: 10	H: 1 LOB: 1 BB: 0 P: 17	R: 0 E: 0 K: 1 S: 7	H: 1 LOB: 0 BB: 0 P: 12	R: 0 E: 0 K: 0 S: 11	H: 1 LOB: 1 BB: 1 P: 20	1B: 5 2B: 2 3B: 0 HR: 1	SF: 1 SAC: 0 DP: 1 HBP: 0	WP: 1 PB: 0 SB: 0 CS: 3	PA: 34					
PITCHER	IP	WLS	BF	H	R	ER	SO	BB	IBB	HBP	BLK	WP	HR	S	P	ERA	WHIP										
Ricky Bones, R ERA: 1.93 (1, 1)	7.0	L	26	5	3	3	5	0	0	0	0	1	1	63	93	3.86	0.714										
Jose Melendez, R ERA: 2.91 (8, 1)	1.2		7	2	0	0	1	1	0	0	0	0	0	16	27	0.00	1.800										
Mike Maddux, R ERA: 2.71 (9, 1)	0.1		0	0	0	0	0	0	0	0	0	0	0	2	5	0.00	0.000										

Batter	1	2	3	4	5	6	7	8	9	AB	R	H	RBI	BB	SO	LOB	BOTTOM										
Bip Roberts, S OBP: 0.349, SLG: 0.357 Tim Teufel, R OBP: 0.329, SLG: 0.347 (1, 4) (2, 4)	CS 2B							F8		1	0	1	0	0	0	0	Atlanta Braves @ San Diego Padres Jack Murphy Stadium, San Diego, CA Fri Aug 16 1991, 10:05 PM EDT Att: 19,049 - Cloudy - 68 F										
Tony Fernandez, S OBP: 0.341, SLG: 0.375 (1, 6)	K							F8		4	0	0	0	0	1	3											
Tony Gwynn, L OBP: 0.368, SLG: 0.455 (1, 9)	G1-3							G4-3		4	0	0	0	0	1	0											
Fred McGriff, L OBP: 0.396, SLG: 0.504 (1, 3)								G4-3		3	1	1	1	1	1	0											
Benito Santiago, R OBP: 0.277, SLG: 0.388 (1, 2)								G6-3		4	0	1	0	0	1	1											
Jack Howell, L OBP: 0.281, SLG: 0.302 Kevin Ward, R OBP: 0.225, SLG: 0.237 (1, 5) (9, PH)								L7		3	1	1	1	0	0	2											
Jerald Clark, R OBP: 0.315, SLG: 0.384 (1, 7)										3	0	0	0	0	1	2											
Darrin Jackson, R OBP: 0.335, SLG: 0.516 (1, 8)										3	0	1	0	0	0	0											
Ricky Bones, R (1, 1)										1	0	0	0	0	0	0											
Thomas Howard, S OBP: 0.313, SLG: 0.335 Jose Melendez, R OBP: 0.125, SLG: 0.067 Mike Maddux, L OBP: 0.333, SLG: 0.143 (7, PH) (8, 1) (9, 1)										1	0	0	0	0	1	0											
Inning Stats	R: 0 E: 0 K: 1 S: 6	H: 1 LOB: 0 BB: 0 P: 7	R: 0 E: 0 K: 0 S: 9	H: 0 LOB: 1 BB: 1 P: 17	R: 0 E: 0 K: 0 S: 5	H: 1 LOB: 1 BB: 0 P: 7	R: 0 E: 0 K: 0 S: 8	H: 2 LOB: 1 BB: 0 P: 13	R: 0 E: 0 K: 1 S: 11	H: 0 LOB: 0 BB: 0 P: 17	R: 1 E: 0 K: 2 S: 12	H: 1 LOB: 0 BB: 0 P: 21	R: 0 E: 0 K: 0 S: 8	H: 0 LOB: 0 BB: 0 P: 13	R: 0 E: 0 K: 1 S: 6	H: 0 LOB: 0 BB: 0 P: 10	1B: 3 2B: 1 3B: 0 HR: 2	SF: 0 SAC: 1 DP: 0 HBP: 0	WP: 0 PB: 0 SB: 0 CS: 1	PA: 33							
PITCHER	IP	WLS	BF	H	R	ER	SO	BB	IBB	HBP	BLK	WP	HR	S	P	ERA	WHIP										
Armando Reynoso, R ERA: 1.38 (1, 1)	7.0	W	27	6	2	2	5	1	0	0	0	0	0	14	23	0.00	1.000										
Mike Stanton, L ERA: 2.42 (8, 1)	2.0	S	6	0	0	0	1	0	0	0	0	0	0	14	23	0.00	0.000										

Batter	1	2	3	4	5	6	7	8	9	AB	R	H	RBI	BB	SO	LOB	TOP										
Keith Mitchell, R OBP: 0.420, SLG: 0.500 (1, 9)	G6-3		WP 1B			E6 FC4-6 1B		G1-3 2B 1B		4	1	2	0	0	0	0	Atlanta Braves @ San Diego Padres Jack Murphy Stadium, San Diego, CA Sat Aug 17 1991, 10:05 PM EDT Att: 39,551 - Sunny - 72 F										
Jeff Blausler, R OBP: 0.381, SLG: 0.422 Marvin Freeman, R (8, 1)	F9		K					G1-3		4	0	1	0	0	1	3											
Mike Stanton, L OBP: 0.500, SLG: 0.750 Mark Wohlers, R (9, 1)										0	0	0	0	0	0	0											
Terry Pendleton, S OBP: 0.366, SLG: 0.527 (1, 5)	G3					FC4-6				4	0	1	2	0	0	2											
Ron Gant, R OBP: 0.330, SLG: 0.537 (1, 8)		G3-1		L8						4	0	0	0	0	1	4											
Lonnie Smith, R OBP: 0.382, SLG: 0.405 Jeff Treadway, L OBP: 0.375, SLG: 0.426 (8, 4)				K						3	0	1	0	0	2	0											
Brian Hunter, R OBP: 0.272, SLG: 0.410 (1, 3)										1	0	0	0	0	0	0											
Greg Olson, R OBP: 0.336, SLG: 0.392 (1, 2)										4	0	0	0	0	1	1											
Mark Lemke, S OBP: 0.319, SLG: 0.333 Otis Nixon, S OBP: 0.391, SLG: 0.346 (8, PR)				K						3	0	1	0	0	1	0											
Charlie Leibrandt, R OBP: 0.059, SLG: 0.100 Tommy Gregg, L OBP: 0.253, SLG: 0.280 Rafael Belliard, R OBP: 0.270, SLG: 0.269 (8, PR)										0	0	0	0	0	0	0											
Inning Stats	R: 0 E: 0 K: 0 S: 9	H: 0 LOB: 0 BB: 0 P: 14	R: 0 E: 0 K: 1 S: 12	H: 1 LOB: 1 BB: 0 P: 18	R: 0 E: 0 K: 2 S: 12	H: 1 LOB: 1 BB: 0 P: 16	R: 0 E: 0 K: 1 S: 5	H: 0 LOB: 0 BB: 0 P: 7	R: 0 E: 0 K: 0 S: 6	H: 0 LOB: 0 BB: 0 P: 8	R: 0 E: 1 K: 1 S: 11	H: 1 LOB: 2 BB: 0 P: 17	R: 0 E: 0 K: 1 S: 10	H: 0 LOB: 0 BB: 0 P: 13	R: 2 E: 0 K: 0 S: 14	H: 3 LOB: 2 BB: 0 P: 21	R: 0 E: 0 K: 1 S: 9	H: 0 LOB: 0 BB: 0 P: 14	1B: 5 2B: 1 3B: 0 HR: 0	SF: 0 SAC: 0 DP: 0 HBP: 0	WP: 1 PB: 0 SB: 0 CS: 0	PA: 34					
PITCHER	IP	WLS	BF	H	R	ER	SO	BB	IBB	HBP	BLK	WP	HR	S	P	ERA	WHIP										
Bruce Hurst, L ERA: 3.27 Mike Maddux, R ERA: 2.67	8.0	L	31	6	2	2	6	0	0	0	0	1	0	79	114	2.25	0.750										

AB 34
R 2
H 6
RBI 2
BB 0
SO 7
LOB 12



Batter	1	2	3	4	5	6	7	8	9	AB	R	H	RBI	BB	SO	LOB	BOTTOM										
Darrin Jackson, R OBP: 0.330, SLG: 0.508 Thomas Howard, S OBP: 0.312, SLG: 0.333 (8, PH)	G5-3		G5-3			K		F7		3	0	0	0	0	1	1	Atlanta Braves @ San Diego Padres Jack Murphy Stadium, San Diego, CA Sat Aug 17 1991, 10:05 PM EDT Att: 39,551 - Sunny - 72 F										
Tony Fernandez, S OBP: 0.340, SLG: 0.372 (1, 6)	P4									3	1	0	0	1	0	0											
Tony Gwynn, L OBP: 0.369, SLG: 0.455 (1, 9)	F8									4	0	2	0	0	0	0											
Benito Santiago, R OBP: 0.274, SLG: 0.384 (1, 2)		P3		F7						4	0	2	0	0	0	0											
Fred McGriff, L OBP: 0.392, SLG: 0.499 (1, 3)				K						4	0	0	0	0	2	3											
Tim Lincecum, R OBP: 0.324, SLG: 0.340 (9, 4)										4	0	0	0	0	1	2											
Jerald Clark, R OBP: 0.312, SLG: 0.380 (1, 7)										3	0	0	0	0	1	0											
Craig Shipley, R OBP: 0.250, SLG: 0.292 Jack Howell, L OBP: 0.279, SLG: 0.299 (8, PH)										2	0	1	0	0	0	0											
Bruce Hurst, L OBP: 0.163, SLG: 0.091 Oscar Azocar, L OBP: 0.625, SLG: 0.571 Mike Maddux, L OBP: 0.333, SLG: 0.143 (9, 1)										1	0	0	0	0	0	0											
Inning Stats	R: 0 E: 0 K: 0 S: 7	H: 0 LOB: 0 BB: 0 P: 9	R: 0 E: 0 K: 1 S: 8	H: 0 LOB: 0 BB: 0 P: 13	R: 0 E: 0 K: 0 S: 5	H: 1 LOB: 1 BB: 0 P: 9	R: 0 E: 0 K: 0 S: 10	H: 1 LOB: 1 BB: 0 P: 15	R: 0 E: 0 K: 1 S: 7	H: 0 LOB: 0 BB: 0 P: 9	R: 0 E: 1 K: 1 S: 9	H: 0 LOB: 1 BB: 0 P: 14	R: 0 E: 1 K: 1 S: 11	H: 0 LOB: 1 BB: 0 P: 18	R: 1 E: 0 K: 1 S: 12	H: 1 LOB: 1 BB: 1 P: 24		1B: 3 2B: 0 3B: 0 HR: 0	SF: 0 SAC: 1 DP: 0 HBP: 0	WP: 0 PB: 0 SB: 0 CS: 0	PA: 33						
PITCHER	IP	WLS	BF	H	R	ER	SO	BB	IBB	HBP	BLK	WP	HR	S	P	ERA	WHIP										
Charlie Leibrandt, L ERA: 3.72 Marvin Freeman, R ERA: 3.0 Mike Stanton, L ERA: 2.41 Mark Wohlers, R ERA:	7.0	W	24	2	1	1	1	0	0	0	0	0	0	18	33	6.75	1.500										

AB 31
R 1
H 3
RBI 1
BB 1
SO 6
LOB 11



Batter	1	2	3	4	5	6	7	8	9	AB	R	H	RBI	BB	SO	LOB	TOP				
Otis Nixon, S <small>OBP: 0.397, SLG: 0.342</small> (1, 9)	L8		G5-3		L8			F8		4	0	0	0	0	0	2	Atlanta Braves @ San Diego Padres Jack Murphy Stadium, San Diego, CA Sun Aug 18 1991, 6:33 AM EDT Att: 15,066 - Sunny - 80 F				
Jeff Treadway, L <small>OBP: 0.377, SLG: 0.427</small> Mark Lemke, S <small>OBP: 0.319, SLG: 0.333</small> (8, 4)	K		1B		P6			1B		4	0	2	1	0	1	0					
Terry Pendleton, S <small>OBP: 0.363, SLG: 0.522</small> (1, 5)	K2-3		F8		P6			L9		4	0	0	0	0	1	3					
Ron Gant, R <small>OBP: 0.327, SLG: 0.532</small> (1, 8)		L9	P2		K			P4		4	0	0	0	0	1	3					
Tommy Gregg, L <small>OBP: 0.266, SLG: 0.298</small> Keith Mitchell, R <small>OBP: 0.412, SLG: 0.489</small> (9, PH)		F9	CS		F8			E6		2	0	1	0	1	0	0					
Jeff Blauser, R <small>OBP: 0.357, SLG: 0.417</small> (1, 6)	F9		P3					G5-4-3		4	0	0	0	0	0	3					
Brian Hunter, R <small>OBP: 0.282, SLG: 0.429</small> (1, 3)	P2		FC5-4		G4-3			2B		4	0	3	0	0	0	1					
Greg Olson, R <small>OBP: 0.334, SLG: 0.387</small> (1, 2)			PB		FC5-4			G4-3		3	1	0	0	1	0	3					
Tom Glavine, L <small>OBP: 0.300, SLG: 0.268</small> Lonnie Smith, R <small>OBP: 0.381, SLG: 0.403</small> Jim Clancy, R (7, 1)			F8		B5-3			G4-3		2	0	1	0	0	0	0					
Inning Stats	R: 0 H: 0 E: 0 K: 2 S: 10	H: 0 LOB: 0 BB: 0 P: 16	R: 0 H: 1 E: 0 K: 0 S: 10	H: 1 LOB: 1 BB: 0 P: 16	R: 1 H: 2 E: 0 K: 0 S: 14	H: 2 LOB: 2 BB: 1 P: 23	R: 0 H: 1 E: 0 K: 0 S: 9	H: 1 LOB: 1 BB: 1 P: 18	R: 0 H: 0 E: 0 K: 1 S: 9	H: 0 LOB: 0 BB: 0 P: 13	R: 0 H: 1 E: 0 K: 0 S: 9	H: 1 LOB: 1 BB: 0 P: 14	R: 0 H: 1 E: 0 K: 0 S: 7	H: 1 LOB: 1 BB: 0 P: 11	R: 0 H: 1 E: 1 K: 0 S: 6	H: 1 LOB: 1 BB: 0 P: 7	1B: 4 2B: 3 3B: 0 HR: 0	SF: 0 SAC: 0 DP: 1 HBP: 0	WP: 0 PA: 35 FB: 1 SB: 0 CS: 1		
PITCHER	IP: 7.1 WLS: W BF: 29 ERA: 3.71	IP: 1.1 WLS: 5 BF: 1 ERA: 4.71	IP: 0.1 WLS: S BF: 1 ERA: 2.45	IP: 7.1 WLS: W BF: 29 ERA: 3.71	IP: 1.1 WLS: 5 BF: 1 ERA: 4.71	IP: 0.1 WLS: S BF: 1 ERA: 2.45	IP: 7.1 WLS: W BF: 29 ERA: 3.71	IP: 1.1 WLS: 5 BF: 1 ERA: 4.71	IP: 0.1 WLS: S BF: 1 ERA: 2.45	IP: 7.1 WLS: W BF: 29 ERA: 3.71	IP: 1.1 WLS: 5 BF: 1 ERA: 4.71	IP: 0.1 WLS: S BF: 1 ERA: 2.45	IP: 7.1 WLS: W BF: 29 ERA: 3.71	IP: 1.1 WLS: 5 BF: 1 ERA: 4.71	IP: 0.1 WLS: S BF: 1 ERA: 2.45	IP: 7.1 WLS: W BF: 29 ERA: 3.71	IP: 1.1 WLS: 5 BF: 1 ERA: 4.71	IP: 0.1 WLS: S BF: 1 ERA: 2.45	IP: 7.1 WLS: W BF: 29 ERA: 3.71	IP: 1.1 WLS: 5 BF: 1 ERA: 4.71	IP: 0.1 WLS: S BF: 1 ERA: 2.45

AB 33
R 1
H 7
RBI 1
BB 2
SO 3
LOB 16



Batter	1	2	3	4	5	6	7	8	9	AB	R	H	RBI	BB	SO	LOB	BOTTOM				
Tony Fernandez, S <small>OBP: 0.340, SLG: 0.371</small> (1, 6)	G6-3		G5-3		1B			K		4	0	1	1	0	1	0	Atlanta Braves @ San Diego Padres Jack Murphy Stadium, San Diego, CA Sun Aug 18 1991, 6:33 AM EDT Att: 15,066 - Sunny - 80 F				
Darin Jackson, R <small>OBP: 0.324, SLG: 0.497</small> (1, 8)	G6-3		G6-3		G5-3			L7		4	0	0	0	0	0	2					
Tony Gwynn, L <small>OBP: 0.367, SLG: 0.452</small> (1, 9)	G3		G3-1		L8					3	0	0	0	0	0	0					
Fred McGriff, L <small>OBP: 0.392, SLG: 0.496</small> (1, 3)		G4-3		BB	K					2	0	0	0	1	1	0					
Benito Santiago, R <small>OBP: 0.272, SLG: 0.381</small> (1, 2)		F7		L8	G5-3					3	0	0	0	0	0	1					
Tim Lincecum, R <small>OBP: 0.325, SLG: 0.341</small> Jack Howell, L <small>OBP: 0.277, SLG: 0.297</small> (8, 5)		K		L1-3	1B			G4-3		2	0	1	0	0	1	0					
Jerald Clark, R <small>OBP: 0.315, SLG: 0.380</small> Craig Lefferts, L (8, 1)			1B		L1-3			G6-3		2	1	1	0	1	0	1					
Larry Andersen, R (9, 1)			G4-6-3		1B			BB		0	0	0	0	0	0	0					
Paul Faries, R <small>OBP: 0.280, SLG: 0.239</small> (1, 4)			G4-6-3		1B			G6-3		3	1	2	0	0	0	1					
Andy Benes, R <small>OBP: 0.176, SLG: 0.114</small> Kevin Ward, R <small>OBP: 0.220, SLG: 0.231</small> (8, 7)			G4-6-3		1B			G6-3		1	0	0	0	1	0	1					
Inning Stats	R: 0 H: 0 E: 0 K: 0 S: 5	H: 0 LOB: 0 BB: 0 P: 9	R: 0 H: 0 E: 0 K: 1 S: 8	H: 0 LOB: 0 BB: 0 P: 13	R: 1 H: 2 E: 0 K: 0 S: 11	H: 2 LOB: 0 BB: 0 P: 19	R: 0 H: 0 E: 0 K: 0 S: 14	H: 0 LOB: 1 BB: 1 P: 23	R: 1 H: 3 E: 0 K: 0 S: 11	H: 3 LOB: 2 BB: 1 P: 21	R: 0 H: 0 E: 0 K: 1 S: 8	H: 0 LOB: 0 BB: 0 P: 12	R: 0 H: 0 E: 0 K: 0 S: 7	H: 0 LOB: 0 BB: 1 P: 15	R: 0 H: 0 E: 0 K: 1 S: 8	H: 0 LOB: 0 BB: 0 P: 12	1B: 4 2B: 2 3B: 0 HR: 0	SF: 0 SAC: 0 DP: 3 HBP: 0	WP: 0 PA: 29 FB: 0 SB: 0 CS: 0		
PITCHER	IP: 6.0 WLS: L BF: 23 ERA: 2.27	IP: 2.0 WLS: 6 BF: 0 ERA: 2.6	IP: 6.0 WLS: L BF: 23 ERA: 2.27	IP: 2.0 WLS: 6 BF: 0 ERA: 2.6	IP: 6.0 WLS: L BF: 23 ERA: 2.27	IP: 2.0 WLS: 6 BF: 0 ERA: 2.6	IP: 6.0 WLS: L BF: 23 ERA: 2.27	IP: 2.0 WLS: 6 BF: 0 ERA: 2.6	IP: 6.0 WLS: L BF: 23 ERA: 2.27	IP: 2.0 WLS: 6 BF: 0 ERA: 2.6	IP: 6.0 WLS: L BF: 23 ERA: 2.27	IP: 2.0 WLS: 6 BF: 0 ERA: 2.6	IP: 6.0 WLS: L BF: 23 ERA: 2.27	IP: 2.0 WLS: 6 BF: 0 ERA: 2.6	IP: 6.0 WLS: L BF: 23 ERA: 2.27	IP: 2.0 WLS: 6 BF: 0 ERA: 2.6	IP: 6.0 WLS: L BF: 23 ERA: 2.27	IP: 6.0 WLS: L BF: 23 ERA: 2.27	IP: 2.0 WLS: 6 BF: 0 ERA: 2.6	IP: 6.0 WLS: L BF: 23 ERA: 2.27	IP: 2.0 WLS: 6 BF: 0 ERA: 2.6

AB 26
R 2
H 5
RBI 1
BB 3
SO 3
LOB 6



Batter	1	2	3	4	5	6	7	8	9	10	AB	R	H	RBI	BB	SO	LOB	TOP	
Darin Jackson, R OBP: 0.321, SLG: 0.490	(1, 8) F8																		
Paul Faries, R OBP: 0.269, SLG: 0.228	(1, 4) L8																		
Tony Gwynn, L OBP: 0.367, SLG: 0.452	(1, 9) 1B																		
Fred McGriff, L OBP: 0.394, SLG: 0.497	(1, 3) 1B																		
Benito Santiago, R OBP: 0.270, SLG: 0.376	(1, 2) K																		
Jack Howell, L OBP: 0.283, SLG: 0.348																			
Jerald Clark, R OBP: 0.314, SLG: 0.379	(1, 7) K																		
Craig Shipley, R OBP: 0.222, SLG: 0.259	(1, 6) K																		
Tony Fernandez, S OBP: 0.339, SLG: 0.370	(9, PH) K																		
Dennis Rasmussen, L OBP: 0.189, SLG: 0.171	(8, 1) G3-1																		
Craig Leferts, L OBP: 0.259, SLG: 0.350	(9, PH) K																		
Oscar Azocar, L OBP: 0.259, SLG: 0.350	(9, PH) K																		
Larry Andersen, R OBP: 0.259, SLG: 0.350	(9, 1) K																		
Inning Stats	R: 0 E: 0 K: 1 S: 17	H: 2 LOB: 2 BB: 0 P: 20	R: 1 E: 0 K: 2 S: 12	H: 1 LOB: 0 BB: 0 P: 15	R: 0 E: 0 K: 1 S: 10	H: 1 LOB: 1 BB: 0 P: 9	R: 0 E: 0 K: 1 S: 7	H: 0 LOB: 0 BB: 0 P: 13	R: 0 E: 0 K: 2 S: 9	H: 1 LOB: 1 BB: 0 P: 10	R: 0 E: 0 K: 1 S: 8	H: 1 LOB: 1 BB: 0 P: 14	R: 1 E: 0 K: 1 S: 8	H: 1 LOB: 0 BB: 0 P: 13	R: 0 E: 0 K: 2 S: 12	H: 1 LOB: 1 BB: 0 P: 17	1B: 8 2B: 0 3B: 0 HR: 2	SF: 0 SAC: 1 DP: 0 HBP: 0	WP: 0 PA: 40
PITCHER	IP WLS BF H R ER SO BB IBB HBP BLK WP HR S P ERA WHIP	IP WLS BF H R ER SO BB IBB HBP BLK WP HR S P ERA WHIP																	
Tim Belcher, R ERA: 2.61	(1, 1) 8.0	WLS: 32	H: 8	R: 1	ER: 1	SO: 8	BB: 0	IBB: 0	HBP: 0	BLK: 0	WP: 0	HR: 1	S: 79	P: 106	ERA: 1.12	WHIP: 1.000			
Kevin Gross, R ERA: 3.5	(9, 1) 2.0	WLS: 8	H: 2	R: 1	ER: 1	SO: 3	BB: 0	IBB: 0	HBP: 0	BLK: 0	WP: 0	HR: 1	S: 20	P: 30	ERA: 4.50	WHIP: 1.000			

San Diego Padres @ Los Angeles Dodgers
Dodger Stadium, Los Angeles, CA
Mon Aug 19 1991, 7:05 PM PDT
Att. 31,360 - Sunny - 72 F

AB 39
R 2
H 10
RBI 2
BB 0
SO 11
LOB 10



Batter	1	2	3	4	5	6	7	8	9	10	AB	R	H	RBI	BB	SO	LOB	BOTTOM			
Brett Butler, L OBP: 0.415, SLG: 0.350	(1, 8) G1-3																				
Mike Sharperson, R OBP: 0.354, SLG: 0.349	(1, 5) 2B																				
Lenny Harris, L OBP: 0.358, SLG: 0.354	(10, PH) 1B																				
Kal Daniels, L OBP: 0.350, SLG: 0.402	(1, 7) K																				
Kevin Gross, R OBP: 0.389, SLG: 0.412	(9, 1) K																				
Chris Gwynn, L OBP: 0.312, SLG: 0.423	(10, PH) K																				
Darryl Strawberry, L OBP: 0.356, SLG: 0.472	(1, 9) 2B																				
Eddie Murray, S OBP: 0.303, SLG: 0.366	(1, 3) F9																				
Juan Samuel, R OBP: 0.338, SLG: 0.400	(1, 4) K																				
Mike Scioscia, L OBP: 0.367, SLG: 0.382	(1, 2) L4																				
Jose Offerman, S OBP: 0.323, SLG: 0.213	(1, 6) 1B																				
Tim Belcher, R OBP: 0.132, SLG: 0.151	(1, 1) G1-3																				
Mitch Webster, S OBP: 0.274, SLG: 0.315	(8, PH) G1-3																				
Inning Stats	R: 0 E: 0 K: 1 S: 16	H: 2 LOB: 2 BB: 0 P: 23	R: 0 E: 0 K: 1 S: 11	H: 1 LOB: 1 BB: 0 P: 17	R: 0 E: 0 K: 0 S: 9	H: 0 LOB: 0 BB: 0 P: 13	R: 0 E: 0 K: 0 S: 6	H: 1 LOB: 1 BB: 0 P: 10	R: 0 E: 0 K: 1 S: 7	H: 0 LOB: 0 BB: 1 P: 14	R: 0 E: 0 K: 0 S: 7	H: 0 LOB: 0 BB: 1 P: 11	R: 2 E: 0 K: 0 S: 13	H: 2 LOB: 1 BB: 1 P: 23	R: 0 E: 0 K: 0 S: 8	H: 0 LOB: 0 BB: 0 P: 10	R: 1 E: 0 K: 0 S: 6	H: 1 LOB: 1 BB: 1 P: 14	1B: 5 2B: 2 3B: 0 HR: 0	SF: 1 SAC: 2 DP: 0 HBP: 0	WP: 0 PA: 39
PITCHER	IP WLS BF H R ER SO BB IBB HBP BLK WP HR S P ERA WHIP	IP WLS BF H R ER SO BB IBB HBP BLK WP HR S P ERA WHIP																			
Dennis Rasmussen, L ERA: 3.24	(1, 1) 7.0	WLS: 27	H: 4	R: 1	ER: 3	SO: 66	BB: 2	IBB: 0	HBP: 0	BLK: 0	WP: 0	HR: 0	S: 11	P: 103	ERA: 1.29	WHIP: 0.857					
Craig Leferts, L ERA: 4.9	(8, 1) 1.0	WLS: 5	H: 2	R: 1	ER: 1	SO: 0	BB: 0	IBB: 0	HBP: 0	BLK: 0	WP: 0	HR: 1	S: 11	P: 17	ERA: 9.00	WHIP: 2.000					
Larry Andersen, R ERA: 2.58	(9, 1) 1.2	WLS: 7	H: 1	R: 1	ER: 1	SO: 0	BB: 1	IBB: 0	HBP: 0	BLK: 0	WP: 0	HR: 0	S: 14	P: 24	ERA: 5.40	WHIP: 0.600					

San Diego Padres @ Los Angeles Dodgers
Dodger Stadium, Los Angeles, CA
Mon Aug 19 1991, 7:05 PM PDT
Att. 31,360 - Sunny - 72 F

AB 33
R 3
H 7
RBI 3
BB 3
SO 3
LOB 10



Batter	1	2	3	4	5	6	7	8	9	AB	R	H	RBI	BB	SO	LOB	TOP										
Thomas Howard, S OBP: 0.309, SLG: 0.335	0-1 B1-3		0-3 K		2-2 2B		0-3 K		0-0 F7	5	0	1	0	0	2	1	San Diego Padres @ Los Angeles Dodgers Dodger Stadium, Los Angeles, CA Tue Aug 20 1991, 7:05 PM PDT Att: 35,227 - Sunny - 74 F livebaseballscorecards.com										
Tony Fernandez, S OBP: 0.337, SLG: 0.368	1-0 F7			1-0 G3-1	1-0 SF7		4-2 G6-3 BB		0-0 F7	3	0	0	1	1	0	0											
Tony Gwynn, L OBP: 0.368, SLG: 0.451 Kevin Ward, R OBP: 0.209, SLG: 0.220	1-1 G6-3			4-2 BB 1B	0-1 G5-3		1-0 G6-3			1	0	0	0	1	0	0											
Fred McGriff, L OBP: 0.395, SLG: 0.495		1-0 G4-3		4-2 BB 1B	1-3 K		4-0 IBB			2	1	0	0	2	1	1											
Benito Santiago, R OBP: 0.272, SLG: 0.379	1-0 F8			1-0 1B		0-0 S 1B SF9	2-3 K			4	1	2	1	0	1	2											
Jack Howell, L OBP: 0.282, SLG: 0.346	0-3 K			0-3 K		1-2 FC6-4 1B		3-2 G6-3		4	0	1	0	0	2	2											
Jerald Clark, R OBP: 0.317, SLG: 0.380			4-2 SH1-4 BB	0-0 FC5-4 1B	2-2 SF9		1-1 G5-3			2	0	1	2	1	0	0											
Paul Faries, R OBP: 0.259, SLG: 0.219			1-2 P2	1-2 FC5-4		0-1 FC6-4		0-0 G5-3		4	0	0	0	0	0	4											
Greg Harris, R OBP: 0.199, SLG: 0.105 Tim Lincecum, R OBP: 0.328, SLG: 0.341 Rich Rodriguez, L OBP: 0.298, SLG: 0.444 Jose Melendez, R OBP: 0.325, SLG: 0.427 Darrin Jackson, R OBP: 0.320, SLG: 0.488	0-0 SH1-4				4-2 2B SF7 BB		1-3 K		1-3 K	0	0	0	0	0	0	0											
Inning Stats	R: 0 E: 0 K: 0 S: 5	H: 0 LOB: 0 BB: 0 P: 7	R: 0 E: 0 K: 1 S: 5	H: 0 LOB: 0 BB: 0 P: 7	R: 0 E: 0 K: 1 S: 10	H: 0 LOB: 1 BB: 1 P: 15	R: 2 E: 0 K: 1 S: 14	H: 2 LOB: 2 BB: 2 P: 25	R: 1 E: 0 K: 1 S: 12	H: 1 LOB: 1 BB: 1 P: 20	R: 1 E: 0 K: 1 S: 13	H: 2 LOB: 1 BB: 0 P: 17	R: 0 E: 0 K: 2 S: 9	H: 0 LOB: 2 BB: 2 P: 20	R: 0 E: 0 K: 0 S: 6	H: 0 LOB: 0 BB: 0 P: 10		R: 0 E: 0 K: 1 S: 7	H: 0 LOB: 0 BB: 0 P: 8	1B: 4 2B: 1 3B: 0 HR: 0	SF: 2 SAC: 1 DP: 0 HBP: 0	WP: 0 PB: 0 SB: 1 CS: 0	PA: 38				
PITCHER	IP	WLS	BF	H	R	ER	SO	BB	IBB	HBP	BLK	WP	HR	S	P	ERA	WHIP										
Ramon Martinez, R ERA: 2.94	5.0	W	24	5	4	4	4	4	0	0	0	0	0	50	79	7.20	1.800										
Jim Gott, R ERA: 3.42	1.0		3	0	0	0	1	0	0	0	0	0	0	9	12	0.00	0.000										
Roger McDowell, R ERA: 3.14	2.0		8	0	0	0	2	1	1	0	0	0	0	15	30	0.00	0.500										
Jay Howell, R ERA: 3.05	1.0	S	3	0	0	0	1	0	0	0	0	0	0	7	8	0.00	0.000										

Batter	1	2	3	4	5	6	7	8	9	AB	R	H	RBI	BB	SO	LOB	BOTTOM											
Brett Butler, L OBP: 0.417, SLG: 0.352	0-0 G4-6-3 1B	4-0 BB		1-0 G6-3 1B			2-3 K			3	1	2	0	1	1	0	San Diego Padres @ Los Angeles Dodgers Dodger Stadium, Los Angeles, CA Tue Aug 20 1991, 7:05 PM PDT Att: 35,227 - Sunny - 74 F livebaseballscorecards.com											
Lenny Harris, L OBP: 0.356, SLG: 0.352	0-0 G4-6-3 1B	1-2 L7		1-0 SAFE G6-3			0-1 F9			4	0	1	0	0	0	3												
Kal Daniels, L OBP: 0.349, SLG: 0.410	0-0 G4-6-3		0-0 G1-3	2-0 G3-1			2-2 HR			4	1	1	1	0	0	3												
Darryl Strawberry, L OBP: 0.362, SLG: 0.484	1-2 HR		0-0 HR		0-3 K		3-1 BB			4	2	3	2	0	1	0												
Eddie Murray, S OBP: 0.307, SLG: 0.377	3-1 HR		0-2 1B	1-0 G5-3			4-2 BB			3	2	2	2	1	0	0												
Mike Scioscia, L OBP: 0.396, SLG: 0.380	2-3 K		1-1 CS	3-1 G4-3			0-2 G3			4	0	1	0	0	1	2												
Dave Hansen, L OBP: 0.269, SLG: 0.400 Mike Sharperson, R OBP: 0.354, SLG: 0.349		2-3 K	3-2 1B	0-0 P6			1-0 F7			4	0	1	1	0	1	0												
Jose Offerman, S OBP: 0.320, SLG: 0.205		4-1 SH2-4 BB	1-2 L9	1-3 K			0-0 G4-3			3	0	0	0	1	1	1												
Ramon Martinez, R ERA: 2.94 Jim Gott, R ERA: 3.42 Stan Javier, S ERA: 3.16 Roger McDowell, R ERA: 3.14 Chris Gwynn, L ERA: 3.05 Jay Howell, R ERA: 3.05	0-0 SH2-4		0-0 F8		0-1 G4-3		2-2 F9			1	0	0	0	0	0	0												
Inning Stats	R: 3 E: 0 K: 1 S: 12	H: 4 LOB: 0 BB: 0 P: 18	R: 0 E: 0 K: 1 S: 9	H: 0 LOB: 2 BB: 2 P: 20	R: 2 E: 0 K: 0 S: 16	H: 4 LOB: 1 BB: 0 P: 21	R: 0 E: 0 K: 0 S: 4	H: 1 LOB: 0 BB: 0 P: 8	R: 0 E: 0 K: 1 S: 6	H: 0 LOB: 0 BB: 0 P: 10	R: 0 E: 0 K: 1 S: 6	H: 0 LOB: 0 BB: 0 P: 7	R: 1 E: 0 K: 1 S: 18	H: 2 LOB: 2 BB: 1 P: 29	R: 0 E: 0 K: 0 S: 6	H: 0 LOB: 0 BB: 0 P: 9		1B: 8 2B: 0 3B: 0 HR: 3	SF: 0 SAC: 1 DP: 1 HBP: 0	WP: 0 PB: 0 SB: 0 CS: 1	PA: 36							
PITCHER	IP	WLS	BF	H	R	ER	SO	BB	IBB	HBP	BLK	WP	HR	S	P	ERA	WHIP											
Greg Harris, R ERA: 2.38	4.0	L	21	9	5	5	2	2	0	0	0	0	0	2	41	67	11.25	2.750										
Rich Rodriguez, L ERA: 3.16	1.0		3	0	0	0	1	0	0	0	0	0	0	6	10	0.00	0.000											
Jose Melendez, R ERA: 2.91	3.0		12	2	1	1	2	1	0	0	0	0	1	30	45	3.00	1.000											

Batter	1	2	3	4	5	6	7	8	9	AB	R	H	RBI	BB	SO	LOB	TOP				
Thomas Howard, S (1, 8) OBP: 0.313, SLG: 0.340 Darrin Jackson, R (7, PH) OBP: 0.323, SLG: 0.483 (7, 8)	F7		G3	FC6-4 BB			G4-3		L9	2	0	0	0	1	0	0					
Tony Fernandez, S (1, 6) OBP: 0.324, SLG: 0.363	F8		G6-3	FC6-4 1-2			G6-3		K	5	0	0	0	0	1	3					
Tony Gwynn, L (1, 9) OBP: 0.369, SLG: 0.449					G1-3		F8			2	1	0	0	2	0	0					
Fred McGriff, L (1, 3) OBP: 0.396, SLG: 0.496						F9		FC1-6 1B		4	1	3	1	0	0	0					
Benito Santiago, R (1, 2) OBP: 0.271, SLG: 0.382	G4-3							FC1-6 S 1-2		4	1	1	2	0	1	3					
Jack Howell, L (1, 5) OBP: 0.282, SLG: 0.343			G3						K	4	0	0	0	0	2	1					
Jerald Clark, R (1, 7) OBP: 0.312, SLG: 0.376			G6-3						K	4	0	0	0	0	0	1					
Tim Teufel, R (1, 4) OBP: 0.328, SLG: 0.338									G4-3	4	0	0	0	0	0	1					
Bruce Hurst, L (1, 1) OBP: 0.175, SLG: 0.136 Craig Lefferts, L (9, 1)										3	1	1	0	1	0	0					
										4	0	2	1	0	1	1					
										0	0	0	0	0	0	0					
Inning Stats	R: 0 E: 0 K: 0 S: 10	H: 1 LOB: 2 BB: 1 P: 20	R: 0 E: 0 K: 0 S: 8	H: 0 LOB: 0 BB: 0 P: 13	R: 0 E: 0 K: 0 S: 7	H: 0 LOB: 0 BB: 0 P: 9	R: 4 E: 0 K: 0 S: 19	H: 4 LOB: 2 BB: 2 P: 37	R: 0 E: 0 K: 2 S: 9	H: 0 LOB: 1 BB: 1 P: 16	R: 0 E: 0 K: 0 S: 6	H: 0 LOB: 0 BB: 0 P: 8	R: 0 E: 0 K: 1 S: 12	H: 1 LOB: 1 BB: 0 P: 18	R: 0 E: 0 K: 1 S: 11	H: 1 LOB: 0 BB: 0 P: 16	1B: 4 2B: 2 3B: 0 HR: 1	SF: 0 SAC: 0 DP: 0 HBP: 0	WP: 1 PB: 0 SB: 2 CS: 0	PA: 38	
PITCHER	IP WLS BF H R ER SO BB IBB HBP BLK WP HR S P ERA WHIP	IP WLS BF H R ER SO BB IBB HBP BLK WP HR S P ERA WHIP	IP WLS BF H R ER SO BB IBB HBP BLK WP HR S P ERA WHIP	IP WLS BF H R ER SO BB IBB HBP BLK WP HR S P ERA WHIP	IP WLS BF H R ER SO BB IBB HBP BLK WP HR S P ERA WHIP	IP WLS BF H R ER SO BB IBB HBP BLK WP HR S P ERA WHIP	IP WLS BF H R ER SO BB IBB HBP BLK WP HR S P ERA WHIP	IP WLS BF H R ER SO BB IBB HBP BLK WP HR S P ERA WHIP	IP WLS BF H R ER SO BB IBB HBP BLK WP HR S P ERA WHIP	IP WLS BF H R ER SO BB IBB HBP BLK WP HR S P ERA WHIP	IP WLS BF H R ER SO BB IBB HBP BLK WP HR S P ERA WHIP	IP WLS BF H R ER SO BB IBB HBP BLK WP HR S P ERA WHIP	IP WLS BF H R ER SO BB IBB HBP BLK WP HR S P ERA WHIP	IP WLS BF H R ER SO BB IBB HBP BLK WP HR S P ERA WHIP	IP WLS BF H R ER SO BB IBB HBP BLK WP HR S P ERA WHIP	IP WLS BF H R ER SO BB IBB HBP BLK WP HR S P ERA WHIP	IP WLS BF H R ER SO BB IBB HBP BLK WP HR S P ERA WHIP	IP WLS BF H R ER SO BB IBB HBP BLK WP HR S P ERA WHIP	IP WLS BF H R ER SO BB IBB HBP BLK WP HR S P ERA WHIP	IP WLS BF H R ER SO BB IBB HBP BLK WP HR S P ERA WHIP	IP WLS BF H R ER SO BB IBB HBP BLK WP HR S P ERA WHIP

San Diego Padres @ Chicago Cubs
Wrigley Field, Chicago, IL
Fri Aug 23 1991, 3:33 AM CDT
Att: 33,090 - Sunny - 73 F

AB 34
R 4
H 7
RBI 4
BB 4
SO 5
LOB 10



Batter	1	2	3	4	5	6	7	8	9	AB	R	H	RBI	BB	SO	LOB	BOTTOM				
Chico Walker, S (1, 8) OBP: 0.332, SLG: 0.348	G5-3		SH1 2B				G1-3		G6-3 2B 1B	5	1	2	0	0	0	0					
Mark Grace, L (1, 3) OBP: 0.375, SLG: 0.399	F8		SH1 2-3				F7		G3 1-H 2B	4	0	1	1	0	0	0					
23 Ryne Sandberg, R (1, 4) OBP: 0.389, SLG: 0.496	FC5 1B BB		G5-3				G3		P3	3	0	0	0	1	0	1					
Andre Dawson, R (1, 9) OBP: 0.308, SLG: 0.476	FC5 1B		L9				1B 1B		G3 HR	4	1	3	1	0	0	1					
George Bell, R (1, 7) OBP: 0.329, SLG: 0.474	FC5 1-2 2-3						1B 1B		G6-3	4	1	2	0	0	0	2					
Luis Salazar, R (1, 5) OBP: 0.312, SLG: 0.468			G6-3				K		F9	4	0	0	0	0	1	3					
Shawon Dunston, R (1, 6) OBP: 0.289, SLG: 0.397							G6-3			4	1	3	1	0	0	0					
Joe Girardi, R (1, 2) OBP: 0.256, SLG: 0.162 Hector Villanueva, R (9, PH) OBP: 0.328, SLG: 0.471 Ced Landrum, L (9, PR) OBP: 0.282, SLG: 0.281							G5-3			3	0	0	0	0	0	1					
Mike Bielecki, R (1, 1) OBP: 0.103, SLG: 0.054 Chuck McElroy, L (4, 1) OBP: 0.375, SLG: 0.500 Doug Descenzo, S (7, PH) OBP: 0.306, SLG: 0.298 Les Lancaster, R (8, 1) OBP: 0.185, SLG: 0.259 Jerome Walton, R (9, PH) OBP: 0.299, SLG: 0.328										1	0	0	0	0	0	1					
										1	0	0	0	0	0	0					
										1	0	0	0	0	1	0					
										0	0	0	0	0	0	0					
										0	0	0	1	0	0	0					
Inning Stats	R: 0 E: 0 K: 0 S: 7	H: 1 LOB: 2 BB: 1 P: 13	R: 0 E: 0 K: 0 S: 6	H: 1 LOB: 1 BB: 0 P: 6	R: 0 E: 0 K: 0 S: 10	H: 1 LOB: 1 BB: 0 P: 16	R: 1 E: 0 K: 0 S: 8	H: 1 LOB: 0 BB: 0 P: 12	R: 0 E: 0 K: 1 S: 10	H: 3 LOB: 2 BB: 0 P: 13	R: 0 E: 0 K: 1 S: 7	H: 0 LOB: 0 BB: 0 P: 9	R: 1 E: 0 K: 0 S: 6	H: 1 LOB: 0 BB: 0 P: 10	R: 3 E: 0 K: 0 S: 11	H: 4 LOB: 2 BB: 0 P: 16	1B: 7 2B: 3 3B: 1 HR: 1	SF: 1 SAC: 1 DP: 0 HBP: 0	WP: 0 PB: 0 SB: 0 CS: 0	PA: 38	
PITCHER	IP WLS BF H R ER SO BB IBB HBP BLK WP HR S P ERA WHIP	IP WLS BF H R ER SO BB IBB HBP BLK WP HR S P ERA WHIP	IP WLS BF H R ER SO BB IBB HBP BLK WP HR S P ERA WHIP	IP WLS BF H R ER SO BB IBB HBP BLK WP HR S P ERA WHIP	IP WLS BF H R ER SO BB IBB HBP BLK WP HR S P ERA WHIP	IP WLS BF H R ER SO BB IBB HBP BLK WP HR S P ERA WHIP	IP WLS BF H R ER SO BB IBB HBP BLK WP HR S P ERA WHIP	IP WLS BF H R ER SO BB IBB HBP BLK WP HR S P ERA WHIP	IP WLS BF H R ER SO BB IBB HBP BLK WP HR S P ERA WHIP	IP WLS BF H R ER SO BB IBB HBP BLK WP HR S P ERA WHIP	IP WLS BF H R ER SO BB IBB HBP BLK WP HR S P ERA WHIP	IP WLS BF H R ER SO BB IBB HBP BLK WP HR S P ERA WHIP	IP WLS BF H R ER SO BB IBB HBP BLK WP HR S P ERA WHIP	IP WLS BF H R ER SO BB IBB HBP BLK WP HR S P ERA WHIP	IP WLS BF H R ER SO BB IBB HBP BLK WP HR S P ERA WHIP	IP WLS BF H R ER SO BB IBB HBP BLK WP HR S P ERA WHIP	IP WLS BF H R ER SO BB IBB HBP BLK WP HR S P ERA WHIP	IP WLS BF H R ER SO BB IBB HBP BLK WP HR S P ERA WHIP	IP WLS BF H R ER SO BB IBB HBP BLK WP HR S P ERA WHIP	IP WLS BF H R ER SO BB IBB HBP BLK WP HR S P ERA WHIP	IP WLS BF H R ER SO BB IBB HBP BLK WP HR S P ERA WHIP

San Diego Padres @ Chicago Cubs
Wrigley Field, Chicago, IL
Fri Aug 23 1991, 3:33 AM CDT
Att: 33,090 - Sunny - 73 F

AB 35
R 5
H 12
RBI 5
BB 1
SO 2
LOB 9



Batter	1	2	3	4	5	6	7	8	9	AB	R	H	RBI	BB	SO	LOB	TOP					
Thomas Howard, S OBP: 0.314, SLG: 0.341 (1, 8)	G4-3	K				G4-3			L6	5	0	2	0	0	1	1						
Tony Fernandez, S OBP: 0.333, SLG: 0.362 (1, 6)	K		G6-3			G4-3			K	5	0	1	1	0	2	1						
Tony Gwynn, L OBP: 0.367, SLG: 0.445 (1, 9)	2B		G6-3		FC3-6				G4-3	4	1	0	0	1	1	3						
Fred McGriff, L OBP: 0.399, SLG: 0.500 (1, 3)										3	1	2	1	1	1	0						
Bento Santiago, R OBP: 0.273, SLG: 0.386 (1, 2)	K									4	0	2	1	0	1	1						
Jack Howell, L OBP: 0.281, SLG: 0.336 (1, 5)										3	1	0	0	1	1	3						
Jerald Clark, R OBP: 0.311, SLG: 0.375 Jose Melendez, R OBP: 0.125, SLG: 0.067 (8, 1)										4	0	1	0	0	1	2						
Tim Teufel, R OBP: 0.327, SLG: 0.335 (1, 4)										2	1	0	1	1	1	2						
Andy Benes, R OBP: 0.170, SLG: 0.109 Darrin Jackson, R OBP: 0.322, SLG: 0.481 (8, PH)										2	0	0	0	0	2	1						
Inning Stats	R: 1 E: 0 K: 2 S: 11	H: 1 LOB: 1 BB: 1 P: 16	R: 1 E: 0 K: 1 S: 11	H: 1 LOB: 1 BB: 1 P: 16	R: 1 E: 0 K: 0 S: 8	H: 1 LOB: 1 BB: 1 P: 17	R: 1 E: 0 K: 1 S: 12	H: 2 LOB: 2 BB: 1 P: 19	R: 0 E: 0 K: 1 S: 13	H: 2 LOB: 2 BB: 0 P: 16	R: 0 E: 0 K: 2 S: 11	H: 1 LOB: 1 BB: 0 P: 14	R: 0 E: 0 K: 2 S: 9	H: 0 LOB: 0 BB: 0 P: 12	R: 0 E: 0 K: 2 S: 10	H: 0 LOB: 0 BB: 0 P: 17	R: 0 E: 0 K: 1 S: 13	H: 0 LOB: 0 BB: 0 P: 19	1B: 6 2B: 2 3B: 0 HR: 0	SF: 1 SAC: 1 DP: 0 HBP: 0	WP: 0 PB: 0 SB: 1 CS: 0	PA: 39
PITCHER	IP	WLS	BF	H	R	ER	SO	BB	IBB	HBP	BLK	WP	HR	S	P	ERA	WHIP					
Greg Maddux, R ERA: 3.74 Shawn Boskie, R ERA: 4.86 Paul Assenmacher, L ERA: 3.14 Bob Scanlan, R ERA: 3.93	3.2	L	20	5	4	4	4	4	0	0	0	0	0	40	65	9.82	2.455					

San Diego Padres @ Chicago Cubs
Wrigley Field, Chicago, IL
Sat Aug 24 1991, 3:33 AM CDT
Att: 32,760 - Cloudy - 75 F

AB	33
R	4
H	8
RBI	4
BB	4
SO	12
LOB	14



Batter	1	2	3	4	5	6	7	8	9	AB	R	H	RBI	BB	SO	LOB	BOTTOM				
Chico Walker, S OBP: 0.328, SLG: 0.343 (1, 5)	L8									4	0	0	0	0	1	0					
Mark Grace, L OBP: 0.361, SLG: 0.395 (1, 3)	L6									4	0	0	0	0	0	0					
23 Ryne Sandberg, R OBP: 0.387, SLG: 0.492 (1, 4)	K									3	0	0	0	0	1	0					
Andre Dawson, R OBP: 0.308, SLG: 0.482 (1, 9)										3	1	1	1	0	1	0					
George Bell, R OBP: 0.327, SLG: 0.471 (1, 7)										3	0	0	0	0	0	0					
Dwight Smith, L OBP: 0.277, SLG: 0.390 (1, 8)										3	0	0	0	0	1	0					
Shawn Dunston, R OBP: 0.292, SLG: 0.399 (1, 6)										3	0	2	0	0	1	0					
Rick Wilkins, L OBP: 0.313, SLG: 0.363 Paul Assenmacher, L OBP: 0.400, SLG: 0.250 Doug Dasencho, S OBP: 0.366, SLG: 0.296 Bob Scanlan, R OBP: 0.080, SLG: 0.042 (8, PH)										2	0	0	0	0	1	2					
Greg Maddux, R OBP: 0.239, SLG: 0.303 Shawn Boskie, R OBP: 0.263, SLG: 0.343 Joe Girardi, R OBP: 0.250, SLG: 0.158 Jose Vizcaino, S OBP: 0.285, SLG: 0.300 (8, PH)										1	0	0	0	0	1	0					
Inning Stats	R: 0 E: 0 K: 1 S: 11	H: 0 LOB: 0 BB: 0 P: 13	R: 0 E: 0 K: 1 S: 6	H: 0 LOB: 0 BB: 0 P: 10	R: 0 E: 0 K: 1 S: 8	H: 1 LOB: 0 BB: 0 P: 12	R: 0 E: 0 K: 0 S: 12	H: 0 LOB: 0 BB: 0 P: 21	R: 1 E: 0 K: 1 S: 17	H: 2 LOB: 1 BB: 0 P: 28	R: 0 E: 0 K: 0 S: 5	H: 0 LOB: 0 BB: 0 P: 7	R: 0 E: 0 K: 3 S: 9	H: 0 LOB: 0 BB: 0 P: 14	R: 0 E: 0 K: 1 S: 8	H: 0 LOB: 0 BB: 0 P: 10	1B: 2 2B: 0 3B: 0 HR: 1	SF: 0 SAC: 0 DP: 1 HBP: 0	WP: 0 PB: 0 SB: 0 CS: 0	PA: 29	
PITCHER	IP	WLS	BF	H	R	ER	SO	BB	IBB	HBP	BLK	WP	HR	S	P	ERA	WHIP				
Andy Benes, R ERA: 3.61 Jose Melendez, R ERA: 2.83	7.0	W	23	3	1	4	4	0	0	0	0	0	0	17	24	0.00	0.429				

San Diego Padres @ Chicago Cubs
Wrigley Field, Chicago, IL
Sat Aug 24 1991, 3:33 AM CDT
Att: 32,760 - Cloudy - 75 F

AB	29
R	1
H	3
RBI	1
BB	0
SO	8
LOB	2



Batter	1	2	3	4	5	6	7	8	9	10	AB	R	H	RBI	BB	SO	LOB	TOP																	
Darrin Jackson, R OBP: 0.321, SLG: 0.498	(1, 8) 4-2 2B SF9 BB		(1, 0) G5-3			(1, 3) K		(1, 1) G6-3		(1, 3) K	4	1	0	0	1	2	1	San Diego Padres @ Pittsburgh Pirates Three Rivers Stadium, Pittsburgh, PA Mon Aug 26 1991, 7:05 PM EDT Att. 27,396 - Sunny - 87 F																	
Tony Fernandez, S OBP: 0.336, SLG: 0.371	(1, 6) 1-0 SAFE P3		(2, 2) P3			(2, 2) G5-3		(2, 3) 1-2 1B		(2, 2) HR 1B	5	1	2	0	0	0	1																		
Tony Gwynn, L OBP: 0.366, SLG: 0.450	(1, 9) 1-1 SF9 2B		(3, 0) G4-3			(3, 1) F7		(3, 1) 1-1 SAFE P5		(3, 2) HR 1B	5	1	2	2	0	0	1																		
Fred McGriff, L OBP: 0.393, SLG: 0.482	(1, 3) 1-1 SF9					(1, 3) K		(2, 1) G3-1		(1, 0) HR 1B	4	0	1	1	0	2	0																		
Benito Santiago, R OBP: 0.278, SLG: 0.388	(1, 2) 2-3 3-H G6-3					(2, 3) K		(0, 0) HR 1B		(0, 0) G4-3	5	2	2	0	0	1	2																		
Kevin Ward, R OBP: 0.268, SLG: 0.358	(1, 7)	3-2				(0, 0) F8		(0, 3) K			3	1	1	1	0	1	1																		
Thomas Howard, S OBP: 0.313, SLG: 0.340	(9, PH) (9, 7)							(1, 2) HR K			1	0	0	0	0	1	1																		
Tim Lincecum, R OBP: 0.335, SLG: 0.365	(1, 5) (9, 4)	3-3				(1, 3) K		(1, 2) HR K		(4, 2) 1B BB	3	1	1	2	1	2	0																		
Paul Faries, R OBP: 0.252, SLG: 0.214	(1, 4)	1-0				(1, 2) G6-3		(0, 0) G6-3		(1, 1) BB	3	0	0	0	0	0	0																		
Rich Rodriguez, L OBP: 0.287, SLG: 0.336	(7, 1)	G5-3				G6-3		G6-3		G3	0	0	0	0	0	0	0																		
Jack Howell, L OBP: 0.287, SLG: 0.336	(9, PH) (9, 5)									(1, 2) 1B	1	0	1	1	0	0	0																		
Greg Harris, R OBP: 0.174, SLG: 0.095	(1, 1)	1-0				(3, 3) K		(2, 1) CS 2B			2	0	0	0	0	1	0																		
Craig Shipley, R OBP: 0.294, SLG: 0.333	(7, 4)	G5-3									1	0	1	0	0	0	0																		
Oscar Azocar, L OBP: 0.385, SLG: 0.333	(9, PH) (9, 1)										1	0	0	0	0	0	2																		
Craig Lefferts, L ERA: 4.38	(9, 1)										0	0	0	0	0	0	0																		
Inning Stats	R: 1 E: 0 K: 0 S: 10	H: 1 LOB: 1 BB: 1 P: 18	R: 1 E: 0 K: 1 S: 8	H: 1 LOB: 0 BB: 0 P: 16	R: 0 E: 0 K: 0 S: 5	H: 0 LOB: 0 BB: 0 P: 6	R: 0 E: 0 K: 2 S: 7	H: 0 LOB: 0 BB: 0 P: 10	R: 0 E: 0 K: 2 S: 9	H: 0 LOB: 0 BB: 0 P: 14	R: 0 E: 0 K: 1 S: 9	H: 0 LOB: 0 BB: 0 P: 12	R: 2 E: 0 K: 1 S: 11	H: 2 LOB: 0 BB: 0 P: 14	R: 0 E: 0 K: 0 S: 10	H: 2 LOB: 1 BB: 0 P: 15	R: 1 E: 0 K: 2 S: 16	H: 2 LOB: 2 BB: 0 P: 25	R: 2 E: 0 K: 1 S: 11	H: 3 LOB: 0 BB: 0 P: 15	1B: 6 2B: 2 3B: 0 HR: 3	SF: 1 SAC: 0 DP: 1 HBP: 0	WP: 0 PB: 0 SB: 0 CS: 1	PA: 41											
PITCHER	IP WLS BF H R ER SO BB IBB HBP BLK WP HR S P ERA WHIP																																		
Randy Tomlin, L ERA: 2.7	(1, 1) 7.0	27	5	4	4	7	BB: 1	IBB: 0	HBP: 0	BLK: 0	WP: 0	HR: 2	S: 61	P: 94	ERA: 5.14	WHIP: 0.857																			
Roger Mason, R ERA: 3.84	(8, 1) 0.2	2	1	0	0	0	BB: 0	IBB: 0	HBP: 0	BLK: 0	WP: 0	HR: 0	S: 6	P: 8	ERA: 0.00	WHIP: 1.500																			
Rosario Rodriguez, L ERA: 3.84	(8, 1) 0.2	2	0	0	0	1	BB: 0	IBB: 0	HBP: 0	BLK: 0	WP: 0	HR: 0	S: 6	P: 10	ERA: 0.00	WHIP: 0.000																			
Bill Landrum, R ERA: 2.95	(9, 1) 1.0	L 7	3	2	2	2	BB: 1	IBB: 0	HBP: 0	BLK: 0	WP: 0	HR: 18	S: 27	P: 18.00	ERA: 4.000	WHIP: 4.000																			
Bob Kipper, L ERA: 4.38	(10, 1) 0.2	3	2	1	1	0	BB: 0	IBB: 0	HBP: 0	BLK: 0	WP: 0	HR: 1	S: 5	P: 6	ERA: 13.50	WHIP: 3.000																			

AB	38
R	7
H	11
RBI	7
BB	2
SO	10
LOB	9



Batter	1	2	3	4	5	6	7	8	9	10	AB	R	H	RBI	BB	SO	LOB	BOTTOM																	
Orlando Merced, S OBP: 0.385, SLG: 0.413	(1, 3) 4-1 SH1-4 1B BB		(1, 0) E3 1B	(2, 1) L7		(1, 3) K		(1, 1) P5			4	2	0	0	1	1	3	San Diego Padres @ Pittsburgh Pirates Three Rivers Stadium, Pittsburgh, PA Mon Aug 26 1991, 7:05 PM EDT Att. 27,396 - Sunny - 87 F																	
Jay Bell, R OBP: 0.322, SLG: 0.421	(1, 6) 0-0 SH1-4		(1, 6) 3-2 SAFE 1B	(2, 1) P4		(1, 2) G4-3		(1, 0) F9			4	1	1	1	0	0	1																		
Andy Van Slyke, L OBP: 0.351, SLG: 0.442	(1, 8) 1-2 2-H 1B		(1, 8) 3-3 SAFE K	(2, 2) F8		(2, 2) F7		(0, 3) K			5	0	1	1	0	2	2																		
Bobby Bonilla, S OBP: 0.392, SLG: 0.520	(1, 5) (9, 9) 3-2 F9		(1, 5) 3-3 SAFE K	(2, 2) 3-1 2B		(1, 0) G5-3				(0, 1) F7	5	0	1	0	0	1	3																		
Barry Bonds, L OBP: 0.404, SLG: 0.515	(1, 7) 2-0 G3		(1, 7) 4-0 1B IBB	(0, 3) 2B				(1, 0) P6		(1, 1) F7	4	0	0	0	1	1	2																		
Cecil Espy, S OBP: 0.262, SLG: 0.390	(1, 9)	0-1	(1, 9) 1-2 SAFE K	(2, 1) L4				(1, 0) HR			3	0	1	2	0	0	1																		
Gary Redus, R OBP: 0.321, SLG: 0.397	(8, PH) (9, 5)		(8, PH) 1-2 SAFE 1B							(3, 2) 1B	1	1	1	1	0	0	0																		
John Wetner, R OBP: 0.404, SLG: 0.433	(9, 5)		(9, 5) 1-2 SAFE 1B								1	0	1	0	0	0	0																		
Michael LaValiere, L OBP: 0.353, SLG: 0.361	(1, 2)	2-1	(1, 2) 2-1 SAFE K					(4, 1) SH5-4 1B		(2, 3) K	3	0	1	0	1	0	2																		
Lloyd McClendon, R OBP: 0.358, SLG: 0.475	(10, PH) (10, 1)		(10, PH) 1-2 SAFE K					(1, 0) FC4-6 BB			1	0	0	0	0	1	1																		
Jose Lind, R OBP: 0.303, SLG: 0.336	(1, 4)	2-3	(1, 4) 2-3 SAFE K	(1, 0) G5-3		(1, 2) F7		(1, 0) FC4-6 FC6-4			4	0	0	0	0	1	2																		
Randy Tomlin, L OBP: 0.227, SLG: 0.233	(1, 1)	0-2	(1, 1) 0-2 SAFE K	(2, 2) 2B				(0, 2) SH5-4		(1, 2) FC6-4	2	1	2	0	0	0	0																		
Roger Mason, R ERA: 2.31	(8, 1)	2.0	8	1	1	1	0	1	0	0	0	0	0	0	0	0	0																		
Rosario Rodriguez, R ERA: 3.57	(8, 1)	2.0	W 7	1	0	0	2	0	0	0	0	0	0	0	0	0	0																		
Bill Landrum, R ERA: 4.75	(9, 1)	2.0	W 7	1	0	0	2	0	0	0	0	0	0	0	0	0	0																		
Bob Kipper, R ERA: 4.75	(10, 1)	2.0	W 7	1	0	0	2	0	0	0	0	0	0	0	0	0	0																		
Inning Stats	R: 1 E: 0 K: 0 S: 10	H: 1 LOB: 1 BB: 1 P: 20	R: 0 E: 0 K: 1 S: 8	H: 0 LOB: 0 BB: 0 P: 12	R: 3 E: 1 K: 2 S: 20	H: 3 LOB: 2 BB: 1 P: 36	R: 0 E: 0 K: 0 S: 8	H: 1 LOB: 1 BB: 0 P: 15	R: 0 E: 0 K: 1 S: 13	H: 1 LOB: 1 BB: 1 P: 20	R: 0 E: 0 K: 0 S: 7	H: 0 LOB: 0 BB: 0 P: 9	R: 1 E: 0 K: 0 S: 7	H: 1 LOB: 1 BB: 1 P: 14	R: 0 E: 0 K: 1 S: 6	H: 0 LOB: 0 BB: 0 P: 8	R: 0 E: 0 K: 1 S: 10	H: 1 LOB: 1 BB: 0 P: 16	1B: 6 2B: 2 3B: 0 HR: 1	SF: 0 SAC: 2 DP: 0 HBP: 0	WP: 0 PB: 0 SB: 1 CS: 0	PA: 43													
PITCHER	IP WLS BF H R ER SO BB IBB HBP BLK WP HR S P ERA WHIP																																		
Greg Harris, R ERA: 2.31	(1, 1) 6.0	28	7	4	4	5	BB: 1	IBB: 1	HBP: 0	BLK: 0	WP: 0	HR: 0	S: 71	P: 117	ERA: 1.50	WHIP: 1.333																			
Rich Rodriguez, L ERA: 3.57	(7, 1) 2.0	8	1	1	1	0	BB: 1	IBB: 0	HBP: 0	BLK: 0	WP: 0	HR: 1	S: 14	P: 23	ERA: 4.50	WHIP: 1.000																			
Craig Lefferts, L ERA: 4.75	(9, 1) 2.0	W 7	1	0	0	2	BB: 0	IBB: 0	HBP: 0	BLK: 0	WP: 0	HR: 0	S: 16	P: 24	ERA: 0.00	WHIP: 0.500																			

AB	38
R	5
H	9
RBI	5
BB	3
SO	7
LOB	18



Batter	1	2	3	4	5	6	7	8	9	AB	R	H	RBI	BB	SO	LOB	TOP								
Darrin Jackson, R OBP: 0.320, SLG: 0.493 (1, 8)	G6-3		G5-3			P6		G4-6-3 1B		4	0	1	1	0	0	0	San Diego Padres @ Pittsburgh Pirates Three Rivers Stadium, Pittsburgh, PA Tue Aug 27 1991, 3:33 AM EDT Att: 19,227 - Sunny - 91 F								
Tony Fernandez, S OBP: 0.333, SLG: 0.368 (1, 6)	G3			G6-3		L3		G4-6-3 1-2f		4	0	0	0	0	0	1									
Tony Gwynn, L OBP: 0.367, SLG: 0.451 (1, 9)	1B			E3 1B		1B		F7		4	0	2	0	0	0	0									
Fred McGriff, L OBP: 0.392, SLG: 0.489 (1, 3)	K			G4-6-3 1-2f		F7			K	4	0	1	0	0	2	2									
Benito Santiago, R OBP: 0.278, SLG: 0.388 (7, 2)		G4-6-3 1B		G4-6-3 1-2f			G5-3		G6-3	3	0	1	0	0	0	2									
Dann Bilardello, R OBP: 0.313, SLG: 0.286 (7, 2)										1	0	0	0	0	0	0									
Kevin Ward, R OBP: 0.300, SLG: 0.456 (1, 7)	G4-6-3 1-2f			FC3-5 1B		HR			1B 2B	4	1	3	1	0	0	1									
Tim Teufel, R OBP: 0.337, SLG: 0.367 (1, 5)	K			G5-3 FC3-5 1B		G5-3			1B	4	0	2	0	0	1	0									
Paul Faries, R OBP: 0.246, SLG: 0.208 (7, 1)			G3			FC3-5			F8	3	0	0	0	0	0	2									
Rich Rodriguez, L (9, PH)										0	0	0	0	0	0	0									
Thomas Howard, S OBP: 0.313, SLG: 0.340 (9, PH)										0	0	0	0	0	0	0									
Jack Howell, L OBP: 0.285, SLG: 0.333 (9, PH)										1	0	0	0	0	0	2									
Ricky Bones, R (1, 1)			K			G5-3			E9 1B	1	0	0	0	0	1	0									
Jerald Clark, R OBP: 0.311, SLG: 0.373 (5, PH)										1	0	0	0	0	0	2									
Derek Lilliquist, L (5, 1)										0	0	0	0	0	0	0									
Craig Shipley, R OBP: 0.314, SLG: 0.353 (7, 4)										1	1	1	0	0	0	0									
Inning Stats	R: 0 E: 0 K: 1 S: 8	H: 1 LOB: 1 BB: 0 P: 13	R: 0 E: 0 K: 1 S: 6	H: 1 LOB: 0 BB: 0 P: 7	R: 0 E: 0 K: 1 S: 9	H: 0 LOB: 0 BB: 0 P: 12	R: 0 E: 1 K: 0 S: 11	H: 1 LOB: 1 BB: 0 P: 19	R: 0 E: 0 K: 0 S: 15	H: 2 LOB: 1 BB: 0 P: 20	R: 0 E: 0 K: 0 S: 7	H: 1 LOB: 1 BB: 0 P: 12	R: 1 E: 0 K: 0 S: 6	H: 1 LOB: 0 BB: 0 P: 11	R: 1 E: 1 K: 0 S: 7	H: 2 LOB: 0 BB: 0 P: 10	R: 0 E: 0 K: 1 S: 12	H: 2 LOB: 2 BB: 0 P: 16	1B: 9 2B: 1 3B: 0 HR: 1	SF: 0 SAC: 0 DP: 4 HBP: 0	WP: 0 PB: 0 SB: 0 CS: 0	PA: 35			
PITCHER	IP	WLS	BF	H	R	ER	SO	BB	IBB	HBP	BLK	WP	HR	S	P	ERA	WHIP								
Zane Smith, L ERA: 3.21	8.2	W	34	11	2	1	4	0	0	0	0	0	1	79	118	1.04	1.269								
Roger Mason, R ERA: 0.82	0.1	S	1	0	0	0	0	0	0	0	0	0	0	2	2	0.00	0.000								

AB	35
R	2
H	11
RBI	2
BB	0
SO	4
LOB	12



Batter	1	2	3	4	5	6	7	8	9	AB	R	H	RBI	BB	SO	LOB	BOTTOM								
Orlando Merced, S OBP: 0.383, SLG: 0.410 (1, 3)	BB 1B	G4-3		K		FC5-4 1-2f		G5-4-3 1-2f		5	1	1	0	0	1	2	San Diego Padres @ Pittsburgh Pirates Three Rivers Stadium, Pittsburgh, PA Tue Aug 27 1991, 3:33 AM EDT Att: 19,227 - Sunny - 91 F								
Jay Bell, R OBP: 0.322, SLG: 0.420 (1, 6)	F8			1B SF7		F8		F8		4	1	1	0	0	0	1									
Andy Van Slyke, L OBP: 0.352, SLG: 0.450 (1, 8)	F8			1B		P6		HR		4	1	2	1	0	0	1									
Bobby Bonilla, S OBP: 0.394, SLG: 0.520 (8, 9)	1B			BB		1B		BB		2	0	1	0	2	0	0									
Cecil Espy, S OBP: 0.282, SLG: 0.390 (8, 9)	BB			BB		1B		BB		0	0	0	0	0	0	0									
Barry Bonds, L OBP: 0.407, SLG: 0.520 (1, 7)	1B			SF7		BB		1B		2	1	2	2	1	0	0									
Michael LaValliere, L OBP: 0.355, SLG: 0.360 (1, 2)	P4			BB		F9		1B		3	0	1	1	1	0	4									
John Wehner, R OBP: 0.398, SLG: 0.426 (1, 5)		G6-3		K2-3		FC5-6 1B		F8		4	0	1	0	0	1	3									
Jose Lind, R OBP: 0.302, SLG: 0.340 (1, 4)		G6-3 3B		G6-3		K		K		4	1	1	0	0	2	1									
Zane Smith, L OBP: 0.220, SLG: 0.236 (9, 1)		G6-3		F7		FC5-6 FC5-4 1-2f		G5-4-3 1B		4	0	1	1	0	0	1									
Inning Stats	R: 1 E: 0 K: 0 S: 15	H: 2 LOB: 2 BB: 1 P: 31	R: 1 E: 0 K: 0 S: 10	H: 1 LOB: 0 BB: 0 P: 15	R: 1 E: 0 K: 1 S: 11	H: 2 LOB: 2 BB: 2 P: 21	R: 0 E: 0 K: 1 S: 6	H: 0 LOB: 0 BB: 0 P: 10	R: 0 E: 0 K: 1 S: 7	H: 1 LOB: 0 BB: 0 P: 8	R: 2 E: 0 K: 0 S: 13	H: 3 LOB: 1 BB: 0 P: 20	R: 0 E: 0 K: 1 S: 7	H: 1 LOB: 0 BB: 0 P: 11	R: 0 E: 0 K: 1 S: 7	H: 1 LOB: 0 BB: 0 P: 11	1B: 8 2B: 1 3B: 1 HR: 1	SF: 1 SAC: 0 DP: 1 HBP: 0	WP: 0 PB: 0 SB: 0 CS: 0	PA: 37					
PITCHER	IP	WLS	BF	H	R	ER	SO	BB	IBB	HBP	BLK	WP	HR	S	P	ERA	WHIP								
Ricky Bones, R ERA: 4.76	4.0	L	19	5	3	3	2	3	0	0	0	0	1	26	37	6.75	2.250								
Derek Lilliquist, L ERA: 10.32	2.2		14	5	2	2	1	1	0	0	0	0	0	9	16	0.00	0.750								
Rich Rodriguez, L ERA: 3.44	1.1		4	1	0	0	1	0	0	0	0	0	0	9	16	0.00	0.750								



Batter	1	2	3	4	5	6	7	8	9	AB	R	H	RBI	BB	SO	LOB	TOP				
Thomas Howard, S OBP: 0.310, SLG: 0.336 Kevin Ward, R OBP: 0.311, SLG: 0.456 Oscar Azocar, L OBP: 0.429, SLG: 0.385	G3		G5-3						E4 SF8 1B	2	0	0	0	0	0	1	San Diego Padres @ St. Louis Cardinals Busch Stadium, St. Louis, MO Wed Aug 28 1991, 7:05 PM CDT Att: 20,479 - Cloudy - 82 F				
Tony Fernandez, S OBP: 0.331, SLG: 0.365	G5-3		G6-3						K	4	0	0	0	0	1	3					
Tony Gwynn, L OBP: 0.366, SLG: 0.448	G3			G1-3					F7	3	0	0	0	1	0	0					
Fred McGriff, L OBP: 0.391, SLG: 0.487		FC4-6 BB		G4-3					G4-3	2	0	0	1	1	0	0					
Benito Santiago, R OBP: 0.278, SLG: 0.385		P3		G4-3					G5-3	3	0	0	0	1	0	1					
Jack Howell, L OBP: 0.276, SLG: 0.325		FC4-6 PB			G4-3				K	4	0	0	0	0	1	3					
Darrin Jackson, R OBP: 0.316, SLG: 0.487		F7			G5-3				K	3	0	0	0	0	1	1					
Tim Teufel, R OBP: 0.341, SLG: 0.384			SH1-4 1B						K	3	1	2	1	0	1	0					
Bruce Hurst, L OBP: 0.169, SLG: 0.131 Craig Lefferts, L (9, 1)			SH1-4		G3-1				K	2	0	0	0	0	1	0					
									K	0	0	0	0	0	0	0					
Inning Stats	R: 0 E: 0 K: 0 S: 7	H: 0 LOB: 0 BB: 0 P: 11	R: 0 E: 0 K: 0 S: 12	H: 0 LOB: 1 BB: 1 P: 20	R: 0 E: 0 K: 0 S: 8	H: 1 LOB: 1 BB: 0 P: 14	R: 0 E: 0 K: 0 S: 5	H: 0 LOB: 0 BB: 0 P: 6	R: 1 E: 0 K: 0 S: 8	H: 1 LOB: 0 BB: 0 P: 13	R: 0 E: 0 K: 0 S: 5	H: 0 LOB: 0 BB: 0 P: 11	R: 0 E: 0 K: 1 S: 11	H: 0 LOB: 0 BB: 0 P: 12	R: 1 E: 1 K: 1 S: 10	H: 1 LOB: 2 BB: 2 P: 22	1B: 2 2B: 0 3B: 0 HR: 1	SF: 1 SAC: 1 DP: 0 HBP: 0	WP: 0 PB: 1 SB: 0 CS: 1	PA: 33	
PITCHER	IP	WLS	BF	H	R	ER	SO	BB	IBB	HBP	BLK	WP	HR	S	P	ERA	WHIP				
Jose DeLeon, R ERA: 2.81	2.0		7	0	0	0	0	1	0	0	0	0	0	19	31	0.00	0.500				
Juan Agosto, L ERA: 4.99	5.0		17	2	1	1	1	1	0	0	0	0	1	32	57	1.80	0.600				
Cris Carpenter, R ERA: 4.06	1.0		3	0	0	0	3	0	0	0	0	0	0	11	12	0.00	0.000				
Scott Terry, R ERA: 2.06	0.1	L	3	1	1	0	1	0	1	0	0	0	0	4	9	0.00	3.000				
Bob McClure, L ERA: 5.33	0.2		3	0	0	0	0	0	1	0	0	0	0	6	13	0.00	0.000				

Batter	1	2	3	4	5	6	7	8	9	AB	R	H	RBI	BB	SO	LOB	BOTTOM					
Rex Hudler, R OBP: 0.285, SLG: 0.331	K		FC6-4 E			B1-3				4	1	1	0	0	1	1	San Diego Padres @ St. Louis Cardinals Busch Stadium, St. Louis, MO Wed Aug 28 1991, 7:05 PM CDT Att: 20,479 - Cloudy - 82 F					
Ozzie Smith, S OBP: 0.404, SLG: 0.375			F9			G3			G5-3	4	0	1	0	0	2							
Todd Zeile, R OBP: 0.350, SLG: 0.415	FC5-4 1B		K			G5-3			E6 FC5-4	4	0	0	0	0	1	1						
Pedro Guerrero, R OBP: 0.331, SLG: 0.370 Geronimo Pena, S OBP: 0.279, SLG: 0.392	K			G4-3					FC5-4 1B	4	0	0	0	0	1	2						
Felix Jose, S OBP: 0.371, SLG: 0.428		B1-3				K				3	0	1	0	1	1	0						
Milt Thompson, L OBP: 0.402, SLG: 0.494		G4-3 2B				F7			G6-3	4	0	2	0	0	0	3						
Tom Pagnozzi, R OBP: 0.299, SLG: 0.336		G4-3		CS						3	0	0	0	0	1	2						
José Oquendo, S OBP: 0.375, SLG: 0.325		G1-3							K	3	0	0	0	0	1	1						
Jose DeLeon, R OBP: 0.344, SLG: 0.044 Juan Agosto, L OBP: 0.333, SLG: 0.333 Cris Carpenter, R OBP: 0.333, SLG: 0.333 Luis Alicia, S OBP: 0.314, SLG: 0.299 Scott Terry, R OBP: 0.314, SLG: 0.143 Bob McClure, R OBP: 1.000, SLG: 1.000			FC6-4 1B			K			G5-3	0	0	0	0	0	0	0						
										2	0	1	0	0	1	0						
										0	0	0	0	0	0	0						
Inning Stats	R: 0 E: 0 K: 2 S: 11	H: 1 LOB: 1 BB: 0 P: 14	R: 0 E: 0 K: 0 S: 7	H: 1 LOB: 1 BB: 0 P: 10	R: 1 E: 0 K: 1 S: 8	H: 1 LOB: 0 BB: 0 P: 13	R: 0 E: 0 K: 1 S: 7	H: 1 LOB: 0 BB: 0 P: 9	R: 0 E: 0 K: 1 S: 9	H: 0 LOB: 0 BB: 0 P: 10	R: 0 E: 0 K: 0 S: 6	H: 0 LOB: 0 BB: 0 P: 6	R: 0 E: 0 K: 1 S: 8	H: 0 LOB: 1 BB: 1 P: 14	R: 0 E: 0 K: 1 S: 9	H: 1 LOB: 0 BB: 0 P: 11	R: 0 E: 1 K: 0 S: 8	H: 1 LOB: 2 BB: 0 P: 11	1B: 5 2B: 1 3B: 0 HR: 0	SF: 0 SAC: 0 DP: 1 HBP: 0	WP: 0 PB: 0 SB: 2 CS: 1	PA: 34
PITCHER	IP	WLS	BF	H	R	ER	SO	BB	IBB	HBP	BLK	WP	HR	S	P	ERA	WHIP					
Bruce Hurst, L ERA: 3.18	8.1	W	32	6	1	0	7	1	0	0	0	0	0	71	96	0.00	0.840					
Craig Lefferts, L ERA: 4.7	0.2	S	1	0	0	0	0	0	0	0	0	0	0	2	2	0.00	0.000					



Batter	1	2	3	4	5	6	7	8	9	AB	R	H	RBI	BB	SO	LOB	TOP				
Thomas Howard, S (1, 8) OBP: 0.305, SLG: 0.330	F7		F8			G4-3		G6-3		4	0	0	0	0	0	2					
Tony Fernandez, S (1, 6) OBP: 0.334, SLG: 0.365	F7			G3	F8	G6-3			BB	2	1	1	0	2	0	0					
Tony Gwynn, L (1, 9) OBP: 0.363, SLG: 0.444	G5-3			F8		G6-3		G4-3		4	0	0	0	0	0	4					
Fred McGriff, L (1, 3) OBP: 0.388, SLG: 0.483		F7			G3				G4-3	4	0	0	0	0	1	2					
Oscar Azocar, L (1, 7) OBP: 0.412, SLG: 0.375		G4-3																			
Darrin Jackson, R (7, 8) OBP: 0.315, SLG: 0.485									P6	3	0	1	1	0	0	0					
Jack Howell, L (1, 5) OBP: 0.272, SLG: 0.316										4	0	0	0	0	2	1					
Tim Teufel, R (1, 4) OBP: 0.341, SLG: 0.384										3	0	1	0	0	0	0					
Dann Bilardello, R (1, 2) OBP: 0.316, SLG: 0.294										3	0	1	0	0	0	1					
Andy Benes, R (1, 1) OBP: 0.167, SLG: 0.106										1	0	0	0	0	1	0					
Inning Stats	R: 0 E: 0 K: 0 S: 8	H: 0 LOB: 0 BB: 0 P: 8	R: 0 E: 0 K: 1 S: 10	H: 0 LOB: 0 BB: 0 P: 12	R: 0 E: 0 K: 0 S: 9	H: 1 LOB: 1 BB: 0 P: 16	R: 1 E: 0 K: 0 S: 9	H: 2 LOB: 1 BB: 0 P: 12	R: 0 E: 0 K: 1 S: 5	H: 0 LOB: 0 BB: 0 P: 8	R: 0 E: 0 K: 0 S: 7	H: 0 LOB: 0 BB: 0 P: 12	R: 0 E: 0 K: 0 S: 12	H: 1 LOB: 2 BB: 1 P: 20	R: 0 E: 0 K: 1 S: 8	H: 0 LOB: 0 BB: 0 P: 11	1B: 4 2B: 0 3B: 0 HR: 0	SF: 0 SAC: 0 DP: 0 HBP: 0	WP: 0 PB: 0 SB: 0 CS: 0	PA: 33	
PITCHER	IP	WLS	BF	H	R	ER	SO	BB	IBB	HBP	BLK	WP	HR	S	P	ERA	WHIP				
Omar Olivares, R (1, 1) ERA: 4.11	8.0	L	30	4	1	1	3	2	0	0	0	0	0	68	100	1.12	0.750				
Bob McClure, L (9, 1) ERA: 5.13	1.0		3	0	0	0	1	0	0	0	0	0	0	8	11	0.00	0.000				

San Diego Padres @ St. Louis Cardinals
 Busch Stadium, St. Louis, MO
 Thu Aug 29 1991, 7:05 PM CDT
 Att: 23,887 - Cloudy - 86 F

AB 29
 R 1
 H 4
 RBI 1
 BB 2
 SO 4
 LOB 10



Batter	1	2	3	4	5	6	7	8	9	AB	R	H	RBI	BB	SO	LOB	BOTTOM					
Ray Lankford, L (1, 8) OBP: 0.284, SLG: 0.357										4	0	0	0	0	2	0						
Ozzie Smith, S (1, 6) OBP: 0.400, SLG: 0.371										4	0	0	0	0	1	0						
Todd Zeile, R (1, 5) OBP: 0.348, SLG: 0.412										4	0	0	0	0	0	0						
Pedro Guerrero, R (1, 3) OBP: 0.331, SLG: 0.369										3	0	1	0	0	0	0						
Felix Jose, S (1, 9) OBP: 0.373, SLG: 0.428										2	0	1	0	1	1	0						
Milt Thompson, L (1, 7) OBP: 0.398, SLG: 0.488										3	0	0	0	0	0	3						
Tom Pagnozzi, R (1, 2) OBP: 0.298, SLG: 0.334										2	0	0	0	0	2	1						
Luis Alica, S (8, PH) OBP: 0.304, SLG: 0.250										1	0	0	0	0	1	0						
Rich Gedman, L (9, 2) OBP: 0.145, SLG: 0.250										0	0	0	0	0	0	0						
José Oquendo, S (1, 4) OBP: 0.372, SLG: 0.322										3	0	0	0	0	1	0						
Omar Olivares, R (1, 1) OBP: 0.263, SLG: 0.297										2	0	0	0	0	1	0						
Gerald Perry, L (8, PH) OBP: 0.323, SLG: 0.426										1	0	0	0	0	1	0						
Bob McClure, R (9, 1) OBP: 1.000, SLG: 1.000										0	0	0	0	0	0	0						
Inning Stats	R: 0 E: 0 K: 2 S: 7	H: 0 LOB: 0 BB: 0 P: 8	R: 0 E: 0 K: 1 S: 8	H: 0 LOB: 1 BB: 1 P: 14	R: 0 E: 0 K: 1 S: 8	H: 0 LOB: 0 BB: 0 P: 11	R: 0 E: 0 K: 0 S: 13	H: 2 LOB: 2 BB: 0 P: 24	R: 0 E: 0 K: 2 S: 8	H: 0 LOB: 0 BB: 0 P: 11	R: 0 E: 0 K: 0 S: 6	H: 0 LOB: 0 BB: 0 P: 8	R: 0 E: 0 K: 1 S: 8	H: 0 LOB: 0 BB: 0 P: 11	R: 0 E: 0 K: 3 S: 11	H: 0 LOB: 0 BB: 0 P: 17	R: 0 E: 0 K: 0 S: 7	H: 0 LOB: 0 BB: 0 P: 12	1B: 2 2B: 0 3B: 0 HR: 0	SF: 0 SAC: 0 DP: 0 HBP: 0	WP: 0 PB: 0 SB: 0 CS: 0	PA: 30
PITCHER	IP	WLS	BF	H	R	ER	SO	BB	IBB	HBP	BLK	WP	HR	S	P	ERA	WHIP					
Andy Benes, R (1, 1) ERA: 3.42	9.0	W	30	2	0	0	10	1	0	0	0	0	0	76	116	0.00	0.333					

San Diego Padres @ St. Louis Cardinals
 Busch Stadium, St. Louis, MO
 Thu Aug 29 1991, 7:05 PM CDT
 Att: 23,887 - Cloudy - 86 F

AB 29
 R 0
 H 2
 RBI 0
 BB 1
 SO 10
 LOB 4



Batter	1	2	3	4	5	6	7	8	9	AB	R	H	RBI	BB	SO	LOB	TOP			
Gary Redus, R (1, 8) OBP: 0.327, SLG: 0.413 Andy Van Slyke, L (6, PH) OBP: 0.351, SLG: 0.444 (6, 8)	1-2 E5 G4-3 1B	3-1 F9			1-2 S 1B	0-0 G4-3			0-3 K	3	1	1	0	0	0	2	Pittsburgh Pirates @ San Diego Padres Jack Murphy Stadium, San Diego, CA Fri Aug 30 1991, 10:05 PM EDT Att: 21,726 - Sunny - 72 F			
Jay Bell, R (1, 6) OBP: 0.325, SLG: 0.426	1-2 G4-3 2-3		3-2 SF7 3B		1-2 L8		1-2 G6-3	4-0 1B BB	4	2	1	0	1	0	2					
Curtis Wilkerson, S (1, 5) OBP: 0.240, SLG: 0.255	1-1 G3		0-1 SF7		3-2 P4		1-1 B2-3	1 SAFE 3-1 1B 1-2 1B	4	0	1	1	0	0	2					
Bobby Bonilla, S (1, 9) OBP: 0.395, SLG: 0.518	1-2 FC4-6 1B		3-H 1-0 P4		2-0 P3		2-2 2B	1-0 1B 1-3 2-H 1B	5	0	3	2	0	0	1					
Barry Bonds, L (1, 7) OBP: 0.407, SLG: 0.518	1-2 FC4-6 1-2		1-2 L9			4-1 BB FC BB		4-0 IBB	2	0	0	0	3	0	1					
Lloyd McClendon, R (1, 3) OBP: 0.382, SLG: 0.484 Stan Belinda, R (7, 1) Rosario Rodriguez, R (9, 1)		0-0 1B		3-2 G4-3 SH1-3 2B		0-1 FC BB	1-2 K	0-0 G6-4-3 1-2	4	1	2	0	0	1	3					
Jose Lind, R (1, 4) OBP: 0.296, SLG: 0.331	2-3 SAFE K		0-1 G4-3		2-2 L6		1-3 K		4	0	0	0	0	2	4					
Don Slaught, R (1, 2) OBP: 0.313, SLG: 0.331	1-1 1B		2-1 SH1-3		4-0 BB		1-0 L4		2	0	1	1	1	0	0					
John Smiley, L (1, 1) OBP: 0.158, SLG: 0.111 Orlando Merced, S (7, 3) OBP: 0.385, SLG: 0.412	0-3 K		0-0 F8		0-3 K		1-1 G4-3		3	0	0	0	0	2	5					
									1	0	0	0	0	0	0					
Inning Stats	R: 1 E: 1 K: 0 S: 14	H: 1 LOB: 1 BB: 0 P: 19	R: 0 E: 0 K: 2 S: 11	H: 2 LOB: 2 BB: 0 P: 17	R: 1 E: 0 K: 0 S: 14	H: 1 LOB: 0 BB: 0 P: 19	R: 1 E: 0 K: 0 S: 8	H: 1 LOB: 1 BB: 0 P: 13	R: 0 E: 0 K: 1 S: 10	H: 0 LOB: 3 BB: 2 P: 20	R: 0 E: 0 K: 1 S: 11	H: 1 LOB: 2 BB: 1 P: 20	R: 0 E: 0 K: 1 S: 6	H: 0 LOB: 0 BB: 0 P: 9	R: 1 E: 0 K: 1 S: 9	H: 2 LOB: 2 BB: 2 P: 21	1B: 6 2B: 2 3B: 1 HR: 0	SF: 1 SAC: 1 DP: 1 HBP: 0	WP: 0 PB: 0 SB: 1 CS: 0	PA: 42
PITCHER	IP WLS BF H R ER SO BB IBB HBP BLK WP HR S P ERA WHIP	IP WLS BF H R ER SO BB IBB HBP BLK WP HR S P ERA WHIP	IP WLS BF H R ER SO BB IBB HBP BLK WP HR S P ERA WHIP	IP WLS BF H R ER SO BB IBB HBP BLK WP HR S P ERA WHIP	IP WLS BF H R ER SO BB IBB HBP BLK WP HR S P ERA WHIP	IP WLS BF H R ER SO BB IBB HBP BLK WP HR S P ERA WHIP	IP WLS BF H R ER SO BB IBB HBP BLK WP HR S P ERA WHIP	IP WLS BF H R ER SO BB IBB HBP BLK WP HR S P ERA WHIP	IP WLS BF H R ER SO BB IBB HBP BLK WP HR S P ERA WHIP	IP WLS BF H R ER SO BB IBB HBP BLK WP HR S P ERA WHIP	IP WLS BF H R ER SO BB IBB HBP BLK WP HR S P ERA WHIP	IP WLS BF H R ER SO BB IBB HBP BLK WP HR S P ERA WHIP	IP WLS BF H R ER SO BB IBB HBP BLK WP HR S P ERA WHIP	IP WLS BF H R ER SO BB IBB HBP BLK WP HR S P ERA WHIP	IP WLS BF H R ER SO BB IBB HBP BLK WP HR S P ERA WHIP	IP WLS BF H R ER SO BB IBB HBP BLK WP HR S P ERA WHIP				

AB	35
R	4
H	9
RBI	4
BB	5
SO	6
LOB	26



Batter	1	2	3	4	5	6	7	8	9	AB	R	H	RBI	BB	SO	LOB	BOTTOM			
Darrin Jackson, R (1, 8) OBP: 0.310, SLG: 0.476	0-2 F7		0-1 F9			0-2 F9		0-2 G6-3		4	0	0	0	0	0	1	Pittsburgh Pirates @ San Diego Padres Jack Murphy Stadium, San Diego, CA Fri Aug 30 1991, 10:05 PM EDT Att: 21,726 - Sunny - 72 F			
Tony Fernandez, S (1, 6) OBP: 0.335, SLG: 0.365	2-3 K		0-0 G4-6-3 1B		4-2 FC6-4 BB		2-1 L6		3	0	1	0	1	1	0					
Tony Gwynn, L (1, 9) OBP: 0.361, SLG: 0.442 Jerald Clark, R (9, 9) OBP: 0.313, SLG: 0.373	2-1 G4-3		1-1 G4-6-3 1-2		1-0 FC6-4 1-2			4-0 BB BB	3	0	0	0	0	0	2					
Fred McGriff, L (1, 3) OBP: 0.389, SLG: 0.488		0-0 G4-3		2-3 K		1-2 HR		4-2 BB	3	1	1	1	1	1	0					
Benito Santiago, R (1, 2) OBP: 0.280, SLG: 0.385		2-2 F9		2-2 CS HBP		1-2 1B		2-1 F8	3	0	1	0	0	0	2					
Kevin Ward, R (1, 7) OBP: 0.292, SLG: 0.426		1-3 K		2-1 F8		3-2 SAFE F7		2-2 L3	4	0	0	0	0	1	4					
Tim Lincecum, R (1, 5) OBP: 0.342, SLG: 0.382 Jack Howell, L (7, PH) OBP: 0.270, SLG: 0.314 (8, 5)			2-2 F8		1 SAFE 4-2 2		0-0 F7		2-1 G4-3	1	0	0	0	1	0					
Dann Bilardello, R (9, PH) OBP: 0.300, SLG: 0.278			1-2 BB		1-2 BB					1	0	0	0	0	2					
Paul Faries, R (1, 4) OBP: 0.242, SLG: 0.204 Mike Maddux, L (6, 1) OBP: 0.333, SLG: 0.143 Oscar Azocar, L (7, PH) OBP: 0.389, SLG: 0.353 Jim Lewis, R (8, 1) Rich Rodriguez, L (9, 1)			1-1 L6		0-1 F8		1-3 K			2	0	0	0	0	1					
Dennis Rasmussen, L (1, 1) OBP: 0.205, SLG: 0.189 Craig Shipley, R (6, 4) OBP: 0.297, SLG: 0.333			0-1 1B		1-3 K		1-3 K			1	0	1	0	0	0					
									2	0	0	0	0	2	0					
Inning Stats	R: 0 E: 0 K: 1 S: 8	H: 0 LOB: 0 BB: 0 P: 12	R: 0 E: 0 K: 1 S: 8	H: 0 LOB: 0 BB: 0 P: 11	R: 0 E: 0 K: 0 S: 10	H: 1 LOB: 1 BB: 0 P: 13	R: 0 E: 0 K: 1 S: 6	H: 0 LOB: 0 BB: 1 P: 9	R: 0 E: 0 K: 1 S: 10	H: 0 LOB: 1 BB: 1 P: 16	R: 1 E: 0 K: 1 S: 14	H: 2 LOB: 1 BB: 0 P: 20	R: 0 E: 0 K: 1 S: 8	H: 0 LOB: 0 BB: 0 P: 11	R: 0 E: 0 K: 1 S: 9	H: 0 LOB: 2 BB: 2 P: 23	1B: 3 2B: 0 3B: 0 HR: 1	SF: 0 SAC: 0 DP: 1 HBP: 1	WP: 0 PB: 0 SB: 0 CS: 1	PA: 34
PITCHER	IP WLS BF H R ER SO BB IBB HBP BLK WP HR S P ERA WHIP	IP WLS BF H R ER SO BB IBB HBP BLK WP HR S P ERA WHIP	IP WLS BF H R ER SO BB IBB HBP BLK WP HR S P ERA WHIP	IP WLS BF H R ER SO BB IBB HBP BLK WP HR S P ERA WHIP	IP WLS BF H R ER SO BB IBB HBP BLK WP HR S P ERA WHIP	IP WLS BF H R ER SO BB IBB HBP BLK WP HR S P ERA WHIP	IP WLS BF H R ER SO BB IBB HBP BLK WP HR S P ERA WHIP	IP WLS BF H R ER SO BB IBB HBP BLK WP HR S P ERA WHIP	IP WLS BF H R ER SO BB IBB HBP BLK WP HR S P ERA WHIP	IP WLS BF H R ER SO BB IBB HBP BLK WP HR S P ERA WHIP	IP WLS BF H R ER SO BB IBB HBP BLK WP HR S P ERA WHIP	IP WLS BF H R ER SO BB IBB HBP BLK WP HR S P ERA WHIP	IP WLS BF H R ER SO BB IBB HBP BLK WP HR S P ERA WHIP	IP WLS BF H R ER SO BB IBB HBP BLK WP HR S P ERA WHIP	IP WLS BF H R ER SO BB IBB HBP BLK WP HR S P ERA WHIP	IP WLS BF H R ER SO BB IBB HBP BLK WP HR S P ERA WHIP				


AB	29
R	1
H	4
RBI	1
BB	4
SO	6
LOB	14



Batter	1	2	3	4	5	6	7	8	9	10	11	12	AB	R	H	RBI	BB	SO	LOB									
Orlando Merced, S OBP: 0.379, SLG: 0.404	F8		L8		G3			K		P4		E1	6	0	0	0	0	1	4									
Jay Bell, R OBP: 0.325, SLG: 0.427	K		FC5-4			F8		P3					6	0	2	0	0	1	2									
Andy Van Slyke, L OBP: 0.348, SLG: 0.442	F7					L7				L9			6	0	1	0	0	2	4									
Bobby Bonilla, S OBP: 0.385, SLG: 0.516								G4-3					4	1	1	0	1	1	1									
Barry Bonds, L OBP: 0.407, SLG: 0.524													5	1	2	2	0	1	1									
Steve Buechele, R OBP: 0.332, SLG: 0.442													5	0	0	0	0	1	1									
Michael LaValliere, L OBP: 0.350, SLG: 0.354 Don Slaught, R OBP: 0.315, SLG: 0.352													3	0	0	0	0	0	0									
Jose Lind, R OBP: 0.297, SLG: 0.332													2	1	1	1	0	0	0									
Randy Tomlin, L ERA: 2.31 Craig Lefferts, L ERA: 4.53 Rich Rodriguez, L ERA: 3.36 Jose Melendez, R ERA: 2.89													0	0	0	0	0	0	0									
Inning Stats	R: 0 E: 0 K: 7 S: 7	H: 0 LOB: 0 BB: 11 P: 11	R: 0 E: 0 K: 1 S: 9	H: 0 LOB: 0 BB: 1 P: 18	R: 0 E: 0 K: 0 S: 11	H: 1 LOB: 2 BB: 0 P: 15	R: 0 E: 0 K: 1 S: 8	H: 1 LOB: 1 BB: 0 P: 13	R: 0 E: 0 K: 0 S: 8	H: 1 LOB: 1 BB: 0 P: 12	R: 2 E: 0 K: 8 S: 6	H: 2 LOB: 0 BB: 0 P: 11	R: 0 E: 0 K: 1 S: 5	H: 0 LOB: 0 BB: 5 P: 5	R: 0 E: 0 K: 1 S: 13	H: 1 LOB: 1 BB: 0 P: 21	R: 0 E: 0 K: 1 S: 8	H: 0 LOB: 0 BB: 0 P: 13	R: 0 E: 0 K: 0 S: 11	H: 2 LOB: 2 BB: 0 P: 16	R: 0 E: 0 K: 1 S: 7	H: 0 LOB: 0 BB: 0 P: 12	R: 1 E: 1 K: 3 S: 15	H: 2 LOB: 2 BB: 0 P: 20	1B: 6 2B: 3 3B: 0 HR: 2	SF: 0 SAC: 2 DP: 1 HBP: 0	WP: 0 PB: 0 SB: 0 CS: 1	PA: 48
PITCHER	IP	WLS	BF	H	R	ER	SO	BB	IBB	HBP	BLK	WP	HR	S	P	ERA	WHIP											
Greg Harris, R ERA: 2.31	(1, 1)	8.0	31	6	2	2	4	0	0	0	0	0	0	19	29	0.00	1.000											
Craig Lefferts, L ERA: 4.53	(9, 1)	2.0	8	2	0	0	1	0	0	0	0	0	0	7	12	0.00	0.000											
Rich Rodriguez, L ERA: 3.36	(11, 1)	1.0	3	0	0	0	1	0	0	0	0	0	0	15	20	9.00	2.000											
Jose Melendez, R ERA: 2.89	(12, 1)	1.0	L	6	2	1	1	3	0	0	0	0	1	15	20	9.00	2.000											

Pittsburgh Pirates @ San Diego Padres
Jack Murphy Stadium, San Diego, CA
 Sat/Aug 31 1991, 10:05 PM EDT
 Att: 16,170 - Sunny - 75 F


AB 45
R 3
H 10
RBI 3
BB 1
SO 9
LOB 13



Batter	1	2	3	4	5	6	7	8	9	10	11	12	AB	R	H	RBI	BB	SO	LOB								
Tony Fernandez, S OBP: 0.334, SLG: 0.363			G4-3			E6		G6-3					5	0	1	0	0	0	0								
Kevin Ward, R OBP: 0.286, SLG: 0.409													5	0	1	0	0	2	2								
Darin Jackson, R OBP: 0.304, SLG: 0.466													5	0	0	0	0	1	1								
Fred McGriff, L OBP: 0.387, SLG: 0.484													4	1	0	0	1	2	1								
Benito Santiago, R OBP: 0.277, SLG: 0.381													5	0	0	0	0	1	1								
Tim Lincecum, R OBP: 0.337, SLG: 0.376													4	0	0	0	0	1	1								
Jerald Clark, R OBP: 0.315, SLG: 0.384													4	1	2	2	0	1	0								
Craig Shipley, R OBP: 0.282, SLG: 0.316 Jack Howell, L OBP: 0.297, SLG: 0.311													2	0	0	0	0	1	1								
Greg Harris, R ERA: 2.31 Thomas Howard, R ERA: 3.24 Craig Lefferts, L ERA: 4.53 Rich Rodriguez, L ERA: 3.36 Oscar Azocar, L ERA: 2.77 Jose Melendez, R ERA: 2.89													2	0	0	0	0	1	1								
Inning Stats	R: 0 E: 0 K: 0 S: 7	H: 1 LOB: 0 BB: 11 P: 11	R: 2 E: 0 K: 1 S: 12	H: 1 LOB: 0 BB: 1 P: 19	R: 0 E: 0 K: 0 S: 7	H: 1 LOB: 0 BB: 0 P: 16	R: 0 E: 0 K: 2 S: 9	H: 1 LOB: 1 BB: 0 P: 11	R: 0 E: 1 K: 1 S: 10	H: 0 LOB: 1 BB: 0 P: 14	R: 0 E: 0 K: 1 S: 7	H: 0 LOB: 0 BB: 0 P: 11	R: 0 E: 0 K: 1 S: 8	H: 0 LOB: 0 BB: 0 P: 14	R: 0 E: 0 K: 2 S: 8	H: 0 LOB: 0 BB: 0 P: 11	R: 0 E: 0 K: 1 S: 11	H: 0 LOB: 1 BB: 0 P: 15	R: 0 E: 0 K: 0 S: 5	H: 0 LOB: 0 BB: 0 P: 8	R: 0 E: 0 K: 0 S: 7	H: 0 LOB: 0 BB: 0 P: 12	1B: 3 2B: 0 3B: 0 HR: 1	SF: 0 SAC: 0 DP: 0 HBP: 0	WP: 1 PB: 0 SB: 0 CS: 2	PA: 42	
PITCHER	IP	WLS	BF	H	R	ER	SO	BB	IBB	HBP	BLK	WP	HR	S	P	ERA	WHIP										
Randy Tomlin, L ERA: 2.71	(1, 1)	6.0	22	4	2	2	5	1	0	0	0	0	1	54	81	3.00	0.833										
Roger Mason, R ERA: 0.54	(7, 1)	3.0	9	0	0	0	4	0	0	0	0	0	0	23	36	0.00	0.000										
Bill Landrum, R ERA: 2.77	(10, 1)	2.1	W	8	0	0	2	0	0	0	0	1	0	18	28	0.00	0.000										
Bob Kipper, L ERA: 4.3	(12, 1)	0.2	S	2	0	0	0	0	0	0	0	0	0	5	7	0.00	0.000										

Pittsburgh Pirates @ San Diego Padres
Jack Murphy Stadium, San Diego, CA
 Sat/Aug 31 1991, 10:05 PM EDT
 Att: 16,170 - Sunny - 75 F

AB 40
R 2
H 4
RBI 2
BB 1
SO 11
LOB 9



Batter	1	2	3	4	5	6	7	8	9	AB	R	H	RBI	BB	SO	LOB	TOP				
Orlando Merced, S OBP: 0.379, SLG: 0.402 (1, 3)	G6-3		WP BB		E 1B		G2-3		G4-6-3	4	1	1	0	1	0	1	Pittsburgh Pirates @ San Diego Padres Jack Murphy Stadium, San Diego, CA Sun Sep 01 1991, 10:05 PM EDT Att: 13,099 - Sunny - 78 F				
Jay Bell, R OBP: 0.323, SLG: 0.423 (1, 6)	K		K		E5		F8			4	0	0	0	0	2	1					
Andy Van Slyke, L OBP: 0.345, SLG: 0.438 (1, 8)	G4-3		F8		G3-1		K			4	0	0	0	0	1	2					
Bobby Bonilla, S OBP: 0.396, SLG: 0.516 (1, 9)		G6-3 1B	G6-3		F8			G3 1B		4	1	2	0	0	0	0					
Barry Bonds, L OBP: 0.408, SLG: 0.523 (1, 7)		G6-3 1B		F8		1B SF7 BB		G3		3	1	1	0	1	0	1					
Steve Buechele, R OBP: 0.331, SLG: 0.440 (1, 5)		G6-3		K		SF7 1B		L9		4	1	1	0	0	1	3					
Michael LaValliere, L OBP: 0.245, SLG: 0.350 Rosario Rodriguez, R (8, 1)		G6-3		G6-3		SF7		K		3	0	0	2	0	1	2					
Jose Lind, R OBP: 0.299, SLG: 0.332 (1, 4)					G4-3			G5-3		3	0	1	1	1	0	0					
Zane Smith, L OBP: 0.217, SLG: 0.232 Curtis Wilkerson, S OBP: 0.239, SLG: 0.254 Neal Heaton, L OBP: 0.327, SLG: 0.385 Gary Varsho, L OBP: 0.350, SLG: 0.599 Bob Patterson, R OBP: 0.290, SLG: 0.320 Tom Prince, R OBP: 0.400, SLG: 0.320 Cecil Espy, S OBP: 0.326, SLG: 0.405 (5, PH) (5, PH) (5, PH) (6, PH) (6, PH) (8, 1) (8, 1) (9, PH)			P5		G4-3		K2-3			1	0	0	0	0	0	2					
Inning Stats	R: 0 E: 0 K: 1 S: 12	H: 0 LOB: 0 BB: 0 P: 17	R: 1 E: 0 K: 0 S: 13	H: 2 LOB: 2 BB: 1 P: 23	R: 1 E: 0 K: 1 S: 9	H: 0 LOB: 0 BB: 1 P: 19	R: 0 E: 0 K: 1 S: 7	H: 0 LOB: 0 BB: 0 P: 11	R: 0 E: 1 K: 0 S: 11	H: 1 LOB: 2 BB: 0 P: 18	R: 2 E: 0 K: 1 S: 13	H: 2 LOB: 1 BB: 0 P: 21	R: 0 E: 0 K: 1 S: 9	H: 0 LOB: 0 BB: 0 P: 9	R: 0 E: 0 K: 1 S: 9	H: 1 LOB: 1 BB: 0 P: 14		R: 0 E: 0 K: 0 S: 9	H: 1 LOB: 0 BB: 0 P: 15	1B: 7 2B: 0 3B: 0 HR: 0	SF: 1 SAC: 0 DP: 1 HBP: 0
PITCHER	IP	WLS	BF	H	R	ER	SO	BB	IBB	HBP	BLK	WP	HR	S	P	ERA	WHIP				
Ricky Bones, R ERA: 5.08 Mike Maddux, R ERA: 2.81	5.2	W	26	5	4	4	3	3	0	0	0	1	0	62	106	6.35	1.412				
Mike Maddux, R ERA: 2.81	3.1	S	11	2	0	0	3	0	0	0	0	0	0	30	41	0.00	0.600				

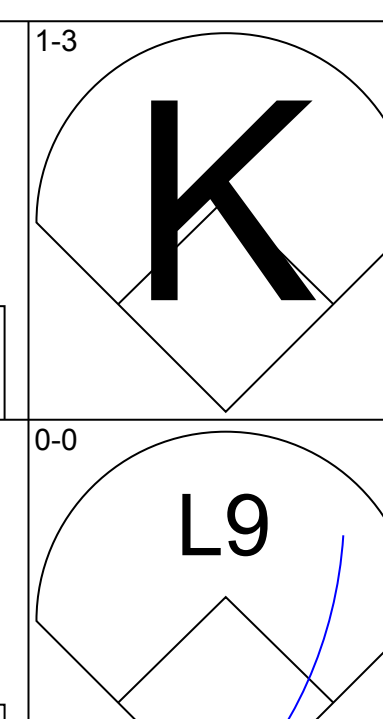
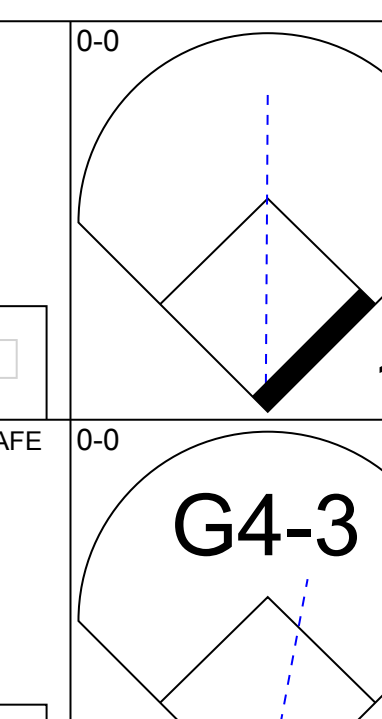
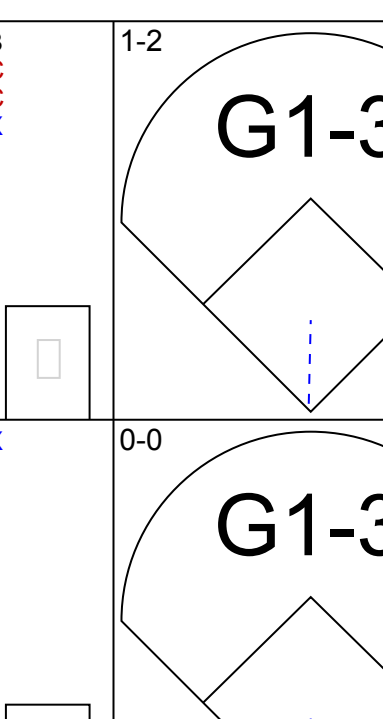
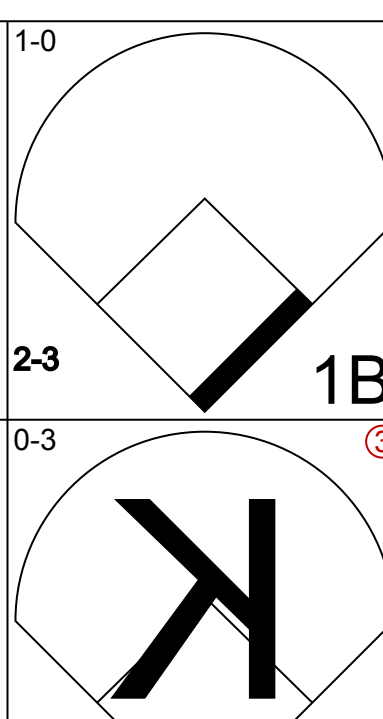
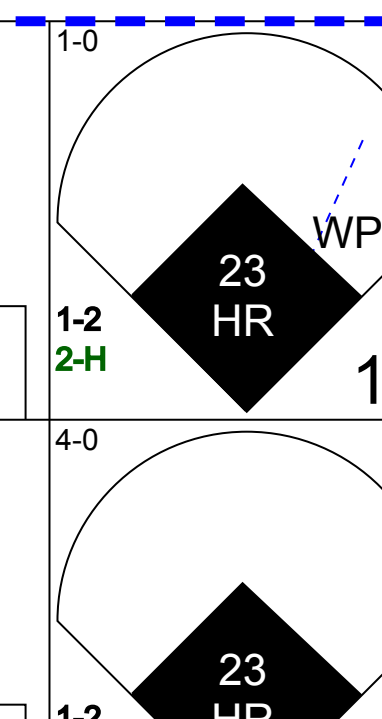
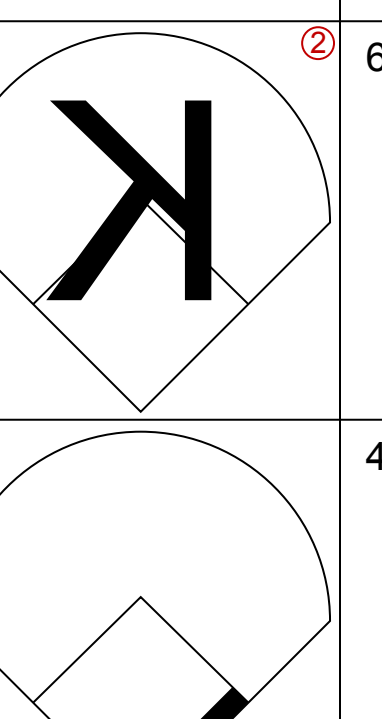
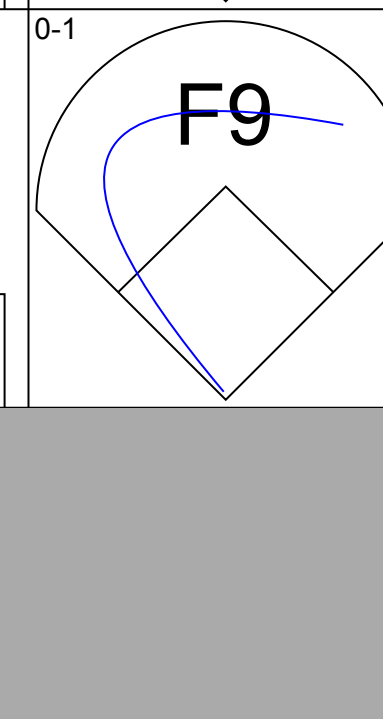


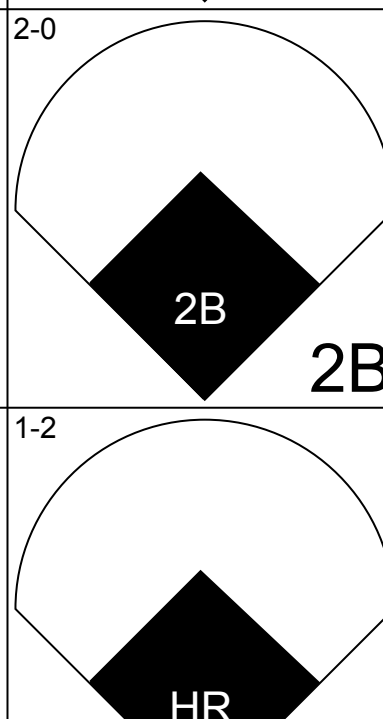
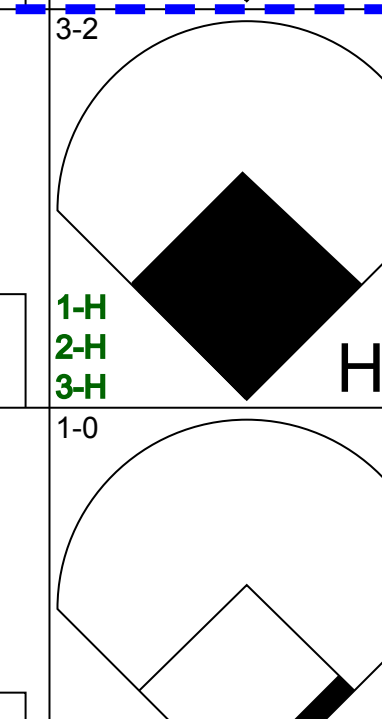
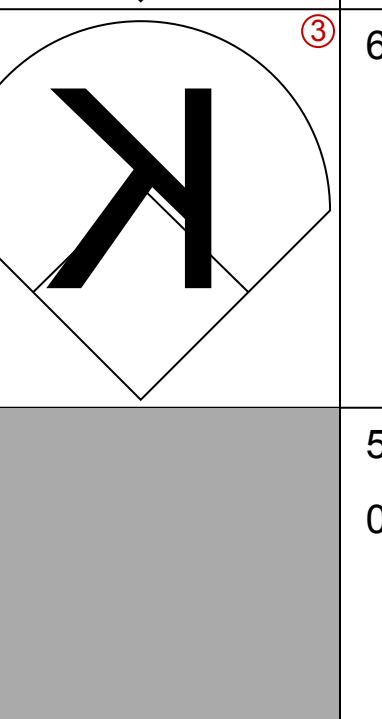

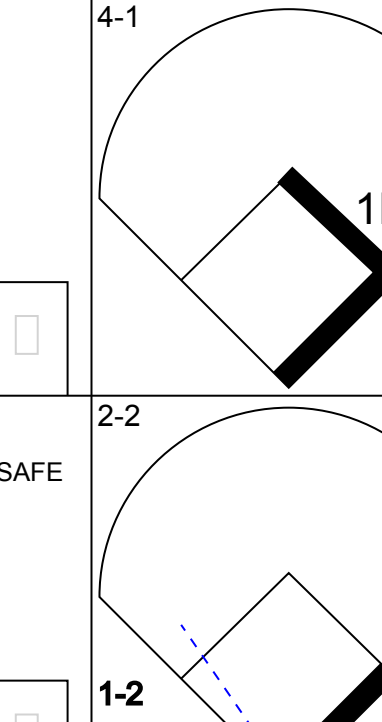
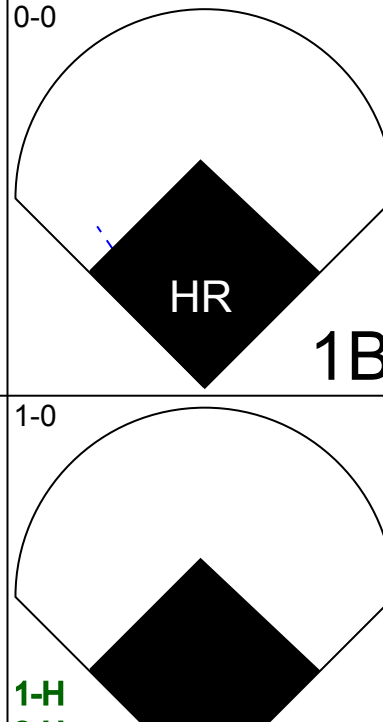
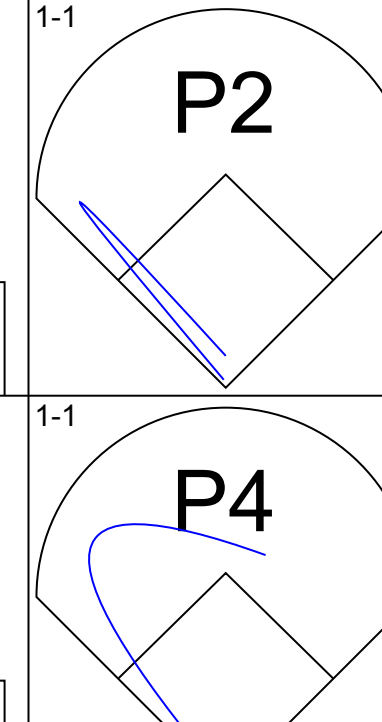
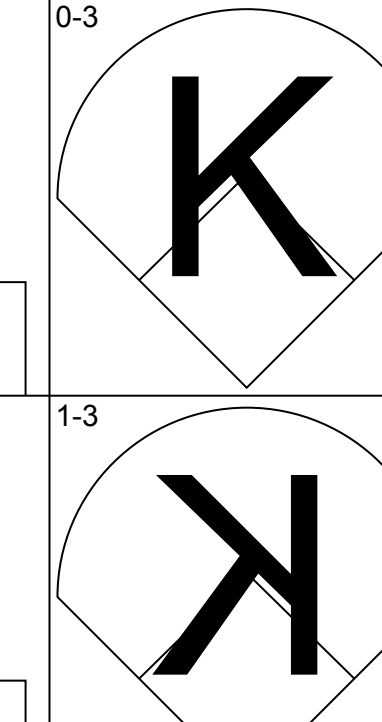

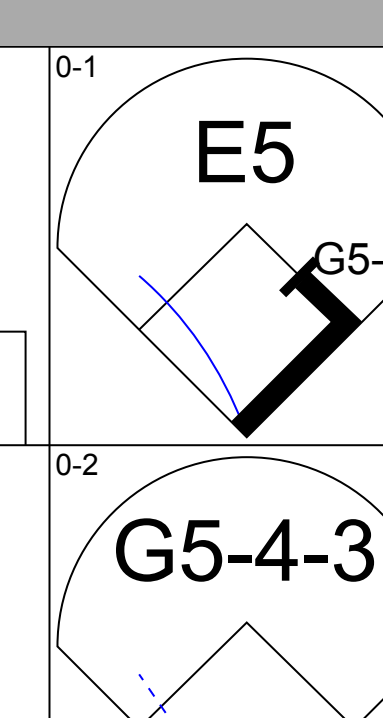
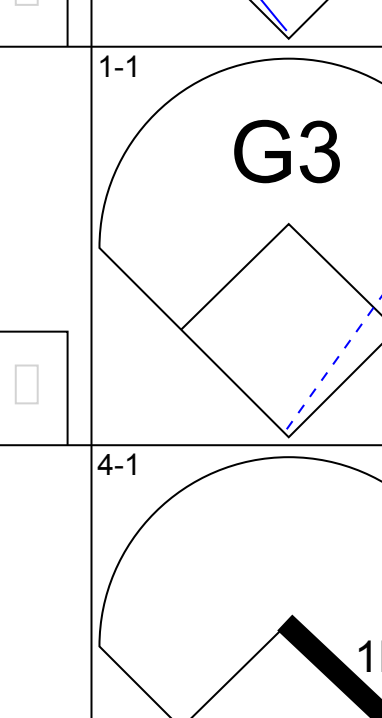
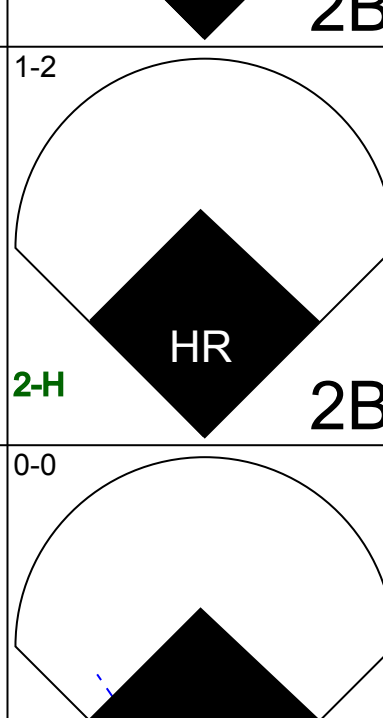
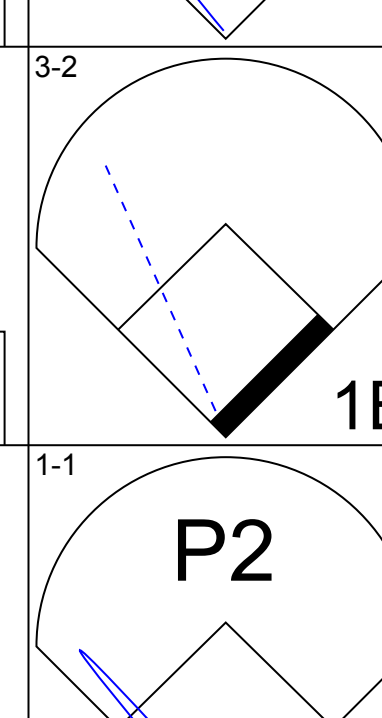
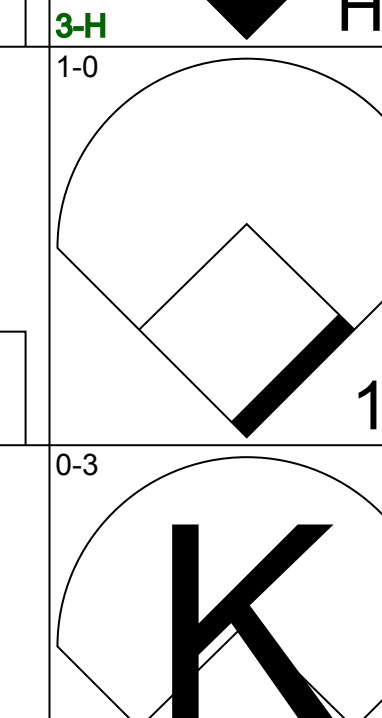
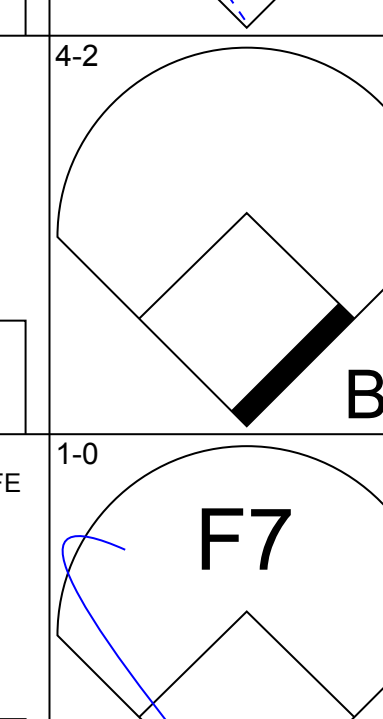
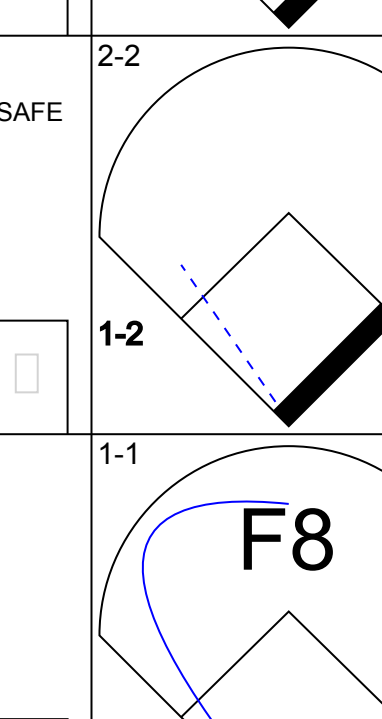
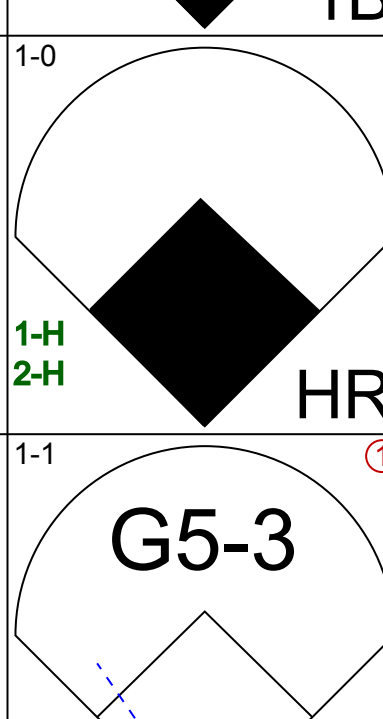
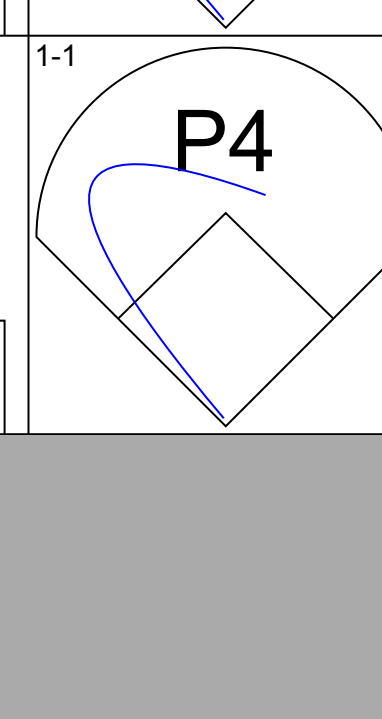
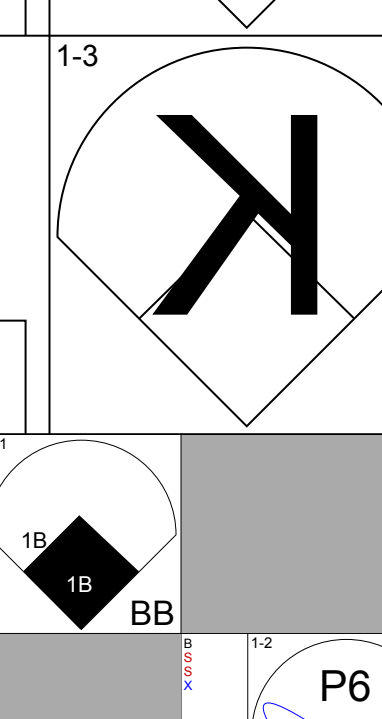


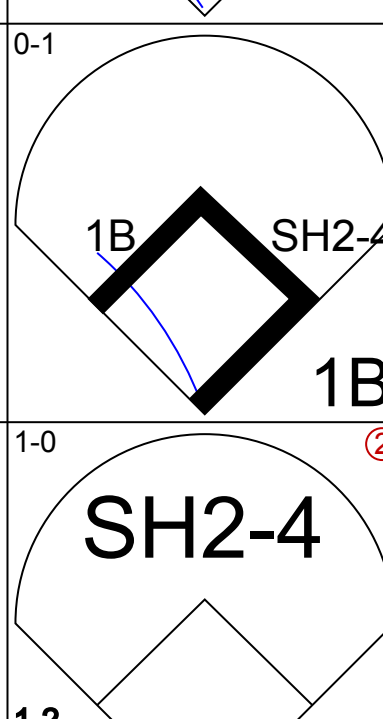

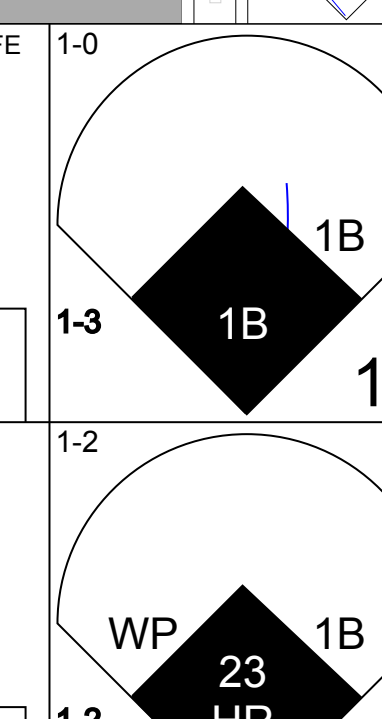
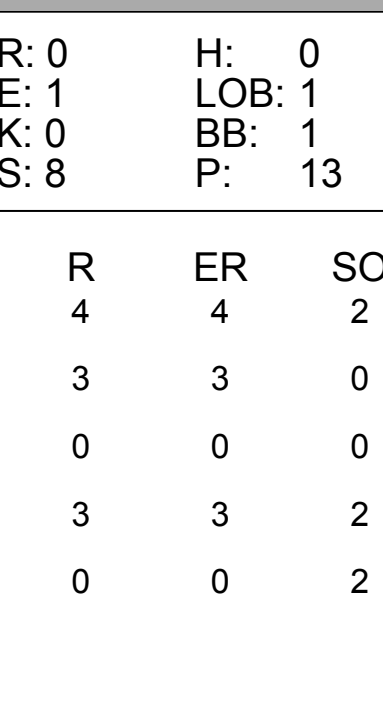
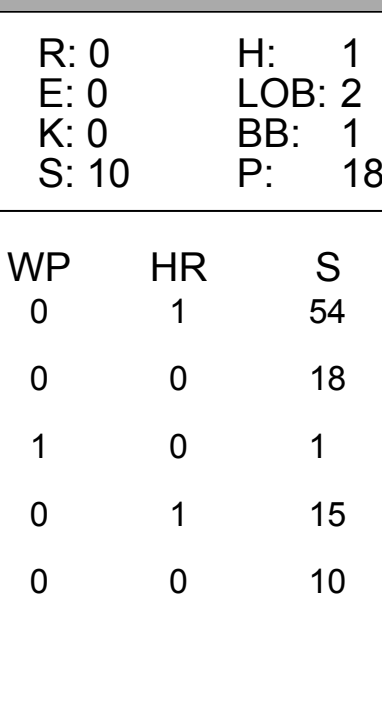
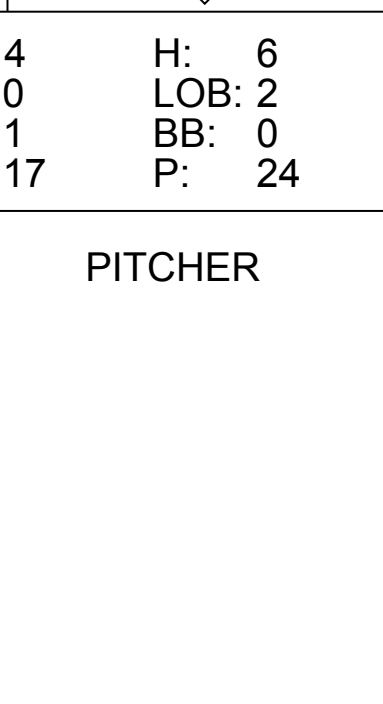
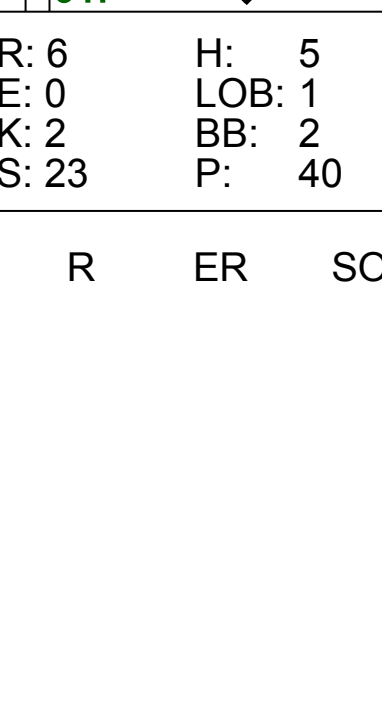
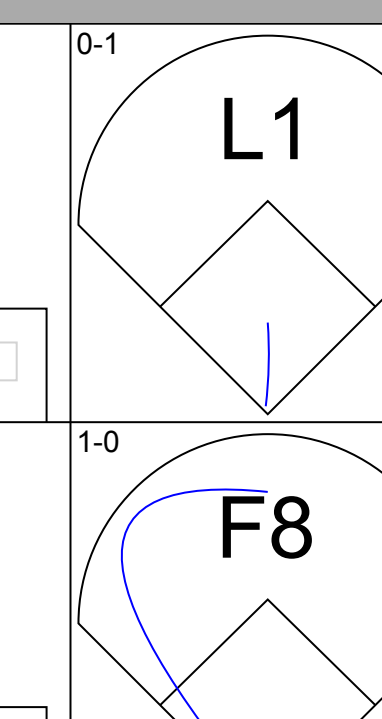
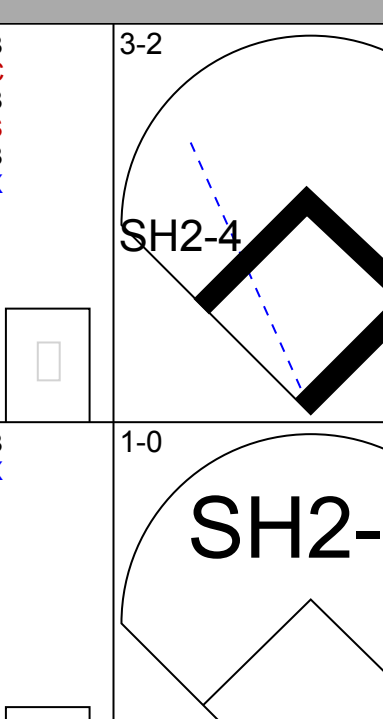
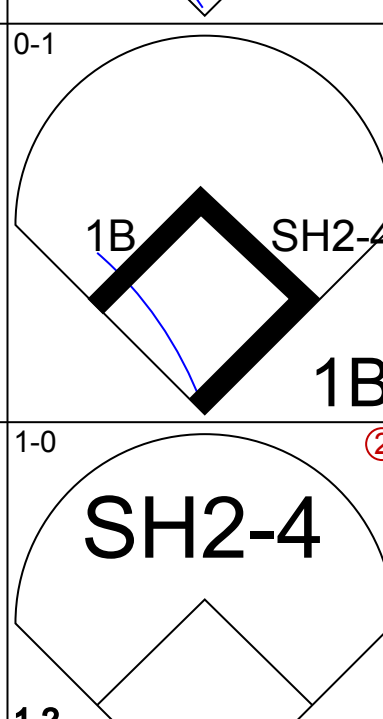
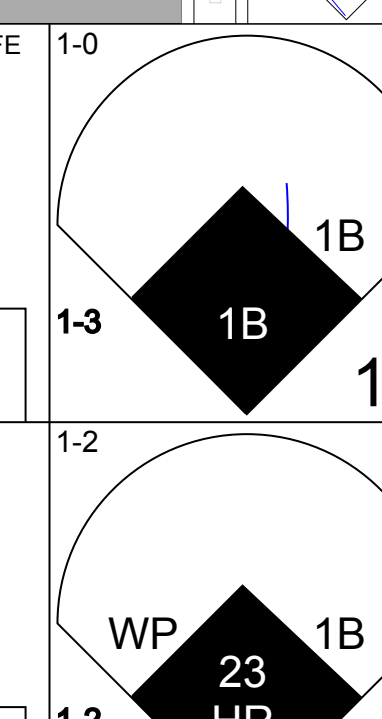
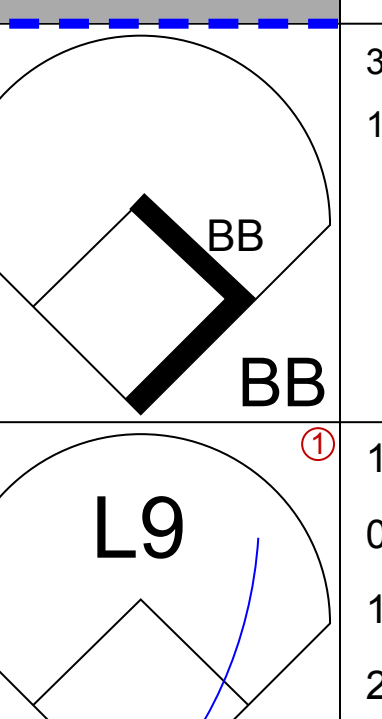
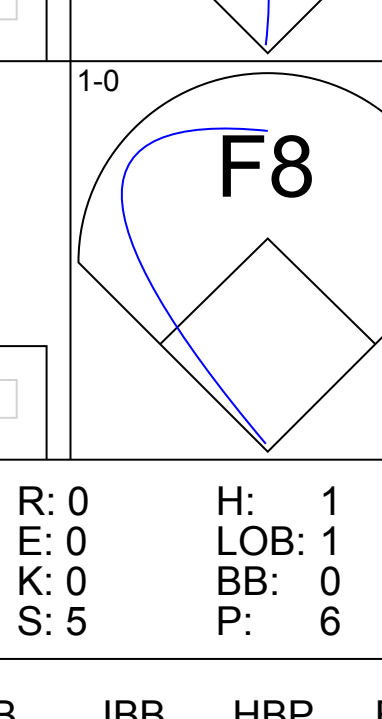
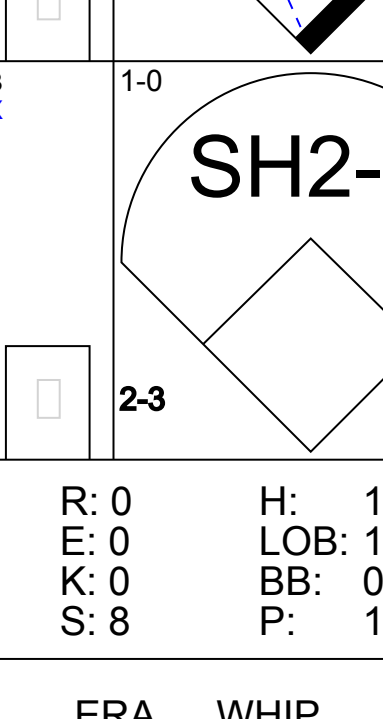
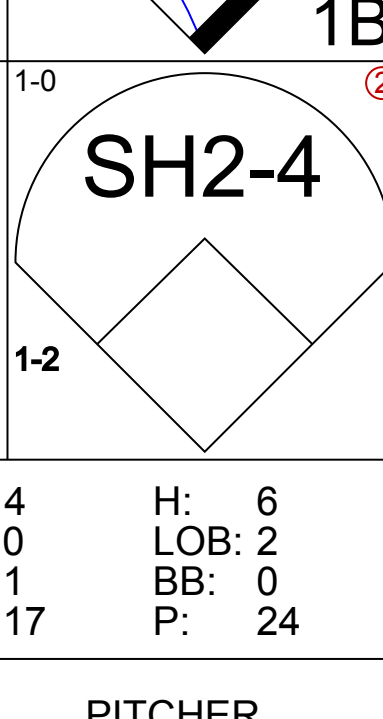
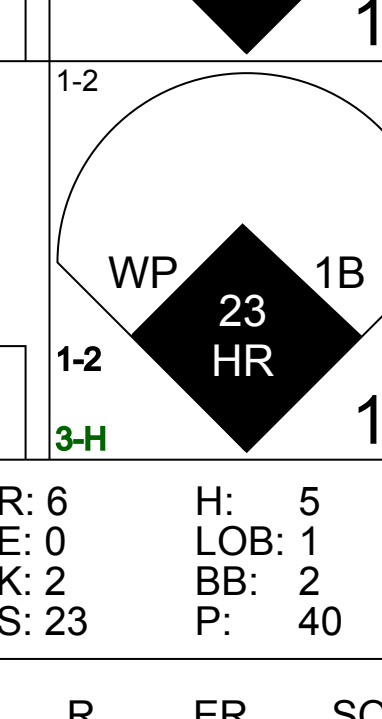
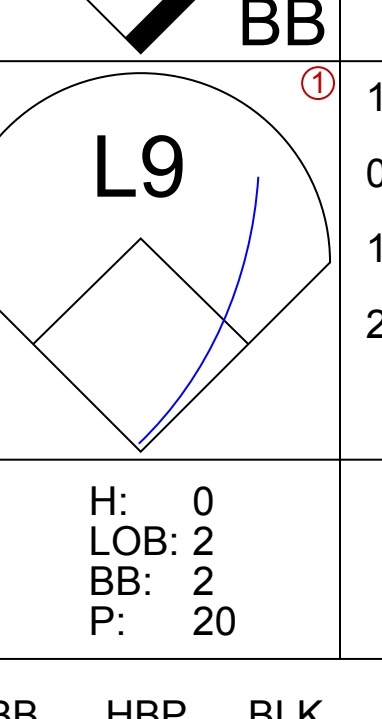
AB 33
R 4
H 7
RBI 3
BB 3
SO 6
LOB 13



Batter	1	2	3	4	5	6	7	8	9	AB	R	H	RBI	BB	SO	LOB	BOTTOM				
Tony Fernandez, S OBP: 0.333, SLG: 0.361 (1, 6)	1B BB	G6-3		G1-3		P5				3	1	0	0	1	0	1	Pittsburgh Pirates @ San Diego Padres Jack Murphy Stadium, San Diego, CA Sun Sep 01 1991, 10:05 PM EDT Att: 13,099 - Sunny - 78 F				
Kevin Ward, R OBP: 0.284, SLG: 0.400 Thomas Howard, S OBP: 0.304, SLG: 0.329 (8, 7)	FC6-4 1B	FC5		G5-3			K			4	1	1	0	0	1	1					
Darrin Jackson, R OBP: 0.303, SLG: 0.463 (1, 8)	L4		1B E HR		G5-3		K			4	1	1	0	0	1	2					
Fred McGriff, L OBP: 0.390, SLG: 0.486 (1, 3)	FC6-4 1B		HR 1B		S HR 1B		G4-3			4	2	3	1	0	0	0					
Benito Santiago, R OBP: 0.279, SLG: 0.387 (1, 2)	FC6-4 1B		HR		K			FC5-4 BB		3	1	1	3	1	1	3					
Tim Lincecum, R OBP: 0.339, SLG: 0.390 (1, 5)			HR 1B		HR			FC5-4 1B		4	1	2	3	0	1	1					
Jerald Clark, R OBP: 0.311, SLG: 0.380 Jim Vatcher, R (9, 9)	G1-3		G5-3		F7			K		4	0	0	0	0	1	3					
Craig Shipley, R OBP: 0.302, SLG: 0.333 (1, 4)		FC5 SH2-4 1B								4	0	2	0	0	2	0					
Ricky Bones, R Mike Maddux, L OBP: 0.273, SLG: 0.111 (6, 1)		SH2-4		G1-3		B1-3		G6-3		1	0	0	0	0	0	0					
Inning Stats	R: 2 E: 0 K: 0 S: 16	H: 3 LOB: 2 BB: 1 P: 30	R: 0 E: 0 K: 0 S: 6	H: 1 LOB: 0 BB: 0 P: 8	R: 3 E: 1 K: 2 S: 14	H: 3 LOB: 0 BB: 0 P: 19	R: 0 E: 0 K: 0 S: 3	H: 0 LOB: 0 BB: 0 P: 3	R: 2 E: 0 K: 1 S: 17	H: 2 LOB: 0 BB: 0 P: 27	R: 0 E: 0 K: 1 S: 8	H: 0 LOB: 0 BB: 0 P: 13	R: 0 E: 0 K: 2 S: 8	H: 0 LOB: 0 BB: 0 P: 10	R: 0 E: 0 K: 1 S: 9	H: 1 LOB: 2 BB: 1 P: 15		R: 0 E: 0 K: 0 S: 9	H: 0 LOB: 0 BB: 0 P: 15	1B: 8 2B: 0 3B: 0 HR: 2	SF: 0 SAC: 1 DP: 0 HBP: 0
PITCHER	IP	WLS	BF	H	R	ER	SO	BB	IBB	HBP	BLK	WP	HR	S	P	ERA	WHIP				
Zane Smith, L ERA: 3.39 Neal Heaton, L ERA: 3.9 Bob Patterson, L ERA: 0.98 Rosario Rodriguez, L ERA:	4.0	L	20	7	5	5	2	1	0	0	0	0	1	17	27	18.00	2.000				
Bob Patterson, L ERA: 0.98	2.0		6	0	0	0	3	0	0	0	0	0	0	16	23	0.00	0.000				
Rosario Rodriguez, L ERA:	1.0		5	1	0	0	1	1	0	0	0	0	0	9	15	0.00	2.000				

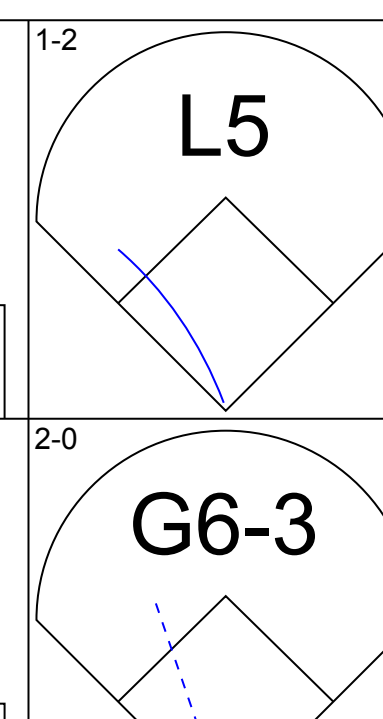
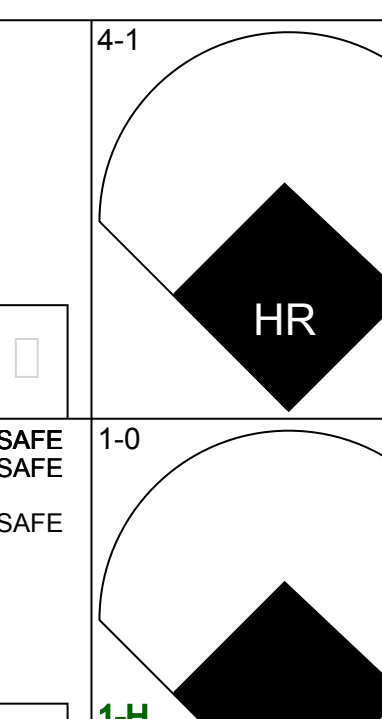
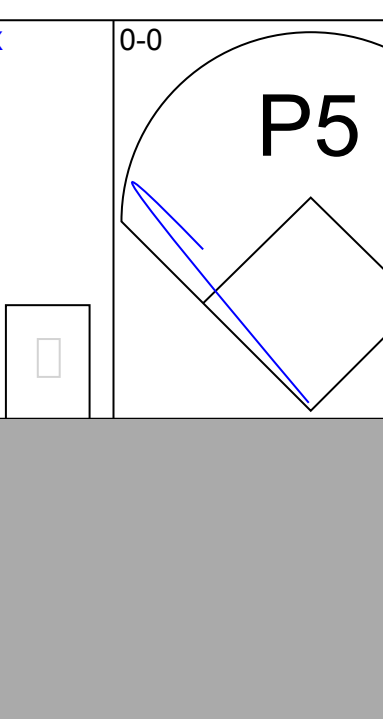
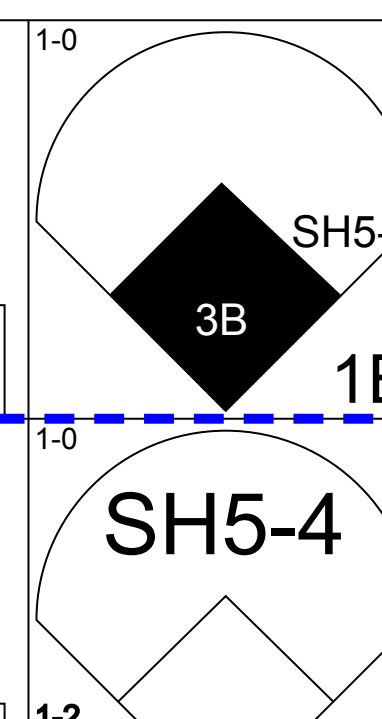
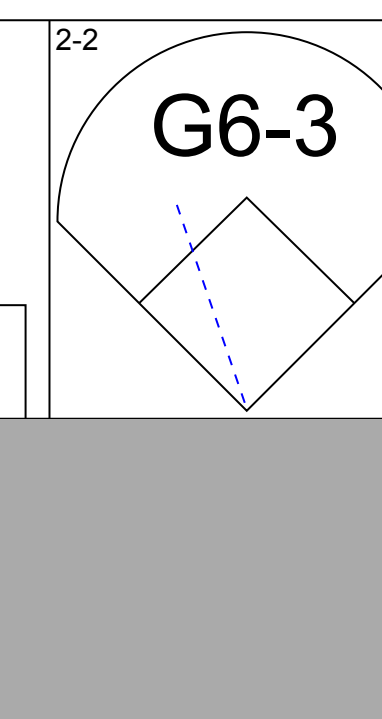
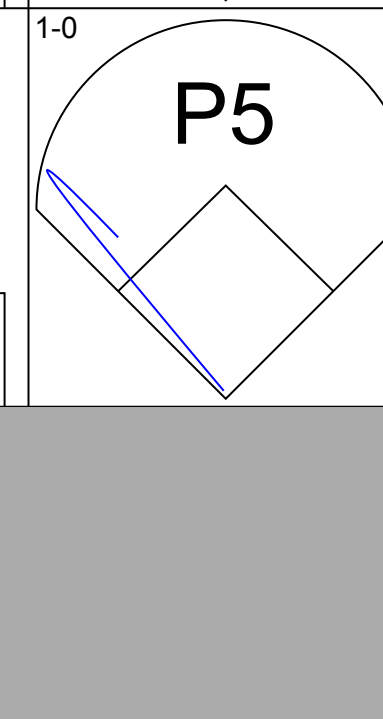
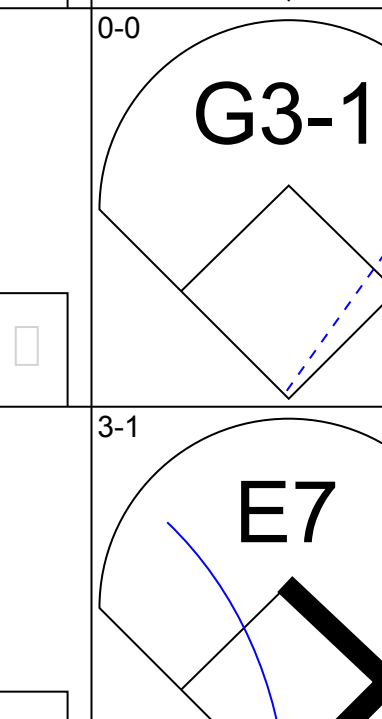
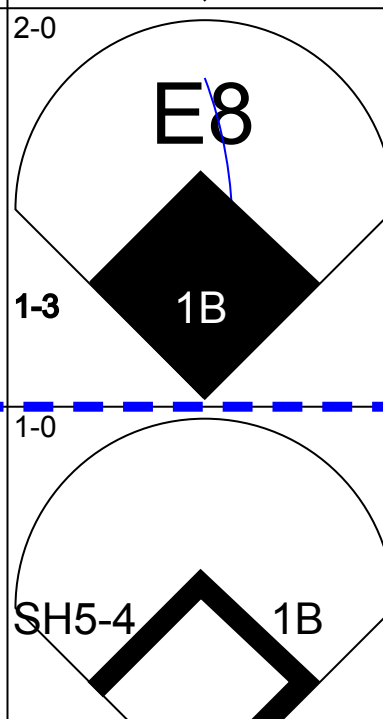
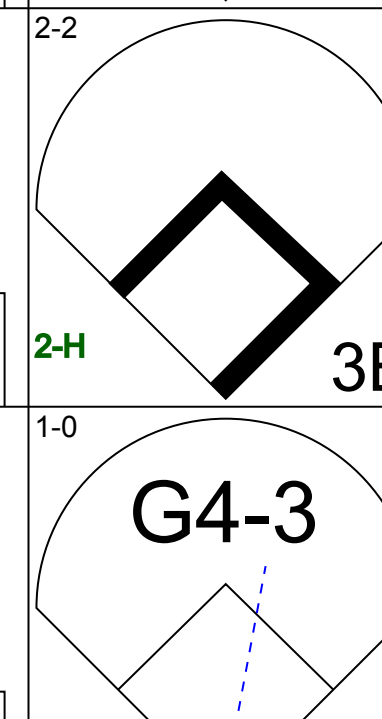
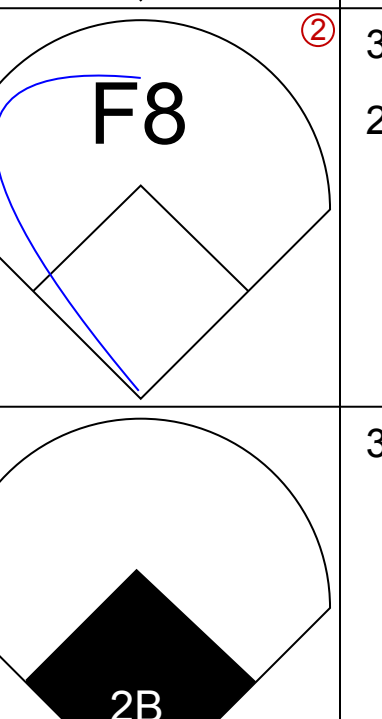

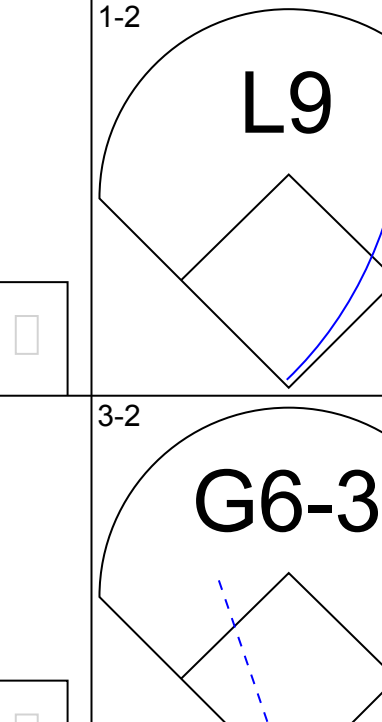
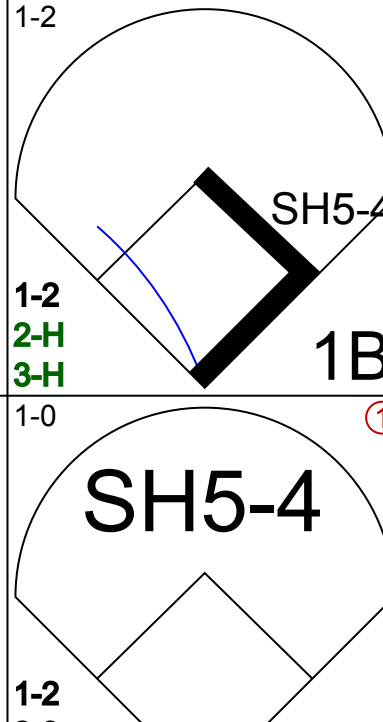
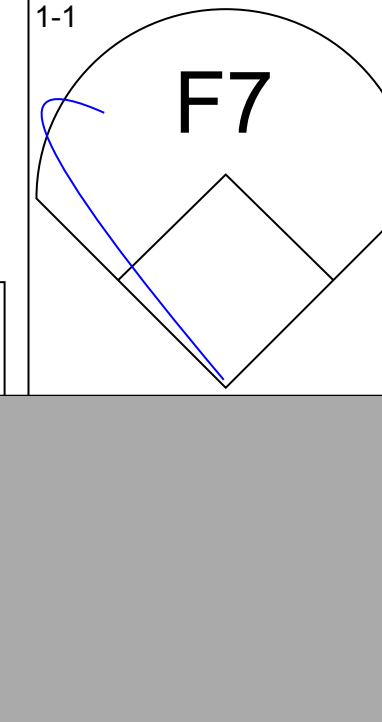
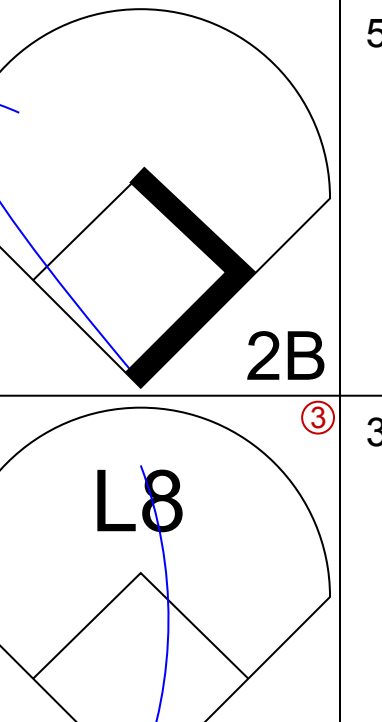
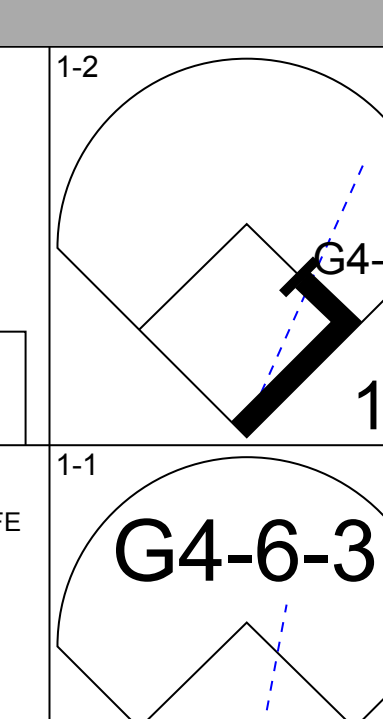
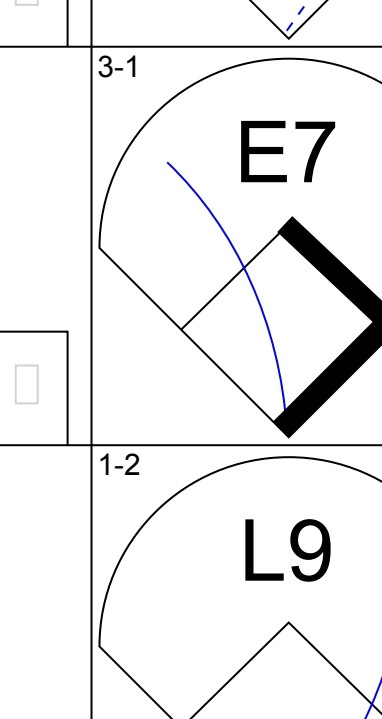
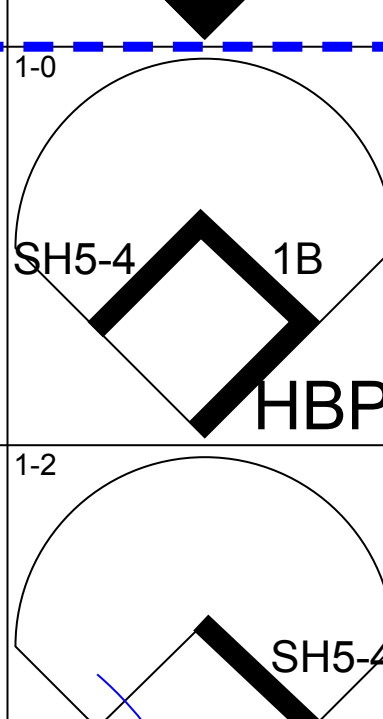
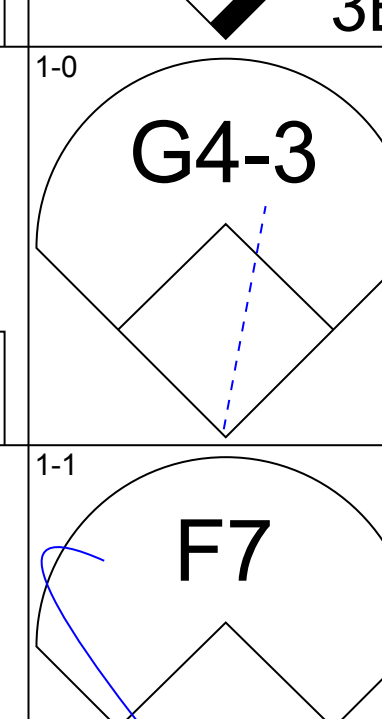
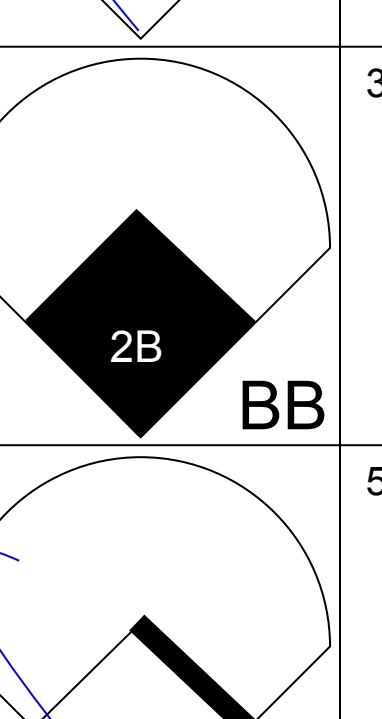
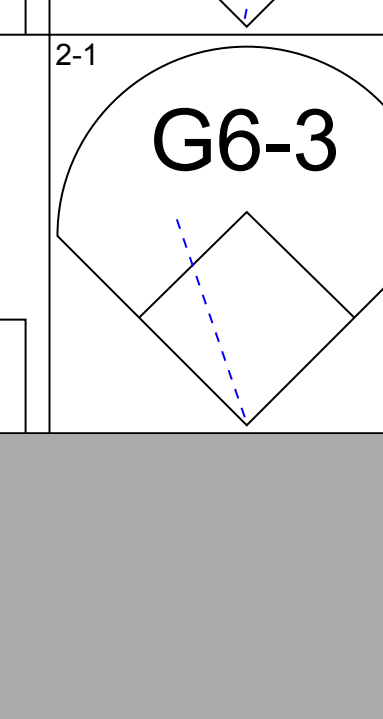
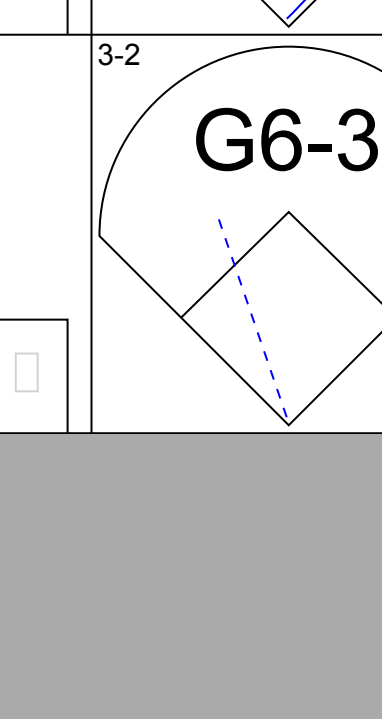
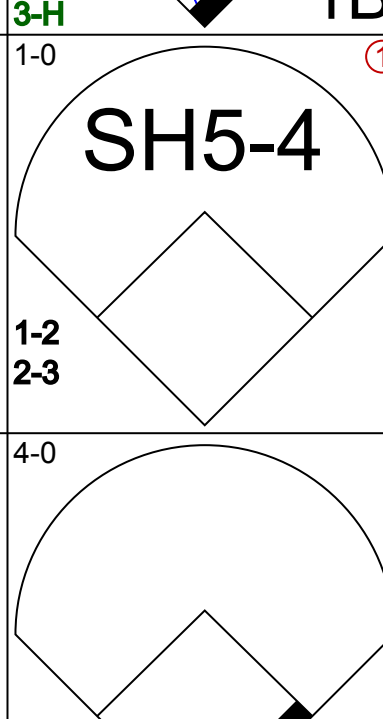

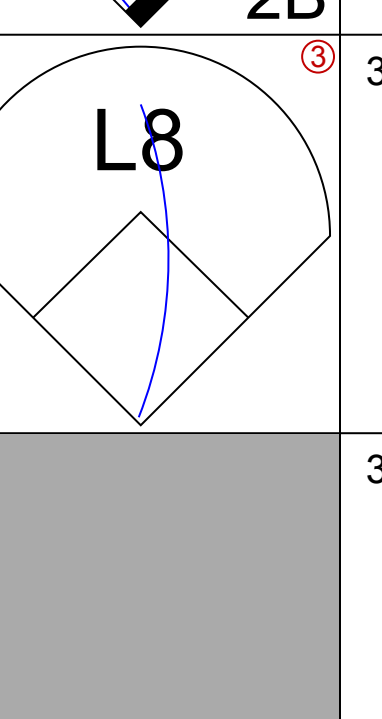


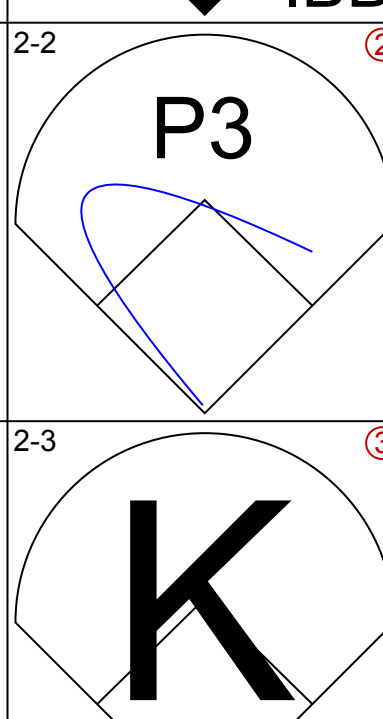
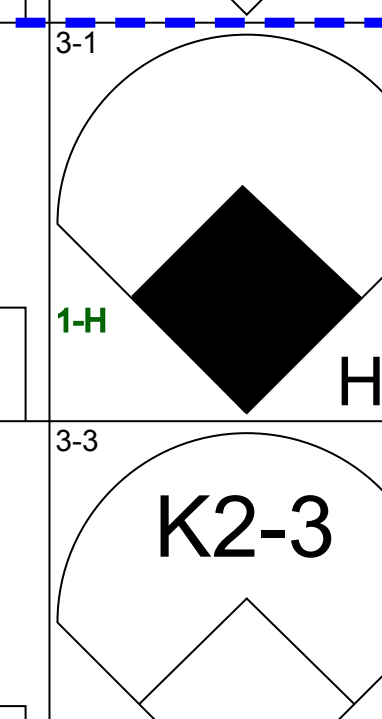

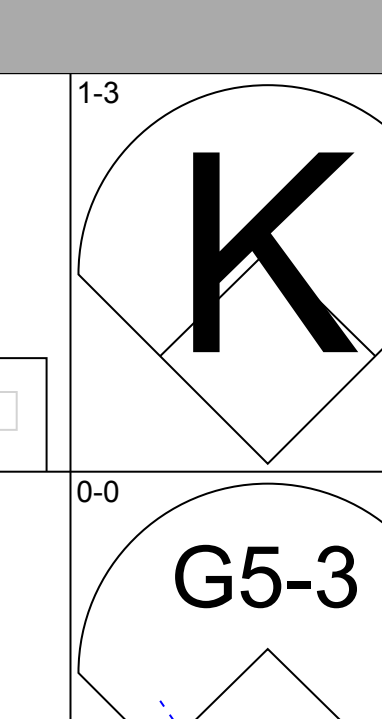
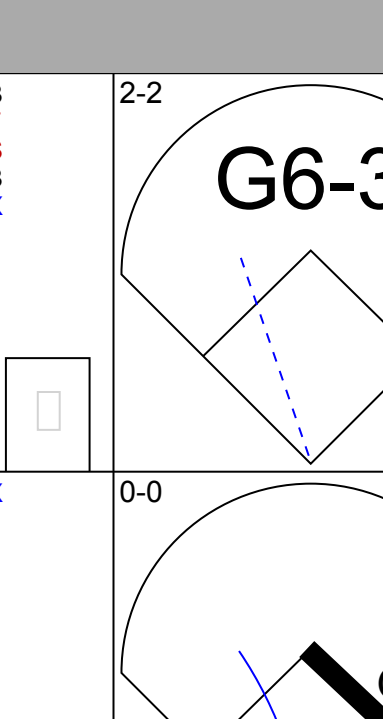
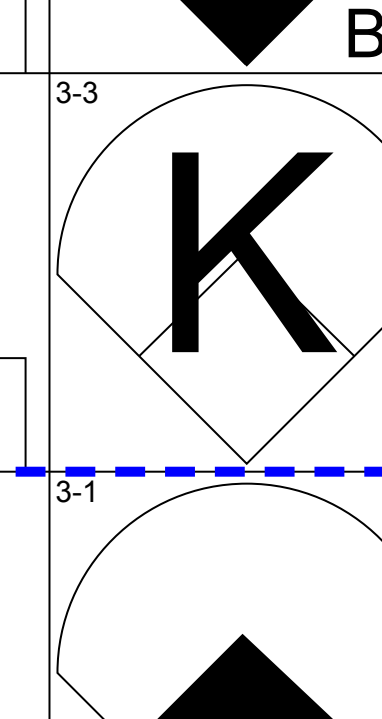
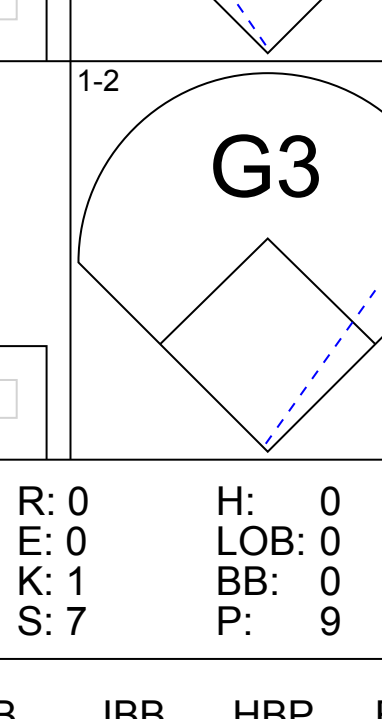
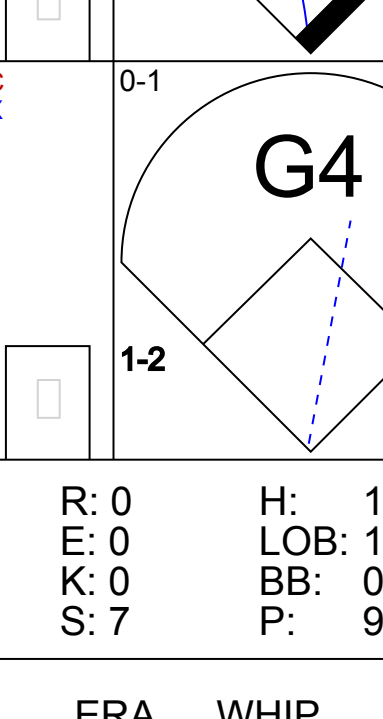
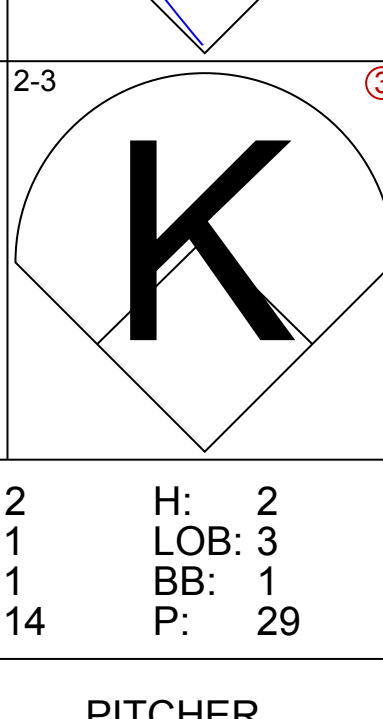
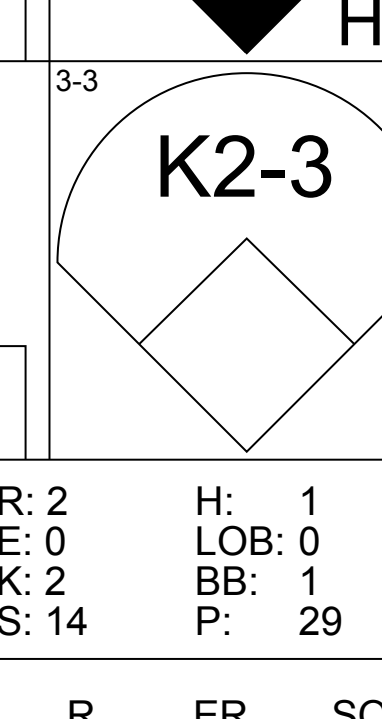

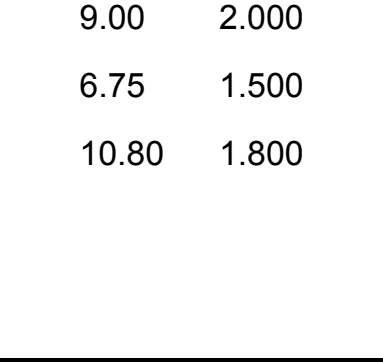


AB 33
R 7
H 10
RBI 7
BB 2
SO 7
LOB 13



Batter	1	2	3	4	5	6	7	8	9	AB	R	H	RBI	BB	SO	LOB	TOP			
Doug Dascenzo, S OBP: 0.315, SLG: 0.310 (1, 8)										6	1	3	1	0	2	2	Chicago Cubs @ San Diego Padres Jack Murphy Stadium, San Diego, CA Mon Sep 02 1991, 10:05 PM EDT Att: 12,706 - Sunny - 72 F			
Mark Grace, L OBP: 0.358, SLG: 0.387 (1, 3)										4	1	0	0	2	1	4				
23 Ryne Sandberg, R OBP: 0.375, SLG: 0.479 (1, 4)										6	2	2	4	0	1	2				
Andre Dawson, R OBP: 0.304, SLG: 0.483 Jerome Walton, R OBP: 0.297, SLG: 0.325 (8, 8)										5	1	3	1	0	0	0				
George Bell, R OBP: 0.327, SLG: 0.469 Jose Vizcaino, S OBP: 0.284, SLG: 0.299 (8, 5)										4	1	1	0	1	1	3				
Luis Salazar, R OBP: 0.318, SLG: 0.469 Paul Assenmacher, L OBP: 0.400, SLG: 0.250 (8, 1)										3	1	2	3	1	0	1				
Shawon Dunston, R OBP: 0.297, SLG: 0.409 (1, 6)										4	1	0	0	1	0	4				
Hector Villanueva, R OBP: 0.336, SLG: 0.514 Rick Wilkins, L OBP: 0.318, SLG: 0.349 (6, 2)										3	0	2	0	0	0	0				
Mike Bielecki, R OBP: 0.116, SLG: 0.073 Les Lancaster, R OBP: 0.195, SLG: 0.259 Chuck McElroy, L OBP: 0.333, SLG: 0.444 Chico Walker, S OBP: 0.332, SLG: 0.351 (8, 9)										1	0	0	0	0	0	0				
Inning Stats	R: 0 E: 0 K: 1 S: 6	H: 0 LOB: 0 BB: 0 P: 7	R: 0 E: 1 K: 0 S: 8	H: 0 LOB: 1 BB: 1 P: 13	R: 0 E: 0 K: 0 S: 5	H: 1 LOB: 1 BB: 0 P: 6	R: 0 E: 0 K: 0 S: 10	H: 1 LOB: 2 BB: 1 P: 18	R: 0 E: 0 K: 1 S: 17	H: 6 LOB: 0 BB: 0 P: 24	R: 0 E: 0 K: 0 S: 11	H: 1 LOB: 1 BB: 0 P: 16	R: 6 E: 0 K: 2 S: 23	H: 5 LOB: 1 BB: 2 P: 40	R: 0 E: 0 K: 2 S: 10	H: 0 LOB: 2 BB: 2 P: 20		1B: 10 2B: 3 3B: 0 HR: 2	SF: 0 SAC: 2 DP: 1 HBP: 0	WP: 1 PB: 0 SB: 0 CS: 0
PITCHER	IP WLS BF H R ER SO BB IBB HBP BLK WP HR S P ERA WHIP	IP WLS BF H R ER SO BB IBB HBP BLK WP HR S P ERA WHIP	IP WLS BF H R ER SO BB IBB HBP BLK WP HR S P ERA WHIP	IP WLS BF H R ER SO BB IBB HBP BLK WP HR S P ERA WHIP	IP WLS BF H R ER SO BB IBB HBP BLK WP HR S P ERA WHIP	IP WLS BF H R ER SO BB IBB HBP BLK WP HR S P ERA WHIP	IP WLS BF H R ER SO BB IBB HBP BLK WP HR S P ERA WHIP	IP WLS BF H R ER SO BB IBB HBP BLK WP HR S P ERA WHIP	IP WLS BF H R ER SO BB IBB HBP BLK WP HR S P ERA WHIP	IP WLS BF H R ER SO BB IBB HBP BLK WP HR S P ERA WHIP	IP WLS BF H R ER SO BB IBB HBP BLK WP HR S P ERA WHIP	IP WLS BF H R ER SO BB IBB HBP BLK WP HR S P ERA WHIP	IP WLS BF H R ER SO BB IBB HBP BLK WP HR S P ERA WHIP	IP WLS BF H R ER SO BB IBB HBP BLK WP HR S P ERA WHIP	IP WLS BF H R ER SO BB IBB HBP BLK WP HR S P ERA WHIP	IP WLS BF H R ER SO BB IBB HBP BLK WP HR S P ERA WHIP	IP WLS BF H R ER SO BB IBB HBP BLK WP HR S P ERA WHIP	IP WLS BF H R ER SO BB IBB HBP BLK WP HR S P ERA WHIP	IP WLS BF H R ER SO BB IBB HBP BLK WP HR S P ERA WHIP	IP WLS BF H R ER SO BB IBB HBP BLK WP HR S P ERA WHIP

AB	40
R	10
H	15
RBI	10
BB	6
SO	6
LOB	18



Batter	1	2	3	4	5	6	7	8	9	AB	R	H	RBI	BB	SO	LOB	BOTTOM					
Tony Fernandez, S OBP: 0.334, SLG: 0.360 (1, 6)										4	2	1	0	1	0	1	Chicago Cubs @ San Diego Padres Jack Murphy Stadium, San Diego, CA Mon Sep 02 1991, 10:05 PM EDT Att: 12,706 - Sunny - 72 F					
Jack Howell, L OBP: 0.274, SLG: 0.335 Craig Shipley, R OBP: 0.295, SLG: 0.326 (8, PH)										3	2	2	2	0	0	0						
Oscar Azocar, L OBP: 0.318, SLG: 0.286 Kevin Ward, R OBP: 0.289, SLG: 0.431 (8, 7)										3	1	0	0	0	0	1						
Fred McGriff, L OBP: 0.391, SLG: 0.485 (1, 3)										3	1	1	0	1	0	1						
Benito Santiago, R OBP: 0.280, SLG: 0.389 (1, 2)										5	0	2	3	0	0	3						
Tim Lincecum, R OBP: 0.338, SLG: 0.385 (1, 4)										3	1	0	0	1	0	2						
Jerald Clark, R OBP: 0.310, SLG: 0.376 (1, 9)										3	0	0	0	1	2	1						
Darrin Jackson, R OBP: 0.306, SLG: 0.475 (1, 8)										4	1	2	2	0	0	3						
Bruce Hurst, L OBP: 0.184, SLG: 0.027 Thomas Howard, S OBP: 0.203, SLG: 0.307 Jose Melendez, L OBP: 0.126, SLG: 0.067 Rich Rodriguez, L OBP: 0.184, SLG: 0.067 Jim Lewis, R OBP: 0.184, SLG: 0.067 Jim Vatcher, R OBP: 0.184, SLG: 0.067 Jeremy Hernandez, R OBP: 0.184, SLG: 0.067 (8, 1)										2	0	0	0	0	0	1						
Inning Stats	R: 0 E: 0 K: 0 S: 6	H: 0 LOB: 0 BB: 0 P: 10	R: 0 E: 0 K: 0 S: 7	H: 1 LOB: 0 BB: 0 P: 11	R: 0 E: 0 K: 1 S: 7	H: 0 LOB: 0 BB: 0 P: 9	R: 2 E: 1 K: 0 S: 11	H: 1 LOB: 1 BB: 1 P: 23	R: 0 E: 0 K: 0 S: 7	H: 1 LOB: 1 BB: 0 P: 9	R: 2 E: 1 K: 1 S: 14	H: 2 LOB: 3 BB: 1 P: 29	R: 1 E: 0 K: 0 S: 8	H: 2 LOB: 1 BB: 0 P: 14	R: 2 E: 0 K: 2 S: 14	H: 1 LOB: 0 BB: 1 P: 29		R: 1 E: 0 K: 1 S: 14	H: 1 LOB: 1 BB: 1 P: 22	1B: 5 2B: 1 3B: 1 HR: 2	SF: 0 SAC: 2 DP: 1 HBP: 1	WP: 0 PB: 0 SB: 0 CS: 0
PITCHER	IP WLS BF H R ER SO BB IBB HBP BLK WP HR S P ERA WHIP	IP WLS BF H R ER SO BB IBB HBP BLK WP HR S P ERA WHIP	IP WLS BF H R ER SO BB IBB HBP BLK WP HR S P ERA WHIP	IP WLS BF H R ER SO BB IBB HBP BLK WP HR S P ERA WHIP	IP WLS BF H R ER SO BB IBB HBP BLK WP HR S P ERA WHIP	IP WLS BF H R ER SO BB IBB HBP BLK WP HR S P ERA WHIP	IP WLS BF H R ER SO BB IBB HBP BLK WP HR S P ERA WHIP	IP WLS BF H R ER SO BB IBB HBP BLK WP HR S P ERA WHIP	IP WLS BF H R ER SO BB IBB HBP BLK WP HR S P ERA WHIP	IP WLS BF H R ER SO BB IBB HBP BLK WP HR S P ERA WHIP	IP WLS BF H R ER SO BB IBB HBP BLK WP HR S P ERA WHIP	IP WLS BF H R ER SO BB IBB HBP BLK WP HR S P ERA WHIP	IP WLS BF H R ER SO BB IBB HBP BLK WP HR S P ERA WHIP	IP WLS BF H R ER SO BB IBB HBP BLK WP HR S P ERA WHIP	IP WLS BF H R ER SO BB IBB HBP BLK WP HR S P ERA WHIP	IP WLS BF H R ER SO BB IBB HBP BLK WP HR S P ERA WHIP	IP WLS BF H R ER SO BB IBB HBP BLK WP HR S P ERA WHIP	IP WLS BF H R ER SO BB IBB HBP BLK WP HR S P ERA WHIP	IP WLS BF H R ER SO BB IBB HBP BLK WP HR S P ERA WHIP	IP WLS BF H R ER SO BB IBB HBP BLK WP HR S P ERA WHIP		

AB	35
R	8
H	9
RBI	8
BB	4
SO	5
LOB	16



Batter	1	2	3	4	5	6	7	8	9	AB	R	H	RBI	BB	SO	LOB	TOP					
Chico Walker, S OBP: 0.328, SLG: 0.347 (1, 8)										4	0	0	0	0	3	2						
Mark Grace, L OBP: 0.355, SLG: 0.384 (1, 3)										4	0	0	0	0	1	0						
23 Ryne Sandberg, R OBP: 0.375, SLG: 0.479 (1, 4)										4	1	2	0	0	0	0						
Andrew Dawson, R OBP: 0.306, SLG: 0.483 (1, 9)										4	0	2	0	0	0	1						
George Bell, R OBP: 0.328, SLG: 0.472 (1, 7)										4	0	2	1	0	0	3						
Luis Salazar, R OBP: 0.313, SLG: 0.462 (1, 5)										4	0	0	0	0	1	4						
Shawon Dunston, R OBP: 0.295, SLG: 0.405 (1, 6)										4	0	0	0	0	1	1						
Hector Villanueva, R OBP: 0.336, SLG: 0.509 (1, 2)										3	0	1	0	0	0	0						
Rick Wilkins, L OBP: 0.316, SLG: 0.347 (7, PR) (7, 2)										1	0	0	0	0	0	0						
Greg Maddux, R OBP: 0.219, SLG: 0.278 (1, 1)										3	0	0	0	0	1	2						
Les Lancaster, R OBP: 0.165, SLG: 0.259 (7, 1)										0	0	0	0	0	0	0						
Dave Smith, R (8, 1)										0	0	0	0	0	0	0						
Inning Stats	R: 0 E: 0 K: 2 S: 8	H: 0 LOB: 0 BB: 0 P: 11	R: 0 E: 0 K: 0 S: 11	H: 1 LOB: 1 BB: 0 P: 18	R: 0 E: 0 K: 0 S: 6	H: 0 LOB: 0 BB: 0 P: 8	R: 1 E: 0 K: 1 S: 10	H: 2 LOB: 1 BB: 0 P: 16	R: 0 E: 0 K: 1 S: 9	H: 0 LOB: 1 BB: 0 P: 14	R: 0 E: 0 K: 3 S: 12	H: 2 LOB: 2 BB: 0 P: 17	R: 0 E: 0 K: 3 S: 15	H: 1 LOB: 2 BB: 0 P: 21	R: 0 E: 0 K: 0 S: 8	H: 1 LOB: 1 BB: 0 P: 13	R: 0 E: 0 K: 0 S: 13	H: 0 LOB: 0 BB: 0 P: 15	1B: 6 2B: 1 3B: 0 HR: 0	SF: 0 SAC: 0 DP: 0 HBP: 0	WP: 1 PB: 0 SB: 1 CS: 0	PA: 35
PITCHER Andy Benes, R ERA: 3.3 (1, 1)	IP: 9.0 WLS: W BF: 35 H: 7 R: 1 ER: 1 SO: 7 BB: 0 IBB: 0 HBP: 0 BLK: 0 WP: 1 HR: 0 S: 92 P: 133 ERA: 1.00 WHIP: 0.778															PITCHER	IP: 9.0 WLS: W BF: 35 H: 7 R: 1 ER: 1 SO: 7 BB: 0 IBB: 0 HBP: 0 BLK: 0 WP: 1 HR: 0 S: 92 P: 133 ERA: 1.00 WHIP: 0.778					

Chicago Cubs @ San Diego Padres
Jack Murphy Stadium, San Diego, CA
Tue Sep 03 1991, 10:05 PM EDT
Att: 9,047 - Sunny - 78 F

livebaseballscores.com

AB 35
R 1
H 7
RBI 1
BB 0
SO 7
LOB 13

Batter	1	2	3	4	5	6	7	8	9	AB	R	H	RBI	BB	SO	LOB	BOTTOM			
Tony Fernandez, S OBP: 0.333, SLG: 0.359 (1, 6)										4	0	1	0	0	2	1				
Jack Howell, L OBP: 0.273, SLG: 0.333 (1, 5)										4	2	1	0	0	0	1				
Tony Gwynn, L OBP: 0.362, SLG: 0.442 (1, 9)										4	1	2	0	0	0	0				
Fred McGriff, L OBP: 0.390, SLG: 0.483 (1, 3)										4	1	1	2	0	1	1				
Benito Santiago, R OBP: 0.283, SLG: 0.391 (1, 2)										3	0	2	1	1	0	1				
Tim Lincecum, R OBP: 0.336, SLG: 0.382 (1, 4)										2	0	0	0	0	1	2				
Oscar Azocar, L OBP: 0.320, SLG: 0.261 (1, 7)										2	0	0	0	1	0	1				
Jim Vatcher, R (9, 7)										0	0	0	0	0	0	0				
Darrin Jackson, R OBP: 0.310, SLG: 0.480 (1, 8)										2	0	1	0	0	0	0				
Andy Benes, R OBP: 0.158, SLG: 0.100 (1, 1)										3	0	0	0	0	3	4				
Inning Stats	R: 0 E: 0 K: 1 S: 9	H: 0 LOB: 0 BB: 0 P: 11	R: 0 E: 0 K: 0 S: 6	H: 0 LOB: 1 BB: 1 P: 13	R: 0 E: 0 K: 2 S: 14	H: 1 LOB: 0 BB: 0 P: 21	R: 0 E: 0 K: 1 S: 6	H: 0 LOB: 0 BB: 0 P: 9	R: 0 E: 0 K: 1 S: 6	H: 1 LOB: 0 BB: 0 P: 7	R: 0 E: 0 K: 1 S: 6	H: 0 LOB: 0 BB: 0 P: 8	R: 3 E: 0 K: 1 S: 12	H: 4 LOB: 3 BB: 1 P: 25	R: 1 E: 0 K: 0 S: 8	H: 2 LOB: 1 BB: 0 P: 13	1B: 7 2B: 3 3B: 0 HR: 0	SF: 0 SAC: 1 DP: 3 HBP: 1	WP: 1 PB: 0 SB: 0 CS: 1	PA: 32
PITCHER Greg Maddux, R ERA: 3.73 (1, 1)	IP: 6.0 WLS: L BF: 23 H: 6 R: 3 ER: 3 SO: 6 BB: 1 IBB: 0 HBP: 0 BLK: 0 WP: 0 HR: 0 S: 53 P: 80 ERA: 4.50 WHIP: 1.167															PITCHER	IP: 1.1 WLS: 7 BF: 7 H: 2 R: 1 ER: 1 SO: 1 BB: 0 IBB: 1 HBP: 1 BLK: 0 WP: 1 HR: 0 S: 12 P: 24 ERA: 6.75 WHIP: 1.500			
PITCHER Les Lancaster, R ERA: 3.82 (7, 1)	IP: 0.2 WLS: 2 BF: 0 H: 0 R: 0 ER: 0 SO: 0 BB: 0 IBB: 0 HBP: 0 BLK: 0 WP: 0 HR: 0 S: 2 P: 3 ERA: 0.00 WHIP: 0.000															PITCHER	IP: 0.2 WLS: 2 BF: 0 H: 0 R: 0 ER: 0 SO: 0 BB: 0 IBB: 0 HBP: 0 BLK: 0 WP: 0 HR: 0 S: 2 P: 3 ERA: 0.00 WHIP: 0.000			

Chicago Cubs @ San Diego Padres
Jack Murphy Stadium, San Diego, CA
Tue Sep 03 1991, 10:05 PM EDT
Att: 9,047 - Sunny - 78 F

livebaseballscores.com

AB 28
R 4
H 8
RBI 3
BB 2
SO 7
LOB 11

Batter	1	2	3	4	5	6	7	8	9	AB	R	H	RBI	BB	SO	LOB	TOP				
Jerome Walton, R (1, 8) OBP: 0.267, SLG: 0.321										3	0	0	0	1	1	1	Chicago Cubs @ San Diego Padres Jack Murphy Stadium, San Diego, CA Wed Sep 04 1991, 10:05 PM EDT Att: 9,952 - Cloudy - 60 F				
Mark Grace, L (1, 3) OBP: 0.356, SLG: 0.385										4	0	2	0	0	0	0					
23 Ryne Sandberg, R (1, 4) OBP: 0.373, SLG: 0.475										4	0	0	0	0	0	2					
Andrew Dawson, R (1, 9) OBP: 0.303, SLG: 0.479										4	0	0	0	0	1	1					
George Bell, R (1, 7) OBP: 0.330, SLG: 0.478										4	1	2	1	0	1	0					
Luis Salazar, R (1, 5) OBP: 0.309, SLG: 0.455										4	0	0	0	0	0	1					
Shawon Dunston, R (1, 6) OBP: 0.295, SLG: 0.404										3	0	1	0	0	0	1					
Hector Villanueva, R (1, 2) OBP: 0.344, SLG: 0.517										2	0	1	0	1	0	1					
Danny Jackson, R (1, 1) OBP: 0.095, SLG: 0.095										2	0	0	0	0	0	3					
Les Lancaster, R (6, 1) OBP: 0.165, SLG: 0.259										0	0	0	0	0	0	0					
Chuck McElroy, L (6, 1) OBP: 0.333, SLG: 0.444										0	0	0	0	0	0	0					
Chico Walker, S (7, PH) OBP: 0.327, SLG: 0.346										1	0	0	0	0	1	1					
Bob Scanlan, R (7, 1) OBP: 0.093, SLG: 0.042										0	0	0	0	0	0	0					
Inning Stats	R: 0 E: 0 K: 1 S: 7	H: 1 LOB: 0 BB: 0 P: 13	R: 0 E: 0 K: 1 S: 9	H: 0 LOB: 0 BB: 0 P: 13	R: 0 E: 0 K: 0 S: 8	H: 1 LOB: 1 BB: 0 P: 12	R: 0 E: 0 K: 1 S: 7	H: 0 LOB: 0 BB: 0 P: 14	R: 0 E: 0 K: 0 S: 14	H: 1 LOB: 2 BB: 1 P: 23	R: 0 E: 0 K: 0 S: 7	H: 1 LOB: 1 BB: 1 P: 13	R: 1 E: 0 K: 1 S: 16	H: 2 LOB: 1 BB: 0 P: 22	R: 0 E: 0 K: 0 S: 4	H: 0 LOB: 0 BB: 0 P: 5	R: 0 E: 0 K: 0 S: 10	H: 0 LOB: 0 BB: 0 P: 14	1B: 4 2B: 1 3B: 0 HR: 1	SF: 0 SAC: 0 DP: 1 HBP: 0	WP: 0 PA: 33 PB: 0 SB: 0 CS: 0
PITCHER	IP WLS BF H R ER SO BB IBB HBP BLK WP HR S P ERA WHIP																				
Dennis Rasmussen, L (1, 1) ERA: 3.24	7.0 W 27 6 1 1 4 2 0 0 0 0 0 1 68 110 1.29 1.143																				
Mike Maddux, R (8, 1) ERA: 2.74	2.0 6 0 0 0 0 0 0 0 0 0 0 0 0 14 19 0.00 0.000																				

AB	31
R	1
H	6
RBI	1
BB	2
SO	4
LOB	11



Batter	1	2	3	4	5	6	7	8	9	AB	R	H	RBI	BB	SO	LOB	BOTTOM		
Tony Fernandez, S (1, 6) OBP: 0.331, SLG: 0.356										4	0	0	0	0	0	3	Chicago Cubs @ San Diego Padres Jack Murphy Stadium, San Diego, CA Wed Sep 04 1991, 10:05 PM EDT Att: 9,952 - Cloudy - 60 F		
Kevin Ward, R (1, 7) OBP: 0.275, SLG: 0.408										4	0	0	0	0	0	1			
Thomas Howard, S (8, 7) OBP: 0.303, SLG: 0.327										0	0	0	0	0	0	0			
Darrin Jackson, R (1, 8) OBP: 0.320, SLG: 0.486										3	2	3	0	1	0	0			
Fred McGriff, L (1, 3) OBP: 0.393, SLG: 0.484										3	1	2	0	1	0	1			
Benito Santiago, R (1, 2) OBP: 0.281, SLG: 0.388										3	0	0	1	0	1	4			
Tim Lincecum, R (1, 5) OBP: 0.336, SLG: 0.379										2	1	0	0	2	1	1			
Jerald Clark, R (1, 9) OBP: 0.308, SLG: 0.374										2	0	0	1	0	1	2			
Jack Howell, L (7, 5) OBP: 0.277, SLG: 0.337										1	0	1	0	0	0	0			
Paul Faries, R (1, 4) OBP: 0.238, SLG: 0.200										2	0	0	0	0	0	1			
Oscar Azocar, L (6, PH) OBP: 0.320, SLG: 0.261										0	0	0	0	0	0	0			
Jim Vatcher, R (6, PH) OBP: 0.667, SLG: 0.500										1	1	1	1	1	0	0			
Dennis Rasmussen, L (1, 1) OBP: 0.238, SLG: 0.184										1	0	0	0	2	0	0			
Mike Maddux, L (8, 1) OBP: 0.250, SLG: 0.100										1	0	0	0	0	1	2			
Inning Stats	R: 0 E: 0 K: 0 S: 9	H: 0 LOB: 2 BB: 2 P: 18	R: 0 E: 0 K: 1 S: 6	H: 0 LOB: 0 BB: 1 P: 11	R: 0 E: 0 K: 0 S: 5	H: 0 LOB: 0 BB: 1 P: 12	R: 1 E: 0 K: 1 S: 14	H: 2 LOB: 1 BB: 0 P: 17	R: 0 E: 0 K: 0 S: 10	H: 0 LOB: 1 BB: 1 P: 16	R: 4 E: 2 K: 1 S: 16	H: 3 LOB: 1 BB: 1 P: 28	R: 0 E: 0 K: 0 S: 9	H: 1 LOB: 0 BB: 0 P: 9	R: 0 E: 0 K: 1 S: 12	H: 1 LOB: 2 BB: 1 P: 23	1B: 7 2B: 0 3B: 0 HR: 0	SF: 2 SAC: 0 DP: 3 HBP: 0	WP: 0 PA: 36 PB: 0 SB: 0 CS: 0
PITCHER	IP WLS BF H R ER SO BB IBB HBP BLK WP HR S P ERA WHIP																		
Danny Jackson, L (1, 1) ERA: 6.29	0.1 L 2 0 0 0 0 0 0 1 0 0 0 0 0 1 5 0.00 0.000																		
Les Lancaster, R (6, 1) ERA: 3.61	0.1 3 1 2 0 0 0 0 0 0 0 0 0 0 7 11 0.00 3.000																		
Chuck McElroy, L (6, 1) ERA: 1.83	0.1 3 1 2 0 0 0 0 0 0 0 0 0 0 7 11 0.00 3.000																		
Bob Scanlan, R (7, 1) ERA: 4.15	2.0 8 2 0 0 0 1 1 0 0 0 0 0 0 21 32 0.00 1.500																		

AB	27
R	5
H	7
RBI	3
BB	7
SO	4
LOB	15



Batter	1	2	3	4	5	6	7	8	9	AB	R	H	RBI	BB	SO	LOB	TOP		
Ray Lankford, L (1, 8) OBP: 0.291, SLG: 0.379	L9		G6-3			1B		G2-3		4	0	1	0	0	0	1			
Ozzie Smith, S (1, 6) OBP: 0.388, SLG: 0.362	K			G4-3		G6-3			F7	4	0	0	0	0	1	1			
Todd Zeile, R (1, 5) OBP: 0.343, SLG: 0.405	P6			K		K			G4-3	4	0	0	0	0	2	1			
Pedro Guerrero, R (1, 3) OBP: 0.325, SLG: 0.358		G6-3		G5-3			G5-3		K	4	0	0	0	0	1	0			
Felix Jose, S (1, 9) OBP: 0.371, SLG: 0.439	F7				L9		K			3	0	0	0	0	1	0			
Milt Thompson, L (1, 7) OBP: 0.398, SLG: 0.481	G3				K		K			3	0	0	0	0	2	0			
Geronimo Pena, S (1, 4) OBP: 0.300, SLG: 0.430			HR					E1		3	1	2	1	0	0	0			
Rich Gedman, L (1, 2) OBP: 0.160, SLG: 0.271			G4-3		G5-3			G4-3		3	0	0	0	0	0	2			
Bryn Smith, R (1, 1) OBP: 0.283, SLG: 0.293			G6-3					K		2	0	0	0	0	0	0			
Luis Alicaia, S (8, PH) OBP: 0.314, SLG: 0.267						F8				1	0	0	0	0	1	1			
Scott Terry, R (8, 1) OBP: 0.143, SLG: 0.143										0	0	0	0	0	0	0			
Bob McClure, R (8, 1) OBP: 1.000, SLG: 1.000										0	0	0	0	0	0	0			
Cris Carpenter, R (8, 1) OBP: 0.333, SLG: 0.333										0	0	0	0	0	0	0			
Inning Stats	R: 0 E: 0 K: 1 S: 9	H: 0 LOB: 0 BB: 0 P: 16	R: 0 E: 0 K: 0 S: 7	H: 0 LOB: 0 BB: 0 P: 10	R: 1 E: 0 K: 0 S: 7	H: 1 LOB: 0 BB: 0 P: 13	R: 0 E: 0 K: 1 S: 8	H: 0 LOB: 0 BB: 0 P: 12	R: 0 E: 0 K: 1 S: 10	H: 1 LOB: 1 BB: 0 P: 13	R: 0 E: 0 K: 2 S: 10	H: 0 LOB: 0 BB: 0 P: 14	R: 0 E: 1 K: 1 S: 12	H: 0 LOB: 1 BB: 0 P: 18	R: 0 E: 0 K: 1 S: 10	H: 0 LOB: 0 BB: 0 P: 15	1B: 2 2B: 0 3B: 0 HR: 1	SF: 0 SAC: 0 DP: 0 HBP: 0	WP: 0 PA: 31 PB: 0 SB: 2 CS: 0
PITCHER	IP WLS BF H R ER SO BB IBB HBP BLK WP HR S P ERA WHIP																		
Greg Harris, R (1, 1) ERA: 2.21	8.0 W 28 3 1 1 7 0 0 0 0 0 1 72 111 1.12 0.375																		
Jose Melendez, R (9, 1) ERA: 3.18	1.0 S 3 0 0 0 1 0 0 0 0 0 0 10 15 0.00 0.000																		

St. Louis Cardinals @ San Diego Padres
Jack Murphy Stadium, San Diego, CA
Thu Sep 05 1991, 6:33 AM EDT
Att: 10,097 - Cloudy - 69 F

AB 31
R 1
H 3
RBI 1
BB 0
SO 8
LOB 6

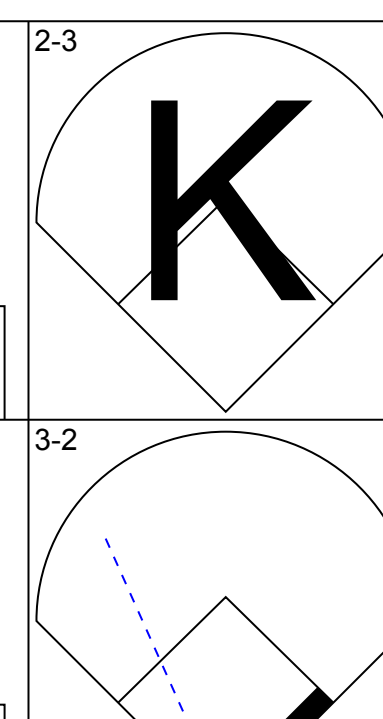
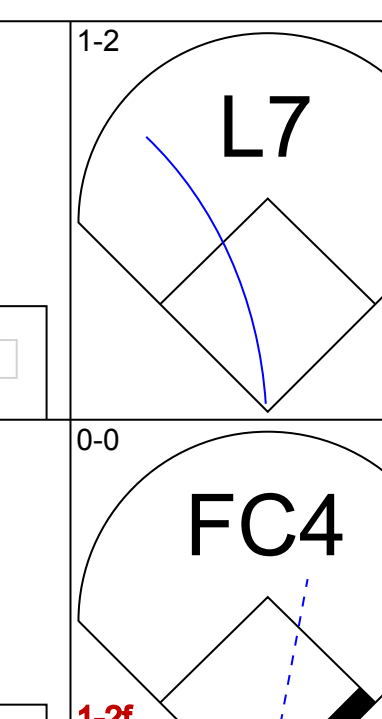
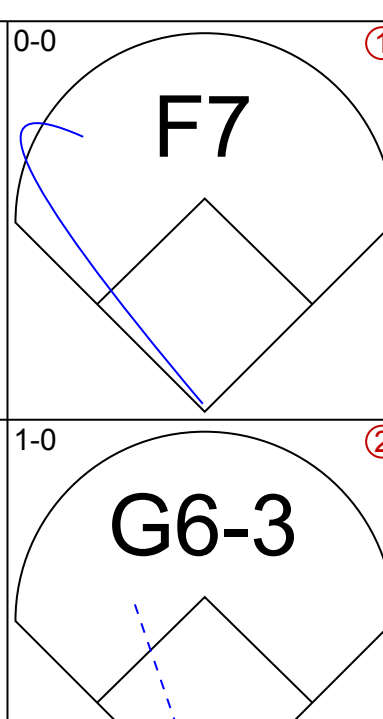
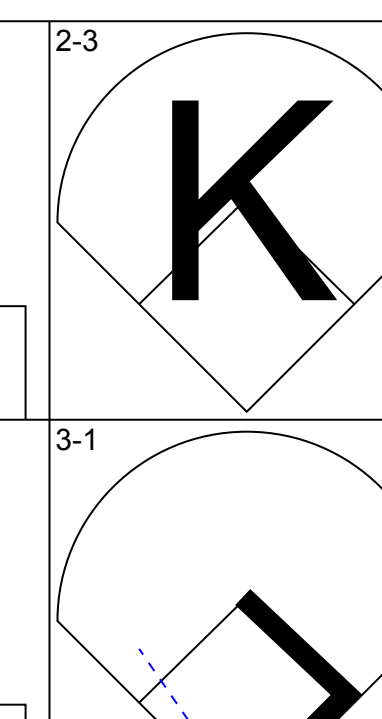
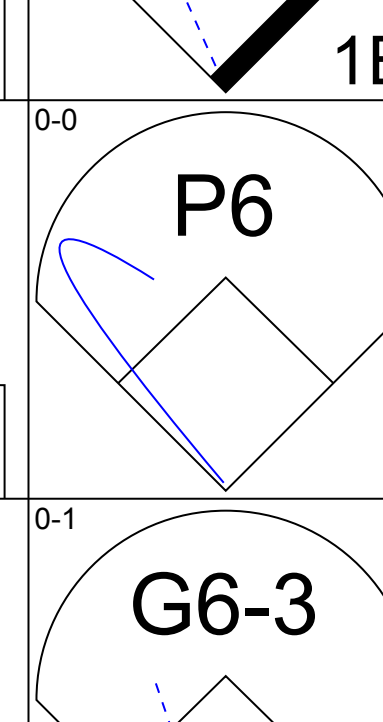

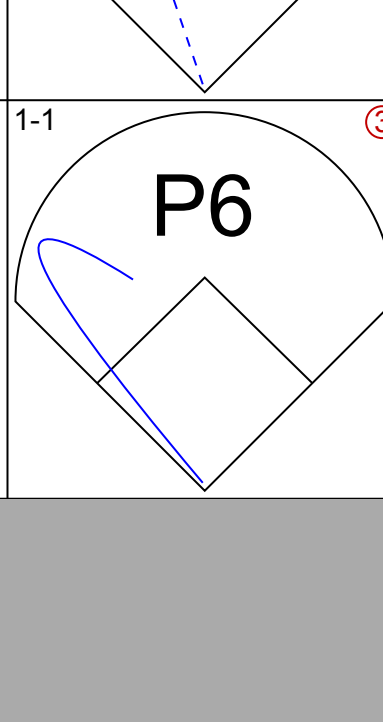
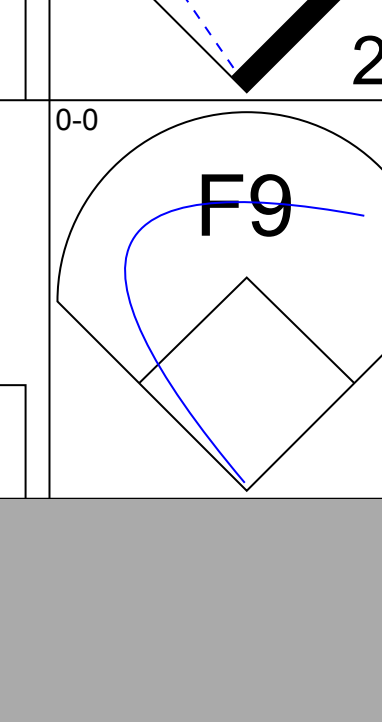

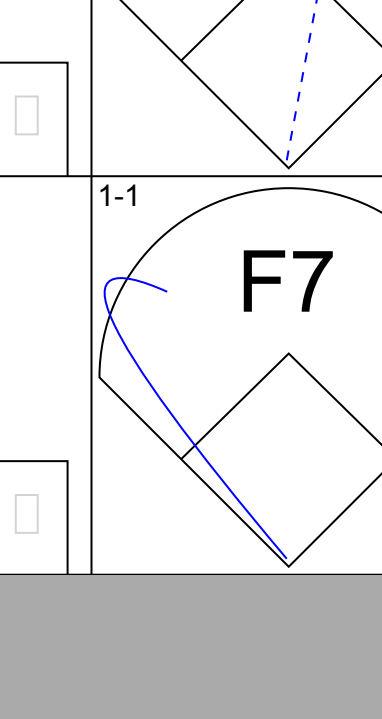





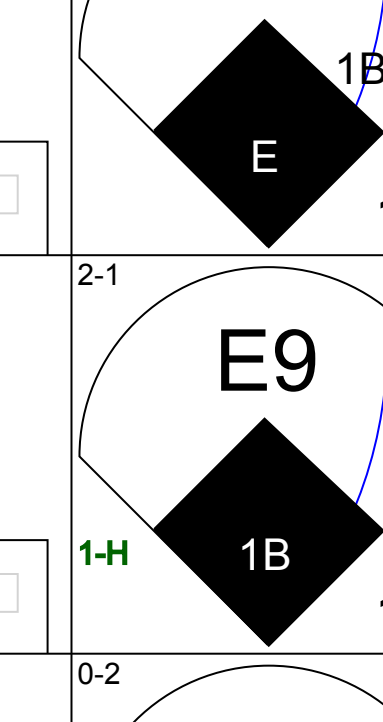
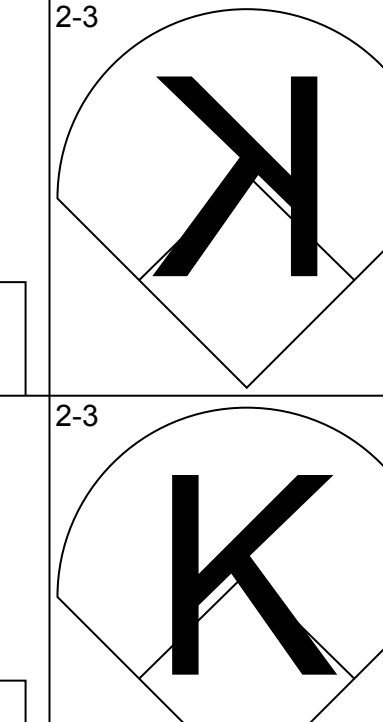
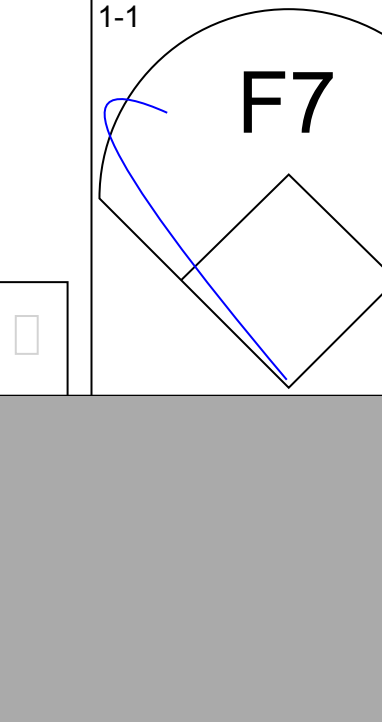
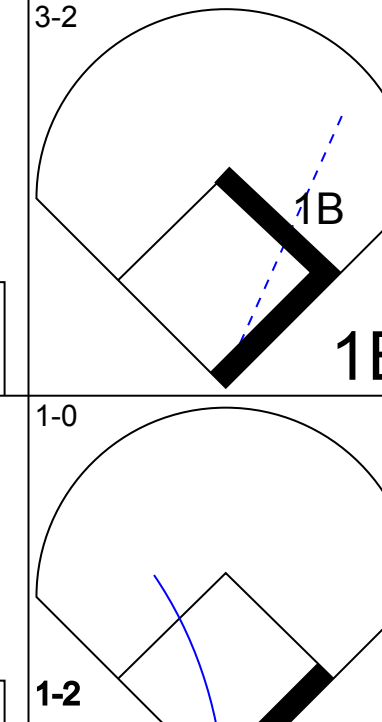
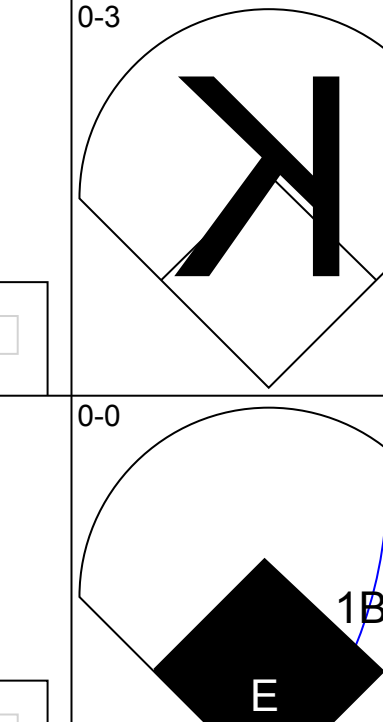
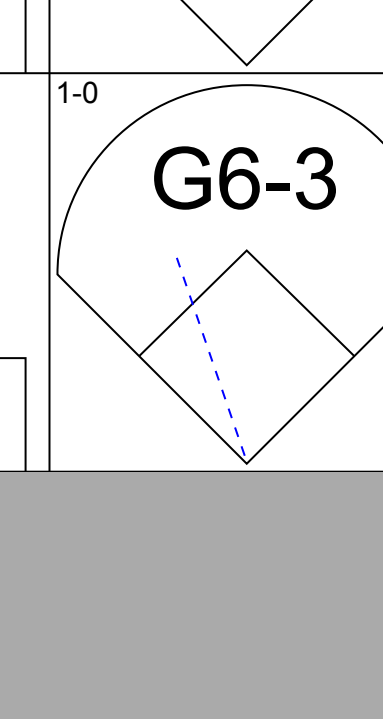
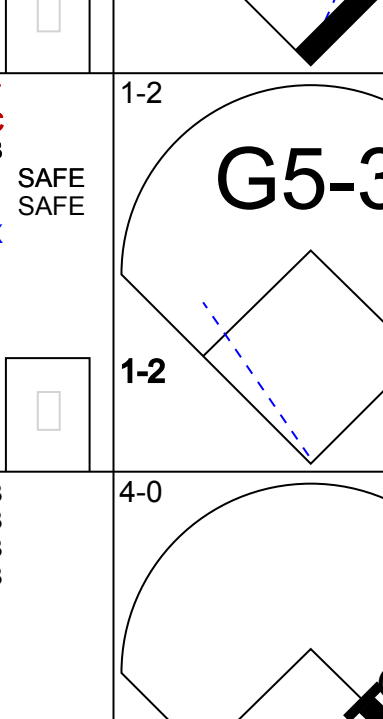
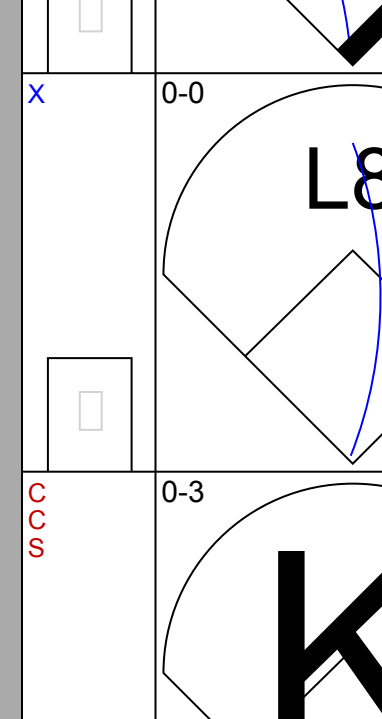
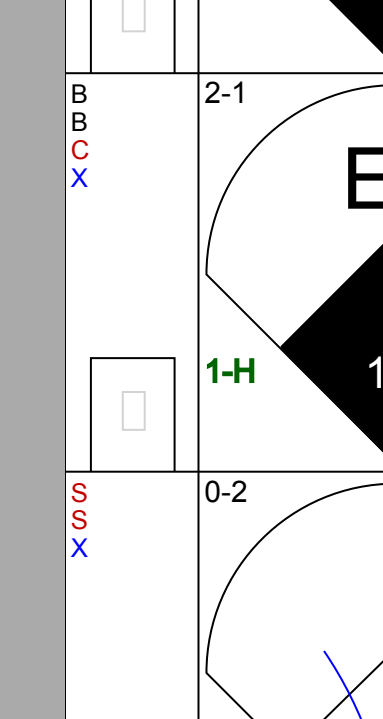

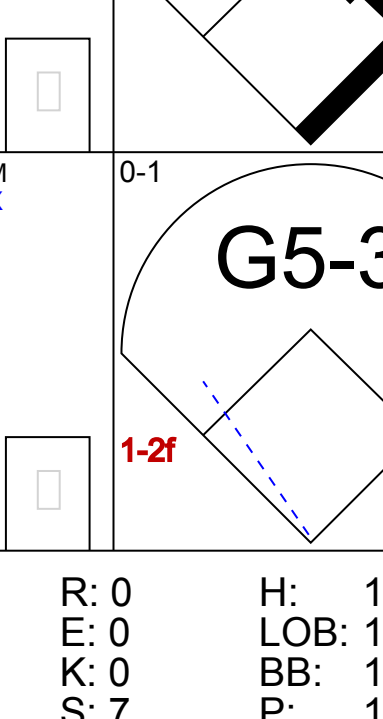

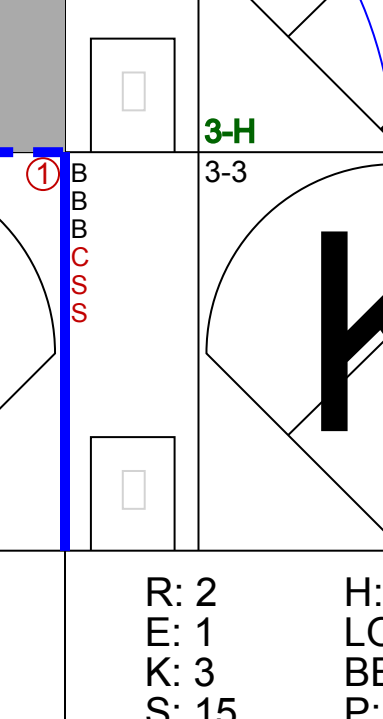
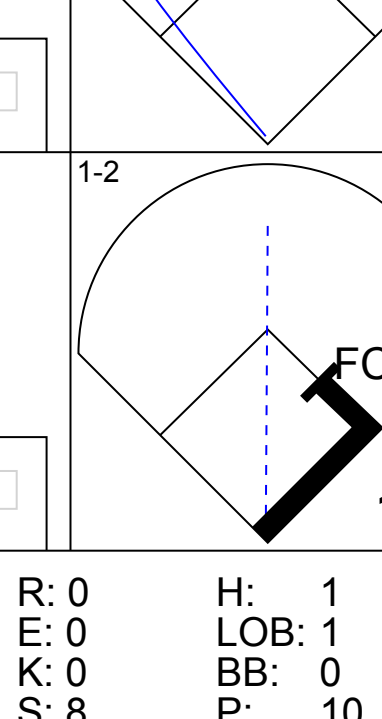
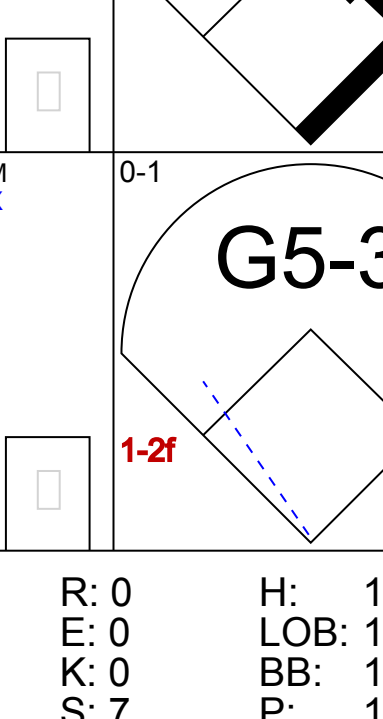

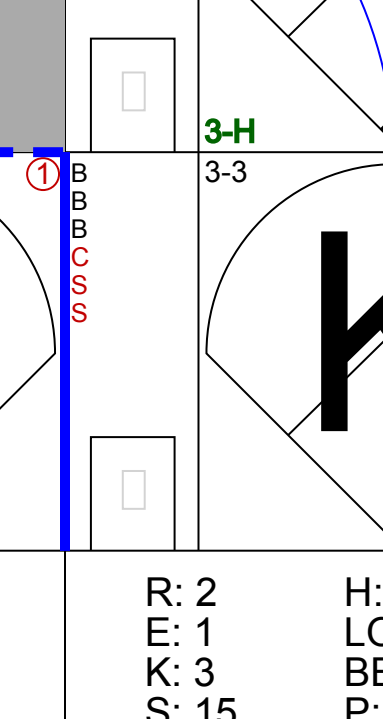
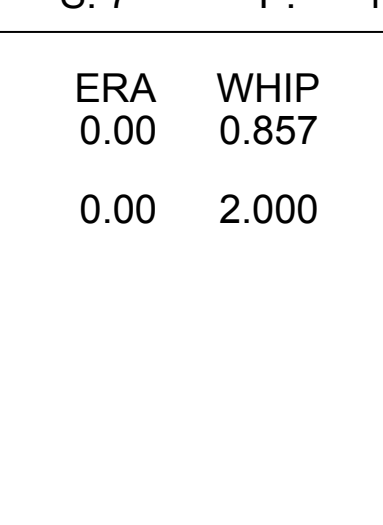




Batter	1	2	3	4	5	6	7	8	9	AB	R	H	RBI	BB	SO	LOB	BOTTOM		
Tony Fernandez, S (1, 6) OBP: 0.334, SLG: 0.362	2B		G3			1B				4	1	3	0	0	0	0			
Jack Howell, L (1, 5) OBP: 0.277, SLG: 0.331	L8			G4-3		F8				3	1	0	0	1	0	2			
Darrin Jackson, R (1, 8) OBP: 0.315, SLG: 0.478	F7			K		F8				4	0	0	0	0	1	5			
Fred McGriff, L (1, 3) OBP: 0.392, SLG: 0.481	P5			K		F7				3	0	0	1	1	1	2			
Oscar Azocar, L (1, 7) OBP: 0.357, SLG: 0.308		G5-4-3	HBP					L8		3	0	2	0	0	0	0			
Benito Santiago, R (8, PH) OBP: 0.283, SLG: 0.390										1	0	1	2	0	0	0			
Tim Lincecum, R (1, 4) OBP: 0.340, SLG: 0.376		G5-4-3	HBP					P2		2	0	0	0	1	0	2			
Jerald Clark, R (1, 9) OBP: 0.370, SLG: 0.370										3	0	0	0	0	1	4			
Jim Vatcher, R (9, 9) OBP: 0.667, SLG: 0.500										0	0	0	0	0	0	0			
Dann Bilardello, R (1, 2) OBP: 0.273, SLG: 0.250										2	0	0	0	0	2	2			
Thomas Howard, S (8, PH) OBP: 0.301, SLG: 0.326										1	0	0	0	0	0	0			
Greg Harris, R (1, 1) OBP: 0.148, SLG: 0.080										2	0	0	0	0	1	2			
Tom Lampkin, L (8, PH) OBP: 0.216, SLG: 0.260										1	0	1	0	0	0	0			
Paul Faries, R (8, PR) OBP: 0.238, SLG: 0.200										0	1	0	0	0	0	0			
Jose Melendez, R (9, 1) OBP: 0.125, SLG: 0.067										0	0	0	0	0	0	0			
Inning Stats	R: 0 E: 0 K: 0 S: 9	H: 1 LOB: 1 BB: 0 P: 13	R: 0 E: 0 K: 0 S: 4	H: 1 LOB: 0 BB: 0 P: 6	R: 0 E: 0 K: 1 S: 7	H: 0 LOB: 0 BB: 0 P: 9	R: 0 E: 0 K: 2 S: 9	H: 0 LOB: 0 BB: 0 P: 12	R: 0 E: 0 K: 2 S: 15	H: 1 LOB: 2 BB: 1 P: 19	R: 0 E: 0 K: 0 S: 7	H: 1 LOB: 1 BB: 0 P: 8	R: 0 E: 0 K: 1 S: 8	H: 0 LOB: 0 BB: 0 P: 13	R: 3 E: 0 K: 0 S: 10	H: 3 LOB: 2 BB: 2 P: 19	1B: 5 2B: 2 3B: 1 HR: 0	SF: 0 SAC: 0 DP: 0 HBP: 1	WP: 0 PA: 33 PB: 0 SB: 2 CS: 0
PITCHER	IP WLS BF H R ER SO BB IBB HBP BLK WP HR S P ERA WHIP																		
Bryn Smith, R (1, 1) ERA: 3.84	7.0 L 5 2 3 3 0 0 1 0 0 0 0 7 12 40.50 3.000																		
Scott Terry, R (8, 1) ERA: 2.5	0.2																		
Bob McClure, L (8, 1) ERA: 5.08	0.0																		
Cris Carpenter, R (8, 1) ERA: 4.09	0.1																		

St. Louis Cardinals @ San Diego Padres
Jack Murphy Stadium, San Diego, CA
Thu Sep 05 1991, 6:33 AM EDT
Att: 10,097 - Cloudy - 69 F

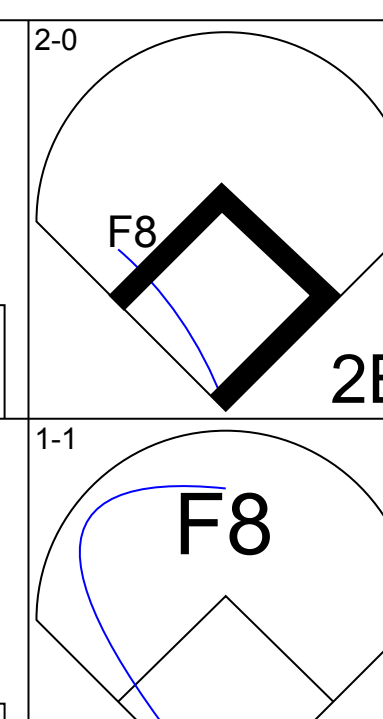
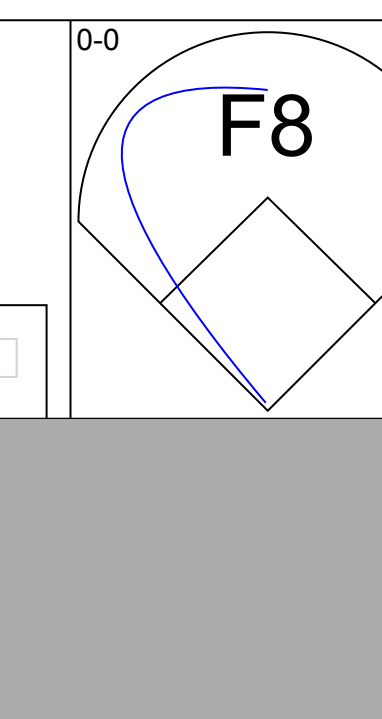
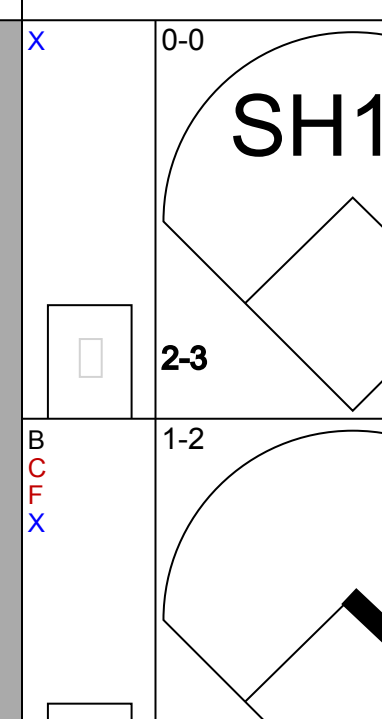
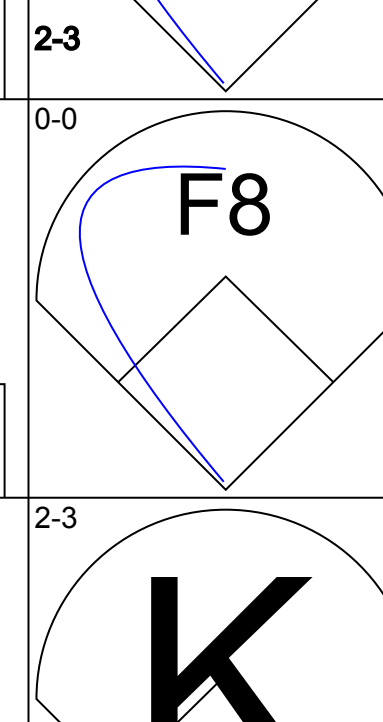
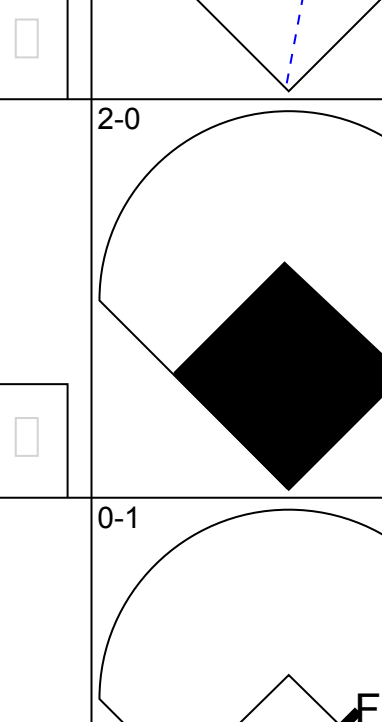
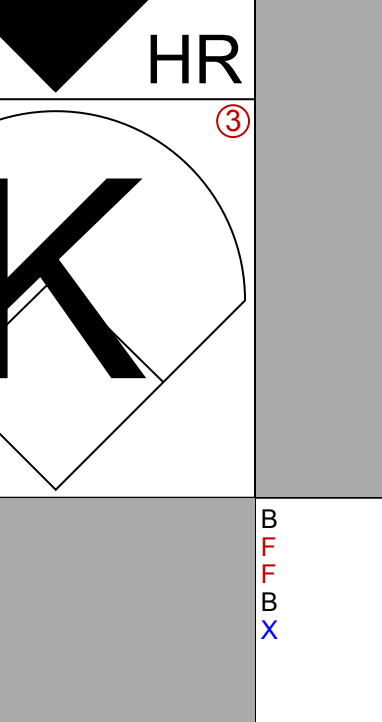
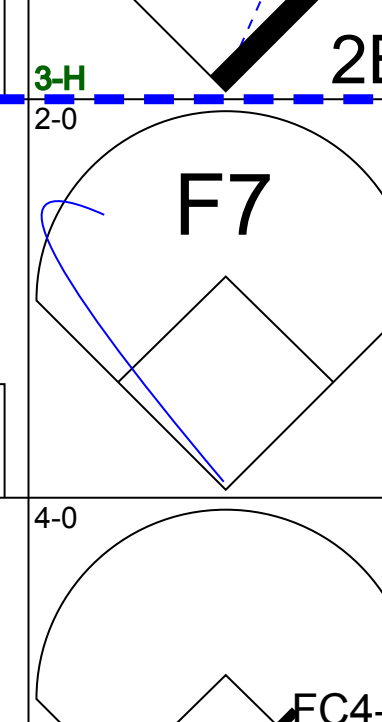

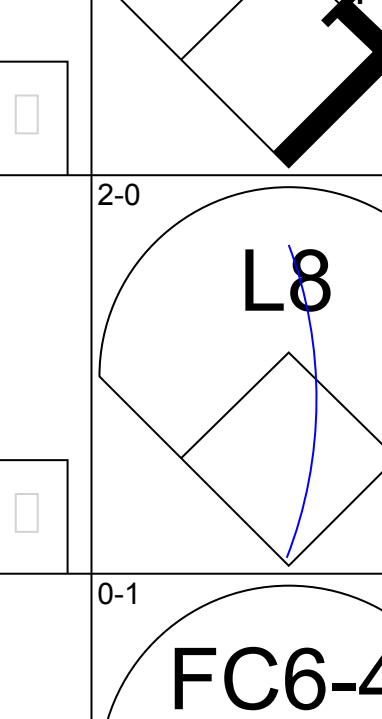
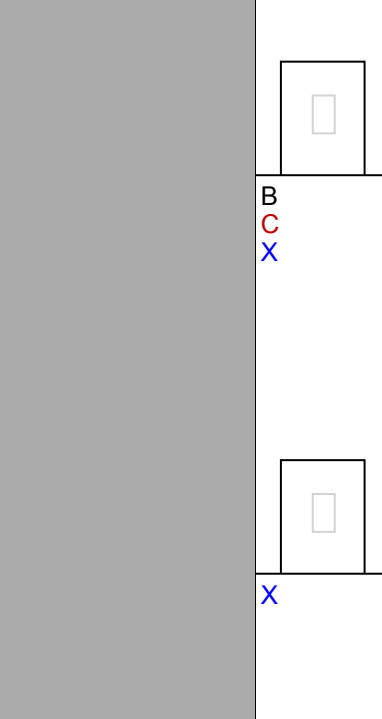
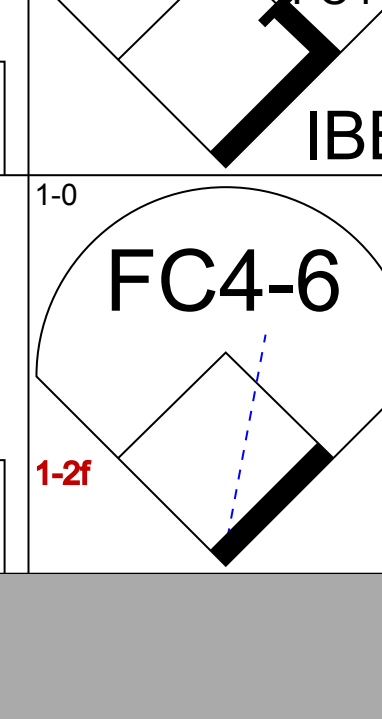

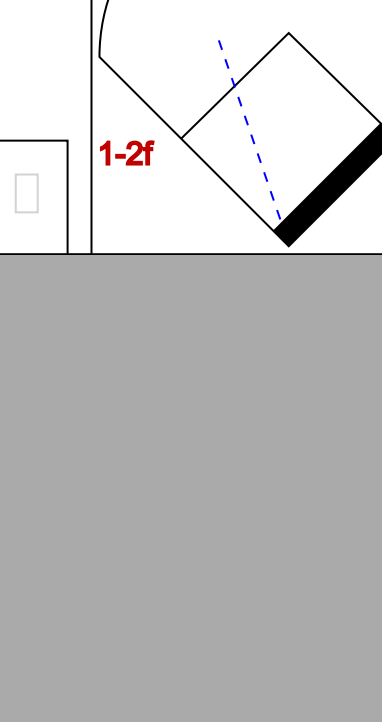
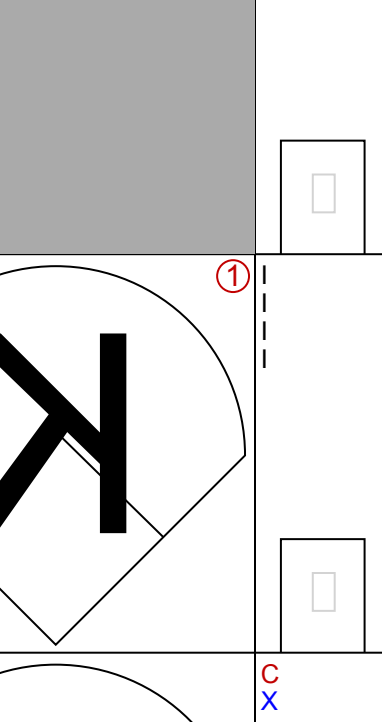
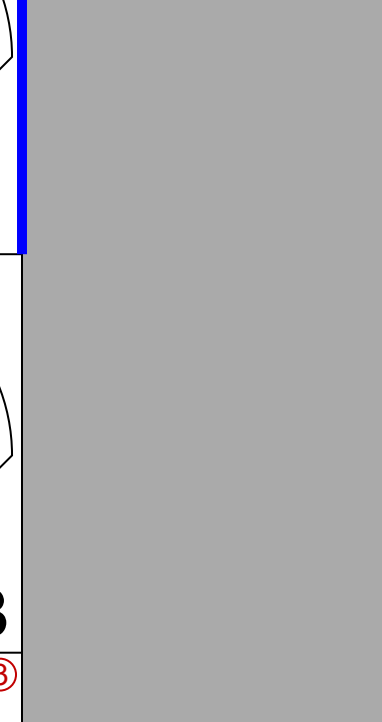
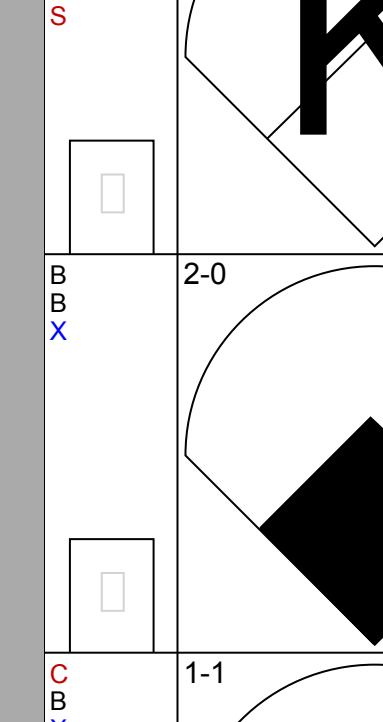
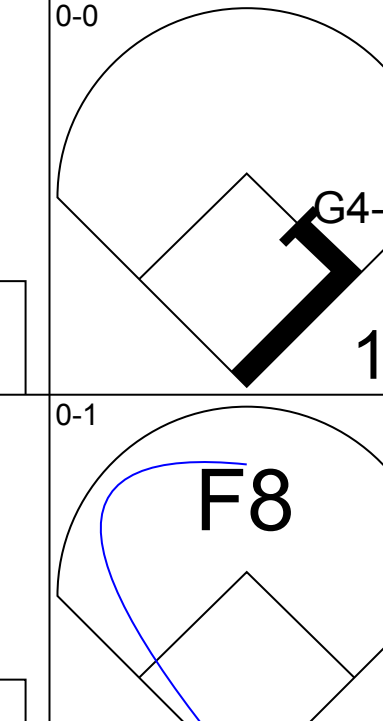
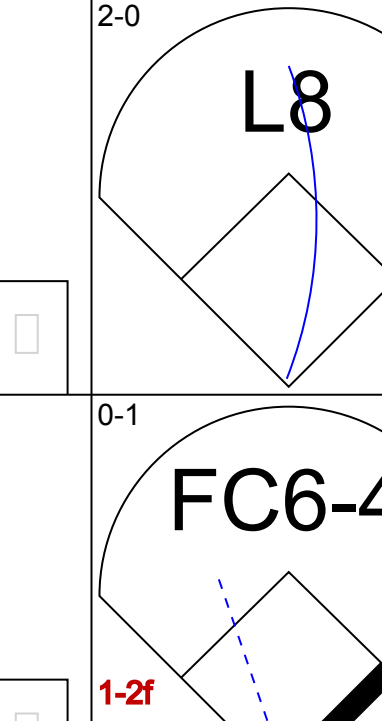
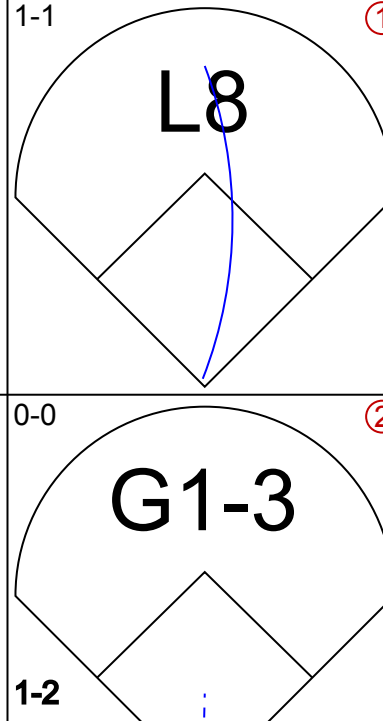
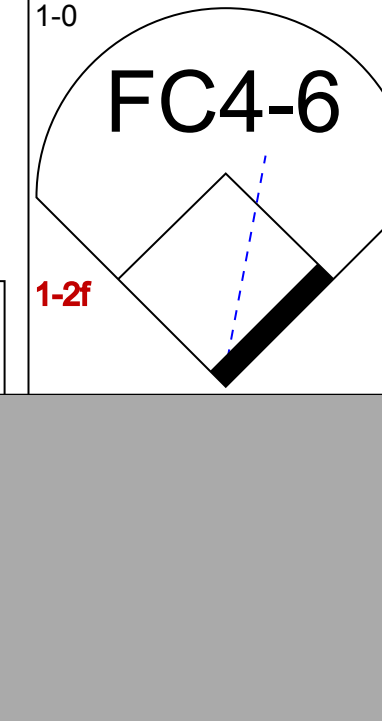
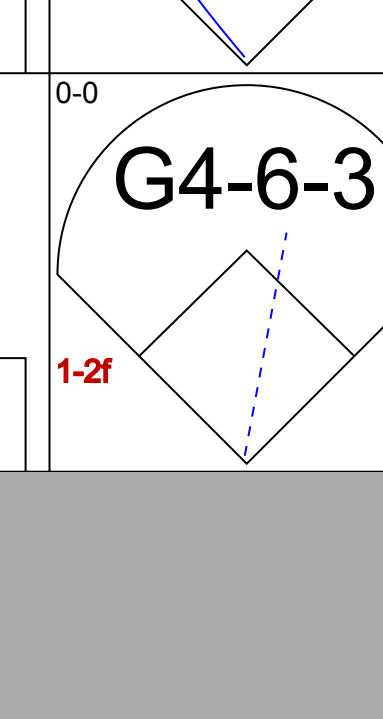

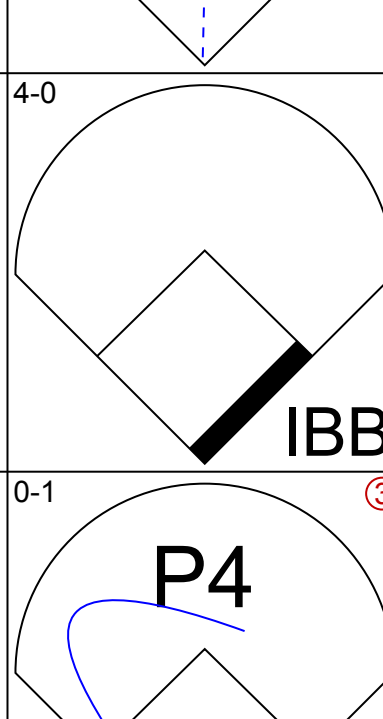
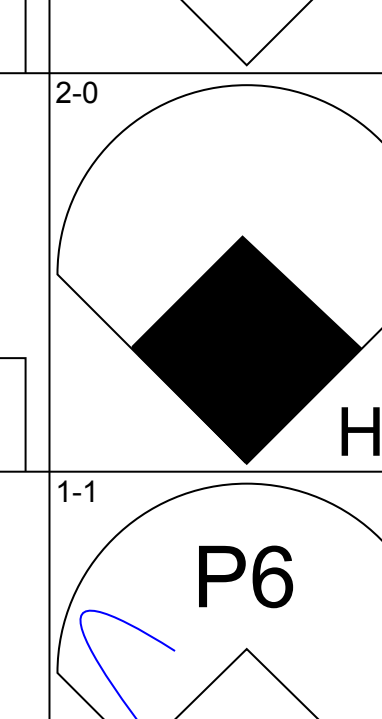

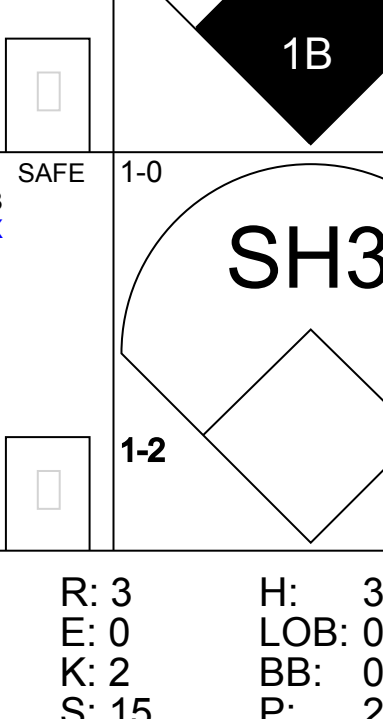

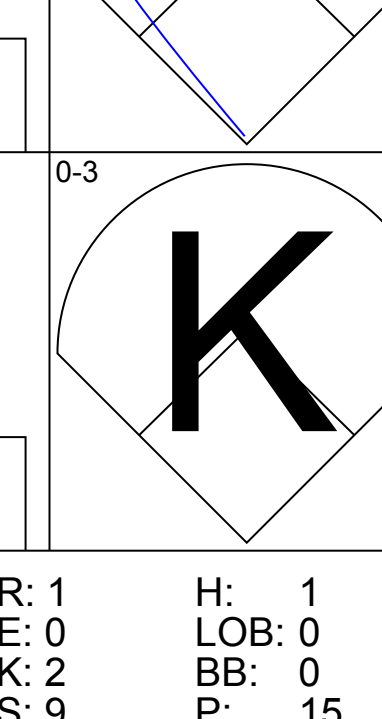
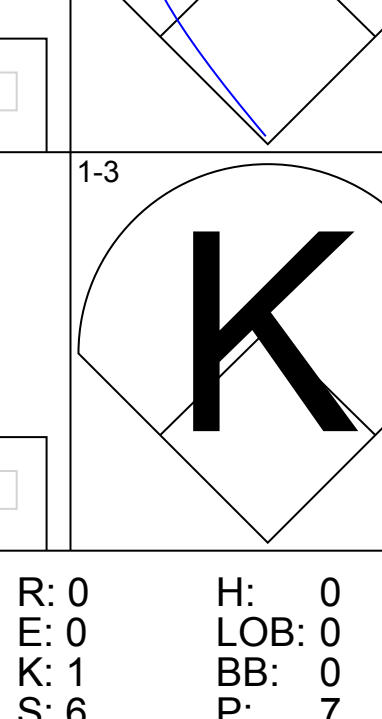
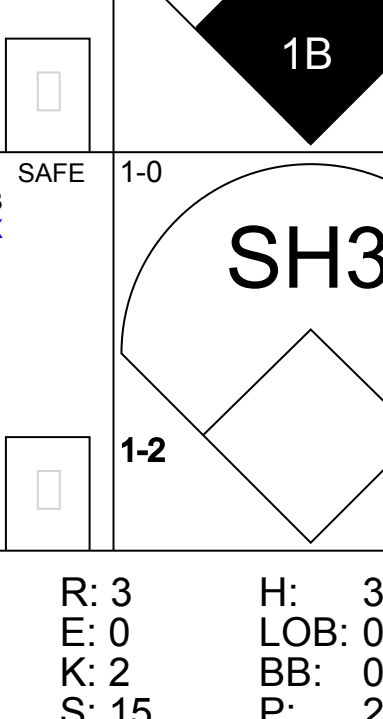

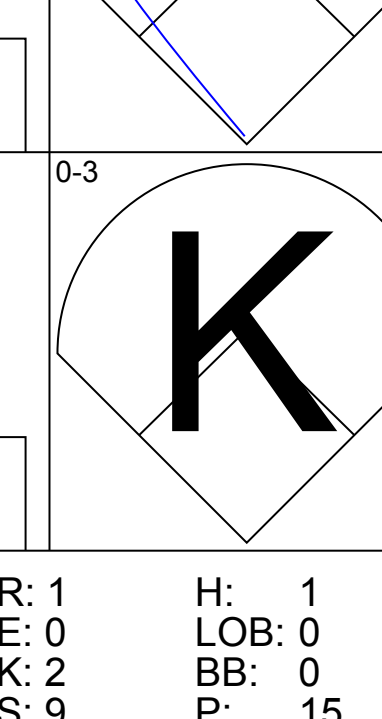

AB 29
R 3
H 7
RBI 3
BB 3
SO 6
LOB 19



Batter	1	2	3	4	5	6	7	8	9	AB	R	H	RBI	BB	SO	LOB	TOP			
Ray Lankford, L (1,8) OBP: 0.289, SLG: 0.376										4	0	0	0	0	2	1	St. Louis Cardinals @ San Diego Padres Jack Murphy Stadium, San Diego, CA Fri Sep 06 1991, 10:05 PM EDT Att: 14,791 - Sunny - 62 F			
Ozzie Smith, S (1,6) OBP: 0.389, SLG: 0.365										4	0	2	0	0	0	1				
Gerald Perry, L (1,3) OBP: 0.319, SLG: 0.417										4	0	0	0	0	0	2				
Todd Zeile, R (1,5) OBP: 0.340, SLG: 0.401										4	0	0	0	0	1	1				
Felix Jose, S (1,9) OBP: 0.370, SLG: 0.437										4	0	1	0	0	2	0				
Milt Thompson, L (1,7) OBP: 0.403, SLG: 0.485										4	1	3	0	0	1	0				
Geronomo Pena, S (1,4) OBP: 0.299, SLG: 0.424										4	1	1	0	0	0	3				
Tom Pagnozzi, R (1,2) OBP: 0.306, SLG: 0.341										3	0	1	1	1	1	2				
Bob Tewksbury, R (1,1) OBP: 0.222, SLG: 0.196										2	0	1	0	0	0	2				
Willie Fraser, R (7,1)										0	0	0	0	0	0	0				
Rex Hudler, R (8, PH) OBP: 0.283, SLG: 0.323										1	0	0	0	0	0	0				
Mark Clark, R (8,1)										0	0	0	0	0	0	0				
Craig Wilson, R (9, PH)										1	0	0	0	0	1	1				
Inning Stats	R: 0 E: 0 K: 1 S: 10	H: 1 LOB: 1 BB: 0 P: 15	R: 0 E: 0 K: 2 S: 8	H: 0 LOB: 0 BB: 0 P: 13	R: 0 E: 0 K: 0 S: 8	H: 1 LOB: 1 BB: 0 P: 10	R: 0 E: 0 K: 0 S: 7	H: 0 LOB: 0 BB: 0 P: 10	R: 0 E: 0 K: 0 S: 4	H: 0 LOB: 0 BB: 0 P: 6	R: 0 E: 0 K: 1 S: 10	H: 2 LOB: 2 BB: 0 P: 14	R: 0 E: 0 K: 1 S: 8	H: 1 LOB: 1 BB: 0 P: 13	R: 2 E: 1 K: 3 S: 15	H: 3 LOB: 1 BB: 0 P: 21	1B: 8 2B: 1 3B: 0 HR: 0	SF: 0 SAC: 0 DP: 1 HBP: 0	WP: 0 PB: 0 SB: 0 CS: 0	PA: 36
PITCHER	IP	WLS	BF	H	R	ER	SO	BB	IBB	HBP	BLK	WP	HR	S	P	ERA	WHIP			
Ricky Bones, R (1,1) ERA: 4.08	7.0	W	26	5	0	0	4	1	0	0	0	0	0	54	81	0.00	0.857			
Craig Lefferts, L (8,1) ERA: 4.37	2.0		10	4	2	0	4	0	0	0	0	0	0	23	34	0.00	2.000			

AB	35
R	2
H	9
RBI	1
BB	1
SO	8
LOB	13



Batter	1	2	3	4	5	6	7	8	9	AB	R	H	RBI	BB	SO	LOB	BOTTOM				
Tony Fernandez, S (1,6) OBP: 0.336, SLG: 0.365										3	1	2	1	0	0	0	St. Louis Cardinals @ San Diego Padres Jack Murphy Stadium, San Diego, CA Fri Sep 06 1991, 10:05 PM EDT Att: 14,791 - Sunny - 62 F				
Jack Howell, L (1,5) OBP: 0.281, SLG: 0.358										4	1	2	3	0	0	1					
Darrin Jackson, R (1,8) OBP: 0.314, SLG: 0.486										4	1	1	1	0	1	2					
Fred McGriff, L (1,3) OBP: 0.395, SLG: 0.482										3	0	2	0	1	1	1					
Benito Santiago, R (1,2) OBP: 0.282, SLG: 0.389										4	0	1	0	0	0	4					
Oscar Azocar, L (1,7) OBP: 0.323, SLG: 0.276										3	0	0	0	0	0	3					
Jim Vatcher, R (7,9) OBP: 0.500, SLG: 0.333										1	0	0	0	0	1	0					
Thomas Howard, S (1,9) OBP: 0.305, SLG: 0.339										3	1	1	1	1	1	1					
Craig Shipley, R (1,4) OBP: 0.292, SLG: 0.319										4	1	1	0	0	0	2					
Ricky Bones, R (1,1)										1	0	0	0	0	1	0					
Jerald Clark, R (7, PH) OBP: 0.307, SLG: 0.375										1	1	1	0	0	0	0					
Craig Lefferts, L (8,1)										1	0	0	0	0	1	0					
Inning Stats	R: 0 E: 0 K: 1 S: 7	H: 1 LOB: 1 BB: 0 P: 12	R: 0 E: 0 K: 0 S: 4	H: 1 LOB: 0 BB: 0 P: 4	R: 0 E: 0 K: 1 S: 6	H: 0 LOB: 0 BB: 0 P: 7	R: 1 E: 0 K: 0 S: 8	H: 2 LOB: 1 BB: 0 P: 12	R: 3 E: 0 K: 2 S: 15	H: 3 LOB: 0 BB: 0 P: 23	R: 0 E: 0 K: 0 S: 8	H: 1 LOB: 2 BB: 1 P: 15	R: 1 E: 0 K: 0 S: 7	H: 2 LOB: 2 BB: 1 P: 16	R: 1 E: 0 K: 2 S: 9	H: 1 LOB: 0 BB: 0 P: 15	1B: 5 2B: 3 3B: 0 HR: 3	SF: 0 SAC: 2 DP: 1 HBP: 0	WP: 0 PB: 0 SB: 0 CS: 1	PA: 36	
PITCHER	IP	WLS	BF	H	R	ER	SO	BB	IBB	HBP	BLK	WP	HR	S	P	ERA	WHIP				
Bob Tewksbury, R (1,1) ERA: 3.17	6.1	L	29	10	5	3	4	0	1	0	0	0	0	2	53	80	4.26	1.579			
Willie Fraser, R (7,1) ERA: 5.83	0.2		3	0	0	0	0	0	1	0	0	0	0	2	9	0.00	0.000				
Mark Clark, R (8,1) ERA: 9.0	1.0		4	1	1	1	2	0	0	0	0	0	1	9	15	9.00	1.000				

AB	32
R	6
H	11
RBI	6
BB	2
SO	6
LOB	14



Batter	1	2	3	4	5	6	7	8	9	10	AB	R	H	RBI	BB	SO	LOB	TOP							
Rex Hudler, R OBP: 0.284, SLG: 0.323 Gerald Perry, L OBP: 0.322, SLG: 0.420 Bob McClure, R OBP: 1.000, SLG: 1.000 Scott Terry, R OBP: 0.143, SLG: 0.143 Cris Carpenter, R OBP: 0.333, SLG: 0.333	1-3 K			2-1 B2		1-1 S 1B			3-2 CS 1B		3	0	1	0	0	1	0								
Geronimo Pena, S OBP: 0.297, SLG: 0.420	2-2 G6-3			1-1 G4-6-3 1B		2-2 F8			2-0 L3		4	0	1	0	0	0	2								
Todd Zeile, R OBP: 0.339, SLG: 0.399	1-1 P6			1-1 G4-6-3 1-2f					1-0 G1-3		3	0	0	0	0	0	1								
Pedro Guerrero, R OBP: 0.321, SLG: 0.353		1-3 K				0-0 L5			1-0 G2-3		4	0	0	0	0	1	1								
Felix Jose, S OBP: 0.371, SLG: 0.438		1-3 K				0-0 FC6-5 1B			0-3 K		4	0	2	0	0	2	0								
Mitt Thompson, L OBP: 0.358, SLG: 0.478		2-1 G5-3				2-2 FC6-5 1-3			1-1 P6		4	0	0	0	0	2									
Tom Pagnozzi, R OBP: 0.307, SLG: 0.341						1-1 FC3-6 1B			1-0 F7		3	0	1	0	0	1	1								
Tim Jones, L OBP: 0.188, SLG: 0.071						1-2 FC3-6 1-2f			0-3 K2-3		3	0	0	0	0	1	1								
Ken Hill, R OBP: 0.159, SLG: 0.098 Ray Lankford, L OBP: 0.288, SLG: 0.375						0-3 K			0-3 K		2	0	0	0	0	2	1								
						1-2 K					1	0	0	0	0	1	0								
Inning Stats	R: 0 E: 0 K: 1 S: 11	H: 0 LOB: 0 BB: 0 P: 15	R: 0 E: 0 K: 2 S: 9	H: 0 LOB: 0 BB: 0 P: 13	R: 0 E: 0 K: 1 S: 9	H: 1 LOB: 0 BB: 0 P: 11	R: 0 E: 0 K: 0 S: 6	H: 1 LOB: 0 BB: 0 P: 10	R: 0 E: 0 K: 1 S: 11	H: 1 LOB: 1 BB: 0 P: 14	R: 0 E: 0 K: 2 S: 14	H: 1 LOB: 1 BB: 0 P: 17	R: 0 E: 0 K: 1 S: 5	H: 0 LOB: 0 BB: 0 P: 7	R: 0 E: 0 K: 0 S: 4	H: 0 LOB: 0 BB: 0 P: 6	R: 0 E: 0 K: 1 S: 9	H: 1 LOB: 0 BB: 0 P: 14	R: 0 E: 0 K: 0 S: 8	H: 1 LOB: 1 BB: 0 P: 14	1B: 6 2B: 0 3B: 0 HR: 0	SF: 0 SAC: 0 DP: 1 HBP: 1	WP: 0 PA: 33 PB: 0 SB: 3 CS: 2		
PITCHER	IP 8.0	WLS 26	BF 4	H 0	R 0	ER 0	SO 8	BB 0	IBB 0	HBP 0	BLK 0	WP 0	HR 0	S 69	P 93	ERA 0.00	WHIP 0.500								
PITCHER	IP 2.0	WLS 7	BF 2	H 0	R 0	ER 0	SO 1	BB 0	IBB 0	HBP 1	BLK 0	WP 0	HR 0	S 17	P 28	ERA 0.00	WHIP 1.000								

St. Louis Cardinals @ San Diego Padres
Jack Murphy Stadium, San Diego, CA
Sat Sep 07 1991, 10:05 PM EDT
Att. 17,609 - Sunny - 68 F

AB	32
R	0
H	6
RBI	0
BB	0
SO	9
LOB	9




Batter	1	2	3	4	5	6	7	8	9	10	AB	R	H	RBI	BB	SO	LOB	BOTTOM						
Tony Fernandez, S OBP: 0.333, SLG: 0.363	3-1 F8										4	0	0	0	0	1								
Jack Howell, L OBP: 0.276, SLG: 0.350	2-2 F7										4	0	0	0	0	1	1							
Tony Gwynn, L OBP: 0.360, SLG: 0.439	2-1 F8										4	0	0	0	0	0	0							
Fred McGriff, L OBP: 0.395, SLG: 0.480 Paul Faries, R OBP: 0.238, SLG: 0.200 Jerald Clark, R OBP: 0.307, SLG: 0.375											2	0	0	0	2	0	0							
Benito Santiago, R OBP: 0.254, SLG: 0.389											0	0	0	0	0	0	0							
Darin Jackson, R OBP: 0.317, SLG: 0.485											4	0	2	0	0	0	1							
Tim Teufel, R OBP: 0.339, SLG: 0.386											3	0	1	0	1	0	2							
Thomas Howard, S OBP: 0.305, SLG: 0.336											4	1	1	1	0	1	3							
Bruce Hurst, L OBP: 0.174, SLG: 0.138 Oscar Azocar, L OBP: 0.313, SLG: 0.287 Mike Maddux, L OBP: 0.250, SLG: 0.100											2	0	0	0	1	1	0							
											2	0	1	0	0	0	3							
											1	0	0	0	0	1	0							
											0	0	0	0	0	0	0							
Inning Stats	R: 0 E: 0 K: 0 S: 8	H: 0 LOB: 0 BB: 0 P: 15	R: 0 E: 0 K: 0 S: 9	H: 1 LOB: 3 BB: 2 P: 18	R: 0 E: 0 K: 0 S: 5	H: 0 LOB: 0 BB: 0 P: 6	R: 0 E: 0 K: 0 S: 6	H: 1 LOB: 1 BB: 1 P: 16	R: 0 E: 0 K: 1 S: 12	H: 0 LOB: 0 BB: 0 P: 14	R: 0 E: 0 K: 1 S: 8	H: 0 LOB: 0 BB: 0 P: 11	R: 0 E: 0 K: 0 S: 8	H: 1 LOB: 1 BB: 0 P: 14	R: 1 E: 0 K: 0 S: 3	H: 1 LOB: 0 BB: 0 P: 6	1B: 4 2B: 0 3B: 0 HR: 1	SF: 0 SAC: 0 DP: 2 HBP: 0	WP: 0 PA: 34 PB: 0 SB: 0 CS: 0					
PITCHER	IP 8.0	WLS 29	BF 3	H 0	R 0	ER 0	SO 4	BB 1	IBB 0	HBP 0	BLK 0	WP 0	HR 0	S 62	P 104	ERA 0.00	WHIP 0.750							
PITCHER	IP 0.1	WLS 2	BF 1	H 0	R 0	ER 0	SO 0	BB 0	IBB 0	HBP 0	BLK 0	WP 0	HR 0	S 5	P 9	ERA 0.00	WHIP 3.000							
PITCHER	IP 0.2	WLS 2	BF 1	H 0	R 0	ER 0	SO 0	BB 0	IBB 0	HBP 0	BLK 0	WP 0	HR 0	S 3	P 5	ERA 0.00	WHIP 1.500							
PITCHER	IP 0.0	WLS L	BF 1	H 1	R 1	ER 1	SO 0	BB 0	IBB 0	HBP 0	BLK 0	WP 0	HR 1	S 3	P 6	ERA ∞	WHIP ∞							

St. Louis Cardinals @ San Diego Padres
Jack Murphy Stadium, San Diego, CA
Sat Sep 07 1991, 10:05 PM EDT
Att. 17,609 - Sunny - 68 F

AB	30
R	1
H	5
RBI	1
BB	4
SO	4
LOB	11



Batter	1	2	3	4	5	6	7	8	9	AB	R	H	RBI	BB	SO	LOB	TOP
Tony Fernandez, S (1, 6) OBP: 0.331, SLG: 0.360	G3		F7		F8			G4-3		4	0	0	0	0	0	1	San Diego Padres @ Houston Astros Astrodome, Houston, TX Mon Sep 09 1991, 8:05 PM EDT Att: 5,528 - Dome - 70 F
Jack Howell, L (1, 5) OBP: 0.280, SLG: 0.353	E4		K				FC4-6	F8		4	0	2	0	0	1	0	
Tony Gwynn, L (1, 9) OBP: 0.359, SLG: 0.437	G5-3		G4-3		F7				E	4	1	1	0	0	0	2	
Fred McGriff, L (1, 3) OBP: 0.394, SLG: 0.481	K				G3-1		FC4-6		2B	4	1	1	1	0	1	2	
Bento Santiago, R (1, 2) OBP: 0.282, SLG: 0.386	G5-3		L9		F8				K	4	0	0	0	0	1	2	
Tim Lincecum, R (1, 4) OBP: 0.341, SLG: 0.391	E		G5-3				P4			4	1	2	0	0	0	0	
Darrin Jackson, R (1, 8) OBP: 0.313, SLG: 0.479	F7				F7		G5-3		SF9	3	0	0	1	0	0	1	
Thomas Howard, S (1, 7) OBP: 0.304, SLG: 0.335	E6				L5		G5-3		L3	4	0	1	0	0	0	1	
Andy Benes, R (1, 1) OBP: 0.167, SLG: 0.096	K							G6-3		2	0	0	0	0	1	1	
Craig Lefferts, L (8, 1)										0	0	0	0	0	0	0	
Inning Stats	R: 0 H: 1 E: 1 K: 1 S: 10	H: 2 R: 1 ER: 1 LOB: 1 SO: 22 BB: 0 IBB: 0 HBP: 0 BLK: 0 WP: 0 HR: 0 S: 12	H: 0 R: 0 ER: 0 LOB: 0 SO: 10 BB: 0 IBB: 0 HBP: 0 BLK: 0 WP: 0 HR: 0 S: 6	H: 0 R: 0 ER: 0 LOB: 0 SO: 9 BB: 0 IBB: 0 HBP: 0 BLK: 0 WP: 0 HR: 0 S: 4	H: 0 R: 0 ER: 0 LOB: 1 SO: 10 BB: 0 IBB: 0 HBP: 0 BLK: 0 WP: 0 HR: 0 S: 6	H: 1 R: 0 ER: 0 LOB: 0 SO: 12 BB: 0 IBB: 0 HBP: 0 BLK: 0 WP: 0 HR: 0 S: 9	H: 0 R: 0 ER: 0 LOB: 0 SO: 9 BB: 0 IBB: 0 HBP: 0 BLK: 0 WP: 0 HR: 0 S: 6	H: 0 R: 0 ER: 0 LOB: 0 SO: 13 BB: 0 IBB: 0 HBP: 0 BLK: 0 WP: 0 HR: 0 S: 10	H: 3 R: 2 ER: 1 LOB: 1 SO: 25 BB: 0 IBB: 0 HBP: 0 BLK: 0 WP: 0 HR: 0 S: 15	1B: 5 2B: 2 3B: 0 HR: 0	SF: 1 SAC: 0 DP: 0 HBP: 1	WP: 0 PB: 0 SB: 0 CS: 0	PA: 35				
PITCHER	IP WLS BF H R ER SO BB IBB HBP BLK WP HR S P ERA WHIP	IP WLS BF H R ER SO BB IBB HBP BLK WP HR S P ERA WHIP	IP WLS BF H R ER SO BB IBB HBP BLK WP HR S P ERA WHIP	IP WLS BF H R ER SO BB IBB HBP BLK WP HR S P ERA WHIP	IP WLS BF H R ER SO BB IBB HBP BLK WP HR S P ERA WHIP	IP WLS BF H R ER SO BB IBB HBP BLK WP HR S P ERA WHIP	IP WLS BF H R ER SO BB IBB HBP BLK WP HR S P ERA WHIP	IP WLS BF H R ER SO BB IBB HBP BLK WP HR S P ERA WHIP	IP WLS BF H R ER SO BB IBB HBP BLK WP HR S P ERA WHIP	IP WLS BF H R ER SO BB IBB HBP BLK WP HR S P ERA WHIP	IP WLS BF H R ER SO BB IBB HBP BLK WP HR S P ERA WHIP	IP WLS BF H R ER SO BB IBB HBP BLK WP HR S P ERA WHIP	IP WLS BF H R ER SO BB IBB HBP BLK WP HR S P ERA WHIP	IP WLS BF H R ER SO BB IBB HBP BLK WP HR S P ERA WHIP	IP WLS BF H R ER SO BB IBB HBP BLK WP HR S P ERA WHIP	IP WLS BF H R ER SO BB IBB HBP BLK WP HR S P ERA WHIP	IP WLS BF H R ER SO BB IBB HBP BLK WP HR S P ERA WHIP
Mark Portugal, R (1, 1) ERA: 4.08	8.0 L 29 4 1 0 3 0 0 1 0 0 0 0 63 102 0.00 0.500	8.0 L 29 4 1 0 3 0 0 1 0 0 0 0 63 102 0.00 0.500	8.0 L 29 4 1 0 3 0 0 1 0 0 0 0 63 102 0.00 0.500	8.0 L 29 4 1 0 3 0 0 1 0 0 0 0 63 102 0.00 0.500	8.0 L 29 4 1 0 3 0 0 1 0 0 0 0 63 102 0.00 0.500	8.0 L 29 4 1 0 3 0 0 1 0 0 0 0 63 102 0.00 0.500	8.0 L 29 4 1 0 3 0 0 1 0 0 0 0 63 102 0.00 0.500	8.0 L 29 4 1 0 3 0 0 1 0 0 0 0 63 102 0.00 0.500	8.0 L 29 4 1 0 3 0 0 1 0 0 0 0 63 102 0.00 0.500	8.0 L 29 4 1 0 3 0 0 1 0 0 0 0 63 102 0.00 0.500	8.0 L 29 4 1 0 3 0 0 1 0 0 0 0 63 102 0.00 0.500	8.0 L 29 4 1 0 3 0 0 1 0 0 0 0 63 102 0.00 0.500	8.0 L 29 4 1 0 3 0 0 1 0 0 0 0 63 102 0.00 0.500	8.0 L 29 4 1 0 3 0 0 1 0 0 0 0 63 102 0.00 0.500	8.0 L 29 4 1 0 3 0 0 1 0 0 0 0 63 102 0.00 0.500	8.0 L 29 4 1 0 3 0 0 1 0 0 0 0 63 102 0.00 0.500	8.0 L 29 4 1 0 3 0 0 1 0 0 0 0 63 102 0.00 0.500
Al Osuna, L (9, 1) ERA: 2.64	0.0 2 2 2 2 0 0 0 0 0 0 0 0 5 10 0.00 1.000	0.0 2 2 2 2 0 0 0 0 0 0 0 0 5 10 0.00 1.000	0.0 2 2 2 2 0 0 0 0 0 0 0 0 5 10 0.00 1.000	0.0 2 2 2 2 0 0 0 0 0 0 0 0 5 10 0.00 1.000	0.0 2 2 2 2 0 0 0 0 0 0 0 0 5 10 0.00 1.000	0.0 2 2 2 2 0 0 0 0 0 0 0 0 5 10 0.00 1.000	0.0 2 2 2 2 0 0 0 0 0 0 0 0 5 10 0.00 1.000	0.0 2 2 2 2 0 0 0 0 0 0 0 0 5 10 0.00 1.000	0.0 2 2 2 2 0 0 0 0 0 0 0 0 5 10 0.00 1.000	0.0 2 2 2 2 0 0 0 0 0 0 0 0 5 10 0.00 1.000	0.0 2 2 2 2 0 0 0 0 0 0 0 0 5 10 0.00 1.000	0.0 2 2 2 2 0 0 0 0 0 0 0 0 5 10 0.00 1.000	0.0 2 2 2 2 0 0 0 0 0 0 0 0 5 10 0.00 1.000	0.0 2 2 2 2 0 0 0 0 0 0 0 0 5 10 0.00 1.000	0.0 2 2 2 2 0 0 0 0 0 0 0 0 5 10 0.00 1.000	0.0 2 2 2 2 0 0 0 0 0 0 0 0 5 10 0.00 1.000	0.0 2 2 2 2 0 0 0 0 0 0 0 0 5 10 0.00 1.000
Xavier Hernandez, R (9, 1) ERA: 6.07	1.0 4 1 0 0 1 0 0 0 0 0 0 0 0 10 15 0.00 1.000	1.0 4 1 0 0 1 0 0 0 0 0 0 0 0 10 15 0.00 1.000	1.0 4 1 0 0 1 0 0 0 0 0 0 0 0 10 15 0.00 1.000	1.0 4 1 0 0 1 0 0 0 0 0 0 0 0 10 15 0.00 1.000	1.0 4 1 0 0 1 0 0 0 0 0 0 0 0 10 15 0.00 1.000	1.0 4 1 0 0 1 0 0 0 0 0 0 0 0 10 15 0.00 1.000	1.0 4 1 0 0 1 0 0 0 0 0 0 0 0 10 15 0.00 1.000	1.0 4 1 0 0 1 0 0 0 0 0 0 0 0 10 15 0.00 1.000	1.0 4 1 0 0 1 0 0 0 0 0 0 0 0 10 15 0.00 1.000	1.0 4 1 0 0 1 0 0 0 0 0 0 0 0 10 15 0.00 1.000	1.0 4 1 0 0 1 0 0 0 0 0 0 0 0 10 15 0.00 1.000	1.0 4 1 0 0 1 0 0 0 0 0 0 0 0 10 15 0.00 1.000	1.0 4 1 0 0 1 0 0 0 0 0 0 0 0 10 15 0.00 1.000	1.0 4 1 0 0 1 0 0 0 0 0 0 0 0 10 15 0.00 1.000	1.0 4 1 0 0 1 0 0 0 0 0 0 0 0 10 15 0.00 1.000	1.0 4 1 0 0 1 0 0 0 0 0 0 0 0 10 15 0.00 1.000	1.0 4 1 0 0 1 0 0 0 0 0 0 0 0 10 15 0.00 1.000

Batter	1	2	3	4	5	6	7	8	9	AB	R	H	RBI	BB	SO	LOB	BOTTOM
Steve Finley, L (1, 8) OBP: 0.336, SLG: 0.421	P4		K			P6		K		3	0	0	0	0	1	0	San Diego Padres @ Houston Astros Astrodome, Houston, TX Mon Sep 09 1991, 8:05 PM EDT Att: 5,528 - Dome - 70 F
Rafael Ramirez, R (8, PH) OBP: 0.280, SLG: 0.300										1	0	0	0	0	1	1	
Craig Biggio, R (1, 2) OBP: 0.368, SLG: 0.377					5B	G5-3		F9		4	0	2	0	0	0	1	
Jeff Bagwell, R (1, 3) OBP: 0.382, SLG: 0.441	G5-3				G5-4-3	L4			K	4	0	1	0	0	1	1	
Ken Caminiti, S (1, 5) OBP: 0.312, SLG: 0.386	P3				P5				G5-3	4	0	1	0	0	0	3	
Mike Simms, R (1, 9) OBP: 0.307, SLG: 0.275	G3				G5-4-3	P5			K	4	0	0	0	0	1	3	
Casey Candaele, S (1, 7) OBP: 0.316, SLG: 0.366	L8					F7				3	0	0	0	0	0	1	
Andujar Cedeno, R (1, 6) OBP: 0.282, SLG: 0.427	B2-3				E6	F9				3	0	0	0	0	0	1	
Andy Mota, R (1, 4) OBP: 0.219, SLG: 0.290					F8			E2		3	0	1	0	0	0	1	
Gerald Young, S (8, PR) OBP: 0.333, SLG: 0.258						G5-3				0	0	0	0	0	0	0	
Mark Portugal, R (1, 1) OBP: 0.298, SLG: 0.244					G4-3					2	0	0	0	0	0	1	
Jose Tolentino, L (8, PH) OBP: 0.333, SLG: 0.500						FC5				1	0	0	0	0	1	1	
Al Osuna, R (9, 1)										0	0	0	0	0	0	0	
Xavier Hernandez, L (9, 1)										0	0	0	0	0	0	0	
Inning Stats	R: 0 H: 1 E: 0 K: 0 S: 15	H: 0 R: 0 ER: 0 LOB: 0 SO: 11 BB: 0 IBB: 0 HBP: 0 BLK: 0 WP: 0 HR: 0 S: 7	H: 0 R: 0 ER: 0 LOB: 0 SO: 12 BB: 0 IBB: 0 HBP: 0 BLK: 0 WP: 0 HR: 0 S: 7	H: 2 R: 0 ER: 0 LOB: 1 SO: 13 BB: 0 IBB: 0 HBP: 0 BLK: 0 WP: 0 HR: 0 S: 9	H: 0 R: 0 ER: 0 LOB: 1 SO: 11 BB: 0 IBB: 0 HBP: 0 BLK: 0 WP: 0 HR: 0 S: 9	H: 0 R: 0 ER: 0 LOB: 0 SO: 7 BB: 0 IBB: 0 HBP: 0 BLK: 0 WP: 0 HR: 0 S: 5	H: 1 R: 0 ER: 0 LOB: 1 SO: 9 BB: 0 IBB: 0 HBP: 0 BLK: 0 WP: 0 HR: 0 S: 7	H: 1 R: 0 ER: 0 LOB: 1 SO: 12 BB: 0 IBB: 0 HBP: 0 BLK: 0 WP: 0 HR: 0 S: 9	H: 1 R: 0 ER: 0 LOB: 0 SO: 16 BB: 0 IBB: 0 HBP: 0 BLK: 0 WP: 0 HR: 0 S: 12	1B: 4 2B: 1 3B: 0 HR: 0	SF: 0 SAC: 0 DP: 1 HBP: 0	WP: 0 PB: 0 SB: 0 CS: 0	PA: 32				
PITCHER	IP WLS BF H R ER SO BB IBB HBP BLK WP HR S P ERA WHIP	IP WLS BF H R ER SO BB IBB HBP BLK WP HR S P ERA WHIP	IP WLS BF H R ER SO BB IBB HBP BLK WP HR S P ERA WHIP	IP WLS BF H R ER SO BB IBB HBP BLK WP HR S P ERA WHIP	IP WLS BF H R ER SO BB IBB HBP BLK WP HR S P ERA WHIP	IP WLS BF H R ER SO BB IBB HBP BLK WP HR S P ERA WHIP	IP WLS BF H R ER SO BB IBB HBP BLK WP HR S P ERA WHIP	IP WLS BF H R ER SO BB IBB HBP BLK WP HR S P ERA WHIP	IP WLS BF H R ER SO BB IBB HBP BLK WP HR S P ERA WHIP	IP WLS BF H R ER SO BB IBB HBP BLK WP HR S P ERA WHIP	IP WLS BF H R ER SO BB IBB HBP BLK WP HR S P ERA WHIP	IP WLS BF H R ER SO BB IBB HBP BLK WP HR S P ERA WHIP	IP WLS BF H R ER SO BB IBB HBP BLK WP HR S P ERA WHIP	IP WLS BF H R ER SO BB IBB HBP BLK WP HR S P ERA WHIP	IP WLS BF H R ER SO BB IBB HBP BLK WP HR S P ERA WHIP	IP WLS BF H R ER SO BB IBB HBP BLK WP HR S P ERA WHIP	IP WLS BF H R ER SO BB IBB HBP BLK WP HR S P ERA WHIP
Andy Benes, R (1, 1) ERA: 3.17	7.1 W 27 5 0 0 2 0 0 0 0 0 0 0 63 92 0.00 0.682	7.1 W 27 5 0 0 2 0 0 0 0 0 0 0 63 92 0.00 0.682	7.1 W 27 5 0 0 2 0 0 0 0 0 0 0 63 92 0.00 0.682	7.1 W 27 5 0 0 2 0 0 0 0 0 0 0 63 92 0.00 0.682	7.1 W 27 5 0 0 2 0 0 0 0 0 0 0 63 92 0.00 0.682	7.1 W 27 5 0 0 2 0 0 0 0 0 0 0 63 92 0.00 0.682	7.1 W 27 5 0 0 2 0 0 0 0 0 0 0 63 92 0.00 0.682	7.1 W 27 5 0 0 2 0 0 0 0 0 0 0 63 92 0.00 0.682	7.1 W 27 5 0 0 2 0 0 0 0 0 0 0 63 92 0.00 0.682	7.1 W 27 5 0 0 2 0 0 0 0 0 0 0 63 92 0.00 0.682	7.1 W 27 5 0 0 2 0 0 0 0 0 0 0 63 92 0.00 0.682	7.1 W 27 5 0 0 2 0 0 0 0 0 0 0 63 92 0.00 0.682	7.1 W 27 5 0 0 2 0 0 0 0 0 0 0 63 92 0.00 0.682	7.1 W 27 5 0 0 2 0 0 0 0 0 0 0 63 92 0.00 0.682	7.1 W 27 5 0 0 2 0 0 0 0 0 0 0 63 92 0.00 0.682	7.1 W 27 5 0 0 2 0 0 0 0 0 0 0 63 92 0.00 0.682	
Craig Lefferts, L (8, 1) ERA: 4.25	1.2 S 5 0 0 0 3 0 0 0 0 0 0 0 17 23 0.00 0.000	1.2 S 5 0 0 0 3 0 0 0 0 0 0 0 17 23 0.00 0.000	1.2 S 5 0 0 0 3 0 0 0 0 0 0 0 17 23 0.00 0.000	1.2 S 5 0 0 0 3 0 0 0 0 0 0 0 17 23 0.00 0.000	1.2 S 5 0 0 0 3 0 0 0 0 0 0 0 17 23 0.00 0.000	1.2 S 5 0 0 0 3 0 0 0 0 0 0 0 17 23 0.00 0.000	1.2 S 5 0 0 0 3 0 0 0 0 0 0 0 17 23 0.00 0.000	1.2 S 5 0 0 0 3 0 0 0 0 0 0 0 17 23 0.00 0.000	1.2 S 5 0 0 0 3 0 0 0 0 0 0 0 17 23 0.00 0.000	1.2 S 5 0 0 0 3 0 0 0 0 0 0 0 17 23 0.00 0.000	1.2 S 5 0 0 0 3 0 0 0 0 0 0 0 17 23 0.00 0.000	1.2 S 5 0 0 0 3 0 0 0 0 0 0 0 17 23 0.00 0.000	1.2 S 5 0 0 0 3 0 0 0 0 0 0 0 17 23 0.00 0.000	1.2 S 5 0 0 0 3 0 0 0 0 0 0 0 17 23 0.00 0.000	1.2 S 5 0 0 0 3 0 0 0 0 0 0 0 17 23 0.00 0.000	1.2 S 5 0 0 0 3 0 0 0 0 0 0 0 17 23 0.00 0.000	1.2 S 5 0 0 0 3 0 0 0 0 0 0 0 17 23 0.00 0.000

AB 33
R 3
H 7
RBI 2
BB 0
SO 4
LOB 10




AB 32
R 0
H 5
RBI 0
BB 0
SO 5
LOB 14



Batter	1	2	3	4	5	6	7	8	9	AB	R	H	RBI	BB	SO	LOB	TOP								
Tony Fernandez, S (1, 6) OBP: 0.330, SLG: 0.357	G1-3		BB 1B BB	K		L3		G1-4-3		4	1	0	0	1	1	2									
Jack Howell, L (1, 5) OBP: 0.276, SLG: 0.346	K		BB 1B BB			K		F8		4	1	0	0	1	2	2									
Tony Gwynn, L (1, 9) OBP: 0.356, SLG: 0.433	G6-3		P5			G3-1		G6-3		5	0	0	0	0	0	2									
Fred McGriff, L (1, 3) OBP: 0.398, SLG: 0.490		1B HR BB	BB 1B BB			HR		2B		3	3	2	1	2	0	0									
Benito Santiago, R (1, 2) OBP: 0.289, SLG: 0.393		HR 1B	BB 1B			BB		1B		4	1	4	3	1	0	0									
Tim Lincecum, R (1, 4) OBP: 0.342, SLG: 0.401		HR	1B			BB		2B		4	1	1	3	1	2	3									
Darrin Jackson, R (1, 8) OBP: 0.311, SLG: 0.472	G4-3		G5-4-3			E6 SH4-3		1B BB		4	0	0	0	1	1	4									
Bip Roberts, S (1, 7) OBP: 0.349, SLG: 0.357	G1-5-3					SH4-3		1B		3	0	1	0	0	0	0									
Jim Vatcher, R (8, 7) OBP: 0.500, SLG: 0.333						1-2 2-3		1B		0	0	0	0	0	0	0									
Dennis Blumenthal, L (1, 1) OBP: 0.276, SLG: 0.346	G6-3					K		L8		3	0	0	0	0	1	0									
Inning Stats	R: 0 E: 0 K: 1 S: 8	H: 0 LOB: 0 BB: 0 P: 11	R: 3 E: 0 K: 0 S: 12	H: 2 LOB: 0 BB: 1 P: 19	R: 2 E: 0 K: 0 S: 7	H: 1 LOB: 2 BB: 4 P: 23	R: 0 E: 0 K: 2 S: 9	H: 0 LOB: 0 BB: 0 P: 13	R: 1 E: 0 K: 1 S: 12	H: 1 LOB: 1 BB: 1 P: 19	R: 0 E: 1 K: 1 S: 11	H: 0 LOB: 2 BB: 1 P: 20	R: 1 E: 0 K: 1 S: 19	H: 3 LOB: 3 BB: 1 P: 31	R: 0 E: 0 K: 0 S: 6	H: 0 LOB: 0 BB: 0 P: 9	R: 0 E: 0 K: 1 S: 15	H: 1 LOB: 1 BB: 0 P: 18	1B: 4 2B: 2 3B: 0 HR: 2	SF: 0 SAC: 1 DP: 1 HBP: 0	WP: 0 PB: 0 SB: 0 CS: 0	PA: 43			
PITCHER	IP	WLS	BF	H	R	ER	SO	BB	IBB	HBP	BLK	WP	HR	S	P	ERA	WHIP								
Chris Gardner, R (1, 1) ERA: 10.8	5.0	L	24	4	6	6	4	6	0	0	0	0	2	48	85	10.80	2.000								
Dwayne Henry, R (6, 1) ERA: 3.12	0.1		3	0	0	0	0	1	0	0	0	0	0	7	12	0.00	3.000								
Rob Mallicoate, L (6, 1) ERA: 3.09	1.1		6	2	1	1	2	0	0	0	0	0	0	14	20	6.75	1.500								
Xavier Hernandez, R (7, 1) ERA: 5.89	1.1		6	1	0	0	0	1	0	0	0	0	0	15	28	0.00	1.500								
Curt Schilling, R (9, 1) ERA: 4.25	1.0		4	1	0	0	1	0	0	0	0	0	0	15	18	0.00	1.000								

San Diego Padres @ Houston Astros
Astrodome, Houston, TX
Tue Sep 10 1991, 8:05 PM EDT
Att. 4,353 - Dome - 70 F


AB 34
R 7
H 8
RBI 7
BB 8
SO 7
LOB 16



Batter	1	2	3	4	5	6	7	8	9	AB	R	H	RBI	BB	SO	LOB	BOTTOM								
Gerald Young, S (1, 8) OBP: 0.303, SLG: 0.272	5 BLK 5 G6-3 1B		F9			E7 G6-3 2B		K		5	2	2	0	0	1	4									
Mark Davidson, R (1, 7) OBP: 0.276, SLG: 0.283	K		F8			G6-3		K		5	0	0	1	0	2	2									
5 Jeff Bagwell, R (1, 3) OBP: 0.384, SLG: 0.447	G5-3					K				5	2	3	1	0	1	0									
Ken Caminiti, S (1, 5) OBP: 0.311, SLG: 0.384	1B					G1-3		K		5	0	1	0	0	2	3									
Mike Simms, R (1, 9) OBP: 0.302, SLG: 0.270	F9					K		SF8		2	0	0	0	0	1	2									
Steve Finley, L (6, PH) OBP: 0.339, SLG: 0.422						WP 1B		SF8		1	0	1	1	0	0	0									
Andujar Cedeno, R (1, 6) OBP: 0.287, SLG: 0.435	K					G6-3		2B		4	1	2	1	0	1	1									
Andy Mota, R (1, 4) ERA: 3.32	G6-3					F8		2B		3	0	0	0	0	1	2									
Xavier Hernandez, L (7, 1) ERA: 2.65						K		WP 2B		0	0	0	0	0	0	0									
Jose Tolentino, L (8, PH) OBP: 0.333, SLG: 0.500						K		2B		0	0	0	0	0	0	0									
Craig Biggio, R (8, PH) OBP: 0.369, SLG: 0.380						K		2B		1	0	1	1	0	0	0									
Tony Eusebio, R (1, 2) OBP: 0.320, SLG: 0.158	K					2B E 1B		F9		3	1	1	0	1	1	0									
Ryan Bowen, R (8, PR) OBP: 0.276, SLG: 0.250								WP BB		0	0	0	0	0	0	0									
Curt Schilling, R (9, 1) OBP: 1.000, SLG: 1.000								1B		0	0	0	0	0	0	0									
Chris Gardner, R (1, 1) ERA: 2.65	P4					F7		WP		1	0	0	0	0	0	1									
Rafael Ramirez, R (5, PH) OBP: 0.279, SLG: 0.298								WP		0	0	0	0	0	0	0									
Dwayne Henry, R (6, 1) ERA: 2.65								1B		0	0	0	0	0	0	0									
Rob Mallicoate, L (6, 1) ERA: 3.39								1B		0	0	0	0	0	0	0									
Casey Candaele, S (7, 4) OBP: 0.319, SLG: 0.367								1B		1	0	1	0	1	0	0									
Inning Stats	R: 1 E: 0 K: 1 S: 15	H: 2 LOB: 1 BB: 0 P: 22	R: 0 E: 0 K: 2 S: 7	H: 0 LOB: 0 BB: 0 P: 11	R: 0 E: 0 K: 0 S: 6	H: 0 LOB: 0 BB: 0 P: 8	R: 1 E: 0 K: 2 S: 12	H: 2 LOB: 1 BB: 0 P: 23	R: 2 E: 1 K: 1 S: 11	H: 2 LOB: 1 BB: 0 P: 16	R: 0 E: 0 K: 1 S: 6	H: 1 LOB: 1 BB: 0 P: 8	R: 0 E: 0 K: 2 S: 12	H: 1 LOB: 1 BB: 0 P: 14	R: 2 E: 0 K: 1 S: 13	H: 3 LOB: 3 BB: 2 P: 28	R: 0 E: 0 K: 0 S: 9	H: 1 LOB: 0 BB: 0 P: 10	1B: 7 2B: 5 3B: 0 HR: 0	SF: 1 SAC: 0 DP: 1 HBP: 0	WP: 4 PB: 0 SB: 1 CS: 0	PA: 40			
PITCHER	IP	WLS	BF	H	R	ER	SO	BB	IBB	HBP	BLK	WP	HR	S	P	ERA	WHIP								
Dennis Rasmussen, L (1, 1) ERA: 3.32	5.0	W	21	6	4	3	6	0	0	0	0	1	0	51	80	5.40	1.200								
Mike Maddux, R (6, 1) ERA: 2.65	1.0		4	1	0	0	1	0	0	0	0	1	0	6	8	0.00	1.000								
Larry Andersen, R (7, 1) ERA: 2.65	1.0		4	1	0	0	2	0	0	0	0	1	0	12	14	0.00	1.000								
Jose Melendez, R (8, 1) ERA: 3.39	0.2		4	2	2	2	1	0	0	0	0	1	0	8	12	27.00	3.000								
Rich Rodriguez, L (8, 1) ERA: 3.66	0.0		1	1	0	0	0	0	0	0	0	0	0	3	6	-	-								

San Diego Padres @ Houston Astros
Astrodome, Houston, TX
Tue Sep 10 1991, 8:05 PM EDT
Att. 4,353 - Dome - 70 F

AB 37
R 6
H 12
RBI 5
BB 2
SO 10
LOB 15



Batter	1	2	3	4	5	6	7	8	9	AB	R	H	RBI	BB	SO	LOB	TOP		
Bip Roberts, S (1, 7) OBP: 0.349, SLG: 0.357										4	1	2	0	0	0	0			
Jack Howell, L (1, 5) OBP: 0.295, SLG: 0.330										4	0	0	0	0	0	2			
Darrin Jackson, R (1, 8) OBP: 0.313, SLG: 0.484										4	2	2	1	0	0	0			
Fred McGriff, L (1, 3)										4	0	0	1	0	0	1			
Bento Santiago, R (1, 2)										3	0	1	1	0	0	0			
Tim Teufel, R (1, 4)										3	0	0	0	0	1	1			
Thomas Howard, S (1, 9)										3	0	0	0	0	0	0			
Craig Shipley, R (1, 6)										3	0	0	0	0	1	0			
Andy Benes, R (1, 1) OBP: 0.161, SLG: 0.093										2	0	0	0	0	2	0			
Oscar Azocar, L (8, PH) OBP: 0.270, SLG: 0.229										1	0	0	0	0	0	0			
Mike Maddux, L (8, 1) OBP: 0.250, SLG: 0.100										0	0	0	0	0	0	0			
Inning Stats	R: 0 H: 1 E: 0 LOB: 0 K: 0 S: 8	H: 0 R: 0 ER: 0 SO: 0 BB: 0 P: 12	H: 0 R: 0 ER: 0 SO: 1 BB: 0 P: 11	H: 0 R: 0 ER: 0 SO: 0 BB: 0 P: 7	H: 3 R: 2 ER: 0 SO: 0 BB: 0 P: 17	H: 0 R: 0 ER: 0 SO: 0 BB: 0 P: 13	H: 1 R: 1 ER: 0 SO: 0 BB: 0 P: 13	H: 0 R: 0 ER: 0 SO: 0 BB: 0 P: 16	H: 0 R: 0 ER: 0 SO: 0 BB: 0 P: 14	1B: 3 2B: 1 3B: 0 HR: 1	SF: 0 SAC: 0 DP: 1 HBP: 0	WP: 0 PB: 0 SB: 0 CS: 0	PA: 31						
PITCHER	IP	WLS	BF	H	R	ER	SO	BB	IBB	HBP	BLK	WP	HR	S	P	ERA	WHIP		
Gil Heredia, R (1, 1) ERA: 6.55	7.0	L	25	5	3	3	3	0	0	0	0	0	1	64	89	3.86	0.714		
Don Robinson, R (8, 1) ERA: 4.5	2.0	S	6	0	0	0	1	0	0	0	0	0	0	23	30	0.00	0.000		

San Diego Padres @ San Francisco Giants
Candlestick Park, San Francisco, CA
Sat Sep 14 1991, 6:33 AM EDT
Att: 19,439 - Sunny - 61 F


AB	31
R	3
H	5
RBI	3
BB	0
SO	4
LOB	4

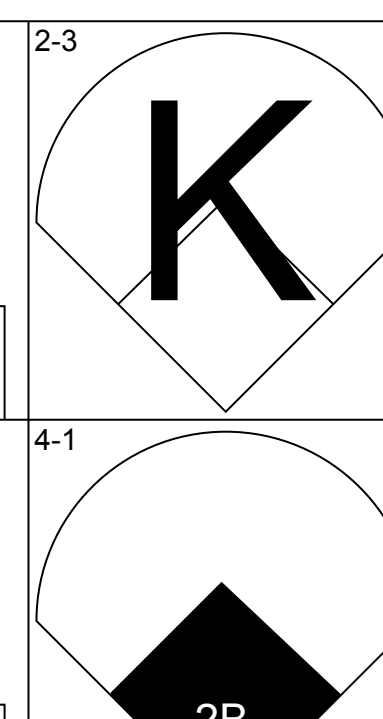
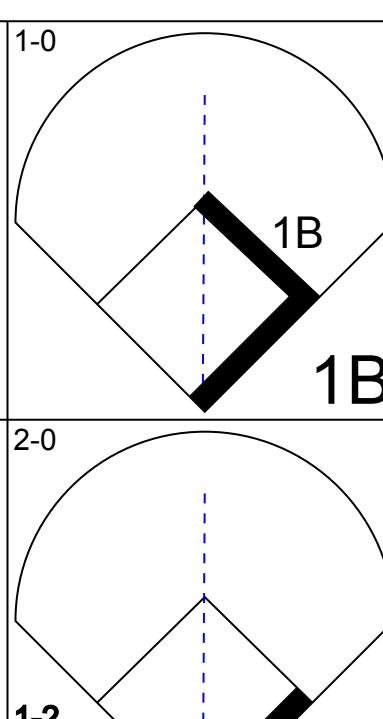
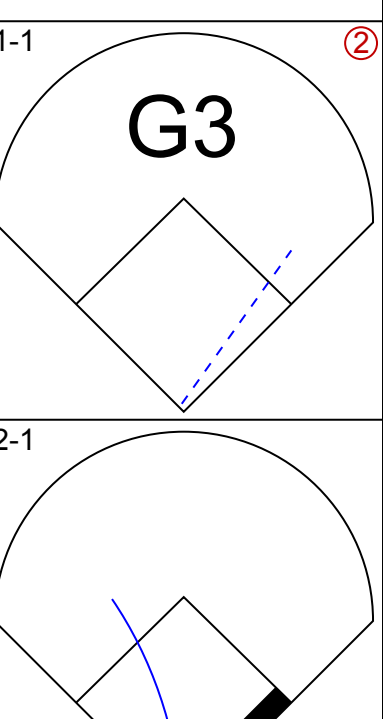
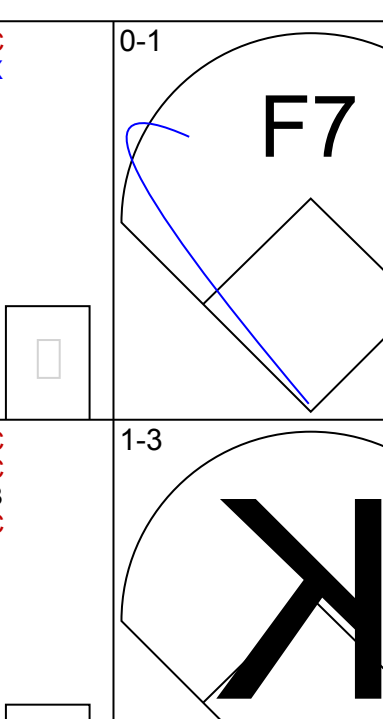
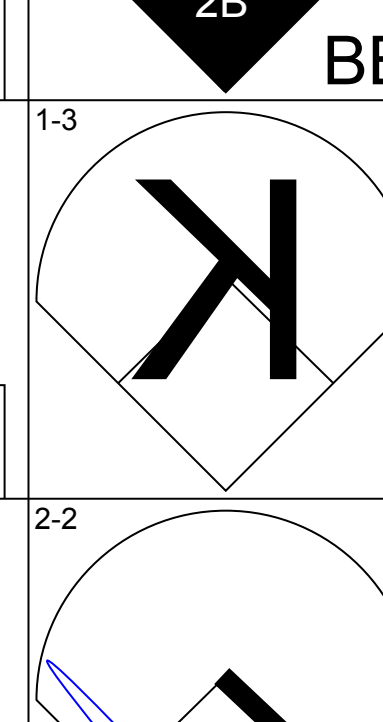
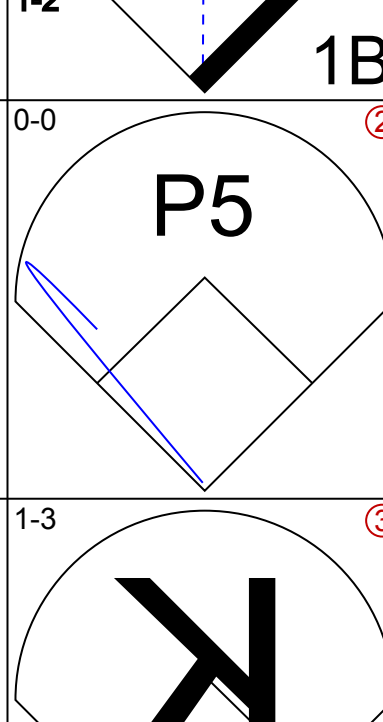
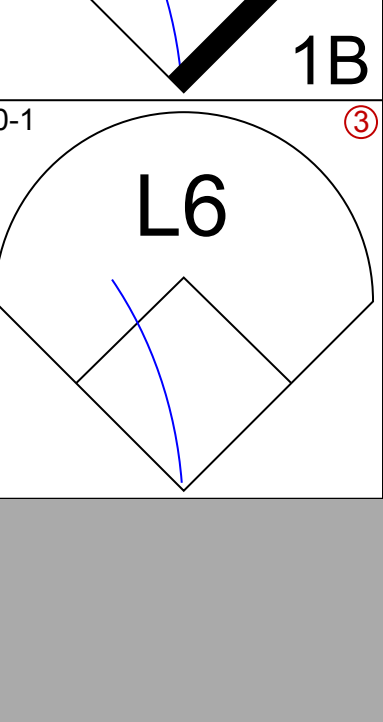
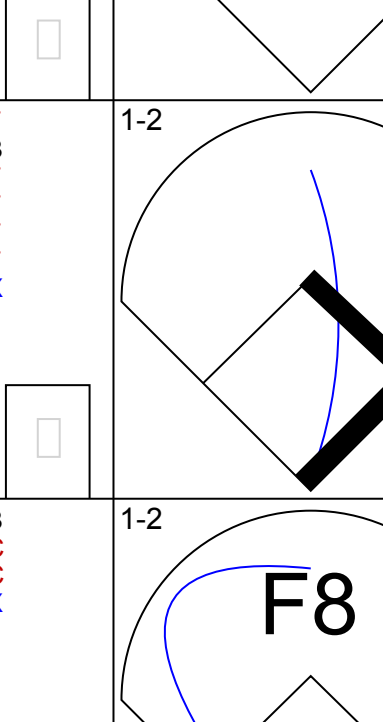
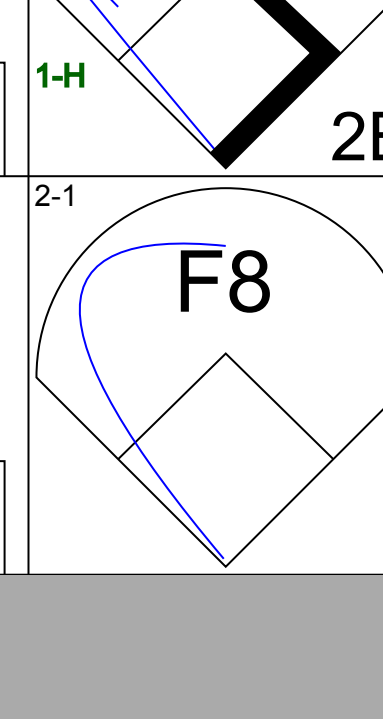







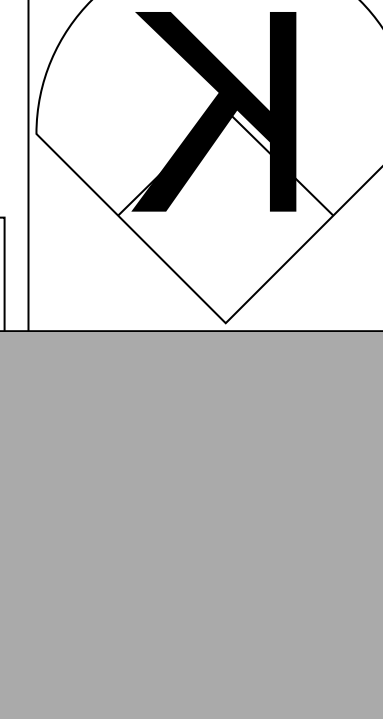

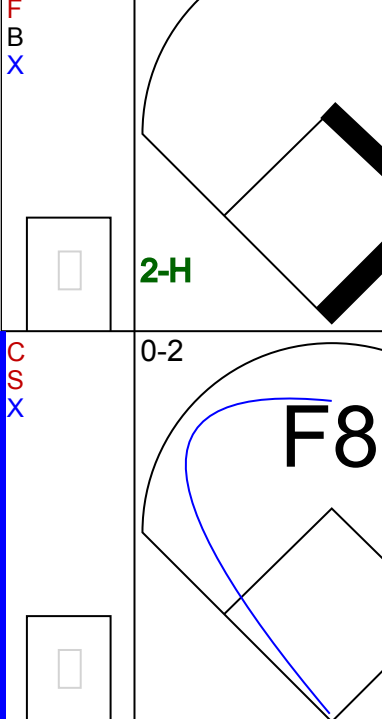
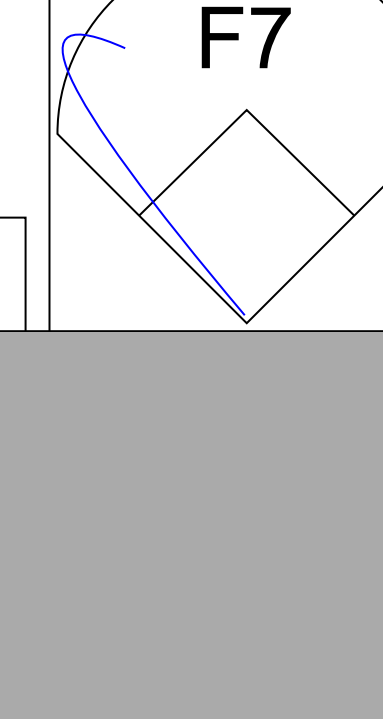
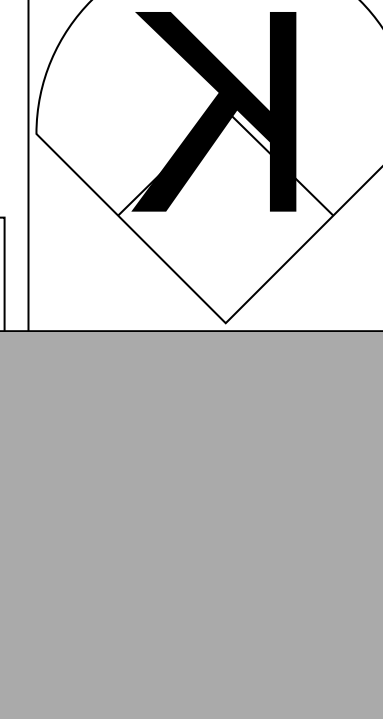

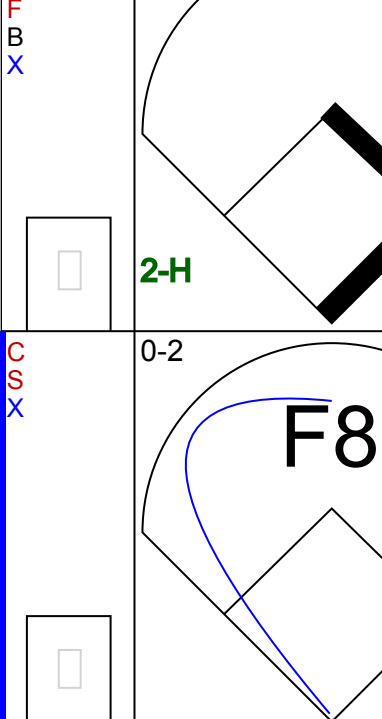
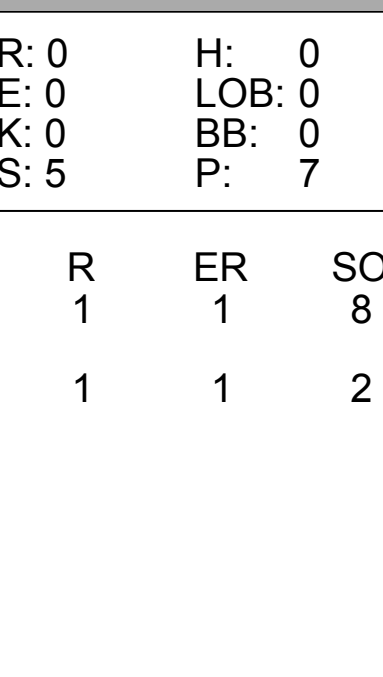
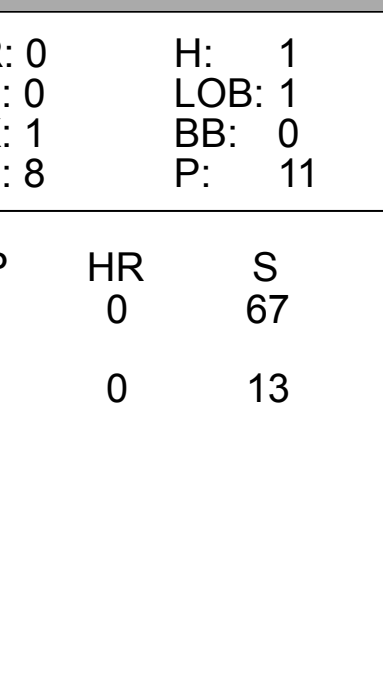
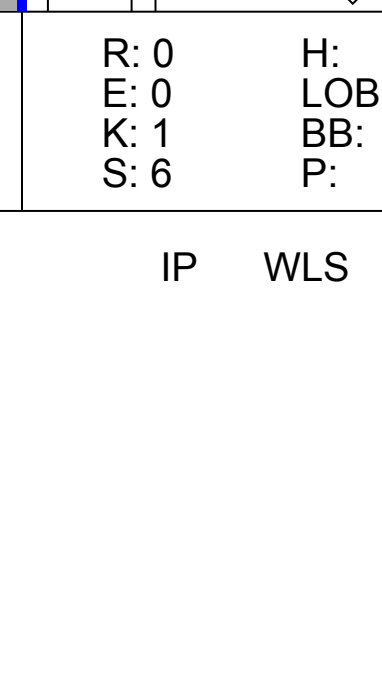
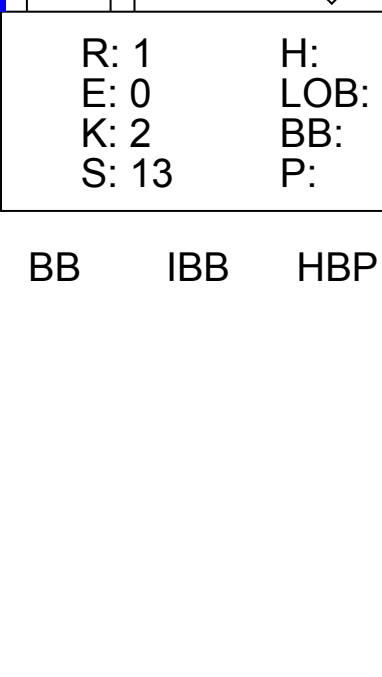
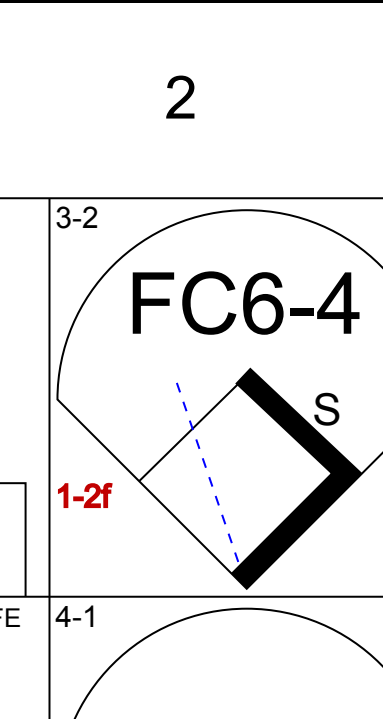
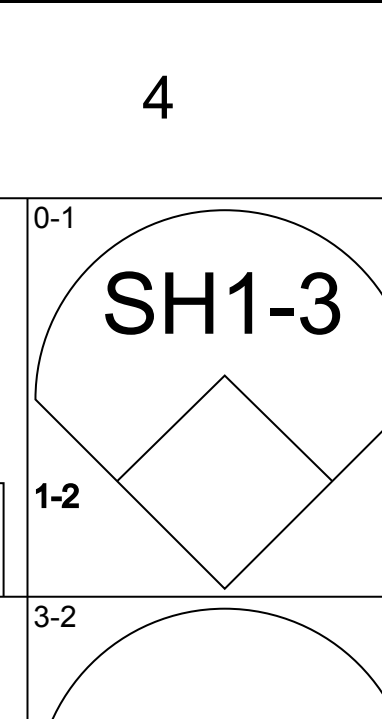







Batter	1	2	3	4	5	6	7	8	9	AB	R	H	RBI	BB	SO	LOB	BOTTOM		
Willie McGee, S (1, 8) OBP: 0.351, SLG: 0.410										4	0	0	0	0	1	1			
Tom Herr, S (1, 4) OBP: 0.340, SLG: 0.275										4	0	1	0	0	1	0			
Will Clark, L (1, 3) OBP: 0.363, SLG: 0.539										4	0	1	0	0	2	2			
Kevin Mitchell, R (1, 7) OBP: 0.344, SLG: 0.529										4	0	0	0	0	2	3			
Matt Williams, R (1, 5) OBP: 0.298, SLG: 0.489										4	1	1	0	0	1	0			
Kevin Bass, S (1, 9) OBP: 0.307, SLG: 0.360										2	0	0	1	1	0	0			
Terry Kennedy, L (1, 2) OBP: 0.276, SLG: 0.335										3	0	0	0	0	2	1			
Mike Benjamin, R (1, 6) OBP: 0.191, SLG: 0.244										2	0	0	0	0	1	0			
Mike Kingsley, L (7, PH) OBP: 0.295, SLG: 0.255										1	0	0	0	0	0	1			
Don Robinson, R (8, 1) OBP: 0.179, SLG: 0.184										0	0	0	0	0	0	0			
Gil Heredia, R (1, 1) OBP: 0.500, SLG: 0.500										2	0	1	0	0	0	0			
Jose Uribe, S (8, 6) OBP: 0.296, SLG: 0.322										1	0	0	0	0	0	0			
Inning Stats	R: 0 H: 0 E: 0 LOB: 0 K: 1 S: 9	H: 0 R: 0 ER: 0 SO: 0 BB: 0 P: 13	H: 0 R: 0 ER: 0 SO: 1 BB: 0 P: 11	H: 0 R: 0 ER: 0 SO: 0 BB: 0 P: 8	H: 1 R: 0 ER: 0 SO: 0 BB: 0 P: 14	H: 1 R: 1 ER: 0 SO: 0 BB: 0 P: 18	H: 2 R: 0 ER: 0 SO: 0 BB: 0 P: 22	H: 0 R: 0 ER: 0 SO: 0 BB: 1 P: 24	H: 0 R: 0 ER: 0 SO: 0 BB: 0 P: 15	1B: 2 2B: 1 3B: 1 HR: 0	SF: 0 SAC: 0 DP: 0 HBP: 0	WP: 0 PB: 0 SB: 0 CS: 0	PA: 32						
PITCHER	IP	WLS	BF	H	R	ER	SO	BB	IBB	HBP	BLK	WP	HR	S	P	ERA	WHIP		
Andy Benes, R (1, 1) ERA: 3.11	7.0	W	26	4	1	1	9	1	0	0	0	0	0	78	110	1.29	0.714		
Mike Maddux, R (8, 1) ERA: 2.99	2.0	S	6	0	0	0	1	0	0	0	0	0	0	14	22	0.00	0.000		

San Diego Padres @ San Francisco Giants
Candlestick Park, San Francisco, CA
Sat Sep 14 1991, 6:33 AM EDT
Att: 19,439 - Sunny - 61 F

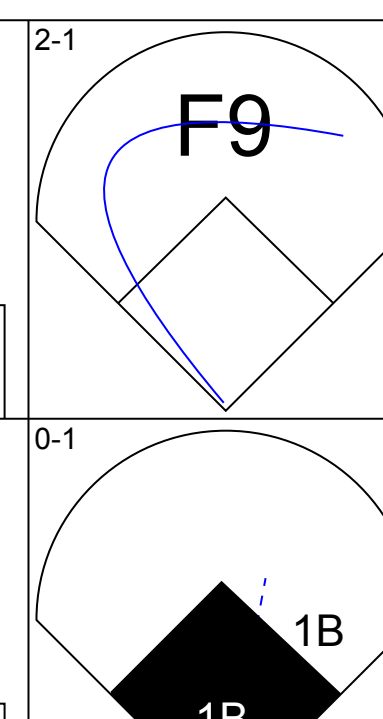
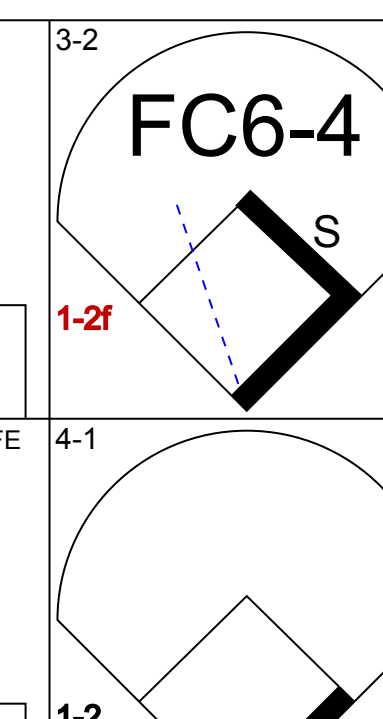
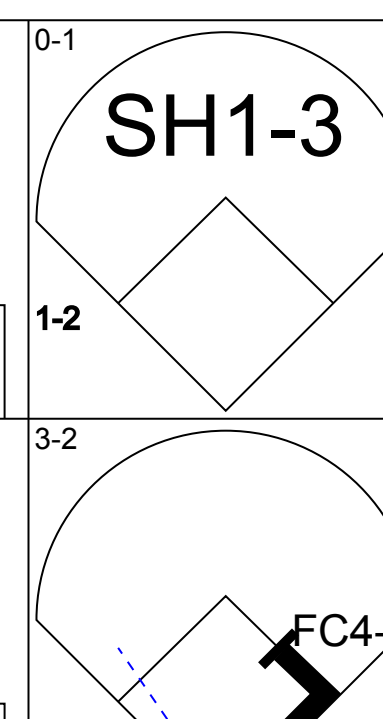
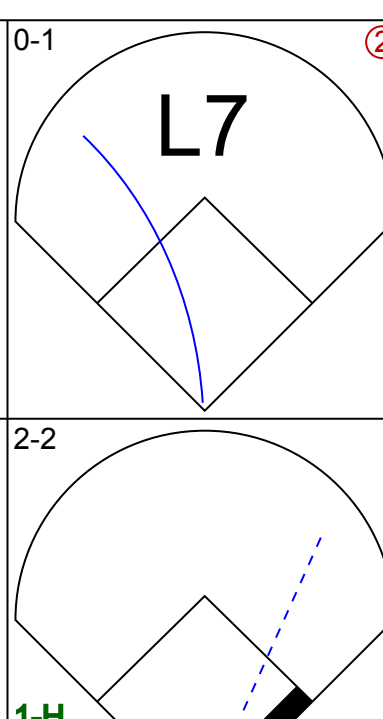
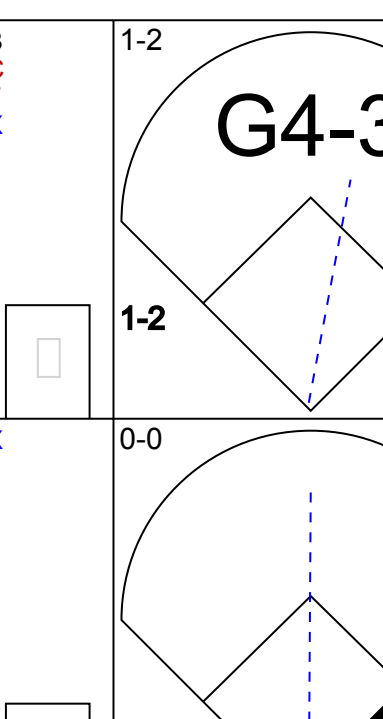
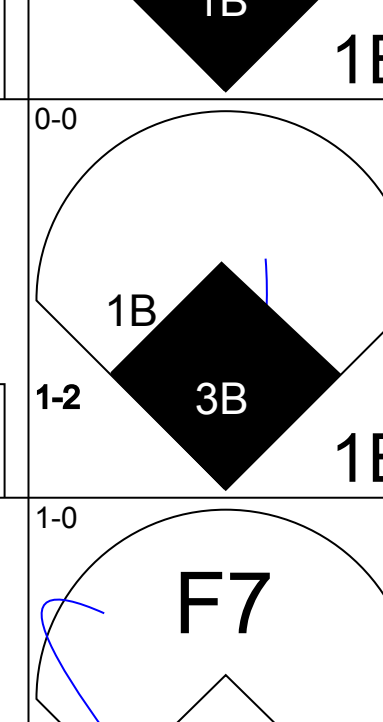
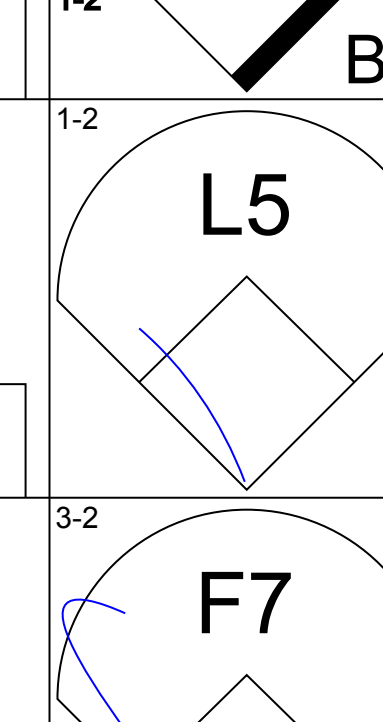
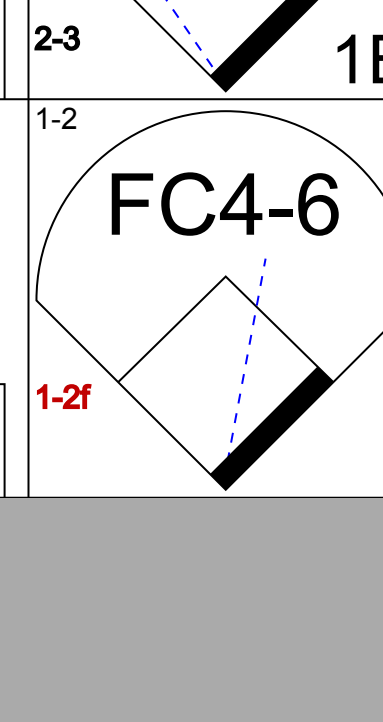
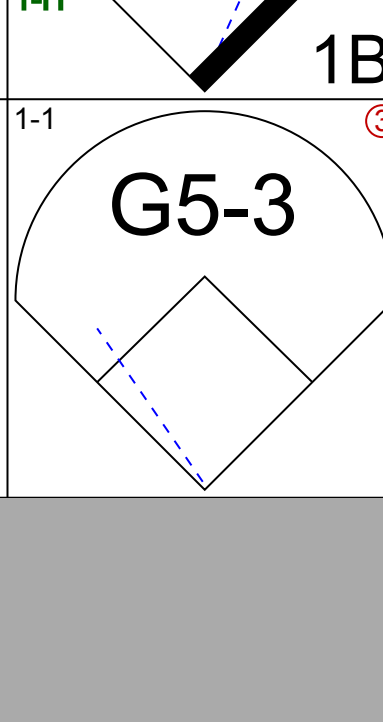
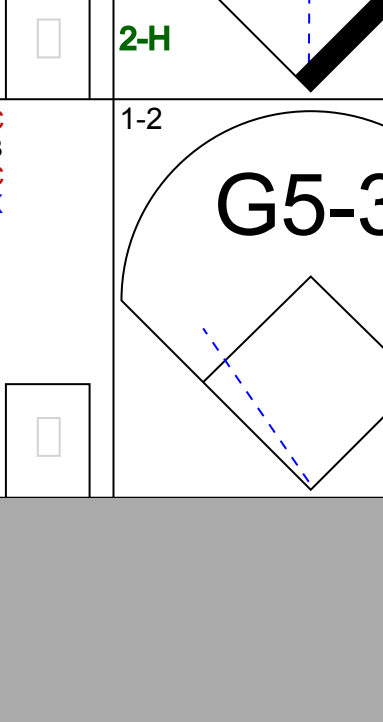
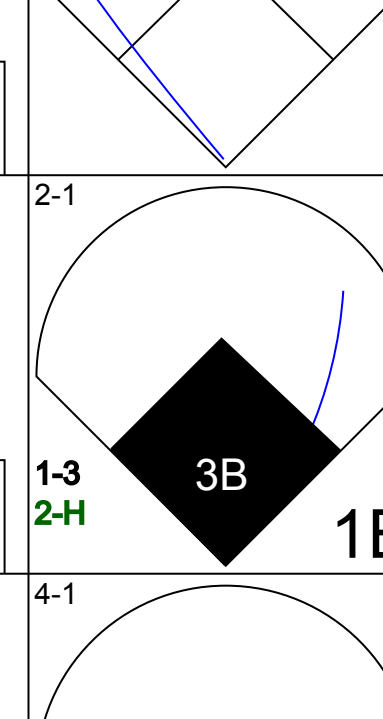




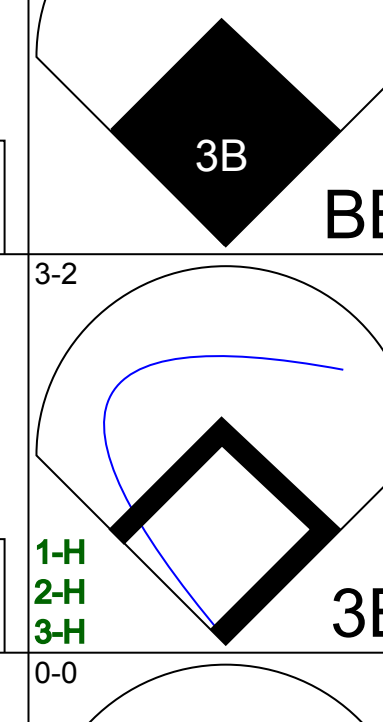

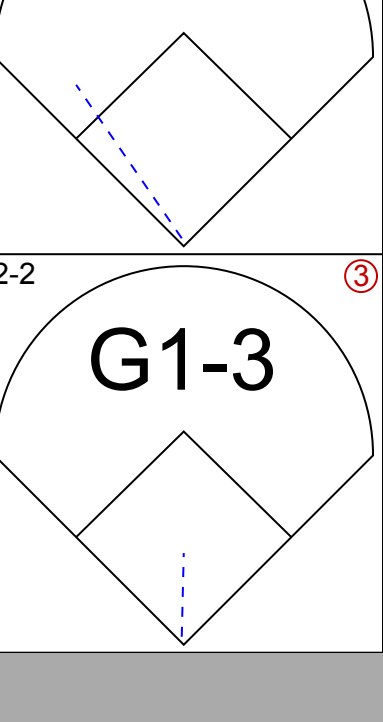
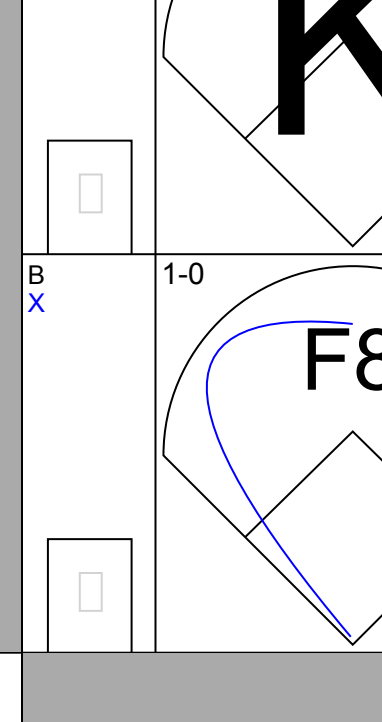
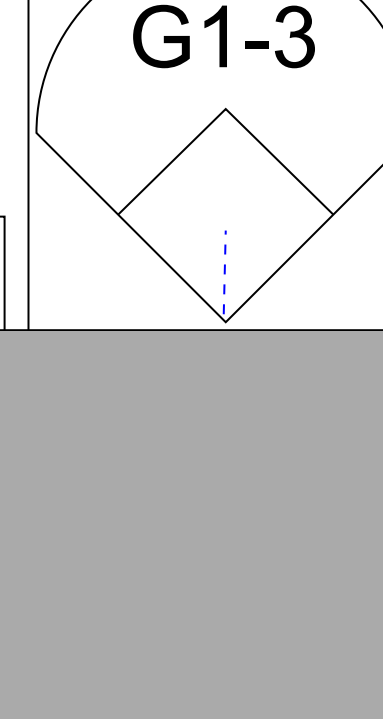



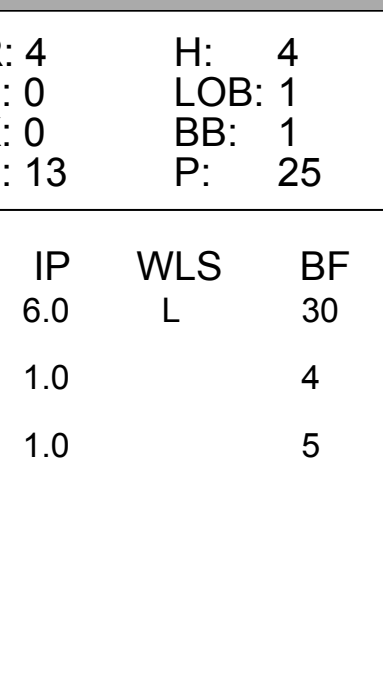
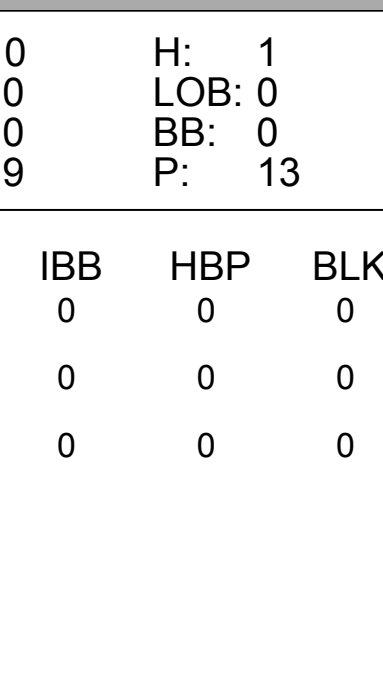
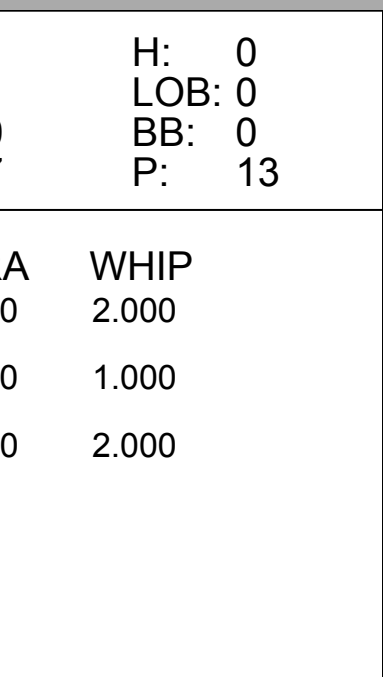
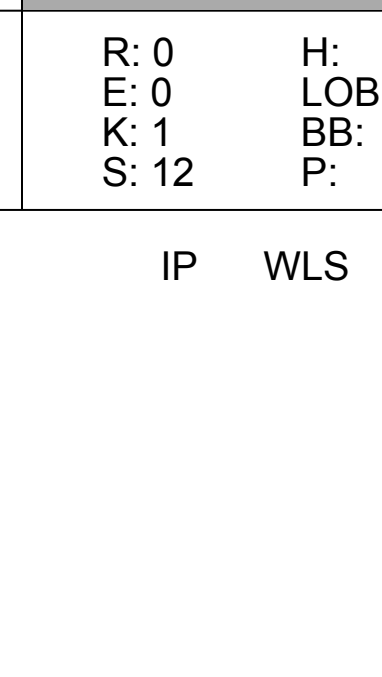
AB	31
R	1
H	4
RBI	1
BB	1
SO	10
LOB	8



Batter	1	2	3	4	5	6	7	8	9	AB	R	H	RBI	BB	SO	LOB	TOP				
Bip Roberts, S (1, 7) OBP: 0.348, SLG: 0.356										4	0	1	0	0	1	0	San Diego Padres @ San Francisco Giants Candlestick Park, San Francisco, CA Sun Sep 15 1991, 6:33 AM EDT Att: 14,049 - Sunny - 62 F				
Tony Fernandez, S (1, 6) OBP: 0.326, SLG: 0.353										3	1	2	0	1	1	0					
Oscar Azocar, L (1, 9) OBP: 0.288, SLG: 0.256										4	0	1	0	0	1	4					
Fred McGriff, L (1, 3) OBP: 0.395, SLG: 0.486										4	0	1	1	0	2	3					
Benito Santiago, R (1, 2) OBP: 0.295, SLG: 0.403										4	0	1	0	0	1	1					
Darin Jackson, R (1, 8) OBP: 0.312, SLG: 0.484										4	1	1	0	0	0	1					
Jack Howell, L (1, 5) Kevin Ward, R (9, PH) OBP: 0.286, SLG: 0.407										3	0	0	0	0	0	1					
Tim Teufel, R (1, 4) OBP: 0.327, SLG: 0.381										4	0	1	1	0	1	1					
Dennis Rasmussen, L (1, 1) Tom Lampkin, L (7, PH) Rich Rodriguez, L (7, 1) Derek Lilliquist, L (8, 1) Jerald Clark, R (9, PH) OBP: 0.300, SLG: 0.371										2	0	0	0	0	1	0					
Inning Stats	R: 1 E: 0 K: 2 S: 12	H: 1 LOB: 1 BB: 1 P: 23	R: 0 E: 0 K: 0 S: 5	H: 0 LOB: 0 BB: 0 P: 7	R: 0 E: 0 K: 1 S: 7	H: 2 LOB: 2 BB: 0 P: 11	R: 0 E: 0 K: 1 S: 8	H: 1 LOB: 1 BB: 0 P: 11	R: 0 E: 0 K: 1 S: 9	H: 0 LOB: 0 BB: 0 P: 13	R: 0 E: 0 K: 1 S: 6	H: 0 LOB: 0 BB: 0 P: 10	R: 0 E: 0 K: 1 S: 14	H: 1 LOB: 1 BB: 0 P: 17	R: 1 E: 0 K: 2 S: 13	H: 2 LOB: 1 BB: 0 P: 19		1B: 4 2B: 4 3B: 0 HR: 0	SF: 0 SAC: 0 DP: 0 HBP: 0	WP: 0 PB: 0 SB: 0 CS: 0	PA: 36
PITCHER	IP	WLS	BF	H	R	ER	SO	BB	IBB	HBP	BLK	WP	HR	S	P	ERA	WHIP				
John Burkett, R (1, 1) ERA: 4.05	8.0	W	31	6	1	1	8	1	0	0	0	0	0	67	99	1.12	0.875				
Dave Righetti, L (9, 1) ERA: 3.95	1.0		5	2	1	1	2	0	0	0	0	0	0	13	19	9.00	2.000				

AB	35
R	2
H	8
RBI	2
BB	1
SO	10
LOB	13



Batter	1	2	3	4	5	6	7	8	9	AB	R	H	RBI	BB	SO	LOB	BOTTOM				
Darren Lewis, R (1, 8) OBP: 0.356, SLG: 0.335										4	0	0	0	0	0	3	San Diego Padres @ San Francisco Giants Candlestick Park, San Francisco, CA Sun Sep 15 1991, 6:33 AM EDT Att: 14,049 - Sunny - 62 F				
Willie McGee, S (1, 9) OBP: 0.358, SLG: 0.415										4	1	4	2	1	0	0					
Tom Herr, S (1, 4) OBP: 0.338, SLG: 0.273										5	1	1	0	0	0	6					
Kevin Mitchell, R (1, 7) Mike Felder, S (6, 7) OBP: 0.316, SLG: 0.332										3	1	0	0	0	0	4					
Matt Williams, R (1, 5) OBP: 0.301, SLG: 0.492										3	1	3	2	0	0	0					
Dave Anderson, R (1, 3) OBP: 0.274, SLG: 0.298										3	1	0	0	1	1	2					
Steve Decker, R (1, 2) OBP: 0.264, SLG: 0.324										4	0	1	3	0	0	1					
Mike Benjamin, R (1, 6) OBP: 0.204, SLG: 0.247										3	2	1	0	1	0	1					
John Burkett, R (1, 1) Kevin Bass, S (8, PH) Dave Righetti, L (9, 1) OBP: 0.132, SLG: 0.118										2	0	1	0	1	1	1					
Inning Stats	R: 4 E: 0 K: 0 S: 13	H: 4 LOB: 1 BB: 1 P: 25	R: 0 E: 0 K: 0 S: 13	H: 0 LOB: 2 BB: 2 P: 28	R: 0 E: 0 K: 0 S: 9	H: 1 LOB: 0 BB: 0 P: 13	R: 0 E: 0 K: 0 S: 14	H: 2 LOB: 2 BB: 0 P: 20	R: 1 E: 0 K: 0 S: 7	H: 0 LOB: 0 BB: 0 P: 13	R: 1 E: 0 K: 1 S: 12	H: 2 LOB: 1 BB: 0 P: 16	R: 0 E: 0 K: 1 S: 12	H: 1 LOB: 1 BB: 0 P: 16	R: 1 E: 0 K: 0 S: 8	H: 1 LOB: 1 BB: 1 P: 15		1B: 10 2B: 0 3B: 1 HR: 0	SF: 1 SAC: 1 DP: 1 HBP: 0	WP: 0 PB: 0 SB: 2 CS: 0	PA: 39
PITCHER	IP	WLS	BF	H	R	ER	SO	BB	IBB	HBP	BLK	WP	HR	S	P	ERA	WHIP				
Dennis Rasmussen, L (1, 1) ERA: 3.91	6.0	L	30	9	6	5	1	3	0	0	0	0	0	68	115	7.50	2.000				
Rich Rodriguez, L (7, 1) ERA: 3.55	1.0		4	1	0	0	1	0	0	0	0	0	0	12	16	0.00	1.000				
Derek Lilliquist, L (8, 1) ERA: 10.22	1.0		5	1	1	1	0	1	0	0	0	0	0	8	15	9.00	2.000				



Batter	1	2	3	4	5	6	7	8	9	AB	R	H	RBI	BB	SO	LOB	TOP			
Kenny Lofton, L OBP: 0.500, SLG: 0.500 (1, 8)										4	0	1	0	1	1	1	Houston Astros @ San Diego Padres Jack Murphy Stadium, San Diego, CA Mon Sep 16 1991, 10:05 PM EDT Att: 19,175 - Overcast - 68 F			
Steve Finley, L OBP: 0.331, SLG: 0.413 (1, 9)										3	0	1	0	0	0	1				
Craig Biggio, R OBP: 0.366, SLG: 0.380 (1, 2)										4	0	0	0	0	0	3				
5 Jeff Bagwell, R OBP: 0.384, SLG: 0.453 (1, 3)										3	1	1	1	1	1	2				
Luis Gonzalez, L OBP: 0.310, SLG: 0.434 (1, 7)										3	0	1	0	1	0	1				
Ken Caminiti, S OBP: 0.313, SLG: 0.383 (1, 5)										4	0	2	0	0	0	3				
Andujar Cedeno, R OBP: 0.276, SLG: 0.411 (8, 1) Al Osuna, R Xavier Hernandez, L (8, 1)										4	0	0	0	0	2	3		AB 32 R 1 H 8 RBI 1 BB 3 SO 4 LOB 16		
Andy Mota, R OBP: 0.228, SLG: 0.286 (1, 4) Casey Candaele, S OBP: 0.319, SLG: 0.356 (9, PH)										3	0	2	0	0	0	1				
Brian Williams, R Rafael Ramirez, R OBP: 0.277, SLG: 0.296 (8, 6)											2	0	0	0	0	0		1		
Inning Stats	R: 0 E: 0 K: 0 S: 12	H: 1 LOB: 3 BB: 2 P: 24	R: 0 E: 0 K: 1 S: 7	H: 1 LOB: 1 BB: 0 P: 9	R: 0 E: 0 K: 1 S: 9	H: 1 LOB: 1 BB: 0 P: 15	R: 0 E: 0 K: 0 S: 8	H: 0 LOB: 1 BB: 1 P: 15	R: 0 E: 0 K: 1 S: 8	H: 2 LOB: 0 BB: 0 P: 12	R: 0 E: 0 K: 0 S: 7	H: 0 LOB: 0 BB: 0 P: 11	R: 1 E: 0 K: 1 S: 10	H: 2 LOB: 1 BB: 0 P: 13	R: 0 E: 0 K: 0 S: 8	H: 0 LOB: 0 BB: 0 P: 11		1B: 7 2B: 1 3B: 0 HR: 1	SF: 0 SAC: 2 DP: 1 HBP: 0	WP: 0 PB: 0 SB: 1 CS: 1
PITCHER	IP WLS BF H R ER SO BB IBB HBP BLK WP HR S P ERA WHIP																			
Greg Harris, R ERA: 2.06 (1, 1)	7.2 W 33 8 1 1 3 3 0 0 0 0 1 66 107 1.17 1.435																			
Larry Andersen, R ERA: 2.43 (8, 1)	1.1 S 4 0 0 0 1 0 0 0 0 0 0 0 11 15 0.00 0.000																			

Batter	1	2	3	4	5	6	7	8	9	AB	R	H	RBI	BB	SO	LOB	BOTTOM	
Bip Roberts, S OBP: 0.352, SLG: 0.358 (1, 7)										3	1	2	0	1	0	0	Houston Astros @ San Diego Padres Jack Murphy Stadium, San Diego, CA Mon Sep 16 1991, 10:05 PM EDT Att: 19,175 - Overcast - 68 F	
Jack Howell, L OBP: 0.282, SLG: 0.324 (1, 5)										4	1	1	0	0	1	2		
Tony Fernandez, S OBP: 0.329, SLG: 0.353 (1, 6)										3	0	1	1	1	0	0		
Fred McGriff, L OBP: 0.394, SLG: 0.483 (1, 3)										3	1	0	0	1	0	3		
Benito Santiago, R OBP: 0.297, SLG: 0.404 (1, 2)										4	1	2	0	0	1	3		
Darin Jackson, R OBP: 0.314, SLG: 0.483 (1, 8)										3	1	1	0	1	1	3		
Thomas Howard, S OBP: 0.302, SLG: 0.345 (1, 9)										4	1	2	5	0	0	2		
Craig Shipley, R OBP: 0.274, SLG: 0.283 (1, 4)										4	0	1	0	0	0	3		
Greg Harris, R OBP: 0.129, SLG: 0.069 (1, 1) Larry Andersen, R ERA: 2.43 (8, 1)										3	0	0	0	0	0	2		
Inning Stats	R: 0 E: 0 K: 0 S: 7	H: 0 LOB: 0 BB: 0 P: 11	R: 0 E: 0 K: 1 S: 9	H: 1 LOB: 1 BB: 0 P: 14	R: 0 E: 0 K: 0 S: 9	H: 2 LOB: 1 BB: 0 P: 12	R: 0 E: 0 K: 0 S: 6	H: 0 LOB: 0 BB: 1 P: 15	R: 0 E: 0 K: 1 S: 7	H: 0 LOB: 0 BB: 1 P: 13	R: 3 E: 0 K: 0 S: 10	H: 2 LOB: 0 BB: 1 P: 20	R: 3 E: 0 K: 1 S: 14	H: 4 LOB: 2 BB: 1 P: 25	1B: 9 2B: 1 3B: 0 HR: 1	SF: 0 SAC: 0 DP: 2 HBP: 0		WP: 0 PB: 0 SB: 1 CS: 2
PITCHER	IP WLS BF H R ER SO BB IBB HBP BLK WP HR S P ERA WHIP																	
Brian Williams, R ERA: 3.86 (1, 1)	7.0 L 27 6 3 3 2 3 0 0 0 0 0 0 7 12 3.86 1.286																	
Al Osuna, L ERA: 3.38 (8, 1)	0.1 4 3 3 3 0 0 0 0 0 0 0 0 7 12 81.00 9.000																	
Xavier Hernandez, R ERA: 5.62 (8, 1)	0.2 4 1 0 0 1 1 0 0 0 0 0 0 7 13 0.00 3.000																	

Batter	1	2	3	4	5	6	7	8	9	AB	R	H	RBI	BB	SO	LOB	TOP										
Kenny Lofton, L OBP: 0.389, SLG: 0.375	G4-3	E1						G3		4	0	0	0	0	1	0	Houston Astros @ San Diego Padres Jack Murphy Stadium, San Diego, CA Tue Sep 17 1991, 10:05 PM EDT Att: 6,695 - Cloudy - 65 F										
Steve Finley, L OBP: 0.330, SLG: 0.411	5 1B	G4-3						K		4	1	1	0	0	1	1											
Craig Biggio, R OBP: 0.365, SLG: 0.379	FC							F8		4	1	1	0	0	1	0											
5 Jeff Bagwell, R OBP: 0.384, SLG: 0.451	E							L6		4	1	1	1	0	0	0											
Ken Caminiti, S OBP: 0.314, SLG: 0.384	FC							G5-3		4	0	2	0	0	0	1											
Luis Gonzalez, L OBP: 0.307, SLG: 0.430	G3							P5		4	0	0	1	0	1	3											
Andujar Cedeno, R OBP: 0.275, SLG: 0.407	K							L8		4	0	1	0	0	1	1											
Andy Mota, R OBP: 0.213, SLG: 0.267								G6-3		4	0	0	0	0	2	2											
Pete Harnisch, S OBP: 0.164, SLG: 0.125										2	0	0	0	0	1	0											
Jose Tolentino, L OBP: 0.256, SLG: 0.425										1	0	0	0	0	0	0											
Curt Schilling, R OBP: 0.300, SLG: 0.500										0	0	0	0	0	0	0											
Rob Mallicoat, L OBP: 0.250, SLG: 0.370										0	0	0	0	0	0	0											
Xavier Hernandez, L OBP: 0.250, SLG: 0.370										0	0	0	0	0	0	0											
Inning Stats	R: 3 E: 1 K: 1 S: 16	H: 3 LOB: 1 BB: 0 P: 26	R: 0 E: 1 K: 2 S: 12	H: 0 LOB: 1 BB: 0 P: 13	R: 0 E: 0 K: 0 S: 7	H: 1 LOB: 1 BB: 0 P: 9	R: 0 E: 0 K: 0 S: 5	H: 0 LOB: 0 BB: 0 P: 7	R: 0 E: 0 K: 1 S: 7	H: 0 LOB: 0 BB: 0 P: 9	R: 0 E: 0 K: 1 S: 7	H: 0 LOB: 0 BB: 0 P: 10	R: 0 E: 0 K: 1 S: 6	H: 0 LOB: 0 BB: 0 P: 8	R: 0 E: 0 K: 0 S: 10	H: 2 LOB: 2 BB: 0 P: 15	1B: 6 2B: 0 3B: 0 HR: 0	SF: 0 SAC: 0 DP: 0 HBP: 0	WP: 0 PB: 0 SB: 0 CS: 0	PA: 35							
PITCHER	IP	WLS	BF	H	R	ER	SO	BB	IBB	HBP	BLK	WP	HR	S	P	ERA	WHIP										
Bruce Hurst, L ERA: 3.29	1.0	L	7	3	3	2	1	0	0	0	0	0	0	16	26	18.00	3.000										
Jose Melendez, R ERA: 3.26	2.0		8	1	0	0	2	0	0	0	0	0	0	19	22	0.00	0.500										
Mike Maddux, R ERA: 2.53	2.0		6	0	0	0	2	0	0	0	0	0	0	12	16	0.00	0.000										
Jeremy Hernandez, R ERA: 3.45	2.0		6	0	0	0	2	0	0	0	0	0	0	14	20	0.00	0.000										
Rich Rodriguez, L ERA: 3.45	2.0		8	2	0	0	1	0	0	0	0	0	0	16	23	0.00	1.000										

AB	35
R	3
H	6
RBI	2
BB	0
SO	8
LOB	8



Batter	1	2	3	4	5	6	7	8	9	AB	R	H	RBI	BB	SO	LOB	BOTTOM										
Thomas Howard, S OBP: 0.302, SLG: 0.343	B1-3		L7					FC6-4		4	0	1	0	0	1	0	Houston Astros @ San Diego Padres Jack Murphy Stadium, San Diego, CA Tue Sep 17 1991, 10:05 PM EDT Att: 6,695 - Cloudy - 65 F										
Jack Howell, L OBP: 0.288, SLG: 0.322	P5							F8		1	0	0	0	2	0	0											
Kevin Ward, R OBP: 0.293, SLG: 0.407								FC6-4		0	0	0	0	0	0	0											
Paul Faries, R OBP: 0.244, SLG: 0.195								HBP		0	0	0	0	0	0	0											
Tony Fernandez, S OBP: 0.332, SLG: 0.356								FC6-4		4	0	3	0	0	0	2											
Fred McGriff, L OBP: 0.392, SLG: 0.479	G4-3		F8					K		4	0	0	0	0	2	7											
Bento Santiago, R OBP: 0.294, SLG: 0.401								L7		4	0	0	0	0	0	4											
Darin Jackson, R OBP: 0.311, SLG: 0.476								K		4	0	0	0	0	3	2											
Tim Teufel, R OBP: 0.329, SLG: 0.382								G6-3		4	0	2	0	0	1	0											
Jim Vatcher, R OBP: 0.417, SLG: 0.222										3	0	0	0	0	0	2											
Bip Roberts, S OBP: 0.351, SLG: 0.358								G4-3		1	0	0	0	0	0	0											
Bruce Hurst, L ERA: 3.29	6.0	W	24	4	0	0	5	2	0	0	0	1	1	0	0	0											
Jose Melendez, R ERA: 3.26	2.0		8	1	0	0	2	0	0	0	0	0	0	19	22	0.00											
Mike Maddux, R ERA: 2.53	2.0		6	0	0	0	2	0	0	0	0	0	0	12	16	0.00											
Jeremy Hernandez, R ERA: 3.45	2.0		6	0	0	0	2	0	0	0	0	0	0	14	20	0.00											
Rich Rodriguez, L ERA: 3.45	2.0		8	2	0	0	1	0	0	0	0	0	0	16	23	0.00											
PITCHER	IP	WLS	BF	H	R	ER	SO	BB	IBB	HBP	BLK	WP	HR	S	P	ERA	WHIP										
Pete Harnisch, R ERA: 2.61	1.0		3	1	0	0	0	0	0	0	0	0	0	5	6	0.00	1.000										
Curt Schilling, R ERA: 4.02	0.2		4	1	0	0	1	0	0	0	0	0	0	9	18	0.00	1.500										
Rob Mallicoat, L ERA: 3.45	1.1	S	4	0	0	0	1	0	0	0	0	0	0	11	18	0.00	0.000										
Xavier Hernandez, R ERA: 5.47	1.1		4	0	0	0	1	0	0	0	0	0	0	11	18	0.00	0.000										
Inning Stats	R: 0 E: 0 K: 0 S: 6	H: 1 LOB: 1 BB: 0 P: 10	R: 0 E: 0 K: 1 S: 9	H: 1 LOB: 1 BB: 0 P: 12	R: 0 E: 0 K: 0 S: 11	H: 1 LOB: 2 BB: 1 P: 18	R: 0 E: 0 K: 1 S: 6	H: 0 LOB: 0 BB: 0 P: 9	R: 0 E: 0 K: 2 S: 10	H: 1 LOB: 2 BB: 1 P: 16	R: 0 E: 0 K: 0 S: 5	H: 1 LOB: 0 BB: 0 P: 6	R: 0 E: 0 K: 1 S: 10	H: 1 LOB: 2 BB: 0 P: 22	R: 0 E: 0 K: 1 S: 10	H: 0 LOB: 0 BB: 0 P: 14	1B: 6 2B: 1 3B: 0 HR: 0	SF: 0 SAC: 0 DP: 1 HBP: 1	WP: 0 PB: 0 SB: 2 CS: 0	PA: 35							

AB	32
R	0
H	6
RBI	0
BB	2
SO	7
LOB	18



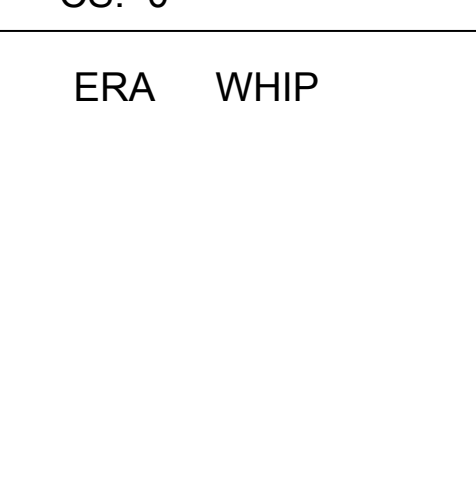
Batter	1	2	3	4	5	6	7	8	9	AB	R	H	RBI	BB	SO	LOB	TOP								
Lonnie Smith, R OBP: 0.382, SLG: 0.394 Keith Mitchell, R OBP: 0.410, SLG: 0.464	0-0 1B G4-6-3	0-0 1B G4-3	4-2 BB	0-0 BB	0-0 BB	0-0 F8		4-0 BB		3	1	2	0	2	0	1									
Jeff Treadway, L OBP: 0.375, SLG: 0.427 Mark Lemke, S OBP: 0.310, SLG: 0.332	0-2 1B G4-6-3	2-2 1B G4-3	0-0 1B L4			3-3 BB		0-2 BB		4	0	1	0	0	1	3									
Terry Pendleton, S OBP: 0.353, SLG: 0.503	0-0 1B G4-6-3	2-2 1B G4-3			1-1 2B FC4-6		2-3 BB	3-H 1-1 BB		5	0	1	0	0	1	3									
David Justice, L OBP: 0.372, SLG: 0.523	3-2 1B 1B	3-2 1B G4-3			1-3 BB		4-0 BB		2-1 1B FC6-4	4	1	2	0	1	1	2									
Ron Gant, R OBP: 0.335, SLG: 0.490	1-0 1B 2B		1-3 BB		4-0 BB		2-2 BB		0-2 1B FC6-4	4	1	2	0	1	1	1									
Sid Bream, L OBP: 0.326, SLG: 0.468	1-2 1B 2B		2-1 BB		3-1 BB		4-0 BB		3-0 1B FC6-4	4	1	2	1	1	0	2									
Greg Olson, R OBP: 0.323, SLG: 0.352	2-1 1B 2B		2-1 BB		1-0 BB		0-0 BB		1-1 1B FC6-4	5	1	1	1	0	0	6									
Rafael Belliard, R OBP: 0.292, SLG: 0.283	0-1 1B		1-2 BB		0-0 BB				0-0 2B SH1-4	4	1	2	2	0	0	0									
Tom Glavine, L OBP: 0.293, SLG: 0.257 Alejandro Pena, R (8, 1)	0-2 BB		0-1 BB		4-2 BB				0-0 BB	2	0	0	0	1	0	1									
Inning Stats	R: 5 E: 0 K: 0 S: 21	H: 7 LOB: 1 BB: 0 P: 28	R: 0 E: 0 K: 0 S: 13	H: 1 LOB: 1 BB: 0 P: 20	R: 0 E: 0 K: 1 S: 7	H: 0 LOB: 1 BB: 0 P: 12	R: 0 E: 0 K: 0 S: 9	H: 0 LOB: 1 BB: 1 P: 14	R: 0 E: 0 K: 1 S: 7	H: 0 LOB: 2 BB: 1 P: 14	R: 0 E: 0 K: 1 S: 8	H: 1 LOB: 2 BB: 2 P: 20	R: 1 E: 0 K: 0 S: 7	H: 1 LOB: 1 BB: 1 P: 12	R: 0 E: 0 K: 0 S: 9	H: 2 LOB: 1 BB: 0 P: 14	1B: 9 2B: 4 3B: 0 HR: 0	SF: 1 SAC: 1 DP: 2 HBP: 0	WP: 0 PB: 0 SB: 1 CS: 1	PA: 43					
PITCHER	IP WLS BF H R ER SO BB IBB HBP BLK WP HR S P ERA WHIP	IP WLS BF H R ER SO BB IBB HBP BLK WP HR S P ERA WHIP	IP WLS BF H R ER SO BB IBB HBP BLK WP HR S P ERA WHIP	IP WLS BF H R ER SO BB IBB HBP BLK WP HR S P ERA WHIP	IP WLS BF H R ER SO BB IBB HBP BLK WP HR S P ERA WHIP	IP WLS BF H R ER SO BB IBB HBP BLK WP HR S P ERA WHIP	IP WLS BF H R ER SO BB IBB HBP BLK WP HR S P ERA WHIP	IP WLS BF H R ER SO BB IBB HBP BLK WP HR S P ERA WHIP	IP WLS BF H R ER SO BB IBB HBP BLK WP HR S P ERA WHIP	IP WLS BF H R ER SO BB IBB HBP BLK WP HR S P ERA WHIP	IP WLS BF H R ER SO BB IBB HBP BLK WP HR S P ERA WHIP	IP WLS BF H R ER SO BB IBB HBP BLK WP HR S P ERA WHIP	IP WLS BF H R ER SO BB IBB HBP BLK WP HR S P ERA WHIP	IP WLS BF H R ER SO BB IBB HBP BLK WP HR S P ERA WHIP	IP WLS BF H R ER SO BB IBB HBP BLK WP HR S P ERA WHIP	IP WLS BF H R ER SO BB IBB HBP BLK WP HR S P ERA WHIP	IP WLS BF H R ER SO BB IBB HBP BLK WP HR S P ERA WHIP	IP WLS BF H R ER SO BB IBB HBP BLK WP HR S P ERA WHIP	IP WLS BF H R ER SO BB IBB HBP BLK WP HR S P ERA WHIP	IP WLS BF H R ER SO BB IBB HBP BLK WP HR S P ERA WHIP	IP WLS BF H R ER SO BB IBB HBP BLK WP HR S P ERA WHIP	IP WLS BF H R ER SO BB IBB HBP BLK WP HR S P ERA WHIP			
Ricky Bones, R ERA: 4.43 Rich Rodriguez, L ERA: 3.33 Pat Clements, L ERA: 2.7 John Costello, R ERA: 3.64 Jim Lewis, R ERA: 4.09	1.1 2.2 0.2 0.1 2.1	1.1 2.2 0.2 0.1 2.1	1.1 2.2 0.2 0.1 2.1	1.1 2.2 0.2 0.1 2.1	1.1 2.2 0.2 0.1 2.1	1.1 2.2 0.2 0.1 2.1	1.1 2.2 0.2 0.1 2.1	1.1 2.2 0.2 0.1 2.1	1.1 2.2 0.2 0.1 2.1	1.1 2.2 0.2 0.1 2.1	1.1 2.2 0.2 0.1 2.1	1.1 2.2 0.2 0.1 2.1	1.1 2.2 0.2 0.1 2.1	1.1 2.2 0.2 0.1 2.1	1.1 2.2 0.2 0.1 2.1	1.1 2.2 0.2 0.1 2.1	1.1 2.2 0.2 0.1 2.1	1.1 2.2 0.2 0.1 2.1	1.1 2.2 0.2 0.1 2.1	1.1 2.2 0.2 0.1 2.1	1.1 2.2 0.2 0.1 2.1	1.1 2.2 0.2 0.1 2.1	1.1 2.2 0.2 0.1 2.1		
Darrin Jackson, R OBP: 0.313, SLG: 0.477	1-1 3B WP		1-0 BB		1-0 BB		1-0 BB		0-0 1B	4	1	2	1	0	0	0									
Kevin Ward, R OBP: 0.302, SLG: 0.427	2-2 1B SF9		4-0 BB		1-1 BB		3-2 BB		1-1 1B	3	1	1	1	1	0	1									
Tony Fernandez, S OBP: 0.333, SLG: 0.356	4-0 BB		1-0 BB		1-2 BB		1-2 BB		0-0 1B	3	0	1	0	1	0	1									
Fred McGriff, L OBP: 0.394, SLG: 0.482	2-2 BB		4-1 BB		0-0 BB		0-0 BB		4-0 BB	1	0	1	1	2	0	0									
Benito Santiago, R OBP: 0.292, SLG: 0.398	2-1 BB		1-0 BB		3-1 BB		3-1 BB		0-2 BB	4	0	0	0	0	0	5									
Tim Lincecum, R OBP: 0.326, SLG: 0.378 Bip Roberts, S OBP: 0.350, SLG: 0.357	1-3 BB		2-0 BB		2-2 BB		2-2 BB		1-2 BB	3	0	0	0	0	1	2									
Jerald Clark, R OBP: 0.303, SLG: 0.367 Craig Lefferts, L OBP: 0.256, SLG: 0.244			2-3 BB		0-0 BB		0-1 BB		0-3 BB	3	0	0	0	0	1	1									
Craig Shipley, R OBP: 0.277, SLG: 0.286 Jack Howell, L OBP: 0.271, SLG: 0.322			0-0 BB		1-1 BB		1-1 BB		1-0 BB	3	1	1	0	0	0	0									
Ricky Bones, R OBP: 0.286, SLG: 0.100 Rich Rodriguez, L ERA: 3.33 Pat Clements, R ERA: 2.7 John Costello, R ERA: 3.64 Jim Vatcher, R OBP: 0.365, SLG: 0.290 Jim Lewis, R ERA: 4.09 Thomas Howard, S OBP: 0.303, SLG: 0.344			0-3 BB		1-3 BB		1-3 BB		0-0 BB	0	0	0	0	0	0	0									
Inning Stats	R: 2 E: 0 K: 1 S: 13	H: 2 LOB: 1 BB: 1 P: 25	R: 0 E: 0 K: 2 S: 8	H: 0 LOB: 0 BB: 0 P: 10	R: 0 E: 0 K: 0 S: 2	H: 0 LOB: 0 BB: 1 P: 8	R: 0 E: 0 K: 0 S: 3	H: 0 LOB: 0 BB: 1 P: 10	R: 0 E: 0 K: 0 S: 6	H: 0 LOB: 0 BB: 0 P: 8	R: 0 E: 0 K: 0 S: 7	H: 1 LOB: 1 BB: 0 P: 14	R: 2 E: 1 K: 0 S: 10	H: 4 LOB: 2 BB: 1 P: 16	R: 0 E: 0 K: 2 S: 13	H: 0 LOB: 1 BB: 1 P: 20	1B: 5 2B: 1 3B: 1 HR: 0	SF: 1 SAC: 0 DP: 3 HBP: 0	WP: 2 PB: 0 SB: 0 CS: 0	PA: 36					
PITCHER	IP WLS BF H R ER SO BB IBB HBP BLK WP HR S P ERA WHIP	IP WLS BF H R ER SO BB IBB HBP BLK WP HR S P ERA WHIP	IP WLS BF H R ER SO BB IBB HBP BLK WP HR S P ERA WHIP	IP WLS BF H R ER SO BB IBB HBP BLK WP HR S P ERA WHIP	IP WLS BF H R ER SO BB IBB HBP BLK WP HR S P ERA WHIP	IP WLS BF H R ER SO BB IBB HBP BLK WP HR S P ERA WHIP	IP WLS BF H R ER SO BB IBB HBP BLK WP HR S P ERA WHIP	IP WLS BF H R ER SO BB IBB HBP BLK WP HR S P ERA WHIP	IP WLS BF H R ER SO BB IBB HBP BLK WP HR S P ERA WHIP	IP WLS BF H R ER SO BB IBB HBP BLK WP HR S P ERA WHIP	IP WLS BF H R ER SO BB IBB HBP BLK WP HR S P ERA WHIP	IP WLS BF H R ER SO BB IBB HBP BLK WP HR S P ERA WHIP	IP WLS BF H R ER SO BB IBB HBP BLK WP HR S P ERA WHIP	IP WLS BF H R ER SO BB IBB HBP BLK WP HR S P ERA WHIP	IP WLS BF H R ER SO BB IBB HBP BLK WP HR S P ERA WHIP	IP WLS BF H R ER SO BB IBB HBP BLK WP HR S P ERA WHIP	IP WLS BF H R ER SO BB IBB HBP BLK WP HR S P ERA WHIP	IP WLS BF H R ER SO BB IBB HBP BLK WP HR S P ERA WHIP	IP WLS BF H R ER SO BB IBB HBP BLK WP HR S P ERA WHIP	IP WLS BF H R ER SO BB IBB HBP BLK WP HR S P ERA WHIP	IP WLS BF H R ER SO BB IBB HBP BLK WP HR S P ERA WHIP	IP WLS BF H R ER SO BB IBB HBP BLK WP HR S P ERA WHIP			
Tom Glavine, L ERA: 2.52 Alejandro Pena, R ERA: 2.54	7.2 1.1	7.2 1.1	7.2 1.1	7.2 1.1	7.2 1.1	7.2 1.1	7.2 1.1	7.2 1.1	7.2 1.1	7.2 1.1	7.2 1.1	7.2 1.1	7.2 1.1	7.2 1.1	7.2 1.1	7.2 1.1	7.2 1.1	7.2 1.1	7.2 1.1	7.2 1.1	7.2 1.1	7.2 1.1	7.2 1.1	7.2 1.1	7.2 1.1

Atlanta Braves @ San Diego Padres
Jack Murphy Stadium, San Diego, CA
Wed Sep 18 1991, 10:05 PM EDT
Att: 10,551 - Sunny - 68 F

AB 35
R 6
H 13
RBI 5
BB 6
SO 4
LOB 19

Atlanta Braves @ San Diego Padres
Jack Murphy Stadium, San Diego, CA
Wed Sep 18 1991, 10:05 PM EDT
Att: 10,551 - Sunny - 68 F

AB 30
R 4
H 7
RBI 3
BB 5
SO 6
LOB 11



Batter	1	2	3	4	5	6	7	8	9	10	AB	R	H	RBI	BB	SO	LOB	TOP		
Lonnie Smith, R OBP: 0.385, SLG: 0.407 Alejandro Pena, R (10, 1)	F9		G4-3			HR	1B			1B	5	2	3	2	0	0	0	Atlanta Braves @ San Diego Padres Jack Murphy Stadium, San Diego, CA Thu Sep 19 1991, 10:05 PM EDT Att. 13,556 - Sunny - 72 F		
Jeff Treadway, L OBP: 0.370, SLG: 0.421 Jim Clancy, R (7, 1)	P6		K			G1-3	G1-3			SH	4	0	0	0	0	1	2			
Mike Stanton, L OBP: 0.571, SLG: 0.667 Vinny Castilla, R (9, 6)										1B SF7	0	0	0	0	0	0	0			
Terry Pendleton, S OBP: 0.355, SLG: 0.502	BB					G6-3				1B	3	0	1	0	2	0	0			
David Justice, L OBP: 0.372, SLG: 0.524	F8					F9				1B	5	0	2	1	0	1	1			
Ron Gant, R OBP: 0.334, SLG: 0.487						F9				G4-6-3	3	0	0	1	1	0	2			
Sid Bream, L OBP: 0.320, SLG: 0.458	F8									1B	5	0	0	0	0	0	3			
Greg Olson, R OBP: 0.324, SLG: 0.352	F8					G4-3				F7	3	1	1	0	1	0	1			
Rafael Belliard, R OBP: 0.290, SLG: 0.282 Tommy Gregg, L OBP: 0.289, SLG: 0.316 Mark Lemke, S OBP: 0.308, SLG: 0.330	F9					K				F8 BB 1B	2	0	0	0	0	1	1			
29 John Smoltz, R OBP: 0.190, SLG: 0.172 Jeff Blauser, R OBP: 0.358, SLG: 0.412 Mark Wohlers, R (9, 1) Keith Mitchell, R OBP: 0.410, SLG: 0.484										G3	0	0	0	0	1	0	0			
										G3	1	0	0	0	0	0	1			
										1B BB	1	0	0	0	0	0	1			
										F9	2	0	0	0	0	1	0			
										F8	2	0	0	0	0	0	3			
											0	0	0	0	0	0	0			
											0	0	0	0	0	0	0			
Inning Stats	R: 0 E: 0 K: 0 S: 13	H: 0 LOB: 1 BB: 1 P: 18	R: 0 E: 0 K: 2 S: 5	H: 0 LOB: 1 BB: 1 P: 9	R: 0 E: 0 K: 2 S: 11	H: 0 LOB: 0 BB: 0 P: 15	R: 0 E: 0 K: 1 S: 5	H: 0 LOB: 0 BB: 0 P: 8	R: 1 E: 0 K: 0 S: 13	H: 3 LOB: 2 BB: 0 P: 18	R: 0 E: 0 K: 1 S: 6	H: 0 LOB: 0 BB: 0 P: 9	R: 0 E: 0 K: 0 S: 8	H: 1 LOB: 1 BB: 0 P: 11	R: 2 E: 1 K: 0 S: 10	H: 2 LOB: 1 BB: 1 P: 18	1B: 5 2B: 1 3B: 0 HR: 1	SF: 1 SAC: 1 DP: 1 HBP: 0	WP: 0 PA: 42	
PITCHER	IP WLS BF H R ER SO BB IBB HBP BLK WP HR S P ERA WHIP	6.1 1.2 1.0 1.0	26 1 4 6	3 0 1 2	2 0 0 2	3 1 0 1	4 0 0 1	0 0 0 0	0 0 0 0	0 0 0 0	0 0 0 0	0 0 0 0	0 0 0 0	0 0 0 0	0 0 0 0	0 0 0 0	0 0 0 0	0 0 0 0	2.84 0.600 1.000 2.000	1.105 0.600 1.000 2.000

AB	35
R	4
H	7
RBI	4
BB	5
SO	4
LOB	14



Batter	1	2	3	4	5	6	7	8	9	10	AB	R	H	RBI	BB	SO	LOB	BOTTOM					
Bip Roberts, S OBP: 0.349, SLG: 0.353	G5-3					G4-3				F7	4	0	0	0	1	1	1	Atlanta Braves @ San Diego Padres Jack Murphy Stadium, San Diego, CA Thu Sep 19 1991, 10:05 PM EDT Att. 13,556 - Sunny - 72 F					
Jack Howell, L OBP: 0.272, SLG: 0.319 Kerry Ward, R OBP: 0.299, SLG: 0.422 Craig Shipley, R OBP: 0.273, SLG: 0.281										G1-3	2	0	0	0	1	0	2						
Tony Fernandez, S OBP: 0.332, SLG: 0.353	G5-4-3									L7	4	1	0	0	1	0	4						
Fred McGriff, L OBP: 0.393, SLG: 0.482											4	0	1	1	0	2	0						
Benito Santiago, R OBP: 0.292, SLG: 0.397											4	0	1	0	0	1	1						
Darin Jackson, R OBP: 0.309, SLG: 0.470											4	0	0	0	0	1	2						
Tim Lincecum, R OBP: 0.328, SLG: 0.381											3	1	1	0	1	0	1						
Thomas Howard, S OBP: 0.306, SLG: 0.347											4	0	2	1	0	1	0						
Andy Benes, R OBP: 0.196, SLG: 0.089 Mike Maddux, R OBP: 0.306, SLG: 0.100 Oscar Azzopardo, L OBP: 0.278, SLG: 0.286 Larry Andersen, R (9, 1) Tom Lampkin, L OBP: 0.278, SLG: 0.243 Craig Lefferts, L (10, 1)											2	0	0	0	0	1	1						
											0	0	0	0	0	0	0						
											1	0	1	0	0	0	0						
											1	0	0	0	0	0	0						
											1	0	0	0	0	0	3						
											0	0	0	0	0	0	0						
Inning Stats	R: 0 E: 0 K: 0 S: 5	H: 0 LOB: 0 BB: 1 P: 14	R: 0 E: 0 K: 2 S: 7	H: 0 LOB: 0 BB: 0 P: 10	R: 1 E: 1 K: 1 S: 11	H: 2 LOB: 2 BB: 1 P: 17	R: 0 E: 1 K: 1 S: 9	H: 0 LOB: 1 BB: 0 P: 16	R: 0 E: 0 K: 1 S: 7	H: 0 LOB: 0 BB: 0 P: 11	R: 1 E: 0 K: 0 S: 5	H: 1 LOB: 1 BB: 0 P: 10	R: 0 E: 0 K: 0 S: 6	H: 0 LOB: 0 BB: 0 P: 8	R: 0 E: 0 K: 1 S: 12	H: 1 LOB: 1 BB: 0 P: 14	R: 0 E: 0 K: 1 S: 15	H: 2 LOB: 3 BB: 1 P: 22	R: 0 E: 0 K: 0 S: 8	H: 0 LOB: 0 BB: 0 P: 13	1B: 3 2B: 3 3B: 0 HR: 0	SF: 0 SAC: 0 DP: 1 HBP: 0	WP: 0 PA: 39
PITCHER	IP WLS BF H R ER SO BB IBB HBP BLK WP HR S P ERA WHIP	6.0 1.0 1.1 0.2	23 4 5 4	3 1 0 1	2 0 0 0	5 0 0 0	3 0 0 1	0 0 0 0	0 0 0 0	0 0 0 0	0 0 0 0	0 0 0 0	0 0 0 0	0 0 0 0	0 0 0 0	0 0 0 0	0 0 0 0	0 0 0 0	3.000 0.000 0.750 3.000	1.000 0.000 0.750 3.000			

AB	35
R	2
H	6
RBI	2
BB	4
SO	7
LOB	16



Batter	1	2	3	4	5	6	7	8	9	AB	R	H	RBI	BB	SO	LOB	TOP	
Darren Lewis, R OBP: 0.354, SLG: 0.319 (1, 8)										5	1	1	0	0	0	2	San Francisco Giants @ San Diego Padres Jack Murphy Stadium, San Diego, CA Fri Sep 20 1991, 10:05 PM EDT Att: 12,409 - Overcast - 69 F livebaseballscores.com	
Royce Clayton, R OBP: 0.200, SLG: 0.400 (1, 6)										5	0	1	0	0	1	2		
Willie McGee, S OBP: 0.356, SLG: 0.409 (1, 9)										5	0	2	1	0	1	1		
Matt Williams, R OBP: 0.297, SLG: 0.481 (1, 5)										4	1	2	1	0	2	1		
Kevin Bass, S OBP: 0.317, SLG: 0.376 (1, 7)										4	1	1	0	0	0	3		
Robby Thomsson, R OBP: 0.355, SLG: 0.472 (1, 4)										4	1	1	3	0	1	0		
Dave Anderson, R OBP: 0.276, SLG: 0.313 (1, 3)										4	0	1	0	0	0	0		
Kirt Manwaring, R OBP: 0.288, SLG: 0.299 Steve Decker, R OBP: 0.260, SLG: 0.318 (1, 2) (7, 2)										2	0	1	0	1	0	0		
John Burkett, R OBP: 0.130, SLG: 0.115 (4, PH) Ted Wood, L OBP: 0.133, SLG: 0.133 (4, PH) Kelly Downs, R OBP: 0.125, SLG: 0.087 (6, PH) Mark Leonard, L OBP: 0.102, SLG: 0.100 (6, PH) Don Robinson, R OBP: 0.102, SLG: 0.154 (8, PH) Rod Beck, R OBP: 0.102, SLG: 0.150 (8, PH) Mike Felder, S OBP: 0.138, SLG: 0.354 (9, PH)										1	0	0	0	0	1	1		GIANTS WP: 0 PA: 40 FB: 0 SB: 0 CS: 0
Inning Stats	R: 1 E: 0 K: 0 S: 9	H: 2 LOB: 1 BB: 0 P: 15	R: 0 E: 0 K: 2 S: 8	H: 1 LOB: 1 BB: 0 P: 9	R: 0 E: 0 K: 0 S: 4	H: 0 LOB: 0 BB: 0 P: 6	R: 3 E: 0 K: 0 S: 13	H: 4 LOB: 1 BB: 0 P: 20	R: 0 E: 0 K: 0 S: 10	H: 1 LOB: 0 BB: 0 P: 15	R: 0 E: 0 K: 1 S: 11	H: 2 LOB: 2 BB: 0 P: 19	R: 0 E: 0 K: 0 S: 8	H: 0 LOB: 0 BB: 0 P: 8	R: 1 E: 1 K: 1 S: 10	H: 1 LOB: 1 BB: 0 P: 12		
PITCHER	IP WLS BF H R ER SO BB IBB HBP BLK WP HR S P ERA WHIP																	
Dennis Rasmussen, L ERA: 3.67 (1, 1)	3.2 18 7 4 4 2 0 0 0 0 0 0 1 31 46 9.82 1.909																	
John Costello, R ERA: 3.38 (4, 1)	2.1 W 9 1 0 0 2 1 0 0 0 0 0 0 21 34 0.00 0.857																	
Jeremy Hernandez, R ERA: (7, 1)	3.0 S 13 3 1 0 2 0 0 0 0 0 0 0 29 39 0.00 1.000																	

Batter	1	2	3	4	5	6	7	8	9	AB	R	H	RBI	BB	SO	LOB	BOTTOM	
Bip Roberts, S OBP: 0.346, SLG: 0.350 (1, 7)										3	0	0	1	0	0	1	San Francisco Giants @ San Diego Padres Jack Murphy Stadium, San Diego, CA Fri Sep 20 1991, 10:05 PM EDT Att: 12,409 - Overcast - 69 F livebaseballscores.com	
Jack Howell, L OBP: 0.272, SLG: 0.318 (1, 5)										4	1	1	0	0	1	1		
Tony Fernandez, S OBP: 0.335, SLG: 0.356 (1, 6)										4	3	3	0	0	1	0		
Fred McGriff, L OBP: 0.395, SLG: 0.496 Jerald Clark, R OBP: 0.303, SLG: 0.367 (1, 3) (8, 3)										4	3	3	5	0	1	0		
Benito Santiago, R OBP: 0.292, SLG: 0.396 (1, 2)										4	1	1	1	0	0	0		
Darin Jackson, R OBP: 0.311, SLG: 0.480 (1, 8)										4	1	2	3	0	1	0		
Tim Teufel, R OBP: 0.325, SLG: 0.376 (1, 4)										4	0	0	0	0	1	1		
Thomas Howard, S OBP: 0.305, SLG: 0.343 (1, 9)										3	0	0	0	1	0	0		
Dennis Rasmussen, L OBP: 0.213, SLG: 0.163 John Costello, R ERA: 4.35 (1, 1) (4, 1) Tom Lampkin, L OBP: 0.232, SLG: 0.298 (6, PH) Jeremy Hernandez, R ERA: 4.5 (7, 1)										1	0	0	0	0	1	0		SD WP: 0 PA: 36 FB: 0 SB: 1 CS: 0
Inning Stats	R: 3 E: 0 K: 0 S: 13	H: 3 LOB: 0 BB: 0 P: 17	R: 0 E: 0 K: 2 S: 9	H: 0 LOB: 0 BB: 0 P: 13	R: 3 E: 0 K: 0 S: 13	H: 4 LOB: 1 BB: 0 P: 19	R: 0 E: 0 K: 1 S: 10	H: 0 LOB: 1 BB: 1 P: 19	R: 3 E: 0 K: 0 S: 9	H: 3 LOB: 0 BB: 0 P: 11	R: 1 E: 0 K: 1 S: 14	H: 1 LOB: 0 BB: 0 P: 16	R: 0 E: 0 K: 2 S: 8	H: 0 LOB: 0 BB: 0 P: 13	R: 0 E: 0 K: 0 S: 6	H: 0 LOB: 0 BB: 0 P: 6		
PITCHER	IP WLS BF H R ER SO BB IBB HBP BLK WP HR S P ERA WHIP																	
John Burkett, R ERA: 4.27 (1, 1)	3.0 L 16 7 6 6 2 0 0 0 0 0 0 1 35 49 18.00 2.333																	
Kelly Downs, R ERA: 4.35 (4, 1)	2.0 10 3 3 3 1 1 0 0 0 0 0 2 19 30 13.50 2.000																	
Don Robinson, R ERA: 4.5 (6, 1)	2.0 7 1 1 1 3 0 0 0 0 0 0 0 22 29 4.50 0.500																	
Rod Beck, R ERA: 3.38 (8, 1)	1.0 3 0 0 0 0 0 0 0 0 0 0 0 6 6 0.00 0.000																	

Batter	1	2	3	4	5	6	7	8	9	AB	R	H	RBI	BB	SO	LOB	TOP										
Royce Clayton, R (1, 6) OBP: 0.125, SLG: 0.250 Mike Felder, S (8, PH) OBP: 0.318, SLG: 0.333 Mike Benjamin, R (8, 6) OBP: 0.200, SLG: 0.232	0-3 K ①		3-2 P4 ②			0-1 L3 ①		3-3 K ①		3	0	0	0	0	1	1	San Francisco Giants @ San Diego Padres Jack Murphy Stadium, San Diego, CA Sat Sep 21 1991, 10:05 PM EDT Att: 10,954 - Cloudy - 71 F										
Willie McGee, S (1, 8) OBP: 0.355, SLG: 0.408	2-3 K ②		2-2 L6 ③			0-0 PB S 1B		0-2 G5-3 ②		4	0	1	0	0	1	1											
Will Clark, L (1, 3) OBP: 0.357, SLG: 0.531	2-2 P5 ③			2-3 K ①		3-3 K ②		0-3 K ③		4	0	0	0	0	3	1											
Matt Williams, R (1, 5) OBP: 0.297, SLG: 0.478		2-1 G6-3 ①		0-0 G6-3 ②		1-0 G5-3 ③			4-2 L8 1B G1-3 BB	3	1	0	0	1	0	1											
Kevin Bass, S (1, 7) OBP: 0.316, SLG: 0.375	1-2 L6 ②		1-1 G3 ③				0-1 G4-3 ①		1-0 G1-3 1B	4	0	1	0	0	0	0											
Mark Leonard, L (1, 9) OBP: 0.303, SLG: 0.389	1-1 1B				1-1 L9 ①		2-1 HR		0-1 L8 ①	4	1	2	1	0	0	2											
Robby Thompson, R (1, 4) OBP: 0.354, SLG: 0.469	0-0 F7 ③				4-1 FC6-4 BB		1-1 G5-3 ②		2-2 G1-3 ②	3	0	0	1	1	0	2											
Terry Kennedy, L (1, 2) OBP: 0.284, SLG: 0.344			0-1 G6-3 ①		0-0 F7 ②		1-2 FC3-6 1B		0-0 G6-3 ③	4	0	1	0	0	0	2											
Paul McClellan, R (1, 1) OBP: 0.190, SLG: 0.150 Tom Herr, S (7, PH) OBP: 0.340, SLG: 0.279 Jeff Brantley, R (7, 1)	1-1 1B		1-1 FC6-4 1B		2-2 FC6-4 1-2		1-1 FC3-6 1-2			2	0	1	0	0	0	1											
Inning Stats	R: 0 E: 0 K: 2 S: 11	H: 0 LOB: 0 BB: 0 P: 15	R: 0 E: 0 K: 0 S: 8	H: 1 LOB: 1 BB: 0 P: 12	R: 0 E: 0 K: 0 S: 13	H: 1 LOB: 1 BB: 0 P: 19	R: 0 E: 0 K: 1 S: 6	H: 0 LOB: 0 BB: 0 P: 9	R: 0 E: 0 K: 0 S: 7	H: 0 LOB: 1 BB: 1 P: 14	R: 0 E: 0 K: 1 S: 7	H: 1 LOB: 1 BB: 0 P: 11	R: 1 E: 0 K: 0 S: 11	H: 2 LOB: 1 BB: 0 P: 16	R: 0 E: 0 K: 2 S: 9	H: 0 LOB: 0 BB: 0 P: 12	R: 1 E: 0 K: 0 S: 9	H: 1 LOB: 1 BB: 1 P: 16	1B: 5 2B: 0 3B: 0 HR: 1	SF: 0 SAC: 0 DP: 0 HBP: 0	WP: 0 PB: 1 SB: 1 CS: 0	PA: 35					
PITCHER	IP	WLS	BF	H	R	ER	SO	BB	IBB	HBP	BLK	WP	HR	S	P	ERA	WHIP										
Greg Harris, R (1, 1) ERA: 2.03	6.2	W	26	5	1	1	4	1	0	0	0	0	1	61	93	1.35	0.900										
Mike Maddux, R (7, 1) ERA: 2.54	1.1		5	0	1	1	2	1	0	0	0	0	0	13	21	6.75	0.750										
Larry Andersen, R (9, 1) ERA: 2.32	1.0	S	4	1	0	0	0	0	0	0	0	0	0	7	10	0.00	1.000										

AB 33
R 2
H 6
RBI 2
BB 2
SO 6
LOB 12





Batter	1	2	3	4	5	6	7	8	9	AB	R	H	RBI	BB	SO	LOB	BOTTOM										
Bip Roberts, S (1, 7) OBP: 0.351, SLG: 0.358	0-1 F7 ①		2-1 1B 2B		0-1 G3-1 E 1B	1-2 1B		0-0 E S 1B		5	2	4	0	0	0	0	San Francisco Giants @ San Diego Padres Jack Murphy Stadium, San Diego, CA Sat Sep 21 1991, 10:05 PM EDT Att: 10,954 - Cloudy - 71 F										
Jack Howell, L (1, 5) OBP: 0.270, SLG: 0.312	4-2 WP BB		0-0 F8 ②		1-0 FC G3-1 1-2 G5-3	1-2 G3 ③		1-3 K ③		4	1	0	0	1	1	4											
Tony Fernandez, S (1, 6) OBP: 0.334, SLG: 0.355	2-3 K ②		1-0 S 1B		1-2 G3-1 1-2 2-3		1-3 K ①		4	0	1	1	0	2	3												
Fred McGriff, L (1, 3) OBP: 0.398, SLG: 0.496	3-3 K ③		4-2 FC5-4 BB		4-0 G5-3 E IBB		1-2 S 1B		2	0	1	0	2	1	1												
Benito Santiago, R (1, 2) OBP: 0.291, SLG: 0.395		3-2 CS 1B	1-1 FC5-4 1-2		0-1 E5 G5-3 1-2 2-3 3-H		1-2 K ②		4	0	1	1	0	1	5												
Darin Jackson, R (1, 8) OBP: 0.311, SLG: 0.476	2-0 P6 ①			1-2 G4-3 ①	1-1 G5-3 ②		1-2 HBP		3	0	0	1	0	0	3												
Tim Teufel, R (1, 4) OBP: 0.327, SLG: 0.374	4-2 BB ②			4-1 S BB	1-2 2-3 3-H K ③		0-3 K ③		2	0	0	0	2	2	4												
Thomas Howard, S (1, 9) OBP: 0.301, SLG: 0.337	1-0 F9 ③			0-3 K ②	0-0 G3 ①		0-3 K ①		4	0	0	0	0	2	2												
Greg Harris, R (1, 1) OBP: 0.118, SLG: 0.063 Mike Maddux, L (7, 1) OBP: 0.231, SLG: 0.091 Larry Andersen, R (9, 1)			0-2 G5-3 ①		0-3 K ③		1-3 K ②		2-2 G3-1 ②	3	0	0	0	0	2	1											
Inning Stats	R: 0 E: 0 K: 2 S: 15	H: 0 LOB: 1 BB: 1 P: 24	R: 0 E: 0 K: 0 S: 9	H: 1 LOB: 1 BB: 1 P: 18	R: 1 E: 0 K: 0 S: 13	H: 2 LOB: 2 BB: 1 P: 21	R: 0 E: 0 K: 2 S: 10	H: 0 LOB: 1 BB: 1 P: 15	R: 2 E: 2 K: 1 S: 13	H: 1 LOB: 2 BB: 1 P: 23	R: 0 E: 0 K: 3 S: 19	H: 1 LOB: 2 BB: 0 P: 23	R: 0 E: 0 K: 2 S: 14	H: 1 LOB: 1 BB: 0 P: 17	1B: 6 2B: 1 3B: 0 HR: 0	SF: 0 SAC: 0 DP: 0 HBP: 1	WP: 1 PB: 0 SB: 4 CS: 1	PA: 38									
PITCHER	IP	WLS	BF	H	R	ER	SO	BB	IBB	HBP	BLK	WP	HR	S	P	ERA	WHIP										
Paul McClellan, R (1, 1) ERA: 4.85	6.0	L	29	5	3	1	6	4	1	0	0	0	0	71	114	1.50	1.500										
Jeff Brantley, R (7, 1) ERA: 2.53	2.0		9	2	0	0	5	0	0	1	0	0	0	33	40	0.00	1.000										

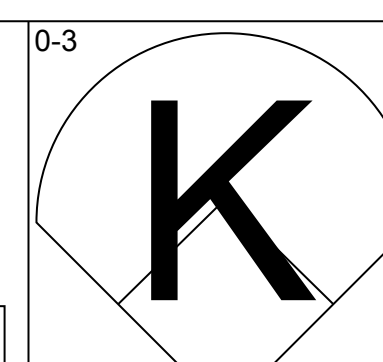
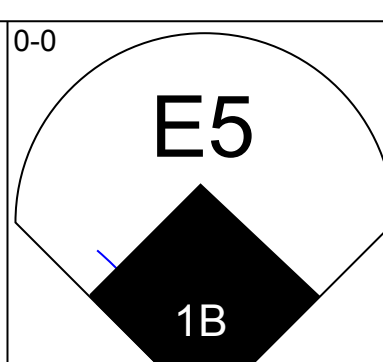
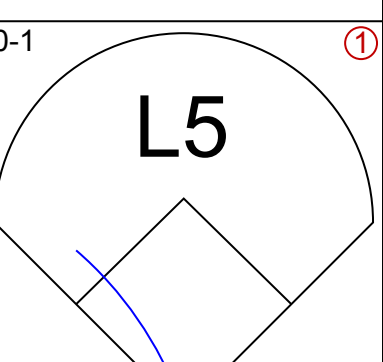
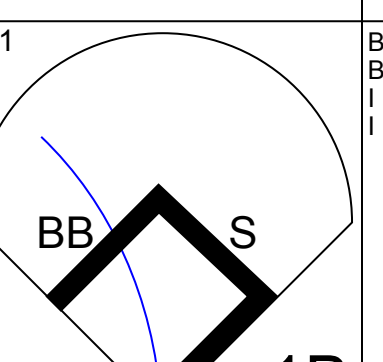
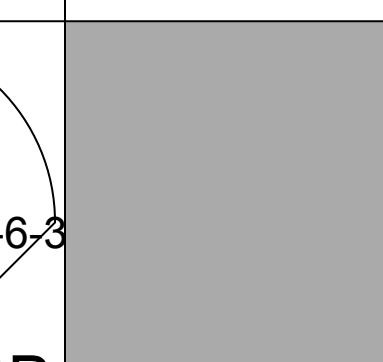
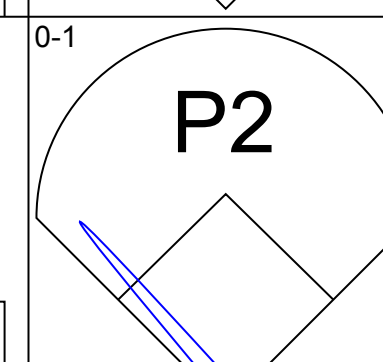
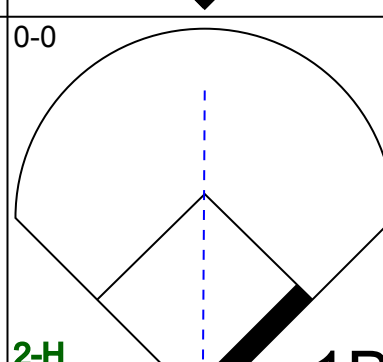
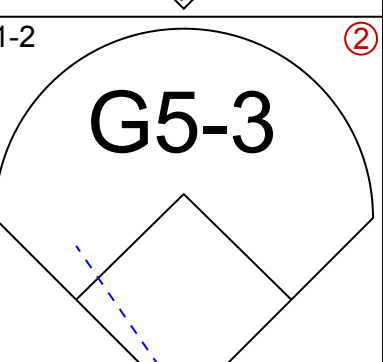
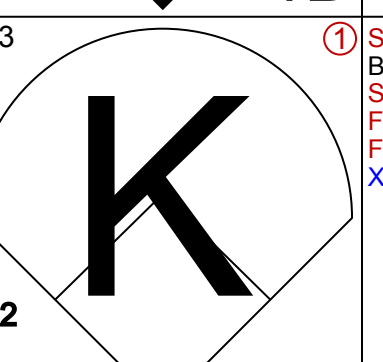
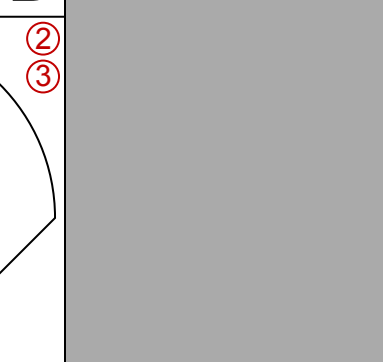
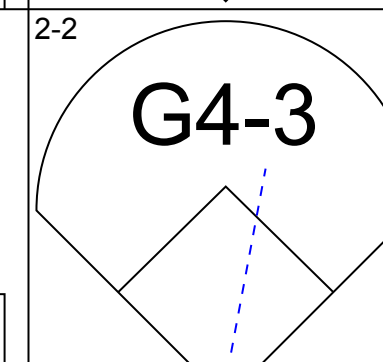
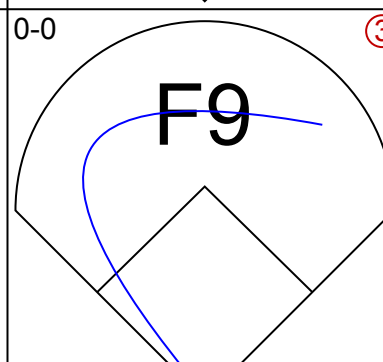
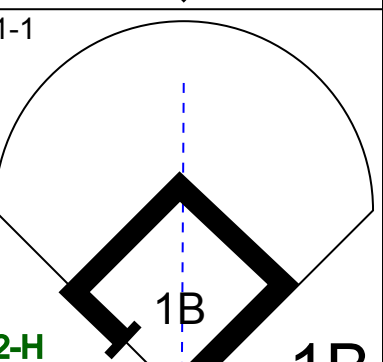
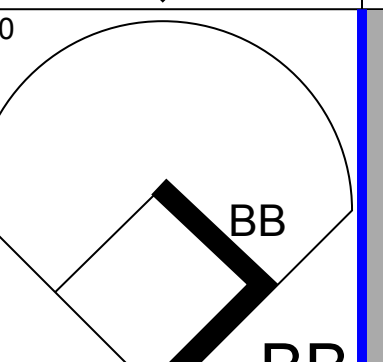
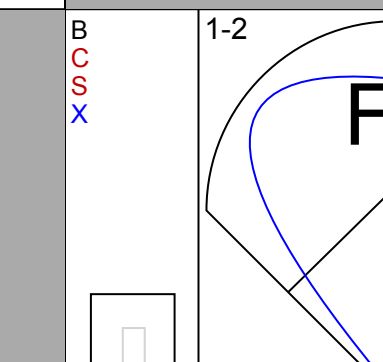
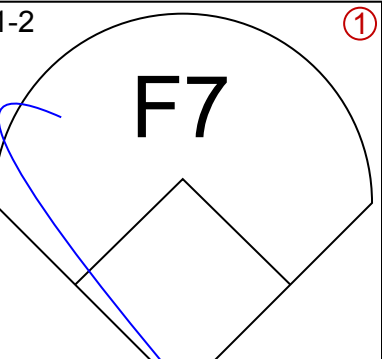
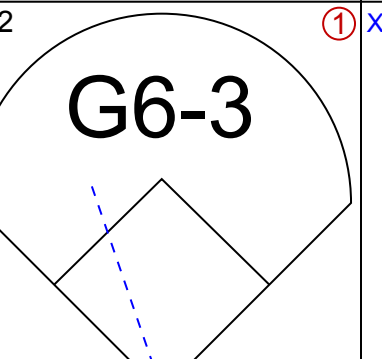
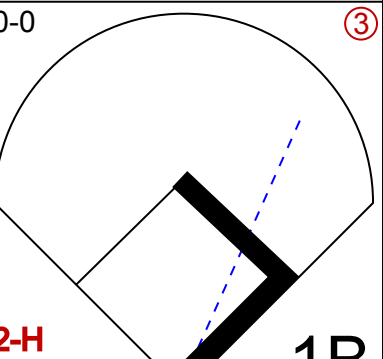
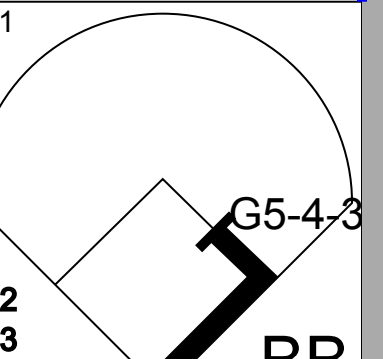
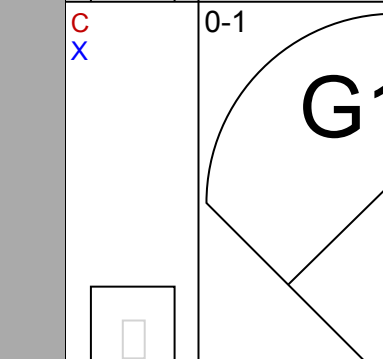
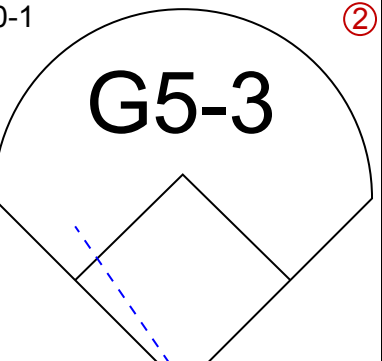
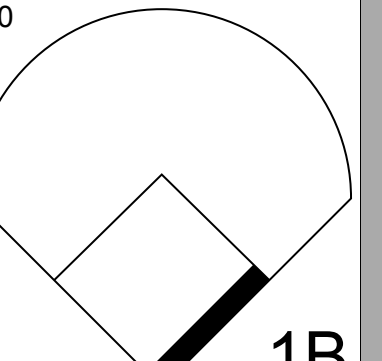
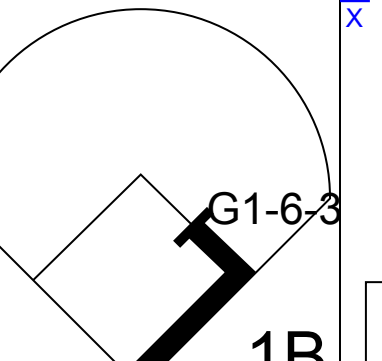
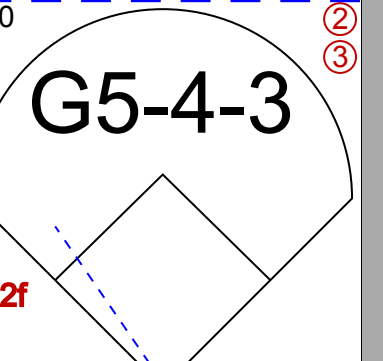
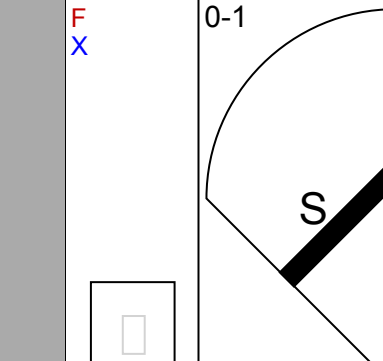
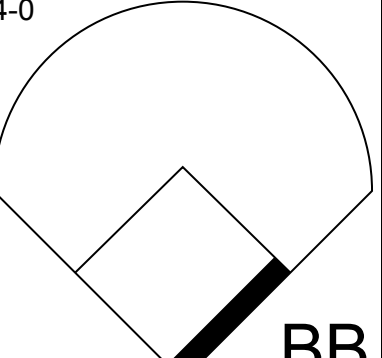
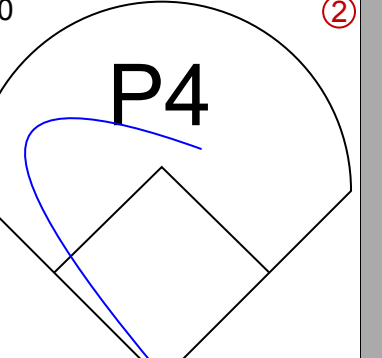
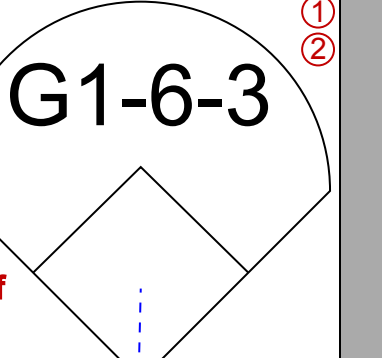

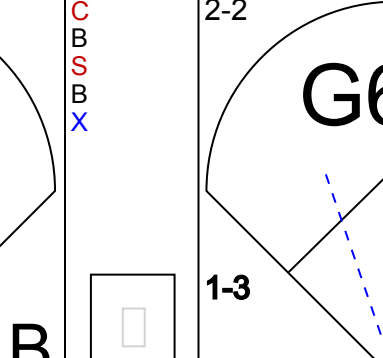
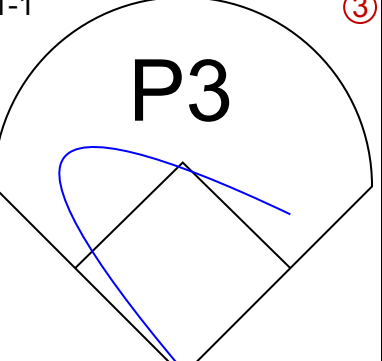

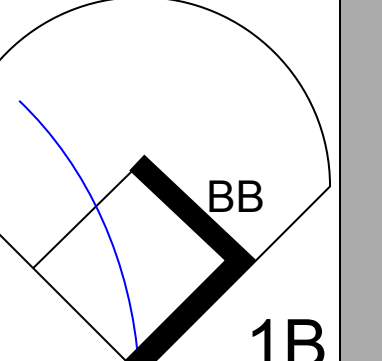

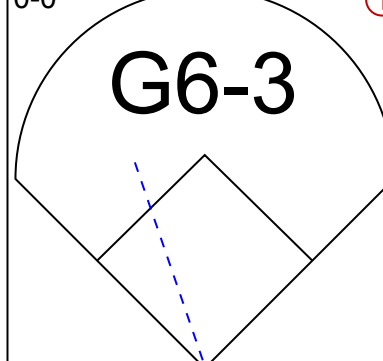
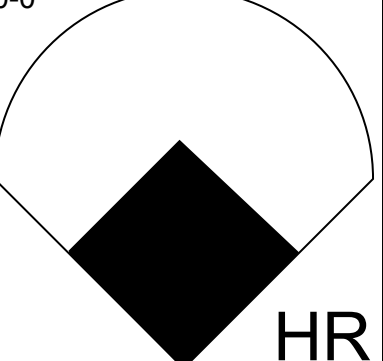
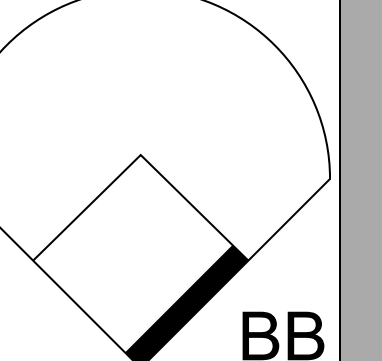


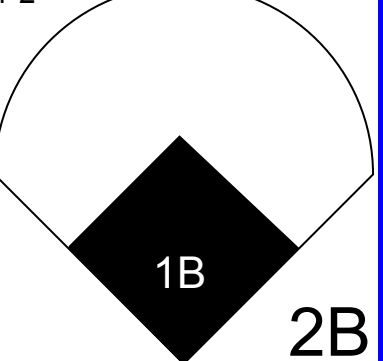
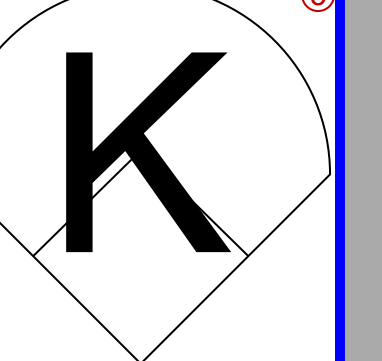

AB 32
R 3
H 7
RBI 3
BB 5
SO 11
LOB 23



Batter	1	2	3	4	5	6	7	8	9	AB	R	H	RBI	BB	SO	LOB	TOP				
Mike Felder, S OBP: 0.323, SLG: 0.337 (1, 8)										3	1	2	0	1	0	0	San Francisco Giants @ San Diego Padres Jack Murphy Stadium, San Diego, CA Sun Sep 22 1991, 6:33 AM EDT Att: 25,486 - Cloudy - 78 F				
Willie McGee, S OBP: 0.357, SLG: 0.412 (1, 9)										5	0	3	2	0	2	1					
Will Clark, L OBP: 0.356, SLG: 0.528 (1, 3)										5	0	1	0	0	0	6					
Matt Williams, R OBP: 0.297, SLG: 0.476 (1, 5)											4	0	1	0	1	2		3			
Mark Leonard, L OBP: 0.296, SLG: 0.379 Kevin Bass, S OBP: 0.315, SLG: 0.372 (7, PH) (7, 7)											3	0	0	0	0	1		5			
Robby Thompson, R OBP: 0.355, SLG: 0.467 (1, 4)										2	0	0	0	2	0	0					
Kirt Manwaring, R OBP: 0.285, SLG: 0.296 Mike Benjamin, R OBP: 0.198, SLG: 0.229 (6, PR) (6, 6)										2	0	0	0	0	0	0		AB 34 R 3 H 8 RBI 2 BB 5 SO 7 LOB 22			
Royce Clayton, R OBP: 0.182, SLG: 0.200 Steve Decker, R OBP: 0.256, SLG: 0.316 (1, 6) (6, 2)										2	0	0	0	1	0	2					
Bud Black, L OBP: 0.191, SLG: 0.235 Tom Herr, S OBP: 0.339, SLG: 0.278 Francisco Oliveras, R OBP: 0.200, SLG: 0.250 Dave Anderson, R OBP: 0.275, SLG: 0.311 Rod Beck, R OBP: 0.500, SLG: 0.500 (1, 1) (6, PH) (6, 1) (8, PH) (8, 1)										2	1	1	0	0	0	1					
Inning Stats	R: 0 E: 0 K: 0 S: 10	H: 2 LOB: 2 BB: 0 P: 17	R: 0 E: 0 K: 0 S: 5	H: 0 LOB: 1 BB: 1 P: 11	R: 1 E: 0 K: 3 S: 13	H: 2 LOB: 1 BB: 0 P: 18	R: 0 E: 0 K: 0 S: 7	H: 0 LOB: 0 BB: 0 P: 12	R: 1 E: 1 K: 0 S: 12	H: 1 LOB: 3 BB: 2 P: 23	R: 0 E: 0 K: 1 S: 7	H: 0 LOB: 1 BB: 1 P: 12	R: 0 E: 0 K: 1 S: 10	H: 0 LOB: 0 BB: 0 P: 15	R: 0 E: 0 K: 2 S: 9	H: 1 LOB: 1 BB: 0 P: 10		1B: 6 2B: 2 3B: 0 HR: 0	SF: 0 SAC: 2 DP: 0 HBP: 0	WP: 1 PB: 0 SB: 0 CS: 0	PA: 41
PITCHER	IP WLS BF H R ER SO BB IBB HBP BLK WP HR S P ERA WHIP	IP WLS BF H R ER SO BB IBB HBP BLK WP HR S P ERA WHIP																			
Jose Melendez, R ERA: 3.31 (1, 1)	4.1 20 6 2 2 3 1 0 0 0 0 1 0 40 67 4.15 1.615																				
Pat Clements, L ERA: 2.53 (5, 1)	0.2 3 0 0 0 0 0 1 0 0 0 0 0 3 8 0.00 0.000																				
Jim Lewis, R ERA: 3.86 (6, 1)	0.2 5 0 1 0 0 2 0 0 0 0 0 0 9 20 0.00 3.000																				
Rich Rodriguez, L ERA: 3.27 (6, 1)	1.1 W 6 1 0 0 1 1 0 0 0 0 0 0 10 15 0.00 1.500																				
Craig Lefferts, L ERA: 4.02 (8, 1)	2.0 S 7 1 0 0 3 0 0 0 0 0 0 0 19 25 0.00 0.500																				
Batter	1	2	3	4	5	6	7	8	9	AB	R	H	RBI	BB	SO	LOB	BOTTOM				
Darrin Jackson, R OBP: 0.309, SLG: 0.481 (1, 8)										5	1	1	1	0	1	3	San Francisco Giants @ San Diego Padres Jack Murphy Stadium, San Diego, CA Sun Sep 22 1991, 6:33 AM EDT Att: 25,486 - Cloudy - 78 F				
Kevin Ward, R OBP: 0.317, SLG: 0.435 Bip Roberts, S OBP: 0.351, SLG: 0.358 (1, 7) (9, 7)										2	2	1	0	2	1	2					
Tim Teufel, R OBP: 0.329, SLG: 0.385 (1, 5) (6, 4)										2	1	1	3	1	0	1					
Benito Santiago, R OBP: 0.291, SLG: 0.393 (1, 2)										3	0	0	0	0	0	3					
Jerald Clark, R OBP: 0.299, SLG: 0.362 (1, 3)										4	0	0	0	0	2	1					
Thomas Howard, S OBP: 0.300, SLG: 0.344 (1, 9)										4	1	1	0	0	1	0					
Craig Shipley, R OBP: 0.271, SLG: 0.294 (1, 6)										4	0	1	1	0	1	0					
Paul Faries, R OBP: 0.256, SLG: 0.202 Jack Howell, L OBP: 0.272, SLG: 0.310 (1, 4) (7, PH) (8, 5)										1	1	1	0	1	0	0					
Jose Melendez, R ERA: 3.31 (1, 1)	5.0 22 3 2 1 6 3 0 1 0 0 0 0 51 86 1.80 1.200																				
Francisco Oliveras, R ERA: 3.67 (6, 1)	2.0 L 9 2 3 3 1 1 0 0 0 0 0 2 26 37 13.50 1.500																				
Rod Beck, R ERA: 3.5 (8, 1)	1.0 6 2 1 1 1 1 0 0 0 0 0 0 12 21 9.00 3.000																				
Inning Stats	R: 1 E: 0 K: 1 S: 11	H: 1 LOB: 1 BB: 0 P: 18	R: 0 E: 0 K: 2 S: 9	H: 0 LOB: 1 BB: 1 P: 16	R: 0 E: 0 K: 0 S: 7	H: 0 LOB: 0 BB: 1 P: 13	R: 0 E: 0 K: 2 S: 8	H: 0 LOB: 0 BB: 0 P: 15	R: 1 E: 1 K: 1 S: 16	H: 2 LOB: 3 BB: 1 P: 24	R: 0 E: 0 K: 0 S: 12	H: 0 LOB: 0 BB: 0 P: 16	R: 3 E: 0 K: 0 S: 14	H: 2 LOB: 1 BB: 1 P: 21	R: 1 E: 0 K: 1 S: 12	H: 2 LOB: 2 BB: 1 P: 21		1B: 2 2B: 2 3B: 1 HR: 2	SF: 1 SAC: 0 DP: 1 HBP: 1	WP: 0 PB: 0 SB: 2 CS: 0	PA: 37
PITCHER	IP WLS BF H R ER SO BB IBB HBP BLK WP HR S P ERA WHIP	IP WLS BF H R ER SO BB IBB HBP BLK WP HR S P ERA WHIP																			
Bud Black, L ERA: 4.65 (1, 1)	5.0 22 3 2 1 6 3 0 1 0 0 0 0 51 86 1.80 1.200																				
Francisco Oliveras, R ERA: 3.67 (6, 1)	2.0 L 9 2 3 3 1 1 0 0 0 0 0 2 26 37 13.50 1.500																				
Rod Beck, R ERA: 3.5 (8, 1)	1.0 6 2 1 1 1 1 0 0 0 0 0 0 12 21 9.00 3.000																				

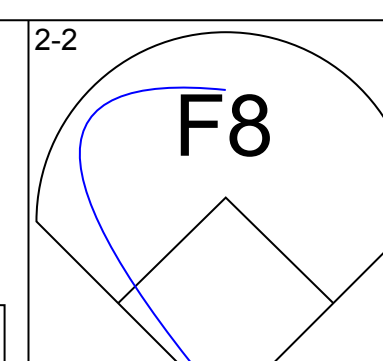
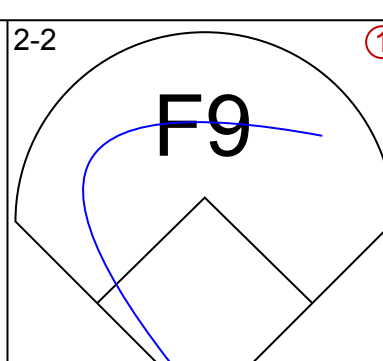
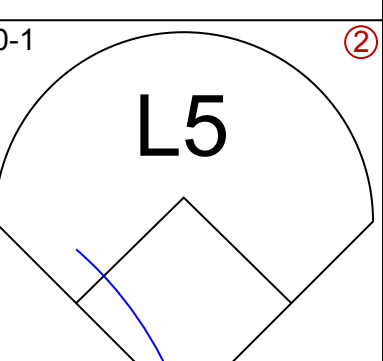

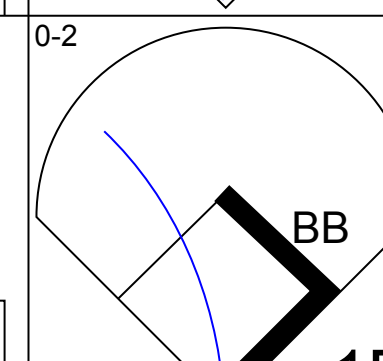
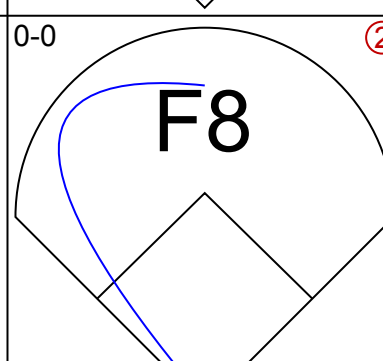
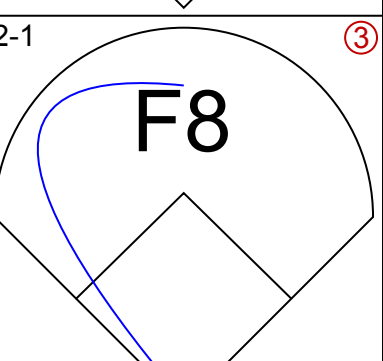

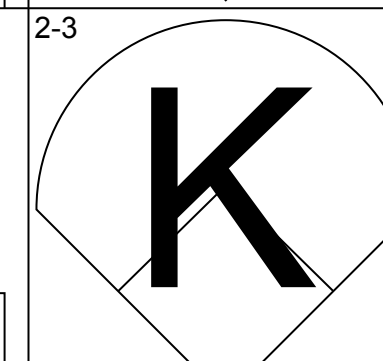
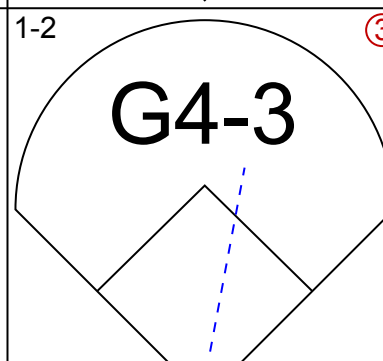


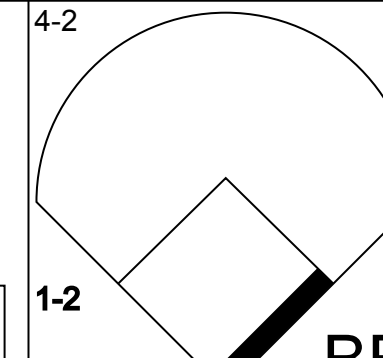
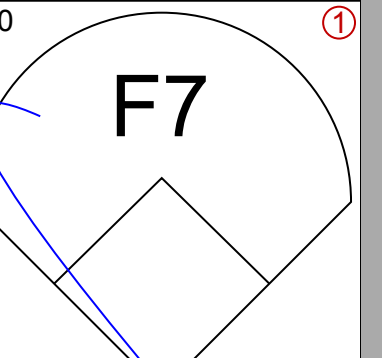
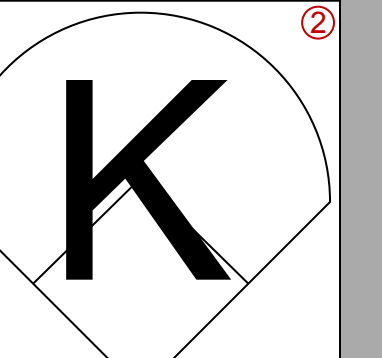

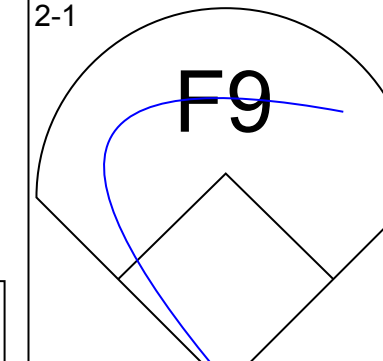
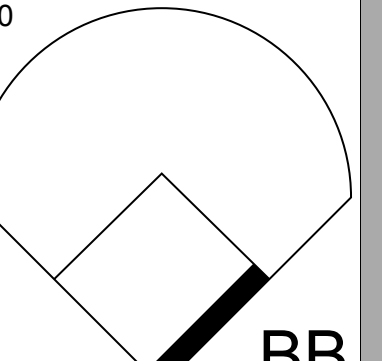
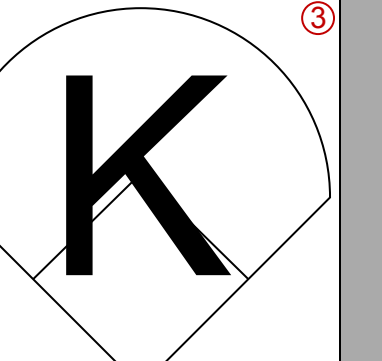

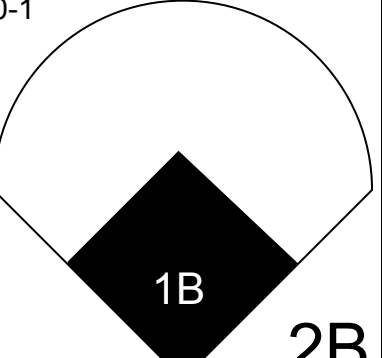
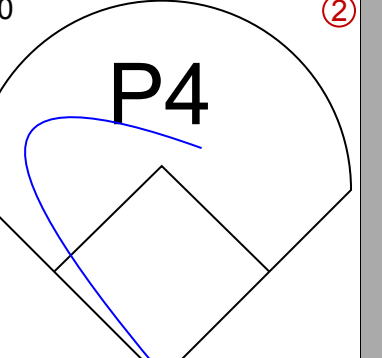

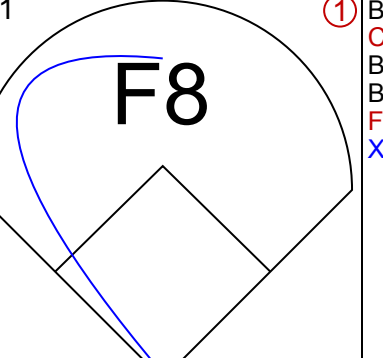
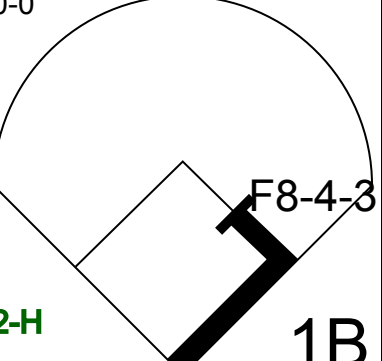
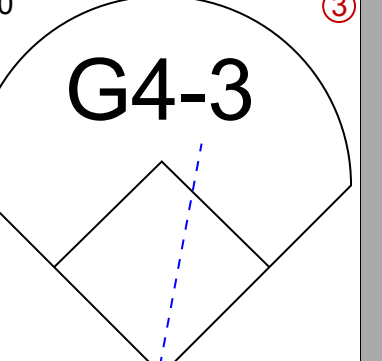

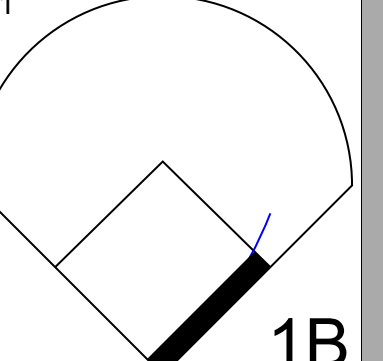
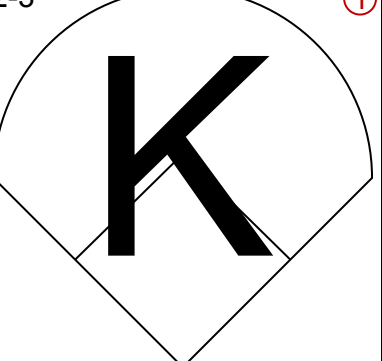
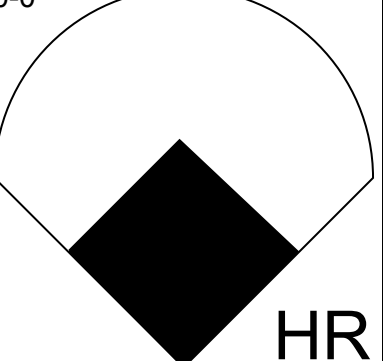

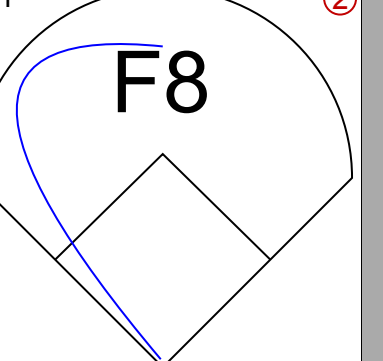
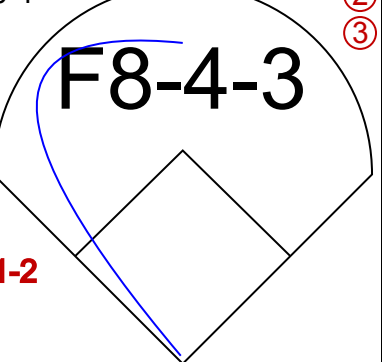

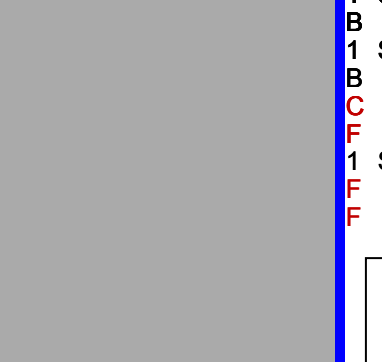
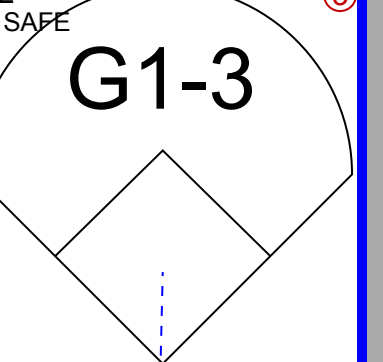
Batter	1	2	3	4	5	6	7	8	9	AB	R	H	RBI	BB	SO	LOB	TOP										
Brett Butler , L (1, 8) OBP: 0.403, SLG: 0.347	1-1 G4-3		1-1 L5	3-2 2B		4-1 BB		0-3 K		4	0	1	1	1	1	0	Los Angeles Dodgers @ San Diego Padres Jack Murphy Stadium, San Diego, CA Tue Sep 24 1991, 10:05 PM EDT Att: 19,169 - Sunny - 75 F AB 34 R 5 H 7 RBI 4 BB 7 SO 4 LOB 15 										
Lenny Harris , L (1, 6) OBP: 0.349, SLG: 0.355	3-2 G4-3		4-0 1B BB	0-0 G6-3		1-1 G3		0-1 G3-1		4	0	0	0	1	0	3											
Daryl Strawberry , L (1, 9) OBP: 0.369, SLG: 0.493	1-0 F7		2-3 K		3-1 G4-3		0-1 FC1-6 2B		1-1 G5-3	5	1	1	0	0	1	1											
Eddie Murray , S (1, 3)		2-2 1B WP G4-3 1B	1-1 BB 1B		3-2 L9		2-2 F7		1-1 G4-3	5	1	2	0	0	0	1											
Kal Daniels , L (1, 7) OBP: 0.341, SLG: 0.400 Stan Javier , S (9, 7) OBP: 0.255, SLG: 0.283		3-2 G4-3	4-2 BB 1B		0-3 K		2-2 SAFE FC1-6 BB		0-2 F7	3	0	0	0	2	1	1											
Mike Scioscia , L (1, 2) OBP: 0.354, SLG: 0.370		2-2 1B WP G6-3 1B	1-2 G3			1-2 F7	1-0 FC1-6 WP			4	1	1	1	0	0	4											
Juan Samuel , R (1, 4) OBP: 0.326, SLG: 0.381		2-2 G6-3 1B		0-2 G3		4-1 2B G6-3 BB	4-2 BB			2	1	1	0	2	0	0											
Mike Sharperson , R (1, 5) OBP: 0.350, SLG: 0.355		1-0 G6-3		2-3 K		3-2 G6-3 2B	1-2 G5-3			4	0	1	1	0	1	3											
Mike Morgan , R (1, 1) OBP: 0.093, SLG: 0.083 John Candelaria , L (9, 1) Roger McDowell , R (9, 1)		1-2 G4-3		4-2 2B BB		0-2 G6-3		0-1 F9		3	1	0	1	1	0	2											
Inning Stats	R: 0 E: 0 K: 0 S: 6	H: 0 LOB: 0 BB: 0 P: 11	R: 2 E: 0 K: 0 S: 18	H: 3 LOB: 1 BB: 0 P: 29	R: 0 E: 0 K: 1 S: 13	H: 1 LOB: 3 BB: 1 P: 26	R: 1 E: 0 K: 1 S: 12	H: 1 LOB: 0 BB: 1 P: 21	R: 0 E: 0 K: 1 S: 9	H: 0 LOB: 0 BB: 0 P: 15	R: 1 E: 0 K: 0 S: 14	H: 1 LOB: 2 BB: 2 P: 27	R: 1 E: 0 K: 1 S: 14	H: 1 LOB: 2 BB: 2 P: 26	R: 0 E: 0 K: 1 S: 7	H: 0 LOB: 0 BB: 0 P: 7		R: 0 E: 0 K: 0 S: 7	H: 0 LOB: 0 BB: 0 P: 9	1B: 4 2B: 3 3B: 0 HR: 0	SF: 0 SAC: 0 DP: 0 HBP: 0	WP: 2 PB: 0 SB: 0 CS: 0	PA: 41				
PITCHER	IP	WLS	BF	H	R	ER	SO	BB	IBB	HBP	BLK	WP	HR	S	P	ERA	WHIP										
Ricky Bones , R (1, 1) ERA: 4.68	3.2	L	19	5	3	3	2	3	0	0	0	1	0	48	86	7.36	2.182										
Pat Clements , L (4, 1) ERA: 2.25	1.1		4	0	0	0	1	0	0	0	0	0	0	10	16	0.00	0.000										
Rich Rodriguez , L (6, 1) ERA: 3.38	0.2		5	1	1	1	0	2	0	0	0	0	0	12	24	13.50	4.500										
Mike Maddux , R (6, 1) ERA: 2.6	1.1		7	1	1	1	0	2	0	0	0	1	0	16	29	6.75	2.250										
Derek Lilliquist , L (8, 1) ERA: 9.45	1.0		3	0	0	0	1	0	0	0	0	0	0	7	7	0.00	0.000										
PITCHER	IP	WLS	BF	H	R	ER	SO	BB	IBB	HBP	BLK	WP	HR	S	P	ERA	WHIP										
Jeremy Hernandez , R (9, 1) ERA:	1.0		3	0	0	0	0	0	0	0	0	0	0	7	9	0.00	0.000										

Batter	1	2	3	4	5	6	7	8	9	AB	R	H	RBI	BB	SO	LOB	BOTTOM										
Bip Roberts , S (1, 7) OBP: 0.348, SLG: 0.355	2-1 G6-3		2-1 SAFE G1-6-3		2-2 G4-3			1-0 G6-3		4	0	0	1	0	0	1	Los Angeles Dodgers @ San Diego Padres Jack Murphy Stadium, San Diego, CA Tue Sep 24 1991, 10:05 PM EDT Att: 19,169 - Sunny - 75 F AB 30 R 2 H 6 RBI 2 BB 2 SO 7 LOB 9 										
Jack Howell , L (1, 5) OBP: 0.272, SLG: 0.306	2-2 F8			4-1 G6-4-3 BB	3-H G3			3-2 G4-3		3	0	0	0	1	0	0											
Tony Fernandez , S (1, 6) OBP: 0.334, SLG: 0.353	1-3 K			1-0 G6-4-3	1-2 G5-3		0-0 G5-3		4-2 G5-4-3 BB	3	0	0	0	1	1	1											
Fred McGriff , L (1, 3) OBP: 0.397, SLG: 0.494		3-3 K		1-1 1B		0-0 G6-3		0-3 K		4	0	1	0	0	2	1											
Benito Santiago , R (1, 2) OBP: 0.291, SLG: 0.392		0-1 G6-3		1-1 1B		0-0 G5-3		0-0 G5-4-3		4	0	1	0	0	0	1											
Darin Jackson , R (1, 8) OBP: 0.309, SLG: 0.479		2-1 S 1B		1-3 K			3-2 F8			3	0	1	0	0	1	2											
Tim Teufel , R (1, 4) OBP: 0.329, SLG: 0.384	1-0 G6-3				3-2 S 1B		0-3 K			3	1	1	0	0	1	1											
Thomas Howard , S (1, 9) OBP: 0.304, SLG: 0.347			1-0 S 1B		2-2 G4-3 S 1B		2-3 K			3	1	2	1	0	1	0											
Ricky Bones , R (1, 1) OBP: 0.231, SLG: 0.091 Pat Clements , R (4, 1) OBP: 0.228, SLG: 0.291 Tom Lampkin , L (5, 1) OBP: 0.228, SLG: 0.291 Rich Rodriguez , L (6, 1) OBP: 0.228, SLG: 0.291 Mike Maddux , R (6, 1) OBP: 0.228, SLG: 0.291 Derek Lilliquist , L (8, 1) OBP: 0.228, SLG: 0.291 Oscar Azocar , L (8, 1) OBP: 0.228, SLG: 0.291 Jeremy Hernandez , R (9, 1) OBP: 0.228, SLG: 0.291			0-3 K		1-3 G4-3			1-2 G3-1		1	0	0	0	0	1	1											
Inning Stats	R: 0 E: 0 K: 1 S: 8	H: 0 LOB: 0 BB: 0 P: 13	R: 0 E: 0 K: 1 S: 8	H: 1 LOB: 1 BB: 0 P: 14	R: 0 E: 0 K: 1 S: 6	H: 1 LOB: 0 BB: 0 P: 9	R: 0 E: 0 K: 1 S: 9	H: 2 LOB: 2 BB: 1 P: 17	R: 2 E: 0 K: 0 S: 11	H: 2 LOB: 0 BB: 0 P: 20	R: 0 E: 0 K: 0 S: 3	H: 0 LOB: 0 BB: 0 P: 3	R: 0 E: 0 K: 2 S: 10	H: 0 LOB: 0 BB: 0 P: 15	R: 0 E: 0 K: 0 S: 7	H: 0 LOB: 0 BB: 0 P: 12		R: 0 E: 0 K: 1 S: 6	H: 0 LOB: 0 BB: 1 P: 10	1B: 6 2B: 0 3B: 0 HR: 0	SF: 0 SAC: 0 DP: 3 HBP: 0	WP: 0 PB: 0 SB: 3 CS: 0	PA: 32				
PITCHER	IP	WLS	BF	H	R	ER	SO	BB	IBB	HBP	BLK	WP	HR	S	P	ERA	WHIP										
Mike Morgan , R (1, 1) ERA: 2.79	8.0	W	30	6	2	2	6	2	0	0	0	0	0	64	109	2.25	1.000										
John Candelaria , L (9, 1) ERA: 3.73	0.1		1	0	0	0	1	0	0	0	0	0	0	3	3	0.00	0.000										
Roger McDowell , R (9, 1) ERA: 2.94	0.2	S	1	0	0	0	0	0	0	0	0	0	0	1	1	0.00	0.000										

Batter	1	2	3	4	5	6	7	8	9	AB	R	H	RBI	BB	SO	LOB	TOP					
Darrin Jackson, R OBP: 0.319, SLG: 0.483 (1, 8)										4	1	1	0	1	1	1	San Diego Padres @ Cincinnati Reds Riverfront Stadium, Cincinnati, OH Sat Sep 28 1991, 7:05 PM EDT Att: 21,189 - Cloudy - 69 F					
Kevin Ward, R OBP: 0.311, SLG: 0.423 (1, 7)										5	0	1	1	0	1	5						
Tony Fernandez, S OBP: 0.337, SLG: 0.380 Thomas Howard, S OBP: 0.306, SLG: 0.350 Jack Howell, L OBP: 0.280, SLG: 0.321 (1, 6)										3	0	1	1	0	0	1						
Fred McGriff, L OBP: 0.401, SLG: 0.503 (1, 3)											4	0	1	0	1	0		0				
Benito Santiago, R OBP: 0.294, SLG: 0.399 (1, 2)											5	0	3	0	0	0		3				
Tim Lincecum, R OBP: 0.322, SLG: 0.373 (7, 4)											4	1	1	0	1	0		3				
Jerald Clark, R OBP: 0.301, SLG: 0.363 (1, 9)											4	0	2	0	0	1		2				
Craig Shipley, R OBP: 0.286, SLG: 0.338 (7, 6)											3	1	2	1	1	0		0				
Jose Melendez, R OBP: 0.158, SLG: 0.187 Jim Valcher, R OBP: 0.409, SLG: 0.250 John Costello, R OBP: 0.225, SLG: 0.297 Oscar Azocar, L OBP: 0.255, SLG: 0.302 Jeremy Hernandez, R OBP: 0.181, SLG: 0.222 Craig Lefferts, L OBP: 0.274, SLG: 0.383 (1, 1)											2	1	1	0	0	1		0				
Inning Stats	R: 0 E: 0 K: 1 S: 9	H: 0 LOB: 0 BB: 0 P: 11	R: 0 E: 0 K: 0 S: 8	H: 0 LOB: 1 BB: 1 P: 14	R: 1 E: 1 K: 1 S: 7	H: 1 LOB: 1 BB: 0 P: 7	R: 0 E: 0 K: 1 S: 8	H: 1 LOB: 1 BB: 0 P: 8	R: 2 E: 0 K: 0 S: 13	H: 4 LOB: 2 BB: 1 P: 16	R: 0 E: 0 K: 1 S: 11	H: 2 LOB: 2 BB: 1 P: 20	R: 0 E: 0 K: 1 S: 8	H: 1 LOB: 2 BB: 2 P: 18	R: 1 E: 0 K: 0 S: 14	H: 3 LOB: 2 BB: 1 P: 24		R: 0 E: 0 K: 0 S: 10	H: 1 LOB: 1 BB: 0 P: 13	1B: 11 2B: 1 3B: 0 HR: 1	SF: 0 SAC: 0 DP: 3 HBP: 0	WP: 1 PB: 0 SB: 2 CS: 0
PITCHER	IP	WLS	BF	H	R	ER	SO	BB	IBB	HBP	BLK	WP	HR	S	P	ERA	WHIP					
Tom Browning, L ERA: 4.19 (1, 1)	6.1	L	31	9	3	2	5	4	0	0	0	0	1	63	93	2.84	2.053					
Steve Foster, R ERA: 2.79 (7, 1)	0.2		1	0	0	0	0	0	0	0	0	0	0	1	1	0.00	0.000					
Milt Hill, R ERA: 3.38 (8, 1)	0.0		3	3	1	1	0	0	0	0	0	0	0	7	11	∞	∞					
Norm Charlton, L ERA: 2.96 (8, 1)	2.0		7	1	0	0	0	0	1	0	0	1	0	17	26	0.00	0.500					

AB	37
R	4
H	13
RBI	4
BB	5
SO	5
LOB	19



Batter	1	2	3	4	5	6	7	8	9	AB	R	H	RBI	BB	SO	LOB	BOTTOM					
Reggie Sanders, R OBP: 0.200, SLG: 0.275 Billy Hatcher, R OBP: 0.312, SLG: 0.360 (1, 8)										3	0	0	0	0	0	0	San Diego Padres @ Cincinnati Reds Riverfront Stadium, Cincinnati, OH Sat Sep 28 1991, 7:05 PM EDT Att: 21,189 - Cloudy - 69 F					
Hal Morris, L OBP: 0.376, SLG: 0.485 (1, 3)										4	0	1	0	0	0	0						
Barry Larkin, R OBP: 0.381, SLG: 0.516 (1, 6)										4	0	1	0	0	2	1						
Paul O'Neill, L OBP: 0.349, SLG: 0.491 (1, 9)										3	0	1	0	1	1	0						
Eric Davis, R OBP: 0.354, SLG: 0.387 (7, 8)										2	0	0	0	2	1	2						
Chris Sabo, R OBP: 0.352, SLG: 0.502 (1, 5)										4	1	1	0	0	0	4						
Bill Doran, S OBP: 0.355, SLG: 0.367 (1, 4)										4	0	2	1	0	1	1						
Joe Oliver, R OBP: 0.266, SLG: 0.373 Stan Jefferson, S OBP: 0.111, SLG: 0.059 (1, 2)										4	1	2	1	0	1	2						
Tom Browning, L ERA: 3.32 Steve Foster, R ERA: 3.18 Luis Quinones, S OBP: 0.300, SLG: 0.319 Milt Hill, R OBP: 0.255, SLG: 0.302 Norm Charlton, S OBP: 0.225, SLG: 0.297 Carmelo Martinez, R OBP: 0.225, SLG: 0.317 (1, 1)										2	0	0	0	0	0	1						
Inning Stats	R: 0 E: 0 K: 1 S: 14	H: 1 LOB: 2 BB: 1 P: 24	R: 1 E: 0 K: 1 S: 8	H: 2 LOB: 0 BB: 0 P: 10	R: 0 E: 0 K: 0 S: 7	H: 0 LOB: 0 BB: 0 P: 10	R: 0 E: 0 K: 0 S: 3	H: 0 LOB: 1 BB: 1 P: 8	R: 1 E: 0 K: 0 S: 11	H: 1 LOB: 0 BB: 0 P: 16	R: 0 E: 0 K: 3 S: 10	H: 0 LOB: 0 BB: 0 P: 17	R: 0 E: 0 K: 0 S: 11	H: 1 LOB: 1 BB: 0 P: 17	R: 0 E: 0 K: 1 S: 14	H: 2 LOB: 3 BB: 1 P: 25		R: 0 E: 0 K: 1 S: 8	H: 1 LOB: 1 BB: 0 P: 8	1B: 6 2B: 3 3B: 0 HR: 1	SF: 0 SAC: 0 DP: 2 HBP: 0	WP: 0 PB: 0 SB: 0 CS: 0
PITCHER	IP	WLS	BF	H	R	ER	SO	BB	IBB	HBP	BLK	WP	HR	S	P	ERA	WHIP					
Jose Melendez, R ERA: 3.32 (1, 1)	5.0	W	20	4	2	2	2	2	0	0	0	0	1	43	68	3.60	1.200					
John Costello, R ERA: 3.18 (8, 1)	2.0		7	1	0	0	3	0	0	0	0	0	0	21	34	0.00	0.500					
Jeremy Hernandez, R ERA: 3.32 (8, 1)	0.2		3	1	0	0	1	0	0	0	0	0	0	8	12	0.00	1.500					
Craig Lefferts, L ERA: 3.99 (8, 1)	0.0		2	1	0	0	0	1	0	0	0	0	0	3	7	∞	∞					
Mike Maddux, R ERA: 2.54 (8, 1)	1.1	S	4	1	0	0	1	0	0	0	0	0	0	11	14	0.00	0.750					

AB	33
R	2
H	8
RBI	2
BB	3
SO	7
LOB	13



Batter	1	2	3	4	5	6	7	8	9	AB	R	H	RBI	BB	SO	LOB	TOP		
Bip Roberts, S OBP: 0.341, SLG: 0.347 (1, 7)	F7		F8		FC6-4			FC4-6 HR		4	1	0	0	0	0	3	San Diego Padres @ Los Angeles Dodgers Dodger Stadium, Los Angeles, CA Mon Sep 30 1991, 7:05 PM PDT Att: 39,261 - Sunny - 74 F		
Jack Howell, L OBP: 0.295, SLG: 0.336 (1, 5)	G4-3		K			G6-3		HR		4	1	1	2	0	1	1			
Darrin Jackson, R OBP: 0.317, SLG: 0.478 (1, 8)	F9				E S BB	P3		F7		3	0	0	0	1	0	0			
Fred McGriff, L OBP: 0.398, SLG: 0.499 (1, 3)		K			F8	F7			P4	4	0	0	0	0	1	1			
Benito Santiago, R OBP: 0.295, SLG: 0.397 (1, 2)	G5-3				F8		G5-3		G6-3 BB	3	0	0	0	1	0	1			
Tim Lincecum, R OBP: 0.318, SLG: 0.366 (1, 4)	1B				K		K		G6-3	4	0	1	0	0	2	2			
Thomas Howard, S OBP: 0.300, SLG: 0.343 (1, 9)	G4-3				P7		K			3	0	0	0	0	1	1			
Craig Shipley, R OBP: 0.298, SLG: 0.346 (1, 6)			1B		L9			FC4-6 1B		3	0	2	0	0	0	0			
Dennis Rasmussen, L OBP: 0.224, SLG: 0.159 (1, 1)			K					K		1	0	0	0	1	1	1			
Oscar Azocar, L OBP: 0.250, SLG: 0.251 (8, PH)										1	0	0	0	0	1	1			
Pat Clements, R (8, 1)										0	0	0	0	0	0	0			
Inning Stats	R: 0 E: 0 K: 0 S: 6	H: 0 LOB: 0 BB: 0 P: 11	R: 0 E: 0 K: 1 S: 8	H: 1 LOB: 1 BB: 0 P: 14	R: 0 E: 0 K: 2 S: 13	H: 1 LOB: 1 BB: 0 P: 17	R: 0 E: 0 K: 1 S: 9	H: 0 LOB: 1 BB: 1 P: 17	R: 0 E: 0 K: 0 S: 10	H: 0 LOB: 0 BB: 0 P: 5	R: 0 E: 0 K: 2 S: 7	H: 0 LOB: 0 BB: 0 P: 7	R: 2 E: 0 K: 1 S: 17	H: 2 LOB: 0 BB: 0 P: 25	R: 0 E: 0 K: 0 S: 7	H: 0 LOB: 0 BB: 1 P: 12	1B: 3 2B: 0 3B: 0 HR: 1	SF: 0 SAC: 0 DP: 1 HBP: 0	WP: 0 PA: 33 PB: 0 SB: 1 CS: 0
PITCHER	IP	WLS	BF	H	R	ER	SO	BB	IBB	HBP	BLK	WP	HR	S	P	ERA	WHIP		
Orel Hershiser, R ERA: 3.46 (1, 1)	7.0	W	25	2	0	0	6	2	0	0	0	0	0	57	88	0.00	0.571		
Jim Gott, R ERA: 3.91 (8, 1)	1.0		5	2	2	2	1	0	0	0	0	0	1	17	25	18.00	2.000		
John Candelaria, L ERA: 3.58 (9, 1)	1.0		3	0	0	0	0	1	0	0	0	0	0	7	12	0.00	1.000		

Batter	1	2	3	4	5	6	7	8	9	AB	R	H	RBI	BB	SO	LOB	BOTTOM		
Brett Butler, L OBP: 0.402, SLG: 0.343 (1, 8)	B5-3	P6		L7			P9			4	1	1	0	0	0	3	San Diego Padres @ Los Angeles Dodgers Dodger Stadium, Los Angeles, CA Mon Sep 30 1991, 7:05 PM PDT Att: 39,261 - Sunny - 74 F		
Mike Sharperson, R OBP: 0.357, SLG: 0.372 (1, 5)	L9		F7	F8			1B E 1B			4	0	1	0	0	0	0			
Darryl Strawberry, L OBP: 0.361, SLG: 0.464 (1, 9)	K				G1-3		E7 1B			4	1	1	1	0	2	1			
Eddie Murray, S OBP: 0.326, SLG: 0.411 (1, 3)		F8		2B WP 1B	F9		K			4	1	1	0	0	0	0			
Kal Daniels, L OBP: 0.337, SLG: 0.401 (1, 7)		G3		K		G3-1		L9		2	0	0	0	0	1	1			
Stan Javier, S OBP: 0.269, SLG: 0.286 (4, 7)										0	1	0	0	2	0	0			
Juan Samuel, R OBP: 0.326, SLG: 0.391 (1, 4)		S 1B 1B		WP 2B		FC5-4 BB		1B BB		4	2	3	0	0	0	1			
Lenny Harris, L OBP: 0.345, SLG: 0.349 (1, 6)		BB 1B		WP		FC5-4 G4-3		2B 1B		5	1	1	1	0	1	4			
Mike Scioscia, L OBP: 0.361, SLG: 0.391 (1, 2)		1B BB			G4-3		G4-3	K		3	0	1	2	1	0	0			
Orel Hershiser, R OBP: 0.324, SLG: 0.323 (1, 1)							G4-3			2	0	1	1	0	0	1			
Eric Karros, R OBP: 0.182, SLG: 0.200 (7, PH)										1	0	0	0	0	0	0			
Jim Gott, R OBP: 0.500, SLG: 0.500 (8, 1)										0	0	0	0	0	0	0			
John Candelaria, L (9, 1)										0	0	0	0	0	0	0			
Inning Stats	R: 0 E: 0 K: 1 S: 8	H: 0 LOB: 0 BB: 0 P: 11	R: 2 E: 0 K: 0 S: 16	H: 3 LOB: 2 BB: 1 P: 26	R: 2 E: 0 K: 1 S: 9	H: 3 LOB: 0 BB: 0 P: 15	R: 0 E: 1 K: 0 S: 7	H: 0 LOB: 1 BB: 0 P: 10	R: 0 E: 0 K: 0 S: 9	H: 0 LOB: 0 BB: 0 P: 13	R: 0 E: 0 K: 0 S: 7	H: 0 LOB: 1 BB: 1 P: 15	R: 1 E: 1 K: 1 S: 15	H: 2 LOB: 1 BB: 0 P: 22	R: 2 E: 0 K: 1 S: 12	H: 2 LOB: 1 BB: 1 P: 17	1B: 7 2B: 2 3B: 0 HR: 1	SF: 0 SAC: 0 DP: 1 HBP: 0	WP: 1 PA: 36 PB: 0 SB: 1 CS: 0
PITCHER	IP	WLS	BF	H	R	ER	SO	BB	IBB	HBP	BLK	WP	HR	S	P	ERA	WHIP		
Dennis Rasmussen, L ERA: 3.74 (1, 1)	7.0	L	31	8	5	4	3	2	0	0	0	0	0	71	112	5.14	1.429		
Pat Clements, L ERA: 3.29 (8, 1)	1.0		5	2	2	2	1	1	0	0	0	0	0	12	17	18.00	3.000		



Batter	1	2	3	4	5	6	7	8	9	AB	R	H	RBI	BB	SO	LOB	TOP										
Darrin Jackson, R (1, 8) OBP: 0.316, SLG: 0.478	G5-3		K			F8		2B		4	0	1	1	0	1	2	San Diego Padres @ Los Angeles Dodgers Dodger Stadium, Los Angeles, CA Tue Oct 01 1991, 7:05 PM PDT Att: 42,827 - Sunny - 76 F										
Kevin Ward, R (1, 7) OBP: 0.313, SLG: 0.412	P3		F8			K		F7		3	0	0	0	0	1	2											
Oscar Azocar, L (8, PH) OBP: 0.245, SLG: 0.255										1	0	0	0	0	0	2											
Benito Santiago, R (1, 2) OBP: 0.293, SLG: 0.394	G6-3					K		G1-2-3		4	0	0	0	0	1	2											
Fred McGriff, L (1, 3) OBP: 0.397, SLG: 0.497		K				K				4	0	1	0	0	3	0											
Tim Teufel, R (1, 5) OBP: 0.317, SLG: 0.363										3	0	0	0	1	1	1											
Jerald Clark, R (1, 9) OBP: 0.301, SLG: 0.359										3	0	1	0	0	2	1											
Bip Roberts, S (9, PH) OBP: 0.340, SLG: 0.346										1	0	0	0	0	0	0											
Craig Shiple, R (1, 6) OBP: 0.299, SLG: 0.345						FC6-4		F7		3	0	1	0	0	0	1											
Paul Faries, R (1, 4) OBP: 0.261, SLG: 0.210										3	1	2	0	0	0	1											
Andy Benes, R (1, 1) OBP: 0.147, SLG: 0.083										2	0	0	0	0	1	3											
Jim Vatcher, R (8, PH) OBP: 0.350, SLG: 0.188										0	0	0	0	1	0	0											
Jeremy Hernandez, R (8, 1)										0	0	0	0	0	0	0											
Inning Stats	R: 0 E: 0 K: 0 S: 9	H: 0 LOB: 0 BB: 0 P: 14	R: 0 E: 0 K: 2 S: 7	H: 0 LOB: 1 BB: 1 P: 14	R: 0 E: 0 K: 2 S: 10	H: 2 LOB: 2 BB: 0 P: 16	R: 0 E: 0 K: 1 S: 6	H: 0 LOB: 0 BB: 0 P: 8	R: 0 E: 0 K: 0 S: 6	H: 1 LOB: 1 BB: 0 P: 9	R: 0 E: 0 K: 2 S: 9	H: 0 LOB: 0 BB: 0 P: 15	R: 0 E: 0 K: 1 S: 7	H: 1 LOB: 0 BB: 0 P: 14	R: 1 E: 0 K: 0 S: 10	H: 2 LOB: 2 BB: 1 P: 17	R: 0 E: 0 K: 2 S: 7	H: 0 LOB: 0 BB: 0 P: 8	1B: 5 2B: 2 3B: 0 HR: 0	SF: 0 SAC: 0 DP: 2 HBP: 0	WP: 0 PB: 0 SB: 0 CS: 1	PA: 33					
PITCHER	IP	WLS	BF	H	R	ER	SO	BB	IBB	HBP	BLK	WP	HR	S	P	ERA	WHIP										
Bob Ojeda, L (1, 1) ERA: 3.18	7.1	W	27	5	1	1	8	2	0	0	0	0	0	60	102	1.23	0.955										
Roger McDowell, R (8, 1) ERA: 2.97	1.1	S	5	1	0	0	1	0	0	0	0	0	0	8	10	0.00	0.750										
John Candelaria, L (9, 1) ERA: 3.55	0.1		1	0	0	0	1	0	0	0	0	0	0	3	3	0.00	0.000										
Roger McDowell, R (9, 1) ERA: 2.87	1.1	S	5	1	0	0	1	0	0	0	0	0	0	8	10	0.00	0.750										

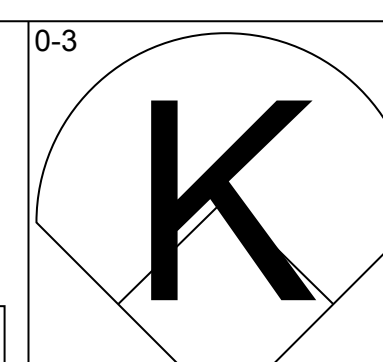
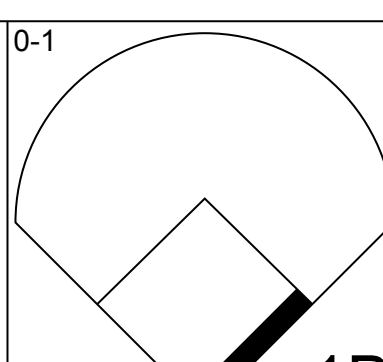
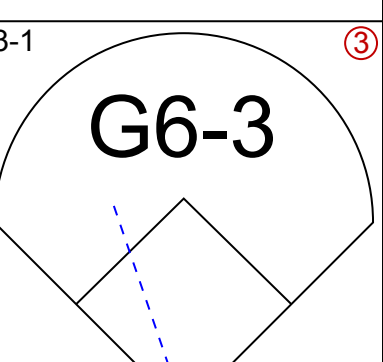
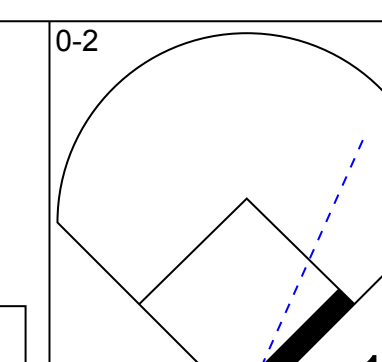
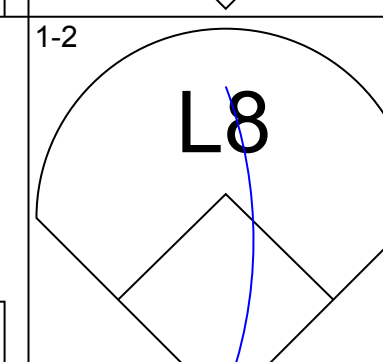
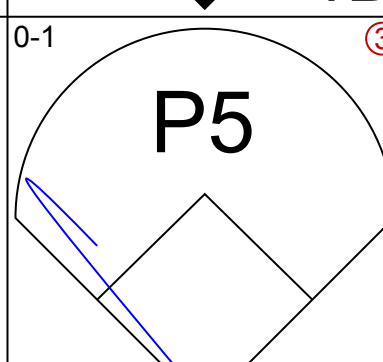
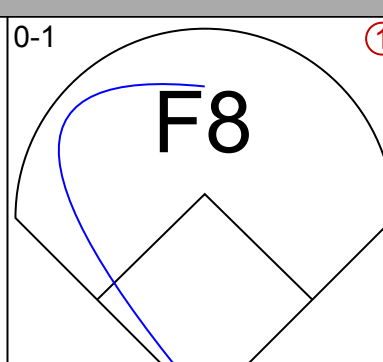
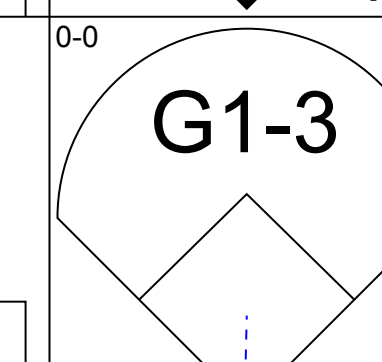
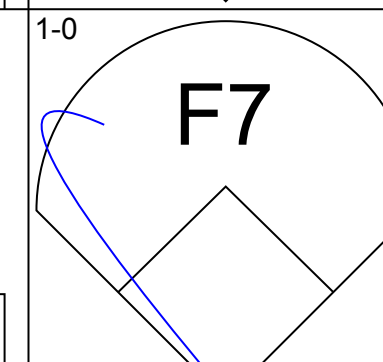
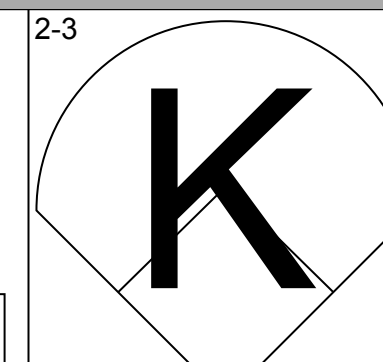
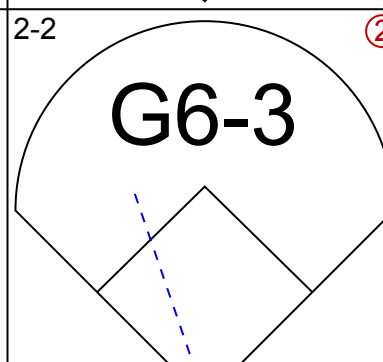
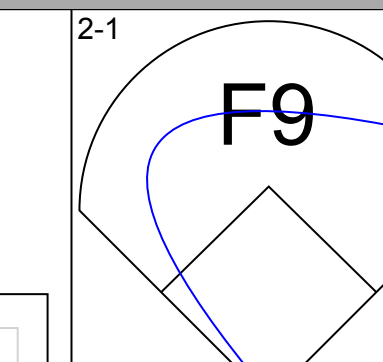
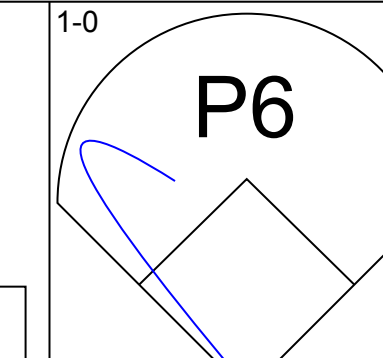
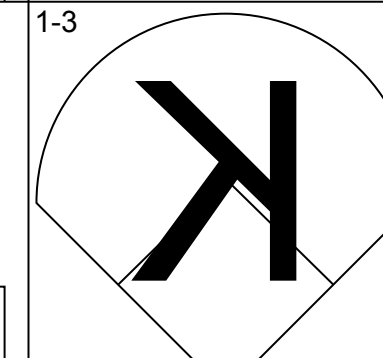
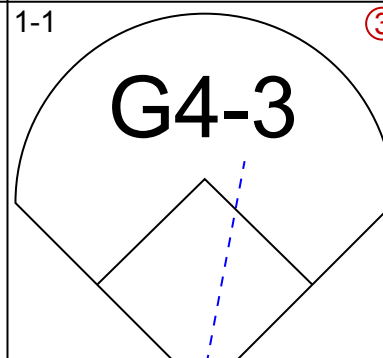
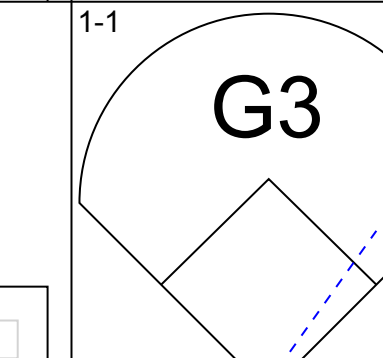
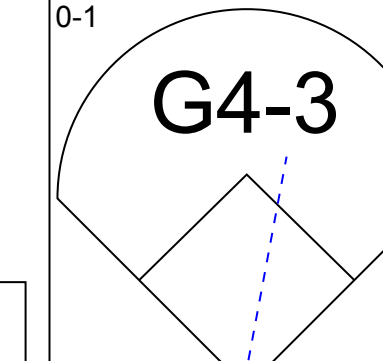
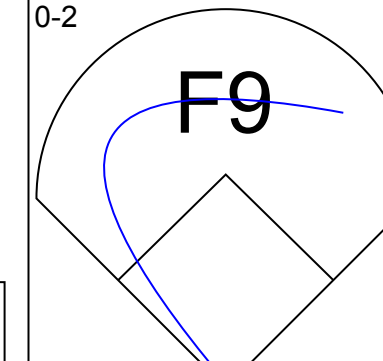
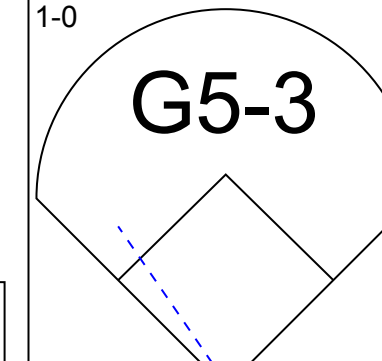
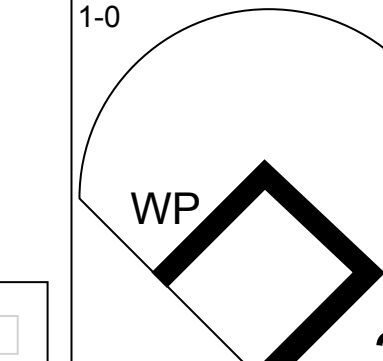
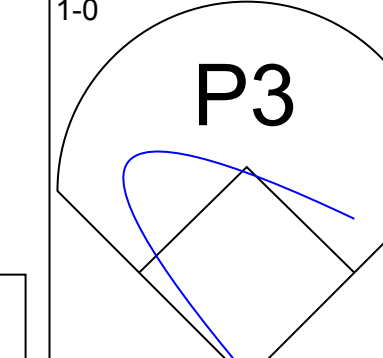
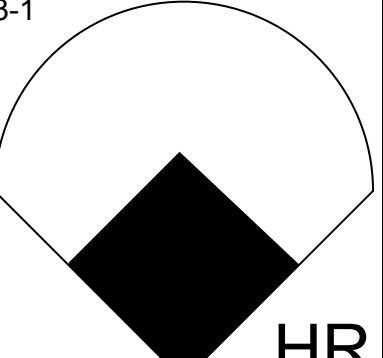
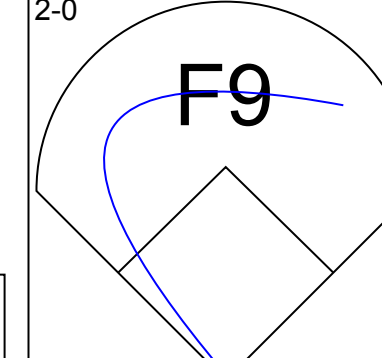
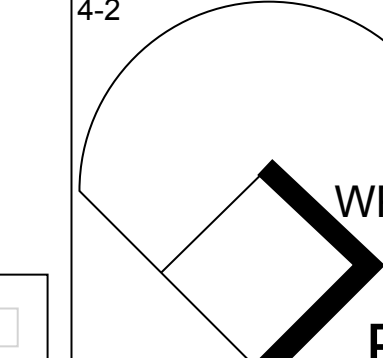
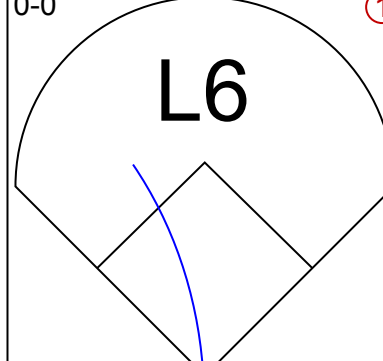
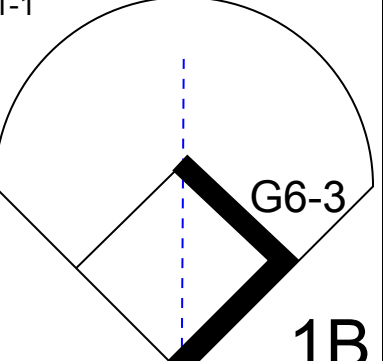
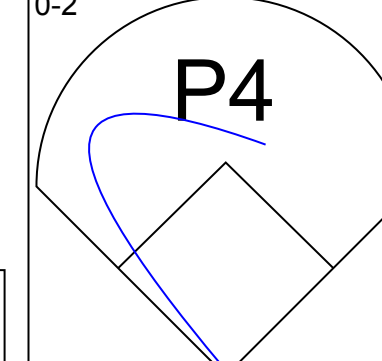
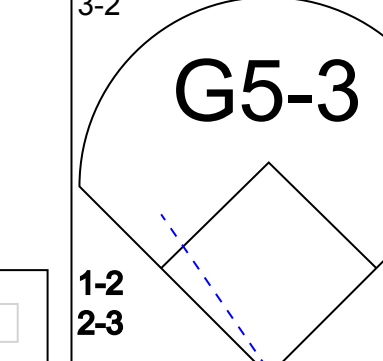
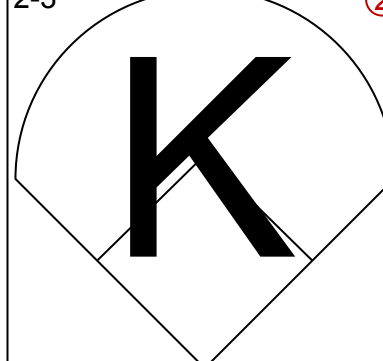
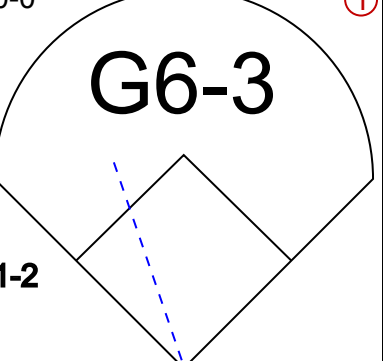
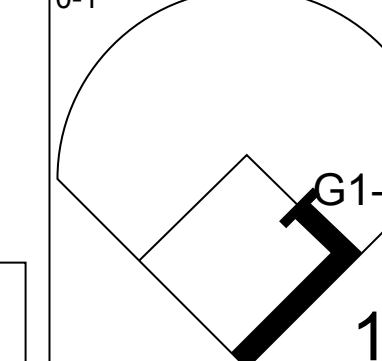
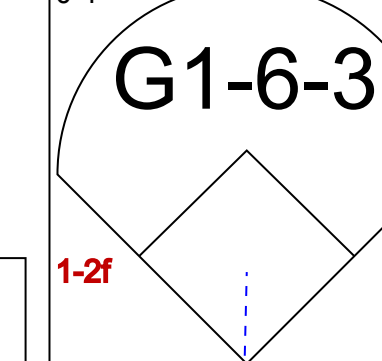

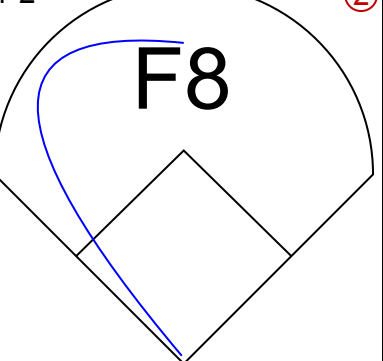
Batter	1	2	3	4	5	6	7	8	9	AB	R	H	RBI	BB	SO	LOB	BOTTOM										
Brett Butler, L (1, 8) OBP: 0.402, SLG: 0.344	G4-3		1B							3	1	1	0	1	0	1	San Diego Padres @ Los Angeles Dodgers Dodger Stadium, Los Angeles, CA Tue Oct 01 1991, 7:05 PM PDT Att: 42,827 - Sunny - 76 F										
Lenny Harris, L (1, 6) OBP: 0.344, SLG: 0.348	G4-3		2B							4	0	1	1	0	0	1											
Daryl Strawberry, L (1, 9) OBP: 0.362, SLG: 0.490	K		1B							4	1	2	1	0	1	1											
Eddie Murray, S (1, 3) OBP: 0.324, SLG: 0.409	G3		G4-3							4	0	0	0	0	0	2											
Chris Gwynn, L (1, 7) OBP: 0.299, SLG: 0.414			L7							4	0	0	0	0	0	1											
John Candelaria, L (9, 1)			G4-3							0	0	0	0	0	0	0											
Stan Javier, S (9, 7) OBP: 0.269, SLG: 0.286										0	0	0	0	0	0	0											
Mike Scioscia, L (1, 2) OBP: 0.361, SLG: 0.399			F8							3	1	1	1	0	0	0											
Juan Samuel, R (1, 4) OBP: 0.328, SLG: 0.390										3	0	1	0	0	2	0											
Mike Sharperson, R (1, 5) OBP: 0.361, SLG: 0.376										3	0	2	0	0	0	0											
Bob Ojeda, L (1, 1) OBP: 0.200, SLG: 0.214										3	0	0	0	0	0	3											
Roger McDowell, R (8, 1)										0	0	0	0	0	0	0											
Inning Stats	R: 0 E: 0 K: 1 S: 13	H: 0 LOB: 1 BB: 1 P: 19	R: 0 E: 0 K: 0 S: 9	H: 2 LOB: 2 BB: 0 P: 14	R: 2 E: 0 K: 0 S: 15	H: 3 LOB: 0 BB: 0 P: 21	R: 1 E: 0 K: 1 S: 15	H: 2 LOB: 1 BB: 0 P: 24	R: 0 E: 0 K: 0 S: 6	H: 0 LOB: 0 BB: 0 P: 11	R: 0 E: 0 K: 1 S: 7	H: 0 LOB: 0 BB: 0 P: 10	R: 0 E: 0 K: 0 S: 6	H: 0 LOB: 0 BB: 0 P: 10	R: 0 E: 0 K: 0 S: 6	H: 0 LOB: 0 BB: 0 P: 9	1B: 5 2B: 1 3B: 0 HR: 2	SF: 0 SAC: 0 DP: 0 HBP: 0	WP: 0 PB: 0 SB: 0 CS: 0	PA: 32							
PITCHER	IP	WLS	BF	H	R	ER	SO	BB	IBB	HBP	BLK	WP	HR	S	P	ERA	WHIP										
Andy Benes, R (1, 1) ERA: 3.06	7.0	L	29	8	3	3	3	1	0	0	0	0	0	6	109	3.86	1.286										
Jeremy Hernandez, R (8, 1) ERA:	1.0		3	0	0	0	0	0	0	0	0	0	0	6	9	0.00	0.000										



Batter	1	2	3	4	5	6	7	8	9	AB	R	H	RBI	BB	SO	LOB	TOP					
Bip Roberts, S OBP: 0.340, SLG: 0.347 (1, 7)	F7		G4-3							5	2	2	0	0	0	3	San Diego Padres @ Los Angeles Dodgers Dodger Stadium, Los Angeles, CA Wed Oct 02 1991, 7:05 PM PDT Att: 48,358 - Sunny - 78 F livebaseballscorecards.com					
Jack Howell, L OBP: 0.294, SLG: 0.333 (1, 5)	K			K		P6			G3-1	5	1	1	0	0	2	1						
Darrin Jackson, R OBP: 0.317, SLG: 0.477 (1, 8)	K			P5					K	5	1	2	1	0	2	0						
Fred McGriff, L OBP: 0.396, SLG: 0.494 (1, 3)		G4-3		F7					F8	5	1	1	1	0	0	2						
Bento Santiago, R OBP: 0.295, SLG: 0.400 (1, 2)		F7				L5				4	2	2	2	0	0	2						
Tim Tufel, R OBP: 0.314, SLG: 0.359 (1, 4)		K								4	0	0	0	0	1	3						
Thomas Howard, S OBP: 0.300, SLG: 0.342 (1, 9)										4	1	1	1	0	1	2						
Craig Shipley, R OBP: 0.297, SLG: 0.341 (1, 6)										4	0	1	1	0	0	1						
Greg Harris, R OBP: 0.132, SLG: 0.083 (8, PH)										2	0	1	1	0	0	0						
Oscar Azocar, L OBP: 0.275, SLG: 0.286 (8, PH)										2	1	2	1	0	0	0						
Larry Andersen, R (8, 1)										0	0	0	0	0	0	0						
Inning Stats	R: 0 E: 0 K: 2 S: 7	H: 0 LOB: 0 BB: 0 P: 10	R: 0 E: 0 K: 1 S: 6	H: 0 LOB: 0 BB: 0 P: 7	R: 0 E: 0 K: 0 S: 10	H: 2 LOB: 0 BB: 0 P: 16	R: 0 E: 0 K: 1 S: 6	H: 0 LOB: 0 BB: 0 P: 8	R: 1 E: 0 K: 1 S: 10	H: 1 LOB: 0 BB: 0 P: 18	R: 1 E: 0 K: 0 S: 13	H: 3 LOB: 2 BB: 0 P: 17	R: 0 E: 0 K: 0 S: 5	H: 0 LOB: 0 BB: 0 P: 6	R: 6 E: 1 K: 0 S: 21	H: 7 LOB: 2 BB: 0 P: 32	R: 0 E: 0 K: 1 S: 6	H: 0 LOB: 0 BB: 0 P: 9	1B: 12 2B: 0 3B: 0 HR: 1	SF: 0 SAC: 0 DP: 1 HBP: 0	WP: 0 PB: 0 SB: 1 CS: 0	PA: 40
PITCHER	IP	WLS	BF	H	R	ER	SO	BB	IBB	HBP	BLK	WP	HR	S	P	ERA	WHIP					
Tim Belcher, R ERA: 2.62 (1, 1)	7.0		26	6	3	3	5	0	0	0	0	0	1	57	82	3.86	0.857					
Kevin Gross, R ERA: 3.59 (8, 1)	0.0	L	4	4	4	3	0	0	0	0	0	0	0	7	10	∞	∞					
John Candelaria, L ERA: 3.55 (8, 1)	0.0		1	0	0	0	0	0	0	0	0	0	0	1	1	∞	∞					
Roger McDowell, R ERA: 2.93 (8, 1)	1.0		6	3	2	0	0	0	0	0	0	0	0	13	21	0.00	3.000					
Tim Crews, R ERA: 3.45 (9, 1)	1.0		3	0	0	0	1	0	0	0	0	0	0	6	9	0.00	0.000					

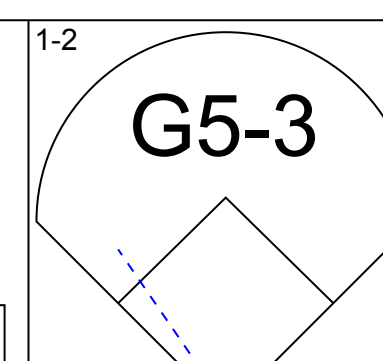
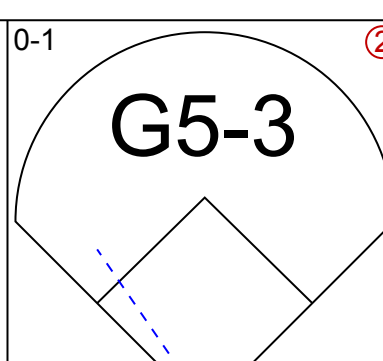
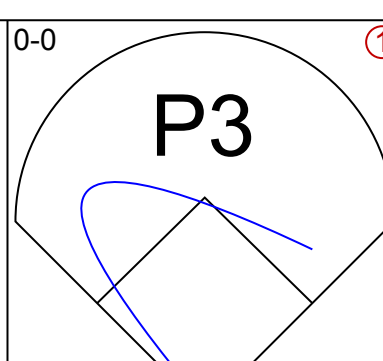
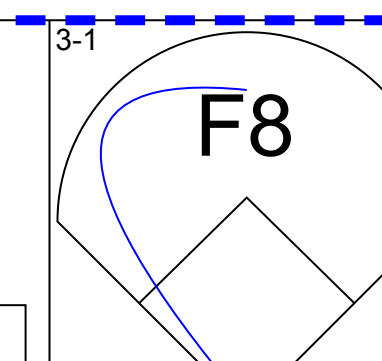
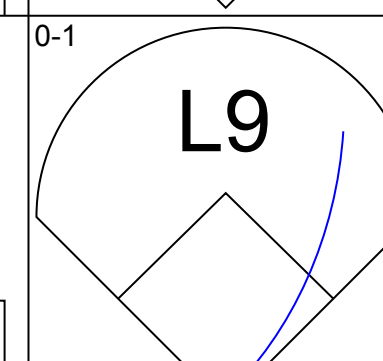
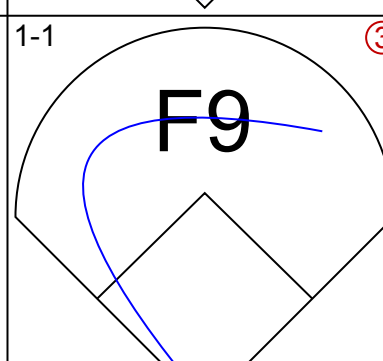
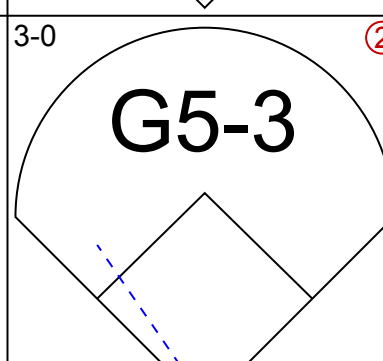
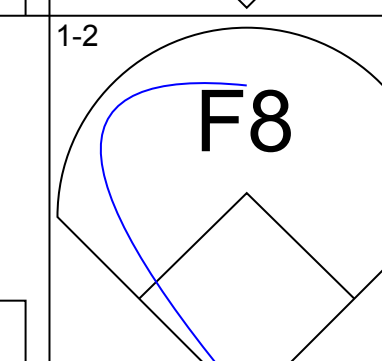
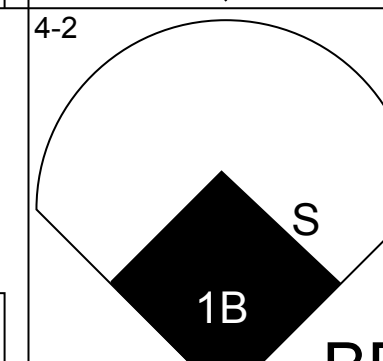
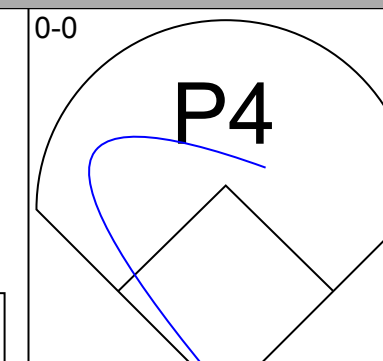
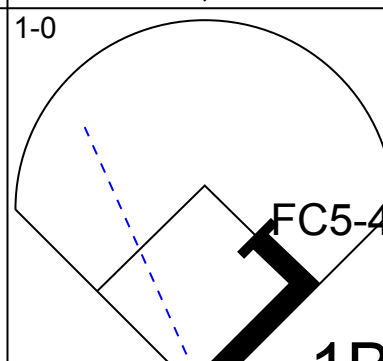
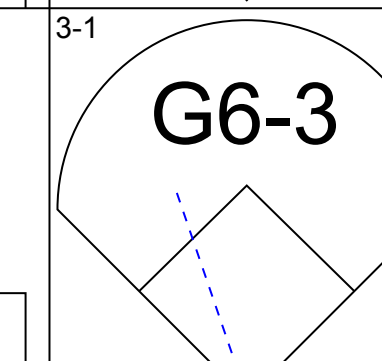
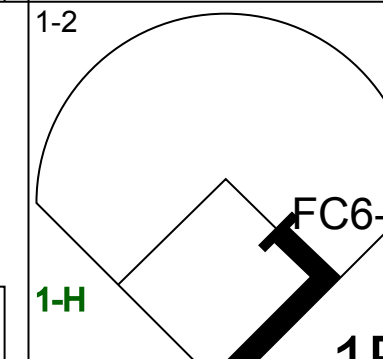
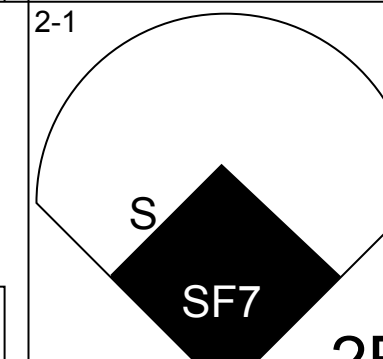
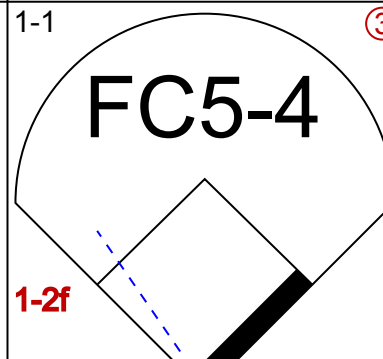
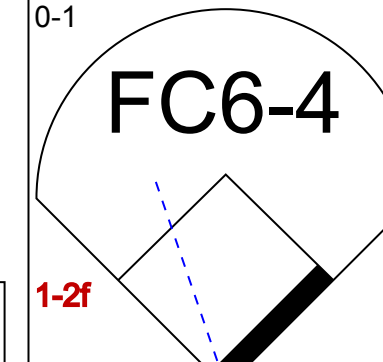
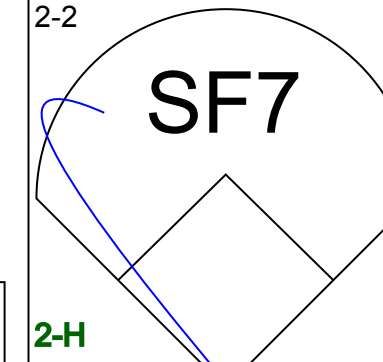
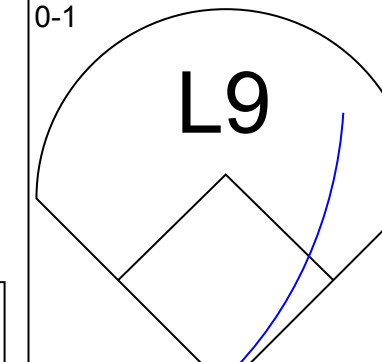
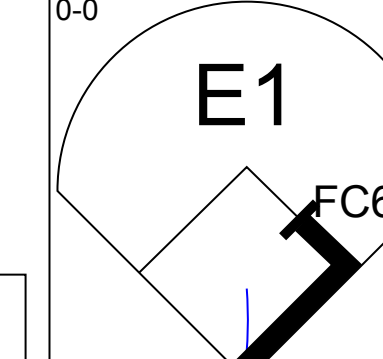
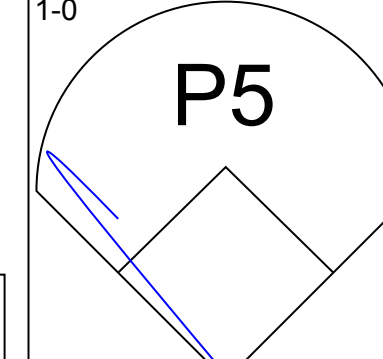
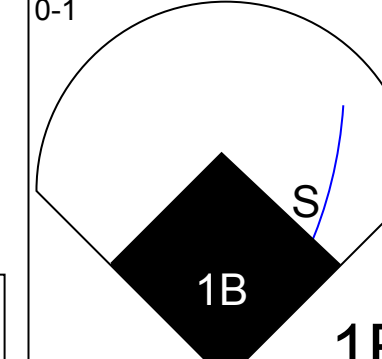
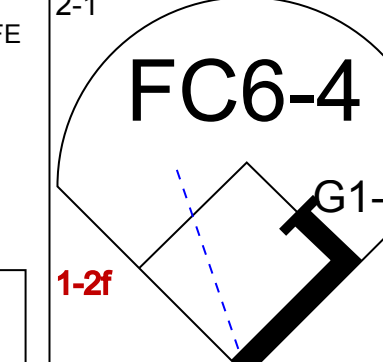
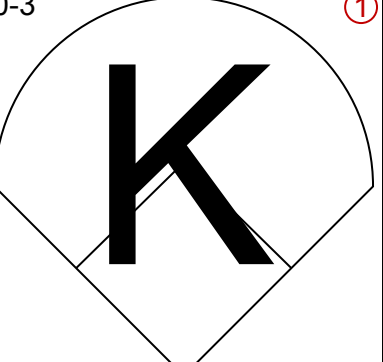
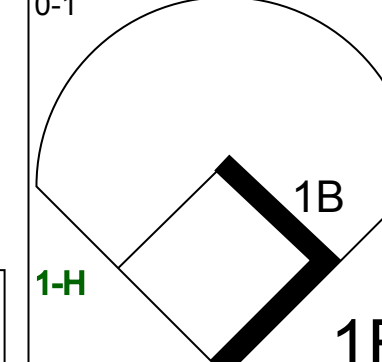
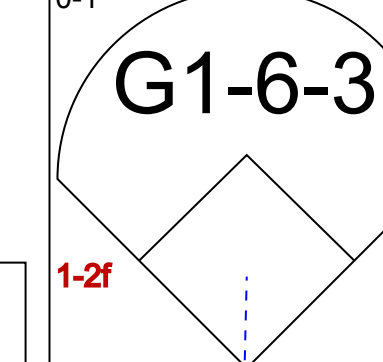
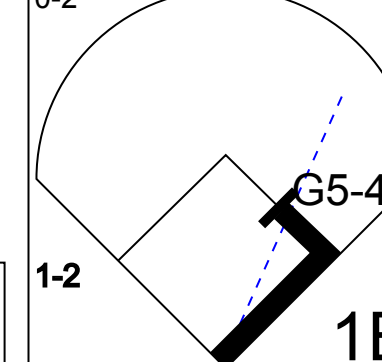

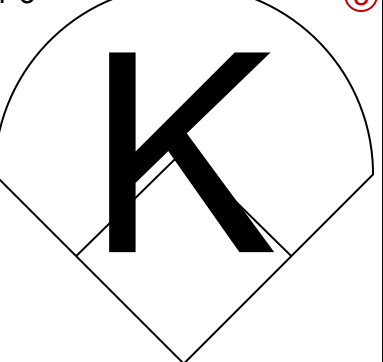
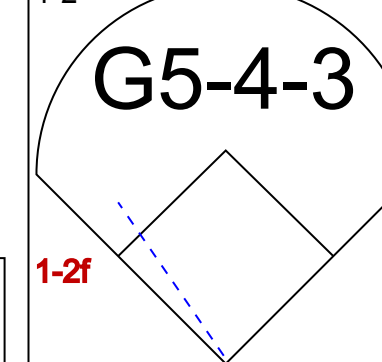
Batter	1	2	3	4	5	6	7	8	9	AB	R	H	RBI	BB	SO	LOB	BOTTOM					
Brett Butler, L OBP: 0.404, SLG: 0.347 (1, 8)			G4-3		G1-3					5	2	3	0	0	0	0	San Diego Padres @ Los Angeles Dodgers Dodger Stadium, Los Angeles, CA Wed Oct 02 1991, 7:05 PM PDT Att: 48,358 - Sunny - 78 F livebaseballscorecards.com					
Lenny Harris, L OBP: 0.347, SLG: 0.349 (1, 6)			P2		HR					4	1	2	0	1	0	1						
Darryl Strawberry, L OBP: 0.364, SLG: 0.497 (1, 9)			G4-3							5	1	3	3	0	0	2						
Eddie Murray, S OBP: 0.325, SLG: 0.408 (1, 3)		L4								5	0	2	1	0	2	3						
Kal Daniels, L OBP: 0.338, SLG: 0.400 (1, 7)										4	0	1	0	1	2	3						
Mike Scioscia, L OBP: 0.357, SLG: 0.395 (1, 2)			G4-3		G6-3					4	0	0	0	0	1	3						
Juan Samuel, R OBP: 0.329, SLG: 0.390 (1, 4)										3	0	1	0	0	1	1						
Mike Sharperson, R OBP: 0.355, SLG: 0.369 (1, 5)			B5-3		L6					4	0	0	0	0	1	5						
Tim Belcher, R OBP: 0.116, SLG: 0.149 (7, PH)										2	0	0	0	0	0	4						
Dave Hansen, L OBP: 0.302, SLG: 0.412 (8, 1)										1	0	0	0	0	0	0						
Kevin Gross, R OBP: 0.346, SLG: 0.333 (8, 1)										0	0	0	0	0	0	0						
John Candelaria, L OBP: 0.346, SLG: 0.333 (8, 1)										0	0	0	0	0	0	0						
Roger McDowell, R OBP: 0.346, SLG: 0.333 (8, 1)										0	0	0	0	0	0	0						
Tim Crews, R OBP: 0.346, SLG: 0.333 (8, 1)										0	0	0	0	0	0	0						
Chris Gwynn, L OBP: 0.297, SLG: 0.410 (8, PH)										1	0	0	0	0	0	0						
Inning Stats	R: 1 E: 0 K: 1 S: 9	H: 3 LOB: 1 BB: 0 P: 18	R: 0 E: 0 K: 0 S: 6	H: 1 LOB: 0 BB: 0 P: 6	R: 0 E: 0 K: 0 S: 6	H: 0 LOB: 0 BB: 0 P: 7	R: 0 E: 0 K: 0 S: 11	H: 1 LOB: 3 BB: 1 P: 18	R: 2 E: 0 K: 2 S: 14	H: 2 LOB: 0 BB: 0 P: 21	R: 0 E: 0 K: 1 S: 9	H: 0 LOB: 0 BB: 0 P: 12	R: 0 E: 0 K: 2 S: 15	H: 2 LOB: 2 BB: 0 P: 23	R: 0 E: 0 K: 2 S: 12	H: 1 LOB: 1 BB: 0 P: 14	R: 1 E: 0 K: 0 S: 11	H: 2 LOB: 2 BB: 1 P: 16	1B: 11 2B: 0 3B: 0 HR: 1	SF: 0 SAC: 0 DP: 0 HBP: 1	WP: 0 PB: 0 SB: 0 CS: 0	PA: 41
PITCHER	IP	WLS	BF	H	R	ER	SO	BB	IBB	HBP	BLK	WP	HR	S	P	ERA	WHIP					
Greg Harris, R ERA: 2.23 (1, 1)	7.0		31	9	3	3	6	1	0	1	0	0	0	70	105	3.86	1.429					
Larry Andersen, R ERA: 2.35 (8, 1)	2.0		10	3	1	1	2	1	0	0	0	0	0	23	30	4.50	2.000					



Batter	1	2	3	4	5	6	7	8	9	AB	R	H	RBI	BB	SO	LOB	TOP								
Billy Hatcher, R OBP: 0.313, SLG: 0.362 (1, 8)										4	0	2	0	0	1	1	Cincinnati Reds @ San Diego Padres Jack Murphy Stadium, San Diego, CA Fri Oct 04 1991, 10:05 PM EDT Att: 40,882 - Sunny - 72 F								
Hal Morris, L OBP: 0.373, SLG: 0.478 (1, 3)										4	0	0	0	0	0	2									
Barry Larkin, R OBP: 0.379, SLG: 0.509 (1, 6)										4	0	0	0	0	1	0									
Paul O'Neill, L OBP: 0.346, SLG: 0.484 (1, 9)										4	0	0	0	0	1	0									
Chris Sabo, R OBP: 0.352, SLG: 0.504 (1, 5)										4	0	1	0	0	0	0									
Bill Doran, S OBP: 0.359, SLG: 0.376 (1, 7)										3	1	1	1	1	0	0									
Freddie Benavides, R OBP: 0.309, SLG: 0.305 (1, 4)										4	0	1	0	0	0	2									
Donnie Scott, S OBP: 0.158, SLG: 0.158 (8, PR)										3	0	1	0	0	1	1									
Chris Jones, R OBP: 0.310, SLG: 0.429 (8, PR)										0	0	0	0	0	0	0									
Jeff Reed, L OBP: 0.320, SLG: 0.372 (8, 2)										0	0	0	0	0	0	0									
Tom Browning, L OBP: 0.205, SLG: 0.257 (1, 1)										2	1	1	1	0	0	1									
Luis Quinones, S OBP: 0.299, SLG: 0.314 (8, PH)										1	0	0	0	0	0	1									
Steve Foster, R (8, 1)										0	0	0	0	0	0	0									
Inning Stats	R: 0 E: 0 K: 1 S: 10	H: 0 LOB: 0 BB: 0 P: 12	R: 0 E: 0 K: 0 S: 4	H: 0 LOB: 0 BB: 0 P: 6	R: 1 E: 0 K: 1 S: 11	H: 2 LOB: 1 BB: 0 P: 15	R: 0 E: 0 K: 2 S: 10	H: 0 LOB: 0 BB: 0 P: 13	R: 1 E: 0 K: 0 S: 10	H: 2 LOB: 1 BB: 0 P: 18	R: 0 E: 0 K: 0 S: 8	H: 0 LOB: 0 BB: 0 P: 11	R: 0 E: 0 K: 0 S: 5	H: 0 LOB: 0 BB: 0 P: 8	R: 0 E: 0 K: 0 S: 8	H: 2 LOB: 1 BB: 0 P: 8	R: 0 E: 0 K: 0 S: 12	H: 1 LOB: 2 BB: 1 P: 23	1B: 4 2B: 1 3B: 0 HR: 2	SF: 0 SAC: 0 DP: 1 HBP: 0	WP: 1 PB: 0 SB: 0 CS: 0	PA: 34			
PITCHER	IP	WLS	BF	H	R	ER	SO	BB	IBB	HBP	BLK	WP	HR	S	P	ERA	WHIP								
Jose Melendez, R ERA: 3.27 (1, 1)	7.0	W	25	4	2	2	4	0	0	0	0	0	2	58	83	2.57	0.571								
Jeremy Hernandez, R ERA: (8, 1)	2.0	S	9	3	0	0	0	1	0	0	0	1	0	20	31	0.00	2.000								

AB	33
R	2
H	7
RBI	2
BB	1
SO	4
LOB	8



Batter	1	2	3	4	5	6	7	8	9	AB	R	H	RBI	BB	SO	LOB	BOTTOM								
Darrin Jackson, R OBP: 0.314, SLG: 0.471 (1, 8)										4	0	0	0	0	0	0	Cincinnati Reds @ San Diego Padres Jack Murphy Stadium, San Diego, CA Fri Oct 04 1991, 10:05 PM EDT Att: 40,882 - Sunny - 72 F								
Kevin Ward, R OBP: 0.302, SLG: 0.396 (1, 7)										4	0	0	0	0	0	0									
Tim Teufel, R OBP: 0.316, SLG: 0.358 (1, 5)										3	1	1	0	1	0	0									
Benito Santiago, R OBP: 0.296, SLG: 0.403 (1, 2)										3	1	2	1	0	0	1									
Jerald Clark, R OBP: 0.299, SLG: 0.357 (1, 3)										2	0	0	1	0	0	1									
Jim Vatcher, R OBP: 0.348, SLG: 0.211 (1, 9)										3	1	1	0	0	0	0									
Craig Shipley, R OBP: 0.143, SLG: 0.150 (1, 6)										3	0	1	1	0	1	1									
Jack Howell, L OBP: 0.284, SLG: 0.333 (9, 5)										0	0	0	0	0	0	0									
Paul Faries, R OBP: 0.263, SLG: 0.213 (1, 4)										3	0	1	0	0	0	1									
Jose Melendez, R OBP: 0.143, SLG: 0.150 (1, 1)										2	0	0	0	0	2	0									
Thomas Howard, S OBP: 0.259, SLG: 0.341 (7, PH)										1	0	0	0	0	0	2									
Jeremy Hernandez, R (8, 1)										0	0	0	0	0	0	0									
Inning Stats	R: 1 E: 0 K: 0 S: 12	H: 1 LOB: 1 BB: 1 P: 18	R: 0 E: 1 K: 0 S: 5	H: 0 LOB: 0 BB: 0 P: 7	R: 0 E: 0 K: 1 S: 7	H: 0 LOB: 0 BB: 0 P: 10	R: 1 E: 0 K: 0 S: 8	H: 1 LOB: 0 BB: 0 P: 13	R: 0 E: 0 K: 2 S: 8	H: 0 LOB: 0 BB: 0 P: 9	R: 0 E: 0 K: 0 S: 5	H: 1 LOB: 1 BB: 0 P: 10	R: 1 E: 0 K: 0 S: 14	H: 3 LOB: 1 BB: 0 P: 15	R: 0 E: 0 K: 0 S: 7	H: 0 LOB: 0 BB: 0 P: 14	1B: 5 2B: 1 3B: 0 HR: 0	SF: 1 SAC: 0 DP: 2 HBP: 0	WP: 0 PB: 0 SB: 3 CS: 0	PA: 30					
PITCHER	IP	WLS	BF	H	R	ER	SO	BB	IBB	HBP	BLK	WP	HR	S	P	ERA	WHIP								
Tom Browning, L ERA: 4.18 (1, 1)	7.0	L	27	6	3	3	3	1	0	0	0	0	0	59	82	3.86	1.000								
Steve Foster, R ERA: 1.93 (8, 1)	1.0		3	0	0	0	0	0	0	0	0	0	0	7	14	0.00	0.000								

AB	28
R	3
H	6
RBI	3
BB	1
SO	3
LOB	6



Batter	1	2	3	4	5	6	7	8	9	AB	R	H	RBI	BB	SO	LOB	TOP				
Mariano Duncan, R OBP: 0.288, SLG: 0.411	G5-3	2B		K		K				5	1	2	0	0	2	0	Cincinnati Reds @ San Diego Padres Jack Murphy Stadium, San Diego, CA Sat Oct 05 1991, 10:05 PM EDT Att: 17,847 - Cloudy - 76 F				
Hal Morris, L OBP: 0.371, SLG: 0.477	F7	2B		K			G6-3	K		5	1	1	2	0	2	1					
Barry Larkin, R OBP: 0.381, SLG: 0.511	1B	2B		F9			1B	1B	G6-3	4	2	2	1	1	0	0					
Paul O'Neill, L OBP: 0.347, SLG: 0.483	1B	1B			G1-3		K		K	5	0	2	1	0	2	1					
Chris Sabo, R OBP: 0.354, SLG: 0.505	G4-3	S			G6-3		1B	1B	FC6	5	1	3	0	0	0	2					
Bill Doran, S OBP: 0.359, SLG: 0.375		L4					E8		FC6	4	0	1	1	1	0	3					
Jeff Reed, L OBP: 0.316, SLG: 0.368	G3			K						3	0	0	0	0	1	1					
Joe Oliver, R OBP: 0.263, SLG: 0.378					F8		K			1	0	0	0	0	1	1					
Billy Hatcher, R OBP: 0.312, SLG: 0.361		2B		F9				G6-3		4	1	1	0	0	0	0					
Jack Armstrong, R Kip Gross, R Gino Minutelli, L Mitt Hill, R Chris Jones, R Ted Power, R Luis Quinones, S Rob Dibble, L	1B	2B		K		G5-3		G4-3		2	1	1	1	0	1	0					
Inning Stats	R: 0 E: 0 K: 0 S: 12	H: 2 LOB: 2 BB: 0 P: 17	R: 5 E: 0 K: 0 S: 20	H: 7 LOB: 2 BB: 0 P: 32	R: 0 E: 0 K: 2 S: 8	H: 0 LOB: 0 BB: 0 P: 16	R: 0 E: 0 K: 2 S: 9	H: 0 LOB: 1 BB: 0 P: 12	R: 0 E: 0 K: 1 S: 8	H: 0 LOB: 0 BB: 0 P: 13	R: 2 E: 1 K: 2 S: 16	H: 2 LOB: 1 BB: 1 P: 26	R: 0 E: 0 K: 1 S: 8	H: 1 LOB: 1 BB: 0 P: 10	R: 0 E: 0 K: 1 S: 9	H: 1 LOB: 1 BB: 0 P: 15	1B: 10 2B: 3 3B: 0 HR: 0	SF: 0 SAC: 0 DP: 0 HBP: 0	WP: 0 PB: 0 SB: 1 CS: 0	PA: 42	
PITCHER	IP	WLS	BF	H	R	ER	SO	BB	IBB	HBP	BLK	WP	HR	S	P	ERA	WHIP				
Ricky Bones, R ERA: 4.83	(1, 1)	1.2		13	8	5	5	0	0	0	0	0	0	28	42	27.00	4.800				
Jim Lewis, R ERA: 4.15	(2, 1)	0.1		2	1	0	0	0	0	0	0	0	0	4	7	0.00	3.000				
Derek Lilliquist, L ERA: 6.79	(3, 1)	1.0		3	0	0	2	0	0	0	0	0	0	8	16	0.00	0.000				
Mike Maddux, R ERA: 2.46	(4, 1)	3.0	W	10	0	0	3	1	0	0	0	0	0	29	44	0.00	0.333				
Pat Clements, L ERA: 3.77	(7, 1)	0.2		5	2	2	1	1	0	0	0	0	0	13	21	13.50	4.500				

AB 40
R 7
H 13
RBI 6
BB 2
SO 9
LOB 9



Batter	1	2	3	4	5	6	7	8	9	AB	R	H	RBI	BB	SO	LOB	BOTTOM				
Thomas Howard, S OBP: 0.304, SLG: 0.347	CS	1B					P3			4	1	2	0	1	1	2	Cincinnati Reds @ San Diego Padres Jack Murphy Stadium, San Diego, CA Sat Oct 05 1991, 10:05 PM EDT Att: 17,847 - Cloudy - 76 F				
Jack Howell, L OBP: 0.289, SLG: 0.336	P6	1B		2B			G4-3			4	1	2	1	1	0	1					
Oscar Azocar, L OBP: 0.268, SLG: 0.283	F7	K		P3			FC6-4	1B		4	0	1	1	0	1	5					
Darrin Jackson, R OBP: 0.315, SLG: 0.479	CS	G6-3		HR	2B		FC6-4	1B		5	2	2	1	0	1	2					
Jerald Clark, R OBP: 0.297, SLG: 0.355		FC6-4		K	K			G4-3		5	0	1	0	0	3	3					
Tim Lincecum, R OBP: 0.320, SLG: 0.368		FC6-4		2B	2B		F7	1B		5	3	3	2	0	0	1					
Dann Bilardello, R OBP: 0.345, SLG: 0.423		1B		2B	1B		L9			5	2	3	3	0	1	1					
Paul Faries, R OBP: 0.268, SLG: 0.220		1B		K			E6			5	1	2	1	0	2	2					
Ricky Bones, R Jim Lewis, R Derek Lilliquist, L Mitt Hill, R Chris Jones, R Ted Power, R Luis Quinones, S Rob Dibble, L	1B	1B			G3		FC6-4			0	0	0	0	0	0	0					
Inning Stats	R: 0 E: 0 K: 0 S: 8	H: 1 LOB: 0 BB: 0 P: 12	R: 3 E: 0 K: 1 S: 26	H: 5 LOB: 3 BB: 1 P: 41	R: 2 E: 0 K: 3 S: 23	H: 3 LOB: 2 BB: 1 P: 37	R: 4 E: 0 K: 1 S: 16	H: 4 LOB: 1 BB: 1 P: 25	R: 1 E: 0 K: 2 S: 22	H: 2 LOB: 1 BB: 0 P: 29	R: 0 E: 1 K: 0 S: 12	H: 0 LOB: 0 BB: 0 P: 17	R: 0 E: 0 K: 0 S: 12	H: 1 LOB: 1 BB: 0 P: 18	R: 0 E: 0 K: 2 S: 9	H: 1 LOB: 1 BB: 0 P: 14		1B: 11 2B: 4 3B: 1 HR: 1	SF: 1 SAC: 0 DP: 0 HBP: 0	WP: 2 PB: 0 SB: 1 CS: 1	PA: 45
PITCHER	IP	WLS	BF	H	R	ER	SO	BB	IBB	HBP	BLK	WP	HR	S	P	ERA	WHIP				
Jack Armstrong, R ERA: 5.48	(1, 1)	2.1		15	5	5	2	1	0	0	0	0	0	11	18	0.00	3.000				
Kip Gross, R ERA: 3.47	(3, 1)	0.2		4	1	0	2	1	0	0	0	0	0	5	10	54.00	6.000				
Gino Minutelli, L ERA: 6.04	(4, 1)	0.1	L	3	1	2	0	1	0	0	0	0	0	33	44	16.20	3.000				
Mitt Hill, R ERA: 3.78	(4, 1)	1.2		10	5	3	3	0	0	0	0	1	0	24	35	0.00	0.500				
Ted Power, R ERA: 3.62	(6, 1)	2.0		8	1	0	0	0	0	0	0	0	0	24	35	0.00	0.500				

AB 40
R 10
H 17
RBI 10
BB 3
SO 9
LOB 19



Batter	1	2	3	4	5	6	7	8	9	AB	R	H	RBI	BB	SO	LOB	TOP					
Hal Morris, L OBP: 0.374, SLG: 0.479 (1, 3)										4	0	3	0	0	0	0	Cincinnati Reds @ San Diego Padres Jack Murphy Stadium, San Diego, CA Sun Oct 06 1991, 6:33 AM EDT Att: 10,256 - Sunny - 75 F					
Billy Hatcher, R OBP: 0.312, SLG: 0.360 (1, 8)										4	0	1	0	0	1	2						
Barry Larkin, R OBP: 0.378, SLG: 0.506 (1, 6)										4	0	0	0	0	2	4						
Paul O'Neill, L OBP: 0.346, SLG: 0.481 (1, 9)										4	0	1	0	0	2	3						
Luis Quinones, S OBP: 0.297, SLG: 0.325 (1, 5)										4	1	1	1	0	0	1						
Chris Jones, R OBP: 0.304, SLG: 0.416 (1, 7)										4	0	1	0	0	3	0						
Jeff Reed, L OBP: 0.321, SLG: 0.370 (1, 2)										1	0	1	0	1	0	0						
Joe Oliver, R OBP: 0.265, SLG: 0.379 (6, PH)										2	0	1	0	0	1	1						
Freddie Benavides, R OBP: 0.303, SLG: 0.302 (1, 4)										4	0	1	0	0	1	2						
Jose Rijo, R OBP: 0.232, SLG: 0.209 (1, 1)										3	0	0	0	0	2	2						
Bill Doran, S OBP: 0.359, SLG: 0.374 (9, PH)										1	0	0	0	0	0	1						
Inning Stats	R: 0 E: 0 K: 2 S: 11	H: 1 LOB: 1 BB: 0 P: 13	R: 1 E: 0 K: 1 S: 13	H: 1 LOB: 0 BB: 1 P: 19	R: 0 E: 0 K: 0 S: 5	H: 2 LOB: 2 BB: 0 P: 11	R: 0 E: 0 K: 2 S: 13	H: 2 LOB: 2 BB: 0 P: 18	R: 0 E: 0 K: 0 S: 4	H: 1 LOB: 0 BB: 0 P: 5	R: 0 E: 0 K: 2 S: 12	H: 0 LOB: 0 BB: 0 P: 20	R: 0 E: 0 K: 1 S: 10	H: 0 LOB: 0 BB: 0 P: 12	R: 0 E: 0 K: 2 S: 8	H: 1 LOB: 1 BB: 0 P: 15	R: 0 E: 0 K: 2 S: 12	H: 1 LOB: 1 BB: 0 P: 17	1B: 9 2B: 0 3B: 0 HR: 1	SF: 0 SAC: 0 DP: 1 HBP: 0	WP: 0 PB: 0 SB: 0 CS: 1	PA: 36
PITCHER	IP WLS BF H R ER SO BB IBB HBP BLK WP HR S P ERA WHIP																					
Andy Benes, R ERA: 3.03 (1, 1)	5.2 W 24 8 1 1 6 1 0 0 0 0 1 54 81 1.59 1.588																					
Rich Rodriguez, L ERA: 3.25 (6, 1)	2.1 8 1 0 0 4 0 0 0 0 0 0 22 32 0.00 0.429																					
Larry Andersen, R ERA: 2.3 (9, 1)	1.0 S 4 1 0 0 2 0 0 0 0 0 0 12 17 0.00 1.000																					

Batter	1	2	3	4	5	6	7	8	9	AB	R	H	RBI	BB	SO	LOB	BOTTOM			
Thomas Howard, S OBP: 0.309, SLG: 0.356 (1, 9)										4	2	3	0	0	0	0	Cincinnati Reds @ San Diego Padres Jack Murphy Stadium, San Diego, CA Sun Oct 06 1991, 6:33 AM EDT Att: 10,256 - Sunny - 75 F			
Jack Howell, L OBP: 0.293, SLG: 0.336 (1, 5)										3	1	1	0	1	1	1				
Oscar Azocar, L OBP: 0.267, SLG: 0.281 (1, 7)										4	0	1	2	0	0	1				
Darrin Jackson, R OBP: 0.315, SLG: 0.476 (1, 8)										4	0	1	1	0	2	1				
Tim Teufel, R OBP: 0.319, SLG: 0.370 (1, 4)										4	0	1	0	0	2	2				
Tom Lampkin, L OBP: 0.230, SLG: 0.276 (1, 2)										3	0	0	0	1	0	1				
Jerald Clark, R OBP: 0.295, SLG: 0.352 (1, 3)										3	0	0	0	0	3	3				
Paul Faries, R OBP: 0.262, SLG: 0.215 (1, 6)										3	0	0	0	0	1	3				
Andy Benes, R OBP: 0.143, SLG: 0.081 (1, 1)										2	0	0	0	0	0	0				
Rich Rodriguez, L OBP: 0.312, SLG: 0.360 (6, 1)										1	0	0	0	0	1	0				
Larry Andersen, R OBP: 0.359, SLG: 0.374 (9, 1)										0	0	0	0	0	0	0				
Inning Stats	R: 2 E: 0 K: 2 S: 16	H: 3 LOB: 3 BB: 2 P: 29	R: 1 E: 0 K: 1 S: 11	H: 2 LOB: 1 BB: 0 P: 17	R: 0 E: 0 K: 2 S: 10	H: 0 LOB: 0 BB: 0 P: 13	R: 0 E: 0 K: 2 S: 11	H: 1 LOB: 1 BB: 0 P: 15	R: 0 E: 0 K: 0 S: 7	H: 1 LOB: 1 BB: 0 P: 10	R: 0 E: 0 K: 2 S: 8	H: 0 LOB: 0 BB: 0 P: 12	R: 0 E: 0 K: 0 S: 7	H: 0 LOB: 0 BB: 0 P: 8	R: 0 E: 0 K: 1 S: 7	H: 0 LOB: 0 BB: 0 P: 10	1B: 5 2B: 2 3B: 0 HR: 0	SF: 0 SAC: 0 DP: 0 HBP: 0	WP: 0 PB: 0 SB: 1 CS: 0	PA: 33
PITCHER	IP WLS BF H R ER SO BB IBB HBP BLK WP HR S P ERA WHIP																			
Jose Rijo, R ERA: 2.51 (1, 1)	8.0 L 33 7 3 3 10 2 0 0 0 0 0 77 114 3.38 1.125																			

AB 35
R 1
H 10
RBI 1
BB 1
SO 12
LOB 16



AB 31
R 3
H 7
RBI 3
BB 2
SO 10
LOB 12

