San Diego Padres - 1992

Batter	1	2	3	4	5	6	7	8	9	AB	R	H	RBI	BB	SO	LOB
Tony Fernandez, S (1, 6) OBP: 0.200, SLG: 0.200	B F B F S 2-3 ① K		C B S B F X 2-2 ③ G6-3		C X 0-1 ② FC6-4 2B 1-2f 2-3 3-H		B X 1-0 1-2 1B		B X 1-0 ③ G1-3	5	0	1	1	0	1	3
Tony Gwynn, L (1, 9) OBP: 0.500, SLG: 0.750	C F X 0-2 ② F7			F X 0-1 1B 1B	X 0-0 1-3 3-H 2B		X 0-0 ② F7			4	0	2	1	0	0	2
Gary Sheffield, R (1, 5)	B F X 1-1 ③ G6-3			B X 1-0 ① P5	B F C F S 1-3 ③ K		S S C 0-3 ③ K			4	0	0	0	0	2	5
Fred McGriff, L (1, 3) OBP: 0.500, SLG: 1.250		B B S X 2-1 ① G3		C 1 SAFE F B X 1-2 G4-6-3 1-2 1B		S B C X 1-2 HR		F B B F F B S 3-3 ① K		4	1	2	1	0	1	0
Benito Santiago, R (1, 2)		X 0-0 ② P4		F B X 1-1 ②③ G4-6-3 1-2f		X 0-0 ① F9		C C X 0-2 ② F8		4	0	0	0	0	0	2
Jerald Clark, R (1, 7) OBP: 0.250, SLG: 0.250		B F X 1-1 ③ F8			X 0-0 BB 1B FC6-4 1B	F C S 0-3 ② K		B S B S S 2-3 ③ K		4	1	1	0	0	2	0
Darrin Jackson, R (1, 8) OBP: 0.250, SLG: 1.000			X 0-0 ① F7		F B 1 SAFE X 1-1 ① F7	F F B X 1-2 ③ P4			B B X 2-0 HR	4	1	1	1	0	0	1
Kurt Stillwell, S (1, 4) OBP: 0.500, SLG: 0.500			B F X 1-1 SH2-4 1B		1 SAFE B X 1-0 FC6-4 BB 1-2 2B 1B		C S F S 0-3 ① K 1B		X 0-0 ① B5-3	4	1	2	0	0	1	0
Bruce Hurst, L (1, 1) OBP: 1.000, SLG: 1.000 Jose Melendez, R (8, 1) Thomas Howard, S (9, PH) Randy Myers, L (9, 1)			B X 1-0 ② SH2-4 1-2		B B B 4-0 FC6-4 1-2 2-3 BB		C F X 0-2 1B 1B		C X 0-1 ② G4-3	1 0 1 0	0 0 0 0	1 0 0 0	0 0 0 0	1 0 0 0	0 0 0 0	0 0 0 0
Inning Stats	R: 0 H: 0 E: 0 LOB: 0 K: 1 BB: 0 S: 9 P: 12	R: 0 H: 0 E: 0 LOB: 0 K: 0 BB: 0 S: 5 P: 8	R: 0 H: 1 E: 0 LOB: 1 K: 0 BB: 0 S: 9 P: 13	R: 0 H: 2 E: 0 LOB: 1 K: 0 BB: 0 S: 8 P: 11	R: 2 H: 3 E: 0 LOB: 2 K: 1 BB: 1 S: 11 P: 18	R: 1 H: 1 E: 0 LOB: 0 K: 1 BB: 0 S: 10 P: 12	R: 0 H: 2 E: 0 LOB: 2 K: 2 BB: 0 S: 12 P: 13	R: 0 H: 0 E: 0 LOB: 0 K: 2 BB: 0 S: 10 P: 15	R: 1 H: 1 E: 0 LOB: 0 K: 0 BB: 0 S: 5 P: 8	1B: 7 SF: 0 2B: 1 SAC: 1 3B: 0 DP: 1 HR: 2 HBP: 0						WP: 0 PA: 37 PB: 0 SB: 0 CS: 0

PITCHER	IP	WLS	BF	H	R	ER	SO	BB	IBB	HBP	BLK	WP	HR	S	P	ERA	WHIP
Jose Rijo, R (1, 1) ERA: 4.0	9.0	L	37	10	4	4	7	1	0	0	0	0	2	79	110	4.00	1.222

PITCHER	IP	WLS	BF	H	R	ER	SO	BB	IBB	HBP	BLK	WP	HR	S	P	ERA	WHIP

TOP

San Diego Padres @ Cincinnati Reds

Riverfront Stadium, Cincinnati, OH

Mon Apr 06 1992, 3:33 AM EDT
Att. 55,356 - Cloudy - 56 F

livebaseballscorecards.com

AB	35
R	4
H	10
RBI	4
BB	1
SO	7
LOB	13

Batter	1	2	3	4	5	6	7	8	9	AB	R	H	RBI	BB	SO	LOB
Bip Roberts, S (1, 4)	L1		F7		G4-6-3 BB		FC5-4 1-3 3-H			3	0	0	0	1	0	4
Hal Morris, L (1, 3)	F7		K 2-3		G4-6-3 1-2f		P7 1-2			4	0	0	0	0	1	4
Barry Larkin, R (1, 6)	BB			1B 1B BB	F9			F8		2	1	0	0	2	0	0
Chris Sabo, R (1, 5) OBP: 0.250, SLG: 0.250	P2			1B 1B 1-2 1B		G6-3		F8		4	1	1	0	0	0	1
Glenn Braggs, R (1, 7) OBP: 0.250, SLG: 0.250		P4		G3 1B 1-3 2-H 1B		G5-3		G4-3		4	0	1	1	0	0	0
Reggie Sanders, R (1, 8) OBP: 0.250, SLG: 0.250		F7		G3 1-2 3-H 1B		F9			K	4	0	1	1	0	1	0
Paul O'Neill, L (1, 9) OBP: 0.500, SLG: 0.333		K		G3 1-2 2-3			2B 1B		G4-6-3 BB	3	1	1	0	1	1	2
Joe Oliver, R (1, 2) OBP: 0.667, SLG: 1.000			BLK SH1-4 1B	P2			1B FC5-4 1-H 2B		G4-6-3 1-2f	3	0	2	1	0	0	2
Jacob Brumfield, R (7, PR)										0	0	0	0	0	0	0
Jeff Reed, L (8, 2)										1	0	0	0	0	0	1
Jose Rijo, R (1, 1) OBP: 0.500, SLG: 0.500			SH1-4 1-2	F9			FC5-4 2-3 1B			2	0	1	0	0	0	2
Inning Stats	R: 0 E: 0 K: 0 S: 5 H: 0 LOB: 1 BB: 1 P: 10	R: 0 E: 0 K: 1 S: 5 H: 0 LOB: 0 BB: 0 P: 7	R: 0 E: 0 K: 1 S: 9 H: 1 LOB: 1 BB: 0 P: 13	R: 2 E: 0 K: 0 S: 14 H: 3 LOB: 2 BB: 1 P: 23	R: 0 E: 0 K: 0 S: 3 H: 0 LOB: 0 BB: 1 P: 8	R: 0 E: 0 K: 0 S: 4 H: 0 LOB: 0 BB: 0 P: 4	R: 1 E: 0 K: 0 S: 15 H: 3 LOB: 1 BB: 0 P: 21	R: 0 E: 0 K: 0 S: 5 H: 0 LOB: 0 BB: 0 P: 8	R: 0 E: 0 K: 1 S: 7 H: 0 LOB: 0 BB: 1 P: 13	1B: 6 2B: 2 3B: 0 HR: 0	SF: 0 SAC: 1 DP: 3 HBP: 0						

PITCHER	IP	WLS	BF	H	R	ER	SO	BB	IBB	HBP	BLK	WP	HR	S	P	ERA	WHIP
Bruce Hurst, L (1, 1) ERA: 3.86	7.0		29	7	3	3	2	3	0	0	1	0	0	55	86	3.86	1.429
Jose Melendez, R (8, 1) ERA:	1.0	W	3	0	0	0	0	0	0	0	0	0	0	5	8	0.00	0.000
Randy Myers, L (9, 1) ERA:	1.0	S	3	0	0	0	1	1	0	0	0	0	0	7	13	0.00	1.000

PITCHER	IP	WLS	BF	H	R	ER	SO	BB	IBB	HBP	BLK	WP	HR	S	P	ERA	WHIP

BOTTOM

San Diego Padres @ Cincinnati Reds

Riverfront Stadium, Cincinnati, OH

Mon Apr 06 1992, 3:33 AM EDT

Att. 55,356 - Cloudy - 56 F

livebaseballscorecards.com

AB	30
R	3
H	7
RBI	3
BB	4
SO	3
LOB	16

Batter	1	2	3	4	5	6	7	8	9	AB	R	H	RBI	BB	SO	LOB
Kurt Stillwell, S (1, 4) OBP: 0.500, SLG: 0.500	C C B X 1-2 G5-4-3 1B			B B X 2-0 2B 1B		C X 0-1 ② F7			X 0-0 ① G5-3	4	0	2	0	0	0	0
Tony Gwynn, L (1, 9) OBP: 0.500, SLG: 0.750	B B C 1 SAFE B X 3-1 ① F8			X 0-0 ① 1-H HR 2B		C B X 1-1 1B			C X 0-1 ② G6-3	4	1	2	0	0	0	1
Gary Sheffield, R (1, 5)	F 1 SAFE X 0-1 ② ③ G5-4-3 1-2f			F F B S 1-3 ② K		B X 1-0 ③ G6-3			B X 1-0 ③ G5-3	4	0	0	0	0	1	3
Fred McGriff, L (1, 3) OBP: 0.429, SLG: 1.286		B C B C B S 3-3 ① K		B F B X 2-1 2-H HR			C B X 1-1 ① F8			3	1	1	2	0	1	0
Benito Santiago, R (1, 2)		B B X 2-0 ② L7		B B F X 2-1 ③ F9			F X 0-1 ② F8			3	0	0	0	0	0	0
Jerald Clark, R (1, 7) OBP: 0.143, SLG: 0.143		B X 1-0 ③ L6			F S B C 1-3 ① K		S S B B B X 3-2 ③ G6-3			3	0	0	0	0	1	0
Darrin Jackson, R (1, 8) OBP: 0.143, SLG: 0.571			X 0-0 ① F8		C X 0-1 ② F7			X 0-0 ① F7		3	0	0	0	0	0	0
Craig Shipley, R (1, 6)			C X 0-1 ② G6-3		C S S 0-3 ③ K			B B X 2-0 ② G1-6-3		3	0	0	0	0	1	0
Greg Harris, R (1, 1) Kevin Ward, R (6, PH) Rich Rodriguez, L (6, 1) Tim Teufel, R (8, PH) Pat Clements, R (8, 1) Jeremy Hernandez, R (8, 1)			B X 1-0 ③ F8			X 0-0 ① F8		B C S B S 2-3 ③ K		1 1 0 1 0 0	0 0 0 0 0 0	0 0 0 0 0 0	0 0 0 0 0 0	0 0 0 1 0 0	0 0 0 0 0 0	0 0 0 0 0 0
Inning Stats	R: 0 H: 1 E: 0 LOB: 0 K: 0 BB: 0 S: 7 P: 11	R: 0 H: 0 E: 0 LOB: 0 K: 1 BB: 0 S: 5 P: 11	R: 0 H: 0 E: 0 LOB: 0 K: 0 BB: 0 S: 4 P: 5	R: 2 H: 3 E: 0 LOB: 0 K: 1 BB: 0 S: 9 P: 16	R: 0 H: 0 E: 0 LOB: 0 K: 2 BB: 0 S: 8 P: 9	R: 0 H: 1 E: 0 LOB: 1 K: 0 BB: 0 S: 6 P: 8	R: 0 H: 0 E: 0 LOB: 0 K: 0 BB: 0 S: 7 P: 11	R: 0 H: 0 E: 0 LOB: 0 K: 1 BB: 0 S: 5 P: 9	R: 0 H: 0 E: 0 LOB: 0 K: 0 BB: 0 S: 4 P: 5	1B: 3 SF: 0 2B: 1 SAC: 0 3B: 0 DP: 1 HR: 1 HBP: 0						

PITCHER		IP	WLS	BF	H	R	ER	SO	BB	IBB	HBP	BLK	WP	HR	S	P	ERA	WHIP
Tom Browning, L ERA: 2.25	(1, 1)	8.0	W	27	5	2	2	5	0	0	0	0	0	1	51	80	2.25	0.625
Norm Charlton, L ERA:	(9, 1)	1.0	S	3	0	0	0	0	0	0	0	0	0	0	4	5	0.00	0.000

PITCHER	IP	WLS	BF	H	R	ER	SO	BB	IBB	HBP	BLK	WP	HR	S	P	ERA	WHIP

TOP

San Diego Padres @ Cincinnati Reds

Riverfront Stadium, Cincinnati, OH

Tue Apr 07 1992, 7:05 PM EDT
Att. 19,137 - Cloudy - 64 F

livebaseballscorecards.com

AB	30
R	2
H	5
RBI	2
BB	0
SO	5
LOB	4

WP: 0 PA: 30
PB: 0
SB: 0
CS: 0

BOTTOM

Batter	1	2	3	4	5	6	7	8	9	AB	R	H	RBI	BB	SO	LOB
Bip Roberts, S (1, 4) (3, 5) OBP: 0.375, SLG: 0.286	X 0-0 S 1B		CSBX 1-2 FC3-6 1B		X 0-0 ① G1-3 1-2		X 0-0 ① F8			4	0	2	0	0	0	1
Dave Martinez, L (1, 7)	C 1 SAFE BBX 2-1 ① F8		X 0-0 ① FC3-6 S 1-2f 2-3		CBCBS 2-3 ② K2-3		FCS 0-3 ② K			4	0	0	0	0	2	4
Barry Larkin, R (1, 6)	CSBBS 2-3 ② K 1-2		X 0-0 ② L7		BCFBH 3-2 1B 1B HBP		BCBCFX 2-2 ③ G1-3			3	1	0	0	0	1	3
Paul O'Neill, L (1, 9) OBP: 0.500, SLG: 0.429	BBX 2-0 ③ G4-3		BBBCSX 3-2 ③ F9 1-2 3-H		X 0-0 1B 1-2 2-3 1B			FX 0-1 1B SH1-3 1B		4	0	2	0	0	0	2
Chris Sabo, R (1, 5) OBP: 0.400, SLG: 0.400 Bill Doran, S (2, PR) (3, 4) OBP: 1.000, SLG: 2.500		BSBX 2-1 FC4-6 1B		BX 1-0 HR	BX 1-0 ③ 1-3 2-H 3-H 1B			FX 0-1 ① SH1-3 1-2		1	0	1	0	0	0	0
										2	1	2	3	0	0	0
Hal Morris, L (1, 3) OBP: 0.250, SLG: 0.250		BFFX 1-2 ① FC4-6 1-2f		X 0-0 ① F7		SX 0-1 E G3 FC4-2 1B		BFBSFFX 2-2 FC5-4 2-3 1B		4	0	2	0	0	0	1
Reggie Sanders, R (1, 8) OBP: 0.125, SLG: 0.125		BCX 1-1 ② P8		CX 0-1 ② F7		SSX 0-2 ① G3 1-2		CBPFS 2-3 ② K		4	0	0	0	0	1	4
Joe Oliver, R (1, 2) OBP: 0.286, SLG: 0.429		C 1 SAFE X 0-1 ③ L6		X 0-0 ③ P6		BBX 2-0 ② FC4-2 2-H		CX 0-1 ③ FC5-4 1-2f		4	0	0	0	0	0	4
Tom Browning, L (1, 1) OBP: 0.667, SLG: 0.667 Norm Charlton, S (9, 1)			CBX 1-1 FC3-6 1B E 1B		BCCX 1-2 1B G1-3 1B		FLS 0-3 ③ K			3	2	2	0	0	1	1
										0	0	0	0	0	0	0
Inning Stats	R: 0 E: 0 K: 1 S: 7 H: 1 LOB: 1 BB: 0 P: 13	R: 0 E: 0 K: 0 S: 9 H: 1 LOB: 1 BB: 0 P: 13	R: 1 E: 0 K: 0 S: 10 H: 2 LOB: 1 BB: 0 P: 15	R: 1 E: 0 K: 0 S: 5 H: 1 LOB: 0 BB: 0 P: 6	R: 2 E: 0 K: 1 S: 11 H: 3 LOB: 2 BB: 0 P: 18	R: 0 E: 1 K: 1 S: 9 H: 1 LOB: 1 BB: 0 P: 11	R: 0 E: 0 K: 1 S: 8 H: 0 LOB: 0 BB: 0 P: 10	R: 0 E: 0 K: 1 S: 15 H: 2 LOB: 2 BB: 0 P: 18		1B: 10 2B: 0 3B: 0 HR: 1	SF: 0 SAC: 1 DP: 0 HBP: 1		WP: 0 PB: 0 SB: 2 CS: 0	PA: 35		

PITCHER	IP	WLS	BF	H	R	ER	SO	BB	IBB	HBP	BLK	WP	HR	S	P	ERA	WHIP
Greg Harris, R (1, 1) ERA: 5.4	5.0	L	23	8	4	3	2	0	0	1	0	0	1	42	65	5.40	1.600
Rich Rodriguez, L (6, 1) ERA:	2.0		7	1	0	0	2	0	0	0	0	0	0	17	21	0.00	0.500
Pat Clements, L (8, 1) ERA:	0.1		3	2	0	0	0	0	0	0	0	0	0	9	11	0.00	6.000
Jeremy Hernandez, R (8, 1) ERA:	0.2		2	0	0	0	1	0	0	0	0	0	0	6	7	0.00	0.000

PITCHER	IP	WLS	BF	H	R	ER	SO	BB	IBB	HBP	BLK	WP	HR	S	P	ERA	WHIP

San Diego Padres @ Cincinnati Reds

Riverfront Stadium, Cincinnati, OH

Tue Apr 07 1992, 7:05 PM EDT

Att. 19,137 - Cloudy - 64 F

livebaseballscorecards.com

AB	33
R	4
H	11
RBI	3
BB	0
SO	5
LOB	20

Batter	1	2	3	4	5	6	7	8	9	AB	R	H	RBI	BB	SO	LOB
Tony Fernandez, S (1, 6) OBP: 0.111, SLG: 0.111	X 0-0 ① G1-3		S X 0-1 ① P6		X 0-0 ③ P4		F B F X 1-2 ③ G3			4	0	0	0	0	0	1
Tony Gwynn, L (1, 9) OBP: 0.500, SLG: 0.833	B F X 1-1 ② F8		F X 0-1 ② L7			B F F X 1-2 SF9 3B		B X 1-0 CS 1B		4	1	2	0	0	0	1
Gary Sheffield, R (1, 5) OBP: 0.083, SLG: 0.091	B C S B X 2-2 ③ G6-3		F F X 0-2 1-3 1B			C B C F X 1-2 ① SF9 3-H		C X 0-1 ① F7		3	0	1	1	0	0	1
Fred McGriff, L (1, 3) OBP: 0.273, SLG: 0.818		C B C S 1-3 ① K	S B S B B C 3-3 ③ K			X 0-0 ② P4		B C C 1 B F F S SAFE 2-3 ② ③ K 1-2		4	0	0	0	0	3	3
Jerald Clark, R (1, 7) OBP: 0.273, SLG: 0.200		B B B C F B 4-2 1B BB		X 0-0 ① P9		C X 0-1 1B			C F X 0-2 ① P4	3	0	1	0	1	0	0
Darrin Jackson, R (1, 8) OBP: 0.182, SLG: 0.400		1 SAFE B B B S S 1 SAFE F S 2-3 ② K		C S B S 1-3 ② K		1 SAFE X 0-0 ③ F9			C B B F B F B 4-2 G6-3 BB	3	0	0	0	1	2	2
Kurt Stillwell, S (1, 4) OBP: 0.500, SLG: 0.583		B F B B X 3-1 1-3 1B		S B B X 2-1 ③ G3			F B B X 2-1 SH1 SH3 2B		1 SAFE F 1 SAFE B 1 SAFE X 1-1 ② G6-3 1-2	4	1	2	0	0	0	1
Dann Bilardello, R (1, 2)		C S S 0-3 ③ K			B B F X 2-1 ① P4		X 0-0 ① SH1 2-3		I I I I 4-0 IBB	2	0	0	0	1	1	2
Andy Benes, R (1, 1) Randy Myers, L (8, 1)			B F B C B B 4-2 1B BB		C B S C 1-3 ② K		B S C B X 2-2 ② SH3 3-H		S B S B B S 3-3 ③ K	1 1	0 0	0 0	1 0	1 0	1 1	0 2
Inning Stats	R: 0 H: 0 E: 0 LOB: 0 K: 0 BB: 0 S: 6 P: 9	R: 0 H: 1 E: 0 LOB: 2 K: 3 BB: 1 S: 13 P: 23	R: 0 H: 1 E: 0 LOB: 2 K: 1 BB: 1 S: 12 P: 19	R: 0 H: 0 E: 0 LOB: 0 K: 1 BB: 0 S: 6 P: 9	R: 0 H: 0 E: 0 LOB: 0 K: 1 BB: 0 S: 6 P: 9	R: 1 H: 2 E: 0 LOB: 1 K: 0 BB: 0 S: 11 P: 13	R: 1 H: 1 E: 0 LOB: 0 K: 0 BB: 0 S: 9 P: 14	R: 0 H: 1 E: 0 LOB: 0 K: 1 BB: 0 S: 8 P: 11	R: 0 H: 0 E: 0 LOB: 2 K: 1 BB: 2 S: 11 P: 23	1B: 4 SF: 1 2B: 1 SAC: 2 3B: 1 DP: 0 HR: 0 HBP: 0						

PITCHER		IP	WLS	BF	H	R	ER	SO	BB	IBB	HBP	BLK	WP	HR	S	P	ERA	WHIP
Tim Belcher, R ERA: 2.57	(1, 1)	7.0	L	28	5	2	2	6	2	0	0	0	0	0	63	96	2.57	1.000
Scott Ruskin, L ERA:	(8, 1)	1.0		3	1	0	0	1	0	0	0	0	0	0	8	11	0.00	1.000
Dwayne Henry, R ERA:	(9, 1)	1.0		5	0	0	0	1	1	1	0	0	0	0	11	23	0.00	1.000

PITCHER	IP	WLS	BF	H	R	ER	SO	BB	IBB	HBP	BLK	WP	HR	S	P	ERA	WHIP

TOP

San Diego Padres @ Cincinnati Reds

Riverfront Stadium, Cincinnati, OH

Wed Apr 08 1992, 3:33 AM EDT
Att. 17,397 - Sunny - 60 F

livebaseballscorecards.com

AB	29
R	2
H	6
RBI	2
BB	4
SO	8
LOB	13

1B: 4	SF: 1	WP: 0	PA: 36
2B: 1	SAC: 2	PB: 0	
3B: 1	DP: 0	SB: 0	
HR: 0	HBP: 0	CS: 1	

Batter	1	2	3	4	5	6	7	8	9	AB	R	H	RBI	BB	SO	LOB
Bip Roberts, S (1, 5) OBP: 0.417, SLG: 0.222	C X 0-1 ① F7			B B C B B 4-1 CS BB		S B S B H 3-2 G3-2-3 HBP		B S F B B X 3-2 ③ P7		2	0	0	0	1	0	1
Dave Martinez, L (1, 8) OBP: 0.143, SLG: 0.143 Glenn Braggs, R (9, PH) OBP: 0.200, SLG: 0.200	B X 1-0 ② 1B			B 1 SAFE B X 2-0 ① F8		X 0-0 ②③ G3-2-3 1-2 2-3 3-Hf			B B S B S S 3-3 ① K	3 1	0 0	1 0	0 0	0 0	0 1	4 0
Barry Larkin, R (1, 6)	B C F X 1-2 ③ P2			1 SAFE B 1 SAFE B C C F B X 3-2 ②③ G1-3 1-2			C B X 1-1 ① F8		C F B B F S 2-3 ② K	4	0	0	0	0	1	1
Paul O'Neill, L (1, 9) OBP: 0.500, SLG: 0.545		B C C B X 2-2 ① F8			S C C 0-3 ① K		B C X 1-1 ① G4-6-3 1B		B B X 2-0 ② 2B	4	0	2	0	0	1	0
Bill Doran, S (1, 4) OBP: 0.333, SLG: 0.833		B C B S F X 2-2 ② P7			X 0-0 ② L9		C B B X 2-1 ②③ G4-6-3 1-2f		C F X 0-2 ③ G5-3	4	0	0	0	0	0	2
Hal Morris, L (1, 3) OBP: 0.364, SLG: 0.545		S B F B T F X 2-2 CS 1B			S S X 0-2 ③ P7			F X 0-1 WP 3B		3	1	2	0	0	0	0
Jeff Reed, L (1, 2) OBP: 0.333, SLG: 0.333 Jacob Brumfield, R (6, PR) Joe Oliver, R (7, 2) OBP: 0.250, SLG: 0.375	B 1 SAFE C 1-1 ③ CS 1-2	B B C C T F B F X 3-2 ① P2				F B B C X 2-2 BLK 1B G3-2-3 1B		X 0-0 ① L5		2 0 1	0 0 0	1 0 0	0 0 0	0 0 0	0 0 1	0 0 1
Billy Hatcher, R (1, 7) OBP: 0.333, SLG: 0.333		X 0-0 ② F7				B C X 1-1 G3-2-3 BLK 1-2 1B		B X 1-0 ② L6 3-H		3	0	1	0	0	0	0
Tim Belcher, R (1, 1) Scott Ruskin, R (8, 1) Reggie Sanders, R (8, PH) OBP: 0.222, SLG: 0.333 Dwayne Henry, R (9, 1)		S X 0-1 ③ G6-3				C F S 0-3 ① K 1-2 2-3		S F F F B B X 2-2 2B		2 0 1 0	0 0 0 0	0 0 1 0	0 0 0 0	0 0 0 0	1 0 0 0	2 0 0 0
Inning Stats	R: 0 H: 1 E: 0 LOB: 0 K: 0 BB: 0 S: 6 P: 8	R: 0 H: 1 E: 0 LOB: 0 K: 0 BB: 0 S: 12 P: 19	R: 0 H: 0 E: 0 LOB: 0 K: 0 BB: 0 S: 9 P: 12	R: 0 H: 0 E: 0 LOB: 0 K: 0 BB: 1 S: 6 P: 15	R: 0 H: 0 E: 0 LOB: 0 K: 1 BB: 0 S: 7 P: 7	R: 0 H: 2 E: 0 LOB: 2 K: 1 BB: 0 S: 12 P: 18	R: 0 H: 1 E: 0 LOB: 0 K: 0 BB: 0 S: 6 P: 10	R: 1 H: 2 E: 0 LOB: 1 K: 0 BB: 0 S: 12 P: 18	R: 0 H: 1 E: 0 LOB: 1 K: 2 BB: 0 S: 11 P: 18	1B: 5 2B: 2 3B: 1 HR: 0	SF: 0 SAC: 0 DP: 2 HBP: 1			WP: 1 PB: 0 SB: 0 CS: 2	PA: 33		

PITCHER	IP	WLS	BF	H	R	ER	SO	BB	IBB	HBP	BLK	WP	HR	S	P	ERA	WHIP
Andy Benes, R (1, 1) ERA: 1.29	7.0	W	24	6	1	1	2	1	0	1	1	0	0	60	91	1.29	1.000
Randy Myers, L (8, 1) ERA:	2.0	S	8	2	0	0	2	0	0	0	0	1	0	21	34	0.00	1.000

PITCHER	IP	WLS	BF	H	R	ER	SO	BB	IBB	HBP	BLK	WP	HR	S	P	ERA	WHIP

BOTTOM

San Diego Padres @ Cincinnati Reds

Riverfront Stadium, Cincinnati, OH

Wed Apr 08 1992, 3:33 AM EDT

Att. 17,397 - Sunny - 60 F

livebaseballscorecards.com

AB	30
R	1
H	8
RBI	0
BB	1
SO	4
LOB	11

Batter	1	2	3	4	5	6	7	8	9	AB	R	H	RBI	BB	SO	LOB
Brett Butler, L (1, 8) OBP: 0.385, SLG: 0.769	C B X 1-1 HR	C M X 0-2 1B 1B			C B C X 1-2 L7 1B 1B	B C C X 1-2 2-3 1B			B B C F X 2-2 L7 ①	5	1	4	1	0	0	0
Mike Sharperson, R (1, 5) OBP: 1.000, SLG: 1.000 Lenny Harris, L (6, PH) OBP: 0.400, SLG: 0.400 (6, 5)	B B C B B 4-1 HR BB	1 SAFE B F X 1-1 G6-4-3 1-2 1B			1 SAFE 1 SAFE L P F X 1-2 HBP 1-2 1B	X 0-0 ③ G5-3			F F F X 0-2 2B 1B	2	1	2	0	1	0	0
										2	1	1	0	0	0	2
Eric Karros, R (1, 3) OBP: 0.333, SLG: 1.333 Todd Benzinger, S (7, PH) OBP: 1.000, SLG: 1.500 (7, 3)	S X 0-1 1-H HR	B F X 1-1 ②③ G6-4-3 1-2f			F S F B X 1-2 ① L7 2-3		F B X 1-1 CS 1B		C F 1 SAFE B X 1-2 1B ① 1-H 2B	3	1	1	2	0	0	4
										2	0	2	1	0	0	0
Darryl Strawberry, L (1, 9) OBP: 0.231, SLG: 0.417	C X 0-1 ① G4-3		S X 0-1 ① G1-3		S B F S 1-3 ② K		B C S X 1-2 ① F8		B X 1-0 ② F8	5	0	0	0	0	1	4
Eric Davis, R (1, 7) OBP: 0.462, SLG: 0.364	B B S S X 2-2 E S 1B 1B		B C B F F B S 3-3 ② K		C B B H 2-2 1-2 HBP		S B F B B F C 3-3 ②③ K 1-2		F B X 1-1 HBP 2-3 1B	4	1	2	0	0	2	1
Juan Samuel, R (1, 4) OBP: 0.308, SLG: 0.100	B 1 SAFE B B B 4-0 G1-3-5 1B 1-3 BB		B C F B B B X 3-2 ③ L6		X 0-0 ③ L9			B S F X 1-2 ① F7	C S B B H 3-2 1-2 HBP	3	0	0	0	1	0	3
Mike Scioscia, L (1, 2) OBP: 0.500, SLG: 0.667	B 1 SAFE X 1-0 G1-3-5 1-2 3-H 1B			B B C B B 4-1 G5-4-3 BB		B F F S 1-3 ① K		B B C F F X 2-2 HR	X 0-0 ③ G3	4	1	2	2	1	1	3
Jose Offerman, S (1, 6)	B B C 1 SAFE C F B F X 3-2 ②③ G1-3-5 1-2 2-3f			F B B 1 SAFE X 2-1 ①② G5-4-3 1-2f		B B B B 4-0 1B SH1-4 BB		C F S 0-3 ② K		3	0	0	0	1	1	3
Tom Candiotti, R (1, 1) Roger McDowell, R (8, 1) John Candelaria, L (8, 1) Jim Gott, R (8, 1)		S S B X 1-2 ① L8		X 0-0 ③ G5-3		B L L X 1-2 ② SH1-4 1-2		B X 1-0 ③ P3		3	0	0	0	0	0	0
										0	0	0	0	0	0	0
										0	0	0	0	0	0	0
										0	0	0	0	0	0	0
Inning Stats	R: 4 E: 0 K: 0 S: 16 H: 4 LOB: 1 BB: 2 P: 31	R: 0 E: 0 K: 0 S: 10 H: 2 LOB: 1 BB: 0 P: 13	R: 0 E: 0 K: 1 S: 9 H: 0 LOB: 0 BB: 0 P: 15	R: 0 E: 0 K: 0 S: 4 H: 0 LOB: 0 BB: 1 P: 10	R: 0 E: 0 K: 1 S: 17 H: 2 LOB: 3 BB: 0 P: 22	R: 0 E: 0 K: 1 S: 10 H: 1 LOB: 2 BB: 1 P: 17	R: 0 E: 0 K: 1 S: 9 H: 1 LOB: 1 BB: 0 P: 14	R: 1 E: 0 K: 1 S: 11 H: 1 LOB: 0 BB: 0 P: 15	R: 1 E: 0 K: 0 S: 16 H: 3 LOB: 3 BB: 0 P: 24	1B: 10 2B: 3 3B: 0 HR: 3 SF: 0 SAC: 1 DP: 4 HBP: 2						

TOP

Los Angeles Dodgers @ San Diego Padres

Jack Murphy Stadium, San Diego, CA

Thu Apr 09 1992, 10:05 PM EDT

Att. 51,280 - Cloudy - 62 F

livebaseballscorecards.com

AB	36
R	6
H	14
RBI	6
BB	4
SO	5
LOB	20

WP: 0 PB: 0 SB: 1 CS: 1 PA: 43

PITCHER		IP	WLS	BF	H	R	ER	SO	BB	IBB	HBP	BLK	WP	HR	S	P	ERA	WHIP
Craig Lefferts, L ERA: 108.0	(1, 1)	0.1	L	7	4	4	4	0	2	0	0	0	0	2	11	23	108.00	18.000
Rich Rodriguez, L ERA:	(1, 1)	4.1		15	4	0	0	2	1	0	0	0	0	0	42	63	0.00	1.154
Jeremy Hernandez, R ERA:	(5, 1)	1.1		7	1	0	0	1	1	0	1	0	0	0	13	22	0.00	1.500
Jose Melendez, R ERA: 3.0	(7, 1)	2.0		7	2	1	1	2	0	0	0	0	0	1	20	29	4.50	1.000
Pat Clements, L ERA: 6.75	(9, 1)	1.0		7	3	1	1	0	0	0	1	0	0	0	16	24	9.00	3.000

PITCHER	IP	WLS	BF	H	R	ER	SO	BB	IBB	HBP	BLK	WP	HR	S	P	ERA	WHIP

Batter	1	2	3	4	5	6	7	8	9	AB	R	H	RBI	BB	SO	LOB
Tony Fernandez, S (1, 6) OBP: 0.231, SLG: 0.417	C X 0-1 ① F7		C B C B S 2-3 ③ K			B B B B 4-0 S BB		X 0-0 HR		3	1	1	1	1	1	0
Tony Gwynn, L (1, 9) OBP: 0.438, SLG: 0.688	B F X 1-1 ② G3			B C X 1-1 ① G3-1		1 SAFE F B F S 1-3 ② K		X 0-0 1B 1B		4	0	1	0	0	1	1
Gary Sheffield, R (1, 5) OBP: 0.063, SLG: 0.067 Pat Clements, R (9, 1)	C X 0-1 ③ P4			X 0-0 ② G1-3		1 SAFE 1 SAFE B B X 2-0 ③ F8 1-2		X 0-0 ② F7		4 0	0 0	0 0	0 0	0 0	0 0	2 0
Fred McGriff, L (1, 3) OBP: 0.400, SLG: 1.000		C B B X 2-1 HR		B B B B 4-0 BB			C B B S B S 3-3 ① K	B X 1-0 FC6-4 1-3 1B		3	1	2	1	1	1	0
Benito Santiago, R (1, 2)		L X 0-1 ① F9		B F B B S S 3-3 ③ K			B B X 2-0 ② G6-3	X 0-0 ③ FC6-4 1-2f		4	0	0	0	0	1	3
Jerald Clark, R (1, 7) OBP: 0.333, SLG: 0.357		C B F X 1-2 ② P3	C B X 1-1 ① G6-3				X 0-0 PB 1B 2B		B C S B B F F X 3-2 1B	4	1	2	0	0	0	0
Darrin Jackson, R (1, 8) OBP: 0.200, SLG: 0.357		S S B B S 2-3 ③ K	L F B S 1-3 ② K2-3				S B F B B X 3-2 S 2-H 1B		C S B B S 2-3 ① K	4	0	1	1	0	3	1
Kurt Stillwell, S (1, 4) OBP: 0.438, SLG: 0.500			B X 1-0 B5-6-4 1B	C X 0-1 ③ G6-3			B B C S B F S 3-3 ③ K 1-2		C S F S 0-3 ② K	4	0	1	0	0	2	2
Craig Lefferts, L (1, 1) Rich Rodriguez, L (1, 1) Jeremy Hernandez, R (5, 1) Thomas Howard, S (6, PH) Jose Melendez, R (7, 1) Oscar Azocar, L (8, PH) Tim Teufel, R (9, 5)			M X 0-1 ① ② B5-6-4 1-2f			C X 0-1 ① G1-3		B X 1-0 ① P4	B X 1-0 ③ F9	0 1 0 1 0 1 1	0 0 0 0 0 0 0	0 0 0 0 0 0 0	0 0 0 0 0 0 0	0 0 0 0 0 0 0	0 0 0 0 0 0 0	0 1 0 0 0 0 1
Inning Stats	R: 0 E: 0 K: 0 S: 6 H: 0 LOB: 0 BB: 0 P: 7	R: 1 E: 0 K: 1 S: 10 H: 1 LOB: 0 BB: 0 P: 15	R: 0 E: 0 K: 1 S: 6 H: 1 LOB: 0 BB: 0 P: 9	R: 0 E: 0 K: 1 S: 6 H: 0 LOB: 1 BB: 1 P: 14	R: 0 E: 0 K: 1 S: 7 H: 0 LOB: 0 BB: 0 P: 9	R: 0 E: 0 K: 1 S: 6 H: 0 LOB: 1 BB: 1 P: 13	R: 1 E: 0 K: 2 S: 12 H: 2 LOB: 1 BB: 0 P: 23	R: 1 E: 0 K: 0 S: 6 H: 3 LOB: 2 BB: 0 P: 8	R: 0 E: 0 K: 2 S: 13 H: 1 LOB: 1 BB: 0 P: 19	1B: 5 2B: 1 3B: 0 HR: 2	SF: 0 SAC: 0 DP: 1 HBP: 0						

PITCHER		IP	WLS	BF	H	R	ER	SO	BB	IBB	HBP	BLK	WP	HR	S	P	ERA	WHIP
Tom Candiotti, R ERA: 3.68	(1, 1)	7.1	W	29	6	3	3	7	2	0	0	0	0	2	56	94	3.68	1.091
Roger McDowell, R ERA:	(8, 1)	0.1		1	0	0	0	0	0	0	0	0	0	0	1	1	0.00	0.000
John Candelaria, L ERA:	(8, 1)	0.0		1	1	0	0	0	0	0	0	0	0	0	1	2	∞	∞
Jim Gott, R ERA:	(8, 1)	1.1	S	5	1	0	0	2	0	0	0	0	0	0	14	20	0.00	0.750

PITCHER	IP	WLS	BF	H	R	ER	SO	BB	IBB	HBP	BLK	WP	HR	S	P	ERA	WHIP

BOTTOM

Los Angeles Dodgers @ San Diego Padres

Jack Murphy Stadium, San Diego, CA

Thu Apr 09 1992, 10:05 PM EDT

Att. 51,280 - Cloudy - 62 F

livebaseballscorecards.com

AB	34
R	3
H	8
RBI	3
BB	2
SO	9
LOB	11

1B: 5 SF: 0
2B: 1 SAC: 0
3B: 0 DP: 1
HR: 2 HBP: 0

WP: 0 PA: 36
PB: 1
SB: 2
CS: 0

Los Angeles Dodgers @ San Diego Padres

Jack Murphy Stadium, San Diego, CA

Fri Apr 10 1992, 10:05 PM EDT

Att. 23,971 - Cloudy - 70 F

TOP

livebaseballscorecards.com

Batter	1	2	3	4	5	6	7	8	9	AB	R	H	RBI	BB	SO	LOB
Brett Butler, L (1, 8) OBP: 0.333, SLG: 0.588	B B L B L X 3-2 F7 ①		C C B F B X 2-2 G6-3 ①		B L C 1 SAFE X 2-2 G1-3 ① 1-2		B C F B S 2-3 K ①		B B B B 4-0 1-2 BB	4	0	0	0	1	1	1
Lenny Harris, L (1, 5) OBP: 0.333, SLG: 0.333 Mike Sharperson, R (5, PH) OBP: 0.500, SLG: 0.400 (5, 5) (6, 6)	C F B B B S 3-3 K ②		B X 1-0 G4-3 ②		B C B C F X 2-2 L4-6 ②③ 2-3		B C B X 2-1 F8 ②		B C C B X 2-2 L8 ②	2 3	0 0	0 0	0 0	0 0	1 0	0 3
Kal Daniels, L (1, 3) OBP: 0.333, SLG: 0.417	C B B B X 3-1 E6 2B		C B F X 1-2 F7 ③			C F X 0-2 E3 BB 1B	X 0-0 1B ③		C C B X 1-2 P3 ③	5	2	1	0	0	0	2
Darryl Strawberry, L (1, 9) OBP: 0.353, SLG: 0.600 Jim Gott, R (8, 1)	C C X 0-2 1-H 2B			C F F F B B X 2-2 G4-3 2B		B C B B S B 4-2 1B BB BB		B X 1-0 G5-3 ①		3 0	0 0	2 0	1 0	1 0	0 0	0 0
Eric Davis, R (1, 7) OBP: 0.529, SLG: 0.643	B B S B B 4-1 BB			B C X 1-1 G4-3 1B		C S B C 1-3 K ①		B B F X 2-1 HR		3	1	2	1	1	1	2
Juan Samuel, R (1, 4) OBP: 0.294, SLG: 0.077	B B 1 SAFE X 2-0 F8 ③			B F L S 1-3 K ①		B F B B B 4-1 1B 1-2 2-3 BB		C F C 0-3 K ②		3	0	0	0	1	2	4
Mike Scioscia, L (1, 2) OBP: 0.438, SLG: 0.538		C C B B X 2-2 G1-3 ①		C B C B F B X 3-2 G4-3 ② 1-2 2-3		F B B X 2-1 1B 1-2 2-3 3-H		B C F B X 2-2 P6 ③		4	0	1	1	0	0	2
Jose Offerman, S (1, 6) Dave Hansen, L (6, PH) OBP: 0.333, SLG: 0.333 (6, 5)		B B X 2-0 G4-3 ②		C F B B B S 2-3 K ③		F B B S B C 3-3 K ②			F X 0-1 L8 ①	2 2	0 0	0 0	0 0	0 0	1 1	2 3
Bob Ojeda, L (1, 1) Stan Javier, S (5, PH) OBP: 0.500, SLG: 0.500 Steve Wilson, L (5, 1) Todd Benzinger, S (6, PH) OBP: 0.750, SLG: 1.000 Tim Crews, R (6, 1) John Candelaria, L (7, 1) Mitch Webster, S (8, 9) OBP: 1.000, SLG: 1.000		P F X 1-1 G3-1 ③			X 0-0 L4-6 G1-3 1B	C F S 0-3 K ③			F X 0-1 BB 1B	1 1 0 1 0 0 1	0 0 0 0 0 0 0	0 1 0 0 0 0 0	0 0 0 0 0 0 0	0 0 0 0 0 0 0	0 0 0 1 0 0 0	0 0 0 3 0 0 0
Inning Stats	R: 1 E: 1 K: 1 S: 13 H: 1 LOB: 2 BB: 1 P: 28	R: 0 E: 0 K: 0 S: 7 H: 0 LOB: 0 BB: 0 P: 11	R: 0 E: 0 K: 0 S: 8 H: 0 LOB: 0 BB: 0 P: 12	R: 0 E: 0 K: 2 S: 17 H: 2 LOB: 2 BB: 0 P: 26	R: 0 E: 0 K: 0 S: 9 H: 1 LOB: 0 BB: 0 P: 13	R: 1 E: 1 K: 3 S: 17 H: 1 LOB: 3 BB: 2 P: 31	R: 0 E: 0 K: 1 S: 6 H: 1 LOB: 1 BB: 0 P: 10	R: 1 E: 0 K: 1 S: 9 H: 1 LOB: 0 BB: 0 P: 14	R: 0 E: 0 K: 0 S: 10 H: 1 LOB: 2 BB: 1 P: 17	1B: 5 2B: 3 3B: 0 HR: 1	SF: 0 SAC: 0 DP: 1 HBP: 0					

AB	35
R	3
H	8
RBI	3
BB	4
SO	8
LOB	22

WP: 0 PB: 0 SB: 0 CS: 0 PA: 39

PITCHER		IP	WLS	BF	H	R	ER	SO	BB	IBB	HBP	BLK	WP	HR	S	P	ERA	WHIP
Dave Eiland, R ERA:	(1, 1)	4.0		18	4	1	0	3	1	0	0	0	0	0	46	78	0.00	1.250
Pat Clements, L ERA: 3.86	(5, 1)	1.0		4	0	1	0	0	1	0	0	0	0	0	13	21	0.00	1.000
Jose Melendez, R ERA: 1.8	(6, 1)	2.0	W	8	2	0	0	4	1	0	0	0	0	0	18	32	0.00	1.500
Jeremy Hernandez, R ERA: 2.25	(8, 1)	2.0		9	2	1	1	1	1	0	0	0	0	1	19	31	4.50	1.500

PITCHER	IP	WLS	BF	H	R	ER	SO	BB	IBB	HBP	BLK	WP	HR	S	P	ERA	WHIP

Batter	1	2	3	4	5	6	7	8	9	AB	R	H	RBI	BB	SO	LOB
Tony Fernandez, S (1, 6) OBP: 0.235, SLG: 0.438	C B C B X 2-2 G1-3 3B 2B	X 0-0 ③ G4-3			B F B X 2-1 ① G4-3		X 0-0 ① SH1-3 1-2	B C F X 1-2 ③ G3		4	1	1	0	0	0	0
Tony Gwynn, L (1, 9) OBP: 0.400, SLG: 0.579	L C X 0-2 ① G1-3 2-3	X 0-0 ① G4-3			C B C X 1-2 ② G6-3		I I I I 4-0 BB HR IBB			3	1	0	0	1	0	1
Gary Sheffield, R (1, 5) OBP: 0.200, SLG: 0.333	B F F B B F X 3-2 3-H 3B	B B S C B X 3-2 ② L7			B X 1-0 2B		B B C B C B 4-2 1-2 2-3 HR BB			3	1	2	1	1	0	0
Fred McGriff, L (1, 3) OBP: 0.421, SLG: 1.059	C B B S F S 2-3 ② K	B S B S F B X 3-2 ③ L9			B B B C C B 4-2 BB		B B X 2-0 1-H 2-H 3-H HR			3	1	1	4	1	1	1
Benito Santiago, R (1, 2)	M X 0-1 ③ G6-3			B B X 2-0 ① F8	F F B F S 1-3 ③ K		F B B S F B B 4-2 BB			3	0	0	0	1	1	3
Jerald Clark, R (1, 7) OBP: 0.368, SLG: 0.529		C B B B F B 4-2 G4-3 HR BB		S X 0-1 HR		B S B B B C C 3-3 ① K	B X 1-0 ② F8			3	2	1	1	1	1	1
Darrin Jackson, R (1, 8) OBP: 0.211, SLG: 0.294		C B F B 1 SAFE B 1 SAFE 1 SAFE F 3-2 X ① P3		B C B B B 4-1 E S BB		B B C X 2-1 ② F8	S B B B X 3-1 ③ F7			3	0	0	0	1	0	2
Kurt Stillwell, S (1, 4) OBP: 0.350, SLG: 0.400		B 1 SAFE X 1-0 ② G4-3 1-2		1 SAFE P S B 1 SAFE 1 SAFE S B S 3-3 ② K		B S B B B X 3-1 ③ G4-3		X 0-0 ① G4-3		4	0	0	0	0	1	2
Dave Eiland, R (1, 1) OBP: 0.500, SLG: 2.000 Pat Clements, R (5, 1) Jose Melendez, R (6, 1) Thomas Howard, S (7, PH) OBP: 0.333, SLG: 0.333 Jeremy Hernandez, R (8, 1)	F B S B X 2-2 2-H HR			F B F F B B S 3-3 ③ K 1-3		B X 1-0 BB SH1-3 HR 1B	F B X 1-1 ② F9			2 0 0 1 1	1 0 0 1 0	1 0 0 1 0	2 0 0 0 0	0 0 0 0 0	1 0 0 0 0	1 0 0 0 0
Inning Stats	R: 1 H: 2 E: 0 LOB: 1 K: 1 BB: 0 S: 16 P: 23	R: 2 H: 1 E: 0 LOB: 0 K: 0 BB: 1 S: 11 P: 21	R: 0 H: 0 E: 0 LOB: 0 K: 0 BB: 0 S: 8 P: 14	R: 1 H: 1 E: 0 LOB: 1 K: 2 BB: 1 S: 12 P: 23	R: 0 H: 1 E: 0 LOB: 2 K: 1 BB: 1 S: 12 P: 21	R: 0 H: 0 E: 0 LOB: 0 K: 1 BB: 0 S: 7 P: 15	R: 4 H: 2 E: 0 LOB: 1 K: 0 BB: 3 S: 11 P: 30	R: 0 H: 0 E: 0 LOB: 0 K: 0 BB: 0 S: 6 P: 8		1B: 1 SF: 0 2B: 2 SAC: 1 3B: 1 DP: 0 HR: 3 HBP: 0						

PITCHER		IP	WLS	BF	H	R	ER	SO	BB	IBB	HBP	BLK	WP	HR	S	P	ERA	WHIP
Bob Ojeda, L ERA: 9.0	(1, 1)	4.0	L	18	4	4	4	3	2	0	0	0	0	2	47	81	9.00	1.500
Steve Wilson, L ERA:	(5, 1)	1.0		5	1	0	0	1	1	0	0	0	0	0	12	21	0.00	2.000
Tim Crews, R ERA: 36.0	(6, 1)	1.1		7	1	3	3	1	1	1	0	0	0	0	11	28	20.25	1.500
John Candelaria, L ERA: 3.0	(7, 1)	0.2		4	1	1	1	0	1	0	0	0	0	1	7	17	13.50	3.000
Jim Gott, R ERA:	(8, 1)	1.0		3	0	0	0	0	0	0	0	0	0	0	6	8	0.00	0.000

PITCHER	IP	WLS	BF	H	R	ER	SO	BB	IBB	HBP	BLK	WP	HR	S	P	ERA	WHIP

BOTTOM

Los Angeles Dodgers @ San Diego Padres

Jack Murphy Stadium, San Diego, CA

Fri Apr 10 1992, 10:05 PM EDT

Att. 23,971 - Cloudy - 70 F

livebaseballscorecards.com

AB	30
R	8
H	7
RBI	8
BB	6
SO	5
LOB	11

WP: 0 PA: 37
PB: 0
SB: 1
CS: 0

Batter	1	2	3	4	5	6	7	8	9	10	AB	R	H	RBI	BB	SO	LOB
Brett Butler, L (1, 8) OBP: 0.391, SLG: 0.571	CS 1B			FC6-4 1B		1B SH1-4 1B BB		G6-3	K		4	1	2	0	1	1	2
Mike Sharperson, R (1, 5) OBP: 0.444, SLG: 0.375	F7 1-2			FC6-4 1-2f		SH1-4 1-2		FC1-6 1B		P5	3	0	1	0	0	0	2
Lenny Harris, L (10, PH) OBP: 0.308, SLG: 0.308 (10, 5)											1	0	0	0	0	0	0
Eric Karros, R (1, 3) OBP: 0.286, SLG: 0.714	G6-3			K		0-0 1B 2-3 1B		FC1-6 1-2f		F8	4	0	1	0	0	1	2
Stan Javier, S (8, PR) OBP: 0.500, SLG: 0.500											0	0	0	0	0	0	0
Todd Benzinger, S (8, 3) OBP: 0.600, SLG: 0.750											1	0	0	0	0	0	0
Darryl Strawberry, L (1, 9) OBP: 0.318, SLG: 0.474		G3-1		G3-4-1		K		BB 1-2		K	4	0	0	0	1	2	3
Eric Davis, R (1, 7) OBP: 0.524, SLG: 0.778		K			HR	1B 1-2 3-H		F8			4	1	2	2	0	1	2
Juan Samuel, R (1, 4) OBP: 0.286, SLG: 0.118		K			K	F8			SH1-4 1B		4	0	1	0	0	2	2
Mike Scioscia, L (1, 2) OBP: 0.368, SLG: 0.438	F8				G3-1		F8		SH1-4 1-2		3	0	0	0	0	0	0
Jose Offerman, S (1, 6) OBP: 0.176, SLG: 0.067	L7				1B		K		K		4	0	1	0	0	2	1
Kevin Gross, R (1, 1)	L4				K		G4-3		BB		3	0	0	0	0	1	1
Steve Wilson, L (8, 1)											0	0	0	0	0	0	0
Jim Gott, R (8, 1)											0	0	0	0	0	0	0
Mitch Webster, S (9, PH) OBP: 1.000, SLG: 1.000											0	0	0	0	1	0	0
Roger McDowell, R (9, 1)											0	0	0	0	0	0	0
Inning Stats	R: 0 E: 0 K: 0 S: 10 H: 1 LOB: 0 BB: 0 P: 14	R: 0 E: 0 K: 2 S: 10 H: 0 LOB: 0 BB: 0 P: 14	R: 0 E: 0 K: 0 S: 6 H: 0 LOB: 0 BB: 0 P: 7	R: 0 E: 0 K: 1 S: 13 H: 1 LOB: 1 BB: 0 P: 24	R: 1 E: 0 K: 2 S: 10 H: 2 LOB: 1 BB: 0 P: 17	R: 1 E: 0 K: 1 S: 11 H: 2 LOB: 2 BB: 1 P: 16	R: 0 E: 0 K: 1 S: 7 H: 0 LOB: 0 BB: 0 P: 14	R: 0 E: 0 K: 0 S: 11 H: 1 LOB: 2 BB: 1 P: 19	R: 0 E: 0 K: 2 S: 13 H: 1 LOB: 2 BB: 1 P: 22	R: 0 E: 0 K: 1 S: 10 H: 0 LOB: 0 BB: 0 P: 14	1B: 7 2B: 0 3B: 0 HR: 1	SF: 0 SAC: 2 DP: 0 HBP: 0						

PITCHER	IP	WLS	BF	H	R	ER	SO	BB	IBB	HBP	BLK	WP	HR	S	P	ERA	WHIP
Bruce Hurst, L (1, 1) ERA: 3.21	7.0		27	6	2	2	7	1	0	0	0	0	1	0	67	106	2.57	1.000
Randy Myers, L (8, 1) ERA:	2.0		10	2	0	0	2	2	0	0	0	1	0	24	41	0.00	2.000
Jose Melendez, R (10, 1) ERA: 1.5	1.0	W	3	0	0	0	1	0	0	0	0	0	0	10	14	0.00	0.000

PITCHER	IP	WLS	BF	H	R	ER	SO	BB	IBB	HBP	BLK	WP	HR	S	P	ERA	WHIP

TOP

Los Angeles Dodgers @ San Diego Padres

Jack Murphy Stadium, San Diego, CA

Sat Apr 11 1992, 10:05 PM EDT
Att. 31,155 - Cloudy - 72 F

livebaseballscorecards.com

AB	35
R	2
H	8
RBI	2
BB	3
SO	10
LOB	15

1B: 7 SF: 0
2B: 0 SAC: 2
3B: 0 DP: 0
HR: 1 HBP: 0

WP: 1 PA: 40
PB: 0
SB: 0
CS: 1

Batter	1	2	3	4	5	6	7	8	9	10	AB	R	H	RBI	BB	SO	LOB
Tony Fernandez, S (1, 6) OBP: 0.318, SLG: 0.450	L4		F8			E7		G6-3		SF8 BB	4	2	2	0	1	0	1
Tony Gwynn, L (1, 9) OBP: 0.440, SLG: 0.565	G6-3 BB			F7		FC4-6		G6-3		1B	4	1	2	0	1	0	1
Gary Sheffield, R (1, 5) OBP: 0.200, SLG: 0.318	G6-3			L8		E6				SF8	4	0	1	2	0	0	2
Fred McGriff, L (1, 3) OBP: 0.435, SLG: 0.952		K		1B		FC4-6		1B			4	0	2	1	0	1	1
Benito Santiago, R (1, 2) OBP: 0.105, SLG: 0.056		L1-3 1B		G5-3		FC5-4		F9			4	0	1	0	0	0	4
Jerald Clark, R (1, 7) OBP: 0.348, SLG: 0.476		L1-3	K				SH3-4 1B		G6-3		4	0	1	0	0	1	1
Darrin Jackson, R (1, 8) OBP: 0.182, SLG: 0.250		K	F8				SH3-4		G1		3	0	0	0	0	1	0
Tim Teufel, R (1, 4)		G6-3	F7				P3		BB		3	0	0	0	1	0	1
Thomas Howard, S (9, PR) OBP: 0.333, SLG: 0.333											0	0	0	0	0	0	0
Jose Melendez, R (10, 1)											0	0	0	0	0	0	0
Bruce Hurst, L (1, 1) OBP: 0.750, SLG: 1.000						L6	G3-1		F7		2	0	1	0	0	0	0
Oscar Azocar, L (7, PH)											1	0	0	0	0	0	1
Randy Myers, L (8, 1)											0	0	0	0	0	0	0
Kurt Stillwell, S (9, PH) OBP: 0.333, SLG: 0.381											1	0	0	0	0	0	1
(10, 4)			2B														

Inning Stats	1	2	3	4	5	6	7	8	9	10
	R: 0 E: 0 K: 0 S: 7	R: 0 E: 0 K: 1 S: 6	R: 0 E: 0 K: 1 S: 9	R: 0 E: 0 K: 0 S: 15	R: 0 E: 0 K: 1 S: 5	R: 2 E: 2 K: 0 S: 11	R: 0 E: 0 K: 0 S: 7	R: 0 E: 0 K: 0 S: 9	R: 0 E: 0 K: 0 S: 7	R: 1 E: 0 K: 0 S: 9
	H: 0 LOB: 0 BB: 1 P: 15	H: 1 LOB: 0 BB: 0 P: 9	H: 1 LOB: 1 BB: 0 P: 12	H: 1 LOB: 1 BB: 0 P: 18	H: 0 LOB: 0 BB: 0 P: 6	H: 2 LOB: 1 BB: 0 P: 16	H: 1 LOB: 1 BB: 0 P: 9	H: 3 LOB: 2 BB: 0 P: 13	H: 0 LOB: 1 BB: 1 P: 17	H: 1 LOB: 1 BB: 1 P: 17

PITCHER		IP	WLS	BF	H	R	ER	SO	BB	IBB	HBP	BLK	WP	HR	S	P	ERA	WHIP
Kevin Gross, R ERA:	(1, 1)	7.2		30	8	2	0	3	1	0	0	0	0	0	65	92	0.00	1.174
Steve Wilson, L ERA:	(8, 1)	0.0		1	1	0	0	0	0	0	0	0	0	0	3	3	∞	∞
Jim Gott, R ERA:	(8, 1)	0.1		1	0	0	0	0	0	0	0	0	0	0	1	3	0.00	0.000
Roger McDowell, R ERA: 2.7	(9, 1)	1.1	L	7	1	1	1	0	2	0	0	0	0	0	16	34	6.75	2.250

PITCHER	IP	WLS	BF	H	R	ER	SO	BB	IBB	HBP	BLK	WP	HR	S	P	ERA	WHIP

BOTTOM

Los Angeles Dodgers @ San Diego Padres

Jack Murphy Stadium, San Diego, CA

Sat Apr 11 1992, 10:05 PM EDT

Att. 31,155 - Cloudy - 72 F

livebaseballscorecards.com

AB	34
R	3
H	10
RBI	3
BB	3
SO	3
LOB	13

1B: 9	SF: 1	WP: 0	PA: 39
2B: 2	SAC: 1	PB: 0	
3B: 0	DP: 3	SB: 1	
HR: 0	HBP: 0	CS: 0	

Batter	1	2	3	4	5	6	7	8	9	AB	R	H	RBI	BB	SO	LOB
Brett Butler, L (1, 8) OBP: 0.357, SLG: 0.500	B C B F B X 3-2 ① F7		B 2 SAFE 1-0 ③ PO 2-3	B B L X 2-1 FC4-6 1B		C B B L C 2-3 ① K		C X 0-1 ① G1-3	C B F S 1-3 ② K	5	0	1	0	0	2	3
Lenny Harris, L (1, 4) OBP: 0.294, SLG: 0.250	B S L X 1-2 ② G6-3			B 1 SAFE X 1-0 ① F7		B B B B 4-0 G2-3 FC BB		B F B X 2-1 ② G4-3	X 0-0 FC6-4 1B 1-3 2-H 3-H	3	0	0	0	1	0	1
Juan Samuel, R (9, PH) OBP: 0.318, SLG: 0.167 (9, 4)										1	0	1	2	0	0	0
Todd Benzinger, S (1, 3) OBP: 0.300, SLG: 0.333	C F B X 1-2 ③ G4-3			X 0-0 ② FC4-6 BB 1-2f		X 0-0 FC G2-3 1-2		F B X 1-1 ③ G6-3	B X 1-0 ③ FC6-4 1-2f	5	0	0	0	0	0	4
Roger McDowell, R (9, 1)										0	0	0	0	0	0	0
Darryl Strawberry, L (1, 9) OBP: 0.346, SLG: 0.455		B B X 2-0 ① G4-3		B B B B 4-0 FC6-4 BB 1-2		C X 0-1 ② G2-3 1-2 2-3			C B B X 2-1 BB E 1B 1B	3	1	1	0	1	0	2
Eric Davis, R (1, 7) OBP: 0.480, SLG: 0.667		C B B B X 3-1 ② F8		C F X 0-2 ③ FC6-4 1-2f		B B C C B B 4-2 FC6-4 BB			C F X 0-2 E5 BB 1B 1-2	3	1	0	0	1	0	3
Dave Hansen, L (1, 5) OBP: 0.333, SLG: 0.200		B C X 1-1 ③ G6-3			B B B B 4-0 BB	F X 0-1 ③ FC6-4 1-2f			C B B F B B 4-2 1B 1B 1B 1-2 2-3 BB	2	0	0	0	1	0	3
Mike Sharperson, R (9, PH) OBP: 0.500, SLG: 0.375 (9, 5)										0	1	0	0	1	0	0
Carlos Hernandez, R (1, 2)			B C B B S F S 2-3 ① K		X 0-0 ① P6		C X 0-1 ① L8		X 0-0 1B 1B 1-2 2-H 3-H	3	0	0	0	0	1	1
Mitch Webster, S (9, PH) OBP: 1.000, SLG: 1.000										1	1	1	2	0	0	0
Mike Scioscia, L (9, 2) OBP: 0.368, SLG: 0.438										0	0	0	0	0	0	0
Jose Offerman, S (1, 6) OBP: 0.238, SLG: 0.158			C B B B X 3-1 PO SH2-4 1B		X 0-0 ② L7		X 0-0 ② P5		B C B B L X 3-2 1B 1-2 2-3 1B	4	0	2	0	0	0	1
Ramon Martinez, R (1, 1)			X 0-0 ② SH2-4 1-2		X 0-0 ③ F7		B C B X 2-1 ③ P6		F B C S 1-3 ① K	1	0	0	0	0	0	1
Stan Javier, S (7, PH) OBP: 0.333, SLG: 0.333										1	0	0	0	0	0	0
Steve Wilson, L (7, 1)										0	0	0	0	0	0	0
Tim Crews, R (7, 1)										0	0	0	0	0	0	0
Eric Karros, R (9, PH) OBP: 0.250, SLG: 0.625 (9, 3)										1	0	0	0	0	1	3
Inning Stats	R: 0 E: 0 K: 0 S: 9 H: 0 LOB: 0 BB: 0 P: 14	R: 0 E: 0 K: 0 S: 5 H: 0 LOB: 0 BB: 0 P: 11	R: 0 E: 0 K: 1 S: 7 H: 1 LOB: 0 BB: 0 P: 13	R: 0 E: 0 K: 0 S: 7 H: 1 LOB: 2 BB: 1 P: 14	R: 0 E: 0 K: 0 S: 3 H: 0 LOB: 1 BB: 1 P: 7	R: 0 E: 0 K: 1 S: 10 H: 0 LOB: 3 BB: 2 P: 20	R: 0 E: 0 K: 0 S: 5 H: 0 LOB: 0 BB: 0 P: 7	R: 0 E: 0 K: 0 S: 6 H: 0 LOB: 0 BB: 0 P: 9	R: 4 E: 1 K: 2 S: 19 H: 4 LOB: 2 BB: 1 P: 31	1B: 6 2B: 0 3B: 0 HR: 0 SF: 0 SAC: 1 DP: 0 HBP: 0						

PITCHER		IP	WLS	BF	H	R	ER	SO	BB	IBB	HBP	BLK	WP	HR	S	P	ERA	WHIP
Greg Harris, R ERA: 2.77	(1, 1)	8.0		32	3	2	2	2	4	0	0	0	0	0	57	102	2.25	0.875
Randy Myers, L ERA: 3.0	(9, 1)	1.0	W	7	3	2	1	2	1	0	0	0	0	0	14	24	9.00	4.000

PITCHER	IP	WLS	BF	H	R	ER	SO	BB	IBB	HBP	BLK	WP	HR	S	P	ERA	WHIP

TOP

Los Angeles Dodgers @ San Diego Padres

Jack Murphy Stadium, San Diego, CA

Sun Apr 12 1992, 6:33 AM EDT

Att. 27,623 - Sunny - 73 F

livebaseballscorecards.com

AB	33
R	4
H	6
RBI	4
BB	5
SO	4
LOB	22

WP: 0	PA: 40		
PB: 0			
SB: 0			
CS: 0			

Batter	1	2	3	4	5	6	7	8	9	AB	R	H	RBI	BB	SO	LOB
Tony Fernandez, S (1, 6) OBP: 0.296, SLG: 0.400	L3		E6		F7 FC1-5 1B		FC6-2 WP 1B HR		F7	5	2	1	0	0	0	2
Tony Gwynn, L (1, 9) OBP: 0.433, SLG: 0.519	L9		G5-3		FC1-5		HR WP 1B		1B IBB	4	1	1	0	1	0	3
Gary Sheffield, R (1, 5) OBP: 0.300, SLG: 0.500	BB BB		WP BB 1B		F7		HR		F7	4	1	3	5	1	0	2
Fred McGriff, L (1, 3) OBP: 0.444, SLG: 0.870	BB		WP BB		F9		K			2	0	0	0	2	1	2
Benito Santiago, R (1, 2) OBP: 0.087, SLG: 0.045	F9		P6			F7		P4		4	0	0	0	0	0	4
Jerald Clark, R (1, 7) OBP: 0.296, SLG: 0.400		G5-3		P4		G4-3		G5-3		4	0	0	0	0	0	0
Darrin Jackson, R (1, 8) OBP: 0.154, SLG: 0.208		F7		G4-3		F8		G6-3		4	0	0	0	0	0	0
Kurt Stillwell, S (1, 4) OBP: 0.360, SLG: 0.400		F8		G4-3			WP SH2-4 FC6-2 1B		SH1-4 1B	4	1	2	0	0	0	0
Greg Harris, R (1, 1) OBP: 0.333, SLG: 0.333			G5-3		FC1-5 1B		SH2-4		SH1-4	2	0	1	0	0	0	0
Randy Myers, L (9, 1)										0	0	0	0	0	0	0
Thomas Howard, S (9, PH) OBP: 0.333, SLG: 0.333										0	0	0	0	0	0	0
Inning Stats	R: 0 E: 0 K: 0 S: 5 H: 0 LOB: 2 BB: 2 P: 16	R: 0 E: 0 K: 0 S: 4 H: 0 LOB: 0 BB: 0 P: 8	R: 1 E: 2 K: 0 S: 12 H: 1 LOB: 2 BB: 1 P: 24	R: 0 E: 0 K: 0 S: 6 H: 0 LOB: 0 BB: 0 P: 13	R: 0 E: 0 K: 0 S: 8 H: 2 LOB: 2 BB: 0 P: 14	R: 0 E: 0 K: 0 S: 5 H: 0 LOB: 0 BB: 0 P: 8	R: 3 E: 0 K: 1 S: 11 H: 3 LOB: 0 BB: 0 P: 17	R: 0 E: 0 K: 0 S: 6 H: 0 LOB: 0 BB: 0 P: 8	R: 1 E: 0 K: 0 S: 7 H: 2 LOB: 2 BB: 1 P: 15	1B: 7 2B: 0 3B: 0 HR: 1	SF: 0 SAC: 2 DP: 0 HBP: 0						

PITCHER		IP	WLS	BF	H	R	ER	SO	BB	IBB	HBP	BLK	WP	HR	S	P	ERA	WHIP
Ramon Martinez, R ERA: 3.12	(1, 1)	6.0		25	3	1	0	0	3	0	0	0	1	0	40	83	0.00	1.000
Steve Wilson, L ERA: 6.0	(7, 1)	0.2		4	2	2	2	0	0	0	0	0	1	0	6	9	27.00	3.000
Tim Crews, R ERA: 24.3	(7, 1)	1.1		5	1	1	1	1	0	0	0	0	1	1	11	16	6.75	0.750
Roger McDowell, R ERA: 4.5	(9, 1)	0.2	L	5	2	1	1	0	0	1	0	0	0	0	7	15	13.50	3.000

PITCHER	IP	WLS	BF	H	R	ER	SO	BB	IBB	HBP	BLK	WP	HR	S	P	ERA	WHIP

BOTTOM

Los Angeles Dodgers @ San Diego Padres

Jack Murphy Stadium, San Diego, CA

Sun Apr 12 1992, 6:33 AM EDT
Att. 27,623 - Sunny - 73 F

livebaseballscorecards.com

AB	33
R	5
H	8
RBI	5
BB	4
SO	1
LOB	13

1B: 7 SF: 0
2B: 0 SAC: 2
3B: 0 DP: 0
HR: 1 HBP: 0

WP: 3 PA: 39
PB: 0
SB: 1
CS: 0

San Diego Padres @ San Francisco Giants

Candlestick Park, San Francisco, CA

Tue Apr 14 1992, 10:05 PM EDT

Att. 46,238 - Sunny - 59 F

TOP

livebaseballscorecards.com

Batter	1	2	3	4	5	6	7	8	9	AB	R	H	RBI	BB	SO	LOB
Tony Fernandez, S (1, 6) OBP: 0.258, SLG: 0.345	2-2 P6	2-3 K		3-1 SH5-3 3-H			1-2 G3		1-0 G1-3	4	0	0	1	0	1	1
Tony Gwynn, L (1, 9) OBP: 0.412, SLG: 0.516	0-1 HR 2B	1-2 G4-3		2-1 G3			1-1 F9			4	1	1	0	0	0	0
Gary Sheffield, R (1, 5) OBP: 0.324, SLG: 0.586	1-1 2-H HR		4-1 CS BB		2-1 P3			1-1 P2		3	1	1	2	1	0	0
Fred McGriff, L (1, 3) OBP: 0.419, SLG: 0.769	1-1 G5-3		2-0 L8		2-3 K			4-2 S BB		3	0	0	0	1	1	1
Benito Santiago, R (1, 2) OBP: 0.148, SLG: 0.080	0-2 BB BB 1B		1 SAFE P 1 SAFE 4-0 1-2 BB		1-1 G5-3			2-0 G5-3 1-2		3	0	1	0	1	0	1
Jerald Clark, R (1, 7) OBP: 0.290, SLG: 0.357	1 SAFE 1 SAFE 4-1 1-2 BB		1 SAFE 1 SAFE 1-0 F8			X 0-0 P3		1-1 G5-3		3	0	0	0	1	0	2
Darrin Jackson, R (1, 8) OBP: 0.233, SLG: 0.259	4-1 1-2 2-3 BB			0-1 2B E 1B		1-2 F8			2-1 SH5-4 1B	3	1	2	0	1	0	0
Kurt Stillwell, S (1, 4) OBP: 0.357, SLG: 0.429	1-3			2-0 E9 SH3-4 1-H SH5-3 2B		1-0 F7			0-1 1-2 SH5-4	3	1	1	0	0	1	3
Andy Benes, R (1, 1) Larry Andersen, R (8, 1) Oscar Azocar, L (9, PH) OBP: 0.333, SLG: 0.333 Jose Melendez, R (9, 1)		1-3		0-0 SH3-4 2-3			X 0-0 P9		0-2 2-H 1B	2 0 1 0	0 0 0 0	0 0 1 0	0 0 0 0	0 0 0 0	1 0 0 0	0 0 0 0

	AB	29
	R	4
	H	7
	RBI	3
	BB	5
	SO	4
	LOB	8

Inning Stats																				
	R: 2	H: 3	R: 0	H: 0	R: 0	H: 0	R: 2	H: 2	R: 0	H: 0	R: 0	H: 0	R: 0	H: 0	R: 0	H: 0	R: 0	H: 2	1B: 4	SF: 0	WP: 0	PA: 37
	E: 0	LOB: 3	E: 0	LOB: 0	E: 0	LOB: 1	E: 1	LOB: 0	E: 0	LOB: 0	K: 0	LOB: 0	E: 0	LOB: 0	E: 0	LOB: 1	K: 0	LOB: 1	2B: 2	SAC: 3	PB: 0	
	K: 1	BB: 2	K: 2	BB: 0	K: 0	BB: 2	K: 0	BB: 0	K: 1	BB: 0	S: 5	BB: 0	K: 0	BB: 0	K: 0	BB: 1	K: 0	BB: 0	3B: 0	DP: 0	SB: 1	
	S: 18	P: 31	S: 9	P: 13	S: 4	P: 14	S: 9	P: 15	S: 9	P: 14	S: 7	P: 7	S: 7	P: 9	S: 7	P: 15	S: 8	P: 11	HR: 1	HBP: 0	CS: 1	

PITCHER		IP	WLS	BF	H	R	ER	SO	BB	IBB	HBP	BLK	WP	HR	S	P	ERA	WHIP
John Burkett, R	(1, 1)	6.0	L	26	5	4	4	4	4	0	0	0	0	1	54	94	6.00	1.500
ERA: 5.23																		
Rod Beck, R	(7, 1)	1.0		3	0	0	0	0	0	0	0	0	0	0	7	9	0.00	0.000
ERA:																		
Dave Righetti, L	(8, 1)	1.0		4	0	0	0	0	1	0	0	0	0	0	7	15	0.00	1.000
ERA: 13.5																		
Michael Jackson, R	(9, 1)	1.0		4	2	0	0	0	0	0	0	0	0	0	8	11	0.00	2.000
ERA: 1.8																		

PITCHER	IP	WLS	BF	H	R	ER	SO	BB	IBB	HBP	BLK	WP	HR	S	P	ERA	WHIP

BOTTOM

San Diego Padres @ San Francisco Giants

Candlestick Park, San Francisco, CA

Tue Apr 14 1992, 10:05 PM EDT

Att. 46,238 - Sunny - 59 F

livebaseballscorecards.com

Batter	1	2	3	4	5	6	7	8	9	AB	R	H	RBI	BB	SO	LOB
Darren Lewis, R (1, 8) OBP: 0.486, SLG: 0.393	B C F B F X 2-2 G6-3 ①		X 0-0 F7 ③			C B B L B X 3-2 F9 ②		C X 0-1 P3 ③		4	0	0	0	0	0	2
Willie McGee, S (1, 9) OBP: 0.182, SLG: 0.100	B F F B S 2-3 K ②			B B F F S 2-3 K ①		X 0-0 G4-3 ③			C X 0-1 F7 ①	4	0	0	0	0	2	0
Will Clark, L (1, 3) OBP: 0.545, SLG: 0.600	B C X 1-1 G5-3 ③			F F X 0-2 F7 ②			B C F B F B C 3-3 K ①		C B B B F F X 3-2 P6 ②	4	0	0	0	0	1	0
Matt Williams, R (1, 5) OBP: 0.233, SLG: 0.379		F X 0-1 G6-3 ①		F S B B X 2-2 G6-3 ③			C X 0-1 G5-3 ②		B B B C F F X 3-2 G4-3 ③	4	0	0	0	0	0	0
Chris James, R (1, 7) OBP: 0.300, SLG: 0.125		F B B X 2-1 1B			C F B C 1-3 K ①		X 0-0 G6-3 ③			3	0	1	0	0	1	0
Robby Thompson, R (1, 4) OBP: 0.433, SLG: 0.600		B B F F S 2-3 K ②			B F X 1-1 1B			B C C F B F B X 3-2 G5-3 ①		3	0	1	0	0	1	1
Kirt Manwaring, R (1, 2) OBP: 0.375, SLG: 0.318		1 SAFE X 0-0 G4-3 ③			X 0-0 F9 ②			C C F B B B B 4-2 1B BB		2	0	0	0	1	0	2
Royce Clayton, R (1, 6) OBP: 0.250, SLG: 0.261			B F X 1-1 G4-3 ①		1 SAFE S 1 B F S 1-3 K ③			B B C B C X 3-2 1-2 1B		3	0	1	0	0	1	1
John Burkett, R (1, 1) Mike Felder, S (6, PH) OBP: 0.333, SLG: 0.294 Rod Beck, R (7, 1) Dave Righetti, L (8, 1) John Patterson, S (8, PH) Michael Jackson, R (9, 1)			C X 0-1 F9 ②			C C X 0-2 P6 ①		C C C 0-3 K ②		1 1 0 0 1 0	0 0 0 0 0 0	0 0 0 0 0 0	0 0 0 0 0 0	0 0 0 0 1 0	0 0 0 0 2 0	0 0 0 0 0 0
Inning Stats	R: 0 E: 0 K: 1 S: 9 H: 0 LOB: 0 BB: 0 P: 14	R: 0 E: 0 K: 1 S: 8 H: 1 LOB: 1 BB: 0 P: 12	R: 0 E: 0 K: 0 S: 5 H: 0 LOB: 0 BB: 0 P: 6	R: 0 E: 0 K: 1 S: 9 H: 0 LOB: 0 BB: 0 P: 13	R: 0 E: 0 K: 2 S: 9 H: 1 LOB: 1 BB: 0 P: 12	R: 0 E: 0 K: 0 S: 7 H: 0 LOB: 0 BB: 0 P: 10	R: 0 E: 0 K: 1 S: 7 H: 0 LOB: 0 BB: 0 P: 10	R: 0 E: 0 K: 1 S: 16 H: 1 LOB: 2 BB: 1 P: 26	R: 0 E: 0 K: 0 S: 9 H: 0 LOB: 0 BB: 0 P: 15	1B: 3 2B: 0 3B: 0 HR: 0	SF: 0 SAC: 0 DP: 0 HBP: 0					

	AB	30
	R	0
	H	3
	RBI	0
	BB	1
	SO	7
	LOB	8

PITCHER		IP	WLS	BF	H	R	ER	SO	BB	IBB	HBP	BLK	WP	HR	S	P	ERA	WHIP
Andy Benes, R ERA: 0.63	(1, 1)	7.1	W	26	3	0	0	6	1	0	0	0	0	0	65	98	0.00	0.545
Larry Andersen, R ERA:	(8, 1)	0.2		2	0	0	0	1	0	0	0	0	0	0	5	5	0.00	0.000
Jose Melendez, R ERA: 1.29	(9, 1)	1.0		3	0	0	0	0	0	0	0	0	0	0	9	15	0.00	0.000

PITCHER	IP	WLS	BF	H	R	ER	SO	BB	IBB	HBP	BLK	WP	HR	S	P	ERA	WHIP

San Diego Padres @ San Francisco Giants

Candlestick Park, San Francisco, CA

Wed Apr 15 1992, 10:05 PM EDT

Att. 10,736 - Cloudy - 62 F

livebaseballscorecards.com

TOP

Batter	1	2	3	4	5	6	7	8	9	AB	R	H	RBI	BB	SO	LOB
Tony Fernandez, S (1, 6) OBP: 0.257, SLG: 0.333	G6-3 E, G4-3, 1B	F9			G4-3			F8		4	1	1	0	0	0	0
Tony Gwynn, L (1, 9) OBP: 0.395, SLG: 0.486	G4-3, 1-2		F9			G6-4-3, 1B		G3		4	0	1	0	0	0	1
Gary Sheffield, R (1, 5) OBP: 0.316, SLG: 0.531	G6-3 E, BB		G6-3			G6-4-3, 1-2f		K		3	1	0	0	1	1	1
Fred McGriff, L (1, 3) OBP: 0.371, SLG: 0.667	G6-3, 1-2, 2-3		F8			P7			F7	4	0	0	0	0	0	2
Benito Santiago, R (1, 2) OBP: 0.129, SLG: 0.069	E4, 2-H, 3-H			L8			F8		F9	4	0	0	0	0	0	0
Jerald Clark, R (1, 7) OBP: 0.314, SLG: 0.452	BB			F8			K		HR	3	1	1	1	1	1	0
Darrin Jackson, R (1, 8) OBP: 0.206, SLG: 0.226	K			G6-3			P5		G5-3	4	0	0	0	0	1	2
Kurt Stillwell, S (1, 4) OBP: 0.323, SLG: 0.387		G6-3			G4-3			E6, HR		3	1	0	0	0	0	0
Craig Lefferts, L (1, 1)		K			G6-3			1-H, HR		2	0	0	0	0	1	0
Kevin Ward, R (8, PH) OBP: 0.500, SLG: 2.000										1	1	1	2	0	0	0
Larry Andersen, R (8, 1)										0	0	0	0	0	0	0
Randy Myers, L (8, 1)										0	0	0	0	0	0	0
Inning Stats	R: 2 E: 1 K: 1 S: 13 H: 1 LOB: 2 BB: 2 P: 28	R: 0 E: 0 K: 1 S: 9 H: 0 LOB: 0 BB: 0 P: 14	R: 0 E: 0 K: 0 S: 5 H: 0 LOB: 0 BB: 0 P: 9	R: 0 E: 0 K: 0 S: 4 H: 0 LOB: 0 BB: 0 P: 5	R: 0 E: 0 K: 0 S: 6 H: 0 LOB: 0 BB: 0 P: 10	R: 0 E: 0 K: 0 S: 9 H: 1 LOB: 0 BB: 0 P: 12	R: 0 E: 0 K: 1 S: 6 H: 0 LOB: 0 BB: 0 P: 8	R: 2 E: 1 K: 1 S: 10 H: 1 LOB: 0 BB: 0 P: 13	R: 1 E: 0 K: 0 S: 8 H: 1 LOB: 0 BB: 0 P: 12	1B: 2 2B: 0 3B: 0 HR: 2	SF: 0 SAC: 0 DP: 1 HBP: 0						

	AB	32
	R	5
	H	4
	RBI	3
	BB	2
	SO	4
	LOB	6

WP: 0 PB: 0 SB: 0 CS: 0 PA: 34

PITCHER		IP	WLS	BF	H	R	ER	SO	BB	IBB	HBP	BLK	WP	HR	S	P	ERA	WHIP
Dave Burba, R ERA: 4.91	(1, 1)	7.0		25	2	2	0	3	2	0	0	0	0	0	52	86	0.00	0.571
Bryan Hickerson, L ERA: 2.25	(8, 1)	1.0	L	5	1	2	1	1	0	0	0	0	0	1	10	13	9.00	1.000
Jeff Brantley, R ERA: 5.4	(9, 1)	1.0		4	1	1	1	0	0	0	0	0	0	1	8	12	9.00	1.000

PITCHER	IP	WLS	BF	H	R	ER	SO	BB	IBB	HBP	BLK	WP	HR	S	P	ERA	WHIP

Batter	1	2	3	4	5	6	7	8	9	AB	R	H	RBI	BB	SO	LOB
Darren Lewis, R (1, 8) OBP: 0.462, SLG: 0.375	B X 1-0 ① F9		L X 0-1 ② G6-3		B C X 1-1 FC5-4 2-3 1B		C B X 1-1 ② G6-3			4	0	1	0	0	0	0
Willie McGee, S (1, 9) OBP: 0.231, SLG: 0.208	B B S F X 2-2 FC4-6 1B		B X 1-0 2B		X 0-0 ② FC5-4 1B 1-2f 3B 3-H		F S F X 0-2 ③ L3			4	1	2	1	0	0	1
Will Clark, L (1, 3) OBP: 0.541, SLG: 0.586	1 SAFE C B X 1-1 ② FC4-6 1-2f		B B C F X 2-2 ③ G4-3		F 1 SAFE 1 SAFE 1 SAFE S X 0-2 3B 1-3 1B			F B F B F F X 2-2 CS 1B		4	1	2	0	0	0	2
Matt Williams, R (1, 5) OBP: 0.235, SLG: 0.424	1 SAFE B S B F F S 2-3 ③ K			C B X 1-1 ① L7	B X 1-0 3B 1-H 3-H			F F S 0-3 ① K		4	0	1	2	0	2	2
Cory Snyder, R (1, 7) OBP: 0.267, SLG: 0.333		C B B S B S 3-3 ① K		F B X 1-1 2B	X 0-0 ③ F8			B B S S B F C 3-3 ② ③ K 1-2		3	0	1	0	0	1	1
Bryan Hickerson, L (8, 1)										0	0	0	0	0	0	0
Mark Leonard, L (8, PH) OBP: 0.333, SLG: 0.500										0	0	0	0	0	0	0
Chris James, R (8, PH) OBP: 0.273, SLG: 0.111										1	0	0	0	0	1	1
Jeff Brantley, R (9, 1)										0	0	0	0	0	0	0
Robby Thompson, R (1, 4) OBP: 0.382, SLG: 0.517		C F B S 1-3 ② K		B F F B X 2-2 G5-3		C X 0-1 ① F8			B C X 1-1 ① P9	4	0	0	0	0	1	1
Kirt Manwaring, R (1, 2) OBP: 0.321, SLG: 0.269	B X 1-0 E6			C X 0-1 ③ P4		C B X 1-1 ② G6-3			B C X 1-1 ② F9	4	0	0	0	0	0	1
Royce Clayton, R (1, 6) OBP: 0.250, SLG: 0.259	B F F F S 1-3 ③ K				C B X 1-1 1B SH1-4 FC5-4 1B		B X 1-0 ③ F8		B C B F F F F F B 3-2 X ③ G4-3	4	1	1	0	0	1	1
Dave Burba, R (1, 1)			C S T F C 0-3 ① K		X 0-0 ① SH1-4 1-2		B F B X 2-1 ① F9			1	0	0	0	0	1	0
Mike Felder, S (7, PH) OBP: 0.316, SLG: 0.278 (8, 7)										1	0	0	0	0	0	0
Inning Stats	R: 0 E: 0 K: 1 S: 10 H: 1 LOB: 1 BB: 0 P: 16	R: 0 E: 1 K: 3 S: 11 H: 0 LOB: 1 BB: 0 P: 17	R: 0 E: 0 K: 1 S: 11 H: 1 LOB: 1 BB: 0 P: 14	R: 0 E: 0 K: 0 S: 9 H: 1 LOB: 1 BB: 0 P: 13	R: 3 E: 0 K: 0 S: 11 H: 4 LOB: 1 BB: 0 P: 14	R: 0 E: 0 K: 0 S: 5 H: 0 LOB: 0 BB: 0 P: 7	R: 0 E: 0 K: 0 S: 8 H: 0 LOB: 0 BB: 0 P: 11	R: 0 E: 0 K: 2 S: 12 H: 1 LOB: 1 BB: 0 P: 17	R: 0 E: 0 K: 0 S: 11 H: 0 LOB: 0 BB: 0 P: 16	1B: 5 2B: 3 3B: 1 HR: 0	SF: 0 SAC: 1 DP: 1 HBP: 0						

PITCHER		IP	WLS	BF	H	R	ER	SO	BB	IBB	HBP	BLK	WP	HR	S	P	ERA	WHIP
Craig Lefferts, L ERA: 8.59	(1, 1)	7.0	W	29	7	3	3	5	0	0	0	0	0	0	65	92	3.86	1.000
Larry Andersen, R ERA:	(8, 1)	0.1		2	1	0	0	1	0	0	0	0	0	0	8	10	0.00	3.000
Randy Myers, L ERA: 2.35	(8, 1)	1.2	S	4	0	0	0	1	0	0	0	0	0	0	15	23	0.00	0.000

PITCHER	IP	WLS	BF	H	R	ER	SO	BB	IBB	HBP	BLK	WP	HR	S	P	ERA	WHIP

BOTTOM

San Diego Padres @ San Francisco Giants

Candlestick Park, San Francisco, CA

Wed Apr 15 1992, 10:05 PM EDT

Att. 10,736 - Cloudy - 62 F

livebaseballscorecards.com

AB	34
R	3
H	8
RBI	3
BB	0
SO	7
LOB	10

Batter	1	2	3	4	5	6	7	8	9	AB	R	H	RBI	BB	SO	LOB
Tony Fernandez, S (1, 6) OBP: 0.256, SLG: 0.324	F7		F8		L9			L6-4, 1B		4	0	1	0	0	0	0
Tony Gwynn, L (1, 9) OBP: 0.381, SLG: 0.462	G1-3		G3-1			F8		1-2, 1B		4	0	1	0	0	0	0
Jerald Clark, R (1, 7) OBP: 0.282, SLG: 0.400	F8		G5-3			G6-3		L6-4 2-3		4	0	0	0	0	0	2
Fred McGriff, L (1, 3) OBP: 0.359, SLG: 0.618		L5		F7		FC5-4, 1B			G4-3	4	0	1	0	0	0	0
Benito Santiago, R (1, 2) OBP: 0.171, SLG: 0.121		1B, 1B, 1B		F8		FC5-4 1-2f			E, 1B, 1B	4	1	2	0	0	0	1
Tim Teufel, R (1, 5) OBP: 0.300, SLG: 0.222		B 1 SAFE F 1 SAFE S 1 SAFE X 1B 1-2, 1B		E5			G5-3		E4, E 1-2, 1B	4	0	2	0	0	0	0
Kurt Stillwell, S (1, 4) OBP: 0.314, SLG: 0.371		1-3 2-H, 1B		G4-3			B1-3		E4 1-3 2-3	4	0	1	1	0	0	3
Gary Pettis, S (1, 8)		1 SAFE K			G3		G4-3		F8	4	0	0	0	0	1	4
Dave Eiland, R (1, 1) OBP: 0.250, SLG: 1.000		K			K			G4-3		2	0	0	0	0	2	2
Jeremy Hernandez, R (6, 1)										0	0	0	0	0	0	0
Oscar Azocar, L (8, PH) OBP: 0.250, SLG: 0.250										1	0	0	0	0	0	0
Rich Rodriguez, L (8, 1)										0	0	0	0	0	0	0
Inning Stats	R: 0 E: 0 K: 0 S: 5 H: 0 LOB: 0 BB: 0 P: 6	R: 1 E: 0 K: 2 S: 14 H: 3 LOB: 2 BB: 0 P: 24	R: 0 E: 0 K: 0 S: 5 H: 0 LOB: 0 BB: 0 P: 9	R: 0 E: 1 K: 0 S: 7 H: 0 LOB: 1 BB: 0 P: 12	R: 0 E: 0 K: 1 S: 7 H: 0 LOB: 0 BB: 0 P: 11	R: 0 E: 0 K: 0 S: 11 H: 1 LOB: 1 BB: 0 P: 16	R: 0 E: 0 K: 0 S: 6 H: 0 LOB: 0 BB: 0 P: 8	R: 0 E: 0 K: 0 S: 9 H: 2 LOB: 1 BB: 0 P: 13	R: 0 E: 1 K: 0 S: 9 H: 2 LOB: 2 BB: 0 P: 16	1B: 8 2B: 1 3B: 0 HR: 0 SF: 0 SAC: 0 DP: 1 HBP: 0						

PITCHER	IP	WLS	BF	H	R	ER	SO	BB	IBB	HBP	BLK	WP	HR	S	P	ERA	WHIP
Bill Swift, R (1, 1) ERA: 0.7	9.0	W	35	8	1	1	3	0	0	0	0	0	0	73	115	1.00	0.889

PITCHER	IP	WLS	BF	H	R	ER	SO	BB	IBB	HBP	BLK	WP	HR	S	P	ERA	WHIP

TOP

San Diego Padres @ San Francisco Giants

Candlestick Park, San Francisco, CA

Thu Apr 16 1992, 6:33 AM EDT

Att. 22,743 - Cloudy - 67 F

livebaseballscorecards.com

AB	35
R	1
H	8
RBI	1
BB	0
SO	3
LOB	12

WP: 0 PA: 35
PB: 0
SB: 0
CS: 0

Batter	1	2	3	4	5	6	7	8	9	AB	R	H	RBI	BB	SO	LOB
Darren Lewis, R (1, 8) OBP: 0.452, SLG: 0.371	G5-3		B5-3		1B		SH1-4			3	0	1	1	0	0	1
Willie McGee, S (1, 9) OBP: 0.233, SLG: 0.222	G1-3			1B G6-4-3	G6-3		SF7			3	1	1	1	0	0	1
Will Clark, L (1, 3) OBP: 0.537, SLG: 0.636	F8			G6-4-3 1B		1B	K			4	1	2	0	0	1	0
Matt Williams, R (1, 5) OBP: 0.211, SLG: 0.378		P3		G6-4-3		G6-3		F8		4	0	0	0	0	0	2
Cory Snyder, R (1, 7) OBP: 0.278, SLG: 0.333 Mike Felder, S (6, PR) OBP: 0.350, SLG: 0.316 (7, 7)		G6-3		G5-3		1B FC5-2		1B		3 1	0 1	1 1	1 1	0 0	0 0	0 0
Robby Thompson, R (1, 4) OBP: 0.368, SLG: 0.485	G4-3				P3	FC5-2		F8		4	0	1	0	0	0	1
Kirt Manwaring, R (1, 2) OBP: 0.344, SLG: 0.300			F9		FC4-6 1B	FC5-2		1B		4	0	2	0	0	0	2
Royce Clayton, R (1, 6) OBP: 0.250, SLG: 0.258			G6-3		FC4-6 2B	G4-3				4	1	1	1	0	0	4
Bill Swift, R (1, 1) OBP: 0.273, SLG: 0.455			E5		1B		SH1-4 SF7 2B		P6	4	2	2	1	0	0	2
Inning Stats	R: 0 E: 0 K: 0 S: 7 H: 0 LOB: 0 BB: 0 P: 11	R: 0 E: 0 K: 0 S: 8 H: 0 LOB: 0 BB: 0 P: 9	R: 0 E: 1 K: 0 S: 13 H: 0 LOB: 1 BB: 0 P: 18	R: 1 E: 0 K: 0 S: 7 H: 2 LOB: 0 BB: 0 P: 9	R: 2 E: 0 K: 0 S: 11 H: 3 LOB: 1 BB: 0 P: 13	R: 1 E: 0 K: 0 S: 16 H: 3 LOB: 3 BB: 0 P: 21	R: 1 E: 0 K: 1 S: 7 H: 1 LOB: 0 BB: 0 P: 8	R: 1 E: 0 K: 0 S: 20 H: 3 LOB: 2 BB: 0 P: 27		1B: 9 2B: 2 3B: 1 HR: 0 SF: 1 SAC: 1 DP: 1 HBP: 0						

PITCHER		IP	WLS	BF	H	R	ER	SO	BB	IBB	HBP	BLK	WP	HR	S	P	ERA	WHIP
Dave Eiland, R ERA: 3.86	(1, 1)	5.1	L	24	8	4	4	0	0	0	0	0	0	0	56	73	6.75	1.500
Jeremy Hernandez, R ERA: 3.18	(6, 1)	1.2		6	1	1	1	1	0	0	0	0	0	0	13	16	5.40	0.600
Rich Rodriguez, L ERA: 1.23	(8, 1)	1.0		6	3	1	1	0	0	0	0	0	0	0	20	27	9.00	3.000

PITCHER	IP	WLS	BF	H	R	ER	SO	BB	IBB	HBP	BLK	WP	HR	S	P	ERA	WHIP

BOTTOM

San Diego Padres @ San Francisco Giants

Candlestick Park, San Francisco, CA

Thu Apr 16 1992, 6:33 AM EDT

Att. 22,743 - Cloudy - 67 F

livebaseballscorecards.com

AB	34
R	6
H	12
RBI	5
BB	0
SO	1
LOB	13

Batter	1	2	3	4	5	6	7	8	9	AB	R	H	RBI	BB	SO	LOB
Tony Fernandez, S (1, 6) OBP: 0.279, SLG: 0.341	X 0-0 FC3-6 1B		X 0-0 ③ G3			B X 1-0 ② P4			X 0-0 BB 1B 1B	4	1	2	0	0	0	0
Tony Gwynn, L (1, 9) OBP: 0.348, SLG: 0.419	C X 0-1 ① FC3-6 1-2f			B C F X 1-2 ① F9		C F S 0-3 ③ K			B X 1-0 ① F8	4	0	0	0	0	1	2
Gary Sheffield, R (1, 5) OBP: 0.310, SLG: 0.500	C 1 SAFE S S 0-3 ② K			B S X 1-1 1B 1B			C B F B X 2-2 ① F9		C B X 1-1 ② P2	4	0	1	0	0	1	2
Fred McGriff, L (1, 3) OBP: 0.372, SLG: 0.595	F B 1 SAFE 1 SAFE F X 1-2 ③ F8			B S B 1 SAFE 1 SAFE B X 3-1 G6-4-3 1-2 1B			X 0-0 ② G6-3		B C F B F F B B 4-2 1B 1-2 BB	3	0	1	0	1	0	1
Benito Santiago, R (1, 2) OBP: 0.205, SLG: 0.189		S F B B X 2-2 ① F8		F X 0-1 ②③ G6-4-3 1-2f			B X 1-0 2B		B S C X 1-2 1-3 2-H 1B	4	0	2	1	0	0	2
Jerald Clark, R (1, 7) OBP: 0.256, SLG: 0.359		C F B X 1-2 ② G4-3			S C B S 1-3 ① K		C S F B B S 1-3 ③ K		C F F B F F F S 1-3 ③ K	4	0	0	0	0	3	3
Darrin Jackson, R (1, 8) OBP: 0.189, SLG: 0.206		S B X 1-1 ③ F7			B S B F X 2-2 ② P3			B X 1-0 ① F8		3	0	0	0	0	0	0
Kurt Stillwell, S (1, 4) OBP: 0.289, SLG: 0.342			C F B B X 2-2 ① P5		B C F S 1-3 ③ K			F B X 1-1 ② F8		3	0	0	0	0	1	0
Bruce Hurst, L (1, 1) OBP: 0.500, SLG: 0.600			S B C S 1-3 ② K			S C B S 1-3 ① K		B X 1-0 ③ G3		2	0	0	0	0	2	0
Pat Clements, R (7, 1)										0	0	0	0	0	0	0
Oscar Azocar, L (8, PH) OBP: 0.200, SLG: 0.200										1	0	0	0	0	0	0
Jose Melendez, R (8, 1)										0	0	0	0	0	0	0
Inning Stats	R: 0 E: 0 K: 1 S: 9 H: 1 LOB: 1 BB: 0 P: 10	R: 0 E: 0 K: 0 S: 8 H: 0 LOB: 0 BB: 0 P: 12	R: 0 E: 0 K: 1 S: 7 H: 0 LOB: 0 BB: 0 P: 10	R: 0 E: 0 K: 0 S: 9 H: 2 LOB: 1 BB: 0 P: 14	R: 0 E: 0 K: 2 S: 9 H: 0 LOB: 0 BB: 0 P: 13	R: 0 E: 0 K: 2 S: 7 H: 0 LOB: 0 BB: 0 P: 9	R: 0 E: 0 K: 1 S: 9 H: 1 LOB: 1 BB: 0 P: 13	R: 0 E: 0 K: 0 S: 4 H: 0 LOB: 0 BB: 0 P: 7	R: 1 E: 0 K: 1 S: 19 H: 2 LOB: 2 BB: 1 P: 27	1B: 5 2B: 1 3B: 0 HR: 0 SF: 0 SAC: 0 DP: 1 HBP: 0						

PITCHER		IP	WLS	BF	H	R	ER	SO	BB	IBB	HBP	BLK	WP	HR	S	P	ERA	WHIP
Pete Harnisch, R ERA: 2.82	(1, 1)	8.2	W	31	5	1	1	7	1	0	0	0	0	0	70	102	1.04	0.692
Doug Jones, R ERA:	(9, 1)	0.1	S	2	1	0	0	1	0	0	0	0	0	0	11	13	0.00	3.000

PITCHER	IP	WLS	BF	H	R	ER	SO	BB	IBB	HBP	BLK	WP	HR	S	P	ERA	WHIP

TOP

San Diego Padres @ Houston Astros

Astrodome, Houston, TX

Fri Apr 17 1992, 8:05 PM EDT
Att. 12,505 - Dome - 70 F

livebaseballscorecards.com

AB	32
R	1
H	6
RBI	1
BB	1
SO	8
LOB	10

BOTTOM

San Diego Padres @ Houston Astros

Astrodome, Houston, TX

Fri Apr 17 1992, 8:05 PM EDT

Att. 12,505 - Dome - 70 F

livebaseballscorecards.com

Batter	1	2	3	4	5	6	7	8	9	AB	R	H	RBI	BB	SO	LOB
Craig Biggio, R (1, 4) OBP: 0.409, SLG: 0.462	SBX 1-1 SH4-3 5 E FC5-2 1B		CBX 1-1 G1-3 ②		BCFX 1-2 G3 ③		IIII 4-0 IBB			3	0	1	0	1	0	0
Steve Finley, L (1, 8) OBP: 0.333, SLG: 0.488	CBBBX 1 SAFE 2-1 SH4-3 ① 1-3		BBBX 2-0 HR			BBX 2-0 G4-3 ①	BCX 1-1 G4-3 ③			3	1	1	1	0	0	2
5 Jeff Bagwell, R (1, 3) OBP: 0.432, SLG: 0.553	X 0-0 FC5-2 ② 3-H		BBBFB 4-1 CS BB			BCCX 1-2 F8 ②		BX 1-0 FC3-6 1B		3	0	1	0	1	0	1
Pete Incaviglia, R (1, 9) OBP: 0.286, SLG: 0.415 Karl Rhodes, L (9, 7) (9, 9)	SC1BS 1 SAFE 1-3 K ③		BSFB 2-2 CS ③ 1-2	FFS 0-3 K ①		X 0-0 G6-3 ③		X 0-0 P4 ①		4 0	0 0	0 0	0 0	0 0	2 0	2 0
Ken Caminiti, S (1, 5) OBP: 0.357, SLG: 0.526		BBCCBX 3-2 2B		X 0-0 2B			SBBBCFX 3-2 G6-3 SH2-3 2B 1B	FCX 0-2 FC3-6 ② 1-2f		4	1	3	0	0	0	1
Chris Jones, R (1, 7) (9, 9) Doug Jones, R (9, 1)		SFC 0-3 K ①		CX 0-1 L7 ②			X 0-0 SH2-3 ① 1-2	CX 0-1 G1-3 ③		3 0	0 0	0 0	0 0	0 0	1 0	3 0
Scott Servais, R (1, 2) OBP: 0.176, SLG: 0.176		CBSFX 1-2 F9 ②		SCX 0-2 G3 ③			X 0-0 G6-3 ② 2-3			3	0	0	0	0	0	3
Andujar Cedeno, R (1, 6) OBP: 0.192, SLG: 0.130		CSSFBS 1-3 K ③			SBBBX 2-1 L4 ①		IIII 4-0 2B IBB			2	1	0	0	1	1	1
Pete Harnisch, S (1, 1) OBP: 0.167, SLG: 0.333 Casey Candaele, S (9, 7) OBP: 0.278, SLG: 0.412			CBBX 2-1 F7 ①		LBX 1-1 G4-3 ②		1 SAFE BX 1-0 1-H 3-H 2B			3 0	0 0	1 0	2 0	0 0	0 0	0 0
Inning Stats	R: 0 H: 1 E: 1 LOB: 1 K: 1 BB: 0 S: 8 P: 12	R: 0 H: 1 E: 0 LOB: 1 K: 2 BB: 0 S: 14 P: 19	R: 1 H: 1 E: 0 LOB: 0 K: 0 BB: 1 S: 8 P: 19	R: 0 H: 1 E: 0 LOB: 1 K: 1 BB: 0 S: 9 P: 9	R: 0 H: 0 E: 0 LOB: 0 K: 0 BB: 0 S: 7 P: 11	R: 0 H: 0 E: 0 LOB: 0 K: 0 BB: 0 S: 5 P: 8	R: 2 H: 2 E: 0 LOB: 2 K: 0 BB: 2 S: 9 P: 22	R: 0 H: 1 E: 0 LOB: 1 K: 0 BB: 0 S: 7 P: 8		1B: 3 SF: 0 2B: 3 SAC: 2 3B: 0 DP: 0 HR: 1 HBP: 0				WP: 0 PA: 34 PB: 0 SB: 0 CS: 1		

	AB	28
	R	3
	H	7
	RBI	3
	BB	3
	SO	4
	LOB	13

PITCHER		IP	WLS	BF	H	R	ER	SO	BB	IBB	HBP	BLK	WP	HR	S	P	ERA	WHIP
Bruce Hurst, L ERA: 3.48	(1, 1)	6.2	L	28	6	3	3	4	1	2	0	0	0	1	58	97	4.05	1.050
Pat Clements, L ERA: 3.38	(7, 1)	0.1		1	0	0	0	0	0	0	0	0	0	0	2	3	0.00	0.000
Jose Melendez, R ERA: 1.13	(8, 1)	1.0		4	1	0	0	0	0	0	0	0	0	0	7	8	0.00	1.000

PITCHER	IP	WLS	BF	H	R	ER	SO	BB	IBB	HBP	BLK	WP	HR	S	P	ERA	WHIP

Batter	1	2	3	4	5	6	7	8	9	10	AB	R	H	RBI	BB	SO	LOB
Tony Fernandez, S (1, 6) OBP: 0.313, SLG: 0.391	0-0 2B		1-1 BLK 1B		0-0 F9 ①		0-0 1B 1B 1B		2-2 G3 ①		5	1	3	0	0	0	0
Tony Gwynn, L (1, 9) OBP: 0.412, SLG: 0.457	4-2 BB		0-0 BLK 1-2 1B		4-1 BB		2-1 1B SF7 1-2 1B		0-0 CS 1B		3	1	3	0	2	0	0
Gary Sheffield, R (1, 5) OBP: 0.319, SLG: 0.475	1-0 P5 ①		4-1 1-2 2-3 BB		3-2 F9 ②		1-0 SF7 1-3 2-H 1B		3-3 K ② ③ 1-2		4	0	1	1	1	1	4
Fred McGriff, L (1, 3) OBP: 0.333, SLG: 0.537	2-0 P4 ②		0-3 K ②		0-0 G4-3 ③		1-2 SF7 ① 1-2 3-H			0-3 K ①	4	0	0	1	0	2	6
Benito Santiago, R (1, 2) OBP: 0.182, SLG: 0.167	1-2 F9 ③		0-1 F8 ③			3-3 K ①	2-2 F7 ②			0-3 K ②	5	0	0	0	0	2	6
Jerald Clark, R (1, 7) OBP: 0.271, SLG: 0.349		0-1 P6 ①		2-3 K ①		4-1 1B BB	1-0 G5-3 ③			1-0 1B	4	0	1	0	1	1	1
Darrin Jackson, R (1, 8) OBP: 0.190, SLG: 0.205		2-3 K ②		1-2 P3 ②		1-2 1-2 1B		0-1 P2 ①		1-1 F9 ③	5	0	1	0	0	1	1
Kurt Stillwell, S (1, 4) OBP: 0.300, SLG: 0.350 Tim Teufel, R (4, 4) OBP: 0.250, SLG: 0.182		3-3 K ③		0-2 1B		1-3 K ②		2-1 P7 ②			2 2	0 0	1 0	0 0	0 0	1 1	0 2
Greg Harris, R (1, 1) OBP: 0.200, SLG: 0.200 Oscar Azocar, L (6, PH) OBP: 0.167, SLG: 0.167 Jose Melendez, R (6, 1) Gary Pettis, S (8, PH) Larry Andersen, R (8, 1) Randy Myers, L (8, 1)			1-3 K ①	0-0 F9 ③		0-0 F8 ③		3-3 K ③			2 1 0 1 0 0	0 0 0 0 0 0	0 0 0 0 0 0	0 0 0 0 0 0	0 0 0 0 0 0	1 0 0 1 0 0	1 2 0 0 0 0
Inning Stats	R: 0 E: 0 K: 0 S: 8 H: 1 LOB: 2 BB: 1 P: 16	R: 0 E: 0 K: 2 S: 8 H: 0 LOB: 0 BB: 0 P: 13	R: 0 E: 0 K: 2 S: 12 H: 2 LOB: 3 BB: 1 P: 18	R: 0 E: 0 K: 1 S: 10 H: 1 LOB: 1 BB: 0 P: 13	R: 0 E: 0 K: 0 S: 8 H: 0 LOB: 1 BB: 1 P: 15	R: 0 E: 0 K: 2 S: 12 H: 1 LOB: 2 BB: 1 P: 21	R: 2 E: 0 K: 0 S: 11 H: 3 LOB: 1 BB: 0 P: 18	R: 0 E: 0 K: 1 S: 7 H: 0 LOB: 0 BB: 0 P: 12	R: 0 E: 0 K: 1 S: 8 H: 1 LOB: 0 BB: 0 P: 13	R: 0 E: 0 K: 2 S: 9 H: 1 LOB: 1 BB: 0 P: 11	1B: 9 2B: 1 3B: 0 HR: 0	SF: 1 SAC: 0 DP: 0 HBP: 0					

PITCHER	IP	WLS	BF	H	R	ER	SO	BB	IBB	HBP	BLK	WP	HR	S	P	ERA	WHIP
Darryl Kile, R (1, 1) ERA: 2.6	6.0		27	5	0	0	7	4	0	0	1	0	0	58	96	0.00	1.500
Rob Murphy, L (7, 1) ERA: 7.11	0.1		4	3	2	2	0	0	0	0	0	0	0	7	11	54.00	9.000
Joe Boever, R (7, 1) ERA:	1.2		5	0	0	0	1	0	0	0	0	0	0	11	19	0.00	0.000
Doug Jones, R (9, 1) ERA:	2.0	W	7	2	0	0	3	0	0	0	0	0	0	17	24	0.00	1.000

PITCHER	IP	WLS	BF	H	R	ER	SO	BB	IBB	HBP	BLK	WP	HR	S	P	ERA	WHIP

TOP

San Diego Padres @ Houston Astros

Astrodome, Houston, TX

Sat Apr 18 1992, 8:05 PM EDT
Att. 18,133 - Dome - 70 F

livebaseballscorecards.com

AB	38
R	2
H	10
RBI	2
BB	4
SO	11
LOB	23

WP: 0	PA: 43		
PB: 0			
SB: 0			
CS: 1			

Batter	1	2	3	4	5	6	7	8	9	10	AB	R	H	RBI	BB	SO	LOB
Craig Biggio, R (1, 4) OBP: 0.449, SLG: 0.500	F B B F B X 3-2 5 BB 1B SF9 1B		C F F B B X 2-2 5 S 1B		C X 0-1 1B			B C C B X 2-2 1B 1B	F X 0-1 ③ FC5-4 1-2f		5	2	4	0	0	0	1
Steve Finley, L (1, 8) OBP: 0.362, SLG: 0.489	X 0-0 5 BB 1-2 1B		M X 0-1 ① F7		1 SAFE F B X 1-1 ③ F7			C B X 1-1 1B 1-2 1B		B B B C B 4-1 5 HR BB	4	1	2	0	1	0	2
5 Jeff Bagwell, R (1, 3) OBP: 0.429, SLG: 0.595	B B C B B 4-1 G6-4-3 1-2 2-3 BB		B B C B X 3-1 ② G6-3 1-2			C C F S 0-3 ① K		F B B F B C 3-3 ① K		M F B B B 1 SAFE 1 SAFE F X 3-2 1-H HR	4	1	1	2	1	2	3
Luis Gonzalez, L (1, 7) OBP: 0.160, SLG: 0.091 Chris Jones, R (8, PH) OBP: 0.250, SLG: 0.143 (9, 7)	X 0-0 ① SF9 3-H		B S F S 1-3 ③ K			C S B F B X 2-2 ② F9		S X 0-1 1-2 2-H 1B			2 1	0 0	0 1	1 1	0 0	1 0	1 0
Pete Incaviglia, R (1, 9) OBP: 0.283, SLG: 0.400	X 0-0 ②③ G6-4-3 1-2f			X 0-0 ① P4		S S X 0-2 1B		F B F B S 2-3 ② K			4	0	1	0	0	1	4
Ken Caminiti, S (1, 5) OBP: 0.372, SLG: 0.538 Juan Guerrero, R (3, 5) Rob Murphy, L (7, 1) Joe Boever, R (7, 1) Scott Servais, R (8, PH) OBP: 0.167, SLG: 0.167 Doug Jones, R (9, 1)	C C B B B F X 3-2 1B			C C S 0-3 ② K		B S 1 SAFE C B B X 3-2 ③ F8		S F F B X 1-2 ③ F9			1 2 0 0 1 0	0 0 0 0 0 0	1 0 0 0 0 0	0 0 0 0 0 0	0 1 0 0 0 0	0 1 0 0 2 0	0 1 0 0 0 0
Eddie Taubensee, L (1, 2) OBP: 0.333, SLG: 0.333	X 0-0 ① F8			C C X 0-2 ③ F7			B C F B S 2-3 ① K		C X 0-1 ① G3		4	0	0	0	0	1	1
Andujar Cedeno, R (1, 6) OBP: 0.179, SLG: 0.120 Rafael Ramirez, R (7, PH) OBP: 0.231, SLG: 0.167 (8, 6)	X 0-0 ② F9				S B S F B X 2-2 ① G5-3		S F F F S 0-3 ② K		B B B C X 3-1 ② P3		2 2	0 0	0 0	0 0	0 0	0 1	1 0
Darryl Kile, R (1, 1) OBP: 0.400, SLG: 0.250 Casey Candaele, S (7, 5) OBP: 0.300, SLG: 0.421	S S F C 0-3 ③				B S S S 1-3 ② K		X 0-0 ③ P4		B F X 1-1 FC5-4 1B		2 2	0 0	0 1	0 0	0 0	2 0	1 0
Inning Stats	R: 1 H: 2 E: 0 LOB: 1 K: 0 BB: 1 S: 7 P: 14	R: 0 H: 1 E: 0 LOB: 1 K: 1 BB: 0 S: 10 P: 13	R: 0 H: 1 E: 0 LOB: 1 K: 1 BB: 0 S: 11 P: 17	R: 0 H: 0 E: 0 LOB: 0 K: 1 BB: 0 S: 7 P: 7	R: 0 H: 1 E: 0 LOB: 1 K: 1 BB: 0 S: 11 P: 15	R: 0 H: 1 E: 0 LOB: 1 K: 1 BB: 0 S: 14 P: 19	R: 0 H: 0 E: 0 LOB: 0 K: 2 BB: 0 S: 9 P: 11	R: 1 H: 3 E: 0 LOB: 2 K: 2 BB: 0 S: 17 P: 26	R: 0 H: 1 E: 0 LOB: 1 K: 0 BB: 0 S: 8 P: 12	R: 2 H: 1 E: 0 LOB: 0 K: 0 BB: 1 S: 5 P: 12	1B: 10 SF: 1 2B: 0 SAC: 0 3B: 0 DP: 1 HR: 1 HBP: 0						

PITCHER		IP	WLS	BF	H	R	ER	SO	BB	IBB	HBP	BLK	WP	HR	S	P	ERA	WHIP
Greg Harris, R ERA: 2.5	(1, 1)	5.0		20	5	1	1	4	1	0	0	0	0	0	46	66	1.80	1.200
Jose Melendez, R ERA: 0.9	(6, 1)	2.0		7	1	0	0	3	0	0	0	0	0	0	23	30	0.00	0.500
Larry Andersen, R ERA: 9.0	(8, 1)	0.0		2	2	1	1	0	0	0	0	0	0	0	5	8	∞	∞
Randy Myers, L ERA: 3.72	(8, 1)	2.0	L	10	3	2	2	2	1	0	0	0	0	1	25	42	9.00	2.000

PITCHER	IP	WLS	BF	H	R	ER	SO	BB	IBB	HBP	BLK	WP	HR	S	P	ERA	WHIP

BOTTOM

San Diego Padres @ Houston Astros

Astrodome, Houston, TX

Sat Apr 18 1992, 8:05 PM EDT

Att. 18,133 - Dome - 70 F

livebaseballscorecards.com

AB	36
R	4
H	11
RBI	4
BB	2
SO	9
LOB	17

WP: 0 PA: 39
PB: 0
SB: 1
CS: 0

San Diego Padres @ Houston Astros

Astrodome, Houston, TX

Sun Apr 19 1992, 4:33 AM EDT

Att. 7,717 - Dome - 70 F

TOP

livebaseballscorecards.com

Batter	1	2	3	4	5	6	7	8	9	10	11	AB	R	H	RBI	BB	SO	LOB
Tony Fernandez, S (1, 6) OBP: 0.321, SLG: 0.392	G4-3		1B		G3		P4			G3		5	0	2	0	0	0	3
Tony Gwynn, L (1, 9) OBP: 0.393, SLG: 0.431	F7		1B			F8		P8		G3		5	0	1	0	0	0	1
Gary Sheffield, R (1, 5) OBP: 0.327, SLG: 0.467	1B		F7			FC3-6 1B		F7		K		5	0	2	0	0	1	3
Fred McGriff, L (1, 3) OBP: 0.340, SLG: 0.522	G1-5-3			L7		FC3-6 FC6-4		1B			BLK 1B	5	0	2	0	0	0	2
Benito Santiago, R (1, 2) OBP: 0.163, SLG: 0.149		G6-3		G6-3		FC6-4		F8			F8	5	0	0	0	0	0	3
Jerald Clark, R (1, 7) OBP: 0.245, SLG: 0.313		G5-3		K			G6-3		K		F7	5	0	0	0	0	2	1
Darrin Jackson, R (1, 8) OBP: 0.191, SLG: 0.186		G6-3			F8		K	K			FC6-4 IBB	4	0	0	0	1	2	0
Tim Teufel, R (1, 4) OBP: 0.176, SLG: 0.125			P5		G5-3		E5 1B	L7			FC6-4	5	0	0	0	0	0	2
Andy Benes, R (1, 1) OBP: 0.429, SLG: 0.500			K		2B		1B			K		3	0	2	0	0	1	0
Kevin Ward, R (10, PH) OBP: 0.333, SLG: 1.333												1	0	0	0	0	1	0
Rich Rodriguez, L (10, 1)												0	0	0	0	0	0	0
Larry Andersen, R (11, 1)												0	0	0	0	0	0	0
Inning Stats	R: 0 E: 0 K: 0 S: 10 H: 1 LOB: 1 BB: 0 P: 16	R: 0 E: 0 K: 0 S: 7 H: 0 LOB: 0 BB: 0 P: 10	R: 0 E: 0 K: 1 S: 10 H: 2 LOB: 2 BB: 0 P: 14	R: 0 E: 0 K: 1 S: 11 H: 0 LOB: 0 BB: 0 P: 14	R: 0 E: 0 K: 0 S: 9 H: 1 LOB: 1 BB: 0 P: 12	R: 0 E: 0 K: 0 S: 6 H: 1 LOB: 1 BB: 0 P: 8	R: 0 E: 1 K: 1 S: 8 H: 1 LOB: 2 BB: 0 P: 11	R: 0 E: 0 K: 0 S: 6 H: 1 LOB: 1 BB: 0 P: 10	R: 0 E: 0 K: 2 S: 10 H: 0 LOB: 0 BB: 0 P: 17	R: 0 E: 0 K: 2 S: 10 H: 1 LOB: 1 BB: 0 P: 13	R: 0 E: 0 K: 0 S: 8 H: 1 LOB: 2 BB: 1 P: 23	1B: 8 2B: 1 3B: 0 HR: 0	SF: 0 SAC: 0 DP: 0 HBP: 0		WP: 0 PB: 0 SB: 0 CS: 0	PA: 44		

	AB	43
	R	0
	H	9
	RBI	0
	BB	1
	SO	7
	LOB	15

PITCHER		IP	WLS	BF	H	R	ER	SO	BB	IBB	HBP	BLK	WP	HR	S	P	ERA	WHIP
Butch Henry, L ERA: 3.44	(1, 1)	9.0		35	7	0	0	5	0	0	0	0	0	0	77	112	0.00	0.778
Al Osuna, L ERA:	(10, 1)	1.2		8	2	0	0	2	0	1	0	1	0	0	16	31	0.00	1.200
Xavier Hernandez, R ERA:	(11, 1)	0.1	W	1	0	0	0	0	0	0	0	0	0	0	2	5	0.00	0.000

Batter	1	2	3	4	5	6	7	8	9	10	11	AB	R	H	RBI	BB	SO	LOB
Craig Biggio, R (1, 4) OBP: 0.463, SLG: 0.542	C C B F X 1-2 G4-3 2B		C X 0-1 ③ P4			B C S S 1-3 ③ K			B X 1-0 1B 2B		I I I I 4-0 1B G4-3 IBB	4	0	2	0	1	1	0
Steve Finley, L (1, 8) OBP: 0.346, SLG: 0.460	C X 0-1 ① G4-3 2-3			X 0-0 ① L7			C B S S C 1-3 ① K		C B X 1-1 ② 2-H 1B		B F B X 2-1 ② G4-3 1-2 2-3	5	0	1	0	0	1	3
5 Jeff Bagwell, R (1, 3) OBP: 0.444, SLG: 0.600	S F S 0-3 ② K			B B C X 2-1 ② F8			B C C C X 1-2 F9 2B		I I I I 4-0 IBB		I I I I 4-0 1B IBB	3	0	1	0	2	1	1
Luis Gonzalez, L (1, 7) OBP: 0.138, SLG: 0.077 Xavier Hernandez, L (11, 1) Pete Incaviglia, R (11, PH) OBP: 0.298, SLG: 0.413	B S B F S 2-3 ③ K			B C F S 1-3 ③ K			X 0-0 ② F9 2-3		X 0-0 ③ F8		S S B B X 2-2 1-2 2-3 3-H 1B	4 0 1	0 0 0	0 0 1	0 0 1	0 0 0	2 0 0	4 0 0
Eric Anthony, L (1, 9) OBP: 0.125, SLG: 0.125		B B X 2-0 ① F7			C S B S 1-3 ① K		X 0-0 ③ F7			B X 1-0 ① F9		4	0	0	0	0	1	1
Casey Candaele, S (1, 5) OBP: 0.250, SLG: 0.348		B X 1-0 ② G4-3			C F S 0-3 ② K2-3		F X 0-1 ① G4-3			C X 0-1 ② G1-3		4	0	0	0	0	1	0
Eddie Taubensee, L (1, 2) OBP: 0.321, SLG: 0.320		F F C 0-3 ③ K			B B C F S 2-3 ③ K		X 0-0 G6-4-3 1B			C X 0-1 ③ F7		4	0	1	0	0	2	0
Rafael Ramirez, R (1, 6) OBP: 0.235, SLG: 0.188			F X 0-1 ① F7			B B C X 2-1 ① F7		S X 0-1 ② ③ G6-4-3 1-2f			C X 0-1 G4-3 SH5-3 1B 1B	4	1	1	0	0	0	1
Butch Henry, L (1, 1) Karl Rhodes, L (9, PH) Al Osuna, R (10, 1) Chris Jones, R (11, 7) OBP: 0.250, SLG: 0.143			B B C F S 2-3 ② K			X 0-0 ② G6-3			C B B C S 2-3 ① K		B 1 X SAFE 1-0 ① SH5-3 1-2	2 1 0 0	0 0 0 0	0 0 0 0	0 0 0 0	0 0 0 0	1 1 0 0	0 0 0 0
Inning Stats	R: 0 E: 0 K: 2 S: 12 H: 1 LOB: 1 BB: 0 P: 15	R: 0 E: 0 K: 1 S: 5 H: 0 LOB: 0 BB: 0 P: 8	R: 0 E: 0 K: 1 S: 8 H: 0 LOB: 0 BB: 0 P: 10	R: 0 E: 0 K: 1 S: 6 H: 0 LOB: 0 BB: 0 P: 9	R: 0 E: 0 K: 3 S: 9 H: 0 LOB: 0 BB: 0 P: 12	R: 0 E: 0 K: 1 S: 6 H: 0 LOB: 0 BB: 0 P: 9	R: 0 E: 0 K: 1 S: 8 H: 1 LOB: 1 BB: 0 P: 10	R: 0 E: 0 K: 0 S: 5 H: 1 LOB: 0 BB: 0 P: 5	R: 0 E: 0 K: 1 S: 7 H: 2 LOB: 2 BB: 1 P: 15	R: 0 E: 0 K: 0 S: 5 H: 0 LOB: 0 BB: 0 P: 6	R: 1 E: 0 K: 0 S: 8 H: 2 LOB: 3 BB: 2 P: 21	1B: 4 2B: 3 3B: 0 HR: 0		SF: 0 SAC: 1 DP: 1 HBP: 0			WP: 0 PB: 0 SB: 0 CS: 0	PA: 40	

PITCHER		IP	WLS	BF	H	R	ER	SO	BB	IBB	HBP	BLK	WP	HR	S	P	ERA	WHIP
Andy Benes, R ERA: 0.39	(1, 1)	9.0		31	5	0	0	11	0	1	0	0	0	0	66	93	0.00	0.556
Rich Rodriguez, L ERA: 2.0	(10, 1)	1.2	L	8	1	1	1	0	0	2	0	0	0	0	10	22	5.40	0.600
Larry Andersen, R ERA: 9.0	(11, 1)	0.0		1	1	0	0	0	0	0	0	0	0	0	3	5	∞	∞

PITCHER	IP	WLS	BF	H	R	ER	SO	BB	IBB	HBP	BLK	WP	HR	S	P	ERA	WHIP

BOTTOM

San Diego Padres @ Houston Astros

Astrodome, Houston, TX

Sun Apr 19 1992, 4:33 AM EDT

Att. 7,717 - Dome - 70 F

livebaseballscorecards.com

AB	36
R	1
H	7
RBI	1
BB	3
SO	11
LOB	10

Batter	1	2	3	4	5	6	7	8	9	AB	R	H	RBI	BB	SO	LOB
Deion Sanders, L (1, 9) OBP: 0.435, SLG: 0.729	P2		1B WP SF9 1B	E4 1B 2B 2-3		K		FC5-2 BB 2B 1-2 2-3 3-Hf		5	3	1	0	0	1	6
Lonnie Smith, R (1, 7) OBP: 0.188, SLG: 0.143 Steve Lyons, L (8, 7) OBP: 0.091, SLG: 0.273	G5-3		F9 BB 1-3 1B	2B 1-3 3-H 1B		K		2B 1-2 2-3 3-H BB		4	2	2	2	1	1	2
										0	0	0	0	0	0	0
Terry Pendleton, S (1, 5) OBP: 0.241, SLG: 0.315	F9		SF9 3-H	1-H 3-H 2B			CS 1B	1-H 2-H 3-H 2B		4	0	3	6	0	0	0
Ron Gant, R (1, 8) OBP: 0.362, SLG: 0.510		1B S SF8 1B	FC5-4 1-2 BB		G6-3		K	K		4	1	1	0	1	2	2
Jeff Blauser, R (1, 4) OBP: 0.250, SLG: 0.368		1 SAFE 1 SAFE SF8 E 1-3 1B	F9 2-3		K		K 1-2		F8	5	1	1	0	0	2	3
Brian Hunter, R (1, 3) OBP: 0.088, SLG: 0.250		SF8 1-2 3-H	FC5-4 1-2f		F9			P3	G1-3	4	0	0	1	0	0	2
Greg Olson, R (1, 2) OBP: 0.375, SLG: 0.324		P6 3-H		G1-3		F8		1B FC5-2 1B	F8	5	0	1	0	0	0	1
Rafael Belliard, R (1, 6) OBP: 0.351, SLG: 0.294		E4 2-H		E SH1-4 1B BB		1B 1B		FC5-2 1B 1-2 BB 1B		3	2	2	0	1	0	0
Charlie Leibrandt, R (1, 1) Marvin Freeman, R (4, 1) OBP: 1.000, SLG: 1.000 Mike Stanton, L (6, 1) OBP: 1.000, SLG: 1.000 Alejandro Pena, R (9, 1)		P9		SH1-4 1-2		1B 1-2 1B		BB FC5-2 2B 1-2 2-3 1B		1	0	0	0	0	0	1
										1	0	1	0	0	0	0
										1	1	1	0	0	0	0
										0	0	0	0	0	0	0
Inning Stats	R: 0 E: 0 K: 0 S: 5 H: 0 LOB: 0 BB: 0 P: 7	R: 2 E: 1 K: 0 S: 9 H: 2 LOB: 1 BB: 0 P: 14	R: 1 E: 0 K: 0 S: 10 H: 2 LOB: 2 BB: 1 P: 16	R: 3 E: 1 K: 0 S: 9 H: 2 LOB: 1 BB: 1 P: 16	R: 0 E: 0 K: 1 S: 8 H: 0 LOB: 0 BB: 0 P: 10	R: 0 E: 0 K: 2 S: 12 H: 2 LOB: 2 BB: 0 P: 18	R: 0 E: 0 K: 2 S: 9 H: 1 LOB: 0 BB: 0 P: 12	R: 4 E: 0 K: 1 S: 18 H: 4 LOB: 1 BB: 1 P: 28	R: 0 E: 0 K: 0 S: 8 H: 0 LOB: 0 BB: 0 P: 12	1B: 11 2B: 2 3B: 0 HR: 0 SF: 2 SAC: 1 DP: 0 HBP: 0							

TOP

Atlanta Braves @ San Diego Padres

Jack Murphy Stadium, San Diego, CA

Mon Apr 20 1992, 10:05 PM EDT

Att. 20,002 - Sunny - 78 F

livebaseballscorecards.com

AB	37
R	10
H	13
RBI	9
BB	3
SO	6
LOB	17

PITCHER		IP	WLS	BF	H	R	ER	SO	BB	IBB	HBP	BLK	WP	HR	S	P	ERA	WHIP
Craig Lefferts, L ERA: 7.15	(1, 1)	4.0	L	21	6	6	2	0	2	0	0	0	1	0	33	53	4.50	2.000
Jose Melendez, R ERA: 0.82	(5, 1)	1.0		3	0	0	0	1	0	0	0	0	0	0	8	10	0.00	0.000
Jeremy Hernandez, R ERA: 5.63	(6, 1)	2.1		12	6	3	3	4	0	0	0	0	0	0	30	42	11.57	2.571
Pat Clements, L ERA: 5.4	(8, 1)	0.2		4	1	1	1	1	1	0	0	0	0	0	9	16	13.50	3.000
Rich Rodriguez, L ERA: 1.8	(9, 1)	1.0		3	0	0	0	0	0	0	0	0	0	0	8	12	0.00	0.000

PITCHER	IP	WLS	BF	H	R	ER	SO	BB	IBB	HBP	BLK	WP	HR	S	P	ERA	WHIP

WP: 1	PA: 43
PB: 0	
SB: 1	
CS: 1	

Batter	1	2	3	4	5	6	7	8	9	AB	R	H	RBI	BB	SO	LOB
Tony Fernandez, S (1, 6) OBP: 0.328, SLG: 0.393	G5-3	SF8 S 1B		G1 1B		G6-3		G6-3		5	0	2	1	0	0	1
Tony Gwynn, L (1, 9) OBP: 0.393, SLG: 0.455	BB 1B 1B	SF8		F7		2B		G4-3		4	1	2	1	0	0	2
Gary Sheffield, R (1, 5) OBP: 0.368, SLG: 0.542	1B BB	FC6-4 BB		G1		1B			HR	3	1	2	1	2	0	2
Fred McGriff, L (1, 3) OBP: 0.328, SLG: 0.490	FC5 1B	FC6-4		G4-3		P5			L9	5	0	1	1	0	0	6
Benito Santiago, R (1, 2) OBP: 0.167, SLG: 0.154	P3		F8		K	F8			G4-6-3 1B	5	0	1	0	0	1	4
Kevin Ward, R (1, 7) OBP: 0.375, SLG: 0.714	FC5		FC6-4 1B		FC4-6 1B BB		G4-3		G4-6-3	4	0	1	0	1	0	3
Darrin Jackson, R (1, 8) OBP: 0.216, SLG: 0.213		1B 1B 1B	P3		FC4-6 1B		G6-3			4	1	2	0	0	0	1
Tim Teufel, R (1, 4) OBP: 0.190, SLG: 0.150		SH1-4 SF8 1B	FC6-4		FC4-6		G1-3			4	1	1	0	0	0	3
Craig Lefferts, L (1, 1)		SH1-4		G1 1B	G3-1				G6-3 BB	0	0	0	0	0	0	0
Craig Shipley, R (4, PH) OBP: 0.250, SLG: 0.250										1	0	1	0	0	0	0
Jose Melendez, R (5, 1)										0	0	0	0	0	0	0
Oscar Azocar, L (5, PH) OBP: 0.143, SLG: 0.143										1	0	0	0	0	0	2
Jeremy Hernandez, R (6, 1)										0	0	0	0	0	0	0
Pat Clements, R (8, 1)										0	0	0	0	0	0	0
Gary Pettis, S (8, PH)										0	0	0	0	1	0	0
Rich Rodriguez, L (9, 1)										0	0	0	0	0	0	0
Inning Stats	R: 1 E: 0 K: 0 S: 12 H: 2 LOB: 2 BB: 1 P: 22	R: 2 E: 0 K: 0 S: 16 H: 3 LOB: 2 BB: 1 P: 27	R: 0 E: 0 K: 0 S: 5 H: 1 LOB: 1 BB: 0 P: 6	R: 0 E: 0 K: 0 S: 8 H: 2 LOB: 2 BB: 0 P: 12	R: 0 E: 0 K: 1 S: 10 H: 1 LOB: 2 BB: 1 P: 16	R: 0 E: 0 K: 0 S: 13 H: 2 LOB: 2 BB: 0 P: 14	R: 0 E: 0 K: 0 S: 4 H: 0 LOB: 0 BB: 0 P: 7	R: 0 E: 0 K: 0 S: 7 H: 0 LOB: 0 BB: 1 P: 14	R: 1 E: 0 K: 0 S: 8 H: 2 LOB: 0 BB: 0 P: 12	1B: 11 2B: 1 3B: 0 HR: 1	SF: 1 SAC: 1 DP: 2 HBP: 0					

PITCHER		IP	WLS	BF	H	R	ER	SO	BB	IBB	HBP	BLK	WP	HR	S	P	ERA	WHIP
Charlie Leibrandt, L ERA: 4.61	(1, 1)	3.0		19	8	3	3	0	2	0	0	0	0	0	35	59	9.00	3.333
Marvin Freeman, R ERA: 2.57	(4, 1)	2.1	W	11	3	0	0	1	1	0	0	0	0	0	23	32	0.00	1.714
Mike Stanton, L ERA: 5.06	(6, 1)	2.2		8	0	0	0	0	1	0	0	0	0	0	17	27	0.00	0.375
Alejandro Pena, R ERA: 6.75	(9, 1)	1.0		4	2	1	1	0	0	0	0	0	0	1	8	12	9.00	2.000

PITCHER	IP	WLS	BF	H	R	ER	SO	BB	IBB	HBP	BLK	WP	HR	S	P	ERA	WHIP

BOTTOM

Atlanta Braves @ San Diego Padres

Jack Murphy Stadium, San Diego, CA

Mon Apr 20 1992, 10:05 PM EDT

Att. 20,002 - Sunny - 78 F

livebaseballscorecards.com

AB	36
R	4
H	13
RBI	4
BB	4
SO	1
LOB	24

WP: 0	PA: 42		
PB: 0			
SB: 1			
CS: 0			

Batter	1	2	3	4	5	6	7	8	9	AB	R	H	RBI	BB	SO	LOB
Deion Sanders, L (1, 9) OBP: 0.409, SLG: 0.683	X 0-0 ① G4-3		B C F B X 2-2 ③ G4-3		X 0-0 ② P2			M B B F B S 3-3 ① K		4	0	0	0	0	1	0
Lonnie Smith, R (1, 7) OBP: 0.150, SLG: 0.111	B B F S B F X 3-2 ② G6-3			B F B S X 2-2 ① G6-3	C B X 1-1 ③ F9			B S S F S 1-3 ② K		4	0	0	0	0	1	0
Terry Pendleton, S (1, 5) OBP: 0.258, SLG: 0.328	B X 1-0 FC6-4 1B			C C B F X 1-2 HR 1B		C S B S 1-3 ① K		S F X 0-2 ③ G3-1		4	1	2	0	0	1	0
Ron Gant, R (1, 8) OBP: 0.355, SLG: 0.545	B C B X 2-1 ③ FC6-4 1-2f			X 0-0 1-H HR		F B S X 1-2 ② P3			S B B F X 2-2 ① L9	4	1	1	2	0	0	1
Sid Bream, L (1, 3) OBP: 0.275, SLG: 0.206 Brian Hunter, R (9, PH) OBP: 0.086, SLG: 0.242		C B F X 1-2 ① G4-3		S B B B B 4-1 1B BB		S C X 0-2 1B			C F B X 1-2 ② L4	2 1	0 0	1 0	0 0	1 0	0 0	0 0
Damon Berryhill, S (1, 2) OBP: 0.304, SLG: 0.348		X 0-0 ② G6-3		X 0-0 FC5 1-2 1B		S S X 0-2 ③ F9			X 0-0 ③ G1-3	4	0	1	0	0	0	1
Jeff Blauser, R (1, 4) OBP: 0.233, SLG: 0.341		B C C B B X 3-2 ③ L8		F X 0-1 ② F8			B C F S 1-3 ① K			3	0	0	0	0	1	2
Rafael Belliard, R (1, 6) OBP: 0.325, SLG: 0.270			C X 0-1 ① G6-3	B B B C X 3-1 ③ FC5 1-2f			C F S 0-3 ② K			3	0	0	0	0	1	2
Mike Bielecki, R (1, 1)			C B B F S 2-3 ② K		C S B F S 1-3 ① K		F L X 0-2 ③ L9			2	0	0	0	0	2	0
Kent Mercker, L (5, 1)										0	0	0	0	0	0	0
Steve Lyons, L (7, PH) OBP: 0.083, SLG: 0.250										1	0	0	0	0	0	0
Juan Berenguer, R (7, 1)										0	0	0	0	0	0	0
Alejandro Pena, R (8, 1)										0	0	0	0	0	0	0
Inning Stats	R: 0 E: 0 K: 0 S: 8 H: 1 LOB: 1 BB: 0 P: 14	R: 0 E: 0 K: 0 S: 7 H: 0 LOB: 0 BB: 0 P: 11	R: 0 E: 0 K: 1 S: 8 H: 0 LOB: 0 BB: 0 P: 12	R: 2 E: 0 K: 0 S: 14 H: 3 LOB: 2 BB: 1 P: 24	R: 0 E: 0 K: 1 S: 7 H: 0 LOB: 0 BB: 0 P: 9	R: 0 E: 0 K: 1 S: 12 H: 1 LOB: 1 BB: 0 P: 14	R: 0 E: 0 K: 2 S: 9 H: 0 LOB: 0 BB: 0 P: 10	R: 0 E: 0 K: 2 S: 10 H: 0 LOB: 0 BB: 0 P: 14	R: 0 E: 0 K: 0 S: 8 H: 0 LOB: 0 BB: 0 P: 11	1B: 4 2B: 0 3B: 0 HR: 1	SF: 0 SAC: 0 DP: 0 HBP: 0						

TOP

Atlanta Braves @ San Diego Padres

Jack Murphy Stadium, San Diego, CA

Tue Apr 21 1992, 10:05 PM EDT

Att. 26,468 - Cloudy - 71 F

livebaseballscorecards.com

AB	32
R	2
H	5
RBI	2
BB	1
SO	7
LOB	6

PITCHER		IP	WLS	BF	H	R	ER	SO	BB	IBB	HBP	BLK	WP	HR	S	P	ERA	WHIP
Dave Eiland, R ERA: 3.38	(1, 1)	1.1		5	1	0	0	0	0	0	0	0	0	0	11	18	0.00	0.750
Rich Rodriguez, L ERA: 2.84	(2, 1)	2.2	W	12	3	2	2	1	1	0	0	0	0	1	26	43	6.75	1.500
Jose Melendez, R ERA: 0.64	(5, 1)	3.0		10	1	0	0	4	0	0	0	0	0	0	28	33	0.00	0.333
Randy Myers, L ERA: 3.09	(8, 1)	2.0	S	6	0	0	0	2	0	0	0	0	0	0	18	25	0.00	0.000

PITCHER	IP	WLS	BF	H	R	ER	SO	BB	IBB	HBP	BLK	WP	HR	S	P	ERA	WHIP

BOTTOM

Atlanta Braves @ San Diego Padres

Jack Murphy Stadium, San Diego, CA

Tue Apr 21 1992, 10:05 PM EDT

Att. 26,468 - Cloudy - 71 F

livebaseballscorecards.com

Batter	1	2	3	4	5	6	7	8	9	AB	R	H	RBI	BB	SO	LOB
Tony Fernandez, S (1, 6) OBP: 0.339, SLG: 0.390	B5-3		P6	2-H 1B			WP S BB			3	0	1	1	1	0	0
Tony Gwynn, L (1, 9) OBP: 0.400, SLG: 0.458	G4-3		CS 1B		G5-4-3 1B		1-2 F9			4	0	2	0	0	0	1
Gary Sheffield, R (1, 5) OBP: 0.377, SLG: 0.577	1B 2B 2B		1-2 2B		1-2f G5-4-3		2-3 P5			4	1	2	0	0	0	2
Fred McGriff, L (1, 3) OBP: 0.355, SLG: 0.556	2B 2-3 1B		IBB		HR			K		3	1	2	1	1	1	0
Benito Santiago, R (1, 2) OBP: 0.172, SLG: 0.179	1-3 3-H 2B		G1-3		G3			K		4	0	1	1	0	1	2
Jerald Clark, R (1, 7) OBP: 0.228, SLG: 0.288	K			G6-3		G6-3		G6-3		4	0	0	0	0	1	2
Darrin Jackson, R (1, 8) OBP: 0.241, SLG: 0.300		G6-4-3 1B		HR		P4				3	1	2	1	0	0	0
Tim Teufel, R (1, 4) OBP: 0.208, SLG: 0.217		1-2f G6-4-3		1B 2B		K				3	1	1	0	0	1	1
Dave Eiland, R (1, 1) OBP: 0.250, SLG: 1.000 Rich Rodriguez, L (2, 1) Kurt Stillwell, S (4, PH) OBP: 0.293, SLG: 0.341 Jose Melendez, R (5, 1) Oscar Azocar, L (7, PH) OBP: 0.125, SLG: 0.125 Randy Myers, L (8, 1)		G6-3		K			P6			0	0	0	0	0	0	0
										1	0	0	0	0	0	0
										1	0	0	0	0	1	1
										0	0	0	0	0	0	0
										1	0	0	0	0	0	0
										0	0	0	0	0	0	0
Inning Stats	R: 1 E: 0 K: 1 S: 15 H: 3 LOB: 2 BB: 0 P: 24		R: 0 E: 0 K: 0 S: 6 H: 1 LOB: 0 BB: 0 P: 8	R: 0 E: 0 K: 0 S: 10 H: 2 LOB: 2 BB: 1 P: 22	R: 2 E: 0 K: 1 S: 12 H: 3 LOB: 1 BB: 0 P: 16	R: 1 E: 0 K: 0 S: 14 H: 2 LOB: 0 BB: 0 P: 18	R: 0 E: 0 K: 1 S: 7 H: 0 LOB: 0 BB: 0 P: 10	R: 0 E: 0 K: 0 S: 16 H: 0 LOB: 1 BB: 1 P: 21	R: 0 E: 0 K: 2 S: 10 H: 0 LOB: 0 BB: 0 P: 14	1B: 5 2B: 4 3B: 0 HR: 2	SF: 0 SAC: 0 DP: 2 HBP: 0					

	AB	31
	R	4
	H	11
	RBI	4
	BB	2
	SO	5
	LOB	9

PITCHER		IP	WLS	BF	H	R	ER	SO	BB	IBB	HBP	BLK	WP	HR	S	P	ERA	WHIP
Mike Bielecki, R ERA: 2.37	(1, 1)	4.0	L	20	10	4	4	2	0	1	0	0	0	1	46	73	9.00	2.500
Kent Mercker, L ERA: 5.87	(5, 1)	2.0		6	1	0	0	1	0	0	0	0	0	1	18	25	0.00	0.500
Juan Berenguer, R ERA: 2.79	(7, 1)	1.0		4	0	0	0	0	1	0	0	0	1	0	16	21	0.00	1.000
Alejandro Pena, R ERA: 5.4	(8, 1)	1.0		3	0	0	0	2	0	0	0	0	0	0	10	14	0.00	0.000

PITCHER	IP	WLS	BF	H	R	ER	SO	BB	IBB	HBP	BLK	WP	HR	S	P	ERA	WHIP

Batter	1	2	3	4	5	6	7	8	9	AB	R	H	RBI	BB	SO	LOB
Deion Sanders, L (1, 9) OBP: 0.414, SLG: 0.716	L C F X 0-2 S S G6-3 1B		C B X 1-1 E4 FC5-4 1B 1-3		M B B X 2-1 ② G3			F B S B B X 3-2 HR		4	2	2	1	0	0	1
Lonnie Smith, R (1, 7) OBP: 0.125, SLG: 0.091 Marvin Freeman, R (8, 1) OBP: 1.000, SLG: 1.000	B 1 SAFE S 1 SAFE B F B S 3-3 ① K 1-2		S S C SAFE 0-3 ① K		C B X 1-1 ③ G6-3			F F B C 1-3 ① K		4 0	0 0	0 0	0 0	0 0	3 0	3 0
Terry Pendleton, S (1, 5) OBP: 0.273, SLG: 0.339	S B X 1-1 ② G6-3 2-H		1 SAFE 1 SAFE X 0-0 FC5-4 1-2 1B			X 0-0 ① G5-3		F X 0-1 1B		4	0	2	1	0	0	0
Ron Gant, R (1, 8) OBP: 0.348, SLG: 0.517	B B S B B 4-1 BB		B B C E B X 3-2 ② FC5-4 1-2f 2-3 3-H			B S F B B C 3-3 ② K		B S C C 1-3 ② K		3	0	0	1	1	2	3
Jeff Blauser, R (1, 4) OBP: 0.213, SLG: 0.311	F B 1 SAFE X 1-1 ③ F8		1 SAFE C E B F 1 SAFE X 1-2 ③ G1-3			X 0-0 ③ F8		S B C B C 2-3 ③ K		4	0	0	0	0	1	4
Brian Hunter, R (1, 3) OBP: 0.103, SLG: 0.270		F F B B S 2-3 ① K		S C C 0-3 ① K			X 0-0 G6-3 2B		F C B S 1-3 ① K	4	0	1	0	0	3	0
Greg Olson, R (1, 2) OBP: 0.349, SLG: 0.297 Jerry Willard, L (7, 2) OBP: 0.375, SLG: 0.875	C C B X 1-2 ② G6-3			B C C C 1-3 ② K			B F B F F S 2-3 ① K		B X 1-0 HR	3 1	0 1	0 1	0 1	0 0	2 0	1 0
Rafael Belliard, R (1, 6) OBP: 0.295, SLG: 0.244	C X 0-1 ③ G5-3			C F X 0-2 ③ G6-3			X 0-0 ② G6-3 2-3		S F X 0-2 ② G3	4	0	0	0	0	0	1
Tom Glavine, L (1, 1) OBP: 0.500, SLG: 0.500 Mark Lemke, S (5, PH) OBP: 0.370, SLG: 0.360 Ben Rivera, R (5, 1) Francisco Cabrera, R (7, PH) OBP: 0.250, SLG: 1.000 Kent Mercker, L (7, 1) Steve Lyons, L (8, 7) OBP: 0.077, SLG: 0.231			B B C X 2-1 E FC5-4 1B		B F C X 1-2 ① L4		X 0-0 ③ P6		B C B F S 2-3 ③ K2-3	1 1 0 1 0 1	1 0 0 0 0 0	1 0 0 0 0 0	0 0 0 0 0 0	0 0 0 0 0 1	0 0 0 0 0 0	0 0 0 1 0 0
Inning Stats	R: 1 E: 0 K: 1 S: 12 H: 1 LOB: 1 BB: 1 P: 21	R: 0 E: 0 K: 1 S: 8 H: 0 LOB: 0 BB: 0 P: 11	R: 1 E: 1 K: 1 S: 15 H: 2 LOB: 2 BB: 0 P: 22	R: 0 E: 0 K: 2 S: 9 H: 0 LOB: 0 BB: 0 P: 10	R: 0 E: 0 K: 0 S: 7 H: 0 LOB: 0 BB: 0 P: 11	R: 0 E: 0 K: 1 S: 5 H: 0 LOB: 0 BB: 0 P: 8	R: 0 E: 0 K: 1 S: 7 H: 1 LOB: 1 BB: 0 P: 9	R: 1 E: 0 K: 3 S: 14 H: 2 LOB: 1 BB: 0 P: 21	R: 1 E: 0 K: 2 S: 10 H: 1 LOB: 0 BB: 0 P: 14	1B: 4 2B: 1 3B: 0 HR: 2 SF: 0 SAC: 0 DP: 0 HBP: 0						

PITCHER		IP	WLS	BF	H	R	ER	SO	BB	IBB	HBP	BLK	WP	HR	S	P	ERA	WHIP
Bruce Hurst, L ERA: 3.21	(1, 1)	7.1	W	30	6	3	2	8	1	0	0	0	0	1	71	104	2.46	0.955
Jeremy Hernandez, R ERA: 5.59	(8, 1)	1.2		6	1	1	1	4	0	0	0	0	0	1	16	23	5.40	0.600

PITCHER	IP	WLS	BF	H	R	ER	SO	BB	IBB	HBP	BLK	WP	HR	S	P	ERA	WHIP

Atlanta Braves @ San Diego Padres

Jack Murphy Stadium, San Diego, CA

Wed Apr 22 1992, 6:33 AM EDT

Att. 18,581 - Sunny - 75 F

TOP

livebaseballscorecards.com

AB	35
R	4
H	7
RBI	4
BB	1
SO	12
LOB	14

WP: 0	PA: 36		
PB: 0			
SB: 2			
CS: 0			

Batter	1	2	3	4	5	6	7	8	9	AB	R	H	RBI	BB	SO	LOB
Tony Fernandez, S (1, 6) OBP: 0.343, SLG: 0.406	G5-3	1B		2B		K	FC6-4			5	1	2	0	0	1	1
Tony Gwynn, L (1, 9) OBP: 0.429, SLG: 0.476	2B 1B	F8		FC6-4		2B BB	1B			4	2	3	0	1	0	1
Gary Sheffield, R (1, 5) OBP: 0.394, SLG: 0.596	2B 1B	1B		L7		BB SF8	F9			5	2	3	0	0	0	3
Fred McGriff, L (1, 3) OBP: 0.379, SLG: 0.579	E 2B			FC6-4		SF8 BB		G4-3 WP		3	1	2	3	1	0	1
Kevin Ward, R (8, PH) OBP: 0.444, SLG: 0.714 (9, 7)						IBB		BB		0	0	0	0	1	0	0
Benito Santiago, R (1, 2) OBP: 0.210, SLG: 0.254	E9 G5-3 HR	K			HR	SF8		G4-3		3	2	2	2	1	1	2
Dann Bilardello, R (8, PH) (9, 2)	1B					BB				1	0	0	0	0	0	1
Darrin Jackson, R (1, 8) OBP: 0.220, SLG: 0.278	G5-3		F8		G6-3	SF8		G5-3		4	0	0	1	0	0	2
Jerald Clark, R (1, 7) OBP: 0.226, SLG: 0.333 (9, 3)	HR		F8		G6-3	K		K		5	1	1	2	0	2	3
Tim Teufel, R (1, 4) OBP: 0.286, SLG: 0.269	G5-3		1B		FC6-4 1B		FC6-4 HBP			3	0	2	0	0	0	0
Craig Shipley, R (8, 4) OBP: 0.250, SLG: 0.250										0	0	0	0	0	0	0
Bruce Hurst, L (1, 1) OBP: 0.300, SLG: 0.333		K	K		FC6-4		K			4	0	0	0	0	3	3
Jeremy Hernandez, R (8, 1)										0	0	0	0	0	0	0
Inning Stats	R: 5 H: 5 E: 1 LOB: 0 K: 0 BB: 0 S: 17 P: 25	R: 1 H: 3 E: 0 LOB: 2 K: 2 BB: 0 S: 14 P: 20	R: 0 H: 1 E: 0 LOB: 1 K: 1 BB: 0 S: 11 P: 18	R: 0 H: 2 E: 0 LOB: 1 K: 0 BB: 0 S: 7 P: 10	R: 1 H: 2 E: 0 LOB: 1 K: 0 BB: 0 S: 11 P: 19	R: 2 H: 1 E: 0 LOB: 2 K: 2 BB: 3 S: 17 P: 36	R: 0 H: 1 E: 0 LOB: 2 K: 1 BB: 0 S: 10 P: 15	R: 0 H: 0 E: 0 LOB: 1 K: 1 BB: 1 S: 10 P: 18		1B: 10 SF: 1 2B: 3 SAC: 0 3B: 0 DP: 0 HR: 2 HBP: 1						

PITCHER		IP	WLS	BF	H	R	ER	SO	BB	IBB	HBP	BLK	WP	HR	S	P	ERA	WHIP
Tom Glavine, L ERA: 3.29	(1, 1)	4.0	L	22	11	6	6	3	0	0	0	0	0	1	49	73	13.50	2.750
Ben Rivera, R ERA: 5.4	(5, 1)	2.0		12	3	3	3	2	2	1	0	0	0	1	28	55	13.50	2.500
Kent Mercker, L ERA: 5.19	(7, 1)	1.0		5	1	0	0	1	0	0	1	0	0	0	10	15	0.00	1.000
Marvin Freeman, R ERA: 2.25	(8, 1)	1.0		4	0	0	0	1	1	0	0	0	1	0	10	18	0.00	1.000

PITCHER	IP	WLS	BF	H	R	ER	SO	BB	IBB	HBP	BLK	WP	HR	S	P	ERA	WHIP

BOTTOM

Atlanta Braves @ San Diego Padres

Jack Murphy Stadium, San Diego, CA

Wed Apr 22 1992, 6:33 AM EDT

Att. 18,581 - Sunny - 75 F

livebaseballscorecards.com

AB	37
R	9
H	15
RBI	8
BB	4
SO	7
LOB	17

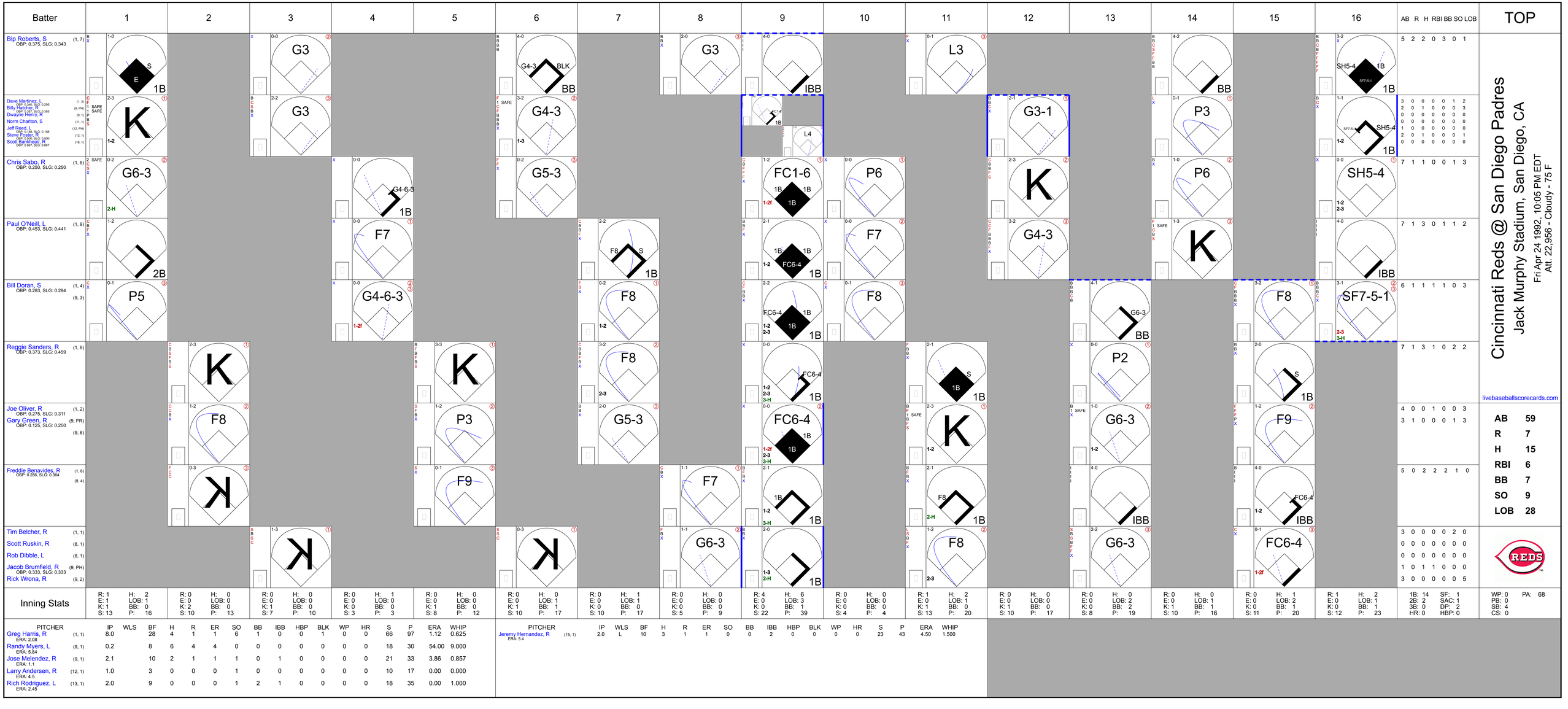
Batter
1
2
3
4
5
6
7
8
9
10
11
12
13
14
15
16
AB R H RBI BB SO LOB
TOP
Bip Roberts, S (1, 7) OBP: 0.375, SLG: 0.343
Dave Martinez, L (1, 3) OBP: 0.340, SLG: 0.295
Billy Hatcher, R (9, PH) OBP: 0.333, SLG: 0.385
Dwayne Henry, R (9, 1)
Norm Charlton, S (11, 1)
Jeff Reed, L (12, PH) OBP: 0.188, SLG: 0.188
Steve Foster, R (12, 1) OBP: 0.500, SLG: 0.500
Scott Bankhead, R (16, 1) OBP: 0.667, SLG: 0.667
Chris Sabo, R (1, 5) OBP: 0.250, SLG: 0.250
Paul O'Neill, L (1, 9) OBP: 0.453, SLG: 0.441
Bill Doran, S (1, 4) (9, 3) OBP: 0.283, SLG: 0.294
Reggie Sanders, R (1, 8) OBP: 0.373, SLG: 0.459
Joe Oliver, R (1, 2) OBP: 0.275, SLG: 0.311
Gary Green, R (9, PR) OBP: 0.125, SLG: 0.250 (9, 6)
Freddie Benavides, R (1, 6) OBP: 0.286, SLG: 0.364 (9, 4)
Tim Belcher, R (1, 1)
Scott Ruskin, R (8, 1)
Rob Dibble, L (8, 1)
Jacob Brumfield, R (9, PH) OBP: 0.333, SLG: 0.333
Rick Wrona, R (9, 2)
Inning Stats
PITCHER IP WLS BF H R ER SO BB IBB HBP BLK WP HR S P ERA WHIP
Greg Harris, R (1, 1) ERA: 2.08
Randy Myers, L (9, 1) ERA: 5.84
Jose Melendez, R (9, 1) ERA: 1.1
Larry Andersen, R (12, 1) ERA: 4.5
Rich Rodriguez, L (13, 1) ERA: 2.45
PITCHER IP WLS BF H R ER SO BB IBB HBP BLK WP HR S P ERA WHIP
Jeremy Hernandez, R (15, 1) ERA: 5.4
Cincinnati Reds @ San Diego Padres
Jack Murphy Stadium, San Diego, CA
Fri Apr 24 1992, 10:05 PM EDT
Att. 22,956 - Cloudy - 75 F
livebaseballscorecards.com
AB 59
R 7
H 15
RBI 6
BB 7
SO 9
LOB 28
1B: 14 SF: 1
2B: 2 SAC: 1
3B: 0 DP: 2
HR: 0 HBP: 0
WP: 0 PA: 68
PB: 0
SB: 4
CS: 0

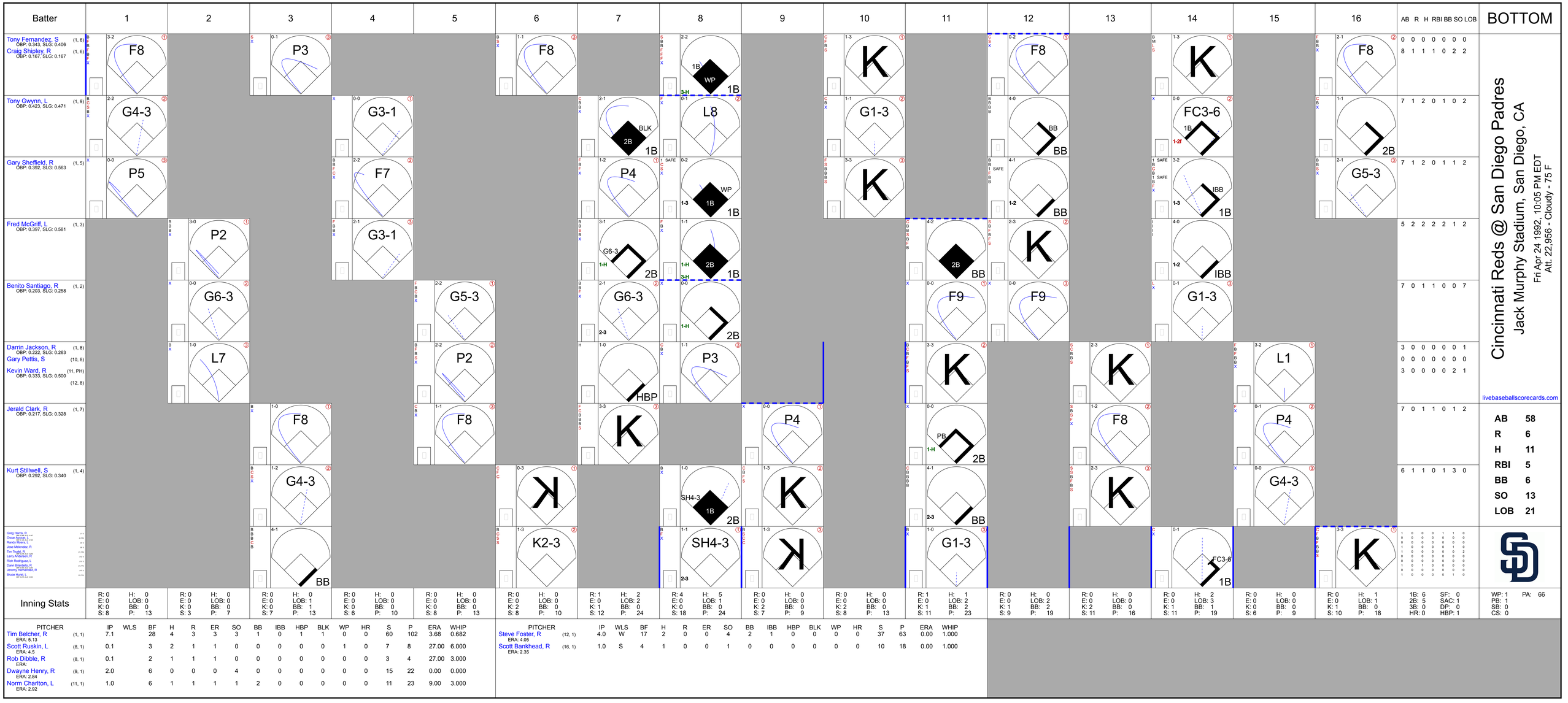

Cincinnati Reds @ San Diego Padres

Jack Murphy Stadium, San Diego, CA

Fri Apr 24 1992, 10:05 PM EDT

Att. 22,956 - Cloudy - 75 F

livebaseballscorecards.com

BOTTOM

Batter	1	2	3	4	5	6	7	8	9	10	11	12	13	14	15	16	AB	R	H	RBI	BB	SO	LOB
Tony Fernandez, S (1, 6) OBP: 0.343, SLG: 0.406	F8		P3			F8		1B WP 1B 3-H		K		F8		K		F8	0	0	0	0	0	0	0
Craig Shipley, R (1, 6) OBP: 0.167, SLG: 0.167																	8	1	1	1	0	2	2
Tony Gwynn, L (1, 9) OBP: 0.423, SLG: 0.471	G4-3		G3-1				BLK 2B 1B	L8		G1-3		BB BB		FC3-6 1B 1-2f		2B	7	1	2	0	1	0	2
Gary Sheffield, R (1, 5) OBP: 0.392, SLG: 0.563	P5		F7				P4	WP 1B 1B 1-3		K		BB 1-2		IBB 1B 1-3		G5-3	7	1	2	0	1	1	2
Fred McGriff, L (1, 3) OBP: 0.397, SLG: 0.581		P2		G3-1			G6-3 2B 1-H	2B 1B 1-H 3-H			2B BB	K					5	2	2	2	2	1	2
Benito Santiago, R (1, 2) OBP: 0.203, SLG: 0.258		G6-3			G5-3		G6-3 2-3	2B 1-H			F9	F9		G1-3			7	0	1	1	0	0	7
Darrin Jackson, R (1, 8) OBP: 0.222, SLG: 0.263		L7			P2		HBP	P3			K		K		L1		3	0	0	0	0	0	1
Gary Pettis, S (10, 8)																	0	0	0	0	0	0	0
Kevin Ward, R (11, PH) OBP: 0.333, SLG: 0.500 (12, 8)																	3	0	0	0	0	2	1
Jerald Clark, R (1, 7) OBP: 0.217, SLG: 0.328			F8		F8		K		P4		PB 2B 1-H		F8		P4		7	0	1	1	0	1	2
Kurt Stillwell, S (1, 4) OBP: 0.292, SLG: 0.340			G4-3			K		SH4-3 1B 2B	K		BB 2-3		K		G4-3		6	1	1	0	1	3	0
Greg Harris, R (P, 1) OBP: 0.000, SLG: 0.000			BB			K2-3		SH4-3 2-3	K		G1-3			FC3-6 1B		K	1	0	0	0	1	1	0
Oscar Azocar, L (PH, 1) OBP: 0.000, SLG: 0.000																	0	0	0	0	0	0	0
Randy Myers, L (P, 1) OBP: 0.000, SLG: 0.000																	0	0	0	0	0	0	0
Jose Melendez, R (P, 1) OBP: 0.000, SLG: 0.000																	1	0	0	0	0	1	0
Tim Teufel, R (PH, 1) OBP: 0.000, SLG: 0.000																	1	0	0	0	0	1	0
Larry Andersen, R (P, 1) OBP: 0.000, SLG: 0.000																	0	0	0	0	0	0	0
Rich Rodriguez, L (P, 1) OBP: 0.000, SLG: 0.000																	0	0	0	0	0	0	0
Darren Blandford, R (PH, 1) OBP: 0.000, SLG: 0.000																	1	0	0	1	0	0	2
Jeremy Hernandez, R (PH, 1) OBP: 0.000, SLG: 0.000																	1	0	0	0	0	0	0
Bruce Hurst, L (SP, 1) OBP: 0.000, SLG: 0.000																	1	0	0	0	0	1	0
Inning Stats	R: 0 H: 0 E: 0 LOB: 0 K: 0 BB: 0 S: 8 P: 13	R: 0 H: 0 E: 0 LOB: 0 K: 0 BB: 0 S: 3 P: 7	R: 0 H: 0 E: 0 LOB: 1 K: 0 BB: 1 S: 7 P: 13	R: 0 H: 0 E: 0 LOB: 0 K: 0 BB: 0 S: 6 P: 10	R: 0 H: 0 E: 0 LOB: 0 K: 0 BB: 0 S: 8 P: 13	R: 0 H: 0 E: 0 LOB: 0 K: 2 BB: 0 S: 8 P: 10	R: 1 H: 2 E: 1 LOB: 2 K: 1 BB: 0 S: 12 P: 24	R: 4 H: 5 E: 0 LOB: 1 K: 0 BB: 0 S: 18 P: 24	R: 0 H: 0 E: 0 LOB: 0 K: 2 BB: 0 S: 7 P: 9	R: 0 H: 0 E: 0 LOB: 0 K: 2 BB: 0 S: 8 P: 13	R: 1 H: 1 E: 1 LOB: 2 K: 1 BB: 2 S: 11 P: 23	R: 0 H: 0 E: 0 LOB: 2 K: 1 BB: 2 S: 9 P: 19	R: 0 H: 0 E: 0 LOB: 0 K: 2 BB: 0 S: 11 P: 16	R: 0 H: 2 E: 0 LOB: 3 K: 1 BB: 1 S: 11 P: 19	R: 0 H: 0 E: 0 LOB: 0 K: 0 BB: 0 S: 6 P: 9	R: 0 H: 1 E: 0 LOB: 1 K: 0 BB: 0 S: 10 P: 18	1B: 6 SF: 0 2B: 5 SAC: 1 3B: 0 DP: 0 HR: 0 HBP: 1	WP: 1 PA: 66 PB: 1 SB: 0 CS: 0

PITCHER	IP	WLS	BF	H	R	ER	SO	BB	IBB	HBP	BLK	WP	HR	S	P	ERA	WHIP
Tim Belcher, R (1, 1) ERA: 5.13	7.1		28	4	3	3	3	1	0	1	1	0	0	60	102	3.68	0.682
Scott Ruskin, L (8, 1) ERA: 4.5	0.1		3	2	1	1	0	0	0	0	0	1	0	7	8	27.00	6.000
Rob Dibble, R (8, 1) ERA:	0.1		2	1	1	1	0	0	0	0	0	0	0	3	4	27.00	3.000
Dwayne Henry, R (9, 1) ERA: 2.84	2.0		6	0	0	0	4	0	0	0	0	0	0	15	22	0.00	0.000
Norm Charlton, L (11, 1) ERA: 2.92	1.0		6	1	1	1	1	2	0	0	0	0	0	11	23	9.00	3.000
Steve Foster, R (12, 1) ERA: 4.05	4.0	W	17	2	0	0	4	0	0	0	0	0	0	37	63	0.00	1.000
Scott Bankhead, R (16, 1) ERA: 2.35	1.0	S	4	1	0	0	1	0	0	0	0	0	0	10	18	0.00	1.000

AB	58
R	6
H	11
RBI	5
BB	6
SO	13
LOB	21

Cincinnati Reds @ San Diego Padres

Jack Murphy Stadium, San Diego, CA

Sat Apr 25 1992, 10:05 PM EDT

Att. 24,795 - Cloudy - 77 F

TOP

livebaseballscorecards.com

Batter	1	2	3	4	5	6	7	8	9	AB	R	H	RBI	BB	SO	LOB
Bip Roberts, S (1, 8) OBP: 0.376, SLG: 0.361	K	1B		G3-1	2B		G6-3		1B	5	0	2	3	0	1	0
Dwayne Henry, R (7, 1)										0	0	0	0	0	0	0
Rob Dibble, L (8, 1) OBP: 1.000, SLG: 1.000										1	0	1	1	0	0	0
Billy Hatcher, R (1, 7) OBP: 0.353, SLG: 0.375	K	F8		1B	F8		G4-3		1B	6	0	2	1	0	1	3
Chris Sabo, R (1, 5) OBP: 0.278, SLG: 0.188	2B BB	P4		F7		BB 1B 1B		G5-3	F8	4	2	0	0	2	0	3
Paul O'Neill, L (1, 9) OBP: 0.475, SLG: 0.500	2B	1B 2B			G1-3 2B 1B	K		G6-4-3 1B		5	2	4	1	0	1	1
Bill Doran, S (1, 4) OBP: 0.292, SLG: 0.291	K	1B BB			G1-3	1B BB 1B		G6-4-3		4	1	1	0	1	1	3
Dave Martinez, L (1, 3) OBP: 0.382, SLG: 0.354		SH5-4 1B 1B		FC5-4 1B	1B SF8 2B	1B BB			F9	4	2	3	2	1	0	0
Jeff Reed, L (1, 2) OBP: 0.263, SLG: 0.222		SH5-4 1B 1B		F7	SF8 1B IBB	G6-4-3 1B			1B 3B	2	2	1	0	1	0	2
Joe Oliver, R (6, PH) OBP: 0.302, SLG: 0.383 (6, 2)										2	1	2	2	0	0	0
Freddie Benavides, R (1, 6) OBP: 0.275, SLG: 0.342	K	FC5-4			2B 1B	G6-4-3			G6-3	5	0	1	0	0	1	7
Greg Swindell, L (1, 1)	SH5-4			F7	SF8	P6			1B 1B IBB	1	0	0	1	0	0	0
Jacob Brumfield, R (7, PH) OBP: 0.364, SLG: 0.300 (7, 8)										1	1	0	0	1	0	0
Inning Stats	R: 1 E: 0 K: 3 S: 15 H: 1 LOB: 1 BB: 1 P: 24	R: 2 E: 0 K: 1 S: 11 H: 3 LOB: 1 BB: 0 P: 17	R: 1 E: 0 K: 0 S: 13 H: 2 LOB: 2 BB: 1 P: 23	R: 0 E: 0 K: 0 S: 9 H: 1 LOB: 1 BB: 0 P: 15	R: 3 E: 0 K: 0 S: 13 H: 4 LOB: 2 BB: 1 P: 24	R: 2 E: 0 K: 1 S: 16 H: 2 LOB: 1 BB: 2 P: 27	R: 0 E: 0 K: 0 S: 7 H: 0 LOB: 0 BB: 0 P: 8	R: 0 E: 0 K: 0 S: 4 H: 1 LOB: 0 BB: 0 P: 7	R: 2 E: 0 K: 0 S: 9 H: 3 LOB: 2 BB: 1 P: 19	1B: 12 2B: 4 3B: 1 HR: 0	SF: 1 SAC: 1 DP: 2 HBP: 0						

	AB	40
	R	11
	H	17
	RBI	11
	BB	6
	SO	5
	LOB	19

PITCHER		IP	W	L	S	BF	H	R	ER	SO	BB	IBB	HBP	BLK	WP	HR	S	P	ERA	WHIP
Andy Benes, R (1, 1) ERA: 2.57		4.2		L		28	11	7	7	4	2	1	0	0	0	0	60	101	13.50	2.786
Pat Clements, L (5, 1) ERA: 7.71		1.1				7	2	2	2	1	2	0	0	0	0	0	17	29	13.50	3.000
Rich Rodriguez, L (7, 1) ERA: 2.16		2.0				6	1	0	0	0	0	0	0	0	0	0	11	15	0.00	0.500
Jeremy Hernandez, R (9, 1) ERA: 6.39		1.0				7	3	2	2	0	0	1	0	0	0	0	9	19	18.00	3.000

PITCHER	IP	W	L	BF	H	R	ER	SO	BB	IBB	HBP	BLK	WP	HR	S	P	ERA	WHIP

Batter	1	2	3	4	5	6	7	8	9	AB	R	H	RBI	BB	SO	LOB
Darrin Jackson, R (1, 8) OBP: 0.235, SLG: 0.262	X 0-0 ① P3		B S C S 1-3 ① K		B X 1-0 2B 1B 2-3 1B		B F B B B 4-1 G4-6-3 BB	B X 1-0 ③ F7		4	1	1	0	1	1	4
Tony Gwynn, L (1, 9) OBP: 0.410, SLG: 0.467	B C F X 1-2 ② F7		X 0-0 ② F7		B B X 2-0 1B 1-3 2B 3-H		C B X 1-1 ①② G4-6-3 1-2f		B C F B X 2-2 ① G4-3	5	1	1	1	0	0	2
Gary Sheffield, R (1, 5) OBP: 0.418, SLG: 0.567	B B B B 4-0 CS BB		B B B C B 4-1 1-2 BB		B X 1-0 HR 2-H 3-H 1B		C B X 1-1 1B		X 0-0 ② F7	3	1	2	2	2	0	0
Fred McGriff, L (1, 3) OBP: 0.397, SLG: 0.612	B C F 1 SAFE 1-2 ③ CS	B B S F F B X 3-2 FC3-6 1B	B X 1-0 ③ G6-3		B C X 1-1 1-H HR		B C S F X 1-2 ③ G1		F B C S 1-3 ③ K	5	1	2	2	0	1	3
Benito Santiago, R (1, 2) OBP: 0.219, SLG: 0.271		B B X 2-0 FC3-6 1-2 1B		C B C F S 1-3 ① K	B B S X 2-1 ② G6-3			F C B X 1-2 FC6-4 BB 1B		4	0	2	0	0	1	0
Jerald Clark, R (1, 7) OBP: 0.205, SLG: 0.309		C X 0-1 ① FC3-6 FC4-6 1-2f 2-3		C X 0-1 ② L4	B X 1-0 ③ F8			X 0-0 ① F8		4	0	0	0	0	0	3
Kurt Stillwell, S (1, 4) OBP: 0.280, SLG: 0.327 Pat Clements, R (5, 1) Gary Pettis, S (6, PH) Rich Rodriguez, L (7, 1) Oscar Azocar, L (8, PH) OBP: 0.222, SLG: 0.125 Jeremy Hernandez, R (9, 1)	B B B C 1 SAFE C 1 SAFE F X 3-2 ② P5			X 0-0 ③ F9		C B X 1-1 ① F8		B B B B 4-0 FC6-4 1-2 BB		2 0 1 0 0 0	0 0 0 0 0 0	0 0 0 0 0 0	0 0 0 0 1 0	0 0 0 0 0 0	0 0 0 0 0 0	2 0 0 0 0 0
Craig Shipley, R (1, 6) OBP: 0.188, SLG: 0.188	C X 0-1 ③ FC4-6 1-2f				B S B F F X 2-2 ① F8	C F X 0-2 G6-4-3 1B		S C F F X 0-2 ② FC6-4 BB 1-2f 2-3		4	0	1	0	0	0	4
Andy Benes, R (1, 1) OBP: 0.500, SLG: 0.571 Tim Teufel, R (5, 4) OBP: 0.313, SLG: 0.310			X 0-0 BB 1B		B F B X 2-1 1B 2B 2B	B B B C 1 SAFE F X 3-2 ②③ G6-4-3 1-2f		B S B B C B 4-2 1-2 BB		1 2	0 1	1 1	0 0	0 1	0 0	0 1
Inning Stats	R: 0 E: 0 K: 0 S: 6 H: 0 LOB: 0 BB: 1 P: 12	R: 0 E: 0 K: 0 S: 13 H: 2 LOB: 2 BB: 0 P: 21	R: 0 E: 0 K: 1 S: 7 H: 1 LOB: 2 BB: 1 P: 13	R: 0 E: 0 K: 1 S: 7 H: 0 LOB: 0 BB: 0 P: 8	R: 5 E: 0 K: 0 S: 14 H: 5 LOB: 0 BB: 0 P: 26	R: 0 E: 0 K: 0 S: 8 H: 1 LOB: 0 BB: 0 P: 12	R: 0 E: 0 K: 0 S: 9 H: 1 LOB: 1 BB: 1 P: 16	R: 0 E: 0 K: 0 S: 12 H: 1 LOB: 3 BB: 2 P: 22	R: 0 E: 0 K: 1 S: 8 H: 0 LOB: 0 BB: 0 P: 11	1B: 8 2B: 2 3B: 0 HR: 1	SF: 0 SAC: 0 DP: 2 HBP: 0					

PITCHER		IP	WLS	BF	H	R	ER	SO	BB	IBB	HBP	BLK	WP	HR	S	P	ERA	WHIP
Greg Swindell, L ERA: 4.78	(1, 1)	6.0	W	27	9	5	5	2	2	0	0	0	0	1	55	92	7.50	1.833
Dwayne Henry, R ERA: 2.51	(7, 1)	1.2		8	2	0	0	0	2	0	0	0	0	0	18	30	0.00	2.400
Rob Dibble, R ERA:	(8, 1)	1.1	S	5	0	0	0	1	1	0	0	0	0	0	11	19	0.00	0.750

PITCHER	IP	WLS	BF	H	R	ER	SO	BB	IBB	HBP	BLK	WP	HR	S	P	ERA	WHIP

BOTTOM

Cincinnati Reds @ San Diego Padres

Jack Murphy Stadium, San Diego, CA

Sat Apr 25 1992, 10:05 PM EDT

Att. 24,795 - Cloudy - 77 F

livebaseballscorecards.com

AB	35
R	5
H	11
RBI	5
BB	5
SO	3
LOB	19

1B: 8	SF: 0	WP: 0	PA: 41
2B: 2	SAC: 0	PB: 0	
3B: 0	DP: 2	SB: 0	
HR: 1	HBP: 0	CS: 1	

Batter	1	2	3	4	5	6	7	8	9	AB	R	H	RBI	BB	SO	LOB
Bip Roberts, S (1, 4) OBP: 0.360, SLG: 0.342	X 0-0 ① G5-3		B F X 1-1 ① L9		S B X 1-1 ③ G5-3			B C F X 1-2 ① G4-3		4	0	0	0	0	0	0
Billy Hatcher, R (1, 7) OBP: 0.342, SLG: 0.444	B X 1-0 ② P6		F X 0-1 ② L9			F B F B X 2-2 HR		B C C C 1-3 ② K		4	1	1	1	0	1	0
Reggie Sanders, R (1, 8) OBP: 0.380, SLG: 0.492	B C X 1-1 3B		B X 1-0 1B			C B X 1-1 ① F9		C B B S F B X 3-2 ③ L8		4	0	2	0	0	0	0
Chris Sabo, R (1, 5) OBP: 0.273, SLG: 0.200 Dave Martinez, L (9, PR) OBP: 0.382, SLG: 0.354	C F B F B S 2-3 ③ K		X 0-0 ③ L7			X 0-0 ② F9			B F B X 2-1 SH1-4 1B 1B	4 0	0 0	1 0	0 0	0 0	1 0	2 0
Bill Doran, S (1, 3) OBP: 0.304, SLG: 0.293		B B B C F B 4-2 G3-1 1B BB		B B F S B C 3-3 ① K		S S B B B X 3-2 L8			B X 1-0 SH1-4 1-2 1B	3	0	1	0	1	1	0
Paul O'Neill, L (1, 9) OBP: 0.482, SLG: 0.522		C X 0-1 G3-1 1-2 1B		C B S B X 2-2 L8-4 2B			S S S 0-3 ① K		X 0-0 ① SH1-4 1-2 2-3	3	0	2	0	0	1	0
Joe Oliver, R (1, 2) OBP: 0.298, SLG: 0.373		C S C 0-3 ① K	F X 0-1 ②③ L8-4 2-3				S B X 1-1 1B		F F F F C 0-3 ② K	4	0	1	0	0	2	6
Freddie Benavides, R (1, 6) OBP: 0.250, SLG: 0.310		C S B F X 1-2 ② G3-1 1-2 2-3			C S X 0-2 ① G6-3		B X 1-0 ② P4		X 0-0 ③ G6-3	4	0	0	0	0	0	6
Chris Hammond, L (1, 1) OBP: 0.333, SLG: 0.286 Geronimo Berroa, R (7, PH) Scott Ruskin, R (7, 1)		B C F S 1-3 ③ K			S X 0-1 ② G6-3		B B X 2-0 ③ F8			2 1 0	0 0 0	0 0 0	0 0 0	0 0 0	1 0 0	2 1 0
Inning Stats	R: 0 H: 1 E: 0 LOB: 1 K: 1 BB: 0 S: 8 P: 12	R: 0 H: 1 E: 0 LOB: 2 K: 2 BB: 1 S: 14 P: 20	R: 0 H: 1 E: 0 LOB: 1 K: 0 BB: 0 S: 6 P: 8	R: 0 H: 1 E: 0 LOB: 0 K: 1 BB: 0 S: 8 P: 13	R: 0 H: 0 E: 0 LOB: 0 K: 0 BB: 0 S: 7 P: 8	R: 1 H: 1 E: 0 LOB: 0 K: 0 BB: 0 S: 9 P: 15	R: 0 H: 1 E: 0 LOB: 1 K: 1 BB: 0 S: 7 P: 11	R: 0 H: 0 E: 0 LOB: 0 K: 1 BB: 0 S: 10 P: 15	R: 0 H: 2 E: 0 LOB: 3 K: 1 BB: 0 S: 10 P: 13	1B: 5 SF: 0 2B: 2 SAC: 1 3B: 1 DP: 1 HR: 1 HBP: 0						WP: 0 PA: 35 PB: 0 SB: 0 CS: 0	

PITCHER		IP	WLS	BF	H	R	ER	SO	BB	IBB	HBP	BLK	WP	HR	S	P	ERA	WHIP
Craig Lefferts, L ERA: 5.09	(1, 1)	6.1	W	25	6	1	1	5	1	0	0	0	0	1	57	82	1.42	1.105
Jose Melendez, R ERA: 1.06	(7, 1)	0.2		2	0	0	0	0	0	0	0	0	0	0	2	5	0.00	0.000
Randy Myers, L ERA: 5.02	(8, 1)	2.0	S	8	2	0	0	2	0	0	0	0	0	0	20	28	0.00	1.000

PITCHER	IP	WLS	BF	H	R	ER	SO	BB	IBB	HBP	BLK	WP	HR	S	P	ERA	WHIP

TOP

Cincinnati Reds @ San Diego Padres

Jack Murphy Stadium, San Diego, CA

Sun Apr 26 1992, 6:33 AM EDT

Att. 19,964 - Sunny - 82 F

livebaseballscorecards.com

AB	33
R	1
H	8
RBI	1
BB	1
SO	7
LOB	17

Batter	1	2	3	4	5	6	7	8	9	AB	R	H	RBI	BB	SO	LOB
Tony Fernandez, S (1, 6) OBP: 0.352, SLG: 0.403	X 0-0 ① G6-3		B B F B F F B 4-2 1B E BB		X 0-0 G4-6-3 1B		B X 1-0 ② FC4 S 1-2f			3	1	1	0	1	0	1
Tony Gwynn, L (1, 9) OBP: 0.414, SLG: 0.468	X 0-0 BB 1B		F X 0-1 E8 BB 1-H 1B		C F B X 1-2 ① ② G4-6-3 1-2f		1 SAFE C 1 SAFE F 1 SAFE F 1 SAFE P F 2-2 B X L7 ③ 1-2			4	0	2	0	0	0	2
Gary Sheffield, R (1, 5) OBP: 0.422, SLG: 0.551	1 SAFE B B B C B 4-1 G4-6-3 1-2 BB		B B B B 4-0 BB BB		B B X 2-0 ③ L9			F B C X 1-2 ① F7		2	0	0	0	2	0	0
Fred McGriff, L (1, 3) OBP: 0.402, SLG: 0.614	B X 1-0 ② ③ G4-6-3 1-2f		B S B B B 4-1 1-2 2-3 BB			C X 0-1 2B		F B C C 1-3 ② K		3	0	1	0	1	1	2
Darrin Jackson, R (1, 8) OBP: 0.222, SLG: 0.246		X 0-0 ① B1-3	C E B F F B S 2-3 ③ K			M X 0-1 ① G6-3		B S B X 2-1 ③ F7		4	0	0	0	0	1	4
Jerald Clark, R (1, 7) OBP: 0.197, SLG: 0.296		C S S 0-3 ② K		C S F B F X 1-2 ① F8		X 0-0 ② F7				3	0	0	0	0	1	1
Kurt Stillwell, S (1, 4) OBP: 0.283, SLG: 0.365		C B B C S 2-3 ③ K		C B X 1-1 WP 3B		F B B X 2-1 ③ G6-3				3	1	1	0	0	1	1
Dann Bilardello, R (1, 2) OBP: 0.375, SLG: 0.167			C B X 1-1 ① G6-3	B B C X 2-1 ② G4-3 3-H			S B B F B B 4-2 FC4 BB			2	0	0	0	1	0	0
Craig Lefferts, L (1, 1) Jose Melendez, R (7, 1) Gary Pettis, S (7, PH) Randy Myers, L (8, 1)			C C S 0-3 ② K	S F B S 1-3 ③ K			B C L 1 SAFE L 1-3 ① K			2 0 1 0	0 0 0 0	0 0 0 0	0 0 0 0	0 0 0 0	2 0 1 0	0 0 1 0
Inning Stats	R: 0 E: 0 K: 0 S: 4 H: 1 LOB: 1 BB: 1 P: 9	R: 0 E: 0 K: 2 S: 7 H: 0 LOB: 0 BB: 0 P: 9	R: 1 E: 1 K: 2 S: 16 H: 1 LOB: 3 BB: 3 P: 31	R: 1 E: 0 K: 1 S: 12 H: 1 LOB: 0 BB: 0 P: 17	R: 0 E: 0 K: 0 S: 5 H: 1 LOB: 0 BB: 0 P: 8	R: 0 E: 0 K: 0 S: 7 H: 1 LOB: 1 BB: 0 P: 9	R: 0 E: 0 K: 1 S: 12 H: 0 LOB: 1 BB: 1 P: 19	R: 0 E: 0 K: 1 S: 8 H: 0 LOB: 0 BB: 0 P: 12		1B: 3 2B: 1 3B: 1 HR: 0 SF: 0 SAC: 0 DP: 2 HBP: 0						

PITCHER		IP	WLS	BF	H	R	ER	SO	BB	IBB	HBP	BLK	WP	HR	S	P	ERA	WHIP
Chris Hammond, L ERA: 3.2	(1, 1)	6.0	L	25	5	2	2	5	4	0	0	0	1	0	51	83	3.00	1.500
Scott Ruskin, L ERA: 3.6	(7, 1)	2.0		7	0	0	0	2	1	0	0	0	0	0	20	31	0.00	0.500

PITCHER	IP	WLS	BF	H	R	ER	SO	BB	IBB	HBP	BLK	WP	HR	S	P	ERA	WHIP

BOTTOM

Cincinnati Reds @ San Diego Padres

Jack Murphy Stadium, San Diego, CA

Sun Apr 26 1992, 6:33 AM EDT

Att. 19,964 - Sunny - 82 F

livebaseballscorecards.com

AB	27
R	2
H	5
RBI	0
BB	5
SO	7
LOB	12

WP: 1 PA: 32
PB: 0
SB: 1
CS: 0

Philadelphia Phillies @ San Diego Padres

Jack Murphy Stadium, San Diego, CA

Mon Apr 27 1992, 10:05 PM EDT

Att. 11,998 - Sunny - 78 F

livebaseballscorecards.com

TOP

Batter	1	2	3	4	5	6	7	8	9	AB	R	H	RBI	BB	SO	LOB
Lenny Dykstra, L (1, 8) OBP: 0.292, SLG: 0.200	B C B F B S 3-3 ① K	C F X 0-2 ③ G3-1		C X 0-1 ① L9		S B B X 2-1 ① P7	B B S C B S 3-3 ② K		B F C X 1-2 ① G4-3	6	0	0	0	0	2	4
Mariano Duncan, R (1, 4) OBP: 0.368, SLG: 0.444 Mitch Williams, L (9, 1) OBP: 1.000, SLG: 1.000	C F X 0-2 HR 1B		B F B X 2-1 ① F8	F X 0-1 1B 2B		B S B X 2-1 ② F8	C S F B X 1-2 2B 1B 1-2 2-3 3-H		B X 1-0 FC4-6 1B	6	3	4	1	0	0	0
										0	0	0	0	0	0	0
Dave Hollins, S (1, 5) OBP: 0.386, SLG: 0.394	C 1 SAFE B 1 SAFE X 1-1 1-H HR		B B B C B 4-1 S 1B BB	B F C S 1-3 ② K		C C B B X 2-2 1B 1B	B F X 1-1 1-H 2-H 3-H 2B		S S B B 1 SAFE S 2-3 ② K	5	2	3	5	1	2	2
John Kruk, L (1, 9) OBP: 0.471, SLG: 0.466 (7, 3)	C B C S 1-3 ② K		B B 1 SAFE F B B 4-1 1B 1-2 E BB	B S X 1-1 2-H 1B		B B S S X 2-1 1B 1-3	I I I I 4-0 FC6-4 IBB		X 0-0 ③ FC4-6 1-2f	4	1	2	1	2	1	1
Dale Sveum, S (1, 3) OBP: 0.211, SLG: 0.176 Darrin Chapin, R (7, 1) Mickey Morandini, L (9, 4) OBP: 0.387, SLG: 0.441	B B C F X 2-2 1B	X 0-0 E2 2B 1B 1-H 2-H	C X 0-1 ③ L9		C X 0-1 ③ F7	F B X 1-1 ③ FC6-4 1-2f		B X 1-0 ① G6-3	5	1	2	1	0	0	5
										0	0	0	0	0	0	0
										0	0	0	0	0	0	0
Wes Chamberlain, R (1, 7) OBP: 0.240, SLG: 0.397	B B C F X 2-2 ③ F7	B S B F X 2-2 ② P3		X 0-0 HR		S S B X 1-2 E5 SH1-4 1B 1B			5	2	1	1	0	0	2
Darren Daulton, L (1, 2) OBP: 0.315, SLG: 0.390	B X 1-0 ① G6-3	B C B X 2-1 1B 3-H 2B		B B F F S 2-3 ① K			1 SAFE C S 1 SAFE B X 1-2 1B SH1-4 2B 1B 1-2	B X 1-0 ② G2-3		5	2	2	1	0	1	0
Kim Batiste, R (1, 6) OBP: 0.304, SLG: 0.341	B C X 1-1 ② F8	B S C X 1-2 FC5-4 2-H 1B		C X 0-1 ② P3			X 0-0 ① SH1-4 1-2 2-3	B X 1-0 FC6-4 1B		4	0	2	1	0	0	0
Terry Mulholland, R (1, 1) OBP: 0.182, SLG: 0.273 Curt Schilling, R (5, 1) Wally Backman, S (7, PH) OBP: 0.364, SLG: 0.300 Ruben Amaro Jr. S (7, 9) OBP: 0.278, SLG: 0.333	S B B S X 2-2 1B	S B F X 1-2 ③ FC5-4 1-2f		B F B X 2-1 ③ G5-3			I I I I 4-0 1B 2B IBB	1 SAFE C B 1 F B X SAFE 2-2 ③ FC6-4 1-2f		3	0	1	0	0	0	1
										0	0	0	0	0	0	0
										0	1	0	0	1	0	0
										1	0	0	0	0	0	1
Inning Stats	R: 2 E: 0 K: 2 S: 17 H: 3 LOB: 1 BB: 0 P: 26	R: 0 E: 0 K: 0 S: 9 H: 1 LOB: 1 BB: 0 P: 13	R: 4 E: 1 K: 0 S: 16 H: 3 LOB: 1 BB: 2 P: 32	R: 1 E: 0 K: 1 S: 11 H: 2 LOB: 1 BB: 0 P: 13	R: 1 E: 0 K: 1 S: 8 H: 1 LOB: 0 BB: 0 P: 12	R: 0 E: 0 K: 0 S: 11 H: 2 LOB: 2 BB: 0 P: 19	R: 4 E: 1 K: 1 S: 18 H: 3 LOB: 2 BB: 2 P: 34	R: 0 E: 0 K: 0 S: 6 H: 1 LOB: 1 BB: 0 P: 11	R: 0 E: 0 K: 1 S: 8 H: 1 LOB: 1 BB: 0 P: 12	1B: 12 2B: 3 3B: 0 HR: 2	SF: 0 SAC: 1 DP: 0 HBP: 0					

	AB	44
	R	12
	H	17
	RBI	11
	BB	4
	SO	6
	LOB	16

	WP: 0	PA: 49
	PB: 0	
	SB: 1	
	CS: 0	

PITCHER		IP	WLS	BF	H	R	ER	SO	BB	IBB	HBP	BLK	WP	HR	S	P	ERA	WHIP
Bruce Hurst, L ERA: 4.83	(1, 1)	3.2	L	22	9	7	7	3	2	0	0	0	0	1	51	82	17.18	3.000
Mike Maddux, R ERA:	(4, 1)	0.1		1	0	0	0	0	0	0	0	0	0	0	2	2	0.00	0.000
Jose Melendez, R ERA: 1.4	(5, 1)	2.1		13	4	4	2	1	0	1	0	0	0	1	26	44	7.71	1.714
Pat Clements, L ERA: 7.2	(7, 1)	0.1		1	0	0	0	1	0	0	0	0	0	0	3	6	0.00	0.000
Larry Andersen, R ERA: 7.71	(7, 1)	0.1		4	2	1	0	0	0	1	0	0	0	0	8	15	0.00	6.000

PITCHER		IP	WLS	BF	H	R	ER	SO	BB	IBB	HBP	BLK	WP	HR	S	P	ERA	WHIP
Rich Rodriguez, L ERA: 1.93	(8, 1)	2.0		8	2	0	0	1	0	0	0	0	0	0	14	23	0.00	1.000

Batter	1	2	3	4	5	6	7	8	9	AB	R	H	RBI	BB	SO	LOB
Tony Fernandez, S (1, 6) OBP: 0.368, SLG: 0.417	B X 1-0 CS 1B		1 SAFE 1 SAFE F C B F F S 1-3 K ②		F F B X 1-2 BB BB 1B 1B	C F X 0-2 G4-6-3 1B		C B B C S 2-3 K ①		5	1	3	0	0	2	1
Tony Gwynn, L (1, 9) OBP: 0.402, SLG: 0.446	1 SAFE 1 B B X 2-0 F8 ①		B X 1-0 L5 ③		B 1 SAFE 1 B B B 4-0 1B BB 1-2 3B BB	F 1 SAFE P X 1-1 G4-6-3 ① ② 1-2f		C X 0-1 G6-3 ②		4	1	0	0	1	0	3
Gary Sheffield, R (1, 5) OBP: 0.420, SLG: 0.534	B 1 SAFE B F 1 SAFE 1 SAFE F 1 SAFE F 2-3 S K ② ③ 1-2			B S X 1-1 1B BB E 1B	C X 0-1 L7 ①	F C B F B B B 4-2 BB		B C B X 2-1 F7 ③		4	1	1	0	1	1	3
Fred McGriff, L (1, 3) OBP: 0.402, SLG: 0.589		B F B B X 3-1 F8 ①		B B B B 4-0 E 1-2 1B BB	F B B B F B 4-2 1B 1-2 2-3 3B BB	B B F S B F F X 3-2 P5 ③			B F X 1-1 F7 ①	3	2	0	0	2	0	1
Benito Santiago, R (1, 2) OBP: 0.244, SLG: 0.293		X 0-0 1B		F X 0-1 E1 G6-3 1B 1-3 2-H 1B	B B X 2-0 1-2 2-3 3-H 3B 1B		X 0-0 L7 ①		B X 1-0 F8 ②	5	1	3	1	0	0	0
Darrin Jackson, R (1, 8) OBP: 0.234, SLG: 0.300		1 SAFE C C S 0-3 K ②		F F F C 0-3 K ①	B F X 1-1 1-H 2-H 3-H SF7 3B		C B B F F X 2-2 WP HR 2B		B F B B F X 3-2 F7 ③	5	2	2	3	0	2	3
Jerald Clark, R (1, 7) OBP: 0.225, SLG: 0.351		F B B F B F F X 3-2 G5-3 ③		X 0-0 G6-3 1-2 3-H 1B	B H 2-0 HBP		C B F B F B X 3-2 2-H HR			3	1	2	3	0	0	1
Kurt Stillwell, S (1, 4) OBP: 0.281, SLG: 0.364			C X 0-1 1B	B X 1-0 G6-3 ② 1-2 2-3	F B C X 1-2 SF7 ② 3-H		B F C X 1-2 P5 ②			3	0	1	1	0	0	2
Bruce Hurst, L (1, 1) OBP: 0.250, SLG: 0.273 Mike Maddux, L (4, 1) Tim Teufel, R (4, PH) OBP: 0.303, SLG: 0.300 Jose Melendez, R (5, 1) Pat Clements, R (7, 1) Larry Andersen, R (7, 1) Oscar Azocar, L (7, PH) OBP: 0.200, SLG: 0.111 Rich Rodriguez, L (8, 1)			C L B 1 SAFE M 1-3 K ①	B B S X 2-1 F9 ③	S S B S 2-3 K ③		C B X 1-1 P5 ③			1 0 1 1 0 0 0 1 0	0 0 0 0 0 0 0 0 0	0 0 0 0 0 0 0 0 0	0 0 0 0 0 0 0 0 0	1 0 0 0 0 1 0 0 0	1 0 2 1 0 0 0 0 0	1 0 0 1 0 0 0 0 0
Inning Stats	R: 0 E: 0 K: 1 S: 6 H: 1 LOB: 0 BB: 0 P: 11	R: 0 E: 0 K: 1 S: 11 H: 1 LOB: 1 BB: 0 P: 17	R: 0 E: 0 K: 2 S: 11 H: 1 LOB: 1 BB: 0 P: 14	R: 2 E: 1 K: 1 S: 12 H: 3 LOB: 2 BB: 1 P: 20	R: 5 E: 0 K: 1 S: 16 H: 3 LOB: 1 BB: 2 P: 33	R: 0 E: 0 K: 0 S: 14 H: 1 LOB: 1 BB: 1 P: 21	R: 2 E: 0 K: 0 S: 14 H: 2 LOB: 0 BB: 0 P: 21	R: 0 E: 0 K: 1 S: 7 H: 0 LOB: 0 BB: 0 P: 11	R: 0 E: 0 K: 0 S: 7 H: 0 LOB: 0 BB: 0 P: 12	1B: 9 2B: 1 3B: 1 HR: 1 SF: 1 SAC: 0 DP: 1 HBP: 1				WP: 1 PB: 0 SB: 0 CS: 1	PA: 42	

PITCHER		IP	WLS	BF	H	R	ER	SO	BB	IBB	HBP	BLK	WP	HR	S	P	ERA	WHIP
Terry Mulholland, L ERA: 7.28	(1, 1)	4.1		24	9	7	7	5	3	0	0	0	0	0	50	84	14.54	2.769
Curt Schilling, R ERA: 2.2	(5, 1)	1.2	W	7	1	0	0	1	1	0	1	0	0	0	20	32	0.00	1.200
Darrin Chapin, R ERA: 9.0	(7, 1)	2.0		8	2	2	2	1	0	0	0	0	1	1	21	32	9.00	1.000
Mitch Williams, L ERA: 4.5	(9, 1)	1.0	S	3	0	0	0	0	0	0	0	0	0	0	7	12	0.00	0.000

PITCHER	IP	WLS	BF	H	R	ER	SO	BB	IBB	HBP	BLK	WP	HR	S	P	ERA	WHIP

BOTTOM

Philadelphia Phillies @ San Diego Padres

Jack Murphy Stadium, San Diego, CA

Mon Apr 27 1992, 10:05 PM EDT

Att. 11,998 - Sunny - 78 F

livebaseballscorecards.com

AB	36
R	9
H	12
RBI	8
BB	4
SO	7
LOB	18

Batter	1	2	3	4	5	6	7	8	9	AB	R	H	RBI	BB	SO	LOB
Lenny Dykstra, L (1, 8) OBP: 0.250, SLG: 0.167	B B C B X 3-1 G4-3 ①		C X 0-1 G4-3 ①		C C X 0-2 G4-3 ①		S X 0-1 F8 ①			4	0	0	0	0	0	0
Mariano Duncan, R (1, 6) OBP: 0.352, SLG: 0.424	C B S S 1-3 K ②		S F B B X 2-2 L4 ②		X 0-0 G6-3 ②		C C X 0-2 G3 ②			4	0	0	0	0	1	0
Dave Hollins, S (1, 5) OBP: 0.370, SLG: 0.373	B B C X 2-1 L9 ③		B B C B X 3-2 G4-3 ③		B F F B S 2-3 K ③		B C S B F S 2-3 K ③			4	0	0	0	0	2	0
John Kruk, L (1, 3) OBP: 0.472, SLG: 0.481		C B B B F X 3-2 G6-3 BB G6-3 1B		C X 0-1 G4-3 E 2B		B B X 2-0 G1-3 ①		C F B B X 2-2 G4-3 ①		4	2	2	0	0	0	0
Darren Daulton, L (1, 2) OBP: 0.325, SLG: 0.387		C B B C B F B 4-2 G6-3 G6-3 1B 1-2 BB		C X 0-1 G4-3 ① 2-3		S B X 1-1 1B G3 1B 1B		S B F B F S 2-3 K ②		3	2	1	0	1	1	1
Wes Chamberlain, R (1, 7) OBP: 0.228, SLG: 0.377		C X 0-1 G6-3 ① 1-2 2-3		S B S B X 2-2 L9 ②		B X 1-0 G3 ② 1-2		B F B F X 2-2 F8 ③		4	0	0	0	0	0	4
Ruben Amaro Jr, S (1, 9) OBP: 0.276, SLG: 0.328		C S B X 1-2 G6-3 ② 2-3 3-H		C F X 0-2 E4 HR 3-H		X 0-0 1B 2-3 1B			X 0-0 F9 ①	4	1	1	1	0	0	1
Mickey Morandini, L (1, 4) OBP: 0.409, SLG: 0.508		C X 0-1 3-H 1B		B B C X 2-1 1-H HR		B B F 1 B X SAFE 3-1 1-2 3-H 1B			B B C B F F X 3-2 G3 ②	4	1	3	4	0	0	0
Tommy Greene, R (1, 1) OBP: 0.167, SLG: 0.167 Wally Backman, S (6, PH) OBP: 0.333, SLG: 0.273 Wally Ritchie, L (6, 1) Barry Jones, R (7, 1) Jim Lindeman, R (9, PH) OBP: 0.283, SLG: 0.353 Curt Schilling, R (9, 1)		S T B S 1-3 K ③		B S S F X 1-2 G5-3 ③		C X 0-1 G3 ③			B F X 1-1 L4 ③	2 1 0 0 1 0	0 0 0 0 0 0	0 0 0 0 0 0	0 0 0 0 0 0	1 0 0 0 0 0	1 0 0 0 0 0	1 2 0 0 0 0
Inning Stats	R: 0 E: 0 K: 1 S: 7 H: 0 LOB: 0 BB: 0 P: 13	R: 2 E: 0 K: 1 S: 16 H: 2 LOB: 1 BB: 1 P: 25	R: 0 E: 0 K: 0 S: 8 H: 0 LOB: 0 BB: 0 P: 13	R: 3 E: 1 K: 0 S: 16 H: 2 LOB: 0 BB: 0 P: 21	R: 0 E: 0 K: 1 S: 7 H: 0 LOB: 0 BB: 0 P: 9	R: 1 E: 0 K: 0 S: 9 H: 3 LOB: 2 BB: 0 P: 16	R: 0 E: 0 K: 1 S: 9 H: 0 LOB: 0 BB: 0 P: 11	R: 0 E: 0 K: 1 S: 10 H: 0 LOB: 0 BB: 0 P: 16	R: 0 E: 0 K: 0 S: 7 H: 0 LOB: 0 BB: 0 P: 11	1B: 5 2B: 1 3B: 0 HR: 1	SF: 0 SAC: 0 DP: 0 HBP: 0					

TOP

Philadelphia Phillies @ San Diego Padres

Jack Murphy Stadium, San Diego, CA

Tue Apr 28 1992, 10:05 PM EDT

Att. 10,181 - Cloudy - 78 F

livebaseballscorecards.com

AB	35
R	6
H	7
RBI	5
BB	1
SO	5
LOB	9

PITCHER		IP	WLS	BF	H	R	ER	SO	BB	IBB	HBP	BLK	WP	HR	S	P	ERA	WHIP
Dave Eiland, R ERA: 3.86	(1, 1)	5.2		25	6	6	3	3	1	0	0	0	0	1	59	90	4.76	1.235
Mike Maddux, R ERA:	(6, 1)	1.1		5	1	0	0	1	0	0	0	0	0	0	13	18	0.00	0.750
Pat Clements, L ERA: 5.14	(8, 1)	2.0	W	6	0	0	0	1	0	0	0	0	0	0	17	27	0.00	0.000

PITCHER		IP	WLS	BF	H	R	ER	SO	BB	IBB	HBP	BLK	WP	HR	S	P	ERA	WHIP

WP: 0 PB: 0 SB: 0 CS: 0 PA: 36

BOTTOM

Batter	1	2	3	4	5	6	7	8	9	AB	R	H	RBI	BB	SO	LOB
Tony Fernandez, S (1, 6) OBP: 0.370, SLG: 0.416	B C B F F F S 2-3 ① K	S X 0-1 ③ P6		B F X 1-1 CS 1B		C B B B X 3-1 G6-4-3 1B		C F B B F X 2-2 ① G4-3		5	0	2	0	0	1	1
Tony Gwynn, L (1, 9) OBP: 0.412, SLG: 0.455	X 0-0 F8 BB 1B 1B	C X 0-1 1B BB 1B 1B	X 0-0 ① F7			B F X 1-1 ①② G6-4-3 1-2f		B C X 1-1 F8 1B		5	2	3	0	0	0	2
Gary Sheffield, R (1, 5) OBP: 0.419, SLG: 0.513	B F B B 1 SAFE B 4-1 1B F8 1-2 BB	B B S X 3-1 ① P6	B B B 4-0 ② 1-2 BB			B C B X 2-1 ③ P5		X 0-0 ② F8 1-2		3	0	0	0	2	0	2
Fred McGriff, L (1, 3) OBP: 0.402, SLG: 0.566	X 0-0 ② F8 1-2 2-3	B B B C F B 4-2 1B 1B 1-2 BB	B X 1-0 ③ F8				B F X 1-1 ① P5	I I I I 4-0 FC5 IBB		3	1	0	0	2	0	3
Benito Santiago, R (1, 2) OBP: 0.265, SLG: 0.313	B B B X 3-0 1B 2-3 3-H	B F X 1-1 S 1B E 1B 1-2 2-3		C B X 1-1 ① F8			C C X 0-2 BB S 1B	S X 0-1 ③ FC5 1-2f		5	1	3	1	0	0	2
Darrin Jackson, R (1, 8) OBP: 0.256, SLG: 0.400	B X 1-0 ③ P6	B F B B F B F X 3-2 E 2B 1B 1-2 2-H 3-H		B F B B F F F X 2-2 HR			X 0-0 ② F9		B X 1-0 HR	5	3	3	4	0	0	3
Jerald Clark, R (1, 7) OBP: 0.238, SLG: 0.351		B C F B S 2-3 ① K	B S B B X 3-1 ② P3 1-2 2-H		X 0-0 1B		B S 1 SAFE F B B F B 4-2 BB 1-2 BB			3	0	1	0	1	1	1
Kurt Stillwell, S (1, 4) OBP: 0.305, SLG: 0.404 Tim Teufel, R (5, 4) OBP: 0.314, SLG: 0.290	B X 1-0 SH1-4 1B	C C X 0-2 2-H 2B			F X 0-1 ② F9		B B S B S F F B 4-2 1-2 2-3 BB			2 1	0 0	2 0	1 0	0 1	0 0	0 1
Dave Eiland, R (1, 1) OBP: 0.167, SLG: 0.667 Mike Maddux, L (6, 1) Kevin Ward, R (7, PH) OBP: 0.333, SLG: 0.500 Oscar Azocar, L (7, PH) OBP: 0.182, SLG: 0.100 Pat Clements, R (8, 1)	X 0-0 ② SH1-4 1-2	X 0-0 ③ F8			S S X 0-2 ③ G5-3		C B B C B X 3-2 ③ G3-1			2 0 0 1 0	0 0 0 0 0	0 0 0 0 0	0 0 0 0 0	0 0 0 0 0	0 0 0 0 0	2 0 0 3 0
Inning Stats	R: 1 H: 2 E: 0 LOB: 2 K: 1 BB: 1 S: 11 P: 21	R: 0 H: 1 E: 0 LOB: 1 K: 1 BB: 0 S: 7 P: 10	R: 4 H: 4 E: 0 LOB: 1 K: 0 BB: 1 S: 18 P: 32	R: 0 H: 1 E: 0 LOB: 1 K: 0 BB: 1 S: 4 P: 10	R: 1 H: 2 E: 0 LOB: 1 K: 0 BB: 0 S: 13 P: 16	R: 0 H: 1 E: 0 LOB: 0 K: 0 BB: 0 S: 6 P: 12	R: 0 H: 1 E: 0 LOB: 3 K: 0 BB: 2 S: 16 P: 28	R: 0 H: 1 E: 0 LOB: 2 K: 0 BB: 1 S: 9 P: 16	R: 1 H: 1 E: 0 LOB: 0 K: 0 BB: 0 S: 1 P: 2	1B: 11 2B: 1 3B: 0 HR: 2	SF: 0 SAC: 1 DP: 1 HBP: 0					

PITCHER		IP	WLS	BF	H	R	ER	SO	BB	IBB	HBP	BLK	WP	HR	S	P	ERA	WHIP
Tommy Greene, R ERA: 6.23	(1, 1)	5.0		27	10	6	6	2	3	0	0	0	0	1	53	89	10.80	2.600
Wally Ritchie, L ERA: 1.23	(6, 1)	1.2		8	2	0	0	0	2	0	0	0	0	0	19	34	0.00	2.400
Barry Jones, R ERA: 3.86	(7, 1)	1.1		6	1	0	0	0	0	1	0	0	0	0	12	22	0.00	0.750
Curt Schilling, R ERA: 2.76	(9, 1)	0.0	L	1	1	1	1	0	0	0	0	0	0	1	1	2	∞	∞

PITCHER	IP	WLS	BF	H	R	ER	SO	BB	IBB	HBP	BLK	WP	HR	S	P	ERA	WHIP

Philadelphia Phillies @ San Diego Padres

Jack Murphy Stadium, San Diego, CA

Tue Apr 28 1992, 10:05 PM EDT

Att. 10,181 - Cloudy - 78 F

livebaseballscorecards.com

AB	35
R	7
H	14
RBI	6
BB	6
SO	2
LOB	20

WP: 0 PA: 42
PB: 0
SB: 2
CS: 1

Batter	1	2	3	4	5	6	7	8	9	AB	R	H	RBI	BB	SO	LOB
Marquis Grissom, R (1, 8) OBP: 0.330, SLG: 0.438	B B C X 2-1 ① F7		C F B X 1-2 2B		F B B C F B X 3-2 ③ 1-H 1B			X 0-0 ① G5-3		4	0	2	0	0	0	0
Delino DeShields, L (1, 4) OBP: 0.313, SLG: 0.349	B C C F B F X 2-2 CS S 1B		B B X 2-0 ③ G4-3			B F X 1-1 ① G3		C F B S 1-3 ② K		4	0	1	0	0	1	1
Ivan Calderon, R (1, 7) OBP: 0.221, SLG: 0.379	B B B S 2 SAFE B 4-1 ② 1-3 CS BB			B C X 1-1 ① L8		X 0-0 ② L8		F F S 0-3 ③ K		3	0	0	0	1	1	0
Larry Walker, L (1, 9) OBP: 0.323, SLG: 0.452	1 SAFE S P B B B 3-1 ③ 1-2 CS	X 0-0 ① G3-1		B B F S F X 2-2 E9 2B		F F B F X 1-2 HR			B F B F F B X 3-2 HR	4	2	3	2	0	0	0
Tim Wallach, R (1, 3) OBP: 0.333, SLG: 0.350		B C X 1-1 ② L9		C S B X 1-2 ② P4		X 0-0 ③ G6-3			B S X 1-1 ① P6	4	0	0	0	0	0	1
Archi Cianfrocco, R (1, 5) OBP: 0.231, SLG: 0.208		C X 0-1 1B		B S S B S 2-3 ③ K			B X 1-0 ① P3		F C S 0-3 ② K	4	0	1	0	0	2	1
Darrin Fletcher, L (1, 2) OBP: 0.244, SLG: 0.220		C 1 SAFE X 0-1 ③ G3			X 0-0 FC1-6 1B		B X 1-0 ② P6		B B F B F X 3-2 ③ L8	4	0	1	0	0	0	1
Spike Owen, S (1, 6) OBP: 0.284, SLG: 0.308			B B B C F X 3-2 ① F8		B F C S 1-3 ① K		B X 1-0 1B			3	0	1	0	0	1	1
Chris Nabholz, L (1, 1)			B B C X 2-1 ② G1-4-3		X 0-0 ② FC1-6 WP 1-2f 1B		B B F C B F X 3-2 ③ G6-3			2	0	0	0	0	0	1
Mel Rojas, R (5, 1)										0	0	0	0	0	0	0
Eric Bullock, L (7, PH)										1	0	0	0	0	0	1
Bill Landrum, R (7, 1)										0	0	0	0	0	0	0
John Wetteland, R (8, 1)										0	0	0	0	0	0	0
Inning Stats	R: 0 E: 0 K: 0 S: 10 H: 1 LOB: 0 BB: 1 P: 20	R: 0 E: 0 K: 0 S: 7 H: 1 LOB: 1 BB: 0 P: 8	R: 0 E: 0 K: 0 S: 9 H: 1 LOB: 1 BB: 0 P: 17	R: 0 E: 1 K: 1 S: 12 H: 1 LOB: 1 BB: 0 P: 18	R: 0 E: 0 K: 1 S: 9 H: 2 LOB: 1 BB: 0 P: 13	R: 1 E: 0 K: 0 S: 8 H: 1 LOB: 0 BB: 0 P: 10	R: 0 E: 0 K: 0 S: 7 H: 1 LOB: 1 BB: 0 P: 13	R: 0 E: 0 K: 2 S: 7 H: 0 LOB: 0 BB: 0 P: 8	R: 1 E: 0 K: 1 S: 12 H: 1 LOB: 0 BB: 0 P: 19	1B: 5 2B: 2 3B: 0 HR: 2	SF: 0 SAC: 0 DP: 0 HBP: 0						

PITCHER		IP	WLS	BF	H	R	ER	SO	BB	IBB	HBP	BLK	WP	HR	S	P	ERA	WHIP
Greg Harris, R ERA: 2.06	(1, 1)	9.0	W	34	9	2	2	5	1	0	0	0	1	2	81	126	2.00	1.111

PITCHER		IP	WLS	BF	H	R	ER	SO	BB	IBB	HBP	BLK	WP	HR	S	P	ERA	WHIP

TOP

Montreal Expos @ San Diego Padres

Jack Murphy Stadium, San Diego, CA

Wed Apr 29 1992, 10:05 PM EDT

Att. 9,704 - Cloudy - 73 F

livebaseballscorecards.com

AB	33
R	2
H	9
RBI	2
BB	1
SO	5
LOB	7

1B: 5	SF: 0	WP: 1	PA: 35
2B: 2	SAC: 0	PB: 0	
3B: 0	DP: 0	SB: 1	
HR: 2	HBP: 0	CS: 2	

BOTTOM

Montreal Expos @ San Diego Padres

Jack Murphy Stadium, San Diego, CA

Wed Apr 29 1992, 10:05 PM EDT

Att. 9,704 - Cloudy - 73 F

livebaseballscorecards.com

Batter	1	2	3	4	5	6	7	8	9	AB	R	H	RBI	BB	SO	LOB
Tony Fernandez, S (1, 6) OBP: 0.360, SLG: 0.395	C B X 1-1 L9 ①		B B F C X 2-2 G6-3 ② 2-3 3-H		B B F S X 2-2 F8 ① B B S S 4-2 1-2 BB		X 0-0 G3 ③			4	0	0	1	1	0	1
Craig Shipley, R (8, 6) OBP: 0.188, SLG: 0.188										0	0	0	0	0	0	0
Tony Gwynn, L (1, 9) OBP: 0.412, SLG: 0.452	C S B X 1-2 L8 ②		C B F X 1-2 1B 3-H 1B		C X 0-1 2B 3B 1B B X 1-0 F7 ③			B B F B X 3-1 G3-1 ①		5	1	2	1	0	0	3
Gary Sheffield, R (1, 5) OBP: 0.429, SLG: 0.543	C B S F B B X 3-2 P7 ③		1 SAFE X 0-0 1-2 1B		1 SAFE F X 0-1 1-3 3B 2B	B C B X 2-1 WP 2B		B B C B F X 3-2 P3 ②		5	1	3	0	0	0	0
Fred McGriff, L (1, 3) OBP: 0.392, SLG: 0.568		B C F X 1-2 L4 ①	C X 0-1 G4-3 ③		B B B X 3-0 2-H 3-H 1B 3B	S B C B X 2-2 F7 ①		B C C B F C 2-3 K ③		5	1	1	2	0	1	3
Benito Santiago, R (1, 2) OBP: 0.264, SLG: 0.310		B F B B B X 3-1 G5-3 ②		L B B X 2-1 G6-3 ①	X 0-0 3-H CS 1B	B X 1-0 L7 ②				4	0	1	1	0	0	1
Darrin Jackson, R (1, 8) OBP: 0.267, SLG: 0.410		B B C X 2-1 G6-3 ③		C X 0-1 2B	1 SAFE B C B 1 SAFE X 2-1 1-2 E5 ② S 1B	B B B 4-0 WP BB				3	1	1	0	1	0	1
Jerald Clark, R (1, 7) OBP: 0.250, SLG: 0.350			B S X 1-1 SH3-4 G6-3 1B 1B	C C S 0-3 K ②	B B S B S B 4-2 1-2 E 1B BB	C S B X 1-2 F9 ③ 1-2 2-3				3	2	1	0	1	1	3
Tim Teufel, R (1, 4) OBP: 0.359, SLG: 0.324			1 SAFE B X 1-0 G6-3 SH3-4 1-2 1B 1B	4-0 IBB	C S B X 1-2 E 1-2 2-H 1B		X 0-0 F9 ①			3	1	2	1	1	0	0
Greg Harris, R (1, 1) OBP: 0.200, SLG: 0.111			X 0-0 SH3-4 ① 1-2 2-3	B X 1-0 G3 ③	X 0-0 E4 BB 1-3 2-H		B X 1-0 G6-3 ②			3	0	0	0	0	0	3
Inning Stats	R: 0 E: 0 K: 0 S: 9 H: 0 LOB: 0 BB: 0 P: 14	R: 0 E: 0 K: 0 S: 7 H: 0 LOB: 0 BB: 0 P: 13	R: 2 E: 0 K: 0 S: 13 H: 4 LOB: 2 BB: 0 P: 18	R: 0 E: 0 K: 1 S: 8 H: 1 LOB: 2 BB: 1 P: 15	R: 5 E: 2 K: 0 S: 24 H: 5 LOB: 3 BB: 2 P: 41	R: 0 E: 0 K: 0 S: 9 H: 1 LOB: 2 BB: 1 P: 19	R: 0 E: 0 K: 0 S: 3 H: 0 LOB: 0 BB: 0 P: 4	R: 0 E: 0 K: 1 S: 9 H: 0 LOB: 0 BB: 0 P: 17		1B: 7 2B: 3 3B: 1 HR: 0 SF: 0 SAC: 1 DP: 0 HBP: 0						

	AB	35
	R	7
	H	11
	RBI	6
	BB	4
	SO	2
	LOB	15

WP: 1 PB: 0 SB: 1 CS: 1 PA: 40

PITCHER		IP	WLS	BF	H	R	ER	SO	BB	IBB	HBP	BLK	WP	HR	S	P	ERA	WHIP
Chris Nabholz, L ERA: 3.62	(1, 1)	4.2	L	24	9	6	5	1	0	1	0	0	0	0	50	80	9.64	1.929
Mel Rojas, R ERA: 2.25	(5, 1)	1.1		10	2	1	0	0	3	0	0	0	1	0	20	40	0.00	3.750
Bill Landrum, R ERA: 3.97	(7, 1)	1.0		3	0	0	0	0	0	0	0	0	0	0	3	4	0.00	0.000
John Wetteland, R ERA: 4.5	(8, 1)	1.0		3	0	0	0	1	0	0	0	0	0	0	9	17	0.00	0.000

PITCHER	IP	WLS	BF	H	R	ER	SO	BB	IBB	HBP	BLK	WP	HR	S	P	ERA	WHIP

Batter	1	2	3	4	5	6	7	8	9	AB	R	H	RBI	BB	SO	LOB
Marquis Grissom, R (1, 8) OBP: 0.333, SLG: 0.447	F8		G4-3, S 2-3 1B		G6-3		S 2-H 1B 2B		F8	5	1	2	1	0	0	1
Delino DeShields, L (1, 4) OBP: 0.337, SLG: 0.385	S 1B		G4-3 1-3 3-H			HR 1B	G6-3, S 2-H 1B		1B 2B	5	2	4	2	0	0	1
John Vander Wal, L (1, 7) OBP: 0.314, SLG: 0.233	K 1-2		P5			1 SAFE 1 SAFE 1 SAFE 1 SAFE F7	1 SAFE G6-3 1-3		G6-3	5	0	0	0	0	1	5
Larry Walker, L (1, 9) OBP: 0.327, SLG: 0.483	K			F8		HR 1-H	P5		1B 2-H 1B	5	1	2	3	0	1	2
Tim Wallach, R (1, 3) OBP: 0.327, SLG: 0.341		P4		K		K	K		1B 1-3	5	0	1	0	0	3	1
Bret Barberie, S (1, 5) OBP: 0.365, SLG: 0.286		K		G3		HR 1B		G3-1	K	5	1	1	0	0	2	2
Darrin Fletcher, L (1, 2) OBP: 0.245, SLG: 0.289 Rick Cerone, R (8, 2) OBP: 0.364, SLG: 0.636	K				L8 HR 1-H			L8		4 0	1 0	1 0	2 0	0 0	1 0	0 0
Spike Owen, S (1, 6) OBP: 0.308, SLG: 0.377			1B SH1-4 G4-3 1B		SH3-4 1B	G5-3			HR	4	2	3	1	0	0	0
Ken Hill, R (1, 1) OBP: 0.222, SLG: 0.333 Eric Bullock, L (8, PH) Jeff Fassero, L (8, 1)			SH1-4 1-2		SH3-4 1-2		2B 2B			1 1 0	1 0 0	1 0 0	0 0 0	0 0 0	0 1 0	0 0 0
Inning Stats	R: 0 E: 0 K: 2 S: 10 H: 1 LOB: 1 BB: 0 P: 15	R: 0 E: 0 K: 2 S: 8 H: 0 LOB: 0 BB: 0 P: 10	R: 1 E: 0 K: 0 S: 10 H: 2 LOB: 1 BB: 0 P: 15	R: 0 E: 0 K: 1 S: 5 H: 0 LOB: 0 BB: 0 P: 8	R: 0 E: 0 K: 0 S: 7 H: 1 LOB: 1 BB: 0 P: 7	R: 4 E: 0 K: 1 S: 22 H: 4 LOB: 0 BB: 0 P: 29	R: 2 E: 0 K: 1 S: 12 H: 3 LOB: 1 BB: 0 P: 17	R: 1 E: 0 K: 1 S: 15 H: 1 LOB: 0 BB: 0 P: 21	R: 1 E: 0 K: 1 S: 14 H: 3 LOB: 2 BB: 0 P: 17	1B: 9 2B: 3 3B: 0 HR: 3 SF: 0 SAC: 2 DP: 0 HBP: 0	WP: 0 PB: 0 SB: 4 CS: 0 PA: 42					

PITCHER		IP	WLS	BF	H	R	ER	SO	BB	IBB	HBP	BLK	WP	HR	S	P	ERA	WHIP
Andy Benes, R ERA: 3.97	(1, 1)	6.0	L	28	10	7	7	6	0	0	0	0	0	2	64	88	10.50	1.667
Pat Clements, L ERA: 4.7	(7, 1)	0.2		3	1	0	0	0	0	0	0	0	0	0	7	9	0.00	1.500
Jose Melendez, R ERA: 1.74	(7, 1)	1.1		5	1	1	1	2	0	0	0	0	0	1	18	25	6.75	0.750
Rich Rodriguez, L ERA: 2.29	(9, 1)	1.0		6	3	1	1	1	0	0	0	0	0	0	14	17	9.00	3.000

PITCHER	IP	WLS	BF	H	R	ER	SO	BB	IBB	HBP	BLK	WP	HR	S	P	ERA	WHIP

TOP

Montreal Expos @ San Diego Padres

Jack Murphy Stadium, San Diego, CA

Thu Apr 30 1992, 6:33 AM EDT

Att. 31,139 - Sunny - 79 F

livebaseballscorecards.com

AB	40
R	9
H	15
RBI	9
BB	0
SO	9
LOB	12

Montreal Expos @ San Diego Padres

Jack Murphy Stadium, San Diego, CA

Thu Apr 30 1992, 6:33 AM EDT

Att. 31,139 - Sunny - 79 F

BOTTOM

Batter	1	2	3	4	5	6	7	8	9	AB	R	H	RBI	BB	SO	LOB
Tony Fernandez, S (1, 6) OBP: 0.352, SLG: 0.384	B C F B B C 3-3 K ①		C L S 0-3 K ③		C B S X 1-2 G3 ③		B C X 1-1 G3-1 ②		X 0-0 1-3 1B	5	0	1	0	0	2	2
Tony Gwynn, L (1, 9) OBP: 0.393, SLG: 0.429	C X 0-1 L3 ②			C S S 0-3 K ①		C X 0-1 G1-6-3 ①	B X 1-0 E4		F S B S 1-3 K ③	5	0	0	0	0	2	2
Gary Sheffield, R (1, 5) OBP: 0.431, SLG: 0.536	C X 0-1 P5 ③			C X 0-1 G1-3 1B		B B B 4-0 FC4-6 BB	B B C C B F F X 3-2 F7 ③			3	0	1	0	1	0	1
Fred McGriff, L (1, 3) OBP: 0.376, SLG: 0.541		B C X 1-1 L7 ①		B X 1-0 G1-3 1-2 ②		C B S X 1-2 FC4-6 1B 1-2f 1B ②		C B X 1-1 G3 ①		4	1	0	0	0	0	2
Benito Santiago, R (1, 2) OBP: 0.264, SLG: 0.307		C C X 0-2 L9 ②		S F F X 0-2 P4 ③		X 0-0 1B 1B 1-2 WP 1B		S S B B B F S 3-3 K ②		4	1	1	0	0	1	1
Darrin Jackson, R (1, 8) OBP: 0.278, SLG: 0.427		F S S 0-3 K ③			X 0-0 G5-3 1B 2B	B S X 1-1 WP 1B 1-2 2-H 1B		C B F X 1-2 G3 ③		4	1	2	1	0	1	0
Jerald Clark, R (1, 7) OBP: 0.261, SLG: 0.349			S C B B B B 4-2 SH3-4 BB		S X 0-1 G5-3 ①	S B B X 2-1 WP 1-2 2-3 1B			X 0-0 L9 ①	3	0	1	0	1	0	1
Tim Teufel, R (1, 4) OBP: 0.333, SLG: 0.297 Jose Melendez, R (7, 1) Rich Rodriguez, L (9, 1) Kevin Ward, R (9, PH) OBP: 0.385, SLG: 0.545			1 SAFE B F 1 SAFE B 1 SAFE B X 2-1 F8 ①		X 0-0 2-3 G5-3 ②	F B C B S 2-3 K 1-2 2-3 3-H ③			C S B B B X 2-2 1B 1B	3 0 0 1	0 0 0 0	0 0 0 1	0 0 0 0	0 0 0 0	1 0 0 0	4 0 0 0
Andy Benes, R (1, 1) OBP: 0.556, SLG: 0.625 Pat Clements, R (7, 1) Craig Shipley, R (7, 4) OBP: 0.167, SLG: 0.167			X 0-0 SH3-4 1-2 ②		F B X 1-1 3-H 1B		F B S F C 1-3 K ①		B B X 2-0 L8 ②	1 0 2	0 0 0	1 0 0	1 0 0	0 0 0	0 0 1	0 0 1
Inning Stats	R: 0 E: 0 K: 1 S: 7 H: 0 LOB: 0 BB: 0 P: 10	R: 0 E: 0 K: 1 S: 8 H: 0 LOB: 0 BB: 0 P: 9	R: 0 E: 0 K: 1 S: 8 H: 0 LOB: 1 BB: 1 P: 14	R: 0 E: 0 K: 1 S: 10 H: 1 LOB: 1 BB: 0 P: 11	R: 1 E: 0 K: 0 S: 9 H: 2 LOB: 1 BB: 0 P: 11	R: 2 E: 0 K: 1 S: 13 H: 3 LOB: 2 BB: 1 P: 23	R: 0 E: 1 K: 1 S: 12 H: 0 LOB: 1 BB: 0 P: 18	R: 0 E: 0 K: 1 S: 10 H: 0 LOB: 0 BB: 0 P: 15	R: 0 E: 0 K: 1 S: 9 H: 2 LOB: 2 BB: 0 P: 14	1B: 7 2B: 1 3B: 0 HR: 0	SF: 0 SAC: 1 DP: 0 HBP: 0			WP: 1 PB: 0 SB: 0 CS: 0	PA: 38		

PITCHER		IP	WLS	BF	H	R	ER	SO	BB	IBB	HBP	BLK	WP	HR	S	P	ERA	WHIP
Ken Hill, R ERA: 1.42	(1, 1)	7.0	W	30	6	3	3	6	2	0	0	0	1	0	67	96	3.86	1.143
Jeff Fassero, L ERA: 3.63	(8, 1)	2.0		8	2	0	0	2	0	0	0	0	0	0	19	29	0.00	1.000

PITCHER	IP	WLS	BF	H	R	ER	SO	BB	IBB	HBP	BLK	WP	HR	S	P	ERA	WHIP

AB	35
R	3
H	8
RBI	2
BB	2
SO	8
LOB	14

livebaseballscorecards.com

Batter	1	2	3	4	5	6	7	8	9	AB	R	H	RBI	BB	SO	LOB
Bernard Gilkey, R (1, 7) OBP: 0.364, SLG: 0.373	G5-3		BB		WP, G1-4-3, 1B, 1B		1B, 1B		G4-3	4	1	2	1	1	0	0
Ozzie Smith, S (1, 6) OBP: 0.338, SLG: 0.262	G6-3		L9		G1-4-3		F8		F8	5	0	0	0	0	0	4
Felix Jose, S (1, 9) OBP: 0.429, SLG: 0.500	K			K	CS, 1B		1B			4	0	2	1	0	2	0
Todd Zeile, R (1, 5) OBP: 0.340, SLG: 0.423		G6-3		K	CS	F8	L9			4	0	0	0	0	1	2
Pedro Guerrero, R (1, 3) OBP: 0.306, SLG: 0.316		G5-3		P5		CS, BB, 1B	L6			4	0	1	0	0	0	2
Brian Jordan, R (1, 8) OBP: 0.232, SLG: 0.380		K			HR	CS, BB, 1B		G5-3		3	2	1	1	1	1	0
Rex Hudler, R (1, 4) OBP: 0.225, SLG: 0.333			L9		2B, 1B	SAFE, 1B, BB		F9		3	1	1	0	1	0	0
Tom Pagnozzi, R (1, 2) OBP: 0.342, SLG: 0.429			FC2-6, 1B		SH1-4, 1B, 2B	1B		G1-3		4	1	3	2	0	0	0
Rheal Cormier, L (1, 1) OBP: 0.250, SLG: 0.375			FC2-6, BB		SH1-4	K			F8	2	0	0	0	0	1	3
Todd Worrell, R (8, 1)										0	0	0	0	0	0	0
Cris Carpenter, R (8, 1)										0	0	0	0	0	0	0
Bob McClure, R (8, 1)										0	0	0	0	0	0	0
Mike Perez, R (8, 1)										0	0	0	0	0	0	0
Craig Wilson, R (8, 4) OBP: 0.450, SLG: 0.333										1	0	0	0	0	0	0
Inning Stats	R: 0 E: 0 K: 1 S: 7 H: 0 LOB: 0 BB: 0 P: 8	R: 0 E: 0 K: 1 S: 9 H: 0 LOB: 0 BB: 0 P: 13	R: 0 E: 0 K: 0 S: 9 H: 1 LOB: 2 BB: 1 P: 17	R: 0 E: 0 K: 2 S: 7 H: 0 LOB: 0 BB: 0 P: 9	R: 4 E: 0 K: 0 S: 12 H: 5 LOB: 0 BB: 0 P: 21	R: 1 E: 0 K: 1 S: 10 H: 2 LOB: 2 BB: 2 P: 23	R: 0 E: 0 K: 0 S: 12 H: 2 LOB: 2 BB: 0 P: 18	R: 0 E: 0 K: 0 S: 7 H: 0 LOB: 0 BB: 0 P: 9	R: 0 E: 0 K: 0 S: 9 H: 0 LOB: 0 BB: 0 P: 16	1B: 8 2B: 1 3B: 0 HR: 1 SF: 0 SAC: 1 DP: 0 HBP: 0	WP: 1 PB: 0 SB: 0 CS: 3	PA: 39				

PITCHER		IP	WLS	BF	H	R	ER	SO	BB	IBB	HBP	BLK	WP	HR	S	P	ERA	WHIP
Craig Lefferts, L ERA: 5.87	(1, 1)	5.1		24	7	5	5	4	2	0	0	0	1	1	49	79	8.44	1.688
Mike Maddux, R ERA:	(6, 1)	0.2		3	1	0	0	1	1	0	0	0	0	0	5	12	0.00	3.000
Rich Rodriguez, L ERA: 2.08	(7, 1)	2.0	W	8	2	0	0	0	0	0	0	0	0	0	19	27	0.00	1.000
Randy Myers, L ERA: 4.7	(9, 1)	1.0	S	3	0	0	0	0	0	0	0	0	0	0	9	16	0.00	0.000

PITCHER	IP	WLS	BF	H	R	ER	SO	BB	IBB	HBP	BLK	WP	HR	S	P	ERA	WHIP

TOP

St. Louis Cardinals @ San Diego Padres

Jack Murphy Stadium, San Diego, CA

Fri May 01 1992, 10:05 PM EDT

Att. 50,540 - Sunny - 73 F

livebaseballscorecards.com

AB	34
R	5
H	10
RBI	5
BB	3
SO	5
LOB	11

Batter	1	2	3	4	5	6	7	8	9	AB	R	H	RBI	BB	SO	LOB
Tony Fernandez, S (1, 6) OBP: 0.358, SLG: 0.382	4-0 FC6-4 BB		0-0 2B 1B		1-0 L8		1-1 P4	0-1 SH5-4 1-2 2-3		3	0	1	0	1	0	0
Tony Gwynn, L (1, 9) OBP: 0.402, SLG: 0.441	2-2 FC6-4 1-2f		0-0 1-3 2B		1-2 FC4 1B		2-1 G4-3	4-0 BB IBB		4	0	2	0	1	0	1
Gary Sheffield, R (1, 5) OBP: 0.411, SLG: 0.511	1-1 P3		2-0 F8		0-1 L5		1-1 G5-3	0-1 SF8 3-H		4	0	0	1	0	0	4
Fred McGriff, L (1, 3) OBP: 0.387, SLG: 0.573	1-1 G4-3			2-0 HR 1B	3-0 FC4 1-2f			HR BB		4	2	2	1	1	0	2
Benito Santiago, R (1, 2) OBP: 0.281, SLG: 0.348		2-3 K		0-0 HR 1-H		0-1 FC6-4 1B		BB L5		4	2	2	2	1	1	3
Darrin Jackson, R (1, 8) OBP: 0.277, SLG: 0.419		0-0 P3		2-2 F7		1-0 L7		3-2 1-2		4	1	1	0	0	0	1
Jerald Clark, R (1, 7) OBP: 0.271, SLG: 0.356		1-0 F9		1-1 S 1B		1-0 FC6-4 1B 1-2f		0-2 1-2 2-H		4	1	2	1	0	0	1
Kurt Stillwell, S (1, 4) OBP: 0.317, SLG: 0.410			1-3 K	1-3 K 1-2		1-1 1-2		0-0 SH5-4 SF8 1-2 2-3		4	1	2	0	0	2	1
Craig Lefferts, L (1, 1) Mike Maddux, L (6, 1) Tim Teufel, R (6, PH) OBP: 0.326, SLG: 0.289 Rich Rodriguez, L (7, 1) Oscar Azocar, L (8, PH) OBP: 0.250, SLG: 0.182 Randy Myers, L (9, 1)			0-1 G1-3	0-3 K		0-2 P4		0-0 BB SH5-4 1-2 2-H 3-H		2 0 1 0 0 1 0	0 0 0 0 0 0 0	0 0 0 0 0 1 0	0 0 0 0 0 2 0	0 0 0 0 0 0 0	1 0 2 0 0 0 0	1 0 0 0 0 0 0
Inning Stats	R: 0 E: 0 K: 0 S: 8 H: 0 LOB: 1 BB: 1 P: 15	R: 0 E: 0 K: 1 S: 5 H: 0 LOB: 0 BB: 0 P: 8	R: 0 E: 0 K: 1 S: 8 H: 2 LOB: 2 BB: 0 P: 11	R: 2 E: 0 K: 2 S: 14 H: 3 LOB: 1 BB: 0 P: 20	R: 0 E: 0 K: 0 S: 7 H: 1 LOB: 1 BB: 0 P: 12	R: 0 E: 0 K: 0 S: 9 H: 2 LOB: 2 BB: 0 P: 12	R: 0 E: 0 K: 0 S: 6 H: 0 LOB: 0 BB: 0 P: 10	R: 5 E: 0 K: 0 S: 25 H: 5 LOB: 3 BB: 3 P: 41		1B: 10 2B: 1 3B: 0 HR: 2		SF: 1 SAC: 1 DP: 0 HBP: 0		WP: 0 PB: 0 SB: 1 CS: 0		PA: 41

PITCHER		IP	WLS	BF	H	R	ER	SO	BB	IBB	HBP	BLK	WP	HR	S	P	ERA	WHIP
Rheal Cormier, L ERA: 3.96	(1, 1)	7.0		30	8	2	2	4	1	0	0	0	0	1	57	88	2.57	1.286
Todd Worrell, R ERA: 4.09	(8, 1)	0.0	L	5	4	5	5	0	1	0	0	0	0	1	13	20	∞	∞
Cris Carpenter, R ERA: 2.13	(8, 1)	0.2		4	1	0	0	0	0	1	0	0	0	0	5	9	0.00	1.500
Bob McClure, L ERA: 5.63	(8, 1)	0.0		1	0	0	0	0	1	0	0	0	0	0	4	8	∞	∞
Mike Perez, R ERA: 1.37	(8, 1)	0.1		1	0	0	0	0	0	0	0	0	0	0	3	4	0.00	0.000

PITCHER	IP	WLS	BF	H	R	ER	SO	BB	IBB	HBP	BLK	WP	HR	S	P	ERA	WHIP

BOTTOM

St. Louis Cardinals @ San Diego Padres

Jack Murphy Stadium, San Diego, CA

Fri May 01 1992, 10:05 PM EDT

Att. 50,540 - Sunny - 73 F

livebaseballscorecards.com

AB	35
R	7
H	13
RBI	7
BB	4
SO	4
LOB	16

Batter	1	2	3	4	5	6	7	8	9	AB	R	H	RBI	BB	SO	LOB
Bernard Gilkey, R (1, 7) OBP: 0.350, SLG: 0.345	B B B C B 4-1 L4-6 G5-3 BB	S X 0-1 ③ L9		B C F C 1-3 ① K		C F F B B B X 3-2 ③ G5-3			S F B B S 2-3 ② K	4	0	0	0	1	2	2
Ozzie Smith, S (1, 6) OBP: 0.329, SLG: 0.271	C 1 SAFE X 0-1 ① G5-3 1-2		X 0-0 ① F8	B X 1-0 ② F7			B B C F X 2-2 G6-3 2B		B C C B X 2-2 ③ G6-3	5	0	1	0	0	0	1
Felix Jose, S (1, 9) OBP: 0.444, SLG: 0.471	C S B B F B F B 4-2 BB		C C X 0-2 1B WP 1B 1B	B C F F B B S 3-3 ③ K			S S S 0-3 ① K			3	1	1	0	1	2	1
Todd Zeile, R (1, 5) OBP: 0.337, SLG: 0.407	X 0-0 ② ③ L4-6 2-3		C F B F 1 SAFE B X 2-2 ② L9 1-2		B B B 4-0 G6-3 S BB		C F B X 1-2 ② G6-3 2-3			3	0	0	0	1	0	4
Pedro Guerrero, R (1, 3) OBP: 0.303, SLG: 0.313 Tim Jones, L (7, 4) OBP: 0.205, SLG: 0.209		B X 1-0 ① G5-3	B C S S B X 2-2 1B 1B E 2-3 1B		C C B S 1-3 ① K 1-2		S F B F F X 0-2 ③ F7			4 0	1 0	1 0	0 0	0 0	1 0	2 0
Brian Jordan, R (1, 8) OBP: 0.244, SLG: 0.386		B B S B X 3-1 S 1B 1B	S B F F X 1-2 E 1B 1-2 3-H 1B		B C B X 2-1 ② G6-3 2-3			B S B S F S 2-3 ① K		4	1	2	1	0	1	1
Rex Hudler, R (1, 4) OBP: 0.250, SLG: 0.349 (7, 3)		1 SAFE 1 SAFE 1 SAFE B C B X 2-1 FC2-5 1B 1-H 1B	C B X 1-1 E 1-2 2-3 1B		C X 0-1 ③ G6-3			L B S F F S 1-3 ② K		4	0	2	1	0	1	1
Tom Pagnozzi, R (1, 2) OBP: 0.337, SLG: 0.420		B 1 SAFE C F X 1-2 FC2-5 1-2 1B	B X 1-0 E5 1-2 2-3 3-H		C C B X 1-2 ① L4			B B C S X 2-2 ③ P6		4	0	1	0	0	0	2
Donovan Osborne, S (1, 1) OBP: 0.100, SLG: 0.100 Lee Smith, R (9, 1)		L B X 1-1 ② FC2-5 1-2 2-3f	C S X 0-2 ③ G4-3		C S S 0-3 ② K				F S F F X 0-2 ① F9	4 0	0 0	0 0	0 0	0 0	1 0	5 0
Inning Stats	R: 0 E: 0 K: 0 S: 8 H: 0 LOB: 1 BB: 2 P: 16	R: 1 E: 0 K: 0 S: 12 H: 3 LOB: 2 BB: 0 P: 20	R: 2 E: 1 K: 0 S: 21 H: 4 LOB: 3 BB: 0 P: 28	R: 0 E: 0 K: 2 S: 9 H: 0 LOB: 0 BB: 0 P: 14	R: 0 E: 0 K: 1 S: 7 H: 0 LOB: 1 BB: 1 P: 14	R: 0 E: 0 K: 1 S: 10 H: 0 LOB: 0 BB: 0 P: 14	R: 0 E: 0 K: 1 S: 14 H: 1 LOB: 1 BB: 0 P: 17	R: 0 E: 0 K: 2 S: 12 H: 0 LOB: 0 BB: 0 P: 17	R: 0 E: 0 K: 1 S: 11 H: 0 LOB: 0 BB: 0 P: 15	1B: 7 2B: 2 3B: 0 HR: 0 SF: 0 SAC: 0 DP: 1 HBP: 0						

PITCHER		IP	WLS	BF	H	R	ER	SO	BB	IBB	HBP	BLK	WP	HR	S	P	ERA	WHIP
Bruce Hurst, L ERA: 4.54	(1, 1)	6.0	L	28	7	3	2	4	3	0	0	0	1	0	67	106	3.00	1.667
Jose Melendez, R ERA: 1.52	(7, 1)	3.0		10	1	0	0	4	0	0	0	0	0	0	37	49	0.00	0.333

PITCHER	IP	WLS	BF	H	R	ER	SO	BB	IBB	HBP	BLK	WP	HR	S	P	ERA	WHIP

TOP

St. Louis Cardinals @ San Diego Padres

Jack Murphy Stadium, San Diego, CA

Sat May 02 1992, 10:05 PM EDT

Att. 18,992 - Sunny - 72 F

livebaseballscorecards.com

AB	35
R	3
H	8
RBI	2
BB	3
SO	8
LOB	19

Batter	1	2	3	4	5	6	7	8	9	AB	R	H	RBI	BB	SO	LOB
Tony Fernandez, S (1, 6) OBP: 0.343, SLG: 0.366	B B X 2-0 F9 ①		C S B F B F F X 2-2 G5-3 ③			C F X 0-2 G6-3 ③			X 0-0 L7 ②	4	0	0	0	0	0	1
Tony Gwynn, L (1, 9) OBP: 0.397, SLG: 0.434	B X 1-0 F8 ②			B B C F X 2-2 G5-4-3 1B			B C X 1-1 F8 ①		X 0-0 G3 ③	4	0	1	0	0	0	1
Gary Sheffield, R (1, 5) OBP: 0.400, SLG: 0.495	C C B X 1-2 P4 ③			X 0-0 G5-4-3 ① ② 1-2f			B X 1-0 F7 ②			3	0	0	0	0	0	1
Fred McGriff, L (1, 3) OBP: 0.385, SLG: 0.565		B X 1-0 1B		B X 1-0 G6-3 ③			X 0-0 L8 ③			3	0	1	0	0	0	0
Benito Santiago, R (1, 2) OBP: 0.273, SLG: 0.337		C X 0-1 F8 ①			S C B S 1-3 K ①			B B X 2-0 G5-3 ①		3	0	0	0	0	1	1
Darrin Jackson, R (1, 8) OBP: 0.278, SLG: 0.416		C F B X 1-2 P4 ②			F X 0-1 L3 1B			X 0-0 G6-3 ②		3	0	1	0	0	0	1
Jerald Clark, R (1, 7) OBP: 0.263, SLG: 0.344		F B F B F C 2-3 K ③			F B X 1-1 L3 ② ③ 1-2			C F F B C 1-3 K ③		3	0	0	0	0	2	2
Kurt Stillwell, S (1, 4) OBP: 0.303, SLG: 0.391			F B B B X 3-1 G6-3 ①			F B B X 2-1 F8 ①			B C X 1-1 P4 ①	3	0	0	0	0	0	0
Bruce Hurst, L (1, 1) OBP: 0.231, SLG: 0.250 Kevin Ward, R (6, PH) OBP: 0.357, SLG: 0.500 Jose Melendez, R (7, 1) Tim Teufel, R (9, PH) OBP: 0.341, SLG: 0.308			B B C X 2-1 G4-3 ②			B F B X 2-1 F8 ②			C B F X 1-2 1B	1 1 0 1	0 0 0 0	0 0 0 1	0 0 0 0	0 0 0 0	0 0 0 0	0 0 0 0
Inning Stats	R: 0 E: 0 K: 0 S: 5 H: 0 LOB: 0 BB: 0 P: 9	R: 0 E: 0 K: 1 S: 10 H: 1 LOB: 1 BB: 0 P: 14	R: 0 E: 0 K: 0 S: 10 H: 0 LOB: 0 BB: 0 P: 17	R: 0 E: 0 K: 0 S: 5 H: 1 LOB: 0 BB: 0 P: 8	R: 0 E: 0 K: 1 S: 7 H: 1 LOB: 0 BB: 0 P: 9	R: 0 E: 0 K: 0 S: 7 H: 0 LOB: 0 BB: 0 P: 11	R: 0 E: 0 K: 0 S: 4 H: 0 LOB: 0 BB: 0 P: 6	R: 0 E: 0 K: 1 S: 6 H: 0 LOB: 0 BB: 0 P: 9	R: 0 E: 0 K: 0 S: 7 H: 1 LOB: 1 BB: 0 P: 9	1B: 4 2B: 1 3B: 0 HR: 0	SF: 0 SAC: 0 DP: 2 HBP: 0						

PITCHER	IP	WLS	BF	H	R	ER	SO	BB	IBB	HBP	BLK	WP	HR	S	P	ERA	WHIP
Donovan Osborne, L (1, 1) ERA: 1.23	8.1	W	27	4	0	0	3	0	0	0	0	0	0	59	90	0.00	0.480
Lee Smith, R (9, 1) ERA: 2.25	0.2	S	2	0	0	0	0	0	0	0	0	0	0	2	2	0.00	0.000

PITCHER	IP	WLS	BF	H	R	ER	SO	BB	IBB	HBP	BLK	WP	HR	S	P	ERA	WHIP

BOTTOM

St. Louis Cardinals @ San Diego Padres

Jack Murphy Stadium, San Diego, CA

Sat May 02 1992, 10:05 PM EDT

Att. 18,992 - Sunny - 72 F

livebaseballscorecards.com

AB	29
R	0
H	4
RBI	0
BB	0
SO	3
LOB	7

WP: 0 PB: 0 SB: 0 CS: 0 PA: 29

Batter	1	2	3	4	5	6	7	8	9	AB	R	H	RBI	BB	SO	LOB
Ray Lankford, L (1, 8) OBP: 0.396, SLG: 0.404	F B X 1-1 FC6-4 1B	B F B C X 2-2 1B S E 1B	X 0-0 ② L5			B S S B S 2-3 ① K		C F X 0-2 2B		5	1	3	0	0	1	0
Ozzie Smith, S (1, 6) OBP: 0.333, SLG: 0.280	1 SAFE B X 1-0 ① FC6-4 FC6-4 1-2f	C X 0-1 S 1B 1-3 1B	C X 0-1 1B			B S F X 1-2 ② L8		F F X 0-2 ③ G6-3		5	1	2	0	0	0	2
Milt Thompson, L (1, 7) OBP: 0.279, SLG: 0.373	X 0-0 ② FC6-4 3B 1-2f	1 SAFE C F B X 1-2 ② G5-3 1-2 3-H	X 0-0 ③ G1-3			X 0-0 ③ G3-1			X 0-0 ① L8	5	1	0	0	0	0	3
Felix Jose, S (1, 9) OBP: 0.478, SLG: 0.591	1 SAFE B 1 SAFE S 1 X 1-1 2B 1-H 3B	F S B B X 2-2 2B 2-H 1B		B C B F F X 2-2 ① G5-3			C F X 0-2 F8-5 BB 1B		S C X 0-2 ② F9	5	2	3	2	0	0	0
Gerald Perry, L (1, 3) OBP: 0.353, SLG: 0.414	C X 0-1 2B 3-H 2B	X 0-0 1B 1-H 2B		X 0-0 ② G4-3			C F B F B F F B B 4-2 F8-5 1-2 BB		S B X 1-1 ③ G1-3	4	2	2	2	1	0	0
Craig Wilson, R (1, 5) OBP: 0.458, SLG: 0.421	S B F B X 2-2 2B 2-H	X 0-0 1B 2-H		C C F C 0-3 ③ K			B C F X 1-2 ① ② F8-5 1-2 2-3			4	0	2	2	0	1	2
Tom Pagnozzi, R (1, 2) OBP: 0.345, SLG: 0.410	B F B S B B B 4-2 FC6-4 BB	I I I I 4-0 IBB			X 0-0 ① G6-3		X 0-0 ③ G4-3			2	0	0	0	2	0	1
Tim Jones, L (1, 4) OBP: 0.188, SLG: 0.191	B S S X 1-2 ③ FC6-4 1-2f	B C X 1-1 ③ G4-3			F C B X 1-2 ② P9			C F C 0-3 ① K		4	0	0	0	0	1	4
Bob Tewksbury, R (1, 1) OBP: 0.083, SLG: 0.083		C S S 0-3 ① K	B C B T X 2-2 ① G3		X 0-0 ③ G1-3			C F B S 1-3 ② K		4	0	0	0	0	2	0
Inning Stats	R: 3 E: 0 K: 0 S: 16 H: 4 LOB: 2 BB: 1 P: 26	R: 4 E: 0 K: 1 S: 18 H: 5 LOB: 2 BB: 1 P: 28	R: 0 E: 0 K: 0 S: 7 H: 1 LOB: 1 BB: 0 P: 9	R: 0 E: 0 K: 1 S: 9 H: 0 LOB: 0 BB: 0 P: 11	R: 0 E: 0 K: 0 S: 5 H: 0 LOB: 0 BB: 0 P: 6	R: 0 E: 0 K: 1 S: 7 H: 0 LOB: 0 BB: 0 P: 10	R: 0 E: 0 K: 0 S: 12 H: 1 LOB: 1 BB: 1 P: 17	R: 0 E: 0 K: 2 S: 12 H: 1 LOB: 1 BB: 0 P: 13	R: 0 E: 0 K: 0 S: 6 H: 0 LOB: 0 BB: 0 P: 7	1B: 7 2B: 5 3B: 1 HR: 0 SF: 0 SAC: 0 DP: 1 HBP: 0						

TOP

St. Louis Cardinals @ San Diego Padres

Jack Murphy Stadium, San Diego, CA

Sun May 03 1992, 10:05 PM EDT

Att. 15,739 - Cloudy - 78 F

livebaseballscorecards.com

AB	38
R	7
H	12
RBI	6
BB	3
SO	5
LOB	12

WP: 0 PB: 0 SB: 2 CS: 0 PA: 41

PITCHER		IP	WLS	BF	H	R	ER	SO	BB	IBB	HBP	BLK	WP	HR	S	P	ERA	WHIP
Dave Eiland, R ERA: 7.0	(1, 1)	1.2	L	15	9	7	7	1	1	0	0	0	0	0	32	47	37.80	6.000
Pat Clements, L ERA: 3.27	(2, 1)	3.1		12	1	0	0	1	0	1	0	0	0	0	23	33	0.00	0.300
Rich Rodriguez, L ERA: 1.82	(6, 1)	3.0		11	2	0	0	3	1	0	0	0	0	0	31	40	0.00	1.000
Mike Maddux, R ERA:	(9, 1)	1.0		3	0	0	0	0	0	0	0	0	0	0	6	7	0.00	0.000

PITCHER	IP	WLS	BF	H	R	ER	SO	BB	IBB	HBP	BLK	WP	HR	S	P	ERA	WHIP

Batter	1	2	3	4	5	6	7	8	9	AB	R	H	RBI	BB	SO	LOB
Tony Fernandez, S (1, 6) OBP: 0.330, SLG: 0.351	G6-3		G3		L7			K		4	0	0	0	0	1	1
Tony Gwynn, L (1, 9) OBP: 0.383, SLG: 0.418	L3			L8		G4-3		G4-3		4	0	0	0	0	0	0
Gary Sheffield, R (1, 5) OBP: 0.386, SLG: 0.474	K			G1-3		L5			F8	4	0	0	0	0	1	0
Fred McGriff, L (1, 3) OBP: 0.389, SLG: 0.594		G4-3		HR		L8			1B	4	1	2	1	0	0	0
Benito Santiago, R (1, 2) OBP: 0.272, SLG: 0.333		F8		1B			P4		P4	4	0	1	0	0	0	1
Darrin Jackson, R (1, 8) OBP: 0.277, SLG: 0.409		1B		P3			K		F7	4	0	1	0	0	1	2
Jerald Clark, R (1, 7) OBP: 0.265, SLG: 0.355		F9			F8		2B			3	0	1	0	0	0	1
Kurt Stillwell, S (1, 4) OBP: 0.304, SLG: 0.388			F8		1B		L4			3	0	1	0	0	0	1
Dave Eiland, R (1, 1) OBP: 0.167, SLG: 0.667 Pat Clements, R (2, 1) Gary Pettis, S (5, PH) Rich Rodriguez, L (6, 1) Oscar Azocar, L (8, PH) OBP: 0.231, SLG: 0.167 Mike Maddux, L (9, 1)			G1-3		K			F9		0 1 1 0 1	0 0 0 0 0	0 0 0 0 0	0 0 0 0 0	0 0 0 0 0	0 0 1 0 0	0 0 1 0 0
Inning Stats	R: 0 E: 0 K: 1 S: 6 H: 0 LOB: 0 BB: 0 P: 8	R: 0 E: 0 K: 0 S: 10 H: 1 LOB: 1 BB: 0 P: 15	R: 0 E: 0 K: 0 S: 8 H: 0 LOB: 0 BB: 0 P: 9	R: 1 E: 0 K: 0 S: 9 H: 2 LOB: 1 BB: 0 P: 11	R: 0 E: 0 K: 1 S: 12 H: 1 LOB: 1 BB: 0 P: 17	R: 0 E: 0 K: 0 S: 4 H: 0 LOB: 0 BB: 0 P: 7	R: 0 E: 0 K: 1 S: 7 H: 1 LOB: 1 BB: 0 P: 8	R: 0 E: 0 K: 1 S: 7 H: 0 LOB: 0 BB: 0 P: 12	R: 0 E: 0 K: 0 S: 7 H: 1 LOB: 1 BB: 0 P: 7	1B: 4 2B: 1 3B: 0 HR: 1 SF: 0 SAC: 0 DP: 0 HBP: 0						

PITCHER		IP	WLS	BF	H	R	ER	SO	BB	IBB	HBP	BLK	WP	HR	S	P	ERA	WHIP
Bob Tewksbury, R ERA: 1.46	(1, 1)	9.0	W	33	6	1	1	4	0	0	0	0	0	1	70	94	1.00	0.667

PITCHER	IP	WLS	BF	H	R	ER	SO	BB	IBB	HBP	BLK	WP	HR	S	P	ERA	WHIP

BOTTOM

St. Louis Cardinals @ San Diego Padres

Jack Murphy Stadium, San Diego, CA

Sun May 03 1992, 10:05 PM EDT

Att. 15,739 - Cloudy - 78 F

livebaseballscorecards.com

AB	33
R	1
H	6
RBI	1
BB	0
SO	4
LOB	7

WP: 0 PA: 33
PB: 0
SB: 0
CS: 0

Batter	1	2	3	4	5	6	7	8	9	AB	R	H	RBI	BB	SO	LOB
Tony Fernandez, S (1, 6) OBP: 0.315, SLG: 0.333	E4 CS		F7		F9		K		G4-1 3-H	5	0	0	0	0	1	2
Tony Gwynn, L (1, 9) OBP: 0.400, SLG: 0.430	1B 1-2 1B		S 1B		1B 1-2 BB		1B		G4-3	4	0	3	0	1	0	1
Gary Sheffield, R (1, 5) OBP: 0.398, SLG: 0.480	G3-6-1 1-2 1B		BB 1-2		1-3 2-H 1B		G4-3			3	0	2	1	1	0	1
Fred McGriff, L (1, 3) OBP: 0.385, SLG: 0.580	G3-6-1 1-2f		K		G3			G6-4-3 1B		4	0	1	0	0	1	6
Benito Santiago, R (1, 2) OBP: 0.262, SLG: 0.320		P8		F9		G5-3		G6-4-3 1-2f		4	0	0	0	0	0	1
Darrin Jackson, R (1, 8) OBP: 0.276, SLG: 0.402		E7 1B		G4-3		F8		G5-3		4	0	1	0	0	0	0
Jerald Clark, R (1, 7) OBP: 0.255, SLG: 0.340		F8		P4		E4 FC4			G4-3	4	0	0	0	0	0	1
Kurt Stillwell, S (1, 4) OBP: 0.301, SLG: 0.380		G6-3			K	FC4 1-2f			2B G4-1 1B	4	1	1	0	0	1	2
Greg Harris, R (1, 1) OBP: 0.250, SLG: 0.182			F8		BB 1B	G6-3			1-3 2B	2	1	1	0	0	0	0
Oscar Azocar, L (7, PH) OBP: 0.214, SLG: 0.154										1	0	0	0	0	0	0
Mike Maddux, L (7, 1)										0	0	0	0	0	0	0
Gary Pettis, S (9, PH) OBP: 0.200, SLG: 0.222										1	0	1	0	0	0	0
Inning Stats	R: 0 E: 1 K: 0 S: 8 H: 2 LOB: 1 BB: 0 P: 12	R: 0 E: 1 K: 0 S: 7 H: 1 LOB: 1 BB: 0 P: 9	R: 0 E: 0 K: 1 S: 13 H: 1 LOB: 2 BB: 1 P: 19	R: 0 E: 0 K: 0 S: 8 H: 0 LOB: 0 BB: 0 P: 11	R: 1 E: 0 K: 1 S: 12 H: 2 LOB: 2 BB: 1 P: 22	R: 0 E: 1 K: 0 S: 10 H: 0 LOB: 1 BB: 0 P: 14	R: 0 E: 0 K: 1 S: 10 H: 1 LOB: 1 BB: 0 P: 12	R: 0 E: 0 K: 0 S: 8 H: 1 LOB: 0 BB: 0 P: 12	R: 1 E: 0 K: 0 S: 12 H: 2 LOB: 1 BB: 0 P: 17	1B: 9 2B: 1 3B: 0 HR: 0 SF: 0 SAC: 0 DP: 2 HBP: 0						

PITCHER		IP	WLS	BF	H	R	ER	SO	BB	IBB	HBP	BLK	WP	HR	S	P	ERA	WHIP
Dennis Martinez, R ERA: 2.41	(1, 1)	7.0	W	30	7	1	1	3	2	0	0	0	0	0	68	99	1.29	1.286
Bill Landrum, R ERA: 4.05	(8, 1)	2.0		8	3	1	1	0	0	0	0	0	0	0	20	29	4.50	1.500

PITCHER	IP	WLS	BF	H	R	ER	SO	BB	IBB	HBP	BLK	WP	HR	S	P	ERA	WHIP

TOP

San Diego Padres @ Montreal Expos

Olympic Stadium, Montreal, QB

Tue May 05 1992, 7:05 PM EDT

Att. 6,555 - Dome - 70 F

livebaseballscorecards.com

AB	36
R	2
H	10
RBI	1
BB	2
SO	3
LOB	14

Batter	1	2	3	4	5	6	7	8	9	AB	R	H	RBI	BB	SO	LOB
Marquis Grissom, R (1, 8) OBP: 0.321, SLG: 0.429	G5-3	P4		K			FC1-4			4	0	0	0	0	1	3
Delino DeShields, L (1, 4) OBP: 0.333, SLG: 0.389		K			F8		K			4	1	1	0	0	2	3
Bill Landrum, R (8, 1)										0	0	0	0	0	0	0
John Vander Wal, L (1, 7) OBP: 0.333, SLG: 0.353			HR		G6-3		P6			4	2	2	1	0	0	1
Larry Walker, L (1, 9) OBP: 0.333, SLG: 0.516			HR		K			L3		4	1	2	2	0	1	0
Tim Wallach, R (1, 3) OBP: 0.314, SLG: 0.330	SF8		G5-3			F7		K		3	0	0	1	0	1	0
Gary Carter, R (1, 2) OBP: 0.308, SLG: 0.405	K		G5-3			HR		G6-3		4	1	1	1	0	1	1
Bret Barberie, S (1, 5) OBP: 0.364, SLG: 0.288		F8 1B	G4-3			G4-3				3	0	1	0	0	0	0
Spike Owen, S (1, 6) OBP: 0.309, SLG: 0.375				G4-3		K				3	0	1	0	0	1	0
Dennis Martinez, R (1, 1) OBP: 0.091, SLG: 0.091		F8		P4						2	0	0	0	0	0	2
Tom Foley, L (7, PH) OBP: 0.250, SLG: 0.227 (8, 4)							FC1-4			1	0	1	0	0	0	0
Inning Stats	R: 2 E: 0 K: 1 S: 13 H: 3 LOB: 1 BB: 0 P: 15	R: 0 E: 0 K: 1 S: 7 H: 2 LOB: 2 BB: 0 P: 11	R: 2 E: 0 K: 0 S: 7 H: 2 LOB: 0 BB: 0 P: 11	R: 0 E: 0 K: 1 S: 9 H: 0 LOB: 0 BB: 0 P: 11	R: 0 E: 0 K: 1 S: 9 H: 0 LOB: 0 BB: 0 P: 15	R: 1 E: 0 K: 1 S: 8 H: 1 LOB: 0 BB: 0 P: 11	R: 0 E: 0 K: 1 S: 10 H: 1 LOB: 1 BB: 0 P: 14	R: 0 E: 0 K: 1 S: 9 H: 0 LOB: 0 BB: 0 P: 12		1B: 5 2B: 1 3B: 0 HR: 3	SF: 1 SAC: 0 DP: 0 HBP: 0					

PITCHER		IP	WLS	BF	H	R	ER	SO	BB	IBB	HBP	BLK	WP	HR	S	P	ERA	WHIP
Greg Harris, R ERA: 2.85	(1, 1)	6.0	L	26	8	5	5	5	0	0	0	0	0	3	53	74	7.50	1.333
Mike Maddux, R ERA:	(7, 1)	2.0		7	1	0	0	2	0	0	0	0	0	0	19	26	0.00	0.500

PITCHER	IP	WLS	BF	H	R	ER	SO	BB	IBB	HBP	BLK	WP	HR	S	P	ERA	WHIP

BOTTOM

San Diego Padres @ Montreal Expos

Olympic Stadium, Montreal, QB

Tue May 05 1992, 7:05 PM EDT

Att. 6,555 - Dome - 70 F

livebaseballscorecards.com

AB	32
R	5
H	9
RBI	5
BB	0
SO	7
LOB	10

Batter	1	2	3	4	5	6	7	8	9	AB	R	H	RBI	BB	SO	LOB
Tony Fernandez, S (1, 6) OBP: 0.330, SLG: 0.368	B F B B X 3-1 F8 G5-3 2B		B C X 1-1 1B BLK 1B		X 0-0 2B		B C F X 1-2 ③ G6-3			4	1	3	0	0	0	0
Tony Gwynn, L (1, 9) OBP: 0.395, SLG: 0.424	C X 0-1 ① F8 2-3		1 SAFE X 0-0 G5-4-3 1-3 1B		X 0-0 ③ G3			F B F F X 1-2 ① F8		4	0	1	0	0	0	2
Darrin Jackson, R (1, 8) OBP: 0.266, SLG: 0.386	S B S X 1-2 ② G5-3 3-H		F 1 SAFE B 1 SAFE X 1-1 ② ③ G5-4-3 1-2f			B B F X 2-1 ① F9		B B F C X 2-2 ② F8		4	0	0	1	0	0	2
Fred McGriff, L (1, 3) OBP: 0.388, SLG: 0.569	S B B B B 4-1 S BB			B F F B B B 4-2 G5-4-3 BB		F S C 0-3 ② K		C X 0-1 ③ G3-1		2	0	0	0	2	1	0
Benito Santiago, R (1, 2) OBP: 0.261, SLG: 0.318	B C B F X 2-2 ③ G6-3 1-2			1 SAFE X 0-1 ① ② G5-4-3 1-2f		B S B X 2-1 ③ G5-3			X 0-0 1B	4	0	1	0	0	0	2
Tim Teufel, R (1, 5) OBP: 0.354, SLG: 0.310		C C B B F F X 2-2 ① P4		B X 1-0 1B			L B S B B B 4-2 PB BB SF8 BB		C S B B B F F S 3-3 ① K	3	1	1	0	1	1	1
Jerald Clark, R (1, 7) OBP: 0.255, SLG: 0.330		B F F F F F E B F B 3-3 S ② K		F C S 0-3 ③ K			1 SAFE F C B B F B F B 4-2 SF8 PB SF9 1-2 BB		1 SAFE F B S S 1-3 ② K	3	1	0	0	1	3	2
Kurt Stillwell, S (1, 4) OBP: 0.286, SLG: 0.365		B X 1-0 ③ F7			B F C S 1-3 ① K		B B F B X 3-1 ① SF8 1-3 2-H		F F B F C 1-3 ③ K	3	0	0	1	0	2	1
Andy Benes, R (1, 1) OBP: 0.455, SLG: 0.500 Kevin Ward, R (7, PH) OBP: 0.333, SLG: 0.500 Jose Melendez, R (7, 1)			C B C B S 2-3 ① K		S B C C 1-3 ② K		S B B C B X 3-2 ② SF9 3-H			2 0 0	0 0 0	0 0 0	0 1 0	0 0 0	2 0 0	0 0 0
Inning Stats	R: 1 H: 1 E: 0 LOB: 1 K: 0 BB: 1 S: 11 P: 21	R: 0 H: 0 E: 0 LOB: 0 K: 1 BB: 0 S: 13 P: 19	R: 0 H: 2 E: 0 LOB: 1 K: 1 BB: 0 S: 8 P: 12	R: 0 H: 1 E: 0 LOB: 1 K: 1 BB: 1 S: 8 P: 13	R: 0 H: 1 E: 0 LOB: 1 K: 2 BB: 0 S: 8 P: 10	R: 0 H: 0 E: 0 LOB: 0 K: 1 BB: 0 S: 7 P: 11	R: 2 H: 0 E: 0 LOB: 0 K: 0 BB: 2 S: 14 P: 29	R: 0 H: 0 E: 0 LOB: 0 K: 0 BB: 0 S: 9 P: 12	R: 0 H: 1 E: 0 LOB: 1 K: 3 BB: 0 S: 13 P: 18	1B: 4 SF: 2 2B: 2 SAC: 0 3B: 0 DP: 2 HR: 0 HBP: 0						WP: 0 PA: 35 PB: 1 SB: 1 CS: 0

PITCHER		IP	WLS	BF	H	R	ER	SO	BB	IBB	HBP	BLK	WP	HR	S	P	ERA	WHIP
Ken Hill, R ERA: 1.64	(1, 1)	6.0	W	25	5	3	2	6	4	0	0	1	0	0	61	100	3.00	1.500
Jeff Fassero, L ERA: 3.44	(7, 1)	1.0		3	0	0	0	0	0	0	0	0	0	0	8	15	0.00	0.000
John Wetteland, R ERA: 3.6	(8, 1)	2.0	S	7	1	0	0	3	0	0	0	0	0	0	22	30	0.00	0.500

PITCHER	IP	WLS	BF	H	R	ER	SO	BB	IBB	HBP	BLK	WP	HR	S	P	ERA	WHIP

TOP

San Diego Padres @ Montreal Expos

Olympic Stadium, Montreal, QB

Wed May 06 1992, 7:05 PM EDT

Att. 7,984 - Dome - 70 F

livebaseballscorecards.com

AB	29
R	3
H	6
RBI	3
BB	4
SO	9
LOB	10

Batter	1	2	3	4	5	6	7	8	9	AB	R	H	RBI	BB	SO	LOB
Marquis Grissom, R (1, 8) OBP: 0.327, SLG: 0.431	X 0-0 ① F8		B C B S X 2-2 ② 1-3 1B 1B		B B C X 2-1 S 2B 2-H 1B		C X 0-1 ② G5-3			4	2	2	1	0	0	0
Delino DeShields, L (1, 4) OBP: 0.339, SLG: 0.394	B F X 1-1 1B		B X 1-0 S E 2-H 1B		L 1 SAFE C B S 1-3 ② K 1-2		C B S S 1-3 ③ K			4	1	2	1	0	2	1
John Vander Wal, L (1, 7) OBP: 0.349, SLG: 0.395	1 SAFE B X 1-0 ② F7		1 SAFE 1 SAFE C B C F X 1-2 E9 1-H 1B		B B B C C X 3-2 2-H 2B			F C X 0-2 ① L3		4	0	2	2	0	0	1
Larry Walker, L (1, 9) OBP: 0.340, SLG: 0.505	1 SAFE S X 0-1 ③ F7		B C S F X 1-2 ③ P5		I I I 4-0 IBB			B C F B B B 4-2 CS BB		2	0	0	0	2	0	2
Tim Wallach, R (1, 3) OBP: 0.312, SLG: 0.326		F B F B F B B X 3-2 ① F9	F B F F F B X 3-2 G6-4-3 1B		F C B B F S 2-3 ③ K			1 SAFE B S 1 SAFE S B 1 SAFE 1 SAFE 1 SAFE 3-2 ②③ F F F B X G5-3 1-2		4	0	1	0	0	1	3
Darrin Fletcher, L (1, 2) OBP: 0.231, SLG: 0.271		F C B B B F X 3-2 ② F8	X 0-0 ①② G6-4-3 1-2f			C X 0-1 ① F9				3	0	0	0	0	0	1
Bret Barberie, S (1, 5) OBP: 0.352, SLG: 0.276		S S S 0-3 ③ K	F C X 0-2 ③ G5-3			B B X 2-0 ② L4				3	0	0	0	0	1	0
Spike Owen, S (1, 6) OBP: 0.310, SLG: 0.373			C B X 1-1 ① G5-3		B C B X 2-1 SH3-4 1B 1B	C B S B X 2-2 ③ F9				3	1	1	0	0	0	0
Ken Hill, R (1, 1) OBP: 0.300, SLG: 0.333 Jeff Fassero, L (7, 1) Jerry Goff, L (7, PH) John Wetteland, R (8, 1)			B C F B B B 4-2 1B BB		X 0-0 ① SH3-4 1-2		F B F S 1-3 ① K			0 0 1 0	0 0 0 0	0 0 0 0	0 0 0 0	1 0 1 0	0 0 0 0	0 0 0 0
Inning Stats	R: 0 E: 0 K: 0 S: 6 H: 1 LOB: 1 BB: 0 P: 8	R: 0 E: 0 K: 1 S: 11 H: 0 LOB: 0 BB: 0 P: 17	R: 2 E: 1 K: 0 S: 16 H: 3 LOB: 1 BB: 1 P: 26	R: 0 E: 0 K: 0 S: 8 H: 1 LOB: 0 BB: 0 P: 11	R: 2 E: 0 K: 2 S: 15 H: 3 LOB: 2 BB: 1 P: 29	R: 0 E: 0 K: 0 S: 6 H: 0 LOB: 0 BB: 0 P: 10	R: 0 E: 0 K: 2 S: 8 H: 0 LOB: 0 BB: 0 P: 10	R: 0 E: 0 K: 0 S: 11 H: 0 LOB: 0 BB: 1 P: 18		1B: 7 2B: 1 3B: 0 HR: 0 SF: 0 SAC: 1 DP: 1 HBP: 0				WP: 0 PB: 0 SB: 2 CS: 1	PA: 32	

PITCHER		IP	WLS	BF	H	R	ER	SO	BB	IBB	HBP	BLK	WP	HR	S	P	ERA	WHIP
Andy Benes, R ERA: 4.28	(1, 1)	6.0	L	26	8	4	4	3	1	1	0	0	0	0	62	101	6.00	1.500
Jose Melendez, R ERA: 1.4	(7, 1)	2.0		6	0	0	0	2	1	0	0	0	0	0	19	28	0.00	0.500

PITCHER	IP	WLS	BF	H	R	ER	SO	BB	IBB	HBP	BLK	WP	HR	S	P	ERA	WHIP

BOTTOM

San Diego Padres @ Montreal Expos

Olympic Stadium, Montreal, QB

Wed May 06 1992, 7:05 PM EDT

Att. 7,984 - Dome - 70 F

livebaseballscorecards.com

AB	28
R	4
H	8
RBI	4
BB	3
SO	5
LOB	8

Batter	1	2	3	4	5	6	7	8	9	AB	R	H	RBI	BB	SO	LOB
Tony Fernandez, S (1, 6) OBP: 0.350, SLG: 0.391	C B B X 2-1 2B		C B B X 2-1 1B HR 1B		B F B F F B B 4-2 BB		C B B C X 2-2 HR 1B		B C S B S 2-3 ③ K	4	2	3	0	1	1	0
Tony Gwynn, L (1, 9) OBP: 0.398, SLG: 0.451	F F B F X 1-2 ① F7		B 1 SAFE F B 1 SAFE X 2-1 1-2 HR 1B		B X 1-0 ② F8		B 1 SAFE 1 SAFE 1 SAFE F X 1-1 1-H HR			4	2	2	2	0	0	2
Gary Sheffield, R (1, 5) OBP: 0.393, SLG: 0.500	F 2 SAFE S T F B C 1-3 ② K		B X 1-0 1-H 2-H HR		X 0-0 ③ L5		F X 0-1 ③ G5-3			4	1	1	3	0	1	2
Fred McGriff, L (1, 3) OBP: 0.384, SLG: 0.585	F S B C 1-3 ③ K		S B S X 1-2 ③ G4-3			F B C B X 2-2 ① G4-3		B B S T F B F X 3-2 HR		4	1	1	1	0	1	1
Benito Santiago, R (1, 2) OBP: 0.252, SLG: 0.306		F S B F B X 2-2 ① G1-3		C X 0-1 ① G4-3		X 0-0 ② F8		S B X 1-1 ① P4		4	0	0	0	0	0	0
Darrin Jackson, R (1, 8) OBP: 0.265, SLG: 0.375		C B B C C 2-3 ② K		F S B X 1-2 ② G6-3		B B B B 4-0 BB		B F F S 1-3 ② K		3	0	0	0	1	2	0
Jerald Clark, R (1, 7) OBP: 0.254, SLG: 0.327		B B C C C 2-3 ③ K		S B X 1-1 S 1B		F 1 SAFE B C B C 2-3 ③ K		B B S X 2-1 ③ F8		4	0	1	0	0	2	1
Kurt Stillwell, S (1, 4) OBP: 0.272, SLG: 0.346			B C B B B X 3-1 ① P3	B F 1 SAFE F B B C 3-3 ③ K 1-2			C B X 1-1 ① P2		B B X 2-0 ① P3	4	0	0	0	0	1	1
Bruce Hurst, L (1, 1) OBP: 0.200, SLG: 0.214			S B B S S S 2-3 ② K		F F S 0-3 ① K		S S X 0-2 ② P3		C S T B S 1-3 ② K	2	0	0	0	0	2	0
Jose Melendez, R (6, 1)										0	0	0	0	0	0	0
Oscar Azocar, L (7, PH) OBP: 0.200, SLG: 0.143										1	0	0	0	0	0	0
Mike Maddux, L (7, 1)										0	0	0	0	0	0	0
Randy Myers, L (8, 1)										1	0	0	0	0	1	0
Inning Stats	R: 0 E: 0 K: 2 S: 14 H: 1 LOB: 1 BB: 0 P: 19	R: 0 E: 0 K: 2 S: 10 H: 0 LOB: 0 BB: 0 P: 16	R: 3 E: 0 K: 1 S: 13 H: 3 LOB: 0 BB: 0 P: 24	R: 0 E: 0 K: 1 S: 10 H: 1 LOB: 1 BB: 0 P: 15	R: 0 E: 0 K: 1 S: 8 H: 0 LOB: 1 BB: 1 P: 13	R: 0 E: 0 K: 1 S: 7 H: 0 LOB: 1 BB: 1 P: 15	R: 2 E: 0 K: 0 S: 12 H: 2 LOB: 0 BB: 0 P: 16	R: 1 E: 0 K: 1 S: 12 H: 1 LOB: 0 BB: 0 P: 19	R: 0 E: 0 K: 2 S: 8 H: 0 LOB: 0 BB: 0 P: 13	1B: 4 2B: 1 3B: 0 HR: 3 SF: 0 SAC: 0 DP: 0 HBP: 0						

PITCHER		IP	WLS	BF	H	R	ER	SO	BB	IBB	HBP	BLK	WP	HR	S	P	ERA	WHIP
Kyle Abbott, L ERA: 4.97	(1, 1)	6.0		25	5	3	3	8	2	0	0	0	0	1	62	102	4.50	1.167
Curt Schilling, R ERA: 3.47	(7, 1)	2.0	L	9	3	3	3	1	0	0	0	0	0	2	24	35	13.50	1.500
Wally Ritchie, L ERA: 0.87	(9, 1)	1.0		3	0	0	0	2	0	0	0	0	0	0	8	13	0.00	0.000

PITCHER	IP	WLS	BF	H	R	ER	SO	BB	IBB	HBP	BLK	WP	HR	S	P	ERA	WHIP

TOP

San Diego Padres @ Philadelphia Phillies

Veterans Stadium, Philadelphia, PA

Fri May 08 1992, 7:05 PM EDT

Att. 8,798 - Cloudy - 56 F

livebaseballscorecards.com

AB	35
R	6
H	8
RBI	6
BB	2
SO	11
LOB	7

WP: 0 PB: 0 SB: 1 CS: 0 PA: 37

BOTTOM

San Diego Padres @ Philadelphia Phillies

Veterans Stadium, Philadelphia, PA

Fri May 08 1992, 7:05 PM EDT

Att. 8,798 - Cloudy - 56 F

livebaseballscorecards.com

Batter	1	2	3	4	5	6	7	8	9	AB	R	H	RBI	BB	SO	LOB
Lenny Dykstra, L (1, 8) OBP: 0.263, SLG: 0.280	F C S 0-3 ① K	B X 1-0 ③ F9		B C X 1-1 ② P2		B B F 1 X SAFE 2-1 1-H HR		F S B B B B 4-2 1-2 1B BB		4	1	1	2	1	1	4
Mariano Duncan, R (1, 4) OBP: 0.350, SLG: 0.482	B C B X 2-1 ② G5-3		B X 1-0 ① P5	F B B S X 2-2 ③ F7		X 0-0 ② F9		C F B B F F X 2-2 1-2 2-H 1B		5	0	1	1	0	0	1
Dave Hollins, S (1, 5) OBP: 0.387, SLG: 0.358 Wally Ritchie, L (9, 1)	C B B C T B B 4-2 BB	B F S T T F F X 2-2 ② L5			B C B F S 2-3 ① K	B C F B C 2-3 ③ K		S X 0-1 ③ P5		4	0	0	0	1	2	2
										0	0	0	0	0	0	0
John Kruk, L (1, 3) OBP: 0.457, SLG: 0.434	1 SAFE F X 0-1 ③ F8		F B B B B 4-1 BB		X 0-0 G6-3 1B 1B		C B B X 2-1 ① F7		B B F B X 3-1 1B 1B	4	0	2	0	1	0	1
Dale Murphy, R (1, 9) OBP: 0.242, SLG: 0.313		B S B X 2-1 ① F9	C B X 1-1 ③ L7		B B F X 2-1 1-2 G6-3 1B		B F F S 1-3 ② K		F S F S 0-3 ① K	5	0	1	0	0	2	2
Wes Chamberlain, R (1, 7) OBP: 0.220, SLG: 0.360		B C C X 1-2 ② G4-3		B S S B F S 2-3 ① K	S X 0-1 ② G6-3 1-2 2-3		C S B B B S 3-3 ③ K		C S S 0-3 ② K	5	0	0	0	0	3	3
Darren Daulton, L (1, 2) OBP: 0.373, SLG: 0.452	X 0-0 BB 1B 1B			C S B B B B X 3-2 HR	B C C S 2-3 K			B B C S F X 2-2 ① F9	C 1 SAFE B B X 2-1 1-3 1B	5	1	3	1	0	1	2
Kim Batiste, R (1, 6) OBP: 0.310, SLG: 0.345	1 SAFE 1 SAFE S B X 1-1 1-2 BB 1B			S F B B F F B F X 3-2 2B 2B		X 0-0 HR 1B		B S S F B B B 4-2 BB 1B BB	C S S 0-3 ③ K	4	3	3	0	1	1	2
Kyle Abbott, L (1, 1) OBP: 0.200, SLG: 0.222 Jim Lindeman, R (6, PH) OBP: 0.238, SLG: 0.316 Curt Schilling, R (7, 1) Dale Sveum, S (8, PH) OBP: 0.317, SLG: 0.286 (9, 5)	B B B C B 4-1 1-2 2-3 BB			X 0-0 2-H 2B	B 1 SAFE F 1 SAFE B X 2-1 ① P4			B S B 1 SAFE S B S 3-3 ② K		1	0	1	1	1	0	0
										1	0	0	0	0	0	1
										0	0	0	0	0	0	0
										1	0	0	0	0	1	1
Inning Stats	R: 0 E: 0 K: 1 S: 10 H: 0 LOB: 1 BB: 1 P: 16	R: 0 E: 0 K: 0 S: 10 H: 2 LOB: 3 BB: 1 P: 19	R: 0 E: 0 K: 0 S: 11 H: 0 LOB: 1 BB: 1 P: 19	R: 2 E: 0 K: 1 S: 18 H: 3 LOB: 1 BB: 0 P: 29	R: 0 E: 0 K: 2 S: 11 H: 2 LOB: 2 BB: 0 P: 17	R: 2 E: 0 K: 1 S: 9 H: 2 LOB: 0 BB: 0 P: 15	R: 0 E: 0 K: 2 S: 8 H: 0 LOB: 0 BB: 0 P: 14	R: 1 E: 0 K: 1 S: 19 H: 1 LOB: 2 BB: 2 P: 34	R: 0 E: 0 K: 3 S: 14 H: 2 LOB: 2 BB: 0 P: 19	1B: 8 2B: 2 3B: 0 HR: 2 SF: 0 SAC: 0 DP: 0 HBP: 0	WP: 0 PB: 0 SB: 0 CS: 0 PA: 44					

	AB	39
	R	5
	H	12
	RBI	5
	BB	5
	SO	11
	LOB	19

PITCHER		IP	WLS	BF	H	R	ER	SO	BB	IBB	HBP	BLK	WP	HR	S	P	ERA	WHIP
Bruce Hurst, L ERA: 4.81	(1, 1)	5.1		28	9	4	4	4	3	0	0	0	0	2	65	109	6.75	2.250
Jose Melendez, R ERA: 1.37	(6, 1)	0.2	W	2	0	0	0	1	0	0	0	0	0	0	4	6	0.00	0.000
Mike Maddux, R ERA:	(7, 1)	1.0		3	0	0	0	2	0	0	0	0	0	0	8	14	0.00	0.000
Randy Myers, L ERA: 4.67	(8, 1)	2.0	S	11	3	1	1	4	2	0	0	0	0	0	33	53	4.50	2.500

PITCHER	IP	WLS	BF	H	R	ER	SO	BB	IBB	HBP	BLK	WP	HR	S	P	ERA	WHIP

Batter	1	2	3	4	5	6	7	8	9	AB	R	H	RBI	BB	SO	LOB
Tony Fernandez, S (1, 6) OBP: 0.352, SLG: 0.400	B B C B F X 3-2 ① G4-3		B F B F X 2-2 S 1B 2B		B B X 2-0 S 1B 1B		B F B F S 2-3 ② K		C X 0-1 ① G4-3	5	2	2	0	0	1	0
Tony Gwynn, L (1, 9) OBP: 0.406, SLG: 0.452	B C X 1-1 ② G4-3		F B X 1-1 S 2-H 1B		1 SAFE 1 SAFE B B B B 4-0 1B 1-2 BB		B B B C X 3-1 1B S E 1B		B X 1-0 ② F7	4	1	2	1	1	0	0
Gary Sheffield, R (1, 5) OBP: 0.394, SLG: 0.495	B X 1-0 ③ F8		F 1 SAFE B C B F X 2-2 ③ G4-3 1-2		B X 1-0 BB 1-3 2-H 1B		C B S X 1-2 E 1-3 1B		X 0-0 ③ F7	5	1	2	1	0	0	1
Fred McGriff, L (1, 3) OBP: 0.403, SLG: 0.615		X 0-0 L9 S FC1-5-2 1B		X 0-0 1B	B B C B F B 4-2 FC4-6 1-2 BB		B F B C X 2-2 E6 1-H 3-H 3B			3	1	3	2	1	0	0
Benito Santiago, R (1, 2) OBP: 0.244, SLG: 0.296		B S T B X 2-2 ① L9 1-3		1 SAFE F S F B S 1-3 ① K	B X 1-0 ③ FC4-6 1-2f		B X 1-0 ③ G5-3			4	0	0	0	0	1	5
Darrin Jackson, R (1, 8) OBP: 0.256, SLG: 0.361		B S S X 1-2 ② FC1-5-2 3-H		X 0-0 ② P6		B F F F F S 1-3 ① K		X 0-0 ① P4		4	0	0	0	0	1	2
Jerald Clark, R (1, 7) OBP: 0.246, SLG: 0.315		X 0-0 ③ L9		F P B F F S 2-3 ③ K		S X 0-1 ② G1-3		F B X 1-1 ② G5-3		4	0	0	0	0	1	2
Kurt Stillwell, S (1, 4) OBP: 0.271, SLG: 0.354			B B X 2-0 ① L4		C L B X 1-2 ① G4-3	F B C B F S 2-3 ③ K		C S B F F X 1-2 1B 2B		4	0	1	0	0	1	0
Craig Lefferts, L (1, 1)			X 0-0 ② F9		B F S F S 1-3 ② K		F S B X 1-2 ① P5	X 0-0 ③ 2-H 1B		3	0	0	0	0	1	0
Oscar Azocar, L (8, PH) OBP: 0.250, SLG: 0.200										1	0	1	0	0	0	0
Pat Clements, R (8, 1)										0	0	0	0	0	0	0
Randy Myers, L (9, 1)										0	0	0	0	0	0	0
Inning Stats	R: 0 E: 0 K: 0 S: 6 H: 0 LOB: 0 BB: 0 P: 11	R: 0 E: 0 K: 0 S: 8 H: 1 LOB: 1 BB: 0 P: 11	R: 1 E: 0 K: 0 S: 11 H: 2 LOB: 1 BB: 0 P: 18	R: 0 E: 0 K: 2 S: 11 H: 1 LOB: 1 BB: 0 P: 13	R: 1 E: 0 K: 1 S: 12 H: 2 LOB: 3 BB: 2 P: 26	R: 0 E: 0 K: 2 S: 11 H: 0 LOB: 0 BB: 0 P: 14	R: 3 E: 1 K: 1 S: 15 H: 3 LOB: 0 BB: 0 P: 25	R: 0 E: 0 K: 0 S: 10 H: 2 LOB: 1 BB: 0 P: 12	R: 0 E: 0 K: 0 S: 4 H: 0 LOB: 0 BB: 0 P: 5	1B: 8 2B: 2 3B: 1 HR: 0 SF: 0 SAC: 0 DP: 0 HBP: 0						

PITCHER		IP	WLS	BF	H	R	ER	SO	BB	IBB	HBP	BLK	WP	HR	S	P	ERA	WHIP
Cliff Brantley, R ERA: 4.91	(1, 1)	6.2	L	30	8	4	4	6	2	0	0	0	0	0	70	111	5.40	1.500
Wally Ritchie, L ERA: 0.84	(7, 1)	0.1		2	1	1	0	0	0	0	0	0	0	0	4	7	0.00	3.000
Barry Jones, R ERA: 3.2	(8, 1)	1.0		4	2	0	0	0	0	0	0	0	0	0	10	12	0.00	2.000
Mitch Williams, L ERA: 4.15	(9, 1)	1.0		3	0	0	0	0	0	0	0	0	0	0	4	5	0.00	0.000

PITCHER	IP	WLS	BF	H	R	ER	SO	BB	IBB	HBP	BLK	WP	HR	S	P	ERA	WHIP

TOP

San Diego Padres @ Philadelphia Phillies

Veterans Stadium, Philadelphia, PA

Sat May 09 1992, 7:05 PM EDT
Att. 23,070 - Cloudy - 65 F

livebaseballscorecards.com

AB	37
R	5
H	11
RBI	4
BB	2
SO	6
LOB	10

BOTTOM

Batter	1	2	3	4	5	6	7	8	9	AB	R	H	RBI	BB	SO	LOB
Lenny Dykstra, L (1, 8) OBP: 0.246, SLG: 0.259	C C B B X 2-2 ① G1-3		B F B B X 3-1 ③ P2			C B X 1-1 ① F7		B C X 1-1 ② G3		4	0	0	0	0	0	1
Mariano Duncan, R (1, 4) OBP: 0.339, SLG: 0.466	C F S 0-3 ② K2-3			F F X 0-2 ① G5-3		X 0-0 ② G6-3		C B F S 1-3 ③ K		4	0	0	0	0	2	0
Dave Hollins, S (1, 5) OBP: 0.390, SLG: 0.357	F S X 0-2 ③ G5-3			B B B 4-0 FC4-6 BB		B C B X 2-1 ③ P5			L F X 0-2 1B 1B	3	0	1	0	1	0	0
John Kruk, L (1, 3) OBP: 0.450, SLG: 0.427		B B X 2-0 G6-4-3 1B		1 SAFE C X 0-1 ② FC4-6 FC6-4 1-2f			B B X 2-0 ① G3-1		C B S F B S 2-3 ① K	4	0	1	0	0	1	2
Dale Murphy, R (1, 9) OBP: 0.270, SLG: 0.417		C F F X 0-2 ①② G6-4-3 1-2f		B X 1-0 ③ FC6-4 1-2f			B B S S X 2-2 HR		B B X 2-0 1-2 1B	4	1	2	1	0	0	2
Ruben Amaro Jr, S (1, 7) OBP: 0.277, SLG: 0.321		B C C B X 2-2 ③ F8			B C X 1-1 1B		X 0-0 ② G5-3		F B F B X 2-2 ② F9	4	0	1	0	0	0	2
Steve Lake, R (1, 2) OBP: 0.286, SLG: 0.571			B F B S S 2-3 ① K		B X 1-0 ① F8		B B X 2-0 2B		S X 0-1 ③ L5	4	0	1	0	0	1	3
Kim Batiste, R (1, 6) OBP: 0.295, SLG: 0.328			C S F B X 1-2 ② F7		1 SAFE F B C S B X 2-2 ② F7		B B C X 2-1 ③ F9			3	0	0	0	0	0	2
Cliff Brantley, R (1, 1) OBP: 0.250, SLG: 0.250 Wally Ritchie, L (7, 1) Barry Jones, R (8, 1) Jim Lindeman, R (8, PH) OBP: 0.227, SLG: 0.300 Mitch Williams, L (9, 1) OBP: 1.000, SLG: 1.000			B S X 1-1 1B		1 SAFE S B B B C X 3-2 ③ F8			C X 0-1 ① F8		2 0 0 1 0	0 0 0 0 0	1 0 0 0 0	0 0 0 0 0	0 0 0 0 0	0 0 0 0 0	1 0 0 0 0
Inning Stats	R: 0 H: 0 E: 0 LOB: 0 K: 1 BB: 0 S: 9 P: 11	R: 0 H: 1 E: 0 LOB: 0 K: 0 BB: 0 S: 8 P: 12	R: 0 H: 1 E: 0 LOB: 1 K: 1 BB: 0 S: 11 P: 18	R: 0 H: 0 E: 0 LOB: 1 K: 0 BB: 1 S: 6 P: 11	R: 0 H: 1 E: 0 LOB: 1 K: 0 BB: 0 S: 9 P: 16	R: 0 H: 0 E: 0 LOB: 0 K: 0 BB: 0 S: 5 P: 8	R: 1 H: 2 E: 0 LOB: 1 K: 0 BB: 0 S: 8 P: 16	R: 0 H: 0 E: 0 LOB: 0 K: 1 BB: 0 S: 7 P: 9	R: 0 H: 2 E: 0 LOB: 2 K: 1 BB: 0 S: 13 P: 19	1B: 5 SF: 0 2B: 1 SAC: 0 3B: 0 DP: 1 HR: 1 HBP: 0						

PITCHER		IP	WLS	BF	H	R	ER	SO	BB	IBB	HBP	BLK	WP	HR	S	P	ERA	WHIP
Craig Lefferts, L ERA: 4.8	(1, 1)	7.0	W	26	5	1	1	2	1	0	0	0	0	1	56	92	1.29	0.857
Pat Clements, L ERA: 2.92	(8, 1)	1.1		6	2	0	0	2	0	0	0	0	0	0	15	21	0.00	1.500
Randy Myers, L ERA: 4.5	(9, 1)	0.2	S	2	0	0	0	0	0	0	0	0	0	0	5	7	0.00	0.000

PITCHER	IP	WLS	BF	H	R	ER	SO	BB	IBB	HBP	BLK	WP	HR	S	P	ERA	WHIP

San Diego Padres @ Philadelphia Phillies

Veterans Stadium, Philadelphia, PA

Sat May 09 1992, 7:05 PM EDT

Att. 23,070 - Cloudy - 65 F

livebaseballscorecards.com

AB	33
R	1
H	7
RBI	1
BB	1
SO	4
LOB	13

Batter	1	2	3	4	5	6	7	8	9	AB	R	H	RBI	BB	SO	LOB
Tony Fernandez, S (1, 6) OBP: 0.357, SLG: 0.403	L9	BB, 1B		G6-3			1B			4	0	2	0	0	0	0
Tony Gwynn, L (1, 9) OBP: 0.401, SLG: 0.442	G6-3	SAFE, FC5, BB			G5-3		G4-3			3	0	0	0	1	0	1
Gary Sheffield, R (1, 5) OBP: 0.397, SLG: 0.495	HR, 1B	FC5			P5			G4-6-3, 1B		4	1	2	0	0	0	3
Fred McGriff, L (1, 3) OBP: 0.414, SLG: 0.646	HR		FC5-4, 1B		CS, 1B			K		4	1	3	2	0	1	1
Benito Santiago, R (1, 2) OBP: 0.236, SLG: 0.286	G6-3		P6		CS		G5-3	G4-6-3		4	0	0	0	0	0	2
Kevin Ward, R (1, 8) OBP: 0.263, SLG: 0.375		G6-3	L6				G4-3		P3	4	0	0	0	0	0	1
Jerald Clark, R (1, 7) OBP: 0.246, SLG: 0.313		G5-3	FC5-4				G5-3		1B	4	0	1	0	0	0	1
Kurt Stillwell, S (1, 4) OBP: 0.281, SLG: 0.360		2B, 1B		G4-3			G5-3		G6-4-3, 1B	4	1	2	0	0	0	0
Greg Harris, R (1, 1) OBP: 0.286, SLG: 0.308		SAFE, 1B, 2B		G5-3			P3		G6-4-3	2	0	1	1	0	0	0
Tim Teufel, R (7, PH) OBP: 0.347, SLG: 0.302										1	0	0	0	0	0	0
Rich Rodriguez, L (7, 1)										0	0	0	0	0	0	0
Darrin Jackson, R (9, PH) OBP: 0.254, SLG: 0.358										1	0	0	0	0	0	2
Inning Stats	R: 2 E: 0 K: 0 S: 12 H: 2 LOB: 0 BB: 0 P: 15	R: 1 E: 0 K: 0 S: 11 H: 3 LOB: 3 BB: 1 P: 21	R: 0 E: 0 K: 0 S: 10 H: 1 LOB: 1 BB: 0 P: 15	R: 0 E: 0 K: 0 S: 9 H: 0 LOB: 0 BB: 0 P: 10	R: 0 E: 0 K: 0 S: 8 H: 1 LOB: 0 BB: 0 P: 14	R: 0 E: 0 K: 0 S: 6 H: 0 LOB: 0 BB: 0 P: 8	R: 0 E: 0 K: 0 S: 7 H: 1 LOB: 1 BB: 0 P: 10	R: 0 E: 0 K: 1 S: 5 H: 1 LOB: 0 BB: 0 P: 8	R: 0 E: 0 K: 0 S: 9 H: 2 LOB: 1 BB: 0 P: 12	1B: 9 2B: 1 3B: 0 HR: 1 SF: 0 SAC: 0 DP: 2 HBP: 0	WP: 0 PB: 0 SB: 0 CS: 1 PA: 37					

PITCHER	IP	WLS	BF	H	R	ER	SO	BB	IBB	HBP	BLK	WP	HR	S	P	ERA	WHIP
Terry Mulholland, L (1, 1) ERA: 5.48	9.0	W	36	11	3	3	1	1	0	0	0	0	1	77	113	3.00	1.333

PITCHER	IP	WLS	BF	H	R	ER	SO	BB	IBB	HBP	BLK	WP	HR	S	P	ERA	WHIP

TOP

San Diego Padres @ Philadelphia Phillies

Veterans Stadium, Philadelphia, PA

Sun May 10 1992, 3:33 AM EDT

Att. 28,130 - Cloudy - 60 F

livebaseballscorecards.com

AB	35
R	3
H	11
RBI	3
BB	1
SO	1
LOB	11

Batter	1	2	3	4	5	6	7	8	9	AB	R	H	RBI	BB	SO	LOB
Lenny Dykstra, L (1, 8) OBP: 0.258, SLG: 0.259	B F B B C C 3-3 ① K		B B B C X 3-1 ② P3	C C X 0-2 ③ F9		B B 2 B B SAFE 4-0 HR BB		B X 1-0 FC4-6 1-3 2-H 1B		4	1	1	1	1	1	2
Mariano Duncan, R (1, 7) OBP: 0.333, SLG: 0.480	C F B F B B F X 3-2 ② F8		B X 1-0 ③ F8		B X 1-0 ① F7	X 0-0 1-H 2-H HR		B B S X 2-1 ② FC4-6 FC6 1-2f 3-H		5	1	1	4	0	0	1
Dave Hollins, S (1, 5) OBP: 0.391, SLG: 0.373	B B B C C B 4-2 BB BB			B F X 1-1 ① F7	B C B X 2-1 1B 3B	C B B F X 2-2 ③ G4-3		B X 1-0 ③ FC6 1-2f		4	1	1	0	1	0	1
John Kruk, L (1, 3) OBP: 0.460, SLG: 0.434	B B B B 4-0 1-2 BB			X 0-0 BB G3 BB 1B	F B X 1-1 3-H 1B		S B X 1-1 ① G4-3			3	1	2	1	1	0	0
Dale Sveum, S (1, 6) OBP: 0.289, SLG: 0.256	B B S C X 2-2 ③ G3			F X 0-1 ② G3 1-2	1 SAFE F C 1 S SAFE 0-3 ② K		B B S B S S 3-3 ② K			4	0	0	0	0	2	4
Darren Daulton, L (1, 2) OBP: 0.377, SLG: 0.448		C B S B B X 3-2 G4-6-3 1B		B B B 4-0 BB BB 1B BB	F B B C X 2-2 ③ G1-3		B X 1-0 ③ G4-3			3	1	1	0	1	0	1
Mickey Morandini, L (1, 4) OBP: 0.405, SLG: 0.462		L B B X 2-1 ① ② G4-6-3 1-2f		F B F F F B B B 4-2 BB 1B 1-2 2-3 BB		M F X 0-2 E1 S HR		S F B B X 2-2 G4-3 1B		3	3	1	0	1	0	1
Ruben Amaro Jr, S (1, 9) OBP: 0.276, SLG: 0.310		F X 0-1 ③ G3-1		C B B B C B 4-2 1B 1-2 2-3 3-H BB		S B F X 1-2 ① G1-3 1-2		S B F X 1-2 ① G4-3 1-2		3	0	0	1	1	0	2
Terry Mulholland, R (1, 1) OBP: 0.158, SLG: 0.211			S F B B X 2-2 ① F9	B B C F F X 2-2 1-3 2-H 3-H 1B		X 0-0 ② F7		F F B X 1-2 E3 1B FC4-6		4	1	1	2	0	0	2
Inning Stats	R: 0 E: 0 K: 1 S: 13 H: 0 LOB: 2 BB: 2 P: 29	R: 0 E: 0 K: 0 S: 7 H: 1 LOB: 0 BB: 0 P: 12	R: 0 E: 0 K: 0 S: 6 H: 0 LOB: 0 BB: 0 P: 12	R: 3 E: 0 K: 0 S: 18 H: 2 LOB: 2 BB: 3 P: 33	R: 1 E: 0 K: 1 S: 11 H: 2 LOB: 1 BB: 0 P: 17	R: 3 E: 1 K: 0 S: 11 H: 1 LOB: 0 BB: 1 P: 18	R: 0 E: 0 K: 1 S: 6 H: 0 LOB: 0 BB: 0 P: 11	R: 2 E: 1 K: 0 S: 13 H: 2 LOB: 1 BB: 0 P: 21		1B: 6 2B: 0 3B: 1 HR: 1	SF: 0 SAC: 0 DP: 1 HBP: 0					

PITCHER		IP	WLS	BF	H	R	ER	SO	BB	IBB	HBP	BLK	WP	HR	S	P	ERA	WHIP
Greg Harris, R ERA: 3.26	(1, 1)	6.0	L	30	6	7	4	2	6	0	0	0	0	1	66	121	6.00	2.000
Rich Rodriguez, L ERA: 2.03	(7, 1)	2.0		9	2	2	1	1	0	0	0	0	0	0	19	32	4.50	1.000

PITCHER	IP	WLS	BF	H	R	ER	SO	BB	IBB	HBP	BLK	WP	HR	S	P	ERA	WHIP

BOTTOM

San Diego Padres @ Philadelphia Phillies

Veterans Stadium, Philadelphia, PA

Sun May 10 1992, 3:33 AM EDT

Att. 28,130 - Cloudy - 60 F

livebaseballscorecards.com

AB	33
R	9
H	8
RBI	9
BB	6
SO	3
LOB	14

WP: 0 PB: 0 SB: 1 CS: 0 PA: 39

Batter	1	2	3	4	5	6	7	8	9	AB	R	H	RBI	BB	SO	LOB
Tony Fernandez, S (1, 6) OBP: 0.353, SLG: 0.411	F9		G3-1		F9		1B		L4	5	0	1	1	0	0	0
Tony Gwynn, L (1, 9) OBP: 0.397, SLG: 0.442	G4-3			1B FC5-4 2B		G1-3	FC5-4 1B			4	1	2	0	0	0	0
Gary Sheffield, R (1, 5) OBP: 0.386, SLG: 0.475	G6-3			FC5-4 BB 1B		G1-3	FC5-4			4	0	1	0	0	0	3
Fred McGriff, L (1, 3) OBP: 0.418, SLG: 0.639		1B		FC5-4 BB		K1-3		G3		3	0	1	0	1	1	0
Benito Santiago, R (1, 2) OBP: 0.252, SLG: 0.288		F9		FC5-4 G1-3			2B 1B	F8		4	1	1	1	0	0	3
Darrin Jackson, R (1, 8) OBP: 0.264, SLG: 0.362		F8		G1-3			F7		1B	4	0	1	0	0	0	4
Jerald Clark, R (1, 7) OBP: 0.238, SLG: 0.311		K		P6			1B 1B 2B	P4		4	1	1	0	0	1	4
Kurt Stillwell, S (1, 4) OBP: 0.320, SLG: 0.391		G1-3		K			1B 1B		G6-4-3	4	0	2	1	0	1	0
Jose Melendez, R (1, 1)		K		G6-3			P4		G6-4-3	1	0	0	0	0	1	0
Gary Pettis, S (5, PH) OBP: 0.182, SLG: 0.200										1	0	0	0	0	0	0
Rich Rodriguez, L (5, 1)										0	0	0	0	0	0	0
Oscar Azocar, L (7, PH) OBP: 0.235, SLG: 0.188										0	0	0	0	0	0	0
Tim Teufel, R (7, PH) OBP: 0.340, SLG: 0.295										1	0	0	0	0	0	2
Tim Scott, R (7, 1)										0	0	0	0	0	0	0
Pat Clements, R (8, 1)										0	0	0	0	0	0	0
Kevin Ward, R (9, PH) OBP: 0.250, SLG: 0.353										1	0	0	0	0	0	1
Inning Stats	R: 0 E: 0 K: 0 S: 5 H: 0 LOB: 0 BB: 0 P: 7	R: 0 E: 0 K: 1 S: 9 H: 1 LOB: 1 BB: 0 P: 13	R: 0 E: 0 K: 1 S: 9 H: 0 LOB: 0 BB: 0 P: 12	R: 1 E: 0 K: 0 S: 14 H: 2 LOB: 2 BB: 1 P: 19	R: 0 E: 0 K: 1 S: 7 H: 0 LOB: 0 BB: 0 P: 10	R: 0 E: 0 K: 1 S: 9 H: 0 LOB: 0 BB: 0 P: 11	R: 2 E: 0 K: 0 S: 14 H: 5 LOB: 3 BB: 0 P: 20	R: 0 E: 0 K: 0 S: 8 H: 1 LOB: 1 BB: 0 P: 13	R: 0 E: 0 K: 0 S: 8 H: 1 LOB: 0 BB: 0 P: 10	1B: 8 2B: 2 3B: 0 HR: 0	SF: 0 SAC: 0 DP: 1 HBP: 0						

TOP

San Diego Padres @ New York Mets

Shea Stadium, Flushing, NY

Tue May 12 1992, 7:05 PM EDT

Att. 18,439 - Cloudy - 66 F

livebaseballscorecards.com

AB	36
R	3
H	10
RBI	3
BB	1
SO	4
LOB	17

WP: 0 PB: 0 SB: 0 CS: 0 PA: 37

PITCHER		IP	WLS	BF	H	R	ER	SO	BB	IBB	HBP	BLK	WP	HR	S	P	ERA	WHIP
Dwight Gooden, R ERA: 3.48	(1, 1)	6.1	W	26	6	3	3	4	1	0	0	0	0	0	59	81	4.26	1.105
Paul Gibson, L ERA: 5.4	(7, 1)	0.1		3	2	0	0	0	0	0	0	0	0	0	6	9	0.00	6.000
Jeff Innis, R ERA: 2.55	(7, 1)	1.1		5	1	0	0	0	0	0	0	0	0	0	10	15	0.00	0.750
Tim Burke, R ERA: 2.08	(9, 1)	1.0		3	1	0	0	0	0	0	0	0	0	0	8	10	0.00	1.000

PITCHER		IP	WLS	BF	H	R	ER	SO	BB	IBB	HBP	BLK	WP	HR	S	P	ERA	WHIP

BOTTOM

San Diego Padres @ New York Mets

Shea Stadium, Flushing, NY

Tue May 12 1992, 7:05 PM EDT

Att. 18,439 - Cloudy - 66 F

livebaseballscorecards.com

Batter	1	2	3	4	5	6	7	8	9	AB	R	H	RBI	BB	SO	LOB
Willie Randolph, R (1, 4) OBP: 0.336, SLG: 0.302	HR 1B		F9	G6-4-3 1-2f			BB			3	1	1	0	1	0	3
Dave Magadan, L (1, 5) OBP: 0.397, SLG: 0.400	F8		L7		F8		G6-3			4	0	0	0	0	0	2
Bobby Bonilla, S (1, 9) OBP: 0.367, SLG: 0.328	K			1B BB 1B	K			G6-3		4	1	1	0	0	2	1
Eddie Murray, S (1, 3) OBP: 0.370, SLG: 0.440	1-H HR			1B 1B 1B 1-2 BB	P6			F9		3	2	1	2	1	0	0
Howard Johnson, S (1, 8) OBP: 0.319, SLG: 0.395	K			1B 1B FC 1-2 2-3 1B		G5-3		S 1B 2B BB		3	2	1	0	1	1	0
Daryl Boston, L (1, 7) OBP: 0.352, SLG: 0.403		K		E 1B 1-2 2-3 3-H 1B		G5-3		S 1-2 2B	1B	3	0	1	1	0	1	0
Chico Walker, S (8, PH) OBP: 0.222, SLG: 0.129 (9, 7)										1	1	1	0	0	0	0
Mackey Sasser, L (1, 2) OBP: 0.281, SLG: 0.300		F8		E 1-2 2-3 3-H 1B		F8		1-H 2-H 2B		3	0	1	1	0	0	0
Jeff Innis, R (7, 1)										0	0	0	0	0	0	0
Bill Pecota, R (8, PH) OBP: 0.288, SLG: 0.255										1	0	1	2	0	0	0
Tim Burke, R (9, 1)										0	0	0	0	0	0	0
Dick Schofield, R (1, 6) OBP: 0.343, SLG: 0.341		G1-3		P2			G5-3	IBB		3	0	0	0	1	0	3
Dwight Gooden, R (1, 1) OBP: 0.438, SLG: 0.438			G5-3	FC G6-4-3 1-2 2-3 3-H			K	K		2	0	0	1	0	0	2
Paul Gibson, R (7, 1)										0	0	0	0	0	0	0
Todd Hundley, S (7, 2) OBP: 0.258, SLG: 0.259										2	0	0	0	0	2	2
Inning Stats	R: 2 E: 0 K: 2 S: 13 H: 2 LOB: 0 BB: 0 P: 18	R: 0 E: 0 K: 1 S: 8 H: 0 LOB: 0 BB: 0 P: 10	R: 0 E: 0 K: 0 S: 8 H: 0 LOB: 0 BB: 0 P: 14	R: 3 E: 1 K: 0 S: 19 H: 4 LOB: 2 BB: 1 P: 31	R: 0 E: 0 K: 1 S: 5 H: 0 LOB: 0 BB: 0 P: 7	R: 0 E: 0 K: 0 S: 6 H: 0 LOB: 0 BB: 0 P: 9	R: 0 E: 0 K: 1 S: 11 H: 0 LOB: 1 BB: 1 P: 18	R: 2 E: 0 K: 1 S: 14 H: 2 LOB: 2 BB: 2 P: 27		1B: 6 2B: 1 3B: 0 HR: 1	SF: 0 SAC: 0 DP: 1 HBP: 0					

	AB	32
	R	7
	H	8
	RBI	7
	BB	4
	SO	6
	LOB	13

WP: 0 PB: 0 SB: 2 CS: 0 PA: 36

PITCHER		IP	WLS	BF	H	R	ER	SO	BB	IBB	HBP	BLK	WP	HR	S	P	ERA	WHIP
Jose Melendez, R ERA: 2.67	(1, 1)	4.0	L	19	6	5	5	3	1	0	0	0	0	1	48	73	11.25	1.750
Rich Rodriguez, L ERA: 1.88	(5, 1)	2.0		6	0	0	0	1	0	0	0	0	0	0	11	16	0.00	0.000
Tim Scott, R ERA: 5.4	(7, 1)	1.2		7	0	1	1	1	2	0	0	0	0	0	18	31	5.40	1.200
Pat Clements, L ERA: 3.55	(8, 1)	0.1		4	2	1	1	1	0	1	0	0	0	0	7	14	27.00	6.000

PITCHER	IP	WLS	BF	H	R	ER	SO	BB	IBB	HBP	BLK	WP	HR	S	P	ERA	WHIP

San Diego Padres @ New York Mets

Shea Stadium, Flushing, NY

Wed May 13 1992, 7:05 PM EDT

Att. 19,451 - Cloudy - 73 F

livebaseballscorecards.com

Batter	1	2	3	4	5	6	7	8	9	AB	R	H	RBI	BB	SO	LOB
Tony Fernandez, S (1, 6) OBP: 0.362, SLG: 0.421	X 0-0 P5 ①		B B F B B 4-1 1B HR BB		F 1 SAFE X 0-2 FC1-6 1-2f HR ②		B F X 1-1 G4-3 2-H 2B		X 0-0 1B 1B 1B	4	3	2	1	1	0	1
Tony Gwynn, L (1, 9) OBP: 0.404, SLG: 0.469	C X 0-1 G4-3 ②		P F 1 SAFE X 1-1 1-3 HR 1B		1 SAFE C 1 SAFE B 1 SAFE 1 SAFE B F B 3-2 X 1-H HR		C B B X 2-1 G4-3 2-3 ②		B C X 1-1 1-3 1B 1B	5	2	3	2	0	0	1
Gary Sheffield, R (1, 5) OBP: 0.400, SLG: 0.504	B B B C B 4-1 BB		F B 1 SAFE C X 1-2 1-H 3-H HR		C F B S 1-3 K ③		B C B F F F B B 4-2 BB		B S B X 2-1 1-2 3-H FC4 1B	3	1	2	4	2	1	0
Fred McGriff, L (1, 3) OBP: 0.411, SLG: 0.621	C 1 SAFE S F S 0-3 K ③		C X 0-1 G3 ③			X 0-0 G5-4-3 1B	B C B S B S 3-3 K ③		B B F X 2-1 FC4 1-2f ③	5	0	1	0	0	2	5
Benito Santiago, R (1, 2) OBP: 0.244, SLG: 0.279		S F B S 1-3 K ①		C C B S 1-3 K ①		F F X 0-2 G5-4-3 1-2f ① ②		B X 1-0 G6-3 ①		4	0	0	0	0	2	1
Darrin Jackson, R (1, 7) OBP: 0.264, SLG: 0.367		B B X 2-0 G5-3 ②		F X 0-1 P4 ②		C X 0-1 2B		S F B X 1-2 G5-3 ②		4	0	1	0	0	0	0
Gary Pettis, S (1, 8) OBP: 0.133, SLG: 0.143		B X 1-0 F7 ③		B B X 2-0 G6-3 ③		S S B C 1-3 K ③		B C S S 1-3 K ③		4	0	0	0	0	2	1
Tim Teufel, R (1, 4) OBP: 0.370, SLG: 0.333			X 0-0 P2 ①		B B B C X 3-1 FC1-6 1B		F X 0-1 SH2-3 2B 1B		B F B X 2-1 1B ①	4	1	3	0	0	0	0
Bruce Hurst, L (1, 1) OBP: 0.167, SLG: 0.176			S C C 0-3 K ②		L F B L 1-3 K ①		L B L B X 2-2 SH2-3 1-2 ①		X 0-0 G5-3 ②	3	0	0	0	0	2	1

Inning Stats	1	2	3	4	5	6	7	8	9	1B	SF	WP	PA
	R: 0 H: 0 E: 0 LOB: 1 K: 1 BB: 1 S: 8 P: 12	R: 0 H: 0 E: 0 LOB: 0 K: 1 BB: 0 S: 5 P: 9	R: 3 H: 2 E: 0 LOB: 0 K: 1 BB: 1 S: 13 P: 18	R: 0 H: 0 E: 0 LOB: 0 K: 1 BB: 0 S: 6 P: 9	R: 2 H: 2 E: 0 LOB: 0 K: 2 BB: 0 S: 14 P: 22	R: 0 H: 2 E: 0 LOB: 1 K: 1 BB: 0 S: 9 P: 10	R: 1 H: 2 E: 0 LOB: 2 K: 1 BB: 1 S: 16 P: 28	R: 0 H: 0 E: 0 LOB: 0 K: 1 BB: 0 S: 7 P: 10	R: 1 H: 4 E: 0 LOB: 2 K: 0 BB: 0 S: 10 P: 17	1B: 8 2B: 2 3B: 0 HR: 2	SF: 0 SAC: 1 DP: 1 HBP: 0	WP: 0 PB: 0 SB: 0 CS: 0	PA: 40

PITCHER		IP	WLS	BF	H	R	ER	SO	BB	IBB	HBP	BLK	WP	HR	S	P	ERA	WHIP
David Cone, R ERA: 2.67	(1, 1)	5.0	L	21	4	5	5	6	2	0	0	0	0	2	46	70	9.00	1.200
Wally Whitehurst, R ERA: 2.76	(6, 1)	1.2		9	4	1	1	1	1	0	0	0	0	0	22	32	5.40	3.000
Paul Gibson, L ERA: 4.96	(7, 1)	1.1		4	0	0	0	2	0	0	0	0	0	0	10	16	0.00	0.000
Tim Burke, R ERA: 2.79	(9, 1)	1.0		6	4	1	1	0	0	0	0	0	0	0	10	17	9.00	4.000

PITCHER	IP	WLS	BF	H	R	ER	SO	BB	IBB	HBP	BLK	WP	HR	S	P	ERA	WHIP

BOTTOM

San Diego Padres @ New York Mets

Shea Stadium, Flushing, NY

Wed May 13 1992, 7:05 PM EDT

Att. 19,451 - Cloudy - 73 F

livebaseballscorecards.com

Batter	1	2	3	4	5	6	7	8	9	AB	R	H	RBI	BB	SO	LOB
Willie Randolph, R (1, 4) OBP: 0.333, SLG: 0.300	3-2 F9 ①		0-0 F9 ①		1-0 1B		3-1 L4 ③			4	0	1	0	0	0	0
Dave Magadan, L (1, 5) OBP: 0.384, SLG: 0.385	1-0 F8 ②		1-2 G3-1 ②		1-2 G6-3 ③			0-0 F7 ①		4	0	0	0	0	0	1
Bobby Bonilla, S (1, 9) OBP: 0.371, SLG: 0.328	4-2 BB		1-1 G5-3 ③			0-0 F7 ①		0-0 1B		3	0	1	0	1	0	0
Eddie Murray, S (1, 3) OBP: 0.367, SLG: 0.433	1-2 F7 ③			2-2 G5-3 ①		1-0 FC6-4 BB 1B		2-2 P4 ②		4	0	1	0	0	0	2
Howard Johnson, S (1, 8) OBP: 0.317, SLG: 0.385		1-2 G5-3 ①		2-1 F7 ②		4-2 FC6-4 1-2 BB		1-3 K ③		3	0	0	0	1	1	1
Chico Walker, S (1, 7) OBP: 0.250, SLG: 0.171		0-2 FC5-4 1B 1B		0-0 1B		0-1 FC6-4 ② 1-2f 2-3			0-3 K ①	4	0	2	0	0	1	2
Charlie O'Brien, R (1, 2) OBP: 0.382, SLG: 0.422		1-1 FC5-4 1-2 1B		1-2 G5-3 ③		3-1 F7 ③			3-2 P9 ②	3	0	1	0	0	0	3
Paul Gibson, R (7, 1)										0	0	0	0	0	0	0
Tim Burke, R (9, 1)										0	0	0	0	0	0	0
Bill Pecota, R (9, PH) OBP: 0.283, SLG: 0.250										1	0	0	0	0	0	0
Dick Schofield, R (1, 6) OBP: 0.330, SLG: 0.326		0-2 FC5-4 ② 1-2f 2-3			3-2 L7 ①		3-2 P4 ①		1-0 F9 ③	4	0	0	0	0	0	2
David Cone, L (1, 1) OBP: 0.048, SLG: 0.048		1-2 G4-3 ③			1-3 K ②		0-3 K ②			1	0	0	0	0	0	2
D.J. Dozier, R (5, PH) OBP: 0.333, SLG: 0.143										1	0	0	0	0	1	0
Wally Whitehurst, R (6, 1)										0	0	0	0	0	0	0
Todd Hundley, S (7, 2) OBP: 0.254, SLG: 0.254										1	0	0	0	0	1	0
Inning Stats	R: 0 E: 0 K: 0 S: 13 H: 0 LOB: 1 BB: 1 P: 22	R: 0 E: 0 K: 0 S: 14 H: 2 LOB: 2 BB: 0 P: 17	R: 0 E: 0 K: 0 S: 6 H: 0 LOB: 0 BB: 0 P: 8	R: 0 E: 0 K: 0 S: 10 H: 1 LOB: 1 BB: 0 P: 15	R: 0 E: 0 K: 1 S: 15 H: 1 LOB: 1 BB: 0 P: 21	R: 0 E: 0 K: 0 S: 8 H: 1 LOB: 2 BB: 1 P: 16	R: 0 E: 0 K: 1 S: 8 H: 0 LOB: 0 BB: 0 P: 14	R: 0 E: 0 K: 1 S: 9 H: 1 LOB: 1 BB: 0 P: 12	R: 0 E: 0 K: 1 S: 8 H: 0 LOB: 0 BB: 0 P: 12	1B: 6 2B: 0 3B: 0 HR: 0	SF: 0 SAC: 0 DP: 0 HBP: 0						

PITCHER	IP	WLS	BF	H	R	ER	SO	BB	IBB	HBP	BLK	WP	HR	S	P	ERA	WHIP
Bruce Hurst, L (1, 1) ERA: 3.98	9.0	W	35	6	0	0	4	2	0	0	0	0	0	91	137	0.00	0.889

PITCHER	IP	WLS	BF	H	R	ER	SO	BB	IBB	HBP	BLK	WP	HR	S	P	ERA	WHIP

AB	33
R	0
H	6
RBI	0
BB	2
SO	4
LOB	13

WP: 0 PB: 0 SB: 0 CS: 0 PA: 35

San Diego Padres @ Pittsburgh Pirates

Three Rivers Stadium, Pittsburgh, PA

Fri May 15 1992, 7:05 PM EDT

Att. 20,232 - Sunny - 69 F

TOP

livebaseballscorecards.com

Batter	1	2	3	4	5	6	7	8	9	AB	R	H	RBI	BB	SO	LOB
Tony Fernandez, S (1, 6) OBP: 0.370, SLG: 0.423	F B B B B B 4-1 BB 2B BB	B X 1-0 1B 1B	B B X 2-0 ② F8			B F C F X 1-2 2B 1B		B C X 1-1 ① F8	X 0-0 ② L4	4	2	2	0	1	0	2
Craig Shipley, R (9, PH) OBP: 0.158, SLG: 0.158 (9, 6)										1	0	0	0	0	0	2
Tony Gwynn, L (1, 9) OBP: 0.420, SLG: 0.486	B B B F F F B 4-2 **1-2** 2B BB	1 SAFE B X 1-0 **1-2** 1B	C F X 0-2 ③ G4-3			X 0-0 **1-H** 2B		C X 0-1 1B	B B X 2-0 ③ **2-H** **3-H** 1B	5	1	4	2	1	0	2
Gary Sheffield, R (1, 5) OBP: 0.393, SLG: 0.500	B S F X 1-2 **1-H** **2-H** 2B 2B	B X 1-0 ② L5		B B B C X 3-1 ① F9		X 0-0 ② L6		X 0-0 ② F7		5	1	1	2	0	0	4
Fred McGriff, L (1, 3) OBP: 0.411, SLG: 0.617	C B B C F X 2-2 **2-H** 2B	X 0-0 ③ G4-3		C B S X 1-2 ② G5-3		I I I 4-0 IBB		B X 1-0 ③ F8		4	0	1	1	1	0	3
Benito Santiago, R (1, 2) OBP: 0.257, SLG: 0.313	S C F B B S 2-3 ① K		B B S S B C X 3-2 2B 1B 2B	B X 1-0 CS 2B		B C B X 2-1 ③ F9			S F B X 1-2 HR 2B	5	2	3	0	0	1	3
Tim Teufel, R (1, 4) OBP: 0.407, SLG: 0.442	B B F S F B 4-2 BB		B B S S B F X 3-2 **2-3** 1B 2B	F B B B 3-1 ③ CS **2-3**	C C X 0-2 ① F8		C S B X 1-2 G5-3 1B		X 0-0 **2-H** HR	4	2	3	2	1	0	0
Darrin Jackson, R (1, 8) OBP: 0.269, SLG: 0.368	B B X 2-0 ② F9	B B X 2-0 **2-H** **3-H** FC5-4 1B			X 0-0 ② F9		S B X 1-1 ① G5-3 **1-2**		X 0-0 SH5-3 1B 1B	5	1	2	2	0	0	3
Jerald Clark, R (1, 7) OBP: 0.237, SLG: 0.306	C F B S 1-3 ③ K		F X 0-1 ① FC5-4 1B **1-2f**		C B X 1-1 ③ F8		B S C S 1-3 ② K		F X 0-1 **1-2** SH5-3 1B 1B	5	0	1	0	0	2	4
Craig Lefferts, L (1, 1) OBP: 0.077, SLG: 0.077		F X 0-1 ① G6-3	L P L 1 X SAFE 1-2 **1-2** 1B			B X 1-0 ① F9	X 0-0 ③ G4-3		X 0-0 ① **1-2** **2-3** SH5-3	4	0	1	0	0	0	1
Mike Maddux, L (7, 1)										0	0	0	0	0	0	0
Inning Stats	R: 3 H: 2 E: 0 LOB: 2 K: 2 BB: 3 S: 21 P: 41	R: 0 H: 2 E: 0 LOB: 2 K: 0 BB: 0 S: 6 P: 9	R: 2 H: 4 E: 0 LOB: 2 K: 0 BB: 0 S: 17 P: 27	R: 0 H: 1 E: 0 LOB: 0 K: 0 BB: 0 S: 7 P: 15	R: 0 H: 0 E: 0 LOB: 0 K: 0 BB: 0 S: 6 P: 7	R: 1 H: 2 E: 0 LOB: 2 K: 0 BB: 1 S: 9 P: 17	R: 0 H: 1 E: 0 LOB: 1 K: 1 BB: 0 S: 9 P: 12	R: 0 H: 1 E: 0 LOB: 1 K: 0 BB: 0 S: 6 P: 8	R: 3 H: 5 E: 0 LOB: 2 K: 0 BB: 0 S: 10 P: 13	1B: 10 SF: 0 2B: 7 SAC: 1 3B: 0 DP: 0 HR: 1 HBP: 0						WP: 0 PA: 48 PB: 0 SB: 0 CS: 1

	AB	42
	R	9
	H	18
	RBI	9
	BB	4
	SO	3
	LOB	24

PITCHER		IP	WLS	BF	H	R	ER	SO	BB	IBB	HBP	BLK	WP	HR	S	P	ERA	WHIP
Denny Neagle, L ERA: 3.67	(1, 1)	0.1	L	6	2	3	3	1	3	0	0	0	0	0	17	34	81.00	15.000
Paul Miller, R ERA: 2.61	(1, 1)	5.0		23	9	3	3	1	0	0	0	0	0	0	46	73	5.40	1.800
Dennis Lamp, R ERA: 2.7	(6, 1)	2.2		11	2	0	0	1	0	1	0	0	0	0	18	29	0.00	0.750
Bob Patterson, L ERA: 3.14	(9, 1)	1.0		7	5	3	3	0	0	0	0	0	0	1	10	13	27.00	5.000

PITCHER	IP	WLS	BF	H	R	ER	SO	BB	IBB	HBP	BLK	WP	HR	S	P	ERA	WHIP

BOTTOM

San Diego Padres @ Pittsburgh Pirates

Three Rivers Stadium, Pittsburgh, PA

Fri May 15 1992, 7:05 PM EDT

Att. 20,232 - Sunny - 69 F

livebaseballscorecards.com

Batter	1	2	3	4	5	6	7	8	9	AB	R	H	RBI	BB	SO	LOB
Gary Redus, R (1, 9) OBP: 0.341, SLG: 0.316	BB 1B		G6-3		G6-3		F7		FC5-4 1-2f	5	0	1	0	0	0	2
Jay Bell, R (1, 6) OBP: 0.340, SLG: 0.302	1 SAFE 1-2 BB		1B 2B		G3-1 1B		K			3	1	2	0	1	1	1
Andy Van Slyke, L (1, 8) OBP: 0.451, SLG: 0.496	K		2-H 1B		1 SAFE G3-1 1-2			G3-1		4	0	1	1	0	1	3
Lloyd McClendon, R (1, 3) OBP: 0.392, SLG: 0.455 Dennis Lamp, R (6, 1) Gary Varsho, L (8, PH) OBP: 0.265, SLG: 0.438 Bob Patterson, R (9, 1) OBP: 0.667, SLG: 0.500	K		F 1 SAFE F7		G5-3			FC3-6 1B		3 0 1 0	0 0 0 0	0 0 1 0	0 0 0 0	0 0 0 0	1 0 0 0	4 0 0 0
Barry Bonds, L (1, 7) OBP: 0.404, SLG: 0.577	P6		G4-3			G3		FC3-6 FC4-6 1-2f		4	0	0	0	0	0	4
Steve Buechele, R (1, 5) OBP: 0.343, SLG: 0.446		G6-3		HR		G5-3		FC4-6 1-2f		4	1	1	1	0	0	1
Jeff King, R (1, 4) OBP: 0.278, SLG: 0.354		FC5-4 1B		P4		F8			F7	4	0	1	0	0	0	0
Don Slaught, R (1, 2) OBP: 0.442, SLG: 0.575		FC5-4 1-2f		P3			F9		FC5-4 1B	4	0	1	0	0	0	1
Denny Neagle, L (1, 1) Paul Miller, R (1, 1) Orlando Merced, S (6, 3) OBP: 0.382, SLG: 0.352		K		K			BB		K	0 2 1	0 0 0	0 0 0	0 0 0	0 0 1	0 2 1	0 1 1
Inning Stats	R: 0 E: 0 K: 2 S: 11 H: 1 LOB: 2 BB: 1 P: 21	R: 0 E: 0 K: 1 S: 10 H: 1 LOB: 1 BB: 0 P: 14	R: 1 E: 0 K: 0 S: 11 H: 2 LOB: 1 BB: 0 P: 14	R: 1 E: 0 K: 1 S: 8 H: 1 LOB: 0 BB: 0 P: 9	R: 0 E: 0 K: 0 S: 7 H: 1 LOB: 1 BB: 0 P: 12	R: 0 E: 0 K: 0 S: 3 H: 0 LOB: 0 BB: 0 P: 7	R: 0 E: 0 K: 1 S: 7 H: 0 LOB: 1 BB: 1 P: 17	R: 0 E: 0 K: 0 S: 9 H: 1 LOB: 1 BB: 0 P: 14	R: 0 E: 0 K: 1 S: 6 H: 1 LOB: 1 BB: 0 P: 9	1B: 6 2B: 1 3B: 0 HR: 1	SF: 0 SAC: 0 DP: 0 HBP: 0						

	AB	35
	R	2
	H	8
	RBI	2
	BB	2
	SO	6
	LOB	18

PITCHER		IP	WLS	BF	H	R	ER	SO	BB	IBB	HBP	BLK	WP	HR	S	P	ERA	WHIP
Craig Lefferts, L	(1, 1)	6.1	W	27	6	2	2	4	2	0	0	0	0	1	53	86	2.84	1.263
ERA: 4.46																		
Mike Maddux, R	(7, 1)	2.2		10	2	0	0	2	0	0	0	0	0	0	19	31	0.00	0.750
ERA:																		

PITCHER	IP	WLS	BF	H	R	ER	SO	BB	IBB	HBP	BLK	WP	HR	S	P	ERA	WHIP

San Diego Padres @ Pittsburgh Pirates

Three Rivers Stadium, Pittsburgh, PA

Sat May 16 1992, 7:05 PM EDT

Att. 34,474 - Sunny - 80 F

livebaseballscorecards.com

TOP

Batter	1	2	3	4	5	6	7	8	9	AB	R	H	RBI	BB	SO	LOB
Tony Fernandez, S (1, 6) OBP: 0.377, SLG: 0.430	G5-3 1B		G1-3	2B 1B	CS 1B			F8		5	1	3	3	0	0	0
Tony Gwynn, L (1, 9) OBP: 0.419, SLG: 0.487	SAFE G5-3		HR BB	1B SF7 2B	G5-3			L6		4	2	1	3	1	0	2
Gary Sheffield, R (1, 5) OBP: 0.400, SLG: 0.523	P3		HR	WP 1B BB		CS E 1B		F8		4	1	2	2	1	0	1
Fred McGriff, L (1, 3) OBP: 0.410, SLG: 0.632	P5		K	WP 1B		G4-3			HR	5	1	2	1	0	1	2
Benito Santiago, R (1, 2) OBP: 0.255, SLG: 0.312		F8	K	SF7		1B			K	4	0	1	1	0	2	0
Tim Teufel, R (1, 4) OBP: 0.391, SLG: 0.411		1B BB	G5-3 K			K	K		K	4	0	0	0	1	3	3
Darrin Jackson, R (1, 8) OBP: 0.266, SLG: 0.362		F7		K E BB 1B	SH1-4 1B 1B		K		F8	5	2	1	0	0	2	1
Oscar Azocar, L (1, 7) OBP: 0.350, SLG: 0.278		1B		1B E 2B BB	SH1-4 1B		G6-3			2	2	2	0	1	0	0
Jerald Clark, R (7, PH) OBP: 0.235, SLG: 0.304										1	0	0	0	0	0	0
(7, 7)																
Greg Harris, R (1, 1) OBP: 0.267, SLG: 0.286		K		FC 1B 2B	SH1-4		G4-3			1	0	0	0	0	1	2
Kevin Ward, R (4, PH) OBP: 0.238, SLG: 0.333										1	1	0	0	0	0	2
Rich Rodriguez, L (4, 1)										0	0	0	0	0	0	0
Gary Pettis, S (7, PH) OBP: 0.125, SLG: 0.133										1	0	0	0	0	0	0
Pat Clements, R (7, 1)										0	0	0	0	0	0	0
Tim Scott, R (7, 1)										0	0	0	0	0	0	0
Randy Myers, L (8, 1)										0	0	0	0	0	0	0
Inning Stats	R: 0 E: 0 K: 0 S: 9 H: 1 LOB: 1 BB: 0 P: 15	R: 0 E: 0 K: 1 S: 10 H: 1 LOB: 2 BB: 1 P: 16	R: 2 E: 0 K: 2 S: 10 H: 1 LOB: 0 BB: 1 P: 19	R: 5 E: 1 K: 2 S: 19 H: 3 LOB: 2 BB: 2 P: 35	R: 2 E: 0 K: 0 S: 13 H: 3 LOB: 0 BB: 0 P: 18	R: 0 E: 1 K: 1 S: 9 H: 2 LOB: 1 BB: 0 P: 13	R: 0 E: 0 K: 1 S: 8 H: 0 LOB: 0 BB: 0 P: 11	R: 0 E: 0 K: 0 S: 6 H: 0 LOB: 0 BB: 0 P: 8	R: 1 E: 0 K: 2 S: 11 H: 1 LOB: 0 BB: 0 P: 14	1B: 9 2B: 1 3B: 0 HR: 2 SF: 1 SAC: 1 DP: 0 HBP: 0	WP: 2 PB: 0 SB: 0 CS: 2 PA: 43					

	AB	37
	R	10
	H	12
	RBI	10
	BB	4
	SO	9
	LOB	13

PITCHER		IP	WLS	BF	H	R	ER	SO	BB	IBB	HBP	BLK	WP	HR	S	P	ERA	WHIP
Bob Walk, R ERA: 5.25	(1, 1)	3.1	L	20	5	7	6	4	3	0	0	0	1	1	41	70	16.20	2.400
Vicente Palacios, R ERA: 3.6	(4, 1)	1.0		8	4	2	2	1	1	0	0	0	1	0	18	30	18.00	5.000
Dennis Lamp, R ERA: 2.45	(5, 1)	1.2		5	2	0	0	1	0	0	0	0	0	0	11	16	0.00	1.200
Roger Mason, R ERA: 2.63	(7, 1)	2.0		6	0	0	0	1	0	0	0	0	0	0	14	19	0.00	0.000
Stan Belinda, R ERA: 1.62	(9, 1)	1.0		4	1	1	1	2	0	0	0	0	0	1	11	14	9.00	1.000

PITCHER		IP	WLS	BF	H	R	ER	SO	BB	IBB	HBP	BLK	WP	HR	S	P	ERA	WHIP

BOTTOM

Batter	1	2	3	4	5	6	7	8	9	AB	R	H	RBI	BB	SO	LOB
Orlando Merced, S (1, 3) OBP: 0.394, SLG: 0.373 Stan Belinda, R (9, 1)	X 0-0 1B 1B 2B	B B X 2-0 BB 1-2 HR 1B		C B B S B B 4-2 BB		C S C 0-3 ② K		F B C B B X 3-2 ③ L3 1-2		4 0	2 0	2 0	0 0	1 0	1 0	1 0
Jay Bell, R (1, 6) OBP: 0.342, SLG: 0.295	B B B C B 4-1 1B 1B 1B BB	C C B X 1-2 ② F9		1 SAFE C C C B S 1-3 ② K		C X 0-1 ③ L9			C B C B B B 4-2 2B G3 BB	3	2	0	0	2	1	3
Andy Van Slyke, L (1, 8) OBP: 0.456, SLG: 0.504	1 SAFE C X 0-1 1B 1B 1-2 2-3 1B	B B C B C F B 4-2 HR 1-2 2-3 BB		B B C B C F X 3-2 ③ G3-1			B C F F S 1-3 ① K		B B X 2-0 G3 1-3 SF9 2B	4	2	2	0	1	1	1
Barry Bonds, L (1, 7) OBP: 0.411, SLG: 0.629	B X 1-0 ① F7	B F B X 2-1 1-H 2-H 3-H HR			B C B X 2-1 HR		B B B C X 3-1 S 1B		B X 1-0 ① G3 2-3 3-H	5	2	3	6	0	0	4
Gary Varsho, L (1, 9) OBP: 0.278, SLG: 0.441 Lloyd McClendon, R (5, PH) OBP: 0.370, SLG: 0.435 (6, 9) (9, 3)	C S B X 1-2 1B 1-2 2-3 3-H 1B	X 0-0 ③ G4-3			C S S 0-3 ① K		C B X 1-1 ② G5-3 1-2		B C S B X 2-2 ② SF9 3-H	2 2	0 0	1 0	1 1	0 1	0 0	0 1
Steve Buechele, R (1, 5) OBP: 0.345, SLG: 0.444	B F C X 1-2 G4-6-3 1-2 2-3 3-H 1B		B F C F C 1-3 ① K		B B X 2-0 ② L9		B X 1-0 ③ G6-3		B S C B X 2-2 1B	5	0	2	1	0	1	1
Michael LaValliere, L (1, 2) OBP: 0.361, SLG: 0.355 Don Slaught, R (9, PH) OBP: 0.432, SLG: 0.561	C B X 1-1 ② ③ G4-6-3 1-2f		F X 0-1 ② F7		X 0-0 FC6-4 1B			C B X 1-1 ① G3	C B C S S 1-3 ③ K	4 1	0 0	1 0	0 0	0 0	0 1	3 1
Jeff King, R (1, 4) OBP: 0.277, SLG: 0.359		C B X 1-1 FC1-5 2B	C F X 0-2 ③ G6-3		X 0-0 ③ FC6-4 1-2f			C F X 0-2 ② G6-3		4	0	1	0	0	0	1
Bob Walk, R (1, 1) Vicente Palacios, R (4, 1) OBP: 0.143, SLG: 0.143 Dennis Lamp, R (5, 1) Gary Redus, R (6, PH) OBP: 0.333, SLG: 0.308 Roger Mason, R (7, 1) Cecil Espy, S (8, PH) OBP: 0.472, SLG: 0.606 (9, 9)		C B X 1-1 ① FC1-5 BB 1B HR 2-3		C F S 0-3 ① K		B B C B S X 3-2 ① F9		S B S X 1-2 WP 1B		1 1 0 1 0 1	1 0 0 0 0 0	0 0 0 0 0 1	0 0 0 0 0 0	0 1 0 0 0 0	0 0 0 0 0 0	1 0 0 0 0 0
Inning Stats	R: 2 E: 0 K: 0 S: 13 H: 4 LOB: 2 BB: 1 P: 21	R: 4 E: 0 K: 0 S: 14 H: 3 LOB: 0 BB: 1 P: 25	R: 0 E: 0 K: 1 S: 9 H: 0 LOB: 0 BB: 0 P: 10	R: 0 E: 0 K: 2 S: 12 H: 0 LOB: 1 BB: 1 P: 20	R: 1 E: 0 K: 1 S: 8 H: 2 LOB: 1 BB: 0 P: 12	R: 0 E: 0 K: 1 S: 8 H: 0 LOB: 0 BB: 0 P: 11	R: 0 E: 0 K: 1 S: 9 H: 1 LOB: 1 BB: 0 P: 15	R: 0 E: 0 K: 0 S: 11 H: 1 LOB: 1 BB: 0 P: 16	R: 2 E: 0 K: 1 S: 13 H: 2 LOB: 1 BB: 1 P: 25	1B: 8 2B: 3 3B: 0 HR: 2 SF: 1 SAC: 0 DP: 1 HBP: 0						

PITCHER		IP	WLS	BF	H	R	ER	SO	BB	IBB	HBP	BLK	WP	HR	S	P	ERA	WHIP
Greg Harris, R ERA: 4.14	(1, 1)	3.0		17	7	6	6	1	2	0	0	0	0	1	36	56	18.00	3.000
Rich Rodriguez, L ERA: 1.99	(4, 1)	3.0	W	12	2	1	1	4	1	0	0	0	0	1	28	43	3.00	1.000
Pat Clements, L ERA: 3.46	(7, 1)	0.1		2	1	0	0	1	0	0	0	0	0	0	6	10	0.00	3.000
Tim Scott, R ERA: 3.0	(7, 1)	1.1		5	1	0	0	0	0	0	0	0	0	0	11	15	0.00	0.750
Randy Myers, L ERA: 4.79	(8, 1)	1.1	S	7	2	2	2	1	1	0	0	0	1	0	16	31	13.50	2.250

PITCHER	IP	WLS	BF	H	R	ER	SO	BB	IBB	HBP	BLK	WP	HR	S	P	ERA	WHIP

San Diego Padres @ Pittsburgh Pirates

Three Rivers Stadium, Pittsburgh, PA

Sat May 16 1992, 7:05 PM EDT

Att. 34,474 - Sunny - 80 F

livebaseballscorecards.com

AB	38
R	9
H	13
RBI	9
BB	4
SO	7
LOB	17

WP: 1 PA: 43
PB: 0
SB: 1
CS: 0

Batter	1	2	3	4	5	6	7	8	9	AB	R	H	RBI	BB	SO	LOB
Tony Fernandez, S (1, 6) OBP: 0.385, SLG: 0.432	X 0-0 1B 1B G4-6-3 1B		F B B X 2-1 ② G4-3		B X 1-0 BB 1B 1-2 3-H 1B	B S B F X 2-2 ③ F9			B B B B 4-0 WP BB	4	2	2	1	1	0	0
Tony Gwynn, L (1, 9) OBP: 0.424, SLG: 0.487	C C X 0-2 G4-6-3 1B 1-2 1B		B F X 1-1 ③ F9		B F B S X 2-2 1B BB SF9 1-2 2-3 1B		B B C F X 2-2 ① G3		B B B B 4-0 G6-4-3 1-2 BB	4	1	2	0	1	0	0
Gary Sheffield, R (1, 5) OBP: 0.400, SLG: 0.515	X 0-0 G4-6-3 1-2 2-3 1B			X 0-0 ① G1-3	B B B C B 4-1 SF9 1B 1-2 2-3 3-H BB		X 0-0 ② P3		B F X 1-1 ②③ G6-4-3 1-2f	4	0	1	1	1	0	2
Fred McGriff, L (1, 3) OBP: 0.406, SLG: 0.618 Gary Pettis, S (9, 8) OBP: 0.125, SLG: 0.133	S B S X 1-2 ①② G4-6-3 1-2f 2-3 3-H			B S X 1-1 ② G6-3	C F S 0-3 ① K		C F B B B B 4-2 BB			3 0	0 0	0 0	0 0	1 0	1 0	5 0
Benito Santiago, R (1, 2) OBP: 0.262, SLG: 0.312	L B B S X 2-2 ③ G1-3			F B F B B F B 4-2 BB	B X 1-0 FC5-4 1-2 2-3 3-H 1B		X 0-0 ③ F7			3	0	1	1	1	0	2
Tim Teufel, R (1, 4) OBP: 0.368, SLG: 0.390		X 0-0 ① G3-1		1 SAFE X 0-0 ③ G4-3	B S B B X 3-1 ② SF9 2-3 3-H			B X 1-0 ① F7		3	0	0	1	0	0	1
Kevin Ward, R (1, 8) OBP: 0.250, SLG: 0.476 Darrin Jackson, R (7, 8) OBP: 0.264, SLG: 0.359 (9, 7)		S S B C 1-3 ② K			B B B X 3-1 HR X 0-1 ③ FC5-4 1-2f			F F B B X 2-2 ② G6-3		3 1	1 0	1 0	1 0	0 0	1 0	2 0
Jerald Clark, R (1, 7) OBP: 0.236, SLG: 0.310 (9, 3)		B S F B B B X 3-2 ③ G4-3			F X 0-1 WP 1B 2B	F F B X 1-2 ① G5-3		X 0-0 ③ G5-3		4	1	1	0	0	0	0
Andy Benes, R (1, 1) OBP: 0.353, SLG: 0.333 Mike Maddux, L (8, 1) Randy Myers, L (9, 1)			F B F B S 2-3 ① K		B B B B 4-0 1B 1B BB 2-3 BB	X 0-0 ② F8			B B C C F S 2-3 ① K	2 1 0	1 0 0	0 0 0	0 0 0	1 0 0	1 1 0	0 0 0
Inning Stats	R: 1 H: 3 E: 0 LOB: 1 K: 0 BB: 0 S: 11 P: 14	R: 0 H: 0 E: 0 LOB: 0 K: 1 BB: 0 S: 7 P: 11	R: 0 H: 0 E: 0 LOB: 0 K: 1 BB: 0 S: 7 P: 12	R: 0 H: 0 E: 0 LOB: 1 K: 0 BB: 1 S: 7 P: 12	R: 5 H: 5 E: 0 LOB: 2 K: 1 BB: 2 S: 17 P: 35	R: 0 H: 0 E: 0 LOB: 0 K: 0 BB: 0 S: 7 P: 10	R: 0 H: 0 E: 0 LOB: 1 K: 0 BB: 1 S: 7 P: 13	R: 0 H: 0 E: 0 LOB: 0 K: 0 BB: 0 S: 5 P: 8	R: 0 H: 0 E: 0 LOB: 1 K: 1 BB: 2 S: 6 P: 17	1B: 6 SF: 1 2B: 1 SAC: 0 3B: 0 DP: 2 HR: 1 HBP: 0						

TOP

San Diego Padres @ Pittsburgh Pirates

Three Rivers Stadium, Pittsburgh, PA

Sun May 17 1992, 3:33 AM EDT

Att. 16,580 - Cloudy - 84 F

livebaseballscorecards.com

AB	32
R	6
H	8
RBI	5
BB	6
SO	4
LOB	12

PITCHER		IP	WLS	BF	H	R	ER	SO	BB	IBB	HBP	BLK	WP	HR	S	P	ERA	WHIP
Randy Tomlin, L ERA: 4.46	(1, 1)	4.1	L	22	7	6	6	3	3	0	0	0	1	1	44	75	12.46	2.308
Paul Miller, R ERA: 2.45	(5, 1)	0.2		3	1	0	0	0	0	0	0	0	0	0	5	9	0.00	1.500
Denny Neagle, L ERA: 3.41	(6, 1)	2.0		7	0	0	0	0	1	0	0	0	0	0	14	23	0.00	0.500
Vicente Palacios, R ERA: 3.33	(8, 1)	2.0		7	0	0	0	1	2	0	0	0	1	0	11	25	0.00	1.000

PITCHER	IP	WLS	BF	H	R	ER	SO	BB	IBB	HBP	BLK	WP	HR	S	P	ERA	WHIP

WP: 2	PA: 39																
PB: 0																	
SB: 0																	
CS: 0																	

BOTTOM

San Diego Padres @ Pittsburgh Pirates

Three Rivers Stadium, Pittsburgh, PA

Sun May 17 1992, 3:33 AM EDT

Att. 16,580 - Cloudy - 84 F

livebaseballscorecards.com

Batter	1	2	3	4	5	6	7	8	9	AB	R	H	RBI	BB	SO	LOB
Orlando Merced, S (1, 3) OBP: 0.404, SLG: 0.392	X 0-0 1B FC4-6 2B		B B B C C B 4-2 G4-3 3B BB		B C X 1-1 ② F7		C B X 1-1 ③ G3-1		F B S B F F X 2-2 1-2 2B 1B	4	3	2	0	1	0	0
Jay Bell, R (1, 6) OBP: 0.344, SLG: 0.307	C B B C F X 2-2 FC4-6 HBP 2-3 1B		P I B L 1 SAFE B F X 3-2 ① G4-3 1-2		B B B C X 3-1 ③ F8			B B C X 2-1 ① P6	C B X 1-1 1-H 2-H 2B	5	0	2	2	0	0	1
Andy Van Slyke, L (1, 8) OBP: 0.461, SLG: 0.531	C F B B S 2-3 ① K		C F B X 1-2 2-H 3B			F F B B X 2-2 FC5-4 1B 1B		B C B X 2-1 2B 2B	S F S 0-3 ③ K	5	1	3	1	0	2	3
Barry Bonds, L (1, 7) OBP: 0.414, SLG: 0.622	C B H 2-1 FC4-6 1-2 HBP		B B B C S F X 3-2 ② P4			1 SAFE X 0-0 FC5-4 1-2 1B		C B B B X 3-1 ② F7		3	0	1	0	0	0	2
Gary Varsho, L (1, 9) OBP: 0.275, SLG: 0.447	S B B X 2-1 ② FC4-6 FC4-6 1-2f 2-3 3-H		X 0-0 ③ G3			F B C X 1-2 ① FC5-4 1-2f 2-3		C B B X 2-1 2-H 2B		4	0	1	2	0	0	5
Steve Buechele, R (1, 5) OBP: 0.336, SLG: 0.431	X 0-0 ③ FC4-6 1-2f			C C S 0-3 ① K		C B F S 1-3 ② K		C C S 0-3 ③ K		4	0	0	0	0	3	5
Jeff King, R (1, 4) OBP: 0.267, SLG: 0.346		X 0-0 ① F7		B F F B B X 2-2 ② P2		B B F B F F X 3-2 ③ F9			C B X 1-1 ① F7	4	0	0	0	0	0	2
Tom Prince, R (1, 2) OBP: 0.229, SLG: 0.143		C C X 0-2 ② G5-3		F B B S B S 3-3 ③ K			B B X 2-0 ① F8		X 0-0 CS 1B	4	0	1	0	0	1	0
Randy Tomlin, L (1, 1) Paul Miller, R (5, 1) Zane Smith, L (5, PH) OBP: 0.143, SLG: 0.150 Denny Neagle, L (6, 1) Cecil Espy, S (7, PH) OBP: 0.459, SLG: 0.588 Vicente Palacios, R (8, 1) OBP: 0.143, SLG: 0.143 Gary Redus, R (9, PH) OBP: 0.348, SLG: 0.308		C B F F B F F B F 3-2 ③ X F7			B F F F F F S 1-3 ① K		B F B X 2-2 ② F7		B B C B B B 4-1 ② 1B 1-2 2B BB	1 0 1 0 1 0 0	0 0 0 0 0 0 1	0 0 0 0 0 0 0	0 0 0 0 0 0 0	0 0 0 0 0 0 1	0 0 1 0 0 0 0	0 0 0 0 0 0 0
Inning Stats	R: 1 E: 0 K: 1 S: 12 H: 2 LOB: 2 BB: 0 P: 20	R: 0 E: 0 K: 0 S: 11 H: 0 LOB: 0 BB: 0 P: 14	R: 1 E: 0 K: 0 S: 15 H: 1 LOB: 1 BB: 1 P: 25	R: 0 E: 0 K: 2 S: 9 H: 0 LOB: 0 BB: 0 P: 14	R: 0 E: 0 K: 1 S: 9 H: 0 LOB: 0 BB: 0 P: 14	R: 0 E: 0 K: 1 S: 14 H: 2 LOB: 2 BB: 0 P: 21	R: 0 E: 0 K: 0 S: 6 H: 0 LOB: 0 BB: 0 P: 11	R: 1 E: 0 K: 1 S: 11 H: 2 LOB: 1 BB: 0 P: 20	R: 2 E: 0 K: 1 S: 14 H: 3 LOB: 1 BB: 1 P: 22	1B: 5 2B: 4 3B: 1 HR: 0	SF: 0 SAC: 0 DP: 0 HBP: 1	WP: 0 PB: 0 SB: 0 CS: 1	PA: 39				

	AB	36
	R	5
	H	10
	RBI	5
	BB	2
	SO	7
	LOB	18

PITCHER		IP	WLS	BF	H	R	ER	SO	BB	IBB	HBP	BLK	WP	HR	S	P	ERA	WHIP
Andy Benes, R ERA: 3.79	(1, 1)	7.2	W	32	7	3	3	5	1	0	1	0	0	0	84	136	3.52	1.043
Mike Maddux, R ERA:	(8, 1)	0.2		3	1	1	1	1	0	0	0	0	0	0	6	7	13.50	1.500
Randy Myers, L ERA: 5.48	(9, 1)	0.2	S	4	2	1	1	1	1	0	0	0	0	0	11	18	13.50	4.500

PITCHER	IP	WLS	BF	H	R	ER	SO	BB	IBB	HBP	BLK	WP	HR	S	P	ERA	WHIP

New York Mets @ San Diego Padres

Jack Murphy Stadium, San Diego, CA

Mon May 18 1992, 10:05 PM EDT

Att. 16,348 - Cloudy - 71 F

livebaseballscorecards.com

Batter	1	2	3	4	5	6	7	8	9	AB	R	H	RBI	BB	SO	LOB
Chico Walker, S (1, 7) OBP: 0.275, SLG: 0.283	C S X 0-2 G5-3 ①		S S B X 1-2 G5-3 ③			B X 1-0 1B ②			B C C X 1-2 G5-3 ②	4	0	1	0	0	0	0
Willie Randolph, R (1, 4) OBP: 0.321, SLG: 0.279	X 0-0 P4 ②			B X 1-0 G6-3 ①		X 0-0 G5-3 ③			B B B C X 3-1 L4 ③	4	0	0	0	0	0	0
Howard Johnson, S (1, 8) OBP: 0.311, SLG: 0.372	B B S B S X 3-2 G1-3 ③			B C X 1-1 F9 ②			C F B B S 2-3 K ①			3	0	0	0	0	1	0
Eddie Murray, S (1, 3) OBP: 0.357, SLG: 0.432		B C C F S 1-3 K ①		B B C B C F F S 3-3 K ③			S X 0-1 G6-3 ②			3	0	0	0	0	2	0
Bobby Bonilla, S (1, 9) OBP: 0.356, SLG: 0.304		B F C B B B 4-2 FC6-4 BB			C F B B F B X 3-2 G6-3 ①		B X 1-0 L9 ③			2	0	0	0	1	0	0
Bill Pecota, R (1, 5) OBP: 0.266, SLG: 0.241		1 SAFE 1 SAFE S S B 1 SAFE F X 1-2 F7 ②			B B B B 4-0 BB			C B C C 1-3 K ①		2	0	0	0	1	1	1
Charlie O'Brien, R (1, 2) OBP: 0.362, SLG: 0.396		B C 1 SAFE F X 1-2 FC6-4 1-2f ③			1 SAFE M 1 SAFE C X 0-2 F9 ②			X 0-0 P3 ②		3	0	0	0	0	0	2
Dick Schofield, R (1, 6) OBP: 0.339, SLG: 0.324			C B S X 1-2 G6-3 ①		B F B F S 2-3 K ③			X 0-0 G6-3 ③		3	0	0	0	0	1	1
Dwight Gooden, R (1, 1) OBP: 0.389, SLG: 0.389			S S B S 1-3 K ②			S C X 0-2 G5-3 ①			S B C F S 1-3 K ①	2	0	0	0	0	1	0
Eric Hillman, L (8, 1)										0	0	0	0	0	0	0
Junior Noboa, R (9, PH) OBP: 0.270, SLG: 0.182										1	0	0	0	0	1	0

Inning Stats	1	2	3	4	5	6	7	8	9		
	R: 0 H: 0 E: 0 LOB: 0 K: 0 BB: 0 S: 7 P: 10	R: 0 H: 0 E: 0 LOB: 1 K: 1 BB: 1 S: 13 P: 20	R: 0 H: 0 E: 0 LOB: 0 K: 1 BB: 0 S: 9 P: 12	R: 0 H: 0 E: 0 LOB: 0 K: 1 BB: 0 S: 8 P: 13	R: 0 H: 0 E: 0 LOB: 1 K: 1 BB: 1 S: 10 P: 19	R: 0 H: 1 E: 0 LOB: 0 K: 0 BB: 0 S: 5 P: 6	R: 0 H: 0 E: 0 LOB: 0 K: 1 BB: 0 S: 6 P: 9	R: 0 H: 0 E: 0 LOB: 0 K: 1 BB: 0 S: 5 P: 6	R: 0 H: 0 E: 0 LOB: 0 K: 1 BB: 0 S: 9 P: 14	1B: 1 SF: 0 2B: 0 SAC: 0 3B: 0 DP: 0 HR: 0 HBP: 0	WP: 0 PA: 29 PB: 0 SB: 0 CS: 0

PITCHER	IP	WLS	BF	H	R	ER	SO	BB	IBB	HBP	BLK	WP	HR	S	P	ERA	WHIP
Bruce Hurst, L (1, 1) ERA: 3.39	9.0	W	29	1	0	0	7	2	0	0	0	0	0	72	109	0.00	0.333

PITCHER	IP	WLS	BF	H	R	ER	SO	BB	IBB	HBP	BLK	WP	HR	S	P	ERA	WHIP

AB	27
R	0
H	1
RBI	0
BB	2
SO	7
LOB	4

BOTTOM

New York Mets @ San Diego Padres

Jack Murphy Stadium, San Diego, CA

Mon May 18 1992, 10:05 PM EDT

Att. 16,348 - Cloudy - 71 F

livebaseballscorecards.com

Batter	1	2	3	4	5	6	7	8	9	AB	R	H	RBI	BB	SO	LOB
Tony Fernandez, S (1, 6) OBP: 0.381, SLG: 0.427	B B F F B C 3-3 ① K	X 0-0 E 1B		B X 1-0 ② G3 1-2 2-3			B C B B X 3-1 ① G4-3			4	0	1	0	0	1	2
Tony Gwynn, L (1, 9) OBP: 0.420, SLG: 0.481	C X 0-1 1B 1B 1B	1 SAFE 1 B B F F F X 2-2 ③ G6-3 1-2		F B X 1-1 ③ G6-3			X 0-0 ② G1-3			4	1	1	0	0	0	3
Gary Sheffield, R (1, 5) OBP: 0.402, SLG: 0.514	F 1 SAFE X 0-1 1B 1B 1-2 1B		B B X 2-0 G6-4-3 1B		B F B S B S 3-3 ① K		X 0-0 ③ F8			4	1	2	0	0	1	0
Fred McGriff, L (1, 3) OBP: 0.409, SLG: 0.614	S C B F B B S 3-3 ② K		B X 1-0 ① ② G6-4-3 1-2f		S B X 1-1 1B			B C X 1-1 CS 1B		4	0	2	0	0	1	3
Benito Santiago, R (1, 2) OBP: 0.268, SLG: 0.317	B F X 1-1 1B 1-3 2-H 1B		C B F X 1-2 ③ G1-3		1 SAFE B C X 1-1 ② F8			B C S B X 2-2 ① 1B 1-2 1B		4	0	2	1	0	0	1
Tim Teufel, R (1, 4) OBP: 0.375, SLG: 0.397	B F B X 2-1 FC6-4 1-2 3-H 1B			X 0-0 E7 WP 1B 1B	B B C C B X 3-2 ③ G5-3			X 0-0 ② L9		4	1	2	1	0	0	2
Darrin Jackson, R (1, 8) OBP: 0.271, SLG: 0.358	C F B X 1-2 ③ FC6-4 1-2f			B B B B 4-0 FC5-6 1B 2-3 BB	S S B S 1-3 ① K			F 1 SAFE X 0-1 1-3 1B		3	0	1	0	1	1	2
Jerald Clark, R (1, 7) OBP: 0.236, SLG: 0.308		S F B X 1-2 ① G5-3		X 0-0 G3 FC5-6 1-2 3-H 1B	S F B C 1-3 ② K			B X 1-0 ③ G5-3		4	0	1	1	0	1	2
Bruce Hurst, L (1, 1) OBP: 0.143, SLG: 0.150		C B X 1-1 ② G3		X 0-0 ① FC5-6 G3 1-2 2-3f	F B X 1-1 ③ G1-3					3	0	0	0	0	0	2

	AB	34
	R	3
	H	12
	RBI	3
	BB	1
	SO	5
	LOB	17

Inning Stats																				
	R: 2	H: 4	R: 0	H: 1	R: 0	H: 1	R: 1	H: 2	R: 0	H: 1	R: 0	H: 0	R: 0	H: 0	R: 0	H: 3	1B: 12	SF: 0	WP: 1	PA: 35
	E: 0	LOB: 2	E: 1	LOB: 1	E: 0	LOB: 0	E: 1	LOB: 2	E: 0	LOB: 1	E: 0	LOB: 0	E: 0	LOB: 0	E: 0	LOB: 2	2B: 0	SAC: 0	PB: 0	
	K: 2	BB: 0	K: 0	BB: 0	K: 0	BB: 1	K: 0	BB: 1	K: 1	BB: 0	K: 2	BB: 0	K: 0	BB: 0	K: 0	BB: 0	3B: 0	DP: 1	SB: 0	
	S: 18	P: 28	S: 10	P: 14	S: 5	P: 9	S: 6	P: 12	S: 10	P: 18	S: 8	P: 11	S: 4	P: 7	S: 9	P: 13	HR: 0	HBP: 0	CS: 1	

PITCHER		IP	WLS	BF	H	R	ER	SO	BB	IBB	HBP	BLK	WP	HR	S	P	ERA	WHIP
Dwight Gooden, R ERA: 3.53	(1, 1)	7.0	L	30	9	3	3	5	1	0	0	0	1	0	61	99	3.86	1.429
Eric Hillman, L ERA:	(8, 1)	1.0		5	3	0	0	0	0	0	0	0	0	0	9	13	0.00	3.000

PITCHER	IP	WLS	BF	H	R	ER	SO	BB	IBB	HBP	BLK	WP	HR	S	P	ERA	WHIP

New York Mets @ San Diego Padres

Jack Murphy Stadium, San Diego, CA

Tue May 19 1992, 10:05 PM EDT

Att. 15,842 - Cloudy - 71 F

TOP

livebaseballscorecards.com

Batter	1	2	3	4	5	6	7	8	9	AB	R	H	RBI	BB	SO	LOB
Daryl Boston, L (1, 7) OBP: 0.353, SLG: 0.444	K		HR		F7		1B 1-H 2-H 3B	G4-3		5	2	2	3	0	1	0
Willie Randolph, R (1, 4) OBP: 0.331, SLG: 0.299	1B		1B 2B			G6-3	FC4-6 3-H 1B		G3	5	1	3	1	0	0	0
Dave Magadan, L (1, 5) OBP: 0.370, SLG: 0.364	F7		2-H 1B			L9	FC4-6 E 1B 1-2f		G4-3	5	0	1	1	0	0	2
Eddie Murray, S (1, 3) OBP: 0.352, SLG: 0.423	SAFE G4-3		K			HR 1B	F9		G5-3	5	1	1	0	0	1	2
Bobby Bonilla, S (1, 9) OBP: 0.365, SLG: 0.338		G3 1B		G6-3		1-H HR	E1 BB 1-3 1B			4	1	3	2	0	0	0
Howard Johnson, S (1, 8) OBP: 0.315, SLG: 0.367		F9		L9		CS BB	BB 1-2			2	0	0	0	2	0	1
Todd Hundley, S (1, 2) OBP: 0.269, SLG: 0.261		G3 1-2		P4		CS 1-2	1B FC 1B F7			4	1	1	0	0	0	4
Dick Schofield, R (1, 6) OBP: 0.336, SLG: 0.321		K			K		FC 1-3 3B 1B	G1-3		4	1	1	0	0	2	1
David Cone, L (1, 1) OBP: 0.040, SLG: 0.040			F8		G1-3		FC 1-2 3-H 3B	G5-3		4	1	0	1	0	0	1

	AB	38
	R	8
	H	12
	RBI	8
	BB	2
	SO	4
	LOB	11

Inning Stats	1	2	3	4	5	6	7	8	9
	R: 0 E: 0 K: 1 S: 9	R: 0 E: 0 K: 1 S: 7	R: 2 E: 0 K: 1 S: 16	R: 0 E: 0 K: 0 S: 6	R: 0 E: 0 K: 1 S: 6	R: 2 E: 0 K: 0 S: 9	R: 4 E: 1 K: 0 S: 21	R: 0 E: 0 K: 0 S: 11	R: 0 E: 0 K: 0 S: 6
	H: 1 LOB: 1 BB: 0 P: 15	H: 1 LOB: 1 BB: 0 P: 8	H: 3 LOB: 0 BB: 0 P: 25	H: 0 LOB: 0 BB: 0 P: 11	H: 0 LOB: 0 BB: 0 P: 8	H: 2 LOB: 0 BB: 1 P: 18	H: 5 LOB: 3 BB: 1 P: 32	H: 0 LOB: 0 BB: 0 P: 14	H: 0 LOB: 0 BB: 0 P: 8

	1B: 8	SF: 0
	2B: 1	SAC: 0
	3B: 1	DP: 0
	HR: 2	HBP: 0

	WP: 0	PA: 41
	PB: 0	
	SB: 0	
	CS: 1	

PITCHER		IP	WLS	BF	H	R	ER	SO	BB	IBB	HBP	BLK	WP	HR	S	P	ERA	WHIP
Jose Melendez, R ERA: 3.25	(1, 1)	5.2	L	24	7	4	4	4	1	0	0	0	0	2	53	84	6.35	1.412
Pat Clements, L ERA: 3.38	(6, 1)	0.1		0	0	0	0	0	0	0	0	0	0	0	0	1	0.00	0.000
Tim Scott, R ERA: 15.0	(7, 1)	0.0		5	4	4	4	0	0	0	0	0	0	0	10	12	∞	∞
Rich Rodriguez, L ERA: 1.93	(7, 1)	1.0		5	1	0	0	0	1	0	0	0	0	0	11	20	0.00	2.000
Jeremy Hernandez, R ERA: 5.52	(8, 1)	2.0		6	0	0	0	0	0	0	0	0	0	0	17	22	0.00	0.000

PITCHER		IP	WLS	BF	H	R	ER	SO	BB	IBB	HBP	BLK	WP	HR	S	P	ERA	WHIP

BOTTOM

New York Mets @ San Diego Padres

Jack Murphy Stadium, San Diego, CA

Tue May 19 1992, 10:05 PM EDT

Att. 15,842 - Cloudy - 71 F

livebaseballscorecards.com

Batter	1	2	3	4	5	6	7	8	9	AB	R	H	RBI	BB	SO	LOB
Tony Fernandez, S (1, 6) OBP: 0.384, SLG: 0.421 Tim Teufel, R (8, 4) OBP: 0.384, SLG: 0.406	F B S H 2-2 G6-4-3 HBP		B C B F X 2-2 L8 ①	B I I I 4-0 IBB		C B C S 1-3 K ②			X 0-0 1B	2 1	0 0	0 1	0 0	1 0	1 0	1 0
Craig Shipley, R (1, 4) OBP: 0.167, SLG: 0.130 (8, 6)	F 1 SAFE X 0-1 G6-4-3 ① ② 1-2f		C B F B B F B 4-2 BB BB	C S B B X 2-2 P4 ③		C C B X 1-2 F8 ③			S S F B X 1-2 L6 ①	4	0	0	0	1	0	6
Gary Sheffield, R (1, 5) OBP: 0.402, SLG: 0.507	C F X 0-2 BB 1B		B 1 SAFE B 1 SAFE B C B 4-1 BB 1-2		B B C X 2-1 G6-3 ①		C X 0-1 F9 ①		X 0-0 P3 ②	4	0	1	0	1	0	1
Fred McGriff, L (1, 3) OBP: 0.411, SLG: 0.606 Kevin Ward, R (8, 7) OBP: 0.240, SLG: 0.455	B B B F B 4-1 FC6-4 BB 1-2		C 1 SAFE S B X 1-2 P7 ②		F B B B B 4-1 1B BB		F B B X 2-1 F7 ②		B B X 2-0 P4 ③	2 1	0 0	0 0	0 0	2 0	0 0	2 1
Benito Santiago, R (1, 2) OBP: 0.268, SLG: 0.315 Jeremy Hernandez, R (8, 1)	F S B B X 2-2 FC6-4 ③ 1-2f		S B X 1-1 G5-3 ③		X 0-0 1B 1-2		X 0-0 L8 ③			4 0	0 0	1 0	0 0	0 0	0 0	4 0
Darrin Jackson, R (1, 8) OBP: 0.270, SLG: 0.355		B F C F X 1-2 G1-3 ①		C B F B X 2-2 1B 1B	F B S B C 2-3 K ②			X 0-0 G6-3 ①		4	0	1	0	0	1	2
Jerald Clark, R (1, 7) OBP: 0.236, SLG: 0.307 (8, 3)		X 0-0 F8 ②	C 1 SAFE B 1 SAFE F 1 SAFE S 1-3 K ①	B F C X 1-2 G5-3 ③				F C X 0-2 1B		4	0	1	0	0	1	3
Gary Pettis, S (1, 9) OBP: 0.200, SLG: 0.211		B B C S X 2-2 1B	1 SAFE C 1 SAFE B B B X 3-1 SH1 1B 1-3			B B C C X 2-2 P5 ①		B S C C 1-3 K ②		4	0	2	0	0	1	1
Jose Melendez, R (1, 1) Pat Clements, R (6, 1) Oscar Azocar, L (6, PH) OBP: 0.381, SLG: 0.278 Tim Scott, R (7, 1) Rich Rodriguez, L (7, 1) Dann Bilardello, R (8, 2) OBP: 0.333, SLG: 0.143		X 0-0 P4 ③		X 0-0 SH1 ② 1-2		B B B B 4-0 BB		B B F F F S 2-3 K ③		1 0 0 0 0 0 1	0 0 0 0 0 0 0	0 0 0 0 0 0 0	0 0 1 0 0 0 0	0 0 0 0 0 0 0	0 0 0 0 0 0 0	1 0 0 0 0 0 1
Inning Stats	R: 0 H: 1 E: 0 LOB: 2 K: 0 BB: 1 S: 11 P: 19	R: 0 H: 1 E: 0 LOB: 1 K: 0 BB: 0 S: 9 P: 12	R: 0 H: 0 E: 0 LOB: 2 K: 0 BB: 2 S: 12 P: 24	R: 0 H: 2 E: 0 LOB: 3 K: 1 BB: 1 S: 12 P: 24	R: 0 H: 1 E: 0 LOB: 2 K: 1 BB: 1 S: 10 P: 19	R: 0 H: 0 E: 0 LOB: 1 K: 1 BB: 1 S: 9 P: 17	R: 0 H: 0 E: 0 LOB: 0 K: 0 BB: 0 S: 5 P: 7	R: 0 H: 1 E: 0 LOB: 1 K: 2 BB: 0 S: 11 P: 14	R: 0 H: 1 E: 0 LOB: 1 K: 0 BB: 0 S: 7 P: 10	1B: 7 SF: 0 2B: 0 SAC: 1 3B: 0 DP: 1 HR: 0 HBP: 1						WP: 0 PA: 40 PB: 0 SB: 0 CS: 0

PITCHER	IP	WLS	BF	H	R	ER	SO	BB	IBB	HBP	BLK	WP	HR	S	P	ERA	WHIP
David Cone, R (1, 1) ERA: 2.33	9.0	W	40	7	0	0	5	5	1	1	0	0	0	86	146	0.00	1.333

PITCHER	IP	WLS	BF	H	R	ER	SO	BB	IBB	HBP	BLK	WP	HR	S	P	ERA	WHIP

Batter	1	2	3	4	5	6	7	8	9	AB	R	H	RBI	BB	SO	LOB
Willie Randolph, R (1, 4) OBP: 0.329, SLG: 0.298	F X	0-1 SH5-4 SH FC1-5 1B	F B C B X	2-2 ① G4-3		B B X	2-0 ① G5-3	B X	1-0 ③ G5-3		4	0	1	0	0	0	2
Junior Noboa, R (8, 4) OBP: 0.270, SLG: 0.182											0	0	0	0	0	0	0
Dick Schofield, R (1, 6) OBP: 0.336, SLG: 0.321	1 SAFE B X	1-0 SH FC1-5 SH5-4 1-2 1B	B F F X	1-2 ② P3		F X	0-1 ② F7			B B C B X	3-1 1B SF8 1B	3	2	1	0	0	0	1
D.J. Dozier, R (1, 7) OBP: 0.267, SLG: 0.154	X	0-0 ① SH5-4 1-2 2-3	C X	0-1 ③ F8		X	0-0 ③ G5-3			C X	0-1 WP S SF8 1-3 1B	3	1	1	0	0	0	1
Eddie Murray, S (1, 3) OBP: 0.344, SLG: 0.414	S T F B X	1-2 ② FC1-5 1B 2-3 3-H	F B B F X	2-2 ① F8		X	0-0 ① F7			C F B X	1-2 ① SF8 3-H	3	1	0	1	0	0	2
Bobby Bonilla, S (1, 9) OBP: 0.363, SLG: 0.338	X	0-0 1B 2-H 3-H	C F C	0-3 ② K		X	0-0 ② F8			C C B B X	2-2 ② SF8 1-H	3	0	1	3	0	1	0
Howard Johnson, S (1, 8) OBP: 0.308, SLG: 0.357	C S F B F X	1-2 ③ F7	B X	1-0 ③ P2		B C B X	2-1 ③ P5			B F X	1-1 ③ F8	4	0	0	0	0	0	1
Bill Pecota, R (1, 5) OBP: 0.265, SLG: 0.242		C F B B B X	3-2 2B 2B 1B		B X	1-0 ① L8		B C B X	2-1 E5		C B B X	2-1 ① G5-3	4	1	1	0	0	0	0
Todd Hundley, S (1, 2) OBP: 0.268, SLG: 0.274		X	0-0 2B 1-3 2B		L F B X	1-2 ② F7		C X	0-1 ① F8		B B B C F X	3-2 ② G5-3	4	1	1	0	0	0	1
Wally Whitehurst, R (1, 1) OBP: 0.400, SLG: 0.500 Tim Burke, R (6, 1) Paul Gibson, R (6, 1) Mackey Sasser, L (7, PH) OBP: 0.297, SLG: 0.314 Eric Hillman, L (7, 1) Chico Walker, S (9, PH) OBP: 0.269, SLG: 0.277		C X	0-1 2-H 3-H 2B		X	0-0 ③ P4		1 SAFE F X	0-1 ② F8		S B X	1-1 ③ L9	2 0 0 0 1 0 0 1	0 0 0 0 0 0 0 0	1 0 0 0 0 0 0 0	2 0 0 0 0 0 0 0	0 0 0 0 0 0 0 0	0 0 0 0 1 0 0 0	0 0 0 0 1 0 0 0
Inning Stats	R: 2 E: 1 K: 0 S: 14 H: 2 LOB: 1 BB: 0 P: 17	R: 2 E: 0 K: 0 S: 14 H: 3 LOB: 1 BB: 0 P: 20	R: 0 E: 0 K: 1 S: 7 H: 0 LOB: 0 BB: 0 P: 10	R: 0 E: 0 K: 0 S: 5 H: 0 LOB: 0 BB: 0 P: 7	R: 0 E: 0 K: 0 S: 4 H: 0 LOB: 0 BB: 0 P: 6	R: 0 E: 0 K: 0 S: 4 H: 0 LOB: 0 BB: 0 P: 6	R: 0 E: 1 K: 0 S: 7 H: 0 LOB: 1 BB: 0 P: 10	R: 2 E: 0 K: 0 S: 12 H: 2 LOB: 0 BB: 0 P: 19	R: 0 E: 0 K: 0 S: 7 H: 0 LOB: 0 BB: 0 P: 13	1B: 5 2B: 2 3B: 0 HR: 0 SF: 2 SAC: 2 DP: 0 HBP: 0						

PITCHER		IP	WLS	BF	H	R	ER	SO	BB	IBB	HBP	BLK	WP	HR	S	P	ERA	WHIP
Craig Lefferts, L ERA: 4.25	(1, 1)	6.0	W	24	5	4	2	1	0	0	0	0	0	0	48	66	3.00	0.833
Mike Maddux, R ERA: 1.46	(7, 1)	2.0		9	2	2	2	0	0	0	0	0	1	0	19	29	9.00	1.000
Pat Clements, L ERA: 3.14	(9, 1)	1.0		3	0	0	0	0	0	0	0	0	0	0	7	13	0.00	0.000

PITCHER	IP	WLS	BF	H	R	ER	SO	BB	IBB	HBP	BLK	WP	HR	S	P	ERA	WHIP

New York Mets @ San Diego Padres

Jack Murphy Stadium, San Diego, CA

Wed May 20 1992, 10:05 PM EDT

Att. 18,244 - Cloudy - 71 F

TOP

livebaseballscorecards.com

AB	32
R	6
H	7
RBI	6
BB	0
SO	1
LOB	9

WP: 1 PA: 36
PB: 0
SB: 1
CS: 0

BOTTOM

Batter	1	2	3	4	5	6	7	8	9	AB	R	H	RBI	BB	SO	LOB
Tony Fernandez, S (1, 6) OBP: 0.385, SLG: 0.439	B C X 1-1 ① G5-3		B F C F C 1-3 ① K		C B B X 2-1 ② SF7 3-H	B B F F F F X 2-2 1-H 3-H HR		B B C B B 4-1 SH1-3 1B BB		3	2	1	4	1	1	0
Oscar Azocar, L (1, 7) OBP: 0.360, SLG: 0.273 Mike Maddux, L (7, 1) Pat Clements, R (9, 1)	C F X 0-2 1B 2B 1B		B X 1-0 ② F7		F F S 0-3 ③ K	B B F S S X 2-2 F8		B X 1-0 ② SH1-3 1-2		4 0 0	1 0 0	1 0 0	0 0 0	0 0 0	1 0 0	1 0 0
Gary Sheffield, R (1, 5) OBP: 0.414, SLG: 0.537	B 1 SAFE C B F B 1 X SAFE 3-2 1-3 2B 1B		X 0-0 ③ G4-3			S X 0-1 1B 1B 1B	B X 1-0 HR	F B F B X 2-2 2-H 1B		5	3	4	2	0	0	0
Fred McGriff, L (1, 3) OBP: 0.416, SLG: 0.612	C X 0-1 1-H 3-H 2B			C B F F S 1-3 ① K		F B B X 2-1 1B 1-3 1B 1B	B B B X 3-0 1B BB G6-4-3 1B	C F F B B S 2-3 ③ K		5	2	3	2	0	2	1
Benito Santiago, R (1, 2) OBP: 0.273, SLG: 0.316	B X 1-0 ② G5-3			B B X 2-0 ② F9		X 0-0 1B FC6-5 2-3 3-H 1B	B F B S B B 4-2 G6-4-3 1B 1-2 BB			3	1	1	1	1	0	1
Tim Teufel, R (1, 4) OBP: 0.378, SLG: 0.400 Craig Shipley, R (2, 4) OBP: 0.222, SLG: 0.192	C B B C B C 3-3 ③ K			B C S F C 1-3 ③ K		S X 0-1 FC6-5 1-3 3-H 1B	B B X 2-0 G6-4-3 1-2 2-3 1B			1 3	0 0	0 2	0 1	0 0	1 1	1 0
Darrin Jackson, R (1, 8) OBP: 0.270, SLG: 0.352 (7, 9)			F S B S 1-3 ① K		B X 1-0 BLK 1B SF7 1B	C X 0-1 ① G5-3	S X 0-1 ① ② G6-4-3 1-2f 2-3 3-H			4	1	1	0	0	1	4
Jerald Clark, R (1, 9) OBP: 0.237, SLG: 0.305 (7, 7)			C S B S 1-3 ② K		B F 1 SAFE X 1-1 BLK 1-2 1B	B X 1-0 ② FC6-5 1B HR 2-3 3-H	C X 0-1 ③ G6-3			4	1	1	1	0	1	2
Craig Lefferts, L (1, 1) OBP: 0.067, SLG: 0.067 Kevin Ward, R (6, PH) OBP: 0.269, SLG: 0.478 Gary Pettis, S (7, 8) OBP: 0.190, SLG: 0.200			S S B S 1-3 ③ K		1 SAFE F M S 0-3 ① K 1-2 2-3	F B 1 B F B X SAFE 3-2 1-3 HR 1B		B X 1-0 ① P3		2 1 1	0 1 0	0 1 0	0 0 0	0 0 0	2 0 0	2 0 0
Inning Stats	R: 2 E: 0 K: 1 S: 14 H: 3 LOB: 1 BB: 0 P: 22		R: 0 E: 0 K: 3 S: 9 H: 0 LOB: 0 BB: 0 P: 12	R: 0 E: 0 K: 1 S: 6 H: 0 LOB: 0 BB: 0 P: 8	R: 0 E: 0 K: 2 S: 9 H: 0 LOB: 0 BB: 0 P: 13	R: 1 E: 0 K: 2 S: 11 H: 2 LOB: 1 BB: 0 P: 15	R: 6 E: 0 K: 0 S: 21 H: 6 LOB: 0 BB: 0 P: 31	R: 2 E: 0 K: 0 S: 9 H: 3 LOB: 1 BB: 1 P: 19	R: 1 E: 0 K: 1 S: 10 H: 1 LOB: 1 BB: 1 P: 20								

PITCHER		IP	WLS	BF	H	R	ER	SO	BB	IBB	HBP	BLK	WP	HR	S	P	ERA	WHIP
Wally Whitehurst, R ERA: 2.96	(1, 1)	5.0		20	5	3	3	9	0	0	0	1	0	0	49	70	5.40	1.000
Tim Burke, R ERA: 5.4	(6, 1)	0.0	L	4	4	4	4	0	0	0	0	0	0	0	7	9	∞	∞
Paul Gibson, L ERA: 6.11	(6, 1)	1.0		5	2	2	2	0	0	0	0	0	0	1	14	22	18.00	2.000
Eric Hillman, L ERA: 9.0	(7, 1)	2.0		11	4	3	3	1	2	0	0	0	0	1	19	39	13.50	3.000

PITCHER	IP	WLS	BF	H	R	ER	SO	BB	IBB	HBP	BLK	WP	HR	S	P	ERA	WHIP

New York Mets @ San Diego Padres

Jack Murphy Stadium, San Diego, CA

Wed May 20 1992, 10:05 PM EDT

Att. 18,244 - Cloudy - 71 F

livebaseballscorecards.com

AB	36
R	12
H	15
RBI	11
BB	2
SO	10
LOB	12

1B: 12	SF: 1	WP: 0	PA: 40
2B: 1	SAC: 1	PB: 0	
3B: 0	DP: 1	SB: 0	
HR: 2	HBP: 0	CS: 0	

Batter	1	2	3	4	5	6	7	8	9	AB	R	H	RBI	BB	SO	LOB
Daryl Boston, L (1, 7) OBP: 0.346, SLG: 0.432	B B B C F F X 3-2 ① F8	X 0-0 ② 2-H 3-H 1B		B C F X 1-2 ① F8	C F F S 0-3 ② K		X 0-0 ② F8			5	0	1	2	0	1	1
Dick Schofield, R (1, 6) OBP: 0.345, SLG: 0.328	X 0-0 E BB 1B	B F B B B 4-1 BB		B B C X 2-1 S HR 1B	X 0-0 ③ F9		C F B F F S 1-3 ③ K			4	1	2	0	1	1	1
Dave Magadan, L (1, 5) OBP: 0.378, SLG: 0.363	C 1 SAFE 1 SAFE P B C F 1 SAFE B 4-2 B E 1-2 BB	B F B F B F C 3-3 ③ K		B B B 4-0 1-2 HR BB	C F F X 0-2 BB 1B SF7 1B			C B F B B X 3-2 G1-4-3 ①		3	2	1	0	2	1	2
Eddie Murray, S (1, 3) OBP: 0.357, SLG: 0.448	B S B X 2-1 E5 1-2 2-3		B B X 2-0 HR 1B	X 0-0 1-H 2-H HR		B F F X 1-2 E BB 1-2 1B		X 0-0 G5-3 1B 1B		5	2	4	3	0	0	2
Bobby Bonilla, S (1, 9) OBP: 0.364, SLG: 0.361	B C B F B F C 3-3 ② K		B X 1-0 1-H HR	C X 0-1 ② F7		S B X 1-1 ① F7		F X 0-1 1-2 1B		5	1	2	2	0	1	5
Howard Johnson, S (1, 8) OBP: 0.310, SLG: 0.354	C B B X 2-1 ③ G1-6-3		B B F B F C 3-3 ① K	C B S B B X 3-2 1B		F B B B F F F B 4-2 E 1-2 2-3 BB		C B B X 2-1 ② ③ G5-3 2-3f		4	0	1	0	1	1	5
Chico Walker, S (1, 4) OBP: 0.263, SLG: 0.275		B X 1-0 SH5-4 S 1B 1B	C S B B B S 2-3 ② K	F B B X 2-1 ③ F8		B X 1-0 ② SF7 1-2 2-3 3-H			B X 1-0 ① F7	4	1	1	1	0	1	1
Todd Hundley, S (1, 2) OBP: 0.276, SLG: 0.273		B C B B 2 SAFE B 4-1 SH5-4 1-2 1B BB	S F B X 1-2 1B	X 0-0 ① P4	F C S 0-3 ③ K				C X 0-1 ② F9	4	1	1	0	1	1	2
Sid Fernandez, L (1, 1) OBP: 0.118, SLG: 0.118 Jeff Innis, R (8, 1)	X 0-0 ① SH5-4 1-2 2-3	X 0-0 ③ G4-3		B F S F B B F X 3-2 1B			B X 1-0 ① G4-3		C X 0-1 ③ G4-3	3 1	0 0	1 0	0 0	0 0	0 0	1 0
Inning Stats	R: 0 E: 1 K: 1 S: 17 H: 1 LOB: 3 BB: 1 P: 30	R: 2 E: 0 K: 1 S: 9 H: 2 LOB: 2 BB: 2 P: 21	R: 2 E: 0 K: 2 S: 12 H: 3 LOB: 1 BB: 0 P: 21	R: 3 E: 0 K: 0 S: 13 H: 3 LOB: 1 BB: 1 P: 25	R: 0 E: 0 K: 1 S: 11 H: 1 LOB: 1 BB: 0 P: 14	R: 1 E: 1 K: 1 S: 18 H: 2 LOB: 2 BB: 1 P: 25	R: 0 E: 0 K: 1 S: 7 H: 0 LOB: 0 BB: 0 P: 9	R: 0 E: 0 K: 0 S: 8 H: 2 LOB: 1 BB: 0 P: 13	R: 0 E: 0 K: 0 S: 5 H: 0 LOB: 0 BB: 0 P: 6	1B: 12 2B: 0 3B: 0 HR: 2 SF: 1 SAC: 1 DP: 1 HBP: 0						

PITCHER		IP	WLS	BF	H	R	ER	SO	BB	IBB	HBP	BLK	WP	HR	S	P	ERA	WHIP
Greg Harris, R ERA: 5.03	(1, 1)	3.2	L	24	9	7	7	4	4	0	0	0	0	2	49	93	17.18	3.545
Rich Rodriguez, L ERA: 1.85	(4, 1)	1.1		5	1	0	0	1	0	0	0	0	0	0	13	18	0.00	0.750
Jeremy Hernandez, R ERA: 5.4	(6, 1)	2.0		9	2	1	1	2	1	0	0	0	0	0	25	34	4.50	1.500
Pat Clements, L ERA: 2.93	(8, 1)	1.0		4	2	0	0	0	0	0	0	0	0	0	8	13	0.00	2.000
Randy Myers, L ERA: 5.24	(9, 1)	1.0		3	0	0	0	0	0	0	0	0	0	0	5	6	0.00	0.000

PITCHER	IP	WLS	BF	H	R	ER	SO	BB	IBB	HBP	BLK	WP	HR	S	P	ERA	WHIP

TOP

New York Mets @ San Diego Padres

Jack Murphy Stadium, San Diego, CA

Thu May 21 1992, 6:33 AM EDT

Att. 27,541 - Cloudy - 74 F

livebaseballscorecards.com

AB	38
R	8
H	14
RBI	8
BB	5
SO	7
LOB	20

WP: 0	PB: 0	SB: 2	CS: 0	PA: 45		

BOTTOM

New York Mets @ San Diego Padres

Jack Murphy Stadium, San Diego, CA

Thu May 21 1992, 6:33 AM EDT

Att. 27,541 - Cloudy - 74 F

livebaseballscorecards.com

Batter	1	2	3	4	5	6	7	8	9	AB	R	H	RBI	BB	SO	LOB
Tony Fernandez, S (1, 6) OBP: 0.382, SLG: 0.440	F S B X 1-2 F8 ①		S B F S 1-3 K ②		F S B F X 1-2 P6 ③		X 0-0 2B			4	0	1	0	0	1	2
Tim Teufel, R (1, 4) OBP: 0.359, SLG: 0.377	B S S T F B S 2-3 K ②		C X 0-1 P9 ③			B X 1-0 F7 ①	B B X 2-0 P3 ③			4	0	0	0	0	1	1
Gary Sheffield, R (1, 5) OBP: 0.410, SLG: 0.549	B C S S F T F B S 2-3 K ③			C F S 0-3 K ①		B X 1-0 HR		X 0-0 G6-3 ①		4	1	1	1	0	2	0
Fred McGriff, L (1, 3) OBP: 0.409, SLG: 0.600 Pat Clements, R (8, 1) Craig Shipley, R (8, PH) OBP: 0.214, SLG: 0.185 Dann Bilardello, R (9, 2) OBP: 0.333, SLG: 0.143		S S C 0-3 K ①		C S B B S 2-3 K ②		S B S B F S 2-3 K ②		F C B X 1-2 P3 ②		3 0 1 0	0 0 0 0	0 0 0 0	0 0 0 0	0 0 0 0	3 0 0 0	0 0 0 0
Benito Santiago, R (1, 2) OBP: 0.279, SLG: 0.340 Randy Myers, L (9, 1)		C F F X 0-2 HR		B B B C F F X 3-2 F8 ③		B B F F B X 3-2 1B		F B C B B X 3-2 G5-3 ③		4 0	1 0	2 0	1 0	0 0	0 0	0 0
Kevin Ward, R (1, 7) OBP: 0.267, SLG: 0.423 (8, 9)		B B F B B B 4-1 BB			B F C B S 2-3 K ①	X 0-0 G5-3 ③			C C X 0-2 P7 ①	3	0	0	0	1	1	1
Darrin Jackson, R (1, 8) OBP: 0.269, SLG: 0.370		C B X 1-1 F8 ②			C X 0-1 G5-3 ②		B B X 2-0 HR		S T X 0-2 P3 ②	4	1	1	1	0	0	1
Jerald Clark, R (1, 9) OBP: 0.237, SLG: 0.303 (8, 3)		C B C T S 1-3 K ③			X 0-0 BB 1B		S S F X 0-2 L8 ①		C X 0-1 L9 ③	4	0	1	0	0	1	1
Greg Harris, R (1, 1) OBP: 0.250, SLG: 0.267 Rich Rodriguez, L (4, 1) Gary Pettis, S (5, PH) OBP: 0.227, SLG: 0.200 Jeremy Hernandez, R (6, 1) Kurt Stillwell, S (7, PH) OBP: 0.316, SLG: 0.387 Oscar Azocar, L (8, 7) OBP: 0.360, SLG: 0.273			S S B S 1-3 K ①		S B F B F B B 4-2 1-2 BB		F B C X 1-2 P9 ②			1 0 0 0 0 1 0	0 0 0 0 0 0 0	0 0 0 0 0 0 0	0 0 0 0 0 0 0	0 0 0 1 0 0 0	1 0 0 0 0 0 0	0 0 0 0 0 0 0
Inning Stats	R: 0 H: 0 E: 0 LOB: 0 K: 2 BB: 0 S: 12 P: 17	R: 1 H: 1 E: 0 LOB: 1 K: 2 BB: 1 S: 14 P: 20	R: 0 H: 0 E: 0 LOB: 0 K: 2 BB: 0 S: 8 P: 10	R: 0 H: 0 E: 0 LOB: 0 K: 2 BB: 0 S: 9 P: 14	R: 0 H: 1 E: 0 LOB: 2 K: 1 BB: 1 S: 13 P: 20	R: 1 H: 2 E: 0 LOB: 1 K: 1 BB: 0 S: 10 P: 17	R: 1 H: 2 E: 0 LOB: 1 K: 0 BB: 0 S: 10 P: 15	R: 0 H: 0 E: 0 LOB: 0 K: 0 BB: 0 S: 7 P: 11	R: 0 H: 0 E: 0 LOB: 0 K: 0 BB: 0 S: 8 P: 8	1B: 2 2B: 1 3B: 0 HR: 3	SF: 0 SAC: 0 DP: 0 HBP: 0			WP: 0 PB: 0 SB: 0 CS: 0	PA: 35		

PITCHER		IP	WLS	BF	H	R	ER	SO	BB	IBB	HBP	BLK	WP	HR	S	P	ERA	WHIP
Sid Fernandez, L ERA: 3.78	(1, 1)	7.0	W	29	6	3	3	10	2	0	0	0	0	3	76	113	3.86	1.143
Jeff Innis, R ERA: 2.11	(8, 1)	2.0		6	0	0	0	0	0	0	0	0	0	0	15	19	0.00	0.000

PITCHER	IP	WLS	BF	H	R	ER	SO	BB	IBB	HBP	BLK	WP	HR	S	P	ERA	WHIP

AB	33
R	3
H	6
RBI	3
BB	2
SO	10
LOB	6

Batter	1	2	3	4	5	6	7	8	9	AB	R	H	RBI	BB	SO	LOB
Sammy Sosa, R (1, 8) OBP: 0.296, SLG: 0.298	C F F B B X 2-2 ① G4-3		S B B F S 2-3 ③ K			B C B F F S 2-3 ② K		L X 0-1 ③ G4-3		4	0	0	0	0	2	0
Jose Vizcaino, S (1, 6) OBP: 0.173, SLG: 0.167	X 0-0 ② G6-3			B B C X 2-1 ① F7		X 0-0 ③ G4-3			B C X 1-1 ① G6-3	3	0	0	0	0	0	0
Doug Dascenzo, S (9, PH) OBP: 0.314, SLG: 0.273										1	0	0	0	0	0	0
Mark Grace, L (1, 3) OBP: 0.407, SLG: 0.462	B B B C B 4-1 BB			B B C F X 2-2 ② F8			F B X 1-1 1B 1B 1B		B C F S 1-3 ② K	3	0	1	0	1	1	0
23 Ryne Sandberg, R (1, 4) OBP: 0.335, SLG: 0.383	B F X 1-1 ③ P5			C X 0-1 ③ L8			B C F C 1-3 ① K		B B C B X 3-1 ③ P6	4	0	0	0	0	1	2
Andre Dawson, R (1, 9) OBP: 0.326, SLG: 0.533		B B S F F B X 3-2 ① F7			S X 0-1 E5		C X 0-1 ② F9			3	0	0	0	0	0	1
Derrick May, L (1, 7) OBP: 0.235, SLG: 0.208		C B B F C 2-3 ② K			F B F B S 2-3 ① K		B 1 SAFE B X 2-0 1B 1-2 1B			3	0	1	0	0	2	1
Hector Villanueva, R (1, 2) OBP: 0.194, SLG: 0.226		F B B B X 2-1 ③ L4			B B X 2-0 ② P5		B X 1-0 ③ 1B 1-3 2-H			3	0	1	0	0	0	1
Doug Strange, S (1, 5) OBP: 0.236, SLG: 0.143			B C F B C 2-3 ① K		B X 1-0 ③ G4-3			X 0-0 ① F8		3	0	0	0	0	1	1
Greg Maddux, R (1, 1) OBP: 0.182, SLG: 0.333			X 0-0 ② L9			X 0-0 ① F9		S L S 0-3 ② K		3	0	0	0	0	1	0
Inning Stats	R: 0 H: 0 E: 0 LOB: 1 K: 0 BB: 1 S: 8 P: 15	R: 0 H: 0 E: 0 LOB: 0 K: 1 BB: 0 S: 9 P: 16	R: 0 H: 0 E: 0 LOB: 0 K: 2 BB: 0 S: 7 P: 11	R: 0 H: 0 E: 0 LOB: 0 K: 0 BB: 0 S: 7 P: 11	R: 0 H: 0 E: 1 LOB: 1 K: 1 BB: 0 S: 7 P: 12	R: 0 H: 0 E: 0 LOB: 0 K: 1 BB: 0 S: 6 P: 8	R: 0 H: 3 E: 0 LOB: 3 K: 1 BB: 0 S: 9 P: 14	R: 0 H: 0 E: 0 LOB: 0 K: 1 BB: 0 S: 6 P: 6	R: 0 H: 0 E: 0 LOB: 0 K: 1 BB: 0 S: 7 P: 12	1B: 3 SF: 0 2B: 0 SAC: 0 3B: 0 DP: 0 HR: 0 HBP: 0						

PITCHER	IP	WLS	BF	H	R	ER	SO	BB	IBB	HBP	BLK	WP	HR	S	P	ERA	WHIP
Andy Benes, R (1, 1) ERA: 3.25	9.0	W	31	3	0	0	8	1	0	0	0	0	0	66	105	0.00	0.444

PITCHER	IP	WLS	BF	H	R	ER	SO	BB	IBB	HBP	BLK	WP	HR	S	P	ERA	WHIP

TOP

Chicago Cubs @ San Diego Padres

Jack Murphy Stadium, San Diego, CA

Fri May 22 1992, 10:05 PM EDT

Att. 17,379 - Cloudy - 68 F

livebaseballscorecards.com

AB	30
R	0
H	3
RBI	0
BB	1
SO	8
LOB	6

BOTTOM

Chicago Cubs @ San Diego Padres

Jack Murphy Stadium, San Diego, CA

Fri May 22 1992, 10:05 PM EDT

Att. 17,379 - Cloudy - 68 F

livebaseballscorecards.com

Batter	1	2	3	4	5	6	7	8	9	AB	R	H	RBI	BB	SO	LOB
Tony Fernandez, S (1, 6) OBP: 0.379, SLG: 0.436	G6-3		P3		G5-3			SH3-4		4	1	1	0	0	0	0
Oscar Azocar, L (1, 7) OBP: 0.357, SLG: 0.280	BB		K		F7			SH3-4		3	0	1	0	0	1	0
Gary Pettis, S (9, 8) OBP: 0.227, SLG: 0.200	1B							1-2		0	0	0	0	0	0	0
Gary Sheffield, R (1, 5) OBP: 0.412, SLG: 0.561	P5		FC5		G6-3			CS		4	0	2	1	0	0	1
			2B					2-H								
Fred McGriff, L (1, 3) OBP: 0.417, SLG: 0.596	BB		IBB			G3		CS		1	1	0	0	3	0	0
	1-2							1B								
Benito Santiago, R (1, 2) OBP: 0.278, SLG: 0.338	F8		FC5			G6-3		1-H		4	0	1	1	0	0	4
			2-3f					2-3	1B							
Tim Teufel, R (1, 4) OBP: 0.341, SLG: 0.356		G4-3		G6-3		K		1 SAFE 1 SAFE 1 SAFE	K	4	0	0	0	0	2	1
Darrin Jackson, R (1, 8) OBP: 0.270, SLG: 0.369 (9, 9)		E6		1B			K			3	0	1	0	0	1	0
Jerald Clark, R (1, 9) OBP: 0.233, SLG: 0.297 (9, 7)		F9		L8			F9			3	0	0	0	0	0	2
Andy Benes, R (1, 1) OBP: 0.300, SLG: 0.278		F9		K			K			3	0	0	0	0	2	2

	AB	29
	R	2
	H	6
	RBI	2
	BB	3
	SO	6
	LOB	10

Inning Stats	1	2	3	4	5	6	7	8	9
	R: 0 H: 1 E: 0 LOB: 2 K: 0 BB: 1 S: 4 P: 10	R: 0 H: 0 E: 1 LOB: 1 K: 0 BB: 0 S: 13 P: 19	R: 0 H: 1 E: 0 LOB: 2 K: 1 BB: 1 S: 7 P: 15	R: 0 H: 1 E: 0 LOB: 1 K: 1 BB: 0 S: 9 P: 12	R: 0 H: 0 E: 0 LOB: 0 K: 0 BB: 0 S: 7 P: 7	R: 0 H: 0 E: 0 LOB: 0 K: 1 BB: 0 S: 7 P: 10	R: 0 H: 0 E: 0 LOB: 0 K: 2 BB: 0 S: 8 P: 11	R: 2 H: 3 E: 0 LOB: 1 K: 1 BB: 1 S: 13 P: 24	

	1B: 4	SF: 0	WP: 0	PA: 33
	2B: 2	SAC: 1	PB: 0	
	3B: 0	DP: 0	SB: 0	
	HR: 0	HBP: 0	CS: 2	

PITCHER		IP	WLS	BF	H	R	ER	SO	BB	IBB	HBP	BLK	WP	HR	S	P	ERA	WHIP
Greg Maddux, R ERA: 2.76	(1, 1)	8.0	L	33	6	2	2	6	1	2	0	0	0	0	68	108	2.25	0.875

PITCHER	IP	WLS	BF	H	R	ER	SO	BB	IBB	HBP	BLK	WP	HR	S	P	ERA	WHIP

Chicago Cubs @ San Diego Padres

Jack Murphy Stadium, San Diego, CA

Sat May 23 1992, 10:05 PM EDT

Att. 43,720 - Cloudy - 73 F

livebaseballscorecards.com

Batter	1	2	3	4	5	6	7	8	9	AB	R	H	RBI	BB	SO	LOB
Sammy Sosa, R (1, 8) OBP: 0.299, SLG: 0.301	2-2 BB 2B 1B	0-1 G6-3			0-1 1B 1B		1-0 P6		0-0 P6	5	2	2	0	0	0	0
Jerome Walton, R (1, 7) OBP: 0.250, SLG: 0.176	4-1 2B 23 1B 1-2 BB		0-0 G6-3		0-0 1B 23 1B 1-2 1B		4-2 BB			2	2	1	0	2	0	0
Mark Grace, L (1, 3) OBP: 0.409, SLG: 0.469	0-1 23 1B FC5-4 1-3 2-H 2B		0-2 F7		0-0 23 1B SF9 1-2 2-H 1B		0-0 L8			4	2	2	2	0	0	1
23 Ryne Sandberg, R (1, 4) OBP: 0.345, SLG: 0.414	1-2 FC5-4 2-3 3-H 1B		1-2 HR		0-1 FC5-4 1-3 2-H 1B		0-3 K2-3			4	1	3	3	0	1	1
Andre Dawson, R (1, 9) OBP: 0.317, SLG: 0.521 Doug Dascenzo, S (8, 9) OBP: 0.314, SLG: 0.273	2-0 FC5-4 1-2f 3-H		2-1 P6		2-0 SF9 3-H			2-1 G6-3		3 0	0 0	0 0	2 0	0 0	0 0	1 0
Luis Salazar, R (1, 5) OBP: 0.242, SLG: 0.273	1-2 L7			1-0 F7	2-2 FC5-4 1-2f			2-3 K		4	0	0	0	0	1	2
Joe Girardi, R (1, 2) OBP: 0.383, SLG: 0.346	1-0 F9			0-2 G6-3 1B		4-2 G5-4-3 BB		2-3 K		3	0	1	0	1	1	1
Jose Vizcaino, S (1, 6) OBP: 0.161, SLG: 0.154		1-2 F8		0-0 G6-3 1-2f		2-2 G5-4-3 1-2f			1-3 K	4	0	0	0	0	1	2
Mike Morgan, R (1, 1) OBP: 0.136, SLG: 0.095 Ken Patterson, L (7, 1) Dwight Smith, L (9, PH) OBP: 0.288, SLG: 0.323 Bob Scanlan, R (9, 1)		1-1 G1-3			1-0 P3	0-0 G6-3			2-2 G4-3	3 0 1 0	0 0 0 0	0 0 0 0	0 0 0 0	0 0 0 0	0 0 0 0	0 0 0 0
Inning Stats	R: 3 E: 0 K: 0 S: 16 H: 3 LOB: 1 BB: 1 P: 27	R: 0 E: 0 K: 0 S: 7 H: 0 LOB: 0 BB: 0 P: 9	R: 1 E: 0 K: 0 S: 9 H: 1 LOB: 0 BB: 0 P: 12	R: 0 E: 0 K: 0 S: 5 H: 1 LOB: 0 BB: 0 P: 6	R: 3 E: 0 K: 0 S: 12 H: 4 LOB: 1 BB: 0 P: 17	R: 0 E: 0 K: 0 S: 6 H: 0 LOB: 0 BB: 1 P: 12	R: 0 E: 0 K: 1 S: 7 H: 0 LOB: 1 BB: 1 P: 12	R: 0 E: 0 K: 2 S: 9 H: 0 LOB: 0 BB: 0 P: 15	R: 0 E: 0 K: 1 S: 7 H: 0 LOB: 0 BB: 0 P: 10	1B: 7 2B: 1 3B: 0 HR: 1 SF: 1 SAC: 0 DP: 2 HBP: 0							WP: 0 PB: 0 SB: 0 CS: 0 PA: 37

PITCHER		IP	WLS	BF	H	R	ER	SO	BB	IBB	HBP	BLK	WP	HR	S	P	ERA	WHIP
Bruce Hurst, L ERA: 3.97	(1, 1)	7.0	L	31	9	7	7	1	3	0	0	0	0	1	62	95	9.00	1.714
Tim Scott, R ERA: 9.0	(8, 1)	2.0		6	0	0	0	3	0	0	0	0	0	0	16	25	0.00	0.000

PITCHER	IP	WLS	BF	H	R	ER	SO	BB	IBB	HBP	BLK	WP	HR	S	P	ERA	WHIP

AB	33
R	7
H	9
RBI	7
BB	3
SO	4
LOB	8

BOTTOM

Chicago Cubs @ San Diego Padres

Jack Murphy Stadium, San Diego, CA

Sat May 23 1992, 10:05 PM EDT

Att. 43,720 - Cloudy - 73 F

Batter	1	2	3	4	5	6	7	8	9	AB	R	H	RBI	BB	SO	LOB
Tony Fernandez, S (1, 6) OBP: 0.370, SLG: 0.425	X 0-0 L6 ①		F S C 0-3 K ①		X 0-0 G4-3 ①		B B F C F B F X 3-2 G5-3 ②			4	0	0	0	0	1	1
Tony Gwynn, L (1, 9) OBP: 0.422, SLG: 0.479 Tim Scott, R (8, 1)	B B B C X 3-1 G4-3 ②		B B B C F B 4-2 1B BB		X 0-0 HR 1B		B B C F X 2-2 F7 ③			3 0	1 0	1 0	0 0	1 0	0 0	0 0
Gary Sheffield, R (1, 5) OBP: 0.414, SLG: 0.578	B F B F X 2-2 G6-3 ③		X 0-0 1-2 2-3 1B		X 0-0 1-H HR			B X 1-0 P3 ①		4	1	2	2	0	0	0
Fred McGriff, L (1, 3) OBP: 0.418, SLG: 0.594		B C B X 2-1 F8 1B 1B	F B B X 2-1 F7 ②		B X 1-0 G3-1 ②			B C X 1-1 1B		4	0	2	0	0	0	3
Benito Santiago, R (1, 2) OBP: 0.277, SLG: 0.335		X 0-0 1-2 1B	C F B S 1-3 K ③		B X 1-0 L7 ③			X 0-0 L5 ②		4	0	1	0	0	1	4
Darrin Jackson, R (1, 8) OBP: 0.270, SLG: 0.373		C F B S 1-3 K ①		X 0-0 G4-3 2B		L B B F F X 2-2 G6-3 ①		F C S 0-3 K ③		4	0	1	0	0	2	3
Jerald Clark, R (1, 7) OBP: 0.233, SLG: 0.296 (8, 9)	F B B X 2-1 F8 ② 2-3		F B F X 1-2 G5-3 ①			B B X 2-0 P4 ②			X 0-0 G6-3 1B	4	0	1	0	0	0	3
Kurt Stillwell, S (1, 4) OBP: 0.304, SLG: 0.371	C B 1 SAFE X 1-1 G1-4-3 ③		C S B B B F X 3-2 G4-3 ② 2-3			S X 0-1 G5-3 ③			F F F B B F X 2-2 G6-3 ① ② 1-2f	4	0	0	0	0	0	4
Bruce Hurst, L (1, 1) OBP: 0.174, SLG: 0.227 Kevin Ward, R (7, PH) OBP: 0.250, SLG: 0.393 (8, 7)			B F C B X 2-2 1B 2B	F B C B X 2-2 G3 ③			B F F B C 2-3 K ①		X 0-0 G5-3 ③	2 2	0 0	1 0	0 0	0 1	0 0	1 0
Inning Stats	R: 0 H: 0 E: 0 LOB: 0 K: 0 BB: 0 S: 6 P: 11	R: 0 H: 2 E: 0 LOB: 2 K: 1 BB: 0 S: 10 P: 16	R: 0 H: 2 E: 0 LOB: 3 K: 2 BB: 1 S: 14 P: 23	R: 0 H: 1 E: 0 LOB: 1 K: 0 BB: 0 S: 11 P: 17	R: 2 H: 2 E: 0 LOB: 0 K: 0 BB: 0 S: 5 P: 7	R: 0 H: 0 E: 0 LOB: 0 K: 0 BB: 0 S: 7 P: 11	R: 0 H: 0 E: 0 LOB: 0 K: 1 BB: 0 S: 11 P: 18	R: 0 H: 1 E: 0 LOB: 1 K: 1 BB: 0 S: 7 P: 9	R: 0 H: 1 E: 0 LOB: 0 K: 0 BB: 0 S: 7 P: 9	1B: 6 2B: 2 3B: 0 HR: 1	SF: 0 SAC: 0 DP: 1 HBP: 0						

livebaseballscorecards.com

AB	35
R	2
H	9
RBI	2
BB	1
SO	5
LOB	19

PITCHER		IP	WLS	BF	H	R	ER	SO	BB	IBB	HBP	BLK	WP	HR	S	P	ERA	WHIP
Mike Morgan, R ERA: 3.99	(1, 1)	6.0	W	26	7	2	2	3	1	0	0	0	0	1	53	85	3.00	1.333
Ken Patterson, L ERA: 3.24	(7, 1)	2.0		7	1	0	0	2	0	0	0	0	0	0	18	27	0.00	0.500
Bob Scanlan, R ERA: 1.74	(9, 1)	1.0		3	1	0	0	0	0	0	0	0	0	0	7	9	0.00	1.000

PITCHER		IP	WLS	BF	H	R	ER	SO	BB	IBB	HBP	BLK	WP	HR	S	P	ERA	WHIP

Chicago Cubs @ San Diego Padres

Jack Murphy Stadium, San Diego, CA

Sun May 24 1992, 6:33 AM EDT

Att. 22,692 - Cloudy - 72 F

TOP

livebaseballscorecards.com

Batter	1	2	3	4	5	6	7	8	9	AB	R	H	RBI	BB	SO	LOB
Sammy Sosa, R (1, 8) OBP: 0.307, SLG: 0.306	1-2 SH1-3 2B HBP	2-2 P3			0-1 F8		1-1 S 1B		0-0 S 1B 2-H	4	1	2	1	0	0	0
Jose Vizcaino, S (1, 6) OBP: 0.167, SLG: 0.161	1-0 SH1-3 1-2	0-0 F7			1-0 23 HR 1B		1-1 G5-3 1-2		0-0 L7	4	1	1	0	0	0	2
Mark Grace, L (1, 3) OBP: 0.409, SLG: 0.470	1-2 23 1B 2B 2-H		3-1 G3		2-3 K		0-0 G4-3		4-0 23 FC5-4 IBB 1-2	4	1	1	1	1	1	2
23 Ryne Sandberg, R (1, 4) OBP: 0.347, SLG: 0.433	0-1 1B 1B 2-H		1-1 G6-3		3-2 HR 1-H			2-1 L8	0-2 FC5-4 1-2f	5	1	2	3	0	0	2
Andre Dawson, R (1, 9) OBP: 0.315, SLG: 0.514	0-0 1B 1-2		1-3 K		0-1 G4-3			0-1 E4 FC5-4		4	0	1	0	0	1	0
Derrick May, L (1, 7) OBP: 0.255, SLG: 0.216 Chuck McElroy, L (8, 1) OBP: 0.750, SLG: 1.500	2-1 F8			0-0 1B		4-2 L3 BB		0-0 F8		3 0	0 0	1 0	0 0	1 0	0 0	3 0
Joe Girardi, R (1, 2) OBP: 0.367, SLG: 0.329	1-3 K			0-2 F9		1-1 L3 1-2		0-2 FC5-4 1-2f		4	0	0	0	0	1	5
Doug Strange, S (1, 5) OBP: 0.241, SLG: 0.212 Ken Patterson, L (6, 1) Bob Scanlan, R (6, 1) Doug Dascenzo, S (8, 7) OBP: 0.333, SLG: 0.294		2-2 HR		0-0 F7		0-1 G5-3			0-0 SH3-4 1B 1B	3 0 0 1	1 0 0 1	1 0 0 1	1 0 0 0	0 0 0 0	0 0 0 0	1 0 0 0
Frank Castillo, R (1, 1) OBP: 0.063, SLG: 0.063 Luis Salazar, R (6, 5) OBP: 0.240, SLG: 0.270		0-3 K		0-3 K			1-3 K		0-1 SH3-4 1-2	2 1	0 0	0 0	0 0	0 0	2 1	1 0
Inning Stats	R: 2 E: 0 K: 1 S: 16 H: 3 LOB: 2 BB: 0 P: 22	R: 1 E: 0 K: 1 S: 12 H: 1 LOB: 0 BB: 0 P: 16	R: 0 E: 0 K: 1 S: 7 H: 0 LOB: 0 BB: 0 P: 12	R: 0 E: 0 K: 1 S: 9 H: 1 LOB: 1 BB: 0 P: 9	R: 2 E: 0 K: 1 S: 12 H: 2 LOB: 0 BB: 0 P: 18	R: 0 E: 0 K: 0 S: 7 H: 0 LOB: 0 BB: 1 P: 12	R: 0 E: 0 K: 1 S: 8 H: 1 LOB: 1 BB: 0 P: 11	R: 0 E: 1 K: 0 S: 8 H: 0 LOB: 1 BB: 0 P: 10	R: 1 E: 0 K: 0 S: 8 H: 2 LOB: 2 BB: 1 P: 12	1B: 7 2B: 2 3B: 0 HR: 2 SF: 0 SAC: 2 DP: 1 HBP: 1							

AB	35
R	6
H	10
RBI	6
BB	2
SO	6
LOB	16

WP: 0 PB: 0 SB: 2 CS: 0 PA: 40

PITCHER		IP	WLS	BF	H	R	ER	SO	BB	IBB	HBP	BLK	WP	HR	S	P	ERA	WHIP
Jose Melendez, R ERA: 3.95	(1, 1)	5.0	L	23	7	5	5	5	0	0	1	0	0	2	56	77	9.00	1.400
Pat Clements, L ERA: 2.76	(6, 1)	1.0		3	0	0	0	0	1	0	0	0	0	0	7	12	0.00	1.000
Mike Maddux, R ERA: 1.35	(7, 1)	1.0		4	1	0	0	1	0	0	0	0	0	0	8	11	0.00	1.000
Jeremy Hernandez, R ERA: 5.3	(8, 1)	2.0		10	2	1	1	0	0	1	0	0	0	0	16	22	4.50	1.000

PITCHER	IP	WLS	BF	H	R	ER	SO	BB	IBB	HBP	BLK	WP	HR	S	P	ERA	WHIP

Chicago Cubs @ San Diego Padres

Jack Murphy Stadium, San Diego, CA

Sun May 24 1992, 6:33 AM EDT

Att. 22,692 - Cloudy - 72 F

BOTTOM

Batter	1	2	3	4	5	6	7	8	9	AB	R	H	RBI	BB	SO	LOB
Tony Fernandez, S (1, 6) OBP: 0.366, SLG: 0.419	P6			G6-4-3 1B		P2	K		G3	5	0	1	0	0	1	2
Oscar Azocar, L (1, 7) OBP: 0.313, SLG: 0.241	G5-3			G6-4-3 1-2f		E4 BB 1B SF9		G4-3		4	1	0	0	0	0	1
Gary Sheffield, R (1, 5) OBP: 0.416, SLG: 0.576	G5-3			P9		BB 1-2 1B		2B 1B		4	1	2	0	0	0	0
Fred McGriff, L (1, 3) OBP: 0.426, SLG: 0.620		G3			HR	1-2 2-3 BB		1-H 2B		3	1	2	2	1	0	0
Kurt Stillwell, S (1, 4) OBP: 0.302, SLG: 0.380		G4-3			1B 2B	3-H SF9		F8		3	1	1	1	0	0	1
Darrin Jackson, R (1, 8) OBP: 0.269, SLG: 0.369		K			2-H 1B	K		K2-3		4	0	1	1	0	3	3
Jerald Clark, R (1, 9) OBP: 0.228, SLG: 0.288			F7	F7	F7	E1 G3			P3	4	0	0	0	0	0	1
Dann Bilardello, R (1, 2) OBP: 0.273, SLG: 0.111 Tony Gwynn, L (7, PH) OBP: 0.420, SLG: 0.476 Jeremy Hernandez, R (8, 1) Tim Teufel, R (9, PH) OBP: 0.349, SLG: 0.356			G6-3	F8		F7			PB BB	2 1 0 0	0 0 0 0	0 0 0 0	0 0 0 0	0 0 0 1	0 0 0 0	1 1 0 0
Jose Melendez, R (1, 1) Gary Pettis, S (5, PH) OBP: 0.217, SLG: 0.190 Pat Clements, R (6, 1) Mike Maddux, L (7, 1) Benito Santiago, R (7, PH) OBP: 0.274, SLG: 0.331 (8, 2)			K	K		G3 2-3			K 1-3	1 1 0 0 2	0 0 0 0 0	0 0 0 0 1	0 0 0 0 0	0 1 0 0 1	1 1 0 0 2	0 1 0 0 0
Inning Stats	R: 0 H: 0 E: 0 LOB: 0 K: 0 BB: 0 S: 6 P: 9	R: 0 H: 0 E: 0 LOB: 0 K: 1 BB: 0 S: 7 P: 11	R: 0 H: 0 E: 0 LOB: 0 K: 1 BB: 0 S: 7 P: 10	R: 0 H: 1 E: 0 LOB: 0 K: 0 BB: 0 S: 6 P: 10	R: 2 H: 3 E: 0 LOB: 1 K: 1 BB: 0 S: 10 P: 18	R: 1 H: 1 E: 1 LOB: 2 K: 1 BB: 1 S: 10 P: 20	R: 0 H: 0 E: 1 LOB: 1 K: 1 BB: 0 S: 11 P: 13	R: 1 H: 2 E: 0 LOB: 1 K: 1 BB: 0 S: 14 P: 22	R: 0 H: 0 E: 0 LOB: 1 K: 1 BB: 1 S: 10 P: 17	1B: 4 SF: 1 2B: 2 SAC: 0 3B: 0 DP: 1 HR: 1 HBP: 0						

livebaseballscorecards.com

AB	34
R	4
H	7
RBI	4
BB	2
SO	7
LOB	13

WP: 0 PA: 37
PB: 2
SB: 0
CS: 0

PITCHER		IP	WLS	BF	H	R	ER	SO	BB	IBB	HBP	BLK	WP	HR	S	P	ERA	WHIP
Frank Castillo, R ERA: 3.02	(1, 1)	5.1	W	21	5	3	2	3	0	0	0	0	0	1	40	65	3.38	0.938
Ken Patterson, L ERA: 3.18	(6, 1)	0.1		2	0	0	0	0	1	0	0	0	0	0	3	8	0.00	3.000
Bob Scanlan, R ERA: 2.01	(6, 1)	1.2		7	1	1	1	2	0	0	0	0	0	0	19	25	5.40	0.600
Chuck McElroy, L ERA: 3.09	(8, 1)	1.2	S	7	1	0	0	2	1	0	0	0	0	0	19	32	0.00	1.200

PITCHER		IP	WLS	BF	H	R	ER	SO	BB	IBB	HBP	BLK	WP	HR	S	P	ERA	WHIP

Batter	1	2	3	4	5	6	7	8	9	AB	R	H	RBI	BB	SO	LOB
Cecil Espy, S (1, 8) OBP: 0.412, SLG: 0.542	S F B F X 1-2 BB CS 1B 1B	F X 0-1 1-2 1B		X 0-0 ② L7		B C X 1-1 ③ G6-3		X 0-0 2-H 2B		5	1	3	1	0	0	2
Jay Bell, R (1, 6) OBP: 0.333, SLG: 0.290	C B X 1-1 ① F8	B B X 2-0 ③ FC5 2-3f		B C C F S 1-3 ③ K			B C B B B 4-1 HR BB	X 0-0 ③ L9		4	1	0	0	1	1	6
Jeff King, R (1, 3) OBP: 0.252, SLG: 0.315	1 SAFE B B X 2-0 1B BB 1-2 1B		C X 0-1 ① L8		L X 0-1 ① P8		X 0-0 ① P6		C B X 1-1 ① P2	5	0	1	0	0	0	1
Lloyd McClendon, R (1, 9) OBP: 0.364, SLG: 0.382	C B F B B B 4-2 1B 1-2 2-3 BB		B S X 1-1 ② F8		X 0-0 FC4-6 1B		B X 1-0 ② L9		B F B C F B B 4-2 2B BB	3	1	1	0	2	0	1
Barry Bonds, L (1, 7) OBP: 0.423, SLG: 0.614	C B B C X 2-2 G6-4-3 1-2 2-3 3-H 1B		B X 2-0 S 1B		F X 0-1 ② FC4-6 1B S 1-2f		B X 1-0 1-H HR		C B B B X 3-1 1B 1-H FC9-6 2B	5	2	4	4	0	0	1
Steve Buechele, R (1, 5) OBP: 0.345, SLG: 0.435	X 0-0 ② ③ G6-4-3 1-2f		1 SAFE B C B F S 2-3 ③ K 1-2		C B 1 F B F F X 2-2 1-3 1B		X 0-0 ③ L5		C F X 0-2 FC9-6 2-3 1B	5	0	2	0	0	1	4
Don Slaught, R (1, 2) OBP: 0.448, SLG: 0.574		C F X 0-2 ① L9		F B F X 1-2 1B	B F X 1-1 ③ P9			X 0-0 G3 2B 1B	B B S S X 2-1 ② FC9-6 FC5-4 1-2f 3-H	3	0	1	0	0	0	2
Dennis Lamp, R (5, 1)										0	0	0	0	0	0	0
Gary Varsho, L (8, PH) OBP: 0.273, SLG: 0.429										1	1	1	0	0	0	0
Jerry Don Gleaton, L (8, 1)										0	0	0	0	0	0	0
Orlando Merced, S (9, PH) OBP: 0.364, SLG: 0.357										1	0	0	1	0	0	1
Jose Lind, R (1, 4) OBP: 0.217, SLG: 0.236		B F X 1-1 ② L8		C B 1 S S X 1-2 1-2 1B		B X 1-0 ① F9		B F X 1-1 ① G3 1-2	C S 1 SAFE X 0-2 ③ FC5-4 1-2f	5	0	1	0	0	0	2
Zane Smith, L (1, 1) OBP: 0.154, SLG: 0.160	F S F X 0-2 FC5 1B 1B		L L M 0-3 ① K			B S X 1-1 ② P6		C B S S 1-3 ② K2-3		2	0	1	0	0	1	2
Tom Prince, R (5, 2) OBP: 0.205, SLG: 0.125										2	0	0	0	0	1	1

TOP

Pittsburgh Pirates @ San Diego Padres

Jack Murphy Stadium, San Diego, CA

Mon May 25 1992, 10:05 PM EDT

Att. 18,546 - Sunny - 71 F

livebaseballscorecards.com

AB	41
R	6
H	15
RBI	6
BB	3
SO	4
LOB	23

Inning Stats	1	2	3	4	5	6	7	8	9
	R: 1 E: 0 K: 0 S: 13	R: 0 E: 0 K: 0 S: 12	R: 0 E: 0 K: 1 S: 8	R: 0 E: 0 K: 2 S: 14	R: 0 E: 0 K: 0 S: 12	R: 0 E: 0 K: 0 S: 5	R: 2 E: 0 K: 0 S: 5	R: 1 E: 0 K: 1 S: 8	R: 2 E: 0 K: 0 S: 15
	H: 3 LOB: 2 BB: 1 P: 23	H: 2 LOB: 2 BB: 0 P: 15	H: 1 LOB: 1 BB: 0 P: 13	H: 2 LOB: 2 BB: 0 P: 17	H: 2 LOB: 2 BB: 0 P: 15	H: 0 LOB: 0 BB: 0 P: 8	H: 1 LOB: 0 BB: 1 P: 11	H: 2 LOB: 1 BB: 0 P: 10	H: 2 LOB: 1 BB: 1 P: 25

1B: 12	SF: 0
2B: 2	SAC: 0
3B: 0	DP: 1
HR: 1	HBP: 0

WP: 0	PA: 44
PB: 0	
SB: 2	
CS: 1	

PITCHER		IP	WLS	BF	H	R	ER	SO	BB	IBB	HBP	BLK	WP	HR	S	P	ERA	WHIP
Craig Lefferts, L ERA: 4.01	(1, 1)	7.0	W	33	11	3	2	3	2	0	0	0	0	1	69	102	2.57	1.857
Mike Maddux, R ERA: 2.45	(8, 1)	1.1		7	2	2	2	1	1	0	0	0	0	0	13	20	13.50	2.250
Randy Myers, L ERA: 5.48	(9, 1)	0.2	S	4	2	1	1	0	0	0	0	0	0	0	10	15	13.50	3.000

PITCHER	IP	WLS	BF	H	R	ER	SO	BB	IBB	HBP	BLK	WP	HR	S	P	ERA	WHIP

BOTTOM

Pittsburgh Pirates @ San Diego Padres

Jack Murphy Stadium, San Diego, CA

Mon May 25 1992, 10:05 PM EDT

Att. 18,546 - Sunny - 71 F

livebaseballscorecards.com

Batter	1	2	3	4	5	6	7	8	9	AB	R	H	RBI	BB	SO	LOB
Tony Fernandez, S (1, 6) OBP: 0.366, SLG: 0.418	B C C B B C 3-3 ① K		S B C F F B B X 3-2 ②③ L1-6 2-3		B X 1-0 HR 2-3 1B	F B F B X 2-2 ② P9		X 0-0 1-2 1B		5	1	2	0	0	1	2
Tony Gwynn, L (1, 9) OBP: 0.425, SLG: 0.494	B F B X 2-1 ② F8			C X 0-1 G6-3 HR 1B	C 1 SAFE X 0-1 1-H 3-H HR	I I I 4-0 IBB		C B X 1-1 ③ G1-3		4	2	2	3	1	0	2
Gary Sheffield, R (1, 5) OBP: 0.415, SLG: 0.589 Tim Teufel, R (6, 5) OBP: 0.345, SLG: 0.351	B B X 2-0 ③ F9			F X 0-1 ① G6-3 1-2	B X 1-0 HR	B C S B F X 2-2 ③ G5-3				3 1	1 0	1 0	1 0	0 0	0 0	1 2
Fred McGriff, L (1, 3) OBP: 0.432, SLG: 0.621		C B X 1-1 ① G4-3		B B B B 4-0 HR BB	B X 1-0 1B 1B		F C B X 1-2 G5-4-3 1B			3	1	2	0	1	0	0
Benito Santiago, R (1, 2) OBP: 0.279, SLG: 0.359		F F B F B B X 3-2 F9 2B		B X 1-0 1-H 2-H HR	B F F F B F F F S 2-3 ② K		B B B C X 3-1 ①② G5-4-3 1-2f			4	1	2	3	0	1	2
Darrin Jackson, R (1, 8) OBP: 0.269, SLG: 0.366	2 SAFE B X 1-0 ② F9 2-3			B X 1-0 ② F8	B S X 1-1 1-2 1B		S S C 0-3 ③ K			4	0	1	0	0	1	1
Kurt Stillwell, S (1, 4) OBP: 0.291, SLG: 0.365	X 0-0 ③ L8			B C S X 1-2 ③ G5-3	B X 1-0 ③ L7			C B B X 2-1 ① G1-3		4	0	0	0	0	0	3
Jerald Clark, R (1, 7) OBP: 0.234, SLG: 0.289		C B X 1-1 L1-6 SH1-4 1B			B F B B F B 4-2 1B SH2-4 HR BB	B F S S X 1-2 E6 SH1-4 BLK		C S B B X 2-2 ② G5-3		3	1	1	0	1	0	0
Craig Lefferts, L (1, 1) OBP: 0.067, SLG: 0.067 Mike Maddux, L (8, 1) Randy Myers, L (9, 1)		L 1 SAFE B X 1-1 ① SH1-4 1-2			X 0-0 ① SH2-4 1-2	L L X 0-2 ① SH1-4 1-3		C B B B C B 4-2 1B BB		0 0 0	0 0 0	0 0 0	0 0 0	0 1 0	0 0 0	0 0 0
Inning Stats	R: 0 H: 0 E: 0 LOB: 0 K: 1 BB: 0 S: 6 P: 13	R: 0 H: 1 E: 0 LOB: 1 K: 0 BB: 0 S: 8 P: 13	R: 0 H: 1 E: 0 LOB: 0 K: 0 BB: 0 S: 9 P: 14	R: 3 H: 2 E: 0 LOB: 0 K: 0 BB: 1 S: 9 P: 16	R: 4 H: 5 E: 0 LOB: 2 K: 1 BB: 1 S: 18 P: 29	R: 0 H: 0 E: 1 LOB: 2 K: 0 BB: 1 S: 13 P: 22	R: 0 H: 1 E: 0 LOB: 0 K: 1 BB: 0 S: 8 P: 12	R: 0 H: 1 E: 0 LOB: 2 K: 0 BB: 1 S: 10 P: 19		1B: 7 SF: 0 2B: 2 SAC: 3 3B: 0 DP: 2 HR: 3 HBP: 0						

	AB	31
	R	7
	H	11
	RBI	7
	BB	4
	SO	3
	LOB	13

WP: 0 PA: 38
PB: 0
SB: 0
CS: 0

PITCHER		IP	WLS	BF	H	R	ER	SO	BB	IBB	HBP	BLK	WP	HR	S	P	ERA	WHIP
Zane Smith, L ERA: 3.46	(1, 1)	4.1	L	22	8	7	7	1	2	0	0	0	0	3	40	71	14.54	2.308
Dennis Lamp, R ERA: 3.18	(5, 1)	2.2		11	2	0	0	2	0	1	0	1	0	0	31	48	0.00	0.750
Jerry Don Gleaton, L ERA: 6.0	(8, 1)	1.0		5	1	0	0	0	1	0	0	0	0	0	10	19	0.00	2.000

PITCHER	IP	WLS	BF	H	R	ER	SO	BB	IBB	HBP	BLK	WP	HR	S	P	ERA	WHIP

Batter	1	2	3	4	5	6	7	8	9	10	AB	R	H	RBI	BB	SO	LOB
Cecil Espy, S (1, 9) OBP: 0.393, SLG: 0.509	X 0-0 G6-3 ①		X 0-0 E FC6-4 2-3 1B		C S S 0-3 K ②		C S 1 SAFE F B X 1-2 FC6-4 ③ 1-2f		C X 0-1 P3 ③		5	1	1	0	0	1	3
Jay Bell, R (1, 6) OBP: 0.325, SLG: 0.281	C B C C 1-3 K ②		B X 1-0 E4 FC6-4 1-3 3-H		B F B X 2-1 F9 ③			B B C X 2-1 F8 ①		B X 1-0 G4-3 ①	5	0	0	0	0	1	1
Andy Van Slyke, L (1, 8) OBP: 0.456, SLG: 0.507	X 0-0 F9 ③		C 1 SAFE B X 1-1 FC6-4 1-2f 3-H ②			C C B S 1-3 K ①		B F B B B 4-1 S BB		B F B B F B 4-2 S BB	3	0	0	1	2	1	1
Barry Bonds, L (1, 7) OBP: 0.411, SLG: 0.593		C B B X 2-1 F7 ①	B C C 1 B S 1 SAFE 2-3 K ③			C B B S F X 2-2 L7 ②		C X 0-1 L8 ②		C B B B 1 SAFE F 1 SAFE X 2-2 F8 ②	5	0	0	0	0	1	3
Orlando Merced, S (1, 3) OBP: 0.366, SLG: 0.363		B X 1-0 P6 ②		B B C F F B X 3-2 G6-3 ①		X 0-0 2B		1 SAFE B C X 1-1 F9 1-2 ③		B 1 SAFE S B I I 4-1 IBB 1-2	4	0	1	0	1	0	1
Steve Buechele, R (1, 5) OBP: 0.348, SLG: 0.439 Gary Varsho, L (9, PR) OBP: 0.273, SLG: 0.429 Stan Belinda, R (9, 1) Dave Clark, L (10, PH) Dennis Lamp, R (10, 1)		B B B C B 4-1 BB		C S X 0-2 L6 ②		C X 0-1 G5-3 ③			C S F B B X 2-2 1B 2B	S B B B C F S 3-3 K ③	3 0 0 1 0	0 1 0 0 0	1 0 0 0 0	0 0 0 0 0	1 0 0 0 0	0 0 0 1 0	1 0 0 2 0
Michael LaValliere, L (1, 2) OBP: 0.353, SLG: 0.329 Don Slaught, R (7, PH) OBP: 0.450, SLG: 0.571 (7, 2)		C X 0-1 L7 ③		B C S B X 2-2 1B			X 0-0 L8 ①		F C X 0-2 SH1-4 2-H 1B		2 2	0 0	1 1	0 1	0 0	0 0	1 0
Jose Lind, R (1, 4) OBP: 0.229, SLG: 0.248			C F B X 1-2 1B SH2-4 E 1B ③	F X 0-1 G4-3 ③			B C B B F F X 3-2 FC6-4 1B		X 0-0 SH1-4 2-3 ①		3	1	2	0	0	0	1
Bob Walk, R (1, 1) Lloyd McClendon, R (7, PH) OBP: 0.358, SLG: 0.375 Denny Neagle, L (7, 1) Roger Mason, R (8, 1) Jeff King, R (9, PH) OBP: 0.250, SLG: 0.313 (9, 5)			X 0-0 SH2-4 1-2 ①		X 0-0 P3 ①		1 SAFE B X 1-0 L7 ②		F B F B X 2-2 P3 ②		1 1 0 0 1	0 0 0 0 0	0 0 0 0 0	0 0 0 0 0	0 0 0 0 0	0 1 0 0 0	0 1 0 0 2
Inning Stats	R: 0 E: 0 K: 1 S: 5 H: 0 LOB: 0 BB: 0 P: 6	R: 0 E: 0 K: 0 S: 6 H: 0 LOB: 1 BB: 1 P: 13	R: 2 E: 1 K: 1 S: 11 H: 2 LOB: 1 BB: 0 P: 16	R: 0 E: 0 K: 0 S: 12 H: 1 LOB: 1 BB: 0 P: 17	R: 0 E: 0 K: 1 S: 6 H: 0 LOB: 0 BB: 0 P: 8	R: 0 E: 0 K: 1 S: 10 H: 1 LOB: 1 BB: 0 P: 13	R: 0 E: 0 K: 0 S: 10 H: 1 LOB: 1 BB: 0 P: 15	R: 0 E: 0 K: 0 S: 7 H: 0 LOB: 1 BB: 1 P: 14	R: 1 E: 0 K: 0 S: 13 H: 2 LOB: 2 BB: 0 P: 17	R: 0 E: 0 K: 1 S: 13 H: 0 LOB: 2 BB: 2 P: 27	1B: 5 2B: 2 3B: 0 HR: 0	SF: 0 SAC: 2 DP: 0 HBP: 0						

PITCHER		IP	WLS	BF	H	R	ER	SO	BB	IBB	HBP	BLK	WP	HR	S	P	ERA	WHIP
Greg Harris, R ERA: 4.53	(1, 1)	6.0		24	4	2	0	4	1	0	0	0	0	0	50	73	0.00	0.833
Rich Rodriguez, L ERA: 1.78	(7, 1)	1.1		6	1	0	0	0	1	0	0	0	0	0	13	24	0.00	1.500
Pat Clements, L ERA: 2.65	(8, 1)	0.2		2	0	0	0	0	0	0	0	0	0	0	4	5	0.00	0.000
Randy Myers, L ERA: 5.63	(9, 1)	1.0		5	2	1	1	0	0	0	0	0	0	0	13	17	9.00	2.000
Tim Scott, R ERA: 7.5	(10, 1)	1.0	W	5	0	0	0	1	1	1	0	0	0	0	13	27	0.00	1.000

PITCHER	IP	WLS	BF	H	R	ER	SO	BB	IBB	HBP	BLK	WP	HR	S	P	ERA	WHIP

TOP

Pittsburgh Pirates @ San Diego Padres

Jack Murphy Stadium, San Diego, CA

Tue May 26 1992, 10:05 PM EDT
Att. 11,709 - Overcast - 72 F

livebaseballscorecards.com

AB	36
R	3
H	7
RBI	2
BB	4
SO	5
LOB	17

1B: 5 2B: 2 3B: 0 HR: 0
SF: 0 SAC: 2 DP: 0 HBP: 0

WP: 0 PB: 0 SB: 2 CS: 0
PA: 42

Batter	1	2	3	4	5	6	7	8	9	10	AB	R	H	RBI	BB	SO	LOB
Tony Fernandez, S (1, 6) OBP: 0.372, SLG: 0.429	0-0 1B BLK 1B	2-1 1-3 3-H 2B		1 SAFE X 0-0 ③ G6-3			B S X 1-1 G4-6-3 1B		B X 1-0 ② P6		5	1	3	1	0	0	1
Tony Gwynn, L (1, 9) OBP: 0.424, SLG: 0.488	B 1 SAFE X 1-0 G3 BLK 1B 1-3 1B	I I I I 4-0 G4-6-3 IBB			X 0-0 ① G4-3		B 1 SAFE 1 SAFE B X 2-0 ① ② G4-6-3 1-2f		S X 0-1 ③ G4-3		4	1	1	0	1	0	1
Gary Sheffield, R (1, 5) OBP: 0.404, SLG: 0.572	X 0-0 ① G6-3 1-2 3-H	F X 0-1 ② ③ G4-6-3 1-2f			S F F B X 1-2 ② G5-3		B X 1-0 ③ G4-3			B B C X 2-1 ① L8	5	0	0	0	0	0	4
Fred McGriff, L (1, 3) OBP: 0.426, SLG: 0.614	X 0-0 ② G3 2-3		C X 0-1 ① L1		B B F B X 3-1 ③ 2B			C B F B S 2-3 ① K		X 0-0 ② G6-3	5	0	1	0	0	1	1
Benito Santiago, R (1, 2) OBP: 0.293, SLG: 0.383	C X 0-1 3-H 1B		B B X 2-0 ② P2			B B C S F X 2-2 G5-3 1B		F B B S X 2-2 F9 2B		X 0-0 HR 2B	5	1	4	1	0	0	0
Kurt Stillwell, S (1, 4) OBP: 0.296, SLG: 0.355	C 1 SAFE S B 1 SAFE 1 SAFE S 1-3 ③ K		B X 1-0 ③ G6-3			C B 1 SAFE X 1-1 ① G5-3 1-2		I I I I 4-0 FC6-4 IBB		I I I I 4-0 HR IBB	3	1	0	0	2	1	2
Darrin Jackson, R (1, 8) OBP: 0.278, SLG: 0.392		L X 0-1 1B 2B 1B		C F F B X 1-2 1B		B B 2 S F F B S 3-3 ② K		C C B F B X 2-2 F9 ② 2-3		B B B X 3-0 1-H 2-H HR	5	2	3	3	0	1	3
Jerald Clark, R (1, 7) OBP: 0.240, SLG: 0.290		B X 1-0 2B 1-3 1B		B 1 SAFE F C B X 2-2 ① L8		I I I I 4-0 FC6-4 IBB		X 0-0 ③ FC6-4 1-2f			3	0	1	0	1	0	3
Greg Harris, R (1, 1) OBP: 0.222, SLG: 0.235		M L C 0-3 ① K		M L L 0-3 ② K		C F X 0-2 ③ FC6-4 1-2f			S B S C 1-3 ① K		2	0	0	0	0	2	3
Oscar Azocar, L (6, PH) OBP: 0.303, SLG: 0.233											1	0	0	0	0	0	2
Rich Rodriguez, L (7, 1)											0	0	0	0	0	0	0
Pat Clements, R (8, 1)											0	0	0	0	0	0	0
Randy Myers, L (9, 1)											0	0	0	0	0	0	0
Gary Pettis, S (9, PH) OBP: 0.208, SLG: 0.182											1	0	0	0	0	1	0
Tim Scott, R (10, 1)											0	0	0	0	0	0	0
Inning Stats	R: 2 E: 0 K: 1 S: 9 H: 3 LOB: 1 BB: 0 P: 11	R: 1 E: 0 K: 1 S: 11 H: 3 LOB: 2 BB: 1 P: 17	R: 0 E: 0 K: 0 S: 4 H: 0 LOB: 0 BB: 0 P: 7	R: 0 E: 0 K: 1 S: 11 H: 1 LOB: 1 BB: 0 P: 14	R: 0 E: 0 K: 0 S: 7 H: 1 LOB: 1 BB: 0 P: 11	R: 0 E: 0 K: 1 S: 13 H: 1 LOB: 2 BB: 1 P: 23	R: 0 E: 0 K: 0 S: 4 H: 1 LOB: 0 BB: 0 P: 8	R: 0 E: 0 K: 1 S: 11 H: 1 LOB: 2 BB: 1 P: 21	R: 0 E: 0 K: 1 S: 6 H: 0 LOB: 0 BB: 0 P: 8	R: 3 E: 0 K: 0 S: 5 H: 2 LOB: 0 BB: 1 P: 14	1B: 8 2B: 4 3B: 0 HR: 1	SF: 0 SAC: 0 DP: 2 HBP: 0						

PITCHER		IP	WLS	BF	H	R	ER	SO	BB	IBB	HBP	BLK	WP	HR	S	P	ERA	WHIP
Bob Walk, R ERA: 4.38	(1, 1)	6.0		27	9	3	3	4	0	2	0	1	0	0	55	83	4.50	1.500
Denny Neagle, L ERA: 3.23	(7, 1)	1.1		4	1	0	0	1	0	0	0	0	0	0	7	13	0.00	0.750
Roger Mason, R ERA: 3.58	(8, 1)	0.2		4	1	0	0	0	0	1	0	0	0	0	8	16	0.00	1.500
Stan Belinda, R ERA: 3.38	(9, 1)	1.0		3	0	0	0	1	0	0	0	0	0	0	6	8	0.00	0.000
Dennis Lamp, R ERA: 4.24	(10, 1)	0.2	L	5	2	3	3	0	0	1	0	0	0	1	5	14	40.50	3.000

PITCHER IP WLS BF H R ER SO BB IBB HBP BLK WP HR S P ERA WHIP

BOTTOM

Pittsburgh Pirates @ San Diego Padres

Jack Murphy Stadium, San Diego, CA

Tue May 26 1992, 10:05 PM EDT
Att. 11,709 - Overcast - 72 F

livebaseballscorecards.com

AB	39
R	6
H	13
RBI	5
BB	4
SO	6
LOB	20

WP: 0 PB: 0 SB: 0 CS: 0 PA: 43

Batter	1	2	3	4	5	6	7	8	9	AB	R	H	RBI	BB	SO	LOB
Orlando Merced, S (1, 3) OBP: 0.367, SLG: 0.362	B F X 1-1 1B FC4-6 1B		B B C F B B 4-2 SH1-4 2B BB	B S B X 2-1 ② SF8 3-H		1 SAFE B C B X 2-1 ② L7		1 SAFE B 1 B F 1 SAFE B 1 SAFE X 3-1 ② G4-3 1-2		3	2	1	1	1	0	2
Jay Bell, R (1, 6) OBP: 0.333, SLG: 0.292	B B X 2-0 FC4-6 1-3 1B		1 SAFE B F X 1-1 ① SH1-4 1-2	S S F X 0-2 2-3 1B		C 1 S X 0-2 HBP 1-2 1B		X 0-0 ③ G5-3		4	0	3	0	0	0	1
Andy Van Slyke, L (1, 8) OBP: 0.455, SLG: 0.506	B F C X 1-2 ① L7		B B X 2-0 HR 2-H 2B	B X 1-0 ③ G1-3		H 1-0 ① 1-2 2-3 HBP			B X 1-0 ① F8	4	1	1	1	0	0	4
Barry Bonds, L (1, 7) OBP: 0.411, SLG: 0.613	C F B F B F F F 3-2 ② B X FC4-6 1B 1-2f 3-H		C C B F B B X 3-2 2-H HR	C B F X 1-2 ① G4-3		B C B C B F F X 3-2 ③ G4-3			B C C X 1-2 1B FC8-4 2B	5	2	2	3	0	0	4
Gary Varsho, L (1, 9) OBP: 0.292, SLG: 0.435 Lloyd McClendon, R (9, PH) OBP: 0.368, SLG: 0.386 (9, 9)	B X 1-0 1-2 1B		X 0-0 ① FC6-4 1B	C F S 0-3 ② K			X 0-0 ① G4-3		B B S X 2-1 FC8-4 2-3 1B	4 1	0 0	2 1	0 0	0 0	1 0	0 0
Jeff King, R (1, 5) OBP: 0.248, SLG: 0.331	C X 0-1 ③ F7		C C X 0-2 ② FC6-4 CS 1-2f	S F B B B X 3-2 HR			B B S S F F X 2-2 ② G5-3		B X 1-0 ② FC8-4 BB 1-2f 3-H	5	1	1	2	0	0	4
Michael LaValliere, L (1, 2) OBP: 0.356, SLG: 0.325		X 0-0 ① P7	1 SAFE B C 1-1 ③ CS 1-2	X 0-0 SH1-4 E SF8 1B	F F B X 1-2 ③ G4-3		X 0-0 ③ F8		F B B B B 4-1 1-2 BB	4	1	1	0	1	0	0
Jose Lind, R (1, 4) OBP: 0.236, SLG: 0.254		B B C X 2-1 ② G6-3		F X 0-1 E4 1B SH1-4 1-2		B X 1-0 HBP 1B 1B		C X 0-1 FC4-6 1B	B F B F X 2-2 ③ P8	5	0	2	0	0	0	3
Randy Tomlin, L (1, 1) OBP: 0.176, SLG: 0.067 Roger Mason, R (4, 1) Dave Clark, L (8, PH) Stan Belinda, R (8, 1)		F S F B B B S 3-3 ③ K		B B L X 2-1 ① SH1-4 1-2 2-3		B C B B M L 3-3 ① K		B 1 SAFE F 1 C B X 2-2 ① FC4-6 G4-3 1-2f		1 1 1 0	0 0 0 0	0 0 0 0	0 0 0 0	1 1 0 0	0 1 1 0	0 1 1 0

TOP

Pittsburgh Pirates @ San Diego Padres

Jack Murphy Stadium, San Diego, CA

Wed May 27 1992, 6:33 AM EDT

Att. 16,338 - Sunny - 74 F

livebaseballscorecards.com

AB	38
R	7
H	14
RBI	7
BB	2
SO	3
LOB	20

Inning Stats	1	2	3	4	5	6	7	8	9	1B: 10	SF: 1	WP: 0	PA: 45
	R: 1 E: 0 K: 0 S: 17	R: 0 E: 0 K: 1 S: 7	R: 3 E: 0 K: 0 S: 14	R: 1 E: 1 K: 0 S: 12	R: 1 E: 0 K: 1 S: 12	R: 0 E: 0 K: 1 S: 14	R: 0 E: 0 K: 0 S: 7	R: 0 E: 0 K: 0 S: 8	R: 1 E: 0 K: 0 S: 11	2B: 2 3B: 0 HR: 2	SAC: 2 DP: 0 HBP: 1	PB: 0 SB: 0 CS: 1	
	H: 3 LOB: 2 BB: 0 P: 25	H: 0 LOB: 0 BB: 0 P: 12	H: 3 LOB: 0 BB: 1 P: 25	H: 2 LOB: 2 BB: 0 P: 17	H: 1 LOB: 0 BB: 0 P: 17	H: 2 LOB: 3 BB: 0 P: 24	H: 0 LOB: 0 BB: 0 P: 9	H: 1 LOB: 1 BB: 0 P: 13	H: 2 LOB: 2 BB: 1 P: 22				

PITCHER		IP	WLS	BF	H	R	ER	SO	BB	IBB	HBP	BLK	WP	HR	S	P	ERA	WHIP
Andy Benes, R ERA: 3.63	(1, 1)	5.2		29	11	6	5	3	1	0	0	0	0	2	71	111	7.94	2.118
Pat Clements, L ERA: 2.6	(6, 1)	0.1		2	0	0	0	0	0	0	1	0	0	0	5	9	0.00	0.000
Jeremy Hernandez, R ERA: 4.95	(7, 1)	1.1		5	1	0	0	0	0	0	0	0	0	0	12	16	0.00	0.750
Mike Maddux, R ERA: 2.35	(8, 1)	0.2		2	0	0	0	0	0	0	0	0	0	0	3	6	0.00	0.000
Randy Myers, L ERA: 5.76	(9, 1)	1.0	W	6	2	1	1	0	1	0	0	0	0	0	11	22	9.00	3.000

PITCHER	IP	WLS	BF	H	R	ER	SO	BB	IBB	HBP	BLK	WP	HR	S	P	ERA	WHIP

Batter	1	2	3	4	5	6	7	8	9	AB	R	H	RBI	BB	SO	LOB
Tony Fernandez, S (1, 6) OBP: 0.378, SLG: 0.430	B B F F B B 4-2 G4-3 E BB	B S F X 1-2 ③ FC6-4 1-2f		F B F B X 2-2 HR 1B 3-H		F B X 1-1 ② L7		B X 1-0 FC6-4 1-2 2-3 1B		4	2	2	1	1	0	2
Tony Gwynn, L (1, 9) OBP: 0.423, SLG: 0.506	C X 0-1 ① G4-3 1-2	C B B C B X 3-2 BB 1B 1B	1 SAFE 1 SAFE B 1 SAFE 1 SAFE C B F 1 SAFE 2-2 F X 1-H HR		B C X 1-1 ③ L7		X 0-0 ② SF8 3-H		4	1	2	3	0	0	1
Gary Sheffield, R (1, 5) OBP: 0.404, SLG: 0.567	B X 1-0 E5 2-H	B C X 1-1 BB 1-2 1B	B X 1-0 ② F7				S X 0-1 1B SF8 1B	X 0-0 ③ FC6-4 1-2f		5	1	2	0	0	0	2
Fred McGriff, L (1, 3) OBP: 0.431, SLG: 0.612	B S X 1-1 ② P5	F F B X 1-2 ① L9	B B B B 4-0 FC6-4 BB				C X 0-1 G6-4-3 1-3 1B		F C F X 0-2 FC5-4 1B	4	0	2	0	1	0	3
Benito Santiago, R (1, 2) OBP: 0.286, SLG: 0.374	X 0-0 ③ P3	B X 1-0 ② L8	F B F B X 2-2 ③ FC6-4 1-2f				X 0-0 ① SF8 3-H		B F B X 2-1 ① FC5-4 1-2f 1B 2B	4	1	0	1	0	0	5
Kevin Ward, R (1, 7) OBP: 0.294, SLG: 0.414		B C X 1-1 G5-4-3 1B	B C B B B 4-1 FC6-4 1-2 2-3 BB		F F F B X 1-2 ① G4-3		F B X 1-1 ② ③ G6-4-3 1-2f		C X 0-1 2B 1B 1-2 1B	1	0	1	0	1	0	0
Oscar Azocar, L (5, PH) (6, 7) OBP: 0.286, SLG: 0.219										2	0	0	0	0	0	1
Jerald Clark, R (9, 7) OBP: 0.244, SLG: 0.294										1	1	1	0	0	0	0
Darrin Jackson, R (1, 8) OBP: 0.276, SLG: 0.392		F 1 SAFE 1 SAFE B 1 SAFE 1 SAFE B X 2-1 ① ② G5-4-3 1-2f	B X 1-0 ③ FC6-4 1-2f		B B S F B F X 3-2 ② L5			C B C B B F S 3-3 ① K	C X 0-1 1B 1-3 2-H 2B	5	0	1	1	0	1	4
Kurt Stillwell, S (1, 4) OBP: 0.317, SLG: 0.378		C B X 1-1 1B 1B		C B B X 2-1 SH1-4 WP 1B 1B	F B C C 1-3 ③ K			B X 1-0 1B SF8 2B	I I I 4-0 1B IBB	4	2	3	0	1	1	0
Andy Benes, R (1, 1) OBP: 0.333, SLG: 0.316		S B B F X 2-2 FC6-4 1-2 1B		B M B B X 2-1 ① SH1-4 1-3		X 0-0 ① B3-4		B B C F B B 4-2 1B BB	X 0-0 1-2 2-3 3-H 1B	1	0	1	0	0	0	0
Pat Clements, R (6, 1)										0	0	0	0	0	0	0
Gary Pettis, S (6, PH) OBP: 0.200, SLG: 0.174										1	0	0	0	0	0	0
Jeremy Hernandez, R (7, 1)										0	0	0	0	0	0	0
Mike Maddux, L (8, 1)										0	0	0	0	0	0	0
Tim Teufel, R (8, PH) OBP: 0.353, SLG: 0.351										0	0	0	0	1	0	0
Randy Myers, L (9, 1)										0	0	0	0	0	0	0
Craig Shipley, R (9, PH) OBP: 0.241, SLG: 0.214										1	0	1	1	0	0	0
Inning Stats	R: 1 E: 1 K: 0 S: 8 H: 0 LOB: 1 BB: 1 P: 14	R: 0 E: 0 K: 0 S: 12 H: 3 LOB: 2 BB: 0 P: 19	R: 0 E: 0 K: 0 S: 11 H: 2 LOB: 3 BB: 1 P: 22	R: 3 E: 0 K: 0 S: 15 H: 3 LOB: 1 BB: 1 P: 30	R: 0 E: 0 K: 1 S: 11 H: 0 LOB: 0 BB: 0 P: 16	R: 0 E: 0 K: 0 S: 5 H: 0 LOB: 0 BB: 0 P: 7	R: 1 E: 0 K: 0 S: 7 H: 2 LOB: 0 BB: 0 P: 8	R: 1 E: 0 K: 1 S: 10 H: 2 LOB: 2 BB: 1 P: 19	R: 2 E: 0 K: 0 S: 11 H: 4 LOB: 3 BB: 1 P: 17	1B: 13 2B: 2 3B: 0 HR: 1	SF: 2 SAC: 1 DP: 2 HBP: 0						

PITCHER		IP	WLS	BF	H	R	ER	SO	BB	IBB	HBP	BLK	WP	HR	S	P	ERA	WHIP
Randy Tomlin, L ERA: 4.29	(1, 1)	3.2		22	8	4	3	0	3	0	0	0	1	1	43	80	7.36	3.000
Roger Mason, R ERA: 3.48	(4, 1)	3.1		11	2	1	1	1	0	0	0	0	0	0	26	36	2.70	0.600
Stan Belinda, R ERA: 4.5	(8, 1)	1.1	L	12	6	3	3	1	1	1	0	0	0	0	21	36	20.25	5.250

PITCHER	IP	WLS	BF	H	R	ER	SO	BB	IBB	HBP	BLK	WP	HR	S	P	ERA	WHIP

BOTTOM

Pittsburgh Pirates @ San Diego Padres

Jack Murphy Stadium, San Diego, CA

Wed May 27 1992, 6:33 AM EDT

Att. 16,338 - Sunny - 74 F

livebaseballscorecards.com

AB	37
R	8
H	16
RBI	7
BB	5
SO	2
LOB	18

PA: 45

WP: 1
PB: 0
SB: 0
CS: 0

Batter	1	2	3	4	5	6	7	8	9	AB	R	H	RBI	BB	SO	LOB
Darrin Jackson, R (1, 8) OBP: 0.276, SLG: 0.389	X 0-0 FC3-6 1B		B B S S X 2-2 G5-3			B B X 2-0 G6-3			B B F X 2-1 G6-3	4	0	1	0	0	0	0
Tony Gwynn, L (1, 9) OBP: 0.420, SLG: 0.506	F F X 0-2 FC3-6 WP 1B 1-2f		B F X 1-1 F7			B B C X 2-1 G5-3			C X 0-1 1B 2B	4	1	1	0	0	0	1
Gary Sheffield, R (1, 5) OBP: 0.401, SLG: 0.560	B X 1-0 P4			B C X 1-1 P4			B F B S X 2-2 G1-3		X 0-0 2B 2-H 1B	4	1	1	1	0	0	1
Fred McGriff, L (1, 3) OBP: 0.432, SLG: 0.615	X 0-0 WP 1-2 1B			X 0-0 G4-3			B X 1-0 G1-3		1 SAFE C C B X 1-2 1-H 2B	4	0	2	1	0	0	0
Benito Santiago, R (1, 2) OBP: 0.285, SLG: 0.368	B X 1-0 F7 1-2 2-3			C X 0-1 F9			S C B S 1-3 K		B B B C F B 4-2 FC6-4 BB	3	0	0	0	1	1	2
Jerald Clark, R (1, 7) OBP: 0.239, SLG: 0.287		C B S X 1-2 G5-3			X 0-0 L4			F X 0-1 P6	B X 1-0 FC6-4 1-2f	4	0	0	0	0	0	2
Craig Shipley, R (1, 6) OBP: 0.219, SLG: 0.194		C B B F T B X 3-2 G6-3			X 0-0 F8			B X 1-0 G6-3		3	0	0	0	0	0	0
Kurt Stillwell, S (1, 4) OBP: 0.309, SLG: 0.368		C S S 0-3 K			C F B X 1-2 F7			B S F B X 2-2 G5-3		3	0	0	0	0	1	0
Bruce Hurst, L (1, 1) OBP: 0.160, SLG: 0.208 Kevin Ward, R (9, PH) OBP: 0.286, SLG: 0.400 Randy Myers, L (9, 1)			F B B B C F X 3-2 P6			X 0-0 G4-3			B B C F T B F X 3-2 F9	2	0	0	0	0	0	0
										1	0	0	0	0	0	0
										0	0	0	0	0	0	0

TOP

San Diego Padres @ St. Louis Cardinals

Busch Stadium, St. Louis, MO

Fri May 29 1992, 7:05 PM CDT
Att. 26,455 - Cloudy - 66 F

livebaseballscorecards.com

AB	32
R	2
H	5
RBI	2
BB	1
SO	2
LOB	6

Inning Stats	1	2	3	4	5	6	7	8	9
	R: 0 E: 0 K: 0 S: 7	R: 0 E: 0 K: 1 S: 11	R: 0 E: 0 K: 0 S: 9	R: 0 E: 0 K: 0 S: 5	R: 0 E: 0 K: 0 S: 5	R: 0 E: 0 K: 0 S: 4	R: 0 E: 0 K: 1 S: 7	R: 0 E: 0 K: 0 S: 6	R: 2 E: 0 K: 0 S: 16
	H: 2 LOB: 2 BB: 0 P: 9	H: 0 LOB: 0 BB: 0 P: 15	H: 0 LOB: 0 BB: 0 P: 15	H: 0 LOB: 0 BB: 0 P: 6	H: 0 LOB: 0 BB: 0 P: 6	H: 0 LOB: 0 BB: 0 P: 8	H: 0 LOB: 0 BB: 0 P: 11	H: 0 LOB: 0 BB: 0 P: 9	H: 3 LOB: 2 BB: 1 P: 27

1B: 3 SF: 0
2B: 2 SAC: 0
3B: 0 DP: 0
HR: 0 HBP: 0

WP: 1 PA: 33
PB: 0
SB: 0
CS: 0

PITCHER		IP	WLS	BF	H	R	ER	SO	BB	IBB	HBP	BLK	WP	HR	S	P	ERA	WHIP
Donovan Osborne, L ERA: 2.48	(1, 1)	8.2		29	3	1	1	2	0	0	0	0	1	0	63	93	1.04	0.346
Lee Smith, R ERA: 3.0	(9, 1)	0.1	L	4	2	1	1	0	1	0	0	0	0	0	7	13	27.00	9.000

PITCHER	IP	WLS	BF	H	R	ER	SO	BB	IBB	HBP	BLK	WP	HR	S	P	ERA	WHIP

Batter	1	2	3	4	5	6	7	8	9	AB	R	H	RBI	BB	SO	LOB
Ray Lankford, L (1, 8) OBP: 0.387, SLG: 0.446	L X 0-1 HR		C C B S 1-3 ③ K			S C S 0-3 ① K		B F B B X 3-1 G4-6-3 1B		4	1	2	1	0	2	0
Ozzie Smith, S (1, 6) OBP: 0.373, SLG: 0.344	C B B S X 2-2 ① G6-3			X 0-0 ① L5		B F B X 2-1 1B 1B		1 SAFE 1 SAFE 1 SAFE 1 SAFE 1 SAFE 1 SAFE 1 B X 1-0 ②③ G4-6-3 1-2f		4	0	1	0	0	0	1
Todd Zeile, R (1, 5) OBP: 0.326, SLG: 0.329	S B F C 1-3 ② K			B B B X 3-0 ② P2		F 1 SAFE 1 SAFE 1 SAFE B F C 1-3 ② K			F C S 0-3 ① K	4	0	0	0	0	3	1
Felix Jose, S (1, 9) OBP: 0.421, SLG: 0.556	B B X 2-0 ③ G5-3			F C F X 0-2 1B		C 1 SAFE B B F X 2-2 FC5-4 1-2 1B			B B C C B S 3-3 ② K	4	0	2	0	0	1	0
Andres Galarraga, R (1, 3) OBP: 0.222, SLG: 0.152		B X 1-0 L6-4 1B 1B		B S 1 SAFE 1 SAFE C S 1-3 ③ K		X 0-0 ③ FC5-4 1-2f			S B F B S 2-3 ③ K	4	0	1	0	0	2	3
Bernard Gilkey, R (1, 7) OBP: 0.341, SLG: 0.342		1 SAFE X 0-0 CS 1-2 1B			F B S B F B X 3-2 ① P6		B C S X 1-2 ① G5-3			3	0	1	0	0	0	0
Geronimo Pena, S (1, 4) OBP: 0.400, SLG: 0.600		B S C B B F X 3-2 ①② L6-4 2-3			B X 1-0 2B		F S B B C 2-3 ② K			3	0	1	0	0	1	2
Tom Pagnozzi, R (1, 2) OBP: 0.323, SLG: 0.390		1 SAFE 1 SAFE 1 SAFE 0-0 ③ CS 1-2	B C X 1-1 ① G1-3		B B X 2-0 ② G6-3		C S B X 1-2 ③ G6-3			3	0	0	0	0	0	1
Donovan Osborne, S (1, 1) OBP: 0.100, SLG: 0.100 Lee Smith, R (9, 1)			X 0-0 ② P4		F F F C 0-3 ③ K			F X 0-1 ① G1-3		3 0	0 0	0 0	0 0	0 0	1 0	1 0
Inning Stats	R: 1 H: 1 E: 0 LOB: 0 K: 1 BB: 0 S: 9 P: 14	R: 0 H: 2 E: 0 LOB: 0 K: 0 BB: 0 S: 6 P: 10	R: 0 H: 0 E: 0 LOB: 0 K: 1 BB: 0 S: 6 P: 8	R: 0 H: 1 E: 0 LOB: 1 K: 1 BB: 0 S: 9 P: 13	R: 0 H: 1 E: 0 LOB: 1 K: 1 BB: 0 S: 10 P: 16	R: 0 H: 2 E: 0 LOB: 2 K: 2 BB: 0 S: 12 P: 17	R: 0 H: 0 E: 0 LOB: 0 K: 1 BB: 0 S: 9 P: 13	R: 0 H: 1 E: 0 LOB: 0 K: 0 BB: 0 S: 5 P: 9	R: 0 H: 0 E: 0 LOB: 0 K: 3 BB: 0 S: 9 P: 14	1B: 6 2B: 2 3B: 0 HR: 1	SF: 0 SAC: 0 DP: 2 HBP: 0			WP: 0 PB: 0 SB: 0 CS: 1		PA: 33	

PITCHER		IP	WLS	BF	H	R	ER	SO	BB	IBB	HBP	BLK	WP	HR	S	P	ERA	WHIP
Bruce Hurst, L ERA: 3.67	(1, 1)	8.0	W	29	8	1	1	7	0	0	0	0	0	1	66	100	1.12	1.000
Randy Myers, L ERA: 5.54	(9, 1)	1.0	S	3	0	0	0	3	0	0	0	0	0	0	9	14	0.00	0.000

PITCHER	IP	WLS	BF	H	R	ER	SO	BB	IBB	HBP	BLK	WP	HR	S	P	ERA	WHIP

BOTTOM

San Diego Padres @ St. Louis Cardinals

Busch Stadium, St. Louis, MO

Fri May 29 1992, 7:05 PM CDT
Att. 26,455 - Cloudy - 66 F

livebaseballscorecards.com

AB	32
R	1
H	8
RBI	1
BB	0
SO	10
LOB	9

Batter	1	2	3	4	5	6	7	8	9	AB	R	H	RBI	BB	SO	LOB
Tony Fernandez, S (1, 6) OBP: 0.371, SLG: 0.421	F7		F9			G5-3		F8		4	0	0	0	0	0	0
Tony Gwynn, L (1, 9) OBP: 0.412, SLG: 0.495	G6-3			G4-3		G6-3			F8	4	0	0	0	0	0	0
Gary Sheffield, R (1, 5) OBP: 0.393, SLG: 0.548	G6-3			G6-3		P4			G5-3	4	0	0	0	0	0	0
Fred McGriff, L (1, 3) OBP: 0.429, SLG: 0.607		F8		1B			L4		G6-3	4	0	1	0	0	0	0
Benito Santiago, R (1, 2) OBP: 0.289, SLG: 0.377		F9 2B		F8			P3			1	0	1	0	0	0	0
Dann Bilardello, R (4, PH) (4, 2) OBP: 0.231, SLG: 0.091										2	0	0	0	0	0	1
Darrin Jackson, R (1, 8) OBP: 0.277, SLG: 0.388		F9 2-3			G4-3 S 1B		G6-3			3	0	1	0	0	0	1
Jerald Clark, R (1, 7) OBP: 0.235, SLG: 0.282		L7			G1-3 1-2			K		3	0	0	0	0	1	2
Kurt Stillwell, S (1, 4) OBP: 0.310, SLG: 0.376			G5-3		G4-3 2-3			WP G5-3 2B		3	1	1	0	0	0	1
Craig Lefferts, L (1, 1) OBP: 0.059, SLG: 0.059			G4-3		K			G5-3 2-H		2	0	0	0	0	1	1
Gene Harris, R (7, 1)										0	0	0	0	0	0	0
Oscar Azocar, L (8, PH) OBP: 0.278, SLG: 0.212										1	0	0	1	0	0	0
Tim Scott, R (8, 1)										0	0	0	0	0	0	0
Pat Clements, R (8, 1)										0	0	0	0	0	0	0
Inning Stats	R: 0 E: 0 K: 0 S: 5 H: 0 LOB: 0 BB: 0 P: 7	R: 0 E: 0 K: 0 S: 11 H: 1 LOB: 1 BB: 0 P: 16	R: 0 E: 0 K: 0 S: 3 H: 0 LOB: 0 BB: 0 P: 6	R: 0 E: 0 K: 0 S: 6 H: 1 LOB: 1 BB: 0 P: 8	R: 0 E: 0 K: 1 S: 10 H: 1 LOB: 1 BB: 0 P: 13	R: 0 E: 0 K: 0 S: 5 H: 0 LOB: 0 BB: 0 P: 9	R: 0 E: 0 K: 0 S: 5 H: 0 LOB: 0 BB: 0 P: 7	R: 1 E: 0 K: 1 S: 11 H: 1 LOB: 0 BB: 0 P: 15	R: 0 E: 0 K: 0 S: 5 H: 0 LOB: 0 BB: 0 P: 5	1B: 2 2B: 2 3B: 0 HR: 0 SF: 0 SAC: 0 DP: 0 HBP: 0							

PITCHER	IP	WLS	BF	H	R	ER	SO	BB	IBB	HBP	BLK	WP	HR	S	P	ERA	WHIP
Bob Tewksbury, R (1, 1) ERA: 1.78	9.0	W	31	4	1	1	2	0	0	0	0	1	0	61	86	1.00	0.444

PITCHER	IP	WLS	BF	H	R	ER	SO	BB	IBB	HBP	BLK	WP	HR	S	P	ERA	WHIP

TOP

San Diego Padres @ St. Louis Cardinals

Busch Stadium, St. Louis, MO

Sat May 30 1992, 7:05 PM CDT
Att. 34,909 - Cloudy - 75 F

livebaseballscorecards.com

AB	31
R	1
H	4
RBI	1
BB	0
SO	2
LOB	6

1B: 2	SF: 0	WP: 1	PA: 31
2B: 2	SAC: 0	PB: 0	
3B: 0	DP: 0	SB: 1	
HR: 0	HBP: 0	CS: 0	

Batter	1	2	3	4	5	6	7	8	9	AB	R	H	RBI	BB	SO	LOB
Ray Lankford, L (1, 8) OBP: 0.378, SLG: 0.435	C S B B B F S 3-3 ① K		B B C X 2-1 E6 E		X 0-0 ② F9		B F F S 1-3 ① K	F C S 0-3 ② K		5	1	0	0	0	3	1
Ozzie Smith, S (1, 6) OBP: 0.374, SLG: 0.342	B F B B B 4-1 FC9-6 S BB		X 0-0 ② G5-3 2-H		C B L S 1-3 ③ K		F S X 0-2 2B FC5 1B	B X 1-0 ③ G6-3		4	1	1	0	1	1	1
Todd Zeile, R (1, 5) OBP: 0.325, SLG: 0.333	B 1 SAFE F S B B B X 3-2 ② ③ FC9-6 1-3		B B X 2-0 ③ P3			B C X 1-1 ① G4-3	1 SAFE 1 SAFE X 0-0 FC5 1-3 2B			4	0	1	0	0	0	1
Felix Jose, S (1, 9) OBP: 0.424, SLG: 0.550		C S F B X 1-2 ① G5-3		F B B S F B C 3-3 ① K		X 0-0 S 3B 1B	I I I I 4-0 FC5 IBB			3	1	1	0	1	1	0
Andres Galarraga, R (1, 3) OBP: 0.250, SLG: 0.189		B X 1-0 1B 1B		S B X 1-1 S 1B 1B		S 1 SAFE 1 SAFE B S S 1-3 ② K 1-2	B F F X 1-2 ② FC5 1-2 2-3f 3-H			4	0	2	1	0	1	3
Bernard Gilkey, R (1, 7) OBP: 0.349, SLG: 0.375		1 SAFE X 0-0 ② P4		1 SAFE X 0-0 1-2 1B		S X 0-1 1B 2-H 3B	X 0-0 ③ P8			4	1	2	1	0	0	3
Geronimo Pena, S (1, 4) OBP: 0.556, SLG: 1.000		C B X 1-1 1-2 1B		B F B B X 3-1 ② F7		C B B B C F X 3-2 1B 3-H 1B		C C F X 0-2 HR		4	1	3	2	0	0	2
Tom Pagnozzi, R (1, 2) OBP: 0.327, SLG: 0.399		C F S 0-3 ③ K		B B F B X 3-1 ③ F7 2-3		1 SAFE 1 SAFE 1 SAFE X 0-0 1-2 1B		B C F B X 2-2 SH5-4 2B		4	0	2	0	0	1	4
Bob Tewksbury, R (1, 1) OBP: 0.087, SLG: 0.045			X 0-0 ① F9		B C B C S 2-3 ① K	S B B S S C 2-3 ③ K		C X 0-1 ① SH5-4 2-3		3	0	0	0	0	2	2
Inning Stats	R: 0 H: 0 E: 0 LOB: 0 K: 1 BB: 1 S: 8 P: 18	R: 0 H: 2 E: 0 LOB: 2 K: 1 BB: 0 S: 11 P: 14	R: 1 H: 0 E: 2 LOB: 0 K: 0 BB: 0 S: 5 P: 9	R: 0 H: 2 E: 0 LOB: 2 K: 1 BB: 0 S: 11 P: 21	R: 0 H: 0 E: 0 LOB: 0 K: 2 BB: 0 S: 7 P: 10	R: 2 H: 4 E: 0 LOB: 2 K: 2 BB: 0 S: 16 P: 23	R: 1 H: 2 E: 0 LOB: 2 K: 1 BB: 1 S: 11 P: 17	R: 1 H: 2 E: 0 LOB: 1 K: 1 BB: 0 S: 13 P: 16		1B: 8 SF: 0 2B: 3 SAC: 1 3B: 1 DP: 1 HR: 1 HBP: 0						

PITCHER		IP	WLS	BF	H	R	ER	SO	BB	IBB	HBP	BLK	WP	HR	S	P	ERA	WHIP
Craig Lefferts, L ERA: 4.02	(1, 1)	6.2	L	32	10	4	3	8	1	1	0	0	0	0	68	111	4.05	1.650
Gene Harris, R ERA: 6.75	(7, 1)	0.1		1	0	0	0	0	0	0	0	0	0	0	1	1	0.00	0.000
Tim Scott, R ERA: 8.53	(8, 1)	0.1		3	2	1	1	0	0	0	0	0	0	1	9	11	27.00	6.000
Pat Clements, L ERA: 2.5	(8, 1)	0.2		2	0	0	0	1	0	0	0	0	0	0	4	5	0.00	0.000

PITCHER	IP	WLS	BF	H	R	ER	SO	BB	IBB	HBP	BLK	WP	HR	S	P	ERA	WHIP

BOTTOM

San Diego Padres @ St. Louis Cardinals

Busch Stadium, St. Louis, MO

Sat May 30 1992, 7:05 PM CDT
Att. 34,909 - Cloudy - 75 F

livebaseballscorecards.com

AB	35
R	5
H	12
RBI	4
BB	2
SO	9
LOB	17

WP: 0 PA: 38
PB: 0
SB: 3
CS: 0

Batter	1	2	3	4	5	6	7	8	9	AB	R	H	RBI	BB	SO	LOB
Tony Fernandez, S (1, 6) OBP: 0.368, SLG: 0.415	B B X	2-0 ① F9	F H	1-1 3B HBP	B B F B X	3-1 ① G4-3		B X 1-0 ③ F9		B X 1-0 ③ G5-3		3	1	0	0	0	0	0
Craig Shipley, R (6, 6) OBP: 0.212, SLG: 0.188												1	0	0	0	0	0	0
Tony Gwynn, L (1, 9) OBP: 0.418, SLG: 0.516	C X	0-1 1B 2B 1B	X	0-0 1-H 3-H 2B 3B	C S B X	1-2 G3 2B		B B C X 2-1 ① G4-3	C C B B B F C 3-3 ① K			4	2	3	2	0	0	0
Kevin Ward, R (8, 9) OBP: 0.278, SLG: 0.387												1	0	0	0	0	1	0
Gary Sheffield, R (1, 5) OBP: 0.393, SLG: 0.545	C F F B F X	1-2 2B 1-3 2B 1B	B X	1-0 ② G5-3	B X	1-0 ② G3 2-3		B F F S 1-3 ② K	B F C F F F B S 2-3 ② K			3	1	1	0	0	0	2
Tim Teufel, R (6, PH) OBP: 0.345, SLG: 0.342												2	0	0	0	0	2	0
(6, 5)																		
Fred McGriff, L (1, 3) OBP: 0.430, SLG: 0.615	X	0-0 1-3 3-H 2B 2B	X	0-0 3-H HR 2B	F B C S	1-3 ③ K	C B B B F S	3-3 ③ K	F S C 0-3 ③ K			4	2	2	2	0	2	1
Gene Harris, R (7, 1)												1	0	0	0	0	1	0
Rich Rodriguez, L (9, 1)												0	0	0	0	0	0	0
Darrin Jackson, R (1, 8) OBP: 0.281, SLG: 0.412	X	0-0 2-H 3-H G5-3 2B	C X	0-1 2-H HR	B S X	1-1 ① G6-3	B X 1-0 ① P6					4	1	2	4	0	0	0
Gary Pettis, S (7, 8) OBP: 0.200, SLG: 0.174												0	0	0	0	0	0	0
Jerald Clark, R (1, 7) OBP: 0.235, SLG: 0.282	C X	0-1 ② G5-3 2-3	C X	0-1 2B 1B	B F F F S	1-3 ② K	F B F X 1-2 ② F8					4	1	1	0	0	1	1
(7, 3)																		
Dann Bilardello, R (1, 2) OBP: 0.235, SLG: 0.200	C X	0-1 ③ G4-3	C X	0-1 1-H 1B 2B	S X	0-1 ③ P6	X 0-0 ③ P4					4	1	1	1	0	0	1
Kurt Stillwell, S (1, 4) OBP: 0.315, SLG: 0.388		2-1 E9 3B 2B		3-1 2-H 1B	B C F B B F S	3-3 ① K		F B F B X 2-2 ① F7				4	1	2	1	0	1	0
Greg Harris, R (1, 1) OBP: 0.190, SLG: 0.200		1-3 ① K		3-3 ③ K	B B C C C	2-3 ② K		C S S 0-3 ② K				3	0	0	0	0	3	2
Mike Maddux, L (6, 1)												0	0	0	0	0	0	0
Oscar Azocar, L (7, 7) OBP: 0.270, SLG: 0.206												1	0	0	0	0	1	0
Inning Stats	R: 3 E: 0 K: 0 S: 14 H: 4 LOB: 1 BB: 0 P: 17	R: 7 E: 1 K: 2 S: 20 H: 7 LOB: 1 BB: 0 P: 31	R: 0 E: 0 K: 1 S: 9 H: 1 LOB: 1 BB: 0 P: 15	R: 0 E: 0 K: 1 S: 8 H: 0 LOB: 0 BB: 0 P: 10	R: 0 E: 0 K: 2 S: 8 H: 0 LOB: 0 BB: 0 P: 14	R: 0 E: 0 K: 2 S: 8 H: 0 LOB: 0 BB: 0 P: 14	R: 0 E: 0 K: 0 S: 5 H: 0 LOB: 0 BB: 0 P: 7	R: 0 E: 0 K: 1 S: 7 H: 0 LOB: 0 BB: 0 P: 10	R: 0 E: 0 K: 3 S: 13 H: 0 LOB: 0 BB: 0 P: 18	1B: 4 2B: 6 3B: 1 HR: 1 SF: 0 SAC: 0 DP: 0 HBP: 1						

TOP

San Diego Padres @ St. Louis Cardinals

Busch Stadium, St. Louis, MO

Sun May 31 1992, 3:33 AM CDT

Att. 31,957 - Sunny - 78 F

livebaseballscorecards.com

AB	39
R	10
H	12
RBI	10
BB	0
SO	12
LOB	7

WP: 0 PB: 0 SB: 0 CS: 0 PA: 40

PITCHER		IP	WLS	BF	H	R	ER	SO	BB	IBB	HBP	BLK	WP	HR	S	P	ERA	WHIP
Rheal Cormier, L ERA: 6.56	(1, 1)	1.2	L	13	7	7	7	1	0	0	1	0	0	0	23	31	37.80	4.200
Juan Agosto, L ERA: 5.46	(2, 1)	3.1		15	5	3	3	5	0	0	0	0	0	1	36	56	8.10	1.500
Cris Carpenter, R ERA: 2.6	(6, 1)	2.0		6	0	0	0	2	0	0	0	0	0	0	13	21	0.00	0.000
Mike Perez, R ERA: 1.15	(8, 1)	1.0		3	0	0	0	1	0	0	0	0	0	0	7	10	0.00	0.000
Todd Worrell, R ERA: 2.49	(9, 1)	1.0		3	0	0	0	3	0	0	0	0	0	0	13	18	0.00	0.000

PITCHER	IP	WLS	BF	H	R	ER	SO	BB	IBB	HBP	BLK	WP	HR	S	P	ERA	WHIP

San Diego Padres @ St. Louis Cardinals

Busch Stadium, St. Louis, MO

Sun May 31 1992, 3:33 AM CDT

Att. 31,957 - Sunny - 78 F

livebaseballscorecards.com

BOTTOM

Batter	1	2	3	4	5	6	7	8	9	AB	R	H	RBI	BB	SO	LOB
Ray Lankford, L (1, 8) OBP: 0.382, SLG: 0.432	BBCBB 4-1 CS BB		BBBCCFB 4-2 BB			BCX 1-1 ① F8			CFBBS 2-3 ① K	1	0	0	0	2	0	0
Bernard Gilkey, R (7, 7) OBP: 0.345, SLG: 0.370										1	0	0	0	0	1	0
Ozzie Smith, S (1, 6) OBP: 0.368, SLG: 0.335	LIPBX 1 SAFE 2-1 ①② F7 1-2		CIFBX 1 SAFE 1-2 ③ G4-3			X 0-0 ② F8			X 0-0 ② G6-3	3	0	0	0	0	0	2
Bien Figueroa, R (7, 6) OBP: 0.200, SLG: 0.200										1	0	0	0	0	0	0
Todd Zeile, R (1, 5) OBP: 0.323, SLG: 0.327	BCBSX 2-2 ③ F8			BCFBC 2-3 ① K		BBBBCFS 3-3 ③ K			BBBCB 4-1 BLK BB	3	0	0	0	1	2	0
Felix Jose, S (1, 9) OBP: 0.414, SLG: 0.535		FSBBC 2-3 ① K		X 0-0 ② G5-3			BBFX 2-1 ① G6-3		FBFBX 2-2 ③ 1-2 G5-3	3	0	0	0	0	1	0
Mike Perez, R (8, 1)										0	0	0	0	0	0	0
Todd Worrell, R (9, 1)										0	0	0	0	0	0	0
Gerald Perry, L (9, PH) OBP: 0.357, SLG: 0.377										1	0	0	0	0	0	1
Andres Galarraga, R (1, 3) OBP: 0.256, SLG: 0.200		FBBCBFFX 3-2 FC3-6 1B		BFBFBS 3-3 K			SBSBC 2-3 ② K			3	0	1	0	0	2	0
Milt Thompson, L (1, 7) OBP: 0.323, SLG: 0.440		BX 1-0 ② FC3-6 S 1-2f			X 0-0 S 1B		FBBBX 3-1 ③ L5			3	0	1	0	0	0	1
(7, 8)																
Geronimo Pena, S (1, 4) OBP: 0.417, SLG: 0.750		CBBBX 2-1 ③ G3 1-2			BX 1-0 ① F8			X 0-0 ① G1-3		3	0	0	0	0	0	2
Rich Gedman, L (1, 2) OBP: 0.130, SLG: 0.174			FBX 1-1 ① F8		CBFX 1-2 ② F8 1-2			BFX 1-1 ② F9		3	0	0	0	0	0	1
Rheal Cormier, L (1, 1) OBP: 0.154, SLG: 0.231										0	0	0	0	0	0	0
Juan Agosto, L (2, 1)			FBCS 1-3 ② K		CX 0-1 ③ G3			FBCX 1-2 ③ G6-3		1	0	0	0	0	1	0
Luis Alicea, S (5, PH) OBP: 0.320, SLG: 0.421										1	0	0	0	0	0	1
Cris Carpenter, R (6, 1) OBP: 0.500, SLG: 0.500										0	0	0	0	0	0	0
Craig Wilson, R (8, 9) OBP: 0.351, SLG: 0.290										1	0	0	0	0	0	0
Inning Stats	R: 0 E: 0 K: 0 S: 7 H: 0 LOB: 0 BB: 1 P: 14	R: 0 E: 0 K: 1 S: 11 H: 1 LOB: 1 BB: 0 P: 19	R: 0 E: 0 K: 1 S: 11 H: 0 LOB: 1 BB: 1 P: 18	R: 0 E: 0 K: 2 S: 7 H: 0 LOB: 0 BB: 0 P: 12	R: 0 E: 0 K: 0 S: 7 H: 1 LOB: 1 BB: 0 P: 9	R: 0 E: 0 K: 1 S: 6 H: 0 LOB: 0 BB: 0 P: 10	R: 0 E: 0 K: 1 S: 7 H: 0 LOB: 0 BB: 0 P: 14	R: 0 E: 0 K: 0 S: 6 H: 0 LOB: 0 BB: 0 P: 8	R: 0 E: 0 K: 1 S: 8 H: 0 LOB: 1 BB: 1 P: 16	1B: 2 2B: 0 3B: 0 HR: 0 SF: 0 SAC: 0 DP: 0 HBP: 0							

	AB	28
	R	0
	H	2
	RBI	0
	BB	3
	SO	7
	LOB	8

WP: 0 PB: 0 SB: 2 CS: 1 PA: 31

PITCHER		IP	WLS	BF	H	R	ER	SO	BB	IBB	HBP	BLK	WP	HR	S	P	ERA	WHIP
Greg Harris, R ERA: 4.18	(1, 1)	5.0	W	18	2	0	0	4	2	0	0	0	0	0	43	72	0.00	0.800
Mike Maddux, R ERA: 2.2	(6, 1)	1.0		3	0	0	0	1	0	0	0	0	0	0	6	10	0.00	0.000
Gene Harris, R ERA: 5.56	(7, 1)	2.0		6	0	0	0	1	0	0	0	0	0	0	13	22	0.00	0.000
Rich Rodriguez, L ERA: 1.73	(9, 1)	1.0		4	0	0	0	1	1	0	0	1	0	0	8	16	0.00	1.000

PITCHER	IP	WLS	BF	H	R	ER	SO	BB	IBB	HBP	BLK	WP	HR	S	P	ERA	WHIP

Batter	1	2	3	4	5	6	7	8	9	AB	R	H	RBI	BB	SO	LOB
Tony Fernandez, S (1, 6) OBP: 0.371, SLG: 0.416	X 0-0 G4-3 SF8 1B		C C X 0-2 CS 1B			1 SAFE B B C 1 SAFE F F 1 SAFE B 3-3 C ① K 1-2			S X 0-1 ① L8	4	1	2	0	0	1	1
Tony Gwynn, L (1, 9) OBP: 0.410, SLG: 0.505	B B 1 SAFE X 2-0 ① G4-3 1-3		1 SAFE B X 1-0 ② ③ L6 1-2			B B C X 2-1 ② G4-3 2-3			B B B C X 3-1 ② G6-3	4	0	0	0	0	0	3
Gary Sheffield, R (1, 5) OBP: 0.390, SLG: 0.536	H 1-0 SF8 HBP			C F B S 1-3 ① K		F X 0-1 ③ G6-3			C F B X 1-2 ③ G6-3	3	0	0	0	0	1	1
Fred McGriff, L (1, 3) OBP: 0.424, SLG: 0.609	1 SAFE B X 1-0 ② SF8 1-2 3-H			F F B F B S 2-3 ② K			B C C B X 2-2 ① G5-3			2	0	0	1	0	1	0
Kurt Stillwell, S (1, 4) OBP: 0.316, SLG: 0.387	X 0-0 ③ G4-3			B B X 2-0 ③ L7			F B B F B F X 3-2 G6-4-3 1B			3	0	1	0	0	0	1
Darrin Jackson, R (1, 8) OBP: 0.277, SLG: 0.405		F B B X 2-1 ① G5-3			X 0-0 ① G5-3		B F X 1-1 ② ③ G6-4-3 1-2f			3	0	0	0	0	0	1
Jerald Clark, R (1, 7) OBP: 0.232, SLG: 0.277		B X 1-0 ② G1-3			C F S 0-3 ② K			X 0-0 ① F8		3	0	0	0	0	1	0
Dan Walters, R (1, 2)		C S C 0-3 ③			X 0-0 ③ G5-3			C X 0-1 ② G6-3		3	0	0	0	0	1	0
Andy Benes, R (1, 1) OBP: 0.318, SLG: 0.300			F B S B B S 3-3 ① K			S X 0-1 G4-3 S 1B		C B X 1-1 ③ P6		1	0	0	0	0	1	0
Gary Pettis, S (6, PH) OBP: 0.231, SLG: 0.208										1	0	1	0	0	0	0
Jose Melendez, R (6, 1)										0	0	0	0	0	0	0
Oscar Azocar, L (8, PH) OBP: 0.263, SLG: 0.200										1	0	0	0	0	0	0
Tim Scott, R (8, 1)										0	0	0	0	0	0	0
Inning Stats	R: 1 E: 0 K: 0 S: 4 H: 1 LOB: 1 BB: 0 P: 8	R: 0 E: 0 K: 1 S: 6 H: 0 LOB: 0 BB: 0 P: 9	R: 0 E: 0 K: 1 S: 7 H: 1 LOB: 0 BB: 0 P: 11	R: 0 E: 0 K: 2 S: 8 H: 0 LOB: 0 BB: 0 P: 13	R: 0 E: 0 K: 1 S: 5 H: 0 LOB: 0 BB: 0 P: 5	R: 0 E: 0 K: 1 S: 10 H: 1 LOB: 1 BB: 0 P: 15	R: 0 E: 0 K: 0 S: 9 H: 1 LOB: 0 BB: 0 P: 15	R: 0 E: 0 K: 0 S: 5 H: 0 LOB: 0 BB: 0 P: 6	R: 0 E: 0 K: 0 S: 7 H: 0 LOB: 0 BB: 0 P: 11	1B: 4 2B: 0 3B: 0 HR: 0 SF: 1 SAC: 0 DP: 1 HBP: 1						

TOP

San Diego Padres @ Chicago Cubs

Wrigley Field, Chicago, IL

Mon Jun 01 1992, 7:05 PM CDT

Att. 24,959 - Cloudy - 64 F

livebaseballscorecards.com

AB	28
R	1
H	4
RBI	1
BB	0
SO	6
LOB	7

PITCHER		IP	WLS	BF	H	R	ER	SO	BB	IBB	HBP	BLK	WP	HR	S	P	ERA	WHIP
Greg Maddux, R ERA: 2.43	(1, 1)	9.0	W	30	4	1	1	6	0	0	1	0	0	0	61	93	1.00	0.444

PITCHER	IP	WLS	BF	H	R	ER	SO	BB	IBB	HBP	BLK	WP	HR	S	P	ERA	WHIP

Batter	1	2	3	4	5	6	7	8	9	AB	R	H	RBI	BB	SO	LOB
Doug Dascenzo, S (1, 9) OBP: 0.280, SLG: 0.250	P6		L9		1B 23 1B 1-3 1B	K		FC6-4 1-2f		5	1	1	0	0	1	1
Jose Vizcaino, S (1, 6) OBP: 0.207, SLG: 0.220	23 FC4-6 1B		L3		23 1B 2B 1-3 3-H 1B		L8			4	1	2	1	0	0	0
23 Ryne Sandberg, R (1, 4) OBP: 0.353, SLG: 0.449	FC4-6 BB 1-2f			P9	2B 1B 2-3 3-H 1B		BB			3	1	1	1	1	0	1
Mark Grace, L (1, 3) OBP: 0.402, SLG: 0.469	1 SAFE 1-2 BB			G4-3	1B 1-3 3-H 2B		L8			3	1	1	1	1	0	1
Derrick May, L (1, 7) OBP: 0.273, SLG: 0.250	P5			1B	FC5-4 2-H 3-H 1B		L9			4	0	2	2	0	0	3
Sammy Sosa, R (1, 8) OBP: 0.305, SLG: 0.316		G5-3		1 SAFE 1 SAFE 1-2 1B	FC5-4 E S 1-2f			F9		4	0	1	0	0	0	1
Hector Villanueva, R (1, 2) OBP: 0.203, SLG: 0.221		F8		P2	F7 1-3			1B E BB 4-0		3	1	0	0	1	0	3
Gary Scott, R (1, 5) OBP: 0.176, SLG: 0.188		K			1B 1B 1-2 1B	E1 CS 0-0		FC5-4 1-2 1B 1-1		4	1	2	0	0	1	0
Greg Maddux, R (1, 1) OBP: 0.148, SLG: 0.269			K		K 0-3	L 1B SAFE K 3-3 1-2		FC5-4 FC6-4 1-2f 2-H 2-2		4	0	0	0	0	3	3
Inning Stats	R: 0 E: 0 K: 0 S: 11 H: 1 LOB: 2 BB: 1 P: 20	R: 0 E: 0 K: 1 S: 7 H: 0 LOB: 0 BB: 0 P: 11	R: 0 E: 0 K: 1 S: 6 H: 0 LOB: 0 BB: 0 P: 8	R: 0 E: 0 K: 0 S: 13 H: 2 LOB: 2 BB: 0 P: 17	R: 5 E: 0 K: 1 S: 24 H: 6 LOB: 1 BB: 0 P: 35	R: 0 E: 1 K: 2 S: 8 H: 0 LOB: 0 BB: 0 P: 12	R: 0 E: 0 K: 0 S: 9 H: 0 LOB: 1 BB: 1 P: 18	R: 1 E: 1 K: 0 S: 8 H: 1 LOB: 1 BB: 1 P: 16		1B: 9 2B: 2 3B: 0 HR: 0 SF: 0 SAC: 0 DP: 1 HBP: 0						

PITCHER		IP	WLS	BF	H	R	ER	SO	BB	IBB	HBP	BLK	WP	HR	S	P	ERA	WHIP
Andy Benes, R ERA: 4.0	(1, 1)	5.0	L	25	9	5	5	3	1	0	0	0	0	0	61	91	9.00	2.000
Jose Melendez, R ERA: 3.77	(6, 1)	2.0		7	0	0	0	2	1	0	0	0	0	0	17	30	0.00	0.500
Tim Scott, R ERA: 7.36	(8, 1)	1.0		5	1	1	0	0	1	0	0	0	0	0	8	16	0.00	2.000

PITCHER	IP	WLS	BF	H	R	ER	SO	BB	IBB	HBP	BLK	WP	HR	S	P	ERA	WHIP

BOTTOM

San Diego Padres @ Chicago Cubs

Wrigley Field, Chicago, IL

Mon Jun 01 1992, 7:05 PM CDT

Att. 24,959 - Cloudy - 64 F

livebaseballscorecards.com

AB	34
R	6
H	10
RBI	5
BB	3
SO	5
LOB	13

WP: 0 PB: 0 SB: 1 CS: 1 PA: 37

Batter	1	2	3	4	5	6	7	8	9	10	11	12	13	AB	R	H	RBI	BB	SO	LOB
Tony Fernandez, S (1, 6) OBP: 0.370, SLG: 0.411	L B B C B F F X 3-2 L6	1 SAFE X 0-0 G3			C B C B X 2-2 L5			L X 0-1 FC3-6 1B		B S B F X 2-2 G3-1			B B F B S B 4-2 L6-3 BB	5	0	1	0	1	0	2
Tony Gwynn, L (1, 9) OBP: 0.408, SLG: 0.500	B B X 2-0 G4-3	C B B X 2-1 F7				B F X 1-1 L3 1B		1 SAFE 1 SAFE X 0-0 FC3-6 1-2f			B B X 2-0 G1-6-3 BB 1B		C 1 SAFE 1 SAFE 1 SAFE X 0-1 L6-3 1-2	6	0	2	0	0	0	2
Gary Sheffield, R (1, 5) OBP: 0.384, SLG: 0.523	B F B B C X 3-2 G4-3	X 0-0 P3				1 SAFE C X 0-1 F7		F 1 SAFE B X 1-1 L3			B 1 SAFE B 1 B B 4-0 G1-6-3 1-2 BB		X 0-0 G6-3	5	0	0	0	1	0	2
Fred McGriff, L (1, 3) OBP: 0.419, SLG: 0.603		F B B S B X 3-2 1B 1B 2B	C S B X 1-2 G6-3			1 SAFE X 0-0 L3 1-2		X 0-0 F7			F X 0-1 G1-6-3 1-2f 2-3			5	1	1	0	0	0	4
Darrin Jackson, R (1, 8) OBP: 0.275, SLG: 0.400		X 0-0 1B 1B 2-3 1B	B S B B F X 3-2 L7				B X 1-0 F9		C X 0-1 G1-3		B X 1-0 F8			5	1	1	0	0	0	1
Jerald Clark, R (1, 7) OBP: 0.236, SLG: 0.286	S 1 SAFE S 1 SAFE 1 SAFE B B X 2-2 FC3-6 1B 1-2 3-H 1B		B X 1-0 G1-3				B X 1-0 2B		B B B C X 3-1 L4			C B B X 2-1 L5		5	0	2	1	0	0	0
Dan Walters, R (1, 2) OBP: 0.125, SLG: 0.125	B F B X 2-1 FC3-6 1-2 2-H 1B		C B F X 1-2 F8				X 0-0 G5-3		X 0-0 G4-3			B S B B B S X 3-2 G5-3		5	0	1	1	0	0	1
Kurt Stillwell, S (1, 4) OBP: 0.319, SLG: 0.383	C B X 1-1 FC3-6 1-2f 2-3			C B C B C 2-3 K			I I I I 4-0 IBB			B X 1-0 G3		F X 0-1 1B		4	0	1	0	1	1	2
Frank Seminara, R (1, 1) Mike Maddux, L (7, 1) Randy Myers, L (9, 1) Oscar Azocar, L (10, PH) OBP: 0.256, SLG: 0.194 Jose Melendez, R (10, 1) Tim Teufel, R (12, PH) OBP: 0.341, SLG: 0.338 Gene Harris, R (12, 1) Pat Clements, R (13, 1)	B C M M 1-3 K		X 0-0 G1-3				B S B F F X 2-2 P3			X 0-0 B1-3		1 SAFE C S S 0-3 K		3 0 0 0 0 1 4 0 0 0 0 0 0 0 0 0 0 0 0 0 0 0 0 1 0 0 0 0 0 0 0 0 0 0 0 0 0 0 0 1 0 0 0 0 1 1 0 0 0 0 0 0 0 0 0 0 0 0 0 0 0 0						
Inning Stats	R: 0 E: 0 K: 0 S: 9 H: 0 LOB: 0 BB: 0 P: 17	R: 2 E: 0 K: 1 S: 15 H: 4 LOB: 2 BB: 0 P: 24	R: 0 E: 0 K: 0 S: 6 H: 0 LOB: 0 BB: 0 P: 9	R: 0 E: 0 K: 0 S: 7 H: 0 LOB: 0 BB: 0 P: 12	R: 0 E: 0 K: 1 S: 7 H: 0 LOB: 0 BB: 0 P: 11	R: 0 E: 0 K: 0 S: 5 H: 1 LOB: 0 BB: 0 P: 6	R: 0 E: 0 K: 0 S: 7 H: 1 LOB: 2 BB: 1 P: 15	R: 0 E: 0 K: 0 S: 6 H: 1 LOB: 1 BB: 0 P: 7	R: 0 E: 0 K: 0 S: 5 H: 0 LOB: 0 BB: 0 P: 8	R: 0 E: 0 K: 0 S: 5 H: 0 LOB: 0 BB: 0 P: 8	R: 0 E: 0 K: 0 S: 4 H: 1 LOB: 1 BB: 1 P: 11	R: 0 E: 0 K: 1 S: 10 H: 1 LOB: 1 BB: 0 P: 15	R: 0 E: 0 K: 0 S: 5 H: 0 LOB: 0 BB: 1 P: 9	1B: 7 2B: 4 3B: 0 HR: 0	SF: 0 SAC: 0 DP: 3 HBP: 0	WP: 0 PB: 0 SB: 0 CS: 0	PA: 48		

PITCHER		IP	WLS	BF	H	R	ER	SO	BB	IBB	HBP	BLK	WP	HR	S	P	ERA	WHIP
Mike Morgan, R ERA: 3.38	(1, 1)	8.0		31	7	2	2	2	0	1	0	0	0	0	62	101	2.25	0.875
Bob Scanlan, R ERA: 1.65	(9, 1)	2.0		6	0	0	0	0	0	0	0	0	0	0	10	16	0.00	0.000
Jeff Robinson, R ERA: 1.8	(11, 1)	2.0		8	2	0	0	1	1	0	0	0	0	0	14	26	0.00	1.500
Shawn Boskie, R ERA: 4.75	(13, 1)	1.0	W	3	0	0	0	0	1	0	0	0	0	0	5	9	0.00	1.000

PITCHER	IP	WLS	BF	H	R	ER	SO	BB	IBB	HBP	BLK	WP	HR	S	P	ERA	WHIP

TOP

San Diego Padres @ Chicago Cubs

Wrigley Field, Chicago, IL

Tue Jun 02 1992, 3:33 AM CDT

Att. 19,716 - Sunny - 62 F

livebaseballscorecards.com

AB	45
R	2
H	9
RBI	2
BB	3
SO	3
LOB	19

Batter	1	2	3	4	5	6	7	8	9	10	11	12	13	AB	R	H	RBI	BB	SO	LOB
Jose Vizcaino, S (1, 6) OBP: 0.215, SLG: 0.227	B C X 1-1 B2-3 ①			X 0-0 FC6-4 1B		B X 1-0 G4-3 ①		X 0-0 1B		L B X 1-1 G3 ②			B C C S 1-3 K ①	6	0	2	0	0	1	0
Joe Girardi, R (1, 2) OBP: 0.358, SLG: 0.321	C B X 1-1 G5-3 ②			S 1 SAFE 1 SAFE X 0-1 FC6-4 ① 1-2f		X 0-0 G6-3 ②		B X 1-0 G5-3 ③		F F S 0-3 K ③			B X 1-0 FC6-5 23 1B 1B	6	0	1	0	0	1	2
23 Ryne Sandberg, R (1, 4) OBP: 0.353, SLG: 0.442	B C S X 1-2 F7 ③			B B C C S 2-3 K ②		B X 1-0 G6-3 ③			B B B B 4-0 HR BB		S X 0-1 G3 ①		C F X 0-2 FC6-5 1B 1-2 1B	5	2	1	0	1	1	1
Andre Dawson, R (1, 9) OBP: 0.320, SLG: 0.497		C B X 1-1 G4-3 ①		F B X 1-1 G1-3 ③			X 0-0 G1-3 ①		B S B X 2-1 1-H HR		B S C X 1-2 F8-6-3-6-2-4 1B		B F F F B X 2-2 FC6-5 ② 1B 1-2 2-3f	6	1	2	2	0	0	3
Mark Grace, L (1, 3) OBP: 0.414, SLG: 0.475		B C B B B 4-1 G4-6-3 BB		C B B C F F F F B 4-2 B 1B BB			C B X 1-1 FC5-4 1B		B C F X 1-2 SH1-4 1B		B B X 2-0 F8-6-3-6-2-4 ②③ 1-2		B X 1-0 ① 1-3 2-H 1B	4	0	3	1	2	0	1
Derrick May, L (1, 7) Doug Dascenzo, S (9, PH) OBP: 0.275, SLG: 0.245 (10, 7)		B B X 2-0 G4-6-3 ②③ 1-2f		X 0-0 S 1B 1-3			B F X 1-1 F7 ②		X 0-0 SH1-4 ① 1-2			C X 0-1 G4-3 ①		3	0	1	0	0	0	2
Sammy Sosa, R (1, 8) OBP: 0.303, SLG: 0.310	B C B F X 2-2 G3 ①			S 1 SAFE B B C F S 2-3 K ①			C B X 1-1 FC5-4 ③ 1-2f		I I I I 4-0 G5-4-3 IBB			M L B F B S 2-3 K ②		4	0	0	0	1	2	3
Gary Scott, R (1, 5) OBP: 0.161, SLG: 0.170	B B C X 2-1 F8 ②			B S B F B S 3-3 K ② 1-2			X 0-0 G6-3 ①		C B C X 1-2 G5-4-3 ②③ 1-2f			F B X 1-1 E6		5	0	0	0	0	1	4
Mike Morgan, R (1, 1) OBP: 0.167, SLG: 0.115 Dwight Smith, L (8, PH) OBP: 0.236, SLG: 0.299 Bob Scanlan, R (9, 1) Doug Strange, S (10, PH) OBP: 0.257, SLG: 0.235 Jeff Robinson, R (11, 1) Luis Salazar, R (12, PH) OBP: 0.228, SLG: 0.255 Shawn Boskie, R (13, 1) OBP: 0.063, SLG: 0.063	B C C X 1-2 G1-3 ③			F B B S X 2-2 G1-3 ③				C B X 1-1 G3-1 ②		C F X 0-2 F8 ①			1 SAFE X 0-0 P5 ③	2 1 0 1 0 0 1	0 0 0 0 0 0 0	0 0 0 0 0 0 0	0 0 0 0 0 0 0	0 0 0 0 0 0 0	0 0 0 0 0 0 1	2 0 0 0 0 0 0
Inning Stats	R: 0 H: 0 E: 0 LOB: 0 K: 0 BB: 0 S: 7 P: 10	R: 0 H: 0 E: 0 LOB: 0 K: 0 BB: 1 S: 4 P: 11	R: 0 H: 0 E: 0 LOB: 0 K: 0 BB: 0 S: 8 P: 13	R: 0 H: 1 E: 0 LOB: 1 K: 1 BB: 0 S: 8 P: 11	R: 0 H: 1 E: 0 LOB: 2 K: 2 BB: 1 S: 17 P: 28	R: 0 H: 0 E: 0 LOB: 0 K: 0 BB: 0 S: 3 P: 5	R: 0 H: 1 E: 0 LOB: 1 K: 0 BB: 0 S: 7 P: 10	R: 0 H: 1 E: 0 LOB: 1 K: 0 BB: 0 S: 5 P: 7	R: 2 H: 2 E: 0 LOB: 1 K: 0 BB: 2 S: 9 P: 21	R: 0 H: 0 E: 0 LOB: 0 K: 1 BB: 0 S: 8 P: 9	R: 0 H: 1 E: 0 LOB: 0 K: 0 BB: 0 S: 6 P: 9	R: 0 H: 0 E: 1 LOB: 1 K: 1 BB: 0 S: 9 P: 12	R: 1 H: 3 E: 0 LOB: 2 K: 1 BB: 0 S: 12 P: 17	1B: 9 2B: 1 3B: 0 HR: 1	SF: 0 SAC: 1 DP: 3 HBP: 0	WP: 0 RB: 0 SB: 1 CS: 0	PA: 50		

PITCHER		IP	WLS	BF	H	R	ER	SO	BB	IBB	HBP	BLK	WP	HR	S	P	ERA	WHIP
Frank Seminara, R ERA:	(1, 1)	6.1		23	3	0	0	3	2	0	0	0	0	0	50	82	0.00	0.789
Mike Maddux, R ERA: 2.0	(7, 1)	1.2		6	1	0	0	0	0	0	0	0	0	0	9	13	0.00	0.600
Randy Myers, L ERA: 6.0	(9, 1)	1.0		6	2	2	2	0	1	1	0	0	0	1	9	21	18.00	3.000
Jose Melendez, R ERA: 3.6	(10, 1)	2.0		6	1	0	0	1	0	0	0	0	0	0	14	18	0.00	0.500
Gene Harris, R ERA: 5.54	(12, 1)	1.2	L	8	2	1	1	2	0	0	0	0	0	0	20	27	5.40	1.200

PITCHER		IP	WLS	BF	H	R	ER	SO	BB	IBB	HBP	BLK	WP	HR	S	P	ERA	WHIP
Pat Clements, L ERA: 2.5	(13, 1)	0.0		1	1	0	0	0	0	0	0	0	0	0	1	2	∞	∞

BOTTOM

San Diego Padres @ Chicago Cubs

Wrigley Field, Chicago, IL

Tue Jun 02 1992, 3:33 AM CDT

Att. 19,716 - Sunny - 62 F

livebaseballscorecards.com

AB	45
R	3
H	10
RBI	3
BB	4
SO	6
LOB	19

Batter	1	2	3	4	5	6	7	8	9	AB	R	H	RBI	BB	SO	LOB
Tony Fernandez, S (1, 6) OBP: 0.371, SLG: 0.408	F8		BB		K		WP PB 1B 2-H		K	4	1	1	1	1	2	0
Tony Gwynn, L (1, 9) OBP: 0.404, SLG: 0.490	L7		L7		G4-3		WP E IBB		G4-3	4	1	0	0	1	0	1
Gary Sheffield, R (1, 5) OBP: 0.389, SLG: 0.530	K			1B 2B		S 1B	F9		1B	5	1	3	0	0	1	2
Darrin Jackson, R (1, 8) (7, 7)		L5-3 BB		G6-3		F8	PB 1-2 2-3 BB		F9	3	0	0	0	2	0	3
Oscar Azocar, L (1, 7) OBP: 0.256, SLG: 0.179 Gary Pettis, S (7, 8) OBP: 0.231, SLG: 0.208	F8			P5		F8	WP 1-3 2-H 3-H BB			3 0	0 0	0 0	0 0	1 0	0 0	3 0
Kurt Stillwell, S (1, 4) OBP: 0.324, SLG: 0.382	L5-3 1-2			2-H 1B		1-2 IBB	G3-1 1-2			3	0	1	1	1	0	3
Jerald Clark, R (1, 3) OBP: 0.246, SLG: 0.293		WP WP 2B		IBB		F8		G4-6-3 BB		2	1	1	0	2	0	2
Dann Bilardello, R (1, 2) OBP: 0.238, SLG: 0.211		G6-3		K			SH1-4 1B 1B	G4-6-3 1-2f		4	1	1	0	0	1	4
Bruce Hurst, L (1, 1) OBP: 0.143, SLG: 0.185		K 2-3			K		SH1-4 1-2	F8		3	0	0	0	0	2	1
Inning Stats	R: 0 E: 0 K: 1 S: 7 H: 0 LOB: 0 BB: 0 P: 12	R: 0 E: 0 K: 0 S: 8 H: 0 LOB: 0 BB: 1 P: 13	R: 1 E: 0 K: 1 S: 17 H: 1 LOB: 1 BB: 1 P: 26	R: 1 E: 0 K: 1 S: 10 H: 2 LOB: 2 BB: 1 P: 21	R: 0 E: 0 K: 2 S: 7 H: 0 LOB: 0 BB: 0 P: 9	R: 0 E: 0 K: 0 S: 11 H: 1 LOB: 2 BB: 1 P: 21	R: 3 E: 0 K: 0 S: 15 H: 2 LOB: 2 BB: 3 P: 33	R: 0 E: 0 K: 0 S: 7 H: 0 LOB: 0 BB: 1 P: 14	R: 0 E: 0 K: 1 S: 7 H: 1 LOB: 1 BB: 0 P: 10	1B: 5 2B: 3 3B: 0 HR: 0 SF: 0 SAC: 1 DP: 2 HBP: 0						

TOP

San Diego Padres @ Chicago Cubs

Wrigley Field, Chicago, IL

Wed Jun 03 1992, 3:33 AM CDT

Att. 19,642 - Sunny - 69 F

livebaseballscorecards.com

AB	31
R	5
H	7
RBI	2
BB	8
SO	6
LOB	19

WP: 4 PB: 3 SB: 1 CS: 0 PA: 40

PITCHER		IP	WLS	BF	H	R	ER	SO	BB	IBB	HBP	BLK	WP	HR	S	P	ERA	WHIP
Frank Castillo, R ERA: 3.03	(1, 1)	6.1	L	29	6	5	4	5	2	3	0	0	2	0	68	116	5.68	1.263
Jim Bullinger, R ERA: 7.94	(7, 1)	1.2		7	0	0	0	0	3	0	0	0	2	0	14	33	0.00	1.800
Dave Smith, R ERA: 1.42	(9, 1)	1.0		4	1	0	0	1	0	0	0	0	0	0	7	10	0.00	1.000

PITCHER	IP	WLS	BF	H	R	ER	SO	BB	IBB	HBP	BLK	WP	HR	S	P	ERA	WHIP

Batter	1	2	3	4	5	6	7	8	9	AB	R	H	RBI	BB	SO	LOB
Jose Vizcaino, S (1, 6) OBP: 0.216, SLG: 0.239	C B B X 2-1 SH1-3 23 SF9 2B		C L B B B C 3-3 ② K			B X 1-0 ① F8		X 0-0 ③ F9		4	1	1	0	0	1	0
Jerome Walton, R (1, 7) OBP: 0.255, SLG: 0.175	B B X 2-0 ① SH1-3 2-3		B S B B B X 3-1 ③ F8			X 0-0 ② B5-3			B C B B C X 3-2 23 FC5-4 1B	3	0	1	0	0	0	0
23 Ryne Sandberg, R (1, 4) OBP: 0.346, SLG: 0.435	B B C F F F X 3-2 ② SF9 3-H			B C C B F B X 3-2 ① G5-3		C B F F B X 2-2 ③ L5			C X 0-1 ① FC5-4 G1-3 1-2f	3	0	0	1	0	0	1
Mark Grace, L (1, 3) OBP: 0.406, SLG: 0.464	B C F B F B S 3-3 ③ K			X 0-0 ② L7			C B X 1-2 ① F7		B C X 1-1 ② G1-3 1-2	4	0	0	0	0	1	1
Sammy Sosa, R (1, 8) OBP: 0.302, SLG: 0.308		B S S B X 2-2 ① L6		B X 1-0 ③ G6-3			F L F B X 1-2 1B		C C F B B S 2-3 ③ K	4	0	1	0	0	1	1
Joe Girardi, R (1, 2) OBP: 0.365, SLG: 0.330		C X 0-1 CS 1B 1B			X 0-0 FC5-4 1B		1 SAFE B B C F B 1 SAFE S 3-3 ② K			3	0	2	0	0	1	1
Doug Dascenzo, S (1, 9) OBP: 0.278, SLG: 0.250		1 SAFE B X 1-0 1-2 1B			C X 0-1 ① FC5-4 FC5-4 1-2f		X 0-0 ③ F9			3	0	1	0	0	0	2
Gary Scott, R (1, 5) OBP: 0.153, SLG: 0.161		B S S T F B B S 3-3 ② ③ K 2-3			1 SAFE 1 SAFE P 1 SAFE C 1 SAFE B C X 2-2 ② FC5-4 1-2f			C B B X 2-1 ① F8		3	0	0	0	0	1	3
Frank Castillo, R (1, 1) OBP: 0.048, SLG: 0.048 Jim Bullinger, R (7, 1) Luis Salazar, R (8, PH) OBP: 0.225, SLG: 0.253 Dave Smith, R (9, 1)			C C X 0-2 ① L6		B 1 SAFE F C F B C 2-3 ③ K			C C B B B S 3-3 ② K		2 0 1 0	0 0 0 0	0 0 0 0	0 0 0 0	0 0 0 0	1 0 1 0	1 0 0 0
Inning Stats	R: 1 H: 1 E: 0 LOB: 0 K: 1 BB: 0 S: 11 P: 21	R: 0 H: 2 E: 0 LOB: 2 K: 1 BB: 0 S: 10 P: 16	R: 0 H: 0 E: 0 LOB: 0 K: 1 BB: 0 S: 8 P: 14	R: 0 H: 0 E: 0 LOB: 0 K: 0 BB: 0 S: 6 P: 10	R: 0 H: 1 E: 0 LOB: 1 K: 1 BB: 0 S: 11 P: 14	R: 0 H: 0 E: 0 LOB: 0 K: 0 BB: 0 S: 6 P: 9	R: 0 H: 1 E: 0 LOB: 1 K: 1 BB: 0 S: 11 P: 16	R: 0 H: 0 E: 0 LOB: 0 K: 1 BB: 0 S: 6 P: 11	R: 0 H: 1 E: 0 LOB: 1 K: 1 BB: 0 S: 11 P: 17	1B: 5 2B: 2 3B: 0 HR: 0	SF: 1 SAC: 1 DP: 1 HBP: 0					WP: 0 PB: 0 SB: 0 CS: 1	PA: 32

PITCHER	IP	WLS	BF	H	R	ER	SO	BB	IBB	HBP	BLK	WP	HR	S	P	ERA	WHIP
Bruce Hurst, L (1, 1) ERA: 3.39	9.0	W	32	6	1	1	7	0	0	0	0	0	0	80	128	1.00	0.667

PITCHER	IP	WLS	BF	H	R	ER	SO	BB	IBB	HBP	BLK	WP	HR	S	P	ERA	WHIP

BOTTOM

San Diego Padres @ Chicago Cubs

Wrigley Field, Chicago, IL

Wed Jun 03 1992, 3:33 AM CDT

Att. 19,642 - Sunny - 69 F

livebaseballscorecards.com

AB	30
R	1
H	6
RBI	1
BB	0
SO	7
LOB	10

Batter	1	2	3	4	5	6	7	8	9	AB	R	H	RBI	BB	SO	LOB
Otis Nixon, S (1, 8) OBP: 0.414, SLG: 0.407	G5-3		1-2 1B			CS S 1B		B1-3		4	0	2	0	0	0	0
Jeff Blauser, R (1, 6) Rafael Belliard, R (9, 6) OBP: 0.286, SLG: 0.382 OBP: 0.273, SLG: 0.246	G5-3		G5-3			1 SAFE 1 SAFE 1-2 K			HR	4 0	1 0	1 0	1 0	0 0	1 0	3 0
Terry Pendleton, S (1, 5) OBP: 0.338, SLG: 0.511	P4			P5		2-3 F8			G1-3 1B BB 1B	4	1	1	0	0	0	1
Ron Gant, R (1, 7) OBP: 0.387, SLG: 0.510		P3		S 1B SF8-3-4 1B			E6 L8		BB G1-3 1-2 1B	4	1	2	0	0	0	0
David Justice, L (1, 9) OBP: 0.307, SLG: 0.310		K		SF8-3-4 1-2 1B			L8 2-3		G1-3 1-2 2-3	4	0	1	0	0	1	3
Brian Hunter, R (1, 3) OBP: 0.250, SLG: 0.417		F8		SF8-3-4 1-2 2-H			G5-3		BB IBB	2	0	0	1	1	0	1
Greg Olson, R (1, 2) OBP: 0.325, SLG: 0.305			L8		F8		G1-3		BB 1-2 2-3 3-H	3	0	0	1	1	0	1
Mark Lemke, S (1, 4) OBP: 0.258, SLG: 0.288			1B 1B		G6-3			G6-3	K	4	0	1	0	0	1	3
Steve Avery, L (1, 1) OBP: 0.136, SLG: 0.214					G4-3			K	P4	2	0	0	0	0	1	1
Lonnie Smith, R (8, PH) OBP: 0.222, SLG: 0.179										1	0	0	0	0	1	0
Mike Stanton, L (8, 1) OBP: 0.500, SLG: 0.500										0	0	0	0	0	0	0
Juan Berenguer, R (8, 1)										0	0	0	0	0	0	0
Damon Berryhill, S (9, PH) OBP: 0.223, SLG: 0.385										1	0	0	0	0	0	3
Mark Wohlers, R (9, 1)										0	0	0	0	0	0	0
Inning Stats	R: 0 E: 0 K: 0 S: 6 H: 0 LOB: 0 BB: 0 P: 13	R: 0 E: 0 K: 1 S: 11 H: 0 LOB: 0 BB: 0 P: 14	R: 0 E: 0 K: 1 S: 11 H: 2 LOB: 2 BB: 0 P: 16	R: 1 E: 0 K: 0 S: 8 H: 2 LOB: 0 BB: 0 P: 12	R: 0 E: 0 K: 0 S: 7 H: 0 LOB: 0 BB: 0 P: 11	R: 0 E: 0 K: 1 S: 7 H: 1 LOB: 0 BB: 0 P: 10	R: 0 E: 1 K: 0 S: 10 H: 0 LOB: 1 BB: 0 P: 14	R: 0 E: 0 K: 1 S: 7 H: 0 LOB: 0 BB: 0 P: 10	R: 2 E: 0 K: 1 S: 16 H: 3 LOB: 3 BB: 2 P: 32	1B: 7 2B: 1 3B: 0 HR: 1 SF: 1 SAC: 0 DP: 1 HBP: 0						

PITCHER		IP	WLS	BF	H	R	ER	SO	BB	IBB	HBP	BLK	WP	HR	S	P	ERA	WHIP
Craig Lefferts, L ERA: 3.94	(1, 1)	8.0	L	30	7	3	3	4	0	0	0	0	0	1	69	103	3.38	0.875
Jose Melendez, R ERA: 3.6	(9, 1)	0.0		1	1	0	0	0	0	0	0	0	0	0	3	6	∞	∞
Pat Clements, L ERA: 2.45	(9, 1)	0.1		2	0	0	0	0	0	1	0	0	0	0	2	7	0.00	0.000
Mike Maddux, R ERA: 1.93	(9, 1)	0.2		3	0	0	0	1	1	0	0	0	0	0	9	16	0.00	1.500

PITCHER	IP	WLS	BF	H	R	ER	SO	BB	IBB	HBP	BLK	WP	HR	S	P	ERA	WHIP

TOP

Atlanta Braves @ San Diego Padres

Jack Murphy Stadium, San Diego, CA

Fri Jun 05 1992, 10:05 PM EDT

Att. 21,781 - Cloudy - 70 F

livebaseballscorecards.com

AB	33
R	3
H	8
RBI	3
BB	2
SO	5
LOB	16

WP: 0	PA: 36		
PB: 0			
SB: 2			
CS: 1			

BOTTOM

Atlanta Braves @ San Diego Padres

Jack Murphy Stadium, San Diego, CA

Fri Jun 05 1992, 10:05 PM EDT

Att. 21,781 - Cloudy - 70 F

livebaseballscorecards.com

Batter	1	2	3	4	5	6	7	8	9	AB	R	H	RBI	BB	SO	LOB
Tony Fernandez, S (1, 6) OBP: 0.376, SLG: 0.410	1-2 FC4-6 1B		4-0 CS BB		1-2 3-H 1B		3-1 G5-3 ③		1-1 FC1-5-2 ② 2-3 3-H	4	1	2	1	1	0	2
Tony Gwynn, L (1, 9) OBP: 0.412, SLG: 0.493	1 SAFE 0-1 FC4-6 1-3 1B		4-1 ② 1B 1-2 BB		1-0 ② F9			X 0-0 FC5-4 1B	4-0 FC5-4 IBB	3	0	2	0	2	0	1
Gary Sheffield, R (1, 5) OBP: 0.385, SLG: 0.522	0-1 ① P4		0-1 1B 1-2		1-1 ③ F7			S B B 1 SAFE X 2-1 ① FC5-4 E 1-2f	F X 0-1 ③ FC5-4 1-2f	5	0	1	0	0	0	7
Fred McGriff, L (1, 3) OBP: 0.412, SLG: 0.591	B C 1 SAFE B X 2-1 ② FC4-6 1-2f 3-H		S F S 0-3 ③ K			B F B C X 2-2 ① L9		B 1 SAFE S X 1-1 E4 1-2		4	0	0	1	0	1	4
Darrin Jackson, R (1, 8) OBP: 0.273, SLG: 0.386	B X 1-0 ③ F7			X 0-0 ① G5-3		F S B F B C 2-3 ② K		1 SAFE B X 1-0 ② P3		4	0	0	0	0	1	3
Dan Walters, R (1, 2) OBP: 0.167, SLG: 0.167		X 0-0 ① P3		C B B X 2-1 ② F9		X 0-0 1B		B B X 2-0 ③ F8		4	0	1	0	0	0	2
Jerald Clark, R (1, 7) OBP: 0.246, SLG: 0.289 Gary Pettis, S (9, PR) OBP: 0.231, SLG: 0.208		B F X 1-1 ② G5-3		B F B B X 3-1 ③ L9		B S X 1-1 ③ P4			B B B C B 4-1 SH5-4 1B FC1-5-2 BB	3 0	0 0	0 0	0 0	1 0	0 0	1 0
Kurt Stillwell, S (1, 4) OBP: 0.329, SLG: 0.381		C C F X 0-2 ③ F7			B B F B B 4-1 SH5-4 BLK 1B BB		B X 1-0 ① F7		X 0-0 FC1-5-2 SH5-4 1-2 1B	3	1	1	0	1	0	0
Craig Lefferts, L (1, 1) OBP: 0.053, SLG: 0.053 Jose Melendez, R (9, 1) Pat Clements, R (9, 1) Mike Maddux, L (9, 1) Oscar Azocar, L (9, PH) OBP: 0.256, SLG: 0.179			S F B X 1-2 ① F8		B L X 1-1 ① SH5-4 1-3		F C S 0-3 ② K		C X 0-1 ① SH5-4 1-2 2-3	2 0 0 0 0	0 0 0 0 0	0 0 0 0 0	0 0 0 0 0	0 0 0 0 0	1 0 0 0 0	0 0 0 0 0
Inning Stats	R: 1 E: 0 K: 0 S: 10 H: 2 LOB: 1 BB: 0 P: 14	R: 0 E: 0 K: 0 S: 7 H: 0 LOB: 0 BB: 0 P: 8	R: 0 E: 0 K: 1 S: 9 H: 1 LOB: 2 BB: 2 P: 18	R: 0 E: 0 K: 0 S: 5 H: 0 LOB: 0 BB: 0 P: 10	R: 1 E: 0 K: 0 S: 11 H: 1 LOB: 1 BB: 1 P: 17	R: 0 E: 0 K: 1 S: 10 H: 1 LOB: 1 BB: 0 P: 15	R: 0 E: 0 K: 1 S: 6 H: 0 LOB: 0 BB: 0 P: 10	R: 0 E: 1 K: 0 S: 7 H: 1 LOB: 2 BB: 0 P: 13	R: 0 E: 0 K: 0 S: 8 H: 1 LOB: 3 BB: 2 P: 17	1B: 7 2B: 0 3B: 0 HR: 0		SF: 0 SAC: 2 DP: 0 HBP: 0				WP: 0 PB: 0 SB: 0 CS: 1	PA: 39

	AB	32
	R	2
	H	7
	RBI	2
	BB	5
	SO	3
	LOB	20

PITCHER		IP	WLS	BF	H	R	ER	SO	BB	IBB	HBP	BLK	WP	HR	S	P	ERA	WHIP
Steve Avery, L ERA: 3.12	(1, 1)	7.0		28	5	2	2	3	3	0	0	1	0	0	58	92	2.57	1.143
Mike Stanton, L ERA: 6.52	(8, 1)	0.1		3	1	0	0	0	0	0	0	0	0	0	5	8	0.00	3.000
Juan Berenguer, R ERA: 2.33	(8, 1)	0.2	W	2	0	0	0	0	0	0	0	0	0	0	2	5	0.00	0.000
Mark Wohlers, R ERA: 2.25	(9, 1)	1.0	S	6	1	0	0	0	1	1	0	0	0	0	8	17	0.00	2.000

PITCHER	IP	WLS	BF	H	R	ER	SO	BB	IBB	HBP	BLK	WP	HR	S	P	ERA	WHIP

Batter	1	2	3	4	5	6	7	8	9	AB	R	H	RBI	BB	SO	LOB
Deion Sanders, L (1, 8) (3, 7) OBP: 0.381, SLG: 0.540	X 0-0 CS G4-3 1B		B F X 1-1 G4-3 3B		C B B X 2-1 BB 1B 2-3 1B	X 0-0 ② P6			L S F B F B F X 2-2 ① G1-3	5	1	3	0	0	0	2
Terry Pendleton, S (1, 5) OBP: 0.339, SLG: 0.522	1 SAFE 1 SAFE B 1 SAFE S P F X 2-2 ① G4-3 1-2		F B X 1-1 ① G4-3 3-H		X 0-0 BB 1-2 3-H 1B	X 0-0 ③ G4-3			X 0-0 HR	5	1	2	3	0	0	3
Ron Gant, R (1, 7) OBP: 0.392, SLG: 0.515 Otis Nixon, S (3, 8) OBP: 0.420, SLG: 0.414	B C X 1-1 ② 1B 2-3 1B		F B C X 1-2 CS 1B		B B X 2-0 ② L8		X 0-0 1B 1B		B X 1-0 FC5-4 1B	2 3	0 0	2 2	0 0	0 0	0 0	0 2
David Justice, L (1, 9) OBP: 0.310, SLG: 0.308	1 SAFE B B 1 SAFE S X 2-1 1-3 1B		X 0-0 ② P4		B B C C B F B 4-2 1-2 2-3 BB		B 1 SAFE S 1 SAFE S S 1-3 ① K		C S 1 SAFE X 0-2 ② FC5-4 S 1-2f 2B	4	1	1	0	1	1	3
Sid Bream, L (1, 3) OBP: 0.341, SLG: 0.361	C B S B F B X 3-2 ③ G4-3		B B 2-0 ③ CS 1-2	C X 0-1 ① G1-3	F B F F C 1-3 ③ K		X 0-0 G5-4-3 1-3 1B		B B S B X 3-1 1-H 2B	5	0	2	1	0	1	5
Greg Olson, R (1, 2) OBP: 0.320, SLG: 0.300		B C B B B X 3-1 ① G5-3		B X 1-0 ② P6		S B X 1-1 ②③ SH1-4 1B 1B 1B	B C P S S X 2-2 ②③ G5-4-3 1-2f		C C X 0-2 ③ G5-3	5	1	1	0	0	0	3
Mark Lemke, S (1, 4) OBP: 0.258, SLG: 0.287		C X 0-1 E3 SH1-3		B B X 2-0 ③ L8		X 0-0 1B SH1-4 1-2 1B		B C X 1-1 ① F7		4	0	1	0	0	0	0
Rafael Belliard, R (1, 6) OBP: 0.277, SLG: 0.244		F X 0-1 ② SH1-3 1-2			B C H 2-1 1B SH2-4 1B HBP	L X 0-1 ① SH1-4 1-2 2-3		X 0-0 ② L8		1	1	0	0	0	0	0
Tom Glavine, L (1, 1) OBP: 0.324, SLG: 0.333		C B S X 1-2 ③ G5-3			1 SAFE 1 SAFE X 0-0 ① SH2-4 1-2	B B F B X 3-1 2-3 3-H 1B		B X 1-0 ③ G1-3		3	0	1	1	0	0	1
Inning Stats	R: 0 H: 3 E: 0 LOB: 2 K: 0 BB: 0 S: 13 P: 20	R: 0 H: 0 E: 1 LOB: 1 K: 0 BB: 0 S: 9 P: 13	R: 1 H: 2 E: 0 LOB: 0 K: 0 BB: 0 S: 8 P: 13	R: 0 H: 0 E: 0 LOB: 0 K: 0 BB: 0 S: 4 P: 7	R: 1 H: 2 E: 0 LOB: 3 K: 1 BB: 1 S: 13 P: 24	R: 1 H: 3 E: 0 LOB: 2 K: 0 BB: 0 S: 9 P: 13	R: 0 H: 2 E: 0 LOB: 1 K: 1 BB: 0 S: 9 P: 11	R: 0 H: 0 E: 0 LOB: 0 K: 0 BB: 0 S: 4 P: 6	R: 2 H: 3 E: 0 LOB: 1 K: 0 BB: 0 S: 16 P: 22	1B: 12 SF: 0 2B: 1 SAC: 3 3B: 1 DP: 1 HR: 1 HBP: 1						WP: 0 PA: 43 PB: 0 SB: 1 CS: 2

Atlanta Braves @ San Diego Padres

Jack Murphy Stadium, San Diego, CA

Sat Jun 06 1992, 10:05 PM EDT

Att. 54,046 - Cloudy - 71 F

TOP

livebaseballscorecards.com

AB	37
R	5
H	15
RBI	5
BB	1
SO	2
LOB	19

PITCHER		IP	WLS	BF	H	R	ER	SO	BB	IBB	HBP	BLK	WP	HR	S	P	ERA	WHIP
Andy Benes, R ERA: 3.94	(1, 1)	8.0	L	36	12	3	3	2	1	0	1	0	0	0	69	107	3.38	1.625
Randy Myers, L ERA: 6.43	(9, 1)	1.0		6	3	2	2	0	0	0	0	0	0	1	16	22	18.00	3.000

PITCHER		IP	WLS	BF	H	R	ER	SO	BB	IBB	HBP	BLK	WP	HR	S	P	ERA	WHIP

BOTTOM

Atlanta Braves @ San Diego Padres

Jack Murphy Stadium, San Diego, CA

Sat Jun 06 1992, 10:05 PM EDT

Att. 54,046 - Cloudy - 71 F

livebaseballscorecards.com

Batter	1	2	3	4	5	6	7	8	9	AB	R	H	RBI	BB	SO	LOB
Tony Fernandez, S (1, 6) OBP: 0.369, SLG: 0.402	L8		G6-3			P9			F9	4	0	0	0	0	0	0
Tony Gwynn, L (1, 9) OBP: 0.409, SLG: 0.486	L5		G4-3			G5-4-3 BB			G4-3	3	0	0	0	1	0	0
Gary Sheffield, R (1, 5) OBP: 0.382, SLG: 0.514	BB		L7			G5-4-3 1-2f			L6	3	0	0	0	1	0	1
Fred McGriff, L (1, 3) OBP: 0.406, SLG: 0.582	K			L8			F7			3	0	0	0	0	1	1
Darrin Jackson, R (1, 8) OBP: 0.269, SLG: 0.380		K		K			F7			3	0	0	0	0	2	0
Dan Walters, R (1, 2) OBP: 0.133, SLG: 0.133		G3-1		K			G5-3			3	0	0	0	0	1	0
Jerald Clark, R (1, 7) OBP: 0.248, SLG: 0.300		1B 3B			K			F8		3	1	1	0	0	1	0
Kurt Stillwell, S (1, 4) OBP: 0.329, SLG: 0.380		3-H 1B			F8			K		3	0	1	1	0	1	0
Andy Benes, R (1, 1) OBP: 0.292, SLG: 0.273		K			L1			F8		2	0	0	0	0	1	1
Kevin Ward, R (8, PH) OBP: 0.270, SLG: 0.375										1	0	0	0	0	0	0
Randy Myers, L (9, 1)										0	0	0	0	0	0	0

Inning Stats	1	2	3	4	5	6	7	8	9
	R: 0 H: 0 E: 0 LOB: 1 K: 1 BB: 1 S: 10 P: 19	R: 1 H: 2 E: 0 LOB: 1 K: 2 BB: 0 S: 9 P: 15	R: 0 H: 0 E: 0 LOB: 0 K: 0 BB: 0 S: 5 P: 6	R: 0 H: 0 E: 0 LOB: 0 K: 2 BB: 0 S: 10 P: 14	R: 0 H: 0 E: 0 LOB: 0 K: 1 BB: 0 S: 6 P: 8	R: 0 H: 0 E: 0 LOB: 0 K: 0 BB: 1 S: 4 P: 9	R: 0 H: 0 E: 0 LOB: 0 K: 0 BB: 0 S: 5 P: 7	R: 0 H: 0 E: 0 LOB: 0 K: 1 BB: 0 S: 6 P: 9	R: 0 H: 0 E: 0 LOB: 0 K: 0 BB: 0 S: 5 P: 5

AB	28	
R	1	
H	2	
RBI	1	
BB	2	
SO	7	
LOB	3	

| | | | | | | | | | |

Batter	1	2	3	4	5	6	7	8	9	AB	R	H	RBI	BB	SO	LOB
Deion Sanders, L (1, 8) OBP: 0.376, SLG: 0.526	B X 1-0 ① G1-4-3		X 0-0 ② B2-3		B B B 4-0 1B 3B BB	C F C 0-3 ① K		F B B X 2-1 ① F9		4	1	0	0	1	1	0
Terry Pendleton, S (1, 5) OBP: 0.340, SLG: 0.519	B B F X 2-1 ② L8		B X 1-0 ③ F7		1 SAFE P 1 SAFE X 1-0 1-3 3B 1B	C X 0-1 BB 1B		F X 0-1 ② G4-3		5	1	2	0	0	0	0
Ron Gant, R (1, 7) OBP: 0.392, SLG: 0.510	B B S X 2-1 S HR 1B			X 0-0 E5 FC3-6 S SF7	B S F X 1-2 ① F7	B B B C B 4-1 1-2 BB		S X 0-1 E4 S 3B		4	3	1	0	1	0	2
David Justice, L (1, 9) OBP: 0.324, SLG: 0.349	1 SAFE B 1 SAFE B X 2-0 1-H HR			1 SAFE B 1 SAFE B C B B 4-1 FC3-6 1-2 BB	B B F S B X 3-2 1-H 3-H 2B 3B	B B X 2-0 ② F9		B 1 SAFE B I I 4-0 1-2 3B IBB		3	3	2	4	2	0	2
Sid Bream, L (1, 3) OBP: 0.343, SLG: 0.387	B B X 2-0 ③ P6			X 0-0 ① FC3-6 SF7 BB 1-2f 2-3	B B X 2-0 3-H 2B 2B	X 0-0 ③ F8		B S F X 1-2 1-H 2-H 3B		5	1	2	3	0	0	4
Damon Berryhill, S (1, 2)		B F F B S 2-3 ① K		F B B B B 4-1 SF7 1-2 BB	X 0-0 1B 2-H 2B		B X 1-0 ① L9	S F B X 1-2 ③ G3		4	0	1	1	1	1	1
Jeff Blauser, R (1, 6) OBP: 0.285, SLG: 0.381 Rafael Belliard, R (7, 6) OBP: 0.275, SLG: 0.242		C B C B S 2-3 ② K		C X 0-1 ② SF7 1-2 2-3 3-H	B C B X 2-1 2-3 1B		B X 1-0 ② G3		B X 1-0 ① G6-3	3 1	0 0	1 0	1 0	0 0	1 0	0 0
Mark Lemke, S (1, 4) OBP: 0.262, SLG: 0.286		C B B F S 2-3 ③ K		I I I 4-0 IBB	C F F S 0-3 ② K		C X 0-1 1B		B S C S 1-3 ② K	4	0	1	0	1	3	2
29 John Smoltz, R (1, 1) OBP: 0.242, SLG: 0.267			S C B F C 1-3 ① K	B S B B C X 3-2 ③ L9	B S B F S 2-3 ③ K		X 0-0 ③ G4-3		X 0-0 ③ G6-3	5	0	0	0	0	2	6
Inning Stats	R: 2 E: 0 K: 0 S: 7 H: 2 LOB: 0 BB: 0 P: 16	R: 0 E: 0 K: 3 S: 9 H: 0 LOB: 0 BB: 0 P: 15	R: 0 E: 0 K: 1 S: 6 H: 0 LOB: 0 BB: 0 P: 8	R: 1 E: 1 K: 0 S: 9 H: 0 LOB: 3 BB: 3 P: 24	R: 4 E: 0 K: 2 S: 19 H: 5 LOB: 2 BB: 1 P: 33	R: 0 E: 0 K: 1 S: 8 H: 1 LOB: 2 BB: 1 P: 14	R: 0 E: 0 K: 0 S: 5 H: 1 LOB: 1 BB: 0 P: 7	R: 2 E: 1 K: 0 S: 12 H: 1 LOB: 1 BB: 1 P: 20	R: 0 E: 0 K: 1 S: 5 H: 0 LOB: 0 BB: 0 P: 7	1B: 5 2B: 2 3B: 2 HR: 1	SF: 1 SAC: 0 DP: 0 HBP: 0						

TOP

Atlanta Braves @ San Diego Padres

Jack Murphy Stadium, San Diego, CA

Sun Jun 07 1992, 6:33 AM EDT

Att. 18,924 - Cloudy - 73 F

livebaseballscorecards.com

AB	38
R	9
H	10
RBI	9
BB	6
SO	8
LOB	17

		WP: 0	PA: 45
		PB: 0	
		SB: 3	
		CS: 0	

PITCHER		IP	WLS	BF	H	R	ER	SO	BB	IBB	HBP	BLK	WP	HR	S	P	ERA	WHIP
Frank Seminara, R ERA: 4.22	(1, 1)	4.1	L	22	4	6	5	4	3	1	0	0	0	1	39	79	10.38	1.615
Rich Rodriguez, L ERA: 1.95	(5, 1)	0.2		5	3	1	1	2	0	0	0	0	0	0	11	17	13.50	4.500
Pat Clements, L ERA: 2.21	(6, 1)	2.0		9	2	0	0	1	1	0	0	0	0	0	13	21	0.00	1.500
Mike Maddux, R ERA: 1.74	(8, 1)	2.0		9	1	2	0	1	0	1	0	0	0	0	17	27	0.00	0.500

PITCHER	IP	WLS	BF	H	R	ER	SO	BB	IBB	HBP	BLK	WP	HR	S	P	ERA	WHIP

Batter	1	2	3	4	5	6	7	8	9	AB	R	H	RBI	BB	SO	LOB
Tony Fernandez, S (1, 6) OBP: 0.371, SLG: 0.401	B C B F B B 4-2 S G4-3 BB		B X 1-0 G5-4-3 1B		X 0-0 ③ G1-3		F B C F B F X 2-2 ② G4-3			3	0	1	0	1	0	1
Tony Gwynn, L (1, 9) OBP: 0.407, SLG: 0.481	X 0-0 ① G4-3 1-2		1 SAFE 1 SAFE 1 SAFE C F X 0-2 ①② G5-4-3 1-2f			B C X 1-1 1B WP E 1B	C X 0-1 ③ F7			4	1	1	0	0	0	2
Gary Sheffield, R (1, 5) OBP: 0.384, SLG: 0.516	B B B C X 3-1 ② L8		S B B S S 2-3 ③ K			C B B B B 4-1 E E E 1-2 BB		X 0-0 F7 SF7 2B		3	2	1	0	1	1	1
Fred McGriff, L (1, 3) OBP: 0.408, SLG: 0.578	B F B B C B 4-2 2-3 BB			B B B X 3-0 ① F7		F X 0-1 E9 2B 1-H 2-H 1B		F C F B B X 2-2 ① F7 2-3		3	1	1	0	1	0	1
Kurt Stillwell, S (1, 4) OBP: 0.320, SLG: 0.371	C F X 0-2 ③ G1-3			B X 1-0 ② G5-3		C F S 0-3 ① K		X 0-0 ② SF7 3-H		3	0	0	1	0	1	3
Oscar Azocar, L (1, 7) OBP: 0.234, SLG: 0.163		C X 0-1 ① G3		C B B X 2-1 ③ F7		F S F X 0-2 ② P5		F F F X 0-2 ③ L9		4	0	0	0	0	0	1
Darrin Jackson, R (1, 8) OBP: 0.273, SLG: 0.387		F X 0-1 ② F7			C C B X 1-2 1B	C X 0-1 PB 3-H 2B		B S F S 1-3 ① K		4	0	2	1	0	1	0
Dann Bilardello, R (1, 2) OBP: 0.240, SLG: 0.182		B B B B 4-0 BB			S C S 0-3 ① K	B S B F X 2-2 ③ G5-3 2-3		S S X 0-2 ② G6-3		3	0	0	0	1	1	2
Frank Seminara, R (1, 1) Rich Rodriguez, L (5, 1) Tim Teufel, R (5, PH) OBP: 0.337, SLG: 0.333 Pat Clements, R (6, 1) Kevin Ward, R (7, PH) OBP: 0.263, SLG: 0.364 Mike Maddux, L (8, 1) Craig Shipley, R (9, PH) OBP: 0.206, SLG: 0.182		C X 0-1 ③ G5-3			X 0-0 ② P3		X 0-0 ① F9		S B S S B B F C 3-3 ③ K	1 0 1 0 1 0 1	0 0 0 0 0 0 0	0 0 0 0 0 0 0	0 0 0 0 0 0 0	0 0 0 0 0 0 1	0 0 0 0 0 0 0	1 0 1 0 0 0 0
Inning Stats	R: 0 H: 0 E: 0 LOB: 2 K: 0 BB: 2 S: 10 P: 21	R: 0 H: 0 E: 0 LOB: 1 K: 0 BB: 1 S: 6 P: 10	R: 0 H: 1 E: 0 LOB: 0 K: 1 BB: 0 S: 7 P: 10	R: 0 H: 0 E: 0 LOB: 0 K: 0 BB: 0 S: 4 P: 10	R: 0 H: 1 E: 0 LOB: 1 K: 1 BB: 0 S: 8 P: 9	R: 3 H: 3 E: 1 LOB: 1 K: 1 BB: 1 S: 17 P: 24	R: 0 H: 0 E: 0 LOB: 0 K: 0 BB: 0 S: 8 P: 10	R: 1 H: 1 E: 0 LOB: 0 K: 0 BB: 0 S: 10 P: 12	R: 0 H: 0 E: 0 LOB: 0 K: 2 BB: 0 S: 10 P: 14	1B: 4 SF: 1 2B: 2 SAC: 0 3B: 0 DP: 1 HR: 0 HBP: 0						WP: 1 PA: 36 PB: 1 SB: 1 CS: 0

PITCHER	IP	WLS	BF	H	R	ER	SO	BB	IBB	HBP	BLK	WP	HR	S	P	ERA	WHIP
29 John Smoltz, R (1, 1) ERA: 3.65	9.0	W	36	6	4	4	5	4	0	0	0	1	0	80	120	4.00	1.111

PITCHER	IP	WLS	BF	H	R	ER	SO	BB	IBB	HBP	BLK	WP	HR	S	P	ERA	WHIP

BOTTOM

Atlanta Braves @ San Diego Padres

Jack Murphy Stadium, San Diego, CA

Sun Jun 07 1992, 6:33 AM EDT

Att. 18,924 - Cloudy - 73 F

livebaseballscorecards.com

AB	31
R	4
H	6
RBI	2
BB	4
SO	5
LOB	13

Houston Astros @ San Diego Padres

Jack Murphy Stadium, San Diego, CA

Mon Jun 08 1992, 10:05 PM EDT

Att. 11,248 - Cloudy - 73 F

livebaseballscorecards.com

Batter	1	2	3	4	5	6	7	8	9	AB	R	H	RBI	BB	SO	LOB
Craig Biggio, R (1, 4) OBP: 0.361, SLG: 0.405	F8		BB		G5-3			G4-3		3	0	0	0	1	0	1
Steve Finley, L (1, 8) OBP: 0.327, SLG: 0.422	F8		G3		G3			1B		4	0	1	0	0	0	2
Ken Caminiti, S (1, 5) OBP: 0.347, SLG: 0.385	F7			HR BB		G5-3		L8		3	1	0	0	1	0	1
5 Jeff Bagwell, R (1, 3) OBP: 0.340, SLG: 0.408		2B		K		L8			L8	4	0	1	0	0	1	1
Eric Anthony, L (1, 9) OBP: 0.319, SLG: 0.397		K		HR		G4-3			K	4	1	1	2	0	2	1
Pete Incaviglia, R (1, 7) OBP: 0.285, SLG: 0.340		K		K			G6-3		L7	4	0	0	0	0	2	1
Scott Servais, R (1, 2) OBP: 0.292, SLG: 0.324		G6-3		G6-3			L7			3	0	0	0	0	0	1
Rafael Ramirez, R (1, 6) OBP: 0.250, SLG: 0.299			G6-3		SH1-4		P4			3	0	1	0	0	0	0
Pete Harnisch, S (1, 1) OBP: 0.185, SLG: 0.296										1	0	0	0	0	0	0
Rob Murphy, L (7, 1)										0	0	0	0	0	0	0
Xavier Hernandez, L (7, 1)										0	0	0	0	0	0	0
Casey Candaele, S (7, 6) OBP: 0.221, SLG: 0.226			F9		SH1-4			K2-3		1	0	0	0	0	1	0
Inning Stats	R: 0 E: 0 K: 0 S: 7 H: 0 LOB: 0 BB: 0 P: 11	R: 0 E: 0 K: 2 S: 11 H: 1 LOB: 1 BB: 0 P: 15	R: 0 E: 0 K: 0 S: 8 H: 0 LOB: 1 BB: 1 P: 14	R: 2 E: 0 K: 2 S: 12 H: 1 LOB: 0 BB: 1 P: 18	R: 0 E: 0 K: 0 S: 11 H: 1 LOB: 1 BB: 0 P: 14	R: 0 E: 0 K: 0 S: 8 H: 0 LOB: 0 BB: 0 P: 15	R: 0 E: 0 K: 0 S: 4 H: 0 LOB: 0 BB: 0 P: 8	R: 0 E: 0 K: 1 S: 8 H: 1 LOB: 1 BB: 0 P: 12	R: 0 E: 0 K: 1 S: 9 H: 0 LOB: 0 BB: 0 P: 15	1B: 2 2B: 1 3B: 0 HR: 1	SF: 0 SAC: 1 DP: 0 HBP: 0			WP: 0 PB: 0 SB: 2 CS: 0	PA: 33		

TOP	
AB	30
R	2
H	4
RBI	2
BB	2
SO	6
LOB	8

PITCHER		IP	WLS	BF	H	R	ER	SO	BB	IBB	HBP	BLK	WP	HR	S	P	ERA	WHIP
Bruce Hurst, L ERA: 3.26	(1, 1)	9.0	W	33	4	2	2	6	2	0	0	0	0	1	78	122	2.00	0.667

PITCHER	IP	WLS	BF	H	R	ER	SO	BB	IBB	HBP	BLK	WP	HR	S	P	ERA	WHIP

BOTTOM

Houston Astros @ San Diego Padres

Jack Murphy Stadium, San Diego, CA

Mon Jun 08 1992, 10:05 PM EDT

Att. 11,248 - Cloudy - 73 F

livebaseballscorecards.com

Batter	1	2	3	4	5	6	7	8	9	AB	R	H	RBI	BB	SO	LOB
Tony Fernandez, S (1, 6) OBP: 0.365, SLG: 0.394	F B B X 2-1 ① F8		B F S F B F B X 3-2 ② F7		X 0-0 ① L9		X 0-0 ① F7			4	0	0	0	0	0	0
Tony Gwynn, L (1, 9) OBP: 0.408, SLG: 0.500	B X 1-0 ② G4-3		C X 0-1 2B		X 0-0 ② P4		B C X 1-1 HR			4	1	2	1	0	0	0
Gary Sheffield, R (1, 5) OBP: 0.382, SLG: 0.512	X 0-0 E6		B B S S C X 2-2 ③ L9		C B X 1-1 ③ F9		F B X 1-1 1B 1B			4	0	1	0	0	0	1
Fred McGriff, L (1, 3) OBP: 0.409, SLG: 0.576	C S 1 SAFE B X 1-2 ③ G6-3			F F X 0-2 ① F7		B S B B X 3-1 BB 1B 1B	1 SAFE B B B X 3-0 1-2 G5-4-3 1B			4	0	2	0	0	0	1
Oscar Azocar, L (1, 7) OBP: 0.260, SLG: 0.217 Kevin Ward, R (7, PH) (8, 7) OBP: 0.256, SLG: 0.353		C F B X 1-2 ① F8		F B B X 2-1 HR 2B		X 0-0 ② BB 1-2 1B	X 0-0 ② ③ G5-4-3 1-2f			3 1	1 0	2 0	0 0	0 0	0 0	0 2
Darrin Jackson, R (1, 8) OBP: 0.273, SLG: 0.399		B C C F B X 2-2 ② G4-3		B B X 2-0 2-H HR		B B X 2-0 ① L7		B F F F B X 2-2 ① F9		4	1	1	2	0	0	2
Kurt Stillwell, S (1, 4) OBP: 0.325, SLG: 0.371		C B B B B B 4-1 S BB		F B B X 2-1 1B		F S B F X 1-2 ② L6		B F F B B X 3-2 ② F7		3	0	1	0	1	0	2
Dann Bilardello, R (1, 2) OBP: 0.222, SLG: 0.167 Tim Teufel, R (6, PH) OBP: 0.344, SLG: 0.333 Dan Walters, R (7, 2) OBP: 0.188, SLG: 0.133		1 SAFE C 1 SAFE B S S S 2-3 ③ K 1-2		1 SAFE F B B 1 SAFE X 1-1 ② P4			B C S B B B 4-2 1-2 2-3 BB		F B B B F B F B 4-2 BB	2 0 0	0 0 0	0 0 0	0 0 0	0 1 1	1 0 0	2 0 0
Bruce Hurst, L (1, 1) OBP: 0.125, SLG: 0.161			S F S 0-3 ① K	C F F B C 1-3 ③ K		B B B C C X 3-2 ③ P8		B S B S C 2-3 ③ K		4	0	0	0	0	3	5
Inning Stats	R: 0 E: 1 K: 0 S: 7 H: 0 LOB: 1 BB: 0 P: 11	R: 0 E: 0 K: 1 S: 11 H: 0 LOB: 1 BB: 1 P: 20	R: 0 E: 0 K: 1 S: 13 H: 1 LOB: 1 BB: 0 P: 18	R: 2 E: 0 K: 1 S: 14 H: 3 LOB: 1 BB: 0 P: 22	R: 0 E: 0 K: 0 S: 4 H: 0 LOB: 0 BB: 0 P: 5	R: 0 E: 0 K: 0 S: 13 H: 2 LOB: 3 BB: 1 P: 26	R: 1 E: 0 K: 0 S: 7 H: 3 LOB: 1 BB: 0 P: 12	R: 0 E: 0 K: 1 S: 13 H: 0 LOB: 1 BB: 1 P: 24		1B: 5 2B: 2 3B: 0 HR: 2	SF: 0 SAC: 0 DP: 1 HBP: 0			WP: 0 PB: 0 SB: 1 CS: 0	PA: 36	

	AB	33
	R	3
	H	9
	RBI	3
	BB	3
	SO	4
	LOB	15

PITCHER		IP	WLS	BF	H	R	ER	SO	BB	IBB	HBP	BLK	WP	HR	S	P	ERA	WHIP
Pete Harnisch, R ERA: 4.11	(1, 1)	6.1	L	30	8	3	3	3	2	0	0	0	0	2	67	109	4.26	1.579
Rob Murphy, L ERA: 4.5	(7, 1)	0.0		1	1	0	0	0	0	0	0	0	0	0	1	4	∞	∞
Xavier Hernandez, R ERA: 3.13	(7, 1)	1.2		5	0	0	0	1	1	0	0	0	0	0	14	25	0.00	0.600

PITCHER		IP	WLS	BF	H	R	ER	SO	BB	IBB	HBP	BLK	WP	HR	S	P	ERA	WHIP

Batter	1	2	3	4	5	6	7	8	9	AB	R	H	RBI	BB	SO	LOB
Craig Biggio, R (1, 4) OBP: 0.363, SLG: 0.407	E4 G4-3 1B		SH5-3 1-2	F7			FC4-6 1B		G5-4-3 1-2f	4	1	2	0	0	0	2
Steve Finley, L (1, 8) OBP: 0.325, SLG: 0.419	G4-3 5 S 1B		F8 2-3		P6		FC4-6 5 G5-3 1-2f			4	0	1	0	0	0	2
5 Jeff Bagwell, R (1, 3) OBP: 0.335, SLG: 0.401	K 1-2 2-3		G6-3		G5-3		G5-3 1-2			4	0	0	0	0	1	4
Eric Anthony, L (1, 9) OBP: 0.324, SLG: 0.408 Chris Jones, R (7, 9) OBP: 0.265, SLG: 0.233	G4-3 2-3 3-H			1B G3 2B	1B 1B		K			4 0	1 0	2 0	1 0	0 0	1 0	2 0
Ken Caminiti, S (1, 5) OBP: 0.352, SLG: 0.384	G6-3			G3 1B BB	1-2 1B			L4		3	1	1	0	1	0	1
Luis Gonzalez, L (1, 7) OBP: 0.227, SLG: 0.252		G3		K	G4-3			F9		4	0	0	0	0	1	4
Rafael Ramirez, R (1, 6) OBP: 0.250, SLG: 0.297		P6	G3 1-2 2-3			P2		P4		4	1	1	0	0	0	0
Eddie Taubensee, L (1, 2) OBP: 0.252, SLG: 0.213 Casey Candaele, S (9, PH) OBP: 0.219, SLG: 0.225	K		G3 1-2 2-3 3-H			K		F9		3 1	0 0	0 0	1 0	0 0	2 0	2 0
Jimmy Jones, R (1, 1) OBP: 0.333, SLG: 0.286 Rob Murphy, L (7, 1) Joe Boever, R (7, 1) Benny Distefano, L (9, PH) OBP: 0.371, SLG: 0.290 Juan Guerrero, R (9, PR) OBP: 0.244, SLG: 0.194			F8 SH5-3 1B	2-H 3-H 1B		L7			G5-4-3 1B	3 0 0 1 0	0 0 0 0 0	2 0 0 1 0	2 0 0 0 0	0 0 0 0 0	0 0 0 0 0	0 0 0 0 0

Houston Astros @ San Diego Padres

Jack Murphy Stadium, San Diego, CA

Tue Jun 09 1992, 10:05 PM EDT

Att. 15,749 - Cloudy - 73 F

TOP

livebaseballscorecards.com

AB	35
R	4
H	10
RBI	4
BB	1
SO	5
LOB	17

Inning Stats	1	2	3	4	5	6	7	8	9
	R: 1 E: 1 K: 1 S: 15	R: 0 E: 0 K: 1 S: 10	R: 0 E: 0 K: 0 S: 8	R: 3 E: 0 K: 1 S: 12	R: 0 E: 0 K: 0 S: 11	R: 0 E: 0 K: 1 S: 7	R: 0 E: 0 K: 1 S: 10	R: 0 E: 0 K: 0 S: 6	R: 0 E: 0 K: 0 S: 3
	H: 2 LOB: 1 BB: 0 P: 20	H: 0 LOB: 0 BB: 0 P: 14	H: 1 LOB: 1 BB: 0 P: 12	H: 3 LOB: 1 BB: 1 P: 20	H: 2 LOB: 2 BB: 0 P: 18	H: 0 LOB: 0 BB: 0 P: 8	H: 1 LOB: 1 BB: 0 P: 13	H: 0 LOB: 0 BB: 0 P: 10	H: 1 LOB: 1 BB: 0 P: 6

1B: 9	SF: 0	WP: 0	PA: 37
2B: 1	SAC: 1	PB: 0	
3B: 0	DP: 1	SB: 2	
HR: 0	HBP: 0	CS: 0	

PITCHER		IP	WLS	BF	H	R	ER	SO	BB	IBB	HBP	BLK	WP	HR	S	P	ERA	WHIP
Gene Harris, R ERA: 6.48	(1, 1)	3.2		18	6	4	4	3	1	0	0	0	0	0	44	65	9.82	1.909
Rich Rodriguez, L ERA: 1.88	(4, 1)	1.1		6	2	0	0	0	0	0	0	0	0	0	12	19	0.00	1.500
Jose Melendez, R ERA: 3.45	(6, 1)	2.0		7	1	0	0	2	0	0	0	0	0	0	17	21	0.00	0.500
Pat Clements, L ERA: 2.11	(8, 1)	1.0	W	3	0	0	0	0	0	0	0	0	0	0	6	10	0.00	0.000
Mike Maddux, R ERA: 1.66	(9, 1)	1.0	S	3	1	0	0	0	0	0	0	0	0	0	3	6	0.00	1.000

PITCHER	IP	WLS	BF	H	R	ER	SO	BB	IBB	HBP	BLK	WP	HR	S	P	ERA	WHIP

BOTTOM

Batter	1	2	3	4	5	6	7	8	9	AB	R	H	RBI	BB	SO	LOB
Tony Fernandez, S (1, 6) OBP: 0.367, SLG: 0.396	C B B F S 2-3 K ①		B 1 SAFE B X 2-0 G4-6-3 ①② 1-2f		B B X 2-0 FC6-4 1B		B 1 SAFE P X 2-0 S ② 1-2 1B			4	0	2	0	0	1	1
Tony Gwynn, L (1, 9) OBP: 0.406, SLG: 0.500	C B X 1-1 F9 2B		F X 0-1 G4-3 ③		F C X 0-2 FC6-4 ③ 1-2f		C C B F X 1-2 L8 ③ 1-2			4	0	1	0	0	0	2
Gary Sheffield, R (1, 5) OBP: 0.380, SLG: 0.507	F X 0-1 F9 ② 2-3			S X 0-1 P8 ①		F S F X 0-2 G5-3 ①		B B X 2-0 2B FC5-4 1B		4	1	1	0	0	0	1
Fred McGriff, L (1, 3) OBP: 0.411, SLG: 0.594	C B F B F B S 3-3 K ③			X 0-0 HR		B F C B C 2-3 K ②		X 0-0 FC5-4 2B 1-3		4	1	2	1	0	2	1
Oscar Azocar, L (1, 7) OBP: 0.278, SLG: 0.245 Mike Maddux, L (9, 1)		C X 0-1 SH5-3 2B		X 0-0 G3-1 ②		C B F B X 2-2 F9 ③		I I I 4-0 FC5-4 IBB		3 0	0 0	1 0	0 0	1 0	0 0	0 0
Darrin Jackson, R (1, 8) OBP: 0.274, SLG: 0.398 (9, 7)		S X 0-1 SH5-3 ① 2-3		B X 1-0 G1-3 ③			F B X 1-1 3B 1B	C C X 0-2 L4 ①		3	1	1	0	0	0	3
Dan Walters, R (1, 2) OBP: 0.250, SLG: 0.474		C X 0-1 L4 ②			C B X 1-1 HR		1 SAFE C 1 SAFE F F B B 1 SAFE X 2-2 1B 3B 1-H	S B F X 1-2 FC5-4 ② 1-2f 2-3 3-H		4	2	2	3	0	0	3
Kurt Stillwell, S (1, 4) OBP: 0.323, SLG: 0.367		B C B C B X 3-2 F9 ③			X 0-0 F7 ①		B X 1-0 FC1-6 1B 3-H	S X 0-1 F8 ③		4	0	1	1	0	0	3
Gene Harris, R (1, 1) OBP: 0.500, SLG: 0.500 Rich Rodriguez, L (4, 1) Jerald Clark, R (5, PH) OBP: 0.246, SLG: 0.298 Jose Melendez, R (6, 1) Kevin Ward, R (7, PH) OBP: 0.250, SLG: 0.343 Pat Clements, R (8, 1) Gary Pettis, S (9, 8) OBP: 0.231, SLG: 0.208			B M F B X 2-2 G4-6-3 1B		F S S 0-3 K2-3 ②		1 SAFE B 1 X 1-0 FC1-6 ① CS 1-2f			1 0 1 0 1 0 0	0 0 0 0 0 0 0	1 0 0 0 0 0 0	0 0 0 0 0 0 0	0 0 0 0 0 0 0	0 0 1 0 0 0 0	0 0 0 0 1 0 0
Inning Stats	R: 0 E: 0 K: 2 S: 11 H: 1 LOB: 1 BB: 0 P: 17	R: 0 E: 0 K: 0 S: 9 H: 1 LOB: 1 BB: 0 P: 12	R: 0 E: 0 K: 0 S: 6 H: 1 LOB: 0 BB: 0 P: 10	R: 1 E: 0 K: 0 S: 5 H: 1 LOB: 0 BB: 0 P: 6	R: 1 E: 0 K: 1 S: 10 H: 2 LOB: 1 BB: 0 P: 13	R: 0 E: 0 K: 1 S: 10 H: 0 LOB: 0 BB: 0 P: 14	R: 2 E: 0 K: 0 S: 14 H: 4 LOB: 1 BB: 0 P: 21	R: 1 E: 0 K: 0 S: 10 H: 2 LOB: 2 BB: 1 P: 17		1B: 6 2B: 3 3B: 1 HR: 2	SF: 0 SAC: 1 DP: 1 HBP: 0		WP: 0 PB: 0 SB: 1 CS: 1	PA: 35		

PITCHER		IP	WLS	BF	H	R	ER	SO	BB	IBB	HBP	BLK	WP	HR	S	P	ERA	WHIP
Jimmy Jones, R ERA: 4.12	(1, 1)	6.0		25	8	4	4	4	0	0	0	0	0	2	57	81	6.00	1.333
Rob Murphy, L ERA: 4.5	(7, 1)	0.0		1	1	0	0	0	0	0	0	0	0	0	1	2	∞	∞
Joe Boever, R ERA: 2.68	(7, 1)	2.0	L	9	3	1	1	0	0	1	0	0	0	0	17	27	4.50	1.500

PITCHER	IP	WLS	BF	H	R	ER	SO	BB	IBB	HBP	BLK	WP	HR	S	P	ERA	WHIP

Houston Astros @ San Diego Padres

Jack Murphy Stadium, San Diego, CA

Tue Jun 09 1992, 10:05 PM EDT

Att. 15,749 - Cloudy - 73 F

livebaseballscorecards.com

AB	33
R	5
H	12
RBI	5
BB	1
SO	4
LOB	15

Houston Astros @ San Diego Padres

Jack Murphy Stadium, San Diego, CA

Wed Jun 10 1992, 6:33 AM EDT

Att. 13,082 - Overcast - 73 F

livebaseballscorecards.com

Batter	1	2	3	4	5	6	7	8	9	AB	R	H	RBI	BB	SO	LOB
Craig Biggio, R (1, 4) OBP: 0.365, SLG: 0.406	X 0-0 L3 1B		B B B C B 4-1 BB			C C X 0-2 ② G5-3		B C S B F X 2-2 ③ F7		3	0	1	0	1	0	0
Steve Finley, L (1, 8) OBP: 0.324, SLG: 0.414	C C B B 1 SAFE 1 SAFE S 2-3 ① K		F B F S 1-3 ③ K			X 0-0 ③ B1-3			B B B C B 4-1 5 F8 S BB	3	0	0	0	1	2	3
Ken Caminiti, S (1, 5) OBP: 0.349, SLG: 0.379	B X 1-0 ②③ L3 1-2			C B F X 1-2 ① P2			B C X 1-1 5 1B SF7 1B		C B X 1-1 ① F7 1-2	4	1	1	0	0	0	2
5 Jeff Bagwell, R (1, 3) OBP: 0.337, SLG: 0.403		B B F B X 3-1 CS 1B		X 0-0 ② G6-3			B B S X 2-1 1-3 1B		B C B X 2-1 ② F8 2-3	4	0	2	0	0	0	1
Eric Anthony, L (1, 9) OBP: 0.315, SLG: 0.398		B C X 1-1 ① L8		C B C X 1-2 ③ G4-3			B C X 1-1 ① SF7 3-H		B C X 1-1 ③ P6	3	0	0	1	0	0	2
Pete Incaviglia, R (1, 7) OBP: 0.288, SLG: 0.340		S F X 0-2 ② F8			B X 1-0 G4-6-3 1B		B X 1-0 ② F9			3	0	1	0	0	0	2
Doug Jones, R (7, 1)										0	0	0	0	0	0	0
Scott Servais, R (1, 2) OBP: 0.280, SLG: 0.310		F B F 1 SAFE 1-2 ③ CS 1-2	F C B B X 2-2 ① F9		B X 1-0 ①② G4-6-3 1-2f		X 0-0 ③ G4-3			3	0	0	0	0	0	2
Casey Candaele, S (1, 6) OBP: 0.223, SLG: 0.229			X 0-0 SH2-4 1B		B B X 2-0 ③ G6-3			S X 0-1 ① F7		2	0	1	0	0	0	0
Xavier Hernandez, L (5, 1)										0	0	0	0	0	0	0
Rob Mallicoat, L (7, 1)										0	0	0	0	0	0	0
Juan Guerrero, R (7, 7) OBP: 0.238, SLG: 0.189										1	0	0	0	0	0	0
Butch Henry, L (1, 1) OBP: 0.150, SLG: 0.300						X 0-0 ① P4		C X 0-1 ② F8		0	0	0	0	0	0	0
Rafael Ramirez, R (5, 6) OBP: 0.245, SLG: 0.291			B X 1-0 ② SH2-4 1-2							2	0	0	0	0	0	0
Inning Stats	R: 0 E: 0 K: 1 S: 5 H: 1 LOB: 0 BB: 0 P: 8	R: 0 E: 0 K: 0 S: 9 H: 1 LOB: 0 BB: 0 P: 14	R: 0 E: 0 K: 1 S: 9 H: 1 LOB: 2 BB: 1 P: 17	R: 0 E: 0 K: 0 S: 7 H: 0 LOB: 0 BB: 0 P: 9	R: 0 E: 0 K: 0 S: 3 H: 1 LOB: 0 BB: 0 P: 7	R: 0 E: 0 K: 0 S: 5 H: 0 LOB: 0 BB: 0 P: 5	R: 1 E: 0 K: 0 S: 8 H: 2 LOB: 1 BB: 0 P: 13	R: 0 E: 0 K: 0 S: 8 H: 0 LOB: 0 BB: 0 P: 10	R: 0 E: 0 K: 0 S: 7 H: 0 LOB: 1 BB: 1 P: 15	1B: 6 2B: 1 3B: 0 HR: 0	SF: 1 SAC: 1 DP: 2 HBP: 0						

	AB	28
	R	1
	H	6
	RBI	1
	BB	2
	SO	2
	LOB	12

WP: 0 PB: 0 SB: 1 CS: 1 PA: 33

PITCHER		IP	WLS	BF	H	R	ER	SO	BB	IBB	HBP	BLK	WP	HR	S	P	ERA	WHIP
Craig Lefferts, L ERA: 3.63	(1, 1)	8.0	W	28	6	1	1	2	1	0	0	0	0	0	54	83	1.12	0.875
Larry Andersen, R ERA: 5.4	(9, 1)	1.0		4	0	0	0	0	1	0	0	0	0	0	7	15	0.00	1.000

PITCHER		IP	WLS	BF	H	R	ER	SO	BB	IBB	HBP	BLK	WP	HR	S	P	ERA	WHIP

Batter	1	2	3	4	5	6	7	8	9	AB	R	H	RBI	BB	SO	LOB
Tony Fernandez, S (1, 6) OBP: 0.368, SLG: 0.393	G3		G6-3		K		S FC 1B	FC6 1-2 BB		4	1	1	0	1	1	0
Tony Gwynn, L (1, 9) OBP: 0.406, SLG: 0.498	K		HR 1B		2B 1B		G4-3 1-3	FC6 1-2f		5	2	2	0	0	1	3
Tim Teufel, R (1, 5) OBP: 0.340, SLG: 0.341	G6-3		F9		2B 2B		FC BB 3-H			4	1	1	2	0	0	1
Fred McGriff, L (1, 3) OBP: 0.420, SLG: 0.617		1B BB	HR		S 2B		FC6-4 1-2 BB			2	1	2	3	2	0	0
Kevin Ward, R (1, 8) OBP: 0.256, SLG: 0.342 Gary Pettis, S (7, PH) OBP: 0.222, SLG: 0.200 (8, 8)		1 SAFE 1 SAFE 1B	K		K 2-3		K			3 1	0 0	1 0	0 0	0 0	2 1	1 2
Jerald Clark, R (1, 7) OBP: 0.242, SLG: 0.292		G6-3		F7	F7		FC6-4 1-2f			4	0	0	0	0	0	5
Dan Walters, R (1, 2) OBP: 0.208, SLG: 0.391		K		G4-3		F8		G5-3		4	0	0	0	0	1	2
Kurt Stillwell, S (1, 4) OBP: 0.327, SLG: 0.362		IBB		BB		P7		G4-3		2	0	0	0	2	0	0
Craig Lefferts, L (1, 1) OBP: 0.045, SLG: 0.045 Craig Shipley, R (8, PH) OBP: 0.229, SLG: 0.206 Larry Andersen, R (9, 1)		P1		L9		K		BB 1B		3 1 0	0 0 0	0 1 0	0 0 0	0 0 0	1 0 0	4 0 0
Inning Stats	R: 0 E: 0 K: 1 S: 6 H: 0 LOB: 0 BB: 0 P: 10	R: 0 E: 0 K: 1 S: 13 H: 1 LOB: 3 BB: 2 P: 26	R: 2 E: 0 K: 1 S: 12 H: 2 LOB: 0 BB: 0 P: 18	R: 0 E: 0 K: 0 S: 6 H: 0 LOB: 1 BB: 1 P: 11	R: 2 E: 0 K: 2 S: 10 H: 3 LOB: 1 BB: 0 P: 19	R: 0 E: 0 K: 1 S: 8 H: 0 LOB: 0 BB: 0 P: 8	R: 1 E: 0 K: 1 S: 16 H: 1 LOB: 2 BB: 1 P: 28	R: 0 E: 0 K: 0 S: 7 H: 1 LOB: 2 BB: 1 P: 11		1B: 5 2B: 2 3B: 0 HR: 1	SF: 0 SAC: 0 DP: 0 HBP: 0					

PITCHER		IP	WLS	BF	H	R	ER	SO	BB	IBB	HBP	BLK	WP	HR	S	P	ERA	WHIP
Butch Henry, L ERA: 5.1	(1, 1)	4.1	L	22	6	4	4	4	2	1	0	0	0	1	43	77	8.31	1.846
Xavier Hernandez, R ERA: 3.0	(5, 1)	1.2		5	0	0	0	2	0	0	0	0	0	0	12	15	0.00	0.000
Rob Mallicoat, L ERA: 2.76	(7, 1)	0.1		4	1	1	1	0	1	0	0	0	0	0	9	18	27.00	6.000
Doug Jones, R ERA: 2.31	(7, 1)	1.2		7	1	0	0	1	1	0	0	0	0	0	14	21	0.00	1.200

PITCHER	IP	WLS	BF	H	R	ER	SO	BB	IBB	HBP	BLK	WP	HR	S	P	ERA	WHIP

BOTTOM

Houston Astros @ San Diego Padres

Jack Murphy Stadium, San Diego, CA

Wed Jun 10 1992, 6:33 AM EDT
Att. 13,082 - Overcast - 73 F

livebaseballscorecards.com

AB	33
R	5
H	8
RBI	5
BB	5
SO	7
LOB	18

Batter	1	2	3	4	5	6	7	8	9	AB	R	H	RBI	BB	SO	LOB
Tony Fernandez, S (1, 6) OBP: 0.365, SLG: 0.389	C B B B X 3-1 G3-1 1B 1B	F C X 0-2 ③ G6-3			X 0-0 ① F7		1 SAFE C 1 SAFE X 0-1 ③ G6-3		X 0-0 ③ G6-3	5	1	1	0	0	0	2
Tony Gwynn, L (1, 9) OBP: 0.407, SLG: 0.502	S 1 SAFE B 1 C C 1 SAFE X 1-2 ① G3-1 1-2		B S B X 2-1 G3-1 1B 2B		B F F B F X 2-2 ② F9			C X 0-1 1B G5-3 1B 1B		4	2	2	0	0	0	1
Gary Sheffield, R (1, 5) OBP: 0.378, SLG: 0.502	B B C C B F F X 3-2 ② 2-H 1B	F X 0-1 ① G3-1 2-3			S B C X 1-2 ③ F9			S B 1 B X SAFE 2-1 ① G5-3 1-2		4	0	1	1	0	0	2
Fred McGriff, L (1, 3) OBP: 0.426, SLG: 0.623	B F C F F B X 2-2 2B 2B	B B B S S F B 4-2 1B BB				C C S 0-3 ① K		S B B B S X 3-2 1B 2-3 1B		3	1	2	0	1	1	0
Darrin Jackson, R (1, 8) (8, 7) OBP: 0.278, SLG: 0.405	B B C C B X 3-2 2-H 2B	S 1 SAFE X 0-1 L1-3 1-2 3-H 1B			X 0-0 ② F7			B F S S 1-3 ② K		4	0	2	2	0	1	2
Dan Walters, R (1, 2) OBP: 0.214, SLG: 0.370	C B X 1-1 ③ G1-3	1 SAFE S S X 0-1 ② ③ L1-3 1-2				C X 0-1 ③ G5-3		B X 1-0 1-2 3-H 1B		4	0	1	1	0	0	3
Jerald Clark, R (1, 7) OBP: 0.242, SLG: 0.296		B S C X 1-2 2B		X 0-0 ① F8			L S B X 1-2 ① G6-3	B C S X 1-2 ③ P4		4	0	1	0	0	0	2
Kurt Stillwell, S (1, 4) OBP: 0.320, SLG: 0.353		S T F F C 0-3 ① K		B X 1-0 ② G1-6-3			B S F F B B X 3-2 ② G5-3		C X 0-1 ① G4-3	4	0	0	0	0	1	1
Andy Benes, R (1, 1) OBP: 0.400, SLG: 0.250 Pat Clements, R (8, 1) Jose Melendez, R (8, 1) Kevin Ward, R (7, PH) OBP: 0.214, SLG: 0.342 Mike Maddux, L (1, 1) Larry Andersen, R (8, 1) Gary Pettis, S (8, 8) OBP: 0.400, SLG: 0.200 Randy Myers, L (8, 1) Tim Teufel, R (8, PH) OBP: 0.667, SLG: 0.537		B F F B B S 3-3 ② K		B S F B X 2-2 ③ G5-3			B F B B S B 4-2 BB		B B C X 2-1 ② F7	2 0 0 0 0 1 1 0 0 0 0 0 0 0 0 0 0 0 0 0 0 0 0 0 1 0 0 0 0 0 0 0 0 0 0 0 0 0 0 0 0 0 0 0 0 0 0 0 0 0 0 0 0 0 0 0 1 0 0 0 0 0 0						
Inning Stats	R: 2 E: 0 K: 0 S: 19 H: 4 LOB: 1 BB: 0 P: 32	R: 0 E: 0 K: 2 S: 13 H: 1 LOB: 1 BB: 0 P: 17	R: 1 E: 0 K: 0 S: 11 H: 2 LOB: 1 BB: 1 P: 17	R: 0 E: 0 K: 0 S: 5 H: 0 LOB: 0 BB: 0 P: 8	R: 0 E: 0 K: 0 S: 8 H: 0 LOB: 0 BB: 0 P: 11	R: 0 E: 0 K: 1 S: 6 H: 0 LOB: 0 BB: 0 P: 6	R: 0 E: 0 K: 0 S: 11 H: 0 LOB: 1 BB: 1 P: 19	R: 1 E: 0 K: 1 S: 14 H: 3 LOB: 2 BB: 0 P: 22	R: 0 E: 0 K: 0 S: 5 H: 0 LOB: 0 BB: 0 P: 7	1B: 6 2B: 5 3B: 0 HR: 0	SF: 0 SAC: 0 DP: 1 HBP: 0						

PITCHER		IP	WLS	BF	H	R	ER	SO	BB	IBB	HBP	BLK	WP	HR	S	P	ERA	WHIP
Tom Glavine, L ERA: 2.9	(1, 1)	7.2		33	10	4	4	4	2	0	0	0	0	0	84	128	4.70	1.565
Juan Berenguer, R ERA: 2.4	(8, 1)	0.1	W	1	0	0	0	0	0	0	0	0	0	0	3	4	0.00	0.000
Mike Stanton, L ERA: 6.04	(9, 1)	1.0	S	3	0	0	0	0	0	0	0	0	0	0	5	7	0.00	0.000

PITCHER	IP	WLS	BF	H	R	ER	SO	BB	IBB	HBP	BLK	WP	HR	S	P	ERA	WHIP

TOP

San Diego Padres @ Atlanta Braves

Atlanta-Fulton County Stadium, Atlanta, GA

Fri Jun 12 1992, 7:05 PM EDT

Att. 39,884 - Cloudy - 65 F

livebaseballscorecards.com

AB	35
R	4
H	10
RBI	4
BB	2
SO	4
LOB	14

1B: 6	SF: 0	WP: 0	PA: 37		
2B: 5	SAC: 0	PB: 0			
3B: 0	DP: 1	SB: 0			
HR: 0	HBP: 0	CS: 0			

Batter	1	2	3	4	5	6	7	8	9	AB	R	H	RBI	BB	SO	LOB
Otis Nixon, S (1, 8) OBP: 0.421, SLG: 0.402	1-1 1B 1B 1B	4-1 1B 1-2 BB		0-1 F8 ③		0-1 G3 1-2 2-3 1B		0-1 1B S 1B 1B		4	2	3	0	1	0	0
Terry Pendleton, S (1, 5) OBP: 0.341, SLG: 0.512	3-2 BB 1B 1-3 1B	0-0 G4-6-3 1-2 2-3 1B			1-2 L3 ①	0-0 G3 ② 1-2 2-3 3-H		0-1 F9 1B FC 1-3 1B		5	1	3	1	0	0	2
Ron Gant, R (1, 7) OBP: 0.382, SLG: 0.487	0-1 BB 1-2 3-H 1B	3-2 G4-6-3 ② ③ 1-2f			0-2 G4-3 ②	2-3 K ③		3-2 F9 FC 1-2 3-H 1B		5	0	2	2	0	1	5
David Justice, L (1, 9) OBP: 0.332, SLG: 0.370	4-2 1-2 2-3 BB		1-3 K1-3 ①		4-1 BB BB		4-2 E 1B BB	0-1 F9 ① 2-3		2	0	0	0	3	1	2
Sid Bream, L (1, 3) OBP: 0.340, SLG: 0.372 Brian Hunter, R (7, PR) OBP: 0.248, SLG: 0.412 (8, 3)	2-3 K ①		2-1 F9 ②		4-1 FC6-4 1-2 BB		1-1 E7 F8-6 1-3 1B	1-0 FC 1-2 3-H		3 1	0 0	1 0	0 1	1 0	1 0	3 1
Greg Olson, R (1, 2) OBP: 0.304, SLG: 0.293	2-3 K ②		2-0 G6-3 ③		1-2 FC6-4 ③ 1-2f		2-2 G6-3 ①	2-1 F9 ② 2-3		5	0	0	0	0	1	9
Mark Lemke, S (1, 4) OBP: 0.282, SLG: 0.306	3-2 G4-3 ③			0-0 HR		4-2 1B SH1-4 G3 BB	4-2 BB	1-0 P4 ③		3	2	1	1	2	0	5
Rafael Belliard, R (1, 6) OBP: 0.265, SLG: 0.234 Jerry Willard, L (7, PH) OBP: 0.318, SLG: 0.619 Jeff Blauser, R (8, 6) OBP: 0.278, SLG: 0.371		0-0 G1-3 ①		0-0 F9 ①		0-0 SH1-4 ① 1-2		0-1 F8-6 ② ③ 2-3		2 1 0	0 0 0	0 0 0	0 0 0	0 0 0	0 0 0	0 3 0
Tom Glavine, L (1, 1) OBP: 0.351, SLG: 0.343 Juan Berenguer, R (8, 1) Deion Sanders, L (8, PH) OBP: 0.376, SLG: 0.541 Mike Stanton, L (9, 1) OBP: 0.500, SLG: 0.500		0-2 1B BB 1B		0-0 G1-3 ②		4-2 G3 1B BB		2-0 HR		2 0 1 0	0 0 1 0	1 0 1 0	0 0 1 0	1 0 0 0	0 0 0 0	0 0 0 0
Inning Stats	R: 1 E: 0 K: 2 S: 20 H: 3 LOB: 3 BB: 1 P: 35	R: 0 E: 0 K: 0 S: 12 H: 2 LOB: 2 BB: 1 P: 19	R: 0 E: 0 K: 1 S: 6 H: 0 LOB: 0 BB: 0 P: 11	R: 1 E: 0 K: 0 S: 5 H: 1 LOB: 0 BB: 0 P: 5	R: 0 E: 0 K: 0 S: 11 H: 0 LOB: 2 BB: 2 P: 21	R: 1 E: 0 K: 1 S: 15 H: 1 LOB: 2 BB: 2 P: 25	R: 0 E: 1 K: 0 S: 13 H: 1 LOB: 3 BB: 2 P: 24	R: 3 E: 0 K: 0 S: 18 H: 4 LOB: 2 BB: 0 P: 27		1B: 10 2B: 1 3B: 0 HR: 2	SF: 0 SAC: 1 DP: 2 HBP: 0					

PITCHER		IP	WLS	BF	H	R	ER	SO	BB	IBB	HBP	BLK	WP	HR	S	P	ERA	WHIP
Andy Benes, R ERA: 4.0	(1, 1)	5.1		26	6	3	3	3	5	0	0	0	0	1	57	98	5.06	2.062
Pat Clements, L ERA: 2.11	(6, 1)	0.0		1	0	0	0	0	1	0	0	0	0	0	6	10	∞	∞
Jose Melendez, R ERA: 3.4	(6, 1)	0.2		3	1	0	0	1	0	0	0	0	0	0	6	8	0.00	1.500
Mike Maddux, R ERA: 2.78	(7, 1)	1.0	L	8	4	3	3	0	2	0	0	0	0	1	18	31	27.00	6.000
Larry Andersen, R ERA: 5.4	(8, 1)	0.0		1	1	0	0	0	0	0	0	0	0	0	7	10	∞	∞

PITCHER		IP	WLS	BF	H	R	ER	SO	BB	IBB	HBP	BLK	WP	HR	S	P	ERA	WHIP
Randy Myers, L ERA: 6.21	(8, 1)	1.0		4	0	0	0	0	0	0	0	0	0	0	6	10	0.00	0.000

BOTTOM

San Diego Padres @ Atlanta Braves

Atlanta-Fulton County Stadium, Atlanta, GA

Fri Jun 12 1992, 7:05 PM EDT

Att. 39,884 - Cloudy - 65 F

livebaseballscorecards.com

AB	34
R	6
H	12
RBI	6
BB	8
SO	4
LOB	30

WP: 0 PB: 0 SB: 1 CS: 0 PA: 43

Batter	1	2	3	4	5	6	7	8	9	AB	R	H	RBI	BB	SO	LOB
Tony Fernandez, S (1, 6) OBP: 0.363, SLG: 0.384	C C S 0-3 ① K		C B C B X 2-2 ③ G4-3			B S B F F H 3-2 1B 1B HBP		X 0-0 ① P6		3	1	0	0	0	1	0
Tony Gwynn, L (1, 9) OBP: 0.405, SLG: 0.498	F X 0-1 ② G6-3			X 0-0 ① F7		B C B B X 3-1 1B BB 1-3 G5-4-3 1B		C B F X 1-2 ② F8		4	1	1	0	0	0	0
Gary Sheffield, R (1, 5) OBP: 0.376, SLG: 0.496	S C B B B X 3-2 ③ G5-3			B B X 2-0 ② G6-3		B B B B 4-0 G5-4-3 1B 1-2 BB		F B X 1-1 ③ L8		3	0	0	0	1	0	0
Fred McGriff, L (1, 3) OBP: 0.423, SLG: 0.616		F B X 1-1 ① G3-1		F B B F B S 3-3 ③ K		X 0-0 G5-4-3 1-2 2-3 3-H 1B			C X 0-1 ① F7	4	0	1	1	0	1	0
Darrin Jackson, R (1, 8) OBP: 0.286, SLG: 0.416		B B X 2-0 F8 2B			S C X 0-2 1B 1B	C X 0-1 ① ② G5-4-3 1-2f 2-3 3-H			F X 0-1 1B	4	0	3	0	0	0	2
Oscar Azocar, L (1, 7) OBP: 0.276, SLG: 0.245		X 0-0 ② F8 2-3			S F F F 1 F F B X SAFE 1-2 1B	X 0-0 ③ P5			F X 0-1 ② F7	4	0	1	0	0	0	3
Dan Walters, R (1, 2) OBP: 0.188, SLG: 0.323		B C X 1-1 ③ B2-3			B F F F S 1-3 ① K		C B F X 1-2 ① G5-3		C X 0-1 ③ G5-3	4	0	0	0	0	1	4
Kurt Stillwell, S (1, 4) OBP: 0.314, SLG: 0.346			C B F S 1-3 ① K2-3		F X 0-1 ② F7		F X 0-1 ② F7			3	0	0	0	0	1	2
Frank Seminara, R (1, 1) Rich Rodriguez, L (3, 1) Tim Teufel, R (5, PH) OBP: 0.333, SLG: 0.333 Gene Harris, R (5, 1) OBP: 0.500, SLG: 0.500 Jerald Clark, R (7, PH) OBP: 0.241, SLG: 0.295 Larry Andersen, R (7, 1)			B B B C C X 3-2 ② G4-3		C C B C 1-3 ③ K		S C B X 1-2 G5-3			1 0 0 0 0 0 0 0 0 0 0 0 0 0 1 0 0 0 0 1 2 0 0 0 0 0 0 0 1 0 0 0 0 0 0 0 0 0 0 0 0 0						
Inning Stats	R: 0 H: 0 E: 0 LOB: 0 K: 1 BB: 0 S: 8 P: 11	R: 0 H: 1 E: 0 LOB: 1 K: 0 BB: 0 S: 6 P: 10	R: 0 H: 0 E: 0 LOB: 0 K: 1 BB: 0 S: 9 P: 15	R: 0 H: 0 E: 0 LOB: 0 K: 1 BB: 0 S: 5 P: 10	R: 0 H: 2 E: 0 LOB: 2 K: 2 BB: 0 S: 19 P: 22	R: 2 H: 2 E: 0 LOB: 1 K: 0 BB: 1 S: 9 P: 19	R: 0 H: 0 E: 0 LOB: 0 K: 0 BB: 0 S: 8 P: 10	R: 0 H: 0 E: 0 LOB: 0 K: 0 BB: 0 S: 6 P: 8	R: 0 H: 1 E: 0 LOB: 1 K: 0 BB: 0 S: 8 P: 8	1B: 5 SF: 0 2B: 1 SAC: 0 3B: 0 DP: 1 HR: 0 HBP: 1						

PITCHER	IP	WLS	BF	H	R	ER	SO	BB	IBB	HBP	BLK	WP	HR	S	P	ERA	WHIP
29 John Smoltz, R (1, 1) ERA: 3.5	9.0	W	34	6	2	2	5	1	0	1	0	0	0	78	113	2.00	0.778

PITCHER	IP	WLS	BF	H	R	ER	SO	BB	IBB	HBP	BLK	WP	HR	S	P	ERA	WHIP

TOP

San Diego Padres @ Atlanta Braves

Atlanta-Fulton County Stadium, Atlanta, GA

Sat Jun 13 1992, 7:05 PM EDT

Att. 38,149 - Cloudy - 65 F

livebaseballscorecards.com

AB	32
R	2
H	6
RBI	1
BB	1
SO	5
LOB	13

WP: 0 PA: 34
PB: 0
SB: 0
CS: 0

BOTTOM

San Diego Padres @ Atlanta Braves

Atlanta-Fulton County Stadium, Atlanta, GA

Sat Jun 13 1992, 7:05 PM EDT
Att. 38,149 - Cloudy - 65 F

livebaseballscorecards.com

Batter	1	2	3	4	5	6	7	8	9	AB	R	H	RBI	BB	SO	LOB
Deion Sanders, L (1, 8) OBP: 0.379, SLG: 0.537	C S B B B B 4-2 CS BB		X 0-0 1B 1-3 FC5-2 1B	X 0-0 ② G4-3 2-3		C B B X 2-1 ③ G1-3				3	0	1	0	1	0	1
Terry Pendleton, S (1, 5) OBP: 0.343, SLG: 0.516	X 0-0 ① F9		X 0-0 FC5-2 2B 1-3 3-H 1B	B X 1-0 ③ L6			B C B F B F X 3-2 G6-3 2B			4	1	2	1	0	0	2
Ron Gant, R (1, 7) OBP: 0.380, SLG: 0.480	1 SAFE 1 SAFE B 1 SAFE B C B B 4-1 ② S BB 1-2		B B F X 2-1 ① FC5-2 2B 1-2 3-H		S X 0-1 ① G6-3		B C F F X 1-2 ① G6-3 2-3			3	1	0	0	1	0	3
David Justice, L (1, 9) OBP: 0.335, SLG: 0.380	B 1 SAFE C B C F S 2-3 ③ K 1-2		F X 0-1 1B 1-H 2-H 2B		X 0-0 BB 1B		B S B B X 3-1 ② G4-3			4	1	2	2	0	1	2
Sid Bream, L (1, 3) OBP: 0.344, SLG: 0.371		X 0-0 ① F9	B X 1-0 1B 2-H 1B		1 SAFE B 1 SAFE 1 SAFE B B F B 4-1 1-2 BB		S B B B B C X 3-2 ③ P5			3	0	1	1	1	0	1
Damon Berryhill, S (1, 2) OBP: 0.224, SLG: 0.372		B F B B B X 3-1 ② G3-1	B C B B X 2-1 G6-4-3 1-3 1B		S B F F S 1-3 ② K			B X 1-0 ① G4-3		4	0	1	0	0	1	2
Mark Lemke, S (1, 4) OBP: 0.281, SLG: 0.305	B C B B C X 3-2 1B		B F X 1-1 ② ③ G6-4-3 1-2f		X 0-0 ③ G1-3			X 0-0 ② F7		4	0	1	0	0	0	4
Rafael Belliard, R (1, 6) OBP: 0.270, SLG: 0.242	L X 0-1 ③ G4-3			S B F X 1-2 G4-3 29 SH1-4 1B		C S X 0-2 ① G6-3		X 0-0 1B		4	0	2	0	0	0	1
29 John Smoltz, R (1, 1) OBP: 0.250, SLG: 0.250			C B S B F B F B 4-2 1B 1B BB	X 0-0 ① SH1-4 1-2		F B C B S 2-3 ② K		B B C C S 2-3 ③ K		2	1	0	0	1	2	1
Inning Stats	R: 0 E: 0 K: 1 S: 8 H: 0 LOB: 1 BB: 2 P: 18	R: 0 E: 0 K: 0 S: 8 H: 1 LOB: 1 BB: 0 P: 14	R: 4 E: 0 K: 0 S: 15 H: 5 LOB: 1 BB: 1 P: 25	R: 0 E: 0 K: 0 S: 6 H: 1 LOB: 1 BB: 0 P: 8	R: 0 E: 0 K: 1 S: 9 H: 1 LOB: 2 BB: 1 P: 14	R: 0 E: 0 K: 1 S: 8 H: 0 LOB: 0 BB: 0 P: 12	R: 0 E: 0 K: 0 S: 13 H: 1 LOB: 1 BB: 0 P: 23	R: 0 E: 0 K: 1 S: 6 H: 1 LOB: 1 BB: 0 P: 9		1B: 8 2B: 2 3B: 0 HR: 0 SF: 0 SAC: 1 DP: 1 HBP: 0						

AB	31
R	4
H	10
RBI	4
BB	4
SO	4
LOB	17

PITCHER		IP	WLS	BF	H	R	ER	SO	BB	IBB	HBP	BLK	WP	HR	S	P	ERA	WHIP
Frank Seminara, R ERA: 6.23	(1, 1)	2.1	L	15	6	4	4	1	3	0	0	0	0	0	29	54	15.43	3.857
Rich Rodriguez, L ERA: 1.8	(3, 1)	1.2		5	1	0	0	0	0	0	0	0	0	0	8	11	0.00	0.600
Gene Harris, R ERA: 5.79	(5, 1)	2.0		8	1	0	0	2	1	0	0	0	0	0	17	26	0.00	1.000
Larry Andersen, R ERA: 3.38	(7, 1)	2.0		8	2	0	0	1	0	0	0	0	0	0	19	32	0.00	1.000

PITCHER		IP	WLS	BF	H	R	ER	SO	BB	IBB	HBP	BLK	WP	HR	S	P	ERA	WHIP

WP: 0	PA: 36
PB: 0	
SB: 1	
CS: 1	

Batter	1	2	3	4	5	6	7	8	9	AB	R	H	RBI	BB	SO	LOB
Tony Fernandez, S (1, 6) OBP: 0.361, SLG: 0.379	F X 0-1 ① L5			X 0-0 ① L7		B B B B 4-0 BB 1B BB	X 0-0 ③ F8			3	0	0	0	1	0	2
Tony Gwynn, L (1, 9) OBP: 0.406, SLG: 0.498	B C C F X 1-2 ② G3			B B B C F X 3-2 1B		X 0-0 FC5 BB 1-2 1B		B C F X 1-2 ① G3		4	0	2	0	0	0	0
Gary Sheffield, R (1, 5) OBP: 0.370, SLG: 0.487	B B C F B F F X 3-2 ③ G6-3			F 1 SAFE 1 SAFE F 1 SAFE F B 1 SAFE B 2-2 X ② F8		X 0-0 ② P1		S X 0-1 ② F9		4	0	0	0	0	0	3
Fred McGriff, L (1, 3) OBP: 0.420, SLG: 0.607		B B F X 2-1 ① G1-3		X 0-0 ③ G4-3		C B F B B B B 4-2 FC5 1-2 2-3 BB		B B C F X 2-2 ③ F8		3	0	0	0	1	0	1
Darrin Jackson, R (1, 8) OBP: 0.285, SLG: 0.413		C B C S 1-3 ② K			B B S S F S 2-3 ① K	B S X 1-1 ③ FC5 1-2 2-3f			B X 1-0 HR 1B	4	1	1	0	0	2	3
Kevin Ward, R (1, 7) OBP: 0.271, SLG: 0.333		X 0-0 ③ G6-3			C B B S 1-3 ② K		B C S X 1-2 CS 1B		C S B B X 2-2 ① F8	4	0	1	0	0	1	1
Dan Walters, R (1, 2) OBP: 0.222, SLG: 0.324			X 0-0 ① F7		B B B C F B 4-2 BB		F 1 SAFE C X 0-2 ① 1B 1-2 1B		X 0-0 ② P3	3	0	1	0	1	0	1
Tim Teufel, R (1, 4) OBP: 0.340, SLG: 0.375			B C B S S X 2-2 ② P4		B F B S S X 2-2 ③ G5-3		F F B F X 1-2 1B 1-2		B F X 1-1 1-H HR	4	1	2	2	0	0	1
Bruce Hurst, L (1, 1) OBP: 0.118, SLG: 0.152 Jose Melendez, R (6, 1) Craig Shipley, R (7, PH) OBP: 0.222, SLG: 0.200 Mike Maddux, L (7, 1) Jerald Clark, R (9, PH) OBP: 0.241, SLG: 0.295 Oscar Azocar, L (9, PH) OBP: 0.271, SLG: 0.241			X 0-0 ③ G4-3			F F B S 1-3 ① K	B X 1-0 ② F9		C B F X 1-2 ③ L7	2 0 1 0 0 0 1	0 0 0 0 0 0 0	0 0 0 0 0 0 0	0 0 0 0 0 0 0	1 0 0 0 0 0 0	0 0 2 0 0 0 0	0 0 0 0 0 0 0
Inning Stats	R: 0 E: 0 K: 0 S: 11 H: 0 LOB: 0 BB: 0 P: 15	R: 0 E: 0 K: 1 S: 6 H: 0 LOB: 0 BB: 0 P: 9	R: 0 E: 0 K: 0 S: 5 H: 0 LOB: 0 BB: 0 P: 7	R: 0 E: 0 K: 0 S: 9 H: 1 LOB: 1 BB: 0 P: 14	R: 0 E: 0 K: 2 S: 12 H: 0 LOB: 1 BB: 1 P: 21	R: 0 E: 0 K: 1 S: 10 H: 1 LOB: 3 BB: 2 P: 20	R: 0 E: 0 K: 0 S: 12 H: 3 LOB: 2 BB: 0 P: 15	R: 0 E: 0 K: 0 S: 8 H: 0 LOB: 0 BB: 0 P: 11	R: 2 E: 0 K: 0 S: 10 H: 2 LOB: 0 BB: 0 P: 15	1B: 6 2B: 0 3B: 0 HR: 1	SF: 0 SAC: 0 DP: 0 HBP: 0					

PITCHER		IP	WLS	BF	H	R	ER	SO	BB	IBB	HBP	BLK	WP	HR	S	P	ERA	WHIP
Charlie Leibrandt, L ERA: 3.69	(1, 1)	8.2	W	35	7	2	2	4	3	0	0	0	0	1	80	123	2.08	1.154
Mark Wohlers, R ERA: 2.08	(9, 1)	0.1	S	1	0	0	0	0	0	0	0	0	0	0	3	4	0.00	0.000

PITCHER	IP	WLS	BF	H	R	ER	SO	BB	IBB	HBP	BLK	WP	HR	S	P	ERA	WHIP

San Diego Padres @ Atlanta Braves

Atlanta-Fulton County Stadium, Atlanta, GA

Sun Jun 14 1992, 3:33 AM EDT

Att. 40,790 - Cloudy - 78 F

TOP

livebaseballscorecards.com

AB	33
R	2
H	7
RBI	2
BB	3
SO	4
LOB	14

WP: 0 PA: 36
PB: 0
SB: 0
CS: 1

San Diego Padres @ Atlanta Braves

Atlanta-Fulton County Stadium, Atlanta, GA

Sun Jun 14 1992, 3:33 AM EDT

Att. 40,790 - Cloudy - 78 F

livebaseballscorecards.com

Batter	1	2	3	4	5	6	7	8	9	AB	R	H	RBI	BB	SO	LOB
Otis Nixon, S (1, 8) OBP: 0.416, SLG: 0.397	F8	L7			HR 1B	G4-3				4	1	1	0	0	0	5
Jeff Blauser, R (1, 6) OBP: 0.277, SLG: 0.392	G5-3		E6 S G3-1		HR 1-H	K				4	1	1	2	0	1	0
Rafael Belliard, R (8, 6) OBP: 0.270, SLG: 0.242										0	0	0	0	0	0	0
Terry Pendleton, S (1, 5) OBP: 0.338, SLG: 0.508	G6-3		G3-1 1-2		K	K	K			4	0	0	0	0	2	1
Ron Gant, R (1, 7) OBP: 0.382, SLG: 0.502		HR	F7		F8		3B			4	1	2	1	0	0	1
David Justice, L (1, 9) OBP: 0.333, SLG: 0.376		K	F9 2-3			FC3-6 1B	G3-1			4	0	1	0	0	1	2
Brian Hunter, R (1, 3) OBP: 0.257, SLG: 0.410		1B 1B 1B		F8		FC3-6 CS 1-2f		G6-4-3 BB		3	0	1	0	1	0	1
Greg Olson, R (1, 2) OBP: 0.310, SLG: 0.299		1B 1-2 1B		F9		1B 1B 1-2 1B		G6-4-3 1-2f		4	1	2	0	0	0	1
Mark Lemke, S (1, 4) OBP: 0.291, SLG: 0.315		1B 1-2 2-3 1B		K		1B 1-2 1B		FC5-4 1B		4	0	3	0	0	1	0
Charlie Leibrandt, R (1, 1) OBP: 0.160, SLG: 0.167	K				G6-3	1-3 2-H 1B		FC5-4 1-2f		4	0	1	1	0	1	4
Mark Wohlers, R (9, 1)										0	0	0	0	0	0	0
Inning Stats	R: 0 E: 0 K: 0 S: 6 H: 0 LOB: 0 BB: 0 P: 8	R: 1 E: 0 K: 2 S: 14 H: 4 LOB: 3 BB: 0 P: 19	R: 0 E: 1 K: 0 S: 7 H: 0 LOB: 1 BB: 0 P: 12	R: 0 E: 0 K: 1 S: 8 H: 0 LOB: 0 BB: 0 P: 11	R: 2 E: 0 K: 1 S: 9 H: 2 LOB: 0 BB: 0 P: 15	R: 1 E: 0 K: 0 S: 11 H: 4 LOB: 2 BB: 0 P: 18	R: 0 E: 0 K: 2 S: 10 H: 1 LOB: 1 BB: 0 P: 15	R: 0 E: 0 K: 0 S: 5 H: 1 LOB: 1 BB: 1 P: 12		1B: 9 2B: 0 3B: 1 HR: 2	SF: 0 SAC: 0 DP: 1 HBP: 0						

	AB	35
	R	4
	H	12
	RBI	4
	BB	1
	SO	6
	LOB	15

WP: 0 PB: 0 SB: 1 CS: 1 PA: 36

PITCHER	IP	WLS	BF	H	R	ER	SO	BB	IBB	HBP	BLK	WP	HR	S	P	ERA	WHIP
Bruce Hurst, L (1, 1) ERA: 3.43	5.2	L	27	10	4	4	4	0	0	0	0	0	2	54	82	6.35	1.765
Jose Melendez, R (6, 1) ERA: 3.38	0.1		1	0	0	0	0	0	0	0	0	0	0	1	1	0.00	0.000
Mike Maddux, R (7, 1) ERA: 2.55	2.0		8	2	0	0	2	1	0	0	0	0	0	15	27	0.00	1.500

PITCHER	IP	WLS	BF	H	R	ER	SO	BB	IBB	HBP	BLK	WP	HR	S	P	ERA	WHIP

Batter	1	2	3	4	5	6	7	8	9	AB	R	H	RBI	BB	SO	LOB
Tony Fernandez, S (1, 6) OBP: 0.360, SLG: 0.376	4-2 1B BB		B X 1-0 SF9 3-H		S B B S X 2-2 F8			F B F X 1-2 1B		2	1	0	1	1	0	4
Craig Shipley, R (8, PH) OBP: 0.243, SLG: 0.222										1	0	1	0	0	0	0
(8, 6)	B B C 1 F X 2-1 P5															
Tony Gwynn, L (1, 9) OBP: 0.406, SLG: 0.494	1 SAFE 1 SAFE B C 1 SAFE F X 1-2 BB 1B 1-2 1B 1B	B B F F F B B 4-2 E 1B 1-2 1B BB	F F B X 1-2 F8 ②			B C X 1-1 F7 ①		C F B X 1-2 G4-3 ③		4	2	1	0	1	0	2
Gary Sheffield, R (1, 5) OBP: 0.371, SLG: 0.485	X 0-0 1B BB 1-2 FC3-2 1B 2-H	X 0-0 E7 1-3 1B 1B	C B B F S 2-3 K ③ 1-2			B B F X 2-1 F8 ②			X 0-0 G5-3 ①	5	1	2	1	0	1	1
Fred McGriff, L (1, 3) OBP: 0.421, SLG: 0.604	B B B S C B 4-2 FC3-2 1B 1-2 1B BB 2-3	C X 0-1 G6-4-3 BB 2-H 1B 3-H		C B B C S 2-3 K ①		B C C S 1-3 K ③			B C S H 2-2 G6-4-3 HBP	3	1	1	2	1	2	0
Kevin Ward, R (8, 7) OBP: 0.286, SLG: 0.333										0	0	0	0	0	0	0
Tim Teufel, R (1, 4) OBP: 0.343, SLG: 0.370	F B B F B X 3-2 FC3-2 1B 1-2 2-3 3-H 1B	B B B C B 4-1 G6-4-3 1-2 BB		B X 1-0 G5-3 ②			B C F B B X 3-2 G1-3 ①		B X 1-0 G6-4-3 ② ③ 1-2f	4	1	1	1	1	0	1
Darrin Jackson, R (1, 8) OBP: 0.285, SLG: 0.407	X 0-0 FC3-2 1B ① 1-2 2-3 3-Hf	X 0-0 G6-4-3 ① ② 1-2f 2-3		F S S 0-3 K ③			B F H 2-1 G5-4-3 HBP			3	0	0	0	0	1	5
Dan Walters, R (1, 2) OBP: 0.250, SLG: 0.342	F C B X 1-2 HBP 1-3 2-H 3-H 1B	C X 0-1 F7 ③			X 0-0 1B		S X 0-1 G5-4-3 ② ③ 1-2f			4	0	2	2	0	0	2
Jerald Clark, R (1, 7) OBP: 0.245, SLG: 0.300	F F H 1-2 HBP		X 0-0 1B SF9 2B		X 0-0 P3 ①			B B X 2-0 G6-3 ①		3	1	1	0	0	0	1
(8, 3)																
Craig Lefferts, L (1, 1) OBP: 0.077, SLG: 0.077	B S C B S 2-3 K ②		L X 0-1 PB 2-3 1B		F L L 0-3 K ②			F B S F S 1-3 K ②		4	0	1	0	0	3	4
Jose Melendez, R (8, 1)										0	0	0	0	0	0	0
Inning Stats	R: 4 E: 0 K: 1 S: 23 H: 4 LOB: 3 BB: 2 P: 41	R: 2 E: 1 K: 0 S: 10 H: 2 LOB: 1 BB: 2 P: 18	R: 1 E: 0 K: 1 S: 10 H: 2 LOB: 1 BB: 0 P: 14	R: 0 E: 0 K: 2 S: 7 H: 0 LOB: 0 BB: 0 P: 10	R: 0 E: 0 K: 1 S: 8 H: 1 LOB: 1 BB: 0 P: 10	R: 0 E: 0 K: 1 S: 7 H: 0 LOB: 0 BB: 0 P: 11	R: 0 E: 0 K: 0 S: 6 H: 0 LOB: 0 BB: 0 P: 11	R: 0 E: 0 K: 1 S: 11 H: 1 LOB: 1 BB: 0 P: 16	R: 0 E: 0 K: 0 S: 4 H: 0 LOB: 0 BB: 0 P: 7	1B: 9 2B: 1 3B: 0 HR: 0 SF: 1 SAC: 0 DP: 3 HBP: 3						

TOP

San Diego Padres @ Houston Astros

Astrodome, Houston, TX

Mon Jun 15 1992, 8:05 PM EDT

Att. 8,787 - Dome - 70 F

livebaseballscorecards.com

AB	33
R	7
H	10
RBI	7
BB	4
SO	7
LOB	20

WP: 0 PA: 41
PB: 1
SB: 0
CS: 0

PITCHER		IP	WLS	BF	H	R	ER	SO	BB	IBB	HBP	BLK	WP	HR	S	P	ERA	WHIP
Butch Henry, L ERA: 5.67	(1, 1)	0.1	L	7	4	4	4	0	2	0	0	0	0	0	16	29	108.00	18.000
Rob Mallicoat, L ERA: 5.4	(1, 1)	2.2		14	4	3	3	2	2	0	1	0	0	0	27	44	10.12	2.250
Xavier Hernandez, R ERA: 2.74	(4, 1)	2.0		7	1	0	0	3	0	0	0	0	0	0	15	20	0.00	0.500
Al Osuna, L ERA: 4.28	(6, 1)	2.0		6	0	0	0	1	0	0	1	0	0	0	13	22	0.00	0.000
Rob Murphy, L ERA: 3.98	(8, 1)	1.0		4	1	0	0	1	0	0	0	0	0	0	11	16	0.00	1.000

PITCHER		IP	WLS	BF	H	R	ER	SO	BB	IBB	HBP	BLK	WP	HR	S	P	ERA	WHIP
Doug Jones, R ERA: 2.28	(9, 1)	1.0		3	0	0	0	0	0	0	1	0	0	0	4	7	0.00	0.000

Batter	1	2	3	4	5	6	7	8	9	AB	R	H	RBI	BB	SO	LOB
Craig Biggio, R (1, 4) OBP: 0.374, SLG: 0.398	C B B X 2-1 G6-4-3 5 1B 1B		C B B X 2-1 G6-3 ②		B B C X 2-1 FC6-4 ② 1-2f		L B F B B B 4-2 1B 1-2 BB		C B F F B F X 2-2 G5-3 ②	4	0	1	0	1	0	1
Steve Finley, L (1, 8) OBP: 0.324, SLG: 0.425	B C 1 SAFE F X 1-2 F7 ①		B B B X 2-1 2B		B B F 1 SAFE F C 2-3 K ③	X	0-0 1-2 2-3 1B		B B B B C B 4-1 BB	3	0	1	0	0	1	2
Al Osuna, R (6, 1)										0	0	0	0	0	0	0
Casey Candaele, S (7, PH) OBP: 0.236, SLG: 0.226										1	0	1	0	1	0	0
(8, 5)																
Ken Caminiti, S (1, 5) OBP: 0.361, SLG: 0.383	X 0-0 5 G6-4-3 1-2 1B		S B B F C 2-3 K ③			C X 0-1 F7 ①	F B X 1-1 F9 ③		C B X 1-1 P4 ③	4	0	1	0	0	1	4
Rob Murphy, L (8, 1)										0	0	0	0	0	0	0
Doug Jones, R (9, 1)										0	0	0	0	0	0	0
Luis Gonzalez, L (9, PH) OBP: 0.230, SLG: 0.288										1	0	0	0	0	0	1
5 Jeff Bagwell, R (1, 3) OBP: 0.337, SLG: 0.388	B B B C X 3-1 G6-4-3 ② 1-2 2-3			C X 0-1 G5-3 ①		B B B C B 4-1 G4-3 BB		B X 1-0 P3 ①		3	0	0	0	1	0	2
Eric Anthony, L (1, 9) OBP: 0.325, SLG: 0.431	S X 0-1 G3-1 ③			B C B C X 2-2 L9 ②		F B B X 2-1 G4-3 ② 1-2		B F X 1-1 1B 2B		4	1	1	0	0	0	3
Pete Incaviglia, R (1, 7) OBP: 0.298, SLG: 0.392		C X 0-1 E5 G4-6-3		F S F B B X 2-2 1B		X 0-0 G5-3 ③		B C B C B S 3-3 K ②		4	0	1	0	0	1	2
Scott Servais, R (1, 2) OBP: 0.280, SLG: 0.299		F B F X 1-2 F8 ①		X 0-0 L9 ③			B B C S F B X 3-2 G6-3 ①	B X 1-0 2-H 1B		4	0	1	1	0	0	2
Rafael Ramirez, R (1, 6) OBP: 0.283, SLG: 0.322		C B X 1-1 G4-6-3 ② ③ 1-2f			B X 1-0 E5 FC6-4		F B F X 1-2 1B BB 1B	B B B C F X 3-2 P3 ③		4	0	1	0	0	0	2
Butch Henry, L (1, 1) OBP: 0.150, SLG: 0.300			B F X 1-1 P4 ①		B B F S X 2-2 P4 ①		X 0-0 F8 ②		C B F C 1-3 K ①	0	0	0	0	0	0	0
Rob Mallicoat, L (1, 1)										0	0	0	0	0	0	0
Juan Guerrero, R (3, PH) OBP: 0.227, SLG: 0.179										1	0	0	0	0	0	0
Xavier Hernandez, L (4, 1)										0	0	0	0	0	0	0
Chris Jones, R (5, PH) OBP: 0.259, SLG: 0.250										0	0	0	0	0	0	0
(6, 8)										3	0	0	0	0	1	2
Inning Stats	R: 0 E: 0 K: 0 S: 10 H: 2 LOB: 2 BB: 0 P: 16	R: 0 E: 1 K: 0 S: 7 H: 0 LOB: 0 BB: 0 P: 9	R: 0 E: 0 K: 1 S: 9 H: 1 LOB: 1 BB: 0 P: 16	R: 0 E: 0 K: 0 S: 10 H: 1 LOB: 1 BB: 0 P: 14	R: 0 E: 1 K: 1 S: 9 H: 0 LOB: 1 BB: 0 P: 16	R: 0 E: 0 K: 0 S: 6 H: 0 LOB: 1 BB: 1 P: 12	R: 0 E: 0 K: 0 S: 13 H: 2 LOB: 3 BB: 1 P: 22	R: 1 E: 0 K: 1 S: 10 H: 2 LOB: 1 BB: 0 P: 19	R: 0 E: 0 K: 1 S: 11 H: 0 LOB: 1 BB: 1 P: 19	1B: 6 2B: 2 3B: 0 HR: 0	SF: 0 SAC: 0 DP: 1 HBP: 0						

PITCHER		IP	WLS	BF	H	R	ER	SO	BB	IBB	HBP	BLK	WP	HR	S	P	ERA	WHIP
Craig Lefferts, L ERA: 3.39	(1, 1)	7.2	W	34	8	1	1	3	2	0	0	0	0	0	71	118	1.17	1.304
Jose Melendez, R ERA: 3.28	(8, 1)	1.1		5	0	0	0	1	1	0	0	0	0	0	14	25	0.00	0.750

PITCHER	IP	WLS	BF	H	R	ER	SO	BB	IBB	HBP	BLK	WP	HR	S	P	ERA	WHIP

BOTTOM

San Diego Padres @ Houston Astros

Astrodome, Houston, TX

Mon Jun 15 1992, 8:05 PM EDT

Att. 8,787 - Dome - 70 F

livebaseballscorecards.com

AB	36
R	1
H	8
RBI	1
BB	3
SO	4
LOB	21

1B: 6 SF: 0
2B: 2 SAC: 0
3B: 0 DP: 1
HR: 0 HBP: 0

WP: 0 PA: 39
PB: 0
SB: 0
CS: 0

Batter	1	2	3	4	5	6	7	8	9	AB	R	H	RBI	BB	SO	LOB
Tony Fernandez, S (1, 6) OBP: 0.357, SLG: 0.370	C B B B B 4-1 CS BB		B C C B F F X 2-2 ① F8		F C B B B S 3-3 ① K 1-2		F X 0-1 ① G4-3		B X 1-0 ③ F7	4	0	0	0	1	1	1
Tony Gwynn, L (1, 9) OBP: 0.404, SLG: 0.488	C B B F X 2-2 ① ② G4-3 1-2		B X 1-0 ② F8		B B B C F B 4-2 BB		B C F F X 1-2 ② F7			3	0	0	0	1	0	1
Gary Sheffield, R (1, 5) OBP: 0.376, SLG: 0.494	B X 1-0 2B		F X 0-1 BB 1B		X 0-0 ② F9		X 0-0 1B			4	0	3	0	0	0	2
Fred McGriff, L (1, 3) OBP: 0.423, SLG: 0.598 Randy Myers, L (8, 1)	C B B B I 4-1 IBB		B B B B 4-0 1-2 BB		F S B X 1-2 ③ G4-3		B C F B F F B S 3-3 ③ K			2 0	0 0	0 0	0 0	2 0	1 0	3 0
Kurt Stillwell, S (1, 4) OBP: 0.307, SLG: 0.338	C F B C 1-3 ③ K		B X 1-0 ③ P6			B X 1-0 ① F7		F X 0-1 ① F7		4	0	0	0	0	1	4
Jerald Clark, R (1, 7) OBP: 0.241, SLG: 0.295		B B F F F B X 3-2 ① F8		F F C 0-3 ① K		S S X 0-2 ② G1-3		X 0-0 ② L6		4	0	0	0	0	1	0
Dan Walters, R (1, 2) OBP: 0.273, SLG: 0.381		B B X 2-0 S 1B		C B S B C 2-3 ② K		C S X 0-2 1B 2B		F S B F X 1-2 ③ L7		4	0	2	0	0	1	0
Gary Pettis, S (1, 8) OBP: 0.226, SLG: 0.207		B C B F C 2-3 ② K 1-2		X 0-0 ③ F7		X 0-0 2-3 1B			S C X 0-2 ① G6-3	4	0	1	0	0	1	1
Rich Rodriguez, L (1, 1) Craig Shipley, R (5, PH) OBP: 0.263, SLG: 0.243 Gene Harris, R (5, 1) OBP: 0.500, SLG: 0.500 Oscar Azocar, L (6, PH) OBP: 0.267, SLG: 0.236 Larry Andersen, R (6, 1) Pat Clements, R (6, 1) Tim Teufel, R (8, 3) OBP: 0.340, SLG: 0.366		F B X 1-1 ③ P4			F F X 0-2 WP 1B	B B X 2-0 ③ L6			C B F S 1-3 ② K	1 1 0 1 0 0 1	0 0 0 0 0 0 0	0 1 0 0 0 0 0	0 0 0 0 0 0 0	0 0 0 0 0 0 1	0 0 0 0 0 1 0	1 0 0 2 0 0 0
Inning Stats	R: 0 H: 1 E: 0 LOB: 2 K: 1 BB: 2 S: 10 P: 21	R: 0 H: 1 E: 0 LOB: 1 K: 1 BB: 0 S: 10 P: 18	R: 0 H: 1 E: 0 LOB: 2 K: 0 BB: 1 S: 10 P: 18	R: 0 H: 0 E: 0 LOB: 0 K: 2 BB: 0 S: 7 P: 9	R: 0 H: 1 E: 0 LOB: 2 K: 1 BB: 1 S: 12 P: 20	R: 0 H: 2 E: 0 LOB: 2 K: 0 BB: 0 S: 9 P: 12	R: 0 H: 1 E: 0 LOB: 1 K: 1 BB: 0 S: 12 P: 16	R: 0 H: 0 E: 0 LOB: 0 K: 0 BB: 0 S: 7 P: 8	R: 0 H: 0 E: 0 LOB: 0 K: 1 BB: 0 S: 7 P: 9	1B: 5 2B: 2 3B: 0 HR: 0	SF: 0 SAC: 0 DP: 0 HBP: 0			WP: 1 PB: 0 SB: 1 CS: 1	PA: 37		

PITCHER		IP	WLS	BF	H	R	ER	SO	BB	IBB	HBP	BLK	WP	HR	S	P	ERA	WHIP
Brian Williams, R ERA:	(1, 1)	6.0	W	27	6	0	0	5	3	1	0	0	1	0	58	98	0.00	1.500
Xavier Hernandez, R ERA: 2.56	(7, 1)	3.0	S	10	1	0	0	2	0	0	0	0	0	0	26	33	0.00	0.333

PITCHER	IP	WLS	BF	H	R	ER	SO	BB	IBB	HBP	BLK	WP	HR	S	P	ERA	WHIP

TOP

San Diego Padres @ Houston Astros

Astrodome, Houston, TX

Tue Jun 16 1992, 8:05 PM EDT

Att. 10,046 - Dome - 70 F

livebaseballscorecards.com

AB	33
R	0
H	7
RBI	0
BB	4
SO	7
LOB	15

Batter	1	2	3	4	5	6	7	8	9	AB	R	H	RBI	BB	SO	LOB
Craig Biggio, R (1, 4) OBP: 0.378, SLG: 0.406	B B C B B 4-1 S BB		B C B C X 2-2 2B	B C F X 1-2 S 1B 3-H		B C C X 1-2 ① SF8 2-3 3-H	C C B B F B X 3-2 ③ G5-3			3	0	2	2	1	0	1
Steve Finley, L (1, 8) OBP: 0.325, SLG: 0.422	B B C M X 2-2 ① F8 1-2		B B B C B 4-1 BB	B X 1-0 ③ G6-3 1-2		C F X 0-2 1B 3-H 1B		C B C F B S 2-3 ① K		4	0	1	1	1	1	2
Ken Caminiti, S (1, 5) OBP: 0.368, SLG: 0.398	2 SAFE S B B C S S 1-3 ② K		C B F X 1-2 ② L6		F S X 0-2 5 G6-3 G3-4 2B	B C X 1-1 5 G5-4-3 1-2 1B		F F B B X 2-2 5 2B 1B 1B		5	2	3	0	0	1	3
5 Jeff Bagwell, R (1, 3) OBP: 0.335, SLG: 0.388	B B C F B C 3-3 ③ K		C C B S 1-3 ③ K		X 0-0 ① G6-3 2-3	B B X 2-0 ②③ G5-4-3 1-2f		X 0-0 1B HBP 1-3 2B		5	1	1	0	0	2	6
Eric Anthony, L (1, 9) OBP: 0.325, SLG: 0.429 Chris Jones, R (7, 9) OBP: 0.286, SLG: 0.300		B B C S B X 3-2 ① F7		C B S X 1-2 BB E 1B	B F X 1-2 ② G3-4 3-H		C F B X 1-2 1B 2B	S S B B B X 3-2 HBP BB 2-3 3-H 1B		3 2	1 1	1 2	1 1	0 0	0 0	0 0
Pete Incaviglia, R (1, 7) OBP: 0.301, SLG: 0.385		C S F S 0-3 ② K		1 SAFE B X 1-0 ① F9	B C F C 1-3 ③ K		B B B C B 4-1 E 1B G1 BB	C B B B 4-1 HBP 1-2 BB		3	1	0	0	2	2	1
Scooter Tucker, R (1, 2) OBP: 0.800, SLG: 0.600	B B F C X 2-2 FC4-6 1B			1 SAFE B B G B F F B 1 SAFE B 4-2 E 1-2 BB		B C X 1-1 SH E 1B	C S X 0-2 E8 G1 1-3 2-H 1B	C F H 1-2 1-2 2-3 3-H HBP		3	2	3	2	1	0	0
Rafael Ramirez, R (1, 6) OBP: 0.274, SLG: 0.311	C X 0-1 ③ FC4-6 1-2f			S B S S 1-3 ② K		L X 0-1 SH E SF8 1-3	B C X 1-1 ① G1 2-3 3-H	B F B F F S 2-3 ② K		4	1	0	1	0	2	7
Brian Williams, R (1, 1) OBP: 0.500, SLG: 1.000 Luis Gonzalez, L (6, PH) OBP: 0.236, SLG: 0.294 Xavier Hernandez, L (7, 1)			F X 0-1 ① G6-3	X 0-0 E9 1B 1-H 2-H 2B		F X 0-1 E3 SF8 1B 2-3 3-H 1B	C F C X 0-2 ② G3	C B C S 1-3 ③ K		2 1 2	1 1 0	1 1 0	2 1 0	0 0 1	0 0 4	0 0
Inning Stats	R: 0 H: 0 E: 0 LOB: 1 K: 2 BB: 1 S: 10 P: 20	R: 0 H: 1 E: 0 LOB: 1 K: 1 BB: 0 S: 12 P: 17	R: 0 H: 1 E: 0 LOB: 2 K: 1 BB: 1 S: 12 P: 20	R: 3 H: 3 E: 1 LOB: 1 K: 1 BB: 1 S: 15 P: 24	R: 1 H: 1 E: 0 LOB: 0 K: 1 BB: 0 S: 10 P: 12	R: 3 H: 4 E: 2 LOB: 1 K: 0 BB: 0 S: 15 P: 20	R: 2 H: 2 E: 1 LOB: 1 K: 0 BB: 1 S: 16 P: 25	R: 2 H: 3 E: 0 LOB: 3 K: 3 BB: 1 S: 21 P: 36		1B: 10 SF: 1 2B: 5 SAC: 1 3B: 0 DP: 1 HR: 0 HBP: 1						

PITCHER		IP	WLS	BF	H	R	ER	SO	BB	IBB	HBP	BLK	WP	HR	S	P	ERA	WHIP
Rich Rodriguez, L ERA: 2.05	(1, 1)	4.0	L	20	5	3	2	5	3	0	0	0	0	0	49	81	4.50	2.000
Gene Harris, R ERA: 5.95	(5, 1)	1.0		4	1	1	1	1	0	0	0	0	0	0	10	12	9.00	1.000
Larry Andersen, R ERA: 6.35	(6, 1)	0.1		6	4	3	2	0	0	0	0	0	0	0	14	17	54.00	12.000
Pat Clements, L ERA: 2.35	(6, 1)	1.2		7	2	2	1	0	1	0	0	0	0	0	17	28	5.40	1.800
Randy Myers, L ERA: 6.6	(8, 1)	1.0		8	3	2	2	3	1	0	1	0	0	0	21	36	18.00	4.000

PITCHER	IP	WLS	BF	H	R	ER	SO	BB	IBB	HBP	BLK	WP	HR	S	P	ERA	WHIP

BOTTOM

San Diego Padres @ Houston Astros

Astrodome, Houston, TX

Tue Jun 16 1992, 8:05 PM EDT

Att. 10,046 - Dome - 70 F

livebaseballscorecards.com

AB	37
R	11
H	15
RBI	11
BB	5
SO	9
LOB	24

Batter	1	2	3	4	5	6	7	8	9	AB	R	H	RBI	BB	SO	LOB
Tony Fernandez, S (1, 6) OBP: 0.357, SLG: 0.365	S F B X 1-2 P6 ①	C B F F B B B 4-2 BB			B S B C B X 3-2 G4-3 ②	F F B H 2-2 FC4-6 HBP 1-2 2-3 3-H			F X 0-1 P6 ①	3	0	0	1	1	0	0
Tony Gwynn, L (1, 9) OBP: 0.400, SLG: 0.482	C F X 0-2 BB 1B	1 SAFE X 0-0 L7 ③			B F X 1-1 F7 ③	X 0-0 FC4-6 ③ 1-2f			B B C B F F F X 3-2 F8 ②	5	0	1	0	0	0	4
Gary Sheffield, R (1, 5) OBP: 0.370, SLG: 0.484	B 1 SAFE C X 2-1 F8 ②		F F B X 1-2 G4-3 ①			F F F X 0-2 F7 ①	B B B C X 3-1 F8 ①		F X 0-1 G6-3 ③	5	0	0	0	0	0	1
Fred McGriff, L (1, 3) OBP: 0.420, SLG: 0.590	B B B B 4-0 1-2 BB		B C B X 2-1 F8 ②			X 0-0 E5 S 1B	C S B B X 2-2 F8 ②			3	1	0	0	1	0	0
Dan Walters, R (1, 2) OBP: 0.271, SLG: 0.370	B F F B S 2-3 K ③		B X 1-0 P3 ③			S B X 1-1 G6-3 ② 1-2	F X 0-1 1B			4	0	1	0	0	1	3
Oscar Azocar, L (1, 7) OBP: 0.266, SLG: 0.237 Gary Pettis, S (8, 8) OBP: 0.226, SLG: 0.207		B X 1-0 F9 ①		F X 0-1 G1-3 ①		B X 1-0 2-H 2B 1B	X 0-0 P5 ③			4 0	1 0	1 0	1 0	0 0	0 0	1 0
Kevin Ward, R (1, 8) (8, 7) OBP: 0.321, SLG: 0.378		X 0-0 E 1B 1B		H 1-0 CS HBP		F X 0-1 BB HBP 2-H 2B		C B F C 1-3 K ①		3	2	2	1	0	1	0
Kurt Stillwell, S (1, 4) OBP: 0.311, SLG: 0.337		X 0-0 E7 SF8 1-H 1B		1 SAFE F B B 1 SAFE S B F X 3-2 F7 ② ③ 1-2		I I I I 4-0 HBP BB IBB		C X 0-1 F7 ②		3	1	1	0	1	0	1
Andy Benes, R (1, 1) OBP: 0.267, SLG: 0.231		C X 0-1 SF8 ② 3-H			C F C 0-3 K ①	B B B B 4-0 HBP 1-2 2-3 BB		F B X 1-1 L5 ③		2	0	0	1	1	1	0
Inning Stats	R: 0 E: 0 K: 1 S: 11 H: 1 LOB: 2 BB: 1 P: 20	R: 2 E: 1 K: 0 S: 9 H: 2 LOB: 1 BB: 1 P: 14	R: 0 E: 0 K: 0 S: 6 H: 0 LOB: 0 BB: 0 P: 10	R: 0 E: 0 K: 0 S: 6 H: 0 LOB: 0 BB: 0 P: 10	R: 0 E: 0 K: 1 S: 8 H: 0 LOB: 0 BB: 0 P: 12	R: 3 E: 1 K: 0 S: 13 H: 2 LOB: 3 BB: 2 P: 25	R: 0 E: 0 K: 0 S: 8 H: 1 LOB: 1 BB: 0 P: 13	R: 0 E: 0 K: 1 S: 7 H: 0 LOB: 0 BB: 0 P: 9	R: 0 E: 0 K: 0 S: 9 H: 0 LOB: 0 BB: 0 P: 12	1B: 5 2B: 1 3B: 0 HR: 0 SF: 1 SAC: 0 DP: 0 HBP: 2						WP: 0 PB: 0 SB: 1 CS: 1 PA: 39	

PITCHER		IP	WLS	BF	H	R	ER	SO	BB	IBB	HBP	BLK	WP	HR	S	P	ERA	WHIP
Willie Blair, R ERA:	(1, 1)	5.2	L	27	5	5	0	2	3	1	1	0	0	0	50	86	0.00	1.412
Joe Boever, R ERA: 2.36	(6, 1)	1.1		6	1	0	0	0	0	0	1	0	0	0	11	18	0.00	0.750
Al Osuna, L ERA: 4.13	(8, 1)	1.0		3	0	0	0	1	0	0	0	0	0	0	7	9	0.00	0.000
Doug Jones, R ERA: 2.23	(9, 1)	1.0		3	0	0	0	0	0	0	0	0	0	0	9	12	0.00	0.000

PITCHER	IP	WLS	BF	H	R	ER	SO	BB	IBB	HBP	BLK	WP	HR	S	P	ERA	WHIP

TOP

San Diego Padres @ Houston Astros

Astrodome, Houston, TX

Wed Jun 17 1992, 4:33 AM EDT

Att. 11,523 - Dome - 70 F

livebaseballscorecards.com

AB	32
R	5
H	6
RBI	4
BB	4
SO	3
LOB	10

Batter	1	2	3	4	5	6	7	8	9	AB	R	H	RBI	BB	SO	LOB
Craig Biggio, R (1, 4) OBP: 0.373, SLG: 0.399	C F X 0-2 ① G5-3		B C X 1-1 ① L5		C S S 0-3 ③ K			C X 0-1 ① P1		4	0	0	0	0	1	0
Steve Finley, L (1, 8) OBP: 0.320, SLG: 0.416	B B C X 2-1 ② G6-3		B X 1-0 ② L9			B B C C X 2-2 ① G6-3		C F X 0-2 ② G1-3		4	0	0	0	0	0	0
5 Jeff Bagwell, R (1, 3) OBP: 0.341, SLG: 0.400	C B B B F X 3-2 2B		C B B B C B B 4-2 BB			C B B B C C X 3-2 2B		C B B B C C X 3-2 ③ G6-3		3	0	2	0	1	0	0
Luis Gonzalez, L (1, 7) OBP: 0.229, SLG: 0.285	B B F B F X 3-2 ③ F7		C F B X 1-2 ③ P6			F S X 0-2 ② F7			C X 0-1 ① G3	4	0	0	0	0	0	3
Ken Caminiti, S (1, 5) OBP: 0.359, SLG: 0.387		F B F X 1-2 ① G5-3		X 0-0 ① F8		B F X 1-1 ③ G4-3			B S B C S 2-3 ② K	4	0	0	0	0	1	1
Benny Distefano, L (1, 9) OBP: 0.357, SLG: 0.342		L F B F X 1-2 3B		X 0-0 ② L6			B F X 1-1 ① G4-3		F F S 0-3 ③ K	4	0	1	0	0	1	0
Scooter Tucker, R (1, 2) OBP: 0.692, SLG: 0.500		C F S 0-3 ② K		C B C C 1-3 ③ K			B C X 1-1 S 1B			3	0	1	0	0	2	1
Rafael Ramirez, R (1, 6) OBP: 0.276, SLG: 0.306		B B B B 4-0 BB			X 0-0 ① L6		B B C X 2-1 ② F8			2	0	0	0	1	0	1
Willie Blair, R (1, 1)		S S S 0-3 ③ K			B C S S 1-3 ② K		S F B F B S 2-3 ③ K 1-2			2	0	0	0	0	2	2
Joe Boever, R (6, 1)										0	0	0	0	0	0	0
Casey Candaele, S (7, PH) OBP: 0.234, SLG: 0.224										1	0	0	0	0	1	1
Al Osuna, R (8, 1)										0	0	0	0	0	0	0
Doug Jones, R (9, 1)										0	0	0	0	0	0	0
Inning Stats	R: 0 E: 0 K: 0 S: 11 H: 1 LOB: 1 BB: 0 P: 19	R: 0 E: 0 K: 2 S: 13 H: 1 LOB: 2 BB: 1 P: 19	R: 0 E: 0 K: 0 S: 8 H: 0 LOB: 1 BB: 1 P: 15	R: 0 E: 0 K: 1 S: 5 H: 0 LOB: 0 BB: 0 P: 6	R: 0 E: 0 K: 2 S: 7 H: 0 LOB: 0 BB: 0 P: 8	R: 0 E: 0 K: 0 S: 11 H: 1 LOB: 1 BB: 0 P: 17	R: 0 E: 0 K: 1 S: 10 H: 1 LOB: 1 BB: 0 P: 16	R: 0 E: 0 K: 0 S: 8 H: 0 LOB: 0 BB: 0 P: 11	R: 0 E: 0 K: 2 S: 8 H: 0 LOB: 0 BB: 0 P: 10	1B: 1 2B: 2 3B: 1 HR: 0	SF: 0 SAC: 0 DP: 0 HBP: 0					

PITCHER		IP	WLS	BF	H	R	ER	SO	BB	IBB	HBP	BLK	WP	HR	S	P	ERA	WHIP
Andy Benes, R ERA: 3.63	(1, 1)	9.0	W	33	4	0	0	8	2	0	0	0	0	0	81	121	0.00	0.667

PITCHER	IP	WLS	BF	H	R	ER	SO	BB	IBB	HBP	BLK	WP	HR	S	P	ERA	WHIP

BOTTOM

San Diego Padres @ Houston Astros

Astrodome, Houston, TX

Wed Jun 17 1992, 4:33 AM EDT

Att. 11,523 - Dome - 70 F

livebaseballscorecards.com

AB	31
R	0
H	4
RBI	0
BB	2
SO	8
LOB	9

1B: 1 SF: 0 WP: 0 PA: 33
2B: 2 SAC: 0 PB: 0
3B: 1 DP: 0 SB: 1
HR: 0 HBP: 0 CS: 0

Batter	1	2	3	4	5	6	7	8	9	AB	R	H	RBI	BB	SO	LOB
Tony Fernandez, S (1, 6) OBP: 0.365, SLG: 0.373	L3		HR BB	HR E BB		G4-3 2B		E E 1B		3	3	2	0	2	0	0
Tony Gwynn, L (1, 9) OBP: 0.396, SLG: 0.476	G6-3		F8	E3 HR 1-2 2-3		G4-3 2-3		E 1B 1-H		5	1	1	0	0	0	4
Gary Sheffield, R (1, 5) OBP: 0.373, SLG: 0.510	F7		HR 1-H	HR 1-H 2-H 3-H		F8		G5-3		3	2	2	6	0	0	0
Craig Shipley, R (4, 5) OBP: 0.250, SLG: 0.231										2	0	0	0	0	0	2
Fred McGriff, L (1, 3) OBP: 0.426, SLG: 0.592		1B 1B	G5-4-3 BB	HBP			G5-4-3 BB 1-2		P3	1	0	1	0	1	0	0
Jerald Clark, R (4, PR) OBP: 0.243, SLG: 0.297 (4, 3)										2	0	1	0	0	0	0
Kevin Ward, R (1, 7) OBP: 0.345, SLG: 0.375		1B 1B 1-2	G5-4-3 1-2f	F8			G5-4-3 BB 1-2		BB	3	1	1	0	2	0	2
Darrin Jackson, R (1, 8) OBP: 0.283, SLG: 0.411	P3			1B 3B	P8		G5-4-3 1-2f 2-3		P6	5	1	1	0	0	0	5
Dan Walters, R (1, 2) OBP: 0.283, SLG: 0.373	FC5 1B 1-3 2-H			E SH3-4 HR 3-H	K		G5-3		F7	5	1	2	1	0	1	2
Kurt Stillwell, S (1, 4) OBP: 0.310, SLG: 0.335	1B 1-2 3-H			F9	P6			F7		4	0	1	1	0	0	1
Frank Seminara, R (1, 1)	FC5 2-3f			SH3-4 1-2		K		K		2	0	0	0	0	1	2
Mike Maddux, L (7, 1)										1	0	0	0	0	1	0
Inning Stats	R: 0 E: 0 K: 0 S: 4 H: 0 LOB: 0 BB: 0 P: 6	R: 1 E: 0 K: 0 S: 13 H: 4 LOB: 2 BB: 0 P: 18	R: 2 E: 0 K: 0 S: 8 H: 1 LOB: 0 BB: 2 P: 16	R: 5 E: 1 K: 0 S: 18 H: 3 LOB: 1 BB: 1 P: 28	R: 0 E: 0 K: 1 S: 5 H: 0 LOB: 0 BB: 0 P: 9	R: 0 E: 0 K: 1 S: 9 H: 1 LOB: 1 BB: 0 P: 15	R: 0 E: 0 K: 0 S: 10 H: 1 LOB: 1 BB: 1 P: 18	R: 1 E: 1 K: 1 S: 12 H: 2 LOB: 1 BB: 0 P: 19	R: 0 E: 0 K: 0 S: 8 H: 0 LOB: 1 BB: 1 P: 13	1B: 8 2B: 1 3B: 1 HR: 2 SF: 0 SAC: 1 DP: 2 HBP: 1						

PITCHER		IP	WLS	BF	H	R	ER	SO	BB	IBB	HBP	BLK	WP	HR	S	P	ERA	WHIP
Trevor Wilson, L ERA: 4.21	(1, 1)	3.2	L	22	8	8	4	0	3	0	1	0	0	2	37	59	9.82	3.000
Bryan Hickerson, L ERA: 2.86	(4, 1)	3.1		12	2	0	0	2	1	0	0	0	0	0	30	51	0.00	0.900
Kelly Downs, R ERA: 3.47	(8, 1)	2.0		9	2	1	0	1	1	0	0	0	0	0	20	32	0.00	1.500

PITCHER	IP	WLS	BF	H	R	ER	SO	BB	IBB	HBP	BLK	WP	HR	S	P	ERA	WHIP

TOP

San Diego Padres @ San Francisco Giants

Candlestick Park, San Francisco, CA

Thu Jun 18 1992, 10:05 PM EDT

Att. 11,594 - Cloudy - 55 F

livebaseballscorecards.com

AB	36
R	9
H	12
RBI	8
BB	5
SO	3
LOB	18

WP: 0	PA: 43
PB: 0	
SB: 0	
CS: 0	

BOTTOM

Batter	1	2	3	4	5	6	7	8	9	AB	R	H	RBI	BB	SO	LOB
Willie McGee, S (1, 9) OBP: 0.359, SLG: 0.373	X 0-0 ① G6-3		X 0-0 ③ FC6 1-2f		S C X 0-2 ② G6-3		B S S S 1-3 ③ K		C B C S S 2-3 ③ K	4	0	0	0	0	1	2
Kelly Downs, R (8, 1)										0	0	0	0	0	0	0
Greg Litton, R (9, PH) OBP: 0.291, SLG: 0.338										1	0	0	0	0	1	1
Darren Lewis, R (1, 8) OBP: 0.316, SLG: 0.290	B C B X 2-1 ② L6			C F C 0-3 ① K	S S T X 0-2 ③ G5-3			C X 0-1 FC4-6 1B		4	0	1	0	0	1	0
Will Clark, L (1, 3) OBP: 0.418, SLG: 0.507	B X 1-0 ③ G6-3			B B X 2-0 HR		B F X 1-1 ① G4-3		B X 1-0 ① F7		4	1	1	1	0	0	1
Cory Snyder, R (1, 7) OBP: 0.338, SLG: 0.560 (8, 9)		C B F X 1-2 ① P6		C B X 1-1 1B 3B 1B		B X 1-0 ② G6-3		X 0-0 ② FC4-6 1B 1-2f		4	1	1	0	0	0	1
Matt Williams, R (1, 5) OBP: 0.292, SLG: 0.425		C B X 1-1 CS 1B		F F B F F B X 2-2 1-2 3B 1B		B B X 2-0 ③ G6-3		C F X 0-2 FC6-4 1-2 1B		4	1	3	0	0	0	0
Robby Thompson, R (1, 4) OBP: 0.352, SLG: 0.379		B S C X 1-2 ② ③ P4 1-2		B B F F X 2-2 ② P9			H 1-0 WP G6-3 1B HBP	B S B B X 3-1 ③ FC6-4 1-2f		3	1	0	0	0	0	5
Kirt Manwaring, R (1, 2) OBP: 0.356, SLG: 0.364		B F F F X 1-2 ① F9	B X 1-0 1-H 2-H 3B				C S C 0-3 ① K		C C X 0-2 BLK 1B	4	0	2	2	0	1	1
Royce Clayton, R (1, 6) OBP: 0.284, SLG: 0.339		B B X 2-0 ② G5-3	C F S 0-3 ③ K				B X 1-0 ② G6-3 1-2		C X 0-1 ① G1-3 1-2	4	0	0	0	0	1	3
Trevor Wilson, L (1, 1) OBP: 0.211, SLG: 0.125		B B B B 4-0 FC6 BB			C F B B B X 2-2 ① G1-3		B X 1-0 2-H 1B		C X 0-1 ② F8	0	0	0	0	1	0	0
Bryan Hickerson, L (4, 1)										1	0	0	0	0	0	0
Kevin Bass, S (7, PH) (8, 7) OBP: 0.298, SLG: 0.384										2	0	1	1	0	0	1
Inning Stats	R: 0 E: 0 K: 0 S: 4 H: 0 LOB: 0 BB: 0 P: 7	R: 0 E: 0 K: 0 S: 8 H: 1 LOB: 0 BB: 0 P: 11	R: 0 E: 0 K: 0 S: 6 H: 0 LOB: 1 BB: 1 P: 13	R: 3 E: 0 K: 2 S: 18 H: 4 LOB: 1 BB: 0 P: 26	R: 0 E: 0 K: 0 S: 10 H: 0 LOB: 0 BB: 0 P: 12	R: 0 E: 0 K: 0 S: 4 H: 0 LOB: 0 BB: 0 P: 8	R: 1 E: 0 K: 2 S: 8 H: 1 LOB: 1 BB: 0 P: 12	R: 0 E: 0 K: 0 S: 9 H: 2 LOB: 2 BB: 0 P: 13	R: 0 E: 0 K: 1 S: 10 H: 1 LOB: 1 BB: 0 P: 12	1B: 7 2B: 0 3B: 1 HR: 1	SF: 0 SAC: 0 DP: 0 HBP: 1					

PITCHER	IP	WLS	BF	H	R	ER	SO	BB	IBB	HBP	BLK	WP	HR	S	P	ERA	WHIP
Frank Seminara, R (1, 1) ERA: 6.16	6.0	W	24	5	4	4	2	1	0	1	0	0	1	50	78	6.00	1.000
Mike Maddux, R (7, 1) ERA: 2.28	3.0	S	13	4	0	0	3	0	0	0	1	1	0	27	36	0.00	1.333

PITCHER	IP	WLS	BF	H	R	ER	SO	BB	IBB	HBP	BLK	WP	HR	S	P	ERA	WHIP

San Diego Padres @ San Francisco Giants

Candlestick Park, San Francisco, CA

Thu Jun 18 1992, 10:05 PM EDT

Att. 11,594 - Cloudy - 55 F

livebaseballscorecards.com

AB	35
R	4
H	9
RBI	4
BB	1
SO	5
LOB	15

WP: 1 PA: 37
PB: 0
SB: 0
CS: 1

Batter	1	2	3	4	5	6	7	8	9	10	AB	R	H	RBI	BB	SO	LOB
Tony Fernandez, S (1, 6) OBP: 0.362, SLG: 0.367	X 0-0 ① P4		B F B B B 4-1 FC4-6 BB		F X 0-1 ③ F9		F X 0-1 ③ G1-3		S C 1 SAFE F B B X 2-2 ③ G6-3 1-2		4	0	0	0	1	0	3
Tony Gwynn, L (1, 9) OBP: 0.393, SLG: 0.469	B B C X 2-1 ② G3		B 1 SAFE X 1-0 ② FC4-6 1-2f			X 0-0 ① P5		C B B F B B 4-2 F7 BB		C B X 1-1 ① L9	4	0	0	0	1	0	1
Gary Sheffield, R (1, 5) OBP: 0.373, SLG: 0.520	B S B X 2-1 ③ F9		F 1 SAFE 1 SAFE P 1 SAFE 1 SAFE X 1-1 ③ P3			B X 1-0 FC4-6 1B		1 SAFE S S B X 1-2 ① F7 1-2		S B X 1-1 HR	5	1	2	1	0	0	2
Kevin Ward, R (1, 7) OBP: 0.333, SLG: 0.358		B B C B C X 3-2 2B 1B		X 0-0 ① P3		1 SAFE B C 1 SAFE 1 SAFE F 1 SAFE X 1-2 ② FC4-6 1B 1-2f		B B B C C X 3-2 ② P4		B B F X 2-1 ② P3	5	1	1	0	0	0	2
Darrin Jackson, R (1, 8) OBP: 0.289, SLG: 0.413		X 0-0 ① F8		B B S F B F F X 3-2 ② G2-3		B X 1-0 1-2 1B		I I I I 4-0 IBB		C S B X 1-2 CS 1B	4	0	2	0	1	0	1
Dan Walters, R (1, 2) OBP: 0.281, SLG: 0.382		1 SAFE C 1 SAFE X 0-1 1-H SF8 2B		C F B B F X 2-2 ③ G6-3		B B S F X 2-2 ③ F8		F B X 1-1 ③ P5		1 SAFE P B 2-0 ③ CS 1-2	4	1	1	1	0	0	4
Jerald Clark, R (1, 3) OBP: 0.243, SLG: 0.297		B X 1-0 ② SF8 3-H		X 0-0 FC4-6 1B			F F S 0-3 ① K		S X 0-1 ① P4		3	0	1	1	0	1	0
Kurt Stillwell, S (1, 4) OBP: 0.303, SLG: 0.327		B C X 1-1 ③ G6-3		S 1 SAFE X 0-1 ① FC4-6 SH3-4 1-2f			C B B F F B X 3-2 ② G3		X 0-0 ② G3-1		4	0	0	0	0	0	1
Bruce Hurst, L (1, 1) OBP: 0.111, SLG: 0.143 Oscar Azocar, L (9, PH) OBP: 0.277, SLG: 0.250 Gary Pettis, S (9, PR) OBP: 0.226, SLG: 0.207 Jose Melendez, R (9, 1)			S C B X 1-2 ① F7		X 0-0 ② SH3-4 1-2		S B B C X 2-2 E1		B C B F F F F F X 2-2 1B		2 1 0 0	0 0 0 0	0 1 0 0	0 0 0 0	0 0 0 0	0 0 0 0	0 0 0 0
Inning Stats	R: 0 E: 0 K: 0 S: 5 H: 0 LOB: 0 BB: 0 P: 9	R: 2 E: 0 K: 0 S: 9 H: 2 LOB: 0 BB: 0 P: 14	R: 0 E: 0 K: 0 S: 8 H: 0 LOB: 1 BB: 1 P: 14	R: 0 E: 0 K: 0 S: 10 H: 0 LOB: 0 BB: 0 P: 15	R: 0 E: 0 K: 0 S: 6 H: 1 LOB: 1 BB: 0 P: 6	R: 0 E: 0 K: 0 S: 9 H: 2 LOB: 2 BB: 0 P: 14	R: 0 E: 1 K: 1 S: 12 H: 0 LOB: 1 BB: 0 P: 17	R: 0 E: 0 K: 0 S: 10 H: 0 LOB: 2 BB: 2 P: 23	R: 0 E: 0 K: 0 S: 15 H: 1 LOB: 1 BB: 0 P: 19	R: 1 E: 0 K: 0 S: 10 H: 2 LOB: 0 BB: 0 P: 16	1B: 6 2B: 1 3B: 0 HR: 1	SF: 1 SAC: 1 DP: 0 HBP: 0	WP: 0 PB: 1 SB: 0 CS: 1	PA: 42			

PITCHER		IP	WLS	BF	H	R	ER	SO	BB	IBB	HBP	BLK	WP	HR	S	P	ERA	WHIP
Dave Righetti, L ERA: 5.8	(1, 1)	6.0		24	5	2	2	0	1	0	0	0	0	0	47	72	3.00	1.000
Francisco Oliveras, R ERA:	(7, 1)	2.0		9	0	0	0	1	1	1	0	0	0	0	22	40	0.00	0.500
Rod Beck, R ERA: 2.47	(9, 1)	2.0	L	8	3	1	1	0	0	0	0	0	0	1	25	35	4.50	1.500

PITCHER	IP	WLS	BF	H	R	ER	SO	BB	IBB	HBP	BLK	WP	HR	S	P	ERA	WHIP

TOP

San Diego Padres @ San Francisco Giants

Candlestick Park, San Francisco, CA

Fri Jun 19 1992, 10:05 PM EDT

Att. 17,654 - Cloudy - 56 F

livebaseballscorecards.com

AB	36
R	3
H	8
RBI	3
BB	3
SO	1
LOB	14

San Diego Padres @ San Francisco Giants

Candlestick Park, San Francisco, CA

Fri Jun 19 1992, 10:05 PM EDT

Att. 17,654 - Cloudy - 56 F

livebaseballscorecards.com

BOTTOM

Batter	1	2	3	4	5	6	7	8	9	10	AB	R	H	RBI	BB	SO	LOB
Willie McGee, S (1, 9) OBP: 0.360, SLG: 0.374	F B X 1-1 G6-3 WP 2B 1B		S B S B X 2-2 ① G4-3		S B X 1-1 ② G5-3			C X 0-1 FC5-4 1B		B B S 1 SAFE F F F 1 SAFE X 2-2 ③ G4-3	5	1	2	0	0	0	1
Darren Lewis, R (1, 8) OBP: 0.311, SLG: 0.285	B 1 SAFE B X 2-0 ① G6-3 1-3		B C B S S 2-3 K 2B		C B L B F F B X 3-2 ③ G6-3			X 0-0 ② P4			4	1	0	0	0	1	2
Kevin Bass, S (1, 7) OBP: 0.297, SLG: 0.387 Rod Beck, R (9, 1)	C B S X 1-2 ② G4-3		1 SAFE C S X 0-2 G5-3 1-H 2B			B C C F S 1-3 ① K2-3		1 SAFE X 0-0 ③ FC5-4 1-2f			4 0	0 0	1 0	1 0	0 0	1 0	2 0
Cory Snyder, R (1, 3) OBP: 0.336, SLG: 0.558	B X 1-0 WP 3-H 2B		F B 2 SAFE B B X 3-1 ② ③ G5-3 2-3			X 0-0 ② G6-3			B X 1-0 ① F7		4	0	1	1	0	0	1
Matt Williams, R (1, 5) OBP: 0.287, SLG: 0.418	C S B F F B S 2-3 ③ K 2-3			B B F X 2-1 ① G5-3		F B X 1-1 ③ L8			X 0-0 ② G6-3		4	0	0	0	0	1	1
Kirt Manwaring, R (1, 2) OBP: 0.354, SLG: 0.361		C X 0-1 G1-3 1B		X 0-0 ② F8			B C B X 2-1 ① F9		C X 0-1 ③ F9		4	0	1	0	0	0	0
Greg Litton, R (1, 4) OBP: 0.289, SLG: 0.324	B 1 SAFE B C X 2-1 ① G1-3 1-2			B B B C B 4-1 BB			C F F B F X 1-2 ② L5			S X 0-1 ① F9	3	0	0	0	1	0	1
Royce Clayton, R (1, 6) OBP: 0.278, SLG: 0.331	C X 0-1 ② L7			C X 0-1 ③ P3			X 0-0 ③ G6-3			F S F B C 1-3 ② K	4	0	0	0	0	1	2
Dave Righetti, L (1, 1) Francisco Oliveras, R (7, 1) Mike Felder, S (8, PH) (9, 7) OBP: 0.321, SLG: 0.383	F X 0-1 ③ G6-3				C B S B S 2-3 ① K			B X 1-0 ① G6-3		C B B B C E B 4-2 BB	2 0 1	0 0 0	0 0 0	0 0 0	0 0 1	1 0 0	1 0 0

	AB	35
	R	2
	H	5
	RBI	2
	BB	2
	SO	5
	LOB	11

Inning Stats	1	2	3	4	5	6	7	8	9	10
	R: 1 E: 0 K: 1 S: 12	H: 2 LOB: 1 BB: 0 P: 19	R: 0 E: 0 K: 0 S: 8	H: 1 LOB: 1 BB: 0 P: 10	R: 1 E: 0 K: 1 S: 11	H: 1 LOB: 0 BB: 0 P: 18	R: 0 E: 0 K: 0 S: 6	H: 0 LOB: 1 BB: 1 P: 12	R: 0 E: 0 K: 1 S: 10	H: 0 LOB: 0 BB: 0 P: 16
	R: 0 E: 0 K: 1 S: 7	H: 0 LOB: 0 BB: 0 P: 9	R: 0 E: 0 K: 0 S: 8	H: 0 LOB: 0 BB: 0 P: 11	R: 0 E: 0 K: 1 S: 5	H: 1 LOB: 1 BB: 0 P: 6	R: 0 E: 0 K: 0 S: 4	H: 0 LOB: 0 BB: 0 P: 5	R: 0 E: 0 K: 1 S: 14	H: 0 LOB: 1 BB: 1 P: 21

	1B: 3	SF: 0	WP: 3	PA: 37
	2B: 2	SAC: 0	PB: 0	
	3B: 0	DP: 0	SB: 0	
	HR: 0	HBP: 0	CS: 0	

PITCHER		IP	WLS	BF	H	R	ER	SO	BB	IBB	HBP	BLK	WP	HR	S	P	ERA	WHIP
Bruce Hurst, L ERA: 3.34	(1, 1)	8.0		30	5	2	2	4	1	0	0	0	3	0	67	101	2.25	0.750
Jose Melendez, R ERA: 3.16	(9, 1)	2.0	W	7	0	0	0	1	1	0	0	0	0	0	18	26	0.00	0.500

PITCHER	IP	WLS	BF	H	R	ER	SO	BB	IBB	HBP	BLK	WP	HR	S	P	ERA	WHIP

San Diego Padres @ San Francisco Giants

Candlestick Park, San Francisco, CA

Sat Jun 20 1992, 6:33 AM EDT

Att. 24,246 - Sunny - 74 F

TOP

livebaseballscorecards.com

Batter	1	2	3	4	5	6	7	8	9	AB	R	H	RBI	BB	SO	LOB
Tony Fernandez, S (1, 6) OBP: 0.360, SLG: 0.364	F8		FC6-4 1B		F9		G6-3		K	5	0	1	0	0	1	1
Tony Gwynn, L (1, 9) OBP: 0.390, SLG: 0.462	G4-3		FC6-4 F7 1-2f		F7		G4-3		HBP BB	4	0	0	0	1	0	2
Gary Sheffield, R (1, 5) OBP: 0.381, SLG: 0.525	2B		F7 1-2		BB 1-2			1B BB BB	HBP 1-2	3	1	2	0	1	0	1
Kevin Ward, R (1, 7) OBP: 0.324, SLG: 0.333	K		L8		P4			BB 1B FC5-2 1-2	K	4	0	0	0	1	2	6
Darrin Jackson, R (1, 8) OBP: 0.296, SLG: 0.423		1B 2B		1B 1B		L5		FC5-2 BB 1-2 2-3		4	0	3	0	0	0	0
Dan Walters, R (1, 2) OBP: 0.295, SLG: 0.379		K2-3		G1-6-3 1-2		G5-3		FC5-2 1-2 2-3 3-H		3	0	1	1	1	1	1
Jerald Clark, R (1, 3) OBP: 0.248, SLG: 0.301		1B 2-3		K		1B		FC5-2 1-2 2-3 3-H		4	0	2	0	0	1	5
Kurt Stillwell, S (1, 4) OBP: 0.297, SLG: 0.320		K		G1-6-3 1-2f		G5-3		G4-3		4	0	0	0	0	1	7
Craig Lefferts, L (1, 1) OBP: 0.074, SLG: 0.074		F9			BB 1B		P8		K	1	0	0	0	0	0	2
Gene Harris, R (4, 1) OBP: 0.500, SLG: 0.500										0	0	0	0	0	0	0
Gary Pettis, S (5, PH) OBP: 0.250, SLG: 0.233										1	0	1	0	0	0	0
Larry Andersen, R (5, 1)										0	0	0	0	0	0	0
Craig Shipley, R (7, PH) OBP: 0.244, SLG: 0.225										1	0	0	0	0	0	0
Randy Myers, L (7, 1)										0	0	0	0	0	0	0
Oscar Azocar, L (9, PH) OBP: 0.273, SLG: 0.246										1	0	0	0	0	1	0

	AB	35
	R	1
	H	10
	RBI	1
	BB	4
	SO	7
	LOB	25

Inning Stats	1	2	3	4	5	6	7	8	9
	R: 0 E: 0 K: 1 S: 11	H: 1 LOB: 1 BB: 0 P: 20	R: 0 E: 0 K: 2 S: 10	H: 2 LOB: 2 BB: 0 P: 13	R: 0 E: 0 K: 0 S: 10	H: 1 LOB: 1 BB: 0 P: 16	R: 0 E: 0 K: 1 S: 9	H: 2 LOB: 1 BB: 0 P: 12	R: 0 E: 0 K: 0 S: 13	H: 1 LOB: 2 BB: 1 P: 22	R: 0 E: 0 K: 0 S: 8	H: 1 LOB: 1 BB: 0 P: 14	R: 0 E: 0 K: 0 S: 8	H: 0 LOB: 0 BB: 0 P: 12	R: 1 E: 0 K: 0 S: 10	H: 2 LOB: 2 BB: 2 P: 19	R: 0 E: 0 K: 3 S: 14	H: 0 LOB: 2 BB: 1 P: 24

1B: 8	SF: 0	WP: 0	PA: 40
2B: 3	SAC: 0	PB: 0	
3B: 0	DP: 2	SB: 0	
HR: 0	HBP: 1	CS: 0	

PITCHER		IP	WLS	BF	H	R	ER	SO	BB	IBB	HBP	BLK	WP	HR	S	P	ERA	WHIP
Bud Black, L ERA: 3.59	(1, 1)	7.0	W	31	9	1	1	4	2	0	0	0	0	0	73	117	1.29	1.571
Jeff Brantley, R ERA: 3.03	(8, 1)	1.2		8	1	0	0	2	2	0	1	0	0	0	17	30	0.00	1.800
Rod Beck, R ERA: 2.45	(9, 1)	0.1	S	1	0	0	0	1	0	0	0	0	0	0	3	5	0.00	0.000

PITCHER		IP	WLS	BF	H	R	ER	SO	BB	IBB	HBP	BLK	WP	HR	S	P	ERA	WHIP

BOTTOM

San Diego Padres @ San Francisco Giants

Candlestick Park, San Francisco, CA

Sat Jun 20 1992, 6:33 AM EDT

Att. 24,246 - Sunny - 74 F

livebaseballscorecards.com

Batter	1	2	3	4	5	6	7	8	9	AB	R	H	RBI	BB	SO	LOB
Willie McGee, S (1, 9) OBP: 0.366, SLG: 0.381	X 0-0 SH1-4 S 1B		C B S B F X 2-2 2B 1B 1B	B X 1-0 BB 1B			C B F B S 2-3 ① K			4	1	3	0	0	1	0
Darren Lewis, R (1, 8) OBP: 0.311, SLG: 0.282	B 1 SAFE C 1 SAFE B X 2-1 ① SH1-4 1-3		1 SAFE 1 SAFE X 0-0 ① F8	B 1 SAFE 1 SAFE F 1 SAFE F 1 SAFE P B 4-2 F B 1-2 BB			C B X 1-1 ② G5-3			2	0	0	0	1	0	1
Kevin Bass, S (1, 7) OBP: 0.296, SLG: 0.390	F B F S 1-3 ② K		F 1 SAFE X 0-1 1-3 1B 2B	X 0-0 ③ L9			X 0-0 ③ F8			4	1	1	0	0	1	3
Cory Snyder, R (1, 3) OBP: 0.347, SLG: 0.560	F B B S F F B B 4-2 BB		X 0-0 1B 1B 2-H 3-H 1B		B F S S 1-3 ① K			S S X 0-2 1B 1B		3	1	2	2	1	1	0
Matt Williams, R (1, 5) OBP: 0.283, SLG: 0.410	F B 1 SAFE X 1-1 ③ F9		1 SAFE F F B B S 2-3 ② K		S X 0-1 ② L4			B B X 2-0 ① P5		4	0	0	0	0	1	4
Robby Thompson, R (1, 4) OBP: 0.355, SLG: 0.382		B C B X 2-1 ① F9	X 0-0 1B 1-2 1B		B C B X 2-1 ③ F7			1 SAFE B C 1 SAFE B X 2-1 S 1-3 1B		4	0	2	0	0	0	0
Kirt Manwaring, R (1, 2) OBP: 0.357, SLG: 0.370		B F B F X 2-2 2B	B B X 2-0 ③ 1-3 2-H 1B			B C X 1-1 ① G3		C F B 1 B B X 3-2 ② G4-3 1-2		4	0	2	1	0	0	2
Royce Clayton, R (1, 6) OBP: 0.273, SLG: 0.324		C S S 0-3 ② K		X 0-0 ① G4-3			F C B F S 1-3 ② K	F B B S B F F F 3-2 F X ③ F7		4	0	0	0	0	2	3
Bud Black, L (1, 1) Jeff Brantley, R (8, 1) Rod Beck, R (9, 1)		C C B C 1-3 ③ K		B C X 1-1 ② G4-3			C B S S 1-3 ③ K			3 0 0	0 0 0	0 0 0	0 0 0	0 0 0	2 0 0	1 0 0
Inning Stats	R: 0 H: 1 E: 0 LOB: 2 K: 1 BB: 1 S: 12 P: 20	R: 0 H: 1 E: 0 LOB: 1 K: 2 BB: 0 S: 11 P: 16	R: 3 H: 5 E: 0 LOB: 2 K: 1 BB: 0 S: 13 P: 19	R: 0 H: 1 E: 0 LOB: 2 K: 0 BB: 1 S: 9 P: 14	R: 0 H: 0 E: 0 LOB: 0 K: 1 BB: 0 S: 7 P: 10	R: 0 H: 0 E: 0 LOB: 0 K: 2 BB: 0 S: 9 P: 12	R: 0 H: 0 E: 0 LOB: 0 K: 1 BB: 0 S: 6 P: 9	R: 0 H: 2 E: 0 LOB: 2 K: 0 BB: 0 S: 17 P: 27		1B: 8 SF: 0 2B: 2 SAC: 1 3B: 0 DP: 0 HR: 0 HBP: 0						

	AB	32
	R	3
	H	10
	RBI	3
	BB	2
	SO	8
	LOB	14

PITCHER		IP	WLS	BF	H	R	ER	SO	BB	IBB	HBP	BLK	WP	HR	S	P	ERA	WHIP
Craig Lefferts, L ERA: 3.56	(1, 1)	3.2	L	19	8	3	3	4	1	0	0	0	0	0	40	61	7.36	2.455
Gene Harris, R ERA: 5.85	(4, 1)	0.1		2	0	0	0	0	1	0	0	0	0	0	5	8	0.00	3.000
Larry Andersen, R ERA: 4.7	(5, 1)	2.0		6	0	0	0	3	0	0	0	0	0	0	16	22	0.00	0.000
Randy Myers, L ERA: 6.19	(7, 1)	2.0		8	2	0	0	1	0	0	0	0	0	0	23	36	0.00	1.000

PITCHER	IP	WLS	BF	H	R	ER	SO	BB	IBB	HBP	BLK	WP	HR	S	P	ERA	WHIP

Batter	1	2	3	4	5	6	7	8	9	10	11	AB	R	H	RBI	BB	SO	LOB
Tony Fernandez, S (1, 6) OBP: 0.364, SLG: 0.366	C B F B X 2-2 G6-3 ①		B B B B 4-0 G6-4-3 BB		F C B B X 2-2 G1-3 ③			X 0-0 CS 1B			F F X 0-2 1B	4	0	2	0	1	0	0
Tony Gwynn, L (1, 9) OBP: 0.386, SLG: 0.457	B C F B X 2-2 1B		B B B C X 3-1 G6-4-3 ②③ 1-2f			B F X 1-1 G4-3 ①		1 SAFE B B 1 SAFE 1 SAFE C 2-1 CS ③ 1-2	C F B F B F X 2-2 G6-3 ①		B B 1 SAFE C X 2-1 P6 ③	5	0	1	0	0	0	3
Gary Sheffield, R (1, 5) OBP: 0.375, SLG: 0.517	X 0-0 P5 ②			F C X 0-2 F9 ①		S X 0-1 L8 ②			X 0-0 F7 ②			4	0	0	0	0	0	1
Darrin Jackson, R (1, 8) OBP: 0.292, SLG: 0.416	B X 1-0 P8 ③			F S F B B B X 3-2 G6-3 ②		S S B X 1-2 G5-3 ③			B F F F C 1-3 K			4	0	0	0	0	1	1
Tim Teufel, R (1, 3) OBP: 0.327, SLG: 0.351		C B B X 2-1 G6-3 ①		C X 0-1 E5 1B			B B F X 2-1 G6-3 ①			B F B S S 2-3 K ①		4	0	0	0	0	1	0
Kevin Ward, R (1, 7) OBP: 0.319, SLG: 0.328		C C S 0-3 K ②		B B B C X 3-1 1-3 1B			B B F F X 2-2 F9 ②			B C B C S 2-3 K ②		4	0	1	0	0	2	0
Dann Bilardello, R (1, 2) OBP: 0.200, SLG: 0.148		F X 0-1 G4-3 ③		B C C X 1-2 F9 ③			B B X 2-0 P6 ③			C B C X 1-2 G6-3 ③		3	0	0	0	0	0	2
Dan Walters, R (10, PH) OBP: 0.290, SLG: 0.373 (10, 2)												1	0	0	0	0	0	0
Kurt Stillwell, S (1, 4) OBP: 0.296, SLG: 0.318			B X 1-0 SH5-4 1B		C X 0-1 L7 ①			B C B F B X 3-2 G6-3 ①			B B C X 2-1 G3 ①	4	0	1	0	0	0	0
Greg Harris, R (1, 1) OBP: 0.190, SLG: 0.200			L 1 SAFE C X 0-2 SH5-4 ① 1-2		X 0-0 G1-3 ②			X 0-0 G5-3 ②			B X 1-0 P6 ②	0	0	0	0	0	0	0
Rich Rodriguez, L (3, PH)												1	0	0	0	0	0	0
(3, 1)																		
Craig Shipley, R (8, PH) OBP: 0.238, SLG: 0.220												1	0	0	0	0	0	0
Mike Maddux, L (8, 1)												0	0	0	0	0	0	0
Jerald Clark, R (11, PH) OBP: 0.247, SLG: 0.300												1	0	0	0	0	0	0
Jose Melendez, R (11, 1)												0	0	0	0	0	0	0
Inning Stats	R: 0 E: 0 K: 0 S: 8 H: 1 LOB: 1 BB: 0 P: 13	R: 0 E: 0 K: 1 S: 7 H: 0 LOB: 0 BB: 0 P: 9	R: 0 E: 0 K: 0 S: 6 H: 1 LOB: 1 BB: 1 P: 14	R: 0 E: 1 K: 0 S: 14 H: 1 LOB: 2 BB: 0 P: 21	R: 0 E: 0 K: 0 S: 6 H: 0 LOB: 0 BB: 0 P: 8	R: 0 E: 0 K: 0 S: 7 H: 0 LOB: 0 BB: 0 P: 9	R: 0 E: 0 K: 0 S: 6 H: 0 LOB: 0 BB: 0 P: 12	R: 0 E: 0 K: 0 S: 6 H: 1 LOB: 0 BB: 0 P: 11	R: 0 E: 0 K: 1 S: 11 H: 0 LOB: 0 BB: 0 P: 14	R: 0 E: 0 K: 2 S: 9 H: 0 LOB: 0 BB: 0 P: 14	R: 0 E: 0 K: 0 S: 8 H: 1 LOB: 1 BB: 0 P: 13	1B: 5 2B: 0 3B: 0 HR: 0	SF: 0 SAC: 1 DP: 1 HBP: 0					

PITCHER		IP	WLS	BF	H	R	ER	SO	BB	IBB	HBP	BLK	WP	HR	S	P	ERA	WHIP
Bill Swift, R ERA: 2.17	(1, 1)	5.0		19	3	0	0	1	1	0	0	0	0	0	41	65	0.00	0.800
Gil Heredia, R ERA: 5.2	(6, 1)	4.0		12	1	0	0	1	0	0	0	0	0	0	30	46	0.00	0.250
Michael Jackson, R ERA: 2.56	(10, 1)	2.0	W	7	1	0	0	2	0	0	0	0	0	0	17	27	0.00	0.500

PITCHER	IP	WLS	BF	H	R	ER	SO	BB	IBB	HBP	BLK	WP	HR	S	P	ERA	WHIP

TOP

San Diego Padres @ San Francisco Giants

Candlestick Park, San Francisco, CA

Sun Jun 21 1992, 6:33 AM EDT
Att. 32,958 - Sunny - 81 F

livebaseballscorecards.com

AB	36
R	0
H	5
RBI	0
BB	1
SO	4
LOB	7

WP: 0 PA: 39
PB: 0
SB: 0
CS: 1

Batter	1	2	3	4	5	6	7	8	9	10	11	AB	R	H	RBI	BB	SO	LOB
Willie McGee, S (1, 9) OBP: 0.360, SLG: 0.374	S B S B X 2-2 ① G4-3		1 SAFE 1 SAFE 1 SAFE 0-0 ③ CS 1-2	B F F X 1-2 ① G3-1		B X 1-0 ③ F9			S B F X 1-2 ② G6-3			4	0	0	0	0	0	0
Darren Lewis, R (1, 8) OBP: 0.306, SLG: 0.277	B F X 1-1 ② G6-3			C B B X 2-1 ② G6-3			C B X 1-1 ① B1		F B X 1-1 ③ G6-3			4	0	0	0	0	0	0
Michael Jackson, R (10, 1)												0	0	0	0	0	0	0
Will Clark, L (1, 3) OBP: 0.415, SLG: 0.500	B B B C X 3-1 ③ L3			C B B S F B B 4-2 BB			B B B S X 2-1 ② L8			C F S 0-3 ① K		3	0	0	0	1	1	0
Cory Snyder, R (1, 7) OBP: 0.344, SLG: 0.552		C B S S 1-3 ① K		X 0-0 ③ F9			B X 1-0 1B			C C X 0-2 ② F9		4	0	1	0	0	1	1
Matt Williams, R (1, 5) OBP: 0.278, SLG: 0.403		S B F X 1-2 ② F7			B S F S 1-3 ① K		1 SAFE F X 0-1 ③ G6-3			S B X 1-1 ③ G4-3		4	0	0	0	0	1	1
Robby Thompson, R (1, 4) OBP: 0.358, SLG: 0.388		B B C B C F B 4-2 BB CS			B S B F C 2-3 ② K			B X 1-0 ① G6-3			C X 0-1 2B SH1-3 1B	3	1	1	0	1	1	0
Kirt Manwaring, R (1, 2) OBP: 0.357, SLG: 0.366		B B 2-0 ③ CS 1-2	B B C B B 4-1 BB FC4-6			C X 0-1 ③ L9		C B X 1-1 ② G1-3			L L X 0-2 ① SH1-3 2-3	2	0	0	0	1	0	0
Jose Uribe, S (1, 6) OBP: 0.306, SLG: 0.421			C F 1 SAFE X 0-2 ① FC4-6 CS 1-2f			B F F C 1-3 ① K		F B B F X 2-2 P3			B F F X 1-2 1B 3-H	3	0	0	0	1	1	
Kevin Bass, S (11, PH) OBP: 0.300, SLG: 0.395												1	0	1	1	0	0	0
Bill Swift, R (1, 1) OBP: 0.208, SLG: 0.292			F L L 0-3 ② K			X 0-0 ② G6-3			C B X 1-1 ① G3			1	0	0	0	0	1	1
Gil Heredia, R (6, 1) OBP: 0.167, SLG: 0.167												1	0	0	0	0	0	0
Mike Felder, S (9, PH) OBP: 0.318, SLG: 0.380												1	0	0	0	0	0	0
(10, 8)																		
Inning Stats	R: 0 E: 0 K: 0 S: 7 H: 0 LOB: 0 BB: 0 P: 13	R: 0 E: 0 K: 1 S: 9 H: 0 LOB: 0 BB: 1 P: 17	R: 0 E: 0 K: 1 S: 7 H: 0 LOB: 0 BB: 1 P: 11	R: 0 E: 0 K: 0 S: 9 H: 0 LOB: 1 BB: 1 P: 16	R: 0 E: 0 K: 2 S: 8 H: 0 LOB: 0 BB: 0 P: 11	R: 0 E: 0 K: 1 S: 5 H: 0 LOB: 0 BB: 0 P: 7	R: 0 E: 0 K: 0 S: 7 H: 1 LOB: 1 BB: 0 P: 11	R: 0 E: 0 K: 0 S: 6 H: 0 LOB: 0 BB: 0 P: 10	R: 0 E: 0 K: 0 S: 7 H: 0 LOB: 0 BB: 0 P: 10	R: 0 E: 0 K: 1 S: 8 H: 0 LOB: 0 BB: 0 P: 9	R: 1 E: 0 K: 0 S: 8 H: 2 LOB: 1 BB: 0 P: 9	1B: 2 2B: 1 3B: 0 HR: 0 SF: 0 SAC: 1 DP: 0 HBP: 0						WP: 0 PB: 0 SB: 0 CS: 2 PA: 37

PITCHER		IP	WLS	BF	H	R	ER	SO	BB	IBB	HBP	BLK	WP	HR	S	P	ERA	WHIP
Greg Harris, R ERA: 4.05	(1, 1)	2.0		6	0	0	0	1	1	0	0	0	0	0	16	30	0.00	0.500
Rich Rodriguez, L ERA: 1.84	(3, 1)	5.0		17	1	0	0	4	2	0	0	0	0	0	36	56	0.00	0.600
Mike Maddux, R ERA: 2.05	(8, 1)	3.0		9	0	0	0	1	0	0	0	0	0	0	21	29	0.00	0.000
Jose Melendez, R ERA: 3.31	(11, 1)	0.1	L	3	2	1	1	0	0	0	0	0	0	0	8	9	27.00	6.000

PITCHER	IP	WLS	BF	H	R	ER	SO	BB	IBB	HBP	BLK	WP	HR	S	P	ERA	WHIP

BOTTOM

San Diego Padres @ San Francisco Giants

Candlestick Park, San Francisco, CA

Sun Jun 21 1992, 6:33 AM EDT

Att. 32,958 - Sunny - 81 F

livebaseballscorecards.com

AB	31
R	1
H	3
RBI	1
BB	3
SO	6
LOB	4

Batter	1	2	3	4	5	6	7	8	9	AB	R	H	RBI	BB	SO	LOB
Brett Butler, L (1, 8) OBP: 0.376, SLG: 0.350	C B B F S 2-3 ① K		B B L F F F X 2-2 2B		C B X 1-1 2-H 1B		B B B C B 4-1 1B 2-3 BB		B X 1-0 SH FC6-2 1B 2-3	3	1	2	1	1	1	0
Mike Sharperson, R (1, 4) OBP: 0.418, SLG: 0.438	C T B F F B X 2-2 ② F7		B C B B B 4-1 BB		C C 1 SAFE C 0-3 ③ K		B X 1-0 G4-6-3 1-2 3-H 1B		B X 1-0 ① FC6-2 1B 1-3 3-H	4	1	1	1	1	1	3
Lenny Harris, L (1, 5) OBP: 0.344, SLG: 0.322	X 0-0 ③ G6-3		C B X 1-1 ③ L6			X 0-0 FC4-6 1B 1B	B X 1-0 ②③ G4-6-3 1-2f		I I I I 4-0 1B IBB	4	0	1	0	1	0	4
Eric Davis, R (1, 7) OBP: 0.336, SLG: 0.386		C B B B X 3-1 G6-3 1B		F B B F S 2-3 ① K		1 SAFE S B C F B 1 SAFE S 2-3 ① K		B X 1-0 ① L7	F F B F F X 1-2 S 1-3 2-H 3-H 1B	5	0	2	2	0	2	1
Eric Karros, R (1, 3) OBP: 0.293, SLG: 0.468		B B X 2-0 ① L8		B C X 1-1 ② L7		F C X 0-2 FC4-6 1-2 1B		B F C X 1-2 2B	B S S F S 1-3 ② K 1-2	5	0	2	0	0	1	3
Todd Benzinger, S (1, 9) OBP: 0.263, SLG: 0.341 Roger McDowell, R (8, 1)		1 SAFE C B S 1 SAFE X 1-2 ② G6-3 1-2		S B B X 2-1 ③ P5		B F F B X 2-2 ② FC4-6 1-2f 2-3		B F B S F X 2-2 ② F7	B C M S 1-3 ③ K	4 1	0 0	0 0	0 0	0 0	0 1	4 2
Mike Scioscia, L (1, 2) OBP: 0.271, SLG: 0.263 Carlos Hernandez, R (9, 2) OBP: 0.369, SLG: 0.344		C B X 1-1 ③ G4-3			F C B X 1-2 ① L8	B C F X 1-2 ③ P5		I I I I 4-0 IBB		3 0	0 0	0 0	0 0	1 0	0 0	3 0
Jose Offerman, S (1, 6) OBP: 0.310, SLG: 0.314			C C F B S 1-3 ① K		B B F X 2-1 SH5-4 1B 1B		X 0-0 S SH2-4 1B 1B	X 0-0 ③ F8		4	2	2	0	0	1	2
Bob Ojeda, L (1, 1) OBP: 0.167, SLG: 0.217 Mitch Webster, S (7, PH) OBP: 0.315, SLG: 0.406 Jay Howell, R (7, 1) Stan Javier, S (8, 9) OBP: 0.233, SLG: 0.255			F B S S 1-3 ② K		B B L 1 SAFE X 2-1 ② SH5-4 1-2	L X 0-1 ① SH2-4 1-2			B B C S C X 2-2 SH FC6-2 2B	1 0 0 1	0 0 0 0	0 0 0 1	0 0 0 0	0 0 0 0	1 0 0 0	0 0 0 0
Inning Stats	R: 0 H: 0 E: 0 LOB: 0 K: 1 BB: 0 S: 9 P: 13	R: 0 H: 1 E: 0 LOB: 1 K: 0 BB: 0 S: 8 P: 15	R: 0 H: 1 E: 0 LOB: 2 K: 2 BB: 1 S: 15 P: 24	R: 0 H: 0 E: 0 LOB: 0 K: 1 BB: 0 S: 7 P: 12	R: 1 H: 2 E: 0 LOB: 1 K: 1 BB: 0 S: 12 P: 18	R: 0 H: 2 E: 0 LOB: 2 K: 1 BB: 0 S: 14 P: 19	R: 1 H: 2 E: 0 LOB: 1 K: 0 BB: 1 S: 6 P: 12	R: 0 H: 1 E: 0 LOB: 2 K: 0 BB: 1 S: 9 P: 17	R: 2 H: 2 E: 0 LOB: 2 K: 2 BB: 1 S: 17 P: 28	1B: 8 2B: 3 3B: 0 HR: 0	SF: 0 SAC: 3 DP: 1 HBP: 0				WP: 0 PB: 0 SB: 2 CS: 0	PA: 42	

PITCHER		IP	WLS	BF	H	R	ER	SO	BB	IBB	HBP	BLK	WP	HR	S	P	ERA	WHIP
Andy Benes, R ERA: 3.53	(1, 1)	8.0		35	9	2	2	6	2	1	0	0	0	0	80	130	2.25	1.375
Jose Melendez, R ERA: 3.59	(9, 1)	1.0	L	7	2	2	2	2	0	1	0	0	0	0	17	28	18.00	2.000

PITCHER	IP	WLS	BF	H	R	ER	SO	BB	IBB	HBP	BLK	WP	HR	S	P	ERA	WHIP

TOP

Los Angeles Dodgers @ San Diego Padres

Jack Murphy Stadium, San Diego, CA

Mon Jun 22 1992, 10:05 PM EDT

Att. 21,965 - Cloudy - 78 F

livebaseballscorecards.com

AB	35
R	4
H	11
RBI	4
BB	4
SO	8
LOB	22

Batter	1	2	3	4	5	6	7	8	9	AB	R	H	RBI	BB	SO	LOB
Tony Fernandez, S (1, 6) OBP: 0.362, SLG: 0.368	C F C 0-3 ① K		B S X 1-1 ③ F8			B F F F B X 2-2 ① G3-1		X 0-0 S 2B		4	0	1	0	0	1	0
Tony Gwynn, L (1, 9) OBP: 0.391, SLG: 0.468	C X 0-1 HR			B B B B 4-0 CS BB		B B C B X 3-1 ② G6-3		I I I I 4-0 BB IBB		2	1	1	1	2	0	0
Gary Sheffield, R (1, 5) OBP: 0.374, SLG: 0.511	S F X 0-2 ② F8			S X 0-1 ① L8		B C C B B F S 3-3 ③ K		B B B B 1-2 2-3 BB		3	0	0	0	1	1	1
Darrin Jackson, R (1, 8) OBP: 0.291, SLG: 0.411	C B B B X 3-1 ③ F9			1 SAFE 1 SAFE L B B B S B 4-2 ② S 2B 1-2 BB			B B B C X 3-1 ① G5-3	C S B F B F F X 2-2 ③ G4-3		3	1	0	0	1	0	3
Tim Teufel, R (1, 3) OBP: 0.333, SLG: 0.366		B X 1-0 L4 1B		1 SAFE B 1 SAFE B C 1 SAFE S S F X 2-2 1-H 2B			C B B B C B S		X 0-0 ① G1-3	4	0	2	1	0	1	0
Dan Walters, R (1, 2) OBP: 0.303, SLG: 0.387		F B B B X 2-1 ① ② L4 1-2		C B F B B X 3-2 ③ F7			B S B B B F B 4-2 BB		C B X 1-1 2B	3	0	1	0	1	0	2
Jerald Clark, R (1, 7) OBP: 0.243, SLG: 0.294		C B F B S 2-3 ③ K			B X 1-0 ① G3-1		C B C F B X 2-2 ③ F8		C S F S S 0-3 ② K	4	0	0	0	0	2	2
Kurt Stillwell, S (1, 4) OBP: 0.295, SLG: 0.313			C B L B F S 2-3 ① K		B B B B B 4-0 B2-6-4 BB			C S S 0-3 ① K	B F B X 2-1 ③ G1-3	3	0	0	0	1	2	1
Andy Benes, R (1, 1) OBP: 0.250, SLG: 0.214 Phil Stephenson, L (8, PH) Jose Melendez, R (9, 1)			B B C C X 2-2 ② G1-3		L 1 SAFE L X 0-2 ② ③ B2-6-4 1-2f			B B X 2-0 ② F9		2 1 0	0 0 0	0 0 0	0 0 0	0 0 0	0 0 0	1 0 0
Inning Stats	R: 1 H: 1 E: 0 LOB: 0 K: 1 BB: 0 S: 10 P: 13	R: 0 H: 1 E: 0 LOB: 0 K: 1 BB: 0 S: 6 P: 11	R: 0 H: 0 E: 0 LOB: 0 K: 1 BB: 0 S: 9 P: 14	R: 1 H: 1 E: 0 LOB: 1 K: 0 BB: 2 S: 11 P: 24	R: 0 H: 0 E: 0 LOB: 0 K: 0 BB: 1 S: 4 P: 9	R: 0 H: 0 E: 0 LOB: 0 K: 1 BB: 0 S: 10 P: 18	R: 0 H: 0 E: 0 LOB: 1 K: 1 BB: 1 S: 11 P: 23	R: 0 H: 1 E: 0 LOB: 3 K: 1 BB: 2 S: 11 P: 23	R: 0 H: 1 E: 0 LOB: 1 K: 1 BB: 0 S: 9 P: 12	1B: 1 SF: 0 2B: 4 SAC: 0 3B: 0 DP: 2 HR: 1 HBP: 0						

PITCHER		IP	WLS	BF	H	R	ER	SO	BB	IBB	HBP	BLK	WP	HR	S	P	ERA	WHIP
Bob Ojeda, L ERA: 3.65	(1, 1)	6.0		21	3	2	2	4	3	0	0	0	0	1	50	89	3.00	1.000
Jay Howell, R ERA: 0.75	(7, 1)	1.2		9	1	0	0	2	2	1	0	0	0	0	16	38	0.00	1.800
Roger McDowell, R ERA: 2.59	(8, 1)	1.1	W	5	1	0	0	1	0	0	0	0	0	0	15	20	0.00	0.750

PITCHER	IP	WLS	BF	H	R	ER	SO	BB	IBB	HBP	BLK	WP	HR	S	P	ERA	WHIP

BOTTOM

Los Angeles Dodgers @ San Diego Padres

Jack Murphy Stadium, San Diego, CA

Mon Jun 22 1992, 10:05 PM EDT

Att. 21,965 - Cloudy - 78 F

livebaseballscorecards.com

AB	29
R	2
H	5
RBI	2
BB	6
SO	7
LOB	10

Batter	1	2	3	4	5	6	7	8	9	AB	R	H	RBI	BB	SO	LOB
Brett Butler, L (1, 8) OBP: 0.381, SLG: 0.358	C B C X 1-2 1B G4-6-3 1B		L L B X 1-2 ② G4-3		C B B L X 2-2 2B		B B B C C B 4-2 BB 1B BB		C F B F F B S 2-3 ② K	3	2	2	0	1	0	0
Mike Sharperson, R (1, 4) OBP: 0.437, SLG: 0.447	1 SAFE 1 SAFE L 1 SAFE B 1 SAFE F F 1 SAFE 2-2 F F 1 SAFE B X G4-6-3 1-3 1B		B B B B 4-0 BB		C C B B B B 4-2 FC5-4 BB		B B B B B 4-0 FC6-4 1B 1-2 2-3 BB		C B F F X 1-2 1B	2	0	2	0	3	0	0
Lenny Harris, L (1, 5) OBP: 0.342, SLG: 0.320 Dave Anderson, R (9, PH) OBP: 0.274, SLG: 0.431	X 0-0 ① ② G4-6-3 1-2f 3-H		C F B X 1-2 ③ F8		F B F X 1-2 ③ FC5-4 1-2f		C B X 1-1 FC6-4 1B 1-2 2-H 3-H		F X 0-1 ③ F9	4	0	1	2	0	0	4
										1	0	0	0	0	0	1
Eric Davis, R (1, 7) OBP: 0.333, SLG: 0.382	C B C B F X 2-2 1B			X 0-0 ① F9		C B F C 1-3 ① K	B S B S F F X 2-2 ② FC6-4 S 1-2f 2-3			4	0	1	0	0	1	2
Eric Karros, R (1, 3) OBP: 0.293, SLG: 0.463	X 0-0 ③ L8			B F C B X 2-2 1B		F B X 1-1 ② F9	S B X 1-1 ③ F8 1-2			4	0	1	0	0	0	3
Todd Benzinger, S (1, 9) OBP: 0.257, SLG: 0.333		F B F B F X 2-2 ① G4-3		F 1 SAFE X 0-1 ② L7		B B X 2-0 ③ G3-1		C B F S 1-3 ① K		4	0	0	0	0	1	1
Carlos Hernandez, R (1, 2) OBP: 0.362, SLG: 0.338		B B F X 2-1 ② F8		F B B X 2-1 ③ F7			X 0-0 FC4-6 1B	B X 1-0 ② L6		4	0	1	0	0	0	1
Jose Offerman, S (1, 6) OBP: 0.309, SLG: 0.313		B F B X 2-1 ③ G6-3			B X 1-0 CS 1B		B L B F X 2-2 ① FC4-6 1-2f 2B	F B S B S 2-3 ③ K		4	1	1	0	0	1	1
Tom Candiotti, R (1, 1) OBP: 0.103, SLG: 0.071 Dave Hansen, L (7, PH) OBP: 0.317, SLG: 0.368 Jim Gott, R (7, 1) Juan Samuel, R (9, PH) OBP: 0.319, SLG: 0.280			X 0-0 ① G6-3		B X 1-0 ① ② G3-1 1-2		X 0-0 BB 1B 1-H 2B		X 0-0 ① G5-3	2	0	0	0	0	0	1
										1	1	1	1	0	0	0
										0	0	0	0	0	0	0
										1	0	0	0	0	0	0

Inning Stats																								
	R: 1	H: 3	R: 0	H: 0	R: 0	H: 0	R: 0	H: 1	R: 0	H: 2	R: 0	H: 0	R: 3	H: 3	R: 0	H: 0	R: 0	H: 1	1B: 8	SF: 0	WP: 0	PA: 39		
	E: 0	LOB: 1	E: 0	LOB: 0	E: 0	LOB: 1	E: 0	LOB: 1	E: 0	LOB: 2	E: 0	LOB: 0	E: 0	LOB: 2	E: 0	LOB: 0	E: 0	LOB: 1	2B: 2	SAC: 0	PB: 0			
	K: 0	BB: 0	K: 0	BB: 0	K: 0	BB: 1	K: 0	BB: 0	K: 0	BB: 1	K: 1	BB: 0	K: 0	BB: 2	K: 2	BB: 0	K: 1	BB: 0	3B: 0	DP: 1	SB: 1			
	S: 15	P: 20	S: 8	P: 14	S: 8	P: 13	S: 8	P: 12	S: 10	P: 19	S: 6	P: 10	S: 16	P: 30	S: 7	P: 11	S: 12	P: 15	HR: 0	HBP: 0	CS: 1			

PITCHER		IP	WLS	BF	H	R	ER	SO	BB	IBB	HBP	BLK	WP	HR	S	P	ERA	WHIP
Frank Seminara, R ERA: 5.68	(1, 1)	6.1	W	27	8	3	3	1	2	0	0	0	0	0	60	95	4.26	1.579
Mike Maddux, R ERA: 2.35	(7, 1)	0.0		2	0	0	0	0	2	0	0	0	0	0	2	10	∞	∞
Larry Andersen, R ERA: 4.32	(7, 1)	0.2		3	1	1	1	0	0	0	0	0	0	0	9	13	13.50	1.500
Randy Myers, L ERA: 5.82	(8, 1)	2.0		7	1	0	0	3	0	0	0	0	0	0	19	26	0.00	0.500

PITCHER	IP	WLS	BF	H	R	ER	SO	BB	IBB	HBP	BLK	WP	HR	S	P	ERA	WHIP

TOP

Los Angeles Dodgers @ San Diego Padres

Jack Murphy Stadium, San Diego, CA

Tue Jun 23 1992, 6:33 AM EDT

Att. 22,915 - Cloudy - 80 F

livebaseballscorecards.com

AB	35
R	4
H	10
RBI	3
BB	4
SO	4
LOB	14

BOTTOM

Los Angeles Dodgers @ San Diego Padres

Jack Murphy Stadium, San Diego, CA

Tue Jun 23 1992, 6:33 AM EDT

Att. 22,915 - Cloudy - 80 F

livebaseballscorecards.com

Batter	1	2	3	4	5	6	7	8	9	AB	R	H	RBI	BB	SO	LOB
Kurt Stillwell, S (1, 4) OBP: 0.289, SLG: 0.306 Randy Myers, L (8, 1)	B1-3	K2-3			L9		L6			4 0	0 0	0 0	0 0	0 0	1 0	1 0
Tony Gwynn, L (1, 9) OBP: 0.393, SLG: 0.465	HR, 1B, BB		P8		G1-3		WP, 1B, IBB			2	2	0	0	2	0	0
Darrin Jackson, R (1, 8) OBP: 0.298, SLG: 0.428	HR, 1B		G5-3			HR	1B			4	2	3	2	0	0	0
Gary Sheffield, R (1, 5) OBP: 0.375, SLG: 0.526	HR		G1-3			G3, SF7, 2B	SAFE, SAFE, L8			4	2	2	3	0	0	1
Phil Stephenson, L (1, 7) OBP: 0.200, SLG: 0.600 (8, 3)	G5-3			1B, 3B		G3		G3-1		4	1	1	0	0	0	1
Dan Walters, R (1, 2) OBP: 0.314, SLG: 0.391	HBP			G5-4-3, 1B		SF7		G5-3		2	0	1	2	0	0	0
Tim Teufel, R (1, 3) OBP: 0.322, SLG: 0.352 (8, 4)	K			G5-4-3		L7		G3		4	0	0	0	0	1	2
Craig Shipley, R (1, 6) OBP: 0.244, SLG: 0.227		L9		K			WP, SH3-4, WP, 1B			3	1	1	0	0	1	0
Frank Seminara, R (1, 1) Mike Maddux, L (7, 1) Larry Andersen, R (7, 1) Kevin Ward, R (7, PH) OBP: 0.319, SLG: 0.328 (8, 7)		P6			G5-3		SH3-4			2 0 0 0	0 0 0 0	0 0 0 0	0 0 0 0	0 0 0 0	0 0 0 0	0 0 0 0
Inning Stats	R: 3 E: 0 K: 1 S: 13 H: 2 LOB: 1 BB: 1 P: 25	R: 0 E: 0 K: 1 S: 7 H: 0 LOB: 0 BB: 0 P: 10	R: 0 E: 0 K: 0 S: 9 H: 0 LOB: 0 BB: 0 P: 15	R: 1 E: 0 K: 1 S: 9 H: 2 LOB: 0 BB: 0 P: 11	R: 0 E: 0 K: 0 S: 7 H: 0 LOB: 0 BB: 0 P: 8	R: 2 E: 0 K: 0 S: 11 H: 2 LOB: 0 BB: 0 P: 19	R: 2 E: 0 K: 0 S: 9 H: 2 LOB: 1 BB: 1 P: 20	R: 0 E: 0 K: 0 S: 7 H: 0 LOB: 0 BB: 0 P: 10		1B: 4 2B: 1 3B: 1 HR: 2	SF: 1 SAC: 1 DP: 1 HBP: 1					WP: 2 PB: 0 SB: 0 CS: 0	PA: 34

PITCHER		IP	WLS	BF	H	R	ER	SO	BB	IBB	HBP	BLK	WP	HR	S	P	ERA	WHIP
Tom Candiotti, R ERA: 3.19	(1, 1)	6.0	L	25	6	6	6	3	1	0	1	0	0	2	56	88	9.00	1.167
Jim Gott, R ERA: 1.98	(7, 1)	2.0		9	2	2	2	0	0	1	0	0	2	0	16	30	9.00	1.000

PITCHER	IP	WLS	BF	H	R	ER	SO	BB	IBB	HBP	BLK	WP	HR	S	P	ERA	WHIP

AB	29
R	8
H	8
RBI	7
BB	2
SO	3
LOB	5

Batter	1	2	3	4	5	6	7	8	9	AB	R	H	RBI	BB	SO	LOB
Darren Lewis, R (1, 8) OBP: 0.304, SLG: 0.272	B C B F F B X 3-2 ① L8		B C F F X 1-2 ① G5-3		B C X 1-1 ③ G6-3			B C F B F B B 4-2 E 1B BB		3	0	0	0	1	0	0
Willie McGee, S (1, 9) OBP: 0.348, SLG: 0.361	C B F S 1-3 ② K		S B F F X 1-2 ② G4-3			F S S 0-3 ① K		C X 0-1 E 1-2 1B		4	0	1	0	0	2	0
Will Clark, L (1, 3) OBP: 0.412, SLG: 0.492	C B X 1-1 1B		S S S 0-3 ③ K			F B X 1-1 ② F7		F B B C C X 2-2 E3 1-2 2-3		4	0	1	0	0	1	2
Cory Snyder, R (1, 5) OBP: 0.329, SLG: 0.526	1 SAFE F B F C 1-3 ③ K			C S S 0-3 ① K		F S X 0-2 ③ L6		F S S 0-3 ③ K		4	0	0	0	0	3	4
Kevin Bass, S (1, 7) OBP: 0.290, SLG: 0.385		B B X 2-0 1B 2B		C F B S 1-3 ② K			B B C F S 2-3 ① K		S X 0-1 ① G5-3	4	0	1	0	0	2	0
Robby Thompson, R (1, 4) OBP: 0.366, SLG: 0.400 Francisco Oliveras, R (7, 1) Chris James, R (9, PH) OBP: 0.253, SLG: 0.253		B F X 1-1 ① L8		B C F B B X 3-2 2B			B C S B S 2-3 ② K		S B X 1-1 ② G5-3	3 0 1	0 0 0	1 0 0	0 0 0	0 0 0	1 0 0	1 0 0
Kirt Manwaring, R (1, 2) OBP: 0.354, SLG: 0.363		C B X 1-1 G1-3 2-3 1B		F F X 0-2 ③ G1-3			B C X 1-1 ③ G6-3		B B C X 2-1 2B 1B	4	0	2	0	0	0	1
Mike Benjamin, R (1, 6) OBP: 0.200, SLG: 0.400		X 0-0 ② G1-3 1-2			X 0-0 ① G5-3			B B B C C X 3-2 ① F7	F X 0-1 1-3 2B	4	0	1	0	0	0	2
Dave Righetti, L (1, 1) Gil Heredia, R (5, 1) OBP: 0.167, SLG: 0.167 Greg Litton, R (7, 4) OBP: 0.279, SLG: 0.312		B C C B S 2-3 ③ K			C F S 0-3 ② K			B X 1-0 ② F8	C B S X 1-2 ③ G5-3	2 0 2	0 0 0	0 0 0	0 0 0	0 0 0	2 0 0	2 0 2
Inning Stats	R: 0 E: 0 K: 2 S: 12 H: 1 LOB: 1 BB: 0 P: 18	R: 0 E: 0 K: 1 S: 9 H: 2 LOB: 2 BB: 0 P: 15	R: 0 E: 0 K: 1 S: 11 H: 0 LOB: 0 BB: 0 P: 13	R: 0 E: 0 K: 2 S: 12 H: 1 LOB: 1 BB: 0 P: 16	R: 0 E: 0 K: 1 S: 6 H: 0 LOB: 0 BB: 0 P: 7	R: 0 E: 0 K: 1 S: 8 H: 0 LOB: 0 BB: 0 P: 9	R: 0 E: 0 K: 2 S: 8 H: 0 LOB: 0 BB: 0 P: 13	R: 0 E: 1 K: 1 S: 15 H: 1 LOB: 3 BB: 1 P: 25	R: 0 E: 0 K: 0 S: 11 H: 2 LOB: 2 BB: 0 P: 15	1B: 4 2B: 3 3B: 0 HR: 0	SF: 0 SAC: 0 DP: 0 HBP: 0					

PITCHER		IP	WLS	BF	H	R	ER	SO	BB	IBB	HBP	BLK	WP	HR	S	P	ERA	WHIP
Bruce Hurst, L ERA: 3.09	(1, 1)	9.0	W	36	7	0	0	11	1	0	0	0	0	0	92	131	0.00	0.889

PITCHER		IP	WLS	BF	H	R	ER	SO	BB	IBB	HBP	BLK	WP	HR	S	P	ERA	WHIP

TOP

San Francisco Giants @ San Diego Padres

Jack Murphy Stadium, San Diego, CA

Thu Jun 25 1992, 10:05 PM EDT

Att. 22,681 - Sunny - 78 F

livebaseballscorecards.com

AB	35
R	0
H	7
RBI	0
BB	1
SO	11
LOB	14

GIANTS

San Francisco Giants @ San Diego Padres

Jack Murphy Stadium, San Diego, CA

Thu Jun 25 1992, 10:05 PM EDT

Att. 22,681 - Sunny - 78 F

livebaseballscorecards.com

Batter	1	2	3	4	5	6	7	8	9	AB	R	H	RBI	BB	SO	LOB
Tony Fernandez, S (1, 6) OBP: 0.364, SLG: 0.370	G4-3	CS 1B			BB 1B 1B	K		1B 2B		4	1	2	0	0	1	0
Craig Shipley, R (8, 6) OBP: 0.261, SLG: 0.267										1	1	1	0	0	0	0
Tony Gwynn, L (1, 9) OBP: 0.393, SLG: 0.462	1B BB	CS	F8		P6		G4-3	1B		4	1	1	1	1	0	2
Darrin Jackson, R (1, 8) OBP: 0.304, SLG: 0.427	1B BLK 1B		F8		BB 1B BB		1B 1B BB	F8		3	3	1	0	2	0	1
Gary Sheffield, R (1, 5) OBP: 0.384, SLG: 0.542	BLK 1B		HR		BB 1B BB		1B 1B 1B			3	1	3	3	1	0	0
Tim Teufel, R (1, 3) OBP: 0.317, SLG: 0.346	F9		L6		BB 1B		1B 1B			2	0	0	0	0	0	2
Phil Stephenson, L (5, PH) OBP: 0.429, SLG: 0.714 (6, 3)										2	0	2	2	0	0	0
Dan Walters, R (1, 2) OBP: 0.324, SLG: 0.388	G6-3			P6	G6-4-3 BB		G6-4-3 1B			3	0	1	1	1	0	1
Kevin Ward, R (1, 7) OBP: 0.303, SLG: 0.308		P3		G5-3	G6-4-3		G6-4-3			4	0	0	0	0	0	6
Kurt Stillwell, S (1, 4) OBP: 0.288, SLG: 0.305		1B SH1-4 1B		G4-3		K		K		4	0	1	0	0	2	0
Bruce Hurst, L (1, 1) OBP: 0.128, SLG: 0.135		SH1-4			BB 1B BB	K		L7		2	1	0	0	1	1	0

Inning Stats	1	2	3	4	5	6	7	8	9	
	R: 2 H: 2	R: 0 H: 2	R: 1 H: 1	R: 0 H: 0	R: 3 H: 2	R: 0 H: 0	R: 1 H: 3	R: 1 H: 2		1B: 10 SF: 0
	E: 0 LOB: 1	E: 0 LOB: 1	E: 0 LOB: 0	E: 0 LOB: 0	E: 0 LOB: 2	E: 0 LOB: 0	E: 0 LOB: 2	E: 0 LOB: 1		2B: 1 SAC: 1
	K: 0 BB: 1	K: 0 BB: 0	K: 0 BB: 0	K: 0 BB: 0	K: 0 BB: 4	K: 3 BB: 0	K: 0 BB: 1	K: 1 BB: 0		3B: 0 DP: 2
	S: 8 P: 18	S: 9 P: 12	S: 5 P: 8	S: 6 P: 13	S: 9 P: 26	S: 9 P: 10	S: 14 P: 23	S: 12 P: 16		HR: 1 HBP: 0

WP: 0 PA: 40
PB: 0
SB: 0
CS: 1

PITCHER		IP	WLS	BF	H	R	ER	SO	BB	IBB	HBP	BLK	WP	HR	S	P	ERA	WHIP
Dave Righetti, L ERA: 6.53	(1, 1)	4.1	L	21	6	6	6	0	3	0	0	1	0	1	34	65	12.46	2.077
Gil Heredia, R ERA: 5.16	(5, 1)	2.0		12	4	1	1	3	3	0	0	0	0	0	25	44	4.50	3.500
Francisco Oliveras, R ERA: 1.8	(7, 1)	1.2		6	2	1	1	1	0	0	0	0	0	0	13	17	5.40	1.200

PITCHER	IP	WLS	BF	H	R	ER	SO	BB	IBB	HBP	BLK	WP	HR	S	P	ERA	WHIP

Batter	1	2	3	4	5	6	7	8	9	AB	R	H	RBI	BB	SO	LOB
Darren Lewis, R (1, 8) OBP: 0.299, SLG: 0.268	C B F S 1-3 ① K		F C X 0-2 ③ P3			B F L C 1-3 ③ K		C F X 0-2 ③ L9		4	0	0	0	0	2	1
Willie McGee, S (1, 9) OBP: 0.343, SLG: 0.354	B F F F B B X 3-2 ② G5-3			X 0-0 ① P4			S X 0-1 ① G6-3		B B C C S 2-3 ① K	4	0	0	0	0	1	0
Kevin Bass, S (1, 7) OBP: 0.283, SLG: 0.375	B C X 1-1 ③ G6-3			C F F B X 1-2 ② F7			B C B X 2-1 ② G5-3		B C X 1-1 E6 1B	4	0	0	0	0	0	0
Cory Snyder, R (1, 3) OBP: 0.333, SLG: 0.545		C B X 1-1 ① L8		S C F S 0-3 ③ K			F B X 1-1 HR		X 0-0 FC4-6 1-2 1B	4	1	2	1	0	1	0
Matt Williams, R (1, 5) OBP: 0.272, SLG: 0.391		C F C 0-3 ② K			S B S X 1-2 ① G5-3		C B X 1-1 2B 1B		S B F F B F S 2-3 ② K	4	1	1	0	0	2	2
Robby Thompson, R (1, 4) OBP: 0.364, SLG: 0.403		C S B C 1-3 ③ K			X 0-0 ② L9		F B X 1-1 1-H 2B		B X 1-0 ③ FC4-6 1-2f	4	0	1	1	0	1	2
Kirt Manwaring, R (1, 2) OBP: 0.354, SLG: 0.358			B B B B 4-0 SH1-4 BB		C B F X 1-2 ③ G5-3		F B X 1-1 ③ F9			2	0	0	0	1	0	1
Mike Benjamin, R (1, 6) OBP: 0.125, SLG: 0.250			B 1 SAFE C B F B X 3-2 ① F8			C F X 0-2 ① G1-3		B C S S 1-3 ① K		3	0	0	0	0	1	1
Bud Black, L (1, 1)			1 SAFE 1 SAFE X 0-0 ② SH1-4 1-2			B C X 1-1 ② F9		C B S X 1-2 ② F9		0	0	0	0	0	0	0
Mike Felder, S (6, PH) OBP: 0.317, SLG: 0.370										1	0	0	0	0	0	0
Michael Jackson, R (6, 1)										0	0	0	0	0	0	0
Chris James, R (8, PH) OBP: 0.250, SLG: 0.250										1	0	0	0	0	0	0
Jeff Brantley, R (8, 1)										0	0	0	0	0	0	0
Inning Stats	R: 0 E: 0 K: 1 S: 9 H: 0 LOB: 0 BB: 0 P: 14	R: 0 E: 0 K: 2 S: 8 H: 0 LOB: 0 BB: 0 P: 10	R: 0 E: 0 K: 0 S: 7 H: 0 LOB: 1 BB: 1 P: 14	R: 0 E: 0 K: 1 S: 9 H: 0 LOB: 0 BB: 0 P: 10	R: 0 E: 0 K: 0 S: 7 H: 0 LOB: 0 BB: 0 P: 9	R: 0 E: 0 K: 1 S: 8 H: 0 LOB: 0 BB: 0 P: 10	R: 2 E: 0 K: 0 S: 12 H: 3 LOB: 1 BB: 0 P: 18	R: 0 E: 0 K: 1 S: 9 H: 0 LOB: 0 BB: 0 P: 11	R: 0 E: 1 K: 2 S: 12 H: 1 LOB: 2 BB: 0 P: 18	1B: 2 2B: 1 3B: 0 HR: 1	SF: 0 SAC: 1 DP: 0 HBP: 0						

PITCHER	IP	WLS	BF	H	R	ER	SO	BB	IBB	HBP	BLK	WP	HR	S	P	ERA	WHIP
Craig Lefferts, L (1, 1) ERA: 3.49	7.0	W	25	3	2	2	5	1	0	0	0	0	1	60	85	2.57	0.571
Larry Andersen, R (8, 1) ERA: 3.48	2.0		8	1	0	0	3	0	0	0	0	0	0	21	29	0.00	0.500

PITCHER	IP	WLS	BF	H	R	ER	SO	BB	IBB	HBP	BLK	WP	HR	S	P	ERA	WHIP

TOP

San Francisco Giants @ San Diego Padres

Jack Murphy Stadium, San Diego, CA

Fri Jun 26 1992, 10:05 PM EDT

Att. 21,701 - Sunny - 80 F

livebaseballscorecards.com

AB	31
R	2
H	4
RBI	2
BB	1
SO	8
LOB	7

1B: 2 SF: 0
2B: 1 SAC: 1
3B: 0 DP: 0
HR: 1 HBP: 0

WP: 0 PA: 33
PB: 0
SB: 0
CS: 0

Batter	1	2	3	4	5	6	7	8	9	AB	R	H	RBI	BB	SO	LOB
Tony Fernandez, S (1, 6) OBP: 0.366, SLG: 0.372	S F B B X 2-2 ① L8		X 0-0 ② P4		C B X 1-1 CS 1B		S B F B X 2-2 BB 1B 1B			4	1	2	0	0	0	0
Tony Gwynn, L (1, 9) OBP: 0.391, SLG: 0.457	B C X 1-1 ② L6		C B F X 1-2 ③ F7		C 1 SAFE 1 SAFE 1 SAFE X 0-1 ① F7 1-1		B B B C B 4-1 1B 1-2 2-3 BB			3	0	0	0	1	0	1
Darrin Jackson, R (1, 8) OBP: 0.310, SLG: 0.436	X 0-0 ③ P6			F F B F X 1-2 1B 2B 2B	F 1 SAFE 1 SAFE 1 SAFE P S 1 SAFE 1 SAFE B 2-2 F X 1-2 ② 1B		B C X 1-1 ② 1-3 2-H 3-H 1B			4	1	3	2	0	0	0
Gary Sheffield, R (1, 5) OBP: 0.385, SLG: 0.542		X 0-0 1B 1B		X 0-0 2B 2B 2-3 1B	B B X 2-0 ③ P4		X 0-0 ③ G5-3			4	1	2	0	0	0	2
Dan Walters, R (1, 2) OBP: 0.333, SLG: 0.408		1 SAFE B B S B 1 SAFE 1 SAFE X 2-1 1-3 1B		X 0-0 1-3 2B 3-H 2B		B B B C X 3-1 ① L8		B C B C X 2-2 ① G4-3		4	1	2	1	0	0	0
Kevin Ward, R (1, 7) OBP: 0.300, SLG: 0.319		B C F S 1-3 ① K		X 0-0 S WP 2-H 3-H 2B		B C X 1-1 ② G4-3		B S B C B F X 3-2 ② P3		4	1	1	2	0	1	2
Jerald Clark, R (1, 3) OBP: 0.241, SLG: 0.291 Phil Stephenson, L (6, PH) OBP: 0.444, SLG: 0.667 (7, 3)		F S B X 1-2 ② P2		B X 1-0 ① G5-3		B F B F B X 3-2 ③ G1-3		B S C B X 2-2 1B		2 2	0 0	0 1	0 0	0 0	0 0	3 0
Kurt Stillwell, S (1, 4) OBP: 0.288, SLG: 0.304		C S S 0-3 ③ K		C B B B C S 3-3 ② K 2-H			B B C X 2-1 BB G5-3 1B 1B	S B B B X 2-1 ③ P5		4	1	1	0	0	2	3
Craig Lefferts, L (1, 1) OBP: 0.069, SLG: 0.069 Oscar Azocar, L (7, PH) OBP: 0.269, SLG: 0.242 Larry Andersen, R (8, 1)			S C S 0-3 ① K	X 0-0 ③ G1-3			B 1 SAFE C X 1-1 ① G5-3 1-2			2 1 0	0 0 0	0 0 0	0 0 0	0 0 0	1 0 0	0 1 0
Inning Stats	R: 0 H: 0 E: 0 LOB: 0 K: 0 BB: 0 S: 6 P: 9	R: 0 H: 2 E: 0 LOB: 2 K: 2 BB: 0 S: 12 P: 16	R: 0 H: 0 E: 0 LOB: 0 K: 1 BB: 0 S: 7 P: 8	R: 4 H: 4 E: 0 LOB: 0 K: 1 BB: 0 S: 12 P: 17	R: 0 H: 2 E: 0 LOB: 1 K: 0 BB: 0 S: 10 P: 14	R: 0 H: 0 E: 0 LOB: 0 K: 0 BB: 0 S: 7 P: 14	R: 2 H: 3 E: 0 LOB: 1 K: 0 BB: 1 S: 11 P: 21	R: 0 H: 1 E: 0 LOB: 1 K: 0 BB: 0 S: 12 P: 21		1B: 9 SF: 0 2B: 3 SAC: 0 3B: 0 DP: 0 HR: 0 HBP: 0						

PITCHER		IP	WLS	BF	H	R	ER	SO	BB	IBB	HBP	BLK	WP	HR	S	P	ERA	WHIP
Bud Black, L ERA: 3.88	(1, 1)	5.0	L	22	8	4	4	4	0	0	0	0	1	0	47	64	7.20	1.600
Michael Jackson, R ERA: 2.81	(6, 1)	2.0		9	3	2	2	0	1	0	0	0	0	0	18	35	9.00	2.000
Jeff Brantley, R ERA: 3.06	(8, 1)	1.0		4	1	0	0	0	0	0	0	0	0	0	12	21	0.00	1.000

PITCHER	IP	WLS	BF	H	R	ER	SO	BB	IBB	HBP	BLK	WP	HR	S	P	ERA	WHIP

BOTTOM

San Francisco Giants @ San Diego Padres

Jack Murphy Stadium, San Diego, CA

Fri Jun 26 1992, 10:05 PM EDT

Att. 21,701 - Sunny - 80 F

livebaseballscorecards.com

AB	34
R	6
H	12
RBI	5
BB	1
SO	4
LOB	12

1B: 9	SF: 0	WP: 1	PA: 35		
2B: 3	SAC: 0	PB: 0			
3B: 0	DP: 0	SB: 1			
HR: 0	HBP: 0	CS: 2			

Batter	1	2	3	4	5	6	7	8	9	10	AB	R	H	RBI	BB	SO	LOB
Mike Felder, S (1, 8) OBP: 0.319, SLG: 0.371	C F B X 1-2 G3 1B		C B S F X 1-2 ② F8		C F X 0-2 ③ L8		C B X 1-1 ② P6			S C X 0-2 HR 1B	5	1	2	0	0	0	1
Willie McGee, S (1, 9) OBP: 0.340, SLG: 0.351	B 1 SAFE C S B X 2-2 ① F7		C X 0-1 ③ F7			S B B C F F X 2-2 1B 1B 1B	B S B S F F S 2-3 ③ K			L 1 SAFE C B 1 SAFE 1 SAFE C 1-3 ① K	5	1	1	0	0	2	2
Kevin Bass, S (1, 7) OBP: 0.298, SLG: 0.406	1 SAFE B X 1-0 ② G3 1-2			C C B F X 1-2 S 1B		S B C F F F 1 SAFE F F 2-2 F 1 SAFE B F F X 1B 1-2 1B 1B		C F X 0-2 CS 1B		1 SAFE F B 1 SAFE X 1-1 1-H HR	5	2	4	2	0	0	1
Cory Snyder, R (1, 3) OBP: 0.335, SLG: 0.540	B S C B X 2-2 ③ F7			F S B B B S 2-3 ① K 1-2		B S S F F X 1-2 E 1B L9-2 1-2 2-H 1B		S B B X 3-1 ① ② P3 1-2		F B S B B X 2-2 BB 1B	5	0	2	1	0	1	3
Matt Williams, R (1, 5) OBP: 0.274, SLG: 0.391		F X 0-1 FC5-4 1B		X 0-0 ② F9		B F X 1-1 E8 1-3 2-H 1B		S C S 0-3 ③ K		S B S X 1-2 ② F9	5	0	2	1	0	1	2
Robby Thompson, R (1, 4) OBP: 0.359, SLG: 0.393		C S B B F F X 2-2 ① FC5-4 1-2f		C B F X 1-2 ③ G4-3		X 0-0 ① P4			S S S 0-3 ① K	B B 1 SAFE S 1 SAFE B B 4-1 1-2 BB	4	0	0	0	1	1	4
Kirt Manwaring, R (1, 2) OBP: 0.355, SLG: 0.360	C X 0-1 ② L9				S B X 1-1 G1-3 1B	B X 1-0 ② ③ L9-2 3-H			S X 0-1 1B	B F B F X 2-2 ③ L8	5	0	2	0	0	0	5
Jose Uribe, S (1, 6) OBP: 0.268, SLG: 0.364	S B X 1-1 ③ F9				X 0-0 ① G1-3 1-2		C B B F B F X 3-2 ① G6-3		1 SAFE B 1 SAFE F S X 1-2 ② F8		4	0	0	0	0	0	3
Bill Swift, R (1, 1) OBP: 0.192, SLG: 0.269 Chris James, R (7, PH) OBP: 0.258, SLG: 0.299 Bryan Hickerson, L (7, 1) Rod Beck, R (7, 1) Greg Litton, R (9, PH) OBP: 0.276, SLG: 0.308 Jeff Brantley, R (9, 1)		S S F S 0-3 ① K			C B X 1-1 ② G6-3		F B B X 2-1 HR		C X 0-1 ③ G5-3		2 0 0 0 0 1 1 1 1 1 1 0 0 0 0 0 0 0 0 0 0 0 0 0 0 0 0 0 1 0 0 0 0 0 1 0 0 0 0 0 0 0						
Inning Stats	R: 0 E: 0 K: 0 S: 10 / H: 1 LOB: 1 BB: 0 P: 16	R: 0 E: 0 K: 0 S: 11 / H: 1 LOB: 1 BB: 0 P: 14	R: 0 E: 0 K: 1 S: 10 / H: 0 LOB: 0 BB: 0 P: 11	R: 0 E: 0 K: 1 S: 11 / H: 1 LOB: 1 BB: 0 P: 15	R: 0 E: 0 K: 0 S: 8 / H: 1 LOB: 1 BB: 0 P: 10	R: 2 E: 1 K: 0 S: 24 / H: 4 LOB: 1 BB: 0 P: 31	R: 1 E: 0 K: 1 S: 13 / H: 1 LOB: 0 BB: 0 P: 21	R: 0 E: 0 K: 1 S: 8 / H: 1 LOB: 0 BB: 0 P: 11	R: 0 E: 0 K: 1 S: 10 / H: 1 LOB: 1 BB: 0 P: 11	R: 2 E: 0 K: 1 S: 18 / H: 3 LOB: 2 BB: 1 P: 29	1B: 12 2B: 1 3B: 0 HR: 2 / SF: 0 SAC: 0 DP: 1 HBP: 0						

PITCHER	IP	WLS	BF	H	R	ER	SO	BB	IBB	HBP	BLK	WP	HR	S	P	ERA	WHIP
Andy Benes, R (1, 1) ERA: 3.55	7.0		29	9	3	3	3	0	0	0	0	0	1	87	118	3.86	1.286
Jose Melendez, R (8, 1) ERA: 3.46	2.0		7	2	0	0	2	0	0	0	0	0	0	18	22	0.00	1.000
Randy Myers, L (10, 1) ERA: 6.17	1.0	L	7	3	2	2	1	1	0	0	0	0	1	18	29	18.00	4.000

PITCHER	IP	WLS	BF	H	R	ER	SO	BB	IBB	HBP	BLK	WP	HR	S	P	ERA	WHIP

TOP

San Francisco Giants @ San Diego Padres

Jack Murphy Stadium, San Diego, CA

Sat Jun 27 1992, 10:05 PM EDT

Att. 42,499 - Sunny - 80 F

livebaseballscorecards.com

AB	42
R	5
H	14
RBI	5
BB	1
SO	6
LOB	23

1B: 12	SF: 0	WP: 0	PA: 43			
2B: 1	SAC: 0	PB: 0				
3B: 0	DP: 1	SB: 1				
HR: 2	HBP: 0	CS: 1				

Batter	1	2	3	4	5	6	7	8	9	10	AB	R	H	RBI	BB	SO	LOB
Tony Fernandez, S (1, 6) OBP: 0.366, SLG: 0.374	1-0 1B G5-3 2B	4-2 BB			1-0 ① G6-3		3-3 ② K		0-1 ② L8		4	1	1	0	1	1	1
Tony Gwynn, L (1, 9) OBP: 0.397, SLG: 0.461	0-0 G4-3 G5-3 3B 2-3 1B	2-1 ③ F7			1-2 FC6-4 1B		2-2 1B 1B		4-0 IBB		4	1	3	0	1	0	1
Gary Sheffield, R (1, 5) OBP: 0.382, SLG: 0.536	2-1 ① G5-3 1-2 3-H		2-2 ① G3-1		0-0 ② FC6-4 FC6 1-2f		0-0 1-3 1B		1-2 ③ L8		5	0	1	1	0	0	4
Fred McGriff, L (1, 3) OBP: 0.419, SLG: 0.579	2-2 ② G4-3 2-3		0-0 ② G4-3		0-0 ③ FC6 1-2f		3-2 ③ G4-3			3-2 ① F7	5	0	0	0	0	0	4
Darrin Jackson, R (1, 8) OBP: 0.312, SLG: 0.443	1-2 1B 3B 3-H		2-1 1B			1-3 ① K		0-0 ① G5-3		1-0 ② F9	5	1	2	1	0	1	0
Oscar Azocar, L (1, 7) OBP: 0.264, SLG: 0.239	1-1 FC6-4 1B 3-H		0-1 ③ P5			1-3 ② K2-3		1-1 ② F8		0-0 ③ F8	5	0	1	1	0	1	1
Dan Walters, R (1, 2) OBP: 0.329, SLG: 0.400	1-2 ③ FC6-4 1-2f			1-0 ① G6-3		0-1 FC5-4 1B		1-3 ③ K			4	0	1	0	0	1	1
Tim Teufel, R (1, 4) OBP: 0.315, SLG: 0.342		2-2 ① L8		0-0 ② G6-3		1-1 ③ FC5-4 1-2f			0-0 SH1-3 1B		4	0	1	0	0	0	1
Andy Benes, R (1, 1) OBP: 0.235, SLG: 0.200 Kevin Ward, R (7, PH) OBP: 0.296, SLG: 0.314 Jose Melendez, R (8, 1) Phil Stephenson, L (9, PH) OBP: 0.444, SLG: 0.667 Randy Myers, L (10, 1)		1-0 ② L1		2-2 ③ G6-3			2-3 ① K		1-0 ① SH1-3 1-2		2 1 0 0 0	0 0 0 0 0	0 0 0 0 0	0 0 0 0 0	0 1 0 0 0	0 0 0 0 0	0 0 0 0 0
Inning Stats	R: 3 H: 4 E: 0 LOB: 1 K: 0 BB: 0 S: 16 P: 24	R: 0 H: 0 E: 0 LOB: 1 K: 0 BB: 1 S: 9 P: 18	R: 0 H: 1 E: 0 LOB: 1 K: 0 BB: 0 S: 8 P: 12	R: 0 H: 0 E: 0 LOB: 0 K: 0 BB: 0 S: 5 P: 8	R: 0 H: 1 E: 0 LOB: 1 K: 0 BB: 0 S: 6 P: 8	R: 0 H: 1 E: 0 LOB: 1 K: 2 BB: 0 S: 10 P: 13	R: 0 H: 2 E: 0 LOB: 2 K: 2 BB: 0 S: 16 P: 26	R: 0 H: 0 E: 0 LOB: 0 K: 1 BB: 0 S: 6 P: 8	R: 0 H: 1 E: 0 LOB: 2 K: 0 BB: 1 S: 7 P: 13	R: 0 H: 0 E: 0 LOB: 0 K: 0 BB: 0 S: 5 P: 9	1B: 8 2B: 1 3B: 1 HR: 0	SF: 0 SAC: 1 DP: 0 HBP: 0					

PITCHER		IP	WLS	BF	H	R	ER	SO	BB	IBB	HBP	BLK	WP	HR	S	P	ERA	WHIP
Bill Swift, R ERA: 2.35	(1, 1)	6.0		26	7	3	3	2	1	0	0	0	0	0	54	83	4.50	1.333
Bryan Hickerson, L ERA: 3.25	(7, 1)	0.2		3	1	0	0	2	0	0	0	0	0	0	12	19	0.00	1.500
Rod Beck, R ERA: 2.33	(7, 1)	1.1		5	1	0	0	1	0	0	0	0	0	0	10	15	0.00	0.750
Jeff Brantley, R ERA: 2.88	(9, 1)	2.0	W	8	1	0	0	0	0	1	0	0	0	0	12	22	0.00	0.500

PITCHER	IP	WLS	BF	H	R	ER	SO	BB	IBB	HBP	BLK	WP	HR	S	P	ERA	WHIP

BOTTOM

San Francisco Giants @ San Diego Padres

Jack Murphy Stadium, San Diego, CA

Sat Jun 27 1992, 10:05 PM EDT

Att. 42,499 - Sunny - 80 F

livebaseballscorecards.com

AB	39
R	3
H	10
RBI	3
BB	2
SO	5
LOB	13

Batter	1	2	3	4	5	6	7	8	9	AB	R	H	RBI	BB	SO	LOB
Mike Felder, S (1, 8) OBP: 0.309, SLG: 0.358	C C F F S 0-3 K		C C F X 0-2 G4-3		X 0-0 P6		C B X 1-1 F9		C B S F F B S 2-3 K	5	0	0	0	0	2	5
Willie McGee, S (1, 9) OBP: 0.345, SLG: 0.351	B F B B F X 3-2 1B 1B			B B F B B 4-1 CS S BB	X 0-0 G4-3		B B B B 4-0 1B 1-2 2-3 BB		C B X 1-1 L1	3	0	1	0	2	0	3
Kevin Bass, S (1, 7) OBP: 0.302, SLG: 0.408	1 SAFE C 1 SAFE B F B X 2-2 G5-4-3 1-2 1B			B C F B S 2-3 K 1-3		C F B X 1-2 G6-3	X 0-0 1-2 2-3 3-H 1B			4	0	2	1	0	1	1
Cory Snyder, R (1, 3) OBP: 0.333, SLG: 0.533	X 0-0 G5-4-3 1-2f			C S B B X 2-2 G5-3		F C F B X 1-2 1B	S S B X 1-2 L9			4	0	1	0	0	0	5
Matt Williams, R (1, 5) OBP: 0.274, SLG: 0.389		C S B B C 2-3 K			C X 0-1 PB G6-3 1B 1B	S B S S 1-3 K	X 0-0 F9			4	1	1	0	0	2	4
Robby Thompson, R (1, 4) OBP: 0.352, SLG: 0.383		C B S B C 2-3 K			F B F X 1-2 G6-3 1-2	B B X 2-0 F7		X 0-0 G5-3		4	0	0	0	0	1	2
Jim McNamara, L (1, 2) OBP: 0.275, SLG: 0.270	B B B C X 3-1 G3-1			S B F B B F F F B 4-2 BB 1B 2-3 BB			B B B C B 4-1 BB 1B BB	C B F S 1-3 K		2	1	0	0	2	1	0
Jose Uribe, S (1, 6) OBP: 0.280, SLG: 0.362			X 0-0 L3		F B C B X 2-2 BB 1-2 3-H 1B		B B C C B B 4-2 BB 1B 1B 1-2 BB	X 0-0 F9		3	1	1	1	1	0	0
John Burkett, R (1, 1) OBP: 0.148, SLG: 0.083 Chris James, R (5, PH) OBP: 0.267, SLG: 0.299 Gil Heredia, R (5, 1) OBP: 0.167, SLG: 0.167 Francisco Oliveras, R (5, 1) Darren Lewis, R (7, PH) OBP: 0.302, SLG: 0.271 Bryan Hickerson, L (7, 1) Greg Litton, R (9, PH) OBP: 0.273, SLG: 0.304			B C S C 1-3 K		F C B F B B B 4-2 1-2 2-3 BB		B C F F X 1-2 1B BB 1-2 2-H 1B		X 0-0 L9	1 0 0 0 1 0 1	0 0 0 0 0 0 0	0 0 0 0 1 0 1	0 1 0 0 0 0 1	0 0 0 0 0 0 0	1 0 0 0 0 0 0	0 0 0 0 0 0 0
Inning Stats	R: 0 E: 0 K: 1 S: 13 H: 2 LOB: 1 BB: 0 P: 18	R: 0 E: 0 K: 2 S: 8 H: 0 LOB: 0 BB: 0 P: 15	R: 0 E: 0 K: 1 S: 8 H: 0 LOB: 0 BB: 0 P: 9	R: 0 E: 0 K: 1 S: 7 H: 0 LOB: 0 BB: 1 P: 15	R: 1 E: 0 K: 0 S: 18 H: 2 LOB: 3 BB: 2 P: 29	R: 0 E: 0 K: 1 S: 11 H: 1 LOB: 1 BB: 0 P: 16	R: 2 E: 0 K: 0 S: 14 H: 2 LOB: 3 BB: 3 P: 29	R: 0 E: 0 K: 1 S: 5 H: 0 LOB: 0 BB: 0 P: 6	R: 0 E: 0 K: 1 S: 8 H: 0 LOB: 0 BB: 0 P: 11	1B: 7 2B: 0 3B: 0 HR: 0	SF: 0 SAC: 0 DP: 1 HBP: 0			WP: 0 PB: 1 SB: 1 CS: 1	PA: 38	

PITCHER		IP	WLS	BF	H	R	ER	SO	BB	IBB	HBP	BLK	WP	HR	S	P	ERA	WHIP
Frank Seminara, R ERA: 5.46	(1, 1)	6.0	W	26	5	3	3	6	5	0	0	0	0	0	68	113	4.50	1.667
Rich Rodriguez, L ERA: 1.82	(7, 1)	0.1		3	1	0	0	0	1	0	0	0	0	0	6	12	0.00	6.000
Mike Maddux, R ERA: 2.16	(7, 1)	2.2	S	9	1	0	0	2	0	0	0	0	0	0	18	23	0.00	0.375

PITCHER	IP	WLS	BF	H	R	ER	SO	BB	IBB	HBP	BLK	WP	HR	S	P	ERA	WHIP

San Francisco Giants @ San Diego Padres

Jack Murphy Stadium, San Diego, CA

Sun Jun 28 1992, 6:33 AM EDT

Att. 20,945 - Sunny - 85 F

TOP

livebaseballscorecards.com

AB	32
R	3
H	7
RBI	3
BB	6
SO	8
LOB	20

Batter	1	2	3	4	5	6	7	8	9	AB	R	H	RBI	BB	SO	LOB
Tony Fernandez, S (1, 6) OBP: 0.368, SLG: 0.375	L B X 1-1 ① L1	X 0-0 1B 1-2 3-H 1B			X 0-0 E 1B 1B 1B	S F B S 1-3 ③ K				4	1	2	1	0	1	0
Tony Gwynn, L (1, 9) OBP: 0.399, SLG: 0.462	C C F S 0-3 ② K	X 0-0 ③ 1-3 2-H 1B			1 SAFE X 0-0 E 1-2 1B		B S F X 1-2 ① F7			4	1	2	1	0	1	0
Gary Sheffield, R (1, 5) OBP: 0.380, SLG: 0.532 Craig Shipley, R (4, 5) OBP: 0.250, SLG: 0.255	S B F F X 1-2 ③ G5-3		B B B C F F X 3-2 ① F8		X 0-0 E5 1B 1B 1-2 2-3 SF8		F S C 0-3 ② K			2 2	0 1	0 0	0 0	0 0	0 1	0 2
Fred McGriff, L (1, 3) OBP: 0.423, SLG: 0.585		B B F F B B 4-2 1B BB 1B BB	C B F S 1-3 ② K		F B B X 2-1 1B 1-2 2-H 3-H 1B		C B C B X 3-2 WP 2B			3	1	2	2	1	1	0
Phil Stephenson, L (1, 7) OBP: 0.500, SLG: 0.636 Kevin Ward, R (7, PH) OBP: 0.293, SLG: 0.310 (8, 7)	B B 1 SAFE B B B 4-0 1B 1-2 1B BB	S B S B F X 2-2 ③ G4-3			C G B F B F X 2-2 1-2 2-3 1B		B X 1-0 ③ F7 2-3			2 1	1 0	1 0	0 0	1 0	0 0	0 1
Darrin Jackson, R (1, 8) OBP: 0.311, SLG: 0.442	X 0-0 1B 1-2 2-3 1B		B C B F X 2-2 ① G6-3		B S B C X 2-2 ② SF8 3-H			C C F S 0-3 ① K		3	1	1	1	0	1	0
Dan Walters, R (1, 2) OBP: 0.314, SLG: 0.380	C F C 0-3 ① K		S S B X 1-2 ② G6-3		B B B C F C 3-3 ③ K			B X 1-0 ② P3		4	0	0	0	0	2	5
Tim Teufel, R (1, 4) OBP: 0.313, SLG: 0.339	B X 1-0 FC3-6 1-3 2-H 3-H 1B		C F X 0-2 ③ L9			C B X 1-1 ① F8		C S F F C 0-3 ③ K		4	0	1	2	0	1	0
Frank Seminara, R (1, 1) Rich Rodriguez, L (7, 1) Mike Maddux, L (7, 1)	1 SAFE X 0-0 ② FC3-6 1B 1-2f 1B				B B C X 2-1 ① G6-3	X 0-0 ② G4-3				3 0 0	1 0 0	0 0 0	0 0 0	0 0 0	0 0 0	2 0 0
Inning Stats	R: 0 E: 0 K: 1 S: 10 H: 0 LOB: 0 BB: 0 P: 12	R: 4 E: 0 K: 1 S: 10 H: 4 LOB: 2 BB: 2 P: 19	R: 0 E: 0 K: 1 S: 11 H: 0 LOB: 0 BB: 0 P: 17	R: 0 E: 0 K: 0 S: 9 H: 0 LOB: 0 BB: 0 P: 12	R: 3 E: 1 K: 1 S: 18 H: 4 LOB: 2 BB: 0 P: 29	R: 0 E: 0 K: 1 S: 6 H: 0 LOB: 0 BB: 0 P: 8	R: 0 E: 0 K: 1 S: 10 H: 1 LOB: 1 BB: 0 P: 15	R: 0 E: 0 K: 2 S: 10 H: 0 LOB: 0 BB: 0 P: 11		1B: 8 2B: 1 3B: 0 HR: 0 SF: 1 SAC: 0 DP: 0 HBP: 0						

PITCHER		IP	WLS	BF	H	R	ER	SO	BB	IBB	HBP	BLK	WP	HR	S	P	ERA	WHIP
John Burkett, R ERA: 4.41	(1, 1)	4.0	L	17	4	4	4	3	2	0	0	0	0	0	40	60	9.00	1.500
Gil Heredia, R ERA: 5.4	(5, 1)	0.1		6	4	3	1	0	0	0	0	0	0	0	12	18	27.00	12.000
Francisco Oliveras, R ERA: 1.35	(5, 1)	1.2		5	0	0	0	2	0	0	0	0	0	0	12	19	0.00	0.000
Bryan Hickerson, L ERA: 3.08	(7, 1)	2.0		7	1	0	0	3	0	0	0	0	1	0	20	26	0.00	0.500

PITCHER	IP	WLS	BF	H	R	ER	SO	BB	IBB	HBP	BLK	WP	HR	S	P	ERA	WHIP

BOTTOM

San Francisco Giants @ San Diego Padres

Jack Murphy Stadium, San Diego, CA

Sun Jun 28 1992, 6:33 AM EDT

Att. 20,945 - Sunny - 85 F

livebaseballscorecards.com

AB	32
R	7
H	9
RBI	7
BB	2
SO	8
LOB	10

WP: 1 PA: 35
PB: 0
SB: 0
CS: 0

San Diego Padres @ Los Angeles Dodgers

Dodger Stadium, Los Angeles, CA

Mon Jun 29 1992, 7:05 PM PDT

Att. 39,264 - Sunny - 75 F

livebaseballscorecards.com

TOP

Batter	1	2	3	4	5	6	7	8	9	10	11	AB	R	H	RBI	BB	SO	LOB
Tony Fernandez, S (1, 6) OBP: 0.370, SLG: 0.388	S 2B		SF7 3B		G4-3		K			G4-3	G4-3 1B	6	1	3	0	0	1	1
Tony Gwynn, L (1, 9) OBP: 0.391, SLG: 0.454	G1-3		SF7 3-H		F9		G5-3			F8	G4-3 3-H	5	0	0	0	2	0	0
Darrin Jackson, R (1, 8) OBP: 0.308, SLG: 0.435	P2 2-3		F7		G5-3			K		E S 1B	K	6	1	1	0	0	2	2
Fred McGriff, L (1, 3) OBP: 0.430, SLG: 0.584	BB		BB			K		1B		E 1-2	IBB	2	0	1	0	3	1	0
Oscar Azocar, L (1, 7) OBP: 0.250, SLG: 0.225	G1-3		K			F8		F9		E3 1-2 2-H		4	0	0	0	0	1	4
Kevin Ward, R (10, PH) OBP: 0.289, SLG: 0.306												1	0	0	0	0	0	1
(10, 7)												0	0	0	0	0	0	0
Rich Rodriguez, L (11, 1)												0	0	0	0	0	0	0
Pat Clements, R (11, 1)																		
Dan Walters, R (1, 2) OBP: 0.319, SLG: 0.393		F8		F9 PB 2B		1B		P6		K		5	1	2	0	0	1	3
Tim Teufel, R (1, 4) OBP: 0.316, SLG: 0.342	E S 1B			F9 2-3		F7			F7	E 1B		5	1	2	0	0	0	2
Craig Shipley, R (1, 5) OBP: 0.226, SLG: 0.231	K 1-3			K 3-H			K		G1-3	G5-3 1-2		5	0	0	0	0	3	2
Dave Eiland, R (1, 1) OBP: 0.125, SLG: 0.500												2	0	0	0	0	1	1
Kurt Stillwell, S (7, PH) OBP: 0.291, SLG: 0.308												1	0	1	0	0	0	0
Jose Melendez, R (7, 1)												0	0	0	0	0	0	0
Phil Stephenson, L (9, PH) OBP: 0.462, SLG: 0.583												1	0	0	0	0	0	0
Larry Andersen, R (9, 1)												0	0	0	0	0	0	0
Randy Myers, L (10, 1)												0	0	0	0	0	0	0
Jerald Clark, R (11, PH) OBP: 0.244, SLG: 0.295												1	1	1	1	0	0	0
(11, 7)																		
Inning Stats	R: 0 E: 0 K: 0 S: 8 H: 1 LOB: 2 BB: 1 P: 18	R: 0 E: 0 K: 1 S: 12 H: 1 LOB: 1 BB: 0 P: 19	R: 1 E: 0 K: 1 S: 9 H: 1 LOB: 1 BB: 1 P: 18	R: 1 E: 0 K: 2 S: 12 H: 1 LOB: 0 BB: 0 P: 18	R: 0 E: 0 K: 0 S: 5 H: 0 LOB: 0 BB: 0 P: 7	R: 0 E: 0 K: 1 S: 10 H: 1 LOB: 1 BB: 0 P: 19	R: 0 E: 0 K: 2 S: 11 H: 1 LOB: 1 BB: 0 P: 15	R: 0 E: 0 K: 1 S: 8 H: 1 LOB: 1 BB: 0 P: 12	R: 0 E: 0 K: 0 S: 6 H: 0 LOB: 0 BB: 0 P: 12	R: 1 E: 1 K: 1 S: 13 H: 1 LOB: 2 BB: 1 P: 21	R: 2 E: 1 K: 1 S: 16 H: 3 LOB: 1 BB: 0 P: 20	1B: 8 2B: 2 3B: 1 HR: 0 SF: 1 SAC: 0 DP: 0 HBP: 0	WP: 0 PB: 1 SB: 4 CS: 0 PA: 48						

PITCHER		IP	WLS	BF	H	R	ER	SO	BB	IBB	HBP	BLK	WP	HR	S	P	ERA	WHIP
Tom Candiotti, R ERA: 3.0	(1, 1)	9.0		36	7	2	1	8	2	0	0	0	0	0	81	138	1.00	1.000
John Candelaria, L ERA: 1.26	(10, 1)	0.2		4	1	1	0	0	0	1	0	0	0	0	8	12	0.00	1.500
Roger McDowell, R ERA: 3.0	(10, 1)	0.2		6	3	2	2	1	0	0	0	0	0	0	14	21	27.00	4.500
Steve Wilson, L ERA: 3.55	(11, 1)	0.2	W	2	0	0	0	1	0	0	0	0	0	0	7	8	0.00	0.000

PITCHER	IP	WLS	BF	H	R	ER	SO	BB	IBB	HBP	BLK	WP	HR	S	P	ERA	WHIP

AB	44
R	5
H	11
RBI	3
BB	3
SO	10
LOB	19

Batter	1	2	3	4	5	6	7	8	9	10	11	AB	R	H	RBI	BB	SO	LOB
Brett Butler, L (1, 8) OBP: 0.373, SLG: 0.360	B B C L X 2-2 ① G6-3			B X 1-0 G4-3 1B		1 SAFE C B C F F B X 2-2 ② F8 1-2		B C C L B B F X 3-2 ② P7		X 0-0 ① SH5-4 1-2 2-3	B X 1-0 ② FC4-2 1B 1-2 2-3 3-Hf	5	0	1	0	0	0	4
Mike Sharperson, R (1, 4) OBP: 0.443, SLG: 0.451 (11, 5)	C B F X 1-2 ② G4-3			B C 1 SAFE F X 1-2 ① G4-3 1-2		B B B B 4-0 BLK 1B BB		B C C F F B F F S 2-3 ③ K		B X 1-0 ② SF8 3-H	L X 0-1 1-2 2-3 3-H 1B	4	1	1	2	1	1	1
Lenny Harris, L (1, 9) OBP: 0.339, SLG: 0.327 (8, 5) Juan Samuel, R (10, PH) OBP: 0.312, SLG: 0.274 (11, 4)	B X 1-0 ③ G4-3			X 0-0 ② F7		C F B X 1-2 FC6-4 1-H 2-H 1B			S B X 1-1 G3 S 1B	F B B B X 3-1 ③ L5		4 1	0 0	2 0	2 0	0 0	0 0	1 1
Eric Davis, R (1, 7) OBP: 0.329, SLG: 0.364		C X 0-1 ① G6-3		B X 1-0 ③ G6-3		1 SAFE B B X 1-0 ③ FC6-4 1-2f			S C F F X 0-2 ① G3 1-3		B C B B C B 4-2 1B 1B BB	4	1	0	0	1	0	3
Eric Karros, R (1, 3) OBP: 0.297, SLG: 0.456		B X 1-0 ② G5-3			S B B F X 2-2 G6-4-3 1B		C S S 0-3 ① K		B X 1-0 ② G1-3		C S S F X 1-2 1-3 1B	5	1	2	0	0	1	1
Dave Hansen, L (1, 5) OBP: 0.297, SLG: 0.347 Stan Javier, S (7, PR) OBP: 0.270, SLG: 0.286 (8, 9) John Candelaria, L (10, 1) Roger McDowell, R (10, 1) Steve Wilson, L (11, 1) Todd Benzinger, S (11, PH) OBP: 0.297, SLG: 0.331		B B X 2-0 ③ F9			B X 1-0 ① F7		B F F F F F F B X 2-2 2B		I I I I 4-0 DI IBB		B F X 1-1 1B SH1-4 FC4-2 2-H 3-H 1B	3 0 0 0 1	0 0 0 0 0	1 0 0 0 1	0 1 0 0 2	0 0 0 0 0	0 0 0 0 0	1 0 0 0 0
Carlos Hernandez, R (1, 2) OBP: 0.333, SLG: 0.291 Mike Scioscia, L (9, PH) OBP: 0.270, SLG: 0.262 (10, 2)		C S B F S 1-3 ① K			1 SAFE B S S X 1-1 ② ③ G6-4-3 1-2f		X 0-0 ② P4		B B X 2-0 ③ G3 1-2		1 SAFE M P 1 SAFE 1 SAFE 1 SAFE X 1-1 ① SH1-4 1-2	3 1	0 0	0 0	0 0	0 0	1 0	2 2
Jose Offerman, S (1, 6) OBP: 0.332, SLG: 0.339		B S F X 1-2 ② G4-3				B B B C B 4-1 BLK S 1B BB	X 0-0 ③ G3-1			C B B B B 4-1 SH5-4 BB SF8 BB	S C F B X 1-2 FC4-2 IBB 2-3 1B 1B	3	3	1	0	2	0	1
Tom Candiotti, R (1, 1) OBP: 0.094, SLG: 0.065 Mitch Webster, S (10, 9) OBP: 0.342, SLG: 0.416		S B B X 2-1 ③ G5-3				B C C 1 SAFE F 1 SAFE 1 SAFE S 1-3 ① K		F S X 0-2 ① F7		B B B C 1 B 1 SAFE 4-1 SH5-4 1-2 BB	I I I I 4-0 1B FC4-2 1-2 IBB	3 0	0 0	0 0	0 0	0 2	1 0	1 0
Inning Stats	R: 0 E: 0 K: 0 S: 7 H: 0 LOB: 0 BB: 0 P: 11	R: 0 E: 0 K: 0 S: 4 H: 0 LOB: 0 BB: 0 P: 7	R: 0 E: 0 K: 1 S: 9 H: 0 LOB: 0 BB: 0 P: 13	R: 0 E: 0 K: 0 S: 6 H: 1 LOB: 1 BB: 0 P: 9	R: 0 E: 0 K: 0 S: 6 H: 1 LOB: 0 BB: 0 P: 10	R: 2 E: 0 K: 1 S: 14 H: 1 LOB: 1 BB: 2 P: 27	R: 0 E: 0 K: 1 S: 11 H: 1 LOB: 1 BB: 0 P: 13	R: 0 E: 0 K: 1 S: 14 H: 0 LOB: 0 BB: 0 P: 19	R: 0 E: 0 K: 0 S: 9 H: 1 LOB: 2 BB: 1 P: 17	R: 1 E: 0 K: 0 S: 6 H: 0 LOB: 1 BB: 2 P: 18	R: 3 E: 0 K: 0 S: 18 H: 4 LOB: 3 BB: 2 P: 30	1B: 8 2B: 1 3B: 0 HR: 0 SF: 1 SAC: 2 DP: 1 HBP: 0						

PITCHER		IP	WLS	BF	H	R	ER	SO	BB	IBB	HBP	BLK	WP	HR	S	P	ERA	WHIP
Dave Eiland, R ERA: 6.0	(1, 1)	6.0		22	3	2	2	2	2	0	0	1	0	0	46	77	3.00	0.833
Jose Melendez, R ERA: 3.34	(7, 1)	2.0		7	1	0	0	2	0	0	0	0	0	0	25	32	0.00	0.500
Larry Andersen, R ERA: 3.97	(9, 1)	1.0		6	1	1	1	0	1	1	0	0	0	0	10	22	9.00	2.000
Randy Myers, L ERA: 6.0	(10, 1)	1.0		4	0	0	0	0	1	0	0	0	0	0	5	13	0.00	1.000
Rich Rodriguez, L ERA: 2.19	(11, 1)	0.0		2	1	2	2	0	1	0	0	0	0	0	6	11	∞	∞

PITCHER		IP	WLS	BF	H	R	ER	SO	BB	IBB	HBP	BLK	WP	HR	S	P	ERA	WHIP
Pat Clements, L ERA: 2.66	(11, 1)	0.2	L	6	3	1	1	0	0	1	0	0	0	0	12	19	13.50	4.500

BOTTOM

San Diego Padres @ Los Angeles Dodgers

Dodger Stadium, Los Angeles, CA

Mon Jun 29 1992, 7:05 PM PDT

Att. 39,264 - Sunny - 75 F

livebaseballscorecards.com

AB	37
R	6
H	9
RBI	6
BB	7
SO	4
LOB	18

WP: 0 PA: 47
PB: 0
SB: 2
CS: 0

Batter	1	2	3	4	5	6	7	8	9	AB	R	H	RBI	BB	SO	LOB
Tony Fernandez, S (1, 6) OBP: 0.372, SLG: 0.395	G6-3 3B		F8			FC6-4 BB	G4-3			3	1	1	0	1	0	1
Tony Gwynn, L (1, 9) OBP: 0.390, SLG: 0.451	G6-3 3-H		F8			K		CS 1B		4	0	1	1	0	1	2
Darrin Jackson, R (1, 8) OBP: 0.304, SLG: 0.429	G1-3			G6-3		FC6-4 BB		G4-3		4	0	0	0	0	0	3
Fred McGriff, L (1, 3) OBP: 0.431, SLG: 0.579	F7			L6				BB		2	0	0	0	2	0	0
Phil Stephenson, L (1, 7) OBP: 0.412, SLG: 0.467 Jerald Clark, R (8, 7) OBP: 0.244, SLG: 0.295		G5-4-3 BB		G3-1		P5		G3		3 0	0 0	0 0	0 0	1 0	0 0	4 0
Tim Teufel, R (1, 5) OBP: 0.328, SLG: 0.352		G5-4-3			CS BB		SH5-4 2B		SH3-4 BB	2	1	1	0	2	0	1
Dann Bilardello, R (1, 2) OBP: 0.219, SLG: 0.172		1B			P4		SH5-4		SH3-4	2	0	1	0	0	0	1
Kurt Stillwell, S (1, 4) OBP: 0.286, SLG: 0.302		L7			P5		G5-3		K	4	0	0	0	0	1	4
Bruce Hurst, L (1, 1) OBP: 0.146, SLG: 0.154 Gary Sheffield, R (7, PH) OBP: 0.382, SLG: 0.534 Mike Maddux, L (7, 1)			K			FC6-4 BB 1B	1B		G4-3	2 1 1	0 0 0	1 1 0	0 1 0	1 0 0	0 0 0	0 0 1
Inning Stats	R: 1 E: 0 K: 0 S: 8 H: 1 LOB: 0 BB: 0 P: 16	R: 0 E: 0 K: 0 S: 11 H: 1 LOB: 1 BB: 1 P: 18	R: 0 E: 0 K: 1 S: 8 H: 0 LOB: 0 BB: 0 P: 11	R: 0 E: 0 K: 0 S: 4 H: 0 LOB: 0 BB: 0 P: 8	R: 0 E: 0 K: 0 S: 6 H: 0 LOB: 0 BB: 1 P: 11	R: 0 E: 0 K: 1 S: 13 H: 1 LOB: 3 BB: 2 P: 24	R: 1 E: 0 K: 0 S: 15 H: 2 LOB: 1 BB: 0 P: 19	R: 0 E: 0 K: 0 S: 9 H: 1 LOB: 1 BB: 1 P: 17	R: 0 E: 0 K: 1 S: 7 H: 0 LOB: 1 BB: 1 P: 14	1B: 4 2B: 1 3B: 1 HR: 0 SF: 0 SAC: 2 DP: 1 HBP: 0						

PITCHER	IP	WLS	BF	H	R	ER	SO	BB	IBB	HBP	BLK	WP	HR	S	P	ERA	WHIP
Ramon Martinez, R (1, 1) ERA: 3.62	8.0	L	32	6	2	2	2	5	0	0	0	0	0	74	124	2.25	1.375
Jay Howell, R (9, 1) ERA: 0.6	1.0		4	0	0	0	1	1	0	0	0	0	0	7	14	0.00	1.000

PITCHER	IP	WLS	BF	H	R	ER	SO	BB	IBB	HBP	BLK	WP	HR	S	P	ERA	WHIP

TOP

San Diego Padres @ Los Angeles Dodgers

Dodger Stadium, Los Angeles, CA

Tue Jun 30 1992, 7:05 PM PDT

Att. 27,858 - Cloudy - 72 F

livebaseballscorecards.com

AB	28
R	2
H	6
RBI	2
BB	6
SO	3
LOB	17

WP: 0 PB: 0 SB: 0 CS: 2 PA: 36

Batter	1	2	3	4	5	6	7	8	9	AB	R	H	RBI	BB	SO	LOB
Brett Butler, L (1, 8) OBP: 0.371, SLG: 0.354	G3		B5-3		BB		F8		F7	4	0	0	0	1	0	0
Mike Sharperson, R (1, 4) OBP: 0.436, SLG: 0.439	P4		BB		F9		K		G1-3	4	0	0	0	1	1	1
Todd Benzinger, S (1, 9) OBP: 0.266, SLG: 0.350	2B		L9			P4	2B		1B	5	0	3	0	0	0	1
Juan Samuel, R (9, PR) OBP: 0.312, SLG: 0.274										0	0	0	0	0	0	0
Eric Davis, R (1, 7) OBP: 0.331, SLG: 0.365	G6-3			1B		F7	G1-3		1B	5	0	2	0	0	0	2
Eric Karros, R (1, 3) OBP: 0.304, SLG: 0.457		P4 1B		F8		1B 1B		F9	BB	4	1	2	0	1	0	1
Dave Anderson, R (1, 5) OBP: 0.277, SLG: 0.426		P4		K		1B		F8	K	3	0	1	0	0	1	2
Dave Hansen, L (8, PH) OBP: 0.293, SLG: 0.341										2	0	0	0	0	1	3
(9, 5)																
Mike Scioscia, L (1, 2) OBP: 0.275, SLG: 0.267	1B			K		1B		E3		4	0	2	1	0	1	1
Lenny Harris, L (8, PR) OBP: 0.339, SLG: 0.327										0	0	0	0	0	0	0
Carlos Hernandez, R (9, 2) OBP: 0.333, SLG: 0.291										0	0	0	0	0	0	0
Jose Offerman, S (1, 6) OBP: 0.335, SLG: 0.336		F9			P4	IBB		BB		2	0	0	0	2	0	1
Ramon Martinez, R (1, 1) OBP: 0.129, SLG: 0.129			K		F8	FC4-6		K		3	0	0	0	0	1	3
Stan Javier, S (8, PH) OBP: 0.266, SLG: 0.281										1	0	0	0	0	1	2
Jay Howell, R (9, 1)										0	0	0	0	0	0	0
Inning Stats	R: 0 E: 0 K: 0 S: 11 H: 1 LOB: 1 BB: 0 P: 15	R: 0 E: 0 K: 0 S: 6 H: 2 LOB: 1 BB: 0 P: 11	R: 0 E: 0 K: 1 S: 7 H: 0 LOB: 1 BB: 1 P: 14	R: 0 E: 0 K: 2 S: 12 H: 1 LOB: 1 BB: 0 P: 19	R: 0 E: 0 K: 0 S: 8 H: 0 LOB: 1 BB: 1 P: 19	R: 1 E: 0 K: 0 S: 9 H: 3 LOB: 3 BB: 1 P: 18	R: 0 E: 0 K: 1 S: 11 H: 1 LOB: 1 BB: 0 P: 17	R: 0 E: 1 K: 1 S: 13 H: 0 LOB: 3 BB: 1 P: 22	R: 0 E: 0 K: 1 S: 16 H: 2 LOB: 3 BB: 1 P: 25	1B: 8 2B: 2 3B: 0 HR: 0 SF: 0 SAC: 0 DP: 0 HBP: 0	WP: 0 PB: 0 SB: 6 CS: 0 PA: 42					

PITCHER		IP	WLS	BF	H	R	ER	SO	BB	IBB	HBP	BLK	WP	HR	S	P	ERA	WHIP
Bruce Hurst, L ERA: 3.01	(1, 1)	6.0	W	27	7	1	1	3	2	1	0	0	0	0	53	96	1.50	1.500
Mike Maddux, R ERA: 1.98	(7, 1)	3.0	S	15	3	0	0	3	2	0	0	0	0	0	40	64	0.00	1.667

PITCHER	IP	WLS	BF	H	R	ER	SO	BB	IBB	HBP	BLK	WP	HR	S	P	ERA	WHIP

BOTTOM

San Diego Padres @ Los Angeles Dodgers

Dodger Stadium, Los Angeles, CA

Tue Jun 30 1992, 7:05 PM PDT

Att. 27,858 - Cloudy - 72 F

livebaseballscorecards.com

AB	37
R	1
H	10
RBI	1
BB	5
SO	6
LOB	17

San Diego Padres @ Los Angeles Dodgers

Dodger Stadium, Los Angeles, CA

Wed Jul 01 1992, 3:33 AM PDT

Att. 22,324 - Cloudy - 76 F

livebaseballscorecards.com

Batter	1	2	3	4	5	6	7	8	9	AB	R	H	RBI	BB	SO	LOB
Tony Fernandez, S (1, 6) OBP: 0.370, SLG: 0.396	L F X 0-2 G1-3 SF8 2B	X 0-0 ③ G3		X 0-0 ② F8		B X 1-0 ② F8		B B B C X 3-1 ① SH5-4 1-2 2-3		4	1	1	0	0	0	2
Tony Gwynn, L (1, 9) OBP: 0.393, SLG: 0.453	C X 0-1 ① G1-3 2-3		C X 0-1 G4-3 2B 2B	B B B B 4-0 1B BB		B X 1-0 ③ F9		I I I I 4-0 BB BB IBB		3	1	1	0	2	0	1
Gary Sheffield, R (1, 5) OBP: 0.379, SLG: 0.530	F B B B F F X 3-2 ② SF8 3-H	F B X 1-1 ① G5-3	S B X 1-1 1-2 1B				C X 0-1 ① G3-1	X 0-0 ② P4		4	0	1	1	0	0	4
Fred McGriff, L (1, 3) OBP: 0.431, SLG: 0.574	C C B X 1-2 ③ G3	X 0-0 ② G4-3 2-3	B F B F B F X 3-2 ③ G6-3				S B F X 1-2 G4-3 1B 1B	B B B B 4-0 BB 1-2 2-3 3-H BB		4	0	1	1	1	0	3
Darrin Jackson, R (1, 8) OBP: 0.309, SLG: 0.434	B X 1-0 ① L5	C S B X 1-2 1B 3-H 2B	F F S 0-3 ① K			X 0-0 G4-3 1-2 1B	B B B B C B 4-1 1-2 2-3 3-H BB			4	1	2	2	1	1	0
Dan Walters, R (1, 2) OBP: 0.323, SLG: 0.393	C C B F B X 2-2 1B 1B 1B	S B F X 1-2 1B 1B 2-H 1B	X 0-0 ② L1			B S B X 2-1 ② G4-3 1-2 2-3	C C S 0-3 ③ K			5	1	2	1	0	1	5
Jerald Clark, R (1, 7) OBP: 0.251, SLG: 0.301	C X 0-1 1B 1-2 1B	B B C X 2-1 1B 1-2 1B	C F F F X 0-2 1B			C F B F X 1-2 ③ F8		C X 0-1 ① G6-3		5	0	3	0	0	0	2
Kurt Stillwell, S (1, 4) OBP: 0.293, SLG: 0.305	F B X 1-1 1-2 2-H 1B	B F X 1-1 ③ 1-2 2-H 1B	S 1 SAFE B 1 SAFE F X 1-2 ③ F8				F B B B B 4-1 SH5-4 BB BB BB	C S B F X 1-2 ② G5-3		4	1	2	1	1	0	1
Craig Lefferts, L (1, 1) OBP: 0.063, SLG: 0.063 Larry Andersen, R (7, 1) Phil Stephenson, L (9, PH) OBP: 0.389, SLG: 0.438 Jose Melendez, R (9, 1)	M L M 0-3 ② K	S X 0-1 ① G6-3		F B X 1-1 ① F8				B B B B 4-0 BB SH5-4 1-2 BB BB	B C B X 2-1 ③ P5	3 0 1 0	0 1 0 0	0 0 0 0	0 0 0 0	1 1 0 0	2 0 0 0	
Inning Stats	R: 1 H: 1 E: 0 LOB: 0 K: 0 BB: 0 S: 12 P: 16	R: 1 H: 3 E: 0 LOB: 2 K: 1 BB: 0 S: 13 P: 17	R: 2 H: 5 E: 0 LOB: 2 K: 0 BB: 0 S: 15 P: 21	R: 0 H: 1 E: 0 LOB: 2 K: 0 BB: 1 S: 9 P: 17	R: 0 H: 1 E: 0 LOB: 1 K: 1 BB: 0 S: 12 P: 13	R: 0 H: 0 E: 0 LOB: 0 K: 0 BB: 0 S: 4 P: 7	R: 0 H: 2 E: 0 LOB: 2 K: 0 BB: 0 S: 12 P: 16	R: 2 H: 0 E: 0 LOB: 3 K: 1 BB: 5 S: 8 P: 31	R: 0 H: 0 E: 0 LOB: 0 K: 0 BB: 0 S: 8 P: 11	1B: 10 2B: 3 3B: 0 HR: 0	SF: 1 SAC: 1 DP: 0 HBP: 0						

	AB	37
	R	6
	H	13
	RBI	6
	BB	6
	SO	3
	LOB	20

	WP: 0	PA: 45
	PB: 0	
	SB: 0	
	CS: 0	

PITCHER		IP	WLS	BF	H	R	ER	SO	BB	IBB	HBP	BLK	WP	HR	S	P	ERA	WHIP
Orel Hershiser, R ERA: 3.4	(1, 1)	7.0	L	34	13	4	4	2	1	0	0	0	0	0	77	107	5.14	2.000
Steve Wilson, L ERA: 4.09	(8, 1)	0.0		2	0	2	2	0	2	0	0	0	0	0	1	9	∞	∞
Tim Crews, R ERA: 6.29	(8, 1)	0.2		3	0	0	0	0	0	1	0	0	0	0	3	10	0.00	0.000
John Candelaria, L ERA: 1.23	(8, 1)	0.1		3	0	0	0	1	2	0	0	0	0	0	4	12	0.00	6.000
Jay Howell, R ERA: 0.56	(9, 1)	1.0		3	0	0	0	0	0	0	0	0	0	0	8	11	0.00	0.000

PITCHER	IP	WLS	BF	H	R	ER	SO	BB	IBB	HBP	BLK	WP	HR	S	P	ERA	WHIP

Batter	1	2	3	4	5	6	7	8	9	AB	R	H	RBI	BB	SO	LOB
Brett Butler, L (1, 8) OBP: 0.375, SLG: 0.360	C B C S 1-3 K ①		X 0-0 FC6-4 1B 1-2		F X 0-1 HR 1B		C 1 SAFE F B F X 1-2 1B			4	1	3	0	0	1	0
Mike Sharperson, R (1, 4) OBP: 0.432, SLG: 0.453	C B X 1-1 F8 ②		C C B X 1-2 F9 ①		X 0-0 HR 1-H		B B C S S 2-3 K ②			4	1	1	2	0	1	4
Todd Benzinger, S (1, 9) OBP: 0.271, SLG: 0.350	X 0-0 BB 1B		F B F X 1-2 FC6-4 ② 1-2f 2-3		B B B B 4-0 FC6-4 BB		B F S X 1-2 G1-3 ③			3	0	1	0	1	0	4
Eric Davis, R (1, 7) OBP: 0.330, SLG: 0.358	F C 1 SAFE B B B B 4-2 BB 1-2		B C X 1-1 F8 ③		B F 1 SAFE X 1-1 FC6-4 ③ 1-2f			B B B C X 3-1 G6-3 ①		3	0	0	0	1	0	3
Eric Karros, R (1, 3) OBP: 0.303, SLG: 0.453	B C X 1-1 F8 ③			C F S 0-3 K ①		F B B X 2-1 G6-4-3 1B		B F B C S 2-3 K ②		4	0	1	0	0	2	2
Dave Anderson, R (1, 5) OBP: 0.265, SLG: 0.406 Lenny Harris, L (8, PH) OBP: 0.337, SLG: 0.326 (9, 5)		X 0-0 G6-3 ①		B X 1-0 F8 ②		B B X 2-0 G6-4-3 ① ② 1-2f		S F C 0-3 K ③		3 1	0 0	0 0	0 0	0 0	0 1	1 0
Carlos Hernandez, R (1, 2) OBP: 0.322, SLG: 0.280 Mike Scioscia, L (9, PH) OBP: 0.273, SLG: 0.266		B C X 1-1 F7 ②		C F S 0-3 K ③		S F S 0-3 K ③			B X 1-0 G3 ①	3 1	0 0	0 0	0 0	0 0	2 0	0 0
Jose Offerman, S (1, 6) OBP: 0.329, SLG: 0.330		B S X 1-1 F9 ③			C B F B F S 2-3 K ①		C B X 1-1 F7 ①		F S B B S 2-3 K ②	4	0	0	0	0	2	0
Orel Hershiser, R (1, 1) OBP: 0.216, SLG: 0.333 Stan Javier, S (7, PH) OBP: 0.277, SLG: 0.293 Steve Wilson, L (8, 1) Tim Crews, R (8, 1) John Candelaria, L (8, 1) Jay Howell, R (9, 1) Dave Hansen, L (9, PH) OBP: 0.291, SLG: 0.339			C X 0-1 E3 FC6-4 1B		C C X 0-2 P2 ②		X 0-0 1B 1B		B C S S F B B S 3-3 K ③	2 1 0 0 0 0 1	0 0 0 0 0 0 0	0 1 0 0 0 0 0	0 0 0 0 0 0 0	0 0 0 0 0 0 0	0 0 0 0 0 0 1	0 0 0 0 0 0 0
Inning Stats	R: 0 H: 1 E: 0 LOB: 2 K: 1 BB: 1 S: 10 P: 17	R: 0 H: 0 E: 0 LOB: 0 K: 0 BB: 0 S: 5 P: 7	R: 0 H: 1 E: 1 LOB: 2 K: 0 BB: 0 S: 11 P: 14	R: 0 H: 0 E: 0 LOB: 0 K: 2 BB: 0 S: 7 P: 8	R: 2 H: 2 E: 0 LOB: 1 K: 1 BB: 1 S: 12 P: 19	R: 0 H: 1 E: 0 LOB: 0 K: 1 BB: 0 S: 6 P: 10	R: 0 H: 2 E: 0 LOB: 2 K: 1 BB: 0 S: 13 P: 18	R: 0 H: 0 E: 0 LOB: 0 K: 2 BB: 0 S: 8 P: 13	R: 0 H: 0 E: 0 LOB: 0 K: 2 BB: 0 S: 9 P: 15	1B: 6 2B: 0 3B: 0 HR: 1	SF: 0 SAC: 0 DP: 1 HBP: 0			WP: 0 PB: 0 SB: 0 CS: 0	PA: 36		

PITCHER		IP	WLS	BF	H	R	ER	SO	BB	IBB	HBP	BLK	WP	HR	S	P	ERA	WHIP
Craig Lefferts, L ERA: 3.44	(1, 1)	6.1	W	28	7	2	2	5	2	0	0	0	0	1	58	84	2.84	1.421
Larry Andersen, R ERA: 3.46	(7, 1)	1.2		5	0	0	0	3	0	0	0	0	0	0	14	22	0.00	0.000
Jose Melendez, R ERA: 3.28	(9, 1)	1.0		3	0	0	0	2	0	0	0	0	0	0	9	15	0.00	0.000

PITCHER	IP	WLS	BF	H	R	ER	SO	BB	IBB	HBP	BLK	WP	HR	S	P	ERA	WHIP

BOTTOM

San Diego Padres @ Los Angeles Dodgers

Dodger Stadium, Los Angeles, CA

Wed Jul 01 1992, 3:33 AM PDT

Att. 22,324 - Cloudy - 76 F

livebaseballscorecards.com

AB	34
R	2
H	7
RBI	2
BB	2
SO	10
LOB	14

Batter	1	2	3	4	5	6	7	8	9	AB	R	H	RBI	BB	SO	LOB
Delino DeShields, L (1, 4) OBP: 0.367, SLG: 0.390	C X 0-1 ① L7		C B X 1-1 1B 2B 1B		B F C C 1-3 ① K		C B B C B X 3-2 ① F8		B C B B X 3-1 1-3 2-H 2B	5	1	2	1	0	1	0
Marquis Grissom, R (1, 8) OBP: 0.348, SLG: 0.418	B B C X 2-1 S 1B		1 SAFE 1 SAFE 1 SAFE X 0-0 2B 1-2 1B		B B B C X 3-1 ② L4		B X 1-0 ② G6-3		I I I I 4-0 IBB	4	0	2	0	1	0	0
Moises Alou, R (1, 7) OBP: 0.348, SLG: 0.497	C 1 SAFE B B B X 2-2 ② P6 1-2		S B X 1-1 1-3 2-H 2B		C B B X 2-1 ③ G6-3		X 0-0 ③ L9		S B S X 1-2 ②③ F9-2 3-H	5	0	1	1	0	0	4
Larry Walker, L (1, 9) OBP: 0.340, SLG: 0.517	C B B C S 2-3 ③ K		F B F F B B F X 3-2 ② P4			S B X 1-1 ① G4-3		X 0-0 ① F7		4	0	0	0	0	1	3
Tim Wallach, R (1, 3) OBP: 0.325, SLG: 0.346		C S F B F B F X 2-2 ① G6-3	F B B F B F B 4-2 BB			B B S S B F B 4-2 BB BB		C S X 0-2 ② G6-3		2	1	0	0	2	0	0
Bret Barberie, S (1, 5) OBP: 0.355, SLG: 0.238		X 0-0 ② F9	X 0-0 ③ L8			B F 1 SAFE B F F F B B 4-2 1B 1-2 BB		B B X 2-0 ③ G3-1		3	0	0	0	1	0	3
Darrin Fletcher, L (1, 2) OBP: 0.253, SLG: 0.260 Spike Owen, S (9, PR) OBP: 0.328, SLG: 0.413 (9, 6)	B B B B 4-0 BB		C B X 1-1 ① L6			X 0-0 1-3 2-H 1B			B S X 1-1 SH3-4 2B 1B	3 0	0 1	2 0	1 0	1 0	0 0	0 0
Tom Foley, L (1, 6) OBP: 0.211, SLG: 0.182 Gary Carter, R (9, 2) OBP: 0.313, SLG: 0.362	C X 0-1 ③ F8		S X 0-1 ② L7			1 SAFE B B L X 2-1 ② P6			X 0-0 ① SH3-4 1-2	3 0	0 0	0 0	0 0	0 0	0 0	3 0
Mark Gardner, R (1, 1) OBP: 0.129, SLG: 0.200 John Vander Wal, L (9, PH) OBP: 0.343, SLG: 0.364 John Wetteland, R (9, 1)			B C C B S 2-3 ① K	X 0-0 ③ L8		F B X 1-1 ③ F8			B S B B B 4-1 2B F9-2 BB	3 0 0	0 0 0	0 0 0	0 0 0	1 0 0	2 0 0	0 0 0
Inning Stats	R: 0 E: 0 K: 1 S: 10 H: 1 LOB: 1 BB: 0 P: 16	R: 0 E: 0 K: 0 S: 9 H: 0 LOB: 1 BB: 1 P: 15	R: 1 E: 0 K: 1 S: 17 H: 3 LOB: 3 BB: 1 P: 28	R: 0 E: 0 K: 0 S: 5 H: 0 LOB: 0 BB: 0 P: 6	R: 0 E: 0 K: 1 S: 7 H: 0 LOB: 0 BB: 0 P: 13	R: 1 E: 0 K: 0 S: 12 H: 1 LOB: 2 BB: 2 P: 24	R: 0 E: 0 K: 0 S: 5 H: 0 LOB: 0 BB: 0 P: 9	R: 0 E: 0 K: 0 S: 5 H: 0 LOB: 0 BB: 0 P: 7	R: 1 E: 0 K: 0 S: 9 H: 2 LOB: 2 BB: 2 P: 22	1B: 5 2B: 3 3B: 0 HR: 0		SF: 0 SAC: 1 DP: 1 HBP: 0			WP: 0 PB: 0 SB: 1 CS: 0	PA: 39	

PITCHER	IP	WLS	BF	H	R	ER	SO	BB	IBB	HBP	BLK	WP	HR	S	P	ERA	WHIP
Andy Benes, R (1, 1) ERA: 3.53	8.1	L	37	7	3	3	3	5	0	0	0	0	0	76	132	3.24	1.440
Jose Melendez, R (9, 1) ERA: 3.24	0.2		2	0	0	0	0	0	1	0	0	0	0	3	8	0.00	0.000

PITCHER	IP	WLS	BF	H	R	ER	SO	BB	IBB	HBP	BLK	WP	HR	S	P	ERA	WHIP

TOP

Montreal Expos @ San Diego Padres

Jack Murphy Stadium, San Diego, CA

Thu Jul 02 1992, 10:05 PM EDT

Att. 13,859 - Sunny - 72 F

livebaseballscorecards.com

AB	32
R	3
H	7
RBI	3
BB	6
SO	3
LOB	15

Montreal Expos @ San Diego Padres

Jack Murphy Stadium, San Diego, CA

Thu Jul 02 1992, 10:05 PM EDT

Att. 13,859 - Sunny - 72 F

BOTTOM

livebaseballscorecards.com

Batter	1	2	3	4	5	6	7	8	9	AB	R	H	RBI	BB	SO	LOB
Tony Fernandez, S (1, 6) OBP: 0.366, SLG: 0.391	B L C X 1-2 G1-3 ①		B B X 2-0 F8 ③			C F B X 1-2 G4-3 ①		C X 0-1 G3 ③		4	0	0	0	0	0	0
Tony Gwynn, L (1, 9) OBP: 0.392, SLG: 0.452	S C F X 1-2 G3 ②			B C X 1-1 E 1B		C C F X 0-2 F9 ②			S S C 0-3 K ①	1	0	0	0	0	0	0
Jerald Clark, R (4, 9) OBP: 0.252, SLG: 0.302										3	0	1	0	0	1	0
Gary Sheffield, R (1, 5) OBP: 0.377, SLG: 0.526	B F B F B X 3-2 P4 ③			F 1 SAFE C B 1 SAFE 1 SAFE F B 1 SAFE 2-3 C K ①		X 0-0 P2 ③			B B F F B F F F X 3-2 1B 1B	4	0	1	0	0	1	1
Fred McGriff, L (1, 3) OBP: 0.435, SLG: 0.587		C B B B C X 3-2 HR		S B B C 1 SAFE X 2-2 E6 1-2			B F B C B B 4-2 G6-4-3 BB		S B C F X 1-2 FC6-4 1B 1-2	3	1	2	1	1	0	1
Darrin Jackson, R (1, 8) OBP: 0.305, SLG: 0.428		B B S B X 3-1 P8 ①		B X 1-0 F7 ②			1 SAFE C X 0-1 G6-4-3 ①② 1-2f		F F F X 0-2 F7 ②	4	0	0	0	0	0	5
Phil Stephenson, L (1, 7) OBP: 0.318, SLG: 0.350		C B B B X 3-1 F9 ②		B B B X 3-0 P4 ③			B C F B B F X 3-2 F7 ③		X 0-0 FC6-4 ③ 1-2f	4	0	0	0	0	0	4
Dan Walters, R (1, 2) OBP: 0.323, SLG: 0.424		B B X 2-0 P3 ③			C B B X 2-1 P6 ①			B C X 1-1 HR		3	1	1	1	0	0	0
Kurt Stillwell, S (1, 4) OBP: 0.289, SLG: 0.301			C X 0-1 G3-1 ①		B B X 2-0 F7 ②			C B B B X 2-1 F8 ①		3	0	0	0	0	0	0
Andy Benes, R (1, 1) OBP: 0.216, SLG: 0.182			F C C 0-3 K ②		C C C 0-3 K ③			L S S 0-3 K ②		3	0	0	0	0	3	0
Jose Melendez, R (9, 1)										0	0	0	0	0	0	0
Inning Stats	R: 0 E: 0 K: 0 S: 10 H: 0 LOB: 0 BB: 0 P: 15	R: 1 E: 0 K: 0 S: 8 H: 1 LOB: 0 BB: 0 P: 19	R: 0 E: 0 K: 1 S: 6 H: 0 LOB: 0 BB: 0 P: 8	R: 0 E: 1 K: 1 S: 11 H: 1 LOB: 2 BB: 0 P: 20	R: 0 E: 0 K: 1 S: 6 H: 0 LOB: 0 BB: 0 P: 10	R: 0 E: 0 K: 0 S: 8 H: 0 LOB: 0 BB: 0 P: 9	R: 0 E: 0 K: 0 S: 8 H: 0 LOB: 0 BB: 1 P: 15	R: 1 E: 0 K: 1 S: 9 H: 1 LOB: 0 BB: 0 P: 12	R: 0 E: 0 K: 1 S: 18 H: 2 LOB: 2 BB: 0 P: 22	1B: 3 2B: 0 3B: 0 HR: 2	SF: 0 SAC: 0 DP: 1 HBP: 0						

	AB	32
	R	2
	H	5
	RBI	2
	BB	1
	SO	5
	LOB	11

WP: 0 PB: 0 SB: 0 CS: 0 PA: 33

PITCHER		IP	WLS	BF	H	R	ER	SO	BB	IBB	HBP	BLK	WP	HR	S	P	ERA	WHIP
Mark Gardner, R ERA: 3.69	(1, 1)	8.0	W	28	3	2	2	4	1	0	0	0	0	2	66	108	2.25	0.500
John Wetteland, R ERA: 4.72	(9, 1)	1.0	S	5	2	0	0	1	0	0	0	0	0	0	18	22	0.00	2.000

PITCHER	IP	WLS	BF	H	R	ER	SO	BB	IBB	HBP	BLK	WP	HR	S	P	ERA	WHIP

Batter	1	2	3	4	5	6	7	8	9	AB	R	H	RBI	BB	SO	LOB
Delino DeShields, L (1, 4) OBP: 0.368, SLG: 0.386	B C X 1-1 L8 ①		B B C C S 2-3 K ③		B B B C B 4-1 1-2 2-3 BB		C F B B F B B 4-2 2B BB		B B S F S 2-3 K ①	3	1	0	0	2	2	3
Marquis Grissom, R (1, 8) OBP: 0.342, SLG: 0.411	C C F S 0-3 K ②			B B F B C F X 3-2 G3-1 ①	C X 0-1 F8 ③		C 1 SAFE X 0-1 L9 ②		S X 0-1 FC5-4 S 1B 1-2f 3-H ②	5	1	0	1	0	1	5
Moises Alou, R (1, 7) OBP: 0.355, SLG: 0.513	C B S F X 1-2 G6-3 ③			S S B X 1-2 G1-3 ②		B B B C C F X 3-2 BLK 1B 2B	1 SAFE 1 SAFE S 1 SAFE 1 SAFE X 0-1 1-H 2B		C B B F X 2-2 1-H 1B	5	1	3	2	0	0	0
Larry Walker, L (1, 9) OBP: 0.341, SLG: 0.515		X 0-0 G1-3 ①		B F B B F F X 3-2 1B		C F B F B X 2-2 BB 2-H 1B	S B X 1-1 P4 ③		C B F S 1-3 K ③	5	0	2	1	0	1	2
Tim Wallach, R (1, 5) OBP: 0.320, SLG: 0.341		B B C X 2-1 G5-3 ②		C B 1 SAFE S 1 SAFE X 1-2 L8 ③		B B S 1 SAFE 1 SAFE F S 2-3 K ①		X 0-0 F9 ①		4	0	0	0	0	1	2
Archi Cianfrocco, R (1, 3) OBP: 0.264, SLG: 0.382		B S X 1-1 F9 ③			S F F X 0-2 L9 ①	X 0-0 L7 ②		C S B B B X 2-2 G5-3 ②		4	0	0	0	0	0	1
Gary Carter, R (1, 2) OBP: 0.312, SLG: 0.355			B B F X 2-1 F8 ①		C B X 1-1 L7 ②	S S B B B B 4-2 1-2 BB		B F B B S X 3-2 F4 ③		3	0	0	0	1	0	0
Spike Owen, S (1, 6) OBP: 0.335, SLG: 0.414			B B B B 4-0 SH1-4 BB		C X 0-1 BB BB 1B	B C X 1-1 G3-1 ③			C B S B F F B B 4-2 1B FC5-4 BB	2	1	1	0	2	0	2
Brian Barnes, L (1, 1) John Vander Wal, L (5, PH) OBP: 0.350, SLG: 0.364 Bill Sampen, R (5, 1) Bret Barberie, S (7, PH) OBP: 0.353, SLG: 0.236 Pete Young, R (7, 1) Darrin Fletcher, L (9, PH) OBP: 0.262, SLG: 0.269			1 SAFE X 0-0 SH1-4 ② 1-2		B B F B B 4-1 BB 1-2 BB	C X 0-1 L6 ①			C C X 0-2 FC5-4 1-3 1B	0 0 0 1 0 1	0 0 0 0 0 0	0 0 0 0 0 1	0 1 0 0 0 0	0 0 0 0 0 0	0 0 0 0 0 0	0 0 0 0 0 0
Inning Stats	R: 0 E: 0 K: 1 S: 10 H: 0 LOB: 0 BB: 0 P: 12	R: 0 E: 0 K: 0 S: 5 H: 0 LOB: 0 BB: 0 P: 8	R: 0 E: 0 K: 1 S: 6 H: 0 LOB: 1 BB: 1 P: 14	R: 0 E: 0 K: 0 S: 14 H: 1 LOB: 1 BB: 0 P: 22	R: 0 E: 0 K: 0 S: 12 H: 1 LOB: 3 BB: 2 P: 21	R: 1 E: 0 K: 1 S: 16 H: 2 LOB: 2 BB: 1 P: 28	R: 1 E: 0 K: 0 S: 11 H: 1 LOB: 1 BB: 1 P: 16	R: 0 E: 0 K: 0 S: 7 H: 0 LOB: 0 BB: 0 P: 12	R: 2 E: 0 K: 2 S: 18 H: 2 LOB: 1 BB: 1 P: 27	1B: 5 2B: 2 3B: 0 HR: 0 SF: 0 SAC: 1 DP: 0 HBP: 0						

PITCHER		IP	WLS	BF	H	R	ER	SO	BB	IBB	HBP	BLK	WP	HR	S	P	ERA	WHIP
Frank Seminara, R ERA: 4.82	(1, 1)	6.0	W	26	4	1	1	3	4	0	0	1	0	0	63	105	1.50	1.333
Randy Myers, L ERA: 6.08	(7, 1)	1.0		5	1	1	1	0	1	0	0	0	0	0	11	16	9.00	2.000
Larry Andersen, R ERA: 4.2	(8, 1)	2.0	S	9	2	2	2	2	1	0	0	0	0	0	25	39	9.00	1.500

PITCHER	IP	WLS	BF	H	R	ER	SO	BB	IBB	HBP	BLK	WP	HR	S	P	ERA	WHIP

TOP

Montreal Expos @ San Diego Padres

Jack Murphy Stadium, San Diego, CA

Fri Jul 03 1992, 10:05 PM EDT

Att. 24,476 - Sunny - 73 F

livebaseballscorecards.com

AB	33
R	4
H	7
RBI	4
BB	6
SO	5
LOB	15

1B: 5	SF: 0	WP: 0	PA: 40
2B: 2	SAC: 1	PB: 0	
3B: 0	DP: 0	SB: 1	
HR: 0	HBP: 0	CS: 0	

Montreal Expos @ San Diego Padres

Jack Murphy Stadium, San Diego, CA

Fri Jul 03 1992, 10:05 PM EDT

Att. 24,476 - Sunny - 73 F

BOTTOM

livebaseballscorecards.com

Batter	1	2	3	4	5	6	7	8	9	AB	R	H	RBI	BB	SO	LOB
Tony Fernandez, S (1, 6) OBP: 0.365, SLG: 0.389	F X 0-1 ① G6-3	B F F X 1-2 1-2 1B		B B B C X 3-1 ③ L9			F X 0-1 ① G4-3			4	0	1	0	0	0	0
Kurt Stillwell, S (1, 4) OBP: 0.288, SLG: 0.305	C I B X 1-2 ② G5-3	B S X 1-1 ②③ G5-3 2-3f			C B B X 2-1 G4-3 HR 2B		C F F X 0-2 ② G4-3			4	1	1	0	0	0	2
Gary Sheffield, R (1, 5) OBP: 0.379, SLG: 0.536	B F X 1-1 BB 1B	X 0-0 HR			X 0-0 ① G4-3 2-3		S X 0-1 ③ G6-3			4	1	2	1	0	0	1
Fred McGriff, L (1, 3) OBP: 0.439, SLG: 0.600	B 1 SAFE B B B 4-0 1-2 BB	B F C B C 2-3 ① K			C B B B X 3-1 3-H HR			C B F B X 2-2 1B 1B 1B		3	2	2	2	1	1	0
Darrin Jackson, R (1, 8) OBP: 0.304, SLG: 0.425	B F B X 2-1 ③ P5	X 0-0 ② B2			S X 0-1 ② G3-1			1 SAFE X 0-0 1-2 1B 1B		4	0	1	0	0	0	2
Kevin Ward, R (1, 7) OBP: 0.291, SLG: 0.307 Phil Stephenson, L (8, PH) OBP: 0.304, SLG: 0.333 (9, 7)	B C B C X 2-2 ① F7	B F B S X 2-2 1B			C B X 1-1 ③ G4-3			C S F C 0-3 ① K		3 1	0 0	1 0	0 0	0 0	0 1	0 2
Dan Walters, R (1, 2) OBP: 0.330, SLG: 0.427	B F X 1-1 HR 1B	1 SAFE 1 SAFE C 1 SAFE X 0-1 ③ F7					F B X 1-1 G6-3 1B	F F C 0-3 ② K		4	1	2	0	0	1	3
Jerald Clark, R (1, 9) OBP: 0.256, SLG: 0.318	B X 1-0 1-H HR			C B B F B F F X 3-2 ① F8			B 1 SAFE X 1-0 ①② G6-3 1-2f	B S X 1-1 1-2 2-H 1B		4	1	2	3	0	0	1
Frank Seminara, R (1, 1) Oscar Azocar, L (6, PH) OBP: 0.247, SLG: 0.222 Randy Myers, L (7, 1) Larry Andersen, R (8, 1)	B B B B 4-0 G5-3 1B BB			S X 0-1 ② P4			C X 0-1 ③ L6	S S S 0-3 ③ K		1 1 0 1	0 0 0 0	0 0 0 0	0 0 0 0	1 0 0 1	0 0 0 2	0 0 0 2
Inning Stats	R: 0 H: 1 E: 0 LOB: 2 K: 0 BB: 1 S: 9 P: 17	R: 2 H: 3 E: 0 LOB: 1 K: 0 BB: 1 S: 11 P: 21	R: 1 H: 2 E: 0 LOB: 1 K: 1 BB: 0 S: 10 P: 14	R: 0 H: 0 E: 0 LOB: 0 K: 0 BB: 0 S: 9 P: 15	R: 2 H: 2 E: 0 LOB: 0 K: 0 BB: 0 S: 9 P: 15	R: 0 H: 1 E: 0 LOB: 0 K: 0 BB: 0 S: 5 P: 7	R: 0 H: 0 E: 0 LOB: 0 K: 0 BB: 0 S: 8 P: 8	R: 1 H: 3 E: 0 LOB: 2 K: 3 BB: 0 S: 16 P: 19		1B: 8 SF: 0 2B: 1 SAC: 0 3B: 0 DP: 2 HR: 3 HBP: 0						

AB	34
R	6
H	12
RBI	6
BB	2
SO	4
LOB	13

WP: 0 PA: 36
PB: 0
SB: 0
CS: 0

PITCHER		IP	WLS	BF	H	R	ER	SO	BB	IBB	HBP	BLK	WP	HR	S	P	ERA	WHIP
Brian Barnes, L ERA: 3.71	(1, 1)	4.0	L	19	6	3	3	1	2	0	0	0	0	2	39	67	6.75	2.000
Bill Sampen, R ERA: 3.57	(5, 1)	2.0		8	3	2	2	0	0	0	0	0	0	1	14	22	9.00	1.500
Pete Young, R ERA: 4.38	(7, 1)	2.0		9	3	1	1	3	0	0	0	0	0	0	24	27	4.50	1.500

PITCHER	IP	WLS	BF	H	R	ER	SO	BB	IBB	HBP	BLK	WP	HR	S	P	ERA	WHIP

Batter	1	2	3	4	5	6	7	8	9	10	AB	R	H	RBI	BB	SO	LOB
Delino DeShields, L (1, 4) OBP: 0.368, SLG: 0.384	C B C B B F F S 3-3 K ①		C X 0-1 S 3-H 1B			B C C B X 2-2 G4-3 ①		C S S 0-3 K ②		I I I 4-0 1B IBB	4	0	1	1	1	2	0
Marquis Grissom, R (1, 8) OBP: 0.343, SLG: 0.410	C X 0-1 G4-3 ②		B 1 SAFE 1 SAFE C B F X 2-2 F9 ③ 1-2			B C X 1-1 2B G6-3 1B		X 0-0 E6 1B S		X 0-0 1-2 2-H 1B	5	1	2	1	0	0	1
Moises Alou, R (1, 7) OBP: 0.356, SLG: 0.516	F B X 1-1 F9 ③			B S X 1-1 G5-3 ①		F B X 1-1 G6-3 1-3 2B		B X 1-0 1-3 1B		B C S C 1-3 K ②	5	0	2	0	0	1	2
Larry Walker, L (1, 9) OBP: 0.335, SLG: 0.504		M X 0-1 G6-3 ①		C B S S 1-3 K ②		B X 1-0 G6-3 2-3 3-H ②		X 0-0 F7 ③		B B B X 3-0 P6 ③	5	0	0	1	0	1	5
Darrin Fletcher, L (1, 2) OBP: 0.261, SLG: 0.259		B B B C X 3-1 G1-3 ②		B B B 4-0 BB		B C S S 2-3 K ③			C B S X 1-2 G5-3 ①		3	0	0	0	1	1	1
Tim Wallach, R (1, 3) OBP: 0.316, SLG: 0.336		B X 1-0 F7 ③		B B X 2-0 P6 ③			X 0-0 G4-3 ①		B S B F S 2-3 K ②		4	0	0	0	0	1	1
Bret Barberie, S (1, 5) OBP: 0.350, SLG: 0.244			C B B S F X 2-2 G3 1B 2B		X 0-0 F8 ①		C B F B X 2-2 G1-3 ②		C C F B F S 1-3 K ③		4	1	1	0	0	1	0
Spike Owen, S (1, 6) OBP: 0.333, SLG: 0.408			B X 1-0 G3 2-3 ①		B B B C B C X 3-2 F8 ②		B B B C X 3-1 G5-3 ③			B C S B B B 4-2 SH3-4 1B BB	3	1	0	0	1	0	1
Chris Nabholz, L (1, 1) OBP: 0.094, SLG: 0.156			C X 0-1 G1-3 ②		B C B X 2-1 G4-3 ③			X 0-0 G4-3 ①		L 1 SAFE B B X 2-1 1-2 SH3-4 ①	3	0	0	0	0	0	1
Jeff Fassero, L (8, 1)											0	0	0	0	0	0	0
John Wetteland, R (8, 1)											0	0	0	0	0	0	0
Tom Foley, L (10, PH) OBP: 0.211, SLG: 0.182											0	0	0	0	0	0	0
Mel Rojas, R (10, 1) OBP: 0.200, SLG: 0.200											0	0	0	0	0	0	0
Inning Stats	R: 0 H: 0 E: 0 LOB: 0 K: 1 BB: 0 S: 9 P: 13	R: 0 H: 0 E: 0 LOB: 0 K: 0 BB: 0 S: 5 P: 9	R: 1 H: 2 E: 0 LOB: 1 K: 0 BB: 0 S: 12 P: 17	R: 0 H: 0 E: 0 LOB: 1 K: 1 BB: 1 S: 6 P: 14	R: 0 H: 0 E: 0 LOB: 0 K: 0 BB: 0 S: 6 P: 11	R: 1 H: 2 E: 0 LOB: 1 K: 1 BB: 0 S: 11 P: 18	R: 0 H: 0 E: 0 LOB: 0 K: 0 BB: 0 S: 6 P: 11	R: 0 H: 1 E: 1 LOB: 2 K: 1 BB: 0 S: 7 P: 8	R: 0 H: 0 E: 0 LOB: 0 K: 2 BB: 0 S: 11 P: 15	R: 1 H: 1 E: 0 LOB: 2 K: 1 BB: 2 S: 9 P: 23	1B: 4 SF: 0 2B: 2 SAC: 1 3B: 0 DP: 0 HR: 0 HBP: 0						

PITCHER		IP	WLS	BF	H	R	ER	SO	BB	IBB	HBP	BLK	WP	HR	S	P	ERA	WHIP
Dave Eiland, R ERA: 5.67	(1, 1)	3.0		11	2	1	1	1	0	0	0	0	0	0	26	39	3.00	0.667
Rich Rodriguez, L ERA: 2.19	(4, 1)	4.0		15	2	1	1	2	1	0	0	0	0	0	29	54	2.25	0.750
Mike Maddux, R ERA: 1.93	(8, 1)	1.0		5	1	0	0	1	0	0	0	0	0	0	7	8	0.00	1.000
Jose Melendez, R ERA: 3.28	(9, 1)	2.0	L	9	1	1	1	3	1	1	0	0	0	0	20	38	4.50	1.000

PITCHER	IP	WLS	BF	H	R	ER	SO	BB	IBB	HBP	BLK	WP	HR	S	P	ERA	WHIP

TOP

Montreal Expos @ San Diego Padres

Jack Murphy Stadium, San Diego, CA

Sat Jul 04 1992, 10:05 PM EDT

Att. 29,304 - Sunny - 76 F

livebaseballscorecards.com

AB	36
R	3
H	6
RBI	3
BB	3
SO	7
LOB	12

1B: 4 SF: 0
2B: 2 SAC: 1
3B: 0 DP: 0
HR: 0 HBP: 0

WP: 0 PA: 40
PB: 0
SB: 2
CS: 0

Batter	1	2	3	4	5	6	7	8	9	10	AB	R	H	RBI	BB	SO	LOB
Tony Fernandez, S (1, 6) OBP: 0.360, SLG: 0.384	G9-3		F8		G1-3			G3		SH1-3	4	0	0	0	0	0	3
Tim Teufel, R (1, 4) OBP: 0.331, SLG: 0.349	K		BB			G5-3		E8		P6	4	0	1	1	1	1	1
Gary Sheffield, R (1, 5) OBP: 0.382, SLG: 0.535	G6-3		1B			WP		HBP		P6	4	0	2	0	0	0	1
Fred McGriff, L (1, 3) OBP: 0.443, SLG: 0.611		HR		BB		BB		G6-4-3			2	1	1	1	2	0	2
Darrin Jackson, R (1, 8) OBP: 0.300, SLG: 0.419		F7		G4-3		G6-4-3			K		4	0	0	0	0	1	3
Dan Walters, R (1, 2) OBP: 0.327, SLG: 0.414		F8		P5			P5		FC3-6		3	0	0	0	1	0	0
Kevin Ward, R (1, 7) OBP: 0.287, SLG: 0.303		G5-3					K		FC3-6		1	0	0	0	0	0	0
Phil Stephenson, L (5, 7) OBP: 0.308, SLG: 0.333					E						3	0	1	0	0	1	1
Jerald Clark, R (1, 9) OBP: 0.256, SLG: 0.317			FC1-6		L4		K		K		4	0	1	0	0	2	2
Dave Eiland, R (1, 1) OBP: 0.111, SLG: 0.444			FC1-6		L3			G3		SH1-3	1	0	0	0	0	0	1
Rich Rodriguez, L (4, 1) OBP: 0.000, SLG: 0.000											1	0	0	0	0	0	1
Mike Maddux, L (8, 1) OBP: 0.000, SLG: 0.000											0	0	0	0	0	0	0
Craig Shipley, R (8, PH) OBP: 0.241, SLG: 0.245											1	1	1	0	0	0	0
Jose Melendez, R (9, 1) OBP: 0.000, SLG: 0.000											0	0	0	0	0	0	0
Oscar Azocar, L (10, PH) OBP: 0.256, SLG: 0.233											1	0	1	0	0	0	0
Inning Stats	R: 0 E: 0 K: 1 S: 9 H: 0 LOB: 0 BB: 0 P: 14	R: 1 E: 0 K: 0 S: 7 H: 1 LOB: 0 BB: 0 P: 10	R: 0 E: 0 K: 0 S: 13 H: 2 LOB: 2 BB: 1 P: 21	R: 0 E: 0 K: 0 S: 4 H: 0 LOB: 0 BB: 1 P: 11	R: 0 E: 1 K: 0 S: 8 H: 1 LOB: 1 BB: 0 P: 13	R: 0 E: 0 K: 0 S: 6 H: 1 LOB: 1 BB: 1 P: 14	R: 0 E: 0 K: 2 S: 8 H: 0 LOB: 0 BB: 0 P: 10	R: 1 E: 1 K: 0 S: 11 H: 2 LOB: 1 BB: 0 P: 19	R: 0 E: 0 K: 2 S: 13 H: 0 LOB: 1 BB: 1 P: 21	R: 0 E: 0 K: 0 S: 6 H: 1 LOB: 1 BB: 0 P: 7	1B: 7 2B: 0 3B: 0 HR: 1	SF: 0 SAC: 1 DP: 2 HBP: 1		WP: 1 PB: 0 SB: 0 CS: 1	PA: 39			

PITCHER		IP	WLS	BF	H	R	ER	SO	BB	IBB	HBP	BLK	WP	HR	S	P	ERA	WHIP
Chris Nabholz, L ERA: 3.76	(1, 1)	7.0		27	6	2	2	3	3	0	0	0	1	1	57	96	2.57	1.286
Jeff Fassero, L ERA: 2.7	(8, 1)	0.1		1	0	0	0	0	0	0	0	0	0	0	2	4	0.00	0.000
John Wetteland, R ERA: 4.5	(8, 1)	1.2	W	7	1	0	0	2	1	0	1	0	0	0	20	33	0.00	1.200
Mel Rojas, R ERA: 1.24	(10, 1)	1.0	S	4	1	0	0	0	0	0	0	0	0	0	6	7	0.00	1.000

PITCHER	IP	WLS	BF	H	R	ER	SO	BB	IBB	HBP	BLK	WP	HR	S	P	ERA	WHIP

BOTTOM

Montreal Expos @ San Diego Padres

Jack Murphy Stadium, San Diego, CA

Sat Jul 04 1992, 10:05 PM EDT

Att. 29,304 - Sunny - 76 F

livebaseballscorecards.com

AB	33
R	2
H	8
RBI	2
BB	4
SO	5
LOB	15

Batter	1	2	3	4	5	6	7	8	9	10	AB	R	H	RBI	BB	SO	LOB
Marquis Grissom, R (1, 8) OBP: 0.341, SLG: 0.407	G5-3		K			F8		S 1B	P3		5	1	1	0	0	1	3
Bret Barberie, S (1, 4) (9, 5) OBP: 0.352, SLG: 0.250	CS 1B		K			G5-3		1B		K	5	0	2	1	0	2	1
Moises Alou, R (1, 7) (8, 9) OBP: 0.358, SLG: 0.509	K			G6-3		K		1B		FC S SH5-4	4	1	1	0	1	2	1
Gary Carter, R (1, 2) OBP: 0.314, SLG: 0.353		1B		BB			P6	F8		FC SH5-4	4	0	1	0	1	0	3
Tim Wallach, R (1, 5) OBP: 0.318, SLG: 0.347		P6		L5			HR		1B SF8 BB	SH5-4	3	1	1	1	1	0	2
Delino DeShields, L (9, PR) (9, 4) OBP: 0.368, SLG: 0.384											0	1	0	1	0	0	0
Archi Cianfrocco, R (1, 3) OBP: 0.268, SLG: 0.389		F8		F9			L5-4 2B		G4-3 1B	K	5	0	2	0	0	1	3
Spike Owen, S (1, 6) OBP: 0.328, SLG: 0.403		K			P2		L5-4		SF8		3	0	0	1	0	1	2
Darren Reed, R (1, 9) OBP: 0.189, SLG: 0.343			K		G1-3			P2	G4-3		2	0	0	0	0	1	0
Rick Cerone, R (8, PH) OBP: 0.328, SLG: 0.429											1	0	0	0	0	0	0
John Vander Wal, L (8, 7) OBP: 0.346, SLG: 0.360											1	0	0	0	0	0	2
Ken Hill, R (1, 1) OBP: 0.343, SLG: 0.469											1	0	0	0	1	0	0
Larry Walker, L (8, PH) OBP: 0.333, SLG: 0.502											1	0	0	0	0	0	0
Jeff Fassero, L (8, 1)											0	0	0	0	0	0	0
Darrin Fletcher, L (9, PH) OBP: 0.270, SLG: 0.259											0	0	0	0	1	0	0
Mel Rojas, R (9, 1) OBP: 0.200, SLG: 0.200			BB		G6-3			F7	BB		0	0	0	0	0	0	0
Inning Stats	R: 0 E: 0 K: 1 S: 9 / H: 1 LOB: 0 BB: 0 P: 13	R: 0 E: 0 K: 1 S: 13 / H: 1 LOB: 1 BB: 0 P: 19	R: 0 E: 0 K: 3 S: 10 / H: 0 LOB: 1 BB: 1 P: 18	R: 0 E: 0 K: 0 S: 6 / H: 0 LOB: 1 BB: 1 P: 12	R: 0 E: 0 K: 0 S: 10 / H: 0 LOB: 0 BB: 0 P: 12	R: 0 E: 0 K: 1 S: 9 / H: 0 LOB: 0 BB: 0 P: 12	R: 1 E: 0 K: 0 S: 9 / H: 2 LOB: 0 BB: 0 P: 11	R: 1 E: 0 K: 0 S: 12 / H: 3 LOB: 2 BB: 0 P: 14	R: 1 E: 0 K: 0 S: 16 / H: 1 LOB: 2 BB: 2 P: 30	R: 1 E: 0 K: 2 S: 12 / H: 0 LOB: 1 BB: 1 P: 19	1B: 6 2B: 2 3B: 0 HR: 1 / SF: 1 SAC: 1 DP: 1 HBP: 0						

PITCHER		IP	WLS	BF	H	R	ER	SO	BB	IBB	HBP	BLK	WP	HR	S	P	ERA	WHIP
Bruce Hurst, L ERA: 3.03	(1, 1)	8.0		32	7	3	3	6	3	0	0	0	0	1	82	119	3.38	1.250
Mike Maddux, R ERA: 1.89	(9, 1)	0.2		3	1	0	0	0	0	0	0	0	0	0	8	12	0.00	1.500
Randy Myers, L ERA: 6.03	(9, 1)	0.1		2	0	0	0	0	1	0	0	0	0	0	4	10	0.00	3.000
Tim Scott, R ERA: 7.56	(10, 1)	1.0	L	5	0	1	1	2	1	0	0	0	0	0	12	19	9.00	1.000

PITCHER	IP	WLS	BF	H	R	ER	SO	BB	IBB	HBP	BLK	WP	HR	S	P	ERA	WHIP

TOP

Montreal Expos @ San Diego Padres

Jack Murphy Stadium, San Diego, CA

Sun Jul 05 1992, 6:33 AM EDT

Att. 18,840 - Sunny - 84 F

livebaseballscorecards.com

AB	35
R	4
H	8
RBI	4
BB	5
SO	8
LOB	17

1B: 6 SF: 1
2B: 2 SAC: 1
3B: 0 DP: 1
HR: 1 HBP: 0

WP: 0 PA: 42
PB: 0
SB: 2
CS: 1

Batter	1	2	3	4	5	6	7	8	9	10	AB	R	H	RBI	BB	SO	LOB
Tony Fernandez, S (1, 6) OBP: 0.361, SLG: 0.387	B B C F F F C 2-3 ① K		X 0-0 ② G6-3		C S F F X 0-2 ② G4-3			C F B X 1-2 G4-3 1B 2B		C B X 1-1 CS 1B	5	1	2	0	0	1	0
Oscar Azocar, L (1, 7) OBP: 0.241, SLG: 0.218	S B X 1-1 ② F7		C B C X 1-2 ③ G4-3		X 0-0 ③ P6			B C L F X 1-2 ① G4-3 2-3		1 SAFE 1 SAFE 1 SAFE C S B X 1-2 ①② G4-3 1-2	5	0	0	0	0	0	2
Gary Sheffield, R (1, 5) OBP: 0.383, SLG: 0.543 Craig Shipley, R (10, 5) OBP: 0.236, SLG: 0.241	B C S X 1-2 HR			C X 0-1 ① P6		C B S X 1-2 ① G6-3		I I I I 4-0 CS 1B IBB		B B C F F S 2-3 ③ K	3 1	1 0	1 0	1 0	1 0	0 1	0 0
Fred McGriff, L (1, 3) OBP: 0.447, SLG: 0.624	B B S B B 4-1 BB			X 0-0 HR		B X 1-0 ② G5-3		B X 1-0 CS 1B 1-2 3-H			3	1	2	2	1	0	0
Phil Stephenson, L (1, 9) OBP: 0.333, SLG: 0.333	C 1 SAFE X 0-1 ③ G4-3			B B X 2-0 ② F8		B B B B 4-0 BB		B C C B X 2-2 ②③ 1-H 2-3 1B			3	0	1	0	1	0	1
Kurt Stillwell, S (1, 4) OBP: 0.288, SLG: 0.300		X 0-0 ① G3		B B B C B 4-1 S BB		1 SAFE C X 0-1 ③ G3			B B C B C X 3-2 ① F9		3	0	0	0	1	0	1
Jerald Clark, R (1, 8) OBP: 0.256, SLG: 0.313		C X 0-1 ② G6-3		1 SAFE 1 SAFE C 1 SAFE 1 SAFE P 1 SAFE B S 4-2 B B 1-2 BB			X 0-0 ① B1-3		B X 1-0 ② F8		3	0	0	0	1	0	0
Dann Bilardello, R (1, 2) OBP: 0.200, SLG: 0.156 Dan Walters, R (9, PH) OBP: 0.333, SLG: 0.414 (10, 2)		B F C S 1-3 ③ K		C S S 0-3 ③ K			F S F F F F X 0-2 ② G6-3		B S F B B B B 4-2 BB		3 0	0 0	0 0	0 0	0 1	2 0	2 0
Bruce Hurst, L (1, 1) OBP: 0.136, SLG: 0.143 Mike Maddux, L (9, 1) Randy Myers, L (9, 1) Tim Teufel, R (9, PH) OBP: 0.329, SLG: 0.346 Tim Scott, R (10, 1)			X 0-0 ① F9		X 0-0 ① G6-3		C S F B S 1-3 ③ K		B B C F F S 2-3 ③ K		3 0 0 1 0	0 0 0 0 0	0 0 0 0 0	0 0 0 0 0	0 0 0 1 0	1 0 0 1 0	0 0 0 1 0
Inning Stats	R: 1 H: 1 E: 0 LOB: 1 K: 1 BB: 1 S: 13 P: 21	R: 0 H: 0 E: 0 LOB: 0 K: 1 BB: 0 S: 6 P: 7	R: 0 H: 0 E: 0 LOB: 0 K: 0 BB: 0 S: 5 P: 6	R: 1 H: 1 E: 0 LOB: 2 K: 1 BB: 2 S: 11 P: 20	R: 0 H: 0 E: 0 LOB: 0 K: 0 BB: 0 S: 7 P: 7	R: 0 H: 0 E: 0 LOB: 1 K: 0 BB: 1 S: 6 P: 12	R: 0 H: 0 E: 0 LOB: 0 K: 1 BB: 0 S: 12 P: 13	R: 1 H: 3 E: 0 LOB: 1 K: 0 BB: 1 S: 11 P: 20	R: 0 H: 0 E: 0 LOB: 1 K: 1 BB: 1 S: 10 P: 20	R: 0 H: 1 E: 0 LOB: 0 K: 1 BB: 0 S: 9 P: 13	1B: 3 SF: 0 2B: 1 SAC: 0 3B: 0 DP: 0 HR: 2 HBP: 0						

PITCHER		IP	WLS	BF	H	R	ER	SO	BB	IBB	HBP	BLK	WP	HR	S	P	ERA	WHIP
Ken Hill, R ERA: 2.61	(1, 1)	7.0		27	2	2	2	4	4	0	0	0	0	2	60	86	2.57	0.857
Jeff Fassero, L ERA: 2.82	(8, 1)	1.0		5	3	1	1	0	0	1	0	0	0	0	11	20	9.00	3.000
Mel Rojas, R ERA: 1.18	(9, 1)	2.0	W	7	1	0	0	2	1	0	0	0	0	0	19	33	0.00	1.000

PITCHER	IP	WLS	BF	H	R	ER	SO	BB	IBB	HBP	BLK	WP	HR	S	P	ERA	WHIP

BOTTOM

Montreal Expos @ San Diego Padres

Jack Murphy Stadium, San Diego, CA

Sun Jul 05 1992, 6:33 AM EDT
Att. 18,840 - Sunny - 84 F

livebaseballscorecards.com

AB	33
R	3
H	6
RBI	3
BB	6
SO	6
LOB	7

1B: 3	SF: 0	WP: 0	PA: 39
2B: 1	SAC: 0	PB: 0	
3B: 0	DP: 0	SB: 1	
HR: 2	HBP: 0	CS: 3	

Batter	1	2	3	4	5	6	7	8	9	AB	R	H	RBI	BB	SO	LOB
Bernard Gilkey, R (1, 7) OBP: 0.360, SLG: 0.392	C B B F F F C 2-3 K ①		X 0-0 CS 1B	C X 0-1 FC6-4 ③ 1-2f		S B C B F X 2-2 P4 ③			B C B F B S 3-3 K ②	5	0	1	0	0	2	1
Ozzie Smith, S (1, 6) OBP: 0.363, SLG: 0.335	X 0-0 2B 1B		1 SAFE B 1 SAFE 1 SAFE 1 C 1 SAFE 1 SAFE P 3-2 C B X L8 ① ② 1-2		B B X 2-0 G5-3 ①		X 0-0 G4-6-3 1B 1B		X 0-0 G4-3 ③	5	1	2	0	0	0	1
Todd Zeile, R (1, 5) OBP: 0.348, SLG: 0.372	1 SAFE F 1 SAFE F 1 SAFE B X 1-2 1-H 2B		C B X 1-1 HR 1B		S C B X 1-2 1B BB 1B		C X 0-1 G4-6-3 1-2 1B			4	1	4	1	0	0	0
Andres Galarraga, R (1, 3) OBP: 0.227, SLG: 0.284	X 0-0 F8 ②		1 SAFE B B F 1 SAFE B X 3-1 1-H HR		1 SAFE B S S S 1-3 K ②		C B F X 1-2 G4-6-3 ① ② 1-2f 2-3			4	1	1	2	0	1	4
Brian Jordan, R (1, 8) OBP: 0.251, SLG: 0.384	B X 1-0 G5-3 ③		F C X 0-2 P6 ③		1 SAFE B B B B 4-0 1B 1-2 BB		S S S 0-3 K ③			3	0	0	0	1	1	2
Felix Jose, S (1, 9) OBP: 0.365, SLG: 0.465		S X 0-1 SH1-3 2B		C X 0-1 S 1B 1B	X 0-0 1-2 2-3 1B			C B X 1-1 P8 ①		4	1	3	0	0	0	0
Craig Wilson, R (1, 4) OBP: 0.363, SLG: 0.384 Tim Jones, L (7, 4) OBP: 0.223, SLG: 0.222		B B X 2-0 SH1-3 ① 2-3		B C F B X 2-2 G5-3 ① 1-2 X 0-0 L4 ③				C B F X 1-2 G5-3 ②		2 1	0 0	0 0	0 0	0 0	0 0	4 0
Tom Pagnozzi, R (1, 2) OBP: 0.322, SLG: 0.392		B F F F B F F F C 2-3 K ②		X 0-0 G5-3 ②		B X 1-0 G6-3 ①		S C F S 0-3 K ③		4	0	0	0	0	2	2
Mark Clark, R (1, 1) OBP: 0.286, SLG: 0.286		S S S 0-3 K ③		C X 0-1 FC6-4 2-H 1B		C B C F S 1-3 K ②			B C S F S 1-3 K ①	4	0	1	1	0	3	1
Inning Stats	R: 1 E: 0 K: 1 S: 11 H: 2 LOB: 1 BB: 0 P: 15	R: 0 E: 0 K: 2 S: 13 H: 1 LOB: 1 BB: 0 P: 17	R: 2 E: 0 K: 0 S: 12 H: 3 LOB: 0 BB: 0 P: 18	R: 1 E: 0 K: 0 S: 10 H: 2 LOB: 1 BB: 0 P: 12	R: 0 E: 0 K: 1 S: 9 H: 2 LOB: 3 BB: 1 P: 17	R: 0 E: 0 K: 1 S: 9 H: 0 LOB: 0 BB: 0 P: 13	R: 0 E: 0 K: 1 S: 9 H: 2 LOB: 1 BB: 0 P: 10	R: 0 E: 0 K: 1 S: 9 H: 0 LOB: 0 BB: 0 P: 11	R: 0 E: 0 K: 2 S: 8 H: 0 LOB: 0 BB: 0 P: 12	1B: 9 2B: 2 3B: 0 HR: 1	SF: 0 SAC: 1 DP: 1 HBP: 0						

PITCHER		IP	WLS	BF	H	R	ER	SO	BB	IBB	HBP	BLK	WP	HR	S	P	ERA	WHIP
Craig Lefferts, L ERA: 3.64	(1, 1)	4.2	L	24	10	4	4	4	1	0	0	0	0	1	54	78	7.71	2.357
Tim Scott, R ERA: 6.52	(5, 1)	1.1		4	0	0	0	1	0	0	0	0	0	0	10	14	0.00	0.000
Jose Melendez, R ERA: 3.18	(7, 1)	2.0		7	2	0	0	2	0	0	0	0	0	0	18	21	0.00	1.000
Randy Myers, L ERA: 5.87	(9, 1)	1.0		3	0	0	0	2	0	0	0	0	0	0	8	12	0.00	0.000

PITCHER	IP	WLS	BF	H	R	ER	SO	BB	IBB	HBP	BLK	WP	HR	S	P	ERA	WHIP

TOP

St. Louis Cardinals @ San Diego Padres

Jack Murphy Stadium, San Diego, CA

Mon Jul 06 1992, 10:05 PM EDT

Att. 12,211 - Cloudy - 77 F

livebaseballscorecards.com

AB	36
R	4
H	12
RBI	4
BB	1
SO	9
LOB	15

1B: 9	SF: 0	WP: 0	PA: 38
2B: 2	SAC: 1	PB: 0	
3B: 0	DP: 1	SB: 1	
HR: 1	HBP: 0	CS: 1	

Batter	1	2	3	4	5	6	7	8	9	AB	R	H	RBI	BB	SO	LOB
Tony Fernandez, S (1, 6) OBP: 0.361, SLG: 0.385	B B X 2-0 G6-3 ①			C C B B B B 4-2 CS BB		C X 0-1 G6-3 ②		C X 0-1 F8 ③		2	0	0	0	1	0	0
Craig Shipley, R (8, 6) OBP: 0.232, SLG: 0.236										1	0	0	0	0	0	1
Tony Gwynn, L (1, 9) OBP: 0.391, SLG: 0.450	C B X 1-1 G4-3 ②			B 1 SAFE C 1 SAFE B X 2-1 BB 1-2 1B ①		B B C F F X 2-2 F8 ③			B X 1-0 F7 ①	3	0	1	0	0	0	0
Jose Melendez, R (7, 1)										0	0	0	0	0	0	0
Oscar Azocar, L (9, 7) OBP: 0.238, SLG: 0.215										1	0	0	0	0	0	0
Gary Sheffield, R (1, 5) OBP: 0.379, SLG: 0.536	B S S X 1-2 G4-3 ③			B X 1-0 L7 ②			B X 1-0 P3 ①		C B X 1-1 G6-3 ②	4	0	0	0	0	0	1
Fred McGriff, L (1, 3) OBP: 0.448, SLG: 0.620		C B B X 2-1 G4-3 ①		B S B F B B 4-2 BB 1-2			X 0-0 F7 ②		B X 1-0 1B	3	0	1	0	1	0	0
Darrin Jackson, R (1, 8) OBP: 0.299, SLG: 0.417		X 0-0 F8 ②		B S S F F B S 2-3 K ③			L F B X 1-2 1B		C S X 0-2 L7 ③	4	0	1	0	0	1	3
Phil Stephenson, L (1, 7) OBP: 0.303, SLG: 0.300		C B B F X 2-2 G4-3 ③			B C F B B X 3-2 F8 ①		B C X 1-1 G4-3 ③			3	0	0	0	0	0	1
(9, 9)																
Dan Walters, R (1, 2) OBP: 0.324, SLG: 0.402			B B X 2-0 L7 ①		B X 1-0 G6-3 ②			X 0-0 G5-3 ①		3	0	0	0	0	0	0
Kurt Stillwell, S (1, 4) OBP: 0.284, SLG: 0.296			C F X 0-2 L8 ②		F C F F X 0-2 G6-3 ③			X 0-0 G1-3 ②		3	0	0	0	0	0	0
Craig Lefferts, L (1, 1) OBP: 0.061, SLG: 0.061			S S B F S 1-3 K ③			X 0-0 F8 ①		C B B X 2-1 1B		1	0	0	0	0	1	0
Tim Scott, R (5, 1)										0	0	0	0	0	0	0
Kevin Ward, R (6, PH) OBP: 0.284, SLG: 0.299										1	0	0	0	0	0	0
Jerald Clark, R (7, 9) OBP: 0.259, SLG: 0.316										1	0	1	0	0	0	0
Randy Myers, L (9, 1)										0	0	0	0	0	0	0
Inning Stats	R: 0 H: 0 E: 0 LOB: 0 K: 0 BB: 0 S: 6 P: 10	R: 0 H: 0 E: 0 LOB: 0 K: 0 BB: 0 S: 6 P: 10	R: 0 H: 0 E: 0 LOB: 0 K: 1 BB: 0 S: 8 P: 11	R: 0 H: 1 E: 0 LOB: 2 K: 1 BB: 2 S: 12 P: 25	R: 0 H: 0 E: 0 LOB: 0 K: 0 BB: 0 S: 9 P: 13	R: 0 H: 0 E: 0 LOB: 0 K: 0 BB: 0 S: 7 P: 9	R: 0 H: 1 E: 0 LOB: 1 K: 0 BB: 0 S: 7 P: 10	R: 0 H: 1 E: 0 LOB: 1 K: 0 BB: 0 S: 6 P: 8	R: 0 H: 1 E: 0 LOB: 1 K: 0 BB: 0 S: 7 P: 10	1B: 4 SF: 0 2B: 0 SAC: 0 3B: 0 DP: 0 HR: 0 HBP: 0						

PITCHER	IP	WLS	BF	H	R	ER	SO	BB	IBB	HBP	BLK	WP	HR	S	P	ERA	WHIP
Mark Clark, R (1, 1) ERA: 3.15	9.0	W	32	4	0	0	2	2	0	0	0	0	0	68	106	0.00	0.667

PITCHER	IP	WLS	BF	H	R	ER	SO	BB	IBB	HBP	BLK	WP	HR	S	P	ERA	WHIP

BOTTOM

St. Louis Cardinals @ San Diego Padres

Jack Murphy Stadium, San Diego, CA

Mon Jul 06 1992, 10:05 PM EDT

Att. 12,211 - Cloudy - 77 F

livebaseballscorecards.com

AB	30
R	0
H	4
RBI	0
BB	2
SO	2
LOB	6

St. Louis Cardinals @ San Diego Padres

Jack Murphy Stadium, San Diego, CA

Tue Jul 07 1992, 10:05 PM EDT

Att. 19,112 - Cloudy - 77 F

TOP

livebaseballscorecards.com

Batter	1	2	3	4	5	6	7	8	9	AB	R	H	RBI	BB	SO	LOB
Milt Thompson, L (1, 7) OBP: 0.356, SLG: 0.444	4-2 G6-3 BB		1-2 P6		0-0 G6-3 2B 1B	1-0 CS 3-H 1B			1-3 K	2	1	1	0	1	0	1
Bernard Gilkey, R (6, PH) OBP: 0.362, SLG: 0.393 (6, 7)										2	0	1	1	0	1	0
Ozzie Smith, S (1, 6) OBP: 0.360, SLG: 0.329	1-2 G6-3 1-2f		4-2 2B 1-2 BB		2-1 G6-3 1-2	0-1 F9			1-2 F7	4	1	0	0	1	0	3
Ray Lankford, L (1, 8) OBP: 0.368, SLG: 0.457	1-3 K		0-0 2B 1-H 2-H		1-1 2B 2-H 2B	0-0 CS 1-2	1-2 P5			4	1	2	3	0	1	0
Andres Galarraga, R (1, 3) OBP: 0.248, SLG: 0.307		2-1 F8 G5-3 1B		1-1 1B 1B HBP	0-2 FC6-4 2-H 2B		0-1 CS 1B			3	1	3	1	0	0	0
Todd Zeile, R (1, 5) OBP: 0.350, SLG: 0.372		2-2 G5-3 1-2		2-2 F9 1B 1-3 1B	4-2 FC6-4 BB		0-2 F9 1-2			3	0	1	0	1	0	2
Felix Jose, S (1, 9) OBP: 0.363, SLG: 0.461		1-0 F8 2-3		0-2 1B 1-2 3-H	0-0 FC6-4 1-2f 2-3			2-2 P5		4	0	1	1	0	0	3
Tim Jones, L (1, 4) OBP: 0.215, SLG: 0.214		0-2 G3		1-2 L8	0-0 G3			2-3 K		4	0	0	0	0	1	5
Tom Pagnozzi, R (1, 2) OBP: 0.321, SLG: 0.398			0-1 F9	0-1 F9 2-3		0-0 1B 3B		1-0 F9		4	1	1	0	0	0	2
Donovan Osborne, S (1, 1) OBP: 0.162, SLG: 0.216			0-0 BB 2B 1B	1-2 F7		0-0 G5-3			2-0 G6-3	3	1	1	0	0	0	3
Cris Carpenter, R (6, 1) OBP: 0.500, SLG: 0.500										0	0	0	0	0	0	0
Todd Worrell, R (8, 1)										0	0	0	0	0	0	0
Rex Hudler, R (9, PH) OBP: 0.237, SLG: 0.351										1	0	0	0	0	0	0
Lee Smith, R (9, 1)										0	0	0	0	0	0	0

Inning Stats	1	2	3	4	5	6	7	8	9
	R: 0 E: 0 K: 1 S: 10	H: 0 LOB: 0 BB: 1 P: 16	R: 0 E: 0 K: 0 S: 11	H: 1 LOB: 1 BB: 0 P: 16	R: 2 E: 0 K: 0 S: 9	H: 2 LOB: 1 BB: 1 P: 14	R: 1 E: 0 K: 0 S: 15	H: 2 LOB: 2 BB: 0 P: 20	R: 2 E: 0 K: 0 S: 13	H: 3 LOB: 2 BB: 1 P: 20	R: 1 E: 0 K: 0 S: 5	H: 2 LOB: 0 BB: 0 P: 6	R: 0 E: 0 K: 0 S: 9	H: 1 LOB: 0 BB: 0 P: 10	R: 0 E: 0 K: 1 S: 7	H: 0 LOB: 0 BB: 0 P: 12	R: 0 E: 0 K: 1 S: 7	H: 0 LOB: 0 BB: 0 P: 11

| | | | | | | | | | |

BOTTOM

St. Louis Cardinals @ San Diego Padres

Jack Murphy Stadium, San Diego, CA

Tue Jul 07 1992, 10:05 PM EDT

Att. 19,112 - Cloudy - 77 F

livebaseballscorecards.com

Batter	1	2	3	4	5	6	7	8	9	AB	R	H	RBI	BB	SO	LOB
Tony Fernandez, S (1, 6) OBP: 0.362, SLG: 0.386	G1-3		1B		1B		G6-3			4	0	2	1	0	0	0
Tony Gwynn, L (1, 9) OBP: 0.390, SLG: 0.448	G3-1		G4-3		L4			G4-6-3, 1B 1B		4	0	1	0	0	0	3
Darrin Jackson, R (1, 8) OBP: 0.308, SLG: 0.435	HR			FC4-6 1B		2B 1B		G4-6-3 1-2 1B		4	2	4	1	0	0	0
Fred McGriff, L (1, 3) OBP: 0.442, SLG: 0.611	K			FC4-6 G6-4-3 1-2f		F7 1		G4-6-3 1-2f 2-3 1 2		4	0	0	0	0	1	4
Tim Teufel, R (1, 5) OBP: 0.327, SLG: 0.351		G6-3 1		G6-4-3 1-2f 2 3		2B 1-H		F9 3		4	0	1	1	0	0	2
Dan Walters, R (1, 2) OBP: 0.313, SLG: 0.387		K 2			G6-3 1	G5-3 2 3			P2 1	4	0	0	0	0	1	1
Kevin Ward, R (1, 7) OBP: 0.289, SLG: 0.304 Oscar Azocar, L (6, PH) OBP: 0.233, SLG: 0.210 (7, 7)		F8 3			F8 1B 1B 1B	K 3			G3 2	2 2	1 0	1 0	0 0	0 0	0 1	0 1
Kurt Stillwell, S (1, 4) OBP: 0.283, SLG: 0.295			P3 1		1B 1-2 1B		F9 1		L3 3	4	0	1	0	0	0	0
Andy Benes, R (1, 1) OBP: 0.211, SLG: 0.176 Mike Maddux, L (5, 1) Jerald Clark, R (5, PH) OBP: 0.258, SLG: 0.314 Rich Rodriguez, L (6, 1) Phil Stephenson, L (7, PH) OBP: 0.294, SLG: 0.290 Larry Andersen, R (8, 1)			F9 2		F8 2 3		K 2			1 0 1 0 1 0	0 0 0 0 0 0	0 0 0 0 0 0	0 0 0 0 0 0	0 0 0 0 0 0	0 0 2 0 0 0	0 0 0 0 0 0
Inning Stats	R: 1 E: 0 K: 1 S: 9 H: 1 LOB: 0 BB: 0 P: 14	R: 0 E: 0 K: 1 S: 6 H: 0 LOB: 0 BB: 0 P: 10	R: 0 E: 0 K: 0 S: 12 H: 1 LOB: 1 BB: 0 P: 18	R: 0 E: 0 K: 0 S: 5 H: 1 LOB: 0 BB: 0 P: 7	R: 1 E: 0 K: 0 S: 10 H: 3 LOB: 2 BB: 0 P: 16	R: 1 E: 0 K: 1 S: 10 H: 2 LOB: 1 BB: 0 P: 16	R: 0 E: 0 K: 1 S: 6 H: 0 LOB: 0 BB: 0 P: 6	R: 0 E: 0 K: 0 S: 14 H: 2 LOB: 1 BB: 0 P: 17	R: 0 E: 0 K: 0 S: 8 H: 0 LOB: 0 BB: 0 P: 10	1B: 8 2B: 1 3B: 0 HR: 1 SF: 0 SAC: 0 DP: 2 HBP: 0						

	AB	35
	R	3
	H	10
	RBI	3
	BB	0
	SO	4
	LOB	13

WP: 0 PB: 0 SB: 0 CS: 0 PA: 35

PITCHER		IP	WLS	BF	H	R	ER	SO	BB	IBB	HBP	BLK	WP	HR	S	P	ERA	WHIP
Donovan Osborne, L ERA: 2.82	(1, 1)	5.1	W	23	8	3	3	2	0	0	0	0	0	1	47	72	5.06	1.500
Cris Carpenter, R ERA: 2.42	(6, 1)	1.2		5	0	0	0	2	0	0	0	0	0	0	11	15	0.00	0.000
Todd Worrell, R ERA: 3.9	(8, 1)	1.0		4	2	0	0	0	0	0	0	0	0	0	14	17	0.00	2.000
Lee Smith, R ERA: 3.25	(9, 1)	1.0	S	3	0	0	0	0	0	0	0	0	0	0	8	10	0.00	0.000

PITCHER	IP	WLS	BF	H	R	ER	SO	BB	IBB	HBP	BLK	WP	HR	S	P	ERA	WHIP

Batter	1	2	3	4	5	6	7	8	9	AB	R	H	RBI	BB	SO	LOB
Brian Jordan, R (1, 7) OBP: 0.246, SLG: 0.376	F B F F F S 1-3 ① K	X 0-0 ③ FC5-4 1-2f			C X 0-1 ② F9		X 0-0 ③ F7			4	0	0	0	0	1	4
Ozzie Smith, S (1, 6) OBP: 0.366, SLG: 0.333	C B F B F F F X 2-2 ② G5-3		B C F B X 2-2 G6-4-3 1B		F B F B B B 4-2 S BB			C X 0-1 CS 1B		3	0	2	0	1	0	0
Ray Lankford, L (1, 8) OBP: 0.370, SLG: 0.454	F B F B B B 4-2 FC6-4 BB		1 SAFE B C B 1 SAFE B X 3-1 ① F7		1 SAFE B B X 2-0 ③ F7 1-2			1 SAFE B 1 SAFE B B C B 4-1 ① K 1-2 BB		2	0	0	0	2	0	2
Andres Galarraga, R (1, 3) OBP: 0.242, SLG: 0.298	1 SAFE 1 SAFE F P F X 1-2 ③ FC6-4 1-2f		1 SAFE B F 1 SAFE X 1-1 ② ③ G6-4-3 1-2f			C B B X 2-1 ① G6-3		1 SAFE 1 SAFE 1 SAFE C F B S 1-3 ② ③ K 1-2		4	0	0	0	0	1	3
Todd Zeile, R (1, 5) OBP: 0.349, SLG: 0.374		C B S C 1-3 ① K		B X 1-0 1B 2B		B B X 2-0 ② F9			B F B X 2-1 ① P5	4	0	1	0	0	1	0
Felix Jose, S (1, 9) OBP: 0.362, SLG: 0.458		X 0-0 E 1B		F B 2 SAFE X 1-1 ① L6		C X 0-1 ③ L8			B X 1-0 ② L8	4	0	1	0	0	0	1
Tom Pagnozzi, R (1, 2) OBP: 0.324, SLG: 0.411		B 1 SAFE 1 SAFE B 1 X 2-0 E7 1-3 1B		X 0-0 ② F7			B F X 1-1 ① L8		B B C X 2-1 HR	4	1	2	1	0	0	1
Tim Jones, L (1, 4) OBP: 0.234, SLG: 0.226		C F B B B B 4-2 FC5-4 BB		B B S C B X 3-2 ③ 1B 2-H			C B X 1-1 ② F7		B B C S X 2-2 1B	3	0	2	0	1	0	0
Omar Olivares, R (1, 1) OBP: 0.294, SLG: 0.303 Craig Wilson, R (9, PH) OBP: 0.358, SLG: 0.378 Bob McClure, R (9, 1) Lee Smith, R (9, 1)		F F S 0-3 ② K			C F F B B B X 3-2 ① F8		B F X 1-1 1B		C F 1 SAFE B F B S 2-3 ③ K	3 1 0 0	0 0 0 0	1 0 0 0	0 0 0 0	0 0 0 0	1 1 0 0	3 1 0 0
Inning Stats	R: 0 E: 0 K: 1 S: 17 H: 0 LOB: 1 BB: 1 P: 24	R: 0 E: 1 K: 2 S: 11 H: 2 LOB: 3 BB: 1 P: 18	R: 0 E: 0 K: 0 S: 7 H: 1 LOB: 0 BB: 0 P: 13	R: 0 E: 0 K: 0 S: 7 H: 2 LOB: 1 BB: 0 P: 12	R: 0 E: 0 K: 0 S: 9 H: 0 LOB: 1 BB: 1 P: 18	R: 0 E: 0 K: 0 S: 5 H: 0 LOB: 0 BB: 0 P: 9	R: 0 E: 0 K: 0 S: 7 H: 1 LOB: 1 BB: 0 P: 10	R: 0 E: 0 K: 1 S: 6 H: 1 LOB: 0 BB: 1 P: 11	R: 1 E: 0 K: 1 S: 12 H: 2 LOB: 1 BB: 0 P: 21	1B: 7 2B: 1 3B: 0 HR: 1 SF: 0 SAC: 0 DP: 1 HBP: 0						

PITCHER		IP	WLS	BF	H	R	ER	SO	BB	IBB	HBP	BLK	WP	HR	S	P	ERA	WHIP
Frank Seminara, R ERA: 3.97	(1, 1)	8.0		31	7	0	0	4	4	0	0	0	0	0	69	115	0.00	1.375
Randy Myers, L ERA: 5.95	(9, 1)	1.0	L	5	2	1	1	1	0	0	0	0	0	1	12	21	9.00	2.000

PITCHER	IP	WLS	BF	H	R	ER	SO	BB	IBB	HBP	BLK	WP	HR	S	P	ERA	WHIP

TOP

St. Louis Cardinals @ San Diego Padres

Jack Murphy Stadium, San Diego, CA

Wed Jul 08 1992, 10:05 PM EDT

Att. 16,580 - Cloudy - 85 F

livebaseballscorecards.com

AB	32
R	1
H	9
RBI	1
BB	4
SO	5
LOB	15

Batter	1	2	3	4	5	6	7	8	9	AB	R	H	RBI	BB	SO	LOB
Tony Fernandez, S (1, 6) OBP: 0.367, SLG: 0.397	L L B X 1-2 G5-3 ①		F F F B F B F F B 3-2 X 2B		C F X 0-2 1B			B X 1-0 2B		4	0	3	0	0	0	0
Tony Gwynn, L (1, 9) OBP: 0.388, SLG: 0.443	B B C B X 3-1 G1-3 ②		B C S X 1-2 L8 ③		X 0-0 F7 ③			I I I I 4-0 G5-4-3 IBB		3	0	0	0	1	0	2
Darrin Jackson, R (1, 8) OBP: 0.304, SLG: 0.429	B X 1-0 P6 ③			B C X 1-1 F7 ①		F F F B B X 2-2 F8 ①		C X 0-1 G5-4-3 ②③ 1-2f		4	0	0	0	0	0	2
Fred McGriff, L (1, 3) OBP: 0.440, SLG: 0.605		S C B X 1-2 L4 ①		X 0-0 L9 1B 1B		B B F C X 2-2 G4-3 ②			B X 1-0 F9 ①	4	0	1	0	0	0	0
Oscar Azocar, L (1, 7) Kevin Ward, R (9, PH) Phil Stephenson, L (9, PH) OBP: 0.247, SLG: 0.226 OBP: 0.289, SLG: 0.304 OBP: 0.286, SLG: 0.281		X 0-0 BB 1B		B B X 2-0 FC6-4 1-2 1B		B F B F X 2-2 L9 ③			B B C X 2-1 F7 ②	3 0 1	0 0 0	2 0 0	0 0 0	0 0 0	0 0 0	0 0 0
Tim Teufel, R (1, 5) OBP: 0.325, SLG: 0.343		C B C 1 SAFE B 1 SAFE B B 4-2 1-2 BB ②		B C C X 1-2 L9 ② 2-3			B C C F X 1-2 G6-3 ①		B C X 1-1 P6 ③	3	0	0	0	1	0	2
Dan Walters, R (1, 2) OBP: 0.305, SLG: 0.376		B B X 2-0 G1-3 ③		B X 1-0 FC6-4 1-2f ③			X 0-0 G6-3 ②			3	0	0	0	0	0	3
Kurt Stillwell, S (1, 4) OBP: 0.280, SLG: 0.291			B B B C X 3-1 G4-3 ①		X 0-0 F7 ①		X 0-0 G4-3 ③			3	0	0	0	0	0	0
Frank Seminara, R (1, 1) Gary Sheffield, R (8, PH) OBP: 0.378, SLG: 0.534 Randy Myers, L (9, 1)			C C S 0-3 K ②		X 0-0 G6-3 ②			B C B C X 2-2 G1-3 ①		2 1 0	0 0 0	0 0 0	0 0 0	0 0 0	1 0 0	0 0 0
Inning Stats	R: 0 H: 0 E: 0 LOB: 0 K: 0 BB: 0 S: 6 P: 11	R: 0 H: 1 E: 0 LOB: 1 K: 0 BB: 1 S: 7 P: 14	R: 0 H: 1 E: 0 LOB: 1 K: 1 BB: 0 S: 15 P: 22	R: 0 H: 2 E: 0 LOB: 2 K: 0 BB: 0 S: 8 P: 13	R: 0 H: 1 E: 0 LOB: 1 K: 0 BB: 0 S: 6 P: 6	R: 0 H: 0 E: 0 LOB: 0 K: 0 BB: 0 S: 10 P: 16	R: 0 H: 0 E: 0 LOB: 0 K: 0 BB: 0 S: 6 P: 7	R: 0 H: 1 E: 0 LOB: 1 K: 0 BB: 1 S: 6 P: 13	R: 0 H: 0 E: 0 LOB: 0 K: 0 BB: 0 S: 5 P: 9	1B: 4 SF: 0 2B: 2 SAC: 0 3B: 0 DP: 1 HR: 0 HBP: 0						

BOTTOM

St. Louis Cardinals @ San Diego Padres

Jack Murphy Stadium, San Diego, CA

Wed Jul 08 1992, 10:05 PM EDT

Att. 16,580 - Cloudy - 85 F

livebaseballscorecards.com

AB	31
R	0
H	6
RBI	0
BB	2
SO	1
LOB	9

PITCHER		IP	WLS	BF	H	R	ER	SO	BB	IBB	HBP	BLK	WP	HR	S	P	ERA	WHIP
Omar Olivares, R ERA: 3.78	(1, 1)	8.0	W	30	6	0	0	1	1	1	0	0	0	0	64	102	0.00	0.875
Bob McClure, L ERA: 3.29	(9, 1)	0.1		1	0	0	0	0	0	0	0	0	0	0	1	2	0.00	0.000
Lee Smith, R ERA: 3.19	(9, 1)	0.2	S	2	0	0	0	0	0	0	0	0	0	0	4	7	0.00	0.000

PITCHER	IP	WLS	BF	H	R	ER	SO	BB	IBB	HBP	BLK	WP	HR	S	P	ERA	WHIP

Batter	1	2	3	4	5	6	7	8	9	AB	R	H	RBI	BB	SO	LOB
Stan Javier, S (1, 8) OBP: 0.333, SLG: 0.284	C B C B C 2-3 ① K		F S B B S 2-3 ① K			B C X 1-1 ① P1	B X 1-0 ③ F8		F S X 0-2 ③ G6-3	5	0	0	0	0	2	4
Ruben Amaro Jr, S (1, 9) OBP: 0.304, SLG: 0.318	B C B X 2-1 ② P4		L B X 1-1 ② F8			X 0-0 ② P4		B C B F F B X 3-2 FC4-6 1B		4	0	1	0	0	0	1
Dave Hollins, S (1, 5) OBP: 0.356, SLG: 0.424	C X 0-1 ③ F7		B B X 2-0 ③ G1-3			B F B F B F X 3-2 HR		C B S X 1-2 ① FC4-6 1-2f		4	1	1	1	0	0	2
John Kruk, L (1, 3) OBP: 0.446, SLG: 0.502		B C S B B B 4-2 1B BB		B B C B B 4-1 CS BB		C F B B B F B 4-2 BB BB		C X 0-1 ② F7		1	0	0	0	3	0	1
Darren Daulton, L (1, 2) OBP: 0.387, SLG: 0.512		C C F C 0-3 ① K		C F B B F S 2-3 ① K		B B C C B B 4-2 1-2 BB		S F S 0-3 ③ K		3	0	0	0	1	3	3
Mariano Duncan, R (1, 7) OBP: 0.295, SLG: 0.389		C B S B S 2-3 ② K		1 SAFE B S F F B 1 SAFE 1 SAFE F 3-3 ② ③ K 1-2		C X 0-1 ③ P8			B B C X 2-1 1B 1B	4	0	1	0	0	2	4
Dale Sveum, S (1, 6) OBP: 0.264, SLG: 0.254		F C F B B F X 2-2 1-2 1B			S B X 1-1 ① P2		X 0-0 SH2-4 1B		F S B F X 1-2 ① F9	4	0	2	0	0	0	1
Mickey Morandini, L (1, 4) OBP: 0.327, SLG: 0.371 Wes Chamberlain, R (9, PH) OBP: 0.276, SLG: 0.424		B S B C B F F S 3-3 ③ K			C B F F F X 1-2 ② 1B		B 1 SAFE B C X 2-1 ① P6		S F S 0-3 ② K	3 1	0 0	1 0	0 0	0 0	1 1	3 1
Terry Mulholland, R (1, 1) OBP: 0.170, SLG: 0.140 Ricky Jordan, R (9, PH) OBP: 0.257, SLG: 0.344			B B B B 4-0 BB		S C S 0-3 ③ K		C X 0-1 ② SH2-4 1-2		F S X 0-2 1-2 1B	1 1	0 0	0 1	0 0	1 0	1 0	0 0
Inning Stats	R: 0 E: 0 K: 1 S: 7 H: 0 LOB: 0 BB: 0 P: 11	R: 0 E: 0 K: 3 S: 19 H: 1 LOB: 2 BB: 1 P: 30	R: 0 E: 0 K: 1 S: 6 H: 0 LOB: 1 BB: 1 P: 15	R: 0 E: 0 K: 2 S: 10 H: 0 LOB: 1 BB: 1 P: 19	R: 0 E: 0 K: 1 S: 10 H: 1 LOB: 0 BB: 0 P: 12	R: 1 E: 0 K: 0 S: 14 H: 1 LOB: 2 BB: 2 P: 26	R: 0 E: 0 K: 0 S: 6 H: 1 LOB: 1 BB: 0 P: 9	R: 0 E: 0 K: 1 S: 12 H: 1 LOB: 1 BB: 0 P: 16	R: 0 E: 0 K: 1 S: 15 H: 2 LOB: 2 BB: 0 P: 18	1B: 6 2B: 1 3B: 0 HR: 1 SF: 0 SAC: 1 DP: 1 HBP: 0						

PITCHER		IP	WLS	BF	H	R	ER	SO	BB	IBB	HBP	BLK	WP	HR	S	P	ERA	WHIP
Jim Deshaies, L ERA: 1.59	(1, 1)	5.2	W	23	3	1	1	8	5	0	0	0	0	1	64	111	1.59	1.412
Jose Melendez, R ERA: 3.09	(6, 1)	1.2		7	2	0	0	0	0	0	0	0	0	0	15	22	0.00	1.200
Randy Myers, L ERA: 5.71	(8, 1)	1.2	S	7	2	0	0	2	0	0	0	0	0	0	20	23	0.00	1.200

PITCHER	IP	WLS	BF	H	R	ER	SO	BB	IBB	HBP	BLK	WP	HR	S	P	ERA	WHIP

TOP

Philadelphia Phillies @ San Diego Padres

Jack Murphy Stadium, San Diego, CA

Thu Jul 09 1992, 6:33 AM EDT

Att. 17,528 - Sunny - 84 F

livebaseballscorecards.com

AB	31
R	1
H	7
RBI	1
BB	5
SO	10
LOB	20

WP: 0	PA: 37
PB: 0	
SB: 0	
CS: 1	

Batter	1	2	3	4	5	6	7	8	9	AB	R	H	RBI	BB	SO	LOB
Tony Fernandez, S (1, 6) OBP: 0.363, SLG: 0.392	B X 1-0 E6 G6-4-3		B F B F X 2-2 ① L4		F B X 1-1 ③ F8			F C S 0-3 ② K		4	0	0	0	0	1	0
Tony Gwynn, L (1, 9) OBP: 0.386, SLG: 0.441	1 SAFE B 1 SAFE 1 SAFE X 1-0 ①② G6-4-3 1-2f		C C C F F X 0-2 PO 1B			X 0-0 ① G3		C F X 0-2 ③ L5		4	0	1	0	0	0	1
Gary Sheffield, R (1, 5) OBP: 0.380, SLG: 0.535	S S X 0-2 1B		X 0-0 ② L8			X 0-0 1B				3	0	2	0	0	0	1
Fred McGriff, L (1, 3) OBP: 0.439, SLG: 0.602	B B F X 2-1 ③ G5-3		1 SAFE 0-0 ③ PO 1-2	B X 1-0 CS 1B		B X 1-0 ② F7				3	0	1	0	0	0	2
Darrin Jackson, R (1, 8) OBP: 0.302, SLG: 0.425		B X 1-0 ① F7		B B F F 1 SAFE B S 3-3 ①② K 1-2		1 SAFE 1 SAFE C X 0-1 ③ G6-3				3	0	0	0	0	1	2
Dan Walters, R (1, 2) OBP: 0.314, SLG: 0.420		C X 0-1 HR		F C B X 1-2 1B 2B			F F B F X 1-2 ① G6-3			3	2	2	1	0	0	0
Jerald Clark, R (1, 7) OBP: 0.262, SLG: 0.331		C B X 1-1 HR		B X 1-0 PO 2-H 1B			C B B F S 2-3 ② K			3	1	2	2	0	1	0
Kurt Stillwell, S (1, 4) OBP: 0.276, SLG: 0.288		F X 0-1 ② F7		F 1 SAFE B B 1 SAFE 2-1 ③ PO 1-2	B X 1-0 ① G6-3		X 0-0 ③ P3			3	0	0	0	0	0	0
Jim Deshaies, L (1, 1) Jose Melendez, R (6, 1) Randy Myers, L (8, 1)		C F C 0-3 ③ K			C C B F S 1-3 ② K			F B B S S 2-3 ① K		2 0 1	0 0 0	0 0 0	0 0 0	0 0 0	2 0 1	0 0 0
Inning Stats	R: 0 E: 1 K: 0 S: 7 H: 1 LOB: 1 BB: 0 P: 11	R: 2 E: 0 K: 1 S: 10 H: 2 LOB: 0 BB: 0 P: 12	R: 0 E: 0 K: 0 S: 10 H: 1 LOB: 0 BB: 0 P: 12	R: 1 E: 0 K: 1 S: 9 H: 3 LOB: 0 BB: 0 P: 17	R: 0 E: 0 K: 1 S: 7 H: 0 LOB: 0 BB: 0 P: 10	R: 0 E: 0 K: 0 S: 5 H: 1 LOB: 1 BB: 0 P: 6	R: 0 E: 0 K: 1 S: 8 H: 0 LOB: 0 BB: 0 P: 11	R: 0 E: 0 K: 2 S: 9 H: 0 LOB: 0 BB: 0 P: 11		1B: 5 2B: 2 3B: 0 HR: 2	SF: 0 SAC: 0 DP: 2 HBP: 0					

PITCHER	IP	WLS	BF	H	R	ER	SO	BB	IBB	HBP	BLK	WP	HR	S	P	ERA	WHIP
Terry Mulholland, L (1, 1) ERA: 3.52	8.0	L	29	8	3	3	6	0	0	0	0	0	2	65	90	3.38	1.000

PITCHER	IP	WLS	BF	H	R	ER	SO	BB	IBB	HBP	BLK	WP	HR	S	P	ERA	WHIP

BOTTOM

Philadelphia Phillies @ San Diego Padres

Jack Murphy Stadium, San Diego, CA

Thu Jul 09 1992, 6:33 AM EDT

Att. 17,528 - Sunny - 84 F

livebaseballscorecards.com

AB	29
R	3
H	8
RBI	3
BB	0
SO	6
LOB	6

WP: 0 PA: 31
PB: 0
SB: 0
CS: 1

Philadelphia Phillies @ San Diego Padres

Jack Murphy Stadium, San Diego, CA

Fri Jul 10 1992, 10:05 PM EDT

Att. 35,376 - Cloudy - 78 F

TOP

livebaseballscorecards.com

Batter	1	2	3	4	5	6	7	8	9	AB	R	H	RBI	BB	SO	LOB
Stan Javier, S (1, 8) OBP: 0.328, SLG: 0.280	L9	G6-4-3 1-2f			K	FC6-4 1-2f			BB HBP 1B 1B	5	1	1	0	0	1	4
Mariano Duncan, R (1, 6) OBP: 0.297, SLG: 0.406	K		HR		HR		F8		K	5	2	2	2	0	2	1
Dave Hollins, S (1, 5) OBP: 0.357, SLG: 0.420	BB		P6		K		K		1B 1-2 HBP	3	1	0	0	1	2	0
John Kruk, L (1, 3) OBP: 0.449, SLG: 0.500	K		K		HR BB		1B		1B 1-2 2-3 BB	3	1	1	0	2	2	1
Wes Chamberlain, R (1, 7) OBP: 0.280, SLG: 0.442		L8	G6-3		1-H HR		K		BB 1-3 2-H 3-H 1B	5	1	2	4	0	1	1
Darren Daulton, L (1, 2) OBP: 0.387, SLG: 0.508		1B 1B 1B 1B		P5	K			G4-3	BB 1-2	4	1	1	0	1	1	0
Ruben Amaro Jr, S (1, 9) OBP: 0.305, SLG: 0.320		1B 1B 1-2 1B		FC3-6 1B		F8		G4-3	L7	5	0	2	0	0	0	3
Mickey Morandini, L (1, 4) OBP: 0.326, SLG: 0.368 Mitch Williams, L (8, 1) OBP: 0.500, SLG: 0.500	1B 1-2 2-3 1B			FC3-6 1-2f		K		K		4 0	0 0	1 0	0 0	0 0	2 0	1 0
Mike Williams, R (1, 1) OBP: 0.500, SLG: 0.500 Barry Jones, R (6, 1) Wally Ritchie, L (6, 1) Bob Ayrault, R (7, 1) Wally Backman, S (8, 4) OBP: 0.319, SLG: 0.279		G6-4-3 1-2 2-3 3-H 1B		G4-3		FC6-4 1B			G4-3	3 0 0 0 1	0 0 0 0 0	2 0 0 0 0	1 0 0 0 0	0 0 0 0 0	0 0 0 0 0	1 0 0 0 0
Inning Stats	R: 0 E: 0 K: 2 S: 13 H: 0 LOB: 1 BB: 1 P: 20	R: 1 E: 0 K: 0 S: 12 H: 4 LOB: 2 BB: 0 P: 17	R: 1 E: 0 K: 1 S: 11 H: 1 LOB: 0 BB: 0 P: 15	R: 0 E: 0 K: 0 S: 11 H: 1 LOB: 1 BB: 0 P: 16	R: 3 E: 0 K: 3 S: 17 H: 2 LOB: 0 BB: 1 P: 30	R: 0 E: 0 K: 1 S: 21 H: 1 LOB: 1 BB: 0 P: 30	R: 0 E: 0 K: 2 S: 11 H: 1 LOB: 1 BB: 0 P: 15	R: 0 E: 0 K: 1 S: 7 H: 0 LOB: 0 BB: 0 P: 10	R: 2 E: 0 K: 1 S: 20 H: 2 LOB: 3 BB: 2 P: 36	1B: 9 2B: 0 3B: 0 HR: 3 SF: 0 SAC: 0 DP: 1 HBP: 1						

AB	38
R	7
H	12
RBI	7
BB	4
SO	11
LOB	12

WP: 0 PB: 0 SB: 0 CS: 0 PA: 43

PITCHER		IP	WLS	BF	H	R	ER	SO	BB	IBB	HBP	BLK	WP	HR	S	P	ERA	WHIP
Bruce Hurst, L ERA: 3.25	(1, 1)	5.0		24	8	5	5	6	2	0	0	0	0	3	64	98	9.00	2.000
Rich Rodriguez, L ERA: 2.24	(6, 1)	1.0	W	4	1	0	0	1	0	0	0	0	0	0	21	30	0.00	1.000
Mike Maddux, R ERA: 1.82	(7, 1)	1.0		4	1	0	0	2	0	0	0	0	0	0	11	15	0.00	1.000
Larry Andersen, R ERA: 4.34	(8, 1)	1.2		7	1	2	2	2	0	0	1	0	0	0	18	27	10.80	0.600
Randy Myers, L ERA: 5.66	(9, 1)	0.1	S	4	1	0	0	0	2	0	0	0	0	0	9	19	0.00	9.000

PITCHER	IP	WLS	BF	H	R	ER	SO	BB	IBB	HBP	BLK	WP	HR	S	P	ERA	WHIP

Batter	1	2	3	4	5	6	7	8	9	AB	R	H	RBI	BB	SO	LOB
Tony Fernandez, S (1, 6) OBP: 0.361, SLG: 0.390	B X 1-0 B4-3 ①		B X 1-0 F7 ②		C F F B X 1-2 G6-3 G4-3 2-H 1B	B C X 1-1 SH3 1-2 2-3 ①		B F C S 1-3 K ①		4	0	1	1	0	1	0
Tony Gwynn, L (1, 9) OBP: 0.387, SLG: 0.440	B C C X 1-2 1B		C X 0-1 1B		C 1 SAFE F X 0-2 G4-3 1-2 ①	F F X 0-2 L4 ②		X 0-0 L6 ②		5	0	2	0	0	0	3
Gary Sheffield, R (1, 5) OBP: 0.381, SLG: 0.540	C F F B 1 SAFE B S 2-3 K ②		B B F 1 SAFE S F B X 3-2 L5 ③		B X 1-0 G6-3 2-3 ②	F X 0-1 2B 2-H 3-H		X 0-0 2B		5	0	2	2	0	1	3
Fred McGriff, L (1, 3) OBP: 0.435, SLG: 0.593	B 1 SAFE B X 2-0 G4-3 ③			F F B X 1-2 G4-3 ①	X 0-0 L9 ③	X 0-0 F7 ③		B B B C B 4-1 BB		4	0	0	0	1	0	3
Darrin Jackson, R (1, 8) OBP: 0.306, SLG: 0.428		X 0-0 G6-3 ①		C F B B X 2-2 G6-3 2B 1B		B F B B B F F F X 3-2 BB 1B 1B 1B	C B F X 1-2 SH1-4 E 1B	C X 0-1 F9 ③		5	3	3	0	0	0	2
Dan Walters, R (1, 2) OBP: 0.323, SLG: 0.426		B C C B F F X 2-2 1B		B X 1-0 G6-3 ② 1-2		1 SAFE C B 1 SAFE X 1-1 BB 1-2 1B 1B	X 0-0 SH1-4 ① 1-2			3	1	2	0	0	0	1
Jerald Clark, R (1, 7) OBP: 0.269, SLG: 0.339		B F F B X 2-2 L9 ②		B C F X 1-2 2-H 2B		B B B C B 4-1 1B 1-2 2-3 BB	C X 0-1 E7 G4-3 2-H 1B			3	1	2	1	1	0	1
Kurt Stillwell, S (1, 4) OBP: 0.276, SLG: 0.287		B X 1-0 F8 ③		B X 1-0 G4-3 ③		X 0-0 SH3 1B 2B 1-3 2-H 3-H 1B	B X 1-0 G4-3 ② 2-3			4	1	1	2	0	0	3
Bruce Hurst, L (1, 1) OBP: 0.133, SLG: 0.140			B X 1-0 F8 ①		B X 1-0 1B 2B	1 SAFE X 0-0 SH3 2B 1-2 3-H 1B	X 0-0 F9 ③			1	0	0	0	0	0	0
Oscar Azocar, L (5, PH) OBP: 0.286, SLG: 0.247										1	1	1	0	0	0	0
Rich Rodriguez, L (6, 1)										0	0	0	0	0	0	0
Phil Stephenson, L (6, PH) OBP: 0.306, SLG: 0.303										1	1	1	1	0	0	0
Mike Maddux, L (7, 1)										0	0	0	0	0	0	0
Kevin Ward, R (7, PH) OBP: 0.286, SLG: 0.300										1	0	0	0	0	0	1
Larry Andersen, R (8, 1)										0	0	0	0	0	0	0
Randy Myers, L (9, 1)										0	0	0	0	0	0	0
Inning Stats	R: 0 E: 0 K: 1 S: 9 H: 1 LOB: 1 BB: 0 P: 15	R: 0 E: 0 K: 0 S: 10 H: 1 LOB: 1 BB: 0 P: 15	R: 0 E: 0 K: 0 S: 8 H: 1 LOB: 1 BB: 0 P: 13	R: 1 E: 0 K: 0 S: 11 H: 2 LOB: 1 BB: 0 P: 17	R: 1 E: 0 K: 0 S: 10 H: 2 LOB: 1 BB: 0 P: 13	R: 5 E: 0 K: 0 S: 19 H: 5 LOB: 1 BB: 1 P: 28	R: 1 E: 1 K: 0 S: 8 H: 2 LOB: 1 BB: 0 P: 10	R: 0 E: 0 K: 1 S: 8 H: 1 LOB: 2 BB: 1 P: 13		1B: 11 2B: 4 3B: 0 HR: 0	SF: 0 SAC: 2 DP: 0 HBP: 0					

PITCHER		IP	WLS	BF	H	R	ER	SO	BB	IBB	HBP	BLK	WP	HR	S	P	ERA	WHIP
Mike Williams, R ERA: 4.34	(1, 1)	5.0		24	9	4	4	1	0	0	0	0	0	0	56	85	7.20	1.800
Barry Jones, R ERA: 4.63	(6, 1)	0.0	L	3	2	1	1	0	1	0	0	0	0	0	3	7	∞	∞
Wally Ritchie, L ERA: 2.67	(6, 1)	1.2		8	3	3	2	0	0	0	0	0	0	0	15	18	10.80	1.800
Bob Ayrault, R ERA: 4.29	(7, 1)	0.1		1	0	0	0	0	0	0	0	0	0	0	1	1	0.00	0.000
Mitch Williams, L ERA: 2.59	(8, 1)	1.0		5	1	0	0	1	1	0	0	0	0	0	8	13	0.00	2.000

PITCHER	IP	WLS	BF	H	R	ER	SO	BB	IBB	HBP	BLK	WP	HR	S	P	ERA	WHIP

BOTTOM

Philadelphia Phillies @ San Diego Padres

Jack Murphy Stadium, San Diego, CA

Fri Jul 10 1992, 10:05 PM EDT

Att. 35,376 - Cloudy - 78 F

livebaseballscorecards.com

AB	37
R	8
H	15
RBI	7
BB	2
SO	2
LOB	17

WP: 0 PB: 0 SB: 0 CS: 0 PA: 41

Philadelphia Phillies @ San Diego Padres

Jack Murphy Stadium, San Diego, CA

Sat Jul 11 1992, 6:33 AM EDT

Att. 11,777 - Cloudy - 85 F

livebaseballscorecards.com

TOP

Batter	1	2	3	4	5	6	7	8	9	10	11	AB	R	H	RBI	BB	SO	LOB
Ruben Amaro Jr, S (1, 8) OBP: 0.307, SLG: 0.322	F X 0-1 G6-4-3 1B 1B		B B F X 2-1 2B 1B 1B		B C X 1-1 G4-3 ③			C C B F B F B X 3-2 G5-3 ②			X 0-0 P4 ①	5	1	2	0	0	0	0
Mariano Duncan, R (1, 7) OBP: 0.298, SLG: 0.408	C 1 SAFE X 0-1 G6-4-3 1-2 1B		1 SAFE C B F B F F F F B 3-2 X 1-3 1B 2B			C B F X 1-2 F9 ①		B B S X 2-1 L8 ③			B B C X 2-1 G4-3 ②	5	1	2	0	0	0	0
Dave Hollins, S (1, 5) OBP: 0.357, SLG: 0.417	B B X 2-0 G6-4-3 ①② 1-2f 2-3		C F F F B X 1-2 2-H 3-H 1B			B B F B X 3-1 G5-3 ②			B B B C F S 3-3 K ①		B F B B B 4-1 CS BB	4	0	1	2	1	1	2
John Kruk, L (1, 3) OBP: 0.446, SLG: 0.495	B X 1-0 L8 ③		B B S X 2-1 F7 ③			B C B S F F B X 3-2 G1-3 ③			C B B B F B 4-2 G5-4-3 BB		C S B 1-2 CS ③ 1-2	3	0	0	0	1	0	2
Wes Chamberlain, R (1, 9) OBP: 0.279, SLG: 0.444		X 0-0 F8 ①		S S B X 1-2 G4-3 L5 2B			F F X 0-2 G6-3 ①		C X 0-1 G5-4-3 ②③ 1-2f			4	0	1	0	0	0	1
Darren Daulton, L (1, 2) OBP: 0.382, SLG: 0.500		C B C B X 2-2 F8 ②		C B F X 1-2 G4-3 ① 2-3			C B X 1-1 F8 ②			F F S 0-3 K ①		4	0	0	0	0	1	1
Dale Sveum, S (1, 6) OBP: 0.263, SLG: 0.254		B X 1-0 P6 ③		F B B S B X 3-2 L5 ②③ 3-H			F B X 1-1 1B			F B X 1-1 F9 ②		4	0	1	0	0	0	1
Mickey Morandini, L (1, 4) OBP: 0.325, SLG: 0.366			X 0-0 F7 ①		B X 1-0 G6-3 ①		X 0-0 L4 ③			B B C C X 2-2 1B		4	0	1	0	0	0	1
Kyle Abbott, L (1, 1) OBP: 0.136, SLG: 0.143			C B C S 1-3 K ②		C X 0-1 G6-3 ②			S X 0-1 L6 ①		C C X 0-2 F7 ③		2	0	0	0	0	1	0
Ricky Jordan, R (8, PH) OBP: 0.255, SLG: 0.341												1	0	0	0	0	0	0
Mitch Williams, L (8, 1) OBP: 0.500, SLG: 0.500												0	0	0	0	0	0	0
Jeff Grotewold, L (10, PH) OBP: 0.333, SLG: 0.643												1	0	0	0	0	0	1
Mike Hartley, R (10, 1)												0	0	0	0	0	0	0
Inning Stats	R: 0 E: 0 K: 0 S: 6 H: 2 LOB: 1 BB: 0 P: 9	R: 0 E: 0 K: 0 S: 5 H: 0 LOB: 0 BB: 0 P: 8	R: 2 E: 0 K: 1 S: 19 H: 3 LOB: 1 BB: 0 P: 28	R: 0 E: 0 K: 0 S: 9 H: 1 LOB: 0 BB: 0 P: 14	R: 0 E: 0 K: 0 S: 5 H: 0 LOB: 0 BB: 0 P: 7	R: 0 E: 0 K: 0 S: 10 H: 0 LOB: 0 BB: 0 P: 17	R: 0 E: 0 K: 0 S: 8 H: 1 LOB: 1 BB: 0 P: 10	R: 0 E: 0 K: 0 S: 9 H: 0 LOB: 0 BB: 0 P: 14	R: 0 E: 0 K: 1 S: 7 H: 0 LOB: 0 BB: 1 P: 14	R: 0 E: 0 K: 1 S: 11 H: 1 LOB: 1 BB: 0 P: 14	R: 0 E: 0 K: 0 S: 6 H: 0 LOB: 0 BB: 1 P: 13							

AB	37
R	2
H	8
RBI	2
BB	2
SO	3
LOB	9

1B: 6	SF: 0	WP: 0	PA: 40
2B: 3	SAC: 0	PB: 0	
3B: 0	DP: 3	SB: 0	
HR: 0	HBP: 0	CS: 1	

PITCHER		IP	WLS	BF	H	R	ER	SO	BB	IBB	HBP	BLK	WP	HR	S	P	ERA	WHIP
Craig Lefferts, L ERA: 3.54	(1, 1)	8.0		29	7	2	2	1	0	0	0	0	0	0	71	107	2.25	0.875
Tim Scott, R ERA: 4.97	(9, 1)	3.0	W	10	1	0	0	2	2	0	0	0	0	0	24	41	0.00	1.000

PITCHER	IP	WLS	BF	H	R	ER	SO	BB	IBB	HBP	BLK	WP	HR	S	P	ERA	WHIP

Philadelphia Phillies @ San Diego Padres

Jack Murphy Stadium, San Diego, CA

Sat Jul 11 1992, 6:33 AM EDT

Att. 11,777 - Cloudy - 85 F

livebaseballscorecards.com

BOTTOM

Batter	1	2	3	4	5	6	7	8	9	10	11	AB	R	H	RBI	BB	SO	LOB
Tony Fernandez, S (1, 6) OBP: 0.361, SLG: 0.386	F8	L9		1B BB			G4-3		F8		1B IBB	4	0	0	0	2	0	1
Tony Gwynn, L (1, 9) OBP: 0.391, SLG: 0.444	BB 1B		WP 1B	1-2 1B			G5-3		F8		1-2 2-H 1B	4	0	3	0	0	0	0
Jerald Clark, R (8, 9) OBP: 0.271, SLG: 0.340												2	0	1	1	0	0	0
Gary Sheffield, R (1, 5) OBP: 0.382, SLG: 0.544	1-2 BB		FC 1-3	F9			3B		P9			3	0	1	0	1	0	3
Craig Shipley, R (8, 5) OBP: 0.228, SLG: 0.232												1	0	0	0	0	0	0
Fred McGriff, L (1, 3) OBP: 0.429, SLG: 0.583	K	K	K		K		F7			L9		5	0	0	0	0	3	5
Darrin Jackson, R (1, 8) OBP: 0.304, SLG: 0.424	K	K			L7			P6		S 1B		5	0	1	0	0	2	4
Benito Santiago, R (1, 2) OBP: 0.281, SLG: 0.367		P3	F8		L8			K		K 1-2		5	0	0	0	0	2	3
Tim Teufel, R (1, 4) OBP: 0.333, SLG: 0.391	HR			HR		L7		BB		G6-3		4	2	2	2	1	0	1
Kevin Ward, R (1, 7) OBP: 0.295, SLG: 0.293	FC1-6 BB			P4		K		1-2 BB			SH1-4 1B 1B	2	0	0	0	2	1	0
Oscar Azocar, L (11, PH) OBP: 0.264, SLG: 0.256												1	1	1	0	0	0	0
Craig Lefferts, L (1, 1) OBP: 0.056, SLG: 0.056	FC1-6 1-2f			G4-3		K		K			SH1-4 1-2	3	0	0	0	0	1	1
Dan Walters, R (8, PH) OBP: 0.320, SLG: 0.422												1	0	0	0	0	1	2
Tim Scott, R (9, 1)												0	0	0	0	0	0	0
Phil Stephenson, L (11, PH) OBP: 0.306, SLG: 0.303												0	0	0	0	0	0	0
Inning Stats	R: 0 H: 1 E: 0 LOB: 2 K: 2 BB: 1 S: 10 P: 21	R: 1 H: 1 E: 0 LOB: 1 K: 0 BB: 1 S: 11 P: 23	R: 0 H: 1 E: 0 LOB: 2 K: 2 BB: 0 S: 13 P: 19	R: 1 H: 2 E: 0 LOB: 2 K: 0 BB: 1 S: 13 P: 25	R: 0 H: 0 E: 0 LOB: 0 K: 1 BB: 0 S: 9 P: 11	R: 0 H: 0 E: 0 LOB: 0 K: 2 BB: 0 S: 10 P: 13	R: 0 H: 1 E: 0 LOB: 1 K: 0 BB: 0 S: 9 P: 12	R: 0 H: 0 E: 0 LOB: 2 K: 2 BB: 2 S: 11 P: 22	R: 0 H: 0 E: 0 LOB: 0 K: 0 BB: 0 S: 8 P: 13	R: 0 H: 1 E: 0 LOB: 1 K: 1 BB: 0 S: 13 P: 14	R: 1 H: 2 E: 0 LOB: 2 K: 0 BB: 1 S: 6 P: 13	1B: 6 SF: 0 2B: 0 SAC: 1 3B: 1 DP: 0 HR: 2 HBP: 0						

PITCHER		IP	WLS	BF	H	R	ER	SO	BB	IBB	HBP	BLK	WP	HR	S	P	ERA	WHIP
Kyle Abbott, L ERA: 5.15	(1, 1)	7.0		31	6	2	2	7	3	0	0	0	1	2	75	124	2.57	1.286
Mitch Williams, L ERA: 2.47	(8, 1)	2.0		8	0	0	0	2	2	0	0	0	0	0	19	35	0.00	1.000
Mike Hartley, R ERA: 2.42	(10, 1)	1.1	L	8	3	1	1	1	0	1	0	0	0	0	19	27	6.75	2.250

PITCHER	IP	WLS	BF	H	R	ER	SO	BB	IBB	HBP	BLK	WP	HR	S	P	ERA	WHIP

AB	40
R	3
H	9
RBI	3
BB	6
SO	10
LOB	20

WP: 2 PA: 47
PB: 0
SB: 1
CS: 0

Batter	1	2	3	4	5	6	7	8	9	AB	R	H	RBI	BB	SO	LOB
Stan Javier, S (1, 8) OBP: 0.322, SLG: 0.276	X 0-0 ① F7		B B C C X 2-2 ① F9		B B F X 2-1 ③ G4-3		X 0-0 HBP 2-3 1B		F B F S 1-3 ③ K	5	0	1	0	0	1	1
Mariano Duncan, R (1, 6) OBP: 0.300, SLG: 0.410	C S F B B X 2-2 S 1B		C B F F F B C 2-3 ② K			C B S B B X 3-2 1B SF7 1B	B F C F X 1-2 ② SF9 3-H			3	1	2	1	0	1	1
Dave Hollins, S (1, 5) OBP: 0.359, SLG: 0.417	C B 1 SAFE C C 1-3 ② K 1-2		C S F B B C 3-3 ③ K			C B F X 1-2 SF7 BB 1-3 1B	B B F F F H 3-2 1-2 HBP			3	0	1	0	0	2	2
John Kruk, L (1, 3) OBP: 0.447, SLG: 0.493	C S X 0-2 ③ P6			B B C X 2-1 1B		B B F B S F B 4-2 1-2 BB	C X 0-1 ③ L5			3	0	1	0	1	0	3
Darren Daulton, L (1, 2) OBP: 0.377, SLG: 0.494		C B C C 1-3 ① K		B C B B F F F S 3-3 ① K		F F X 0-2 ① SF7 2-3 3-H		X 0-0 ① F8		3	0	0	1	0	2	1
Wes Chamberlain, R (1, 9) OBP: 0.272, SLG: 0.433		X 0-0 ② P2		X 0-0 ② P5		F S B B S 2-3 ② K		B C S S B S 2-3 ② K		4	0	0	0	0	2	3
Ruben Amaro Jr, S (1, 7) OBP: 0.306, SLG: 0.318		B B B B 4-0 E S BB		C F F X 0-2 ③ P6		F B B S S 2-3 ③ K		C X 0-1 ③ L7		3	0	0	0	1	1	3
Mickey Morandini, L (1, 4) OBP: 0.319, SLG: 0.359	C S F F F B C 1-3 ③ K 1-3				X 0-0 ① F7		F F B F X 1-2 ① L3		F C B F S 1-3 ① K	4	0	0	0	0	2	1
Don Robinson, R (1, 1) OBP: 0.389, SLG: 0.556 Bob Ayrault, R (3, 1) Wally Backman, S (5, PH) OBP: 0.313, SLG: 0.273 Barry Jones, R (5, 1) Jeff Grotewold, L (7, PH) OBP: 0.355, SLG: 0.690 Wally Ritchie, L (7, 1) Ricky Jordan, R (9, PH) OBP: 0.254, SLG: 0.338			B X 1-0 2B		B C F B F S 2-3 ② K		B S X 1-1 1B SF9 2B		B F S T S C 1-3 ② K	1 0 1 0 1 0 0	0 0 0 0 1 0 0	1 0 0 0 0 0 0	0 0 0 0 0 0 0	0 0 0 0 0 0 0	0 0 1 0 0 0 0	0 0 0 0 0 0 0
Inning Stats	R: 0 E: 0 K: 1 S: 11 H: 1 LOB: 1 BB: 0 P: 14	R: 0 E: 0 K: 2 S: 10 H: 0 LOB: 1 BB: 1 P: 16	R: 0 E: 0 K: 2 S: 14 H: 1 LOB: 1 BB: 0 P: 22	R: 0 E: 0 K: 1 S: 12 H: 1 LOB: 1 BB: 0 P: 17	R: 0 E: 0 K: 1 S: 8 H: 0 LOB: 0 BB: 0 P: 12	R: 1 E: 0 K: 2 S: 18 H: 2 LOB: 2 BB: 1 P: 30	R: 1 E: 0 K: 0 S: 16 H: 2 LOB: 2 BB: 0 P: 22	R: 0 E: 0 K: 1 S: 6 H: 0 LOB: 0 BB: 0 P: 8	R: 0 E: 0 K: 3 S: 11 H: 0 LOB: 0 BB: 0 P: 14	1B: 5 2B: 2 3B: 0 HR: 0 SF: 2 SAC: 0 DP: 0 HBP: 1						

PITCHER		IP	WLS	BF	H	R	ER	SO	BB	IBB	HBP	BLK	WP	HR	S	P	ERA	WHIP
Andy Benes, R ERA: 3.71	(1, 1)	6.2	W	30	7	2	2	9	2	0	1	0	0	0	87	131	2.70	1.350
Rich Rodriguez, L ERA: 2.15	(7, 1)	2.1		7	0	0	0	4	0	0	0	0	0	0	19	24	0.00	0.000

PITCHER	IP	WLS	BF	H	R	ER	SO	BB	IBB	HBP	BLK	WP	HR	S	P	ERA	WHIP

TOP

Philadelphia Phillies @ San Diego Padres

Jack Murphy Stadium, San Diego, CA

Sun Jul 12 1992, 10:05 PM EDT

Att. 21,803 - Cloudy - 81 F

livebaseballscorecards.com

AB	32
R	2
H	7
RBI	2
BB	2
SO	13
LOB	15

WP: 0 PA: 37
PB: 0
SB: 2
CS: 0

BOTTOM

Philadelphia Phillies @ San Diego Padres

Jack Murphy Stadium, San Diego, CA

Sun Jul 12 1992, 10:05 PM EDT

Att. 21,803 - Cloudy - 81 F

livebaseballscorecards.com

Batter	1	2	3	4	5	6	7	8	9	AB	R	H	RBI	BB	SO	LOB
Tony Fernandez, S (1, 6) OBP: 0.362, SLG: 0.385	L X 0-1 HR 1B	B X 1-0 ② G4-3		B F X 1-1 ② G1-3		B B C B F B 4-2 G6-4-3 BB		X 0-0 ① FC5-4 1-2f 2-3		3	1	1	0	1	0	0
Craig Shipley, R (8, 6) OBP: 0.224, SLG: 0.228										1	0	0	0	0	0	2
Tony Gwynn, L (1, 9) OBP: 0.385, SLG: 0.437	1 SAFE B 1 SAFE 1 SAFE 1 SAFE B 1 SAFE C 1 SAFE 2-1 X L7 ①	B C X 1-1 ③ F8		C C B F C 1-3 ③ K		X 0-0 ① L8		B C S S 1-3 ② K		5	0	0	0	0	2	5
Gary Sheffield, R (1, 5) OBP: 0.385, SLG: 0.557	X 0-0 1-H HR		C B B X 2-1 F8 1B 1B		B B F X 2-1 G6-3 1B 2B	C X 0-1 ②③ G6-4-3 1-2f		C B S X 1-2 ③ F8		5	3	3	2	0	0	4
Fred McGriff, L (1, 3) OBP: 0.426, SLG: 0.578	F B X 1-1 1B HR 1B		B B B F F X 3-2 ① F8 1-2		B X 1-0 ① G6-3 2-3		B C B X 2-1 ① G4-3			4	1	1	0	0	0	2
Darrin Jackson, R (1, 8) OBP: 0.308, SLG: 0.426	F C F X 0-2 L8 ②		B F X 1-1 FC5-4 2-H 1B		B B F X 2-1 3-H 1B		B B C S X 2-2 F7 ②			3	0	2	2	0	0	1
Kevin Ward, R (5, PR) OBP: 0.292, SLG: 0.289 (6, 8)										1	0	0	0	0	0	0
Benito Santiago, R (1, 2) OBP: 0.281, SLG: 0.365	B X 1-0 1-2 HR 1B		X 0-0 ② FC5-4 BB 1-2f		B X 1-0 ② L8 1-2		C X 0-1 ③ L7			4	1	1	0	0	0	2
Jerald Clark, R (1, 7) OBP: 0.282, SLG: 0.361	B X 1-0 1-H 2-H HR		B B B C C F B 4-2 1-2 BB		B B B B 4-0 BB			B F B F X 2-2 2B		2	2	2	3	2	0	0
Kurt Stillwell, S (1, 4) OBP: 0.273, SLG: 0.283	B C S S 1-3 ③ K		X 0-0 ③ F9		B B B B C F X 3-2 ③ G4-3			B C B C F X 2-2 FC5-4 2-H 2B		3	0	0	0	0	1	4
Tim Teufel, R (6, 4) OBP: 0.338, SLG: 0.403										1	0	1	1	0	0	0
Andy Benes, R (1, 1) OBP: 0.220, SLG: 0.216		X 0-0 ① F8		B X 1-0 ① F7		X 0-0 2B		B B F B F F B 4-2 FC5-4 BB		3	0	1	0	0	0	0
Rich Rodriguez, L (7, 1)										0	0	0	0	1	0	0
Inning Stats	R: 5 E: 0 K: 1 S: 16 H: 5 LOB: 0 BB: 0 P: 22	R: 0 E: 0 K: 0 S: 4 H: 0 LOB: 0 BB: 0 P: 6	R: 1 E: 0 K: 0 S: 12 H: 2 LOB: 2 BB: 1 P: 22	R: 0 E: 0 K: 1 S: 7 H: 0 LOB: 0 BB: 0 P: 10	R: 1 E: 0 K: 0 S: 9 H: 2 LOB: 2 BB: 1 P: 22	R: 0 E: 0 K: 0 S: 6 H: 1 LOB: 1 BB: 1 P: 10	R: 0 E: 0 K: 0 S: 7 H: 0 LOB: 0 BB: 0 P: 11	R: 1 E: 0 K: 1 S: 17 H: 2 LOB: 2 BB: 1 P: 27		1B: 6 2B: 4 3B: 0 HR: 2 SF: 0 SAC: 0 DP: 1 HBP: 0						

AB	35
R	8
H	12
RBI	8
BB	4
SO	3
LOB	20

WP: 0 PB: 0 SB: 0 CS: 0 PA: 39

PITCHER		IP	WLS	BF	H	R	ER	SO	BB	IBB	HBP	BLK	WP	HR	S	P	ERA	WHIP
Don Robinson, R ERA: 5.1	(1, 1)	2.1	L	13	6	6	6	1	0	0	0	0	0	2	25	38	23.14	2.571
Bob Ayrault, R ERA: 3.97	(3, 1)	1.2		7	1	0	0	1	1	0	0	0	0	0	14	22	0.00	1.200
Barry Jones, R ERA: 4.62	(5, 1)	2.0		10	3	1	1	0	2	0	0	1	0	0	15	32	4.50	2.500
Wally Ritchie, L ERA: 2.78	(7, 1)	2.0		9	2	1	1	1	1	0	0	0	0	0	24	38	4.50	1.500

PITCHER		IP	WLS	BF	H	R	ER	SO	BB	IBB	HBP	BLK	WP	HR	S	P	ERA	WHIP

Batter	1	2	3	4	5	6	7	8	9	AB	R	H	RBI	BB	SO	LOB
Tony Fernandez, S (1, 6) OBP: 0.358, SLG: 0.380	C F X 0-2 ① G4-3		C B F B S 2-3 ② K		B F X 1-1 ③ L9		X 0-0 ② F7		X 0-0 ③ L8	5	0	0	0	0	1	2
Tony Gwynn, L (1, 9) OBP: 0.381, SLG: 0.432	X 0-0 ② F8		C B F F X 1-2 ③ F8			C B C X 1-2 ① L8	B X 1-0 ③ F8			4	0	0	0	0	0	0
Gary Sheffield, R (1, 5) OBP: 0.386, SLG: 0.560	B B C X 2-1 BB 1B			F C X 0-2 ① F8		B S X 1-1 HR 2B		B C S B X 2-2 ① G4-3		4	1	2	0	0	0	0
Fred McGriff, L (1, 3) OBP: 0.430, SLG: 0.589	1 SAFE B F B B B 4-1 1-2 BB			B C S B F X 2-2 FC4-6 1B		X 0-0 2-H HR		S B B X 2-1 ② F6		3	1	2	2	1	0	0
Darrin Jackson, R (1, 8) OBP: 0.307, SLG: 0.422	B B S S S 2-3 ③ K			F S F 1 SAFE F S 0-3 ② K		B B C B B 4-1 3B BB		B F C S 1-3 ③ K		3	1	0	0	1	3	3
Benito Santiago, R (1, 2) OBP: 0.280, SLG: 0.362		X 0-0 ① G5-3		S F X 0-2 ③ FC4-6 1-2f		X 0-0 ② F7			C B X 1-1 2B 1B	4	1	1	0	0	0	2
Jerald Clark, R (1, 7) OBP: 0.281, SLG: 0.367		C X 0-1 ② L6			B F X 1-1 ① F7	S X 0-1 1-H 3B			C B B F B S 3-3 ① K	4	0	1	1	0	1	1
Tim Teufel, R (1, 4) OBP: 0.340, SLG: 0.400 Kurt Stillwell, S (6, PH) OBP: 0.271, SLG: 0.281 (6, 4)		M B F C 1-3 ③ K			B S S B B B 4-2 SH3-4 BB	B X 1-0 ③ L6			F C F B X 1-2 ② F9	1 2	0 0	0 0	0 0	1 0	1 0	0 2
Bruce Hurst, L (1, 1) OBP: 0.130, SLG: 0.136 Jose Melendez, R (5, 1) Rich Rodriguez, L (6, 1) Oscar Azocar, L (7, PH) OBP: 0.281, SLG: 0.253 Mike Maddux, L (7, 1) Phil Stephenson, L (9, PH) OBP: 0.324, SLG: 0.353			X 0-0 ① G4-3		X 0-0 ② SH3-4 1-2		C X 0-1 ① G3-1		B X 1-0 1-H 2B	1 0 0 1 0 1	0 0 0 0 0 0	0 0 0 0 0 1	0 0 0 0 0 1	0 0 0 0 0 1	0 0 0 0 0 0	0 0 0 0 0 0
Inning Stats	R: 0 E: 0 K: 1 S: 10 H: 1 LOB: 2 BB: 1 P: 18	R: 0 E: 0 K: 1 S: 6 H: 0 LOB: 0 BB: 0 P: 7	R: 0 E: 0 K: 1 S: 8 H: 0 LOB: 0 BB: 0 P: 11	R: 0 E: 0 K: 1 S: 15 H: 1 LOB: 1 BB: 0 P: 17	R: 0 E: 0 K: 0 S: 7 H: 0 LOB: 1 BB: 1 P: 13	R: 3 E: 0 K: 0 S: 11 H: 3 LOB: 1 BB: 1 P: 18	R: 0 E: 0 K: 0 S: 4 H: 0 LOB: 0 BB: 0 P: 5	R: 0 E: 0 K: 1 S: 8 H: 0 LOB: 0 BB: 0 P: 13	R: 1 E: 0 K: 1 S: 11 H: 2 LOB: 1 BB: 0 P: 17	1B: 3 2B: 2 3B: 1 HR: 1	SF: 0 SAC: 1 DP: 0 HBP: 0					

PITCHER		IP	WLS	BF	H	R	ER	SO	BB	IBB	HBP	BLK	WP	HR	S	P	ERA	WHIP
Ken Hill, R ERA: 2.69	(1, 1)	5.2	W	25	5	3	3	4	3	0	0	0	0	1	56	82	4.76	1.412
Mel Rojas, R ERA: 1.18	(6, 1)	3.0		11	2	1	1	2	0	0	0	0	0	0	23	36	3.00	0.667
John Wetteland, R ERA: 3.89	(9, 1)	0.1	S	1	0	0	0	0	0	0	0	0	0	0	1	1	0.00	0.000

PITCHER	IP	WLS	BF	H	R	ER	SO	BB	IBB	HBP	BLK	WP	HR	S	P	ERA	WHIP

TOP

San Diego Padres @ Montreal Expos

Olympic Stadium, Montreal, QB

Thu Jul 16 1992, 7:05 PM EDT

Att. 30,790 - Dome - 70 F

livebaseballscorecards.com

AB	33
R	4
H	7
RBI	4
BB	3
SO	6
LOB	10

1B: 3	SF: 0	WP: 0	PA: 37
2B: 2	SAC: 1	PB: 0	
3B: 1	DP: 0	SB: 0	
HR: 1	HBP: 0	CS: 0	

BOTTOM

San Diego Padres @ Montreal Expos

Olympic Stadium, Montreal, QB

Thu Jul 16 1992, 7:05 PM EDT

Att. 30,790 - Dome - 70 F

livebaseballscorecards.com

Batter	1	2	3	4	5	6	7	8	9	AB	R	H	RBI	BB	SO	LOB
Delino DeShields, L (1, 4) OBP: 0.380, SLG: 0.408	S B C X 1-2 G3-1 ①		C B B X 2-1 F9 ②		X 0-0 S G1-3 HR 1B	B B B C F B 4-2 1B S BB		C B C B X 2-2 G4-3 ②		4	1	1	0	1	0	1
Spike Owen, S (1, 6) OBP: 0.333, SLG: 0.392	B X 1-0 1B		B F C 1 SAFE X 1-2 1B 1-3 1B		1 SAFE 1 SAFE B 1 SAFE 1 SAFE C X 1-1 G1-3 ① 1-2	1 SAFE 1 SAFE B 1 SAFE 1 SAFE B F 1 SAFE 1 SAFE 2-2 F 1 SAFE X L7 ②		B B X 2-0 F7 ③		5	1	2	0	0	0	2
Marquis Grissom, R (1, 8) OBP: 0.332, SLG: 0.401	B 1 SAFE F F 1 SAFE S 1-3 K ②		C X 0-1 1B 1-3 3-H 1B		C F X 0-2 2-H HR	1 SAFE C S X 0-2 1-3 1B				4	1	3	3	0	1	1
Larry Walker, L (1, 9) OBP: 0.335, SLG: 0.510	X 0-0 F8 ③		1 SAFE X 0-0 1-3 3-H 1B		X 0-0 BB E 1B	B X 1-0 G1-3 ③				4	1	2	1	0	0	3
Tim Wallach, R (1, 5) OBP: 0.312, SLG: 0.328		C X 0-1 P4 ①	F C B X 1-2 F8 ③		C B S B B F B 4-2 E 1-2 SF7 BB		F X 0-1 G6-3 ①			3	1	0	0	1	0	2
Gary Carter, R (1, 2) OBP: 0.292, SLG: 0.326		C B X 1-1 G1-3 ②		S C X 0-2 G4-3 ①	C S B F F F X 1-2 SF7 ② 1-H 2-H		X 0-0 G6-3 ②			3	0	0	1	0	0	0
Archi Cianfrocco, R (1, 3) OBP: 0.279, SLG: 0.381		C X 0-1 F7 ③		B B B B 4-0 S G3-1 BB	S X 0-1 1B		C S X 0-2 FC4-6 1B			3	1	2	0	1	0	0
John Vander Wal, L (1, 7) OBP: 0.349, SLG: 0.372			C X 0-1 G3 ①	B F 1 SAFE B X 2-1 G3-1 ② 1-H	B F F S 1-3 K ③		X 0-0 FC4-6 ③ 1-2f			4	0	0	1	0	1	2
Ken Hill, R (1, 1) OBP: 0.385, SLG: 0.543 Mel Rojas, R (6, 1) OBP: 0.143, SLG: 0.143 John Wetteland, R (9, 1)			C B S F B B F B 4-2 1B 1B BB	F B X 1-1 G5-3 ③		S S C 0-3 K ①		X 0-0 F9 ①		1 2 0	1 0 0	0 0 0	0 0 0	1 0 0	0 1 0	0 0 0
Inning Stats	R: 0 E: 0 K: 1 S: 8 H: 1 LOB: 1 BB: 0 P: 11	R: 0 E: 0 K: 0 S: 6 H: 0 LOB: 0 BB: 0 P: 7	R: 2 E: 0 K: 0 S: 17 H: 3 LOB: 2 BB: 1 P: 25	R: 1 E: 0 K: 0 S: 7 H: 0 LOB: 0 BB: 1 P: 14	R: 4 E: 1 K: 1 S: 21 H: 4 LOB: 1 BB: 1 P: 28	R: 0 E: 0 K: 1 S: 12 H: 1 LOB: 2 BB: 1 P: 19	R: 0 E: 0 K: 0 S: 7 H: 1 LOB: 1 BB: 0 P: 7	R: 0 E: 0 K: 0 S: 5 H: 0 LOB: 0 BB: 0 P: 9		1B: 9 2B: 0 3B: 0 HR: 1	SF: 1 SAC: 0 DP: 0 HBP: 0				WP: 0 PB: 0 SB: 3 CS: 0	PA: 38	

PITCHER		IP	WLS	BF	H	R	ER	SO	BB	IBB	HBP	BLK	WP	HR	S	P	ERA	WHIP
Bruce Hurst, L ERA: 3.54	(1, 1)	4.1	L	23	7	7	6	1	3	0	0	0	0	1	48	72	12.46	2.308
Jose Melendez, R ERA: 3.03	(5, 1)	1.1		7	2	0	0	2	1	0	0	0	0	0	22	30	0.00	2.250
Rich Rodriguez, L ERA: 2.14	(6, 1)	0.1		1	0	0	0	0	0	0	0	0	0	0	1	2	0.00	0.000
Mike Maddux, R ERA: 1.73	(7, 1)	2.0		7	1	0	0	0	0	0	0	0	0	0	12	16	0.00	0.500

PITCHER	IP	WLS	BF	H	R	ER	SO	BB	IBB	HBP	BLK	WP	HR	S	P	ERA	WHIP

AB	33
R	7
H	10
RBI	6
BB	4
SO	3
LOB	11

Batter	1	2	3	4	5	6	7	8	9	AB	R	H	RBI	BB	SO	LOB
Tony Fernandez, S (1, 6) OBP: 0.354, SLG: 0.375	B X 1-0 G1-3 ①		B F X 1-1 L9 ③			X 0-0 F7 ②		F B X 1-1 FC6-4 ③ 1-2f		4	0	0	0	0	0	2
Tony Gwynn, L (1, 9) OBP: 0.382, SLG: 0.433	C C B F X 1-2 L1-3 1B			C X 0-1 G3-1 ①		C B X 1-1 F8 ③			B B C X 2-1 FC4-6 1B	4	0	2	0	0	0	0
Gary Sheffield, R (1, 5) OBP: 0.385, SLG: 0.556	C C X 0-2 L1-3 ②③ 1-2			X 0-0 G3-6 1B			S S F X 0-2 P6 ①		F F B F X 1-2 FC4-6 ① 1-2f DI	4	0	1	0	0	0	2
Fred McGriff, L (1, 3) OBP: 0.431, SLG: 0.588		B C C F X 1-2 G4-6-3 1B		B B X 2-0 G3-6 ②③ 1-2f			B B B F X 3-1 1B		X 0-0 L4 ②	4	0	2	0	0	0	2
Darrin Jackson, R (1, 8) OBP: 0.303, SLG: 0.417		B 1 SAFE X 1-0 F9 ①			C X 0-1 G5-3 ①		C B F X 1-2 L9 ②		F B B C B X 3-2 G6-3 ③ 1-2	4	0	0	0	0	0	3
Benito Santiago, R (1, 2) OBP: 0.276, SLG: 0.357		B S 1 SAFE 1 SAFE C F 1 SAFE X 1-2 G4-6-3 ②③ 1-2f			B X 1-0 G1-3 ②		1 SAFE B X 1-0 G4-3 ③			3	0	0	0	0	0	2
Jerald Clark, R (1, 7) OBP: 0.285, SLG: 0.368			B X 1-0 G4-3 1B		B B B C C B 4-2 FC6-4 BB			B B C X 2-1 F8 ①		2	0	1	0	1	0	0
Kurt Stillwell, S (1, 4) OBP: 0.271, SLG: 0.282			1 SAFE X 0-0 G4-3 ① 1-2		1 SAFE B B B X 2-0 FC6-4 ③ 1-2f			B F F B B F F F X 3-2 FC6-4 1B		3	0	1	0	0	0	2
Andy Benes, R (1, 1) OBP: 0.209, SLG: 0.205 Kevin Ward, R (8, PH) OBP: 0.289, SLG: 0.286 Rich Rodriguez, L (8, 1)			F C C 0-3 K ②			C C S 0-3 K2-3 ①		C X 0-1 F9 ②		2 1 0	0 0 0	0 0 0	0 0 0	0 0 0	2 0 0	1 1 0
Inning Stats	R: 0 H: 1 E: 0 LOB: 0 K: 0 BB: 0 S: 8 P: 10	R: 0 H: 1 E: 0 LOB: 0 K: 0 BB: 0 S: 9 P: 12	R: 0 H: 1 E: 0 LOB: 1 K: 1 BB: 0 S: 7 P: 9	R: 0 H: 1 E: 0 LOB: 0 K: 0 BB: 0 S: 4 P: 6	R: 0 H: 0 E: 0 LOB: 1 K: 0 BB: 1 S: 6 P: 13	R: 0 H: 0 E: 0 LOB: 0 K: 1 BB: 0 S: 6 P: 7	R: 0 H: 1 E: 0 LOB: 1 K: 0 BB: 0 S: 10 P: 15	R: 0 H: 1 E: 0 LOB: 1 K: 0 BB: 0 S: 12 P: 18	R: 0 H: 1 E: 0 LOB: 1 K: 0 BB: 0 S: 10 P: 16	1B: 7 SF: 0 2B: 1 SAC: 0 3B: 0 DP: 3 HR: 0 HBP: 0						

TOP

San Diego Padres @ Montreal Expos

Olympic Stadium, Montreal, QB

Fri Jul 17 1992, 7:05 PM EDT

Att. 31,123 - Dome - 70 F

livebaseballscorecards.com

AB	31
R	0
H	7
RBI	0
BB	1
SO	2
LOB	15

WP: 0 PB: 0 SB: 0 CS: 0 PA: 32

PITCHER		IP	WLS	BF	H	R	ER	SO	BB	IBB	HBP	BLK	WP	HR	S	P	ERA	WHIP
Chris Nabholz, L ERA: 3.61	(1, 1)	8.0	W	29	7	0	0	2	1	0	0	0	0	0	64	94	0.00	1.000
John Wetteland, R ERA: 3.8	(9, 1)	1.0	S	3	0	0	0	0	0	0	0	0	0	0	8	12	0.00	0.000

PITCHER	IP	WLS	BF	H	R	ER	SO	BB	IBB	HBP	BLK	WP	HR	S	P	ERA	WHIP

Batter	1	2	3	4	5	6	7	8	9	AB	R	H	RBI	BB	SO	LOB
Delino DeShields, L (1, 4) OBP: 0.378, SLG: 0.406	B C F X 1-2 G1-3 ①			C X 0-1 G3 1B 1B 1B		C B B S B S 3-3 K ①		X 0-0 L7 ①		4	1	1	0	0	1	0
Marquis Grissom, R (1, 8) OBP: 0.331, SLG: 0.399	C X 0-1 F8 ②			1 SAFE C 1 SAFE 1 SAFE X 0-1 F9 ①		F C X 0-2 1B		F S X 0-2 G6-3 ②		4	0	1	0	0	0	1
John Vander Wal, L (1, 7) OBP: 0.353, SLG: 0.376	C F B C 1-3 K ③			1 SAFE X 0-0 G3 1B 1-2 1B		B P C 1 SAFE B 1 SAFE X 3-1 F8 ②		C X 0-1 E 1B WP 1B		4	2	2	0	0	1	1
Larry Walker, L (1, 9) OBP: 0.334, SLG: 0.507		B B S X 2-1 P6 ①		B X 1-0 G3 ② 1-2 2-3		1 SAFE F B F B S 2-3 K ③		S B F B B X 3-2 E4 WP 1-3 1B		4	0	1	0	0	1	3
Darrin Fletcher, L (1, 2) OBP: 0.277, SLG: 0.272		X 0-0 P5 ②		B B X 2-0 2-H 3-H 1B			B B X 2-0 G6-3 1B 1B	C B F X 1-2 F7 ③ 1-2 3-H		4	0	2	2	0	0	1
Tim Wallach, R (1, 5) OBP: 0.309, SLG: 0.325		C B F X 1-2 G5-3 ③		F C S 0-3 K ③			C S F B B S 2-3 K ①			3	0	0	0	0	2	2
Greg Colbrunn, R (1, 3) OBP: 0.368, SLG: 0.368 Archi Cianfrocco, R (8, 3) OBP: 0.279, SLG: 0.381			C B C X 1-2 G4-3 1B		B F F F F F S 1-3 K ①		X 0-0 G6-3 1-2 1B			3 0	0 0	2 0	0 0	0 0	1 0	0 0
Spike Owen, S (1, 6) OBP: 0.330, SLG: 0.387			1 SAFE C B 1 SAFE 1 SAFE F B F X 2-2 G4-3 ① ② 1-2f		B F B X 2-1 P5 ②		C B X 1-1 G6-3 ② 1-2 2-3			3	0	0	0	0	0	3
Chris Nabholz, L (1, 1) OBP: 0.083, SLG: 0.139 John Wetteland, R (9, 1)			X 0-0 P6 ③		X 0-0 G4-3 ③		B B C X 2-1 G4-3 ③			3 0	0 0	0 0	0 0	0 0	0 0	2 0
Inning Stats	R: 0 E: 0 K: 1 S: 8 H: 0 LOB: 0 BB: 0 P: 10	R: 0 E: 0 K: 0 S: 6 H: 0 LOB: 0 BB: 0 P: 9	R: 0 E: 0 K: 0 S: 8 H: 1 LOB: 0 BB: 0 P: 11	R: 2 E: 0 K: 1 S: 10 H: 3 LOB: 1 BB: 0 P: 13	R: 0 E: 0 K: 1 S: 10 H: 0 LOB: 0 BB: 0 P: 13	R: 0 E: 0 K: 2 S: 12 H: 1 LOB: 1 BB: 0 P: 19	R: 0 E: 0 K: 1 S: 10 H: 2 LOB: 2 BB: 0 P: 17	R: 1 E: 1 K: 0 S: 12 H: 2 LOB: 1 BB: 0 P: 16		1B: 9 2B: 0 3B: 0 HR: 0 SF: 0 SAC: 0 DP: 1 HBP: 0				WP: 1 PB: 0 SB: 0 CS: 0 PA: 32		

PITCHER		IP	WLS	BF	H	R	ER	SO	BB	IBB	HBP	BLK	WP	HR	S	P	ERA	WHIP
Andy Benes, R ERA: 3.65	(1, 1)	7.0	L	27	7	2	2	6	0	0	0	0	0	0	64	92	2.57	1.000
Rich Rodriguez, L ERA: 2.1	(8, 1)	1.0		5	2	1	0	0	0	0	0	0	1	0	12	16	0.00	2.000

PITCHER	IP	WLS	BF	H	R	ER	SO	BB	IBB	HBP	BLK	WP	HR	S	P	ERA	WHIP

BOTTOM

San Diego Padres @ Montreal Expos

Olympic Stadium, Montreal, QB

Fri Jul 17 1992, 7:05 PM EDT

Att. 31,123 - Dome - 70 F

livebaseballscorecards.com

AB	32
R	3
H	9
RBI	2
BB	0
SO	6
LOB	13

Batter	1	2	3	4	5	6	7	8	9	AB	R	H	RBI	BB	SO	LOB
Tony Fernandez, S (1, 6) OBP: 0.357, SLG: 0.379	F8		1B		E3 1B SF7 1B		E 1B	G6-4-3		5	1	3	1	0	0	1
Craig Shipley, R (9, 6) OBP: 0.224, SLG: 0.228										0	0	0	0	0	0	0
Tony Gwynn, L (1, 9) OBP: 0.385, SLG: 0.434	G1-3		F9		1B		E9 1B		2B BB	4	1	2	1	1	0	1
Gary Sheffield, R (1, 5) OBP: 0.385, SLG: 0.557	BB			F7	SF7		L9		2B	3	1	1	1	1	0	2
Fred McGriff, L (1, 3) OBP: 0.431, SLG: 0.582	K			BB	G3-1		IBB		K	3	0	0	0	2	2	4
Darrin Jackson, R (1, 8) OBP: 0.302, SLG: 0.417		G6-3		P3		G6-3	G5-3		1B 2B	5	1	1	2	0	0	4
Benito Santiago, R (1, 2) OBP: 0.274, SLG: 0.350		G5-3		K		F7		HR BB	L4	4	1	0	0	1	1	2
Jerald Clark, R (1, 7) OBP: 0.287, SLG: 0.368		G4-3			1B 1B	K		F7	3B 1B	5	2	2	1	0	1	1
Kurt Stillwell, S (1, 4) OBP: 0.281, SLG: 0.307			G4-3		BB		FC3-6 BB	HR	3B	3	2	2	3	2	0	0
Frank Seminara, R (1, 1) OBP: 0.105, SLG: 0.056			K		SH1-4		FC3-6 1B	G6-4-3 1B	K	3	1	1	0	0	1	1
Randy Myers, L (8, 1)										1	0	0	0	0	1	1
Inning Stats	R: 0 E: 0 K: 1 S: 7 H: 0 LOB: 1 BB: 1 P: 15	R: 0 E: 0 K: 0 S: 10 H: 0 LOB: 0 BB: 0 P: 17	R: 0 E: 0 K: 1 S: 9 H: 1 LOB: 1 BB: 0 P: 13	R: 0 E: 0 K: 1 S: 10 H: 0 LOB: 1 BB: 1 P: 18	R: 3 E: 1 K: 0 S: 14 H: 3 LOB: 1 BB: 1 P: 24	R: 0 E: 0 K: 1 S: 5 H: 0 LOB: 0 BB: 0 P: 9	R: 1 E: 1 K: 0 S: 9 H: 2 LOB: 3 BB: 2 P: 17	R: 2 E: 0 K: 0 S: 9 H: 2 LOB: 0 BB: 1 P: 17	R: 4 E: 0 K: 2 S: 19 H: 4 LOB: 1 BB: 1 P: 30	1B: 8 2B: 2 3B: 1 HR: 1	SF: 1 SAC: 1 DP: 1 HBP: 0					

TOP

San Diego Padres @ Montreal Expos

Olympic Stadium, Montreal, QB

Sat Jul 18 1992, 7:05 PM EDT

Att. 32,370 - Dome - 70 F

livebaseballscorecards.com

AB	36
R	10
H	12
RBI	9
BB	7
SO	6
LOB	17

PITCHER		IP	WLS	BF	H	R	ER	SO	BB	IBB	HBP	BLK	WP	HR	S	P	ERA	WHIP
Dennis Martinez, R ERA: 2.95	(1, 1)	6.1	L	29	6	4	3	4	4	0	0	0	0	0	60	105	4.26	1.579
Bill Sampen, R ERA: 3.27	(7, 1)	0.2		3	0	0	0	0	0	1	0	0	0	0	4	8	0.00	0.000
Bill Landrum, R ERA: 6.63	(8, 1)	1.0		5	2	2	2	0	1	0	0	0	0	1	9	17	18.00	3.000
Sergio Valdez, R ERA: 2.89	(9, 1)	0.1		4	2	3	3	1	1	0	0	0	0	0	7	13	81.00	9.000
Jeff Fassero, L ERA: 3.38	(9, 1)	0.2		4	2	1	1	1	0	0	0	0	0	0	12	17	13.50	3.000

PITCHER	IP	WLS	BF	H	R	ER	SO	BB	IBB	HBP	BLK	WP	HR	S	P	ERA	WHIP

BOTTOM

Batter	1	2	3	4	5	6	7	8	9	AB	R	H	RBI	BB	SO	LOB
Delino DeShields, L (1, 4) OBP: 0.379, SLG: 0.407	F8		F8 E FC1-2-5 1B		K			2B 1B		4	1	2	0	0	1	0
Marquis Grissom, R (1, 8) OBP: 0.330, SLG: 0.401	L8		F8			G4-3		G3 1-H 2-H 2B		4	0	1	2	0	0	1
John Vander Wal, L (1, 7) OBP: 0.353, SLG: 0.375 Greg Colbrunn, R (8, PH) OBP: 0.350, SLG: 0.350 Darren Reed, R (9, 7) OBP: 0.233, SLG: 0.316	1B 1B 1B		FC1-2-5 3-H			E3 1B		K		3 1 0	1 0 0	1 0 0	0 0 0	0 1 0	0 1 0	1 1 0
Larry Walker, L (1, 9) OBP: 0.336, SLG: 0.507	1B 1-2 1B		G6-3			1B 1-2 1B		G3 2-3		4	0	2	0	0	0	2
Bret Barberie, S (1, 5) OBP: 0.347, SLG: 0.274 Spike Owen, S (8, PH) OBP: 0.332, SLG: 0.387 (9, 6)	1-3 2-H 1B			G4-3		F7		FC5-4 BB		3 0	0 0	1 0	1 0	0 1	0 0	1 0
Tim Wallach, R (1, 3) OBP: 0.306, SLG: 0.321	G1-3			F9			F7	FC5-4 1-2f		4	0	0	0	0	0	4
Gary Carter, R (1, 2) OBP: 0.292, SLG: 0.321		L7		L9			G3-6-3 BB		F8	3	0	0	0	1	0	0
Tom Foley, L (1, 6) OBP: 0.244, SLG: 0.198 (9, 5) Archi Cianfrocco, R (9, PH) OBP: 0.283, SLG: 0.381		G5-3			G4-3		G3-6-3 1-2f		G4-6-3 BB	3 0	0 0	0 0	0 0	0 1	0 0	1 0
Dennis Martinez, R (1, 1) OBP: 0.205, SLG: 0.205 Bill Sampen, R (7, 1) Bill Landrum, R (8, 1) Darrin Fletcher, L (8, PH) OBP: 0.283, SLG: 0.279 Sergio Valdez, R (9, 1) Jeff Fassero, L (9, 1) Rob Natal, R (9, PH)		G1-3			K			1B 2B 1B	G4-6-3 1-2f	2 0 0 1 0 0 1	0 0 0 1 0 0 0	0 0 0 1 0 0 0	0 0 0 0 0 0 0	1 0 0 0 0 0 0	0 0 0 0 0 0 0	0 0 0 0 0 0 1
Inning Stats	R: 1 E: 0 K: 0 S: 11 H: 3 LOB: 2 BB: 0 P: 19	R: 0 E: 0 K: 0 S: 5 H: 0 LOB: 0 BB: 0 P: 6	R: 0 E: 1 K: 0 S: 8 H: 1 LOB: 1 BB: 0 P: 11	R: 0 E: 0 K: 0 S: 5 H: 0 LOB: 0 BB: 0 P: 9	R: 0 E: 0 K: 2 S: 8 H: 0 LOB: 0 BB: 0 P: 12	R: 0 E: 1 K: 0 S: 16 H: 1 LOB: 1 BB: 0 P: 24	R: 0 E: 0 K: 0 S: 3 H: 0 LOB: 0 BB: 1 P: 9	R: 2 E: 0 K: 1 S: 15 H: 3 LOB: 2 BB: 1 P: 25	R: 0 E: 0 K: 0 S: 5 H: 0 LOB: 0 BB: 1 P: 11	1B: 7 2B: 1 3B: 0 HR: 0	SF: 0 SAC: 0 DP: 2 HBP: 0						

PITCHER		IP	WLS	BF	H	R	ER	SO	BB	IBB	HBP	BLK	WP	HR	S	P	ERA	WHIP
Frank Seminara, R ERA: 3.96	(1, 1)	7.0	W	28	7	3	3	2	1	0	0	0	0	0	61	97	3.86	1.143
Randy Myers, L ERA: 5.4	(8, 1)	2.0		8	1	0	0	1	2	0	0	0	0	0	15	29	0.00	1.500

PITCHER	IP	WLS	BF	H	R	ER	SO	BB	IBB	HBP	BLK	WP	HR	S	P	ERA	WHIP

San Diego Padres @ Montreal Expos

Olympic Stadium, Montreal, QB

Sat Jul 18 1992, 7:05 PM EDT

Att. 32,370 - Dome - 70 F

livebaseballscorecards.com

AB	33
R	3
H	8
RBI	3
BB	3
SO	3
LOB	12

1B: 7	SF: 0	WP: 0	PA: 36
2B: 1	SAC: 0	PB: 0	
3B: 0	DP: 2	SB: 0	
HR: 0	HBP: 0	CS: 0	

San Diego Padres @ Montreal Expos

Olympic Stadium, Montreal, QB

Sun Jul 19 1992, 3:33 AM EDT

Att. 25,821 - Dome - 70 F

TOP

livebaseballscorecards.com

Batter	1	2	3	4	5	6	7	8	9	AB	R	H	RBI	BB	SO	LOB
Tony Fernandez, S (1, 6) OBP: 0.354, SLG: 0.374	L6		G6-3		G4-3		SH5-3 1-2	P5		4	0	0	0	0	0	2
Craig Shipley, R (9, 6) OBP: 0.224, SLG: 0.228										0	0	0	0	0	0	0
Tony Gwynn, L (1, 9) OBP: 0.388, SLG: 0.442	FC3-6 1B 1B		P6		3-H 1B		E6 2-H 3B	1-2f FC4-6		5	2	3	2	0	0	1
Gary Sheffield, R (1, 5) OBP: 0.388, SLG: 0.559	1-3 FC3-6 1B		P5	1 SAFE 1 SAFE 1 SAFE	P3		G6-3 2B 2B		S 2B HBP	4	2	2	0	0	0	1
Fred McGriff, L (1, 3) OBP: 0.429, SLG: 0.578	FC3-6 1B 1-2f 3-H			FC4 1B	F8		G6-3 2-3		1B FC5-4 1-H 2B	4	0	1	1	0	0	2
Phil Stephenson, L (9, PH) (9, 3) OBP: 0.342, SLG: 0.400										1	1	1	1	0	0	0
Darrin Jackson, R (1, 8) OBP: 0.309, SLG: 0.426	1-2 1B			1 SAFE K	E S 1B		3-H 2B		FC5-4 2-3 1B	5	0	4	1	0	1	1
Jerald Clark, R (1, 7) OBP: 0.282, SLG: 0.362	K			1 SAFE K	1 SAFE 1 SAFE 1 SAFE 1 SAFE 1 SAFE K		G5-3		FC5-4 F9 BB 1-2f 3-H	5	0	0	1	0	3	6
Dan Walters, R (1, 2) OBP: 0.323, SLG: 0.442		P3		1 SAFE 1 SAFE FC4 1-2f	F8 1-3			HR	FC6 1-2 BB	4	1	1	1	1	0	2
Kurt Stillwell, S (1, 4) OBP: 0.284, SLG: 0.321		F7			G4-3 1B 2B		1B 3B	G4-3	F9 2-3	5	2	2	0	0	0	2
Craig Lefferts, L (1, 1) OBP: 0.053, SLG: 0.053		L7			K		E SH5-3 3-H 1B	FC4-6 1B	FC6 1-2f	2	0	0	0	0	1	1
Oscar Azocar, L (7, PH) OBP: 0.269, SLG: 0.261										1	1	1	1	0	0	0
Mike Maddux, L (7, 1) OBP: 0.400, SLG: 0.250										1	0	1	0	0	0	0
Kevin Ward, R (9, PH) OBP: 0.286, SLG: 0.282										1	0	0	0	0	0	2
Tim Scott, R (9, 1)										0	0	0	0	0	0	0
Inning Stats	R: 1 E: 0 K: 1 S: 14 H: 3 LOB: 2 BB: 0 P: 19	R: 0 E: 0 K: 0 S: 4 H: 0 LOB: 0 BB: 0 P: 6	R: 0 E: 0 K: 0 S: 7 H: 0 LOB: 0 BB: 0 P: 10	R: 0 E: 0 K: 2 S: 14 H: 1 LOB: 1 BB: 0 P: 19	R: 1 E: 0 K: 1 S: 10 H: 2 LOB: 1 BB: 0 P: 13	R: 0 E: 0 K: 1 S: 9 H: 1 LOB: 1 BB: 0 P: 16	R: 4 E: 1 K: 0 S: 13 H: 5 LOB: 1 BB: 0 P: 21	R: 1 E: 0 K: 0 S: 13 H: 2 LOB: 1 BB: 0 P: 17	R: 2 E: 0 K: 0 S: 13 H: 2 LOB: 2 BB: 1 P: 23	1B: 9 2B: 4 3B: 2 HR: 1 SF: 0 SAC: 1 DP: 0 HBP: 1	WP: 0 PB: 0 SB: 2 CS: 0 PA: 45					

PITCHER		IP	WLS	BF	H	R	ER	SO	BB	IBB	HBP	BLK	WP	HR	S	P	ERA	WHIP
Mark Gardner, R ERA: 3.8	(1, 1)	6.1	L	29	10	5	5	5	0	0	0	0	0	0	65	95	7.11	1.579
Mel Rojas, R ERA: 1.33	(7, 1)	0.2		4	2	1	1	0	0	0	0	0	0	0	6	9	13.50	3.000
Sergio Valdez, R ERA: 3.48	(8, 1)	1.0		5	2	1	1	0	0	0	0	0	0	1	13	17	9.00	2.000
Bill Landrum, R ERA: 7.2	(9, 1)	1.0		7	2	2	2	0	1	0	1	0	0	0	13	23	18.00	3.000

PITCHER	IP	WLS	BF	H	R	ER	SO	BB	IBB	HBP	BLK	WP	HR	S	P	ERA	WHIP

AB	42
R	9
H	16
RBI	8
BB	1
SO	5
LOB	20

BOTTOM

San Diego Padres @ Montreal Expos

Olympic Stadium, Montreal, QB

Sun Jul 19 1992, 3:33 AM EDT

Att. 25,821 - Dome - 70 F

livebaseballscorecards.com

Batter	1	2	3	4	5	6	7	8	9	AB	R	H	RBI	BB	SO	LOB
Delino DeShields, L (1, 4) OBP: 0.381, SLG: 0.408 Bill Landrum, R (9, 1)	SH3 BLK 2B 1B		F8		K			S 1B		4 0	1 0	2 0	0 0	0 0	1 0	2 0
Spike Owen, S (1, 6) OBP: 0.332, SLG: 0.387 Tom Foley, L (2, 6) OBP: 0.237, SLG: 0.190	1 SAFE 1 SAFE SH3 1-3		G6-4-3 1-2f		K			P6		0 3	0 0	0 0	0 0	0 0	0 1	0 3
Marquis Grissom, R (1, 8) OBP: 0.332, SLG: 0.404	S 2B 3-H			G4-3		G6-3 1B		K		4	0	2	1	0	1	1
Larry Walker, L (1, 9) OBP: 0.332, SLG: 0.500	K			K		G6-3 1-2	1 SAFE 1 SAFE 1 SAFE 1 SAFE 1 SAFE 1 SAFE	K 1-2		4	0	0	0	0	3	3
Greg Colbrunn, R (1, 3) OBP: 0.375, SLG: 0.375	G5-3 2-3			S 2B 1B		F8			G5-4-3 1B	4	1	2	0	0	0	1
Tim Wallach, R (1, 5) OBP: 0.308, SLG: 0.326		F8		1 SAFE 1 SAFE 1 SAFE S 1 SAFE 1-H 2B				FC6-4 1B	G5-4-3 1-2f	4	0	2	1	0	0	1
Rob Natal, R (1, 2)		K		F8				FC6-4 G3 1-2f	G3	4	0	0	0	0	1	2
John Vander Wal, L (1, 7) OBP: 0.353, SLG: 0.374		G4-3			SH2-4 1B			G3 1-2		3	0	1	0	0	0	1
Mark Gardner, R (1, 1) OBP: 0.139, SLG: 0.200 Mel Rojas, R (7, 1) OBP: 0.143, SLG: 0.143 Darrin Fletcher, L (7, PH) OBP: 0.281, SLG: 0.276 Sergio Valdez, R (8, 1) Bret Barberie, S (9, 4) OBP: 0.347, SLG: 0.274			G6-4-3 1B		SH2-4 1-2		P5			1 0 1 0 0	0 0 0 0 0	1 0 0 0 0	0 0 0 0 0	0 0 0 0 0	0 0 1 0 0	0 0 1 0 0
Inning Stats	R: 1 E: 0 K: 1 S: 13 H: 2 LOB: 1 BB: 0 P: 16	R: 0 E: 0 K: 1 S: 7 H: 0 LOB: 0 BB: 0 P: 9	R: 0 E: 0 K: 0 S: 5 H: 1 LOB: 0 BB: 0 P: 9	R: 1 E: 0 K: 1 S: 13 H: 2 LOB: 1 BB: 0 P: 19	R: 0 E: 0 K: 2 S: 11 H: 1 LOB: 1 BB: 0 P: 15	R: 0 E: 0 K: 0 S: 5 H: 1 LOB: 0 BB: 0 P: 9	R: 0 E: 0 K: 0 S: 9 H: 1 LOB: 1 BB: 0 P: 13	R: 0 E: 0 K: 2 S: 9 H: 1 LOB: 1 BB: 0 P: 11	R: 0 E: 0 K: 0 S: 8 H: 1 LOB: 0 BB: 0 P: 10	1B: 8 2B: 2 3B: 0 HR: 0	SF: 0 SAC: 2 DP: 2 HBP: 0					

	AB	32
	R	2
	H	10
	RBI	2
	BB	0
	SO	7
	LOB	15

PITCHER		IP	WLS	BF	H	R	ER	SO	BB	IBB	HBP	BLK	WP	HR	S	P	ERA	WHIP
Craig Lefferts, L ERA: 3.51	(1, 1)	6.0	W	23	7	2	2	5	0	0	0	1	0	0	54	77	3.00	1.167
Mike Maddux, R ERA: 1.65	(7, 1)	2.0		8	2	0	0	2	0	0	0	0	0	0	18	24	0.00	1.000
Tim Scott, R ERA: 4.61	(9, 1)	1.0		3	1	0	0	0	0	0	0	0	0	0	8	10	0.00	1.000

PITCHER	IP	WLS	BF	H	R	ER	SO	BB	IBB	HBP	BLK	WP	HR	S	P	ERA	WHIP

Batter	1	2	3	4	5	6	7	8	9	AB	R	H	RBI	BB	SO	LOB
Tony Fernandez, S (1, 6) OBP: 0.350, SLG: 0.370	B B B C X 3-1 ① L4		C B X 1-1 ② F7			C C B B X 2-2 ① G6-3			F C F F B F X 1-2 ① G6-3	4	0	0	0	0	0	0
Tony Gwynn, L (1, 9) OBP: 0.389, SLG: 0.441	B C X 1-1 ② G4-3		C X 0-1 ③ F8			B B B C B 4-1 G5-4-3 BB			B C X 1-1 1B 1B 1B	3	1	1	0	1	0	0
Gary Sheffield, R (1, 5) OBP: 0.386, SLG: 0.556	B F S X 1-2 ③ P4			X 0-0 ① L7		B X 1-0 ②③ G5-4-3 1-2f			F 1 SAFE F B B B F X 3-2 G3 1B 1-3 1B	4	0	1	0	0	0	1
Fred McGriff, L (1, 3) OBP: 0.429, SLG: 0.587		B B X 2-0 HR		C S B S 1-3 ② K			B X 1-0 ① F7		B X 1-0 G3 1-2 3-H 1B	4	1	2	2	0	1	0
Darrin Jackson, R (1, 8) OBP: 0.306, SLG: 0.421		B C S S B F S 2-3 ① K		B X 1-0 ③ L6			C S X 0-2 ② G6-3		X 0-0 ② G3 1-2 2-3	4	0	0	0	0	1	2
Benito Santiago, R (1, 2) OBP: 0.279, SLG: 0.350		B F B X 2-1 G5-3 BB 1B			B X 1-0 ① G5-3		B B B C B 4-1 CS BB		B S S X 1-2 ③ L5	3	0	1	0	1	0	2
Jerald Clark, R (1, 7) OBP: 0.286, SLG: 0.366		C S F B 1 SAFE F 1 SAFE B B B 4-2 B 1-2 BB			B X 1-0 2B		1 SAFE B 1 SAFE 1 SAFE B C B C 3-2 ③ CS 1-2	C S B X 1-2 ① G6-3		2	0	1	0	1	0	0
Kurt Stillwell, S (1, 4) OBP: 0.280, SLG: 0.317		B C X 1-1 ②③ G5-3 2-3f			F B F B S 2-3 ② K			B F X 1-1 ② F7		3	0	0	0	0	1	3
Jim Deshaies, L (1, 1) Oscar Azocar, L (8, PH) OBP: 0.266, SLG: 0.258 Rich Rodriguez, L (8, 1) Randy Myers, L (9, 1)			C X 0-1 ① L1		F F S 0-3 ③ K			C F B B X 2-2 ③ G4-3		2 1 0 0	0 0 0 0	0 0 0 0	0 0 0 0	1 0 0 0	1 0 0 0	1 0 0 0
Inning Stats	R: 0 E: 0 K: 0 S: 7 H: 0 LOB: 0 BB: 0 P: 12	R: 1 E: 0 K: 1 S: 13 H: 2 LOB: 1 BB: 1 P: 24	R: 0 E: 0 K: 0 S: 6 H: 0 LOB: 0 BB: 0 P: 7	R: 0 E: 0 K: 1 S: 5 H: 0 LOB: 0 BB: 0 P: 7	R: 0 E: 0 K: 2 S: 8 H: 1 LOB: 1 BB: 0 P: 12	R: 0 E: 0 K: 0 S: 5 H: 0 LOB: 0 BB: 1 P: 12	R: 0 E: 0 K: 0 S: 7 H: 0 LOB: 0 BB: 1 P: 15	R: 0 E: 0 K: 0 S: 8 H: 0 LOB: 0 BB: 0 P: 12	R: 1 E: 0 K: 0 S: 18 H: 3 LOB: 2 BB: 0 P: 25	1B: 4 2B: 1 3B: 0 HR: 1	SF: 0 SAC: 0 DP: 2 HBP: 0						

PITCHER		IP	WLS	BF	H	R	ER	SO	BB	IBB	HBP	BLK	WP	HR	S	P	ERA	WHIP
Greg Mathews, L ERA: 1.29	(1, 1)	7.0		24	3	1	1	4	3	0	0	0	0	1	51	89	1.29	0.857
Barry Jones, R ERA: 4.5	(8, 1)	2.0	L	9	3	1	1	0	0	0	0	0	0	0	26	37	4.50	1.500

PITCHER	IP	WLS	BF	H	R	ER	SO	BB	IBB	HBP	BLK	WP	HR	S	P	ERA	WHIP

TOP

San Diego Padres @ Philadelphia Phillies

Veterans Stadium, Philadelphia, PA

Mon Jul 20 1992, 7:05 PM EDT

Att. 20,795 - Cloudy - 86 F

livebaseballscorecards.com

AB	30
R	2
H	6
RBI	2
BB	3
SO	4
LOB	9

PA:	34		
WP:	0	1B:	4
PB:	0	2B:	1
SB:	0	3B:	0
CS:	1	HR:	1
		SF:	0
		SAC:	0
		DP:	2
		HBP:	0

BOTTOM

San Diego Padres @ Philadelphia Phillies

Veterans Stadium, Philadelphia, PA

Mon Jul 20 1992, 7:05 PM EDT

Att. 20,795 - Cloudy - 86 F

livebaseballscorecards.com

Batter	1	2	3	4	5	6	7	8	9	AB	R	H	RBI	BB	SO	LOB
Lenny Dykstra, L (1, 8) OBP: 0.365, SLG: 0.379	C B F B X 2-2 ① L8		C B B B X 3-1 ② P7		B X 1-0 ② P6			X 0-0 S 1B		4	0	1	0	0	0	0
Mariano Duncan, R (1, 4) OBP: 0.295, SLG: 0.403	C B F B X 2-2 FC5-4 1B		C S X 0-2 ③ G6-3		B F B X 2-1 ③ G4-3			B 1 SAFE B 1 SAFE X 2-0 ② F8		4	0	1	0	0	0	1
Dave Hollins, S (1, 5) OBP: 0.372, SLG: 0.448	B X 1-0 ② FC5-4 2B 1-2f			B B C B X 3-1 1B FC4-6 2B		B F B F X 2-2 ① P9		1 SAFE 1 SAFE S S X 0-2 ③ G6-3 1-2		4	1	1	0	0	0	2
John Kruk, L (1, 3) OBP: 0.455, SLG: 0.503	C B 1 SAFE F X 1-2 1-3 2B			B C X 1-1 FC4-6 2-3 1B		C X 0-1 ② F8			B S S B X 2-2 BB BB 1B	4	0	3	0	0	0	0
Wes Chamberlain, R (1, 9) OBP: 0.285, SLG: 0.428	B B F F X 2-2 ③ P3			X 0-0 ① FC4-6 FC5-4 S 1-2f 3-H		B X 1-0 ③ G6-3			S X 0-1 ① F9	4	0	0	1	0	0	4
Darren Daulton, L (1, 2) OBP: 0.386, SLG: 0.495		F X 0-1 ① F7		C B F B B F F B 4-2 FC5-4 1-2 BB			C B B B B 4-1 CS SH1-4 BB		S 1 SAFE B C S 1-3 ② K	2	0	0	0	2	1	1
Stan Javier, S (1, 7) OBP: 0.319, SLG: 0.280 Barry Jones, R (8, 1) Ricky Jordan, R (9, PH) OBP: 0.259, SLG: 0.336 Mickey Morandini, L (9, PR) OBP: 0.321, SLG: 0.374		B B S B F F X 3-2 ② G6-3		F X 0-1 ② FC5-4 1-2f 2-3			X 0-0 ① SH1-4 1-2		B B B B C B 4-1 BB 1-2 BB	2 0 0 0	0 0 0 0	0 0 0 0	0 0 1 0	0 0 0 0	0 0 0 0	2 0 0 0
Joe Millette, R (1, 6) OBP: 0.350, SLG: 0.316 Jeff Grotewold, L (9, PH) OBP: 0.382, SLG: 0.677		X 0-0 ③ P8		F C X 0-2 ③ G1-3			B B X 2-0 ②③ F8 2-3		B B F B S B 4-2 1-2 2-3 BB	3 0	0 0	0 0	0 1	0 0	0 0	3 0
Greg Mathews, R (1, 1) Ruben Amaro Jr, S (8, 7) OBP: 0.302, SLG: 0.313			C S C 0-3 ① K		C F X 0-2 ① L9			B C F F C 1-3 ① K	B B B C C C X 3-2 ③ L4	2 2	0 0	0 0	0 0	0 0	1 1	0 3
Inning Stats	R: 0 E: 0 K: 0 S: 13 H: 2 LOB: 2 BB: 0 P: 21	R: 0 E: 0 K: 0 S: 7 H: 0 LOB: 0 BB: 0 P: 10	R: 0 E: 0 K: 1 S: 8 H: 0 LOB: 0 BB: 0 P: 11	R: 1 E: 0 K: 0 S: 14 H: 2 LOB: 2 BB: 1 P: 22	R: 0 E: 0 K: 0 S: 6 H: 0 LOB: 0 BB: 0 P: 9	R: 0 E: 0 K: 0 S: 6 H: 0 LOB: 0 BB: 0 P: 9	R: 0 E: 0 K: 0 S: 3 H: 0 LOB: 0 BB: 1 P: 9	R: 0 E: 0 K: 1 S: 9 H: 1 LOB: 1 BB: 0 P: 12	R: 0 E: 0 K: 1 S: 14 H: 1 LOB: 3 BB: 2 P: 28	1B: 4 2B: 2 3B: 0 HR: 0		SF: 0 SAC: 1 DP: 0 HBP: 0			WP: 0 PB: 0 SB: 2 CS: 1	PA: 36	

	AB	R	H	RBI	BB	SO	LOB
AB	31						
R	1						
H	6						
RBI	1						
BB	4						
SO	3						
LOB	16						

PITCHER		IP	WLS	BF	H	R	ER	SO	BB	IBB	HBP	BLK	WP	HR	S	P	ERA	WHIP
Jim Deshaies, L ERA: 1.42	(1, 1)	7.0		26	4	1	1	1	2	0	0	0	0	0	57	91	1.29	0.857
Rich Rodriguez, L ERA: 2.07	(8, 1)	1.0	W	4	1	0	0	1	0	0	0	0	0	0	9	12	0.00	1.000
Randy Myers, L ERA: 5.28	(9, 1)	1.0	S	6	1	0	0	1	2	0	0	0	0	0	14	28	0.00	3.000

PITCHER	IP	WLS	BF	H	R	ER	SO	BB	IBB	HBP	BLK	WP	HR	S	P	ERA	WHIP

Batter	1	2	3	4	5	6	7	8	9	AB	R	H	RBI	BB	SO	LOB
Kurt Stillwell, S (1, 4) OBP: 0.280, SLG: 0.316	F9		F7		1B		F7			4	0	1	0	0	0	2
Tony Gwynn, L (1, 9) OBP: 0.388, SLG: 0.442	P7		1B 2B (2-H)		F7		G1-3			4	1	1	1	0	0	2
Gary Sheffield, R (1, 5) OBP: 0.388, SLG: 0.558	P6		1B (2-H)			3B 2B		P6		4	1	2	1	0	0	0
Fred McGriff, L (1, 3) OBP: 0.427, SLG: 0.589		K	G1-3			SF9 3B (2-H)		G6-3		4	1	1	1	0	1	1
Jerald Clark, R (1, 7) OBP: 0.282, SLG: 0.361		G6-3		F9		P3		F7		4	0	0	0	0	0	1
Benito Santiago, R (1, 2) OBP: 0.287, SLG: 0.356		FC5-4 1B		K 1B		SF9 (3-H)			BB	2	0	2	1	1	0	0
Kevin Ward, R (1, 8) OBP: 0.277, SLG: 0.273		FC5-4 (1-2f)		K (1-2)		F8			F7	3	0	0	0	0	1	2
Darrin Jackson, R (8, 8) OBP: 0.305, SLG: 0.419										1	0	0	0	0	0	1
Craig Shipley, R (1, 6) OBP: 0.242, SLG: 0.262			2B 2B		G4-3		SH1-4 1B		F9	4	1	2	0	0	0	1
Bruce Hurst, L (1, 1) OBP: 0.122, SLG: 0.128			K	K			SH1-4 (1-2)		G1-3	3	0	0	0	0	2	2
Randy Myers, L (9, 1)										0	0	0	0	0	0	0
Inning Stats	R: 0 E: 0 K: 0 S: 4 H: 0 LOB: 0 BB: 0 P: 6	R: 0 E: 0 K: 1 S: 8 H: 1 LOB: 1 BB: 0 P: 11	R: 2 E: 0 K: 1 S: 15 H: 3 LOB: 1 BB: 0 P: 19	R: 0 E: 0 K: 1 S: 5 H: 1 LOB: 0 BB: 0 P: 11	R: 0 E: 0 K: 1 S: 11 H: 1 LOB: 1 BB: 0 P: 13	R: 2 E: 0 K: 0 S: 8 H: 2 LOB: 0 BB: 0 P: 9	R: 0 E: 0 K: 0 S: 9 H: 1 LOB: 1 BB: 0 P: 12	R: 0 E: 0 K: 0 S: 9 H: 0 LOB: 0 BB: 0 P: 11	R: 0 E: 0 K: 0 S: 8 H: 0 LOB: 1 BB: 1 P: 16	1B: 5 2B: 3 3B: 1 HR: 0 SF: 1 SAC: 1 DP: 0 HBP: 0						

PITCHER		IP	WLS	BF	H	R	ER	SO	BB	IBB	HBP	BLK	WP	HR	S	P	ERA	WHIP
Terry Mulholland, L ERA: 3.57	(1, 1)	8.0	L	32	9	4	4	4	0	0	0	0	0	0	69	92	4.50	1.125
Bob Ayrault, R ERA: 3.8	(9, 1)	1.0		4	0	0	0	0	1	0	0	0	0	0	8	16	0.00	1.000

PITCHER	IP	WLS	BF	H	R	ER	SO	BB	IBB	HBP	BLK	WP	HR	S	P	ERA	WHIP

TOP

San Diego Padres @ Philadelphia Phillies

Veterans Stadium, Philadelphia, PA

Tue Jul 21 1992, 7:05 PM EDT

Att. 19,829 - Cloudy - 85 F

livebaseballscorecards.com

AB	33
R	4
H	9
RBI	4
BB	1
SO	4
LOB	12

WP: 0	PA: 36					
PB: 0						
SB: 0						
CS: 0						

Batter	1	2	3	4	5	6	7	8	9	AB	R	H	RBI	BB	SO	LOB
Lenny Dykstra, L (1, 8) OBP: 0.370, SLG: 0.385	B C B F F X 2-2 S 1B		C B C B F F F F B 3-2 X 1B S 1B			F C X 0-2 2B 1B		F C X 0-2 ② F7		4	1	3	0	0	0	0
Mariano Duncan, R (1, 4) OBP: 0.295, SLG: 0.401	B 1 SAFE S B F 1 SAFE C 2-3 ① K		C X 0-1 G5-4-3 1-3 1B			X 0-0 ① F9		X 0-0 ③ F8		4	0	1	0	0	1	2
Dave Hollins, S (1, 5) OBP: 0.373, SLG: 0.451	F X 0-1 ② F8		1 SAFE B X 1-0 ② ③ G5-4-3 1-2f			C B B X 2-1 G4-3 1-H 2B			C X 0-1 FC3-6 1B	4	0	2	1	0	0	3
John Kruk, L (1, 3) OBP: 0.450, SLG: 0.497	C 1 SAFE 1 SAFE B C X 1-2 ③ F7 1-2			F B C X 1-2 ① G5-3		C S B X 1-2 ② G4-3 2-3			B B X 2-0 ① FC3-6 2B 1-2f G3	4	1	0	0	0	0	3
Wes Chamberlain, R (1, 9) OBP: 0.284, SLG: 0.429		C B F X 1-2 ① F8		S C X 0-2 ② G4-3		F C S 0-3 ③ K			C F X 0-2 G3 1-3 1B 2B	4	1	1	0	0	1	1
Darren Daulton, L (1, 2) OBP: 0.384, SLG: 0.491		C S B B X 2-2 G6-3 BLK 1B		B C X 1-1 ③ G3			B X 1-0 ① G4-3		C X 0-1 ② G3 2-3 3-H	4	0	1	1	0	0	1
Stan Javier, S (1, 7) OBP: 0.324, SLG: 0.287		C X 0-1 ② G6-3 1-3			C B X 1-1 G6-4-3 1B		B C F X 1-2 ② G6-3		C B S F B F F X 2-2 FC5-4 3-H 1B	4	0	2	1	0	0	1
Joe Millette, R (1, 6) OBP: 0.304, SLG: 0.273 Ricky Jordan, R (9, PH) OBP: 0.257, SLG: 0.333		S S C 1-3 ③			1 SAFE X 0-0 ① ② G6-4-3 1-2f		X 0-0 ③ F9		B F F 1 SAFE B X 2-2 ③ FC5-4 1-2f	3 1	0 0	0 0	0 0	0 0	1 0	2 1
Terry Mulholland, R (1, 1) OBP: 0.155, SLG: 0.127 Ruben Amaro Jr, S (8, PH) OBP: 0.301, SLG: 0.311 Bob Ayrault, R (9, 1)			B C F B X 2-2 ① G5-3		C X 0-1 ③ P9			B B C X 2-1 ① F9		2 1 0	0 0 0	0 0 0	0 0 0	0 0 0	0 0 0	0 0 0
Inning Stats	R: 0 E: 0 K: 1 S: 12 H: 1 LOB: 1 BB: 0 P: 17	R: 0 E: 0 K: 1 S: 11 H: 1 LOB: 1 BB: 0 P: 15	R: 0 E: 0 K: 0 S: 13 H: 2 LOB: 1 BB: 0 P: 19	R: 0 E: 0 K: 0 S: 8 H: 0 LOB: 0 BB: 0 P: 10	R: 0 E: 0 K: 0 S: 5 H: 1 LOB: 0 BB: 0 P: 6	R: 1 E: 0 K: 1 S: 12 H: 2 LOB: 1 BB: 0 P: 15	R: 0 E: 0 K: 0 S: 5 H: 0 LOB: 0 BB: 0 P: 7	R: 0 E: 0 K: 0 S: 6 H: 0 LOB: 0 BB: 0 P: 8	R: 2 E: 0 K: 0 S: 17 H: 3 LOB: 1 BB: 0 P: 23	1B: 8 2B: 2 3B: 0 HR: 0 SF: 0 SAC: 0 DP: 2 HBP: 0						WP: 0 PB: 0 SB: 2 CS: 0 PA: 35	

PITCHER		IP	WLS	BF	H	R	ER	SO	BB	IBB	HBP	BLK	WP	HR	S	P	ERA	WHIP
Bruce Hurst, L ERA: 3.52	(1, 1)	8.1	W	32	9	3	3	3	0	0	0	1	0	0	78	105	3.24	1.080
Randy Myers, L ERA: 5.2	(9, 1)	0.2	S	3	1	0	0	0	0	0	0	0	0	0	11	15	0.00	1.500

PITCHER	IP	WLS	BF	H	R	ER	SO	BB	IBB	HBP	BLK	WP	HR	S	P	ERA	WHIP

BOTTOM

San Diego Padres @ Philadelphia Phillies

Veterans Stadium, Philadelphia, PA

Tue Jul 21 1992, 7:05 PM EDT

Att. 19,829 - Cloudy - 85 F

livebaseballscorecards.com

AB	35
R	3
H	10
RBI	3
BB	0
SO	3
LOB	14

Batter	1	2	3	4	5	6	7	8	9	AB	R	H	RBI	BB	SO	LOB
Tony Fernandez, S (1, 6) OBP: 0.347, SLG: 0.366	F C S 0-3 ① K		B S B F F S 2-3 ③ K			C F S 0-3 ③ K			C B X 1-1 ① G6-3	4	0	0	0	0	3	1
Tony Gwynn, L (1, 9) OBP: 0.389, SLG: 0.445	B C X 1-1 ② F8			C X 0-1 ① P7			C F X 0-2 1B 1B		B C F B X 2-2 2B	4	0	2	0	0	0	0
Gary Sheffield, R (1, 5) OBP: 0.389, SLG: 0.557	B X 1-0 ③ F9			X 0-0 G4-6-3 1B			C 1 SAFE X 0-1 1-2 1B		B X 1-0 ② G5-3	4	0	2	0	0	0	1
Fred McGriff, L (1, 3) OBP: 0.423, SLG: 0.581		B C X 1-1 ① G4-3		C S F 1 SAFE B X 1-2 ② ③ G4-6-3 1-2f			C S S 0-3 ① K		B S B F B S 3-3 ③ K	4	0	0	0	0	2	4
Darrin Jackson, R (1, 8) OBP: 0.302, SLG: 0.416		B F F C 1-3 ② K			S C X 0-2 ① F9		F S S 0-3 ② K			3	0	0	0	0	2	2
Benito Santiago, R (1, 2) OBP: 0.283, SLG: 0.351		B F B C X 2-2 ③ G6-3			X 0-0 ② G6-3		B F X 1-1 ③ F9			3	0	0	0	0	0	2
Jerald Clark, R (1, 7) OBP: 0.283, SLG: 0.361			B B C S X 2-2 WP 1B		B C F B F B X 3-2 ③ P4			C X 0-1 ① F9		3	0	1	0	0	0	0
Tim Teufel, R (1, 4) OBP: 0.333, SLG: 0.392			C B B F F B F X 3-2 ① P5 1-2			C B B B X 3-1 ① G5-3		C B C B F F F B X 3-2 ② G5-3		3	0	0	0	0	0	1
Andy Benes, R (1, 1) OBP: 0.200, SLG: 0.195 Oscar Azocar, L (8, PH) OBP: 0.263, SLG: 0.256 Larry Andersen, R (8, 1)			C F S 0-3 ② K			B B C X 2-1 ② F8		C X 0-1 ③ G4-3		2 1 0	0 0 0	0 0 0	0 0 0	0 0 0	1 0 0	1 0 0
Inning Stats	R: 0 H: 0 E: 0 LOB: 0 K: 1 BB: 0 S: 6 P: 8	R: 0 H: 0 E: 0 LOB: 0 K: 1 BB: 0 S: 8 P: 12	R: 0 H: 1 E: 0 LOB: 1 K: 2 BB: 0 S: 15 P: 22	R: 0 H: 1 E: 0 LOB: 0 K: 0 BB: 0 S: 7 P: 8	R: 0 H: 0 E: 0 LOB: 0 K: 0 BB: 0 S: 8 P: 11	R: 0 H: 0 E: 0 LOB: 0 K: 1 BB: 0 S: 7 P: 12	R: 0 H: 2 E: 0 LOB: 2 K: 2 BB: 0 S: 13 P: 14	R: 0 H: 0 E: 0 LOB: 0 K: 0 BB: 0 S: 10 P: 13	R: 0 H: 1 E: 0 LOB: 1 K: 1 BB: 0 S: 9 P: 16	1B: 4 SF: 0 2B: 1 SAC: 0 3B: 0 DP: 1 HR: 0 HBP: 0						

PITCHER	IP	WLS	BF	H	R	ER	SO	BB	IBB	HBP	BLK	WP	HR	S	P	ERA	WHIP
Curt Schilling, R (1, 1) ERA: 2.57	9.0	W	31	5	0	0	8	0	0	0	0	1	0	83	116	0.00	0.556

PITCHER	IP	WLS	BF	H	R	ER	SO	BB	IBB	HBP	BLK	WP	HR	S	P	ERA	WHIP

TOP

San Diego Padres @ Philadelphia Phillies

Veterans Stadium, Philadelphia, PA

Wed Jul 22 1992, 7:05 PM EDT

Att. 26,062 - Cloudy - 77 F

livebaseballscorecards.com

AB	31
R	0
H	5
RBI	0
BB	0
SO	8
LOB	12

WP: 1 PA: 31
PB: 0
SB: 0
CS: 0

San Diego Padres @ Philadelphia Phillies

Veterans Stadium, Philadelphia, PA

Wed Jul 22 1992, 7:05 PM EDT

Att. 26,062 - Cloudy - 77 F

livebaseballscorecards.com

BOTTOM

Batter	1	2	3	4	5	6	7	8	9	AB	R	H	RBI	BB	SO	LOB
Lenny Dykstra, L (1, 8) OBP: 0.368, SLG: 0.381	0-3 K		0-0 F8	4-1 BB			1-0 G3			3	0	0	0	1	1	0
Mariano Duncan, R (1, 7) OBP: 0.294, SLG: 0.402	1-1 G1-3		0-1 G4-3 2B	0-0 L8			2-2 F9			4	1	1	0	0	0	2
Dave Hollins, S (1, 5) OBP: 0.372, SLG: 0.447	2-3 K		1-0 G4-3 2-3		4-1 G4-6-3 BB		0-0 F8			3	0	0	0	1	1	1
John Kruk, L (1, 3) OBP: 0.451, SLG: 0.500		1-2 HR 1B	0-1 2B 3-H		0-0 G4-6-3 1-2f			2-3 K		4	1	2	1	0	1	1
Darren Daulton, L (1, 2) OBP: 0.385, SLG: 0.500		3-2 HR 1-H	4-0 IBB		0-1 F9			3-3 K		3	1	1	2	1	1	0
Wes Chamberlain, R (1, 9) OBP: 0.284, SLG: 0.441		1-3 K	0-2 F7			0-3 K		1-2 HR		4	1	1	1	0	2	2
Mickey Morandini, L (1, 4) OBP: 0.324, SLG: 0.373		4-0 BB FC6-4		1-2 P2			1-1 1B	1-3 K		3	0	1	0	1	1	0
Joe Millette, R (1, 6) OBP: 0.308, SLG: 0.280		0-3 K		0-2 1B E SH3-4			0-0 F7			3	0	1	0	0	1	2
Curt Schilling, R (1, 1) OBP: 0.121, SLG: 0.125		2-2 FC6-4 1-2f		0-1 SH3-4 1-2			0-0 F9			2	0	0	0	0	0	2
Inning Stats	R: 0 E: 0 K: 2 S: 9 H: 0 LOB: 0 BB: 0 P: 12	R: 2 E: 0 K: 2 S: 17 H: 2 LOB: 1 BB: 1 P: 28	R: 1 E: 0 K: 0 S: 10 H: 2 LOB: 2 BB: 1 P: 15	R: 0 E: 1 K: 0 S: 10 H: 1 LOB: 2 BB: 1 P: 15	R: 0 E: 0 K: 0 S: 4 H: 0 LOB: 0 BB: 1 P: 8	R: 0 E: 0 K: 1 S: 7 H: 1 LOB: 1 BB: 0 P: 8	R: 0 E: 0 K: 0 S: 7 H: 0 LOB: 0 BB: 0 P: 10	R: 1 E: 0 K: 3 S: 14 H: 1 LOB: 0 BB: 0 P: 21		1B: 3 2B: 2 3B: 0 HR: 2	SF: 0 SAC: 1 DP: 1 HBP: 0						

	AB	29
	R	4
	H	7
	RBI	4
	BB	4
	SO	8
	LOB	10

PITCHER		IP	WLS	BF	H	R	ER	SO	BB	IBB	HBP	BLK	WP	HR	S	P	ERA	WHIP
Andy Benes, R ERA: 3.66	(1, 1)	7.0	L	30	6	3	3	5	3	1	0	0	0	1	64	96	3.86	1.286
Larry Andersen, R ERA: 4.58	(8, 1)	1.0		4	1	1	1	3	0	0	0	0	0	1	14	21	9.00	1.000

PITCHER	IP	WLS	BF	H	R	ER	SO	BB	IBB	HBP	BLK	WP	HR	S	P	ERA	WHIP

San Diego Padres @ New York Mets

Shea Stadium, Flushing, NY

Fri Jul 24 1992, 7:05 PM EDT

Att. 25,974 - Cloudy - 67 F

TOP

livebaseballscorecards.com

Batter	1	2	3	4	5	6	7	8	9	AB	R	H	RBI	BB	SO	LOB
Tony Fernandez, S (1, 6) OBP: 0.346, SLG: 0.368	C F B X 1-2 ① P3		B F F F F B B X 3-2 ③ P4			S F F X 0-2 2B			B B X 2-0 ① F8	4	0	1	0	0	0	0
Kevin Ward, R (1, 7) OBP: 0.267, SLG: 0.261	C C B C 1-3 ② K			C B B C S 2-3 ① K		S F B F S 1-3 ③ K			F X 0-1 ② L4	4	0	0	0	0	3	1
Gary Sheffield, R (1, 5) OBP: 0.385, SLG: 0.551	B B S T F X 2-2 ③ F9			S F X 0-2 ② L8			S B F X 1-2 ① G4-3		B X 1-0 ③ F8	4	0	0	0	0	0	0
Fred McGriff, L (1, 3) OBP: 0.422, SLG: 0.579		F B S X 1-2 E4 1B		X 0-0 ③ G4-3			B B F B C X 3-2 ② P6			3	0	1	0	0	0	0
Darrin Jackson, R (1, 8) OBP: 0.300, SLG: 0.412		B S S S 1-3 ① K			F S B B F S 2-3 ① K		X 0-0 ③ G6-3			3	0	0	0	0	2	1
Benito Santiago, R (1, 2) OBP: 0.279, SLG: 0.346		B F F B B F B F X 3-2 ② F9			F B F B X 2-2 ② F8			X 0-0 ① F9		3	0	0	0	0	0	1
Jerald Clark, R (1, 9) OBP: 0.283, SLG: 0.364		B C F B S 2-3 ③ K			B S S B F S 2-3 ③ K			C F F X 0-2 2B		3	0	1	0	0	2	1
Kurt Stillwell, S (1, 4) OBP: 0.277, SLG: 0.313			C S B S 1-3 ① K2-3			B B F F B S F X 3-2 ① G6-3		F F X 0-2 ② G5-3		3	0	0	0	0	1	1
Frank Seminara, R (1, 1) OBP: 0.095, SLG: 0.050 Tim Teufel, R (8, PH) OBP: 0.331, SLG: 0.389 Tim Scott, R (8, 1)			C C S 0-3 ② K			S F F B X 1-2 ② G6-3		X 0-0 ③ F7		2 1 0	0 0 0	0 0 0	0 0 0	0 0 0	1 0 0	0 1 0

	AB	30
	R	0
	H	3
	RBI	0
	BB	0
	SO	9
	LOB	6

Inning Stats	1	2	3	4	5	6	7	8	9
	R: 0 H: 0 E: 0 LOB: 0 K: 1 BB: 0 S: 10 P: 14	R: 0 H: 1 E: 1 LOB: 1 K: 2 BB: 0 S: 14 P: 21	R: 0 H: 0 E: 0 LOB: 0 K: 2 BB: 0 S: 11 P: 15	R: 0 H: 0 E: 0 LOB: 0 K: 1 BB: 0 S: 7 P: 9	R: 0 H: 0 E: 0 LOB: 0 K: 2 BB: 0 S: 11 P: 17	R: 0 H: 1 E: 0 LOB: 1 K: 1 BB: 0 S: 16 P: 21	R: 0 H: 0 E: 0 LOB: 0 K: 0 BB: 0 S: 7 P: 11	R: 0 H: 1 E: 0 LOB: 1 K: 0 BB: 0 S: 9 P: 9	R: 0 H: 0 E: 0 LOB: 0 K: 0 BB: 0 S: 4 P: 7

	1B: 1	SF: 0	WP: 0	PA: 30
	2B: 2	SAC: 0	PB: 0	
	3B: 0	DP: 0	SB: 0	
	HR: 0	HBP: 0	CS: 0	

PITCHER	IP	WLS	BF	H	R	ER	SO	BB	IBB	HBP	BLK	WP	HR	S	P	ERA	WHIP
Sid Fernandez, L (1, 1) ERA: 2.78	9.0	W	30	3	0	0	9	0	0	0	0	0	0	89	124	0.00	0.333

PITCHER	IP	WLS	BF	H	R	ER	SO	BB	IBB	HBP	BLK	WP	HR	S	P	ERA	WHIP

BOTTOM

San Diego Padres @ New York Mets

Shea Stadium, Flushing, NY

Fri Jul 24 1992, 7:05 PM EDT

Att. 25,974 - Cloudy - 67 F

livebaseballscorecards.com

Batter	1	2	3	4	5	6	7	8	9	AB	R	H	RBI	BB	SO	LOB
Pat Howell, S (1, 8) OBP: 0.212, SLG: 0.161	C X 0-1 G6-3 ①		X 0-0 1B 2-3 1B		C B C B F F X 2-2 G6-3 ② 1-2		L B X 1-1 G1-3 ①			4	0	1	0	0	0	1
Dave Magadan, L (1, 5) OBP: 0.405, SLG: 0.360	B C S B S 2-3 K ②		B 1 SAFE 1 SAFE B B C X 3-1 1-3 3-H 1B		B C B X 2-1 E3 1B 2-3		C F B B X 2-2 F7 ②			4	0	1	1	0	1	1
Howard Johnson, S (1, 7) OBP: 0.333, SLG: 0.346	C F B B X 2-2 P6 ③		X 0-0 P3 ③		B X 1-0 1-3 3-H 1B		B X 1-0 F9 ③			4	0	1	1	0	0	2
Eddie Murray, S (1, 3) OBP: 0.324, SLG: 0.406		B X 1-0 G4-3 ①		B C B S B X 3-2 L8 ①	B C B F F 1 SAFE B X 3-2 G3 ③			C S B S 1-3 K ①		4	0	0	0	0	1	2
Bobby Bonilla, S (1, 9) OBP: 0.373, SLG: 0.441 Dave Gallagher, R (8, PR) (9, 9) OBP: 0.261, SLG: 0.321		C B B C X 2-2 F7 ②		S B B B F C 3-3 K ②		X 0-0 2B 1B		C B F B X 2-2 1B		4 0	1 0	2 0	0 0	0 0	1 0	0 0
Todd Hundley, S (1, 2) OBP: 0.249, SLG: 0.326		C B F S 1-3 K ③		B X 1-0 FC5-4 1B		X 0-0 F9 ①		B X 1-0 F7 ②		4	0	1	0	0	1	2
Willie Randolph, R (1, 4) OBP: 0.339, SLG: 0.316			B C C X 1-2 1B G6-3 1B	X 0-0 FC5-4 1-2f ③		1 SAFE C B F S 1-3 K ②		C X 0-1 F9 ③		4	1	1	0	0	1	3
Dick Schofield, R (1, 6) OBP: 0.312, SLG: 0.286			B 1 SAFE X 1-0 G6-3 ① 1-2		C B S B X 2-2 F7 ①	C 1 SAFE B B B F F F X 3-2 1-H 2B				3	0	1	1	0	0	1
Sid Fernandez, L (1, 1) OBP: 0.239, SLG: 0.283			X 0-0 G6-3 ②		B X 1-0 E G6-3 1B	C X 0-1 G3 ③				3	1	1	0	0	0	2
Inning Stats	R: 0 E: 0 K: 1 S: 8 H: 0 LOB: 0 BB: 0 P: 12	R: 0 E: 0 K: 1 S: 7 H: 0 LOB: 0 BB: 0 P: 11	R: 1 E: 0 K: 0 S: 9 H: 3 LOB: 2 BB: 0 P: 14	R: 0 E: 0 K: 1 S: 8 H: 1 LOB: 1 BB: 0 P: 15	R: 1 E: 1 K: 0 S: 16 H: 2 LOB: 2 BB: 0 P: 27	R: 1 E: 0 K: 1 S: 12 H: 2 LOB: 1 BB: 0 P: 16	R: 0 E: 0 K: 0 S: 6 H: 0 LOB: 0 BB: 0 P: 10	R: 0 E: 0 K: 1 S: 9 H: 1 LOB: 1 BB: 0 P: 13		1B: 8 2B: 1 3B: 0 HR: 0 SF: 0 SAC: 0 DP: 0 HBP: 0						

	AB	34
	R	3
	H	9
	RBI	3
	BB	0
	SO	5
	LOB	14

PITCHER		IP	WLS	BF	H	R	ER	SO	BB	IBB	HBP	BLK	WP	HR	S	P	ERA	WHIP
Frank Seminara, R ERA: 3.79	(1, 1)	7.0	L	30	8	3	2	4	0	0	0	0	0	0	66	105	2.57	1.143
Tim Scott, R ERA: 4.3	(8, 1)	1.0		4	1	0	0	1	0	0	0	0	0	0	9	13	0.00	1.000

PITCHER	IP	WLS	BF	H	R	ER	SO	BB	IBB	HBP	BLK	WP	HR	S	P	ERA	WHIP

San Diego Padres @ New York Mets

Shea Stadium, Flushing, NY

Sat Jul 25 1992, 7:05 PM EDT

Att. 31,392 - Sunny - 72 F

TOP

livebaseballscorecards.com

Batter	1	2	3	4	5	6	7	8	9	AB	R	H	RBI	BB	SO	LOB
Tony Fernandez, S (1, 6) OBP: 0.342, SLG: 0.364	G4-3		L4		G5-3			G6-3		4	0	0	0	0	0	0
Tony Gwynn, L (1, 9) OBP: 0.385, SLG: 0.440	F7		P3		G3			G4-3		4	0	0	0	0	0	0
Gary Sheffield, R (1, 5) OBP: 0.383, SLG: 0.546	P3		BB		G6-3			F9		3	0	0	0	1	0	0
Fred McGriff, L (1, 3) OBP: 0.418, SLG: 0.571		P6	K			G4-3			P4	4	0	0	0	0	1	1
Darrin Jackson, R (1, 8) OBP: 0.302, SLG: 0.427		1B 3B	P3			F8			HR	4	2	2	1	0	0	0
Benito Santiago, R (1, 2) OBP: 0.288, SLG: 0.350		1B BB	1B 1B			G6-3			F7 1B 1B	3	0	2	0	1	0	0
Jerald Clark, R (1, 7) OBP: 0.289, SLG: 0.369		1-2 3-H 1B	1-2 1B				K		1 SAFE X 1-2 F7 1B	4	0	3	1	0	1	0
Kurt Stillwell, S (1, 4) OBP: 0.273, SLG: 0.308		L9	F8				L4		F7 1-2 2-3	4	0	0	0	0	0	6
Craig Lefferts, L (1, 1) OBP: 0.049, SLG: 0.049 Larry Andersen, R (8, 1) Oscar Azocar, L (9, PH) OBP: 0.260, SLG: 0.253 Randy Myers, L (9, 1)		G1-3	G1-3				P6		B1-3	3 0 1 0	0 0 0 0	0 0 0 0	0 0 0 0	0 0 0 0	0 0 0 0	4 0 2 0
Inning Stats	R: 0 E: 0 K: 0 S: 5 H: 0 LOB: 0 BB: 0 P: 7	R: 1 E: 0 K: 0 S: 7 H: 2 LOB: 2 BB: 1 P: 12	R: 0 E: 0 K: 1 S: 11 H: 0 LOB: 1 BB: 1 P: 19	R: 0 E: 0 K: 0 S: 9 H: 2 LOB: 2 BB: 0 P: 13	R: 0 E: 0 K: 0 S: 5 H: 0 LOB: 0 BB: 0 P: 12	R: 0 E: 0 K: 0 S: 4 H: 0 LOB: 0 BB: 0 P: 5	R: 0 E: 0 K: 1 S: 8 H: 0 LOB: 0 BB: 0 P: 12	R: 0 E: 0 K: 0 S: 7 H: 0 LOB: 0 BB: 0 P: 12	R: 1 E: 0 K: 0 S: 11 H: 3 LOB: 2 BB: 0 P: 15	1B: 5 2B: 0 3B: 1 HR: 1 SF: 0 SAC: 0 DP: 0 HBP: 0						

PITCHER		IP	WLS	BF	H	R	ER	SO	BB	IBB	HBP	BLK	WP	HR	S	P	ERA	WHIP
Pete Schourek, L ERA: 2.8	(1, 1)	8.0	L	30	4	1	1	2	2	0	0	0	0	0	56	92	1.12	0.750
Lee Guetterman, L ERA: 6.11	(9, 1)	0.1		3	2	1	1	0	0	0	0	0	0	1	7	11	27.00	6.000
Jeff Innis, R ERA: 3.07	(9, 1)	0.2		3	1	0	0	0	0	0	0	0	0	0	4	4	0.00	1.500

PITCHER	IP	WLS	BF	H	R	ER	SO	BB	IBB	HBP	BLK	WP	HR	S	P	ERA	WHIP

AB	34
R	2
H	7
RBI	2
BB	2
SO	2
LOB	13

WP: 0 PA: 36
PB: 0
SB: 0
CS: 0

BOTTOM

San Diego Padres @ New York Mets

Shea Stadium, Flushing, NY

Sat Jul 25 1992, 7:05 PM EDT

Att. 31,392 - Sunny - 72 F

livebaseballscorecards.com

Batter	1	2	3	4	5	6	7	8	9	AB	R	H	RBI	BB	SO	LOB
Pat Howell, S (1, 8) OBP: 0.189, SLG: 0.143	X 0-0 ① F7			X 0-0 ① B5-3		C B S X 1-2 ① G6-3		S C S 0-3 ② K		4	0	0	0	0	1	0
Dave Magadan, L (1, 5) OBP: 0.407, SLG: 0.359 Junior Noboa, R (8, PR) OBP: 0.212, SLG: 0.149 (9, 5)	X 0-0 ② G3			B C B B X 3-1 1B		C F B X 1-2 ② G4-3		C B B B B 4-1 FC4-6 BB		3 0	0 0	1 0	0 0	1 0	0 0	0 0
Howard Johnson, S (1, 7) OBP: 0.330, SLG: 0.341	C X 0-1 ③ L4			C C F X 0-2 ② F7		F B B F X 2-2 ③ G4-3		B X 1-0 ③ FC4-6 1-2f		4	0	0	0	0	0	2
Eddie Murray, S (1, 3) OBP: 0.323, SLG: 0.404		B S X 1-1 ① G6-3		B B X 2-0 1-2 1B			F X 0-1 ① G5-3		F C B X 1-2 ① F7	4	0	1	0	0	0	0
Bobby Bonilla, S (1, 9) OBP: 0.369, SLG: 0.435		F B X 1-1 ② L5		B B F X 2-1 ③ F7			C X 0-1 ② L7		X 0-0 ② F7	4	0	0	0	0	0	2
Todd Hundley, S (1, 2) OBP: 0.249, SLG: 0.325		B C C B F X 2-2 ③ G5-3			X 0-0 ① B1-3		S B X 1-1 1B 1B		S S B F C 1-3 ③ K	4	0	1	0	0	1	0
Willie Randolph, R (1, 4) OBP: 0.342, SLG: 0.320			B B X 2-0 ① F7		C B C B X 2-2 1B		X 0-0 1B 1-2 1B			3	0	2	0	0	0	0
Dick Schofield, R (1, 6) OBP: 0.310, SLG: 0.284 Chico Walker, S (7, PH) OBP: 0.305, SLG: 0.371 Bill Pecota, R (8, 6) OBP: 0.304, SLG: 0.283			C F B F F X 1-2 ② F7		B S 1 SAFE F B F X 2-2 ② L1		C B X 1-1 ③ 1-2 2-H 1B			2 1 0	0 0 0	0 1 0	0 0 0	0 0 0	0 0 0	1 0 0
Pete Schourek, L (1, 1) OBP: 0.050, SLG: 0.050 Dave Gallagher, R (8, PH) OBP: 0.261, SLG: 0.321 Daryl Boston, L (8, PH) OBP: 0.300, SLG: 0.406 Lee Guetterman, L (9, 1) Jeff Innis, R (9, 1)			B X 1-0 ③ F9		C S B S 1-3 ③ K			F B C X 1-2 ① G6-3		2 0 1 0 0	0 0 0 0 0	0 0 0 0 0	0 0 0 0 0	0 0 0 0 0	1 0 0 0 0	1 0 0 0 0
Inning Stats	R: 0 H: 0 E: 0 LOB: 0 K: 0 BB: 0 S: 4 P: 4	R: 0 H: 0 E: 0 LOB: 0 K: 0 BB: 0 S: 8 P: 12	R: 0 H: 0 E: 0 LOB: 0 K: 0 BB: 0 S: 7 P: 11	R: 0 H: 2 E: 0 LOB: 2 K: 0 BB: 0 S: 10 P: 17	R: 0 H: 1 E: 0 LOB: 1 K: 1 BB: 0 S: 11 P: 16	R: 0 H: 0 E: 0 LOB: 0 K: 0 BB: 0 S: 9 P: 13	R: 0 H: 3 E: 0 LOB: 2 K: 0 BB: 0 S: 9 P: 11	R: 0 H: 0 E: 0 LOB: 1 K: 1 BB: 1 S: 8 P: 14	R: 0 H: 0 E: 0 LOB: 0 K: 1 BB: 0 S: 8 P: 10	1B: 6 2B: 0 3B: 0 HR: 0	SF: 0 SAC: 0 DP: 0 HBP: 0			WP: 0 PB: 0 SB: 0 CS: 0	PA: 33		

	AB	32
	R	0
	H	6
	RBI	0
	BB	1
	SO	3
	LOB	6

PITCHER		IP	WLS	BF	H	R	ER	SO	BB	IBB	HBP	BLK	WP	HR	S	P	ERA	WHIP
Craig Lefferts, L ERA: 3.31	(1, 1)	7.0	W	26	6	0	0	1	0	0	0	0	0	0	58	84	0.00	0.857
Larry Andersen, R ERA: 4.35	(8, 1)	1.0		4	0	0	0	1	1	0	0	0	0	0	8	14	0.00	1.000
Randy Myers, L ERA: 5.09	(9, 1)	1.0	S	3	0	0	0	1	0	0	0	0	0	0	8	10	0.00	0.000

PITCHER	IP	WLS	BF	H	R	ER	SO	BB	IBB	HBP	BLK	WP	HR	S	P	ERA	WHIP

Batter	1	2	3	4	5	6	7	8	9	AB	R	H	RBI	BB	SO	LOB
Tony Fernandez, S (1, 6) OBP: 0.339, SLG: 0.360	B X 1-0 G5-3		S C B B F X 2-2 F8		F S B B B X 2-2 F8			B X 1-0 G4-3		4	0	0	0	0	0	0
Tony Gwynn, L (1, 9) OBP: 0.384, SLG: 0.438	B X 1-0 F7		C F B F X 1-2 F7			X 0-0 F8 1B		B X 1-0 G4-3		4	0	1	0	0	0	0
Darrin Jackson, R (1, 8) OBP: 0.299, SLG: 0.423	X 0-0 F8			B F B S F F X 2-2 G5-3		B B C B F X 3-2 P7			X 0-0 G5-3	4	0	0	0	0	0	1
Gary Sheffield, R (1, 5) OBP: 0.385, SLG: 0.548		X 0-0 1B 2B		C B X 1-1 L3		F B B X 2-1 F8 1-2			X 0-0 S 1B	4	1	2	0	0	0	1
Benito Santiago, R (1, 2) OBP: 0.291, SLG: 0.353		B B X 2-0 2-H 1B		B B C C X 2-1 2B 1B		X 0-0 G5-3			C B F B 2 B F X SAFE 3-2 P9 1-2	4	0	2	1	0	0	2
Jerald Clark, R (1, 7) OBP: 0.292, SLG: 0.372		C F B S 1-3 K		1 B C F F B X SAFE 2-2 1-3 2B			X 0-0 G6-3		I I I I 4-0 IBB	3	0	1	0	1	1	1
Phil Stephenson, L (1, 3) OBP: 0.310, SLG: 0.359		C 1 SAFE B 1 SAFE B 1 SAFE F B X 3-2 L8		C X 0-1 F7			C B B B X 3-1 G3		B B C F C 2-3 K	4	0	0	0	1	5	
Kurt Stillwell, S (1, 4) OBP: 0.270, SLG: 0.304		1 SAFE C B X 1-1 G4-3			X 0-0 F7		C B B X 2-1 G4-3			3	0	0	0	0	0	1
Bruce Hurst, L (1, 1) OBP: 0.115, SLG: 0.120			B B C X 2-1 G4-3		F B F B X 2-2 F7			X 0-0 G4-3		3	0	0	0	0	0	0
Inning Stats	R: 0 E: 0 K: 0 S: 3 H: 0 LOB: 0 BB: 0 P: 5	R: 1 E: 0 K: 1 S: 10 H: 2 LOB: 1 BB: 0 P: 17	R: 0 E: 0 K: 0 S: 10 H: 0 LOB: 0 BB: 0 P: 15	R: 0 E: 0 K: 0 S: 15 H: 2 LOB: 2 BB: 0 P: 22	R: 0 E: 0 K: 0 S: 7 H: 0 LOB: 0 BB: 0 P: 11	R: 0 E: 0 K: 0 S: 7 H: 1 LOB: 1 BB: 0 P: 12	R: 0 E: 0 K: 0 S: 5 H: 0 LOB: 0 BB: 0 P: 10	R: 0 E: 0 K: 0 S: 3 H: 0 LOB: 0 BB: 0 P: 5	R: 0 E: 0 K: 1 S: 9 H: 1 LOB: 2 BB: 1 P: 18	1B: 4 2B: 2 3B: 0 HR: 0	SF: 0 SAC: 0 DP: 0 HBP: 0						

TOP

San Diego Padres @ New York Mets

Shea Stadium, Flushing, NY

Sun Jul 26 1992, 3:33 AM EDT

Att. 39,300 - Cloudy - 73 F

livebaseballscorecards.com

AB	33
R	1
H	6
RBI	1
BB	1
SO	2
LOB	11

WP: 0 PB: 0 SB: 1 CS: 0 PA: 34

PITCHER		IP	WLS	BF	H	R	ER	SO	BB	IBB	HBP	BLK	WP	HR	S	P	ERA	WHIP
Wally Whitehurst, R ERA: 2.74	(1, 1)	5.2	L	22	5	1	1	1	0	0	0	0	0	0	51	81	1.59	0.882
Jeff Innis, R ERA: 3.0	(6, 1)	1.1		4	0	0	0	0	0	0	0	0	0	0	6	11	0.00	0.000
Lee Guetterman, L ERA: 5.85	(8, 1)	2.0		8	1	0	0	1	0	1	0	0	0	0	12	23	0.00	0.500

PITCHER	IP	WLS	BF	H	R	ER	SO	BB	IBB	HBP	BLK	WP	HR	S	P	ERA	WHIP

BOTTOM

San Diego Padres @ New York Mets

Shea Stadium, Flushing, NY

Sun Jul 26 1992, 3:33 AM EDT

Att. 39,300 - Cloudy - 73 F

Batter	1	2	3	4	5	6	7	8	9	AB	R	H	RBI	BB	SO	LOB
Pat Howell, S (1, 8) OBP: 0.175, SLG: 0.132	B C B F C 2-3 K ①		C B X 1-1 G6-3 ②		X 0-0 G1-3 ②		B B C X 2-1 P2 ③			3	0	0	0	0	1	1
Howard Johnson, S (7, PH) (8, 7) OBP: 0.329, SLG: 0.340										1	0	0	0	0	0	2
Dave Gallagher, R (1, 7) (8, 8) OBP: 0.260, SLG: 0.310	C B F B X 2-2 G5-3 ②		B B B B 4-0 1B BB		C X 0-1 G5-3 ③			X 0-0 G5-3 ①		3	0	0	0	1	0	1
Chico Walker, S (1, 5) OBP: 0.311, SLG: 0.375	C B X 1-1 1B		X 0-0 1-2 1B			S X 0-1 F9 ①		X 0-0 L7 ②		4	0	2	0	0	0	0
Eddie Murray, S (1, 3) OBP: 0.320, SLG: 0.399	C B B X 2-1 F7 ③		X 0-0 P2 ③			B C B X 2-1 F7 ②		X 0-0 F8 ③		4	0	0	0	0	0	3
Bobby Bonilla, S (1, 9) OBP: 0.368, SLG: 0.433		B S C B B X 3-2 G6-3 ①		F S B B S 2-3 K ①		B S C S 1-3 K ③			C X 0-1 SH1-4 1B	4	0	1	0	0	2	0
Daryl Boston, L (9, PR) OBP: 0.300, SLG: 0.406										0	0	0	0	0	0	0
Bill Pecota, R (1, 4) OBP: 0.310, SLG: 0.290		F F F B X 1-2 G4-3 ②		F B B X 2-1 G5-4-3 1B			B B X 2-0 FC6-4 SH2-4 1B		B L 1 SAFE X 1-1 1-2 SH1-4 ①	3	0	2	0	0	0	0
Charlie O'Brien, R (1, 2) OBP: 0.300, SLG: 0.330	B F B X 2-1 FC5-4 1B		F S X 0-2 1-2f G5-4-3 ② ③				1 SAFE X 0-0 1-2 SH2-4 ①		S X 0-1 G6-3 ②	3	0	1	0	0	0	3
Dick Schofield, R (1, 6) OBP: 0.313, SLG: 0.286	F 1 SAFE B X 1-1 1-2f FC5-4 ③				B F B B B 4-1 SH2-4 BB		B X 1-0 FC6-4 1B		X 0-0 F8 ③	2	0	1	0	1	0	1
Dave Magadan, L (9, PH) OBP: 0.405, SLG: 0.358										1	0	0	0	0	0	2
Wally Whitehurst, R (1, 1) OBP: 0.214, SLG: 0.231			X 0-0 G6-3 ①		X 0-0 1-2 SH2-4 ①		X 0-0 1-2f 2-3 FC6-4 ②			1	0	0	0	0	0	0
Jeff Innis, R (6, 1)										0	0	0	0	0	0	0
Willie Randolph, R (7, PH) OBP: 0.341, SLG: 0.319										1	0	0	0	0	0	2
Lee Guetterman, L (8, 1)										0	0	0	0	0	0	0

Inning Stats	1	2	3	4	5	6	7	8	9
	R: 0 H: 1 E: 0 LOB: 1 K: 1 BB: 0 S: 10 P: 17	R: 0 H: 1 E: 0 LOB: 1 K: 0 BB: 0 S: 11 P: 18	R: 0 H: 1 E: 0 LOB: 2 K: 0 BB: 1 S: 5 P: 10	R: 0 H: 1 E: 0 LOB: 0 K: 1 BB: 0 S: 8 P: 12	R: 0 H: 0 E: 0 LOB: 1 K: 0 BB: 1 S: 5 P: 9	R: 0 H: 0 E: 0 LOB: 0 K: 1 BB: 0 S: 7 P: 10	R: 0 H: 2 E: 0 LOB: 2 K: 0 BB: 0 S: 6 P: 11	R: 0 H: 0 E: 0 LOB: 0 K: 0 BB: 0 S: 3 P: 3	R: 0 H: 1 E: 0 LOB: 2 K: 0 BB: 0 S: 7 P: 8

	1B: 7	SF: 0	WP: 0	PA: 35
	2B: 0	SAC: 3	PB: 0	
	3B: 0	DP: 1	SB: 0	
	HR: 0	HBP: 0	CS: 0	

PITCHER	IP	WLS	BF	H	R	ER	SO	BB	IBB	HBP	BLK	WP	HR	S	P	ERA	WHIP
Bruce Hurst, L (1, 1) ERA: 3.32	9.0	W	35	7	0	0	3	2	0	0	0	0	0	62	98	0.00	1.000

PITCHER	IP	WLS	BF	H	R	ER	SO	BB	IBB	HBP	BLK	WP	HR	S	P	ERA	WHIP

livebaseballscorecards.com

AB	30
R	0
H	7
RBI	0
BB	2
SO	3
LOB	15

Batter	1	2	3	4	5	6	7	8	9	AB	R	H	RBI	BB	SO	LOB
Bip Roberts, S (1, 7) OBP: 0.371, SLG: 0.372	X 0-0 G6-3 ①		B X 1-0 F7 ①			C B X 1-1 F8 1B			B F C F X 1-2 G3 2B	4	0	2	0	0	0	0
Dave Martinez, L (1, 8) OBP: 0.314, SLG: 0.336 Glenn Braggs, R (9, PH) OBP: 0.317, SLG: 0.327	C B B F X 2-2 G4-3 ②		S B B X 2-1 P5 ②			1 SAFE 1 SAFE C B X 1-1 F8 ①② 1-2			C S B B X 2-2 G3 ① 2-3	3 1	0 0	0 0	0 0	0 0	0 0	1 1
Barry Larkin, R (1, 6) OBP: 0.368, SLG: 0.437	B X 1-0 1B		X 0-0 G4-3 ③			B B B C X 3-1 F8 ③			B B B C C F F B F B 4-2 G6-4-3 BB	3	0	1	0	1	0	0
Hal Morris, L (1, 3) OBP: 0.386, SLG: 0.434 Chris Sabo, R (9, PH) OBP: 0.305, SLG: 0.424	B B X 2-0 F8 ③			B B X 2-0 L7-3 1B			C C F B F B B S 3-3 K ①		B X 1-0 G6-4-3 ②③ 1-2f	3 1	0 0	1 0	0 0	0 0	1 0	1 2
Paul O'Neill, L (1, 9) OBP: 0.363, SLG: 0.403		C X 0-1 G4-3 ①		C B B C C 2-3 K ①			C B F X 1-2 F7 ②			3	0	0	0	0	1	1
Bill Doran, S (1, 4) OBP: 0.324, SLG: 0.385		B X 1-0 HR		B 1 SAFE 1 SAFE F X 1-1 L7-3 ②③ 1-2			B B X 2-0 F8 ③			3	1	1	1	0	0	1
Darnell Coles, R (1, 5) OBP: 0.345, SLG: 0.580 Cesar Hernandez, R (8, PR) OBP: 0.385, SLG: 0.538 Jeff Branson, L (8, 5) OBP: 0.349, SLG: 0.436		B S S B C 2-3 K ②			B B B C F X 3-2 F8 ①			B B F F F X 2-2 G6-3 1B		3 0 0	0 0 0	1 0 0	0 0 0	0 0 0	1 0 0	0 0 0
Joe Oliver, R (1, 2) OBP: 0.309, SLG: 0.360		C B X 1-1 1B			B B C F C 2-3 K ②			F 1 SAFE 1 SAFE X 0-1 G6-3 ①② 1-2f		3	0	1	0	0	1	1
Greg Swindell, L (1, 1) OBP: 0.153, SLG: 0.175		C F B S 1-3 K ③			B X 1-0 F7 ③			B B C F F C 2-3 K ③		3	0	0	0	0	2	2
Inning Stats	R: 0 E: 0 K: 0 S: 6 H: 1 LOB: 1 BB: 0 P: 11	R: 1 E: 0 K: 2 S: 11 H: 2 LOB: 1 BB: 0 P: 16	R: 0 E: 0 K: 0 S: 4 H: 0 LOB: 0 BB: 0 P: 7	R: 0 E: 0 K: 1 S: 6 H: 1 LOB: 0 BB: 0 P: 11	R: 0 E: 0 K: 1 S: 7 H: 0 LOB: 0 BB: 0 P: 13	R: 0 E: 0 K: 0 S: 6 H: 1 LOB: 0 BB: 0 P: 11	R: 0 E: 0 K: 1 S: 9 H: 0 LOB: 0 BB: 0 P: 15	R: 0 E: 0 K: 1 S: 10 H: 1 LOB: 1 BB: 0 P: 14	R: 0 E: 0 K: 0 S: 13 H: 1 LOB: 1 BB: 1 P: 21	1B: 5 2B: 2 3B: 0 HR: 1	SF: 0 SAC: 0 DP: 3 HBP: 0						

TOP

Cincinnati Reds @ San Diego Padres

Jack Murphy Stadium, San Diego, CA

Mon Jul 27 1992, 10:05 PM EDT

Att. 25,182 - Sunny - 75 F

livebaseballscorecards.com

AB	30
R	1
H	7
RBI	1
BB	1
SO	6
LOB	10

PITCHER		IP	WLS	BF	H	R	ER	SO	BB	IBB	HBP	BLK	WP	HR	S	P	ERA	WHIP
Andy Benes, R ERA: 3.53	(1, 1)	8.0	W	28	7	1	1	6	0	0	0	0	0	1	63	103	1.12	0.875
Randy Myers, L ERA: 4.98	(9, 1)	1.0	S	3	0	0	0	0	1	0	0	0	0	0	9	16	0.00	1.000

PITCHER	IP	WLS	BF	H	R	ER	SO	BB	IBB	HBP	BLK	WP	HR	S	P	ERA	WHIP

WP: 0 PB: 0 SB: 0 CS: 0 PA: 31

Cincinnati Reds @ San Diego Padres

Jack Murphy Stadium, San Diego, CA

Mon Jul 27 1992, 10:05 PM EDT

Att. 25,182 - Sunny - 75 F

livebaseballscorecards.com

BOTTOM

Batter	1	2	3	4	5	6	7	8	9	AB	R	H	RBI	BB	SO	LOB
Tony Fernandez, S (1, 6) OBP: 0.340, SLG: 0.358	X 0-0 ① L9		B B B C F B 4-2 WP 2B BB	B C X 1-1 ③ F8			C B F B B B 4-2 BB			2	1	0	0	2	0	1
Tony Gwynn, L (1, 9) OBP: 0.380, SLG: 0.433	C F B X 1-2 ② G5-3		B 1 SAFE C B F 1 SAFE 1 SAFE X 2-2 ① P6		C S X 0-2 ① G5-3		X 0-0 ③ P7			4	0	0	0	0	0	2
Darrin Jackson, R (1, 8) OBP: 0.301, SLG: 0.429	B S C X 1-2 1B		1 SAFE X 0-0 ② P5		C B X 1-1 ② L4			C X 0-1 1B 3B		4	1	2	0	0	0	1
Fred McGriff, L (1, 3) OBP: 0.416, SLG: 0.566	B X 1-0 ③ G4-3		C B B B B 4-1 2B 1-2 BB		B B B X 3-0 ③ G4-3			F F S 0-3 ① K		3	0	0	0	1	1	2
Benito Santiago, R (1, 2) OBP: 0.290, SLG: 0.356		C E B S 1-3 ① K	F S F B B B X 2-2 1-3 2-H 2B			C F F C 0-3 ① K		F B F X 1-2 ② G4-3		4	0	1	1	0	2	1
Tim Teufel, R (1, 5) OBP: 0.329, SLG: 0.385		B B X 2-0 ② P5	C F F B X 1-2 ③ L7			C B B C X 2-2 ② G1-3		C B X 1-1 3-H 1B		4	0	1	1	0	0	2
Jerald Clark, R (1, 7) OBP: 0.292, SLG: 0.371		B S X 1-1 1B 1B		B X 1-0 ① F9		X 0-0 ③ F8		C B X 1-1 ③ P4		4	0	1	0	0	0	1
Kurt Stillwell, S (1, 4) OBP: 0.274, SLG: 0.308		C 1 SAFE B X 1-1 1-3 1B		B C X 1-1 SH1-4 1B			B C S C 1-3 ① K			3	0	2	0	0	1	0
Andy Benes, R (1, 1) OBP: 0.191, SLG: 0.186 Randy Myers, L (9, 1)		B C F B F S 2-3 ③ K		X 0-0 ② SH1-4 1-2			S B B X 2-1 ② G4-3			2 0	0 0	0 0	0 0	0 0	1 0	2 0
Inning Stats	R: 0 H: 1 E: 0 LOB: 1 K: 0 BB: 0 S: 8 P: 11	R: 0 H: 2 E: 0 LOB: 2 K: 2 BB: 0 S: 12 P: 19	R: 1 H: 1 E: 0 LOB: 2 K: 0 BB: 2 S: 15 P: 28	R: 0 H: 1 E: 0 LOB: 1 K: 0 BB: 0 S: 6 P: 9	R: 0 H: 0 E: 0 LOB: 0 K: 0 BB: 0 S: 6 P: 10	R: 0 H: 0 E: 0 LOB: 0 K: 1 BB: 0 S: 8 P: 10	R: 0 H: 0 E: 0 LOB: 1 K: 1 BB: 1 S: 8 P: 15	R: 1 H: 2 E: 0 LOB: 1 K: 1 BB: 0 S: 12 P: 15		1B: 5 SF: 0 2B: 1 SAC: 1 3B: 1 DP: 0 HR: 0 HBP: 0						

	AB	30
	R	2
	H	7
	RBI	2
	BB	3
	SO	5
	LOB	12

PITCHER		IP	WLS	BF	H	R	ER	SO	BB	IBB	HBP	BLK	WP	HR	S	P	ERA	WHIP
Greg Swindell, L ERA: 2.81	(1, 1)	8.0	L	34	7	2	2	5	3	0	0	0	1	0	75	117	2.25	1.250

PITCHER	IP	WLS	BF	H	R	ER	SO	BB	IBB	HBP	BLK	WP	HR	S	P	ERA	WHIP

Batter	1	2	3	4	5	6	7	8	9	AB	R	H	RBI	BB	SO	LOB
Cesar Hernandez, R (1, 8) OBP: 0.294, SLG: 0.412 (6, 7) Paul O'Neill, L (9, PH) OBP: 0.362, SLG: 0.401 (9, 9)	B C F B X 2-2 ① G6-3		X 0-0 ① FC1-6 CS 1-2f		C X 0-1 ③ F9		C S C 0-3 ③ K		F C X 0-2 ③ L7	4 1	0 0	0 0	0 0	0 0	1 0	2 2
Hal Morris, L (1, 3) OBP: 0.381, SLG: 0.427	B C B F B S 3-3 ② K		1 SAFE C 1 SAFE B 1 B X 2-1 ②③ F7 1-2			C B S F X 1-2 ① G4-3		B F S F B B S 3-3 ① K		4	0	0	0	0	2	1
Barry Larkin, R (1, 6) OBP: 0.366, SLG: 0.435	C B B B F X 3-2 ③ G6-3			B F C X 1-2 1B 1B		C F B F B S 2-3 ② K		B X 1-0 ② G4-3		4	0	1	0	0	1	0
Chris Sabo, R (1, 5) OBP: 0.305, SLG: 0.420 Dave Martinez, L (6, 8) OBP: 0.313, SLG: 0.335		F B C X 1-2 ① L8		S B 1 SAFE S S 1-3 ① K		C B B B B 4-1 BB		B F C B F B S 3-3 ③ K		2 1	0 0	0 0	0 0	0 0	1 1	1 0
Darnell Coles, R (1, 7) OBP: 0.330, SLG: 0.553 (6, 5)		C B B X 2-1 ② G5-3		1 SAFE C X 0-1 ② F8		B F B S F B X 3-2 ③ P2			X 0-0 ① G5-3	4	0	0	0	0	0	2
Glenn Braggs, R (1, 9) OBP: 0.326, SLG: 0.340 (9, 7)		F B B B B 4-1 HR BB		1 SAFE S B X 1-1 1-2 1B			B X 1-0 ① L8		F B S X 1-2 1B 1B 2B	3	2	2	0	1	0	0
Joe Oliver, R (1, 2) OBP: 0.315, SLG: 0.376		B B F X 2-1 1-H HR		B B C F X 2-2 ③ F9			C F B B X 2-2 FC5-4 1B		B X 1-0 SH3-4 1B 2-3 1B	4	1	3	2	0	0	2
Freddie Benavides, R (1, 4) OBP: 0.273, SLG: 0.325 Jeff Branson, L (9, PH) OBP: 0.364, SLG: 0.450 (9, 4)		C C S 0-3 ③ K			S B X 1-1 ① G4-3		1 SAFE C 1 SAFE B 1 B X 1-1 ② FC5-4 E 1-2f E		F B X 1-1 SH3-4 1-2 3-H 1B	3 1	1 0	0 1	0 1	0 0	1 0	1 0
Jose Rijo, R (1, 1) OBP: 0.220, SLG: 0.268 Norm Charlton, S (8, 1) OBP: 0.333, SLG: 0.333			B X 1-0 FC1-6 1B		X 0-0 ② F8		F F B X 1-2 E5 1-H		X 0-0 ② SH3-4 1-2 2-3	3 0	0 0	1 0	0 0	0 0	0 0	0 0

Inning Stats									
	R: 0 H: 0 E: 0 LOB: 0 K: 1 BB: 0 S: 9 P: 17	R: 2 H: 1 E: 0 LOB: 0 K: 1 BB: 1 S: 11 P: 20	R: 0 H: 1 E: 0 LOB: 0 K: 0 BB: 0 S: 4 P: 7	R: 0 H: 2 E: 0 LOB: 2 K: 1 BB: 0 S: 13 P: 18	R: 0 H: 0 E: 0 LOB: 0 K: 0 BB: 0 S: 5 P: 6	R: 0 H: 0 E: 0 LOB: 1 K: 1 BB: 1 S: 13 P: 23	R: 1 H: 1 E: 1 LOB: 1 K: 1 BB: 0 S: 12 P: 17	R: 0 H: 0 E: 0 LOB: 0 K: 2 BB: 0 S: 9 P: 16	R: 1 H: 3 E: 0 LOB: 2 K: 0 BB: 0 S: 11 P: 14

1B: 6 SF: 0
2B: 1 SAC: 1
3B: 0 DP: 0
HR: 1 HBP: 0

WP: 0 PA: 37
PB: 0
SB: 0
CS: 1

PITCHER		IP	WLS	BF	H	R	ER	SO	BB	IBB	HBP	BLK	WP	HR	S	P	ERA	WHIP
Jim Deshaies, L ERA: 1.83	(1, 1)	7.0	L	28	5	3	2	5	2	0	0	0	0	1	67	108	2.57	1.000
Rich Rodriguez, L ERA: 2.03	(8, 1)	1.0		3	0	0	0	2	0	0	0	0	0	0	9	16	0.00	0.000
Jose Melendez, R ERA: 3.12	(9, 1)	1.0		6	3	1	1	0	0	0	0	0	0	0	11	14	9.00	3.000

PITCHER	IP	WLS	BF	H	R	ER	SO	BB	IBB	HBP	BLK	WP	HR	S	P	ERA	WHIP

TOP

Cincinnati Reds @ San Diego Padres

Jack Murphy Stadium, San Diego, CA

Tue Jul 28 1992, 10:05 PM EDT

Att. 30,360 - Sunny - 77 F

livebaseballscorecards.com

AB	34
R	4
H	8
RBI	3
BB	2
SO	7
LOB	11

BOTTOM

Cincinnati Reds @ San Diego Padres

Jack Murphy Stadium, San Diego, CA

Tue Jul 28 1992, 10:05 PM EDT

Att. 30,360 - Sunny - 77 F

livebaseballscorecards.com

Batter	1	2	3	4	5	6	7	8	9	AB	R	H	RBI	BB	SO	LOB
Tony Fernandez, S (1, 6) OBP: 0.340, SLG: 0.357	C B S B X 2-2 G3-6 1B		B X 1-0 L7 ②		F X 0-1 B6-3 ③			C C X 0-2 G1-3 ② 1-2		4	0	1	0	0	0	2
Tony Gwynn, L (1, 9) OBP: 0.376, SLG: 0.429	B 1 SAFE C B X 2-1 G3-6 ①② 1-2f		B C B B X 3-1 G3-1 ③			X 0-0 G3 ①		C S B X 1-2 G1-3 ③		4	0	0	0	0	0	3
Darrin Jackson, R (1, 8) OBP: 0.300, SLG: 0.427	B S B S B X 3-2 CS 1B			S S B B X 2-2 F9 ①		F S B X 1-2 L9 ②			S S S 0-3 K ①	4	0	1	0	0	1	0
Fred McGriff, L (1, 3) OBP: 0.414, SLG: 0.565	B 1-0 CS ③ 1-2	S B X 1-1 G4-3 ①		S B B C X 2-2 1B 2B		X 0-0 L9 ③			F C S 0-3 K ②	4	1	1	0	0	1	0
Benito Santiago, R (1, 2) OBP: 0.294, SLG: 0.358		B C B S X 2-2 G6-3 ②		S X 0-1 2-H 1B			F B X 1-1 P3 ①		B S C X 1-2 CS 1B	4	0	2	1	0	0	0
Tim Teufel, R (1, 5) OBP: 0.329, SLG: 0.380		B B C B B 4-1 BB		B F B S B X 3-2 F7 ②			C B B X 2-1 G6-3 ②		C B C B F B 1 SAFE 3-2 CS ③ 1-2	2	0	0	0	1	0	1
Jerald Clark, R (1, 7) OBP: 0.289, SLG: 0.367		C X 0-1 L3 ③		B F C B S 2-3 K ③			S B B B F X 3-2 F7 ③			3	0	0	0	0	1	2
Kurt Stillwell, S (1, 4) OBP: 0.275, SLG: 0.312			X 0-0 2B	B S L B X 2-2 G1-3 ①				B F B X 2-1 G6-3 ①		3	0	1	0	0	0	0
Jim Deshaies, L (1, 1) Rich Rodriguez, L (8, 1) Kevin Ward, R (8, PH) OBP: 0.274, SLG: 0.269 Jose Melendez, R (9, 1)			L L B M 1-3 K ①	B C C X 1-2 P6 ②				C B F B X 2-2 G1-3 1B		2 0 1 0	0 0 0 0	0 0 1 0	0 0 0 0	0 0 0 0	1 0 0 0	1 0 0 0
Inning Stats	R: 0 H: 2 E: 0 LOB: 0 K: 0 BB: 0 S: 8 P: 16	R: 0 H: 0 E: 0 LOB: 1 K: 0 BB: 1 S: 8 P: 15	R: 0 H: 1 E: 0 LOB: 1 K: 1 BB: 0 S: 7 P: 12	R: 1 H: 2 E: 0 LOB: 1 K: 1 BB: 0 S: 14 P: 23	R: 0 H: 0 E: 0 LOB: 0 K: 0 BB: 0 S: 8 P: 11	R: 0 H: 0 E: 0 LOB: 0 K: 0 BB: 0 S: 5 P: 6	R: 0 H: 0 E: 0 LOB: 0 K: 0 BB: 0 S: 7 P: 13	R: 0 H: 1 E: 0 LOB: 1 K: 0 BB: 0 S: 12 P: 17	R: 0 H: 1 E: 0 LOB: 0 K: 2 BB: 0 S: 12 P: 16	1B: 5 2B: 2 3B: 0 HR: 0	SF: 0 SAC: 0 DP: 1 HBP: 0				WP: 0 PB: 0 SB: 0 CS: 2	PA: 34	

	AB	31
	R	1
	H	7
	RBI	1
	BB	1
	SO	4
	LOB	9

PITCHER		IP	WLS	BF	H	R	ER	SO	BB	IBB	HBP	BLK	WP	HR	S	P	ERA	WHIP
Jose Rijo, R ERA: 3.12	(1, 1)	7.0	W	25	5	1	1	2	1	0	0	0	0	0	57	96	1.29	0.857
Norm Charlton, L ERA: 2.3	(8, 1)	2.0	S	7	2	0	0	2	0	0	0	0	0	0	24	33	0.00	1.000

PITCHER	IP	WLS	BF	H	R	ER	SO	BB	IBB	HBP	BLK	WP	HR	S	P	ERA	WHIP

Batter	1	2	3	4	5	6	7	8	9	AB	R	H	RBI	BB	SO	LOB
Dave Martinez, L (1, 8) OBP: 0.317, SLG: 0.335	C F F X 0-2 WP 1B		C C X 0-2 ① F8		B X 1-0 ① G4-3		B B B B 4-0 CS BB		B F B C F F B B 4-2 1B BB	3	0	1	0	2	0	0
Barry Larkin, R (1, 6) OBP: 0.364, SLG: 0.431	1 SAFE C 1 SAFE F S 0-3 ① K		B B S F X 2-2 ② P3		X 0-0 E 1B		C C X 0-2 ① ② F7 1-2		F S B S 1-3 ② K	5	0	1	0	0	2	3
Paul O'Neill, L (1, 9) OBP: 0.363, SLG: 0.399	1 SAFE B 1 SAFE 1 SAFE B B B 4-0 G4-6-3 1-2 BB		B C B S F F X 2-2 ③ G6-3		B F 1 SAFE F F C 1-3 ② K 1-2		B B C X 2-1 ③ G4-3		X 0-0 1-3 1B	4	0	1	0	1	1	1
Hal Morris, L (1, 3) OBP: 0.378, SLG: 0.420	C B C F X 1-2 ② ③ G4-6-3 1-2f			B B F B B 4-1 E S BB	B C B C F F X 2-2 ③ F9			B S B B X 3-1 ① L9	B C C B F X 2-2 ③ G4-3	4	1	0	0	1	0	5
Bill Doran, S (1, 4)		C S F B B F X 2-2 ① P5		C S F B B F B X 2-2 ① L9		B S C B B X 3-2 G5-3 2B 1B		B B B C C F F X 3-2 ② P6		4	1	1	0	0	0	1
Darnell Coles, R (1, 5) OBP: 0.337, SLG: 0.545		B B C F X 2-2 1B 1B		B C 1 SAFE S X 1-2 E6 S 1-2		C F B B X 2-2 ① G5-3 1-2		B B B B 4-0 3B BB		3	1	1	0	1	0	2
Glenn Braggs, R (1, 7) OBP: 0.335, SLG: 0.369		C 1 SAFE 1 SAFE C B B X 2-2 1-2 1B		F B B B F S 3-3 ② K		B B S C X 2-2 E 2-H 2B		C X 0-1 1-H 3B		4	0	3	2	0	1	2
Joe Oliver, R (1, 2) OBP: 0.314, SLG: 0.372		C S X 0-2 ② P3		B I I I 4-0 FC6 1-2 2-H IBB		B 2 SAFE F X 1-1 ② P5 2-3		S S S 0-3 ③ K		3	0	0	0	1	1	4
Tom Bolton, L (1, 1) Steve Foster, R (5, 1) OBP: 0.500, SLG: 0.500 Jeff Branson, L (6, PH) OBP: 0.356, SLG: 0.439 Scott Ruskin, R (6, 1) Dwayne Henry, R (7, 1) OBP: 0.250, SLG: 0.250 Chris Hammond, L (8, 1) OBP: 0.324, SLG: 0.321 Bip Roberts, S (9, PH) OBP: 0.370, SLG: 0.371		C B C B C 2-3 ③		B X 1-0 ③ FC6 1-2f		X 0-0 ③ P3			S B B B F S 3-3 ① K	2 0 1 0 0 0 0 1	0 0 0 0 0 0 0 0	0 0 0 0 0 0 0 0	0 0 0 0 0 0 0 0	1 0 0 0 0 0 0 1	4 0 1 0 0 0 0 0	
Inning Stats	R: 0 E: 0 K: 1 S: 11 H: 1 LOB: 1 BB: 1 P: 16	R: 0 E: 0 K: 1 S: 16 H: 2 LOB: 2 BB: 0 P: 24	R: 0 E: 0 K: 0 S: 11 H: 0 LOB: 0 BB: 0 P: 15	R: 1 E: 1 K: 1 S: 13 H: 0 LOB: 2 BB: 2 P: 28	R: 0 E: 1 K: 1 S: 11 H: 1 LOB: 1 BB: 0 P: 15	R: 1 E: 1 K: 0 S: 12 H: 2 LOB: 1 BB: 0 P: 20	R: 0 E: 0 K: 0 S: 5 H: 0 LOB: 0 BB: 1 P: 11	R: 1 E: 0 K: 1 S: 12 H: 1 LOB: 1 BB: 1 P: 22	R: 0 E: 0 K: 2 S: 15 H: 1 LOB: 2 BB: 1 P: 25	1B: 6 2B: 1 3B: 1 HR: 0	SF: 0 SAC: 0 DP: 1 HBP: 0					

PITCHER		IP	WLS	BF	H	R	ER	SO	BB	IBB	HBP	BLK	WP	HR	S	P	ERA	WHIP
Frank Seminara, R ERA: 3.5	(1, 1)	5.0	W	22	4	1	0	4	2	1	0	0	1	0	62	98	0.00	1.200
Mike Maddux, R ERA: 1.81	(6, 1)	1.0		5	2	1	1	0	0	0	0	0	0	0	12	20	9.00	2.000
Rich Rodriguez, L ERA: 2.12	(7, 1)	1.2		6	0	1	1	0	2	0	0	0	0	0	12	28	5.40	1.200
Tim Scott, R ERA: 3.94	(8, 1)	1.1		7	2	0	0	3	1	0	0	0	0	0	20	30	0.00	2.250

PITCHER	IP	WLS	BF	H	R	ER	SO	BB	IBB	HBP	BLK	WP	HR	S	P	ERA	WHIP

TOP

Cincinnati Reds @ San Diego Padres

Jack Murphy Stadium, San Diego, CA

Wed Jul 29 1992, 6:33 AM EDT

Att. 26,741 - Sunny - 79 F

livebaseballscorecards.com

AB	34
R	3
H	8
RBI	2
BB	6
SO	7
LOB	23

WP: 1	PA: 40		
PB: 0			
SB: 3			
CS: 1			

Batter	1	2	3	4	5	6	7	8	9	AB	R	H	RBI	BB	SO	LOB
Tony Fernandez, S (1, 6) OBP: 0.338, SLG: 0.357	P3	FC6-4 1-2f		G3 2 2B			F8	G6-3		5	0	1	0	0	0	3
Tony Gwynn, L (1, 9) OBP: 0.376, SLG: 0.425	K		E 1B BB	G3 2-3			L5	2B BB		3	2	0	0	2	1	1
Gary Sheffield, R (1, 5) OBP: 0.385, SLG: 0.557	G5-3		F8	2 3-H	F8		HR	1-H 2B		5	1	2	2	0	0	1
Fred McGriff, L (1, 3) OBP: 0.411, SLG: 0.558		K	C 1 SAFE 1 SAFE F B 1 SAFE X FC 1B 1-2		L4		BB 1B BB			4	1	0	0	1	1	2
Darrin Jackson, R (1, 8) OBP: 0.302, SLG: 0.434		HR	F7		K		F B 1 SAFE F B F B B 4-2 1B 1B 1-2 BB			3	2	1	1	1	1	2
Dan Walters, R (1, 2) OBP: 0.328, SLG: 0.446 Benito Santiago, R (2, PR) OBP: 0.302, SLG: 0.371 (3, 2)		1B 1B	1-2 2-H 1B			G6-3 2B	1B 1-2 1B			1 3	0 0	1 3	0 2	0 0	0 0	0 0
Jerald Clark, R (1, 7) OBP: 0.291, SLG: 0.369		BB 1-3 1B	F8			G5-3	1-3 2-H 1B			4	0	2	1	0	0	3
Kurt Stillwell, S (1, 4) OBP: 0.278, SLG: 0.324 Tim Scott, R (8, 1)		B 1 SAFE C B 1 SAFE 1 SAFE S F B FC6-4 1-2 BB		HR		G6-3 2-3	G6-3			3 0	1 0	1 0	1 0	1 0	0 0	3 0
Frank Seminara, R (1, 1) OBP: 0.087, SLG: 0.045 Mike Maddux, L (6, 1) OBP: 0.400, SLG: 0.250 Kevin Ward, R (6, PH) OBP: 0.271, SLG: 0.266 Rich Rodriguez, L (7, 1) Tim Teufel, R (8, 4) OBP: 0.327, SLG: 0.377		K		G4-3		G5-3		G4-3		2 0 1 0 1	0 0 0 0 0	0 0 0 0 0	0 0 0 0 0	0 0 0 0 0	1 0 0 0 0	3 0 1 0 0
Inning Stats	R: 0 E: 0 K: 1 S: 9 H: 0 LOB: 0 BB: 0 P: 12	R: 1 E: 0 K: 2 S: 19 H: 3 LOB: 3 BB: 1 P: 30	R: 1 E: 1 K: 0 S: 14 H: 1 LOB: 2 BB: 1 P: 25	R: 1 E: 0 K: 0 S: 6 H: 2 LOB: 1 BB: 0 P: 14	R: 0 E: 0 K: 1 S: 7 H: 0 LOB: 0 BB: 0 P: 9	R: 0 E: 0 K: 0 S: 8 H: 1 LOB: 1 BB: 0 P: 11	R: 3 E: 0 K: 0 S: 17 H: 3 LOB: 2 BB: 2 P: 31	R: 1 E: 0 K: 0 S: 9 H: 1 LOB: 1 BB: 1 P: 15		1B: 5 2B: 3 3B: 0 HR: 3	SF: 0 SAC: 0 DP: 0 HBP: 0					

PITCHER		IP	WLS	BF	H	R	ER	SO	BB	IBB	HBP	BLK	WP	HR	S	P	ERA	WHIP
Tom Bolton, L ERA: 3.23	(1, 1)	4.0	L	21	6	3	2	3	2	0	0	0	0	2	48	81	4.50	2.000
Steve Foster, R ERA: 3.63	(5, 1)	1.0		3	0	0	0	1	0	0	0	0	0	0	7	9	0.00	0.000
Scott Ruskin, L ERA: 5.35	(6, 1)	1.2		8	2	2	2	0	1	0	0	0	0	1	15	25	10.80	1.800
Dwayne Henry, R ERA: 3.07	(7, 1)	0.1		4	2	1	1	0	1	0	0	0	0	0	10	17	27.00	9.000
Chris Hammond, L ERA: 4.26	(8, 1)	1.0		5	1	1	1	0	1	0	0	0	0	0	9	15	9.00	2.000

PITCHER	IP	WLS	BF	H	R	ER	SO	BB	IBB	HBP	BLK	WP	HR	S	P	ERA	WHIP

BOTTOM

Cincinnati Reds @ San Diego Padres

Jack Murphy Stadium, San Diego, CA

Wed Jul 29 1992, 6:33 AM EDT

Att. 26,741 - Sunny - 79 F

livebaseballscorecards.com

AB	35
R	7
H	11
RBI	7
BB	5
SO	4
LOB	19

WP: 0 PB: 0 SB: 0 CS: 0 PA: 40

Batter	1	2	3	4	5	6	7	8	9	10	AB	R	H	RBI	BB	SO	LOB
Tony Fernandez, S (1, 6) OBP: 0.341, SLG: 0.359	G6-3		BB		F9		G6-4-3 1B HR 1B		CS 1B		4	1	2	0	1	0	1
Tony Gwynn, L (1, 9) OBP: 0.377, SLG: 0.425	F7		F7			1B E 1B	SAFE SAFE G6-4-3 1B		F8 1-2		5	1	2	0	0	0	3
Gary Sheffield, R (1, 5) OBP: 0.383, SLG: 0.553	1B		F9			L8	G6-4-3 1-2f 2-3		F7		5	0	1	0	0	0	5
Fred McGriff, L (1, 3) OBP: 0.411, SLG: 0.564	G4-3			G6-4-3 BB		F8	HR 3-H			K	4	1	1	2	1	1	2
Darrin Jackson, R (1, 8) OBP: 0.298, SLG: 0.429		G5-3		F8		E6 1B 3B 1-2	F7			K	5	1	0	0	0	1	2
Benito Santiago, R (1, 2) OBP: 0.304, SLG: 0.376		F8		G6-4-3 1-2f		3B 1B 1-2 2-H		G1-3 2B		P3	5	1	2	1	0	0	1
Jerald Clark, R (1, 7) OBP: 0.291, SLG: 0.374		F8	F8			3B 1-H 2-H		G1-3 2-3			4	0	1	2	0	0	1
Tim Teufel, R (1, 4) OBP: 0.331, SLG: 0.377			SH1-4 1B		K	IBB		G5-3			3	0	1	0	1	1	1
Craig Lefferts, L (1, 1) OBP: 0.070, SLG: 0.070			SH1-4 1-2		1B	P2		K2-3			2	0	1	0	0	0	2
Mike Maddux, L (6, 1) OBP: 0.400, SLG: 0.250											0	0	0	0	0	0	0
Larry Andersen, R (7, 1)											0	0	0	0	0	0	0
Oscar Azocar, L (8, PH) OBP: 0.258, SLG: 0.250											1	0	0	0	0	1	1
Jose Melendez, R (8, 1)											0	0	0	0	0	0	0
Inning Stats	R: 0 E: 0 K: 0 S: 6 H: 1 LOB: 1 BB: 0 P: 9	R: 0 E: 0 K: 0 S: 6 H: 0 LOB: 0 BB: 0 P: 9	R: 0 E: 0 K: 0 S: 9 H: 1 LOB: 2 BB: 1 P: 16	R: 0 E: 0 K: 0 S: 5 H: 0 LOB: 0 BB: 1 P: 12	R: 0 E: 0 K: 1 S: 14 H: 1 LOB: 1 BB: 0 P: 19	R: 3 E: 1 K: 0 S: 9 H: 3 LOB: 2 BB: 1 P: 18	R: 2 E: 0 K: 0 S: 10 H: 3 LOB: 0 BB: 0 P: 15	R: 0 E: 0 K: 1 S: 13 H: 1 LOB: 1 BB: 0 P: 19	R: 0 E: 0 K: 0 S: 7 H: 1 LOB: 0 BB: 0 P: 10	R: 0 E: 0 K: 2 S: 7 H: 0 LOB: 0 BB: 0 P: 8	1B: 8 2B: 1 3B: 1 HR: 1	SF: 0 SAC: 1 DP: 2 HBP: 0					

TOP

San Diego Padres @ Los Angeles Dodgers

Dodger Stadium, Los Angeles, CA

Thu Jul 30 1992, 7:05 PM PDT

Att. 35,961 - Sunny - 78 F

livebaseballscorecards.com

AB	38
R	5
H	11
RBI	5
BB	3
SO	4
LOB	19

WP: 0 PB: 0 SB: 0 CS: 1 PA: 42

PITCHER		IP	WLS	BF	H	R	ER	SO	BB	IBB	HBP	BLK	WP	HR	S	P	ERA	WHIP
Bob Ojeda, L ERA: 3.28	(1, 1)	6.0		27	6	3	0	1	2	1	0	0	0	0	49	83	0.00	1.333
Steve Wilson, L ERA: 3.91	(7, 1)	1.0		5	3	2	2	0	0	0	0	0	0	1	10	15	18.00	3.000
Jim Gott, R ERA: 1.93	(8, 1)	2.0		7	2	0	0	1	0	0	0	0	0	0	20	29	0.00	1.000
John Candelaria, L ERA: 1.96	(10, 1)	0.1		1	0	0	0	1	0	0	0	0	0	0	3	4	0.00	0.000
Jay Howell, R ERA: 1.55	(10, 1)	0.2	W	2	0	0	0	1	0	0	0	0	0	0	4	4	0.00	0.000

PITCHER	IP	WLS	BF	H	R	ER	SO	BB	IBB	HBP	BLK	WP	HR	S	P	ERA	WHIP

San Diego Padres @ Los Angeles Dodgers

Dodger Stadium, Los Angeles, CA

Thu Jul 30 1992, 7:05 PM PDT

Att. 35,961 - Sunny - 78 F

livebaseballscorecards.com

BOTTOM

Batter	1	2	3	4	5	6	7	8	9	10	AB	R	H	RBI	BB	SO	LOB
Jose Offerman, S (1, 6) OBP: 0.328, SLG: 0.327	B S X 1-1 CS S 1B		F C F B C 1-3 K		C B B X 2-1 G6-3		M B C X 1-2 G1-3		B F F S 1-3 K		5	0	1	0	0	2	0
Brett Butler, L (1, 8) OBP: 0.415, SLG: 0.403	1 SAFE M 1 B P C B B 4-2 G4-3 CS 1-2 BB		X 0-0 G5-3			B C C B F X 2-2 BB 2B 1B	C B C B X 2-2 S 1B 1B			B C B L F B F F F 4-2 B 1B BLK SF9 BB	3	3	2	0	2	0	0
Eric Young Sr., R (1, 4) OBP: 0.600, SLG: 0.500	L B B X 2-1 G4-3 1-3 2-3			X 0-0 G3-1		B F L B B F F F B 4-2 1-2 2B BB	C B X 1-1 S 1-H 1B			1 SAFE L L B B X 1-2 IBB 1-3 1B	4	1	2	1	1	0	2
Eric Karros, R (1, 3) OBP: 0.290, SLG: 0.452	B X 1-0 G6-3			B B F B B 4-1 1B G5-3 WP BB		B B X 2-0 1-H 2-H 1B 2B	C B F F B X 2-2 L4 1-2			I I I I 4-0 1-2 IBB	3	2	1	2	2	0	2
Mitch Webster, S (1, 9) OBP: 0.337, SLG: 0.409		C B X 1-1 F9		B B C C F 1 SAFE F F F 2-2 X G5-3 1-2		X 0-0 P2		B C S X 1-2 L4		B C B S S 2-3 K	5	0	0	0	0	1	5
Todd Benzinger, S (1, 7) OBP: 0.270, SLG: 0.338		F B B X 2-1 G6-3		B X 1-0 WP 2-3 1B		2 SAFE B B B C F X 2-2 P6		X 0-0 P5		F B S X 1-2 SF9 3-H	4	0	1	1	0	0	1
Carlos Hernandez, R (1, 2) OBP: 0.316, SLG: 0.314	B B B B 4-0 BB			B B B S F X 2-2 L5 1-3 3-H		B C B F X 2-2 WP 2-H 1B		S F X 0-2 G5-3			3	0	1	1	1	0	1
Dave Hansen, L (1, 5) OBP: 0.290, SLG: 0.342 Steve Wilson, L (7, 1) OBP: 0.333, SLG: 0.333 Jim Gott, R (8, 1) Henry Rodriguez, L (9, PH) John Candelaria, L (10, 1) Jay Howell, R (10, 1)	C F B X 1-2 F8		C S B X 1-2 G4-3	B S B F X 2-2 G4-3 1-2					B S S B F S 2-3 K		3 0 0 1 0 0	0 0 0 0 0 0	0 0 0 0 0 0	0 0 0 0 0 0	0 0 0 1 0 0	0 0 0 0 0 0	2 0 0 0 0 0
Bob Ojeda, L (1, 1) OBP: 0.111, SLG: 0.143 Lenny Harris, L (7, 5) OBP: 0.313, SLG: 0.308			F S B S 1-3 K		B F S X 1-2 G1-3		B B B C F F X 2-2 G3-1		B X 1-0 P6		2 2	0 0	0 0	0 0	0 0	1 0	0 0
Inning Stats	R: 0 H: 1 E: 0 LOB: 1 K: 0 BB: 1 S: 8 P: 15	R: 0 H: 0 E: 0 LOB: 1 K: 0 BB: 1 S: 7 P: 15	R: 0 H: 0 E: 0 LOB: 0 K: 2 BB: 0 S: 8 P: 10	R: 1 H: 1 E: 0 LOB: 1 K: 0 BB: 1 S: 13 P: 22	R: 0 H: 0 E: 0 LOB: 0 K: 0 BB: 0 S: 8 P: 12	R: 3 H: 3 E: 0 LOB: 1 K: 0 BB: 1 S: 19 P: 33	R: 1 H: 2 E: 0 LOB: 1 K: 0 BB: 0 S: 16 P: 24	R: 0 H: 0 E: 0 LOB: 0 K: 0 BB: 0 S: 7 P: 8	R: 0 H: 0 E: 0 LOB: 0 K: 2 BB: 0 S: 8 P: 12	R: 1 H: 1 E: 0 LOB: 2 K: 1 BB: 2 S: 15 P: 27	1B: 7 SF: 1 2B: 1 SAC: 0 3B: 0 DP: 0 HR: 0 HBP: 0						

	AB	35
	R	6
	H	8
	RBI	5
	BB	6
	SO	5
	LOB	13

WP: 3 PA: 42
PB: 0
SB: 3
CS: 2

PITCHER		IP	WLS	BF	H	R	ER	SO	BB	IBB	HBP	BLK	WP	HR	S	P	ERA	WHIP
Craig Lefferts, L ERA: 3.39	(1, 1)	5.0		21	3	3	3	2	4	0	0	0	1	0	52	88	5.40	1.400
Mike Maddux, R ERA: 2.14	(6, 1)	1.2		9	4	2	2	0	0	0	0	0	1	0	23	37	10.80	2.400
Larry Andersen, R ERA: 4.29	(7, 1)	0.1		1	0	0	0	0	0	0	0	0	0	0	4	6	0.00	0.000
Jose Melendez, R ERA: 3.13	(8, 1)	2.2	L	11	1	1	1	3	1	1	0	1	0	0	30	47	3.38	0.750

PITCHER		IP	WLS	BF	H	R	ER	SO	BB	IBB	HBP	BLK	WP	HR	S	P	ERA	WHIP

San Diego Padres @ Los Angeles Dodgers

Dodger Stadium, Los Angeles, CA

Fri Jul 31 1992, 7:05 PM PDT

Att. 33,066 - Sunny - 78 F

TOP

livebaseballscorecards.com

Batter	1	2	3	4	5	6	7	8	9	AB	R	H	RBI	BB	SO	LOB
Tony Fernandez, S (1, 6) OBP: 0.337, SLG: 0.354	F7		G3		K		P4		K	5	0	0	0	0	2	3
Tony Gwynn, L (1, 9) OBP: 0.375, SLG: 0.420	E BB SF8-1-3 BB		F9		K		E3		P6	4	1	0	0	1	1	3
Gary Sheffield, R (1, 5) OBP: 0.384, SLG: 0.553	E2 SF8-1-3 BB			G6-3		G3-1 1B 2B	F9			3	1	1	0	1	0	2
Fred McGriff, L (1, 3) OBP: 0.410, SLG: 0.565	SF8-1-3			L4		G3-1		SH1-3 E 2B		3	1	1	1	0	0	1
Darrin Jackson, R (1, 8) OBP: 0.299, SLG: 0.428		F9		G6-3		G5-4-3 1B		SH1-3		3	0	1	1	0	0	0
Benito Santiago, R (1, 2) OBP: 0.304, SLG: 0.371		G6-3			F9	G5-4-3		BB		3	0	0	0	1	0	1
Jerald Clark, R (1, 7) OBP: 0.293, SLG: 0.379		2B			E E 1B 1B	P6		F7		4	1	2	0	0	0	2
Kurt Stillwell, S (1, 4) OBP: 0.278, SLG: 0.322		G4-3			E4 1B	E SH1-4 1B		K		4	0	1	0	0	1	3
Larry Andersen, R (8, 1)										0	0	0	0	0	0	0
Randy Myers, L (9, 1)										0	0	0	0	0	0	0
Bruce Hurst, L (1, 1) OBP: 0.130, SLG: 0.135			G4-3						L4	2	0	1	1	0	0	0
Tim Teufel, R (8, 4) OBP: 0.330, SLG: 0.374										1	0	0	0	0	0	0
Inning Stats	R: 1 E: 1 K: 0 S: 10 H: 0 LOB: 0 BB: 2 P: 21	R: 0 E: 0 K: 0 S: 6 H: 1 LOB: 1 BB: 0 P: 8	R: 0 E: 0 K: 0 S: 7 H: 0 LOB: 0 BB: 0 P: 9	R: 0 E: 0 K: 0 S: 3 H: 0 LOB: 0 BB: 0 P: 5	R: 1 E: 1 K: 2 S: 17 H: 2 LOB: 2 BB: 0 P: 24	R: 1 E: 0 K: 0 S: 12 H: 2 LOB: 1 BB: 0 P: 20	R: 0 E: 1 K: 0 S: 11 H: 1 LOB: 2 BB: 0 P: 17	R: 1 E: 1 K: 1 S: 10 H: 1 LOB: 1 BB: 1 P: 20	R: 0 E: 0 K: 1 S: 7 H: 0 LOB: 0 BB: 0 P: 8	1B: 4 2B: 4 3B: 0 HR: 0	SF: 1 SAC: 2 DP: 1 HBP: 0					

	AB	32
	R	4
	H	7
	RBI	3
	BB	3
	SO	4
	LOB	15

WP: 0 PB: 0 SB: 0 CS: 0 PA: 38

PITCHER		IP	WLS	BF	H	R	ER	SO	BB	IBB	HBP	BLK	WP	HR	S	P	ERA	WHIP
Kevin Gross, R ERA: 3.44	(1, 1)	7.0	L	31	7	4	2	2	2	0	0	0	0	0	68	109	2.57	1.286
Jay Howell, R ERA: 1.45	(8, 1)	2.0		7	0	0	0	2	1	0	0	0	0	0	15	23	0.00	0.500

PITCHER		IP	WLS	BF	H	R	ER	SO	BB	IBB	HBP	BLK	WP	HR	S	P	ERA	WHIP

BOTTOM

Batter	1	2	3	4	5	6	7	8	9	AB	R	H	RBI	BB	SO	LOB
Jose Offerman, S (1, 6) OBP: 0.326, SLG: 0.326	B B B C X 3-1 F8 ①	B B C X 2-1 G5-3 ③			X 0-0 E5 BLK 1B 1B		B F B F B F X 3-2 G5-3 ①		C C B B B F X 3-2 P3 ③	5	1	1	0	0	0	0
Brett Butler, L (1, 8) OBP: 0.419, SLG: 0.405	M B B B B 4-1 1B 1B BB	C B C B B X 3-2 F7 ①			B C B X 2-1 1B ① 2-H		C B X 1-1 S 1B			3	1	2	1	1	0	0
Eric Young Sr., R (1, 4) OBP: 0.333, SLG: 0.250	C 1 SAFE S S B S 1-3 K ②	S B X 1-1 F9 ②			L X 0-1 F8 ②		X 0-0 F8 ②			4	0	0	0	0	1	2
Eric Karros, R (1, 3) OBP: 0.295, SLG: 0.456	X 0-0 1B 1B 1-2 1B	B C S F X 1-2 1B			S B F X 1-2 BB 1B		F 1 SAFE 1 SAFE S B B F B X 3-2 F8 ③ 1-2			4	1	3	0	0	0	1
Eric Davis, R (1, 7) OBP: 0.325, SLG: 0.339	B X 1-0 1B 1-2 2-H 1B	F C B F C 1-3 K ③			B F B F B B 4-2 FC5-4 1-2 BB			B S B B B F X 3-2 G1-3 ①		3	0	1	1	1	1	1
Todd Benzinger, S (1, 9) OBP: 0.270, SLG: 0.336	C C B F X 1-2 1-2 2-H 1B			C X 0-1 P4 ①	F X 0-1 FC5-4 ③ 1-2f			B X 1-0 F7 ②		4	0	1	1	0	0	2
Mike Scioscia, L (1, 2) OBP: 0.287, SLG: 0.282	X 0-0 F8 ③			F F B X 1-2 P2 ②	X 0-0 E5 G3 CS 1B			B C B F F X 2-2 G4-3 ③		4	0	1	0	0	0	2
Dave Hansen, L (1, 5) OBP: 0.291, SLG: 0.342 Mike Sharperson, R (9, PH) OBP: 0.399, SLG: 0.412		L F B B S 2-3 K ①		X 0-0 1B	X 0-0 G3 ① 2-3				X 0-0 F7 ①	3 1	0 0	1 0	0 0	0 0	1 0	1 0
Kevin Gross, R (1, 1) OBP: 0.128, SLG: 0.081 Jay Howell, R (8, 1) Mitch Webster, S (9, PH) OBP: 0.335, SLG: 0.406		C B B B X 2-2 G5-3 ②		1 SAFE F B F F B S 2-3 K ③	B B M F C 2-3 K ②③ 3-H				B B X 2-0 F7 ②	3 0 1	0 0 0	0 0 0	0 0 0	0 0 0	2 0 0	2 0 0
Inning Stats	R: 2 E: 0 K: 1 S: 13 H: 3 LOB: 2 BB: 1 P: 23	R: 0 E: 0 K: 1 S: 8 H: 0 LOB: 0 BB: 0 P: 14	R: 0 E: 0 K: 1 S: 13 H: 1 LOB: 1 BB: 0 P: 19	R: 0 E: 0 K: 1 S: 10 H: 1 LOB: 1 BB: 0 P: 13	R: 1 E: 1 K: 0 S: 12 H: 3 LOB: 2 BB: 1 P: 19	R: 0 E: 1 K: 1 S: 5 H: 1 LOB: 0 BB: 0 P: 7	R: 0 E: 0 K: 0 S: 11 H: 1 LOB: 1 BB: 0 P: 18	R: 0 E: 0 K: 0 S: 8 H: 0 LOB: 0 BB: 0 P: 14	R: 0 E: 0 K: 0 S: 6 H: 0 LOB: 0 BB: 0 P: 11	1B: 10 2B: 0 3B: 0 HR: 0 SF: 0 SAC: 0 DP: 0 HBP: 0						

PITCHER		IP	WLS	BF	H	R	ER	SO	BB	IBB	HBP	BLK	WP	HR	S	P	ERA	WHIP
Bruce Hurst, L ERA: 3.34	(1, 1)	7.0	W	31	10	3	3	5	2	0	0	1	0	0	72	113	3.86	1.714
Larry Andersen, R ERA: 4.09	(8, 1)	1.0		3	0	0	0	0	0	0	0	0	0	0	8	14	0.00	0.000
Randy Myers, L ERA: 4.88	(9, 1)	1.0	S	3	0	0	0	0	0	0	0	0	0	0	6	11	0.00	0.000

PITCHER	IP	WLS	BF	H	R	ER	SO	BB	IBB	HBP	BLK	WP	HR	S	P	ERA	WHIP

San Diego Padres @ Los Angeles Dodgers

Dodger Stadium, Los Angeles, CA

Fri Jul 31 1992, 7:05 PM PDT

Att. 33,066 - Sunny - 78 F

livebaseballscorecards.com

AB	35
R	3
H	10
RBI	3
BB	2
SO	5
LOB	11

WP: 0 PB: 0 SB: 1 CS: 1 PA: 37

San Diego Padres @ Los Angeles Dodgers

Dodger Stadium, Los Angeles, CA

Sat Aug 01 1992, 7:05 PM PDT

Att. 33,078 - Sunny - 80 F

livebaseballscorecards.com

TOP

Batter	1	2	3	4	5	6	7	8	9	AB	R	H	RBI	BB	SO	LOB
Tony Fernandez, S (1, 6) OBP: 0.336, SLG: 0.353	C C B C 1-3 ① K		X 0-0 ② G5-3			B B F B X 3-1 ① L8		S S B B X 2-2 ② G6-3		1	0	0	0	0	1	0
Craig Shipley, R (1, 6) OBP: 0.231, SLG: 0.250										3	0	0	0	0	0	1
Tony Gwynn, L (1, 9) OBP: 0.374, SLG: 0.419	X 0-0 ② G3-1		B B C X 2-1 ③ L9			C X 0-1 FC6-4 1B		C B B X 2-1 ③ F8		4	0	1	0	0	0	1
Gary Sheffield, R (1, 5) OBP: 0.385, SLG: 0.553	B B C X 2-1 1B			B F B F C 2-3 ① K		S F F B F X 1-2 ② FC6-4 FC4-6 1-2f			F B B X 2-1 FC4-6 1B	4	0	2	0	0	1	1
Fred McGriff, L (1, 3) OBP: 0.408, SLG: 0.561	C B B B C S 3-3 ③ K			B X 1-0 1B 1B		B X 1-0 ③ FC4-6 1-2f			X 0-0 ① FC4-6 1B 1B FC3-6 1-2f	4	1	1	0	0	1	3
Darrin Jackson, R (1, 8) OBP: 0.303, SLG: 0.431		C X 0-1 G5-4-3 1B		C X 0-1 G6-4-3 1B 1-2			X 0-0 ① G6-3		B S X 1-1 FC3-6 1B E 1B 1-2	4	1	3	0	0	0	0
Benito Santiago, R (1, 2) OBP: 0.303, SLG: 0.369		B X 1-0 ① ② G5-4-3 1-2f		C X 0-1 ② ③ G6-4-3 1-2f			B B F C B F X 3-2 ② F8		B C B X 2-1 FC3-6 1-2 2-3 1B	4	0	1	0	0	0	3
Phil Stephenson, L (1, 7) OBP: 0.304, SLG: 0.333		B C B B B 4-1 BB			C B X 1-1 ① G4-3		B F C B B X 3-2 ③ G4-3		S B B B F F B X 3-2 ② FC3-6 E 1-2f 2-3 3-H	3	0	0	1	1	0	2
Kurt Stillwell, S (1, 4) OBP: 0.277, SLG: 0.325		B X 1-0 ③ G4-3			B C B B B C X 3-2 ② P8			B F B F B X 3-2 2B	F B B X 2-1 E6 1-2 3-H	4	0	1	0	0	0	2
Andy Benes, R (1, 1) OBP: 0.184, SLG: 0.178			B C S B X 2-2 ① P5		C F B X 1-2 ③ G1-3			C B B X 2-1 ① F8	B S B B C C 3-3 ③ K	2	0	0	0	0	0	0
Jose Melendez, R (5, 1)										0	0	0	0	0	0	0
Oscar Azocar, L (8, PH) OBP: 0.255, SLG: 0.247										1	0	0	0	0	0	1
Tim Scott, R (8, 1)										0	0	0	0	0	0	0
Kevin Ward, R (9, PH) OBP: 0.269, SLG: 0.263										1	0	0	0	0	1	2
Inning Stats	R: 0 E: 0 K: 2 S: 9 H: 1 LOB: 1 BB: 0 P: 15	R: 0 E: 0 K: 0 S: 5 H: 1 LOB: 1 BB: 1 P: 11	R: 0 E: 0 K: 0 S: 6 H: 0 LOB: 0 BB: 0 P: 10	R: 0 E: 0 K: 1 S: 8 H: 2 LOB: 1 BB: 0 P: 11	R: 0 E: 0 K: 0 S: 8 H: 0 LOB: 0 BB: 0 P: 13	R: 0 E: 0 K: 0 S: 10 H: 1 LOB: 1 BB: 0 P: 15	R: 0 E: 0 K: 0 S: 8 H: 0 LOB: 0 BB: 0 P: 14	R: 0 E: 0 K: 0 S: 10 H: 1 LOB: 1 BB: 0 P: 19	R: 2 E: 1 K: 1 S: 16 H: 3 LOB: 2 BB: 0 P: 29	1B: 8 2B: 1 3B: 0 HR: 0 SF: 0 SAC: 0 DP: 2 HBP: 0							

AB	35
R	2
H	9
RBI	1
BB	1
SO	4
LOB	16

WP: 0 PB: 0 SB: 0 CS: 0 PA: 36

PITCHER		IP	WLS	BF	H	R	ER	SO	BB	IBB	HBP	BLK	WP	HR	S	P	ERA	WHIP
Tom Candiotti, R ERA: 2.88	(1, 1)	5.0	W	18	4	0	0	3	1	0	0	0	0	0	36	60	0.00	1.000
Jim Gott, R ERA: 1.87	(6, 1)	2.0		7	1	0	0	0	0	0	0	0	0	0	18	29	0.00	0.500
Tim Crews, R ERA: 5.82	(8, 1)	1.0		4	1	0	0	0	0	0	0	0	0	0	10	19	0.00	1.000
Roger McDowell, R ERA: 3.44	(9, 1)	1.0		7	3	2	1	1	0	0	0	0	0	0	16	29	9.00	3.000

PITCHER		IP	WLS	BF	H	R	ER	SO	BB	IBB	HBP	BLK	WP	HR	S	P	ERA	WHIP

Batter	1	2	3	4	5	6	7	8	9	AB	R	H	RBI	BB	SO	LOB
Jose Offerman, S (1, 6) OBP: 0.332, SLG: 0.329	S X 0-1 SH, 1B 1B		B B B C F X 3-2 ① G1-3 B B C B F B 4-2 BB			F B F B B B 4-2 1B 1B BB	C F X 0-2 1B			3	2	2	0	2	0	0
Brett Butler, L (1, 8) OBP: 0.421, SLG: 0.408	B I B F F X 2-2 SH 1-2 1B		B C X 1-1 E4 1B 1B B B B C C F X 3-2 ③ P8			X 0-0 1B SF7 1-3 1B	C X 0-1 ③ F8			5	2	3	0	0	0	3
Eric Young Sr., R (1, 4) OBP: 0.385, SLG: 0.333	X 0-0 SH 1-3 2-H		B X 1-0 ② P8		C B B C X 2-2 2B 1B	C F X 0-2 1-3 3-H 1B		F X 0-1 ① G6-3		4	1	2	1	0	0	1
Eric Karros, R (1, 3) OBP: 0.297, SLG: 0.457	B B X 2-0 ① P2		C B B B B 4-1 1B BB		1 SAFE C X 0-1 1B 1B 1-H 2B	C S B F C 1-3 ① K		C B X 1-1 ② P3		4	1	1	1	1	1	4
Eric Davis, R (1, 7) OBP: 0.327, SLG: 0.339 Mitch Webster, S (6, PR) (7, 7) OBP: 0.333, SLG: 0.404	F F B B B S 3-3 ② K		X 0-0 1-2 2-H 1B		B F B X 2-1 ① G5-3	C F B B F H 3-2 HBP		F S B S 1-3 ③ K		3 1	0 0	1 0	1 0	0 0	1 1	3 0
Henry Rodriguez, L (1, 9) OBP: 0.059, SLG: 0.063	C F C 0-3 ③ K		C F S 0-3 ③ K		X 0-0 1B 1B 2-3 1B	B S F B F X 2-2 ② SF7 3-H				3	1	1	1	0	2	4
Mike Scioscia, L (1, 2) OBP: 0.290, SLG: 0.285		C X 0-1 ① G3-1		B X 1-0 SH3 1B C B X 1-1 1B 1-2 3-H 1B		F X 0-1 ③ G4-3				4	0	2	1	0	0	2
Dave Hansen, L (1, 5) OBP: 0.290, SLG: 0.340		X 0-0 ② F8		B B F B C F F X 3-2 ① F9	B B S X 2-1 G4-6-3 1-2 2-H 1B		F B S F X 1-2 ① F9			4	0	1	1	0	0	1
Tom Candiotti, R (1, 1) OBP: 0.114, SLG: 0.093 Lenny Harris, L (5, PH) OBP: 0.312, SLG: 0.306 Jim Gott, R (6, 1) Todd Benzinger, S (7, PH) OBP: 0.269, SLG: 0.335 Tim Crews, R (8, 1) Roger McDowell, R (9, 1)		B X 1-0 ③ G6-3		L M X 0-2 ② SH3 1-2	B X 1-0 ② ③ G4-6-3 1-2f		X 0-0 ② P6			1 1 0 1 0 0	0 0 0 0 0 0	0 0 0 0 0 0	0 0 0 0 0 0	0 0 0 0 0 0	0 2 0 0 0 0	0 0 0 0 0 0
Inning Stats	R: 1 E: 1 K: 2 S: 14 H: 2 LOB: 2 BB: 0 P: 21	R: 0 E: 0 K: 0 S: 4 H: 0 LOB: 0 BB: 0 P: 5	R: 1 E: 1 K: 1 S: 11 H: 2 LOB: 2 BB: 1 P: 20	R: 0 E: 0 K: 0 S: 15 H: 1 LOB: 2 BB: 1 P: 26	R: 3 E: 0 K: 0 S: 13 H: 5 LOB: 1 BB: 0 P: 21	R: 2 E: 0 K: 1 S: 20 H: 2 LOB: 2 BB: 1 P: 30	R: 0 E: 0 K: 0 S: 10 H: 1 LOB: 1 BB: 0 P: 11	R: 0 E: 0 K: 1 S: 7 H: 0 LOB: 0 BB: 0 P: 9		1B: 12 2B: 1 3B: 0 HR: 0	SF: 1 SAC: 2 DP: 1 HBP: 1			WP: 0 PB: 0 SB: 0 CS: 0	PA: 41	

BOTTOM

San Diego Padres @ Los Angeles Dodgers

Dodger Stadium, Los Angeles, CA

Sat Aug 01 1992, 7:05 PM PDT

Att. 33,078 - Sunny - 80 F

livebaseballscorecards.com

AB	34
R	7
H	13
RBI	6
BB	3
SO	5
LOB	20

PITCHER		IP	WLS	BF	H	R	ER	SO	BB	IBB	HBP	BLK	WP	HR	S	P	ERA	WHIP
Andy Benes, R ERA: 3.66	(1, 1)	4.1	L	26	10	5	4	3	2	0	0	0	0	0	56	91	8.31	2.769
Jose Melendez, R ERA: 3.27	(5, 1)	2.2		12	3	2	2	1	1	0	1	0	0	0	31	43	6.75	1.500
Tim Scott, R ERA: 3.71	(8, 1)	1.0		3	0	0	0	1	0	0	0	0	0	0	7	9	0.00	0.000

PITCHER	IP	WLS	BF	H	R	ER	SO	BB	IBB	HBP	BLK	WP	HR	S	P	ERA	WHIP

Batter	1	2	3	4	5	6	7	8	9	AB	R	H	RBI	BB	SO	LOB
Tony Fernandez, S (1, 6) OBP: 0.338, SLG: 0.355	L B B X 2-1 ① G3-1		B X 1-0 1B		C B B F X 2-2 FC4-6 2-H 1B			B B B C X 3-1 ② G3-1		4	0	2	1	0	0	0
Tony Gwynn, L (1, 9) OBP: 0.372, SLG: 0.417	C X 0-1 1B		B C B F F S 2-3 ③ K		1 SAFE 1 SAFE X 0-0 ③ FC4-6 1-2f			B B C X 2-1 ③ G3-1		4	0	1	0	0	1	2
Gary Sheffield, R (1, 5) OBP: 0.381, SLG: 0.547	F X 0-1 ② P6			C X 0-1 ① P2		B B C S S 2-3 ① K			X 0-0 ① F7	4	0	0	0	0	1	1
Fred McGriff, L (1, 3) OBP: 0.404, SLG: 0.554	B B B F F S 3-3 ③ K			B C F B B F X 3-2 ② G4-3		B B X 2-0 ② F9			B X 1-0 ② P6	4	0	0	0	0	1	1
Darrin Jackson, R (1, 8) OBP: 0.303, SLG: 0.429		C X 0-1 ① F8		B B F S X 2-2 FC6-4 1B		B S X 1-1 ③ F8			F B X 1-1 ③ F7	4	0	1	0	0	0	0
Benito Santiago, R (1, 2) OBP: 0.299, SLG: 0.364		B F X 1-1 ② F9		X 0-0 ③ FC6-4 1-2f			B X 1-0 ① G6-3			3	0	0	0	0	0	1
Jerald Clark, R (1, 7) OBP: 0.294, SLG: 0.378		B B C S X 2-2 ③ G4-3			C B C F E X 1-2 FC4-6 1B		C X 0-1 ② L4			3	0	1	0	0	0	0
Kurt Stillwell, S (1, 4) OBP: 0.275, SLG: 0.322 Mike Maddux, L (7, 1) OBP: 0.400, SLG: 0.250			F B X 1-1 ① F7		X 0-0 ① FC4-6 SH1-4 1-2f 1B		X 0-0 ③ F7			3 0	1 0	0 0	0 0	0 0	0 0	1 0
Jim Deshaies, L (1, 1) Tim Teufel, R (7, 4) OBP: 0.328, SLG: 0.372			C S B X 1-2 ② G6-3		M X 0-1 ② SH1-4 1-2			B C X 1-1 ① F8		1 1	0 0	0 0	0 0	0 0	0 0	0 0
Inning Stats	R: 0 H: 1 E: 0 LOB: 1 K: 1 BB: 0 S: 9 P: 14	R: 0 H: 0 E: 0 LOB: 0 K: 0 BB: 0 S: 7 P: 10	R: 0 H: 1 E: 0 LOB: 1 K: 1 BB: 0 S: 10 P: 15	R: 0 H: 1 E: 0 LOB: 1 K: 0 BB: 0 S: 10 P: 15	R: 1 H: 2 E: 0 LOB: 1 K: 0 BB: 0 S: 12 P: 15	R: 0 H: 0 E: 0 LOB: 0 K: 1 BB: 0 S: 6 P: 11	R: 0 H: 0 E: 0 LOB: 0 K: 0 BB: 0 S: 4 P: 5	R: 0 H: 0 E: 0 LOB: 0 K: 0 BB: 0 S: 6 P: 12	R: 0 H: 0 E: 0 LOB: 0 K: 0 BB: 0 S: 4 P: 6	1B: 5 SF: 0 2B: 0 SAC: 1 3B: 0 DP: 0 HR: 0 HBP: 0						

TOP

San Diego Padres @ Los Angeles Dodgers

Dodger Stadium, Los Angeles, CA

Sun Aug 02 1992, 3:33 AM PDT

Att. 34,584 - Sunny - 85 F

livebaseballscorecards.com

AB	31
R	1
H	5
RBI	1
BB	0
SO	3
LOB	6

PITCHER		IP	WLS	BF	H	R	ER	SO	BB	IBB	HBP	BLK	WP	HR	S	P	ERA	WHIP
Orel Hershiser, R ERA: 3.6	(1, 1)	9.0	W	32	5	1	1	3	0	0	0	0	0	0	68	103	1.00	0.556

PITCHER	IP	WLS	BF	H	R	ER	SO	BB	IBB	HBP	BLK	WP	HR	S	P	ERA	WHIP

Batter	1	2	3	4	5	6	7	8	9	AB	R	H	RBI	BB	SO	LOB
Jose Offerman, S (1, 6) OBP: 0.332, SLG: 0.328	L B X 1-1 ① P4		F B X 1-1 ① G3		B B B C C X 3-2 ① L4			X 0-0 1B G5-3 2B 1B		4	1	1	0	0	0	0
Brett Butler, L (1, 8) OBP: 0.419, SLG: 0.406	C B C X 1-2 ② G4-3		C B B B F C 3-3 ② K		C B F F B X 2-2 G5-4-3 1B			1 SAFE X 0-0 ① G5-3 1-2		4	0	1	0	0	1	1
Eric Young Sr., R (1, 4) OBP: 0.353, SLG: 0.313	C B F X 1-2 ③ P4		C B X 1-1 ③ F9		C 1 SAFE B 1 SAFE B 1 SAFE 1 SAFE 1 SAFE C 2-2 X ② ③ G5-4-3 1-2f			C X 0-1 2B 2-3 1B		4	1	1	0	0	0	1
Eric Karros, R (1, 3) OBP: 0.299, SLG: 0.458		B B C B F B 4-2 2B 1B BB		B B F F S 2-3 ① K		F B C F B B F F F 3-3 S ① K		C B X 1-1 G3 2-H 3-H 2B		3	1	1	2	1	2	0
Mitch Webster, S (1, 9) OBP: 0.337, SLG: 0.419	X 0-0 1B 1-3 1B 2B			B B X 2-0 BB 2B		F S B B B F X 3-2 ② F9		B B F X 2-1 ② G3 2-3		4	1	2	0	0	0	1
Todd Benzinger, S (1, 7) OBP: 0.268, SLG: 0.333	X 0-0 CS 1B 2-3 3-H 1B			F F B B B X 2-2 ② F9		B B B C F X 3-2 ③ F9		S C B S 1-3 ③ K		4	0	1	1	0	1	2
Carlos Hernandez, R (1, 2) OBP: 0.324, SLG: 0.317	X 0-0 CS 1-2 3-H 1B			B F F B F B B 4-2 BB BB		B X 1-0 ① G4-3				2	0	1	1	1	0	0
Dave Hansen, L (1, 5) OBP: 0.291, SLG: 0.337		C B S B B 1 SAFE S 3-3 ① ② K 1-2 2-3		B F B B B 4-1 1-2 2-3 BB		X 0-0 ② G1-3				2	0	0	0	1	1	2
Orel Hershiser, R (1, 1) OBP: 0.204, SLG: 0.277		C L F B B S 2-3 ③ K		X 0-0 ③ F8		C F X 0-2 ③ G4-3				3	0	0	0	0	1	4
Inning Stats	R: 0 H: 0 E: 0 LOB: 0 K: 0 BB: 0 S: 8 P: 11	R: 2 H: 3 E: 0 LOB: 1 K: 2 BB: 1 S: 12 P: 21	R: 0 H: 0 E: 0 LOB: 0 K: 1 BB: 0 S: 8 P: 13	R: 0 H: 1 E: 0 LOB: 3 K: 1 BB: 2 S: 12 P: 26	R: 0 H: 1 E: 0 LOB: 0 K: 0 BB: 0 S: 10 P: 17	R: 0 H: 0 E: 0 LOB: 0 K: 1 BB: 0 S: 14 P: 23	R: 0 H: 0 E: 0 LOB: 0 K: 0 BB: 0 S: 5 P: 6	R: 2 H: 3 E: 0 LOB: 1 K: 1 BB: 0 S: 11 P: 15		1B: 5 SF: 0 2B: 3 SAC: 0 3B: 0 DP: 1 HR: 0 HBP: 0				WP: 0 PA: 33 PB: 0 SB: 0 CS: 2		

BOTTOM

San Diego Padres @ Los Angeles Dodgers

Dodger Stadium, Los Angeles, CA

Sun Aug 02 1992, 3:33 AM PDT

Att. 34,584 - Sunny - 85 F

livebaseballscorecards.com

AB	30
R	4
H	8
RBI	4
BB	3
SO	6
LOB	11

PITCHER		IP	WLS	BF	H	R	ER	SO	BB	IBB	HBP	BLK	WP	HR	S	P	ERA	WHIP
Jim Deshaies, L ERA: 2.1	(1, 1)	6.0	L	24	5	2	2	5	3	0	0	0	0	0	64	111	3.00	1.333
Mike Maddux, R ERA: 2.42	(7, 1)	2.0		9	3	2	2	1	0	0	0	0	0	0	16	21	9.00	1.500

PITCHER	IP	WLS	BF	H	R	ER	SO	BB	IBB	HBP	BLK	WP	HR	S	P	ERA	WHIP

San Francisco Giants @ San Diego Padres

Jack Murphy Stadium, San Diego, CA

Mon Aug 03 1992, 10:05 PM EDT

Att. 15,624 - Cloudy - 76 F

livebaseballscorecards.com

TOP

Batter	1	2	3	4	5	6	7	8	9	AB	R	H	RBI	BB	SO	LOB
Robby Thompson, R (1, 4) OBP: 0.341, SLG: 0.389	G1-3		FC3-6, 1B 1B	1B 2-H 3-H	K			G6-3 1-2		5	1	2	2	0	1	3
Kevin Bass, S (1, 9) OBP: 0.305, SLG: 0.410 (6, 7)	P5		FC3-6 1-2	1B 1-3		G6-3		K		5	0	2	0	0	1	1
Rod Beck, R (8, 1)										0	0	0	0	0	0	0
Will Clark, L (1, 3) OBP: 0.394, SLG: 0.483	E9 2B		FC3-6 1-2f 2-3	1-3 3-H		G4-3			L7	5	0	2	1	0	0	2
Mark Leonard, L (1, 7) OBP: 0.361, SLG: 0.567	F7		K	L7		F7			L6	4	0	0	0	0	1	5
Michael Jackson, R (6, 1)										0	0	0	0	0	0	0
Willie McGee, S (8, 8) OBP: 0.328, SLG: 0.346										1	0	0	0	0	0	0
Cory Snyder, R (1, 8) OBP: 0.321, SLG: 0.479 (6, 9)		G5-4-3 1B		1B 1B	G6-3		F8		K	5	1	2	0	0	1	0
Matt Williams, R (1, 5) OBP: 0.286, SLG: 0.372		G5-4-3 1-2f		K	1B 1B		F8			4	1	1	0	0	1	2
Craig Colbert, R (1, 2) OBP: 0.288, SLG: 0.333		1B		SH2-4 1-2 1B	1B 1-2		K			4	1	3	0	0	1	0
Jose Uribe, S (1, 6) OBP: 0.318, SLG: 0.357		L8		SH2-4 1-2 2-H	P4			G1-3		4	1	1	1	0	0	3
Trevor Wilson, L (1, 1) OBP: 0.125, SLG: 0.069			L4	SH2-4 1-2 2-3	1-2 2-H 1B			G6-3 1B		1	0	0	0	0	0	0
Chris James, R (5, PH) OBP: 0.299, SLG: 0.401										1	0	1	1	0	0	0
Bryan Hickerson, L (5, 1)										0	0	0	0	0	0	0
Mike Felder, S (6, 8) OBP: 0.323, SLG: 0.389 (8, 7)										1	0	1	0	0	0	0
Inning Stats	R: 0 E: 1 K: 0 S: 6 H: 1 LOB: 1 BB: 0 P: 7	R: 0 E: 0 K: 0 S: 10 H: 2 LOB: 1 BB: 0 P: 11	R: 0 E: 0 K: 1 S: 13 H: 2 LOB: 2 BB: 0 P: 19	R: 4 E: 0 K: 1 S: 17 H: 6 LOB: 2 BB: 0 P: 27	R: 1 E: 0 K: 1 S: 14 H: 3 LOB: 2 BB: 0 P: 22	R: 0 E: 0 K: 0 S: 6 H: 0 LOB: 0 BB: 0 P: 9	R: 0 E: 0 K: 1 S: 8 H: 0 LOB: 0 BB: 0 P: 9	R: 0 E: 0 K: 1 S: 9 H: 1 LOB: 1 BB: 0 P: 15	R: 0 E: 0 K: 1 S: 10 H: 0 LOB: 0 BB: 0 P: 16	1B: 14 2B: 1 3B: 0 HR: 0 SF: 0 SAC: 1 DP: 1 HBP: 0						

	AB	40
	R	5
	H	15
	RBI	5
	BB	0
	SO	6
	LOB	16

PITCHER		IP	WLS	BF	H	R	ER	SO	BB	IBB	HBP	BLK	WP	HR	S	P	ERA	WHIP
Frank Seminara, R ERA: 3.84	(1, 1)	3.2		21	11	4	4	2	0	0	0	0	0	0	42	57	9.82	3.000
Rich Rodriguez, L ERA: 2.18	(4, 1)	2.1		10	3	1	1	1	0	0	0	0	0	0	24	38	3.86	1.286
Jose Melendez, R ERA: 3.22	(7, 1)	1.0		3	0	0	0	1	0	0	0	0	0	0	8	9	0.00	0.000
Tim Scott, R ERA: 3.5	(8, 1)	1.0	W	4	1	0	0	1	0	0	0	0	0	0	9	15	0.00	1.000
Randy Myers, L ERA: 4.78	(9, 1)	1.0	S	3	0	0	0	1	0	0	0	0	0	0	10	16	0.00	0.000

PITCHER	IP	WLS	BF	H	R	ER	SO	BB	IBB	HBP	BLK	WP	HR	S	P	ERA	WHIP

Batter	1	2	3	4	5	6	7	8	9	AB	R	H	RBI	BB	SO	LOB
Tony Fernandez, S (1, 6) OBP: 0.337, SLG: 0.352	B B B B 4-0 1B HR BB	X 0-0 ③ F8			F F B F F X 1-2 ① F8		S B X 1-1 ③ G6-3			3	1	0	0	1	0	0
Tony Gwynn, L (1, 9) OBP: 0.376, SLG: 0.420	B C 1 SAFE B 1 SAFE X 2-1 1-2 HR 1B	B C X 1-1 HR 1B			B F B F F X 2-2 ② F8			B B C B F X 3-2 BB 1B FC6-4 1B		4	3	3	0	0	0	0
Gary Sheffield, R (1, 5) OBP: 0.380, SLG: 0.544	C B S F F F X 1-2 ① F7		F F 1 SAFE X 0-2 ① F9		F F F S 0-3 ③ K			B X 1-0 FC6-4 BB 1-2 1B		4	0	1	0	0	1	3
Fred McGriff, L (1, 3) OBP: 0.405, SLG: 0.571	B X 1-0 1-H 2-H HR		X 0-0 1-H HR			F F C 0-3 ① K		C B S B C 2-3 ① K		4	2	2	5	0	2	2
Darrin Jackson, R (1, 8) OBP: 0.305, SLG: 0.429	C F B F F X 1-2 1B		X 0-0 ② F9			S S S 0-3 ② K2-3		B B B C F B 4-2 FC6-4 1-2 2-3 BB		3	0	1	0	1	1	0
Benito Santiago, R (1, 2) OBP: 0.302, SLG: 0.375	1 SAFE B S 1 SAFE S F 1 SAFE B F 2-2 ② X F9		F B B F B X 3-2 ③ 2B			S B X 1-1 2B		B F X 1-1 ② FC6-4 FC5-4 1-2f 2-3 3-H		4	0	2	1	0	0	3
Jerald Clark, R (1, 7) OBP: 0.293, SLG: 0.377	1 SAFE C F S 0-3 ③ K			F X 0-1 G6-4-3 1B		C B B X 2-1 ③ F9		1 SAFE C F 1 SAFE F X 0-2 ③ FC5-4 1-2f		4	0	1	0	0	1	4
Kurt Stillwell, S (1, 4) OBP: 0.272, SLG: 0.318		B F B F B X 2-2 ① G5-3		B C X 1-1 ① ② G6-4-3 1-2f			C F X 0-2 ① F7			3	0	0	0	0	0	1
Frank Seminara, R (1, 1) OBP: 0.083, SLG: 0.043 Rich Rodriguez, L (4, 1) Jose Melendez, R (7, 1) Oscar Azocar, L (7, PH) OBP: 0.253, SLG: 0.245 Tim Scott, R (8, 1) Randy Myers, L (9, 1)		F X 0-1 ② G4-3		B C F X 1-2 ③ G3-1			X 0-0 ② G3-1			1 0 0 0 0 0 0 1 0 0 0 0 0 0 0 0 0 0 0 0 0 1 0 0 0 0 0 0 0 0 0 0 0 0 0 0 0 0 0 0 0 0						
Inning Stats	R: 3 H: 3 E: 0 LOB: 1 K: 1 BB: 1 S: 22 P: 33	R: 0 H: 0 E: 0 LOB: 0 K: 0 BB: 0 S: 6 P: 8	R: 2 H: 3 E: 0 LOB: 1 K: 0 BB: 0 S: 10 P: 14	R: 0 H: 1 E: 0 LOB: 0 K: 0 BB: 0 S: 7 P: 9	R: 0 H: 0 E: 0 LOB: 0 K: 1 BB: 0 S: 12 P: 15	R: 0 H: 1 E: 0 LOB: 1 K: 2 BB: 0 S: 10 P: 13	R: 0 H: 0 E: 0 LOB: 0 K: 0 BB: 0 S: 6 P: 7	R: 1 H: 2 E: 0 LOB: 2 K: 1 BB: 1 S: 15 P: 26		1B: 6 SF: 0 2B: 2 SAC: 0 3B: 0 DP: 1 HR: 2 HBP: 0						

PITCHER		IP	WLS	BF	H	R	ER	SO	BB	IBB	HBP	BLK	WP	HR	S	P	ERA	WHIP
Trevor Wilson, L ERA: 4.41	(1, 1)	4.0		18	7	5	5	1	1	0	0	0	0	2	45	64	11.25	2.000
Bryan Hickerson, L ERA: 3.24	(5, 1)	1.2		6	1	0	0	3	0	0	0	0	0	0	20	24	0.00	0.600
Michael Jackson, R ERA: 3.07	(6, 1)	1.2	L	8	2	1	1	1	1	0	0	0	0	0	17	30	5.40	1.800
Rod Beck, R ERA: 2.27	(8, 1)	0.2		2	0	0	0	0	0	0	0	0	0	0	6	7	0.00	0.000

PITCHER	IP	WLS	BF	H	R	ER	SO	BB	IBB	HBP	BLK	WP	HR	S	P	ERA	WHIP

BOTTOM

San Francisco Giants @ San Diego Padres

Jack Murphy Stadium, San Diego, CA

Mon Aug 03 1992, 10:05 PM EDT

Att. 15,624 - Cloudy - 76 F

livebaseballscorecards.com

AB	32
R	6
H	10
RBI	6
BB	2
SO	5
LOB	13

WP: 0 PA: 34
PB: 0
SB: 0
CS: 0

Batter	1	2	3	4	5	6	7	8	9	AB	R	H	RBI	BB	SO	LOB
Willie McGee, S (1, 8) OBP: 0.326, SLG: 0.344	S B B F S 2-3 K2-3 ①		X 0-0 G5-3 ①	S X 0-1 G5-3 ②		B B X 2-0 PO 1B		B F X 1-1 G4-3 ②		5	0	1	0	0	1	2
Robby Thompson, R (1, 4) OBP: 0.349, SLG: 0.406 Greg Litton, R (7, 4) OBP: 0.266, SLG: 0.283	B X 1-0 1B		B C B B B 4-1 1B 1B BB	C X 0-1 2B 2-3 3-H 1B		B C C F 1 SAFE 1-2 PO 1-2 ③	F X 0-1 HR	C A B F S 1-3 K ③		3 1	3 0	3 0	2 0	1 0	0 1	0 0
Will Clark, L (1, 3) OBP: 0.397, SLG: 0.487	X 0-0 F8 ②		F B X 1-1 1B 1-2 1B	X 0-0 1-H 3-H 2B			F F X 0-2 1B 1B 1B		S B S B F X 2-2 F8 ①	5	1	3	2	0	0	1
Chris James, R (1, 7) OBP: 0.297, SLG: 0.395	B X 1-0 P6 ③		F C B X 1-2 L9 ②	C C B B F C 2-3 K ③			X 0-0 1B 1-2 1B		F X 0-1 G6-3 ②	5	0	1	0	0	1	4
Kevin Bass, S (1, 9) OBP: 0.311, SLG: 0.414		B B X 2-0 G5-3 ①	F S B F F B X 2-2 1B 1-2 2-H		C X 0-1 G6-4-3 1B		X 0-0 1B 1-2 2-H		B C B F B C 3-3 K ③	5	0	3	2	0	1	0
Cory Snyder, R (1, 5) OBP: 0.320, SLG: 0.480		X 0-0 2B 2B	C F X 0-2 F8 ③		1 SAFE S X 0-1 G6-4-3 ① ② 1-2f		S C S 0-3 K ①			4	1	1	0	0	1	5
Craig Colbert, R (1, 2) OBP: 0.298, SLG: 0.346		X 0-0 2B 2-H 2B		B B F B B 4-1 1B 1B BB	C S S 0-3 K2-3 ③		S B X 1-1 F7 ②			3	1	1	1	1	1	2
Mike Benjamin, R (1, 6) OBP: 0.261, SLG: 0.386		F X 0-1 F8 ②		C X 0-1 1B SH2-4 1-3 2B 1B		B L L S 1-3 K ①	S F C 0-3 K ③			4	1	1	0	0	2	3
John Burkett, R (1, 1) OBP: 0.095, SLG: 0.051 Dave Righetti, L (8, 1)		C S S 0-3 K ③		B L L B B X 3-2 SH2-4 ① 1-2		C X 0-1 L8 ②		S B B S C 2-3 K ①		3 0	0 0	0 0	0 0	0 0	2 0	1 0
Inning Stats	R: 0 H: 1 E: 0 LOB: 1 K: 1 BB: 0 S: 6 P: 10	R: 1 H: 2 E: 0 LOB: 1 K: 1 BB: 0 S: 8 P: 10	R: 1 H: 2 E: 0 LOB: 2 K: 0 BB: 1 S: 15 P: 23	R: 3 H: 3 E: 0 LOB: 1 K: 1 BB: 1 S: 15 P: 24	R: 0 H: 1 E: 0 LOB: 0 K: 1 BB: 0 S: 7 P: 7	R: 0 H: 1 E: 0 LOB: 2 K: 1 BB: 0 S: 9 P: 13	R: 2 H: 4 E: 0 LOB: 2 K: 2 BB: 0 S: 15 P: 16	R: 0 H: 0 E: 0 LOB: 0 K: 2 BB: 0 S: 9 P: 13	R: 0 H: 0 E: 0 LOB: 0 K: 1 BB: 0 S: 9 P: 14	1B: 10 SF: 0 2B: 3 SAC: 1 3B: 0 DP: 1 HR: 1 HBP: 0						WP: 0 PA: 42 PB: 0 SB: 0 CS: 0

TOP

San Francisco Giants @ San Diego Padres

Jack Murphy Stadium, San Diego, CA

Tue Aug 04 1992, 10:05 PM EDT

Att. 20,623 - Sunny - 78 F

livebaseballscorecards.com

AB	38
R	7
H	14
RBI	7
BB	2
SO	10
LOB	18

PITCHER		IP	WLS	BF	H	R	ER	SO	BB	IBB	HBP	BLK	WP	HR	S	P	ERA	WHIP
Craig Lefferts, L ERA: 3.64	(1, 1)	3.2	L	21	8	5	5	2	2	0	0	0	0	0	40	61	12.27	2.727
Mike Maddux, R ERA: 2.36	(4, 1)	1.1		4	1	0	0	2	0	0	0	0	0	0	11	13	0.00	0.750
Jose Melendez, R ERA: 3.38	(6, 1)	2.0		10	5	2	2	3	0	0	0	0	0	1	24	29	9.00	2.500
Larry Andersen, R ERA: 3.75	(8, 1)	2.0		6	0	0	0	3	0	0	0	0	0	0	18	27	0.00	0.000

PITCHER	IP	WLS	BF	H	R	ER	SO	BB	IBB	HBP	BLK	WP	HR	S	P	ERA	WHIP

Batter	1	2	3	4	5	6	7	8	9	AB	R	H	RBI	BB	SO	LOB
Tony Fernandez, S (1, 6) OBP: 0.336, SLG: 0.351	G4-3		G6-4-3, 1B		K			L4		4	0	1	0	0	1	1
Tony Gwynn, L (1, 9) OBP: 0.375, SLG: 0.419	L7		L8			F7, E, 1B		G3-1		4	0	1	0	0	0	1
Gary Sheffield, R (1, 5) OBP: 0.381, SLG: 0.554	HR		G6-4-3 1-2f			E4, G5-4-3 1-2		2B		4	1	2	1	0	0	2
Fred McGriff, L (1, 3) OBP: 0.401, SLG: 0.564	F7			G6-3		F7 2-3		F8		4	0	0	0	0	0	3
Darrin Jackson, R (1, 8) OBP: 0.304, SLG: 0.427		1B, S, FC3-2, 1B		F8		G5-4-3 1-2f			F7	4	0	1	0	0	0	2
Benito Santiago, R (1, 2) OBP: 0.298, SLG: 0.369		1 SAFE 1 SAFE 1 SAFE 1 SAFE K 1-2		F8			F7		G4-3	4	0	0	0	0	1	1
Jerald Clark, R (1, 7) OBP: 0.293, SLG: 0.375		FC3-2 2-3 1B			F8		L7		L8	4	0	1	0	0	0	0
Kurt Stillwell, S (1, 4) OBP: 0.276, SLG: 0.322		FC3-2, FC6-4 1-2 3-H			F7, PB, 1B		1B			3	0	2	0	0	0	2
Craig Lefferts, L (1, 1) OBP: 0.068, SLG: 0.068 Mike Maddux, L (4, 1) OBP: 0.400, SLG: 0.250 Phil Stephenson, L (5, PH) OBP: 0.286, SLG: 0.326 Jose Melendez, R (6, 1) Oscar Azocar, L (7, PH) OBP: 0.250, SLG: 0.242 Larry Andersen, R (8, 1)		FC6-4 1-2f			F7 1-3		L9			1 0 1 0 1 0	0 0 0 0 0 0	0 0 0 0 0 0	0 0 0 0 0 0	0 0 0 0 0 0	0 0 0 0 0 0	2 0 1 0 1 0
Inning Stats	R: 1 E: 0 K: 0 S: 7 H: 1 LOB: 0 BB: 0 P: 8	R: 0 E: 0 K: 1 S: 11 H: 2 LOB: 2 BB: 0 P: 16	R: 0 E: 0 K: 0 S: 4 H: 1 LOB: 0 BB: 0 P: 6	R: 0 E: 0 K: 0 S: 7 H: 0 LOB: 0 BB: 0 P: 8	R: 0 E: 0 K: 1 S: 8 H: 1 LOB: 1 BB: 0 P: 15	R: 0 E: 1 K: 0 S: 6 H: 1 LOB: 1 BB: 0 P: 11	R: 0 E: 0 K: 0 S: 7 H: 1 LOB: 1 BB: 0 P: 8	R: 0 E: 0 K: 0 S: 8 H: 1 LOB: 1 BB: 0 P: 12	R: 0 E: 0 K: 0 S: 6 H: 0 LOB: 0 BB: 0 P: 12	1B: 6 2B: 1 3B: 0 HR: 1	SF: 0 SAC: 0 DP: 2 HBP: 0			WP: 0 PB: 1 SB: 1 CS: 0	PA: 34		

PITCHER		IP	WLS	BF	H	R	ER	SO	BB	IBB	HBP	BLK	WP	HR	S	P	ERA	WHIP
John Burkett, R ERA: 3.79	(1, 1)	7.2	W	30	8	1	1	2	0	0	0	0	0	1	57	83	1.17	1.043
Dave Righetti, L ERA: 5.08	(8, 1)	1.1		4	0	0	0	0	0	0	0	0	0	0	7	13	0.00	0.000

PITCHER	IP	WLS	BF	H	R	ER	SO	BB	IBB	HBP	BLK	WP	HR	S	P	ERA	WHIP

BOTTOM

San Francisco Giants @ San Diego Padres

Jack Murphy Stadium, San Diego, CA

Tue Aug 04 1992, 10:05 PM EDT

Att. 20,623 - Sunny - 78 F

livebaseballscorecards.com

AB	34
R	1
H	8
RBI	1
BB	0
SO	2
LOB	16

Batter	1	2	3	4	5	6	7	8	9	AB	R	H	RBI	BB	SO	LOB
Willie McGee, S (1, 8) OBP: 0.331, SLG: 0.349	L X 0-1 L5-3 1B		C B S F F X 1-2 1-2 1B		B C X 1-1 ① FC6-4 FC3-6 1-2f		C C B X 1-2 ③ 2-H 1B			4	0	3	0	0	0	1
Robby Thompson, R (1, 4) OBP: 0.344, SLG: 0.401	C X 0-1 ① ② L5-3 1-2		B C C C B F F X 2-2 ③ L6		X 0-0 ② FC3-6 1-2f			S X 0-1 ① P5		4	0	0	0	0	0	4
Will Clark, L (1, 3) OBP: 0.395, SLG: 0.483	C F F B F X 1-2 ③ F8			B B B B 4-0 1B 1B SF9 BB	1 SAFE X 0-0 ③ G3			B X 1-0 ② G1-3		3	1	0	0	1	0	1
Chris James, R (1, 7) OBP: 0.296, SLG: 0.392		X 0-0 ① L9		X 0-0 1B 1-2 1B		X 0-0 ① G6-3		B B X 2-0 ③ F9		4	0	1	0	0	0	0
Kevin Bass, S (1, 9) OBP: 0.310, SLG: 0.411		B S X 1-1 ② F9		C C B X 1-2 1-2 2-3 1B		C X 0-1 ② G5-3			C X 0-1 ① G5-3	4	0	1	0	0	0	0
Cory Snyder, R (1, 5) OBP: 0.319, SLG: 0.478		F S B X 1-2 ③ G6-3		B S X 1-1 ① SF9 3-H		B F X 1-1 ③ G5-3			B B C F F B X 3-2 1B 1B	3	0	1	1	0	0	0
Craig Colbert, R (1, 2) OBP: 0.287, SLG: 0.333 Mark Bailey, S (8, 2) OBP: 0.412, SLG: 0.357			C X 0-1 ① G6-3 C X 0-1 ② L9				B X 1-0 ① G5-3		C X 0-1 FC5-4 1-2 1B	3 1	0 0	0 1	0 0	0 0	0 0	2 0
Mike Benjamin, R (1, 6) OBP: 0.265, SLG: 0.383 Mark Leonard, L (9, PH) OBP: 0.351, SLG: 0.548			F B X 1-1 ② G4-3 B X 1-0 ③ G1-3				C S B X 1-2 G6-3 1B		B C B B S S 3-3 ② K	3 1	0 0	1 0	0 0	0 0	0 1	2 2
Francisco Oliveras, R (1, 1) OBP: 0.400, SLG: 0.250 Matt Williams, R (7, PH) OBP: 0.285, SLG: 0.371 Jeff Brantley, R (7, 1) OBP: 0.667, SLG: 0.500 Mike Felder, S (9, PH) OBP: 0.321, SLG: 0.387			B B B B 4-0 1B BB		B C F F X 1-2 FC6-4 1B		1 SAFE B B S E B B F X 2-2 ② G6-3 1-2		F B B C C X 2-2 ③ FC5-4 1-2f	1 1 0 1	0 0 0 0	1 0 0 0	0 0 0 0	1 0 0 0	0 0 0 0	0 1 0 2
Inning Stats	R: 0 E: 0 K: 0 S: 9 H: 1 LOB: 0 BB: 0 P: 10	R: 0 E: 0 K: 0 S: 6 H: 0 LOB: 0 BB: 0 P: 8	R: 0 E: 0 K: 0 S: 14 H: 1 LOB: 2 BB: 1 P: 22	R: 1 E: 0 K: 0 S: 9 H: 2 LOB: 2 BB: 1 P: 16	R: 0 E: 0 K: 0 S: 8 H: 1 LOB: 1 BB: 0 P: 10	R: 0 E: 0 K: 0 S: 5 H: 0 LOB: 0 BB: 0 P: 6	R: 0 E: 0 K: 0 S: 11 H: 2 LOB: 1 BB: 0 P: 16	R: 0 E: 0 K: 0 S: 4 H: 0 LOB: 0 BB: 0 P: 7	R: 0 E: 0 K: 1 S: 14 H: 2 LOB: 2 BB: 0 P: 22	1B: 9 2B: 1 3B: 0 HR: 0 SF: 1 SAC: 0 DP: 1 HBP: 0						

PITCHER		IP	WLS	BF	H	R	ER	SO	BB	IBB	HBP	BLK	WP	HR	S	P	ERA	WHIP
Bruce Hurst, L ERA: 3.26	(1, 1)	7.0		28	7	1	1	0	2	0	0	0	0	0	62	88	1.29	1.286
Tim Scott, R ERA: 3.26	(8, 1)	1.1	W	6	2	0	0	0	0	0	0	0	0	0	12	18	0.00	1.500
Randy Myers, L ERA: 4.71	(9, 1)	0.2	S	2	0	0	0	1	0	0	0	0	0	0	6	11	0.00	0.000

PITCHER	IP	WLS	BF	H	R	ER	SO	BB	IBB	HBP	BLK	WP	HR	S	P	ERA	WHIP

TOP

San Francisco Giants @ San Diego Padres

Jack Murphy Stadium, San Diego, CA

Wed Aug 05 1992, 10:05 PM EDT

Att. 17,199 - Sunny - 79 F

livebaseballscorecards.com

AB	33
R	1
H	9
RBI	1
BB	2
SO	1
LOB	15

WP: 0 PA: 36
PB: 0
SB: 0
CS: 0

BOTTOM

Batter	1	2	3	4	5	6	7	8	9	AB	R	H	RBI	BB	SO	LOB
Tony Fernandez, S (1, 6) OBP: 0.336, SLG: 0.350	B F F B X 2-2 G3 ①		B X 1-0 G6-3 ② 2-3			B B B C F X 3-2 G6-3 ①		C X 0-1 E6 1B 1B 1B		4	1	1	0	0	0	1
Tony Gwynn, L (1, 9) OBP: 0.374, SLG: 0.417	C X 0-1 F7 ②		B B X 2-0 G4-3 ③			B C S B S 2-3 K ②		B L X 1-1 1B 2-3 2B 1B		4	1	1	0	0	1	1
Gary Sheffield, R (1, 5) OBP: 0.382, SLG: 0.553	C B F B B X 3-2 F9 ③			B X 1-0 G6-4-3 1B		B S F S 1-3 K 2B		B S X 1-1 1-2 2B 3-H 1B		4	2	2	1	0	1	0
Fred McGriff, L (1, 3) OBP: 0.400, SLG: 0.564		B C B X 2-1 P5 ①		S B X 1-1 L9 ①		B X 1-0 1-H 2B		B F B C F F F S 2-3 K ①		4	0	1	1	0	1	3
Darrin Jackson, R (1, 8) OBP: 0.304, SLG: 0.427		B C S X 1-2 F8 ②		1 SAFE F 1 SAFE B X 1-1 ② ③ 1-2f G6-4-3		X 0-0 ③ F9		B X 1-0 F8 1-H 2-H 2B		4	0	1	2	0	0	2
Benito Santiago, R (1, 2) OBP: 0.301, SLG: 0.371	C S X 0-2 1B				B X 1-0 ① G6-3		X 0-0 G6-4-3 1B	B F X 1-1 ② 2-3 F8		4	0	2	0	0	0	1
Jerald Clark, R (1, 7) OBP: 0.289, SLG: 0.370 Randy Myers, L (9, 1)	1 SAFE B S F 1 SAFE F F F F X 1-2 L4 ③				B F B X 2-1 ② G5-3		C F 1 SAFE F X 0-2 ① ② G6-4-3 1-2f	C F X 0-2 ③ F8		4 0	0 0	0 0	0 0	0 0	0 0	3 0
Tim Teufel, R (1, 4) OBP: 0.333, SLG: 0.373			X 0-0 ① F7		B B F B C F X 3-2 1B		B B B B 4-0 BB			2	0	1	0	1	0	0
Bruce Hurst, L (1, 1) OBP: 0.143, SLG: 0.167 Phil Stephenson, L (7, PH) OBP: 0.292, SLG: 0.318 Tim Scott, R (8, 1) Oscar Azocar, L (9, 7) OBP: 0.250, SLG: 0.242			B F B F B X 3-2 G6-3 2B		B F X 1-1 ③ G1-3		C B S B B F X 3-2 L9 ③			2 1 0 0	0 0 0 0	1 0 0 0	0 0 0 0	0 0 0 0	0 0 0 0	1 1 0 0
Inning Stats	R: 0 H: 0 E: 0 LOB: 0 K: 0 BB: 0 S: 8 P: 13	R: 0 H: 1 E: 0 LOB: 1 K: 0 BB: 0 S: 14 P: 18	R: 0 H: 1 E: 0 LOB: 1 K: 0 BB: 0 S: 6 P: 12	R: 0 H: 1 E: 0 LOB: 0 K: 0 BB: 0 S: 5 P: 8	R: 0 H: 1 E: 0 LOB: 1 K: 0 BB: 0 S: 9 P: 16	R: 1 H: 1 E: 0 LOB: 1 K: 2 BB: 0 S: 11 P: 18	R: 0 H: 1 E: 0 LOB: 1 K: 0 BB: 1 S: 9 P: 16	R: 3 H: 4 E: 1 LOB: 1 K: 1 BB: 0 S: 18 P: 24		1B: 7 SF: 0 2B: 3 SAC: 0 3B: 0 DP: 2 HR: 0 HBP: 0						WP: 0 PA: 34 PB: 1 SB: 0 CS: 0

PITCHER		IP	WLS	BF	H	R	ER	SO	BB	IBB	HBP	BLK	WP	HR	S	P	ERA	WHIP
Francisco Oliveras, R ERA: 1.75	(1, 1)	6.0		23	5	1	0	2	0	0	0	0	0	0	53	85	0.00	0.833
Jeff Brantley, R ERA: 4.03	(7, 1)	2.0	L	11	5	3	3	1	1	0	0	0	0	0	27	40	13.50	3.000

PITCHER	IP	WLS	BF	H	R	ER	SO	BB	IBB	HBP	BLK	WP	HR	S	P	ERA	WHIP

San Francisco Giants @ San Diego Padres

Jack Murphy Stadium, San Diego, CA

Wed Aug 05 1992, 10:05 PM EDT

Att. 17,199 - Sunny - 79 F

livebaseballscorecards.com

AB	33
R	4
H	10
RBI	4
BB	1
SO	3
LOB	13

Houston Astros @ San Diego Padres

Jack Murphy Stadium, San Diego, CA

Thu Aug 06 1992, 10:05 PM EDT

Att. 15,231 - Sunny - 77 F

TOP

livebaseballscorecards.com

Batter	1	2	3	4	5	6	7	8	9	AB	R	H	RBI	BB	SO	LOB
Craig Biggio, R (1, 4) OBP: 0.373, SLG: 0.377	X 0-0 S 1B	C F X 0-2 F9			C B X 1-1 P8	X 0-0 1-3 1B		C B C X 1-2 2-3 SF8-6-4 1B		5	0	3	0	0	0	2
Steve Finley, L (1, 8) OBP: 0.328, SLG: 0.386 Willie Blair, R (5, 1) Ernest Riles, L (7, PH) OBP: 0.154, SLG: 0.167 Joe Boever, R (7, 1) Casey Candaele, S (9, PH) OBP: 0.255, SLG: 0.259	B F S B F C 2-3 K 1-2		B C X 1-1 G4-3		C B X 1-1 P4	C B B 1 X SAFE	2-1 SF9 3-H		F C B B F X 2-2 SF8-6-4 1-2 2-3 3-H	3 0 0 0 0	0 0 0 0 0	0 0 0 0 0	0 0 1 0 0	0 0 0 0 0	1 0 0 0 0	1 0 0 0 0
5 Jeff Bagwell, R (1, 3) OBP: 0.342, SLG: 0.415	S B S S 1-3 K	C S B B X 2-2 E5 1B			B F B B X 3-1 HR	C B F 1 SAFE F 1 SAFE F B X 2-2 G4-3			C B B H 3-1 HBP	4	1	2	1	0	1	2
Eric Anthony, L (1, 9) OBP: 0.299, SLG: 0.426	B C C B X 2-2 F7	B S T R C 1-3 K			B B B C F X 3-2 S 1B			C B B C X 2-2 P4	B C C B C 2-3 K	5	0	1	0	0	2	4
Ken Caminiti, S (1, 5) OBP: 0.370, SLG: 0.461		C B X 1-1 F9	B C S S 1-3 K		B C F S 1-3 K			X 0-0 P3		4	0	0	0	0	2	2
Luis Gonzalez, L (1, 7) OBP: 0.286, SLG: 0.383 Pete Incaviglia, R (8, PH) OBP: 0.319, SLG: 0.434 (8, 7)		C C B F B B X 3-2 1B 1B 1B		B F B X 2-1 L7	C X 0-1 F7			B S C F S 1-3 K		3 1	1 0	1 0	0 0	0 0	0 1	1 0
Rafael Ramirez, R (1, 6) OBP: 0.277, SLG: 0.302		X 0-0 1B 1-2 1B		X 0-0 G6-3	B F B F B X 3-2 G5-3 1-2				C F X 0-2 E4 2B	4	1	1	0	0	0	1
Eddie Taubensee, L (1, 2) OBP: 0.264, SLG: 0.279 Juan Guerrero, R (9, PH) OBP: 0.306, SLG: 0.355		B X 1-0 F8		B S S X 1-2 F7		C X 0-1 L9			B X 1-0 1B 1-H SF8-6-4 2B	3 1	0 1	0 1	0 1	0 0	0 0	2 0
Brian Williams, R (1, 1) OBP: 0.188, SLG: 0.250 Gerald Young, S (5, PH) OBP: 0.300, SLG: 0.152 (5, 8)		X 0-0 1-2 2-H 1B			X 0-0 G3-1	B C C X 1-2 1B SF9 1B			B C C F B B F F B 4-2 SF8-6-4 1B BB	1 2	0 1	1 1	1 0	0 1	0 0	0 0
Inning Stats	R: 0 E: 0 K: 2 S: 11 H: 1 LOB: 1 BB: 0 P: 16	R: 1 E: 0 K: 0 S: 12 H: 3 LOB: 2 BB: 0 P: 17	R: 0 E: 1 K: 2 S: 12 H: 1 LOB: 1 BB: 0 P: 17	R: 0 E: 0 K: 0 S: 6 H: 0 LOB: 0 BB: 0 P: 9	R: 0 E: 0 K: 0 S: 5 H: 0 LOB: 0 BB: 0 P: 7	R: 1 E: 0 K: 1 S: 13 H: 2 LOB: 1 BB: 0 P: 23	R: 1 E: 0 K: 0 S: 13 H: 2 LOB: 1 BB: 0 P: 18	R: 0 E: 0 K: 1 S: 9 H: 0 LOB: 0 BB: 0 P: 12	R: 2 E: 1 K: 1 S: 20 H: 2 LOB: 2 BB: 1 P: 33	1B: 9 2B: 2 3B: 0 HR: 1 SF: 2 SAC: 0 DP: 1 HBP: 1	WP: 0 PB: 0 SB: 2 CS: 0 PA: 40					

PITCHER		IP	WLS	BF	H	R	ER	SO	BB	IBB	HBP	BLK	WP	HR	S	P	ERA	WHIP
Andy Benes, R ERA: 3.67	(1, 1)	7.0	W	30	9	3	3	5	0	0	0	0	0	1	72	107	3.86	1.286
Rich Rodriguez, L ERA: 2.28	(8, 1)	1.0		5	1	2	1	1	0	0	0	0	0	0	13	17	9.00	1.000
Tim Scott, R ERA: 3.15	(9, 1)	0.2		4	1	0	0	0	1	0	1	0	0	0	13	23	0.00	3.000
Randy Myers, L ERA: 4.68	(9, 1)	0.1	S	1	0	0	0	1	0	0	0	0	0	0	3	5	0.00	0.000

PITCHER	IP	WLS	BF	H	R	ER	SO	BB	IBB	HBP	BLK	WP	HR	S	P	ERA	WHIP

AB	36
R	5
H	11
RBI	5
BB	1
SO	7
LOB	15

BOTTOM

Houston Astros @ San Diego Padres

Jack Murphy Stadium, San Diego, CA

Thu Aug 06 1992, 10:05 PM EDT

Att. 15,231 - Sunny - 77 F

livebaseballscorecards.com

Batter	1	2	3	4	5	6	7	8	9	AB	R	H	RBI	BB	SO	LOB
Tony Fernandez, S (1, 6) OBP: 0.338, SLG: 0.352	C X 0-1 HR 1B	S C F X 0-2 1-2 HR 1B		C B B B B 4-1 1B BB		F X 0-1 ① P5		F B X 1-1 ② F7		4	2	2	0	1	0	1
Tony Gwynn, L (1, 9) OBP: 0.374, SLG: 0.417	1 SAFE B C 1 B F F F X SAFE 2-2 ① F8	B C X 1-1 ② F7		C B S X 1-2 FC6 1-2 1B		B B C X 2-1 FC5 1-2 1B		B C X 1-1 ③ P6		5	0	2	0	0	0	3
Gary Sheffield, R (1, 5) OBP: 0.383, SLG: 0.568 Rich Rodriguez, L (8, 1) Tim Scott, R (9, 1) Randy Myers, L (9, 1)	B B F 1 B F 1 X SAFE 3-2 1-H HR	F F B B X 2-2 1-H 2-H HR		C X 0-1 ② P6		X 0-0 ② FC5 1-2 2-3f				4 0 0 0	2 0 0 0	2 0 0 0	5 0 0 0	0 0 0 0	0 0 0 0	4 0 0 0
Fred McGriff, L (1, 3) OBP: 0.400, SLG: 0.580	B B X 2-0 HR	B C X 1-1 HR		B C B X 2-1 ③ FC6 1-2f		C C B B B X 3-2 ③ F8				4	2	2	2	0	0	4
Darrin Jackson, R (1, 8) OBP: 0.303, SLG: 0.426	S F B B B X 3-2 1B	B S S S 1-3 ③ K			F C B X 1-2 ① G6-3		C X 0-1 ① L8			4	0	1	0	0	1	0
Benito Santiago, R (1, 2) OBP: 0.300, SLG: 0.373	P X 1-0 ② P4		B B X 2-0 ① G1-3		F B B S B X 3-2 2B		B X 1-0 ② F8			4	0	1	0	0	0	1
Jerald Clark, R (1, 7) OBP: 0.289, SLG: 0.369	F X 0-1 ③ L8		F F S 0-3 ② K		C X 0-1 ② P5		C F F X 0-2 1B			4	0	1	0	0	1	2
Kurt Stillwell, S (1, 4) OBP: 0.272, SLG: 0.317		B B C F X 2-2 ① G4-3	C F B B B F B F X 3-2 ③ G4-3		B F B X 2-1 ③ G3-1		B B X 2-0 ③ F8			4	0	0	0	0	0	2
Andy Benes, R (1, 1) OBP: 0.212, SLG: 0.174 Tim Teufel, R (8, 5) OBP: 0.331, SLG: 0.371		B F B B B 4-1 1B HR BB		B B C F S 2-3 ① K		B B B C C F F F B 4-2 FC5 1B BB		B X 1-0 ① G6-3		1 1	1 0	0 0	0 0	2 0	1 0	0 0
Inning Stats	R: 3 E: 0 K: 0 S: 18 H: 4 LOB: 1 BB: 0 P: 28	R: 4 E: 0 K: 1 S: 18 H: 3 LOB: 0 BB: 1 P: 29	R: 0 E: 0 K: 1 S: 9 H: 0 LOB: 0 BB: 0 P: 14	R: 0 E: 0 K: 1 S: 11 H: 1 LOB: 2 BB: 1 P: 20	R: 0 E: 0 K: 0 S: 10 H: 1 LOB: 1 BB: 0 P: 16	R: 0 E: 0 K: 0 S: 13 H: 1 LOB: 2 BB: 1 P: 22	R: 0 E: 0 K: 0 S: 8 H: 1 LOB: 1 BB: 0 P: 11	R: 0 E: 0 K: 0 S: 5 H: 0 LOB: 0 BB: 0 P: 8		1B: 6 2B: 1 3B: 0 HR: 4		SF: 0 SAC: 0 DP: 0 HBP: 0		WP: 0 PB: 0 SB: 0 CS: 0	PA: 38	

	AB	35
	R	7
	H	11
	RBI	7
	BB	3
	SO	3
	LOB	17

PITCHER		IP	WLS	BF	H	R	ER	SO	BB	IBB	HBP	BLK	WP	HR	S	P	ERA	WHIP
Brian Williams, R ERA: 4.02	(1, 1)	4.0	L	22	8	7	7	3	2	0	0	0	0	4	56	91	15.75	2.500
Willie Blair, R ERA: 3.98	(5, 1)	2.0		9	2	0	0	0	1	0	0	0	0	0	23	38	0.00	1.500
Joe Boever, R ERA: 2.55	(7, 1)	2.0		7	1	0	0	0	0	0	0	0	0	0	13	19	0.00	0.500

PITCHER	IP	WLS	BF	H	R	ER	SO	BB	IBB	HBP	BLK	WP	HR	S	P	ERA	WHIP

Batter	1	2	3	4	5	6	7	8	9	AB	R	H	RBI	BB	SO	LOB
Craig Biggio, R (1, 4) OBP: 0.372, SLG: 0.374	C X 0-1 ① B1-3		C F B B F B 1 SAFE B 4-2 ② 1-2 BB			C B F B X 2-2 ① G5-3		B B C C X 2-2 ③ F8		3	0	0	0	1	0	0
Steve Finley, L (1, 8) OBP: 0.327, SLG: 0.387	B C X 1-1 ② F8		1 SAFE 1 SAFE C F 1 SAFE 1 SAFE 1 SAFE B 1 SAFE 1-3 ③ S K			C F F X 0-2 ② G3			C X 0-1 5 1B 1B 2B	4	1	1	0	0	1	1
Ken Caminiti, S (1, 5) OBP: 0.365, SLG: 0.455	X 0-0 ③ L9			L F B B F X 2-2 ① F9		X 0-0 ③ F7			C X 0-1 ① P9	4	0	0	0	0	0	1
5 Jeff Bagwell, R (1, 3) OBP: 0.345, SLG: 0.415		B B C S F B F B 4-2 F8-4 S BB		S X 0-1 ② P8			B B C C B F B 4-2 FC4-6 BB		B B C F X 2-2 1B 2-3 1B 1B	2	1	1	0	2	0	0
Eric Anthony, L (1, 9) OBP: 0.301, SLG: 0.425		B B B B 4-0 F8-4 1-2 BB		F B B F F B X 3-2 ③ L8			B B X 2-0 ① FC4-6 1B 1-2f		B B B C X 3-1 1B 1-3 3-H 1B	3	0	1	1	1	0	1
Luis Gonzalez, L (1, 7) OBP: 0.289, SLG: 0.386		X 0-0 ① ② F8-4 1-2 2-3			M B X 1-1 ① F8		C 1 SAFE X 0-1 G6-4-3 1-3 1B		X 0-0 1-2 3-H 1B	4	0	2	1	0	0	2
Rafael Ramirez, R (1, 6) OBP: 0.278, SLG: 0.302 Xavier Hernandez, L (7, 1) Al Osuna, R (8, 1) Pete Incaviglia, R (9, PH) OBP: 0.318, SLG: 0.432		C B B F S 2-3 ③ K			X 0-0 1B		F X 0-1 ② ③ G6-4-3 1-2f		B C B X 2-1 ② L9	3 0 0 1	0 0 0 0	1 0 0 0	0 0 0 0	0 0 0 0	1 0 0 0	3 0 0 2
Eddie Taubensee, L (1, 2) OBP: 0.261, SLG: 0.276 Juan Guerrero, R (8, PH) OBP: 0.302, SLG: 0.351 Scott Servais, R (8, 2) OBP: 0.252, SLG: 0.236			X 0-0 ① F7		1 SAFE C F B X 1-2 ② L8			C X 0-1 ① G1-3	C B F C 1-3 ③ K	2 1 1	0 0 0	0 0 0	0 0 0	0 0 1	0 0 0	1 0 2
Pete Harnisch, S (1, 1) OBP: 0.167, SLG: 0.217 Casey Candaele, S (7, 6) OBP: 0.254, SLG: 0.258			B B B C C F B 4-2 CS BB		C F S 0-3 ③ K			C F X 0-2 ② G6-3		1 1	0 0	0 0	0 0	1 0	1 0	1 0
Inning Stats	R: 0 E: 0 K: 0 S: 5 H: 0 LOB: 0 BB: 0 P: 6	R: 0 E: 0 K: 1 S: 8 H: 0 LOB: 1 BB: 2 P: 18	R: 0 E: 0 K: 1 S: 10 H: 0 LOB: 2 BB: 2 P: 19	R: 0 E: 0 K: 0 S: 10 H: 0 LOB: 0 BB: 0 P: 15	R: 0 E: 0 K: 1 S: 9 H: 1 LOB: 1 BB: 0 P: 11	R: 0 E: 0 K: 0 S: 8 H: 0 LOB: 0 BB: 0 P: 10	R: 0 E: 0 K: 0 S: 8 H: 1 LOB: 1 BB: 1 P: 14	R: 0 E: 0 K: 0 S: 8 H: 0 LOB: 0 BB: 0 P: 10	R: 2 E: 0 K: 1 S: 16 H: 4 LOB: 2 BB: 0 P: 24	1B: 5 2B: 2 3B: 0 HR: 0	SF: 0 SAC: 0 DP: 2 HBP: 0						

TOP

Houston Astros @ San Diego Padres

Jack Murphy Stadium, San Diego, CA

Fri Aug 07 1992, 10:05 PM EDT

Att. 21,589 - Sunny - 77 F

livebaseballscorecards.com

AB	30
R	2
H	6
RBI	2
BB	5
SO	4
LOB	14

WP: 0 PB: 0 SB: 1 CS: 1 PA: 35

PITCHER		IP	WLS	BF	H	R	ER	SO	BB	IBB	HBP	BLK	WP	HR	S	P	ERA	WHIP
Jim Deshaies, L ERA: 2.12	(1, 1)	8.1	W	32	5	2	2	3	5	0	0	0	0	0	75	117	2.16	1.200
Randy Myers, L ERA: 4.62	(9, 1)	0.2	S	3	1	0	0	1	0	0	0	0	0	0	7	10	0.00	1.500

PITCHER	IP	WLS	BF	H	R	ER	SO	BB	IBB	HBP	BLK	WP	HR	S	P	ERA	WHIP

BOTTOM

Houston Astros @ San Diego Padres

Jack Murphy Stadium, San Diego, CA

Fri Aug 07 1992, 10:05 PM EDT

Att. 21,589 - Sunny - 77 F

livebaseballscorecards.com

Batter	1	2	3	4	5	6	7	8	9	AB	R	H	RBI	BB	SO	LOB
Tony Fernandez, S (1, 6) OBP: 0.340, SLG: 0.355	C F F X 0-2 ① L8	S F X 0-2 1-2 1B			F X 0-1 1-3 1B 2B		X 0-0 ① SH5-4 1-2	B 1 B S 1 X SAFE SAFE 2-1 ② F9		4	0	2	0	0	0	1
Tony Gwynn, L (1, 9) OBP: 0.374, SLG: 0.416	C B X 1-1 ② G3	B B B C F X 3-2 ③ G3-1			C B C F B C 2-3 ① K		F X 0-1 1B 1B 1B	C B C 1 F F B X SAFE 2-2 1-2 1B		5	1	2	0	0	1	4
Gary Sheffield, R (1, 5) OBP: 0.383, SLG: 0.566	B B X 2-0 BB 1B		C X 0-1 ① G1-3		X 0-0 G6-3 2-3 3-H 1B		F B F X 1-2 ② L9	F B C F S 1-3 ③ K		5	0	2	1	0	1	4
Fred McGriff, L (1, 3) OBP: 0.401, SLG: 0.578	F S 1 B B 1 F B B SAFE SAFE 4-2 1-2 BB		F C B C 1-3 ② K		B X 1-0 ② ③ G6-3 1-2f		C B B F F X 2-2 E 1B 1-2 2-H 1B			3	0	1	1	1	1	2
Darrin Jackson, R (1, 8) OBP: 0.303, SLG: 0.424	B S B X 2-1 ③ P2		F F B F B X 2-2 ③ L7			F F F F X 0-2 ① F9	B S B X 2-1 E 1-2 2-H 1B			4	0	1	1	0	0	2
Benito Santiago, R (1, 2) OBP: 0.296, SLG: 0.367		F B C C 1-3 ① K		F F F B X 1-2 ① L7		S B B F B X 3-2 ② L4	B C X 1-1 E6 1-2 2-3			4	0	0	0	0	1	2
Jerald Clark, R (1, 7) OBP: 0.291, SLG: 0.373		C X 0-1 1B 2B		B F S S 1-3 ② K		X 0-0 1B	C S S 0-3 ③ K			4	1	2	0	0	2	3
Kurt Stillwell, S (1, 4) OBP: 0.275, SLG: 0.320		C B X 1-1 FC6-5-4 2-H 1B		X 0-0 ③ G4-3		1 C B C C 1 C SAFE SAFE 1-3 ③ K		B X 1-0 1B 1B		4	0	2	1	0	1	1
Jim Deshaies, L (1, 1) OBP: 0.182, SLG: 0.182 Randy Myers, L (9, 1)		B C B F F X 2-2 ② FC6-5-4 2-3 1B			C X 0-1 2B 1B 1B		C B B X 2-1 SH5-4 1B 1B	L S M 0-3 ① K		4 0	2 0	2 0	0 0	0 0	1 0	2 0
Inning Stats	R: 0 H: 1 E: 0 LOB: 2 K: 0 BB: 1 S: 13 P: 22	R: 1 H: 3 E: 0 LOB: 2 K: 1 BB: 0 S: 17 P: 24	R: 0 H: 0 E: 0 LOB: 0 K: 1 BB: 0 S: 9 P: 12	R: 0 H: 0 E: 0 LOB: 0 K: 1 BB: 0 S: 8 P: 10	R: 1 H: 3 E: 0 LOB: 1 K: 1 BB: 0 S: 10 P: 13	R: 0 H: 1 E: 0 LOB: 1 K: 1 BB: 0 S: 12 P: 16	R: 2 H: 4 E: 1 LOB: 3 K: 1 BB: 0 S: 19 P: 27	R: 0 H: 2 E: 0 LOB: 2 K: 2 BB: 0 S: 15 P: 21		1B: 12 SF: 0 2B: 2 SAC: 1 3B: 0 DP: 1 HR: 0 HBP: 0						

AB	37
R	4
H	14
RBI	4
BB	1
SO	8
LOB	21

WP: 0 PA: 39
PB: 0
SB: 0
CS: 0

PITCHER		IP	WLS	BF	H	R	ER	SO	BB	IBB	HBP	BLK	WP	HR	S	P	ERA	WHIP
Pete Harnisch, R ERA: 3.8	(1, 1)	6.2	L	32	12	4	4	5	1	0	0	0	0	0	83	118	5.40	1.950
Xavier Hernandez, R ERA: 2.28	(7, 1)	0.1		2	0	0	0	1	0	0	0	0	0	0	5	6	0.00	0.000
Al Osuna, L ERA: 3.92	(8, 1)	1.0		5	2	0	0	2	0	0	0	0	0	0	15	21	0.00	2.000

PITCHER		IP	WLS	BF	H	R	ER	SO	BB	IBB	HBP	BLK	WP	HR	S	P	ERA	WHIP

Batter	1	2	3	4	5	6	7	8	9	AB	R	H	RBI	BB	SO	LOB
Craig Biggio, R (1, 4) OBP: 0.374, SLG: 0.374	C X 0-1 ① F9		B B B B 4-0 5 S BB FC3-6 BB	B C B B B 4-1 1B BB		B C B C B X 3-2 CS 1B			B C C F F X 1-2 ① G1-3	3	1	1	0	2	0	0
Steve Finley, L (1, 8) OBP: 0.330, SLG: 0.388	C B C F X 1-2 ② G4-3		1 SAFE 1 SAFE 1 SAFE B B B B B 4-0 FC3-6 5 BB 1-2 BB	C B X 1-1 5 FC5 1-2 2-H 1B		B 1-0 ③ CS 1-2	C S F F B F B X 3-2 G1-6-3 5 S 1B		C F X 0-2 ② G6-3	4	0	2	1	1	0	0
5 Jeff Bagwell, R (1, 3) OBP: 0.350, SLG: 0.417	S B C X 1-2 BB 1B		B B B C B 4-1 FC3-6 1-2 2-3 BB	B X 1-0 ③ FC5 1-2f			1 SAFE B 1 SAFE B C 1 SAFE B B 4-1 G1-6-3 1-2 BB		B C F X 1-2 HR 1B	3	1	2	0	2	0	2
Eric Anthony, L (1, 9) OBP: 0.303, SLG: 0.434	B B B B 4-0 1-2 BB		B F C B X 2-2 ② FC3-6 BB 1-2f 2-3 3-H		X 0-0 ① G3		X 0-0 ① ② G1-6-3 1-2f 2-3		C B B F B X 3-2 1-H HR	4	1	1	3	1	0	4
Ken Caminiti, S (1, 5) OBP: 0.366, SLG: 0.450	B B C X 2-1 ③ L7		F B B B B 4-1 1-2 BB		C B B F X 2-2 ② F8		B X 1-0 ③ G4-3		C B B B F B 4-2 BB	3	0	0	0	2	0	3
Luis Gonzalez, L (1, 7) OBP: 0.283, SLG: 0.377		B F B X 2-1 ① G6-3	B F S B X 2-2 ③ G4-3		X 0-0 ③ F8			C B S B S 2-3 ① K	X 0-0 ③ G4-3	5	0	0	0	0	1	4
Casey Candaele, S (1, 6) OBP: 0.254, SLG: 0.258		C F F X 0-2 ② G5-3		C X 0-1 SH1-4 1B 1B		F B C F X 1-2 ① L5		B X 1-0 ② G1-3		4	1	1	0	0	0	0
Eddie Taubensee, L (1, 2) OBP: 0.266, SLG: 0.296		C B S B S 2-3 ③ K		S F B F S 1-3 ① K		B B C X 2-1 HR		X 0-0 1B		4	1	2	1	0	2	1
Jimmy Jones, R (1, 1) OBP: 0.267, SLG: 0.185 Juan Guerrero, R (6, PH) OBP: 0.299, SLG: 0.346 Joe Boever, R (6, 1) Rob Murphy, L (7, 1) Ernest Riles, L (8, PH) OBP: 0.143, SLG: 0.154 Xavier Hernandez, L (8, 1)			C B S B C 2-3 ① K	X 0-0 ② SH1-4 1-2		C F B S 1-3 ② K		B F B F F C 2-3 ③ K		1 0 0 0 0 1 0 1 0 0 0 0 1 0 0 0 0 0 0 0 0 0 0 0 0 0 0 0 1 0 0 0 0 1 1 0 0 0 0 0 0 0						
Inning Stats	R: 0 E: 0 K: 0 S: 11 H: 1 LOB: 2 BB: 1 P: 19	R: 0 E: 0 K: 1 S: 9 H: 0 LOB: 0 BB: 0 P: 13	R: 1 E: 0 K: 1 S: 11 H: 0 LOB: 3 BB: 4 P: 33	R: 1 E: 0 K: 1 S: 11 H: 2 LOB: 2 BB: 1 P: 18	R: 0 E: 0 K: 0 S: 5 H: 0 LOB: 0 BB: 0 P: 7	R: 1 E: 0 K: 1 S: 12 H: 2 LOB: 0 BB: 0 P: 20	R: 0 E: 0 K: 0 S: 9 H: 1 LOB: 1 BB: 1 P: 17	R: 0 E: 0 K: 2 S: 9 H: 1 LOB: 1 BB: 0 P: 14	R: 2 E: 0 K: 0 S: 17 H: 2 LOB: 1 BB: 1 P: 26	1B: 7 2B: 0 3B: 0 HR: 2 SF: 0 SAC: 1 DP: 1 HBP: 0						

TOP

Houston Astros @ San Diego Padres

Jack Murphy Stadium, San Diego, CA

Sat Aug 08 1992, 10:05 PM EDT

Att. 50,385 - Sunny - 78 F

livebaseballscorecards.com

AB	33
R	5
H	9
RBI	5
BB	8
SO	6
LOB	15

WP: 0 PB: 0 SB: 2 CS: 1 PA: 43

PITCHER		IP	WLS	BF	H	R	ER	SO	BB	IBB	HBP	BLK	WP	HR	S	P	ERA	WHIP
Frank Seminara, R ERA: 3.88	(1, 1)	4.0		21	3	2	2	3	6	0	0	0	0	0	42	83	4.50	2.250
Rich Rodriguez, L ERA: 2.35	(5, 1)	2.0	W	7	2	1	1	1	0	0	0	0	0	1	17	27	4.50	1.000
Mike Maddux, R ERA: 2.26	(7, 1)	2.0		8	2	0	0	2	1	0	0	0	0	0	18	31	0.00	1.500
Tim Scott, R ERA: 3.92	(9, 1)	0.2		5	2	2	2	0	1	0	0	0	0	1	16	25	27.00	4.500
Larry Andersen, R ERA: 3.7	(9, 1)	0.1	S	1	0	0	0	0	0	0	0	0	0	0	1	1	0.00	0.000

PITCHER	IP	WLS	BF	H	R	ER	SO	BB	IBB	HBP	BLK	WP	HR	S	P	ERA	WHIP

BOTTOM

Houston Astros @ San Diego Padres

Jack Murphy Stadium, San Diego, CA

Sat Aug 08 1992, 10:05 PM EDT

Att. 50,385 - Sunny - 78 F

livebaseballscorecards.com

Batter	1	2	3	4	5	6	7	8	9	AB	R	H	RBI	BB	SO	LOB
Tony Fernandez, S (1, 6) OBP: 0.341, SLG: 0.355	C F F X 0-2 E S G6-3 1B		F B B B B 4-1 BB 1B 1-2 BB		C X 0-1 ① F8		B X 1-0 ① L8			3	1	1	0	1	0	0
Tony Gwynn, L (1, 9) OBP: 0.375, SLG: 0.417	C 1 SAFE X 0-1 ① F7		B B M F X 2-2 ①② L5-4 2-3		B C X 1-1 HR 1B		C B X 1-1 BB HR 1B			4	2	2	0	0	0	3
Gary Sheffield, R (1, 5) OBP: 0.387, SLG: 0.574	B 1 SAFE B B X 3-0 ② G6-3 1-H		B X 1-0 FC5 BB 1-2 1B		S F B 1 SAFE B F 1 SAFE F X 2-2 1-H HR		B C 1 SAFE B B B 4-1 HR 1-2 BB			3	2	2	3	1	0	0
Fred McGriff, L (1, 3) OBP: 0.402, SLG: 0.576	B B F F B X 3-2 S 1B		B B B B 4-0 1-2 2-3 BB		B F B X 2-1 ② G4-3		X 0-0 ② F8			3	0	1	0	1	0	2
Darrin Jackson, R (1, 8) OBP: 0.302, SLG: 0.430	B C C F F B X 2-2 ③ F8 1-2		C S X 0-2 ③ FC5 2-3f		S B B B C S 2-3 ③ K		X 0-0 1-H 2-H HR			4	1	1	3	0	1	4
Benito Santiago, R (1, 2) OBP: 0.295, SLG: 0.376		B F B F C 2-3 ① K		F B X 1-1 ① F9		B X 1-0 HR	B F X 1-1 ③ L6			4	1	1	1	0	1	0
Oscar Azocar, L (1, 7) OBP: 0.243, SLG: 0.235		X 0-0 ② F8		C X 0-1 ② F8		B F X 1-1 ① G1-3		C S S 0-3 ① K		3	0	0	0	0	0	0
Mike Maddux, L (7, 1) OBP: 0.400, SLG: 0.250										0	0	0	0	0	0	0
Phil Stephenson, L (8, PH) OBP: 0.286, SLG: 0.311										1	0	0	0	0	1	0
Tim Scott, R (9, 1)										0	0	0	0	0	0	0
Larry Andersen, R (9, 1)										0	0	0	0	0	0	0
Kurt Stillwell, S (1, 4) OBP: 0.275, SLG: 0.319		B C S B X 2-2 ③ G4-3		C B F B X 2-2 1B		B B C C F X 2-2 ② P8		B X 1-0 ② F7		4	0	1	0	0	0	0
Frank Seminara, R (1, 1) OBP: 0.120, SLG: 0.083			C B X 1-1 L5-4 BB 1B	C B X 1-1 ③ F8		B X 1-0 ③ F7		F S F S 0-3 ③ K		1	0	1	0	0	0	0
Kevin Ward, R (4, PH) OBP: 0.266, SLG: 0.260										1	0	0	0	0	0	1
Rich Rodriguez, L (5, 1)										0	0	0	0	0	0	0
Jerald Clark, R (6, PH) OBP: 0.290, SLG: 0.371										2	0	0	0	0	1	0
(7, 7)																
Inning Stats	R: 1 E: 0 K: 0 S: 15 H: 2 LOB: 1 BB: 0 P: 23	R: 0 E: 0 K: 1 S: 7 H: 0 LOB: 0 BB: 0 P: 11	R: 0 E: 0 K: 0 S: 10 H: 2 LOB: 3 BB: 2 P: 22	R: 0 E: 0 K: 0 S: 9 H: 1 LOB: 1 BB: 0 P: 13	R: 2 E: 0 K: 1 S: 14 H: 2 LOB: 0 BB: 0 P: 21	R: 1 E: 0 K: 0 S: 8 H: 1 LOB: 0 BB: 0 P: 13	R: 3 E: 0 K: 0 S: 8 H: 2 LOB: 0 BB: 1 P: 15	R: 0 E: 0 K: 2 S: 8 H: 0 LOB: 0 BB: 0 P: 9		1B: 7 2B: 1 3B: 0 HR: 3	SF: 0 SAC: 0 DP: 1 HBP: 0					

| | | | | | | | | | | | | | | | |

Batter	1	2	3	4	5	6	7	8	9	AB	R	H	RBI	BB	SO	LOB
Craig Biggio, R (1, 4) OBP: 0.376, SLG: 0.382	X 0-0 HR		C X 0-1 P3 ③			B C F F F F B B X 3-2 G6-3 5 SF7 1B 1B		B C B C S 2-3 K ②		4	2	2	1	0	1	0
Casey Candaele, S (1, 6) OBP: 0.258, SLG: 0.262	B F F F X 1-2 L8 ①			C F F F B B X 2-2 1B 5 BB 1B		B 1 SAFE F 1 SAFE X 1-1 G6-3 1-2 1B		F X 0-1 L9 ③		4	0	2	0	0	0	0
Ken Caminiti, S (1, 5) OBP: 0.365, SLG: 0.448	C S S 0-3 K ②			1 SAFE F F B C 1-3 K ①		1 SAFE S F X 0-2 G6-3 ① 1-2 2-3			B X 1-0 1B 1B 1B	4	1	1	0	0	2	3
5 Jeff Bagwell, R (1, 3) OBP: 0.349, SLG: 0.415	C B S B S 2-3 K ③			C B 1 SAFE C 1 SAFE B B 1 SAFE B 4-2 1B 1-2 BB		X 0-0 SF7 ② 3-H			F C S 0-3 K ①	2	0	0	1	1	2	1
Pete Incaviglia, R (1, 7) OBP: 0.321, SLG: 0.433		B B B S F X 3-2 F9 ①		S B B B X 2-1 G4-3 1-2 2-3 1B		X 0-0 F8 ③			X 0-0 1B 1-3 1B	4	0	2	0	0	0	1
Eric Anthony, L (1, 9) OBP: 0.300, SLG: 0.429 Steve Finley, L (7, 8) OBP: 0.329, SLG: 0.387		B S B B F X 3-2 G4-3 ②		X 0-0 G4-3 ② ③ 1-2f			B C S B C 2-3 K ①		F S F F S 0-3 K ②	3 1	0 0	0 0	0 0	0 0	1 1	3 2
Scott Servais, R (1, 2) OBP: 0.247, SLG: 0.231 Juan Guerrero, R (9, PH) OBP: 0.307, SLG: 0.354		F B X 1-1 L6 ③			F B X 1-1 G4-3 ①		B F X 1-1 G3-1 ②		C B X 1-1 1-2 3-H 1B	3 1	0 0	0 1	0 1	0 0	0 0	0 0
Gerald Young, S (1, 8) OBP: 0.273, SLG: 0.135 (7, 9)			X 0-0 G5-3 ①		F X 0-1 G5-3 ②		C B X 1-1 G1-3 ③		X 0-0 G4-3 ③	4	0	0	0	0	0	2
Darryl Kile, R (1, 1) OBP: 0.211, SLG: 0.063 Al Osuna, R (7, 1) Luis Gonzalez, L (8, PH) OBP: 0.282, SLG: 0.375 Doug Jones, R (8, 1)			B C F X 1-2 G6-3 ②		F F S 0-3 K ③			F B X 1-1 F7 ①		2 0 1 0	0 0 0 0	0 0 0 0	0 0 0 0	0 0 0 0	1 0 0 0	0 0 0 0
Inning Stats	R: 1 H: 1 E: 0 LOB: 0 K: 2 BB: 0 S: 11 P: 14	R: 0 H: 0 E: 0 LOB: 0 K: 0 BB: 0 S: 8 P: 15	R: 0 H: 0 E: 0 LOB: 0 K: 0 BB: 0 S: 6 P: 7	R: 0 H: 2 E: 0 LOB: 2 K: 1 BB: 1 S: 13 P: 22	R: 0 H: 0 E: 0 LOB: 0 K: 1 BB: 0 S: 7 P: 8	R: 1 H: 2 E: 0 LOB: 1 K: 0 BB: 0 S: 13 P: 17	R: 0 H: 0 E: 0 LOB: 0 K: 1 BB: 0 S: 7 P: 11	R: 0 H: 0 E: 0 LOB: 0 K: 1 BB: 0 S: 7 P: 10	R: 1 H: 3 E: 0 LOB: 2 K: 2 BB: 0 S: 13 P: 15	1B: 7 SF: 1 2B: 0 SAC: 0 3B: 0 DP: 1 HR: 1 HBP: 0					WP: 0 PA: 35 PB: 0 SB: 0 CS: 0	

TOP

Houston Astros @ San Diego Padres

Jack Murphy Stadium, San Diego, CA

Sun Aug 09 1992, 6:33 AM EDT

Att. 17,925 - Sunny - 82 F

livebaseballscorecards.com

AB	33
R	3
H	8
RBI	3
BB	1
SO	8
LOB	12

PITCHER		IP	WLS	BF	H	R	ER	SO	BB	IBB	HBP	BLK	WP	HR	S	P	ERA	WHIP
Craig Lefferts, L ERA: 3.59	(1, 1)	7.0		26	5	2	2	5	1	0	0	0	0	1	65	94	2.57	0.857
Larry Andersen, R ERA: 3.55	(8, 1)	1.0	W	3	0	0	0	1	0	0	0	0	0	0	7	10	0.00	0.000
Randy Myers, L ERA: 4.7	(9, 1)	1.0	S	6	3	1	1	2	0	0	0	0	0	0	13	15	9.00	3.000

PITCHER	IP	WLS	BF	H	R	ER	SO	BB	IBB	HBP	BLK	WP	HR	S	P	ERA	WHIP

BOTTOM

Houston Astros @ San Diego Padres

Jack Murphy Stadium, San Diego, CA

Sun Aug 09 1992, 6:33 AM EDT

Att. 17,925 - Sunny - 82 F

livebaseballscorecards.com

Batter	1	2	3	4	5	6	7	8	9	AB	R	H	RBI	BB	SO	LOB
Tony Fernandez, S (1, 6) OBP: 0.340, SLG: 0.354	BBBB 4-0 1B BB		BFFFBBX 3-2 E6		BX 1-0 P6 ②		FFBB1 SAFE B1 SAFE X 3-2 SF9 ② 3-H			2	0	0	1	1	0	1
Tony Gwynn, L (1, 9) OBP: 0.374, SLG: 0.414	1 SAFE BBC1 SAFE X 2-1 F7 ①		BBBCSB 4-2 BB		BCBFC 2-3 K ③		1 SAFE CX 0-1 L8 ③			3	0	0	0	1	1	4
Gary Sheffield, R (1, 5) OBP: 0.388, SLG: 0.576 Randy Myers, L (9, 1)	B1 SAFE1 SAFE FBX 2-1 G4-6-3 1-3 1B		X 0-0 P6 ②			BBCX 2-1 E G5-3 2B		CBFX 1-2 E6 FC4-6		4 0	1 0	2 0	0 0	0 0	0 0	2 0
Fred McGriff, L (1, 3) OBP: 0.399, SLG: 0.569	BBCX 2-1 G4-6-3 ②③ 1-2f		BCX 1-1 L7 ③			BX 1-0 P5 ①		SBFFBX 2-2 FC4-6 ① 1-2f HR		4	1	0	0	0	0	6
Darrin Jackson, R (1, 8) OBP: 0.299, SLG: 0.425		BX 1-0 P3 ①		CSBX 1-2 G6-3 ①		B2 SAFEBX 2-0 G5-3 ② 2-H		BX 1-0 F7 ②		4	0	0	1	0	0	1
Jerald Clark, R (1, 7) OBP: 0.289, SLG: 0.379		CX 0-1 G5-3 ②		BX 1-0 L7 ②		CCFS 0-3 K ③		X 0-0 1-H HR		4	1	1	2	0	1	0
Dan Walters, R (1, 2) OBP: 0.336, SLG: 0.468 Benito Santiago, R (7, PR) OBP: 0.298, SLG: 0.379 (8, 2)		BFBX 2-1 2B		CFBBS 2-3 K ③			BX 1-0 1B SF9 2B	FX 0-1 CS 1B		3 1	0 1	2 1	0 0	0 0	1 0	0 0
Tim Teufel, R (1, 4) OBP: 0.332, SLG: 0.370		CFBBS 1-3 K ③			X 0-0 1B		CBX 1-1 F8 ①	BBBBCS 3-2 CS ③ 1-2		3	0	1	0	0	1	2
Craig Lefferts, L (1, 1) OBP: 0.065, SLG: 0.065 Oscar Azocar, L (7, PH) OBP: 0.250, SLG: 0.242 Larry Andersen, R (8, 1) Craig Shipley, R (9, 5) OBP: 0.231, SLG: 0.250			BBCCFCS 2-3 K ①		1 SAFE X 0-0 P3 ①		CBX 1-1 2-3 1B			2 1 0 0	0 0 0 0	0 1 0 0	0 0 0 0	1 0 0 0	1 0 0 0	1 0 0 0
Inning Stats	R: 0 E: 0 K: 0 S: 6 H: 1 LOB: 1 BB: 1 P: 16	R: 0 E: 0 K: 1 S: 8 H: 1 LOB: 1 BB: 0 P: 12	R: 0 E: 1 K: 1 S: 13 H: 0 LOB: 2 BB: 1 P: 23	R: 0 E: 0 K: 1 S: 7 H: 0 LOB: 0 BB: 0 P: 11	R: 0 E: 0 K: 1 S: 6 H: 1 LOB: 1 BB: 0 P: 9	R: 1 E: 1 K: 1 S: 8 H: 1 LOB: 0 BB: 0 P: 13	R: 1 E: 0 K: 0 S: 10 H: 2 LOB: 2 BB: 0 P: 16	R: 2 E: 1 K: 0 S: 13 H: 2 LOB: 0 BB: 0 P: 20		1B: 4 2B: 3 3B: 0 HR: 1 SF: 1 SAC: 0 DP: 1 HBP: 0						

	AB	31
	R	4
	H	8
	RBI	4
	BB	2
	SO	5
	LOB	17

WP: 0 PB: 0 SB: 0 CS: 1 PA: 35

PITCHER		IP	WLS	BF	H	R	ER	SO	BB	IBB	HBP	BLK	WP	HR	S	P	ERA	WHIP
Darryl Kile, R ERA: 3.89	(1, 1)	6.1		27	6	2	1	5	2	0	0	0	0	0	53	92	1.42	1.263
Al Osuna, L ERA: 3.86	(7, 1)	0.2		2	0	0	0	0	0	0	0	0	0	0	5	8	0.00	0.000
Doug Jones, R ERA: 2.1	(8, 1)	1.0	L	5	2	2	0	0	0	0	0	0	0	1	13	20	0.00	2.000

PITCHER		IP	WLS	BF	H	R	ER	SO	BB	IBB	HBP	BLK	WP	HR	S	P	ERA	WHIP

San Diego Padres @ Atlanta Braves

Atlanta-Fulton County Stadium, Atlanta, GA

Tue Aug 11 1992, 7:05 PM EDT

Att. 43,927 - Cloudy - 88 F

TOP

livebaseballscorecards.com

Batter	1	2	3	4	5	6	7	8	9	AB	R	H	RBI	BB	SO	LOB
Tony Fernandez, S (1, 6) OBP: 0.339, SLG: 0.354	G6-3		HR 2B	P4		F9			L9	5	1	1	0	0	0	1
Tony Gwynn, L (1, 9) OBP: 0.377, SLG: 0.416	HR 1B		L7		F9	2B G3 1B			1B	5	2	3	0	0	0	1
Gary Sheffield, R (1, 5) OBP: 0.390, SLG: 0.588	P2		2-H HR		1B 2B	G3 1-3 2B			P4	5	2	3	2	0	0	2
Fred McGriff, L (1, 3) OBP: 0.401, SLG: 0.576	1-H HR		S HR BB		1B 1B IBB	G3 2-3 3-H			G4-3	3	2	1	3	2	0	2
Darrin Jackson, R (1, 8) OBP: 0.301, SLG: 0.433	K		1-H HR		1B 1-2 2-H 1B	L5				4	1	2	3	0	1	1
Benito Santiago, R (1, 2) OBP: 0.297, SLG: 0.377		F7	P6		G6-4-3 1-2 2-3 1B	F8				4	0	1	0	0	0	1
Jerald Clark, R (1, 7) OBP: 0.286, SLG: 0.374		K	G4-3	G6-4-3 1-2f				P4		4	0	0	0	0	1	3
Tim Teufel, R (1, 4) OBP: 0.324, SLG: 0.361		F9	G6-3		K			P3		4	0	0	0	0	1	0
Bruce Hurst, L (1, 1) OBP: 0.153, SLG: 0.175			K	1B		K		K		3	0	1	0	0	2	0
Mike Maddux, L (7, 1) OBP: 0.333, SLG: 0.200										1	0	0	0	0	1	0
Inning Stats	R: 2 E: 0 K: 1 S: 10 H: 2 LOB: 0 BB: 0 P: 18	R: 0 E: 0 K: 1 S: 9 H: 0 LOB: 0 BB: 0 P: 15	R: 4 E: 0 K: 1 S: 15 H: 3 LOB: 0 BB: 1 P: 21	R: 0 E: 0 K: 0 S: 9 H: 1 LOB: 1 BB: 0 P: 15	R: 1 E: 0 K: 0 S: 11 H: 3 LOB: 2 BB: 1 P: 18	R: 0 E: 0 K: 2 S: 7 H: 0 LOB: 0 BB: 0 P: 10	R: 1 E: 0 K: 0 S: 10 H: 2 LOB: 1 BB: 0 P: 14	R: 0 E: 0 K: 1 S: 6 H: 0 LOB: 0 BB: 0 P: 11	R: 0 E: 0 K: 0 S: 13 H: 1 LOB: 1 BB: 0 P: 20	1B: 6 2B: 3 3B: 0 HR: 3 SF: 0 SAC: 0 DP: 1 HBP: 0						

	AB	38
	R	8
	H	12
	RBI	8
	BB	2
	SO	6
	LOB	11

WP: 0 PB: 0 SB: 1 CS: 0 PA: 40

PITCHER		IP	WLS	BF	H	R	ER	SO	BB	IBB	HBP	BLK	WP	HR	S	P	ERA	WHIP
29 John Smoltz, R ERA: 2.8	(1, 1)	3.0	L	15	5	6	6	3	1	0	0	0	0	3	34	54	18.00	2.000
Randy St. Claire, R ERA: 4.15	(4, 1)	2.0		10	4	1	1	0	0	1	0	0	0	0	20	33	4.50	2.000
Mark Davis, L ERA: 6.75	(6, 1)	2.0		8	2	1	1	2	0	0	0	0	0	0	17	24	4.50	1.000
Kent Mercker, L ERA: 2.36	(8, 1)	1.0		3	0	0	0	1	0	0	0	0	0	0	6	11	0.00	0.000
Mike Stanton, L ERA: 5.65	(9, 1)	1.0		4	1	0	0	0	0	0	0	0	0	0	13	20	0.00	1.000

PITCHER	IP	WLS	BF	H	R	ER	SO	BB	IBB	HBP	BLK	WP	HR	S	P	ERA	WHIP

Batter	1	2	3	4	5	6	7	8	9	AB	R	H	RBI	BB	SO	LOB
Otis Nixon, S (1, 8) OBP: 0.372, SLG: 0.389	B B X 2-0 1B G3 1B		C X 0-1 G4-3 ②		B C X 1-1 G6-3 ②		X 0-0 FC6 ③ 1-2f		B C B B C F X 3-2 G4-3 ③	5	1	1	0	0	0	3
Jeff Blauser, R (1, 6) OBP: 0.305, SLG: 0.394	1 SAFE 1 SAFE 1 SAFE 1 SAFE 1 SAFE 1 SAFE C 1 SAFE F 1-2 F F B 1 SAFE X G3 G1-3 1B 1-3		X 0-0 2B 2B		C B L S 1-3 K ③			X 0-0 G1-3 ①		4	1	2	0	0	1	0
Terry Pendleton, S (1, 5) OBP: 0.332, SLG: 0.475 Jeff Treadway, L (9, 4) OBP: 0.261, SLG: 0.277	B 1 SAFE X 1-0 G1-3 ① 1-2		C B F F X 1-2 2B 2-H 2B			C X 0-1 L1 ①		B X 1-0 G4-3 ②		4 0	0 0	1 0	1 0	0 0	0 0	2 0
Ron Gant, R (1, 7) OBP: 0.323, SLG: 0.403	C F B X 1-2 G3 ② 2-3 3-H		X 0-0 G4-3 ③			F B C S 1-3 K ②		B C B F F S 2-3 K ③		4	0	0	1	0	2	2
David Justice, L (1, 9) OBP: 0.346, SLG: 0.379	B F S X 1-2 G4-3 ③			C B B X 2-1 G1-3 ①		S B B X 2-1 G4-3 ③			X 0-0 G5-3 ①	4	0	0	0	0	0	1
Brian Hunter, R (1, 3) OBP: 0.262, SLG: 0.452		C S B F S 1-3 K ①		B B B B 4-0 BB			C B X 1-1 G5-3 ①		C X 0-1 WP 1B E 1B	3	1	1	0	1	1	0
Greg Olson, R (1, 2) OBP: 0.329, SLG: 0.359		B C B X 2-1 L5 ②		X 0-0 L8 ②			C C B S 1-3 K ②		C X 0-1 WP 1-2 E 1B	4	1	1	0	0	1	1
Mark Lemke, S (1, 4) OBP: 0.304, SLG: 0.322 (9, 5)		X 0-0 F9 ③		S C B S 1-3 K ③			F X 0-1 1B 1B		F B X 1-1 E1 1-H 2-H	4	0	1	0	0	1	1
29 John Smoltz, R (1, 1) OBP: 0.000, SLG: 0.000 Rafael Belliard, R (3, PH) OBP: 0.000, SLG: 0.000 Randy St. Claire, R (4, 1) OBP: 0.000, SLG: 0.000 Deion Sanders, L (5, PH) OBP: 0.000, SLG: 0.037 Mark Davis, L (6, 1) Sid Bream, L (7, PH) OBP: 0.267, SLG: 0.423 Kent Mercker, L (8, 1) Mike Stanton, L (9, 1) OBP: 0.000, SLG: 0.000 Lonnie Smith, R (9, PH) OBP: 0.250, SLG: 0.338			X 0-0 B1-3 ①		X 0-0 F7 ①		B X 1-0 FC6 1-2 1B		B B B C C X 3-1 P3 ②	0 1 0 1 0 1 0 1 0 0 1	0 0 0 0 0 0 0 1 0 0 0	0 0 0 0 0 0 0 0 0 0 0	0 0 0 0 0 0 0 0 0 0 0	0 0 0 0 0 0 0 0 0 0 0	0 0 0 0 0 0 0 0 0 0 0	0 0 0 0 0 0 0 0 0 0 1
Inning Stats	R: 1 E: 0 K: 0 S: 13 H: 2 LOB: 1 BB: 0 P: 19	R: 0 E: 0 K: 1 S: 7 H: 0 LOB: 0 BB: 0 P: 10	R: 1 E: 0 K: 0 S: 9 H: 2 LOB: 1 BB: 0 P: 10	R: 0 E: 0 K: 1 S: 6 H: 0 LOB: 1 BB: 1 P: 13	R: 0 E: 0 K: 1 S: 6 H: 0 LOB: 0 BB: 0 P: 8	R: 0 E: 0 K: 1 S: 7 H: 0 LOB: 0 BB: 0 P: 10	R: 0 E: 0 K: 1 S: 9 H: 2 LOB: 2 BB: 0 P: 12	R: 0 E: 0 K: 1 S: 6 H: 0 LOB: 0 BB: 0 P: 9	R: 2 E: 1 K: 0 S: 13 H: 2 LOB: 1 BB: 0 P: 20	1B: 6 2B: 2 3B: 0 HR: 0	SF: 0 SAC: 0 DP: 0 HBP: 0						

PITCHER		IP	WLS	BF	H	R	ER	SO	BB	IBB	HBP	BLK	WP	HR	S	P	ERA	WHIP
Bruce Hurst, L ERA: 3.25	(1, 1)	6.0	W	23	4	2	2	4	1	0	0	0	0	0	48	70	3.00	0.833
Mike Maddux, R ERA: 2.14	(7, 1)	3.0	S	14	4	2	0	2	0	0	0	0	1	0	28	41	0.00	1.333

PITCHER	IP	WLS	BF	H	R	ER	SO	BB	IBB	HBP	BLK	WP	HR	S	P	ERA	WHIP

BOTTOM

San Diego Padres @ Atlanta Braves

Atlanta-Fulton County Stadium, Atlanta, GA

Tue Aug 11 1992, 7:05 PM EDT
Att. 43,927 - Cloudy - 88 F

livebaseballscorecards.com

AB	36
R	4
H	8
RBI	2
BB	1
SO	6
LOB	11

WP: 1 PA: 37
PB: 0
SB: 0
CS: 0

Batter	1	2	3	4	5	6	7	8	9	AB	R	H	RBI	BB	SO	LOB
Tony Fernandez, S (1, 6) OBP: 0.335, SLG: 0.350	F S F B X 1-2 ① P6		X 0-0 ② F8			F B F B B F F X 2-2 ① F7		B F X 1-1 ① G6-3	B B F B X 3-1 ③ G4-3 1-2 2-3	5	0	0	0	0	0	2
Tony Gwynn, L (1, 9) OBP: 0.376, SLG: 0.415	C X 0-1 CS 1B		B C F F B X 2-2 ③ P6			C F B F F B X 2-2 ② G4-3		B C B X 2-1 ② G4-3		4	0	1	0	0	0	0
Gary Sheffield, R (1, 5) OBP: 0.393, SLG: 0.592	S 1 SAFE B 1 SAFE 1 SAFE B B F S 3-3 ② ③ K 1-2			X 0-0 FC4-6 1B		B F X 1-1 HR 1B		X 0-0 2B		4	1	3	0	0	1	1
Fred McGriff, L (1, 3) OBP: 0.402, SLG: 0.582		B X 1-0 ① L4		F B X 1-1 ① FC4-6 FC6-4 1-2f		C B 1 SAFE X 1-1 1-H HR		I I I I 4-0 IBB		3	1	1	2	1	0	1
Darrin Jackson, R (1, 8) OBP: 0.301, SLG: 0.432		C B X 1-1 1B		1 SAFE X 1-1 ② FC6-4 S 1-2f		B F B B X 2-1 ③ G6-3		B F S F S 1-3 ③ K		4	0	1	0	0	1	3
Benito Santiago, R (1, 2) OBP: 0.293, SLG: 0.371		X 0-0 ② L6		1 SAFE 1 SAFE C 1 SAFE B F B S 2-3 ③ K 1-2			B B C F B F X 3-2 ① F9		B C B X 2-1 ① F8	4	0	0	0	0	1	2
Jerald Clark, R (1, 7) OBP: 0.285, SLG: 0.372 Kevin Ward, R (6, 7) OBP: 0.261, SLG: 0.255		1 SAFE C 1 SAFE S B 1 SAFE B S X 2-2 ③ F9			C F B B X 2-2 ① F9		B S F C 1-3 ② K		B B C X 2-1 ② L4	2	0	0	0	0	0	1
										2	0	0	0	0	1	0
Tim Teufel, R (1, 4) OBP: 0.328, SLG: 0.361			B X 1-0 ① F9		B S X 1-1 ② G6-3		C X 0-1 1B		C F B B B B B 4-2 WP 1B BB	3	0	1	0	1	0	0
Andy Benes, R (1, 1) OBP: 0.222, SLG: 0.250 Craig Shipley, R (7, PH) OBP: 0.227, SLG: 0.246 Tim Scott, R (7, 1) Rich Rodriguez, L (7, 1) Oscar Azocar, L (9, PH) OBP: 0.257, SLG: 0.250 Larry Andersen, R (9, 1)			B C C B F X 2-2 HR		B B B C S S 3-3 ③ K		F B 1 SAFE 1 SAFE S S 1-3 ③ K		B C C X 1-2 WP 1-2 1B	2	1	1	1	0	1	0
										1	0	0	0	0	1	1
										0	0	0	0	0	0	0
										0	0	0	0	0	0	0
										1	0	1	0	0	0	0
										0	0	0	0	0	0	0

TOP

San Diego Padres @ Atlanta Braves

Atlanta-Fulton County Stadium, Atlanta, GA

Thu Aug 13 1992, 7:05 PM EDT
Att. 38,319 - Cloudy - 70 F

livebaseballscorecards.com

AB	35
R	3
H	9
RBI	3
BB	2
SO	6
LOB	11

Inning Stats	1	2	3	4	5	6	7	8	9	1B: 6	SF: 0	WP: 1	PA: 37
R:	0	0	1	0	0	2	0	0	0	2B: 2	SAC: 0	PB: 0	
E:	0	0	0	0	0	0	0	0	0	3B: 0	DP: 1	SB: 1	
K:	1	0	0	1	1	0	2	1	0	HR: 2	HBP: 0	CS: 1	
S:	9	7	10	8	8	16	12	9	11				
H:	1	1	1	1	0	2	1	1	1				
LOB:	1	1	1	1	0	0	0	2	2				
BB:	0	0	0	0	0	0	1	1	1				
P:	13	11	15	12	14	24	17	17	23				

PITCHER		IP	WLS	BF	H	R	ER	SO	BB	IBB	HBP	BLK	WP	HR	S	P	ERA	WHIP
Charlie Leibrandt, L ERA: 3.25	(1, 1)	7.0		27	7	3	3	5	0	0	0	0	0	2	70	106	3.86	1.000
Marvin Freeman, R ERA: 3.86	(8, 1)	1.2		8	1	0	0	1	1	1	0	0	0	0	15	31	0.00	1.200
Mark Davis, L ERA: 6.7	(9, 1)	0.1	W	2	1	0	0	0	0	0	0	0	1	0	5	9	0.00	3.000

PITCHER	IP	WLS	BF	H	R	ER	SO	BB	IBB	HBP	BLK	WP	HR	S	P	ERA	WHIP

San Diego Padres @ Atlanta Braves

Atlanta-Fulton County Stadium, Atlanta, GA

Thu Aug 13 1992, 7:05 PM EDT
Att. 38,319 - Cloudy - 70 F

livebaseballscorecards.com

Batter	1	2	3	4	5	6	7	8	9	AB	R	H	RBI	BB	SO	LOB
Otis Nixon, S (1, 8) OBP: 0.377, SLG: 0.390	4-2 HR 1B BB		1-1 B1-3 ①		0-0 G3 S FC4-2 1B		4-0 S BB			2	1	1	0	2	0	0
Deion Sanders, L (1, 7) OBP: 0.357, SLG: 0.533	1-1 HR 1B 1-2		0-0 F7 ②		3-2 G3 ① 1-3		1 SAFE S 1 SAFE 1 SAFE 1 SAFE B C S 1-3 K ② 1-2			4	1	1	0	0	1	2
Terry Pendleton, S (1, 5) OBP: 0.335, SLG: 0.481	1-2 HR 1-H 2-H		4-2 BB BB		0-0 FC4-2 ② 3-H		4-0 IBB			2	1	1	3	2	0	1
David Justice, L (1, 9) OBP: 0.345, SLG: 0.375	1-1 F8 ①		4-2 BB 1-2		2-0 G4-3 ③		0-0 F9 ③			3	0	0	0	1	0	3
Sid Bream, L (1, 3) OBP: 0.346, SLG: 0.416	3-2 F9 ②		0-0 F7 ③			0-1 P5 ①		3-2 F8 ①		4	0	0	0	0	0	2
Jeff Treadway, L (1, 4) OBP: 0.264, SLG: 0.279 Mark Lemke, S (7, 4) OBP: 0.303, SLG: 0.321	0-1 P6 ③			1-1 G4-3 ①		2-1 FC5-4 1B		1-1 G5-3 ②		3 1	0 0	1 0	0 0	0 0	0 0	0 0
Greg Olson, R (1, 2) OBP: 0.328, SLG: 0.357		3-2 L7 ①		0-0 SH1-3 1B		2-2 FC5-4 ② 1-2f		1-3 K ③		4	0	1	0	0	1	1
Rafael Belliard, R (1, 6) OBP: 0.260, SLG: 0.234 Jeff Blauser, R (9, PH) OBP: 0.304, SLG: 0.392		3-2 F8 ②		0-0 SH1-3 ② 1-2		0-1 G1-3 ③			0-3 K ①	2 1	0 0	0 0	0 0	0 0	0 1	1 0
Charlie Leibrandt, R (1, 1) OBP: 0.122, SLG: 0.125 Lonnie Smith, R (7, PH) OBP: 0.279, SLG: 0.333 Marvin Freeman, R (8, 1) OBP: 0.500, SLG: 0.500 Mark Davis, L (9, 1) Damon Berryhill, S (9, PH) OBP: 0.271, SLG: 0.389		3-2 L7 ③		0-0 F9 ③			0-0 F9 ①		2-2 HR	2 1 0 0 1	0 0 0 0 1	0 0 0 0 1	0 0 0 0 1	0 0 0 0 0	0 0 0 0 0	1 0 0 0 0
Inning Stats	R: 3 H: 2 E: 0 LOB: 0 K: 0 BB: 1 S: 17 P: 27	R: 0 H: 0 E: 0 LOB: 0 K: 0 BB: 0 S: 12 P: 21	R: 0 H: 0 E: 0 LOB: 2 K: 0 BB: 2 S: 9 P: 18	R: 0 H: 1 E: 0 LOB: 1 K: 0 BB: 0 S: 5 P: 6	R: 0 H: 1 E: 0 LOB: 1 K: 0 BB: 0 S: 6 P: 11	R: 0 H: 1 E: 0 LOB: 1 K: 0 BB: 0 S: 9 P: 13	R: 0 H: 0 E: 0 LOB: 2 K: 1 BB: 2 S: 5 P: 14	R: 0 H: 0 E: 0 LOB: 0 K: 1 BB: 0 S: 8 P: 13	R: 1 H: 1 E: 0 LOB: 0 K: 1 BB: 0 S: 6 P: 8	1B: 4 SF: 0 2B: 0 SAC: 1 3B: 0 DP: 0 HR: 2 HBP: 0						

	AB	30
	R	4
	H	6
	RBI	4
	BB	5
	SO	3
	LOB	11

WP: 0 PA: 36
PB: 0
SB: 2
CS: 0

PITCHER		IP	WLS	BF	H	R	ER	SO	BB	IBB	HBP	BLK	WP	HR	S	P	ERA	WHIP
Andy Benes, R ERA: 3.7	(1, 1)	6.0		26	5	3	3	0	3	0	0	0	0	1	58	96	4.50	1.333
Tim Scott, R ERA: 3.8	(7, 1)	0.2		4	0	0	0	1	1	1	0	0	0	0	4	13	0.00	1.500
Rich Rodriguez, L ERA: 2.3	(7, 1)	1.1		4	0	0	0	1	0	0	0	0	0	0	9	14	0.00	0.000
Larry Andersen, R ERA: 3.86	(9, 1)	0.1	L	2	1	1	1	1	0	0	0	0	0	1	6	8	27.00	3.000

PITCHER	IP	WLS	BF	H	R	ER	SO	BB	IBB	HBP	BLK	WP	HR	S	P	ERA	WHIP

Batter	1	2	3	4	5	6	7	8	9	AB	R	H	RBI	BB	SO	LOB
Tony Fernandez, S (1, 6) OBP: 0.334, SLG: 0.348	X 0-0 ① G6-3	B B X 2-0 BB HR 1-2 2-3 1B		B C X 1-1 ① F8		C F X 0-2 ② L9		C B B F X 2-2 ③ G4-3		5	1	1	0	0	0	1
Tony Gwynn, L (1, 9) OBP: 0.380, SLG: 0.417	B B B B 4-0 1B BB	B B B C B 4-1 HR 1-2 2-3 3-H BB		C B X 1-1 ② G3-1		C X 0-1 1-2 1B			B X 1-0 G5-4-3 1B	3	1	2	1	2	0	0
Gary Sheffield, R (1, 5) OBP: 0.395, SLG: 0.598	B X 1-0 FC5-4 1-2 1B	B X 1-0 1-H 2-H 3-H HR		B B C B C B 4-2 1B BB		C F B B X 2-2 ③ F7			B X 1-0 ①② G5-4-3 1-2f	4	1	2	4	1	0	3
Fred McGriff, L (1, 3) OBP: 0.402, SLG: 0.579	C B F B C 2-3 ② K	B B S T F X 2-2 ③ F9		F C B X 1-2 ③ 1-3 1B			B C X 1-1 1B		F B X 1-1 ③ G4-3	5	0	2	0	0	1	2
Darrin Jackson, R (1, 8) OBP: 0.298, SLG: 0.428	S X 0-1 ③ FC5-4 1-2f		B F B C X 2-2 ① P6		B F X 1-1 ① G4-3		F B B S X 2-2 ① P4			4	0	0	0	0	0	3
Benito Santiago, R (1, 2) OBP: 0.289, SLG: 0.366		S B X 1-1 ① F8	B F X 1-1 ② P3		F C B B F X 2-2 ② G5-3		1 SAFE F X 0-1 ② P3			4	0	0	0	0	0	1
Tim Teufel, R (1, 4) OBP: 0.332, SLG: 0.360		B B C B B 4-1 1B BB BB	B B S B X 3-1 1B		C B S F F F B B F 3-3 S ③ K		F B F X 1-2 ③ G1-3			3	1	1	0	1	1	1
Kevin Ward, R (1, 7) OBP: 0.261, SLG: 0.255		C C 1 SAFE B F B 1 SAFE S 2-3 ② K	X 0-0 1-2 1B			C C X 0-2 ① G6-3		B C B S S 2-3 ① K		4	0	1	0	0	2	1
Jim Deshaies, L (1, 1) OBP: 0.267, SLG: 0.214 Randy Myers, L (9, 1)		C B F B B B 4-2 BB 1B HR 1-2 BB	C C F S 0-3 ③ K			C F B B F X 2-2 1B 1B		C C F C 0-3 ② K		3 0	1 0	1 0	0 0	1 0	2 0	2 0
Inning Stats	R: 0 E: 0 K: 1 S: 7 H: 1 LOB: 2 BB: 1 P: 14	R: 5 E: 0 K: 1 S: 16 H: 2 LOB: 0 BB: 3 P: 36	R: 0 E: 0 K: 1 S: 12 H: 2 LOB: 2 BB: 0 P: 18	R: 0 E: 0 K: 0 S: 9 H: 1 LOB: 2 BB: 1 P: 16	R: 0 E: 0 K: 1 S: 13 H: 0 LOB: 0 BB: 0 P: 19	R: 0 E: 0 K: 0 S: 15 H: 2 LOB: 2 BB: 0 P: 19	R: 0 E: 0 K: 0 S: 10 H: 1 LOB: 1 BB: 0 P: 14	R: 0 E: 0 K: 2 S: 10 H: 0 LOB: 0 BB: 0 P: 14	R: 0 E: 0 K: 0 S: 4 H: 1 LOB: 0 BB: 0 P: 7	1B: 9 2B: 0 3B: 0 HR: 1 SF: 0 SAC: 0 DP: 1 HBP: 0						

TOP

San Diego Padres @ Cincinnati Reds

Riverfront Stadium, Cincinnati, OH

Fri Aug 14 1992, 7:05 PM EDT
Att. 34,058 - Cloudy - 68 F

livebaseballscorecards.com

AB	35
R	5
H	10
RBI	5
BB	5
SO	6
LOB	14

WP: 0 PB: 0 SB: 0 CS: 0 PA: 40

PITCHER	IP	WLS	BF	H	R	ER	SO	BB	IBB	HBP	BLK	WP	HR	S	P	ERA	WHIP
Chris Hammond, L (1, 1) ERA: 4.0	5.0	L	25	6	5	5	4	5	0	0	0	0	1	57	103	9.00	2.200
Steve Foster, R (6, 1) ERA: 2.54	2.0		9	3	0	0	0	0	0	0	0	0	0	25	33	0.00	1.500
Scott Bankhead, R (8, 1) ERA: 2.63	1.0		3	0	0	0	2	0	0	0	0	0	0	10	14	0.00	0.000
Norm Charlton, L (9, 1) ERA: 2.45	1.0		3	1	0	0	0	0	0	0	0	0	0	4	7	0.00	1.000

PITCHER	IP	WLS	BF	H	R	ER	SO	BB	IBB	HBP	BLK	WP	HR	S	P	ERA	WHIP

Batter	1	2	3	4	5	6	7	8	9	AB	R	H	RBI	BB	SO	LOB
Bip Roberts, S (1, 7) OBP: 0.380, SLG: 0.390	F C B F B X 2-2 ① L8		B C F F F X 1-2 ③ G6-3		B F X 1-1 ③ G6-3			C B F B X 2-2 ② F9		3	0	0	0	0	0	1
Steve Foster, R (6, 1) OBP: 0.250, SLG: 0.250										0	0	0	0	0	0	0
Scott Bankhead, R (8, 1) OBP: 0.222, SLG: 0.222										0	0	0	0	0	0	0
Bill Doran, S (8, PH) OBP: 0.320, SLG: 0.364										1	0	0	0	0	0	0
Norm Charlton, S (9, 1) OBP: 0.250, SLG: 0.250										0	0	0	0	0	0	0
Reggie Sanders, R (1, 8) OBP: 0.341, SLG: 0.446	C H 1-1 CS HBP			C B F B X 2-2 2B 1B		B B F B F C 3-3 ① K		B F B B F X 3-2 G5-3		3	0	1	0	0	1	0
Barry Larkin, R (1, 6) OBP: 0.374, SLG: 0.447	1 SAFE C 1 SAFE B S F 1 SAFE F B 2-2 X ② 1-2 2B			C C B B B 1 SAFE F X 2-2 1-3 2B		B F X 1-1 G4-6-3 1B			C B B B B 4-1 F8 1B BB	3	1	3	0	1	0	0
Chris Sabo, R (1, 5) OBP: 0.297, SLG: 0.408	F X 0-1 ③ F7			F S X 0-2 ① P2		F 1 SAFE F B X 1-2 ②③ G4-6-3 1-2f			C X 0-1 ① F8 1-2	4	0	0	0	0	0	5
Darnell Coles, R (1, 3) OBP: 0.323, SLG: 0.500		B X 1-0 ① G6-3		B X 1-0 ② P3			B X 1-0 ① F7		C X 0-1 ① 1B 2-H 1B	4	0	1	1	0	0	2
Glenn Braggs, R (1, 9) OBP: 0.331, SLG: 0.377		S X 0-1 ② G5-3		B F B F X 2-2 ③ L8			S X 0-1 1B		B B C F X 2-2 1-2 1B	4	0	2	0	0	0	2
Joe Oliver, R (1, 2) OBP: 0.309, SLG: 0.381		C B X 1-1 ③ F7			B X 1-0 2B		C S X 0-2 ② P4		X 0-0 ② F8	4	0	1	0	0	0	3
Freddie Benavides, R (1, 4) OBP: 0.272, SLG: 0.320		B B X 2-0 ① F7			B F F F B F F X 2-2 ① G5-3		B X 1-0 ③ P3		X 0-0 ③ G4-3	4	0	0	0	0	0	4
Chris Hammond, L (1, 1) OBP: 0.275, SLG: 0.273		C S B C 1-3 ② K			F B S F X 1-2 ② P2			B F X 1-1 ① P3		1	0	0	0	0	1	0
Cesar Hernandez, R (5, PH) (6, 7) OBP: 0.346, SLG: 0.462										2	0	0	0	0	0	1
Inning Stats	R: 0 H: 1 E: 0 LOB: 1 K: 0 BB: 0 S: 12 P: 17	R: 0 H: 0 E: 0 LOB: 0 K: 0 BB: 0 S: 5 P: 7	R: 0 H: 0 E: 0 LOB: 0 K: 1 BB: 0 S: 9 P: 13	R: 0 H: 2 E: 0 LOB: 2 K: 0 BB: 0 S: 14 P: 21	R: 0 H: 1 E: 0 LOB: 1 K: 0 BB: 0 S: 12 P: 17	R: 0 H: 1 E: 0 LOB: 0 K: 1 BB: 0 S: 9 P: 14	R: 0 H: 1 E: 0 LOB: 1 K: 0 BB: 0 S: 7 P: 9	R: 0 H: 0 E: 0 LOB: 0 K: 0 BB: 0 S: 8 P: 14	R: 1 H: 2 E: 0 LOB: 2 K: 0 BB: 1 S: 10 P: 16	1B: 5 SF: 0 2B: 3 SAC: 0 3B: 0 DP: 1 HR: 0 HBP: 1						WP: 0 PA: 35 PB: 0 SB: 0 CS: 1

PITCHER		IP	WLS	BF	H	R	ER	SO	BB	IBB	HBP	BLK	WP	HR	S	P	ERA	WHIP
Jim Deshaies, L ERA: 1.91	(1, 1)	8.1	W	32	7	1	1	2	1	0	1	0	0	0	81	121	1.08	0.960
Randy Myers, L ERA: 4.64	(9, 1)	0.2		3	1	0	0	0	0	0	0	0	0	0	5	7	0.00	1.500

PITCHER	IP	WLS	BF	H	R	ER	SO	BB	IBB	HBP	BLK	WP	HR	S	P	ERA	WHIP

BOTTOM

San Diego Padres @ Cincinnati Reds

Riverfront Stadium, Cincinnati, OH

Fri Aug 14 1992, 7:05 PM EDT

Att. 34,058 - Cloudy - 68 F

AB	33
R	1
H	8
RBI	1
BB	1
SO	2
LOB	18

livebaseballscorecards.com

San Diego Padres @ Cincinnati Reds

Riverfront Stadium, Cincinnati, OH

Sat Aug 15 1992, 7:05 PM EDT
Att. 37,623 - Cloudy - 71 F

livebaseballscorecards.com

TOP

Batter	1	2	3	4	5	6	7	8	9	AB	R	H	RBI	BB	SO	LOB
Tony Fernandez, S (1, 6) OBP: 0.335, SLG: 0.349	G4-3 1B	G6-3			BB G3 WP 1B		F8		K	5	2	2	0	0	1	0
Tony Gwynn, L (1, 9) OBP: 0.378, SLG: 0.416	G4-3 1-H		G6-3		G3 1-2		WP 2B		F7	5	0	1	1	0	0	1
Gary Sheffield, R (1, 5) OBP: 0.396, SLG: 0.596	1B		G1-3		WP BB IBB		F8			3	0	1	0	1	0	1
Fred McGriff, L (1, 3) OBP: 0.405, SLG: 0.578	K		BB		WP BB 1-2 2-3		WP IBB			1	0	0	0	3	1	1
Darrin Jackson, R (1, 8) OBP: 0.298, SLG: 0.425	G3		G5-3		IBB 1-2 2-3 3-H		K 1-2 2-3			3	0	0	0	1	1	4
Benito Santiago, R (1, 2) OBP: 0.285, SLG: 0.361		F9		K	K			K		4	0	0	0	0	3	3
Tim Teufel, R (1, 4) OBP: 0.330, SLG: 0.354		HR BB		G5-3		K		P3		3	1	0	0	1	1	0
Kevin Ward, R (1, 7) OBP: 0.261, SLG: 0.283		1-H HR		L9		F7		P3		4	1	1	2	0	0	0
Craig Lefferts, L (1, 1) OBP: 0.061, SLG: 0.061		G5-3			K	K			K	3	0	0	0	0	2	0
Jose Melendez, R (8, 1)										0	0	0	0	0	0	0
Oscar Azocar, L (9, PH) OBP: 0.255, SLG: 0.248										1	0	0	0	0	1	0
Randy Myers, L (9, 1)										0	0	0	0	0	0	0

Inning Stats	1	2	3	4	5	6	7	8	9
	R: 1 E: 0 K: 1 S: 13	H: 2 LOB: 1 BB: 0 P: 20	R: 2 E: 0 K: 0 S: 11	H: 1 LOB: 0 BB: 1 P: 20	R: 0 E: 0 K: 0 S: 9	H: 0 LOB: 1 BB: 1 P: 19	R: 0 E: 0 K: 1 S: 6	H: 0 LOB: 0 BB: 0 P: 12	R: 1 E: 0 K: 2 S: 11	H: 1 LOB: 3 BB: 3 P: 26	R: 0 E: 0 K: 2 S: 10	H: 0 LOB: 0 BB: 0 P: 13	R: 0 E: 0 K: 1 S: 11	H: 1 LOB: 2 BB: 1 P: 21	R: 0 E: 0 K: 1 S: 8	H: 0 LOB: 0 BB: 0 P: 10	R: 0 E: 0 K: 2 S: 13	H: 0 LOB: 0 BB: 0 P: 17

1B: 3 SF: 0 WP: 2 PA: 38
2B: 1 SAC: 0 PB: 0
3B: 0 DP: 0 SB: 1
HR: 1 HBP: 0 CS: 0

	AB	32
	R	4
	H	5
	RBI	3
	BB	6
	SO	10
	LOB	10

PITCHER		IP	WLS	BF	H	R	ER	SO	BB	IBB	HBP	BLK	WP	HR	S	P	ERA	WHIP
Tom Bolton, L ERA: 4.29	(1, 1)	4.2		23	4	4	4	3	3	2	0	0	1	1	47	94	7.71	1.500
Dwayne Henry, R ERA: 2.78	(5, 1)	2.1		9	1	0	0	4	0	1	0	0	1	0	24	37	0.00	0.429
Scott Bankhead, R ERA: 2.59	(8, 1)	1.0		3	0	0	0	1	0	0	0	0	0	0	8	10	0.00	0.000
Rob Dibble, R ERA: 3.38	(9, 1)	1.0	W	3	0	0	0	2	0	0	0	0	0	0	13	17	0.00	0.000

PITCHER	IP	WLS	BF	H	R	ER	SO	BB	IBB	HBP	BLK	WP	HR	S	P	ERA	WHIP

Batter	1	2	3	4	5	6	7	8	9	AB	R	H	RBI	BB	SO	LOB
Bip Roberts, S (1, 4) OBP: 0.379, SLG: 0.389	G4-3		G6-3			G4-3		1B 1B 1B 1-2		4	1	1	0	0	0	0
Reggie Sanders, R (1, 8) OBP: 0.347, SLG: 0.471	HR			HR		G6-4-3 BB		K		3	2	2	2	1	1	2
Barry Larkin, R (1, 6) OBP: 0.375, SLG: 0.447	F9			G5-4-3 1B		G6-4-3 1-2f		1B 1B 1-3 2-H		4	0	2	1	0	0	1
Chris Sabo, R (1, 5) OBP: 0.295, SLG: 0.405 Dwayne Henry, R (5, 1) OBP: 0.250, SLG: 0.250 Cesar Hernandez, R (7, PH) OBP: 0.333, SLG: 0.444 Scott Bankhead, R (8, 1) OBP: 0.222, SLG: 0.222 Jeff Branson, L (8, PH) OBP: 0.375, SLG: 0.431 Rob Dibble, L (9, 1) OBP: 0.333, SLG: 0.333	G5-3			G5-4-3 1-2f			L6	FC5-4 1B 1-3 3-H		2 0 1 0 1 0	0 0 0 0 0 0	0 0 0 0 1 0	0 0 0 0 1 0	0 0 0 0 0 0	0 0 0 0 0 0	1 0 0 0 0 0
Glenn Braggs, R (1, 7) OBP: 0.329, SLG: 0.375		P2		F7			G6-3 1B	FC5-4 1-2f		4	0	1	0	0	0	2
Darnell Coles, R (1, 3) OBP: 0.328, SLG: 0.508 (5, 5) Dave Martinez, L (9, PR) OBP: 0.327, SLG: 0.332		P4			G4-6-3 1B		G6-3 1-2		G4-3 SF9 2B	4 0	0 1	2 0	0 0	0 0	0 0	1 0
Paul O'Neill, L (1, 9) OBP: 0.365, SLG: 0.395		L6			G4-6-3 1-2f		G3		G4-3 2-3	4	0	0	0	0	0	3
Joe Oliver, R (1, 2) OBP: 0.311, SLG: 0.383			F9					1B 1B 1B	SF9 3-H	3	1	2	1	0	0	0
Tom Bolton, L (1, 1)			G1-3		G5-3			F7		1	0	0	0	0	0	0
Bill Doran, S (5, 3) OBP: 0.318, SLG: 0.362										2	0	0	0	0	0	2
Inning Stats	R: 1 H: 1 E: 0 LOB: 0 K: 0 BB: 0 S: 9 P: 13	R: 0 H: 0 E: 0 LOB: 0 K: 0 BB: 0 S: 5 P: 6	R: 0 H: 0 E: 0 LOB: 0 K: 0 BB: 0 S: 6 P: 9	R: 1 H: 2 E: 0 LOB: 0 K: 0 BB: 0 S: 6 P: 9	R: 0 H: 0 E: 0 LOB: 1 K: 0 BB: 0 S: 8 P: 11	R: 0 H: 0 E: 0 LOB: 0 K: 0 BB: 1 S: 6 P: 11	R: 0 H: 1 E: 0 LOB: 1 K: 0 BB: 0 S: 10 P: 18	R: 2 H: 4 E: 0 LOB: 2 K: 1 BB: 0 S: 14 P: 19	R: 1 H: 1 E: 0 LOB: 1 K: 0 BB: 0 S: 9 P: 13	1B: 8 SF: 1 2B: 1 SAC: 0 3B: 0 DP: 3 HR: 2 HBP: 0						

PITCHER		IP	WLS	BF	H	R	ER	SO	BB	IBB	HBP	BLK	WP	HR	S	P	ERA	WHIP
Craig Lefferts, L ERA: 3.65	(1, 1)	7.1		28	8	4	4	0	1	0	0	0	0	2	55	84	4.91	1.227
Jose Melendez, R ERA: 3.35	(8, 1)	0.2		4	2	0	0	1	0	0	0	0	0	0	9	12	0.00	3.000
Randy Myers, L ERA: 4.75	(9, 1)	0.2	L	3	1	1	1	0	0	0	0	0	0	0	9	13	13.50	1.500

PITCHER	IP	WLS	BF	H	R	ER	SO	BB	IBB	HBP	BLK	WP	HR	S	P	ERA	WHIP

BOTTOM

San Diego Padres @ Cincinnati Reds

Riverfront Stadium, Cincinnati, OH

Sat Aug 15 1992, 7:05 PM EDT

Att. 37,623 - Cloudy - 71 F

livebaseballscorecards.com

AB	33
R	5
H	11
RBI	5
BB	1
SO	1
LOB	12

WP: 0	PA: 35		
PB: 0			
SB: 0			
CS: 0			

San Diego Padres @ Cincinnati Reds

Riverfront Stadium, Cincinnati, OH

Sun Aug 16 1992, 3:33 AM EDT

Att. 32,682 - Cloudy - 69 F

TOP

livebaseballscorecards.com

Batter	1	2	3	4	5	6	7	8	9	AB	R	H	RBI	BB	SO	LOB
Tony Fernandez, S (1, 6) OBP: 0.336, SLG: 0.349	C C F B B F S 2-3 ① K		B C X 1-1 1B 1-2 1B		F B C B B B 4-2 2B SF8 1-2 BB	X 0-0 ③ L7			F B F X 1-2 ① L8	3	1	1	0	1	1	1
Craig Shipley, R (8, 6) OBP: 0.224, SLG: 0.242										1	0	0	0	0	0	1
Tony Gwynn, L (1, 9) OBP: 0.378, SLG: 0.419	B F F X 1-2 ② G4-3		B F X 1-1 1-2 2-3 1B		X 0-0 SF8 1-3 2-H 2B		X 0-0 ① G4-3		B C X 1-1 ② G3-1 1-2	5	0	2	1	0	0	1
Gary Sheffield, R (1, 5) OBP: 0.392, SLG: 0.591	B C F F X 1-2 ③ F8		S F F B X 1-2 ③ F8		C B X 1-1 ① SF8 2-3 3-H		B B B C C X 3-2 ② G5-3		B F X 1-1 ③ G6-3	4	0	0	1	0	0	4
Fred McGriff, L (1, 3) OBP: 0.406, SLG: 0.575		C B B X 2-1 ① F8		B B F B B 4-1 1B BB	B B I 4-0 IBB		B C B S S 2-3 ③ K			2	0	0	0	2	1	0
Phil Stephenson, L (8, 3) OBP: 0.286, SLG: 0.311										0	0	0	0	0	0	0
Darrin Jackson, R (1, 8) OBP: 0.295, SLG: 0.421		B F B X 2-1 ② F8		C B S B S 2-3 ① K	S S B F X 1-2 ② P8			C F B B C 2-3 ① K		4	0	0	0	0	2	3
Benito Santiago, R (1, 2) OBP: 0.282, SLG: 0.357	S X 0-1 ③ G1-3			1 SAFE L S B 1 SAFE X 1-2 ② P3	X 0-0 ③ P3			C X 0-1 ② G5-3		3	0	0	0	0	0	3
Dan Walters, R (8, PH) OBP: 0.333, SLG: 0.464										1	0	0	0	0	0	0
(8, 2)																
Oscar Azocar, L (1, 7) OBP: 0.259, SLG: 0.252			C F F X 0-2 ① G6-3	F X 0-1 1-2 1B		C B X 1-1 1B		B B F B B 4-1 BB		2	0	1	0	0	0	0
Kevin Ward, R (6, PH) OBP: 0.273, SLG: 0.290										1	0	1	0	1	0	0
(6, 7)																
Kurt Stillwell, S (1, 4) OBP: 0.271, SLG: 0.315			B B F F X 2-2 ② L7	C F F B B F B X 3-2 ③ G3-1		C B F B B B F 1 SAFE F C 3-3 ① K		X 0-0 ③ P2		4	0	0	0	0	1	4
Bruce Hurst, L (1, 1) OBP: 0.180, SLG: 0.190			C B B B B C B 4-2 1B 1B BB		S C X 0-2 BB 2B 1B		B B S X 2-1 ② F8		B C C X 1-2 G3-1 1B	1	1	1	0	1	0	0
Tim Scott, R (5, 1)										0	0	0	0	0	0	0
Tim Teufel, R (6, PH) OBP: 0.328, SLG: 0.352										1	0	0	0	0	0	1
Mike Maddux, L (6, 1) OBP: 0.333, SLG: 0.200										0	0	0	0	0	0	0
Frank Seminara, R (7, 1) OBP: 0.120, SLG: 0.083										0	0	0	0	0	0	0
Rich Rodriguez, L (7, 1)										0	0	0	0	0	0	0
Jerald Clark, R (9, PH) OBP: 0.286, SLG: 0.374										1	0	1	0	0	0	0

AB	33
R	2
H	7
RBI	2
BB	5
SO	5
LOB	18

Inning Stats	1	2	3	4	5	6	7	8	9
	R: 0 E: 0 K: 1 S: 12 H: 0 LOB: 0 BB: 0 P: 16	R: 0 E: 0 K: 0 S: 6 H: 0 LOB: 0 BB: 0 P: 10	R: 0 E: 0 K: 0 S: 17 H: 2 LOB: 3 BB: 1 P: 26	R: 0 E: 0 K: 1 S: 14 H: 1 LOB: 2 BB: 1 P: 24	R: 2 E: 0 K: 0 S: 13 H: 2 LOB: 2 BB: 2 P: 23	R: 0 E: 0 K: 1 S: 10 H: 1 LOB: 1 BB: 0 P: 16	R: 0 E: 0 K: 1 S: 7 H: 0 LOB: 0 BB: 0 P: 12	R: 0 E: 0 K: 1 S: 7 H: 0 LOB: 1 BB: 1 P: 13	R: 0 E: 0 K: 0 S: 10 H: 1 LOB: 1 BB: 0 P: 14

1B: 6 SF: 1
2B: 1 SAC: 0
3B: 0 DP: 0
HR: 0 HBP: 0

WP: 0 PA: 39
PB: 0
SB: 0
CS: 0

PITCHER		IP	W	L	S	BF	H	R	ER	SO	BB	IBB	HBP	BLK	WP	HR	P	ERA	WHIP
Tim Belcher, R ERA: 4.07	(1, 1)	5.0	W			24	5	2	2	2	3	1	0	0	0	0	99	3.60	1.600
Scott Ruskin, L ERA: 4.65	(6, 1)	1.0				4	1	0	0	1	0	0	0	0	0	0	16	0.00	1.000
Norm Charlton, L ERA: 2.42	(7, 1)	1.0				3	0	0	0	1	0	0	0	0	0	0	12	0.00	0.000
Steve Foster, R ERA: 2.37	(8, 1)	2.0				8	1	0	0	1	1	0	0	0	0	0	27	0.00	1.000

PITCHER	IP	W	L	S	BF	H	R	ER	SO	BB	IBB	HBP	BLK	WP	HR	P	ERA	WHIP

BOTTOM

Batter	1	2	3	4	5	6	7	8	9	AB	R	H	RBI	BB	SO	LOB
Bip Roberts, S (1, 4) (8, 5) OBP: 0.377, SLG: 0.389	S B F B X 2-2 G5-3 ①	X 0-0 G4-3 ② 2-3 3-H			1 SAFE X 0-0 F7 ①		1B 2B 2-0 F9			5	1	1	1	0	0	5
Reggie Sanders, R (1, 8) OBP: 0.355, SLG: 0.477	B S F B X 2-2 FC6 2B	B S C B S 2-3 K ③			C 1 SAFE X 0-1 1B 2B 1B 1-2		C B L B 2 SAFE B F B 4-2 1B 2B BB	B B C B B 4-1 G3 1B 1B BB		3	3	2	0	2	1	1
Barry Larkin, R (1, 6) OBP: 0.380, SLG: 0.452	B S B C X 2-2 FC6 FC5-4 ② 2-3		C X 0-1 CS 1B		F S B X 1-2 2B 1B 1-3 2-H		B B B C X 3-1 2B 1B 1B 1-3 2-H	B F B C B X 3-2 G3 1B 1-2		5	3	4	2	0	0	1
Darnell Coles, R (1, 5) OBP: 0.328, SLG: 0.512 Jeff Branson, L (7, PH) (8, 4) OBP: 0.379, SLG: 0.453	F C X 0-2 FC5-4 ③ 1-2f		S S B C 1-3 K ① ② 1-2		B S X 1-1 2B 2-H 3-H		B B B F 1 SAFE X 3-1 1B SF7 2B 1-3 3-H	C B F B X 2-2 G3 ① 1-2 2-3		3 2	0 1	1 1	2 1	0 0	1 0	2 2
Glenn Braggs, R (1, 7) OBP: 0.331, SLG: 0.370		B B B C B 4-1 1B 1B BB	C B B S F B X 3-2 L7 ③		B B C X 2-1 F9 ②		B B B 3-0 BB 1B BB	B F F B F X 2-2 P4 ②		3	1	0	0	2	0	3
Joe Oliver, R (1, 2) OBP: 0.315, SLG: 0.386	B B 1 SAFE X 2-0 1B 1B 1B 1-2	C B S B S 2-3 K ①	S B F C 1-3 K ③	C B S F B X 2-3 ①			X 0-0 BB 1B 1-2 2-3 3-H	B C X 1-1 1B 2-H 3-H		5	1	3	3	0	2	1
Paul O'Neill, L (1, 9) OBP: 0.363, SLG: 0.393	B C B F X 2-2 1B G4-3 1B 1-2 2-H	X 0-0 P6 ②			F B B B F X 2-2 F8 ① C X		0-1 SF7 ① 3-H	F B X 1-1 G4-3 ③		4	1	1	2	0	0	1
Bill Doran, S (1, 3) OBP: 0.321, SLG: 0.361	C X 0-1 G4-3 SH1-4 1B 1-3 2-H	X 0-0 F9 ③			X 0-0 G6-3 ② C B B B F B		4-2 BB 1-2 2-3			3	0	1	1	1	0	0
Tim Belcher, R (1, 1) OBP: 0.111, SLG: 0.167 Cesar Hernandez, R (5, PH) OBP: 0.357, SLG: 0.464 Scott Ruskin, R (6, 1) Norm Charlton, S (7, 1) OBP: 0.250, SLG: 0.250 Freddie Benavides, R (7, PH) OBP: 0.270, SLG: 0.318 Steve Foster, R (8, 1) OBP: 0.250, SLG: 0.250	1 SAFE C X 0-1 SH1-4 ① 1-2				B C B F B X 3-2 1B 1B 1B	S B F S 1-3 K2-3 ③	C B S F B C 2-3 K ②			0 1 1 0 1 0	0 1 0 0 0 0	0 1 0 0 0 0	0 1 0 0 1 0	0 0 0 0 0 0	0 1 0 0 1 0	0 2 0 0 3 0
Inning Stats	R: 0 E: 0 K: 0 S: 12 H: 1 LOB: 1 BB: 0 P: 18	R: 3 E: 0 K: 1 S: 13 H: 3 LOB: 1 BB: 1 P: 23	R: 0 E: 0 K: 1 S: 9 H: 1 LOB: 0 BB: 0 P: 13	R: 0 E: 0 K: 1 S: 5 H: 0 LOB: 0 BB: 0 P: 7	R: 3 E: 0 K: 1 S: 16 H: 4 LOB: 1 BB: 0 P: 24	R: 0 E: 0 K: 1 S: 7 H: 0 LOB: 0 BB: 0 P: 10	R: 4 E: 0 K: 1 S: 18 H: 4 LOB: 3 BB: 3 P: 40	R: 2 E: 0 K: 0 S: 15 H: 2 LOB: 1 BB: 1 P: 28		1B: 11 2B: 4 3B: 0 HR: 0	SF: 1 SAC: 1 DP: 0 HBP: 0			WP: 0 PB: 0 SB: 0 CS: 1		PA: 43

PITCHER		IP	WLS	BF	H	R	ER	SO	BB	IBB	HBP	BLK	WP	HR	S	P	ERA	WHIP
Bruce Hurst, L ERA: 3.47	(1, 1)	4.1	L	22	9	6	6	3	1	0	0	0	0	0	50	77	12.46	2.308
Tim Scott, R ERA: 3.68	(5, 1)	0.2		2	0	0	0	1	0	0	0	0	0	0	5	8	0.00	0.000
Mike Maddux, R ERA: 2.59	(6, 1)	1.0		6	2	3	3	1	1	0	0	0	0	0	13	25	27.00	3.000
Frank Seminara, R ERA: 4.0	(7, 1)	0.0		3	2	0	0	0	1	0	0	0	0	0	3	9	∞	∞
Rich Rodriguez, L ERA: 2.49	(7, 1)	2.0		10	2	3	3	1	2	0	0	0	0	0	24	44	13.50	2.000

PITCHER	IP	WLS	BF	H	R	ER	SO	BB	IBB	HBP	BLK	WP	HR	S	P	ERA	WHIP

San Diego Padres @ Cincinnati Reds

Riverfront Stadium, Cincinnati, OH

Sun Aug 16 1992, 3:33 AM EDT

Att. 32,682 - Cloudy - 69 F

AB	36
R	12
H	15
RBI	12
BB	5
SO	6
LOB	19

livebaseballscorecards.com

San Diego Padres @ Pittsburgh Pirates

Three Rivers Stadium, Pittsburgh, PA

Tue Aug 18 1992, 7:05 PM EDT

Att. 21,453 - Sunny - 74 F

TOP

livebaseballscorecards.com

Batter	1	2	3	4	5	6	7	8	9	AB	R	H	RBI	BB	SO	LOB
Tony Fernandez, S (1, 6) OBP: 0.333, SLG: 0.345	S B B X 2-1 G3-1		1 SAFE X 0-0 F8		X 0-0 G1-3			F F B B F X 2-2 G6-3	F F B X 1-2 FC6-4 1-2f	5	0	0	0	0	0	4
Tony Gwynn, L (1, 9) OBP: 0.379, SLG: 0.419	B S T B B F X 3-2 F7		B C F 1 SAFE 1 SAFE X 1-2 1B 1-3 1B			B B C X 2-1 F7		X 0-0 1B		4	0	2	0	0	0	0
Gary Sheffield, R (1, 5) OBP: 0.391, SLG: 0.588	X 0-0 F7		B F X 1-1 1B 1-2 3-H			B X 1-0 L7		B B F C F X 2-2 L9		4	0	1	1	0	0	1
Fred McGriff, L (1, 3) OBP: 0.402, SLG: 0.569		B C T T C 1-3 K	F X 0-1 G6-3			C B X 1-1 G6-3		S F S 0-3 K		4	0	0	0	0	2	3
Benito Santiago, R (1, 2) OBP: 0.282, SLG: 0.356		L C X 0-2 1B		B X 1-1 F9			C X 0-1 F7		B F C S 1-3 K	4	0	1	0	0	1	0
Jerald Clark, R (1, 7) OBP: 0.286, SLG: 0.372		B 1 SAFE X 1-0 F8		C X 0-1 G4-3			F S B F X 1-2 P3		B X 1-0 E 1B	4	0	1	0	0	0	1
Kevin Ward, R (1, 8) OBP: 0.274, SLG: 0.291		S B C F C 1-3 K		B F B C X 2-2 G6-3			X 0-0 1B		C B T T X 1-2 E3 1-3	3	0	1	0	0	1	1
Oscar Azocar, L (9, PH) OBP: 0.257, SLG: 0.250										1	0	0	0	0	0	1
Kurt Stillwell, S (1, 4) OBP: 0.277, SLG: 0.318			B C X 1-1 1B 1B		B X 1-0 G5-3		B X 1-0 FC6-4 1-2		F B S B B B 4-2 FC6-4 BB	3	1	2	0	1	0	0
Andy Benes, R (1, 1) OBP: 0.214, SLG: 0.240			1 SAFE B M 1 SAFE L B B M 3-3 K		X 0-0 G1-3		B X 1-0 FC6-4 1-2f		C T T T X 0-2 P7	2	0	0	0	0	1	1
Tim Teufel, R (7, PH) OBP: 0.327, SLG: 0.350										1	0	0	0	0	0	2
Rich Rodriguez, L (7, 1)										0	0	0	0	0	0	0
Jose Melendez, R (8, 1)										0	0	0	0	0	0	0
Phil Stephenson, L (9, PH) OBP: 0.280, SLG: 0.304										1	0	0	0	0	0	3
Inning Stats	R: 0 E: 0 K: 0 S: 7 H: 0 LOB: 0 BB: 0 P: 12	R: 0 E: 0 K: 2 S: 12 H: 1 LOB: 1 BB: 0 P: 15	R: 1 E: 0 K: 1 S: 13 H: 3 LOB: 2 BB: 0 P: 19	R: 0 E: 0 K: 0 S: 7 H: 0 LOB: 0 BB: 0 P: 10	R: 0 E: 0 K: 0 S: 3 H: 0 LOB: 0 BB: 0 P: 4	R: 0 E: 0 K: 0 S: 5 H: 0 LOB: 0 BB: 0 P: 9	R: 0 E: 0 K: 0 S: 9 H: 2 LOB: 2 BB: 0 P: 12	R: 0 E: 0 K: 1 S: 12 H: 1 LOB: 1 BB: 0 P: 16	R: 0 E: 1 K: 1 S: 17 H: 1 LOB: 3 BB: 1 P: 25	1B: 8 2B: 0 3B: 0 HR: 0 SF: 0 SAC: 0 DP: 0 HBP: 0							WP: 0 PB: 0 SB: 0 CS: 0 PA: 37

AB	36
R	1
H	8
RBI	1
BB	1
SO	5
LOB	17

PITCHER		IP	WLS	BF	H	R	ER	SO	BB	IBB	HBP	BLK	WP	HR	S	P	ERA	WHIP
Randy Tomlin, L	(1, 1)	8.0	W	31	7	1	1	4	0	0	0	0	0	0	68	97	1.12	0.875
ERA: 3.47																		
Stan Belinda, R	(9, 1)	1.0		6	1	0	0	1	1	0	0	0	0	0	17	25	0.00	2.000
ERA: 2.65																		

PITCHER	IP	WLS	BF	H	R	ER	SO	BB	IBB	HBP	BLK	WP	HR	S	P	ERA	WHIP

BOTTOM

San Diego Padres @ Pittsburgh Pirates

Three Rivers Stadium, Pittsburgh, PA

Tue Aug 18 1992, 7:05 PM EDT
Att. 21,453 - Sunny - 74 F

livebaseballscorecards.com

Batter	1	2	3	4	5	6	7	8	9	AB	R	H	RBI	BB	SO	LOB
Alex Cole, L (1, 9) OBP: 0.321, SLG: 0.309	F9		S SH1-3 E BB		F9		K			3	1	0	0	1	1	0
Jay Bell, R (1, 6) OBP: 0.326, SLG: 0.348	1B G4-3 BB		1 SAFE SH1-3 1-2		3B 1B		K2-3			2	2	1	0	1	1	0
Andy Van Slyke, L (1, 8) OBP: 0.398, SLG: 0.498	G4-3 1-3 1B		G4-3 2-H		SF9 1-H 3B		G1-6-3			4	1	2	1	0	0	0
Barry Bonds, L (1, 7) OBP: 0.435, SLG: 0.568	G4-3 2-3 3-H		L7		SF9 3-H			1B SF7 2B		3	1	1	2	0	0	1
Orlando Merced, S (1, 3) OBP: 0.321, SLG: 0.387	L4			F7	BB			2-0 2-3 1B		3	0	1	0	1	0	1
Jeff King, R (1, 5) OBP: 0.254, SLG: 0.354		L8		1B BB	P5			P4		3	0	0	0	1	0	3
Michael LaValliere, L (1, 2) OBP: 0.353, SLG: 0.324		G1-5-3		K	G4-3			SF7 3-H		3	0	0	1	0	1	1
Jose Lind, R (1, 4) OBP: 0.275, SLG: 0.269		BB		FC5 1-2 1B	L9			G4-3		3	0	1	0	1	0	1
Randy Tomlin, L (1, 1) OBP: 0.208, SLG: 0.160 Stan Belinda, R (9, 1) OBP: 0.500, SLG: 1.000		K		FC5 1-2f	K					3 0	0 0	0 0	0 0	0 0	2 0	3 0
Inning Stats	R: 1 H: 1 E: 0 LOB: 1 K: 0 BB: 1 S: 7 P: 13	R: 0 H: 0 E: 0 LOB: 1 K: 1 BB: 1 S: 9 P: 17	R: 1 H: 0 E: 0 LOB: 0 K: 0 BB: 1 S: 9 P: 17	R: 0 H: 1 E: 0 LOB: 2 K: 1 BB: 1 S: 10 P: 18	R: 2 H: 2 E: 0 LOB: 1 K: 0 BB: 1 S: 12 P: 20	R: 0 H: 0 E: 0 LOB: 0 K: 1 BB: 0 S: 8 P: 12	R: 0 H: 0 E: 0 LOB: 0 K: 2 BB: 0 S: 8 P: 11	R: 1 H: 2 E: 0 LOB: 1 K: 0 BB: 0 S: 10 P: 16		1B: 4 SF: 2 2B: 1 SAC: 1 3B: 1 DP: 0 HR: 0 HBP: 0						

	AB	27
	R	5
	H	6
	RBI	4
	BB	5
	SO	5
	LOB	10

WP: 0 PA: 35
PB: 0
SB: 1
CS: 0

PITCHER		IP	WLS	BF	H	R	ER	SO	BB	IBB	HBP	BLK	WP	HR	S	P	ERA	WHIP
Andy Benes, R ERA: 3.78	(1, 1)	6.0	L	27	4	4	4	3	5	0	0	0	0	0	55	97	6.00	1.500
Rich Rodriguez, L ERA: 2.58	(7, 1)	1.0		5	2	1	1	2	0	0	0	0	0	0	10	15	9.00	2.000
Jose Melendez, R ERA: 3.3	(8, 1)	1.0		3	0	0	0	0	0	0	0	0	0	0	8	12	0.00	0.000

PITCHER	IP	WLS	BF	H	R	ER	SO	BB	IBB	HBP	BLK	WP	HR	S	P	ERA	WHIP

San Diego Padres @ Pittsburgh Pirates

Three Rivers Stadium, Pittsburgh, PA

Wed Aug 19 1992, 7:05 PM EDT

Att. 34,696 - Sunny - 71 F

TOP

livebaseballscorecards.com

Batter	1	2	3	4	5	6	7	8	9	AB	R	H	RBI	BB	SO	LOB
Tony Fernandez, S (1, 6) OBP: 0.329, SLG: 0.341	F7	F8			F7		G4-3		F8	5	0	0	0	0	0	5
Tony Gwynn, L (1, 9) OBP: 0.380, SLG: 0.422	F7		2B		1B			L5		4	0	2	0	0	0	0
Gary Sheffield, R (1, 5) OBP: 0.390, SLG: 0.584	G1-3		G6-3		K			E 1B SF9 1B		4	1	1	0	0	1	2
Fred McGriff, L (1, 3) OBP: 0.403, SLG: 0.567		L3	G5-4-3 IBB			F8		E8 FC6-4 1B		3	0	1	0	1	0	0
Darrin Jackson, R (1, 8) OBP: 0.292, SLG: 0.418		K	G5-4-3			G5-3		SF9		3	0	0	1	0	1	2
Benito Santiago, R (1, 2) OBP: 0.282, SLG: 0.365		HR		G6-3		G4-3		FC6-4		4	1	1	1	0	0	1
Jerald Clark, R (1, 7) OBP: 0.291, SLG: 0.378		HBP		F8					SH5-4	3	0	2	0	0	0	0
Kurt Stillwell, S (1, 4) OBP: 0.278, SLG: 0.318				G4-3						3	0	1	0	0	0	1
Jim Deshaies, L (1, 1) OBP: 0.294, SLG: 0.250					G6-3				G5-3	2	0	1	0	0	0	0
Oscar Azocar, L (7, PH) OBP: 0.255, SLG: 0.248										1	0	0	0	0	0	1
Mike Maddux, L (7, 1) OBP: 0.333, SLG: 0.200										0	0	0	0	0	0	0
Phil Stephenson, L (9, PH) OBP: 0.275, SLG: 0.298										1	0	0	0	0	0	1
Inning Stats	R: 0 E: 0 K: 0 S: 8 H: 0 LOB: 0 BB: 0 P: 10	R: 1 E: 0 K: 1 S: 15 H: 3 LOB: 3 BB: 0 P: 24	R: 0 E: 0 K: 0 S: 6 H: 1 LOB: 1 BB: 1 P: 14	R: 0 E: 0 K: 0 S: 5 H: 0 LOB: 0 BB: 0 P: 11	R: 0 E: 0 K: 1 S: 11 H: 1 LOB: 1 BB: 0 P: 18	R: 0 E: 0 K: 0 S: 7 H: 0 LOB: 0 BB: 0 P: 9	R: 0 E: 0 K: 0 S: 9 H: 1 LOB: 1 BB: 0 P: 15	R: 1 E: 1 K: 0 S: 9 H: 2 LOB: 1 BB: 0 P: 12	R: 0 E: 0 K: 0 S: 8 H: 1 LOB: 1 BB: 0 P: 11	1B: 6 2B: 2 3B: 0 HR: 1	SF: 1 SAC: 1 DP: 1 HBP: 1						

	AB	33
	R	2
	H	9
	RBI	2
	BB	1
	SO	2
	LOB	13

WP: 0 PB: 0 SB: 0 CS: 0 PA: 37

PITCHER		IP	WLS	BF	H	R	ER	SO	BB	IBB	HBP	BLK	WP	HR	S	P	ERA	WHIP
Bob Walk, R ERA: 3.39	(1, 1)	7.0	W	28	6	1	1	2	0	1	1	0	0	1	61	101	1.29	0.857
Denny Neagle, L ERA: 4.12	(8, 1)	0.1		3	2	1	0	0	0	0	0	0	0	0	5	6	0.00	6.000
Danny Cox, R ERA: 5.18	(8, 1)	1.2	S	6	1	0	0	0	0	0	0	0	0	0	12	17	0.00	0.600

PITCHER	IP	WLS	BF	H	R	ER	SO	BB	IBB	HBP	BLK	WP	HR	S	P	ERA	WHIP

BOTTOM

Batter	1	2	3	4	5	6	7	8	9	AB	R	H	RBI	BB	SO	LOB
Gary Redus, R (1, 3)	C X	0-1 G5-4-3 1B		C B B B B	4-1 CS S BB	C B S X	1-2 2-H 1B	F B X	1-1 SH1-4 2B		2	0	2	1	1	0	0
Alex Cole, L (8, PH)											1	0	1	0	0	0	0
OBP: 0.324, SLG: 0.318 (9, 9)																	
Jay Bell, R (1, 6)	C 1 SAFE X	0-1 ①② G5-4-3 1-2f		B 1 SAFE B C F C	2-3 ②③ K 1-3	1 SAFE F 1 SAFE B 1 SAFE F F 1 SAFE S	1-3 ③ K	B X	1-0 ① SH1-4 2-3		3	0	0	0	0	2	3
OBP: 0.324, SLG: 0.346																	
Andy Van Slyke, L (1, 8)	C B B C X	2-2 ③ F8			C B F S 1-3 ① K	X	0-0 FC6-4-5 1B	I I I I	4-0 IBB IBB		3	0	1	0	1	1	0
OBP: 0.399, SLG: 0.497																	
Lloyd McClendon, R (1, 9)		B B B C F B	4-2 G4-3 BLK 1B BB		B C C B X 2-2 ② P4	B X	1-0 ① FC6-4-5 1-2f	S C F B S	1-3 ② K		2	1	0	0	1	0	1
Cecil Espy, S (8, PH)											1	0	0	0	0	1	2
OBP: 0.307, SLG: 0.337																	
Orlando Merced, S (9, 3)											0	0	0	0	0	0	0
OBP: 0.321, SLG: 0.387																	
Barry Bonds, L (1, 7)		B B F 1 SAFE F X	2-2 ① G4-3 1-3	B B C F B B	4-2 PO BB	X	0-0 ② F7	B I I I	4-0 FC5 1-2 IBB		2	0	0	0	2	0	2
OBP: 0.435, SLG: 0.565																	
Jeff King, R (1, 5)		B S X	1-1 CS 3-H 1B	1 SAFE	0-0 ③ PO 1-2	B C X 1-1 2B 1B	B B X 2-0 ③ F8	S X	0-1 ③ FC5 1-2f		4	1	2	1	0	0	4
OBP: 0.256, SLG: 0.356																	
Don Slaught, R (1, 2)		F B S B 1 SAFE X 2-2 ② 1-2 1B			B 1 SAFE F 1 SAFE B X 2-1 1-H 1B 2B	X	0-0 ① G6-3				3	1	2	1	0	0	0
OBP: 0.374, SLG: 0.435																	
Jose Lind, R (1, 4)		B F X 1-1 ③ F9			X 0-0 ① P6	C X	0-1 ② G5-3				3	0	0	0	0	0	2
OBP: 0.273, SLG: 0.267																	
Bob Walk, R (1, 1)			C X 0-1 ① F9		F S X 0-2 ② L4	F S C	0-3 ③ K				2	0	0	0	0	0	1
OBP: 0.042, SLG: 0.042																	
Gary Varsho, L (7, PH)											1	0	0	0	0	1	0
OBP: 0.248, SLG: 0.328																	
Denny Neagle, L (8, 1)											0	0	0	0	0	0	0
Danny Cox, R (8, 1)											0	0	0	0	0	0	0
OBP: 0.091, SLG: 0.091																	
Inning Stats	R: 0 E: 0 K: 0 S: 7 H: 1 LOB: 0 BB: 0 P: 9	R: 1 E: 0 K: 0 S: 12 H: 2 LOB: 1 BB: 1 P: 22	R: 0 E: 0 K: 1 S: 6 H: 0 LOB: 0 BB: 1 P: 12	R: 0 E: 0 K: 1 S: 8 H: 0 LOB: 0 BB: 1 P: 15	R: 2 E: 0 K: 1 S: 15 H: 3 LOB: 1 BB: 0 P: 20	R: 0 E: 0 K: 0 S: 4 H: 1 LOB: 1 BB: 0 P: 7	R: 0 E: 0 K: 1 S: 6 H: 0 LOB: 0 BB: 0 P: 6	R: 0 E: 0 K: 1 S: 9 H: 1 LOB: 3 BB: 2 P: 20		1B: 6 2B: 2 3B: 0 HR: 0 SF: 0 SAC: 1 DP: 1 HBP: 0						

PITCHER	IP	WLS	BF	H	R	ER	SO	BB	IBB	HBP	BLK	WP	HR	S	P	ERA	WHIP
Jim Deshaies, L (1, 1) ERA: 2.23	6.0	L	24	7	3	3	3	3	0	0	1	0	0	52	85	4.50	1.667
Mike Maddux, R (7, 1) ERA: 2.5	2.0		9	1	0	0	2	0	2	0	0	0	0	15	26	0.00	0.500

PITCHER	IP	WLS	BF	H	R	ER	SO	BB	IBB	HBP	BLK	WP	HR	S	P	ERA	WHIP

San Diego Padres @ Pittsburgh Pirates

Three Rivers Stadium, Pittsburgh, PA

Wed Aug 19 1992, 7:05 PM EDT

Att. 34,696 - Sunny - 71 F

livebaseballscorecards.com

AB	27
R	3
H	8
RBI	3
BB	5
SO	5
LOB	15

WP: 0	PA: 34
PB: 0	
SB: 1	
CS: 2	

Batter	1	2	3	4	5	6	7	8	9	AB	R	H	RBI	BB	SO	LOB
Darrin Jackson, R (1, 8) OBP: 0.292, SLG: 0.415	B F X 1-1 F9 ①		B B B B 4-0 FC6-4 1-2 BB		X 0-0 G5-3 ③			X 0-0 F7 ①		3	0	0	0	1	0	1
Tony Gwynn, L (1, 9) OBP: 0.377, SLG: 0.419	B S T X 1-2 F8 ②		C X 0-1 FC6-4 FC6-4 1-2f 2-3 ②			C B X 1-1 G5-3 ①		B C X 1-1 G3 ②		4	0	0	0	0	0	2
Gary Sheffield, R (1, 5) OBP: 0.389, SLG: 0.581	X 0-0 S 1B		B X 1-0 FC6-4 1-2f ③			F X 0-1 F8 ②		B B X 2-0 P5 ③		4	0	1	0	0	0	2
Fred McGriff, L (1, 3) OBP: 0.400, SLG: 0.561	C S B T F S 1-3 K 1-2 ③			X 0-0 G6-3 ①		S S C 0-3 K ③			C F F B F X 1-2 G3-1 ①	4	0	0	0	0	2	1
Benito Santiago, R (1, 2) OBP: 0.281, SLG: 0.366		F B S X 1-2 F8 ①		X 0-0 G4-3 ②			B C F F X 1-2 E9 G6-3 2B		X 0-0 G5-3 ②	4	1	1	0	0	0	0
Jerald Clark, R (1, 7) OBP: 0.288, SLG: 0.374		C F B B S 2-3 K ②		C F B S 1-3 K ③			F B X 1-1 G6-3 ①		S B F X 1-2 F8 ③	4	0	0	0	0	2	1
Tim Teufel, R (1, 4) OBP: 0.322, SLG: 0.344		B F X 1-1 P3 ③			F B F S 1-3 K ①		B B C F F F F B X 3-2 G6-3 3-H ②			3	0	0	1	0	1	0
Craig Shipley, R (1, 6) OBP: 0.243, SLG: 0.261			F B X 1-1 G5-3 ①		X 0-0 SH1-4 1B		X 0-0 1B			3	0	2	0	0	0	0
Craig Lefferts, L (1, 1) OBP: 0.080, SLG: 0.080			C C X 0-2 FC6-4 BB 1B		X 0-0 SH1-4 1-2 ②		B C X 1-1 F9 ③			1	0	1	0	0	0	0
Kevin Ward, R (7, PH) OBP: 0.272, SLG: 0.288										1	0	0	0	0	0	1
Tim Scott, R (7, 1)										0	0	0	0	0	0	0
Jose Melendez, R (7, 1)										0	0	0	0	0	0	0
Rich Rodriguez, L (7, 1)										0	0	0	0	0	0	0
Inning Stats	R: 0 E: 0 K: 1 S: 11 H: 1 LOB: 1 BB: 0 P: 14	R: 0 E: 0 K: 1 S: 8 H: 0 LOB: 0 BB: 0 P: 12	R: 0 E: 0 K: 0 S: 8 H: 1 LOB: 2 BB: 1 P: 14	R: 0 E: 0 K: 1 S: 5 H: 0 LOB: 0 BB: 0 P: 6	R: 0 E: 0 K: 1 S: 6 H: 1 LOB: 1 BB: 0 P: 7	R: 0 E: 0 K: 1 S: 7 H: 0 LOB: 0 BB: 0 P: 8	R: 1 E: 1 K: 0 S: 15 H: 2 LOB: 1 BB: 0 P: 21	R: 0 E: 0 K: 0 S: 4 H: 0 LOB: 0 BB: 0 P: 7	R: 0 E: 0 K: 0 S: 9 H: 0 LOB: 0 BB: 0 P: 11	1B: 4 2B: 1 3B: 0 HR: 0	SF: 0 SAC: 1 DP: 0 HBP: 0					

PITCHER		IP	WLS	BF	H	R	ER	SO	BB	IBB	HBP	BLK	WP	HR	S	P	ERA	WHIP
Danny Jackson, L ERA: 3.93	(1, 1)	7.0	W	27	5	1	1	5	1	0	0	0	0	0	60	82	1.29	0.857
Roger Mason, R ERA: 4.26	(8, 1)	2.0		6	0	0	0	0	0	0	0	0	0	0	13	18	0.00	0.000

PITCHER		IP	WLS	BF	H	R	ER	SO	BB	IBB	HBP	BLK	WP	HR	S	P	ERA	WHIP

TOP

San Diego Padres @ Pittsburgh Pirates

Three Rivers Stadium, Pittsburgh, PA

Thu Aug 20 1992, 3:33 AM EDT

Att. 30,384 - Sunny - 70 F

livebaseballscorecards.com

AB	31
R	1
H	5
RBI	1
BB	1
SO	5
LOB	8

WP: 0 PB: 0 SB: 1 CS: 0 PA: 33

BOTTOM

Batter	1	2	3	4	5	6	7	8	9	AB	R	H	RBI	BB	SO	LOB
Gary Redus, R (1, 3) OBP: 0.304, SLG: 0.298	B B B C X 3-1 ① G5-3		X 0-0 ② F8			B B X 2-0 ① F7	I N I 4-0 1B FC3-6 IBB	B B C F X 2-2 ③ G1-3		3	0	0	0	0	0	0
Orlando Merced, S (7, PH) (8, 3) OBP: 0.322, SLG: 0.386										1	1	0	0	1	0	1
Jay Bell, R (1, 6) OBP: 0.326, SLG: 0.347	B B X 2-0 ② G5-3		B C F B S 3-3 ③ K			C B X 1-1 3B 1B	C F X 0-2 FC3-6 1-3 2-H 3-H 1B			4	1	2	2	0	1	0
Andy Van Slyke, L (1, 8) OBP: 0.400, SLG: 0.501	C F B X 1-2 ③ G4-3			B B S S X 2-2 CS 1B		B S S F B X 2-2 1-H 1B 3B	C X 0-1 ② FC3-6 BB E 1-2f 3-H			4	1	2	2	0	0	1
Lloyd McClendon, R (1, 9) OBP: 0.351, SLG: 0.353		F X 0-1 HR		B 1 SAFE 1 SAFE C X 1-1 ① P6		C B B F X 2-2 G4-6-3 3-H 1B	C B X 1-1 E6 BB 1-2			3	1	2	2	0	0	1
Cecil Espy, S (7, 9) OBP: 0.305, SLG: 0.335										1	0	0	0	0	0	1
Barry Bonds, L (1, 7) OBP: 0.433, SLG: 0.560		B B C T B F C 3-3 ① K		C 1 SAFE B S S 1-3 ② K		X 0-0 ②③ G4-6-3 1-2f	B C B B B 4-1 1-2 2-3 BB			3	0	0	0	1	2	2
Jeff King, R (1, 5) OBP: 0.259, SLG: 0.361	C B C X 1-2 FC6-4 1B			B C F 1 SAFE 1 SAFE 1-2 ③ CS 1-2	B S B X 2-1 2B		G6-3 F8			4	0	2	0	0	0	3
Don Slaught, R (1, 2) OBP: 0.372, SLG: 0.432	X 0-0 ② P6		X 0-0 ① G6-3				B X 1-0 1B 1B	B S S X 1-2 ① G1-3		4	1	1	0	0	0	2
Jose Lind, R (1, 4) OBP: 0.275, SLG: 0.272	B 1 SAFE X 1-0 ③ FC6-4 1-2f		C F B S 1-3 ② K				F F X 0-2 1B 1-2 1B	B C F F X 1-2 2B		4	1	2	0	0	1	2
Danny Jackson, R (1, 1) OBP: 0.064, SLG: 0.064			X 0-0 ① G6-3		F X 0-1 ③ G5-3		B B B C S X 3-2 1-3 2-H 1B	C F B F B X 2-2 ② F9		2	0	0	0	0	0	1
Gary Varsho, L (7, PH) OBP: 0.254, SLG: 0.333										1	1	1	1	0	0	0
Roger Mason, R (8, 1)										1	0	0	0	0	0	1
Inning Stats	R: 0 H: 0 E: 0 LOB: 0 K: 0 BB: 0 S: 6 P: 12	R: 1 H: 2 E: 0 LOB: 1 K: 1 BB: 0 S: 11 P: 16	R: 0 H: 0 E: 0 LOB: 0 K: 1 BB: 0 S: 5 P: 8	R: 0 H: 1 E: 0 LOB: 0 K: 1 BB: 0 S: 10 P: 15	R: 0 H: 1 E: 0 LOB: 1 K: 1 BB: 0 S: 8 P: 11	R: 2 H: 3 E: 0 LOB: 0 K: 0 BB: 0 S: 11 P: 18	R: 4 H: 4 E: 1 LOB: 3 K: 0 BB: 2 S: 22 P: 39	R: 0 H: 1 E: 0 LOB: 1 K: 0 BB: 0 S: 14 P: 20		1B: 8 SF: 0 2B: 2 SAC: 0 3B: 1 DP: 1 HR: 1 HBP: 0						

PITCHER		IP	WLS	BF	H	R	ER	SO	BB	IBB	HBP	BLK	WP	HR	S	P	ERA	WHIP
Craig Lefferts, L ERA: 3.69	(1, 1)	6.0	L	23	7	3	3	4	0	0	0	0	0	1	51	80	4.50	1.167
Tim Scott, R ERA: 5.24	(7, 1)	0.1		5	3	4	4	0	0	1	0	0	0	0	10	21	108.00	9.000
Jose Melendez, R ERA: 3.3	(7, 1)	0.0		1	1	0	0	0	0	0	0	0	0	0	3	3	∞	∞
Rich Rodriguez, L ERA: 2.52	(7, 1)	1.2		8	1	0	0	0	1	0	0	0	0	0	23	35	0.00	1.200

PITCHER	IP	WLS	BF	H	R	ER	SO	BB	IBB	HBP	BLK	WP	HR	S	P	ERA	WHIP

San Diego Padres @ Pittsburgh Pirates

Three Rivers Stadium, Pittsburgh, PA

Thu Aug 20 1992, 3:33 AM EDT

Att. 30,384 - Sunny - 70 F

livebaseballscorecards.com

AB	35
R	7
H	12
RBI	7
BB	2
SO	4
LOB	15

WP: 0 PA: 38
PB: 0
SB: 0
CS: 1

Batter	1	2	3	4	5	6	7	8	9	AB	R	H	RBI	BB	SO	LOB
Vince Coleman, S (1, 7) OBP: 0.378, SLG: 0.375 Lee Guetterman, L (8, 1)	C M B C 1-3 ① K			X 0-0 ① P4		C B B F B X 3-2 ③ G5-3		X 0-0 ③ P6		4 0 0 0	0	0	0	1	0 0	0 0
Dick Schofield, R (1, 6) OBP: 0.311, SLG: 0.278	S B B S B X 3-2 ② G5-3			C F B F B F C 2-3 ② K			C B F B X 2-2 ① P6		B C S S 1-3 ① K	4	0	0	0	0	2	0
Chico Walker, S (1, 5) OBP: 0.326, SLG: 0.367	B B C S B X 3-2 ③ L6			C B B X 2-1 ③ G5-3			B F X 1-1 ② F9		B C F X 1-2 ② G4-3	4	0	0	0	0	0	0
Eddie Murray, S (1, 3) OBP: 0.322, SLG: 0.416 Daryl Boston, L (9, PR) OBP: 0.311, SLG: 0.414		B F S X 1-2 ① F8			B B S F F X 2-2 G4-3 1B		B B C B B 4-1 HR BB		F B X 1-1 BB 1B	3 1 0 0	2	0	1	0	0	0 0
Bobby Bonilla, S (1, 9) OBP: 0.363, SLG: 0.445		C X 0-1 ② F8			F C X 0-2 ① F8		X 0-0 1-H HR		B C B C B B 4-2 1-2 BB	3	1	1	2	1	0	1
Dave Gallagher, R (1, 8) OBP: 0.281, SLG: 0.314		B X 1-0 ③ P3			1 SAFE C B X 1-1 ② G4-3 1-2		X 0-0 FC6-4 1B		B C S F X 1-2 ③ L4	4	0	1	0	0	0	3
Bill Pecota, R (1, 4) OBP: 0.296, SLG: 0.299			B X 1-0 ① F8		B B C X 2-1 ③ G5-3		1 SAFE X 0-0 ③ FC6-4 1-2f			3	0	0	0	0	0	2
Charlie O'Brien, R (1, 2) OBP: 0.273, SLG: 0.283 Kevin Bass, S (8, PH) OBP: 0.289, SLG: 0.380 (8, 7)			X 0-0 ② F9			C X 0-1 ① G1-3		B B X 2-0 ① L7		2 0 1 0	0	0	0	0	0	0 0
Pete Schourek, L (1, 1) OBP: 0.040, SLG: 0.040 Jeff Innis, R (7, 1) Todd Hundley, S (8, PH) OBP: 0.255, SLG: 0.329 (8, 2)			S B L C 1-3 ③ K			X 0-0 ② P7		C F B B B F X 2-2 F9		2 0 0 0 1 0	0	0	0	1	0	0 0 0
Inning Stats	R: 0 E: 0 K: 1 S: 9 H: 0 LOB: 0 BB: 0 P: 16	R: 0 E: 0 K: 0 S: 6 H: 0 LOB: 0 BB: 0 P: 8	R: 0 E: 0 K: 1 S: 5 H: 0 LOB: 0 BB: 0 P: 7	R: 0 E: 0 K: 1 S: 8 H: 0 LOB: 0 BB: 0 P: 12	R: 0 E: 0 K: 0 S: 11 H: 1 LOB: 1 BB: 0 P: 16	R: 0 E: 0 K: 0 S: 6 H: 0 LOB: 0 BB: 0 P: 9	R: 2 E: 0 K: 0 S: 9 H: 2 LOB: 1 BB: 1 P: 16	R: 0 E: 0 K: 0 S: 6 H: 0 LOB: 0 BB: 0 P: 10	R: 0 E: 0 K: 1 S: 14 H: 1 LOB: 2 BB: 1 P: 22	1B: 3 2B: 0 3B: 0 HR: 1	SF: 0 SAC: 0 DP: 0 HBP: 0						

TOP

New York Mets @ San Diego Padres

Jack Murphy Stadium, San Diego, CA

Sat Aug 22 1992, 10:05 PM EDT

Att. 22,685 - Sunny - 78 F

livebaseballscorecards.com

AB	31
R	2
H	4
RBI	2
BB	2
SO	4
LOB	6

PITCHER		IP	WLS	BF	H	R	ER	SO	BB	IBB	HBP	BLK	WP	HR	S	P	ERA	WHIP
Bruce Hurst, L ERA: 3.42	(1, 1)	8.0	W	28	3	2	2	3	1	0	0	0	0	0	60	94	2.25	0.500
Randy Myers, L ERA: 4.67	(9, 1)	1.0	S	5	1	0	0	1	1	0	0	0	0	0	14	22	0.00	2.000

PITCHER	IP	WLS	BF	H	R	ER	SO	BB	IBB	HBP	BLK	WP	HR	S	P	ERA	WHIP

Batter	1	2	3	4	5	6	7	8	9	AB	R	H	RBI	BB	SO	LOB
Tony Fernandez, S (1, 6) OBP: 0.329, SLG: 0.341	B F B F F C 2-3 ① K		X 0-0 1B		F F B B 1 F F X SAFE 2-2 ② FC6-4 1-2f 3-H			B B X 2-0 ① G6-3		4	0	1	1	0	1	1
Tony Gwynn, L (1, 9) OBP: 0.374, SLG: 0.415	F F X 0-2 ② L9		1 B B C B 1 X SAFE 3-1 ③ G3 SAFE		B B X 2-0 ③ G4-3			C F X 0-2 ② G6-3		4	0	0	0	0	0	2
Gary Sheffield, R (1, 5) OBP: 0.389, SLG: 0.594	F X 0-1 ③ G5-3			S B X 1-1 HR		X 0-0 ① P6		X 0-0 HR		4	2	2	2	0	0	0
Fred McGriff, L (1, 3) OBP: 0.396, SLG: 0.556		X 0-0 ① F8		C B B C C 2-3 ① K		F B F B B F C 3-3 ② K		S B F C 1-3 ③ K		4	0	0	0	0	3	0
Darrin Jackson, R (1, 8) OBP: 0.290, SLG: 0.412		X 0-0 ② P2		B F F X 1-2 F9		S S F B B S 2-3 ③ K				3	0	0	0	0	1	0
Benito Santiago, R (1, 2) OBP: 0.285, SLG: 0.379		B C S X 1-2 1B		B B B C X 3-1 ③ F8			B X 1-0 HR			3	1	2	1	0	0	0
Jerald Clark, R (1, 7) OBP: 0.288, SLG: 0.376		B X 1-0 ③ F9			B X 1-0 1B FC6-4 2B		B X 1-0 ① G5-3			3	1	1	0	0	0	1
Kurt Stillwell, S (1, 4) OBP: 0.278, SLG: 0.318			C B F S 1-3 ① K		X 0-0 FC6-4 2-3 1B		X 0-0 ② G4-3			3	0	1	0	0	1	0
Bruce Hurst, L (1, 1) OBP: 0.172, SLG: 0.180 Randy Myers, L (9, 1)			X 0-0 ② L1		L L B L 1-3 ① K		B B C C X 2-2 ③ G1-3			3 0	0 0	0 0	0 0	0 0	1 0	2 0
Inning Stats	R: 0 E: 0 K: 1 S: 9 H: 0 LOB: 0 BB: 0 P: 11	R: 0 E: 0 K: 0 S: 6 H: 1 LOB: 1 BB: 0 P: 8	R: 0 E: 0 K: 1 S: 7 H: 1 LOB: 1 BB: 0 P: 11	R: 1 E: 0 K: 1 S: 10 H: 1 LOB: 0 BB: 0 P: 17	R: 1 E: 0 K: 1 S: 11 H: 2 LOB: 1 BB: 0 P: 17	R: 0 E: 0 K: 2 S: 9 H: 0 LOB: 0 BB: 0 P: 14	R: 1 E: 0 K: 0 S: 6 H: 1 LOB: 0 BB: 0 P: 10	R: 1 E: 0 K: 1 S: 8 H: 1 LOB: 0 BB: 0 P: 11		1B: 3 2B: 1 3B: 0 HR: 3	SF: 0 SAC: 0 DP: 0 HBP: 0					

PITCHER		IP	WLS	BF	H	R	ER	SO	BB	IBB	HBP	BLK	WP	HR	S	P	ERA	WHIP
Pete Schourek, L ERA: 3.14	(1, 1)	6.0	L	24	6	3	3	6	0	0	0	0	0	2	53	80	4.50	1.000
Jeff Innis, R ERA: 2.9	(7, 1)	1.0		3	0	0	0	0	0	0	0	0	0	0	5	8	0.00	0.000
Lee Guetterman, L ERA: 6.79	(8, 1)	1.0		4	1	1	1	1	0	0	0	0	0	1	8	11	9.00	1.000

PITCHER	IP	WLS	BF	H	R	ER	SO	BB	IBB	HBP	BLK	WP	HR	S	P	ERA	WHIP

BOTTOM

New York Mets @ San Diego Padres

Jack Murphy Stadium, San Diego, CA

Sat Aug 22 1992, 10:05 PM EDT
Att. 22,685 - Sunny - 78 F

livebaseballscorecards.com

AB	31
R	4
H	7
RBI	4
BB	0
SO	7
LOB	6

WP: 0 PA: 31
PB: 0
SB: 0
CS: 0

Batter	1	2	3	4	5	6	7	8	9	AB	R	H	RBI	BB	SO	LOB
Vince Coleman, S (1, 8) OBP: 0.371, SLG: 0.367	C B B X 2-1 ① G1-3		B X 1-0 ② G4-3 1-2		C S B S 1-3 ② K			B B C M F C 2-3 ① K		4	0	0	0	0	2	4
Kevin Bass, S (1, 7) OBP: 0.285, SLG: 0.375	B B C F B S 3-3 ② K		C B X 1-1 ③ F8		X 0-0 ③ L7			C B X 1-1 ② G4-3 1-2		4	0	0	0	0	1	4
Chico Walker, S (1, 5) OBP: 0.324, SLG: 0.364 Barry Jones, R (8, 1)	B B B C X 3-1 ③ F9			X 0-0 ① G3-1		B F X 1-1 ① F7		B C X 1-1 S 2-H 1B		4 0	0 0	1 0	1 0	0 0	0 0	0 0
Eddie Murray, S (1, 3) OBP: 0.322, SLG: 0.415		B X 1-0 G4-3 1B		B F B X 2-1 ② G3-1		F F B F F F X 2-2 ② L7		B B C C B X 3-2 ③ G1-3 1-2		4	0	1	0	0	0	1
Bobby Bonilla, S (1, 9) OBP: 0.362, SLG: 0.452		B B S X 2-1 ① G4-3 1-2		S B X 1-1 E1 CS		B F C X 1-2 ③ F8			X 0-0 HR	4	1	1	1	0	0	1
Chris Donnels, L (1, 4) OBP: 0.294, SLG: 0.224 Dave Gallagher, R (9, PH) OBP: 0.279, SLG: 0.311		F X 0-1 ② F8		1 SAFE F C 1 SAFE B B 2-2 ③ CS 1-2	C B B B B 4-1 2B FC BB		B B S F X 2-2 ① G4-3		B B C C B X 3-2 ① P2	2 1	1 0	0 0	0 0	1 0	0 0	1 0
Todd Hundley, S (1, 2) OBP: 0.255, SLG: 0.333 Bill Pecota, R (9, PH) OBP: 0.295, SLG: 0.297		S B F S 1-3 ③ K			B F X 1-1 FC S 1-3 2B		B S X 1-1 ② G4-3		C S B X 1-2 ② P3	3 1	0 0	1 0	0 0	0 0	1 0	1 0
Dick Schofield, R (1, 6) OBP: 0.309, SLG: 0.276 Steve Springer, R (9, PH)			X 0-0 ① L4		B S X 1-1 FC S 2-3 3-H		S F X 0-2 ③ G1-3		B F F X 1-2 ③ G1-3	3 1	0 0	0 0	1 0	0 0	0 0	1 0
David Cone, L (1, 1) OBP: 0.132, SLG: 0.108 Jeff McKnight, S (8, PH) OBP: 0.304, SLG: 0.238 (8, 5)			C B B S X 2-2 G4-3 1B		B S B B S F S 3-3 ① K 1-2			B B C F B B 4-2 G4-3 1B BB		2 0	0 1	1 0	0 0	0 1	1 0	2 0
Inning Stats	R: 0 E: 0 K: 1 S: 7 H: 0 LOB: 0 BB: 0 P: 15	R: 0 E: 0 K: 1 S: 8 H: 1 LOB: 1 BB: 0 P: 12	R: 0 E: 0 K: 0 S: 7 H: 1 LOB: 0 BB: 0 P: 11	R: 0 E: 1 K: 0 S: 7 H: 0 LOB: 0 BB: 0 P: 12	R: 1 E: 0 K: 2 S: 13 H: 1 LOB: 2 BB: 1 P: 23	R: 0 E: 0 K: 0 S: 12 H: 0 LOB: 0 BB: 0 P: 16	R: 0 E: 0 K: 0 S: 8 H: 0 LOB: 0 BB: 0 P: 11	R: 1 E: 0 K: 1 S: 13 H: 1 LOB: 1 BB: 1 P: 24	R: 1 E: 0 K: 0 S: 11 H: 1 LOB: 0 BB: 0 P: 16	1B: 3 2B: 1 3B: 0 HR: 1	SF: 0 SAC: 0 DP: 0 HBP: 0					

PITCHER		IP	WLS	BF	H	R	ER	SO	BB	IBB	HBP	BLK	WP	HR	S	P	ERA	WHIP
Andy Benes, R ERA: 3.68	(1, 1)	7.0	W	26	3	1	1	4	1	0	0	0	0	0	62	100	1.29	0.571
Larry Andersen, R ERA: 4.05	(8, 1)	1.0		5	1	1	1	1	1	0	0	0	0	0	13	24	9.00	2.000
Randy Myers, L ERA: 4.75	(9, 1)	1.0	S	4	1	1	1	0	0	0	0	0	0	1	11	16	9.00	1.000

PITCHER	IP	WLS	BF	H	R	ER	SO	BB	IBB	HBP	BLK	WP	HR	S	P	ERA	WHIP

TOP

New York Mets @ San Diego Padres

Jack Murphy Stadium, San Diego, CA

Sun Aug 23 1992, 6:33 AM EDT
Att. 13,080 - Sunny - 84 F

livebaseballscorecards.com

AB	33
R	3
H	5
RBI	3
BB	2
SO	5
LOB	15

WP: 0	PB: 0	SB: 2	CS: 1	PA: 36		

Batter	1	2	3	4	5	6	7	8	9	AB	R	H	RBI	BB	SO	LOB
Tony Fernandez, S (1, 6) OBP: 0.328, SLG: 0.340	X 0-0 S 1B		X 0-0 ① L3		B X 1-0 ① L3			X 0-0 ① G4-3		4	0	1	0	0	0	0
Tony Gwynn, L (1, 9) OBP: 0.371, SLG: 0.411	B 1 SAFE C 1 SAFE X 1-1 ① F8		B B C X 2-1 ② F8		B B C X 2-1 ② G4-3			C X 0-1 ② L9		4	0	0	0	0	0	1
Benito Santiago, R (1, 2) OBP: 0.284, SLG: 0.375	S S B B C 2-3 ② K 1-2		S F B X 1-2 ③ P3		C F B B X 2-2 ③ F8			B F B F B B 4-2 1B BB		3	0	0	0	1	1	1
Gary Sheffield, R (1, 5) OBP: 0.390, SLG: 0.592	C B C F B F B S 3-3 ③ K			B B S B S F B 4-2 1B S G3 BB		C B B S X 2-2 ① G4-3		S B X 1-1 1-2 1B		3	1	1	0	1	1	1
Darrin Jackson, R (1, 8) OBP: 0.292, SLG: 0.414		C B B B X 3-1 F8 SF7 2B		C S H 1-2 G3 1B 1-2 SF8 HBP		C B X 1-1 ② F8		B B B C X 3-1 ③ F9		3	2	1	0	0	0	2
Jerald Clark, R (1, 7) OBP: 0.289, SLG: 0.376		B F S B X 2-2 ① F8 2-3		X 0-0 G3 1-2 E 2-3 1B		X 0-0 ③ F9				3	1	1	0	0	0	1
Phil Stephenson, L (1, 3) OBP: 0.278, SLG: 0.286		B B B B 4-0 BB		X 0-0 ① G3 1-2 2-3 3-H			C B B F C 2-3 ① K			2	0	0	1	1	1	2
Kurt Stillwell, S (1, 4) OBP: 0.276, SLG: 0.317		S B X 1-1 ② SF7 3-H		B X 1-0 ② SF8 2-H 3-H			B C B S F X 2-2 ② G4-3			1	0	0	2	0	0	0
Andy Benes, R (1, 1) OBP: 0.207, SLG: 0.231 Oscar Azocar, L (7, PH) OBP: 0.252, SLG: 0.245 Larry Andersen, R (8, 1) Randy Myers, L (9, 1)		C B B C B S 3-3 ③ K		B F C B X 2-2 ③ P3			B B F B X 3-1 ③ P2			2	0	0	0	0	1	1
										1	0	0	0	0	0	0
										0	0	0	0	0	0	0
										0	0	0	0	0	0	0
Inning Stats	R: 0 E: 0 K: 2 S: 11 H: 1 LOB: 1 BB: 0 P: 17	R: 1 E: 0 K: 1 S: 10 H: 1 LOB: 1 BB: 1 P: 23	R: 0 E: 0 K: 0 S: 6 H: 0 LOB: 0 BB: 0 P: 9	R: 3 E: 1 K: 0 S: 11 H: 1 LOB: 0 BB: 1 P: 19	R: 0 E: 0 K: 0 S: 6 H: 0 LOB: 0 BB: 0 P: 11	R: 0 E: 0 K: 0 S: 6 H: 0 LOB: 0 BB: 0 P: 9	R: 0 E: 0 K: 1 S: 9 H: 0 LOB: 0 BB: 0 P: 16	R: 0 E: 0 K: 0 S: 9 H: 1 LOB: 2 BB: 1 P: 17		1B: 3 2B: 1 3B: 0 HR: 0 SF: 2 SAC: 0 DP: 0 HBP: 1						

PITCHER	IP	WLS	BF	H	R	ER	SO	BB	IBB	HBP	BLK	WP	HR	S	P	ERA	WHIP
David Cone, R (1, 1) ERA: 2.93	7.0	L	27	3	4	3	4	2	0	1	0	0	0	59	104	3.86	0.714
Barry Jones, R (8, 1) ERA: 4.85	1.0		5	1	0	0	0	1	0	0	0	0	0	9	17	0.00	2.000

PITCHER	IP	WLS	BF	H	R	ER	SO	BB	IBB	HBP	BLK	WP	HR	S	P	ERA	WHIP

BOTTOM

New York Mets @ San Diego Padres

Jack Murphy Stadium, San Diego, CA

Sun Aug 23 1992, 6:33 AM EDT

Att. 13,080 - Sunny - 84 F

livebaseballscorecards.com

AB	26
R	4
H	4
RBI	3
BB	3
SO	4
LOB	9

1B: 3
2B: 1
3B: 0
HR: 0
SF: 2
SAC: 0
DP: 0
HBP: 1

WP: 0
PB: 0
SB: 2
CS: 0
PA: 32

Batter	1	2	3	4	5	6	7	8	9	AB	R	H	RBI	BB	SO	LOB
Jose Vizcaino, S (1, 5) OBP: 0.258, SLG: 0.296	P5		FC4-6 23 2B 1-2f 3-H	23 G3 1B		G6-3		23 FC5-4 1B		5	1	2	1	0	0	1
23 Ryne Sandberg, R (1, 4) OBP: 0.367, SLG: 0.476	G5-3		1 SAFE 1 SAFE 1B 1B 1-3	G3 1-2		1B		FC5-4 1-2f		5	1	2	0	0	0	2
Mark Grace, L (1, 3) OBP: 0.392, SLG: 0.431	E1		1B HR 2-3 3-H	F7		1 SAFE 1 SAFE P5			G6-3	5	1	1	1	0	0	2
Andre Dawson, R (1, 9) OBP: 0.305, SLG: 0.430	1 SAFE G6-3		HR 1-2 3-H	F7			G6-3		G5-3	5	1	1	1	0	0	1
Derrick May, L (1, 7) OBP: 0.310, SLG: 0.369		F9	1-H 2-H HR	G4-3			1B		F8	5	1	2	3	0	0	0
Dwight Smith, L (1, 8) OBP: 0.301, SLG: 0.394		K	P6	S 1B			1 SAFE K			4	0	1	0	0	2	1
Rick Wilkins, L (1, 2) OBP: 0.331, SLG: 0.404		K	E4 FC6-4	1 SAFE FC6-4 1-2 IBB			F8			3	0	0	0	1	1	1
Rey Sanchez, R (1, 6) OBP: 0.286, SLG: 0.339			SH FC4-6 2B FC6-4 1-2f	FC6-4 1-2f				B1-6-4 1B		4	1	2	0	0	0	3
Frank Castillo, R (1, 1) OBP: 0.120, SLG: 0.083			SH FC4-6 2-3	P5		K		B1-6-4 1-2f		3	0	0	0	0	1	1
Paul Assenmacher, L (8, 1)										0	0	0	0	0	0	0
Jeff Robinson, R (8, 1)										0	0	0	0	0	0	0
Bob Scanlan, R (9, 1)										0	0	0	0	0	0	0
Inning Stats	R: 0 E: 1 K: 0 S: 10 H: 0 LOB: 1 BB: 0 P: 11	R: 0 E: 0 K: 2 S: 9 H: 0 LOB: 0 BB: 0 P: 14	R: 6 E: 1 K: 0 S: 15 H: 5 LOB: 1 BB: 0 P: 25	R: 0 E: 0 K: 0 S: 5 H: 1 LOB: 1 BB: 0 P: 7	R: 0 E: 0 K: 0 S: 9 H: 1 LOB: 2 BB: 1 P: 21	R: 0 E: 0 K: 1 S: 10 H: 1 LOB: 1 BB: 0 P: 11	R: 0 E: 0 K: 1 S: 8 H: 1 LOB: 1 BB: 0 P: 11	R: 0 E: 0 K: 0 S: 10 H: 2 LOB: 1 BB: 0 P: 17	R: 0 E: 0 K: 0 S: 5 H: 0 LOB: 0 BB: 0 P: 6	1B: 8 2B: 2 3B: 0 HR: 1 SF: 0 SAC: 1 DP: 1 HBP: 0						

PITCHER		IP	WLS	BF	H	R	ER	SO	BB	IBB	HBP	BLK	WP	HR	S	P	ERA	WHIP
Greg Harris, R ERA: 4.52	(1, 1)	5.0	L	26	7	6	6	2	0	1	0	0	0	1	48	78	10.80	1.400
Jose Melendez, R ERA: 3.22	(6, 1)	2.0		8	2	0	0	2	0	0	0	0	0	0	18	22	0.00	1.000
Rich Rodriguez, L ERA: 2.5	(8, 1)	0.2		3	2	0	0	0	0	0	0	0	0	0	9	15	0.00	3.000
Tim Scott, R ERA: 4.94	(8, 1)	1.1		4	0	0	0	0	0	0	0	0	0	0	6	8	0.00	0.000

PITCHER	IP	WLS	BF	H	R	ER	SO	BB	IBB	HBP	BLK	WP	HR	S	P	ERA	WHIP

TOP

Chicago Cubs @ San Diego Padres

Jack Murphy Stadium, San Diego, CA

Mon Aug 24 1992, 10:05 PM EDT

Att. 13,491 - Sunny - 75 F

livebaseballscorecards.com

AB	39
R	6
H	11
RBI	6
BB	1
SO	4
LOB	12

WP: 0	PB: 0	SB: 1	CS: 0	PA: 41		

Chicago Cubs @ San Diego Padres

Jack Murphy Stadium, San Diego, CA

Mon Aug 24 1992, 10:05 PM EDT

Att. 13,491 - Sunny - 75 F

livebaseballscorecards.com

BOTTOM

Batter	1	2	3	4	5	6	7	8	9	AB	R	H	RBI	BB	SO	LOB
Tony Fernandez, S (1, 6) OBP: 0.328, SLG: 0.338	L8		1B BB		L9		F7			3	0	0	0	1	0	2
Oscar Azocar, L (1, 7) OBP: 0.261, SLG: 0.255	1B		1-2 2-3 1B		P5			G4-3		4	0	2	0	0	0	1
Gary Sheffield, R (1, 5) OBP: 0.389, SLG: 0.593	L8		SF8 3-H		F8 1-3			HR 2B		3	1	1	1	0	0	2
Fred McGriff, L (1, 3) OBP: 0.395, SLG: 0.560	G1-3		F7			G6-3		2-H HR		4	1	1	2	0	0	3
Darrin Jackson, R (1, 8) OBP: 0.291, SLG: 0.411		K		G6-3		F7		G5-4-3 BB		3	0	0	0	1	1	0
Dan Walters, R (1, 2) OBP: 0.324, SLG: 0.450		F8		G6-3		G4-3		G5-4-3 1-2f		4	0	0	0	0	0	1
Jerald Clark, R (1, 9) OBP: 0.291, SLG: 0.377		K2-3		K 1B			1B		E6 FC1-6	4	0	2	0	0	1	0
Kurt Stillwell, S (1, 4) OBP: 0.275, SLG: 0.314			1B SF8 SH3 BB	K			P5		FC1-6 G5-4-3 1-2f	3	1	0	0	1	1	3
Greg Harris, R (1, 1) OBP: 0.190, SLG: 0.200			SH3 1-2		PB WP 1B		L6		G5-4-3 1-2f	0	0	0	0	0	0	0
Tim Teufel, R (5, PH) OBP: 0.325, SLG: 0.348										1	0	1	0	0	0	0
Jose Melendez, R (6, 1)										0	0	0	0	0	0	0
Phil Stephenson, L (7, PH) OBP: 0.273, SLG: 0.280										1	0	0	0	0	0	1
Rich Rodriguez, L (8, 1)										0	0	0	0	0	0	0
Tim Scott, R (8, 1)										0	0	0	0	0	0	0
Benito Santiago, R (9, PH) OBP: 0.284, SLG: 0.374										1	0	0	0	0	0	1
Inning Stats	R: 0 E: 0 K: 0 S: 10 H: 1 LOB: 1 BB: 0 P: 15	R: 0 E: 0 K: 2 S: 9 H: 0 LOB: 0 BB: 0 P: 14	R: 1 E: 0 K: 0 S: 11 H: 1 LOB: 2 BB: 2 P: 22	R: 0 E: 0 K: 1 S: 7 H: 1 LOB: 1 BB: 0 P: 9	R: 0 E: 0 K: 0 S: 11 H: 1 LOB: 1 BB: 0 P: 20	R: 0 E: 0 K: 0 S: 8 H: 0 LOB: 0 BB: 0 P: 13	R: 0 E: 0 K: 0 S: 5 H: 1 LOB: 1 BB: 0 P: 7	R: 2 E: 0 K: 0 S: 6 H: 2 LOB: 0 BB: 1 P: 11	R: 0 E: 1 K: 0 S: 6 H: 0 LOB: 0 BB: 0 P: 7	1B: 5 2B: 1 3B: 0 HR: 1 SF: 1 SAC: 1 DP: 2 HBP: 0	WP: 1 PB: 1 SB: 0 CS: 0 PA: 36					

PITCHER		IP	WLS	BF	H	R	ER	SO	BB	IBB	HBP	BLK	WP	HR	S	P	ERA	WHIP
Frank Castillo, R ERA: 3.45	(1, 1)	7.1	W	30	6	2	2	3	2	0	0	0	1	0	63	102	2.46	1.091
Paul Assenmacher, L ERA: 3.35	(8, 1)	0.0		1	1	1	1	0	0	0	0	0	0	1	1	1	∞	∞
Jeff Robinson, R ERA: 2.68	(8, 1)	0.2		3	0	0	0	0	1	0	0	0	0	0	6	11	0.00	1.500
Bob Scanlan, R ERA: 1.85	(9, 1)	1.0	S	2	0	0	0	0	0	0	0	0	0	0	3	4	0.00	0.000

PITCHER	IP	WLS	BF	H	R	ER	SO	BB	IBB	HBP	BLK	WP	HR	S	P	ERA	WHIP

Chicago Cubs @ San Diego Padres

Jack Murphy Stadium, San Diego, CA

Tue Aug 25 1992, 10:05 PM EDT

Att. 14,984 - Sunny - 76 F

TOP

livebaseballscorecards.com

Batter	1	2	3	4	5	6	7	8	9	AB	R	H	RBI	BB	SO	LOB
Doug Dascenzo, S (1, 8) OBP: 0.295, SLG: 0.310 Dwight Smith, L (7, PH) OBP: 0.296, SLG: 0.388 (7, 8)	C B X 1-1 F7 ①			B B B C C X 3-2 L8 ①		F B B F F B X 3-2 1B	S B S S 1-3 K ②		B F B S S 2-3 K ②	3	0	1	0	0	0	0
										2	0	0	0	0	2	3
23 Ryne Sandberg, R (1, 4) OBP: 0.365, SLG: 0.473	B X 1-0 L8 ②			C X 0-1 P4 ②		B 1 SAFE B C 1 X 2-1 F8 ①	C X 0-1 1B 1-3 2-H 3-H 1B		C X 0-1 F8 ③	5	0	1	2	0	0	1
Mark Grace, L (1, 3) OBP: 0.391, SLG: 0.430	X 0-0 G4-3 ③			F X 0-1 G5-3 ③		B 1 SAFE B B B X 2-0 F9 ②	B B B X 3-0 1-3 3-H 1B			4	0	1	1	0	0	1
Andre Dawson, R (1, 9) OBP: 0.304, SLG: 0.427		X 0-0 P4 ①			B B B B 4-0 1B 1B BB	B B B F 1 SAFE F X 3-2 L8 ③	C F S 0-3 K ③			3	0	0	0	1	1	3
Steve Buechele, R (1, 5) OBP: 0.328, SLG: 0.377		B C C S 1-3 K ②			F 1 SAFE S S S 0-3 K ①		X 0-0 1B 1B 2B	C X 0-1 FC6 1B		4	1	2	0	0	2	1
Luis Salazar, R (1, 7) OBP: 0.241, SLG: 0.288 Derrick May, L (8, PH) OBP: 0.309, SLG: 0.368 (8, 7)		C B B S T F X 2-2 P6 ③			X 0-0 1-2 1B		B S F X 1-2 F9 ①	B S F S 1-3 K ①		3	0	1	0	0	0	1
										1	0	0	0	0	1	1
Joe Girardi, R (1, 2) OBP: 0.331, SLG: 0.311			C B X 1-1 FC6-4 1B		F X 0-1 1-2 2-3 1B		B F B S B B 4-2 1B 1B 23 1B BB	B X 1-0 F8 ②		3	1	2	0	1	0	1
Rey Sanchez, R (1, 6) OBP: 0.286, SLG: 0.338			C B 1 SAFE X 1-1 FC6-4 L3 ① 1-2f		C B B X 2-1 F9 ②		C F B B B F X 3-2 1B 23 1B 1-2 2-3 1B	F B C B X 2-2 FC6 ③ 1-2f		4	1	1	0	0	0	5
Mike Harkey, R (1, 1) OBP: 0.231, SLG: 0.231 Jeff Robinson, R (1, 1) Jeff Kunkel, R (5, PH) OBP: 0.100, SLG: 0.150 Heathcliff Slocumb, R (5, 1) Jose Vizcaino, S (7, PH) OBP: 0.260, SLG: 0.298 Ken Patterson, L (7, 1) Chuck McElroy, L (7, 1) OBP: 0.667, SLG: 1.333 Kal Daniels, L (9, PH) OBP: 0.307, SLG: 0.356			C 1 SAFE P L B B X 3-2 L3 ② ③ 1-2		S F S 0-3 K ③		F B B B X 3-1 23 1B 1-2 2-3 3-H 1B		S S S 0-3 K ①	0	0	0	0	0	0	0
										1	0	0	0	0	0	1
										1	0	0	0	0	0	3
										0	0	0	0	0	0	0
										1	1	1	1	0	0	0
										0	0	0	0	0	0	0
										0	0	0	0	0	0	0
										1	0	0	0	0	1	0
Inning Stats	R: 0 E: 0 K: 0 S: 4 H: 0 LOB: 0 BB: 0 P: 6	R: 0 E: 0 K: 1 S: 9 H: 0 LOB: 0 BB: 0 P: 12	R: 0 E: 0 K: 0 S: 8 H: 1 LOB: 0 BB: 0 P: 12	R: 0 E: 0 K: 0 S: 7 H: 0 LOB: 0 BB: 0 P: 10	R: 0 E: 0 K: 2 S: 11 H: 2 LOB: 3 BB: 1 P: 17	R: 0 E: 0 K: 0 S: 10 H: 1 LOB: 1 BB: 0 P: 20	R: 4 E: 0 K: 2 S: 21 H: 5 LOB: 2 BB: 1 P: 36	R: 0 E: 0 K: 1 S: 9 H: 1 LOB: 1 BB: 0 P: 13	R: 0 E: 0 K: 2 S: 8 H: 0 LOB: 0 BB: 0 P: 10	1B: 9 2B: 2 3B: 0 HR: 0 SF: 0 SAC: 0 DP: 1 HBP: 0						

	AB	36
	R	4
	H	10
	RBI	4
	BB	2
	SO	8
	LOB	21

WP: 0 PB: 0 SB: 0 CS: 0 PA: 38

PITCHER		IP	WLS	BF	H	R	ER	SO	BB	IBB	HBP	BLK	WP	HR	S	P	ERA	WHIP
Jim Deshaies, L ERA: 2.63	(1, 1)	6.1		27	7	4	4	3	2	0	0	0	0	0	61	100	5.68	1.421
Mike Maddux, R ERA: 2.47	(7, 1)	0.2	W	5	3	0	0	2	0	0	0	0	0	0	11	15	0.00	4.500
Randy Myers, L ERA: 4.58	(8, 1)	2.0	S	6	0	0	0	3	0	0	0	0	0	0	15	21	0.00	0.000

PITCHER	IP	WLS	BF	H	R	ER	SO	BB	IBB	HBP	BLK	WP	HR	S	P	ERA	WHIP

BOTTOM

Chicago Cubs @ San Diego Padres

Jack Murphy Stadium, San Diego, CA

Tue Aug 25 1992, 10:05 PM EDT

Att. 14,984 - Sunny - 76 F

Batter	1	2	3	4	5	6	7	8	9	AB	R	H	RBI	BB	SO	LOB
Tony Fernandez, S (1, 6) OBP: 0.333, SLG: 0.342	BBBB 4-0 G3 2B BB		B X 1-0 ① 2B		X 0-0 CS 1B		I I I I 4-0 2B IBB			2	1	2	0	2	0	0
Oscar Azocar, L (1, 7) OBP: 0.254, SLG: 0.248 Kevin Ward, R (7, PH) OBP: 0.278, SLG: 0.304 (8, 7)	1 SAFE B X 1-0 ① P3		C F X 0-2 ② G3		B C 1 SAFE 2-1 ③ CS 1-2	B X 1-0 ① G4-3	B B X 2-0 1-3 2-H 2B			3 1	0 0	0 1	0 1	0 0	0 0	1 0
Gary Sheffield, R (1, 5) OBP: 0.388, SLG: 0.589	C C X 0-2 ② G3 1-2		X 0-0 ③ P2			C X 0-1 ② G3	I I I I 4-0 IBB			3	0	0	0	1	0	1
Fred McGriff, L (1, 3) OBP: 0.398, SLG: 0.571	B B X 2-0 1B 2-H 2B			B F B F X 2-2 HR		B B B B 4-0 CS BB	B F B F B X 3-2 ③ G4-3			3	2	2	2	1	0	3
Darrin Jackson, R (1, 8) OBP: 0.293, SLG: 0.410	S F B X 1-2 2-H 1B			B X 1-0 ① G5-3		B 1-0 ③ CS 1-2	B B S B B B 4-1 HR BB	B F X 1-1 ① P4		3	1	1	1	1	0	0
Benito Santiago, R (1, 2) OBP: 0.286, SLG: 0.395	1 SAFE B 1 SAFE X 1-0 ③ L4			B B S X 2-1 ② G5-3			B F X 1-1 1-H HR	B X 1-0 HR		4	2	2	3	0	0	1
Jerald Clark, R (1, 9) OBP: 0.288, SLG: 0.373		B F X 1-1 ① G3-1		X 0-0 ③ G6-3			B B X 2-0 ① L7	C X 0-1 ② P3		4	0	0	0	0	0	0
Kurt Stillwell, S (1, 4) OBP: 0.275, SLG: 0.314		X 0-0 ② F7			B C B F B S 3-3 ① K		C X 0-1 SH5-4 2B 1B	B B F B X 3-1 ③ G4-3		4	1	1	0	0	1	0
Jim Deshaies, L (1, 1) OBP: 0.263, SLG: 0.222 Mike Maddux, L (7, 1) OBP: 0.333, SLG: 0.200 Randy Myers, L (8, 1)		C X 0-1 ③ G1-3			B C F X 1-2 ② G4-3		X 0-0 ② SH5-4 1-2			2 0 0	0 0 0	0 0 0	0 0 0	0 0 0	0 0 0	0 0 0
Inning Stats	R: 2 E: 0 K: 0 S: 9 H: 2 LOB: 1 BB: 1 P: 18	R: 0 E: 0 K: 0 S: 5 H: 0 LOB: 0 BB: 0 P: 6	R: 0 E: 0 K: 0 S: 5 H: 1 LOB: 0 BB: 0 P: 6	R: 1 E: 0 K: 0 S: 7 H: 1 LOB: 0 BB: 0 P: 12	R: 0 E: 0 K: 1 S: 9 H: 1 LOB: 0 BB: 0 P: 14	R: 0 E: 0 K: 0 S: 3 H: 0 LOB: 0 BB: 1 P: 9	R: 3 E: 0 K: 0 S: 11 H: 3 LOB: 3 BB: 3 P: 31	R: 1 E: 0 K: 0 S: 7 H: 1 LOB: 0 BB: 0 P: 12		1B: 3 2B: 3 3B: 0 HR: 3	SF: 0 SAC: 1 DP: 0 HBP: 0					

livebaseballscorecards.com

AB	29
R	7
H	9
RBI	7
BB	5
SO	1
LOB	6

WP: 0 PB: 0 SB: 0 CS: 2 PA: 37

PITCHER		IP	WLS	BF	H	R	ER	SO	BB	IBB	HBP	BLK	WP	HR	S	P	ERA	WHIP
Mike Harkey, R ERA: 1.93	(1, 1)	0.0		0	0	0	0	0	0	0	0	0	0	0	0	0	∞	∞
Jeff Robinson, R ERA: 2.95	(1, 1)	4.0		16	4	3	3	0	1	0	0	0	0	1	26	42	6.75	1.250
Heathcliff Slocumb, R ERA: 5.18	(5, 1)	2.0		6	1	0	0	1	1	0	0	0	0	0	12	23	0.00	1.000
Ken Patterson, L ERA: 3.09	(7, 1)	0.2	L	6	2	3	3	0	1	1	0	0	0	1	7	18	40.50	4.500
Chuck McElroy, L ERA: 3.06	(7, 1)	1.1		7	2	1	1	0	0	1	0	0	0	1	11	25	6.75	1.500

PITCHER	IP	WLS	BF	H	R	ER	SO	BB	IBB	HBP	BLK	WP	HR	S	P	ERA	WHIP

Chicago Cubs @ San Diego Padres

Jack Murphy Stadium, San Diego, CA

Wed Aug 26 1992, 10:05 PM EDT

Att. 18,028 - Sunny - 78 F

TOP

livebaseballscorecards.com

Batter	1	2	3	4	5	6	7	8	9	AB	R	H	RBI	BB	SO	LOB
Doug Dascenzo, S (1, 8) OBP: 0.298, SLG: 0.310	BBBB 4-0 23 FC6-4 BB		CFFX 0-2 CS 1B			BFCFBX 2-2 ① F7	BFBX 2-1 ③ G4-3			3	0	1	0	1	0	1
23 Ryne Sandberg, R (1, 4) OBP: 0.362, SLG: 0.469	1 SAFE CSB 1 SAFE X 1-2 ① FC6-4 WP G6-3 1-2f		CB 1 SAFE BFFX 2-2 ② L5			BBBBCX 3-1 ② L5		FFX 0-2 ① P5		4	0	0	0	0	0	2
Mark Grace, L (1, 3) OBP: 0.394, SLG: 0.431	BBS 1 SAFE FF 1 SAFE 1 SAFE X 2-2 ② G6-3 1-2		1 SAFE 1 SAFE 1 SAFE F 1 SAFE 0-1 ③ CS 1-2	BBBCB 4-1 F8-6 BB		BBX 2-0 BB 1B 1B		BX 1-0 1B 1B		3	0	2	0	1	0	1
Andre Dawson, R (1, 9) OBP: 0.306, SLG: 0.427	BBFFX 2-2 ③ L8 2-3			X 0-0 ① ② F8-6 1-2		BX 1-0 BB 1B 1-2		SSBX 1-2 G4-6-3 1B 1-2		4	0	2	0	0	0	2
Steve Buechele, R (1, 5) OBP: 0.329, SLG: 0.379		BBCBX 3-1 G6-3 2B		BBCCBX 2-2 ③ F8		CSBBBFFB 4-2 1-2 2-3 BB		CFX 0-2 ② ③ G4-6-3 1-2f		3	0	1	0	1	0	2
Luis Salazar, R (1, 7) OBP: 0.238, SLG: 0.284 Derrick May, L (9, PH) OBP: 0.308, SLG: 0.366		BBFFFFX 2-2 ① L3			BX 1-0 ① P4	FX 0-1 ③ P9			FFFBFX 1-2 ① G3-1	3 1	0 0	0 0	0 0	0 0	0 0	4 0
Joe Girardi, R (1, 2) OBP: 0.329, SLG: 0.310		X 0-0 ② G6-3 2-3			CBX 1-1 ② G4-3		X 0-0 1B		X 0-0 ② F9	4	0	1	0	0	0	1
Rey Sanchez, R (1, 6) OBP: 0.285, SLG: 0.336		CFBFX 1-2 ③ F8			BX 1-0 1B		BX 1-0 ① L9		FFFBX 1-2 ③ P2	4	0	1	0	0	0	2
Greg Maddux, R (1, 1) OBP: 0.151, SLG: 0.222 Jeff Kunkel, R (7, PH) OBP: 0.095, SLG: 0.143 Paul Assenmacher, L (7, 1)			SX 0-1 ① L9		SSS 0-3 ③ K		FSX 0-2 ② L9			2 1 0	0 0 0	0 0 0	0 0 0	0 0 0	1 0 0	1 1 0
Inning Stats	R: 0 E: 0 K: 0 S: 10 H: 0 LOB: 1 BB: 1 P: 19	R: 0 E: 0 K: 0 S: 12 H: 1 LOB: 1 BB: 0 P: 18	R: 0 E: 0 K: 0 S: 11 H: 1 LOB: 0 BB: 0 P: 13	R: 0 E: 0 K: 0 S: 5 H: 0 LOB: 0 BB: 1 P: 11	R: 0 E: 0 K: 1 S: 7 H: 1 LOB: 1 BB: 0 P: 10	R: 0 E: 0 K: 0 S: 14 H: 2 LOB: 3 BB: 1 P: 26	R: 0 E: 0 K: 0 S: 7 H: 1 LOB: 1 BB: 0 P: 10	R: 0 E: 0 K: 0 S: 10 H: 2 LOB: 1 BB: 0 P: 12	R: 0 E: 0 K: 0 S: 9 H: 0 LOB: 0 BB: 0 P: 11	1B: 7 2B: 2 3B: 0 HR: 0	SF: 0 SAC: 0 DP: 2 HBP: 0						

	AB	32
	R	0
	H	8
	RBI	0
	BB	3
	SO	1
	LOB	17

WP: 1 PB: 0 SB: 0 CS: 1 PA: 36

PITCHER		IP	WLS	BF	H	R	ER	SO	BB	IBB	HBP	BLK	WP	HR	S	P	ERA	WHIP
Craig Lefferts, L ERA: 3.52	(1, 1)	7.0	W	28	6	0	0	1	3	0	0	0	1	0	66	107	0.00	1.286
Jose Melendez, R ERA: 3.18	(8, 1)	1.0		4	2	0	0	0	0	0	0	0	0	0	10	12	0.00	2.000
Randy Myers, L ERA: 4.5	(9, 1)	1.0	S	3	0	0	0	0	0	0	0	0	0	0	9	11	0.00	0.000

PITCHER		IP	WLS	BF	H	R	ER	SO	BB	IBB	HBP	BLK	WP	HR	S	P	ERA	WHIP

BOTTOM

Chicago Cubs @ San Diego Padres

Jack Murphy Stadium, San Diego, CA

Wed Aug 26 1992, 10:05 PM EDT

Att. 18,028 - Sunny - 78 F

livebaseballscorecards.com

Batter	1	2	3	4	5	6	7	8	9	AB	R	H	RBI	BB	SO	LOB
Tony Fernandez, S (1, 6) OBP: 0.334, SLG: 0.347	B L S B X 2-2 P5 ①			X 0-0 2B 3B	B B B 4-0 2B BB		B 1 SAFE 1 SAFE F C P 1 SAFE X 2-2 L4-3 1-2 ②③			3	1	1	0	1	0	1
Tony Gwynn, L (1, 9) OBP: 0.372, SLG: 0.416	C S B X 0-2 G6-3 ②			B X 1-0 G6-3 3-H 2B	B F B X 2-1 1-3 2-H 2B			B C X 1-1 F8 ①		4	0	2	2	0	0	0
Benito Santiago, R (1, 2) OBP: 0.286, SLG: 0.393	C S B S 1-3 K ③			F S X 0-2 G6-3 2-3 ①	B B F X 2-1 G5-3 ③			C B B X 2-1 1B		4	0	1	0	0	1	3
Fred McGriff, L (1, 3) OBP: 0.395, SLG: 0.565		C B B S B X 3-2 G6-3 ①		F X 0-1 P6 ②		B B C B C S 3-3 K ①		C B S C 1-3 K ②		4	0	0	0	0	2	2
Darrin Jackson, R (1, 8) OBP: 0.295, SLG: 0.411		F F F B F X 1-2 1B ②		B B F X 2-1 F7 ③		B F F X 1-2 1B		1 SAFE B S B X 2-1 F7 ③		4	0	2	0	0	0	2
Jerald Clark, R (1, 7) OBP: 0.288, SLG: 0.381		B F X 1-1 G5-3 ③			B X 1-0 HR	F X 0-1 P6 ②				3	1	1	1	0	0	1
Craig Shipley, R (1, 5) OBP: 0.233, SLG: 0.250			S B X 1-1 G5-3 ①		C C F B F B F X 2-2 E5 CS	B C F F 1 SAFE B F S 2-3 K ③				3	0	0	0	0	1	1
Kurt Stillwell, S (1, 4) OBP: 0.276, SLG: 0.314			B B C X 2-1 G3-1 ②		P B X 2-0 SH3-4 1-2 2B 1B ①		C B B S S 2-3 K ①			3	1	1	0	0	1	0
Craig Lefferts, L (1, 1) OBP: 0.078, SLG: 0.078 Kevin Ward, R (7, PH) OBP: 0.283, SLG: 0.304 Jose Melendez, R (8, 1) Randy Myers, L (9, 1)			B C F B F X 2-2 G6-3 ③		M M X 0-2 SH3-4 1-2 ②		B B S B B 4-1 L4-3 BB			1 0 0 0	0 0 0 0	0 0 0 0	0 0 0 0	0 1 0 0	0 0 0 0	0 0 0 0
Inning Stats	R: 0 H: 0 E: 0 LOB: 0 K: 1 BB: 0 S: 10 P: 13	R: 0 H: 1 E: 0 LOB: 0 K: 0 BB: 0 S: 10 P: 15	R: 0 H: 0 E: 0 LOB: 0 K: 0 BB: 0 S: 8 P: 13	R: 1 H: 2 E: 0 LOB: 1 K: 0 BB: 0 S: 9 P: 12	R: 2 H: 3 E: 1 LOB: 2 K: 0 BB: 1 S: 16 P: 28	R: 0 H: 1 E: 0 LOB: 1 K: 2 BB: 0 S: 13 P: 19	R: 0 H: 0 E: 0 LOB: 0 K: 1 BB: 1 S: 8 P: 15	R: 0 H: 1 E: 0 LOB: 1 K: 1 BB: 0 S: 9 P: 15		1B: 4 SF: 0 2B: 3 SAC: 1 3B: 1 DP: 1 HR: 1 HBP: 0				WP: 0 PA: 32 PB: 0 SB: 0 CS: 1		

	AB	R	H	RBI	BB	SO	LOB
AB	29						
R	3						
H	8						
RBI	3						
BB	2						
SO	5						
LOB	10						

PITCHER		IP	WLS	BF	H	R	ER	SO	BB	IBB	HBP	BLK	WP	HR	S	P	ERA	WHIP
Greg Maddux, R ERA: 2.22	(1, 1)	6.0	L	25	7	3	3	3	1	0	0	0	0	1	66	100	4.50	1.333
Paul Assenmacher, L ERA: 3.23	(7, 1)	2.0		7	1	0	0	2	1	0	0	0	0	0	17	30	0.00	1.000

PITCHER	IP	WLS	BF	H	R	ER	SO	BB	IBB	HBP	BLK	WP	HR	S	P	ERA	WHIP

Batter	1	2	3	4	5	6	7	8	9	AB	R	H	RBI	BB	SO	LOB
Gary Redus, R (1, 3) OBP: 0.296, SLG: 0.313 Alex Cole, L (7, PH) OBP: 0.336, SLG: 0.327 (7, 9)	S X 0-1 ① G5-3		B B C F X 2-2 HR	B F X 1-1 ③ G4-3			C B C S 1-3 ① K		C F B X 1-2 ③ G4-3	3 2	1 0	1 0	1 0	0 0	0 1	0 1
Jay Bell, R (1, 6) OBP: 0.332, SLG: 0.367	C C X 0-2 G3-4 1B		F X 0-1 L7-4 G4-3 1B		C F F X 0-2 ① G5-3		S B S X 1-2 1B 1-2 1B			4	0	3	0	0	0	0
Andy Van Slyke, L (1, 8) OBP: 0.397, SLG: 0.512	B B 1 X SAFE 2-0 ② G3-4 1-2		X 0-0 ① G4-3 1-2		C C B F F B S 2-3 ② K		B X 1-0 G5-4-3 1-3 1B 2-H			4	0	1	1	0	1	2
Lloyd McClendon, R (1, 9) OBP: 0.346, SLG: 0.346 John Wehner, R (7, 3) OBP: 0.248, SLG: 0.240 (8, 5)	B C B X 2-1 ③ G5-3		C B F X 1-2 ② ③ L7-4 2-3		S S B B C 2-3 ③ K		C X 0-1 ② ③ G5-4-3 1-2f			4 0	0 0	0 0	0 0	0 0	1 0	4 0
Barry Bonds, L (1, 7) OBP: 0.433, SLG: 0.560		B S B B B B 4-1 2B BB		B B B X 3-1 HR		B S B B B C F B 4-2 S BB		C B B X 2-1 ① F7		2	2	1	1	2	0	0
Jeff King, R (1, 5) OBP: 0.268, SLG: 0.377 Denny Neagle, L (8, 1)		B F X 1-1 SH1-3 1-H 2B		C B X 1-1 2B 1B		1 SAFE C 1 SAFE C B B B S 3-3 ① K 1-2		X 0-0 ② P6		4 0	1 0	2 0	1 0	0 0	1 0	1 0
Don Slaught, R (1, 2) OBP: 0.367, SLG: 0.445		X 0-0 ① SH1-3 2-3		X 0-0 G4-3 1-H SH1-3 2B		F F B S 1-3 ② K		F C B F F F C 1-3 ③ K		3	1	1	1	0	2	1
Jose Lind, R (1, 4) OBP: 0.270, SLG: 0.269		S X 0-1 ② P7		B X 1-0 ① G4-3 2-3		C S B X 1-2 ③ G4-3			B X 1-0 ① L9	4	0	0	0	0	0	3
Doug Drabek, R (1, 1) OBP: 0.167, SLG: 0.194 Roger Mason, R (5, 1) Gary Varsho, L (7, PH) OBP: 0.262, SLG: 0.336 Steve Cooke, R (7, 1) OBP: 1.000, SLG: 1.000 Stan Belinda, R (7, 1) OBP: 0.500, SLG: 1.000 Orlando Merced, S (7, 3) OBP: 0.318, SLG: 0.371		F B X 1-1 ③ G5-3		B C P F X 2-2 ② SH1-3 3-H			B B B C B 4-1 1B 1B BB		C C B B C 2-3 ② K	1 0 0 0 0 0 1	0 0 1 0 0 0 0	0 0 0 0 0 0 0	1 0 0 0 0 0 0	0 0 1 0 0 0 1	0 0 0 0 0 0 0	1 0 0 0 0 0 0
Inning Stats	R: 0 H: 1 E: 0 LOB: 1 K: 0 BB: 0 S: 8 P: 12	R: 1 H: 1 E: 0 LOB: 1 K: 0 BB: 1 S: 8 P: 14	R: 1 H: 2 E: 0 LOB: 0 K: 0 BB: 0 S: 9 P: 12	R: 3 H: 3 E: 0 LOB: 0 K: 0 BB: 0 S: 12 P: 19	R: 0 H: 0 E: 0 LOB: 0 K: 2 BB: 0 S: 12 P: 16	R: 0 H: 0 E: 0 LOB: 1 K: 2 BB: 1 S: 12 P: 21	R: 1 H: 2 E: 0 LOB: 1 K: 1 BB: 1 S: 10 P: 17	R: 0 H: 0 E: 0 LOB: 0 K: 1 BB: 0 S: 9 P: 12	R: 0 H: 0 E: 0 LOB: 0 K: 1 BB: 0 S: 7 P: 11	1B: 5 2B: 3 3B: 0 HR: 2	SF: 0 SAC: 2 DP: 2 HBP: 0					

PITCHER		IP	WLS	BF	H	R	ER	SO	BB	IBB	HBP	BLK	WP	HR	S	P	ERA	WHIP
Bruce Hurst, L ERA: 3.58	(1, 1)	4.0		19	7	5	5	0	1	0	0	0	0	2	37	57	11.25	2.000
Mike Maddux, R ERA: 2.52	(5, 1)	2.1	W	10	1	1	1	5	2	0	0	0	0	0	31	50	3.86	1.286
Rich Rodriguez, L ERA: 2.48	(7, 1)	0.2		2	1	0	0	0	0	0	0	0	0	0	3	4	0.00	1.500
Tim Scott, R ERA: 4.56	(8, 1)	2.0		6	0	0	0	2	0	0	0	0	0	0	16	23	0.00	0.000

PITCHER	IP	WLS	BF	H	R	ER	SO	BB	IBB	HBP	BLK	WP	HR	S	P	ERA	WHIP

TOP

Pittsburgh Pirates @ San Diego Padres

Jack Murphy Stadium, San Diego, CA

Fri Aug 28 1992, 10:05 PM EDT

Att. 15,916 - Cloudy - 77 F

livebaseballscorecards.com

AB	32
R	6
H	9
RBI	6
BB	3
SO	7
LOB	13

WP: 0 PA: 37
PB: 0
SB: 1
CS: 0

BOTTOM

Pittsburgh Pirates @ San Diego Padres

Jack Murphy Stadium, San Diego, CA

Fri Aug 28 1992, 10:05 PM EDT

Att. 15,916 - Cloudy - 77 F

livebaseballscorecards.com

Batter	1	2	3	4	5	6	7	8	9	AB	R	H	RBI	BB	SO	LOB
Tony Fernandez, S (1, 6) OBP: 0.333, SLG: 0.345	HR, 1B	P7		FC6-4-5-4		G6-3	L4			5	1	1	0	0	0	4
Tony Gwynn, L (1, 9) OBP: 0.373, SLG: 0.416	SAFE HR	G3			BB, HR	P6	G6-3			5	2	2	0	0	0	2
Gary Sheffield, R (1, 5) OBP: 0.388, SLG: 0.593	HR		FC5-4, 1B		L7	K		P4		5	1	2	3	0	1	1
Fred McGriff, L (1, 3) OBP: 0.399, SLG: 0.574	HR	FC5-4			HR BB		1B, 1B 3B 1B	F8		4	3	3	1	1	0	0
Darrin Jackson, R (1, 8) OBP: 0.296, SLG: 0.418	L9		SAFE FC5-4		SAFE HR		1B 3B 1B	G5-3		5	2	2	3	0	0	2
Benito Santiago, R (1, 2) OBP: 0.285, SLG: 0.391	K		SAFE SAFE SAFE G6-3		P3		3B 1B			4	1	1	0	0	1	1
Jerald Clark, R (1, 7) OBP: 0.293, SLG: 0.388	G6-3			SH2-3 1B	1B HBP		2B 3B			3	1	2	3	0	0	0
Craig Shipley, R (1, 4) OBP: 0.250, SLG: 0.280		K SH1-4		SH2-3		K	2B			3	0	2	1	0	1	0
Bruce Hurst, L (1, 1) OBP: 0.172, SLG: 0.180 Phil Stephenson, L (4, PH) OBP: 0.286, SLG: 0.280 Mike Maddux, L (5, 1) OBP: 0.286, SLG: 0.167 Rich Rodriguez, L (7, 1) Oscar Azocar, L (7, PH) OBP: 0.252, SLG: 0.246 Tim Scott, R (8, 1)		SH1-4		BB		K	F7			0 0 1 0 0 1 0	0 0 0 0 0 0 0	0 0 0 0 0 0 0	0 1 0 0 0 0 0	0 0 0 0 0 0 0	0 0 1 0 0 0 0	0 0 2 0 0 1 0
Inning Stats	R: 4 E: 0 K: 1 S: 12 H: 4 LOB: 0 BB: 0 P: 20	R: 0 E: 0 K: 1 S: 12 H: 0 LOB: 1 BB: 0 P: 18	R: 0 E: 0 K: 0 S: 9 H: 2 LOB: 1 BB: 0 P: 12	R: 0 E: 0 K: 0 S: 8 H: 1 LOB: 1 BB: 1 P: 14	R: 3 E: 0 K: 1 S: 19 H: 3 LOB: 2 BB: 1 P: 30	R: 0 E: 0 K: 1 S: 9 H: 0 LOB: 0 BB: 0 P: 10	R: 4 E: 0 K: 0 S: 16 H: 5 LOB: 1 BB: 0 P: 26	R: 0 E: 0 K: 0 S: 12 H: 0 LOB: 0 BB: 0 P: 17		1B: 10 2B: 2 3B: 1 HR: 3 SF: 0 SAC: 2 DP: 2 HBP: 1						

	AB	36
	R	11
	H	15
	RBI	11
	BB	2
	SO	4
	LOB	13

WP: 1 PB: 0 SB: 0 CS: 0 PA: 41

PITCHER		IP	WLS	BF	H	R	ER	SO	BB	IBB	HBP	BLK	WP	HR	S	P	ERA	WHIP
Doug Drabek, R ERA: 2.75	(1, 1)	4.1	L	23	9	7	7	2	2	0	0	0	1	3	51	82	14.54	2.538
Roger Mason, R ERA: 4.13	(5, 1)	1.2		7	1	0	0	2	0	0	1	0	0	0	18	22	0.00	0.600
Steve Cooke, L ERA: 9.0	(7, 1)	0.0		2	2	2	2	0	0	0	0	0	0	0	4	7	∞	∞
Stan Belinda, R ERA: 2.88	(7, 1)	1.0		6	3	2	2	0	0	0	0	0	0	0	12	19	18.00	3.000
Denny Neagle, L ERA: 4.28	(8, 1)	1.0		3	0	0	0	0	0	0	0	0	0	0	12	17	0.00	0.000

PITCHER	IP	WLS	BF	H	R	ER	SO	BB	IBB	HBP	BLK	WP	HR	S	P	ERA	WHIP

Batter	1	2	3	4	5	6	7	8	9	AB	R	H	RBI	BB	SO	LOB
Alex Cole, L (1, 9) OBP: 0.339, SLG: 0.330	L F B X 1-2 G4-3 ①		C B X 1-1 1B ③			B F X 1-1 F8 ①		X 0-0 BB 1B 1B		4	1	2	0	0	0	0
Jay Bell, R (1, 6) OBP: 0.333, SLG: 0.367	F B X 1-1 L7 ②			C X 0-1 E5 F9 SF7 1B		C B X 1-1 G5-3 ②		S C P 1 SAFE B 1 SAFE 1 SAFE B F 4-2 F B 1B 1-2 SF7 BB		3	2	1	0	1	0	0
Andy Van Slyke, L (1, 8) OBP: 0.400, SLG: 0.514	B B X 2-0 WP 1B			B C X 1-1 F9 ① 2-3		B F F X 1-2 1B		F S X 0-2 1-3 2-H 1B		4	0	3	1	0	0	1
Barry Bonds, L (1, 7) OBP: 0.429, SLG: 0.557	C C B X 1-2 F8 ③ 1-2			S B F B X 2-2 SF7 ② 3-H		C B X 1-1 G3 ③		C B B B F 1 SAFE X 3-2 SF7 ② 3-H		2	0	0	2	0	0	2
Jeff King, R (1, 5) OBP: 0.265, SLG: 0.373		C B B F S 2-3 K ①		C C S 0-3 K ③			S X 0-1 P6 ①	B X 1-0 F8 ③		4	0	0	0	0	2	1
Orlando Merced, S (1, 3) OBP: 0.314, SLG: 0.366		X 0-0 G6-3 ②			C X 0-1 G4-3 ①		B C X 1-1 L8 ②		S B S F F X 1-2 F8 ①	4	0	0	0	0	0	0
Michael LaValliere, L (1, 2) OBP: 0.360, SLG: 0.357		B B B C X 3-1 G3 ③			B X 1-0 L8 ②		B B B C X 3-1 1B		C C F B F F B B F 4-2 B BB	3	0	1	0	1	0	0
Jose Lind, R (1, 4) OBP: 0.270, SLG: 0.269			C S X 0-2 P3 ①		X 0-0 1B		X 0-0 G4-3 ③		S S F C 0-3 K ②	4	0	1	0	0	1	2
Randy Tomlin, L (1, 1) OBP: 0.193, SLG: 0.148 Gary Varsho, L (8, PH) OBP: 0.260, SLG: 0.333 Bob Patterson, R (8, 1) OBP: 0.429, SLG: 0.500 Roger Mason, R (8, 1)			L B C X 1-2 G3-1 ②		X 0-0 F9 ③			S T B S 1-3 K ①	C S X 0-2 L3 ③	2 1 0 1	0 0 0 0	0 0 0 0	0 0 0 0	0 1 0 0	0 0 0 0	1 0 0 1
Inning Stats	R: 0 H: 1 E: 0 LOB: 1 K: 0 BB: 0 S: 9 P: 14	R: 0 H: 0 E: 0 LOB: 0 K: 1 BB: 0 S: 6 P: 11	R: 0 H: 1 E: 0 LOB: 1 K: 0 BB: 0 S: 8 P: 10	R: 1 H: 1 E: 1 LOB: 0 K: 1 BB: 0 S: 10 P: 13	R: 0 H: 1 E: 0 LOB: 1 K: 0 BB: 0 S: 5 P: 6	R: 0 H: 1 E: 0 LOB: 1 K: 0 BB: 0 S: 9 P: 13	R: 0 H: 1 E: 0 LOB: 1 K: 0 BB: 0 S: 7 P: 11	R: 2 H: 2 E: 0 LOB: 1 K: 1 BB: 1 S: 16 P: 24	R: 0 H: 0 E: 0 LOB: 1 K: 1 BB: 1 S: 18 P: 23	1B: 8 SF: 2 2B: 0 SAC: 0 3B: 0 DP: 0 HR: 0 HBP: 0						

PITCHER		IP	WLS	BF	H	R	ER	SO	BB	IBB	HBP	BLK	WP	HR	S	P	ERA	WHIP
Greg Harris, R ERA: 4.33	(1, 1)	7.1	L	29	7	3	2	3	1	0	0	0	1	0	63	91	2.46	1.091
Randy Myers, L ERA: 4.37	(8, 1)	1.2		7	1	0	0	1	1	0	0	0	0	0	25	34	0.00	1.200

PITCHER	IP	WLS	BF	H	R	ER	SO	BB	IBB	HBP	BLK	WP	HR	S	P	ERA	WHIP

TOP

Pittsburgh Pirates @ San Diego Padres

Jack Murphy Stadium, San Diego, CA

Sat Aug 29 1992, 10:05 PM EDT

Att. 24,965 - Cloudy - 77 F

livebaseballscorecards.com

AB	32
R	3
H	8
RBI	3
BB	2
SO	4
LOB	8

WP: 1	PA: 36		
PB: 0			
SB: 0			
CS: 0			

BOTTOM

Pittsburgh Pirates @ San Diego Padres

Jack Murphy Stadium, San Diego, CA

Sat Aug 29 1992, 10:05 PM EDT

Att. 24,965 - Cloudy - 77 F

livebaseballscorecards.com

Batter	1	2	3	4	5	6	7	8	9	AB	R	H	RBI	BB	SO	LOB
Tony Fernandez, S (1, 6) OBP: 0.338, SLG: 0.351	BBFBB 4-1 G6-4-3 BB		X 0-0 ② 2-H 3-H 2B			X 0-0 FC4-6 G4-3 1B		FBBFFX 2-2 E 1B		3	0	3	2	1	0	0
Tony Gwynn, L (1, 9) OBP: 0.374, SLG: 0.416	1 SAFE B 1 SAFE CFX 1-2 ①② G6-4-3 1-2f		BCX 1-1 FC6-4 1B			X 0-0 ① G4-3 1-2		BBBCB 4-1 1-2 BB		3	0	1	0	1	0	2
Gary Sheffield, R (1, 5) OBP: 0.387, SLG: 0.590	BBFBX 3-1 ③ G6-3		X 0-0 ③ FC6-4 1-2f			IIII 4-0 FC4-6 IBB		BFSFFX 1-2 ① L 2-2		3	0	0	0	1	0	3
Fred McGriff, L (1, 3) OBP: 0.396, SLG: 0.569		BCX 1-1 ① G1-3		FX 0-1 ① G4-3		X 0-0 ② FC4-6 1-2f 2-3		CBCBBFFS 3-3 ② K		4	0	0	0	0	1	4
Darrin Jackson, R (1, 8) OBP: 0.294, SLG: 0.414		BCFBS 2-3 ② K		X 0-0 ② F7		BBLSFX 2-2 ③ G3		CCS 0-3 ③ K		4	0	0	0	0	2	4
Benito Santiago, R (1, 2) OBP: 0.285, SLG: 0.390		MCBBFFX 2-2 ③ G6-3		BBX 2-0 ③ G5-3			SBFX 1-2 ① G5-3		FX 0-1 SH5-4 1B	4	0	1	0	0	0	0
Jerald Clark, R (1, 7) OBP: 0.293, SLG: 0.388			CX 0-1 SH1-4 1B 2B 1B		BSFX 1-2 ① G4-3		X 0-0 ② F9		BX 1-0 ① SH5-4 1-2	3	1	1	0	0	0	0
Tim Teufel, R (1, 4) OBP: 0.330, SLG: 0.350 Oscar Azocar, L (9, PH) OBP: 0.250, SLG: 0.243			BFX 1-1 SH1-4 1-2 2B 1B		BCBSX 2-2 ② G5-3		BCBCBB 4-2 BB		CBX 1-1 ② P6	2 1	1 0	1 0	0 0	1 0	0 0	0 1
Greg Harris, R (1, 1) OBP: 0.174, SLG: 0.182 Randy Myers, L (8, 1) Phil Stephenson, L (9, PH) OBP: 0.281, SLG: 0.275			LBBBBX 3-1 ① SH1-4 1-2 2-3		CCS 0-3 ③ K2-3		SSBSS 1-3 ③ K		BCX 1-1 ③ F8	2 0 1	0 0 0	0 0 0	0 0 0	0 0 0	2 0 0	1 0 1
Inning Stats	R: 0 H: 0 E: 0 LOB: 0 K: 0 BB: 1 S: 6 P: 14	R: 0 H: 0 E: 0 LOB: 0 K: 1 BB: 0 S: 10 P: 15	R: 2 H: 4 E: 0 LOB: 1 K: 0 BB: 0 S: 10 P: 15	R: 0 H: 0 E: 0 LOB: 0 K: 0 BB: 0 S: 4 P: 6	R: 0 H: 0 E: 0 LOB: 0 K: 1 BB: 0 S: 9 P: 12	R: 0 H: 1 E: 0 LOB: 2 K: 0 BB: 1 S: 7 P: 13	R: 0 H: 0 E: 0 LOB: 1 K: 1 BB: 1 S: 9 P: 15	R: 0 H: 1 E: 1 LOB: 2 K: 2 BB: 1 S: 18 P: 28	R: 0 H: 1 E: 0 LOB: 1 K: 0 BB: 0 S: 7 P: 10	1B: 6 2B: 1 3B: 0 HR: 0	SF: 0 SAC: 2 DP: 1 HBP: 0				WP: 0 PB: 0 SB: 0 CS: 0	PA: 36	

	AB	30
	R	2
	H	7
	RBI	2
	BB	4
	SO	5
	LOB	16

PITCHER		IP	WLS	BF	H	R	ER	SO	BB	IBB	HBP	BLK	WP	HR	S	P	ERA	WHIP
Randy Tomlin, L ERA: 3.57	(1, 1)	7.0	W	27	5	2	2	3	2	1	0	0	0	0	55	90	2.57	1.000
Bob Patterson, L ERA: 2.24	(8, 1)	0.2		4	1	0	0	1	1	0	0	0	0	0	15	25	0.00	3.000
Roger Mason, R ERA: 4.05	(8, 1)	1.1	S	5	1	0	0	1	0	0	0	0	0	0	10	13	0.00	0.750

PITCHER		IP	WLS	BF	H	R	ER	SO	BB	IBB	HBP	BLK	WP	HR	S	P	ERA	WHIP

Batter	1	2	3	4	5	6	7	8	9	AB	R	H	RBI	BB	SO	LOB
Gary Redus, R (1, 3) OBP: 0.295, SLG: 0.305 Orlando Merced, S (8, PH) OBP: 0.316, SLG: 0.368 (8, 3)	C S B S 1-3 ① K		B B S B B 4-1 G5-4-3 BB		B S B S B X 3-2 ② P8	B B C B X 3-1 ③ P2		B F X 1-1 G1-6-3 1B		3 1	0 0	0 1	0 0	1 0	1 0	3 0
Jay Bell, R (1, 6) OBP: 0.332, SLG: 0.367	C T B F C 1-3 ② K		1 SAFE B C 1 SAFE P X 2-1 ② ③ G5-4-3 1-2f		F B B C F X 2-2 ③ P4		B B X 2-0 G5-3 1B 2B	C S X 0-2 ① ② G1-6-3 1-2f		5	1	1	0	0	1	2
Andy Van Slyke, L (1, 8) OBP: 0.400, SLG: 0.513	B C B X 2-1 ③ G4-3			X 0-0 1B 1B		B X 1-0 S HR 1B	B X 1-0 ① G5-3 2-3	S F F S 0-3 ③ K		5	1	2	0	0	1	1
Barry Bonds, L (1, 7) OBP: 0.433, SLG: 0.566		F C B F B F B 4-2 G4-3 BLK BB	1 SAFE B X 1-0 ① S SF8 1-3 1B		C B X 1-1 I I I I 1-H HR		4-0 1B 2B IBB		C X 0-1 ① P6	3	3	2	2	2	0	0
Lloyd McClendon, R (1, 9) OBP: 0.346, SLG: 0.342 Alex Cole, L (7, PH) OBP: 0.336, SLG: 0.327 (7, 9)		X 0-0 ① L9	B C S B B F B 4-2 1B 1B 2-3 BB		B S B B C S 2-3 ① K	B S B F B S 2-3 ② K			B C C S 1-3 ② K	2 2	1 0	0 0	0 0	1 0	1 2	1 2
Jeff King, R (1, 4) OBP: 0.264, SLG: 0.372		B 2 SAFE C X 1-1 ② G4-3 1-3	B X 1-0 ② SF8 3-H		C C B X 1-2 E6 2B	X 0-0 2B 1-2 3-H 1B			B X 1-0 ③ F8	4	0	1	2	0	0	1
Don Slaught, R (1, 2) OBP: 0.378, SLG: 0.463		B C B B B 4-1 FC5-4 BB	1 SAFE B B X 2-0 1B 1-2 1B		1 SAFE 1 SAFE 1 SAFE 1 SAFE B B S 1 SAFE F 2-2 F X 1-3 2B	B S S X 1-2 1-3 2-H 2B				3	0	3	1	1	0	0
John Wehner, R (1, 5) OBP: 0.266, SLG: 0.245		B C B F F X 2-2 ③ FC5-4 1-2f	B F B C F F F F X 2-2 ③ 1-3 2-H 1B		I I I I 4-0 IBB	I I I I 4-0 IBB				2	0	1	1	2	0	2
Bob Walk, R (1, 1) OBP: 0.065, SLG: 0.065 Danny Cox, R (9, 1) OBP: 0.077, SLG: 0.077			F X 0-1 ① L5		F F S 0-3 ① K	X 0-0 ② P2	X 0-0 ③ L7			4 0	0 0	0 0	0 0	0 0	1 0	6 0
Inning Stats	R: 0 E: 0 K: 2 S: 9 H: 0 LOB: 0 BB: 0 P: 13	R: 0 E: 0 K: 0 S: 12 H: 0 LOB: 2 BB: 2 P: 23	R: 0 E: 0 K: 0 S: 6 H: 0 LOB: 0 BB: 1 P: 11	R: 2 E: 0 K: 0 S: 14 H: 4 LOB: 2 BB: 1 P: 24	R: 0 E: 0 K: 1 S: 10 H: 0 LOB: 0 BB: 0 P: 15	R: 2 E: 1 K: 1 S: 16 H: 3 LOB: 3 BB: 1 P: 30	R: 2 E: 0 K: 1 S: 10 H: 3 LOB: 3 BB: 2 P: 24	R: 0 E: 0 K: 1 S: 9 H: 1 LOB: 0 BB: 0 P: 10	R: 0 E: 0 K: 1 S: 6 H: 0 LOB: 0 BB: 0 P: 8	1B: 7 2B: 3 3B: 0 HR: 1 SF: 1 SAC: 0 DP: 2 HBP: 0						

TOP

Pittsburgh Pirates @ San Diego Padres

Jack Murphy Stadium, San Diego, CA

Sun Aug 30 1992, 6:33 AM EDT

Att. 18,617 - Sunny - 78 F

livebaseballscorecards.com

AB	34
R	6
H	11
RBI	6
BB	7
SO	7
LOB	18

WP: 0 PB: 0 SB: 2 CS: 0 PA: 42

PITCHER		IP	WLS	BF	H	R	ER	SO	BB	IBB	HBP	BLK	WP	HR	S	P	ERA	WHIP
Jim Deshaies, L ERA: 3.25	(1, 1)	6.1	L	31	8	6	6	4	4	2	0	1	0	1	69	125	8.53	1.895
Jose Melendez, R ERA: 3.11	(7, 1)	1.2		8	3	0	0	2	0	1	0	0	0	0	17	25	0.00	1.800
Jeremy Hernandez, R ERA: 4.71	(9, 1)	1.0		3	0	0	0	1	0	0	0	0	0	0	6	8	0.00	0.000

PITCHER	IP	WLS	BF	H	R	ER	SO	BB	IBB	HBP	BLK	WP	HR	S	P	ERA	WHIP

BOTTOM

Batter	1	2	3	4	5	6	7	8	9	AB	R	H	RBI	BB	SO	LOB
Tony Fernandez, S (1, 6) OBP: 0.336, SLG: 0.349	B B C B X 3-1 F8 ①		B X 1-0 L7 ②		X 0-0 B5-3 ③			B F B X 2-1 F8 ②		3	0	0	0	0	0	2
Craig Shipley, R (7, 6) OBP: 0.247, SLG: 0.276										1	0	0	0	0	0	1
Tony Gwynn, L (1, 9) OBP: 0.371, SLG: 0.412	B C B X 2-1 G6-3 ②		B B 2 SAFE B C X 3-1 G4-3 ③			B B B C F X 3-2 G6-3 ①		F B X 1-1 L7 ③		4	0	0	0	0	0	2
Gary Sheffield, R (1, 5) OBP: 0.388, SLG: 0.595	C X 0-1 F7 ③			B B X 2-0 HR		B F X 1-1 F9 ②			B C B F F X 2-2 HR 1B	4	2	2	1	0	0	0
Fred McGriff, L (1, 3) OBP: 0.396, SLG: 0.574		X 0-0 G6-3 ①		B B S B B 4-1 G5-4-3 BB		X 0-0 G5-3 ③			B X 1-0 1-H HR	3	1	1	2	1	0	0
Darrin Jackson, R (1, 8) OBP: 0.293, SLG: 0.415		C B F B X 2-2 L5-4 2B		C B X 1-1 G5-4-3 ① ② 1-2f			F B C B S 2-3 K ①		F C B S 1-3 K ①	4	0	1	0	0	2	1
Dan Walters, R (1, 2) OBP: 0.322, SLG: 0.439		B B B B 4-0 BB		C B F B B F F X 3-2 G6-3 ③			B X 1-0 F8 ②		B B X 2-0 F8 ②	3	0	0	0	1	0	0
Jerald Clark, R (1, 7) OBP: 0.293, SLG: 0.386	B X 1-0 2-3 L5-4 ② ③				C F B X 1-2 FC1-6 1B		X 0-0 G6-3 ③		X 0-0 G5-3 ③	4	0	1	0	0	0	2
Tim Teufel, R (1, 4) OBP: 0.335, SLG: 0.351			B C F F B B X 3-2 SH1-4 1B		B C 1 SAFE 1 SAFE X 1-1 FC1-6 SH1-4 ① 1-2f			C B B B B 4-1 BB		2	0	1	0	1	0	1
Jim Deshaies, L (1, 1) OBP: 0.263, SLG: 0.222			X 0-0 SH1-4 ① 1-2		X 0-0 SH1-4 ② 1-2			C C X 0-2 F8 ①		0	0	0	0	0	0	0
Jose Melendez, R (7, 1)										0	0	0	0	0	0	0
Oscar Azocar, L (8, PH) OBP: 0.248, SLG: 0.241										1	0	0	0	0	0	1
Jeremy Hernandez, R (9, 1)										0	0	0	0	0	0	0
Inning Stats	R: 0 H: 0 E: 0 LOB: 0 K: 0 BB: 0 S: 6 P: 11	R: 0 H: 1 E: 0 LOB: 1 K: 0 BB: 1 S: 5 P: 12	R: 0 H: 1 E: 0 LOB: 1 K: 0 BB: 0 S: 8 P: 15	R: 1 H: 1 E: 0 LOB: 0 K: 0 BB: 1 S: 9 P: 19	R: 0 H: 1 E: 0 LOB: 1 K: 0 BB: 0 S: 7 P: 9	R: 0 H: 0 E: 0 LOB: 0 K: 0 BB: 0 S: 6 P: 10	R: 0 H: 0 E: 0 LOB: 0 K: 1 BB: 0 S: 5 P: 8	R: 0 H: 0 E: 0 LOB: 1 K: 0 BB: 1 S: 8 P: 15	R: 2 H: 2 E: 0 LOB: 0 K: 1 BB: 0 S: 10 P: 16	1B: 3 SF: 0 2B: 2 SAC: 2 3B: 0 DP: 2 HR: 2 HBP: 0						

PITCHER		IP	WLS	BF	H	R	ER	SO	BB	IBB	HBP	BLK	WP	HR	S	P	ERA	WHIP
Bob Walk, R ERA: 3.16	(1, 1)	8.0	W	29	4	1	1	1	3	0	0	0	0	1	54	99	1.12	0.875
Danny Cox, R ERA: 5.0	(9, 1)	1.0		5	2	2	2	1	0	0	0	0	0	1	10	16	18.00	2.000

PITCHER	IP	WLS	BF	H	R	ER	SO	BB	IBB	HBP	BLK	WP	HR	S	P	ERA	WHIP

Pittsburgh Pirates @ San Diego Padres

Jack Murphy Stadium, San Diego, CA

Sun Aug 30 1992, 6:33 AM EDT
Att. 18,617 - Sunny - 78 F

livebaseballscorecards.com

AB	29
R	3
H	6
RBI	3
BB	3
SO	2
LOB	10

PA: 34

WP: 0
PB: 0
SB: 0
CS: 0

Batter	1	2	3	4	5	6	7	8	9	AB	R	H	RBI	BB	SO	LOB
Tony Fernandez, S (1, 6) OBP: 0.335, SLG: 0.348	C B X 1-1 ① F7		B X 1-0 ① F8		B B F F F X 2-2 ③ F8			X 0-0 G1-6-3 1B		4	0	1	0	0	0	1
Tony Gwynn, L (1, 9) OBP: 0.372, SLG: 0.415	B X 1-0 E 2B		C C X 0-2 ② F7			C F X 0-2 1B		C X 0-1 ②③ G1-6-3 1-2f		4	1	2	0	0	0	1
Gary Sheffield, R (1, 5) OBP: 0.385, SLG: 0.590	B X 1-0 ② G6-3		F F F F F B B F F F 2-3 ③ K			X 0-0 ① F8			X 0-0 ① F7	4	0	0	0	0	1	2
Fred McGriff, L (1, 3) OBP: 0.393, SLG: 0.569	X 0-0 E3 2B 2-H			C B S B S 2-3 ① K		C 1 SAFE B F F B X 2-2 ② F8			C C F F X 0-2 ② F8	4	1	0	0	0	1	1
Darrin Jackson, R (1, 8) OBP: 0.295, SLG: 0.418	F B X 1-1 ③ 1-H 2B			B S S S 1-3 ② K		C B X 1-1 ③ L6			F X 0-1 DI 1B	4	0	2	1	0	1	1
Benito Santiago, R (1, 2) OBP: 0.284, SLG: 0.391		X 0-0 G3-1 2B		C B B X 2-1 ③ F9			S B B C X 2-2 ① G1-3		B B C X 2-1 ③ F9 1-2	4	0	1	0	0	0	1
Jerald Clark, R (1, 7) OBP: 0.293, SLG: 0.386		C F B F B X 2-2 ① G5-3	B X 1-0 FC3-6 1B				B F C X 1-2 ② F9			3	0	1	0	0	0	1
Jeff Gardner, L (1, 4)		C B C F B F B X 3-2 ② G3-1 2-3	B 1 SAFE C X 1-1 ① FC3-6 SH3-4 1-2f				B F B F S 2-3 ③ K			3	0	0	0	0	1	2
Craig Lefferts, L (1, 1) OBP: 0.077, SLG: 0.077 Jeremy Hernandez, R (6, 1) Phil Stephenson, L (8, PH) OBP: 0.276, SLG: 0.269 Tim Scott, R (8, 1)		S X 0-1 ③ G6-3	L X 0-1 ② SH3-4 1-2					B B X 2-0 ① F8		1 0 1 0	0 0 0 0	0 0 0 0	0 0 0 0	0 0 0 0	0 0 0 0	1 0 0 0
Inning Stats	R: 2 E: 1 K: 0 S: 7 H: 2 LOB: 1 BB: 0 P: 11	R: 0 E: 0 K: 0 S: 12 H: 1 LOB: 1 BB: 0 P: 17	R: 0 E: 0 K: 1 S: 12 H: 0 LOB: 0 BB: 0 P: 15	R: 0 E: 0 K: 2 S: 8 H: 0 LOB: 0 BB: 0 P: 13	R: 0 E: 1 K: 0 S: 9 H: 1 LOB: 1 BB: 0 P: 13	R: 0 E: 0 K: 0 S: 10 H: 1 LOB: 1 BB: 0 P: 13	R: 0 E: 0 K: 1 S: 9 H: 0 LOB: 0 BB: 0 P: 14	R: 0 E: 0 K: 0 S: 4 H: 1 LOB: 0 BB: 0 P: 6	R: 0 E: 0 K: 0 S: 10 H: 1 LOB: 1 BB: 0 P: 12	1B: 4 2B: 3 3B: 0 HR: 0	SF: 0 SAC: 1 DP: 1 HBP: 0						

PITCHER	IP	WLS	BF	H	R	ER	SO	BB	IBB	HBP	BLK	WP	HR	S	P	ERA	WHIP
Bob Tewksbury, R (1, 1) ERA: 2.01	9.0	W	33	7	2	0	4	0	0	0	0	0	0	81	114	0.00	0.778

PITCHER	IP	WLS	BF	H	R	ER	SO	BB	IBB	HBP	BLK	WP	HR	S	P	ERA	WHIP

TOP

San Diego Padres @ St. Louis Cardinals

Busch Stadium, St. Louis, MO

Mon Aug 31 1992, 7:05 PM CDT

Att. 15,531 - Cloudy - 72 F

livebaseballscorecards.com

AB	32
R	2
H	7
RBI	1
BB	0
SO	4
LOB	11

WP: 0 PB: 0 SB: 0 CS: 0 PA: 33

Batter	1	2	3	4	5	6	7	8	9	AB	R	H	RBI	BB	SO	LOB
Bernard Gilkey, R (1, 7) OBP: 0.345, SLG: 0.387	F9		L7		G4-6-3 1B		G4-3			4	0	1	0	0	0	0
Ozzie Smith, S (1, 6) OBP: 0.364, SLG: 0.332	K		G5-3		G4-6-3 1-2f		FC6-4 1B			4	0	1	0	0	1	1
Felix Jose, S (1, 9) OBP: 0.353, SLG: 0.438	G5-3			P4	P9		K			4	0	0	0	0	1	1
Andres Galarraga, R (1, 3) OBP: 0.276, SLG: 0.375		E 2B		HR		BB 1B 1B	FC6-4 1-2f			4	3	3	1	0	0	1
Ray Lankford, L (1, 8) OBP: 0.368, SLG: 0.467		E8 G6-3 2-H 2B		G3		1B SF7 1-2 BB		FC6-5 S 1B		3	2	2	1	1	0	0
Tracy Woodson, R (1, 5) OBP: 0.342, SLG: 0.414		G6-3 3-H		1B 2B		FC4-6 1-3 2-H 1B		FC6-5 FC5-4 1-3		4	1	2	2	0	0	1
Geronimo Pena, S (1, 4) OBP: 0.366, SLG: 0.474		G1-3		2-H 1B		SF7 3-H		K		3	0	1	2	0	1	1
Tom Pagnozzi, R (1, 2) OBP: 0.297, SLG: 0.373		L4		IBB		P1		FC5-4 1-2f		3	0	0	0	1	0	2
Bob Tewksbury, R (1, 1) OBP: 0.094, SLG: 0.049			G4-3	G5-3		FC4-6 1-2f				3	0	0	0	0	0	3
Inning Stats	R: 0 E: 0 K: 1 S: 5 H: 0 LOB: 0 BB: 0 P: 8	R: 2 E: 1 K: 0 S: 10 H: 2 LOB: 0 BB: 0 P: 10	R: 0 E: 0 K: 0 S: 7 H: 0 LOB: 0 BB: 0 P: 10	R: 2 E: 0 K: 0 S: 15 H: 3 LOB: 2 BB: 1 P: 26	R: 0 E: 0 K: 0 S: 8 H: 1 LOB: 0 BB: 0 P: 11	R: 2 E: 0 K: 0 S: 13 H: 2 LOB: 1 BB: 1 P: 23	R: 0 E: 0 K: 1 S: 10 H: 1 LOB: 1 BB: 0 P: 14	R: 0 E: 0 K: 1 S: 9 H: 1 LOB: 1 BB: 0 P: 13		1B: 6 2B: 3 3B: 0 HR: 1 SF: 1 SAC: 0 DP: 1 HBP: 0						

PITCHER		IP	WLS	BF	H	R	ER	SO	BB	IBB	HBP	BLK	WP	HR	S	P	ERA	WHIP
Craig Lefferts, L ERA: 3.69	(1, 1)	5.0	L	23	7	6	5	1	1	1	0	0	0	1	48	73	9.00	1.600
Jeremy Hernandez, R ERA: 4.3	(6, 1)	2.0		8	2	0	0	1	0	0	0	0	0	0	20	29	0.00	1.000
Tim Scott, R ERA: 4.39	(8, 1)	1.0		4	1	0	0	1	0	0	0	0	0	0	9	13	0.00	1.000

PITCHER	IP	WLS	BF	H	R	ER	SO	BB	IBB	HBP	BLK	WP	HR	S	P	ERA	WHIP

BOTTOM

San Diego Padres @ St. Louis Cardinals

Busch Stadium, St. Louis, MO

Mon Aug 31 1992, 7:05 PM CDT
Att. 15,531 - Cloudy - 72 F

livebaseballscorecards.com

AB	32
R	6
H	10
RBI	6
BB	2
SO	3
LOB	10

Batter	1	2	3	4	5	6	7	8	9	AB	R	H	RBI	BB	SO	LOB
Darrin Jackson, R (1, 8) OBP: 0.293, SLG: 0.414	F C B B S 2-3 ① K			B S F X 1-2 ① G6-3		S S B S 1-3 ① K		C X 0-1 ③ F9		4	0	0	0	0	2	0
Tony Gwynn, L (1, 9) OBP: 0.373, SLG: 0.416	X 0-0 ② G3			C B X 1-1 1B 1B		B B C X 2-1 1B 1B			C X 0-1 ① F7	4	0	2	0	0	0	0
Gary Sheffield, R (1, 5) OBP: 0.386, SLG: 0.589	C S B B C 2-3 ③ K			X 0-0 1-2 1B		S X 0-1 1-2 G1-6-3 1B			B S B B F X 3-2 ② G6-3	4	0	2	0	0	1	0
Fred McGriff, L (1, 3) OBP: 0.390, SLG: 0.563		B F B B C F X 3-2 ① G4-3		C F B F B X 2-2 ② F7		B F B F X 2-2 ②③ 1-2f G1-6-3			B C B X 2-1 ③ G4-3	4	0	0	0	0	0	4
Benito Santiago, R (1, 2) OBP: 0.282, SLG: 0.387		C B B S F F B S 3-3 ② K		X 0-0 ③ L7			F B F B S 2-3 ① K			3	0	0	0	0	2	2
Tony Fernandez, S (1, 6) OBP: 0.337, SLG: 0.349		F B B B F X 2-2 ③ F9			X 0-0 WP 1B 1B		B B B B 4-0 G6-4-3 BB			2	0	1	0	1	0	0
Jerald Clark, R (1, 7) OBP: 0.291, SLG: 0.383			B X 1-0 ① P9		B X 1-0 ① F8		C 1 SAFE B F X 1-2 ②③ 1-2f G6-4-3			3	0	0	0	0	0	2
Tim Teufel, R (1, 4) OBP: 0.330, SLG: 0.346			B B S X 2-1 ② F9		1 SAFE F X 0-1 ② P9			B B C T F B F X 3-2 ① P3		3	0	0	0	0	0	1
Andy Benes, R (1, 1) OBP: 0.217, SLG: 0.241 Oscar Azocar, L (8, PH) OBP: 0.246, SLG: 0.239 Rich Rodriguez, L (8, 1)			B C F B B S 3-3 ③ K		F B F X 1-2 ③ 1-H 1B			C B C T F X 1-2 ② G4-3		2 1 0	0 0 0	1 0 0	0 0 0	0 0 0	1 0 0	0 0 0
Inning Stats	R: 0 H: 0 E: 0 LOB: 0 K: 2 BB: 0 S: 7 P: 11	R: 0 H: 0 E: 0 LOB: 0 K: 1 BB: 0 S: 12 P: 20	R: 0 H: 0 E: 0 LOB: 0 K: 1 BB: 0 S: 6 P: 12	R: 0 H: 2 E: 0 LOB: 2 K: 0 BB: 0 S: 11 P: 15	R: 0 H: 2 E: 0 LOB: 2 K: 0 BB: 0 S: 7 P: 9	R: 0 H: 2 E: 0 LOB: 1 K: 1 BB: 0 S: 10 P: 15	R: 0 H: 0 E: 0 LOB: 0 K: 1 BB: 1 S: 6 P: 13	R: 0 H: 0 E: 0 LOB: 0 K: 0 BB: 0 S: 10 P: 14	R: 0 H: 0 E: 0 LOB: 0 K: 0 BB: 0 S: 7 P: 12	1B: 6 SF: 0 2B: 0 SAC: 0 3B: 0 DP: 2 HR: 0 HBP: 0						

PITCHER	IP	WLS	BF	H	R	ER	SO	BB	IBB	HBP	BLK	WP	HR	S	P	ERA	WHIP
Donovan Osborne, L (1, 1) ERA: 3.58	7.0	W	25	6	0	0	6	1	0	0	0	1	0	59	95	0.00	1.000
Todd Worrell, R (8, 1) ERA: 2.5	1.0		3	0	0	0	0	0	0	0	0	0	0	10	14	0.00	0.000
Lee Smith, R (9, 1) ERA: 2.82	1.0	S	3	0	0	0	0	0	0	0	0	0	0	7	12	0.00	0.000

PITCHER	IP	WLS	BF	H	R	ER	SO	BB	IBB	HBP	BLK	WP	HR	S	P	ERA	WHIP

San Diego Padres @ St. Louis Cardinals

Busch Stadium, St. Louis, MO

Tue Sep 01 1992, 7:05 PM CDT
Att. 16,079 - Cloudy - 83 F

TOP

livebaseballscorecards.com

AB	30
R	0
H	6
RBI	0
BB	1
SO	6
LOB	9

WP: 1 PA: 31
PB: 0
SB: 0
CS: 0

Batter	1	2	3	4	5	6	7	8	9	AB	R	H	RBI	BB	SO	LOB
Geronimo Pena, S (1, 4) OBP: 0.378, SLG: 0.504	F B F X 1-2 HR		X 0-0 G4-6-3 1B		B B C B B 4-1 CS BB		B C 1 SAFE 1 SAFE S 1 SAFE P 2-2 ③ CS 1-2	X 0-0 ① F8		3	1	2	1	1	0	0
Ozzie Smith, S (1, 6) OBP: 0.363, SLG: 0.333	B C B F B X 3-2 1B 2B		P 1 SAFE 1 SAFE C 1 SAFE X 1-1 ① ② G4-6-3 1-2f		B B C F B X 3-2 ② ③ F7 1-2			B C F B B F X 3-2 ② F8		4	0	1	0	0	0	2
Ray Lankford, L (1, 8) OBP: 0.367, SLG: 0.465	X 0-0 S 2-3 1B		S S B S 1-3 ③ K			C F X 0-2 ① G3		C F B X 1-2 ③ L7		4	0	1	0	0	1	0
Felix Jose, S (1, 9) OBP: 0.353, SLG: 0.440	S S S 0-3 ① K2-3 1-2			X 0-0 F9 2B		F B X 1-1 ② G3-1				3	0	1	0	0	1	2
Andres Galarraga, R (1, 3) OBP: 0.277, SLG: 0.374	B S F F B B S 3-3 ② K			B C F 2 SAFE S 1-3 ① K		X 0-0 1B				3	0	1	0	0	2	3
Rod Brewer, L (1, 7)	B B B X 3-0 ③ P5			B C F F X 1-2 ② F9 2-3		1 SAFE 1 SAFE S 1 SAFE X 0-1 ③ G1-3				3	0	0	0	0	0	4
Tracy Woodson, R (1, 5) OBP: 0.329, SLG: 0.397		B X 1-0 ① G6-3		X 0-0 P4			C X 0-1 ① G4-3			3	0	0	0	0	0	1
Tom Pagnozzi, R (1, 2) OBP: 0.297, SLG: 0.380		B X 1-0 ② F9			X 0-0 HR		B F C X 1-2 ② P3			3	1	1	1	0	0	0
Donovan Osborne, S (1, 1) OBP: 0.125, SLG: 0.167 Gerald Perry, L (7, PH) OBP: 0.302, SLG: 0.308 Todd Worrell, R (8, 1) Lee Smith, R (9, 1)		F B S B S 2-3 ③ K			S B F X 1-2 ① G6-3		S B B B B 4-1 CS BB			2 0 0 0	0 0 0 0	0 0 0 0	0 1 0 0	0 0 0 0	1 0 0 0	0 0 0 0
Inning Stats	R: 1 E: 0 K: 2 S: 15 H: 3 LOB: 2 BB: 0 P: 25	R: 0 E: 0 K: 1 S: 5 H: 0 LOB: 0 BB: 0 P: 9	R: 0 E: 0 K: 1 S: 7 H: 1 LOB: 0 BB: 0 P: 8	R: 0 E: 0 K: 1 S: 9 H: 1 LOB: 1 BB: 0 P: 11	R: 1 E: 0 K: 0 S: 8 H: 1 LOB: 0 BB: 1 P: 16	R: 0 E: 0 K: 0 S: 8 H: 1 LOB: 1 BB: 0 P: 9	R: 0 E: 0 K: 0 S: 9 H: 0 LOB: 0 BB: 1 P: 15	R: 0 E: 0 K: 0 S: 8 H: 0 LOB: 0 BB: 0 P: 12		1B: 3 2B: 2 3B: 0 HR: 2		SF: 0 SAC: 0 DP: 1 HBP: 0		WP: 0 PB: 0 SB: 1 CS: 2		PA: 31

PITCHER		IP	WLS	BF	H	R	ER	SO	BB	IBB	HBP	BLK	WP	HR	S	P	ERA	WHIP
Andy Benes, R ERA: 3.64	(1, 1)	7.0	L	27	7	2	2	5	2	0	0	0	0	2	61	93	2.57	1.286
Rich Rodriguez, L ERA: 2.44	(8, 1)	1.0		3	0	0	0	0	0	0	0	0	0	0	8	12	0.00	0.000

PITCHER	IP	WLS	BF	H	R	ER	SO	BB	IBB	HBP	BLK	WP	HR	S	P	ERA	WHIP

BOTTOM

San Diego Padres @ St. Louis Cardinals

Busch Stadium, St. Louis, MO

Tue Sep 01 1992, 7:05 PM CDT
Att. 16,079 - Cloudy - 83 F

livebaseballscorecards.com

AB	28
R	2
H	7
RBI	2
BB	2
SO	5
LOB	12

San Diego Padres @ St. Louis Cardinals

Busch Stadium, St. Louis, MO

Wed Sep 02 1992, 7:05 PM CDT

Att. 19,922 - Cloudy - 84 F

TOP

livebaseballscorecards.com

Batter	1	2	3	4	5	6	7	8	9	AB	R	H	RBI	BB	SO	LOB
Tony Fernandez, S (1, 6) OBP: 0.336, SLG: 0.347	G4-3		1B	G4-6-3 1-2f			G6-3		L6	5	0	1	0	0	0	3
Tony Gwynn, L (1, 9) OBP: 0.373, SLG: 0.415	P3		G5-4-3 1-3 1B		G4-3		PB 1B		G1-3	5	0	2	0	0	0	1
Gary Sheffield, R (1, 5) OBP: 0.383, SLG: 0.585	F8		G5-4-3 1-2f		P6		F8 1-2			4	0	0	0	0	0	3
Fred McGriff, L (1, 3) OBP: 0.391, SLG: 0.569		BB		G6-3	HR			G1-3		3	1	1	1	1	0	0
Darrin Jackson, R (1, 8) OBP: 0.292, SLG: 0.413		P4		2B 1B	G5-3			F9		4	1	1	0	0	0	1
Benito Santiago, R (1, 2) OBP: 0.285, SLG: 0.392		L8		1 SAFE 1B 1-3 1B		L6		1B		4	1	2	0	0	0	1
Jerald Clark, R (1, 7) OBP: 0.290, SLG: 0.382		K		1B E 2-3 3-H		F7		F8		4	1	1	1	0	1	2
Tim Teufel, R (1, 4) OBP: 0.333, SLG: 0.365			HR	1B E 2-3 3-H		P3			F9	4	1	2	2	0	0	0
Bruce Hurst, L (1, 1) OBP: 0.179, SLG: 0.188			G4-3	1 SAFE G4-6-3 1-3 3-H			K		1B	3	0	1	0	0	1	0
Randy Myers, L (8, 1) OBP: 0.200, SLG: 0.200										1	0	1	0	0	0	0

	AB	37
	R	5
	H	12
	RBI	4
	BB	1
	SO	2
	LOB	11

Inning Stats	1	2	3	4	5	6	7	8	9
	R: 0 E: 0 K: 0 S: 4	H: 0 LOB: 0 BB: 0 P: 7	R: 0 E: 0 K: 1 S: 12	H: 0 LOB: 1 BB: 1 P: 22	R: 1 E: 0 K: 0 S: 8	H: 3 LOB: 1 BB: 0 P: 13	R: 3 E: 1 K: 0 S: 12	H: 5 LOB: 1 BB: 0 P: 17	R: 1 E: 0 K: 0 S: 8	H: 1 LOB: 0 BB: 0 P: 10	R: 0 E: 0 K: 0 S: 5	H: 0 LOB: 0 BB: 0 P: 9	R: 0 E: 0 K: 1 S: 10	H: 1 LOB: 1 BB: 0 P: 16	R: 0 E: 0 K: 0 S: 8	H: 1 LOB: 1 BB: 0 P: 14	R: 0 E: 0 K: 0 S: 9	H: 1 LOB: 1 BB: 0 P: 13

| | | | | | | | | | |

BOTTOM

Batter	1	2	3	4	5	6	7	8	9	AB	R	H	RBI	BB	SO	LOB
Geronimo Pena, S (1, 4) OBP: 0.379, SLG: 0.500	SSBBS 2-3 K ①		C X 0-1 1-2 1B ①		B X 1-0 2B 1B ①		1 SAFE X 0-0 P4 ②		B X 1-0 G4-3 1-3 ①	5	1	2	0	0	1	2
Ozzie Smith, S (1, 6) OBP: 0.362, SLG: 0.335	X 0-0 F9 ②		C B X 1-1 G4-3 ③		B B X 2-0 S 1-H 2B ②		X 0-0 FC6-4 1-2f ③		F X 0-1 SF9 3-H ②	4	0	1	2	0	0	3
Felix Jose, S (1, 9) OBP: 0.349, SLG: 0.434	B X 1-0 G6-3 ③			X 0-0 G6-3 ①	B C X 1-1 L4 2-3 ②			B F X 1-1 G4-3 ①	B B F B X 3-1 G6-3 ③	5	0	0	0	0	0	2
Andres Galarraga, R (1, 3) OBP: 0.279, SLG: 0.376		C C S 0-3 K ①		C X 0-1 1B BB SF8 1B	S B B X 2-1 G4-3 ③			X 0-0 1B 1B 1B		4	2	2	0	0	1	1
Ray Lankford, L (1, 8) OBP: 0.368, SLG: 0.464		B S B X 2-1 G3 ②		B F B C B F 1 SAFE F B 4-2 1B 1-2 BB		S B X 1-1 F9 ①		B C X 1-1 1B 1-2 1B		3	0	1	0	1	0	0
Todd Zeile, R (1, 5) OBP: 0.343, SLG: 0.352		X 0-0 F9 ③		B C B X 2-1 1-2 2-3 1B		C X 0-1 F8 ②		B C X 1-1 F7 ②		4	0	1	0	0	0	2
Bernard Gilkey, R (1, 7) OBP: 0.347, SLG: 0.390			C S B X 1-2 CS 1B	C B B B X 3-1 SF8 3-H ②		F F X 0-2 P3 ③		B X 1-0 1-3 2-H 1B		3	0	2	2	0	0	0
Tom Pagnozzi, R (1, 2) OBP: 0.296, SLG: 0.378			1 SAFE C 1 SAFE X 0-1 1B 1-2 ①	F X 0-1 F8 ③			C X 0-1 G6-3 ①	S X 0-1 F9 ③		4	0	1	0	0	0	4
Mark Clark, R (1, 1) OBP: 0.172, SLG: 0.172 Cris Carpenter, R (4, 1) OBP: 0.500, SLG: 0.500 José Oquendo, S (5, PH) OBP: 0.355, SLG: 0.444 Bryn Smith, R (6, 1) Ozzie Canseco, R (7, PH) OBP: 1.000, SLG: 1.000 Frank DiPino, L (8, 1) Tracy Woodson, R (9, PH) OBP: 0.338, SLG: 0.405 Rex Hudler, R (9, PR) OBP: 0.276, SLG: 0.389			1 SAFE M M B 1 SAFE L 1-3 K ②		C S B F C 1-3 K ①		C B X 1-1 FC6-4 1B		B X 1-0 G4-3 WP SF9 1B	1 0 1 0 1 0 1 0	0 0 0 0 0 0 0 1	0 0 0 0 1 0 0 0	0 0 0 0 0 0 0 0	0 0 0 0 0 0 0 0	1 0 0 0 0 0 0 0	1 0 0 0 0 0 0 0
Inning Stats	R: 0 E: 0 K: 1 S: 5 H: 0 LOB: 0 BB: 0 P: 8	R: 0 E: 0 K: 1 S: 6 H: 0 LOB: 0 BB: 0 P: 8	R: 0 E: 0 K: 1 S: 12 H: 3 LOB: 2 BB: 0 P: 15	R: 1 E: 0 K: 0 S: 13 H: 2 LOB: 2 BB: 1 P: 22	R: 1 E: 0 K: 1 S: 10 H: 2 LOB: 1 BB: 0 P: 17	R: 0 E: 0 K: 0 S: 7 H: 0 LOB: 0 BB: 0 P: 8	R: 0 E: 0 K: 0 S: 6 H: 1 LOB: 1 BB: 0 P: 7	R: 1 E: 0 K: 0 S: 10 H: 3 LOB: 2 BB: 0 P: 14	R: 1 E: 0 K: 0 S: 6 H: 1 LOB: 1 BB: 0 P: 11	1B: 11 2B: 1 3B: 0 HR: 0	SF: 2 SAC: 0 DP: 0 HBP: 0					

PITCHER		IP	WLS	BF	H	R	ER	SO	BB	IBB	HBP	BLK	WP	HR	S	P	ERA	WHIP
Bruce Hurst, L ERA: 3.54	(1, 1)	7.0	W	29	8	2	2	4	1	0	0	0	0	0	59	85	2.57	1.286
Randy Myers, L ERA: 4.52	(8, 1)	2.0	S	10	4	2	2	0	0	0	0	0	1	0	16	25	9.00	2.000

PITCHER	IP	WLS	BF	H	R	ER	SO	BB	IBB	HBP	BLK	WP	HR	S	P	ERA	WHIP

San Diego Padres @ St. Louis Cardinals

Busch Stadium, St. Louis, MO

Wed Sep 02 1992, 7:05 PM CDT

Att. 19,922 - Cloudy - 84 F

livebaseballscorecards.com

AB	36
R	4
H	12
RBI	4
BB	1
SO	4
LOB	15

WP: 1 PB: 0 SB: 1 CS: 1 PA: 39

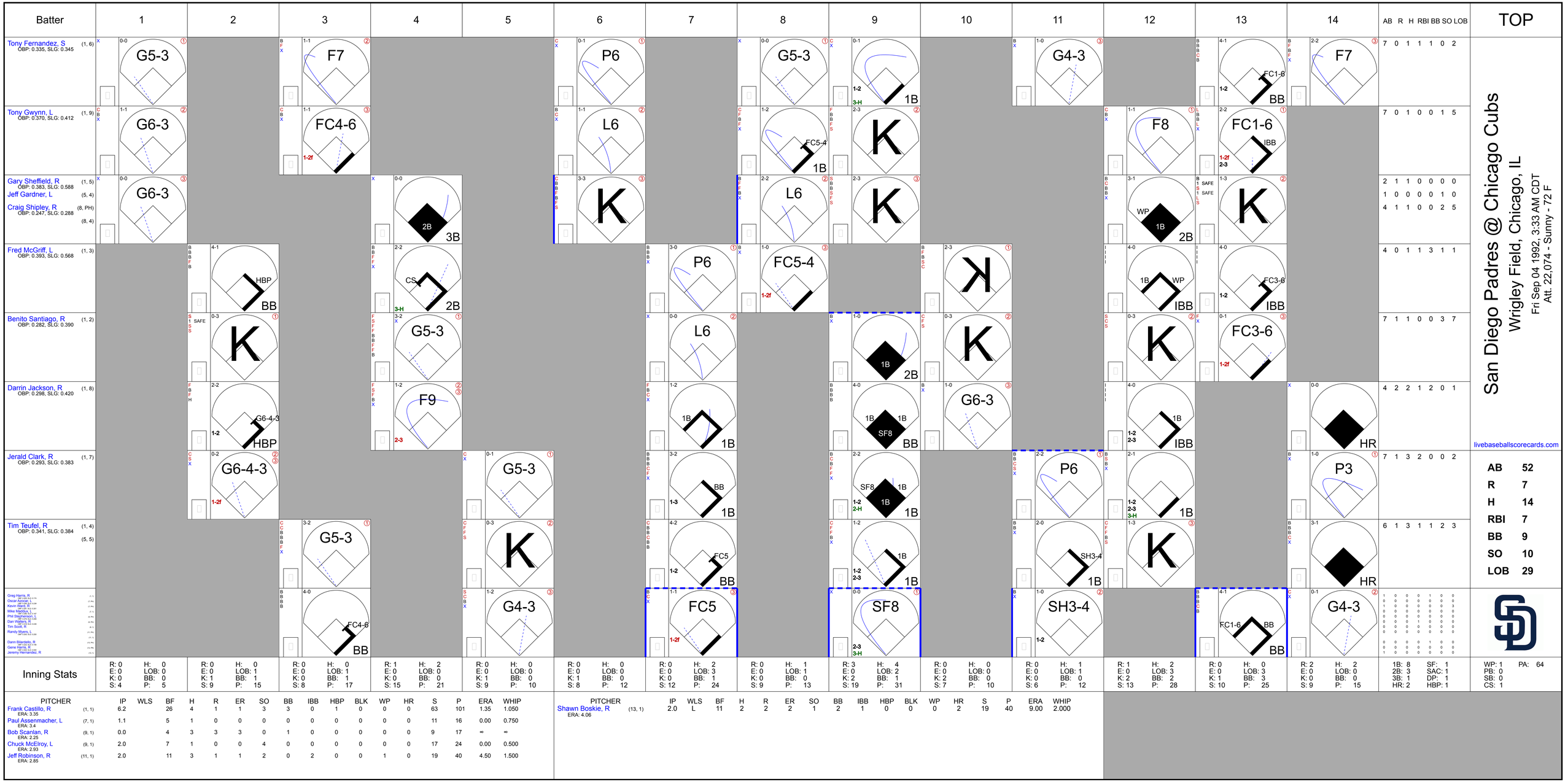
Batter
1
2
3
4
5
6
7
8
9
10
11
12
13
14
AB R H RBI BB SO LOB
TOP
Tony Fernandez, S (1, 6) OBP: 0.335, SLG: 0.345
G5-3
F7
P6
G5-3
G4-3
FC1-6 BB
F7
7 0 1 1 1 0 2
Tony Gwynn, L (1, 9) OBP: 0.370, SLG: 0.412
G6-3
FC4-6
L6
FC5-4 1B
K
F8
FC1-6 IBB
7 0 1 0 0 1 5
Gary Sheffield, R (1, 5) OBP: 0.383, SLG: 0.588
Jeff Gardner, L (5, 4)
Craig Shipley, R (8, PH) (8, 4) OBP: 0.247, SLG: 0.288
G6-3
2B 3B
K
L6
K
WP 1B 2B
K
2 1 1 0 0 0 0
1 0 0 0 0 1 0
4 1 1 0 0 2 5
Fred McGriff, L (1, 3) OBP: 0.393, SLG: 0.568
HBP BB
CS 2B
P6
FC5-4
K
1B WP IBB
FC3-6 IBB
4 0 1 1 3 1 1
Benito Santiago, R (1, 2) OBP: 0.282, SLG: 0.390
K
G5-3
L6
1B 2B
K
K
FC3-6
7 1 1 0 0 3 7
Darrin Jackson, R (1, 8) OBP: 0.298, SLG: 0.420
G6-4-3 HBP
F9
1B 1B
SF8 BB
G6-3
1B IBB
HR
4 2 2 1 2 0 1
Jerald Clark, R (1, 7) OBP: 0.293, SLG: 0.383
G6-4-3
G5-3
1B
BB 1B
SF8 1B 1B
P6
1B
P3
7 1 3 2 0 0 2
Tim Teufel, R (1, 4) OBP: 0.341, SLG: 0.384
(5, 5)
G5-3
K
FC5 BB
1B
SH3-4
K
HR
6 1 3 1 1 2 3
FC4-6 BB
G4-3
SF8
SH3-4
FC1-6 BB
G4-3
Greg Harris, R
Oscar Azocar, L
Kevin Ward, R
Mike Maddux, L
Phil Stephenson, L
Dan Higginbotham, R
Tim Scott, R
Randy Myers, L
Darrin Blandello, R
Gene Harris, R
Jeremy Hernandez, R
Inning Stats
R: 0 E: 0 K: 0 S: 4 H: 0 LOB: 0 BB: 0 P: 5
R: 0 E: 0 K: 1 S: 9 H: 0 LOB: 1 BB: 1 P: 15
R: 0 E: 0 K: 0 S: 8 H: 0 LOB: 1 BB: 1 P: 17
R: 1 E: 0 K: 0 S: 15 H: 2 LOB: 0 BB: 0 P: 21
R: 0 E: 0 K: 1 S: 9 H: 0 LOB: 0 BB: 0 P: 10
R: 0 E: 0 K: 1 S: 8 H: 0 LOB: 0 BB: 0 P: 12
R: 0 E: 0 K: 0 S: 12 H: 2 LOB: 3 BB: 1 P: 24
R: 0 E: 0 K: 0 S: 9 H: 1 LOB: 1 BB: 0 P: 13
R: 3 E: 0 K: 2 S: 19 H: 4 LOB: 2 BB: 1 P: 31
R: 0 E: 0 K: 2 S: 7 H: 0 LOB: 0 BB: 0 P: 10
R: 0 E: 0 K: 0 S: 6 H: 1 LOB: 1 BB: 0 P: 12
R: 1 E: 0 K: 2 S: 13 H: 2 LOB: 3 BB: 2 P: 28
R: 0 E: 0 K: 1 S: 10 H: 0 LOB: 3 BB: 3 P: 25
R: 2 E: 0 K: 0 S: 9 H: 2 LOB: 0 BB: 0 P: 15
1B: 8 2B: 3 3B: 1 HR: 2
SF: 1 SAC: 1 DP: 1 HBP: 1
WP: 1 PB: 0 SB: 0 CS: 1
PA: 64
PITCHER IP WLS BF H R ER SO BB IBB HBP BLK WP HR S P ERA WHIP
Frank Castillo, R (1, 1) ERA: 3.35 6.2 26 4 1 1 3 3 0 1 0 0 0 63 101 1.35 1.050
Paul Assenmacher, L (7, 1) ERA: 3.4 1.1 5 1 0 0 0 0 0 0 0 0 0 11 16 0.00 0.750
Bob Scanlan, R (9, 1) ERA: 2.25 0.0 4 3 3 3 0 1 0 0 0 0 0 9 17 ∞ ∞
Chuck McElroy, L (9, 1) ERA: 2.93 2.0 7 1 0 0 4 0 0 0 0 0 0 17 24 0.00 0.500
Jeff Robinson, R (11, 1) ERA: 2.85 2.0 11 3 1 1 2 0 2 0 0 1 0 19 40 4.50 1.500
PITCHER IP WLS BF H R ER SO BB IBB HBP BLK WP HR S P ERA WHIP
Shawn Boskie, R (13, 1) ERA: 4.08 2.0 L 11 2 2 2 1 2 1 0 0 0 2 19 40 9.00 2.000
San Diego Padres @ Chicago Cubs
Wrigley Field, Chicago, IL
Fri Sep 04 1992, 3:33 AM CDT
Att. 22,074 - Sunny - 72 F
livebaseballscorecards.com
AB 52
R 7
H 14
RBI 7
BB 9
SO 10
LOB 29

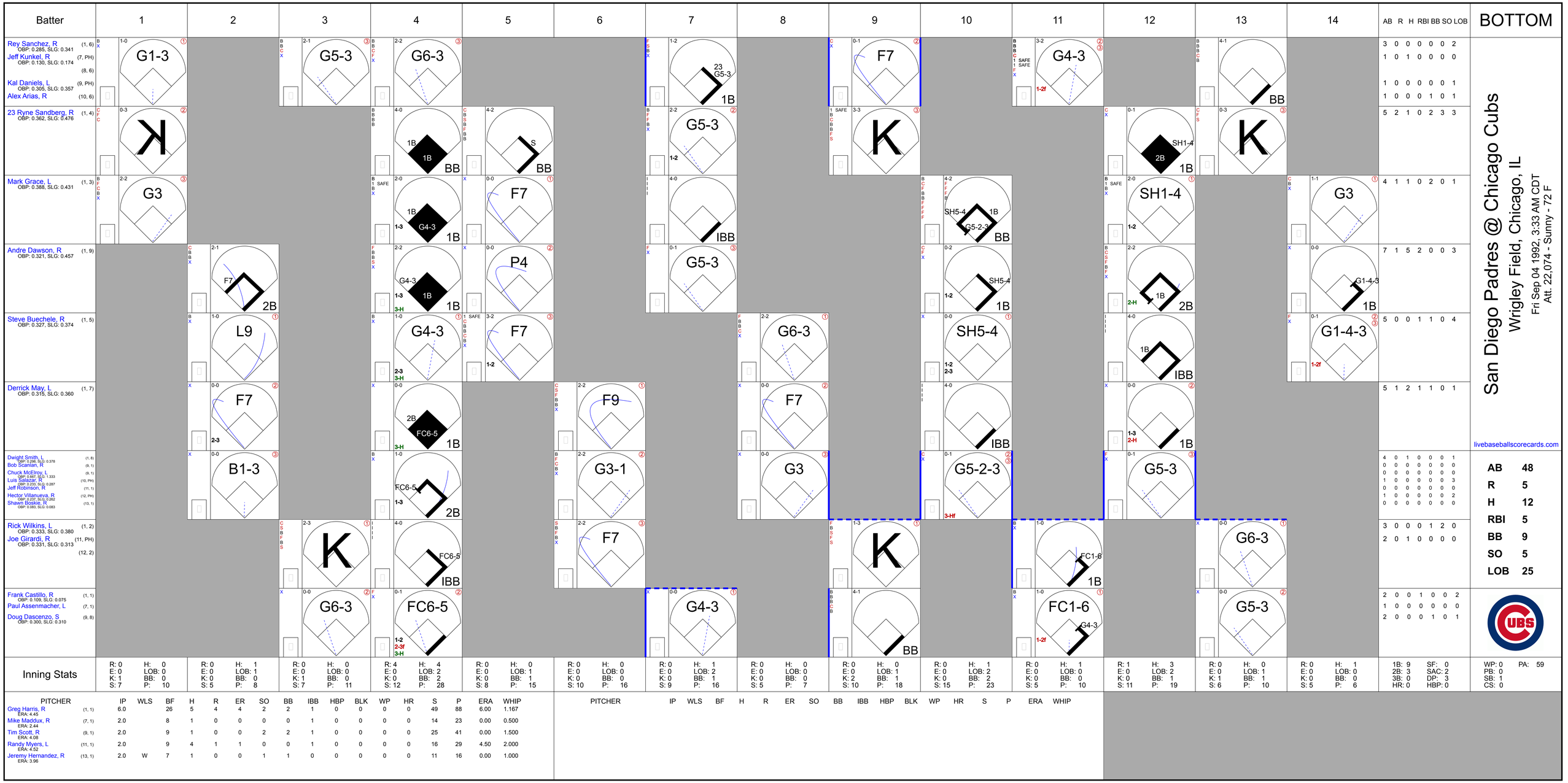

San Diego Padres @ Chicago Cubs

Wrigley Field, Chicago, IL

Fri Sep 04 1992, 3:33 AM CDT
Att. 22,074 - Sunny - 72 F

livebaseballscorecards.com

Batter	1	2	3	4	5	6	7	8	9	10	11	12	13	14	AB	R	H	RBI	BB	SO	LOB
Rey Sanchez, R (1, 6) OBP: 0.285, SLG: 0.341	G1-3		G5-3	G6-3			23 G5-3 1B		F7		G4-3 1-2f		BB		3	0	0	0	0	0	2
Jeff Kunkel, R (7, PH) OBP: 0.130, SLG: 0.174															1	0	1	0	0	0	0
(8, 6)																					
Kal Daniels, L (9, PH) OBP: 0.305, SLG: 0.357															1	0	0	0	0	0	1
Alex Arias, R (10, 6)															1	0	0	0	1	0	1
23 Ryne Sandberg, R (1, 4) OBP: 0.362, SLG: 0.476	K			1B 1B BB	S BB		G5-3 1-2		K			SH1-4 2B 1B	K		5	2	1	0	2	3	3
Mark Grace, L (1, 3) OBP: 0.388, SLG: 0.431	G3			1B G4-3 1-3 1B	F7		IBB			SH5-4 1B G5-2-3 BB		SH1-4 1-2		G3	4	1	1	0	2	0	1
Andre Dawson, R (1, 9) OBP: 0.321, SLG: 0.457		F7 2B		G4-3 1B 1-3 3-H 1B	P4		G5-3			SH5-4 1-2 1B		1B 2-H 2B		G1-4-3 1B	7	1	5	2	0	0	3
Steve Buechele, R (1, 5) OBP: 0.327, SLG: 0.374		L9		G4-3 2-3 3-H	F7 1-2			G6-3		SH5-4 1-2 2-3		1B IBB		G1-4-3 1-2f	5	0	0	1	1	0	4
Derrick May, L (1, 7) OBP: 0.315, SLG: 0.360		F7 2-3		2B FC6-5 3-H 1B		F9		F7		IBB		1-3 2-H 1B			5	1	2	1	1	0	1
Dwight Smith, L (1, 8) OBP: 0.298, SLG: 0.378															4	0	1	0	0	0	1
Bob Scanlan, R (9, 1)															0	0	0	0	0	0	0
Chuck McElroy, L (9, 1) OBP: 0.667, SLG: 1.333															0	0	0	0	0	0	0
Luis Salazar, R (10, PH) OBP: 0.233, SLG: 0.287															1	0	0	0	0	0	3
Jeff Robinson, R (11, 1)															0	0	0	0	0	0	0
Hector Villanueva, R (12, PH) OBP: 0.237, SLG: 0.262															1	0	0	0	0	0	2
Shawn Boskie, R (13, 1) OBP: 0.083, SLG: 0.083															0	0	0	0	0	0	0
Rick Wilkins, L (1, 2) OBP: 0.333, SLG: 0.380			K	FC6-5 IBB		F7			K		FC1-6 1B		G6-3		3	0	0	0	1	2	0
Joe Girardi, R (11, PH) OBP: 0.331, SLG: 0.313															2	0	1	0	0	0	0
(12, 2)																					
Frank Castillo, R (1, 1) OBP: 0.109, SLG: 0.075			G6-3	FC6-5 1-2 2-3f 3-H			G4-3				FC1-6 G4-3 1-2f		G5-3		2	0	0	1	0	0	2
Paul Assenmacher, L (7, 1)															1	0	0	0	0	0	0
Doug Dascenzo, S (9, 8) OBP: 0.300, SLG: 0.310															2	0	0	0	1	0	1

Inning Stats	1	2	3	4	5	6	7	8	9	10	11	12	13	14	AB	R	H	RBI	BB	SO	LOB
	R: 0 E: 0 K: 1 S: 7	H: 0 LOB: 0 BB: 0 P: 10	R: 0 E: 0 K: 0 S: 5	H: 1 LOB: 1 BB: 0 P: 8	R: 0 E: 0 K: 1 S: 7	H: 0 LOB: 0 BB: 0 P: 11	R: 4 E: 0 K: 0 S: 12	H: 4 LOB: 2 BB: 2 P: 28	R: 0 E: 0 K: 0 S: 8	H: 0 LOB: 1 BB: 1 P: 15	R: 0 E: 0 K: 0 S: 10	H: 0 LOB: 0 BB: 0 P: 16	R: 0 E: 0 K: 0 S: 9	H: 1 LOB: 2 BB: 1 P: 16	R: 0 E: 0 K: 0 S: 5	H: 0 LOB: 0 BB: 0 P: 7	R: 0 E: 0 K: 2 S: 10	H: 0 LOB: 1 BB: 1 P: 18	R: 0 E: 0 K: 0 S: 15	H: 1 LOB: 2 BB: 2 P: 23	R: 0 E: 0 K: 0 S: 5	H: 1 LOB: 0 BB: 0 P: 10	R: 1 E: 0 K: 0 S: 11	H: 3 LOB: 2 BB: 1 P: 19	R: 0 E: 0 K: 1 S: 6	H: 0 LOB: 1 BB: 1 P: 10	R: 0 E: 0 K: 0 S: 5	H: 1 LOB: 0 BB: 0 P: 6	1B: 9 2B: 3 3B: 0 HR: 0	SF: 0 SAC: 2 DP: 3 HBP: 0	WP: 0 PB: 0 SB: 1 CS: 0	PA: 59

PITCHER		IP	WLS	BF	H	R	ER	SO	BB	IBB	HBP	BLK	WP	HR	S	P	ERA	WHIP
Greg Harris, R ERA: 4.45	(1, 1)	6.0		26	5	4	4	2	2	1	0	0	0	0	49	88	6.00	1.167
Mike Maddux, R ERA: 2.44	(7, 1)	2.0		8	1	0	0	0	0	1	0	0	0	0	14	23	0.00	0.500
Tim Scott, R ERA: 4.08	(9, 1)	2.0		9	1	0	0	2	2	1	0	0	0	0	25	41	0.00	1.500
Randy Myers, L ERA: 4.52	(11, 1)	2.0		9	4	1	1	0	0	1	0	0	0	0	16	29	4.50	2.000
Jeremy Hernandez, R ERA: 3.96	(13, 1)	2.0	W	7	1	0	0	1	1	0	0	0	0	0	11	16	0.00	1.000

PITCHER	IP	WLS	BF	H	R	ER	SO	BB	IBB	HBP	BLK	WP	HR	S	P	ERA	WHIP

Batter	1	2	3	4	5	6	7	8	9	AB	R	H	RBI	BB	SO	LOB
Tony Fernandez, S (1, 6) OBP: 0.337, SLG: 0.352	B X 1-0 G6-3 G4-3 1B		X 0-0 ② G4-3		B S B X 2-1 HR		1 SAFE 1 SAFE B 1 F B F B F 4-2 B BB 1-2 BB		B C C F C 1-3 ② K	4	1	2	1	1	1	0
Tony Gwynn, L (1, 9) OBP: 0.370, SLG: 0.410	C B 1 SAFE F 1 SAFE B 1 SAFE F X 2-2 ① G4-3 1-2		B B C B X 3-1 ③ G6-3		F X 0-1 1B		B B B C B 4-1 1-2 2-3 BB		B X 1-0 ③ G4-3	4	0	1	0	1	0	1
Tim Teufel, R (1, 5) OBP: 0.339, SLG: 0.381	C B F X 1-2 ② G6-3 2-3			C B B C X 2-2 HR 1B	1 SAFE B B B C C S 3-3 ③ K		C B C B S 2-3 ③ K			4	1	1	0	0	2	5
Fred McGriff, L (1, 3) OBP: 0.394, SLG: 0.573	B F B B B 4-1 BB			X 0-0 1-H HR		B C S B S 2-3 ① K		B B X 2-0 ① G4-3		3	1	1	2	1	1	0
Darrin Jackson, R (1, 8) OBP: 0.296, SLG: 0.416	B F F C 1-3 ③ K			B F F X 1-2 ① F9		B S X 1-1 ② G5-3		B X 1-0 ② P3		4	0	0	0	0	1	2
Dan Walters, R (1, 2) OBP: 0.318, SLG: 0.430 Benito Santiago, R (8, PR) OBP: 0.282, SLG: 0.390 (8, 2)		X 0-0 ① G6-3		C B F B F B X 3-2 ② G6-3		C X 0-1 ③ G6-3		H 1-0 HR HBP		3 0	0 1	0 0	0 0	0 0	0 0	0 0
Jerald Clark, R (1, 7) OBP: 0.292, SLG: 0.389		C X 0-1 ② G5-3		B F X 1-1 ③ F8			C F B C 1-3 ① K	C B F F X 1-2 1-H HR		4	1	1	2	0	1	0
Craig Shipley, R (1, 4) OBP: 0.247, SLG: 0.286		B X 1-0 ③ G4-3			F C B C 1-3 ① K		B F X 1-1 BB BB 1B	B X 1-0 ③ F8		4	0	1	0	0	1	1
Jim Deshaies, L (1, 1) OBP: 0.238, SLG: 0.200 Oscar Azocar, L (7, PH) OBP: 0.244, SLG: 0.237 Jose Melendez, R (7, 1) Rich Rodriguez, L (8, 1) Jeremy Hernandez, R (8, 1) Kevin Ward, R (9, PH) OBP: 0.279, SLG: 0.298 Randy Myers, L (9, 1) OBP: 0.200, SLG: 0.200			C X 0-1 ① G6-3		C F B X 1-2 ② G3-1		L X 0-1 ② F8		C B C B B C 3-3 ① K	2 1 0 0 0 0 1 0	0 0 0 0 0 0 0 0	0 0 0 0 0 0 0 0	0 0 0 0 0 0 1 0	0 0 0 0 0 0 0 0	0 1 0 0 0 1 0 0	0 0 0 0 0 0 0 0
Inning Stats	R: 0 H: 1 E: 0 LOB: 2 K: 1 BB: 1 S: 12 P: 21	R: 0 H: 0 E: 0 LOB: 0 K: 0 BB: 0 S: 4 P: 5	R: 0 H: 0 E: 0 LOB: 0 K: 0 BB: 0 S: 5 P: 8	R: 2 H: 2 E: 0 LOB: 0 K: 0 BB: 0 S: 13 P: 20	R: 1 H: 2 E: 0 LOB: 1 K: 2 BB: 0 S: 13 P: 20	R: 0 H: 0 E: 0 LOB: 0 K: 1 BB: 0 S: 7 P: 10	R: 0 H: 1 E: 0 LOB: 3 K: 2 BB: 2 S: 14 P: 26	R: 2 H: 1 E: 0 LOB: 1 K: 0 BB: 0 S: 7 P: 13	R: 0 H: 0 E: 0 LOB: 0 K: 2 BB: 0 S: 8 P: 13	1B: 4 SF: 0 2B: 0 SAC: 0 3B: 0 DP: 0 HR: 3 HBP: 1						

PITCHER		IP	WLS	BF	H	R	ER	SO	BB	IBB	HBP	BLK	WP	HR	S	P	ERA	WHIP
Greg Maddux, R ERA: 2.21	(1, 1)	7.2	L	33	6	4	4	6	3	0	1	0	0	2	70	116	4.70	1.174
Jeff Robinson, R ERA: 2.97	(8, 1)	0.1		2	1	1	1	0	0	0	0	0	0	1	5	7	27.00	3.000
Chuck McElroy, L ERA: 2.89	(9, 1)	1.0		3	0	0	0	2	0	0	0	0	0	0	8	13	0.00	0.000

PITCHER	IP	WLS	BF	H	R	ER	SO	BB	IBB	HBP	BLK	WP	HR	S	P	ERA	WHIP

TOP

San Diego Padres @ Chicago Cubs

Wrigley Field, Chicago, IL

Sat Sep 05 1992, 3:33 AM CDT

Att. 33,116 - Cloudy - 73 F

livebaseballscorecards.com

AB	34
R	5
H	7
RBI	5
BB	3
SO	8
LOB	10

WP: 0	PB: 0	SB: 0	CS: 0	PA: 38						

BOTTOM

San Diego Padres @ Chicago Cubs

Wrigley Field, Chicago, IL

Sat Sep 05 1992, 3:33 AM CDT

Att. 33,116 - Cloudy - 73 F

livebaseballscorecards.com

Batter	1	2	3	4	5	6	7	8	9	AB	R	H	RBI	BB	SO	LOB
Doug Dascenzo, S (1, 8) OBP: 0.295, SLG: 0.305	B C L S 1-3 K ①		B B X 2-0 L7 ①		C C B X 1-2 P4 ①	B X 1-0 F8 ③		C F B S 1-3 K ③		5	0	0	0	0	2	4
Chuck McElroy, L (9, 1) OBP: 0.667, SLG: 1.333										0	0	0	0	0	0	0
23 Ryne Sandberg, R (1, 4) OBP: 0.360, SLG: 0.478	F B X 1-1 G6-3 ②		F B B X 2-1 SF7 3B		C C B X 1-2 G4-3 ②		B F F B S 2-3 K ①		C S F F B B F X 2-2 F7 ①	5	1	1	0	0	1	0
Mark Grace, L (1, 3) OBP: 0.388, SLG: 0.431	C B F B B X 3-2 1B 1B		X 0-0 SF7 ② 3-H		X 0-0 1B 2B 1B		B B X 2-0 F8 ②		C S X 0-2 P6 ②	4	1	2	1	0	0	0
Andre Dawson, R (1, 9) OBP: 0.324, SLG: 0.460	X 0-0 1-2 1B		B B F X 2-1 1B 2B		B C F X 1-2 2B 1-2 1B		B X 1-0 F8 ③		B X 1-0 P5 ③	5	1	3	0	0	0	0
Steve Buechele, R (1, 5) OBP: 0.328, SLG: 0.378	B C S X 1-2 L7 ③		C X 0-1 2-H 1B		B X 1-0 1-3 2-H 2B			C F S 0-3 K ①		4	0	2	2	0	1	2
Luis Salazar, R (1, 7) OBP: 0.234, SLG: 0.288		C C B X 1-2 FC4-6 1B	B B C F F F X 2-2 P3 ③		B B F F X 2-2 G4-3 ③			F F F B X 1-2 1B 1B		3	0	1	0	0	0	3
Derrick May, L (8, PH) OBP: 0.318, SLG: 0.363										1	0	1	0	0	0	0
(9, 7)																
Joe Girardi, R (1, 2) OBP: 0.331, SLG: 0.313		B F 1 SAFE C 1 SAFE B F 1 SAFE X 2-2 F7 ①		X 0-0 F7 ①		B X 1-0 SH1-4 1B		C B C X 1-2 BB 1-3 1B		3	0	1	0	0	0	1
Kal Daniels, L (8, PH) OBP: 0.308, SLG: 0.360										1	0	1	0	0	0	0
Alex Arias, R (8, PR)										0	0	0	0	0	0	0
(9, 6)																
Jeff Kunkel, R (1, 6) OBP: 0.115, SLG: 0.154		B B S B S F 1 SAFE X 3-2 FC4-6 ② 1-2f		B X 1-0 F9 ②		B S F F S 1-3 K ①		B B C F B B 4-2 1-2 BB		3	0	0	0	0	1	2
Hector Villanueva, R (8, PH) OBP: 0.237, SLG: 0.262										0	0	0	0	0	0	0
Dwight Smith, L (8, PH) OBP: 0.303, SLG: 0.378										0	0	0	0	1	0	0
(9, 8)																
Greg Maddux, R (1, 1) OBP: 0.143, SLG: 0.211		F X 0-1 F8 ③		F S B B S 2-3 K ③		1 SAFE 1 SAFE B 1 SAFE B C X 2-1 SH1-4 ② 1-2		B C C B F X 2-2 L7 ②		2	0	0	0	0	1	1
Jeff Robinson, R (8, 1)										0	0	0	0	0	0	0
Rick Wilkins, L (8, PH) OBP: 0.331, SLG: 0.378										1	0	0	0	0	0	3
(9, 2)																
Inning Stats	R: 0 E: 0 K: 1 S: 12 H: 2 LOB: 2 BB: 0 P: 18	R: 0 E: 0 K: 0 S: 13 H: 1 LOB: 1 BB: 0 P: 19	R: 2 E: 0 K: 0 S: 13 H: 3 LOB: 1 BB: 0 P: 21	R: 0 E: 0 K: 1 S: 5 H: 0 LOB: 0 BB: 0 P: 8	R: 1 E: 0 K: 0 S: 14 H: 3 LOB: 2 BB: 0 P: 20	R: 0 E: 0 K: 1 S: 8 H: 1 LOB: 1 BB: 0 P: 13	R: 0 E: 0 K: 1 S: 5 H: 0 LOB: 0 BB: 0 P: 10	R: 0 E: 0 K: 2 S: 19 H: 2 LOB: 3 BB: 1 P: 28	R: 0 E: 0 K: 0 S: 11 H: 0 LOB: 0 BB: 0 P: 14	1B: 9 2B: 2 3B: 1 HR: 0	SF: 1 SAC: 1 DP: 0 HBP: 0						

	AB	37
	R	3
	H	12
	RBI	3
	BB	1
	SO	6
	LOB	16

PITCHER		IP	WLS	BF	H	R	ER	SO	BB	IBB	HBP	BLK	WP	HR	S	P	ERA	WHIP
Jim Deshaies, L ERA: 3.36	(1, 1)	6.0		28	10	3	3	3	0	0	0	0	0	0	65	99	4.50	1.667
Jose Melendez, R ERA: 3.06	(7, 1)	1.1	W	5	1	0	0	2	0	0	0	0	0	0	12	18	0.00	0.750
Rich Rodriguez, L ERA: 2.44	(8, 1)	0.0		1	1	0	0	0	0	0	0	0	0	0	3	4	∞	∞
Jeremy Hernandez, R ERA: 3.86	(8, 1)	0.2		3	0	0	0	1	1	0	0	0	0	0	9	16	0.00	1.500
Randy Myers, L ERA: 4.45	(9, 1)	1.0	S	3	0	0	0	0	0	0	0	0	0	0	11	14	0.00	0.000

PITCHER		IP	WLS	BF	H	R	ER	SO	BB	IBB	HBP	BLK	WP	HR	S	P	ERA	WHIP

WP: 0 PA: 40
PB: 0
SB: 0
CS: 0

Batter	1	2	3	4	5	6	7	8	9	AB	R	H	RBI	BB	SO	LOB
Tony Fernandez, S (1, 6) OBP: 0.335, SLG: 0.350 Craig Shipley, R (6, 6) OBP: 0.244, SLG: 0.282	B X 1-0 ① F8		C B B S X 2-2 ③ G3-1			X 0-0 ① FC1-6 L3-6-3 1-2f		X 0-0 ③ G3		3 1	0 0	0 0	0 0	0 0	0 0	1 1
Tony Gwynn, L (1, 9) OBP: 0.369, SLG: 0.411	C X 0-1 ② L9			B C X 1-1 ① G1-3		1 SAFE P 1 SAFE X 1-0 ②③ L3-6-3 1-2			X 0-0 1B FC4-6 2B	4	1	1	0	0	0	1
Gary Sheffield, R (1, 5) OBP: 0.384, SLG: 0.587 Jeff Gardner, L (9, PR) (9, 4)	B C B C F B B 4-2 BB			C B X 1-1 ② G5-3			B F X 1-1 ① P3		X 0-0 FC4-6 1B 2-3	3 0	0 0	1 0	0 0	1 0	0 0	0 0
Fred McGriff, L (1, 3) OBP: 0.393, SLG: 0.577	F C B C 1-3 ③ K			X 0-0 HR			B F X 1-1 ② P5		X 0-0 ① FC4-6 G4-6-3 1-2f 3-H	4	1	1	2	0	1	2
Benito Santiago, R (1, 2) OBP: 0.279, SLG: 0.385		C X 0-1 ① G2-3		B B S B X 3-1 ③ P3			B F B X 2-1 ③ P9		1 SAFE B X 1-0 ②③ G4-6-3 1-2f	4	0	0	0	0	0	1
Darrin Jackson, R (1, 8) OBP: 0.296, SLG: 0.414		C B B F B F S 3-3 ② K			B C C X 2-2 ① G6-3			B B B B 4-0 1B SF8 BB		2	1	0	0	1	1	0
Jerald Clark, R (1, 7) OBP: 0.290, SLG: 0.386		C B S F X 1-2 ③ L8			B B F X 2-1 ② F8			L 1 SAFE L F B F S 1-3 ① K		3	0	0	0	0	1	1
Tim Teufel, R (1, 4) OBP: 0.339, SLG: 0.380 (9, 5)			B C B C B X 3-2 ① P3		S C B B B X 2-2 ③ F9			X 0-0 1B 1-3		3	0	1	0	0	0	0
Andy Benes, R (1, 1) OBP: 0.226, SLG: 0.250 Oscar Azocar, L (8, PH) OBP: 0.242, SLG: 0.237 Tim Scott, R (8, 1) Randy Myers, L (9, 1) OBP: 0.200, SLG: 0.200			C C B B X 2-2 ② G6-3			B B B C C X 3-2 FC1-6 1B		1 SAFE X 0-0 ② SF8 3-H		2 0 0 0	0 0 0 0	1 0 0 0	0 1 0 0	0 0 0 0	0 0 0 0	0 0 0 0
Inning Stats	R: 0 E: 0 K: 1 S: 9 H: 0 LOB: 1 BB: 1 P: 15	R: 0 E: 0 K: 1 S: 10 H: 0 LOB: 0 BB: 0 P: 14	R: 0 E: 0 K: 0 S: 9 H: 0 LOB: 0 BB: 0 P: 16	R: 1 E: 0 K: 0 S: 7 H: 1 LOB: 0 BB: 0 P: 12	R: 0 E: 0 K: 0 S: 8 H: 0 LOB: 0 BB: 0 P: 14	R: 0 E: 0 K: 0 S: 6 H: 1 LOB: 0 BB: 0 P: 9	R: 0 E: 0 K: 0 S: 6 H: 0 LOB: 0 BB: 0 P: 10	R: 1 E: 0 K: 1 S: 8 H: 1 LOB: 1 BB: 1 P: 13	R: 1 E: 0 K: 0 S: 4 H: 2 LOB: 1 BB: 0 P: 5	1B: 3 2B: 2 3B: 0 HR: 1	SF: 1 SAC: 0 DP: 2 HBP: 0			WP: 0 PB: 0 SB: 0 CS: 0	PA: 32		

PITCHER		IP	WLS	BF	H	R	ER	SO	BB	IBB	HBP	BLK	WP	HR	S	P	ERA	WHIP
Jim Bullinger, R ERA: 3.25	(1, 1)	8.0	L	28	3	2	2	3	2	0	0	0	0	1	63	103	2.25	0.625
Paul Assenmacher, L ERA: 3.54	(9, 1)	0.1		3	2	1	1	0	0	0	0	0	0	0	3	3	27.00	6.000
Bob Scanlan, R ERA: 2.23	(9, 1)	0.2		1	0	0	0	0	0	0	0	0	0	0	1	2	0.00	0.000

PITCHER	IP	WLS	BF	H	R	ER	SO	BB	IBB	HBP	BLK	WP	HR	S	P	ERA	WHIP

TOP

San Diego Padres @ Chicago Cubs

Wrigley Field, Chicago, IL

Sun Sep 06 1992, 3:33 AM CDT

Att. 30,639 - Cloudy - 79 F

livebaseballscorecards.com

AB	29
R	3
H	5
RBI	3
BB	2
SO	3
LOB	7

Batter	1	2	3	4	5	6	7	8	9	AB	R	H	RBI	BB	SO	LOB
Dwight Smith, L (1, 8) OBP: 0.301, SLG: 0.374	B C B X 2-1 PO 1B			L B X 1-1 ① F8	B X 1-0 ③ G3			B X 1-0 ① P6		4	0	1	0	0	0	2
23 Ryne Sandberg, R (1, 4) OBP: 0.358, SLG: 0.474	S F B 1 SAFE X 1-2 ① L8			C B B F S 2-3 ② K2-3		B F X 1-1 ① F9		B F F X 1-2 ② G5-3		4	0	0	0	0	1	1
Mark Grace, L (1, 3) OBP: 0.387, SLG: 0.430	C T F B B F T S 2-3 ② K			X 0-0 FC5-4 1B		X 0-0 G4-3		B C B X 2-1 ③ F8		4	0	1	0	0	1	1
Andre Dawson, R (1, 9) OBP: 0.325, SLG: 0.461	S S B F 1 SAFE 1-2 ③ PO 1-2	B X 1-0 ① P3		C F B X 1-2 ③ FC5-4 1-2f		B B F B F X 3-2 1B			B F F B F X 2-2 G6-4-3 1B	4	0	2	0	0	0	1
Steve Buechele, R (1, 5) OBP: 0.328, SLG: 0.377		X 0-0 ② F8			C C X 0-2 FC5-4 BB 1B 1B	B B B C S S 3-3 ③ K			F S B B X 2-2 ① ② G6-4-3 1-2f	4	1	1	0	0	1	2
Derrick May, L (1, 7) OBP: 0.313, SLG: 0.357		S C X 0-2 ③ G1-3			B X 1-0 ① P8		X 0-0 ① F8		X 0-0 ③ F7	4	0	0	0	0	0	1
Rick Wilkins, L (1, 2) OBP: 0.337, SLG: 0.376		X 0-0 ① G3-1			C B B 1 SAFE B C B 4-2 FC5-4 1-2 BB		B B B C B 4-1 WP BB			1	0	0	0	2	0	0
Alex Arias, R (1, 6) Kal Daniels, L (7, PH) OBP: 0.306, SLG: 0.359 Jeff Kunkel, R (8, 6) OBP: 0.115, SLG: 0.154		C C B B B F C 3-3 ② K			B B C X 2-1 ② FC5-4 1B 1-2f 2-3		C B X 1-1 ② F8 1-2			2 1 0	0 0 0	0 0 0	0 0 0	0 0 0	1 0 0	2 1 0
Jim Bullinger, R (1, 1) OBP: 0.182, SLG: 0.455 Paul Assenmacher, L (9, 1) Bob Scanlan, R (9, 1)		F S S 0-3 ③ K			X 0-0 1-2 3-H 1B		S B C S 1-3 ③ K			3 0 0	0 0 0	1 0 0	1 0 0	0 0 0	2 0 0	1 0 0
Inning Stats	R: 0 H: 1 E: 0 LOB: 0 K: 1 BB: 0 S: 14 P: 20	R: 0 H: 0 E: 0 LOB: 0 K: 0 BB: 0 S: 5 P: 6	R: 0 H: 0 E: 0 LOB: 0 K: 2 BB: 0 S: 8 P: 11	R: 0 H: 1 E: 0 LOB: 1 K: 1 BB: 0 S: 9 P: 13	R: 1 H: 2 E: 0 LOB: 2 K: 0 BB: 1 S: 10 P: 18	R: 0 H: 1 E: 0 LOB: 1 K: 1 BB: 0 S: 9 P: 16	R: 0 H: 0 E: 0 LOB: 1 K: 1 BB: 1 S: 7 P: 13	R: 0 H: 0 E: 0 LOB: 0 K: 0 BB: 0 S: 6 P: 10	R: 0 H: 1 E: 0 LOB: 0 K: 0 BB: 0 S: 8 P: 12	1B: 6 2B: 0 3B: 0 HR: 0	SF: 0 SAC: 0 DP: 1 HBP: 0			WP: 1 PB: 0 SB: 0 CS: 0	PA: 34		

PITCHER		IP	WLS	BF	H	R	ER	SO	BB	IBB	HBP	BLK	WP	HR	S	P	ERA	WHIP
Andy Benes, R ERA: 3.56	(1, 1)	7.0	W	27	5	1	1	6	2	0	0	0	1	0	62	97	1.29	1.000
Tim Scott, R ERA: 3.94	(8, 1)	1.0		4	1	0	0	0	0	0	0	0	0	0	10	16	0.00	1.000
Randy Myers, L ERA: 4.39	(9, 1)	1.0	S	2	0	0	0	0	0	0	0	0	0	0	4	6	0.00	0.000

PITCHER	IP	WLS	BF	H	R	ER	SO	BB	IBB	HBP	BLK	WP	HR	S	P	ERA	WHIP

BOTTOM

San Diego Padres @ Chicago Cubs

Wrigley Field, Chicago, IL

Sun Sep 06 1992, 3:33 AM CDT

Att. 30,639 - Cloudy - 79 F

livebaseballscorecards.com

AB	31
R	1
H	6
RBI	1
BB	2
SO	6
LOB	12

Batter	1	2	3	4	5	6	7	8	9	AB	R	H	RBI	BB	SO	LOB
Tony Fernandez, S (1, 6) OBP: 0.333, SLG: 0.347	G4-3		F8	G4-3			F9			4	0	0	0	0	0	0
Tony Gwynn, L (1, 9) OBP: 0.369, SLG: 0.410	G6-3		G6-4-3, 1B		G4-3			G3		4	0	1	0	0	0	0
Gary Sheffield, R (1, 5) OBP: 0.386, SLG: 0.595	HR		G6-4-3 1-2f		L3-6, 2B			K		3	1	2	1	0	0	1
Jeff Gardner, L (6, 4)										1	0	0	0	0	1	0
Fred McGriff, L (1, 3) OBP: 0.392, SLG: 0.574	G4-3			1B, BB HR, 1B	L3-6 2-3			P6		4	1	1	0	0	0	1
Benito Santiago, R (1, 2) OBP: 0.281, SLG: 0.385		HR, 1B		1B 1-2 HR, BB		F8			P7	3	2	1	0	1	0	0
Darrin Jackson, R (1, 8) OBP: 0.298, SLG: 0.421		1-H HR		1-2 2-3 HR, 1B		K			G6-3	4	2	2	2	0	1	0
Jerald Clark, R (1, 7) OBP: 0.292, SLG: 0.394		K		1-H 2-H 3-H HR		K			WP, 1B	4	1	2	4	0	2	0
Tim Teufel, R (1, 4) OBP: 0.333, SLG: 0.373 (6, 5)		K		F9			G6-3		P5 1-2	4	0	0	0	0	1	1
Frank Seminara, R (1, 1) OBP: 0.111, SLG: 0.077										2	0	0	0	0	1	0
Mike Maddux, L (6, 1) OBP: 0.250, SLG: 0.143										1	0	0	0	0	0	0
Jeremy Hernandez, R (8, 1)		K		G3-1			G1-3			0	0	0	0	0	0	0
Inning Stats	R: 1 E: 0 K: 0 S: 8 H: 1 LOB: 0 BB: 0 P: 11	R: 2 E: 0 K: 3 S: 12 H: 2 LOB: 0 BB: 0 P: 19	R: 0 E: 0 K: 0 S: 11 H: 1 LOB: 0 BB: 0 P: 15	R: 4 E: 0 K: 0 S: 17 H: 3 LOB: 0 BB: 1 P: 27	R: 0 E: 0 K: 0 S: 7 H: 1 LOB: 0 BB: 0 P: 8	R: 0 E: 0 K: 2 S: 9 H: 0 LOB: 0 BB: 0 P: 11	R: 0 E: 0 K: 0 S: 8 H: 0 LOB: 0 BB: 0 P: 13	R: 0 E: 0 K: 1 S: 5 H: 0 LOB: 0 BB: 0 P: 9	R: 0 E: 0 K: 0 S: 15 H: 1 LOB: 1 BB: 0 P: 23	1B: 5 2B: 2 3B: 0 HR: 3 SF: 0 SAC: 0 DP: 2 HBP: 0	WP: 1 PB: 0 SB: 0 CS: 0 PA: 35					

PITCHER	IP	WLS	BF	H	R	ER	SO	BB	IBB	HBP	BLK	WP	HR	S	P	ERA	WHIP
Bud Black, L (1, 1) ERA: 3.52	3.0	L	16	7	7	7	3	1	0	0	0	0	3	40	60	21.00	2.667
Jeff Brantley, R (4, 1) ERA: 3.78	2.0		6	1	0	0	0	0	0	0	0	0	0	15	20	0.00	0.500
Steve Reed, R (6, 1) ERA:	2.0		6	0	0	0	2	0	0	0	0	0	0	17	24	0.00	0.000
Jim Pena, L (8, 1) ERA: 3.34	1.0		3	0	0	0	1	0	0	0	0	0	0	5	9	0.00	0.000
Rod Beck, R (9, 1) ERA: 2.0	1.0		4	1	0	0	0	0	0	0	0	1	0	15	23	0.00	1.000

PITCHER	IP	WLS	BF	H	R	ER	SO	BB	IBB	HBP	BLK	WP	HR	S	P	ERA	WHIP

TOP

San Diego Padres @ San Francisco Giants

Candlestick Park, San Francisco, CA

Mon Sep 07 1992, 10:05 PM EDT

Att. 9,982 - Cloudy - 60 F

livebaseballscorecards.com

AB	34
R	7
H	9
RBI	7
BB	1
SO	6
LOB	3

Batter	1	2	3	4	5	6	7	8	9	AB	R	H	RBI	BB	SO	LOB
Darren Lewis, R (1, 8) OBP: 0.293, SLG: 0.259	B F C F B B X 3-2 G4-3 ①			B B C B B 4-1 BB	C B B F F B X 3-2 G4-3 ② 1-2 2-3 3-H	X	X 0-0 FC6-4 1-2 1B		X 0-0 P4 ②	2	0	0	1	1	0	2
Chris James, R (7, PH) OBP: 0.299, SLG: 0.381										1	0	1	0	0	0	0
Jim Pena, L (8, 1) OBP: 0.200, SLG: 0.200										0	0	0	0	0	0	0
Cory Snyder, R (9, 9) OBP: 0.311, SLG: 0.444										1	0	0	0	0	0	0
Royce Clayton, R (1, 6) OBP: 0.274, SLG: 0.305	S F F B S 1-3 K ②			C X 0-1 F9 ①	X 0-0 G1-3 ③		S X 0-1 FC6-4 ③ 1-2f		C B S X 1-2 G6-3 ③	5	0	0	0	0	1	5
Will Clark, L (1, 3) OBP: 0.390, SLG: 0.491	C F F S 0-3 K ③			B B F 1 SAFE F X 2-2 L7 ②		X 0-0 HR		X 0-0 HR 1B		4	2	2	1	0	1	1
Mark Leonard, L (1, 7) OBP: 0.370, SLG: 0.471		B B X 2-0 F7 ①		C B S S 1-3 K ③		B B C B X 3-1 P7 ①		S B S B F B F C 3-3 K ①		4	0	0	0	0	2	2
Matt Williams, R (1, 5) OBP: 0.276, SLG: 0.364		C X 0-1 F8 ②			B S S X 1-2 1B 1B 1B	F C X 0-2 G6-4-3 1B		S C F C 0-3 K ②		4	1	2	0	0	1	1
Robby Thompson, R (1, 4) OBP: 0.333, SLG: 0.417		B F C S S 1-3 K ③			B X 1-0 1B 1-2 G4-3 1B	C X 0-1 G6-4-3 ②③ 1-2f		B B F X 2-1 1-H HR		4	2	2	2	0	1	1
Craig Colbert, R (1, 2) OBP: 0.257, SLG: 0.311			C C X 0-2 G5-3 ①		F F B S 1-3 K ①		B X 1-0 F7 ①	B X 1-0 1B		4	0	1	0	0	1	2
Steve Hosey, R (1, 9) OBP: 0.250, SLG: 0.263			F B F F S 1-3 K ②		F B S B B X 3-2 G4-3 BB 1-3 2-H 1B		X 0-0 FC1-6 1B	X 0-0 G1-3 ③		4	0	2	1	0	1	1
Rod Beck, R (9, 1)										0	0	0	0	0	0	0
Bud Black, L (1, 1) OBP: 0.083, SLG: 0.085			C X 0-1 G1-3 ③		B B B B 4-0 G4-3 1-2 BB		C L X 0-2 FC1-6 ② 1-2f 1B		C F B S 1-3 K ①	1	0	0	0	0	0	0
Jeff Brantley, R (4, 1) OBP: 0.667, SLG: 0.500										0	0	0	0	0	0	0
Willie McGee, S (5, PH) OBP: 0.333, SLG: 0.351										0	0	0	0	1	0	0
Steve Reed, R (6, 1)										0	0	0	0	0	0	0
Mike Felder, S (7, PH) OBP: 0.324, SLG: 0.393										2	0	0	0	0	1	1
(8, 8)																
Inning Stats	R: 0 E: 0 K: 2 S: 12 H: 0 LOB: 0 BB: 0 P: 16	R: 0 E: 0 K: 1 S: 6 H: 0 LOB: 0 BB: 0 P: 9	R: 0 E: 0 K: 1 S: 9 H: 0 LOB: 0 BB: 0 P: 10	R: 0 E: 0 K: 1 S: 9 H: 0 LOB: 1 BB: 1 P: 16	R: 2 E: 0 K: 1 S: 15 H: 3 LOB: 2 BB: 1 P: 28	R: 1 E: 0 K: 0 S: 8 H: 2 LOB: 0 BB: 0 P: 11	R: 0 E: 0 K: 0 S: 8 H: 2 LOB: 2 BB: 0 P: 9	R: 2 E: 0 K: 2 S: 14 H: 3 LOB: 1 BB: 0 P: 20	R: 0 E: 0 K: 1 S: 7 H: 0 LOB: 0 BB: 0 P: 9	1B: 8 2B: 0 3B: 0 HR: 2	SF: 0 SAC: 0 DP: 1 HBP: 0						

PITCHER		IP	WLS	BF	H	R	ER	SO	BB	IBB	HBP	BLK	WP	HR	S	P	ERA	WHIP
Frank Seminara, R ERA: 4.07	(1, 1)	5.1	W	23	5	3	3	6	2	0	0	0	0	1	57	88	5.06	1.312
Mike Maddux, R ERA: 2.63	(6, 1)	2.1		10	4	2	2	2	0	0	0	0	0	1	22	28	7.71	1.714
Jeremy Hernandez, R ERA: 3.67	(8, 1)	1.1	S	5	1	0	0	1	0	0	0	0	0	0	9	12	0.00	0.750

PITCHER	IP	WLS	BF	H	R	ER	SO	BB	IBB	HBP	BLK	WP	HR	S	P	ERA	WHIP

BOTTOM

San Diego Padres @ San Francisco Giants

Candlestick Park, San Francisco, CA

Mon Sep 07 1992, 10:05 PM EDT

Att. 9,982 - Cloudy - 60 F

livebaseballscorecards.com

AB	36
R	5
H	10
RBI	5
BB	2
SO	9
LOB	16

1B: 8	SF: 0	WP: 0	PA: 38
2B: 0	SAC: 0	PB: 0	
3B: 0	DP: 1	SB: 0	
HR: 2	HBP: 0	CS: 0	

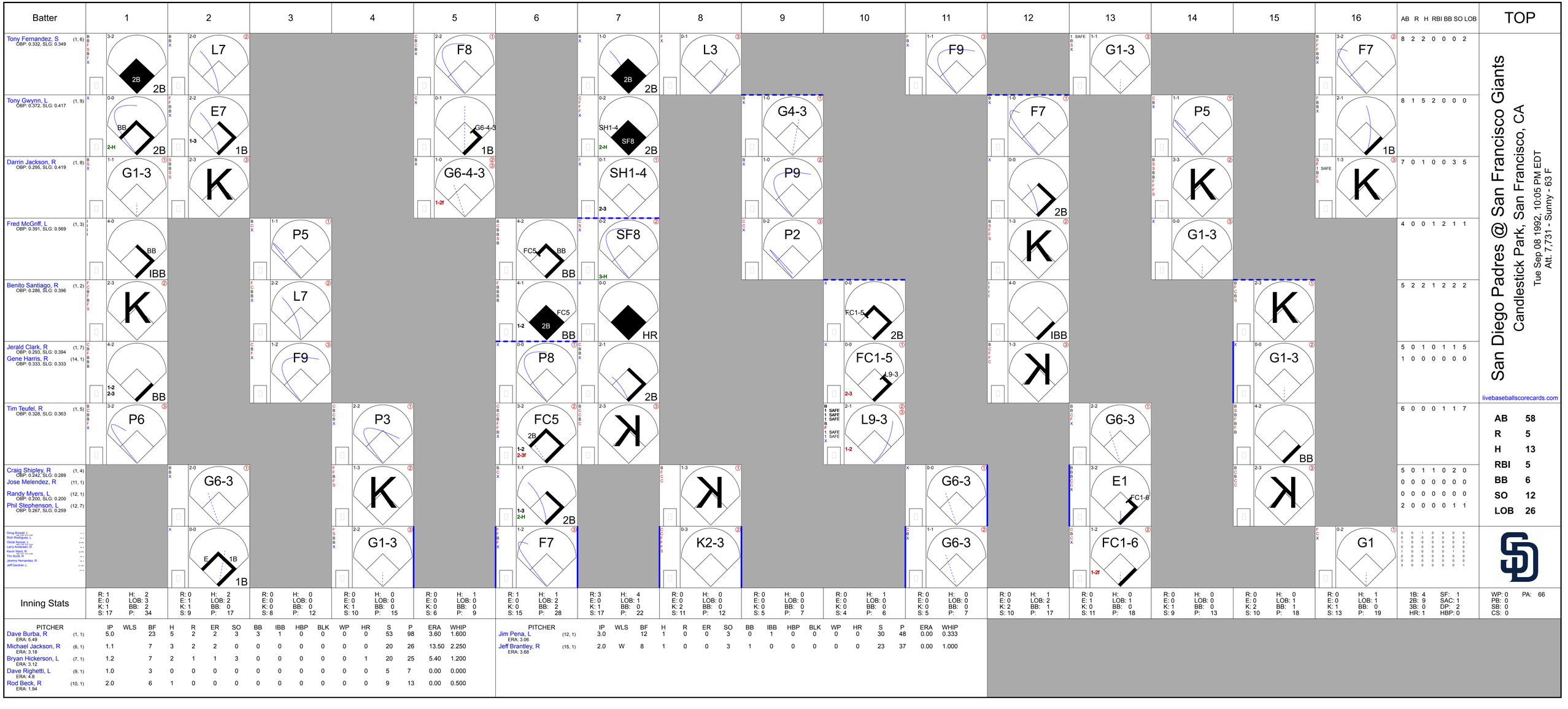

San Diego Padres @ San Francisco Giants

Candlestick Park, San Francisco, CA

Tue Sep 08 1992, 10:05 PM EDT
Att. 7,731 - Sunny - 63 F

livebaseballscorecards.com

Batter	1	2	3	4	5	6	7	8	9	10	11	12	13	14	15	16	AB	R	H	RBI	BB	SO	LOB
Tony Fernandez, S (1, 6) OBP: 0.332, SLG: 0.349	2B 2B	L7			F8		2B 2B	L3			F9		G1-3			F7	8	2	2	0	0	0	2
Tony Gwynn, L (1, 9) OBP: 0.372, SLG: 0.417	BB 2-H 2B	E7 1-3 1B			G6-4-3 1B		SH1-4 SF8 2-H 2B		G4-3			F7		P5		1B	8	1	5	2	0	0	0
Darrin Jackson, R (1, 8) OBP: 0.295, SLG: 0.419	G1-3	K			G6-4-3 1-2f		SH1-4 2-3		P9			2B		K		K	7	0	1	0	0	3	5
Fred McGriff, L (1, 3) OBP: 0.391, SLG: 0.569	BB IBB		P5			FC5 BB BB	SF8 3-H		P2			K		G1-3			4	0	0	1	2	1	1
Benito Santiago, R (1, 2) OBP: 0.286, SLG: 0.396	K		L7			FC5 2B 1-2 BB	HR			FC1-5 2B		IBB			K		5	2	2	1	2	2	2
Jerald Clark, R (1, 7) OBP: 0.293, SLG: 0.394																	5	0	1	0	1	1	5
Gene Harris, R (14, 1) OBP: 0.333, SLG: 0.333	1-2 2-3 BB		F9			P8	2B			FC1-5 L9-3 2-3		K			G1-3		1	0	0	0	0	0	0
Tim Teufel, R (1, 5) OBP: 0.328, SLG: 0.363	P6			P3		FC5 2B 1-2 2-3f	K			L9-3 1-2			G6-3		BB		6	0	0	0	1	1	7
Craig Shipley, R (1, 4) OBP: 0.242, SLG: 0.289		G6-3		K		2B 1-3 2-H		K			G6-3		E1 FC1-6		K		5	0	1	1	0	2	0
Jose Melendez, R (11, 1)																	0	0	0	0	0	0	0
Randy Myers, L (12, 1) OBP: 0.200, SLG: 0.200																	0	0	0	0	0	0	0
Phil Stephenson, L (12, 7) OBP: 0.267, SLG: 0.259																	2	0	0	0	0	1	1
Doug Brocail, L (a, b)																	2	0	1	0	0	0	0
Rich Rodriguez, L (a, b)																	0	0	0	0	0	0	0
Oscar Azocar, L (a, b)																	1	0	0	0	0	0	2
Larry Andersen, R (a, b)																	0	0	0	0	0	0	0
Kevin Ward, R (a, b)																	1	0	0	0	0	0	0
Tim Scott, R (a, b)																	0	0	0	0	0	0	0
Jeremy Hernandez, R (a, b)																	0	0	0	0	0	0	0
Jeff Gardner, L (a, b)																	3	0	0	0	0	0	1
Inning Stats	R: 1 E: 0 K: 1 S: 17 H: 2 LOB: 3 BB: 2 P: 34	R: 0 E: 1 K: 1 S: 9 H: 2 LOB: 2 BB: 0 P: 17	R: 0 E: 0 K: 0 S: 8 H: 0 LOB: 0 BB: 0 P: 12	R: 0 E: 0 K: 1 S: 10 H: 0 LOB: 0 BB: 0 P: 15	R: 0 E: 0 K: 0 S: 6 H: 1 LOB: 0 BB: 0 P: 9	R: 1 E: 0 K: 0 S: 15 H: 1 LOB: 2 BB: 2 P: 28	R: 3 E: 0 K: 1 S: 17 H: 4 LOB: 1 BB: 0 P: 22	R: 0 E: 0 K: 2 S: 11 H: 0 LOB: 0 BB: 0 P: 12	R: 0 E: 0 K: 0 S: 5 H: 0 LOB: 0 BB: 0 P: 7	R: 0 E: 0 K: 0 S: 4 H: 1 LOB: 0 BB: 0 P: 6	R: 0 E: 0 K: 0 S: 5 H: 0 LOB: 0 BB: 0 P: 7	R: 0 E: 0 K: 2 S: 10 H: 1 LOB: 2 BB: 1 P: 17	R: 0 E: 1 K: 0 S: 11 H: 0 LOB: 1 BB: 0 P: 18	R: 0 E: 0 K: 1 S: 9 H: 0 LOB: 0 BB: 0 P: 13	R: 0 E: 0 K: 2 S: 10 H: 0 LOB: 1 BB: 1 P: 18	R: 0 E: 0 K: 1 S: 13 H: 1 LOB: 1 BB: 0 P: 19	1B: 4 2B: 9 3B: 0 HR: 1 SF: 1 SAC: 1 DP: 2 HBP: 0	WP: 0 PB: 0 SB: 0 CS: 0 PA: 66

PITCHER	IP	WLS	BF	H	R	ER	SO	BB	IBB	HBP	BLK	WP	HR	S	P	ERA	WHIP
Dave Burba, R (1, 1) ERA: 5.49	5.0		23	5	2	2	3	3	1	0	0	0	0	53	98	3.60	1.600
Michael Jackson, R (6, 1) ERA: 3.18	1.1		7	3	2	2	0	0	0	0	0	0	0	20	26	13.50	2.250
Bryan Hickerson, L (7, 1) ERA: 3.12	1.2		7	2	1	1	3	0	0	0	0	0	1	20	25	5.40	1.200
Dave Righetti, L (9, 1) ERA: 4.8	1.0		3	0	0	0	0	0	0	0	0	0	0	5	7	0.00	0.000
Rod Beck, R (10, 1) ERA: 1.94	2.0		6	1	0	0	0	0	0	0	0	0	0	9	13	0.00	0.500

PITCHER	IP	WLS	BF	H	R	ER	SO	BB	IBB	HBP	BLK	WP	HR	S	P	ERA	WHIP
Jim Pena, L (12, 1) ERA: 3.06	3.0		12	1	0	0	3	0	1	0	0	0	0	30	48	0.00	0.333
Jeff Brantley, R (15, 1) ERA: 3.68	2.0	W	8	1	0	0	3	1	0	0	0	0	0	23	37	0.00	1.000

AB	58
R	5
H	13
RBI	5
BB	6
SO	12
LOB	26

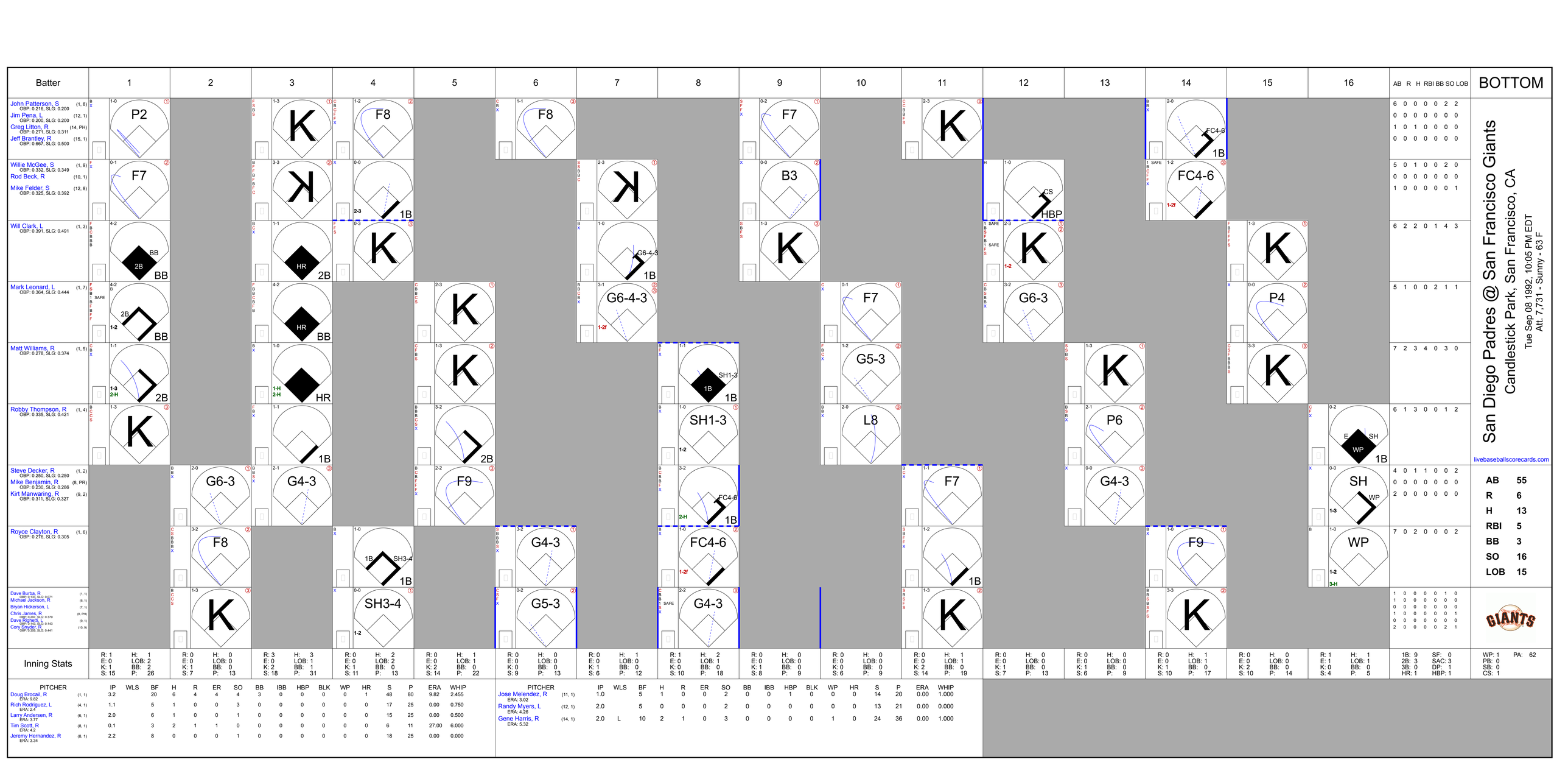

San Diego Padres @ San Francisco Giants

Candlestick Park, San Francisco, CA

Tue Sep 08 1992, 10:05 PM EDT
Att. 7,731 - Sunny - 63 F

livebaseballscorecards.com

Batter	1	2	3	4	5	6	7	8	9	10	11	12	13	14	15	16	AB	R	H	RBI	BB	SO	LOB
John Patterson, S (1, 8) OBP: 0.216, SLG: 0.200	P2		K	F8		F8			F7		K			FC4-6 1B			6	0	0	0	0	2	2
Jim Pena, L (12, 1) OBP: 0.200, SLG: 0.200																	0	0	0	0	0	0	0
Greg Litton, R (14, PH) OBP: 0.271, SLG: 0.311																	1	0	1	0	0	0	0
Jeff Brantley, R (15, 1) OBP: 0.667, SLG: 0.500																	0	0	0	0	0	0	0
Willie McGee, S (1, 9) OBP: 0.332, SLG: 0.349	F7		K	2-3 1B			K		B3			CS HBP		FC4-6 1-2f			5	0	1	0	0	2	0
Rod Beck, R (10, 1)																	0	0	0	0	0	0	0
Mike Felder, S (12, 8) OBP: 0.325, SLG: 0.392																	1	0	0	0	0	0	1
Will Clark, L (1, 3) OBP: 0.391, SLG: 0.491	BB 2B BB		HR 2B	K			G6-4-3 1B		K			K 1-2			K		6	2	2	0	1	4	3
Mark Leonard, L (1, 7) OBP: 0.364, SLG: 0.444	2B 1-2 BB		HR BB		K		G6-4-3 1-2f			F7		G6-3			P4		5	1	0	0	2	1	1
Matt Williams, R (1, 5) OBP: 0.278, SLG: 0.374	1-3 2-H 2B		1-H 2-H HR		K			SH1-3 1B 1B		G5-3			K		K		7	2	3	4	0	3	0
Robby Thompson, R (1, 4) OBP: 0.335, SLG: 0.421	K		1B		2B			SH1-3 1-2		L8			P6			E SH WP 1B	6	1	3	0	0	1	2
Steve Decker, R (1, 2) OBP: 0.250, SLG: 0.250		G6-3	G4-3		F9			FC4-6 2-H 1B			F7		G4-3			SH WP 1-3	4	0	1	1	0	0	2
Mike Benjamin, R (8, PR) OBP: 0.230, SLG: 0.286																	0	0	0	0	0	0	0
Kirt Manwaring, R (9, 2) OBP: 0.311, SLG: 0.327																	2	0	0	0	0	0	0
Royce Clayton, R (1, 6) OBP: 0.276, SLG: 0.305		F8		1B SH3-4 1B		G4-3		FC4-6 1-2f			1B			F9		WP 1-2 3-H	7	0	2	0	0	0	2
Dave Burba, R (1, 1) OBP: 0.133, SLG: 0.071		K		SH3-4 1-2		G5-3		G4-3			K			K			1	0	0	0	0	1	0
Michael Jackson, R (6, 1)																	1	0	0	0	0	0	0
Bryan Hickerson, L (7, 1)																	0	0	0	0	0	0	0
Chris James, R (8, PH) OBP: 0.267, SLG: 0.379																	1	0	0	0	0	0	1
Dave Righetti, L (9, 1) OBP: 0.143, SLG: 0.143																	0	0	0	0	0	0	0
Cory Snyder, R (10, 9) OBP: 0.309, SLG: 0.441																	2	0	0	0	0	2	1

Inning Stats	1	2	3	4	5	6	7	8	9	10	11	12	13	14	15	16	AB	R	H	RBI	BB	SO	LOB
	R: 1 E: 0 K: 1 S: 15	H: 1 LOB: 2 BB: 2 P: 26	R: 0 E: 0 K: 1 S: 7	H: 0 LOB: 0 BB: 0 P: 13	R: 3 E: 0 K: 2 S: 18	H: 3 LOB: 1 BB: 1 P: 31	R: 0 E: 0 K: 1 S: 11	H: 2 LOB: 2 BB: 0 P: 13	R: 0 E: 0 K: 2 S: 14	H: 1 LOB: 1 BB: 0 P: 22	R: 0 E: 0 K: 0 S: 9	H: 0 LOB: 0 BB: 0 P: 13	R: 0 E: 0 K: 1 S: 6	H: 1 LOB: 0 BB: 0 P: 12	R: 1 E: 0 K: 0 S: 10	H: 2 LOB: 1 BB: 0 P: 18	R: 0 E: 0 K: 1 S: 8	H: 0 LOB: 0 BB: 0 P: 9	R: 0 E: 0 K: 0 S: 6	H: 0 LOB: 0 BB: 0 P: 9	R: 0 E: 0 K: 0 S: 10	H: 1 LOB: 1 BB: 0 P: 17	R: 0 E: 0 K: 2 S: 10	H: 0 LOB: 0 BB: 0 P: 14	R: 1 E: 1 K: 0 S: 4	H: 1 LOB: 1 BB: 0 P: 5	1B: 9 2B: 3 3B: 0 HR: 1	SF: 0 SAC: 3 DP: 1 HBP: 1	WP: 1 PB: 0 SB: 0 CS: 1	PA: 62

PITCHER		IP	WLS	BF	H	R	ER	SO	BB	IBB	HBP	BLK	WP	HR	S	P	ERA	WHIP
Doug Brocail, R ERA: 9.82	(1, 1)	3.2		20	6	4	4	4	3	0	0	0	0	1	48	80	9.82	2.455
Rich Rodriguez, L ERA: 2.4	(4, 1)	1.1		5	1	0	0	3	0	0	0	0	0	0	17	25	0.00	0.750
Larry Andersen, R ERA: 3.77	(6, 1)	2.0		6	1	0	0	1	0	0	0	0	0	0	15	25	0.00	0.500
Tim Scott, R ERA: 4.2	(8, 1)	0.1		3	2	1	1	0	0	0	0	0	0	0	6	11	27.00	6.000
Jeremy Hernandez, R ERA: 3.34	(8, 1)	2.2		8	0	0	0	1	0	0	0	0	0	0	18	25	0.00	0.000

PITCHER		IP	WLS	BF	H	R	ER	SO	BB	IBB	HBP	BLK	WP	HR	S	P	ERA	WHIP
Jose Melendez, R ERA: 3.02	(11, 1)	1.0		5	1	0	0	2	0	0	1	0	0	0	14	20	0.00	1.000
Randy Myers, L ERA: 4.26	(12, 1)	2.0		5	0	0	0	2	0	0	0	0	0	0	13	21	0.00	0.000
Gene Harris, R ERA: 5.32	(14, 1)	2.0	L	10	2	1	0	3	0	0	0	0	1	0	24	36	0.00	1.000

AB	55
R	6
H	13
RBI	5
BB	3
SO	16
LOB	15

Batter	1	2	3	4	5	6	7	8	9	AB	R	H	RBI	BB	SO	LOB
Tony Fernandez, S (1, 6) OBP: 0.331, SLG: 0.348	C B X 1-1 ① P6		X 0-0 CS G1-3 1B		C C B S 1-3 ③ K			B B B C X 3-1 ② F7		4	0	1	0	0	1	1
Oscar Azocar, L (1, 7) OBP: 0.233, SLG: 0.228	B F X 1-1 ② G3		X 0-0 ① G1-3 1-2			F X 0-1 ① G4-3		X 0-0 ③ L3		4	0	0	0	0	0	1
Gary Sheffield, R (1, 5) OBP: 0.383, SLG: 0.591	F F S 0-3 ③ K		B B S B S S 3-3 ②③ K 2-3			X 0-0 ② G5-3			B X 1-0 ① G6-3	4	0	0	0	0	2	1
Fred McGriff, L (1, 3) OBP: 0.391, SLG: 0.571		B B S B F X 3-2 WP 3B 2B		C X 0-1 L6 1B		F B S X 1-2 ③ G3			C C B C 1-3 ② K	4	1	2	0	0	1	0
Darrin Jackson, R (1, 8) OBP: 0.293, SLG: 0.416		B X 1-0 ① B1-3		B C B F X 2-2 ① F8			B S B S B F F F X 3-2 ① G5-3		B X 1-0 ③ F8	4	0	0	0	0	0	2
Dan Walters, R (1, 2) OBP: 0.318, SLG: 0.423		C F B B B F S 2-3 ② K 2-3		F B X 1-1 ②③ L6 1-2			B B C B F B 4-2 G5-3 BB			2	0	0	0	1	1	2
Jerald Clark, R (1, 9) OBP: 0.293, SLG: 0.399		C B B B F X 3-2 3-H 3B			B F C C 1-3 ① K		X 0-0 ② G5-3 1-2			3	0	1	1	0	1	1
Tim Teufel, R (1, 4) OBP: 0.328, SLG: 0.359		I I I I 4-0 FC6-4 IBB			B B C F C C 2-3 ② K		X 0-0 ③ F9			2	0	0	0	1	1	1
Greg Harris, R (1, 1) OBP: 0.222, SLG: 0.167 Phil Stephenson, L (8, PH) OBP: 0.262, SLG: 0.255 Rich Rodriguez, L (8, 1)		S M B X 1-2 ③ FC6-4 1-2f			C S B B F B B 4-2 BB			B C S S 1-3 ① K		1 1 0	0 0 0	0 0 0	0 0 0	1 0 0	0 1 0	2 0 0
Inning Stats	R: 0 H: 0 E: 0 LOB: 0 K: 1 BB: 0 S: 7 P: 9	R: 1 H: 2 E: 0 LOB: 2 K: 1 BB: 1 S: 14 P: 28	R: 0 H: 1 E: 0 LOB: 0 K: 1 BB: 0 S: 5 P: 8	R: 0 H: 1 E: 0 LOB: 0 K: 0 BB: 0 S: 7 P: 10	R: 0 H: 0 E: 0 LOB: 1 K: 3 BB: 1 S: 12 P: 20	R: 0 H: 0 E: 0 LOB: 0 K: 0 BB: 0 S: 6 P: 7	R: 0 H: 0 E: 0 LOB: 1 K: 0 BB: 1 S: 10 P: 17	R: 0 H: 0 E: 0 LOB: 0 K: 1 BB: 0 S: 6 P: 10	R: 0 H: 0 E: 0 LOB: 0 K: 1 BB: 0 S: 5 P: 8	1B: 2 SF: 0 2B: 2 SAC: 0 3B: 1 DP: 1 HR: 0 HBP: 0						

PITCHER	IP	WLS	BF	H	R	ER	SO	BB	IBB	HBP	BLK	WP	HR	S	P	ERA	WHIP
Kevin Gross, R (1, 1) ERA: 3.23	9.0	W	32	4	1	1	8	2	1	0	0	1	0	72	117	1.00	0.667

PITCHER	IP	WLS	BF	H	R	ER	SO	BB	IBB	HBP	BLK	WP	HR	S	P	ERA	WHIP

TOP

San Diego Padres @ Los Angeles Dodgers

Dodger Stadium, Los Angeles, CA

Wed Sep 09 1992, 7:05 PM PDT

Att. 22,067 - Sunny - 75 F

livebaseballscorecards.com

AB	29
R	1
H	4
RBI	1
BB	3
SO	8
LOB	11

WP: 1 PA: 32
PB: 0
SB: 0
CS: 1

Batter	1	2	3	4	5	6	7	8	9	AB	R	H	RBI	BB	SO	LOB
Jose Offerman, S (1, 6) OBP: 0.339, SLG: 0.349	B X 1-0 1B SH1-3 1B		B F B F B X 3-2 ① F9		C B B X 2-1 SH1-4 G3-4 2B		C B C B X 2-2 ③ G4-3			4	1	2	0	0	0	0
Brett Butler, L (1, 8)	X 0-0 ① SH1-3 1-2		C F B X 1-2 G4-3 E 1B		X 0-0 ① SH1-4 2-3			C B B B C X 3-2 ① G6-3		2	1	1	0	0	0	0
Lenny Harris, L (1, 4) OBP: 0.325, SLG: 0.313 Mike Sharperson, R (8, PH) OBP: 0.401, SLG: 0.408 Eric Young Sr., R (9, 4) OBP: 0.266, SLG: 0.225	F 2 SAFE 2 SAFE B B B X 2-1 ② F7		1 SAFE X 0-0 ② G4-3 1-2		C X 0-1 ② G3-4 3-H			B B C C B X 3-2 ② F7		3 1 0	0 0 0	0 0 0	1 0 0	0 0 0	0 0 0	2 0 0
Darryl Strawberry, L (1, 7) OBP: 0.322, SLG: 0.385 Tom Goodwin, L (8, PR) OBP: 0.233, SLG: 0.214 (9, 7)	B B B B 4-0 1B BB		B S C X 1-2 E7 1B 2-H 2B		B X 1-0 ③ G4-1			B S B B B 4-1 E S 1B BB		2 0	1 1	1 0	1 0	2 0	0 0	0 0
Eric Karros, R (1, 3) OBP: 0.305, SLG: 0.444	C F B B B F B F X 3-2 1-2 2-3 1B		F B B B F B B 4-2 1B BB			B X 1-0 CS 1B		1 SAFE C C C 1 SAFE 1 SAFE B B B X 2-2 1-H 1B		3	0	3	1	1	0	0
Henry Rodriguez, L (1, 9) OBP: 0.257, SLG: 0.365 Billy Ashley, R (8, PH) OBP: 0.211, SLG: 0.222 (9, 9)	B B B C X 3-1 ③ P6		X 0-0 ③ 1-3 3-H 1B			S F 1 B F X 1-2 ① 1 SAFE F8		F B C X 1-2 ③ F8		3 1	0 0	1 0	1 0	0 0	0 0	4 1
Mike Scioscia, L (1, 2) OBP: 0.287, SLG: 0.273		B B B C F X 3-2 ① G1-3		X 0-0 ① F7		1 SAFE 1 SAFE P S X 1-1 ②③ G4-3 1-2				3	0	0	0	0	0	1
Dave Hansen, L (1, 5) OBP: 0.292, SLG: 0.301		B C C B X 2-2 ② F9		C B B C F S 2-3 ② K			F C X 0-2 ① G4-3			3	0	0	0	0	1	0
Kevin Gross, R (1, 1) OBP: 0.109, SLG: 0.075		B C C C 1-3 ③ K		C S B B S 2-3 ③ K			F C F B C 1-3 ② K			3	0	0	0	0	3	0
Inning Stats	R: 0 E: 0 K: 0 S: 11 H: 2 LOB: 3 BB: 1 P: 24	R: 0 E: 0 K: 1 S: 9 H: 0 LOB: 0 BB: 0 P: 15	R: 2 E: 1 K: 0 S: 13 H: 3 LOB: 2 BB: 1 P: 22	R: 0 E: 0 K: 2 S: 8 H: 0 LOB: 0 BB: 0 P: 12	R: 1 E: 0 K: 0 S: 6 H: 1 LOB: 0 BB: 0 P: 9	R: 0 E: 0 K: 0 S: 8 H: 1 LOB: 0 BB: 0 P: 10	R: 0 E: 0 K: 1 S: 10 H: 0 LOB: 0 BB: 0 P: 13	R: 1 E: 0 K: 0 S: 13 H: 1 LOB: 1 BB: 1 P: 26		1B: 6 2B: 2 3B: 0 HR: 0	SF: 0 SAC: 2 DP: 0 HBP: 0		WP: 0 PB: 0 SB: 1 CS: 1	PA: 33		

PITCHER		IP	WLS	BF	H	R	ER	SO	BB	IBB	HBP	BLK	WP	HR	S	P	ERA	WHIP
Greg Harris, R ERA: 4.4	(1, 1)	7.0	L	28	7	3	3	4	2	0	0	0	0	0	65	105	3.86	1.286
Rich Rodriguez, L ERA: 2.49	(8, 1)	1.0		5	1	1	1	0	1	0	0	0	0	0	13	26	9.00	2.000

PITCHER	IP	WLS	BF	H	R	ER	SO	BB	IBB	HBP	BLK	WP	HR	S	P	ERA	WHIP

BOTTOM

San Diego Padres @ Los Angeles Dodgers

Dodger Stadium, Los Angeles, CA

Wed Sep 09 1992, 7:05 PM PDT

Att. 22,067 - Sunny - 75 F

livebaseballscorecards.com

AB	28
R	4
H	8
RBI	4
BB	3
SO	4
LOB	8

Batter	1	2	3	4	5	6	7	8	9	AB	R	H	RBI	BB	SO	LOB
Tony Fernandez, S (1, 6) OBP: 0.330, SLG: 0.350	C B X 1-1 1B 2B		B F X 1-1 ① G3		B B S X 2-1 ③ G4-3			X 0-0 ① F7		4	1	1	0	0	0	0
Oscar Azocar, L (1, 7) OBP: 0.226, SLG: 0.220	L F B S 1-3 ① K		F X 0-1 ② G4-3			C B X 1-1 ① F7		F X 0-1 ② P6		4	0	0	0	0	1	1
Gary Sheffield, R (1, 5) OBP: 0.382, SLG: 0.588 Jeff Gardner, L (9, 4)	F F B C 1-3 ② K		F B F B B X 3-2 ③ F7			X 0-0 ② G5-3		C X 0-1 1B		4 0	0 0	1 0	0 0	0 0	1 0	1 0
Fred McGriff, L (1, 3) OBP: 0.392, SLG: 0.569	B B B B 4-0 1B BB			S B B X 2-1 ① G4-3		B B X 2-0 FC5-4 1B		S C S 0-3 ③ K		3	0	1	0	1	1	1
Benito Santiago, R (1, 2) OBP: 0.289, SLG: 0.396	B B X 2-0 1-2 2-H 1B			B S B B X 2-1 ② F8		B B C X 2-1 ③ FC5-4 1-2f			F B C B F B B 4-2 WP SH3-4 SF9 BB	3	1	1	1	1	0	1
Darrin Jackson, R (1, 8) OBP: 0.292, SLG: 0.414	C S X 0-2 ③ F9			F F X 0-2 E5			S C S 0-3 ① K		L B X 1-1 ① SH3-4 1-2	3	0	0	0	0	1	2
Jerald Clark, R (1, 9) OBP: 0.293, SLG: 0.398		B C F B S 2-3 ① K		1 SAFE C S F X 0-2 ③ P4			F F F X 0-2 E S 1B		F B X 1-1 ② SF9 2-H	3	1	1	1	0	1	1
Tim Teufel, R (1, 4) OBP: 0.323, SLG: 0.353 (9, 5)		C C C 0-3 ② K			F X 0-1 ① G1-3		1 SAFE C S B F X 1-2 ② G6-3 1-3		C B B F C 2-3 ③ K	4	0	0	0	0	2	1
Jim Deshaies, L (1, 1) OBP: 0.208, SLG: 0.174 Randy Myers, L (9, 1) OBP: 0.200, SLG: 0.200		B X 1-0 ③ G1-3			C F B X 1-2 ② G3		F B X 1-1 ③ G4-3 3-H			3 0	0 0	0 0	0 0	0 0	0 0	0 0
Inning Stats	R: 1 E: 0 K: 2 S: 12 H: 2 LOB: 2 BB: 1 P: 21	R: 0 E: 0 K: 2 S: 7 H: 0 LOB: 0 BB: 0 P: 10	R: 0 E: 0 K: 0 S: 7 H: 0 LOB: 0 BB: 0 P: 11	R: 0 E: 1 K: 0 S: 11 H: 0 LOB: 1 BB: 0 P: 15	R: 0 E: 0 K: 0 S: 7 H: 0 LOB: 0 BB: 0 P: 10	R: 0 E: 0 K: 0 S: 6 H: 1 LOB: 1 BB: 0 P: 11	R: 1 E: 1 K: 1 S: 13 H: 1 LOB: 0 BB: 0 P: 15	R: 0 E: 0 K: 1 S: 8 H: 1 LOB: 1 BB: 0 P: 8	R: 1 E: 0 K: 1 S: 10 H: 0 LOB: 0 BB: 1 P: 18	1B: 4 2B: 1 3B: 0 HR: 0	SF: 1 SAC: 1 DP: 0 HBP: 0						

PITCHER		IP	WLS	BF	H	R	ER	SO	BB	IBB	HBP	BLK	WP	HR	S	P	ERA	WHIP
Orel Hershiser, R ERA: 3.73	(1, 1)	8.0	L	31	5	2	1	6	1	0	0	0	0	0	71	101	1.12	0.750
Jay Howell, R ERA: 1.71	(9, 1)	1.0		4	0	1	1	1	1	0	0	0	1	0	10	18	9.00	1.000

PITCHER	IP	WLS	BF	H	R	ER	SO	BB	IBB	HBP	BLK	WP	HR	S	P	ERA	WHIP

San Diego Padres @ Los Angeles Dodgers

Dodger Stadium, Los Angeles, CA

Thu Sep 10 1992, 7:05 PM PDT

Att. 17,377 - Sunny - 75 F

TOP

livebaseballscorecards.com

AB	31
R	3
H	5
RBI	2
BB	2
SO	7
LOB	8

1B: 4	SF: 1	WP: 1	PA: 35
2B: 1	SAC: 1	PB: 0	
3B: 0	DP: 0	SB: 1	
HR: 0	HBP: 0	CS: 0	

Batter	1	2	3	4	5	6	7	8	9	AB	R	H	RBI	BB	SO	LOB
Jose Offerman, S (1, 6) OBP: 0.339, SLG: 0.348	C B X 1-1 G6-3 ①		C B B F X 2-2 G3-1 ③			B F C B X 2-2 CS 1B			C F C 0-3 K ①	4	0	1	0	0	1	0
Brett Butler, L (1, 8) OBP: 0.415, SLG: 0.398	B C B C X 2-2 P5 ②			C X 0-1 B1-3 ①		F 1 SAFE B 1 SAFE B 1 SAFE 1 SAFE 1 SAFE 2-1 CS ③ 1-2	X 0-0 P2 ①		B B B C B C X 3-2 1B	4	0	1	0	0	0	0
Mike Sharperson, R (1, 5) OBP: 0.396, SLG: 0.402	S S B B F B F X 3-2 F7 ③			B B C B X 3-1 F8 ②			B C C X 1-2 G4-3 ②		S F B C 1-3 K ②	4	0	0	0	0	1	1
Eric Karros, R (1, 3) OBP: 0.304, SLG: 0.445		X 0-0 P2 ①		X 0-0 L5 ③			F B B B S F F F X 3-2 2B		F S X 0-2 P4 ③	4	0	1	0	0	0	1
Mike Piazza, R (1, 2) OBP: 0.318, SLG: 0.300		B X 1-0 P3 ②			C F B B S 2-3 K ①		B X 1-0 G5-3 ③			3	0	0	0	0	1	1
Todd Benzinger, S (1, 7) OBP: 0.269, SLG: 0.340		X 0-0 F9 ③			B F C X 1-2 G5-3 ②			B B F S X 2-2 P4 ①		3	0	0	0	0	0	0
Billy Ashley, R (1, 9) OBP: 0.273, SLG: 0.429 Tom Goodwin, L (8, PR) OBP: 0.233, SLG: 0.214 Lenny Harris, L (9, 4) OBP: 0.325, SLG: 0.313			F B X 1-1 HR		X 0-0 L8 ③			F B X 1-1 1B 1B		3 0 0	1 0 0	2 0 0	1 0 0	0 0 0	0 0 0	0 0 0
Eric Young Sr., R (1, 4) OBP: 0.260, SLG: 0.220 Mitch Webster, S (8, PH) OBP: 0.332, SLG: 0.401 (9, 9)			B B F X 2-1 G6-3 ①			B X 1-0 F9 ①		F 1 SAFE 1 SAFE B 1 SAFE X 1-1 G4-6-3 1-3 1B		2 1	0 0	0 1	0 0	0 0	0 0	0 0
Orel Hershiser, R (1, 1) OBP: 0.222, SLG: 0.295 Carlos Hernandez, R (8, PH) OBP: 0.316, SLG: 0.335 Jay Howell, R (9, 1)			F X 0-1 P3 ②			F L F B X 1-2 F8 ②		C 1 SAFE F B 1 SAFE X 1-2 G4-6-3 ②③ 1-2f		2 1 0	0 0 0	0 0 0	0 0 0	0 0 0	0 0 0	0 2 0
Inning Stats	R: 0 E: 0 K: 0 S: 10 H: 0 LOB: 0 BB: 0 P: 16	R: 0 E: 0 K: 0 S: 3 H: 0 LOB: 0 BB: 0 P: 4	R: 1 E: 0 K: 0 S: 9 H: 1 LOB: 0 BB: 0 P: 14	R: 0 E: 0 K: 0 S: 5 H: 0 LOB: 0 BB: 0 P: 8	R: 0 E: 0 K: 1 S: 7 H: 0 LOB: 0 BB: 0 P: 10	R: 0 E: 0 K: 0 S: 9 H: 1 LOB: 0 BB: 0 P: 15	R: 0 E: 0 K: 0 S: 11 H: 1 LOB: 1 BB: 0 P: 16	R: 0 E: 0 K: 0 S: 10 H: 2 LOB: 2 BB: 0 P: 15	R: 0 E: 0 K: 2 S: 12 H: 1 LOB: 1 BB: 0 P: 16	1B: 4 2B: 1 3B: 0 HR: 1	SF: 0 SAC: 0 DP: 1 HBP: 0	WP: 0 PB: 0 SB: 0 CS: 1	PA: 32				

PITCHER		IP	WLS	BF	H	R	ER	SO	BB	IBB	HBP	BLK	WP	HR	S	P	ERA	WHIP
Jim Deshaies, L ERA: 3.12	(1, 1)	8.0	W	27	5	1	1	1	0	0	0	0	0	1	64	98	1.12	0.625
Randy Myers, L ERA: 4.19	(9, 1)	1.0	S	4	1	0	0	2	0	0	0	0	0	0	12	16	0.00	1.000

PITCHER	IP	WLS	BF	H	R	ER	SO	BB	IBB	HBP	BLK	WP	HR	S	P	ERA	WHIP

BOTTOM

San Diego Padres @ Los Angeles Dodgers

Dodger Stadium, Los Angeles, CA

Thu Sep 10 1992, 7:05 PM PDT

Att. 17,377 - Sunny - 75 F

livebaseballscorecards.com

AB	31
R	1
H	6
RBI	1
BB	0
SO	3
LOB	5

Batter	1	2	3	4	5	6	7	8	9	AB	R	H	RBI	BB	SO	LOB
Bip Roberts, S (1, 7) OBP: 0.378, SLG: 0.396	X 0-0 ① G3	C B C B X 2-2 ③ P5			B F X 1-1 CS 1B		C S F B X 1-2 L9 1B 1B		B B S F F B X 3-2 ③ P7	5	0	2	0	0	0	1
Dave Martinez, L (1, 8) OBP: 0.319, SLG: 0.331	B F S B X 2-2 ② P6		B S C C 1-3 ① K		1 SAFE P F C X 1-2 ① 2B E 1-2 1B		B 1 SAFE 1 SAFE C 1 SAFE 1 SAFE 1 SAFE X 1-1 1-2 1B			4	1	2	0	0	1	0
Barry Larkin, R (1, 6) OBP: 0.387, SLG: 0.452	F X 0-1 2B		C F S 0-3 ② K		B F 1 SAFE 1 SAFE 1 SAFE X 1-2 E7 1-H 2B		1 SAFE B B C 1 SAFE X 2-1 ② L9 2-3			4	0	2	0	0	1	2
Hal Morris, L (1, 3) OBP: 0.357, SLG: 0.400	X 0-0 ③ G3		C X 0-1 ③ G4-3		C X 0-1 ② G4-3		B C F B X 2-2 ③ G3			4	0	0	0	0	0	4
Paul O'Neill, L (1, 9) OBP: 0.349, SLG: 0.375		X 0-0 2B G6-3 1B		B B X 2-0 HR	C X 0-1 ③ G4-3			B X 1-0 ① F9		4	2	2	1	0	0	1
Willie Greene, L (1, 5) OBP: 0.350, SLG: 0.421		B X 1-0 1-3 1B 2B		X 0-0 ① L9		C B S S 1-3 ① K		S X 0-1 CS 1B		4	1	2	0	0	1	0
Joe Oliver, R (1, 2) OBP: 0.314, SLG: 0.390		B B B C F X 3-2 ① G6-3 3-H		B F S F B F X 2-2 FC1-6 1B		B X 1-0 ② G5-3		F 1 SAFE F B B C 2-3 ②③ K 1-2		4	0	1	1	0	1	2
Bill Doran, S (1, 4) OBP: 0.345, SLG: 0.353		C B B X 2-1 SH3-4 2-H 1B		S C S 0-3 ② K		C B X 1-1 ③ F8			M F B B X 2-2 ① L6	4	0	1	1	0	1	1
Tim Pugh, R (1, 1)		L X 0-1 ② SH3-4 1-2		B F X 1-1 ③ FC1-6 1-2f			X 0-0 ① G5-3		X 0-0 ② G3	2	0	0	0	0	0	1
Jeff Reed, L (9, PH) OBP: 0.238, SLG: 0.200										1	0	0	0	0	0	0
Rob Dibble, L (9, 1) OBP: 0.250, SLG: 0.250										0	0	0	0	0	0	0
Inning Stats	R: 0 E: 0 K: 0 S: 7 H: 1 LOB: 1 BB: 0 P: 9	R: 2 E: 0 K: 0 S: 12 H: 3 LOB: 1 BB: 0 P: 20	R: 0 E: 0 K: 2 S: 8 H: 0 LOB: 0 BB: 0 P: 9	R: 1 E: 0 K: 1 S: 12 H: 2 LOB: 1 BB: 0 P: 17	R: 1 E: 1 K: 0 S: 13 H: 3 LOB: 1 BB: 0 P: 15	R: 0 E: 0 K: 1 S: 6 H: 0 LOB: 0 BB: 0 P: 9	R: 0 E: 0 K: 0 S: 12 H: 2 LOB: 2 BB: 0 P: 18	R: 0 E: 0 K: 1 S: 6 H: 1 LOB: 1 BB: 0 P: 9	R: 0 E: 0 K: 0 S: 8 H: 0 LOB: 0 BB: 0 P: 13	1B: 8 2B: 4 3B: 0 HR: 1 SF: 0 SAC: 1 DP: 1 HBP: 0						

PITCHER		IP	WLS	BF	H	R	ER	SO	BB	IBB	HBP	BLK	WP	HR	S	P	ERA	WHIP
Andy Benes, R ERA: 3.61	(1, 1)	4.1	L	21	9	4	3	3	0	0	0	0	0	1	48	66	6.23	2.077
Rich Rodriguez, L ERA: 2.46	(5, 1)	0.2		2	0	0	0	0	0	0	0	0	0	0	4	4	0.00	0.000
Mike Maddux, R ERA: 2.51	(6, 1)	3.0		11	3	0	0	2	0	0	0	0	0	0	24	36	0.00	1.000
Larry Andersen, R ERA: 3.64	(9, 1)	1.0		3	0	0	0	0	0	0	0	0	0	0	8	13	0.00	0.000

PITCHER	IP	WLS	BF	H	R	ER	SO	BB	IBB	HBP	BLK	WP	HR	S	P	ERA	WHIP

TOP

Cincinnati Reds @ San Diego Padres

Jack Murphy Stadium, San Diego, CA

Fri Sep 11 1992, 10:05 PM EDT

Att. 14,067 - Sunny - 72 F

livebaseballscorecards.com

AB	36
R	4
H	12
RBI	3
BB	0
SO	5
LOB	12

WP: 0 PA: 37
PB: 0
SB: 0
CS: 2

Cincinnati Reds @ San Diego Padres

Jack Murphy Stadium, San Diego, CA

Fri Sep 11 1992, 10:05 PM EDT

Att. 14,067 - Sunny - 72 F

livebaseballscorecards.com

BOTTOM

Batter	1	2	3	4	5	6	7	8	9	AB	R	H	RBI	BB	SO	LOB
Tony Fernandez, S (1, 6) OBP: 0.330, SLG: 0.348	C X 0-1 G6-3 ①		B F B F F X 2-2 L7 ③			B F B B B 4-1 3B BB		F F X 0-2 G4-3 ②		3	1	0	0	1	0	0
Oscar Azocar, L (1, 7) OBP: 0.219, SLG: 0.214	C X 0-1 G4-3 ②			B X 1-0 P2 ①		C 1 SAFE F X 0-2 F7 ①		X 0-0 G4-3 ③		4	0	0	0	0	0	1
Gary Sheffield, R (1, 5) OBP: 0.383, SLG: 0.587	X 0-0 F7 ③			C X 0-1 1B		B B B X 3-0 L7 ②			X 0-0 G5-3 1B	4	0	2	0	0	0	1
Fred McGriff, L (1, 3) OBP: 0.393, SLG: 0.573		X 0-0 G6-4-3 1B		C F B S 1-3 K ②		F B F X 1-2 1-H 3B			B B C B F S 3-3 K ①	4	0	2	1	0	2	2
Benito Santiago, R (1, 2) OBP: 0.286, SLG: 0.391		X 0-0 G6-4-3 ① ② 1-2f		F F B F S 1-3 K ③		S X 0-1 G5-3 ③			F X 0-1 G5-3 ② 1-2	4	0	0	0	0	1	4
Darrin Jackson, R (1, 8) OBP: 0.291, SLG: 0.412		X 0-0 1B			X 0-0 F7 ①		S S B X 1-2 P9 ①		C S B B F X 2-2 G6-3 ③	4	0	1	0	0	0	1
Jerald Clark, R (1, 9) OBP: 0.291, SLG: 0.395		C 1 SAFE B X 1-1 G5-3 ③			B F B C F S 2-3 K ②		B S X 1-1 F8 ②			3	0	0	0	0	1	1
Kurt Stillwell, S (1, 4) OBP: 0.276, SLG: 0.314			B B C F B C 3-3 K ①		X 0-0 1B		X 0-0 F8 ③			3	0	1	0	0	1	0
Andy Benes, R (1, 1) OBP: 0.222, SLG: 0.246 Rich Rodriguez, L (5, 1) Phil Stephenson, L (5, PH) OBP: 0.258, SLG: 0.250 Mike Maddux, L (6, 1) OBP: 0.269, SLG: 0.143 Jeff Gardner, L (8, PH) Larry Andersen, R (9, 1)			B S F F B X 2-2 F9 ②		X 0-0 L9 ③			C F B B X 2-2 F8 ①		1 0 1 0 1 0	0 0 0 0 0 0	0 0 0 0 0 0	0 0 0 0 0 0	0 0 0 0 0 0	0 0 0 0 0 0	0 0 1 0 0 0
Inning Stats	R: 0 H: 0 E: 0 LOB: 0 K: 0 BB: 0 S: 5 P: 5	R: 0 H: 2 E: 0 LOB: 1 K: 0 BB: 0 S: 5 P: 6	R: 0 H: 0 E: 0 LOB: 0 K: 1 BB: 0 S: 11 P: 18	R: 0 H: 1 E: 0 LOB: 1 K: 2 BB: 0 S: 10 P: 13	R: 0 H: 1 E: 0 LOB: 1 K: 1 BB: 0 S: 7 P: 9	R: 1 H: 1 E: 0 LOB: 1 K: 0 BB: 1 S: 10 P: 18	R: 0 H: 0 E: 0 LOB: 0 K: 0 BB: 0 S: 6 P: 8	R: 0 H: 0 E: 0 LOB: 0 K: 0 BB: 0 S: 7 P: 9	R: 0 H: 1 E: 0 LOB: 1 K: 1 BB: 0 S: 10 P: 15	1B: 5 SF: 0 2B: 0 SAC: 0 3B: 1 DP: 1 HR: 0 HBP: 0						

	AB	32
	R	1
	H	6
	RBI	1
	BB	1
	SO	5
	LOB	11

WP: 0 PB: 0 SB: 0 CS: 0 PA: 33

PITCHER		IP	WLS	BF	H	R	ER	SO	BB	IBB	HBP	BLK	WP	HR	S	P	ERA	WHIP
Tim Pugh, R ERA: 2.5	(1, 1)	8.0	W	29	5	1	1	4	1	0	0	0	0	0	61	86	1.12	0.750
Rob Dibble, R ERA: 3.32	(9, 1)	1.0	S	4	1	0	0	1	0	0	0	0	0	0	10	15	0.00	1.000

PITCHER	IP	WLS	BF	H	R	ER	SO	BB	IBB	HBP	BLK	WP	HR	S	P	ERA	WHIP

Batter	1	2	3	4	5	6	7	8	9	AB	R	H	RBI	BB	SO	LOB
Bip Roberts, S (1, 7) (8, 4) OBP: 0.378, SLG: 0.396	F7		1B G5-3 1B		L9		1B	P3		5	0	2	0	0	0	2
Bill Doran, S (1, 3) OBP: 0.344, SLG: 0.352	F7		G5-3 1-2		1B		P4		FC3-6 BB	4	0	1	0	0	0	2
Hal Morris, L (7, 3) OBP: 0.358, SLG: 0.400										0	0	0	0	1	0	0
Barry Larkin, R (1, 6) OBP: 0.387, SLG: 0.458	F9		2-3 1B		F9			HR	1-2f HR	5	2	2	1	0	0	2
Reggie Sanders, R (1, 8) (8, 7) OBP: 0.361, SLG: 0.491		3B 1B	P6			G5-3		2B 1B	1-H HR	5	3	3	2	0	0	2
Willie Greene, L (1, 5) OBP: 0.320, SLG: 0.458		1-H G5-3 3B		P6		G3		L8	G3	5	1	1	1	0	0	1
Joe Oliver, R (1, 2) OBP: 0.317, SLG: 0.394		G5-3 3-H		F8		FC3-6 1B		1-3 1B 2B	FC4 1B	5	1	3	1	0	0	0
Milt Hill, R (9, 1)										0	0	0	0	0	0	0
Rob Dibble, L (9, 1) OBP: 0.250, SLG: 0.250										0	0	0	0	0	0	0
Paul O'Neill, L (1, 9) OBP: 0.351, SLG: 0.376		CS 1B		1B		FC3-6 1-2f		1B IBB	FC4 1-2f	4	0	2	0	1	0	2
Freddie Benavides, R (1, 4) OBP: 0.252, SLG: 0.288		K 1-2		G4-3			L8	K		3	0	0	0	0	1	2
Jeff Branson, L (8, PH) OBP: 0.318, SLG: 0.367										0	0	0	0	0	0	0
Cesar Hernandez, R (8, PH) OBP: 0.256, SLG: 0.333										1	0	0	0	0	1	3
(8, 8)																
Jose Rijo, R (1, 1) OBP: 0.210, SLG: 0.242			G6-3		L8		G6-3	1-2 2-H 3-H 1B		4	0	1	2	0	0	0
Dan Wilson, R (9, 2) OBP: 0.500, SLG: 0.500										0	0	0	0	0	0	0
Inning Stats	R: 0 E: 0 K: 0 S: 8 H: 0 LOB: 0 BB: 0 P: 12	R: 2 E: 0 K: 1 S: 10 H: 3 LOB: 0 BB: 0 P: 11	R: 0 E: 0 K: 0 S: 11 H: 2 LOB: 2 BB: 0 P: 14	R: 0 E: 0 K: 0 S: 5 H: 1 LOB: 1 BB: 0 P: 6	R: 0 E: 0 K: 0 S: 7 H: 1 LOB: 1 BB: 0 P: 8	R: 0 E: 0 K: 0 S: 6 H: 1 LOB: 1 BB: 0 P: 9	R: 0 E: 0 K: 0 S: 7 H: 1 LOB: 1 BB: 0 P: 8	R: 3 E: 0 K: 1 S: 17 H: 4 LOB: 2 BB: 1 P: 27	R: 2 E: 0 K: 0 S: 12 H: 2 LOB: 1 BB: 1 P: 20	1B: 11 2B: 1 3B: 1 HR: 2	SF: 0 SAC: 0 DP: 0 HBP: 0						

TOP

Cincinnati Reds @ San Diego Padres

Jack Murphy Stadium, San Diego, CA

Sat Sep 12 1992, 10:05 PM EDT

Att. 15,879 - Sunny - 73 F

livebaseballscorecards.com

AB	41
R	7
H	15
RBI	7
BB	2
SO	2
LOB	16

PITCHER		IP	WLS	BF	H	R	ER	SO	BB	IBB	HBP	BLK	WP	HR	S	P	ERA	WHIP
Bruce Hurst, L ERA: 3.63	(1, 1)	7.1	L	33	12	5	5	1	0	0	0	0	0	1	60	75	6.14	1.636
Jeremy Hernandez, R ERA: 3.34	(8, 1)	0.0		1	0	0	0	0	0	1	0	0	0	0	0	4	∞	∞
Rich Rodriguez, L ERA: 2.44	(8, 1)	0.2		3	1	0	0	1	0	0	0	0	0	0	11	16	0.00	1.500
Tim Scott, R ERA: 4.65	(9, 1)	1.0		6	2	2	2	0	1	0	0	0	0	1	12	20	18.00	3.000

PITCHER		IP	WLS	BF	H	R	ER	SO	BB	IBB	HBP	BLK	WP	HR	S	P	ERA	WHIP

Cincinnati Reds @ San Diego Padres

Jack Murphy Stadium, San Diego, CA

Sat Sep 12 1992, 10:05 PM EDT

Att. 15,879 - Sunny - 73 F

livebaseballscorecards.com

BOTTOM

Batter	1	2	3	4	5	6	7	8	9	AB	R	H	RBI	BB	SO	LOB
Tony Fernandez, S (1, 6) OBP: 0.329, SLG: 0.345	BBCBCB 4-2 CS BB		X 0-0 ② G4-3 2-3			CBFX 1-2 ② G4-3		X 0-0 ② L9	BSSS 1-3 ③ K	4	0	0	0	1	1	4
Oscar Azocar, L (1, 7) OBP: 0.227, SLG: 0.230	BSX 1-1 ①② 1-2 2B		SSX 0-2 ③ G4-3			X 0-0 FC6-4 1B		FBSFBX 2-2 ③ L8		4	0	2	0	0	0	3
Gary Sheffield, R (1, 5) OBP: 0.380, SLG: 0.583	CBBX 2-1 ③ L7			SBFS 1-3 ① K		BFBX 2-1 ③ FC6-4 1-2f			BX 1-0 ① P3	4	0	0	0	0	1	1
Fred McGriff, L (1, 3) OBP: 0.390, SLG: 0.568		X 0-0 ① G3-1		SFBBX 2-2 ② G4-3			SFBBS 2-3 ① K		BCX 1-1 E4 1B 1B	4	1	0	0	0	1	0
Benito Santiago, R (1, 2) OBP: 0.288, SLG: 0.392		BCCX 1-2 FC5-4 1B		BSFBBX 3-2 ③ G6-3			FFBFBBX 3-2 ② G5-3		SBX 1-1 1B 1-2 3B 1B	4	1	2	0	0	0	0
Darrin Jackson, R (1, 8) OBP: 0.291, SLG: 0.411		BFFB1X SAFE 2-2 ② FC5-4 1-2f			FFX 0-2 ① F8		CCBS 1-3 ③ K		BFX 1-1 1-2 3B 2-H 1B	4	1	1	1	0	1	1
Jerald Clark, R (1, 9) OBP: 0.290, SLG: 0.399		CFFFX SAFE 0-2 ③ L9			X 0-0 ② G5-3			BFX 1-1 E5 FC4-6 1B	BFSBFX 2-2 1-H 2-H 1B 3B	4	1	1	2	0	0	1
Kurt Stillwell, S (1, 4) OBP: 0.279, SLG: 0.316			CBFX 1-2 ① G6-3		BX 1-0 ③ F8			BFCBX 2-2 FC4-6 1-2 1B	CSBBFX 2-2 3-H 1B	4	0	2	1	0	0	0
Bruce Hurst, L (1, 1) OBP: 0.188, SLG: 0.212 Jeremy Hernandez, R (8, 1) Rich Rodriguez, L (8, 1) Phil Stephenson, L (8, PH) OBP: 0.254, SLG: 0.246 Tim Scott, R (9, 1) Jeff Gardner, L (9, PH)			CBX 1-1 G4-3 2B			FBX 1-1 ① L5		CBSX 1-2 FC4-6 ① 1-2f 2-3	CBSS 1-3 ② K	2 0 0 1 0 1	0 0 0 0 0 0	1 0 0 0 0 1	0 0 0 0 0 1	0 0 0 0 0 1	0 0 0 2 0 1	0 0 0 0 0 1
Inning Stats	R: 0 E: 0 K: 0 S: 6 H: 1 LOB: 0 BB: 1 P: 13	R: 0 E: 0 K: 0 S: 11 H: 1 LOB: 1 BB: 0 P: 14	R: 0 E: 0 K: 0 S: 9 H: 1 LOB: 1 BB: 0 P: 11	R: 0 E: 0 K: 1 S: 9 H: 0 LOB: 0 BB: 0 P: 15	R: 0 E: 0 K: 0 S: 5 H: 0 LOB: 0 BB: 0 P: 6	R: 0 E: 0 K: 0 S: 8 H: 1 LOB: 1 BB: 0 P: 12	R: 0 E: 0 K: 2 S: 10 H: 0 LOB: 0 BB: 0 P: 16	R: 0 E: 1 K: 0 S: 13 H: 1 LOB: 2 BB: 0 P: 19	R: 4 E: 1 K: 2 S: 21 H: 4 LOB: 1 BB: 0 P: 31	1B: 6 2B: 2 3B: 1 HR: 0	SF: 0 SAC: 0 DP: 0 HBP: 0						

	AB	36
	R	4
	H	9
	RBI	4
	BB	1
	SO	5
	LOB	13

WP: 0 PB: 0 SB: 0 CS: 1 PA: 37

PITCHER		IP	WLS	BF	H	R	ER	SO	BB	IBB	HBP	BLK	WP	HR	S	P	ERA	WHIP
Jose Rijo, R ERA: 2.69	(1, 1)	8.0	W	29	5	0	0	3	1	0	0	0	0	0	71	106	0.00	0.750
Milt Hill, R ERA: 1.98	(9, 1)	0.1		5	3	4	3	0	0	0	0	0	0	0	11	17	81.00	9.000
Rob Dibble, R ERA: 3.29	(9, 1)	0.2		3	1	0	0	2	0	0	0	0	0	0	10	14	0.00	1.500

PITCHER	IP	WLS	BF	H	R	ER	SO	BB	IBB	HBP	BLK	WP	HR	S	P	ERA	WHIP

Batter	1	2	3	4	5	6	7	8	9	AB	R	H	RBI	BB	SO	LOB
Dave Martinez, L (1, 8) OBP: 0.321, SLG: 0.339	C B S F X 1-2 G1-4-6-3 1B		S C B F B C 2-3 ② K			X 0-0 G3 3B		F C F F F S 0-3 ③ K		4	1	2	0	0	2	2
Hal Morris, L (1, 3) OBP: 0.355, SLG: 0.396	B B 1 SAFE X 2-0 ① ② G1-4-6-3 1-2f		B C C B F X 2-2 ③ G3			B F C X 1-2 ① G3 3-H			B X 1-0 ① G4-3	4	0	0	1	0	0	3
Barry Larkin, R (1, 6) OBP: 0.384, SLG: 0.454	X 0-0 ③ G5-3			B S B C F X 2-2 ① P3		B F X 1-1 ② F9			B X 1-0 ② P6	4	0	0	0	0	0	0
Paul O'Neill, L (1, 9) OBP: 0.348, SLG: 0.373		C B X 1-1 ① G6-3		S B X 1-1 ② L8		X 0-0 ③ L4			C C B X 1-2 ③ G4-3	4	0	0	0	0	0	0
Willie Greene, L (1, 5) OBP: 0.321, SLG: 0.423		C B F S 1-3 ② K		B S B B B 4-1 BB			F B C S 1-3 ① K			2	0	0	0	1	2	0
Jeff Branson, L (1, 4) OBP: 0.310, SLG: 0.358		B B X 2-0 ③ F7		X 0-0 ③ G1-3			B F X 1-1 ② L8			2	0	0	0	0	0	1
Bill Doran, S (7, PH) OBP: 0.344, SLG: 0.351 (7, 4)										1	0	0	0	0	0	0
Reggie Sanders, R (1, 7) OBP: 0.364, SLG: 0.491			X 0-0 1B 1B		B F B B B 4-1 G6-4-3 BB		B F F S 1-3 ③ K			2	0	1	0	1	1	0
Dan Wilson, R (1, 2) OBP: 0.400, SLG: 0.400			B 1 SAFE X 1-0 1-3 1B		B C 1 SAFE F X 1-2 ① ② G6-4-3 1-2f			B C S S 1-3 ① K		3	0	1	0	0	1	1
Bobby Ayala, R (1, 1)			S L F M 0-3 ① K		B S C S 1-3 ③ K			C F B X 1-2 ② G4-3		2	0	0	0	0	2	2
Tom Bolton, L (7, 1)										0	0	0	0	0	0	0
Dwayne Henry, R (7, 1) OBP: 0.250, SLG: 0.250										0	0	0	0	0	0	0
Bip Roberts, S (8, PH) OBP: 0.378, SLG: 0.395										1	0	0	0	0	0	0
Steve Foster, R (8, 1) OBP: 0.200, SLG: 0.200										0	0	0	0	0	0	0
Inning Stats	R: 0 E: 0 K: 0 S: 7 H: 1 LOB: 0 BB: 0 P: 10	R: 0 E: 0 K: 1 S: 6 H: 0 LOB: 0 BB: 0 P: 10	R: 0 E: 0 K: 2 S: 14 H: 2 LOB: 2 BB: 0 P: 19	R: 0 E: 0 K: 0 S: 8 H: 0 LOB: 1 BB: 1 P: 15	R: 0 E: 0 K: 1 S: 7 H: 0 LOB: 0 BB: 1 P: 13	R: 1 E: 0 K: 0 S: 7 H: 1 LOB: 0 BB: 0 P: 9	R: 0 E: 0 K: 2 S: 8 H: 0 LOB: 0 BB: 0 P: 11	R: 0 E: 0 K: 2 S: 13 H: 0 LOB: 0 BB: 0 P: 15	R: 0 E: 0 K: 0 S: 5 H: 0 LOB: 0 BB: 0 P: 8	1B: 3 2B: 0 3B: 1 HR: 0	SF: 0 SAC: 0 DP: 2 HBP: 0						

PITCHER		IP	WLS	BF	H	R	ER	SO	BB	IBB	HBP	BLK	WP	HR	S	P	ERA	WHIP
Frank Seminara, R ERA: 3.89	(1, 1)	6.0	W	22	4	1	1	4	2	0	0	0	0	0	49	76	1.50	1.000
Rich Rodriguez, L ERA: 2.41	(7, 1)	1.0		3	0	0	0	2	0	0	0	0	0	0	8	11	0.00	0.000
Jeremy Hernandez, R ERA: 3.23	(8, 1)	1.0		3	0	0	0	2	0	0	0	0	0	0	13	15	0.00	0.000
Randy Myers, L ERA: 4.13	(9, 1)	1.0	S	3	0	0	0	0	0	0	0	0	0	0	5	8	0.00	0.000

PITCHER	IP	WLS	BF	H	R	ER	SO	BB	IBB	HBP	BLK	WP	HR	S	P	ERA	WHIP

TOP

Cincinnati Reds @ San Diego Padres

Jack Murphy Stadium, San Diego, CA

Sun Sep 13 1992, 6:33 AM EDT
Att. 12,895 - Sunny - 79 F

livebaseballscorecards.com

AB	29
R	1
H	4
RBI	1
BB	2
SO	8
LOB	9

WP: 0	PA: 31								
PB: 0									
SB: 0									
CS: 0									

BOTTOM

Batter	1	2	3	4	5	6	7	8	9	AB	R	H	RBI	BB	SO	LOB
Tony Fernandez, S (1, 6) OBP: 0.326, SLG: 0.342	L F B B F X 2-2 G4-3 ①	F F B X 1-2 G3-1 ③		F F X 0-2 E6		F B C C 1-3 K ③		C X 0-1 G1-3 ③		5	0	0	0	0	1	5
Oscar Azocar, L (1, 7) OBP: 0.221, SLG: 0.223 Jeremy Hernandez, R (8, 1) Jeff Gardner, L (9, 4)	F C X 0-2 F8 ②		C B X 1-1 G4-3 ① F B X 1-1 HR	1 SAFE X 0-0 G6-3 ③			X 0-0 G4-3 ①			4 0 0	0 0 0	0 0 0	0 0 0	0 0 0	0 0 0	1 0 0
Gary Sheffield, R (1, 5) OBP: 0.383, SLG: 0.588	B B B B 4-0 BB BB				X 0-0 G5-3 ①		C B B B B 4-1 FC1-4-6 BB			2	1	1	1	2	0	0
Fred McGriff, L (1, 3) OBP: 0.389, SLG: 0.564	F B B C B B 4-2 1-2 BB		B C B S X 2-2 G4-3 ②		F C S 0-3 K ②		B B X 2-0 FC1-4-6 ② 1-2f			3	0	0	0	1	1	1
Darrin Jackson, R (1, 8) OBP: 0.291, SLG: 0.410	X 0-0 P3 ③		F C X 0-2 S 2B 1B		X 0-0 F8 ③		F X 0-1 L9 ③			4	1	1	0	0	0	3
Jerald Clark, R (1, 9) OBP: 0.292, SLG: 0.402		C B B F B F X 3-2 1B 1B C X 0-1 1-H 2B				C X 0-1 G6-3 ①		S B F S 1-3 K ①		4	0	2	1	0	1	0
Dan Walters, R (1, 2) OBP: 0.318, SLG: 0.421 Paul Faries, R (6, PR) Benito Santiago, R (7, 2) OBP: 0.290, SLG: 0.394		B 1 SAFE X 1-0 F7 ① X 0-0 G5-3 ③				X 0-0 1B SH1-3 1B		C C B F X 1-2 1B 1B		3 0 1	0 1 0	1 0 1	0 0 0	0 0 0	0 0 0	2 0 0
Kurt Stillwell, S (1, 4) OBP: 0.278, SLG: 0.315 Randy Myers, L (9, 1) OBP: 0.200, SLG: 0.200		C S B S 1-3 K ②		C B B X 2-1 F7 ①		C F F B F B F X 2-2 SH1-3 1-3 1B		C 1 SAFE C S 0-3 K ②		4 0	0 0	1 0	0 0	0 0	2 0	2 0
Frank Seminara, R (1, 1) OBP: 0.138, SLG: 0.107 Phil Stephenson, L (6, PH) OBP: 0.254, SLG: 0.246 Rich Rodriguez, L (7, 1) Kevin Ward, R (8, 7) OBP: 0.282, SLG: 0.302		B F S X 1-2 1-2 1B		F X 0-1 G6-3 ②		B X 1-0 SH1-3 ② 1-3 3-H		B C 1 SAFE C 1 SAFE 1 X 1-2 1-3 1B		2 0 0 1	0 0 0 0	1 0 0 1	0 1 0 0	0 0 0 0	0 0 0 0	0 0 0 0
Inning Stats	R: 0 E: 0 K: 0 S: 10 H: 0 LOB: 2 BB: 2 P: 20	R: 0 E: 0 K: 1 S: 14 H: 2 LOB: 2 BB: 0 P: 21	R: 2 E: 0 K: 0 S: 13 H: 3 LOB: 1 BB: 0 P: 17	R: 0 E: 1 K: 0 S: 8 H: 0 LOB: 1 BB: 0 P: 10	R: 0 E: 0 K: 1 S: 5 H: 0 LOB: 0 BB: 0 P: 5	R: 1 E: 0 K: 1 S: 13 H: 2 LOB: 1 BB: 0 P: 17	R: 0 E: 0 K: 0 S: 5 H: 0 LOB: 1 BB: 1 P: 11	R: 0 E: 0 K: 2 S: 15 H: 2 LOB: 2 BB: 0 P: 18		1B: 7 2B: 1 3B: 0 HR: 1	SF: 0 SAC: 1 DP: 0 HBP: 0					WP: 0 PB: 0 SB: 1 CS: 0	PA: 37	

PITCHER	IP	WLS	BF	H	R	ER	SO	BB	IBB	HBP	BLK	WP	HR	S	P	ERA	WHIP
Bobby Ayala, R (1, 1) ERA: 6.35	6.1	L	30	7	3	3	3	3	0	0	0	0	1	65	96	4.26	1.579
Tom Bolton, L (7, 1) ERA: 4.58	0.1		1	0	0	0	0	0	0	0	0	0	0	1	3	0.00	0.000
Dwayne Henry, R (7, 1) ERA: 3.67	0.1		1	0	0	0	0	0	0	0	0	0	0	2	2	0.00	0.000
Steve Foster, R (8, 1) ERA: 3.46	1.0		5	2	0	0	2	0	0	0	0	0	0	15	18	0.00	2.000

PITCHER	IP	WLS	BF	H	R	ER	SO	BB	IBB	HBP	BLK	WP	HR	S	P	ERA	WHIP

Cincinnati Reds @ San Diego Padres

Jack Murphy Stadium, San Diego, CA

Sun Sep 13 1992, 6:33 AM EDT

Att. 12,895 - Sunny - 79 F

livebaseballscorecards.com

AB	33
R	3
H	9
RBI	3
BB	3
SO	5
LOB	14

Batter	1	2	3	4	5	6	7	8	9	10	11	AB	R	H	RBI	BB	SO	LOB
Jose Offerman, S (1, 6) OBP: 0.342, SLG: 0.356	F F B X 1-2 SH1-3 1B G6-3 1B		C X 0-1 ② F7			X 0-0 ① G4-3		S B X 1-1 CS SH1-4 1B		L F X 0-2 ① SH1-3 1-2		4	1	2	0	0	0	1
Brett Butler, L (1, 8) OBP: 0.416, SLG: 0.399	B 1 SAFE X 1-0 SH1-3 1-2 1B		B B C C X 2-2 ③ G4-3			X 0-0 ② SH1-3 2-3		B 1 SAFE X 1-0 ① SH1-4 1-2		C X 0-1 ② 2-3 1B		3	0	2	0	0	0	0
Lenny Harris, L (1, 4) OBP: 0.321, SLG: 0.307	X 0-0 ① SH1-3 1-2 2-3			F B X 1-1 ① G3		X 0-0 S 3-H 1B		B B C X 2-1 ② L9		X 0-0 ③ F7		4	0	1	1	0	0	2
Eric Karros, R (1, 3) OBP: 0.304, SLG: 0.438 Tom Goodwin, L (9, PR) OBP: 0.267, SLG: 0.233 (9, 7)	B C B B C X 3-2 ② G6-3 3-H			B B C X 2-1 ② G4-3		C F 1 SAFE P X 1-2 ③ G5-3 1-2		S 2 SAFE 0-1 ③ CS 2-3	X 0-0 FC2-6 1B		B B B B 4-0 1B 1B BB	4 0	0 1	1 0	1 0	0 1	0 0	2 0
Henry Rodriguez, L (1, 7) OBP: 0.242, SLG: 0.333 Jim Gott, R (9, 1) OBP: 0.500, SLG: 0.500 Dave Anderson, R (11, PH) OBP: 0.368, SLG: 0.425 Eric Young Sr., R (11, PR) OBP: 0.370, SLG: 0.232 Jay Howell, R (11, 1) Roger McDowell, R (11, 1)	C S X 0-2 ③ F8			C B B X 2-1 ③ L7		B X 1-0 ① P5			B X 1-0 ① FC2-6 BB 1-2f		C C X 0-2 FC6-4 1-3 1B	4 0 1 0 0 0	0 0 0 0 0 0	0 0 1 0 0 0	0 0 0 0 0 0	0 0 0 0 0 0	0 0 0 0 0 0	2 0 0 0 0 0
Billy Ashley, R (1, 9) OBP: 0.231, SLG: 0.395		F B F C 1-3 ① K	S X 0-1 ① G1-3			F B C B X 2-2 HR 1B			B 1 SAFE B C 1 SAFE F F S 2-3 ② K		C S S 0-3 ① K	5	1	1	0	0	3	3
Mike Scioscia, L (1, 2) OBP: 0.289, SLG: 0.282		B C B X 2-1 ② F8	C B B X 2-1 ② F8			B X 1-0 1-H HR			C B B 1 SAFE B B 4-1 FC6-4 1-2 BB		X 0-0 FC6-4 1-2 3-H 1B	4	1	2	3	1	0	0
Dave Hansen, L (1, 5) OBP: 0.284, SLG: 0.290		B S C S 1-3 ③ K	X 0-0 ③ F7			B B X 2-0 ② L9			S C B F X 1-2 ③ FC6-4 1-2f		B X 1-0 ② FC6-4 FC6-4 1-2f 2-3	5	0	0	0	0	1	4
Kevin Gross, R (1, 1) OBP: 0.121, SLG: 0.107 Todd Benzinger, S (9, 3) OBP: 0.272, SLG: 0.348			C B B S B F S 3-3 ① K			X 0-0 SH1-3 1B 2B	C C X 0-2 ③ P7			C F B F F F X 1-2 1B SH1-3 1B	S X 0-1 ③ FC6-4 1-2f	3 2	1 0	1 1	0 0	0 0	1 3	0 3
Inning Stats	R: 1 E: 0 K: 0 S: 11 H: 2 LOB: 1 BB: 0 P: 16	R: 0 E: 0 K: 2 S: 8 H: 0 LOB: 0 BB: 0 P: 12	R: 0 E: 0 K: 1 S: 9 H: 0 LOB: 0 BB: 0 P: 14	R: 0 E: 0 K: 0 S: 6 H: 0 LOB: 0 BB: 0 P: 11	R: 0 E: 0 K: 0 S: 5 H: 0 LOB: 0 BB: 0 P: 7	R: 1 E: 0 K: 0 S: 8 H: 2 LOB: 1 BB: 0 P: 8	R: 2 E: 0 K: 0 S: 9 H: 2 LOB: 0 BB: 0 P: 15	R: 0 E: 0 K: 0 S: 6 H: 1 LOB: 0 BB: 0 P: 10	R: 0 E: 0 K: 1 S: 11 H: 1 LOB: 2 BB: 1 P: 19	R: 0 E: 0 K: 0 S: 12 H: 2 LOB: 1 BB: 0 P: 13	R: 1 E: 0 K: 1 S: 10 H: 2 LOB: 3 BB: 1 P: 15	1B: 10 2B: 1 3B: 0 HR: 1 SF: 0 SAC: 4 DP: 0 HBP: 0						

PITCHER		IP	WLS	BF	H	R	ER	SO	BB	IBB	HBP	BLK	WP	HR	S	P	ERA	WHIP
Greg Harris, R ERA: 4.45	(1, 1)	7.0		27	6	4	4	3	0	0	0	0	0	1	56	83	5.14	0.857
Mike Maddux, R ERA: 2.44	(8, 1)	2.0		8	2	0	0	1	1	0	0	0	0	0	17	29	0.00	1.500
Jeremy Hernandez, R ERA: 3.31	(10, 1)	2.0	L	10	4	1	1	1	1	0	0	0	0	0	22	28	4.50	2.500

PITCHER	IP	WLS	BF	H	R	ER	SO	BB	IBB	HBP	BLK	WP	HR	S	P	ERA	WHIP

TOP

Los Angeles Dodgers @ San Diego Padres

Jack Murphy Stadium, San Diego, CA

Mon Sep 14 1992, 10:05 PM EDT

Att. 8,690 - Sunny - 73 F

livebaseballscorecards.com

AB	39
R	5
H	12
RBI	5
BB	2
SO	5
LOB	17

WP: 0	PB: 0	SB: 1	CS: 1
PA: 46			

Batter	1	2	3	4	5	6	7	8	9	10	11	AB	R	H	RBI	BB	SO	LOB
Tony Fernandez, S (1, 6) OBP: 0.329, SLG: 0.347	C C B B X 2-2 E7 1B 2B	X 0-0 ③ 1-H 2B		C B B C F B F B 4-2 1-2 2-3 BB			C X 0-1 ① SH5-4 1-2		C C B B F S 2-3 ② K			3	1	2	0	1	1	0
Paul Faries, R (10, 4)												0	0	0	0	0	0	0
Kurt Stillwell, S (1, 4) OBP: 0.280, SLG: 0.318	B C B C F X 2-2 2B K 3-H 1B		C B C F S 1-3 ① K	C B B B X 3-1 ③ G3-1			C B S B X 2-2 ② G4-3 2-3		S S S 0-3 ③ K2-3			1	0	1	1	0	0	0
Jeff Gardner, L (3, 4)												2	0	0	0	1	3	
Phil Stephenson, L (7, PH) OBP: 0.250, SLG: 0.241												1	0	0	0	0	1	
Mike Maddux, L (8, 1) OBP: 0.250, SLG: 0.143												0	0	0	0	0	0	
Guillermo Velasquez, L (9, PH)												1	0	0	0	1	0	
Jeremy Hernandez, R (10, 1)												0	0	0	0	0	0	
Gary Sheffield, R (1, 5) OBP: 0.387, SLG: 0.591	B B X 2-0 1-3 1B 2B		B B B C B 4-1 G3-6 BB		S X 0-1 ① P3		S B F X 1-2 BLK 3-H 1B			C B B B C B 4-2 CS BB		3	1	2	1	2	0	0
Fred McGriff, L (1, 3) OBP: 0.388, SLG: 0.560	B B F S B F S 3-3 ①② K 3-H		F X 0-1 ②③ G3-6 1-2f		F B F B B C 3-3 ② K		B I I 4-0 1-2 IBB			B S B S T F C 2-3 ① K		4	0	0	0	1	3	4
Benito Santiago, R (1, 2) OBP: 0.289, SLG: 0.391	B S C X 1-2 2-H 1B			C C X 0-2 ① F7	S B X 1-1 ③ F8		C F B S 1-3 ③ K			1 SAFE S 1 SAFE S S 1-3 ② K		5	0	1	1	0	2	3
Darrin Jackson, R (1, 8) OBP: 0.292, SLG: 0.410	F X 0-1 ③ F8			S F X 0-2 S 1B 1B		F C S 0-3 ① K		C C B B F F B S 3-3 ① K		F S 1 SAFE B 1-2 ③ CS 1-2	F B B B F F B F X 3-2 1B 1B	5	1	2	0	0	2	1
Jerald Clark, R (1, 9) OBP: 0.293, SLG: 0.402		C B X 1-1 ① F8		B X 1-0 BB G6-4-3 1-H 1B		B X 1-0 ② F7		B B B C C X 3-1 ② L7			1 SAFE B B B 1 SAFE F X 2-1 G6-4-3 1-2 1B	5	0	2	1	0	0	0
Kevin Ward, R (1, 7) OBP: 0.272, SLG: 0.289		C X 0-1 ② G6-3		B X 1-0 ② G6-4-3 1-2		C F B B B C 3-3 ③ K		F B F X 1-2 ③ L4			L X 0-1 ① P3	5	0	0	0	0	1	3
Greg Harris, R (1, 1) OBP: 0.276, SLG: 0.167		C B B F B B 4-2 2B BB		B B B C C B 4-2 BB BB			X 0-0 E4 G4-3 SH5-4 1B		X 0-0 ① G4-3		C X 0-1 ②③ G6-4-3 1-2f	0	0	0	0	2	0	0
Oscar Azocar, L (7, PH) OBP: 0.219, SLG: 0.221												1	1	0	0	0	0	0
Craig Shipley, R (8, 4) OBP: 0.237, SLG: 0.283												2	0	0	0	0	0	2
(10, 6)																		
Inning Stats	R: 2 E: 1 K: 1 S: 17 H: 4 LOB: 1 BB: 0 P: 27	R: 0 E: 0 K: 0 S: 7 H: 1 LOB: 2 BB: 1 P: 12	R: 0 E: 0 K: 1 S: 7 H: 0 LOB: 0 BB: 1 P: 12	R: 1 E: 0 K: 0 S: 16 H: 2 LOB: 3 BB: 2 P: 29	R: 0 E: 0 K: 1 S: 7 H: 0 LOB: 0 BB: 0 P: 11	R: 0 E: 0 K: 2 S: 7 H: 0 LOB: 0 BB: 0 P: 11	R: 1 E: 1 K: 1 S: 12 H: 1 LOB: 2 BB: 1 P: 20	R: 0 E: 0 K: 1 S: 10 H: 0 LOB: 0 BB: 0 P: 17	R: 0 E: 0 K: 2 S: 8 H: 0 LOB: 0 BB: 0 P: 10	R: 0 E: 0 K: 2 S: 12 H: 0 LOB: 0 BB: 1 P: 20	R: 0 E: 0 K: 0 S: 11 H: 2 LOB: 1 BB: 0 P: 16	1B: 7 2B: 3 3B: 0 HR: 0 SF: 0 SAC: 1 DP: 2 HBP: 0		WP: 0 PB: 0 SB: 1 CS: 1 PA: 46				

PITCHER		IP	WLS	BF	H	R	ER	SO	BB	IBB	HBP	BLK	WP	HR	S	P	ERA	WHIP
Kevin Gross, R ERA: 3.24	(1, 1)	8.0		35	8	4	3	7	4	1	0	1	0	0	83	139	3.38	1.500
Jim Gott, R ERA: 2.08	(9, 1)	2.0	W	6	0	0	0	4	1	0	0	0	0	0	20	30	0.00	0.500
Jay Howell, R ERA: 1.71	(11, 1)	0.0		2	2	0	0	0	0	0	0	0	0	0	7	12	∞	∞
Roger McDowell, R ERA: 3.79	(11, 1)	1.0	S	2	0	0	0	0	0	0	0	0	0	0	4	4	0.00	0.000

PITCHER	IP	WLS	BF	H	R	ER	SO	BB	IBB	HBP	BLK	WP	HR	S	P	ERA	WHIP

BOTTOM

Los Angeles Dodgers @ San Diego Padres

Jack Murphy Stadium, San Diego, CA

Mon Sep 14 1992, 10:05 PM EDT

Att. 8,690 - Sunny - 73 F

livebaseballscorecards.com

AB	38
R	4
H	10
RBI	4
BB	6
SO	11
LOB	17

Batter	1	2	3	4	5	6	7	8	9	AB	R	H	RBI	BB	SO	LOB
Jose Offerman, S (1, 6) OBP: 0.343, SLG: 0.357	F X 0-1 ① L9		C B C X 1-2 G5-3 1B 1B		X 0-0 ② FC1-2-6 1B 1-2f	B X 1-0 ② SF7 3-H			X 0-0 S 2B 1B	4	1	2	1	0	0	1
Brett Butler, L (1, 8) OBP: 0.419, SLG: 0.405	C B F F F B F F B 3-2 X G6-3 1B		1 SAFE F 1 SAFE C B 1 SAFE 1 SAFE B 1 SAFE 2-2 X G5-3 1-2 1B		X 0-0 1-2 1B	B B X 2-0 ③ P4			B C 1 SAFE 1 SAFE F 1 SAFE F B 1 SAFE 3-2 1 SAFE 1 SAFE F B X FC 1-H 1B 2B	5	1	4	1	0	0	1
Mike Sharperson, R (1, 5) OBP: 0.394, SLG: 0.399	C 1 SAFE 1 SAFE X 0-1 ② G6-3 1-2		C B X 1-1 ① ② G5-3 1-2 2-3f		S B F X 1-2 ③ P3		F S S 0-3 ① K		B S C F X 1-2 FC 1B 2-3	5	0	0	0	0	1	6
Eric Karros, R (1, 3) OBP: 0.309, SLG: 0.441	F B B F B F B 4-2 BB		X 0-0 ③ G6-3			X 0-0 WP BB 1B 1B	C B B S F X 2-2 CS 1B		F B B B X 3-1 1-2 3-H 1B	4	1	3	1	1	0	1
Mike Piazza, R (1, 2) OBP: 0.333, SLG: 0.379 Jay Howell, R (9, 1)	C X 0-1 ③ F9			F B B B F X 3-2 ① G1-3		B 1 SAFE B B B 4-0 WP E 1-2 BB	B B B C F S 3-3 ② ③ K 1-2		F F X 0-2 ② L3	4	1	0	0	1	1	5
										0	0	0	0	0	0	0
Mitch Webster, S (1, 7) OBP: 0.336, SLG: 0.419 (8, 9)		X 0-0 ① G5-3		F B F B F F X 2-2 ② F9		C B B F X 2-2 E7 1B 2B 1-H 2-H 1B		C C X 0-2 ① G1-3	C S F X 0-2 ③ P6	5	1	1	1	0	0	2
Billy Ashley, R (1, 9) OBP: 0.209, SLG: 0.357 John Candelaria, L (8, 1) Mike Scioscia, L (9, 2) OBP: 0.289, SLG: 0.282		S B C B B X 3-2 ② G1-6-3		X 0-0 ③ F8		S 1 SAFE C C 0-3 ① K		C S B B X 2-2 ② G5-3		4	0	0	0	0	1	1
										0	0	0	0	0	0	0
										0	0	0	0	0	0	0
Eric Young Sr., R (1, 4) OBP: 0.275, SLG: 0.237 Lenny Harris, L (6, PH) OBP: 0.322, SLG: 0.308 (6, 4)		C B B C F F X 2-2 1B			B X 1-0 ① P5	B 1 SAFE C 1 SAFE X 1-1 2B SF7 1-2 1B		B F X 1-1 ③ F7		2	0	1	0	0	0	0
										2	1	1	0	0	0	0
Orel Hershiser, R (1, 1) OBP: 0.231, SLG: 0.302 Henry Rodriguez, L (6, PH) OBP: 0.242, SLG: 0.333 Dave Anderson, R (6, PH) OBP: 0.310, SLG: 0.444 Roger McDowell, R (6, 1) Tom Goodwin, L (8, 7) OBP: 0.261, SLG: 0.227		X 0-0 ③ F8			B X 1-0 FC1-2-6 1B	B B B C X 3-1 1-3 2-H 2B			B C B S S 3-3 ① K	2	0	1	0	0	0	1
										0	0	0	0	0	0	0
										1	0	1	1	0	0	0
										0	0	0	0	0	0	0
										1	0	0	0	0	1	0
Inning Stats	R: 0 E: 0 K: 0 S: 16 H: 1 LOB: 2 BB: 1 P: 23	R: 0 E: 0 K: 0 S: 10 H: 1 LOB: 1 BB: 0 P: 15	R: 0 E: 0 K: 0 S: 9 H: 2 LOB: 1 BB: 0 P: 13	R: 0 E: 0 K: 0 S: 9 H: 0 LOB: 0 BB: 0 P: 14	R: 0 E: 0 K: 0 S: 7 H: 2 LOB: 2 BB: 0 P: 10	R: 4 E: 1 K: 1 S: 13 H: 4 LOB: 1 BB: 1 P: 26	R: 0 E: 0 K: 2 S: 9 H: 1 LOB: 1 BB: 0 P: 14	R: 0 E: 0 K: 0 S: 8 H: 0 LOB: 0 BB: 0 P: 11	R: 2 E: 0 K: 1 S: 22 H: 3 LOB: 2 BB: 0 P: 32	1B: 12 2B: 3 3B: 0 HR: 0		SF: 1 SAC: 0 DP: 2 HBP: 0				

PITCHER		IP	WLS	BF	H	R	ER	SO	BB	IBB	HBP	BLK	WP	HR	S	P	ERA	WHIP
Jim Deshaies, L ERA: 3.26	(1, 1)	5.0	L	24	8	3	3	0	2	0	0	0	1	0	55	85	5.40	2.000
Jose Melendez, R ERA: 3.12	(6, 1)	0.1		2	1	0	0	1	0	0	0	0	0	0	5	6	0.00	3.000
Rich Rodriguez, L ERA: 2.4	(6, 1)	0.2		3	1	1	1	0	0	0	0	0	0	0	4	10	13.50	1.500
Larry Andersen, R ERA: 3.52	(7, 1)	1.0		3	1	0	0	2	0	0	0	0	0	0	9	14	0.00	1.000
Gene Harris, R ERA: 5.09	(8, 1)	1.0		3	0	0	0	0	0	0	0	0	0	0	8	11	0.00	0.000

PITCHER		IP	WLS	BF	H	R	ER	SO	BB	IBB	HBP	BLK	WP	HR	S	P	ERA	WHIP
Tim Scott, R ERA: 5.06	(9, 1)	1.0		7	3	2	2	1	0	0	0	0	0	0	22	32	18.00	3.000

Los Angeles Dodgers @ San Diego Padres

Jack Murphy Stadium, San Diego, CA

Tue Sep 15 1992, 10:05 PM EDT

Att. 9,997 - Sunny - 74 F

TOP

livebaseballscorecards.com

AB	39
R	6
H	14
RBI	5
BB	2
SO	4
LOB	18

1B: 12 SF: 1
2B: 3 SAC: 0
3B: 0 DP: 2
HR: 0 HBP: 0

WP: 1 PA: 42
PB: 0
SB: 1
CS: 1

Batter	1	2	3	4	5	6	7	8	9	AB	R	H	RBI	BB	SO	LOB
Tony Fernandez, S (1, 6) OBP: 0.330, SLG: 0.353	B B X 2-0 HR	C S B T F X 2-2 G4-3 ③		F X 0-1 L9 ③			B B B C X 3-1 FC5-4 1-2 1B		C C B S 1-3 K ①	5	1	2	1	0	1	2
Oscar Azocar, L (1, 7) OBP: 0.212, SLG: 0.214	B X 1-0 G3-1 ①	X 0-0 F9 ①		X 0-0 P4 ①			L M X 0-2 FC5-4 1-2f 2-3 ① ②		B F C B B X 3-2 F8 ②	5	0	0	0	0	0	2
Gary Sheffield, R (1, 5) OBP: 0.390, SLG: 0.591	F H 1-1 1B SF7 HBP	H 1-0 HBP		F X 0-1 1B			X 0-0 G4-3 ③		F F B B F B X 3-2 2B 1B	3	1	2	0	0	0	1
Fred McGriff, L (1, 3) OBP: 0.388, SLG: 0.560	B C X 1-1 1B 1-3 1B	B X 1-0 P6 ②		C S S 0-3 K ②				B X 1-0 E9 FC5-4 1B	B X 1-0 1-3 2B	5	1	2	0	0	1	2
Benito Santiago, R (1, 2) OBP: 0.288, SLG: 0.390	B X 1-0 SF7 3-H ②	B F S S T F B F F S 2-3 K ③		C B X 1-1 G6-3 ③				B F X 1-1 FC5-4 1B	C B B S B X 3-2 P6 ③	4	0	1	1	0	1	4
Darrin Jackson, R (1, 8) OBP: 0.293, SLG: 0.410	X 0-0 1-2 1B			S F X 0-2 G6-3 ①		C F B X 1-2 FC6-4 1B		X 0-0 FC5-4 1B 1-2f 2-3 ①		4	0	2	0	0	0	2
Jerald Clark, R (1, 9) OBP: 0.293, SLG: 0.403	C B S T T F S 1-3 K ③			B X 1-0 L9 2B		X 0-0 FC6-4 L8-3 1-2f ①		X 0-0 L6 ②		4	0	1	0	0	1	5
Craig Shipley, R (1, 4) OBP: 0.237, SLG: 0.281		X 0-0 L7 ①		X 0-0 L9 2-3 ②		X 0-0 L8-3 1-2 ② ③		X 0-0 1-2 3-H 1B		4	0	1	1	0	0	2
Jim Deshaies, L (1, 1) OBP: 0.000, SLG: 0.000 Jose Melendez, R (6, 1) Rich Rodriguez, L (8, 1) Larry Andersen, R (7, 1) Guillermo Velasquez, L (7, PH) OBP: 1.000, SLG: 0.500 Jeff Gardner, L (7, PR) Gene Harris, R (8, 1) OBP: 0.000, SLG: 0.000 Phil Stephenson, L (8, PH) OBP: 0.000, SLG: 0.000 Tim Teufel, R (8, PH) OBP: 0.000, SLG: 0.000 Tim Scott, R (9, 1)		C B B X 2-1 G1-3 ②		C S F X 0-2 1B			C X 0-1 FC5-4 1B	X 0-0 G1-3 ③		2 0 0 0 0 1 0 0 0 1	0 0 0 0 0 0 0 0 0 0	1 0 0 0 1 0 0 0 0 0	0 0 0 0 0 0 0 0 0 0	0 0 0 0 0 0 0 0 0 0	0 0 0 0 0 0 0 0 0 2	0 0 0 0 0 0 0 0 0 0
Inning Stats	R: 2 E: 0 K: 1 S: 13 H: 3 LOB: 2 BB: 0 P: 20	R: 0 E: 0 K: 0 S: 8 H: 0 LOB: 0 BB: 0 P: 12	R: 0 E: 0 K: 1 S: 9 H: 0 LOB: 1 BB: 0 P: 13	R: 0 E: 0 K: 0 S: 11 H: 2 LOB: 2 BB: 0 P: 12	R: 0 E: 0 K: 1 S: 8 H: 1 LOB: 1 BB: 0 P: 9	R: 0 E: 0 K: 0 S: 5 H: 1 LOB: 0 BB: 0 P: 6	R: 0 E: 0 K: 0 S: 8 H: 2 LOB: 1 BB: 0 P: 11	R: 1 E: 1 K: 0 S: 7 H: 2 LOB: 2 BB: 0 P: 9	R: 0 E: 0 K: 1 S: 14 H: 2 LOB: 2 BB: 0 P: 25	1B: 10 2B: 3 3B: 0 HR: 1	SF: 1 SAC: 0 DP: 1 HBP: 2					

PITCHER		IP	WLS	BF	H	R	ER	SO	BB	IBB	HBP	BLK	WP	HR	S	P	ERA	WHIP
Orel Hershiser, R ERA: 3.73	(1, 1)	5.0	W	23	6	2	2	3	0	0	2	0	0	1	49	66	3.60	1.200
Roger McDowell, R ERA: 3.66	(6, 1)	2.2		12	5	1	0	0	0	0	0	0	0	0	19	25	0.00	1.875
John Candelaria, L ERA: 2.74	(8, 1)	0.1		1	0	0	0	0	0	0	0	0	0	0	1	1	0.00	0.000
Jay Howell, R ERA: 1.67	(9, 1)	1.0	S	5	2	0	0	1	0	0	0	0	0	0	14	25	0.00	2.000

PITCHER	IP	WLS	BF	H	R	ER	SO	BB	IBB	HBP	BLK	WP	HR	S	P	ERA	WHIP

BOTTOM

Los Angeles Dodgers @ San Diego Padres

Jack Murphy Stadium, San Diego, CA

Tue Sep 15 1992, 10:05 PM EDT

Att. 9,997 - Sunny - 74 F

livebaseballscorecards.com

AB	38
R	3
H	13
RBI	3
BB	0
SO	4
LOB	22

1B: 10	SF: 1	WP: 0	PA: 41
2B: 3	SAC: 0	PB: 0	
3B: 0	DP: 1	SB: 0	
HR: 1	HBP: 2	CS: 0	

Batter	1	2	3	4	5	6	7	8	9	AB	R	H	RBI	BB	SO	LOB
Jose Offerman, S (1, 6) OBP: 0.340, SLG: 0.354	F8		G3			B1-3		L1-3		4	0	0	0	0	0	1
Brett Butler, L (1, 8) OBP: 0.418, SLG: 0.402	L8			G5-3 BB		B4-3		G4-3		3	0	0	0	1	0	0
Lenny Harris, L (1, 4) OBP: 0.325, SLG: 0.312 Mike Sharperson, R (9, PH) OBP: 0.395, SLG: 0.405	S 1B			G5-3		S 1B			G3 G4-3 2B	3 1	0 1	2 1	0 0	0 0	0 0	1 0
Eric Karros, R (1, 3) OBP: 0.308, SLG: 0.438	L9			K		SAFE BB			G3	3	0	0	0	1	1	3
Henry Rodriguez, L (1, 7) OBP: 0.236, SLG: 0.325 Mike Piazza, R (9, PH) OBP: 0.324, SLG: 0.367		G4-3		L9		G3			G4-3	3 1	0 0	0 0	0 1	0 0	0 0	3 0
Billy Ashley, R (1, 9) OBP: 0.191, SLG: 0.326		K			K		K		K	4	0	0	0	0	4	0
Mike Scioscia, L (1, 2) OBP: 0.287, SLG: 0.280		L7			G3		G3-1			3	0	0	0	0	0	0
Dave Hansen, L (1, 5) OBP: 0.284, SLG: 0.290			F8		1B		P5			3	0	1	0	0	0	0
Tom Candiotti, R (1, 1) OBP: 0.115, SLG: 0.118 Mitch Webster, S (8, PH) OBP: 0.338, SLG: 0.421 Jim Gott, R (8, 1) OBP: 0.500, SLG: 0.500			G6-3		P6			L1-3 1B		2 1 0	0 0 0	0 1 0	0 0 0	0 0 0	0 0 0	1 0 0
Inning Stats	R: 0 H: 1 E: 0 LOB: 1 K: 0 BB: 0 S: 10 P: 18	R: 0 H: 0 E: 0 LOB: 0 K: 1 BB: 0 S: 8 P: 10	R: 0 H: 0 E: 0 LOB: 0 K: 0 BB: 0 S: 5 P: 7	R: 0 H: 0 E: 0 LOB: 1 K: 1 BB: 1 S: 11 P: 20	R: 0 H: 1 E: 0 LOB: 1 K: 1 BB: 0 S: 9 P: 12	R: 0 H: 1 E: 0 LOB: 2 K: 0 BB: 1 S: 8 P: 15	R: 0 H: 0 E: 0 LOB: 0 K: 1 BB: 0 S: 7 P: 10	R: 0 H: 1 E: 0 LOB: 0 K: 0 BB: 0 S: 10 P: 15	R: 1 H: 1 E: 0 LOB: 0 K: 1 BB: 0 S: 13 P: 18	1B: 4 SF: 0 2B: 2 SAC: 0 3B: 0 DP: 1 HR: 0 HBP: 0						

TOP

Los Angeles Dodgers @ San Diego Padres

Jack Murphy Stadium, San Diego, CA

Wed Sep 16 1992, 10:05 PM EDT

Att. 13,016 - Sunny - 77 F

livebaseballscorecards.com

AB	31
R	1
H	5
RBI	1
BB	2
SO	5
LOB	9

PITCHER		IP	WLS	BF	H	R	ER	SO	BB	IBB	HBP	BLK	WP	HR	S	P	ERA	WHIP
Andy Benes, R ERA: 3.48	(1, 1)	8.0	W	29	4	0	0	4	2	0	0	0	0	0	68	107	0.00	0.750
Randy Myers, L ERA: 4.2	(9, 1)	1.0	S	4	1	1	1	1	0	0	0	0	0	0	13	18	9.00	1.000

PITCHER	IP	WLS	BF	H	R	ER	SO	BB	IBB	HBP	BLK	WP	HR	S	P	ERA	WHIP

Batter	1	2	3	4	5	6	7	8	9	AB	R	H	RBI	BB	SO	LOB
Tony Fernandez, S (1, 6) OBP: 0.329, SLG: 0.353	B F B C B X 3-2 S. 1B		B F X 1-1 ② G6-3		B X 1-0 ③ G3			B X 1-0 ① P6		4	0	1	0	0	0	1
Tim Teufel, R (1, 4) OBP: 0.324, SLG: 0.348	B X 1-0 ① F7		B C C X 1-2 ③ F8			B S B L B B 4-2 PB PB FC5-2-5-1 BB		C B S B B B 4-2 1B 2B BB		2	1	0	0	2	0	1
Gary Sheffield, R (1, 5) OBP: 0.391, SLG: 0.596	C B C F S 1-3 ② K 1-2			S S B X 1-2 HR		F B B 1 SAFE S B 1 SAFE X 3-2 ① F7		S X 0-1 2B 1-2 1B		4	2	2	1	0	1	2
Fred McGriff, L (1, 3) OBP: 0.388, SLG: 0.561	F C B B B X 3-2 ③ F9			B X 1-0 ① F7		B B S B B 4-1 FC5-2-5-1 1-2 BB		F B X 1-1 WP 1-H 2-H 2B		3	0	1	2	1	0	1
Benito Santiago, R (1, 2) OBP: 0.290, SLG: 0.389 Craig Shipley, R (6, PR) OBP: 0.237, SLG: 0.281 Dan Walters, R (7, 2) OBP: 0.316, SLG: 0.418		F B B B C F B 4-2 G1-4-3 1B BB		C B B F B B 4-2 G5-4-3 BB		X 0-0 ② FC5-2-5-1 FC6-4 1-3 2-H		X 0-0 ② F9		1 0 1	0 0 0	0 0 0	0 0 0	2 0 0	0 0 0	2 0 1
Darrin Jackson, R (1, 8) OBP: 0.293, SLG: 0.409	B C B 1 SAFE F 1 SAFE B 1 SAFE 1 SAFE 3-2 1 SAFE F F X G1-4-3 1-2 1B			S X 0-1 ② ③ G5-4-3 1-2f		S B X 1-1 ③ FC6-4 1-2f		B X 1-0 ③ G5-3 2-3		4	0	1	0	0	0	4
Jerald Clark, R (1, 9) OBP: 0.293, SLG: 0.402 (7, 7)		1 SAFE B F B X 2-1 ① ② G1-4-3 1-2f 2-3			C X 0-1 WP 1B		B S F F X 1-2 ① G1-3			3	0	1	0	0	0	2
Kevin Ward, R (1, 7) OBP: 0.268, SLG: 0.285 Jim Vatcher, R (7, 9)		B B S X 2-1 ③ G6-3			B M S F X 1-2 ① G5-3 1-2		C C S 0-3 ② K			2 1	0 0	0 0	0 0	0 0	0 1	2 0
Andy Benes, R (1, 1) OBP: 0.212, SLG: 0.233 Randy Myers, L (9, 1) OBP: 0.200, SLG: 0.200			B B C S B X 3-2 ① G6-3		C B X 1-1 ② G5-3		B C X 1-1 ③ F7			3 0	0 0	0 0	0 0	0 0	0 0	1 0
Inning Stats	R: 0 H: 1 E: 0 LOB: 1 K: 1 BB: 0 S: 11 P: 19	R: 0 H: 1 E: 0 LOB: 1 K: 0 BB: 1 S: 12 P: 23	R: 0 H: 0 E: 0 LOB: 0 K: 0 BB: 0 S: 8 P: 13	R: 1 H: 1 E: 0 LOB: 0 K: 0 BB: 1 S: 8 P: 14	R: 0 H: 1 E: 0 LOB: 1 K: 0 BB: 0 S: 9 P: 12	R: 0 H: 0 E: 0 LOB: 2 K: 0 BB: 2 S: 9 P: 21	R: 0 H: 0 E: 0 LOB: 0 K: 1 BB: 0 S: 9 P: 11	R: 2 H: 2 E: 0 LOB: 1 K: 0 BB: 1 S: 9 P: 16		1B: 4 2B: 1 3B: 0 HR: 1	SF: 0 SAC: 0 DP: 2 HBP: 0					WP: 2 PB: 2 SB: 1 CS: 0	PA: 33

PITCHER		IP	WLS	BF	H	R	ER	SO	BB	IBB	HBP	BLK	WP	HR	S	P	ERA	WHIP
Tom Candiotti, R ERA: 3.04	(1, 1)	7.0	L	27	4	1	1	2	4	0	0	0	1	1	66	113	1.29	1.143
Jim Gott, R ERA: 2.26	(8, 1)	1.0		6	2	2	2	0	1	0	0	0	1	0	9	16	18.00	3.000

PITCHER	IP	WLS	BF	H	R	ER	SO	BB	IBB	HBP	BLK	WP	HR	S	P	ERA	WHIP

BOTTOM

Los Angeles Dodgers @ San Diego Padres

Jack Murphy Stadium, San Diego, CA

Wed Sep 16 1992, 10:05 PM EDT

Att. 13,016 - Sunny - 77 F

livebaseballscorecards.com

AB	28
R	3
H	6
RBI	3
BB	5
SO	2
LOB	17

Batter	1	2	3	4	5	6	7	8	9	AB	R	H	RBI	BB	SO	LOB
Tony Fernandez, S (1, 6) OBP: 0.330, SLG: 0.355	G4-3		G6-3 2B		F8		1 SAFE 1 SAFE 1 SAFE G3-6-3 1-3 1B			4	0	2	0	0	0	1
Kurt Stillwell, S (1, 4) OBP: 0.277, SLG: 0.314	G6-3		G6-3 2-3		L8		G3-6-3 1-2f			4	0	0	0	0	0	4
Gary Sheffield, R (1, 5) OBP: 0.388, SLG: 0.592	G6-3		P3		P8			F9		4	0	0	0	0	0	2
Fred McGriff, L (1, 3) OBP: 0.389, SLG: 0.559		F7	IBB			1B		F7		3	0	1	0	1	0	0
Benito Santiago, R (1, 2) OBP: 0.287, SLG: 0.385		F9	P2			K		F9		4	0	0	0	0	1	3
Darrin Jackson, R (1, 8) OBP: 0.294, SLG: 0.409		2B 2B BB	P3			F9			WP 1B	3	1	1	0	1	0	1
Jerald Clark, R (1, 9) OBP: 0.293, SLG: 0.403	1 SAFE 1 SAFE 1-3 2B 2B		K			F9			G5-3 1-3	4	1	1	0	0	1	2
Kevin Ward, R (1, 7) OBP: 0.270, SLG: 0.294 Oscar Azocar, L (9, PH) OBP: 0.211, SLG: 0.212	2-H 3-H 2B		G6-3				P3		K2-3	3 1	0 0	1 0	2 0	0 0	0 1	0 1
Bruce Hurst, L (1, 1) OBP: 0.197, SLG: 0.221 Phil Stephenson, L (7, PH) OBP: 0.262, SLG: 0.241 Paul Faries, R (7, PR) Mike Maddux, L (7, 1) OBP: 0.250, SLG: 0.143 Rich Rodriguez, L (7, 1) Jose Melendez, R (7, 1) Guillermo Velasquez, L (9, PH) OBP: 0.333, SLG: 0.333		K		1B			BB		K	2 0 0 0 0 0 0 1	0 0 0 0 0 0 0 0	1 0 0 0 0 0 0 1	0 0 0 0 0 0 0 0	0 1 0 0 0 0 0 1	1 0 0 0 0 0 0 1	1 0 0 0 0 0 0 1
Inning Stats	R: 0 E: 0 K: 0 S: 4 H: 0 LOB: 0 BB: 0 P: 8	R: 2 E: 0 K: 1 S: 14 H: 2 LOB: 1 BB: 1 P: 21	R: 0 E: 0 K: 0 S: 7 H: 1 LOB: 2 BB: 1 P: 14	R: 0 E: 0 K: 1 S: 7 H: 0 LOB: 0 BB: 0 P: 14	R: 0 E: 0 K: 0 S: 6 H: 1 LOB: 1 BB: 0 P: 8	R: 0 E: 0 K: 1 S: 10 H: 1 LOB: 1 BB: 0 P: 18	R: 0 E: 0 K: 0 S: 9 H: 1 LOB: 2 BB: 1 P: 18	R: 0 E: 0 K: 0 S: 10 H: 0 LOB: 0 BB: 0 P: 15	R: 0 E: 0 K: 2 S: 13 H: 1 LOB: 1 BB: 0 P: 17	1B: 4 2B: 3 3B: 0 HR: 0 SF: 0 SAC: 0 DP: 1 HBP: 0						WP: 2 PB: 0 SB: 0 CS: 0 PA: 36	

PITCHER		IP	WLS	BF	H	R	ER	SO	BB	IBB	HBP	BLK	WP	HR	S	P	ERA	WHIP
Tim Pugh, R ERA: 2.59	(1, 1)	6.1	W	28	6	2	2	3	2	1	0	0	0	0	56	100	2.84	1.263
Steve Foster, R ERA: 3.32	(7, 1)	0.2		1	0	0	0	0	0	0	0	0	0	0	1	1	0.00	0.000
Milt Hill, R ERA: 1.65	(8, 1)	1.0		3	0	0	0	0	0	0	0	0	0	0	10	15	0.00	0.000
Rob Dibble, R ERA: 3.18	(9, 1)	1.0	S	4	1	0	0	2	0	0	0	0	1	0	13	17	0.00	1.000

PITCHER	IP	WLS	BF	H	R	ER	SO	BB	IBB	HBP	BLK	WP	HR	S	P	ERA	WHIP

TOP

San Diego Padres @ Cincinnati Reds

Riverfront Stadium, Cincinnati, OH

Fri Sep 18 1992, 7:05 PM EDT
Att. 21,250 - Cloudy - 68 F

livebaseballscorecards.com

AB	33
R	2
H	7
RBI	2
BB	3
SO	5
LOB	16

BOTTOM

San Diego Padres @ Cincinnati Reds

Riverfront Stadium, Cincinnati, OH

Fri Sep 18 1992, 7:05 PM EDT

Att. 21,250 - Cloudy - 68 F

livebaseballscorecards.com

Batter	1	2	3	4	5	6	7	8	9	AB	R	H	RBI	BB	SO	LOB
Bip Roberts, S (1, 7) OBP: 0.378, SLG: 0.404	G5-3		3B 1B		G5-3		IBB			3	1	1	0	1	0	0
Willie Greene, L (1, 5) OBP: 0.286, SLG: 0.350	E1 3B 1B		P5		F8		1B 1-2 2-H			4	1	2	1	0	0	1
Barry Larkin, R (1, 6) OBP: 0.382, SLG: 0.457	2-H 3B		1-H 2B 3B		L4		P3			4	1	2	2	0	0	2
Reggie Sanders, R (1, 8) OBP: 0.358, SLG: 0.483	K		G5-3 3-H 2B			K		K		4	0	1	1	0	3	1
Joe Oliver, R (1, 2) OBP: 0.319, SLG: 0.392	K		G5-3 2-3			F9		F8		4	0	0	0	0	1	2
Tim Costo, R (1, 3) OBP: 0.250, SLG: 0.500		G5-3	P5			G6-3		2B		4	0	1	0	0	0	1
Paul O'Neill, L (1, 9) OBP: 0.351, SLG: 0.372		E 1B		K			G5-3 1B BB	F7		2	1	1	0	1	1	0
Dave Martinez, L (8, 9) OBP: 0.322, SLG: 0.336										1	0	0	0	0	0	1
Bill Doran, S (1, 4) OBP: 0.340, SLG: 0.350		P8 1-2		F8			G5-3 1-2			3	0	0	0	0	0	2
Tim Pugh, R (1, 1)		G4-3		G5-3			L3			2	0	0	0	0	0	1
Steve Foster, R (7, 1) OBP: 0.200, SLG: 0.200										0	0	0	0	0	0	0
Jeff Branson, L (7, PH) OBP: 0.315, SLG: 0.361										0	0	0	0	0	0	0
Geronimo Berroa, R (7, PH) OBP: 0.267, SLG: 0.154										1	0	0	0	0	0	1
Milt Hill, R (8, 1)										0	0	0	0	0	0	0
Rob Dibble, L (9, 1) OBP: 0.250, SLG: 0.250										0	0	0	0	0	0	0
Inning Stats	R: 1 E: 1 K: 2 S: 11 H: 2 LOB: 1 BB: 0 P: 17	R: 0 E: 1 K: 0 S: 6 H: 1 LOB: 1 BB: 0 P: 6	R: 2 E: 0 K: 0 S: 11 H: 3 LOB: 1 BB: 0 P: 14	R: 0 E: 0 K: 1 S: 10 H: 0 LOB: 0 BB: 0 P: 11	R: 0 E: 0 K: 0 S: 6 H: 0 LOB: 0 BB: 0 P: 12	R: 0 E: 0 K: 1 S: 8 H: 0 LOB: 0 BB: 0 P: 10	R: 1 E: 0 K: 0 S: 8 H: 1 LOB: 2 BB: 2 P: 20	R: 0 E: 0 K: 1 S: 11 H: 1 LOB: 1 BB: 0 P: 14		1B: 4 2B: 2 3B: 2 HR: 0	SF: 0 SAC: 0 DP: 0 HBP: 0			WP: 0 PB: 0 SB: 0 CS: 0	PA: 34	

PITCHER		IP	WLS	BF	H	R	ER	SO	BB	IBB	HBP	BLK	WP	HR	S	P	ERA	WHIP
Bruce Hurst, L ERA: 3.66	(1, 1)	6.0	L	24	6	3	3	4	0	0	0	0	0	0	52	70	4.50	1.000
Mike Maddux, R ERA: 2.56	(7, 1)	0.1		2	0	1	1	0	1	0	0	0	0	0	3	8	27.00	3.000
Rich Rodriguez, L ERA: 2.39	(7, 1)	0.1		3	1	0	0	0	0	1	0	0	0	0	3	9	0.00	3.000
Jose Melendez, R ERA: 3.07	(7, 1)	1.1		5	1	0	0	1	0	0	0	0	0	0	13	17	0.00	0.750

PITCHER	IP	WLS	BF	H	R	ER	SO	BB	IBB	HBP	BLK	WP	HR	S	P	ERA	WHIP

Batter	1	2	3	4	5	6	7	8	9	AB	R	H	RBI	BB	SO	LOB
Tony Fernandez, S (1, 6) OBP: 0.330, SLG: 0.356	C B C S 1-3 ① K		X 0-0 ②③ G1-6-3 1-2f			X 0-0 ① G1-3		B B C X 2-1 1-3 2B 2B		4	1	1	0	0	1	1
Tony Gwynn, L (1, 9) OBP: 0.371, SLG: 0.415	B C X 1-1 ② G1-3			F X 0-1 ① G1-3		B F B X 2-1 2B		B X 1-0 ① G6-3 3-H		2	0	0	0	0	0	0
Jim Vatcher, R (5, 9) OBP: 0.333, SLG: 0.667										2	0	1	1	0	0	1
Gary Sheffield, R (1, 5) OBP: 0.387, SLG: 0.589	S B F X 1-2 ③ G5-3			X 0-0 ② PO 1B		B F B F F X 2-2 ② P6		X 0-0 ② F8		4	0	1	0	0	0	2
Fred McGriff, L (1, 3) OBP: 0.392, SLG: 0.562		B B X 2-0 G5-4-3 1B		C S B F B C 2-3 ② K		B B B B 4-0 BB		B B C B C F X 3-2 2-H 2B		3	0	2	1	1	1	1
Darrin Jackson, R (1, 8) OBP: 0.292, SLG: 0.406		B F F X 1-2 ①② G5-4-3 1-2f		1 SAFE 0-0 ③ PO 1-2	X 0-0 ① P2	B F B F S 2-3 ③ K		F B B X 2-1 ③ P2		4	0	0	0	0	1	4
Dan Walters, R (1, 2) OBP: 0.321, SLG: 0.428	C X 0-1 2B				C X 0-1 1B 1B		B F C C 1-3 ① K		S S S 0-3 ① K	4	0	2	0	0	2	0
Jerald Clark, R (1, 7) OBP: 0.293, SLG: 0.402		B X 1-0 ③ G5-3			B F X 1-1 1-2 1B	B F X 1-1 ② G5-3			C C S 0-3 ② K	4	0	1	0	0	1	1
Kurt Stillwell, S (1, 4) OBP: 0.277, SLG: 0.313			C B F F F X 1-2 G1-6-3 1B		B B C X 2-1 ② F7	B C B B X 3-1 ③ F8			X 0-0 ③ G4-3	4	0	1	0	0	0	2
Frank Seminara, R (1, 1) OBP: 0.133, SLG: 0.103			L B C L 1-3 ① K		B S S C 1-3 ③ K			B B B B 4-0 2B G6-3 BB		1	0	0	0	0	1	1
Guillermo Velasquez, L (5, PH) OBP: 0.250, SLG: 0.250										1	0	0	0	0	1	2
Gene Harris, R (5, 1) OBP: 0.333, SLG: 0.333										0	0	0	0	0	0	0
Oscar Azocar, L (8, PH) OBP: 0.216, SLG: 0.212										0	1	0	0	1	0	0
Tim Scott, R (8, 1)										0	0	0	0	0	0	0
Inning Stats	R: 0 E: 0 K: 1 S: 8 H: 0 LOB: 0 BB: 0 P: 11	R: 0 E: 0 K: 0 S: 7 H: 2 LOB: 1 BB: 0 P: 11	R: 0 E: 0 K: 1 S: 9 H: 1 LOB: 0 BB: 0 P: 11	R: 0 E: 0 K: 1 S: 7 H: 1 LOB: 0 BB: 0 P: 9	R: 0 E: 0 K: 1 S: 10 H: 2 LOB: 2 BB: 0 P: 14	R: 0 E: 0 K: 1 S: 10 H: 1 LOB: 2 BB: 1 P: 20	R: 0 E: 0 K: 1 S: 7 H: 0 LOB: 0 BB: 0 P: 12	R: 2 E: 0 K: 0 S: 10 H: 2 LOB: 1 BB: 1 P: 22	R: 0 E: 0 K: 2 S: 7 H: 0 LOB: 0 BB: 0 P: 7	1B: 5 2B: 4 3B: 0 HR: 0 SF: 0 SAC: 0 DP: 2 HBP: 0						

TOP

San Diego Padres @ Cincinnati Reds

Riverfront Stadium, Cincinnati, OH

Sat Sep 19 1992, 3:33 AM EDT

Att. 23,365 - Cloudy - 64 F

livebaseballscorecards.com

AB	33
R	2
H	9
RBI	2
BB	2
SO	8
LOB	15

WP: 0 PB: 0 SB: 0 CS: 0 PA: 36

PITCHER		IP	WLS	BF	H	R	ER	SO	BB	IBB	HBP	BLK	WP	HR	S	P	ERA	WHIP
Bobby Ayala, R ERA: 4.91	(1, 1)	7.0	W	28	8	2	2	6	2	0	0	0	0	0	60	96	2.57	1.429
Steve Foster, R ERA: 3.25	(8, 1)	1.0		4	1	0	0	0	0	0	0	0	0	0	8	14	0.00	1.000
Rob Dibble, R ERA: 3.14	(9, 1)	1.0	S	3	0	0	0	2	0	0	0	0	0	0	7	7	0.00	0.000

PITCHER	IP	WLS	BF	H	R	ER	SO	BB	IBB	HBP	BLK	WP	HR	S	P	ERA	WHIP

San Diego Padres @ Cincinnati Reds

Riverfront Stadium, Cincinnati, OH

Sat Sep 19 1992, 3:33 AM EDT

Att. 23,365 - Cloudy - 64 F

livebaseballscorecards.com

Batter	1	2	3	4	5	6	7	8	9	AB	R	H	RBI	BB	SO	LOB
Bip Roberts, S (1, 7) OBP: 0.381, SLG: 0.409	1-1 1B SF7 2B		0-0 L3		1-2 S G4-6-3 1B		1-2 BLK 1B			4	2	3	0	0	0	0
Willie Greene, L (1, 5) OBP: 0.326, SLG: 0.357	0-0 CS 2-3 1B			4-1 HR BB	4-0 G4-6-3 1-3 BB		0-0 P4			2	1	1	0	2	0	1
Barry Larkin, R (1, 6) OBP: 0.383, SLG: 0.464 Freddie Benavides, R (7, PR) OBP: 0.252, SLG: 0.288 (8, 6)	0-1 SF7 3-H			2-2 1-H HR	1-0 G4-6-3 1-2f 3-H		4-0 1-2 BB			2 0	1 0	1 0	3 0	1 0	0 0	1 0
Hal Morris, L (1, 3) OBP: 0.353, SLG: 0.389	3-1 F8			3-2 E4 FC1-6	4-1 FC6 BB		0-0 G4-3			3	0	0	0	1	0	3
Jeff Branson, L (1, 4) OBP: 0.301, SLG: 0.345	1-2 CS 1-2	0-0 F8		1-2 FC1-6 2B	0-0 FC6 1-2f			1-1 G6-3		4	1	0	0	0	0	2
Reggie Sanders, R (1, 8) OBP: 0.354, SLG: 0.478		1-1 G1-3		2-3 K		2-3 K		1-2 F9		4	0	0	0	0	2	1
Joe Oliver, R (1, 2) OBP: 0.318, SLG: 0.393		1-0 F8		0-1 2B		1-3 K		2-0 G6-3		4	0	1	1	0	1	0
Dave Martinez, L (1, 9) OBP: 0.322, SLG: 0.334			1-1 F7	4-0 IBB		3-3 K				2	0	0	0	1	1	0
Bobby Ayala, R (1, 1) Steve Foster, R (8, 1) OBP: 0.200, SLG: 0.200 Rob Dibble, L (9, 1) OBP: 0.250, SLG: 0.250			1-3 K	0-3 K			0-3 K			3 0 0	0 0 0	0 0 0	0 0 0	0 0 0	3 0 0	2 0 0

Inning Stats	1	2	3	4	5	6	7	8	9
	R: 1 H: 2 E: 0 LOB: 0 K: 0 BB: 0 S: 9 P: 14	R: 0 H: 0 E: 0 LOB: 0 K: 0 BB: 0 S: 4 P: 6	R: 0 H: 0 E: 0 LOB: 0 K: 1 BB: 0 S: 6 P: 8	R: 3 H: 2 E: 1 LOB: 2 K: 2 BB: 2 S: 19 P: 35	R: 1 H: 1 E: 0 LOB: 1 K: 0 BB: 2 S: 6 P: 16	R: 0 H: 0 E: 0 LOB: 0 K: 3 BB: 0 S: 9 P: 15	R: 0 H: 1 E: 0 LOB: 2 K: 1 BB: 1 S: 9 P: 14	R: 0 H: 0 E: 0 LOB: 0 K: 0 BB: 0 S: 7 P: 11	

AB	28
R	5
H	6
RBI	4
BB	5
SO	7
LOB	10

1B: 3 SF: 1
2B: 2 SAC: 0
3B: 0 DP: 1
HR: 1 HBP: 0

WP: 0 PA: 35
PB: 0
SB: 2
CS: 1

PITCHER		IP	WLS	BF	H	R	ER	SO	BB	IBB	HBP	BLK	WP	HR	S	P	ERA	WHIP
Frank Seminara, R ERA: 4.02	(1, 1)	4.0	L	18	4	4	3	3	1	1	0	0	0	1	38	63	6.75	1.250
Gene Harris, R ERA: 4.85	(5, 1)	3.0		13	2	1	1	4	3	0	0	1	0	0	24	45	3.00	1.667
Tim Scott, R ERA: 4.91	(8, 1)	1.0		3	0	0	0	0	0	0	0	0	0	0	7	11	0.00	0.000

PITCHER	IP	WLS	BF	H	R	ER	SO	BB	IBB	HBP	BLK	WP	HR	S	P	ERA	WHIP

Batter	1	2	3	4	5	6	7	8	9	AB	R	H	RBI	BB	SO	LOB
Tony Fernandez, S (1, 6) OBP: 0.332, SLG: 0.359	C B B B F X 3-2 FC6-4 1B		F C B B X 2-2 FC6-4 1B		F F X 0-2 CS 2-H 1B			C F F X 0-2 ① P7		4	0	3	1	0	0	0
Kurt Stillwell, S (1, 4) OBP: 0.274, SLG: 0.309	C B 1 SAFE X 1-1 ① FC6-4 1B 1-2f		C X 0-1 ② FC6-4 1-2f		B C X 1-1 ②③ G3-1 1-2			C F B B X 2-2 ② G4-3		4	0	0	0	0	0	3
Gary Sheffield, R (1, 5) OBP: 0.386, SLG: 0.586	S F 1 SAFE X 0-2 1-2 1B		B C F B B 1 SAFE X 3-2 ③ F9			S X 0-1 ① F8		C X 0-1 ③ G6-3		4	0	1	0	0	0	1
Fred McGriff, L (1, 3) OBP: 0.391, SLG: 0.561 Guillermo Velasquez, L (8, 3) OBP: 0.200, SLG: 0.200	B C B S B C 3-3 ② K			C X 0-1 ① G3-1		X 0-0 1B			C X 0-1 ① G4-3	3 1	0 0	1 0	0 0	0 0	1 0	2 0
Dan Walters, R (1, 2) OBP: 0.319, SLG: 0.423	S F B X 1-2 ③ L8			F X 0-1 1B		C B B B F S 3-3 ② K			F B S F S 1-3 ② K	4	0	1	0	0	2	3
Darrin Jackson, R (1, 8) OBP: 0.290, SLG: 0.403		C S C 0-3 ① K		C F B F S 1-3 ② K		S F C 0-3 ③ K			X 0-0 ③ G6-3	4	0	0	0	0	3	2
Jerald Clark, R (1, 7) OBP: 0.291, SLG: 0.399		C S S 0-3 ② K		S B F F S 1-3 ③ K			S S S 0-3 ① K			3	0	0	0	0	3	1
Jim Vatcher, R (1, 9) OBP: 0.333, SLG: 0.500		S C F B C 1-3 ③ K			B X 1-0 SH3-4 1B 1B		C C B C 1-3 ② K			3	1	1	0	0	2	0
Greg Harris, R (1, 1) OBP: 0.267, SLG: 0.160 Rich Rodriguez, L (5, 1) Phil Stephenson, L (7, PH) OBP: 0.258, SLG: 0.237 Jeremy Hernandez, R (7, 1) Jose Melendez, R (8, 1)		C S T C 0-3 ① K			X 0-0 ① SH3-4 1-2		B B C S B F C 3-3 ③ K			1 0 1 0 0	0 0 0 0 0	0 0 0 0 0	0 0 0 0 0	0 0 0 0 0	1 0 1 0 0	0 0 0 0 0
Inning Stats	R: 0 H: 2 E: 0 LOB: 2 K: 1 BB: 0 S: 15 P: 23	R: 0 H: 0 E: 0 LOB: 0 K: 3 BB: 0 S: 10 P: 11	R: 0 H: 1 E: 0 LOB: 1 K: 1 BB: 0 S: 12 P: 17	R: 0 H: 1 E: 0 LOB: 1 K: 2 BB: 0 S: 12 P: 14	R: 1 H: 2 E: 0 LOB: 0 K: 0 BB: 0 S: 7 P: 9	R: 0 H: 1 E: 0 LOB: 1 K: 2 BB: 0 S: 9 P: 12	R: 0 H: 0 E: 0 LOB: 0 K: 3 BB: 0 S: 10 P: 14	R: 0 H: 0 E: 0 LOB: 0 K: 0 BB: 0 S: 9 P: 11	R: 0 H: 0 E: 0 LOB: 0 K: 1 BB: 0 S: 7 P: 8	1B: 7 2B: 0 3B: 0 HR: 0	SF: 0 SAC: 1 DP: 0 HBP: 0					

TOP

San Diego Padres @ Cincinnati Reds

Riverfront Stadium, Cincinnati, OH

Sun Sep 20 1992, 3:33 AM EDT

Att. 20,484 - Sunny - 71 F

livebaseballscorecards.com

AB	32
R	1
H	7
RBI	1
BB	0
SO	13
LOB	12

WP: 0 PA: 33
PB: 0
SB: 0
CS: 1

PITCHER		IP	WLS	BF	H	R	ER	SO	BB	IBB	HBP	BLK	WP	HR	S	P	ERA	WHIP
Tim Belcher, R ERA: 4.06	(1, 1)	9.0	W	33	7	1	1	13	0	0	0	0	0	0	91	119	1.00	0.778

PITCHER	IP	WLS	BF	H	R	ER	SO	BB	IBB	HBP	BLK	WP	HR	S	P	ERA	WHIP

Batter	1	2	3	4	5	6	7	8	9	AB	R	H	RBI	BB	SO	LOB
Bip Roberts, S (1, 7) OBP: 0.385, SLG: 0.418	C B X 1-1 G4-3 1B 2B	C F F X 0-2 S 1B			C X 0-1 1B FC5-4 1B		B X 1-0 S SF7 2B			4	3	4	0	0	0	0
Cesar Hernandez, R (8, 7) OBP: 0.275, SLG: 0.350										0	0	0	0	0	0	0
Willie Greene, L (1, 5) OBP: 0.320, SLG: 0.348	X 0-0 ① G4-3 2-3	1 SAFE C 1 B X 1-1 ③ G4-3 1-2			X 0-0 FC5-4 1-3 1B		B B F F B S 3-3 ① K 2-3			4	0	1	0	0	1	3
Barry Larkin, R (1, 6) OBP: 0.380, SLG: 0.461	B F S B C 2-3 ② K	B X 1-0 ① G6-3			B C 1 SAFE B 1 SAFE X 2-1 ① FC5-4 S 1-2f 3-H		S F B X 1-2 ② SF7 3-H			3	0	0	2	0	1	2
Paul O'Neill, L (1, 9) OBP: 0.356, SLG: 0.383	B C C X 1-2 S 3-H 1B	B B C F B X 3-2 FC4-6 1B			F 1 SAFE B B B 2 SAFE 2 SAFE B 4-1 1-2 BB		B B B C F X 3-2 HR			3	1	3	2	1	0	0
Hal Morris, L (1, 3) OBP: 0.352, SLG: 0.387	1 SAFE C 1 SAFE B X 1-1 ③ G3-1 1-2	X 0-0 ② FC4-6 1-2f			B B S X 2-1 ② F7		F B B X 2-1 1B			4	0	1	0	0	0	4
Jeff Branson, L (1, 4) OBP: 0.289, SLG: 0.330	X 0-0 ① G3-1	1 SAFE B X 1-0 ③ F8			B F F F B S 2-3 ③ K		F F S 0-3 ③ K			4	0	0	0	0	2	4
Joe Oliver, R (1, 2) OBP: 0.318, SLG: 0.394	S B X 1-1 HR 2B	F X 0-1 ① F8			C B X 1-1 ① G6-3		S X 0-1 ① G6-3			4	1	1	0	0	0	0
Dave Martinez, L (1, 8) OBP: 0.322, SLG: 0.342	C B B B X 3-1 2-H HR	C B X 1-1 ② F7			C B S C 1-3 ② K		X 0-0 ② G4-3			4	1	1	2	0	1	0
Tim Belcher, R (1, 1) OBP: 0.100, SLG: 0.143	C F B C 1-3 ② K	C F F X 0-2 ③ G6-3			C C S 0-3 ③ K		X 0-0 ③ G4-3			4	0	0	0	0	2	0
Inning Stats	R: 1 H: 2 E: 0 LOB: 1 K: 1 BB: 0 S: 11 P: 16	R: 2 H: 3 E: 0 LOB: 1 K: 1 BB: 0 S: 14 P: 20	R: 0 H: 1 E: 0 LOB: 1 K: 0 BB: 0 S: 6 P: 11	R: 0 H: 0 E: 0 LOB: 0 K: 0 BB: 0 S: 8 P: 9	R: 1 H: 2 E: 0 LOB: 2 K: 1 BB: 1 S: 11 P: 21	R: 0 H: 0 E: 0 LOB: 0 K: 2 BB: 0 S: 8 P: 10	R: 2 H: 3 E: 0 LOB: 1 K: 2 BB: 0 S: 15 P: 25	R: 0 H: 0 E: 0 LOB: 0 K: 0 BB: 0 S: 4 P: 4		1B: 6 SF: 1 2B: 3 SAC: 0 3B: 0 DP: 0 HR: 2 HBP: 0						

PITCHER		IP	WLS	BF	H	R	ER	SO	BB	IBB	HBP	BLK	WP	HR	S	P	ERA	WHIP
Greg Harris, R ERA: 4.62	(1, 1)	4.1	L	22	8	4	4	2	1	0	0	0	0	1	45	68	8.31	2.077
Rich Rodriguez, L ERA: 2.34	(5, 1)	1.2		5	0	0	0	3	0	0	0	0	0	0	13	19	0.00	0.000
Jeremy Hernandez, R ERA: 3.74	(7, 1)	1.0		6	3	2	2	2	0	0	0	0	0	1	15	25	18.00	3.000
Jose Melendez, R ERA: 3.03	(8, 1)	1.0		3	0	0	0	0	0	0	0	0	0	0	4	4	0.00	0.000

PITCHER	IP	WLS	BF	H	R	ER	SO	BB	IBB	HBP	BLK	WP	HR	S	P	ERA	WHIP

BOTTOM

San Diego Padres @ Cincinnati Reds

Riverfront Stadium, Cincinnati, OH

Sun Sep 20 1992, 3:33 AM EDT

Att. 20,484 - Sunny - 71 F

livebaseballscorecards.com

AB	34
R	6
H	11
RBI	6
BB	1
SO	7
LOB	13

Batter	1	2	3	4	5	6	7	8	9	AB	R	H	RBI	BB	SO	LOB
Darren Lewis, R (1, 8) OBP: 0.298, SLG: 0.272	4-2 1B BB		0-1 B5-3		2-2 P2		0-0 G6-3		2-2 G6-3	4	0	0	0	1	0	1
Robby Thompson, R (1, 4) OBP: 0.340, SLG: 0.428	2-1 F9		1-1 F8			0-1 HR	2-3 K		1-3 K	5	1	1	1	0	2	1
Will Clark, L (1, 3) OBP: 0.388, SLG: 0.483	1-0 1-2 1B			2-2 G4-3		0-1 S 1B		0-3 K		4	1	2	0	0	1	0
Cory Snyder, R (1, 7) OBP: 0.308, SLG: 0.444	1-1 F9			0-0 G5-3		1-0 F7		1-2 G4-3		4	0	0	0	0	0	3
Matt Williams, R (1, 5) OBP: 0.291, SLG: 0.386	1-1 F8			2-2 P2		3-2 F7		1-0 S E 1B		4	1	1	0	0	0	3
Steve Hosey, R (1, 9) OBP: 0.286, SLG: 0.294		3-3 K			0-0 SH1-3 1B	1-1 1-H HR		2-2 E8 1-H 1B		4	2	3	2	0	1	0
Craig Colbert, R (1, 2) OBP: 0.250, SLG: 0.327		1-1 P4			0-0 SH1-3 1-2	1-1 1-H HR		1-3 K		3	1	1	2	0	1	1
Royce Clayton, R (1, 6) OBP: 0.272, SLG: 0.295		1-3 K			2-2 F7	3-2 P7			0-3 K	4	0	0	0	0	2	1
Bryan Hickerson, L (1, 1) Greg Litton, R (5, PH) OBP: 0.274, SLG: 0.315 Michael Jackson, R (5, 1) Steve Reed, R (8, 1) Ted Wood, L (9, PH) OBP: 0.302, SLG: 0.298 Dave Righetti, L (9, 1) OBP: 0.143, SLG: 0.143			1-3 K		2-2 2-H 1B		1-2 G6-3		3-1 HR	1 1 1 0 1 0	0 0 0 0 1 0	0 1 0 0 1 0	0 1 0 0 1 0	0 0 0 0 0 0	1 0 0 0 0 0	0 0 0 0 0 0
Inning Stats	R: 0 E: 0 K: 0 S: 10 H: 1 LOB: 2 BB: 1 P: 19	R: 0 E: 0 K: 2 S: 8 H: 0 LOB: 0 BB: 0 P: 13	R: 0 E: 0 K: 1 S: 7 H: 0 LOB: 0 BB: 0 P: 9	R: 0 E: 0 K: 0 S: 7 H: 0 LOB: 0 BB: 0 P: 11	R: 1 E: 0 K: 0 S: 13 H: 2 LOB: 1 BB: 0 P: 19	R: 4 E: 0 K: 0 S: 17 H: 4 LOB: 0 BB: 0 P: 26	R: 0 E: 0 K: 1 S: 8 H: 0 LOB: 0 BB: 0 P: 11	R: 1 E: 1 K: 2 S: 14 H: 2 LOB: 1 BB: 0 P: 19	R: 1 E: 0 K: 2 S: 11 H: 1 LOB: 0 BB: 0 P: 17	1B: 7 2B: 0 3B: 0 HR: 3 SF: 0 SAC: 1 DP: 0 HBP: 0						

TOP

San Francisco Giants @ San Diego Padres

Jack Murphy Stadium, San Diego, CA

Mon Sep 21 1992, 10:05 PM EDT

Att. 30,225 - Overcast - 77 F

livebaseballscorecards.com

AB	36
R	7
H	10
RBI	7
BB	1
SO	8
LOB	10

PITCHER		IP	WLS	BF	H	R	ER	SO	BB	IBB	HBP	BLK	WP	HR	S	P	ERA	WHIP
Jim Deshaies, L ERA: 3.57	(1, 1)	5.2	L	25	7	5	5	3	1	0	0	0	0	2	57	89	7.94	1.412
Mike Maddux, R ERA: 2.51	(6, 1)	1.1		4	0	0	0	1	0	0	0	0	0	0	13	19	0.00	0.000
Larry Andersen, R ERA: 3.69	(8, 1)	1.0		5	2	1	1	2	0	0	0	0	0	0	14	19	9.00	2.000
Tim Scott, R ERA: 5.03	(9, 1)	1.0		4	1	1	1	2	0	0	0	0	0	1	11	17	9.00	1.000

PITCHER	IP	WLS	BF	H	R	ER	SO	BB	IBB	HBP	BLK	WP	HR	S	P	ERA	WHIP

BOTTOM

San Francisco Giants @ San Diego Padres

Jack Murphy Stadium, San Diego, CA

Mon Sep 21 1992, 10:05 PM EDT

Att. 30,225 - Overcast - 77 F

livebaseballscorecards.com

Batter	1	2	3	4	5	6	7	8	9	AB	R	H	RBI	BB	SO	LOB
Tony Fernandez, S (1, 6) OBP: 0.332, SLG: 0.358	P3		G5-4-3 1B		F8		G4-3			4	0	1	0	0	0	2
Tim Teufel, R (1, 4) OBP: 0.319, SLG: 0.342	F8		K		E5 1-2 2-3			K		4	0	0	0	0	2	3
Gary Sheffield, R (1, 5) OBP: 0.385, SLG: 0.584	1B		G5-4-3 1-2f		F7			G6-3		4	0	1	0	0	0	4
Paul Faries, R (9, 5)	1B									0	0	0	0	0	0	0
Fred McGriff, L (1, 3) OBP: 0.396, SLG: 0.568	SAFE 1-2 1B			G3 F8-2 2B		F9 1B 2B		1-2 1B		4	1	4	0	0	0	0
Dan Walters, R (1, 2) OBP: 0.311, SLG: 0.412	P4			G3 2-3		F9 2-3		G6-3		4	0	0	0	0	0	5
Jerald Clark, R (1, 7) OBP: 0.290, SLG: 0.398		K		F8-2 3-H		G4-6-3 3-H 1B			K	4	0	1	1	0	2	1
Kevin Ward, R (1, 8) OBP: 0.276, SLG: 0.295		G6-3 BB			E 1B 1B	G4-6-3 1-2f			K	3	0	1	0	1	1	1
Jim Vatcher, R (1, 9) OBP: 0.250, SLG: 0.375		G6-3 1-2			F9		F9		P4	2	0	0	0	0	0	2
Phil Stephenson, L (7, PH) OBP: 0.254, SLG: 0.233										1	0	0	0	0	0	0
(8, 9)																
Darrin Jackson, R (9, PH) OBP: 0.290, SLG: 0.402										1	0	0	0	0	0	0
Jim Deshaies, L (1, 1) OBP: 0.250, SLG: 0.222		K			E 1-2 1B		G3			2	0	1	0	0	1	1
Mike Maddux, L (6, 1) OBP: 0.250, SLG: 0.143										0	0	0	0	0	0	0
Oscar Azocar, L (7, PH) OBP: 0.214, SLG: 0.211										1	0	0	0	0	0	0
Larry Andersen, R (8, 1)										0	0	0	0	0	0	0
Tim Scott, R (9, 1)										0	0	0	0	0	0	0
Inning Stats	R: 0 E: 0 K: 0 S: 10 H: 2 LOB: 2 BB: 0 P: 15	R: 0 E: 0 K: 2 S: 14 H: 0 LOB: 1 BB: 1 P: 21	R: 0 E: 0 K: 1 S: 6 H: 1 LOB: 0 BB: 0 P: 7	R: 0 E: 0 K: 0 S: 6 H: 1 LOB: 0 BB: 0 P: 8	R: 0 E: 1 K: 0 S: 9 H: 2 LOB: 3 BB: 0 P: 12	R: 1 E: 0 K: 0 S: 12 H: 2 LOB: 0 BB: 0 P: 13	R: 0 E: 0 K: 0 S: 8 H: 0 LOB: 0 BB: 0 P: 13	R: 0 E: 0 K: 1 S: 17 H: 1 LOB: 1 BB: 0 P: 26	R: 0 E: 0 K: 2 S: 8 H: 0 LOB: 0 BB: 0 P: 11	1B: 7 2B: 3 3B: 0 HR: 0	SF: 0 SAC: 0 DP: 3 HBP: 0						

	AB	34
	R	1
	H	9
	RBI	1
	BB	1
	SO	6
	LOB	19

PITCHER	IP	WLS	BF	H	R	ER	SO	BB	IBB	HBP	BLK	WP	HR	S	P	ERA	WHIP
Bryan Hickerson, L (1, 1) ERA: 2.98	4.0		15	4	0	0	3	1	0	0	0	0	0	36	51	0.00	1.250
Michael Jackson, R (5, 1) ERA: 3.65	3.0	W	13	4	1	1	0	0	0	0	0	0	0	29	38	3.00	1.333
Steve Reed, R (8, 1) ERA: 3.86	1.0		4	1	0	0	1	0	0	0	0	0	0	17	26	0.00	1.000
Dave Righetti, L (9, 1) ERA: 5.03	1.0		3	0	0	0	2	0	0	0	0	0	0	8	11	0.00	0.000

PITCHER	IP	WLS	BF	H	R	ER	SO	BB	IBB	HBP	BLK	WP	HR	S	P	ERA	WHIP

WP: 0 PB: 0 SB: 0 CS: 0 PA: 35

San Francisco Giants @ San Diego Padres

Jack Murphy Stadium, San Diego, CA

Tue Sep 22 1992, 6:33 AM EDT

Att. 6,601 - Sunny - 84 F

TOP

livebaseballscorecards.com

Batter	1	2	3	4	5	6	7	8	9	AB	R	H	RBI	BB	SO	LOB
Mike Felder, S (1, 7) OBP: 0.331, SLG: 0.390	B X 1-0 ① P8	B S B C S 2-3 ③ K	C B B S F S 2-3 ③ K	B F B B X 3-1 ③ FC6-4 1-2f						4	0	0	0	0	2	3
John Patterson, S (1, 8) OBP: 0.224, SLG: 0.203 Chris James, R (9, PH) OBP: 0.296, SLG: 0.391 Darren Lewis, R (9, PR) OBP: 0.298, SLG: 0.272	C B X 1-1 ② P6	B B X 2-0 ① L8	C C F B B F B S 3-3 ① K	F X 0-1 L8-4-3 1B						3 1 0	0 0 0	0 1 0	0 0 0	0 0 0	1 0 0	0 0 0
Will Clark, L (1, 3) OBP: 0.386, SLG: 0.480	F B C B C 2-3 ③ K	S X 0-1 ② L8					X 0-0 ② L8	B B F X 2-1 ①② L8-4-3 1-2		4	0	0	0	0	1	1
Matt Williams, R (1, 5) OBP: 0.290, SLG: 0.385		X 0-0 L6-3 1B		S F B F S 1-3 ③ K			C B F X 1-2 ③ F8		X 0-0 ③ P4	4	0	1	0	0	1	1
Robby Thompson, R (1, 4) OBP: 0.340, SLG: 0.427		C B 1 SAFE 1 SAFE X 1-1 ①② L6-3 1-2			X 0-0 CS 1B			S S S 0-3 ① K		3	0	1	0	0	1	1
Steve Hosey, R (1, 9) OBP: 0.263, SLG: 0.270		C F B B F S 2-3 ③ K			B X 1-0 ① F8			X 0-0 ② G5-3		3	0	0	0	0	1	1
Steve Decker, R (1, 2) OBP: 0.344, SLG: 0.259			X 0-0 G6-3 2B		B B S B C F F S 3-3 ②③ K 1-2			B B B B 4-0 1B 1B BB		2	1	1	0	1	1	1
Royce Clayton, R (1, 6) OBP: 0.273, SLG: 0.296			X 0-0 ① G6-3 2-3			C B B B F F F S 3-3 ① K		B C X 1-1 1B 1-2 1B		3	0	1	0	0	1	1
Larry Carter, R (1, 1) OBP: 0.250, SLG: 0.143 Jim Pena, L (7, 1) OBP: 0.200, SLG: 0.200 Dave Burba, R (7, 1) OBP: 0.133, SLG: 0.071 Willie McGee, S (8, PH) OBP: 0.339, SLG: 0.357 Francisco Oliveras, R (8, 1) OBP: 0.250, SLG: 0.143			B B B C C F F F F 3-3 S ② K			B B C F S 2-3 ② K		B X 1-0 FC6-4 1-3 2-H 1B		2 0 0 1 0	0 0 0 0 0	0 0 0 1 0	0 0 0 1 0	0 0 0 0 0	2 0 0 0 0	1 0 0 0 0
Inning Stats	R: 0 E: 0 K: 1 S: 6 H: 0 LOB: 0 BB: 0 P: 10	R: 0 E: 0 K: 1 S: 7 H: 1 LOB: 0 BB: 0 P: 10	R: 0 E: 0 K: 2 S: 12 H: 1 LOB: 1 BB: 0 P: 17	R: 0 E: 0 K: 1 S: 7 H: 0 LOB: 0 BB: 0 P: 10	R: 0 E: 0 K: 1 S: 7 H: 1 LOB: 0 BB: 0 P: 11	R: 0 E: 0 K: 3 S: 12 H: 0 LOB: 0 BB: 0 P: 19	R: 0 E: 0 K: 1 S: 9 H: 0 LOB: 0 BB: 0 P: 13	R: 1 E: 0 K: 1 S: 9 H: 2 LOB: 2 BB: 1 P: 18	R: 0 E: 0 K: 0 S: 5 H: 1 LOB: 1 BB: 0 P: 7	1B: 5 2B: 3 3B: 0 HR: 0 SF: 0 SAC: 0 DP: 2 HBP: 0						

	AB	30
	R	1
	H	6
	RBI	1
	BB	1
	SO	11
	LOB	10

WP: 0 PB: 0 SB: 0 CS: 1 PA: 31

PITCHER		IP	WLS	BF	H	R	ER	SO	BB	IBB	HBP	BLK	WP	HR	S	P	ERA	WHIP
Andy Benes, R ERA: 3.4	(1, 1)	7.2	W	27	5	1	1	11	1	0	0	0	0	0	67	103	1.17	0.783
Randy Myers, L ERA: 4.13	(8, 1)	1.1	S	4	1	0	0	0	0	0	0	0	0	0	7	12	0.00	0.750

PITCHER	IP	WLS	BF	H	R	ER	SO	BB	IBB	HBP	BLK	WP	HR	S	P	ERA	WHIP

BOTTOM

San Francisco Giants @ San Diego Padres

Jack Murphy Stadium, San Diego, CA

Tue Sep 22 1992, 6:33 AM EDT

Att. 6,601 - Sunny - 84 F

livebaseballscorecards.com

Batter	1	2	3	4	5	6	7	8	9	AB	R	H	RBI	BB	SO	LOB
Tony Fernandez, S (1, 6) OBP: 0.331, SLG: 0.358	P5		L8	K			2-0 SH1-4 1B SF8 1B			4	1	1	0	0	1	1
Kurt Stillwell, S (1, 4) OBP: 0.274, SLG: 0.308	4-0 G5-4-3 BB		0-0 F8		2-2 L7		1 SAFE 1 SAFE 0-1 SH1-4 1-2			2	0	0	0	1	0	0
Gary Sheffield, R (1, 5) OBP: 0.388, SLG: 0.583	1-1 G5-4-3 1-2f		4-2 BB BB		0-0 1B		4-0 1B IBB			2	0	1	0	2	0	1
Fred McGriff, L (1, 3) OBP: 0.396, SLG: 0.567		2-0 P6	4-2 BB 1-2		2-3 K		0-0 1B 1-2 2-3			3	0	1	0	1	1	1
Darrin Jackson, R (1, 8) OBP: 0.289, SLG: 0.403		1-1 1B 2B	3-2 L8		1-2 F8		2-0 SF8 3-H			3	0	1	1	0	0	3
Jerald Clark, R (1, 7) OBP: 0.290, SLG: 0.397		0-1 G6-3		1-1 L8 G3 1B 1B		3-2 G5-3	2-1 F9			4	1	1	0	0	0	3
Tom Lampkin, L (1, 2) OBP: 0.250, SLG: 0.250		2-2 BB 2-3 1B		0-0 G3 1-2		1-2 G4-3		2-2 G6-3		4	0	1	0	0	0	1
Jim Vatcher, R (1, 9) OBP: 0.417, SLG: 0.400		4-2 1-2 BB		0-0 L8 2-3		4-1 FC5-4 BB		0-0 B3-6-4 1B		2	0	1	0	2	0	1
Andy Benes, R (1, 1) OBP: 0.217, SLG: 0.238		1-2 G5-3		2-1 1B 3-H		0-2 FC5-4 1-2f		0-0 B3-6-4 1-2f		3	0	1	1	0	0	4
Randy Myers, L (8, 1) OBP: 0.167, SLG: 0.167										1	0	0	0	0	0	1
Inning Stats	R: 0 E: 0 K: 0 S: 3 H: 0 LOB: 0 BB: 1 P: 8	R: 0 E: 0 K: 0 S: 13 H: 2 LOB: 3 BB: 1 P: 23	R: 0 E: 0 K: 0 S: 12 H: 0 LOB: 2 BB: 2 P: 24	R: 1 E: 0 K: 1 S: 9 H: 2 LOB: 1 BB: 0 P: 13	R: 0 E: 0 K: 1 S: 11 H: 1 LOB: 1 BB: 0 P: 16	R: 0 E: 0 K: 0 S: 11 H: 0 LOB: 1 BB: 1 P: 19	R: 1 E: 0 K: 0 S: 7 H: 2 LOB: 2 BB: 1 P: 17	R: 0 E: 0 K: 0 S: 8 H: 1 LOB: 0 BB: 0 P: 10		1B: 7 2B: 1 3B: 0 HR: 0	SF: 1 SAC: 1 DP: 2 HBP: 0						

	AB	28
	R	2
	H	8
	RBI	2
	BB	6
	SO	2
	LOB	16

WP: 0 PB: 0 SB: 0 CS: 0 PA: 36

PITCHER		IP	WLS	BF	H	R	ER	SO	BB	IBB	HBP	BLK	WP	HR	S	P	ERA	WHIP
Larry Carter, R ERA: 3.8	(1, 1)	6.0	L	27	5	1	1	2	5	0	0	0	0	0	59	103	1.50	1.667
Jim Pena, L ERA: 3.35	(7, 1)	0.1		4	2	1	1	0	0	1	0	0	0	0	4	10	27.00	6.000
Dave Burba, R ERA: 5.4	(7, 1)	0.2		2	0	0	0	0	0	0	0	0	0	0	3	7	0.00	0.000
Francisco Oliveras, R ERA: 3.74	(8, 1)	1.0		3	1	0	0	0	0	0	0	0	0	0	8	10	0.00	1.000

PITCHER	IP	WLS	BF	H	R	ER	SO	BB	IBB	HBP	BLK	WP	HR	S	P	ERA	WHIP

Batter	1	2	3	4	5	6	7	8	9	AB	R	H	RBI	BB	SO	LOB
Craig Biggio, R (1, 4) OBP: 0.383, SLG: 0.371	F8		L4	FC6-4 1-2f 2-3 3-H		G6-3			G6-3	5	0	0	1	0	0	2
Steve Finley, L (1, 8) OBP: 0.347, SLG: 0.395	K		1B	BB 1-2		S 1B			G6-3	4	0	2	0	1	1	0
Ken Caminiti, S (1, 5) OBP: 0.354, SLG: 0.446	5 HR 1B		G1-3	1-2 2-3 3-H		1 SAFE G6-3 1-2			5 1B 1B 1B	4	2	2	1	1	0	2
5 Jeff Bagwell, R (1, 3) OBP: 0.363, SLG: 0.436	1 SAFE 1-H HR			HR BB P3			G5-3		1B 1-2 1B	4	2	2	2	1	0	3
Eric Anthony, L (1, 9) OBP: 0.295, SLG: 0.395	L8			1-H HR	G4-3		G3-1		FC6-4 1-2 2-H 1B	5	1	2	3	0	0	0
Casey Candaele, S (1, 7) OBP: 0.265, SLG: 0.260		K		BB FC6-4 1B	P4		G3-1		FC6-4 1-2f	4	1	1	0	0	1	0
Xavier Hernandez, L (7, 1)										0	0	0	0	0	0	0
Rob Murphy, L (8, 1)										0	0	0	0	0	0	0
Gerald Young, S (8, 7) OBP: 0.284, SLG: 0.197										1	0	0	0	0	0	2
Scott Servais, R (1, 2) OBP: 0.288, SLG: 0.270		G6-3		FC6-4 BB 1-2 BB 1B	1B			1-2 G5-3		4	1	2	0	0	0	0
Eddie Taubensee, L (8, 2) OBP: 0.296, SLG: 0.330										0	0	0	0	0	0	0
Andujar Cedeno, R (1, 6) OBP: 0.238, SLG: 0.289		G4-3		FC6-4 1-2 2-3 BB	G3			G6-3		3	0	0	0	1	0	1
Pete Harnisch, S (1, 1) OBP: 0.169, SLG: 0.206			P5	P4		0-3 K			2-3 K	3	0	0	0	0	1	3
Luis Gonzalez, L (7, 7) OBP: 0.304, SLG: 0.394										1	0	0	0	0	1	0
Doug Jones, R (8, 1)										0	0	0	0	0	0	0
Inning Stats	R: 2 E: 0 K: 1 S: 15 H: 2 LOB: 0 BB: 0 P: 23	R: 0 E: 0 K: 1 S: 9 H: 0 LOB: 0 BB: 0 P: 12	R: 0 E: 0 K: 0 S: 10 H: 1 LOB: 1 BB: 0 P: 14	R: 4 E: 0 K: 0 S: 19 H: 3 LOB: 3 BB: 4 P: 39	R: 0 E: 0 K: 0 S: 9 H: 1 LOB: 1 BB: 0 P: 11	R: 0 E: 0 K: 1 S: 9 H: 1 LOB: 1 BB: 0 P: 12	R: 0 E: 0 K: 0 S: 8 H: 0 LOB: 0 BB: 0 P: 12	R: 0 E: 0 K: 1 S: 9 H: 0 LOB: 0 BB: 0 P: 12	R: 1 E: 0 K: 0 S: 13 H: 3 LOB: 2 BB: 0 P: 21	1B: 9 2B: 0 3B: 0 HR: 2 SF: 0 SAC: 0 DP: 0 HBP: 0						WP: 0 PB: 0 SB: 1 CS: 0 PA: 42

PITCHER		IP	WLS	BF	H	R	ER	SO	BB	IBB	HBP	BLK	WP	HR	S	P	ERA	WHIP
Bruce Hurst, L ERA: 3.85	(1, 1)	3.1		18	6	6	6	2	2	0	0	0	0	2	44	68	16.20	2.400
Jose Melendez, R ERA: 2.98	(4, 1)	1.2		8	1	0	0	0	2	0	0	0	0	0	18	31	0.00	1.800
Mike Maddux, R ERA: 2.44	(6, 1)	2.0		7	1	0	0	1	0	0	0	0	0	0	17	24	0.00	0.500
Tim Scott, R ERA: 4.89	(8, 1)	1.0		3	0	0	0	1	0	0	0	0	0	0	9	12	0.00	0.000
Jeremy Hernandez, R ERA: 3.93	(9, 1)	0.2	L	4	2	1	1	0	0	0	0	0	0	0	10	16	13.50	3.000

PITCHER		IP	WLS	BF	H	R	ER	SO	BB	IBB	HBP	BLK	WP	HR	S	P	ERA	WHIP
Rich Rodriguez, L ERA: 2.33	(9, 1)	0.1		2	1	0	0	0	0	0	0	0	0	0	3	5	0.00	3.000

Houston Astros @ San Diego Padres

Jack Murphy Stadium, San Diego, CA

Wed Sep 23 1992, 10:05 PM EDT

Att. 9,325 - Sunny - 84 F

TOP

livebaseballscorecards.com

AB	38
R	7
H	11
RBI	7
BB	4
SO	4
LOB	13

Batter	1	2	3	4	5	6	7	8	9	AB	R	H	RBI	BB	SO	LOB
Tony Fernandez, S (1, 6) OBP: 0.332, SLG: 0.359	2-0 1B 2B		2-2 ① L7		0-1 ① FC4-6 FC4-6 1-2f		4-2 2B BB		3-2 ① G3	4	1	1	0	1	0	1
Oscar Azocar, L (1, 9) OBP: 0.226, SLG: 0.225	0-0 ① BB 1B SF8 2-3 1B		4-0 BB		2-2 ② FC4-6 1-2f		2-1 ② 1-H 2B		0-1 ② L8	4	1	2	1	1	0	1
Gary Sheffield, R (1, 5) OBP: 0.388, SLG: 0.582	1-0 BB 1-2 1B		1-3 ② K		0-2 ③ L8		0-0 ③ P4		3-2 1B	5	0	2	0	0	1	2
Fred McGriff, L (1, 3) OBP: 0.398, SLG: 0.567	4-2 1-2 2-3 BB		2-2 ③ F8			4-2 L1-3 BB		3-2 1B FC4-6 2B	0-1 ③ P4	3	1	1	0	2	0	2
Darrin Jackson, R (1, 8) OBP: 0.291, SLG: 0.405	0-1 ② SF8 3-H			2-2 G4-3 S WP 1B		3-1 ①② L1-3 1-2		0-1 FC4-6 2-3 1B		3	1	2	1	0	0	1
Jerald Clark, R (1, 7) OBP: 0.288, SLG: 0.393	0-3 ③ K			3-3 ① K		0-1 ③ G6-3		0-1 ① FC4-6 G3 HBP 1-2f 3-H		4	0	0	1	0	2	4
Tom Lampkin, L (1, 2) OBP: 0.375, SLG: 0.286		0-1 ① G4-3		1-2 ② G4-3 1-3			0-0 HR 1B	1-2 G3 1-2 HBP		3	1	1	0	0	0	1
Kurt Stillwell, S (1, 4) OBP: 0.272, SLG: 0.304		1-0 ② L9		1-2 ③ G1-3 3-H			2-0 ① P7	2-2 ② G3 1-2 2-3		4	0	0	0	0	0	3
Bruce Hurst, L (1, 1) Jose Melendez, R (4, 1) Paul Faries, R (5, PH) Mike Maddux, L (6, 1) Guillermo Velasquez, L (7, PH) Tim Scott, R (8, 1) Tim Teufel, R (8, PH) Phil Stephenson, L (8, PH) Jeremy Hernandez, R (9, 1) Rich Rodriguez, L (9, 1)	1-1 ③ G1-3			1-0 FC4-6 1B			0-1 1-H HR	3-3 ③ K		1 0 0 0 0 0 0 0 0 0 0 0 0 0 1 0 0 0 0 0 0 0 0 0 0 0 0 0 1 1 1 2 0 0 0 0 0 0 0 0 0 0 0 0 0 0 0 0 0 1 0 0 0 0 1 2 0 0 0 0 0 0 0 0 0 0 0 0 0 0							
Inning Stats	R: 1 E: 0 K: 1 S: 10 H: 3 LOB: 2 BB: 1 P: 17	R: 0 E: 0 K: 0 S: 5 H: 0 LOB: 0 BB: 0 P: 7	R: 0 E: 0 K: 1 S: 11 H: 0 LOB: 1 BB: 1 P: 20	R: 1 E: 0 K: 1 S: 15 H: 1 LOB: 0 BB: 0 P: 22	R: 0 E: 0 K: 0 S: 11 H: 1 LOB: 1 BB: 0 P: 14	R: 0 E: 0 K: 0 S: 6 H: 0 LOB: 0 BB: 1 P: 13	R: 3 E: 0 K: 0 S: 9 H: 3 LOB: 0 BB: 1 P: 17	R: 1 E: 0 K: 1 S: 16 H: 2 LOB: 2 BB: 0 P: 25	R: 0 E: 0 K: 0 S: 10 H: 1 LOB: 1 BB: 0 P: 16	1B: 7 2B: 4 3B: 0 HR: 1	SF: 1 SAC: 0 DP: 1 HBP: 1						

PITCHER		IP	WLS	BF	H	R	ER	SO	BB	IBB	HBP	BLK	WP	HR	S	P	ERA	WHIP
Pete Harnisch, R ERA: 3.8	(1, 1)	6.1		27	7	4	4	3	3	0	0	0	1	1	62	99	5.68	1.579
Xavier Hernandez, R ERA: 2.23	(7, 1)	1.0		7	3	2	2	0	1	0	1	0	0	0	15	25	18.00	4.000
Rob Murphy, L ERA: 4.3	(8, 1)	0.1		1	0	0	0	0	0	0	0	0	0	0	3	5	0.00	0.000
Doug Jones, R ERA: 1.93	(8, 1)	1.1	W	5	1	0	0	1	0	0	0	0	0	0	13	22	0.00	0.750

PITCHER	IP	WLS	BF	H	R	ER	SO	BB	IBB	HBP	BLK	WP	HR	S	P	ERA	WHIP

BOTTOM

Houston Astros @ San Diego Padres

Jack Murphy Stadium, San Diego, CA

Wed Sep 23 1992, 10:05 PM EDT

Att. 9,325 - Sunny - 84 F

livebaseballscorecards.com

AB	34
R	6
H	11
RBI	5
BB	4
SO	4
LOB	17

WP: 1	PA: 40		
PB: 0			
SB: 1			
CS: 0			

Batter	1	2	3	4	5	6	7	8	9	AB	R	H	RBI	BB	SO	LOB
Craig Biggio, R (1, 4) OBP: 0.381, SLG: 0.369	C B C B B F C 3-3 ① K		B B C X 2-1 E2 1B		B B C B C X 3-2 ① G4-3		F C B B S 2-3 ③ K			4	0	0	0	0	2	1
Steve Finley, L (1, 8) OBP: 0.347, SLG: 0.393	C B X 1-1 ② G5-3		B X 1-0 ② L7		B C B B B C B 4-2 G4-6-3 BB			B C F X 1-2 ① G1-3		3	0	0	0	1	0	2
Luis Gonzalez, L (1, 7) OBP: 0.304, SLG: 0.394 Casey Candaele, S (8, PH) OBP: 0.264, SLG: 0.259 (8, 7)	B B F F B X 3-2 ③ G3-1		B B X 2-0 1-2 2-H 1B		X 0-0 ② ③ G4-6-3 1-2f			C B S S 1-3 ② K		3 1	0 0	1 0	1 0	0 0	0 1	1 0
5 Jeff Bagwell, R (1, 3) OBP: 0.361, SLG: 0.433		S B B X 2-1 ① F8	X 0-0 ③ L8			S B B X 2-1 ① L9		X 0-0 ③ L8		4	0	0	0	0	0	2
Eric Anthony, L (1, 9) OBP: 0.297, SLG: 0.397		C B B C X 2-2 ② G4-3		B C F F B F F B 4-2 G4-6-3 BB		X 0-0 2B			B F F C 1-3 ① K	3	0	1	0	1	1	0
Ken Caminiti, S (1, 5) OBP: 0.353, SLG: 0.443		S B B F F B B 4-2 BB		B X 1-0 ① ② G4-6-3 1-2f		C F F S 0-3 ② K			B C F B F S 2-3 ② K	3	0	0	0	1	2	2
Eddie Taubensee, L (1, 2) OBP: 0.296, SLG: 0.330 Rafael Ramirez, R (9, PH) OBP: 0.282, SLG: 0.301		B F C C 1-3 ③ K		F F X 0-2 CI 1B		B X 1-0 ③ G3-1			B B B B 4-0 BB	3 0	0 0	1 0	0 0	0 1	1 0	2 0
Andujar Cedeno, R (1, 6) OBP: 0.239, SLG: 0.286			C B F F B H 3-2 S 1B HBP	X 0-0 CI FC4-6 1-2			B F X 1-1 ① G6-3		X 0-0 ③ F9	2	1	0	0	0	0	1
Willie Blair, R (1, 1) OBP: 0.118, SLG: 0.063 Ernest Riles, L (4, PH) OBP: 0.288, SLG: 0.360 Shane Reynolds, R (4, 1) OBP: 0.333, SLG: 0.333 Al Osuna, R (4, 1) Gerald Young, S (7, PH) OBP: 0.280, SLG: 0.194 Joe Boever, R (7, 1)			B C L M 1-3 ① K 1-2	X 0-0 ③ FC4-6 1-2f			C B B F F C 2-3 ② K			1 1 0 0 1 0	0 0 0 0 0 0	0 0 0 0 0 0	0 0 0 0 0 0	1 0 0 0 1 0	1 2 0 0 0 0	1 0 0 0 0 0
Inning Stats	R: 0 H: 0 E: 0 LOB: 0 K: 1 BB: 0 S: 9 P: 16	R: 0 H: 0 E: 0 LOB: 1 K: 1 BB: 1 S: 11 P: 20	R: 1 H: 1 E: 1 LOB: 2 K: 1 BB: 0 S: 11 P: 20	R: 0 H: 1 E: 1 LOB: 2 K: 0 BB: 1 S: 11 P: 16	R: 0 H: 0 E: 0 LOB: 0 K: 0 BB: 1 S: 6 P: 13	R: 0 H: 1 E: 0 LOB: 1 K: 1 BB: 0 S: 8 P: 11	R: 0 H: 0 E: 0 LOB: 0 K: 2 BB: 0 S: 8 P: 13	R: 0 H: 0 E: 0 LOB: 0 K: 1 BB: 0 S: 7 P: 9	R: 0 H: 0 E: 0 LOB: 1 K: 2 BB: 1 S: 8 P: 15	1B: 2 SF: 0 2B: 1 SAC: 0 3B: 0 DP: 2 HR: 0 HBP: 1						

TOP

Houston Astros @ San Diego Padres

Jack Murphy Stadium, San Diego, CA

Thu Sep 24 1992, 6:33 AM EDT

Att. 5,913 - Sunny - 85 F

livebaseballscorecards.com

AB	29
R	1
H	3
RBI	1
BB	4
SO	9
LOB	14

WP: 0 PA: 35
PB: 0
SB: 1
CS: 0

PITCHER		IP	WLS	BF	H	R	ER	SO	BB	IBB	HBP	BLK	WP	HR	S	P	ERA	WHIP
Frank Seminara, R ERA: 3.72	(1, 1)	7.0	W	28	3	1	0	6	3	0	1	0	0	0	64	109	0.00	0.857
Rich Rodriguez, L ERA: 2.28	(8, 1)	2.0		7	0	0	0	3	1	0	0	0	0	0	15	24	0.00	0.500

PITCHER	IP	WLS	BF	H	R	ER	SO	BB	IBB	HBP	BLK	WP	HR	S	P	ERA	WHIP

BOTTOM

Batter	1	2	3	4	5	6	7	8	9	AB	R	H	RBI	BB	SO	LOB
Tony Fernandez, S (1, 6) OBP: 0.334, SLG: 0.360	F F B B B F X 3-2 1B HR 1B	F B B B B 4-1 CS BB		C B B B F S 2-3 ② K			C B C F B B X 3-2 1B	F B F F F S 1-3 ③ K		4	1	2	0	1	2	3
Kurt Stillwell, S (1, 4) OBP: 0.274, SLG: 0.304	1 SAFE 1 SAFE B F 1 SAFE B F X 2-2 1-3 HR 1B	C B B F B B 4-2 ① 1-2 G3-6-3 BB		S B X 1-1 ③ L9			B X 1-0 ① F9			3	1	1	0	1	0	3
Gary Sheffield, R (1, 5) OBP: 0.387, SLG: 0.585 Rich Rodriguez, L (8, 1)	C B X 1-1 1-H 3-H HR	B X 1-0 ② ③ G3-6-3 1-2f			B B X 2-0 ① P3		C 1 SAFE X 0-1 ② P6			4 0	1 0	1 0	3 0	0 0	0 0	2 0
Fred McGriff, L (1, 3) OBP: 0.395, SLG: 0.563	C C B B X 2-2 ① G4-3	B C X 1-1 ① P5			C S S 0-3 ② K		B B X 2-0 ③ G3			4	0	0	0	0	1	1
Darrin Jackson, R (1, 8) OBP: 0.292, SLG: 0.407	X 0-0 BB 2B 1B	F F S 0-3 ② K			B B X 2-0 ③ F7			B C X 1-1 SH1-3 G6-3 2B		4	2	2	0	0	1	0
Phil Stephenson, L (1, 9) OBP: 0.257, SLG: 0.226 Jim Vatcher, R (6, PH) (7, 9) OBP: 0.462, SLG: 0.400	B B C 1 SAFE B B 4-1 1-2 2B BB	B B X 2-0 ③ L7				B B F C B B 4-2 BB		X 0-0 ① SH1-3 2-3		1 0	1 0	0 0	0 0	1 1	0 0	0 0
Dan Walters, R (1, 2) OBP: 0.316, SLG: 0.420	X 0-0 1-H 2-H 2B			C B B X 2-1 FC5-6 E 1B			S 1 SAFE S F S 0-3 ① K	X 0-0 ② G6-3 3-H		4	0	2	3	0	1	1
Kevin Ward, R (1, 7) OBP: 0.275, SLG: 0.301	C B C S 1-3 ② K			C B X 1-1 FC FC5-6 1-2			1 SAFE 1 SAFE C F F 1 B S 1-3 ② K	B B X 2-0 1B 2B		4	1	1	0	0	2	3
Frank Seminara, R (1, 1) OBP: 0.121, SLG: 0.094 Tim Teufel, R (8, 5) OBP: 0.322, SLG: 0.345	B X 1-0 ③ L4			B F X 1-1 ① FC5-6 1-2 2-3f			1 SAFE F 1 C X SAFE 0-2 ③ L6	F C X 0-2 2-H 1B		3 1	0 0	0 1	0 1	0 0	0 0	4 0
Inning Stats	R: 5 H: 5 E: 0 LOB: 1 K: 1 BB: 1 S: 19 P: 33	R: 0 H: 0 E: 0 LOB: 0 K: 0 BB: 2 S: 4 P: 13	R: 0 H: 0 E: 0 LOB: 0 K: 1 BB: 0 S: 6 P: 9	R: 0 H: 1 E: 1 LOB: 2 K: 1 BB: 0 S: 11 P: 18	R: 0 H: 0 E: 0 LOB: 0 K: 1 BB: 0 S: 5 P: 9	R: 0 H: 0 E: 0 LOB: 1 K: 2 BB: 0 S: 13 P: 18	R: 0 H: 1 E: 0 LOB: 1 K: 0 BB: 1 S: 8 P: 14	R: 2 H: 3 E: 0 LOB: 1 K: 1 BB: 0 S: 13 P: 17		1B: 6 SF: 0 2B: 3 SAC: 1 3B: 0 DP: 1 HR: 1 HBP: 0						

PITCHER		IP	WLS	BF	H	R	ER	SO	BB	IBB	HBP	BLK	WP	HR	S	P	ERA	WHIP
Willie Blair, R ERA: 3.74	(1, 1)	3.0	L	15	5	5	5	2	3	0	0	0	0	1	29	55	15.00	2.667
Shane Reynolds, R ERA: 7.97	(4, 1)	0.1		3	1	0	0	0	0	0	0	0	0	0	6	10	0.00	3.000
Al Osuna, L ERA: 4.3	(4, 1)	2.2		9	0	0	0	4	1	0	0	0	0	0	23	35	0.00	0.375
Joe Boever, R ERA: 2.54	(7, 1)	2.0		10	4	2	2	1	0	0	0	0	0	0	21	31	9.00	2.000

PITCHER	IP	WLS	BF	H	R	ER	SO	BB	IBB	HBP	BLK	WP	HR	S	P	ERA	WHIP

Houston Astros @ San Diego Padres

Jack Murphy Stadium, San Diego, CA

Thu Sep 24 1992, 6:33 AM EDT

Att. 5,913 - Sunny - 85 F

livebaseballscorecards.com

AB	32
R	7
H	10
RBI	7
BB	4
SO	7
LOB	17

WP: 0 PA: 37
PB: 0
SB: 0
CS: 1

Batter	1	2	3	4	5	6	7	8	9	AB	R	H	RBI	BB	SO	LOB
Otis Nixon, S (1, 8) OBP: 0.354, SLG: 0.354	C F B L 1-3 ① K		B F B X 2-1 ① G4-3		B B F M X 2-2 ② G4-3			B C C S 1-3 ① K		4	0	0	0	0	2	0
Jeff Blauser, R (1, 6) OBP: 0.354, SLG: 0.463	X 0-0 ② 1B 1B		C B X 1-1 1B		C B S B C 2-3 ③ K			C X 0-1 ② F9		4	0	2	0	0	1	0
Terry Pendleton, S (1, 5) OBP: 0.345, SLG: 0.476	B B B C 1 SAFE X 3-1 ② L7		B 1 SAFE X 1-0 ② F7			C F B B X 2-2 ① P2		C F X 0-2 1B		4	0	1	0	0	0	2
David Justice, L (1, 9) OBP: 0.354, SLG: 0.432	B X 1-0 **1-3** 1B		S B X 1-1 ③ L8			S X 0-1 ② G4-3		S S S 0-3 ③ K		4	0	1	0	0	1	2
Sid Bream, L (1, 3) OBP: 0.336, SLG: 0.418 Brian Hunter, R (9, PH) OBP: 0.294, SLG: 0.500	B B C S 1 SAFE S 2-3 ③ K			B C F B B X 3-2 ① L3		B B B C X 3-1 ③ G4-3			B C X 1-2 ① P6	3 1	0 0	0 0	0 0	0 0	1 0	2 0
Lonnie Smith, R (1, 7) OBP: 0.323, SLG: 0.450		X 0-0 ① L9		B F S F F X 1-2 E 2B			B F F X 1-2 ① F8		B B S X 2-1 ② F9	4	0	1	0	0	0	0
Damon Berryhill, S (1, 2) OBP: 0.269, SLG: 0.390 Ron Gant, R (9, PH) OBP: 0.318, SLG: 0.409		X 0-0 ② L4		B C F 2 S SAFE 1-3 ② K 2-3			F B X 1-1 ② F9		F F X 0-2 1B	3 1	0 0	0 1	0 0	0 0	1 0	1 0
Mark Lemke, S (1, 4) OBP: 0.314, SLG: 0.316 Francisco Cabrera, R (9, PH) OBP: 0.333, SLG: 1.000		B B C B B 4-1 BB		B C B C S 2-3 ③ K			B B B B 4-0 BB		C S X 0-2 ③ F9	1 1	0 0	0 0	0 0	2 0	1 0	1 1
Steve Avery, L (1, 1) OBP: 0.182, SLG: 0.203 Ryan Klesko, L (7, PH) Mark Wohlers, R (7, 1)		B C 1 SAFE B S S 2-3 ③ K			B C S S 1-3 ① K		C X 0-1 ③ P1			2 1 0	0 0 0	0 0 0	0 0 0	0 0 0	2 0 0	1 1 0
Inning Stats	R: 0 E: 0 K: 2 S: 10 H: 2 LOB: 2 BB: 0 P: 17	R: 0 E: 0 K: 1 S: 6 H: 0 LOB: 1 BB: 1 P: 12	R: 0 E: 0 K: 0 S: 7 H: 1 LOB: 1 BB: 0 P: 12	R: 0 E: 1 K: 2 S: 14 H: 1 LOB: 1 BB: 0 P: 21	R: 0 E: 0 K: 2 S: 9 H: 0 LOB: 0 BB: 0 P: 14	R: 0 E: 0 K: 0 S: 7 H: 0 LOB: 0 BB: 0 P: 12	R: 0 E: 0 K: 0 S: 7 H: 0 LOB: 1 BB: 1 P: 13	R: 0 E: 0 K: 2 S: 11 H: 1 LOB: 1 BB: 0 P: 12	R: 0 E: 0 K: 0 S: 11 H: 1 LOB: 1 BB: 0 P: 14	1B: 5 2B: 1 3B: 0 HR: 0	SF: 0 SAC: 0 DP: 0 HBP: 0						

PITCHER		IP	WLS	BF	H	R	ER	SO	BB	IBB	HBP	BLK	WP	HR	S	P	ERA	WHIP
Greg Harris, R ERA: 4.3	(1, 1)	7.2	W	30	5	0	0	8	2	0	0	0	0	0	68	110	0.00	0.913
Randy Myers, L ERA: 4.05	(8, 1)	1.1	S	5	1	0	0	1	0	0	0	0	0	0	14	17	0.00	0.750

PITCHER	IP	WLS	BF	H	R	ER	SO	BB	IBB	HBP	BLK	WP	HR	S	P	ERA	WHIP

Atlanta Braves @ San Diego Padres

Jack Murphy Stadium, San Diego, CA

Fri Sep 25 1992, 10:05 PM EDT

Att. 38,866 - Sunny - 74 F

TOP

livebaseballscorecards.com

AB	33
R	0
H	6
RBI	0
BB	2
SO	9
LOB	11

1B: 5	SF: 0	WP: 0	PA: 35
2B: 1	SAC: 0	PB: 0	
3B: 0	DP: 0	SB: 0	
HR: 0	HBP: 0	CS: 0	

Batter	1	2	3	4	5	6	7	8	9	AB	R	H	RBI	BB	SO	LOB
Tony Fernandez, S (1, 6) OBP: 0.335, SLG: 0.359	4-1 G3-2-3 BB	0-1 F8 ③		0-0 L8 ③			0-1 CS 1B			3	0	1	0	1	0	4
Kevin Ward, R (1, 9) OBP: 0.283, SLG: 0.309 Guillermo Velasquez, L (7, PH) OBP: 0.286, SLG: 0.714 Jim Vatcher, R (8, 9) OBP: 0.462, SLG: 0.400	0-1 G3-2-3 1B 1B 1-2	1-0 F8 ①			2-2 FC4-6 1B		3-3 K ② ③ 1-2			3 1 0	0 0 0	2 0 0	0 0 0	0 0 0	0 1 0	0 1 0
Gary Sheffield, R (1, 5) OBP: 0.386, SLG: 0.582	2-2 G3-2-3 1B 1-2 2-3	1-2 G6-3 ②		0-0 P6 ①				0-1 F9 ①		4	0	1	0	0	0	1
Fred McGriff, L (1, 3) OBP: 0.393, SLG: 0.558	2-2 G3-2-3 ① ② 1-2 2-3 3-Hf	0-0 F8 ③		0-0 FC4-6 FC6-4 ② 1-2f				1-1 F8 ②		4	0	0	0	0	0	4
Darrin Jackson, R (1, 8) OBP: 0.290, SLG: 0.404	1-0 G6-3 ③			0-0 F7 ①	1-1 FC6-4 ③ 1-2f			1-2 G6-3 ③		4	0	0	0	0	0	3
Jerald Clark, R (1, 7) OBP: 0.288, SLG: 0.399		0-0 HR		0-1 L8 ②		2-2 F9 ①				3	1	1	1	0	0	0
Dan Walters, R (1, 2) OBP: 0.316, SLG: 0.425		3-2 E5 F8		0-0 1B 2B		1-2 G3-1 ②				3	0	1	0	0	0	0
Craig Shipley, R (1, 4) OBP: 0.240, SLG: 0.276		2-0 P8 ①		4-0 1B IBB		3-3 K ③				2	0	0	0	1	1	1
Greg Harris, R (1, 1) OBP: 0.273, SLG: 0.179 Randy Myers, L (8, 1) OBP: 0.167, SLG: 0.167		0-0 F8 ② 2-3		2-2 1B 1-2 2-3			0-3 K ①			3 0	0 0	1 0	0 0	0 0	1 0	1 0
Inning Stats	R: 0 H: 2 E: 0 LOB: 2 K: 0 BB: 1 S: 13 P: 22	R: 1 H: 1 E: 1 LOB: 1 K: 0 BB: 0 S: 9 P: 14	R: 0 H: 0 E: 0 LOB: 0 K: 0 BB: 0 S: 6 P: 8	R: 0 H: 2 E: 0 LOB: 3 K: 0 BB: 1 S: 8 P: 14	R: 0 H: 1 E: 0 LOB: 1 K: 0 BB: 0 S: 7 P: 10	R: 0 H: 0 E: 0 LOB: 0 K: 1 BB: 0 S: 12 P: 18	R: 0 H: 1 E: 0 LOB: 0 K: 2 BB: 0 S: 8 P: 11	R: 0 H: 0 E: 0 LOB: 0 K: 0 BB: 0 S: 7 P: 9		1B: 5 SF: 0 2B: 1 SAC: 0 3B: 0 DP: 1 HR: 1 HBP: 0						WP: 0 PA: 32 PB: 0 SB: 0 CS: 1

PITCHER		IP	WLS	BF	H	R	ER	SO	BB	IBB	HBP	BLK	WP	HR	S	P	ERA	WHIP
Steve Avery, L ERA: 3.2	(1, 1)	6.0	L	26	6	1	1	1	1	1	0	0	0	1	55	86	1.50	1.167
Mark Wohlers, R ERA: 2.25	(7, 1)	2.0		6	1	0	0	2	0	0	0	0	0	0	15	20	0.00	0.500

PITCHER	IP	WLS	BF	H	R	ER	SO	BB	IBB	HBP	BLK	WP	HR	S	P	ERA	WHIP

BOTTOM

Braves @ San Diego Padres

Murphy Stadium, San Diego, CA

Fri Sep 25 1992, 10:05 PM EDT

Att. 38,866 - Sunny - 74 F

livebaseballscorecards.com

AB	30
R	1
H	7
RBI	1
BB	2
SO	3
LOB	15

Atlanta Braves @ San Diego Padres

Jack Murphy Stadium, San Diego, CA

Sat Sep 26 1992, 10:05 PM EDT

Att. 24,574 - Sunny - 76 F

TOP

livebaseballscorecards.com

Batter	1	2	3	4	5	6	7	8	9	10	AB	R	H	RBI	BB	SO	LOB
Otis Nixon, S (1, 9) (10, 8) OBP: 0.352, SLG: 0.352	F8		P9		CS 1B		L7			B1-3	5	0	1	0	0	0	0
Jeff Blauser, R (1, 6) OBP: 0.357, SLG: 0.466	G6-3		E 1B 1B		1-2 BB			L8		1B 2B	4	2	2	0	1	0	0
David Justice, L (10, 9) OBP: 0.354, SLG: 0.432											0	0	0	0	0	0	0
Terry Pendleton, S (1, 5) OBP: 0.344, SLG: 0.474	1B		E4 1B 1-3		L8			K		L9	5	0	1	0	0	1	3
Lonnie Smith, R (1, 7) OBP: 0.325, SLG: 0.448	G6-3		1-2 1B 3-H			P7		F8		2-H 1B	5	0	2	2	0	0	1
Rafael Belliard, R (10, 6) OBP: 0.264, SLG: 0.247											0	0	0	0	0	0	0
Ron Gant, R (1, 8) (10, 7) OBP: 0.319, SLG: 0.409		E5 1B	P6			1B			L4	P4	5	0	2	0	0	0	3
Brian Hunter, R (1, 3) OBP: 0.290, SLG: 0.493		E5 G6-3 1-2		P9		F8			1B BB		3	0	0	0	0	0	2
Sid Bream, L (9, PH) OBP: 0.337, SLG: 0.418											0	0	0	0	1	0	0
Tommy Gregg, L (9, PR) OBP: 0.444, SLG: 0.375											0	0	0	0	0	0	0
Ryan Klesko, L (9, 3)											0	0	0	0	0	0	0
Damon Berryhill, S (1, 2) OBP: 0.269, SLG: 0.388		G6-3 1-2		F8		P4			1-0 1-2 1B		4	0	1	0	0	0	2
Mark Lemke, S (1, 4) OBP: 0.311, SLG: 0.313		F9		L6			F7		K		4	0	0	0	0	1	3
Pete Smith, R (1, 1)			F8		K		G4-3		G6-3		3	0	0	0	0	1	0
Francisco Cabrera, R (9, PH) OBP: 0.300, SLG: 0.889											1	0	0	0	0	0	2
Mike Stanton, L (9, 1) OBP: 0.500, SLG: 0.500											0	0	0	0	0	0	0
Inning Stats	R: 0 E: 0 K: 0 S: 9 H: 1 LOB: 1 BB: 0 P: 17	R: 0 E: 1 K: 0 S: 18 H: 1 LOB: 1 BB: 0 P: 25	R: 1 E: 1 K: 0 S: 15 H: 2 LOB: 2 BB: 0 P: 24	R: 0 E: 0 K: 0 S: 5 H: 0 LOB: 0 BB: 0 P: 7	R: 0 E: 0 K: 1 S: 6 H: 1 LOB: 1 BB: 1 P: 14	R: 0 E: 0 K: 0 S: 7 H: 1 LOB: 1 BB: 0 P: 15	R: 0 E: 0 K: 0 S: 5 H: 0 LOB: 0 BB: 0 P: 7	R: 0 E: 0 K: 1 S: 8 H: 0 LOB: 0 BB: 0 P: 13	R: 0 E: 0 K: 1 S: 9 H: 1 LOB: 2 BB: 1 P: 16	R: 1 E: 0 K: 0 S: 9 H: 2 LOB: 1 BB: 0 P: 11	1B: 8 2B: 1 3B: 0 HR: 0	SF: 0 SAC: 0 DP: 0 HBP: 0						

	AB	39
	R	2
	H	9
	RBI	2
	BB	2
	SO	3
	LOB	16

WP: 0 PB: 0 SB: 0 CS: 1 PA: 41

PITCHER		IP	WLS	BF	H	R	ER	SO	BB	IBB	HBP	BLK	WP	HR	S	P	ERA	WHIP
Jim Deshaies, L ERA: 3.34	(1, 1)	6.0		25	6	1	0	1	1	0	0	0	0	0	60	102	0.00	1.167
Jeremy Hernandez, R ERA: 3.82	(7, 1)	1.0		3	0	0	0	0	0	0	0	0	0	0	5	7	0.00	0.000
Larry Andersen, R ERA: 3.55	(8, 1)	1.1		5	0	0	0	1	1	0	0	0	0	0	10	19	0.00	0.750
Rich Rodriguez, L ERA: 2.34	(9, 1)	1.1	L	6	2	1	1	1	0	0	0	0	0	0	12	17	6.75	1.500
Gene Harris, R ERA: 4.78	(10, 1)	0.1		2	1	0	0	0	0	0	0	0	0	0	4	4	0.00	3.000

PITCHER	IP	WLS	BF	H	R	ER	SO	BB	IBB	HBP	BLK	WP	HR	S	P	ERA	WHIP

Batter	1	2	3	4	5	6	7	8	9	10	AB	R	H	RBI	BB	SO	LOB
Tony Fernandez, S (1, 6) OBP: 0.334, SLG: 0.359	X 0-0 BB 1B 1B		B C X 1-1 ① G4-3		B B F B F X 3-2 ③ L9			X 0-0 ① G4-3			4	1	1	0	0	0	1
Oscar Azocar, L (1, 9) OBP: 0.227, SLG: 0.221	1 SAFE 1 SAFE P C 1 SAFE B 1 SAFE B 1 SAFE 4-1 B 1B 1-2 BB		X 0-0 ② G3-1			B X 1-0 ① G4-3		B X 1-0 ② L3			3	0	0	0	1	0	0
Gary Sheffield, R (1, 5) OBP: 0.384, SLG: 0.578	C B B X 2-1 ① L7		C F X 0-2 ③ G6-3			X 0-0 ② L5		X 0-0 ③ L8			4	0	0	0	0	0	2
Fred McGriff, L (1, 3) OBP: 0.392, SLG: 0.556	B B B S X 3-1 ② 1-3 2-H 1B			B C B C S 2-3 ① K		C C F F C 0-3 ③ K			X 0-0 ① F7		4	0	1	1	0	2	0
Darrin Jackson, R (1, 8) OBP: 0.288, SLG: 0.401	S 1 SAFE 1 F F B X 1-2 ③ L8			C B S S 1-3 ② K			B F F S 1-3 ① K		X 0-0 ② F8		4	0	0	0	0	2	1
Jerald Clark, R (1, 7) OBP: 0.286, SLG: 0.396		B C B S X 2-2 ① F8		C X 0-1 ③ F7			F S B B F S 2-3 ② K		X 0-0 ③ P3		4	0	0	0	0	1	0
Tom Lampkin, L (1, 2) OBP: 0.455, SLG: 0.250 Benito Santiago, R (10, PH) OBP: 0.289, SLG: 0.386	B B B B 4-0 G4-3 S BB				B X 1-0 ① F8		B B B B 4-0 BB			S S B B X 2-2 G6-4-3 1B	1 1	0 0	0 1	0 0	2 0	0 0	0 0
Kurt Stillwell, S (1, 4) OBP: 0.276, SLG: 0.303	C B 1 SAFE 1 SAFE B S B F X 3-2 ② G4-3 1-3				B C B F F B 4-2 SH2-4 BB		B B C 1 SAFE B B 4-1 1-2 BB			L C B B 1 SAFE F X 2-2 ① L8	2	0	0	0	2	0	2
Jim Deshaies, L (1, 1) OBP: 0.241, SLG: 0.214 Jeremy Hernandez, R (7, 1) Phil Stephenson, L (7, PH) OBP: 0.254, SLG: 0.222 Larry Andersen, R (8, 1) Rich Rodriguez, L (9, 1) Gene Harris, R (10, 1) OBP: 0.333, SLG: 0.333 Tim Teufel, R (10, PH) OBP: 0.321, SLG: 0.343		F B C B B F X 3-2 ③ L7			B B X 2-0 ② SH2-4 1-2		B X 1-0 ③ P3			1 SAFE X 0-0 ② ③ G6-4-3 1-2f	1 0 1 0 0 0 1	0 0 0 0 0 0 0	0 0 0 0 0 0 0	0 0 0 0 0 0 0	0 0 0 0 0 0 0	0 0 0 0 0 0 0	1 0 2 0 0 0 1
Inning Stats	R: 1 H: 2 E: 0 LOB: 1 K: 0 BB: 1 S: 11 P: 20	R: 0 H: 0 E: 0 LOB: 1 K: 0 BB: 1 S: 11 P: 23	R: 0 H: 0 E: 0 LOB: 0 K: 0 BB: 0 S: 6 P: 7	R: 0 H: 0 E: 0 LOB: 0 K: 2 BB: 0 S: 8 P: 11	R: 0 H: 0 E: 0 LOB: 1 K: 0 BB: 1 S: 8 P: 18	R: 0 H: 0 E: 0 LOB: 0 K: 1 BB: 0 S: 7 P: 8	R: 0 H: 0 E: 0 LOB: 2 K: 2 BB: 2 S: 9 P: 21	R: 0 H: 0 E: 0 LOB: 0 K: 0 BB: 0 S: 3 P: 4	R: 0 H: 0 E: 0 LOB: 0 K: 0 BB: 0 S: 3 P: 3	R: 0 H: 1 E: 0 LOB: 0 K: 0 BB: 0 S: 8 P: 12	1B: 3 SF: 0 2B: 0 SAC: 1 3B: 0 DP: 1 HR: 0 HBP: 0						

PITCHER		IP	WLS	BF	H	R	ER	SO	BB	IBB	HBP	BLK	WP	HR	S	P	ERA	WHIP
Pete Smith, R ERA: 1.98	(1, 1)	8.0		30	2	1	1	5	5	0	0	0	0	0	63	112	1.12	0.875
Mike Stanton, L ERA: 3.98	(9, 1)	2.0	W	6	1	0	0	0	0	0	0	0	0	0	11	15	0.00	0.500

PITCHER	IP	WLS	BF	H	R	ER	SO	BB	IBB	HBP	BLK	WP	HR	S	P	ERA	WHIP

BOTTOM

Atlanta Braves @ San Diego Padres

Jack Murphy Stadium, San Diego, CA

Sat Sep 26 1992, 10:05 PM EDT

Att. 24,574 - Sunny - 76 F

livebaseballscorecards.com

AB	30
R	1
H	3
RBI	1
BB	5
SO	5
LOB	10

1B: 3 SF: 0
2B: 0 SAC: 1
3B: 0 DP: 1
HR: 0 HBP: 0

WP: 0 PA: 36
PB: 0
SB: 1
CS: 0

Batter	1	2	3	4	5	6	7	8	9	10	AB	R	H	RBI	BB	SO	LOB
Otis Nixon, S (1, 8) OBP: 0.353, SLG: 0.353	S X 0-1 P1 ①		X 0-0 1-2 1B			X 0-0 P5 ②		B X 1-0 G4-3 ③		C X 0-1 BB 1B 1B	5	1	2	0	0	0	2
Jeff Blauser, R (1, 6) OBP: 0.358, SLG: 0.467 Rafael Belliard, R (10, PR) OBP: 0.264, SLG: 0.247 (10, 6)	B X 1-0 L8 ②		S B C B C 2-3 K ③			S S B F B X 2-2 G5-3 ③			B B C F F X 2-2 2B ①	F 1 SAFE 1 SAFE B P 1 SAFE 1 S B B 4-1 1B 1-2 BB	4 0	0 0	1 0	0 0	1 0	1 0	2 0
Terry Pendleton, S (1, 5) OBP: 0.346, SLG: 0.475	C T F F B X 1-2 G3 ③			X 0-0 G3-1 ①			B B X 2-0 PB 1B		X 0-0 2B 1B	C X 0-1 1-3 2-H 1B	5	1	3	1	0	0	0
David Justice, L (1, 9) OBP: 0.355, SLG: 0.429		S B C B F B B 4-2 CS BB		B F X 1-1 P6 ②			B S B B B 4-1 1-2 L4-3 BB		B F F S 1-3 K ②	B B X 2-0 F9 ③	3	0	0	0	2	1	3
Sid Bream, L (1, 3) OBP: 0.335, SLG: 0.415 Brian Hunter, R (9, PH) OBP: 0.293, SLG: 0.500 (9, 3)		B B X 2-0 F8 ①		B B F C S 2-3 K ③			B F L X 1-2 1-2 L4-3 ① ②		S B B 1 SAFE B F F 1 SAFE F X 3-2 1-H 2B		3 1	0 0	0 1	0 1	0 0	1 0	3 0
Lonnie Smith, R (1, 7) OBP: 0.324, SLG: 0.439 Jeff Reardon, R (9, 1)		F S F F F B B S 2-3 1-2 K ② ③			F F F B F X 1-2 F9 ①		F B F B X 2-2 F8 ③		I I I 4-0 IBB		3 0	0 0	0 0	0 0	1 0	1 0	2 0
Damon Berryhill, S (1, 2) OBP: 0.270, SLG: 0.388 Tommy Gregg, L (8, PR) OBP: 0.444, SLG: 0.375 Mark Wohlers, R (8, 1) Ron Gant, R (9, PH) OBP: 0.319, SLG: 0.408 (9, 7)			S F S 0-3 K ①		S B C B B S 3-3 K ②			X 0-0 SH5-4 1B	B S X 1-1 F7 ③		3 0 0 1	0 0 0 0	1 0 0 0	0 0 0 0	0 0 0 0	2 0 0 0	0 0 0 2
Mark Lemke, S (1, 4) OBP: 0.311, SLG: 0.311			B B C B C F B 4-2 1B BB		B X 1-0 F9 ③			X 0-0 SH5-4 1-2		X 0-0 P4 ①	2	0	0	0	1	0	0
29 John Smoltz, R (1, 1) OBP: 0.225, SLG: 0.203 Ryan Klesko, L (8, PH) Javy Lopez, R (8, 2) OBP: 0.333, SLG: 0.667			B S L X 1-2 F8 ②			B C B S B F S 3-3 K ①		X 0-0 F8 ②		F S B X 1-2 P3 ②	2 1 1	0 0 0	0 0 0	0 0 0	0 0 0	1 0 0	1 2 0
Inning Stats	R: 0 H: 0 E: 0 LOB: 0 K: 0 BB: 0 S: 7 P: 9	R: 0 H: 0 E: 0 LOB: 1 K: 1 BB: 1 S: 10 P: 18	R: 0 H: 1 E: 0 LOB: 2 K: 2 BB: 1 S: 13 P: 20	R: 0 H: 0 E: 0 LOB: 0 K: 1 BB: 0 S: 6 P: 9	R: 0 H: 0 E: 0 LOB: 0 K: 1 BB: 0 S: 9 P: 14	R: 0 H: 0 E: 0 LOB: 0 K: 1 BB: 0 S: 9 P: 14	R: 0 H: 1 E: 0 LOB: 1 K: 0 BB: 1 S: 9 P: 18	R: 0 H: 1 E: 0 LOB: 2 K: 0 BB: 0 S: 4 P: 5	R: 1 H: 3 E: 0 LOB: 2 K: 1 BB: 1 S: 14 P: 25	R: 1 H: 2 E: 0 LOB: 2 K: 0 BB: 1 S: 11 P: 17	1B: 6 SF: 0 2B: 4 SAC: 1 3B: 0 DP: 2 HR: 0 HBP: 0						WP: 0 PA: 40 PB: 1 SB: 0 CS: 1

PITCHER		IP	WLS	BF	H	R	ER	SO	BB	IBB	HBP	BLK	WP	HR	S	P	ERA	WHIP
Andy Benes, R ERA: 3.29	(1, 1)	7.0		24	2	0	0	6	3	0	0	0	0	0	63	102	0.00	0.714
Jeremy Hernandez, R ERA: 3.68	(8, 1)	1.1		5	2	0	0	0	0	0	0	0	0	0	8	11	0.00	1.500
Randy Myers, L ERA: 4.2	(9, 1)	1.2	L	11	4	2	2	1	1	1	0	0	0	0	21	36	10.80	3.000

PITCHER	IP	WLS	BF	H	R	ER	SO	BB	IBB	HBP	BLK	WP	HR	S	P	ERA	WHIP

TOP

Atlanta Braves @ San Diego Padres

Jack Murphy Stadium, San Diego, CA

Sun Sep 27 1992, 6:33 AM EDT

Att. 16,884 - Sunny - 83 F

livebaseballscorecards.com

AB	34
R	2
H	8
RBI	2
BB	5
SO	7
LOB	17

Batter	1	2	3	4	5	6	7	8	9	10	AB	R	H	RBI	BB	SO	LOB
Tony Fernandez, S (1, 6) OBP: 0.333, SLG: 0.357	B C C B S 2-3 K ①		X 0-0 1B		C S B S 1-3 K ②			C F B F X 1-2 G1-3 ①		C F X 0-2 G4-3 ②	5	0	1	0	0	2	0
Kurt Stillwell, S (1, 4) OBP: 0.273, SLG: 0.299	C C S 0-3 K ②		1 SAFE F S 1 SAFE F B 1 SAFE F X 1-2 G4-3 ③		S B B X 2-1 G3 ③			S X 0-1 G3-1 ②		S X 0-1 G6-3 ③	5	0	0	0	0	1	1
Gary Sheffield, R (1, 5) OBP: 0.384, SLG: 0.579 Tim Teufel, R (10, 5) OBP: 0.321, SLG: 0.343	C B X 1-1 L9 ③			C X 0-1 1B FC 1B		B C B B X 3-1 L9 ①		F B X 1-1 2B			4 0	1 0	2 0	0 0	0 0	0 0	0 0
Fred McGriff, L (1, 3) OBP: 0.392, SLG: 0.555		B C B X 2-1 F7 ①		C S B B B X 3-2 F7 1-3 1B		B B F X 2-1 P8 ②		I I I I 4-0 IBB			3	0	1	0	1	0	0
Benito Santiago, R (1, 2) OBP: 0.288, SLG: 0.384 Dan Walters, R (6, 2) OBP: 0.318, SLG: 0.426 Randy Myers, L (9, 1) OBP: 0.167, SLG: 0.167		B S B F S 2-3 K ②		S B S S 1-3 K ①		C S X 0-2 FC6-4 1B		B S B S F X 2-2 F8 ③			2 2 0	0 0 0	0 1 0	0 0 0	0 0 0	2 0 0	2 2 0
Darrin Jackson, R (1, 8) OBP: 0.288, SLG: 0.402		B X 1-0 2B		C X 0-1 FC 3-H		F S X 0-2 FC6-4 1-2f ③			X 0-0 L5 ①		4	0	1	1	0	0	2
Jerald Clark, R (1, 7) OBP: 0.283, SLG: 0.392	X 0-0 L5 ③			S B X 1-1 F7 2-3 ②			B C S X 1-2 F8 ①		C C S 0-3 K ②		4	0	0	0	0	1	3
Phil Stephenson, L (1, 9) OBP: 0.243, SLG: 0.212 Jim Vatcher, R (8, 9) OBP: 0.429, SLG: 0.364			B B F B F S 3-3 K ①	B B B C X 3-1 G4-3 ③			B X 1-0 P7 ②		B F S F S 1-3 K ③		3 1	0 0	0 0	0 0	0 0	1 1	2 0
Andy Benes, R (1, 1) OBP: 0.211, SLG: 0.231 Guillermo Velasquez, L (7, PH) OBP: 0.250, SLG: 0.625 Jeremy Hernandez, R (8, 1) Tom Lampkin, L (9, 2) OBP: 0.417, SLG: 0.222			F B C C 1-3 K ②		F X 0-1 G5-3 ①		B F C X 1-2 G3-1 ③			C B X 1-1 G4-3 ①	2 1 0 1	0 0 0 0	0 0 0 0	0 0 0 0	1 0 0 0	0 0 0 0	0 0 0 0
Inning Stats	R: 0 H: 0 E: 0 LOB: 0 K: 2 BB: 0 S: 8 P: 11	R: 0 H: 1 E: 0 LOB: 1 K: 1 BB: 0 S: 7 P: 12	R: 0 H: 1 E: 0 LOB: 1 K: 2 BB: 0 S: 12 P: 17	R: 1 H: 2 E: 0 LOB: 2 K: 1 BB: 0 S: 14 P: 22	R: 0 H: 0 E: 0 LOB: 0 K: 1 BB: 0 S: 7 P: 10	R: 0 H: 1 E: 0 LOB: 1 K: 0 BB: 0 S: 10 P: 15	R: 0 H: 0 E: 0 LOB: 0 K: 0 BB: 0 S: 7 P: 10	R: 0 H: 1 E: 0 LOB: 2 K: 0 BB: 1 S: 12 P: 20	R: 0 H: 0 E: 0 LOB: 0 K: 2 BB: 0 S: 8 P: 9	R: 0 H: 0 E: 0 LOB: 0 K: 0 BB: 0 S: 7 P: 8	1B: 4 2B: 2 3B: 0 HR: 0	SF: 0 SAC: 0 DP: 0 HBP: 0						

PITCHER	IP	WLS	BF	H	R	ER	SO	BB	IBB	HBP	BLK	WP	HR	S	P	ERA	WHIP
29 John Smoltz, R (1, 1) ERA: 2.89	7.0		27	5	1	1	7	0	0	0	0	0	0	65	97	1.29	0.714
Mark Wohlers, R (8, 1) ERA: 2.18	1.0		5	1	0	0	0	0	1	0	0	0	0	12	20	0.00	1.000
Jeff Reardon, R (9, 1) ERA: 3.42	2.0	W	6	0	0	0	2	0	0	0	0	0	0	15	17	0.00	0.000

PITCHER	IP	WLS	BF	H	R	ER	SO	BB	IBB	HBP	BLK	WP	HR	S	P	ERA	WHIP

BOTTOM

Atlanta Braves @ San Diego Padres

Jack Murphy Stadium, San Diego, CA

Sun Sep 27 1992, 6:33 AM EDT

Att. 16,884 - Sunny - 83 F

livebaseballscorecards.com

AB	37
R	1
H	6
RBI	1
BB	1
SO	9
LOB	12

1B: 4	SF: 0	WP: 0	PA: 38
2B: 2	SAC: 0	PB: 0	
3B: 0	DP: 0	SB: 0	
HR: 0	HBP: 0	CS: 0	

San Diego Padres @ Houston Astros

Astrodome, Houston, TX

Tue Sep 29 1992, 8:05 PM EDT

Att. 14,573 - Dome - 70 F

TOP

livebaseballscorecards.com

Batter	1	2	3	4	5	6	7	8	9	AB	R	H	RBI	BB	SO	LOB
Tony Fernandez, S (1, 6) OBP: 0.335, SLG: 0.359	3-1 1B 2B 1B	1-1 ③ P5			2-2 G1-4-3 1-2 1B		0-1 ② F9		2-0 WP 1B	5	1	3	0	0	0	1
Oscar Azocar, L (1, 9) OBP: 0.229, SLG: 0.223 Kevin Ward, R (7, PH) OBP: 0.281, SLG: 0.307 (7, 9) Mike Maddux, L (8, 1) OBP: 0.250, SLG: 0.143 Paul Faries, R (9, PH) OBP: 0.500, SLG: 0.500 Randy Myers, L (9, 1) OBP: 0.167, SLG: 0.167	C 1 SAFE B B B 1 SAFE F B F F 3-2 2B 1B 1-2 1B		0-0 ① L7		1-1 ② G1-4-3 1-2 2-3		0-3 ③ K		0-0 ② F8	3 1 0 1 0	1 0 0 0 0	1 0 0 0 0	0 0 0 0 0	0 1 0 0 0	0 1 0 0 0	2 1 0 1 0
Gary Sheffield, R (1, 5) OBP: 0.385, SLG: 0.580 Tim Teufel, R (8, 5) OBP: 0.319, SLG: 0.342	S S B F F F X 1-2 1B 1-3 2-H 2B		F F B F X 1-2 ② F7		C B B F X 2-2 ③ G5-3			B B B C C B 4-2 1B BB FC6-4 BB	S 1 S B B X 1-2 ③ G6-3 1-2	3 1	2 0	1 0	1 0	1 0	0 0	2 1
Fred McGriff, L (1, 3) OBP: 0.395, SLG: 0.555	C X 0-1 2-H 3-H 1B		B C B F F B C 3-3 ③ K			X 0-0 1B		B B B C C B 4-2 FC6-4 1B 1-2 G4-3 BB		3	1	2	2	1	1	0
Darrin Jackson, R (1, 8) OBP: 0.290, SLG: 0.403	B F F S 1-3 ① K			B B C X 2-1 CS 1B		C S F X 0-2 ① P9		L B X 1-1 FC6-4 1-2 2-3 1B		4	0	2	0	0	1	2
Jerald Clark, R (1, 7) OBP: 0.281, SLG: 0.389	X 0-0 ② P3			1 SAFE 1 SAFE B C B S F F F 3-2 ① ② F F B F X G6-3 1-2		B B C F F B 1 SAFE S 3-3 ② K		S B S X 1-2 ① FC6-4 G4-3 1-2f 2-3 3-H		4	0	0	1	0	1	5
Dan Walters, R (1, 2) OBP: 0.313, SLG: 0.418 Rich Rodriguez, L (6, 1) Gene Harris, R (6, 1) OBP: 0.333, SLG: 0.333 Guillermo Velasquez, L (8, PH) OBP: 0.222, SLG: 0.556 Jim Vatcher, R (8, 9) OBP: 0.429, SLG: 0.364	C B X 1-1 ③ F7			F B F B S 2-3 ③ K		X 0-0 ③ P4		F X 0-1 ② G4-3 1-2 3-H		3 0 0 1 0	0 0 0 0 0	0 0 0 1 0	0 0 0 0 0	1 0 0 0 0	0 0 0 0 0	2 0 0 1 0
Kurt Stillwell, S (1, 4) OBP: 0.273, SLG: 0.298		C B B F F X 2-2 ① F7			X 0-0 G1-4-3 1B 1B		C B B F C 2-3 ① K	C F S 0-3 ③ K		4	0	1	0	0	2	1
Doug Brocail, L (1, 1) OBP: 0.250, SLG: 0.250 Tom Lampkin, L (6, 2) OBP: 0.429, SLG: 0.200		S X 0-1 ② G3-1			X 0-0 ① P5		F B B B B 4-1 BB		B B C F X 2-2 ① G4-3	2 1	0 0	0 0	0 0	0 1	0 0	1 0

	AB	36
	R	5
	H	10
	RBI	5
	BB	3
	SO	7
	LOB	20

Inning Stats										
	R: 3	H: 4	R: 0	H: 0	R: 0	H: 0	R: 0	H: 1	R: 0	H: 2
	E: 0	LOB: 1	E: 0	LOB: 0	E: 0	LOB: 0	E: 0	LOB: 0	E: 0	LOB: 2
	K: 1	BB: 0	K: 0	BB: 0	K: 1	BB: 0	K: 1	BB: 0	K: 0	BB: 0
	S: 21	P: 30	S: 8	P: 11	S: 9	P: 13	S: 14	P: 21	S: 11	P: 16

R: 0	H: 1	R: 0	H: 0	R: 2	H: 1	R: 0	H: 1	1B: 9	SF: 0	WP: 1	PA: 39
E: 0	LOB: 1	E: 0	LOB: 1	E: 0	LOB: 1	E: 0	LOB: 1	2B: 1	SAC: 0	PB: 0	
K: 1	BB: 0	K: 2	BB: 1	K: 1	BB: 2	K: 0	BB: 0	3B: 0	DP: 0	SB: 0	
S: 10	P: 13	S: 9	P: 15	S: 14	P: 24	S: 8	P: 13	HR: 0	HBP: 0	CS: 1	

PITCHER		IP	WLS	BF	H	R	ER	SO	BB	IBB	HBP	BLK	WP	HR	S	P	ERA	WHIP
Pete Harnisch, R ERA: 3.85	(1, 1)	4.2		20	7	3	3	3	0	0	0	0	0	0	60	86	5.79	1.500
Joe Boever, R ERA: 2.48	(5, 1)	1.2		7	1	0	0	2	1	0	0	0	0	0	17	28	0.00	1.200
Rob Murphy, L ERA: 4.22	(7, 1)	0.2		2	0	0	0	1	0	0	0	0	0	0	5	5	0.00	0.000
Mark Portugal, R ERA: 2.77	(8, 1)	0.0		3	1	2	2	0	2	0	0	0	0	0	6	15	∞	∞
Doug Jones, R ERA: 1.84	(8, 1)	1.0		3	0	0	0	1	0	0	0	0	0	0	8	9	0.00	0.000

PITCHER		IP	WLS	BF	H	R	ER	SO	BB	IBB	HBP	BLK	WP	HR	S	P	ERA	WHIP
Al Osuna, L ERA: 4.23	(9, 1)	1.0	W	4	1	0	0	0	0	0	0	0	1	0	8	13	0.00	1.000

BOTTOM

Batter	1	2	3	4	5	6	7	8	9	AB	R	H	RBI	BB	SO	LOB
Craig Biggio, R (1, 4) OBP: 0.379, SLG: 0.369	F9		BB		G2-3		BB		SH3-4	2	0	0	0	2	0	0
Steve Finley, L (1, 8) OBP: 0.348, SLG: 0.394	G4-3		2B			1B	SH3-4		BB	3	2	2	1	1	0	0
Luis Gonzalez, L (1, 7) OBP: 0.298, SLG: 0.393	F8		K			1B	L9		2B	5	1	2	2	0	1	4
5 Jeff Bagwell, R (1, 3) OBP: 0.364, SLG: 0.436		F8		2B		K	BB			3	0	1	0	1	1	2
Eric Anthony, L (1, 9) OBP: 0.295, SLG: 0.394		K		F9		G4-3	F7			4	0	0	1	0	1	5
Mark Portugal, R (8, 1) OBP: 0.115, SLG: 0.115										0	0	0	0	0	0	0
Doug Jones, R (8, 1)										0	0	0	0	0	0	0
Al Osuna, R (9, 1)										0	0	0	0	0	0	0
Ken Caminiti, S (1, 5) OBP: 0.354, SLG: 0.451		G4-3		2-3 K		2-1 HR		F8		4	1	1	2	0	1	1
Eddie Taubensee, L (1, 2) OBP: 0.301, SLG: 0.329			F8	K		4-2 BB		L3		3	0	1	0	1	1	1
Andujar Cedeno, R (1, 6) OBP: 0.243, SLG: 0.292			G5-3		K	K		L3		3	0	0	0	0	2	1
Rob Murphy, L (7, 1)										0	0	0	0	0	0	0
Gerald Young, S (8, 9) OBP: 0.274, SLG: 0.189										1	0	0	0	0	0	1
Pete Harnisch, S (1, 1) OBP: 0.182, SLG: 0.219			E1		K		SH3-4 BB		SH3-4	1	1	1	0	0	0	0
Joe Boever, R (5, 1)										1	0	0	0	0	1	0
Casey Candaele, S (7, 6) OBP: 0.269, SLG: 0.266										0	0	0	0	1	0	0
Rafael Ramirez, R (7, PR) OBP: 0.286, SLG: 0.305										1	0	1	0	0	0	0
(8, 6)																
Ryan Bowen, R (9, PR) OBP: 0.125, SLG: 0.125										0	1	0	0	0	0	0
Inning Stats	R: 0 E: 0 K: 0 S: 12 H: 0 LOB: 0 BB: 0 P: 17	R: 0 E: 0 K: 1 S: 11 H: 0 LOB: 0 BB: 0 P: 15	R: 1 E: 1 K: 1 S: 9 H: 2 LOB: 2 BB: 1 P: 17	R: 0 E: 0 K: 2 S: 9 H: 1 LOB: 1 BB: 0 P: 13	R: 0 E: 0 K: 2 S: 9 H: 0 LOB: 0 BB: 0 P: 12	R: 3 E: 0 K: 2 S: 20 H: 3 LOB: 1 BB: 1 P: 35	R: 0 E: 0 K: 0 S: 13 H: 0 LOB: 3 BB: 3 P: 25	R: 0 E: 0 K: 0 S: 7 H: 1 LOB: 0 BB: 0 P: 12	R: 2 E: 0 K: 0 S: 6 H: 2 LOB: 2 BB: 1 P: 12	1B: 5 2B: 4 3B: 0 HR: 1 SF: 0 SAC: 2 DP: 1 HBP: 0	WP: 0 PB: 0 SB: 2 CS: 0 PA: 39					

PITCHER		IP	WLS	BF	H	R	ER	SO	BB	IBB	HBP	BLK	WP	HR	S	P	ERA	WHIP
Doug Brocail, R ERA: 7.0	(1, 1)	5.1		22	5	3	3	7	1	0	0	0	0	0	58	87	5.06	1.125
Rich Rodriguez, L ERA: 2.44	(6, 1)	0.1		3	1	1	1	0	1	0	0	0	0	1	9	16	27.00	6.000
Gene Harris, R ERA: 4.55	(6, 1)	1.1		7	0	0	0	1	3	0	0	0	0	0	16	31	0.00	2.250
Mike Maddux, R ERA: 2.41	(8, 1)	1.0		3	1	0	0	0	0	0	0	0	0	0	7	12	0.00	1.000
Randy Myers, L ERA: 4.42	(9, 1)	0.1	L	4	2	2	2	0	1	0	0	0	0	0	6	12	54.00	9.000

PITCHER	IP	WLS	BF	H	R	ER	SO	BB	IBB	HBP	BLK	WP	HR	S	P	ERA	WHIP

San Diego Padres @ Houston Astros

Astrodome, Houston, TX

Tue Sep 29 1992, 8:05 PM EDT

Att. 14,573 - Dome - 70 F

livebaseballscorecards.com

AB	31
R	6
H	9
RBI	6
BB	6
SO	8
LOB	15

Batter	1	2	3	4	5	6	7	8	9	AB	R	H	RBI	BB	SO	LOB
Tony Fernandez, S (1, 6) OBP: 0.334, SLG: 0.358	L7		P6		F9		P5		1-2 1B	5	0	1	0	0	0	2
Oscar Azocar, L (1, 9) OBP: 0.232, SLG: 0.226 Kevin Ward, R (5, PH) OBP: 0.277, SLG: 0.302 (5, 9) Tim Scott, R (7, 1) Rich Rodriguez, L (7, 1) Jeremy Hernandez, R (8, 1) Jose Melendez, R (8, 1) Guillermo Velasquez, L (9, PH) OBP: 0.200, SLG: 0.500	F9		1-2 2B 1B 1B		K		K		K	2 2 0 0 0 0 1	1 0 0 0 0 0 0	1 0 0 0 0 0 0	0 0 0 0 0 0 0	0 0 0 0 0 0 0	0 2 0 0 0 0 1	0 1 0 0 0 0 2
Darrin Jackson, R (1, 8) OBP: 0.289, SLG: 0.402	F9		1-2 2-3 2B FC6 1B		K			0-0 L7		4	1	1	0	0	1	0
Fred McGriff, L (1, 3) OBP: 0.395, SLG: 0.556		4-1 G5-3 2B BB	1-3 2-H 3-H FC6 2B			G3		3-3 K		3	1	1	2	1	1	0
Jerald Clark, R (1, 7) OBP: 0.283, SLG: 0.390		1 SAFE F8	2-3 3-H FC6			0-1 1B		1-0 1B		4	0	2	1	0	0	2
Dan Walters, R (1, 2) OBP: 0.306, SLG: 0.408		1-2 G5-3	1 SAFE K			1 SAFE K		1 SAFE 1 SAFE K		4	0	0	0	0	3	4
Tim Teufel, R (1, 5) OBP: 0.318, SLG: 0.345		2-H 2B	K			1 SAFE 1 SAFE K			G6-3	4	0	1	1	0	2	1
Jeff Gardner, L (1, 4) OBP: 0.125, SLG: 0.125		K	K				G3 1B		1B	4	0	2	0	0	2	1
Frank Seminara, R (1, 1) OBP: 0.143, SLG: 0.118 Phil Stephenson, L (7, PH) OBP: 0.240, SLG: 0.209 Jim Vatcher, R (7, 9) OBP: 0.429, SLG: 0.364 Tom Lampkin, L (9, PH) OBP: 0.400, SLG: 0.182			1B 1B 2B 1B				1 SAFE G3 1-2		K	2 1 0 1	1 0 0 0	1 0 0 0	0 0 0 0	1 0 0 1	0 1 0 1	0 1 0 1
Inning Stats	R: 0 E: 0 K: 0 S: 5 H: 0 LOB: 0 BB: 0 P: 7	R: 1 E: 0 K: 1 S: 9 H: 1 LOB: 1 BB: 1 P: 17	R: 3 E: 0 K: 1 S: 19 H: 4 LOB: 1 BB: 0 P: 25	R: 0 E: 0 K: 3 S: 10 H: 0 LOB: 0 BB: 0 P: 13	R: 0 E: 0 K: 2 S: 10 H: 0 LOB: 0 BB: 0 P: 16	R: 0 E: 0 K: 2 S: 12 H: 1 LOB: 1 BB: 0 P: 17	R: 0 E: 0 K: 1 S: 6 H: 1 LOB: 1 BB: 0 P: 7	R: 0 E: 0 K: 2 S: 9 H: 1 LOB: 1 BB: 0 P: 13	R: 0 E: 0 K: 2 S: 12 H: 2 LOB: 2 BB: 0 P: 18	1B: 8 2B: 2 3B: 0 HR: 0 SF: 0 SAC: 0 DP: 0 HBP: 0						

PITCHER		IP	WLS	BF	H	R	ER	SO	BB	IBB	HBP	BLK	WP	HR	S	P	ERA	WHIP
Willie Blair, R ERA: 4.0	(1, 1)	4.0		18	5	4	4	5	1	0	0	0	0	0	43	62	9.00	1.500
Rich Scheid, L ERA: 6.0	(5, 1)	1.1		5	1	0	0	2	0	0	0	0	0	0	15	23	0.00	0.750
Joe Boever, R ERA: 2.45	(6, 1)	1.2		6	1	0	0	3	0	0	0	0	0	0	13	17	0.00	0.600
Rob Murphy, L ERA: 4.17	(8, 1)	0.2		2	0	0	0	1	0	0	0	0	0	0	4	7	0.00	0.000
Jimmy Jones, R ERA: 4.14	(8, 1)	0.1	W	2	1	0	0	1	0	0	0	0	0	0	5	6	0.00	3.000

PITCHER		IP	WLS	BF	H	R	ER	SO	BB	IBB	HBP	BLK	WP	HR	S	P	ERA	WHIP
Doug Jones, R ERA: 1.82	(9, 1)	1.0	S	5	2	0	0	2	0	0	0	0	0	0	12	18	0.00	2.000

TOP

San Diego Padres @ Houston Astros

Astrodome, Houston, TX

Wed Sep 30 1992, 8:05 PM EDT

Att. 12,171 - Dome - 70 F

livebaseballscorecards.com

AB	37
R	4
H	10
RBI	4
BB	1
SO	14
LOB	15

BOTTOM

San Diego Padres @ Houston Astros

Astrodome, Houston, TX

Wed Sep 30 1992, 8:05 PM EDT

Att. 12,171 - Dome - 70 F

livebaseballscorecards.com

Batter	1	2	3	4	5	6	7	8	9	AB	R	H	RBI	BB	SO	LOB
Craig Biggio, R (1, 4) OBP: 0.377, SLG: 0.366	BCBCBFC 3-3 ① K		B X 1-0 ② G6-3		C X 0-1 ① F9		C C C 0-3 ② K			4	0	0	0	0	2	1
Steve Finley, L (1, 8) OBP: 0.347, SLG: 0.394	BCBX 2-1 ② G4-3		C B B X 2-1 ③ F8		X 0-0 ② B4-3		C F B X 1-2 3-H 2B			4	0	1	1	0	0	0
Luis Gonzalez, L (1, 7) OBP: 0.297, SLG: 0.392	BBCFBFX 3-2 5 HBP 1B			F B B F X 2-2 ① G3-1	C B F B F F B X 3-2 ③ F8		B X 1-0 ③ G3			4	0	1	0	0	0	1
5 Jeff Bagwell, R (1, 3) OBP: 0.366, SLG: 0.437	H 1-0 1-2 HBP			C X 0-1 HR 1B		B F B C X 2-2 ① F8		B B B C X 3-1 HR 1B		3	2	2	0	0	0	0
Eric Anthony, L (1, 9) OBP: 0.297, SLG: 0.409	F B X 1-1 ③ P5			B C X 1-1 1-H HR		B C B B S C 3-3 ② K		X 0-0 1-H HR		4	2	2	4	0	1	2
Ken Caminiti, S (1, 5) OBP: 0.353, SLG: 0.448		S F F X 0-2 ① P5		B C F B S 2-3 ② K		C B F B B F F F 4-2 F B BB		B B S S S 2-3 ① K		3	0	0	0	1	2	0
Eddie Taubensee, L (1, 2) OBP: 0.303, SLG: 0.331		C X 0-1 ② G5-3		C F F B B X 2-2 2B 1B		X 0-0 ③ G4-3		S F X 0-2 1B		4	0	2	0	0	0	1
Andujar Cedeno, R (1, 6) OBP: 0.243, SLG: 0.296		C S X 0-2 ③ F9		X 0-0 1-3 2B			C B B X 2-1 ① L9	S B F S 1-3 ② K		4	0	1	0	0	1	1
Willie Blair, R (1, 1) Juan Guerrero, R (4, PH) Rich Scheid, L (6, 1) Joe Boever, R (6, 1) Gerald Young, S (7, PH) Rob Murphy, L (8, 1) Jimmy Jones, R (8, 1) Ernest Riles, L (8, PH) Doug Jones, R (9, 1)			B F B X 2-1 ① G6-3	B C B X 2-1 ③ G5-3			B B F F F X 2-2 2B 3B	B B C F X 2-2 ③ G4-3		1 1 0 0 1 0 0 0 1	0 0 0 0 1 0 0 0 0	0 0 0 0 1 0 0 0 0	0 0 0 0 0 0 0 0 0	0 0 0 0 0 0 0 0 0	0 2 0 0 0 0 0 0 1	0 0 0 0 0 0 0 0 0
Inning Stats	R: 0 E: 0 K: 1 S: 12 H: 1 LOB: 2 BB: 0 P: 22	R: 0 E: 0 K: 0 S: 9 H: 0 LOB: 0 BB: 0 P: 9	R: 0 E: 0 K: 0 S: 5 H: 0 LOB: 0 BB: 0 P: 10	R: 2 E: 0 K: 1 S: 17 H: 4 LOB: 2 BB: 0 P: 26	R: 0 E: 0 K: 0 S: 8 H: 0 LOB: 0 BB: 0 P: 11	R: 0 E: 0 K: 1 S: 14 H: 0 LOB: 1 BB: 1 P: 23	R: 1 E: 0 K: 1 S: 12 H: 2 LOB: 1 BB: 0 P: 18	R: 2 E: 0 K: 2 S: 15 H: 3 LOB: 1 BB: 0 P: 23		1B: 5 2B: 2 3B: 1 HR: 2	SF: 0 SAC: 0 DP: 0 HBP: 1			WP: 0 PB: 0 SB: 0 CS: 0	PA: 36	

PITCHER		IP	WLS	BF	H	R	ER	SO	BB	IBB	HBP	BLK	WP	HR	S	P	ERA	WHIP
Frank Seminara, R ERA: 3.68	(1, 1)	6.0		25	5	2	2	3	1	0	1	0	0	1	65	101	3.00	1.000
Tim Scott, R ERA: 5.05	(7, 1)	0.2		4	2	1	1	1	0	0	0	0	0	0	11	16	13.50	3.000
Rich Rodriguez, L ERA: 2.43	(7, 1)	0.1		1	0	0	0	0	0	0	0	0	0	0	1	2	0.00	0.000
Jeremy Hernandez, R ERA: 4.17	(8, 1)	0.0	L	2	2	2	2	0	0	0	0	0	0	1	3	6	∞	∞
Jose Melendez, R ERA: 2.94	(8, 1)	1.0		4	1	0	0	2	0	0	0	0	0	0	12	17	0.00	1.000

PITCHER	IP	WLS	BF	H	R	ER	SO	BB	IBB	HBP	BLK	WP	HR	S	P	ERA	WHIP

AB	34
R	5
H	10
RBI	5
BB	1
SO	6
LOB	9

TOP

San Diego Padres @ Houston Astros

Astrodome, Houston, TX

Thu Oct 01 1992, 8:05 PM EDT

Att. 10,417 - Dome - 70 F

livebaseballscorecards.com

Batter	1	2	3	4	5	6	7	8	9	AB	R	H	RBI	BB	SO	LOB
Tony Fernandez, S (1, 6) OBP: 0.335, SLG: 0.358	F X 0-1 ① G4-3		B B X 2-0 ③ F8		C B C X 1-2 G4-6-3 1B		S X 0-1 SH1-4 1B	L B B 1 SAFE F S 2-3 ② K		5	0	2	0	0	1	2
Kurt Stillwell, S (1, 4) OBP: 0.272, SLG: 0.296	F B X 1-1 ② G3			S H 1-1 HR HBP	B 1 SAFE F B 1 SAFE 1 SAFE B F X 3-2 ① G4-6-3 1-2		1 SAFE X 0-0 ① SH1-4 1-2	C B B B F S 3-3 ③ K 1-2		3	1	0	0	0	1	3
Darrin Jackson, R (1, 8) OBP: 0.287, SLG: 0.398	B F F B S 2-3 ③ K			B 1 SAFE B F 1 SAFE F S 2-3 ① K	B F X 1-1 ② F8		C F B F X 1-2 ② P9		X 0-0 ① F8	5	0	0	0	0	2	3
Fred McGriff, L (1, 3) OBP: 0.397, SLG: 0.560		B X 1-0 ① F8		B S B S X 2-2 1-H HR	I I I 4-0 IBB		I I I 4-0 IBB		F B B X 2-1 ② P5	3	1	1	2	2	0	0
Jerald Clark, R (1, 7) OBP: 0.280, SLG: 0.386		C C F X 0-2 ② G6-3		B S B B F X 2-2 ② F9	F B F S 1-3 ③ K		B S X 1-1 ③ L4		F S S 0-3 ③ K	5	0	0	0	0	2	4
Tom Lampkin, L (1, 2) OBP: 0.474, SLG: 0.231		B B F B B 4-1 FC6-4 BB		B X 1-0 1B 1B		C B B C X 2-2 ① F7		B C B F B B 4-2 WP 2B BB		2	1	1	0	2	0	0
Craig Shipley, R (1, 5) OBP: 0.260, SLG: 0.304		B B X 2-0 ③ FC6-4 1-2f		X 0-0 BB 1B 1-3		F B X 1-1 S 1B		1 SAFE M F B B X 2-2 SH 2B 1-H		4	0	3	1	0	0	1
Phil Stephenson, L (1, 9) OBP: 0.247, SLG: 0.206		M C B X 1-2 ① G6-3		B B B 4-0 BB 1-2	B 1 SAFE B B B S 1 SAFE F F F 3-3 ② K 1-2			X 0-0 SH S 2-3		1	0	0	0	1	0	0
Kevin Ward, R (6, PH) OBP: 0.276, SLG: 0.300 (6, 9)										1	0	0	0	0	1	1
Oscar Azocar, L (8, PH) OBP: 0.232, SLG: 0.226										0	0	0	0	0	0	0
Jim Vatcher, R (8, 9) OBP: 0.429, SLG: 0.364										0	0	0	0	0	0	0
Greg Harris, R (1, 1) OBP: 0.250, SLG: 0.161		X 0-0 ② G6-3		X 0-0 ③ G6-3		B B F X 2-1 ③ G4-3		S S X 0-2 ① F7		3	0	0	0	0	0	4
Tim Teufel, R (8, PH) OBP: 0.318, SLG: 0.345										0	0	0	0	0	0	0
Guillermo Velasquez, L (8, PH) OBP: 0.182, SLG: 0.455										1	0	0	0	0	0	2
Gene Harris, R (8, 1) OBP: 0.333, SLG: 0.333										0	0	0	0	0	0	0
Randy Myers, L (8, 1) OBP: 0.167, SLG: 0.167										0	0	0	0	0	0	0
Inning Stats	R: 0 H: 0 E: 0 LOB: 0 K: 1 BB: 0 S: 7 P: 10	R: 0 H: 0 E: 0 LOB: 1 K: 0 BB: 1 S: 7 P: 14	R: 0 H: 0 E: 0 LOB: 0 K: 0 BB: 0 S: 5 P: 8	R: 2 H: 3 E: 0 LOB: 3 K: 1 BB: 1 S: 13 P: 25	R: 0 H: 1 E: 0 LOB: 2 K: 1 BB: 1 S: 11 P: 21	R: 0 H: 1 E: 0 LOB: 1 K: 1 BB: 0 S: 13 P: 21	R: 0 H: 1 E: 0 LOB: 2 K: 0 BB: 1 S: 9 P: 15	R: 1 H: 1 E: 0 LOB: 2 K: 2 BB: 1 S: 15 P: 26	R: 0 H: 0 E: 0 LOB: 0 K: 1 BB: 0 S: 6 P: 8	1B: 5 SF: 0 2B: 1 SAC: 2 3B: 0 DP: 0 HR: 1 HBP: 1						

	AB	33
	R	3
	H	7
	RBI	3
	BB	5
	SO	7
	LOB	20

WP: 1 PA: 41
PB: 0
SB: 2
CS: 0

PITCHER		IP	WLS	BF	H	R	ER	SO	BB	IBB	HBP	BLK	WP	HR	S	P	ERA	WHIP
Ryan Bowen, R ERA: 10.96	(1, 1)	5.0	L	23	4	2	2	3	2	1	1	0	0	1	43	78	3.60	1.200
Rob Murphy, L ERA: 4.07	(6, 1)	1.1		6	2	0	0	1	0	0	0	0	0	0	16	24	0.00	1.500
Joe Boever, R ERA: 2.51	(7, 1)	0.2		5	1	1	1	0	1	1	0	0	1	0	11	23	13.50	3.000
Al Osuna, L ERA: 4.23	(8, 1)	0.0		1	0	0	0	0	0	0	0	0	0	0	1	1	∞	∞
Xavier Hernandez, R ERA: 2.13	(8, 1)	2.0		6	0	0	0	3	0	0	0	0	0	0	15	22	0.00	0.000

PITCHER	IP	WLS	BF	H	R	ER	SO	BB	IBB	HBP	BLK	WP	HR	S	P	ERA	WHIP

BOTTOM

San Diego Padres @ Houston Astros

Astrodome, Houston, TX

Thu Oct 01 1992, 8:05 PM EDT

Att. 10,417 - Dome - 70 F

livebaseballscorecards.com

Batter	1	2	3	4	5	6	7	8	9	AB	R	H	RBI	BB	SO	LOB
Craig Biggio, R (1, 4) OBP: 0.375, SLG: 0.364	B X 1-0 ① B1-3		B C S F B C 2-3 ① K			F F B F B F X 2-2 ① F7		S B C F X 1-2 ② G5-3		4	0	0	0	0	1	0
Steve Finley, L (1, 8) OBP: 0.348, SLG: 0.394	B B C X 2-1 BB S 1B		C B X 1-1 ② P6			C B B X 2-1 ② G1-3		B B C B C F B 4-2 BB		3	0	1	0	1	0	0
Luis Gonzalez, L (1, 7) OBP: 0.297, SLG: 0.393	1 SAFE B 1 SAFE B X 2-0 ② P4 1-2		X 0-0 ③ L9			S B B X 2-1 5 E 5 1B 2B		C X 0-1 ③ G6-3		4	1	1	0	0	0	2
5 Jeff Bagwell, R (1, 3) OBP: 0.370, SLG: 0.444	S H 1-1 BB HBP			C B B F B B 4-2 G4-3 F9 2-1 BB		B 2 SAFE B S F X 2-2 2-H 1B			C B B B F X 3-2 HR	2	1	2	2	1	0	0
Eric Anthony, L (1, 9) OBP: 0.296, SLG: 0.406	B B B B 4-0 1-2 2-3 BB			F F B 1 SAFE B F F F X 2-2 ① F9 1-2		F B B B C S 3-3 ③ K			C B F B X 2-2 ① L8	3	0	0	0	1	1	2
Ken Caminiti, S (1, 5) OBP: 0.350, SLG: 0.445	X 0-0 ③ P5			B B 2 SAFE S S X 2-1 ② G4-3 2-3			B F F X 1-2 ① G4-3		C B S B S 2-3 ② K	4	0	0	0	0	1	4
Eddie Taubensee, L (1, 2) OBP: 0.300, SLG: 0.328 Mike Simms, R (9, PH) OBP: 0.333, SLG: 0.438		C X 0-1 ① P6		C B S B 2-2 ③ 2-1 3-H	B X 1-0 ① F8		X 0-0 ② G1-3		C B B F X 2-2 1B	3 1	0 0	0 1	0 0	0 0	0 0	0 0
Andujar Cedeno, R (1, 6) OBP: 0.240, SLG: 0.292		C B S B F F X 2-2 ② L8			B B F S X 2-2 ② F7		B B C X 2-1 ③ P4		B C 1 SAFE B F F F F F 2-3 S ③ K	3	0	0	0	0	0	0
Ryan Bowen, R (1, 1) OBP: 0.111, SLG: 0.111 Gerald Young, S (5, PH) OBP: 0.279, SLG: 0.224 Rob Murphy, L (6, 1) Joe Boever, R (7, 1) Al Osuna, R (8, 1) Xavier Hernandez, L (8, 1) Ernest Riles, L (8, 6) OBP: 0.268, SLG: 0.333 Rafael Ramirez, R (9, PH) OBP: 0.284, SLG: 0.303		S X 0-1 ③ L7			C B C F F B B X 3-2 ③ G1-3			C B S F X 1-2 ① F7		1 1 0 0 0 0 1 1	0 0 0 0 0 0 0 0	0 0 0 0 0 0 0 1	0 0 0 0 0 0 0 1	0 0 0 0 0 0 0 1	0 0 0 0 0 0 0 0	0 0 0 0 0 0 0 1
Inning Stats	R: 0 H: 1 E: 0 LOB: 3 K: 0 BB: 1 S: 6 P: 16	R: 0 H: 0 E: 0 LOB: 0 K: 0 BB: 0 S: 9 P: 11	R: 0 H: 0 E: 0 LOB: 0 K: 1 BB: 0 S: 7 P: 10	R: 0 H: 0 E: 0 LOB: 1 K: 0 BB: 1 S: 11 P: 21	R: 0 H: 0 E: 0 LOB: 0 K: 0 BB: 0 S: 9 P: 15	R: 1 H: 2 E: 1 LOB: 1 K: 1 BB: 0 S: 15 P: 26	R: 0 H: 0 E: 0 LOB: 0 K: 0 BB: 0 S: 6 P: 9	R: 0 H: 0 E: 0 LOB: 1 K: 0 BB: 1 S: 13 P: 19	R: 1 H: 2 E: 0 LOB: 1 K: 2 BB: 0 S: 19 P: 30	1B: 3 SF: 0 2B: 1 SAC: 0 3B: 0 DP: 0 HR: 1 HBP: 1						

| | | | | | |

San Diego Padres @ Atlanta Braves

Atlanta-Fulton County Stadium, Atlanta, GA

Fri Oct 02 1992, 3:33 AM EDT

Cloudy - 71 F

TOP

livebaseballscorecards.com

Batter	1	2	3	4	5	6	7	8	9	AB	R	H	RBI	BB	SO	LOB
Tony Fernandez, S (1, 6) OBP: 0.334, SLG: 0.358	F C B X 1-2 F9 ①		L B B F B F X 3-2 G1-3 ③			B S S B X 2-2 F8 ②			B B B X 3-0 S 1B 1B	4	1	1	0	0	0	0
Oscar Azocar, L (1, 9) OBP: 0.233, SLG: 0.222	B B B B 4-0 BB			C B B B C X 3-2 E7 G1-6-3		C C B X 1-2 L7 ③			C F X 0-2 F9 ① 1-2	3	0	0	0	1	0	1
Darrin Jackson, R (1, 8) OBP: 0.285, SLG: 0.396	C F B 1 SAFE X 1-2 P6 ②			X 0-0 G1-6-3 ①② 1-2f			B S B B F X 3-2 P9 ①		C X 0-1 G6-3 ②	4	0	0	0	0	0	3
Fred McGriff, L (1, 3) OBP: 0.398, SLG: 0.562	C F B 1 B SAFE S 2-3 K ③			L B S F B B X 3-2 2B			C F S 0-3 K ②		B X 1-0 2-H 1B	4	0	2	1	0	2	1
Phil Stephenson, L (1, 7) OBP: 0.241, SLG: 0.200 Kevin Ward, R (7, PH) OBP: 0.274, SLG: 0.298 (7, 7) Guillermo Velasquez, L (9, PH) OBP: 0.167, SLG: 0.417		L B B X 2-1 L9 ①		B B X 2-0 F9 ③			C B B B F F X 3-2 F7 ③	F B S S X 1-2 F8 ③		2 1 1	0 0 0	0 0 0	0 0 0	0 0 0	0 0 0	1 0 1
Tim Teufel, R (1, 5) OBP: 0.319, SLG: 0.342		C S B B X 2-2 G5-3 ②			B F S C 1-3 K ①			F B B B S B 4-2 G5-4-3 BB		2	0	0	0	1	1	0
Dan Walters, R (1, 2) OBP: 0.301, SLG: 0.401		B X 1-0 F7 ③			B F S X 1-2 G5-3 ②			F X 0-1 G5-4-3 ①② 1-2f		3	0	0	0	0	0	1
Jeff Gardner, L (1, 4) OBP: 0.111, SLG: 0.111 Paul Faries, R (8, PH) OBP: 0.667, SLG: 0.667 (8, 4)			C F B S 1-3 K ①		X 0-0 G5-3 ③			F S X 0-2 E7 1B		2 1	0 0	0 1	0 0	0 0	1 0	0 0
Andy Benes, R (1, 1) OBP: 0.205, SLG: 0.224 Jerald Clark, R (8, PH) OBP: 0.280, SLG: 0.385 Larry Andersen, R (8, 1)			B S C S 1-3 K ②			C B F C 1-3 K ①		F S X 0-2 P5 ③		2 1 0	0 0 0	0 0 0	0 0 0	0 0 0	2 0 0	0 1 0
Inning Stats	R: 0 H: 0 E: 0 LOB: 1 K: 1 BB: 1 S: 9 P: 17	R: 0 H: 0 E: 0 LOB: 0 K: 0 BB: 0 S: 6 P: 11	R: 0 H: 0 E: 0 LOB: 0 K: 2 BB: 0 S: 10 P: 15	R: 0 H: 1 E: 1 LOB: 1 K: 0 BB: 0 S: 9 P: 17	R: 0 H: 0 E: 0 LOB: 0 K: 1 BB: 0 S: 7 P: 9	R: 0 H: 0 E: 0 LOB: 0 K: 1 BB: 0 S: 9 P: 13	R: 0 H: 0 E: 0 LOB: 0 K: 1 BB: 0 S: 10 P: 16	R: 0 H: 1 E: 1 LOB: 1 K: 0 BB: 1 S: 10 P: 14	R: 1 H: 2 E: 0 LOB: 1 K: 0 BB: 0 S: 10 P: 15	1B: 3 SF: 0 2B: 1 SAC: 0 3B: 0 DP: 2 HR: 0 HBP: 0						

	AB	30
	R	1
	H	4
	RBI	1
	BB	2
	SO	6
	LOB	9

WP: 0 PA: 32
PB: 0
SB: 1
CS: 0

PITCHER		IP	WLS	BF	H	R	ER	SO	BB	IBB	HBP	BLK	WP	HR	S	P	ERA	WHIP
29 John Smoltz, R ERA: 2.85	(1, 1)	4.0		14	1	0	0	3	1	0	0	0	0	0	34	60	0.00	0.500
David Nied, R ERA: 1.29	(5, 1)	2.0	W	6	0	0	0	2	0	0	0	0	0	0	16	22	0.00	0.000
Kent Mercker, L ERA: 3.48	(7, 1)	1.0		3	0	0	0	1	0	0	0	0	0	0	10	16	0.00	0.000
Mike Stanton, L ERA: 3.86	(8, 1)	1.0		4	1	0	0	0	1	0	0	0	0	0	10	14	0.00	2.000
Jeff Reardon, R ERA: 3.45	(9, 1)	1.0		5	2	1	1	0	0	0	0	0	0	0	10	15	9.00	2.000

PITCHER		IP	WLS	BF	H	R	ER	SO	BB	IBB	HBP	BLK	WP	HR	S	P	ERA	WHIP

San Diego Padres @ Atlanta Braves

Atlanta-Fulton County Stadium, Atlanta, GA

Fri Oct 02 1992, 3:33 AM EDT

Cloudy - 71 F

livebaseballscorecards.com

BOTTOM

Batter	1	2	3	4	5	6	7	8	9	AB	R	H	RBI	BB	SO	LOB
Deion Sanders, L (1, 8) OBP: 0.346, SLG: 0.495	G4-3		K		P8		F8			4	0	0	0	0	1	0
Lonnie Smith, R (1, 7) OBP: 0.331, SLG: 0.448	G5-3		F9			BB	3B			3	1	1	0	1	0	0
Terry Pendleton, S (1, 5) OBP: 0.347, SLG: 0.477	L7			2B		HR	IBB			3	2	2	1	1	0	0
David Justice, L (1, 9) Kent Mercker, L (7, 1) Ryan Klesko, L (7, PH) Mike Stanton, L (8, 1) OBP: 0.500, SLG: 0.500 Jeff Reardon, R (9, 1)		K		K		HR	K			3 0 1 0 0	1 0 0 0 0	1 0 0 0 0	2 0 0 0 0	0 0 1 0 0	2 0 2 0 0	1 0 0 0 0
Sid Bream, L (1, 3) OBP: 0.339, SLG: 0.415		BB		FC3-6		FC4-6		G4-3		3	0	2	1	1	0	0
Damon Berryhill, S (1, 2) OBP: 0.269, SLG: 0.387 David Nied, R (5, 1) OBP: 0.286, SLG: 0.286 Tommy Gregg, L (6, PH) OBP: 0.375, SLG: 0.533 (7, 9)		K		FC3-6		K		G3-1		2 0 2	0 0 0	0 0 0	0 0 0	0 0 1	1 0 1	2 0 1
Jeff Treadway, L (1, 4) OBP: 0.285, SLG: 0.298		2B		F8		F8		G1-4-3		4	0	1	0	0	0	2
Rafael Belliard, R (1, 6) OBP: 0.255, SLG: 0.238		L8			F7	FC4-6				3	0	0	0	0	0	3
29 John Smoltz, R (1, 1) OBP: 0.222, SLG: 0.200 Javy Lopez, R (5, 2) OBP: 0.300, SLG: 0.400			K		G5-3		G6-3			1 2	0 0	0 0	0 0	0 0	1 0	0 0
Inning Stats	R: 0 E: 0 K: 0 S: 7 H: 0 LOB: 0 BB: 0 P: 10	R: 0 E: 0 K: 2 S: 16 H: 1 LOB: 2 BB: 1 P: 27	R: 0 E: 0 K: 2 S: 8 H: 0 LOB: 0 BB: 0 P: 11	R: 1 E: 0 K: 1 S: 12 H: 2 LOB: 1 BB: 0 P: 17	R: 0 E: 0 K: 0 S: 3 H: 0 LOB: 0 BB: 0 P: 5	R: 3 E: 0 K: 1 S: 14 H: 3 LOB: 1 BB: 1 P: 23	R: 0 E: 0 K: 1 S: 11 H: 1 LOB: 2 BB: 1 P: 18	R: 0 E: 0 K: 0 S: 3 H: 0 LOB: 0 BB: 0 P: 5		1B: 3 2B: 2 3B: 1 HR: 1 SF: 0 SAC: 0 DP: 0 HBP: 0						

AB	31
R	4
H	7
RBI	4
BB	3
SO	7
LOB	11

WP: 0 PB: 0 SB: 1 CS: 0 PA: 34

PITCHER		IP	WLS	BF	H	R	ER	SO	BB	IBB	HBP	BLK	WP	HR	S	P	ERA	WHIP
Andy Benes, R ERA: 3.35	(1, 1)	7.0	L	31	7	4	4	7	2	1	0	0	0	1	71	111	5.14	1.286
Larry Andersen, R ERA: 3.44	(8, 1)	1.0		3	0	0	0	0	0	0	0	0	0	0	3	5	0.00	0.000

PITCHER	IP	WLS	BF	H	R	ER	SO	BB	IBB	HBP	BLK	WP	HR	S	P	ERA	WHIP

Batter	1	2	3	4	5	6	7	8	9	AB	R	H	RBI	BB	SO	LOB
Craig Shipley, R (1, 6) OBP: 0.262, SLG: 0.305	C B X	1-1 BB 1B 1B	C T F B F X	1-2 F8 ②	X	0-0 F8 ③	B 1 SAFE C 1 SAFE X	1-1 G4-3 ③	C B X	1-1 G6-4-3 ② ③ 1-2f		3	0	1	0	0	0	1
Oscar Azocar, L (5, 7) OBP: 0.230, SLG: 0.220												2	0	0	0	0	0	5
Kurt Stillwell, S (1, 4) OBP: 0.276, SLG: 0.301	1 SAFE 1 SAFE C 1 SAFE X	0-1 F7 ①	B C T S	1-3 K2-3 ③	B B B C B	4-1 CS BB	B F X	1-1 1B 2B	B F X	1-1 S 1B		4	1	2	0	1	1	2
Jerald Clark, R (1, 7) OBP: 0.278, SLG: 0.383	S 1 S S S SAFE	0-3 K ②	C F S S	0-3 K ①	F S F S	0-3 K ①	B C F F X	1-2 F8 ①	B X	1-0 F8 ①		3	0	0	0	0	3	2
Tim Teufel, R (5, 5) OBP: 0.316, SLG: 0.339												2	0	0	0	0	0	2
Guillermo Velasquez, L (1, 3) OBP: 0.353, SLG: 0.500	B C 1 SAFE X	1-1 BB 1-2 1B	C X	0-1 FC6-4 1B	1 SAFE C B B 1 B F B	4-2 1-2 BB ②	B F F B X	2-2 G4-3 2-H 1B	F C B B B S	3-3 K 1-2 ②		4	0	3	1	1	1	1
Kevin Ward, R (1, 9) OBP: 0.273, SLG: 0.292	B B F S B B	4-2 1-2 2-3 BB	X	0-0 FC6-4 S 1-2f ②	C X	0-1 F7 ③	B C B X	2-1 G4-3 ② ③ 1-2f	C X	0-1 P5 ③		3	0	0	0	1	0	3
Fred McGriff, L (9, PH) OBP: 0.397, SLG: 0.561												1	0	0	0	0	0	1
Tom Lampkin, L (1, 2) OBP: 0.478, SLG: 0.250	B C X	1-1 F8 ③	1 SAFE F 1 SAFE B B B 1 SAFE B B B	4-1 1-2 BB	B B C X	2-1 G4-3 ①		X	0-0 BB S 1B			3	0	1	0	1	0	3
Paul Faries, R (1, 5) OBP: 0.571, SLG: 0.500 (5, 6)		C B B X	2-1 BLK 1B 1B	X	0-0 P3 ③	F C B B C	2-3 K ②	S B B B C B	4-2 1-2 BB			3	1	1	0	1	1	2
Jim Vatcher, R (1, 8) OBP: 0.389, SLG: 0.333		C B C B X	2-2 SH1-4 1-H 1B	B S B X	2-1 F8 ①	C F F B B X	2-2 E5 1B	B C F B C	2-3 K ①			4	0	1	1	0	1	2
Jim Deshaies, L (1, 1) OBP: 0.233, SLG: 0.207		X	0-0 SH1-4 ① 1-2	F C C	0-3 K ②	C X	0-1 1-3 1B	B B B C B	4-1 G6-4-3 1-2 2-3 BB			1	0	0	0	0	1	0
Jose Melendez, R (5, 1)												0	0	0	0	0	0	0
Phil Stephenson, L (6, PH) OBP: 0.250, SLG: 0.211												1	0	1	0	0	0	0
Tim Scott, R (6, 1)												0	0	0	0	0	0	0
Jeff Gardner, L (8, PH) OBP: 0.158, SLG: 0.111												0	0	0	0	1	0	0
Larry Andersen, R (8, 1)												0	0	0	0	0	0	0
Inning Stats	R: 0 E: 0 K: 1 S: 13 H: 2 LOB: 3 BB: 1 P: 20	R: 1 E: 0 K: 1 S: 14 H: 2 LOB: 1 BB: 0 P: 20	R: 0 E: 0 K: 1 S: 9 H: 1 LOB: 2 BB: 1 P: 13	R: 0 E: 0 K: 1 S: 6 H: 0 LOB: 0 BB: 0 P: 8	R: 0 E: 0 K: 1 S: 9 H: 0 LOB: 1 BB: 2 P: 17	R: 0 E: 1 K: 1 S: 13 H: 1 LOB: 2 BB: 0 P: 20	R: 1 E: 0 K: 0 S: 11 H: 2 LOB: 0 BB: 0 P: 17	R: 0 E: 0 K: 1 S: 9 H: 1 LOB: 2 BB: 2 P: 20	R: 0 E: 0 K: 1 S: 8 H: 1 LOB: 1 BB: 0 P: 13	1B: 9 2B: 1 3B: 0 HR: 0 SF: 0 SAC: 1 DP: 2 HBP: 0							

PITCHER	IP	WLS	BF	H	R	ER	SO	BB	IBB	HBP	BLK	WP	HR	S	P	ERA	WHIP
Pete Smith, R (1, 1) ERA: 2.05	6.1	W	31	8	2	2	6	4	0	0	1	0	0	73	111	2.84	1.895
Marvin Freeman, R (7, 1) ERA: 3.27	1.2		6	1	0	0	1	2	0	0	0	0	0	11	24	0.00	1.800
Mark Wohlers, R (9, 1) ERA: 2.34	0.2		3	1	0	0	1	0	0	0	0	0	0	6	11	0.00	1.500
Pedro Borbon, L (9, 1) ERA:	0.1		1	0	0	0	0	0	0	0	0	0	0	2	2	0.00	0.000

PITCHER	IP	WLS	BF	H	R	ER	SO	BB	IBB	HBP	BLK	WP	HR	S	P	ERA	WHIP

San Diego Padres @ Atlanta Braves

Atlanta-Fulton County Stadium, Atlanta, GA

Fri Oct 02 1992, 7:05 PM EDT

Att. 41,075 - Cloudy - 68 F

TOP

livebaseballscorecards.com

AB	34
R	2
H	10
RBI	2
BB	6
SO	8
LOB	24

WP: 0 PA: 41
PB: 0
SB: 3
CS: 1

BOTTOM

Batter	1	2	3	4	5	6	7	8	9	AB	R	H	RBI	BB	SO	LOB
Otis Nixon, S (1, 8) OBP: 0.348, SLG: 0.347	S L B B M 2-3 ① K		C B B S B F F S 3-3 ③ K		F B C S 1-3 ① K	B B C B B 4-1 1-2 2-3 3-H BB		C X 0-1 ① G1		4	0	0	0	1	3	3
Jeff Blauser, R (1, 6) OBP: 0.353, SLG: 0.457 Rafael Belliard, R (7, 6) OBP: 0.254, SLG: 0.238	C B X 1-1 ② F8			B B C C F F X 2-2 ① L3	S C X 0-2 ② F9	X 0-0 ③ G4-3		S S X 0-2 ② G3-1		4 1	0 0	0 0	0 0	0 0	0 0	6 0
Ron Gant, R (1, 7) OBP: 0.322, SLG: 0.418 Terry Pendleton, S (8, PH) OBP: 0.347, SLG: 0.476 Mark Wohlers, R (9, 1) Pedro Borbon, R (9, 1)	B C B S B X 3-2 ③ L7			B B C C B X 3-2 ② F8	C B X 1-1 1-H 2-H 3-H 1B	C B X 1-1 ① G3		C B S B F X 3-2 ③ F7		4 1 0 0	0 0 0 0	1 0 0 0	2 0 0 0	0 0 0 0	0 0 0 0	0 0 0 0
David Justice, L (1, 9) OBP: 0.357, SLG: 0.438 Melvin Nieves, S (5, 9) OBP: 0.278, SLG: 0.294		C B C B B F X 3-2 1B		B B X 2-0 E9 2B	1 SAFE X 0-0 ③ F8		C F B F B B F X 3-2 ② G5-3			2 2	0 0	2 0	0 0	0 0	0 0	0 1
Brian Hunter, R (1, 3) OBP: 0.292, SLG: 0.492		C 1 SAFE B B 1 SAFE C X 2-2 ① P3		C B S C 1-3 ③ K		B C C B B X 3-2 ① P4	C F X 0-2 2B 1B			4	1	1	0	0	1	2
Javy Lopez, R (1, 2) OBP: 0.429, SLG: 0.571		C 1 SAFE B X 1-1 ② F9			B X 1-0 1B E 1B 1B	C X 0-1 E BLK 1B	B X 1-0 1-H 2B 2B			4	3	3	1	0	0	1
Mark Lemke, S (1, 4) OBP: 0.308, SLG: 0.306	B 1 SAFE B C 1 SAFE X 2-1 ③ F7				B B X 2-0 E7 1B 1B 1-2 WP	1 SAFE C 1 SAFE F X 0-2 E9 BLK 1-3	I I I I 4-0 2B IBB			3	1	0	0	1	0	3
Vinny Castilla, R (1, 5) OBP: 0.353, SLG: 0.333			C X 0-1 ① G6-3		B F X 1-1 WP 1B 1-2 2-3 1B	I I I I 4-0 BLK IBB	F X 0-1 1-3 2-H 2B			3	1	2	1	1	0	0
Pete Smith, R (1, 1) OBP: 0.107, SLG: 0.038 Marvin Freeman, R (7, 1) OBP: 0.500, SLG: 0.500 Tommy Gregg, L (9, 7) OBP: 0.375, SLG: 0.533			B F X 1-1 ② F8		B F X 1-1 WP 1B 1-2 2-3 3-H 1B	S C B F F S 1-3 ② K	S S S 0-3 ③ K			3 1 0	1 0 0	1 0 0	1 0 0	0 0 0	1 1 0	3 2 0
Inning Stats	R: 0 E: 0 K: 1 S: 8 H: 0 LOB: 0 BB: 0 P: 14	R: 0 E: 0 K: 0 S: 11 H: 1 LOB: 1 BB: 0 P: 19	R: 0 E: 0 K: 1 S: 9 H: 0 LOB: 0 BB: 0 P: 13	R: 0 E: 1 K: 1 S: 12 H: 1 LOB: 1 BB: 0 P: 20	R: 4 E: 1 K: 1 S: 15 H: 4 LOB: 1 BB: 0 P: 22	R: 1 E: 1 K: 1 S: 15 H: 1 LOB: 3 BB: 2 P: 27	R: 2 E: 0 K: 1 S: 16 H: 3 LOB: 2 BB: 1 P: 25	R: 0 E: 0 K: 0 S: 9 H: 0 LOB: 0 BB: 0 P: 12		1B: 7 2B: 3 3B: 0 HR: 0	SF: 0 SAC: 0 DP: 0 HBP: 0					

PITCHER		IP	WLS	BF	H	R	ER	SO	BB	IBB	HBP	BLK	WP	HR	S	P	ERA	WHIP
Jim Deshaies, L ERA: 3.28	(1, 1)	4.1	L	19	5	4	1	4	0	0	0	0	0	0	49	81	2.08	1.154
Jose Melendez, R ERA: 2.92	(5, 1)	0.2		3	1	0	0	0	0	0	0	0	1	0	6	7	0.00	1.500
Tim Scott, R ERA: 5.26	(6, 1)	2.0		14	4	3	2	2	1	2	0	1	0	0	31	52	9.00	2.500
Larry Andersen, R ERA: 3.34	(8, 1)	1.0		3	0	0	0	0	0	0	0	0	0	0	9	12	0.00	0.000

PITCHER	IP	WLS	BF	H	R	ER	SO	BB	IBB	HBP	BLK	WP	HR	S	P	ERA	WHIP

San Diego Padres @ Atlanta Braves

Atlanta-Fulton County Stadium, Atlanta, GA

Fri Oct 02 1992, 7:05 PM EDT

Att. 41,075 - Cloudy - 68 F

livebaseballscorecards.com

AB	36
R	7
H	10
RBI	5
BB	3
SO	6
LOB	21

WP: 1 PA: 39
PB: 0
SB: 0
CS: 0

Batter	1	2	3	4	5	6	7	8	9	AB	R	H	RBI	BB	SO	LOB
Tony Fernandez, S (1, 6) OBP: 0.336, SLG: 0.359	X 0-0 ① G6-3		F B C F X 1-2 1B			B C F B F X 2-2 G5-4-3 1B				3	0	2	0	0	0	0
Kevin Ward, R (1, 9) OBP: 0.274, SLG: 0.293	C C X 0-2 1B		C B 1 SAFE 1 SAFE 1 SAFE S B B B S 3-3 ③ K			1 SAFE 1 SAFE L B 1 SAFE X 1-1 ① F8				3	0	1	0	0	1	2
Darrin Jackson, R (1, 8) OBP: 0.284, SLG: 0.393	L 1 SAFE B 1 SAFE 1 SAFE B 1 SAFE X 2-1 ② P6			B F X 1-1 ① F7		S B 1 SAFE B X 2-1 ② ③ G5-4-3 1-2f				3	0	0	0	0	0	2
Fred McGriff, L (1, 3) OBP: 0.396, SLG: 0.559	S 1 SAFE F B F C 1-3 ③ K			X 0-0 ② G4-3						2	0	0	0	0	1	1
Tim Teufel, R (1, 5) OBP: 0.314, SLG: 0.336		B B C X 2-1 ① P4		C B S C 1-3 ③ K						2	0	0	0	0	1	0
Dan Walters, R (1, 2) OBP: 0.298, SLG: 0.397		B F B X 2-1 ② G6-3			X 0-0 ① P5					2	0	0	0	0	0	0
Guillermo Velasquez, L (1, 7) OBP: 0.368, SLG: 0.500		S F B S 1-3 ③ K			F B B X 2-1 WP 1B					2	0	1	0	0	1	0
Paul Faries, R (1, 4) OBP: 0.444, SLG: 0.375			S B B B C S 3-3 ① K		B 1 SAFE B X 2-0 ② F8					2	0	0	0	0	1	1
Mike Maddux, L (1, 1) OBP: 0.200, SLG: 0.111			C S B F X 1-2 ② F7		C B B X 2-1 ③ G4-3 1-2					2	0	0	0	0	0	1
Rich Rodriguez, L (6, 1)										0	0	0	0	0	0	0
Inning Stats	R: 0 E: 0 K: 1 S: 10 H: 1 LOB: 1 BB: 0 P: 13	R: 0 E: 0 K: 1 S: 7 H: 0 LOB: 0 BB: 0 P: 12	R: 0 E: 0 K: 2 S: 14 H: 1 LOB: 1 BB: 0 P: 22	R: 0 E: 0 K: 1 S: 6 H: 0 LOB: 0 BB: 0 P: 8	R: 0 E: 0 K: 0 S: 6 H: 1 LOB: 1 BB: 0 P: 12	R: 0 E: 0 K: 0 S: 8 H: 1 LOB: 0 BB: 0 P: 13				1B: 4 2B: 0 3B: 0 HR: 0	SF: 0 SAC: 0 DP: 1 HBP: 0					

TOP

San Diego Padres @ Atlanta Braves

Atlanta-Fulton County Stadium, Atlanta, GA

Sat Oct 03 1992, 7:05 PM EDT

Att. 26,393 - Cloudy - 58 F

livebaseballscorecards.com

AB	21
R	0
H	4
RBI	0
BB	0
SO	5
LOB	7

PITCHER		IP	WLS	BF	H	R	ER	SO	BB	IBB	HBP	BLK	WP	HR	S	P	ERA	WHIP
Charlie Leibrandt, L ERA: 3.36	(1, 1)	5.0	W	18	3	0	0	5	0	0	0	0	1	0	43	67	0.00	0.600
Armando Reynoso, R ERA: 4.7	(6, 1)	1.0	S	3	1	0	0	0	0	0	0	0	0	0	8	13	0.00	1.000

PITCHER	IP	WLS	BF	H	R	ER	SO	BB	IBB	HBP	BLK	WP	HR	S	P	ERA	WHIP

Batter	1	2	3	4	5	6	7	8	9	AB	R	H	RBI	BB	SO	LOB
Otis Nixon, S (1, 8) OBP: 0.346, SLG: 0.344 Armando Reynoso, R (6, 1)	L C B S 1-3 K ①		C X 0-1 G1-3 ① 1-2		B B B C S C 3-3 K ③					3	0	0	0	0	2	1
										0	0	0	0	0	0	0
Jeff Blauser, R (1, 6) OBP: 0.353, SLG: 0.459 Rafael Belliard, R (6, PR) OBP: 0.254, SLG: 0.238	B C S B T T S 2-3 K ②		B C F B X 2-2 F9 ②			C X 0-1 2B				3	0	1	0	0	1	1
										0	0	0	0	0	0	0
Terry Pendleton, S (1, 5) OBP: 0.346, SLG: 0.475	C B X 1-1 G3-1 ③		B X 1-0 G4-3 ③			0-0				3	0	0	0	0	0	2
David Justice, L (1, 9) OBP: 0.357, SLG: 0.437		C T T S 0-3 K ①		B B F F B B 4-2 G3 BB						1	0	0	0	1	1	0
Sid Bream, L (1, 3) OBP: 0.340, SLG: 0.414		B B S B B 4-1 E 1B BB		X 0-0 G3 ① 1-2						1	1	0	0	1	0	1
Ron Gant, R (1, 7) OBP: 0.321, SLG: 0.416		B B X 2-0 E5 1B 1-2		X 0-0 F8 ②						2	0	0	0	0	0	2
Damon Berryhill, S (1, 2) OBP: 0.271, SLG: 0.388 Francisco Cabrera, R (6, 2) OBP: 0.364, SLG: 0.900	X 0-0 ② 1-3 2-H 1B			S B X 1-1 G3 ③						2	0	1	1	0	0	1
										0	0	0	0	0	0	0
Mark Lemke, S (1, 4) OBP: 0.307, SLG: 0.304 Jeff Treadway, L (6, 4) OBP: 0.285, SLG: 0.298		B C S S 1-3 K ③			F L B X 1-2 B1-3 ①					2	0	0	0	0	1	1
										0	0	0	0	0	0	0
Charlie Leibrandt, R (1, 1) OBP: 0.133, SLG: 0.138 Tommy Gregg, L (5, PH) OBP: 0.353, SLG: 0.500 (6, 8)			X 0-0 G1-3 1B		B B C S S 2-3 K ②					1	0	1	0	0	0	0
										1	0	0	0	0	1	0
Inning Stats	R: 0 H: 0 E: 0 LOB: 0 K: 2 BB: 0 S: 10 P: 14	R: 1 H: 1 E: 1 LOB: 1 K: 2 BB: 1 S: 10 P: 17	R: 0 H: 1 E: 0 LOB: 1 K: 0 BB: 0 S: 7 P: 10	R: 0 H: 0 E: 0 LOB: 1 K: 0 BB: 1 S: 6 P: 11	R: 0 H: 0 E: 0 LOB: 0 K: 2 BB: 0 S: 9 P: 15	R: 0 H: 1 E: 0 LOB: 1 K: 0 BB: 0 S: 2 P: 2				1B: 2 SF: 0 2B: 1 SAC: 0 3B: 0 DP: 0 HR: 0 HBP: 0						

PITCHER		IP	WLS	BF	H	R	ER	SO	BB	IBB	HBP	BLK	WP	HR	S	P	ERA	WHIP
Mike Maddux, R ERA: 2.37	(1, 1)	5.0	L	19	2	1	1	6	2	0	0	0	0	0	42	67	1.80	0.800
Rich Rodriguez, L ERA: 2.43	(6, 1)	0.0		2	1	0	0	0	0	0	0	0	0	0	2	2	∞	∞

PITCHER	IP	WLS	BF	H	R	ER	SO	BB	IBB	HBP	BLK	WP	HR	S	P	ERA	WHIP

BOTTOM

San Diego Padres @ Atlanta Braves

Atlanta-Fulton County Stadium, Atlanta, GA

Sat Oct 03 1992, 7:05 PM EDT
Att. 26,393 - Cloudy - 58 F

livebaseballscorecards.com

AB	19
R	1
H	3
RBI	1
BB	2
SO	6
LOB	9

1B: 2 SF: 0
2B: 1 SAC: 0
3B: 0 DP: 0
HR: 0 HBP: 0

WP: 0 PA: 21
PB: 0
SB: 0
CS: 0

Batter	1	2	3	4	5	6	7	8	9	10	11	12	AB	R	H	RBI	BB	SO	LOB
Tony Fernandez, S (1, 6) OBP: 0.337, SLG: 0.359	0-0 F9			0-1 F8		4-0 S BB		0-2 2-H 3-H 1B		1-3 K		4-0 IBB	4	0	1	2	2	1	0
Kurt Stillwell, S (1, 4) OBP: 0.274, SLG: 0.298 Rich Rodriguez, L (6, 1) Benito Santiago, R (8, PH) OBP: 0.287, SLG: 0.383 Gene Harris, R (8, 1) OBP: 0.333, SLG: 0.333 Dann Bilardello, R (10, PH) OBP: 0.216, SLG: 0.152 Randy Myers, L (10, 1) OBP: 0.143, SLG: 0.143	2-2 G6-3			1-1 F7		1-1 G6-3 1-2		1 SAFE 1-3 K		2-3 K		2-3 K	3 0 1 0 0 1 1	0 0 0 0 0 0 0	0 0 0 0 0 0 0	0 0 0 0 0 0 0	0 0 0 0 0 0 0	0 0 0 0 1 1 1	1 0 1 0 1 0 2
Darrin Jackson, R (1, 8) OBP: 0.283, SLG: 0.392	1-3 K			3-3 K			1-0 F8		3-1 FC3-5 BB 1B		0-3 K		5	0	1	0	0	3	0
Fred McGriff, L (1, 3) OBP: 0.394, SLG: 0.556 Kevin Ward, R (7, 7) OBP: 0.274, SLG: 0.293 Phil Stephenson, L (9, PH) OBP: 0.259, SLG: 0.211 Tom Lampkin, L (9, PR)		1-1 F9			0-0 F9		1-2 L9		1 SAFE 4-2 F8 FC3-5 1-2 1B BB		0-2 F9		3 0 0 1	0 0 0 0	0 0 0 0	0 0 0 0	0 0 0 0	0 0 1 0	0 0 0 0
Tim Teufel, R (1, 5) OBP: 0.312, SLG: 0.337		0-0 L7			1-2 G4-3 2B		2-0 F8		1-1 FC3-5 1B 1-2 2-3f		2-2 G4-3		5	0	1	0	0	0	2
Dan Walters, R (1, 2) OBP: 0.295, SLG: 0.391		1-3 K			0-1 G4-3 2-3			1-0 2B 1B	0-1 F8 2-3			1-2 G4-3	5	1	1	0	0	1	3
Guillermo Velasquez, L (1, 7) OBP: 0.333, SLG: 0.435 (7, 3)			1-2 G4-3		0-2 F7			0-0 F7	0-0 1-2 3-H 1B			0-2 G6-3	5	0	1	1	0	0	2
Jim Vatcher, R (1, 9) OBP: 0.368, SLG: 0.313 Oscar Azocar, L (6, PH) OBP: 0.230, SLG: 0.226 (6, 9)			0-3 K			1-1 G5-3		2-2 F7	1-1 F8			2-1 1B 2B	1 4	0 1	0 1	0 0	0 0	1 3	0
Doug Brocail, L (1, 1) OBP: 0.200, SLG: 0.200 Jeff Gardner, L (6, PH) OBP: 0.150, SLG: 0.105 (6, 4) Paul Faries, R (8, PH) OBP: 0.500, SLG: 0.545 (8, 4)			2-1 G4-3			1-1 P6		3-1 1-3 1B 2B		0-2 G4-3		0-0 2-H 1B	1 1 3	0 0 1	0 0 2	0 0 1	0 0 0	0 0 0	0 0 0
Inning Stats	R: 0 E: 0 K: 1 S: 7 H: 0 LOB: 0 BB: 0 P: 10	R: 0 E: 0 K: 1 S: 6 H: 0 LOB: 0 BB: 0 P: 8	R: 0 E: 0 K: 1 S: 8 H: 0 LOB: 0 BB: 0 P: 11	R: 0 E: 0 K: 1 S: 7 H: 0 LOB: 0 BB: 0 P: 11	R: 0 E: 0 K: 0 S: 9 H: 1 LOB: 1 BB: 0 P: 10	R: 0 E: 0 K: 0 S: 6 H: 0 LOB: 1 BB: 1 P: 13	R: 0 E: 0 K: 0 S: 8 H: 0 LOB: 0 BB: 0 P: 12	R: 2 E: 0 K: 1 S: 16 H: 3 LOB: 1 BB: 0 P: 23	R: 1 E: 0 K: 0 S: 11 H: 2 LOB: 2 BB: 1 P: 20	R: 0 E: 0 K: 2 S: 10 H: 0 LOB: 0 BB: 0 P: 13	R: 0 E: 0 K: 1 S: 10 H: 0 LOB: 0 BB: 0 P: 12	R: 1 E: 0 K: 1 S: 12 H: 2 LOB: 2 BB: 1 P: 21	1B: 5 2B: 3 3B: 0 HR: 0	SF: 0 SAC: 0 DP: 0 HBP: 0	WP: 0 PB: 0 SB: 1 CS: 0	PA: 47			

PITCHER		IP	WLS	BF	H	R	ER	SO	BB	IBB	HBP	BLK	WP	HR	S	P	ERA	WHIP
Tom Glavine, L ERA: 2.76	(1, 1)	5.0		16	1	0	0	4	0	0	0	0	0	0	37	50	0.00	0.200
Marvin Freeman, R ERA: 3.22	(6, 1)	1.0		4	0	0	0	0	1	0	0	0	0	0	6	13	0.00	1.000
Kent Mercker, L ERA: 3.42	(7, 1)	1.0		3	0	0	0	0	0	0	0	0	0	0	8	12	0.00	0.000
Mike Stanton, L ERA: 4.1	(8, 1)	0.2		5	3	2	2	0	0	0	0	0	0	0	12	18	27.00	4.500
Mark Wohlers, R ERA: 2.55	(8, 1)	0.2		4	1	1	1	1	1	0	0	0	0	0	10	19	13.50	3.000

PITCHER		IP	WLS	BF	H	R	ER	SO	BB	IBB	HBP	BLK	WP	HR	S	P	ERA	WHIP
Jeff Reardon, R ERA: 3.41	(9, 1)	0.2		3	1	0	0	0	0	0	0	0	0	0	5	6	0.00	1.500
David Nied, R ERA: 1.17	(10, 1)	2.0		6	0	0	0	3	0	0	0	0	0	0	20	25	0.00	0.000
Pedro Borbon, L ERA: 6.75	(12, 1)	1.0	L	6	2	1	1	1	0	1	0	0	0	0	12	21	9.00	2.000

TOP

San Diego Padres @ Atlanta Braves

Atlanta-Fulton County Stadium, Atlanta, GA

Sun Oct 04 1992, 3:33 AM EDT

Att. 31,791 - Cloudy - 61 F

livebaseballscorecards.com

AB	44
R	4
H	8
RBI	4
BB	3
SO	9
LOB	14

San Diego Padres @ Atlanta Braves

Turner Field, Atlanta-Fulton County Stadium, Atlanta, GA

Sun Oct 04 1992, 3:33 AM EDT

Att. 31,791 - Cloudy - 61 F

livebaseballscorecards.com

BOTTOM

Batter	1	2	3	4	5	6	7	8	9	10	11	12	AB	R	H	RBI	BB	SO	LOB
Otis Nixon, S (1, 8) OBP: 0.348, SLG: 0.346	F X 0-1 SH1-3 1B 1B	X 0-0 E5 1B		B B F F X 2-2 G4-3			B B C F S 2-3 K			X 0-0 E3 1B		F 1 SAFE B S S B F 1 SAFE 1 SAFE 1 SAFE 2-3 S K	3	1	2	0	0	0	0
Tommy Gregg, L (6, 8) OBP: 0.300, SLG: 0.421													3	0	0	0	0	2	1
Jeff Blauser, R (1, 6) OBP: 0.354, SLG: 0.458	B C X 1-1 SH1-3 1-2	B S B B B 4-1 BB			F C F B X 1-2 F8			X 0-0 G3		B C F F 1 SAFE F X 1-2 FC6-4 1-2 1B		C 1 SAFE X 0-1 L4-3 1-2	1	0	0	0	1	0	0
Rafael Belliard, R (6, 6) OBP: 0.255, SLG: 0.239													3	0	1	0	0	0	1
Terry Pendleton, S (1, 5) OBP: 0.345, SLG: 0.473	X 0-0 HR 2-H 1B	B X 1-0 L1			B B S F B X 3-2 G6-3			B F F F F F X 1-2 G6-3		F X 0-1 F8			4	1	1	1	0	0	2
Vinny Castilla, R (9, 5) OBP: 0.333, SLG: 0.313													1	0	0	0	0	0	2
David Justice, L (1, 9) OBP: 0.359, SLG: 0.446	S B B F F B X 3-2 1-H HR		F C X 0-2 2B		B B S B X 3-1 P6			S C S 0-3 K		B X 1-0 FC6-4 1-2f			3	1	2	2	0	0	0
Marvin Freeman, R (6, 1) OBP: 0.500, SLG: 0.500													0	0	0	0	0	0	0
Javy Lopez, R (7, 2) OBP: 0.375, SLG: 0.500													2	0	0	0	0	1	2
Sid Bream, L (1, 3) OBP: 0.340, SLG: 0.414	B C X 1-1 1B		X 0-0 F7			B S B C B S S 3-3 K			C S C 0-3 K		B B S B B 4-1 WP BB		2	0	1	0	0	0	1
Brian Hunter, R (6, 3) OBP: 0.292, SLG: 0.487													2	0	0	0	1	2	0
(10, 7)																			
Lonnie Smith, R (1, 7) OBP: 0.324, SLG: 0.437	F B B X 2-1 P3		S B S B F F B S 3-3 K			S F B S 1-3 K			S B B C B X 3-2 G5-3		F B B F S 2-3 K		4	0	0	0	0	2	2
David Nied, R (10, 1) OBP: 0.286, SLG: 0.286													0	0	0	0	0	0	0
Ron Gant, R (11, PH) OBP: 0.321, SLG: 0.415													1	0	0	0	0	1	1
Pedro Borbon, R (12, 1)													0	0	0	0	0	0	0
Damon Berryhill, S (1, 2) OBP: 0.268, SLG: 0.384	C B S S 1-3 K		F F B S 1-3 K			X 0-0 F8			F B S H 2-2 HBP		C B B C F C 2-3 1-2 K		3	0	0	0	0	2	2
Kent Mercker, L (7, 1)													0	0	0	0	0	0	0
Mike Stanton, L (8, 1) OBP: 0.500, SLG: 0.500													0	0	0	0	0	0	0
Mark Wohlers, R (8, 1)													0	0	0	0	0	0	0
Jeff Reardon, R (9, 1)													0	0	0	0	0	0	0
Ryan Klesko, L (9, PH) (10, 3)													1	0	0	0	0	1	1
Jeff Treadway, L (1, 4) OBP: 0.274, SLG: 0.286		C F B B F X 2-2 G4-3		B X 1-0 P6			C X 0-1 L7		F F B X 1-2 F9		C C C 0-3 K		5	0	0	0	0	1	2
Tom Glavine, L (1, 1) OBP: 0.272, SLG: 0.286		B X 1-0 L7		B F S S 1-3 K			B C B S S S 2-3 K			B F B C B S 3-3 K		B B C B F B 4-2 L4-3 BB	2	0	0	0	0	1	0
Melvin Nieves, S (6, 9) OBP: 0.286, SLG: 0.263													2	0	0	0	1	2	0

AB	42
R	3
H	7
RBI	3
BB	3
SO	15
LOB	17

Inning Stats	1	2	3	4	5	6	7	8	9	10	11	12
	R: 3 E: 0 K: 1 S: 16	H: 4 LOB: 1 BB: 0 P: 24	R: 0 E: 1 K: 0 S: 8	H: 1 LOB: 2 BB: 1 P: 16	R: 0 E: 0 K: 2 S: 13	H: 1 LOB: 1 BB: 0 P: 17	R: 0 E: 0 K: 1 S: 7	H: 0 LOB: 0 BB: 0 P: 11	R: 0 E: 0 K: 0 S: 9	H: 0 LOB: 0 BB: 0 P: 16	R: 0 E: 0 K: 2 S: 7	H: 0 LOB: 0 BB: 0 P: 11
	R: 0 E: 0 K: 2 S: 8	H: 0 LOB: 0 BB: 0 P: 12	R: 0 E: 0 K: 1 S: 10	H: 0 LOB: 0 BB: 0 P: 11	R: 0 E: 0 K: 1 S: 11	H: 0 LOB: 1 BB: 0 P: 17	R: 0 E: 1 K: 1 S: 12	H: 1 LOB: 2 BB: 0 P: 17	R: 0 E: 0 K: 3 S: 11	H: 0 LOB: 1 BB: 1 P: 19	R: 0 E: 0 K: 1 S: 8	H: 0 LOB: 0 BB: 1 P: 14

1B: 5	SF: 0	WP: 1	PA: 47		
2B: 2	SAC: 1	PB: 0			
3B: 0	DP: 1	SB: 0			
HR: 1	HBP: 1	CS: 0			

PITCHER		IP	WLS	BF	H	R	ER	SO	BB	IBB	HBP	BLK	WP	HR	S	P	ERA	WHIP
Doug Brocail, R ERA: 6.43	(1, 1)	5.0		22	6	3	3	4	1	0	0	0	0	1	53	84	5.40	1.400
Rich Rodriguez, L ERA: 2.37	(6, 1)	2.0		6	0	0	0	4	0	0	0	0	0	0	15	23	0.00	0.000
Gene Harris, R ERA: 4.15	(8, 1)	2.0		7	0	0	0	2	0	0	1	0	0	0	21	28	0.00	0.000
Randy Myers, L ERA: 4.29	(10, 1)	3.0	W	12	1	0	0	5	2	0	0	0	1	0	31	50	0.00	1.000

PITCHER	IP	WLS	BF	H	R	ER	SO	BB	IBB	HBP	BLK	WP	HR	S	P	ERA	WHIP