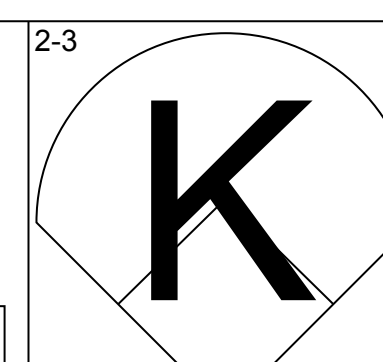
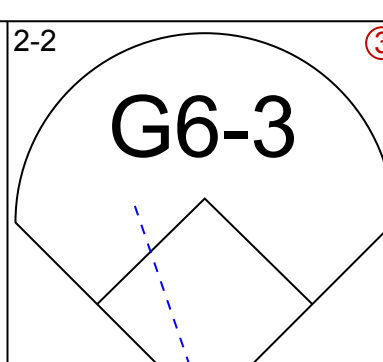
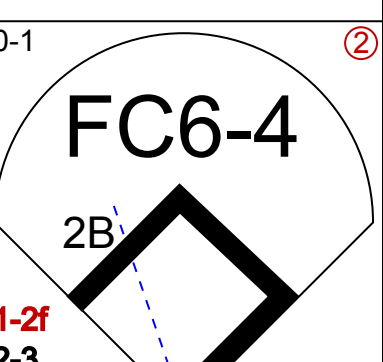
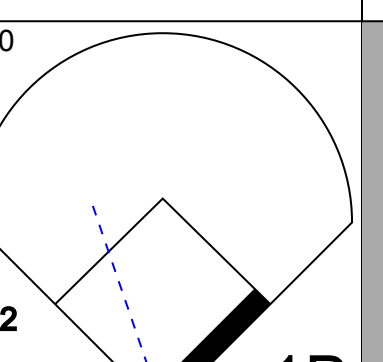
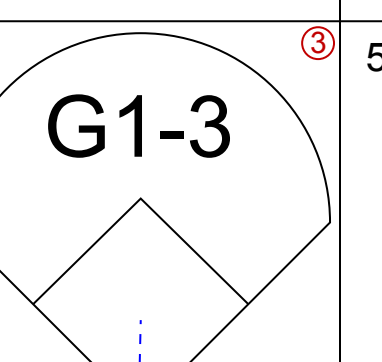
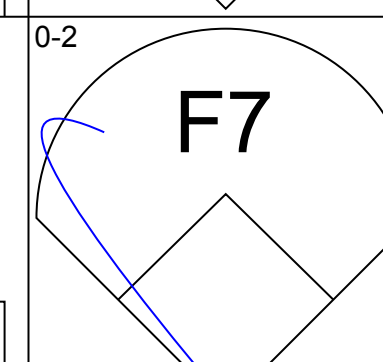
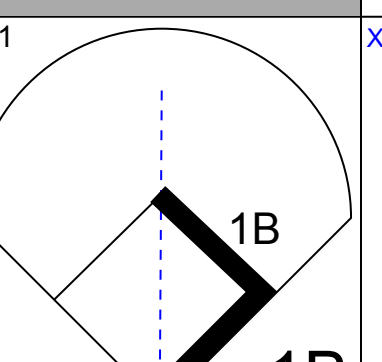
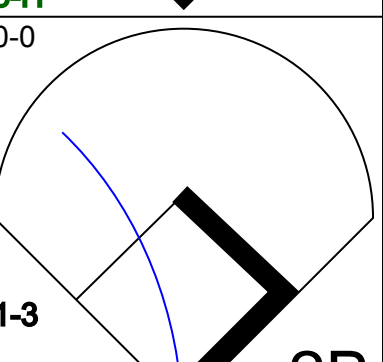
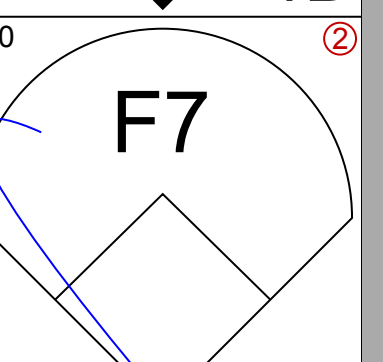
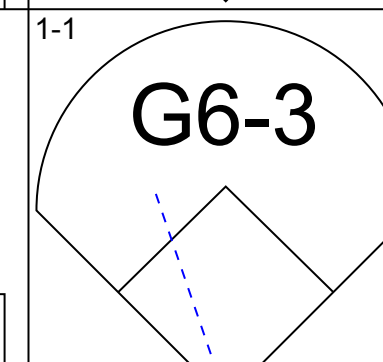
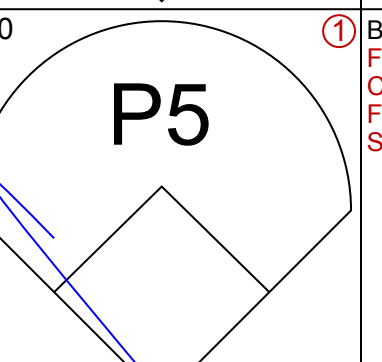
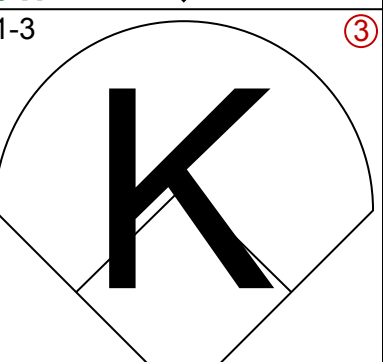
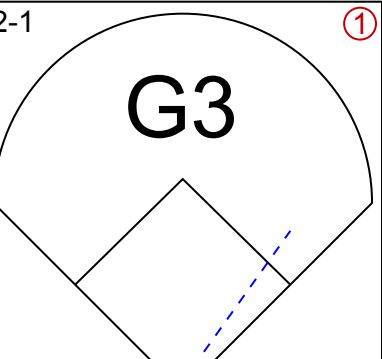
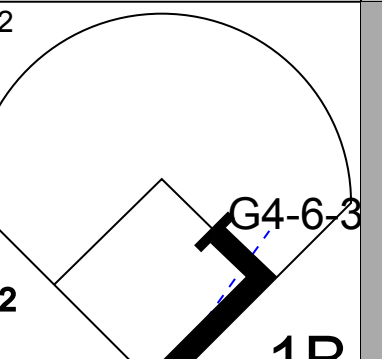
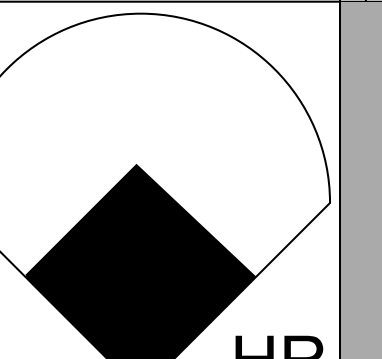
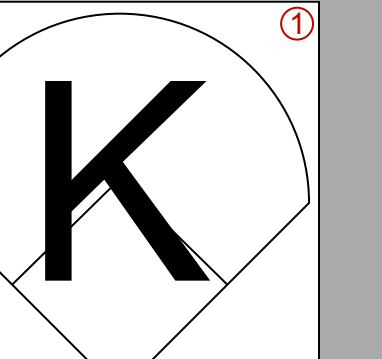
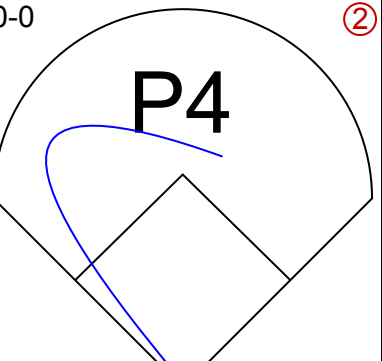
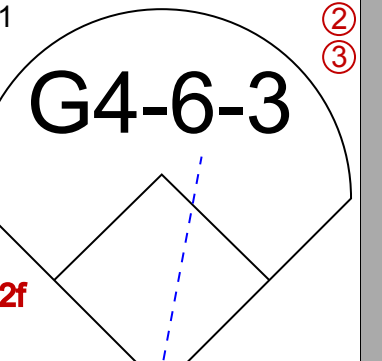
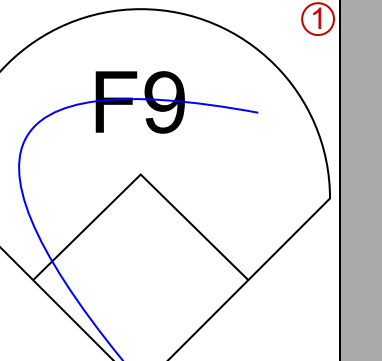
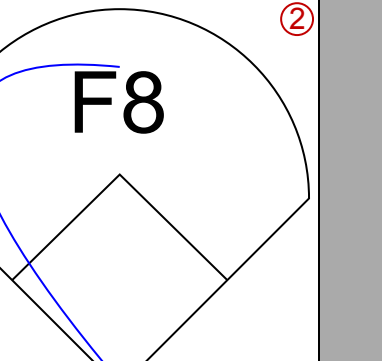
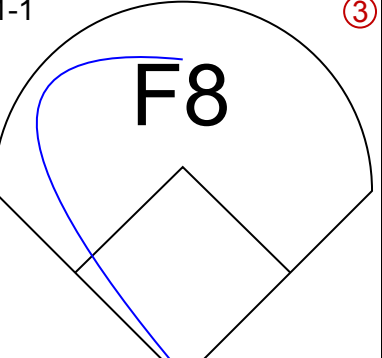
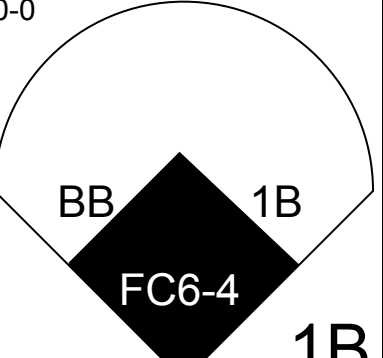
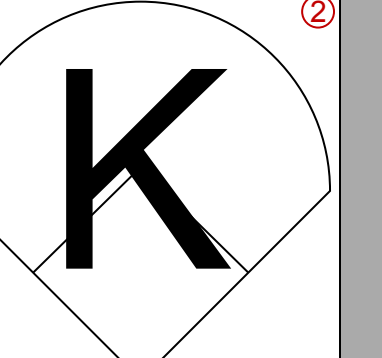
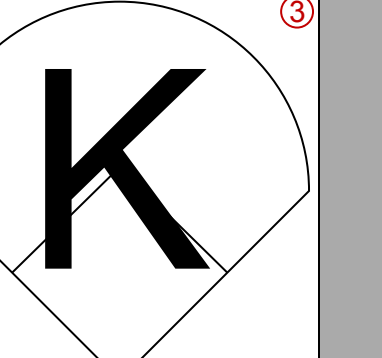
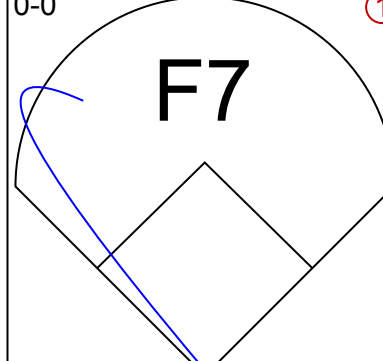
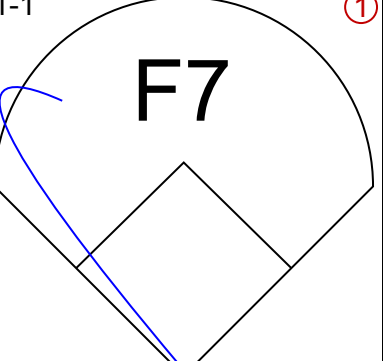
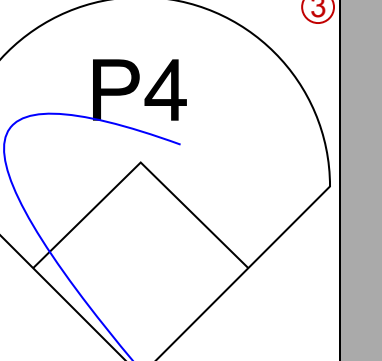
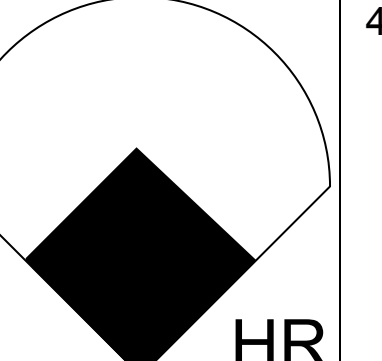
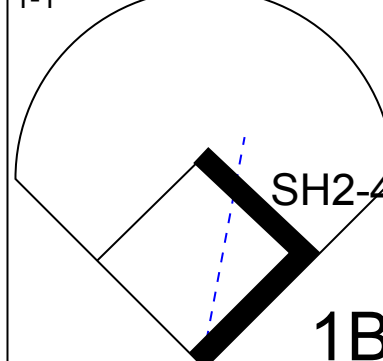
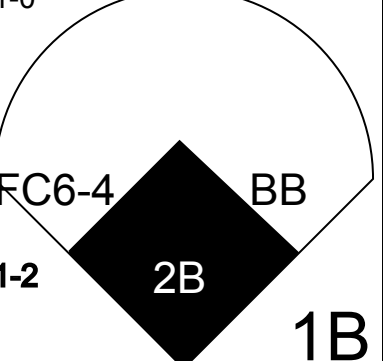


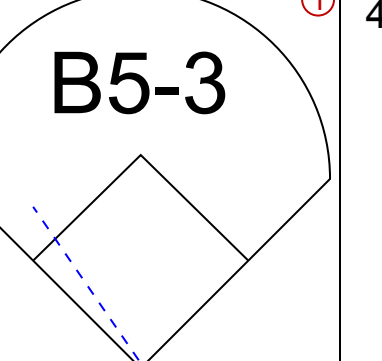
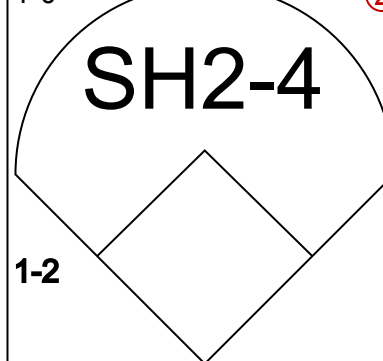
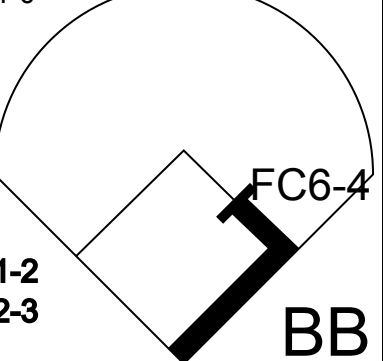
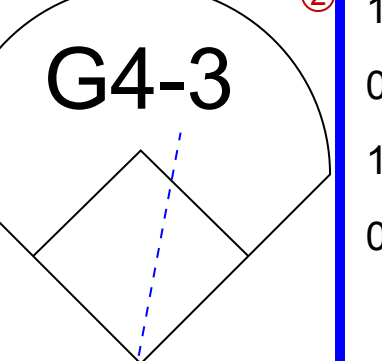
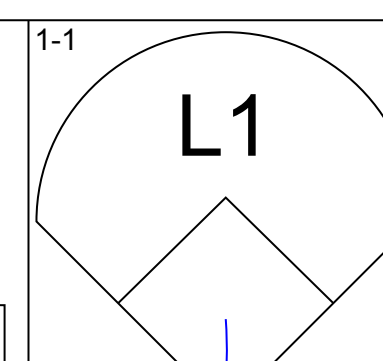
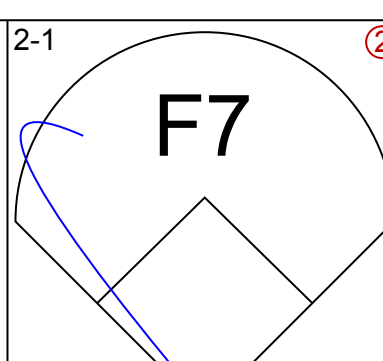
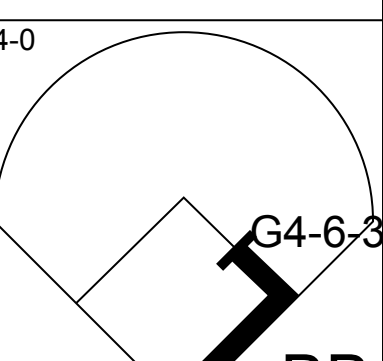
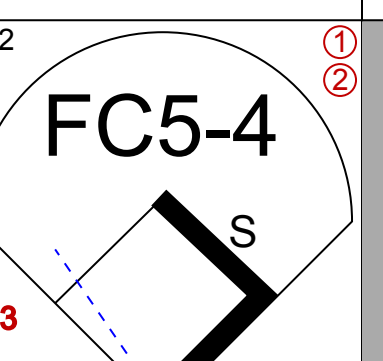
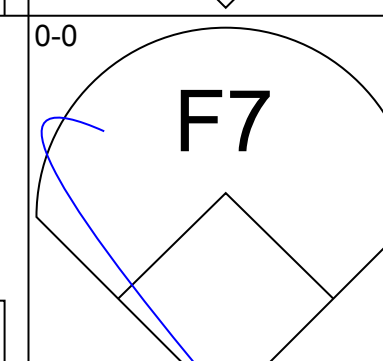
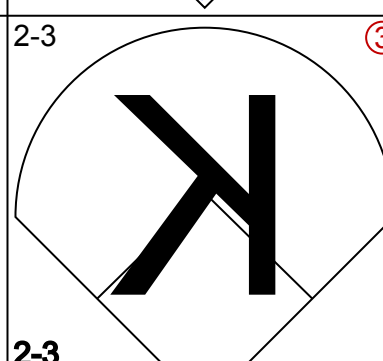
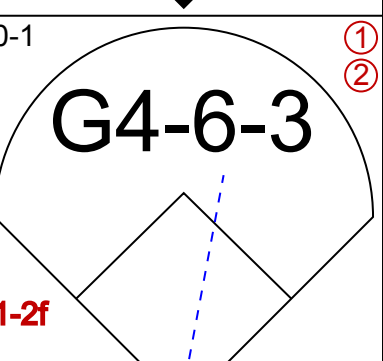
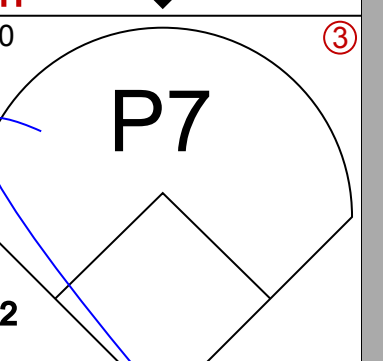

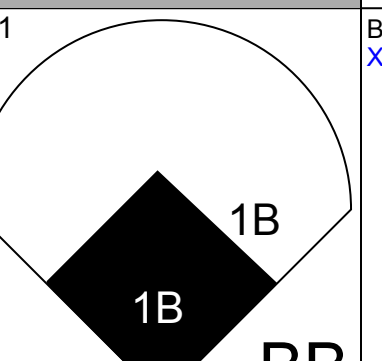
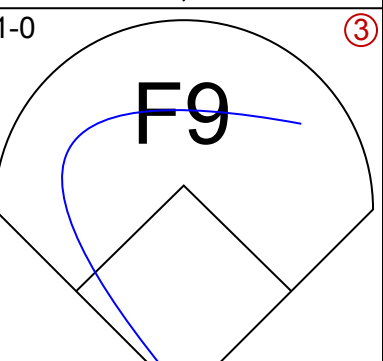

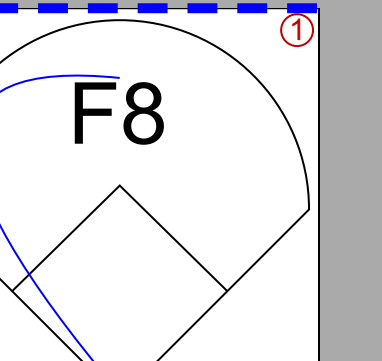
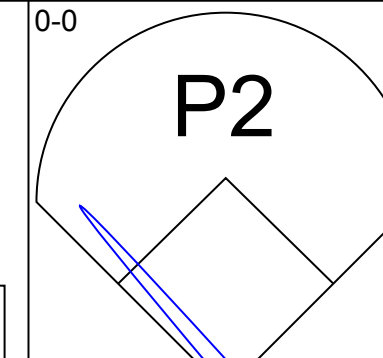
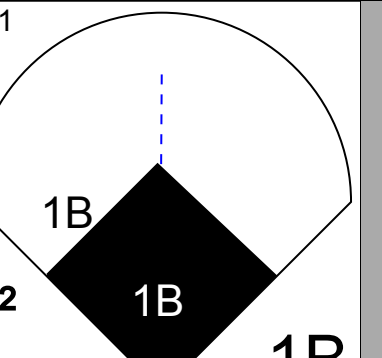


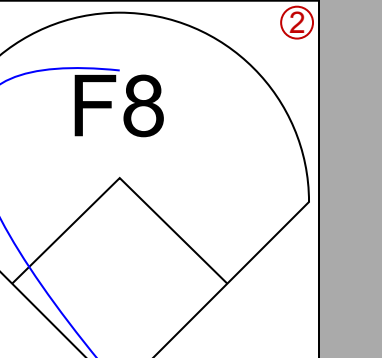
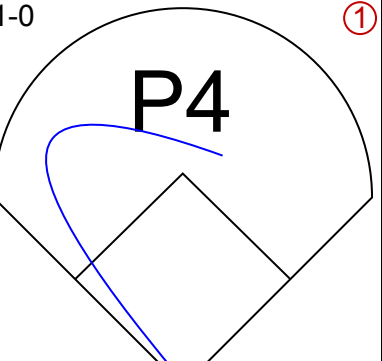
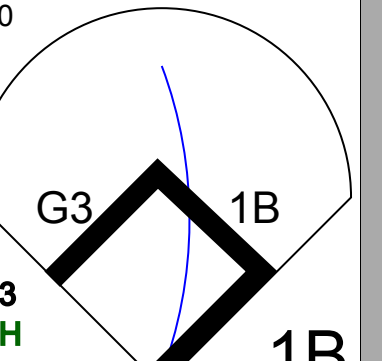


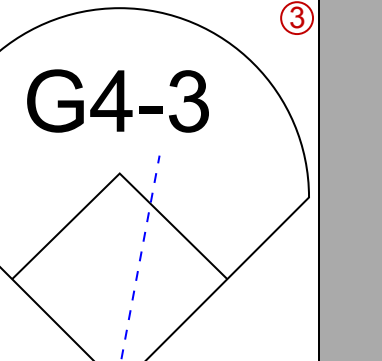
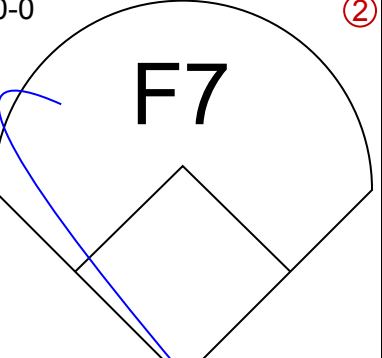
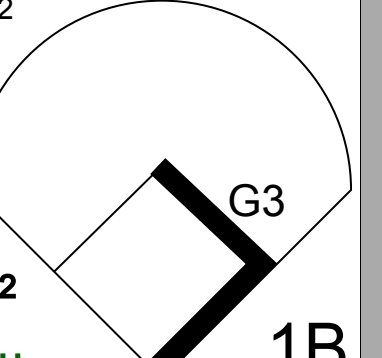


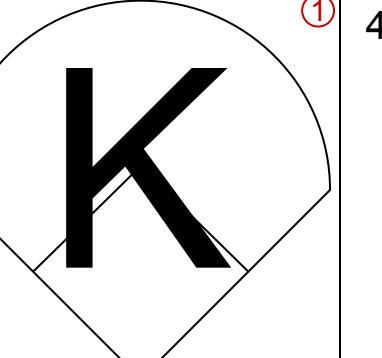
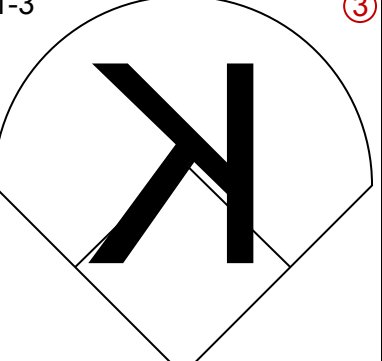
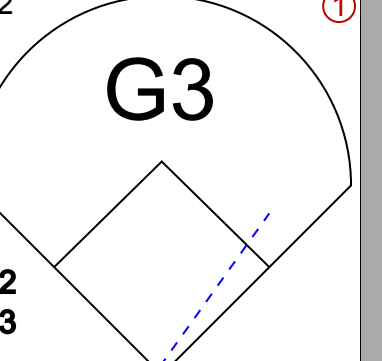
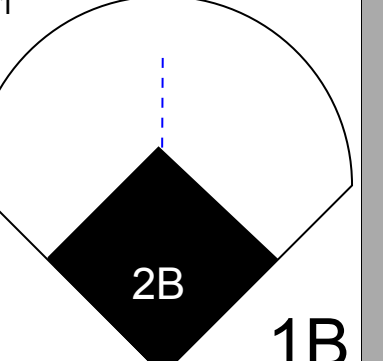
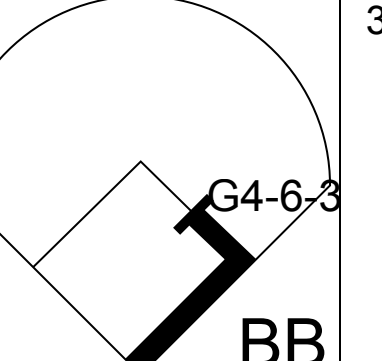
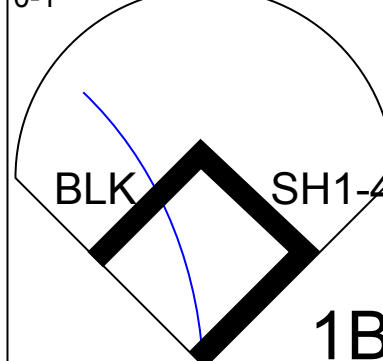
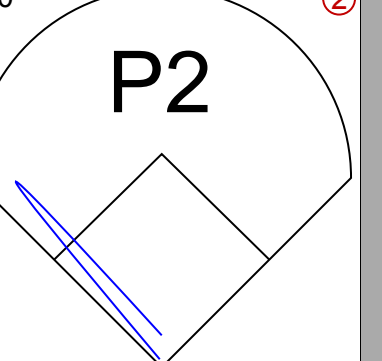

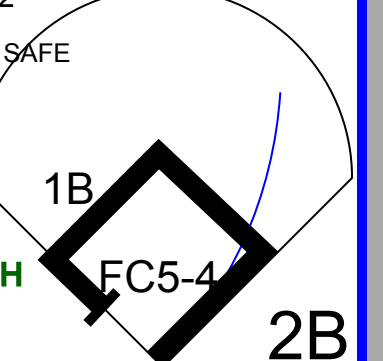
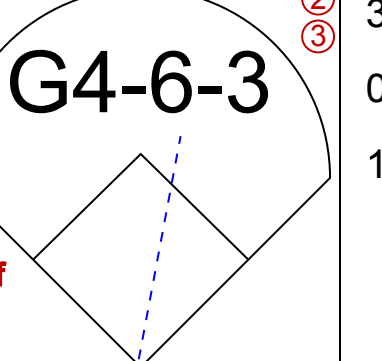
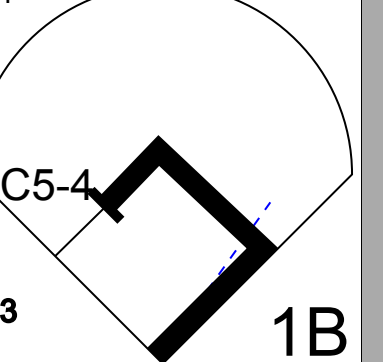
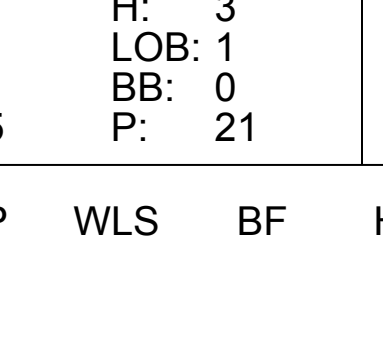
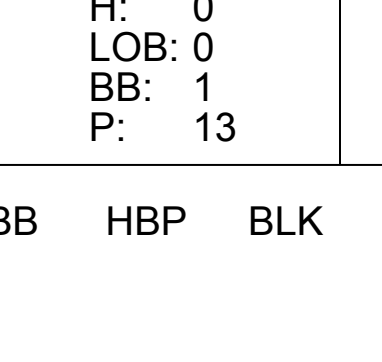
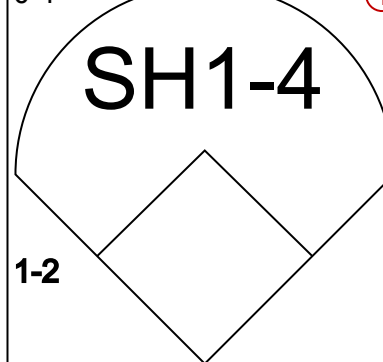
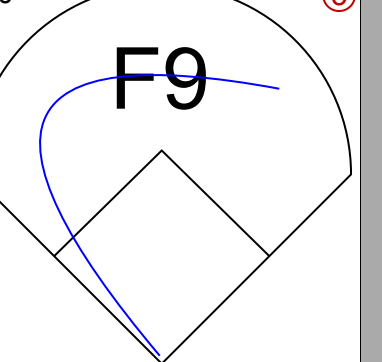
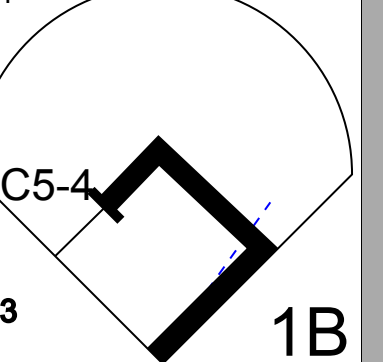


San Diego Padres - 1992

Batter	1	2	3	4	5	6	7	8	9	AB	R	H	RBI	BB	SO	LOB	TOP					
Tony Fernandez, S (1, 6) OBP: 0.200, SLG: 0.200										5	0	1	1	0	1	3	San Diego Padres @ Cincinnati Reds Riverfront Stadium, Cincinnati, OH Mon Apr 06 1992, 3:33 AM EDT Att: 55,356 - Cloudy - 56 F					
Tony Gwynn, L (1, 9) OBP: 0.500, SLG: 0.750										4	0	2	1	0	0	2						
Gary Sheffield, R (1, 5)										4	0	0	0	0	2	5						
Fred McGriff, L (1, 3) OBP: 0.500, SLG: 1.250										4	1	2	1	0	1	0						
Benito Santiago, R (1, 2)										4	0	0	0	0	0	2						
Jerald Clark, R (1, 7) OBP: 0.250, SLG: 0.250										4	1	1	0	0	2	0						
Darrin Jackson, R (1, 8) OBP: 0.250, SLG: 1.000										4	1	1	1	0	0	1						
Kurt Stillwell, S (1, 4) OBP: 0.500, SLG: 0.500										4	1	2	0	0	1	0						
Bruce Hurst, L (1, 1) OBP: 1.000, SLG: 1.000										1	0	1	0	1	0	0						
Jose Melendez, R (8, 1)										0	0	0	0	0	0	0						
Thomas Howard, S (9, PH)										1	0	0	0	0	0	0						
Randy Myers, L (9, 1)										0	0	0	0	0	0	0						
Inning Stats	R: 0 E: 0 K: 1 S: 9	H: 0 LOB: 0 BB: 0 P: 12	R: 0 E: 0 K: 0 S: 5	H: 0 LOB: 0 BB: 0 P: 8	R: 0 E: 0 K: 0 S: 9	H: 1 LOB: 1 BB: 0 P: 13	R: 0 E: 0 K: 0 S: 8	H: 2 LOB: 1 BB: 0 P: 11	R: 2 E: 0 K: 1 S: 11	H: 3 LOB: 2 BB: 1 P: 18	R: 1 E: 0 K: 0 S: 10	H: 1 LOB: 0 BB: 0 P: 12	R: 0 E: 0 K: 2 S: 12	H: 2 LOB: 2 BB: 0 P: 13	R: 0 E: 0 K: 2 S: 10	H: 0 LOB: 0 BB: 0 P: 15	R: 1 E: 0 K: 0 S: 5	H: 1 LOB: 0 BB: 0 P: 8	1B: 7 2B: 1 3B: 0 HR: 2	SF: 0 SAC: 1 DP: 1 HBP: 0	WP: 0 PB: 0 SB: 0 CS: 0	PA: 37
PITCHER Jose Rijo, R (1, 1) ERA: 4.0	IP: 9.0	WLS: L	BF: 37	H: 10	R: 4	ER: 4	SO: 7	BB: 1	IBB: 0	HBP: 0	BLK: 0	WP: 0	HR: 2	S: 79	P: 110	ERA: 4.00	WHIP: 1.222					

Batter	1	2	3	4	5	6	7	8	9	AB	R	H	RBI	BB	SO	LOB	BOTTOM					
Bip Roberts, S (1, 4)										3	0	0	0	1	0	4	San Diego Padres @ Cincinnati Reds Riverfront Stadium, Cincinnati, OH Mon Apr 06 1992, 3:33 AM EDT Att: 55,356 - Cloudy - 56 F					
Hal Morris, L (1, 3)										4	0	0	0	0	1	4						
Barry Larkin, R (1, 6)										2	1	0	0	2	0	0						
Chris Sabo, R (1, 5)										4	1	1	0	0	0	1						
Glenn Braggs, R (1, 7) OBP: 0.250, SLG: 0.250										4	0	1	1	0	0	0						
Reggie Sanders, R (1, 8) OBP: 0.250, SLG: 0.250										4	0	1	1	0	1	0						
Paul O'Neill, L (1, 9) OBP: 0.500, SLG: 0.333										3	1	1	0	1	1	2						
Joe Oliver, R (1, 2) OBP: 0.667, SLG: 1.000										3	0	2	1	0	0	2						
Jacob Brumfield, R (7, PR)										0	0	0	0	0	0	0						
Jeff Reed, L (8, 2)										1	0	0	0	0	0	1						
Jose Rijo, R (1, 1) OBP: 0.500, SLG: 0.500										2	0	1	0	0	0	2						
Inning Stats	R: 0 E: 0 K: 0 S: 5	H: 0 LOB: 1 BB: 1 P: 10	R: 0 E: 0 K: 1 S: 5	H: 0 LOB: 0 BB: 0 P: 7	R: 0 E: 0 K: 1 S: 9	H: 1 LOB: 1 BB: 0 P: 13	R: 2 E: 0 K: 0 S: 14	H: 3 LOB: 2 BB: 1 P: 23	R: 0 E: 0 K: 0 S: 3	H: 0 LOB: 0 BB: 1 P: 8	R: 0 E: 0 K: 0 S: 4	H: 0 LOB: 0 BB: 0 P: 4	R: 1 E: 0 K: 0 S: 15	H: 3 LOB: 1 BB: 0 P: 21	R: 0 E: 0 K: 0 S: 5	H: 0 LOB: 0 BB: 0 P: 8	R: 0 E: 0 K: 1 S: 7	H: 0 LOB: 0 BB: 1 P: 13	1B: 6 2B: 2 3B: 0 HR: 0	SF: 0 SAC: 1 DP: 3 HBP: 0	WP: 0 PB: 0 SB: 1 CS: 0	PA: 35
PITCHER Bruce Hurst, L (1, 1) ERA: 3.86	IP: 7.0	WLS: W	BF: 29	H: 7	R: 3	ER: 3	SO: 2	BB: 3	IBB: 0	HBP: 0	BLK: 1	WP: 0	HR: 0	S: 55	P: 86	ERA: 3.86	WHIP: 1.429					
Jose Melendez, R (8, 1) ERA:	1.0	W	3	0	0	0	0	0	0	0	0	0	0	5	8	0.00	0.000					
Randy Myers, L (9, 1) ERA:	1.0	S	3	0	0	0	1	1	0	0	0	0	0	7	13	0.00	1.000					



Batter	1	2	3	4	5	6	7	8	9	AB	R	H	RBI	BB	SO	LOB	TOP						
Kurt Stillwell, S OBP: 0.500, SLG: 0.500 (1,4)	1-2 G5-4-3 1B			2-0 2B 1B		0-1 F7			0-0 G5-3	4	0	2	0	0	0	0							
Tony Gwynn, L OBP: 0.500, SLG: 0.750 (1,9)	3-1 F8			0-0 1-H 2B		1-1 1B			0-1 G6-3	4	1	2	0	0	0	1							
Gary Sheffield, R (1,5)	0-1 G5-4-3 1-2			1-3 K		1-0 G6-3			1-0 G5-3	4	0	0	0	0	1	3							
Fred McGriff, L OBP: 0.429, SLG: 1.286 (1,3)		3-3 K		2-1 2-H HR					1-1 F8	3	1	1	2	0	1	0							
Bento Santiago, R (1,2)		2-0 L7		2-1 F9					0-1 F8	3	0	0	0	0	0	0							
Jerald Clark, R OBP: 0.143, SLG: 0.143 (1,7)		1-0 L6			1-3 K				3-2 G6-3	3	0	0	0	0	1	0							
Darrin Jackson, R OBP: 0.143, SLG: 0.571 (1,8)					0-0 F8				0-1 F7	3	0	0	0	0	0	0							
Craig Shipley, R (1,6)					0-1 G6-3				0-3 K	3	0	0	0	0	1	0							
Greg Harris, R Kevin Ward, R Rich Rodriguez, L Tim Teufel, R Pat Clements, R Jeremy Hernandez, R (1,1) (5, Ph) (5, 1) (5, Ph) (5, 1) (5, 1)					1-0 F8				0-0 F8	1	0	0	0	0	0	0							
Inning Stats	R: 0 E: 0 K: 0 S: 7	H: 1 LOB: 0 BB: 0 P: 11	R: 0 E: 0 K: 1 S: 5	H: 0 LOB: 0 BB: 0 P: 11	R: 0 E: 0 K: 0 S: 4	H: 0 LOB: 0 BB: 0 P: 5	R: 2 E: 0 K: 1 S: 9	H: 3 LOB: 0 BB: 0 P: 16	R: 0 E: 0 K: 2 S: 8	H: 0 LOB: 0 BB: 0 P: 9	R: 0 E: 0 K: 0 S: 6	H: 1 LOB: 1 BB: 0 P: 8	R: 0 E: 0 K: 0 S: 7	H: 0 LOB: 0 BB: 0 P: 11	R: 0 E: 0 K: 1 S: 5	H: 0 LOB: 0 BB: 0 P: 9	R: 0 E: 0 K: 0 S: 4	H: 0 LOB: 0 BB: 0 P: 5	1B: 3 2B: 1 3B: 0 HR: 1	SF: 0 SAC: 0 DP: 1 HBP: 0	WP: 0 PA: 30 PB: 0 SB: 0 CS: 0		
PITCHER	IP WLS BF H R ER SO BB IBB HBP BLK WP HR S P ERA WHIP	IP WLS BF H R ER SO BB IBB HBP BLK WP HR S P ERA WHIP															IP WLS BF H R ER SO BB IBB HBP BLK WP HR S P ERA WHIP						
Tom Browning, L ERA: 2.25 (1,1)	8.0 W 27	5 2 2 5	0 0 0 0	0 0 0 0	0 0 0 0	0 0 0 0	0 0 0 0	0 0 0 0	0 0 0 0	0 0 0 0	0 0 0 0	0 0 0 0	0 0 0 0	0 0 0 0	0 0 0 0	0 0 0 0	0 0 0 0	0 0 0 0	0 0 0 0	0 0 0 0	0 0 0 0	0 0 0 0	
Norm Charlton, L ERA: (9,1)	1.0 S 3	0 0 0 0	0 0 0 0	0 0 0 0	0 0 0 0	0 0 0 0	0 0 0 0	0 0 0 0	0 0 0 0	0 0 0 0	0 0 0 0	0 0 0 0	0 0 0 0	0 0 0 0	0 0 0 0	0 0 0 0	0 0 0 0	0 0 0 0	0 0 0 0	0 0 0 0	0 0 0 0	0 0 0 0	0 0 0 0

San Diego Padres @ Cincinnati Reds
Riverfront Stadium, Cincinnati, OH
Tue Apr 07 1992, 7:05 PM EDT
Att: 19,137 - Cloudy - 64 F

AB 30
R 2
H 5
RBI 2
BB 0
SO 5
LOB 4



Batter	1	2	3	4	5	6	7	8	9	AB	R	H	RBI	BB	SO	LOB	BOTTOM						
Bip Roberts, S OBP: 0.375, SLG: 0.286 (1,4) (3,5)	0-0 S 1B		1-2 FC3-6 1B		0-0 G1-3				0-0 F8	4	0	2	0	0	0	1							
Dave Martinez, L (1,7)	2-1 F8		0-0 FC3-6 S		2-3 K2-3				0-3 K	4	0	0	0	0	2	4							
Barry Larkin, R (1,6)	2-3 K		0-0 L7		3-2 1B HBP				2-2 G1-3	3	1	0	0	0	1	3							
Paul O'Neill, L OBP: 0.500, SLG: 0.429 (1,9)	2-0 G4-3		3-2 F9		0-0 1B				0-1 1B SH1-3 1B	4	0	2	0	0	0	2							
Chris Sabo, R OBP: 0.400, SLG: 0.400 Bill Doran, S OBP: 1.000, SLG: 2.500 (2, PR) (3, 4)		2-1 FC4-6 1B		1-0 HR		1-0 1B			0-1 SH1-3	1	0	1	0	0	0	0							
Hal Morris, L OBP: 0.250, SLG: 0.250 (1,3)		1-2 FC4-6 1-2		0-0 F7		1-3 2-H 3-H 1B			2-2 FC5-4 1B	4	0	2	0	0	0	1							
Reggie Sanders, R OBP: 0.125, SLG: 0.125 (1,8)		1-1 P8		0-1 F7		0-2 G3			2-3 K	4	0	0	0	0	1	4							
Joe Oliver, R OBP: 0.286, SLG: 0.429 (1,2)		0-1 L6		0-0 P6		2-0 FC4-2			0-1 FC5-4	4	0	0	0	0	0	4							
Tom Browning, L OBP: 0.667, SLG: 0.667 Norm Charlton, S (1,1) (9,1)			1-1 FC3-6 1B E 1B		1-2 1B G1-3 1B				0-3 K	3	2	2	0	0	1	1							
Inning Stats	R: 0 E: 0 K: 1 S: 7	H: 1 LOB: 1 BB: 0 P: 13	R: 0 E: 0 K: 0 S: 9	H: 1 LOB: 1 BB: 0 P: 13	R: 1 E: 0 K: 0 S: 10	H: 2 LOB: 1 BB: 0 P: 15	R: 1 E: 0 K: 0 S: 5	H: 1 LOB: 0 BB: 0 P: 6	R: 2 E: 0 K: 1 S: 11	H: 3 LOB: 2 BB: 0 P: 18	R: 0 E: 1 K: 1 S: 9	H: 1 LOB: 1 BB: 0 P: 11	R: 0 E: 0 K: 1 S: 8	H: 0 LOB: 0 BB: 0 P: 10	R: 0 E: 0 K: 1 S: 15	H: 2 LOB: 2 BB: 0 P: 18	1B: 10 2B: 0 3B: 0 HR: 1	SF: 0 SAC: 1 DP: 0 HBP: 1	WP: 0 PA: 35 PB: 0 SB: 2 CS: 0				
PITCHER	IP WLS BF H R ER SO BB IBB HBP BLK WP HR S P ERA WHIP	IP WLS BF H R ER SO BB IBB HBP BLK WP HR S P ERA WHIP															IP WLS BF H R ER SO BB IBB HBP BLK WP HR S P ERA WHIP						
Greg Harris, R ERA: 5.4 (1,1)	5.0 L 23	8 4 3 2	0 0 0 1	0 0 0 0	0 0 0 0	0 0 0 0	0 0 0 0	0 0 0 0	0 0 0 0	0 0 0 0	0 0 0 0	0 0 0 0	0 0 0 0	0 0 0 0	0 0 0 0	0 0 0 0	0 0 0 0	0 0 0 0	0 0 0 0	0 0 0 0	0 0 0 0	0 0 0 0	
Rich Rodriguez, L ERA: (6,1)	2.0 7	1 0 0 2	0 0 0 0	0 0 0 0	0 0 0 0	0 0 0 0	0 0 0 0	0 0 0 0	0 0 0 0	0 0 0 0	0 0 0 0	0 0 0 0	0 0 0 0	0 0 0 0	0 0 0 0	0 0 0 0	0 0 0 0	0 0 0 0	0 0 0 0	0 0 0 0	0 0 0 0	0 0 0 0	0 0 0 0
Pat Clements, L ERA: (8,1)	0.1 3	2 0 0 0	0 0 0 0	0 0 0 0	0 0 0 0	0 0 0 0	0 0 0 0	0 0 0 0	0 0 0 0	0 0 0 0	0 0 0 0	0 0 0 0	0 0 0 0	0 0 0 0	0 0 0 0	0 0 0 0	0 0 0 0	0 0 0 0	0 0 0 0	0 0 0 0	0 0 0 0	0 0 0 0	0 0 0 0
Jeremy Hernandez, R ERA: (8,1)	0.2 2	0 0 0 1	0 0 0 0	0 0 0 0	0 0 0 0	0 0 0 0	0 0 0 0	0 0 0 0	0 0 0 0	0 0 0 0	0 0 0 0	0 0 0 0	0 0 0 0	0 0 0 0	0 0 0 0	0 0 0 0	0 0 0 0	0 0 0 0	0 0 0 0	0 0 0 0	0 0 0 0	0 0 0 0	0 0 0 0

San Diego Padres @ Cincinnati Reds
Riverfront Stadium, Cincinnati, OH
Tue Apr 07 1992, 7:05 PM EDT
Att: 19,137 - Cloudy - 64 F

AB 33
R 4
H 11
RBI 3
BB 0
SO 5
LOB 20



Batter	1	2	3	4	5	6	7	8	9	AB	R	H	RBI	BB	SO	LOB	TOP										
Brett Butler, L OBP: 0.385, SLG: 0.769 (1, 8)	1-1 HR	0-2 1B			1-2 L7 1B	1-2 1B			2-2 L7	5	1	4	1	0	0	0	Los Angeles Dodgers @ San Diego Padres Jack Murphy Stadium, San Diego, CA Thu Apr 09 1992, 10:05 PM EDT Att: 51,280 - Cloudy - 62 F										
Mike Sharperson, R OBP: 1.000, SLG: 1.000 Lenny Harris, L OBP: 0.400, SLG: 0.400 (6, PH) (6, 5)	4-1 HR	1-1 BB			1-2 HBP	0-0 G5-3			0-2 2B	2	1	2	0	1	0	0											
Eric Karros, R OBP: 0.333, SLG: 1.333 Todd Benzinger, S OBP: 1.000, SLG: 1.500 (7, PH) (7, 3)	0-1 HR	1-1 G6-4-3			1-2 L7			1-1 CS	1-2 1B	3	1	1	2	0	0	4											
Darryl Strawberry, L OBP: 0.231, SLG: 0.417 (1, 9)	0-1 G4-3		0-1 G1-3		1-3 K			1-2 F8	1-0 F8	5	0	0	0	0	1	4											
Eric Davis, R OBP: 0.462, SLG: 0.364 (1, 7)	2-2 E 1B		3-3 K		2-2 HBP			3-3 K	1-1 HBP	4	1	2	0	0	2	1											
Juan Samuel, R OBP: 0.306, SLG: 0.100 (1, 4)	4-0 BB		3-2 L6		0-0 L9			1-2 F7	3-2 HBP	3	0	0	0	1	0	3											
Mike Scioscia, L OBP: 0.500, SLG: 0.667 (1, 2)	1-0 G1-3-5 1B		4-1 BB		1-3 K			2-2 HR	0-0 G3	4	1	2	2	1	1	3											
Jose Offerman, S (1, 6)	3-2 G1-3-5		2-1 G5-4-3		4-0 SH1-4 BB			0-3 K		3	0	0	0	1	1	3											
Tom Candiotti, R Roger McDowell, R John Candelaria, L Jim Gott, R (1, 1) (8, 1) (8, 1) (8, 1)		1-2 L8		0-0 G5-3		1-2 SH1-4		1-0 P3		3	0	0	0	0	0	0											
Inning Stats	R: 4 E: 0 K: 0 S: 16	H: 4 LOB: 1 BB: 2 P: 31	R: 0 E: 0 K: 0 S: 10	H: 2 LOB: 1 BB: 0 P: 13	R: 0 E: 0 K: 1 S: 9	H: 0 LOB: 0 BB: 0 P: 15	R: 0 E: 0 K: 0 S: 4	H: 0 LOB: 1 BB: 1 P: 10	R: 0 E: 0 K: 1 S: 17	H: 1 LOB: 2 BB: 0 P: 22	R: 0 E: 0 K: 1 S: 10	H: 1 LOB: 1 BB: 0 P: 14	R: 1 E: 0 K: 1 S: 11	H: 1 LOB: 0 BB: 0 P: 15	R: 1 E: 0 K: 0 S: 16	H: 3 LOB: 3 BB: 0 P: 24		1B: 10 2B: 3 3B: 0 HR: 3	SF: 0 SAC: 1 DP: 4 HBP: 2	WP: 0 PB: 0 SB: 1 CS: 1	PA: 43						
PITCHER	IP	WLS	BF	H	R	ER	SO	BB	IBB	HBP	BLK	WP	HR	S	P	ERA	WHIP										
Craig Lefferts, L ERA: 108.00	0.1	L	7	4	4	4	0	2	0	0	0	0	2	11	23	108.00	18.000										
Rich Rodriguez, L ERA: 1.500	4.1		15	4	0	0	2	1	0	0	0	0	0	42	63	0.00	1.154										
Jeremy Hernandez, R ERA: 1.500	1.1		7	1	0	0	1	1	0	1	0	0	0	13	22	0.00	1.500										
Jose Melendez, R ERA: 3.0	2.0		7	2	1	1	2	0	0	0	0	0	1	20	29	4.50	1.000										
Pat Clements, L ERA: 6.75	1.0		7	3	1	1	0	0	0	1	0	0	0	16	24	9.00	3.000										
Batter	1	2	3	4	5	6	7	8	9	AB	R	H	RBI	BB	SO	LOB	BOTTOM										
Tony Fernandez, S OBP: 0.231, SLG: 0.417 (1, 6)	0-1 F7		2-3 K							3	1	1	1	1	1	0	Los Angeles Dodgers @ San Diego Padres Jack Murphy Stadium, San Diego, CA Thu Apr 09 1992, 10:05 PM EDT Att: 51,280 - Cloudy - 62 F										
Tony Gwynn, L OBP: 0.438, SLG: 0.688 (1, 9)	1-1 G3			1-1 G3-1		1-3 K		0-0 1B		4	0	1	0	0	1	1											
Gary Sheffield, R OBP: 0.063, SLG: 0.067 Pat Clements, R (1, 5) (9, 1)	0-1 P4			0-0 G1-3		2-0 F8		0-0 F7		4	0	0	0	0	0	2											
Fred McGriff, L OBP: 0.400, SLG: 1.000 (1, 3)		2-1 HR		4-0 BB		3-3 K		1-0 FC6-4 1B		3	1	2	1	1	1	0											
Bento Santiago, R (1, 2)		0-1 F9		3-3 K		2-0 G6-3		0-0 FC6-4 1B		4	0	0	0	0	1	3											
Jerald Clark, R OBP: 0.333, SLG: 0.357 (1, 7)		1-2 P3			1-1 G6-3		0-0 PB 2B		3-2 1B	4	1	2	0	0	0	0											
Darrin Jackson, R OBP: 0.200, SLG: 0.357 (1, 8)			2-3 K		1-3 K2-3		3-2 S 1B		2-3 K	4	0	1	1	0	3	1											
Kurt Stillwell, S OBP: 0.438, SLG: 0.500 (1, 4)			1-0 B5-6-4 1B		0-1 G6-3		3-3 K		0-3 K	4	0	1	0	0	2	2											
Craig Lefferts, L Rich Rodriguez, L Jeremy Hernandez, R Thomas Howard, S Jose Melendez, R Oscar Azocar, L Tim Teufel, R (1, 1) (1, 1) (5, 1) (6, PH) (7, 1) (8, PH) (9, 5)			0-1 B5-6-4			0-1 G1-3		1-0 P4	1-0 F9	0	0	0	0	0	0	0											
Inning Stats	R: 0 E: 0 K: 0 S: 6	H: 0 LOB: 0 BB: 0 P: 7	R: 1 E: 0 K: 1 S: 10	H: 1 LOB: 0 BB: 0 P: 15	R: 0 E: 0 K: 1 S: 6	H: 0 LOB: 1 BB: 1 P: 14	R: 0 E: 0 K: 1 S: 7	H: 0 LOB: 0 BB: 1 P: 9	R: 0 E: 0 K: 1 S: 6	H: 0 LOB: 1 BB: 1 P: 13	R: 1 E: 0 K: 2 S: 12	H: 2 LOB: 1 BB: 0 P: 23	R: 1 E: 0 K: 0 S: 6	H: 3 LOB: 2 BB: 0 P: 8	R: 0 E: 0 K: 2 S: 13	H: 1 LOB: 0 BB: 0 P: 19		1B: 5 2B: 1 3B: 0 HR: 2	SF: 0 SAC: 0 DP: 1 HBP: 0	WP: 0 PB: 1 SB: 2 CS: 0	PA: 36						
PITCHER	IP	WLS	BF	H	R	ER	SO	BB	IBB	HBP	BLK	WP	HR	S	P	ERA	WHIP										
Tom Candiotti, R ERA: 3.68	7.1	W	29	6	3	3	7	2	0	0	0	0	0	1	1	3.68	1.091										
Roger McDowell, R ERA: 0.000	0.1		1	0	0	0	0	0	0	0	0	0	0	1	1	0.00	0.000										
John Candelaria, L ERA: 0.000	0.0		1	1	0	0	0	0	0	0	0	0	0	1	2	0.00	0.000										
Jim Gott, R ERA: 0.750	1.1	S	5	1	0	0	2	0	0	0	0	0	0	14	20	0.00	0.750										

Batter	1	2	3	4	5	6	7	8	9	AB	R	H	RBI	BB	SO	LOB	TOP								
Brett Butler, L OBP: 0.333, SLG: 0.588 (1, 8)	F7		G6-3		G1-3		K			4	0	0	0	1	1	1	Los Angeles Dodgers @ San Diego Padres Jack Murphy Stadium, San Diego, CA Fri Apr 10 1992, 10:05 PM EDT Att: 23,971 - Cloudy - 70 F								
Lenny Harris, L OBP: 0.333, SLG: 0.333 Mike Sharperson, R OBP: 0.500, SLG: 0.400 (5, 5) (6, 6)	K		G4-3		L4-6		F8		L8	2	0	0	0	0	1	0									
Kal Daniels, L OBP: 0.333, SLG: 0.417 (1, 3)	E6 2B		F7		E3 1B				P3	5	2	1	0	0	0	2									
Darryl Strawberry, L OBP: 0.353, SLG: 0.600 Jim Gott, R (8, 1)	1-H 2B			G4-3 2B		1B BB			G5-3	3	0	2	1	1	0	0									
Eric Davis, R OBP: 0.529, SLG: 0.643 (1, 7)				G4-3 1B		K			HR	3	1	2	1	1	1	2									
Juan Samuel, R OBP: 0.294, SLG: 0.077 (1, 4)	F8			K		1B BB			K	3	0	0	0	1	2	4									
Mike Scioscia, L OBP: 0.438, SLG: 0.538 (1, 2)		G1-3		G4-3		1B			P6	4	0	1	1	0	0	2									
Jose Offerman, S (1, 6)		G4-3		K		K			L8	2	0	0	0	0	1	2									
Dave Hanson, L OBP: 0.333, SLG: 0.333 (6, 5) (6, 5)		G4-3		K		K			L8	2	0	0	0	0	1	3									
Bob Ojeda, L Stan Javier, S OBP: 0.500, SLG: 0.500 Steve Wilson, L ERA: 3.86 Todd Benzinger, S OBP: 0.350, SLG: 1.000 Tim Crews, R (8, 1) John Candelaria, L (7, 1) Mitch Webster, S OBP: 1.000, SLG: 1.000 (8, 9)		G3-1		L4-6 G1-3 1B		K			BB 1B	1	0	0	0	0	0	0									
Inning Stats	R: 1 E: 1 K: 13 S: 13	H: 1 LOB: 2 BB: 1 P: 28	R: 0 E: 0 K: 0 S: 7	H: 0 LOB: 0 BB: 0 P: 11	R: 0 E: 0 K: 0 S: 8	H: 0 LOB: 0 BB: 0 P: 12	R: 0 E: 0 K: 2 S: 17	H: 2 LOB: 2 BB: 0 P: 26	R: 0 E: 0 K: 0 S: 9	H: 1 LOB: 0 BB: 0 P: 13	R: 1 E: 1 K: 3 S: 17	H: 1 LOB: 3 BB: 2 P: 31	R: 0 E: 0 K: 1 S: 6	H: 1 LOB: 1 BB: 0 P: 10	R: 1 E: 0 K: 1 S: 9	H: 1 LOB: 0 BB: 0 P: 14	R: 0 E: 0 K: 0 S: 10	H: 1 LOB: 2 BB: 1 P: 17	1B: 5 2B: 3 3B: 0 HR: 1	SF: 0 SAC: 0 DP: 1 HBP: 0	WP: 0 PB: 0 SB: 0 CS: 0	PA: 39			
PITCHER	IP WLS BF H R ER SO BB IBB HBP BLK WP HR S P ERA WHIP	IP WLS BF H R ER SO BB IBB HBP BLK WP HR S P ERA WHIP	IP WLS BF H R ER SO BB IBB HBP BLK WP HR S P ERA WHIP	IP WLS BF H R ER SO BB IBB HBP BLK WP HR S P ERA WHIP	IP WLS BF H R ER SO BB IBB HBP BLK WP HR S P ERA WHIP	IP WLS BF H R ER SO BB IBB HBP BLK WP HR S P ERA WHIP	IP WLS BF H R ER SO BB IBB HBP BLK WP HR S P ERA WHIP	IP WLS BF H R ER SO BB IBB HBP BLK WP HR S P ERA WHIP	IP WLS BF H R ER SO BB IBB HBP BLK WP HR S P ERA WHIP	IP WLS BF H R ER SO BB IBB HBP BLK WP HR S P ERA WHIP	IP WLS BF H R ER SO BB IBB HBP BLK WP HR S P ERA WHIP	IP WLS BF H R ER SO BB IBB HBP BLK WP HR S P ERA WHIP	IP WLS BF H R ER SO BB IBB HBP BLK WP HR S P ERA WHIP	IP WLS BF H R ER SO BB IBB HBP BLK WP HR S P ERA WHIP	IP WLS BF H R ER SO BB IBB HBP BLK WP HR S P ERA WHIP	IP WLS BF H R ER SO BB IBB HBP BLK WP HR S P ERA WHIP	IP WLS BF H R ER SO BB IBB HBP BLK WP HR S P ERA WHIP	IP WLS BF H R ER SO BB IBB HBP BLK WP HR S P ERA WHIP	IP WLS BF H R ER SO BB IBB HBP BLK WP HR S P ERA WHIP	IP WLS BF H R ER SO BB IBB HBP BLK WP HR S P ERA WHIP	IP WLS BF H R ER SO BB IBB HBP BLK WP HR S P ERA WHIP	IP WLS BF H R ER SO BB IBB HBP BLK WP HR S P ERA WHIP	IP WLS BF H R ER SO BB IBB HBP BLK WP HR S P ERA WHIP	IP WLS BF H R ER SO BB IBB HBP BLK WP HR S P ERA WHIP	IP WLS BF H R ER SO BB IBB HBP BLK WP HR S P ERA WHIP

AB	35
R	3
H	8
RBI	3
BB	4
SO	8
LOB	22



Batter	1	2	3	4	5	6	7	8	9	AB	R	H	RBI	BB	SO	LOB	BOTTOM								
Tony Fernandez, S OBP: 0.235, SLG: 0.438 (1, 6)	G1-3 3B 2B	G4-3			G4-3		SH1-3	G3		4	1	1	0	0	0	0	Los Angeles Dodgers @ San Diego Padres Jack Murphy Stadium, San Diego, CA Fri Apr 10 1992, 10:05 PM EDT Att: 23,971 - Cloudy - 70 F								
Tony Gwynn, L OBP: 0.400, SLG: 0.579 (1, 9)	G1-3		G4-3		G6-3		BB HR IBB			3	1	0	0	1	0	1									
Gary Sheffield, R OBP: 0.200, SLG: 0.333 (1, 5)	3B		L7		2B		HR BB			3	1	2	1	1	0	0									
Fred McGriff, L OBP: 0.421, SLG: 1.059 (1, 3)	K		L9		BB		HR			3	1	1	4	1	1	1									
Bento Santiago, R (1, 2)	G6-3			F8	K		BB			3	0	0	0	1	1	3									
Jerald Clark, R OBP: 0.368, SLG: 0.529 (1, 7)		HR BB		HR		K	F8			3	2	1	1	1	1	1									
Darrin Jackson, R OBP: 0.211, SLG: 0.294 (1, 8)		P3		E S BB		F8	F7			3	0	0	0	1	0	2									
Kurt Stillwell, S OBP: 0.350, SLG: 0.400 (1, 4)		G4-3		K		G4-3			G4-3	4	0	0	0	0	1	2									
Dave Eiland, R OBP: 0.500, SLG: 2.000 Pat Clements, R ERA: 3.86 Jose Melendez, R ERA: 1.8 Thomas Howard, S OBP: 0.333, SLG: 0.333 Jeremy Hernandez, R ERA: 2.25 (8, 1)		HR		K		BB SH1-3 1B		F9		2	1	1	2	0	1	1									
Inning Stats	R: 1 E: 0 K: 1 S: 16	H: 2 LOB: 1 BB: 0 P: 23	R: 2 E: 0 K: 0 S: 11	H: 1 LOB: 0 BB: 1 P: 21	R: 0 E: 0 K: 0 S: 8	H: 0 LOB: 0 BB: 0 P: 14	R: 1 E: 0 K: 2 S: 12	H: 1 LOB: 1 BB: 1 P: 23	R: 0 E: 0 K: 1 S: 12	H: 1 LOB: 2 BB: 1 P: 21	R: 0 E: 0 K: 1 S: 7	H: 0 LOB: 0 BB: 0 P: 15	R: 4 E: 0 K: 0 S: 11	H: 2 LOB: 1 BB: 3 P: 30	R: 0 E: 0 K: 0 S: 6	H: 0 LOB: 0 BB: 0 P: 8		R: 0 E: 0 K: 0 S: 10	H: 0 LOB: 0 BB: 0 P: 17	1B: 1 2B: 2 3B: 1 HR: 3	SF: 0 SAC: 1 DP: 0 HBP: 0	WP: 0 PB: 0 SB: 1 CS: 0	PA: 37		
PITCHER	IP WLS BF H R ER SO BB IBB HBP BLK WP HR S P ERA WHIP	IP WLS BF H R ER SO BB IBB HBP BLK WP HR S P ERA WHIP	IP WLS BF H R ER SO BB IBB HBP BLK WP HR S P ERA WHIP	IP WLS BF H R ER SO BB IBB HBP BLK WP HR S P ERA WHIP	IP WLS BF H R ER SO BB IBB HBP BLK WP HR S P ERA WHIP	IP WLS BF H R ER SO BB IBB HBP BLK WP HR S P ERA WHIP	IP WLS BF H R ER SO BB IBB HBP BLK WP HR S P ERA WHIP	IP WLS BF H R ER SO BB IBB HBP BLK WP HR S P ERA WHIP	IP WLS BF H R ER SO BB IBB HBP BLK WP HR S P ERA WHIP	IP WLS BF H R ER SO BB IBB HBP BLK WP HR S P ERA WHIP	IP WLS BF H R ER SO BB IBB HBP BLK WP HR S P ERA WHIP	IP WLS BF H R ER SO BB IBB HBP BLK WP HR S P ERA WHIP	IP WLS BF H R ER SO BB IBB HBP BLK WP HR S P ERA WHIP	IP WLS BF H R ER SO BB IBB HBP BLK WP HR S P ERA WHIP	IP WLS BF H R ER SO BB IBB HBP BLK WP HR S P ERA WHIP	IP WLS BF H R ER SO BB IBB HBP BLK WP HR S P ERA WHIP	IP WLS BF H R ER SO BB IBB HBP BLK WP HR S P ERA WHIP	IP WLS BF H R ER SO BB IBB HBP BLK WP HR S P ERA WHIP	IP WLS BF H R ER SO BB IBB HBP BLK WP HR S P ERA WHIP	IP WLS BF H R ER SO BB IBB HBP BLK WP HR S P ERA WHIP	IP WLS BF H R ER SO BB IBB HBP BLK WP HR S P ERA WHIP	IP WLS BF H R ER SO BB IBB HBP BLK WP HR S P ERA WHIP	IP WLS BF H R ER SO BB IBB HBP BLK WP HR S P ERA WHIP	IP WLS BF H R ER SO BB IBB HBP BLK WP HR S P ERA WHIP	IP WLS BF H R ER SO BB IBB HBP BLK WP HR S P ERA WHIP



Batter	1	2	3	4	5	6	7	8	9	10	AB	R	H	RBI	BB	SO	LOB	TOP				
Brett Butler, L OBP: 0.391, SLG: 0.571 (1, 8)											4	1	2	0	1	1	2					
Mike Sharperson, R OBP: 0.444, SLG: 0.375 Lenny Harris, L OBP: 0.308, SLG: 0.308 (10, PH)											3	0	1	0	0	0	2					
Eric Karros, R OBP: 0.286, SLG: 0.714 Stan Javier, S OBP: 0.500, SLG: 0.500 Todd Benzinger, S OBP: 0.600, SLG: 0.750 (8, PR)											4	0	1	0	0	1	2					
Daryl Strawberry, L OBP: 0.316, SLG: 0.474 (1, 9)											4	0	0	0	1	2	3					
Eric Davis, R OBP: 0.524, SLG: 0.776 (1, 7)											4	1	2	2	0	1	2					
Juan Samuel, R OBP: 0.286, SLG: 0.118 (1, 4)											4	0	1	0	0	2	2					
Mike Scioscia, L OBP: 0.368, SLG: 0.438 (1, 2)											3	0	0	0	0	0	0					
Jose Offerman, S OBP: 0.176, SLG: 0.067 (1, 6)											4	0	1	0	0	2	1					
Kevin Gross, R Steve Wilson, L Jim Gott, R Mitch Webster, S Roger McDowell, R (9, PH)											3	0	0	0	0	1	1					
Inning Stats	R: 0 E: 0 K: 0 S: 10	H: 1 LOB: 0 BB: 0 P: 14	R: 0 E: 0 K: 2 S: 10	H: 0 LOB: 0 BB: 0 P: 14	R: 0 E: 0 K: 0 S: 6	H: 0 LOB: 0 BB: 0 P: 7	R: 0 E: 0 K: 1 S: 13	H: 1 LOB: 1 BB: 0 P: 24	R: 1 E: 0 K: 2 S: 10	H: 2 LOB: 1 BB: 0 P: 17	R: 1 E: 0 K: 1 S: 7	H: 0 LOB: 0 BB: 0 P: 14	R: 0 E: 0 K: 0 S: 11	H: 1 LOB: 2 BB: 1 P: 19	R: 0 E: 0 K: 2 S: 13	H: 1 LOB: 2 BB: 1 P: 22	R: 0 E: 0 K: 1 S: 10	H: 0 LOB: 0 BB: 0 P: 14	1B: 7 2B: 0 3B: 0 HR: 1	SF: 0 SAC: 2 DP: 0 HBP: 0	WP: 1 PB: 0 SB: 0 CS: 1	PA: 40
PITCHER	IP	WLS	BF	H	R	ER	SO	BB	IBB	HBP	BLK	WP	HR	S	P	ERA	WHIP					
Bruce Hurst, L ERA: 3.21	7.0		27	6	2	2	7	1	0	0	0	0	1	67	106	2.57	1.000					
Randy Myers, L ERA: 1.000	2.0		10	2	0	0	2	2	0	0	0	1	0	24	41	0.00	2.000					
Jose Melendez, R ERA: 1.5	1.0	W	3	0	0	0	1	0	0	0	0	0	0	10	14	0.00	0.000					

Los Angeles Dodgers @ San Diego Padres
Jack Murphy Stadium, San Diego, CA
Sat Apr 11 1992, 10:05 PM EDT
Att: 31,155 - Cloudy - 72 F

livebaseballscorecards.com

AB 35
R 2
H 8
RBI 2
BB 3
SO 10
LOB 15

Batter	1	2	3	4	5	6	7	8	9	10	AB	R	H	RBI	BB	SO	LOB	BOTTOM						
Tony Fernandez, S OBP: 0.318, SLG: 0.450 (1, 6)											4	2	2	0	1	0	1							
Tony Gwynn, L OBP: 0.440, SLG: 0.565 (1, 9)											4	1	2	0	1	0	1							
Gary Sheffield, R OBP: 0.200, SLG: 0.316 (1, 5)											4	0	1	2	0	0	2							
Fred McGriff, L OBP: 0.435, SLG: 0.952 (1, 3)											4	0	2	1	0	1	1							
Benito Santiago, R OBP: 0.105, SLG: 0.056 (1, 2)											4	0	1	0	0	0	4							
Jerald Clark, R OBP: 0.346, SLG: 0.476 (1, 7)											4	0	1	0	0	1	1							
Darrin Jackson, R OBP: 0.182, SLG: 0.250 (1, 8)											3	0	0	0	0	1	0							
Tim Teufel, R Thomas Howard, S Jose Melendez, R (9, PR)											3	0	0	0	1	0	1							
Bruce Hurst, L OBP: 0.750, SLG: 1.000 Oscar Azocar, L Randy Myers, L Kurt Stillwell, S (9, PH)											2	0	1	0	0	0	0							
Inning Stats	R: 0 E: 0 K: 0 S: 7	H: 0 LOB: 0 BB: 1 P: 15	R: 0 E: 0 K: 1 S: 6	H: 1 LOB: 0 BB: 0 P: 9	R: 0 E: 0 K: 1 S: 9	H: 1 LOB: 1 BB: 0 P: 12	R: 0 E: 0 K: 0 S: 15	H: 1 LOB: 1 BB: 0 P: 18	R: 0 E: 0 K: 1 S: 5	H: 0 LOB: 0 BB: 0 P: 6	R: 2 E: 2 K: 0 S: 11	H: 2 LOB: 1 BB: 0 P: 16	R: 0 E: 0 K: 0 S: 7	H: 1 LOB: 1 BB: 0 P: 9	R: 0 E: 0 K: 0 S: 9	H: 3 LOB: 2 BB: 0 P: 13	R: 0 E: 0 K: 0 S: 7	H: 0 LOB: 1 BB: 1 P: 17	R: 1 E: 0 K: 0 S: 9	H: 1 LOB: 1 BB: 1 P: 17	1B: 9 2B: 2 3B: 0 HR: 0	SF: 1 SAC: 3 DP: 3 HBP: 0	WP: 0 PB: 0 SB: 1 CS: 0	PA: 39
PITCHER	IP	WLS	BF	H	R	ER	SO	BB	IBB	HBP	BLK	WP	HR	S	P	ERA	WHIP							
Kevin Gross, R ERA: 2.7	7.2		30	8	2	0	3	1	0	0	0	0	0	65	92	0.00	1.174							
Steve Wilson, L ERA: 8.1	0.0		1	1	0	0	0	0	0	0	0	0	0	3	3	∞	∞							
Jim Gott, R ERA: 8.1	0.1		1	0	0	0	0	0	0	0	0	0	0	1	3	0.00	0.000							
Roger McDowell, R ERA: 2.7	1.1	L	7	1	1	1	0	2	0	0	0	0	0	16	34	6.75	2.250							

Los Angeles Dodgers @ San Diego Padres
Jack Murphy Stadium, San Diego, CA
Sat Apr 11 1992, 10:05 PM EDT
Att: 31,155 - Cloudy - 72 F

livebaseballscorecards.com

AB 34
R 3
H 10
RBI 3
BB 3
SO 3
LOB 13

Batter	1	2	3	4	5	6	7	8	9	AB	R	H	RBI	BB	SO	LOB	TOP										
Brett Butler, L OBP: 0.357, SLG: 0.500 (1, 8)	F7		PO	FC4-6 1B		K		G1-3	K	5	0	1	0	0	2	3	Los Angeles Dodgers @ San Diego Padres Jack Murphy Stadium, San Diego, CA Sun Apr 12 1992, 6:33 AM EDT Att: 27,623 - Sunny - 73 F										
Lenny Harris, L OBP: 0.294, SLG: 0.250 Juan Samuel, R OBP: 0.318, SLG: 0.167 (9, PH)	G6-3			F7		G2-3 FC BB		G4-3	FC6-4 1B	3	0	0	0	1	0	1											
Todd Benzinger, S OBP: 0.300, SLG: 0.333 Roger McDowell, R (9, 1)	G4-3			FC4-6 BB 1-2f		FC G2-3		G6-3	FC6-4 1-2f	5	0	0	0	0	0	4											
Darryl Strawberry, L OBP: 0.346, SLG: 0.455 (1, 9)		G4-3		4-0 FC6-4 BB 1-2		G2-3			2-1 BB E 1B	3	1	1	0	1	0	2											
Eric Davis, R OBP: 0.480, SLG: 0.667 (1, 7)		F8		0-2 FC6-4 1-2f		4-2 FC6-4 BB			0-2 E5 BB 1B	3	1	0	0	1	0	3											
Dave Hansen, L OBP: 0.333, SLG: 0.200 Mike Sharperson, R OBP: 0.500, SLG: 0.375 (9, PH)	G6-3					4-0 BB			4-2 BB 1B 1B	2	0	0	0	1	0	3											
Carlos Hernandez, R Mitch Webster, S OBP: 1.000, SLG: 1.000 Mike Scioscia, L OBP: 0.368, SLG: 0.438 (9, 2)			K			0-0 P6			0-0 BB 1B 1B	3	0	0	0	0	1	1											
Jose Offerman, S OBP: 0.238, SLG: 0.158 (1, 6)			PO SH2-4 1B			0-0 L7			3-2 1B 1B	4	0	2	0	0	0	1											
Ramon Martinez, R Stan Javier, S OBP: 0.330, SLG: 0.333 Steve Wilson, L Tim Crews, R Eric Karros, R OBP: 0.250, SLG: 0.625 (9, 3)			SH2-4			0-0 F7			1-3 K	1	0	0	0	0	0	1											
Inning Stats	R: 0 E: 0 K: 0 S: 9	H: 0 LOB: 0 BB: 0 P: 14	R: 0 E: 0 K: 0 S: 5	H: 0 LOB: 0 BB: 0 P: 11	R: 0 E: 0 K: 1 S: 7	H: 1 LOB: 0 BB: 0 P: 13	R: 0 E: 0 K: 0 S: 7	H: 1 LOB: 2 BB: 1 P: 14	R: 0 E: 0 K: 1 S: 10	H: 0 LOB: 3 BB: 2 P: 20	R: 0 E: 0 K: 0 S: 5	H: 0 LOB: 0 BB: 0 P: 7	R: 0 E: 0 K: 0 S: 6	H: 0 LOB: 0 BB: 0 P: 9	R: 4 E: 1 K: 2 S: 19	H: 4 LOB: 2 BB: 1 P: 31		1B: 6 2B: 0 3B: 0 HR: 0	SF: 0 SAC: 1 DP: 0 HBP: 0	WP: 0 PB: 0 SB: 0 CS: 0	PA: 40						
PITCHER	IP	WLS	BF	H	R	ER	SO	BB	IBB	HBP	BLK	WP	HR	S	P	ERA	WHIP										
Greg Harris, R ERA: 2.77	8.0		32	3	2	2	2	4	0	0	0	0	0	57	102	2.25	0.875										
Randy Myers, L ERA: 3.0	1.0	W	7	3	2	1	2	1	0	0	0	0	0	14	24	9.00	4.000										

AB	33
R	4
H	6
RBI	4
BB	5
SO	4
LOB	22



Batter	1	2	3	4	5	6	7	8	9	AB	R	H	RBI	BB	SO	LOB	BOTTOM										
Tony Fernandez, S OBP: 0.296, SLG: 0.400 (1, 6)	L3		E6 1B			F7 FC1-5 1B		FC6-2 WP 1B HR	F7	5	2	1	0	0	0	2	Los Angeles Dodgers @ San Diego Padres Jack Murphy Stadium, San Diego, CA Sun Apr 12 1992, 6:33 AM EDT Att: 27,623 - Sunny - 73 F										
Tony Gwynn, L OBP: 0.433, SLG: 0.519 (1, 9)	L9		G5-3			FC1-5 1-2 2-3f		WP HR 1B	4-0 1B IBB	4	1	1	0	1	0	3											
Gary Sheffield, R OBP: 0.300, SLG: 0.500 (1, 5)	BB		WP BB 2H 1B			F7 2-3		1H 2H HR	2-1 1B	4	1	3	5	1	0	2											
Fred McGriff, L OBP: 0.444, SLG: 0.870 (1, 3)	BB		WP BB 1-2			F9 3-2		K	1-3 K	2	0	0	0	2	1	2											
Benito Santiago, R OBP: 0.087, SLG: 0.045 (1, 2)	F9		P6 1-2 2-3			F7		P4	2-2 P4	4	0	0	0	0	0	4											
Jerald Clark, R OBP: 0.296, SLG: 0.400 (1, 7)	G5-3					P4		G4-3	0-0 G5-3	4	0	0	0	0	0	0											
Darrin Jackson, R OBP: 0.154, SLG: 0.208 (1, 8)	F7					G4-3		F8	1-1 F8	4	0	0	0	0	0	0											
Kurt Stillwell, S OBP: 0.360, SLG: 0.400 (1, 4)	F8					G4-3		WP SH2-4 FC6-2 1B	0-1 SH1-4 1B	4	1	2	0	0	0	0											
Greg Harris, R OBP: 0.333, SLG: 0.333 Randy Myers, L Thomas Howard, S OBP: 0.333, SLG: 0.333 (9, PH)	G5-3					G5-3		SH2-4	0-0 SH1-4 1B	2	0	1	0	0	0	0											
Inning Stats	R: 0 E: 0 K: 0 S: 5	H: 0 LOB: 2 BB: 2 P: 16	R: 0 E: 0 K: 0 S: 4	H: 0 LOB: 0 BB: 0 P: 8	R: 1 E: 2 K: 0 S: 12	H: 1 LOB: 2 BB: 1 P: 24	R: 0 E: 0 K: 0 S: 6	H: 0 LOB: 0 BB: 0 P: 13	R: 0 E: 0 K: 0 S: 8	H: 2 LOB: 2 BB: 0 P: 14	R: 3 E: 0 K: 1 S: 11	H: 3 LOB: 0 BB: 0 P: 17	R: 0 E: 0 K: 0 S: 6	H: 0 LOB: 0 BB: 0 P: 8	R: 1 E: 0 K: 0 S: 7	H: 2 LOB: 2 BB: 1 P: 15		1B: 7 2B: 0 3B: 0 HR: 1	SF: 0 SAC: 2 DP: 0 HBP: 0	WP: 3 PB: 0 SB: 1 CS: 0	PA: 39						
PITCHER	IP	WLS	BF	H	R	ER	SO	BB	IBB	HBP	BLK	WP	HR	S	P	ERA	WHIP										
Ramon Martinez, R ERA: 3.12	6.0		25	3	1	0	0	3	0	0	0	1	0	40	83	0.00	1.000										
Steve Wilson, L ERA: 6.0	0.2		4	2	2	2	0	0	0	0	0	1	0	6	9	27.00	3.000										
Tim Crews, R ERA: 24.3	1.1		5	1	1	1	1	0	0	0	0	1	1	11	16	6.75	0.750										
Roger McDowell, R ERA: 4.5	0.2	L	5	2	1	1	0	0	1	0	0	0	0	7	15	13.50	3.000										

AB	33
R	5
H	8
RBI	5
BB	4
SO	1
LOB	13



Batter	1	2	3	4	5	6	7	8	9	AB	R	H	RBI	BB	SO	LOB	TOP			
Tony Fernandez, S OBP: 0.258, SLG: 0.345										4	0	0	1	0	1	1	San Diego Padres @ San Francisco Giants Candlestick Park, San Francisco, CA Tue Apr 14 1992, 10:05 PM EDT Att: 46,238 - Sunny - 59 F			
Tony Gwynn, L OBP: 0.412, SLG: 0.516										4	1	1	0	0	0	0				
Gary Sheffield, R OBP: 0.324, SLG: 0.586										3	1	1	2	1	0	0				
Fred McGriff, L OBP: 0.419, SLG: 0.769										3	0	0	0	1	1	1				
Benito Santiago, R OBP: 0.148, SLG: 0.080										3	0	1	0	1	0	1				
Jerald Clark, R OBP: 0.290, SLG: 0.357										3	0	0	0	1	0	2				
Darrin Jackson, R OBP: 0.233, SLG: 0.259										3	1	2	0	1	0	0				
Kurt Stillwell, S OBP: 0.357, SLG: 0.429										3	1	1	0	0	1	3				
Andy Benes, R										2	0	0	0	0	1	0				
Larry Andersen, R										0	0	0	0	0	0	0				
Oscar Azocar, L OBP: 0.333, SLG: 0.333										1	0	1	0	0	0	0				
Jose Melendez, R										0	0	0	0	0	0	0				
Inning Stats	R: 2 E: 0 K: 1 S: 18	H: 3 LOB: 3 BB: 2 P: 31	R: 0 E: 0 K: 2 S: 9	H: 0 LOB: 0 BB: 0 P: 13	R: 0 E: 0 K: 0 S: 4	H: 0 LOB: 1 BB: 2 P: 14	R: 2 E: 1 K: 0 S: 9	H: 2 LOB: 0 BB: 0 P: 15	R: 0 E: 0 K: 1 S: 5	H: 0 LOB: 0 BB: 0 P: 7	R: 0 E: 0 K: 0 S: 7	H: 0 LOB: 0 BB: 0 P: 9	R: 0 E: 0 K: 0 S: 7	H: 0 LOB: 1 BB: 1 P: 15	R: 0 E: 0 K: 0 S: 8	H: 2 LOB: 1 BB: 0 P: 11	1B: 4 2B: 2 3B: 0 HR: 1	SF: 0 SAC: 3 DP: 0 HBP: 0	WP: 0 PB: 0 SB: 1 CS: 1	PA: 37
PITCHER	IP WLS BF H R ER SO BB IBB HBP BLK WP HR S P ERA WHIP																			
John Burkett, R ERA: 5.23	(1, 1) 6.0 L 26 5 4 4 4 4 4 0 0 0 0 0 0 1 54 94 6.00 1.500																			
Rod Beck, R ERA:	(7, 1) 1.0 3 0 0 0 0 0 0 0 0 0 0 0 0 0 7 9 0.00 0.000																			
Dave Righetti, L ERA: 13.5	(8, 1) 1.0 4 0 0 0 0 0 1 0 0 0 0 0 0 0 7 15 0.00 1.000																			
Michael Jackson, R ERA: 1.8	(9, 1) 1.0 4 2 0 0 0 0 0 0 0 0 0 0 0 0 8 11 0.00 2.000																			



Batter	1	2	3	4	5	6	7	8	9	AB	R	H	RBI	BB	SO	LOB	BOTTOM					
Darren Lewis, R OBP: 0.486, SLG: 0.393										4	0	0	0	0	0	2	San Diego Padres @ San Francisco Giants Candlestick Park, San Francisco, CA Tue Apr 14 1992, 10:05 PM EDT Att: 46,238 - Sunny - 59 F					
Willie McGee, S OBP: 0.182, SLG: 0.100										4	0	0	0	0	2	0						
Will Clark, L OBP: 0.545, SLG: 0.600										4	0	0	0	0	1	0						
Matt Williams, R OBP: 0.233, SLG: 0.379										4	0	0	0	0	0	0						
Chris James, R OBP: 0.300, SLG: 0.125										3	0	1	0	0	1	0						
Robby Thompson, R OBP: 0.433, SLG: 0.600										3	0	1	0	0	1	1						
Kirt Manwaring, R OBP: 0.375, SLG: 0.318										2	0	0	0	1	0	2						
Royce Clayton, R OBP: 0.250, SLG: 0.261										3	0	1	0	0	1	1						
John Burkett, R ERA: 5.23	(1, 1)									1	0	0	0	0	0	0						
Mike Felder, S OBP: 0.333, SLG: 0.294	(5, PH)									1	0	0	0	0	0	0						
Rod Beck, R ERA:	(7, 1)									0	0	0	0	0	0	0						
Dave Righetti, L ERA: 13.5	(8, 1)									0	0	0	0	0	0	0						
John Patterson, S ERA:	(8, PH)									1	0	0	0	0	1	2						
Michael Jackson, R ERA: 1.8	(9, 1)									0	0	0	0	0	0	0						
Inning Stats	R: 0 E: 0 K: 1 S: 9	H: 0 LOB: 0 BB: 0 P: 14	R: 0 E: 0 K: 1 S: 8	H: 1 LOB: 1 BB: 0 P: 12	R: 0 E: 0 K: 0 S: 5	H: 0 LOB: 0 BB: 0 P: 6	R: 0 E: 0 K: 1 S: 9	H: 0 LOB: 0 BB: 0 P: 13	R: 0 E: 0 K: 2 S: 9	H: 1 LOB: 1 BB: 0 P: 12	R: 0 E: 0 K: 0 S: 7	H: 0 LOB: 0 BB: 0 P: 10	R: 0 E: 0 K: 1 S: 7	H: 0 LOB: 0 BB: 0 P: 10	R: 0 E: 0 K: 1 S: 16	H: 1 LOB: 2 BB: 1 P: 26	R: 0 E: 0 K: 0 S: 9	H: 0 LOB: 0 BB: 0 P: 15	1B: 3 2B: 0 3B: 0 HR: 0	SF: 0 SAC: 0 DP: 0 HBP: 0	WP: 0 PB: 0 SB: 0 CS: 0	PA: 31
PITCHER	IP WLS BF H R ER SO BB IBB HBP BLK WP HR S P ERA WHIP																					
Andy Benes, R ERA: 0.63	(1, 1) 7.1 W 26 3 0 0 0 6 1 0 0 0 0 0 0 0 65 98 0.00 0.545																					
Larry Andersen, R ERA:	(8, 1) 0.2 2 0 0 0 0 1 0 0 0 0 0 0 0 0 5 5 0.00 0.000																					
Jose Melendez, R ERA: 1.29	(9, 1) 1.0 3 0 0 0 0 0 0 0 0 0 0 0 0 0 9 15 0.00 0.000																					



Batter	1	2	3	4	5	6	7	8	9	AB	R	H	RBI	BB	SO	LOB	TOP																	
Tony Fernandez, S (1,6) OBP: 0.257, SLG: 0.333										4	1	1	0	0	0	0	San Diego Padres @ San Francisco Giants Candlestick Park, San Francisco, CA Wed Apr 15 1992, 10:05 PM EDT Att: 10,736 - Cloudy - 62 F																	
Tony Gwynn, L (1,9) OBP: 0.395, SLG: 0.486										4	0	1	0	0	0	1																		
Gary Sheffield, R (1,5) OBP: 0.316, SLG: 0.531										3	1	0	0	1	1	1																		
Fred McGriff, L (1,3) OBP: 0.371, SLG: 0.667										4	0	0	0	0	0	2																		
Benito Santiago, R (1,2) OBP: 0.129, SLG: 0.069										4	0	0	0	0	0	0																		
Jerald Clark, R (1,7) OBP: 0.314, SLG: 0.452										3	1	1	1	1	1	0																		
Darrin Jackson, R (1,8) OBP: 0.206, SLG: 0.226										4	0	0	0	0	1	2																		
Kurt Stillwell, S (1,4) OBP: 0.323, SLG: 0.387										3	1	0	0	0	0	0																		
Craig Lefferts, L (1,1) Kevin Ward, R (8,PH) Larry Andersen, R (8,1) Randy Myers, L (8,1)										2	0	0	0	0	1	0																		
Inning Stats	R: 2 E: 1 K: 1 S: 13	H: 1 LOB: 2 BB: 2 P: 28	R: 0 E: 0 K: 1 S: 9	H: 0 LOB: 0 BB: 0 P: 14	R: 0 E: 0 K: 0 S: 5	H: 0 LOB: 0 BB: 0 P: 9	R: 0 E: 0 K: 0 S: 4	H: 0 LOB: 0 BB: 0 P: 5	R: 0 E: 0 K: 0 S: 6	H: 1 LOB: 0 BB: 0 P: 12	R: 0 E: 0 K: 1 S: 6	H: 0 LOB: 0 BB: 0 P: 8	R: 2 E: 1 K: 1 S: 10	H: 1 LOB: 0 BB: 0 P: 13	R: 1 E: 0 K: 0 S: 8	H: 1 LOB: 0 BB: 0 P: 12	1B: 2 2B: 0 3B: 0 HR: 2	SF: 0 SAC: 0 DP: 1 HBP: 0	WP: 0 PB: 0 SB: 0 CS: 0	PA: 34														
PITCHER	IP WLS BF H R ER SO BB IBB HBP BLK WP HR S P ERA WHIP																																	
Dave Burba, R (1,1) ERA: 4.91	7.0	25	2	2	0	3	2	0	0	0	0	0	0	0	52	86	0.00	0.571																
Bryan Hickerson, L (8,1) ERA: 2.25	1.0	L 5	1	2	1	1	0	0	0	0	0	0	0	1	10	13	9.00	1.000																
Jeff Brantley, R (9,1) ERA: 5.4	1.0	4	1	1	1	0	0	0	0	0	0	0	0	1	8	12	9.00	1.000																

AB 32
R 5
H 4
RBI 3
BB 2
SO 4
LOB 6



Batter	1	2	3	4	5	6	7	8	9	AB	R	H	RBI	BB	SO	LOB	BOTTOM																
Darren Lewis, R (1,8) OBP: 0.462, SLG: 0.375										4	0	1	0	0	0	0	San Diego Padres @ San Francisco Giants Candlestick Park, San Francisco, CA Wed Apr 15 1992, 10:05 PM EDT Att: 10,736 - Cloudy - 62 F																
Willie McGee, S (1,9) OBP: 0.231, SLG: 0.208										4	1	2	1	0	0	1																	
Will Clark, L (1,3) OBP: 0.541, SLG: 0.586										4	1	2	0	0	0	2																	
Matt Williams, R (1,5) OBP: 0.235, SLG: 0.424										4	0	1	2	0	2	2																	
Cory Snyder, R (1,7) OBP: 0.267, SLG: 0.333										3	0	1	0	0	1	1																	
Bryan Hickerson, L (8,1) Mark Leonard, L (8,PH) Chris James, R (8,PH) Jeff Brantley, R (9,1)										0	0	0	0	0	0	0																	
Robby Thompson, R (1,4) OBP: 0.382, SLG: 0.517										1	0	0	0	0	1	1																	
Kirt Manwaring, R (1,2) OBP: 0.321, SLG: 0.269										4	0	0	0	0	0	1																	
Royce Clayton, R (1,6) OBP: 0.250, SLG: 0.259										4	1	1	0	0	1	1																	
Dave Burba, R (1,1) Mike Felder, S (7,PH) Randy Myers, L (8,1)										1	0	0	0	0	1	0																	
Inning Stats	R: 0 E: 0 K: 1 S: 10	H: 1 LOB: 1 BB: 0 P: 16	R: 0 E: 1 K: 3 S: 11	H: 0 LOB: 1 BB: 0 P: 17	R: 0 E: 0 K: 1 S: 11	H: 1 LOB: 1 BB: 0 P: 14	R: 0 E: 0 K: 0 S: 9	H: 1 LOB: 1 BB: 0 P: 13	R: 3 E: 0 K: 0 S: 11	H: 4 LOB: 1 BB: 0 P: 14	R: 0 E: 0 K: 0 S: 5	H: 0 LOB: 0 BB: 0 P: 7	R: 0 E: 0 K: 2 S: 12	H: 1 LOB: 1 BB: 0 P: 17	R: 0 E: 0 K: 0 S: 11	H: 0 LOB: 0 BB: 0 P: 16	1B: 5 2B: 3 3B: 1 HR: 0	SF: 0 SAC: 1 DP: 1 HBP: 0	WP: 0 PB: 0 SB: 0 CS: 1	PA: 35													
PITCHER	IP WLS BF H R ER SO BB IBB HBP BLK WP HR S P ERA WHIP																																
Craig Lefferts, L (1,1) ERA: 8.59	7.0	29	7	3	3	5	0	0	0	0	0	0	0	8	10	0.00	3.000																
Larry Andersen, R (8,1) ERA: 2.35	0.1	2	1	0	0	1	0	0	0	0	0	0	0	8	10	0.00	3.000																
Randy Myers, L (8,1) ERA: 2.35	1.2	S 4	0	0	0	1	0	0	0	0	0	0	0	15	23	0.00	0.000																

AB 34
R 3
H 8
RBI 3
BB 0
SO 7
LOB 10



Batter	1	2	3	4	5	6	7	8	9	AB	R	H	RBI	BB	SO	LOB	TOP					
Tony Fernandez, S (1, 6) OBP: 0.256, SLG: 0.324	F7		F8		L9			L6-4 1B		4	0	1	0	0	0	0						
Tony Gwynn, L (1, 9) OBP: 0.381, SLG: 0.462	G1-3		G3-1		F8			1B		4	0	1	0	0	0	0						
Jerald Clark, R (1, 7) OBP: 0.282, SLG: 0.400	F8		G5-3		G6-3			L6-4 2-3		4	0	0	0	0	0	2						
Fred McGriff, L (1, 3)		L5		F7		FC5-4 1B		G4-3		4	0	1	0	0	0	0						
Benito Santiago, R (1, 2) OBP: 0.171, SLG: 0.121		1B 1B		F8		FC5-4 1-2		1B		4	1	2	0	0	0	1						
Tim Lincecum, R (1, 5) OBP: 0.300, SLG: 0.222		1B 1B		E5			G5-3	E4 1B		4	0	2	0	0	0	0						
Kurt Stillwell, S (1, 4) OBP: 0.314, SLG: 0.371		1B 1B		G4-3			B1-3	E4 1B		4	0	1	1	0	0	3						
Gary Pettis, S (1, 8)		K		G3			G4-3	F8		4	0	0	0	0	1	4						
Dave Eiland, R (1, 1) OBP: 0.250, SLG: 1.000		K		K				G4-3		2	0	0	0	0	2	2						
Jeremy Hernandez, R (6, 1) OBP: 0.250, SLG: 0.250										0	0	0	0	0	0	0						
Oscar Azocar, L (8, PH) OBP: 0.250, SLG: 0.250										1	0	0	0	0	0	0						
Rich Rodriguez, L (8, 1)										0	0	0	0	0	0	0						
Inning Stats	R: 0 E: 0 K: 0 S: 5	H: 0 LOB: 0 BB: 0 P: 6	R: 1 E: 0 K: 2 S: 14	H: 3 LOB: 2 BB: 0 P: 24	R: 0 E: 0 K: 0 S: 5	H: 0 LOB: 0 BB: 0 P: 9	R: 0 E: 1 K: 0 S: 7	H: 0 LOB: 1 BB: 0 P: 12	R: 0 E: 0 K: 1 S: 7	H: 0 LOB: 0 BB: 0 P: 11	R: 0 E: 0 K: 0 S: 11	H: 1 LOB: 1 BB: 0 P: 16	R: 0 E: 0 K: 0 S: 6	H: 0 LOB: 0 BB: 0 P: 8	R: 0 E: 0 K: 0 S: 9	H: 2 LOB: 1 BB: 0 P: 13	R: 0 E: 1 K: 0 S: 9	H: 2 LOB: 2 BB: 0 P: 16	1B: 8 2B: 1 3B: 0 HR: 0	SF: 0 SAC: 0 DP: 1 HBP: 0	WP: 0 PB: 0 SB: 0 CS: 0	PA: 35
PITCHER Bill Swift, R (1, 1) ERA: 0.7	IP: 9.0 WLS: W BF: 35 H: 8 R: 1 ER: 1 SO: 3 BB: 0 IBB: 0 HBP: 0 BLK: 0 WP: 0 HR: 0 S: 73 P: 115 ERA: 1.00 WHIP: 0.889															PITCHER						

San Diego Padres @ San Francisco Giants
Candlestick Park, San Francisco, CA
Thu Apr 16 1992, 6:33 AM EDT
Att: 22,743 - Cloudy - 67 F


AB 35
R 1
H 8
RBI 1
BB 0
SO 3
LOB 12



Batter	1	2	3	4	5	6	7	8	9	AB	R	H	RBI	BB	SO	LOB	BOTTOM			
Darren Lewis, R (1, 8) OBP: 0.452, SLG: 0.371	G5-3		B5-3		1B		SH1-4			3	0	1	1	0	0	1				
Willie McGee, S (1, 9) OBP: 0.233, SLG: 0.222	G1-3			1B	G6-3		SF7			3	1	1	1	0	0	1				
Will Clark, L (1, 3) OBP: 0.537, SLG: 0.636	F8			G6-4-3 1B		1B	K			4	1	2	0	0	1	0				
Matt Williams, R (1, 5) OBP: 0.211, SLG: 0.378		P3		G6-4-3 1-2		G6-3		F8		4	0	0	0	0	0	2				
Cory Snyder, R (1, 7) OBP: 0.278, SLG: 0.333		G6-3		G5-3		1B	FC5-2 1B	1B		3	0	1	1	0	0	0				
Mike Felder, S (6, PR) OBP: 0.350, SLG: 0.316								1B		1	1	1	0	0	0	0				
Robby Thompson, R (1, 4) OBP: 0.398, SLG: 0.485		G4-3			P3		FC5-2 1B	F8		4	0	1	0	0	0	1				
Kirt Manwaring, R (1, 2) OBP: 0.344, SLG: 0.300			F9		FC4-6 1B		FC5-2 1B	1B		4	0	2	0	0	0	2				
Royce Clayton, R (1, 6) OBP: 0.250, SLG: 0.258			G6-3		FC4-6 2B		G4-3	1B		4	1	1	1	0	0	4				
Bill Swift, R (1, 1) OBP: 0.273, SLG: 0.455			E5		1B		SH1-4 SF7 2B	P6		4	2	2	1	0	0	2				
Inning Stats	R: 0 E: 0 K: 0 S: 7	H: 0 LOB: 0 BB: 0 P: 11	R: 0 E: 0 K: 0 S: 8	H: 0 LOB: 0 BB: 0 P: 9	R: 0 E: 1 K: 0 S: 13	H: 0 LOB: 1 BB: 0 P: 18	R: 1 E: 0 K: 0 S: 7	H: 2 LOB: 0 BB: 0 P: 9	R: 2 E: 0 K: 0 S: 11	H: 3 LOB: 1 BB: 0 P: 13	R: 1 E: 0 K: 1 S: 7	H: 3 LOB: 3 BB: 0 P: 21	R: 1 E: 0 K: 0 S: 20	H: 1 LOB: 0 BB: 0 P: 8	R: 1 E: 0 K: 0 S: 20	H: 3 LOB: 2 BB: 0 P: 27	1B: 9 2B: 2 3B: 1 HR: 0	SF: 1 SAC: 1 DP: 1 HBP: 0	WP: 0 PB: 0 SB: 0 CS: 0	PA: 36
PITCHER Dave Eiland, R (1, 1) ERA: 3.86	IP: 1.2 WLS: L BF: 6 H: 1 R: 1 ER: 1 SO: 1 BB: 0 IBB: 0 HBP: 0 BLK: 0 WP: 0 HR: 0 S: 4 P: 13 ERA: 5.40 WHIP: 0.600															PITCHER				
Jeremy Hernandez, R (6, 1) ERA: 3.18	IP: 1.0 WLS: L BF: 3 H: 1 R: 1 ER: 1 SO: 0 BB: 0 IBB: 0 HBP: 0 BLK: 0 WP: 0 HR: 0 S: 20 P: 27 ERA: 9.00 WHIP: 3.000															PITCHER				

San Diego Padres @ San Francisco Giants
Candlestick Park, San Francisco, CA
Thu Apr 16 1992, 6:33 AM EDT
Att: 22,743 - Cloudy - 67 F

AB 34
R 6
H 12
RBI 5
BB 0
SO 1
LOB 13



Batter	1	2	3	4	5	6	7	8	9	AB	R	H	RBI	BB	SO	LOB	TOP				
Tony Fernandez, S OBP: 0.279, SLG: 0.341	0-0 FC3-6 1B		0-0 G3			1-0 P4			0-0 BB 1B	4	1	2	0	0	0	0					
Tony Gwynn, L OBP: 0.348, SLG: 0.419	0-1 FC3-6 1-2			1-2 F9		0-3 K			1-0 F8	4	0	0	0	0	1	2					
Gary Sheffield, R OBP: 0.310, SLG: 0.500	0-3 K			1-1 1B			2-2 F9		1-1 P2	4	0	1	0	0	1	2					
Fred McGriff, L OBP: 0.372, SLG: 0.595	1-2 F8			3-1 1B			0-0 G6-3		4-2 1B BB	3	0	1	0	1	0	1					
Benito Santiago, R OBP: 0.205, SLG: 0.189		2-2 F8		0-1 G6-4-3 1-2			1-0 2B		1-2 BB 1B	4	0	2	1	0	0	2					
Jerald Clark, R OBP: 0.256, SLG: 0.359		1-2 G4-3			1-3 K				1-3 K	4	0	0	0	0	3	3					
Darrin Jackson, R OBP: 0.189, SLG: 0.206		1-1 F7			2-2 P3				1-0 F8	3	0	0	0	0	0	0					
Kurt Stillwell, S OBP: 0.289, SLG: 0.342			2-2 P5		1-3 K				1-1 F8	3	0	0	0	0	1	0					
Bruce Hurst, L OBP: 0.500, SLG: 0.600			1-3 K			1-3 K			1-0 G3	2	0	0	0	0	2	0					
Pat Clements, R (7, 1)										0	0	0	0	0	0	0					
Oscar Azocar, L OBP: 0.200, SLG: 0.200										1	0	0	0	0	0	0					
Jose Melendez, R (8, 1)										0	0	0	0	0	0	0					
Inning Stats	R: 0 E: 0 K: 1 S: 9	H: 1 LOB: 1 BB: 0 P: 10	R: 0 E: 0 K: 0 S: 8	H: 0 LOB: 0 BB: 0 P: 12	R: 0 E: 0 K: 1 S: 7	H: 0 LOB: 0 BB: 0 P: 10	R: 0 E: 0 K: 0 S: 9	H: 2 LOB: 1 BB: 0 P: 14	R: 0 E: 0 K: 2 S: 9	H: 0 LOB: 0 BB: 0 P: 13	R: 0 E: 0 K: 1 S: 9	H: 1 LOB: 1 BB: 0 P: 13	R: 0 E: 0 K: 0 S: 4	H: 0 LOB: 0 BB: 0 P: 7	R: 1 E: 0 K: 1 S: 19	H: 2 LOB: 2 BB: 1 P: 27	1B: 5 2B: 1 3B: 0 HR: 0	SF: 0 SAC: 0 DP: 1 HBP: 0	WP: 0 PB: 0 SB: 0 CS: 0	PA: 33	
PITCHER	IP WLS BF H R ER SO BB IBB HBP BLK WP HR S P ERA WHIP	8.2 W 31 5 1 1 7 1 0 0 0 0 0 70 102 1.04 0.692	0.1 S 2 1 0 0 1 0 0 0 0 0 0 11 13 0.00 3.000																		

San Diego Padres @ Houston Astros
Astrodome, Houston, TX
Fri Apr 17 1992, 8:05 PM EDT
Att. 12,505 - Dome - 70 F

AB 32
R 1
H 6
RBI 1
BB 1
SO 8
LOB 10



Batter	1	2	3	4	5	6	7	8	9	AB	R	H	RBI	BB	SO	LOB	BOTTOM				
Craig Biggio, R OBP: 0.309, SLG: 0.462	1-1 SH4-3 FC5-2 1B		1-1 G1-3		1-2 G3		4-0 IBB			3	0	1	0	1	0	0					
Steve Finley, L OBP: 0.333, SLG: 0.488	2-1 SH4-3 1-3		2-0 HR			2-0 G4-3	1-1 G4-3			3	1	1	1	0	0	2					
5 Jeff Bagwell, R OBP: 0.332, SLG: 0.553	0-0 FC5-2 3-H		4-1 CS BB			1-2 F8		1-0 FC3-6 1B		3	0	1	0	1	0	1					
Pete Incaviglia, R OBP: 0.286, SLG: 0.415	1-3 K		2-2 CS		0-3 K		0-0 G6-3		0-0 P4	4	0	0	0	0	2	2					
Karl Rhodes, L (9, 7)										0	0	0	0	0	0	0					
Ken Caminiti, S OBP: 0.357, SLG: 0.526		3-2 2B			0-0 2B		3-2 G6-3 SH2-3 2B 1B	0-2 FC3-6 1-2		4	1	3	0	0	0	1					
Chris Jones, R (1, 7)		0-3 K		0-1 L7			0-0 SH2-3	0-1 G1-3		3	0	0	0	0	1	3					
Doug Jones, R (9, 1)							1-2 G1-3			0	0	0	0	0	0	0					
Scott Servais, R OBP: 0.176, SLG: 0.176		1-2 F9		0-2 G3			0-0 G6-3			3	0	0	0	0	0	3					
Andujar Cedeno, R OBP: 0.192, SLG: 0.130		1-3 K			2-1 L4		4-0 2B IBB			2	1	0	0	1	1	1					
Pete Hursch, S OBP: 0.167, SLG: 0.333			2-1 F7		1-1 G4-3		1-0 2B			3	0	1	2	0	0	0					
Casey Candaele, S OBP: 0.278, SLG: 0.412							1-H 3-H 2B			0	0	0	0	0	0	0					
Inning Stats	R: 0 E: 1 K: 1 S: 8	H: 1 LOB: 1 BB: 0 P: 12	R: 0 E: 0 K: 2 S: 14	H: 1 LOB: 1 BB: 0 P: 19	R: 1 E: 0 K: 0 S: 8	H: 1 LOB: 0 BB: 1 P: 19	R: 0 E: 0 K: 1 S: 9	H: 1 LOB: 1 BB: 0 P: 9	R: 0 E: 0 K: 0 S: 7	H: 0 LOB: 0 BB: 0 P: 11	R: 0 E: 0 K: 0 S: 5	H: 0 LOB: 0 BB: 0 P: 8	R: 2 E: 0 K: 0 S: 9	H: 2 LOB: 2 BB: 2 P: 22	R: 0 E: 0 K: 0 S: 7	H: 1 LOB: 1 BB: 0 P: 8	1B: 3 2B: 3 3B: 0 HR: 1	SF: 0 SAC: 2 DP: 0 HBP: 0	WP: 0 PB: 0 SB: 0 CS: 1	PA: 34	
PITCHER	IP WLS BF H R ER SO BB IBB HBP BLK WP HR S P ERA WHIP	6.2 L 28 6 3 3 4 1 2 0 0 0 0 2 3 4.05 1.050	0.1 1 0 0 0 0 0 0 0 0 0 0 0 2 3 0.00 0.000	1.0 4 1 0 0 0 0 0 0 0 0 0 0 7 8 0.00 1.000																	

San Diego Padres @ Houston Astros
Astrodome, Houston, TX
Fri Apr 17 1992, 8:05 PM EDT
Att. 12,505 - Dome - 70 F

AB 28
R 3
H 7
RBI 3
BB 3
SO 4
LOB 13




Batter	1	2	3	4	5	6	7	8	9	10	AB	R	H	RBI	BB	SO	LOB	TOP					
Tony Fernandez, S OBP: 0.313, SLG: 0.391 (1, 6)	0-0 2B		1-1 BLK 1B		0-0 F9		0-0 1B 1B		2-2 G3		5	1	3	0	0	0	0						
Tony Gwynn, L OBP: 0.412, SLG: 0.457 (1, 9)	4-2 BB		0-0 BLK 1B		4-1 BB		2-1 1B SF7 1B		0-0 CS 1B		3	1	3	0	2	0	0						
Gary Sheffield, R OBP: 0.319, SLG: 0.475 (1, 5)	1-0 P5		4-1 BB		3-2 F9		1-0 SF7 1B		3-3 K		4	0	1	1	1	1	4						
Fred McGriff, L OBP: 0.333, SLG: 0.537 (1, 3)	2-0 P4		1-2 2-3 BB		0-0 G4-3		1-2 SF7		1-2 K		4	0	0	1	0	2	6						
Benito Santiago, R OBP: 0.162, SLG: 0.167 (1, 2)	1-2 F9		0-1 F8				3-3 K		2-2 F7		5	0	0	0	0	2	6						
Jerald Clark, R OBP: 0.271, SLG: 0.349 (1, 7)		0-1 P6		2-3 K		4-1 1B BB		1-0 G5-3		0-3 K		4	0	1	0	1	1						
Darrin Jackson, R OBP: 0.190, SLG: 0.205 (1, 8)		2-3 K		1-2 P3		1-2 1B		0-1 P2		1-0 1B		5	0	1	0	0	1						
Kurt Stillwell, S OBP: 0.300, SLG: 0.350 Tim Teufel, R OBP: 0.250, SLG: 0.182 (4, 4)		3-3 K		0-2 1B		1-3 K		2-1 P7				2	0	1	0	0	1						
Greg Harris, R Oscar Arcia, L Jose Melendez, R Gary Pettis, S Larry Andersen, R Randy Myers, L (1, 11)		1-3 K		0-0 F9		0-0 F8		3-3 K				2	0	0	0	0	1						
Inning Stats	R: 0 E: 0 K: 0 S: 8	H: 1 LOB: 2 BB: 1 P: 16	R: 0 E: 0 K: 2 S: 8	H: 0 LOB: 0 BB: 0 P: 13	R: 0 E: 0 K: 2 S: 12	H: 2 LOB: 3 BB: 1 P: 18	R: 0 E: 0 K: 1 S: 10	H: 1 LOB: 1 BB: 1 P: 13	R: 0 E: 0 K: 2 S: 8	H: 0 LOB: 1 BB: 1 P: 15	R: 0 E: 0 K: 1 S: 11	H: 1 LOB: 2 BB: 1 P: 21	R: 2 E: 0 K: 0 S: 11	H: 3 LOB: 1 BB: 0 P: 18	R: 0 E: 0 K: 1 S: 7	H: 0 LOB: 0 BB: 0 P: 12	R: 0 E: 0 K: 1 S: 8	H: 1 LOB: 0 BB: 0 P: 13	R: 0 E: 0 K: 2 S: 9	H: 1 LOB: 1 BB: 0 P: 11	1B: 9 2B: 1 3B: 0 HR: 0	SF: 1 SAC: 0 DP: 0 HBP: 0	WP: 0 PA: 43
PITCHER	IP WLS BF H R ER SO BB IBB HBP BLK WP HR S P ERA WHIP	PITCHER																					
Darryl Kile, R ERA: 2.6 Rob Murphy, L ERA: 7.11 Joe Boever, R ERA: Doug Jones, R ERA:	(1, 1) 6.0 0.1 (7, 1) (7, 1) (9, 1)	6.0 4 27 5 0 0 7 4 0 0 0 0 0 0 58 96 0.00 1.500																					

San Diego Padres @ Houston Astros
Astrodome, Houston, TX
Sat. Apr 18 1992, 8:05 PM EDT
Att. 18,133 - Dome - 70 F

livebaseballscores.com

AB 38
R 2
H 10
RBI 2
BB 4
SO 11
LOB 23




Batter	1	2	3	4	5	6	7	8	9	10	AB	R	H	RBI	BB	SO	LOB	BOTTOM													
Craig Biggio, R OBP: 0.449, SLG: 0.500 (1, 4)	3-2 5 BB SF9 1B		2-2 5 1B		0-1 1B			2-2 1B 1B	0-1 FC5-4		5	2	4	0	0	0	1														
Steve Finley, L OBP: 0.362, SLG: 0.489 (1, 8)	0-0 5 BB 1B		0-1 F7		1-1 F7		1-1 1B 1B	1-2 1B		4-1 5 HR BB		4	1	2	0	1	0	2													
5 Jeff Bagwell, R OBP: 0.429, SLG: 0.595 (1, 3)	4-1 G6-4-3 BB		3-1 G6-3		0-3 K		3-3 K	3-3 K		3-2 1H HR		4	1	1	2	1	2	3													
Luis Gonzalez, L OBP: 0.160, SLG: 0.091 Chris Jones, R OBP: 0.250, SLG: 0.143 (8, PH) (9, 7)	0-0 SF9		1-3 K		2-2 F9		0-1 1B	1-2 2-H 1B				2	0	0	1	0	1														
Pete Incaviglia, R OBP: 0.263, SLG: 0.400 (1, 9)	3-H 0-0 G6-4-3		0-0 P4		0-2 1B		0-2 1B	2-3 K				4	0	1	0	0	1	4													
Ken Caminiti, S Juan Guzman, R Rob Murphy, L Joe Boever, R Scott Servais, R Doug Jones, R (1, 5) (3, 8) (7, 1) (7, 1) (8, PH) (8, 1)		3-2 1B		0-3 K		3-2 F8		1-2 F9				1	0	1	0	0	0														
Eddie Taubensee, L OBP: 0.333, SLG: 0.333 (1, 2)	0-0 F8		0-2 F7		2-3 K		0-1 G3		0-1 G3		4	0	0	0	0	1	1														
Andujar Cedeno, R OBP: 0.179, SLG: 0.120 Rafael Ramirez, R OBP: 0.231, SLG: 0.167 (8, 6) (8, 6)		0-0 F9		2-2 G5-3		0-3 K		0-3 K		3-1 P3		2	0	0	0	0	1														
Darryl Kile, R OBP: 0.400, SLG: 0.250 Casey Candaele, S OBP: 0.300, SLG: 0.421 (7, 5) (7, 5)		0-3 K		1-3 K		0-0 P4		1-1 FC5-4 1B				2	0	0	0	2	1														
Inning Stats	R: 1 E: 0 K: 0 S: 7	H: 2 LOB: 1 BB: 1 P: 14	R: 0 E: 0 K: 1 S: 10	H: 1 LOB: 1 BB: 0 P: 13	R: 0 E: 0 K: 1 S: 11	H: 1 LOB: 1 BB: 0 P: 17	R: 0 E: 0 K: 1 S: 7	H: 0 LOB: 0 BB: 0 P: 7	R: 0 E: 0 K: 1 S: 11	H: 1 LOB: 1 BB: 1 P: 15	R: 0 E: 0 K: 2 S: 14	H: 0 LOB: 0 BB: 0 P: 19	R: 0 E: 0 K: 2 S: 9	H: 0 LOB: 0 BB: 0 P: 11	R: 1 E: 0 K: 2 S: 17	H: 3 LOB: 2 BB: 0 P: 26	R: 0 E: 0 K: 0 S: 8	H: 1 LOB: 1 BB: 0 P: 12	R: 2 E: 0 K: 0 S: 5	H: 1 LOB: 0 BB: 1 P: 12	1B: 10 2B: 0 3B: 0 HR: 1	SF: 1 SAC: 0 DP: 1 HBP: 0	WP: 0 PA: 39								
PITCHER	IP WLS BF H R ER SO BB IBB HBP BLK WP HR S P ERA WHIP	PITCHER																													
Greg Harris, R Jose Melendez, R Larry Andersen, R Randy Myers, L ERA: 2.5 ERA: 0.9 ERA: 9.0 ERA: 3.72	(1, 1) (6, 1) (8, 1) (8, 1)	5.0 2.0 0.0 2.0	20 7 2 10	5 1 2 3	1 0 1 2	4 3 0 2	1 0 0 1	0 0 0 0	0 0 0 0	0 0 5 25	46 30 8 42	66 30 8 42	0.00 1.00 ∞ 9.00	1.200 0.500 ∞ 2.000																	

San Diego Padres @ Houston Astros
Astrodome, Houston, TX
Sat. Apr 18 1992, 8:05 PM EDT
Att. 18,133 - Dome - 70 F

livebaseballscores.com

AB 36
R 4
H 11
RBI 4
BB 2
SO 9
LOB 17




Batter	1	2	3	4	5	6	7	8	9	10	11	AB	R	H	RBI	BB	SO	LOB	TOP						
Tony Fernandez, S OBP: 0.321, SLG: 0.392	(1,6) G4-3		2-2 1B		1-2 G3		0-0 P4			2-1 G3 1B		5	0	2	0	0	0	3							
Tony Gwynn, L OBP: 0.393, SLG: 0.431	(1,9) F7		0-0 1B			1-0 F8		1-1 P8		0-1 G3		5	0	1	0	0	0	1							
Gary Sheffield, R OBP: 0.327, SLG: 0.467	(1,5) 1B		2-1 F7			1-1 FC3-6 1B		0-0 F7		0-3 K		5	0	2	0	0	1	3							
Fred McGriff, L OBP: 0.340, SLG: 0.522	(1,3) G1-5-3				0-0 L7		1-0 FC3-6		3-1 1B			5	0	2	0	0	0	2							
Benito Santiago, R OBP: 0.163, SLG: 0.149		1-2 G6-3		3-2 G6-3		0-1 FC6-4		0-0 F8		3-1 F8		5	0	0	0	0	0	3							
Jerald Clark, R OBP: 0.245, SLG: 0.313		2-2 G5-3		0-3 K			0-0 G6-3		2-3 K			5	0	0	0	0	2	1							
Darrin Jackson, R OBP: 0.191, SLG: 0.186		0-0 G6-3			0-0 F8		1-3 K		2-3 K			4	0	0	0	1	2	0							
Tim Lincecum, R OBP: 0.176, SLG: 0.125			0-0 P5		2-2 G5-3		2-0 E5 1B		3-2 L7			5	0	0	0	0	0	2							
Andy Benes, R OBP: 0.429, SLG: 0.500			0-3 K		0-0		0-1		1-3 K			3	0	2	0	0	1	0							
Kevin Ward, R OBP: 0.333, SLG: 1.333												1	0	0	0	0	1	0							
Rich Rodriguez, L OBP: 0.333, SLG: 1.333												0	0	0	0	0	0	0							
Larry Andersen, R OBP: 0.333, SLG: 1.333												0	0	0	0	0	0	0							
Larry Andersen, R OBP: 0.333, SLG: 1.333												0	0	0	0	0	0	0							
Inning Stats	R: 0 E: 0 K: 0 S: 10	H: 1 LOB: 1 BB: 0 P: 16	R: 0 E: 0 K: 0 S: 7	H: 0 LOB: 0 BB: 0 P: 10	R: 0 E: 0 K: 1 S: 10	H: 2 LOB: 2 BB: 0 P: 14	R: 0 E: 0 K: 1 S: 11	H: 0 LOB: 0 BB: 0 P: 14	R: 0 E: 0 K: 0 S: 9	H: 1 LOB: 1 BB: 0 P: 12	R: 0 E: 1 K: 1 S: 8	H: 1 LOB: 2 BB: 0 P: 11	R: 0 E: 0 K: 0 S: 6	H: 1 LOB: 1 BB: 0 P: 10	R: 0 E: 0 K: 2 S: 10	H: 0 LOB: 0 BB: 0 P: 17	R: 0 E: 0 K: 2 S: 10	H: 1 LOB: 1 BB: 0 P: 13	R: 0 E: 0 K: 0 S: 8	H: 1 LOB: 2 BB: 1 P: 23	1B: 8 2B: 1 3B: 0 HR: 0	SF: 0 SAC: 0 DP: 0 HBP: 0	WP: 0 PB: 0 SB: 0 CS: 0	PA: 44	
PITCHER	IP: 1.1 ERA: 3.44	WLS: 35 BF: 7	H: 7 R: 0 ER: 0 SO: 5	BB: 0 IBB: 0 HBP: 0 BLK: 0	WP: 0 HR: 0 S: 16 P: 77	ERA: 0.00 WHIP: 1.200																			
Butch Henry, L ERA: 3.44	(1,1)																								
Al Osuna, L ERA: 3.44	(10,1)	1.2	8	2	0	0	2	0	1	0	1	0	0	16	31	0.00	1.200								
Xavier Hernandez, R ERA: 3.44	(11,1)	0.1	W	1	0	0	0	0	0	0	0	0	0	2	5	0.00	0.000								

San Diego Padres @ Houston Astros
Astrodome, Houston, TX
Sun Apr 19 1992, 4:33 AM EDT
Att. 7,717 - Dome - 70 F

livebaseballscorecards.com

AB 43
R 0
H 9
RBI 0
BB 1
SO 7
LOB 15




Batter	1	2	3	4	5	6	7	8	9	10	11	AB	R	H	RBI	BB	SO	LOB	BOTTOM			
Craig Biggio, R OBP: 0.463, SLG: 0.542	(1,4) G4-3 2B		0-1 P4							1-0 1B 2B		4	0	2	0	1	1	0				
Steve Finley, L OBP: 0.346, SLG: 0.460	(1,8) G4-3				0-0 L7		1-3 K		1-1 K			5	0	1	0	0	1	3				
Jeff Bagwell, R OBP: 0.444, SLG: 0.600	(1,3) K		0-3 K		2-1 F8		1-2 F9 2B		4-0 1B			3	0	1	0	2	1	1				
Luis Gonzalez, L OBP: 0.138, SLG: 0.077	(1,7) K		2-3 K		1-3 K		0-0 F9		0-0 F8			4	0	0	0	0	2	4				
Xavier Hernandez, L OBP: 0.288, SLG: 0.413	(11,1) K											1	0	1	1	0	0	0				
Eric Anthony, L OBP: 0.125, SLG: 0.125	(1,9) F7		2-0 F7		1-3 K		0-0 F7		1-0 F9			4	0	0	0	0	1	1				
Casey Candaele, S OBP: 0.250, SLG: 0.348	(1,5) G4-3		1-0 G4-3		0-3 K2-3			0-1 G4-3		0-1 G1-3		4	0	0	0	0	1	0				
Eddie Taubensee, L OBP: 0.321, SLG: 0.320	(1,2) K		0-3 K		2-3 K			0-0 G6-4-3 1B		0-1 F7		4	0	1	0	0	2	0				
Rafael Ramirez, R OBP: 0.235, SLG: 0.188	(1,6) F7		0-1 F7			2-1 F7		0-1 G6-4-3				4	1	1	0	0	0	1				
Butch Henry, L ERA: 0.39	(1,1)		2-3 K			0-0 G6-3			2-3 K			2	0	0	0	0	1	0				
Karl Rhodes, L ERA: 0.39	(9, PH)											1	0	0	0	0	1	0				
Al Osuna, R ERA: 2.0	(10, 1)	1.2	L	8	1	1	1	0	10	22	5.40	0.600										
Chris Jones, R OBP: 0.250, SLG: 0.143	(11, 7)	0.0		1	0	0	0	0	3	5												
Inning Stats	R: 0 E: 0 K: 2 S: 12	H: 1 LOB: 1 BB: 0 P: 15	R: 0 E: 0 K: 1 S: 5	H: 0 LOB: 0 BB: 0 P: 8	R: 0 E: 0 K: 1 S: 8	H: 0 LOB: 0 BB: 0 P: 10	R: 0 E: 0 K: 1 S: 6	H: 0 LOB: 0 BB: 0 P: 9	R: 0 E: 0 K: 1 S: 6	H: 1 LOB: 1 BB: 0 P: 10	R: 0 E: 0 K: 0 S: 5	H: 1 LOB: 2 BB: 0 P: 5	R: 0 E: 0 K: 1 S: 7	H: 2 LOB: 1 BB: 1 P: 15	R: 0 E: 0 K: 0 S: 5	H: 0 LOB: 0 BB: 0 P: 6	R: 1 E: 0 K: 0 S: 8	H: 2 LOB: 3 BB: 2 P: 21	1B: 4 2B: 3 3B: 0 HR: 0	SF: 0 SAC: 1 DP: 1 HBP: 0	WP: 0 PB: 0 SB: 0 CS: 0	PA: 40
PITCHER	IP: 9.0 ERA: 0.39	WLS: 8 BF: 31	H: 5 R: 1 ER: 1 SO: 11	BB: 0 IBB: 0 HBP: 0 BLK: 0	WP: 0 HR: 0 S: 10 P: 66	ERA: 0.00 WHIP: 0.556																
Rich Rodriguez, L ERA: 2.0	(10, 1)	1.2	L	8	1	1	1	0	10	22	5.40	0.600										
Larry Andersen, R ERA: 9.0	(11, 1)	0.0		1	0	0	0	0	3	5												

San Diego Padres @ Houston Astros
Astrodome, Houston, TX
Sun Apr 19 1992, 4:33 AM EDT
Att. 7,717 - Dome - 70 F

livebaseballscorecards.com

AB 36
R 1
H 7
RBI 1
BB 3
SO 11
LOB 10



Batter	1	2	3	4	5	6	7	8	9	AB	R	H	RBI	BB	SO	LOB	TOP										
Deion Sanders, L OBP: 0.435, SLG: 0.729	P2		SF9 1B	E4 1B		K		FC5-2 2B		5	3	1	0	0	1	6	Atlanta Braves @ San Diego Padres Jack Murphy Stadium, San Diego, CA Mon Apr 20 1992, 10:05 PM EDT Att: 20,002 - Sunny - 78 F										
Lonnie Smith, R OBP: 0.188, SLG: 0.143	G5-3		F9 1B			K				4	2	2	2	1	1	2											
Steve Lyons, L OBP: 0.091, SLG: 0.273										0	0	0	0	0	0	0											
Terry Pendleton, S OBP: 0.241, SLG: 0.315	F9		SF9							4	0	3	6	0	0	0											
Ron Gant, R OBP: 0.362, SLG: 0.510										4	1	1	0	1	2	2											
Jeff Blauser, R OBP: 0.250, SLG: 0.368										5	1	1	0	0	2	3											
Brian Hunter, R OBP: 0.088, SLG: 0.250										4	0	0	1	0	0	2											
Greg Olson, R OBP: 0.375, SLG: 0.324										5	0	1	0	0	0	1											
Rafael Belliard, R OBP: 0.351, SLG: 0.294										3	2	2	0	1	0	0											
Charlie Leibrandt, R										1	0	0	0	0	0	1											
Marvin Freeman, R OBP: 1.000, SLG: 1.000										1	0	1	0	0	0	0											
Mike Stanton, L OBP: 1.000, SLG: 1.000										1	1	1	0	0	0	0											
Alejandro Pena, R										0	0	0	0	0	0	0											
Inning Stats	R: 0 E: 0 K: 0 S: 5	H: 0 LOB: 0 BB: 0 P: 7	R: 2 E: 1 K: 0 S: 9	H: 2 LOB: 1 BB: 0 P: 14	R: 1 E: 0 K: 0 S: 10	H: 2 LOB: 2 BB: 1 P: 16	R: 3 E: 1 K: 0 S: 9	H: 2 LOB: 1 BB: 1 P: 16	R: 0 E: 0 K: 1 S: 8	H: 0 LOB: 0 BB: 0 P: 10	R: 0 E: 0 K: 2 S: 12	H: 2 LOB: 2 BB: 0 P: 18	R: 0 E: 0 K: 2 S: 9	H: 1 LOB: 0 BB: 0 P: 12	R: 4 E: 0 K: 1 S: 18	H: 4 LOB: 1 BB: 1 P: 28	R: 0 E: 0 K: 0 S: 8	H: 0 LOB: 0 BB: 0 P: 12	1B: 11 2B: 2 3B: 0 HR: 0	SF: 2 SAC: 1 DP: 0 HBP: 0	WP: 1 PB: 0 SB: 1 CS: 1	PA: 43					
PITCHER	IP	WLS	BF	H	R	ER	SO	BB	IBB	HBP	BLK	WP	HR	S	P	ERA	WHIP										
Craig Lefferts, L ERA: 7.15	4.0	L	21	6	6	2	0	2	0	0	0	1	0	33	53	4.50	2.000										
Jose Melendez, R ERA: 0.82	1.0		3	0	0	0	1	0	0	0	0	0	0	8	10	0.00	0.000										
Jeremy Hernandez, R ERA: 5.63	2.1		12	6	3	3	4	0	0	0	0	0	0	30	42	11.57	2.571										
Pat Clements, L ERA: 5.4	0.2		4	1	1	1	1	1	0	0	0	0	0	9	16	13.50	3.000										
Rich Rodriguez, L ERA: 1.6	1.0		3	0	0	0	0	0	0	0	0	0	0	8	12	0.00	0.000										

Batter	1	2	3	4	5	6	7	8	9	AB	R	H	RBI	BB	SO	LOB	BOTTOM										
Tony Fernandez, S OBP: 0.328, SLG: 0.393	G5-3	SF8 1B		G1 1B		G6-3		G6-3		5	0	2	1	0	0	1	Atlanta Braves @ San Diego Padres Jack Murphy Stadium, San Diego, CA Mon Apr 20 1992, 10:05 PM EDT Att: 20,002 - Sunny - 78 F										
Tony Gwynn, L OBP: 0.393, SLG: 0.455										4	1	2	1	0	0	2											
Gary Sheffield, R OBP: 0.368, SLG: 0.542										3	1	2	1	2	0	2											
Fred McGriff, L OBP: 0.328, SLG: 0.490										5	0	1	1	0	0	6											
Benito Santiago, R OBP: 0.167, SLG: 0.154										5	0	1	0	0	1	4											
Kevin Ward, R OBP: 0.375, SLG: 0.714										4	0	1	0	1	0	3											
Darrin Jackson, R OBP: 0.216, SLG: 0.213										4	1	2	0	0	0	1											
Tim Teufel, R OBP: 0.190, SLG: 0.150										4	1	1	0	0	0	3											
Craig Lefferts, L ERA: 4.81	3.0		19	3	3	3	0	2	0	0	0	0	35	59	9.00	3.333											
Marvin Freeman, R ERA: 2.57	2.1	W	11	3	0	0	1	1	0	0	0	0	23	32	0.00	1.714											
Mike Stanton, L ERA: 5.06	2.2		8	0	0	0	0	1	0	0	0	0	17	27	0.00	0.375											
Alejandro Pena, R ERA: 6.75	1.0		4	2	1	1	0	0	0	0	0	1	8	12	9.00	2.000											
Inning Stats	R: 1 E: 0 K: 0 S: 12	H: 2 LOB: 2 BB: 1 P: 22	R: 2 E: 0 K: 0 S: 16	H: 3 LOB: 1 BB: 1 P: 27	R: 0 E: 0 K: 0 S: 5	H: 1 LOB: 1 BB: 0 P: 6	R: 0 E: 0 K: 0 S: 8	H: 2 LOB: 2 BB: 0 P: 12	R: 0 E: 0 K: 1 S: 10	H: 1 LOB: 2 BB: 1 P: 16	R: 0 E: 0 K: 0 S: 13	H: 2 LOB: 2 BB: 0 P: 14	R: 0 E: 0 K: 0 S: 4	H: 0 LOB: 0 BB: 0 P: 7	R: 0 E: 0 K: 0 S: 7	H: 0 LOB: 0 BB: 1 P: 14	R: 1 E: 0 K: 0 S: 8	H: 2 LOB: 0 BB: 0 P: 12	1B: 11 2B: 1 3B: 0 HR: 1	SF: 1 SAC: 1 DP: 2 HBP: 0	WP: 0 PB: 0 SB: 1 CS: 0	PA: 42					
PITCHER	IP	WLS	BF	H	R	ER	SO	BB	IBB	HBP	BLK	WP	HR	S	P	ERA	WHIP										
Charlie Leibrandt, L ERA: 4.81	3.0		19	3	3	3	0	2	0	0	0	0	35	59	9.00	3.333											
Marvin Freeman, R ERA: 2.57	2.1	W	11	3	0	0	1	1	0	0	0	0	23	32	0.00	1.714											
Mike Stanton, L ERA: 5.06	2.2		8	0	0	0	0	1	0	0	0	0	17	27	0.00	0.375											
Alejandro Pena, R ERA: 6.75	1.0		4	2	1	1	0	0	0	0	0	1	8	12	9.00	2.000											

Batter	1	2	3	4	5	6	7	8	9	AB	R	H	RBI	BB	SO	LOB	TOP										
Deion Sanders, L OBP: 0.409, SLG: 0.683	G4-3		G4-3		P2			K		4	0	0	0	0	1	0											
Lonnie Smith, R OBP: 0.150, SLG: 0.111	G6-3			G6-3	F9			K		4	0	0	0	0	1	0											
Terry Pendleton, S OBP: 0.258, SLG: 0.328	FC6-4 1B			HR 1B				G3-1		4	1	2	0	0	1	0											
Ron Gant, R OBP: 0.355, SLG: 0.545	FC6-4 1-2			HR				L9		4	1	1	2	0	0	1											
Sid Bream, L OBP: 0.275, SLG: 0.206		G4-3						L4		2	0	1	0	1	0	0											
Brian Hunter, R OBP: 0.086, SLG: 0.242				1B BB				L4		1	0	0	0	0	0	0											
Damon Berryhill, S OBP: 0.304, SLG: 0.348	G6-3			FC5 1B				G1-3		4	0	1	0	0	0	1											
Jeff Blausler, R OBP: 0.233, SLG: 0.341	L8			F8				K		3	0	0	0	0	1	2											
Rafael Belliard, R OBP: 0.325, SLG: 0.270			G6-3	FC5 1-2				K		3	0	0	0	0	1	2											
Mike Bielecki, R OBP: 0.083, SLG: 0.250			K					L9		2	0	0	0	0	2	0											
Kent Mercker, L OBP: 0.083, SLG: 0.250										0	0	0	0	0	0	0											
Steve Lyons, L OBP: 0.083, SLG: 0.250										1	0	0	0	0	0	0											
Juan Berenguer, R OBP: 0.083, SLG: 0.250										0	0	0	0	0	0	0											
Alejandro Pena, R OBP: 0.083, SLG: 0.250										0	0	0	0	0	0	0											
Inning Stats	R: 0 E: 0 K: 0 S: 8	H: 1 LOB: 1 BB: 0 P: 14	R: 0 E: 0 K: 0 S: 7	H: 0 LOB: 0 BB: 0 P: 11	R: 0 E: 0 K: 1 S: 8	H: 0 LOB: 0 BB: 0 P: 12	R: 2 E: 0 K: 0 S: 14	H: 3 LOB: 2 BB: 1 P: 24	R: 0 E: 0 K: 1 S: 7	H: 0 LOB: 1 BB: 0 P: 9	R: 0 E: 0 K: 2 S: 12	H: 1 LOB: 1 BB: 0 P: 14	R: 0 E: 0 K: 2 S: 9	H: 0 LOB: 0 BB: 0 P: 10	R: 0 E: 0 K: 2 S: 10	H: 0 LOB: 0 BB: 0 P: 14	R: 0 E: 0 K: 0 S: 8	H: 0 LOB: 0 BB: 0 P: 11	1B: 4 2B: 0 3B: 0 HR: 1	SF: 0 SAC: 0 DP: 0 HBP: 0	WP: 0 PB: 0 SB: 0 CS: 0	PA: 33					
PITCHER	IP	WLS	BF	H	R	ER	SO	BB	IBB	HBP	BLK	WP	HR	S	P	ERA	WHIP										
Dave Eiland, R ERA: 3.38	1.1		5	1	0	0	0	0	0	0	0	0	0	11	18	0.00	0.750										
Rich Rodriguez, L ERA: 2.94	2.2	W	12	3	2	2	1	1	0	0	0	0	1	26	43	6.75	1.500										
Jose Melendez, R ERA: 0.64	3.0		10	1	0	0	4	0	0	0	0	0	0	28	33	0.00	0.333										
Randy Myers, L ERA: 3.09	2.0	S	6	0	0	0	2	0	0	0	0	0	0	18	25	0.00	0.000										

Atlanta Braves @ San Diego Padres
Jack Murphy Stadium, San Diego, CA
Tue Apr 21 1992, 10:05 PM EDT
Att: 26,468 - Cloudy - 71 F

AB 32
R 2
H 5
RBI 2
BB 1
SO 7
LOB 6



Batter	1	2	3	4	5	6	7	8	9	AB	R	H	RBI	BB	SO	LOB	BOTTOM										
Tony Fernandez, S OBP: 0.339, SLG: 0.390	B5-3		P6	2H 1B				WP S BB		3	0	1	1	1	0	0											
Tony Gwynn, L OBP: 0.400, SLG: 0.458	G4-3		CS 1B		G5-4-3 1B			F9		4	0	2	0	0	0	1											
Gary Sheffield, R OBP: 0.377, SLG: 0.577	1B 2B		1-2 2B		G5-4-3 1-2			P5		4	1	2	0	0	0	2											
Fred McGriff, L OBP: 0.355, SLG: 0.556	2B 1B		4-0 IBB		0-2 HR			K		3	1	2	1	1	1	0											
Benito Santiago, R OBP: 0.172, SLG: 0.179	3-2 2B		2-1 G1-3		2-2 G3			K		4	0	1	1	0	1	2											
Jerald Clark, R OBP: 0.228, SLG: 0.288	1-3 3H K			G6-3				G6-3		4	0	0	0	0	1	2											
Darrin Jackson, R OBP: 0.241, SLG: 0.300		G6-4-3 1B		0-1 HR				P4		3	1	2	1	0	0	0											
Tim Lincecum, R OBP: 0.208, SLG: 0.217		G6-4-3 1-2		1-0 1B 2B				K		3	1	1	0	0	1	1											
Dave Eiland, R OBP: 0.226, SLG: 1.000										0	0	0	0	0	0	0											
Rich Rodriguez, L OBP: 0.226, SLG: 0.341										1	0	0	0	0	0	1											
Jose Melendez, R OBP: 0.226, SLG: 0.341										0	0	0	0	0	0	0											
Oscar Azocar, L OBP: 0.125, SLG: 0.125										1	0	0	0	0	0	0											
Randy Myers, L OBP: 0.125, SLG: 0.125										0	0	0	0	0	0	0											
Inning Stats	R: 1 E: 0 K: 1 S: 15	H: 3 LOB: 2 BB: 0 P: 24	R: 0 E: 0 K: 0 S: 6	H: 1 LOB: 0 BB: 0 P: 8	R: 0 E: 0 K: 0 S: 10	H: 2 LOB: 2 BB: 1 P: 22	R: 2 E: 0 K: 1 S: 12	H: 3 LOB: 1 BB: 0 P: 16	R: 1 E: 0 K: 0 S: 14	H: 2 LOB: 0 BB: 0 P: 18	R: 0 E: 0 K: 1 S: 7	H: 0 LOB: 0 BB: 0 P: 10	R: 0 E: 0 K: 0 S: 16	H: 0 LOB: 1 BB: 1 P: 21	R: 0 E: 0 K: 2 S: 10	H: 0 LOB: 0 BB: 0 P: 14	R: 0 E: 0 K: 0 S: 8	H: 0 LOB: 0 BB: 0 P: 11	1B: 5 2B: 4 3B: 0 HR: 2	SF: 0 SAC: 0 DP: 2 HBP: 0	WP: 1 PB: 0 SB: 1 CS: 1	PA: 33					
PITCHER	IP	WLS	BF	H	R	ER	SO	BB	IBB	HBP	BLK	WP	HR	S	P	ERA	WHIP										
Mike Bielecki, R ERA: 2.37	4.0	L	20	10	4	4	2	0	0	0	0	0	1	46	73	9.00	2.500										
Kent Mercker, L ERA: 5.87	2.0		6	1	0	0	1	0	0	0	0	0	1	18	25	0.00	0.500										
Juan Berenguer, R ERA: 2.79	1.0		4	0	0	0	0	1	0	0	0	1	0	16	21	0.00	1.000										
Alejandro Pena, R ERA: 5.4	1.0		3	0	0	0	2	0	0	0	0	0	0	10	14	0.00	0.000										

Atlanta Braves @ San Diego Padres
Jack Murphy Stadium, San Diego, CA
Tue Apr 21 1992, 10:05 PM EDT
Att: 26,468 - Cloudy - 71 F

AB 31
R 4
H 11
RBI 4
BB 2
SO 5
LOB 9



Batter	1	2	3	4	5	6	7	8	9	10	11	12	13	14	15	16	AB	R	H	RBI	BB	SO	LOB	TOP			
Bip Roberts, S OBP: 0.375, SLG: 0.343																	5	2	2	0	3	0	1				
Dave Martinez, L OBP: 0.297, SLG: 0.285																	3	0	0	0	0	0	1	2			
Norm Charlton, S OBP: 0.297, SLG: 0.285																	3	0	0	0	0	0	1	2			
Chris Sabo, R OBP: 0.250, SLG: 0.250																	7	1	1	0	0	1	3				
Paul O'Neill, L OBP: 0.453, SLG: 0.441																	7	1	3	0	1	1	2				
Bill Doran, S OBP: 0.283, SLG: 0.294																	6	1	1	1	1	0	3				
Reggie Sanders, R OBP: 0.373, SLG: 0.459																	7	1	3	1	0	2	2				
Joe Oliver, R OBP: 0.275, SLG: 0.311																	4	0	0	0	1	0	3				
Gary Green, R OBP: 0.128, SLG: 0.250																	3	1	0	0	0	1	3				
Freddie Benavides, R OBP: 0.286, SLG: 0.364																	5	0	2	2	2	1	0				
Tim Belcher, R OBP: 0.286, SLG: 0.364																	4	0	0	0	0	0	3				
Scott Ruskin, R OBP: 0.286, SLG: 0.364																	3	1	0	0	0	1	3				
Rob Dibble, L OBP: 0.286, SLG: 0.364																	3	0	0	0	0	2	0				
Jacob Brunfield, R OBP: 0.333, SLG: 0.333																	0	0	0	0	0	0	0				
Rick Wrona, R OBP: 0.333, SLG: 0.333																	1	0	1	1	0	0	0				
Inning Stats	R: 1 E: 1 K: 1 S: 13	H: 2 LOB: 1 BB: 0 P: 16	R: 0 E: 0 K: 2 S: 10	H: 0 LOB: 0 BB: 0 P: 13	R: 0 E: 0 K: 1 S: 7	H: 0 LOB: 1 BB: 10 P: 10	R: 0 E: 0 K: 1 S: 10	H: 0 LOB: 1 BB: 0 P: 17	R: 0 E: 0 K: 0 S: 5	H: 0 LOB: 1 BB: 0 P: 9	R: 0 E: 0 K: 0 S: 22	H: 6 LOB: 3 BB: 0 P: 39	R: 0 E: 0 K: 1 S: 10	H: 0 LOB: 0 BB: 0 P: 4	R: 0 E: 0 K: 1 S: 10	H: 0 LOB: 1 BB: 1 P: 16	R: 0 E: 0 K: 0 S: 11	H: 1 LOB: 2 BB: 1 P: 20	R: 1 E: 0 K: 0 S: 12	H: 2 LOB: 1 BB: 1 P: 23	1B: 14 2B: 2 3B: 0 HR: 0	SF: 1 SAC: 1 DP: 2 HBP: 0	WP: 0 PB: 0 SB: 4 CS: 0	PA: 68			
PITCHER	IP 8.0	WLS 28	BF 41	H 4	R 1	ER 1	SO 6	BB 1	IBB 0	HBP 0	BLK 1	WP 0	HR 0	S 97	P 66	ERA 1.12	WHIP 0.625										
Jeremy Hernandez, R ERA: 3.4	15.1	2.0	10	3	1	1	0	0	2	0	0	0	23	43	4.50	1.500											

Cincinnati Reds @ San Diego Padres
Jack Murphy Stadium, San Diego, CA
Fri Apr 24 1992, 10:05 PM EDT
Att: 22,956 - Cloudy - 75 F

AB	59
R	17
H	15
RBI	6
BB	7
SO	9
LOB	28



Batter	1	2	3	4	5	6	7	8	9	10	11	12	13	14	15	16	AB	R	H	RBI	BB	SO	LOB	BOTTOM		
Tony Fernandez, S OBP: 0.343, SLG: 0.406																	0	0	0	0	0	0	0			
Craig Shipley, R OBP: 0.197, SLG: 0.167																	8	1	1	1	0	2	2			
Tony Gwynn, L OBP: 0.423, SLG: 0.471																	7	1	2	0	1	0	2			
Gary Sheffield, R OBP: 0.392, SLG: 0.563																	7	1	2	0	1	1	2			
Fred McGriff, L OBP: 0.397, SLG: 0.581																	5	2	2	2	2	1	2			
Benito Santiago, R OBP: 0.203, SLG: 0.258																	7	0	1	1	0	0	7			
Darrin Jackson, R OBP: 0.222, SLG: 0.263																	3	0	0	0	0	0	1			
Gary Pettis, S OBP: 0.222, SLG: 0.263																	0	0	0	0	0	0	0			
Kevin Ward, R OBP: 0.333, SLG: 0.500																	3	0	0	0	0	2	1			
Jerald Clark, R OBP: 0.217, SLG: 0.328																	7	0	1	1	0	1	2			
Kurt Stillwell, S OBP: 0.292, SLG: 0.340																	6	1	1	0	1	3	0			
Steve Foster, R ERA: 4.05	12.1	4.0	17	2	0	0	0	0	1	0	0	0	10	18	0.00	1.000										
Scott Bankhead, R ERA: 2.35	16.1	1.0	4	1	0	0	1	0	0	0	0	0	10	18	0.00	1.000										

Cincinnati Reds @ San Diego Padres
Jack Murphy Stadium, San Diego, CA
Fri Apr 24 1992, 10:05 PM EDT
Att: 22,956 - Cloudy - 75 F

AB	58
R	6
H	11
RBI	5
BB	6
SO	13
LOB	21



Batter	1	2	3	4	5	6	7	8	9	AB	R	H	RBI	BB	SO	LOB	TOP								
Bip Roberts, S (1, 8) OBP: 0.376, SLG: 0.361	1-3 K	1-1		1-2 G3-1	1-0		0-1 G6-3		0-0	5	0	2	3	0	1	0	Cincinnati Reds @ San Diego Padres Jack Murphy Stadium, San Diego, CA Sat Apr 25 1992, 10:05 PM EDT Att: 24,795 - Cloudy - 77 F								
Dwayne Henry, R (7, 1)									1-3 1B	0	0	0	0	0	0	0									
Rob Dibble, L (8, 1) OBP: 1.000, SLG: 1.000									1-3 1B	1	0	1	1	0	0	0									
Billy Hatcher, R (1, 7) OBP: 0.353, SLG: 0.375	0-3 K	1-0 F8		1-1 1B	1-0 F8		0-1 G4-3		3-2 1B	6	0	2	1	0	1	3									
Chris Sabo, R (1, 5) OBP: 0.278, SLG: 0.188	4-2 2B		1-0 P4	3-1 F7		4-2 BB 1B		1-0 G5-3	0-0 F8	4	2	0	0	2	0	3									
Paul O'Neill, L (1, 9) OBP: 0.475, SLG: 0.500	2-2 1H		0-0 1B		1-1 G1-3	1-3 K		1-1 G6-4-3		5	2	4	1	0	1	1									
Bill Doran, S (1, 4) OBP: 0.292, SLG: 0.291	2-3 K		4-1 1B		0-0 G1-3	1-0 BB		1-0 G6-4-3		4	1	1	0	1	1	3									
Dave Martinez, L (1, 3) OBP: 0.382, SLG: 0.354		2-1 SH5-4	1-2 FC5-4		1-1 1B	4-2 1B			2-1 F9	4	2	3	2	1	0	0									
Jeff Reed, L (1, 2) OBP: 0.263, SLG: 0.222		0-0 1B	3-1 F7		4-0 SF8	1-1 G6-4-3			1-0 1B	2	2	1	0	1	0	2									
Joe Oliver, R (6, PH) OBP: 0.302, SLG: 0.383	1-2 1B				2B	1B			1-0 3B	2	1	2	2	0	0	0									
Freddie Benavides, R (1, 6) OBP: 0.275, SLG: 0.342		2-3 K	1-2 FC5-4		2-2 2B	0-1 G6-4-3			0-0 G6-3	5	0	1	0	0	1	7									
Greg Swindell, L (1, 1)		0-0 SH5-4		1-1 F7	1-2 SF8		1-2 P6		4-0 1B	1	0	0	1	0	0	0									
Jacob Brumfield, R (7, PH) OBP: 0.364, SLG: 0.300	1-2 2-3				2-3 3H				1B	1	1	0	0	1	0	0									
Inning Stats	R: 1 E: 0 K: 3 S: 15	H: 1 LOB: 1 BB: 1 P: 24	R: 2 E: 0 K: 1 S: 11	H: 3 LOB: 1 BB: 0 P: 17	R: 1 E: 0 K: 0 S: 13	H: 2 LOB: 2 BB: 1 P: 23	R: 0 E: 0 K: 0 S: 9	H: 1 LOB: 1 BB: 0 P: 15	R: 3 E: 0 K: 0 S: 13	H: 4 LOB: 2 BB: 1 P: 24	R: 2 E: 0 K: 1 S: 16	H: 2 LOB: 1 BB: 2 P: 27	R: 0 E: 0 K: 0 S: 7	H: 0 LOB: 0 BB: 0 P: 8	R: 0 E: 0 K: 0 S: 4	H: 1 LOB: 0 BB: 0 P: 7	R: 2 E: 0 K: 0 S: 9	H: 3 LOB: 2 BB: 1 P: 19	1B: 12 2B: 4 3B: 1 HR: 0	SF: 1 SAC: 1 DP: 2 HBP: 0	WP: 0 PB: 0 SB: 0 CS: 0	PA: 48			
PITCHER	IP	WLS	BF	H	R	ER	SO	BB	IBB	HBP	BLK	WP	HR	S	P	ERA	WHIP								
Andy Benes, R (1, 1) ERA: 2.57	4.2	L	28	11	7	7	4	2	1	0	0	0	0	60	101	13.50	2.786								
Pat Clements, L (5, 1) ERA: 7.71	1.1		7	2	2	2	1	2	0	0	0	0	0	17	29	13.50	3.000								
Rich Rodriguez, L (7, 1) ERA: 2.15	2.0		6	1	0	0	0	0	0	0	0	0	0	11	15	0.00	0.500								
Jeremy Hernandez, R (9, 1) ERA: 6.39	1.0		7	3	2	2	0	0	1	0	0	0	0	9	19	18.00	3.000								

AB	40
R	11
H	17
RBI	11
BB	6
SO	5
LOB	19



Batter	1	2	3	4	5	6	7	8	9	AB	R	H	RBI	BB	SO	LOB	BOTTOM								
Darrin Jackson, R (1, 8) OBP: 0.235, SLG: 0.262	0-0 P3		1-3 K		1-0 2B		4-1 G4-6-3	1-0 F7		4	1	1	0	1	1	4	Cincinnati Reds @ San Diego Padres Jack Murphy Stadium, San Diego, CA Sat Apr 25 1992, 10:05 PM EDT Att: 24,795 - Cloudy - 77 F								
Tony Gwynn, L (1, 9) OBP: 0.410, SLG: 0.467	1-2 F7		0-0 F7		2-0 1B		1-1 G4-6-3		2-2 G4-3	5	1	1	1	0	0	2									
Gary Sheffield, R (1, 5) OBP: 0.418, SLG: 0.567	4-0 CS		4-1 1B		1-0 HR		1-1 1B		0-0 F7	3	1	2	2	2	0	0									
Fred McGriff, L (1, 3) OBP: 0.397, SLG: 0.612	1-2 CS	3-2 FC3-6	1-0 G6-3		1-1 HR		1-2 G1		1-3 K	5	1	2	2	0	1	3									
Benito Santiago, R (1, 2) OBP: 0.219, SLG: 0.271		2-0 FC3-6		1-3 K	2-1 G6-3			1-2 FC6-4		4	0	2	0	0	1	0									
Jerald Clark, R (1, 7) OBP: 0.205, SLG: 0.309		0-1 FC3-6		0-1 L4	1-0 F8			0-0 F8		4	0	0	0	0	0	3									
Kurt Stillwell, S (1, 4) OBP: 0.290, SLG: 0.327		3-2 P5		0-0 F9		1-1 F8		4-0 FC6-4		2	0	0	0	0	0	2									
Pat Clements, R (5, 1) ERA: 7.71		1 SAFE						1-2 BB		1	0	0	0	0	0	0									
Gary Pettis, S (6, PH) ERA: 2.51		1 SAFE						1-2 BB		0	0	0	0	0	0	0									
Rich Rodriguez, L (7, 1) OBP: 0.222, SLG: 0.125		1 SAFE						1-2 BB		0	0	0	0	0	0	0									
Jeremy Hernandez, R (9, 1) ERA: 6.39		1 SAFE						1-2 BB		0	0	0	0	0	0	0									
Craig Shipley, R (1, 6) OBP: 0.188, SLG: 0.188	0-1 FC4-6				2-2 F8		0-2 G6-4-3		4-2 FC6-4	4	0	1	0	0	0	4									
Andy Benes, R (1, 1) OBP: 0.500, SLG: 0.571					2-1 1B		3-2 G6-4-3		4-2 BB	1	0	1	0	0	0	0									
Tim Teufel, R (5, 4) OBP: 0.313, SLG: 0.310					1B		1-2 G6-4-3		1-2 BB	2	1	1	0	1	0	1									
Inning Stats	R: 0 E: 0 K: 0 S: 6	H: 0 LOB: 0 BB: 1 P: 12	R: 0 E: 0 K: 0 S: 13	H: 2 LOB: 0 BB: 0 P: 21	R: 0 E: 0 K: 1 S: 7	H: 1 LOB: 2 BB: 1 P: 13	R: 0 E: 0 K: 1 S: 7	H: 0 LOB: 0 BB: 0 P: 8	R: 5 E: 0 K: 0 S: 14	H: 5 LOB: 0 BB: 0 P: 26	R: 0 E: 0 K: 0 S: 8	H: 1 LOB: 0 BB: 0 P: 12	R: 0 E: 0 K: 0 S: 9	H: 1 LOB: 1 BB: 1 P: 16	R: 0 E: 0 K: 0 S: 12	H: 1 LOB: 3 BB: 2 P: 22	R: 0 E: 0 K: 1 S: 8	H: 0 LOB: 0 BB: 0 P: 11	1B: 8 2B: 2 3B: 0 HR: 1	SF: 0 SAC: 0 DP: 2 HBP: 0	WP: 0 PB: 0 SB: 0 CS: 1	PA: 41			
PITCHER	IP	WLS	BF	H	R	ER	SO	BB	IBB	HBP	BLK	WP	HR	S	P	ERA	WHIP								
Greg Swindell, L (1, 1) ERA: 4.78	6.0	W	27	9	5	5	2	2	0	0	0	0	0	18	30	0.00	2.400								
Dwayne Henry, R (7, 1) ERA: 2.51	1.2		8	2	0	0	0	2	0	0	0	0	0	11	19	0.00	0.750								
Rob Dibble, R (8, 1) ERA:	1.1	S	5	0	0	0	1	1	0	0	0	0	0	11	19	0.00	0.750								

AB	35
R	5
H	11
RBI	5
BB	5
SO	3
LOB	19



Batter	1	2	3	4	5	6	7	8	9	AB	R	H	RBI	BB	SO	LOB	TOP											
Bip Roberts, S OBP: 0.360, SLG: 0.342 (1, 4)	G5-3		L9		G5-3			G4-3		4	0	0	0	0	0	0	Cincinnati Reds @ San Diego Padres Jack Murphy Stadium, San Diego, CA Sun Apr 26 1992, 6:33 AM EDT Att: 19,964 - Sunny - 82 F											
Billy Hatcher, R OBP: 0.342, SLG: 0.444 (1, 7)	P6		L9			HR		K		4	1	1	1	0	1	0												
Reggie Sanders, R OBP: 0.380, SLG: 0.492 (1, 8)	3B		1B			F9		L8		4	0	2	0	0	0	0												
Chris Sabo, R OBP: 0.273, SLG: 0.200 Dave Martinez, L OBP: 0.362, SLG: 0.354 (9, PR)	K		L7			F9		SH1-4 1B		4	0	1	0	0	1	2												
Bill Doran, S OBP: 0.304, SLG: 0.293 (1, 3)		G3-1 1B BB				L8		SH1-4 1B		3	0	1	0	1	1	0												
Paul O'Neill, L OBP: 0.482, SLG: 0.522 (1, 9)		G3-1 1B		L8-4 2B			K	SH1-4		3	0	2	0	0	1	0												
Joe Oliver, R OBP: 0.298, SLG: 0.373 (1, 2)		K		L8-4			1B	K		4	0	1	0	0	2	6												
Freddie Benavides, R OBP: 0.250, SLG: 0.310 (1, 6)		G3-1			G6-3		P4	G6-3		4	0	0	0	0	0	6												
Chris Hammond, L OBP: 0.333, SLG: 0.286 Geronimo Berroa, R (7, PH) Scott Ruskin, R (7, 1)		K			G6-3		F8			2	0	0	0	0	1	2												
Inning Stats	R: 0 E: 0 K: 1 S: 8	H: 1 LOB: 1 BB: 0 P: 12	R: 0 E: 0 K: 2 S: 14	H: 1 LOB: 2 BB: 1 P: 20	R: 0 E: 0 K: 0 S: 6	H: 1 LOB: 0 BB: 0 P: 8	R: 0 E: 0 K: 1 S: 8	H: 1 LOB: 0 BB: 0 P: 13	R: 0 E: 0 K: 0 S: 7	H: 0 LOB: 0 BB: 0 P: 8	R: 1 E: 0 K: 0 S: 9	H: 1 LOB: 0 BB: 0 P: 15	R: 0 E: 0 K: 1 S: 7	H: 1 LOB: 1 BB: 0 P: 11	R: 0 E: 0 K: 1 S: 10	H: 0 LOB: 0 BB: 0 P: 15	R: 0 E: 0 K: 1 S: 10	H: 2 LOB: 3 BB: 0 P: 13	1B: 5 2B: 2 3B: 1 HR: 1	SF: 0 SAC: 1 DP: 1 HBP: 0	WP: 0 PB: 0 SB: 0 CS: 0	PA: 35						
PITCHER	IP	WLS	BF	H	R	ER	SO	BB	IBB	HBP	BLK	WP	HR	S	P	ERA	WHIP											
Craig Lefferts, L ERA: 5.09	(1, 1)	6.1	W	25	6	1	1	5	1	0	0	0	0	1	57	82	1.42	1.105										
Jose Melendez, R ERA: 1.06	(7, 1)	0.2		2	0	0	0	0	0	0	0	0	0	2	5	0.00	0.000											
Randy Myers, L ERA: 5.02	(8, 1)	2.0	S	8	2	0	0	2	0	0	0	0	0	20	28	0.00	1.000											


Batter	1	2	3	4	5	6	7	8	9	AB	R	H	RBI	BB	SO	LOB	BOTTOM										
Tony Fernandez, S OBP: 0.352, SLG: 0.403 (1, 6)	G6-3		1B E BB		G4-6-3 1B		FC4 S			3	1	1	0	1	0	1	Cincinnati Reds @ San Diego Padres Jack Murphy Stadium, San Diego, CA Sun Apr 26 1992, 6:33 AM EDT Att: 19,964 - Sunny - 82 F										
Tony Gwynn, L OBP: 0.414, SLG: 0.468 (1, 9)	BB 1B		E8 BB 1B		G4-6-3 1-2		L7			4	0	2	0	0	0	2											
Gary Sheffield, R OBP: 0.422, SLG: 0.551 (1, 5)	G4-6-3 BB		BB BB		L9		F7			2	0	0	0	2	0	0											
Fred McGriff, L OBP: 0.402, SLG: 0.614 (1, 3)	G4-6-3 1-2		BB BB		2B		K			3	0	1	0	1	1	2											
Darrin Jackson, R OBP: 0.222, SLG: 0.246 (1, 8)		B1-3	K		G6-3		F7			4	0	0	0	0	1	4											
Jerald Clark, R OBP: 0.197, SLG: 0.296 (1, 7)		K		F8		F7		K		3	0	0	0	0	1	1											
Kurt Stillwell, S OBP: 0.283, SLG: 0.365 (1, 4)		K		WP 3B		G6-3				3	1	1	0	0	1	1											
Dann Bilardello, R OBP: 0.375, SLG: 0.167 (1, 2)			G6-3		G4-3		FC4 BB			2	0	0	0	1	0	0											
Craig Lefferts, L (1, 1) Jose Melendez, R (7, 1) Gary Pettis, S (7, PH) Randy Myers, L (8, 1)			K		K		K			2	0	0	0	0	2	0											
Inning Stats	R: 0 E: 0 K: 0 S: 4	H: 1 LOB: 1 BB: 1 P: 9	R: 0 E: 0 K: 2 S: 7	H: 0 LOB: 0 BB: 0 P: 9	R: 1 E: 1 K: 2 S: 16	H: 1 LOB: 3 BB: 3 P: 31	R: 1 E: 0 K: 1 S: 12	H: 1 LOB: 0 BB: 0 P: 17	R: 0 E: 0 K: 0 S: 5	H: 1 LOB: 0 BB: 0 P: 8	R: 0 E: 0 K: 0 S: 7	H: 1 LOB: 1 BB: 0 P: 9	R: 0 E: 0 K: 1 S: 12	H: 0 LOB: 1 BB: 1 P: 19	R: 0 E: 0 K: 1 S: 8	H: 0 LOB: 0 BB: 0 P: 12	1B: 3 2B: 1 3B: 1 HR: 0	SF: 0 SAC: 0 DP: 2 HBP: 0	WP: 1 PB: 0 SB: 1 CS: 0	PA: 32							
PITCHER	IP	WLS	BF	H	R	ER	SO	BB	IBB	HBP	BLK	WP	HR	S	P	ERA	WHIP										
Chris Hammond, L ERA: 3.2	(1, 1)	6.0	L	25	5	2	2	5	4	0	0	0	0	51	83	3.00	1.500										
Scott Ruskin, L ERA: 3.6	(7, 1)	2.0		7	0	0	0	2	1	0	0	0	0	20	31	0.00	0.500										

AB 33
R 1
H 8
RBI 1
BB 1
SO 7
LOB 17



AB 27
R 2
H 5
RBI 0
BB 5
SO 7
LOB 12



Batter	1	2	3	4	5	6	7	8	9	AB	R	H	RBI	BB	SO	LOB	TOP										
Lenny Dykstra, L (1,8) OBP: 0.250, SLG: 0.167	G4-3		G4-3		G4-3		F8			4	0	0	0	0	0	0	Philadelphia Phillies @ San Diego Padres Jack Murphy Stadium, San Diego, CA Tue Apr 28 1992, 10:05 PM EDT Att: 10,181 - Cloudy - 78 F										
Mariano Duncan, R (1,6) OBP: 0.352, SLG: 0.424	K		L4		G6-3		G3			4	0	0	0	0	1	0											
Dave Hollins, S (1,5) OBP: 0.370, SLG: 0.373	L9		G4-3		K		K			4	0	0	0	0	2	0											
John Kruk, L (1,3) OBP: 0.472, SLG: 0.481										4	2	2	0	0	0	0											
Darren Daulton, L (1,2) OBP: 0.325, SLG: 0.387										3	2	1	0	1	1	1											
Wes Chamberlain, R (1,7) OBP: 0.228, SLG: 0.377										4	0	0	0	0	0	4											
Ruben Amaro Jr, S (1,9) OBP: 0.276, SLG: 0.328										4	1	1	1	0	0	1											
Mickey Morandini, L (1,4) OBP: 0.409, SLG: 0.508										4	1	3	4	0	0	0											
Tommy Greene, R (1,1) Wally Backman, S (6,PH) Wally Ritchie, L (6,1) Barry Jones, R (7,1) Jim Lindeman, R (9,PH) Curt Schilling, R (9,1)										2	0	0	0	0	0	1											
Inning Stats	R: 0 E: 0 K: 1 S: 7	H: 0 LOB: 0 BB: 0 P: 13	R: 2 E: 0 K: 1 S: 16	H: 2 LOB: 1 BB: 1 P: 25	R: 0 E: 0 K: 0 S: 8	H: 0 LOB: 0 BB: 0 P: 13	R: 3 E: 1 K: 0 S: 16	H: 2 LOB: 0 BB: 0 P: 21	R: 0 E: 0 K: 1 S: 7	H: 0 LOB: 0 BB: 0 P: 9	R: 1 E: 0 K: 0 S: 9	H: 3 LOB: 2 BB: 0 P: 16	R: 0 E: 0 K: 1 S: 9	H: 0 LOB: 0 BB: 0 P: 11	R: 0 E: 0 K: 1 S: 10	H: 0 LOB: 0 BB: 0 P: 16		R: 0 E: 0 K: 0 S: 7	H: 0 LOB: 0 BB: 0 P: 11	1B: 5 2B: 1 3B: 0 HR: 1	SF: 0 SAC: 0 DP: 0 HBP: 0	WP: 0 PB: 0 SB: 0 CS: 0	PA: 36				
PITCHER	IP	WLS	BF	H	R	ER	SO	BB	IBB	HBP	BLK	WP	HR	S	P	ERA	WHIP										
Dave Eiland, R (1,1) ERA: 3.86	5.2		25	6	6	3	3	1	0	0	0	0	1	59	90	4.76	1.235										
Mike Maddux, R (6,1) ERA	1.1		5	1	0	0	1	0	0	0	0	0	0	13	18	0.00	0.750										
Pat Clements, L (8,1) ERA: 5.14	2.0	W	6	0	0	0	1	0	0	0	0	0	0	17	27	0.00	0.000										

Batter	1	2	3	4	5	6	7	8	9	AB	R	H	RBI	BB	SO	LOB	BOTTOM										
Tony Fernandez, S (1,6) OBP: 0.370, SLG: 0.416	K	P6						G4-3		5	0	2	0	0	1	1	Philadelphia Phillies @ San Diego Padres Jack Murphy Stadium, San Diego, CA Tue Apr 28 1992, 10:05 PM EDT Att: 10,181 - Cloudy - 78 F										
Tony Gwynn, L (1,9) OBP: 0.412, SLG: 0.455	F8 1B									5	2	3	0	0	0	2											
Gary Sheffield, R (1,5) OBP: 0.419, SLG: 0.513	1B F8 BB									3	0	0	0	2	0	2											
Fred McGriff, L (1,3) OBP: 0.402, SLG: 0.566	F8									3	1	0	0	2	0	3											
Benito Santiago, R (1,2) OBP: 0.265, SLG: 0.313										5	1	3	1	0	0	2											
Darin Jackson, R (1,8) OBP: 0.256, SLG: 0.400	P6									5	3	3	4	0	0	3											
Jerald Clark, R (1,7) OBP: 0.238, SLG: 0.351										3	0	1	0	1	1	1											
Kurt Stillwell, S (1,4) OBP: 0.305, SLG: 0.404										2	0	2	1	0	0	0											
Tim Teufel, R (5,4) OBP: 0.314, SLG: 0.290										1	0	0	0	1	0	1											
Dave Eiland, R (1,1) OBP: 0.167, SLG: 0.667										2	0	0	0	0	0	2											
Mike Maddux, L (6,1)										0	0	0	0	0	0	0											
Kevin Ward, R (7,PH) OBP: 0.333, SLG: 0.500										0	0	0	0	0	0	0											
Oscar Azocar, L (7,PH) OBP: 0.182, SLG: 0.100										1	0	0	0	0	0	3											
Pat Clements, R (8,1)										0	0	0	0	0	0	0											
Inning Stats	R: 1 E: 0 K: 1 S: 11	H: 2 LOB: 2 BB: 1 P: 21	R: 0 E: 0 K: 1 S: 7	H: 1 LOB: 0 BB: 0 P: 10	R: 4 E: 0 K: 0 S: 18	H: 4 LOB: 1 BB: 1 P: 32	R: 0 E: 0 K: 0 S: 4	H: 1 LOB: 1 BB: 1 P: 10	R: 1 E: 0 K: 0 S: 13	H: 2 LOB: 1 BB: 0 P: 16	R: 0 E: 0 K: 0 S: 6	H: 1 LOB: 0 BB: 0 P: 12	R: 0 E: 0 K: 0 S: 16	H: 1 LOB: 3 BB: 2 P: 28	R: 0 E: 0 K: 0 S: 9	H: 1 LOB: 2 BB: 1 P: 16	R: 1 E: 0 K: 0 S: 1	H: 1 LOB: 0 BB: 0 P: 2	1B: 11 2B: 1 3B: 0 HR: 2	SF: 0 SAC: 1 DP: 1 HBP: 0	WP: 0 PB: 0 SB: 2 CS: 1	PA: 42					
PITCHER	IP	WLS	BF	H	R	ER	SO	BB	IBB	HBP	BLK	WP	HR	S	P	ERA	WHIP										
Tommy Greene, R (1,1) ERA: 6.23	5.0		27	10	6	6	2	3	0	0	0	0	1	53	89	10.80	2.600										
Wally Ritchie, L (6,1) ERA: 1.23	1.2		8	2	0	0	0	2	0	0	0	0	0	19	34	0.00	2.400										
Barry Jones, R (7,1) ERA: 3.86	1.1		6	1	0	0	0	0	1	0	0	0	0	12	22	0.00	0.750										
Curt Schilling, R (9,1) ERA: 2.76	0.0	L	1	1	1	1	0	0	0	0	0	0	1	1	2	∞	∞										

Batter	1	2	3	4	5	6	7	8	9	AB	R	H	RBI	BB	SO	LOB	TOP					
Marquis Grissom, R (1, 8) OBP: 0.330, SLG: 0.438	F7		2B		1B			G5-3		4	0	2	0	0	0	0	Montreal Expos @ San Diego Padres Jack Murphy Stadium, San Diego, CA Wed Apr 29 1992, 10:05 PM EDT Att: 9,704 - Cloudy - 73 F					
Delino DeShields, L (1, 4) OBP: 0.313, SLG: 0.349	1B		G4-3				G3	K		4	0	1	0	0	1	1						
Ivan Calderon, R (1, 7) OBP: 0.221, SLG: 0.379	1B			L8			L8	K		3	0	0	0	1	1	0						
Larry Walker, L (1, 9) OBP: 0.323, SLG: 0.452	CS	G3-1		E9	2B		HR		HR	4	2	3	2	0	0	0						
Tim Wallach, R (1, 3)		L9		P4			G6-3		P6	4	0	0	0	0	0	1						
Archi Cianfrocco, R (1, 5) OBP: 0.231, SLG: 0.208		1B		K				P3	K	4	0	1	0	0	2	1						
Darrin Fletcher, L (1, 2) OBP: 0.244, SLG: 0.220		G3						P6	L8	4	0	1	0	0	0	1						
Spike Owen, S (1, 6) OBP: 0.284, SLG: 0.308			F8		K			1B		3	0	1	0	0	1	1						
Chris Nabholz, L (1, 1)			G1-4-3		FC1-6			G6-3		2	0	0	0	0	0	1						
Mel Rojas, R (5, 1)					FC1-6	WP				0	0	0	0	0	0	0						
Eric Bullock, L (7, PH)										1	0	0	0	0	0	1						
Bill Landrum, R (7, 1)										0	0	0	0	0	0	0						
John Wetteland, R (8, 1)										0	0	0	0	0	0	0						
Inning Stats	R: 0 E: 0 K: 0 S: 10	H: 1 LOB: 0 BB: 1 P: 20	R: 0 E: 0 K: 0 S: 7	H: 1 LOB: 1 BB: 0 P: 8	R: 0 E: 0 K: 0 S: 9	H: 1 LOB: 1 BB: 0 P: 17	R: 0 E: 1 K: 1 S: 12	H: 1 LOB: 1 BB: 0 P: 18	R: 0 E: 0 K: 1 S: 9	H: 2 LOB: 2 BB: 0 P: 13	R: 1 E: 0 K: 0 S: 8	H: 1 LOB: 0 BB: 0 P: 10	R: 0 E: 0 K: 0 S: 7	H: 1 LOB: 1 BB: 0 P: 13	R: 0 E: 0 K: 2 S: 7	H: 0 LOB: 0 BB: 0 P: 8	R: 1 E: 0 K: 1 S: 12	H: 1 LOB: 0 BB: 0 P: 19	1B: 5 2B: 2 3B: 0 HR: 2	SF: 0 SAC: 0 DP: 0 HBP: 0	WP: 1 PB: 0 SB: 1 CS: 2	PA: 35
PITCHER Greg Harris, R (1, 1) ERA: 2.06	IP: 9.0 WLS: W BF: 34 H: 9 R: 2 ER: 2 SO: 5 BB: 1 IBB: 0 HBP: 0 BLK: 0 WP: 1 HR: 2 S: 81 P: 126 ERA: 2.00 WHIP: 1.111															PITCHER						

AB	33
R	2
H	9
RBI	2
BB	1
SO	5
LOB	7



Batter	1	2	3	4	5	6	7	8	9	AB	R	H	RBI	BB	SO	LOB	BOTTOM			
Tony Fernandez, S (1, 6) OBP: 0.360, SLG: 0.395	L9		G6-3		F8			G3		4	0	0	1	1	0	1	Montreal Expos @ San Diego Padres Jack Murphy Stadium, San Diego, CA Wed Apr 29 1992, 10:05 PM EDT Att: 9,704 - Cloudy - 73 F			
Craig Shipley, R (8, 6) OBP: 0.188, SLG: 0.188										0	0	0	0	0	0	0				
Tony Gwynn, L (1, 9) OBP: 0.412, SLG: 0.452	L8		1B		1B			G3-1		5	1	2	1	0	0	3				
Gary Sheffield, R (1, 5) OBP: 0.429, SLG: 0.543	P7		1B		1B		2B	P3		5	1	3	0	0	0	0				
Fred McGriff, L (1, 3) OBP: 0.392, SLG: 0.568		L4	G4-3		1B		2B	K		5	1	1	2	0	1	3				
Benito Santiago, R (1, 2) OBP: 0.284, SLG: 0.310		G5-3		G6-3			L7			4	0	1	1	0	0	1				
Darrin Jackson, R (1, 8) OBP: 0.287, SLG: 0.410		G6-3			E5		BB			3	1	1	0	1	0	1				
Jerald Clark, R (1, 7) OBP: 0.250, SLG: 0.350			SH3-4	K	1B		F9			3	2	1	0	1	1	3				
Tim Teufel, R (1, 4) OBP: 0.359, SLG: 0.324			1B		1B			F9		3	1	2	1	1	0	0				
Greg Harris, R (1, 1) OBP: 0.200, SLG: 0.111			SH3-4	G3	E4		G6-3			3	0	0	0	0	0	3				
Inning Stats	R: 0 E: 0 K: 0 S: 9	H: 0 LOB: 0 BB: 0 P: 14	R: 0 E: 0 K: 0 S: 7	H: 0 LOB: 0 BB: 0 P: 13	R: 2 E: 0 K: 0 S: 13	H: 4 LOB: 2 BB: 0 P: 18	R: 0 E: 0 K: 1 S: 8	H: 1 LOB: 2 BB: 1 P: 15	R: 5 E: 2 K: 0 S: 24	H: 5 LOB: 3 BB: 2 P: 41	R: 0 E: 0 K: 0 S: 9	H: 1 LOB: 2 BB: 1 P: 19	R: 0 E: 0 K: 0 S: 3	H: 0 LOB: 0 BB: 0 P: 4	R: 0 E: 0 K: 1 S: 9	H: 0 LOB: 0 BB: 0 P: 17	1B: 7 2B: 3 3B: 1 HR: 0	SF: 0 SAC: 1 DP: 0 HBP: 0	WP: 1 PB: 0 SB: 1 CS: 1	PA: 40
PITCHER Chris Nabholz, L (1, 1) ERA: 3.62	IP: 4.2 WLS: L BF: 24 H: 9 R: 6 ER: 5 SO: 1 BB: 0 IBB: 1 HBP: 0 BLK: 0 WP: 0 HR: 0 S: 50 P: 80 ERA: 9.64 WHIP: 1.929															PITCHER				
Mel Rojas, R (5, 1) ERA: 2.25	1.1	10	2	1	0	0	3	0	0	0	0	1	0	20	40	0.00	3.750			
Bill Landrum, R (7, 1) ERA: 3.97	1.0	3	0	0	0	0	0	0	0	0	0	0	3	4	0.00	0.000				
John Wetteland, R (8, 1) ERA: 4.5	1.0	3	0	0	0	1	0	0	0	0	0	0	9	17	0.00	0.000				

AB	35
R	7
H	11
RBI	6
BB	4
SO	2
LOB	15



Batter	1	2	3	4	5	6	7	8	9	AB	R	H	RBI	BB	SO	LOB	TOP					
Marquis Grissom, R OBP: 0.333, SLG: 0.447	F8		G4-3 S 1B		G6-3		S 1B 2B		F8	5	1	2	1	0	0	1						
Delino DeShields, L OBP: 0.337, SLG: 0.385	1B		G4-3			HR 1B	G6-3 S 1B		1B 2B	5	2	4	2	0	0	1						
John Vander Wal, L OBP: 0.314, SLG: 0.233	K		P5			F7	G6-3		G6-3	5	0	0	0	0	1	5						
Larry Walker, L OBP: 0.327, SLG: 0.483	K				F8		P5		1B 2B	5	1	2	3	0	1	2						
Tim Wallach, R OBP: 0.327, SLG: 0.341		P4			K		K		1B	5	0	1	0	0	3	1						
Bret Barberie, S OBP: 0.365, SLG: 0.286	K				G3		HR 1B		K	5	1	1	0	0	2	2						
Darrin Fletcher, L OBP: 0.245, SLG: 0.289						L8			L8	4	1	1	2	0	1	0						
Rick Cerone, R OBP: 0.364, SLG: 0.636						HR				0	0	0	0	0	0	0						
Spike Owen, S OBP: 0.308, SLG: 0.377			1B SH1-4 G4-3 1B			SH3-4 1B	G5-3		HR	4	2	3	1	0	0	0						
Ken Hill, R OBP: 0.222, SLG: 0.333						SH3-4				1	1	1	0	0	0	0						
Eric Bullock, L (8, PH)			SH1-4							1	0	0	0	0	1	0						
Jeff Fassero, L (8, 1)							2B 2B		K	0	0	0	0	0	0	0						
Inning Stats	R: 0 E: 0 K: 2 S: 10	H: 1 LOB: 1 BB: 0 P: 15	R: 0 E: 0 K: 2 S: 8	H: 0 LOB: 0 BB: 0 P: 10	R: 1 E: 0 K: 0 S: 10	H: 2 LOB: 1 BB: 0 P: 15	R: 0 E: 0 K: 1 S: 5	H: 0 LOB: 0 BB: 0 P: 8	R: 0 E: 0 K: 0 S: 7	H: 1 LOB: 1 BB: 0 P: 7	R: 4 E: 0 K: 1 S: 22	H: 4 LOB: 0 BB: 0 P: 29	R: 2 E: 0 K: 1 S: 12	H: 3 LOB: 1 BB: 0 P: 17	R: 1 E: 0 K: 1 S: 15	H: 1 LOB: 0 BB: 0 P: 21	R: 1 E: 0 K: 1 S: 14	H: 3 LOB: 2 BB: 0 P: 17	1B: 9 2B: 3 3B: 0 HR: 3	SF: 0 SAC: 2 DP: 0 HBP: 0	WP: 0 PB: 0 SB: 4 CS: 0	PA: 42
PITCHER	IP	WLS	BF	H	R	ER	SO	BB	IBB	HBP	BLK	WP	HR	S	P	ERA	WHIP					
Andy Benes, R ERA: 3.97	(1, 1)	6.0	L	28	10	7	7	6	0	0	0	0	2	64	88	10.50	1.667					
Pat Clements, L ERA: 4.7	(7, 1)	0.2	3	1	0	0	0	0	0	0	0	0	0	7	9	0.00	1.500					
Jose Melendez, R ERA: 1.74	(7, 1)	1.1	5	1	1	1	2	0	0	0	0	0	1	18	25	6.75	0.750					
Rich Rodriguez, L ERA: 2.29	(9, 1)	1.0	6	3	1	1	1	0	0	0	0	0	0	14	17	9.00	3.000					

Montreal Expos @ San Diego Padres
Jack Murphy Stadium, San Diego, CA
Thu Apr 30 1992, 6:33 AM EDT
Att: 31,139 - Sunny - 79 F

AB	40
R	9
H	15
RBI	9
BB	0
SO	9
LOB	12



Batter	1	2	3	4	5	6	7	8	9	AB	R	H	RBI	BB	SO	LOB	BOTTOM					
Tony Fernandez, S OBP: 0.352, SLG: 0.384	K		K		G3		G3-1		1B	5	0	1	0	0	2	2						
Tony Gwynn, L OBP: 0.393, SLG: 0.429	L3				K		G1-6-3		K	5	0	0	0	0	2	2						
Gary Sheffield, R OBP: 0.431, SLG: 0.536	P5				G1-3 1B		FC4-6 BB		F7	3	0	1	0	1	0	1						
Fred McGriff, L OBP: 0.376, SLG: 0.541		L7			G1-3		FC4-6 1B		G3	4	1	0	0	0	0	2						
Bento Santiago, R OBP: 0.264, SLG: 0.307		L9			P4		1B 1B WP 1B		K	4	1	1	0	0	1	1						
Darrin Jackson, R OBP: 0.276, SLG: 0.427		K					G5-3 1B 2B		G3	4	1	2	1	0	1	0						
Jerald Clark, R OBP: 0.261, SLG: 0.349					SH3-4 BB		G5-3		L9	3	0	1	0	1	0	1						
Tim Lincecum, R OBP: 0.333, SLG: 0.297					F8		G5-3			3	0	0	0	0	1	4						
Jose Melendez, R (7, 1)										0	0	0	0	0	0	0						
Rich Rodriguez, L (9, 1)										0	0	0	0	0	0	0						
Kevin Ward, R OBP: 0.385, SLG: 0.545										1	0	1	0	0	0	0						
Andy Benes, R OBP: 0.556, SLG: 0.625					SH3-4					1	0	1	1	0	0	0						
Pat Clements, R (7, 1)										0	0	0	0	0	0	0						
Craig Shipley, R OBP: 0.167, SLG: 0.167										2	0	0	0	0	1	1						
Inning Stats	R: 0 E: 0 K: 1 S: 7	H: 0 LOB: 0 BB: 0 P: 10	R: 0 E: 0 K: 1 S: 8	H: 0 LOB: 0 BB: 0 P: 9	R: 0 E: 0 K: 1 S: 8	H: 0 LOB: 1 BB: 1 P: 14	R: 0 E: 0 K: 1 S: 10	H: 1 LOB: 0 BB: 0 P: 11	R: 0 E: 0 K: 0 S: 9	H: 2 LOB: 1 BB: 0 P: 11	R: 2 E: 0 K: 1 S: 13	H: 3 LOB: 2 BB: 1 P: 23	R: 0 E: 1 K: 1 S: 12	H: 0 LOB: 1 BB: 0 P: 18	R: 0 E: 0 K: 1 S: 10	H: 0 LOB: 0 BB: 0 P: 15	R: 0 E: 0 K: 1 S: 9	H: 2 LOB: 2 BB: 0 P: 14	1B: 7 2B: 1 3B: 0 HR: 0	SF: 0 SAC: 1 DP: 0 HBP: 0	WP: 1 PB: 0 SB: 0 CS: 0	PA: 38
PITCHER	IP	WLS	BF	H	R	ER	SO	BB	IBB	HBP	BLK	WP	HR	S	P	ERA	WHIP					
Ken Hill, R ERA: 1.42	(1, 1)	7.0	W	30	6	3	3	6	2	0	0	0	0	67	96	3.86	1.143					
Jeff Fassero, L ERA: 3.63	(8, 1)	2.0	8	2	0	0	2	0	0	0	0	0	0	19	29	0.00	1.000					

Montreal Expos @ San Diego Padres
Jack Murphy Stadium, San Diego, CA
Thu Apr 30 1992, 6:33 AM EDT
Att: 31,139 - Sunny - 79 F

AB	35
R	3
H	8
RBI	2
BB	2
SO	8
LOB	14



Batter	1	2	3	4	5	6	7	8	9	AB	R	H	RBI	BB	SO	LOB	TOP										
Bernard Gilkey, R OBP: 0.364, SLG: 0.373 (1, 7)	G5-3		4-2 BB		0-0 WP 1B		0-0 1B		2-1 G4-3	4	1	2	1	1	0	0	St. Louis Cardinals @ San Diego Padres Jack Murphy Stadium, San Diego, CA Fri May 01 1992, 10:05 PM EDT Att: 50,540 - Sunny - 73 F livebaseballscores.com AB 34 R 5 H 10 RBI 5 BB 3 SO 5 LOB 11										
Ozzie Smith, S OBP: 0.338, SLG: 0.262 (1, 6)	G6-3		L9		0-0 G1-4-3		1-0 F8		2-2 F8	5	0	0	0	0	0	4											
Felix Jose, S OBP: 0.429, SLG: 0.500 (1, 9)	K				0-3 K		3-0 CS 1B		2-2 1B	4	0	2	1	0	2	0											
Todd Zeile, R OBP: 0.340, SLG: 0.423 (1, 5)		2-2 G6-3			2-3 K		1-2 CS		1-0 F8	4	0	0	0	0	1	2											
Pedro Guerrero, R OBP: 0.306, SLG: 0.316 (1, 3)		0-1 G5-3			0-0 P5		0-0 CS 1B		2-2 L6	4	0	1	0	0	0	2											
Brian Jordan, R OBP: 0.232, SLG: 0.380 (1, 8)		2-3 K			2-0 HR		4-2 CS 1B		1-2 G5-3	3	2	1	1	1	1	0											
Rex Hudler, R OBP: 0.225, SLG: 0.333 (1, 4)			1-2 L9		2-2 2B		4-1 1B		1-0 F9	3	1	1	0	1	0	0											
Tom Pagnozzi, R OBP: 0.342, SLG: 0.429 (1, 2)			2-1 FC2-6		1-0 SH1-4		1-0 2B		0-2 G1-3	4	1	3	2	0	0	0											
Rheal Cormier, L OBP: 0.286, SLG: 0.375 (8, 1)			1-0 FC2-6		0-0 SH1-4		2-3 K		3-2 F8	2	0	0	0	0	0	1											
Todd Worrell, R OBP: 0.286, SLG: 0.375 (8, 1)										0	0	0	0	0	0	0											
Cris Carpenter, R OBP: 0.286, SLG: 0.375 (8, 1)										0	0	0	0	0	0	0											
Bob McClure, R OBP: 0.286, SLG: 0.375 (8, 1)										0	0	0	0	0	0	0											
Mike Perez, R OBP: 0.286, SLG: 0.375 (8, 1)										0	0	0	0	0	0	0											
Craig Wilson, R OBP: 0.400, SLG: 0.533 (8, 4)										1	0	0	0	0	0	0											
Inning Stats	R: 0 E: 0 K: 1 S: 7	H: 0 LOB: 0 BB: 0 P: 8	R: 0 E: 0 K: 1 S: 9	H: 0 LOB: 0 BB: 0 P: 13	R: 0 E: 0 K: 0 S: 9	H: 1 LOB: 2 BB: 1 P: 17	R: 0 E: 0 K: 2 S: 7	H: 0 LOB: 0 BB: 0 P: 9	R: 4 E: 0 K: 0 S: 12	H: 5 LOB: 0 BB: 0 P: 21	R: 1 E: 0 K: 1 S: 10	H: 2 LOB: 2 BB: 2 P: 23	R: 0 E: 0 K: 0 S: 12	H: 2 LOB: 2 BB: 0 P: 18	R: 0 E: 0 K: 0 S: 7	H: 0 LOB: 0 BB: 0 P: 9	R: 0 E: 0 K: 0 S: 9	H: 0 LOB: 0 BB: 0 P: 16	1B: 8 2B: 1 3B: 0 HR: 1	SF: 0 SAC: 1 DP: 0 HBP: 0	WP: 1 PB: 0 SB: 0 CS: 3	PA: 39					
PITCHER	IP	WLS	BF	H	R	ER	SO	BB	IBB	HBP	BLK	WP	HR	S	P	ERA	WHIP										
Craig Lefferts, L ERA: 5.87 (1, 1)	5.1		24	7	5	5	4	2	0	0	0	1	1	49	79	8.44	1.688										
Mike Maddux, R ERA: 5.87 (6, 1)	0.2		3	1	0	0	1	1	0	0	0	0	0	5	12	0.00	3.000										
Rich Rodriguez, L ERA: 2.08 (7, 1)	2.0	W	8	2	0	0	0	0	0	0	0	0	0	19	27	0.00	1.000										
Randy Myers, L ERA: 4.7 (9, 1)	1.0	S	3	0	0	0	0	0	0	0	0	0	0	9	16	0.00	0.000										


Batter	1	2	3	4	5	6	7	8	9	AB	R	H	RBI	BB	SO	LOB	BOTTOM										
Tony Fernandez, S OBP: 0.358, SLG: 0.382 (1, 6)	FC6-4 BB		2B 1B		1-0 L8		1-1 P4		0-1 SH5-4	3	0	1	0	1	0	0	St. Louis Cardinals @ San Diego Padres Jack Murphy Stadium, San Diego, CA Fri May 01 1992, 10:05 PM EDT Att: 50,540 - Sunny - 73 F livebaseballscores.com AB 35 R 7 H 13 RBI 7 BB 4 SO 4 LOB 16										
Tony Gwynn, L OBP: 0.402, SLG: 0.441 (1, 9)	FC6-4		1-3 2B		1-2 FC4 1B		2-1 G4-3		4-0 BB IBB	4	0	2	0	1	0	1											
Gary Sheffield, R OBP: 0.411, SLG: 0.511 (1, 5)	P3		2-0 F8		0-1 L5		1-1 G5-3		0-1 SF8	4	0	0	1	0	0	4											
Fred McGriff, L OBP: 0.387, SLG: 0.573 (1, 3)	G4-3				2-0 HR 1B		3-0 FC4		3-H HR	4	2	2	1	1	0	2											
Benito Santiago, R OBP: 0.281, SLG: 0.348 (1, 2)		2-3 K			0-0 HR		0-1 FC6-4 1B		1B	4	2	2	2	1	1	3											
Darin Jackson, R OBP: 0.277, SLG: 0.419 (1, 8)		0-0 P3			2-2 F7		1-0 L7		3-2 1B 1B	4	1	1	0	0	0	1											
Jerald Clark, R OBP: 0.271, SLG: 0.356 (1, 7)		1-0 F9			1-1 S 1B		1-0 FC6-4 1B		0-2 1B 1B	4	1	2	1	0	0	1											
Kurt Stillwell, S OBP: 0.317, SLG: 0.410 (1, 4)			1-3 K		1-3 K		1-1 P4		0-0 SH5-4 1B	4	1	2	0	0	2	1											
Craig Lefferts, L ERA: 3.96 (8, 1)			0-1 G1-3		0-3 K		0-2 P4		1-2 SH5-4 1B	2	0	0	0	0	0	1											
Tim Teufel, R OBP: 0.286, SLG: 0.289 (8, 1)										0	0	0	0	0	0	0											
Rich Rodriguez, L OBP: 0.286, SLG: 0.289 (7, 1)										0	0	0	0	0	0	0											
Oscar Azocar, L OBP: 0.286, SLG: 0.182 (8, 1)										0	0	0	0	0	0	0											
Randy Myers, L ERA: 1.37 (9, 1)										0	0	0	0	0	0	0											
Inning Stats	R: 0 E: 0 K: 0 S: 8	H: 0 LOB: 1 BB: 1 P: 15	R: 0 E: 0 K: 1 S: 5	H: 0 LOB: 0 BB: 0 P: 8	R: 0 E: 0 K: 1 S: 8	H: 2 LOB: 0 BB: 0 P: 11	R: 2 E: 0 K: 2 S: 14	H: 3 LOB: 1 BB: 0 P: 20	R: 0 E: 0 K: 0 S: 7	H: 1 LOB: 1 BB: 0 P: 12	R: 0 E: 0 K: 0 S: 9	H: 2 LOB: 2 BB: 0 P: 12	R: 0 E: 0 K: 0 S: 6	H: 0 LOB: 0 BB: 0 P: 10	R: 5 E: 0 K: 0 S: 25	H: 5 LOB: 3 BB: 3 P: 41	1B: 10 2B: 1 3B: 0 HR: 2	SF: 1 SAC: 1 DP: 0 HBP: 0	WP: 0 PB: 0 SB: 1 CS: 0	PA: 41							
PITCHER	IP	WLS	BF	H	R	ER	SO	BB	IBB	HBP	BLK	WP	HR	S	P	ERA	WHIP										
Rheal Cormier, L ERA: 3.96 (8, 1)	0.0	L	5	4	5	5	0	1	0	0	0	0	1	13	20	∞	∞										
Todd Worrell, R ERA: 4.09 (8, 1)	0.2		4	1	0	0	0	0	1	0	0	0	0	5	9	0.00	1.500										
Cris Carpenter, R ERA: 2.13 (8, 1)	0.0		1	0	0	0	0	1	0	0	0	0	0	4	8	∞	∞										
Bob McClure, L ERA: 5.63 (8, 1)	0.1		1	0	0	0	0	0	0	0	0	0	0	3	4	0.00	0.000										

Batter	1	2	3	4	5	6	7	8	9	AB	R	H	RBI	BB	SO	LOB	TOP			
Bernard Gilkey, R (1, 7) OBP: 0.350, SLG: 0.345	L4-6 G5-3 BB	L9		K		G5-3			K	4	0	0	0	1	2	2				
Ozzie Smith, S (1, 6) OBP: 0.329, SLG: 0.271	G5-3		F8	F7			G6-3 2B		G6-3	5	0	1	0	0	0	1				
Felix Jose, S (1, 9) OBP: 0.444, SLG: 0.471			1B WP 1B	K						3	1	1	0	1	2	1				
Todd Zeile, R (1, 5) OBP: 0.337, SLG: 0.407	L4-6		L9			G6-3 S BB			G6-3	3	0	0	0	1	0	4				
Pedro Guerrero, R (1, 3) OBP: 0.303, SLG: 0.313		G5-3		1B 1B E 1B		K			F7	4	1	1	0	0	1	2				
Tim Jones, L (7, 4) OBP: 0.205, SLG: 0.209										0	0	0	0	0	0	0				
Brian Jordan, R (1, 8) OBP: 0.244, SLG: 0.386						G6-3			K	4	1	2	1	0	1	1				
Rex Hudler, R (1, 4) OBP: 0.250, SLG: 0.349						G6-3			K	4	0	2	1	0	1	1				
Tom Pagnozzi, R (1, 2) OBP: 0.337, SLG: 0.420									P6	4	0	1	0	0	0	2				
Donovan Osborne, S (1, 1) OBP: 0.100, SLG: 0.100									F9	4	0	0	0	0	1	5				
Lee Smith, R (9, 1)										0	0	0	0	0	0	0				
Inning Stats	R: 0 H: 0 E: 0 K: 0 S: 8	H: 0 LOB: 1 BB: 2 P: 16	R: 1 H: 3 E: 0 K: 0 S: 12	H: 3 LOB: 2 BB: 0 P: 20	R: 2 H: 4 E: 1 K: 0 S: 21	H: 4 LOB: 3 BB: 0 P: 28	R: 0 H: 0 E: 0 K: 1 S: 9	H: 0 LOB: 0 BB: 0 P: 14	R: 0 H: 0 E: 0 K: 1 S: 10	H: 0 LOB: 1 BB: 0 P: 14	R: 0 H: 1 E: 0 K: 2 S: 14	H: 1 LOB: 1 BB: 0 P: 17	R: 0 H: 0 E: 0 K: 2 S: 12	H: 0 LOB: 0 BB: 0 P: 17	R: 0 H: 0 E: 0 K: 1 S: 11	H: 0 LOB: 0 BB: 0 P: 15	1B: 7 2B: 2 3B: 0 HR: 0	SF: 0 SAC: 0 DP: 1 HBP: 0	WP: 1 PB: 0 SB: 2 CS: 0	PA: 38
PITCHER	IP	WLS	BF	H	R	ER	SO	BB	IBB	HBP	BLK	WP	HR	S	P	ERA	WHIP			
Bruce Hurst, L (1, 1) ERA: 4.54	6.0	L	28	7	3	2	4	3	0	0	0	1	0	67	106	3.00	1.667			
Jose Melendez, R (7, 1) ERA: 1.52	3.0		10	1	0	0	4	0	0	0	0	0	0	37	49	0.00	0.333			

St. Louis Cardinals @ San Diego Padres
Jack Murphy Stadium, San Diego, CA
Sat May 02 1992, 10:05 PM EDT
Att: 18,992 - Sunny - 72 F

livebaseballscores.com

AB 35
R 3
H 8
RBI 2
BB 3
SO 8
LOB 19




Batter	1	2	3	4	5	6	7	8	9	AB	R	H	RBI	BB	SO	LOB	BOTTOM			
Tony Fernandez, S (1, 6) OBP: 0.343, SLG: 0.366	F9		G5-3			G6-3			L7	4	0	0	0	0	0	1				
Tony Gwynn, L (1, 9) OBP: 0.397, SLG: 0.434	F8			G5-4-3 1B			F8		G3	4	0	1	0	0	0	1				
Gary Sheffield, R (1, 5) OBP: 0.400, SLG: 0.495	P4			G5-4-3 1-2			F7			3	0	0	0	0	0	1				
Fred McGriff, L (1, 3) OBP: 0.385, SLG: 0.565				G6-3			L8			3	0	1	0	0	0	0				
Benito Santiago, R (1, 2) OBP: 0.273, SLG: 0.337									G5-3	3	0	0	0	0	1	1				
Darin Jackson, R (1, 8) OBP: 0.276, SLG: 0.416									G6-3	3	0	1	0	0	0	1				
Jerald Clark, R (1, 7) OBP: 0.263, SLG: 0.344									K	3	0	0	0	0	2	2				
Kurt Stillwell, S (1, 4) OBP: 0.303, SLG: 0.391									P4	3	0	0	0	0	0	0				
Bruce Hurst, L (1, 1) OBP: 0.231, SLG: 0.250										1	0	0	0	0	0	0				
Kevin Ward, R (6, PH) OBP: 0.357, SLG: 0.500										1	0	0	0	0	0	0				
Jose Melendez, R (7, 1)										0	0	0	0	0	0	0				
Tim Teufel, R (9, PH) OBP: 0.341, SLG: 0.308										1	0	1	0	0	0	0				
Inning Stats	R: 0 H: 0 E: 0 K: 0 S: 5	H: 1 LOB: 1 BB: 0 P: 9	R: 0 H: 0 E: 0 K: 1 S: 10	H: 0 LOB: 0 BB: 0 P: 14	R: 0 H: 0 E: 0 K: 0 S: 10	H: 0 LOB: 0 BB: 0 P: 17	R: 0 H: 1 E: 0 K: 0 S: 5	H: 1 LOB: 0 BB: 0 P: 8	R: 0 H: 1 E: 0 K: 1 S: 7	H: 1 LOB: 0 BB: 0 P: 9	R: 0 H: 0 E: 0 K: 0 S: 4	H: 0 LOB: 0 BB: 0 P: 6	R: 0 H: 0 E: 0 K: 1 S: 6	H: 0 LOB: 0 BB: 0 P: 9	R: 0 H: 1 E: 0 K: 0 S: 7	H: 1 LOB: 1 BB: 0 P: 9	1B: 4 2B: 1 3B: 0 HR: 0	SF: 0 SAC: 0 DP: 2 HBP: 0	WP: 0 PB: 0 SB: 0 CS: 0	PA: 29
PITCHER	IP	WLS	BF	H	R	ER	SO	BB	IBB	HBP	BLK	WP	HR	S	P	ERA	WHIP			
Donovan Osborne, L (1, 1) ERA: 1.23	8.1	W	27	4	0	0	3	4	0	0	0	0	0	59	90	0.00	0.480			
Lee Smith, R (9, 1) ERA: 2.25	0.2	S	2	0	0	0	0	0	0	0	0	0	0	2	2	0.00	0.000			

St. Louis Cardinals @ San Diego Padres
Jack Murphy Stadium, San Diego, CA
Sat May 02 1992, 10:05 PM EDT
Att: 18,992 - Sunny - 72 F

livebaseballscores.com


AB 29
R 0
H 4
RBI 0
BB 0
SO 3
LOB 7



Batter	1	2	3	4	5	6	7	8	9	AB	R	H	RBI	BB	SO	LOB	TOP			
Ray Lankford, L OBP: 0.396, SLG: 0.404	1-1 FC6-4 1B	2-2 1B S E 1B	0-0 L5			2-3 K		0-2 2B		5	1	3	0	0	1	0				
Ozzie Smith, S OBP: 0.333, SLG: 0.280	1-0 FC6-4 1-2	0-1 S 1B 1B	0-1 1B			1-2 L8		0-2 G6-3		5	1	2	0	0	0	2				
Milt Thompson, L OBP: 0.279, SLG: 0.373	0-0 FC6-4 1-2 3B	1-2 SAFE G5-3	0-0 G1-3			0-0 G3-1			0-0 L8	5	1	0	0	0	0	3				
Felix Jose, S OBP: 0.478, SLG: 0.591	1-1 SAFE 2B 3B	2-2 2B 1B		2-2 G5-3			0-2 F8-5 1B		0-2 F9	5	2	3	2	0	0	0				
Gerald Perry, L OBP: 0.353, SLG: 0.414	0-1 2B 2B	0-0 1B 2B		0-0 G4-3		4-2 F8-5 BB		1-1 G1-3		4	2	2	2	1	0	0				
Craig Wilson, R OBP: 0.456, SLG: 0.421	2-2 2B	0-0 2B 1B		0-3 K		1-2 F8-5				4	0	2	2	0	1	2				
Tom Pagnozzi, R OBP: 0.345, SLG: 0.410	4-2 FC6-4 BB	4-0 IBB		0-0 G6-3		0-0 G4-3				2	0	0	0	2	0	1				
Tim Jones, L OBP: 0.188, SLG: 0.191	1-2 FC6-4 1-2	1-1 G4-3		1-2 P9		0-3 K				4	0	0	0	0	1	4				
Bob Tewksbury, R OBP: 0.083, SLG: 0.083		0-3 K	2-2 G3		0-0 G1-3		1-3 K			4	0	0	0	0	2	0				
Inning Stats	R: 3 E: 0 K: 0 S: 16	H: 4 LOB: 2 BB: 1 P: 26	R: 4 E: 0 K: 1 S: 18	H: 5 LOB: 2 BB: 1 P: 28	R: 0 E: 0 K: 0 S: 7	H: 1 LOB: 1 BB: 0 P: 9	R: 0 E: 0 K: 1 S: 9	H: 0 LOB: 0 BB: 0 P: 11	R: 0 E: 0 K: 0 S: 5	H: 0 LOB: 0 BB: 0 P: 6	R: 0 E: 0 K: 1 S: 12	H: 1 LOB: 1 BB: 1 P: 17	R: 0 E: 0 K: 2 S: 12	H: 1 LOB: 1 BB: 0 P: 13	R: 0 E: 0 K: 0 S: 6	H: 0 LOB: 0 BB: 0 P: 7	1B: 7 2B: 5 3B: 1 HR: 0	SF: 0 SAC: 0 DP: 1 HBP: 0	WP: 0 PB: 0 SB: 2 CS: 0	PA: 41
PITCHER	IP WLS BF H R ER SO BB IBB HBP BLK WP HR S P ERA WHIP																			
Dave Eiland, R ERA: 7.0	(1, 1) 1.2 L 15 9 7 7 1 1 0 0 0 0 0 0 32 47 37.80 6.000																			
Pat Clements, L ERA: 3.27	(2, 1) 3.1 12 1 0 0 1 0 1 0 0 0 0 23 33 0.00 0.300																			
Rich Rodriguez, L ERA: 1.82	(6, 1) 3.0 11 2 0 0 3 1 0 0 0 0 0 31 40 0.00 1.000																			
Mike Maddux, R ERA:	(9, 1) 1.0 3 0 0 0 0 0 0 0 0 0 0 6 7 0.00 0.000																			

St. Louis Cardinals @ San Diego Padres
Jack Murphy Stadium, San Diego, CA
Sun May 03 1992, 10:05 PM EDT
Att: 15,739 - Cloudy - 78 F


AB 38
R 7
H 12
RBI 6
BB 3
SO 5
LOB 12



Batter	1	2	3	4	5	6	7	8	9	AB	R	H	RBI	BB	SO	LOB	BOTTOM					
Tony Fernandez, S OBP: 0.330, SLG: 0.351	0-0 G6-3		0-0 G3							4	0	0	0	0	1	1						
Tony Gwynn, L OBP: 0.383, SLG: 0.418	1-1 L3			1-1 L8		0-0 G4-3		3-1 G4-3		4	0	0	0	0	0	0						
Gary Sheffield, R OBP: 0.386, SLG: 0.474	1-3 K			0-0 G1-3		1-0 L5			0-1 F8	4	0	0	0	0	1	0						
Fred McGriff, L OBP: 0.389, SLG: 0.594		3-2 G4-3		0-1 HR		2-1 L8			0-0 1B	4	1	2	1	0	0	0						
Benito Santiago, R OBP: 0.272, SLG: 0.333		1-2 F8		0-0 1B			0-0 P4		0-1 P4	4	0	1	0	0	0	1						
Darin Jackson, R OBP: 0.277, SLG: 0.409		0-1 1B		1-2 P3			1-3 K		0-1 F7	4	0	1	0	0	1	2						
Jerald Clark, R OBP: 0.265, SLG: 0.355		1-1 F9			1-2 F8		0-0 2B			3	0	1	0	0	0	1						
Kurt Stillwell, S OBP: 0.304, SLG: 0.388			0-2 F8		1-1 1B		0-1 L4			3	0	1	0	0	0	1						
Dave Eiland, R ERA: 7.0	(1, 1)		1-1 G1-3		2-3 K			0-0 F9		0	0	0	0	0	0	0						
Pat Clements, R ERA: 3.27	(2, 1)									1	0	0	0	0	0	0						
Gary Pettis, S ERA: 1.82	(6, 1)									1	0	0	0	0	1	1						
Rich Rodriguez, L ERA: 1.82	(6, 1)									0	0	0	0	0	0	0						
Oscar Azocar, L ERA:	(8, 1)									1	0	0	0	0	0	0						
Mike Maddux, L ERA:	(9, 1)									0	0	0	0	0	0	0						
Inning Stats	R: 0 E: 0 K: 1 S: 6	H: 0 LOB: 0 BB: 0 P: 8	R: 0 E: 0 K: 0 S: 10	H: 1 LOB: 0 BB: 0 P: 15	R: 0 E: 0 K: 0 S: 8	H: 0 LOB: 0 BB: 0 P: 9	R: 1 E: 0 K: 0 S: 9	H: 2 LOB: 1 BB: 0 P: 11	R: 0 E: 0 K: 1 S: 12	H: 1 LOB: 1 BB: 0 P: 17	R: 0 E: 0 K: 0 S: 4	H: 0 LOB: 0 BB: 0 P: 7	R: 0 E: 0 K: 1 S: 7	H: 1 LOB: 1 BB: 0 P: 8	R: 0 E: 0 K: 1 S: 7	H: 0 LOB: 0 BB: 0 P: 12	R: 0 E: 0 K: 0 S: 7	H: 1 LOB: 1 BB: 0 P: 7	1B: 4 2B: 1 3B: 0 HR: 1	SF: 0 SAC: 0 DP: 0 HBP: 0	WP: 0 PB: 0 SB: 0 CS: 0	PA: 33
PITCHER	IP WLS BF H R ER SO BB IBB HBP BLK WP HR S P ERA WHIP																					
Bob Tewksbury, R ERA: 1.46	(1, 1) 9.0 W 33 6 1 1 4 0 0 0 0 0 1 70 94 1.00 0.667																					

St. Louis Cardinals @ San Diego Padres
Jack Murphy Stadium, San Diego, CA
Sun May 03 1992, 10:05 PM EDT
Att: 15,739 - Cloudy - 78 F

AB 33
R 1
H 6
RBI 1
BB 0
SO 4
LOB 7



Batter	1	2	3	4	5	6	7	8	9	AB	R	H	RBI	BB	SO	LOB	TOP			
Tony Fernandez, S (1,6) OBP: 0.330, SLG: 0.368										4	1	3	0	0	0	0	San Diego Padres @ Montreal Expos Olympic Stadium, Montreal, QB Wed May 06 1992, 7:05 PM EDT Att. 7,984 - Dome - 70 F			
Tony Gwynn, L (1,9) OBP: 0.395, SLG: 0.424										4	0	1	0	0	0	2				
Darrin Jackson, R (1,8) OBP: 0.266, SLG: 0.386										4	0	0	1	0	0	2				
Fred McGriff, L (1,3) OBP: 0.388, SLG: 0.569										2	0	0	0	2	1	0				
Bento Santiago, R (1,2) OBP: 0.261, SLG: 0.318										4	0	1	0	0	0	2				
Tim Lincecum, R (1,5)										3	1	1	0	1	1	1				
Jerald Clark, R (1,7) OBP: 0.295, SLG: 0.330										3	1	0	0	1	3	2				
Kurt Stillwell, S (1,4) OBP: 0.286, SLG: 0.365										3	0	0	1	0	2	1				
Andy Benes, R (1,1) OBP: 0.455, SLG: 0.500 (7, PH)										2	0	0	0	0	2	0				
Kevin Ward, R (7, PH) OBP: 0.333, SLG: 0.500										0	0	0	1	0	0	0				
Jose Melendez, R (7, 1)										0	0	0	0	0	0	0				
Inning Stats	R: 1 E: 0 K: 0 S: 11	H: 1 LOB: 1 BB: 1 P: 21	R: 0 E: 0 K: 1 S: 13	H: 0 LOB: 0 BB: 0 P: 19	R: 0 E: 0 K: 1 S: 8	H: 2 LOB: 1 BB: 0 P: 12	R: 0 E: 0 K: 1 S: 8	H: 1 LOB: 1 BB: 1 P: 13	R: 0 E: 0 K: 1 S: 7	H: 0 LOB: 0 BB: 0 P: 11	R: 2 E: 0 K: 0 S: 14	H: 0 LOB: 0 BB: 2 P: 29	R: 0 E: 0 K: 3 S: 9	H: 0 LOB: 0 BB: 0 P: 12	R: 0 E: 0 K: 3 S: 13	H: 1 LOB: 1 BB: 0 P: 18	1B: 4 2B: 2 3B: 0 HR: 0	SF: 2 SAC: 0 DP: 2 HBP: 0	WP: 0 PB: 1 SB: 1 CS: 0	PA: 35
PITCHER	IP WLS BF H R ER SO BB IBB HBP BLK WP HR S P ERA WHIP	IP WLS BF H R ER SO BB IBB HBP BLK WP HR S P ERA WHIP	IP WLS BF H R ER SO BB IBB HBP BLK WP HR S P ERA WHIP	IP WLS BF H R ER SO BB IBB HBP BLK WP HR S P ERA WHIP	IP WLS BF H R ER SO BB IBB HBP BLK WP HR S P ERA WHIP	IP WLS BF H R ER SO BB IBB HBP BLK WP HR S P ERA WHIP	IP WLS BF H R ER SO BB IBB HBP BLK WP HR S P ERA WHIP	IP WLS BF H R ER SO BB IBB HBP BLK WP HR S P ERA WHIP	IP WLS BF H R ER SO BB IBB HBP BLK WP HR S P ERA WHIP	IP WLS BF H R ER SO BB IBB HBP BLK WP HR S P ERA WHIP	IP WLS BF H R ER SO BB IBB HBP BLK WP HR S P ERA WHIP	IP WLS BF H R ER SO BB IBB HBP BLK WP HR S P ERA WHIP	IP WLS BF H R ER SO BB IBB HBP BLK WP HR S P ERA WHIP	IP WLS BF H R ER SO BB IBB HBP BLK WP HR S P ERA WHIP	IP WLS BF H R ER SO BB IBB HBP BLK WP HR S P ERA WHIP	IP WLS BF H R ER SO BB IBB HBP BLK WP HR S P ERA WHIP	IP WLS BF H R ER SO BB IBB HBP BLK WP HR S P ERA WHIP			
Ken Hill, R (1, 1) ERA: 1.64	6.0	W	25	5	3	2	6	4	0	0	0	1	0	0	61	100	3.00	1.500		
Jeff Fassero, L (7, 1) ERA: 3.44	1.0		3	0	0	0	0	0	0	0	0	0	0	0	8	15	0.00	0.000		
John Wetteland, R (8, 1) ERA: 3.6	2.0	S	7	1	0	0	3	0	0	0	0	0	0	0	22	30	0.00	0.500		

AB	29
R	3
H	6
RBI	3
BB	4
SO	9
LOB	10



Batter	1	2	3	4	5	6	7	8	9	AB	R	H	RBI	BB	SO	LOB	BOTTOM			
Marquis Grissom, R (1,8) OBP: 0.327, SLG: 0.431										4	2	2	1	0	0	0	San Diego Padres @ Montreal Expos Olympic Stadium, Montreal, QB Wed May 06 1992, 7:05 PM EDT Att. 7,984 - Dome - 70 F			
Delino DeShields, L (1,4) OBP: 0.339, SLG: 0.394										4	1	2	1	0	2	1				
John Vander Wal, L (1,7) OBP: 0.349, SLG: 0.395										4	0	2	2	0	0	1				
Larry Walker, L (1,9) OBP: 0.340, SLG: 0.505										2	0	0	0	2	0	2				
Tim Wallach, R (1,3) OBP: 0.312, SLG: 0.326										4	0	1	0	0	1	3				
Darin Fletcher, L (1,2) OBP: 0.231, SLG: 0.271										3	0	0	0	0	0	1				
Bret Barberie, S (1,5) OBP: 0.352, SLG: 0.276										3	0	0	0	0	1	0				
Spike Owen, S (1,6) OBP: 0.310, SLG: 0.373										3	1	1	0	0	0	0				
Ken Hill, R (1, 1) OBP: 0.300, SLG: 0.333	6.0	L	26	8	4	4	3	1	1	0	0	0	0	0	62	101	6.00	1.500		
Jeff Fassero, L (7, 1) ERA: 4.28	2.0		6	0	0	0	2	1	0	0	0	0	0	0	19	28	0.00	0.500		
Jerry Goff, L (7, PH) ERA: 1.4																				
John Wetteland, R (8, 1)																				
Inning Stats	R: 0 E: 0 K: 0 S: 6	H: 1 LOB: 1 BB: 0 P: 8	R: 0 E: 0 K: 1 S: 11	H: 0 LOB: 0 BB: 0 P: 17	R: 2 E: 1 K: 0 S: 16	H: 3 LOB: 1 BB: 1 P: 26	R: 0 E: 0 K: 0 S: 8	H: 1 LOB: 0 BB: 0 P: 11	R: 2 E: 0 K: 2 S: 15	H: 3 LOB: 2 BB: 1 P: 29	R: 0 E: 0 K: 0 S: 6	H: 0 LOB: 0 BB: 0 P: 10	R: 0 E: 0 K: 2 S: 8	H: 0 LOB: 0 BB: 0 P: 10	R: 0 E: 0 K: 0 S: 11	H: 0 LOB: 0 BB: 1 P: 18	1B: 7 2B: 1 3B: 0 HR: 0	SF: 0 SAC: 1 DP: 1 HBP: 0	WP: 0 PB: 0 SB: 2 CS: 1	PA: 32
PITCHER	IP WLS BF H R ER SO BB IBB HBP BLK WP HR S P ERA WHIP	IP WLS BF H R ER SO BB IBB HBP BLK WP HR S P ERA WHIP	IP WLS BF H R ER SO BB IBB HBP BLK WP HR S P ERA WHIP	IP WLS BF H R ER SO BB IBB HBP BLK WP HR S P ERA WHIP	IP WLS BF H R ER SO BB IBB HBP BLK WP HR S P ERA WHIP	IP WLS BF H R ER SO BB IBB HBP BLK WP HR S P ERA WHIP	IP WLS BF H R ER SO BB IBB HBP BLK WP HR S P ERA WHIP	IP WLS BF H R ER SO BB IBB HBP BLK WP HR S P ERA WHIP	IP WLS BF H R ER SO BB IBB HBP BLK WP HR S P ERA WHIP	IP WLS BF H R ER SO BB IBB HBP BLK WP HR S P ERA WHIP	IP WLS BF H R ER SO BB IBB HBP BLK WP HR S P ERA WHIP	IP WLS BF H R ER SO BB IBB HBP BLK WP HR S P ERA WHIP	IP WLS BF H R ER SO BB IBB HBP BLK WP HR S P ERA WHIP	IP WLS BF H R ER SO BB IBB HBP BLK WP HR S P ERA WHIP	IP WLS BF H R ER SO BB IBB HBP BLK WP HR S P ERA WHIP	IP WLS BF H R ER SO BB IBB HBP BLK WP HR S P ERA WHIP				

AB	28
R	4
H	8
RBI	4
BB	3
SO	5
LOB	8



Batter	1	2	3	4	5	6	7	8	9	AB	R	H	RBI	BB	SO	LOB	TOP					
Tony Fernandez, S (1,6) OBP: 0.352, SLG: 0.400	G4-3		S 1B 2B		S 1B 1B		K		G4-3	5	2	2	0	0	1	0	San Diego Padres @ Philadelphia Phillies Veterans Stadium, Philadelphia, PA Sat May 09 1992, 7:05 PM EDT Att: 23,070 - Cloudy - 65 F					
Tony Gwynn, L (1,9) OBP: 0.406, SLG: 0.452	G4-3		S 1B		1B BB		1B S E 1B		F7	4	1	2	1	1	0	0						
Gary Sheffield, R (1,5) OBP: 0.394, SLG: 0.495	F8		G4-3		BB		E 1B		F7	5	1	2	1	0	0	1						
Fred McGriff, L (1,3)		L9 S FC1-2 1B		1B	FC4-6 BB		E6 3B			3	1	3	2	1	0	0						
Bento Santiago, R (1,2) OBP: 0.244, SLG: 0.296	L9		K		FC4-6		G5-3			4	0	0	0	0	1	5						
Darin Jackson, R (1,8) OBP: 0.256, SLG: 0.361	FC1-5-2		P6				K		P4	4	0	0	0	0	1	2						
Jerald Clark, R (1,7) OBP: 0.246, SLG: 0.315	L9		K				G1-3		G5-3	4	0	0	0	0	1	2						
Kurt Stillwell, S (1,4) OBP: 0.271, SLG: 0.354			L4		G4-3		K		1B 2B	4	0	1	0	0	1	0						
Craig Lefferts, L (1,1)			F9		K		P5		1B	3	0	0	0	0	1	0						
Oscar Azocar, L (8,PH) OBP: 0.250, SLG: 0.200										1	0	1	0	0	0	0						
Pat Clements, R (8,1)										0	0	0	0	0	0	0						
Randy Myers, L (9,1)										0	0	0	0	0	0	0						
Inning Stats	R: 0 E: 0 K: 0 S: 6	H: 0 LOB: 0 BB: 0 P: 11	R: 0 E: 0 K: 0 S: 8	H: 1 LOB: 1 BB: 0 P: 11	R: 1 E: 0 K: 0 S: 11	H: 2 LOB: 1 BB: 0 P: 18	R: 0 E: 0 K: 2 S: 11	H: 1 LOB: 1 BB: 0 P: 13	R: 1 E: 0 K: 1 S: 12	H: 2 LOB: 3 BB: 2 P: 26	R: 0 E: 0 K: 2 S: 11	H: 0 LOB: 0 BB: 0 P: 14	R: 3 E: 1 K: 1 S: 15	H: 3 LOB: 0 BB: 0 P: 25	R: 0 E: 0 K: 0 S: 10	H: 2 LOB: 1 BB: 0 P: 12	R: 0 E: 0 K: 0 S: 4	H: 0 LOB: 0 BB: 0 P: 5	1B: 8 2B: 2 3B: 1 HR: 0	SF: 0 SAC: 0 DP: 0 HBP: 0	WP: 0 PB: 0 SB: 0 CS: 5	PA: 39
PITCHER	IP WLS BF H R ER SO BB IBB HBP BLK WP HR S P ERA WHIP																					
Cliff Brantley, R (1,1) ERA: 4.91	6.2 L 30 8 4 4 6 2 0 0 0 0 0 0 70 111 5.40 1.500																					
Wally Ritchie, L (7,1) ERA: 0.94	0.1 2 1 1 0 0 0 0 0 0 0 0 4 7 0.00 3.000																					
Barry Jones, R (8,1) ERA: 3.2	1.0 4 2 0 0 0 0 0 0 0 0 0 10 12 0.00 2.000																					
Mitch Williams, L (9,1) ERA: 4.15	1.0 3 0 0 0 0 0 0 0 0 0 0 4 5 0.00 0.000																					

AB	37
R	5
H	11
RBI	4
BB	2
SO	6
LOB	10



Batter	1	2	3	4	5	6	7	8	9	AB	R	H	RBI	BB	SO	LOB	BOTTOM					
Lenny Dykstra, L (1,8) OBP: 0.246, SLG: 0.259	G1-3		P2						G3	4	0	0	0	0	0	1	San Diego Padres @ Philadelphia Phillies Veterans Stadium, Philadelphia, PA Sat May 09 1992, 7:05 PM EDT Att: 23,070 - Cloudy - 65 F					
Mariano Duncan, R (1,4) OBP: 0.339, SLG: 0.466	K2-3				G5-3		G6-3		K	4	0	0	0	0	2	0						
Dave Hollins, S (1,5) OBP: 0.390, SLG: 0.357	G5-3				FC4-6 BB		P5		1B 1B	3	0	1	0	1	0	0						
John Kruk, L (1,3) OBP: 0.450, SLG: 0.427			G6-4-3 1B		FC4-6 FC6-4		G3-1		K	4	0	1	0	0	1	2						
Dale Murphy, R (1,9) OBP: 0.270, SLG: 0.417	G6-4-3				FC6-4		HR		1B	4	1	2	1	0	0	2						
Ruben Amaro Jr, S (1,7) OBP: 0.277, SLG: 0.321	F8						G5-3		F9	4	0	1	0	0	0	2						
Steve Lake, R (1,2) OBP: 0.286, SLG: 0.571			K				F8		L5	4	0	1	0	0	1	3						
Kim Batiste, R (1,6) OBP: 0.295, SLG: 0.328			F7				F7		F9	3	0	0	0	0	0	2						
Cliff Brantley, R (1,1) OBP: 0.250, SLG: 0.250							F8			2	0	1	0	0	0	1						
Wally Ritchie, L (7,1) ERA: 2.92										0	0	0	0	0	0	0						
Barry Jones, R (8,1) ERA: 3.2										0	0	0	0	0	0	0						
Jim Lindeman, R (8,PH) OBP: 0.227, SLG: 0.300										1	0	0	0	0	0	0						
Mitch Williams, L (9,1) OBP: 1.000, SLG: 1.000										0	0	0	0	0	0	0						
Inning Stats	R: 0 E: 0 K: 1 S: 9	H: 0 LOB: 0 BB: 0 P: 11	R: 0 E: 0 K: 0 S: 8	H: 1 LOB: 0 BB: 0 P: 12	R: 0 E: 0 K: 1 S: 11	H: 1 LOB: 1 BB: 0 P: 18	R: 0 E: 0 K: 0 S: 6	H: 0 LOB: 1 BB: 1 P: 11	R: 0 E: 0 K: 0 S: 9	H: 1 LOB: 1 BB: 0 P: 16	R: 0 E: 0 K: 0 S: 5	H: 0 LOB: 0 BB: 0 P: 8	R: 1 E: 0 K: 0 S: 8	H: 2 LOB: 1 BB: 0 P: 16	R: 0 E: 0 K: 1 S: 7	H: 0 LOB: 0 BB: 0 P: 9	R: 0 E: 0 K: 1 S: 13	H: 2 LOB: 2 BB: 0 P: 19	1B: 5 2B: 1 3B: 0 HR: 1	SF: 0 SAC: 0 DP: 1 HBP: 0	WP: 0 PB: 0 SB: 0 CS: 0	PA: 34
PITCHER	IP WLS BF H R ER SO BB IBB HBP BLK WP HR S P ERA WHIP																					
Craig Lefferts, L (1,1) ERA: 4.8	7.0 W 26 5 1 1 1 1 1 0 0 0 0 0 0 15 21 0.00 1.500																					
Pat Clements, L (8,1) ERA: 2.92	1.1 6 2 0 0 2 0 0 0 0 0 0 0 15 21 0.00 1.500																					
Randy Myers, L (9,1) ERA: 4.5	0.2 S 2 0 0 0 0 0 0 0 0 0 0 0 5 7 0.00 0.000																					

AB	33
R	1
H	7
RBI	1
BB	1
SO	4
LOB	13



Batter	1	2	3	4	5	6	7	8	9	AB	R	H	RBI	BB	SO	LOB	TOP					
Tony Fernandez, S (1, 6) OBP: 0.357, SLG: 0.403	L9	BB 1B		G6-3			BB 1B			4	0	2	0	0	0	0	San Diego Padres @ Philadelphia Phillies Veterans Stadium, Philadelphia, PA Sun May 10 1992, 3:33 AM EDT Att: 28,130 - Cloudy - 60 F					
Tony Gwynn, L (1, 9) OBP: 0.401, SLG: 0.442	G6-3	BB 1 SAFE 1 SAFE 1 B	FC5 BB		G5-3		G4-3			3	0	0	0	1	0	1						
Gary Sheffield, R (1, 5) OBP: 0.397, SLG: 0.495	HR	1B	FC5		P5			G4-6-3 1B		4	1	2	0	0	0	3						
Fred McGriff, L (1, 3) OBP: 0.414, SLG: 0.646	HR	1B	FC5-4 1B		CS 1B			K		4	1	3	2	0	1	1						
Bento Santiago, R (1, 2) OBP: 0.236, SLG: 0.286	G6-3		P6		CS 1-2		G5-3	G4-6-3 1-2		4	0	0	0	0	0	2						
Kevin Ward, R (1, 8) OBP: 0.263, SLG: 0.375		G6-3	L6		G4-3				P3	4	0	0	0	0	0	1						
Jerald Clark, R (1, 7) OBP: 0.246, SLG: 0.313		G5-3	FC5-4 1-2		G5-3				1B 1B	4	0	1	0	0	0	1						
Kurt Stillwell, S (1, 4) OBP: 0.281, SLG: 0.360		2B 1B		G4-3			G5-3	G6-4-3 1B		4	1	2	0	0	0	0						
Greg Harris, R (1, 1) OBP: 0.286, SLG: 0.308		1B		G5-3			P3	G6-4-3 1-2		2	0	1	1	0	0	0						
Tim Teufel, R (7, PH) OBP: 0.347, SLG: 0.302										1	0	0	0	0	0	0						
Rich Rodriguez, L (7, 1) OBP: 0.254, SLG: 0.358		1B 2B								0	0	0	0	0	0	0						
Darrin Jackson, R (9, PH) OBP: 0.254, SLG: 0.358										1	0	0	0	0	0	2						
Inning Stats	R: 2 E: 0 K: 0 S: 12	H: 2 LOB: 0 BB: 0 P: 15	R: 1 E: 0 K: 0 S: 11	H: 3 LOB: 3 BB: 1 P: 21	R: 0 E: 0 K: 0 S: 10	H: 1 LOB: 1 BB: 0 P: 15	R: 0 E: 0 K: 0 S: 9	H: 0 LOB: 0 BB: 0 P: 10	R: 0 E: 0 K: 0 S: 8	H: 0 LOB: 0 BB: 0 P: 14	R: 0 E: 0 K: 0 S: 6	H: 0 LOB: 0 BB: 0 P: 8	R: 0 E: 0 K: 0 S: 7	H: 1 LOB: 1 BB: 0 P: 10	R: 0 E: 0 K: 1 S: 5	H: 1 LOB: 0 BB: 0 P: 8	R: 0 E: 0 K: 0 S: 9	H: 2 LOB: 1 BB: 0 P: 12	1B: 9 2B: 1 3B: 0 HR: 1	SF: 0 SAC: 0 DP: 2 HBP: 0	WP: 0 PB: 0 SB: 0 CS: 1	PA: 37
PITCHER Terry Mulholland, L (1, 1) ERA: 5.48	IP: 9.0 WLS: W BF: 36 H: 11 R: 3 ER: 3 SO: 1 BB: 1 IBB: 0 HBP: 0 BLK: 0 WP: 0 HR: 1 S: 77 P: 113 ERA: 3.00 WHIP: 1.333															PITCHER						

Batter	1	2	3	4	5	6	7	8	9	AB	R	H	RBI	BB	SO	LOB	BOTTOM			
Lenny Dykstra, L (1, 8) OBP: 0.258, SLG: 0.259	K		P3	F9		HR BB		FC4-6 1B		4	1	1	1	1	1	2	San Diego Padres @ Philadelphia Phillies Veterans Stadium, Philadelphia, PA Sun May 10 1992, 3:33 AM EDT Att: 28,130 - Cloudy - 60 F			
Mariano Duncan, R (1, 7) OBP: 0.333, SLG: 0.480	F8		F8		F7	1-H 2-H HR		FC4-6 FC6		5	1	1	4	0	0	1				
Dave Hollins, S (1, 5) OBP: 0.391, SLG: 0.373	BB			F7	1B 3B		G4-3	FC6		4	1	1	0	1	0	1				
John Kruk, L (1, 3) OBP: 0.460, SLG: 0.434				BB BB 1B	3-H 1B		G4-3			3	1	2	1	1	0	0				
Dale Sveum, S (1, 6) OBP: 0.289, SLG: 0.256	G3			G3	K		K			4	0	0	0	0	2	4				
Darren Daulton, L (1, 2) OBP: 0.377, SLG: 0.448			G4-6-3 1B	BB BB 1B BB	G1-3		G4-3			3	1	1	0	1	0	1				
Mickey Morandini, L (1, 4) OBP: 0.405, SLG: 0.462	G4-6-3 1-2			BB BB 1B BB		E1 HR		G4-3 1B 1B		3	3	1	0	1	0	1				
Ruben Amaro Jr, S (1, 9) OBP: 0.276, SLG: 0.310	G3-1			1B BB		G1-3		G4-3		3	0	0	1	1	0	2				
Terry Mulholland, R (1, 1) OBP: 0.158, SLG: 0.211			F9	1-3 2-H 3-H 1B		F7		E3 1B FC4-6		4	1	1	2	0	0	2				
Inning Stats	R: 0 E: 0 K: 1 S: 13	H: 0 LOB: 2 BB: 2 P: 29	R: 0 E: 0 K: 0 S: 7	H: 1 LOB: 0 BB: 0 P: 12	R: 0 E: 0 K: 0 S: 6	H: 0 LOB: 0 BB: 0 P: 12	R: 3 E: 0 K: 0 S: 18	H: 2 LOB: 2 BB: 3 P: 33	R: 1 E: 0 K: 1 S: 11	H: 2 LOB: 1 BB: 0 P: 17	R: 3 E: 0 K: 0 S: 11	H: 1 LOB: 0 BB: 1 P: 18	R: 0 E: 0 K: 1 S: 6	H: 0 LOB: 0 BB: 0 P: 11	R: 2 E: 1 K: 0 S: 13	H: 2 LOB: 1 BB: 0 P: 21	1B: 6 2B: 0 3B: 1 HR: 1	SF: 0 SAC: 0 DP: 1 HBP: 0	WP: 0 PB: 0 SB: 1 CS: 0	PA: 39
PITCHER Greg Harris, R (1, 1) ERA: 3.26	IP: 6.0 WLS: L BF: 30 H: 7 R: 7 ER: 4 SO: 2 BB: 0 IBB: 0 HBP: 0 BLK: 0 WP: 0 HR: 1 S: 66 P: 121 ERA: 6.00 WHIP: 2.000															PITCHER				
Rich Rodriguez, L (7, 1) ERA: 2.03	IP: 2.0 WLS: L BF: 9 H: 2 R: 2 ER: 1 SO: 1 BB: 0 IBB: 0 HBP: 0 BLK: 0 WP: 0 HR: 0 S: 19 P: 32 ERA: 4.50 WHIP: 1.000															PITCHER				

Batter	1	2	3	4	5	6	7	8	9	AB	R	H	RBI	BB	SO	LOB	TOP					
Tony Fernandez, S OBP: 0.353, SLG: 0.411	F9		G3-1		F9		F9		L4	5	0	1	1	0	0	0						
Tony Gwynn, L OBP: 0.397, SLG: 0.442	G4-3			1B FC5-4		G1-3				4	1	2	0	0	0	0						
Gary Sheffield, R OBP: 0.386, SLG: 0.475	G6-3			FC5-4 BB		G1-3		FC5-4		4	0	1	0	0	0	3						
Fred McGriff, L OBP: 0.418, SLG: 0.639		1B		FC5-4 BB		K1-3			G3	3	0	1	0	1	1	0						
Benito Santiago, R OBP: 0.252, SLG: 0.288	F9			FC5-4 G1-3					F8	4	1	1	1	0	0	3						
Darin Jackson, R OBP: 0.284, SLG: 0.362	F8			G1-3			F7			4	0	1	0	0	0	4						
Jerald Clark, R OBP: 0.238, SLG: 0.311				P6					P4	4	1	1	0	0	1	4						
Kurt Stillwell, S OBP: 0.320, SLG: 0.391			G1-3		K					4	0	2	1	0	1	0						
Jose Melendez, R Gary Pettis, S Rich Rodriguez, L Oscar Azocar, L Tim Lincecum, R Tim Scott, R Pat Clements, R Kevin Ward, R			K		G6-3				G6-4-3	1	0	0	0	0	1	0						
Inning Stats	R: 0 E: 0 K: 0 S: 5	H: 0 LOB: 0 BB: 0 P: 7	R: 0 E: 0 K: 1 S: 9	H: 1 LOB: 1 BB: 0 P: 13	R: 0 E: 0 K: 1 S: 9	H: 0 LOB: 0 BB: 0 P: 12	R: 1 E: 0 K: 0 S: 14	H: 2 LOB: 2 BB: 1 P: 19	R: 0 E: 0 K: 1 S: 7	H: 0 LOB: 0 BB: 0 P: 10	R: 0 E: 0 K: 0 S: 9	H: 0 LOB: 0 BB: 0 P: 11	R: 2 E: 0 K: 0 S: 14	H: 5 LOB: 3 BB: 0 P: 20	R: 0 E: 0 K: 0 S: 8	H: 1 LOB: 1 BB: 0 P: 13	R: 0 E: 0 K: 0 S: 8	H: 1 LOB: 0 BB: 0 P: 10	1B: 8 2B: 2 3B: 0 HR: 0	SF: 0 SAC: 0 DP: 1 HBP: 0	WP: 0 PB: 0 SB: 0 CS: 0	PA: 37
PITCHER	IP	WLS	BF	H	R	ER	SO	BB	IBB	HBP	BLK	WP	HR	S	P	ERA	WHIP					
Dwight Gooden, R ERA: 3.48	6.1	W	26	6	3	3	4	1	0	0	0	0	0	59	81	4.26	1.105					
Paul Gibson, L ERA: 5.4	0.1		3	2	0	0	0	0	0	0	0	0	0	6	9	0.00	6.000					
Jeff Innis, R ERA: 2.55	1.1		5	1	0	0	0	0	0	0	0	0	0	10	15	0.00	0.750					
Tim Burke, R ERA: 2.08	1.0		3	1	0	0	0	0	0	0	0	0	0	8	10	0.00	1.000					

San Diego Padres @ New York Mets
Shea Stadium, Flushing, NY
Tue May 12 1992, 7:05 PM EDT
Att: 18,439 - Cloudy - 66 F

AB 36
R 3
H 10
RBI 3
BB 1
SO 4
LOB 17



Batter	1	2	3	4	5	6	7	8	9	AB	R	H	RBI	BB	SO	LOB	BOTTOM				
Willie Randolph, R OBP: 0.336, SLG: 0.302	HR		F9	G6-4-3						3	1	1	0	1	0	3					
Dave Magadan, L OBP: 0.397, SLG: 0.400	F8		L7		F8		G6-3			4	0	0	0	0	0	2					
Bobby Bonilla, S OBP: 0.367, SLG: 0.328	K			1B BB	K				G6-3	4	1	1	0	0	2	1					
Eddie Murray, S OBP: 0.370, SLG: 0.440	HR			1B BB	P6				F9	3	2	1	2	1	0	0					
Howard Johnson, S OBP: 0.319, SLG: 0.395	K			1B FC		G5-3		S BB		3	2	1	0	1	1	0					
Daryl Boston, L OBP: 0.352, SLG: 0.403			K	E 1B		G5-3		S BB		3	0	1	1	0	1	0					
Chico Walker, S OBP: 0.222, SLG: 0.129				E 1B		G5-3		S BB		1	1	1	0	0	0	0					
Mackey Sasser, L OBP: 0.352, SLG: 0.300	F8			E 1B		F8				3	0	1	1	0	0	0					
Bill Pecota, R OBP: 0.288, SLG: 0.255				E 1B		F8				0	0	0	0	0	0	0					
Tim Burke, R				E 1B						1	0	1	2	0	0	0					
Dick Schofield, R OBP: 0.343, SLG: 0.341	G1-3			P2			G5-3			3	0	0	0	1	0	3					
Dwight Gooden, R OBP: 0.438, SLG: 0.438			G5-3	FC						2	0	0	1	0	0	2					
Paul Gibson, R				G6-4-3			K		K	0	0	0	0	0	0	0					
Todd Hundley, S OBP: 0.258, SLG: 0.259										2	0	0	0	0	2	2					
Inning Stats	R: 2 E: 0 K: 2 S: 13	H: 2 LOB: 0 BB: 0 P: 18	R: 0 E: 0 K: 1 S: 8	H: 0 LOB: 0 BB: 0 P: 10	R: 0 E: 0 K: 0 S: 8	H: 0 LOB: 0 BB: 0 P: 14	R: 3 E: 1 K: 0 S: 19	H: 4 LOB: 2 BB: 1 P: 31	R: 0 E: 0 K: 1 S: 5	H: 0 LOB: 0 BB: 0 P: 7	R: 0 E: 0 K: 0 S: 6	H: 0 LOB: 0 BB: 0 P: 9	R: 0 E: 0 K: 1 S: 11	H: 0 LOB: 1 BB: 1 P: 18	R: 2 E: 0 K: 1 S: 14	H: 2 LOB: 2 BB: 2 P: 27	1B: 6 2B: 1 3B: 0 HR: 1	SF: 0 SAC: 0 DP: 1 HBP: 0	WP: 0 PB: 0 SB: 2 CS: 0	PA: 36	
PITCHER	IP	WLS	BF	H	R	ER	SO	BB	IBB	HBP	BLK	WP	HR	S	P	ERA	WHIP				
Jose Melendez, R ERA: 2.67	4.0	L	19	6	5	5	3	1	0	0	0	0	0	11	16	0.00	0.000				
Rich Rodriguez, L ERA: 1.85	2.0		6	0	0	0	1	0	0	0	0	0	0	11	16	0.00	0.000				
Tim Scott, R ERA: 5.4	1.2		7	0	1	1	1	2	0	0	0	0	0	18	31	5.40	1.200				
Pat Clements, L ERA: 3.55	0.1		4	2	1	1	1	0	1	0	0	0	0	7	14	27.00	6.000				

San Diego Padres @ New York Mets
Shea Stadium, Flushing, NY
Tue May 12 1992, 7:05 PM EDT
Att: 18,439 - Cloudy - 66 F

AB 32
R 7
H 8
RBI 7
BB 4
SO 6
LOB 13




Batter	1	2	3	4	5	6	7	8	9	AB	R	H	RBI	BB	SO	LOB	TOP					
Tony Fernandez, S OBP: 0.362, SLG: 0.421 (1, 6)	P5		1B HR BB		FC1-6 HR		G4-3 2B		1B	4	3	2	1	1	0	1						
Tony Gwynn, L OBP: 0.404, SLG: 0.469 (1, 9)	G4-3		HR 1B		HR		G4-3		1B	5	2	3	2	0	0	1						
Gary Sheffield, R OBP: 0.400, SLG: 0.504 (1, 5)			HR		K				1B	3	1	2	4	2	1	0						
Fred McGriff, L OBP: 0.411, SLG: 0.621 (1, 3)	K		G3				K		FC4	5	0	1	0	0	2	5						
Bento Santiago, R OBP: 0.244, SLG: 0.279 (1, 2)					K		G5-4-3		G6-3	4	0	0	0	0	2	1						
Darin Jackson, R OBP: 0.264, SLG: 0.367 (1, 7)	G5-3				P4		2B		G5-3	4	0	1	0	0	0	0						
Gary Pettis, S OBP: 0.133, SLG: 0.143 (1, 8)	F7				G6-3		K		K	4	0	0	0	0	2	1						
Tim Teufel, R OBP: 0.370, SLG: 0.333 (1, 4)			P2				FC1-6 1B		SH2-3 1B	4	1	3	0	0	0	0						
Bruce Hurst, L OBP: 0.167, SLG: 0.176 (1, 1)			K		K		SH2-3		G5-3	3	0	0	0	0	2	1						
Inning Stats	R: 0 E: 0 K: 1 S: 8	H: 0 LOB: 1 BB: 1 P: 12	R: 0 E: 0 K: 1 S: 5	H: 0 LOB: 0 BB: 0 P: 9	R: 3 E: 0 K: 1 S: 13	H: 2 LOB: 0 BB: 1 P: 18	R: 0 E: 0 K: 1 S: 6	H: 0 LOB: 0 BB: 0 P: 9	R: 2 E: 0 K: 2 S: 14	H: 2 LOB: 1 BB: 0 P: 22	R: 0 E: 0 K: 1 S: 9	H: 2 LOB: 1 BB: 0 P: 10	R: 1 E: 0 K: 1 S: 16	H: 2 LOB: 2 BB: 1 P: 28	R: 0 E: 0 K: 1 S: 7	H: 0 LOB: 0 BB: 0 P: 10	R: 1 E: 0 K: 0 S: 10	H: 4 LOB: 2 BB: 0 P: 17	1B: 8 2B: 2 3B: 0 HR: 2	SF: 0 SAC: 1 DP: 1 HBP: 0	WP: 0 PB: 0 SB: 0 CS: 0	PA: 40
PITCHER	IP	WLS	BF	H	R	ER	SO	BB	IBB	HBP	BLK	WP	HR	S	P	ERA	WHIP					
David Cone, R ERA: 2.67 (1, 1)	5.0	L	21	4	5	5	6	2	0	0	0	0	2	46	70	9.00	1.200					
Wally Whitehurst, R ERA: 2.76 (6, 1)	1.2		9	4	1	1	1	1	0	0	0	0	0	22	32	5.40	3.000					
Paul Gibson, L ERA: 4.96 (7, 1)	1.1		4	0	0	0	2	0	0	0	0	0	0	10	16	0.00	0.000					
Tim Burke, R ERA: 2.79 (9, 1)	1.0		6	4	1	1	0	0	0	0	0	0	0	10	17	9.00	4.000					

San Diego Padres @ New York Mets
Shea Stadium, Flushing, NY
Wed May 13 1992, 7:05 PM EDT
Att: 19,451 - Cloudy - 73 F

livebaseballscorecards.com

AB 36
R 7
H 12
RBI 7
BB 3
SO 9
LOB 10




Batter	1	2	3	4	5	6	7	8	9	AB	R	H	RBI	BB	SO	LOB	BOTTOM					
Willie Randolph, R OBP: 0.333, SLG: 0.300 (1, 4)	F9		F9		1B		L4			4	0	1	0	0	0	0						
Dave Magadan, L OBP: 0.384, SLG: 0.385 (1, 5)	F8		G3-1		G6-3				F7	4	0	0	0	0	0	1						
Bobby Bonilla, S OBP: 0.371, SLG: 0.328 (1, 9)			G5-3				F7		1B	3	0	1	0	1	0	0						
Eddie Murray, S OBP: 0.367, SLG: 0.433 (1, 3)	F7				G5-3		FC6-4 1B		P4	4	0	1	0	0	0	2						
Howard Johnson, S OBP: 0.317, SLG: 0.385 (1, 8)			G5-3		F7		FC6-4 BB		K	3	0	0	0	1	1	1						
Chico Walker, S OBP: 0.250, SLG: 0.171 (1, 7)			FC5-4 1B		1B		FC6-4		K	4	0	2	0	0	1	2						
Charlie O'Brien, R OBP: 0.048, SLG: 0.422 Paul Gibson, R (7, 1)			1B		G5-3		1-2 2-3		F7	3	0	1	0	0	0	3						
Tim Burke, R (9, 1)			FC5-4 1B				F7		P9	0	0	0	0	0	0	0						
Bill Pecota, R OBP: 0.283, SLG: 0.250 (9, PH)					G5-3					1	0	0	0	0	0	0						
Dick Schofield, R OBP: 0.330, SLG: 0.326 (1, 6)			FC5-4		L7		P4		F9	4	0	0	0	0	2							
David Cone, L OBP: 0.048, SLG: 0.048 D.J. Dozier, R OBP: 0.333, SLG: 0.143 Wally Whitehurst, R (6, 1) Todd Hundley, S OBP: 0.254, SLG: 0.254 (7, 2)			G4-3		K		K			1	0	0	0	0	2							
Inning Stats	R: 0 E: 0 K: 0 S: 13	H: 0 LOB: 1 BB: 1 P: 22	R: 0 E: 0 K: 0 S: 14	H: 2 LOB: 0 BB: 0 P: 17	R: 0 E: 0 K: 0 S: 6	H: 1 LOB: 1 BB: 0 P: 8	R: 0 E: 0 K: 0 S: 10	H: 1 LOB: 0 BB: 0 P: 15	R: 0 E: 0 K: 1 S: 15	H: 1 LOB: 2 BB: 1 P: 21	R: 0 E: 0 K: 0 S: 8	H: 1 LOB: 1 BB: 1 P: 16	R: 0 E: 0 K: 1 S: 8	H: 0 LOB: 0 BB: 0 P: 14	R: 0 E: 0 K: 1 S: 9	H: 1 LOB: 1 BB: 0 P: 12	R: 0 E: 0 K: 1 S: 8	H: 0 LOB: 0 BB: 0 P: 12	1B: 6 2B: 0 3B: 0 HR: 0	SF: 0 SAC: 0 DP: 0 HBP: 0	WP: 0 PB: 0 SB: 0 CS: 0	PA: 35
PITCHER	IP	WLS	BF	H	R	ER	SO	BB	IBB	HBP	BLK	WP	HR	S	P	ERA	WHIP					
Bruce Hurst, L ERA: 3.98 (1, 1)	9.0	W	35	6	0	0	4	2	0	0	0	0	0	91	137	0.00	0.889					

San Diego Padres @ New York Mets
Shea Stadium, Flushing, NY
Wed May 13 1992, 7:05 PM EDT
Att: 19,451 - Cloudy - 73 F

livebaseballscorecards.com

AB 33
R 0
H 6
RBI 0
BB 2
SO 4
LOB 13



Batter	1	2	3	4	5	6	7	8	9	AB	R	H	RBI	BB	SO	LOB	TOP					
Tony Fernandez, S OBP: 0.370, SLG: 0.423 Craig Shipley, R OBP: 0.158, SLG: 0.158	4-1 BB 2B	1-0 1B	2-0 F8			1-2 2B 1B		1-1 F8	0-0 L4	4	2	2	0	1	0	2	San Diego Padres @ Pittsburgh Pirates Three Rivers Stadium, Pittsburgh, PA Fri May 15 1992, 7:05 PM EDT Att: 20,232 - Sunny - 69 F					
Tony Gwynn, L OBP: 0.420, SLG: 0.486	4-2 2B	1-0 1B	0-2 G4-3			0-0 2B 1B		0-1 1B	2-0 1B	5	1	4	2	1	0	2						
Gary Sheffield, R OBP: 0.393, SLG: 0.500	1-2 2B	1-0 L5		3-1 F9		0-0 L6		0-0 F7		5	1	1	2	0	0	4						
Fred McGriff, L OBP: 0.411, SLG: 0.617	2-2 2B	0-0 G4-3		1-2 G5-3		4-0 1B		1-0 F8		4	0	1	1	1	0	3						
Bento Santiago, R OBP: 0.257, SLG: 0.313	2-3 K		3-2 2B 1B	1-0 CS 2B		2-1 F9		1-2 HR		5	2	3	0	0	1	3						
Tim Lincecum, R OBP: 0.407, SLG: 0.442	4-2 BB		3-2 1B 2B	3-1 CS	0-2 F8		1-2 G5-3 1B		0-0 HR	4	2	3	2	1	0	0						
Darrin Jackson, R OBP: 0.269, SLG: 0.368	2-0 F9		2-0 FC5-4 1B		0-0 F9		1-1 G5-3		0-0 SH5-3 1B	5	1	2	2	0	0	3						
Jerald Clark, R OBP: 0.237, SLG: 0.306	1-3 K		0-1 FC5-4 1B		1-1 F8		1-3 K		0-1 SH5-3 1B	5	0	1	0	0	2	4						
Craig Lefferts, L OBP: 0.077, SLG: 0.077 Mike Maddux, L		0-1 G6-3	1-2 1B			1-0 F9		0-0 G4-3		4	0	1	0	0	0	1						
										0	0	0	0	0	0	0						
Inning Stats	R: 3 E: 0 K: 2 S: 21	H: 2 LOB: 2 BB: 3 P: 41	R: 0 E: 0 K: 0 S: 6	H: 2 LOB: 2 BB: 0 P: 9	R: 2 E: 0 K: 0 S: 17	H: 4 LOB: 2 BB: 0 P: 27	R: 0 E: 0 K: 0 S: 7	H: 1 LOB: 0 BB: 0 P: 15	R: 0 E: 0 K: 0 S: 6	H: 0 LOB: 0 BB: 0 P: 7	R: 1 E: 0 K: 0 S: 9	H: 2 LOB: 2 BB: 1 P: 17	R: 0 E: 0 K: 1 S: 9	H: 1 LOB: 1 BB: 0 P: 12	R: 0 E: 0 K: 0 S: 6	H: 1 LOB: 1 BB: 0 P: 8	R: 3 E: 0 K: 0 S: 10	H: 5 LOB: 2 BB: 0 P: 13	1B: 10 2B: 7 HR: 1	SF: 0 SAC: 1 DP: 0 HBP: 0	WP: 0 PB: 0 SB: 0 CS: 1	PA: 48
PITCHER	IP WLS BF H R ER SO BB IBB HBP BLK WP HR S P ERA WHIP																					
Denny Neagle, L ERA: 3.67	(1, 1) 0.1 L 6 2 3 3 1 3 0 0 0 0 0 0 17 34 81.00 15.000																					
Paul Miller, R ERA: 2.51	(1, 1) 5.0 23 9 3 3 1 0 0 0 0 0 0 46 73 5.40 1.800																					
Dennis Lamp, R ERA: 2.7	(6, 1) 2.2 11 2 0 0 1 0 1 0 0 0 0 18 29 0.00 0.750																					
Bob Patterson, L ERA: 3.14	(9, 1) 1.0 7 5 3 3 0 0 0 0 0 0 1 10 13 27.00 5.000																					

AB	42
R	9
H	18
RBI	9
BB	4
SO	3
LOB	24



Batter	1	2	3	4	5	6	7	8	9	AB	R	H	RBI	BB	SO	LOB	BOTTOM			
Gary Redus, R OBP: 0.341, SLG: 0.316	1-0 BB 1B		1-2 G6-3		2-1 G6-3		2-0 F7		0-0 FC5-4	5	0	1	0	0	0	2	San Diego Padres @ Pittsburgh Pirates Three Rivers Stadium, Pittsburgh, PA Fri May 15 1992, 7:05 PM EDT Att: 20,232 - Sunny - 69 F			
Jay Bell, R OBP: 0.340, SLG: 0.302	4-0 BB		0-0 1B 2B		0-1 G3-1 1B		2-3 K			3	1	2	0	1	1	1				
Andy Van Slyke, L OBP: 0.451, SLG: 0.496	1-3 K		0-1 1B		1-0 G3-1		1-2 G3-1		1-2 G3-1	4	0	1	1	0	1	3				
Lloyd McClendon, R OBP: 0.392, SLG: 0.455 Dennis Lamp, R OBP: 0.265, SLG: 0.438 Bob Patterson, R OBP: 0.667, SLG: 0.500	1-3 K		1-2 F7		2-1 G5-3				0-0 FC3-6 1B	3	0	0	0	0	1	4				
Barry Bonds, L OBP: 0.404, SLG: 0.577	3-2 P6		1-1 G4-3				0-0 G3		2-2 FC3-6 FC4-6	4	0	0	0	0	0	4				
Steve Buechele, R OBP: 0.343, SLG: 0.446		1-1 G6-3		0-1 HR		2-0 G5-3		2-1 FC4-6		4	1	1	1	0	0	1				
Jeff King, R OBP: 0.278, SLG: 0.354		2-2 FC5-4 1B		0-1 P4		2-0 F8			2-0 F7	4	0	1	0	0	0	0				
Don Slaught, R OBP: 0.442, SLG: 0.575		0-1 FC5-4		0-0 P3			2-2 F9		0-0 FC5-4 1B	4	0	1	0	0	0	1				
Denny Neagle, L Paul Miller, R Orlando Merced, S	(1, 1) (1, 1) (6, 3)	1-3 K		1-3 K			4-0 BB			0	0	0	0	0	0	0				
										2	0	0	0	0	2	1				
										1	0	0	0	1	1	1				
Inning Stats	R: 0 E: 0 K: 2 S: 11	H: 1 LOB: 1 BB: 1 P: 21	R: 0 E: 0 K: 1 S: 10	H: 1 LOB: 0 BB: 0 P: 14	R: 1 E: 0 K: 0 S: 11	H: 2 LOB: 1 BB: 0 P: 14	R: 1 E: 0 K: 1 S: 8	H: 1 LOB: 0 BB: 0 P: 9	R: 0 E: 0 K: 0 S: 7	H: 0 LOB: 0 BB: 0 P: 12	R: 0 E: 0 K: 1 S: 7	H: 0 LOB: 1 BB: 1 P: 17	R: 0 E: 0 K: 0 S: 9	H: 1 LOB: 1 BB: 0 P: 14	R: 0 E: 0 K: 1 S: 6	H: 1 LOB: 1 BB: 0 P: 9	1B: 6 2B: 1 HR: 1	SF: 0 SAC: 0 DP: 0 HBP: 0	WP: 0 PB: 0 SB: 0 CS: 0	PA: 37
PITCHER	IP WLS BF H R ER SO BB IBB HBP BLK WP HR S P ERA WHIP																			
Craig Lefferts, L ERA: 4.46 Mike Maddux, R	(1, 1) (7, 1)	6.1 W 27 6 2 2 2 2 0 0 0 0 0 0 19 31 0.00 0.750																		

AB	35
R	2
H	8
RBI	2
BB	2
SO	6
LOB	18



Batter	1	2	3	4	5	6	7	8	9	AB	R	H	RBI	BB	SO	LOB	TOP		
Tony Fernandez, S OBP: 0.377, SLG: 0.430	2-1 G5-3 1B		0-2 G1-3	0-2 2B	0-0 CS			1-0 F8		5	1	3	3	0	0	0			
Tony Gwynn, L OBP: 0.419, SLG: 0.487	0-1 G5-3		4-0 HR	0-0 1B	2-H 3-H			0-2 L6		4	2	1	3	1	0	2			
Gary Sheffield, R OBP: 0.400, SLG: 0.523	3-2 P3		1-0 HR	1-0 WP				1-1 F8		4	1	2	2	1	0	1			
Fred McGriff, L OBP: 0.410, SLG: 0.632	1-1 P5		1-3 K	1-0 WP				0-0 G4-3		5	1	2	1	0	1	2			
Benito Santiago, R OBP: 0.255, SLG: 0.312		2-1 F8	3-3 K	1-1 SF7				1-2 1B		4	0	1	1	0	2	0			
Tim Lincecum, R OBP: 0.391, SLG: 0.411		4-2 1B		3-H G5-3				3-3 K		4	0	0	0	1	3	3			
Darrin Jackson, R OBP: 0.266, SLG: 0.362		0-0 F7		2-3 K	3-2 SH1-4			1-3 K		5	2	1	0	0	2	1			
Oscar Azocar, L OBP: 0.350, SLG: 0.278	0-1		4-0 1B	0-2 1B				0-1 G6-3		2	2	2	0	1	0	0			
Jerald Clark, R OBP: 0.235, SLG: 0.304	1-2 1B		1-2 2B	1-2 BB	1-2 1B					1	0	0	0	0	0	0			
Greg Harris, R OBP: 0.287, SLG: 0.286	0-3 K		1-1 FC	1-1 SH1-4				2-2 G4-3		1	0	0	0	0	1	2			
Kevin Ward, R OBP: 0.238, SLG: 0.333										1	1	0	0	0	0	2			
Rich Rodriguez, L OBP: 0.256, SLG: 0.133										0	0	0	0	0	0	0			
Gary Pettis, S OBP: 0.125, SLG: 0.133										0	0	0	0	0	0	0			
Pat Clements, R OBP: 0.125, SLG: 0.133										0	0	0	0	0	0	0			
Tim Scott, R OBP: 0.125, SLG: 0.133										0	0	0	0	0	0	0			
Randy Myers, L OBP: 0.125, SLG: 0.133										0	0	0	0	0	0	0			
Inning Stats	R: 0 E: 0 K: 0 S: 9	H: 1 LOB: 2 BB: 0 P: 15	R: 0 E: 0 K: 1 S: 10	H: 1 LOB: 2 BB: 1 P: 16	R: 2 E: 0 K: 2 S: 10	H: 3 LOB: 2 BB: 2 P: 35	R: 2 E: 0 K: 1 S: 13	H: 2 LOB: 1 BB: 0 P: 13	R: 0 E: 0 K: 1 S: 8	H: 0 LOB: 0 BB: 0 P: 11	R: 0 E: 0 K: 0 S: 6	H: 0 LOB: 0 BB: 0 P: 8	R: 1 E: 0 K: 2 S: 11	H: 1 LOB: 0 BB: 0 P: 14	1B: 9 2B: 1 3B: 0 HR: 2	SF: 1 SAC: 1 DP: 0 HBP: 0	WP: 2 PB: 0 SB: 0 CS: 2	PA: 43	
PITCHER	IP WLS BF H R ER SO BB IBB HBP BLK WP HR S P ERA WHIP	IP WLS BF H R ER SO BB IBB HBP BLK WP HR S P ERA WHIP	IP WLS BF H R ER SO BB IBB HBP BLK WP HR S P ERA WHIP	IP WLS BF H R ER SO BB IBB HBP BLK WP HR S P ERA WHIP	IP WLS BF H R ER SO BB IBB HBP BLK WP HR S P ERA WHIP	IP WLS BF H R ER SO BB IBB HBP BLK WP HR S P ERA WHIP	IP WLS BF H R ER SO BB IBB HBP BLK WP HR S P ERA WHIP	IP WLS BF H R ER SO BB IBB HBP BLK WP HR S P ERA WHIP	IP WLS BF H R ER SO BB IBB HBP BLK WP HR S P ERA WHIP	IP WLS BF H R ER SO BB IBB HBP BLK WP HR S P ERA WHIP	IP WLS BF H R ER SO BB IBB HBP BLK WP HR S P ERA WHIP	IP WLS BF H R ER SO BB IBB HBP BLK WP HR S P ERA WHIP	IP WLS BF H R ER SO BB IBB HBP BLK WP HR S P ERA WHIP	IP WLS BF H R ER SO BB IBB HBP BLK WP HR S P ERA WHIP	IP WLS BF H R ER SO BB IBB HBP BLK WP HR S P ERA WHIP	IP WLS BF H R ER SO BB IBB HBP BLK WP HR S P ERA WHIP	IP WLS BF H R ER SO BB IBB HBP BLK WP HR S P ERA WHIP	IP WLS BF H R ER SO BB IBB HBP BLK WP HR S P ERA WHIP	IP WLS BF H R ER SO BB IBB HBP BLK WP HR S P ERA WHIP

San Diego Padres @ Pittsburgh Pirates
Three Rivers Stadium, Pittsburgh, PA

AB 37
R 10
H 12
RBI 10
BB 4
SO 9
LOB 13



Sat May 16 1992, 7:05 PM EDT
Att: 34,474 - Sunny - 80 F

Batter	1	2	3	4	5	6	7	8	9	AB	R	H	RBI	BB	SO	LOB	BOTTOM					
Orlando Merced, S OBP: 0.394, SLG: 0.373	0-0 1B	2-0 BB		4-2 BB				0-3 K		4	2	2	0	1	1	1						
Jay Bell, R OBP: 0.342, SLG: 0.295	4-1 1B	1-2 F9		1-3 K				0-1 L9		3	2	0	0	2	1	3						
Andy Van Slyke, L OBP: 0.456, SLG: 0.504	0-1 1B	4-2 HR		3-2 G3-1				1-3 K		4	2	2	0	1	1	1						
Barry Bonds, L OBP: 0.411, SLG: 0.629	1-0 F7	2-1 HR			2-1 HR			3-1 1B		5	2	3	6	0	0	4						
Gary Varsho, L OBP: 0.278, SLG: 0.441	1-2 1B	0-0 G4-3			0-3 K			1-1 G5-3		2	0	1	1	0	0	0						
Lloyd McClendon, R OBP: 0.370, SLG: 0.435	1-2 1B							1-2 1B		2	0	0	1	0	1	1						
Steve Buechele, R OBP: 0.345, SLG: 0.444	1-2 1B		1-3 K		2-0 L9			1-0 G6-3		5	0	2	1	0	1	1						
Michael LaValliere, L OBP: 0.361, SLG: 0.355	1-1 G4-6-3		0-1 F7		0-0 FC6-4			1-1 G3		4	0	1	0	0	0	3						
Don Slaught, R OBP: 0.432, SLG: 0.561	1-2 1B		0-2 G6-3		0-0 FC6-4			0-2 G6-3		4	0	1	0	0	0	1						
Jeff King, R OBP: 0.277, SLG: 0.359		1-1 FC1-5		0-2 G6-3				0-2 G6-3		4	0	1	0	0	0	1						
Bob Walk, R OBP: 0.143, SLG: 0.143		1-1 FC1-5		0-3 K				1-2 F9		1	1	0	0	0	0	1						
Vicente Patacos, R OBP: 0.143, SLG: 0.143										1	0	0	0	0	0	0						
Dennis Lamp, R OBP: 0.143, SLG: 0.143										0	0	0	0	0	0	0						
Gary Redus, R OBP: 0.143, SLG: 0.143										0	0	0	0	0	0	0						
Roger Mason, R OBP: 0.143, SLG: 0.143										0	0	0	0	0	0	0						
Cecil Espy, S OBP: 0.143, SLG: 0.143										1	0	1	0	0	0	0						
Inning Stats	R: 2 E: 0 K: 0 S: 13	H: 4 LOB: 2 BB: 1 P: 21	R: 4 E: 0 K: 0 S: 14	H: 3 LOB: 0 BB: 1 P: 25	R: 0 E: 0 K: 1 S: 9	H: 0 LOB: 0 BB: 0 P: 10	R: 0 E: 0 K: 2 S: 12	H: 0 LOB: 1 BB: 1 P: 20	R: 1 E: 0 K: 1 S: 8	H: 2 LOB: 1 BB: 0 P: 12	R: 0 E: 0 K: 1 S: 8	H: 0 LOB: 0 BB: 0 P: 11	R: 0 E: 0 K: 1 S: 9	H: 1 LOB: 1 BB: 0 P: 15	R: 0 E: 0 K: 0 S: 11	H: 1 LOB: 1 BB: 0 P: 16	R: 2 E: 0 K: 1 S: 13	H: 2 LOB: 1 BB: 1 P: 25	1B: 8 2B: 3 3B: 0 HR: 2	SF: 1 SAC: 0 DP: 1 HBP: 0	WP: 1 PB: 0 SB: 1 CS: 0	PA: 43
PITCHER	IP WLS BF H R ER SO BB IBB HBP BLK WP HR S P ERA WHIP	IP WLS BF H R ER SO BB IBB HBP BLK WP HR S P ERA WHIP	IP WLS BF H R ER SO BB IBB HBP BLK WP HR S P ERA WHIP	IP WLS BF H R ER SO BB IBB HBP BLK WP HR S P ERA WHIP	IP WLS BF H R ER SO BB IBB HBP BLK WP HR S P ERA WHIP	IP WLS BF H R ER SO BB IBB HBP BLK WP HR S P ERA WHIP	IP WLS BF H R ER SO BB IBB HBP BLK WP HR S P ERA WHIP	IP WLS BF H R ER SO BB IBB HBP BLK WP HR S P ERA WHIP	IP WLS BF H R ER SO BB IBB HBP BLK WP HR S P ERA WHIP	IP WLS BF H R ER SO BB IBB HBP BLK WP HR S P ERA WHIP	IP WLS BF H R ER SO BB IBB HBP BLK WP HR S P ERA WHIP	IP WLS BF H R ER SO BB IBB HBP BLK WP HR S P ERA WHIP	IP WLS BF H R ER SO BB IBB HBP BLK WP HR S P ERA WHIP	IP WLS BF H R ER SO BB IBB HBP BLK WP HR S P ERA WHIP	IP WLS BF H R ER SO BB IBB HBP BLK WP HR S P ERA WHIP	IP WLS BF H R ER SO BB IBB HBP BLK WP HR S P ERA WHIP	IP WLS BF H R ER SO BB IBB HBP BLK WP HR S P ERA WHIP	IP WLS BF H R ER SO BB IBB HBP BLK WP HR S P ERA WHIP	IP WLS BF H R ER SO BB IBB HBP BLK WP HR S P ERA WHIP			

San Diego Padres @ Pittsburgh Pirates
Three Rivers Stadium, Pittsburgh, PA

AB 38
R 9
H 13
RBI 9
BB 4
SO 7
LOB 17



Sat May 16 1992, 7:05 PM EDT
Att: 34,474 - Sunny - 80 F

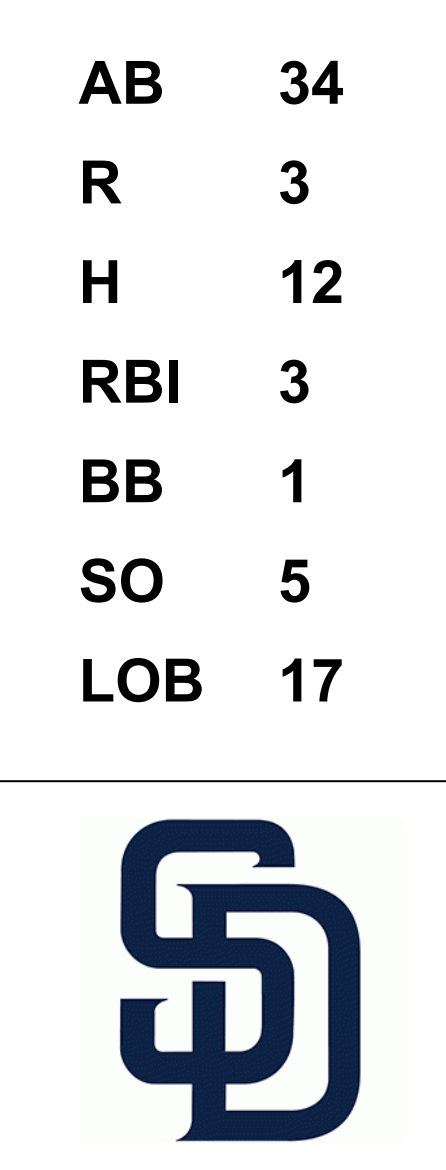
Batter	1	2	3	4	5	6	7	8	9	AB	R	H	RBI	BB	SO	LOB	TOP										
Tony Fernandez, S OBP: 0.385, SLG: 0.432 (1, 6)										4	2	2	1	1	0	0	San Diego Padres @ Pittsburgh Pirates Three Rivers Stadium, Pittsburgh, PA Sun May 17, 1992, 3:33 AM EDT Att: 16,580 - Cloudy - 84 F										
Tony Gwynn, L OBP: 0.424, SLG: 0.487 (1, 9)										4	1	2	0	1	0	0											
Gary Sheffield, R OBP: 0.400, SLG: 0.515 (1, 5)										4	0	1	1	1	0	2											
Fred McGriff, L OBP: 0.406, SLG: 0.618 Gary Pettis, S OBP: 0.125, SLG: 0.133 (1, 3) (9, 8)										3	0	0	0	1	1	5											
Benito Santiago, R OBP: 0.262, SLG: 0.312 (1, 2)										0	0	0	0	0	0	0											
Tim Lincecum, R OBP: 0.366, SLG: 0.390 (1, 4)										3	0	0	1	0	0	1											
Kevin Ward, R Darrin Jackson, R OBP: 0.264, SLG: 0.359 (1, 8) (7, 8) (9, 7)										3	1	1	1	0	1	2											
Jerald Clark, R OBP: 0.236, SLG: 0.310 (1, 7) (9, 3)										4	1	1	0	0	0	0											
Andy Benes, R OBP: 0.353, SLG: 0.333 Mike Maddux, L Randy Myers, L (1, 1) (8, 1) (9, 1)										2	1	0	0	0	1	1											
Inning Stats	R: 1 E: 0 K: 0 S: 11	H: 3 LOB: 1 BB: 0 P: 14	R: 0 E: 0 K: 1 S: 7	H: 0 LOB: 0 BB: 0 P: 11	R: 0 E: 0 K: 1 S: 7	H: 0 LOB: 0 BB: 0 P: 12	R: 5 E: 0 K: 1 S: 17	H: 5 LOB: 2 BB: 2 P: 35	R: 0 E: 0 K: 0 S: 7	H: 0 LOB: 1 BB: 1 P: 10	R: 0 E: 0 K: 0 S: 7	H: 0 LOB: 1 BB: 1 P: 13	R: 0 E: 0 K: 0 S: 5	H: 0 LOB: 0 BB: 0 P: 8	R: 0 E: 0 K: 1 S: 6	H: 0 LOB: 1 BB: 2 P: 17		1B: 6 2B: 1 3B: 0 HR: 1	SF: 1 SAC: 0 DP: 2 HBP: 0	WP: 2 PB: 0 SB: 0 CS: 0	PA: 39						
PITCHER	IP	WLS	BF	H	R	ER	SO	BB	IBB	HBP	BLK	WP	HR	S	P	ERA	WHIP										
Randy Tomlin, L ERA: 4.48 Paul Miller, R ERA: 2.45 Denny Neagle, L ERA: 3.41 Vicente Palacios, R ERA: 3.33	4.1	L	22	7	6	6	3	3	0	0	0	1	1	44	75	12.46	2.308										

Batter	1	2	3	4	5	6	7	8	9	AB	R	H	RBI	BB	SO	LOB	BOTTOM										
Orlando Merced, S OBP: 0.404, SLG: 0.392 (1, 3)										4	3	2	0	1	0	0	San Diego Padres @ Pittsburgh Pirates Three Rivers Stadium, Pittsburgh, PA Sun May 17, 1992, 3:33 AM EDT Att: 16,580 - Cloudy - 84 F										
Jay Bell, R OBP: 0.344, SLG: 0.307 (1, 6)										5	0	2	2	0	0	1											
Andy Van Slyke, L OBP: 0.461, SLG: 0.531 (1, 8)										5	1	3	1	0	2	3											
Barry Bonds, L OBP: 0.414, SLG: 0.622 (1, 7)										3	0	1	0	0	0	2											
Gary Varsho, L OBP: 0.275, SLG: 0.447 (1, 9)										4	0	1	2	0	0	5											
Steve Buechele, R OBP: 0.336, SLG: 0.431 (1, 5)										4	0	0	0	0	3	5											
Jeff King, R OBP: 0.267, SLG: 0.346 (1, 4)										4	0	0	0	0	0	2											
Tom Prince, R OBP: 0.229, SLG: 0.143 (1, 2)										4	0	1	0	0	1	0											
Randy Tomlin, L Paul Miller, R Zane Smith, L Denny Neagle, L Cecil Espy, S Vicente Palacios, R Gary Redus, R (1, 1) (5, 1) (5, PH) (8, 1) (7, PH) (9, PH) (9, PH) (9, PH)										1	0	0	0	0	0	0											
Inning Stats	R: 1 E: 0 K: 1 S: 12	H: 2 LOB: 2 BB: 0 P: 20	R: 0 E: 0 K: 0 S: 11	H: 0 LOB: 0 BB: 0 P: 14	R: 1 E: 0 K: 0 S: 15	H: 1 LOB: 1 BB: 1 P: 25	R: 0 E: 0 K: 2 S: 9	H: 0 LOB: 0 BB: 0 P: 14	R: 0 E: 0 K: 1 S: 9	H: 0 LOB: 0 BB: 0 P: 14	R: 0 E: 0 K: 1 S: 14	H: 2 LOB: 2 BB: 0 P: 21	R: 0 E: 0 K: 0 S: 6	H: 0 LOB: 0 BB: 0 P: 11	R: 1 E: 0 K: 1 S: 11	H: 2 LOB: 1 BB: 0 P: 20		R: 2 E: 0 K: 1 S: 14	H: 3 LOB: 1 BB: 1 P: 22	1B: 5 2B: 4 3B: 1 HR: 0	SF: 0 SAC: 0 DP: 0 HBP: 1	WP: 0 PB: 0 SB: 0 CS: 1	PA: 39				
PITCHER	IP	WLS	BF	H	R	ER	SO	BB	IBB	HBP	BLK	WP	HR	S	P	ERA	WHIP										
Andy Benes, R ERA: 3.79 Mike Maddux, R Randy Myers, L ERA: 5.48	7.2	W	32	7	3	3	5	1	0	1	0	0	0	84	136	3.52	1.043										

Batter	1	2	3	4	5	6	7	8	9	AB R H RBI BB SO LOB	TOP											
Chico Walker, S OBP: 0.275, SLG: 0.283 (1, 7)	G5-3		G5-3			G5-3 1B			G5-3	4 0 1 0 0 0 0	New York Mets @ San Diego Padres Jack Murphy Stadium, San Diego, CA Mon May 18 1992, 10:05 PM EDT Att: 16,348 - Cloudy - 71 F											
Willie Randolph, R OBP: 0.321, SLG: 0.279 (1, 4)	P4			G6-3		G5-3			L4	4 0 0 0 0 0 0												
Howard Johnson, S OBP: 0.311, SLG: 0.372 (1, 8)	G1-3			F9			K			3 0 0 0 0 1 0												
Eddie Murray, S OBP: 0.357, SLG: 0.432 (1, 3)		K		K			G6-3			3 0 0 0 0 2 0												
Bobby Bonilla, S OBP: 0.356, SLG: 0.304 (1, 9)		FC6-4 BB			G6-3		L9			2 0 0 0 1 0 0												
Bill Pecota, R OBP: 0.266, SLG: 0.241 (1, 5)	F7							K		2 0 0 0 1 1 1												
Charlie O'Brien, R OBP: 0.362, SLG: 0.396 (1, 2)	FC6-4			F9				P3		3 0 0 0 0 0 2												
Dick Schofield, R OBP: 0.339, SLG: 0.324 (1, 6)			G6-3			K		G6-3		3 0 0 0 0 1 1												
Dwight Gooden, R OBP: 0.389, SLG: 0.389 (1, 1)						G5-3			K	2 0 0 0 0 1 0												
Eric Hillman, L (8, 1)			K							0 0 0 0 0 0 0												
Junior Noboa, R OBP: 0.270, SLG: 0.182 (9, PH)										1 0 0 0 0 1 0												
Inning Stats	R: 0 H: 0 E: 0 K: 0 S: 7	H: 0 LOB: 0 BB: 0 P: 10	R: 0 H: 0 E: 0 K: 1 S: 13	H: 0 LOB: 1 BB: 1 P: 20	R: 0 H: 0 E: 0 K: 1 S: 9	H: 0 LOB: 0 BB: 0 P: 12	R: 0 H: 0 E: 0 K: 1 S: 8	H: 0 LOB: 0 BB: 0 P: 13	R: 0 H: 1 E: 0 K: 0 S: 5	H: 0 LOB: 0 BB: 0 P: 6	R: 0 H: 0 E: 0 K: 1 S: 6	H: 0 LOB: 0 BB: 0 P: 9	R: 0 H: 0 E: 0 K: 1 S: 5	H: 0 LOB: 0 BB: 0 P: 6	R: 0 H: 0 E: 0 K: 1 S: 9	H: 0 LOB: 0 BB: 0 P: 14	1B: 1 2B: 0 3B: 0 HR: 0	SF: 0 SAC: 0 DP: 0 HBP: 0	WP: 0 PB: 0 CS: 0	PA: 29		
PITCHER Bruce Hurst, L ERA: 3.39 (1, 1)	IP: 9.0 WLS: W BF: 29 H: 1 R: 0 ER: 0 SO: 7 BB: 2 IBB: 0 HBP: 0 BLK: 0 WP: 0 HR: 0 S: 72 P: 109 ERA: 0.00 WHIP: 0.333																					

Batter	1	2	3	4	5	6	7	8	9	AB R H RBI BB SO LOB	BOTTOM										
Tony Fernandez, S OBP: 0.381, SLG: 0.427 (1, 6)	K			G3			G4-3			4 0 1 0 0 1 2	New York Mets @ San Diego Padres Jack Murphy Stadium, San Diego, CA Mon May 18 1992, 10:05 PM EDT Att: 16,348 - Cloudy - 71 F										
Tony Gwynn, L OBP: 0.420, SLG: 0.481 (1, 9)	1B	G6-3		G6-3			G1-3			4 1 1 0 0 0 3											
Gary Sheffield, R OBP: 0.402, SLG: 0.514 (1, 5)	1B			G6-4-3		K	F8			4 1 2 0 0 1 0											
Fred McGriff, L OBP: 0.409, SLG: 0.614 (1, 3)	K			G6-4-3				CS		4 0 2 0 0 1 3											
Benito Santiago, R OBP: 0.268, SLG: 0.317 (1, 2)	1B			G1-3		F8		1B		4 0 2 1 0 0 1											
Tim Lincecum, R OBP: 0.375, SLG: 0.397 (1, 4)	1B			E7 WP		G5-3		L9		4 1 2 1 0 0 2											
Darrin Jackson, R OBP: 0.271, SLG: 0.358 (1, 8)	FC6-4			FC5-6 BB			K			3 0 1 0 1 1 2											
Jerald Clark, R OBP: 0.236, SLG: 0.308 (1, 7)		G5-3		G3 FC5-6			K			4 0 1 1 0 1 2											
Bruce Hurst, L OBP: 0.143, SLG: 0.150 (1, 1)		G3		FC5-6 G3			G1-3			3 0 0 0 0 0 2											
Inning Stats	R: 2 H: 4 E: 0 K: 2 S: 18	H: 4 LOB: 2 BB: 0 P: 28	R: 0 H: 1 E: 1 K: 0 S: 10	H: 1 LOB: 1 BB: 0 P: 14	R: 0 H: 1 E: 0 K: 0 S: 5	H: 1 LOB: 0 BB: 0 P: 9	R: 1 H: 2 E: 1 K: 1 S: 6	H: 2 LOB: 2 BB: 1 P: 12	R: 0 H: 1 E: 0 K: 1 S: 10	H: 1 LOB: 1 BB: 0 P: 18		R: 0 H: 0 E: 0 K: 2 S: 8	H: 0 LOB: 0 BB: 0 P: 11	R: 0 H: 0 E: 0 K: 0 S: 4	H: 0 LOB: 0 BB: 0 P: 7	R: 0 H: 3 E: 0 K: 0 S: 9	H: 3 LOB: 2 BB: 0 P: 13	1B: 12 2B: 0 3B: 0 HR: 0	SF: 0 SAC: 0 DP: 1 HBP: 0	WP: 1 PB: 0 CS: 1	PA: 35
PITCHER Dwight Gooden, R ERA: 3.53 (1, 1)	IP: 7.0 WLS: L BF: 30 H: 9 R: 3 ER: 3 SO: 5 BB: 1 IBB: 0 HBP: 0 BLK: 0 WP: 1 HR: 0 S: 61 P: 99 ERA: 3.86 WHIP: 1.429																				
Eric Hillman, L (8, 1)	IP: 1.0 WLS: 5 BF: 3 H: 3 R: 0 ER: 0 SO: 0 BB: 0 IBB: 0 HBP: 0 BLK: 0 WP: 0 HR: 0 S: 9 P: 13 ERA: 0.00 WHIP: 3.000																				

AB	27
R	0
H	1
RBI	0
BB	2
SO	7
LOB	4



Batter	1	2	3	4	5	6	7	8	9	AB	R	H	RBI	BB	SO	LOB	TOP																						
Willie Randolph, R (1,4) OBP: 0.329, SLG: 0.298 Junior Noboa, R (8,4) OBP: 0.270, SLG: 0.182	0-1 SH5-4 FC1-5 1B	2-2 G4-3			2-0 G5-3		1-0 G5-3			4	0	1	0	0	0	2																							
Dick Schofield, R (1,6) OBP: 0.336, SLG: 0.321	1-0 SH FC1-5 SH5-4 1B	1-2 P3			0-1 F7			3-1 1B SF8 1B		3	2	1	0	0	0	1																							
D.J. Dozier, R (1,7) OBP: 0.267, SLG: 0.154	0-0 SH5-4	0-1 F8			0-0 G5-3			0-1 WP SF8 1B		3	1	1	0	0	0	1																							
Eddie Murray, S (1,3) OBP: 0.344, SLG: 0.414	1-2 FC1-5 1B		2-2 F8		0-0 F7			1-2 SF8		3	1	0	1	0	0	2																							
Bobby Bonilla, S (1,9) OBP: 0.363, SLG: 0.338	0-0 1B		0-3 K		0-0 F8			3-H 2-2 SF8		3	0	1	3	0	1	0																							
Howard Johnson, S (1,8) OBP: 0.308, SLG: 0.357	2-H 3-H 1-2 F7		1-0 P2		2-1 P5			1-1 F8		4	0	0	0	0	0	1																							
Bill Pecota, R (1,5) OBP: 0.265, SLG: 0.242		3-2 2B 2B 1B		1-0 L8			2-1 E5		2-1 G5-3	4	1	1	0	0	0	0																							
Todd Hundley, S (1,2) OBP: 0.268, SLG: 0.274		0-0 1-3 2B 2B		1-2 F7			0-1 F8		3-2 G5-3	4	1	1	0	0	0	1																							
Wally Whitehurst, R (1,1) OBP: 0.260, SLG: 0.500 Tim Burke, R (6,1) Paul Gibson, R (6,1) Mackey Sasser, L (7,PH) Eric Hillman, L (7,1) Chico Walker, S (6,PH) OBP: 0.299, SLG: 0.277		0-1 2-H 3-H 2B		0-0 P4			1 SAFE 0-1 F8		1-1 L9	2	0	1	2	0	0	0																							
Inning Stats	R: 2 E: 1 K: 0 S: 14	H: 2 LOB: 1 BB: 0 P: 17	R: 2 E: 0 K: 0 S: 14	H: 3 LOB: 1 BB: 0 P: 20	R: 0 E: 0 K: 1 S: 7	H: 0 LOB: 0 BB: 0 P: 10	R: 0 E: 0 K: 0 S: 5	H: 0 LOB: 0 BB: 0 P: 7	R: 0 E: 0 K: 0 S: 4	H: 0 LOB: 0 BB: 0 P: 6	R: 0 E: 1 K: 0 S: 7	H: 0 LOB: 1 BB: 0 P: 10	R: 2 E: 0 K: 0 S: 12	H: 2 LOB: 0 BB: 0 P: 19	R: 0 E: 0 K: 0 S: 7	H: 0 LOB: 0 BB: 0 P: 13	1B: 5 2B: 2 3B: 0 HR: 0	SF: 2 SAC: 2 DP: 0 HBP: 0	WP: 1 PB: 0 SB: 1 CS: 0	PA: 36																			
PITCHER	IP	WLS	BF	H	R	ER	SO	BB	IBB	HBP	BLK	WP	HR	S	P	ERA	WHIP	PITCHER				IP	WLS	BF	H	R	ER	SO	BB	IBB	HBP	BLK	WP	HR	S	P	ERA	WHIP	
Craig Lefferts, L (1,1) ERA: 4.25	6.0	W	24	5	4	2	1	0	0	0	0	0	0	48	66	3.00	0.833					6.0	W	24	5	4	2	1	0	0	0	0	0	0	0	0	0	3.00	0.833
Mike Maddux, R (7,1) ERA: 1.46	2.0		9	2	2	2	0	0	0	0	0	1	0	19	29	9.00	1.000					2.0		9	2	2	2	0	0	0	0	0	0	0	0	0	0	9.00	1.000
Pat Clements, L (9,1) ERA: 3.14	1.0		3	0	0	0	0	0	0	0	0	0	0	7	13	0.00	0.000					1.0		3	0	0	0	0	0	0	0	0	0	0	0	0	0	0.00	0.000

New York Mets @ San Diego Padres
Jack Murphy Stadium, San Diego, CA
Wed May 20 1992, 10:05 PM EDT
Att: 18,244 - Cloudy - 71 F

AB 32
R 6
H 7
RBI 6
BB 0
SO 1
LOB 9




Batter	1	2	3	4	5	6	7	8	9	AB	R	H	RBI	BB	SO	LOB	BOTTOM																							
Tony Fernandez, S (1,6) OBP: 0.385, SLG: 0.439	1-1 G5-3		1-3 K		2-1 SF7	2-2 HR		4-1 SH1-3 1B BB		3	2	1	4	1	1	0																								
Oscar Azocar, L (1,7) OBP: 0.380, SLG: 0.273 Mike Maddux, L (7,1) Pat Clements, R (9,1)	0-2 1B 2B 1B		1-0 F7		0-3 K	2-2 F8		1-0 SH1-3 1-2		4	1	1	0	0	0	1																								
Gary Sheffield, R (1,5) OBP: 0.414, SLG: 0.537	3-2 1-3 2B 1B		0-0 G4-3		0-1 K	2-1 1B 1B	1-0 HR	2-2 2-H 1B		5	3	4	2	0	0	0																								
Fred McGriff, L (1,3) OBP: 0.416, SLG: 0.612	0-1 1-H 3-H 2B		1-3 K		2-1 1B 1B	3-0 1B BB 1B		2-3 K		5	2	3	2	0	2	1																								
Benito Santiago, R (1,2) OBP: 0.273, SLG: 0.316	1-0 G5-3		2-0 F9		0-0 1B FC6-5 1B	4-2 G6-4-3 1B BB		1-2 BB		3	1	1	1	1	0	1																								
Tim Lincecum, R (1,4) OBP: 0.376, SLG: 0.400 Craig Shipley, R (2,4) OBP: 0.222, SLG: 0.192	3-3 K		1-3 K		0-1 FC6-5 1B	0-1 FC6-5 1B	2-0 G6-4-3		1-2 2-3 1B		1	0	0	0	0	1																								
Darrin Jackson, R (1,8) OBP: 0.270, SLG: 0.352		1-3 K		1-0 BLK SF7 1B	0-1 G5-3	0-1 G6-4-3		1-2 2-3 3-H 1B		4	1	1	0	0	1	4																								
Jerald Clark, R (1,9) OBP: 0.237, SLG: 0.305		1-3 K		1-1 BLK 1B	1-0 FC6-5 1B HR	1-0 G6-3		0-1 P3		4	1	1	1	0	1	2																								
Craig Lefferts, L (1,1) OBP: 0.067, SLG: 0.067 Kevin Ward, R (6,PH) Gary Pettis, S (7,8) OBP: 0.190, SLG: 0.200		1-3 K		1-2 BLK 1B	0-3 K	3-2 1-2 3-H 1B		1-0 P3		2	0	0	0	0	2	2																								
Inning Stats	R: 2 E: 0 K: 1 S: 14	H: 3 LOB: 1 BB: 0 P: 22	R: 0 E: 0 K: 3 S: 9	H: 0 LOB: 0 BB: 0 P: 12	R: 0 E: 0 K: 1 S: 6	H: 0 LOB: 0 BB: 0 P: 8	R: 0 E: 0 K: 2 S: 9	H: 0 LOB: 0 BB: 0 P: 13	R: 6 E: 0 K: 0 S: 21	H: 6 LOB: 1 BB: 0 P: 31	R: 2 E: 0 K: 0 S: 9	H: 3 LOB: 1 BB: 1 P: 19	R: 1 E: 0 K: 1 S: 10	H: 1 LOB: 1 BB: 1 P: 20	1B: 12 2B: 1 3B: 0 HR: 2	SF: 1 SAC: 1 DP: 1 HBP: 0	WP: 0 PB: 0 SB: 0 CS: 0	PA: 40																						
PITCHER	IP	WLS	BF	H	R	ER	SO	BB	IBB	HBP	BLK	WP	HR	S	P	ERA	WHIP	PITCHER				IP	WLS	BF	H	R	ER	SO	BB	IBB	HBP	BLK	WP	HR	S	P	ERA	WHIP		
Wally Whitehurst, R (1,1) ERA: 2.96	5.0		20	5	3	3	9	0	0	0	0	0	0	49	70	5.40	1.000					5.0		20	5	3	3	9	0	0	0	0	0	0	0	0	5.40	1.000		
Tim Burke, R (6,1) ERA: 5.4	0.0	L	4	4	4	4	0	0	0	0	0	0	0	7	9	-	-					0.0	L	4	4	4	4	0	0	0	0	0	0	0	0	0	-	-		
Paul Gibson, L (6,1) ERA: 1.1	1.0		5	2	2	2	0	0	0	0	0	0	1	14	22	18.00	2.000					1.0		5	2	2	2	0	0	0	0	0	0	0	0	0	0	0	18.00	2.000
Eric Hillman, L (7,1) ERA: 9.0	2.0		11	4	3	3	1	2	0	0	0	0	1	19	39	13.50	3.000					2.0		11	4	3	3	1	2	0	0	0	0	0	0	0	0	13.50	3.000	

New York Mets @ San Diego Padres
Jack Murphy Stadium, San Diego, CA
Wed May 20 1992, 10:05 PM EDT
Att: 18,244 - Cloudy - 71 F

AB 36
R 12
H 15
RBI 11
BB 2
SO 10
LOB 12



Batter	1	2	3	4	5	6	7	8	9	AB	R	H	RBI	BB	SO	LOB	TOP								
Daryl Boston, L OBP: 0.346, SLG: 0.432	F8	1B		F8	K		F8			5	0	1	2	0	1	1	New York Mets @ San Diego Padres Jack Murphy Stadium, San Diego, CA Thu May 21 1992, 6:33 AM EDT Att: 27,541 - Cloudy - 74 F								
Dick Schofield, R OBP: 0.345, SLG: 0.328	F	1B		HR	F9		K			4	1	2	0	1	1										
Dave Magadan, L OBP: 0.378, SLG: 0.363	E	BB		HR	BB			G1-4-3		3	2	1	0	2	1										
Eddie Murray, S OBP: 0.357, SLG: 0.448	E5			HR	HR		F7	G5-3		5	2	4	3	0	0										
Bobby Bonilla, S OBP: 0.364, SLG: 0.361	K			HR	F7		F7	1B		5	1	2	2	0	1										
Howard Johnson, S OBP: 0.310, SLG: 0.354	G1-6-3			HR	1B		E	G5-3		4	0	1	0	1	1										
Chico Walker, S OBP: 0.263, SLG: 0.275		SH5-4		K	F8		SF7			4	1	1	1	0	1										
Todd Hundley, S OBP: 0.276, SLG: 0.273		SH5-4		1B			P4	K		4	1	1	0	1	1										
Sid Fernandez, L OBP: 0.118, SLG: 0.118	SH5-4			G4-3				G4-3		3	0	1	0	0	0										
Jeff Innis, R (8, 1)	1-2				1B			G4-3		1	0	0	0	0	0										
Inning Stats	R: 0 E: 1 K: 1 S: 17	H: 1 LOB: 3 BB: 1 P: 30	R: 2 E: 0 K: 1 S: 9	H: 2 LOB: 2 BB: 2 P: 21	R: 2 E: 0 K: 2 S: 12	H: 3 LOB: 1 BB: 0 P: 21	R: 3 E: 0 K: 0 S: 13	H: 3 LOB: 1 BB: 1 P: 25	R: 0 E: 0 K: 1 S: 11	H: 1 LOB: 1 BB: 0 P: 14	R: 1 E: 1 K: 1 S: 18	H: 2 LOB: 2 BB: 1 P: 25	R: 0 E: 0 K: 0 S: 7	H: 0 LOB: 0 BB: 0 P: 9	R: 0 E: 0 K: 0 S: 8	H: 2 LOB: 1 BB: 0 P: 13	R: 0 E: 0 K: 0 S: 5	H: 0 LOB: 0 BB: 0 P: 6	1B: 12 2B: 0 3B: 0 HR: 2	SF: 1 SAC: 1 DP: 1 HBP: 0	WP: 0 PB: 0 SB: 2 CS: 0	PA: 45			
PITCHER	IP	WLS	BF	H	R	ER	SO	BB	IBB	HBP	BLK	WP	HR	S	P	ERA	WHIP								
Greg Harris, R ERA: 5.03	3.2	L	24	9	7	7	4	4	0	0	0	0	2	49	93	17.18	3.545								
Rich Rodriguez, L ERA: 1.88	1.1		5	1	0	0	1	0	0	0	0	0	0	13	18	0.00	0.750								
Jeremy Hernandez, R ERA: 5.4	2.0		9	2	1	1	2	1	0	0	0	0	0	25	34	4.50	1.500								
Pat Clements, L ERA: 2.93	1.0		4	2	0	0	0	0	0	0	0	0	0	8	13	0.00	2.000								
Randy Myers, L ERA: 5.24	1.0		3	0	0	0	0	0	0	0	0	0	0	5	6	0.00	0.000								

Batter	1	2	3	4	5	6	7	8	9	AB	R	H	RBI	BB	SO	LOB	BOTTOM								
Tony Fernandez, S OBP: 0.382, SLG: 0.440	F8		K		P6					4	0	1	0	0	1	2	New York Mets @ San Diego Padres Jack Murphy Stadium, San Diego, CA Thu May 21 1992, 6:33 AM EDT Att: 27,541 - Cloudy - 74 F								
Tim Lincecum, R OBP: 0.359, SLG: 0.377	K		P9			F7	P3			4	0	0	0	0	1										
Gary Sheffield, R OBP: 0.410, SLG: 0.549	K				K	HR		G6-3		4	1	1	1	0	2										
Fred McGriff, L OBP: 0.409, SLG: 0.600										3	0	0	0	0	3										
Pat Clements, R (8, PH)										0	0	0	0	0	0										
Craig Shipley, R OBP: 0.214, SLG: 0.185										1	0	0	0	0	0										
Dann Bilardo, R OBP: 0.333, SLG: 0.143										0	0	0	0	0	0										
Benito Santiago, R OBP: 0.279, SLG: 0.340		HR			F8			G5-3		4	1	2	1	0	0										
Randy Myers, L (9, 1)										0	0	0	0	0	0										
Kevin Ward, R OBP: 0.267, SLG: 0.423					K			G5-3		3	0	0	0	1	1										
Darrin Jackson, R OBP: 0.269, SLG: 0.370										4	1	1	1	0	0										
Jerald Clark, R OBP: 0.237, SLG: 0.303										4	0	1	0	0	1										
Greg Harris, R OBP: 0.256, SLG: 0.267										1	0	0	0	0	1										
Rich Rodriguez, L (4, 1)										0	0	0	0	0	0										
Gary Pettis, S OBP: 0.227, SLG: 0.206										0	0	0	0	1	0										
Jeremy Hernandez, R (8, 1)										0	0	0	0	0	0										
Kurt Stillwell, S OBP: 0.191, SLG: 0.367										1	0	0	0	0	0										
Oscar Azocar, L OBP: 0.300, SLG: 0.273										0	0	0	0	0	0										
Inning Stats	R: 0 E: 0 K: 2 S: 12	H: 0 LOB: 0 BB: 0 P: 17	R: 1 E: 0 K: 2 S: 14	H: 1 LOB: 1 BB: 1 P: 20	R: 0 E: 0 K: 2 S: 8	H: 0 LOB: 0 BB: 0 P: 10	R: 0 E: 0 K: 2 S: 9	H: 0 LOB: 0 BB: 0 P: 14	R: 0 E: 0 K: 1 S: 13	H: 1 LOB: 2 BB: 1 P: 20	R: 1 E: 0 K: 1 S: 10	H: 2 LOB: 1 BB: 0 P: 17	R: 1 E: 0 K: 0 S: 10	H: 2 LOB: 1 BB: 0 P: 15	R: 0 E: 0 K: 0 S: 7	H: 0 LOB: 0 BB: 0 P: 11	R: 0 E: 0 K: 0 S: 8	H: 0 LOB: 0 BB: 0 P: 8	1B: 2 2B: 1 3B: 0 HR: 3	SF: 0 SAC: 0 DP: 0 HBP: 0	WP: 0 PB: 0 SB: 0 CS: 0	PA: 35			
PITCHER	IP	WLS	BF	H	R	ER	SO	BB	IBB	HBP	BLK	WP	HR	S	P	ERA	WHIP								
Sid Fernandez, L ERA: 3.78	7.0	W	29	6	3	3	10	2	0	0	0	0	3	76	113	3.86	1.143								
Jeff Innis, R ERA: 2.11	2.0		6	0	0	0	0	0	0	0	0	0	0	15	19	0.00	0.000								



Batter	1	2	3	4	5	6	7	8	9	AB	R	H	RBI	BB	SO	LOB	TOP			
Sammy Sosa, R (1, 8) OBP: 0.296, SLG: 0.298	G4-3		K			K		G4-3		4	0	0	0	0	2	0	Chicago Cubs @ San Diego Padres Jack Murphy Stadium, San Diego, CA Fri May 22 1992, 10:05 PM EDT Att: 17,379 - Cloudy - 68 F			
Jose Vizcaino, S (1, 6) OBP: 0.173, SLG: 0.167	G6-3				F7			G6-3		3	0	0	0	0	0	0				
Doug Dasenczo, S (9, PH) OBP: 0.314, SLG: 0.273	G6-3					G4-3				1	0	0	0	0	0	0				
Mark Grace, L (1, 3) OBP: 0.407, SLG: 0.462					F8					3	0	1	0	1	1	0				
23 Ryne Sandberg, R (1, 4) OBP: 0.335, SLG: 0.383	P5				L8					4	0	0	0	0	1	2				
Andre Dawson, R (1, 9) OBP: 0.326, SLG: 0.533					F7					3	0	0	0	0	0	1				
Derrick May, L (1, 7) OBP: 0.235, SLG: 0.208					K					3	0	1	0	0	2	1				
Hector Villanueva, R (1, 2) OBP: 0.194, SLG: 0.226					L4					3	0	1	0	0	0	1				
Doug Strange, S (1, 5) OBP: 0.236, SLG: 0.143						K				3	0	0	0	0	1	1				
Greg Maddux, R (1, 1) OBP: 0.182, SLG: 0.333					L9					3	0	0	0	0	1	0				
Inning Stats	R: 0 E: 0 K: 0 S: 8	H: 0 LOB: 1 BB: 1 P: 15	R: 0 E: 0 K: 1 S: 9	H: 0 LOB: 0 BB: 0 P: 16	R: 0 E: 0 K: 2 S: 7	H: 0 LOB: 0 BB: 0 P: 11	R: 0 E: 0 K: 0 S: 7	H: 0 LOB: 0 BB: 0 P: 11	R: 0 E: 0 K: 1 S: 6	H: 0 LOB: 0 BB: 0 P: 8	R: 0 E: 0 K: 1 S: 9	H: 3 LOB: 3 BB: 0 P: 14	R: 0 E: 0 K: 1 S: 6	H: 0 LOB: 0 BB: 0 P: 6	R: 0 E: 0 K: 1 S: 7	H: 0 LOB: 0 BB: 0 P: 12	1B: 3 2B: 0 3B: 0 HR: 0	SF: 0 SAC: 0 DP: 0 HBP: 0	WP: 0 PB: 0 CS: 0	PA: 31
PITCHER Andy Benes, R (1, 1) ERA: 3.25	IP: 9.0 WLS: W BF: 31 H: 3 R: 0 ER: 0 SO: 8 BB: 1 IBB: 0 HBP: 0 BLK: 0 WP: 0 HR: 0 S: 66 P: 105 ERA: 0.00 WHIP: 0.444															PITCHER				

livebaseballscores.com

AB 30
R 0
H 3
RBI 0
BB 1
SO 8
LOB 6



Batter	1	2	3	4	5	6	7	8	9	AB	R	H	RBI	BB	SO	LOB	BOTTOM			
Tony Fernandez, S (1, 6) OBP: 0.379, SLG: 0.436	G6-3		P3							4	1	1	0	0	0	0	Chicago Cubs @ San Diego Padres Jack Murphy Stadium, San Diego, CA Fri May 22 1992, 10:05 PM EDT Att: 17,379 - Cloudy - 68 F			
Oscar Azocar, L (1, 7) OBP: 0.357, SLG: 0.280										3	0	1	0	0	1	0				
Gary Pettis, S (9, 8) OBP: 0.227, SLG: 0.200			K							0	0	0	0	0	0	0				
Gary Sheffield, R (1, 5) OBP: 0.412, SLG: 0.561	P5									4	0	2	1	0	0	1				
Fred McGriff, L (1, 3) OBP: 0.417, SLG: 0.596										1	1	0	0	3	0	0				
Benito Santiago, R (1, 2) OBP: 0.278, SLG: 0.338	F8									4	0	1	1	0	0	4				
Tim Lincecum, R (1, 4) OBP: 0.341, SLG: 0.356										4	0	0	0	0	2	1				
Darrin Jackson, R (1, 8) OBP: 0.270, SLG: 0.369										3	0	1	0	0	1	0				
Jerald Clark, R (1, 9) OBP: 0.233, SLG: 0.297										3	0	0	0	0	0	2				
Andy Benes, R (1, 1) OBP: 0.300, SLG: 0.278										3	0	0	0	0	2	2				
Inning Stats	R: 0 E: 0 K: 0 S: 4	H: 1 LOB: 2 BB: 1 P: 10	R: 0 E: 1 K: 0 S: 13	H: 0 LOB: 1 BB: 0 P: 19	R: 0 E: 0 K: 1 S: 7	H: 1 LOB: 2 BB: 1 P: 15	R: 0 E: 0 K: 1 S: 9	H: 1 LOB: 1 BB: 0 P: 12	R: 0 E: 0 K: 1 S: 7	H: 0 LOB: 0 BB: 0 P: 7	R: 0 E: 0 K: 2 S: 8	H: 0 LOB: 0 BB: 0 P: 11	R: 2 E: 0 K: 1 S: 13	H: 3 LOB: 1 BB: 1 P: 24	R: 0 E: 0 K: 1 S: 13	H: 0 LOB: 0 BB: 0 P: 11	1B: 4 2B: 2 3B: 0 HR: 0	SF: 0 SAC: 1 DP: 0 HBP: 0	WP: 0 PB: 0 CS: 2	PA: 33
PITCHER Greg Maddux, R (1, 1) ERA: 2.76	IP: 8.0 WLS: L BF: 33 H: 6 R: 2 ER: 2 SO: 6 BB: 1 IBB: 2 HBP: 0 BLK: 0 WP: 0 HR: 0 S: 68 P: 108 ERA: 2.25 WHIP: 0.875															PITCHER				

livebaseballscores.com

AB 29
R 2
H 6
RBI 2
BB 3
SO 6
LOB 10




Batter	1	2	3	4	5	6	7	8	9	AB	R	H	RBI	BB	SO	LOB	TOP			
Sammy Sosa, R OBP: 0.299, SLG: 0.301 (1, 8)	2-2 BB 2B 1B	0-1 G6-3			0-1 1B 1B		1-0 P6		0-0 P6	5	2	2	0	0	0	0				
Jerome Walton, R OBP: 0.250, SLG: 0.176 (1, 7)	4-1 2B 23 1B BB		0-0 G6-3		0-0 1B 23 1B 1B		4-2 BB			2	2	1	0	2	0	0				
Mark Grace, L OBP: 0.409, SLG: 0.469 (1, 3)	0-1 23 1B FC5-4 2B		0-2 F7		0-0 23 1B SF9 1B		0-0 L8			4	2	2	2	0	0	1				
23 Ryne Sandberg, R OBP: 0.345, SLG: 0.414 (1, 4)	1-2 FC5-4 1B		1-2		0-1 FC5-4 1B		0-3 K2-3			4	1	3	3	0	1	1				
Andre Dawson, R OBP: 0.317, SLG: 0.521 Doug Dascenzo, S OBP: 0.314, SLG: 0.273 (1, 9) (8, 9)	2-0 FC5-4		2-1 P6		2-0 SF9		2-1 G6-3			3	0	0	2	0	0	1				
Luis Salazar, R OBP: 0.242, SLG: 0.273 (1, 5)	1-2 L7				1-0 F7		3-2 FC5-4		2-3 K	4	0	0	0	0	1	2				
Joe Girardi, R OBP: 0.383, SLG: 0.346 (1, 2)	1-0 F9				0-2 G6-3 1B		4-2 G5-4-3 BB		2-3 K	3	0	1	0	1	1	1				
Jose Vizcaino, S OBP: 0.161, SLG: 0.154 (1, 6)		1-2 F8			0-0 G6-3		2-2 G5-4-3		1-3 K	4	0	0	0	0	1	2				
Mike Morgan, R OBP: 0.136, SLG: 0.095 Ken Patterson, L Dwight Smith, L OBP: 0.288, SLG: 0.323 Bob Scanlan, R (1, 1) (7, 1) (9, PH) (9, 1)		1-1 G1-3					1-0 P3		2-2 G4-3	3	0	0	0	0	0	0				
Inning Stats	R: 3 E: 0 K: 0 S: 16	H: 3 LOB: 1 BB: 1 P: 27	R: 0 E: 0 K: 0 S: 7	H: 0 LOB: 0 BB: 0 P: 9	R: 1 E: 0 K: 0 S: 9	H: 1 LOB: 0 BB: 0 P: 12	R: 0 E: 0 K: 0 S: 5	H: 1 LOB: 0 BB: 0 P: 6	R: 3 E: 0 K: 0 S: 12	H: 4 LOB: 1 BB: 1 P: 17	R: 0 E: 0 K: 1 S: 6	H: 0 LOB: 0 BB: 1 P: 12	R: 0 E: 0 K: 2 S: 9	H: 0 LOB: 0 BB: 0 P: 15	R: 0 E: 0 K: 1 S: 7	H: 0 LOB: 0 BB: 0 P: 10	1B: 7 2B: 1 3B: 0 HR: 1	SF: 1 SAC: 0 DP: 2 HBP: 0	WP: 0 PB: 0 SB: 0 CS: 0	PA: 37
PITCHER	IP WLS BF H R ER SO BB IBB HBP BLK WP HR S P ERA WHIP	IP WLS BF H R ER SO BB IBB HBP BLK WP HR S P ERA WHIP																		
Bruce Hurst, L ERA: 3.97 Tim Scott, R ERA: 9.0	(1, 1) (8, 1)	7.0 L 31 9 7 7 1 3 0 0 0 0 0 1 62 95 9.00 1.714																		

Chicago Cubs @ San Diego Padres
Jack Murphy Stadium, San Diego, CA
Sat May 23, 1992, 10:05 PM EDT
Att: 43,720 - Cloudy - 73 F

livebaseballscorecards.com

AB 33
R 7
H 9
RBI 7
BB 3
SO 4
LOB 8




Batter	1	2	3	4	5	6	7	8	9	AB	R	H	RBI	BB	SO	LOB	BOTTOM					
Tony Fernandez, S OBP: 0.370, SLG: 0.425 (1, 6)	0-0 L6		0-3 K		0-0 G4-3		3-2 G5-3			4	0	0	0	0	1	1						
Tony Gwynn, L OBP: 0.422, SLG: 0.479 Tim Scott, R (1, 9) (8, 1)	3-1 G4-3		4-2 1B BB		0-0 HR 1B		2-2 F7			3	1	1	0	1	0	0						
Gary Sheffield, R OBP: 0.414, SLG: 0.578 (1, 5)	2-2 G6-3		0-0 1-2 2-3 1B		0-0 1-H HR		1-0 P3		1-0 P3	4	1	2	2	0	0	0						
Fred McGriff, L OBP: 0.418, SLG: 0.594 (1, 3)		2-1 F8 1B		2-1 F7		1-0 G3-1		1-1 1B		4	0	2	0	0	0	3						
Benito Santiago, R OBP: 0.277, SLG: 0.335 (1, 2)		0-0 1-2 1B		1-3 K		1-0 L7		0-0 L5		4	0	1	0	0	1	4						
Darin Jackson, R OBP: 0.270, SLG: 0.373 (1, 8)		1-3 K		0-0 G4-3 2B		2-2 G6-3		0-3 K		4	0	1	0	0	2	3						
Jerald Clark, R OBP: 0.233, SLG: 0.296 (1, 7) (8, 9)		2-1 F8		1-2 G5-3		2-0 P4		0-0 G6-3 1B		4	0	1	0	0	0	3						
Kurt Stillwell, S OBP: 0.304, SLG: 0.371 (1, 4)	1-1 G1-4-3		3-2 G4-3		2-3 G4-3		0-1 G5-3		2-2 G6-3	4	0	0	0	0	0	4						
Bruce Hurst, L OBP: 0.174, SLG: 0.227 Kevin Ward, R OBP: 0.250, SLG: 0.393 (1, 1) (7, PH) (8, 7)		2-2 1B 2B		2-2 G3		2-3 K		0-0 G5-3		2	0	1	0	0	0	1						
Inning Stats	R: 0 E: 0 K: 0 S: 6	H: 0 LOB: 0 BB: 0 P: 11	R: 0 E: 0 K: 1 S: 10	H: 2 LOB: 2 BB: 0 P: 16	R: 0 E: 0 K: 2 S: 14	H: 2 LOB: 3 BB: 1 P: 23	R: 0 E: 0 K: 0 S: 11	H: 1 LOB: 1 BB: 0 P: 17	R: 2 E: 0 K: 0 S: 5	H: 2 LOB: 0 BB: 0 P: 7	R: 0 E: 0 K: 0 S: 7	H: 0 LOB: 0 BB: 0 P: 11	R: 0 E: 0 K: 1 S: 11	H: 0 LOB: 0 BB: 0 P: 18	R: 0 E: 0 K: 1 S: 7	H: 1 LOB: 1 BB: 0 P: 9	R: 0 E: 0 K: 0 S: 7	H: 1 LOB: 0 BB: 0 P: 9	1B: 6 2B: 2 3B: 0 HR: 1	SF: 0 SAC: 0 DP: 1 HBP: 0	WP: 0 PB: 0 SB: 0 CS: 0	PA: 36
PITCHER	IP WLS BF H R ER SO BB IBB HBP BLK WP HR S P ERA WHIP	IP WLS BF H R ER SO BB IBB HBP BLK WP HR S P ERA WHIP																				
Mike Morgan, R ERA: 3.99 Ken Patterson, L ERA: 3.24 Bob Scanlan, R ERA: 1.74	(1, 1) (7, 1) (9, 1)	6.0 W 26 7 2 0 2 1 0 0 0 0 0 1 53 3.00 1.333																				

Chicago Cubs @ San Diego Padres
Jack Murphy Stadium, San Diego, CA
Sat May 23, 1992, 10:05 PM EDT
Att: 43,720 - Cloudy - 73 F

livebaseballscorecards.com

AB 35
R 2
H 9
RBI 2
BB 1
SO 5
LOB 19



Batter	1	2	3	4	5	6	7	8	9	AB	R	H	RBI	BB	SO	LOB	TOP			
Cecil Espy, S OBP: 0.412, SLG: 0.542 (1, 8)	1-2 BB CS 1B	0-1 1-2 1B		0-0 L7		1-1 G6-3		0-0 2H 2B		5	1	3	1	0	0	2				
Jay Bell, R OBP: 0.333, SLG: 0.290 (1, 6)	1-1 F8	2-0 FC5		1-3 K			4-1 HR BB	0-0 L9		4	1	0	0	1	1	6				
Jeff King, R OBP: 0.252, SLG: 0.315 (1, 3)	1 SAFE 1B BB	2-0 1B BB		0-1 L8		0-1 P8	0-0 P6	1-1 P2		5	0	1	0	0	0	1				
Lloyd McClendon, R OBP: 0.364, SLG: 0.382 (1, 9)	4-2 1B BB	1-2 2-3 3H		1-1 F8		0-0 FC4-6 1B	1-0 L9	4-2 2B BB		3	1	1	0	2	0	1				
Barry Bonds, L OBP: 0.423, SLG: 0.614 (1, 7)	2-2 G6-4-3 1B		2-0 S 1B		0-1 FC4-6 1B S		1-0 HR	3-1 1B FC9-6 2B		5	2	4	4	0	0	1				
Steve Buschete, R OBP: 0.345, SLG: 0.435 (1, 5)	0-0 G6-4-3		1 SAFE 2-3 3H K		2-2 1B		0-0 L5	0-2 FC9-6 1B		5	0	2	0	0	1	4				
Don Slaught, R OBP: 0.440, SLG: 0.574 (5, 1)		0-2 L9		1-2 1B		1-1 P9		0-0 G3 2B 1B	2-1 FC9-6 FC5-4	3	0	1	0	0	0	2	AB			
Gary Varsho, L OBP: 0.273, SLG: 0.429 (8, PH)										0	0	0	0	0	0	0	R			
Jerry Don Gleaton, L OBP: 0.364, SLG: 0.357 (9, PH)										0	0	0	0	0	0	0	H			
Orlando Merced, S OBP: 0.364, SLG: 0.357 (9, PH)										1	0	0	1	0	0	1	RBI			
Jose Lind, R OBP: 0.217, SLG: 0.236 (1, 4)		1-1 L8		1-2 1B		1-0 F9		1-1 G3	0-2 FC5-4	5	0	1	0	0	0	2	BB			
Zane Smith, L OBP: 0.154, SLG: 0.160 (1, 1)		0-2 FC5 1B		0-3 K		1-1 P6		1-3 K2-3		2	0	1	0	0	1	2	SO			
Tom Prince, R OBP: 0.205, SLG: 0.125 (5, 2)										2	0	0	0	0	1	1	LOB			
Inning Stats	R: 1 E: 0 K: 0 S: 13	H: 3 LOB: 2 BB: 1 P: 23	R: 0 E: 0 K: 0 S: 12	H: 2 LOB: 2 BB: 0 P: 15	R: 0 E: 0 K: 1 S: 8	H: 1 LOB: 1 BB: 0 P: 13	R: 0 E: 0 K: 2 S: 14	H: 2 LOB: 2 BB: 0 P: 17	R: 0 E: 0 K: 0 S: 5	H: 0 LOB: 0 BB: 0 P: 8	R: 2 E: 0 K: 0 S: 5	H: 1 LOB: 0 BB: 1 P: 11	R: 1 E: 0 K: 1 S: 8	H: 2 LOB: 1 BB: 1 P: 10	R: 2 E: 0 K: 0 S: 15	H: 2 LOB: 1 BB: 1 P: 25	1B: 12 2B: 2 3B: 0 HR: 1	SF: 0 SAC: 0 DP: 1 HBP: 0	WP: 0 PB: 0 SB: 2 CS: 1	PA: 44
PITCHER	IP	WLS	BF	H	R	ER	SO	BB	IBB	HBP	BLK	WP	HR	S	P	ERA	WHIP			
Craig Lefferts, L ERA: 4.01 (1, 1)	7.0	W	33	11	3	2	3	2	0	0	0	0	1	69	102	2.57	1.857			
Mike Maddux, R ERA: 2.45 (8, 1)	1.1		7	2	2	2	1	1	0	0	0	0	0	13	20	13.50	2.250			
Randy Myers, L ERA: 5.48 (9, 1)	0.2	S	4	2	1	1	0	0	0	0	0	0	0	10	15	13.50	3.000			

Pittsburgh Pirates @ San Diego Padres
Jack Murphy Stadium, San Diego, CA
Mon May 25 1992, 10:05 PM EDT
Att: 18,546 - Sunny - 71 F

AB 41
R 6
H 15
RBI 6
BB 3
SO 4
LOB 23



Batter	1	2	3	4	5	6	7	8	9	AB	R	H	RBI	BB	SO	LOB	BOTTOM			
Tony Fernandez, S OBP: 0.366, SLG: 0.418 (1, 6)	3-3 K		3-2 L1-6		1-0 HR 1B	2-2 P9		0-0 1B		5	1	2	0	0	1	2				
Tony Gwynn, L OBP: 0.425, SLG: 0.494 (1, 9)	2-1 F8			0-1 G6-3 HR 1B	0-1 1H 3H HR	4-0 IBB		1-1 G1-3		4	2	2	3	1	0	2				
Gary Sheffield, R OBP: 0.415, SLG: 0.589 (1, 5)	2-0 F9			0-1 G6-3	1-0 HR	2-2 G5-3				3	1	1	1	0	0	1				
Tim Teufel, R OBP: 0.345, SLG: 0.351 (6, 5)				1-2 1B						1	0	0	0	0	0	2				
Fred McGriff, L OBP: 0.432, SLG: 0.621 (1, 3)		1-1 G4-3		4-0 HR BB	1-0 1B		1-2 G5-4-3 1B			3	1	2	0	1	0	0				
Benito Santiago, R OBP: 0.279, SLG: 0.359 (1, 2)		3-2 F9 2B		1-0 1H 2H HR	2-3 K		3-1 G5-4-3			4	1	2	3	0	1	2				
Darin Jackson, R OBP: 0.289, SLG: 0.366 (1, 8)		1-0 F9		1-0 F8	1-1 1B		0-3 K			4	0	1	0	0	1	1				
Kurt Stillwell, S OBP: 0.291, SLG: 0.365 (1, 4)		0-0 L8		1-2 G5-3	1-0 L7			2-1 G1-3		4	0	0	0	0	0	3				
Jerald Clark, R OBP: 0.234, SLG: 0.289 (1, 7)			1-1 L1-6 SH1-4 1B		4-2 1B SH2-4 HR BB	1-2 E6 SH1-4 BLK		2-2 G5-3		3	1	1	0	1	0	0				
Craig Lefferts, L OBP: 0.067, SLG: 0.067 (1, 1)			1-1 SH1-4		0-0 SH2-4	0-2 SH1-4		4-2 1B BB		0	0	0	0	0	0	0				
Mike Maddux, L (8, 1)										0	0	0	0	1	0	0				
Randy Myers, L (9, 1)										0	0	0	0	0	0	0				
Inning Stats	R: 0 E: 0 K: 1 S: 6	H: 0 LOB: 0 BB: 0 P: 13	R: 0 E: 0 K: 0 S: 8	H: 1 LOB: 1 BB: 0 P: 13	R: 0 E: 0 K: 0 S: 9	H: 1 LOB: 0 BB: 0 P: 14	R: 3 E: 0 K: 0 S: 9	H: 2 LOB: 0 BB: 1 P: 16	R: 4 E: 0 K: 1 S: 18	H: 5 LOB: 2 BB: 1 P: 29	R: 0 E: 1 K: 0 S: 13	H: 0 LOB: 2 BB: 1 P: 22	R: 0 E: 0 K: 1 S: 8	H: 1 LOB: 0 BB: 0 P: 12	R: 0 E: 0 K: 0 S: 10	H: 1 LOB: 2 BB: 1 P: 19	1B: 7 2B: 2 3B: 0 HR: 3	SF: 0 SAC: 3 DP: 2 HBP: 0	WP: 0 PB: 0 SB: 0 CS: 0	PA: 38
PITCHER	IP	WLS	BF	H	R	ER	SO	BB	IBB	HBP	BLK	WP	HR	S	P	ERA	WHIP			
Zane Smith, L ERA: 3.48 (1, 1)	4.1	L	22	7	0	0	2	0	1	0	0	0	0	31	48	0.00	0.750			
Dennis Lamp, R ERA: 3.18 (5, 1)	2.2		11	2	0	0	2	0	0	0	0	0	0	10	19	0.00	2.000			
Jerry Don Gleaton, L ERA: 6.0 (8, 1)	1.0		5	1	0	0	0	1	0	0	0	0	0	10	19	0.00	2.000			

Pittsburgh Pirates @ San Diego Padres
Jack Murphy Stadium, San Diego, CA
Mon May 25 1992, 10:05 PM EDT
Att: 18,546 - Sunny - 71 F


AB 31
R 7
H 11
RBI 7
BB 4
SO 3
LOB 13



Batter	1	2	3	4	5	6	7	8	9	10	AB	R	H	RBI	BB	SO	LOB							
Cecil Espy, S OBP: 0.393, SLG: 0.509 (1, 9)	G6-3		FC6-4 1B		K		FC6-4 1-2		P3		5	1	1	0	0	1	3							
Jay Bell, R OBP: 0.325, SLG: 0.281 (1, 6)	K		E4 FC6-4		F9			F8		G4-3	5	0	0	0	0	1	1							
Andy Van Slyke, L OBP: 0.456, SLG: 0.507 (1, 8)	F9		FC6-4					S BB		S BB	3	0	0	1	2	1	1							
Barry Bonds, L OBP: 0.411, SLG: 0.593 (1, 7)		F7		K		L7		L8		F8	5	0	0	0	0	1	3							
Orlando Merced, S OBP: 0.366, SLG: 0.363 (1, 3)		P6			G6-3			F9			4	0	1	0	1	0	1							
Steve Buschele, R OBP: 0.348, SLG: 0.439 (9, PR)					L6			G5-3			3	0	1	0	1	0	1							
Gary Varsho, L OBP: 0.273, SLG: 0.429 (9, 1)										K	0	1	0	0	0	0	0							
Stan Belinda, R (9, 1)											0	0	0	0	0	0	0							
Dave Clark, L (10, PH)											1	0	0	0	0	1	2							
Dennis Lamp, R (10, 1)		BB								1B	0	0	0	0	0	0	0							
Michael LaValliere, L OBP: 0.353, SLG: 0.329 (7, PH)											2	0	1	0	0	0	1							
Don Slaught, R OBP: 0.450, SLG: 0.571 (7, 2)		L7									2	0	1	1	0	0	0							
Jose Lind, R OBP: 0.220, SLG: 0.248 (1, 4)					G4-3			FC6-4 1B		SH1-4 1B	3	1	2	0	0	0	1							
Bob Walk, R (7, PH)					1B						1	0	0	0	0	0	0							
Lloyd McClendon, R OBP: 0.338, SLG: 0.375 (7, 1)					SH2-4						1	0	0	0	0	0	1							
Denny Neagle, L (8, 1)											0	0	0	0	0	0	0							
Roger Mason, R (8, PH)											0	0	0	0	0	0	0							
Jeff King, R OBP: 0.280, SLG: 0.313 (8, 5)											1	0	0	0	0	0	2							
Inning Stats	R: 0 E: 0 K: 1 S: 5	H: 0 LOB: 0 BB: 0 P: 6	R: 0 E: 0 K: 0 S: 6	H: 0 LOB: 1 BB: 1 P: 13	R: 2 E: 1 K: 1 S: 11	H: 2 LOB: 0 BB: 0 P: 16	R: 0 E: 0 K: 1 S: 12	H: 1 LOB: 1 BB: 0 P: 17	R: 0 E: 0 K: 1 S: 6	H: 0 LOB: 0 BB: 0 P: 8	R: 0 E: 0 K: 1 S: 10	H: 1 LOB: 1 BB: 0 P: 13	R: 0 E: 0 K: 0 S: 10	H: 1 LOB: 1 BB: 0 P: 15	R: 0 E: 0 K: 0 S: 7	H: 0 LOB: 1 BB: 1 P: 14	R: 1 E: 0 K: 0 S: 13	H: 2 LOB: 2 BB: 0 P: 17	R: 0 E: 0 K: 1 S: 13	H: 0 LOB: 2 BB: 2 P: 27	1B: 5 2B: 2 3B: 0 HR: 0	SF: 0 SAC: 2 DP: 0 HBP: 0	WP: 0 PB: 0 SB: 2 CS: 0	PA: 42
PITCHER	IP	WLS	BF	H	R	ER	SO	BB	IBB	HBP	BLK	WP	HR	S	P	ERA	WHIP							
Greg Harris, R ERA: 4.53 (1, 1)	6.0		24	4	2	0	4	1	0	0	0	0	0	13	24	0.00	1.500							
Rich Rodriguez, L ERA: 1.78 (7, 1)	1.1	6	1	0	0	0	0	1	0	0	0	0	0	4	5	0.00	0.000							
Pat Clements, L ERA: 2.65 (8, 1)	0.2	2	0	0	0	0	0	0	0	0	0	0	0	4	5	0.00	0.000							
Randy Myers, L ERA: 5.63 (9, 1)	1.0	5	2	1	1	0	0	0	0	0	0	0	0	13	17	9.00	2.000							
Tim Scott, R ERA: 7.5 (10, 1)	1.0	W	5	0	0	0	1	1	1	0	0	0	0	13	27	0.00	1.000							

Pittsburgh Pirates @ San Diego Padres
Jack Murphy Stadium, San Diego, CA
Tue May 26 1992, 10:05 PM EDT
Att: 11,709 - Overcast - 72 F


AB	36
R	3
H	7
RBI	2
BB	4
SO	5
LOB	17



Batter	1	2	3	4	5	6	7	8	9	10	AB	R	H	RBI	BB	SO	LOB							
Tony Fernandez, S OBP: 0.372, SLG: 0.429 (1, 6)	1B BLK 1B			G6-3			G4-6-3 1B		P6		5	1	3	1	0	0	1							
Tony Gwynn, L OBP: 0.424, SLG: 0.488 (1, 9)	G3 BLK 1B 1B				G4-3		G4-6-3 1-2		G4-3		4	1	1	0	1	0	1							
Gary Sheffield, R OBP: 0.404, SLG: 0.572 (1, 5)	G6-3			G4-6-3		G5-3		G4-3			5	0	0	0	0	0	4							
Fred McGriff, L OBP: 0.426, SLG: 0.614 (1, 3)	G3			L1				K		G6-3	5	0	1	0	0	1	1							
Benito Santiago, R OBP: 0.293, SLG: 0.383 (1, 2)				P2			G5-3 1B		F9 2B		5	1	4	1	0	0	0							
Kurt Stillwell, S OBP: 0.296, SLG: 0.355 (1, 4)				G6-3		G5-3		G5-3 1-2		FC6-4 1B	3	1	0	0	2	1	2							
Darrin Jackson, R OBP: 0.278, SLG: 0.392 (1, 8)							K		F9		5	2	3	3	0	1	3							
Jerald Clark, R OBP: 0.240, SLG: 0.290 (1, 7)				L8					FC6-4 1B		3	0	1	0	1	0	3							
Greg Harris, R ERA: 4.38 (1, 1)							FC6-4				2	0	0	0	0	2	3							
Oscar Arcia, R ERA: 3.23 (7, 1)											1	0	0	0	0	0	2							
Rich Rodriguez, L ERA: 1.23 (7, 1)											0	0	0	0	0	0	0							
Pat Clements, R (8, 1)											0	0	0	0	0	0	0							
Randy Myers, L (9, 1)											0	0	0	0	0	0	0							
Gary Fields, S OBP: 0.270, SLG: 0.182 (8, PH)											1	0	0	0	0	1	0							
Tim Scott, R ERA: 4.24 (10, 1)											0	0	0	0	0	0	0							
Inning Stats	R: 2 E: 0 K: 1 S: 9	H: 3 LOB: 1 BB: 0 P: 11	R: 1 E: 0 K: 1 S: 11	H: 3 LOB: 2 BB: 1 P: 17	R: 0 E: 0 K: 0 S: 4	H: 0 LOB: 0 BB: 0 P: 7	R: 0 E: 0 K: 1 S: 11	H: 1 LOB: 1 BB: 0 P: 14	R: 0 E: 0 K: 0 S: 7	H: 1 LOB: 2 BB: 1 P: 11	R: 0 E: 0 K: 1 S: 13	H: 1 LOB: 2 BB: 1 P: 23	R: 0 E: 0 K: 0 S: 4	H: 1 LOB: 0 BB: 0 P: 8	R: 0 E: 0 K: 1 S: 11	H: 1 LOB: 2 BB: 1 P: 21	R: 0 E: 0 K: 1 S: 6	H: 0 LOB: 0 BB: 0 P: 8	R: 3 E: 0 K: 0 S: 5	H: 2 LOB: 0 BB: 1 P: 14	1B: 8 2B: 4 3B: 0 HR: 1	SF: 0 SAC: 0 DP: 2 HBP: 0	WP: 0 PB: 0 SB: 0 CS: 0	PA: 43
PITCHER	IP	WLS	BF	H	R	ER	SO	BB	IBB	HBP	BLK	WP	HR	S	P	ERA	WHIP							
Bob Walk, R ERA: 4.38 (1, 1)	6.0		27	9	3	3	4	1	0	0	1	0	0	55	83	4.50	1.500							
Denny Neagle, L ERA: 3.23 (7, 1)	1.1	4	1	0	0	1	0	0	0	0	0	0	0	7	13	0.00	0.750							
Roger Mason, R ERA: 3.58 (8, 1)	0.2	4	1	0	0	0	0	1	0	0	0	0	0	8	16	0.00	1.500							
Stan Belinda, R ERA: 3.38 (9, 1)	1.0	3	0	0	0	1	0	0	0	0	0	0	0	6	8	0.00	0.000							
Dennis Lamp, R ERA: 4.24 (10, 1)	0.2	L	5	2	3	3	0	0	1	0	0	0	1	5	14	40.50	3.000							

Pittsburgh Pirates @ San Diego Padres
Jack Murphy Stadium, San Diego, CA
Tue May 26 1992, 10:05 PM EDT
Att: 11,709 - Overcast - 72 F

AB	39
R	6
H	13
RBI	5
BB	4
SO	6
LOB	20



Batter	1	2	3	4	5	6	7	8	9	AB	R	H	RBI	BB	SO	LOB	TOP							
Orlando Merced, S OBP: 0.367, SLG: 0.362	1-1 FC4-6 1B		4-2 SH1-4 2B	2-1 SF8		1 SAFE 2-1 L7		1 SAFE 3-1 G4-3		3	2	1	1	1	0	2	Pittsburgh Pirates @ San Diego Padres Jack Murphy Stadium, San Diego, CA Wed May 27 1992, 6:33 AM EDT Att: 16,338 - Sunny - 74 F							
Jay Bell, R OBP: 0.333, SLG: 0.292	2-0 FC4-6 1B		1-1 SH1-4	0-2 3-H		1 SAFE 0-2 HBP		0-0 G5-3		4	0	3	0	0	0	1								
Andy Van Slyke, L OBP: 0.455, SLG: 0.506	1-2 L7		2-0 HR	1-0 G1-3		1-2 2-3 HBP		1-0 F8		4	1	1	1	0	0	4								
Barry Bonds, L OBP: 0.411, SLG: 0.613	3-2 FC4-6 1B		3-2 HR			1-2 G4-3		3-2 G4-3		5	2	2	3	0	0	4								
Gary Varsho, L OBP: 0.292, SLG: 0.435	1-0 1B		0-0 FC6-4 1B			0-3 K		0-0 G4-3		4	0	2	0	0	0	1								
Lloyd McClendon, R OBP: 0.368, SLG: 0.386	1-2 1B		0-2 FC6-4 1B			3-2 HR		2-2 G5-3		5	1	1	2	0	0	4								
Jeff King, R OBP: 0.248, SLG: 0.331	0-1 F7		0-2 FC6-4 CS			1-2 HR		0-0 F8		4	1	1	0	1	0	0								
Michael LaValliere, L OBP: 0.356, SLG: 0.325		0-0 P7	1-1 CS	0-0 SH1-4 SF8 1B		1-2 G4-3		0-0 F8		4	1	1	0	1	0	0								
Jose Lind, R OBP: 0.236, SLG: 0.254	2-1 G6-3		0-1 E4 1B	1-2 SH1-4 1B		1-0 HBP 1B		0-1 FC4-6 1B		5	0	2	0	0	0	3								
Randy Tomlin, L OBP: 0.176, SLG: 0.067	3-3 K		2-1 SH1-4			3-3 K		2-2 FC4-6 G4-3		1	0	0	0	0	1	0								
Dave Clark, L OBP: 0.236, SLG: 0.176			1-2 2-3							1	0	0	0	0	0	1								
Stan Belinda, R OBP: 0.236, SLG: 0.176			1-2 2-3							1	0	0	0	0	0	0								
Inning Stats	R: 1 E: 0 K: 0 S: 17	H: 3 LOB: 2 BB: 0 P: 25	R: 0 E: 0 K: 1 S: 7	H: 0 LOB: 0 BB: 0 P: 12	R: 3 E: 0 K: 0 S: 14	H: 3 LOB: 3 BB: 1 P: 25	R: 1 E: 1 K: 0 S: 12	H: 2 LOB: 2 BB: 0 P: 17	R: 1 E: 0 K: 1 S: 12	H: 1 LOB: 0 BB: 0 P: 17	R: 0 E: 0 K: 0 S: 14	H: 2 LOB: 3 BB: 0 P: 24	R: 0 E: 0 K: 0 S: 7	H: 0 LOB: 0 BB: 0 P: 9	R: 0 E: 0 K: 0 S: 8	H: 1 LOB: 1 BB: 0 P: 13	R: 1 E: 0 K: 0 S: 11	H: 2 LOB: 2 BB: 1 P: 22	1B: 10 2B: 2 3B: 0 HR: 2	SF: 1 SAC: 2 DP: 0 HBP: 1	WP: 0 PB: 0 SB: 0 CS: 1	PA: 45		
PITCHER	IP WLS BF H R ER SO BB IBB HBP BLK WP HR S P ERA WHIP																							
Andy Benes, R ERA: 3.63	(1, 1)	5.2	29	11	6	5	3	1	0	0	0	0	0	2	71	111	7.94	2.118						
Pat Clements, L ERA: 2.6	(6, 1)	0.1	2	0	0	0	0	0	0	1	0	0	0	0	5	9	0.00	0.000						
Jeremy Hernandez, R ERA: 4.95	(7, 1)	1.1	5	1	0	0	0	0	0	0	0	0	0	0	12	16	0.00	0.750						
Mike Maddux, R ERA: 2.35	(8, 1)	0.2	2	0	0	0	0	0	0	0	0	0	0	0	3	6	0.00	0.000						
Randy Myers, L ERA: 5.76	(9, 1)	1.0	W	6	2	1	1	0	0	0	0	0	0	0	11	22	9.00	3.000						

AB 38
R 7
H 14
RBI 7
BB 2
SO 3
LOB 20



Batter	1	2	3	4	5	6	7	8	9	AB	R	H	RBI	BB	SO	LOB	BOTTOM							
Tony Fernandez, S OBP: 0.378, SLG: 0.430	4-2 G4-3 E BB	1-2 FC6-4		2-2 HR 1B		1-1 L7		1-0 FC6-4 1B		4	2	2	1	1	0	2	Pittsburgh Pirates @ San Diego Padres Jack Murphy Stadium, San Diego, CA Wed May 27 1992, 6:33 AM EDT Att: 16,338 - Sunny - 74 F							
Tony Gwynn, L OBP: 0.423, SLG: 0.506	0-1 G4-3		3-2 BB 1B	3-H 1B HR		1-1 L7		0-0 SF8		4	1	2	3	0	0	1								
Gary Sheffield, R OBP: 0.404, SLG: 0.567	1-0 E5		1-1 BB 1B	1-0 F7		0-1 1B SF8 1B		0-0 FC6-4		5	1	2	0	0	0	2								
Fred McGriff, L OBP: 0.431, SLG: 0.612	1-1 P5		1-2 L9	4-0 FC6-4 BB		0-1 G6-4-3 1B		0-2 FC5-4 1B		4	0	2	0	1	0	3								
Benito Santiago, R OBP: 0.286, SLG: 0.374	0-0 P3		1-0 L8	2-2 FC6-4		0-0 SF8		2-1 FC5-4 1B		4	1	0	1	0	0	5								
Kevin Ward, R OBP: 0.294, SLG: 0.414		1-1 G5-4-3 1B	4-1 FC6-4			1-2 G4-3		0-1 2B 1B		1	0	1	0	1	0	0								
Oscar Azocar, L OBP: 0.286, SLG: 0.219			1-2 2-3 BB					1-2 1B		1	1	1	0	0	0	0								
Jerald Clark, R OBP: 0.244, SLG: 0.294		2-1 G5-4-3	1-0 FC6-4			3-2 L5		0-1 1B 2B		5	0	1	1	0	1	4								
Darrin Jackson, R OBP: 0.276, SLG: 0.392		1-1 1B 1B	2-1 G5-4-3	1-0 FC6-4		1-3 K		1-0 1B SF8 2B		4	2	3	0	1	1	0								
Kurt Stillwell, S OBP: 0.317, SLG: 0.378		2-2 1B 1B	2-1 SH1-4 WP 1B			1-3 K		4-0 1B IBB		4	2	3	0	1	1	0								
Andy Benes, R OBP: 0.333, SLG: 0.316	(1, 1)	3.2	22	8	4	3	0	0	0	0	0	0	0	0	0	0	Pittsburgh Pirates @ San Diego Padres Jack Murphy Stadium, San Diego, CA Wed May 27 1992, 6:33 AM EDT Att: 16,338 - Sunny - 74 F							
Pat Clements, R ERA: 2.6	(6, 1)	0.1	2	0	0	0	0	0	0	0	0	0	0	0	0	0								
Gary Pettis, S ERA: 3.49	(6, PH)	3.1	11	2	1	1	1	0	0	0	0	0	0	0	0	0								
Jeremy Hernandez, R ERA: 4.95	(7, 1)	1.1	5	1	0	0	0	0	0	0	0	0	0	0	0	0								
Mike Maddux, L ERA: 2.35	(8, 1)	0.2	2	0	0	0	0	0	0	0	0	0	0	0	0	0								
Tim Lincecum, R OBP: 0.303, SLG: 0.351	(8, PH)	0.1	1	0	0	0	0	0	0	0	0	0	0	0	0	0								
Randy Myers, L ERA: 5.76	(9, 1)	1.0	W	6	2	1	1	0	0	0	0	0	0	0	0	0								
Craig Shopley, R ERA: 5.76	(9, PH)	0.1	1	0	0	0	0	0	0	0	0	0	0	0	0	0								
Inning Stats	R: 1 E: 1 K: 0 S: 8	H: 0 LOB: 1 BB: 1 P: 14	R: 0 E: 0 K: 0 S: 12	H: 3 LOB: 2 BB: 0 P: 19	R: 0 E: 0 K: 0 S: 11	H: 2 LOB: 3 BB: 1 P: 22	R: 3 E: 0 K: 0 S: 15	H: 3 LOB: 1 BB: 1 P: 30	R: 0 E: 0 K: 0 S: 5	H: 0 LOB: 0 BB: 0 P: 7	R: 1 E: 0 K: 0 S: 7	H: 2 LOB: 0 BB: 0 P: 8	R: 1 E: 0 K: 1 S: 10	H: 2 LOB: 2 BB: 1 P: 19	R: 2 E: 0 K: 0 S: 11	H: 4 LOB: 3 BB: 1 P: 17		1B: 13 2B: 2 3B: 0 HR: 1	SF: 2 SAC: 1 DP: 2 HBP: 0	WP: 1 PB: 0 SB: 0 CS: 0	PA: 45			
PITCHER	IP WLS BF H R ER SO BB IBB HBP BLK WP HR S P ERA WHIP																							
Randy Tomlin, L ERA: 4.29	(1, 1)	3.1	11	2	1	1	1	0	0	0	0	0	0	0	26	36	2.70	0.600						
Roger Mason, R ERA: 3.49	(4, 1)	3.1	11	2	1	1	1	0	0	0	0	0	0	0	26	36	2.70	0.600						
Stan Belinda, R ERA: 4.5	(8, 1)	1.1	L	12	6	3	3	1	1	1	0	0	0	0	21	36	20.25	5.250						

AB 37
R 8
H 16
RBI 7
BB 5
SO 2
LOB 18



Batter	1	2	3	4	5	6	7	8	9	AB	R	H	RBI	BB	SO	LOB	TOP		
Tony Fernandez, S (1, 6) OBP: 0.371, SLG: 0.421	F7		F9			G5-3		F8		4	0	0	0	0	0	0			
Tony Gwynn, L (1, 9) OBP: 0.412, SLG: 0.495	G6-3			G4-3		G6-3			F8	4	0	0	0	0	0	0			
Gary Sheffield, R (1, 5) OBP: 0.393, SLG: 0.548	G6-3			G6-3		P4			G5-3	4	0	0	0	0	0	0			
Fred McGriff, L (1, 3) OBP: 0.429, SLG: 0.607		F8					L4		G6-3	4	0	1	0	0	0	0			
Benito Santiago, R (1, 2) OBP: 0.289, SLG: 0.377																			
Dann Bilardo, R (4, PH) OBP: 0.231, SLG: 0.091		F9		F8			P3			1	0	1	0	0	0	0			
Darin Jackson, R (1, 8) OBP: 0.277, SLG: 0.388										2	0	0	0	0	0	0			
Jerald Clark, R (1, 7) OBP: 0.235, SLG: 0.282										3	0	1	0	0	0	1			
Kurt Stillwell, S (1, 4) OBP: 0.310, SLG: 0.376										3	0	0	0	0	1	2			
Craig Lefferts, L (1, 1) OBP: 0.059, SLG: 0.059										3	1	1	0	0	0	1			
Gene Harris, R (7, 1)										2	0	0	0	0	0	0			
Oscar Azocar, L (8, PH) OBP: 0.278, SLG: 0.212										0	0	0	1	0	0	0			
Tim Scott, R (8, 1)										1	0	0	0	0	0	0			
Pat Clements, R (8, 1)										0	0	0	0	0	0	0			
Inning Stats	R: 0 E: 0 K: 0 S: 5	H: 0 LOB: 0 BB: 0 P: 7	R: 0 E: 0 K: 0 S: 11	H: 1 LOB: 1 BB: 0 P: 16	R: 0 E: 0 K: 0 S: 3	H: 0 LOB: 0 BB: 0 P: 6	R: 0 E: 0 K: 0 S: 6	H: 1 LOB: 1 BB: 0 P: 8	R: 0 E: 0 K: 1 S: 10	H: 0 LOB: 0 BB: 0 P: 13	R: 0 E: 0 K: 0 S: 5	H: 0 LOB: 0 BB: 0 P: 7	R: 0 E: 0 K: 1 S: 11	H: 1 LOB: 0 BB: 0 P: 15	R: 0 E: 0 K: 0 S: 5	H: 0 LOB: 0 BB: 0 P: 5	1B: 2 2B: 2 3B: 0 HR: 0	SF: 0 SAC: 0 DP: 0 HBP: 0	WP: 1 PA: 31 PB: 0 SB: 1 CS: 0
PITCHER Bob Tewksbury, R (1, 1) ERA: 1.78	IP: 9.0 WLS: W BF: 31 H: 4 R: 1 ER: 1 SO: 2 BB: 0 IBB: 0 HBP: 0 BLK: 0 WP: 1 HR: 0 S: 61 P: 86 ERA: 1.00 WHIP: 0.444																		

San Diego Padres @ St. Louis Cardinals
 Busch Stadium, St. Louis, MO
 Sat May 30 1992, 7:05 PM CDT
 Att: 34,909 - Cloudy - 75 F

AB	31
R	1
H	4
RBI	1
BB	0
SO	2
LOB	6



Batter	1	2	3	4	5	6	7	8	9	AB	R	H	RBI	BB	SO	LOB	BOTTOM		
Ray Lankford, L (1, 8) OBP: 0.378, SLG: 0.435	K		E6			F9		K		5	1	0	0	0	3	1			
Ozzie Smith, S (1, 6) OBP: 0.374, SLG: 0.342	FC9-6		G5-3			K		G6-3		4	1	1	0	1	1	1			
Todd Zeile, R (1, 5) OBP: 0.325, SLG: 0.333	FC9-6		P3			G4-3		FC5		4	0	1	0	0	0	1			
Felix Jose, S (1, 9) OBP: 0.424, SLG: 0.550		G5-3					K			3	1	1	0	1	1	0			
Andres Galarraga, R (1, 3) OBP: 0.250, SLG: 0.189										4	0	2	1	0	1	3			
Bernard Gilkey, R (1, 7) OBP: 0.349, SLG: 0.375										4	1	2	1	0	0	3			
Geronimo Pena, S (1, 4) OBP: 0.556, SLG: 1.000										4	1	3	2	0	0	2			
Tom Paganzzi, R (1, 2) OBP: 0.327, SLG: 0.399										4	0	2	0	0	1	4			
Bob Tewksbury, R (1, 1) OBP: 0.087, SLG: 0.045										3	0	0	0	0	2	2			
Inning Stats	R: 0 E: 0 K: 1 S: 8	H: 0 LOB: 0 BB: 1 P: 18	R: 0 E: 0 K: 1 S: 11	H: 2 LOB: 2 BB: 0 P: 14	R: 1 E: 2 K: 0 S: 5	H: 0 LOB: 0 BB: 0 P: 9	R: 0 E: 0 K: 1 S: 11	H: 2 LOB: 0 BB: 0 P: 21	R: 0 E: 0 K: 2 S: 7	H: 0 LOB: 0 BB: 0 P: 10	R: 2 E: 0 K: 1 S: 16	H: 4 LOB: 2 BB: 0 P: 23	R: 1 E: 0 K: 1 S: 11	H: 2 LOB: 1 BB: 0 P: 17	R: 1 E: 0 K: 1 S: 13	H: 2 LOB: 1 BB: 0 P: 16	1B: 8 2B: 3 3B: 1 HR: 1	SF: 0 SAC: 1 DP: 1 HBP: 0	WP: 0 PA: 38 PB: 0 SB: 3 CS: 0
PITCHER Craig Lefferts, L (1, 1) ERA: 4.02	IP: 6.2 WLS: L BF: 32 H: 10 R: 4 ER: 3 SO: 8 BB: 1 IBB: 0 HBP: 0 BLK: 0 WP: 0 HR: 0 S: 68 P: 111 ERA: 4.05 WHIP: 1.650																		
Gene Harris, R (7, 1) ERA: 8.75	0.1	1	0	0	0	0	0	0	0	0	0	1	1	0.00	0.000				
Tim Scott, R (8, 1) ERA: 8.53	0.1	3	2	1	1	0	0	0	0	0	1	9	11	27.00	6.000				
Pat Clements, L (8, 1) ERA: 2.5	0.2	2	0	0	0	1	0	0	0	0	0	4	5	0.00	0.000				

San Diego Padres @ St. Louis Cardinals
 Busch Stadium, St. Louis, MO
 Sat May 30 1992, 7:05 PM CDT
 Att: 34,909 - Cloudy - 75 F

AB	35
R	5
H	12
RBI	4
BB	2
SO	9
LOB	17



Batter	1	2	3	4	5	6	7	8	9	AB	R	H	RBI	BB	SO	LOB	TOP										
Tony Fernandez, S OBP: 0.368, SLG: 0.415 Craig Shipley, R OBP: 0.212, SLG: 0.188	F9	3B HBP	G4-3		F9			G5-3		3	1	0	0	0	0	0											
Tony Gwynn, L OBP: 0.418, SLG: 0.516 Kevin Ward, R OBP: 0.278, SLG: 0.387	2B	2B	G3		G4-3			K	K	4	2	3	2	0	0	0											
Gary Sheffield, R OBP: 0.393, SLG: 0.545 Tim Lincecum, R OBP: 0.345, SLG: 0.342	2B	G5-3	G3		K			K	K	3	1	1	0	0	0	2											
Fred McGriff, L OBP: 0.430, SLG: 0.615 Gene Harris, R Rich Rodriguez, L	2B	HR	K		K			K	K	4	2	2	2	0	2	1											
Darrin Jackson, R OBP: 0.281, SLG: 0.412 Gary Pettis, S OBP: 0.200, SLG: 0.174	G5-3	HR			G6-3			P6		4	1	2	4	0	0	0											
Jerald Clark, R OBP: 0.235, SLG: 0.282	G5-3	2B			K			F8		4	1	1	0	0	1	1											
Dann Bilardello, R OBP: 0.235, SLG: 0.200	G4-3	1B			P6			P4		4	1	1	1	0	0	1											
Kurt Stillwell, S OBP: 0.315, SLG: 0.388		E9			K			F7		4	1	2	1	0	1	0											
Greg Harris, R OBP: 0.190, SLG: 0.200 Mike Maddux, L Oscar Azocar, L OBP: 0.270, SLG: 0.206	K				K			K		3	0	0	0	0	3	2											
Inning Stats	R: 3 E: 0 K: 0 S: 14	H: 4 LOB: 1 BB: 0 P: 17	R: 7 E: 1 K: 2 S: 20	H: 7 LOB: 1 BB: 0 P: 31	R: 0 E: 0 K: 1 S: 9	H: 1 LOB: 1 BB: 0 P: 15	R: 0 E: 0 K: 1 S: 8	H: 0 LOB: 0 BB: 0 P: 10	R: 0 E: 0 K: 2 S: 8	H: 0 LOB: 0 BB: 0 P: 14	R: 0 E: 0 K: 0 S: 5	H: 0 LOB: 0 BB: 0 P: 7	R: 0 E: 0 K: 1 S: 7	H: 0 LOB: 0 BB: 0 P: 10	R: 0 E: 0 K: 3 S: 13	H: 0 LOB: 0 BB: 0 P: 18	1B: 4 2B: 6 3B: 1 HR: 1	SF: 0 SAC: 0 DP: 0 HBP: 1	WP: 0 PB: 0 SB: 0 CS: 0	PA: 40							
PITCHER	IP	WLS	BF	H	R	ER	SO	BB	IBB	HBP	BLK	WP	HR	S	P	ERA	WHIP										
Rheal Cormier, L ERA: 6.56	1.2	L	13	7	7	7	1	0	0	0	0	0	0	23	31	37.80	4.200										
Juan Agosto, L ERA: 5.46	3.1		15	5	3	3	5	0	0	0	0	0	1	36	56	8.10	1.500										
Cris Carpenter, R ERA: 2.6	2.0		6	0	0	0	2	0	0	0	0	0	0	13	21	0.00	0.000										
Mike Perez, R ERA: 1.15	1.0		3	0	0	0	1	0	0	0	0	0	0	7	10	0.00	0.000										
Todd Worrell, R ERA: 2.49	1.0		3	0	0	0	3	0	0	0	0	0	0	13	18	0.00	0.000										

San Diego Padres @ St. Louis Cardinals
Busch Stadium, St. Louis, MO
Sun May 31, 1992, 3:33 AM CDT
Att: 31,957 - Sunny - 78 F

AB	39
R	10
H	12
RBI	10
BB	0
SO	12
LOB	7



Batter	1	2	3	4	5	6	7	8	9	AB	R	H	RBI	BB	SO	LOB	BOTTOM										
Ray Lankford, L OBP: 0.382, SLG: 0.432 Bernard Gilkey, R OBP: 0.345, SLG: 0.370	CS BB		BB			F8			K	1	0	0	0	2	0	0											
Ozzie Smith, S OBP: 0.368, SLG: 0.335 Bien Figueroa, R OBP: 0.200, SLG: 0.200	F7		G4-3			F8			G6-3	3	0	0	0	0	2												
Todd Zeile, R OBP: 0.323, SLG: 0.327	F8					K			K	3	0	0	0	1	2	0											
Felix Jose, S OBP: 0.414, SLG: 0.535 Mike Perez, R Todd Worrell, R Gerald Perry, L OBP: 0.357, SLG: 0.377		K			G5-3				G6-3	3	0	0	0	0	1	0											
Andres Galarraga, R OBP: 0.256, SLG: 0.200						K			K	3	0	1	0	0	2	0											
Milt Thompson, L OBP: 0.323, SLG: 0.440									L5	3	0	1	0	0	0	1											
Geronimo Pena, S OBP: 0.417, SLG: 0.750									F8	3	0	0	0	0	2												
Rich Gedman, L OBP: 0.130, SLG: 0.174									F8	3	0	0	0	0	1												
Rheal Cormier, L OBP: 0.154, SLG: 0.231 Juan Agosto, L Luis Alcega, S OBP: 0.320, SLG: 0.421 Cris Carpenter, R OBP: 0.500, SLG: 0.500 Craig Wilson, R OBP: 0.351, SLG: 0.290									K	1	0	0	0	0	0	1											
Inning Stats	R: 0 E: 0 K: 0 S: 7	H: 0 LOB: 0 BB: 1 P: 14	R: 0 E: 0 K: 1 S: 11	H: 1 LOB: 1 BB: 0 P: 19	R: 0 E: 0 K: 1 S: 11	H: 0 LOB: 1 BB: 1 P: 18	R: 0 E: 0 K: 2 S: 7	H: 0 LOB: 0 BB: 0 P: 12	R: 0 E: 0 K: 0 S: 7	H: 1 LOB: 1 BB: 0 P: 9	R: 0 E: 0 K: 1 S: 6	H: 0 LOB: 0 BB: 0 P: 10	R: 0 E: 0 K: 1 S: 7	H: 0 LOB: 0 BB: 0 P: 14	R: 0 E: 0 K: 0 S: 6	H: 0 LOB: 0 BB: 0 P: 8	R: 0 E: 0 K: 1 S: 8	H: 0 LOB: 1 BB: 1 P: 16	1B: 2 2B: 0 3B: 0 HR: 0	SF: 0 SAC: 0 DP: 0 HBP: 0	WP: 0 PB: 0 SB: 2 CS: 1	PA: 31					
PITCHER	IP	WLS	BF	H	R	ER	SO	BB	IBB	HBP	BLK	WP	HR	S	P	ERA	WHIP										
Greg Harris, R ERA: 4.18	5.0	W	18	2	0	0	4	2	0	0	0	0	0	43	72	0.00	0.800										
Mike Maddux, R ERA: 2.3	1.0		3	0	0	0	1	0	0	0	0	0	0	6	10	0.00	0.000										
Gene Harris, R ERA: 5.56	2.0		6	0	0	0	1	0	0	0	0	0	0	13	22	0.00	0.000										
Rich Rodriguez, L ERA: 1.73	1.0		4	0	0	0	1	1	0	0	1	0	0	8	16	0.00	1.000										

San Diego Padres @ St. Louis Cardinals
Busch Stadium, St. Louis, MO
Sun May 31, 1992, 3:33 AM CDT
Att: 31,957 - Sunny - 78 F

AB	28
R	0
H	2
RBI	0
BB	3
SO	7
LOB	8



Batter	1	2	3	4	5	6	7	8	9	AB	R	H	RBI	BB	SO	LOB	TOP					
Tony Fernandez, S (1,6)	G4-3 SF8 1B		G4-3 CS 1B			K 3-3 1-2 SAFE			L8	4	1	2	0	0	1	1						
Tony Gwynn, L (1,9)	G4-3		L6			G4-3			G6-3	4	0	0	0	0	0	3						
Gary Sheffield, R (1,5)	SF8 HBP			K		G6-3			G6-3	3	0	0	0	0	1	1						
Fred McGriff, L (1,3)	SF8			K		G5-3				2	0	0	1	0	1	0						
Kurt Stillwell, S (1,4)	G4-3			L7		G6-4-3 1B				3	0	1	0	0	0	1						
Darin Jackson, R (1,8)		G5-3			G5-3				G6-4-3 1-2	3	0	0	0	0	0	1						
Jerald Clark, R (1,7)		G1-3			K				F8	3	0	0	0	0	1	0						
Dan Walters, R (1,2)					G5-3				G6-3	3	0	0	0	0	1	0						
Andy Benes, R (1,1)										1	0	0	0	0	1	0						
Gary Pettis, S (6,PH)										1	0	1	0	0	0	0						
Jose Melendez, R (6,1)										0	0	0	0	0	0	0						
Oscar Azocar, L (8,PH)										1	0	0	0	0	0	0						
Tim Scott, R (8,1)						G4-3 S 1B			P6	0	0	0	0	0	0	0						
Inning Stats	R: 1 E: 0 K: 0 S: 4	H: 1 LOB: 1 BB: 0 P: 8	R: 0 E: 0 K: 1 S: 6	H: 0 LOB: 0 BB: 0 P: 9	R: 0 E: 0 K: 1 S: 7	H: 1 LOB: 0 BB: 0 P: 11	R: 0 E: 0 K: 2 S: 8	H: 0 LOB: 0 BB: 0 P: 13	R: 0 E: 0 K: 1 S: 5	H: 0 LOB: 0 BB: 0 P: 5	R: 0 E: 0 K: 1 S: 10	H: 1 LOB: 1 BB: 0 P: 15	R: 0 E: 0 K: 0 S: 9	H: 1 LOB: 0 BB: 0 P: 15	R: 0 E: 0 K: 0 S: 5	H: 0 LOB: 0 BB: 0 P: 6	R: 0 E: 0 K: 0 S: 7	H: 0 LOB: 0 BB: 0 P: 11	1B: 4 2B: 0 3B: 0 HR: 0	SF: 1 SAC: 0 DP: 1 HBP: 1	WP: 0 PB: 0 SB: 1 CS: 1	PA: 30
PITCHER Greg Maddux, R (1,1) ERA: 2.43	IP: 9.0 WLS: W BF: 30 H: 4 R: 1 ER: 1 SO: 6 BB: 0 IBB: 0 HBP: 1 BLK: 0 WP: 0 HR: 0 S: 61 P: 93 ERA: 1.00 WHIP: 0.444															PITCHER						

San Diego Padres @ Chicago Cubs
Wrigley Field, Chicago, IL
Mon Jun 01 1992, 7:05 PM CDT
Att: 24,959 - Cloudy - 64 F

AB	28
R	1
H	4
RBI	1
BB	0
SO	6
LOB	7



Batter	1	2	3	4	5	6	7	8	9	AB	R	H	RBI	BB	SO	LOB	BOTTOM					
Doug Dascenzo, S (1,9)	P6		L9		1B 23 1B	K		FC6-4		5	1	1	0	0	1	1						
Jose Vizcaino, S (1,6)	FC4-6 23 1B		L3		2B 23 1B		L8			4	1	2	1	0	0	0						
23 Ryne Sandberg, R (1,4)	FC4-6 BB 1-2			P9	2B 1B		L8			3	1	1	1	1	0	1						
Mark Grace, L (1,3)	BB			G4-3	1B 2B		L8			3	1	1	1	1	0	1						
Derrick May, L (1,7)	P5			1B	1B FC5-4		L9			4	0	2	2	0	0	3						
Sammy Sosa, R (1,8)		G5-3		1B	1B FC5-4		F9			4	0	1	0	0	0	1						
Hector Villanueva, R (1,2)		F8		P2	F7		1B BB			3	1	0	0	1	0	3						
Gary Scott, R (1,5)		K			1B 1B		E1 CS		FC5-4 1B	4	1	2	0	0	1	0						
Greg Maddux, R (1,1)				K	K		K		FC5-4 FC6-4	4	0	0	0	0	3	3						
Inning Stats	R: 0 E: 0 K: 0 S: 11	H: 1 LOB: 2 BB: 1 P: 20	R: 0 E: 0 K: 1 S: 7	H: 0 LOB: 0 BB: 0 P: 11	R: 0 E: 0 K: 1 S: 6	H: 0 LOB: 0 BB: 0 P: 8	R: 0 E: 0 K: 0 S: 13	H: 2 LOB: 2 BB: 0 P: 17	R: 5 E: 0 K: 1 S: 24	H: 6 LOB: 1 BB: 0 P: 35	R: 0 E: 1 K: 2 S: 8	H: 0 LOB: 0 BB: 0 P: 12	R: 0 E: 0 K: 0 S: 9	H: 0 LOB: 1 BB: 1 P: 18	R: 1 E: 1 K: 0 S: 8	H: 1 LOB: 1 BB: 1 P: 16	R: 0 E: 0 K: 0 S: 7	H: 0 LOB: 0 BB: 0 P: 11	1B: 9 2B: 2 3B: 0 HR: 0	SF: 0 SAC: 0 DP: 1 HBP: 0	WP: 0 PB: 0 SB: 1 CS: 1	PA: 37
PITCHER Andy Benes, R (1,1) ERA: 4.0 Jose Melendez, R (6,1) ERA: 3.77 Tim Scott, R (8,1) ERA: 7.36	IP: 5.0 WLS: L BF: 25 H: 9 R: 5 ER: 5 SO: 3 BB: 1 IBB: 0 HBP: 0 BLK: 0 WP: 0 HR: 0 S: 17 P: 91 ERA: 9.00 WHIP: 2.000															PITCHER						

San Diego Padres @ Chicago Cubs
Wrigley Field, Chicago, IL
Mon Jun 01 1992, 7:05 PM CDT
Att: 24,959 - Cloudy - 64 F

AB	34
R	6
H	10
RBI	5
BB	3
SO	5
LOB	13



Batter	1	2	3	4	5	6	7	8	9	10	11	12	13	AB	R	H	RBI	BB	SO	LOB	TOP		
Tony Fernandez, S OBP: 0.370, SLG: 0.411 (1, 6)	L6	G3			L5			FC3-6 1B		G3-1			L6-3 BB	5	0	1	0	1	0	2			
Tony Gwynn, L OBP: 0.406, SLG: 0.500 (1, 9)	G4-3		F7					FC3-6 1-2		G1-6-3 BB 1B			L6-3 1-2	6	0	2	0	0	0	2			
Gary Sheffield, R OBP: 0.394, SLG: 0.523 (1, 5)	G4-3		P3					L3		L3			G6-3	5	0	0	0	1	0	2			
Fred McGriff, L OBP: 0.419, SLG: 0.603 (1, 3)			G6-3					L3 1-2		F7			G1-6-3 BB 1-2 2-3	5	1	1	0	0	0	4			
Darrin Jackson, R OBP: 0.275, SLG: 0.400 (1, 8)					L7					G1-3			F8	5	1	1	0	0	0	1			
Jerald Clark, R OBP: 0.236, SLG: 0.286 (1, 7)					G1-3					L4			L5	5	0	2	1	0	0	0			
Dan Walters, R OBP: 0.125, SLG: 0.125 (1, 2)					F8					G5-3			G5-3	5	0	1	1	0	0	1			
Kurt Stillwell, S OBP: 0.319, SLG: 0.383 (1, 4)					FC3-6 1-2 2-3					G3				4	0	1	0	1	1	2			
Frank Seminara, R Mike Maddux, L Randy Myers, L Cascar Antonio, L Jose Valentin, R Tim Lincecum, R Gene Harris, R Pat Clements, R (1, 1) (7, 1) (8, 1) (18, PH) (12, PH) (12, 1) (12, 1) (12, 1)					G1-3					B1-3			K	3	0	0	0	0	1	4			
Inning Stats	R: 0 E: 0 K: 0 S: 9	H: 0 LOB: 0 BB: 0 P: 17	R: 2 E: 0 K: 1 S: 15	H: 4 LOB: 2 BB: 0 P: 24	R: 0 E: 0 K: 0 S: 6	H: 0 LOB: 0 BB: 0 P: 9	R: 0 E: 0 K: 1 S: 7	H: 0 LOB: 0 BB: 0 P: 12	R: 0 E: 0 K: 0 S: 5	H: 1 LOB: 1 BB: 1 P: 15	R: 0 E: 0 K: 0 S: 5	H: 0 LOB: 0 BB: 0 P: 8	R: 0 E: 0 K: 0 S: 4	H: 1 LOB: 1 BB: 1 P: 11	R: 0 E: 0 K: 1 S: 10	H: 1 LOB: 1 BB: 0 P: 15	R: 0 E: 0 K: 0 S: 5	H: 0 LOB: 0 BB: 1 P: 9	1B: 7 2B: 4 3B: 0 HR: 0	SF: 0 SAC: 0 DP: 3 HBP: 0	W/P: 0 P/B: 0 SB: 0 CS: 0	PA: 48	
PITCHER	IP WLS BF H R ER SO BB IBB HBP BLK WP HR S P ERA WHIP	8.0 31 7 2 2 2 0 1 0 0 0 0 0 0 62 101 2.25 0.875	2.0 6 0 0 0 0 0 0 0 0 0 0 0 0 10 16 0.00 0.000	2.0 8 2 0 0 1 1 0 0 0 0 0 0 0 14 26 0.00 1.500	1.0 3 0 0 0 0 0 0 0 0 0 0 0 0 5 9 0.00 1.000	PITCHER																	

San Diego Padres @ Chicago Cubs
Wrigley Field, Chicago, IL
Tue Jun 02 1992, 3:33 AM CDT
Att: 19,716 - Sunny - 62 F

AB 45
R 2
H 9
RBI 2
BB 3
SO 3
LOB 19



Batter	1	2	3	4	5	6	7	8	9	10	11	12	13	AB	R	H	RBI	BB	SO	LOB	BOTTOM			
Jose Vizcaino, S OBP: 0.210, SLG: 0.227 (1, 6)	B2-3					G4-3				G3			K	6	0	2	0	0	1	0				
Joe Girardi, R OBP: 0.358, SLG: 0.321 (1, 2)	G5-3					G6-3		G5-3		K			FC6-5 23 1B	6	0	1	0	0	1	2				
23 Ryne Sandberg, R OBP: 0.353, SLG: 0.442 (1, 4)	F7					G6-3				G3			HR BB	5	2	1	0	1	1	1				
Andre Dawson, R OBP: 0.320, SLG: 0.497 (1, 9)						G1-3				HR BB			FC6-5 1B	6	1	2	2	0	0	3				
Mark Grace, L OBP: 0.414, SLG: 0.475 (1, 3)						G4-6-3 BB				SH1-4 1B			FC6-5 1B 1-2 2-3	4	0	3	1	2	0	1				
Derrick May, L OBP: 0.275, SLG: 0.253 Doug Dascombe, S OBP: 0.275, SLG: 0.245 (8, PH) (10, 7)						G4-6-3 1-2				SH1-4 1B			G4-3	3	0	1	0	0	0	2				
Sammy Sosa, R OBP: 0.303, SLG: 0.310 (1, 8)						G3				FC5-4 1B			K	4	0	0	0	1	2	3				
Gary Scott, R OBP: 0.161, SLG: 0.170 (1, 5)						F8				G6-3			E6	5	0	0	0	0	1	4				
Mike Morgan, R Dwight Gooden, R Bob Scamman, R Doug Stringer, R Jose Melendez, R Luis Salazar, R Shawn Boskie, R (1, 1) (8, PH) (8, 1) (18, PH) (11, 1) (12, PH) (12, 1) (12, 1)						G1-3				G3-1			P5	2	0	0	0	0	0	2				
Inning Stats	R: 0 E: 0 K: 0 S: 7	H: 0 LOB: 0 BB: 0 P: 10	R: 0 E: 0 K: 0 S: 4	H: 0 LOB: 0 BB: 1 P: 11	R: 0 E: 0 K: 0 S: 8	H: 1 LOB: 1 BB: 0 P: 13	R: 0 E: 0 K: 2 S: 17	H: 1 LOB: 2 BB: 1 P: 28	R: 0 E: 0 K: 0 S: 3	H: 0 LOB: 0 BB: 0 P: 5	R: 0 E: 0 K: 0 S: 7	H: 1 LOB: 1 BB: 0 P: 10	R: 0 E: 0 K: 1 S: 9	H: 1 LOB: 0 BB: 0 P: 9	R: 0 E: 0 K: 1 S: 9	H: 0 LOB: 1 BB: 0 P: 12	R: 0 E: 0 K: 1 S: 12	H: 3 LOB: 2 BB: 0 P: 17	1B: 9 2B: 1 3B: 0 HR: 1	SF: 0 SAC: 1 DP: 3 HBP: 0	W/P: 0 P/B: 0 SB: 1 CS: 0	PA: 50		
PITCHER	IP WLS BF H R ER SO BB IBB HBP BLK WP HR S P ERA WHIP	6.1 23 3 0 0 0 0 0 0 0 0 0 0 0 9 82 0.00 0.789	1.2 6 1 0 0 0 0 0 0 0 0 0 0 0 9 13 0.00 0.600	1.0 6 2 2 2 0 0 0 0 0 0 0 0 0 9 21 18.00 3.000	2.0 6 1 0 0 1 0 0 0 0 0 0 0 0 14 18 0.00 0.500	1.2 8 2 1 1 2 0 0 0 0 0 0 0 0 20 27 5.40 1.200	PITCHER																	


San Diego Padres @ Chicago Cubs
Wrigley Field, Chicago, IL
Tue Jun 02 1992, 3:33 AM CDT
Att: 19,716 - Sunny - 62 F

AB 45
R 3
H 10
RBI 3
BB 4
SO 6
LOB 19



Batter	1	2	3	4	5	6	7	8	9	AB	R	H	RBI	BB	SO	LOB	TOP			
Tony Fernandez, S (1,6) OBP: 0.371, SLG: 0.408	F8		BB		K		WP PB 1B		K	4	1	1	1	1	2	0	San Diego Padres @ Chicago Cubs Wrigley Field, Chicago, IL Wed Jun 03 1992, 3:33 AM CDT Att: 19,642 - Sunny - 69 F			
Tony Gwynn, L (1,9) OBP: 0.404, SLG: 0.490	L7		L7		G4-3		WP E IBB		G4-3	4	1	0	0	1	0	1				
Gary Sheffield, R (1,5) OBP: 0.389, SLG: 0.530	K				1B 2B		F9		1B	5	1	3	0	0	1	2				
Darrin Jackson, R (1,8) (7,7)		L5-3 BB			G6-3		F8		F9	3	0	0	0	2	0	3				
Oscar Azocar, L (1,7) OBP: 0.256, SLG: 0.179	F8				P5		F8		WP BB	3	0	0	0	1	0	3				
Gary Pettis, S (7,8) OBP: 0.231, SLG: 0.208							F8		WP BB	0	0	0	0	0	0	0				
Kurt Stillwell, S (1,4) OBP: 0.324, SLG: 0.382	L5-3				1B		IBB		G3-1	3	0	1	1	1	0	3				
Jerald Clark, R (1,3) OBP: 0.278, SLG: 0.293			WP WP 2B		IBB		F8		G4-6-3 BB	2	1	1	0	2	0	2				
Dann Bilardello, R (1,2) OBP: 0.238, SLG: 0.211			G6-3		K				SH1-4 1B 1-2	4	1	1	0	0	1	4				
Bruce Hurst, L (1,1) OBP: 0.143, SLG: 0.185			K		K		SH1-4		F8	3	0	0	0	0	2	1				
Inning Stats	R: 0 E: 0 K: 1 S: 7	H: 0 LOB: 0 BB: 0 P: 12	R: 0 E: 0 K: 0 S: 8	H: 0 LOB: 0 BB: 1 P: 13	R: 1 E: 0 K: 1 S: 17	H: 1 LOB: 1 BB: 1 P: 26	R: 1 E: 0 K: 1 S: 10	H: 2 LOB: 2 BB: 1 P: 21	R: 0 E: 0 K: 2 S: 11	H: 1 LOB: 2 BB: 1 P: 21	R: 3 E: 0 K: 0 S: 15	H: 2 LOB: 2 BB: 3 P: 33	R: 0 E: 0 K: 0 S: 7	H: 0 LOB: 0 BB: 1 P: 14	R: 0 E: 0 K: 1 S: 7	H: 1 LOB: 1 BB: 0 P: 10	1B: 5 2B: 3 3B: 0 HR: 0	SF: 0 SAC: 1 DP: 2 HBP: 0	WP: 4 PB: 3 SB: 1 CS: 0	PA: 40
PITCHER	IP	WLS	BF	H	R	ER	SO	BB	IBB	HBP	BLK	WP	HR	S	P	ERA	WHIP			
Frank Castillo, R (1,1) ERA: 3.03	6.1	L	29	6	5	4	5	2	3	0	0	2	0	68	116	5.68	1.263			
Jim Bullinger, R (7,1) ERA: 7.94	1.2		7	0	0	0	0	3	0	0	0	2	0	14	33	0.00	1.800			
Dave Smith, R (9,1) ERA: 1.42	1.0		4	1	0	0	1	0	0	0	0	0	0	7	10	0.00	1.000			

Batter	1	2	3	4	5	6	7	8	9	AB	R	H	RBI	BB	SO	LOB	BOTTOM					
Jose Vizcaino, S (1,6) OBP: 0.216, SLG: 0.239	SH1-3 23 SF9 2B		K			F8		F9		4	1	1	0	0	1	0	San Diego Padres @ Chicago Cubs Wrigley Field, Chicago, IL Wed Jun 03 1992, 3:33 AM CDT Att: 19,642 - Sunny - 69 F					
Jerome Walton, R (1,7) OBP: 0.285, SLG: 0.175	SH1-3		F8			B5-3			23 FC5-4 1B	3	0	1	0	0	0	0						
23 Ryne Sandberg, R (1,4) OBP: 0.346, SLG: 0.435	SF9				G5-3		L5		FC5-4 G1-3	3	0	0	1	0	0	1						
Mark Grace, L (1,3) OBP: 0.406, SLG: 0.464	K				L7		F7		G1-3	4	0	0	0	0	1	1						
Sammy Sosa, R (1,8) OBP: 0.302, SLG: 0.308		L6			G6-3		1B		K	4	0	1	0	0	1	1						
Joe Girardi, R (1,2) OBP: 0.365, SLG: 0.330		CS 1B				FC5-4 1B		K		3	0	2	0	0	1	1						
Doug Dascenzo, S (1,9) OBP: 0.278, SLG: 0.250					FC5-4		F9			3	0	1	0	0	0	2						
Gary Scott, R (1,5) OBP: 0.153, SLG: 0.161					FC5-4				F8	3	0	0	0	0	1	3						
Frank Castillo, R (1,1) OBP: 0.048, SLG: 0.048									K	2	0	0	0	0	1	1						
Jim Bullinger, R (7,1)									K	0	0	0	0	0	0	0						
Luis Salazar, R (6,PH) OBP: 0.225, SLG: 0.253									K	1	0	0	0	0	1	0						
Dave Smith, R (9,1)									K	0	0	0	0	0	0	0						
Inning Stats	R: 1 E: 0 K: 1 S: 11	H: 1 LOB: 0 BB: 0 P: 21	R: 0 E: 0 K: 1 S: 10	H: 2 LOB: 0 BB: 0 P: 16	R: 0 E: 0 K: 1 S: 8	H: 0 LOB: 0 BB: 0 P: 14	R: 0 E: 0 K: 0 S: 6	H: 0 LOB: 0 BB: 0 P: 10	R: 0 E: 0 K: 1 S: 11	H: 1 LOB: 1 BB: 0 P: 14	R: 0 E: 0 K: 0 S: 6	H: 0 LOB: 0 BB: 0 P: 9	R: 0 E: 0 K: 1 S: 11	H: 1 LOB: 1 BB: 0 P: 16	R: 0 E: 0 K: 1 S: 6	H: 0 LOB: 0 BB: 0 P: 11	R: 0 E: 0 K: 1 S: 11	H: 1 LOB: 1 BB: 0 P: 17	1B: 5 2B: 2 3B: 0 HR: 0	SF: 1 SAC: 1 DP: 1 HBP: 0	WP: 0 PB: 0 SB: 0 CS: 1	PA: 32
PITCHER	IP	WLS	BF	H	R	ER	SO	BB	IBB	HBP	BLK	WP	HR	S	P	ERA	WHIP					
Bruce Hurst, L (1,1) ERA: 3.39	9.0	W	32	6	1	1	7	0	0	0	0	0	0	80	128	1.00	0.667					



Batter	1	2	3	4	5	6	7	8	9	AB	R	H	RBI	BB	SO	LOB	TOP									
Otis Nixon, S <small>OBP: 0.414, SLG: 0.407</small> 										4	0	2	0	0	0	0										
Jeff Blausler, R <small>OBP: 0.286, SLG: 0.382</small> Rafael Belliard, R <small>OBP: 0.273, SLG: 0.246</small>										4	1	1	1	0	1	3										
Terry Pendleton, S <small>OBP: 0.338, SLG: 0.511</small>										4	1	1	0	0	0	1										
Ron Gant, R <small>OBP: 0.387, SLG: 0.510</small>										4	1	2	0	0	0	0										
David Justice, L <small>OBP: 0.307, SLG: 0.310</small>										4	0	1	0	0	1	3										
Brian Hunter, R <small>OBP: 0.250, SLG: 0.417</small>										2	0	0	1	1	0	1										
Greg Olson, R <small>OBP: 0.325, SLG: 0.305</small>										3	0	0	1	1	0	1										
Mark Lemke, S <small>OBP: 0.258, SLG: 0.288</small>										4	0	1	0	0	1	3										
Steve Avery, L <small>OBP: 0.156, SLG: 0.214</small> Loring Smith, R <small>OBP: 0.222, SLG: 0.179</small> Mike Stanton <small>OBP: 0.220, SLG: 0.220</small> Juan Berenguer, R <small>OBP: 0.222, SLG: 0.355</small> Damon Berryhill, S <small>OBP: 0.222, SLG: 0.355</small> Mark Wohlers, R <small>OBP: 0.222, SLG: 0.355</small>										2	0	0	0	0	1	1										
Inning Stats	R: 0 E: 0 K: 0 S: 6	H: 0 LOB: 0 BB: 0 P: 13	R: 0 E: 0 K: 1 S: 11	H: 0 LOB: 0 BB: 0 P: 14	R: 0 E: 0 K: 1 S: 11	H: 2 LOB: 2 BB: 0 P: 16	R: 1 E: 0 K: 0 S: 8	H: 2 LOB: 0 BB: 0 P: 12	R: 0 E: 0 K: 0 S: 7	H: 0 LOB: 0 BB: 0 P: 11	R: 0 E: 0 K: 1 S: 10	H: 1 LOB: 1 BB: 0 P: 10	R: 0 E: 0 K: 0 S: 10	H: 0 LOB: 0 BB: 0 P: 14	R: 0 E: 0 K: 1 S: 7	H: 0 LOB: 0 BB: 0 P: 10	R: 2 E: 0 K: 1 S: 16	H: 3 LOB: 3 BB: 2 P: 32	1B: 7 2B: 1 3B: 0 HR: 1	SF: 1 SAC: 0 DP: 1 HBP: 0	WP: 0 PB: 0 SB: 2 CS: 1	PA: 36				
PITCHER	IP	WLS	BF	H	R	ER	SO	BB	IBB	HBP	BLK	WP	HR	S	P	ERA	WHIP									
Craig Lefferts, L	(1, 1)	8.0	L	30	7	3	3	4	0	0	0	0	0	1	69	103	3.38	0.875								
Jose Melendez, R	(9, 1)	0.0		1	1	0	0	0	0	0	0	0	0	0	3	6	∞	∞								
Pat Clements, L	(9, 1)	0.1		2	0	0	0	0	0	1	0	0	0	0	2	7	0.00	0.000								
Mike Maddux, R	(9, 1)	0.2		3	0	0	0	1	1	0	0	0	0	0	9	16	0.00	1.500								

Atlanta Braves @ San Diego Padres
 Jack Murphy Stadium, San Diego, CA
 Fri Jun 05 1992, 10:05 PM EDT
 Att: 21,781 - Cloudy - 70 F

AB 33
 R 3
 H 8
 RBI 3
 BB 2
 SO 5
 LOB 16





Batter	1	2	3	4	5	6	7	8	9	AB	R	H	RBI	BB	SO	LOB	BOTTOM								
Tony Fernandez, S <small>OBP: 0.376, SLG: 0.410</small>										4	1	2	1	1	0	2									
Tony Gwynn, L <small>OBP: 0.412, SLG: 0.493</small>										3	0	2	0	2	0	1									
Gary Sheffield, R <small>OBP: 0.385, SLG: 0.522</small>										5	0	1	0	0	0	7									
Fred McGriff, L <small>OBP: 0.412, SLG: 0.591</small>										4	0	0	1	0	1	4									
Darrin Jackson, R <small>OBP: 0.273, SLG: 0.386</small>										4	0	0	0	0	1	3									
Dan Walters, R <small>OBP: 0.167, SLG: 0.167</small>										4	0	1	0	0	0	2									
Jerald Clark, R <small>OBP: 0.246, SLG: 0.289</small> Gary Pettis, S <small>OBP: 0.231, SLG: 0.208</small>										3	0	0	0	1	0	1									
Kurt Stillwell, S <small>OBP: 0.329, SLG: 0.381</small>										3	1	1	0	1	0	0									
Craig Lefferts, L <small>OBP: 0.053, SLG: 0.053</small> Jose Melendez, R <small>OBP: 0.231, SLG: 0.208</small> Pat Clements, R <small>OBP: 0.233</small> Mike Maddux, L <small>OBP: 0.233</small> Oscar Azocar, L <small>OBP: 0.256, SLG: 0.179</small>										2	0	0	0	0	1	0									
Inning Stats	R: 1 E: 0 K: 0 S: 10	H: 2 LOB: 1 BB: 0 P: 14	R: 0 E: 0 K: 0 S: 7	H: 0 LOB: 0 BB: 0 P: 8	R: 0 E: 0 K: 1 S: 9	H: 1 LOB: 2 BB: 2 P: 18	R: 0 E: 0 K: 0 S: 5	H: 0 LOB: 0 BB: 0 P: 10	R: 1 E: 0 K: 0 S: 11	H: 1 LOB: 1 BB: 1 P: 17	R: 0 E: 0 K: 1 S: 10	H: 1 LOB: 1 BB: 0 P: 15	R: 0 E: 0 K: 0 S: 6	H: 0 LOB: 0 BB: 0 P: 10	R: 0 E: 1 K: 0 S: 7	H: 1 LOB: 2 BB: 0 P: 13	R: 0 E: 0 K: 0 S: 8	H: 1 LOB: 3 BB: 2 P: 17	1B: 7 2B: 0 3B: 0 HR: 0	SF: 0 SAC: 2 DP: 0 HBP: 0	WP: 0 PB: 0 SB: 0 CS: 1	PA: 39			
PITCHER	IP	WLS	BF	H	R	ER	SO	BB	IBB	HBP	BLK	WP	HR	S	P	ERA	WHIP								
Steve Avery, L	(1, 1)	7.0		28	5	2	2	3	3	0	0	0	0	5	8	0.00	3.000								
Mike Stanton, L	(8, 1)	0.1		3	1	0	0	0	0	0	0	0	0	2	5	0.00	0.000								
Juan Berenguer, R	(8, 1)	0.2	W	2	0	0	0	0	0	0	0	0	0	2	5	0.00	0.000								
Mark Wohlers, R	(9, 1)	1.0	S	6	1	0	0	0	1	1	0	0	0	8	17	0.00	2.000								

Atlanta Braves @ San Diego Padres
 Jack Murphy Stadium, San Diego, CA
 Fri Jun 05 1992, 10:05 PM EDT
 Att: 21,781 - Cloudy - 70 F

AB 32
 R 2
 H 7
 RBI 2
 BB 5
 SO 3
 LOB 20



Batter	1	2	3	4	5	6	7	8	9	AB	R	H	RBI	BB	SO	LOB	TOP								
Deion Sanders, L (1, 8) OBP: 0.376, SLG: 0.526	G1-4-3		B2-3					F9		4	1	0	0	1	1	0	Atlanta Braves @ San Diego Padres Jack Murphy Stadium, San Diego, CA Sun Jun 07 1992, 6:33 AM EDT Att: 18,924 - Cloudy - 73 F								
Terry Pendleton, S (1, 5) OBP: 0.340, SLG: 0.519	L8		F7					G4-3		5	1	2	0	0	0										
Ron Gant, R (1, 7) OBP: 0.392, SLG: 0.510	HR							E4		4	3	1	0	1	0	2									
David Justice, L (1, 9) OBP: 0.324, SLG: 0.349	HR							3B		3	3	2	4	2	0	2									
Sid Bream, L (1, 3) OBP: 0.343, SLG: 0.387	P6							3B		5	1	2	3	0	0	4									
Damon Berryhill, S (1, 2) OBP: 0.231, SLG: 0.389		K						G3		4	0	1	1	1	1	1									
Jeff Blauser, R (1, 6) OBP: 0.285, SLG: 0.381 Rafael Belliard, R (7, 6) OBP: 0.275, SLG: 0.242		K						G6-3		3	0	1	1	0	1	0		AB 38 R 9 H 10 RBI 9 BB 6 SO 8 LOB 17							
Mark Lemke, S (1, 4) OBP: 0.262, SLG: 0.286		K						K		4	0	1	0	1	3	2									
29 John Smoltz, R (1, 1) OBP: 0.242, SLG: 0.267			K					G4-3		5	0	0	0	0	2	6									
Inning Stats	R: 2 E: 0 K: 0 S: 7	H: 2 LOB: 0 BB: 0 P: 16	R: 0 E: 0 K: 3 S: 9	H: 0 LOB: 0 BB: 0 P: 15	R: 0 E: 0 K: 1 S: 6	H: 0 LOB: 0 BB: 0 P: 8	R: 1 E: 1 K: 0 S: 9	H: 0 LOB: 3 BB: 3 P: 24	R: 4 E: 0 K: 2 S: 19	H: 5 LOB: 2 BB: 1 P: 33	R: 0 E: 0 K: 1 S: 8	H: 1 LOB: 1 BB: 1 P: 14	R: 0 E: 0 K: 0 S: 5	H: 1 LOB: 1 BB: 0 P: 7	R: 2 E: 1 K: 0 S: 12	H: 1 LOB: 1 BB: 1 P: 20	R: 0 E: 0 K: 1 S: 5	H: 0 LOB: 0 BB: 0 P: 7	1B: 5 2B: 2 3B: 2 HR: 1	SF: 1 SAC: 0 DP: 0 HBP: 0	WP: 0 PB: 0 SB: 3 CS: 0	PA: 45			
PITCHER	IP	WLS	BF	H	R	ER	SO	BB	IBB	HBP	BLK	WP	HR	S	P	ERA	WHIP								
Frank Seminara, R (1, 1) ERA: 4.22	4.1	L	22	4	6	5	4	3	1	0	0	0	1	39	79	10.38	1.615								
Rich Rodriguez, L (5, 1) ERA: 1.95	0.2		5	3	1	1	2	0	0	0	0	0	0	11	17	13.50	4.500								
Pat Clements, L (6, 1) ERA: 2.21	2.0		9	2	0	0	1	1	0	0	0	0	0	13	21	0.00	1.500								
Mike Maddux, R (8, 1) ERA: 1.74	2.0		9	1	2	0	1	0	1	0	0	0	0	17	27	0.00	0.500								

Batter	1	2	3	4	5	6	7	8	9	AB	R	H	RBI	BB	SO	LOB	BOTTOM								
Tony Fernandez, S (1, 6) OBP: 0.371, SLG: 0.401	G4-3		G5-4-3		G1-3		G4-3			3	0	1	0	1	0	1	Atlanta Braves @ San Diego Padres Jack Murphy Stadium, San Diego, CA Sun Jun 07 1992, 6:33 AM EDT Att: 18,924 - Cloudy - 73 F								
Tony Gwynn, L (1, 9) OBP: 0.407, SLG: 0.481	G4-3		G5-4-3				F7			4	1	1	0	0	0	2									
Gary Sheffield, R (1, 5) OBP: 0.384, SLG: 0.516	L8		K					F7		3	2	1	0	1	1	1									
Fred McGriff, L (1, 3) OBP: 0.408, SLG: 0.578					F7		E9			3	1	1	0	1	0	1									
Kurt Stillwell, S (1, 4) OBP: 0.320, SLG: 0.371	G1-3				G5-3		K			3	0	0	1	0	1	3									
Oscar Azocar, L (1, 7) OBP: 0.234, SLG: 0.163					F7		P5			4	0	0	0	0	0	1									
Darrin Jackson, R (1, 8) OBP: 0.273, SLG: 0.387										4	0	2	1	0	1	0									
Dann Bilardello, R (1, 2) OBP: 0.240, SLG: 0.182										3	0	0	0	1	1	2									
Frank Seminara, R (1, 1) ERA: 4.22 Rich Rodriguez, L (5, 1) ERA: 1.95 Tim Lincecum, R (5, PH) OBP: 0.337, SLG: 0.333 Pat Clements, R (6, 1) ERA: 2.21 Kevin Ward, R (7, PH) OBP: 0.296, SLG: 0.394 Mike Maddux, L (8, 1) ERA: 1.74 Craig Shipley, R (8, PH) ERA: 3.85										1	0	0	0	0	0	1									
Inning Stats	R: 0 E: 0 K: 0 S: 10	H: 0 LOB: 2 BB: 2 P: 21	R: 0 E: 0 K: 0 S: 6	H: 0 LOB: 1 BB: 1 P: 10	R: 0 E: 0 K: 1 S: 7	H: 1 LOB: 0 BB: 0 P: 10	R: 0 E: 0 K: 0 S: 4	H: 0 LOB: 0 BB: 0 P: 10	R: 0 E: 0 K: 1 S: 8	H: 1 LOB: 1 BB: 0 P: 9	R: 3 E: 1 K: 1 S: 17	H: 3 LOB: 1 BB: 1 P: 24	R: 0 E: 0 K: 0 S: 8	H: 0 LOB: 0 BB: 0 P: 10	R: 1 E: 0 K: 0 S: 10	H: 1 LOB: 0 BB: 0 P: 12	R: 0 E: 0 K: 2 S: 10	H: 0 LOB: 0 BB: 0 P: 14	1B: 4 2B: 2 3B: 0 HR: 0	SF: 1 SAC: 0 DP: 1 HBP: 0	WP: 1 PB: 1 SB: 1 CS: 0	PA: 36			
PITCHER	IP	WLS	BF	H	R	ER	SO	BB	IBB	HBP	BLK	WP	HR	S	P	ERA	WHIP								
29 John Smoltz, R (1, 1) ERA: 3.85	9.0	W	36	6	4	4	5	4	0	0	0	1	0	80	120	4.00	1.111								

Batter	1	2	3	4	5	6	7	8	9	AB	R	H	RBI	BB	SO	LOB	TOP			
Craig Biggio, R OBP: 0.361, SLG: 0.405 (1,4)	F8		S BB		G5-3			G4-3		3	0	0	0	1	0	1				
Steve Finley, L OBP: 0.327, SLG: 0.422 (1,8)	F8		G3		G3			1B		4	0	1	0	0	0	2				
Ken Caminiti, S OBP: 0.347, SLG: 0.385 (1,5)	F7			HR BB	G5-3			L8		3	1	0	0	1	0	1				
5 Jeff Bagwell, R OBP: 0.340, SLG: 0.408 (1,3)		S 2B			L8			L8		4	0	1	0	0	1	1				
Eric Anthony, L OBP: 0.319, SLG: 0.397 (1,9)	K				G4-3			K		4	1	1	2	0	2	1				
Pete Incaviglia, R OBP: 0.285, SLG: 0.340 (1,7)	K			HR				L7		4	0	0	0	0	2	1				
Scott Servais, R OBP: 0.292, SLG: 0.324 (1,2)	G6-3				G6-3			L7		3	0	0	0	0	0	1				
Rafael Ramirez, R OBP: 0.250, SLG: 0.299 (1,6)			G6-3		SH1-4 1B			P4		3	0	1	0	0	0	0				
Pete Hamisch, S OBP: 0.185, SLG: 0.296 (1,1)			F9		SH1-4			K2-3		1	0	0	0	0	0	0				
Rob Murphy, L (7,1)										0	0	0	0	0	0	0				
Xavier Hernandez, L (7,1)										0	0	0	0	0	0	0				
Casey Candaele, S OBP: 0.221, SLG: 0.226 (7,6)										1	0	0	0	0	1	0				
Inning Stats	R: 0 E: 0 K: 0 S: 7	H: 0 LOB: 0 BB: 0 P: 11	R: 0 E: 0 K: 2 S: 11	H: 1 LOB: 1 BB: 0 P: 15	R: 0 E: 0 K: 0 S: 8	H: 0 LOB: 1 BB: 1 P: 14	R: 2 E: 0 K: 2 S: 12	H: 1 LOB: 0 BB: 1 P: 18	R: 0 E: 0 K: 0 S: 11	H: 1 LOB: 0 BB: 0 P: 14	R: 0 E: 0 K: 0 S: 4	H: 0 LOB: 0 BB: 0 P: 8	R: 0 E: 0 K: 1 S: 8	H: 1 LOB: 1 BB: 0 P: 12	R: 0 E: 0 K: 1 S: 9	H: 0 LOB: 0 BB: 0 P: 15	1B: 2 2B: 1 3B: 0 HR: 1	SF: 0 SAC: 1 DP: 0 HBP: 0	WP: 0 PB: 0 SB: 2 CS: 0	PA: 33
PITCHER Bruce Hurst, L ERA: 3.26 (1,1)	IP: 9.0 WLS: W BF: 33 H: 4 R: 2 ER: 2 SO: 6 BB: 2 IBB: 0 HBP: 0 BLK: 0 WP: 0 HR: 1 S: 78 P: 122 ERA: 2.00 WHIP: 0.667																			

Houston Astros @ San Diego Padres
Jack Murphy Stadium, San Diego, CA
Mon Jun 08 1992, 10:05 PM EDT
Att: 11,248 - Cloudy - 73 F

AB	30
R	2
H	4
RBI	2
BB	2
SO	6
LOB	8



Batter	1	2	3	4	5	6	7	8	9	AB	R	H	RBI	BB	SO	LOB	BOTTOM					
Tony Fernandez, S OBP: 0.365, SLG: 0.394 (1,6)	F8		F7		L9			F7		4	0	0	0	0	0	0						
Tony Gwynn, L OBP: 0.408, SLG: 0.500 (1,9)	G4-3		2B		P4			HR		4	1	2	1	0	0	0						
Gary Sheffield, R OBP: 0.382, SLG: 0.512 (1,5)	E6		L9		F9			1B		4	0	1	0	0	0	1						
Fred McGriff, L OBP: 0.409, SLG: 0.576 (1,3)	G6-3				F7			1B		4	0	2	0	0	0	1						
Oscar Azocar, L OBP: 0.260, SLG: 0.217 (1,7)			F8		HR			G5-4-3		3	1	2	0	0	0	0						
Kevin Ward, R OBP: 0.256, SLG: 0.353 (7,PH) (8,7)					2B			1B		1	0	0	0	0	0	2						
Darin Jackson, R OBP: 0.273, SLG: 0.399 (1,8)	G4-3				HR			L7		4	1	1	2	0	0	2						
Kurt Stillwell, S OBP: 0.325, SLG: 0.371 (1,4)	S BB				L6			F7		3	0	1	0	1	0	2						
Dann Bilardello, R OBP: 0.222, SLG: 0.167 (1,2)					P4			BB		2	0	0	0	0	1	2						
Tim Teufel, R OBP: 0.344, SLG: 0.333 (6,PH)								BB		0	0	0	0	1	0	0						
Dan Walters, R OBP: 0.188, SLG: 0.133 (7,2)								BB		0	0	0	0	1	0	0						
Bruce Hurst, L OBP: 0.125, SLG: 0.161 (1,1)			K		K			P8		4	0	0	0	3	5							
Inning Stats	R: 0 E: 1 K: 0 S: 7	H: 0 LOB: 1 BB: 0 P: 11	R: 0 E: 0 K: 1 S: 11	H: 0 LOB: 1 BB: 1 P: 20	R: 0 E: 0 K: 1 S: 13	H: 1 LOB: 1 BB: 0 P: 18	R: 2 E: 0 K: 1 S: 14	H: 3 LOB: 1 BB: 0 P: 22	R: 0 E: 0 K: 0 S: 4	H: 2 LOB: 3 BB: 1 P: 26	R: 1 E: 0 K: 0 S: 7	H: 3 LOB: 1 BB: 0 P: 12	R: 0 E: 0 K: 1 S: 13	H: 0 LOB: 1 BB: 1 P: 24	1B: 5 2B: 2 3B: 0 HR: 2	SF: 0 SAC: 0 DP: 1 HBP: 0	WP: 0 PB: 0 SB: 1 CS: 0	PA: 36				
PITCHER Pete Harnisch, R ERA: 4.11 (1,1)	IP: 6.1 WLS: L BF: 30 H: 3 R: 3 ER: 3 SO: 3 BB: 2 IBB: 0 HBP: 0 BLK: 0 WP: 0 HR: 2 S: 67 P: 109 ERA: 4.26 WHIP: 1.579																					
Rob Murphy, L ERA: 4.5 (7,1)	0.0 0 0 0	1 1 0 0	0 0 0 0	0 0 0 0	0 0 0 0	0 0 1 4	0 0 14 25	0.00 0.600														
Xavier Hernandez, R ERA: 3.13 (7,1)	1.2 5 0 0	0 0 0 1	1 0 0 1	0 0 0 0	0 0 0 0	0 0 14 25	0.00 0.600															

Houston Astros @ San Diego Padres
Jack Murphy Stadium, San Diego, CA
Mon Jun 08 1992, 10:05 PM EDT
Att: 11,248 - Cloudy - 73 F

AB	33
R	3
H	9
RBI	3
BB	3
SO	4
LOB	15



Batter	1	2	3	4	5	6	7	8	9	AB	R	H	RBI	BB	SO	LOB	TOP			
Craig Biggio, R OBP: 0.363, SLG: 0.407 (1, 4)										4	1	2	0	0	0	2	Houston Astros @ San Diego Padres Jack Murphy Stadium, San Diego, CA Tue Jun 09 1992, 10:05 PM EDT Att: 15,749 - Cloudy - 73 F			
Steve Finley, L OBP: 0.325, SLG: 0.419 (1, 8)										4	0	1	0	0	0	2				
5 Jeff Bagwell, R OBP: 0.335, SLG: 0.401 (1, 3)										4	0	0	0	0	1	4				
Eric Anthony, L OBP: 0.324, SLG: 0.408 (7, 9)										4	1	2	1	0	1	2				
Chris Jones, R OBP: 0.295, SLG: 0.233 (7, 9)										0	0	0	0	0	0	0				
Ken Caminiti, S OBP: 0.352, SLG: 0.384 (1, 5)										3	1	1	0	1	0	1				
Luis Gonzalez, L OBP: 0.227, SLG: 0.252 (1, 7)										4	0	0	0	0	1	4				
Rafael Ramirez, R OBP: 0.250, SLG: 0.297 (1, 6)										4	1	1	0	0	0	0				
Eddie Taubensee, L OBP: 0.252, SLG: 0.213 (9, PH)										3	0	0	1	0	2	2				
Casey Candaele, S OBP: 0.219, SLG: 0.225 (9, PH)										1	0	0	0	0	0	0				
Jimmy Jones, R OBP: 0.333, SLG: 0.286 (7, 1)										3	0	2	2	0	0	0				
Rob Murphy, L (7, 1)										0	0	0	0	0	0	0				
Joe Boever, R (7, 1)										0	0	0	0	0	0	0				
Benny Distefano, L OBP: 0.371, SLG: 0.290 (9, PH)										1	0	1	0	0	0	0				
Juan Guerrero, R OBP: 0.244, SLG: 0.194 (9, PR)										0	0	0	0	0	0	0				
Inning Stats	R: 1 E: 1 K: 15	H: 2 LOB: 1 BB: 0 P: 20	R: 0 E: 0 K: 10	H: 0 LOB: 0 BB: 0 P: 14	R: 0 E: 0 K: 8	H: 1 LOB: 1 BB: 0 P: 12	R: 3 E: 0 K: 12	H: 3 LOB: 1 BB: 1 P: 20	R: 0 E: 0 K: 11	H: 0 LOB: 2 BB: 0 P: 18	R: 0 E: 0 K: 10	H: 1 LOB: 1 BB: 0 P: 13	R: 0 E: 0 K: 6	H: 0 LOB: 0 BB: 0 P: 10	R: 0 E: 0 K: 3	H: 1 LOB: 1 BB: 0 P: 6	1B: 9 2B: 1 3B: 0 HR: 0	SF: 0 SAC: 1 DP: 1 HBP: 0	WP: 0 PB: 0 SB: 2 CS: 0	PA: 37
PITCHER	IP WLS BF H R ER SO BB IBB HBP BLK WP HR S P ERA WHIP																			
Gene Harris, R ERA: 6.48 (1, 1)	3.2	18	6	4	4	3	1	0	0	0	0	0	0	0	44	65	9.82	1.909		
Rich Rodriguez, L ERA: 1.89 (4, 1)	1.1	6	2	0	0	0	0	0	0	0	0	0	0	12	19	0.00	1.500			
Jose Melendez, R ERA: 3.45 (6, 1)	2.0	7	1	0	0	2	0	0	0	0	0	0	0	12	21	0.00	0.500			
Pat Clements, L ERA: 2.11 (8, 1)	1.0	W	3	0	0	0	0	0	0	0	0	0	0	6	10	0.00	0.000			
Mike Maddux, R ERA: 1.66 (9, 1)	1.0	S	3	1	0	0	0	0	0	0	0	0	0	3	6	0.00	1.000			
Batter	1	2	3	4	5	6	7	8	9	AB	R	H	RBI	BB	SO	LOB	BOTTOM			
Tony Fernandez, S OBP: 0.367, SLG: 0.396 (1, 6)										4	0	2	0	0	1	1	Houston Astros @ San Diego Padres Jack Murphy Stadium, San Diego, CA Tue Jun 09 1992, 10:05 PM EDT Att: 15,749 - Cloudy - 73 F			
Tony Gwynn, L OBP: 0.406, SLG: 0.500 (1, 9)										4	0	1	0	0	0	2				
Gary Sheffield, R OBP: 0.380, SLG: 0.507 (1, 5)										4	1	1	0	0	0	1				
Fred McGriff, L OBP: 0.411, SLG: 0.594 (1, 3)										4	1	2	1	0	2	1				
Oscar Azocar, L OBP: 0.278, SLG: 0.245 (9, 1)										3	0	1	0	1	0	0				
Darin Jackson, R OBP: 0.274, SLG: 0.398 (9, 7)										3	1	1	0	0	0	3				
Dan Walters, R OBP: 0.250, SLG: 0.474 (1, 2)										4	2	2	3	0	0	3				
Kurt Stillwell, S OBP: 0.323, SLG: 0.367 (1, 4)										4	0	1	1	0	0	3				
Gene Harris, R ERA: 6.48 (1, 1)	6.0	25	8	4	4	4	0	0	0	0	0	0	0	0	0	0				
Rich Rodriguez, L ERA: 1.89 (4, 1)	0.0	1	1	0	0	0	0	0	0	0	0	0	0	0	0	0				
Jerald Clark, R OBP: 0.246, SLG: 0.298 (8, 1)	2.0	L	9	3	1	1	0	0	1	0	0	0	0	0	0	0				
Kevin Ward, R OBP: 0.256, SLG: 0.343 (8, 1)																				
Pat Clements, R OBP: 0.271, SLG: 0.208 (9, 8)																				
Inning Stats	R: 0 E: 0 K: 2 S: 11	H: 1 LOB: 1 BB: 0 P: 17	R: 0 E: 0 K: 9	H: 1 LOB: 1 BB: 0 P: 12	R: 0 E: 0 K: 6	H: 1 LOB: 0 BB: 0 P: 10	R: 1 E: 0 K: 5	H: 1 LOB: 0 BB: 0 P: 6	R: 1 E: 0 K: 10	H: 2 LOB: 1 BB: 0 P: 13	R: 0 E: 0 K: 10	H: 0 LOB: 0 BB: 0 P: 14	R: 2 E: 0 K: 14	H: 4 LOB: 1 BB: 0 P: 21	R: 1 E: 0 K: 10	H: 2 LOB: 2 BB: 1 P: 17	1B: 6 2B: 3 3B: 1 HR: 2	SF: 0 SAC: 1 DP: 1 HBP: 0	WP: 0 PB: 0 SB: 1 CS: 1	PA: 35
PITCHER	IP WLS BF H R ER SO BB IBB HBP BLK WP HR S P ERA WHIP																			
Jimmy Jones, R ERA: 4.12 (7, 1)	0.0	1	1	0	0	0	0	0	0	0	0	0	0	1	2	∞	∞			
Rob Murphy, L ERA: 4.5 (7, 1)	2.0	L	9	3	1	1	0	0	1	0	0	0	0	17	27	4.50	1.500			

Batter	1	2	3	4	5	6	7	8	9	AB	R	H	RBI	BB	SO	LOB	TOP					
Craig Biggio, R OBP: 0.365, SLG: 0.406 (1, 4)										3	0	1	0	1	0	0						
Steve Finley, L OBP: 0.324, SLG: 0.414 (1, 8)										3	0	0	0	1	2	3						
Ken Caminiti, S OBP: 0.349, SLG: 0.379 (1, 5)										4	1	1	0	0	0	2						
5 Jeff Bagwell, R OBP: 0.337, SLG: 0.403 (1, 3)										4	0	2	0	0	0	1						
Eric Anthony, L OBP: 0.315, SLG: 0.398 (1, 9)										3	0	0	1	0	0	2						
Pete Incaviglia, R OBP: 0.288, SLG: 0.340 Doug Jones, R (7, 1)										3	0	1	0	0	0	2						
Scott Servais, R OBP: 0.280, SLG: 0.310 (1, 2)										3	0	0	0	0	0	2						
Casey Candaele, S OBP: 0.223, SLG: 0.229 Xavier Hernandez, L (5, 1)										2	0	1	0	0	0	0						
Rob Mallicoat, L (7, 1)										0	0	0	0	0	0	0						
Juan Guerrero, R OBP: 0.238, SLG: 0.189 (7, 7)										1	0	0	0	0	0	0						
Butch Henry, L OBP: 0.150, SLG: 0.300 Rafael Ramirez, R OBP: 0.245, SLG: 0.291 (5, 6)										0	0	0	0	0	0	0						
Inning Stats	R: 0 E: 0 K: 1 S: 5	H: 1 LOB: 0 BB: 0 P: 8	R: 0 E: 0 K: 0 S: 9	H: 1 LOB: 0 BB: 0 P: 14	R: 0 E: 0 K: 1 S: 9	H: 1 LOB: 2 BB: 1 P: 17	R: 0 E: 0 K: 0 S: 7	H: 0 LOB: 0 BB: 0 P: 9	R: 0 E: 0 K: 0 S: 3	H: 1 LOB: 0 BB: 0 P: 7	R: 0 E: 0 K: 0 S: 5	H: 0 LOB: 0 BB: 0 P: 5	R: 1 E: 0 K: 0 S: 8	H: 2 LOB: 1 BB: 0 P: 13	R: 0 E: 0 K: 0 S: 8	H: 0 LOB: 1 BB: 1 P: 10	R: 0 E: 0 K: 0 S: 7	H: 0 LOB: 1 BB: 1 P: 15	1B: 6 2B: 1 3B: 0 HR: 0	SF: 1 SAC: 1 DP: 2 HBP: 0	WP: 0 PB: 0 SB: 1 CS: 1	PA: 33
PITCHER	IP	WLS	BF	H	R	ER	SO	BB	IBB	HBP	BLK	WP	HR	S	P	ERA	WHIP					
Craig Lefferts, L ERA: 3.63 Larry Andersen, R ERA: 5.4	(1, 1)	8.0	W	28	6	1	2	1	0	0	0	0	0	54	83	1.12	0.875					
(9, 1)	1.0	4	0	0	0	0	0	1	0	0	0	0	0	7	15	0.00	1.000					

Houston Astros @ San Diego Padres
Jack Murphy Stadium, San Diego, CA
Wed Jun 10 1992, 6:33 AM EDT
Att: 13,082 - Overcast - 73 F

AB 28
R 1
H 6
RBI 1
BB 2
SO 2
LOB 12

Batter	1	2	3	4	5	6	7	8	9	AB	R	H	RBI	BB	SO	LOB	BOTTOM				
Tony Fernandez, S OBP: 0.368, SLG: 0.393 (1, 6)										4	1	1	0	1	1	0					
Tony Gwynn, L OBP: 0.406, SLG: 0.498 (1, 9)										5	2	2	0	0	1	3					
Tim Lincecum, R OBP: 0.340, SLG: 0.341 (1, 5)										4	1	1	2	0	0	1					
Fred McGriff, L OBP: 0.420, SLG: 0.617 (1, 3)										2	1	2	3	2	0	0					
Kevin Ward, R OBP: 0.256, SLG: 0.342 Gary Pettis, S OBP: 0.222, SLG: 0.200 (7, PH) (8, 8)										3	0	1	0	0	2	1					
Jerald Clark, R OBP: 0.242, SLG: 0.292 (1, 7)										4	0	0	0	0	0	5					
Dan Walters, R OBP: 0.208, SLG: 0.391 (1, 2)										4	0	0	0	0	1	2					
Kurt Stillwell, S OBP: 0.327, SLG: 0.362 (1, 4)										2	0	0	0	2	0	0					
Craig Lefferts, L OBP: 0.045, SLG: 0.045 Craig Shipley, R OBP: 0.229, SLG: 0.206 Larry Andersen, R (9, 1)										3	0	0	0	0	1	4					
Inning Stats	R: 0 E: 0 K: 1 S: 6	H: 0 LOB: 0 BB: 0 P: 10	R: 0 E: 0 K: 1 S: 13	H: 1 LOB: 3 BB: 2 P: 26	R: 2 E: 0 K: 1 S: 12	H: 2 LOB: 0 BB: 0 P: 18	R: 0 E: 0 K: 0 S: 6	H: 0 LOB: 1 BB: 1 P: 11	R: 2 E: 0 K: 2 S: 10	H: 3 LOB: 1 BB: 0 P: 19	R: 0 E: 0 K: 1 S: 8	H: 0 LOB: 0 BB: 0 P: 8	R: 1 E: 0 K: 1 S: 16	H: 1 LOB: 2 BB: 1 P: 28	R: 0 E: 0 K: 0 S: 7	H: 1 LOB: 2 BB: 1 P: 11	1B: 5 2B: 2 3B: 0 HR: 1	SF: 0 SAC: 0 DP: 0 HBP: 0	WP: 0 PB: 0 SB: 3 CS: 0	PA: 38	
PITCHER	IP	WLS	BF	H	R	ER	SO	BB	IBB	HBP	BLK	WP	HR	S	P	ERA	WHIP				
Butch Henry, L ERA: 5.1 Xavier Hernandez, R ERA: 3.0 Rob Mallicoat, L ERA: 2.78 Doug Jones, R ERA: 2.31	(1, 1)	4.1	L	22	6	4	4	2	1	0	0	0	0	12	15	0.00	0.000				
(7, 1)	0.1	4	1	1	1	0	0	1	0	0	0	0	0	9	18	27.00	6.000				
(7, 1)	1.2	7	1	0	0	1	1	1	0	0	0	0	0	14	21	0.00	1.200				

Houston Astros @ San Diego Padres
Jack Murphy Stadium, San Diego, CA
Wed Jun 10 1992, 6:33 AM EDT
Att: 13,082 - Overcast - 73 F

AB 33
R 5
H 8
RBI 5
BB 5
SO 7
LOB 18

Batter	1	2	3	4	5	6	7	8	9	AB	R	H	RBI	BB	SO	LOB	TOP		
Tony Fernandez, S OBP: 0.365, SLG: 0.389										5	1	1	0	0	0	2			
Tony Gwynn, L OBP: 0.407, SLG: 0.502										4	2	2	0	0	0	1			
Gary Sheffield, R OBP: 0.378, SLG: 0.502										4	0	1	1	0	0	2			
Fred McGriff, L OBP: 0.426, SLG: 0.623										3	1	2	0	1	1	0			
Darrin Jackson, R OBP: 0.278, SLG: 0.405										4	0	2	2	0	1	2			
Dan Walters, R OBP: 0.214, SLG: 0.370										4	0	1	1	0	0	3			
Jerald Clark, R OBP: 0.242, SLG: 0.296										4	0	1	0	0	0	2			
Kurt Stillwell, S OBP: 0.320, SLG: 0.353										4	0	0	0	0	1	1			
Andy Benes, R Pat Clements, L Jose Melendez, R Mike Maddux, L Larry Andersen, R Gary Patterson, S Randy Myers, L Tom Glavine, L										2	0	0	0	0	0	1	1		
Inning Stats	R: 2 E: 0 K: 0 S: 19	H: 4 LOB: 1 BB: 0 P: 32	R: 0 E: 0 K: 2 S: 13	H: 1 LOB: 1 BB: 0 P: 17	R: 1 E: 0 K: 0 S: 11	H: 2 LOB: 1 BB: 1 P: 17	R: 0 E: 0 K: 0 S: 5	H: 0 LOB: 0 BB: 0 P: 8	R: 0 E: 0 K: 1 S: 6	H: 0 LOB: 0 BB: 0 P: 11	R: 0 E: 0 K: 0 S: 11	H: 0 LOB: 1 BB: 1 P: 19	R: 1 E: 0 K: 1 S: 14	H: 3 LOB: 2 BB: 0 P: 22	R: 0 E: 0 K: 0 S: 5	H: 0 LOB: 0 BB: 0 P: 7	1B: 6 2B: 5 3B: 0 HR: 0	SF: 0 SAC: 0 DP: 1 HBP: 0	WP: 0 PA: 37 CS: 0
PITCHER	IP WLS BF H R ER SO BB IBB HBP BLK WP HR S P ERA WHIP																		
Tom Glavine, L ERA: 2.9	(1, 1) 7.2 33 10 4 4 4 4 2 0 0 0 0 0 0 84 128 4.70 1.565																		
Juan Berenguer, R ERA: 2.4	(8, 1) 0.1 W 1 0 0 0 0 0 0 0 0 0 0 0 0 3 4 0.00 0.000																		
Mike Stanton, L ERA: 6.04	(9, 1) 1.0 S 3 0 0 0 0 0 0 0 0 0 0 0 0 5 7 0.00 0.000																		

San Diego Padres @ Atlanta Braves
Atlanta-Fulton County Stadium, Atlanta, GA
Fri Jun 12 1992, 7:05 PM EDT
Att: 39,884 - Cloudy - 65 F

AB	35
R	4
H	10
RBI	4
BB	2
SO	4
LOB	14



Batter	1	2	3	4	5	6	7	8	9	AB	R	H	RBI	BB	SO	LOB	BOTTOM		
Otis Nixon, S OBP: 0.421, SLG: 0.402										4	2	3	0	1	0	0			
Terry Pendleton, S OBP: 0.341, SLG: 0.512										5	1	3	1	0	0	2			
Ron Gant, R OBP: 0.382, SLG: 0.487										5	0	2	2	0	1	5			
David Justice, L OBP: 0.332, SLG: 0.370										2	0	0	0	3	1	2			
Sid Bream, L OBP: 0.340, SLG: 0.372										3	0	1	0	1	1	3			
Brian Hunter, R OBP: 0.248, SLG: 0.412										1	0	0	1	0	0	1			
Greg Olson, R OBP: 0.304, SLG: 0.293										5	0	0	0	0	1	9			
Mark Lemke, S OBP: 0.282, SLG: 0.306										3	2	1	1	2	0	5			
Rafael Belliard, R OBP: 0.265, SLG: 0.234										2	0	0	0	0	0	0			
Jerry Willard, L OBP: 0.318, SLG: 0.619										1	0	0	0	0	0	3			
Jeff Blauser, R OBP: 0.278, SLG: 0.371										0	0	0	0	0	0	0			
Tom Glavine, L OBP: 0.351, SLG: 0.343										2	0	1	0	1	0	0			
Juan Berenguer, R	(8, 1)									0	0	0	0	0	0	0			
Deion Sanders, L OBP: 0.376, SLG: 0.541										1	1	1	1	0	0	0			
Mike Stanton, L OBP: 0.500, SLG: 0.500										0	0	0	0	0	0	0			
Inning Stats	R: 1 E: 0 K: 2 S: 20	H: 3 LOB: 3 BB: 1 P: 35	R: 0 E: 0 K: 0 S: 12	H: 2 LOB: 2 BB: 1 P: 19	R: 0 E: 0 K: 1 S: 6	H: 0 LOB: 0 BB: 0 P: 11	R: 1 E: 0 K: 0 S: 5	H: 1 LOB: 0 BB: 0 P: 5	R: 0 E: 0 K: 1 S: 15	H: 1 LOB: 2 BB: 2 P: 25	R: 0 E: 1 K: 0 S: 13	H: 1 LOB: 3 BB: 2 P: 24	R: 3 E: 0 K: 0 S: 18	H: 4 LOB: 2 BB: 0 P: 27	R: 0 E: 0 K: 0 S: 5	H: 0 LOB: 0 BB: 0 P: 7	1B: 10 2B: 1 3B: 0 HR: 2	SF: 0 SAC: 1 DP: 2 HBP: 0	WP: 0 PA: 43 CS: 0
PITCHER	IP WLS BF H R ER SO BB IBB HBP BLK WP HR S P ERA WHIP																		
Andy Benes, R ERA: 4.0	(1, 1) 5.1 3 26 6 3 3 3 5 0 0 0 0 0 0 6 98 5.06 2.062																		
Pat Clements, L ERA: 2.11	(6, 1) 0.0 1 0 0 0 0 0 1 0 0 0 0 0 0 6 10 ∞ ∞																		
Jose Melendez, R ERA: 3.4	(6, 1) 0.2 3 1 0 0 0 1 0 0 0 0 0 0 0 6 8 0.00 1.500																		
Mike Maddux, R ERA: 2.78	(7, 1) 1.0 L 8 4 3 3 0 2 0 0 0 0 0 1 18 31 27.00 6.000																		
Larry Andersen, R ERA: 5.4	(8, 1) 0.0 1 1 0 0 0 0 0 0 0 0 0 0 7 10 ∞ ∞																		

San Diego Padres @ Atlanta Braves
Atlanta-Fulton County Stadium, Atlanta, GA
Fri Jun 12 1992, 7:05 PM EDT
Att: 39,884 - Cloudy - 65 F

AB	34
R	6
H	12
RBI	6
BB	8
SO	4
LOB	30



Batter	1	2	3	4	5	6	7	8	9	AB	R	H	RBI	BB	SO	LOB	TOP					
Tony Fernandez, S (1, 6) OBP: 0.361, SLG: 0.379	L5			L7		BB 1B BB	F8			3	0	0	0	1	0	2	San Diego Padres @ Atlanta Braves Atlanta-Fulton County Stadium, Atlanta, GA Sun Jun 14 1992, 3:33 AM EDT Att: 40,790 - Cloudy - 78 F					
Tony Gwynn, L (1, 9) OBP: 0.406, SLG: 0.498	G3			1B		FC5 BB	G3			4	0	2	0	0	0	0						
Gary Sheffield, R (1, 5) OBP: 0.370, SLG: 0.487	G6-3			F8		P1	F9			4	0	0	0	0	0	3						
Fred McGriff, L (1, 3) OBP: 0.420, SLG: 0.607		G1-3		G4-3		FC5 BB	F8			3	0	0	0	1	0	1						
Darrin Jackson, R (1, 8) OBP: 0.285, SLG: 0.413		K			K	FC5				4	1	1	0	0	2	3						
Kevin Ward, R (1, 7) OBP: 0.271, SLG: 0.333	G6-3				K					4	0	1	0	0	1	1						
Dan Walters, R (1, 2) OBP: 0.222, SLG: 0.324				F7		BB				3	0	1	0	1	0	1						
Tim Teufel, R (1, 4) OBP: 0.340, SLG: 0.375				P4		G5-3				4	1	2	2	0	0	1						
Bruce Hurst, L (1, 1) Jose Melendez, R (6, 1) Craig Shipley, R (7, PH) Mike Maddux, L (7, 1) Jerald Clark, R (9, PH) Oscar Azocar, L (9, PH)				G4-3		K	F9		L7	2	0	0	0	0	1	0	SD					
										0	0	0	0	0	0	0						
Inning Stats	R: 0 E: 0 K: 0 S: 11	H: 0 LOB: 0 BB: 0 P: 15	R: 0 E: 0 K: 1 S: 6	H: 0 LOB: 0 BB: 0 P: 9	R: 0 E: 0 K: 0 S: 5	H: 0 LOB: 0 BB: 0 P: 7	R: 0 E: 0 K: 0 S: 9	H: 1 LOB: 1 BB: 0 P: 14	R: 0 E: 0 K: 2 S: 12	H: 0 LOB: 1 BB: 1 P: 21	R: 0 E: 0 K: 1 S: 10	H: 1 LOB: 3 BB: 2 P: 20	R: 0 E: 0 K: 0 S: 8	H: 3 LOB: 2 BB: 0 P: 15	R: 0 E: 0 K: 0 S: 8	H: 0 LOB: 0 BB: 0 P: 11	R: 2 E: 0 K: 0 S: 10	H: 2 LOB: 0 BB: 0 P: 15	1B: 6 2B: 0 3B: 0 HR: 1	SF: 0 SAC: 0 DP: 0 HBP: 0	WP: 0 PB: 0 SB: 0 CS: 1	PA: 36
PITCHER	IP WLS BF H R ER SO BB IBB HBP BLK WP HR S P ERA WHIP																					
Charlie Leibrandt, L (1, 1) ERA: 3.69	8.2 W 35 7 2 2 4 3 0 0 0 0 0 1 80 123 2.08 1.154																					
Mark Wohlers, R (9, 1) ERA: 2.08	0.1 S 1 0 0 0 0 0 0 0 0 0 0 0 0 3 4 0.00 0.000																					

Batter	1	2	3	4	5	6	7	8	9	AB	R	H	RBI	BB	SO	LOB	BOTTOM			
Otis Nixon, S (1, 8) OBP: 0.416, SLG: 0.397	F8					G4-3				4	1	1	0	0	0	5	San Diego Padres @ Atlanta Braves Atlanta-Fulton County Stadium, Atlanta, GA Sun Jun 14 1992, 3:33 AM EDT Att: 40,790 - Cloudy - 78 F			
Jeff Blausen, R (1, 6) OBP: 0.277, SLG: 0.392	G5-3									4	1	1	2	0	1	0				
Rafael Belliard, R (8, 6) OBP: 0.270, SLG: 0.242				E6						0	0	0	0	0	0	0				
Terry Pendleton, S (1, 5) OBP: 0.338, SLG: 0.508	G6-3			G3-1						4	0	0	0	0	2	1				
Ron Gant, R (1, 7) OBP: 0.382, SLG: 0.502				F7						4	1	2	1	0	0	1				
David Justice, L (1, 9) OBP: 0.333, SLG: 0.376				K						4	0	1	0	0	1	2				
Brian Hunter, R (1, 3) OBP: 0.257, SLG: 0.410				F9						4	0	1	0	0	1	2				
Greg Olson, R (1, 2) OBP: 0.310, SLG: 0.299										3	0	1	0	1	0	1				
Mark Lemke, S (1, 4) OBP: 0.291, SLG: 0.315				1B						4	1	2	0	0	0	1	AB 35 R 4 H 12 RBI 4 BB 1 SO 6 LOB 15			
Charlie Leibrandt, R (1, 1) OBP: 0.160, SLG: 0.167										4	0	1	1	0	1	4				
Mark Wohlers, R (9, 1) ERA: 2.55				K						0	0	0	0	0	0	0				
Inning Stats	R: 0 E: 0 K: 0 S: 6	H: 0 LOB: 0 BB: 0 P: 8	R: 1 E: 0 K: 2 S: 14	H: 4 LOB: 3 BB: 0 P: 19	R: 0 E: 1 K: 0 S: 7	H: 0 LOB: 1 BB: 0 P: 12	R: 0 E: 0 K: 1 S: 8	H: 0 LOB: 0 BB: 0 P: 11	R: 2 E: 0 K: 0 S: 9	H: 2 LOB: 0 BB: 0 P: 15	R: 1 E: 0 K: 0 S: 11	H: 4 LOB: 2 BB: 0 P: 18	R: 0 E: 0 K: 2 S: 10	H: 1 LOB: 1 BB: 0 P: 15	R: 0 E: 0 K: 0 S: 5	H: 1 LOB: 1 BB: 1 P: 12	1B: 9 2B: 0 3B: 1 HR: 2	SF: 0 SAC: 0 DP: 1 HBP: 0	WP: 0 PB: 0 SB: 1 CS: 1	PA: 36
PITCHER	IP WLS BF H R ER SO BB IBB HBP BLK WP HR S P ERA WHIP																			
Bruce Hurst, L (1, 1) ERA: 3.43	5.2 L 27 10 4 4 4 0 0 0 0 0 0 2 54 82 6.35 1.765																			
Jose Melendez, R (6, 1) ERA: 3.39	0.1 1 0 0 0 0 0 0 0 0 0 0 0 1 1 0.00 0.000																			
Mike Maddux, R (7, 1) ERA: 2.55	2.0 8 2 0 0 2 1 0 0 0 0 0 0 15 27 0.00 1.500																			

Batter	1	2	3	4	5	6	7	8	9	AB	R	H	RBI	BB	SO	LOB	TOP			
Tony Fernandez, S OBP: 0.360, SLG: 0.376 Craig Shipley, R OBP: 0.243, SLG: 0.222			SF9		F8			1B		2	1	0	1	1	0	4	San Diego Padres @ Houston Astros Astrodome, Houston, TX Mon Jun 15, 1992, 8:05 PM EDT Att: 8,787 - Dome - 70 F			
Tony Gwynn, L OBP: 0.406, SLG: 0.494			F8		F7			G4-3		4	2	1	0	1	0	2				
Gary Sheffield, R OBP: 0.371, SLG: 0.485			E7		F8			G5-3		5	1	2	1	0	1	1				
Fred McGriff, L OBP: 0.421, SLG: 0.604 Kevin Ward, R OBP: 0.296, SLG: 0.333			K		K			G6-4-3 HBP		3	1	1	2	1	2	0				
Tim Teufel, R OBP: 0.343, SLG: 0.370			G5-3		G1-3			G6-4-3		4	1	1	1	1	0	1				
Darin Jackson, R OBP: 0.285, SLG: 0.407			K		G5-4-3 HBP					3	0	0	0	0	1	5				
Dan Walters, R OBP: 0.250, SLG: 0.342			F7		G5-4-3					4	0	2	2	0	0	2				
Jerald Clark, R OBP: 0.245, SLG: 0.300			P3		G6-3					3	1	1	0	0	0	1				
Craig Lefferts, L OBP: 0.077, SLG: 0.077 Jose Melendez, R OBP: 0.077, SLG: 0.077			K		K			K		4	0	1	0	0	3	4				
Inning Stats	R: 4 E: 0 K: 1 S: 23	H: 4 LOB: 3 BB: 2 P: 41	R: 2 E: 1 K: 0 S: 10	H: 2 LOB: 1 BB: 2 P: 18	R: 1 E: 0 K: 1 S: 10	H: 2 LOB: 1 BB: 0 P: 14	R: 0 E: 0 K: 2 S: 7	H: 0 LOB: 0 BB: 0 P: 10	R: 0 E: 0 K: 1 S: 8	H: 1 LOB: 1 BB: 0 P: 10	R: 0 E: 0 K: 1 S: 6	H: 0 LOB: 0 BB: 0 P: 11	R: 0 E: 0 K: 1 S: 11	H: 1 LOB: 1 BB: 0 P: 16	R: 0 E: 0 K: 0 S: 4	H: 0 LOB: 0 BB: 0 P: 7	1B: 9 2B: 1 3B: 0 HR: 0	SF: 1 SAC: 0 DP: 3 HBP: 3	WP: 0 PB: 1 SB: 0 CS: 0	PA: 41
PITCHER	IP: 0.1 WLS: L BF: 7 H: 4 R: 4 ER: 4 SO: 0 BB: 2 IBB: 0 HBP: 0 BLK: 0 WP: 0 HR: 0 S: 16 P: 29 ERA: 108.00 WHIP: 18.000	IP: 2.2 WLS: 14 BF: 4 H: 3 R: 3 ER: 2 SO: 2 BB: 0 IBB: 1 HBP: 0 BLK: 0 WP: 0 HR: 0 S: 27 P: 44 ERA: 10.12 WHIP: 2.250	IP: 2.0 WLS: 7 BF: 1 H: 0 R: 0 ER: 0 SO: 3 BB: 0 IBB: 0 HBP: 0 BLK: 0 WP: 0 HR: 0 S: 15 P: 20 ERA: 0.00 WHIP: 0.500	IP: 6.1 WLS: 6 BF: 0 H: 0 R: 0 ER: 0 SO: 1 BB: 0 IBB: 0 HBP: 1 BLK: 0 WP: 0 HR: 0 S: 13 P: 22 ERA: 0.00 WHIP: 0.000	IP: 8.1 WLS: 4 BF: 1 H: 0 R: 0 ER: 0 SO: 1 BB: 0 IBB: 0 HBP: 0 BLK: 0 WP: 0 HR: 0 S: 11 P: 16 ERA: 0.00 WHIP: 1.000	PITCHER	IP: 1.0 WLS: 3 BF: 0 H: 0 R: 0 ER: 0 SO: 0 BB: 0 IBB: 0 HBP: 1 BLK: 0 WP: 0 HR: 0 S: 4 P: 7 ERA: 0.00 WHIP: 0.000													

Batter	1	2	3	4	5	6	7	8	9	AB	R	H	RBI	BB	SO	LOB	BOTTOM			
Craig Biggio, R OBP: 0.374, SLG: 0.398			G6-3		FC6-4			G5-3		4	0	1	0	1	0	1	San Diego Padres @ Houston Astros Astrodome, Houston, TX Mon Jun 15, 1992, 8:05 PM EDT Att: 8,787 - Dome - 70 F			
Steve Finley, L OBP: 0.324, SLG: 0.425 Al Osuna, R			F7		K					3	0	1	0	0	1	2				
Casey Candaele, S OBP: 0.236, SLG: 0.226			2B							1	0	1	0	1	0	0				
Ken Caminiti, S OBP: 0.361, SLG: 0.383 Rob Murphy, L Doug Jones, R			K		F7		F9			4	0	1	0	0	1	4				
Luis Gonzalez, L OBP: 0.230, SLG: 0.288										0	0	0	0	0	0	0				
5 Jeff Bagwell, R OBP: 0.337, SLG: 0.388			G6-4-3		G5-3		G4-3 BB			3	0	0	0	1	0	2				
Eric Anthony, L OBP: 0.325, SLG: 0.431			G3-1		L9		G4-3			4	1	1	0	0	0	3				
Pete Incaviglia, R OBP: 0.298, SLG: 0.392			E5		1B		G5-3			4	0	1	0	0	1	2				
Scott Servais, R OBP: 0.280, SLG: 0.299			F8		L9		G6-3			4	0	1	1	0	0	2				
Rafael Ramirez, R OBP: 0.283, SLG: 0.322			G4-6-3		E5		1B			4	0	1	0	0	0	2				
Butch Henry, L OBP: 0.156, SLG: 0.300 Rob Mallicoat, L Juan Guerrero, R Xavier Hernandez, L Chris Jones, R			P4		P4		F8			0	0	0	0	0	0	0				
Inning Stats	R: 0 E: 0 K: 0 S: 10	H: 2 LOB: 2 BB: 0 P: 16	R: 0 E: 1 K: 0 S: 7	H: 0 LOB: 0 BB: 0 P: 9	R: 0 E: 0 K: 1 S: 9	H: 1 LOB: 1 BB: 0 P: 16	R: 0 E: 0 K: 0 S: 10	H: 1 LOB: 1 BB: 0 P: 14	R: 0 E: 0 K: 0 S: 6	H: 0 LOB: 1 BB: 1 P: 12	R: 0 E: 0 K: 0 S: 13	H: 2 LOB: 3 BB: 1 P: 22	R: 1 E: 0 K: 1 S: 10	H: 2 LOB: 1 BB: 0 P: 19	R: 0 E: 0 K: 1 S: 11	H: 0 LOB: 1 BB: 1 P: 19	1B: 6 2B: 2 3B: 0 HR: 0	SF: 0 SAC: 0 DP: 1 HBP: 0	WP: 0 PB: 0 SB: 0 CS: 0	PA: 39
PITCHER	IP: 7.2 WLS: W BF: 34 H: 8 R: 1 ER: 1 SO: 3 BB: 2 IBB: 0 HBP: 0 BLK: 0 WP: 0 HR: 0 S: 71 P: 118 ERA: 1.17 WHIP: 1.304	IP: 1.1 WLS: 5 BF: 0 H: 0 R: 0 ER: 0 SO: 1 BB: 0 IBB: 0 HBP: 0 BLK: 0 WP: 0 HR: 0 S: 14 P: 25 ERA: 0.00 WHIP: 0.750	PITCHER	IP: 1.0 WLS: 3 BF: 0 H: 0 R: 0 ER: 0 SO: 0 BB: 0 IBB: 0 HBP: 1 BLK: 0 WP: 0 HR: 0 S: 4 P: 7 ERA: 0.00 WHIP: 0.000																

Batter	1	2	3	4	5	6	7	8	9	AB	R	H	RBI	BB	SO	LOB	TOP							
Tony Fernandez, S OBP: 0.357, SLG: 0.370	4-1 CS BB		2-2 F8		3-3 K		0-1 G4-3		1-0 F7	4	0	0	0	1	1	1								
Tony Gwynn, L OBP: 0.404, SLG: 0.488	2-2 G4-3		1-0 F8		4-2 BB		1-2 F7			3	0	0	0	1	0	1								
Gary Sheffield, R OBP: 0.376, SLG: 0.494	1-0 2B		0-1 BB		0-0 F9		0-0 1B			4	0	3	0	0	0	2								
Fred McGriff, L OBP: 0.423, SLG: 0.598	4-1 IBB		4-0 1B		1-2 G4-3		3-3 K			2	0	0	0	2	1	3								
Randy Myers, L (8, 1)			1-2 BB							0	0	0	0	0	0	0								
Kurt Stillwell, S OBP: 0.307, SLG: 0.338	1-3 K		1-0 P6		1-0 F7		0-1 F7			4	0	0	0	0	1	4								
Jerald Clark, R OBP: 0.241, SLG: 0.295		3-2 F8		0-3 K		0-2 G1-3		0-0 L6		4	0	0	0	0	1	0								
Dan Walters, R OBP: 0.273, SLG: 0.381		2-0 1B		2-3 K		0-2 1B		1-2 L7		4	0	2	0	0	1	0								
Gary Pettis, S OBP: 0.226, SLG: 0.207		2-3 K		0-0 F7		0-0 1B			0-2 G6-3	4	0	1	0	0	1	1								
Rich Rodriguez, L (1, 1)		1-1 P4		0-2 WP		2-0 L6			1-3 K	1	0	0	0	0	0	1								
Craig Shipley, R OBP: 0.285, SLG: 0.243										1	0	1	0	0	0	0								
Gene Harris, R OBP: 0.500, SLG: 0.500										0	0	0	0	0	0	0								
Oscar A. Zaca, R OBP: 0.247, SLG: 0.298										1	0	0	0	0	0	2								
Larry Andersen, R (6, 1)										0	0	0	0	0	0	0								
Pat Clements, R (6, 1)										0	0	0	0	0	0	0								
Tim Teufel, R OBP: 0.340, SLG: 0.366										1	0	0	0	0	1	0								
Inning Stats	R: 0 E: 0 K: 1 S: 10	H: 1 LOB: 2 BB: 2 P: 21	R: 0 E: 0 K: 1 S: 10	H: 1 LOB: 1 BB: 0 P: 18	R: 0 E: 0 K: 0 S: 10	H: 0 LOB: 2 BB: 1 P: 18	R: 0 E: 0 K: 2 S: 7	H: 0 LOB: 0 BB: 0 P: 9	R: 0 E: 0 K: 1 S: 12	H: 2 LOB: 2 BB: 1 P: 20	R: 0 E: 0 K: 0 S: 9	H: 1 LOB: 1 BB: 0 P: 12	R: 0 E: 0 K: 0 S: 12	H: 1 LOB: 0 BB: 0 P: 16	R: 0 E: 0 K: 0 S: 7	H: 0 LOB: 3 BB: 0 P: 8	R: 0 E: 0 K: 1 S: 7	H: 0 LOB: 0 BB: 0 P: 9	1B: 5 2B: 2 3B: 0 HR: 0	SF: 0 SAC: 0 DP: 0 HBP: 0	WP: 1 PB: 0 SB: 1 CS: 1	PA: 37		
PITCHER	IP WLS BF H R ER SO BB IBB HBP BLK WP HR S P ERA WHIP	IP WLS BF H R ER SO BB IBB HBP BLK WP HR S P ERA WHIP	IP WLS BF H R ER SO BB IBB HBP BLK WP HR S P ERA WHIP	IP WLS BF H R ER SO BB IBB HBP BLK WP HR S P ERA WHIP	IP WLS BF H R ER SO BB IBB HBP BLK WP HR S P ERA WHIP	IP WLS BF H R ER SO BB IBB HBP BLK WP HR S P ERA WHIP	IP WLS BF H R ER SO BB IBB HBP BLK WP HR S P ERA WHIP	IP WLS BF H R ER SO BB IBB HBP BLK WP HR S P ERA WHIP	IP WLS BF H R ER SO BB IBB HBP BLK WP HR S P ERA WHIP	IP WLS BF H R ER SO BB IBB HBP BLK WP HR S P ERA WHIP	IP WLS BF H R ER SO BB IBB HBP BLK WP HR S P ERA WHIP	IP WLS BF H R ER SO BB IBB HBP BLK WP HR S P ERA WHIP	IP WLS BF H R ER SO BB IBB HBP BLK WP HR S P ERA WHIP	IP WLS BF H R ER SO BB IBB HBP BLK WP HR S P ERA WHIP	IP WLS BF H R ER SO BB IBB HBP BLK WP HR S P ERA WHIP	IP WLS BF H R ER SO BB IBB HBP BLK WP HR S P ERA WHIP	IP WLS BF H R ER SO BB IBB HBP BLK WP HR S P ERA WHIP	IP WLS BF H R ER SO BB IBB HBP BLK WP HR S P ERA WHIP	IP WLS BF H R ER SO BB IBB HBP BLK WP HR S P ERA WHIP	IP WLS BF H R ER SO BB IBB HBP BLK WP HR S P ERA WHIP	IP WLS BF H R ER SO BB IBB HBP BLK WP HR S P ERA WHIP	IP WLS BF H R ER SO BB IBB HBP BLK WP HR S P ERA WHIP	IP WLS BF H R ER SO BB IBB HBP BLK WP HR S P ERA WHIP	IP WLS BF H R ER SO BB IBB HBP BLK WP HR S P ERA WHIP

San Diego Padres @ Houston Astros
Astrodome, Houston, TX
Tue Jun 16 1992, 8:05 PM EDT
Att: 10,046 - Dome - 70 F

AB 33
R 0
H 7
RBI 0
BB 4
SO 7
LOB 15





Batter	1	2	3	4	5	6	7	8	9	AB	R	H	RBI	BB	SO	LOB	BOTTOM							
Craig Biggio, R OBP: 0.378, SLG: 0.406	4-1 S BB		2-2 2B	1-2 S 1B		1-2 SF8	3-2 G5-3			3	0	2	2	1	0	1								
Steve Finley, L OBP: 0.325, SLG: 0.422	2-2 F8		4-1 BB	3-H G6-3		0-2 1B		2-3 K		4	0	1	1	1	1	2								
Ken Caminiti, S OBP: 0.368, SLG: 0.398	2 SAFE K	1-3 K	1-2 L6		0-2 G6-3	1-1 G5-4-3		2-2 1B		5	2	3	0	0	1	3								
5 Jeff Bagwell, R OBP: 0.335, SLG: 0.388	3-3 K		1-3 K		0-0 G6-3	2-0 G5-4-3		0-0 1B		5	1	1	0	0	2	6								
Eric Anthony, L OBP: 0.325, SLG: 0.429		3-2 F7		1-2 BB E 1B		1-2 G3-4		3-2 HBP BB 1B		3	1	1	1	0	0	0								
Chris Jones, R OBP: 0.286, SLG: 0.300					3-H 1B			2-3 3-H 1B		2	1	2	1	0	0	0								
Pete Incaviglia, R OBP: 0.301, SLG: 0.385		0-3 K		1 SAFE F9		1-3 K		4-1 E 1B		3	1	0	0	2	2	1								
Scooter Tucker, R OBP: 0.800, SLG: 0.600		2-2 FC4-6 1B		1 SAFE E BB		1-1 SH E 1B		1-2 E8 G1 1B		3	2	3	2	1	0	0								
Rafael Ramirez, R OBP: 0.274, SLG: 0.311		0-1 FC4-6		1-3 K		0-1 SH E SF8 1B		1-1 G1		4	1	0	1	0	2	7								
Brian Williams, R OBP: 0.500, SLG: 1.000					0-0 G6-3		0-1 E3 SF8 1B		1-3 K	2	1	1	2	0	0	0								
Luis Gonzalez, L OBP: 0.236, SLG: 0.294					1-H 2-H 2B					1	1	1	1	0	0	0								
Xavier Hernandez, L (7, 1)										2	0	0	0	0	1	4								
Inning Stats	R: 0 E: 0 K: 2 S: 10	H: 0 LOB: 1 BB: 1 P: 20	R: 0 E: 0 K: 1 S: 12	H: 1 LOB: 0 BB: 0 P: 17	R: 0 E: 0 K: 1 S: 12	H: 1 LOB: 2 BB: 1 P: 20	R: 3 E: 1 K: 1 S: 15	H: 3 LOB: 1 BB: 1 P: 24	R: 1 E: 0 K: 0 S: 10	H: 1 LOB: 0 BB: 0 P: 12	R: 3 E: 2 K: 0 S: 15	H: 4 LOB: 1 BB: 0 P: 20	R: 2 E: 1 K: 0 S: 16	H: 2 LOB: 1 BB: 1 P: 25	R: 2 E: 0 K: 3 S: 21	H: 3 LOB: 3 BB: 1 P: 36	R: 2 E: 0 K: 3 S: 21	H: 3 LOB: 3 BB: 1 P: 36	1B: 10 2B: 5 3B: 0 HR: 0	SF: 1 SAC: 1 DP: 1 HBP: 1	WP: 0 PB: 0 SB: 2 CS: 0	PA: 45		
PITCHER	IP WLS BF H R ER SO BB IBB HBP BLK WP HR S P ERA WHIP	IP WLS BF H R ER SO BB IBB HBP BLK WP HR S P ERA WHIP	IP WLS BF H R ER SO BB IBB HBP BLK WP HR S P ERA WHIP	IP WLS BF H R ER SO BB IBB HBP BLK WP HR S P ERA WHIP	IP WLS BF H R ER SO BB IBB HBP BLK WP HR S P ERA WHIP	IP WLS BF H R ER SO BB IBB HBP BLK WP HR S P ERA WHIP	IP WLS BF H R ER SO BB IBB HBP BLK WP HR S P ERA WHIP	IP WLS BF H R ER SO BB IBB HBP BLK WP HR S P ERA WHIP	IP WLS BF H R ER SO BB IBB HBP BLK WP HR S P ERA WHIP	IP WLS BF H R ER SO BB IBB HBP BLK WP HR S P ERA WHIP	IP WLS BF H R ER SO BB IBB HBP BLK WP HR S P ERA WHIP	IP WLS BF H R ER SO BB IBB HBP BLK WP HR S P ERA WHIP	IP WLS BF H R ER SO BB IBB HBP BLK WP HR S P ERA WHIP	IP WLS BF H R ER SO BB IBB HBP BLK WP HR S P ERA WHIP	IP WLS BF H R ER SO BB IBB HBP BLK WP HR S P ERA WHIP	IP WLS BF H R ER SO BB IBB HBP BLK WP HR S P ERA WHIP	IP WLS BF H R ER SO BB IBB HBP BLK WP HR S P ERA WHIP	IP WLS BF H R ER SO BB IBB HBP BLK WP HR S P ERA WHIP	IP WLS BF H R ER SO BB IBB HBP BLK WP HR S P ERA WHIP	IP WLS BF H R ER SO BB IBB HBP BLK WP HR S P ERA WHIP	IP WLS BF H R ER SO BB IBB HBP BLK WP HR S P ERA WHIP	IP WLS BF H R ER SO BB IBB HBP BLK WP HR S P ERA WHIP	IP WLS BF H R ER SO BB IBB HBP BLK WP HR S P ERA WHIP	IP WLS BF H R ER SO BB IBB HBP BLK WP HR S P ERA WHIP

San Diego Padres @ Houston Astros
Astrodome, Houston, TX
Tue Jun 16 1992, 8:05 PM EDT
Att: 10,046 - Dome - 70 F

AB 37
R 11
H 15
RBI 11
BB 5
SO 9
LOB 24



Batter	1	2	3	4	5	6	7	8	9	AB	R	H	RBI	BB	SO	LOB	TOP	
Tony Fernandez, S OBP: 0.357, SLG: 0.365 (1, 6)	1-2 P6	4-2 BB				3-2 G4-3	2-2 FC4-6 HBP		0-1 P6	3	0	1	1	0	0	0	San Diego Padres @ Houston Astros Astrodome, Houston, TX Wed Jun 17 1992, 4:33 AM EDT Att: 11,523 - Dome - 70 F AB 32 R 5 H 6 RBI 4 BB 4 SO 3 LOB 10 	
Tony Gwynn, L OBP: 0.400, SLG: 0.482 (1, 9)	0-2 BB	1 SAFE 0-0 L7			1-1 F7	0-0 FC4-6		3-2 F8	5	0	1	0	0	0	4			
Gary Sheffield, R OBP: 0.370, SLG: 0.484 (1, 5)	2-1 F8		1-2 G4-3		0-2 F7	3-1 F8		0-1 G6-3	5	0	0	0	0	0	1			
Fred McGriff, L OBP: 0.420, SLG: 0.590 (1, 3)	4-0 BB		2-1 F8		0-0 E5 1B	2-2 F8			3	1	0	0	1	0	0			
Dan Walters, R OBP: 0.271, SLG: 0.370 (1, 2)	2-3 K		1-0 P3		1-1 G6-3	0-1 BB 1B			4	0	1	0	0	1	3			
Oscar Azocar, L OBP: 0.286, SLG: 0.237 Gary Pettis, S OBP: 0.226, SLG: 0.207 (8, 8)		1-0 F9		0-1 G1-3		1-0 BB 1B			4	1	1	1	0	0	1			
Kevin Ward, R OBP: 0.321, SLG: 0.378 (8, 7)		0-0 BB E 1B		1-0 CS HBP		0-1 BB HBP 2B		1-3 K	3	2	2	1	0	1	0			
Kurt Stillwell, S OBP: 0.311, SLG: 0.337 (1, 4)		0-0 E7 SF8 1B		3-2 F7		4-0 HBP BB IBB		0-1 F7	3	1	1	0	1	0	1			
Andy Benes, R OBP: 0.267, SLG: 0.231 (1, 1)		0-1 SF8			0-3 K	4-0 BB HBP		1-1 L5	2	0	0	1	1	1	0			
Inning Stats	R: 0 E: 0 K: 1 S: 11	H: 1 LOB: 2 BB: 1 P: 20	R: 2 E: 1 K: 0 S: 9	H: 2 LOB: 1 BB: 1 P: 14	R: 0 E: 0 K: 0 S: 6	H: 0 LOB: 0 BB: 0 P: 10	R: 0 E: 0 K: 0 S: 6	H: 0 LOB: 0 BB: 0 P: 10	R: 0 E: 0 K: 1 S: 8	H: 1 LOB: 1 BB: 0 P: 13	R: 0 E: 0 K: 1 S: 7	H: 0 LOB: 0 BB: 0 P: 9	R: 0 E: 0 K: 0 S: 9	H: 0 LOB: 0 BB: 0 P: 12	1B: 5 2B: 1 3B: 0 HR: 0	SF: 1 SAC: 0 DP: 0 HBP: 2	WP: 0 PB: 0 SB: 1 CS: 1	PA: 39
PITCHER	IP WLS BF H R ER SO BB IBB HBP BLK WP HR S P ERA WHIP																	
Willie Blair, R ERA: 2.36 (1, 1)	5.2 L 27 5 5 0 2 3 1 1 0 0 0 50 86 0.00 1.412																	
Joe Boever, R ERA: 4.13 (6, 1)	1.1 6 1 0 0 0 0 0 0 1 0 0 11 18 0.00 0.750																	
Al Osuna, L ERA: 2.23 (8, 1)	1.0 3 0 0 0 1 0 0 0 0 0 0 7 9 0.00 0.000																	
Doug Jones, R ERA: 2.23 (9, 1)	1.0 3 0 0 0 0 0 0 0 0 0 0 9 12 0.00 0.000																	

Batter	1	2	3	4	5	6	7	8	9	AB	R	H	RBI	BB	SO	LOB	BOTTOM					
Craig Biggio, R OBP: 0.373, SLG: 0.399 (1, 4)	0-2 G5-3		1-1 L5		0-3 K			0-1 P1		4	0	0	0	0	1	0	San Diego Padres @ Houston Astros Astrodome, Houston, TX Wed Jun 17 1992, 4:33 AM EDT Att: 11,523 - Dome - 70 F AB 31 R 0 H 4 RBI 0 BB 2 SO 8 LOB 9 					
Steve Finley, L OBP: 0.320, SLG: 0.416 (1, 8)	2-1 G6-3		1-0 L9		2-2 G6-3		0-2 G1-3		4	0	0	0	0	0	0							
5 Jeff Bagwell, R OBP: 0.341, SLG: 0.400 (1, 3)	3-2 BB		4-2 BB		3-2 BB		3-2 G6-3		3	0	2	0	1	0	0							
Luis Gonzalez, L OBP: 0.229, SLG: 0.285 (1, 7)	3-2 F7		1-2 P6		0-2 F7		0-1 G3		4	0	0	0	0	0	3							
Ken Caminiti, S OBP: 0.359, SLG: 0.387 (1, 5)		1-2 G5-3		0-0 F8		1-1 G4-3		2-3 K	4	0	0	0	0	1	1							
Benny Distefano, L OBP: 0.357, SLG: 0.342 (1, 9)		1-2 BB 3B		0-0 L6		1-1 G4-3		0-3 K	4	0	1	0	0	1	0							
Scooter Tucker, R OBP: 0.692, SLG: 0.500 (1, 2)		0-3 K		1-3 K		1-1 BB 1B			3	0	1	0	0	2	1							
Rafael Ramirez, R OBP: 0.276, SLG: 0.306 (1, 6)		4-0 BB		0-0 L6		2-1 F8			2	0	0	0	1	0	1							
Willie Blair, R Joe Boever, R Casey Candaele, S Al Osuna, R Doug Jones, R (7, PH) (8, 1) (9, 1)		0-3 K		1-3 K		2-3 K			2	0	0	0	0	2	2							
Inning Stats	R: 0 E: 0 K: 0 S: 11	H: 1 LOB: 1 BB: 0 P: 19	R: 0 E: 0 K: 2 S: 13	H: 1 LOB: 2 BB: 1 P: 19	R: 0 E: 0 K: 0 S: 8	H: 0 LOB: 0 BB: 1 P: 15	R: 0 E: 0 K: 1 S: 5	H: 0 LOB: 0 BB: 0 P: 6	R: 0 E: 0 K: 2 S: 7	H: 1 LOB: 1 BB: 0 P: 8	R: 0 E: 0 K: 0 S: 11	H: 1 LOB: 1 BB: 0 P: 17	R: 0 E: 0 K: 1 S: 10	H: 1 LOB: 1 BB: 0 P: 16	R: 0 E: 0 K: 0 S: 8	H: 0 LOB: 0 BB: 0 P: 11	R: 0 E: 0 K: 2 S: 8	H: 0 LOB: 0 BB: 0 P: 10	1B: 1 2B: 2 3B: 1 HR: 0	SF: 0 SAC: 0 DP: 0 HBP: 0	WP: 0 PB: 0 SB: 1 CS: 0	PA: 33
PITCHER	IP WLS BF H R ER SO BB IBB HBP BLK WP HR S P ERA WHIP																					
Andy Benes, R ERA: 3.83 (1, 1)	9.0 W 33 4 0 0 8 2 0 0 0 0 0 81 121 0.00 0.667																					

Batter	1	2	3	4	5	6	7	8	9	10	AB	R	H	RBI	BB	SO	LOB								
Tony Fernandez, S OBP: 0.362, SLG: 0.367 (1, 6)	P4		FC4-6 BB		F9		G1-3		G6-3		4	0	0	0	1	0	3								
Tony Gwynn, L OBP: 0.393, SLG: 0.469 (1, 9)	G3		FC4-6 1-2f			P5		F7 BB		L9	4	0	0	0	1	0	1								
Gary Sheffield, R OBP: 0.373, SLG: 0.520 (1, 5)	F9		P3			FC4-6 1B		F7 1-2		HR	5	1	2	1	0	0	2								
Kevin Ward, R OBP: 0.333, SLG: 0.358 (1, 7)		2B 1B			P3		FC4-6 1B		P4		P3	5	1	1	0	0	2								
Darin Jackson, R OBP: 0.269, SLG: 0.413 (1, 8)	F8				G2-3							4	0	2	0	1	0								
Dan Walters, R OBP: 0.281, SLG: 0.382 (1, 2)		SF8 2B			G6-3							4	1	1	1	0	0								
Jerald Clark, R OBP: 0.243, SLG: 0.297 (1, 3)	SF8											3	0	1	1	0	1								
Kurt Stillwell, S OBP: 0.303, SLG: 0.327 (1, 4)	G6-3				FC4-6 SH3-4		G3		G3-1			4	0	0	0	0	1								
Bruce Hurst, L OBP: 0.111, SLG: 0.143 Oscar Azocar, L OBP: 0.277, SLG: 0.250 Gary Pettis, S OBP: 0.226, SLG: 0.207 Jose Melendez, R (9, 1)	F7				SH3-4		E1					2	0	0	0	0	0								
Inning Stats	R: 0 E: 0 K: 0 S: 5	H: 0 LOB: 0 BB: 0 P: 9	R: 2 E: 0 K: 0 S: 9	H: 2 LOB: 0 BB: 1 P: 14	R: 0 E: 0 K: 0 S: 8	H: 0 LOB: 1 BB: 1 P: 14	R: 0 E: 0 K: 0 S: 10	H: 0 LOB: 0 BB: 0 P: 15	R: 0 E: 0 K: 0 S: 6	H: 1 LOB: 1 BB: 0 P: 6	R: 0 E: 0 K: 0 S: 9	H: 2 LOB: 2 BB: 0 P: 14	R: 0 E: 1 K: 1 S: 12	H: 0 LOB: 1 BB: 0 P: 17	R: 0 E: 0 K: 0 S: 10	H: 0 LOB: 2 BB: 2 P: 23	R: 0 E: 0 K: 0 S: 15	H: 1 LOB: 1 BB: 0 P: 19	R: 1 E: 0 K: 0 S: 10	H: 2 LOB: 0 BB: 0 P: 16	1B: 6 2B: 1 3B: 0 HR: 1	SF: 1 SAC: 1 DP: 0 HBP: 0	WP: 0 PB: 1 SB: 0 CS: 1	PA: 42	
PITCHER	IP	WLS	BF	H	R	ER	SO	BB	IBB	HBP	BLK	WP	HR	S	P	ERA	WHIP								
Dave Righetti, L ERA: 3.8 Francisco Oliveras, R ERA: Rod Beck, R ERA: 2.47	(1, 1) (7, 1) (9, 1)	6.0 2.0 2.0	24 9 8	5 0 3	2 0 1	2 0 1	0 1 0	1 1 0	0 0 0	0 0 0	0 0 0	0 0 1	0 0 25	47 22 35	72 40 35	3.00 0.00 4.50	1.000 0.500 1.500								

San Diego Padres @ San Francisco Giants
Candlestick Park, San Francisco, CA

Fri Jun 19 1992, 10:05 PM EDT
Att: 17,654 - Cloudy - 56 F

AB	36
R	3
H	8
RBI	3
BB	3
SO	1
LOB	14

Batter	1	2	3	4	5	6	7	8	9	10	AB	R	H	RBI	BB	SO	LOB								
Willie McGee, S OBP: 0.360, SLG: 0.374 (1, 9)	G6-3 WP 2B 1B		G4-3		G5-3			FC5-4 1B		G4-3	5	1	2	0	0	0	1								
Darren Lewis, R OBP: 0.311, SLG: 0.285 (1, 8)	G6-3		K 2B		G6-3			P4			4	1	0	0	0	1	2								
Kevin Bass, S OBP: 0.297, SLG: 0.387 Rod Beck, R (9, 1)	G4-3		G5-3 1H 2B				K2-3		FC5-4 1-2f		4	0	1	1	0	1	2								
Cory Snyder, R OBP: 0.336, SLG: 0.558 (1, 3)	WP 2B		G5-3				G6-3			F7	4	0	1	1	0	0	1								
Matt Williams, R OBP: 0.297, SLG: 0.418 (1, 5)	K						L8			G6-3	4	0	0	0	0	1	1								
Kirt Manwaring, R OBP: 0.354, SLG: 0.361 (1, 2)			G1-3 1B		F8			F9		F9	4	0	1	0	0	0	0								
Greg Litton, R OBP: 0.289, SLG: 0.324 (1, 4)			G1-3					L5		F9	3	0	0	0	1	0	1								
Royce Clayton, R OBP: 0.278, SLG: 0.331 (1, 6)			L7					G6-3		K	4	0	0	0	0	1	2								
Dave Righetti, L Francisco Oliveras, R Mike Felder, S OBP: 0.321, SLG: 0.383 (9, 7)	G6-3							G6-3			2	0	0	0	0	1	1								
Inning Stats	R: 1 E: 0 K: 1 S: 12	H: 2 LOB: 1 BB: 0 P: 19	R: 0 E: 0 K: 0 S: 8	H: 1 LOB: 1 BB: 0 P: 10	R: 0 E: 0 K: 0 S: 11	H: 1 LOB: 0 BB: 1 P: 18	R: 0 E: 0 K: 0 S: 6	H: 0 LOB: 1 BB: 1 P: 12	R: 0 E: 0 K: 1 S: 10	H: 0 LOB: 0 BB: 0 P: 16	R: 0 E: 0 K: 0 S: 7	H: 0 LOB: 0 BB: 0 P: 9	R: 0 E: 0 K: 0 S: 8	H: 0 LOB: 0 BB: 0 P: 11	R: 0 E: 0 K: 0 S: 5	H: 0 LOB: 0 BB: 0 P: 5	R: 0 E: 0 K: 1 S: 14	H: 0 LOB: 1 BB: 1 P: 21	1B: 3 2B: 2 3B: 0 HR: 0	SF: 0 SAC: 0 DP: 0 HBP: 0	WP: 3 PB: 0 SB: 0 CS: 0	PA: 37			
PITCHER	IP	WLS	BF	H	R	ER	SO	BB	IBB	HBP	BLK	WP	HR	S	P	ERA	WHIP								
Bruce Hurst, L ERA: 3.34 Jose Melendez, R ERA: 3.16	(1, 1) (9, 1)	8.0 2.0	30 7	5 0	2 0	2 0	4 1	1 0	0 0	0 0	0 0	3 0	0 0	67 18	101 26	0.00 0.500	0.750								

San Diego Padres @ San Francisco Giants
Candlestick Park, San Francisco, CA

Fri Jun 19 1992, 10:05 PM EDT
Att: 17,654 - Cloudy - 56 F

AB	35
R	2
H	5
RBI	2
BB	2
SO	5
LOB	11

Batter	1	2	3	4	5	6	7	8	9	AB	R	H	RBI	BB	SO	LOB	TOP				
Tony Fernandez, S OBP: 0.360, SLG: 0.364 (1, 6)	F8		FC6-4 1B		F9		G6-3		K	5	0	1	0	0	1	1					
Tony Gwynn, L OBP: 0.390, SLG: 0.462 (1, 9)	G4-3		FC6-4 F7 1-2f		F7		G4-3		HBP BB	4	0	0	0	1	0	2					
Gary Sheffield, R OBP: 0.381, SLG: 0.525 (1, 5)	2B		F7						1B BB 1B	3	1	2	0	1	0	1					
Kevin Ward, R OBP: 0.324, SLG: 0.333 (1, 7)	K		L8		P4				1B BB 1B BB FC5-2 BB	4	0	0	0	1	2	6					
Darrin Jackson, R OBP: 0.296, SLG: 0.423 (1, 8)		1B 2B		1B 1B		L5			FC5-2 BB 1B	4	0	3	0	0	0	0					
Dan Walters, R OBP: 0.285, SLG: 0.379 (1, 2)	K2-3			G1-6-3 1B		G5-3			FC5-2 BB	3	0	1	1	1	1	1					
Jerald Clark, R OBP: 0.248, SLG: 0.301 (1, 3)	1B			K					FC5-2 BB	4	0	2	0	0	1	5					
Kurt Stillwell, S OBP: 0.297, SLG: 0.320 (1, 4)	K			G1-6-3		G5-3			FC5-2 BB 1-2 2-3 3-H	4	0	0	0	0	1	7					
Craig Lefferts, L Gene Harris, R Gary Sheffield, R Larry Andersen, R Craig Shipley, R Randy Myers, L Oscar Azocar, L (1, 1) (4, 1) (5, PH) (5, 1) (7, PH) (7, 1) (9, PH)	F9					BB 1B			K	1	0	0	0	0	0	2					
Inning Stats	R: 0 E: 0 K: 1 S: 11	H: 1 LOB: 1 BB: 0 P: 20	R: 0 E: 0 K: 2 S: 10	H: 2 LOB: 2 BB: 0 P: 13	R: 0 E: 0 K: 1 S: 10	H: 1 LOB: 1 BB: 0 P: 16	R: 0 E: 0 K: 1 S: 9	H: 2 LOB: 1 BB: 0 P: 12	R: 0 E: 0 K: 0 S: 13	H: 1 LOB: 2 BB: 1 P: 22	R: 0 E: 0 K: 0 S: 8	H: 0 LOB: 0 BB: 0 P: 12	R: 1 E: 0 K: 0 S: 10	H: 2 LOB: 2 BB: 2 P: 19	R: 0 E: 0 K: 3 S: 14	H: 0 LOB: 2 BB: 1 P: 24	1B: 8 2B: 3 3B: 0 HR: 0	SF: 0 SAC: 0 DP: 2 HBP: 1	WP: 0 PB: 0 SB: 0 CS: 0	PA: 40	
PITCHER	IP WLS BF H R ER SO BB IBB HBP BLK WP HR S P ERA WHIP	IP WLS BF H R ER SO BB IBB HBP BLK WP HR S P ERA WHIP	IP WLS BF H R ER SO BB IBB HBP BLK WP HR S P ERA WHIP	IP WLS BF H R ER SO BB IBB HBP BLK WP HR S P ERA WHIP	IP WLS BF H R ER SO BB IBB HBP BLK WP HR S P ERA WHIP	IP WLS BF H R ER SO BB IBB HBP BLK WP HR S P ERA WHIP	IP WLS BF H R ER SO BB IBB HBP BLK WP HR S P ERA WHIP	IP WLS BF H R ER SO BB IBB HBP BLK WP HR S P ERA WHIP	IP WLS BF H R ER SO BB IBB HBP BLK WP HR S P ERA WHIP	IP WLS BF H R ER SO BB IBB HBP BLK WP HR S P ERA WHIP	IP WLS BF H R ER SO BB IBB HBP BLK WP HR S P ERA WHIP	IP WLS BF H R ER SO BB IBB HBP BLK WP HR S P ERA WHIP	IP WLS BF H R ER SO BB IBB HBP BLK WP HR S P ERA WHIP	IP WLS BF H R ER SO BB IBB HBP BLK WP HR S P ERA WHIP	IP WLS BF H R ER SO BB IBB HBP BLK WP HR S P ERA WHIP	IP WLS BF H R ER SO BB IBB HBP BLK WP HR S P ERA WHIP	IP WLS BF H R ER SO BB IBB HBP BLK WP HR S P ERA WHIP	IP WLS BF H R ER SO BB IBB HBP BLK WP HR S P ERA WHIP	IP WLS BF H R ER SO BB IBB HBP BLK WP HR S P ERA WHIP	IP WLS BF H R ER SO BB IBB HBP BLK WP HR S P ERA WHIP	IP WLS BF H R ER SO BB IBB HBP BLK WP HR S P ERA WHIP

San Diego Padres @ San Francisco Giants
Candlestick Park, San Francisco, CA

Sat Jun 20 1992, 6:33 AM EDT
Att: 24,246 - Sunny - 74 F

AB	35
R	1
H	10
RBI	1
BB	4
SO	7
LOB	25

Batter	1	2	3	4	5	6	7	8	9	AB	R	H	RBI	BB	SO	LOB	BOTTOM				
Willie McGee, S OBP: 0.366, SLG: 0.381 (1, 9)	SH1-4 1B		2B 1B	BB 1B			K			4	1	3	0	0	1	0					
Darren Lewis, R OBP: 0.311, SLG: 0.282 (1, 8)	SH1-4		F8	BB		G5-3				2	0	0	0	1	0	1					
Kevin Bass, S OBP: 0.296, SLG: 0.390 (1, 7)	K		1B 2B	L9		F8				4	1	1	0	0	1	3					
Cory Snyder, R OBP: 0.347, SLG: 0.560 (1, 3)	BB		1B 1B		K			1B 1B		3	1	2	2	1	1	0					
Matt Williams, R OBP: 0.283, SLG: 0.410 (1, 5)	F9		K		L4			P5		4	0	0	0	0	1	4					
Robby Thompson, R OBP: 0.395, SLG: 0.382 (1, 4)		F9	1B 1B		F7			S 1B		4	0	2	0	0	0	0					
Kirt Manwaring, R OBP: 0.357, SLG: 0.370 (1, 2)		2B	1B		G3			G4-3		4	0	2	1	0	0	2					
Royce Clayton, R OBP: 0.273, SLG: 0.324 (1, 6)	K			G4-3		K		F7		4	0	0	0	0	2	3					
Bud Black, L Jeff Brantley, R Rod Beck, R (1, 1) (8, 1) (9, 1)	K			G4-3		K				3	0	0	0	0	2	1					
Inning Stats	R: 0 E: 0 K: 1 S: 12	H: 1 LOB: 1 BB: 0 P: 20	R: 0 E: 0 K: 2 S: 11	H: 1 LOB: 1 BB: 0 P: 16	R: 3 E: 0 K: 1 S: 13	H: 5 LOB: 2 BB: 0 P: 19	R: 0 E: 0 K: 0 S: 9	H: 1 LOB: 2 BB: 1 P: 14	R: 0 E: 0 K: 1 S: 7	H: 0 LOB: 0 BB: 0 P: 10	R: 0 E: 0 K: 2 S: 9	H: 0 LOB: 0 BB: 0 P: 12	R: 0 E: 0 K: 1 S: 6	H: 0 LOB: 0 BB: 0 P: 9	R: 0 E: 0 K: 0 S: 17	H: 2 LOB: 2 BB: 0 P: 27	1B: 8 2B: 2 3B: 0 HR: 0	SF: 0 SAC: 1 DP: 0 HBP: 0	WP: 0 PB: 0 SB: 2 CS: 0	PA: 35	
PITCHER	IP WLS BF H R ER SO BB IBB HBP BLK WP HR S P ERA WHIP	IP WLS BF H R ER SO BB IBB HBP BLK WP HR S P ERA WHIP	IP WLS BF H R ER SO BB IBB HBP BLK WP HR S P ERA WHIP	IP WLS BF H R ER SO BB IBB HBP BLK WP HR S P ERA WHIP	IP WLS BF H R ER SO BB IBB HBP BLK WP HR S P ERA WHIP	IP WLS BF H R ER SO BB IBB HBP BLK WP HR S P ERA WHIP	IP WLS BF H R ER SO BB IBB HBP BLK WP HR S P ERA WHIP	IP WLS BF H R ER SO BB IBB HBP BLK WP HR S P ERA WHIP	IP WLS BF H R ER SO BB IBB HBP BLK WP HR S P ERA WHIP	IP WLS BF H R ER SO BB IBB HBP BLK WP HR S P ERA WHIP	IP WLS BF H R ER SO BB IBB HBP BLK WP HR S P ERA WHIP	IP WLS BF H R ER SO BB IBB HBP BLK WP HR S P ERA WHIP	IP WLS BF H R ER SO BB IBB HBP BLK WP HR S P ERA WHIP	IP WLS BF H R ER SO BB IBB HBP BLK WP HR S P ERA WHIP	IP WLS BF H R ER SO BB IBB HBP BLK WP HR S P ERA WHIP	IP WLS BF H R ER SO BB IBB HBP BLK WP HR S P ERA WHIP	IP WLS BF H R ER SO BB IBB HBP BLK WP HR S P ERA WHIP	IP WLS BF H R ER SO BB IBB HBP BLK WP HR S P ERA WHIP	IP WLS BF H R ER SO BB IBB HBP BLK WP HR S P ERA WHIP	IP WLS BF H R ER SO BB IBB HBP BLK WP HR S P ERA WHIP	IP WLS BF H R ER SO BB IBB HBP BLK WP HR S P ERA WHIP

San Diego Padres @ San Francisco Giants
Candlestick Park, San Francisco, CA

Sat Jun 20 1992, 6:33 AM EDT
Att: 24,246 - Sunny - 74 F

AB	32
R	3
H	10
RBI	3
BB	2
SO	8
LOB	14

Batter	1	2	3	4	5	6	7	8	9	10	11	AB	R	H	RBI	BB	SO	LOB	TOP						
Tony Fernandez, S OBP: 0.364, SLG: 0.366	G6-3		G6-4-3 BB		G1-3			CS 1B			P6	4	0	2	0	1	0	0							
Tony Gwynn, L OBP: 0.366, SLG: 0.457			G6-4-3 1-2			G4-3		CS	G6-3		P6	5	0	1	0	0	0	3							
Gary Sheffield, R OBP: 0.375, SLG: 0.517	P5					L8			F7			4	0	0	0	0	0	1							
Darrin Jackson, R OBP: 0.292, SLG: 0.416	P8					G6-3			G5-3			4	0	0	0	0	1	1							
Tim Lincecum, R OBP: 0.327, SLG: 0.351			G6-3		E5 1B			G6-3				4	0	0	0	0	1	0							
Kevin Ward, R OBP: 0.319, SLG: 0.328						F9		F9				4	0	1	0	0	2	0							
Dann Bilardello, R OBP: 0.200, SLG: 0.148						1B						3	0	0	0	0	0	2							
Dan Walters, R OBP: 0.290, SLG: 0.373	G4-3					F9		P6			G6-3	1	0	0	0	0	0	0							
Kurt Stillwell, S OBP: 0.296, SLG: 0.318					L7			G6-3				4	0	1	0	0	0	0							
Greg Harris, R OBP: 0.300, SLG: 0.200			SH5-4 1B									0	0	0	0	0	0	0							
Rich Rodriguez, L OBP: 0.294, SLG: 0.220			SH5-4			G1-3		G5-3				1	0	0	0	0	0	0							
Craig Shipley, R OBP: 0.294, SLG: 0.220												1	0	0	0	0	0	0							
Mike Maddux, L OBP: 0.294, SLG: 0.220												1	0	0	0	0	0	0							
Jerald Clark, R OBP: 0.294, SLG: 0.220												1	0	0	0	0	0	0							
Jose Melendez, R OBP: 0.294, SLG: 0.220												0	0	0	0	0	0	0							
Inning Stats	R: 0 E: 0 K: 0 S: 8	H: 1 LOB: 1 BB: 0 P: 13	R: 0 E: 0 K: 1 S: 7	H: 0 LOB: 0 BB: 0 P: 9	R: 0 E: 0 K: 0 S: 6	H: 1 LOB: 1 BB: 1 P: 14	R: 0 E: 1 K: 0 S: 14	H: 1 LOB: 2 BB: 0 P: 21	R: 0 E: 0 K: 0 S: 6	H: 0 LOB: 0 BB: 0 P: 8	R: 0 E: 0 K: 0 S: 7	H: 0 LOB: 0 BB: 0 P: 12	R: 0 E: 0 K: 0 S: 6	H: 1 LOB: 0 BB: 0 P: 11	R: 0 E: 0 K: 1 S: 11	H: 0 LOB: 0 BB: 0 P: 14	R: 0 E: 0 K: 2 S: 9	H: 0 LOB: 0 BB: 0 P: 14	R: 0 E: 0 K: 0 S: 8	H: 1 LOB: 1 BB: 0 P: 13	1B: 5 2B: 0 3B: 0 HR: 0	SF: 0 SAC: 1 DP: 1 HBP: 0	WP: 0 PB: 0 SB: 0 CS: 1	PA: 39	
PITCHER	IP ERA WLS BF H R ER SO BB IBB HBP BLK WP HR S P ERA WHIP	IP ERA WLS BF H R ER SO BB IBB HBP BLK WP HR S P ERA WHIP	IP ERA WLS BF H R ER SO BB IBB HBP BLK WP HR S P ERA WHIP	IP ERA WLS BF H R ER SO BB IBB HBP BLK WP HR S P ERA WHIP	IP ERA WLS BF H R ER SO BB IBB HBP BLK WP HR S P ERA WHIP	IP ERA WLS BF H R ER SO BB IBB HBP BLK WP HR S P ERA WHIP	IP ERA WLS BF H R ER SO BB IBB HBP BLK WP HR S P ERA WHIP	IP ERA WLS BF H R ER SO BB IBB HBP BLK WP HR S P ERA WHIP	IP ERA WLS BF H R ER SO BB IBB HBP BLK WP HR S P ERA WHIP	IP ERA WLS BF H R ER SO BB IBB HBP BLK WP HR S P ERA WHIP	IP ERA WLS BF H R ER SO BB IBB HBP BLK WP HR S P ERA WHIP	IP ERA WLS BF H R ER SO BB IBB HBP BLK WP HR S P ERA WHIP	IP ERA WLS BF H R ER SO BB IBB HBP BLK WP HR S P ERA WHIP	IP ERA WLS BF H R ER SO BB IBB HBP BLK WP HR S P ERA WHIP	IP ERA WLS BF H R ER SO BB IBB HBP BLK WP HR S P ERA WHIP	IP ERA WLS BF H R ER SO BB IBB HBP BLK WP HR S P ERA WHIP	IP ERA WLS BF H R ER SO BB IBB HBP BLK WP HR S P ERA WHIP	IP ERA WLS BF H R ER SO BB IBB HBP BLK WP HR S P ERA WHIP	IP ERA WLS BF H R ER SO BB IBB HBP BLK WP HR S P ERA WHIP	IP ERA WLS BF H R ER SO BB IBB HBP BLK WP HR S P ERA WHIP	IP ERA WLS BF H R ER SO BB IBB HBP BLK WP HR S P ERA WHIP	IP ERA WLS BF H R ER SO BB IBB HBP BLK WP HR S P ERA WHIP	IP ERA WLS BF H R ER SO BB IBB HBP BLK WP HR S P ERA WHIP	IP ERA WLS BF H R ER SO BB IBB HBP BLK WP HR S P ERA WHIP	IP ERA WLS BF H R ER SO BB IBB HBP BLK WP HR S P ERA WHIP

San Diego Padres @ San Francisco Giants
Candlestick Park, San Francisco, CA
Sun Jun 21 1992, 6:33 AM EDT
Att: 32,968 - Sunny - 81 F

livebaseballscorecards.com

AB 36
R 0
H 5
RBI 0
BB 1
SO 4
LOB 7



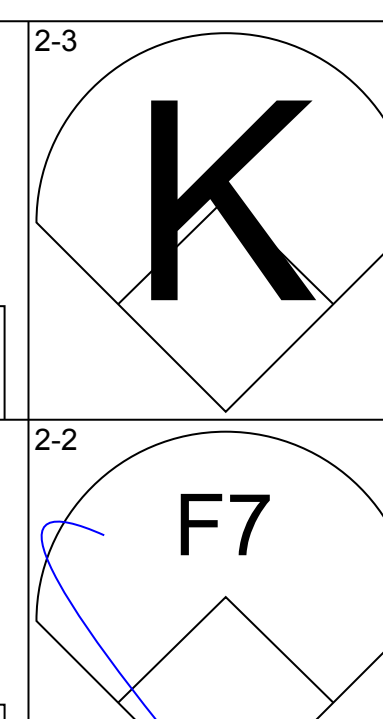
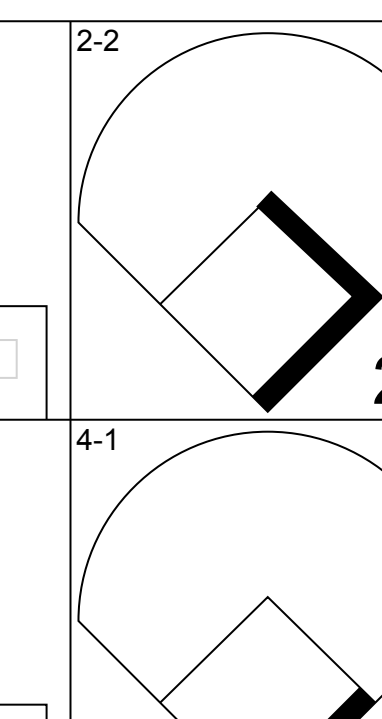
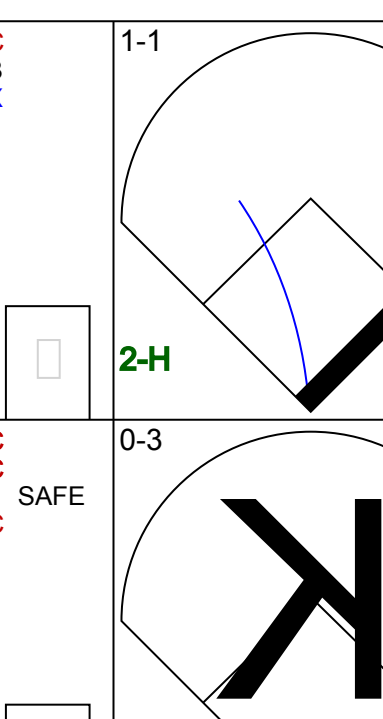
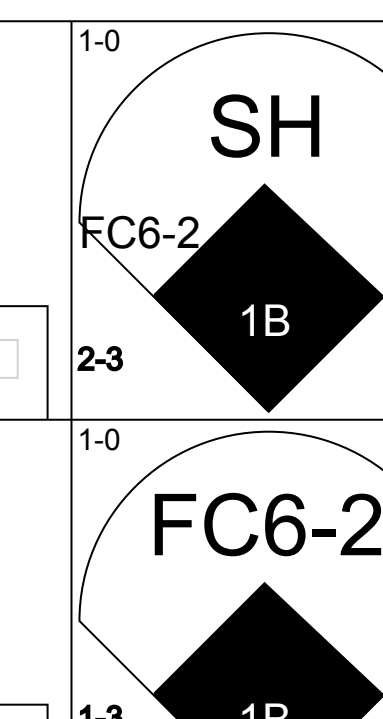
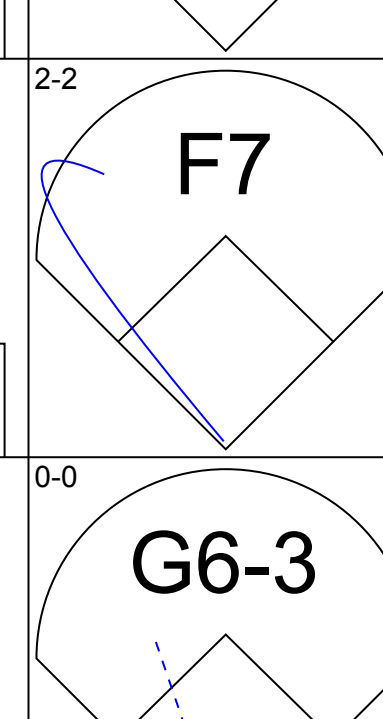
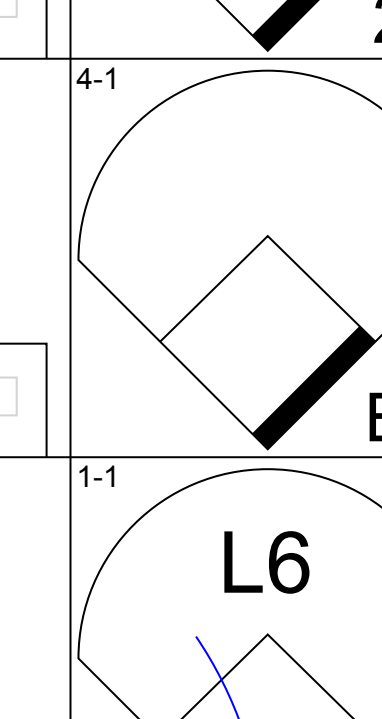
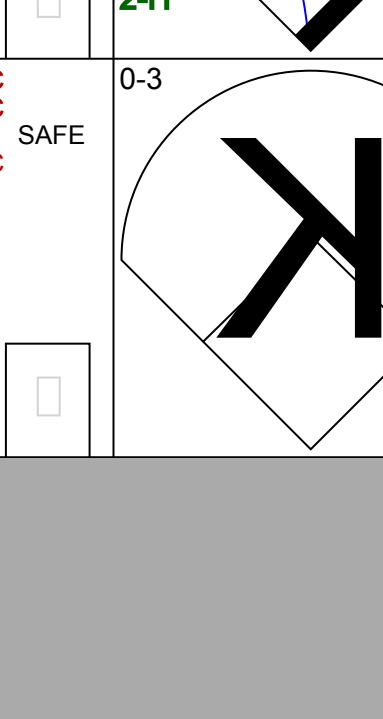
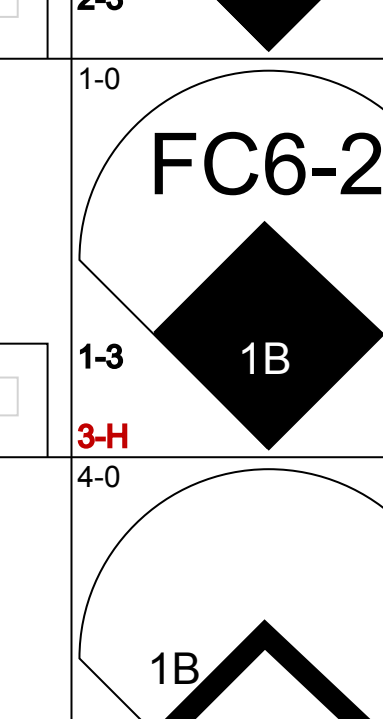
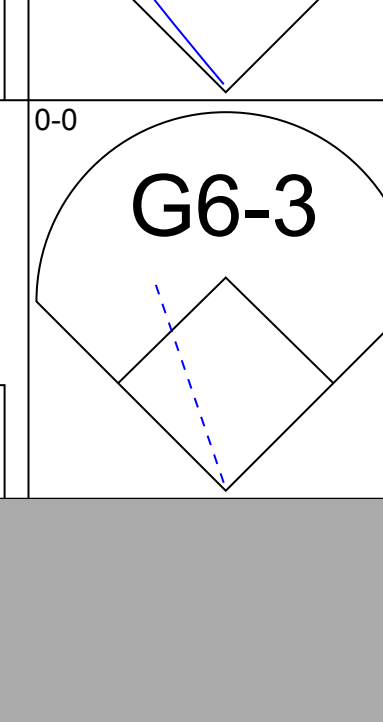
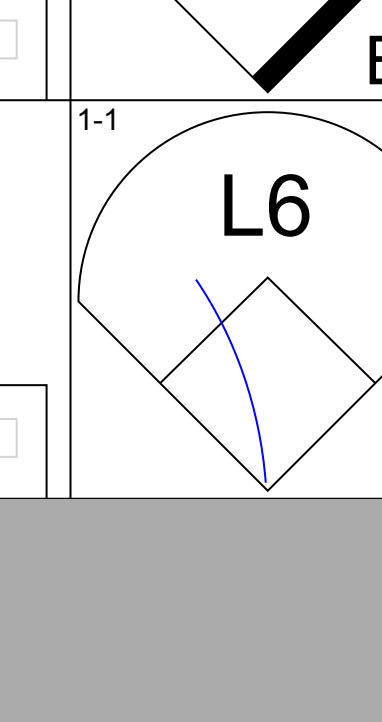

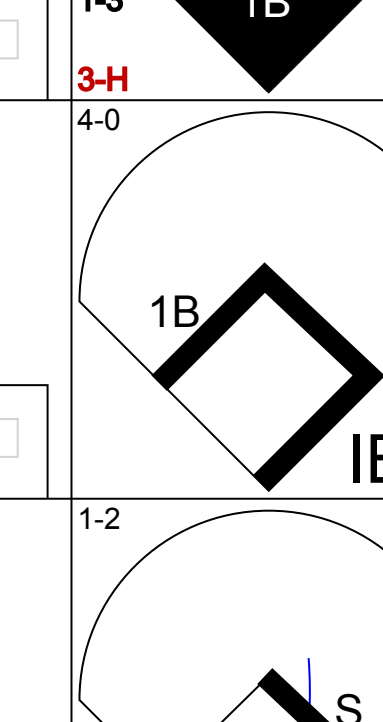
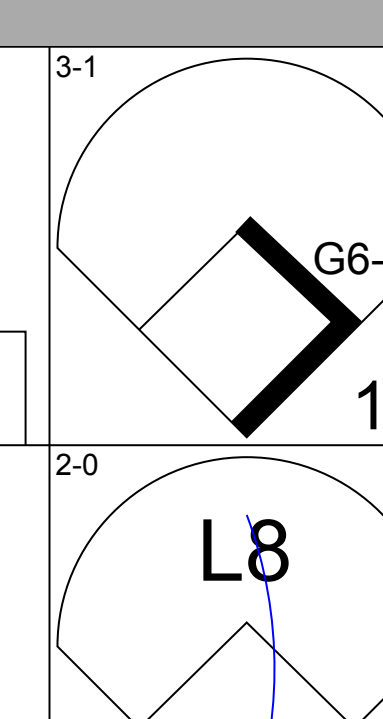
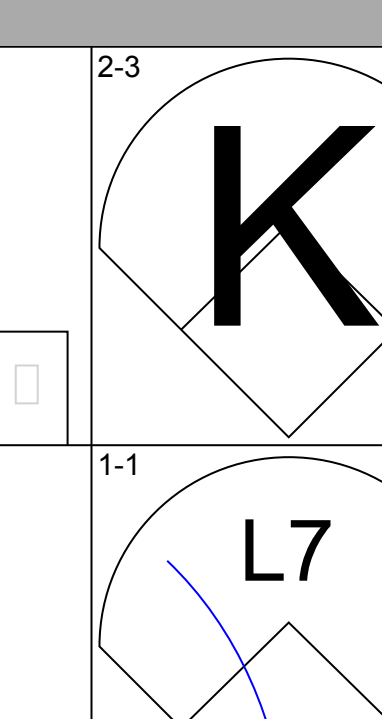
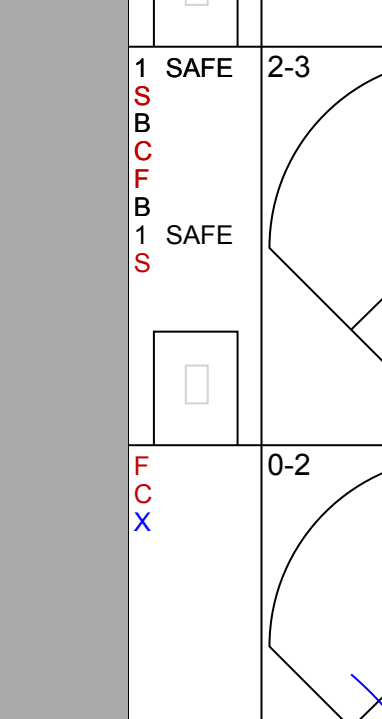
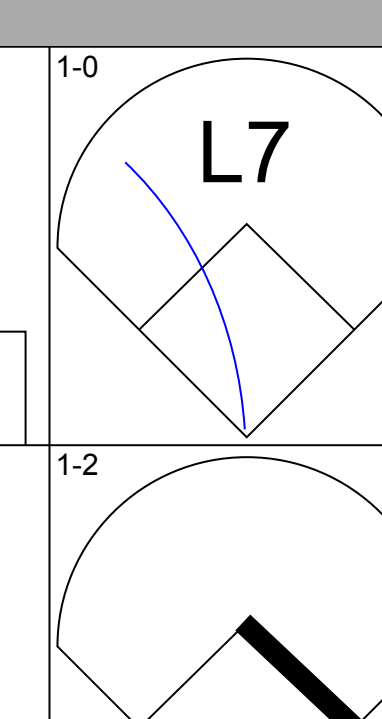
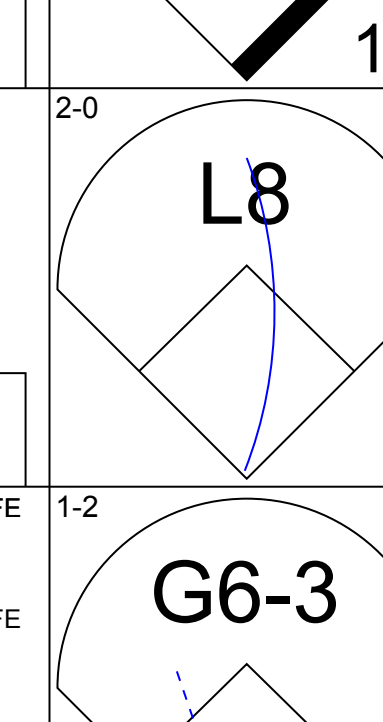
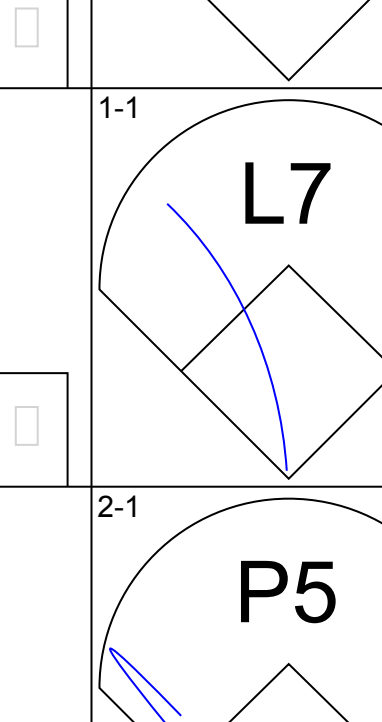
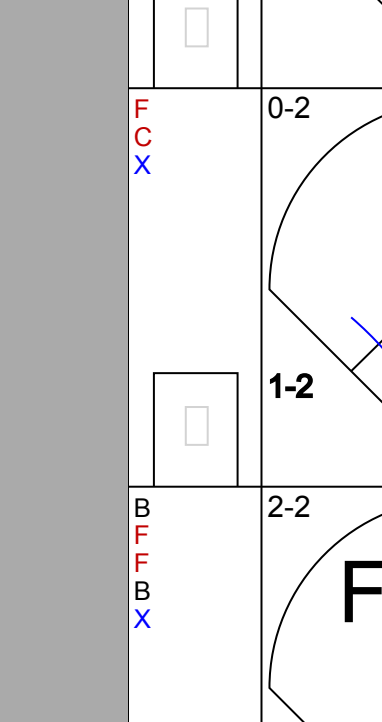
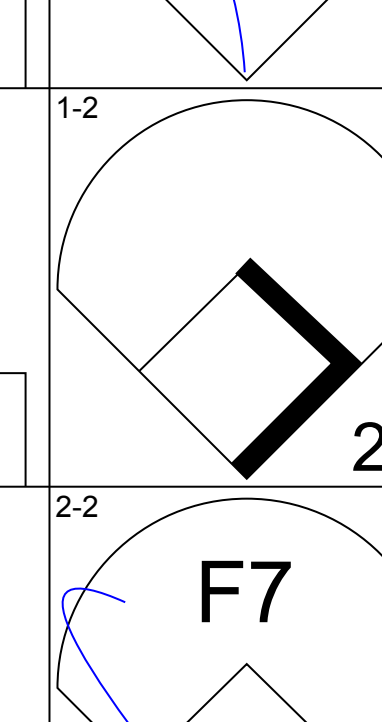
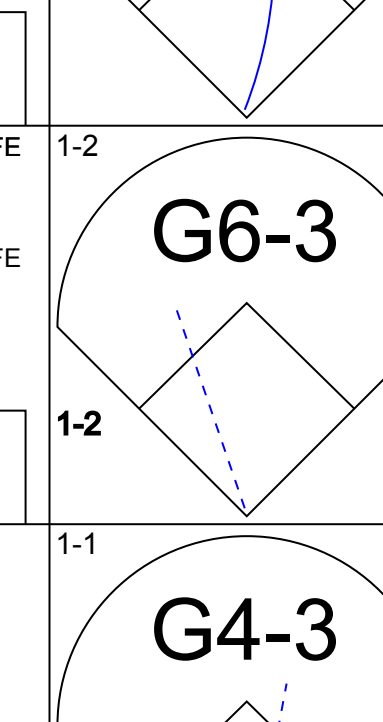
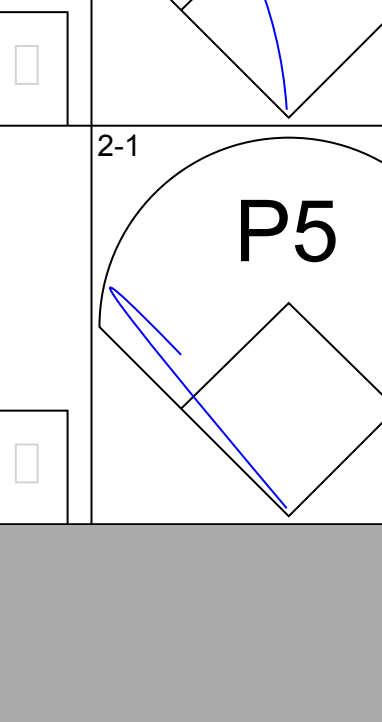
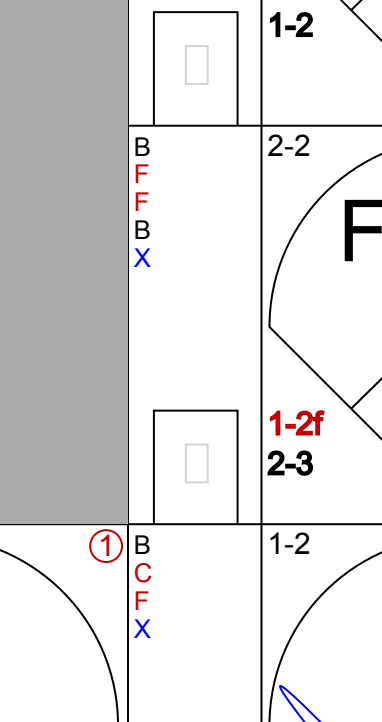
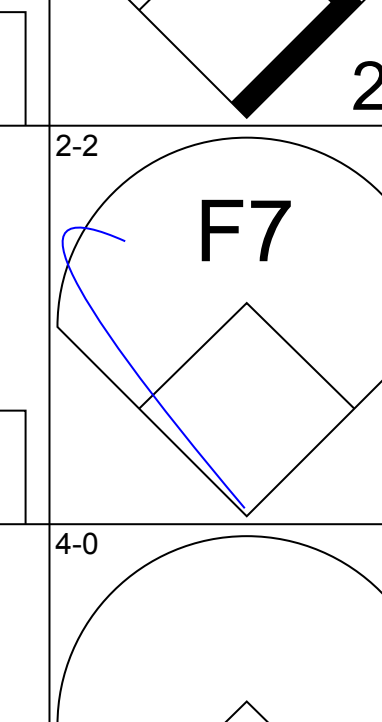
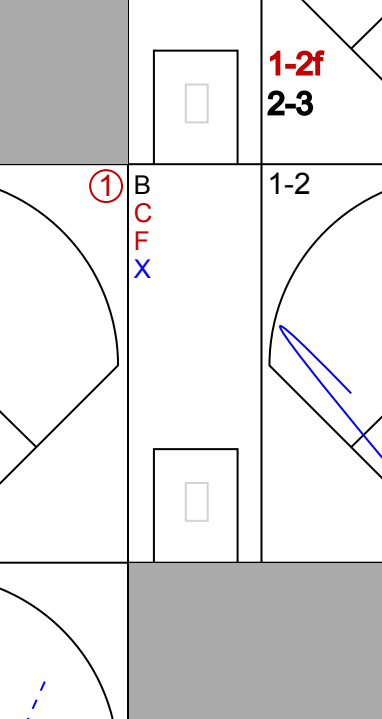
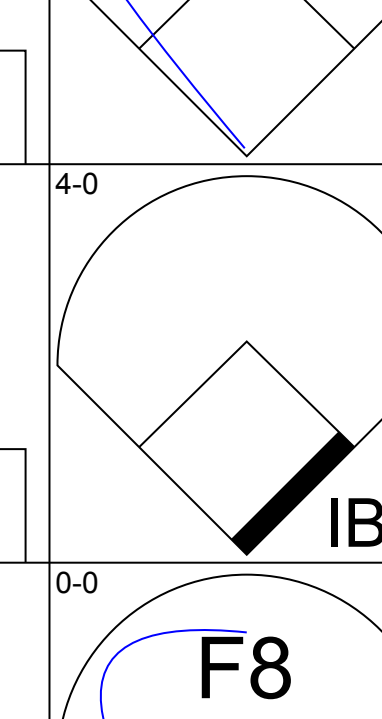
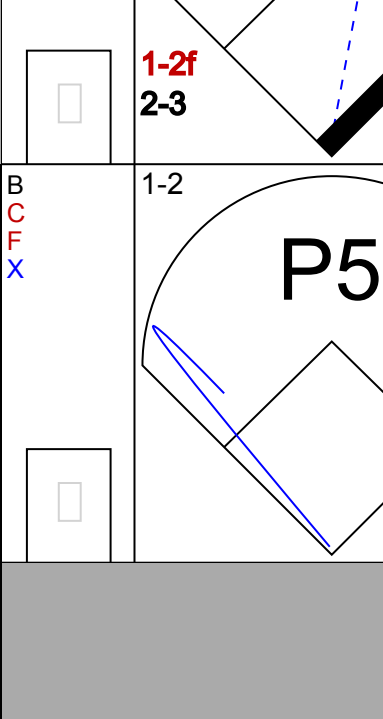
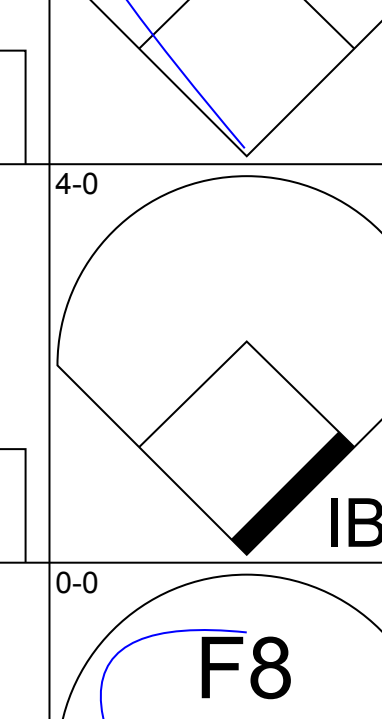
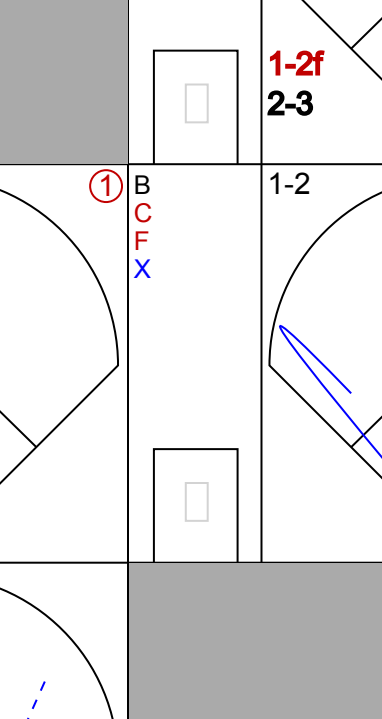
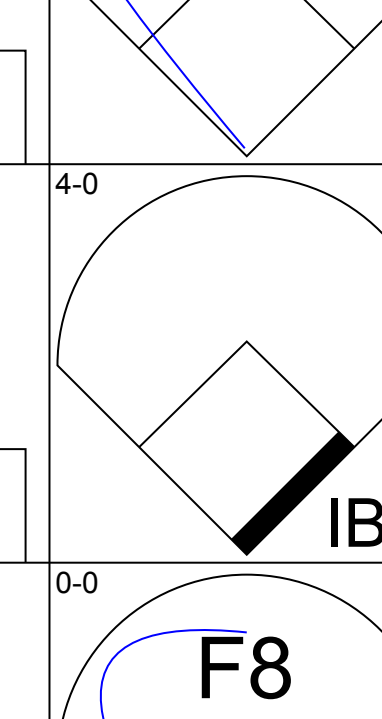
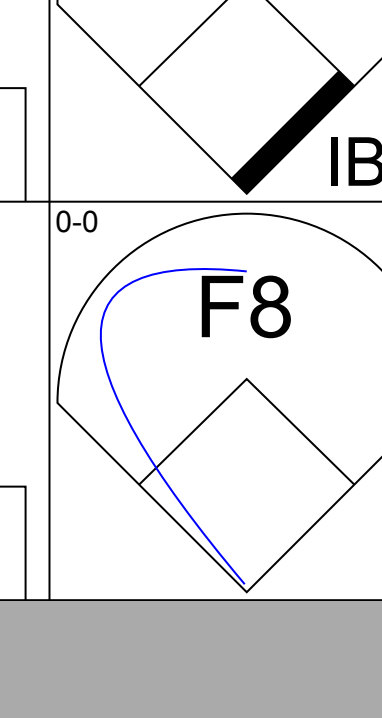
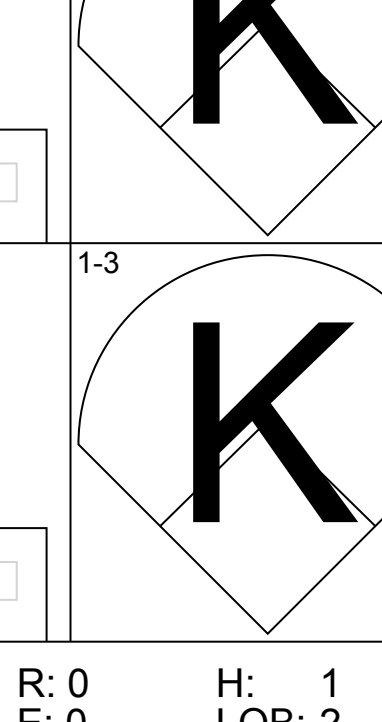
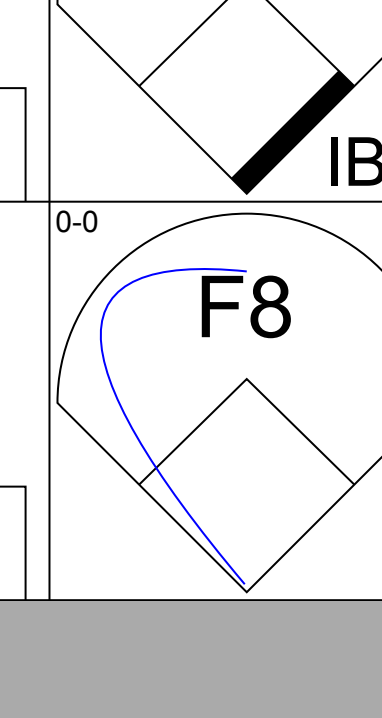
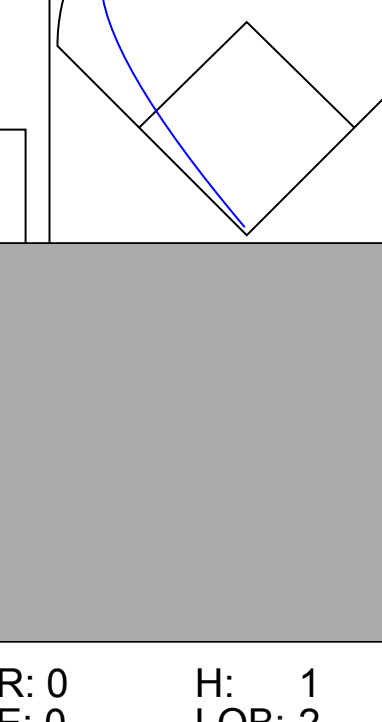
Batter	1	2	3	4	5	6	7	8	9	10	11	AB	R	H	RBI	BB	SO	LOB	BOTTOM							
Willie McGee, S OBP: 0.360, SLG: 0.374	G4-3		CS 1-2	G3-1		F9			G6-3			4	0	0	0	0	0	0								
Darren Lewis, R OBP: 0.306, SLG: 0.277	G6-3			G6-3			B1		G6-3			4	0	0	0	0	0	0								
Michael Jackson, R OBP: 0.290, SLG: 0.373												0	0	0	0	0	0	0								
Will Clark, L OBP: 0.415, SLG: 0.500	L3					L8					K	3	0	0	0	1	1	0								
Cory Snyder, R OBP: 0.344, SLG: 0.552						F9		1B			F9	4	0	1	0	0	1	1								
Matt Williams, R OBP: 0.278, SLG: 0.403								G6-3			G4-3	4	0	0	0	0	1	1								
Robby Thompson, R OBP: 0.358, SLG: 0.388									G6-3			3	1	1	0	1	1	0								
Kirt Manwaring, R OBP: 0.357, SLG: 0.366			CS BB		L9				G1-3		SH1-3 1B 2B	2	0	0	0	1	0	0								
Jose Uribe, S OBP: 0.306, SLG: 0.421									P3			3	0	0	0	0	1	1								
Kevin Bass, S OBP: 0.300, SLG: 0.395												1	0	1	1	0	0	0								
Bill Swift, R OBP: 0.208, SLG: 0.292												1	0	0	0	0	1	1								
Gil Heredia, R OBP: 0.167, SLG: 0.167												1	0	0	0	0	0	0								
Mike Feider, S OBP: 0.318, SLG: 0.380												1	0	0	0	0	0	0								
Inning Stats	R: 0 E: 0 K: 0 S: 7	H: 0 LOB: 0 BB: 0 P: 13	R: 0 E: 0 K: 1 S: 9	H: 0 LOB: 0 BB: 1 P: 17	R: 0 E: 0 K: 1 S: 7	H: 0 LOB: 0 BB: 1 P: 11	R: 0 E: 0 K: 0 S: 9	H: 0 LOB: 1 BB: 1 P: 16	R: 0 E: 0 K: 2 S: 8	H: 0 LOB: 0 BB: 0 P: 11	R: 0 E: 0 K: 1 S: 5	H: 0 LOB: 0 BB: 0 P: 7	R: 0 E: 0 K: 0 S: 7	H: 1 LOB: 1 BB: 0 P: 11	R: 0 E: 0 K: 0 S: 6	H: 0 LOB: 0 BB: 0 P: 10	R: 0 E: 0 K: 1 S: 7	H: 0 LOB: 0 BB: 0 P: 10	R: 0 E: 0 K: 1 S: 8	H: 0 LOB: 0 BB: 0 P: 9	R: 1 E: 0 K: 0 S: 8	H: 2 LOB: 1 BB: 0 P: 9	1B: 2 2B: 1 3B: 0 HR: 0	SF: 0 SAC: 1 DP: 0 HBP: 0	WP: 0 PB: 0 SB: 0 CS: 2	PA: 37
PITCHER	IP ERA WLS BF H R ER SO BB IBB HBP BLK WP HR S P ERA WHIP	IP ERA WLS BF H R ER SO BB IBB HBP BLK WP HR S P ERA WHIP	IP ERA WLS BF H R ER SO BB IBB HBP BLK WP HR S P ERA WHIP	IP ERA WLS BF H R ER SO BB IBB HBP BLK WP HR S P ERA WHIP	IP ERA WLS BF H R ER SO BB IBB HBP BLK WP HR S P ERA WHIP	IP ERA WLS BF H R ER SO BB IBB HBP BLK WP HR S P ERA WHIP	IP ERA WLS BF H R ER SO BB IBB HBP BLK WP HR S P ERA WHIP	IP ERA WLS BF H R ER SO BB IBB HBP BLK WP HR S P ERA WHIP	IP ERA WLS BF H R ER SO BB IBB HBP BLK WP HR S P ERA WHIP	IP ERA WLS BF H R ER SO BB IBB HBP BLK WP HR S P ERA WHIP	IP ERA WLS BF H R ER SO BB IBB HBP BLK WP HR S P ERA WHIP	IP ERA WLS BF H R ER SO BB IBB HBP BLK WP HR S P ERA WHIP	IP ERA WLS BF H R ER SO BB IBB HBP BLK WP HR S P ERA WHIP	IP ERA WLS BF H R ER SO BB IBB HBP BLK WP HR S P ERA WHIP	IP ERA WLS BF H R ER SO BB IBB HBP BLK WP HR S P ERA WHIP	IP ERA WLS BF H R ER SO BB IBB HBP BLK WP HR S P ERA WHIP	IP ERA WLS BF H R ER SO BB IBB HBP BLK WP HR S P ERA WHIP	IP ERA WLS BF H R ER SO BB IBB HBP BLK WP HR S P ERA WHIP	IP ERA WLS BF H R ER SO BB IBB HBP BLK WP HR S P ERA WHIP	IP ERA WLS BF H R ER SO BB IBB HBP BLK WP HR S P ERA WHIP	IP ERA WLS BF H R ER SO BB IBB HBP BLK WP HR S P ERA WHIP	IP ERA WLS BF H R ER SO BB IBB HBP BLK WP HR S P ERA WHIP	IP ERA WLS BF H R ER SO BB IBB HBP BLK WP HR S P ERA WHIP	IP ERA WLS BF H R ER SO BB IBB HBP BLK WP HR S P ERA WHIP	IP ERA WLS BF H R ER SO BB IBB HBP BLK WP HR S P ERA WHIP	IP ERA WLS BF H R ER SO BB IBB HBP BLK WP HR S P ERA WHIP

San Diego Padres @ San Francisco Giants
Candlestick Park, San Francisco, CA
Sun Jun 21 1992, 6:33 AM EDT
Att: 32,968 - Sunny - 81 F

livebaseballscorecards.com

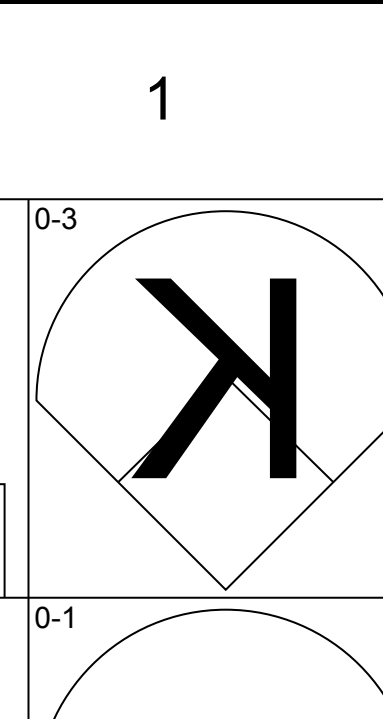
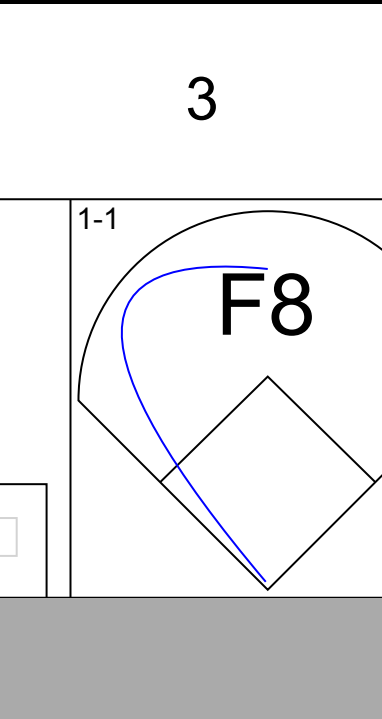
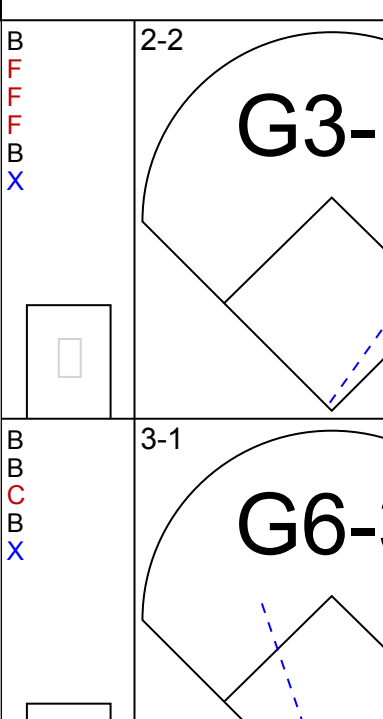
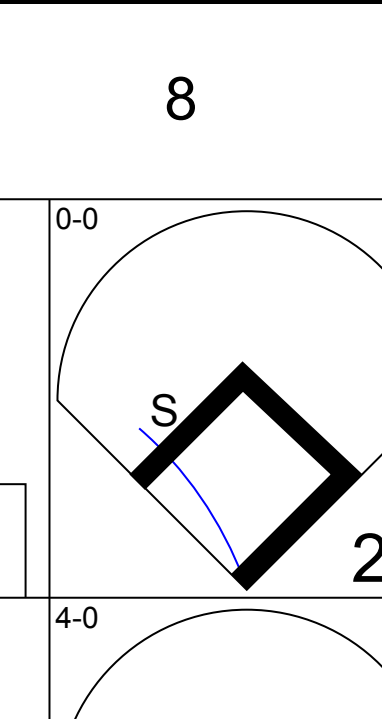
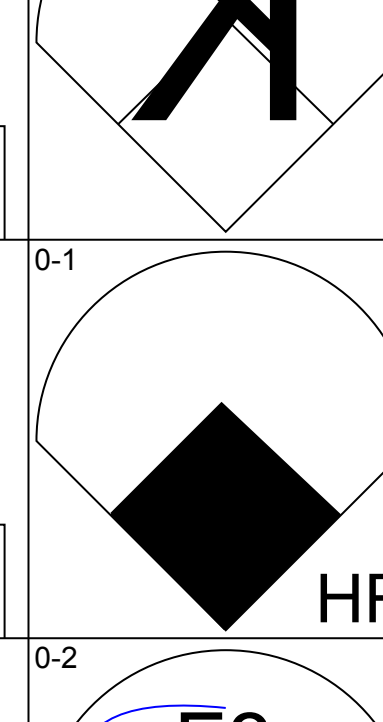
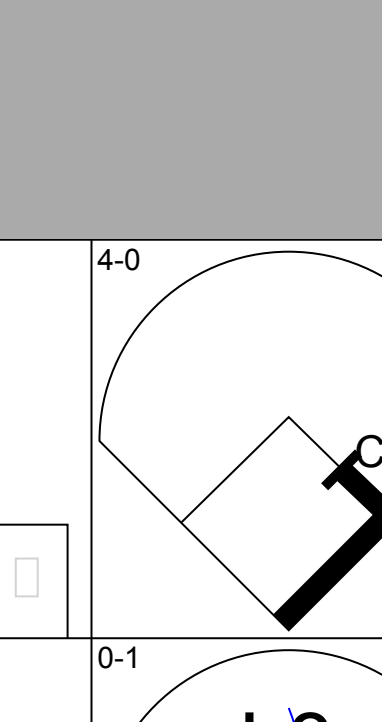
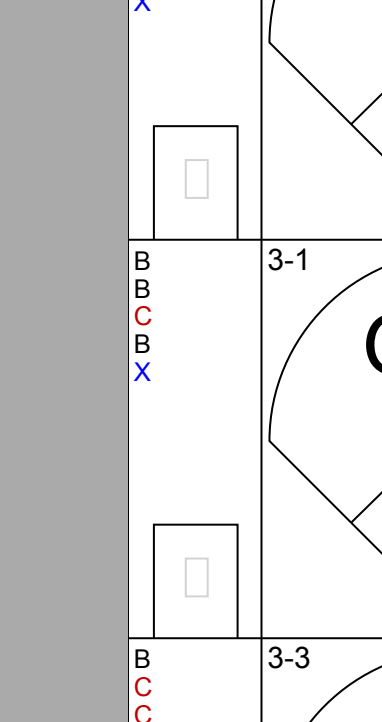
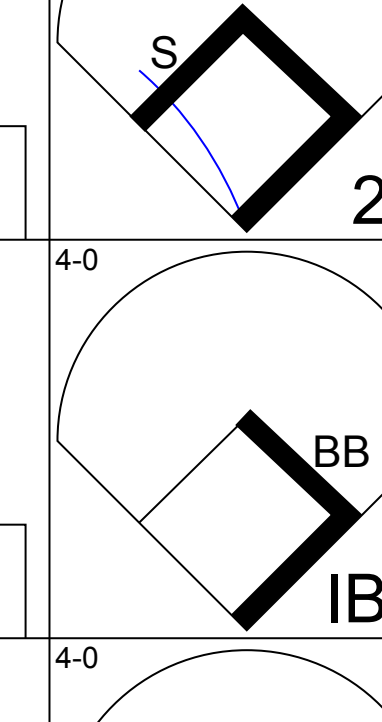
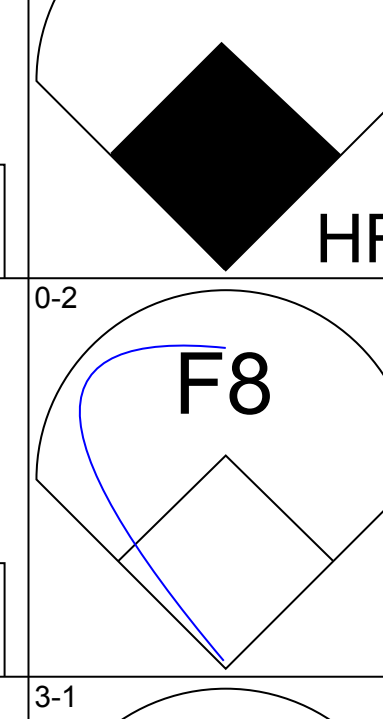
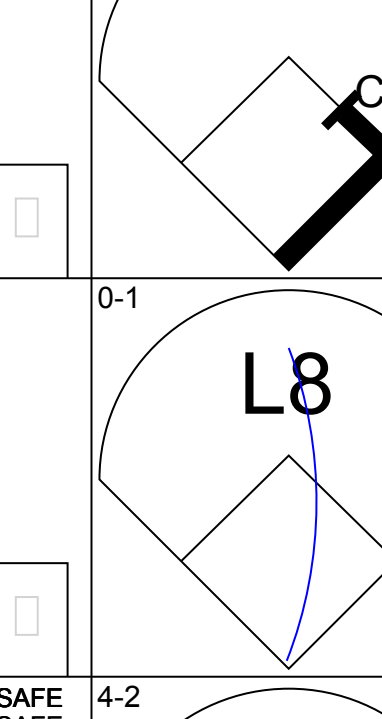
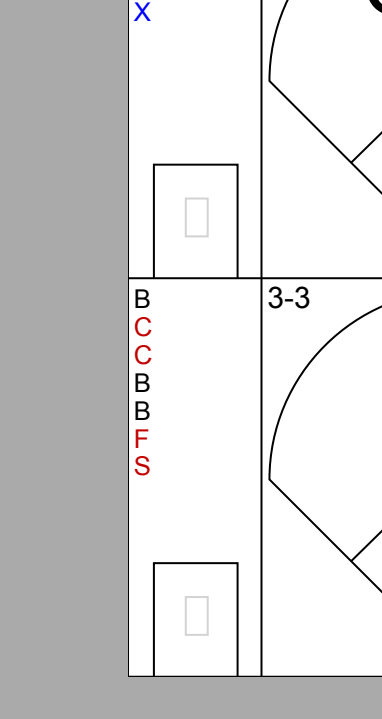
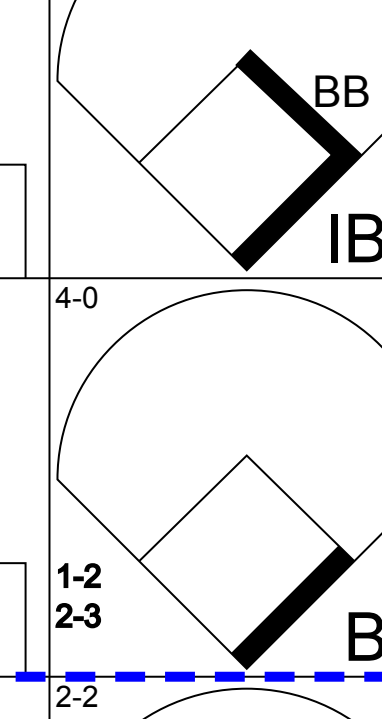
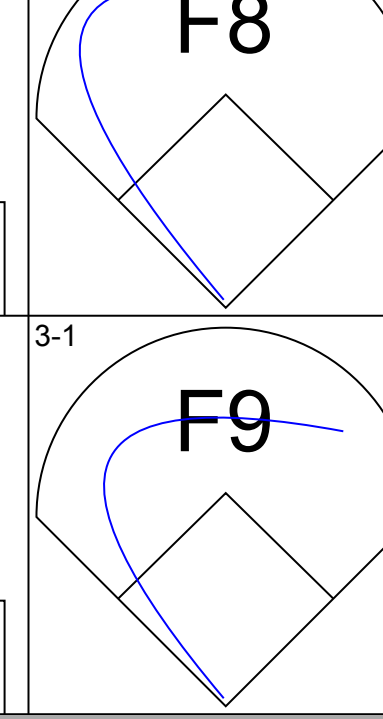
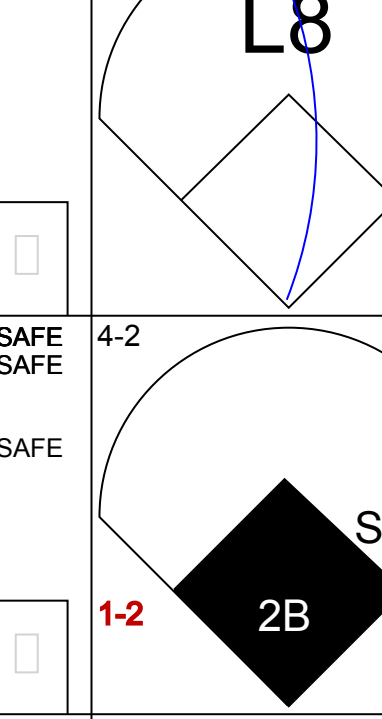
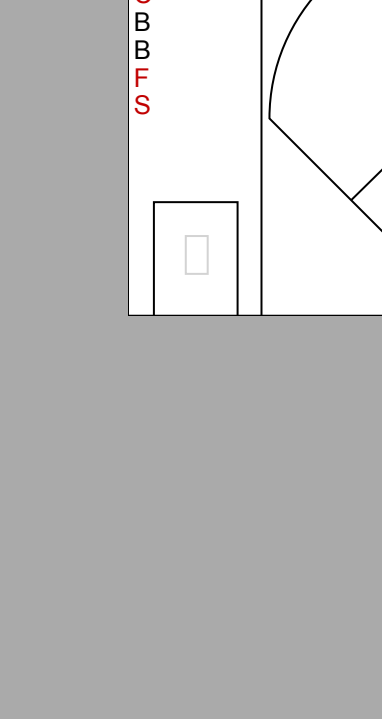
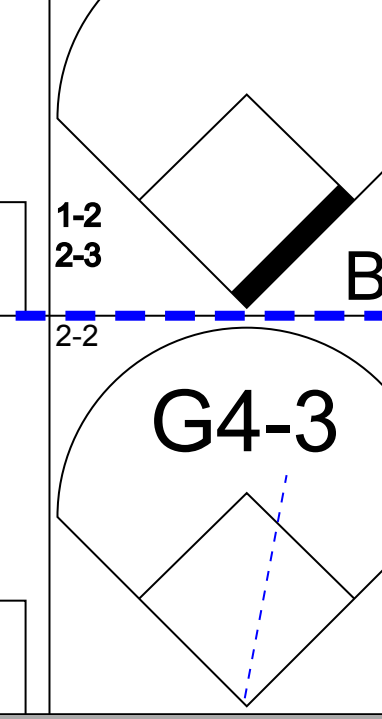
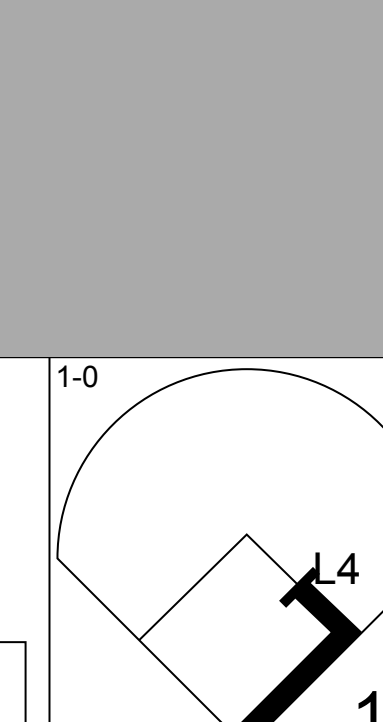
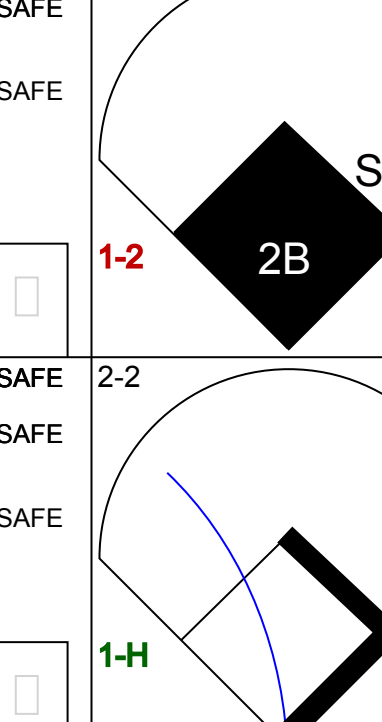

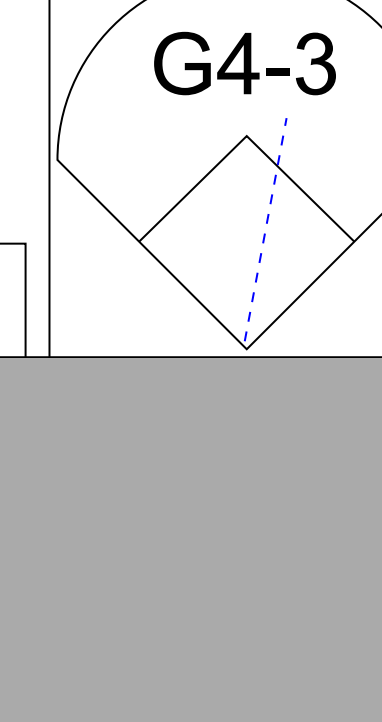
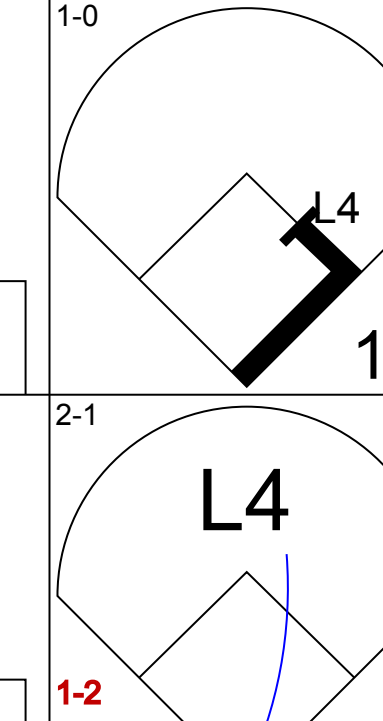
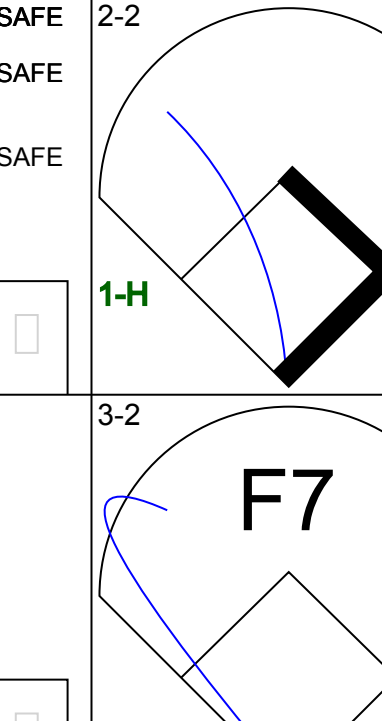


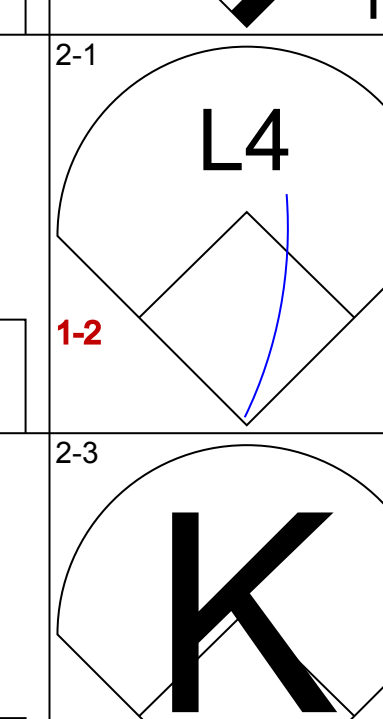
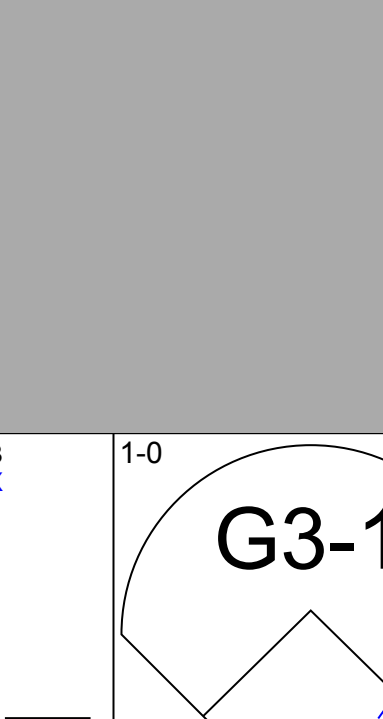


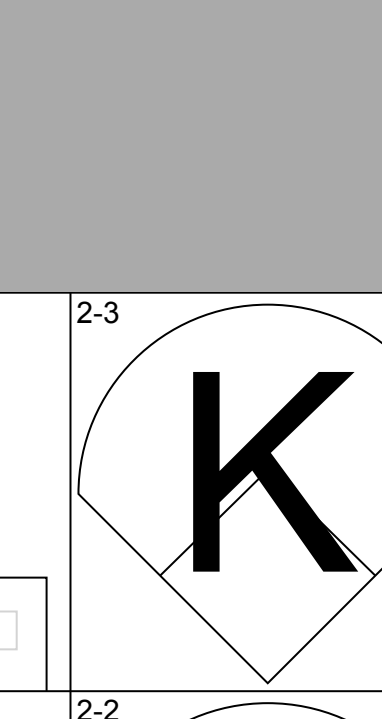
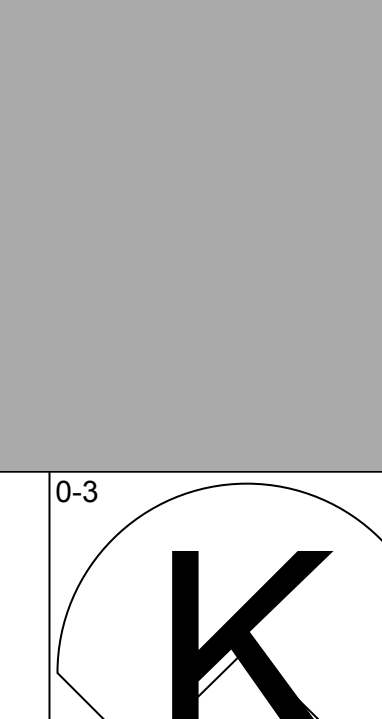
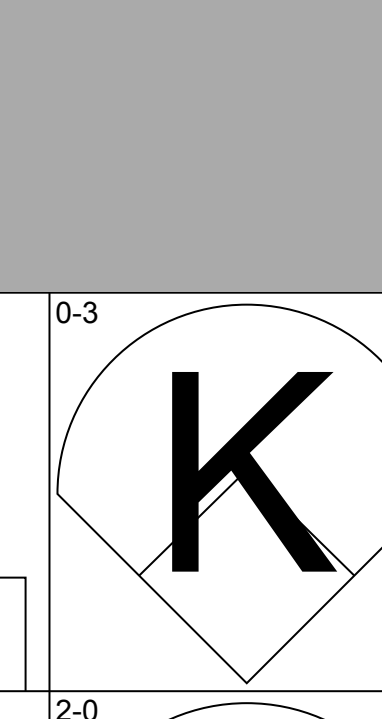
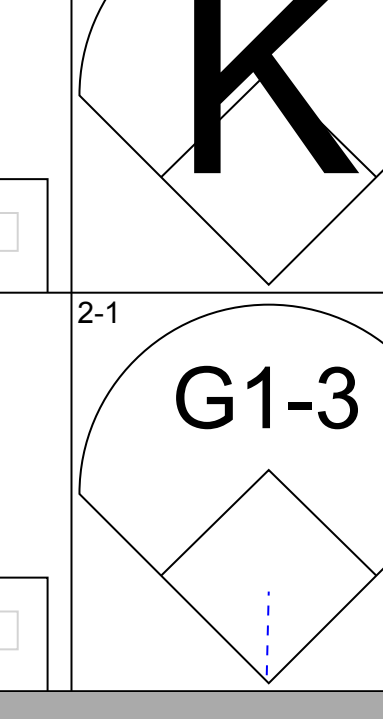
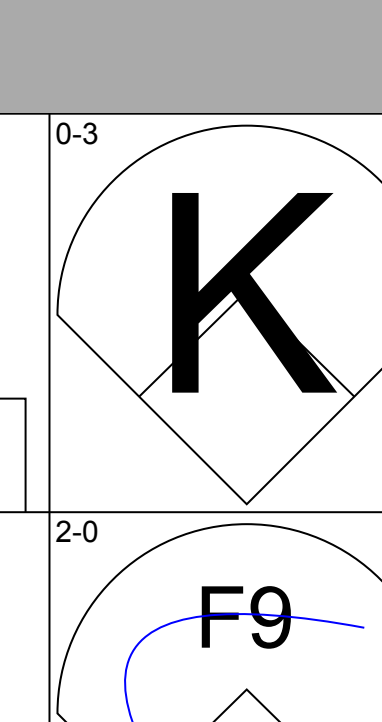
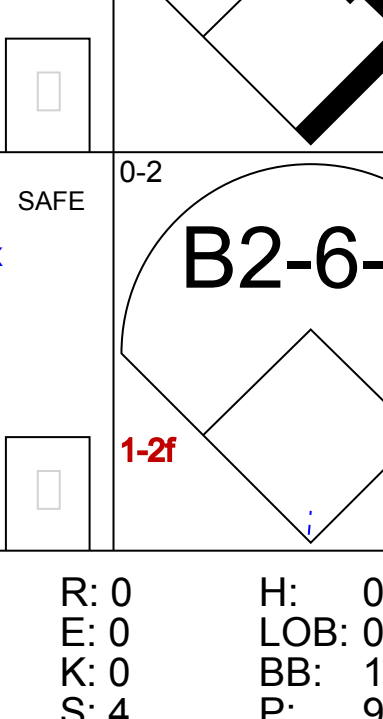
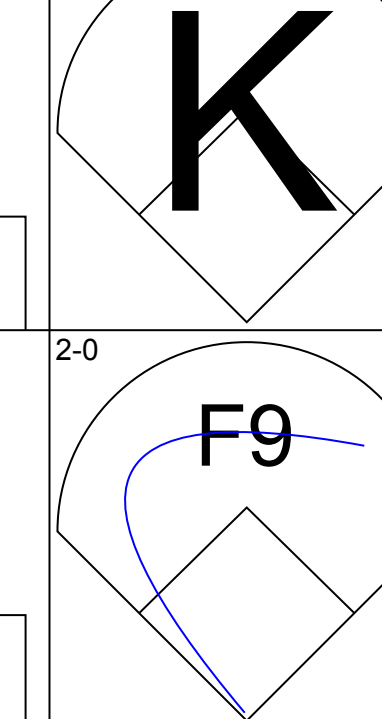
AB 31
R 1
H 3
RBI 1
BB 3
SO 6
LOB 4



Batter	1	2	3	4	5	6	7	8	9	AB	R	H	RBI	BB	SO	LOB	TOP					
Brett Butler, L OBP: 0.376, SLG: 0.350 (1, 8)									 FC6-2 1B	3	1	2	1	1	1	0	Los Angeles Dodgers @ San Diego Padres Jack Murphy Stadium, San Diego, CA Mon Jun 22 1992, 10:05 PM EDT Att: 21,965 - Cloudy - 78 F					
Mike Sharperson, R OBP: 0.416, SLG: 0.438 (1, 4)									 1B	4	1	1	1	1	1	3						
Lenny Harris, L OBP: 0.344, SLG: 0.322 (1, 5)									 IBB	4	0	1	0	1	0	4						
Eric Davis, R OBP: 0.336, SLG: 0.386 (1, 7)		 1B							 1B	5	0	2	2	0	2	1						
Eric Karros, R OBP: 0.293, SLG: 0.468 (1, 3)							 1B		 1B	5	0	2	0	0	1	3						
Todd Benzinger, S OBP: 0.283, SLG: 0.341 (1, 9) Roger McDowell, R (8, 1)	 1-2						 1-2		 1-3	4	0	0	0	0	0	4						
Mike Scioscia, L OBP: 0.271, SLG: 0.263 (1, 2) Carlos Hernandez, R OBP: 0.369, SLG: 0.344 (9, 2)										3	0	0	0	1	0	3						
Jose Offerman, S OBP: 0.310, SLG: 0.314 (1, 6)							 1B			4	2	2	0	0	1	2						
Bob Ojeda, L OBP: 0.167, SLG: 0.217 (1, 1) Mitch Webster, S OBP: 0.315, SLG: 0.406 (7, PH) Jay Howell, R (7, 1) Stan Javier, S OBP: 0.233, SLG: 0.255 (8, 9)							 1-2		 FC6-2 2B	1	0	0	0	0	1	0						
Inning Stats	R: 0 E: 0 K: 1 S: 9	H: 0 LOB: 0 BB: 0 P: 13	R: 0 E: 0 K: 0 S: 8	H: 1 LOB: 1 BB: 0 P: 15	R: 0 E: 0 K: 2 S: 15	H: 1 LOB: 2 BB: 1 P: 24	R: 0 E: 0 K: 1 S: 7	H: 0 LOB: 0 BB: 0 P: 12	R: 1 E: 0 K: 1 S: 12	H: 2 LOB: 1 BB: 0 P: 18	R: 0 E: 0 K: 1 S: 14	H: 2 LOB: 2 BB: 1 P: 19	R: 1 E: 0 K: 0 S: 6	H: 2 LOB: 1 BB: 1 P: 12	R: 0 E: 0 K: 0 S: 9	H: 1 LOB: 2 BB: 1 P: 17		R: 2 E: 0 K: 2 S: 17	H: 2 LOB: 2 BB: 1 P: 28	1B: 8 2B: 3 3B: 0 HR: 0	SF: 0 SAC: 3 DP: 1 HBP: 0	WP: 0 PB: 0 SB: 2 CS: 0
PITCHER	IP	WLS	BF	H	R	ER	SO	BB	IBB	HBP	BLK	WP	HR	S	P	ERA	WHIP					
Andy Benes, R ERA: 3.53 (1, 1)	8.0		35	9	2	2	6	2	1	0	0	0	0	80	130	2.25	1.375					
Jose Melendez, R ERA: 3.59 (9, 1)	1.0	L	7	2	2	2	2	0	1	0	0	0	0	17	28	18.00	2.000					

AB	35
R	4
H	11
RBI	4
BB	4
SO	8
LOB	22



Batter	1	2	3	4	5	6	7	8	9	AB	R	H	RBI	BB	SO	LOB	BOTTOM					
Tony Fernandez, S OBP: 0.362, SLG: 0.368 (1, 6)								 2B		4	0	1	0	0	1	0	Los Angeles Dodgers @ San Diego Padres Jack Murphy Stadium, San Diego, CA Mon Jun 22 1992, 10:05 PM EDT Att: 21,965 - Cloudy - 78 F					
Tony Gwynn, L OBP: 0.391, SLG: 0.468 (1, 9)				 BB				 IBB		2	1	1	1	2	0	0						
Gary Sheffield, R OBP: 0.374, SLG: 0.511 (1, 5)								 1-2 2-3		3	0	0	0	1	1	1						
Darrin Jackson, R OBP: 0.291, SLG: 0.411 (1, 8)				 2B						3	1	0	0	1	0	3						
Tim Teufel, R OBP: 0.333, SLG: 0.366 (1, 3)		 1B		 2B						4	0	2	1	0	1	0						
Dan Walters, R OBP: 0.303, SLG: 0.387 (1, 2)		 1-2								3	0	1	0	1	0	2						
Jerald Clark, R OBP: 0.243, SLG: 0.294 (1, 7)										4	0	0	0	0	2	2						
Kurt Stillwell, S OBP: 0.295, SLG: 0.313 (1, 4)						 BB				3	0	0	0	1	2	1						
Andy Benes, R OBP: 0.250, SLG: 0.214 (1, 1) Phil Stephenson, L (8, PH) Jose Melendez, R (9, 1)						 1-2				2	0	0	0	0	0	1						
Inning Stats	R: 1 E: 0 K: 1 S: 10	H: 1 LOB: 0 BB: 0 P: 13	R: 0 E: 0 K: 1 S: 6	H: 1 LOB: 0 BB: 0 P: 11	R: 0 E: 0 K: 1 S: 9	H: 0 LOB: 0 BB: 0 P: 14	R: 1 E: 0 K: 0 S: 11	H: 1 LOB: 2 BB: 2 P: 24	R: 0 E: 0 K: 0 S: 4	H: 0 LOB: 0 BB: 1 P: 9	R: 0 E: 0 K: 1 S: 10	H: 0 LOB: 0 BB: 0 P: 18	R: 0 E: 0 K: 1 S: 11	H: 0 LOB: 1 BB: 1 P: 23	R: 0 E: 0 K: 1 S: 11	H: 1 LOB: 3 BB: 2 P: 23		R: 0 E: 0 K: 1 S: 9	H: 1 LOB: 1 BB: 0 P: 12	1B: 1 2B: 4 3B: 0 HR: 1	SF: 0 SAC: 0 DP: 2 HBP: 0	WP: 0 PB: 0 SB: 2 CS: 1
PITCHER	IP	WLS	BF	H	R	ER	SO	BB	IBB	HBP	BLK	WP	HR	S	P	ERA	WHIP					
Bob Ojeda, L ERA: 3.65 (1, 1)	6.0		21	3	2	2	4	3	2	0	0	0	0	50	89	3.00	1.000					
Jay Howell, R ERA: 0.75 (7, 1)	1.2		9	1	0	0	2	2	1	0	0	0	0	16	38	0.00	1.800					
Roger McDowell, R ERA: 2.59 (8, 1)	1.1	W	5	1	0	0	1	0	0	0	0	0	0	15	20	0.00	0.750					



Batter	1	2	3	4	5	6	7	8	9	AB	R	H	RBI	BB	SO	LOB	TOP					
Darren Lewis, R OBP: 0.304, SLG: 0.272 (1, 8)	L8		G5-3		G6-3			E 1B BB		3	0	0	0	1	0	0	San Francisco Giants @ San Diego Padres Jack Murphy Stadium, San Diego, CA Thu Jun 25 1992, 10:05 PM EDT Att: 22,681 - Sunny - 78 F					
Willie McGee, S OBP: 0.348, SLG: 0.361 (1, 9)	K		G4-3					E 1B		4	0	1	0	0	2	0						
Will Clark, L OBP: 0.412, SLG: 0.492 (1, 3)	1B		K				F7	E3		4	0	1	0	0	1	2						
Cory Snyder, R OBP: 0.329, SLG: 0.526 (1, 5)	K				L6			K		4	0	0	0	0	3	4						
Kevin Bass, S OBP: 0.290, SLG: 0.385 (1, 7)		1B 2B			K				G5-3	4	0	1	0	0	2	0						
Robby Thomson, R OBP: 0.396, SLG: 0.400 Francisco Oliveras, R OBP: 0.253, SLG: 0.253 (7, 1)	L8								G5-3	3	0	1	0	0	1	1						
Chris James, R OBP: 0.253, SLG: 0.253 (9, PH)										0	0	0	0	0	0	0						
Kirt Manwaring, R OBP: 0.354, SLG: 0.363 (1, 2)			G1-3				G6-3	2B 1B		4	0	2	0	0	0	1						
Mike Benjamin, R OBP: 0.200, SLG: 0.400 (1, 6)		G1-3			G5-3			F7		4	0	1	0	0	0	2						
Dave Righetti, L OBP: 0.167, SLG: 0.167 Greg Litton, R OBP: 0.276, SLG: 0.312 (7, 4)	K				K			F8	G5-3	2	0	0	0	0	2	2						
Inning Stats	R: 0 H: 1 E: 0 K: 2 S: 12	H: 1 LOB: 1 BB: 0 P: 18	R: 0 H: 2 E: 0 K: 1 S: 9	H: 2 LOB: 2 BB: 0 P: 15	R: 0 H: 0 E: 0 K: 1 S: 11	H: 0 LOB: 1 BB: 0 P: 13	R: 0 H: 1 E: 0 K: 2 S: 12	H: 1 LOB: 1 BB: 0 P: 16	R: 0 H: 0 E: 0 K: 1 S: 6	H: 0 LOB: 0 BB: 0 P: 7	R: 0 H: 0 E: 0 K: 1 S: 8	H: 0 LOB: 0 BB: 0 P: 9	R: 0 H: 0 E: 0 K: 2 S: 8	H: 0 LOB: 0 BB: 0 P: 13	R: 0 H: 1 E: 1 K: 1 S: 15	H: 1 LOB: 3 BB: 1 P: 25	R: 0 H: 2 E: 0 K: 0 S: 11	H: 2 LOB: 2 BB: 0 P: 15	1B: 4 2B: 3 3B: 0 HR: 0	SF: 0 SAC: 0 DP: 0 HBP: 0	WP: 0 PB: 0 SB: 0 CS: 0	PA: 36
PITCHER Bruce Hurst, L ERA: 3.09 (1, 1)	IP: 9.0 WLS: W BF: 36 H: 7 R: 0 ER: 0 SO: 11 BB: 1 IBB: 0 HBP: 0 BLK: 0 WP: 0 HR: 0 S: 92 P: 131 ERA: 0.00 WHIP: 0.889															PITCHER Bruce Hurst, L ERA: 3.09 (1, 1)	IP: 9.0 WLS: W BF: 36 H: 7 R: 0 ER: 0 SO: 11 BB: 1 IBB: 0 HBP: 0 BLK: 0 WP: 0 HR: 0 S: 92 P: 131 ERA: 0.00 WHIP: 0.889					

AB	35
R	0
H	7
RBI	0
BB	1
SO	11
LOB	14



Batter	1	2	3	4	5	6	7	8	9	AB	R	H	RBI	BB	SO	LOB	BOTTOM			
Tony Fernandez, S OBP: 0.364, SLG: 0.370 Craig Shipley, R OBP: 0.261, SLG: 0.267 (8, 6)	G4-3									4	1	2	0	0	1	0	San Francisco Giants @ San Diego Padres Jack Murphy Stadium, San Diego, CA Thu Jun 25 1992, 10:05 PM EDT Att: 22,681 - Sunny - 78 F			
Tony Gwynn, L OBP: 0.393, SLG: 0.462 (1, 9)	1B BB				P6			G4-3		4	1	1	1	1	0	2				
Darrin Jackson, R OBP: 0.304, SLG: 0.427 (1, 8)	1B BLK				F8			1B BB		3	3	1	0	2	0	1				
Gary Sheffield, R OBP: 0.384, SLG: 0.542 (1, 5)	1B BLK				HR			1B 1B		3	1	3	3	1	0	0				
Tim Teufel, R OBP: 0.317, SLG: 0.346 Phil Stephenson, L OBP: 0.429, SLG: 0.714 (6, 3)	F9				L6			1B		2	0	0	0	0	0	2				
Dan Walters, R OBP: 0.324, SLG: 0.388 (1, 2)	G6-3				P6			1B		3	0	1	1	1	0	1				
Kevin Ward, R OBP: 0.303, SLG: 0.308 (1, 7)		P3			G5-3			G6-4-3		4	0	0	0	0	0	6				
Kurt Stillwell, S OBP: 0.288, SLG: 0.305 (1, 4)	1B SH1-4				G4-3			K		4	0	1	0	0	2	0				
Bruce Hurst, L OBP: 0.128, SLG: 0.135 (1, 1)	SH1-4							1B BB		2	1	0	0	1	1	0				
Inning Stats	R: 2 H: 2 E: 0 K: 0 S: 8	H: 2 LOB: 1 BB: 1 P: 18	R: 0 H: 2 E: 0 K: 0 S: 9	H: 2 LOB: 0 BB: 0 P: 12	R: 1 H: 1 E: 0 K: 0 S: 5	H: 1 LOB: 0 BB: 0 P: 8	R: 0 H: 0 E: 0 K: 0 S: 6	H: 0 LOB: 0 BB: 0 P: 13	R: 3 H: 2 E: 0 K: 0 S: 9	H: 2 LOB: 2 BB: 4 P: 26	R: 0 H: 0 E: 0 K: 3 S: 9	H: 0 LOB: 0 BB: 0 P: 10	R: 1 H: 3 E: 0 K: 0 S: 14	H: 3 LOB: 2 BB: 1 P: 23	R: 1 H: 2 E: 0 K: 1 S: 12	H: 2 LOB: 1 BB: 0 P: 16		1B: 10 2B: 1 3B: 0 HR: 1	SF: 0 SAC: 1 DP: 2 HBP: 0	WP: 0 PB: 0 SB: 0 CS: 1
PITCHER Dave Righetti, L ERA: 8.53 Gil Heredia, R ERA: 5.16 Francisco Oliveras, R ERA: 1.6 (7, 1)	IP: 4.1 WLS: L BF: 21 H: 6 R: 6 ER: 6 SO: 6 BB: 6 IBB: 0 HBP: 0 BLK: 0 WP: 0 HR: 1 S: 34 P: 65 ERA: 12.46 WHIP: 2.077															PITCHER Dave Righetti, L ERA: 8.53 Gil Heredia, R ERA: 5.16 Francisco Oliveras, R ERA: 1.6 (7, 1)	IP: 4.1 WLS: L BF: 21 H: 6 R: 6 ER: 6 SO: 6 BB: 6 IBB: 0 HBP: 0 BLK: 0 WP: 0 HR: 1 S: 34 P: 65 ERA: 12.46 WHIP: 2.077			



Batter	1	2	3	4	5	6	7	8	9	AB	R	H	RBI	BB	SO	LOB	TOP			
Darren Lewis, R (1, 8) OBP: 0.299, SLG: 0.268	1-3 K		0-2 P3			1-3 K		0-2 L9		4	0	0	0	0	2	1				
Willie McGee, S (1, 9) OBP: 0.343, SLG: 0.354	3-2 G5-3			0-0 P4			0-1 G6-3		2-3 K	4	0	0	0	0	1	0				
Kevin Bass, S (1, 7) OBP: 0.283, SLG: 0.375	1-1 G6-3			1-2 F7			2-1 G5-3		1-1 E6	4	0	0	0	0	0	0				
Cory Snyder, R (1, 3) OBP: 0.333, SLG: 0.545		1-1 L8		0-3 K			1-1 HR		0-0 FC4-6	4	1	2	1	0	1	0				
Matt Williams, R (1, 5) OBP: 0.272, SLG: 0.391		0-3 K			1-2 G5-3		1-1 2B		2-3 K	4	1	1	0	0	2	2				
Robby Thompson, R (1, 4) OBP: 0.394, SLG: 0.403		1-3 K			0-0 L9		1-1 1B		1-0 FC4-6	4	0	1	1	0	1	2				
Kirt Manwaring, R (1, 2) OBP: 0.354, SLG: 0.358			4-0 SH1-4 BB		1-2 G5-3		1-1 F9			2	0	0	0	1	0	1				
Mike Benjamin, R (1, 6) OBP: 0.125, SLG: 0.250		3-2 F8			0-2 G1-3			1-3 K		3	0	0	0	0	1	1				
Bud Black, L (1, 1) Mike Felder, S (6, PH) Michael Jackson, R (6, PH) Chris James, R (8, PH) Jeff Brantley, R (8, 1)		0-0 SH1-4			1-1 F9			1-2 F9		0	0	0	0	0	0	0				
Inning Stats	R: 0 E: 0 K: 1 S: 9	H: 0 LOB: 0 BB: 0 P: 14	R: 0 E: 0 K: 2 S: 8	H: 0 LOB: 0 BB: 0 P: 10	R: 0 E: 0 K: 0 S: 7	H: 0 LOB: 1 BB: 1 P: 14	R: 0 E: 0 K: 1 S: 9	H: 0 LOB: 0 BB: 0 P: 10	R: 0 E: 0 K: 0 S: 7	H: 0 LOB: 0 BB: 0 P: 9	R: 2 E: 0 K: 0 S: 12	H: 3 LOB: 1 BB: 0 P: 18	R: 0 E: 0 K: 1 S: 9	H: 0 LOB: 0 BB: 0 P: 11	R: 0 E: 1 K: 2 S: 12	H: 1 LOB: 2 BB: 0 P: 18	1B: 2 2B: 1 3B: 0 HR: 1	SF: 0 SAC: 1 DP: 0 HBP: 0	WP: 0 PB: 0 SB: 0 CS: 0	PA: 33
PITCHER	IP WLS BF H R ER SO BB IBB HBP BLK WP HR S P ERA WHIP																			
Craig Lefferts, L (1, 1) ERA: 3.49	7.0 W 25 3 2 2 5 1 0 0 0 0 0 1 60 85 2.57 0.571																			
Larry Andersen, R (8, 1) ERA: 3.45	2.0 8 1 0 0 3 0 0 0 0 0 0 0 21 29 0.00 0.500																			

San Francisco Giants @ San Diego Padres
Jack Murphy Stadium, San Diego, CA
Fri Jun 26 1992, 10:05 PM EDT
Att: 21,701 - Sunny - 80 F

AB 31
R 2
H 4
RBI 2
BB 1
SO 8
LOB 7



Batter	1	2	3	4	5	6	7	8	9	AB	R	H	RBI	BB	SO	LOB	BOTTOM			
Tony Fernandez, S (1, 6) OBP: 0.366, SLG: 0.372	2-2 L8		0-0 P4		1-1 CS		2-2 BB			4	1	2	0	0	0	0				
Tony Gwynn, L (1, 9) OBP: 0.391, SLG: 0.457	1-1 L6		1-2 F7		0-1 F7		4-1 BB			3	0	0	0	1	0	1				
Darrin Jackson, R (1, 8) OBP: 0.310, SLG: 0.436	0-0 P6			1-2 1B	2-2 2B		1-1 BB			4	1	3	2	0	0	0				
Gary Sheffield, R (1, 5) OBP: 0.385, SLG: 0.542		0-0 1B		0-0 2B	2-0 P4		2-2 G5-3			4	1	2	0	0	2					
Dan Walters, R (1, 2) OBP: 0.333, SLG: 0.408		2-1 1B		0-0 2B		3-1 L8		2-2 G4-3		4	1	2	1	0	0	0				
Kevin Ward, R (1, 7) OBP: 0.300, SLG: 0.319		1-3 K		1-3 2B	0-0 S		1-1 G4-3		3-2 P3	4	1	1	2	0	1	2				
Jerald Clark, R (1, 3) OBP: 0.291		1-2 P2		2H 3H	G5-3		3-2 G1-3		2-2 1B	2	0	0	0	0	3					
Phil Stephenson, L (6, PH) OBP: 0.444, SLG: 0.667										2	0	1	0	0	0	0				
Kurt Stillwell, S (1, 4) OBP: 0.288, SLG: 0.304		0-3 K		3-3 K	2H		2-1 BB		2-1 P5	4	1	1	0	0	2	3				
Craig Lefferts, L (1, 1) ERA: 3.88			0-3 K		0-0 G1-3		1-1 G5-3			2	0	0	0	0	1	0				
Oscar Azocar, L (7, PH) ERA: 2.51										1	0	0	0	0	0	1				
Larry Andersen, R (8, 1) ERA: 3.06										0	0	0	0	0	0	0				
Inning Stats	R: 0 E: 0 K: 0 S: 6	H: 0 LOB: 0 BB: 0 P: 9	R: 0 E: 0 K: 2 S: 12	H: 2 LOB: 2 BB: 0 P: 16	R: 0 E: 0 K: 1 S: 7	H: 0 LOB: 0 BB: 0 P: 8	R: 4 E: 0 K: 1 S: 12	H: 4 LOB: 0 BB: 0 P: 17	R: 0 E: 0 K: 0 S: 10	H: 2 LOB: 1 BB: 0 P: 14	R: 0 E: 0 K: 0 S: 7	H: 0 LOB: 0 BB: 0 P: 14	R: 2 E: 0 K: 0 S: 11	H: 3 LOB: 1 BB: 1 P: 21	R: 0 E: 0 K: 0 S: 12	H: 1 LOB: 1 BB: 0 P: 21	1B: 9 2B: 3 3B: 0 HR: 0	SF: 0 SAC: 0 DP: 0 HBP: 0	WP: 1 PB: 0 SB: 1 CS: 2	PA: 35
PITCHER	IP WLS BF H R ER SO BB IBB HBP BLK WP HR S P ERA WHIP																			
Bud Black, L (1, 1) ERA: 3.88	5.0 L 22 8 4 4 4 0 0 0 0 0 0 1 47 64 7.20 1.600																			
Michael Jackson, R (6, 1) ERA: 2.51	2.0 9 3 2 2 0 1 0 0 0 0 0 0 18 35 9.00 2.000																			
Jeff Brantley, R (8, 1) ERA: 3.06	1.0 4 1 0 0 0 0 0 0 0 0 0 0 12 21 0.00 1.000																			

San Francisco Giants @ San Diego Padres
Jack Murphy Stadium, San Diego, CA
Fri Jun 26 1992, 10:05 PM EDT
Att: 21,701 - Sunny - 80 F

AB 34
R 6
H 12
RBI 5
BB 1
SO 4
LOB 12



Batter	1	2	3	4	5	6	7	8	9	10	AB	R	H	RBI	BB	SO	LOB	TOP						
Mike Felder, S OBP: 0.319, SLG: 0.371	(1, 8) C 1-2 G3 1B		(1, 2) C 1-2 F8		(1, 2) C 0-2 L8		(1, 1) C 1-1 P6			(1, 2) C 0-2 HR	5	1	2	0	0	0	1							
Willie McGee, S OBP: 0.340, SLG: 0.351	(1, 9) B 2-2 SAFE F7		(1, 3) C 0-1 F7			(1, 2) C 2-2 1B 1B	(1, 3) C 2-3 K			(1, 3) C 1-3 SAFE SAFE SAFE K	5	1	1	0	0	2	2							
Kevin Bass, S OBP: 0.298, SLG: 0.406	(1, 7) B 1-0 SAFE G3			(1, 2) C 1-2 1B		(1, 2) C 2-2 SAFE 1B 1B		(1, 2) C 0-2 CS 1B		(1, 1) C 1-1 SAFE SAFE 1H HR	5	2	4	2	0	0	1							
Cory Snyder, R OBP: 0.335, SLG: 0.540	(1, 3) B 2-2 F7			(1, 2) C 2-3 K		(1, 2) C 1-2 E 1B 1B	(1, 2) C 1-2 2-H 1B	(1, 2) C 3-1 P3		(1, 2) C 2-2 BB 1B	5	0	2	1	0	1	3							
Matt Williams, R OBP: 0.274, SLG: 0.391	(1, 5) F 0-1 FC5-4 1B			(1, 2) C 0-0 F9		(1, 1) C 1-1 E 1B 1B	(1, 3) C 1-3 2-H 1B	(1, 3) C 0-3 K		(1, 2) C 1-2 F9	5	0	2	1	0	1	2							
Robby Thompson, R OBP: 0.359, SLG: 0.393	(1, 4) C 2-2 FC5-4			(1, 2) C 1-2 G4-3		(1, 0) C 0-0 P4				(1, 1) C 0-3 K	4	0	0	0	1	1	4							
Kirt Manwaring, R OBP: 0.355, SLG: 0.360	(1, 2) C 0-1 L9				(1, 1) C 1-1 G1-3 1B	(1, 0) C 1-0 L9-2				(1, 2) C 2-2 1B	5	0	2	0	0	0	5							
Jose Uribe, S OBP: 0.268, SLG: 0.364	(1, 6) S 1-1 F9				(1, 1) C 0-0 G1-3		(1, 2) C 3-2 G6-3			(1, 2) C 1-2 SAFE SAFE F8	4	0	0	0	0	0	3							
Bill Swift, R Chris James, L Bryan Hickerson, L Rod Beck, R Greg Litton, R Jeff Brantley, R	(1, 11) C 0-3 K				(1, 1) C 1-1 G6-3		(1, 2) C 2-1 HR			(1, 1) C 0-1 SAFE SAFE G5-3	2	0	0	0	0	0	1	1						
Inning Stats	R: 0 E: 0 K: 0 S: 10	H: 1 LOB: 1 BB: 0 P: 16	R: 0 E: 0 K: 0 S: 11	H: 1 LOB: 1 BB: 0 P: 14	R: 0 E: 0 K: 1 S: 10	H: 0 LOB: 0 BB: 0 P: 11	R: 0 E: 0 K: 1 S: 11	H: 1 LOB: 1 BB: 0 P: 15	R: 0 E: 0 K: 0 S: 8	H: 1 LOB: 1 BB: 0 P: 10	R: 2 E: 1 K: 0 S: 24	H: 4 LOB: 1 BB: 0 P: 31	R: 1 E: 0 K: 1 S: 13	H: 1 LOB: 0 BB: 0 P: 21	R: 0 E: 0 K: 1 S: 10	H: 1 LOB: 1 BB: 0 P: 11	R: 0 E: 0 K: 1 S: 18	H: 3 LOB: 2 BB: 1 P: 29	1B: 12 2B: 1 3B: 0 HR: 2	SF: 0 SAC: 0 DP: 1 HBP: 0	WP: 0 PB: 0 SB: 1 CS: 1	PA: 43		
PITCHER	IP WLS BF H R ER SO ERA WHIP	IP WLS BF H R ER SO ERA WHIP	IP WLS BF H R ER SO ERA WHIP	IP WLS BF H R ER SO ERA WHIP	IP WLS BF H R ER SO ERA WHIP	IP WLS BF H R ER SO ERA WHIP	IP WLS BF H R ER SO ERA WHIP	IP WLS BF H R ER SO ERA WHIP	IP WLS BF H R ER SO ERA WHIP	IP WLS BF H R ER SO ERA WHIP	IP WLS BF H R ER SO ERA WHIP	IP WLS BF H R ER SO ERA WHIP	IP WLS BF H R ER SO ERA WHIP	IP WLS BF H R ER SO ERA WHIP	IP WLS BF H R ER SO ERA WHIP	IP WLS BF H R ER SO ERA WHIP	IP WLS BF H R ER SO ERA WHIP	IP WLS BF H R ER SO ERA WHIP	IP WLS BF H R ER SO ERA WHIP	IP WLS BF H R ER SO ERA WHIP	IP WLS BF H R ER SO ERA WHIP	IP WLS BF H R ER SO ERA WHIP	IP WLS BF H R ER SO ERA WHIP	IP WLS BF H R ER SO ERA WHIP

San Francisco Giants @ San Diego Padres
Jack Murphy Stadium, San Diego, CA
Sat Jun 27 1992, 10:05 PM EDT
Att. 42,499 - Sunny - 80 F

AB	42
R	5
H	14
RBI	5
BB	1
SO	6
LOB	23



Batter	1	2	3	4	5	6	7	8	9	10	AB	R	H	RBI	BB	SO	LOB	BOTTOM						
Tony Fernandez, S OBP: 0.366, SLG: 0.374	(1, 6) B 1-0 G5-3 1B	(1, 2) C 4-2 BB			(1, 0) C 1-0 G6-3		(1, 3) C 3-3 K			(1, 2) C 0-1 L8	4	1	1	0	1	1	1							
Tony Gwynn, L OBP: 0.397, SLG: 0.481	(1, 9) X 0-0 G4-3 G5-3 3B 1B	(1, 1) C 2-1 SAFE F7			(1, 2) C 1-2 FC6-4 1B		(1, 2) C 2-2 1B 1B			(1, 1) C 4-0 IBB	4	1	3	0	1	0	1							
Gary Sheffield, R OBP: 0.362, SLG: 0.536	(1, 5) B 2-1 SAFE G5-3		(1, 2) C 2-2 G3-1		(1, 0) C 0-0 FC6-4 FC6 1-2f		(1, 3) C 1-3 1B			(1, 2) C 1-2 L8	5	0	1	1	0	0	4							
Fred McGriff, L OBP: 0.419, SLG: 0.579	(1, 3) C 2-2 G4-3		(1, 2) C 2-2 G4-3		(1, 0) C 0-0 FC6 1-2f		(1, 2) C 3-2 G4-3			(1, 2) C 3-2 F7	5	0	0	0	0	0	4							
Darrin Jackson, R OBP: 0.312, SLG: 0.443	(1, 8) C 1-2 1B 3B		(1, 2) C 2-1 1B		(1, 3) C 1-3 K			(1, 0) C 0-0 G5-3		(1, 2) C 1-0 F9	5	1	2	1	0	1	0							
Oscar Azocar, L OBP: 0.264, SLG: 0.239	(1, 7) B 1-1 FC6-4 1B		(1, 1) C 0-1 P5		(1, 3) C 1-3 K2-3			(1, 1) C 1-1 F8		(1, 0) C 0-0 F8	5	0	1	1	0	1	1							
Dan Walters, R OBP: 0.329, SLG: 0.400	(1, 2) B 1-2 FC6-4			(1, 0) C 0-0 G6-3		(1, 1) C 0-1 FC5-4 1B			(1, 3) C 1-3 K		4	0	1	0	0	1	1							
Tim Teufel, R OBP: 0.315, SLG: 0.342	(1, 4) C 2-2 L8			(1, 0) C 0-0 G6-3		(1, 1) C 1-1 FC5-4				(1, 0) C 0-0 SAFE SAFE SH1-3 1B	4	0	1	0	0	0	1							
Andy Benes, R Kevin Ward, R Jose Melendez, R Phil Stephenson, L Randy Myers, L	(1, 1) B 1-0 L1			(1, 2) C 2-2 G6-3			(1, 2) C 2-3 K			(1, 2) C 1-0 SAFE SAFE SH1-3	2	0	0	0	0	0	0							
Inning Stats	R: 3 E: 0 K: 0 S: 16	H: 4 LOB: 1 BB: 0 P: 24	R: 0 E: 0 K: 0 S: 9	H: 0 LOB: 1 BB: 1 P: 18	R: 0 E: 0 K: 0 S: 8	H: 1 LOB: 1 BB: 0 P: 12	R: 0 E: 0 K: 0 S: 5	H: 0 LOB: 0 BB: 0 P: 8	R: 0 E: 0 K: 2 S: 10	H: 1 LOB: 1 BB: 0 P: 13	R: 0 E: 0 K: 2 S: 16	H: 2 LOB: 2 BB: 0 P: 26	R: 0 E: 0 K: 1 S: 6	H: 0 LOB: 0 BB: 0 P: 8	R: 0 E: 0 K: 0 S: 7	H: 1 LOB: 2 BB: 0 P: 13	R: 0 E: 0 K: 0 S: 5	H: 0 LOB: 0 BB: 0 P: 9	1B: 8 2B: 1 3B: 1 HR: 0	SF: 0 SAC: 1 DP: 0 HBP: 0	WP: 0 PB: 0 SB: 0 CS: 0	PA: 42		
PITCHER	IP WLS BF H R ER SO ERA WHIP	IP WLS BF H R ER SO ERA WHIP	IP WLS BF H R ER SO ERA WHIP	IP WLS BF H R ER SO ERA WHIP	IP WLS BF H R ER SO ERA WHIP	IP WLS BF H R ER SO ERA WHIP	IP WLS BF H R ER SO ERA WHIP	IP WLS BF H R ER SO ERA WHIP	IP WLS BF H R ER SO ERA WHIP	IP WLS BF H R ER SO ERA WHIP	IP WLS BF H R ER SO ERA WHIP	IP WLS BF H R ER SO ERA WHIP	IP WLS BF H R ER SO ERA WHIP	IP WLS BF H R ER SO ERA WHIP	IP WLS BF H R ER SO ERA WHIP	IP WLS BF H R ER SO ERA WHIP	IP WLS BF H R ER SO ERA WHIP	IP WLS BF H R ER SO ERA WHIP	IP WLS BF H R ER SO ERA WHIP	IP WLS BF H R ER SO ERA WHIP	IP WLS BF H R ER SO ERA WHIP	IP WLS BF H R ER SO ERA WHIP	IP WLS BF H R ER SO ERA WHIP	IP WLS BF H R ER SO ERA WHIP

San Francisco Giants @ San Diego Padres
Jack Murphy Stadium, San Diego, CA
Sat Jun 27 1992, 10:05 PM EDT
Att. 42,499 - Sunny - 80 F

AB	39
R	3
H	10
RBI	3
BB	2
SO	5
LOB	13



Batter	1	2	3	4	5	6	7	8	9	AB	R	H	RBI	BB	SO	LOB	TOP					
Mike Felder, S OBP: 0.309, SLG: 0.358 (1, 8)										5	0	0	0	0	2	5	San Francisco Giants @ San Diego Padres Jack Murphy Stadium, San Diego, CA Sun Jun 28 1992, 6:33 AM EDT Att: 20,945 - Sunny - 85 F livebaseballscorecards.com					
Willie McGee, S OBP: 0.345, SLG: 0.351 (1, 9)										3	0	1	0	2	0	3						
Kevin Bass, S OBP: 0.302, SLG: 0.408 (1, 7)										4	0	2	1	0	1	1						
Cory Snyder, R OBP: 0.333, SLG: 0.533 (1, 3)										4	0	1	0	0	0	5						
Matt Williams, R OBP: 0.274, SLG: 0.389 (1, 5)										4	1	1	0	0	2	4						
Robby Thomsson, R OBP: 0.352, SLG: 0.383 (1, 4)										4	0	0	0	0	1	2						
Jim McNamara, L OBP: 0.275, SLG: 0.270 (1, 2)										2	1	0	0	2	1	0						
Jose Uribe, S OBP: 0.280, SLG: 0.362 (1, 6)										3	1	1	1	1	0	0						
John Burkett, R Chris Latham, R Gl Heredia, L Francisco Oliveras, R Darren Lewis, R Bryan Hickerson, L Greg Litton, R OBP: 0.148, SLG: 0.083 OBP: 0.287, SLG: 0.299 OBP: 0.292, SLG: 0.167 OBP: 0.292, SLG: 0.271 OBP: 0.270, SLG: 0.304 (1, 1) (5, PH) (5, 1) (5, 1) (7, PH) (7, 1) (9, PH)										1	0	0	0	0	1	0						
Inning Stats	R: 0 E: 0 K: 1 S: 13	H: 2 LOB: 1 BB: 0 P: 18	R: 0 E: 0 K: 2 S: 8	H: 0 LOB: 0 BB: 0 P: 15	R: 0 E: 0 K: 1 S: 8	H: 0 LOB: 0 BB: 0 P: 9	R: 0 E: 0 K: 1 S: 7	H: 0 LOB: 0 BB: 1 P: 15	R: 1 E: 0 K: 0 S: 18	H: 2 LOB: 2 BB: 2 P: 29	R: 0 E: 0 K: 1 S: 11	H: 1 LOB: 1 BB: 0 P: 16	R: 2 E: 0 K: 0 S: 14	H: 2 LOB: 3 BB: 3 P: 29	R: 0 E: 0 K: 1 S: 5	H: 0 LOB: 0 BB: 0 P: 6		R: 0 E: 0 K: 1 S: 8	H: 0 LOB: 0 BB: 0 P: 11	1B: 7 2B: 0 3B: 0 HR: 0	SF: 0 SAC: 0 DP: 1 HBP: 0	WP: 0 PB: 1 SB: 1 CS: 1
PITCHER	IP WLS BF H R ER SO BB IBB HBP BLK WP HR S P ERA WHIP	6.0 W 26 5 3 3 6 5 0 0 0 0 0 68 113 4.50 1.667	0.1 3 1 0 0 0 1 0 0 0 0 0 6 12 0.00 6.000	2.2 S 9 1 0 0 2 0 0 0 0 0 0 18 23 0.00 0.375											IP WLS BF H R ER SO BB IBB HBP BLK WP HR S P ERA WHIP							

Batter	1	2	3	4	5	6	7	8	9	AB	R	H	RBI	BB	SO	LOB	BOTTOM			
Tony Fernandez, S OBP: 0.368, SLG: 0.375 (1, 6)										4	1	2	1	0	1	0	San Francisco Giants @ San Diego Padres Jack Murphy Stadium, San Diego, CA Sun Jun 28 1992, 6:33 AM EDT Att: 20,945 - Sunny - 85 F livebaseballscorecards.com			
Tony Gwynn, L OBP: 0.399, SLG: 0.462 (1, 9)										4	1	2	1	0	1	0				
Gary Sheffield, R Craig Shipley, R OBP: 0.530, SLG: 0.532 OBP: 0.250, SLG: 0.255 (1, 5) (4, 5)										2	0	0	0	0	0	0				
Fred McGriff, L OBP: 0.423, SLG: 0.585 (1, 3)										3	1	2	2	1	1	0				
Phil Stephenson, L Kevin Ward, R OBP: 0.500, SLG: 0.636 OBP: 0.293, SLG: 0.310 (1, 7) (7, PH) (8, 7)										2	1	1	0	1	0	0				
Darin Jackson, R OBP: 0.311, SLG: 0.442 (1, 8)										3	1	1	1	0	1	0				
Dan Walters, R OBP: 0.314, SLG: 0.380 (1, 2)										4	0	0	0	0	2	5				
Tim Teufel, R OBP: 0.313, SLG: 0.339 (1, 4)										4	0	1	2	0	1	0				
Frank Seminara, R Rich Rodriguez, L Mike Maddux, L OBP: 0.313, SLG: 0.339 (1, 1) (7, 1) (7, 1)										3	1	0	0	0	0	2				
Inning Stats	R: 0 E: 0 K: 1 S: 10	H: 0 LOB: 0 BB: 0 P: 12	R: 4 E: 0 K: 1 S: 10	H: 4 LOB: 2 BB: 2 P: 19	R: 0 E: 0 K: 1 S: 11	H: 0 LOB: 0 BB: 0 P: 17	R: 0 E: 0 K: 0 S: 9	H: 0 LOB: 0 BB: 0 P: 12	R: 3 E: 1 K: 1 S: 18	H: 4 LOB: 2 BB: 0 P: 29	R: 0 E: 0 K: 1 S: 6	H: 0 LOB: 0 BB: 0 P: 8	R: 0 E: 0 K: 1 S: 10	H: 1 LOB: 1 BB: 0 P: 15	R: 0 E: 0 K: 2 S: 10	H: 0 LOB: 0 BB: 0 P: 11		1B: 8 2B: 1 3B: 0 HR: 0	SF: 1 SAC: 0 DP: 0 HBP: 0	WP: 1 PB: 0 SB: 0 CS: 0
PITCHER	IP WLS BF H R ER SO BB IBB HBP BLK WP HR S P ERA WHIP	4.0 L 17 4 4 4 3 2 0 0 0 0 0 40 60 9.00 1.500	0.1 6 4 3 1 0 0 0 0 0 0 0 12 18 27.00 12.000	1.2 5 0 0 0 2 0 0 0 0 0 0 12 19 0.00 0.000											IP WLS BF H R ER SO BB IBB HBP BLK WP HR S P ERA WHIP					

Batter	1	2	3	4	5	6	7	8	9	10	11	AB	R	H	RBI	BB	SO	LOB	TOP									
Tony Fernandez, S OBP: 0.370, SLG: 0.388	1-0 2B		1-1 SF7 3B		2-2 G4-3		2-3 K			0-0 G4-3	2-1 1B	6	1	3	0	0	1	1										
Tony Gwynn, L OBP: 0.391, SLG: 0.454	2-0 G1-3		2-1 SF7		0-0 F9		1-2 G5-3			0-2 F8	1-2 G4-3	5	0	0	2	0	0	3										
Darín Jackson, R OBP: 0.308, SLG: 0.435	3-1 P2		1-0 F7		0-0 G5-3			2-3 K		0-1 1B	0-3 K	6	1	1	0	0	2	2										
Fred McGriff, L OBP: 0.430, SLG: 0.584	4-2 BB		4-1 BB			3-3 K		1-0 1B		4-2 1B	1-2 IBB	2	0	1	0	3	1	0										
Oscar Azocar, L OBP: 0.250, SLG: 0.225	0-1 G1-3		1-3 K		2-2 F8			0-0 F9		3-1 E3		4	0	0	0	0	1	4										
Kevin Ward, R OBP: 0.289, SLG: 0.306												1	0	0	0	0	0	1										
Rich Rodriguez, L OBP: 0.289, SLG: 0.306												0	0	0	0	0	0	0										
Pat Clements, R OBP: 0.289, SLG: 0.306												0	0	0	0	0	0	0										
Dan Walters, R OBP: 0.319, SLG: 0.393					2-2 F9 PB 2B			1-1 P6		1-3 K		5	1	2	0	0	1	3										
Tim Teufel, R OBP: 0.316, SLG: 0.342	1-1 1B		1-0 F9		2-1 F7				3-1 F7		0-1 1B	5	1	2	0	0	0	2										
Craig Shipley, R OBP: 0.226, SLG: 0.231			2-3 K		1-3 K			1-3 K		2-1 G1-3		5	0	0	0	0	3	2										
Dave Elland, R OBP: 0.226, SLG: 0.231			1-2 F8		3-3 K			0-0 1B		1-1 G6-3		2	0	0	0	0	1	1										
Kurt Sullivan, R OBP: 0.226, SLG: 0.231											1-1 1B	2	0	0	0	0	0	0										
Jose Melendez, R OBP: 0.226, SLG: 0.231												1	0	0	0	0	0	0										
Phil Stephenson, L OBP: 0.226, SLG: 0.231												0	0	0	0	0	0	0										
Larry Andersen, R OBP: 0.226, SLG: 0.231												0	0	0	0	0	0	0										
Randy Myers, L OBP: 0.226, SLG: 0.231												0	0	0	0	0	0	0										
Jerald Clark, R OBP: 0.226, SLG: 0.231												1	1	1	1	0	0	0										
Inning Stats	R: 0 E: 0 K: 0 S: 8	H: 1 LOB: 2 BB: 1 P: 18	R: 0 E: 0 K: 1 S: 12	H: 1 LOB: 1 BB: 0 P: 19	R: 1 E: 0 K: 1 S: 9	H: 1 LOB: 1 BB: 1 P: 18	R: 1 E: 0 K: 2 S: 12	H: 1 LOB: 0 BB: 0 P: 18	R: 0 E: 0 K: 0 S: 5	H: 1 LOB: 0 BB: 0 P: 7	R: 0 E: 0 K: 1 S: 10	H: 1 LOB: 1 BB: 0 P: 19	R: 0 E: 0 K: 2 S: 11	H: 1 LOB: 1 BB: 0 P: 15	R: 0 E: 0 K: 1 S: 8	H: 1 LOB: 1 BB: 0 P: 12	R: 0 E: 0 K: 0 S: 6	H: 0 LOB: 0 BB: 0 P: 12	R: 1 E: 1 K: 1 S: 13	H: 1 LOB: 2 BB: 1 P: 21	R: 2 E: 1 K: 1 S: 16	H: 3 LOB: 1 BB: 0 P: 20	1B: 8 2B: 2 3B: 1 HR: 0	SF: 1 SAC: 0 DP: 0 HBP: 0	WP: 0 PB: 1 SB: 4 CS: 0	PA: 48		
PITCHER	IP 9.0	WLS 3.0	BF 36	H 7	R 2	ER 1	SO 8	BB 2	IBB 0	HBP 0	BLK 0	WP 0	HR 0	S 8	P 138	ERA 1.00	WHIP 1.000											
Tom Candiotti, R ERA: 3.0																												
John Candelaria, L ERA: 1.26																												
Roger McDowell, R ERA: 3.0																												
Steve Wilson, L ERA: 3.55																												

San Diego Padres @ Los Angeles Dodgers
Dodger Stadium, Los Angeles, CA
Mon Jun 29 1992, 7:05 PM PDT
Att: 39,264 - Sunny - 75 F

livebaseballscorecards.com

AB 44
R 5
H 11
RBI 3
BB 3
SO 10
LOB 19



Batter	1	2	3	4	5	6	7	8	9	10	11	AB	R	H	RBI	BB	SO	LOB	BOTTOM									
Brett Butler, L OBP: 0.373, SLG: 0.360	2-2 G6-3			1-0 G4-3 1B		2-2 F8		3-2 P7		0-0 SH5-4	1-0 FC4-2 1B	5	0	1	0	0	0	4										
Mike Sharperson, R OBP: 0.443, SLG: 0.451	1-2 G4-3			1-2 G4-3		4-0 BLK 1B BB		2-3 K		1-0 SF8	0-1 1B	4	1	1	2	1	1	1										
Lenny Harris, L OBP: 0.339, SLG: 0.327	1-0 G4-3			0-0 F7		1-2 FC6-4 1B			1-1 G3 1B	3-1 L5		4	0	2	2	0	0	1										
Juan Samuel, R OBP: 0.312, SLG: 0.274						1H 2H 1B						1	0	0	0	0	0	1										
Eric Davis, R OBP: 0.329, SLG: 0.364			0-1 G6-3		1-0 G6-3		1-0 FC6-4		0-2 G3		4-2 1B BB	4	1	0	0	1	0	3										
Eric Karros, R OBP: 0.297, SLG: 0.456			1-0 G5-3			2-2 G6-4-3 1B		0-3 K		1-0 G1-3	1-2 1B	5	1	2	0	0	1	1										
Dave Hanson, L OBP: 0.270, SLG: 0.286			2-0 F9		1-0 F7		2-2 2B		4-0 DI IBB		1-1 1B SH1-4 FC4-2 1B	3	0	0	1	0	0	1										
John Candelaria, L OBP: 0.270, SLG: 0.286												0	0	0	0	0	0	0										
Roger McDowell, R OBP: 0.270, SLG: 0.286												0	0	0	0	0	0	0										
Steve Wilson, L OBP: 0.270, SLG: 0.286												1	0	1	2	0	0	0										
Todd Benzing, S OBP: 0.270, SLG: 0.286												0	0	0	0	0	0	0										
Carlos Hernandez, R OBP: 0.333, SLG: 0.291			1-3 K			1-1 G6-4-3		0-0 P4		2-0 G3		3	0	0	0	0	1	2										
Mike Scioscia, L OBP: 0.270, SLG: 0.286											1-1 SH1-4	1	0	0	0	0	0	2										
Jose Offerman, S OBP: 0.332, SLG: 0.339			1-2 G4-3			4-1 BLK S 1B BB		0-0 G3-1		4-1 SH5-4 BB SF8 BB	1-2 1B	3	3	1	0	2	0	1										
Tom Candiotti, R OBP: 0.094, SLG: 0.085			2-1 G5-3			1-3 K				0-2 F7		3	0	0	0	0	1	1										
Mitch Webster, S OBP: 0.342, SLG: 0.416											4-0 1B FC4-2 IBB	0	0	0	0	2	0	0										
Inning Stats	R: 0 E: 0 K: 0 S: 7	H: 0 LOB: 0 BB: 0 P: 11	R: 0 E: 0 K: 0 S: 4	H: 0 LOB: 0 BB: 0 P: 7	R: 0 E: 0 K: 1 S: 9	H: 0 LOB: 0 BB: 1 P: 13	R: 0 E: 0 K: 0 S: 6	H: 1 LOB: 1 BB: 0 P: 9	R: 0 E: 0 K: 0 S: 6	H: 1 LOB: 0 BB: 0 P: 10	R: 2 E: 0 K: 1 S: 14	H: 1 LOB: 1 BB: 2 P: 27	R: 0 E: 0 K: 1 S: 11	H: 1 LOB: 1 BB: 0 P: 13	R: 0 E: 0 K: 1 S: 14	H: 1 LOB: 0 BB: 0 P: 19	R: 0 E: 0 K: 0 S: 9	H: 1 LOB: 2 BB: 1 P: 17	R: 1 E: 0 K: 0 S: 6	H: 0 LOB: 1 BB: 2 P: 18	R: 3 E: 0 K: 0 S: 18	H: 4 LOB: 3 BB: 2 P: 30	1B: 8 2B: 1 3B: 0 HR: 0	SF: 1 SAC: 2 DP: 1 HBP: 0	WP: 0 PB: 0 SB: 2 CS: 0	PA: 47		
PITCHER	IP 6.0	WLS 2.0	BF 22	H 3	R 2	ER 0	SO 2	BB 2	IBB 0	HBP 0	BLK 1	WP 0	HR 0	S 46	P 77	ERA 3.00	WHIP 0.833											
Dave Eliland, R ERA: 6.0																												
Jose Melendez, R ERA: 3.34																												
Larry Andersen, R ERA: 3.97																												
Randy Myers, L ERA: 6.0																												
Rich Rodriguez, L ERA: 2.19																												

San Diego Padres @ Los Angeles Dodgers
Dodger Stadium, Los Angeles, CA
Mon Jun 29 1992, 7:05 PM PDT
Att: 39,264 - Sunny - 75 F

livebaseballscorecards.com


AB 37
R 6
H 9
RBI 6
BB 7
SO 4
LOB 18




Batter	1	2	3	4	5	6	7	8	9	AB	R	H	RBI	BB	SO	LOB	TOP											
Tony Fernandez, S OBP: 0.370, SLG: 0.396										4	1	1	0	0	0	2	San Diego Padres @ Los Angeles Dodgers Dodger Stadium, Los Angeles, CA Wed Jul 01 1992, 3:33 AM PDT Att: 22,324 - Cloudy - 76 F											
Tony Gwynn, L OBP: 0.393, SLG: 0.453										3	1	1	0	2	0	1												
Gary Sheffield, R OBP: 0.379, SLG: 0.530										4	0	1	1	0	0	4												
Fred McGriff, L OBP: 0.431, SLG: 0.574										4	0	1	1	1	0	3												
Darrin Jackson, R OBP: 0.309, SLG: 0.434										4	1	2	2	1	1	0												
Dan Walters, R OBP: 0.323, SLG: 0.393										5	1	2	1	0	1	5												
Jerald Clark, R OBP: 0.251, SLG: 0.301										5	0	3	0	0	0	2												
Kurt Stillwell, S OBP: 0.293, SLG: 0.305										4	1	2	1	1	0	1												
Craig Lefferts, L OBP: 0.063, SLG: 0.063										3	0	0	0	0	1	2												
Larry Andersen, R OBP: 0.389, SLG: 0.438										0	1	0	0	1	0	0												
Jose Melendez, R OBP: 0.389, SLG: 0.438										1	0	0	0	0	0	0												
Inning Stats	R: 1 E: 0 K: 0 S: 12	H: 1 LOB: 0 BB: 0 P: 16	R: 1 E: 0 K: 1 S: 13	H: 3 LOB: 2 BB: 0 P: 17	R: 2 E: 0 K: 0 S: 15	H: 5 LOB: 2 BB: 0 P: 21	R: 0 E: 0 K: 0 S: 9	H: 1 LOB: 2 BB: 1 P: 17	R: 0 E: 0 K: 1 S: 12	H: 0 LOB: 0 BB: 0 P: 7	R: 0 E: 0 K: 0 S: 12	H: 2 LOB: 2 BB: 0 P: 16	R: 2 E: 0 K: 1 S: 8	H: 0 LOB: 3 BB: 5 P: 31	R: 0 E: 0 K: 0 S: 8	H: 0 LOB: 0 BB: 0 P: 11	1B: 10 2B: 3 3B: 0 HR: 0	SF: 1 SAC: 1 DP: 0 HBP: 0	WP: 0 PB: 0 CS: 0 SB: 0	PA: 45								
PITCHER	IP	WLS	BF	H	R	ER	SO	BB	IBB	HBP	BLK	WP	HR	S	P	ERA	WHIP											
Orel Hershiser, R ERA: 3.4	(1, 1)	7.0	L	34	13	4	4	2	1	0	0	0	0	0	77	107	5.14	2.000										
Steve Wilson, L ERA: 4.09	(8, 1)	0.0		2	0	2	2	0	2	0	0	0	0	0	1	9	∞	∞										
Tim Crews, R ERA: 6.29	(8, 1)	0.2		3	0	0	0	0	0	1	0	0	0	0	3	10	0.00	0.000										
John Candelaria, L ERA: 1.23	(8, 1)	0.1		3	0	0	0	1	2	0	0	0	0	0	4	12	0.00	6.000										
Jay Howell, R ERA: 0.56	(9, 1)	1.0		3	0	0	0	0	0	0	0	0	0	0	8	11	0.00	0.000										

Batter	1	2	3	4	5	6	7	8	9	AB	R	H	RBI	BB	SO	LOB	BOTTOM											
Brett Butler, L OBP: 0.375, SLG: 0.360										4	1	3	0	0	1	0	San Diego Padres @ Los Angeles Dodgers Dodger Stadium, Los Angeles, CA Wed Jul 01 1992, 3:33 AM PDT Att: 22,324 - Cloudy - 76 F											
Mike Sharperson, R OBP: 0.432, SLG: 0.453										4	1	1	2	0	1	4												
Todd Benzinger, S OBP: 0.271, SLG: 0.350										3	0	1	0	1	0	4												
Eric Davis, R OBP: 0.330, SLG: 0.358										3	0	0	0	1	0	3												
Eric Karros, R OBP: 0.303, SLG: 0.453										4	0	1	0	0	2	2												
Dave Anderson, R OBP: 0.285, SLG: 0.406										3	0	0	0	0	0	1												
Lenny Harris, L OBP: 0.337, SLG: 0.326										1	0	0	0	0	1	0												
Carlos Hernandez, R OBP: 0.322, SLG: 0.290										3	0	0	0	0	2	0												
Mike Scioscia, L OBP: 0.273, SLG: 0.266										1	0	0	0	0	0	0												
Jose Offerman, S OBP: 0.329, SLG: 0.330										4	0	0	0	0	2	0												
Orel Hershiser, R ERA: 3.44	(1, 1)	6.1	W	28	7	2	2	5	2	0	0	0	0	0	0	0												
Stan Javier, S ERA: 2.27	(7, PH)									1	0	0	0	0	0	0												
Steve Wilson, L ERA: 4.09	(8, 1)									0	0	0	0	0	0	0												
Tim Crews, R ERA: 6.29	(8, 1)									0	0	0	0	0	0	0												
John Candelaria, L ERA: 1.23	(8, 1)									0	0	0	0	0	0	0												
Jay Howell, R ERA: 0.56	(9, PH)									0	0	0	0	0	0	0												
Dave Hansen, L ERA: 0.25	(9, PH)									1	0	0	0	0	1	0												
Inning Stats	R: 0 E: 0 K: 1 S: 10	H: 1 LOB: 2 BB: 1 P: 17	R: 0 E: 0 K: 0 S: 5	H: 0 LOB: 0 BB: 0 P: 7	R: 0 E: 1 K: 0 S: 11	H: 1 LOB: 2 BB: 0 P: 14	R: 0 E: 0 K: 2 S: 7	H: 0 LOB: 0 BB: 0 P: 8	R: 2 E: 0 K: 1 S: 12	H: 2 LOB: 1 BB: 1 P: 19	R: 0 E: 0 K: 1 S: 6	H: 1 LOB: 0 BB: 0 P: 10	R: 0 E: 0 K: 1 S: 13	H: 2 LOB: 2 BB: 0 P: 18	R: 0 E: 0 K: 2 S: 8	H: 0 LOB: 0 BB: 0 P: 13	R: 0 E: 0 K: 2 S: 9	H: 0 LOB: 0 BB: 0 P: 15	1B: 6 2B: 0 3B: 0 HR: 1	SF: 0 SAC: 0 DP: 1 HBP: 0	WP: 0 PB: 0 CS: 0 SB: 0	PA: 36						
PITCHER	IP	WLS	BF	H	R	ER	SO	BB	IBB	HBP	BLK	WP	HR	S	P	ERA	WHIP											
Craig Lefferts, L ERA: 3.44	(1, 1)	6.1	W	28	7	2	2	5	2	0	0	0	0	0	0	0	2.84	1.421										
Larry Andersen, R ERA: 3.46	(7, 1)	1.2		5	0	0	0	3	0	0	0	0	0	14	22	0.00	0.000											
Jose Melendez, R ERA: 3.28	(9, 1)	1.0		3	0	0	0	2	0	0	0	0	0	9	15	0.00	0.000											



Batter	1	2	3	4	5	6	7	8	9	AB	R	H	RBI	BB	SO	LOB	TOP								
Delino DeShields, L OBP: 0.367, SLG: 0.390 (1, 4)	L7		1B 2B		K		F8		2B	5	1	2	1	0	1	0	Montreal Expos @ San Diego Padres Jack Murphy Stadium, San Diego, CA Thu Jul 02 1992, 10:05 PM EDT Att: 13,859 - Sunny - 72 F AB 32 R 3 H 7 RBI 3 BB 6 SO 3 LOB 15 								
Marquis Grissom, R OBP: 0.348, SLG: 0.418 (1, 8)	S		2B		L4		G6-3		2B	4	0	2	0	1	0	0									
Moises Alou, R OBP: 0.348, SLG: 0.497 (1, 7)	P6		2B		G6-3		L9		F9-2	5	0	1	1	0	0	4									
Larry Walker, L OBP: 0.340, SLG: 0.517 (1, 9)	K		P4				G4-3		F7	4	0	0	0	0	1	3									
Tim Lincecum, R OBP: 0.325, SLG: 0.346 (1, 3)		G6-3					G6-3		G6-3	2	1	0	0	2	0	0									
Bret Barberie, S OBP: 0.355, SLG: 0.238 (1, 5)		F9					1B		G3-1	3	0	0	0	1	0	3									
Darrin Fletcher, L OBP: 0.253, SLG: 0.260 (9, PR)					L6				SH3-4	3	0	2	1	1	0	0									
Spike Owen, S OBP: 0.328, SLG: 0.413 (9, 6)									2B	0	1	0	0	0	0	0									
Tom Foley, L OBP: 0.211, SLG: 0.182 (9, 2)					L7				SH3-4	3	0	0	0	0	0	3									
Gary Carter, R OBP: 0.313, SLG: 0.362 (9, 1)					L8				1-2	0	0	0	0	0	0	0									
Mark Gardner, R OBP: 0.129, SLG: 0.200 (9, PH)										3	0	0	0	0	1	2									
John Vander Wal, L OBP: 0.343, SLG: 0.364 (9, 1)									2B	0	0	0	0	1	0	0									
John Wetteland, R (9, 1)									F9-2	0	0	0	0	0	0	0									
Inning Stats	R: 0 H: 1 E: 0 K: 1 S: 10	H: 1 LOB: 1 BB: 0 P: 16	R: 0 H: 0 E: 0 K: 0 S: 9	H: 0 LOB: 1 BB: 1 P: 15	R: 1 H: 3 E: 0 K: 1 S: 17	H: 3 LOB: 3 BB: 1 P: 28	R: 0 H: 0 E: 0 K: 0 S: 5	H: 0 LOB: 0 BB: 0 P: 6	R: 0 H: 0 E: 0 K: 1 S: 7	H: 0 LOB: 0 BB: 0 P: 13	R: 1 H: 1 E: 0 K: 0 S: 12	H: 1 LOB: 2 BB: 2 P: 24	R: 0 H: 0 E: 0 K: 0 S: 5	H: 0 LOB: 0 BB: 0 P: 9	R: 0 H: 0 E: 0 K: 0 S: 5	H: 0 LOB: 0 BB: 0 P: 7	R: 1 H: 2 E: 0 K: 0 S: 9	H: 2 LOB: 2 BB: 2 P: 22	1B: 5 2B: 3 3B: 0 HR: 0	SF: 0 SAC: 1 DP: 1 HBP: 0	WP: 0 PB: 0 SB: 1 CS: 0	PA: 39			
PITCHER	IP	WLS	BF	H	R	ER	SO	BB	IBB	HBP	BLK	WP	HR	S	P	ERA	WHIP								
Andy Benes, R ERA: 3.53 (1, 1)	8.1	L	37	7	3	3	3	5	0	0	0	0	0	76	132	3.24	1.440								
Jose Melendez, R ERA: 3.24 (9, 1)	0.2		2	0	0	0	0	0	1	0	0	0	0	3	8	0.00	0.000								

Batter	1	2	3	4	5	6	7	8	9	AB	R	H	RBI	BB	SO	LOB	BOTTOM								
Tony Fernandez, S OBP: 0.366, SLG: 0.391 (1, 6)	G1-3		F8			G4-3		G3		4	0	0	0	0	0	0	Montreal Expos @ San Diego Padres Jack Murphy Stadium, San Diego, CA Thu Jul 02 1992, 10:05 PM EDT Att: 13,859 - Sunny - 72 F AB 32 R 2 H 5 RBI 2 BB 1 SO 5 LOB 11 								
Tony Gwynn, L OBP: 0.392, SLG: 0.452 (1, 9)	G3					F9			K	1	0	0	0	0	0	0									
Jerald Clark, R OBP: 0.252, SLG: 0.302 (4, 9)										3	0	1	0	0	1	0									
Gary Sheffield, R OBP: 0.377, SLG: 0.526 (1, 5)	P4					P2			1B	4	0	1	0	0	1	1									
Fred McGriff, L OBP: 0.435, SLG: 0.587 (1, 3)		HR				E6			1B	3	1	2	1	1	0	1									
Darrin Jackson, R OBP: 0.305, SLG: 0.428 (1, 8)		P8				F7			1B	4	0	0	0	0	0	5									
Phil Stephenson, L OBP: 0.318, SLG: 0.350 (1, 7)		F9				P4			FC6-4	4	0	0	0	0	0	4									
Dan Walters, R OBP: 0.323, SLG: 0.424 (1, 2)		P3							HR	3	1	1	1	0	0	0									
Kurt Stillwell, S OBP: 0.289, SLG: 0.301 (1, 4)			G3-1			F7			F8	3	0	0	0	0	0	0									
Andy Benes, R OBP: 0.216, SLG: 0.182 (9, 1)									K	3	0	0	0	0	3	0									
Jose Melendez, R (9, 1)										0	0	0	0	0	0	0									
Inning Stats	R: 0 H: 0 E: 0 K: 0 S: 10	H: 0 LOB: 0 BB: 0 P: 15	R: 1 H: 1 E: 0 K: 0 S: 8	H: 1 LOB: 0 BB: 0 P: 19	R: 0 H: 0 E: 0 K: 1 S: 6	H: 0 LOB: 0 BB: 0 P: 8	R: 0 H: 1 E: 1 K: 1 S: 11	H: 1 LOB: 2 BB: 0 P: 20	R: 0 H: 0 E: 0 K: 1 S: 6	H: 0 LOB: 0 BB: 0 P: 10	R: 0 H: 0 E: 0 K: 0 S: 8	H: 0 LOB: 0 BB: 0 P: 9	R: 0 H: 0 E: 0 K: 0 S: 8	H: 0 LOB: 0 BB: 1 P: 15	R: 1 H: 1 E: 0 K: 1 S: 9	H: 1 LOB: 0 BB: 0 P: 12	R: 0 H: 2 E: 0 K: 1 S: 18	H: 2 LOB: 2 BB: 0 P: 22	1B: 3 2B: 0 3B: 0 HR: 2	SF: 0 SAC: 0 DP: 1 HBP: 0	WP: 0 PB: 0 SB: 0 CS: 0	PA: 33			
PITCHER	IP	WLS	BF	H	R	ER	SO	BB	IBB	HBP	BLK	WP	HR	S	P	ERA	WHIP								
Mark Gardner, R ERA: 3.69 (1, 1)	8.0	W	28	3	2	2	4	1	0	0	0	0	0	66	108	2.25	0.500								
John Wetteland, R ERA: 4.72 (9, 1)	1.0	S	5	2	0	0	1	0	0	0	0	0	0	18	22	0.00	2.000								

Batter	1	2	3	4	5	6	7	8	9	AB	R	H	RBI	BB	SO	LOB	TOP								
Delino DeShields, L OBP: 0.368, SLG: 0.386 (1, 4)	L8		K						K	3	1	0	0	2	2	3	Montreal Expos @ San Diego Padres Jack Murphy Stadium, San Diego, CA Fri Jul 03 1992, 10:05 PM EDT Att: 24,476 - Sunny - 73 F								
Marquis Grissom, R OBP: 0.342, SLG: 0.411 (1, 8)	K			G3-1	F8			L9	FC5-4 1B	5	1	0	1	0	1	5									
Moises Alou, R OBP: 0.355, SLG: 0.513 (1, 7)	G6-3			G1-3						5	1	3	2	0	0	0									
Larry Walker, L OBP: 0.341, SLG: 0.515 (1, 9)		G1-3								5	0	2	1	0	1	2									
Tim Wallach, R OBP: 0.320, SLG: 0.341 (1, 5)		G5-3		L8						4	0	0	0	0	1	2									
Archi Cianfrocco, R OBP: 0.284, SLG: 0.382 (1, 3)										4	0	0	0	0	0	1									
Gary Carter, R OBP: 0.312, SLG: 0.355 (1, 2)										3	0	0	0	1	0	0									
Spike Owen, S OBP: 0.335, SLG: 0.414 (1, 6)										2	1	1	0	2	0	2									
Brian Barnes, L OBP: 0.330, SLG: 0.354 (5, PH)										0	0	0	0	0	0	0									
John Vander Wal, L OBP: 0.330, SLG: 0.354 (5, PH)										0	0	0	0	0	0	0									
Bill Sampen, R OBP: 0.325, SLG: 0.238 (7, PH)										0	0	0	0	0	0	0									
Bret Barberie, S OBP: 0.253, SLG: 0.238 (7, PH)										0	0	0	0	0	0	0									
Pete Young, R OBP: 0.250, SLG: 0.299 (7, PH)										0	0	0	0	0	0	0									
Darin Fletcher, L OBP: 0.250, SLG: 0.299 (5, PH)										1	0	1	0	0	0	0									
Inning Stats	R: 0 E: 0 K: 1 S: 10	H: 0 LOB: 0 BB: 0 P: 12	R: 0 E: 0 K: 0 S: 5	H: 0 LOB: 0 BB: 0 P: 8	R: 0 E: 0 K: 1 S: 6	H: 0 LOB: 1 BB: 1 P: 14	R: 0 E: 0 K: 0 S: 14	H: 1 LOB: 1 BB: 0 P: 22	R: 0 E: 0 K: 0 S: 12	H: 1 LOB: 3 BB: 2 P: 21	R: 1 E: 0 K: 1 S: 16	H: 2 LOB: 2 BB: 1 P: 28	R: 1 E: 0 K: 0 S: 11	H: 1 LOB: 1 BB: 1 P: 16	R: 0 E: 0 K: 0 S: 7	H: 0 LOB: 0 BB: 0 P: 12	R: 2 E: 0 K: 2 S: 18	H: 2 LOB: 1 BB: 1 P: 27	1B: 5 2B: 2 3B: 0 HR: 0	SF: 0 SAC: 1 DP: 0 HBP: 0	WP: 0 PB: 0 SB: 1 CS: 0	PA: 40			
PITCHER	IP	WLS	BF	H	R	ER	SO	BB	IBB	HBP	BLK	WP	HR	S	P	ERA	WHIP								
Frank Seminara, R ERA: 4.82 (1, 1)	6.0	W	26	4	1	1	3	4	0	0	1	0	0	63	105	1.50	1.333								
Randy Myers, L ERA: 6.09 (7, 1)	1.0		5	1	1	1	0	1	0	0	0	0	0	11	16	9.00	2.000								
Larry Andersen, R ERA: 4.2 (8, 1)	2.0	S	9	2	2	2	2	1	0	0	0	0	0	25	39	9.00	1.500								

AB	33
R	4
H	7
RBI	4
BB	6
SO	5
LOB	15



Batter	1	2	3	4	5	6	7	8	9	AB	R	H	RBI	BB	SO	LOB	BOTTOM								
Tony Fernandez, S OBP: 0.365, SLG: 0.389 (1, 6)	G6-3			L9						4	0	1	0	0	0	0	Montreal Expos @ San Diego Padres Jack Murphy Stadium, San Diego, CA Fri Jul 03 1992, 10:05 PM EDT Att: 24,476 - Sunny - 73 F								
Kurt Stillwell, S OBP: 0.288, SLG: 0.305 (1, 4)	G5-3									4	1	1	0	0	0	2									
Gary Sheffield, R OBP: 0.379, SLG: 0.536 (1, 5)										4	1	2	1	0	0	1									
Fred McGriff, L OBP: 0.439, SLG: 0.600 (1, 3)										3	2	2	2	1	1	0									
Darrin Jackson, R OBP: 0.304, SLG: 0.425 (1, 8)										4	0	1	0	0	0	2									
Kevin Ward, R OBP: 0.291, SLG: 0.307 (1, 7)										3	0	1	0	0	0	0									
Phil Stephenson, L OBP: 0.304, SLG: 0.333 (8, PH) (9, 7)										1	0	0	0	0	1	2									
Dan Walters, R OBP: 0.330, SLG: 0.427 (1, 2)										4	1	2	0	0	1	3									
Jerald Clark, R OBP: 0.256, SLG: 0.318 (1, 9)										4	1	2	3	0	0	1									
Frank Seminara, R ERA: 3.71 (6, PH)										1	0	0	0	1	0	0									
Oscar Azocar, L OBP: 0.247, SLG: 0.222 (6, PH)										1	0	0	0	0	0	0									
Randy Myers, L ERA: 3.57 (7, 1)										0	0	0	0	0	0	0									
Larry Andersen, R ERA: 4.38 (8, 1)										1	0	0	0	0	1	2									
Inning Stats	R: 0 E: 0 K: 0 S: 9	H: 1 LOB: 2 BB: 1 P: 17	R: 2 E: 0 K: 0 S: 11	H: 3 LOB: 1 BB: 1 P: 21	R: 1 E: 0 K: 1 S: 10	H: 2 LOB: 1 BB: 0 P: 14	R: 0 E: 0 K: 0 S: 9	H: 0 LOB: 0 BB: 0 P: 15	R: 2 E: 0 K: 0 S: 9	H: 2 LOB: 0 BB: 0 P: 15	R: 0 E: 0 K: 0 S: 5	H: 1 LOB: 0 BB: 0 P: 7	R: 0 E: 0 K: 0 S: 8	H: 0 LOB: 0 BB: 0 P: 8	R: 1 E: 0 K: 3 S: 16	H: 3 LOB: 2 BB: 0 P: 19	1B: 8 2B: 1 3B: 0 HR: 3	SF: 0 SAC: 0 DP: 2 HBP: 0	WP: 0 PB: 0 SB: 0 CS: 0	PA: 36					
PITCHER	IP	WLS	BF	H	R	ER	SO	BB	IBB	HBP	BLK	WP	HR	S	P	ERA	WHIP								
Brian Barnes, L ERA: 3.71 (5, 1)	4.0	L	19	6	3	3	1	2	0	0	0	0	1	14	22	9.00	1.500								
Pete Young, R ERA: 4.38 (7, 1)	2.0		9	3	1	1	3	0	0	0	0	0	0	24	27	4.50	1.500								

AB	34
R	6
H	12
RBI	6
BB	2
SO	4
LOB	13



Batter	1	2	3	4	5	6	7	8	9	10	AB	R	H	RBI	BB	SO	LOB	TOP	
Delino DeShields, L OBP: 0.368, SLG: 0.384	K		S 1B			G4-3		K		1B IBB	4	0	1	1	1	2	0		
Marquis Grissom, R OBP: 0.343, SLG: 0.410	G4-3		F9			2B G6-3 1B		E6 1B S		1-2 2-H 1B	5	1	2	1	0	0	1		
Moises Alou, R OBP: 0.356, SLG: 0.516	F9				G5-3			1-0 G6-3 1-3 2B		1-3 K	5	0	2	0	0	1	2		
Larry Walker, L OBP: 0.335, SLG: 0.504		G6-3				G6-3		F7		P6	5	0	0	1	0	1	5		
Darrin Fletcher, L OBP: 0.261, SLG: 0.259		G1-3				K				G5-3	3	0	0	0	1	1			
Tim Wallach, R OBP: 0.316, SLG: 0.336		F7				BB					4	0	0	0	0	1			
Bret Barberie, S OBP: 0.350, SLG: 0.244						G3 1B 2B				K	4	1	1	0	0	1	0		
Spike Owen, S OBP: 0.333, SLG: 0.408						G3					3	1	0	0	1	0	1		
Chris Nabholz, L OBP: 0.094, SLG: 0.156																			
Jeff Fassero, L OBP: 0.211, SLG: 0.182						G1-3													
John Wetteland, R OBP: 0.200, SLG: 0.200																			
Tom Foley, L OBP: 0.221, SLG: 0.182																			
Mel Rojas, R OBP: 0.200, SLG: 0.200																			
Inning Stats	R: 0 E: 0 K: 1 S: 9	H: 0 LOB: 0 BB: 0 P: 13	R: 0 E: 0 K: 0 S: 5	H: 0 LOB: 0 BB: 0 P: 9	R: 1 E: 0 K: 0 S: 12	H: 2 LOB: 1 BB: 0 P: 17	R: 0 E: 0 K: 1 S: 6	H: 0 LOB: 1 BB: 1 P: 14	R: 0 E: 0 K: 0 S: 6	H: 0 LOB: 0 BB: 0 P: 11	R: 1 E: 0 K: 1 S: 11	H: 2 LOB: 1 BB: 0 P: 18	R: 0 E: 0 K: 2 S: 11	H: 0 LOB: 0 BB: 0 P: 15	R: 0 E: 0 K: 1 S: 9	H: 1 LOB: 2 BB: 2 P: 23	1B: 4 2B: 2 3B: 0 HR: 0	SF: 0 SAC: 1 DP: 0 HBP: 0	WP: 0 PA: 40 PB: 0 SB: 2 CS: 0
PITCHER	IP WLS BF H R ER SO ERA WHIP	IP WLS BF H R ER SO ERA WHIP	IP WLS BF H R ER SO ERA WHIP	IP WLS BF H R ER SO ERA WHIP	IP WLS BF H R ER SO ERA WHIP	IP WLS BF H R ER SO ERA WHIP	IP WLS BF H R ER SO ERA WHIP	IP WLS BF H R ER SO ERA WHIP	IP WLS BF H R ER SO ERA WHIP	IP WLS BF H R ER SO ERA WHIP	IP WLS BF H R ER SO ERA WHIP	IP WLS BF H R ER SO ERA WHIP	IP WLS BF H R ER SO ERA WHIP	IP WLS BF H R ER SO ERA WHIP	IP WLS BF H R ER SO ERA WHIP	IP WLS BF H R ER SO ERA WHIP	IP WLS BF H R ER SO ERA WHIP	IP WLS BF H R ER SO ERA WHIP	
Dave Eiland, R ERA: 5.67	3.0	15	2	1	1	2	1	0	0	0	0	0	29	54	2.25	0.750			
Rich Rodriguez, L ERA: 2.19	4.0	5	1	0	0	1	0	0	0	0	0	0	7	8	0.00	1.000			
Mike Maddux, R ERA: 1.93	1.0	9	1	1	1	3	1	1	0	0	0	0	20	38	4.50	1.000			
Jose Melendez, R ERA: 3.28	2.0	L	9	1	1	1	3	1	1	0	0	0	20	38	4.50	1.000			

Montreal Expos @ San Diego Padres
 Jack Murphy Stadium, San Diego, CA
 Sat Jul 04 1992, 10:05 PM EDT
 Att. 29,304 - Sunny - 76 F

AB	36
R	3
H	6
RBI	3
BB	3
SO	7
LOB	12



Batter	1	2	3	4	5	6	7	8	9	10	AB	R	H	RBI	BB	SO	LOB	BOTTOM					
Tony Fernandez, S OBP: 0.360, SLG: 0.384	G9-3		F8			G1-3		G3		SH1-3	4	0	0	0	0	0	3						
Tim Teufel, R OBP: 0.331, SLG: 0.349	K		1B BB			G5-3		E8 1B		P6	4	0	1	1	1	1							
Gary Sheffield, R OBP: 0.362, SLG: 0.535	G6-3		1B			WP 1B		G6-4-3 HBP		P6	4	0	2	0	0	0	1						
Fred McGriff, L OBP: 0.443, SLG: 0.611			HR			CS BB		G6-4-3 BB			2	1	1	1	2	0	2						
Darrin Jackson, R OBP: 0.300, SLG: 0.419			F7			G4-3		G6-4-3		K	4	0	0	0	0	1	3						
Dan Walters, R OBP: 0.327, SLG: 0.414			F8			P5					3	0	0	0	1	0	0						
Kevin Ward, R OBP: 0.287, SLG: 0.303											1	0	0	0	0	0	0						
Phil Stephenson, L OBP: 0.308, SLG: 0.333			G5-3							FC3-6 BB	3	0	1	0	0	1	1						
Jerald Clark, R OBP: 0.256, SLG: 0.317			FC1-6 1B			L4		K		K	4	0	1	0	0	2	2						
Dave Eiland, R ERA: 3.76	7.0	27	6	2	2	3	3	0	0	0	1	0	0	0	0	0	1						
Rich Rodriguez, L ERA: 2.7	0.1	0	0	0	0	0	0	0	0	0	0	0	0	0	0	0	0						
Mike Maddux, L ERA: 1.93	1.2	W	7	1	0	0	2	1	0	1	0	0	0	0	0	0	0						
Craig Shiptley, R ERA: 4.5	1.0	S	4	1	0	0	0	0	0	0	0	0	0	0	0	0	0						
Jose Melendez, R ERA: 3.28	1.0	S	4	1	0	0	0	0	0	0	0	0	0	0	0	0	0						
Oscar Azocar, L ERA: 1.24	1.0	S	4	1	0	0	0	0	0	0	0	0	0	0	0	0	0						
Inning Stats	R: 0 E: 0 K: 1 S: 9	H: 0 LOB: 0 BB: 0 P: 14	R: 1 E: 0 K: 0 S: 7	H: 1 LOB: 0 BB: 0 P: 10	R: 0 E: 0 K: 0 S: 13	H: 2 LOB: 2 BB: 1 P: 21	R: 0 E: 0 K: 0 S: 4	H: 0 LOB: 0 BB: 1 P: 11	R: 0 E: 1 K: 0 S: 8	H: 1 LOB: 1 BB: 0 P: 13	R: 0 E: 0 K: 0 S: 6	H: 1 LOB: 1 BB: 1 P: 14	R: 0 E: 0 K: 2 S: 8	H: 0 LOB: 0 BB: 0 P: 10	R: 1 E: 1 K: 0 S: 11	H: 2 LOB: 1 BB: 0 P: 19	R: 0 E: 0 K: 2 S: 13	H: 0 LOB: 1 BB: 1 P: 21	R: 0 E: 0 K: 0 S: 6	H: 1 LOB: 1 BB: 0 P: 7	1B: 7 2B: 0 3B: 0 HR: 1	SF: 0 SAC: 1 DP: 2 HBP: 1	WP: 1 PA: 39 PB: 0 SB: 0 CS: 1
PITCHER	IP WLS BF H R ER SO ERA WHIP	IP WLS BF H R ER SO ERA WHIP	IP WLS BF H R ER SO ERA WHIP	IP WLS BF H R ER SO ERA WHIP	IP WLS BF H R ER SO ERA WHIP	IP WLS BF H R ER SO ERA WHIP	IP WLS BF H R ER SO ERA WHIP	IP WLS BF H R ER SO ERA WHIP	IP WLS BF H R ER SO ERA WHIP	IP WLS BF H R ER SO ERA WHIP	IP WLS BF H R ER SO ERA WHIP	IP WLS BF H R ER SO ERA WHIP	IP WLS BF H R ER SO ERA WHIP	IP WLS BF H R ER SO ERA WHIP	IP WLS BF H R ER SO ERA WHIP	IP WLS BF H R ER SO ERA WHIP	IP WLS BF H R ER SO ERA WHIP	IP WLS BF H R ER SO ERA WHIP					
Chris Nabholz, L ERA: 3.76	7.0	27	6	2	2	3	3	0	0	0	1	0	0	0	0	0	1						
Jeff Fassero, L ERA: 2.7	0.1	0	0	0	0	0	0	0	0	0	0	0	0	0	0	0	0						
John Wetteland, R ERA: 4.5	1.2	W	7	1	0	0	2	1	0	1	0	0	0	0	0	0	0						
Mel Rojas, R ERA: 1.24	1.0	S	4	1	0	0	0	0	0	0	0	0	0	0	0	0	0						

Montreal Expos @ San Diego Padres
 Jack Murphy Stadium, San Diego, CA
 Sat Jul 04 1992, 10:05 PM EDT
 Att. 29,304 - Sunny - 76 F

AB	33
R	2
H	8
RBI	2
BB	4
SO	5
LOB	15



Batter	1	2	3	4	5	6	7	8	9	AB	R	H	RBI	BB	SO	LOB	TOP										
Bernard Gilkey, R OBP: 0.360, SLG: 0.392										5	0	1	0	0	2	1											
Ozzie Smith, S OBP: 0.363, SLG: 0.335										5	1	2	0	0	0	1											
Todd Zeile, R OBP: 0.348, SLG: 0.372										4	1	4	1	0	0	0											
Andres Galarraga, R OBP: 0.227, SLG: 0.284										4	1	1	2	0	1	4											
Brian Jordan, R OBP: 0.251, SLG: 0.384										3	0	0	0	1	1	2											
Felix Jose, S OBP: 0.365, SLG: 0.465										4	1	3	0	0	0	0											
Craig Wilson, R OBP: 0.363, SLG: 0.384										2	0	0	0	0	0	4											
Tim Jones, L OBP: 0.223, SLG: 0.222										1	0	0	0	0	0	0											
Tom Pagnozzi, R OBP: 0.322, SLG: 0.392										4	0	0	0	0	2	2											
Mark Clark, R OBP: 0.286, SLG: 0.286										4	0	1	1	0	3	1											
Inning Stats	R: 1 E: 0 K: 1 S: 11	H: 2 LOB: 1 BB: 0 P: 15	R: 0 E: 0 K: 2 S: 13	H: 1 LOB: 1 BB: 0 P: 17	R: 2 E: 0 K: 0 S: 12	H: 3 LOB: 0 BB: 0 P: 18	R: 1 E: 0 K: 0 S: 10	H: 2 LOB: 3 BB: 1 P: 12	R: 0 E: 0 K: 1 S: 9	H: 0 LOB: 0 BB: 0 P: 13	R: 0 E: 0 K: 1 S: 9	H: 2 LOB: 1 BB: 0 P: 10	R: 0 E: 0 K: 1 S: 9	H: 0 LOB: 0 BB: 0 P: 11	R: 0 E: 0 K: 2 S: 8	H: 0 LOB: 0 BB: 0 P: 12	1B: 9 2B: 2 3B: 0 HR: 1	SF: 0 SAC: 1 DP: 1 HBP: 0	WP: 0 PB: 0 SB: 1 CS: 1	PA: 38							
PITCHER	IP	WLS	BF	H	R	ER	SO	BB	IBB	HBP	BLK	WP	HR	S	P	ERA	WHIP										
Craig Lefferts, L ERA: 3.64	4.2	L	24	10	4	4	4	1	0	0	0	0	0	10	14	7.71	2.357										
Tim Scott, R ERA: 6.52	1.1		4	0	0	0	1	0	0	0	0	0	0	10	14	0.00	0.000										
Jose Melendez, R ERA: 3.18	2.0		7	2	0	0	2	0	0	0	0	0	0	18	21	0.00	1.000										
Randy Myers, L ERA: 5.87	1.0		3	0	0	0	2	0	0	0	0	0	0	8	12	0.00	0.000										

St. Louis Cardinals @ San Diego Padres
Jack Murphy Stadium, San Diego, CA
Mon Jul 06 1992, 10:05 PM EDT
Att: 12,211 - Cloudy - 77 F

AB 36
R 4
H 12
RBI 4
BB 1
SO 9
LOB 15



Batter	1	2	3	4	5	6	7	8	9	AB	R	H	RBI	BB	SO	LOB	BOTTOM										
Tony Fernandez, S OBP: 0.361, SLG: 0.385										2	0	0	0	1	0	0											
Craig Shipley, R OBP: 0.232, SLG: 0.236										1	0	0	0	0	0	1											
Tony Gwynn, L OBP: 0.391, SLG: 0.450										3	0	1	0	0	0	0											
Jose Melendez, R ERA: 6.52										0	0	0	0	0	0	0											
Oscar Azocar, L OBP: 0.238, SLG: 0.215										1	0	0	0	0	0	0											
Gary Sheffield, R OBP: 0.379, SLG: 0.536										4	0	0	0	0	0	1											
Fred McGriff, L OBP: 0.448, SLG: 0.620										3	0	1	0	1	0	0											
Darrin Jackson, R OBP: 0.299, SLG: 0.417										4	0	1	0	0	1	3											
Phil Stephenson, L OBP: 0.303, SLG: 0.300										3	0	0	0	0	0	1											
Dan Walters, R OBP: 0.324, SLG: 0.402										3	0	0	0	0	0	0											
Kurt Stillwell, S OBP: 0.284, SLG: 0.296										3	0	0	0	0	0	0											
Craig Lefferts, L OBP: 0.061, SLG: 0.061										1	0	0	0	0	1	0											
Tim Scott, R ERA: 6.52										0	0	0	0	0	0	0											
Kevin Ward, R OBP: 0.284, SLG: 0.299										1	0	0	0	0	0	0											
Jerald Clark, R OBP: 0.259, SLG: 0.316										0	0	0	0	0	0	0											
Randy Myers, L ERA: 5.87										0	0	0	0	0	0	0											
Inning Stats	R: 0 E: 0 K: 0 S: 6	H: 0 LOB: 0 BB: 0 P: 10	R: 0 E: 0 K: 0 S: 6	H: 0 LOB: 0 BB: 0 P: 10	R: 0 E: 0 K: 1 S: 8	H: 0 LOB: 0 BB: 0 P: 11	R: 0 E: 0 K: 1 S: 12	H: 1 LOB: 2 BB: 2 P: 25	R: 0 E: 0 K: 0 S: 9	H: 0 LOB: 0 BB: 0 P: 13	R: 0 E: 0 K: 0 S: 7	H: 0 LOB: 0 BB: 0 P: 9	R: 0 E: 0 K: 0 S: 7	H: 1 LOB: 1 BB: 0 P: 10	R: 0 E: 0 K: 0 S: 6	H: 1 LOB: 1 BB: 0 P: 8	R: 0 E: 0 K: 0 S: 7	H: 1 LOB: 1 BB: 0 P: 10	1B: 4 2B: 0 3B: 0 HR: 0	SF: 0 SAC: 0 DP: 0 HBP: 0	WP: 0 PB: 0 SB: 0 CS: 1	PA: 32					
PITCHER	IP	WLS	BF	H	R	ER	SO	BB	IBB	HBP	BLK	WP	HR	S	P	ERA	WHIP										
Mark Clark, R ERA: 3.15	9.0	W	32	4	0	0	2	2	0	0	0	0	0	68	106	0.00	0.667										

St. Louis Cardinals @ San Diego Padres
Jack Murphy Stadium, San Diego, CA
Mon Jul 06 1992, 10:05 PM EDT
Att: 12,211 - Cloudy - 77 F

AB 30
R 0
H 4
RBI 0
BB 2
SO 2
LOB 6



Batter	1	2	3	4	5	6	7	8	9	AB	R	H	RBI	BB	SO	LOB	TOP					
Milt Thompson, L (1, 7) Bernard Gilkey, R (6, FH) OBP: 0.356, SLG: 0.444 OBP: 0.362, SLG: 0.393										2	1	1	0	1	0	1	2					
Ozzie Smith, S (1, 6) OBP: 0.362, SLG: 0.329										4	1	0	0	1	0	3	4					
Ray Lankford, L (1, 8) OBP: 0.368, SLG: 0.457										4	1	2	3	0	1	0	4					
Andres Galarraga, R (1, 3) OBP: 0.248, SLG: 0.307										3	1	3	1	0	0	0	3					
Todd Zeile, R (1, 5) OBP: 0.350, SLG: 0.372										3	0	1	0	1	0	2	3					
Felix Jose, S (1, 9) OBP: 0.363, SLG: 0.461										4	0	1	1	0	0	3	4					
Tim Jones, L (1, 4) OBP: 0.215, SLG: 0.214										4	0	0	0	0	1	5	4					
Tom Pagnozzi, R (1, 2) OBP: 0.321, SLG: 0.398										4	1	1	0	0	0	2	4					
Donovan Osborne, S (1, 1) Cris Carpenter, R (6, 1) Todd Worrell, R (8, 1) Rex Hudler, R (9, FH) Lee Smith, R (9, 1)										3	1	1	0	0	0	3	3					
Inning Stats	R: 0 E: 0 K: 1 S: 10	H: 0 LOB: 0 BB: 1 P: 16	R: 0 E: 0 K: 0 S: 11	H: 1 LOB: 1 BB: 0 P: 16	R: 2 E: 0 K: 0 S: 9	H: 2 LOB: 1 BB: 1 P: 14	R: 1 E: 0 K: 0 S: 15	H: 2 LOB: 2 BB: 0 P: 20	R: 2 E: 0 K: 0 S: 13	H: 3 LOB: 2 BB: 1 P: 20	R: 0 E: 0 K: 0 S: 9	H: 1 LOB: 0 BB: 0 P: 10	R: 0 E: 0 K: 1 S: 7	H: 0 LOB: 0 BB: 0 P: 12	R: 0 E: 0 K: 1 S: 7	H: 0 LOB: 0 BB: 0 P: 11	1B: 7 2B: 3 3B: 1 HR: 0	SF: 0 SAC: 0 DP: 1 HBP: 1	WP: 0 PB: 0 SB: 0 CS: 2	PA: 39		
PITCHER	IP WLS BF H R ER SO BB IBB HBP BLK WP HR S P ERA WHIP	IP WLS BF H R ER SO BB IBB HBP BLK WP HR S P ERA WHIP	IP WLS BF H R ER SO BB IBB HBP BLK WP HR S P ERA WHIP	IP WLS BF H R ER SO BB IBB HBP BLK WP HR S P ERA WHIP	IP WLS BF H R ER SO BB IBB HBP BLK WP HR S P ERA WHIP	IP WLS BF H R ER SO BB IBB HBP BLK WP HR S P ERA WHIP	IP WLS BF H R ER SO BB IBB HBP BLK WP HR S P ERA WHIP	IP WLS BF H R ER SO BB IBB HBP BLK WP HR S P ERA WHIP	IP WLS BF H R ER SO BB IBB HBP BLK WP HR S P ERA WHIP	IP WLS BF H R ER SO BB IBB HBP BLK WP HR S P ERA WHIP	IP WLS BF H R ER SO BB IBB HBP BLK WP HR S P ERA WHIP	IP WLS BF H R ER SO BB IBB HBP BLK WP HR S P ERA WHIP	IP WLS BF H R ER SO BB IBB HBP BLK WP HR S P ERA WHIP	IP WLS BF H R ER SO BB IBB HBP BLK WP HR S P ERA WHIP	IP WLS BF H R ER SO BB IBB HBP BLK WP HR S P ERA WHIP	IP WLS BF H R ER SO BB IBB HBP BLK WP HR S P ERA WHIP	IP WLS BF H R ER SO BB IBB HBP BLK WP HR S P ERA WHIP	IP WLS BF H R ER SO BB IBB HBP BLK WP HR S P ERA WHIP	IP WLS BF H R ER SO BB IBB HBP BLK WP HR S P ERA WHIP	IP WLS BF H R ER SO BB IBB HBP BLK WP HR S P ERA WHIP	IP WLS BF H R ER SO BB IBB HBP BLK WP HR S P ERA WHIP	IP WLS BF H R ER SO BB IBB HBP BLK WP HR S P ERA WHIP

St. Louis Cardinals @ San Diego Padres
Jack Murphy Stadium, San Diego, CA
Tue Jul 07 1992, 10:05 PM EDT
Att: 19,112 - Cloudy - 77 F

AB 34
R 6
H 11
RBI 6
BB 3
SO 3
LOB 19



Batter	1	2	3	4	5	6	7	8	9	AB	R	H	RBI	BB	SO	LOB	BOTTOM					
Tony Fernandez, S (1, 6) OBP: 0.362, SLG: 0.386										4	0	2	1	0	0	0	4					
Tony Gwynn, L (1, 9) OBP: 0.390, SLG: 0.448										4	0	1	0	0	0	3	4					
Darrin Jackson, R (1, 8) OBP: 0.308, SLG: 0.435										4	2	4	1	0	0	0	4					
Fred McGriff, L (1, 3) OBP: 0.442, SLG: 0.611										4	0	0	0	0	1	4	4					
Tim Lincecum, R (1, 5) OBP: 0.327, SLG: 0.351										4	0	1	1	0	0	2	4					
Dan Walters, R (1, 2) OBP: 0.313, SLG: 0.387										4	0	0	0	0	1	1	4					
Kevin Ward, R (1, 7) Oscar Azocar, L (6, FH) OBP: 0.289, SLG: 0.304 OBP: 0.233, SLG: 0.210										2	1	1	0	0	0	0	2					
Kurt Stillwell, S (1, 4) OBP: 0.283, SLG: 0.295										4	0	1	0	0	0	0	4					
Andy Benes, R (1, 1) Mike Maddux, L (5, 1) Jerald Clark, R (5, PH) Rich Rodriguez, L (6, 1) Phil Stephenson, L (7, PH) Larry Andersen, R (8, 1)										1	0	0	0	0	0	0	1					
Inning Stats	R: 1 E: 0 K: 1 S: 9	H: 1 LOB: 0 BB: 0 P: 14	R: 0 E: 0 K: 1 S: 6	H: 0 LOB: 0 BB: 0 P: 10	R: 0 E: 0 K: 0 S: 12	H: 1 LOB: 1 BB: 0 P: 18	R: 0 E: 0 K: 0 S: 5	H: 1 LOB: 0 BB: 0 P: 7	R: 1 E: 0 K: 0 S: 10	H: 3 LOB: 2 BB: 0 P: 16	R: 0 E: 0 K: 1 S: 6	H: 0 LOB: 0 BB: 0 P: 6	R: 0 E: 0 K: 0 S: 14	H: 2 LOB: 1 BB: 0 P: 17	R: 0 E: 0 K: 0 S: 8	H: 0 LOB: 0 BB: 0 P: 10	1B: 8 2B: 1 3B: 0 HR: 1	SF: 0 SAC: 0 DP: 2 HBP: 0	WP: 0 PB: 0 SB: 0 CS: 0	PA: 35		
PITCHER	IP WLS BF H R ER SO BB IBB HBP BLK WP HR S P ERA WHIP	IP WLS BF H R ER SO BB IBB HBP BLK WP HR S P ERA WHIP	IP WLS BF H R ER SO BB IBB HBP BLK WP HR S P ERA WHIP	IP WLS BF H R ER SO BB IBB HBP BLK WP HR S P ERA WHIP	IP WLS BF H R ER SO BB IBB HBP BLK WP HR S P ERA WHIP	IP WLS BF H R ER SO BB IBB HBP BLK WP HR S P ERA WHIP	IP WLS BF H R ER SO BB IBB HBP BLK WP HR S P ERA WHIP	IP WLS BF H R ER SO BB IBB HBP BLK WP HR S P ERA WHIP	IP WLS BF H R ER SO BB IBB HBP BLK WP HR S P ERA WHIP	IP WLS BF H R ER SO BB IBB HBP BLK WP HR S P ERA WHIP	IP WLS BF H R ER SO BB IBB HBP BLK WP HR S P ERA WHIP	IP WLS BF H R ER SO BB IBB HBP BLK WP HR S P ERA WHIP	IP WLS BF H R ER SO BB IBB HBP BLK WP HR S P ERA WHIP	IP WLS BF H R ER SO BB IBB HBP BLK WP HR S P ERA WHIP	IP WLS BF H R ER SO BB IBB HBP BLK WP HR S P ERA WHIP	IP WLS BF H R ER SO BB IBB HBP BLK WP HR S P ERA WHIP	IP WLS BF H R ER SO BB IBB HBP BLK WP HR S P ERA WHIP	IP WLS BF H R ER SO BB IBB HBP BLK WP HR S P ERA WHIP	IP WLS BF H R ER SO BB IBB HBP BLK WP HR S P ERA WHIP	IP WLS BF H R ER SO BB IBB HBP BLK WP HR S P ERA WHIP	IP WLS BF H R ER SO BB IBB HBP BLK WP HR S P ERA WHIP	IP WLS BF H R ER SO BB IBB HBP BLK WP HR S P ERA WHIP

St. Louis Cardinals @ San Diego Padres
Jack Murphy Stadium, San Diego, CA
Tue Jul 07 1992, 10:05 PM EDT
Att: 19,112 - Cloudy - 77 F

AB 35
R 3
H 10
RBI 3
BB 0
SO 4
LOB 13

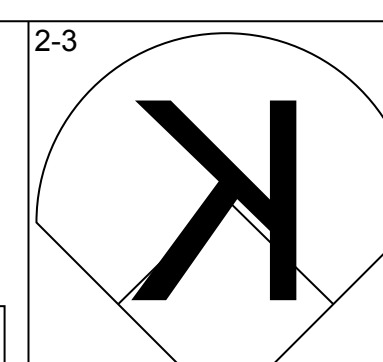
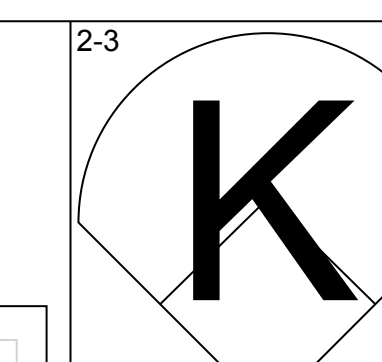
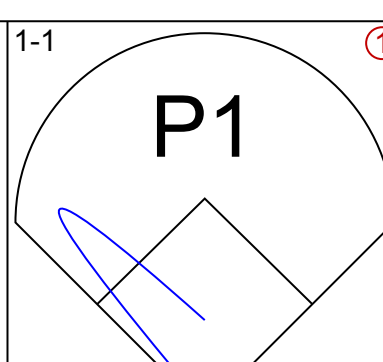
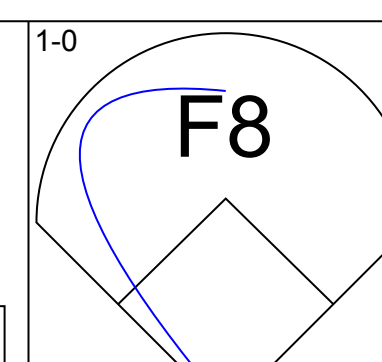
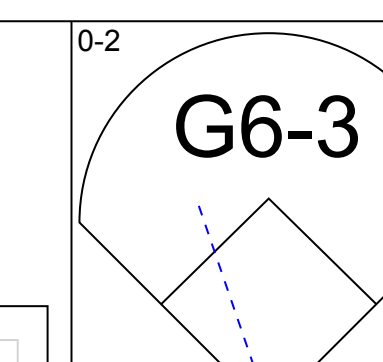
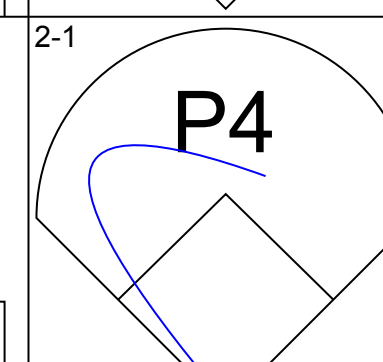
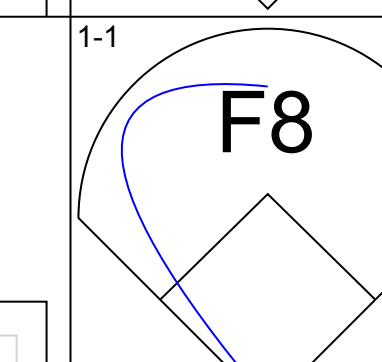
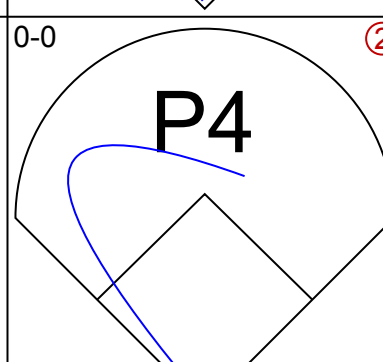
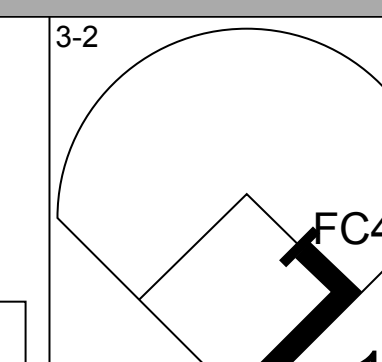
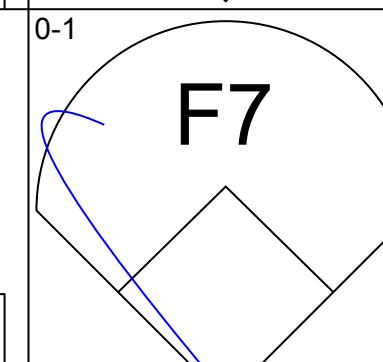
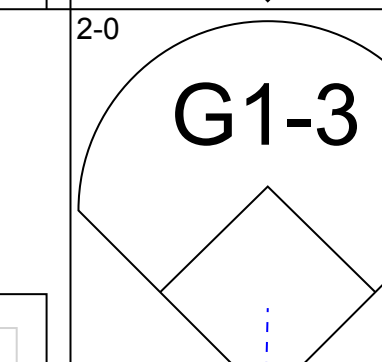
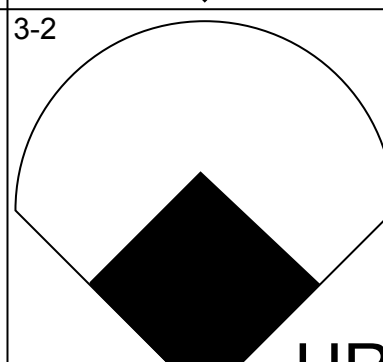
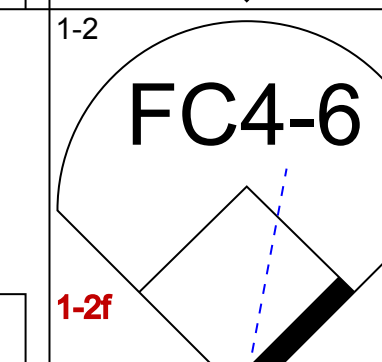
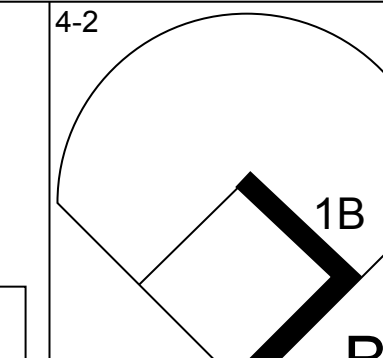
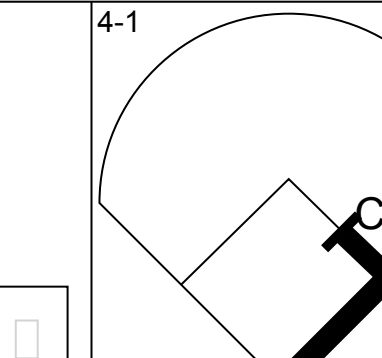
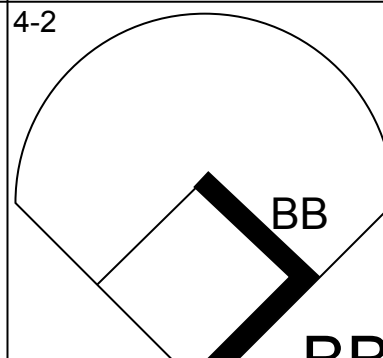
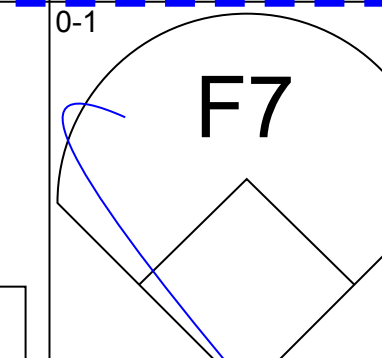


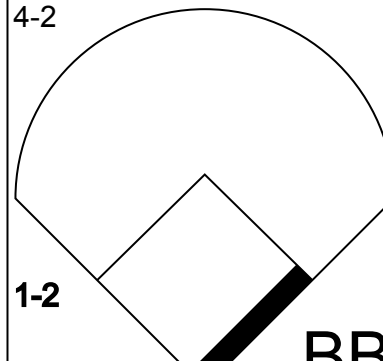
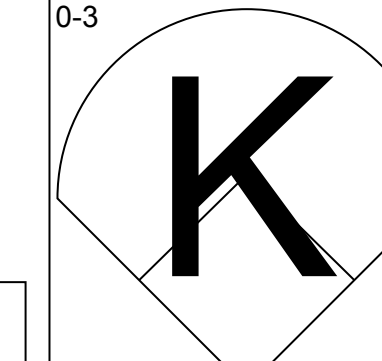


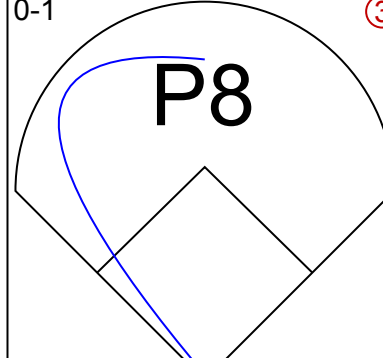
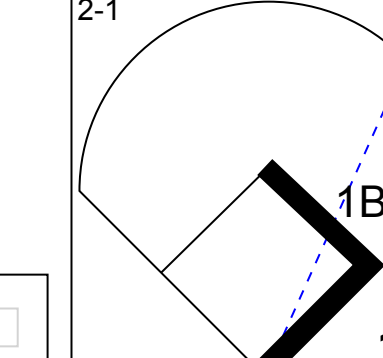

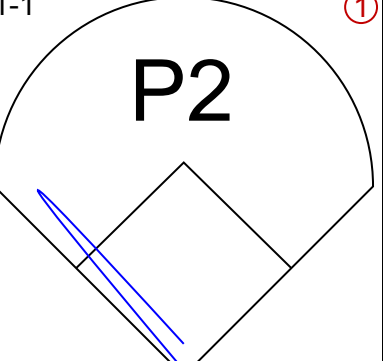
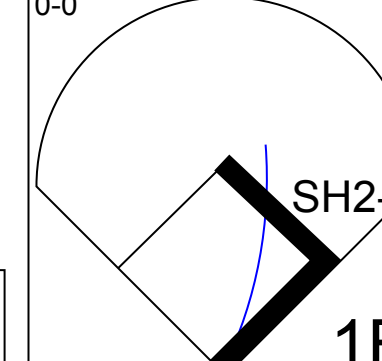

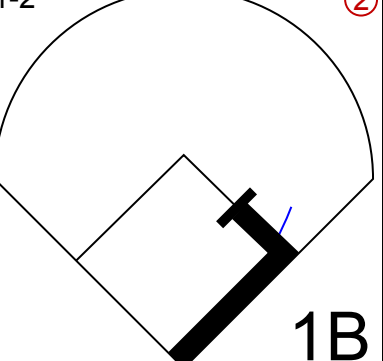
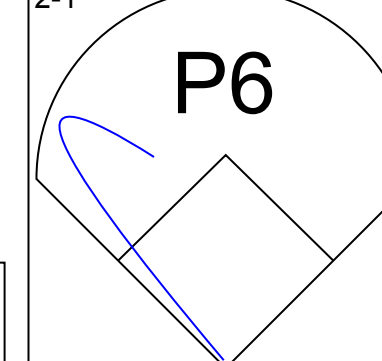

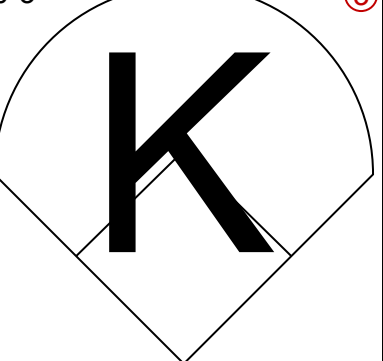
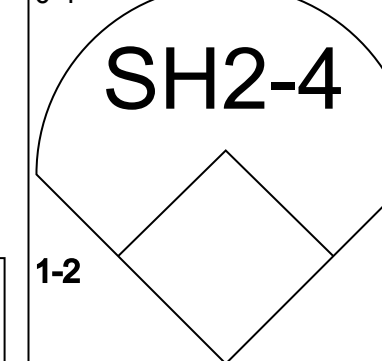
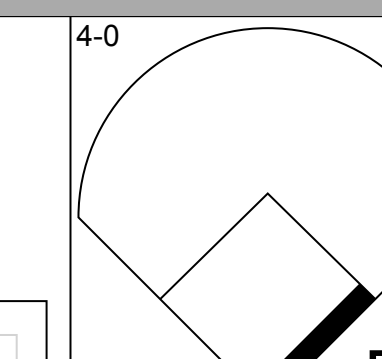
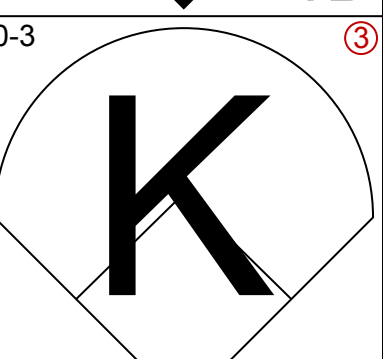
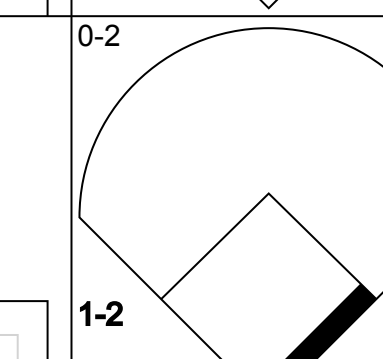
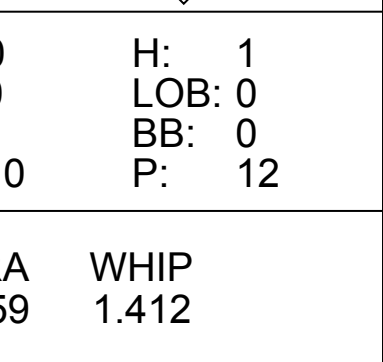
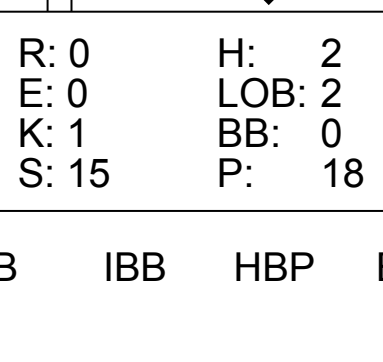


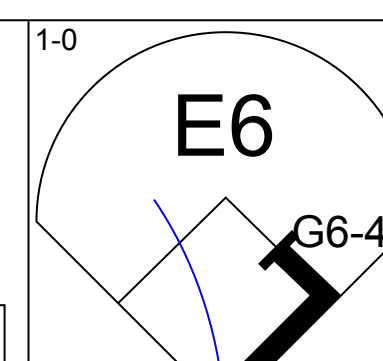
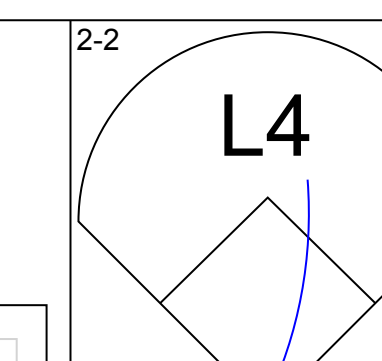
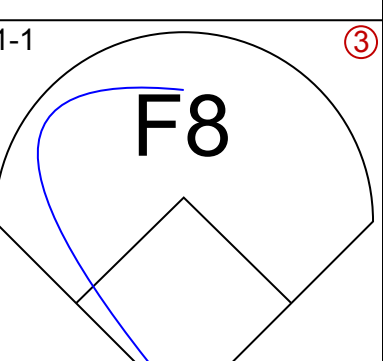
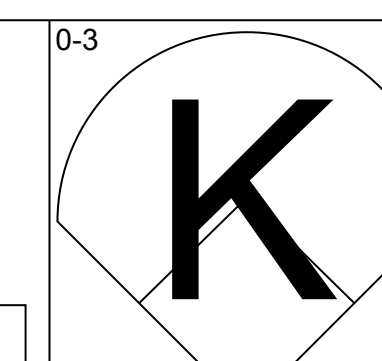
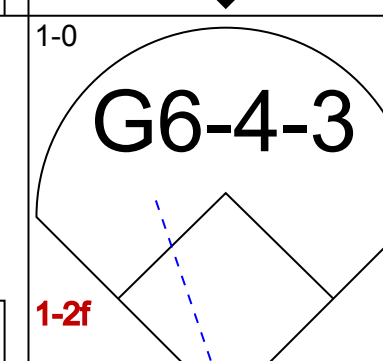
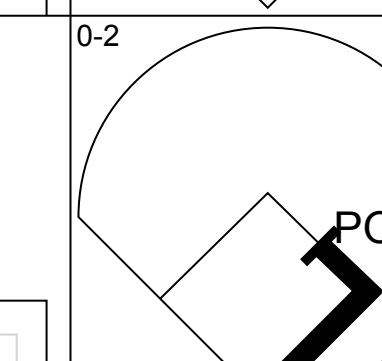
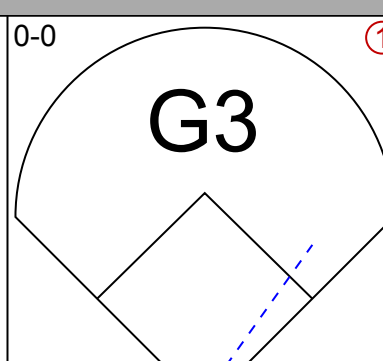
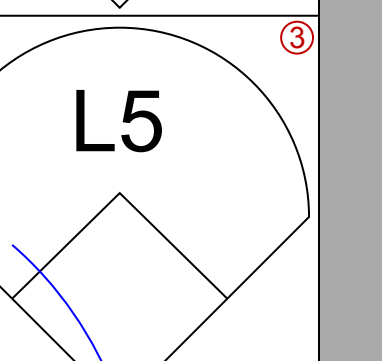
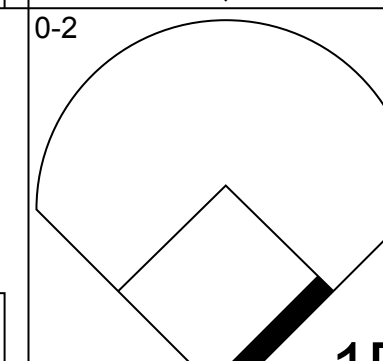
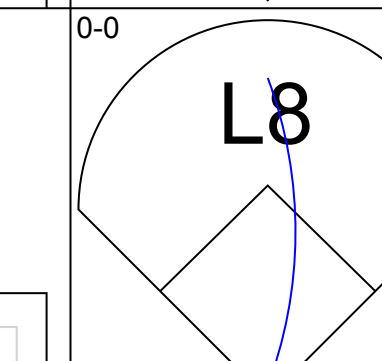
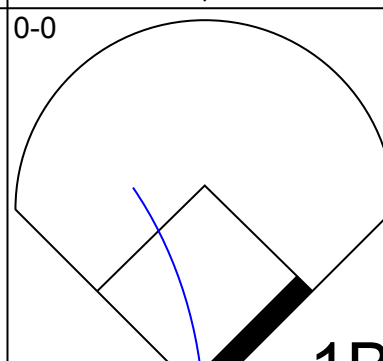
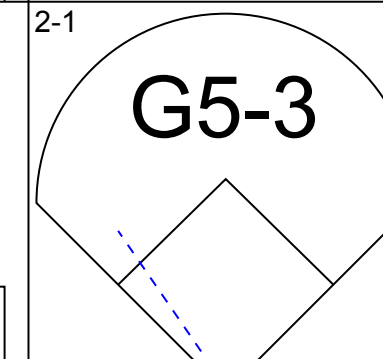
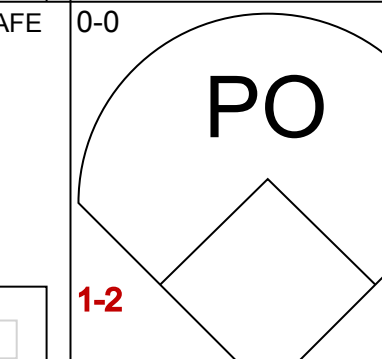
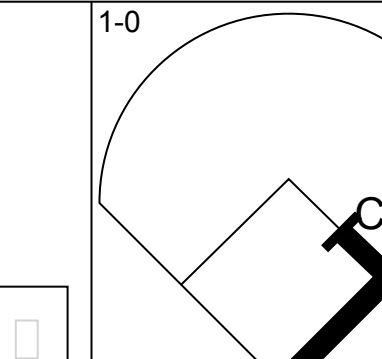
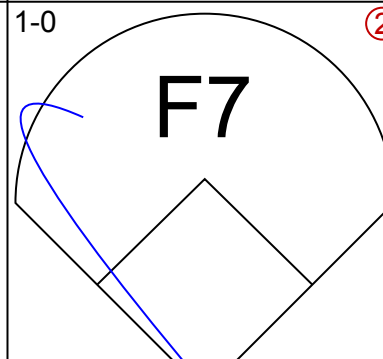
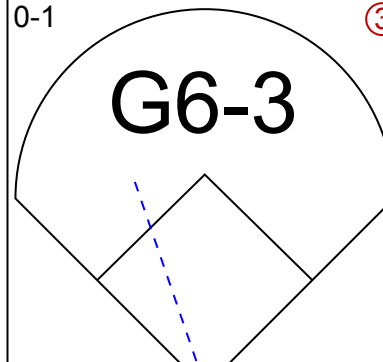

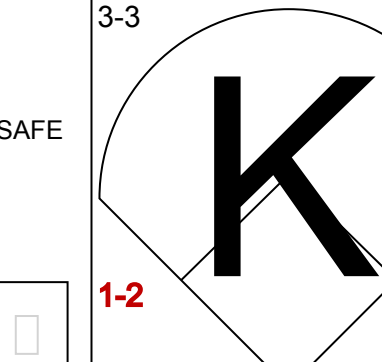
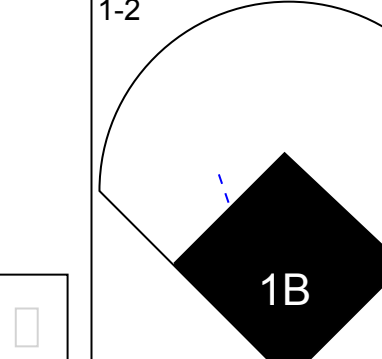
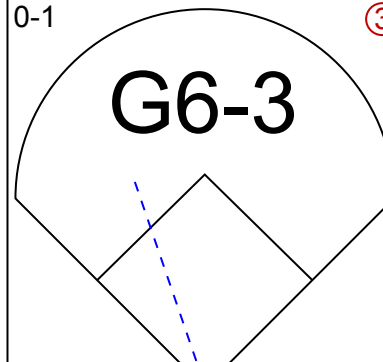

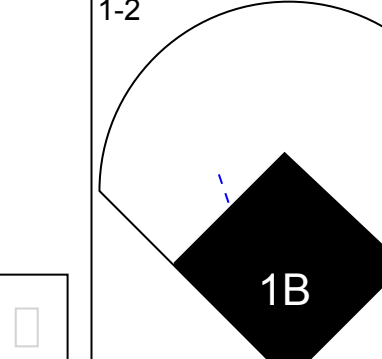
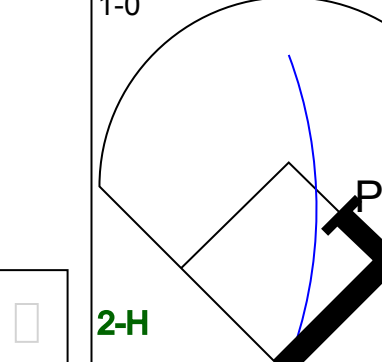
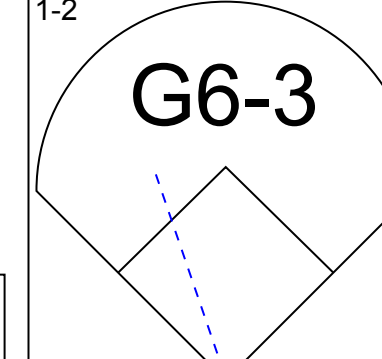

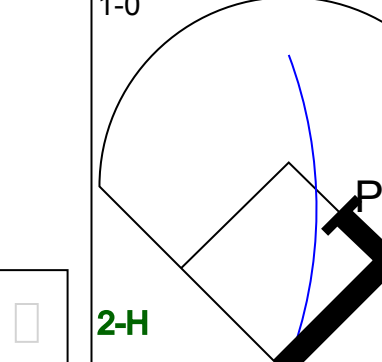
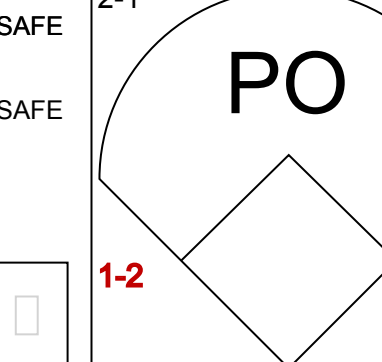
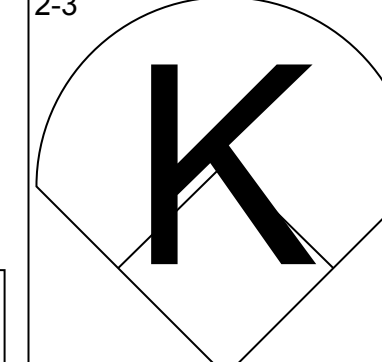

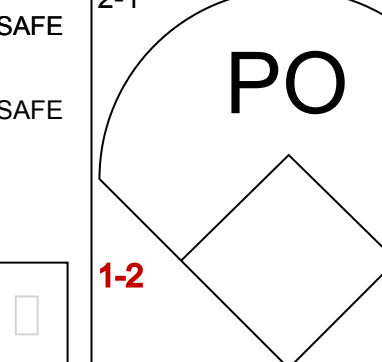

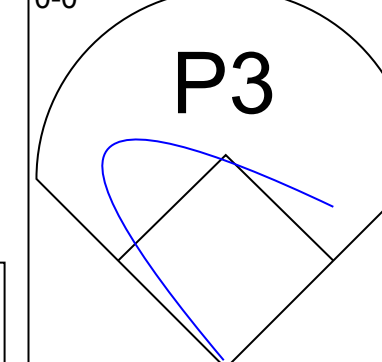

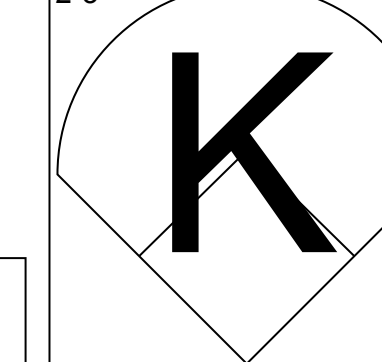
Batter	1	2	3	4	5	6	7	8	9	AB	R	H	RBI	BB	SO	LOB	TOP					
Brian Jordan, R OBP: 0.246, SLG: 0.376 (1, 7)	K	FC5-4			F9		F7			4	0	0	0	0	1	4	St. Louis Cardinals @ San Diego Padres Jack Murphy Stadium, San Diego, CA Wed Jul 08 1992, 10:05 PM EDT Att: 16,580 - Cloudy - 85 F					
Ozzie Smith, S OBP: 0.366, SLG: 0.333 (1, 6)	G5-3			G6-4-3 1B				CS 1B		3	0	2	0	1	0	0						
Ray Lankford, L OBP: 0.370, SLG: 0.454 (1, 8)				F7			F7			2	0	0	0	2	0	2						
Andres Galarraga, R OBP: 0.242, SLG: 0.298 (1, 3)	FC6-4 BB			G6-4-3						4	0	0	0	0	1	3						
Todd Zeile, R OBP: 0.349, SLG: 0.374 (1, 5)										4	0	1	0	0	1	0						
Felix Jose, S OBP: 0.362, SLG: 0.458 (1, 9)				L6						4	0	1	0	0	0	1						
Tom Pagnozzi, R OBP: 0.324, SLG: 0.411 (1, 2)				F7						4	1	2	1	0	0	1						
Tim Jones, L OBP: 0.234, SLG: 0.226 (1, 4)										3	0	2	0	1	0	0						
Omar Olivares, R OBP: 0.294, SLG: 0.303 (9, PH)										3	0	1	0	0	1	3						
Craig Wilson, R OBP: 0.358, SLG: 0.378 (9, PH)										1	0	0	0	0	1	1						
Bob McClure, R (9, 1)										0	0	0	0	0	0	0						
Lee Smith, R (9, 1)										0	0	0	0	0	0	0						
Inning Stats	R: 0 E: 0 K: 1 S: 17	H: 0 LOB: 1 BB: 1 P: 24	R: 0 E: 1 K: 2 S: 11	H: 2 LOB: 3 BB: 1 P: 18	R: 0 E: 0 K: 0 S: 7	H: 1 LOB: 0 BB: 0 P: 13	R: 0 E: 0 K: 0 S: 7	H: 2 LOB: 1 BB: 0 P: 12	R: 0 E: 0 K: 0 S: 9	H: 0 LOB: 0 BB: 0 P: 18	R: 0 E: 0 K: 0 S: 5	H: 0 LOB: 0 BB: 0 P: 9	R: 0 E: 0 K: 0 S: 7	H: 1 LOB: 1 BB: 0 P: 10	R: 0 E: 0 K: 1 S: 6	H: 1 LOB: 0 BB: 1 P: 11	R: 1 E: 0 K: 1 S: 12	H: 2 LOB: 1 BB: 0 P: 21	1B: 7 2B: 2 3B: 0 HR: 1	SF: 0 SAC: 0 DP: 1 HBP: 0	WP: 0 PB: 0 SB: 1 CS: 1	PA: 36
PITCHER	IP	WLS	BF	H	R	ER	SO	BB	IBB	HBP	BLK	WP	HR	S	P	ERA	WHIP					
Frank Seminara, R ERA: 3.97 (1, 1)	8.0		31	7	0	0	4	4	0	0	0	0	0	69	115	0.00	1.375					
Randy Myers, L ERA: 5.95 (9, 1)	1.0	L	5	2	1	1	1	0	0	0	0	0	1	12	21	9.00	2.000					

Batter	1	2	3	4	5	6	7	8	9	AB	R	H	RBI	BB	SO	LOB	BOTTOM					
Tony Fernandez, S OBP: 0.367, SLG: 0.397 (1, 6)	G5-3									4	0	3	0	0	0	0	St. Louis Cardinals @ San Diego Padres Jack Murphy Stadium, San Diego, CA Wed Jul 08 1992, 10:05 PM EDT Att: 16,580 - Cloudy - 85 F					
Tony Gwynn, L OBP: 0.388, SLG: 0.443 (1, 9)	G1-3									3	0	0	0	1	0	2						
Darrin Jackson, R OBP: 0.304, SLG: 0.429 (1, 8)										4	0	0	0	0	0	2						
Fred McGriff, L OBP: 0.440, SLG: 0.605 (1, 3)										4	0	1	0	0	0	0						
Oscar Azocar, L OBP: 0.247, SLG: 0.226 (9, PH)										3	0	2	0	0	0	0						
Kevin Ward, R OBP: 0.289, SLG: 0.304 (9, PH)										0	0	0	0	0	0	0						
Phil Stephenson, L OBP: 0.286, SLG: 0.281 (9, PH)										1	0	0	0	0	0	0						
Tim Lincecum, R OBP: 0.325, SLG: 0.343 (1, 5)										3	0	0	0	1	0	2						
Dan Walters, R OBP: 0.305, SLG: 0.376 (1, 2)										3	0	0	0	0	0	3						
Kurt Stillwell, S OBP: 0.280, SLG: 0.291 (1, 4)										3	0	0	0	0	0	0						
Frank Seminara, R ERA: 3.78 (1, 1)										2	0	0	0	0	1	0						
Gary Sheffield, R OBP: 0.378, SLG: 0.534 (8, PH)										1	0	0	0	0	0	0						
Randy Myers, L (9, 1)										0	0	0	0	0	0	0						
Inning Stats	R: 0 E: 0 K: 0 S: 6	H: 0 LOB: 0 BB: 0 P: 11	R: 0 E: 0 K: 0 S: 7	H: 1 LOB: 1 BB: 1 P: 14	R: 0 E: 0 K: 1 S: 15	H: 1 LOB: 0 BB: 0 P: 22	R: 0 E: 0 K: 0 S: 8	H: 2 LOB: 2 BB: 0 P: 13	R: 0 E: 0 K: 0 S: 6	H: 1 LOB: 1 BB: 0 P: 6	R: 0 E: 0 K: 0 S: 10	H: 0 LOB: 0 BB: 0 P: 16	R: 0 E: 0 K: 0 S: 6	H: 0 LOB: 0 BB: 0 P: 7	R: 0 E: 0 K: 0 S: 6	H: 1 LOB: 1 BB: 1 P: 13	R: 0 E: 0 K: 0 S: 5	H: 0 LOB: 0 BB: 0 P: 9	1B: 4 2B: 2 3B: 0 HR: 0	SF: 0 SAC: 0 DP: 1 HBP: 0	WP: 0 PB: 0 SB: 0 CS: 0	PA: 33
PITCHER	IP	WLS	BF	H	R	ER	SO	BB	IBB	HBP	BLK	WP	HR	S	P	ERA	WHIP					
Omar Olivares, R ERA: 3.78 (1, 1)	1		30	6	0	0	1	1	0	0	0	0	0	64	102	0.00	0.875					
Bob McClure, L ERA: 3.29 (9, 1)	0.1		1	0	0	0	0	0	0	0	0	0	0	1	2	0.00	0.000					
Lee Smith, R ERA: 3.19 (9, 1)	0.2	S	2	0	0	0	0	0	0	0	0	0	0	4	7	0.00	0.000					

AB	32
R	1
H	9
RBI	1
BB	4
SO	5
LOB	15



Batter	1	2	3	4	5	6	7	8	9	AB	R	H	RBI	BB	SO	LOB	TOP					
Stan Javier, S OBP: 0.333, SLG: 0.284 (1, 8)										5	0	0	0	0	2	4	Philadelphia Phillies @ San Diego Padres Jack Murphy Stadium, San Diego, CA Thu Jul 09 1992, 6:33 AM EDT Att: 17,528 - Sunny - 84 F livebaseballscorecards.com					
Ruben Amaro Jr, S OBP: 0.304, SLG: 0.318 (1, 9)										4	0	1	0	0	0	1						
Dave Hollins, S OBP: 0.356, SLG: 0.424 (1, 5)										4	1	1	1	0	0	2						
John Kruk, L OBP: 0.446, SLG: 0.502 (1, 3)										1	0	0	0	3	0	1						
Darren Daulton, L OBP: 0.387, SLG: 0.512 (1, 2)										3	0	0	0	1	3	3						
Mariano Duncan, R OBP: 0.295, SLG: 0.389 (1, 7)										4	0	1	0	0	2	4						
Dale Sveum, S OBP: 0.264, SLG: 0.254 (1, 6)										4	0	2	0	0	0	1						
Mickey Morandini, L OBP: 0.327, SLG: 0.371 (1, 4)										3	0	1	0	0	1	3						
Wes Chamberlain, R OBP: 0.276, SLG: 0.424 (9, PH)										1	0	0	0	1	1	0						
Terry Mulholland, R OBP: 0.170, SLG: 0.140 (1, 1)										1	0	0	0	1	1	0						
Ricky Jordan, R OBP: 0.257, SLG: 0.344 (9, PH)										1	0	1	0	0	0	0						
Inning Stats	R: 0 E: 0 K: 1 S: 7	H: 0 LOB: 0 BB: 0 P: 11	R: 0 E: 0 K: 3 S: 19	H: 1 LOB: 2 BB: 1 P: 30	R: 0 E: 0 K: 1 S: 6	H: 0 LOB: 1 BB: 1 P: 15	R: 0 E: 0 K: 2 S: 10	H: 0 LOB: 1 BB: 1 P: 19	R: 0 E: 0 K: 1 S: 10	H: 1 LOB: 0 BB: 0 P: 12	R: 1 E: 0 K: 0 S: 14	H: 1 LOB: 2 BB: 0 P: 26	R: 0 E: 0 K: 0 S: 6	H: 1 LOB: 1 BB: 0 P: 9	R: 0 E: 0 K: 1 S: 12	H: 1 LOB: 1 BB: 0 P: 16	R: 0 E: 0 K: 1 S: 15	H: 2 LOB: 2 BB: 0 P: 18	1B: 6 2B: 1 3B: 0 HR: 1	SF: 0 SAC: 1 DP: 1 HBP: 0	WP: 0 PB: 0 SB: 0 CS: 1	PA: 37
PITCHER	IP	WLS	BF	H	R	ER	SO	BB	IBB	HBP	BLK	WP	HR	S	P	ERA	WHIP					
Jim Deshaies, L ERA: 1.59 (1, 1)	5.2	W	23	3	1	1	8	5	0	0	0	0	1	64	111	1.59	1.412					
Jose Melendez, R ERA: 3.09 (6, 1)	1.2		7	2	0	0	0	0	0	0	0	0	0	15	22	0.00	1.200					
Randy Myers, L ERA: 5.71 (8, 1)	1.2	S	7	2	0	0	2	0	0	0	0	0	0	20	23	0.00	1.200					

Batter	1	2	3	4	5	6	7	8	9	AB	R	H	RBI	BB	SO	LOB	BOTTOM					
Tony Fernandez, S OBP: 0.363, SLG: 0.392 (1, 6)										4	0	0	0	0	1	0	Philadelphia Phillies @ San Diego Padres Jack Murphy Stadium, San Diego, CA Thu Jul 09 1992, 6:33 AM EDT Att: 17,528 - Sunny - 84 F livebaseballscorecards.com					
Tony Gwynn, L OBP: 0.386, SLG: 0.441 (1, 9)										4	0	1	0	0	0	1						
Gary Sheffield, R OBP: 0.380, SLG: 0.535 (1, 5)										3	0	2	0	0	0	1						
Fred McGriff, L OBP: 0.439, SLG: 0.602 (1, 3)										3	0	1	0	0	0	2						
Darrin Jackson, R OBP: 0.302, SLG: 0.425 (1, 8)										3	0	0	0	0	1	2						
Dan Walters, R OBP: 0.314, SLG: 0.420 (1, 2)										3	2	2	1	0	0	0						
Jerald Clark, R OBP: 0.262, SLG: 0.331 (1, 7)										3	1	2	2	0	1	0						
Kurt Stillwell, S OBP: 0.276, SLG: 0.288 (1, 4)										3	0	0	0	0	0	0						
Jim Deshaies, L OBP: 0.314, SLG: 0.420 (1, 1)										2	0	0	0	0	2	0						
Jose Melendez, R OBP: 0.314, SLG: 0.420 (6, 1)										0	0	0	0	0	0	0						
Randy Myers, L OBP: 0.314, SLG: 0.420 (8, 1)										1	0	0	0	0	1	0						
Inning Stats	R: 0 E: 1 K: 0 S: 7	H: 1 LOB: 1 BB: 0 P: 11	R: 2 E: 0 K: 1 S: 10	H: 2 LOB: 0 BB: 0 P: 12	R: 0 E: 0 K: 0 S: 10	H: 1 LOB: 0 BB: 0 P: 12	R: 1 E: 0 K: 1 S: 9	H: 3 LOB: 0 BB: 0 P: 17	R: 0 E: 0 K: 1 S: 7	H: 0 LOB: 0 BB: 0 P: 10	R: 0 E: 0 K: 0 S: 5	H: 1 LOB: 1 BB: 0 P: 6	R: 0 E: 0 K: 1 S: 8	H: 0 LOB: 0 BB: 0 P: 11	R: 0 E: 0 K: 2 S: 9	H: 0 LOB: 0 BB: 0 P: 11	R: 0 E: 0 K: 1 S: 11	H: 0 LOB: 0 BB: 0 P: 11	1B: 5 2B: 2 3B: 0 HR: 2	SF: 0 SAC: 0 DP: 2 HBP: 0	WP: 0 PB: 0 SB: 0 CS: 1	PA: 31
PITCHER	IP	WLS	BF	H	R	ER	SO	BB	IBB	HBP	BLK	WP	HR	S	P	ERA	WHIP					
Terry Mulholland, L ERA: 3.52 (1, 1)	8.0	L	29	8	3	3	6	0	0	0	0	0	2	65	90	3.38	1.000					

Batter	1	2	3	4	5	6	7	8	9	AB	R	H	RBI	BB	SO	LOB	TOP			
Stan Javier, S OBP: 0.328, SLG: 0.280	L9	G6-4-3			K	FC6-4			BB HBP 1B	5	1	1	0	0	1	4				
Mariano Duncan, R OBP: 0.297, SLG: 0.406	K			HR	HR		F8		K	5	2	2	2	0	2	1				
Dave Hollins, S OBP: 0.357, SLG: 0.420			P6		K		K		BB 1B HBP	3	1	0	0	1	2	0				
John Kruk, L OBP: 0.449, SLG: 0.500	K		K		HR				1B 1B BB	3	1	1	0	2	2	1				
Wes Chamberlain, R OBP: 0.280, SLG: 0.442		L8	G6-3		HR		K		BB	5	1	2	4	0	1	1				
Darren Daulton, L OBP: 0.387, SLG: 0.508		1B 1B		P5	K			G4-3	1B BB	4	1	1	0	1	1	0				
Ruben Amaro Jr, S OBP: 0.305, SLG: 0.320		1B 1B		FC3-6 1B		F8		G4-3	L7	5	0	2	0	0	0	3				
Mickey Morandini, L OBP: 0.326, SLG: 0.368		1B		FC3-6		K		K		4	0	1	0	0	2	1				
Mitch Williams, L OBP: 0.500, SLG: 0.500		1B		1-2 2-3						0	0	0	0	0	0	0				
Mike Williams, R OBP: 0.500, SLG: 0.500				G4-3					G4-3	3	0	2	1	0	0	1				
Barry Jones, R OBP: 0.319, SLG: 0.279										0	0	0	0	0	0	0				
Wally Ritchie, L OBP: 0.319, SLG: 0.279										0	0	0	0	0	0	0				
Bob Ayrault, R OBP: 0.319, SLG: 0.279										0	0	0	0	0	0	0				
Wally Backman, S OBP: 0.319, SLG: 0.279										1	0	0	0	0	0	0				
Inning Stats	R: 0 E: 0 K: 2 S: 13	H: 0 LOB: 1 BB: 1 P: 20	R: 1 E: 0 K: 0 S: 12	H: 4 LOB: 2 BB: 0 P: 17	R: 1 E: 0 K: 1 S: 11	H: 1 LOB: 0 BB: 0 P: 15	R: 0 E: 0 K: 0 S: 11	H: 1 LOB: 1 BB: 0 P: 16	R: 3 E: 0 K: 3 S: 17	H: 2 LOB: 0 BB: 1 P: 30	R: 0 E: 0 K: 1 S: 21	H: 1 LOB: 1 BB: 0 P: 30	R: 0 E: 0 K: 1 S: 7	H: 0 LOB: 0 BB: 0 P: 10	R: 2 E: 0 K: 1 S: 20	H: 2 LOB: 3 BB: 2 P: 36	1B: 9 2B: 0 3B: 0 HR: 3	SF: 0 SAC: 0 DP: 1 HBP: 1	WP: 0 PB: 0 SB: 0 CS: 0	PA: 43
PITCHER	IP WLS BF H R ER SO BB IBB HBP BLK WP HR S P ERA WHIP																			
Bruce Hurst, L ERA: 3.25	(1, 1) 5.0 W 24 8 5 5 6 2 0 0 0 0 0 3 64 98 9.00 2.000																			
Rich Rodriguez, L ERA: 2.24	(6, 1) 1.0 W 4 1 0 0 1 0 0 0 0 0 0 0 21 30 0.00 1.000																			
Mike Maddux, R ERA: 1.82	(7, 1) 1.0 4 1 0 0 2 0 0 0 0 0 0 0 11 15 0.00 1.000																			
Larry Andersen, R ERA: 4.34	(8, 1) 1.2 7 1 2 2 2 0 0 1 0 0 0 0 18 27 10.80 0.600																			
Randy Myers, L ERA: 5.66	(9, 1) 0.1 S 4 1 0 0 0 2 0 0 0 0 0 0 9 19 0.00 9.000																			

Philadelphia Phillies @ San Diego Padres
Jack Murphy Stadium, San Diego, CA
Fri Jul 10 1992, 10:05 PM EDT
Att: 35,376 - Cloudy - 78 F

AB 38
R 7
H 12
RBI 7
BB 4
SO 11
LOB 12



Batter	1	2	3	4	5	6	7	8	9	AB	R	H	RBI	BB	SO	LOB	BOTTOM			
Tony Fernandez, S OBP: 0.361, SLG: 0.390	B4-3		F7		G6-3 G4-3 2H 1B	SH3		K		4	0	1	1	0	1	0				
Tony Gwynn, L OBP: 0.387, SLG: 0.440					G4-3	L4		L6		5	0	2	0	0	0	3				
Gary Sheffield, R OBP: 0.381, SLG: 0.540					1B					5	0	2	2	0	1	3				
Gary Sheffield, R OBP: 0.381, SLG: 0.540	K		L5		G6-3					5	0	2	2	0	1	3				
Fred McGriff, L OBP: 0.435, SLG: 0.593					L5					4	0	0	0	1	0	3				
Fred McGriff, L OBP: 0.435, SLG: 0.593	G4-3				G4-3	L9		F7		4	0	0	0	1	0	3				
Darrin Jackson, R OBP: 0.306, SLG: 0.428					G4-3				BB 1B	5	3	3	0	0	0	2				
Darrin Jackson, R OBP: 0.306, SLG: 0.428	G6-3				G6-3 2B 1B			SH1-4 E 1B		3	1	2	0	0	0	1				
Dan Walters, R OBP: 0.323, SLG: 0.426					G6-3			SH1-4		3	1	2	0	0	0	1				
Dan Walters, R OBP: 0.323, SLG: 0.426					1B					3	1	2	1	1	0	1				
Jerald Clark, R OBP: 0.269, SLG: 0.339					L9			E7		3	1	2	1	1	0	1				
Jerald Clark, R OBP: 0.269, SLG: 0.339					2B			G4-3 1B		4	1	1	2	0	0	3				
Kurt Stillwell, S OBP: 0.276, SLG: 0.287					G4-3			G4-3		4	1	1	2	0	0	3				
Kurt Stillwell, S OBP: 0.276, SLG: 0.287								SH3 1B 2B 1B		1	0	0	0	0	0	0				
Bruce Hurst, L ERA: 3.25	(1, 1) 5.0 W 24 8 5 5 6 2 0 0 0 0 0 3 64 98 9.00 2.000																			
Rich Rodriguez, L ERA: 2.24	(6, 1) 1.0 W 4 1 0 0 1 0 0 0 0 0 0 0 21 30 0.00 1.000																			
Phil Stephenson, L ERA: 4.63	(6, PH) 0.0 L 3 2 1 1 0 1 0 0 0 0 0 0 3 7 0.00 0.000																			
Mike Maddux, L ERA: 1.82	(7, 1) 1.0 4 1 0 0 2 0 0 0 0 0 0 0 11 15 0.00 1.000																			
Kevin Ward, R ERA: 4.29	(7, PH) 0.0 L 3 2 1 1 0 1 0 0 0 0 0 0 3 7 0.00 0.000																			
Larry Andersen, R ERA: 4.34	(8, 1) 1.2 7 1 2 2 2 0 0 1 0 0 0 0 18 27 10.80 0.600																			
Randy Myers, L ERA: 5.66	(9, 1) 0.1 S 4 1 0 0 0 2 0 0 0 0 0 0 9 19 0.00 9.000																			
Inning Stats	R: 0 E: 0 K: 1 S: 9	H: 1 LOB: 0 BB: 0 P: 15	R: 0 E: 0 K: 0 S: 10	H: 1 LOB: 1 BB: 0 P: 15	R: 0 E: 0 K: 0 S: 8	H: 1 LOB: 1 BB: 0 P: 13	R: 1 E: 0 K: 0 S: 11	H: 2 LOB: 1 BB: 0 P: 17	R: 1 E: 0 K: 0 S: 10	H: 2 LOB: 1 BB: 0 P: 13	R: 5 E: 0 K: 0 S: 19	H: 5 LOB: 1 BB: 1 P: 28	R: 1 E: 1 K: 0 S: 8	H: 2 LOB: 1 BB: 0 P: 10	R: 0 E: 0 K: 1 S: 8	H: 1 LOB: 2 BB: 1 P: 13	1B: 11 2B: 4 3B: 0 HR: 0	SF: 0 SAC: 2 DP: 0 HBP: 0	WP: 0 PB: 0 SB: 0 CS: 0	PA: 41
PITCHER	IP WLS BF H R ER SO BB IBB HBP BLK WP HR S P ERA WHIP																			
Mike Williams, R ERA: 4.34	(1, 1) 5.0 L 3 2 1 1 0 1 0 0 0 0 0 0 3 7 0.00 0.000																			
Barry Jones, R ERA: 4.63	(6, 1) 0.0 L 3 2 1 1 0 1 0 0 0 0 0 0 3 7 0.00 0.000																			
Wally Ritchie, L ERA: 2.67	(6, 1) 1.2 8 3 3 2 0 0 0 0 0 0 0 0 15 18 10.80 1.800																			
Bob Ayrault, R ERA: 4.29	(7, 1) 0.1 1 0 0 0 0 0 0 0 0 0 0 0 1 1 0.00 0.000																			
Mitch Williams, L ERA: 2.59	(8, 1) 1.0 5 1 0 0 1 1 0 0 0 0 0 0 8 13 0.00 2.000																			

Philadelphia Phillies @ San Diego Padres
Jack Murphy Stadium, San Diego, CA
Fri Jul 10 1992, 10:05 PM EDT
Att: 35,376 - Cloudy - 78 F

AB 37
R 8
H 15
RBI 7
BB 2
SO 2
LOB 17



Batter	1	2	3	4	5	6	7	8	9	10	11	AB	R	H	RBI	BB	SO	LOB	TOP					
Ruben Amaro Jr, S OBP: 0.307, SLG: 0.322	0-1 G6-4-3 1B		2-1 2B 1B		1-1 G4-3			3-2 G5-3			0-0 P4	5	1	2	0	0	0	0						
Mariano Duncan, R OBP: 0.298, SLG: 0.408	0-1 G6-4-3 1B		1-3 1B 2B		1-2 F9			2-1 L8			2-1 G4-3	5	1	2	0	0	0	0						
Dave Hollins, S OBP: 0.357, SLG: 0.417	2-0 G6-4-3		1-2 1B		3-1 G5-3				3-3 K		4-1 CS BB	4	0	1	2	1	1	2						
John Kruk, L OBP: 0.446, SLG: 0.495	1-0 L8		2-1 F7		3-2 G1-3			4-2 G5-4-3 BB			1-2 CS	3	0	0	0	1	0	2						
Wes Chamberlain, R OBP: 0.279, SLG: 0.444		0-0 F8		1-2 G4-3 L5 2B			0-2 G6-3			0-1 G5-4-3		4	0	1	0	0	0	1						
Darren Daulton, L OBP: 0.282, SLG: 0.500		2-2 F8		1-2 G4-3			1-1 F8			0-3 K		4	0	0	0	0	1	1						
Dale Sveum, S OBP: 0.263, SLG: 0.254		1-0 P6		3-2 L5			1-1 1B			1-1 F9		4	0	1	0	0	0	1						
Mickey Morandini, L OBP: 0.325, SLG: 0.366			0-0 F7		1-0 G6-3			0-0 L4		2-2 1B		4	0	1	0	0	0	1						
Kyle Abbott, L OBP: 0.136, SLG: 0.143			1-3 K		0-1 G6-3			0-1 L6		0-2 F7		2	0	0	0	0	1	0						
Ricky Jordan, R OBP: 0.255, SLG: 0.341												1	0	0	0	0	0	0						
Mitch Williams, L OBP: 0.550, SLG: 0.500												0	0	0	0	0	0	0						
Jeff Grotewold, L OBP: 0.333, SLG: 0.643												1	0	0	0	0	0	1						
Mike Hartley, R OBP: 0.333, SLG: 0.643												0	0	0	0	0	0	0						
Inning Stats	R: 0 E: 0 K: 2 S: 6	H: 2 LOB: 1 BB: 0 P: 9	R: 0 E: 0 K: 0 S: 5	H: 0 LOB: 0 BB: 0 P: 8	R: 2 E: 0 K: 1 S: 19	H: 3 LOB: 1 BB: 0 P: 28	R: 0 E: 0 K: 0 S: 9	H: 1 LOB: 0 BB: 0 P: 14	R: 0 E: 0 K: 0 S: 5	H: 0 LOB: 0 BB: 0 P: 7	R: 0 E: 0 K: 0 S: 10	H: 0 LOB: 0 BB: 0 P: 17	R: 0 E: 0 K: 0 S: 8	H: 1 LOB: 1 BB: 0 P: 10	R: 0 E: 0 K: 1 S: 9	H: 0 LOB: 0 BB: 1 P: 14	R: 0 E: 0 K: 1 S: 7	H: 1 LOB: 1 BB: 0 P: 14	R: 0 E: 0 K: 0 S: 11	H: 0 LOB: 0 BB: 1 P: 13	1B: 6 2B: 3 3B: 0 HR: 0	SF: 0 SAC: 0 DP: 3 HBP: 0	WP: 0 PB: 0 SB: 0 CS: 1	PA: 40
PITCHER	IP 8.0	WLS 1	BF 29	H 7	R 2	ER 0	SO 1	BB 0	IBB 0	HBP 0	BLK 0	WP 0	HR 0	S 24	P 41	ERA 0.00	WHIP 1.000							
Craig Lefteris, L ERA: 3.54	(1, 1)																							
Tim Scott, R ERA: 4.97	(9, 1)																							

Philadelphia Phillies @ San Diego Padres
Jack Murphy Stadium, San Diego, CA
Sat Jul 11 1992, 6:33 AM EDT
Att: 11,777 - Cloudy - 85 F

AB	37
R	2
H	8
RBI	2
BB	2
SO	3
LOB	9



Batter	1	2	3	4	5	6	7	8	9	10	11	AB	R	H	RBI	BB	SO	LOB	BOTTOM							
Tony Fernandez, S OBP: 0.361, SLG: 0.386	1-2 F8	2-1 L9		4-0 1B BB			2-2 G4-3		1-0 F8		4-0 1B IBB	4	0	0	0	2	0	1								
Tony Gwynn, L OBP: 0.391, SLG: 0.444	1-0 BB		2-2 WP 1B	0-1 1B			1-2 G5-3		1-2 F8		2-2 1B	4	0	3	0	0	0	0								
Jerald Clark, R OBP: 0.271, SLG: 0.340				1-2 1B							1-2 1B	2	0	1	1	0	0	0								
Gary Sheffield, R OBP: 0.382, SLG: 0.544	4-0 BB		1-0 FC	1-2 F9			0-0 3B		3-2 P9			3	0	1	0	1	0	3								
Craig Shipley, R OBP: 0.228, SLG: 0.232	1-2 BB		1-3 K									1	0	0	0	0	0	0								
Fred McGriff, L OBP: 0.429, SLG: 0.583	3-3 K		1-3 K		1-3 K			0-0 F7			0-2 L9	5	0	0	0	0	3	5								
Darin Jackson, R OBP: 0.304, SLG: 0.424	2-3 K		0-3 K		0-1 L7				1-0 P6		0-2 1B	5	0	1	0	0	2	4								
Benito Santiago, R OBP: 0.281, SLG: 0.367		3-2 P3	1-1 F8		1-2 L8			1-3 K			1-3 K	5	0	0	0	0	2	3								
Tim Teufel, R OBP: 0.333, SLG: 0.391		3-1 HR		3-1 HR			0-2 L7		4-1 BB BB		0-2 G6-3	4	2	2	2	1	0	1								
Kevin Ward, R OBP: 0.295, SLG: 0.293		4-0 FC1-6 BB		3-2 P4			2-3 K		1-2 BB		1-1 SH1-4 1B	2	0	0	0	2	1	0								
Oscar Azocar, L OBP: 0.264, SLG: 0.256												1	1	1	0	0	0	0								
Craig Lefteris, L ERA: 5.15	(1, 1)																									
Dan Walters, R OBP: 0.320, SLG: 0.422	(8, PH)																									
Tim Scott, R ERA: 2.47	(9, 1)																									
Phil Stephenson, L OBP: 0.306, SLG: 0.303	(11, PH)																									
Inning Stats	R: 0 E: 0 K: 2 S: 10	H: 1 LOB: 2 BB: 1 P: 21	R: 1 E: 0 K: 0 S: 11	H: 1 LOB: 1 BB: 1 P: 23	R: 0 E: 0 K: 2 S: 13	H: 1 LOB: 2 BB: 0 P: 19	R: 1 E: 0 K: 0 S: 13	H: 2 LOB: 2 BB: 1 P: 25	R: 0 E: 0 K: 1 S: 9	H: 0 LOB: 0 BB: 0 P: 11	R: 0 E: 0 K: 2 S: 10	H: 0 LOB: 0 BB: 0 P: 13	R: 0 E: 0 K: 0 S: 9	H: 1 LOB: 1 BB: 0 P: 12	R: 0 E: 0 K: 2 S: 11	H: 0 LOB: 2 BB: 2 P: 22	R: 0 E: 0 K: 0 S: 8	H: 0 LOB: 0 BB: 0 P: 13	R: 0 E: 0 K: 1 S: 13	H: 1 LOB: 1 BB: 0 P: 14	R: 1 E: 0 K: 0 S: 6	H: 2 LOB: 2 BB: 1 P: 13	1B: 6 2B: 0 3B: 1 HR: 2	SF: 0 SAC: 1 DP: 0 HBP: 0	WP: 2 PB: 0 SB: 0 CS: 1	PA: 47
PITCHER	IP 7.0	WLS 0	BF 31	H 6	R 2	ER 2	SO 7	BB 3	IBB 0	HBP 0	BLK 0	WP 1	HR 2	S 75	P 124	ERA 2.57	WHIP 1.286									
Mitch Williams, L ERA: 2.47	(8, 1)																									
Mike Hartley, R ERA: 2.42	(10, 1)																									

Philadelphia Phillies @ San Diego Padres
Jack Murphy Stadium, San Diego, CA
Sat Jul 11 1992, 6:33 AM EDT
Att: 11,777 - Cloudy - 85 F

AB	40
R	3
H	9
RBI	3
BB	6
SO	10
LOB	20



Batter	1	2	3	4	5	6	7	8	9	AB	R	H	RBI	BB	SO	LOB	TOP								
Stan Javier, S OBP: 0.322, SLG: 0.276 (1, 8)	F7		F9		G4-3		HBP 1B		K	5	0	1	0	0	1	1	Philadelphia Phillies @ San Diego Padres Jack Murphy Stadium, San Diego, CA Sun Jul 12 1992, 10:05 PM EDT Att: 21,803 - Cloudy - 81 F								
Mariano Duncan, R OBP: 0.300, SLG: 0.410 (1, 6)	1B		K			SF7 1B	SF9			3	1	2	1	0	1	1									
Dave Hollins, S OBP: 0.359, SLG: 0.417 (1, 5)	K		K			SF7 1B	HBP			3	0	1	0	0	2	2									
John Kruk, L OBP: 0.447, SLG: 0.493 (1, 3)	P6			1B		BB	L5			3	0	1	0	1	0	3									
Darren Daulton, L OBP: 0.377, SLG: 0.494 (1, 2)	K		K			SF7	F8			3	0	0	1	0	2	1									
Wes Chamberlain, R OBP: 0.272, SLG: 0.433 (1, 9)	P2		P5			K	K			4	0	0	0	0	2	3									
Ruben Amaro Jr, S OBP: 0.306, SLG: 0.318 (1, 7)	E S BB		P6			K	L7			3	0	0	0	1	1	3									
Mickey Morandini, L OBP: 0.319, SLG: 0.359 (1, 4)	K		F7			L3	K			4	0	0	0	0	2	1									
Don Robinson, R OBP: 0.389, SLG: 0.556 (3, 1)										1	0	1	0	0	0	0									
Bob Ayrault, R OBP: 0.313, SLG: 0.273 (5, Ph)										0	0	0	0	0	0	0									
Wally Backman, S OBP: 0.355, SLG: 0.690 (5, Ph)										0	0	0	0	0	0	0									
Barry Jones, R OBP: 0.355, SLG: 0.690 (7, Ph)										0	0	0	0	0	0	0									
Jeff Grotewold, L OBP: 0.355, SLG: 0.690 (7, Ph)										0	0	0	0	0	0	0									
Wally Ritchie, L OBP: 0.355, SLG: 0.690 (7, Ph)										0	0	0	0	0	0	0									
Ricky Jordan, R OBP: 0.354, SLG: 0.338 (9, Ph)			2B			SF9 2B				1	0	0	0	0	1	0									
Inning Stats	R: 0 E: 0 K: 1 S: 11	H: 1 LOB: 1 BB: 0 P: 14	R: 0 E: 0 K: 2 S: 10	H: 0 LOB: 1 BB: 1 P: 16	R: 0 E: 0 K: 2 S: 14	H: 1 LOB: 1 BB: 0 P: 22	R: 0 E: 0 K: 1 S: 12	H: 1 LOB: 0 BB: 0 P: 17	R: 0 E: 0 K: 1 S: 8	H: 0 LOB: 0 BB: 0 P: 12	R: 1 E: 0 K: 2 S: 18	H: 2 LOB: 2 BB: 1 P: 30	R: 1 E: 0 K: 0 S: 16	H: 2 LOB: 2 BB: 0 P: 22	R: 0 E: 0 K: 1 S: 6	H: 0 LOB: 0 BB: 1 P: 8	R: 0 E: 0 K: 3 S: 11	H: 0 LOB: 0 BB: 0 P: 14	1B: 5 2B: 2 3B: 0 HR: 0	SF: 2 SAC: 0 DP: 0 HBP: 1	WP: 0 PB: 0 SB: 2 CS: 0	PA: 37			
PITCHER	IP	WLS	BF	H	R	ER	SO	BB	IBB	HBP	BLK	WP	HR	S	P	ERA	WHIP								
Andy Benes, R ERA: 3.71 (1, 1)	6.2	W	30	7	2	2	9	2	0	1	0	0	0	87	131	2.70	1.350								
Rich Rodriguez, L ERA: 2.15 (7, 1)	2.1		7	0	0	0	4	0	0	0	0	0	0	19	24	0.00	0.000								

AB	32
R	2
H	7
RBI	2
BB	2
SO	13
LOB	15



Batter	1	2	3	4	5	6	7	8	9	AB	R	H	RBI	BB	SO	LOB	BOTTOM								
Tony Fernandez, S OBP: 0.362, SLG: 0.385 (1, 6)	HR	G4-3		G1-3		G6-4-3 BB		FC5-4		3	1	1	0	1	0	0	Philadelphia Phillies @ San Diego Padres Jack Murphy Stadium, San Diego, CA Sun Jul 12 1992, 10:05 PM EDT Att: 21,803 - Cloudy - 81 F								
Craig Shipley, R OBP: 0.224, SLG: 0.228 (8, 6)	1B							1-2 2-3		1	0	0	0	0	2										
Tony Gwynn, L OBP: 0.385, SLG: 0.437 (1, 9)	L7	F8		K		L8		K		5	0	0	0	0	2	5									
Gary Sheffield, R OBP: 0.385, SLG: 0.557 (1, 5)	HR		F8 1B		G6-3 2B	G6-4-3		F8		5	3	3	2	0	0	4									
Fred McGriff, L OBP: 0.426, SLG: 0.578 (1, 3)	HR 1B		F8		G6-3		G4-3			4	1	1	0	0	0	2									
Darrin Jackson, R OBP: 0.308, SLG: 0.426 (1, 8)	L8		FC5-4 1B			F7				3	0	2	2	0	0	1									
Kevin Ward, R OBP: 0.292, SLG: 0.289 (5, PR) (6, 8)										1	0	0	0	0	0	0									
Benito Santiago, R OBP: 0.281, SLG: 0.365 (1, 2)	HR 1B		FC5-4 BB		L8		L7			4	1	1	0	0	0	2									
Jerald Clark, R OBP: 0.282, SLG: 0.361 (1, 7)	HR							2B 2B		2	2	2	3	2	0	0									
Kurt Stillwell, S OBP: 0.273, SLG: 0.283 (1, 4)	K		F9		G4-3			FC5-4 2B		3	0	0	0	0	1	4									
Tim Teufel, R OBP: 0.335, SLG: 0.403 (6, 4)										1	0	1	1	0	0	0									
Andy Benes, R OBP: 0.220, SLG: 0.216 (1, 1)		F8			F7			FC5-4 BB		3	0	1	0	0	0	0									
Rich Rodriguez, L (7, 1)										0	0	0	0	0	1	0									
Inning Stats	R: 5 E: 0 K: 1 S: 16	H: 5 LOB: 0 BB: 0 P: 22	R: 0 E: 0 K: 0 S: 4	H: 0 LOB: 0 BB: 0 P: 6	R: 1 E: 0 K: 0 S: 12	H: 2 LOB: 2 BB: 1 P: 22	R: 0 E: 0 K: 1 S: 7	H: 0 LOB: 0 BB: 0 P: 10	R: 1 E: 0 K: 0 S: 9	H: 2 LOB: 2 BB: 1 P: 22	R: 0 E: 0 K: 0 S: 6	H: 1 LOB: 1 BB: 1 P: 10	R: 0 E: 0 K: 0 S: 7	H: 0 LOB: 0 BB: 0 P: 11	R: 1 E: 0 K: 1 S: 17	H: 2 LOB: 2 BB: 1 P: 27	1B: 6 2B: 4 3B: 0 HR: 2	SF: 0 SAC: 0 DP: 1 HBP: 0	WP: 0 PB: 0 SB: 0 CS: 0	PA: 39					
PITCHER	IP	WLS	BF	H	R	ER	SO	BB	IBB	HBP	BLK	WP	HR	S	P	ERA	WHIP								
Don Robinson, R ERA: 5.1 (1, 1)	2.1	L	13	6	1	0	1	0	0	0	0	0	0	25	38	23.14	2.571								
Bob Ayrault, R ERA: 3.97 (3, 1)	1.2		7	1	0	0	1	1	0	0	0	0	0	14	22	0.00	1.200								
Barry Jones, R ERA: 4.62 (5, 1)	2.0		10	3	1	1	0	2	0	0	1	0	0	15	32	4.50	2.500								
Wally Ritchie, L ERA: 2.78 (7, 1)	2.0		9	2	1	1	1	1	0	0	0	0	0	24	38	4.50	1.500								

AB	35
R	8
H	12
RBI	8
BB	4
SO	3
LOB	20



Batter	1	2	3	4	5	6	7	8	9	AB	R	H	RBI	BB	SO	LOB	TOP					
Tony Fernandez, S OBP: 0.358, SLG: 0.380	G4-3		K		L9		F7		L8	5	0	0	0	0	1	2						
Tony Gwynn, L OBP: 0.381, SLG: 0.432	F8		F8			L8	F8			4	0	0	0	0	0	0						
Gary Sheffield, R OBP: 0.386, SLG: 0.560	BB 1B			F8		HR 2B		G4-3		4	1	2	0	0	0	0						
Fred McGriff, L OBP: 0.430, SLG: 0.589	BB			FC4-6 1B		HR		F6		3	1	2	2	1	0	0						
Darrin Jackson, R OBP: 0.307, SLG: 0.422	K			K		3B BB		K		3	1	0	0	1	3	3						
Benito Santiago, R OBP: 0.280, SLG: 0.362		G5-3		FC4-6		F7			2B 1B	4	1	1	0	0	0	2						
Jerald Clark, R OBP: 0.281, SLG: 0.367	L6				F7				K	4	0	1	1	0	1	1	AB 33					
Tim Teufel, R OBP: 0.340, SLG: 0.400																	R 4					
Kurt Stillwell, S OBP: 0.271, SLG: 0.281	K					L6			F9	1	0	0	0	1	1	0	H 7					
Bruce Hurst, L OBP: 0.136, SLG: 0.156																	RBI 4					
Jose Melendez, R																	BB 3					
Rich Rodriguez, L																	SO 6					
Oscar Azocar, L OBP: 0.281, SLG: 0.253																	LOB 10					
Mike Maddux, L																						
Phil Stephenson, L OBP: 0.208, SLG: 0.233																						
Inning Stats	R: 0 E: 0 K: 1 S: 10	H: 1 LOB: 2 BB: 1 P: 18	R: 0 E: 0 K: 1 S: 6	H: 0 LOB: 0 BB: 0 P: 7	R: 0 E: 0 K: 1 S: 8	H: 0 LOB: 0 BB: 0 P: 11	R: 0 E: 0 K: 1 S: 15	H: 1 LOB: 1 BB: 0 P: 17	R: 0 E: 0 K: 0 S: 7	H: 0 LOB: 1 BB: 1 P: 13	R: 3 E: 0 K: 0 S: 11	H: 3 LOB: 1 BB: 1 P: 18	R: 0 E: 0 K: 0 S: 4	H: 0 LOB: 0 BB: 0 P: 5	R: 0 E: 0 K: 1 S: 8	H: 0 LOB: 0 BB: 0 P: 13	R: 1 E: 0 K: 1 S: 11	H: 2 LOB: 1 BB: 0 P: 17	1B: 3 2B: 2 3B: 1 HR: 1	SF: 0 SAC: 1 DP: 0 HBP: 0	WP: 0 PB: 0 SB: 0 CS: 0	PA: 37
PITCHER	IP WLS BF H R ER SO BB IBB HBP BLK WP HR S P ERA WHIP																					
Ken Hill, R ERA: 2.69	(1, 1) 5.2 W 25 5 3 3 4 3 0 0 0 0 0 1 56 82 4.76 1.412																					
Mel Rojas, R ERA: 1.18	(6, 1) 3.0 11 2 1 1 2 0 0 0 0 0 0 0 23 36 3.00 0.667																					
John Wetteland, R ERA: 3.89	(9, 1) 0.1 S 1 0 0 0 0 0 0 0 0 0 0 0 1 1 0.00 0.000																					

San Diego Padres @ Montreal Expos
Olympic Stadium, Montreal, QB
Thu Jul 16 1992, 7:05 PM EDT
Att: 30,790 - Dome - 70 F

livebaseballscores.com



Batter	1	2	3	4	5	6	7	8	9	AB	R	H	RBI	BB	SO	LOB	BOTTOM			
Delino DeShields, L OBP: 0.380, SLG: 0.408	G3-1		F9		S HR 1B	G1-3 1B		G4-3		4	1	1	0	1	0	1				
Spike Owen, S OBP: 0.333, SLG: 0.392	BB		1B		G1-3	L7		F7		5	1	2	0	0	0	2				
Marquis Grissom, R OBP: 0.332, SLG: 0.401	BB		1B		1B					4	1	3	3	0	1	1				
Larry Walker, L OBP: 0.335, SLG: 0.510	F8		1B		HR	1B		G1-3		4	1	2	1	0	0	3				
Tim Wallach, R OBP: 0.312, SLG: 0.328		P4	F8		E SF7 BB			G6-3		3	1	0	0	1	0	2				
Gary Carter, R OBP: 0.292, SLG: 0.326	G1-3				G4-3	SF7		G6-3		3	0	0	1	0	0	0				
Archi Cianfrocco, R OBP: 0.279, SLG: 0.381	F7				G3-1 BB			FC4-6 1B		3	1	2	0	1	0	0	AB 33			
John Vander Wal, L OBP: 0.349, SLG: 0.372			G3		G3-1	K		FC4-6		4	0	0	1	0	1	2	R 7			
Ken Hill, R OBP: 0.385, SLG: 0.543																	H 10			
Mel Rojas, R ERA: 3.03																	RBI 6			
John Wetteland, R																	BB 4			
Inning Stats	R: 0 E: 0 K: 1 S: 8	H: 1 LOB: 1 BB: 0 P: 11	R: 0 E: 0 K: 0 S: 6	H: 0 LOB: 0 BB: 0 P: 7	R: 2 E: 0 K: 0 S: 17	H: 3 LOB: 2 BB: 1 P: 25	R: 1 E: 0 K: 0 S: 7	H: 0 LOB: 0 BB: 1 P: 14	R: 4 E: 1 K: 1 S: 21	H: 4 LOB: 1 BB: 1 P: 28	R: 0 E: 0 K: 0 S: 12	H: 1 LOB: 2 BB: 1 P: 19	R: 0 E: 0 K: 0 S: 7	H: 1 LOB: 1 BB: 0 P: 7	R: 0 E: 0 K: 0 S: 5	H: 0 LOB: 0 BB: 0 P: 9	1B: 9 2B: 0 3B: 0 HR: 1	SF: 1 SAC: 0 DP: 0 HBP: 0	WP: 0 PB: 0 SB: 3 CS: 0	PA: 38
PITCHER	IP WLS BF H R ER SO BB IBB HBP BLK WP HR S P ERA WHIP																			
Bruce Hurst, L ERA: 3.54	(1, 1) 4.1 L 23 7 7 6 1 3 0 0 0 0 0 0 22 30 0.00 2.250																			
Jose Melendez, R ERA: 3.03	(5, 1) 1.1 7 2 0 0 2 1 0 0 0 0 0 0 22 30 0.00 2.250																			
Rich Rodriguez, L ERA: 2.14	(6, 1) 0.1 1 0 0 0 0 0 0 0 0 0 0 1 2 0.00 0.000																			
Mike Maddux, R ERA: 1.73	(7, 1) 2.0 7 1 0 0 0 0 0 0 0 0 0 0 12 16 0.00 0.500																			

San Diego Padres @ Montreal Expos
Olympic Stadium, Montreal, QB
Thu Jul 16 1992, 7:05 PM EDT
Att: 30,790 - Dome - 70 F

livebaseballscores.com



Batter	1	2	3	4	5	6	7	8	9	AB	R	H	RBI	BB	SO	LOB	TOP					
Tony Fernandez, S (1, 6) OBP: 0.354, SLG: 0.375	G1-3		L9			F7		FC6-4		4	0	0	0	0	0	2						
Tony Gwynn, L (1, 9) OBP: 0.382, SLG: 0.433	L1-3				G3-1	F8			FC4-6	4	0	2	0	0	0	0						
Gary Sheffield, R (1, 5) OBP: 0.385, SLG: 0.556	L1-3				G3-6		P6		FC4-6	4	0	1	0	0	0	2						
Fred McGriff, L (1, 3) OBP: 0.431, SLG: 0.588		G4-6-3			G3-6				L4	4	0	2	0	0	0	2						
Darrin Jackson, R (1, 8) OBP: 0.303, SLG: 0.417		F9			G5-3		L9		G6-3	4	0	0	0	0	0	3						
Benito Santiago, R (1, 2) OBP: 0.276, SLG: 0.357		G4-6-3			G1-3		G4-3			3	0	0	0	0	0	2						
Jerald Clark, R (1, 7) OBP: 0.285, SLG: 0.368			G4-3			FC6-4		F8		2	0	1	0	1	0	0						
Kurt Stillwell, S (1, 4) OBP: 0.271, SLG: 0.282			G4-3			FC6-4				3	0	1	0	0	0	2						
Andy Benes, R (1, 1) OBP: 0.209, SLG: 0.205										2	0	0	0	0	0	2						
Kevin Ward, R (8, PH) OBP: 0.289, SLG: 0.286										1	0	0	0	0	0	1						
Rich Rodriguez, L (8, 1)										0	0	0	0	0	0	0						
Inning Stats	R: 0 E: 0 K: 0 S: 8	H: 1 LOB: 0 BB: 0 P: 10	R: 0 E: 0 K: 0 S: 9	H: 1 LOB: 0 BB: 0 P: 12	R: 0 E: 0 K: 1 S: 7	H: 1 LOB: 1 BB: 0 P: 9	R: 0 E: 0 K: 0 S: 4	H: 1 LOB: 1 BB: 1 P: 6	R: 0 E: 0 K: 1 S: 6	H: 0 LOB: 0 BB: 0 P: 13	R: 0 E: 0 K: 1 S: 6	H: 0 LOB: 1 BB: 0 P: 7	R: 0 E: 0 K: 0 S: 10	H: 1 LOB: 1 BB: 0 P: 15	R: 0 E: 0 K: 0 S: 12	H: 1 LOB: 1 BB: 0 P: 18	R: 0 E: 0 K: 0 S: 10	H: 1 LOB: 1 BB: 0 P: 16	1B: 7 2B: 1 3B: 0 HR: 0	SF: 0 SAC: 0 DP: 3 HBP: 0	WP: 0 PB: 0 SB: 0 CS: 0	PA: 32
PITCHER	IP WLS BF H R ER SO BB IBB HBP BLK WP HR S P ERA WHIP																					
Chris Nabholz, L (1, 1) ERA: 3.61	8.0 W 29 7 0 0 2 1 0 0 0 0 0 0 64 94 0.00 1.000																					
John Wetteland, R (9, 1) ERA: 3.8	1.0 S 3 0 0 0 0 0 0 0 0 0 0 0 8 12 0.00 0.000																					

San Diego Padres @ Montreal Expos
Olympic Stadium, Montreal, QB
Fri Jul 17 1992, 7:05 PM EDT
Att: 31,123 - Dome - 70 F

AB	31
R	0
H	7
RBI	0
BB	1
SO	2
LOB	15



Batter	1	2	3	4	5	6	7	8	9	AB	R	H	RBI	BB	SO	LOB	BOTTOM			
Delino DeShields, L (1, 4) OBP: 0.378, SLG: 0.406	G1-3			G3		K		L7		4	1	1	0	0	1	0				
Marquis Grissom, R (1, 8) OBP: 0.331, SLG: 0.399	F8			F9				G6-3		4	0	1	0	0	0	1				
John Vander Wal, L (1, 7) OBP: 0.353, SLG: 0.376										4	2	2	0	0	1	1				
Larry Walker, L (1, 9) OBP: 0.334, SLG: 0.507		P6		G3						4	0	1	0	0	1	3				
Darrin Fletcher, L (1, 2) OBP: 0.277, SLG: 0.272		P5								4	0	2	2	0	0	1				
Tim Lincecum, R (1, 5) OBP: 0.309, SLG: 0.325		G5-3								3	0	0	0	0	2	2				
Greg Colbrunn, R (1, 3) OBP: 0.368, SLG: 0.388										3	0	2	0	0	1	0				
Archi Cianfranco, R (8, 3) OBP: 0.279, SLG: 0.381										0	0	0	0	0	0	0				
Spike Owen, S (1, 6) OBP: 0.330, SLG: 0.387										3	0	0	0	0	0	3				
Chris Nabholz, L (1, 1) OBP: 0.083, SLG: 0.139										3	0	0	0	0	0	2				
John Wetteland, R (9, 1) ERA: 2.1										0	0	0	0	0	0	0				
Inning Stats	R: 0 E: 0 K: 1 S: 8	H: 0 LOB: 0 BB: 0 P: 10	R: 0 E: 0 K: 0 S: 6	H: 0 LOB: 0 BB: 0 P: 9	R: 0 E: 0 K: 0 S: 8	H: 1 LOB: 0 BB: 0 P: 11	R: 2 E: 0 K: 1 S: 10	H: 3 LOB: 1 BB: 0 P: 13	R: 0 E: 0 K: 2 S: 12	H: 1 LOB: 1 BB: 0 P: 19	R: 0 E: 0 K: 1 S: 10	H: 2 LOB: 2 BB: 0 P: 17	R: 1 E: 1 K: 0 S: 12	H: 2 LOB: 1 BB: 0 P: 16	R: 0 E: 0 K: 0 S: 10	H: 0 LOB: 0 BB: 0 P: 16	1B: 9 2B: 0 3B: 0 HR: 0	SF: 0 SAC: 0 DP: 1 HBP: 0	WP: 1 PB: 0 SB: 0 CS: 0	PA: 32
PITCHER	IP WLS BF H R ER SO BB IBB HBP BLK WP HR S P ERA WHIP																			
Andy Benes, R (1, 1) ERA: 3.65	7.0 L 27 7 2 2 2 0 0 0 0 0 0 0 64 92 2.57 1.000																			
Rich Rodriguez, L (8, 1) ERA: 2.1	1.0 5 2 1 0 0 0 0 0 0 0 0 1 0 12 16 0.00 2.000																			

San Diego Padres @ Montreal Expos
Olympic Stadium, Montreal, QB
Fri Jul 17 1992, 7:05 PM EDT
Att: 31,123 - Dome - 70 F

AB	32
R	3
H	9
RBI	2
BB	0
SO	6
LOB	13



Batter	1	2	3	4	5	6	7	8	9	AB	R	H	RBI	BB	SO	LOB	TOP								
Tony Fernandez, S (1,6) OBP: 0.357, SLG: 0.379 Craig Shipley, R (9,6) OBP: 0.224, SLG: 0.228	F8		F8		E3 1B SF7		E	G6-4-3		5	1	3	1	0	0	1									
Tony Gwynn, L (1,9) OBP: 0.385, SLG: 0.434	G1-3		F9				E9		2B	4	1	2	1	1	0	1									
Gary Sheffield, R (1,5) OBP: 0.385, SLG: 0.557					F7		SF7		2B	3	1	1	1	1	0	2									
Fred McGriff, L (1,3) OBP: 0.431, SLG: 0.582	K						G3-1		K	3	0	0	0	2	2	4									
Darrin Jackson, R (1,8) OBP: 0.302, SLG: 0.417					P3				1B	5	1	1	2	0	0	4									
Bento Santiago, R (1,2) OBP: 0.274, SLG: 0.350					K				L4	4	1	0	0	1	1	2									
Jerald Clark, R (1,7) OBP: 0.287, SLG: 0.368							K		F7	5	2	2	1	0	1	1									
Kurt Stillwell, S (1,4) OBP: 0.281, SLG: 0.307					G4-3		SH1-4 1B		3B	3	2	2	3	2	0	0									
Frank Seminara, R (1,1) OBP: 0.105, SLG: 0.056 Randy Myers, L (8,1)					K		SH1-4		K	3	1	1	0	0	1	1									
Inning Stats	R: 0 E: 0 K: 1 S: 7	H: 0 LOB: 1 BB: 1 P: 15	R: 0 E: 0 K: 0 S: 10	H: 0 LOB: 0 BB: 0 P: 17	R: 0 E: 0 K: 1 S: 9	H: 1 LOB: 1 BB: 0 P: 13	R: 0 E: 0 K: 1 S: 10	H: 0 LOB: 1 BB: 1 P: 18	R: 3 E: 1 K: 0 S: 14	H: 3 LOB: 1 BB: 1 P: 24	R: 0 E: 0 K: 1 S: 5	H: 0 LOB: 0 BB: 0 P: 9	R: 1 E: 1 K: 0 S: 9	H: 2 LOB: 3 BB: 2 P: 17	R: 2 E: 0 K: 0 S: 9	H: 2 LOB: 0 BB: 1 P: 17	R: 4 E: 0 K: 2 S: 19	H: 4 LOB: 1 BB: 1 P: 30	1B: 8 2B: 2 3B: 1 HR: 1	SF: 1 SAC: 1 DP: 1 HBP: 0	WP: 0 PB: 0 SB: 2 CS: 0	PA: 45			
PITCHER	IP	WLS	BF	H	R	ER	SO	BB	IBB	HBP	BLK	WP	HR	S	P	ERA	WHIP								
Dennis Martinez, R (1,1) ERA: 2.95	6.1	L	29	6	4	3	4	4	0	0	0	0	0	60	105	4.26	1.579								
Bill Sampen, R (7,1) ERA: 3.27	0.2		3	0	0	0	0	0	1	0	0	0	0	4	8	0.00	0.000								
Bill Landrum, R (8,1) ERA: 6.63	1.0		5	2	2	2	0	1	0	0	0	0	1	9	17	18.00	3.000								
Sergio Valdez, R (9,1) ERA: 2.89	0.1		4	2	3	3	1	1	0	0	0	0	0	7	13	81.00	9.000								
Jeff Fassero, L (9,1) ERA: 3.39	0.2		4	2	1	1	1	0	0	0	0	0	0	12	17	13.50	3.000								

San Diego Padres @ Montreal Expos
Olympic Stadium, Montreal, QB
Sat Jul 18 1992, 7:05 PM EDT
Att: 32,370 - Dome - 70 F

livebaseballscorecards.com

AB 36
R 10
H 12
RBI 9
BB 7
SO 6
LOB 17



Batter	1	2	3	4	5	6	7	8	9	AB	R	H	RBI	BB	SO	LOB	BOTTOM								
Delino DeShields, L (1,4) OBP: 0.379, SLG: 0.407	F8		F8		K			2B		4	1	2	0	0	1	0									
Marquis Grissom, R (1,8) OBP: 0.330, SLG: 0.401	L8		F8				G4-3	G3		4	0	1	2	0	0	1									
John Vander Wal, L (1,7) OBP: 0.353, SLG: 0.375 Greg Colbrunn, R (8, PH) OBP: 0.350, SLG: 0.350 Darren Reed, R (9,7) OBP: 0.233, SLG: 0.316	1B		FC1-2-5				E3	K		3	1	1	0	0	0	1									
Larry Walker, L (1,9) OBP: 0.336, SLG: 0.507	1B		G6-3					G3		4	0	2	0	0	0	2									
Bret Barberie, S (1,5) OBP: 0.347, SLG: 0.274 Spike Owen, S (8, PH) OBP: 0.332, SLG: 0.387					G4-3		F7	FC5-4		3	0	1	1	0	0	1									
Tim Wallach, R (1,3) OBP: 0.306, SLG: 0.321	G1-3				F9			BB		4	0	0	0	0	0	4									
Gary Carter, R (1,2) OBP: 0.292, SLG: 0.321					L7			F8		3	0	0	0	1	0	0									
Tom Foley, L (1,6) OBP: 0.244, SLG: 0.198 Archi Cianfranco, R (9, PH) OBP: 0.253, SLG: 0.351					G5-3			G3-6-3		3	0	0	0	0	0	1									
Dennis Martinez, R (1,1) ERA: 2.95 Bill Landrum, R (7,1) ERA: 6.63 Darrin Fletcher, L (8, PH) OBP: 0.285, SLG: 0.279 Sergio Valdez, R (9,1) ERA: 2.89 Jeff Fassero, L (9,1) ERA: 3.39 Rob Natal, R (9, PH)					G1-3			1B		2	0	0	0	0	1	0									
Inning Stats	R: 1 E: 0 K: 0 S: 11	H: 3 LOB: 2 BB: 0 P: 19	R: 0 E: 0 K: 0 S: 5	H: 0 LOB: 0 BB: 0 P: 6	R: 0 E: 1 K: 0 S: 8	H: 1 LOB: 1 BB: 0 P: 11	R: 0 E: 0 K: 0 S: 5	H: 0 LOB: 0 BB: 0 P: 9	R: 0 E: 0 K: 2 S: 8	H: 0 LOB: 0 BB: 0 P: 12	R: 0 E: 1 K: 0 S: 16	H: 1 LOB: 1 BB: 0 P: 24	R: 0 E: 0 K: 0 S: 3	H: 0 LOB: 0 BB: 1 P: 9	R: 2 E: 0 K: 1 S: 15	H: 3 LOB: 2 BB: 1 P: 25	R: 0 E: 0 K: 0 S: 5	H: 0 LOB: 0 BB: 1 P: 11	1B: 7 2B: 1 3B: 0 HR: 0	SF: 0 SAC: 0 DP: 2 HBP: 0	WP: 0 PB: 0 SB: 0 CS: 0	PA: 36			
PITCHER	IP	WLS	BF	H	R	ER	SO	BB	IBB	HBP	BLK	WP	HR	S	P	ERA	WHIP								
Frank Seminara, R (1,1) ERA: 3.96	7.0	W	28	7	3	3	2	1	0	0	0	0	0	61	97	3.86	1.143								
Randy Myers, L (8,1) ERA: 5.4	2.0		8	1	0	0	1	2	0	0	0	0	0	15	29	0.00	1.500								

San Diego Padres @ Montreal Expos
Olympic Stadium, Montreal, QB
Sat Jul 18 1992, 7:05 PM EDT
Att: 32,370 - Dome - 70 F

livebaseballscorecards.com

AB 33
R 3
H 8
RBI 3
BB 3
SO 3
LOB 12



Batter	1	2	3	4	5	6	7	8	9	AB	R	H	RBI	BB	SO	LOB	TOP										
Tony Fernandez, S (1, 6) OBP: 0.350, SLG: 0.370	L4		F7			G6-3			G6-3	4	0	0	0	0	0	0	San Diego Padres @ Philadelphia Phillies Veterans Stadium, Philadelphia, PA Mon Jul 20 1992, 7:05 PM EDT Att: 20,795 - Cloudy - 86 F										
Tony Gwynn, L (1, 9) OBP: 0.389, SLG: 0.441	G4-3		F8			G5-4-3 BB			1B 1B	3	1	1	0	1	0	0											
Gary Sheffield, R (1, 5) OBP: 0.386, SLG: 0.556	P4				L7	G5-4-3 1-2			G3 1B 1B	4	0	1	0	0	0	1											
Fred McGriff, L (1, 3) OBP: 0.429, SLG: 0.587		HR			K				F7 G3 1B	4	1	2	2	0	1	0											
Darrin Jackson, R (1, 8) OBP: 0.306, SLG: 0.421		K			L6				G6-3 G3 1B	4	0	0	0	0	1	2											
Benito Santiago, R (1, 2) OBP: 0.279, SLG: 0.350		G5-3 BB 1B				G5-3			CS BB	3	0	1	0	1	0	2											
Jerald Clark, R (1, 7) OBP: 0.286, SLG: 0.366		1-2 BB				1-0 2B			CS G6-3	2	0	1	0	1	0	0											
Kurt Stillwell, S (1, 4) OBP: 0.280, SLG: 0.317		G5-3 2-3				K			F7	3	0	0	0	0	1	3											
Jim Deshaies, L (1, 1) Oscar Azocar, L (8, PH) Rich Rodriguez, L (8, 1) Randy Myers, L (9, 1)			L1			K			G4-3	2	0	0	0	0	1	1											
						K				1	0	0	0	0	0	0											
										0	0	0	0	0	0	0											
										0	0	0	0	0	0	0											
Inning Stats	R: 0 E: 0 K: 0 S: 7	H: 0 LOB: 0 BB: 0 P: 12	R: 1 E: 0 K: 1 S: 13	H: 2 LOB: 1 BB: 1 P: 24	R: 0 E: 0 K: 1 S: 6	H: 0 LOB: 0 BB: 0 P: 7	R: 0 E: 0 K: 1 S: 5	H: 0 LOB: 0 BB: 0 P: 7	R: 0 E: 0 K: 2 S: 8	H: 1 LOB: 1 BB: 0 P: 12	R: 0 E: 0 K: 0 S: 5	H: 0 LOB: 0 BB: 1 P: 12	R: 0 E: 0 K: 0 S: 7	H: 0 LOB: 0 BB: 1 P: 15	R: 0 E: 0 K: 0 S: 8	H: 0 LOB: 0 BB: 0 P: 12	R: 1 E: 0 K: 0 S: 18	H: 3 LOB: 2 BB: 0 P: 25	1B: 4 2B: 1 3B: 0 HR: 1	SF: 0 SAC: 0 DP: 2 HBP: 0	WP: 0 PB: 0 SB: 0 CS: 1	PA: 34					
PITCHER	IP	WLS	BF	H	R	ER	SO	BB	IBB	HBP	BLK	WP	HR	S	P	ERA	WHIP										
Greg Mathews, L (1, 1) ERA: 1.29	7.0		24	3	1	1	4	3	0	0	0	0	1	51	89	1.29	0.857										
Barry Jones, R (8, 1) ERA: 4.5	2.0	L	9	3	1	1	0	0	0	0	0	0	0	26	37	4.50	1.500										

AB	30
R	2
H	6
RBI	2
BB	3
SO	4
LOB	9



Batter	1	2	3	4	5	6	7	8	9	AB	R	H	RBI	BB	SO	LOB	BOTTOM										
Lenny Dykstra, L (1, 8) OBP: 0.365, SLG: 0.379	L8		P7			P6			S 1B	4	0	1	0	0	0	0	San Diego Padres @ Philadelphia Phillies Veterans Stadium, Philadelphia, PA Mon Jul 20 1992, 7:05 PM EDT Att: 20,795 - Cloudy - 86 F										
Mariano Duncan, R (1, 4) OBP: 0.295, SLG: 0.403	FC5-4 1B		G6-3			G4-3			F8	4	0	1	0	0	0	1											
Dave Hollins, S (1, 5) OBP: 0.372, SLG: 0.448	FC5-4 2B 1-2					P9			G6-3	4	1	1	0	0	0	2											
John Kruk, L (1, 3) OBP: 0.455, SLG: 0.503	1-2 1-3 2B					F8			BB BB 1B	4	0	3	0	0	0	0											
Wes Chamberlain, R (1, 9) OBP: 0.285, SLG: 0.428	P3					G6-3			F9	4	0	0	1	0	0	4											
Darren Daulton, L (1, 2) OBP: 0.386, SLG: 0.495		F7				FC5-4 BB			K	2	0	0	0	2	1	1											
Stan Javier, S (1, 7) OBP: 0.319, SLG: 0.280		G6-3				SH1-4			BB BB	2	0	0	0	0	0	2											
Barry Jones, R (8, 1) Ricky Jordan, R (9, PH) Mickey Morandini, L (9, PR)						FC5-4 1-2 2-3			SH1-4 BB	0	0	0	0	0	0	0											
Joe Milette, R (1, 6) OBP: 0.350, SLG: 0.316		P8				G1-3			F8	3	0	0	0	0	0	3											
Jeff Grotewold, L (9, PH) OBP: 0.382, SLG: 0.677									1-2 2-3 BB	0	0	0	0	1	0	0											
Greg Mathews, R (1, 1) Ruben Amaro Jr, S (8, 7)						L9			K L4	2	0	0	0	0	1	0											
										2	0	0	0	0	1	3											
Inning Stats	R: 0 E: 0 K: 0 S: 13	H: 2 LOB: 2 BB: 0 P: 21	R: 0 E: 0 K: 0 S: 7	H: 0 LOB: 0 BB: 0 P: 10	R: 0 E: 0 K: 1 S: 8	H: 0 LOB: 0 BB: 0 P: 11	R: 1 E: 0 K: 0 S: 14	H: 2 LOB: 2 BB: 1 P: 22	R: 0 E: 0 K: 0 S: 6	H: 0 LOB: 0 BB: 0 P: 9	R: 0 E: 0 K: 0 S: 3	H: 0 LOB: 0 BB: 1 P: 9	R: 0 E: 0 K: 1 S: 9	H: 1 LOB: 1 BB: 0 P: 12	R: 0 E: 0 K: 1 S: 14	H: 1 LOB: 3 BB: 2 P: 28	1B: 4 2B: 2 3B: 0 HR: 0	SF: 0 SAC: 1 DP: 0 HBP: 0	WP: 0 PB: 0 SB: 2 CS: 1	PA: 36							
PITCHER	IP	WLS	BF	H	R	ER	SO	BB	IBB	HBP	BLK	WP	HR	S	P	ERA	WHIP										
Jim Deshaies, L (1, 1) ERA: 1.42	7.0		26	4	1	1	1	2	0	0	0	0	0	57	91	1.29	0.857										
Rich Rodriguez, L (8, 1) ERA: 2.07	1.0	W	4	1	0	0	1	0	0	0	0	0	0	9	12	0.00	1.000										
Randy Myers, L (9, 1) ERA: 5.28	1.0	S	6	1	0	0	1	2	0	0	0	0	0	14	28	0.00	3.000										

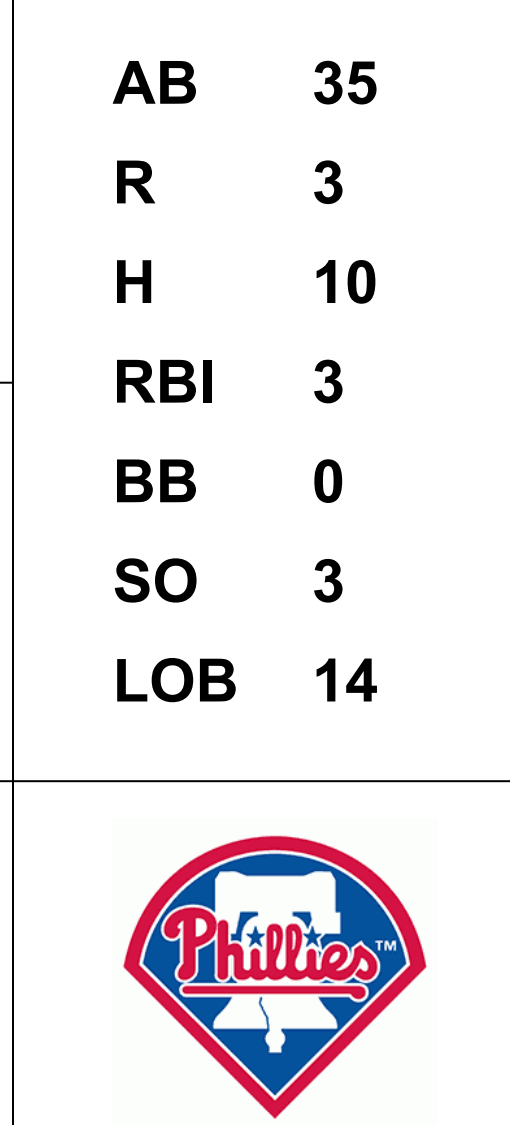
AB	31
R	1
H	6
RBI	1
BB	4
SO	3
LOB	16



Batter	1	2	3	4	5	6	7	8	9	AB	R	H	RBI	BB	SO	LOB	TOP					
Kurt Stillwell, S OBP: 0.280, SLG: 0.316 (1, 4)	F9		F7				F7			4	0	1	0	0	0	2	San Diego Padres @ Philadelphia Phillies Veterans Stadium, Philadelphia, PA Tue Jul 21 1992, 7:05 PM EDT Att: 19,829 - Cloudy - 85 F					
Tony Gwynn, L OBP: 0.388, SLG: 0.442 (1, 9)	P7		1B				G1-3			4	1	1	1	0	0	2						
Gary Sheffield, R OBP: 0.388, SLG: 0.558 (1, 5)	P6		1B							4	1	2	1	0	0	0						
Fred McGriff, L OBP: 0.427, SLG: 0.589 (1, 3)		K	G1-3							4	1	1	1	0	1	1						
Jerald Clark, R OBP: 0.282, SLG: 0.361 (1, 7)	G6-3						F9			4	0	0	0	0	0	1						
Benito Santiago, R OBP: 0.287, SLG: 0.356 (1, 2)		FC5-4					SF9			2	0	2	1	1	0	0						
Kevin Ward, R OBP: 0.277, SLG: 0.273 Darrin Jackson, R OBP: 0.305, SLG: 0.419 (8, 8)	1B	FC5-4					F8			3	0	0	0	0	1	2						
Craig Shipley, R OBP: 0.242, SLG: 0.262 (1, 6)			2B				G4-3			4	1	2	0	0	0	1						
Bruce Hurst, L OBP: 0.122, SLG: 0.128 Randy Myers, L (9, 1)			K				K			3	0	0	0	0	2	2						
Inning Stats	R: 0 E: 0 K: 0 S: 4	H: 0 LOB: 0 BB: 0 P: 6	R: 0 E: 0 K: 1 S: 8	H: 1 LOB: 1 BB: 0 P: 11	R: 2 E: 0 K: 1 S: 15	H: 3 LOB: 1 BB: 0 P: 19	R: 0 E: 0 K: 1 S: 5	H: 1 LOB: 0 BB: 0 P: 11	R: 0 E: 0 K: 0 S: 8	H: 1 LOB: 1 BB: 0 P: 13	R: 2 E: 0 K: 0 S: 8	H: 2 LOB: 1 BB: 0 P: 9	R: 0 E: 0 K: 0 S: 9	H: 1 LOB: 1 BB: 0 P: 12	R: 0 E: 0 K: 0 S: 9	H: 0 LOB: 0 BB: 0 P: 11		R: 0 E: 0 K: 0 S: 8	H: 0 LOB: 1 BB: 1 P: 16	1B: 5 2B: 3 3B: 1 HR: 0	SF: 1 SAC: 1 DP: 0 HBP: 0	WP: 0 PB: 0 SB: 0 CS: 0
PITCHER	IP	WLS	BF	H	R	ER	SO	BB	IBB	HBP	BLK	WP	HR	S	P	ERA	WHIP					
Terry Mulholland, L ERA: 3.97 Bob Ayrault, R ERA: 3.8 (9, 1)	8.0	L	32	9	4	4	4	0	0	0	0	0	0	69	92	4.50	1.125					

Batter	1	2	3	4	5	6	7	8	9	AB	R	H	RBI	BB	SO	LOB	BOTTOM					
Lenny Dykstra, L OBP: 0.370, SLG: 0.385 (1, 8)	S		1B					F7		4	1	3	0	0	0	0	San Diego Padres @ Philadelphia Phillies Veterans Stadium, Philadelphia, PA Tue Jul 21 1992, 7:05 PM EDT Att: 19,829 - Cloudy - 85 F					
Mariano Duncan, R OBP: 0.295, SLG: 0.401 (1, 4)	K		G5-4-3				F9			4	0	1	0	0	1	2						
Dave Hollins, S OBP: 0.373, SLG: 0.451 (1, 5)	F8		G5-4-3				G4-3			4	0	2	1	0	0	3						
John Kruk, L OBP: 0.450, SLG: 0.497 (1, 3)	F7						G4-3			4	1	0	0	0	0	3						
Wes Chamberlain, R OBP: 0.284, SLG: 0.429 (1, 9)		F8					K			4	1	1	0	0	1	1						
Darren Daulton, L OBP: 0.384, SLG: 0.491 (1, 2)		G6-3					G3			4	0	1	1	0	0	1						
Stan Javier, S OBP: 0.324, SLG: 0.287 (1, 7)		G6-3					G6-3			4	0	2	1	0	0	1						
Joe Milette, R OBP: 0.304, SLG: 0.273 Ricky Jordan, R OBP: 0.237, SLG: 0.333 (9, PH)		K					G6-4-3			3	0	0	0	0	1	2						
Terry Mulholland, R OBP: 0.155, SLG: 0.127 Ruben Amaro Jr, S OBP: 0.301, SLG: 0.311 Bob Ayrault, R (9, 1)			G5-3				P9			2	0	0	0	0	0	0						
Inning Stats	R: 0 E: 0 K: 1 S: 12	H: 1 LOB: 1 BB: 0 P: 17	R: 0 E: 0 K: 1 S: 11	H: 1 LOB: 1 BB: 0 P: 15	R: 0 E: 0 K: 0 S: 13	H: 2 LOB: 1 BB: 0 P: 19	R: 0 E: 0 K: 0 S: 8	H: 0 LOB: 0 BB: 0 P: 10	R: 0 E: 0 K: 0 S: 5	H: 1 LOB: 0 BB: 0 P: 6	R: 1 E: 0 K: 1 S: 12	H: 2 LOB: 1 BB: 0 P: 15	R: 0 E: 0 K: 0 S: 5	H: 0 LOB: 0 BB: 0 P: 7	R: 0 E: 0 K: 0 S: 6	H: 0 LOB: 0 BB: 0 P: 8		R: 2 E: 0 K: 0 S: 17	H: 3 LOB: 1 BB: 0 P: 23	1B: 8 2B: 2 3B: 0 HR: 0	SF: 0 SAC: 0 DP: 2 HBP: 0	WP: 0 PB: 0 SB: 2 CS: 0
PITCHER	IP	WLS	BF	H	R	ER	SO	BB	IBB	HBP	BLK	WP	HR	S	P	ERA	WHIP					
Bruce Hurst, L ERA: 3.52 Randy Myers, L ERA: 5.2 (9, 1)	8.1	S	3	1	0	0	0	0	0	0	0	0	0	11	15	0.00	1.500					

AB	33
R	4
H	9
RBI	4
BB	1
SO	4
LOB	12



Batter	1	2	3	4	5	6	7	8	9	AB	R	H	RBI	BB	SO	LOB	TOP					
Tony Fernandez, S OBP: 0.347, SLG: 0.366										4	0	0	0	0	3	1						
Tony Gwynn, L OBP: 0.393, SLG: 0.445										4	0	2	0	0	0	0						
Gary Sheffield, R OBP: 0.389, SLG: 0.557										4	0	2	0	0	0	1						
Fred McGriff, L OBP: 0.423, SLG: 0.581										4	0	0	0	0	2	4						
Darrin Jackson, R OBP: 0.302, SLG: 0.416										3	0	0	0	0	2	2						
Benito Santiago, R OBP: 0.283, SLG: 0.351										3	0	0	0	0	0	2						
Jerald Clark, R OBP: 0.283, SLG: 0.361										3	0	1	0	0	0	0						
Tim Teufel, R OBP: 0.333, SLG: 0.392										3	0	0	0	0	0	1						
Andy Benes, R OBP: 0.200, SLG: 0.195										2	0	0	0	0	1	1						
Oscar Azocar, L OBP: 0.263, SLG: 0.256										1	0	0	0	0	0	0						
Larry Andersen, R OBP: 0.263, SLG: 0.256										0	0	0	0	0	0	0						
Inning Stats	R: 0 E: 0 K: 1 S: 6	H: 0 LOB: 0 BB: 0 P: 8	R: 0 E: 0 K: 1 S: 8	H: 0 LOB: 0 BB: 0 P: 12	R: 0 E: 0 K: 2 S: 15	H: 1 LOB: 1 BB: 0 P: 22	R: 0 E: 0 K: 0 S: 7	H: 1 LOB: 0 BB: 0 P: 8	R: 0 E: 0 K: 0 S: 8	H: 0 LOB: 0 BB: 0 P: 11	R: 0 E: 0 K: 1 S: 7	H: 0 LOB: 0 BB: 0 P: 12	R: 0 E: 0 K: 2 S: 13	H: 2 LOB: 2 BB: 0 P: 14	R: 0 E: 0 K: 0 S: 10	H: 0 LOB: 0 BB: 0 P: 13	R: 0 E: 0 K: 1 S: 9	H: 1 LOB: 1 BB: 0 P: 16	1B: 4 2B: 1 3B: 0 HR: 0	SF: 0 SAC: 0 DP: 1 HBP: 0	WP: 1 PB: 0 SB: 0 CS: 0	PA: 31
PITCHER Curt Schilling, R ERA: 2.57	IP: 9.0 WLS: W BF: 31 H: 5 R: 0 ER: 0 SO: 8 BB: 0 IBB: 0 HBP: 0 BLK: 0 WP: 1 HR: 0 S: 83 P: 116 ERA: 0.00 WHIP: 0.556															PITCHER						

San Diego Padres @ Philadelphia Phillies
Veterans Stadium, Philadelphia, PA
Wed Jul 22 1992, 7:05 PM EDT
Att: 26,062 - Cloudy - 77 F

AB 31
R 0
H 5
RBI 0
BB 0
SO 8
LOB 12

Batter	1	2	3	4	5	6	7	8	9	AB	R	H	RBI	BB	SO	LOB	BOTTOM					
Lenny Dykstra, L OBP: 0.368, SLG: 0.381										3	0	0	0	1	1	0						
Mariano Duncan, R OBP: 0.294, SLG: 0.402										4	1	1	0	0	0	2						
Dave Hollins, S OBP: 0.372, SLG: 0.447										3	0	0	0	1	1	1						
John Kruk, L OBP: 0.451, SLG: 0.500										4	1	2	1	0	1	1						
Darren Daulton, L OBP: 0.385, SLG: 0.500										3	1	1	2	1	1	0						
Wes Chamberlain, R OBP: 0.284, SLG: 0.441										4	1	1	1	0	2	2						
Mickey Morandini, L OBP: 0.324, SLG: 0.373										3	0	1	0	1	1	0						
Joe Milette, R OBP: 0.308, SLG: 0.280										3	0	1	0	0	1	2						
Curt Schilling, R OBP: 0.121, SLG: 0.125										2	0	0	0	0	0	2						
Inning Stats	R: 0 E: 0 K: 2 S: 9	H: 0 LOB: 0 BB: 0 P: 12	R: 2 E: 0 K: 2 S: 17	H: 2 LOB: 1 BB: 1 P: 28	R: 1 E: 0 K: 0 S: 10	H: 2 LOB: 2 BB: 1 P: 15	R: 0 E: 0 K: 0 S: 10	H: 1 LOB: 2 BB: 1 P: 15	R: 0 E: 0 K: 0 S: 4	H: 0 LOB: 0 BB: 1 P: 8	R: 0 E: 0 K: 1 S: 7	H: 1 LOB: 1 BB: 0 P: 8	R: 0 E: 0 K: 0 S: 7	H: 0 LOB: 0 BB: 0 P: 10	R: 1 E: 0 K: 3 S: 14	H: 1 LOB: 0 BB: 0 P: 21	R: 0 E: 0 K: 0 S: 9	H: 0 LOB: 0 BB: 0 P: 12	1B: 3 2B: 2 3B: 0 HR: 2	SF: 0 SAC: 1 DP: 1 HBP: 0	WP: 0 PB: 0 SB: 0 CS: 0	PA: 34
PITCHER Andy Benes, R ERA: 3.66 Larry Andersen, R ERA: 4.56	IP: 7.0 WLS: L BF: 30 H: 6 R: 3 ER: 3 SO: 5 BB: 3 IBB: 0 HBP: 0 BLK: 0 WP: 0 HR: 1 S: 64 P: 96 ERA: 3.86 WHIP: 1.286															PITCHER						

San Diego Padres @ Philadelphia Phillies
Veterans Stadium, Philadelphia, PA
Wed Jul 22 1992, 7:05 PM EDT
Att: 26,062 - Cloudy - 77 F

AB 29
R 4
H 7
RBI 4
BB 4
SO 8
LOB 10

Batter	1	2	3	4	5	6	7	8	9	AB	R	H	RBI	BB	SO	LOB	TOP						
Tony Fernandez, S (1, 6) OBP: 0.346, SLG: 0.368	1-2 P3		3-2 P4			0-2 2B			2-0 F8	4	0	1	0	0	0	0							
Kevin Ward, R (1, 7) OBP: 0.297, SLG: 0.261	1-3 K			2-3 K		1-3 K			0-1 L4	4	0	0	0	0	3	1							
Gary Sheffield, R (1, 5) OBP: 0.385, SLG: 0.551	2-2 F9			0-2 L8			1-2 G4-3		1-0 F8	4	0	0	0	0	0	0							
Fred McGriff, L (1, 3) OBP: 0.422, SLG: 0.579		1-2 E4 1B		0-0 G4-3			3-2 P6			3	0	1	0	0	0	0							
Darrin Jackson, R (1, 8) OBP: 0.300, SLG: 0.412		1-3 K			2-3 K		0-0 G6-3			3	0	0	0	0	2	1							
Benito Santiago, R (1, 2) OBP: 0.279, SLG: 0.346		3-2 F9			2-2 F8			0-0 F9		3	0	0	0	0	0	1							
Jerald Clark, R (1, 9) OBP: 0.283, SLG: 0.364		2-3 K			2-3 K			0-2 2B		3	0	1	0	0	2	1							
Kurt Stillwell, S (1, 4) OBP: 0.277, SLG: 0.313			1-3 K2-3			3-2 G6-3		0-2 G5-3		3	0	0	0	0	1	1							
Frank Seminara, R (1, 1) OBP: 0.095, SLG: 0.050			0-3 K			1-2 G6-3		0-0 F7		2	0	0	0	0	1	0							
Tim Teufel, R (8, PH) OBP: 0.331, SLG: 0.389										1	0	0	0	0	0	1							
Tim Scott, R (8, 1)										0	0	0	0	0	0	0							
Inning Stats	R: 0 H: 0 E: 0 K: 1 S: 10	H: 0 LOB: 0 BB: 0 P: 14	R: 0 H: 1 E: 1 K: 2 S: 14	LOB: 1 BB: 0 P: 21	R: 0 H: 0 E: 0 K: 2 S: 11	LOB: 0 BB: 0 P: 15	R: 0 H: 0 E: 0 K: 1 S: 7	LOB: 0 BB: 0 P: 9	R: 0 H: 0 E: 0 K: 2 S: 11	LOB: 0 BB: 0 P: 17	R: 0 H: 1 E: 0 K: 1 S: 16	LOB: 1 BB: 0 P: 21	R: 0 H: 0 E: 0 K: 0 S: 7	LOB: 0 BB: 0 P: 11	R: 0 H: 1 E: 0 K: 0 S: 9	LOB: 1 BB: 0 P: 9	R: 0 H: 0 E: 0 K: 0 S: 4	LOB: 0 BB: 0 P: 7	1B: 1 2B: 2 3B: 0 HR: 0	SF: 0 SAC: 0 DP: 0 HBP: 0	WP: 0 PB: 0 SB: 0 CS: 0	PA: 30	
PITCHER Sid Fernandez, L (1, 1) ERA: 2.78	IP: 9.0 WLS: W BF: 30 H: 3 R: 0 ER: 0 SO: 9 BB: 0 IBB: 0 HBP: 0 BLK: 0 WP: 0 HR: 0 S: 89 P: 124 ERA: 0.00 WHIP: 0.333											PITCHER	IP: 9.0 WLS: W BF: 30 H: 3 R: 0 ER: 0 SO: 9 BB: 0 IBB: 0 HBP: 0 BLK: 0 WP: 0 HR: 0 S: 89 P: 124 ERA: 0.00 WHIP: 0.333										

San Diego Padres @ New York Mets
Shea Stadium, Flushing, NY
Fri Jul 24, 1992, 7:05 PM EDT
Att: 25,974 - Cloudy - 67 F

AB	30
R	0
H	3
RBI	0
BB	0
SO	9
LOB	6



Batter	1	2	3	4	5	6	7	8	9	AB	R	H	RBI	BB	SO	LOB	BOTTOM						
Pat Howell, S (1, 8) OBP: 0.212, SLG: 0.161	0-1 G6-3		0-0 1B		2-2 G6-3		1-1 G1-3			4	0	1	0	0	0	1							
Dave Magadan, L (1, 5) OBP: 0.405, SLG: 0.360	2-3 K		3-1 1B		2-1 E3 1B		2-2 F7			4	0	1	1	0	1	1							
Howard Johnson, S (1, 7) OBP: 0.333, SLG: 0.346	2-2 P6		3-H 1B		1-0 P3		1-0 F9			4	0	1	1	0	0	2							
Eddie Murray, S (1, 3) OBP: 0.324, SLG: 0.406		1-0 G4-3		3-2 L8		3-2 G3		1-3 K		4	0	0	0	0	1	2							
Bobby Bonilla, S (1, 9) OBP: 0.373, SLG: 0.441		2-2 F7		3-3 K		0-0 2B 1B		2-2 1B		4	1	2	0	0	1	0							
Dave Gallagher, R (8, PR) (9, 9)										0	0	0	0	0	0	0							
Todd Hundley, S (1, 2) OBP: 0.246, SLG: 0.326		1-3 K		1-0 FC5-4 1B		0-0 F9		1-0 F7		4	0	1	0	0	1	2							
Willie Randolph, R (1, 4) OBP: 0.339, SLG: 0.316			1-2 1B G6-3 1B		0-0 FC5-4 1B		1-3 K		0-1 F9	4	1	1	0	0	1	3							
Dick Schofield, R (1, 6) OBP: 0.312, SLG: 0.286		1-0 G6-3		2-2 F7		1-3 2B				3	0	1	1	0	0	1							
Sid Fernandez, L (1, 1) OBP: 0.239, SLG: 0.283		0-0 G6-3		1-0 E G6-3 1B		0-1 G3				3	1	1	0	0	0	2							
Inning Stats	R: 0 H: 0 E: 0 K: 1 S: 8	H: 0 LOB: 0 BB: 0 P: 12	R: 0 H: 0 E: 0 K: 1 S: 7	LOB: 0 BB: 0 P: 11	R: 1 H: 3 E: 0 K: 0 S: 9	LOB: 2 BB: 0 P: 14	R: 0 H: 1 E: 0 K: 1 S: 8	LOB: 1 BB: 0 P: 15	R: 1 H: 2 E: 0 K: 0 S: 12	LOB: 2 BB: 0 P: 27	R: 1 H: 0 E: 0 K: 1 S: 6	LOB: 1 BB: 0 P: 10	R: 0 H: 1 E: 0 K: 1 S: 9	LOB: 1 BB: 0 P: 13	R: 0 H: 0 E: 0 K: 0 S: 6	LOB: 0 BB: 0 P: 10	R: 0 H: 1 E: 0 K: 0 S: 9	LOB: 1 BB: 0 P: 13	1B: 8 2B: 1 3B: 0 HR: 0	SF: 0 SAC: 0 DP: 0 HBP: 0	WP: 0 PB: 0 SB: 0 CS: 0	PA: 34	
PITCHER Frank Seminara, R (1, 1) ERA: 3.79	IP: 7.0 WLS: L BF: 30 H: 8 R: 3 ER: 2 SO: 4 BB: 0 IBB: 0 HBP: 0 BLK: 0 WP: 0 HR: 0 S: 66 P: 105 ERA: 2.57 WHIP: 1.143											PITCHER	IP: 7.0 WLS: L BF: 30 H: 8 R: 3 ER: 2 SO: 4 BB: 0 IBB: 0 HBP: 0 BLK: 0 WP: 0 HR: 0 S: 66 P: 105 ERA: 2.57 WHIP: 1.143										
Tim Scott, R (8, 1) ERA: 4.3	1.0 L 4 1 0 0 1											1.0 L 4 1 0 0 1											

San Diego Padres @ New York Mets
Shea Stadium, Flushing, NY
Fri Jul 24, 1992, 7:05 PM EDT
Att: 25,974 - Cloudy - 67 F

AB	34
R	3
H	9
RBI	3
BB	0
SO	5
LOB	14



Batter	1	2	3	4	5	6	7	8	9	AB	R	H	RBI	BB	SO	LOB	TOP										
Tony Fernandez, S (1, 6) OBP: 0.342, SLG: 0.364	1-0 G4-3		2-1 L4		3-1 G5-3			3-2 G6-3		4	0	0	0	0	0	0	San Diego Padres @ New York Mets Shea Stadium, Flushing, NY Sat Jul 25 1992, 7:05 PM EDT Att: 31,392 - Sunny - 72 F										
Tony Gwynn, L (1, 9) OBP: 0.385, SLG: 0.440	1-1 F7		0-0 P3		2-1 G3			2-1 G4-3		4	0	0	0	0	0	0											
Gary Sheffield, R (1, 5) OBP: 0.383, SLG: 0.546	0-1 P3		4-2 BB		2-0 G6-3			0-1 F9		3	0	0	0	1	0	0											
Fred McGriff, L (1, 3)		0-0 P6	2-3 K		1-0 G4-3			0-1 P4		4	0	0	0	0	1	1											
Darrin Jackson, R (1, 8) OBP: 0.302, SLG: 0.427		0-0 1B 3B		0-0 P3		0-0 F8		1-1 HR		4	2	2	1	0	0	0											
Benito Santiago, R (1, 2) OBP: 0.288, SLG: 0.350		4-0 1B BB		0-0 1B		0-1 G6-3		3-2 F7 1B		3	0	2	0	1	0	0											
Jerald Clark, R (1, 7) OBP: 0.289, SLG: 0.369		0-1 1-2 3-H 1B		2-1 1-2 1B		1-3 K		0-0 F7 1B		4	0	3	1	0	1	0											
Kurt Stillwell, S (1, 4) OBP: 0.273, SLG: 0.308		1-1 L9		1-0 F8		3-2 L4		0-1 F7		4	0	0	0	0	0	6											
Craig Lefferts, L (1, 1) OBP: 0.049, SLG: 0.049		0-0 G1-3		0-2 G1-3		0-1 P6		0-0 B1-3		3	0	0	0	0	0	4											
Larry Andersen, R (8, 1) Oscar Azocar, L (9, PH) Randy Myers, L (9, 1)										0	0	0	0	0	0	0											
Inning Stats	R: 0 E: 0 K: 0 S: 5	H: 0 LOB: 0 BB: 0 P: 7	R: 1 E: 0 K: 0 S: 7	H: 2 LOB: 2 BB: 1 P: 12	R: 0 E: 0 K: 1 S: 11	H: 0 LOB: 1 BB: 1 P: 19	R: 0 E: 0 K: 0 S: 9	H: 2 LOB: 2 BB: 0 P: 13	R: 0 E: 0 K: 0 S: 5	H: 0 LOB: 0 BB: 0 P: 5	R: 0 E: 0 K: 1 S: 8	H: 0 LOB: 0 BB: 0 P: 12	R: 0 E: 0 K: 0 S: 7	H: 0 LOB: 0 BB: 0 P: 12	R: 1 E: 0 K: 0 S: 11	H: 3 LOB: 2 BB: 0 P: 15	1B: 5 2B: 0 3B: 1 HR: 1	SF: 0 SAC: 0 DP: 0 HBP: 0	WP: 0 PB: 0 SB: 0 CS: 0	PA: 36							
PITCHER	IP	WLS	BF	H	R	ER	SO	BB	IBB	HBP	BLK	WP	HR	S	P	ERA	WHIP										
Pete Schourek, L (1, 1) ERA: 2.8	8.0	L	30	4	1	1	2	2	0	0	0	0	0	56	92	1.12	0.750										
Lee Guetterman, L (9, 1) ERA: 8.11	0.1		3	2	1	1	0	0	0	0	0	0	1	7	11	27.00	6.000										
Jeff Innis, R (9, 1) ERA: 3.07	0.2		3	1	0	0	0	0	0	0	0	0	0	4	4	0.00	1.500										

AB 34
R 2
H 7
RBI 2
BB 2
SO 2
LOB 13



Batter	1	2	3	4	5	6	7	8	9	AB	R	H	RBI	BB	SO	LOB	BOTTOM										
Pat Howell, S (1, 8) OBP: 0.189, SLG: 0.143	0-0 F7			0-0 B5-3		1-2 G6-3		0-3 K		4	0	0	0	0	1	0	San Diego Padres @ New York Mets Shea Stadium, Flushing, NY Sat Jul 25 1992, 7:05 PM EDT Att: 31,392 - Sunny - 72 F										
Dave Magadan, L (1, 5) OBP: 0.307, SLG: 0.359	0-0 G3			3-1 1B		1-2 G4-3		4-1 FC4-6 BB		3	0	1	0	1	0	0											
Junior Noboa, R (8, FR) OBP: 0.212, SLG: 0.149				1B				BB		0	0	0	0	0	0	0											
Howard Johnson, S (1, 7) OBP: 0.330, SLG: 0.341	0-1 L4			0-2 F7		2-2 G4-3		1-0 FC4-6		4	0	0	0	0	0	2											
Eddie Murray, S (1, 3) OBP: 0.323, SLG: 0.404		1-1 G6-3		2-0 1B		0-1 G5-3		1-2 F7		4	0	1	0	0	0	0											
Bobby Bonilla, S (1, 9) OBP: 0.369, SLG: 0.435		1-1 L5		2-1 F7		0-1 L7		0-0 F7		4	0	0	0	0	0	2											
Todd Hundley, S (1, 2) OBP: 0.249, SLG: 0.325		2-2 G5-3			0-0 B1-3		1-1 1B		1-3 K		4	0	1	0	0	1											
Willie Randolph, R (1, 4) OBP: 0.342, SLG: 0.320				2-0 F7		2-2 1B		0-0 1B		3	0	2	0	0	0	0											
Dick Schofield, R (1, 6) OBP: 0.310, SLG: 0.284				1-2 F7		2-2 L1		1-1 1B		2	0	0	0	0	0	1											
Chico Walker, S (7, PH) OBP: 0.305, SLG: 0.371				SAFE						1	0	1	0	0	0	0											
Bill Pecota, R (8, 6) OBP: 0.304, SLG: 0.283						1-2 1B		1-2 1B		0	0	0	0	0	0	0											
Pete Schourek, L (1, 1) OBP: 0.050, SLG: 0.050				1-0 F9		1-3 K		1-2 G6-3		2	0	0	0	0	0	1											
Dave Gallagher, R (8, PH) OBP: 0.261, SLG: 0.321										0	0	0	0	0	0	0											
Daryl Boston, L (6, PH) OBP: 0.300, SLG: 0.406										1	0	0	0	0	0	0											
Lee Guetterman, L (9, 1) Jeff Innis, R (9, 1)										0	0	0	0	0	0	0											
Inning Stats	R: 0 E: 0 K: 0 S: 4	H: 0 LOB: 0 BB: 0 P: 4	R: 0 E: 0 K: 0 S: 8	H: 0 LOB: 0 BB: 0 P: 12	R: 0 E: 0 K: 0 S: 7	H: 0 LOB: 0 BB: 0 P: 11	R: 0 E: 0 K: 0 S: 10	H: 2 LOB: 2 BB: 0 P: 17	R: 0 E: 0 K: 1 S: 11	H: 1 LOB: 1 BB: 0 P: 16	R: 0 E: 0 K: 0 S: 9	H: 0 LOB: 0 BB: 0 P: 13	R: 0 E: 0 K: 0 S: 9	H: 3 LOB: 2 BB: 0 P: 11	R: 0 E: 0 K: 1 S: 8	H: 0 LOB: 1 BB: 1 P: 14	R: 0 E: 0 K: 1 S: 8	H: 0 LOB: 0 BB: 0 P: 10	1B: 6 2B: 0 3B: 0 HR: 0	SF: 0 SAC: 0 DP: 0 HBP: 0	WP: 0 PB: 0 SB: 0 CS: 0	PA: 33					
PITCHER	IP	WLS	BF	H	R	ER	SO	BB	IBB	HBP	BLK	WP	HR	S	P	ERA	WHIP										
Craig Lefferts, L (1, 1) ERA: 3.31	7.0	W	26	6	0	0	0	0	0	0	0	0	0	8	14	0.00	0.857										
Larry Andersen, R (8, 1) ERA: 4.35	1.0		4	0	0	0	1	1	0	0	0	0	0	8	14	0.00	1.000										
Randy Myers, L (9, 1) ERA: 5.09	1.0	S	3	0	0	0	1	0	0	0	0	0	0	8	10	0.00	0.000										

AB 32
R 0
H 6
RBI 0
BB 1
SO 3
LOB 6



Batter	1	2	3	4	5	6	7	8	9	AB	R	H	RBI	BB	SO	LOB	TOP									
Tony Fernandez, S OBP: 0.339, SLG: 0.360	G5-3		F8		F8			G4-3		4	0	0	0	0	0	0										
Tony Gwynn, L OBP: 0.384, SLG: 0.438	F7		F7					G4-3		4	0	1	0	0	0	0										
Darrin Jackson, R OBP: 0.299, SLG: 0.423	F8			G5-3					G5-3	4	0	0	0	0	0	1										
Gary Sheffield, R OBP: 0.385, SLG: 0.548		1B		L3						4	1	2	0	0	0	1										
Benito Santiago, R OBP: 0.291, SLG: 0.353		2B		2B						4	0	2	1	0	0	2										
Jerald Clark, R OBP: 0.292, SLG: 0.372		2H		1B																						
Phil Stephenson, L OBP: 0.310, SLG: 0.359		1B		2B						3	0	1	0	1	1	1										
Kurt Stillwell, S OBP: 0.270, SLG: 0.304		1B		F7						4	0	0	0	0	1	5										
Bruce Hurst, L OBP: 0.115, SLG: 0.120				G4-3						3	0	0	0	0	0	1										
										3	0	0	0	0	0	0										
Inning Stats	R: 0 E: 0 K: 0 S: 3	H: 0 LOB: 0 BB: 0 P: 5	R: 1 E: 0 K: 1 S: 10	H: 2 LOB: 1 BB: 0 P: 17	R: 0 E: 0 K: 0 S: 10	H: 0 LOB: 0 BB: 0 P: 15	R: 0 E: 0 K: 0 S: 15	H: 2 LOB: 2 BB: 0 P: 22	R: 0 E: 0 K: 0 S: 7	H: 0 LOB: 0 BB: 0 P: 11	R: 0 E: 0 K: 0 S: 7	H: 1 LOB: 1 BB: 0 P: 12	R: 0 E: 0 K: 0 S: 5	H: 0 LOB: 0 BB: 0 P: 10	R: 0 E: 0 K: 0 S: 3	H: 0 LOB: 0 BB: 0 P: 5	R: 0 E: 0 K: 1 S: 9	H: 1 LOB: 2 BB: 1 P: 18	1B: 4 2B: 2 3B: 0 HR: 0	SF: 0 SAC: 0 DP: 0 HBP: 0	WP: 0 PB: 0 SB: 1 CS: 0	PA: 34				
PITCHER	IP	WLS	BF	H	R	ER	SO	BB	IBB	HBP	BLK	WP	HR	S	P	ERA	WHIP									
Wally Whitehurst, R ERA: 2.74	(1, 1)	5.2	L	22	5	1	1	1	0	0	0	0	0	0	51	81	1.59	0.882								
Jeff Innis, R ERA: 3.0	(6, 1)	1.1		4	0	0	0	0	0	0	0	0	0	6	11	0.00	0.000									
Lee Guetterman, L ERA: 5.85	(8, 1)	2.0		8	1	0	0	1	0	1	0	0	0	12	23	0.00	0.500									

San Diego Padres @ New York Mets
Shea Stadium, Flushing, NY
Sun Jul 26 1992, 3:33 AM EDT
Att: 39,300 - Cloudy - 73 F

AB 33
R 1
H 6
RBI 1
BB 1
SO 2
LOB 11



Batter	1	2	3	4	5	6	7	8	9	AB	R	H	RBI	BB	SO	LOB	BOTTOM								
Pat Howell, S OBP: 0.175, SLG: 0.132	K		G6-3		G1-3					3	0	0	0	0	1	1									
Howard Johnson, S OBP: 0.329, SLG: 0.340										1	0	0	0	0	0	2									
Dave Gallagher, R OBP: 0.280, SLG: 0.310	G5-3		1B		G5-3			G5-3		3	0	0	0	1	0	1									
Chico Walker, S OBP: 0.311, SLG: 0.375								L7		4	0	2	0	0	0	0									
Eddie Murray, S OBP: 0.320, SLG: 0.399	F7		P2					F8		4	0	0	0	0	0	3									
Bobby Bonilla, S OBP: 0.368, SLG: 0.433			G6-3		K					4	0	1	0	0	2	0									
Daryl Boston, L OBP: 0.300, SLG: 0.406										0	0	0	0	0	0	0									
Bill Pecota, R OBP: 0.310, SLG: 0.290	G4-3				G5-4-3			SH1-4		3	0	2	0	0	0	0									
Charlie O'Brien, R OBP: 0.300, SLG: 0.330					1B			SH2-4																	
Dick Schofield, R OBP: 0.313, SLG: 0.286					G5-4-3			SH2-4		3	0	1	0	0	0	3									
Dave Magadan, L OBP: 0.405, SLG: 0.358					1B			G6-3																	
Dave Magadan, L OBP: 0.405, SLG: 0.358					1B			F8		2	0	1	0	1	0	1									
Wally Whitehurst, R OBP: 0.214, SLG: 0.231										1	0	0	0	0	0	0									
Jeff Innis, R	(6, 1)									0	0	0	0	0	0	0									
Willie Randolph, R OBP: 0.341, SLG: 0.319	(7, PH)									1	0	0	0	0	0	2									
Lee Guetterman, L	(8, 1)									0	0	0	0	0	0	0									
Inning Stats	R: 0 E: 0 K: 1 S: 10	H: 1 LOB: 1 BB: 0 P: 17	R: 0 E: 0 K: 0 S: 11	H: 1 LOB: 1 BB: 0 P: 18	R: 0 E: 0 K: 0 S: 5	H: 1 LOB: 2 BB: 1 P: 10	R: 0 E: 0 K: 1 S: 8	H: 1 LOB: 0 BB: 0 P: 12	R: 0 E: 0 K: 0 S: 5	H: 0 LOB: 1 BB: 1 P: 9	R: 0 E: 0 K: 1 S: 7	H: 0 LOB: 0 BB: 0 P: 10	R: 0 E: 0 K: 0 S: 6	H: 2 LOB: 2 BB: 0 P: 11	R: 0 E: 0 K: 0 S: 3	H: 0 LOB: 0 BB: 0 P: 3	R: 0 E: 0 K: 0 S: 7	H: 1 LOB: 2 BB: 0 P: 8	1B: 7 2B: 0 3B: 0 HR: 0	SF: 0 SAC: 3 DP: 1 HBP: 0	WP: 0 PB: 0 SB: 0 CS: 0	PA: 35			
PITCHER	IP	WLS	BF	H	R	ER	SO	BB	IBB	HBP	BLK	WP	HR	S	P	ERA	WHIP								
Bruce Hurst, L ERA: 3.32	(1, 1)	9.0	W	35	7	0	0	3	2	0	0	0	0	62	98	0.00	1.000								

San Diego Padres @ New York Mets
Shea Stadium, Flushing, NY
Sun Jul 26 1992, 3:33 AM EDT
Att: 39,300 - Cloudy - 73 F

AB 30
R 0
H 7
RBI 0
BB 2
SO 3
LOB 15



Batter	1	2	3	4	5	6	7	8	9	AB	R	H	RBI	BB	SO	LOB	TOP										
Bip Roberts, S OBP: 0.371, SLG: 0.372 (1, 7)	G6-3		F7			F8			G3	4	0	2	0	0	0	0	Cincinnati Reds @ San Diego Padres Jack Murphy Stadium, San Diego, CA Mon Jul 27 1992, 10:05 PM EDT Att: 25,182 - Sunny - 75 F										
Dave Martinez, L OBP: 0.314, SLG: 0.336 (1, 8) Glenn Braggs, R OBP: 0.317, SLG: 0.327 (9, PH)	G4-3		P5			F8			G3	3	0	0	0	0	0	1											
Barry Larkin, R OBP: 0.368, SLG: 0.437 (1, 6)			G4-3			F8			G6-4-3	3	0	1	0	1	0	0											
Hal Morris, L OBP: 0.345, SLG: 0.434 (1, 3) Chris Sabo, R OBP: 0.305, SLG: 0.424 (9, PH)	F8					L7-3			G6-4-3	3	0	1	0	0	1	1											
Paul O'Neill, L OBP: 0.363, SLG: 0.403 (1, 9)			G4-3			K			G6-4-3	1	0	0	0	0	2												
Bill Doran, S OBP: 0.324, SLG: 0.385 (1, 4)						L7-3			G6-4-3	3	0	0	0	0	1												
Darnell Coles, R OBP: 0.345, SLG: 0.580 (8, PR) Cesar Hernandez, R OBP: 0.385, SLG: 0.538 (8, 5) Jeff Branson, L OBP: 0.349, SLG: 0.436 (8, 5)									G6-3	3	0	1	0	0	1	0											
Joe Oliver, R OBP: 0.309, SLG: 0.360 (1, 2)									G6-3	0	0	0	0	0	0	0											
Greg Swindell, L OBP: 0.153, SLG: 0.175 (1, 1)									G6-3	3	0	1	0	0	1	1											
Greg Swindell, L OBP: 0.153, SLG: 0.175 (1, 1)									K	3	0	0	0	0	2	2											
Inning Stats	R: 0 E: 0 K: 0 S: 6	H: 1 LOB: 1 BB: 0 P: 11	R: 1 E: 0 K: 2 S: 11	H: 2 LOB: 1 BB: 0 P: 16	R: 0 E: 0 K: 1 S: 4	H: 0 LOB: 0 BB: 0 P: 7	R: 0 E: 0 K: 1 S: 6	H: 1 LOB: 0 BB: 0 P: 11	R: 0 E: 0 K: 0 S: 7	H: 0 LOB: 0 BB: 0 P: 13	R: 0 E: 0 K: 0 S: 6	H: 1 LOB: 0 BB: 0 P: 11	R: 0 E: 0 K: 1 S: 9	H: 0 LOB: 0 BB: 0 P: 15	R: 0 E: 0 K: 1 S: 10	H: 1 LOB: 1 BB: 0 P: 14	R: 0 E: 0 K: 0 S: 13	H: 1 LOB: 1 BB: 1 P: 21	1B: 5 2B: 2 3B: 0 HR: 1	SF: 0 SAC: 0 DP: 3 HBP: 0	WP: 0 PB: 0 SB: 0 CS: 0	PA: 31					
PITCHER	IP	WLS	BF	H	R	ER	SO	BB	IBB	HBP	BLK	WP	HR	S	P	ERA	WHIP										
Andy Benes, R ERA: 3.53 (1, 1)	8.0	W	28	7	1	1	6	0	0	0	0	0	1	63	103	1.12	0.875										
Randy Myers, L ERA: 4.98 (9, 1)	1.0	S	3	0	0	0	0	1	0	0	0	0	0	9	16	0.00	1.000										

AB	30
R	1
H	7
RBI	1
BB	1
SO	6
LOB	10



Batter	1	2	3	4	5	6	7	8	9	AB	R	H	RBI	BB	SO	LOB	BOTTOM										
Tony Fernandez, S OBP: 0.340, SLG: 0.358 (1, 6)	L9		WP			F8				2	1	0	0	2	0	1	Cincinnati Reds @ San Diego Padres Jack Murphy Stadium, San Diego, CA Mon Jul 27 1992, 10:05 PM EDT Att: 25,182 - Sunny - 75 F										
Tony Gwynn, L OBP: 0.380, SLG: 0.433 (1, 9)	G5-3		P6			G5-3				4	0	0	0	0	0	2											
Darrin Jackson, R OBP: 0.301, SLG: 0.429 (1, 8)			P5			L4				4	1	2	0	0	0	1											
Fred McGriff, L OBP: 0.416, SLG: 0.566 (1, 3)	G4-3					G4-3				3	0	0	0	1	1	2											
Benito Santiago, R OBP: 0.290, SLG: 0.356 (1, 2)			K							4	0	1	1	0	2	1											
Tim Lincecum, R OBP: 0.329, SLG: 0.385 (1, 5)			P5			L7				4	0	1	1	0	0	2											
Jerald Clark, R OBP: 0.292, SLG: 0.371 (1, 7)						F9				4	0	1	0	0	0	1											
Kurt Stillwell, S OBP: 0.274, SLG: 0.308 (1, 4)										3	0	2	0	0	1	0											
Andy Benes, R OBP: 0.191, SLG: 0.186 (1, 1) Randy Myers, L OBP: 0.305, SLG: 0.424 (9, 1)										2	0	0	0	0	1	2											
Greg Swindell, L ERA: 2.81 (1, 1)										0	0	0	0	0	0	0											
Inning Stats	R: 0 E: 0 K: 0 S: 8	H: 1 LOB: 1 BB: 0 P: 11	R: 0 E: 0 K: 2 S: 12	H: 2 LOB: 2 BB: 0 P: 19	R: 1 E: 0 K: 0 S: 15	H: 1 LOB: 2 BB: 2 P: 28	R: 0 E: 0 K: 0 S: 6	H: 1 LOB: 1 BB: 0 P: 9	R: 0 E: 0 K: 0 S: 6	H: 0 LOB: 0 BB: 0 P: 10	R: 0 E: 0 K: 1 S: 8	H: 0 LOB: 0 BB: 0 P: 10	R: 0 E: 0 K: 1 S: 8	H: 0 LOB: 1 BB: 1 P: 15	R: 1 E: 0 K: 1 S: 12	H: 2 LOB: 1 BB: 0 P: 15	R: 0 E: 0 K: 0 S: 12	H: 2 LOB: 1 BB: 0 P: 15	1B: 5 2B: 1 3B: 1 HR: 0	SF: 0 SAC: 1 DP: 0 HBP: 0	WP: 1 PB: 0 SB: 0 CS: 0	PA: 34					
PITCHER	IP	WLS	BF	H	R	ER	SO	BB	IBB	HBP	BLK	WP	HR	S	P	ERA	WHIP										
Greg Swindell, L ERA: 2.81 (1, 1)	8.0	L	34	7	2	2	5	3	0	0	0	1	0	75	117	2.25	1.250										



Batter	1	2	3	4	5	6	7	8	9	AB	R	H	RBI	BB	SO	LOB	TOP								
Cesar Hernandez, R OBP: 0.294, SLG: 0.412 (1, 8)	G6-3		FC1-6		F9		K		L7	4	0	0	0	0	1	2	Cincinnati Reds @ San Diego Padres Jack Murphy Stadium, San Diego, CA Tue Jul 28 1992, 10:05 PM EDT Att: 30,360 - Sunny - 77 F								
Paul O'Neill, L OBP: 0.381, SLG: 0.401 (9, PH)										1	0	0	0	0	0	2									
Hal Morris, L OBP: 0.381, SLG: 0.427 (1, 3)	K		F7			G4-3		K		4	0	0	0	0	2	1									
Barry Larkin, R OBP: 0.366, SLG: 0.435 (1, 6)	G6-3					K		G4-3		4	0	1	0	0	1	0									
Chris Sabo, R OBP: 0.305, SLG: 0.420 Dave Martinez, L OBP: 0.313, SLG: 0.335 (6, 8)		L8						K		2	0	0	0	1	1	1									
Darnell Coles, R OBP: 0.330, SLG: 0.553 (6, 5)		G5-3								1	0	0	0	0	1	0									
Glenn Braggs, R OBP: 0.326, SLG: 0.340 (9, 7)										3	2	2	0	1	0	0									
Joe Oliver, R OBP: 0.315, SLG: 0.376 (1, 2)										4	1	3	2	0	0	2									
Freddie Benavides, R OBP: 0.273, SLG: 0.325 Jeff Branson, L OBP: 0.364, SLG: 0.450 (9, PH)										3	1	0	0	0	1	1									
Jose Rijo, R OBP: 0.220, SLG: 0.268 Norm Charlton, S OBP: 0.333, SLG: 0.333 (8, 1)										1	0	1	1	0	0	0									
Inning Stats	R: 0 E: 0 K: 1 S: 9	H: 0 LOB: 0 BB: 0 P: 17	R: 2 E: 0 K: 1 S: 11	H: 1 LOB: 0 BB: 1 P: 20	R: 0 E: 0 K: 0 S: 4	H: 1 LOB: 0 BB: 0 P: 7	R: 0 E: 0 K: 1 S: 13	H: 2 LOB: 2 BB: 0 P: 18	R: 0 E: 0 K: 0 S: 5	H: 0 LOB: 0 BB: 0 P: 6	R: 0 E: 0 K: 0 S: 13	H: 0 LOB: 1 BB: 1 P: 23	R: 1 E: 1 K: 1 S: 12	H: 1 LOB: 1 BB: 0 P: 17	R: 0 E: 0 K: 2 S: 9	H: 0 LOB: 0 BB: 0 P: 16	R: 1 E: 0 K: 0 S: 11	H: 3 LOB: 2 BB: 0 P: 14	1B: 6 2B: 1 3B: 0 HR: 1	SF: 0 SAC: 1 DP: 0 HBP: 0	WP: 0 PB: 0 SB: 0 CS: 1	PA: 37			
PITCHER	IP	WLS	BF	H	R	ER	SO	BB	IBB	HBP	BLK	WP	HR	S	P	ERA	WHIP								
Jim Deshaies, L ERA: 1.83 (1, 1)	7.0	L	28	5	3	2	5	2	0	0	0	0	1	67	108	2.57	1.000								
Rich Rodriguez, L ERA: 2.03 (8, 1)	1.0		3	0	0	0	2	0	0	0	0	0	0	9	16	0.00	0.000								
Jose Melendez, R ERA: 3.12 (9, 1)	1.0		6	3	1	1	0	0	0	0	0	0	0	11	14	9.00	3.000								

AB	34
R	4
H	8
RBI	3
BB	2
SO	7
LOB	11



Batter	1	2	3	4	5	6	7	8	9	AB	R	H	RBI	BB	SO	LOB	BOTTOM								
Tony Fernandez, S OBP: 0.340, SLG: 0.357 (1, 6)	G3-6		L7		B6-3			G1-3		4	0	1	0	0	0	2	Cincinnati Reds @ San Diego Padres Jack Murphy Stadium, San Diego, CA Tue Jul 28 1992, 10:05 PM EDT Att: 30,360 - Sunny - 77 F								
Tony Gwynn, L OBP: 0.376, SLG: 0.429 (1, 9)	G3-6		G3-1				G3		G1-3	4	0	0	0	0	3										
Darrin Jackson, R OBP: 0.300, SLG: 0.427 (1, 8)							F9		L9	4	0	1	0	0	1	0									
Fred McGriff, L OBP: 0.414, SLG: 0.565 (1, 3)	CS		G4-3					L9		4	1	1	0	0	1	0									
Benito Santiago, R OBP: 0.294, SLG: 0.358 (1, 2)		G6-3								4	0	2	1	0	0	0									
Tim Lincecum, R OBP: 0.329, SLG: 0.380 (1, 5)										2	0	0	0	1	0	1									
Jerald Clark, R OBP: 0.289, SLG: 0.367 (1, 7)			L3							3	0	0	0	0	1	2									
Kurt Stillwell, S OBP: 0.275, SLG: 0.312 (1, 4)										3	0	1	0	0	0	0									
Jim Deshaies, L (1, 1)										2	0	0	0	0	1	1									
Rich Rodriguez, L (8, 1)										0	0	0	0	0	0	0									
Kevin Ward, R OBP: 0.274, SLG: 0.269 Jose Melendez, R (9, 1)										1	0	1	0	0	0	0									
Inning Stats	R: 0 E: 0 K: 0 S: 8	H: 2 LOB: 0 BB: 0 P: 16	R: 0 E: 0 K: 0 S: 8	H: 0 LOB: 1 BB: 1 P: 15	R: 0 E: 0 K: 1 S: 7	H: 1 LOB: 0 BB: 0 P: 12	R: 1 E: 0 K: 1 S: 14	H: 2 LOB: 1 BB: 0 P: 23	R: 0 E: 0 K: 0 S: 8	H: 0 LOB: 0 BB: 0 P: 11	R: 0 E: 0 K: 0 S: 5	H: 0 LOB: 0 BB: 0 P: 6	R: 0 E: 0 K: 0 S: 7	H: 0 LOB: 0 BB: 0 P: 13	R: 0 E: 0 K: 0 S: 12	H: 1 LOB: 1 BB: 0 P: 17	R: 0 E: 0 K: 2 S: 12	H: 1 LOB: 0 BB: 0 P: 16	1B: 5 2B: 2 3B: 0 HR: 0	SF: 0 SAC: 0 DP: 1 HBP: 0	WP: 0 PB: 0 SB: 0 CS: 2	PA: 34			
PITCHER	IP	WLS	BF	H	R	ER	SO	BB	IBB	HBP	BLK	WP	HR	S	P	ERA	WHIP								
Jose Rijo, R ERA: 3.12 (1, 1)	7.0	W	25	5	1	1	2	1	0	0	0	0	0	57	96	1.29	0.857								
Norm Charlton, L ERA: 2.3 (8, 1)	2.0	S	7	2	0	0	2	0	0	0	0	0	0	24	33	0.00	1.000								



Batter	1	2	3	4	5	6	7	8	9	AB R H RBI BB SO LOB	TOP
Tony Fernandez, S (1, 6) OBP: 0.337, SLG: 0.354	F7		G3		K		P4		K	5 0 0 0 0 2 3	San Diego Padres @ Los Angeles Dodgers Dodger Stadium, Los Angeles, CA Fri Jul 31 1992, 7:05 PM PDT Att: 33,066 - Sunny - 78 F
Tony Gwynn, L (1, 9) OBP: 0.375, SLG: 0.420	F BB BB		F9		K		E3		P6	4 1 0 0 1 1 3	
Gary Sheffield, R (1, 5) OBP: 0.384, SLG: 0.553	E2			G6-3		G3-1 1B			F9	3 1 1 0 1 0 2	
Fred McGriff, L (1, 3) OBP: 0.410, SLG: 0.565	SF8-1-3			L4		G3-1		SH1-3 E 2B		3 1 1 1 0 0 1	
Darrin Jackson, R (1, 8) OBP: 0.299, SLG: 0.428		F9		G6-3		G5-4-3 1B		SH1-3		3 0 1 1 0 0 0	
Benito Santiago, R (1, 2) OBP: 0.304, SLG: 0.371		G6-3			F9	G5-4-3				3 0 0 0 1 0 1	
Jerald Clark, R (1, 7) OBP: 0.293, SLG: 0.379					E E 1B	P6		F7		4 1 2 0 0 0 2	
Kurt Stillwell, S (1, 4) OBP: 0.278, SLG: 0.322					E4 1B					4 0 1 0 0 1 3	
Larry Andersen, R (8, 1)										0 0 0 0 0 0 0	
Randy Myers, L (9, 1)										0 0 0 0 0 0 0	
Bruce Hurst, L (1, 1) OBP: 0.130, SLG: 0.135					G4-3					2 0 1 1 0 0 0	
Tim Teufel, R (8, 4) OBP: 0.330, SLG: 0.374							SH1-4		L4	1 0 0 0 0 0 0	
Inning Stats	R: 1 H: 0 E: 1 LOB: 0 K: 0 BB: 2 S: 10 P: 21	R: 0 H: 1 E: 0 LOB: 1 K: 0 BB: 0 S: 6 P: 8	R: 0 H: 0 E: 0 LOB: 0 K: 0 BB: 0 S: 7 P: 9	R: 0 H: 0 E: 0 LOB: 0 K: 0 BB: 0 S: 3 P: 5	R: 1 H: 2 E: 1 LOB: 2 K: 2 BB: 0 S: 17 P: 24	R: 1 H: 2 E: 0 LOB: 1 K: 0 BB: 0 S: 12 P: 20	R: 0 H: 1 E: 1 LOB: 2 K: 0 BB: 0 S: 11 P: 17	R: 1 H: 1 E: 1 LOB: 1 K: 1 BB: 0 S: 10 P: 20	R: 0 H: 0 E: 0 LOB: 0 K: 1 BB: 0 S: 7 P: 8	1B: 4 SF: 1 2B: 4 SAC: 2 3B: 0 DP: 1 HR: 0 HBP: 0	WP: 0 PA: 38 PB: 0 SB: 0 CS: 0
PITCHER	IP WLS BF H R ER SO BB IBB HBP BLK WP HR S P ERA WHIP										
Kevin Gross, R (1, 1) ERA: 3.44	7.0 L 31 7 4 2 2 2 2 0 0 0 0 0 0 68 109 2.57 1.286										
Jay Howell, R (8, 1) ERA: 1.45	2.0 7 0 0 0 2 1 0 0 0 0 0 0 0 15 23 0.00 0.500										

Batter	1	2	3	4	5	6	7	8	9	AB R H RBI BB SO LOB	BOTTOM
Jose Offerman, S (1, 6) OBP: 0.326, SLG: 0.326	F8	G5-3			E5 1B		G5-3		P3	5 1 1 0 0 0 0	San Diego Padres @ Los Angeles Dodgers Dodger Stadium, Los Angeles, CA Fri Jul 31 1992, 7:05 PM PDT Att: 33,066 - Sunny - 78 F
Brett Butler, L (1, 8) OBP: 0.419, SLG: 0.405	1B BB		F7		1B		S 1B			3 1 2 1 1 0 0	
Eric Young Sr., R (1, 4) OBP: 0.333, SLG: 0.250	K		F9		F8		F8			4 0 0 0 0 1 2	
Eric Karros, R (1, 3) OBP: 0.295, SLG: 0.456	1B 1B				1B		F8			4 1 3 0 0 0 1	
Eric Davis, R (1, 7) OBP: 0.325, SLG: 0.339	1B		K		FC5-4 BB			G1-3		3 0 1 1 1 1 1	
Todd Benzinger, S (1, 9) OBP: 0.270, SLG: 0.336	1B			P4	FC5-4			F7		4 0 1 1 0 0 2	
Mike Scioscia, L (1, 2) OBP: 0.287, SLG: 0.282	F8			P2		E5 1B		G4-3		4 0 1 0 0 0 2	
Dave Hansen, L (1, 5) OBP: 0.291, SLG: 0.342		K				G3			F7	3 0 1 0 0 1 1	
Mike Sharperson, R (9, PH) OBP: 0.399, SLG: 0.412										1 0 0 0 0 0 0	
Kevin Gross, R (1, 1) OBP: 0.128, SLG: 0.081		G5-3							F7	3 0 0 0 0 2 2	
Jay Howell, R (8, 1)										0 0 0 0 0 0 0	
Mitch Webster, S (9, PH) OBP: 0.335, SLG: 0.406										1 0 0 0 0 0 0	
Inning Stats	R: 2 H: 3 E: 0 LOB: 2 K: 1 BB: 1 S: 13 P: 23	R: 0 H: 0 E: 0 LOB: 0 K: 1 BB: 0 S: 8 P: 14	R: 0 H: 1 E: 0 LOB: 1 K: 1 BB: 0 S: 13 P: 19	R: 0 H: 1 E: 0 LOB: 1 K: 1 BB: 0 S: 10 P: 13	R: 1 H: 3 E: 1 LOB: 2 K: 0 BB: 1 S: 12 P: 19	R: 0 H: 1 E: 1 LOB: 0 K: 1 BB: 0 S: 5 P: 7	R: 0 H: 1 E: 0 LOB: 1 K: 0 BB: 0 S: 11 P: 18	R: 0 H: 0 E: 0 LOB: 0 K: 0 BB: 0 S: 8 P: 14	R: 0 H: 0 E: 0 LOB: 0 K: 0 BB: 0 S: 6 P: 11	1B: 10 SF: 0 2B: 0 SAC: 0 3B: 0 DP: 0 HR: 0 HBP: 0	WP: 0 PA: 37 PB: 0 SB: 1 CS: 1
PITCHER	IP WLS BF H R ER SO BB IBB HBP BLK WP HR S P ERA WHIP										
Bruce Hurst, L (1, 1) ERA: 3.34	7.0 W 31 10 3 3 5 2 0 0 0 0 0 0 0 72 113 3.86 1.714										
Larry Andersen, R (8, 1) ERA: 4.09	1.0 3 0 0 0 0 0 0 0 0 0 0 0 0 8 14 0.00 0.000										
Randy Myers, L (9, 1) ERA: 4.88	1.0 S 3 0 0 0 0 0 0 0 0 0 0 0 0 6 11 0.00 0.000										



Batter	1	2	3	4	5	6	7	8	9	AB	R	H	RBI	BB	SO	LOB	TOP					
Tony Fernandez, S OBP: 0.336, SLG: 0.353 Craig Shipley, R OBP: 0.231, SLG: 0.250	1-3 K		0-0 G5-3			3-1 L8		2-2 G6-3		1 0 0 0 0 1 0 3 0 0 0 0 0 1							San Diego Padres @ Los Angeles Dodgers Dodger Stadium, Los Angeles, CA Sat Aug 01 1992, 7:05 PM PDT Att: 33,078 - Sunny - 80 F					
Tony Gwynn, L OBP: 0.374, SLG: 0.419	0-0 G3-1		2-1 L9			0-1 FC6-4 1B		2-1 F8		4 0 1 0 0 0 1												
Gary Sheffield, R OBP: 0.385, SLG: 0.553	2-1 1B			2-3 K		1-2 FC6-4 FC4-6 1-2f		2-1 FC4-6 1B		4 0 2 0 0 1 1												
Fred McGriff, L OBP: 0.408, SLG: 0.561	3-3 K			1-0 1B		1-0 FC4-6 1-2f		0-0 FC4-6 1B FC3-6		4 1 1 0 0 1 3												
Darrin Jackson, R OBP: 0.303, SLG: 0.431		0-1 G5-4-3 1B		0-1 G6-4-3 1B		0-0 G6-3		1-1 FC3-6 1B E		4 1 3 0 0 0 0												
Benito Santiago, R OBP: 0.303, SLG: 0.369		1-0 G5-4-3 1-2f		0-1 G6-4-3 1-2f		3-2 F8		2-1 FC3-6 1B		4 0 1 0 0 0 3												
Phil Stephenson, L OBP: 0.304, SLG: 0.333		4-1 BB			1-1 G4-3		3-2 G4-3		3-2 FC3-6 E		3 0 0 1 1 0 2							AB 35				
Kurt Stillwell, S OBP: 0.277, SLG: 0.325		1-0 G4-3			3-2 P8			1-2 E6 3-H		4 0 1 0 0 0 2								R 2				
Andy Benes, R OBP: 0.184, SLG: 0.178 Jose Melendez, R (5, PH) Oscar Azocar, L OBP: 0.255, SLG: 0.247 Tim Scott, R (8, PH) Kevin Ward, R OBP: 0.269, SLG: 0.263			2-2 P5			1-2 G1-3		2-1 F8		2 0 0 0 0 0 0 0 0 0 0 0 0 0 1 0 0 0 0 0 1 0 0 0 0 0 0 0 1 0 0 0 0 1 2								H 9				
Inning Stats	R: 0 E: 0 K: 2 S: 9	H: 1 LOB: 1 BB: 0 P: 15	R: 0 E: 0 K: 0 S: 5	H: 1 LOB: 1 BB: 1 P: 11	R: 0 E: 0 K: 1 S: 6	H: 0 LOB: 0 BB: 0 P: 10	R: 0 E: 0 K: 1 S: 8	H: 2 LOB: 1 BB: 0 P: 11	R: 0 E: 0 K: 0 S: 8	H: 0 LOB: 0 BB: 0 P: 13	R: 0 E: 0 K: 0 S: 10	H: 1 LOB: 1 BB: 0 P: 15	R: 0 E: 0 K: 0 S: 8	H: 0 LOB: 0 BB: 0 P: 14	R: 0 E: 0 K: 0 S: 10	H: 1 LOB: 1 BB: 0 P: 19		R: 2 E: 1 K: 1 S: 16	H: 3 LOB: 2 BB: 0 P: 29	1B: 8 2B: 1 3B: 0 HR: 0	SF: 0 SAC: 0 DP: 2 HBP: 0	WP: 0 PB: 0 SB: 0 CS: 0
PITCHER	IP WLS BF H R ER SO BB IBB HBP BLK WP HR S P ERA WHIP																					
Tom Candiotti, R ERA: 2.88	(1, 1) 5.0 W 18 4 0 0 3 1 0 0 0 0 0 0 0 36 60 0.00 1.000																					
Jim Gott, R ERA: 1.97	(6, 1) 2.0 7 1 0 0 0 0 0 0 0 0 0 0 18 29 0.00 0.500																					
Tim Crews, R ERA: 5.82	(8, 1) 1.0 4 1 0 0 0 0 0 0 0 0 0 0 10 19 0.00 1.000																					
Roger McDowell, R ERA: 3.44	(9, 1) 1.0 7 3 2 1 1 0 0 0 0 0 0 0 16 29 9.00 3.000																					

AB	35
R	2
H	9
RBI	1
BB	1
SO	4
LOB	16



Batter	1	2	3	4	5	6	7	8	9	AB	R	H	RBI	BB	SO	LOB	BOTTOM			
Jose Offerman, S OBP: 0.332, SLG: 0.329	0-1 SH 1B		3-2 G1-3	4-2 BB		4-2 1B BB	0-2 1B			3 2 2 0 2 0 0							San Diego Padres @ Los Angeles Dodgers Dodger Stadium, Los Angeles, CA Sat Aug 01 1992, 7:05 PM PDT Att: 33,078 - Sunny - 80 F			
Brett Butler, L OBP: 0.421, SLG: 0.408	2-2 SH 1B		1-1 E4 1B	3-2 P8		0-0 1B SF7 1B	0-1 F8			5 2 3 0 0 0 3										
Eric Young Sr., R OBP: 0.385, SLG: 0.333	0-0 SH		1-0 P8		2-2 2B 1B	0-2 1B		0-1 G6-3		4 1 2 1 0 0 1										
Eric Karros, R OBP: 0.297, SLG: 0.457	2-0 P2		4-1 1B BB		0-1 1B 2B	1-3 K		1-1 P3		4 1 1 1 1 1 4										
Eric Davis, R OBP: 0.327, SLG: 0.339 Mitch Webster, S OBP: 0.333, SLG: 0.404	3-3 K		0-0 1B		2-1 G5-3	3-2 HBP		1-3 K		3 0 1 1 0 1 3 1 0 0 0 0 1 0										
Henry Rodriguez, L OBP: 0.095, SLG: 0.063	0-3 K		0-3 K		0-0 1B 1B	2-2 SF7				3 1 1 1 0 2 4										
Mike Scioscia, L OBP: 0.290, SLG: 0.285		0-1 G3-1		1-0 SH3 1B	1-1 1B	0-1 G4-3				4 0 2 1 0 0 2								AB 34		
Dave Hansen, L OBP: 0.290, SLG: 0.340		0-0 F8		3-2 F9	2-1 1B		1-2 F9			4 0 1 1 0 0 1								R 7		
Tom Candiotti, R ERA: 2.88 Lenny Harris, L OBP: 0.312, SLG: 0.306 Jim Gott, R ERA: 1.97 Todd Benzinger, S OBP: 0.339, SLG: 0.335 Tim Crews, R (8, PH) Roger McDowell, R (9, 1)		1-0 G6-3		0-2 SH3	1-0 G4-6-3 1B	0-1 P6				1 0 0 0 0 0 0 1 0 0 0 0 0 2 0 0 0 0 0 0 0 1 0								H 13		
Inning Stats	R: 1 E: 1 K: 2 S: 14	H: 2 LOB: 2 BB: 0 P: 21	R: 0 E: 0 K: 0 S: 4	H: 0 LOB: 0 BB: 0 P: 5	R: 1 E: 1 K: 1 S: 11	H: 2 LOB: 2 BB: 1 P: 20	R: 0 E: 0 K: 0 S: 15	H: 1 LOB: 2 BB: 1 P: 26	R: 3 E: 0 K: 1 S: 20	H: 5 LOB: 1 BB: 0 P: 21	R: 2 E: 0 K: 1 S: 20	H: 2 LOB: 2 BB: 1 P: 30	R: 0 E: 0 K: 0 S: 10	H: 1 LOB: 1 BB: 0 P: 11	R: 0 E: 0 K: 1 S: 7	H: 0 LOB: 0 BB: 0 P: 9		1B: 12 2B: 1 3B: 0 HR: 0	SF: 1 SAC: 2 DP: 1 HBP: 1	WP: 0 PB: 0 SB: 0 CS: 0
PITCHER	IP WLS BF H R ER SO BB IBB HBP BLK WP HR S P ERA WHIP																			
Andy Benes, R ERA: 3.66	(1, 1) 4.1 L 26 10 5 4 3 2 0 0 0 0 0 0 31 43 6.75 1.500																			
Jose Melendez, R ERA: 3.27	(5, 1) 2.2 12 3 2 2 1 1 0 1 0 0 0 0 31 43 6.75 1.500																			
Tim Scott, R ERA: 3.71	(8, 1) 1.0 3 0 0 0 0 1 0 0 0 0 0 0 7 9 0.00 0.000																			



Batter	1	2	3	4	5	6	7	8	9	AB	R	H	RBI	BB	SO	LOB	TOP					
Tony Fernandez, S (1, 6) OBP: 0.338, SLG: 0.355	G3-1		1B		FC4-6			G3-1		4	0	2	1	0	0	0	San Diego Padres @ Los Angeles Dodgers Dodger Stadium, Los Angeles, CA Sun Aug 02 1992, 3:33 AM PDT Att: 34,584 - Sunny - 85 F livebaseballscores.com					
Tony Gwynn, L (1, 9) OBP: 0.372, SLG: 0.417	1B		K		FC4-6			G3-1		4	0	1	0	0	1	2						
Gary Sheffield, R (1, 5) OBP: 0.381, SLG: 0.547	P6				P2			K		4	0	0	0	0	1	1						
Fred McGriff, L (1, 3) OBP: 0.404, SLG: 0.554	K				G4-3			F9		4	0	0	0	0	1	1						
Darrin Jackson, R (1, 8) OBP: 0.303, SLG: 0.429					FC6-4			F8		4	0	1	0	0	0	0						
Benito Santiago, R (1, 2) OBP: 0.299, SLG: 0.364					FC6-4			G6-3		3	0	0	0	0	0	1						
Jerald Clark, R (1, 7) OBP: 0.294, SLG: 0.378					1B			L4		3	0	1	0	0	0	0						
Kurt Stillwell, S (1, 4) OBP: 0.275, SLG: 0.322					FC4-6			F7		3	1	0	0	0	0	1						
Mike Maddux, L (7, 1) OBP: 0.400, SLG: 0.250					SH1-4			F7		0	0	0	0	0	0	0						
Jim Deshaies, L (1, 1) OBP: 0.328, SLG: 0.372					SH1-4			F8		1	0	0	0	0	0	0						
Tim Teufel, R (7, 4)										1	0	0	0	0	0	0						
Inning Stats	R: 0 E: 0 K: 1 S: 9	H: 1 LOB: 1 BB: 0 P: 14	R: 0 E: 0 K: 0 S: 7	H: 0 LOB: 0 BB: 0 P: 10	R: 0 E: 0 K: 1 S: 10	H: 1 LOB: 1 BB: 0 P: 15	R: 0 E: 0 K: 0 S: 10	H: 1 LOB: 1 BB: 0 P: 15	R: 1 E: 0 K: 0 S: 12	H: 2 LOB: 1 BB: 0 P: 15	R: 0 E: 0 K: 1 S: 6	H: 0 LOB: 0 BB: 0 P: 11	R: 0 E: 0 K: 0 S: 4	H: 0 LOB: 0 BB: 0 P: 5	R: 0 E: 0 K: 0 S: 6	H: 0 LOB: 0 BB: 0 P: 12	R: 0 E: 0 K: 0 S: 4	H: 0 LOB: 0 BB: 0 P: 6	1B: 5 2B: 0 3B: 0 HR: 0	SF: 0 SAC: 1 DP: 0 HBP: 0	WP: 0 PB: 0 SB: 0 CS: 0	PA: 32
PITCHER Orel Hershiser, R (1, 1) ERA: 3.6	IP: 9.0 WLS: W BF: 32 H: 5 R: 1 ER: 1 SO: 3 BB: 0 IBB: 0 HBP: 0 BLK: 0 WP: 0 HR: 0 S: 68 P: 103 ERA: 1.00 WHIP: 0.556															PITCHER						

Batter	1	2	3	4	5	6	7	8	9	AB	R	H	RBI	BB	SO	LOB	BOTTOM			
Jose Offerman, S (1, 6) OBP: 0.332, SLG: 0.328	P4		G3		L4			1B		4	1	1	0	0	0	0	San Diego Padres @ Los Angeles Dodgers Dodger Stadium, Los Angeles, CA Sun Aug 02 1992, 3:33 AM PDT Att: 34,584 - Sunny - 85 F livebaseballscores.com			
Brett Butler, L (1, 8) OBP: 0.419, SLG: 0.406	G4-3		K		G5-4-3			G5-3		4	0	1	0	0	1	1				
Eric Young Sr., R (1, 4) OBP: 0.353, SLG: 0.313	P4		F9		G5-4-3			2B		4	1	1	0	0	0	1				
Eric Karros, R (1, 3) OBP: 0.299, SLG: 0.458			2B		K			K		3	1	1	2	1	2	0				
Mitch Webster, S (1, 9) OBP: 0.337, SLG: 0.419			1B		BB			F9		4	1	2	0	0	0	1				
Todd Benzinger, S (1, 7) OBP: 0.288, SLG: 0.333			CS		F9			F9		4	0	1	1	0	1	2				
Carlos Hernandez, R (1, 2) OBP: 0.324, SLG: 0.317			CS		BB			G4-3		2	0	1	1	1	0	0				
Dave Hansen, L (1, 5) OBP: 0.291, SLG: 0.337			1B		BB			G1-3		2	0	0	0	1	1	2				
Orel Hershiser, R (1, 1) OBP: 0.204, SLG: 0.277			K		BB			G4-3		3	0	0	0	0	1	4				
Inning Stats	R: 0 E: 0 K: 0 S: 8	H: 0 LOB: 0 BB: 0 P: 11	R: 2 E: 0 K: 2 S: 12	H: 3 LOB: 1 BB: 1 P: 21	R: 0 E: 0 K: 1 S: 8	H: 0 LOB: 0 BB: 0 P: 13	R: 0 E: 0 K: 1 S: 12	H: 1 LOB: 3 BB: 2 P: 26	R: 0 E: 0 K: 0 S: 14	H: 0 LOB: 0 BB: 0 P: 23	R: 0 E: 0 K: 0 S: 5	H: 0 LOB: 0 BB: 0 P: 6	R: 2 E: 0 K: 1 S: 11	H: 3 LOB: 1 BB: 0 P: 15	R: 0 E: 0 K: 0 S: 11	H: 0 LOB: 1 BB: 0 P: 15		1B: 5 2B: 3 3B: 0 HR: 0	SF: 0 SAC: 0 DP: 1 HBP: 0	WP: 0 PB: 0 SB: 0 CS: 2
PITCHER Jim Deshaies, L (1, 1) ERA: 2.1	IP: 6.0 WLS: L BF: 24 H: 5 R: 2 ER: 2 SO: 5 BB: 3 IBB: 0 HBP: 0 BLK: 0 WP: 0 HR: 0 S: 64 P: 111 ERA: 3.00 WHIP: 1.333															PITCHER				
Mike Maddux, R (7, 1) ERA: 2.42	IP: 2.0 WLS: 9 BF: 3 H: 2 R: 2 ER: 2 SO: 1 BB: 0 IBB: 0 HBP: 0 BLK: 0 WP: 0 HR: 0 S: 16 P: 21 ERA: 9.00 WHIP: 1.500															PITCHER				

Batter	1	2	3	4	5	6	7	8	9	AB	R	H	RBI	BB	SO	LOB	TOP										
Robby Thompson, R OBP: 0.341, SLG: 0.389 (1, 4)	G1-3		FC3-6 1B	1B	K			G6-3		5	1	2	2	0	1	3	San Francisco Giants @ San Diego Padres Jack Murphy Stadium, San Diego, CA Mon Aug 03 1992, 10:05 PM EDT Att: 15,624 - Cloudy - 76 F										
Kevin Bass, S OBP: 0.305, SLG: 0.410 (1, 9) Rod Beck, R (8, 1)	P5		FC3-6 1B	1B			G6-3	K		5	0	2	0	0	1	1											
Will Clark, L OBP: 0.394, SLG: 0.483 (1, 3)	E9 2B		FC3-6	1B			G4-3			5	0	2	1	0	0	2											
Mark Leonard, L OBP: 0.361, SLG: 0.567 Michael Jackson, R (6, 1) Willie McGee, S OBP: 0.328, SLG: 0.346 (8, 8)	F7		K	L7			F7			4	0	0	0	0	1	5											
Cory Snyder, R OBP: 0.321, SLG: 0.479 (1, 8) (6, 9)				1B	G6-3			F8		5	1	2	0	0	1	0											
Matt Williams, R OBP: 0.286, SLG: 0.372 (1, 5)	G5-4-3			K	1B			F8		4	1	1	0	0	1	2											
Craig Colbert, R OBP: 0.288, SLG: 0.333 (1, 2)				1B	SH2-4 1B			K		4	1	3	0	0	1	0											
Jose Uribe, S OBP: 0.318, SLG: 0.357 (1, 6)	L8			1B	SH2-4 1B			G1-3		4	1	1	1	0	0	3											
Trevor Wilson, L OBP: 0.125, SLG: 0.069 Chris James, R OBP: 0.299, SLG: 0.401 Bryan Hickerson, L (5, PH) Mike Felder, S OBP: 0.323, SLG: 0.389 (8, 7)			L4	SH2-4				G6-3 1B		1	0	0	0	0	0	0											
Inning Stats	R: 0 E: 1 K: 0 S: 6	H: 1 LOB: 1 BB: 0 P: 7	R: 0 E: 0 K: 0 S: 10	H: 2 LOB: 1 BB: 0 P: 11	R: 0 E: 0 K: 1 S: 13	H: 2 LOB: 2 BB: 0 P: 19	R: 4 E: 0 K: 1 S: 17	H: 6 LOB: 2 BB: 0 P: 27	R: 1 E: 0 K: 1 S: 14	H: 3 LOB: 2 BB: 0 P: 22	R: 0 E: 0 K: 0 S: 6	H: 0 LOB: 0 BB: 0 P: 9	R: 0 E: 0 K: 1 S: 8	H: 0 LOB: 0 BB: 0 P: 9	R: 0 E: 0 K: 1 S: 9	H: 1 LOB: 1 BB: 0 P: 15		R: 0 E: 0 K: 1 S: 10	H: 0 LOB: 0 BB: 0 P: 16	1B: 14 2B: 1 3B: 0 HR: 0	SF: 0 SAC: 1 DP: 1 HBP: 0	WP: 0 PB: 0 SB: 0 CS: 0	PA: 41				
PITCHER	IP	WLS	BF	H	R	ER	SO	BB	IBB	HBP	BLK	WP	HR	S	P	ERA	WHIP										
Frank Seminara, R ERA: 3.84 (1, 1)	3.2		21	11	4	4	2	0	0	0	0	0	0	42	57	9.82	3.000										
Rich Rodriguez, L ERA: 2.18 (4, 1)	2.1		10	3	1	1	1	0	0	0	0	0	0	24	38	3.86	1.286										
Jose Melendez, R ERA: 3.22 (7, 1)	1.0	W	4	1	0	0	1	0	0	0	0	0	0	8	9	0.00	0.000										
Tim Scott, R ERA: 3.5 (8, 1)	1.0	S	3	0	0	0	1	0	0	0	0	0	0	9	15	0.00	1.000										
Randy Myers, L ERA: 4.78 (9, 1)	1.0		3	0	0	0	1	0	0	0	0	0	0	10	16	0.00	0.000										
Batter	1	2	3	4	5	6	7	8	9	AB	R	H	RBI	BB	SO	LOB	BOTTOM										
Tony Fernandez, S OBP: 0.337, SLG: 0.352 (1, 6)	HR 1B BB	F8			F8			G6-3		3	1	0	0	1	0	0	San Francisco Giants @ San Diego Padres Jack Murphy Stadium, San Diego, CA Mon Aug 03 1992, 10:05 PM EDT Att: 15,624 - Cloudy - 76 F										
Tony Gwynn, L OBP: 0.376, SLG: 0.420 (1, 9)	HR 1B		HR 1B		F8			BB FC6-4 1B		4	3	3	0	0	0	0											
Gary Sheffield, R OBP: 0.380, SLG: 0.544 (1, 5)	F7		F9		K			FC6-4 BB 1B		4	0	1	0	0	1	3											
Fred McGriff, L OBP: 0.405, SLG: 0.571 (1, 3)	HR		HR					K		4	2	2	5	0	2	2											
Darrin Jackson, R OBP: 0.305, SLG: 0.429 (1, 8)	1B		F9		K2-3			FC6-4 BB		3	0	1	0	1	1	0											
Benito Santiago, R OBP: 0.302, SLG: 0.375 (1, 2)	F9		2B					FC6-4 FC5-4		4	0	2	1	0	0	3											
Jerald Clark, R OBP: 0.293, SLG: 0.377 (1, 7)	K				G6-4-3 1B			F9		4	0	1	0	0	1	4											
Kurt Stillwell, S OBP: 0.272, SLG: 0.318 (1, 4)		G5-3			G6-4-3			F7		3	0	0	0	0	0	1											
Frank Seminara, R ERA: 3.84 (1, 1) Rich Rodriguez, L ERA: 2.18 (4, 1) Jose Melendez, R ERA: 3.22 (7, 1) Oscar Azocar, L OBP: 0.345, SLG: 0.245 (8, 1) Tim Scott, R ERA: 3.07 (8, 1) Randy Myers, L ERA: 4.78 (9, 1)		G4-3			G3-1			G3-1		1	0	0	0	0	0	0											
Inning Stats	R: 3 E: 0 K: 1 S: 22	H: 3 LOB: 1 BB: 1 P: 33	R: 0 E: 0 K: 0 S: 6	H: 0 LOB: 0 BB: 0 P: 8	R: 2 E: 0 K: 0 S: 10	H: 3 LOB: 1 BB: 0 P: 14	R: 0 E: 0 K: 0 S: 7	H: 1 LOB: 0 BB: 0 P: 9	R: 0 E: 0 K: 1 S: 12	H: 0 LOB: 0 BB: 0 P: 15	R: 0 E: 0 K: 2 S: 10	H: 1 LOB: 1 BB: 0 P: 13	R: 0 E: 0 K: 0 S: 6	H: 0 LOB: 0 BB: 0 P: 7	R: 0 E: 0 K: 1 S: 15	H: 2 LOB: 2 BB: 1 P: 26		R: 1 E: 0 K: 1 S: 15	H: 0 LOB: 0 BB: 0 P: 7	1B: 6 2B: 2 3B: 0 HR: 2	SF: 0 SAC: 0 DP: 1 HBP: 0	WP: 0 PB: 0 SB: 0 CS: 0	PA: 34				
PITCHER	IP	WLS	BF	H	R	ER	SO	BB	IBB	HBP	BLK	WP	HR	S	P	ERA	WHIP										
Trevor Wilson, L ERA: 4.41 (1, 1)	4.0		18	7	5	5	1	1	0	0	0	0	0	20	64	11.25	2.000										
Bryan Hickerson, L ERA: 3.24 (5, 1)	1.2		6	1	0	0	3	0	0	0	0	0	0	20	24	0.00	0.600										
Michael Jackson, R ERA: 3.07 (6, 1)	1.2	L	8	2	1	1	1	1	0	0	0	0	0	17	30	5.40	1.800										
Rod Beck, R ERA: 2.27 (8, 1)	0.2		2	0	0	0	0	0	0	0	0	0	0	6	7	0.00	0.000										

Batter	1	2	3	4	5	6	7	8	9	AB	R	H	RBI	BB	SO	LOB	TOP						
Willie McGee, S OBP: 0.326, SLG: 0.344 (1, 8)	K2-3		G5-3	G5-3		PO 1B		G4-3		5	0	1	0	0	1	2	San Francisco Giants @ San Diego Padres Jack Murphy Stadium, San Diego, CA Tue Aug 04 1992, 10:05 PM EDT Att: 20,623 - Sunny - 78 F						
Robby Thompson, R OBP: 0.349, SLG: 0.406 Greg Litton, R OBP: 0.266, SLG: 0.283 (1, 4) (7, 4)	1B		1B BB	2B 1B		PO 1-2		K		3	3	3	2	1	0	0							
Will Clark, L OBP: 0.397, SLG: 0.487 (1, 3)	F8		1B	2B				1B		5	1	3	2	0	0	1							
Chris James, R OBP: 0.297, SLG: 0.395 (1, 7)	P6		L9	K				1B		5	0	1	0	0	1	4							
Kevin Bass, S OBP: 0.311, SLG: 0.414 (1, 9)		G5-3	1-2 2-H		G6-4-3 1B				K	5	0	3	2	0	1	0							
Cory Snyder, R OBP: 0.320, SLG: 0.480 (1, 5)	2B		F8		G6-4-3 1-2f					4	1	1	0	0	1	5							
Craig Colbert, R OBP: 0.298, SLG: 0.346 (1, 2)	2B			1B BB	K2-3			F7		3	1	1	1	1	1	2							
Mike Benjamin, R OBP: 0.261, SLG: 0.386 (1, 6)	F8			1B SH2-4 2B 1B				K		4	1	1	0	0	2	3							
John Burkett, R OBP: 0.095, SLG: 0.051 Dave Righetti, L (8, 1)	K			SH2-4				L8		3	0	0	0	0	2	1							
								K		0	0	0	0	0	0	0	GIANTS						
Inning Stats	R: 0 E: 0 K: 1 S: 6	H: 1 LOB: 1 BB: 0 P: 10	R: 1 E: 0 K: 1 S: 8	H: 2 LOB: 1 BB: 0 P: 10	R: 1 E: 0 K: 0 S: 15	H: 2 LOB: 2 BB: 1 P: 23	R: 3 E: 0 K: 1 S: 15	H: 3 LOB: 1 BB: 1 P: 24	R: 0 E: 0 K: 1 S: 9	H: 1 LOB: 0 BB: 0 P: 13	R: 2 E: 0 K: 2 S: 15	H: 4 LOB: 2 BB: 0 P: 16	R: 0 E: 0 K: 1 S: 9	H: 0 LOB: 0 BB: 0 P: 13	R: 0 E: 0 K: 1 S: 9	H: 0 LOB: 0 BB: 0 P: 14		1B: 10 2B: 3 3B: 0 HR: 1	SF: 0 SAC: 1 DP: 1 HBP: 0	WP: 0 PB: 0 SB: 0 CS: 0	PA: 42		
PITCHER	IP WLS BF	H R ER SO	BB IBB HBP BLK	WP HR S P	ERA WHIP	PITCHER										IP WLS BF	H R ER SO	BB IBB HBP BLK	WP HR S P	ERA WHIP			
Craig Lefferts, L ERA: 3.64 (1, 1)	3.2 L 21	8 5 5 2	2 0 0 0	0 0 11 13	12.27 2.727																		
Mike Maddux, R ERA: 2.39 (4, 1)	1.1 4 1	0 0 2	0 0 0	0 1 24	0.00 0.750																		
Jose Melendez, R ERA: 3.38 (6, 1)	2.0 10 5	2 2 3	0 0 0	0 1 18	9.00 2.500																		
Larry Andersen, R ERA: 3.75 (8, 1)	2.0 6 0	0 0 3	0 0 0	0 0 27	0.00 0.000																		

Batter	1	2	3	4	5	6	7	8	9	AB	R	H	RBI	BB	SO	LOB	BOTTOM					
Tony Fernandez, S OBP: 0.336, SLG: 0.351 (1, 6)	G4-3		G6-4-3 1B		K			L4		4	0	1	0	0	1	1	San Francisco Giants @ San Diego Padres Jack Murphy Stadium, San Diego, CA Tue Aug 04 1992, 10:05 PM EDT Att: 20,623 - Sunny - 78 F					
Tony Gwynn, L OBP: 0.375, SLG: 0.419 (1, 9)	L7		L8			F7 E 1B		G3-1		4	0	1	0	0	0	1						
Gary Sheffield, R OBP: 0.381, SLG: 0.554 (1, 5)	HR		G6-4-3 1-2f			E4 G5-4-3		2B		4	1	2	1	0	0	2						
Fred McGriff, L OBP: 0.401, SLG: 0.564 (1, 3)	F7				G6-3			F8		4	0	0	0	0	0	3						
Darrin Jackson, R OBP: 0.304, SLG: 0.427 (1, 8)		1B FC3-2 1B			F8			F7		4	0	1	0	0	0	2						
Bento Santiago, R OBP: 0.298, SLG: 0.369 (1, 2)		K			F8			G4-3		4	0	0	0	0	1	1						
Jerald Clark, R OBP: 0.293, SLG: 0.375 (1, 7)		FC3-2 1B			F8			L8		4	0	1	0	0	0	0						
Kurt Stillwell, S OBP: 0.276, SLG: 0.322 (1, 4)		FC3-2 FC6-4			F7 PB 1B			L9		3	0	2	0	0	0	2						
Craig Lefferts, L ERA: 3.64 Mike Maddux, L ERA: 2.39 Phil Stephenson OBP: 0.266, SLG: 0.283 Jose Melendez, R ERA: 3.38 Oscar Azocar, L OBP: 0.296, SLG: 0.242 Larry Andersen, R (1, 1) (4, 1) (5, PH) (8, 1) (7, PH) (8, 1)		FC6-4			F7					1	0	0	0	0	0	2						
										0	0	0	0	0	0	0	SD					
Inning Stats	R: 1 E: 0 K: 0 S: 7	H: 1 LOB: 0 BB: 0 P: 8	R: 0 E: 0 K: 1 S: 11	H: 2 LOB: 2 BB: 0 P: 16	R: 0 E: 0 K: 0 S: 4	H: 1 LOB: 0 BB: 0 P: 6	R: 0 E: 0 K: 0 S: 7	H: 0 LOB: 0 BB: 0 P: 8	R: 0 E: 0 K: 1 S: 8	H: 1 LOB: 1 BB: 0 P: 15	R: 0 E: 1 K: 0 S: 6	H: 1 LOB: 1 BB: 0 P: 11	R: 0 E: 0 K: 0 S: 7	H: 1 LOB: 1 BB: 0 P: 8	R: 0 E: 0 K: 0 S: 8	H: 1 LOB: 1 BB: 0 P: 12		R: 0 E: 0 K: 0 S: 6	H: 0 LOB: 0 BB: 0 P: 12	1B: 6 2B: 1 3B: 0 HR: 1	SF: 0 SAC: 0 DP: 2 HBP: 0	WP: 0 PB: 1 SB: 1 CS: 0
PITCHER	IP WLS BF	H R ER SO	BB IBB HBP BLK	WP HR S P	ERA WHIP	PITCHER										IP WLS BF	H R ER SO	BB IBB HBP BLK	WP HR S P	ERA WHIP		
John Burkett, R ERA: 3.79 (1, 1)	7.2 W 30	1 1 1 2	0 0 0 0	0 0 7 13	1.17 1.043																	
Dave Righetti, L ERA: 5.09 (8, 1)	1.1 4 0	0 0 0	0 0 0	0 0 13	0.00 0.000																	

Batter	1	2	3	4	5	6	7	8	9	AB	R	H	RBI	BB	SO	LOB	TOP			
Willie McGee, S (1, 8) OBP: 0.331, SLG: 0.349	0-1 L5-3 1B		1-2 1B		1-1 FC6-4		1-2 1B			4	0	3	0	0	0	1	San Francisco Giants @ San Diego Padres Jack Murphy Stadium, San Diego, CA Wed Aug 05 1992, 10:05 PM EDT Att: 17,199 - Sunny - 79 F			
Robby Thompson, R (1, 4) OBP: 0.344, SLG: 0.401	0-1 L5-3		2-2 L6		0-0 FC3-6			0-1 P5		4	0	0	0	0	4					
Will Clark, L (1, 3) OBP: 0.395, SLG: 0.483	1-2 F8			4-0 1B SF9 BB	0-0 G3			1-0 G1-3		3	1	0	0	1	0					
Chris James, R (1, 7) OBP: 0.296, SLG: 0.392		0-0 L9		0-0 1B	0-0 G6-3			2-0 F9		4	0	1	0	0	0					
Kevin Bass, S (1, 9) OBP: 0.310, SLG: 0.411		1-1 F9		1-2 1B	0-1 G5-3			0-1 G5-3		4	0	1	0	0	0					
Cory Snyder, R (1, 5) OBP: 0.319, SLG: 0.478		1-2 G6-3		1-1 SF9	1-1 G5-3			3-2 1B		3	0	1	1	0	0					
Craig Colbert, R (1, 2) Mark Bailey, S (8, 2) OBP: 0.412, SLG: 0.357			0-1 G6-3	0-1 L9			1-0 G5-3	0-1 FC5-4 1B		3	0	0	0	0	2					
Mike Benjamin, R (1, 6) Mark Leonard, L (9, PH) OBP: 0.265, SLG: 0.383 OBP: 0.351, SLG: 0.548			1-1 G4-3	1-0 G1-3			1-2 G6-3 1B	3-3 K		3	0	1	0	0	2					
Francisco Oliveras, R (1, 1) Matt Williams, R (7, PH) Jeff Brantley, R (7, 1) Mike Felder, S (9, PH) OBP: 0.400, SLG: 0.250 OBP: 0.255, SLG: 0.371 OBP: 0.687, SLG: 0.500 OBP: 0.321, SLG: 0.387			4-0 1B BB		1-2 FC6-4 1B		1-2 G6-3	2-2 FC5-4		1	0	1	0	1	0					
Inning Stats	R: 0 E: 0 K: 0 S: 9	H: 1 LOB: 0 BB: 0 P: 10	R: 0 E: 0 K: 0 S: 6	H: 0 LOB: 0 BB: 0 P: 8	R: 0 E: 0 K: 0 S: 14	H: 1 LOB: 2 BB: 1 P: 22	R: 1 E: 0 K: 0 S: 9	H: 2 LOB: 2 BB: 1 P: 16	R: 0 E: 0 K: 0 S: 5	H: 0 LOB: 1 BB: 0 P: 6	R: 0 E: 0 K: 0 S: 11	H: 2 LOB: 1 BB: 0 P: 16	R: 0 E: 0 K: 0 S: 4	H: 0 LOB: 0 BB: 0 P: 7	R: 0 E: 0 K: 1 S: 14	H: 2 LOB: 2 BB: 0 P: 22		1B: 9 2B: 1 3B: 0 HR: 0	SF: 1 SAC: 0 DP: 1 HBP: 0	WP: 0 PB: 0 SB: 0 CS: 0
PITCHER	IP WLS BF H R ER SO BB IBB HBP BLK WP HR S P ERA WHIP	7.0 W 6 2 0 0 0 2 0 0 0 0 0 0 62 88 1.29 1.286	1.1 W 6 2 0 0 0 0 0 0 0 0 0 0 12 18 0.00 1.500	0.2 S 2 0 0 0 1 0 0 0 0 0 0 0 6 11 0.00 0.000	PITCHER										IP WLS BF H R ER SO BB IBB HBP BLK WP HR S P ERA WHIP					

AB	33
R	1
H	9
RBI	1
BB	2
SO	1
LOB	15



Batter	1	2	3	4	5	6	7	8	9	AB	R	H	RBI	BB	SO	LOB	BOTTOM	
Tony Fernandez, S (1, 6) OBP: 0.336, SLG: 0.350	2-2 G3		1-0 G6-3			3-2 G6-3		0-1 E6 1B		4	1	1	0	0	0	1	San Francisco Giants @ San Diego Padres Jack Murphy Stadium, San Diego, CA Wed Aug 05 1992, 10:05 PM EDT Att: 17,199 - Sunny - 79 F	
Tony Gwynn, L (1, 9) OBP: 0.374, SLG: 0.417	0-1 F7		2-3 G4-3			2-3 K		1-1 1B		4	1	1	0	0	1	1		
Gary Sheffield, R (1, 5) OBP: 0.382, SLG: 0.553	3-2 F9			1-0 G6-4-3 1B		1-3 K 2B		1-1 1B		4	2	2	1	0	1	0		
Fred McGriff, L (1, 3) OBP: 0.400, SLG: 0.564		2-1 P5		1-1 L9		1-0 1B		1-2 3H 2B		4	0	1	1	0	1	3		
Darrin Jackson, R (1, 8) OBP: 0.304, SLG: 0.427		1-2 F8		1-1 G6-4-3		0-0 F9		1-0 F8 2B		4	0	1	2	0	0	2		
Benito Santiago, R (1, 2) OBP: 0.301, SLG: 0.371		0-2 1B			1-0 G6-3		0-0 G6-4-3 1B	1-1 F8		4	0	2	0	0	0	1		
Jerald Clark, R (1, 7) Randy Myers, L (9, 1) OBP: 0.289, SLG: 0.370 OBP: 0.292, SLG: 0.318		1-2 L4			2-1 G5-3		0-2 G6-4-3	0-2 F8		4	0	0	0	0	0	3		
Tim Teufel, R (1, 4) OBP: 0.333, SLG: 0.373			0-0 F7		3-2 1B		4-0 BB			2	0	1	0	1	0	0		
Bruce Hurst, L (1, 1) Phil Stephenson, L (7, PH) Tim Scott, R (8, 1) Oscar Azocar, L (9, 7) OBP: 0.143, SLG: 0.167 OBP: 0.292, SLG: 0.318 OBP: 0.250, SLG: 0.242			3-2 G6-3		1-1 G1-3		3-2 L9			2	0	1	0	0	0	1		
Inning Stats	R: 0 E: 0 K: 0 S: 8	H: 0 LOB: 0 BB: 0 P: 13	R: 0 E: 0 K: 0 S: 14	H: 1 LOB: 1 BB: 0 P: 18	R: 0 E: 0 K: 0 S: 6	H: 1 LOB: 1 BB: 0 P: 12	R: 0 E: 0 K: 0 S: 5	H: 1 LOB: 0 BB: 0 P: 8	R: 0 E: 0 K: 2 S: 11	H: 1 LOB: 1 BB: 0 P: 18	R: 0 E: 0 K: 0 S: 9	H: 1 LOB: 1 BB: 1 P: 16	R: 0 E: 1 K: 1 S: 18	H: 4 LOB: 1 BB: 0 P: 24	1B: 7 2B: 3 3B: 0 HR: 0	SF: 0 SAC: 0 DP: 2 HBP: 0		WP: 0 PB: 1 SB: 0 CS: 0
PITCHER	IP WLS BF H R ER SO BB IBB HBP BLK WP HR S P ERA WHIP	6.0 L 11 5 3 3 1 1 0 0 0 0 0 0 27 40 13.50 3.000	PITCHER										IP WLS BF H R ER SO BB IBB HBP BLK WP HR S P ERA WHIP					

AB	33
R	4
H	10
RBI	4
BB	1
SO	3
LOB	13



Batter	1	2	3	4	5	6	7	8	9	AB	R	H	RBI	BB	SO	LOB	TOP					
Craig Biggio, R OBP: 0.373, SLG: 0.377 (1, 4)										5	0	3	0	0	0	2	Houston Astros @ San Diego Padres Jack Murphy Stadium, San Diego, CA Thu Aug 06 1992, 10:05 PM EDT Att: 15,231 - Sunny - 77 F					
Steve Finley, L OBP: 0.328, SLG: 0.386 (1, 8)										3	0	0	0	0	1	1						
Willie Blair, R (5, 1)										0	0	0	0	0	0	0						
Ernest Riles, L OBP: 0.154, SLG: 0.167 (7, PH)										0	0	0	1	0	0	0						
Joe Boever, R (7, 1)										0	0	0	0	0	0	0						
Casey Candaele, S OBP: 0.255, SLG: 0.259 (9, PH)										0	0	0	1	0	0	0						
5 Jeff Bagwell, R OBP: 0.342, SLG: 0.415 (1, 3)										4	1	2	1	0	1	2						
Eric Anthony, L OBP: 0.299, SLG: 0.426 (1, 9)										5	0	1	0	0	2	4						
Ken Caminiti, S OBP: 0.370, SLG: 0.461 (1, 5)										4	0	0	0	0	2	2						
Luis Gonzalez, L OBP: 0.286, SLG: 0.383 (1, 7)										3	1	1	0	0	0	1						
Pete Incaviglia, R OBP: 0.319, SLG: 0.434 (8, PH)										1	0	0	0	0	1	0						
Rafael Ramirez, R OBP: 0.277, SLG: 0.302 (1, 6)										4	1	1	0	0	0	1						
Eddie Taubensee, L OBP: 0.264, SLG: 0.279 (1, 2)										3	0	0	0	0	0	2						
Juan Guerrero, R OBP: 0.306, SLG: 0.355 (9, PH)										1	1	1	1	0	0	0						
Brian Williams, R OBP: 0.188, SLG: 0.250 (1, 1)										1	0	1	1	0	0	0						
Gerald Young, S OBP: 0.300, SLG: 0.152 (5, PH)										2	1	1	0	1	0	0						
Inning Stats	R: 0 E: 0 K: 2 S: 11	H: 1 LOB: 1 BB: 0 P: 16	R: 1 E: 0 K: 0 S: 12	H: 3 LOB: 2 BB: 0 P: 17	R: 0 E: 1 K: 2 S: 12	H: 1 LOB: 1 BB: 0 P: 17	R: 0 E: 0 K: 0 S: 6	H: 0 LOB: 0 BB: 0 P: 9	R: 0 E: 0 K: 0 S: 5	H: 0 LOB: 0 BB: 0 P: 7	R: 1 E: 0 K: 1 S: 13	H: 2 LOB: 1 BB: 0 P: 23	R: 1 E: 0 K: 0 S: 13	H: 2 LOB: 1 BB: 0 P: 18	R: 0 E: 0 K: 1 S: 9	H: 0 LOB: 0 BB: 0 P: 12	R: 2 E: 1 K: 1 S: 20	H: 2 LOB: 2 BB: 1 P: 33	1B: 9 2B: 2 3B: 0 HR: 1	SF: 2 SAC: 0 DP: 1 HBP: 1	WP: 0 PB: 0 SB: 2 CS: 0	PA: 40
PITCHER	IP	WLS	BF	H	R	ER	SO	BB	IBB	HBP	BLK	WP	HR	S	P	ERA	WHIP					
Andy Benes, R ERA: 3.67 (1, 1)	7.0	W	30	9	3	3	5	0	0	0	0	0	1	72	107	3.86	1.286					
Rich Rodriguez, L ERA: 2.28 (8, 1)	1.0		5	1	2	1	1	0	0	0	0	0	0	13	17	9.00	1.000					
Tim Scott, R ERA: 3.15 (9, 1)	0.2	S	4	1	0	0	0	1	0	0	0	0	0	13	23	0.00	3.000					
Randy Myers, L ERA: 4.68 (9, 1)	0.1	S	1	0	0	0	1	0	0	0	0	0	0	3	5	0.00	0.000					

AB	36
R	5
H	11
RBI	5
BB	1
SO	7
LOB	15



Batter	1	2	3	4	5	6	7	8	9	AB	R	H	RBI	BB	SO	LOB	BOTTOM					
Tony Fernandez, S OBP: 0.338, SLG: 0.352 (1, 6)										4	2	2	0	1	0	1	Houston Astros @ San Diego Padres Jack Murphy Stadium, San Diego, CA Thu Aug 06 1992, 10:05 PM EDT Att: 15,231 - Sunny - 77 F					
Tony Gwynn, L OBP: 0.374, SLG: 0.417 (1, 9)										5	0	2	0	0	0	3						
Gary Sheffield, R OBP: 0.383, SLG: 0.568 (1, 5)										4	2	2	5	0	0	4						
Rich Rodriguez, L (8, 1)										0	0	0	0	0	0	0						
Tim Scott, R (9, 1)										0	0	0	0	0	0	0						
Randy Myers, L (9, 1)										0	0	0	0	0	0	0						
Fred McGriff, L OBP: 0.400, SLG: 0.580 (1, 3)										4	2	2	2	0	0	4						
Darrin Jackson, R OBP: 0.303, SLG: 0.426 (1, 8)										4	0	1	0	0	1	0						
Bento Santiago, R OBP: 0.300, SLG: 0.373 (1, 2)										4	0	1	0	0	0	1						
Jerald Clark, R OBP: 0.289, SLG: 0.369 (1, 7)										4	0	1	0	0	1	2						
Kurt Stillwell, S OBP: 0.272, SLG: 0.317 (1, 4)										4	0	0	0	0	0	2						
Andy Benes, R OBP: 0.212, SLG: 0.174 (1, 1)										1	1	0	0	2	1	0						
Tim Teufel, R OBP: 0.331, SLG: 0.371 (8, 5)										1	0	0	0	0	0	0						
Inning Stats	R: 3 E: 0 K: 0 S: 18	H: 4 LOB: 1 BB: 0 P: 28	R: 4 E: 0 K: 1 S: 18	H: 3 LOB: 1 BB: 1 P: 29	R: 0 E: 0 K: 1 S: 9	H: 0 LOB: 0 BB: 0 P: 14	R: 0 E: 0 K: 1 S: 11	H: 1 LOB: 1 BB: 1 P: 20	R: 0 E: 0 K: 0 S: 10	H: 1 LOB: 1 BB: 0 P: 16	R: 0 E: 0 K: 0 S: 13	H: 1 LOB: 2 BB: 1 P: 22	R: 0 E: 0 K: 0 S: 8	H: 1 LOB: 1 BB: 0 P: 11	R: 0 E: 0 K: 0 S: 5	H: 0 LOB: 0 BB: 0 P: 8	R: 0 E: 0 K: 1 S: 20	H: 0 LOB: 0 BB: 0 P: 33	1B: 6 2B: 1 3B: 0 HR: 4	SF: 0 SAC: 0 DP: 0 HBP: 0	WP: 0 PB: 0 SB: 0 CS: 0	PA: 38
PITCHER	IP	WLS	BF	H	R	ER	SO	BB	IBB	HBP	BLK	WP	HR	S	P	ERA	WHIP					
Brian Williams, R ERA: 4.02 (1, 1)	4.0	L	22	8	7	7	3	2	0	0	0	0	4	56	91	15.75	2.500					
Willie Blair, R ERA: 3.98 (5, 1)	2.0		9	2	0	0	0	1	0	0	0	0	0	23	38	0.00	1.500					
Joe Boever, R ERA: 2.55 (7, 1)	2.0		7	1	0	0	0	0	0	0	0	0	0	13	19	0.00	0.500					

AB	35
R	7
H	11
RBI	7
BB	3
SO	3
LOB	17



Batter	1	2	3	4	5	6	7	8	9	AB	R	H	RBI	BB	SO	LOB	TOP											
Craig Biggio, R OBP: 0.372, SLG: 0.374 (1, 4)	0-1 B1-3		4-2 BB			2-2 G5-3		2-2 F8		3	0	0	0	1	0	0	Houston Astros @ San Diego Padres Jack Murphy Stadium, San Diego, CA Fri Aug 07 1992, 10:05 PM EDT Att: 21,589 - Sunny - 77 F											
Steve Finley, L OBP: 0.327, SLG: 0.387 (1, 8)	1-1 F8		1-3 K			0-2 G3			0-1 5 1B 2B	4	1	1	0	0	1	1												
Ken Caminiti, S OBP: 0.365, SLG: 0.455 (1, 5)	0-0 L9			2-2 F9		0-0 F7			0-1 P9	4	0	0	0	0	0	1												
5 Jeff Bagwell, R OBP: 0.345, SLG: 0.415 (1, 3)		4-2 F8-4 S BB		0-1 P8			4-2 FC4-6 BB		2-2 1B 2-3 1B	2	1	1	0	2	0	0												
Eric Anthony, L OBP: 0.301, SLG: 0.425 (1, 9)		4-0 F8-4 BB		3-2 L8			2-0 FC4-6 1B		3-1 1B	3	0	1	1	1	0	1												
Luis Gonzalez, L OBP: 0.289, SLG: 0.386 (1, 7)		0-0 F8-4			1-1 F8		0-1 G6-4-3 1B		0-0 3-H 1B	4	0	2	1	0	0	2												
Rafael Ramirez, R OBP: 0.279, SLG: 0.302 Xavier Hernandez, L OBP: 0.302, SLG: 0.351 Al Osuna, R OBP: 0.252, SLG: 0.236 Pete Incaviglia, R OBP: 0.319, SLG: 0.432 (1, 6) (7, 1) (8, 1) (9, PH)		2-3 K			0-0 1B		0-1 G6-4-3 1B		2-1 L9	3	0	1	0	0	1	3												
Eddie Taubensee, L OBP: 0.261, SLG: 0.276 Juan Guerrero, R OBP: 0.302, SLG: 0.351 Scott Servais, R OBP: 0.252, SLG: 0.236 (1, 2) (8, PH) (8, 2)			0-0 F7		1-2 L8			0-1 G1-3	1-3 K	2	0	0	0	0	0	1												
Pete Harnisch, S OBP: 0.167, SLG: 0.217 Casey Candaele, S OBP: 0.254, SLG: 0.258 (1, 1) (7, 6)			4-2 CS BB		0-3 K			0-2 G6-3		1	0	0	0	1	1	1												
Inning Stats	R: 0 E: 0 K: 0 S: 5	H: 0 LOB: 0 BB: 0 P: 6	R: 0 E: 0 K: 1 S: 8	H: 0 LOB: 1 BB: 2 P: 18	R: 0 E: 0 K: 1 S: 10	H: 0 LOB: 0 BB: 2 P: 19	R: 0 E: 0 K: 0 S: 10	H: 0 LOB: 0 BB: 0 P: 15	R: 0 E: 0 K: 1 S: 9	H: 1 LOB: 1 BB: 0 P: 11	R: 0 E: 0 K: 0 S: 8	H: 0 LOB: 0 BB: 0 P: 10	R: 0 E: 0 K: 0 S: 8	H: 1 LOB: 1 BB: 1 P: 14	R: 0 E: 0 K: 0 S: 8	H: 0 LOB: 0 BB: 0 P: 10		R: 2 E: 0 K: 1 S: 16	H: 4 LOB: 2 BB: 0 P: 24	1B: 5 2B: 2 3B: 0 HR: 0	SF: 0 SAC: 0 DP: 2 HBP: 0	WP: 0 PB: 0 SB: 1 CS: 1	PA: 35					
PITCHER	IP	WLS	BF	H	R	ER	SO	BB	IBB	HBP	BLK	WP	HR	S	P	ERA		WHIP										
Jim Deshaies, L ERA: 2.12 Randy Myers, L ERA: 4.62 (1, 1) (9, 1)	8.1	W	32	5	2	2	3	5	0	0	0	0	0	75	117	2.16		1.200										

AB	30
R	2
H	6
RBI	2
BB	5
SO	4
LOB	14



Batter	1	2	3	4	5	6	7	8	9	AB	R	H	RBI	BB	SO	LOB	BOTTOM											
Tony Fernandez, S OBP: 0.340, SLG: 0.355 (1, 6)	0-2 L8	0-2 1B			0-1 1B 2B		0-0 SH5-4	2-1 F9		4	0	2	0	0	0	1	Houston Astros @ San Diego Padres Jack Murphy Stadium, San Diego, CA Fri Aug 07 1992, 10:05 PM EDT Att: 21,589 - Sunny - 77 F											
Tony Gwynn, L OBP: 0.374, SLG: 0.416 (1, 9)	1-1 G3	3-2 G3-1			2-3 K		0-1 1B	2-2 1B	1-2 1B	5	1	2	0	0	1	4												
Gary Sheffield, R OBP: 0.383, SLG: 0.566 (1, 5)	2-0 BB 1B		0-1 G1-3		0-0 G6-3 1B		1-2 L9	1-3 K		5	0	2	1	0	1	4												
Fred McGriff, L OBP: 0.401, SLG: 0.578 (1, 3)	4-2 BB		1-3 K		2-3 3-H 1-0 G6-3		2-2 E 1B		1-2 2-H 1B	3	0	1	1	1	1	2												
Darrin Jackson, R OBP: 0.303, SLG: 0.424 (1, 8)	2-1 P2		2-2 L7			0-2 F9	2-1 E 1B		1-2 2-H 1B	4	0	1	1	0	0	2												
Benito Santiago, R OBP: 0.296, SLG: 0.367 (1, 2)			1-3 K		1-2 L7		3-2 L4	1-1 E6		4	0	0	0	0	1	2												
Jerald Clark, R OBP: 0.291, SLG: 0.373 (1, 7)			0-1 1B 2B		1-3 K		0-0 1B	0-3 K		4	1	2	0	0	2	3												
Kurt Stillwell, S OBP: 0.275, SLG: 0.320 (1, 4)			1-1 FC6-5 2H 1B		0-0 G4-3		1-3 K	1-0 1B 1B		4	0	2	1	0	1	1												
Jim Deshaies, L OBP: 0.182, SLG: 0.182 Randy Myers, L (1, 1) (9, 1)		2-2 FC6-5-4 1B			0-1 2B 1B 1B		2-1 SH5-4 1B	0-3 K		4	2	2	0	0	1	2												
Inning Stats	R: 0 E: 0 K: 0 S: 13	H: 1 LOB: 2 BB: 1 P: 22	R: 1 E: 0 K: 1 S: 17	H: 3 LOB: 0 BB: 0 P: 24	R: 0 E: 0 K: 1 S: 9	H: 0 LOB: 0 BB: 0 P: 12	R: 0 E: 0 K: 1 S: 8	H: 0 LOB: 0 BB: 0 P: 10	R: 1 E: 0 K: 1 S: 10	H: 3 LOB: 1 BB: 0 P: 13	R: 0 E: 0 K: 1 S: 12	H: 1 LOB: 1 BB: 0 P: 16	R: 2 E: 1 K: 1 S: 19	H: 4 LOB: 3 BB: 0 P: 27	R: 0 E: 0 K: 2 S: 15	H: 2 LOB: 2 BB: 0 P: 21		1B: 12 2B: 2 3B: 0 HR: 0	SF: 0 SAC: 1 DP: 1 HBP: 0	WP: 0 PB: 0 SB: 0 CS: 0	PA: 39							
PITCHER	IP	WLS	BF	H	R	ER	SO	BB	IBB	HBP	BLK	WP	HR	S	P	ERA		WHIP										
Pete Harnisch, R ERA: 3.8 Xavier Hernandez, R ERA: 2.28 Al Osuna, L ERA: 3.92 (1, 1) (7, 1) (8, 1)	6.2	L	32	12	4	4	5	1	0	0	0	0	0	83	118	5.40		1.950										

AB	37
R	4
H	14
RBI	4
BB	1
SO	8
LOB	21



Batter	1	2	3	4	5	6	7	8	9	AB	R	H	RBI	BB	SO	LOB	TOP										
Craig Biggio, R OBP: 0.374, SLG: 0.374 (1, 4)	F9		FC3-6 BB	1B BB		CS 1B			G1-3	3	1	1	0	2	0	0	Houston Astros @ San Diego Padres Jack Murphy Stadium, San Diego, CA Sat Aug 08 1992, 10:05 PM EDT Att: 50,385 - Sunny - 78 F										
Steve Finley, L OBP: 0.330, SLG: 0.388 (1, 8)	G4-3		FC3-6 BB	FC5 1B		CS	G1-6-3 1B		G6-3	4	0	2	1	1	0	0											
5 Jeff Bagwell, R OBP: 0.350, SLG: 0.417 (1, 3)	BB 1B		FC3-6 BB	FC5 1B			G1-6-3 BB		HR 1B	3	1	2	0	2	0	2											
Eric Anthony, L OBP: 0.303, SLG: 0.434 (1, 9)	BB		FC3-6 BB		G3		G1-6-3		HR	4	1	1	3	1	0	4											
Ken Caminiti, S OBP: 0.366, SLG: 0.450 (1, 5)	L7		BB		F8		G4-3		BB	3	0	0	0	2	0	3											
Luis Gonzalez, L OBP: 0.283, SLG: 0.377 (1, 7)		G6-3	G4-3		F8			K	G4-3	5	0	0	0	0	1	4											
Casey Candaele, S OBP: 0.254, SLG: 0.258 (1, 6)	G5-3			SH1-4 1B		L5		G1-3		4	1	1	0	0	0	0											
Eddie Taubensee, L OBP: 0.266, SLG: 0.296 (1, 2)		K		K		HR		1B		4	1	2	1	0	2	1											
Jimmy Jones, R OBP: 0.287, SLG: 0.185 (5, PH) Juan Guantero, R OBP: 0.299, SLG: 0.340 (6, PH) Joe Boever, R OBP: 0.286, SLG: 0.311 (7, PH) Rob Murphy, L OBP: 0.286, SLG: 0.311 (8, PH) Ernest Riles, L OBP: 0.286, SLG: 0.311 (9, PH) Xavier Hernandez, L OBP: 0.286, SLG: 0.311 (9, PH)			K	SH1-4		K		K		1	0	0	0	0	1	0											
Inning Stats	R: 0 E: 0 K: 0 S: 11	H: 1 LOB: 2 BB: 1 P: 19	R: 0 E: 0 K: 1 S: 9	H: 0 LOB: 0 BB: 0 P: 13	R: 1 E: 0 K: 1 S: 11	H: 0 LOB: 3 BB: 4 P: 33	R: 1 E: 0 K: 1 S: 11	H: 2 LOB: 2 BB: 1 P: 18	R: 0 E: 0 K: 0 S: 5	H: 0 LOB: 0 BB: 0 P: 7	R: 1 E: 0 K: 1 S: 12	H: 2 LOB: 0 BB: 0 P: 20	R: 0 E: 0 K: 0 S: 9	H: 1 LOB: 1 BB: 1 P: 17	R: 0 E: 0 K: 2 S: 9	H: 1 LOB: 1 BB: 0 P: 14		R: 2 E: 0 K: 0 S: 17	H: 2 LOB: 1 BB: 1 P: 26	1B: 7 2B: 0 3B: 0 HR: 2	SF: 0 SAC: 1 DP: 1 HBP: 0	WP: 0 PB: 0 SB: 2 CS: 1	PA: 43				
PITCHER	IP	WLS	BF	H	R	ER	SO	BB	IBB	HBP	BLK	WP	HR	S	P	ERA	WHIP										
Frank Seminara, R ERA: 3.88 (1, 1)	4.0		21	3	2	2	3	6	0	0	0	0	0	42	83	4.50	2.250										
Rich Rodriguez, L ERA: 2.35 (5, 1)	2.0	W	7	2	1	1	1	0	0	0	0	0	1	17	27	4.50	1.000										
Mike Maddux, R ERA: 2.26 (7, 1)	2.0		8	2	0	0	2	1	0	0	0	0	0	18	31	0.00	1.500										
Tim Scott, R ERA: 3.92 (9, 1)	0.2	S	5	2	2	2	0	1	0	0	0	0	1	16	25	27.00	4.500										
Larry Andersen, R ERA: 3.7 (9, 1)	0.1		1	0	0	0	0	0	0	0	0	0	0	1	1	0.00	0.000										
Batter	1	2	3	4	5	6	7	8	9	AB	R	H	RBI	BB	SO	LOB	BOTTOM										
Tony Fernandez, S OBP: 0.341, SLG: 0.355 (1, 6)	E S G6-3 1B		BB 1B BB		F8		L8			3	1	1	0	1	0	0	Houston Astros @ San Diego Padres Jack Murphy Stadium, San Diego, CA Sat Aug 08 1992, 10:05 PM EDT Att: 50,385 - Sunny - 78 F										
Tony Gwynn, L OBP: 0.375, SLG: 0.417 (1, 9)	F7		L5-4		HR		BB HR 1B			4	2	2	0	0	0	3											
Gary Sheffield, R OBP: 0.387, SLG: 0.574 (1, 5)	G6-3		FC5 BB 1B		HR		HR BB			3	2	2	3	1	0	0											
Fred McGriff, L OBP: 0.402, SLG: 0.576 (1, 3)	S 1B		FC5 BB 1B		G4-3		F8			3	0	1	0	1	0	2											
Darrin Jackson, R OBP: 0.302, SLG: 0.430 (1, 8)	F8		FC5		K		HR			4	1	1	3	0	1	4											
Benito Santiago, R OBP: 0.295, SLG: 0.376 (1, 2)		K		F9		HR	L6			4	1	1	1	0	1	0											
Oscar Azocar, L OBP: 0.243, SLG: 0.235 (1, 7)				F8						3	0	0	0	0	0	0											
Mike Maddux, L OBP: 0.400, SLG: 0.250 (7, 1)	F8			F8		G1-3		K		0	0	0	0	0	0	0											
Phil Stephenson, L OBP: 0.286, SLG: 0.311 (8, PH) Tim Scott, R OBP: 0.286, SLG: 0.311 (9, PH) Larry Andersen, R OBP: 0.286, SLG: 0.311 (9, PH)										1	0	0	0	0	1	0											
Kurt Stillwell, S OBP: 0.275, SLG: 0.319 (1, 4)	G4-3			1B		P8		F7		4	0	1	0	0	0	0											
Frank Seminara, R OBP: 0.120, SLG: 0.083 (1, 1) Kevin Ward, R OBP: 0.266, SLG: 0.260 (4, PH) Rich Rodriguez, L OBP: 0.286, SLG: 0.311 (5, PH) Jerald Clark, R OBP: 0.290, SLG: 0.371 (7, PH)			L5-4 BB 1B		F8		F7		K	1	0	0	0	0	0	1											
Inning Stats	R: 1 E: 0 K: 0 S: 15	H: 2 LOB: 1 BB: 0 P: 23	R: 0 E: 0 K: 1 S: 7	H: 0 LOB: 0 BB: 0 P: 11	R: 0 E: 0 K: 0 S: 10	H: 2 LOB: 3 BB: 2 P: 22	R: 0 E: 0 K: 0 S: 9	H: 1 LOB: 1 BB: 0 P: 13	R: 2 E: 0 K: 1 S: 14	H: 2 LOB: 0 BB: 0 P: 21	R: 1 E: 0 K: 0 S: 8	H: 1 LOB: 0 BB: 0 P: 13	R: 3 E: 0 K: 0 S: 8	H: 2 LOB: 0 BB: 1 P: 15	R: 0 E: 0 K: 2 S: 8	H: 0 LOB: 0 BB: 0 P: 9	1B: 7 2B: 1 3B: 0 HR: 3	SF: 0 SAC: 0 DP: 1 HBP: 0	WP: 0 PB: 0 SB: 2 CS: 0	PA: 36							
PITCHER	IP	WLS	BF	H	R	ER	SO	BB	IBB	HBP	BLK	WP	HR	S	P	ERA	WHIP										
Jimmy Jones, R ERA: 4.2 (1, 1)	5.0		23	7	3	3	2	2	0	0	0	0	1	8	13	9.00	1.000										
Joe Boever, R ERA: 2.63 (6, 1)	1.0	L	4	1	1	1	0	0	0	0	0	0	1	8	13	9.00	1.000										
Rob Murphy, L ERA: 4.28 (7, 1)	1.0		6	2	3	3	0	1	0	0	0	0	1	8	15	27.00	3.000										
Xavier Hernandez, R ERA: 2.25 (8, 1)	1.0		3	0	0	0	2	0	0	0	0	0	0	8	9	0.00	0.000										

Batter	1	2	3	4	5	6	7	8	9	AB	R	H	RBI	BB	SO	LOB	TOP									
Craig Biggio, R OBP: 0.376, SLG: 0.382 (1, 4)	0-0 HR		0-1 P3			3-2 G6-3 5 SF7 1B		2-3 K		4	2	2	1	0	1	0	Houston Astros @ San Diego Padres Jack Murphy Stadium, San Diego, CA Sun Aug 09 1992, 6:33 AM EDT Att: 17,925 - Sunny - 82 F									
Casey Candaele, S OBP: 0.238, SLG: 0.282 (1, 6)	1-2 L8			2-2 1B 5 BB		1-1 G6-3 1B		0-1 L9		4	0	2	0	0	0	0										
Ken Caminiti, S OBP: 0.365, SLG: 0.448 (1, 5)	0-3 K			1-3 K		0-2 G6-3		1-0 1B 1B		4	1	1	0	0	2	3										
5 Jeff Bagwell, R OBP: 0.349, SLG: 0.415 (1, 3)	2-3 K			4-2 1B BB		0-0 SF7		0-3 K		2	0	0	1	1	2	1										
Pete Incaviglia, R OBP: 0.321, SLG: 0.433 (1, 7)		3-2 F9		2-1 G4-3 1B		0-0 F8		0-0 1B 1B		4	0	2	0	0	0	1										
Eric Anthony, L OBP: 0.300, SLG: 0.429 Steve Finley, L OBP: 0.325, SLG: 0.387 (7, 8)		3-2 G4-3		0-0 G4-3			2-3 K		0-3 K	3	0	0	0	0	1	3										
Scott Servais, R OBP: 0.247, SLG: 0.231 Juan Guerrero, R OBP: 0.307, SLG: 0.354 (9, PH)		1-1 L6		1-1 G4-3			1-1 G3-1		1-1 1B	3	0	0	0	0	0	0										
Gerald Young, S OBP: 0.273, SLG: 0.135 (7, 9)			0-0 G5-3		0-1 G5-3		1-1 G1-3		0-0 G4-3	4	0	0	0	0	0	2										
Darryl Kile, R OBP: 0.211, SLG: 0.063 Al Osuna, R Luis Gonzalez, L OBP: 0.282, SLG: 0.375 Doug Jones, R (8, 1)			1-2 G6-3		0-3 K			1-1 F7		2	0	0	0	0	1	0										
Inning Stats	R: 1 E: 0 K: 2 S: 11	H: 1 LOB: 0 BB: 0 P: 14	R: 0 E: 0 K: 0 S: 8	H: 0 LOB: 0 BB: 0 P: 15	R: 0 E: 0 K: 0 S: 6	H: 0 LOB: 0 BB: 0 P: 7	R: 0 E: 0 K: 1 S: 13	H: 2 LOB: 2 BB: 1 P: 22	R: 0 E: 0 K: 1 S: 7	H: 0 LOB: 0 BB: 0 P: 8	R: 1 E: 0 K: 0 S: 13	H: 2 LOB: 1 BB: 0 P: 17	R: 0 E: 0 K: 1 S: 7	H: 0 LOB: 0 BB: 0 P: 11	R: 0 E: 0 K: 1 S: 7	H: 0 LOB: 0 BB: 0 P: 10		R: 1 E: 0 K: 2 S: 13	H: 3 LOB: 2 BB: 0 P: 15	1B: 7 2B: 0 3B: 0 HR: 1	SF: 1 SAC: 0 DP: 1 HBP: 0	WP: 0 PB: 0 SB: 0 CS: 0	PA: 35			
PITCHER	IP	WLS	BF	H	R	ER	SO	BB	IBB	HBP	BLK	WP	HR	S	P	ERA	WHIP									
Craig Lefferts, L ERA: 3.59 Larry Andersen, R ERA: 3.55 Randy Myers, L ERA: 4.7	(1, 1)	7.0	26	5	2	2	5	1	0	0	0	0	0	1	65	94	2.57	0.857								

Batter	1	2	3	4	5	6	7	8	9	AB	R	H	RBI	BB	SO	LOB	BOTTOM								
Tony Fernandez, S OBP: 0.340, SLG: 0.354 (1, 6)	4-0 1B BB		3-2 E6		1-0 P6		3-2 SF9			2	0	0	1	1	0	1	Houston Astros @ San Diego Padres Jack Murphy Stadium, San Diego, CA Sun Aug 09 1992, 6:33 AM EDT Att: 17,925 - Sunny - 82 F								
Tony Gwynn, L OBP: 0.374, SLG: 0.414 (1, 9)	2-1 F7		4-2 BB		2-3 K		3-H L8			3	0	0	0	1	1	4									
Gary Sheffield, R OBP: 0.336, SLG: 0.576 Randy Myers, L (9, 1)	2-1 G4-6-3 1B		0-0 P6		2-1 E G5-3 2B		1-2 E6 FC4-6			4	1	2	0	0	0	2									
Fred McGriff, L OBP: 0.399, SLG: 0.569 (1, 3)	2-1 G4-6-3		1-1 L7		1-0 P5		2-2 FC4-6 HR			4	1	0	0	0	0	6									
Darrin Jackson, R OBP: 0.299, SLG: 0.425 (1, 8)		1-0 P3		1-2 G6-3		2-0 G5-3		1-0 F7		4	0	0	1	0	0	1									
Jerald Clark, R OBP: 0.289, SLG: 0.379 (1, 7)		0-1 G5-3		1-0 L7		0-3 K		0-0 HR		4	1	1	2	0	1	0									
Dan Walters, R OBP: 0.468 Benito Santiago, R OBP: 0.298, SLG: 0.379 (7, PR)		2-1 2B		2-3 K			1-0 1B SF9 2B		0-1 CS 1B	3	0	2	0	0	1	0									
Tim Teufel, R OBP: 0.332, SLG: 0.370 (1, 4)		1-3 K			0-0 1B		1-1 F8		3-2 CS	3	0	1	0	0	1	2									
Craig Lefferts, L OBP: 0.065, SLG: 0.065 Oscar Azocar, L OBP: 0.250, SLG: 0.242 Larry Andersen, R Craig Shipley, R OBP: 0.231, SLG: 0.250 (9, 5)			2-3 K		0-0 P3		1-1 1B			2	0	0	0	0	1	1									
Inning Stats	R: 0 E: 0 K: 0 S: 6	H: 1 LOB: 1 BB: 1 P: 16	R: 0 E: 0 K: 1 S: 8	H: 1 LOB: 0 BB: 0 P: 12	R: 0 E: 1 K: 1 S: 13	H: 0 LOB: 2 BB: 1 P: 23	R: 0 E: 0 K: 1 S: 7	H: 0 LOB: 0 BB: 0 P: 11	R: 0 E: 0 K: 1 S: 6	H: 1 LOB: 1 BB: 0 P: 9	R: 1 E: 1 K: 1 S: 8	H: 1 LOB: 0 BB: 0 P: 13	R: 1 E: 0 K: 0 S: 10	H: 2 LOB: 2 BB: 0 P: 16	R: 2 E: 1 K: 0 S: 13	H: 2 LOB: 0 BB: 0 P: 20		1B: 4 2B: 3 3B: 0 HR: 1	SF: 1 SAC: 0 DP: 1 HBP: 0	WP: 0 PB: 0 SB: 0 CS: 1	PA: 35				
PITCHER	IP	WLS	BF	H	R	ER	SO	BB	IBB	HBP	BLK	WP	HR	S	P	ERA	WHIP								
Darryl Kile, R ERA: 3.89 Al Osuna, L ERA: 3.86 Doug Jones, R ERA: 2.1	(1, 1)	6.1	27	6	2	1	5	2	0	0	0	0	0	5	33	1.42	1.263								
	(7, 1)	0.2	2	0	0	0	0	0	0	0	0	0	0	5	8	0.00	0.000								
	(8, 1)	1.0	5	2	2	0	0	0	0	0	0	0	1	13	20	0.00	2.000								

AB	33
R	3
H	8
RBI	3
BB	1
SO	8
LOB	12



AB	31
R	4
H	8
RBI	4
BB	2
SO	5
LOB	17



Batter	1	2	3	4	5	6	7	8	9	AB	R	H	RBI	BB	SO	LOB	TOP					
Tony Fernandez, S OBP: 0.339, SLG: 0.354	G6-3		HR 2B	P4		F9			L9	5	1	1	0	0	0	1						
Tony Gwynn, L OBP: 0.377, SLG: 0.416	HR 1B		L7		F9		2B G3 1B			5	2	3	0	0	0	1						
Gary Sheffield, R OBP: 0.390, SLG: 0.588	P2		HR		1B 2B		G3 2B		P4	5	2	3	2	0	0	2						
Fred McGriff, L OBP: 0.401, SLG: 0.576	HR		HR		1B 1B IBB		G3		G4-3	3	2	1	3	2	0	2						
Darrin Jackson, R OBP: 0.301, SLG: 0.433	K		HR		1B		L5			4	1	2	3	0	1	1						
Benito Santiago, R OBP: 0.297, SLG: 0.377		F7	P6		1B		F8			4	0	1	0	0	0	1						
Jerald Clark, R OBP: 0.286, SLG: 0.374	K			G4-3	G6-4-3		P4			4	0	0	0	0	1	3	AB 38					
Tim Teufel, R OBP: 0.324, SLG: 0.361	F9			G6-3		K	P3			4	0	0	0	0	1	0	R 8					
Bruce Hurst, L OBP: 0.153, SLG: 0.175																	H 12					
Mike Maddux, L OBP: 0.333, SLG: 0.200																	RBI 8					
																	BB 2					
																	SO 6					
																	LOB 11					
Inning Stats	R: 2 E: 0 K: 1 S: 10	H: 2 LOB: 0 BB: 0 P: 18	R: 0 E: 0 K: 1 S: 9	H: 0 LOB: 0 BB: 0 P: 15	R: 4 E: 0 K: 1 S: 15	H: 3 LOB: 0 BB: 1 P: 21	R: 0 E: 0 K: 0 S: 9	H: 1 LOB: 1 BB: 0 P: 15	R: 1 E: 0 K: 0 S: 11	H: 3 LOB: 2 BB: 1 P: 18	R: 0 E: 0 K: 2 S: 7	H: 0 LOB: 0 BB: 0 P: 10	R: 1 E: 0 K: 0 S: 10	H: 2 LOB: 1 BB: 0 P: 14	R: 0 E: 0 K: 1 S: 6	H: 0 LOB: 0 BB: 0 P: 11	R: 0 E: 0 K: 0 S: 13	H: 1 LOB: 1 BB: 0 P: 20	1B: 6 2B: 3 3B: 0 HR: 3	SF: 0 SAC: 0 DP: 1 HBP: 0	WP: 0 PB: 0 SB: 1 CS: 0	PA: 40
PITCHER	IP WLS BF H R ER SO BB IBB HBP BLK WP HR S P ERA WHIP																					
29 John Smoltz, R ERA: 2.8	(1, 1) 3.0 L 15 5 6 6 3 1 0 0 0 0 0 3 34 54 18.00 2.000																					
Randy St. Claire, R ERA: 4.15	(4, 1) 2.0 10 4 1 1 1 0 0 1 0 0 0 0 20 33 4.50 2.000																					
Mark Davis, L ERA: 6.75	(6, 1) 2.0 8 2 1 1 2 0 0 0 0 0 0 0 17 24 4.50 1.000																					
Kent Mercker, L ERA: 2.36	(8, 1) 1.0 3 0 0 0 1 0 0 0 0 0 0 0 6 11 0.00 0.000																					
Mike Stanton, L ERA: 5.65	(9, 1) 1.0 4 1 0 0 0 0 0 0 0 0 0 0 13 20 0.00 1.000																					

San Diego Padres @ Atlanta Braves
Atlanta-Fulton County Stadium, Atlanta, GA
Tue Aug 11 1992, 7:05 PM EDT
Att: 43,927 - Cloudy - 88 F

AB	38
R	8
H	12
RBI	8
BB	2
SO	6
LOB	11



Batter	1	2	3	4	5	6	7	8	9	AB	R	H	RBI	BB	SO	LOB	BOTTOM					
Otis Nixon, S OBP: 0.372, SLG: 0.389	HR 1B		G4-3		G6-3		FC6		G4-3	5	1	1	0	0	0	3						
Jeff Blausler, R OBP: 0.305, SLG: 0.394	G3 G1-3 1B		2B		K				G1-3	4	1	2	0	0	1	0						
Terry Pendleton, S OBP: 0.332, SLG: 0.475	G1-3		2B				L1		G4-3	4	0	1	1	0	0	2						
Jeff Treadway, L OBP: 0.261, SLG: 0.277										0	0	0	0	0	0	0						
Ron Gant, R OBP: 0.323, SLG: 0.403	G3		G4-3				K		K	4	0	0	1	0	2	2						
David Justice, L OBP: 0.346, SLG: 0.379	G4-3				G1-3		G4-3		G5-3	4	0	0	0	0	0	1						
Brian Hunter, R OBP: 0.282, SLG: 0.452			K		BB		G5-3		WP 1B	3	1	1	0	1	1	0						
Greg Olson, R OBP: 0.329, SLG: 0.359			L5		L8		K		WP 1B	4	1	1	0	0	1	1	AB 36					
Mark Lemke, S OBP: 0.304, SLG: 0.322	F9				K		1B 1B		E1	4	0	1	0	0	1	1	R 4					
																	H 8					
																	RBI 2					
																	BB 1					
																	SO 6					
																	LOB 11					
Inning Stats	R: 1 E: 0 K: 0 S: 13	H: 2 LOB: 1 BB: 0 P: 19	R: 0 E: 0 K: 1 S: 7	H: 0 LOB: 0 BB: 0 P: 10	R: 1 E: 0 K: 0 S: 9	H: 2 LOB: 1 BB: 0 P: 10	R: 0 E: 0 K: 1 S: 6	H: 0 LOB: 1 BB: 1 P: 13	R: 0 E: 0 K: 1 S: 6	H: 0 LOB: 0 BB: 0 P: 8	R: 0 E: 0 K: 1 S: 7	H: 0 LOB: 0 BB: 0 P: 10	R: 0 E: 0 K: 1 S: 9	H: 2 LOB: 2 BB: 0 P: 12	R: 0 E: 0 K: 1 S: 6	H: 0 LOB: 0 BB: 0 P: 9	R: 2 E: 1 K: 0 S: 13	H: 2 LOB: 1 BB: 0 P: 20	1B: 6 2B: 2 3B: 0 HR: 0	SF: 0 SAC: 0 DP: 0 HBP: 0	WP: 1 PB: 0 SB: 0 CS: 0	PA: 37
PITCHER	IP WLS BF H R ER SO BB IBB HBP BLK WP HR S P ERA WHIP																					
Bruce Hurst, L ERA: 3.25	(1, 1) 6.0 W 23 4 2 2 4 1 0 0 0 0 1 0 28 41 3.00 0.833																					
Mike Maddux, R ERA: 2.14	(7, 1) 3.0 S 14 4 2 0 2 0 0 0 0 0 0 1 0 28 41 0.00 1.333																					

San Diego Padres @ Atlanta Braves
Atlanta-Fulton County Stadium, Atlanta, GA
Tue Aug 11 1992, 7:05 PM EDT
Att: 43,927 - Cloudy - 88 F

AB	36
R	4
H	8
RBI	2
BB	1
SO	6
LOB	11



Batter	1	2	3	4	5	6	7	8	9	AB	R	H	RBI	BB	SO	LOB	TOP				
Tony Fernandez, S OBP: 0.335, SLG: 0.349	3-1 E S G4-3 1B	2-0 G6-3			2-2 BB G3 WP 1B		2-2 F8		3-3 K	5	2	2	0	0	1	0					
Tony Gwynn, L OBP: 0.378, SLG: 0.416	2-2 G4-3 1-H		3-1 G6-3		0-1 G3 1-2		0-1 WP 2B		0-1 F7	5	0	1	1	0	0	1					
Gary Sheffield, R OBP: 0.396, SLG: 0.596	0-0 1B		2-1 G1-3		4-0 WP BB IBB		2-1 F8			3	0	1	0	1	0	1					
Fred McGriff, L OBP: 0.405, SLG: 0.578	0-3 K		4-2 BB		4-0 WP 1-2 2-3 BB		4-0 WP IBB			1	0	0	0	3	1	1					
Darrin Jackson, R OBP: 0.298, SLG: 0.425	2-2 G3		1-0 G5-3		4-0 1-2 2-3 IBB		2-3 K			3	0	0	0	1	1	4					
Benito Santiago, R OBP: 0.285, SLG: 0.361		1-0 F9		2-3 K		0-3 K		0-3 K		4	0	0	0	0	3	3					
Tim Lincecum, R OBP: 0.330, SLG: 0.354		4-2 HR BB		2-0 G5-3		1-3 K		1-2 P3		3	1	0	0	1	1	0					
Kevin Ward, R OBP: 0.261, SLG: 0.283		0-0 HR		2-1 L9		2-2 F7		1-1 P3		4	1	1	2	0	0	0					
Craig Lefferts, L OBP: 0.061, SLG: 0.061		2-2 G5-3			1-3 K		0-3 K		1-3 K	3	0	0	0	0	2	0					
Jose Melendez, R (8, 1)										0	0	0	0	0	0	0					
Oscar Azocar, L OBP: 0.255, SLG: 0.248										1	0	0	0	0	1	0					
Randy Myers, L (9, 1)										0	0	0	0	0	0	0					
Inning Stats	R: 1 E: 0 K: 1 S: 13	H: 2 LOB: 1 BB: 0 P: 20	R: 2 E: 0 K: 0 S: 11	H: 1 LOB: 0 BB: 1 P: 20	R: 0 E: 0 K: 1 S: 9	H: 0 LOB: 1 BB: 0 P: 19	R: 0 E: 0 K: 1 S: 6	H: 0 LOB: 0 BB: 0 P: 12	R: 1 E: 0 K: 2 S: 11	H: 1 LOB: 3 BB: 3 P: 26	R: 0 E: 0 K: 1 S: 10	H: 0 LOB: 0 BB: 0 P: 13	R: 0 E: 0 K: 1 S: 11	H: 1 LOB: 2 BB: 1 P: 21	R: 0 E: 0 K: 1 S: 8	H: 0 LOB: 0 BB: 0 P: 10	R: 0 E: 0 K: 1 S: 13	H: 0 LOB: 0 BB: 0 P: 17	1B: 3 2B: 1 3B: 0 HR: 1	SF: 0 SAC: 0 DP: 0 HBP: 0	WP: 2 PA: 38 PB: 0 SB: 1 CS: 0
PITCHER	IP WLS BF H R ER SO BB IBB HBP BLK WP HR S P ERA WHIP																				
Tom Bolton, L ERA: 4.29	(1, 1) 4.2 23 4 4 4 3 3 2 0 0 1 1 47 94 7.71 1.500																				
Dwayne Henry, R ERA: 2.79	(5, 1) 2.1 9 1 0 0 4 0 1 0 0 1 0 24 37 0.00 0.429																				
Scott Bankhead, R ERA: 2.59	(8, 1) 1.0 3 0 0 0 1 0 0 0 0 0 0 8 10 0.00 0.000																				
Rob Dibble, R ERA: 3.38	(9, 1) 1.0 W 3 0 0 0 2 0 0 0 0 0 0 13 17 0.00 0.000																				

San Diego Padres @ Cincinnati Reds
Riverfront Stadium, Cincinnati, OH
Sat Aug 15 1992, 7:05 PM EDT
Att: 37,623 - Cloudy - 71 F

AB	32
R	4
H	5
RBI	3
BB	6
SO	10
LOB	10



Batter	1	2	3	4	5	6	7	8	9	AB	R	H	RBI	BB	SO	LOB	BOTTOM				
Bip Roberts, S OBP: 0.379, SLG: 0.389	1-0 G4-3		1-2 G6-3			0-1 G4-3		0-0 1B 1B		4	1	1	0	0	0	0					
Reggie Sanders, R OBP: 0.347, SLG: 0.471	0-0 HR			0-0 HR		4-1 G6-4-3 BB		1-3 K		3	2	2	2	1	1	2					
Barry Larkin, R OBP: 0.375, SLG: 0.447	3-2 F9		2-0 G5-4-3 1B		1-2 G6-4-3		0-0 1B 1B		1-3 2-H K	4	0	2	1	0	0	1					
Chris Sabo, R OBP: 0.296, SLG: 0.405	0-1 G5-3		0-1 G5-4-3		0-1 G5-4-3		1-2 L6		0-1 FC5-4 1B	2	0	0	0	0	0	1					
Dwayne Henry, R ERA: 2.79										0	0	0	0	0	0	0					
Cesar Hernandez, R OBP: 0.222, SLG: 0.222										0	0	0	0	0	0	0					
Scott Bankhead, R ERA: 2.59										0	0	0	0	0	0	0					
Jeff Branson, L OBP: 0.276, SLG: 0.431										1	0	1	1	0	0	0					
Rob Dibble, R ERA: 3.38										0	0	0	0	0	0	0					
Glenn Braggs, R OBP: 0.329, SLG: 0.375		1-0 P2		1-1 F7		1-0 G6-3 1B		1-0 FC5-4		4	0	1	0	0	0	2					
Damell Coles, R OBP: 0.328, SLG: 0.508		0-2 P4			0-0 G4-6-3 1B		3-1 G6-3		1-2 G4-3 SF9 2B	4	0	2	0	0	0	1					
Dave Martinez, L OBP: 0.327, SLG: 0.332										0	1	0	0	0	0	0					
Paul O'Neill, L OBP: 0.365, SLG: 0.395		0-0 L6			0-0 G4-6-3		3-2 G3		3-2 G4-3	4	0	0	0	0	0	3					
Joe Oliver, R OBP: 0.311, SLG: 0.383			2-1 F9		0-2 1B		0-0 1B 1B		0-0 SF9	3	1	2	1	0	0	0					
Tom Bolton, L (1, 1)										1	0	0	0	0	0	0					
Bill Doran, S OBP: 0.318, SLG: 0.362			0-0 G1-3		3-2 G5-3		2-2 F7			2	0	0	0	0	0	2					
Inning Stats	R: 1 E: 0 K: 0 S: 9	H: 1 LOB: 0 BB: 0 P: 13	R: 0 E: 0 K: 0 S: 5	H: 0 LOB: 0 BB: 0 P: 6	R: 0 E: 0 K: 0 S: 6	H: 0 LOB: 0 BB: 0 P: 9	R: 1 E: 0 K: 0 S: 6	H: 2 LOB: 0 BB: 0 P: 9	R: 0 E: 0 K: 0 S: 8	H: 2 LOB: 1 BB: 0 P: 11	R: 0 E: 0 K: 0 S: 6	H: 0 LOB: 0 BB: 1 P: 11	R: 0 E: 0 K: 0 S: 10	H: 1 LOB: 1 BB: 0 P: 18	R: 2 E: 0 K: 1 S: 14	H: 4 LOB: 2 BB: 0 P: 19	R: 1 E: 0 K: 0 S: 9	H: 1 LOB: 1 BB: 0 P: 13	1B: 8 2B: 1 3B: 0 HR: 2	SF: 1 SAC: 0 DP: 3 HBP: 0	WP: 0 PA: 35 PB: 0 SB: 0 CS: 0
PITCHER	IP WLS BF H R ER SO BB IBB HBP BLK WP HR S P ERA WHIP																				
Craig Lefferts, L ERA: 3.85	(1, 1) 7.1 28 8 4 4 0 1 0 0 0 0 0 9 12 0.00 3.000																				
Jose Melendez, R ERA: 3.35	(8, 1) 0.2 4 2 0 0 1 0 0 0 0 0 0 9 12 0.00 3.000																				
Randy Myers, L ERA: 4.75	(9, 1) 0.2 L 3 1 1 1 0 0 0 0 0 0 0 9 13 13.50 1.500																				

San Diego Padres @ Cincinnati Reds
Riverfront Stadium, Cincinnati, OH
Sat Aug 15 1992, 7:05 PM EDT
Att: 37,623 - Cloudy - 71 F

AB	33
R	5
H	11
RBI	5
BB	1
SO	1
LOB	12



Batter	1	2	3	4	5	6	7	8	9	AB	R	H	RBI	BB	SO	LOB	TOP										
Tony Fernandez, S (1,6) OBP: 0.336, SLG: 0.349 Craig Shipley, R (8,6) OBP: 0.224, SLG: 0.242	K		1B		2B	L7			L8	3	1	1	0	1	1	1											
Tony Gwynn, L (1,9) OBP: 0.378, SLG: 0.419	G4-3		1B		SF8				G3-1	5	0	2	1	0	0	1											
Gary Sheffield, R (1,5) OBP: 0.392, SLG: 0.591	F8		F8		SF8				G5-3	4	0	0	1	0	0	4											
Fred McGriff, L (1,3) OBP: 0.406, SLG: 0.575 Phil Stephenson, L (8,3) OBP: 0.296, SLG: 0.311		F8		1B					K	2	0	0	0	2	1	0											
Darrin Jackson, R (1,8) OBP: 0.295, SLG: 0.421		F8		K					K	4	0	0	0	0	2	3											
Bento Santiago, R (1,2) OBP: 0.282, SLG: 0.357 Dan Walters, R (8,PH) OBP: 0.333, SLG: 0.464		G1-3		P3					G5-3	3	0	0	0	0	0	3											
Oscar Azocar, L (1,7) OBP: 0.259, SLG: 0.252 Kevin Ward, R (6,PH) OBP: 0.273, SLG: 0.290			G6-3		1B					2	0	1	0	0	0	0											
Kurt Stillwell, S (1,4) OBP: 0.271, SLG: 0.315			L7		G3-1				P2	4	0	0	0	0	1	4											
Bruce Hurst, L (1,1) OBP: 0.188, SLG: 0.190 Tim Scott, R (5,1) OBP: 0.228, SLG: 0.352 Mike Maddux, L (6,1) OBP: 0.120, SLG: 0.228 Frank Seminara, R (7,1) OBP: 0.270, SLG: 0.334 Rich Rodriguez, L (7,1) OBP: 0.220, SLG: 0.250 Jerold Clark, R (9,PH) OBP: 0.286, SLG: 0.374			1B		2B				G3-1	1	1	1	0	1	0	0											
Inning Stats	R: 0 E: 0 K: 1 S: 12	H: 0 LOB: 0 BB: 0 P: 16	R: 0 E: 0 K: 0 S: 6	H: 0 LOB: 0 BB: 0 P: 10	R: 0 E: 0 K: 0 S: 17	H: 2 LOB: 3 BB: 1 P: 26	R: 0 E: 0 K: 1 S: 14	H: 1 LOB: 2 BB: 1 P: 24	R: 2 E: 0 K: 0 S: 13	H: 2 LOB: 2 BB: 2 P: 23	R: 0 E: 0 K: 1 S: 10	H: 1 LOB: 1 BB: 0 P: 16	R: 0 E: 0 K: 1 S: 7	H: 0 LOB: 0 BB: 0 P: 12	R: 0 E: 0 K: 1 S: 7	H: 0 LOB: 1 BB: 1 P: 13	R: 0 E: 0 K: 0 S: 10	H: 1 LOB: 1 BB: 0 P: 14	1B: 6 2B: 1 3B: 0 HR: 0	SF: 1 SAC: 0 DP: 0 HBP: 0	WP: 0 PA: 39 PB: 0 SB: 0 CS: 0						
PITCHER	IP	WLS	BF	H	R	ER	SO	BB	IBB	HBP	BLK	WP	HR	S	P	ERA	WHIP										
Tim Belcher, R (1,1) ERA: 4.07	5.0	W	24	5	2	2	2	3	1	0	0	0	0	62	99	3.60	1.600										
Scott Ruskin, L (6,1) ERA: 4.55	1.0		4	1	0	0	1	0	0	0	0	0	0	10	16	0.00	1.000										
Norm Charlton, L (7,1) ERA: 2.42	1.0		3	0	0	0	1	0	0	0	0	0	0	7	12	0.00	0.000										
Steve Foster, R (8,1) ERA: 2.37	2.0		8	1	0	0	1	1	0	0	0	0	0	17	27	0.00	1.000										

San Diego Padres @ Cincinnati Reds
Riverfront Stadium, Cincinnati, OH
Sun Aug. 16 1992, 3:33 AM EDT
Att: 32,682 - Cloudy - 69 F

AB	33
R	2
H	7
RBI	2
BB	5
SO	5
LOB	18



Batter	1	2	3	4	5	6	7	8	9	AB	R	H	RBI	BB	SO	LOB	BOTTOM										
Bip Roberts, S (1,4) OBP: 0.377, SLG: 0.389	G5-3				F7					5	1	1	1	0	0	5											
Reggie Sanders, R (1,8) OBP: 0.355, SLG: 0.477	FC6		K		1B					3	3	2	0	2	1	1											
Barry Larkin, R (1,6) OBP: 0.380, SLG: 0.452	FC6				2B					5	3	4	2	0	0	1											
Darnell Coles, R (1,5) OBP: 0.328, SLG: 0.512 Jeff Branson, L (7,PH) OBP: 0.379, SLG: 0.453	FC5-4		K		2B					3	0	1	2	0	1	2											
Glenn Braggs, R (1,7) OBP: 0.331, SLG: 0.370			L7		F9					3	1	0	0	2	0	3											
Joe Oliver, R (1,2) OBP: 0.315, SLG: 0.386			1B		K					5	1	3	3	0	2	1											
Paul O'Neill, L (1,9) OBP: 0.363, SLG: 0.393			1B		P6					4	1	1	2	0	0	1											
Bill Doran, S (1,3) OBP: 0.321, SLG: 0.361			G4-3		F9					3	0	1	1	1	0	0											
Tim Belcher, R (1,1) ERA: 3.47 Cesar Hernandez, R (5,PH) OBP: 0.207, SLG: 0.464 Scott Ruskin, R (6,1) ERA: 2.59 Norm Charlton, S (7,1) ERA: 4.0 Freddie Benavides, R (8,1) OBP: 0.220, SLG: 0.250			SH1-4		1B					0	0	0	0	0	0	0											
Inning Stats	R: 0 E: 0 K: 0 S: 12	H: 1 LOB: 1 BB: 0 P: 18	R: 3 E: 0 K: 1 S: 13	H: 3 LOB: 1 BB: 1 P: 23	R: 0 E: 0 K: 1 S: 9	H: 1 LOB: 0 BB: 0 P: 13	R: 0 E: 0 K: 1 S: 5	H: 0 LOB: 0 BB: 0 P: 7	R: 3 E: 0 K: 1 S: 16	H: 4 LOB: 1 BB: 0 P: 24	R: 0 E: 0 K: 1 S: 7	H: 0 LOB: 0 BB: 0 P: 10	R: 4 E: 0 K: 1 S: 18	H: 4 LOB: 3 BB: 3 P: 40	R: 2 E: 0 K: 0 S: 15	H: 2 LOB: 1 BB: 1 P: 28	1B: 11 2B: 4 3B: 0 HR: 0	SF: 1 SAC: 1 DP: 0 HBP: 0	WP: 0 PA: 43 PB: 0 SB: 0 CS: 1								
PITCHER	IP	WLS	BF	H	R	ER	SO	BB	IBB	HBP	BLK	WP	HR	S	P	ERA	WHIP										
Bruce Hurst, L (1,1) ERA: 3.47	4.1	L	22	9	6	6	3	1	0	0	0	0	0	50	77	12.46	2.308										
Tim Scott, R (5,1) ERA: 3.68	0.2		2	0	0	0	1	0	0	0	0	0	0	5	8	0.00	0.000										
Mike Maddux, R (6,1) ERA: 2.59	1.0		6	2	3	3	1	1	0	0	0	0	0	13	25	27.00	3.000										
Frank Seminara, R (7,1) ERA: 4.0	0.0		3	2	0	0	0	1	0	0	0	0	0	3	9	∞	∞										
Rich Rodriguez, L (7,1) ERA: 2.49	2.0		10	2	3	3	1	2	0	0	0	0	0	24	44	13.50	2.000										

San Diego Padres @ Cincinnati Reds
Riverfront Stadium, Cincinnati, OH
Sun Aug. 16 1992, 3:33 AM EDT
Att: 32,682 - Cloudy - 69 F

AB	36
R	12
H	15
RBI	12
BB	5
SO	6
LOB	19



Batter	1	2	3	4	5	6	7	8	9	AB	R	H	RBI	BB	SO	LOB	TOP										
Tony Fernandez, S (1, 6) OBP: 0.329, SLG: 0.341	F7	F8			F7		G4-3		F8	5	0	0	0	0	0	5	San Diego Padres @ Pittsburgh Pirates Three Rivers Stadium, Pittsburgh, PA Wed Aug 19 1992, 7:05 PM EDT Att: 34,696 - Sunny - 71 F										
Tony Gwynn, L (1, 9) OBP: 0.380, SLG: 0.422	F7				1B			L5		4	0	2	0	0	0	0											
Gary Sheffield, R (1, 5) OBP: 0.390, SLG: 0.584	G1-3				K			E 1B SF9 1B		4	1	1	0	0	1	2											
Fred McGriff, L (1, 3) OBP: 0.403, SLG: 0.567		L3						E8 FC6-4 1B		3	0	1	0	1	0	0											
Darrin Jackson, R (1, 8) OBP: 0.292, SLG: 0.418	K				G5-4-3 IBB			SF9 1B		3	0	0	1	0	1	2											
Benito Santiago, R (1, 2) OBP: 0.282, SLG: 0.365					G6-3			FC6-4 1-2		4	1	1	1	0	0	1											
Jerald Clark, R (1, 7) OBP: 0.291, SLG: 0.378		HR			F8			SH5-4 1B		3	0	2	0	0	0	0											
Kurt Stillwell, S (1, 4) OBP: 0.278, SLG: 0.318		HBP			G4-3			SH5-4 1-2		3	0	1	0	0	0	1											
Jim Deshaies, L (1, 1) OBP: 0.294, SLG: 0.250					G6-3			G5-3		2	0	1	0	0	0	0											
Oscar Azocar, L (7, PH) OBP: 0.255, SLG: 0.248										1	0	0	0	0	0	1											
Mike Maddux, L (7, PH) OBP: 0.333, SLG: 0.200										0	0	0	0	0	0	0											
Phil Stephenson, L (9, PH) OBP: 0.275, SLG: 0.298										1	0	0	0	0	0	1											
Inning Stats	R: 0 E: 0 K: 0 S: 8	H: 0 LOB: 0 BB: 0 P: 10	R: 1 E: 0 K: 1 S: 15	H: 3 LOB: 3 BB: 0 P: 24	R: 0 E: 0 K: 0 S: 6	H: 1 LOB: 1 BB: 1 P: 14	R: 0 E: 0 K: 0 S: 5	H: 0 LOB: 0 BB: 0 P: 11	R: 0 E: 0 K: 1 S: 11	H: 1 LOB: 1 BB: 0 P: 18	R: 0 E: 0 K: 0 S: 7	H: 0 LOB: 0 BB: 0 P: 9	R: 0 E: 0 K: 0 S: 9	H: 1 LOB: 1 BB: 0 P: 15	R: 1 E: 1 K: 0 S: 9	H: 2 LOB: 1 BB: 0 P: 12	R: 0 E: 0 K: 0 S: 8	H: 1 LOB: 1 BB: 0 P: 11	1B: 6 2B: 2 3B: 0 HR: 1	SF: 1 SAC: 1 DP: 1 HBP: 1	WP: 0 PB: 0 SB: 0 CS: 0	PA: 37					
PITCHER	IP	WLS	BF	H	R	ER	SO	BB	IBB	HBP	BLK	WP	HR	S	P	ERA	WHIP										
Bob Walk, R (1, 1) ERA: 3.39	7.0	W	28	6	1	1	2	0	1	1	0	0	1	61	101	1.29	0.857										
Denny Neagle, L (8, 1) ERA: 4.12	0.1		3	2	1	0	0	0	0	0	0	0	0	5	6	0.00	6.000										
Danny Cox, R (8, 1) ERA: 5.18	1.2	S	6	1	0	0	0	0	0	0	0	0	0	12	17	0.00	0.600										

AB	33
R	2
H	9
RBI	2
BB	1
SO	2
LOB	13



Batter	1	2	3	4	5	6	7	8	9	AB	R	H	RBI	BB	SO	LOB	BOTTOM										
Gary Redus, R (1, 3) OBP: 0.311, SLG: 0.305	G5-4-3 1B							SH1-4 2B		2	0	2	1	1	0	0	San Diego Padres @ Pittsburgh Pirates Three Rivers Stadium, Pittsburgh, PA Wed Aug 19 1992, 7:05 PM EDT Att: 34,696 - Sunny - 71 F										
Alex Cole, L (8, PH) OBP: 0.324, SLG: 0.318								SH1-4 1		1	0	1	0	0	0	0											
Jay Bell, R (1, 6) OBP: 0.324, SLG: 0.346	G5-4-3 1-2							2-3		3	0	0	0	0	2	3											
Andy Van Slyke, L (1, 8) OBP: 0.399, SLG: 0.497	F8							IBB IBB		3	0	1	0	1	1	0											
Lloyd McClendon, R (1, 9) OBP: 0.345, SLG: 0.327								K		2	1	0	0	1	0	1											
Cecil Espy, S (8, PH) OBP: 0.307, SLG: 0.337								K		1	0	0	0	0	1	2											
Orlando Merced, S (9, 3) OBP: 0.321, SLG: 0.387										0	0	0	0	0	0	0											
Barry Bonds, L (1, 7) OBP: 0.435, SLG: 0.565	G4-3							FC5 IBB		2	0	0	0	2	0	2											
Jeff King, R (1, 5) OBP: 0.256, SLG: 0.356								FC5 1-2		4	1	2	1	0	0	4											
Don Slaught, R (1, 2) OBP: 0.374, SLG: 0.435										3	1	2	1	0	0	0											
Jose Lind, R (1, 4) OBP: 0.273, SLG: 0.267	F9							G5-3		3	0	0	0	0	0	2											
Bob Walk, R (1, 1) OBP: 0.042, SLG: 0.042								G6-3		2	0	0	0	0	0	1											
Gary Varsho, L (7, PH) OBP: 0.248, SLG: 0.328								L4		1	0	0	0	0	1	0											
Denny Neagle, L (8, 1) OBP: 0.091, SLG: 0.091								K		0	0	0	0	0	0	0											
Inning Stats	R: 0 E: 0 K: 0 S: 7	H: 1 LOB: 0 BB: 0 P: 9	R: 1 E: 0 K: 0 S: 12	H: 2 LOB: 1 BB: 1 P: 22	R: 0 E: 0 K: 1 S: 6	H: 0 LOB: 0 BB: 1 P: 12	R: 0 E: 0 K: 1 S: 8	H: 0 LOB: 0 BB: 1 P: 15	R: 2 E: 0 K: 1 S: 15	H: 3 LOB: 1 BB: 0 P: 20	R: 0 E: 0 K: 0 S: 4	H: 1 LOB: 1 BB: 0 P: 7	R: 0 E: 0 K: 1 S: 6	H: 0 LOB: 0 BB: 0 P: 6	R: 0 E: 0 K: 1 S: 9	H: 1 LOB: 3 BB: 2 P: 20	R: 0 E: 0 K: 0 S: 8	H: 0 LOB: 0 BB: 0 P: 11	1B: 6 2B: 2 3B: 0 HR: 0	SF: 0 SAC: 1 DP: 1 HBP: 0	WP: 0 PB: 0 SB: 1 CS: 2	PA: 34					
PITCHER	IP	WLS	BF	H	R	ER	SO	BB	IBB	HBP	BLK	WP	HR	S	P	ERA	WHIP										
Jim Deshaies, L (1, 1) ERA: 2.23	6.0	L	24	7	3	3	3	3	0	0	0	0	0	15	26	0.00	1.667										
Mike Maddux, R (7, 1) ERA: 2.5	2.0		9	1	0	0	2	0	2	0	0	0	0	15	26	0.00	0.500										

AB	27
R	3
H	8
RBI	3
BB	5
SO	5
LOB	15



Batter	1	2	3	4	5	6	7	8	9	AB	R	H	RBI	BB	SO	LOB	TOP								
Darrin Jackson, R OBP: 0.292, SLG: 0.415	F9		FC6-4 BB		G5-3			F7		3	0	0	0	1	0	1	San Diego Padres @ Pittsburgh Pirates Three Rivers Stadium, Pittsburgh, PA Thu Aug 20 1992, 3:33 AM EDT Att: 30,384 - Sunny - 70 F livebaseballscores.com								
Tony Gwynn, L OBP: 0.377, SLG: 0.419	F8		FC6-4 FC6-4			G5-3		G3		4	0	0	0	0	2										
Gary Sheffield, R OBP: 0.389, SLG: 0.581	1B		FC6-4			F8		P5		4	0	1	0	0	2										
Fred McGriff, L OBP: 0.400, SLG: 0.561	K				G6-3			K		4	0	0	0	0	2										
Benito Santiago, R OBP: 0.281, SLG: 0.366		F8			G4-3		E9 G6-3 2B	G5-3		4	1	1	0	0	0										
Jerald Clark, R OBP: 0.288, SLG: 0.374		K			K		G6-3	F8		4	0	0	0	0	2										
Tim Lincecum, R OBP: 0.322, SLG: 0.344		P3			K		G6-3			3	0	0	1	0	1										
Craig Shipley, R OBP: 0.243, SLG: 0.261			G5-3				SH1-4 1B	1B		3	0	2	0	0	0										
Craig Lefferts, L OBP: 0.080, SLG: 0.080								F9		1	0	1	0	0	0										
Kevin Ward, R OBP: 0.272, SLG: 0.288			FC6-4 BB		SH1-4					1	0	0	0	0	0										
Tim Scott, R OBP: 0.254, SLG: 0.333										0	0	0	0	0	0										
Jose Melendez, R OBP: 0.275, SLG: 0.333										0	0	0	0	0	0										
Rich Rodriguez, L OBP: 0.252, SLG: 0.333										0	0	0	0	0	0										
Inning Stats	R: 0 E: 0 K: 1 S: 11	H: 1 LOB: 1 BB: 0 P: 14	R: 0 E: 0 K: 1 S: 8	H: 0 LOB: 0 BB: 0 P: 12	R: 0 E: 0 K: 0 S: 8	H: 1 LOB: 2 BB: 1 P: 14	R: 0 E: 0 K: 1 S: 5	H: 0 LOB: 0 BB: 0 P: 6	R: 0 E: 0 K: 1 S: 6	H: 1 LOB: 1 BB: 0 P: 7	R: 0 E: 0 K: 1 S: 7	H: 0 LOB: 0 BB: 0 P: 8	R: 1 E: 1 K: 0 S: 15	H: 2 LOB: 1 BB: 0 P: 21	R: 0 E: 0 K: 0 S: 4	H: 0 LOB: 0 BB: 0 P: 7	R: 0 E: 0 K: 0 S: 9	H: 0 LOB: 0 BB: 0 P: 11	1B: 4 2B: 1 3B: 0 HR: 0	SF: 0 SAC: 1 DP: 0 HBP: 0	WP: 0 PB: 0 SB: 1 CS: 0	PA: 33			
PITCHER	IP WLS BF H R ER SO BB IBB HBP BLK WP HR S P ERA WHIP	7.0 W 27 5 1 1 5 1 0 0 0 0 0 0 60 82 1.29 0.857	2.0 L 6 0 0 0 0 0 0 0 0 0 0 0 13 18 0.00 0.000																						

Batter	1	2	3	4	5	6	7	8	9	AB	R	H	RBI	BB	SO	LOB	BOTTOM								
Gary Redus, R OBP: 0.304, SLG: 0.298	G5-3		F8			F7	1B FC3-6 IBB	G1-3		3	0	0	0	0	0	0	San Diego Padres @ Pittsburgh Pirates Three Rivers Stadium, Pittsburgh, PA Thu Aug 20 1992, 3:33 AM EDT Att: 30,384 - Sunny - 70 F livebaseballscores.com								
Orlando Merced, S OBP: 0.322, SLG: 0.386			K			3B	1B FC3-6			4	1	2	2	0	1	0									
Jay Bell, R OBP: 0.326, SLG: 0.347	G5-3					1B	1B FC3-6			4	1	2	2	0	0	1									
Andy Van Slyke, L OBP: 0.400, SLG: 0.501	G4-3				2-2 CS 1B	1B	1B 3B FC3-6			4	1	2	2	0	0	1									
Lloyd McClendon, R OBP: 0.351, SLG: 0.353					1-1 SAFE SAFE P6		2-2 G4-6-3 1B	E6 BB		3	1	2	2	0	0	1									
Cecil Espy, S OBP: 0.365, SLG: 0.335					1-3 SAFE SAFE K		3-3 G4-6-3 1B	1-2 BB		1	0	0	0	0	0	1									
Barry Bonds, L OBP: 0.433, SLG: 0.560					1-3 SAFE SAFE K		0-0 G4-6-3 1B	4-1 BB		3	0	0	0	1	2	2									
Jeff King, R OBP: 0.259, SLG: 0.361					1-2 SAFE SAFE CS		1-2 SAFE SAFE CS	2-1 2B		4	0	2	0	0	0	3									
Don Slaught, R OBP: 0.372, SLG: 0.432					1-2 SAFE SAFE P6		0-0 G6-3	1-2 G1-3		4	1	1	0	0	0	2									
Jose Lind, R OBP: 0.275, SLG: 0.272					1-0 SAFE SAFE FC6-4		1-3 K	1-2 2B		4	1	2	0	0	1	2									
Danny Jackson, R OBP: 0.064, SLG: 0.064					0-0 G6-3		0-1 G5-3	2-2 F9		2	0	0	0	0	0	1									
Gary Varsho, L OBP: 0.254, SLG: 0.333										1	1	1	1	0	0	0									
Roger Mason, R OBP: 0.252, SLG: 0.333										1	0	0	0	0	0	1									
Inning Stats	R: 0 E: 0 K: 0 S: 6	H: 0 LOB: 0 BB: 0 P: 12	R: 1 E: 0 K: 1 S: 11	H: 2 LOB: 1 BB: 0 P: 16	R: 0 E: 0 K: 1 S: 5	H: 0 LOB: 0 BB: 0 P: 8	R: 0 E: 0 K: 1 S: 10	H: 1 LOB: 0 BB: 0 P: 15	R: 0 E: 0 K: 1 S: 8	H: 1 LOB: 1 BB: 0 P: 11	R: 2 E: 0 K: 0 S: 11	H: 3 LOB: 0 BB: 0 P: 18	R: 4 E: 1 K: 0 S: 22	H: 4 LOB: 3 BB: 2 P: 39	R: 0 E: 0 K: 0 S: 14	H: 1 LOB: 1 BB: 0 P: 20	R: 0 E: 0 K: 0 S: 9	H: 0 LOB: 0 BB: 0 P: 11	1B: 8 2B: 2 3B: 1 HR: 1	SF: 0 SAC: 0 DP: 1 HBP: 0	WP: 0 PB: 0 SB: 0 CS: 1	PA: 38			
PITCHER	IP WLS BF H R ER SO BB IBB HBP BLK WP HR S P ERA WHIP	6.0 L 23 7 3 3 4 0 0 0 0 0 0 10 21 4.50 1.167	0.1 L 5 3 4 4 0 0 0 0 0 0 0 0 3 3 ∞ ∞	0.0 L 1 1 0 0 0 0 0 0 0 0 0 0 3 3 ∞ ∞	1.2 L 8 1 0 0 0 1 0 0 0 0 0 0 23 35 0.00 1.200																				



Batter	1	2	3	4	5	6	7	8	9	AB	R	H	RBI	BB	SO	LOB	TOP								
Vince Coleman, S (1, 7) Lee Guetterman, L (8, 1)	1-3 K			0-0 P4		3-2 G5-3		0-0 P6		4	0	0	0	0	1	0									
Dick Schofield, R (1, 6) Chico Walker, S (1, 5)	3-2 G5-3			2-3 K			2-2 P6		1-3 K	4	0	0	0	0	2	0									
Eddie Murray, S (1, 3) Daryl Boston, L (9, PR)				2-1 G5-3			1-1 F9		1-2 G4-3	4	0	0	0	0	0	0									
Bobby Bonilla, S (1, 9)					2-2 G4-3 1B		4-1 HR BB		1-1 BB 1B	3	1	2	0	1	0	0									
Dave Gallagher, R (1, 8)				1-0 P3			1-1 G4-3		1-2 L4	4	0	1	0	0	0	3									
Bill Pecota, R (1, 4)				1-0 F8			2-1 G5-3			3	0	0	0	0	0	2									
Charlie O'Brien, R (1, 2) Kevin Bass, S (8, PH)				0-0 F9			0-1 G1-3		2-0 L7	2	0	0	0	0	0	0									
Pete Schourek, L (1, 1) Jeff Innis, R (7, 1)				1-3 K			0-0 P7		2-2 F9	2	0	0	0	0	1	0									
Todd Hundley, S (8, PH)										0	0	0	0	0	0	0									
										1	0	0	0	0	0	0									
Inning Stats	R: 0 E: 0 K: 1 S: 9	H: 0 LOB: 0 BB: 0 P: 16	R: 0 E: 0 K: 0 S: 6	H: 0 LOB: 0 BB: 0 P: 8	R: 0 E: 0 K: 1 S: 5	H: 0 LOB: 0 BB: 0 P: 7	R: 0 E: 0 K: 1 S: 8	H: 0 LOB: 0 BB: 0 P: 12	R: 0 E: 0 K: 0 S: 11	H: 1 LOB: 1 BB: 0 P: 16	R: 0 E: 0 K: 0 S: 6	H: 0 LOB: 0 BB: 0 P: 9	R: 2 E: 0 K: 0 S: 9	H: 2 LOB: 1 BB: 1 P: 16	R: 0 E: 0 K: 0 S: 6	H: 0 LOB: 0 BB: 0 P: 10	R: 0 E: 0 K: 1 S: 14	H: 1 LOB: 2 BB: 1 P: 22	1B: 3 2B: 0 3B: 0 HR: 1	SF: 0 SAC: 0 DP: 0 HBP: 0	WP: 0 PB: 0 CS: 0	PA: 33			
PITCHER	IP WLS BF H R ER SO BB IBB HBP BLK WP HR S P ERA WHIP	IP WLS BF H R ER SO BB IBB HBP BLK WP HR S P ERA WHIP	IP WLS BF H R ER SO BB IBB HBP BLK WP HR S P ERA WHIP	IP WLS BF H R ER SO BB IBB HBP BLK WP HR S P ERA WHIP	IP WLS BF H R ER SO BB IBB HBP BLK WP HR S P ERA WHIP	IP WLS BF H R ER SO BB IBB HBP BLK WP HR S P ERA WHIP	IP WLS BF H R ER SO BB IBB HBP BLK WP HR S P ERA WHIP	IP WLS BF H R ER SO BB IBB HBP BLK WP HR S P ERA WHIP	IP WLS BF H R ER SO BB IBB HBP BLK WP HR S P ERA WHIP	IP WLS BF H R ER SO BB IBB HBP BLK WP HR S P ERA WHIP	IP WLS BF H R ER SO BB IBB HBP BLK WP HR S P ERA WHIP	IP WLS BF H R ER SO BB IBB HBP BLK WP HR S P ERA WHIP	IP WLS BF H R ER SO BB IBB HBP BLK WP HR S P ERA WHIP	IP WLS BF H R ER SO BB IBB HBP BLK WP HR S P ERA WHIP	IP WLS BF H R ER SO BB IBB HBP BLK WP HR S P ERA WHIP	IP WLS BF H R ER SO BB IBB HBP BLK WP HR S P ERA WHIP	IP WLS BF H R ER SO BB IBB HBP BLK WP HR S P ERA WHIP	IP WLS BF H R ER SO BB IBB HBP BLK WP HR S P ERA WHIP	IP WLS BF H R ER SO BB IBB HBP BLK WP HR S P ERA WHIP	IP WLS BF H R ER SO BB IBB HBP BLK WP HR S P ERA WHIP	IP WLS BF H R ER SO BB IBB HBP BLK WP HR S P ERA WHIP	IP WLS BF H R ER SO BB IBB HBP BLK WP HR S P ERA WHIP	IP WLS BF H R ER SO BB IBB HBP BLK WP HR S P ERA WHIP	IP WLS BF H R ER SO BB IBB HBP BLK WP HR S P ERA WHIP	IP WLS BF H R ER SO BB IBB HBP BLK WP HR S P ERA WHIP

New York Mets @ San Diego Padres
Jack Murphy Stadium, San Diego, CA
Sat Aug 22 1992, 10:05 PM EDT
Att: 22,685 - Sunny - 78 F

AB 31
R 2
H 4
RBI 2
BB 2
SO 4
LOB 6



Batter	1	2	3	4	5	6	7	8	9	AB	R	H	RBI	BB	SO	LOB	BOTTOM									
Tony Fernandez, S (1, 6)	2-3 K			0-0 1B				2-0 G6-3		4	0	1	1	0	1	1										
Tony Gwynn, L (1, 9)	0-2 L9			1-1 G3			2-0 G4-3		0-2 G6-3	4	0	0	0	0	0	2										
Gary Sheffield, R (1, 5)	0-1 G5-3			1-1 HR			0-0 P6		0-0 HR	4	2	2	2	0	0	0										
Fred McGriff, L (1, 3)				2-3 K			3-3 K		1-3 K	4	0	0	0	0	3	0										
Darrin Jackson, R (1, 8)				1-2 F9			2-3 K			3	0	0	0	0	1	0										
Benito Santiago, R (1, 2)				3-1 F8			1-0 HR			3	1	2	1	0	0	0										
Jerald Clark, R (1, 7)				1-0 F9			1-0 1B FC6-4 2B		0-0 G5-3	3	1	1	0	0	0	1										
Kurt Stillwell, S (1, 4)				1-3 K			0-0 FC6-4 1B		0-0 G4-3	3	0	1	0	0	1	0										
Bruce Hurst, L (1, 1) Randy Myers, L (9, 1)				0-0 L1			1-3 K		2-2 G1-3	3	0	0	0	0	1	2										
										0	0	0	0	0	0	0										
Inning Stats	R: 0 E: 0 K: 1 S: 9	H: 0 LOB: 0 BB: 0 P: 11	R: 0 E: 0 K: 0 S: 6	H: 1 LOB: 1 BB: 0 P: 8	R: 0 E: 0 K: 1 S: 7	H: 1 LOB: 1 BB: 0 P: 11	R: 1 E: 0 K: 1 S: 10	H: 1 LOB: 0 BB: 0 P: 17	R: 1 E: 0 K: 1 S: 11	H: 2 LOB: 1 BB: 0 P: 17	R: 0 E: 0 K: 2 S: 9	H: 0 LOB: 0 BB: 0 P: 14	R: 1 E: 0 K: 0 S: 6	H: 1 LOB: 0 BB: 0 P: 10	R: 1 E: 0 K: 1 S: 8	H: 1 LOB: 0 BB: 0 P: 11	1B: 3 2B: 1 3B: 0 HR: 3	SF: 0 SAC: 0 DP: 0 HBP: 0	WP: 0 PB: 0 CS: 0	PA: 31						
PITCHER	IP WLS BF H R ER SO BB IBB HBP BLK WP HR S P ERA WHIP	IP WLS BF H R ER SO BB IBB HBP BLK WP HR S P ERA WHIP	IP WLS BF H R ER SO BB IBB HBP BLK WP HR S P ERA WHIP	IP WLS BF H R ER SO BB IBB HBP BLK WP HR S P ERA WHIP	IP WLS BF H R ER SO BB IBB HBP BLK WP HR S P ERA WHIP	IP WLS BF H R ER SO BB IBB HBP BLK WP HR S P ERA WHIP	IP WLS BF H R ER SO BB IBB HBP BLK WP HR S P ERA WHIP	IP WLS BF H R ER SO BB IBB HBP BLK WP HR S P ERA WHIP	IP WLS BF H R ER SO BB IBB HBP BLK WP HR S P ERA WHIP	IP WLS BF H R ER SO BB IBB HBP BLK WP HR S P ERA WHIP	IP WLS BF H R ER SO BB IBB HBP BLK WP HR S P ERA WHIP	IP WLS BF H R ER SO BB IBB HBP BLK WP HR S P ERA WHIP	IP WLS BF H R ER SO BB IBB HBP BLK WP HR S P ERA WHIP	IP WLS BF H R ER SO BB IBB HBP BLK WP HR S P ERA WHIP	IP WLS BF H R ER SO BB IBB HBP BLK WP HR S P ERA WHIP	IP WLS BF H R ER SO BB IBB HBP BLK WP HR S P ERA WHIP	IP WLS BF H R ER SO BB IBB HBP BLK WP HR S P ERA WHIP	IP WLS BF H R ER SO BB IBB HBP BLK WP HR S P ERA WHIP	IP WLS BF H R ER SO BB IBB HBP BLK WP HR S P ERA WHIP	IP WLS BF H R ER SO BB IBB HBP BLK WP HR S P ERA WHIP	IP WLS BF H R ER SO BB IBB HBP BLK WP HR S P ERA WHIP	IP WLS BF H R ER SO BB IBB HBP BLK WP HR S P ERA WHIP	IP WLS BF H R ER SO BB IBB HBP BLK WP HR S P ERA WHIP	IP WLS BF H R ER SO BB IBB HBP BLK WP HR S P ERA WHIP	IP WLS BF H R ER SO BB IBB HBP BLK WP HR S P ERA WHIP	IP WLS BF H R ER SO BB IBB HBP BLK WP HR S P ERA WHIP

New York Mets @ San Diego Padres
Jack Murphy Stadium, San Diego, CA
Sat Aug 22 1992, 10:05 PM EDT
Att: 22,685 - Sunny - 78 F

AB 31
R 4
H 7
RBI 4
BB 0
SO 7
LOB 6



Batter	1	2	3	4	5	6	7	8	9	AB	R	H	RBI	BB	SO	LOB	TOP								
Vince Coleman, S (1, 8) OBP: 0.371, SLG: 0.367	2-1 G1-3		1-0 G4-3		1-3 K			2-3 K		4	0	0	0	0	2	4	New York Mets @ San Diego Padres Jack Murphy Stadium, San Diego, CA Sun Aug 23 1992, 6:33 AM EDT Att: 13,080 - Sunny - 84 F								
Kevin Bass, S (1, 7) OBP: 0.285, SLG: 0.375	3-3 K		1-1 F8		0-0 L7			1-1 G4-3		4	0	0	0	0	1	4									
Chico Walker, S (1, 5) OBP: 0.324, SLG: 0.364 Barry Jones, R (8, 1)	3-1 F9			0-0 G3-1		1-1 F7		1-1 S 1B		4	0	1	1	0	0	0									
Eddie Murray, S (1, 3) OBP: 0.322, SLG: 0.415		1-0 G4-3 1B		2-1 G3-1		2-2 L7		3-2 G1-3		4	0	1	0	0	0	1									
Bobby Bonilla, S (1, 9) OBP: 0.362, SLG: 0.452		2-1 G4-3		1-1 E1 CS		1-2 F8			0-0 HR	4	1	1	1	0	0	1									
Chris Donnels, L (1, 4) OBP: 0.294, SLG: 0.224 Dave Gallagher, R (9, PH) OBP: 0.278, SLG: 0.311		0-1 F8		1 SAFE 2-2 CS		4-1 2B FC BB		2-2 G4-3		2	1	0	0	0	1	0									
Todd Hundley, S (1, 2) Bill Pecota, R (9, PH) OBP: 0.295, SLG: 0.297		1-3 K			1-1 FC 2B		1-1 G4-3		1-2 P3	3	0	1	0	0	1	1									
Dick Schofield, R (1, 6) Steve Springer, R (9, PH)			0-0 L4		1-1 FC S		0-2 G1-3		1-2 G1-3	3	0	0	1	0	0	1									
David Cone, L (1, 1) OBP: 0.132, SLG: 0.108 Jeff McKnight, S (8, PH) OBP: 0.304, SLG: 0.238			2-2 G4-3 1B		2-3 3-H K		4-2 G4-3 1B BB			2	0	1	0	0	1	2									
										0	1	0	0	1	0	0									
Inning Stats	R: 0 E: 0 K: 1 S: 7	H: 0 LOB: 0 BB: 0 P: 15	R: 0 E: 0 K: 1 S: 8	H: 1 LOB: 1 BB: 0 P: 12	R: 0 E: 0 K: 0 S: 7	H: 1 LOB: 1 BB: 0 P: 11	R: 0 E: 1 K: 0 S: 7	H: 0 LOB: 0 BB: 0 P: 12	R: 1 E: 0 K: 2 S: 13	H: 1 LOB: 2 BB: 1 P: 23	R: 0 E: 0 K: 0 S: 12	H: 0 LOB: 0 BB: 0 P: 16	R: 0 E: 0 K: 0 S: 8	H: 0 LOB: 0 BB: 0 P: 11	R: 1 E: 0 K: 1 S: 13	H: 1 LOB: 1 BB: 1 P: 24	R: 1 E: 0 K: 0 S: 11	H: 1 LOB: 0 BB: 0 P: 16	1B: 3 2B: 1 3B: 0 HR: 1	SF: 0 SAC: 0 DP: 0 HBP: 0	WP: 0 PB: 0 SB: 2 CS: 1	PA: 36			
PITCHER	IP	WLS	BF	H	R	ER	SO	BB	IBB	HBP	BLK	WP	HR	S	P	ERA	WHIP								
Andy Benes, R (1, 1) ERA: 3.68	7.0	W	26	3	1	1	4	1	0	0	0	0	0	62	100	1.29	0.571								
Larry Andersen, R (8, 1) ERA: 4.05	1.0		5	1	1	1	1	1	0	0	0	0	0	13	24	9.00	2.000								
Randy Myers, L (9, 1) ERA: 4.75	1.0	S	4	1	1	1	0	0	0	0	0	0	1	11	16	9.00	1.000								

AB	33
R	3
H	5
RBI	3
BB	2
SO	5
LOB	15



Batter	1	2	3	4	5	6	7	8	9	AB	R	H	RBI	BB	SO	LOB	BOTTOM								
Tony Fernandez, S (1, 6) OBP: 0.328, SLG: 0.340	0-0 S 1B		0-0 L3		1-0 L3			0-0 G4-3		4	0	1	0	0	0	0	New York Mets @ San Diego Padres Jack Murphy Stadium, San Diego, CA Sun Aug 23 1992, 6:33 AM EDT Att: 13,080 - Sunny - 84 F								
Tony Gwynn, L (1, 9) OBP: 0.371, SLG: 0.411	1-1 F8		2-1 F8		2-1 G4-3			0-1 L9		4	0	0	0	0	0	1									
Benito Santiago, R (1, 2) OBP: 0.284, SLG: 0.375	2-3 K		1-2 P3		2-2 F8			4-2 1B BB		3	0	0	0	1	1	1									
Gary Sheffield, R (1, 5) OBP: 0.390, SLG: 0.592	3-3 K			4-2 1B S G3 BB		2-2 G4-3		1-1 1B 1B		3	1	1	0	1	1	1									
Darrin Jackson, R (1, 8) OBP: 0.292, SLG: 0.414		3-1 F8 SF7 2B		1-2 G3 1B HBP		1-1 F8		3-1 F9		3	2	1	0	0	0	2									
Jerald Clark, R (1, 7) OBP: 0.289, SLG: 0.376		2-2 F8		0-0 G3		0-0 F9				3	1	1	0	0	0	1									
Phil Stephenson, L (1, 3) OBP: 0.278, SLG: 0.286		4-0 BB		0-0 G3			2-3 K			2	0	0	1	1	1	2									
Kurt Stillwell, S (1, 4) OBP: 0.276, SLG: 0.317		1-1 SF7		1-2 2-3 3-H 1B			2-2 G4-3			1	0	0	2	0	0	0									
Andy Benes, R (1, 1) OBP: 0.207, SLG: 0.231 Oscar Azocar, L (7, PH) OBP: 0.252, SLG: 0.245 Larry Andersen, R (8, 1) Randy Myers, L (9, 1)		3-H 3-3 K		1-1 SF8		2-2 G4-3		3-1 P2		2	0	0	0	0	1	1									
										1	0	0	0	0	0	0									
										0	0	0	0	0	0	0									
Inning Stats	R: 0 E: 0 K: 2 S: 11	H: 1 LOB: 1 BB: 0 P: 17	R: 1 E: 0 K: 1 S: 10	H: 1 LOB: 1 BB: 1 P: 23	R: 0 E: 0 K: 0 S: 6	H: 0 LOB: 0 BB: 0 P: 9	R: 3 E: 1 K: 0 S: 11	H: 1 LOB: 0 BB: 1 P: 19	R: 0 E: 0 K: 0 S: 6	H: 0 LOB: 0 BB: 0 P: 11	R: 0 E: 0 K: 0 S: 6	H: 0 LOB: 0 BB: 0 P: 9	R: 0 E: 0 K: 1 S: 9	H: 0 LOB: 0 BB: 0 P: 16	R: 0 E: 0 K: 0 S: 9	H: 1 LOB: 2 BB: 1 P: 17	1B: 3 2B: 1 3B: 0 HR: 0	SF: 2 SAC: 0 DP: 0 HBP: 1	WP: 0 PB: 0 SB: 2 CS: 0	PA: 32					
PITCHER	IP	WLS	BF	H	R	ER	SO	BB	IBB	HBP	BLK	WP	HR	S	P	ERA	WHIP								
David Cone, R (1, 1) ERA: 2.93	7.0	L	27	3	4	3	4	2	0	1	0	0	0	59	104	3.86	0.714								
Barry Jones, R (8, 1) ERA: 4.85	1.0		5	1	0	0	0	1	0	0	0	0	0	9	17	0.00	2.000								

AB	26
R	4
H	4
RBI	3
BB	3
SO	4
LOB	9



Batter	1	2	3	4	5	6	7	8	9	AB	R	H	RBI	BB	SO	LOB	TOP		
Jose Vizcaino, S OBP: 0.258, SLG: 0.296	P5		FC4-6 1B			G6-3				5	1	2	1	0	0	1	Chicago Cubs @ San Diego Padres Jack Murphy Stadium, San Diego, CA Mon Aug 24 1992, 10:05 PM EDT Att: 13,491 - Sunny - 75 F		
23 Ryne Sandberg, R OBP: 0.397, SLG: 0.476	G5-3		1B					FC5-4 1B		5	1	2	0	0	0	2			
Mark Grace, L OBP: 0.392, SLG: 0.431	E1		1B			P5			G6-3	5	1	1	1	0	0	2			
Andre Dawson, R OBP: 0.305, SLG: 0.430	G6-3		HR			F7			G6-3	5	1	1	1	0	0	1			
Derrick May, L OBP: 0.310, SLG: 0.369		F9	HR			G4-3			F8	5	1	2	3	0	0	0			
Dwight Smith, L OBP: 0.301, SLG: 0.394	K		P6			1B				4	0	1	0	0	2	1			
Rick Wilkins, L OBP: 0.331, SLG: 0.404	K		E4			FC6-4 IBB				3	0	0	0	1	1	1			
Rey Sanchez, R OBP: 0.286, SLG: 0.339			FC6-4			FC6-4				4	1	2	0	0	0	3			
Frank Castillo, R OBP: 0.120, SLG: 0.083			SH			P5				3	0	0	0	0	1	1			
Paul Assenmacher, L ERA: 3.22										0	0	0	0	0	0	0			
Jeff Robinson, R ERA: 2.68										0	0	0	0	0	0	0			
Bob Scanlan, R ERA: 1.85										0	0	0	0	0	0	0			
Inning Stats	R: 0 E: 1 K: 0 S: 10	H: 0 LOB: 1 BB: 0 P: 11	R: 0 E: 0 K: 2 S: 9	H: 0 LOB: 0 BB: 0 P: 14	R: 5 E: 1 K: 0 S: 15	H: 5 LOB: 1 BB: 0 P: 25	R: 0 E: 0 K: 0 S: 5	H: 1 LOB: 1 BB: 0 P: 7	R: 0 E: 0 K: 1 S: 10	H: 1 LOB: 1 BB: 0 P: 11	R: 0 E: 0 K: 1 S: 8	H: 1 LOB: 1 BB: 0 P: 11	R: 0 E: 0 K: 0 S: 10	H: 2 LOB: 1 BB: 0 P: 17	R: 0 E: 0 K: 0 S: 5	H: 0 LOB: 0 BB: 0 P: 6	1B: 8 2B: 2 3B: 0 HR: 1	SF: 0 SAC: 1 DP: 1 HBP: 0	WP: 0 PA: 41 PB: 0 SB: 1 CS: 0
PITCHER	IP	WLS	BF	H	R	ER	SO	BB	IBB	HBP	BLK	WP	HR	S	P	ERA	WHIP		
Greg Harris, R ERA: 4.52	5.0	L	26	7	6	6	2	0	1	0	0	0	1	48	78	10.80	1.400		
Jose Melendez, R ERA: 3.22	2.0		8	2	0	0	2	0	0	0	0	0	0	18	22	0.00	1.000		
Rich Rodriguez, L ERA: 2.5	0.2		3	2	0	0	0	0	0	0	0	0	0	9	15	0.00	3.000		
Tim Scott, R ERA: 4.94	1.1		4	0	0	0	0	0	0	0	0	0	0	6	8	0.00	0.000		

AB	39
R	6
H	11
RBI	6
BB	1
SO	4
LOB	12



Batter	1	2	3	4	5	6	7	8	9	AB	R	H	RBI	BB	SO	LOB	BOTTOM				
Tony Fernandez, S OBP: 0.328, SLG: 0.338	L8		1B			L9				3	0	0	0	1	0	2	Chicago Cubs @ San Diego Padres Jack Murphy Stadium, San Diego, CA Mon Aug 24 1992, 10:05 PM EDT Att: 13,491 - Sunny - 75 F				
Oscar Azocar, L OBP: 0.281, SLG: 0.255			BB			P5		G4-3		4	0	2	0	0	0	1					
Gary Sheffield, R OBP: 0.389, SLG: 0.593	1B		1B			F8				3	1	1	1	0	0	2					
Fred McGriff, L OBP: 0.395, SLG: 0.560	L8		SF8			F8				4	1	1	2	0	0	3					
Fred McGriff, L OBP: 0.395, SLG: 0.560	G1-3		F7			G6-3				4	1	1	2	0	0	3					
Darrin Jackson, R OBP: 0.291, SLG: 0.411						G6-3				3	0	0	0	1	1	0					
Dan Walters, R OBP: 0.324, SLG: 0.450						F7				4	0	0	0	0	0	1					
Dan Walters, R OBP: 0.324, SLG: 0.450	F8					G6-3				4	0	0	0	0	0	1					
Jerald Clark, R OBP: 0.291, SLG: 0.377						G4-3				4	0	2	0	0	1	0					
Jerald Clark, R OBP: 0.291, SLG: 0.377	K2-3									4	0	2	0	0	1	0					
Kurt Stillwell, S OBP: 0.275, SLG: 0.314										3	1	0	0	1	1	3					
Greg Harris, R OBP: 0.199, SLG: 0.200										0	0	0	0	0	0	0					
Tim Lincecum, R OBP: 0.325, SLG: 0.340										1	0	1	0	0	0	0					
Jose Melendez, R ERA: 3.22										0	0	0	0	0	0	0					
Phil Stephenson, L OBP: 0.275, SLG: 0.250										1	0	0	0	0	0	1					
Rich Rodriguez, L ERA: 2.68										0	0	0	0	0	0	0					
Tim Scott, R ERA: 4.94										1	0	0	0	0	0	1					
Benito Santiago, R OBP: 0.266, SLG: 0.334										0	0	0	0	0	0	1					
Inning Stats	R: 0 E: 0 K: 0 S: 10	H: 1 LOB: 1 BB: 0 P: 15	R: 0 E: 0 K: 2 S: 9	H: 0 LOB: 0 BB: 0 P: 14	R: 1 E: 0 K: 0 S: 11	H: 1 LOB: 2 BB: 2 P: 22	R: 0 E: 0 K: 1 S: 7	H: 1 LOB: 1 BB: 0 P: 9	R: 0 E: 0 K: 0 S: 11	H: 1 LOB: 1 BB: 0 P: 20	R: 0 E: 0 K: 0 S: 8	H: 0 LOB: 0 BB: 0 P: 13	R: 0 E: 0 K: 0 S: 5	H: 1 LOB: 1 BB: 0 P: 7	R: 2 E: 0 K: 0 S: 6	H: 2 LOB: 0 BB: 1 P: 11	R: 0 E: 1 K: 0 S: 6	H: 0 LOB: 0 BB: 0 P: 7	1B: 5 2B: 1 3B: 0 HR: 1	SF: 1 SAC: 1 DP: 2 HBP: 0	WP: 1 PA: 36 PB: 1 SB: 0 CS: 0
PITCHER	IP	WLS	BF	H	R	ER	SO	BB	IBB	HBP	BLK	WP	HR	S	P	ERA	WHIP				
Frank Castillo, R ERA: 3.45	7.1	W	30	6	2	2	3	2	0	0	0	0	0	63	102	2.46	1.091				
Paul Assenmacher, L ERA: 3.35	0.0		1	1	1	1	0	0	0	0	0	0	1	1	1	-	-				
Jeff Robinson, R ERA: 2.68	0.2		3	0	0	0	0	1	0	0	0	0	0	6	11	0.00	1.500				
Bob Scanlan, R ERA: 1.85	1.0	S	2	0	0	0	0	0	0	0	0	0	0	3	4	0.00	0.000				

AB	31
R	3
H	7
RBI	3
BB	3
SO	3
LOB	14



Batter	1	2	3	4	5	6	7	8	9	AB	R	H	RBI	BB	SO	LOB	TOP				
Doug Dascenzo, S OBP: 0.295, SLG: 0.310 Dwight Smith, L OBP: 0.296, SLG: 0.388	1-1 F7			3-2 L8		3-2 1B	1-3 K		2-3 K	3	0	1	0	0	0	0	Chicago Cubs @ San Diego Padres Jack Murphy Stadium, San Diego, CA Tue Aug 25 1992, 10:05 PM EDT Att: 14,984 - Sunny - 76 F				
23 Ryne Sandberg, R OBP: 0.365, SLG: 0.473	1-0 L8			0-1 P4		2-1 F8	0-1 1B		0-1 F8	5	0	1	2	0	0	1					
Mark Grace, L OBP: 0.391, SLG: 0.430	0-0 G4-3			0-1 G5-3		2-0 F9	3-0 1B		1-3 1B	4	0	1	1	0	0	1					
Andre Dawson, R OBP: 0.304, SLG: 0.427		0-0 P4			4-0 1B	3-2 L8	0-3 K		0-3 K	3	0	0	0	1	1	3					
Steve Buechele, R OBP: 0.328, SLG: 0.377		1-3 K			0-3 K		0-0 1B	0-1 FC6	1-3 1B	4	1	2	0	0	2	1					
Luis Salazar, R OBP: 0.241, SLG: 0.288 Derrick May, L OBP: 0.309, SLG: 0.368	2-2 P6			0-0 1B		1-2 1B	1-3 F9	1-3 K		3	0	1	0	0	0	1					
Joe Girardi, R OBP: 0.331, SLG: 0.311			1-1 FC6-4	1-1 1B	0-1 1B	1-2 1B	4-2 1B	1-0 F8		3	1	2	0	1	0	1					
Rey Sanchez, R OBP: 0.286, SLG: 0.338			1-1 FC6-4	2-1 F9		3-2 F9	3-2 1B	2-2 FC6		4	1	1	0	0	0	5					
Mike Harkey, R OBP: 0.231, SLG: 0.231 Jeff Robinson, R OBP: 0.281, SLG: 0.192 Heathcliff Slocumb, R OBP: 0.281, SLG: 0.238 Jose Vizcaino, S OBP: 0.281, SLG: 0.238 Ken Patterson, L OBP: 0.281, SLG: 0.238 Chuck McElroy, L OBP: 0.281, SLG: 0.238 Kal Daniels, L OBP: 0.281, SLG: 0.238	3-2 L3			3-2 L3		0-3 K	3-1 1B		0-3 K	0	0	0	0	0	0	0					
Inning Stats	R: 0 E: 0 K: 0 S: 4	H: 0 LOB: 0 BB: 0 P: 6	R: 0 E: 0 K: 1 S: 9	H: 0 LOB: 0 BB: 0 P: 12	R: 0 E: 0 K: 0 S: 8	H: 1 LOB: 0 BB: 0 P: 12	R: 0 E: 0 K: 0 S: 7	H: 0 LOB: 0 BB: 0 P: 10	R: 0 E: 0 K: 2 S: 11	H: 2 LOB: 3 BB: 1 P: 17	R: 0 E: 0 K: 0 S: 10	H: 1 LOB: 1 BB: 0 P: 20	R: 4 E: 0 K: 2 S: 21	H: 5 LOB: 2 BB: 1 P: 36	R: 0 E: 0 K: 1 S: 9	H: 1 LOB: 1 BB: 0 P: 13		R: 0 E: 0 K: 2 S: 8	H: 0 LOB: 0 BB: 0 P: 10	1B: 9 2B: 2 3B: 0 HR: 0	SF: 0 SAC: 0 DP: 1 HBP: 0
PITCHER	IP WLS BF H R ER SO BB IBB HBP BLK WP HR S P ERA WHIP	IP WLS BF H R ER SO BB IBB HBP BLK WP HR S P ERA WHIP	IP WLS BF H R ER SO BB IBB HBP BLK WP HR S P ERA WHIP	IP WLS BF H R ER SO BB IBB HBP BLK WP HR S P ERA WHIP	IP WLS BF H R ER SO BB IBB HBP BLK WP HR S P ERA WHIP	IP WLS BF H R ER SO BB IBB HBP BLK WP HR S P ERA WHIP	IP WLS BF H R ER SO BB IBB HBP BLK WP HR S P ERA WHIP	IP WLS BF H R ER SO BB IBB HBP BLK WP HR S P ERA WHIP	IP WLS BF H R ER SO BB IBB HBP BLK WP HR S P ERA WHIP	IP WLS BF H R ER SO BB IBB HBP BLK WP HR S P ERA WHIP	IP WLS BF H R ER SO BB IBB HBP BLK WP HR S P ERA WHIP	IP WLS BF H R ER SO BB IBB HBP BLK WP HR S P ERA WHIP	IP WLS BF H R ER SO BB IBB HBP BLK WP HR S P ERA WHIP	IP WLS BF H R ER SO BB IBB HBP BLK WP HR S P ERA WHIP	IP WLS BF H R ER SO BB IBB HBP BLK WP HR S P ERA WHIP	IP WLS BF H R ER SO BB IBB HBP BLK WP HR S P ERA WHIP	IP WLS BF H R ER SO BB IBB HBP BLK WP HR S P ERA WHIP	IP WLS BF H R ER SO BB IBB HBP BLK WP HR S P ERA WHIP	IP WLS BF H R ER SO BB IBB HBP BLK WP HR S P ERA WHIP	IP WLS BF H R ER SO BB IBB HBP BLK WP HR S P ERA WHIP	IP WLS BF H R ER SO BB IBB HBP BLK WP HR S P ERA WHIP

AB	36
R	4
H	10
RBI	4
BB	2
SO	8
LOB	21



Batter	1	2	3	4	5	6	7	8	9	AB	R	H	RBI	BB	SO	LOB	BOTTOM			
Tony Fernandez, S OBP: 0.333, SLG: 0.342	4-0 G3			1-0 2B		0-0 CS	4-0 2B			2	1	2	0	2	0	0	Chicago Cubs @ San Diego Padres Jack Murphy Stadium, San Diego, CA Tue Aug 25 1992, 10:05 PM EDT Att: 14,984 - Sunny - 76 F			
Oscar Azocar, L OBP: 0.254, SLG: 0.248 Kevin Ward, R OBP: 0.278, SLG: 0.304	1-0 P3			0-2 G3		2-1 CS	1-0 G4-3	2-0 2B		3	0	0	0	0	0	1				
Gary Sheffield, R OBP: 0.388, SLG: 0.589	0-2 G3			0-0 P2		0-1 G3	4-0 1B			3	0	0	0	1	0	1				
Fred McGriff, L OBP: 0.398, SLG: 0.571	2-0 1B			2-2 HR		4-0 CS	3-2 G4-3			3	2	2	2	1	0	3				
Darrin Jackson, R OBP: 0.293, SLG: 0.410	1-2 1B			1-0 G5-3		1-0 CS	4-1 HR	1-1 P4		3	1	1	1	1	0	0				
Benito Santiago, R OBP: 0.286, SLG: 0.395	1-0 L4			2-1 G5-3		1-1 HR	1-0 HR			4	2	2	3	0	0	1				
Jerald Clark, R OBP: 0.286, SLG: 0.373		1-1 G3-1		0-0 G6-3		2-0 L7	0-1 P3			4	0	0	0	0	0	0				
Kurt Stillwell, S OBP: 0.275, SLG: 0.314		0-0 F7			3-3 K	0-1 SH5-4	3-1 G4-3			4	1	1	0	0	1	0				
Jim Deshaies, L OBP: 0.263, SLG: 0.222 Mike Maddux, L OBP: 0.333, SLG: 0.200 Randy Myers, L OBP: 0.281, SLG: 0.238		0-1 G1-3			1-2 G4-3		0-0 SH5-4			2	0	0	0	0	0	0				
Inning Stats	R: 2 E: 0 K: 0 S: 9	H: 2 LOB: 1 BB: 1 P: 18	R: 0 E: 0 K: 0 S: 5	H: 0 LOB: 0 BB: 0 P: 6	R: 0 E: 0 K: 0 S: 5	H: 1 LOB: 0 BB: 0 P: 6	R: 1 E: 0 K: 0 S: 7	H: 1 LOB: 0 BB: 0 P: 12	R: 0 E: 0 K: 0 S: 3	H: 0 LOB: 0 BB: 1 P: 9	R: 3 E: 0 K: 0 S: 11	H: 3 LOB: 3 BB: 3 P: 31	R: 1 E: 0 K: 0 S: 7	H: 1 LOB: 0 BB: 0 P: 12	R: 0 E: 0 K: 0 S: 3	H: 0 LOB: 0 BB: 0 P: 12		1B: 3 2B: 3 3B: 0 HR: 3	SF: 0 SAC: 1 DP: 0 HBP: 0	WP: 0 PA: 37 PB: 0 SB: 0 CS: 2
PITCHER	IP WLS BF H R ER SO BB IBB HBP BLK WP HR S P ERA WHIP	IP WLS BF H R ER SO BB IBB HBP BLK WP HR S P ERA WHIP	IP WLS BF H R ER SO BB IBB HBP BLK WP HR S P ERA WHIP	IP WLS BF H R ER SO BB IBB HBP BLK WP HR S P ERA WHIP	IP WLS BF H R ER SO BB IBB HBP BLK WP HR S P ERA WHIP	IP WLS BF H R ER SO BB IBB HBP BLK WP HR S P ERA WHIP	IP WLS BF H R ER SO BB IBB HBP BLK WP HR S P ERA WHIP	IP WLS BF H R ER SO BB IBB HBP BLK WP HR S P ERA WHIP	IP WLS BF H R ER SO BB IBB HBP BLK WP HR S P ERA WHIP	IP WLS BF H R ER SO BB IBB HBP BLK WP HR S P ERA WHIP	IP WLS BF H R ER SO BB IBB HBP BLK WP HR S P ERA WHIP	IP WLS BF H R ER SO BB IBB HBP BLK WP HR S P ERA WHIP	IP WLS BF H R ER SO BB IBB HBP BLK WP HR S P ERA WHIP	IP WLS BF H R ER SO BB IBB HBP BLK WP HR S P ERA WHIP	IP WLS BF H R ER SO BB IBB HBP BLK WP HR S P ERA WHIP	IP WLS BF H R ER SO BB IBB HBP BLK WP HR S P ERA WHIP	IP WLS BF H R ER SO BB IBB HBP BLK WP HR S P ERA WHIP	IP WLS BF H R ER SO BB IBB HBP BLK WP HR S P ERA WHIP	IP WLS BF H R ER SO BB IBB HBP BLK WP HR S P ERA WHIP	IP WLS BF H R ER SO BB IBB HBP BLK WP HR S P ERA WHIP

AB	29
R	7
H	9
RBI	7
BB	5
SO	1
LOB	6



Batter	1	2	3	4	5	6	7	8	9	AB	R	H	RBI	BB	SO	LOB	TOP		
Gary Redus, R OBP: 0.296, SLG: 0.313 Alex Cole, L OBP: 0.336, SLG: 0.327 (7, PH)	0-1 G5-3		2-2 HR	1-1 G4-3			1-3 K		1-2 G4-3	3	1	1	1	0	0	0	Pittsburgh Pirates @ San Diego Padres Jack Murphy Stadium, San Diego, CA Fri Aug 28, 1992, 10:05 PM EDT Att: 15,916 - Cloudy - 77 F		
Jay Bell, R OBP: 0.332, SLG: 0.367	0-2 G3-4 1B		0-1 L7-4 G4-3 1B		0-2 G5-3		1-2 1B			4	0	3	0	0	0	0			
Andy Van Slyke, L OBP: 0.397, SLG: 0.512	2-0 G3-4		0-0 G4-3		2-3 K		1-0 G5-4-3 1B			4	0	1	1	0	1	2			
Lloyd McClendon, R OBP: 0.346, SLG: 0.346 John Wehner, R OBP: 0.248, SLG: 0.240	2-1 G5-3		1-2 L7-4		2-3 K		0-1 G5-4-3			4	0	0	0	0	1	4			
Barry Bonds, L OBP: 0.433, SLG: 0.560		4-1 2B BB		3-1 HR		4-2 S BB		2-1 F7		2	2	1	1	2	0	0			
Jeff King, R OBP: 0.288, SLG: 0.377 Denny Neagle, L (8, 1)		1-1 SH1-3 1-H 2B		1-1 2B 1B		1-2 K		0-0 P6		4	1	2	1	0	1	1			
Don Slaught, R OBP: 0.367, SLG: 0.445		0-0 SH1-3		0-0 G4-3 SH1-3 2B		1-3 K		1-3 K		3	1	1	1	0	2	1			
Jose Lind, R OBP: 0.270, SLG: 0.269		0-1 P7		1-0 G4-3		1-2 G4-3			1-0 L9	4	0	0	0	0	0	3			
Doug Drabek, R OBP: 0.167, SLG: 0.194 Roger Mason, R OBP: 0.262, SLG: 0.336 Steve Cooke, L OBP: 0.296, SLG: 0.167 Stan Belinda, R OBP: 0.296, SLG: 0.167 Orlando Merced, S OBP: 0.216, SLG: 0.371		1-1 G5-3		2-2 SH1-3			4-1 1B BB		2-3 K	1	0	0	1	0	0	1			
Inning Stats	R: 0 E: 0 K: 0 S: 8	H: 1 LOB: 1 BB: 0 P: 12	R: 1 E: 0 K: 0 S: 8	H: 1 LOB: 1 BB: 1 P: 14	R: 1 E: 0 K: 0 S: 9	H: 2 LOB: 0 BB: 0 P: 12	R: 3 E: 0 K: 0 S: 12	H: 3 LOB: 0 BB: 0 P: 19	R: 0 E: 0 K: 2 S: 12	H: 0 LOB: 1 BB: 1 P: 21	R: 1 E: 0 K: 1 S: 10	H: 2 LOB: 1 BB: 1 P: 17	R: 0 E: 0 K: 1 S: 9	H: 0 LOB: 0 BB: 0 P: 12	R: 0 E: 0 K: 1 S: 7	H: 0 LOB: 0 BB: 0 P: 11		1B: 5 2B: 3 3B: 0 HR: 2	SF: 0 SAC: 2 DP: 2 HBP: 0
PITCHER	IP WLS BF H R ER SO BB IBB HBP BLK WP HR S P ERA WHIP	4.0 W 19 7 5 5 0 1 0 0 0 0 2 37 57 11.25 2.000	2.1 W 10 1 1 1 5 2 0 0 0 0 0 31 50 3.86 1.286	0.2 L 2 1 0 0 0 0 0 0 0 0 3 4 0.00 1.500	2.0 L 6 0 0 0 2 0 0 0 0 0 16 23 0.00 0.000	PITCHER										IP WLS BF H R ER SO BB IBB HBP BLK WP HR S P ERA WHIP			

AB	32
R	6
H	9
RBI	6
BB	3
SO	7
LOB	13



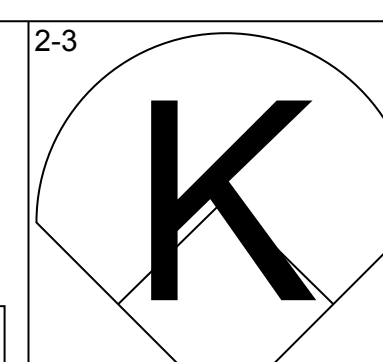
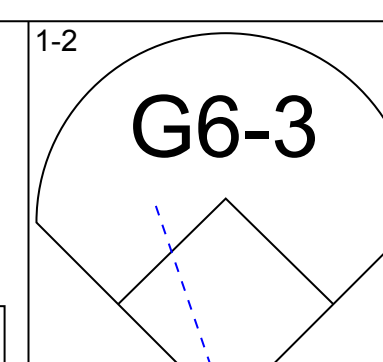
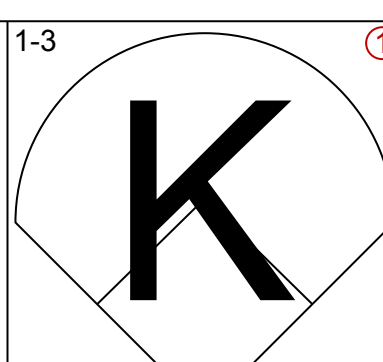
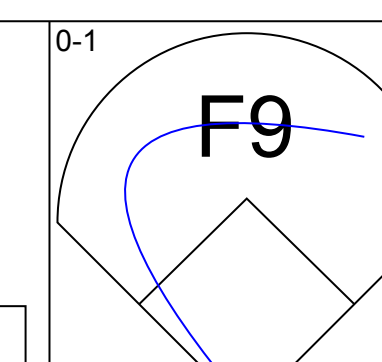
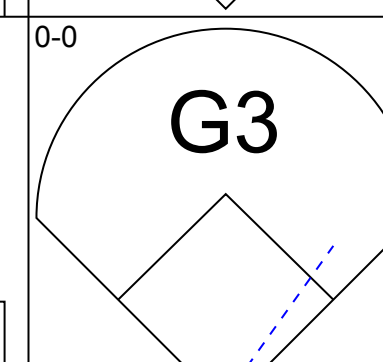
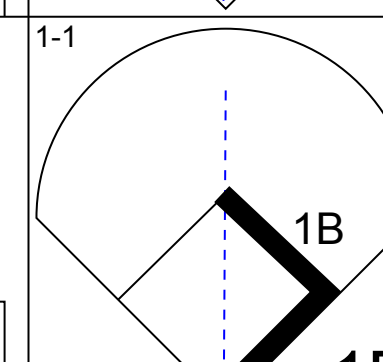
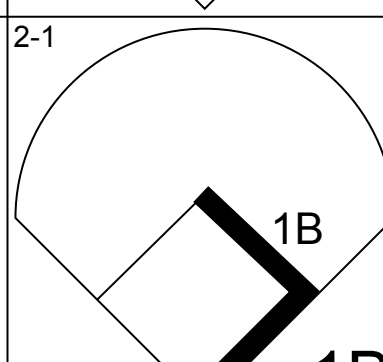
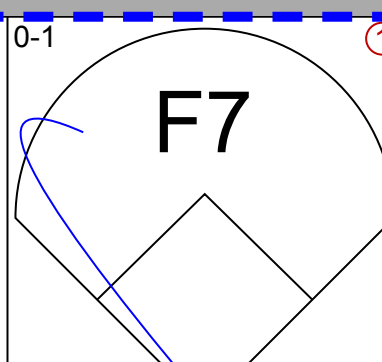
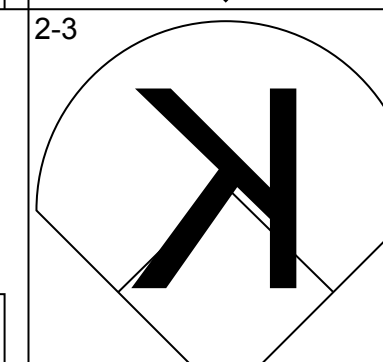
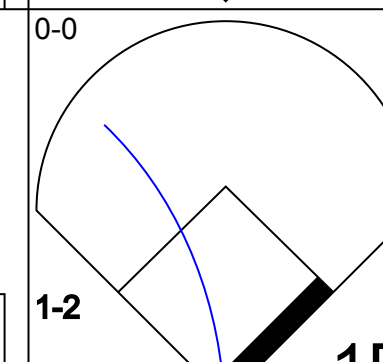
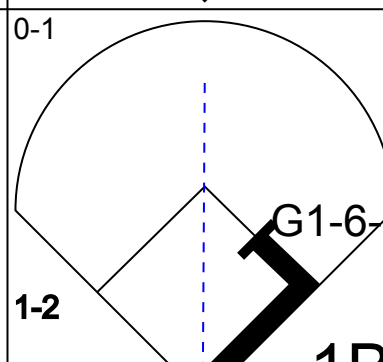
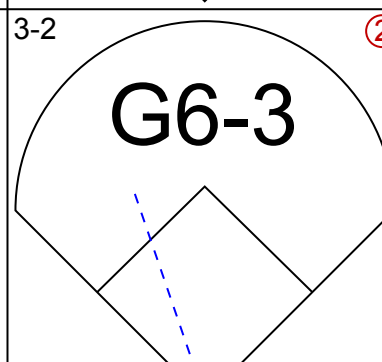
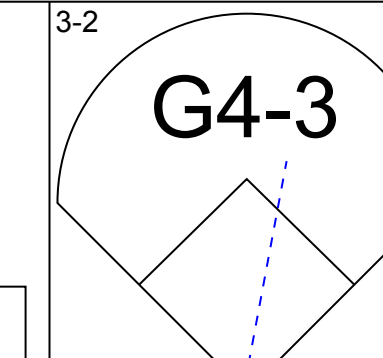
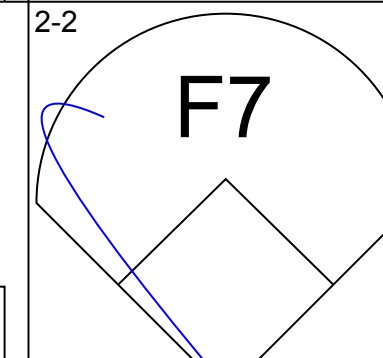
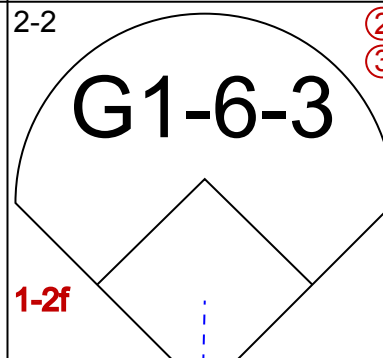
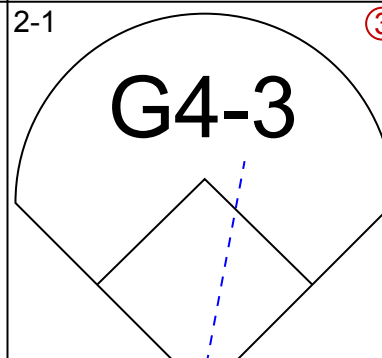
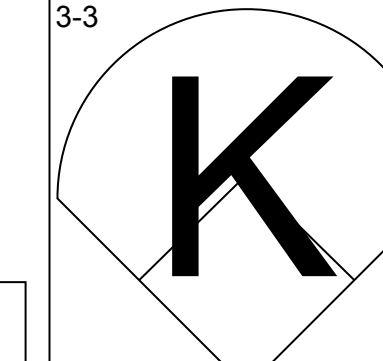
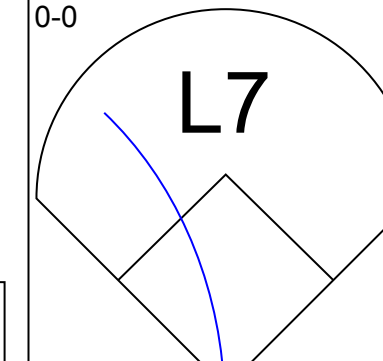
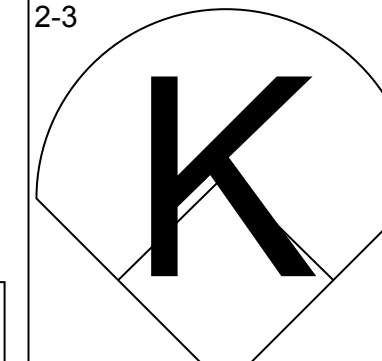
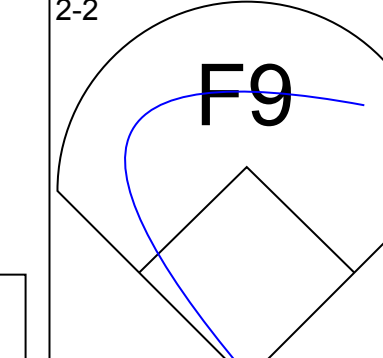
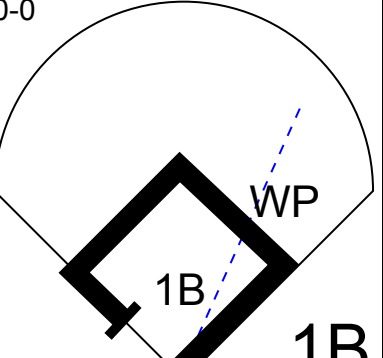
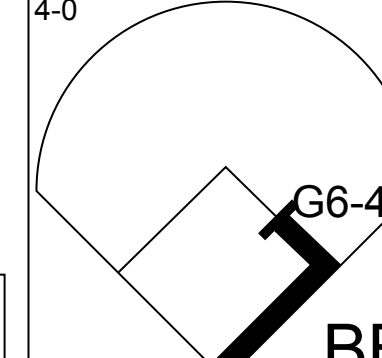
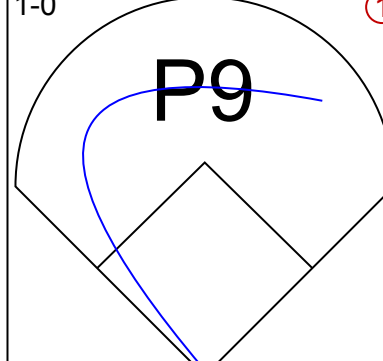
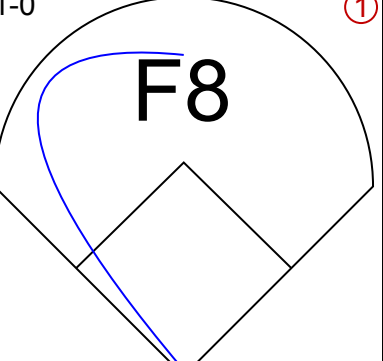
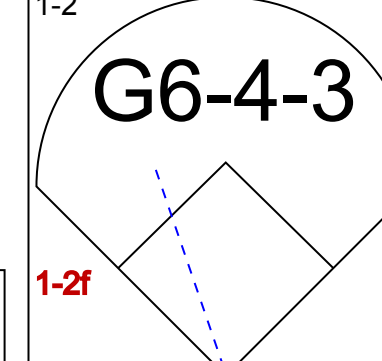
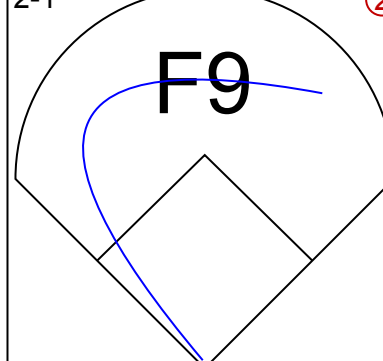
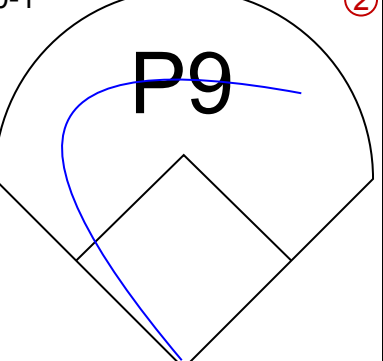
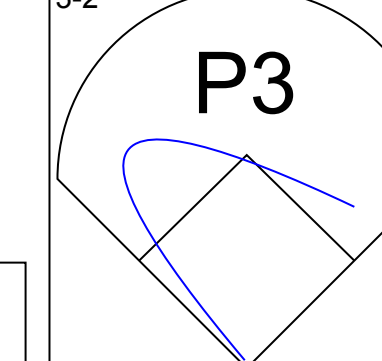

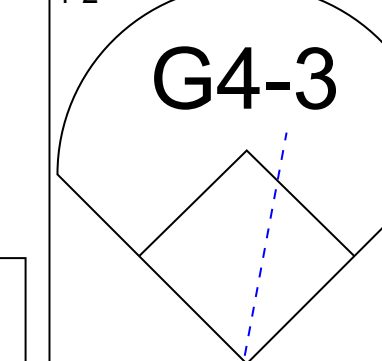
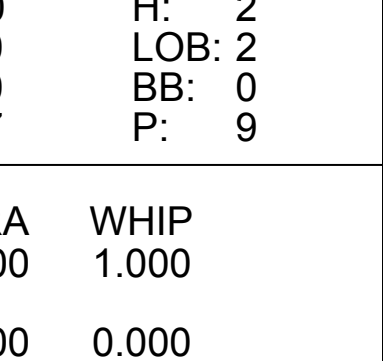
Batter	1	2	3	4	5	6	7	8	9	AB	R	H	RBI	BB	SO	LOB	BOTTOM		
Tony Fernandez, S OBP: 0.333, SLG: 0.345	1-0 1B HR		3-2 P7		0-0 FC6-4-5-4 1-2 2-3		0-1 G6-3		2-2 L4	5	1	1	0	0	0	4	Pittsburgh Pirates @ San Diego Padres Jack Murphy Stadium, San Diego, CA Fri Aug 28, 1992, 10:05 PM EDT Att: 15,916 - Cloudy - 77 F		
Tony Gwynn, L OBP: 0.373, SLG: 0.416	0-0 1B HR		1-2 G3		1-0 BB HR 1B		0-1 P6		2-1 G6-3	5	2	2	0	0	0	2			
Gary Sheffield, R OBP: 0.388, SLG: 0.593	1-0 1B HR		0-2 FC5-4 1B		0-0 L7		1-3 K		1-2 P4	5	1	2	3	0	1	1			
Fred McGriff, L OBP: 0.399, SLG: 0.574	1-0 1B HR		1-1 FC5-4 1B		4-2 HR BB		3-1 1B 3B 1B		2-2 F8	4	3	3	1	1	0	0			
Darrin Jackson, R OBP: 0.296, SLG: 0.418	2-2 L9		0-0 FC5-4		3-2 HR		0-1 1B 3B 1B		2-2 G5-3	5	2	2	3	0	0	2			
Bento Santiago, R OBP: 0.285, SLG: 0.391	2-3 K		1-2 G6-3		1-0 P3		1-0 3B 1B			4	1	1	0	0	1	1			
Jerald Clark, R OBP: 0.293, SLG: 0.388	1-0 G6-3		0-1 SH2-3 1B		1-1 1B HBP		1-0 2B 3B			3	1	2	3	0	0	0			
Craig Shipley, R OBP: 0.250, SLG: 0.280		1-3 K SH1-4		2-2 SH2-3		1-0 1B		1-2 2B		3	0	2	1	0	1	0			
Bruce Hurst, L OBP: 0.172, SLG: 0.180 Phil Stephenson, L OBP: 0.296, SLG: 0.280 Mike Maddux, R OBP: 0.296, SLG: 0.167 Rich Rodriguez, L OBP: 0.296, SLG: 0.167 Oscar Azocar, L OBP: 0.296, SLG: 0.248 Tim Scott, R (8, 1)		1-1 SH1-4		4-2 BB		1-3 K		0-2 F7		0	0	0	0	0	0	0			
Inning Stats	R: 4 E: 0 K: 1 S: 12	H: 4 LOB: 0 BB: 0 P: 20	R: 0 E: 0 K: 1 S: 12	H: 0 LOB: 1 BB: 0 P: 18	R: 0 E: 0 K: 0 S: 9	H: 2 LOB: 1 BB: 0 P: 12	R: 0 E: 0 K: 0 S: 8	H: 1 LOB: 1 BB: 1 P: 14	R: 3 E: 0 K: 1 S: 19	H: 3 LOB: 2 BB: 1 P: 30	R: 0 E: 0 K: 1 S: 9	H: 0 LOB: 0 BB: 0 P: 10	R: 4 E: 0 K: 0 S: 16	H: 5 LOB: 1 BB: 0 P: 26	R: 0 E: 0 K: 0 S: 12	H: 0 LOB: 0 BB: 0 P: 17		1B: 10 2B: 2 3B: 1 HR: 3	SF: 0 SAC: 2 DP: 2 HBP: 1
PITCHER	IP WLS BF H R ER SO BB IBB HBP BLK WP HR S P ERA WHIP	4.1 L 23 9 7 7 2 0 0 0 0 0 18 22 0.00 0.600	1.2 L 7 1 0 0 2 0 0 1 0 0 0 4 7 ∞ ∞	0.0 L 2 2 2 2 0 0 0 0 0 0 4 7 ∞ ∞	1.0 L 6 3 2 2 0 0 0 0 0 0 12 19 18.00 3.000	1.0 L 3 0 0 0 0 0 0 0 0 0 12 17 0.00 0.000	PITCHER										IP WLS BF H R ER SO BB IBB HBP BLK WP HR S P ERA WHIP		

AB	36
R	11
H	15
RBI	11
BB	2
SO	4
LOB	13



Batter	1	2	3	4	5	6	7	8	9	AB	R	H	RBI	BB	SO	LOB	TOP					
Alex Cole, L OBP: 0.339, SLG: 0.330 (1, 9)	G4-3		1B			F8		BB 1B		4	1	2	0	0	0	0	Pittsburgh Pirates @ San Diego Padres Jack Murphy Stadium, San Diego, CA Sat Aug 29 1992, 10:05 PM EDT Att: 24,965 - Cloudy - 77 F					
Jay Bell, R OBP: 0.333, SLG: 0.367 (1, 6)	L7			E5 SF7 1B		G5-3		BB SF7 BB		3	2	1	0	1	0							
Andy Van Slyke, L OBP: 0.400, SLG: 0.514 (1, 8)	WP 1B			F9				1B		4	0	3	1	0	0							
Barry Bonds, L OBP: 0.429, SLG: 0.557 (1, 7)	F8			SF7		G3		SF7		2	0	0	2	0	2							
Jeff King, R OBP: 0.265, SLG: 0.373 (1, 5)		K		K			P6	F8		4	0	0	0	0	2							
Orlando Merced, S OBP: 0.314, SLG: 0.366 (1, 3)	G6-3					G4-3			F8	4	0	0	0	0	0							
Michael LaValliere, L OBP: 0.360, SLG: 0.357 (1, 2)	G3					L8		BB		3	0	1	0	1	0							
Jose Lind, R OBP: 0.270, SLG: 0.269 (1, 4)				P3			G4-3		K	4	0	1	0	0	1							
Randy Tomlin, L OBP: 0.193, SLG: 0.148 (1, 1)				G3-1		F9			L3	2	0	0	0	0	0	1						
Gary Varsho, L OBP: 0.260, SLG: 0.333 (8, PH)										1	0	0	0	0	1	P						
Bob Patterson, R OBP: 0.429, SLG: 0.500 (8, 1)										0	0	0	0	0	0							
Roger Mason, R OBP: 0.429, SLG: 0.500 (8, 1)										1	0	0	0	0	1							
Inning Stats	R: 0 E: 0 K: 0 S: 9	H: 1 LOB: 1 BB: 0 P: 14	R: 0 E: 0 K: 1 S: 6	H: 0 LOB: 0 BB: 0 P: 11	R: 0 E: 0 K: 0 S: 8	H: 1 LOB: 1 BB: 0 P: 10	R: 1 E: 1 K: 1 S: 10	H: 1 LOB: 0 BB: 0 P: 13	R: 0 E: 0 K: 0 S: 5	H: 1 LOB: 1 BB: 0 P: 6	R: 0 E: 0 K: 0 S: 7	H: 1 LOB: 1 BB: 0 P: 11	R: 2 E: 0 K: 1 S: 16	H: 2 LOB: 1 BB: 1 P: 24	R: 0 E: 0 K: 1 S: 18		H: 0 LOB: 1 BB: 1 P: 23	1B: 8 2B: 0 3B: 0 HR: 0	SF: 2 SAC: 0 DP: 0 HBP: 0	WP: 1 PB: 0 SB: 0 CS: 0	PA: 36	
PITCHER	IP	WLS	BF	H	R	ER	SO	BB	IBB	HBP	BLK	WP	HR	S	P		ERA	WHIP				
Greg Harris, R ERA: 4.33 (1, 1)	7.1	L	29	7	3	2	3	1	0	0	0	1	0	63	91		2.46	1.091				
Randy Myers, L ERA: 4.37 (8, 1)	1.2		7	1	0	0	1	1	0	0	0	0	0	25	34		0.00	1.200				

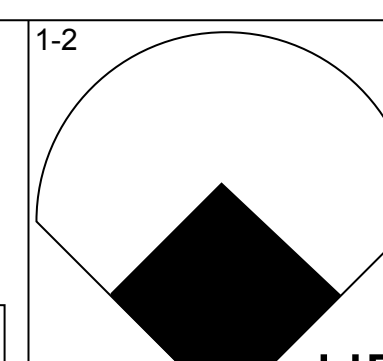
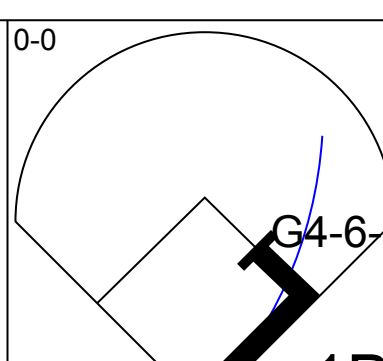
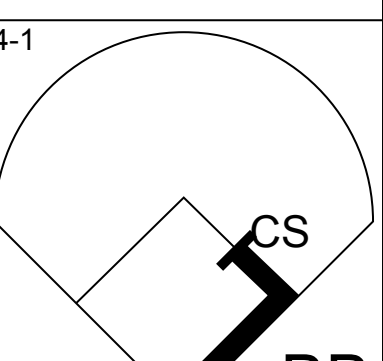
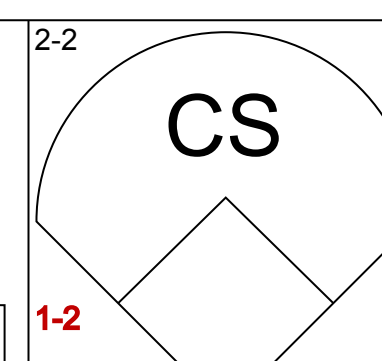
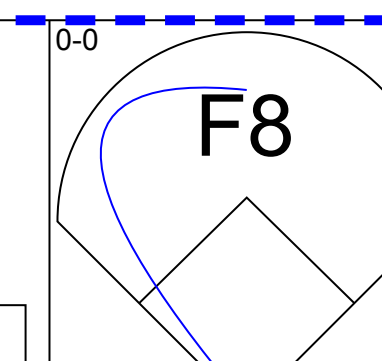
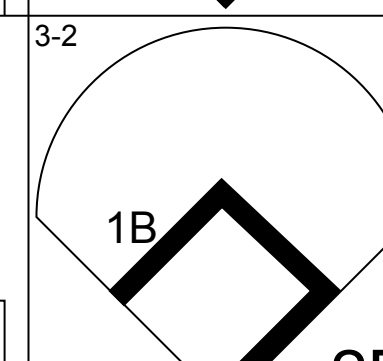
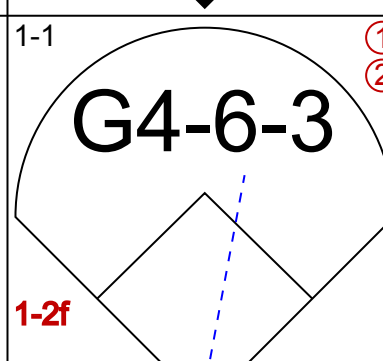
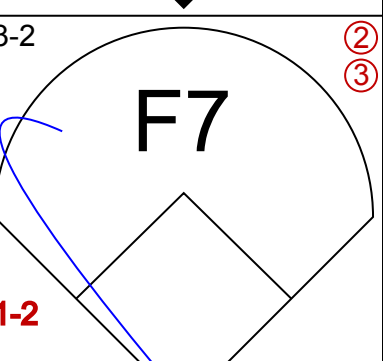
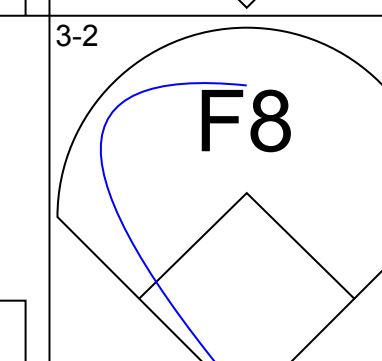
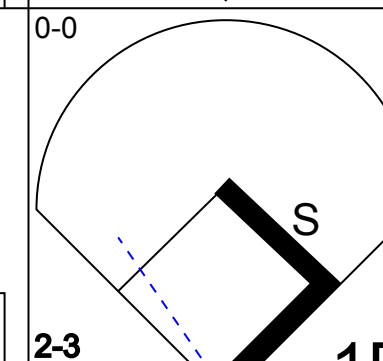
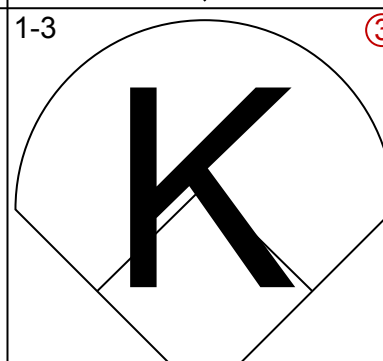
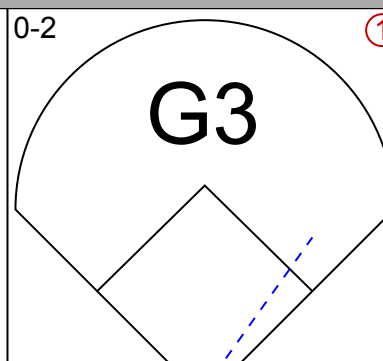
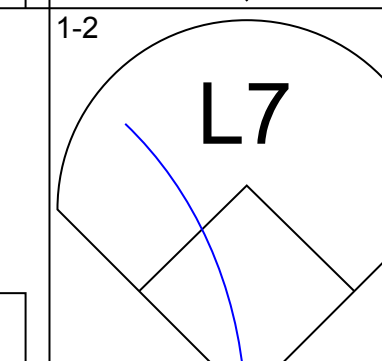
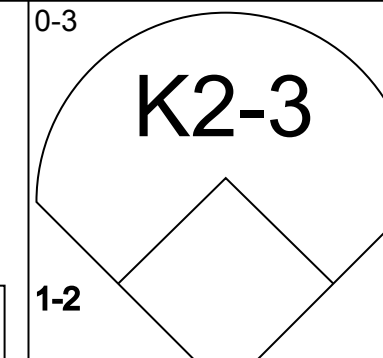
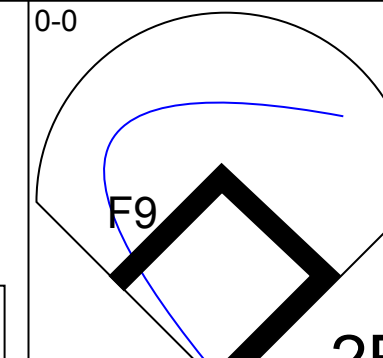
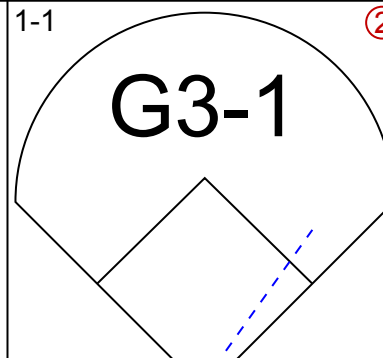
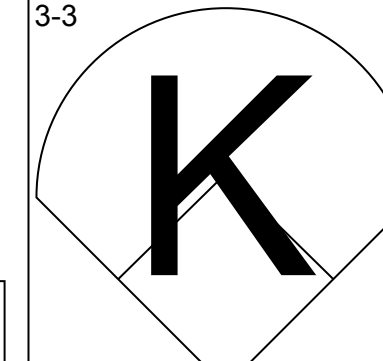
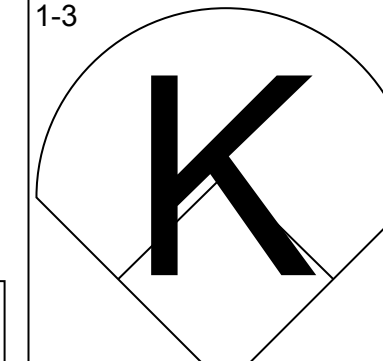
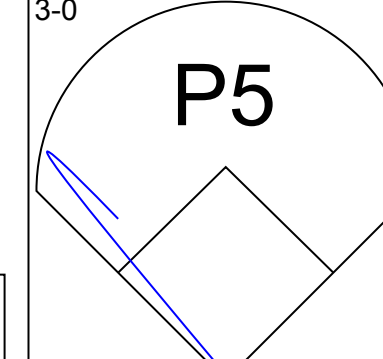
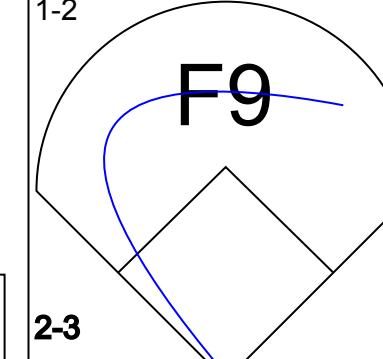
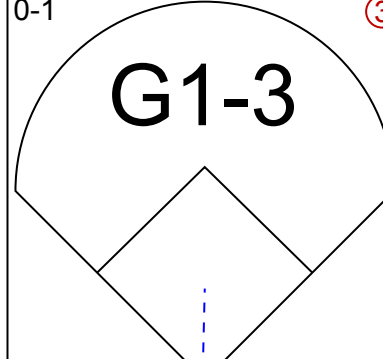
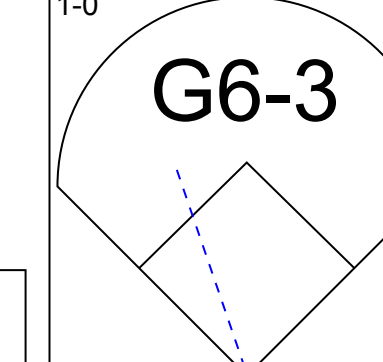
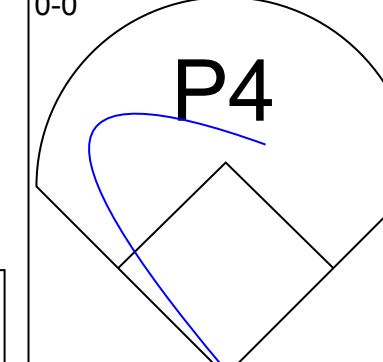
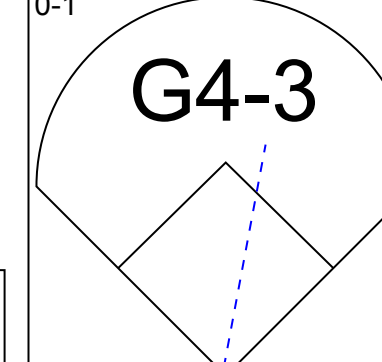
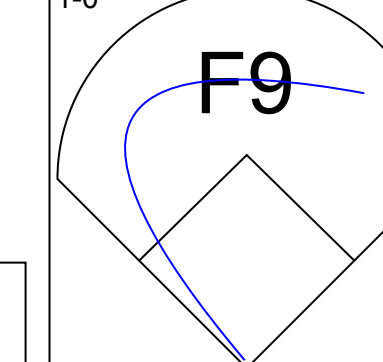
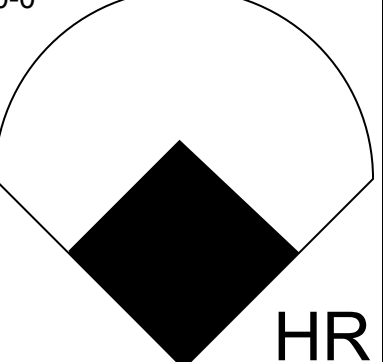
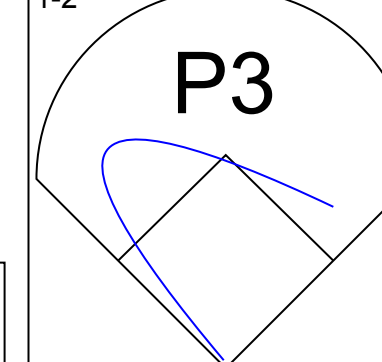
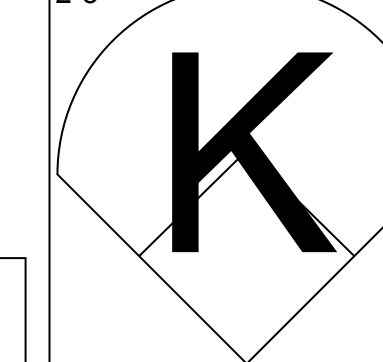
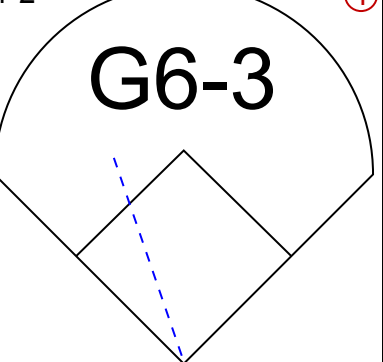
Batter	1	2	3	4	5	6	7	8	9	AB	R	H	RBI	BB	SO	LOB	BOTTOM					
Tony Fernandez, S OBP: 0.338, SLG: 0.351 (1, 6)	G6-4-3 BB		2B			FC4-6 G4-3 1B		E 1B		3	0	3	2	1	0	0	Pittsburgh Pirates @ San Diego Padres Jack Murphy Stadium, San Diego, CA Sat Aug 29 1992, 10:05 PM EDT Att: 24,965 - Cloudy - 77 F					
Tony Gwynn, L OBP: 0.374, SLG: 0.416 (1, 9)	G6-4-3		FC6-4 1B			G4-3		BB		3	0	1	0	1	0							
Gary Sheffield, R OBP: 0.387, SLG: 0.590 (1, 5)	G6-3		FC6-4			FC4-6 IBB		L		3	0	0	0	1	0							
Fred McGriff, L OBP: 0.396, SLG: 0.569 (1, 3)		G1-3		G4-3		FC4-6		K		4	0	0	0	0	1							
Darrin Jackson, R OBP: 0.294, SLG: 0.414 (1, 8)		K		F7		G3		K		4	0	0	0	0	2							
Benito Santiago, R OBP: 0.285, SLG: 0.390 (1, 2)		G6-3		G5-3				G5-3		4	0	1	0	0	0							
Jerald Clark, R OBP: 0.293, SLG: 0.388 (1, 7)			SH1-4 2B 1B		G4-3		F9		SH5-4 1B	3	1	1	0	0	0							
Tim Teufel, R OBP: 0.330, SLG: 0.350 (1, 4)			SH1-4 2B 1B		G5-3			P6		2	1	1	0	1	0							
Greg Harris, R OBP: 0.174, SLG: 0.182 (1, 1)			SH1-4		K2-3		K		F8	2	0	0	0	0	2							
Randy Myers, L ERA: 4.37 (8, 1)										0	0	0	0	0	0							
Phil Stephenson, L OBP: 0.281, SLG: 0.275 (8, PH)										1	0	0	0	0	0							
Inning Stats	R: 0 E: 0 K: 0 S: 6	H: 0 LOB: 0 BB: 1 P: 14	R: 0 E: 0 K: 1 S: 10	H: 0 LOB: 0 BB: 0 P: 15	R: 2 E: 0 K: 0 S: 10	H: 4 LOB: 1 BB: 0 P: 15	R: 0 E: 0 K: 0 S: 4	H: 0 LOB: 0 BB: 0 P: 6	R: 0 E: 0 K: 1 S: 9	H: 0 LOB: 0 BB: 0 P: 12	R: 0 E: 0 K: 0 S: 7	H: 1 LOB: 2 BB: 1 P: 13	R: 0 E: 0 K: 1 S: 9	H: 0 LOB: 1 BB: 1 P: 15	R: 0 E: 1 K: 2 S: 18	H: 1 LOB: 2 BB: 1 P: 28	R: 0 E: 0 K: 0 S: 7	H: 1 LOB: 1 BB: 0 P: 10	1B: 6 2B: 1 3B: 0 HR: 0	SF: 0 SAC: 2 DP: 1 HBP: 0	WP: 0 PB: 0 SB: 0 CS: 0	PA: 36
PITCHER	IP	WLS	BF	H	R	ER	SO	BB	IBB	HBP	BLK	WP	HR	S	P	ERA	WHIP					
Randy Tomlin, L ERA: 3.57 (1, 1)	7.0	W	27	5	2	2	3	2	1	0	0	0	0	55	90	2.57	1.000					
Bob Patterson, L ERA: 2.24 (8, 1)	0.2		4	1	0	0	1	1	0	0	0	0	0	15	25	0.00	3.000					
Roger Mason, R ERA: 4.05 (8, 1)	1.1	S	5	1	0	0	1	0	0	0	0	0	0	10	13	0.00	0.750					

Batter	1	2	3	4	5	6	7	8	9	AB	R	H	RBI	BB	SO	LOB	TOP			
Darrin Jackson, R OBP: 0.293, SLG: 0.414 (1, 8)										4	0	0	0	0	2	0				
Tony Gwynn, L OBP: 0.373, SLG: 0.416 (1, 9)										4	0	2	0	0	0	0				
Gary Sheffield, R OBP: 0.386, SLG: 0.589 (1, 5)										4	0	2	0	0	1	0				
Fred McGriff, L OBP: 0.390, SLG: 0.563 (1, 3)										4	0	0	0	0	0	4				
Benito Santiago, R OBP: 0.282, SLG: 0.387 (1, 2)										3	0	0	0	0	2	2				
Tony Fernandez, S OBP: 0.337, SLG: 0.349 (1, 6)										2	0	1	0	1	0	0				
Jerald Clark, R OBP: 0.291, SLG: 0.383 (1, 7)										3	0	0	0	0	0	2				
Tim Teufel, R OBP: 0.330, SLG: 0.346 (1, 4)										3	0	0	0	0	0	1				
Andy Benes, R OBP: 0.217, SLG: 0.241 (1, 1)										2	0	1	0	0	1	0				
Oscar Azocar, L OBP: 0.246, SLG: 0.239 (8, PH)										1	0	0	0	0	0	0				
Rich Rodriguez, L (8, 1)										0	0	0	0	0	0	0				
Inning Stats	R: 0 H: 0 E: 0 K: 2 S: 7	H: 0 LOB: 0 BB: 0 P: 11	R: 0 H: 0 E: 0 K: 1 S: 12	H: 0 LOB: 0 BB: 0 P: 20	R: 0 H: 0 E: 0 K: 1 S: 6	H: 0 LOB: 0 BB: 0 P: 12	R: 0 H: 2 E: 0 K: 0 S: 11	H: 2 LOB: 2 BB: 0 P: 15	R: 0 H: 2 E: 0 K: 1 S: 10	H: 2 LOB: 1 BB: 0 P: 15	R: 0 H: 0 E: 0 K: 1 S: 6	H: 0 LOB: 0 BB: 1 P: 13	R: 0 H: 0 E: 0 K: 0 S: 10	H: 0 LOB: 0 BB: 0 P: 14	R: 0 H: 0 E: 0 K: 0 S: 7	H: 0 LOB: 0 BB: 0 P: 12	1B: 6 2B: 0 3B: 0 HR: 0	SF: 0 SAC: 0 DP: 2 HBP: 0	WP: 1 PB: 0 SB: 0 CS: 0	PA: 31
PITCHER	IP	WLS	BF	H	R	ER	SO	BB	IBB	HBP	BLK	WP	HR	S	P	ERA	WHIP			
Donovan Osborne, L ERA: 3.58 (1, 1)	7.0	W	25	6	0	0	6	1	0	0	0	1	0	59	95	0.00	1.000			
Todd Worrell, R ERA: 2.5 (8, 1)	1.0		3	0	0	0	0	0	0	0	0	0	0	10	14	0.00	0.000			
Lee Smith, R ERA: 2.82 (9, 1)	1.0	S	3	0	0	0	0	0	0	0	0	0	0	7	12	0.00	0.000			

San Diego Padres @ St. Louis Cardinals
 Busch Stadium, St. Louis, MO
 Tue Sep 01 1992, 7:05 PM CDT
 Att: 16,079 - Cloudy - 83 F

AB 30
 R 0
 H 6
 RBI 0
 BB 1
 SO 6
 LOB 9



Batter	1	2	3	4	5	6	7	8	9	AB	R	H	RBI	BB	SO	LOB	BOTTOM			
Geromimo Pena, S OBP: 0.378, SLG: 0.504 (1, 4)										3	1	2	1	1	0	0				
Ozzie Smith, S OBP: 0.363, SLG: 0.333 (1, 6)										4	0	1	0	0	0	2				
Ray Lankford, L OBP: 0.367, SLG: 0.465 (1, 8)										4	0	1	0	0	1	0				
Felix Jose, S OBP: 0.353, SLG: 0.440 (1, 9)										3	0	1	0	0	1	2				
Andres Galarraga, R OBP: 0.277, SLG: 0.374 (1, 3)										3	0	1	0	0	2	3				
Rod Brewer, L (1, 7)										3	0	0	0	0	4					
Tracy Woodson, R OBP: 0.329, SLG: 0.397 (1, 5)										3	0	0	0	0	1					
Tom Pagnozzi, R OBP: 0.297, SLG: 0.380 (1, 2)										3	1	1	1	0	0	0				
Donovan Osborne, S OBP: 0.125, SLG: 0.167 (1, 1)										2	0	0	0	0	1	0				
Gerald Perry, L OBP: 0.302, SLG: 0.308 (7, PH)										0	0	0	0	1	0	0				
Todd Worrell, R (8, 1)										0	0	0	0	0	0	0				
Lee Smith, R (9, 1)										0	0	0	0	0	0	0				
Inning Stats	R: 1 H: 3 E: 0 K: 2 S: 15	H: 3 LOB: 2 BB: 0 P: 25	R: 0 H: 0 E: 0 K: 1 S: 5	H: 0 LOB: 0 BB: 0 P: 9	R: 0 H: 1 E: 0 K: 1 S: 7	H: 1 LOB: 0 BB: 0 P: 8	R: 0 H: 1 E: 0 K: 1 S: 9	H: 1 LOB: 1 BB: 0 P: 11	R: 1 H: 1 E: 0 K: 0 S: 8	H: 1 LOB: 0 BB: 1 P: 16	R: 0 H: 1 E: 0 K: 0 S: 8	H: 1 LOB: 1 BB: 0 P: 9	R: 0 H: 0 E: 0 K: 0 S: 9	H: 0 LOB: 0 BB: 1 P: 15	R: 0 H: 0 E: 0 K: 0 S: 8	H: 0 LOB: 0 BB: 0 P: 12	1B: 3 2B: 2 3B: 0 HR: 2	SF: 0 SAC: 0 DP: 1 HBP: 0	WP: 0 PB: 0 SB: 1 CS: 2	PA: 31
PITCHER	IP	WLS	BF	H	R	ER	SO	BB	IBB	HBP	BLK	WP	HR	S	P	ERA	WHIP			
Andy Benes, R ERA: 3.64 (1, 1)	7.0	L	27	7	2	2	5	2	0	0	0	0	0	61	93	2.57	1.286			
Rich Rodriguez, L ERA: 2.44 (8, 1)	1.0		3	0	0	0	0	0	0	0	0	0	0	8	12	0.00	0.000			

San Diego Padres @ St. Louis Cardinals
 Busch Stadium, St. Louis, MO
 Tue Sep 01 1992, 7:05 PM CDT
 Att: 16,079 - Cloudy - 83 F

AB 28
 R 2
 H 7
 RBI 2
 BB 2
 SO 5
 LOB 12



Batter	1	2	3	4	5	6	7	8	9	AB	R	H	RBI	BB	SO	LOB	TOP										
Tony Fernandez, S OBP: 0.336, SLG: 0.347 (1, 6)	G4-3		1B	G4-6-3			G6-3		L6	5	0	1	0	0	0	3	San Diego Padres @ St. Louis Cardinals Busch Stadium, St. Louis, MO Wed Sep 02 1992, 7:05 PM CDT Att: 19,922 - Cloudy - 84 F										
Tony Gwynn, L OBP: 0.373, SLG: 0.415 (1, 9)	P3		1B	G5-4-3	G4-3		PB 1B		G1-3	5	0	2	0	0	0	1											
Gary Sheffield, R OBP: 0.383, SLG: 0.585 (1, 5)	F8		G5-4-3		P6		F8			4	0	0	0	0	0	3											
Fred McGriff, L OBP: 0.391, SLG: 0.569 (1, 3)		BB		G6-3	HR				G1-3	3	1	1	1	1	0	0											
Darrin Jackson, R OBP: 0.292, SLG: 0.413 (1, 8)	P4		1B	2B 1B	G5-3				F9	4	1	1	0	0	0	1											
Benito Santiago, R OBP: 0.285, SLG: 0.392 (1, 2)	L8		1B	1B 2B			L6		1B	4	1	2	0	0	0	1											
Jerald Clark, R OBP: 0.290, SLG: 0.382 (1, 7)	K		1B	1B E			F7		F8	4	1	1	1	0	1	2											
Tim Teufel, R OBP: 0.333, SLG: 0.365 (1, 4)			HR	1B E			P3		F9	4	1	2	2	0	0	0											
Bruce Hurst, L OBP: 0.179, SLG: 0.188 Randy Myers, L OBP: 0.200, SLG: 0.200 (8, 1)	G4-3		G4-6-3				K		1B	3	0	1	0	0	1	0											
Inning Stats	R: 0 E: 0 K: 0 S: 4	H: 0 LOB: 0 BB: 0 P: 7	R: 0 E: 0 K: 1 S: 12	H: 0 LOB: 1 BB: 1 P: 22	R: 1 E: 0 K: 0 S: 8	H: 3 LOB: 1 BB: 0 P: 13	R: 3 E: 1 K: 0 S: 12	H: 5 LOB: 1 BB: 0 P: 17	R: 1 E: 0 K: 0 S: 8	H: 1 LOB: 0 BB: 0 P: 10	R: 0 E: 0 K: 0 S: 5	H: 0 LOB: 0 BB: 0 P: 9	R: 0 E: 0 K: 1 S: 10	H: 1 LOB: 1 BB: 0 P: 16	R: 0 E: 0 K: 0 S: 8	H: 1 LOB: 0 BB: 0 P: 14	R: 0 E: 0 K: 0 S: 9	H: 1 LOB: 1 BB: 0 P: 13	1B: 9 2B: 1 3B: 0 HR: 2	SF: 0 SAC: 0 DP: 2 HBP: 0	WP: 0 PB: 1 SB: 0 CS: 0	PA: 38					
PITCHER	IP	WLS	BF	H	R	ER	SO	BB	IBB	HBP	BLK	WP	HR	S	P	ERA	WHIP										
Mark Clark, R ERA: 3.99 Cris Carpenter, R ERA: 3.45 Bryn Smith, R ERA: 3.86 Frank DiPino, L ERA:	3.1	L	18	8	4	4	1	1	0	0	0	0	1	35	58	10.80	2.700										

AB	37
R	5
H	12
RBI	4
BB	1
SO	2
LOB	11



Batter	1	2	3	4	5	6	7	8	9	AB	R	H	RBI	BB	SO	LOB	BOTTOM										
Geronimo Pena, S OBP: 0.379, SLG: 0.500 (1, 4)	K		1B		2B 1B		P4		G4-3	5	1	2	0	0	1	2	San Diego Padres @ St. Louis Cardinals Busch Stadium, St. Louis, MO Wed Sep 02 1992, 7:05 PM CDT Att: 19,922 - Cloudy - 84 F										
Ozzie Smith, S OBP: 0.382, SLG: 0.335 (1, 6)	F9		G4-3		S 2B		FC6-4		SF9	4	0	1	2	0	0	3											
Felix Jose, S OBP: 0.349, SLG: 0.434 (1, 9)	G6-3			G6-3	L4				G4-3	5	0	0	0	0	0	2											
Andres Galarraga, R OBP: 0.279, SLG: 0.376 (1, 3)	K		1B	1B SF8	G4-3				1B 1B	4	2	2	0	0	1	1											
Ray Lankford, L OBP: 0.368, SLG: 0.464 (1, 8)	G3		1B	1B BB			F9		1B 1B	3	0	1	0	1	0	0											
Todd Zeile, R OBP: 0.343, SLG: 0.352 (1, 5)	F9		1B	1B 2B			F8		F7	4	0	1	0	0	0	2											
Bernard Gilkey, R OBP: 0.347, SLG: 0.390 (1, 7)			1B	SF8	P3				1B	3	0	2	2	0	0	0											
Tom Pagnozzi, R OBP: 0.296, SLG: 0.378 (1, 2)			1B	F8			G6-3		F9	4	0	1	0	0	0	4											
Mark Clark, R OBP: 0.172, SLG: 0.172 Cris Carpenter, R OBP: 0.200, SLG: 0.200 Jose Contreras, S OBP: 0.336, SLG: 0.444 Bryn Smith, R OBP: 0.300, SLG: 0.300 Ozzie Canseco, R OBP: 0.336, SLG: 0.405 Frank DiPino, L OBP: 0.276, SLG: 0.389 (1, 1) (4, 1) (5, PH) (8, 1) (7, PH) (8, 1) (9, PH) (9, PH)			K		K		FC6-4		G4-3 WP SF9	1	0	0	0	0	1	1											
Inning Stats	R: 0 E: 0 K: 1 S: 5	H: 0 LOB: 0 BB: 0 P: 8	R: 0 E: 0 K: 1 S: 6	H: 0 LOB: 0 BB: 0 P: 8	R: 0 E: 0 K: 1 S: 12	H: 3 LOB: 2 BB: 0 P: 15	R: 1 E: 0 K: 0 S: 13	H: 2 LOB: 1 BB: 1 P: 22	R: 1 E: 0 K: 1 S: 10	H: 2 LOB: 1 BB: 0 P: 17	R: 0 E: 0 K: 0 S: 7	H: 0 LOB: 0 BB: 0 P: 8	R: 0 E: 0 K: 0 S: 6	H: 1 LOB: 1 BB: 0 P: 7	R: 0 E: 0 K: 0 S: 10	H: 3 LOB: 2 BB: 0 P: 14	R: 1 E: 0 K: 0 S: 6	H: 1 LOB: 1 BB: 0 P: 11	1B: 11 2B: 1 3B: 0 HR: 0	SF: 2 SAC: 0 DP: 0 HBP: 0	WP: 1 PB: 0 SB: 1 CS: 1	PA: 39					
PITCHER	IP	WLS	BF	H	R	ER	SO	BB	IBB	HBP	BLK	WP	HR	S	P	ERA	WHIP										
Bruce Hurst, L ERA: 3.54 Randy Myers, L ERA: 4.52	7.0	W	29	8	2	2	4	0	0	0	0	1	0	59	85	2.57	1.286										



Batter	1	2	3	4	5	6	7	8	9	10	11	12	13	14	AB	R	H	RBI	BB	SO	LOB	TOP		
Tony Fernandez, S OBP: 0.335, SLG: 0.345 (1, 6)	G5-3		F7			P6		G5-3	F7		G4-3		FC1-6 BB	F7	7	0	1	1	1	0	2			
Tony Gwynn, L OBP: 0.370, SLG: 0.412 (1, 9)	G6-3		FC4-6			L6		L6	K			F8	FC1-6 BB		7	0	1	0	0	1	5			
Gary Sheffield, R OBP: 0.383, SLG: 0.588 (5, 4)	G6-3					K		L6	K			WP 1B	K		2	1	1	0	0	0	0			
Craig Shipley, R OBP: 0.247, SLG: 0.288 (8, 4)					2B 3B			L6	K				K		1	0	0	0	0	1	0			
Fred McGriff, L OBP: 0.393, SLG: 0.568 (1, 3)								FC5-4				WP 1B	K		4	0	1	1	3	1	1			
Benito Santiago, R OBP: 0.282, SLG: 0.390 (1, 2)												1B WP IBB	FC3-6 IBB		7	1	1	0	0	3	7			
Darrin Jackson, R OBP: 0.296, SLG: 0.420 (1, 8)															4	2	2	1	2	0	1			
Jerald Clark, R OBP: 0.293, SLG: 0.383 (1, 7)																								
Tim Lincecum, R OBP: 0.341, SLG: 0.384 (5, 5)																								
Greg Harris, R ERA: 4.45 (7, 1)																								
Inning Stats	R: 0 E: 0 K: 0 S: 4	H: 0 LOB: 0 BB: 0 P: 5	R: 0 E: 0 K: 1 S: 9	H: 0 LOB: 1 BB: 1 P: 15	R: 0 E: 0 K: 0 S: 8	H: 0 LOB: 1 BB: 1 P: 17	R: 1 E: 0 K: 1 S: 15	H: 2 LOB: 0 BB: 0 P: 21	R: 0 E: 0 K: 1 S: 9	H: 1 LOB: 1 BB: 0 P: 13	R: 3 E: 0 K: 2 S: 19	H: 4 LOB: 2 BB: 1 P: 31	R: 0 E: 0 K: 0 S: 7	H: 0 LOB: 1 BB: 0 P: 10	R: 1 E: 0 K: 2 S: 13	H: 2 LOB: 3 BB: 2 P: 28	R: 0 E: 0 K: 1 S: 10	H: 0 LOB: 3 BB: 3 P: 25	R: 2 E: 0 K: 0 S: 9	H: 2 LOB: 0 BB: 0 P: 15	1B: 8 2B: 3 HR: 2	SF: 1 SAC: 1 DP: 1 HBP: 1	WP: 1 PB: 0 SB: 0 CS: 1	PA: 64
PITCHER	IP	WLS	BF	H	R	ER	SO	BB	IBB	HBP	BLK	WP	HR	S	P	ERA	WHIP							
Frank Castillo, R ERA: 3.35 (11, 1)	6.2	4	26	4	1	1	3	3	0	0	0	0	0	63	101	1.35	1.050							
Paul Assenmacher, L ERA: 3.4 (7, 1)	1.1	5	1	0	0	0	0	0	0	0	0	0	0	11	16	0.00	0.750							
Bob Scantlan, R ERA: 2.25 (9, 1)	0.0	4	3	3	3	0	1	0	0	0	0	0	0	9	17	**	**							
Chuck McElroy, L ERA: 2.93 (9, 1)	2.0	7	1	0	0	4	0	0	0	0	0	0	0	17	24	0.00	0.500							
Jeff Robinson, R ERA: 2.85 (11, 1)	2.0	11	3	1	1	2	0	2	0	0	0	1	0	19	40	4.50	1.500							

San Diego Padres @ Chicago Cubs
Wrigley Field, Chicago, IL
Fri Sep 04 1992, 3:33 AM CDT
Alt. 22.074 - Sunny - 72 F


AB 52
R 7
H 14
RBI 17
BB 9
SO 10
LOB 29



Batter	1	2	3	4	5	6	7	8	9	10	11	12	13	14	AB	R	H	RBI	BB	SO	LOB	BOTTOM						
Ray Sanchez, R OBP: 0.285, SLG: 0.341 (1, 6)	G1-3		G5-3	G6-3					F7		G4-3				3	0	0	0	0	2								
Jeff Kunkel, R OBP: 0.130, SLG: 0.174 (8, 6)															1	0	1	0	0	0								
Kal Daniels, L OBP: 0.305, SLG: 0.357 (9, 9)															1	0	0	0	0	1								
Alex Arias, R (10, 6)															1	0	0	0	1	0								
23 Ryan Sandberg, R OBP: 0.362, SLG: 0.476 (11, 4)															5	2	1	0	2	3								
Mark Grace, L OBP: 0.388, SLG: 0.431 (1, 3)															4	1	1	0	2	0								
Andre Dawson, R OBP: 0.321, SLG: 0.457 (1, 9)															7	1	5	2	0	0								
Steve Buechele, R OBP: 0.327, SLG: 0.374 (1, 5)															5	0	0	1	1	0								
Derrick May, L OBP: 0.315, SLG: 0.360 (1, 7)															5	1	2	1	1	0								
Dwight Smith, L ERA: 3.33 (5, 8)															4	0	1	0	0	0								
Bob Scantlan, R ERA: 2.25 (9, 1)															0	0	0	0	0	0								
Chuck McElroy, L ERA: 2.93 (9, 1)															0	0	0	0	0	0								
Lucas Luetz, R OBP: 0.325, SLG: 0.287 (10, 9)															1	0	0	0	0	0								
Jeff Robinson, R ERA: 2.85 (11, 1)															0	0	0	0	0	0								
Hector Villanueva, R OBP: 0.252, SLG: 0.296 (12, 9)															1	0	0	0	0	2								
Shawn Boskie, R ERA: 4.06 (13, 1)															0	0	0	0	0	0								
Rick Wilkins, L OBP: 0.333, SLG: 0.380 (1, 2)															3	0	0	0	1	2								
Joe Girardi, R OBP: 0.331, SLG: 0.313 (12, 2)															2	0	1	0	0	0								
Frank Castillo, R OBP: 0.108, SLG: 0.075 (7, 1)															2	0	0	1	0	0								
Paul Assenmacher, L (7, 1)															1	0	0	0	0	0								
Doug Dasencenzo, S OBP: 0.300, SLG: 0.310 (9, 8)															2	0	0	0	1	0								
Inning Stats	R: 0 E: 0 K: 1 S: 7	H: 0 LOB: 0 BB: 0 P: 10	R: 0 E: 0 K: 0 S: 5	H: 1 LOB: 1 BB: 0 P: 8	R: 0 E: 0 K: 1 S: 7	H: 0 LOB: 0 BB: 0 P: 11	R: 4 E: 0 K: 0 S: 12	H: 4 LOB: 2 BB: 2 P: 28	R: 0 E: 0 K: 0 S: 8	H: 0 LOB: 1 BB: 1 P: 15	R: 0 E: 0 K: 0 S: 10	H: 1 LOB: 2 BB: 1 P: 16	R: 0 E: 0 K: 0 S: 9	H: 0 LOB: 0 BB: 0 P: 7	R: 0 E: 0 K: 2 S: 10	H: 0 LOB: 2 BB: 2 P: 23	R: 0 E: 0 K: 0 S: 5	H: 1 LOB: 2 BB: 1 P: 10	R: 1 E: 0 K: 0 S: 11	H: 3 LOB: 2 BB: 1 P: 19	R: 0 E: 0 K: 1 S: 6	H: 0 LOB: 1 BB: 1 P: 10	R: 0 E: 0 K: 0 S: 5	H: 1 LOB: 0 BB: 0 P: 6	1B: 9 2B: 3 HR: 0	SF: 0 SAC: 2 DP: 3 HBP: 0	WP: 0 PB: 0 SB: 1 CS: 0	PA: 59
PITCHER	IP	WLS	BF	H	R	ER	SO	BB	IBB	HBP	BLK	WP	HR	S	P	ERA	WHIP											
Greg Harris, R ERA: 4.45 (11, 1)	6.0	4	26	5	4	4	2	2	2	1	0	0	0	49	88	6.00	1.167											
Mike Maddux, R ERA: 2.44 (7, 1)	2.0	8	1	0	0	0	0	0	1	0	0	0	0	14	23	0.00	0.500											
Tim Scott, R ERA: 4.06 (9, 1)	2.0	9	1	0	0	2	2	1	0	0	0	0	0	25	41	0.00	1.500											
Randy Myers, L ERA: 4.02 (11, 1)	2.0	9	4	1	1	0	0	1	0	0	0	0	0	16	29	4.50	2.000											
Jeremy Hernandez, R ERA: 3.56 (13, 1)	2.0	W	7	1	0	0	1	1	0	0	0	0	0	11	16	0.00	1.000											

San Diego Padres @ Chicago Cubs
Wrigley Field, Chicago, IL
Fri Sep 04 1992, 3:33 AM CDT
Alt. 22.074 - Sunny - 72 F


AB 48
R 5
H 12
RBI 5
BB 9
SO 5
LOB 25




Batter	1	2	3	4	5	6	7	8	9	AB	R	H	RBI	BB	SO	LOB	TOP					
Tony Fernandez, S (1,6) OBP: 0.335, SLG: 0.350 Craig Shipley, R (6,6) OBP: 0.244, SLG: 0.282	F8		G3-1			FC1-6		G3		3	0	0	0	0	0	1	San Diego Padres @ Chicago Cubs Wrigley Field, Chicago, IL Sun Sep.06 1992, 3:33 AM CDT Att: 30,639 - Cloudy - 79 F					
Tony Gwynn, L (1,9) OBP: 0.399, SLG: 0.411	L9			G1-3		L3-6-3			FC4-6	4	1	1	0	0	0	1						
Gary Sheffield, R (1,5) OBP: 0.384, SLG: 0.587 Jeff Gardner, L (9, PR) (9, 4)				G5-3			P3		FC4-6	3	0	1	0	1	0	0						
Fred McGriff, L (1,3) OBP: 0.393, SLG: 0.577							P5		FC4-6	4	1	1	2	0	1	2						
Benito Santiago, R (1,2) OBP: 0.279, SLG: 0.385		G2-3			P3				G4-6-3	4	0	0	0	0	0	1						
Darin Jackson, R (1,8) OBP: 0.296, SLG: 0.414		K			G6-3					2	1	0	0	1	1	0						
Jerald Clark, R (1,7) OBP: 0.290, SLG: 0.386		L8			F8				K	3	0	0	0	0	1	1						
Tim Teufel, R (1,4) OBP: 0.339, SLG: 0.380 (9, 5)				P3		F9				3	0	1	0	0	0	0						
Andy Benes, R (1,1) OBP: 0.226, SLG: 0.250 Oscar Azocar, L (8, PH) OBP: 0.242, SLG: 0.237 Tim Scott, R (8, 1) Randy Myers, L (9, 1) OBP: 0.200, SLG: 0.200				G6-3				SF8		2	0	1	0	0	0	0						
Inning Stats	R: 0 E: 0 K: 1 S: 9	H: 0 LOB: 1 BB: 1 P: 15	R: 0 E: 0 K: 1 S: 10	H: 0 LOB: 0 BB: 0 P: 14	R: 0 E: 0 K: 0 S: 9	H: 0 LOB: 0 BB: 0 P: 16	R: 1 E: 0 K: 0 S: 7	H: 1 LOB: 0 BB: 0 P: 12	R: 0 E: 0 K: 0 S: 8	H: 0 LOB: 0 BB: 0 P: 14	R: 0 E: 0 K: 0 S: 6	H: 1 LOB: 0 BB: 0 P: 9	R: 0 E: 0 K: 0 S: 6	H: 0 LOB: 0 BB: 0 P: 10	R: 1 E: 0 K: 1 S: 8	H: 1 LOB: 1 BB: 1 P: 13		R: 1 E: 0 K: 0 S: 4	H: 2 LOB: 1 BB: 0 P: 5	1B: 3 2B: 2 3B: 0 HR: 1	SF: 1 SAC: 0 DP: 2 HBP: 0	WP: 0 PB: 0 SB: 0 CS: 0
PITCHER	IP	WLS	BF	H	R	ER	SO	BB	IBB	HBP	BLK	WP	HR	S	P	ERA	WHIP					
Jim Bullinger, R (1, 1) ERA: 3.25 Paul Assenmacher, L (9, 1) ERA: 3.54 Bob Scanlan, R (9, 1) ERA: 2.23	8.0	L	28	3	2	2	3	2	0	0	0	0	1	63	103	2.25	0.625					
	0.1		3	2	1	1	0	0	0	0	0	0	0	3	3	27.00	6.000					
	0.2		1	0	0	0	0	0	0	0	0	0	0	1	2	0.00	0.000					

Batter	1	2	3	4	5	6	7	8	9	AB	R	H	RBI	BB	SO	LOB	BOTTOM					
Dwight Smith, L (1,8) OBP: 0.301, SLG: 0.374				F8	G3			P6		4	0	1	0	0	0	2	San Diego Padres @ Chicago Cubs Wrigley Field, Chicago, IL Sun Sep.06 1992, 3:33 AM CDT Att: 30,639 - Cloudy - 79 F					
23 Ryne Sandberg, R (1,4) OBP: 0.358, SLG: 0.474	L8			K2-3		F9		G5-3		4	0	0	0	0	1	1						
Mark Grace, L (1,3) OBP: 0.387, SLG: 0.430						G4-3		F8		4	0	1	0	0	1	1						
Andre Dawson, R (1,9) OBP: 0.325, SLG: 0.461	PO	P3		FC5-4					G6-4-3	4	0	2	0	0	0	1						
Steve Buechele, R (1,5) OBP: 0.328, SLG: 0.377		F8			FC5-4				G6-4-3	4	1	1	0	0	1	2						
Derrick May, L (1,7) OBP: 0.313, SLG: 0.357			G1-3		P8			F8		4	0	0	0	0	0	1						
Rick Wilkins, L (1,2) OBP: 0.337, SLG: 0.376				G3-1						1	0	0	0	2	0	0						
Alex Arias, R (1,6) Kal Daniels, L (7, PH) OBP: 0.306, SLG: 0.359 Jeff Kunkel, R (8, 6) OBP: 0.115, SLG: 0.154										2	0	0	0	0	1	2						
Jim Bullinger, R (1, 1) OBP: 0.182, SLG: 0.455 Paul Assenmacher, L (9, 1) Bob Scanlan, R (9, 1) ERA: 4.39										1	0	0	0	0	0	0						
Inning Stats	R: 0 E: 0 K: 1 S: 14	H: 1 LOB: 0 BB: 0 P: 20	R: 0 E: 0 K: 0 S: 5	H: 0 LOB: 0 BB: 0 P: 6	R: 0 E: 0 K: 2 S: 8	H: 0 LOB: 0 BB: 0 P: 11	R: 0 E: 0 K: 1 S: 9	H: 1 LOB: 1 BB: 0 P: 13	R: 0 E: 0 K: 0 S: 10	H: 2 LOB: 2 BB: 1 P: 18	R: 0 E: 0 K: 1 S: 9	H: 1 LOB: 1 BB: 0 P: 16	R: 0 E: 0 K: 1 S: 7	H: 0 LOB: 1 BB: 1 P: 13	R: 0 E: 0 K: 0 S: 6	H: 0 LOB: 0 BB: 0 P: 10		R: 0 E: 0 K: 0 S: 8	H: 1 LOB: 0 BB: 0 P: 12	1B: 6 2B: 0 3B: 0 HR: 0	SF: 0 SAC: 0 DP: 1 HBP: 0	WP: 1 PB: 0 SB: 0 CS: 0
PITCHER	IP	WLS	BF	H	R	ER	SO	BB	IBB	HBP	BLK	WP	HR	S	P	ERA	WHIP					
Andy Benes, R (1, 1) ERA: 3.56 Tim Scott, R (8, 1) ERA: 3.94 Randy Myers, L (9, 1) ERA: 4.39	7.0	W	27	5	1	1	6	2	0	0	0	0	0	10	16	0.00	1.000					
	1.0		4	1	0	0	0	0	0	0	0	0	0	4	6	0.00	0.000					
	1.0	S	2	0	0	0	0	0	0	0	0	0	0	4	6	0.00	0.000					

AB 29
R 3
H 5
RBI 3
BB 2
SO 3
LOB 7



AB 31
R 1
H 6
RBI 1
BB 2
SO 6
LOB 12



Batter	1	2	3	4	5	6	7	8	9	AB	R	H	RBI	BB	SO	LOB	TOP				
Tony Fernandez, S OBP: 0.333, SLG: 0.347 (1, 6)	G4-3		F8	G4-3			F9			4	0	0	0	0	0	0	San Diego Padres @ San Francisco Giants Candlestick Park, San Francisco, CA Mon Sep 07 1992, 10:05 PM EDT Att: 9,982 - Cloudy - 60 F				
Tony Gwynn, L OBP: 0.395, SLG: 0.410 (1, 9)	G6-3		G6-4-3 1B		G4-3			G3		4	0	1	0	0	0	0					
Gary Sheffield, R OBP: 0.386, SLG: 0.595 Jeff Gardner, L (6, 4)	HR		G6-4-3 1-2		L3-6 2B			K		3	1	2	1	0	0	1					
Fred McGriff, L OBP: 0.392, SLG: 0.574 (1, 3)	G4-3			1B HR 1B	L3-6 2-3			P6		4	1	1	0	0	0	1					
Bento Santiago, R OBP: 0.281, SLG: 0.385 (1, 2)		HR 1B		4-2 HR 1B			F8		P7	3	2	1	0	1	0	0					
Darin Jackson, R OBP: 0.298, SLG: 0.421 (1, 8)		HR		0-1 HR 1B			K		G6-3	4	2	2	2	0	1	0					
Jerald Clark, R OBP: 0.292, SLG: 0.394 (1, 7)				1-2 HR 1B			K			4	1	2	4	0	2	0					
Tim Teufel, R OBP: 0.333, SLG: 0.373 (6, 5)				1-3 HR 1B			G6-3		P5	4	0	0	0	0	1	1					
Frank Seminara, R OBP: 0.111, SLG: 0.077 Mike Maddux, L OBP: 0.250, SLG: 0.143 Jeremy Hernandez, R (8, 1)				G3-1			G1-3			2	0	0	0	0	1	0					
Inning Stats	R: 1 E: 0 K: 0 S: 8	H: 1 LOB: 0 BB: 0 P: 11	R: 2 E: 0 K: 3 S: 12	H: 2 LOB: 0 BB: 0 P: 19	R: 0 E: 0 K: 0 S: 11	H: 1 LOB: 0 BB: 0 P: 15	R: 4 E: 0 K: 0 S: 17	H: 3 LOB: 0 BB: 1 P: 27	R: 0 E: 0 K: 2 S: 9	H: 0 LOB: 0 BB: 0 P: 11	R: 0 E: 0 K: 0 S: 8	H: 0 LOB: 0 BB: 0 P: 13	R: 0 E: 0 K: 1 S: 5	H: 1 LOB: 1 BB: 0 P: 23	R: 0 E: 0 K: 0 S: 15	H: 0 LOB: 0 BB: 0 P: 9	R: 0 E: 0 K: 0 S: 15	H: 1 LOB: 1 BB: 0 P: 23	1B: 5 2B: 2 3B: 0 HR: 3	SF: 0 SAC: 0 DP: 2 HBP: 0	WP: 1 PA: 35 PB: 0 CS: 0
PITCHER	IP ERA WHIP	WLS BF	H R ER SO	R ER SO	BB IBB HBP BLK	WP HR S P	ERA WHIP	PITCHER	IP ERA WHIP	WLS BF	H R ER SO	R ER SO	BB IBB HBP BLK	WP HR S P	ERA WHIP						
Bud Black, L ERA: 3.52 Jeff Brantley, R ERA: 3.79 Steve Reed, R ERA: Jim Pena, L ERA: 3.34 Rod Beck, R ERA: 2.0	3.0 2.0 2.0 1.0 1.0	16 6 6 3 4	7 1 0 0 1	7 0 0 0 0	3 0 0 0 0	60 15 24 9 23	21.00 0.00 0.00 0.00 1.00														

Batter	1	2	3	4	5	6	7	8	9	AB	R	H	RBI	BB	SO	LOB	BOTTOM				
Darren Lewis, R OBP: 0.293, SLG: 0.259 Chris James, R OBP: 0.299, SLG: 0.381 Jim Pena, L OBP: 0.200, SLG: 0.200 Cory Snyder, R OBP: 0.311, SLG: 0.444 (1, 8)	G4-3			BB	G4-3		FC6-4 1B		P4	2	0	0	1	1	0	2	San Diego Padres @ San Francisco Giants Candlestick Park, San Francisco, CA Mon Sep 07 1992, 10:05 PM EDT Att: 9,982 - Cloudy - 60 F				
Royce Clayton, R OBP: 0.274, SLG: 0.305 (1, 6)	K			F9	G1-3		FC6-4 1-2		G6-3	5	0	0	0	0	1	5					
Will Clark, L OBP: 0.390, SLG: 0.491 (1, 3)	K			L7			HR		HR 1B	4	2	2	1	0	1	1					
Mark Leonard, L OBP: 0.370, SLG: 0.471 (1, 7)		F7		K			P7		K	4	0	0	0	0	2	2					
Matt Williams, R OBP: 0.276, SLG: 0.364 (1, 5)		F8		1B	1B		G6-4-3 1B		K	4	1	2	0	0	1	1					
Robby Thompson, R OBP: 0.333, SLG: 0.417 (1, 4)		K		1B	G4-3 1B		G6-4-3 1-2		HR	4	2	2	2	0	1	1					
Craig Colbert, R OBP: 0.257, SLG: 0.311 (1, 2)			G5-3		K		F7		1B	4	0	1	0	0	1	2					
Steve Hosey, R OBP: 0.250, SLG: 0.263 Rod Beck, R (9, 1)			K		G4-3 BB 1B		FC1-6 1B		G1-3	4	0	2	1	0	1	1					
Bud Black, L ERA: 3.52 Jeff Brantley, R ERA: 3.79 Willie McCovey, S OBP: 0.333, SLG: 0.351 Steve Reed, R ERA: Mike Fielder, S OBP: 0.324, SLG: 0.393 (1, 1)	G1-3			G1-3			FC1-6 1B		K	1	0	0	0	0	0	0					
Inning Stats	R: 0 E: 0 K: 2 S: 12	H: 0 LOB: 0 BB: 0 P: 16	R: 0 E: 0 K: 1 S: 6	H: 0 LOB: 0 BB: 0 P: 9	R: 0 E: 0 K: 1 S: 9	H: 0 LOB: 0 BB: 0 P: 10	R: 0 E: 0 K: 1 S: 9	H: 0 LOB: 1 BB: 1 P: 16	R: 2 E: 0 K: 1 S: 15	H: 3 LOB: 2 BB: 1 P: 28	R: 1 E: 0 K: 0 S: 8	H: 2 LOB: 0 BB: 0 P: 11	R: 0 E: 0 K: 0 S: 8	H: 2 LOB: 2 BB: 0 P: 9	R: 2 E: 0 K: 2 S: 14	H: 3 LOB: 1 BB: 0 P: 20	R: 0 E: 0 K: 1 S: 7	H: 0 LOB: 0 BB: 0 P: 9	1B: 8 2B: 0 3B: 0 HR: 2	SF: 0 SAC: 0 DP: 1 HBP: 0	WP: 0 PA: 38 PB: 0 SB: 0 CS: 0
PITCHER	IP ERA WHIP	WLS BF	H R ER SO	R ER SO	BB IBB HBP BLK	WP HR S P	ERA WHIP	PITCHER	IP ERA WHIP	WLS BF	H R ER SO	R ER SO	BB IBB HBP BLK	WP HR S P	ERA WHIP						
Frank Seminara, R ERA: 4.07 Mike Maddux, R ERA: 2.63 Jeremy Hernandez, R ERA: 3.67	5.1 2.1 1.1	23 10 5	3 4 1	3 2 0	3 2 0	6 2 0	5.06 7.71 0.00														



Batter	1	2	3	4	5	6	7	8	9	10	11	12	13	14	15	16	AB	R	H	RBI	BB	SO	LOB	TOP				
Tony Fernandez, S OBP: 0.332, SLG: 0.349 (1.6)																	8	2	2	0	0	0	2					
Tony Gwynn, L OBP: 0.372, SLG: 0.417 (1.9)																	8	1	5	2	0	0	0					
Darin Jackson, R OBP: 0.295, SLG: 0.419 (1.8)																	7	0	1	0	0	3	5					
Fred McGriff, L OBP: 0.391, SLG: 0.569 (1.3)																	4	0	0	1	2	1	1					
Benito Santiago, R OBP: 0.288, SLG: 0.396 (1.2)																	5	2	2	1	2	2	2					
Jerald Clark, R OBP: 0.293, SLG: 0.394 (1.7)																	5	0	1	0	1	1	5					
Gene Harris, R OBP: 0.333, SLG: 0.333 (14.1)																	1	0	0	0	0	0	0					
Tim Lincecum, R OBP: 0.328, SLG: 0.363 (1.5)																	6	0	0	0	1	1	7					
Craig Shipley, R OBP: 0.242, SLG: 0.289 (1.4)																	5	0	1	1	0	2	0					
Jose Melendez, R OBP: 0.200, SLG: 0.200 (12.7)																	0	0	0	0	0	0	0					
Randy Myers, L OBP: 0.267, SLG: 0.259 (12.1)																	2	0	0	0	0	1	1					
Phil Stephenson, L OBP: 0.267, SLG: 0.259 (12.7)																	2	0	0	0	0	1	1					
Inning Stats	R: 1 E: 0 K: 1 S: 17	H: 2 LOB: 3 BB: 2 P: 34	R: 0 E: 1 K: 1 S: 9	H: 2 LOB: 2 BB: 0 P: 17	R: 0 E: 0 K: 0 S: 8	H: 0 LOB: 0 BB: 0 P: 12	R: 0 E: 0 K: 1 S: 10	H: 0 LOB: 0 BB: 0 P: 15	R: 0 E: 0 K: 0 S: 6	H: 1 LOB: 0 BB: 0 P: 9	R: 0 E: 0 K: 0 S: 6	H: 0 LOB: 0 BB: 0 P: 12	R: 0 E: 0 K: 0 S: 5	H: 0 LOB: 0 BB: 0 P: 7	R: 0 E: 0 K: 0 S: 5	H: 0 LOB: 0 BB: 0 P: 7	R: 0 E: 0 K: 1 S: 10	H: 0 LOB: 0 BB: 0 P: 13	R: 0 E: 0 K: 2 S: 10	H: 0 LOB: 1 BB: 1 P: 18	R: 0 E: 0 K: 1 S: 13	H: 0 LOB: 0 BB: 0 P: 19	R: 0 E: 0 K: 1 S: 13	H: 0 LOB: 1 BB: 0 P: 19	1B: 4 2B: 9 3B: 0 HR: 1	SF: 1 SAC: 1 DP: 2 HBP: 0	WP: 0 PB: 0 SB: 0 CS: 0	PA: 66
PITCHER	IP 5.0	WLS 23	BF 23	H 5	R 2	ER 2	SO 3	BB 3	IBB 1	HBP 0	BLK 0	WP 0	HR 0	S 98	P 26	ERA 3.60	WHIP 1.600											
Jim Pena, L ERA: 5.49 (12.1)											Jim Pena, L ERA: 3.06 (12.1)																	
Michael Jackson, R ERA: 3.16 (6.1)											Jeff Brantley, R ERA: 3.68 (15.1)																	
Bryan Hickerson, L ERA: 3.12 (7.1)																												
Dave Righetti, L ERA: 4.9 (9.1)																												
Rod Beck, R ERA: 1.94 (10.1)																												

San Diego Padres @ San Francisco Giants
Candlestick Park, San Francisco, CA
Tue Sep 08 1992, 10:05 PM EDT
Att. 7,731 - Sunny - 63 F

livebaseballscorecards.com

AB 58
R 13
H 15
RBI 5
BB 6
SO 12
LOB 26

Batter	1	2	3	4	5	6	7	8	9	10	11	12	13	14	15	16	AB	R	H	RBI	BB	SO	LOB	BOTTOM			
John Patterson, S OBP: 0.216, SLG: 0.200 (1.6)																	6	0	0	0	0	2	2				
Jim Pena, L OBP: 0.200, SLG: 0.200 (12.1)																	0	0	0	0	0	0	0				
Greg Litton, R OBP: 0.271, SLG: 0.311 (14. PH)																	1	0	1	0	0	0	0				
Jeff Brantley, R OBP: 0.667, SLG: 0.500 (15.1)																	0	0	0	0	0	0	0				
Willie McGee, S OBP: 0.332, SLG: 0.349 (1.9)																	5	0	1	0	0	2	0				
Rod Beck, R OBP: 0.325, SLG: 0.392 (12.8)																	0	0	0	0	0	0	0				
Mike Felder, S OBP: 0.325, SLG: 0.392 (12.8)																	1	0	0	0	0	0	1				
Will Clark, L OBP: 0.391, SLG: 0.491 (1.3)																	6	2	2	0	1	4	3				
Mark Leonard, L OBP: 0.364, SLG: 0.444 (1.7)																	5	1	0	0	2	1	1				
Matt Williams, R OBP: 0.276, SLG: 0.374 (1.5)																	7	2	3	4	0	3	0				
Robby Thompson, R OBP: 0.335, SLG: 0.421 (1.4)																	6	1	3	0	0	1	2				
Steve Decker, R OBP: 0.250, SLG: 0.250 (1.2)																	4	0	1	1	0	0	2				
Mike Benjamin, R OBP: 0.239, SLG: 0.286 (8. PR)																	0	0	0	0	0	0	0				
Kirt Manwaring, R OBP: 0.311, SLG: 0.327 (9.2)																	2	0	0	0	0	0	0				
Royce Clayton, R OBP: 0.276, SLG: 0.305 (1.6)																	7	0	2	0	0	0	2				
Dave Burba, R OBP: 0.323, SLG: 0.371 (1.1)																	1	0	0	0	0	0	0				
Bryan Hickerson, L OBP: 0.299, SLG: 0.329 (12.3)																	0	0	0	0	0	0	0				
Chris James, R OBP: 0.379, SLG: 0.379 (8. PR)																	0	0	0	0	0	0	0				
Dave Righetti, L OBP: 0.276, SLG: 0.374 (1.5)																	1	0	0	0	0	0	0				
Corey Lidle, R OBP: 0.300, SLG: 0.441 (10.6)																	2	0	0	0	0	0	2				
Inning Stats	R: 1 E: 0 K: 1 S: 15	H: 1 LOB: 2 BB: 2 P: 26	R: 0 E: 0 K: 1 S: 7	H: 0 LOB: 0 BB: 0 P: 13	R: 0 E: 0 K: 2 S: 18	H: 3 LOB: 1 BB: 1 P: 31	R: 0 E: 0 K: 1 S: 11	H: 2 LOB: 2 BB: 0 P: 13	R: 0 E: 0 K: 0 S: 6	H: 1 LOB: 1 BB: 0 P: 12	R: 0 E: 0 K: 0 S: 6	H: 0 LOB: 0 BB: 0 P: 9	R: 0 E: 0 K: 1 S: 14	H: 0 LOB: 0 BB: 0 P: 13	R: 0 E: 0 K: 1 S: 10	H: 1 LOB: 1 BB: 0 P: 17	R: 0 E: 0 K: 2 S: 10	H: 0 LOB: 0 BB: 0 P: 14	R: 1 E: 1 K: 0 S: 4	H: 1 LOB: 1 BB: 0 P: 5	1B: 9 2B: 3 3B: 0 HR: 1	SF: 0 SAC: 3 DP: 1 HBP: 1	WP: 1 PB: 0 SB: 0 CS: 1	PA: 62			
PITCHER	IP 3.2	WLS 20	BF 20	H 6	R 4	ER 4	SO 4	BB 3	IBB 0	HBP 0	BLK 0	WP 0	HR 0	S 48	P 80	ERA 9.82	WHIP 2.455										
Doug Bredall, R ERA: 8.82 (1.1)											Jose Melendez, R ERA: 3.02 (11.1)																
Rich Rodriguez, L ERA: 2.4 (4.1)											Randy Myers, L ERA: 4.26 (12.1)																
Larry Andersen, R ERA: 4.26 (8.1)											Gene Harris, R ERA: 5.32 (14.1)																
Tim Scott, R ERA: 4.2 (8.1)																											
Jeremy Hernandez, R ERA: 3.34 (8.1)																											

San Diego Padres @ San Francisco Giants
Candlestick Park, San Francisco, CA
Tue Sep 08 1992, 10:05 PM EDT
Att. 7,731 - Sunny - 63 F

livebaseballscorecards.com

AB 55
R 13
H 16
RBI 5
BB 3
SO 16
LOB 15

Batter	1	2	3	4	5	6	7	8	9	AB	R	H	RBI	BB	SO	LOB	TOP					
Tony Fernandez, S (1, 6) OBP: 0.331, SLG: 0.348	1-1 P6		0-0 CS G1-3 1B		1-3 K			3-1 F7		4	0	1	0	0	1	1						
Oscar Azocar, L (1, 7) OBP: 0.233, SLG: 0.228	1-1 G3		0-0 G1-3			0-1 G4-3		0-0 L3		4	0	0	0	0	0	1						
Gary Sheffield, R (1, 5) OBP: 0.383, SLG: 0.591	0-3 K		3-3 K			0-0 G5-3			1-0 G6-3	4	0	0	0	0	2	1						
Fred McGriff, L (1, 3) OBP: 0.391, SLG: 0.571		3-2 WP 3B 2B		0-1 L6 1B		1-2 G3			1-3 K	4	1	2	0	0	1	0						
Darrin Jackson, R (1, 8) OBP: 0.293, SLG: 0.416		1-0 B1-3		2-2 F8			3-2 G5-3		1-0 F8	4	0	0	0	0	0	2						
Dan Walters, R (1, 2) OBP: 0.318, SLG: 0.423		2-3 K		1-1 L6			4-2 G5-3 BB			2	0	0	0	1	1	2						
Jerald Clark, R (1, 9) OBP: 0.293, SLG: 0.399		3-2 3H 3B		1-3 K			0-0 G5-3		1-2 F9	3	0	1	1	0	1	1						
Tim Teufel, R (1, 4) OBP: 0.328, SLG: 0.359		1-2 FC6-4 IBB		2-3 K			0-0 F9			2	0	0	0	1	1	1						
Greg Harris, R (1, 1) OBP: 0.222, SLG: 0.167		1-2 FC6-4		4-2 BB			1-3 K			1	0	0	0	1	0	2						
Phil Stephenson, L (8, PH) OBP: 0.282, SLG: 0.255										1	0	0	0	0	1	0						
Rich Rodriguez, L (8, 1)										0	0	0	0	0	0	0						
Inning Stats	R: 0 E: 0 K: 1 S: 7	H: 0 LOB: 0 BB: 0 P: 9	R: 1 E: 0 K: 1 S: 14	H: 2 LOB: 2 BB: 1 P: 28	R: 0 E: 0 K: 1 S: 5	H: 1 LOB: 0 BB: 0 P: 8	R: 0 E: 0 K: 0 S: 7	H: 1 LOB: 0 BB: 0 P: 10	R: 0 E: 0 K: 3 S: 12	H: 0 LOB: 1 BB: 1 P: 20	R: 0 E: 0 K: 0 S: 6	H: 0 LOB: 0 BB: 0 P: 7	R: 0 E: 0 K: 0 S: 10	H: 0 LOB: 1 BB: 1 P: 17	R: 0 E: 0 K: 1 S: 6	H: 0 LOB: 0 BB: 0 P: 10	R: 0 E: 0 K: 1 S: 5	H: 0 LOB: 0 BB: 0 P: 8	1B: 2 2B: 2 3B: 1 HR: 0	SF: 0 SAC: 0 DP: 1 HBP: 0	WP: 1 PB: 0 SB: 0 CS: 1	PA: 32
PITCHER Kevin Gross, R (1, 1) ERA: 3.23	IP: 9.0 WLS: W BF: 32 H: 4 R: 1 ER: 1 SO: 8 BB: 2 IBB: 1 HBP: 0 BLK: 0 WP: 1 HR: 0 S: 72 P: 117 ERA: 1.00 WHIP: 0.667															PITCHER	IP: 9.0 WLS: W BF: 32 H: 4 R: 1 ER: 1 SO: 8 BB: 2 IBB: 1 HBP: 0 BLK: 0 WP: 1 HR: 0 S: 72 P: 117 ERA: 1.00 WHIP: 0.667					

San Diego Padres @ Los Angeles Dodgers
 Dodger Stadium, Los Angeles, CA
 Wed Sep 09 1992, 7:05 PM PDT
 Att: 22,067 - Sunny - 75 F

AB	29
R	1
H	4
RBI	1
BB	3
SO	8
LOB	11



Batter	1	2	3	4	5	6	7	8	9	AB	R	H	RBI	BB	SO	LOB	BOTTOM			
Jose Offerman, S (1, 6) OBP: 0.339, SLG: 0.349	1-0 1B SH1-3 1B		3-2 F9		2-1 SH1-4 G3-4 2B		2-2 G4-3			4	1	2	0	0	0	0				
Brett Butler, L (1, 8) OBP: 0.416, SLG: 0.399	0-0 SH1-3		1-2 E G4-3 1B		0-0 SH1-4			3-2 G6-3		2	1	1	0	0	0	0				
Lenny Harris, L (1, 4) OBP: 0.325, SLG: 0.313	2-1 F7		0-0 G4-3		0-1 G3-4			3-2 F7		3	0	0	1	0	0	2				
Mike Sharperson, R (8, PH) OBP: 0.401, SLG: 0.408			1-2 G4-3							1	0	0	0	0	0	0				
Eric Young Sr., R (9, 4) OBP: 0.266, SLG: 0.225			1-2 G4-3							0	0	0	0	0	0	0				
Darryl Strawberry, L (1, 7) OBP: 0.322, SLG: 0.385	4-0 1B		1-2 E7		3-2 G4-1			4-1 E 1B S BB		2	1	1	1	2	0	0				
Tom Goodwin, L (8, PR) OBP: 0.233, SLG: 0.214			2H 1B 2B							0	1	0	0	0	0	0				
Eric Karros, R (1, 3) OBP: 0.305, SLG: 0.444	3-2 1B		4-2 1B BB		1-0 CS 1B			2-2 1B		3	0	3	1	1	0	0				
Henry Rodriguez, L (1, 9) OBP: 0.257, SLG: 0.365	3-1 P6		0-0 1B		1-2 F8			1-2 F8		3	0	1	1	0	0	4				
Billy Ashley, R (8, PH) OBP: 0.211, SLG: 0.222			1-3 1B							1	0	0	0	0	0	1				
Mike Scioscia, L (1, 2) OBP: 0.287, SLG: 0.273		3-2 G1-3		0-0 F7		1-1 G4-3				3	0	0	0	0	0	1				
Dave Hansen, L (1, 5) OBP: 0.292, SLG: 0.301		2-2 F9		2-3 K				0-2 G4-3		3	0	0	0	0	1	0				
Kevin Gross, R (1, 1) OBP: 0.109, SLG: 0.075		1-3 K		2-3 K				1-3 K		3	0	0	0	0	3	0				
Inning Stats	R: 0 E: 0 K: 0 S: 11	H: 2 LOB: 3 BB: 1 P: 24	R: 0 E: 0 K: 1 S: 9	H: 0 LOB: 0 BB: 0 P: 15	R: 2 E: 1 K: 0 S: 13	H: 3 LOB: 2 BB: 1 P: 22	R: 0 E: 0 K: 2 S: 8	H: 0 LOB: 0 BB: 0 P: 12	R: 1 E: 0 K: 0 S: 6	H: 1 LOB: 0 BB: 0 P: 9	R: 0 E: 0 K: 0 S: 8	H: 1 LOB: 0 BB: 0 P: 10	R: 0 E: 0 K: 1 S: 10	H: 0 LOB: 0 BB: 0 P: 13	R: 1 E: 0 K: 0 S: 13	H: 1 LOB: 1 BB: 1 P: 26	1B: 6 2B: 2 3B: 0 HR: 0	SF: 0 SAC: 2 DP: 0 HBP: 0	WP: 0 PB: 0 SB: 1 CS: 1	PA: 33
PITCHER Greg Harris, R (1, 1) ERA: 4.4	IP: 7.0 WLS: L BF: 28 H: 7 R: 3 ER: 3 SO: 4 BB: 2 IBB: 0 HBP: 0 BLK: 0 WP: 0 HR: 0 S: 65 P: 105 ERA: 3.86 WHIP: 1.286															PITCHER	IP: 1.0 WLS: L BF: 5 H: 1 R: 1 ER: 1 SO: 0 BB: 1 IBB: 0 HBP: 0 BLK: 0 WP: 0 HR: 0 S: 13 P: 26 ERA: 9.00 WHIP: 2.000			

San Diego Padres @ Los Angeles Dodgers
 Dodger Stadium, Los Angeles, CA
 Wed Sep 09 1992, 7:05 PM PDT
 Att: 22,067 - Sunny - 75 F

AB	28
R	4
H	8
RBI	4
BB	3
SO	4
LOB	8



Batter	1	2	3	4	5	6	7	8	9	AB	R	H	RBI	BB	SO	LOB	TOP										
Tony Fernandez, S (1, 6) OBP: 0.330, SLG: 0.350	1-1 1B 2B		1-1 G3		2-1 G4-3			0-0 F7		4	1	1	0	0	0	0	San Diego Padres @ Los Angeles Dodgers Dodger Stadium, Los Angeles, CA Thu Sep 10 1992, 7:05 PM PDT Att: 17,377 - Sunny - 75 F										
Oscar Azocar, L (1, 7) OBP: 0.226, SLG: 0.220	1-3 K		0-1 G4-3			1-1 F7		0-1 P6		4	0	0	0	0	1	1											
Gary Sheffield, R (1, 5) OBP: 0.382, SLG: 0.588 Jeff Gardner, L (9, 4)	1-3 K		3-2 F7			0-0 G5-3		0-1		4	0	1	0	0	1	1											
Fred McGriff, L (1, 3) OBP: 0.392, SLG: 0.569	4-0 1B BB			2-1 G4-3		2-0 FC5-4 1B		0-3 1B		3	0	1	0	1	1	1											
Benito Santiago, R (1, 2) OBP: 0.289, SLG: 0.396	2-0			2-1 F8		2-1 FC5-4 1B			4-2 WP SH3-4 SF9 BB	3	1	1	1	1	0	1											
Darin Jackson, R (1, 8) OBP: 0.292, SLG: 0.414	0-2 F9			0-2 E5			0-3 K		1-1 SH3-4 1-2	3	0	0	0	0	1	2											
Jerald Clark, R (1, 9) OBP: 0.293, SLG: 0.398		2-3 K		0-2 P4			0-2 E S 1B		1-1 SF9 2-H	3	1	1	1	0	1	1											
Tim Teufel, R (1, 4) OBP: 0.323, SLG: 0.353		0-3 K			0-1 G1-3		1-2 G6-3		2-3 K	4	0	0	0	0	2	1											
Jim Deshaies, L (1, 1) OBP: 0.208, SLG: 0.174 Randy Myers, L (9, 1) OBP: 0.200, SLG: 0.200		1-0 G1-3			1-2 G3		1-1 G4-3			3	0	0	0	0	0	0											
Inning Stats	R: 1 E: 0 K: 0 S: 12	H: 2 LOB: 2 BB: 1 P: 21	R: 0 E: 0 K: 2 S: 7	H: 0 LOB: 0 BB: 0 P: 10	R: 0 E: 0 K: 0 S: 7	H: 0 LOB: 0 BB: 0 P: 11	R: 0 E: 1 K: 0 S: 11	H: 0 LOB: 1 BB: 0 P: 15	R: 0 E: 0 K: 0 S: 6	H: 1 LOB: 1 BB: 0 P: 11	R: 1 E: 1 K: 1 S: 13	H: 1 LOB: 0 BB: 0 P: 15	R: 0 E: 0 K: 1 S: 8	H: 1 LOB: 1 BB: 0 P: 8	R: 1 E: 0 K: 1 S: 10	H: 0 LOB: 0 BB: 1 P: 18	1B: 4 2B: 1 3B: 0 HR: 0	SF: 1 SAC: 1 DP: 0 HBP: 0	WP: 1 PB: 0 CS: 1 SB: 0	PA: 35							
PITCHER	IP	WLS	BF	H	R	ER	SO	BB	IBB	HBP	BLK	WP	HR	S	P	ERA	WHIP										
Orel Hershiser, R (1, 1) ERA: 3.73	8.0	L	31	5	2	1	6	1	0	0	0	0	0	71	101	1.12	0.750										
Jay Howell, R (9, 1) ERA: 1.71	1.0		4	0	1	1	1	1	0	0	0	1	0	10	18	9.00	1.000										


AB 31
R 3
H 5
RBI 2
BB 2
SO 7
LOB 8




Batter	1	2	3	4	5	6	7	8	9	AB	R	H	RBI	BB	SO	LOB	BOTTOM										
Jose Offerman, S (1, 6) OBP: 0.339, SLG: 0.348	1-1 G6-3		2-2 G3-1			2-2 CS 1B			0-3 K	4	0	1	0	0	1	0	San Diego Padres @ Los Angeles Dodgers Dodger Stadium, Los Angeles, CA Thu Sep 10 1992, 7:05 PM PDT Att: 17,377 - Sunny - 75 F										
Brett Butler, L (1, 8) OBP: 0.415, SLG: 0.398	2-2 P5			0-1 B1-3		2-1 CS 1-2	0-0 P2		3-2	4	0	1	0	0	0	0											
Mike Sharperson, R (1, 5) OBP: 0.396, SLG: 0.402	3-2 F7			3-1 F8			1-2 G4-3		1-3 K	4	0	0	0	0	1	1											
Eric Karros, R (1, 3) OBP: 0.304, SLG: 0.445		0-0 P2		0-0 L5			3-2 2B		0-2 P4	4	0	1	0	0	0	1											
Mike Piazza, R (1, 2) OBP: 0.318, SLG: 0.300		1-0 P3			2-3 K		1-0 G5-3			3	0	0	0	0	1	1											
Todd Benzinger, S (1, 7) OBP: 0.269, SLG: 0.340		0-0 F9			1-2 G5-3			2-2 P4		3	0	0	0	0	0	0											
Billy Ashley, R (1, 9) OBP: 0.273, SLG: 0.429 Tom Goodwin, L (8, PR) OBP: 0.233, SLG: 0.214 Lenny Harris, L (9, 4) OBP: 0.325, SLG: 0.313					0-0 L8			1-1 1B 1B		3	1	2	1	0	0	0											
Eric Young Sr., R (1, 4) OBP: 0.260, SLG: 0.220 Mitch Webster, S (8, PH) OBP: 0.332, SLG: 0.401				2-1 G6-3		1-0 F9		1-1 G4-6-3 1B		2	0	0	0	0	0	0											
Orel Hershiser, R (1, 1) OBP: 0.222, SLG: 0.295 Carlos Hernandez, R (8, PH) OBP: 0.316, SLG: 0.335 Jay Howell, R (9, 1)				0-1 P3		1-2 F8		1-2 G4-6-3 1B		2	0	0	0	0	0	0											
Inning Stats	R: 0 E: 0 K: 0 S: 10	H: 0 LOB: 0 BB: 0 P: 16	R: 0 E: 0 K: 0 S: 3	H: 0 LOB: 0 BB: 0 P: 4	R: 1 E: 0 K: 0 S: 9	H: 1 LOB: 0 BB: 0 P: 14	R: 0 E: 0 K: 0 S: 5	H: 0 LOB: 0 BB: 0 P: 8	R: 0 E: 0 K: 1 S: 7	H: 0 LOB: 0 BB: 0 P: 10	R: 0 E: 0 K: 0 S: 9	H: 1 LOB: 0 BB: 0 P: 15	R: 0 E: 0 K: 0 S: 11	H: 1 LOB: 1 BB: 0 P: 16	R: 0 E: 0 K: 0 S: 10	H: 2 LOB: 2 BB: 0 P: 15	R: 0 E: 0 K: 2 S: 12	H: 1 LOB: 1 BB: 0 P: 16	1B: 4 2B: 1 3B: 0 HR: 1	SF: 0 SAC: 0 DP: 1 HBP: 0	WP: 0 PB: 0 CS: 1 SB: 0	PA: 32					
PITCHER	IP	WLS	BF	H	R	ER	SO	BB	IBB	HBP	BLK	WP	HR	S	P	ERA	WHIP										
Jim Deshaies, L (1, 1) ERA: 3.12	8.0	W	27	5	1	1	1	0	0	0	0	0	0	64	98	1.12	0.625										
Randy Myers, L (9, 1) ERA: 4.19	1.0	S	4	1	0	0	2	0	0	0	0	0	0	12	16	0.00	1.000										

AB 31
R 1
H 6
RBI 1
BB 0
SO 3
LOB 5



Batter	1	2	3	4	5	6	7	8	9	AB	R	H	RBI	BB	SO	LOB	TOP						
Jose Offerman, S OBP: 0.343, SLG: 0.357	L9		G5-3 1B		FC1-2-6 1B	SF7			S 2B 1B	4	1	2	1	0	0	1	Los Angeles Dodgers @ San Diego Padres Jack Murphy Stadium, San Diego, CA Tue Sep 15 1992, 10:05 PM EDT Att: 9,997 - Sunny - 74 F AB 39 R 6 H 14 RBI 5 BB 2 SO 4 LOB 18 						
Brett Butler, L OBP: 0.419, SLG: 0.405	G6-3 1B		G5-3 1B			P4			FC 1B 2B	5	1	4	1	0	0	1							
Mike Sharperson, R OBP: 0.394, SLG: 0.399	G6-3		G5-3		P3				FC 1B	5	0	0	0	0	1	6							
Eric Karros, R OBP: 0.309, SLG: 0.441			G6-3			WP 1B BB	CS 1B			4	1	3	1	1	0	1							
Mike Piazza, R OBP: 0.333, SLG: 0.379 Jay Howell, R	F9			G1-3		WP E BB	K		L3	4	1	0	0	1	1	5							
Mitch Webster, S OBP: 0.336, SLG: 0.419			G5-3	F9		E7 1B 2B		G1-3	P6	5	1	1	1	0	0	2							
Billy Ashley, R John Candelaria, L Mike Scioscia, L	G1-6-3			F8		K		G5-3		4	0	0	0	0	1	1							
Eric Young Sr., R Lenny Harris, L					P5			F7		2	0	1	0	0	0	0							
Orel Hershiser, R Henry Rodriguez, L Dave Anderson, R Roger McDowell, R Tom Goodwin, L	F8								K	2	0	1	0	0	0	1							
Inning Stats	R: 0 E: 0 K: 0 S: 16	H: 1 LOB: 2 BB: 1 P: 23	R: 0 E: 0 K: 0 S: 10	H: 1 LOB: 1 BB: 0 P: 15	R: 0 E: 0 K: 0 S: 9	H: 2 LOB: 1 BB: 0 P: 13	R: 0 E: 0 K: 0 S: 9	H: 0 LOB: 0 BB: 0 P: 14	R: 0 E: 0 K: 0 S: 7	H: 2 LOB: 2 BB: 0 P: 10	R: 4 E: 1 K: 1 S: 13	H: 4 LOB: 1 BB: 1 P: 26	R: 0 E: 0 K: 2 S: 9	H: 1 LOB: 0 BB: 0 P: 14	R: 0 E: 0 K: 0 S: 8	H: 0 LOB: 0 BB: 0 P: 11		R: 2 E: 0 K: 1 S: 22	H: 3 LOB: 2 BB: 0 P: 32	1B: 12 2B: 3 3B: 0 HR: 0	SF: 1 SAC: 0 DP: 2 HBP: 0	WP: 1 PB: 0 SB: 1 CS: 1	PA: 42
PITCHER	IP WLS BF H R ER SO BB IBB HBP BLK WP HR S P ERA WHIP																						
Jim Deshaies, L ERA: 3.26	5.0 L 24 8 3 3 0 2 0 0 0 0 1 0 55 85 5.40 2.000																						
Jose Melendez, R ERA: 3.12	0.1 2 1 0 0 1 0 0 0 0 0 0 0 5 6 0.00 3.000																						
Rich Rodriguez, L ERA: 2.4	0.2 3 1 1 1 0 0 0 0 0 0 0 0 4 10 13.50 1.500																						
Larry Andersen, R ERA: 3.52	1.0 3 1 0 0 2 0 0 0 0 0 0 0 9 14 0.00 1.000																						
Gene Harris, R ERA: 5.09	1.0 3 0 0 0 0 0 0 0 0 0 0 0 8 11 0.00 0.000																						
PITCHER	IP WLS BF H R ER SO BB IBB HBP BLK WP HR S P ERA WHIP																						
Tim Scott, R ERA: 5.06	1.0 7 3 2 2 1 0 0 0 0 0 0 0 5 6 18.00 3.000																						

Batter	1	2	3	4	5	6	7	8	9	AB	R	H	RBI	BB	SO	LOB	BOTTOM						
Tony Fernandez, S OBP: 0.330, SLG: 0.353	HR	G4-3		L9					K	5	1	2	1	0	1	2	Los Angeles Dodgers @ San Diego Padres Jack Murphy Stadium, San Diego, CA Tue Sep 15 1992, 10:05 PM EDT Att: 9,997 - Sunny - 74 F AB 38 R 3 H 13 RBI 3 BB 0 SO 4 LOB 22 						
Oscar Azocar, L OBP: 0.212, SLG: 0.214	G3-1		F9		P4		FC5-4 1B		F8	5	0	0	0	0	0	2							
Gary Sheffield, R OBP: 0.390, SLG: 0.591	1B SF7 HBP						G4-3		2B 1B	3	1	2	0	0	0	1							
Fred McGriff, L OBP: 0.388, SLG: 0.560	1B		P6		K			E9 FC5-4 1B		5	1	2	0	0	1	2							
Benito Santiago, R OBP: 0.288, SLG: 0.390	SF7		K		G6-3			FC5-4 1B	P6	4	0	1	1	0	1	4							
Darin Jackson, R OBP: 0.293, SLG: 0.410				G6-3			FC6-4 1B		FC5-4 1B	4	0	2	0	0	0	2							
Jerald Clark, R OBP: 0.293, SLG: 0.403	K			L9			FC6-4 1B 2B		L6	4	0	1	0	0	1	5							
Craig Shipley, R OBP: 0.237, SLG: 0.281			L7		L9		L8-3			4	0	1	1	0	0	2							
Joe Deshaies, L Jose Melendez, R Ron Rodriguez, L Larry Andersen, R Guillermo Velazquez, L Jeff Guillen, R Gene Harris, R Phil Sharperson, L Tim Goodwin, L Tim Scott, R	G1-3							FC5-4 1B	G1-3	2	0	1	0	0	0	0							
Inning Stats	R: 2 E: 0 K: 1 S: 13	H: 3 LOB: 2 BB: 0 P: 20	R: 0 E: 0 K: 0 S: 8	H: 0 LOB: 0 BB: 0 P: 12	R: 0 E: 0 K: 1 S: 9	H: 0 LOB: 1 BB: 0 P: 13	R: 0 E: 0 K: 0 S: 11	H: 2 LOB: 2 BB: 0 P: 12	R: 0 E: 0 K: 0 S: 8	H: 1 LOB: 1 BB: 0 P: 9	R: 0 E: 0 K: 0 S: 5	H: 1 LOB: 0 BB: 0 P: 6	R: 0 E: 0 K: 0 S: 8	H: 2 LOB: 1 BB: 0 P: 11	R: 1 E: 1 K: 0 S: 7	H: 2 LOB: 2 BB: 0 P: 9		R: 0 E: 0 K: 1 S: 14	H: 2 LOB: 2 BB: 0 P: 25	1B: 10 2B: 3 3B: 0 HR: 1	SF: 1 SAC: 0 DP: 1 HBP: 2	WP: 0 PB: 0 SB: 0 CS: 0	PA: 41
PITCHER	IP WLS BF H R ER SO BB IBB HBP BLK WP HR S P ERA WHIP																						
Orel Hershiser, R ERA: 3.73	5.0 W 23 6 2 2 3 0 0 0 0 0 0 0 49 66 3.60 1.200																						
Roger McDowell, R ERA: 3.69	2.2 12 5 1 0 0 0 0 0 0 0 0 0 19 25 0.00 1.875																						
John Candelaria, L ERA: 2.74	0.1 1 0 0 0 0 0 0 0 0 0 0 0 1 1 0.00 0.000																						
Jay Howell, R ERA: 1.67	1.0 S 5 2 0 0 1 0 0 0 0 0 0 0 14 25 0.00 2.000																						

Batter	1	2	3	4	5	6	7	8	9	AB	R	H	RBI	BB	SO	LOB	TOP			
Jose Offerman, S (1, 6) OBP: 0.340, SLG: 0.354	F8		G3			B1-3		L1-3		4	0	0	0	0	0	1	Los Angeles Dodgers @ San Diego Padres Jack Murphy Stadium, San Diego, CA Wed Sep 16 1992, 10:05 PM EDT Att: 13,016 - Sunny - 77 F			
Brett Butler, L (1, 8) OBP: 0.418, SLG: 0.402	L8				G5-3 BB	B4-3		G4-3		3	0	0	0	1	0	0				
Lenny Harris, L (1, 4) OBP: 0.325, SLG: 0.312 Mike Sharperson, R (9, PH) OBP: 0.395, SLG: 0.405	1B		G5-3					G3	G4-3 2B	3	0	2	0	0	0	1				
Eric Karros, R (1, 3) OBP: 0.308, SLG: 0.438	L9				G5-3			G3	G3	3	0	0	0	1	1	3				
Henry Rodriguez, L (1, 7) OBP: 0.236, SLG: 0.325 Mike Piazza, R (9, PH) OBP: 0.324, SLG: 0.367			G4-3					G4-3	G4-3	3	0	0	0	0	0	3				
Billy Ashley, R (1, 9) OBP: 0.191, SLG: 0.326	K		L9					G4-3	K	4	0	0	0	0	4	0				
Mike Scioscia, L (1, 2) OBP: 0.287, SLG: 0.280	L7				G3			G3-1		3	0	0	0	0	0	0				
Dave Hansen, L (1, 5) OBP: 0.284, SLG: 0.290			F8					P5		3	0	1	0	0	0	0				
Tom Candiotti, R (1, 1) OBP: 0.115, SLG: 0.118 Mitch Webster, S (8, PH) OBP: 0.339, SLG: 0.421 Jim Gott, R (8, 1) OBP: 0.500, SLG: 0.500			G6-3			P6		L1-3 1B		2	0	0	0	0	0	1				
Inning Stats	R: 0 E: 0 K: 0 S: 10	H: 1 LOB: 1 BB: 0 P: 18	R: 0 E: 0 K: 1 S: 8	H: 0 LOB: 0 BB: 0 P: 10	R: 0 E: 0 K: 0 S: 5	H: 0 LOB: 0 BB: 0 P: 7	R: 0 E: 0 K: 1 S: 11	H: 0 LOB: 1 BB: 1 P: 20	R: 0 E: 0 K: 1 S: 9	H: 1 LOB: 1 BB: 0 P: 12	R: 0 E: 0 K: 0 S: 8	H: 0 LOB: 0 BB: 0 P: 10	R: 0 E: 0 K: 0 S: 10	H: 1 LOB: 0 BB: 0 P: 15	R: 1 E: 0 K: 1 S: 13	H: 1 LOB: 0 BB: 0 P: 18		1B: 4 2B: 2 3B: 0 HR: 0	SF: 0 SAC: 0 DP: 1 HBP: 0	WP: 0 PB: 0 SB: 2 CS: 0
PITCHER	IP	WLS	BF	H	R	ER	SO	BB	IBB	HBP	BLK	WP	HR	S	P	ERA	WHIP			
Andy Benes, R (1, 1) ERA: 3.48	8.0	W	29	4	0	0	4	2	0	0	0	0	0	68	107	0.00	0.750			
Randy Myers, L (9, 1) ERA: 4.2	1.0	S	4	1	1	1	1	0	0	0	0	0	0	13	18	9.00	1.000			

AB	31
R	1
H	5
RBI	1
BB	2
SO	5
LOB	9



Batter	1	2	3	4	5	6	7	8	9	AB	R	H	RBI	BB	SO	LOB	BOTTOM			
Tony Fernandez, S (1, 6) OBP: 0.329, SLG: 0.353	1B		G6-3		G3			P6		4	0	1	0	0	0	1	Los Angeles Dodgers @ San Diego Padres Jack Murphy Stadium, San Diego, CA Wed Sep 16 1992, 10:05 PM EDT Att: 13,016 - Sunny - 77 F			
Tim Lincecum, R (1, 4) OBP: 0.324, SLG: 0.348	F7		F8			PB FC5-2-5-1 BB		1B 2B BB		2	1	0	0	2	0	1				
Gary Sheffield, R (1, 5) OBP: 0.391, SLG: 0.596	K				HR	F7		2B 1B		4	2	2	1	0	1	2				
Fred McGriff, L (1, 3) OBP: 0.388, SLG: 0.561	F9				F7			2B 1B		3	0	1	2	1	0	1				
Benito Santiago, R (1, 2) OBP: 0.290, SLG: 0.389 Craig Shipley, R (6, PR) OBP: 0.237, SLG: 0.281 Dan Walters, R (7, 2) OBP: 0.316, SLG: 0.418	G1-4-3 BB				G5-4-3 BB			F9		1	0	0	0	2	0	2				
Darin Jackson, R (1, 8) OBP: 0.293, SLG: 0.409	G1-4-3 1B				G5-4-3			G5-3		0	0	0	0	0	0	0				
Jerald Clark, R (1, 9) OBP: 0.293, SLG: 0.402	G1-4-3							G5-3		4	0	1	0	0	0	4				
Kevin Ward, R (1, 7) OBP: 0.268, SLG: 0.285 Jim Vatcher, R (7, 9)	G6-3							K		2	0	0	0	0	0	2				
Andy Benes, R (1, 1) ERA: 3.04 Randy Myers, L (9, 1) ERA: 2.26	G6-3							F7		3	0	0	0	0	0	1				
Inning Stats	R: 0 E: 0 K: 1 S: 11	H: 1 LOB: 1 BB: 0 P: 19	R: 0 E: 0 K: 0 S: 12	H: 1 LOB: 1 BB: 1 P: 23	R: 0 E: 0 K: 0 S: 8	H: 0 LOB: 0 BB: 0 P: 13	R: 1 E: 0 K: 0 S: 8	H: 1 LOB: 0 BB: 1 P: 14	R: 0 E: 0 K: 0 S: 9	H: 1 LOB: 1 BB: 0 P: 12	R: 0 E: 0 K: 0 S: 9	H: 0 LOB: 2 BB: 2 P: 21	R: 0 E: 0 K: 0 S: 9	H: 0 LOB: 0 BB: 0 P: 11	R: 2 E: 0 K: 0 S: 9	H: 2 LOB: 1 BB: 1 P: 16		1B: 4 2B: 1 3B: 0 HR: 1	SF: 0 SAC: 0 DP: 2 HBP: 0	WP: 2 PB: 2 SB: 1 CS: 0
PITCHER	IP	WLS	BF	H	R	ER	SO	BB	IBB	HBP	BLK	WP	HR	S	P	ERA	WHIP			
Tom Candiotti, R (1, 1) ERA: 3.04	7.0	L	27	4	1	1	2	4	0	0	0	1	1	66	113	1.29	1.143			
Jim Gott, R (8, 1) ERA: 2.26	1.0		6	2	2	2	0	1	0	0	0	1	0	9	16	18.00	3.000			

AB	28
R	3
H	6
RBI	3
BB	5
SO	2
LOB	17



Batter	1	2	3	4	5	6	7	8	9	AB	R	H	RBI	BB	SO	LOB	TOP					
Tony Fernandez, S (1, 6) OBP: 0.330, SLG: 0.355	G4-3		G6-3		F8		G3-6-3			4	0	2	0	0	0	1						
Kurt Stillwell, S (1, 4) OBP: 0.277, SLG: 0.314	G6-3		G6-3		L8		G3-6-3			4	0	0	0	0	0	4						
Gary Sheffield, R (1, 5) OBP: 0.388, SLG: 0.592	G6-3		P3		P8			F9		4	0	0	0	0	0	2						
Fred McGriff, L (1, 3) OBP: 0.389, SLG: 0.559		F7				3-2		F7		3	0	1	0	1	0	0						
Bento Santiago, R (1, 2) OBP: 0.287, SLG: 0.385		F9				1-3		F9		4	0	0	0	0	1	3						
Darin Jackson, R (1, 8) OBP: 0.294, SLG: 0.409		2B			P3			WP		3	1	1	0	1	0	1						
Jerald Clark, R (1, 9) OBP: 0.293, SLG: 0.403		2B			K			G5-3		4	1	1	0	0	1	2						
Kevin Ward, R (1, 7) OBP: 0.270, SLG: 0.294					G6-3			K2-3		3	0	1	2	0	0	0						
Oscar Azocar, L (9, PH) OBP: 0.211, SLG: 0.212								K		1	0	0	0	0	1	1						
Bruce Hurst, L (1, 1) Phi Sep 18 1992, SLG: 0.221										2	0	1	0	0	1	1						
Phil Stephenson, L (7, PH) OBP: 0.267, SLG: 0.241										0	0	0	0	0	0	0						
Paul Farries, R (7, PH) OBP: 0.256, SLG: 0.143										0	0	0	0	0	0	0						
Mike Maddux, L (7, 1) OBP: 0.256, SLG: 0.143										0	0	0	0	0	0	0						
Rich Rodriguez, L (7, 1) OBP: 0.256, SLG: 0.143										0	0	0	0	0	0	0						
Jose Melendez, R (7, 1) OBP: 0.256, SLG: 0.143										0	0	0	0	0	0	0						
Guillermo Velasquez, L (9, PH) OBP: 0.333, SLG: 0.333										1	0	0	0	0	1	1						
Inning Stats	R: 0 E: 0 K: 0 S: 4	H: 0 LOB: 0 BB: 0 P: 8	R: 2 E: 0 K: 1 S: 14	H: 2 LOB: 1 BB: 1 P: 21	R: 0 E: 0 K: 0 S: 7	H: 1 LOB: 2 BB: 1 P: 14	R: 0 E: 0 K: 1 S: 7	H: 0 LOB: 0 BB: 0 P: 14	R: 0 E: 0 K: 0 S: 6	H: 1 LOB: 1 BB: 0 P: 8	R: 0 E: 0 K: 1 S: 10	H: 1 LOB: 1 BB: 0 P: 18	R: 0 E: 0 K: 0 S: 9	H: 1 LOB: 2 BB: 1 P: 18	R: 0 E: 0 K: 0 S: 10	H: 0 LOB: 0 BB: 0 P: 15	R: 0 E: 0 K: 2 S: 13	H: 1 LOB: 1 BB: 0 P: 17	1B: 4 2B: 3 3B: 0 HR: 0	SF: 0 SAC: 0 DP: 1 HBP: 0	WP: 2 PB: 0 SB: 0 CS: 0	PA: 36
PITCHER	IP	WLS	BF	H	R	ER	SO	BB	IBB	HBP	BLK	WP	HR	S	P	ERA	WHIP					
Tim Pugh, R (1, 1) ERA: 2.59	6.1	W	28	6	2	2	3	2	1	0	0	0	0	56	100	2.84	1.263					
Steve Foster, R (7, 1) ERA: 3.32	0.2		1	0	0	0	0	0	0	0	0	0	0	1	1	0.00	0.000					
Mitt Hill, R (8, 1) ERA: 1.65	1.0	S	4	1	0	0	2	0	0	0	0	0	0	10	15	0.00	0.000					
Rob Dibble, R (9, 1) ERA: 3.18	1.0	S	4	1	0	0	2	0	0	0	0	0	0	13	17	0.00	1.000					

San Diego Padres @ Cincinnati Reds
Riverfront Stadium, Cincinnati, OH

AB 33
R 2
H 7
RBI 2
BB 3
SO 5
LOB 16



WP: 2 PA: 36
PB: 0
SB: 0
CS: 0

Batter	1	2	3	4	5	6	7	8	9	AB	R	H	RBI	BB	SO	LOB	BOTTOM					
Bip Roberts, S (1, 7) OBP: 0.378, SLG: 0.404	G5-3		3B		G5-3		1B			3	1	1	0	1	0	0						
Willie Greene, L (1, 5) OBP: 0.286, SLG: 0.350	E1		P5		F8		1B			4	1	2	1	0	0	1						
Barry Larkin, R (1, 6) OBP: 0.382, SLG: 0.457	2H		2B		L4		P3			4	1	2	2	0	0	2						
Reggie Sanders, R (1, 8) OBP: 0.358, SLG: 0.483	K		G5-3		K					4	0	1	1	0	3	1						
Joe Oliver, R (1, 2) OBP: 0.319, SLG: 0.392	K		G5-3		F9					4	0	0	0	0	1	2						
Tim Coste, R (1, 3) OBP: 0.250, SLG: 0.500		G5-3			G6-3					4	0	1	0	0	0	1						
Paul O'Neill, L (1, 9) OBP: 0.351, SLG: 0.372					K					2	1	1	0	1	1	0						
Dave Martinez, L (8, 9) OBP: 0.322, SLG: 0.336					K					1	0	0	0	0	0	1						
Bill Doran, S (1, 4) OBP: 0.340, SLG: 0.350		P8			F8					3	0	0	0	0	0	2						
Tim Pugh, R (1, 1) ERA: 3.66					G5-3					2	0	0	0	0	0	1						
Steve Foster, R (7, 1) ERA: 2.59										0	0	0	0	0	0	0						
Jeff Brantley, R (7, PH) OBP: 0.267, SLG: 0.241										0	0	0	0	0	0	0						
Geromimo Berroa, R (7, PH) OBP: 0.256, SLG: 0.143										0	0	0	0	0	0	0						
Mitt Hill, R (8, 1) ERA: 1.65										0	0	0	0	0	0	0						
Rob Dibble, R (9, 1) ERA: 3.18										0	0	0	0	0	0	0						
Inning Stats	R: 1 E: 1 K: 2 S: 11	H: 2 LOB: 1 BB: 0 P: 17	R: 0 E: 0 K: 0 S: 6	H: 1 LOB: 1 BB: 0 P: 6	R: 2 E: 0 K: 0 S: 11	H: 3 LOB: 1 BB: 0 P: 14	R: 0 E: 0 K: 1 S: 10	H: 0 LOB: 0 BB: 0 P: 11	R: 0 E: 0 K: 0 S: 6	H: 0 LOB: 0 BB: 0 P: 12	R: 0 E: 0 K: 1 S: 8	H: 0 LOB: 0 BB: 0 P: 10	R: 1 E: 0 K: 0 S: 8	H: 1 LOB: 2 BB: 2 P: 20	R: 0 E: 0 K: 1 S: 11	H: 1 LOB: 1 BB: 0 P: 14	1B: 4 2B: 2 3B: 2 HR: 0	SF: 0 SAC: 0 DP: 0 HBP: 0	WP: 0 PB: 0 SB: 0 CS: 0	PA: 34		
PITCHER	IP	WLS	BF	H	R	ER	SO	BB	IBB	HBP	BLK	WP	HR	S	P	ERA	WHIP					
Bruce Hurst, L (1, 1) ERA: 3.66	6.0	L	24	6	3	3	4	0	0	0	0	0	0	52	70	4.50	1.000					
Mike Maddux, R (7, 1) ERA: 2.59	0.1		2	0	1	1	0	1	0	0	0	0	0	3	8	27.00	3.000					
Rich Rodriguez, L (7, 1) ERA: 2.39	0.1		3	1	0	0	0	0	1	0	0	0	0	3	9	0.00	3.000					
Jose Melendez, R (7, 1) ERA: 3.07	1.1		5	1	0	0	1	0	0	0	0	0	0	13	17	0.00	0.750					

San Diego Padres @ Cincinnati Reds
Riverfront Stadium, Cincinnati, OH

AB 32
R 4
H 8
RBI 4
BB 2
SO 5
LOB 12



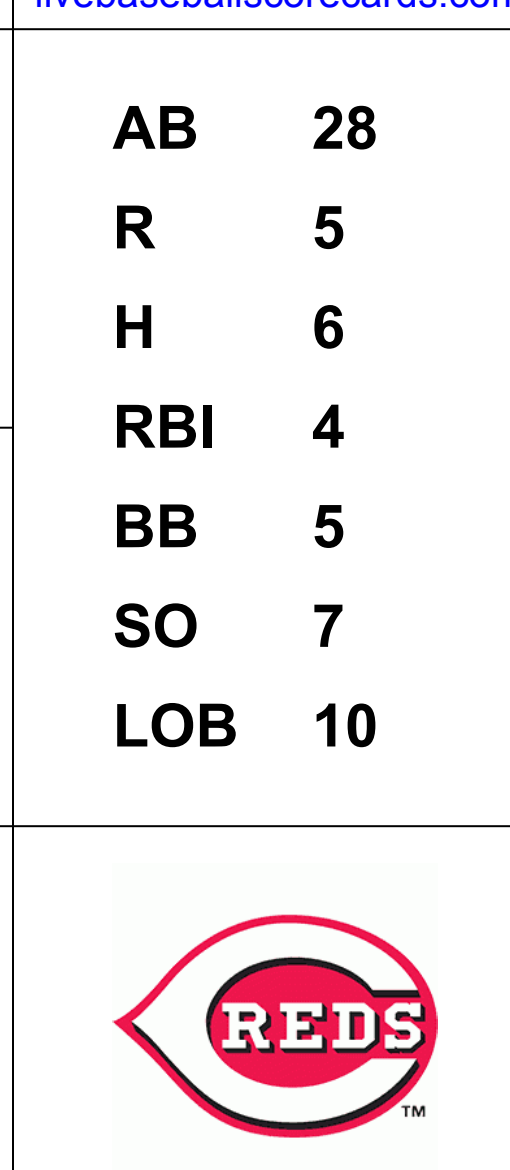
WP: 0 PA: 34
PB: 0
SB: 0
CS: 0

Batter	1	2	3	4	5	6	7	8	9	AB	R	H	RBI	BB	SO	LOB	TOP				
Tony Fernandez, S OBP: 0.330, SLG: 0.356										4	1	1	0	0	1	1	San Diego Padres @ Cincinnati Reds Riverfront Stadium, Cincinnati, OH Sat Sep 19 1992, 3:33 AM EDT Att: 23,365 - Cloudy - 64 F				
Tony Gwynn, L OBP: 0.371, SLG: 0.415 Jim Vatcher, R OBP: 0.333, SLG: 0.667										2	0	0	0	0	0	0					
Gary Sheffield, R OBP: 0.387, SLG: 0.589										4	0	1	0	0	0	2					
Fred McGriff, L OBP: 0.392, SLG: 0.562										3	0	2	1	1	1	1					
Darrin Jackson, R OBP: 0.292, SLG: 0.406										4	0	0	0	0	1	4					
Dan Walters, R OBP: 0.321, SLG: 0.428										4	0	2	0	0	2	0					
Jerald Clark, R OBP: 0.293, SLG: 0.402										4	0	1	0	0	1	1					
Kurt Stillwell, S OBP: 0.277, SLG: 0.313										4	0	1	0	0	0	2					
Frank Seminara, R OBP: 0.133, SLG: 0.103 Guillermo Velasquez, L OBP: 0.250, SLG: 0.250 Gene Harris, R OBP: 0.333, SLG: 0.333 Oscar Azocar, L OBP: 0.216, SLG: 0.212 Tim Scott, R OBP: 0.216, SLG: 0.212										1	0	0	0	0	1	1					
Inning Stats	R: 0 E: 0 K: 1 S: 8	H: 0 LOB: 0 BB: 0 P: 11	R: 0 E: 0 K: 0 S: 7	H: 2 LOB: 1 BB: 0 P: 11	R: 0 E: 0 K: 1 S: 9	H: 1 LOB: 0 BB: 0 P: 11	R: 0 E: 0 K: 1 S: 7	H: 1 LOB: 0 BB: 0 P: 9	R: 0 E: 0 K: 1 S: 10	H: 2 LOB: 2 BB: 0 P: 14	R: 0 E: 0 K: 1 S: 10	H: 0 LOB: 0 BB: 1 P: 12	R: 2 E: 0 K: 0 S: 10	H: 2 LOB: 1 BB: 1 P: 22	R: 0 E: 0 K: 2 S: 7	H: 0 LOB: 0 BB: 0 P: 7		1B: 5 2B: 4 3B: 0 HR: 0	SF: 0 SAC: 0 DP: 2 HBP: 0	WP: 0 PB: 0 SB: 0 CS: 0	PA: 36
PITCHER	IP	WLS	BF	H	R	ER	SO	BB	IBB	HBP	BLK	WP	HR	S	P	ERA	WHIP				
Bobby Ayala, R ERA: 4.91	7.0	W	28	8	2	2	6	2	0	0	0	0	0	60	96	2.57	1.429				
Steve Foster, R ERA: 3.25	1.0		4	1	0	0	0	0	0	0	0	0	0	8	14	0.00	1.000				
Rob Dibble, R ERA: 3.14	1.0	S	3	0	0	0	2	0	0	0	0	0	0	7	7	0.00	0.000				

AB	33
R	2
H	9
RBI	2
BB	2
SO	8
LOB	15



Batter	1	2	3	4	5	6	7	8	9	AB	R	H	RBI	BB	SO	LOB	BOTTOM				
Bip Roberts, S OBP: 0.381, SLG: 0.409										4	2	3	0	0	0	0	San Diego Padres @ Cincinnati Reds Riverfront Stadium, Cincinnati, OH Sat Sep 19 1992, 3:33 AM EDT Att: 23,365 - Cloudy - 64 F				
Willie Greene, L OBP: 0.326, SLG: 0.357										2	1	1	0	2	0	1					
Barry Larkin, R OBP: 0.363, SLG: 0.464 Freddie Benavides, R OBP: 0.252, SLG: 0.288										2	1	1	3	1	0	1					
Hal Morris, L OBP: 0.353, SLG: 0.389										3	0	0	0	1	0	3					
Jeff Branson, L OBP: 0.301, SLG: 0.345										4	1	0	0	0	0	2					
Reggie Sanders, R OBP: 0.354, SLG: 0.478										4	0	0	0	0	2	1					
Joe Oliver, R OBP: 0.318, SLG: 0.393										4	0	1	1	0	1	0					
Dave Martinez, L OBP: 0.322, SLG: 0.334										2	0	0	0	1	1	0					
Bobby Ayala, R ERA: 4.02 Steve Foster, R ERA: 4.85 Rob Dibble, L ERA: 4.91										3	0	0	0	0	3	2					
Inning Stats	R: 1 E: 0 K: 0 S: 9	H: 2 LOB: 0 BB: 0 P: 14	R: 0 E: 0 K: 0 S: 4	H: 0 LOB: 0 BB: 0 P: 6	R: 0 E: 0 K: 1 S: 6	H: 0 LOB: 0 BB: 0 P: 8	R: 3 E: 1 K: 2 S: 19	H: 2 LOB: 2 BB: 2 P: 35	R: 1 E: 0 K: 0 S: 6	H: 1 LOB: 1 BB: 2 P: 16	R: 0 E: 0 K: 3 S: 9	H: 0 LOB: 0 BB: 0 P: 15	R: 0 E: 0 K: 1 S: 9	H: 1 LOB: 2 BB: 1 P: 14	R: 0 E: 0 K: 0 S: 7	H: 0 LOB: 0 BB: 0 P: 11		1B: 3 2B: 2 3B: 0 HR: 1	SF: 1 SAC: 0 DP: 1 HBP: 0	WP: 0 PB: 0 SB: 2 CS: 1	PA: 35
PITCHER	IP	WLS	BF	H	R	ER	SO	BB	IBB	HBP	BLK	WP	HR	S	P	ERA	WHIP				
Frank Seminara, R ERA: 4.02	4.0	L	18	4	4	3	3	1	0	0	0	0	0	38	63	6.75	1.250				
Gene Harris, R ERA: 4.85	3.0		13	2	1	1	4	3	0	0	1	0	0	24	45	3.00	1.667				
Tim Scott, R ERA: 4.91	1.0		3	0	0	0	0	0	0	0	0	0	0	7	11	0.00	0.000				



Batter	1	2	3	4	5	6	7	8	9	AB	R	H	RBI	BB	SO	LOB	TOP					
Tony Fernandez, S OBP: 0.332, SLG: 0.359 (1, 6)	3-2 FC6-4 1B		2-2 FC6-4 1B		0-2 2H CS 1B			0-2 P7		4	0	3	1	0	0	0						
Kurt Stillwell, S OBP: 0.274, SLG: 0.309 (1, 4)	1-1 FC6-4 1B		0-1 FC6-4 1-2f		1-1 G3-1 1-2			2-2 G4-3		4	0	0	0	0	0	3						
Gary Sheffield, R OBP: 0.386, SLG: 0.586 (1, 5)	0-2 1B		3-2 F9			0-1 F8		0-1 G6-3		4	0	1	0	0	0	1						
Fred McGriff, L OBP: 0.391, SLG: 0.561 (1, 3)	3-3 K			0-1 G3-1		0-0 1B			0-1 G4-3	3	0	1	0	0	1	2						
Guillermo Velasquez, L OBP: 0.200, SLG: 0.200 (8, 3)										1	0	0	0	0	0	0						
Dan Walters, R OBP: 0.319, SLG: 0.423 (1, 2)	1-2 L8			0-1 1B		3-3 K		1-3 K		4	0	1	0	0	2	3						
Darin Jackson, R OBP: 0.290, SLG: 0.403 (1, 8)		0-3 K		1-3 K		0-3 K		0-0 G6-3		4	0	0	0	0	3	2						
Jerald Clark, R OBP: 0.291, SLG: 0.399 (1, 7)		0-3 K		1-3 K				0-3 K		3	0	0	0	0	3	1						
Jim Vatcher, R OBP: 0.333, SLG: 0.500 (1, 9)		1-3 K			1-0 SH3-4 1B			1-3 K		3	1	1	0	0	2	0						
Greg Harris, R OBP: 0.267, SLG: 0.160 (1, 1)			0-3 K		0-0 SH3-4 1B			3-3 K		1	0	0	0	0	1	0						
Rich Rodriguez, L OBP: 0.258, SLG: 0.237 (7, PH)										0	0	0	0	0	0	0						
Phil Stephenson, L OBP: 0.258, SLG: 0.237 (7, PH)										1	0	0	0	0	1	0						
Jeremy Hernandez, R (7, 1)										0	0	0	0	0	0	0						
Jose Melendez, R (8, 1)										0	0	0	0	0	0	0						
Inning Stats	R: 0 E: 0 K: 1 S: 15	H: 2 LOB: 2 BB: 0 P: 23	R: 0 E: 0 K: 3 S: 10	H: 0 LOB: 0 BB: 0 P: 11	R: 0 E: 0 K: 1 S: 12	H: 1 LOB: 1 BB: 0 P: 17	R: 0 E: 0 K: 2 S: 12	H: 1 LOB: 1 BB: 0 P: 14	R: 1 E: 0 K: 0 S: 7	H: 2 LOB: 0 BB: 0 P: 9	R: 0 E: 0 K: 2 S: 9	H: 1 LOB: 1 BB: 0 P: 12	R: 0 E: 0 K: 3 S: 10	H: 0 LOB: 0 BB: 0 P: 14	R: 0 E: 0 K: 0 S: 9	H: 0 LOB: 0 BB: 0 P: 11	R: 0 E: 0 K: 1 S: 7	H: 0 LOB: 0 BB: 0 P: 8	1B: 7 2B: 0 3B: 0 HR: 0	SF: 0 SAC: 1 DP: 0 HBP: 0	WP: 0 PB: 0 SB: 0 CS: 1	PA: 33
PITCHER Tim Belcher, R ERA: 4.06 (1, 1)	IP: 9.0 WLS: W BF: 33 H: 7 R: 1 ER: 1 SO: 13 BB: 0 IBB: 0 HBP: 0 BLK: 0 WP: 0 HR: 0 S: 91 P: 119 ERA: 1.00 WHIP: 0.778															PITCHER	IP: 9.0 WLS: W BF: 33 H: 7 R: 1 ER: 1 SO: 13 BB: 0 IBB: 0 HBP: 0 BLK: 0 WP: 0 HR: 0 S: 91 P: 119 ERA: 1.00 WHIP: 0.778					

San Diego Padres @ Cincinnati Reds
Riverfront Stadium, Cincinnati, OH
Sun Sep 20 1992, 3:33 AM EDT
Att: 20,484 - Sunny - 71 F

AB 32
R 1
H 7
RBI 1
BB 0
SO 13
LOB 12



Batter	1	2	3	4	5	6	7	8	9	AB	R	H	RBI	BB	SO	LOB	BOTTOM			
Bip Roberts, S OBP: 0.385, SLG: 0.418 (1, 7)	1-1 G4-3 1B				0-1 1B FC5-4 1B		1-0 S SF7 2B			4	3	4	0	0	0	0				
Cesar Hernandez, R OBP: 0.275, SLG: 0.350 (8, 7)		0-2 S 1B								0	0	0	0	0	0	0				
Willie Greene, L OBP: 0.320, SLG: 0.348 (1, 5)	0-0 G4-3	1-1 G4-3			0-0 1B FC5-4 1B		3-3 K			4	0	1	0	0	1	3				
Barry Larkin, R OBP: 0.380, SLG: 0.461 (1, 6)	2-3 K			1-0 G6-3		2-1 FC5-4 1-2f 3H 1B	1-2 SF7			3	0	0	2	0	1	2				
Paul O'Neill, L OBP: 0.356, SLG: 0.383 (1, 9)	1-2 S 1B			3-2 FC4-6 1B		4-1 1-2 BB	3-2 HR			3	1	3	2	1	0	0				
Hal Morris, L OBP: 0.352, SLG: 0.387 (1, 3)	1-1 G3-1			0-0 FC4-6 1-2f		2-1 F7	2-1 1B			4	0	1	0	0	0	4				
Jeff Branson, L OBP: 0.289, SLG: 0.330 (1, 4)			0-0 G3-1		1-0 F8		2-3 K			4	0	0	0	0	2	4				
Joe Oliver, R OBP: 0.318, SLG: 0.394 (1, 2)		1-1 HR 2B		0-1 F8		1-1 G6-3		0-1 G6-3		4	1	1	0	0	0	0				
Dave Martinez, L OBP: 0.322, SLG: 0.342 (1, 8)		3-1 HR		1-1 F7		1-3 K		0-0 G4-3		4	1	1	2	0	1	0				
Tim Belcher, R OBP: 0.100, SLG: 0.143 (1, 1)		1-3 K		0-2 G6-3		0-3 K		0-0 G4-3		4	0	0	0	0	2	0				
Inning Stats	R: 1 E: 0 K: 1 S: 11	H: 2 LOB: 1 BB: 0 P: 16	R: 2 E: 0 K: 1 S: 14	H: 3 LOB: 1 BB: 0 P: 20	R: 0 E: 0 K: 0 S: 6	H: 1 LOB: 1 BB: 0 P: 11	R: 0 E: 0 K: 0 S: 8	H: 0 LOB: 0 BB: 0 P: 9	R: 1 E: 0 K: 1 S: 11	H: 2 LOB: 2 BB: 1 P: 21	R: 0 E: 0 K: 2 S: 8	H: 0 LOB: 0 BB: 0 P: 10	R: 2 E: 0 K: 2 S: 15	H: 3 LOB: 1 BB: 0 P: 25	R: 0 E: 0 K: 0 S: 4	H: 0 LOB: 0 BB: 0 P: 4	1B: 6 2B: 3 3B: 0 HR: 2	SF: 1 SAC: 0 DP: 0 HBP: 0	WP: 0 PB: 0 SB: 4 CS: 0	PA: 36
PITCHER Greg Harris, R ERA: 4.62 (1, 1)	IP: 4.1 WLS: L BF: 22 H: 8 R: 4 ER: 4 SO: 2 BB: 1 IBB: 0 HBP: 0 BLK: 0 WP: 0 HR: 1 S: 45 P: 68 ERA: 8.31 WHIP: 2.077															PITCHER	IP: 4.1 WLS: L BF: 22 H: 8 R: 4 ER: 4 SO: 2 BB: 1 IBB: 0 HBP: 0 BLK: 0 WP: 0 HR: 1 S: 45 P: 68 ERA: 8.31 WHIP: 2.077			
Rich Rodriguez, L ERA: 2.34 (5, 1)	1.2 5 0 0 0 3																			
Jeremy Hernandez, R ERA: 3.74 (7, 1)	1.0 6 3 2 2 2																			
Jose Melendez, R ERA: 3.03 (8, 1)	1.0 3 0 0 0 0																			

San Diego Padres @ Cincinnati Reds
Riverfront Stadium, Cincinnati, OH
Sun Sep 20 1992, 3:33 AM EDT
Att: 20,484 - Sunny - 71 F

AB 34
R 6
H 11
RBI 6
BB 1
SO 7
LOB 13



Batter	1	2	3	4	5	6	7	8	9	AB	R	H	RBI	BB	SO	LOB	TOP						
Darren Lewis, R OBP: 0.298, SLG: 0.272	4-2 1B BB		0-1 B5-3		2-2 P2		0-0 G6-3		2-2 G6-3	4	0	0	0	1	0	1							
Robby Thompson, R OBP: 0.340, SLG: 0.428	2-1 F9		1-1 F8			0-1 HR		2-3 K	1-3 K	5	1	1	1	0	2	1							
Will Clark, L OBP: 0.388, SLG: 0.483	1-0 1B			2-2 G4-3		0-1 1B		0-3 K		4	1	2	0	0	1	0							
Cory Snyder, R OBP: 0.308, SLG: 0.444	1-1 F9			0-0 G5-3		1-0 F7		1-2 G4-3		4	0	0	0	0	0	3							
Matt Williams, R OBP: 0.291, SLG: 0.386	1-1 F8			2-2 P2		3-2 F7		1-0 E		4	1	1	0	0	0	3							
Steve Hasey, R OBP: 0.285, SLG: 0.294		3-3 K			0-0 SH1-3	1-1 HR		2-2 E8		4	2	3	2	0	1	0							
Craig Colbert, R OBP: 0.250, SLG: 0.327		1-1 P4			0-0 SH1-3	1-1 HR		1-3 K		3	1	1	2	0	1	1							
Royce Clayton, R OBP: 0.272, SLG: 0.295		1-3 K			2-2 F7	3-2 P7		0-3 K		4	0	0	0	0	2	1							
Bryan Hickerson, L OBP: 0.275, SLG: 0.375			1-3 K		2-2 1B		1-2 G6-3		3-1 HR	1	0	0	0	0	1	0							
Greg Litton, R OBP: 0.275, SLG: 0.375										1	0	1	1	0	0	0							
Michael Jackson, R OBP: 0.250, SLG: 0.250										0	0	0	0	0	0	0							
Steve Reed, R OBP: 0.250, SLG: 0.250										0	0	0	0	0	0	0							
Ted Wood, L OBP: 0.250, SLG: 0.250										1	1	1	1	0	0	0							
Dave Righetti, L OBP: 0.143, SLG: 0.143										0	0	0	0	0	0	0							
Inning Stats	R: 0 E: 0 K: 0 S: 10	H: 1 LOB: 2 BB: 1 P: 19	R: 0 E: 0 K: 2 S: 8	H: 0 LOB: 0 BB: 0 P: 13	R: 0 E: 0 K: 1 S: 7	H: 0 LOB: 0 BB: 0 P: 9	R: 0 E: 0 K: 0 S: 7	H: 0 LOB: 0 BB: 0 P: 11	R: 1 E: 0 K: 0 S: 13	H: 2 LOB: 1 BB: 0 P: 19	R: 4 E: 0 K: 0 S: 17	H: 4 LOB: 0 BB: 0 P: 26	R: 0 E: 0 K: 1 S: 8	H: 0 LOB: 0 BB: 0 P: 11	R: 1 E: 0 K: 2 S: 14	H: 2 LOB: 1 BB: 0 P: 19	R: 1 E: 0 K: 2 S: 11	H: 1 LOB: 0 BB: 0 P: 17	1B: 7 2B: 0 3B: 0 HR: 3	SF: 0 SAC: 1 DP: 0 HBP: 0	WP: 0 PB: 0 SB: 2 CS: 0	PA: 38	
PITCHER	IP	WLS	BF	H	R	ER	SO	BB	IBB	HBP	BLK	WP	HR	S	P	ERA	WHIP						
Jim Deshaies, L	(1, 1)	5.2	L	25	7	5	5	3	1	0	0	0	0	2	57	89	7.94	1.412					
Mike Maddux, R	(6, 1)	1.1		4	0	0	0	1	0	0	0	0	0	0	13	19	0.00	0.000					
Larry Andersen, R	(8, 1)	1.0		5	2	1	1	2	0	0	0	0	0	0	14	19	9.00	2.000					
Tim Scott, R	(9, 1)	1.0		4	1	1	1	2	0	0	0	0	0	1	11	17	9.00	1.000					

San Francisco Giants @ San Diego Padres
Jack Murphy Stadium, San Diego, CA
Mon Sep 21 1992, 10:05 PM EDT
Att: 30,225 - Overcast - 77 F

AB 36
R 7
H 10
RBI 7
BB 1
SO 8
LOB 10



Batter	1	2	3	4	5	6	7	8	9	AB	R	H	RBI	BB	SO	LOB	BOTTOM						
Tony Fernandez, S OBP: 0.332, SLG: 0.358	0-0 P3		0-1 G5-4-3		0-1 F8		2-2 G4-3			4	0	1	0	0	0	2							
Tim Lincecum, R OBP: 0.319, SLG: 0.342	1-0 F8		1-3 K		1-1 E5		2-3 K			4	0	0	0	0	2	3							
Gary Sheffield, R OBP: 0.385, SLG: 0.584	1-0 1B		0-0 G5-4-3		0-0 F7		3-2 G6-3			4	0	1	0	0	0	4							
Paul Faries, R			1-2 1B							0	0	0	0	0	0	0							
Fred McGriff, L OBP: 0.396, SLG: 0.568	2-2 1B			0-0 G3	0-1 F9		1-2 1B			4	1	4	0	0	0	0							
Dan Walters, R OBP: 0.311, SLG: 0.412	1-0 P4			1-0 G3	1-2 F9		3-2 G6-3			4	0	0	0	0	0	5							
Jerald Clark, R OBP: 0.290, SLG: 0.398		1-3 K		1-2 F8-2	0-1 G4-6-3		0-1 K		1-3 K	4	0	1	1	0	2	1							
Kevin Ward, R OBP: 0.276, SLG: 0.295		4-0 G6-3			1-0 E	0-1 G4-6-3		2-3 K		3	0	1	0	1	1	1							
Jim Vatcher, R OBP: 0.250, SLG: 0.375		1-1 G6-3			1-1 F9		1-1 F9		0-1 P4	2	0	0	0	0	0	2							
Phil Stephenson, L OBP: 0.254, SLG: 0.233										1	0	0	0	0	0	0							
Darrin Jackson, R OBP: 0.290, SLG: 0.402		1-2 1B								1	0	0	0	0	0	0							
Jim Deshaies, L OBP: 0.250, SLG: 0.222		1-3 K					2-1 G3			2	0	1	0	0	1	1							
Mike Maddux, L OBP: 0.250, SLG: 0.143										0	0	0	0	0	0	0							
Oscar Azocar, L OBP: 0.214, SLG: 0.211										1	0	0	0	0	0	0							
Larry Andersen, R										0	0	0	0	0	0	0							
Tim Scott, R										0	0	0	0	0	0	0							
Inning Stats	R: 0 E: 0 K: 0 S: 10	H: 2 LOB: 2 BB: 0 P: 15	R: 0 E: 0 K: 2 S: 14	H: 0 LOB: 1 BB: 1 P: 21	R: 0 E: 0 K: 1 S: 6	H: 1 LOB: 0 BB: 0 P: 7	R: 0 E: 0 K: 0 S: 6	H: 1 LOB: 0 BB: 0 P: 8	R: 0 E: 0 K: 0 S: 9	H: 2 LOB: 3 BB: 0 P: 12	R: 1 E: 0 K: 0 S: 12	H: 2 LOB: 0 BB: 0 P: 13	R: 0 E: 0 K: 1 S: 8	H: 0 LOB: 0 BB: 0 P: 13	R: 0 E: 0 K: 1 S: 17	H: 1 LOB: 1 BB: 0 P: 26	R: 0 E: 0 K: 2 S: 8	H: 0 LOB: 0 BB: 0 P: 11	1B: 7 2B: 3 3B: 0 HR: 0	SF: 0 SAC: 0 DP: 3 HBP: 0	WP: 0 PB: 0 SB: 0 CS: 0	PA: 35	
PITCHER	IP	WLS	BF	H	R	ER	SO	BB	IBB	HBP	BLK	WP	HR	S	P	ERA	WHIP						
Bryan Hickerson, L	(1, 1)	4.0		15	4	0	0	3	1	0	0	0	0	0	36	51	0.00	1.250					
Michael Jackson, R	(5, 1)	3.0	W	13	4	1	1	0	0	0	0	0	0	0	29	38	3.00	1.333					
Steve Reed, R	(8, 1)	1.0		4	1	0	0	1	0	0	0	0	0	0	17	26	0.00	1.000					
Dave Righetti, L	(9, 1)	1.0		3	0	0	0	2	0	0	0	0	0	8	11	0.00	0.000						

San Francisco Giants @ San Diego Padres
Jack Murphy Stadium, San Diego, CA
Mon Sep 21 1992, 10:05 PM EDT
Att: 30,225 - Overcast - 77 F

AB 34
R 1
H 9
RBI 1
BB 1
SO 6
LOB 19



Batter	1	2	3	4	5	6	7	8	9	AB	R	H	RBI	BB	SO	LOB	TOP								
Mike Felder, S (1, 7) OBP: 0.331, SLG: 0.390	P8		K			K		FC6-4		4	0	0	0	0	2	3									
John Patterson, S (1, 8) OBP: 0.224, SLG: 0.203	P6			L8			K		1B	3	0	0	0	0	1	0									
Chris James, R (9, FH) OBP: 0.296, SLG: 0.391										1	0	1	0	0	0	0									
Darren Lewis, R (9, PR) OBP: 0.299, SLG: 0.272										0	0	0	0	0	0	0									
Will Clark, L (1, 3) OBP: 0.386, SLG: 0.480	K			L8			L8		1B	4	0	0	0	0	1	1									
Matt Williams, R (1, 5) OBP: 0.290, SLG: 0.385					K		F8		P4	4	0	1	0	0	1	1									
Robby Thompson, R (1, 4) OBP: 0.340, SLG: 0.427	L6-3								K	3	0	1	0	0	1	1									
Steve Hasey, R (1, 9) OBP: 0.263, SLG: 0.270	K					F8			G5-3	3	0	0	0	0	1	1									
Steve Decker, R (1, 2) OBP: 0.344, SLG: 0.259							K		1B	2	1	1	0	1	1	1									
Royce Clayton, R (1, 6) OBP: 0.273, SLG: 0.296				G6-3			K		1B	3	0	1	0	0	1	1									
Larry Carter, R (1, 1) OBP: 0.250, SLG: 0.143										2	0	0	0	0	2	1									
Jim Pena, L (7, 1) OBP: 0.230, SLG: 0.200										0	0	0	0	0	0	0									
Dave Burba, R (7, 1) OBP: 0.133, SLG: 0.071										0	0	0	0	0	0	0									
Willie McGee, S (8, FH) OBP: 0.339, SLG: 0.357										1	0	1	1	0	0	0									
Francisco Oliveras, R (8, 1) OBP: 0.250, SLG: 0.143										0	0	0	0	0	0	0									
Inning Stats	R: 0 E: 0 K: 1 S: 6	H: 0 LOB: 0 BB: 0 P: 10	R: 0 E: 0 K: 1 S: 7	H: 1 LOB: 0 BB: 0 P: 10	R: 0 E: 0 K: 2 S: 12	H: 1 LOB: 1 BB: 0 P: 17	R: 0 E: 0 K: 1 S: 7	H: 0 LOB: 0 BB: 0 P: 10	R: 0 E: 0 K: 1 S: 7	H: 1 LOB: 0 BB: 0 P: 11	R: 0 E: 0 K: 3 S: 12	H: 0 LOB: 0 BB: 0 P: 19	R: 0 E: 0 K: 1 S: 9	H: 0 LOB: 0 BB: 0 P: 13	R: 1 E: 0 K: 1 S: 9	H: 2 LOB: 2 BB: 1 P: 18	R: 0 E: 0 K: 0 S: 5	H: 1 LOB: 1 BB: 0 P: 7	1B: 5 2B: 3 3B: 0 HR: 0	SF: 0 SAC: 0 DP: 2 HBP: 0	WP: 0 PB: 0 SB: 0 CS: 1	PA: 31			
PITCHER	IP	WLS	BF	H	R	ER	SO	BB	IBB	HBP	BLK	WP	HR	S	P	ERA	WHIP								
Andy Benes, R (1, 1) ERA: 3.4	7.2	W	27	5	1	1	11	1	0	0	0	0	0	67	103	1.17	0.783								
Randy Myers, L (8, 1) ERA: 4.13	1.1	S	4	1	0	0	0	0	0	0	0	0	0	7	12	0.00	0.750								

San Francisco Giants @ San Diego Padres
Jack Murphy Stadium, San Diego, CA
Tue Sep 22 1992, 6:33 AM EDT
Att: 6,601 - Sunny - 84 F

AB	30
R	1
H	6
RBI	1
BB	1
SO	11
LOB	10



Batter	1	2	3	4	5	6	7	8	9	AB	R	H	RBI	BB	SO	LOB	BOTTOM								
Tony Fernandez, S (1, 6) OBP: 0.331, SLG: 0.358	P5		L8	K			1B			4	1	1	0	0	1	1									
Kurt Stillwell, S (1, 4) OBP: 0.274, SLG: 0.308	G5-4-3		F8		L7		SH1-4			2	0	0	0	1	0	0									
Gary Sheffield, R (1, 5) OBP: 0.388, SLG: 0.583	G5-4-3									2	0	1	0	2	0	1									
Fred McGriff, L (1, 3) OBP: 0.396, SLG: 0.567	P6					K				3	0	1	0	1	1	1									
Darrin Jackson, R (1, 8) OBP: 0.289, SLG: 0.403	1B		L8		F8		SF8			3	0	1	1	0	0	3									
Jerald Clark, R (1, 7) OBP: 0.290, SLG: 0.397	G6-3			L8		G5-3				4	1	1	0	0	0	3									
Tom Lampkin, L (1, 2) OBP: 0.250, SLG: 0.250				G3		G4-3		G6-3		4	0	1	0	0	0	1									
Jim Vatcher, R (1, 9) OBP: 0.417, SLG: 0.400				L8						2	0	1	0	2	0	1									
Andy Benes, R (1, 1) OBP: 0.217, SLG: 0.238										3	0	1	1	0	0	4									
Randy Myers, L (8, 1) OBP: 0.167, SLG: 0.167	G5-3					FC5-4		B3-6-4		1	0	0	0	0	0	1									
Inning Stats	R: 0 E: 0 K: 0 S: 3	H: 2 LOB: 3 BB: 1 P: 8	R: 0 E: 0 K: 0 S: 13	H: 2 LOB: 3 BB: 1 P: 23	R: 0 E: 0 K: 0 S: 12	H: 0 LOB: 2 BB: 2 P: 24	R: 1 E: 0 K: 0 S: 9	H: 2 LOB: 1 BB: 0 P: 13	R: 0 E: 0 K: 1 S: 11	H: 1 LOB: 1 BB: 0 P: 16	R: 0 E: 0 K: 0 S: 11	H: 0 LOB: 1 BB: 1 P: 19	R: 1 E: 0 K: 0 S: 7	H: 2 LOB: 2 BB: 1 P: 17	R: 0 E: 0 K: 0 S: 8	H: 1 LOB: 0 BB: 0 P: 10	1B: 7 2B: 1 3B: 0 HR: 0	SF: 1 SAC: 1 DP: 2 HBP: 0	WP: 0 PB: 0 SB: 0 CS: 0	PA: 36					
PITCHER	IP	WLS	BF	H	R	ER	SO	BB	IBB	HBP	BLK	WP	HR	S	P	ERA	WHIP								
Larry Carter, R (1, 1) ERA: 3.8	6.0	L	27	5	1	1	2	5	0	0	0	0	0	4	10	27.00	6.000								
Jim Pena, L (7, 1) ERA: 3.35	0.1		4	2	1	1	0	0	0	0	0	0	0	3	7	0.00	0.000								
Dave Burba, R (7, 1) ERA: 5.4	0.2		2	0	0	0	0	0	0	0	0	0	0	8	10	0.00	1.000								
Francisco Oliveras, R (8, 1) ERA: 3.74	1.0		3	1	0	0	0	0	0	0	0	0	0	8	10	0.00	1.000								

San Francisco Giants @ San Diego Padres
Jack Murphy Stadium, San Diego, CA
Tue Sep 22 1992, 6:33 AM EDT
Att: 6,601 - Sunny - 84 F

AB	28
R	2
H	8
RBI	2
BB	6
SO	2
LOB	16



Batter	1	2	3	4	5	6	7	8	9	AB	R	H	RBI	BB	SO	LOB	TOP				
Craig Biggio, R OBP: 0.383, SLG: 0.371	1-2 F8		1-1 L4	2-2 FC6-4 BB		2-1 G6-3			1-1 G6-3	5	0	0	1	0	0	2	Houston Astros @ San Diego Padres Jack Murphy Stadium, San Diego, CA Wed Sep 23 1992, 10:05 PM EDT Att: 9,325 - Sunny - 84 F				
Steve Finley, L OBP: 0.347, SLG: 0.395	0-3 K		0-2	4-1 BB		0-1			0-2 G6-3	4	0	2	0	1	1	0					
Ken Caminiti, S OBP: 0.354, SLG: 0.446	2-2 5 HR		1-1 G1-3	4-2 BB		1-1 G6-3			2-0 5 1B 1B	4	2	2	1	1	0	2					
5 Jeff Bagwell, R OBP: 0.363, SLG: 0.436	3-1 1-H HR			1-2 2-3 3-H BB					3-1 1B 1B	4	2	2	2	1	0	3					
Eric Anthony, L OBP: 0.295, SLG: 0.395	2-2 L8		1-1 HR	0-1 G4-3		2-2 G3-1			2-1 FC6-4 1B	5	1	2	3	0	0	0					
Casey Candaele, S OBP: 0.288, SLG: 0.260		0-3 K	0-1 BB	2-1 P4		0-2 G3-1			0-0 FC6-4	4	1	1	0	0	1	0					
Xavier Hernandez, L OBP: 0.284, SLG: 0.197			2-2 FC6-4 1B	0-1 P4		0-1 G3-1			1-2 2-H 1B	0	0	0	0	0	0	0					
Scott Servais, R OBP: 0.270, SLG: 0.330		2-2 G6-3	0-1 FC6-4 BB	1-2 1B					1-2 G5-3	4	1	2	0	0	0	0					
Eddie Taubensee, L OBP: 0.296, SLG: 0.330			1-2 G4-3	4-0 FC6-4 BB		0-2 G3			0-2 G6-3	3	0	0	0	1	0	1					
Andujar Cedeno, R OBP: 0.238, SLG: 0.289			2-2 P5	0-0 P4		0-3 K			2-3 K	3	0	0	0	0	1	3					
Pete Harnisch, S OBP: 0.169, SLG: 0.206										1	0	0	0	0	1	0					
Luis Gonzalez, L OBP: 0.304, SLG: 0.394										0	0	0	0	0	0	0					
Doug Jones, R OBP: 0.284, SLG: 0.197										0	0	0	0	0	0	0					
Inning Stats	R: 2 E: 0 K: 1 S: 15	H: 2 LOB: 0 BB: 0 P: 23	R: 0 E: 0 K: 1 S: 9	H: 0 LOB: 0 BB: 0 P: 12	R: 0 E: 0 K: 0 S: 10	H: 1 LOB: 1 BB: 0 P: 14	R: 4 E: 0 K: 0 S: 19	H: 3 LOB: 3 BB: 4 P: 39	R: 0 E: 0 K: 1 S: 9	H: 1 LOB: 1 BB: 0 P: 11	R: 0 E: 0 K: 0 S: 8	H: 0 LOB: 0 BB: 0 P: 12	R: 0 E: 0 K: 1 S: 9	H: 0 LOB: 0 BB: 0 P: 12	R: 1 E: 0 K: 0 S: 13	H: 3 LOB: 2 BB: 0 P: 21	1B: 9 2B: 0 3B: 0 HR: 2	SF: 0 SAC: 0 DP: 0 HBP: 0	WP: 0 PB: 0 SB: 1 CS: 0	PA: 42	
PITCHER	IP	WLS	BF	H	R	ER	SO	BB	IBB	HBP	BLK	WP	HR	S	P	ERA	WHIP				
Bruce Hurst, L ERA: 3.85	(1, 1)	3.1	18	6	6	6	2	2	0	0	0	0	2	44	68	16.20	2.400				
Jose Melendez, R ERA: 2.98	(4, 1)	1.2	8	1	0	0	2	2	0	0	0	0	0	18	31	0.00	1.800				
Mike Maddux, R ERA: 2.44	(6, 1)	2.0	7	1	0	0	1	0	0	0	0	0	0	17	24	0.00	0.500				
Tim Scott, R ERA: 4.89	(8, 1)	1.0	3	0	0	0	1	0	0	0	0	0	0	9	12	0.00	0.000				
Jeremy Hernandez, R ERA: 3.93	(9, 1)	0.2	L 4	2	1	1	0	0	0	0	0	0	0	10	16	13.50	3.000				
PITCHER	IP	WLS	BF	H	R	ER	SO	BB	IBB	HBP	BLK	WP	HR	S	P	ERA	WHIP				
Rich Rodriguez, L ERA: 2.33	(9, 1)	0.1	2	1	0	0	0	0	0	0	0	0	0	3	5	0.00	3.000				

AB	38
R	7
H	11
RBI	7
BB	4
SO	4
LOB	13



Batter	1	2	3	4	5	6	7	8	9	AB	R	H	RBI	BB	SO	LOB	BOTTOM					
Tony Fernandez, S OBP: 0.332, SLG: 0.359	2-0 1B		2-2 L7		0-1 FC4-6 FC4-6		4-2 2B		3-2 G3	4	1	1	0	1	0	1	Houston Astros @ San Diego Padres Jack Murphy Stadium, San Diego, CA Wed Sep 23 1992, 10:05 PM EDT Att: 9,325 - Sunny - 84 F					
Oscar Azocar, L OBP: 0.226, SLG: 0.225	0-0 BB		4-0		2-2 FC4-6		2-1 1-H		0-1 L8	4	1	2	1	1	0	1						
Gary Sheffield, R OBP: 0.388, SLG: 0.582	1-0 BB		1-3 K		0-2 L8		0-0 P4		3-2 1B	5	0	2	0	0	1	2						
Fred McGriff, L OBP: 0.398, SLG: 0.567	4-2 1-2 2-3 BB		2-2 F8		4-2 L1-3 BB		3-2 1B		0-1 P4	3	1	1	0	2	0	2						
Darrin Jackson, R OBP: 0.291, SLG: 0.405	0-1 SF8			2-2 G4-3 S WP 1B		3-1 L1-3		0-1 FC4-6		3	1	2	1	0	0	1						
Jerald Clark, R OBP: 0.288, SLG: 0.393	0-3 K		3-3 K		0-1 G6-3		0-1 FC4-6		0-1 FC4-6 G3 HBP	4	0	0	1	0	2	4						
Tom Lampkin, L OBP: 0.375, SLG: 0.286		0-1 G4-3		1-2 G4-3		0-0 HR		1-2 G3		3	1	1	0	0	0	1						
Kurt Stillwell, S OBP: 0.272, SLG: 0.304		1-0 L9		1-2 G1-3		2-0 P7		2-2 G3		4	0	0	0	0	0	3						
Bruce Hurst, L ERA: 3.85			1-1 G1-3		1-0 FC4-6		0-1 1-H HR		3-3 K	1	0	0	0	0	0	0						
Pete Harnisch, R ERA: 3.8										1	0	0	0	0	0	0						
Xavier Hernandez, R ERA: 2.23										0	0	0	0	0	0	0						
Rob Murphy, L ERA: 4.3										0	0	0	0	0	0	0						
Doug Jones, R ERA: 1.93										0	0	0	0	0	0	0						
Inning Stats	R: 1 E: 0 K: 1 S: 10	H: 3 LOB: 2 BB: 1 P: 17	R: 0 E: 0 K: 0 S: 5	H: 0 LOB: 0 BB: 0 P: 7	R: 0 E: 0 K: 1 S: 11	H: 0 LOB: 1 BB: 1 P: 20	R: 1 E: 0 K: 1 S: 15	H: 1 LOB: 0 BB: 0 P: 22	R: 0 E: 0 K: 0 S: 6	H: 1 LOB: 1 BB: 0 P: 14	R: 0 E: 0 K: 0 S: 6	H: 0 LOB: 0 BB: 1 P: 13	R: 3 E: 0 K: 0 S: 9	H: 3 LOB: 0 BB: 1 P: 17	R: 1 E: 0 K: 1 S: 16	H: 2 LOB: 2 BB: 0 P: 25	R: 0 E: 0 K: 0 S: 10	H: 1 LOB: 1 BB: 0 P: 16	1B: 7 2B: 4 3B: 0 HR: 1	SF: 1 SAC: 0 DP: 1 HBP: 1	WP: 1 PB: 0 SB: 1 CS: 0	PA: 40
PITCHER	IP	WLS	BF	H	R	ER	SO	BB	IBB	HBP	BLK	WP	HR	S	P	ERA	WHIP					
Pete Harnisch, R ERA: 3.8	(1, 1)	6.1	27	7	4	4	3	3	0	0	0	0	1	62	99	5.68	1.579					
Xavier Hernandez, R ERA: 2.23	(7, 1)	1.0	7	3	2	2	0	1	0	1	0	0	0	15	25	18.00	4.000					
Rob Murphy, L ERA: 4.3	(8, 1)	0.1	1	0	0	0	0	0	0	0	0	0	0	3	5	0.00	0.000					
Doug Jones, R ERA: 1.93	(8, 1)	1.1	W 5	1	0	0	1	0	0	0	0	0	0	13	22	0.00	0.750					



Batter	1	2	3	4	5	6	7	8	9	AB	R	H	RBI	BB	SO	LOB	TOP									
Craig Biggio, R OBP: 0.381, SLG: 0.369 (1, 4)										4	0	0	0	0	2	1	Houston Astros @ San Diego Padres Jack Murphy Stadium, San Diego, CA Thu Sep 24 1992, 6:33 AM EDT Att: 5,913 - Sunny - 85 F									
Steve Finley, L OBP: 0.347, SLG: 0.393 (1, 8)										3	0	0	0	1	0	2										
Luis Gonzalez, L OBP: 0.304, SLG: 0.394 (1, 7)										3	0	1	1	0	0	1										
Casey Candaele, S OBP: 0.284, SLG: 0.259 (8, PH) (8, 7)										1	0	0	0	0	1	0										
5 Jeff Bagwell, R OBP: 0.361, SLG: 0.433 (1, 3)										4	0	0	0	0	2											
Eric Anthony, L OBP: 0.297, SLG: 0.397 (1, 9)										3	0	1	0	1	1	0										
Ken Caminiti, S OBP: 0.353, SLG: 0.443 (1, 5)										3	0	0	0	1	2	2										
Eddie Taubensee, L OBP: 0.296, SLG: 0.330 (8, PH) (8, 7)										3	0	1	0	0	1	2										
Rafael Ramirez, R OBP: 0.282, SLG: 0.301 (8, PH) (8, 7)										0	0	0	0	1	0	0										
Andujar Cedeno, R OBP: 0.239, SLG: 0.286 (1, 6)										2	1	0	0	0	0	1										
Willie Blair, R OBP: 0.118, SLG: 0.063 (4, PH) Shane Reynolds, R OBP: 0.288, SLG: 0.300 Al Osuna, L OBP: 0.333, SLG: 0.333 Gerald Young, S OBP: 0.283, SLG: 0.194 Joe Boever, R (7, 1)										1	0	0	0	0	1	1										
Inning Stats	R: 0 E: 0 K: 1 S: 9	H: 0 LOB: 0 BB: 0 P: 16	R: 0 E: 0 K: 1 S: 11	H: 0 LOB: 1 BB: 1 P: 20	R: 1 E: 1 K: 1 S: 11	H: 1 LOB: 2 BB: 0 P: 20	R: 0 E: 1 K: 0 S: 11	H: 1 LOB: 0 BB: 1 P: 16	R: 0 E: 0 K: 1 S: 6	H: 0 LOB: 0 BB: 0 P: 13	R: 0 E: 0 K: 1 S: 8	H: 1 LOB: 1 BB: 0 P: 11	R: 0 E: 0 K: 2 S: 8	H: 0 LOB: 0 BB: 0 P: 13	R: 0 E: 0 K: 1 S: 7	H: 0 LOB: 0 BB: 0 P: 9	R: 0 E: 0 K: 2 S: 8	H: 0 LOB: 1 BB: 1 P: 15	1B: 2 2B: 1 3B: 0 HR: 0	SF: 0 SAC: 0 DP: 2 HBP: 1	WP: 0 PB: 0 SB: 1 CS: 0	PA: 35				
PITCHER	IP	WLS	BF	H	R	ER	SO	BB	IBB	HBP	BLK	WP	HR	S	P	ERA	WHIP									
Frank Seminara, R ERA: 3.72 Rich Rodriguez, L ERA: 2.28	(1, 1)	7.0	W	28	3	1	0	6	3	0	1	0	0	0	64	109	0.00	0.857								
(8, 1)	2.0	7	0	0	0	0	3	1	0	0	0	0	0	0	15	24	0.00	0.500								

AB	29
R	1
H	3
RBI	1
BB	4
SO	9
LOB	14



Batter	1	2	3	4	5	6	7	8	9	AB	R	H	RBI	BB	SO	LOB	BOTTOM								
Tony Fernandez, S OBP: 0.334, SLG: 0.360 (1, 6)										4	1	2	0	1	2	3	Houston Astros @ San Diego Padres Jack Murphy Stadium, San Diego, CA Thu Sep 24 1992, 6:33 AM EDT Att: 5,913 - Sunny - 85 F								
Kurt Stillwell, S OBP: 0.274, SLG: 0.304 (1, 4)										3	1	1	0	1	0	3									
Gary Sheffield, R OBP: 0.587, SLG: 0.585 Rich Rodriguez, L (8, 1)										4	1	1	3	0	0	2									
Fred McGriff, L OBP: 0.395, SLG: 0.563 (1, 3)										4	0	0	0	0	1	1									
Darrin Jackson, R OBP: 0.292, SLG: 0.407 (1, 8)										4	2	2	0	0	1	0									
Phil Stephenson, L OBP: 0.257, SLG: 0.226 Jim Vatcher, R OBP: 0.462, SLG: 0.400 (6, PH) (7, 9)										1	1	0	0	1	0	0									
Dan Walters, R OBP: 0.316, SLG: 0.420 (1, 2)										4	0	2	3	0	1	1									
Kevin Ward, R OBP: 0.275, SLG: 0.301 (1, 7)										4	1	1	0	0	2	3									
Frank Seminara, R OBP: 0.121, SLG: 0.094 Tim Teufel, R OBP: 0.322, SLG: 0.345 (8, 5)										3	0	0	0	0	0	4									
Inning Stats	R: 5 E: 0 K: 1 S: 19	H: 5 LOB: 1 BB: 1 P: 33	R: 0 E: 0 K: 0 S: 4	H: 0 LOB: 0 BB: 2 P: 13	R: 0 E: 0 K: 1 S: 6	H: 0 LOB: 0 BB: 0 P: 9	R: 0 E: 1 K: 1 S: 11	H: 1 LOB: 2 BB: 0 P: 18	R: 0 E: 0 K: 1 S: 5	H: 0 LOB: 0 BB: 0 P: 9	R: 0 E: 0 K: 2 S: 13	H: 0 LOB: 1 BB: 1 P: 18	R: 0 E: 0 K: 0 S: 8	H: 1 LOB: 0 BB: 0 P: 14	R: 2 E: 0 K: 1 S: 13	H: 3 LOB: 1 BB: 0 P: 17		1B: 6 2B: 3 3B: 0 HR: 1	SF: 0 SAC: 1 DP: 1 HBP: 0	WP: 0 PB: 0 SB: 0 CS: 1	PA: 37				
PITCHER	IP	WLS	BF	H	R	ER	SO	BB	IBB	HBP	BLK	WP	HR	S	P	ERA	WHIP								
Willie Blair, R ERA: 3.74 Shane Reynolds, R ERA: 7.97 Al Osuna, L ERA: 4.3 Joe Boever, R ERA: 2.54	(1, 1)	3.0	L	15	5	5	2	3	0	0	0	0	0	6	10	0.00	3.000								
(4, 1)	0.1	3	1	0	0	0	0	0	0	0	0	0	0	23	35	0.00	0.375								
(4, 1)	2.2	9	0	0	0	4	1	0	0	0	0	0	0	21	31	9.00	2.000								
(7, 1)	2.0	10	4	2	2	1	0	0	0	0	0	0	0	21	31	9.00	2.000								



AB	32
R	7
H	10
RBI	7
BB	4
SO	7
LOB	17

Batter	1	2	3	4	5	6	7	8	9	AB	R	H	RBI	BB	SO	LOB	TOP
Otis Nixon, S <small>OBP: 0.354, SLG: 0.354</small> 										4	0	0	0	0	2	0	Atlanta Braves @ San Diego Padres Jack Murphy Stadium, San Diego, CA Fri Sep 25 1992, 10:05 PM EDT Att: 38,866 - Sunny - 74 F
Jeff Blauer, R <small>OBP: 0.354, SLG: 0.463</small> 										4	0	2	0	0	1	0	
Terry Pendleton, S <small>OBP: 0.345, SLG: 0.476</small> 										4	0	1	0	0	0	2	
David Justice, L <small>OBP: 0.354, SLG: 0.432</small> 										4	0	1	0	0	1	2	
Sid Bream, L <small>OBP: 0.336, SLG: 0.418</small> Brian Hunter, R <small>OBP: 0.294, SLG: 0.500</small> 										3	0	0	0	0	1	2	
Lonnie Smith, R <small>OBP: 0.323, SLG: 0.450</small> 										4	0	1	0	0	0	0	
Damon Berryhill, S <small>OBP: 0.269, SLG: 0.390</small> Ron Gant, R <small>OBP: 0.318, SLG: 0.409</small> 										3	0	0	0	0	1	1	
Mark Lemke, S <small>OBP: 0.314, SLG: 0.316</small> Francisco Cabrera, R <small>OBP: 0.333, SLG: 1.000</small> 										1	0	0	0	2	1	1	
Steve Avery, L <small>OBP: 0.182, SLG: 0.203</small> Ryan Klesko, L <small>OBP: 0.318, SLG: 0.409</small> Mark Wohlers, R <small>OBP: 0.318, SLG: 0.409</small> 										2	0	0	0	0	2	1	
Inning Stats <small>R: 0 H: 2 E: 0 LOB: 2 K: 2 BB: 0 S: 10</small>	<small>R: 0 H: 0 E: 0 LOB: 1 K: 1 BB: 1 S: 6</small>	<small>R: 0 H: 1 E: 0 LOB: 1 K: 0 BB: 0 S: 7</small>	<small>R: 0 H: 1 E: 1 LOB: 1 K: 2 BB: 0 S: 14</small>	<small>R: 0 H: 0 E: 0 LOB: 0 K: 0 BB: 0 S: 9</small>	<small>R: 0 H: 0 E: 0 LOB: 0 K: 0 BB: 0 S: 7</small>	<small>R: 0 H: 0 E: 0 LOB: 0 K: 0 BB: 1 S: 13</small>	<small>R: 0 H: 1 E: 0 LOB: 1 K: 0 BB: 0 S: 11</small>	<small>R: 0 H: 1 E: 0 LOB: 1 K: 0 BB: 0 S: 11</small>	<small>1B: 5 SF: 0 2B: 1 SAC: 0 3B: 0 DP: 0 HR: 0 HBP: 0</small>	<small>WP: 0 PA: 35</small>							
PITCHER Greg Harris, R <small>ERA: 4.3</small> Randy Myers, L <small>ERA: 4.05</small>	<small>IP: 7.2 WLS: W BF: 30 H: 5 R: 0 ER: 0 SO: 8 BB: 2 IBB: 0 HBP: 0 BLK: 0 WP: 0 HR: 0 S: 68 P: 110 ERA: 0.00 WHIP: 0.913</small>	<small>IP: 1.1 WLS: S BF: 5 H: 1 R: 0 ER: 0 SO: 1 BB: 0 IBB: 0 HBP: 0 BLK: 0 WP: 0 HR: 0 S: 14 P: 17 ERA: 0.00 WHIP: 0.750</small>															

Batter	1	2	3	4	5	6	7	8	9	AB	R	H	RBI	BB	SO	LOB	BOTTOM
Tony Fernandez, S <small>OBP: 0.335, SLG: 0.359</small> 										3	0	1	0	1	0	4	Atlanta Braves @ San Diego Padres Jack Murphy Stadium, San Diego, CA Fri Sep 25 1992, 10:05 PM EDT Att: 38,866 - Sunny - 74 F
Kevin Ward, R <small>OBP: 0.293, SLG: 0.309</small> Guillermo Velasquez, L <small>OBP: 0.286, SLG: 0.714</small> Jim Vatcher, R <small>OBP: 0.462, SLG: 0.400</small> 										3	0	2	0	0	0	0	
Gary Sheffield, R <small>OBP: 0.386, SLG: 0.582</small> 										4	0	1	0	0	0	1	
Fred McGriff, L <small>OBP: 0.393, SLG: 0.558</small> 										4	0	0	0	0	0	4	
Darrin Jackson, R <small>OBP: 0.290, SLG: 0.404</small> 										4	0	0	0	0	0	3	
Jerald Clark, R <small>OBP: 0.288, SLG: 0.399</small> 										3	1	1	1	0	0	0	
Dan Walters, R <small>OBP: 0.316, SLG: 0.425</small> 										3	0	1	0	0	0	0	
Craig Shipley, R <small>OBP: 0.240, SLG: 0.276</small> 										2	0	0	0	1	1	1	
Greg Harris, R <small>OBP: 0.273, SLG: 0.179</small> Randy Myers, L <small>OBP: 0.167, SLG: 0.167</small> 										3	0	1	0	0	1	1	
Inning Stats <small>R: 0 H: 2 E: 0 LOB: 2 K: 0 BB: 1 S: 13</small>	<small>R: 1 H: 1 E: 1 LOB: 1 K: 0 BB: 0 S: 9</small>	<small>R: 0 H: 0 E: 0 LOB: 0 K: 0 BB: 0 S: 6</small>	<small>R: 0 H: 2 E: 0 LOB: 3 K: 0 BB: 1 S: 8</small>	<small>R: 0 H: 1 E: 0 LOB: 1 K: 0 BB: 0 S: 7</small>	<small>R: 0 H: 0 E: 0 LOB: 0 K: 1 BB: 0 S: 12</small>	<small>R: 0 H: 1 E: 0 LOB: 0 K: 2 BB: 0 S: 8</small>	<small>R: 0 H: 0 E: 0 LOB: 0 K: 0 BB: 0 S: 7</small>	<small>1B: 5 SF: 0 2B: 1 SAC: 0 3B: 0 DP: 1 HR: 1 HBP: 0</small>	<small>WP: 0 PA: 32</small>								
PITCHER Steve Avery, L <small>ERA: 3.2</small> Mark Wohlers, R <small>ERA: 2.25</small>	<small>IP: 6.0 WLS: L BF: 26 H: 6 R: 1 ER: 1 SO: 1 BB: 1 IBB: 0 HBP: 0 BLK: 0 WP: 0 HR: 1 S: 55 P: 86 ERA: 1.50 WHIP: 1.167</small>	<small>IP: 2.0 WLS: 6 BF: 1 H: 0 R: 0 ER: 0 SO: 2 BB: 0 IBB: 0 HBP: 0 BLK: 0 WP: 0 HR: 0 S: 15 P: 20 ERA: 0.00 WHIP: 0.500</small>															

Batter	1	2	3	4	5	6	7	8	9	10	AB	R	H	RBI	BB	SO	LOB	TOP			
Otis Nixon, S <small>OBP: 0.353, SLG: 0.353</small> (1, 8)												5	1	2	0	0	0	2			
Jeff Blausler, R <small>OBP: 0.358, SLG: 0.467</small> Rafael Belliard, R <small>OBP: 0.284, SLG: 0.247</small> (10, PR)											4	0	1	0	1	1	2				
Terry Pendleton, S <small>OBP: 0.346, SLG: 0.475</small> (1, 5)											5	1	3	1	0	0	0				
David Justice, L <small>OBP: 0.355, SLG: 0.429</small> (1, 9)											3	0	0	0	2	1	3				
Sid Bream, L <small>OBP: 0.324, SLG: 0.415</small> Brian Hunter, R <small>OBP: 0.293, SLG: 0.500</small> (9, PH)											3	0	0	0	0	1	3				
Lonnie Smith, R <small>OBP: 0.324, SLG: 0.439</small> Jeff Reardon, R (9, 1)											3	0	0	0	1	1	2				
Damon Berryhill, S <small>OBP: 0.270, SLG: 0.388</small> Tommy Gregg, L <small>OBP: 0.444, SLG: 0.375</small> Mark Wohlers, R (8, 1)											3	0	1	0	0	2	0				
Ron Gant, R <small>OBP: 0.319, SLG: 0.408</small> (9, 7)											2	0	0	0	1	0	0				
Mark Lemke, S <small>OBP: 0.311, SLG: 0.311</small> (1, 4)											2	0	0	0	0	1	1				
29 John Smoltz, R <small>OBP: 0.225, SLG: 0.203</small> Ryan Klesko, L (8, PH)											1	0	0	0	0	2					
Javy Lopez, R <small>OBP: 0.333, SLG: 0.667</small> (8, 2)											1	0	0	0	0	0					
Inning Stats	R: 0 E: 0 K: 0 S: 7	H: 0 LOB: 0 BB: 0 P: 9	R: 0 E: 0 K: 1 S: 10	H: 0 LOB: 1 BB: 1 P: 18	R: 0 E: 0 K: 2 S: 13	H: 1 LOB: 2 BB: 1 P: 20	R: 0 E: 0 K: 1 S: 6	H: 0 LOB: 0 BB: 0 P: 9	R: 0 E: 0 K: 1 S: 9	H: 0 LOB: 0 BB: 0 P: 14	R: 0 E: 0 K: 0 S: 9	H: 1 LOB: 1 BB: 1 P: 18	R: 0 E: 0 K: 0 S: 4	H: 1 LOB: 2 BB: 0 P: 5	R: 1 E: 0 K: 1 S: 14	H: 3 LOB: 2 BB: 1 P: 25	R: 1 E: 0 K: 0 S: 11	H: 2 LOB: 2 BB: 1 P: 17	1B: 6 2B: 4 3B: 0 HR: 0	SF: 0 SAC: 1 DP: 2 HBP: 0	WP: 0 PA: 40
PITCHER	IP WLS BF H R ER SO BB IBB HBP BLK WP HR S P ERA WHIP																				
Andy Benes, R <small>ERA: 3.29</small> (1, 1)	7.0	24	2	0	0	6	3	0	0	0	0	0	0	63	102	0.00	0.714				
Jeremy Hernandez, R <small>ERA: 3.68</small> (8, 1)	1.1	5	2	0	0	0	0	0	0	0	0	0	0	8	11	0.00	1.500				
Randy Myers, L <small>ERA: 4.2</small> (9, 1)	1.2	L 11	4	2	2	1	1	1	0	0	0	0	0	21	36	10.80	3.000				

Atlanta Braves @ San Diego Padres
 Jack Murphy Stadium, San Diego, CA
 Sun Sep 27 1992, 6:33 AM EDT
 Att. 16,884 - Sunny - 83 F

AB	34
R	2
H	8
RBI	2
BB	5
SO	7
LOB	17



Batter	1	2	3	4	5	6	7	8	9	10	AB	R	H	RBI	BB	SO	LOB	BOTTOM			
Tony Fernandez, S <small>OBP: 0.333, SLG: 0.357</small> (1, 6)											5	0	1	0	0	2	0				
Kurt Stillwell, S <small>OBP: 0.273, SLG: 0.299</small> (1, 4)											5	0	0	0	0	1	1				
Gary Sheffield, R <small>OBP: 0.364, SLG: 0.579</small> Tim Lincecum, R <small>OBP: 0.321, SLG: 0.343</small> (10, 5)											4	1	2	0	0	0	0				
Fred McGriff, L <small>OBP: 0.392, SLG: 0.555</small> (1, 3)											3	0	1	0	1	0	0				
Benito Santiago, R <small>OBP: 0.288, SLG: 0.384</small> Dan Walters, R <small>OBP: 0.318, SLG: 0.426</small> Randy Myers, L <small>OBP: 0.167, SLG: 0.167</small> (9, 1)											2	0	0	0	0	2	2				
Darin Jackson, R <small>OBP: 0.288, SLG: 0.402</small> (1, 8)											4	0	1	1	0	0	2				
Jerald Clark, R <small>OBP: 0.283, SLG: 0.392</small> (1, 7)											4	0	0	0	0	1	3				
Phil Stephenson, L <small>OBP: 0.243, SLG: 0.212</small> Jim Vatcher, R <small>OBP: 0.429, SLG: 0.364</small> (8, 9)											3	0	0	0	0	1	2				
Andy Benes, R <small>OBP: 0.211, SLG: 0.231</small> Guillermo Velazquez, L <small>OBP: 0.250, SLG: 0.625</small> Jeremy Hernandez, R (8, 1)											2	0	0	0	0	1	0				
Tom Lampkin, L <small>OBP: 0.417, SLG: 0.222</small> (9, 2)											1	0	0	0	0	0	0				
Inning Stats	R: 0 E: 0 K: 2 S: 8	H: 0 LOB: 0 BB: 0 P: 11	R: 0 E: 0 K: 1 S: 7	H: 1 LOB: 1 BB: 0 P: 12	R: 0 E: 0 K: 2 S: 12	H: 1 LOB: 1 BB: 0 P: 17	R: 1 E: 0 K: 1 S: 14	H: 2 LOB: 2 BB: 0 P: 22	R: 0 E: 0 K: 1 S: 7	H: 0 LOB: 0 BB: 0 P: 10	R: 0 E: 0 K: 0 S: 7	H: 0 LOB: 0 BB: 0 P: 10	R: 0 E: 0 K: 0 S: 12	H: 1 LOB: 2 BB: 1 P: 20	R: 0 E: 0 K: 2 S: 8	H: 0 LOB: 0 BB: 0 P: 9	R: 0 E: 0 K: 0 S: 7	H: 0 LOB: 0 BB: 0 P: 8	1B: 4 2B: 2 3B: 0 HR: 0	SF: 0 SAC: 0 DP: 0 HBP: 0	WP: 0 PA: 38
PITCHER	IP WLS BF H R ER SO BB IBB HBP BLK WP HR S P ERA WHIP																				
29 John Smoltz, R <small>ERA: 2.89</small> (1, 1)	7.0	27	5	1	1	7	0	0	0	0	0	65	97	1.29	0.714						
Mark Wohlers, R <small>ERA: 2.16</small> (8, 1)	1.0	5	1	0	0	0	0	1	0	0	0	0	12	20	0.00	1.000					
Jeff Reardon, R <small>ERA: 3.42</small> (9, 1)	2.0	W 6	0	0	0	2	0	0	0	0	0	0	15	17	0.00	0.000					

Atlanta Braves @ San Diego Padres
 Jack Murphy Stadium, San Diego, CA
 Sun Sep 27 1992, 6:33 AM EDT
 Att. 16,884 - Sunny - 83 F

AB	37
R	1
H	6
RBI	1
BB	1
SO	9
LOB	12



Batter	1	2	3	4	5	6	7	8	9	AB	R	H	RBI	BB	SO	LOB	TOP					
Tony Fernandez, S OBP: 0.335, SLG: 0.359										5	1	3	0	0	0	1						
Oscar Azocar, L OBP: 0.229, SLG: 0.229										3	1	1	0	0	0	2						
Mike Maddux, L OBP: 0.256, SLG: 0.143										3	2	1	1	1	0	2						
Tim Teufel, R OBP: 0.319, SLG: 0.342										1	0	0	0	0	0	1						
Fred McGriff, L OBP: 0.395, SLG: 0.555										4	0	2	0	0	1	2						
Darrin Jackson, R OBP: 0.290, SLG: 0.403										4	0	0	1	0	1	5						
Jerald Clark, R OBP: 0.281, SLG: 0.389										3	0	0	0	0	1	2						
Dan Walters, R OBP: 0.373, SLG: 0.418										0	0	0	0	0	0	0						
Rich Rodriguez, L OBP: 0.333, SLG: 0.333										1	0	0	1	0	0	1						
Guillermo Velasquez, L OBP: 0.222, SLG: 0.356										0	0	0	0	0	0	0						
Jim Vatcher, R OBP: 0.429, SLG: 0.364										0	0	0	0	0	0	0						
Kurt Stillwell, S OBP: 0.273, SLG: 0.298										4	0	1	0	0	2	1						
Doug Brocail, L OBP: 0.250, SLG: 0.250										2	0	0	0	0	0	1						
Tom Lampkin, L OBP: 0.429, SLG: 0.200										1	0	0	0	1	0	0						
Inning Stats	R: 3 E: 0 K: 1 S: 21	H: 4 LOB: 1 BB: 0 P: 30	R: 0 E: 0 K: 0 S: 8	H: 0 LOB: 0 BB: 0 P: 11	R: 0 E: 0 K: 1 S: 9	H: 0 LOB: 0 BB: 0 P: 13	R: 0 E: 0 K: 1 S: 14	H: 1 LOB: 0 BB: 0 P: 21	R: 0 E: 0 K: 0 S: 11	H: 2 LOB: 2 BB: 0 P: 16	R: 0 E: 0 K: 1 S: 10	H: 1 LOB: 1 BB: 1 P: 13	R: 0 E: 0 K: 2 S: 9	H: 0 LOB: 1 BB: 1 P: 15	R: 2 E: 0 K: 1 S: 14	H: 1 LOB: 1 BB: 2 P: 24	R: 0 E: 0 K: 0 S: 8	H: 1 LOB: 1 BB: 0 P: 13	1B: 9 2B: 1 3B: 0 HR: 0	SF: 0 SAC: 0 DP: 0 HBP: 0	WP: 1 PB: 0 SB: 0 CS: 1	PA: 39
PITCHER	IP	WLS	BF	H	R	ER	SO	BB	IBB	HBP	BLK	WP	HR	S	P	ERA	WHIP					
Pete Harnisch, R ERA: 3.85	4.2		20	7	3	3	3	0	0	0	0	0	0	60	86	5.79	1.500					
Joe Boever, R ERA: 2.45	1.2		7	1	0	0	2	1	0	0	0	0	0	17	28	0.00	1.200					
Rob Murphy, L ERA: 4.22	0.2		2	0	0	0	1	0	0	0	0	0	0	5	5	0.00	0.000					
Mark Portugal, R ERA: 2.77	0.0		3	1	2	2	0	2	0	0	0	0	0	6	15	∞	∞					
Doug Jones, R ERA: 1.84	1.0		3	0	0	0	1	0	0	0	0	0	0	8	9	0.00	0.000					

San Diego Padres @ Houston Astros
Astrodome, Houston, TX
Tue Sep 29 1992, 8:05 PM EDT
Att: 14,573 - Dome - 70 F

livebaseballscorecards.com

AB 36
R 5
H 10
RBI 5
BB 3
SO 7
LOB 20

Batter	1	2	3	4	5	6	7	8	9	AB	R	H	RBI	BB	SO	LOB	BOTTOM					
Craig Biggio, R OBP: 0.379, SLG: 0.369										2	0	0	0	2	0	0						
Steve Finley, L OBP: 0.348, SLG: 0.394										3	2	2	1	1	0	0						
Luis Gonzalez, L OBP: 0.298, SLG: 0.393										5	1	2	2	0	1	4						
5 Jeff Bagwell, R OBP: 0.364, SLG: 0.436										3	0	1	0	1	1	2						
Eric Anthony, L OBP: 0.295, SLG: 0.394										4	0	0	1	0	1	5						
Mark Portugal, R OBP: 0.115, SLG: 0.115										0	0	0	0	0	0	0						
Doug Jones, R OBP: 0.274, SLG: 0.189										0	0	0	0	0	0	0						
Al Osuna, R ERA: 4.23										4	1	1	2	0	1	1						
Ken Caminiti, S OBP: 0.354, SLG: 0.451										3	0	1	0	1	1	1						
Eddie Taubensee, L OBP: 0.301, SLG: 0.329										3	0	1	0	1	1	1						
Andujar Cedeno, R OBP: 0.243, SLG: 0.292										3	0	0	0	0	2	1						
Rob Murphy, L ERA: 4.42										0	0	0	0	0	0	0						
Gerald Young, S OBP: 0.274, SLG: 0.189										1	0	0	0	0	0	1						
Pete Harnisch, S OBP: 0.182, SLG: 0.219										1	1	1	0	0	0	0						
Joe Boever, R ERA: 2.45										1	0	0	0	0	1	0						
Casey Candaele, S OBP: 0.266, SLG: 0.346										0	0	0	0	0	1	0						
Rafael Ramirez, R OBP: 0.288, SLG: 0.305										1	0	1	0	0	0	0						
Ryan Bowen, R OBP: 0.125, SLG: 0.125										0	1	0	0	0	0	0						
Inning Stats	R: 0 E: 0 K: 0 S: 12	H: 0 LOB: 0 BB: 0 P: 17	R: 0 E: 0 K: 1 S: 11	H: 0 LOB: 0 BB: 0 P: 15	R: 1 E: 1 K: 1 S: 9	H: 2 LOB: 2 BB: 1 P: 17	R: 0 E: 0 K: 2 S: 9	H: 1 LOB: 1 BB: 0 P: 13	R: 0 E: 0 K: 2 S: 20	H: 3 LOB: 1 BB: 1 P: 35	R: 0 E: 0 K: 0 S: 13	H: 0 LOB: 3 BB: 3 P: 25	R: 0 E: 0 K: 0 S: 7	H: 1 LOB: 0 BB: 0 P: 12	R: 2 E: 0 K: 0 S: 6	H: 2 LOB: 2 BB: 1 P: 12	1B: 5 2B: 4 3B: 0 HR: 1	SF: 0 SAC: 2 DP: 1 HBP: 0	WP: 0 PB: 0 SB: 2 CS: 0	PA: 39		
PITCHER	IP	WLS	BF	H	R	ER	SO	BB	IBB	HBP	BLK	WP	HR	S	P	ERA	WHIP					
Doug Brocail, R ERA: 7.0	5.1		22	5	3	3	7	1	0	0	0	0	1	9	16	27.00	6.000					
Rich Rodriguez, L ERA: 2.44	0.1		3	1	1	1	0	1	0	0	0	0	0	1	9	16	27.00	6.000				
Gene Harris, R ERA: 4.55	1.1		7	0	0	0	1	3	0	0	0	0	0	16	31	0.00	2.250					
Mike Maddux, R ERA: 2.41	1.0		3	1	0	0	0	0	0	0	0	0	0	7	12	0.00	1.000					
Randy Myers, L ERA: 4.42	0.1	L	4	2	2	2	0	1	0	0	0	0	0	6	12	54.00	9.000					

San Diego Padres @ Houston Astros
Astrodome, Houston, TX
Tue Sep 29 1992, 8:05 PM EDT
Att: 14,573 - Dome - 70 F

livebaseballscorecards.com

AB 31
R 6
H 9
RBI 6
BB 6
SO 8
LOB 15

Batter	1	2	3	4	5	6	7	8	9	AB	R	H	RBI	BB	SO	LOB	TOP				
Tony Fernandez, S (1, 6) OBP: 0.334, SLG: 0.358	L7		P6		F9		P5			5	0	1	0	0	0	2	San Diego Padres @ Houston Astros Astrodome, Houston, TX Wed Sep 30 1992, 8:05 PM EDT Att: 12,171 - Dome - 70 F				
Oscar Azocar, L (1, 9) OBP: 0.228, SLG: 0.228	F9									2	1	1	0	0	0	0					
Kevin Wald, R (5, PH) OBP: 0.277, SLG: 0.302										2	0	0	0	0	2	1					
Tim Scott, R (7, 9) OBP: 0.277, SLG: 0.302										0	0	0	0	0	0	0					
Rich Rodriguez, L (7, 1) OBP: 0.277, SLG: 0.302										0	0	0	0	0	0	0					
Jeremy Hernandez, R (8, 1) OBP: 0.277, SLG: 0.302										0	0	0	0	0	0	0					
Jose Melendez, R (8, 1) OBP: 0.277, SLG: 0.302										0	0	0	0	0	0	0					
Guillermo Velasquez, L (9, PH) OBP: 0.277, SLG: 0.302										1	0	0	0	0	1	2					
Darinn Jackson, R (1, 8) OBP: 0.289, SLG: 0.402	F9									4	1	1	0	0	1	0					
Fred McGriff, L (1, 3) OBP: 0.395, SLG: 0.556										3	1	1	2	1	1	0					
Jerald Clark, R (1, 7) OBP: 0.283, SLG: 0.390	F8									4	0	2	1	0	0	2					
Dan Walters, R (1, 2) OBP: 0.306, SLG: 0.408	G5-3									4	0	0	0	0	3	4					
Tim Teufel, R (1, 5) OBP: 0.318, SLG: 0.345										4	0	1	1	0	2	1					
Jeff Gardner, L (1, 4) OBP: 0.125, SLG: 0.125										4	0	2	0	0	2	1					
Frank Seminara, R (1, 1) OBP: 0.143, SLG: 0.118										2	1	1	0	0	1	0					
Phil Stephenson, L (7, PH) OBP: 0.249, SLG: 0.209										1	0	0	0	0	0	1					
Jim Vatcher, R (7, 9) OBP: 0.429, SLG: 0.364										0	0	0	0	0	0	0					
Tom Lampkin, L (9, PH) OBP: 0.400, SLG: 0.182										1	0	0	0	0	1	1					
Inning Stats	R: 0 E: 0 K: 0 S: 5	H: 0 LOB: 0 BB: 0 P: 7	R: 1 E: 0 K: 1 S: 9	H: 1 LOB: 1 BB: 1 P: 17	R: 3 E: 0 K: 1 S: 19	H: 4 LOB: 1 BB: 0 P: 25	R: 0 E: 0 K: 3 S: 10	H: 0 LOB: 0 BB: 0 P: 13	R: 0 E: 0 K: 2 S: 12	H: 1 LOB: 1 BB: 0 P: 17	R: 0 E: 0 K: 1 S: 6	H: 1 LOB: 0 BB: 0 P: 7	R: 0 E: 0 K: 2 S: 9	H: 1 LOB: 1 BB: 0 P: 13	R: 0 E: 0 K: 2 S: 12	H: 2 LOB: 2 BB: 0 P: 18	1B: 8 2B: 2 3B: 0 HR: 0	SF: 0 SAC: 0 DP: 0 HBP: 0	WP: 0 PB: 0 SB: 0 CS: 0	PA: 38	
PITCHER	IP	WLS	BF	H	R	ER	SO	BB	IBB	HBP	BLK	WP	HR	S	P	ERA	WHIP				
Willie Blair, R (1, 1) ERA: 4.0	4.0		18	5	4	4	5	1	0	0	0	0	0	43	62	9.00	1.500				
Rich Scheid, L (5, 1) ERA: 5.0	1.1		5	1	0	0	2	0	0	0	0	0	0	15	23	0.00	0.750				
Joe Boever, R (6, 1) ERA: 2.45	1.2		6	1	0	0	3	0	0	0	0	0	0	13	17	0.00	0.600				
Rob Murphy, L (8, 1) ERA: 4.17	0.2		2	0	0	0	1	0	0	0	0	0	0	4	7	0.00	0.000				
Jimmy Jones, R (8, 1) ERA: 4.14	0.1	W	2	1	0	0	1	0	0	0	0	0	0	5	6	0.00	3.000				
PITCHER	IP	WLS	BF	H	R	ER	SO	BB	IBB	HBP	BLK	WP	HR	S	P	ERA	WHIP				
Doug Jones, R (9, 1) ERA: 1.82	1.0		5	2	0	0	2	0	0	0	0	0	0	12	18	0.00	2.000				

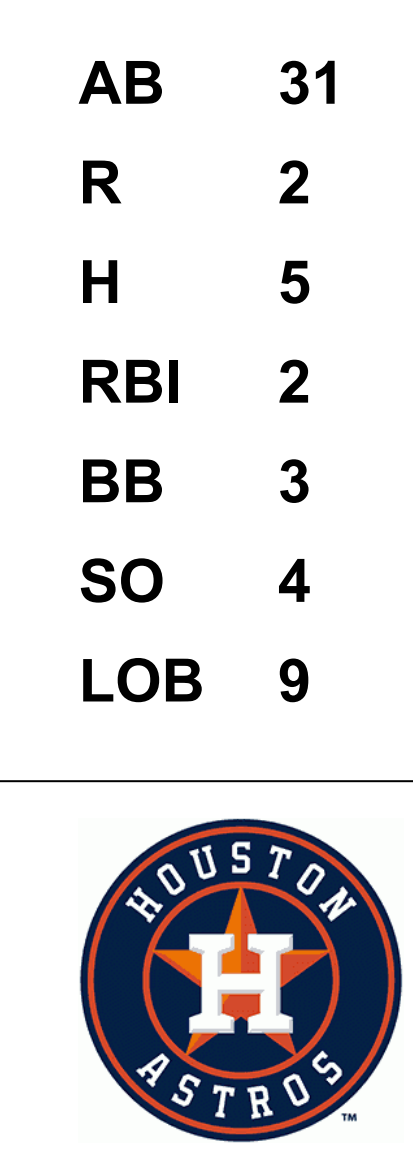
Batter	1	2	3	4	5	6	7	8	9	AB	R	H	RBI	BB	SO	LOB	BOTTOM				
Craig Biggio, R (1, 4) OBP: 0.377, SLG: 0.366			G6-3		F9					4	0	0	0	0	2	1	San Diego Padres @ Houston Astros Astrodome, Houston, TX Wed Sep 30 1992, 8:05 PM EDT Att: 12,171 - Dome - 70 F				
Steve Finley, L (1, 8) OBP: 0.347, SLG: 0.394	G4-3		F8		B4-3					4	0	1	1	0	0	0					
Luis Gonzalez, L (1, 7) OBP: 0.297, SLG: 0.392										4	0	1	0	0	0	1					
5 Jeff Bagwell, R (1, 3) OBP: 0.366, SLG: 0.437										3	2	2	0	0	0	0					
Eric Anthony, L (1, 9) OBP: 0.297, SLG: 0.409	P5									4	2	2	4	0	1	2					
Ken Caminiti, S (1, 5) OBP: 0.353, SLG: 0.448										3	0	0	0	1	2	0					
Eddie Taubensee, L (1, 2) OBP: 0.303, SLG: 0.331										4	0	2	0	0	0	1					
Andujar Cedeno, R (1, 6) OBP: 0.243, SLG: 0.296										4	0	1	0	0	1	1					
Willie Blair, R (1, 1) ERA: 3.68										1	0	0	0	0	0	0					
Tim Scott, R (7, 1) ERA: 5.05										1	0	0	0	0	0	0					
Rich Rodriguez, L (7, 1) ERA: 2.45										1	0	0	0	0	0	0					
Jeremy Hernandez, R (8, 1) ERA: 4.17										1	0	0	0	0	0	0					
Jose Melendez, R (8, 1) ERA: 2.94										1	0	0	0	0	0	0					
Inning Stats	R: 0 E: 0 K: 1 S: 12	H: 1 LOB: 2 BB: 0 P: 22	R: 0 E: 0 K: 0 S: 9	H: 0 LOB: 0 BB: 0 P: 9	R: 0 E: 0 K: 0 S: 5	H: 0 LOB: 0 BB: 0 P: 10	R: 2 E: 0 K: 1 S: 17	H: 4 LOB: 2 BB: 0 P: 26	R: 0 E: 0 K: 0 S: 8	H: 0 LOB: 0 BB: 0 P: 11	R: 0 E: 0 K: 1 S: 14	H: 0 LOB: 1 BB: 1 P: 23	R: 1 E: 0 K: 1 S: 12	H: 2 LOB: 1 BB: 0 P: 18	R: 2 E: 0 K: 2 S: 15	H: 3 LOB: 1 BB: 0 P: 23	1B: 5 2B: 2 3B: 1 HR: 2	SF: 0 SAC: 0 DP: 0 HBP: 1	WP: 0 PB: 0 SB: 0 CS: 0	PA: 36	
PITCHER	IP	WLS	BF	H	R	ER	SO	BB	IBB	HBP	BLK	WP	HR	S	P	ERA	WHIP				
Frank Seminara, R (1, 1) ERA: 3.68	6.0		25	5	2	2	3	1	0	1	0	0	0	65	101	3.00	1.000				
Tim Scott, R (7, 1) ERA: 5.05	0.2		4	2	1	1	1	0	0	0	0	0	0	11	16	13.50	3.000				
Rich Rodriguez, L (7, 1) ERA: 2.45	0.1		1	0	0	0	0	0	0	0	0	0	0	1	2	0.00	0.000				
Jeremy Hernandez, R (8, 1) ERA: 4.17	0.0	L	2	2	2	2	0	0	0	0	0	0	0	1	3	6	=				
Jose Melendez, R (8, 1) ERA: 2.94	1.0		4	1	0	0	2	0	0	0	0	0	0	12	17	0.00	1.000				

Batter	1	2	3	4	5	6	7	8	9	AB	R	H	RBI	BB	SO	LOB	TOP			
Tony Fernandez, S (1, 6) OBP: 0.335, SLG: 0.358	G4-3		F8		G4-6-3 1B		SH1-4 1B	K		5	0	2	0	0	1	2	San Diego Padres @ Houston Astros Astrodome, Houston, TX Thu Oct 01 1992, 8:05 PM EDT Att: 10,417 - Dome - 70 F			
Kurt Stillwell, S (1, 4) OBP: 0.272, SLG: 0.296	G3			HR HBP	G4-6-3		SH1-4	K		3	1	0	0	0	1	3				
Darrin Jackson, R (1, 8) OBP: 0.287, SLG: 0.398	K			K	F8		P9		F8	5	0	0	0	0	2	3				
Fred McGriff, L (1, 3) OBP: 0.397, SLG: 0.560		F8							P5	3	1	1	2	2	0	0				
Jerald Clark, R (1, 7) OBP: 0.280, SLG: 0.386	G6-3			HR	IBB		L4		K	5	0	0	0	0	2	4				
Tom Lampkin, L (1, 2) OBP: 0.474, SLG: 0.231						F7			WP 2B BB	2	1	1	0	2	0	0				
Craig Shipley, R (1, 5) OBP: 0.260, SLG: 0.304	FC6-4 BB				1B		S 1B		SH 1H 2B	4	0	3	1	0	0	1				
Phil Stephenson, L (1, 9) OBP: 0.247, SLG: 0.206			G6-3					SH S		1	0	0	0	1	0	0				
Kevin Ward, R (6, PH) OBP: 0.276, SLG: 0.300						K				1	0	0	0	0	1	1				
Oscar Azocar, L (8, PH) OBP: 0.222, SLG: 0.226										0	0	0	0	0	0	0				
Jim Vatcher, R (8, 9) OBP: 0.429, SLG: 0.364										0	0	0	0	0	0	0				
Greg Harris, R (1, 1) OBP: 0.250, SLG: 0.161										3	0	0	0	0	0	4				
Tim Teufel, R (8, PH) OBP: 0.319, SLG: 0.345			G6-3		G6-3		G4-3		F7	0	0	0	0	0	0	0				
Guillermo Velasquez, L (8, PH) OBP: 0.182, SLG: 0.455										1	0	0	0	0	0	2				
Gene Harris, R (8, 1) OBP: 0.333, SLG: 0.333										0	0	0	0	0	0	0				
Randy Myers, L (8, 1) OBP: 0.167, SLG: 0.167										0	0	0	0	0	0	0				
Inning Stats	R: 0 E: 0 K: 1 S: 7	H: 0 LOB: 0 BB: 0 P: 10	R: 0 E: 0 K: 0 S: 7	H: 0 LOB: 1 BB: 1 P: 14	R: 0 E: 0 K: 0 S: 5	H: 0 LOB: 0 BB: 0 P: 8	R: 2 E: 0 K: 1 S: 13	H: 3 LOB: 3 BB: 1 P: 25	R: 0 E: 0 K: 1 S: 11	H: 1 LOB: 2 BB: 1 P: 21	R: 0 E: 0 K: 0 S: 9	H: 1 LOB: 2 BB: 1 P: 15	R: 1 E: 0 K: 2 S: 15	H: 1 LOB: 2 BB: 1 P: 26	R: 0 E: 0 K: 1 S: 6	H: 0 LOB: 0 BB: 0 P: 8	1B: 5 2B: 1 3B: 0 HR: 1	SF: 0 SAC: 2 DP: 0 HBP: 1	WP: 1 PB: 0 SB: 2 CS: 0	PA: 41
PITCHER	IP	WLS	BF	H	R	ER	SO	BB	IBB	HBP	BLK	WP	HR	S	P	ERA	WHIP			
Ryan Bowen, R (1, 1) ERA: 10.96	5.0	L	23	4	2	2	3	2	1	1	0	0	1	43	78	3.60	1.200			
Rob Murphy, L (8, 1) ERA: 4.07	1.1		6	2	0	0	1	0	0	0	0	0	0	16	24	0.00	1.500			
Joe Boever, R (7, 1) ERA: 2.51	0.2		5	1	1	1	0	1	1	0	0	1	0	11	23	13.50	3.000			
Al Osuna, L (8, 1) ERA: 4.23	0.0		1	0	0	0	0	0	0	0	0	0	0	1	1	=	=			
Xavier Hernandez, R (8, 1) ERA: 2.15	2.0		6	0	0	0	3	0	0	0	0	0	0	15	22	0.00	0.000			

AB	33
R	3
H	7
RBI	3
BB	5
SO	7
LOB	20



Batter	1	2	3	4	5	6	7	8	9	AB	R	H	RBI	BB	SO	LOB	BOTTOM			
Craig Biggio, R (1, 4) OBP: 0.375, SLG: 0.364	B1-3		K			F7		G5-3		4	0	0	0	0	1	0	San Diego Padres @ Houston Astros Astrodome, Houston, TX Thu Oct 01 1992, 8:05 PM EDT Att: 10,417 - Dome - 70 F			
Steve Finley, L (1, 8) OBP: 0.348, SLG: 0.394	BB S 1B		P6			G1-3			BB	3	0	1	0	1	0	0				
Luis Gonzalez, L (1, 7) OBP: 0.297, SLG: 0.393	P4		L9			5 1B 2B		G6-3		4	1	1	0	0	0	2				
5 Jeff Bagwell, R (1, 3) OBP: 0.370, SLG: 0.444	BB HBP			G4-3 F9 2-1 BB		2H 1B			HR	2	1	2	2	1	0	0				
Eric Anthony, L (1, 9) OBP: 0.296, SLG: 0.406				F9		K			L8	3	0	0	0	1	1	2				
Ken Caminiti, S (1, 5) OBP: 0.350, SLG: 0.445	P5			BB		G4-3		G4-3		4	0	0	0	0	1	4				
Eddie Taubensee, L (1, 2) OBP: 0.300, SLG: 0.328			P6		2-1	F8		G1-3		3	0	0	0	0	0	0				
Mike Simms, R (9, PH) OBP: 0.333, SLG: 0.438					3H				1B	1	0	1	0	0	0	0				
Andujar Cedeno, R (1, 6) OBP: 0.240, SLG: 0.292		L8				F7		P4		3	0	0	0	0	0	0				
Ryan Bowen, R (1, 1) ERA: 10.96			L7			G1-3			F7	1	0	0	0	0	0	0				
Gerald Young, S (5, PH) ERA: 4.45										1	0	0	0	0	0	0				
Rob Murphy, L (8, 1) ERA: 4.07										0	0	0	0	0	0	0				
Joe Boever, R (7, 1) ERA: 2.51										0	0	0	0	0	0	0				
Al Osuna, L (8, 1) ERA: 4.23										0	0	0	0	0	0	0				
Xavier Hernandez, L (8, 1) ERA: 2.15										1	0	0	0	0	0	1				
Ernest Riles, L (8, 6) ERA: 4.45										0	0	0	0	0	0	0				
Rafael Ramirez, R (9, PH) ERA: 1.58										1	0	0	0	0	0	1				
Inning Stats	R: 0 E: 0 K: 0 S: 6	H: 1 LOB: 3 BB: 1 P: 16	R: 0 E: 0 K: 0 S: 9	H: 0 LOB: 0 BB: 0 P: 11	R: 0 E: 0 K: 1 S: 7	H: 0 LOB: 0 BB: 0 P: 10	R: 0 E: 0 K: 0 S: 11	H: 0 LOB: 1 BB: 1 P: 21	R: 0 E: 0 K: 1 S: 9	H: 2 LOB: 1 BB: 0 P: 15	R: 1 E: 1 K: 1 S: 15	H: 0 LOB: 0 BB: 0 P: 9	R: 0 E: 0 K: 0 S: 13	H: 0 LOB: 1 BB: 1 P: 19	R: 1 E: 0 K: 2 S: 19	H: 2 LOB: 1 BB: 0 P: 30	1B: 3 2B: 1 3B: 0 HR: 1	SF: 0 SAC: 0 DP: 0 HBP: 1	WP: 0 PB: 0 SB: 1 CS: 0	PA: 35
PITCHER	IP	WLS	BF	H	R	ER	SO	BB	IBB	HBP	BLK	WP	HR	S	P	ERA	WHIP			
Greg Harris, R (1, 1) ERA: 4.12	7.0	W	27	3	1	1	2	2	0	1	0	0	0	63	108	1.29	0.714			
Gene Harris, R (8, 1) ERA: 4.45	0.2		2	0	0	0	0	0	0	0	0	0	0	8	10	0.00	0.000			
Randy Myers, L (8, 1) ERA: 4.46	1.1	S	7	2	1	1	2	1	0	0	0	0	1	24	39	6.75	2.250			



Batter	1	2	3	4	5	6	7	8	9	AB	R	H	RBI	BB	SO	LOB	TOP										
Tony Fernandez, S OBP: 0.334, SLG: 0.358	F9		G1-3			F8			S	4	1	1	0	0	0	0											
Oscar Azocar, L OBP: 0.233, SLG: 0.222	BB			E7		L7			F9	3	0	0	0	1	0	1											
Darrin Jackson, R OBP: 0.285, SLG: 0.396	P6			G1-6-3					G6-3	4	0	0	0	0	0	3											
Fred McGriff, L OBP: 0.398, SLG: 0.562	K					K				4	0	2	1	0	2	1											
Phil Stephenson, L OBP: 0.241, SLG: 0.200		L9							F8	2	0	0	0	0	0	1											
Kevin Ward, R OBP: 0.274, SLG: 0.298										1	0	0	0	0	0	0											
Guillermo Velasquez, L OBP: 0.167, SLG: 0.417										1	0	0	0	0	0	1											
Tim Tauler, R OBP: 0.319, SLG: 0.342		G5-3								2	0	0	0	1	1	0											
Dan Walters, R OBP: 0.301, SLG: 0.401										3	0	0	0	0	0	1											
Jeff Gardner, L OBP: 0.111, SLG: 0.111										2	0	0	0	0	1	0											
Paul Faries, R OBP: 0.667, SLG: 0.667									E7	1	0	1	0	0	0	0											
Andy Benes, R OBP: 0.205, SLG: 0.224										2	0	0	0	0	2	0											
Jerald Clark, R OBP: 0.280, SLG: 0.385										1	0	0	0	0	0	1											
Larry Andersen, R OBP: 0.667, SLG: 0.667										0	0	0	0	0	0	0											
Inning Stats	R: 0 E: 0 K: 1 S: 9	H: 0 LOB: 1 BB: 1 P: 17	R: 0 E: 0 K: 0 S: 6	H: 0 LOB: 0 BB: 0 P: 11	R: 0 E: 0 K: 2 S: 10	H: 0 LOB: 0 BB: 0 P: 15	R: 0 E: 1 K: 0 S: 9	H: 1 LOB: 1 BB: 0 P: 17	R: 0 E: 0 K: 1 S: 7	H: 0 LOB: 0 BB: 0 P: 9	R: 0 E: 0 K: 1 S: 9	H: 0 LOB: 0 BB: 0 P: 13	R: 0 E: 0 K: 1 S: 10	H: 0 LOB: 0 BB: 0 P: 16	R: 0 E: 1 K: 0 S: 10	H: 1 LOB: 1 BB: 1 P: 14	R: 1 E: 0 K: 0 S: 10	H: 2 LOB: 1 BB: 0 P: 15	1B: 3 2B: 1 3B: 0 HR: 0	SF: 0 SAC: 0 DP: 2 HBP: 0	WP: 0 PB: 0 SB: 1 CS: 0	PA: 32					
PITCHER	IP	WLS	BF	H	R	ER	SO	BB	IBB	HBP	BLK	WP	HR	S	P	ERA	WHIP										
29 John Smoltz, R ERA: 2.85	4.0		14	1	0	0	3	1	0	0	0	0	0	34	60	0.00	0.500										
David Nied, R ERA: 1.29	2.0	W	6	0	0	0	2	0	0	0	0	0	0	16	22	0.00	0.000										
Kent Mercker, L ERA: 3.48	1.0		3	0	0	0	1	0	0	0	0	0	0	10	16	0.00	0.000										
Mike Stanton, L ERA: 3.86	1.0		4	1	0	0	0	1	0	0	0	0	0	10	14	0.00	2.000										
Jeff Reardon, R ERA: 3.45	1.0		5	2	1	1	0	0	0	0	0	0	0	10	15	9.00	2.000										

San Diego Padres @ Atlanta Braves
Atlanta-Fulton County Stadium, Atlanta, GA
Fri Oct 02 1992, 3:33 AM EDT
Cloudy - 71 F


AB 30
R 1
H 4
RBI 1
BB 2
SO 6
LOB 9



Batter	1	2	3	4	5	6	7	8	9	AB	R	H	RBI	BB	SO	LOB	BOTTOM										
Deion Sanders, L OBP: 0.346, SLG: 0.495	G4-3		K							4	0	0	0	0	1	0											
Lonnie Smith, R OBP: 0.331, SLG: 0.448	G5-3		F9							3	1	1	0	1	0	0											
Terry Pendleton, S OBP: 0.347, SLG: 0.477	L7									3	2	2	1	1	0	0											
David Justice, L OBP: 0.355, SLG: 0.433										3	1	1	2	0	2	1											
Kent Mercker, L OBP: 0.500, SLG: 0.500										0	0	0	0	0	0	0											
Ryan Klesko, L OBP: 0.375, SLG: 0.533										1	0	0	0	0	1	2											
Mike Stanton, L OBP: 0.500, SLG: 0.500										0	0	0	0	0	0	0											
Jeff Reardon, R ERA: 3.45										0	0	0	0	0	0	0											
Sid Bream, L OBP: 0.339, SLG: 0.415										3	0	2	1	1	0	0											
Damon Berryhill, S OBP: 0.285, SLG: 0.387										2	0	0	0	0	1	2											
David Nied, R OBP: 0.286, SLG: 0.286										0	0	0	0	0	0	0											
Tommy Gregg, L OBP: 0.375, SLG: 0.533										2	0	0	0	0	1	1											
Jeff Treadway, L OBP: 0.285, SLG: 0.298										4	0	1	0	0	0	2											
Rafael Belliard, R OBP: 0.255, SLG: 0.238										3	0	0	0	0	0	3											
29 John Smoltz, R OBP: 0.222, SLG: 0.200										1	0	0	0	0	1	0											
Javy Lopez, R OBP: 0.300, SLG: 0.400										2	0	0	0	0	0	0											
Inning Stats	R: 0 E: 0 K: 0 S: 7	H: 0 LOB: 0 BB: 0 P: 10	R: 0 E: 0 K: 2 S: 16	H: 1 LOB: 2 BB: 1 P: 27	R: 0 E: 0 K: 2 S: 8	H: 0 LOB: 0 BB: 0 P: 11	R: 1 E: 0 K: 1 S: 12	H: 2 LOB: 1 BB: 0 P: 17	R: 0 E: 0 K: 0 S: 3	H: 0 LOB: 0 BB: 0 P: 5	R: 3 E: 0 K: 1 S: 14	H: 3 LOB: 1 BB: 1 P: 23	R: 0 E: 0 K: 1 S: 11	H: 1 LOB: 2 BB: 1 P: 18	R: 0 E: 0 K: 0 S: 3	H: 0 LOB: 0 BB: 0 P: 5	1B: 3 2B: 2 3B: 1 HR: 1	SF: 0 SAC: 0 DP: 0 HBP: 0	WP: 0 PB: 0 SB: 1 CS: 0	PA: 34							
PITCHER	IP	WLS	BF	H	R	ER	SO	BB	IBB	HBP	BLK	WP	HR	S	P	ERA	WHIP										
Andy Benes, R ERA: 3.35	7.0	L	31	7	4	4	7	2	1	0	0	0	0	71	111	5.14	1.286										
Larry Andersen, R ERA: 3.44	1.0		3	0	0	0	0	0	0	0	0	0	0	3	5	0.00	0.000										

San Diego Padres @ Atlanta Braves
Atlanta-Fulton County Stadium, Atlanta, GA
Fri Oct 02 1992, 3:33 AM EDT
Cloudy - 71 F

AB 31
R 4
H 7
RBI 4
BB 3
SO 7
LOB 11



Batter	1	2	3	4	5	6	7	8	9	AB	R	H	RBI	BB	SO	LOB	TOP			
Craig Shipley, R OBP: 0.262, SLG: 0.305 Oscar Azocar, L OBP: 0.230, SLG: 0.220	1-1 BB 1B 1B	1-2 F8		0-0 F8		1-1 G4-3		1-1 G6-4-3		3	0	1	0	0	0	1				
Kurt Stillwell, S OBP: 0.276, SLG: 0.301	0-1 F7	1-3 K2-3			4-1 CS BB		1-1 1B 2B		1-1 1B	4	1	2	0	1	1	2				
Jerald Clark, R OBP: 0.278, SLG: 0.383 Tim Teufel, R OBP: 0.316, SLG: 0.339	0-3 K		0-3 K		0-3 K		1-2 F8		1-0 F8	3	0	0	0	0	3	2				
Guillermo Velasquez, L OBP: 0.353, SLG: 0.500	1-1 BB 1B		0-1 FC6-4 1B		4-2 BB		2-2 G4-3 1B		3-3 K	4	0	3	1	1	1	1				
Kevin Ward, R OBP: 0.273, SLG: 0.292 Fred McGriff, L OBP: 0.397, SLG: 0.561	4-2 BB		0-0 FC6-4 S		0-1 F7		2-1 G4-3		0-1 P5	3	0	0	0	1	0	3				
Tom Lampkin, L OBP: 0.478, SLG: 0.250	1-1 F8		4-1 BB		2-1 G4-3		0-0 BB S 1B			3	0	1	0	1	0	3				
Paul Faries, R OBP: 0.571, SLG: 0.500		2-1 BLK 1B		0-0 P3		2-3 K		4-2 BB BB		3	1	1	0	1	1	2				
Jim Vatcher, R OBP: 0.389, SLG: 0.333		2-2 SH1-4 1B		2-1 F8		2-2 E5 1B		2-3 K		4	0	1	1	0	1	2				
Jim Deshaies, L OBP: 0.233, SLG: 0.207 Jose Melendez, R OBP: 0.292, SLG: 0.211 Phil Stephenson, L OBP: 0.292, SLG: 0.211 Tim Scott, R OBP: 0.292, SLG: 0.211 Jeff Gardner, L OBP: 0.192, SLG: 0.111 Larry Andersen, R OBP: 0.192, SLG: 0.111	0-0 SH1-4		0-3 K		0-1 1B		4-1 G6-4-3 BB			1	0	0	0	0	1	0				
Inning Stats	R: 0 E: 0 K: 1 S: 13	H: 2 LOB: 3 BB: 1 P: 20	R: 1 E: 0 K: 1 S: 14	H: 2 LOB: 1 BB: 0 P: 20	R: 0 E: 0 K: 1 S: 9	H: 1 LOB: 2 BB: 1 P: 13	R: 0 E: 0 K: 1 S: 6	H: 0 LOB: 0 BB: 0 P: 8	R: 0 E: 1 K: 1 S: 13	H: 1 LOB: 2 BB: 0 P: 20	R: 1 E: 0 K: 0 S: 11	H: 2 LOB: 0 BB: 0 P: 17	R: 0 E: 0 K: 1 S: 9	H: 1 LOB: 1 BB: 2 P: 20	R: 0 E: 0 K: 1 S: 8	H: 1 LOB: 1 BB: 0 P: 13	1B: 9 2B: 1 3B: 0 HR: 0	SF: 0 SAC: 1 DP: 2 HBP: 0	WP: 0 PB: 0 SB: 3 CS: 1	PA: 41
PITCHER	IP WLS BF H R ER SO BB IBB HBP BLK WP HR S P ERA WHIP	6.1 W 31 8 2 2 6 4 0 0 0 1 0 0 73 111 2.84 1.895	1.2 L 6 1 0 0 1 2 0 0 0 0 0 0 11 24 0.00 1.800	0.2 L 3 1 0 0 1 0 0 0 0 0 0 0 6 11 0.00 1.500	0.1 L 1 0 0 0 0 0 0 0 0 0 0 0 2 2 0.00 0.000															

San Diego Padres @ Atlanta Braves
Atlanta-Fulton County Stadium, Atlanta, GA

AB 34
R 2
H 10
RBI 2
BB 6
SO 8
LOB 24



WP: 0 PA: 41
PB: 0
SB: 3
CS: 1

Batter	1	2	3	4	5	6	7	8	9	AB	R	H	RBI	BB	SO	LOB	BOTTOM			
Otis Nixon, S OBP: 0.348, SLG: 0.347	2-3 K		3-3 K		1-3 K	4-1 BB		0-1 G1		4	0	0	0	1	3	3				
Jeff Blausler, R OBP: 0.353, SLG: 0.457 Rafael Belliard, R OBP: 0.254, SLG: 0.238	1-1 F8			2-2 L3	0-2 F9	0-0 G4-3		0-2 G3-1		4	0	0	0	0	0	6				
Ron Gant, R OBP: 0.322, SLG: 0.418 Terry Pendleton, S OBP: 0.347, SLG: 0.476 Mark Wohlers, R OBP: 0.347, SLG: 0.476 Pedro Borbon, R OBP: 0.347, SLG: 0.476	3-2 L7			3-2 F8	1-1 1B		1-1 G3	3-2 F7		4	0	1	2	0	0	0				
David Justice, L OBP: 0.357, SLG: 0.438 Melvin Nieves, S OBP: 0.276, SLG: 0.294		3-2 1B		2-0 E9 2B	0-0 F8		3-2 G5-3			2	0	2	0	0	0	0				
Brian Hunter, R OBP: 0.292, SLG: 0.492		2-2 P3		1-3 K		3-2 P4		0-2 2B 1B		4	1	1	0	0	1	2				
Javy Lopez, R OBP: 0.429, SLG: 0.571	1-1 F9				1-0 1B E 1B	0-1 E BLK 1B	1-0 2B 2B			4	3	3	1	0	0	1				
Mark Lemke, S OBP: 0.308, SLG: 0.306	2-1 F7				2-0 E7 1B 1B WP	0-2 E9 BLK 1B	4-0 2B IBB			3	1	0	0	1	0	3				
Vinny Castilla, R OBP: 0.353, SLG: 0.333			0-1 G6-3		1-1 WP 1B 1B	4-0 BLK IBB	0-1 2B			3	1	2	1	1	0	0				
Pete Smith, R OBP: 0.107, SLG: 0.038 Marvin Freeman, R OBP: 0.500, SLG: 0.500 Tommy Gregg, L OBP: 0.375, SLG: 0.533	1-1 F8				1-1 WP 1B 1B	1-3 K	0-3 K			3	1	1	1	0	1	3				
Inning Stats	R: 0 E: 0 K: 1 S: 8	H: 0 LOB: 0 BB: 0 P: 14	R: 0 E: 0 K: 0 S: 11	H: 1 LOB: 0 BB: 0 P: 19	R: 0 E: 0 K: 1 S: 9	H: 0 LOB: 0 BB: 0 P: 13	R: 0 E: 1 K: 1 S: 12	H: 1 LOB: 1 BB: 0 P: 20	R: 4 E: 1 K: 1 S: 15	H: 4 LOB: 1 BB: 0 P: 22	R: 1 E: 1 K: 1 S: 15	H: 1 LOB: 3 BB: 2 P: 27	R: 2 E: 0 K: 1 S: 16	H: 3 LOB: 2 BB: 1 P: 25	R: 0 E: 0 K: 0 S: 9	H: 0 LOB: 0 BB: 0 P: 12	1B: 7 2B: 3 3B: 0 HR: 0	SF: 0 SAC: 0 DP: 0 HBP: 0	WP: 1 PB: 0 SB: 0 CS: 0	PA: 39
PITCHER	IP WLS BF H R ER SO BB IBB HBP BLK WP HR S P ERA WHIP	4.1 L 19 5 4 1 4 0 0 0 0 1 0 6 7 0.00 1.500	2.0 L 14 4 3 2 2 1 2 0 1 0 0 31 52 9.00 2.500	1.0 L 3 0 0 0 0 0 0 0 0 0 0 9 12 0.00 0.000																

San Diego Padres @ Atlanta Braves
Atlanta-Fulton County Stadium, Atlanta, GA

AB 36
R 7
H 10
RBI 5
BB 3
SO 6
LOB 21



WP: 1 PA: 39
PB: 0
SB: 0
CS: 0

Batter	1	2	3	4	5	6	7	8	9	AB	R	H	RBI	BB	SO	LOB	TOP			
Tony Fernandez, S (1, 6) OBP: 0.336, SLG: 0.359	G6-3		1-2 1B			2-2 1B				3	0	2	0	0	0	0	San Diego Padres @ Atlanta Braves Atlanta-Fulton County Stadium, Atlanta, GA Sat Oct 03 1992, 7:05 PM EDT Att: 26,393 - Cloudy - 58 F			
Kevin Ward, R (1, 9) OBP: 0.274, SLG: 0.293	1B		3-3 K			1-1 F8				3	0	1	0	0	1	2				
Darrin Jackson, R (1, 8) OBP: 0.284, SLG: 0.393	P6				1-1 F7	2-1 G5-4-3				3	0	0	0	0	0	2				
Fred McGriff, L (1, 3) OBP: 0.396, SLG: 0.559	K				0-0 G4-3					2	0	0	0	0	1	1				
Tim Teufel, R (1, 5) OBP: 0.314, SLG: 0.336		2-1 P4			1-3 K					2	0	0	0	0	1	0				
Dan Walters, R (1, 2) OBP: 0.298, SLG: 0.397		2-1 G6-3				0-0 P5				2	0	0	0	0	0	0				
Guillermo Velasquez, L (1, 7) OBP: 0.369, SLG: 0.560		1-3 K				2-1 WP 1B				2	0	1	0	0	1	0				
Paul Faries, R (1, 4) OBP: 0.444, SLG: 0.375			3-3 K			2-0 F8				2	0	0	0	0	1	1				
Mike Maddux, L (1, 1) OBP: 0.200, SLG: 0.111			1-2 F7			2-1 G4-3				2	0	0	0	0	0	1				
Rich Rodriguez, L (6, 1)						1-2				0	0	0	0	0	0	0				
Inning Stats	R: 0 E: 0 K: 1 S: 10	H: 1 LOB: 1 BB: 0 P: 13	R: 0 E: 0 K: 1 S: 7	H: 0 LOB: 0 BB: 0 P: 12	R: 0 E: 0 K: 2 S: 14	H: 1 LOB: 1 BB: 0 P: 22	R: 0 E: 0 K: 1 S: 6	H: 0 LOB: 0 BB: 0 P: 8	R: 0 E: 0 K: 0 S: 6	H: 1 LOB: 1 BB: 0 P: 12	R: 0 E: 0 K: 0 S: 8	H: 1 LOB: 0 BB: 0 P: 13					1B: 4 2B: 0 3B: 0 HR: 0	SF: 0 SAC: 0 DP: 1 HBP: 0	WP: 1 PB: 0 CS: 0	PA: 21
PITCHER	IP WLS BF H R ER SO BB IBB HBP BLK WP HR S P ERA WHIP																			
Charlie Leibrandt, L (1, 1) ERA: 3.38	5.0 W 18 3 0 0 5 0 0 0 0 1 0 43 67 0.00 0.600																			
Armando Reynoso, R (6, 1) ERA: 4.7	1.0 S 3 1 0 0 0 0 0 0 0 0 0 0 8 13 0.00 1.000																			

livebaseballscores.com

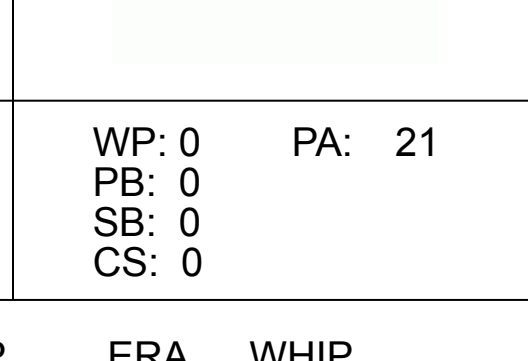
AB	21
R	0
H	4
RBI	0
BB	0
SO	5
LOB	7



Batter	1	2	3	4	5	6	7	8	9	AB	R	H	RBI	BB	SO	LOB	BOTTOM			
Otis Nixon, S (1, 8) OBP: 0.346, SLG: 0.344	K		0-1 G1-3			3-3 K				3	0	0	0	0	2	1	San Diego Padres @ Atlanta Braves Atlanta-Fulton County Stadium, Atlanta, GA Sat Oct 03 1992, 7:05 PM EDT Att: 26,393 - Cloudy - 58 F			
Armando Reynoso, R (6, 1)			1-2							0	0	0	0	0	0	0				
Jeff Blauser, R (1, 6) OBP: 0.353, SLG: 0.459	K		2-2 F9			0-1 2B				3	0	1	0	0	1	1				
Rafael Belliard, R (6, FR) OBP: 0.254, SLG: 0.238										0	0	0	0	0	0	0				
Terry Pendleton, S (1, 5) OBP: 0.346, SLG: 0.475	G3-1		1-0 G4-3			0-0				3	0	0	0	0	0	2				
David Justice, L (1, 9) OBP: 0.357, SLG: 0.437		0-3 K			4-2 BB					1	0	0	0	1	1	0				
Sid Bream, L (1, 3) OBP: 0.340, SLG: 0.414		4-1 BB			0-0 G3					1	1	0	0	1	0	1				
Ron Gant, R (1, 7) OBP: 0.321, SLG: 0.416		2-0 E5			0-0 F8					2	0	0	0	0	0	2				
Damon Berryhill, S (1, 2) OBP: 0.271, SLG: 0.388		0-0 1B			1-1 G3					2	0	1	1	0	0	1				
Francisco Cabrera, R (6, 2) OBP: 0.364, SLG: 0.900		1-3 2H								0	0	0	0	0	0	0				
Mark Lemke, S (1, 4) OBP: 0.307, SLG: 0.304		1-3 K				1-2 B1-3				2	0	0	0	0	1	1				
Jeff Treadway, L (6, 4) OBP: 0.295, SLG: 0.298										0	0	0	0	0	0	0				
Charlie Leibrandt, R (1, 1) OBP: 0.133, SLG: 0.138			0-0 G1-3			2-3 K				1	0	1	0	0	0	0				
Tommy Gregg, L (6, PH) OBP: 0.352, SLG: 0.500										1	0	0	0	0	1	0				
Inning Stats	R: 0 E: 0 K: 2 S: 10	H: 0 LOB: 0 BB: 0 P: 14	R: 1 E: 1 K: 2 S: 10	H: 1 LOB: 1 BB: 1 P: 17	R: 0 E: 0 K: 0 S: 7	H: 1 LOB: 1 BB: 0 P: 10	R: 0 E: 0 K: 0 S: 6	H: 0 LOB: 1 BB: 1 P: 11	R: 0 E: 0 K: 2 S: 9	H: 0 LOB: 0 BB: 0 P: 15	R: 0 E: 0 K: 0 S: 2	H: 1 LOB: 1 BB: 0 P: 2					1B: 2 2B: 1 3B: 0 HR: 0	SF: 0 SAC: 0 DP: 0 HBP: 0	WP: 0 PB: 0 CS: 0	PA: 21
PITCHER	IP WLS BF H R ER SO BB IBB HBP BLK WP HR S P ERA WHIP																			
Mike Maddux, R (1, 1) ERA: 2.37	5.0 L 19 2 1 1 6 2 0 0 0 0 0 0 42 67 1.80 0.800																			
Rich Rodriguez, L (6, 1) ERA: 2.43	0.0 2 1 0 0 0 0 0 0 0 0 0 0 2 2 ∞ ∞																			

livebaseballscores.com

AB	19
R	1
H	3
RBI	1
BB	2
SO	6
LOB	9




Batter	1	2	3	4	5	6	7	8	9	10	11	12	AB	R	H	RBI	BB	SO	LOB			
Tony Fernandez, S OBP: 0.337, SLG: 0.359 (1.6)	F9			F8		S BB		2H 3H 1B		K		IBB	4	0	1	2	2	1	0			
Kurt Stillwell, S OBP: 0.394, SLG: 0.269 (1.4)	G6-3			F7		G6-3		K		K		K	3	0	0	0	0	0	1			
Darin Jackson, R OBP: 0.283, SLG: 0.392 (1.8)	K			K			F8		FC3-5 1B		K		5	0	1	0	0	3	0			
Fred McGriff, L OBP: 0.274, SLG: 0.293 (7.7)	F9			F9			L9		SAFE SAFE F8 FC3-5 1B BB		F9		3	0	0	0	0	0	0			
Phil Stephenson, L OBP: 0.259, SLG: 0.211 (9. PH)							F8		1-2 FC3-5 1B BB				0	0	0	0	0	0	0			
Tom Lampkin, L OBP: 0.458, SLG: 0.235 (9.7)									1-1 FC3-5 1B		G4-3		5	0	1	0	0	0	2			
Tim Teufel, R OBP: 0.312, SLG: 0.337 (1.5)	L7						F8		1-2 2-3f FC3-5 1B				5	1	1	0	0	1	3			
Dan Walters, R OBP: 0.265, SLG: 0.391 (1.2)	K					G4-3		2B 1B		F8		G4-3	5	1	1	0	0	1	3			
Guillermo Velasquez, L OBP: 0.333, SLG: 0.435 (7.3)			G4-3			F7		F7				G6-3	5	0	1	1	0	0	2			
Jim Vatcher, R OBP: 0.368, SLG: 0.313 (6. PH)							G5-3		2-2 3H 1B				1	0	0	0	0	1	0			
Oscar Azocar, L OBP: 0.230, SLG: 0.226 (6.9)							K		1-1 F7			1B 2B	4	1	1	0	0	0	3			
Doug Brocail, L OBP: 0.200, SLG: 0.200 (1.1)							G4-3		3-1 1B 2B		G4-3		1	0	0	0	0	0	0			
Jeff Gardner, L OBP: 0.150, SLG: 0.105 (6.4)							P6		1-3 1B 2B				1	0	0	0	0	0	0			
Paul Faries, R OBP: 0.500, SLG: 0.545 (8.4)											G4-3		3	1	2	1	0	0	0			
Inning Stats	R: 0 E: 0 K: 1 S: 7	H: 0 LOB: 0 BB: 0 P: 10	R: 0 E: 0 K: 1 S: 6	H: 0 LOB: 0 BB: 0 P: 8	R: 0 E: 0 K: 1 S: 8	H: 0 LOB: 0 BB: 0 P: 11	R: 0 E: 0 K: 0 S: 9	H: 1 LOB: 1 BB: 0 P: 10	R: 0 E: 0 K: 2 S: 7	H: 0 LOB: 0 BB: 0 P: 12	R: 2 E: 0 K: 1 S: 16	H: 3 LOB: 1 BB: 0 P: 23	R: 1 E: 0 K: 2 S: 10	H: 0 LOB: 0 BB: 0 P: 13	R: 0 E: 0 K: 1 S: 10	H: 0 LOB: 0 BB: 0 P: 12	R: 1 E: 0 K: 1 S: 12	H: 2 LOB: 2 BB: 1 P: 21	1B: 5 2B: 3 3B: 0 HR: 0	SF: 0 SAC: 0 DP: 0 HBP: 0	WP: 0 PB: 0 SB: 1 CS: 0	PA: 47
PITCHER	IP	WLS	BF	H	R	ER	SO	BB	IBB	HBP	BLK	WP	HR	S	P	ERA	WHIP					
Tom Glavine, L ERA: 3.41 (1.1)	5.0		16	1	0	0	4					0	0	6	13	0.00	1.000					
Marvin Freeman, R ERA: 3.22 (6.1)	1.0		4	0	0	0	0	1	0	0	0	0	0	6	13	0.00	1.000					
Kent Mercker, L ERA: 3.42 (7.1)	1.0		3	0	0	0	0	0	0	0	0	0	0	8	12	0.00	0.000					
Mike Stanton, L ERA: 4.1 (8.1)	0.2		5	3	2	2	0	0	0	0	0	0	0	12	18	27.00	4.500					
Mark Wohlers, R ERA: 2.55 (8.1)	0.2		4	1	1	1	1	1	0	0	0	0	0	10	19	13.50	3.000					
PITCHER	IP	WLS	BF	H	R	ER	SO	BB	IBB	HBP	BLK	WP	HR	S	P	ERA	WHIP					
Jeff Reardon, R ERA: 3.41 (9.1)	0.2		3	1	0	0	0					0	0	20	25	0.00	0.000					
David Nied, R ERA: 1.17 (10.1)	2.0		6	0	0	0	3					0	0	20	25	0.00	0.000					
Pedro Borbon, L ERA: 6.75 (12.1)	1.0	L	6	2	1	1	1	0	1	0	0	0	0	12	21	9.00	2.000					

San Diego Padres @ Atlanta Braves
Atlanta-Fulton County Stadium, Atlanta, GA

Sun Oct 04 1992, 3:33 AM EDT
Alt. 31,791 - Cloudy - 61 F

livebaseballscorecards.com

AB 44
R 4
H 8
RBI 4
BB 3
SO 9
LOB 14



Batter	1	2	3	4	5	6	7	8	9	10	11	12	AB	R	H	RBI	BB	SO	LOB			
Otis Nixon, S OBP: 0.346, SLG: 0.346 (1.8)	SH1-3 1B			G4-3								E3 1B	3	1	2	0	0	0	0			
Tommy Gregg, L OBP: 0.300, SLG: 0.421 (6.8)		E5 1B										K	3	0	0	0	0	2	1			
Jeff Blauser, R OBP: 0.354, SLG: 0.458 (1.6)	SH1-3 1B											L4-3	1	0	0	0	1	0	0			
Rafael Bellard, R OBP: 0.255, SLG: 0.239 (6.6)					F8			G3		SAFE SAFE FC6-4 1B			3	0	1	0	0	0	1			
Terry Pendleton, S OBP: 0.345, SLG: 0.473 (1.5)													4	1	1	1	0	0	2			
Vinny Castilla, R OBP: 0.333, SLG: 0.313 (9.5)	HR 1B				L1			G6-3					1	0	0	0	0	0	2			
David Justice, L OBP: 0.359, SLG: 0.446 (1.9)													3	1	2	2	0	0	0			
Marvin Freeman, R OBP: 0.500, SLG: 0.500 (6.1)													0	0	0	0	0	0	0			
Javy Lopez, R OBP: 0.375, SLG: 0.500 (7.2)	HR												2	0	0	0	0	1	2			
Sid Bream, L OBP: 0.340, SLG: 0.414 (1.3)													2	0	1	0	0	0	1			
Brian Hunter, R OBP: 0.262, SLG: 0.487 (10.7)													2	0	0	0	1	2	0			
Lonnis Smith, R OBP: 0.324, SLG: 0.437 (1.7)													4	0	0	0	0	2	2			
David Nied, R OBP: 0.286, SLG: 0.286 (10.1)	P3												0	0	0	0	0	0	0			
Ron Sant, R OBP: 0.321, SLG: 0.415 (11. PH)													1	0	0	0	0	1	1			
Pedro Borbon, R ERA: 4.29 (12.1)													0	0	0	0	0	0	0			
Damon Berryhill, S OBP: 0.324, SLG: 0.264 (1.2)													3	0	0	0	0	2	2			
Kent Mercker, L ERA: 4.15 (7.1)													0	0	0	0	0	0	0			
Mike Stanton, L ERA: 4.15 (8.1)													0	0	0	0	0	0	0			
Jeff Reardon, R ERA: 4.29 (9. PH)													1	0	0	0	0	0	1			
Ryan Klesko, L ERA: 4.29 (13.3)													0	0	0	0	0	0	0			
Jeff Treadway, L OBP: 0.274, SLG: 0.286 (1.4)			G4-3										5	0	0	0	0	1	2			
Tom Glavine, L OBP: 0.272, SLG: 0.286 (1.1)													2	0	0	0	0	1	0			
Melvin Nieves, S OBP: 0.286, SLG: 0.263 (6.9)													2	0	0	0	1	2	0			
Inning Stats	R: 3 E: 0 K: 1 S: 16	H: 4 LOB: 1 BB: 0 P: 24	R: 0 E: 1 K: 0 S: 8	H: 1 LOB: 2 BB: 1 P: 16	R: 0 E: 0 K: 2 S: 13	H: 1 LOB: 1 BB: 0 P: 17	R: 0 E: 0 K: 1 S: 7	H: 0 LOB: 0 BB: 0 P: 11	R: 0 E: 0 K: 2 S: 8	H: 0 LOB: 0 BB: 0 P: 12	R: 0 E: 0 K: 1 S: 10	H: 0 LOB: 0 BB: 0 P: 11	R: 0 E: 0 K: 1 S: 11	H: 1 LOB: 2 BB: 1 P: 17	R: 0 E: 0 K: 3 S: 12	H: 0 LOB: 1 BB: 1 P: 19	R: 0 E: 0 K: 1 S: 8	H: 0 LOB: 0 BB: 1 P: 14	1B: 5 2B: 2 3B: 0 HR: 1	SF: 0 SAC: 1 DP: 1 HBP: 1	WP: 1 PB: 0 SB: 0 CS: 0	PA: 47
PITCHER	IP	WLS	BF	H	R	ER	SO	BB	IBB	HBP	BLK	WP	HR	S	P	ERA	WHIP					
Doug Brocail, R ERA: 2.37 (1.1)	5.0		22	6	3	3	4	1	0	0	0	0	1	53	84	5.40	1.400					
Rich Rodriguez, L ERA: 2.37 (6.1)	2.0		6	0	0	0	4	0	0	0	0	0	0	15	23	0.00	0.000					
Gene Harris, R ERA: 4.15 (8.1)	2.0		7	0	0	0	2	0	0	0	0	0	0	21	28	0.00	0.000					
Randy Myers, L ERA: 4.29 (10.1)	3.0	W	12	1	0	0	5	2	0	0	0	1	0	31	50	0.00	1.000					

San Diego Padres @ Atlanta Braves
Atlanta-Fulton County Stadium, Atlanta, GA

Sun Oct 04 1992, 3:33 AM EDT
Alt. 31,791 - Cloudy - 61 F

livebaseballscorecards.com

AB 42
R 3
H 7
RBI 3
BB 3
SO 15
LOB 17

