

San Diego Padres - 1993

San Diego Padres @ Pittsburgh Pirates

Three Rivers Stadium, Pittsburgh, PA

Tue Apr 06 1993, 7:05 PM EDT
Att. 44,103 - Unknown - 52 F

AB	31
R	4
H	4
RBI	3
BB	9
SO	12
LOB	25



WP	1	PA	40
PB	1		
SB	1		
CS	0		

AB R H RBI BB SO LOB

3	0	0	0	2	0	1
3	1	1	0	1	1	2
1	0	0	0	0	0	0
4	0	0	0	1	1	3
3	1	0	0	2	2	1
2	1	0	0	2	2	3
4	1	1	0	0	2	4
3	0	1	1	1	1	4
4	0	0	0	0	2	7
2	0	0	0	0	1	0
0	0	0	0	0	0	0
1	0	0	0	0	0	0
0	0	0	0	0	0	0
1	0	1	2	0	0	0
0	0	0	0	0	0	0
0	0	0	0	0	0	0

1B	4	SF	0
2B	0	SAC	0
3B	0	DP	0
HR	0	HBP	0

Batter	1	2	3	4	5	6	7	8	9
Tony Gwynn, L (1, 9) BBB	4-0 BB		0-1 G4-3		1-0 G4-3		4-2 S BB	1-1 L6 1-2 3-H	
Jeff Gardner, L (1, 4) OBP: 0.500, SLG: 0.333 Phil Clark, R (9, PH) CX	0-1 F9		0-0 FC6-4 1B		4-1 BB BB BB	3-3 K	0-1 G6-3	0-0 G6-3	
Gary Sheffield, R (1, 5) BB F C S	2-3 K		0-0 FC6-4 1-2f		4-1 BB BB BB	0-1 G6-3		0-0 F8	
Fred McGriff, L (1, 3) F F C	1-3 K			2-2 P6	4-2 BB BB		4-1 1B WP BB	2-3 K	
Phil Plantier, L (1, 7) B C C C		1-3 K		4-2 BB	1-3 K		4-1 1B BB		
Derek Bell, R (1, 8) OBP: 0.250, SLG: 0.250 S X		0-1 G6-3		2-3 K	1-3 K		1-2 1B PB 1B		
Dan Walters, R (1, 2) OBP: 0.500, SLG: 0.333 C B X		1-1 1B		2-0 F7	4-0 FC5-4 BB 1-2 2-3 3-H		1-3 K		
Craig Shipley, R (1, 6) B B B B B B X		3-2 P5			0-3 K	1-0 FC5-4 1-2f	1-3 K		
Andy Benes, R (1, 1) Roger Mason, R (5, 1) Tim Teufel, R (7, PH) Pat Gomez, L (7, 1) Guillermo Velasquez, L (8, PH) Rich Rodriguez, L (8, 1) Jeremy Hernandez, R (8, 1) B S X			1-1 G5-3		0-3 K		1-2 G6-3	1-0 PB 1B 1-3 2-H 3-H	

Inning Stats	R: 0	H: 0	E: 0	K: 2	S: 8	R: 0	H: 1	E: 0	K: 1	S: 10	R: 0	H: 1	E: 0	K: 0	S: 6	R: 0	H: 0	E: 0	K: 1	S: 9	R: 0	H: 0	E: 0	K: 2	S: 7	R: 1	H: 0	E: 0	K: 2	S: 12	R: 0	H: 0	E: 0	K: 1	S: 13	R: 3	H: 2	E: 0	K: 2	S: 14	R: 0	H: 0	E: 0	K: 1	S: 5
	LOB: 1	BB: 1	P: 15	LOB: 1	BB: 0	P: 15	LOB: 1	BB: 0	P: 7	LOB: 1	BB: 1	P: 19	LOB: 3	BB: 4	P: 31	LOB: 1	BB: 1	P: 21	LOB: 1	BB: 2	P: 27	LOB: 0	BB: 0	P: 7																					

PITCHER	IP	WLS	BF	H	R	ER	SO	BB	IBB	HBP	BLK	WP	HR	S	P	ERA	WHIP
Tim Wakefield, R (1, 1) ERA: 3.86	7.0	W	32	2	3	3	9	9	0	0	0	1	0	67	126	3.86	1.571
Paul Wagner, R (8, 1) ERA:	0.2		4	2	0	0	2	0	0	0	0	0	0	10	14	0.00	3.000
John Candelaria, L (8, 1) ERA:	1.1	S	4	0	1	0	1	0	0	0	0	0	0	7	10	0.00	0.000

PITCHER	IP	WLS	BF	H	R	ER	SO	BB	IBB	HBP	BLK	WP	HR	S	P	ERA	WHIP
---------	----	-----	----	---	---	----	----	----	-----	-----	-----	----	----	---	---	-----	------

Batter	1	2	3	4	5	6	7	8	9	AB	R	H	RBI	BB	SO	LOB
Al Martin, L OBP: 0.400, SLG: 1.000 (1, 7) F X	1-0 SH1-4 1B 2B	0-1 F7		0-2 F7	1-0 F9			0-0 1B 3B		5	2	2	0	0	0	3
Jay Bell, R OBP: 0.500, SLG: 0.750 (1, 6) C B B X	2-1 SH1-4 2-3		2-2 1B FC5-4 1B		1-2 BB 2B	3-3 K		0-1 F9		4	2	2	0	0	1	1
Andy Van Slyke, L OBP: 0.400, SLG: 0.400 (1, 8) C F B C	1-3 K		0-1 FC5-4 1B		1-1 P4	3-3 K		3-1 1B 1B		5	1	2	1	0	2	2
Jeff King, R OBP: 0.600, SLG: 0.500 (1, 5) C X	0-1 1B 1B		2-1 FC5-4 BB 1-2f		4-2 BB 2B BB	2-2 G6-3		0-1 1B E 1B		4	2	2	2	1	0	1
Orlando Merced, S OBP: 0.600, SLG: 0.333 (1, 9) C X	0-1 1-2 1B		4-2 BB		4-2 2B BB		3-3 K	1-3 K		3	1	1	0	2	2	2
Kevin Young, R OBP: 0.400, SLG: 0.600 (1, 3) S X	0-1 P3		0-1 F8		0-1 G4-3 1B 2B		1-3 K	2-2 E9 1B		5	1	2	4	0	1	4
Michael LaValliere, L OBP: 0.200, SLG: 0.200 (1, 2) F X		0-1 F7	0-1 G4-3		2-2 G4-3		0-0 1B 1B	0-1 G6-3		5	0	1	0	0	0	4
Carlos Garcia, R OBP: 0.500, SLG: 0.333 (1, 4) X T B T T F		1-2 P5		1-1 G5-3	4-2 1B BB		0-2 1B			3	0	1	0	1	0	0
Tim Wakefield, R OBP: 0.500, SLG: 0.750 (8, 1) B T C B X		1-2 2B		0-3 K	2-1 1B		0-3 K			4	0	2	1	0	2	2
Paul Wagner, R (8, 1)										0	0	0	0	0	0	0
John Candelaria, L (8, 1)										0	0	0	0	0	0	0

Inning Stats	R: 1	H: 3	E: 0	K: 1	S: 12	H: 3	LOB: 2	BB: 0	P: 16	R: 0	H: 1	E: 0	K: 0	S: 12	H: 1	LOB: 1	BB: 0	P: 14	R: 1	H: 2	E: 0	K: 0	S: 18	H: 2	LOB: 2	BB: 1	P: 26	R: 0	H: 0	E: 0	K: 1	S: 8	H: 0	LOB: 0	BB: 0	P: 9	R: 4	H: 3	E: 0	K: 0	S: 21	H: 3	LOB: 2	BB: 3	P: 40	R: 0	H: 0	E: 0	K: 2	S: 13	H: 0	LOB: 0	BB: 0	P: 21	R: 0	H: 2	E: 0	K: 3	S: 14	H: 2	LOB: 2	BB: 0	P: 18	R: 3	H: 4	E: 1	K: 1	S: 16	H: 4	LOB: 1	BB: 0	P: 22
--------------	------	------	------	------	-------	------	--------	-------	-------	------	------	------	------	-------	------	--------	-------	-------	------	------	------	------	-------	------	--------	-------	-------	------	------	------	------	------	------	--------	-------	------	------	------	------	------	-------	------	--------	-------	-------	------	------	------	------	-------	------	--------	-------	-------	------	------	------	------	-------	------	--------	-------	-------	------	------	------	------	-------	------	--------	-------	-------


PITCHER	IP	WLS	BF	H	R	ER	SO	BB	IBB	HBP	BLK	WP	HR	S	P	ERA	WHIP
Andy Benes, R ERA: 12.46 (1, 1)	4.1	L	24	8	6	6	2	3	0	0	0	0	0	63	88	12.46	2.538
Roger Mason, R ERA: (5, 1)	1.2		7	1	0	0	2	1	0	0	0	0	0	21	38	0.00	1.200
Pat Gomez, L ERA: (7, 1)	1.0		5	2	0	0	3	0	0	0	0	0	0	14	18	0.00	2.000
Rich Rodriguez, L ERA: 27.0 (8, 1)	0.2		5	3	3	2	1	0	0	0	0	0	0	10	14	27.00	4.500
Jeremy Hernandez, R ERA: (8, 1)	0.1		2	1	0	0	0	0	0	0	0	0	0	6	8	0.00	3.000

BOTTOM

San Diego Padres @ Pittsburgh Pirates
Three Rivers Stadium, Pittsburgh, PA

Tue Apr 06 1993, 7:05 PM EDT
Att: 44,103 - Unknown - 52 F

AB	38
R	9
H	15
RBI	8
BB	4
SO	8
LOB	19



WP	HR	S	P	ERA	WHIP
0	0	0	43	0	0

Batter	1	2	3	4	5	6	7	8	9	AB R H RBI BB SO LOB	TOP	
Tony Gwynn, L (1, 9) OBP: 0.333, SLG: 0.143	0-1 G4-3		2-1 G1-3			0-1 G6-4-3 2-3 1B		1-1 G4-3		4 0 1 0 0 0 0		
Jeff Gardner, L (1, 4) OBP: 0.250, SLG: 0.143	1-1 G1-3			2-2 L5		0-0 G6-4-3 1-2f 3-H		0-3 K		4 0 0 0 0 1 1		
Gary Sheffield, R (1, 5) OBP: 0.222, SLG: 0.500	2-1 G6-3			0-0 HR		3-1 G5-3		0-1 P6		4 1 1 1 0 0 0		
Fred McGriff, L (1, 3) OBP: 0.333, SLG: 0.571		2-1 HR		2-3 K		2-3 K		2-0 P2		4 1 1 1 0 2 0		
Phil Plantier, L (1, 7) OBP: 0.429, SLG: 0.800		1-2 L7		2-3 K		2-0 HR				3 1 1 1 0 1 0		
Derek Bell, R (1, 8) OBP: 0.143, SLG: 0.143		0-3 K		0-3 K		1-2 F9				3 0 0 0 0 2 0		
Dan Walters, R (1, 2) OBP: 0.286, SLG: 0.167		1-0 G6-3		3-1 P4		1-2 P6				3 0 0 0 0 0 0		
Craig Shipley, R (1, 6)			0-1 P5		1-0 G6-3		0-3 K			3 0 0 0 0 1 0		
Greg Harris, R (1, 1) Roger Mason, R (5, 1) Darrell Sherman, L (6, PH) Pat Gomez, L (6, 1) Tim Teufel, R (8, PH) Tim Scott, R (8, 1) Rich Rodriguez, L (8, 1)			0-2 G6-3		1-2 1B G6-4-3 2B		2-3 K			1 0 0 0 0 0 0 0 0 0 0 0 0 0 1 1 1 0 0 0 0 0 0 0 0 0 0 0 1 0 0 0 0 1 0 0 0 0 0 0 0 0 0 0 0 0 0 0 0		
Inning Stats	R: 0 E: 0 K: 0 S: 6 H: 0 LOB: 0 BB: 0 P: 9	R: 1 E: 0 K: 1 S: 9 H: 1 LOB: 0 BB: 0 P: 13	R: 0 E: 0 K: 0 S: 7 H: 0 LOB: 0 BB: 0 P: 9	R: 1 E: 0 K: 2 S: 12 H: 1 LOB: 0 BB: 0 P: 18	R: 0 E: 0 K: 1 S: 6 H: 0 LOB: 0 BB: 0 P: 10	R: 1 E: 0 K: 0 S: 9 H: 2 LOB: 0 BB: 0 P: 13	R: 1 E: 0 K: 1 S: 11 H: 1 LOB: 0 BB: 0 P: 17	R: 0 E: 0 K: 2 S: 8 H: 0 LOB: 0 BB: 0 P: 11	R: 0 E: 0 K: 1 S: 10 H: 0 LOB: 0 BB: 0 P: 12	1B: 1 2B: 1 3B: 0 HR: 3 SF: 0 SAC: 0 DP: 1 HBP: 0	WP: 0 PB: 0 SB: 0 CS: 0 PA: 31	
PITCHER	IP WLS BF H R ER SO BB IBB HBP BLK WP HR S P ERA WHIP											
Bob Walk, R (1, 1) ERA: 4.5	6.0 W 21 4 3 3 4 0 0 0 0 0 2 49 72 4.50 0.667											
Denny Neagle, L (7, 1) ERA: 4.5	2.0 7 1 1 1 3 0 0 0 0 0 1 19 28 4.50 0.500											
Stan Belinda, R (9, 1) ERA:	1.0 S 3 0 0 0 1 0 0 0 0 0 0 10 12 0.00 0.000											

San Diego Padres @ Pittsburgh Pirates
 Three Rivers Stadium, Pittsburgh, PA
 Thu Apr 08 1993, 3:33 AM EDT
 Att. 15,828 - Cloudy - 75 F

livebaseballscorecards.com

AB	31
R	4
H	5
RBI	3
BB	0
SO	8
LOB	1



Batter	1	2	3	4	5	6	7	8	9
Al Martin, L OBP: 0.222, SLG: 0.556 (1, 7)	1-2 G1-3		2-1 G6-3	0-1 P5		0-0 SH1-4		3-2 G4-3	
Jay Bell, R OBP: 0.750, SLG: 1.143 (1, 6)	0-1 HR 1B		0-1 2B 2B		0-0 F7 2B	4-0 G4-6-3 IBB			
Andy Van Slyke, L OBP: 0.444, SLG: 0.750 (1, 8)	2-1 1-H HR		4-0 2B IBB		0-2 F7 2-3	2-1 G4-6-3 1-2f			
Jeff King, R OBP: 0.556, SLG: 0.571 (1, 5)	3-1 F8		1-2 F8 1-H 2-H 2B		4-2 2B BB		3-2 F9		
Orlando Merced, S OBP: 0.444, SLG: 0.429 (1, 9)	0-1 L8		1-1 F8 2-3		0-1 1-3 3-H 2B		1-0 G4-3		
Kevin Young, R OBP: 0.222, SLG: 0.333 (1, 3)		1-0 L5	2-3 K		0-0 P4		0-1 F9		
Don Slaught, R (1, 2)		1-0 F9		0-0 F9	3-2 G5-3		0-0 F9		
Carlos Garcia, R OBP: 0.625, SLG: 0.571 (1, 4)		0-0 1B		1-1 SH3-4 1B		0-1 E5 SH1-4 BB	0-1 1B		
Bob Walk, R Lonnie Smith, R (6, PH) Denny Neagle, L (7, 1) Dave Clark, L (8, PH) Stan Belinda, R (9, 1)		0-0 P6		1-1 SH3-4 1-2		4-0 SH1-4 BB	2-1 F7		

Inning Stats	R: 2 E: 0 K: 0 S: 11	H: 2 LOB: 0 BB: 0 P: 17	R: 0 E: 0 K: 0 S: 4	H: 1 LOB: 1 BB: 0 P: 6	R: 2 E: 0 K: 1 S: 12	H: 2 LOB: 1 BB: 1 P: 22	R: 0 E: 0 K: 0 S: 7	H: 1 LOB: 1 BB: 0 P: 9	R: 1 E: 0 K: 0 S: 12	H: 2 LOB: 2 BB: 1 P: 19	R: 0 E: 1 K: 0 S: 5	H: 0 LOB: 2 BB: 2 P: 15	R: 0 E: 0 K: 0 S: 7	H: 0 LOB: 0 BB: 0 P: 11	R: 0 E: 0 K: 0 S: 8	H: 1 LOB: 1 BB: 0 P: 13
1B: 4 2B: 4 3B: 0 HR: 1	SF: 0 SAC: 2 DP: 1 HBP: 0	WP: 0 PB: 0 SB: 0 CS: 0														

BOTTOM

San Diego Padres @ Pittsburgh Pirates
Three Rivers Stadium, Pittsburgh, PA

Thu Apr 08 1993, 3:33 AM EDT
Att: 15,828 - Cloudy - 75 F

AB	31
R	5
H	9
RBI	5
BB	4
SO	1
LOB	14



WP	PA
0	37

PITCHER	IP	WLS	BF	H	R	ER	SO	BB	IBB	HBP	BLK	WP	HR	S	P	ERA	WHIP
Greg Harris, R ERA: 10.38 (1, 1)	4.1	L	23	8	5	5	1	1	1	0	0	0	1	42	66	10.38	2.077
Roger Mason, R ERA: (5, 1)	0.2		2	0	0	0	0	0	0	0	0	0	0	4	7	0.00	0.000
Pat Gomez, L ERA: (6, 1)	2.0		8	0	0	0	0	1	1	0	0	0	0	12	26	0.00	0.500
Tim Scott, R ERA: (8, 1)	0.2		3	1	0	0	0	0	0	0	0	0	0	5	7	0.00	1.500
Rich Rodriguez, L ERA: 18.0 (8, 1)	0.1		1	0	0	0	0	0	0	0	0	0	0	3	6	0.00	0.000

Batter	1	2	3	4	5	6	7	8	9	AB R H RBI BB SO LOB	TOP											
Tony Gwynn, L (1, 9) OBP: 0.308, SLG: 0.100	0-0 L6		0-1 F7		1-0 G1-3			4-0 BB		3 0 0 0 1 0 1												
Jeff Gardner, L (1, 4) OBP: 0.250, SLG: 0.273	1-1 2B		1-2 G5-3			2-1 F7		0-1 G3		4 0 1 0 0 0 1												
Gary Sheffield, R (1, 5) OBP: 0.308, SLG: 0.750	1-0 P6			1-1 1B		3-3 K			0-0 HR	4 1 2 1 0 1 1												
Fred McGriff, L (1, 3) OBP: 0.308, SLG: 0.455	2-2 F9			3-2 1B		0-3 K			2-1 1B	4 1 1 0 0 1 2												
Phil Plantier, L (1, 7) OBP: 0.364, SLG: 0.556		1-0 B1-3		1-0 1B			3-1 G6-3		0-3 K	4 0 1 0 0 1 1												
Derek Bell, R (1, 8) OBP: 0.182, SLG: 0.182		0-0 F8		1-3 K			2-2 G6-3		2-1 1B	4 0 1 0 0 1 1												
Dan Walters, R (1, 2) OBP: 0.273, SLG: 0.222		2-0 1B			0-1 G4-3		0-3 K		1-1 SF7	3 0 1 1 0 1 0												
Craig Shipley, R (1, 6) OBP: 0.273, SLG: 0.222		1-0 P3			1-2 G4-3			0-0 L7	0-0 G4-3	4 0 0 0 0 0 2												
Frank Seminara, R (1, 1) OBP: 0.500, SLG: 0.500			0-1 G4-3			2-2 1B		2-2 G1		2 0 1 0 0 0 0												
Rich Rodriguez, L (7, 1)										0 0 0 0 0 0 0												
Darrell Sherman, L (8, PH) OBP: 0.500, SLG: 1.000										1 0 0 0 0 0 0												
Gene Harris, R (8, 1)										0 0 0 0 0 0 0												
Inning Stats	R: 0 E: 0 K: 0 S: 8	H: 1 LOB: 1 BB: 0 P: 12	R: 0 E: 0 K: 0 S: 4	H: 1 LOB: 1 BB: 0 P: 8	R: 0 E: 0 K: 0 S: 7	H: 0 LOB: 0 BB: 0 P: 8	R: 0 E: 0 K: 1 S: 9	H: 2 LOB: 1 BB: 0 P: 15	R: 0 E: 0 K: 0 S: 9	H: 1 LOB: 1 BB: 0 P: 13	R: 0 E: 0 K: 2 S: 8	H: 0 LOB: 0 BB: 0 P: 13	R: 0 E: 0 K: 1 S: 9	H: 0 LOB: 0 BB: 0 P: 14	R: 0 E: 0 K: 0 S: 7	H: 0 LOB: 1 BB: 1 P: 13	R: 2 E: 0 K: 1 S: 11	H: 3 LOB: 1 BB: 0 P: 16	1B: 6 2B: 1 3B: 0 HR: 1	SF: 1 SAC: 0 DP: 0 HBP: 0	WP: 0 PB: 0 SB: 1 CS: 0	PA: 35
PITCHER	IP WLS BF H R ER SO BB IBB HBP BLK WP HR S P ERA WHIP																					
Ryan Bowen, R (1, 1) ERA: 0.00	8.0 0 29 5 0 0 4 1 0 0 0 0 0 61 96 0.00 0.750																					
Bryan Harvey, R (9, 1) ERA: 9.0	1.0 L 6 3 2 2 1 0 0 0 0 0 0 1 11 16 18.00 3.000																					

San Diego Padres @ Florida Marlins
Joe Robbie Stadium, Miami, FL

AB	33
R	2
H	8
RBI	2
BB	1
SO	5
LOB	9



Fri Apr 09 1993, 7:05 PM EDT
Att: 41,938 - Unknown

livebaseballscorecards.com

Batter	1	2	3	4	5	6	7	8	9	AB R H RBI BB SO LOB
Scott Pose, L OBP: 0.316, SLG: 0.333 (1, 8) (9, 7)	1-0 F7		1-2 FC1-6 G1-4-3 1-2f		0-2 G3 2-3		0-0 FC6-4 1B		0-0 G1-3	5 0 1 0 0 0 3
Bret Barberie, S OBP: 0.444, SLG: 0.286 (1, 4) BB BB C X	3-1 F9		3-1 G1-4-3 1-2		4-1 BB		0-1 F8		3-3 K	4 0 0 0 1 1 3
Junior Felix, S OBP: 0.188, SLG: 0.250 (1, 9) B S B S X	3-2 F7		2-2 G3-1		2-2 P5		0-0 FC6-4 FC6-4 1-2f			4 0 0 0 0 0 4
Orestes Destrade, S OBP: 0.188, SLG: 0.250 Bryan Harvey, R (1, 3) (9, 1)		1-0 G4-3		2-1 F7		0-0 F9	0-0 FC6-4 1-2f			4 0 0 0 0 0 1 0 0 0 0 0 0 0
Dave Magadan, L OBP: 0.313, SLG: 0.154 (1, 5)		2-1 L5		1-2 E3 FC5-4		2-2 P5		2-1 F7		4 0 0 0 0 0 0
Benito Santiago, R OBP: 0.188, SLG: 0.250 (1, 2) X		0-0 E5 1B		1-2 F9		1-2 1B 2B		1-3 K		4 1 1 0 0 1 1
Jeff Conine, R OBP: 0.625, SLG: 0.625 (1, 7) (9, 3)		2-1 1B		1-0 FC5-4 1-2f		0-0 1B		3-2 G4-3		4 0 2 1 0 0 1
Walt Weiss, S OBP: 0.563, SLG: 0.583 (1, 6) B C B X		1-1 G3		2-1 G3 SH3-4 1B		4-0 IBB		4-2 SH5-4 BB		2 0 1 0 2 0 2
Ryan Bowen, R Chuck Carr, S (1, 1) (9, 8)			0-0 E1 FC1-6		0-1 SH3-4 1-2		3-3 K		2-0 SH5-4 1-2	2 0 0 0 0 1 2 0 0 0 0 0 0 0

Inning Stats	R: 0 E: 0 K: 0 S: 6	H: 0 LOB: 0 BB: 0 P: 13	R: 0 E: 1 K: 0 S: 8	H: 1 LOB: 2 BB: 0 P: 14	R: 0 E: 1 K: 0 S: 9	H: 0 LOB: 1 BB: 0 P: 15	R: 0 E: 1 K: 0 S: 9	H: 0 LOB: 1 BB: 0 P: 14	R: 0 E: 0 K: 0 S: 11	H: 1 LOB: 2 BB: 1 P: 19	R: 1 E: 0 K: 1 S: 11	H: 2 LOB: 2 BB: 1 P: 21	R: 0 E: 0 K: 0 S: 5	H: 1 LOB: 1 BB: 0 P: 5	R: 0 E: 0 K: 1 S: 11	H: 0 LOB: 0 BB: 0 P: 17	R: 0 E: 0 K: 1 S: 8	H: 0 LOB: 1 BB: 1 P: 17	1B: 4 2B: 1 3B: 0 HR: 0	SF: 0 SAC: 2 DP: 0 HBP: 0	WP: 0 PB: 0 SB: 0 CS: 0	PA: 38
--------------	------------------------------	----------------------------------	------------------------------	----------------------------------	------------------------------	----------------------------------	------------------------------	----------------------------------	-------------------------------	----------------------------------	-------------------------------	----------------------------------	------------------------------	---------------------------------	-------------------------------	----------------------------------	------------------------------	----------------------------------	----------------------------------	------------------------------------	----------------------------------	--------


PITCHER	IP	WLS	BF	H	R	ER	SO	BB	IBB	HBP	BLK	WP	HR	S	P	ERA	WHIP
Frank Seminara, R ERA: 1.5 (1, 1)	6.0		27	4	1	1	1	1	1	0	0	0	0	54	96	1.50	0.833
Rich Rodriguez, L ERA: 9.0 (7, 1)	1.0		4	1	0	0	0	0	0	0	0	0	0	5	5	0.00	1.000
Gene Harris, R ERA: (8, 1)	2.0	W	7	0	0	0	2	1	0	0	0	0	0	19	34	0.00	0.500

BOTTOM

San Diego Padres @ Florida Marlins
Joe Robbie Stadium, Miami, FL
 Fri Apr 09 1993, 7:05 PM EDT
 Att. 41,938 - Unknown

livebaseballscorecards.com

AB	33
R	1
H	5
RBI	1
BB	3
SO	3
LOB	17



Batter	1	2	3	4	5	6	7	8	9	AB R H RBI BB SO LOB	TOP	
Tony Gwynn, L (1, 9) OBP: 0.294, SLG: 0.231	2-2 G4-3		0-0 SF7			2-1 F8 2B		0-1 F9		3 0 1 1 0 0 1		
Tim Teufel, R (1, 4) Guillermo Velasquez, L (9, PH) OBP: 0.500, SLG: 0.500	0-2 G5-3		3-3 K			2-2 F8		3-3 K		3 0 0 0 0 1 1 1 0 0 0 0 1 0		
Gary Sheffield, R (1, 5) OBP: 0.353, SLG: 0.688	0-0 1B			0-0 G4-6-3 1B		1-0 F7		0-2 G5-3		4 0 2 0 0 0 1		
Fred McGriff, L (1, 3) OBP: 0.235, SLG: 0.333	0-1 G3			2-1 G4-6-3 1-2f		0-0 G5-3		1-2 G3		4 0 0 0 0 0 2		
Phil Plantier, L (1, 7) OBP: 0.286, SLG: 0.417		2-1 G1-3		2-2 F8		2-0 L4				3 0 0 0 0 0 0		
Derek Bell, R (1, 8) OBP: 0.143, SLG: 0.143		2-3 K		0-3 K		1-2 L7				3 0 0 0 0 2 0		
Dan Walters, R (1, 2) OBP: 0.286, SLG: 0.250 Darrell Sherman, L (8, PR) OBP: 0.500, SLG: 1.000 Bob Geren, R (8, 2)		0-2 F9		0-0 F7		1-0 SH1-4 1B				3 0 1 0 0 0 0 0 0 0 0 0 0 0 0 0 0 0 0 0 0	AB 28 R 1 H 5 RBI 1 BB 0 SO 5 LOB 7	
Craig Shipley, R (1, 6) OBP: 0.077, SLG: 0.154			1-2 SH1-4 SF7 2B		2-3 K	0-0 SH1-4		0-0 SH1-4		2 1 1 0 0 1 0		
Dave Eiland, R (1, 1) Jeff Gardner, L (8, PH) OBP: 0.231, SLG: 0.250 Pat Gomez, L (8, 1)			0-0 SH1-4		0-2 G1-3	3-2 FC6-5-4				1 0 0 0 0 0 0 1 0 0 0 0 0 2 0 0 0 0 0 0 0		
Inning Stats	R: 0 H: 1 E: 0 LOB: 1 K: 0 BB: 0 S: 9 P: 11	R: 0 H: 0 E: 0 LOB: 0 K: 1 BB: 0 S: 8 P: 12	R: 1 H: 1 E: 0 LOB: 0 K: 1 BB: 0 S: 9 P: 13	R: 0 H: 1 E: 0 LOB: 0 K: 0 BB: 0 S: 6 P: 10	R: 0 H: 0 E: 0 LOB: 0 K: 2 BB: 0 S: 8 P: 10	R: 0 H: 1 E: 0 LOB: 1 K: 0 BB: 0 S: 9 P: 14	R: 0 H: 0 E: 0 LOB: 0 K: 0 BB: 0 S: 5 P: 8	R: 0 H: 1 E: 0 LOB: 1 K: 0 BB: 0 S: 8 P: 12	R: 0 H: 0 E: 0 LOB: 0 K: 1 BB: 0 S: 9 P: 13	1B: 3 SF: 1 2B: 2 SAC: 2 3B: 0 DP: 1 HR: 0 HBP: 0	WP: 0 PA: 31 PB: 0 SB: 0 CS: 0	
PITCHER Charlie Hough, R (1, 1) ERA: 2.57 Bryan Harvey, R (9, 1) ERA: 6.0	IP WLS BF H R ER SO BB IBB HBP BLK WP HR S P ERA WHIP	8.0 W 28 5 1 1 4 0 0 0 0 0 0 0 62 90 1.12 0.625	1.0 S 3 0 0 0 1 0 0 0 0 0 0 0 9 13 0.00 0.000	PITCHER IP WLS BF H R ER SO BB IBB HBP BLK WP HR S P ERA WHIP								

San Diego Padres @ Florida Marlins
Joe Robbie Stadium, Miami, FL

Sat Apr 10 1993, 7:05 PM EDT
Att. 43,021 - Unknown

livebaseballscorecards.com



Batter	1	2	3	4	5	6	7	8	9
Scott Pose, L <small>OBP: 0.348, SLG: 0.409</small> (1, 8) (9, 7)	0-1 	1-1 		0-1 G4-3 			3-1 F7 		
Bret Barberie, S <small>OBP: 0.409, SLG: 0.278</small> (1, 4)	3-3 	1-1 			0-1 G4-3 		0-1 G4-3 		
Junior Felix, S <small>OBP: 0.150, SLG: 0.200</small> (1, 9)	0-1 P5 	0-0 F9 			2-1 G3-1 			2-2 G5-3 	
Orestes Destrade, S <small>OBP: 0.200, SLG: 0.211</small> Bryan Harvey, R (1, 3) (9, 1)	4-1 		3-2 G4-3 		1-1 G1-3 			2-3 	
Dave Magadan, L <small>OBP: 0.250, SLG: 0.118</small> (1, 5)	1-1 G4-3 		1-1 F7 			0-2 G4-3 		2-1 F8 	
Benito Santiago, R <small>OBP: 0.263, SLG: 0.278</small> (1, 2)		0-1 	4-2 			0-1 F8 			
Jeff Conine, R <small>OBP: 0.526, SLG: 0.526</small> (1, 7) (9, 3)		3-1 E5 	2-0 F8 			0-2 K 			
Walt Weiss, S <small>OBP: 0.526, SLG: 0.500</small> (1, 6)		0-0 G4-3 		1-0 G1 			4-1 		
Charlie Hough, R Chuck Carr, S (1, 1) (9, 8)		2-3 K 	2-1 G5-3 				0-1 SH2-4 		

AB	R	H	RBI	BB	SO	LOB	
4	0	2	1	0	0	1	
4	0	1	0	0	1	2	
4	0	0	0	0	0	3	
3	0	0	0	1	1	0	
0	0	0	0	0	0	0	
4	0	0	0	0	0	2	
2	1	1	0	1	0	0	
3	1	0	0	0	1	2	
2	0	0	1	1	0	1	
2	0	0	0	0	1	1	
0	0	0	0	0	0	0	
1B: 3	SF: 0	2B: 1	SAC: 1	3B: 0	DP: 0	HR: 0	HBP: 0

BOTTOM

San Diego Padres @ Florida Marlins
 Joe Robbie Stadium, Miami, FL
 Sat Apr 10 1993, 7:05 PM EDT
 Att. 43,021 - Unknown

livebaseballscorecards.com

AB	28
R	2
H	4
RBI	2
BB	3
SO	4
LOB	12



Inning Stats		R	H	E	LOB	K	S	IP	WLS	BF	H	R	ER	SO	BB	IBB	HBP	BLK	WP	HR	S	P	ERA	WHIP								
1	R: 0 E: 0 K: 1 S: 10	H: 1 LOB: 2 BB: 1 P: 18																														
2	R: 2 E: 1 K: 1 S: 14	H: 3 LOB: 2 BB: 0 P: 20																														
3	R: 0 E: 0 K: 0 S: 9	H: 0 LOB: 1 BB: 1 P: 19																														
4	R: 0 E: 0 K: 0 S: 5	H: 0 LOB: 0 BB: 0 P: 8																														
5	R: 0 E: 0 K: 0 S: 6	H: 0 LOB: 0 BB: 0 P: 9																														
6	R: 0 E: 0 K: 1 S: 8	H: 0 LOB: 0 BB: 0 P: 8																														
7	R: 0 E: 0 K: 0 S: 7	H: 0 LOB: 1 BB: 1 P: 14																														
8	R: 0 E: 0 K: 1 S: 8	H: 0 LOB: 0 BB: 0 P: 14																														
9	R: 0 E: 0 K: 0 S: 0	H: 0 LOB: 0 BB: 0 P: 0																														
PITCHER	IP	WLS	BF	H	R	ER	SO	BB	IBB	HBP	BLK	WP	HR	S	P	ERA	WHIP															
Dave Eiland, R ERA:	(1, 1)	7.0	L	29	4	2	0	3	3	0	0	0	0	59	96	0.00	1.000															
Pat Gomez, L ERA:	(8, 1)	1.0		3	0	0	1	0	0	0	0	0	0	8	14	0.00	0.000															

WP	PA	ERA	WHIP
0	32		

Batter	1	2	3	4	5	6	7	8	9	AB R H RBI BB SO LOB	TOP														
Tony Gwynn, L (1, 9) OBP: 0.364, SLG: 0.389	0-0 1B 1B	1-1 F8			3-3 K		0-0 1B		0-0 G4-3 2B	5 1 3 1 0 1 1															
Jeff Gardner, L (1, 4) OBP: 0.278, SLG: 0.353	1-2 1B SF8 1B	0-1 2B			2-3 K		0-3 K		0-1 G4-3 2B	5 1 2 0 0 2 2															
Gary Sheffield, R (1, 5) OBP: 0.273, SLG: 0.524	1-3 K	1-3 K			3-3 K		1-0 F7		1-1 L8	5 0 0 0 0 3 6															
Fred McGriff, L (1, 3) OBP: 0.333, SLG: 0.526	2-1 2B 1B		1-0 G3			0-0 1B G5-4-3 2B		3-2 1B 2B		4 3 3 1 0 0 0															
Phil Plantier, L (1, 7) OBP: 0.333, SLG: 0.429 Rich Rodriguez, L (8, 1) Gene Harris, R (8, 1)	0-0 SF8		0-1 G3			4-0 G5-4-3 1B BB		0-2 L6-3 1B		2 0 1 2 1 0 0 0 0 0 0 0 0 0 0 0 0 0 0 0 0															
Derek Bell, R (1, 8) OBP: 0.222, SLG: 0.278	1-2 2B		0-0 G6-3			1-0 G5-4-3 1B		0-3 K		4 0 2 1 0 1 1															
Bob Geren, R (1, 2)	2-3 K			1-1 F9		0-0 G5-4-3		0-1 L6-3		4 0 0 0 0 1 4															
Craig Shipley, R (1, 6) OBP: 0.118, SLG: 0.235		0-1 P4			0-3 K2-3		1-0 G4-3		0-0 2B 2B	4 1 1 0 0 1 1															
Andy Benes, R (1, 1) OBP: 0.200, SLG: 0.200 Darrell Sherman, L (8, 7) OBP: 0.333, SLG: 0.667		3-2 2B 1B			0-3 K		2-3 K		1-1 B2	3 0 1 0 0 2 0 1 0 0 0 0 0 1															
Inning Stats	R: 3 E: 0 K: 2 S: 17	H: 4 LOB: 1 BB: 0 P: 24	R: 0 E: 0 K: 1 S: 12	H: 2 LOB: 2 BB: 0 P: 17	R: 0 E: 0 K: 0 S: 4	H: 0 LOB: 0 BB: 0 P: 5	R: 0 E: 0 K: 2 S: 8	H: 0 LOB: 0 BB: 0 P: 9	R: 0 E: 0 K: 3 S: 11	H: 0 LOB: 0 BB: 0 P: 19	R: 1 E: 0 K: 0 S: 4	H: 2 LOB: 1 BB: 1 P: 10	R: 0 E: 0 K: 2 S: 8	H: 1 LOB: 1 BB: 0 P: 11	R: 1 E: 0 K: 1 S: 13	H: 2 LOB: 0 BB: 0 P: 16	R: 1 E: 0 K: 0 S: 8	H: 2 LOB: 1 BB: 0 P: 10	1B: 7 2B: 7 3B: 0 HR: 0	SF: 1 SAC: 0 DP: 2 HBP: 0	WP: 0 PB: 0 SB: 0 CS: 0	PA: 39			
PITCHER	IP	WLS	BF	H	R	ER	SO	BB	IBB	HBP	BLK	WP	HR	S	P	ERA	WHIP								
Jack Armstrong, R (1, 1) ERA: 5.4	7.0	L	30	9	4	4	10	1	0	0	0	0	0	64	95	5.14	1.429								
Bob McClure, L (8, 1) ERA: 27.0	0.0		2	2	1	1	0	0	0	0	0	0	0	8	11	∞	∞								
Cris Carpenter, R (8, 1) ERA: 3.0	2.0		7	2	1	1	1	0	0	0	0	0	0	13	15	4.50	1.000								

San Diego Padres @ Florida Marlins
Joe Robbie Stadium, Miami, FL
Sun Apr 11 1993, 3:33 AM EDT
Att. 42,372 - Cloudy - 77 F

AB	37
R	6
H	13
RBI	5
BB	1
SO	11
LOB	16



WP: 0	PA: 39
PB: 0	
SB: 0	
CS: 0	

Batter	1	2	3	4	5	6	7	8	9	AB	R	H	RBI	BB	SO	LOB
Scott Pose, L OBP: 0.357, SLG: 0.385 (1, 8)	1-1 L6		1-2 F7		0-0 G4-6-3 1B		4-2 BB		0-0 G4-3	4	0	1	0	1	0	0
Greg Briley, L OBP: 0.143, SLG: 0.143 (1, 9)	2-1 G4-3		1-2 S 1B		0-0 F8		1-0 F7		3-2 G4-3	5	1	1	0	0	0	2
Bret Barberie, S OBP: 0.346, SLG: 0.227 (1, 4)	1-0 P6		3-2 F7		0-0 G4-6-3 1-2f			3-3 K		4	0	0	0	0	1	2
Orestes Destrade, S OBP: 0.250, SLG: 0.261 (1, 3)		3-3 K	1-1 1B		0-1 BB 1B			3-1 P4		4	0	2	1	0	1	0
Jeff Conine, R OBP: 0.522, SLG: 0.500 (1, 7)		1-1 1B 1B	1-3 K		2-3 K			4-1 BB BB BB		3	1	1	0	1	2	2
Dave Magadan, L OBP: 0.375, SLG: 0.211 (1, 5)		1-0 1B		0-0 1B		4-1 G6-4-3 1-2 BB		4-2 BB BB		2	0	2	0	2	0	0
Steve Decker, R (1, 2)		1-3 K		3-3 K		1-1 G6-4-3 1-2f		4-2 BB 1-2 2-3 BB		3	0	0	0	1	2	5
Walt Weiss, S OBP: 0.478, SLG: 0.444 (1, 6)		0-0 1B		1-2 F9		1-1 F9		0-0 G4-3		4	0	1	1	0	0	4
Jack Armstrong, R (1, 1)		1-3 K		1-3 K		1-1 P4		0-3 K		2	0	0	0	0	2	3
Rick Renteria, R (7, PH) OBP: 0.500, SLG: 0.500 Bob McClure, R (8, 1) Cris Carpenter, R (8, 1) Junior Felix, S (9, PH) OBP: 0.143, SLG: 0.190										1	0	0	0	0	0	0

Inning Stats	R: 0	H: 0	E: 0	K: 5	S: 5	R: 1	H: 3	E: 0	K: 3	S: 13	R: 1	H: 2	E: 0	K: 1	S: 15	R: 0	H: 1	E: 0	K: 2	S: 13	R: 0	H: 1	E: 0	K: 1	S: 9	R: 0	H: 0	E: 0	K: 0	S: 8	R: 0	H: 0	E: 0	K: 1	S: 16	R: 0	H: 0	E: 0	K: 1	S: 7	1B: 8	2B: 0	3B: 0	HR: 0	SF: 0	SAC: 0	DP: 2	HBP: 0	WP: 0	PB: 0	SB: 1	CS: 0	PA: 38
--------------	------	------	------	------	------	------	------	------	------	-------	------	------	------	------	-------	------	------	------	------	-------	------	------	------	------	------	------	------	------	------	------	------	------	------	------	-------	------	------	------	------	------	-------	-------	-------	-------	-------	--------	-------	--------	-------	-------	-------	-------	--------

PITCHER	IP	WLS	BF	H	R	ER	SO	BB	IBB	HBP	BLK	WP	HR	S	P	ERA	WHIP
Andy Benes, R (1, 1) ERA: 6.35	7.0	W	29	8	2	2	7	2	0	0	0	0	0	66	103	2.57	1.429
Rich Rodriguez, L (8, 1) ERA: 6.75	0.2		5	0	0	0	1	3	0	0	0	0	0	15	33	0.00	4.500
Gene Harris, R (8, 1) ERA:	1.1	S	4	0	0	0	1	0	0	0	0	0	0	8	11	0.00	0.000

BOTTOM

San Diego Padres @ Florida Marlins
Joe Robbie Stadium, Miami, FL
Sun Apr 11 1993, 3:33 AM EDT
Att. 42,372 - Cloudy - 77 F

livebaseballscorecards.com

AB	33
R	2
H	8
RBI	2
BB	5
SO	9
LOB	18



Batter	1	2	3	4	5	6	7	8	9	AB R H RBI BB SO LOB	TOP											
Al Martin, L (1, 7) OBP: 0.174, SLG: 0.435	2-2 F9		1-1 P5	2-3 K			2-3 K		0-0 SH1-4 1B	5 0 1 0 0 2 1												
Jay Bell, R (1, 6) OBP: 0.480, SLG: 0.783	3-3 K		2-2 G6-3		2-2 HR		3-1 FC5-2 3B		0-0 SH1-4	4 1 2 1 0 1 0												
Andy Van Slyke, L (1, 8) OBP: 0.385, SLG: 0.455	1-0 1B		2-3 K		1-3 K		4-0 FC5-2 IBB		0-0 F7	4 0 1 0 1 2 1												
Jeff King, R (1, 5) OBP: 0.370, SLG: 0.360	3-3 K			3-2 F7	2-2 S 1B		0-1 FC5-2		1-0 F8	5 0 1 0 0 1 4												
Orlando Merced, S (1, 9) OBP: 0.364, SLG: 0.368		1-0 F8		1-0 3B 1B	3-2 F8		2-0 F7			4 1 1 0 0 0 3												
Kevin Young, R (1, 3) OBP: 0.360, SLG: 0.565		2-2 G5-3		1-2 1B 3B	3-1 L5			1-2 F8		4 1 1 1 0 0 1												
Don Slaught, R (1, 2) OBP: 0.400, SLG: 0.357		1-2 HBP 1B		2-0 S 1B 1B		3-3 K		1-0 F7		4 1 2 1 0 1 0												
Carlos Garcia, R (1, 4) OBP: 0.400, SLG: 0.294		2-2 HBP		1-2 F7		0-1 G6-3		1-0 S HBP		2 0 0 0 0 0 1												
Dave Otto, L (1, 1) OBP: 0.333, SLG: 0.333		1-1 L7		0-0 1B		1-1 G1-3		0-1 G3		3 0 1 1 0 0 2												
Blas Minor, R (7, 1)										0 0 0 0 0 0 0												
Denny Neagle, L (7, 1)										1 0 0 0 0 0 1												
Stan Belinda, R (8, 1)										0 0 0 0 0 0 0												
Inning Stats	R: 0 E: 0 K: 2 S: 11	H: 1 LOB: 1 BB: 0 P: 20	R: 0 E: 0 K: 0 S: 12	H: 1 LOB: 2 BB: 0 P: 19	R: 0 E: 0 K: 1 S: 8	H: 0 LOB: 0 BB: 0 P: 13	R: 3 E: 0 K: 1 S: 22	H: 4 LOB: 1 BB: 0 P: 32	R: 1 E: 0 K: 1 S: 17	H: 2 LOB: 1 BB: 0 P: 28	R: 0 E: 0 K: 1 S: 12	H: 0 LOB: 0 BB: 0 P: 16	R: 0 E: 0 K: 1 S: 8	H: 1 LOB: 2 BB: 1 P: 19	R: 0 E: 0 K: 0 S: 6	H: 0 LOB: 1 BB: 0 P: 9	R: 0 E: 0 K: 0 S: 4	H: 1 LOB: 1 BB: 0 P: 5	1B: 7 2B: 0 3B: 2 HR: 1	SF: 0 SAC: 1 DP: 0 HBP: 2	WP: 0 PB: 0 SB: 3 CS: 0	PA: 40
PITCHER	IP WLS BF H R ER SO BB IBB HBP BLK WP HR S P ERA WHIP																					
Greg Harris, R (1, 1) ERA: 9.35	4.1 L 22 8 4 4 5 0 0 1 0 0 1 64 100 8.31 1.846																					
Tim Scott, R (5, 1) ERA:	0.2 2 0 0 0 0 0 0 0 0 0 0 6 12 0.00 0.000																					
Jeremy Hernandez, R (6, 1) ERA:	2.0 8 1 0 0 2 0 1 0 0 0 0 20 35 0.00 0.500																					
Roger Mason, R (8, 1) ERA:	2.0 8 1 0 0 0 0 0 0 1 0 0 0 10 14 0.00 0.500																					

Pittsburgh Pirates @ San Diego Padres
Jack Murphy Stadium, San Diego, CA

Mon Apr 12 1993, 10:05 PM EDT
Att. 46,192 - Unknown - 69 F

livebaseballscorecards.com

AB	36
R	4
H	10
RBI	4
BB	1
SO	7
LOB	14




Batter	1	2	3	4	5	6	7	8	9	AB	R	H	RBI	BB	SO	LOB	BOTTOM
--------	---	---	---	---	---	---	---	---	---	----	---	---	-----	----	----	-----	--------

<p>Tony Gwynn, L (1, 9) OBP: 0.346, SLG: 0.333</p>			<p>K (0-3)</p>					<p>F8 (1-2)</p>		3	0	0	0	1	1	2	
<p>Tim Teufel, R (1, 4) Jeff Gardner, L (8, PH) (9, 4) OBP: 0.263, SLG: 0.333</p>				<p>G5-3 (2-1)</p>			<p>F9 (1-0)</p>	<p>K (2-3)</p>		2	0	0	0	1	0	0	
<p>Gary Sheffield, R (1, 5) OBP: 0.269, SLG: 0.480</p>				<p>G3-6-3 (1-1)</p>			<p>P3 (1-2)</p>	<p>G6-3 (2-1)</p>		4	0	1	0	0	0	2	
<p>Fred McGriff, L (1, 3) OBP: 0.280, SLG: 0.435</p>				<p>G3-6-3 (2-1)</p>			<p>G3 (2-1)</p>		<p>K (2-3)</p>	4	0	0	0	0	1	3	
<p>Derek Bell, R (1, 8) OBP: 0.318, SLG: 0.381</p>					<p>E5 (1-0)</p>		<p>FC6-4 (3-2)</p>	<p>K (1-3)</p>	3	2	2	0	1	1	0		
<p>Dan Walters, R (1, 2) OBP: 0.278, SLG: 0.250</p>					<p>FC5-4 (0-0)</p>		<p>P4 (0-0)</p>	<p>G6-3 (2-1)</p>	4	0	1	0	0	0	2		
<p>Phil Plantier, L (1, 7) OBP: 0.333, SLG: 0.412</p>					<p>E4 (1-1)</p>		<p>FC6-4 (0-1)</p>		3	0	1	1	0	1	1		
<p>Craig Shipley, R (1, 6) OBP: 0.100, SLG: 0.200</p>					<p>F8 (0-0)</p>		<p>FC6-4 (1-0)</p>		3	0	0	1	0	0	3		
<p>Greg Harris, R (1, 1) Tim Scott, R (5, 1) Phil Clark, R (5, PH) Jeremy Hernandez, R (6, 1) Guillermo Velasquez, L (7, PH) Roger Mason, R (8, 1)</p>					<p>FC5-4 (1-0)</p>		<p>K (1-3)</p>		1	0	0	0	0	0	0		

<p>Inning Stats</p> <p>R: 0 H: 0 E: 0 K: 9</p>	<p>R: 0 H: 0 E: 0 K: 8</p>	<p>R: 0 H: 0 E: 0 K: 1 S: 8</p>	<p>R: 0 H: 1 E: 0 K: 6 S: 6</p>	<p>R: 1 H: 2 E: 2 K: 7 S: 7</p>	<p>R: 0 H: 0 E: 0 K: 6 S: 6</p>	<p>R: 1 H: 2 E: 0 K: 11 S: 11</p>	<p>R: 0 H: 0 E: 0 K: 9 S: 9</p>	<p>R: 0 H: 0 E: 0 K: 14 S: 14</p>	<p>R: 0 H: 0 E: 0 K: 8 S: 8</p>	<p>1B: 4 SF: 0 2B: 1 SAC: 0 3B: 0 DP: 3 HR: 0 HBP: 0</p>	<p>WP: 0 PA: 33 PB: 0 SB: 1 CS: 0</p>
<p>PITCHER</p> <p>Dave Otto, L (1, 1) ERA: 3.0</p> <p>Blas Minor, R (7, 1) ERA:</p> <p>Denny Neagle, L (7, 1) ERA: 9.82</p> <p>Stan Belinda, R (8, 1) ERA:</p>	<p>IP WLS BF H R ER SO BB IBB HBP BLK WP HR S P ERA WHIP</p>					<p>PITCHER</p> <p>IP WLS BF H R ER SO BB IBB HBP BLK WP HR S P ERA WHIP</p>					

Pittsburgh Pirates @ San Diego Padres
 Jack Murphy Stadium, San Diego, CA
 Mon Apr 12 1993, 10:05 PM EDT
 Att: 46,192 - Unknown - 69 F

AB	30
R	2
H	5
RBI	2
BB	3
SO	6
LOB	16



Batter	1	2	3	4	5	6	7	8	9	AB R H RBI BB SO LOB	TOP
Lonnie Smith, R (1, 7) OBP: 0.556, SLG: 0.667 Al Martin, L (7, 7) OBP: 0.167, SLG: 0.417	4-0 	0-0 G6-3 		2-0 F8 			0-2 	1-3 K 		3 1 1 0 1 0 3 1 0 0 0 0 1 2	Pittsburgh Pirates @ San Diego Padres Jack Murphy Stadium, San Diego, CA Tue Apr 13 1993, 10:05 PM EDT Att. 11,493 - Unknown - 71 F
Jay Bell, R (1, 6) OBP: 0.467, SLG: 0.786	3-2 		2-1 F9 	0-0 F9 			0-2 		2-2 G4-3 	5 1 2 1 0 0 2	
Andy Van Slyke, L (1, 8) OBP: 0.387, SLG: 0.444	0-0 		2-1 G2-3 		3-1 G1-3 		3-1 FC4-6 		1-2 	5 1 2 1 0 0 1	
Jeff King, R (1, 5) OBP: 0.438, SLG: 0.346	4-1 		4-2 		4-1 		2-1 L8 		4-1 	1 1 0 0 4 0 1	
Lloyd McClendon, R (1, 9) OBP: 0.200, SLG: 0.200 Orlando Merced, S (9, PH) OBP: 0.391, SLG: 0.400	2-1 P3 		3-2 CS 	2-1 	2-1 G2-3 		2-2 G4-3 		1-0 	4 1 1 0 0 0 4 1 0 1 1 0 0 0	
Kevin Young, R (1, 3) OBP: 0.333, SLG: 0.500	1-3 			1-1 	2-1 G4-3 			2-2 G6-3 	0-3 	5 1 1 0 0 2 5	
Don Slaught, R (1, 2) OBP: 0.500, SLG: 0.526		1-2 		1-1 		2-1 		2-3 	0-0 	5 0 4 1 0 1 0	
Carlos Garcia, R (1, 4) OBP: 0.360, SLG: 0.318 Paul Wagner, R (9, 1)		1-0 F9 		1-3 		1-0 G5-4-3 		1-0 	2-1 G3 	5 0 1 0 0 1 7 0 0 0 0 0 0 0	
Bob Walk, R (1, 1) OBP: 0.250, SLG: 0.250 John Wehner, R (8, PH) John Candelaria, L (8, 1) Tom Foley, L (9, 4) OBP: 0.200, SLG: 0.400		0-0 F8 		0-0 		0-3 		4-0 		3 0 1 2 0 1 1 0 0 0 0 1 0 0 0 0 0 0 0 0 0 0 0 0 0 0 0 0	
Inning Stats	R: 1 H: 2 E: 0 LOB: 2 K: 1 BB: 2 S: 10 P: 24	R: 0 H: 1 E: 0 LOB: 1 K: 0 BB: 0 S: 7 P: 9	R: 0 H: 0 E: 0 LOB: 0 K: 0 BB: 1 S: 8 P: 19	R: 2 H: 4 E: 0 LOB: 2 K: 1 BB: 0 S: 12 P: 19	R: 0 H: 0 E: 0 LOB: 1 K: 0 BB: 1 S: 7 P: 18	R: 0 H: 1 E: 0 LOB: 0 K: 1 BB: 0 S: 7 P: 10	R: 1 H: 2 E: 0 LOB: 1 K: 0 BB: 0 S: 15 P: 22	R: 0 H: 1 E: 0 LOB: 2 K: 2 BB: 1 S: 10 P: 20	R: 2 H: 3 E: 0 LOB: 2 K: 1 BB: 1 S: 14 P: 24	1B: 10 SF: 0 2B: 2 SAC: 0 3B: 2 DP: 1 HR: 0 HBP: 0	
PITCHER Pat Gomez, L (1, 1) ERA: 3.86 Roger Mason, R (4, 1) ERA: Tim Scott, R (5, 1) ERA: 2.08 Rich Rodriguez, L (8, 1) ERA: 4.91 Gene Harris, R (9, 1) ERA: 4.5	IP WLS BF H R ER SO BB IBB HBP BLK WP HR S P ERA WHIP 3.0 L 16 6 3 3 1 3 0 0 0 0 0 0 31 62 9.00 3.000 1.0 4 1 0 0 1 0 0 0 0 0 0 0 6 9 0.00 1.000 3.0 12 3 1 1 1 1 0 0 0 0 0 0 29 50 3.00 1.333 1.0 5 1 0 0 2 0 1 0 0 0 0 0 10 20 0.00 1.000 0.2 6 3 2 2 1 1 0 0 0 0 0 0 12 20 27.00 6.000					PITCHER Kerry Taylor, R (9, 1) ERA:	IP WLS BF H R ER SO BB IBB HBP BLK WP HR S P ERA WHIP 0.1 1 0 0 0 0 0 0 0 0 0 0 0 0 0 0.00 0.000				

AB	38
R	6
H	14
RBI	6
BB	6
SO	6
LOB	26



Batter	1	2	3	4	5	6	7	8	9	AB	R	H	RBI	BB	SO	LOB
Darrell Sherman, L OBP: 0.167, SLG: 0.333 Ricky Gutierrez, R (8, PH) (9, 9)	2-1 G6-3		0-1 B1-3		2-3 K			2-3 K		3	0	0	0	0	1	0
Tony Gwynn, L OBP: 0.367, SLG: 0.400 (1, 9) (9, 8)	0-0 WP 2B		2-1 G6-3		0-1 F9			0-1 G4-3 1B		4	0	2	0	0	0	0
Gary Sheffield, R OBP: 0.267, SLG: 0.448 (1, 5)	0-2 L9		3-2 1B		0-0 P4			2-2 G4-3 1-2f		4	0	1	0	0	0	2
Fred McGriff, L OBP: 0.276, SLG: 0.385 (1, 3)	4-2 WP BB		0-0 G6-3		2-1 F8			3-3 K		3	0	0	0	1	1	1
Phil Plantier, L OBP: 0.360, SLG: 0.571 (1, 7)	3-3 K 1-2 2-3									4	2	2	1	0	1	2
Dan Walters, R OBP: 0.318, SLG: 0.500 (1, 2)		0-0 G5-3		1-1 HR		2-2 L1				4	2	2	2	0	0	0
Jeff Gardner, L OBP: 0.273, SLG: 0.333 Phil Clark, R (9, PH) OBP: 0.333, SLG: 0.333		3-2 1B		2-1 F7						3	0	1	0	0	0	0
Craig Shipley, R OBP: 0.087, SLG: 0.174 Guillermo Velasquez, L (9, PH) OBP: 0.290, SLG: 0.333		1-1 P6		0-3 K						1	0	1	0	0	0	0
Pat Gomez, L Roger Mason, R Tim Teufel, R Tim Scott, R Derek Bell, R Rich Rodriguez, L Gene Harris, R Kerry Taylor, R Bob Geren, R		3-2 G4-3		3-3 K						3	0	0	0	0	0	1

BOTTOM

Pittsburgh Pirates @ San Diego Padres
Jack Murphy Stadium, San Diego, CA

Tue Apr 13 1993, 10:05 PM EDT
Att: 11,493 - Unknown - 71 F

livebaseballscorecards.com

AB	34
R	4
H	9
RBI	4
BB	1
SO	7
LOB	8



Inning Stats	R: 0	H: 1	R: 0	H: 1	R: 0	H: 1	R: 0	H: 0	R: 0	H: 0	R: 0	H: 1	R: 2	H: 3	1B: 5	SF: 1
	E: 0	LOB: 2	E: 0	LOB: 1	E: 0	LOB: 0	E: 0	LOB: 0	E: 0	LOB: 0	E: 0	LOB: 0	E: 0	LOB: 1	2B: 2	SAC: 0
	K: 1	BB: 1	K: 0	BB: 0	K: 2	BB: 0	K: 1	BB: 0	K: 1	BB: 0	K: 1	BB: 0	K: 1	BB: 0	3B: 0	DP: 1
	S: 12	P: 21	S: 10	P: 17	S: 8	P: 13	S: 6	P: 8	S: 7	P: 14	S: 5	P: 8	S: 17	P: 28	HR: 2	HBP: 0

PITCHER	IP	WLS	BF	H	R	ER	SO	BB	IBB	HBP	BLK	WP	HR	S	P	101	ERA	WHIP
Bob Walk, R ERA: 3.46	(1, 1)	7.0	W	27	5	2	5	1	0	0	0	1	2	60	101	2.57	0.857	
John Candelaria, L ERA: 9.0	(8, 1)	1.1		6	3	2	2	0	0	0	0	0	0	20	29	13.50	2.250	
Paul Wagner, R ERA: 2.45	(9, 1)	0.2	S	3	1	0	0	0	0	0	0	0	0	5	11	0.00	1.500	

WP: 1	PA: 36
PB: 0	ERA
SB: 0	WHIP
CS: 0	

Pittsburgh Pirates @ San Diego Padres
 Jack Murphy Stadium, San Diego, CA

Wed Apr 14 1993, 10:05 PM EDT
 Att. 13,053 - Unknown - 68 F

AB	40
R	11
H	17
RBI	10
BB	4
SO	2
LOB	16



WP	0	PA	46
PB	0		
SB	0		
CS	1		

AB R H RBI BB SO LOB

4	3	4	1	0	0	0
4	0	1	1	1	0	3
5	1	2	5	0	0	3
0	0	0	0	0	0	0
4	2	2	0	1	0	0
5	0	1	1	0	0	3
4	1	2	1	0	1	0
0	0	0	0	0	0	0
1	0	0	0	0	1	1
4	2	1	0	1	0	1
0	0	0	0	0	0	0
0	0	0	0	0	0	0
4	0	2	0	1	0	2
2	1	1	1	0	0	1
1	0	0	0	0	0	0
0	0	0	0	0	0	0
2	1	1	0	0	0	2

1B:	15	SF:	1
2B:	2	SAC:	0
3B:	0	DP:	2
HR:	1	HBP:	0

Batter	1	2	3	4	5	6	7	8	9
Al Martin, L OBP: 0.276, SLG: 0.500 (1, 7) X	0-0 E G3 1B		1-0 G3 1B	1-0 SF9			3-2 BLK HR 1B	1-0 1B 1B	
Jay Bell, R OBP: 0.457, SLG: 0.719 (1, 6) L X	1-1 F8		2-2 P3	4-1 1B CS BB			1-2 P2	2-1 G5-4-3 1B	
Andy Van Slyke, L OBP: 0.389, SLG: 0.531 Tom Prince, R (1, 8) SAFE (9, 2) X	1-1 G3		3-1 G3	0-0 1B			1-1 HR	3-1 G5-4-3	
Jeff King, R OBP: 0.459, SLG: 0.400 (1, 5) C X	0-1 1B		4-2 1B BB	2-0 CS	2-1 L7		2-1 E5 1B	1-1 L9 2B	
Orlando Merced, S OBP: 0.357, SLG: 0.360 (1, 3) B X (7, 9) X	2-0 F8		2-1 1B		0-1 G3-1		0-1 G4-3	1-2 L9	
Dave Clark, L OBP: 0.364, SLG: 0.300 Paul Wagner, R (7, 1) John Wehner, R (9, PH) (9, 8)		2-2 G6-3		0-0 1B BB SF9 1B	1-3 K		1-0 1B	1-3 K	
Don Slaught, R OBP: 0.480, SLG: 0.478 Dennis Moeller, R (9, 1) Stan Belinda, R (9, 1)		1-0 BB FC2-3-5 1B		4-1 BB 1B 1B BB		1-0 F7	0-1 F9	0-0 E6 1B	
Tom Foley, L OBP: 0.400, SLG: 0.444 (1, 4)		4-0 BB FC2-3-5		1-2 F7		1-0 G1-6-3	2-0 1B 1B	2-2 1B	
Randy Tomlin, L OBP: 0.250, SLG: 0.250 Blas Minor, R (4, 1) Denny Neagle, L (6, 1) Kevin Young, R OBP: 0.344, SLG: 0.500 (7, 3)		0-0 FC2-3-5		1-0 BB 1B		3-2 G4-3	0-0 1B 1B	0-2 F8	

Inning Stats	R: 1	H: 2	E: 1	LOB: 1	K: 0	BB: 0	S: 8	P: 12	R: 1	H: 1	E: 0	LOB: 0	K: 0	BB: 1	S: 6	P: 13	R: 1	H: 2	E: 0	LOB: 2	K: 0	BB: 1	S: 11	P: 23	R: 3	H: 3	E: 0	LOB: 1	K: 0	BB: 2	S: 9	P: 22	R: 0	H: 0	E: 0	LOB: 0	K: 1	BB: 0	S: 8	P: 11	R: 0	H: 0	E: 0	LOB: 0	K: 0	BB: 0	S: 7	P: 12	R: 3	H: 3	E: 1	LOB: 1	K: 0	BB: 0	S: 15	P: 23	R: 1	H: 4	E: 0	LOB: 1	K: 0	BB: 0	S: 7	P: 15	R: 1	H: 2	E: 1	LOB: 2	K: 1	BB: 0	S: 15	P: 20	1B: 15	SF: 1	2B: 2	SAC: 0	3B: 0	DP: 2	HR: 1	HBP: 0	WP: 0	PA: 46
--------------	------	------	------	--------	------	-------	------	-------	------	------	------	--------	------	-------	------	-------	------	------	------	--------	------	-------	-------	-------	------	------	------	--------	------	-------	------	-------	------	------	------	--------	------	-------	------	-------	------	------	------	--------	------	-------	------	-------	------	------	------	--------	------	-------	-------	-------	------	------	------	--------	------	-------	------	-------	------	------	------	--------	------	-------	-------	-------	--------	-------	-------	--------	-------	-------	-------	--------	-------	--------

PITCHER	IP	WLS	BF	H	R	ER	SO	BB	IBB	HBP	BLK	WP	HR	S	P	ERA	WHIP
Frank Seminara, R ERA: 5.59 (1, 1)	3.2	L	21	8	6	5	0	4	0	0	0	0	0	34	68	12.27	3.273
Kerry Taylor, R ERA: (4, 1)	2.1		6	0	0	0	1	0	0	0	0	0	0	15	25	0.00	0.000
Jeremy Hernandez, R ERA: 6.23 (7, 1)	2.0		12	7	4	3	0	0	0	0	1	0	1	22	38	13.50	3.500
Roger Mason, R ERA: (9, 1)	1.0		6	2	1	0	1	0	0	0	0	0	0	15	20	0.00	2.000

PITCHER	IP	WLS	BF	H	R	ER	SO	BB	IBB	HBP	BLK	WP	HR	S	P	ERA	WHIP
---------	----	-----	----	---	---	----	----	----	-----	-----	-----	----	----	---	---	-----	------

Batter	1	2	3	4	5	6	7	8	9	AB	R	H	RBI	BB	SO	LOB
Ricky Gutierrez, R OBP: 0.143, SLG: 0.143	2-1 WP BLK 1B	1-1 G5-3		2-3 K		3-2 P5		3-2 F9	0-1 L8	6	0	1	0	0	1	9
Tony Gwynn, L OBP: 0.343, SLG: 0.345	2-0 P6		1-2 G3-1		4-2 BB	1-1 G4-3			1-1 G1-3	4	0	0	0	1	0	3
Gary Sheffield, R OBP: 0.286, SLG: 0.441	1-2 P6		0-0 G5-3		1-3 K		0-0 BB 1B		0-0 E 1B 1B	5	1	2	0	0	1	2
Fred McGriff, L OBP: 0.265, SLG: 0.355	3-3 K		2-1 G6-3		0-3 K		1-2 F8		0-0 E9 1B 1B	5	1	1	0	0	2	3
Derek Bell, R OBP: 0.393, SLG: 0.520		2-2 HR		1-2 F8 BB 1B	0-3 K		4-2 BB		4-2 1B BB	3	3	2	1	2	1	1
Dan Walters, R OBP: 0.333, SLG: 0.458		0-1 P6		4-0 1B BB		0-3 K		2-0 G6-4-3	1-0 FC3 1B	4	0	1	2	1	1	2
Phil Clark, R OBP: 0.375, SLG: 0.167		4-1 2B BB		2-2 F8		2-1 1B PB 1B HBP		0-3 K	0-0 FC3 1B DI	3	2	0	0	1	1	4
Tim Teufel, R OBP: 0.429, SLG: 0.462		0-1 1-H 2B		1-0 1B 1B		3-1 S 1B 1B		1-1 DI 1B	3-0 HBP 1B	5	0	5	3	0	0	0
Frank Seminara, R OBP: 0.333, SLG: 0.333		2-2 G5-3		1-3 K		0-0 1B		1-1 F7	1-1 HBP	1	0	0	0	0	0	1
Kerry Taylor, R OBP: 0.400, SLG: 0.500										1	0	0	0	0	1	2
Guillermo Velasquez, L OBP: 0.400, SLG: 0.500										1	0	1	1	0	0	0
Jeremy Hernandez, R OBP: 0.346, SLG: 0.545										0	0	0	0	0	0	0
Phil Planter, L OBP: 0.286, SLG: 0.333										1	0	0	0	0	0	1
Roger Mason, R										0	0	0	0	0	0	0
Darrell Sherman, L										0	0	0	0	0	0	0

Inning Stats	R: 0	H: 1	E: 0	K: 1	S: 10	H: 1	LOB: 1	BB: 0	P: 18	R: 2	H: 2	E: 0	K: 0	S: 13	R: 0	H: 0	E: 0	K: 0	S: 6	R: 1	H: 2	E: 0	K: 2	S: 15	R: 0	H: 0	E: 0	K: 3	S: 11	R: 1	H: 2	E: 0	K: 1	S: 12	R: 0	H: 1	E: 0	K: 0	S: 12	R: 0	H: 1	E: 0	K: 1	S: 10	R: 3	H: 4	E: 1	K: 0	S: 13	1B: 11	SF: 0	2B: 1	3B: 0	HR: 1	WP: 1	PA: 46
--------------	------	------	------	------	-------	------	--------	-------	-------	------	------	------	------	-------	------	------	------	------	------	------	------	------	------	-------	------	------	------	------	-------	------	------	------	------	-------	------	------	------	------	-------	------	------	------	------	-------	------	------	------	------	-------	--------	-------	-------	-------	-------	-------	--------


PITCHER	IP	WLS	BF	H	R	ER	SO	BB	IBB	HBP	BLK	WP	HR	S	P	ERA	WHIP
Randy Tomlin, L ERA: 3.86	(1, 1)	3.1		4	3	3	1	2	0	0	1	1	1	35	62	8.10	1.800
Blas Minor, R ERA: 2.25	(4, 1)	2.0	W	10	2	1	6	1	0	1	0	0	0	26	40	4.50	1.500
Denny Neagle, L ERA: 7.71	(6, 1)	1.0		5	2	0	0	0	0	0	0	0	0	10	15	0.00	2.000
Paul Wagner, R ERA: 1.69	(7, 1)	1.2		6	1	0	1	1	0	0	0	0	0	18	29	0.00	1.200
Dennis Moeller, L ERA: 23.14	(9, 1)	0.1		5	3	3	0	1	0	0	0	0	0	8	14	81.00	12.000

BOTTOM

Pittsburgh Pirates @ San Diego Padres
Jack Murphy Stadium, San Diego, CA

Wed Apr 14 1993, 10:05 PM EDT
 Att: 13,053 - Unknown - 68 F

AB	39
R	7
H	13
RBI	7
BB	5
SO	8
LOB	28



PITCHER	IP	WLS	BF	H	R	ER	SO	BB	IBB	HBP	BLK	WP	HR	S	P	ERA	WHIP
Stan Belinda, R ERA:	(9, 1)	0.2		1	0	0	0	0	0	1	0	0	0	5	9	0.00	1.500

Batter	1	2	3	4	5	6	7	8	9	10	11	12	13	AB R H RBI BB SO LOB	TOP																
Al Martin, L (1, 7) OBP: 0.281, SLG: 0.484 Lonnie Smith, R (8, PH) OBP: 0.462, SLG: 0.500 Stan Belinda, R (13, 1)	F8		CS 1B		E1 G5-4-3			K	K			FC6-4 1B	G5-3	3 0 1 0 0 0 0 4 0 1 0 0 2 4 0 0 0 0 0 0 0																	
Jay Bell, R (1, 6) OBP: 0.415, SLG: 0.632	G6-3		CS 1-2	BB 1B 1B	G5-4-3 1-2f			K	K			K		6 1 1 0 0 3 4																	
Andy Van Slyke, L (1, 8) OBP: 0.381, SLG: 0.500	G4-3			BB 1B 1B				BB 1B		F7		FC6-4 FC6-4 1-2f		6 1 2 0 0 0 1																	
Jeff King, R (1, 5)		P5		F7				P6				F8		5 0 0 0 1 0 4																	
Orlando Merced, S (1, 9) OBP: 0.382, SLG: 0.345		G4-3 BB		F8				G4-6-3 BB				K		4 1 1 0 2 2 4																	
Kevin Young, R (1, 3) OBP: 0.378, SLG: 0.500		G4-3 SAFE		G4-3 BB				G4-6-3 1-2f				SH5-4 BB WP 1B		4 1 2 0 1 0 3																	
Carlos Garcia, R (1, 4) OBP: 0.387, SLG: 0.333		G6-3		G6-3 1-2 2-H 3-H				G6-3				F9-6 1-2		5 1 2 3 1 0 2																	
Tom Prince, R (1, 2) OBP: 0.333, SLG: 0.429			G5-3	P5				G6-3 1B				SH5-4		4 0 2 1 0 0 2																	
Steve Cooke, R Blas Minor, R John Candelaria, L Dave Clark, L Denny Neagle, L Lloyd McCendon, R Dennis Wheeler, R John Wehner, R			G6-3		G6-3			G6-3 1-2f				WP IBB		3 0 0 0 0 0 0 1 0 1 0 0 0 0 0 0 1 1 0 0 0 0 0 0 1																	
Inning Stats	R: 0 E: 0 K: 0 S: 9	H: 0 LOB: 0 BB: 0 P: 14	R: 0 E: 0 K: 0 S: 5	H: 0 LOB: 1 BB: 1 P: 11	R: 0 E: 0 K: 0 S: 6	H: 1 LOB: 0 BB: 0 P: 10	R: 2 E: 0 K: 0 S: 20	H: 3 LOB: 2 BB: 1 P: 32	R: 0 E: 1 K: 0 S: 5	H: 0 LOB: 0 BB: 0 P: 10	R: 0 E: 1 K: 3 S: 12	H: 1 LOB: 2 BB: 1 P: 19	R: 1 E: 0 K: 2 S: 12	H: 1 LOB: 2 BB: 2 P: 25	R: 0 E: 0 K: 1 S: 8	H: 0 LOB: 0 BB: 0 P: 15	R: 0 E: 0 K: 1 S: 10	H: 1 LOB: 1 BB: 0 P: 12	R: 0 E: 0 K: 0 S: 13	H: 3 LOB: 1 BB: 0 P: 15	1B: 11 2B: 2 3B: 0 HR: 0	SF: 0 SAC: 2 DP: 4 HBP: 1	WP: 1 PB: 0 SB: 1 CS: 1	PA: 56							
PITCHER	IP WLS BF H R ER SO BB IBB HBP BLK WP HR S P ERA WHIP	IP WLS BF H R ER SO BB IBB HBP BLK WP HR S P ERA WHIP														IP WLS BF H R ER SO BB IBB HBP BLK WP HR S P ERA WHIP															
Dave Eiland, R (1, 1) ERA: 1.29	7.0	27	5	2	2	0	3	0	0	0	0	0	0	0	0	0	2.57	1.143													
Rich Rodriguez, L (8, 1) ERA: 4.15	0.2	3	1	0	0	2	0	0	0	0	0	0	0	0	0	0	0.00	1.500													
Gene Harris, R (8, 1) ERA: 5.06	1.1	8	1	1	1	3	2	1	0	0	1	0	0	0	0	0	6.75	2.250													
Tim Scott, R (10, 1) ERA: 1.42	2.0	7	1	0	0	1	0	0	1	0	0	0	0	0	0	0	0.00	0.500													
Jeremy Hernandez, R (12, 1) ERA: 7.11	2.0	L 10	4	2	2	1	0	0	0	0	0	0	0	0	0	0	9.00	2.000													

Pittsburgh Pirates @ San Diego Padres
 Jack Murphy Stadium, San Diego, CA
 Thu Apr 15 1993, 6:33 AM EDT
 Att: 15,821 - Cloudy - 70 F

livebaseballscorecards.com

AB	46
R	5
H	12
RBI	4
BB	6
SO	7
LOB	27



Batter	1	2	3	4	5	6	7	8	9	10	11	12	13
Ricky Gutierrez, R OBP: 0.100, SLG: 0.100 Jeff Gardner, L OBP: 0.292, SLG: 0.292	G4-3		G4-3			K	L8		K			F7	
Tony Gwynn, L OBP: 0.341, SLG: 0.371	G3			G6-3		SF8 2B		G4-3				G6-3	
Gary Sheffield, R OBP: 0.289, SLG: 0.429 Bob Geren, R OBP: 0.125, SLG: 0.125				F9		SF8		1B		B2		F8	
Fred McGriff, L OBP: 0.275, SLG: 0.432	G4-3			P5		F8		1B		K			HR
Derek Bell, R OBP: 0.382, SLG: 0.500			G5-3			2B		G5-3		F9			K
Dan Walters, R OBP: 0.303, SLG: 0.400			G3			L4		F8		P2			F9
Phil Plantier, L OBP: 0.310, SLG: 0.480 Darrell Sherman, L OBP: 0.400, SLG: 0.444			F7			K		FC3-6 1B					F9
Tim Teufel, R OBP: 0.412, SLG: 0.625 Rich Rodriguez, L Gene Harris, R Phil Clark, R Tim Scott, R Guillermo Velasquez, L Jeremy Hernandez, R Pat Gomez, L			F9			K		HR		SH5-3 1B			K
Dave Eiland, R OBP: 0.333, SLG: 0.333 Craig Shipley, R OBP: 0.115, SLG: 0.231			G5-3					2B SF8 1B		G5-3			G3

AB	R	H	RBI	BB	SO	LOB
3	0	0	0	0	1	1
3	0	0	0	0	1	2
6	0	2	0	0	0	0
1	0	0	1	1	0	0
3	0	1	0	0	0	1
6	1	2	1	0	1	3
5	0	1	0	0	1	2
6	0	1	0	0	0	5
3	1	0	0	0	1	2
3	0	2	0	0	0	0
3	1	1	2	0	1	1
0	0	0	0	0	0	0
0	0	0	0	0	0	0
0	0	0	0	0	0	0
0	0	0	0	0	0	0
1	0	0	0	0	0	0
0	0	0	0	0	0	0
1	0	0	0	0	1	1
2	1	1	0	0	0	0
3	0	1	0	0	0	1

AB	R	H	RBI	BB	SO	LOB
49	4	12	4	1	7	19

Inning Stats	R: 0	H: 0	E: 0	K: 10	LOB: 1	BB: 19	P: 19									
IP	WLS	BF	H	R	ER	SO	BB	IBB	HBP	BLK	WP	HR	S	P	ERA	WHIP
Steve Cooke, L (1, 1)	6.2	27	6	3	3	3	1	0	0	0	0	1	65	99	4.05	1.050
Blas Minor, R (7, 1)	0.1	1	0	0	0	0	0	0	0	0	0	0	3	3	0.00	0.000
John Candelaria, L (8, 1)	1.0	5	2	0	0	0	0	0	0	0	0	0	12	20	0.00	2.000
Denny Neagle, L (9, 1)	2.0	9	2	0	0	2	0	0	1	0	0	0	19	34	0.00	1.000
Dennis Moeller, L (11, 1)	2.0	W 6	0	0	0	0	0	0	0	0	0	0	12	17	0.00	0.000

WP	PA
0	53

Pittsburgh Pirates @ San Diego Padres
Jack Murphy Stadium, San Diego, CA
 Thu Apr 15 1993, 6:33 AM EDT
 Att. 15,821 - Cloudy - 70 F

livebaseballscorecards.com



Batter	1	2	3	4	5	6	7	8	9	AB R H RBI BB SO LOB	TOP
Geronimo Pena, S (1, 4) <small>OBP: 0.413, SLG: 0.405</small> Les Lancaster, R (8, 1)	0-1 		1-0 		0-0 			0-3 		4 0 0 0 0 1 3 0 0 0 0 0 0 0	St. Louis Cardinals @ San Diego Padres Jack Murphy Stadium, San Diego, CA Fri Apr 16 1993, 10:05 PM EDT Att. 17,838 - Unknown - 69 F
Bernard Gilkey, R (1, 7) <small>OBP: 0.333, SLG: 0.348</small>	3-2 		1-0 		1-1 		1-2 	1-2 	4 0 1 0 0 0 1		
Gregg Jefferies, S (1, 3) <small>OBP: 0.310, SLG: 0.538</small>	3-2 			4-1 	0-2 		0-2 	1-2 	3 0 0 0 1 0 2		
Ray Lankford, L (1, 8) <small>OBP: 0.412, SLG: 0.259</small>		1-3 		1-2 	4-1 	4-1 	0-2 	1-2 	3 0 0 0 1 2 3		
Mark Whiten, S (1, 9) <small>OBP: 0.326, SLG: 0.425</small>		1-1 		3-2 	0-0 			2-2 	4 1 1 0 0 1 2		
Todd Zeile, R (1, 5) <small>OBP: 0.405, SLG: 0.432</small>		3-1 		2-1 		0-3 		2-2 	4 0 0 1 0 1 1		
Tom Pagnozzi, R (1, 2) <small>OBP: 0.250, SLG: 0.345</small>		2-2 		1-1 		0-1 		0-1 	4 0 0 0 0 0 0		
José Oquendo, S (1, 6) <small>OBP: 0.500, SLG: 0.333</small>		4-0 		2-1 		1-1 			2 0 1 0 1 0 0		
Joe Magrane, R (1, 1) Luis Alicea, S (8, PH) <small>OBP: 0.600, SLG: 0.500</small> (8, 4)		0-1 	1-3 		0-1 		1-2 	1-2 	1 0 0 0 0 1 1 1 0 1 0 0 0 0		
Inning Stats	R: 0 H: 0 E: 0 LOB: 0 K: 0 BB: 0 S: 13 P: 19	R: 1 H: 1 E: 0 LOB: 0 K: 1 BB: 0 S: 10 P: 17	R: 0 H: 0 E: 0 LOB: 1 K: 0 BB: 1 S: 4 P: 10	R: 0 H: 0 E: 0 LOB: 1 K: 1 BB: 1 S: 9 P: 19	R: 0 H: 1 E: 0 LOB: 1 K: 1 BB: 0 S: 8 P: 12	R: 0 H: 0 E: 0 LOB: 1 K: 0 BB: 1 S: 7 P: 12	R: 0 H: 0 E: 0 LOB: 0 K: 1 BB: 0 S: 8 P: 9	R: 0 H: 2 E: 0 LOB: 2 K: 1 BB: 0 S: 15 P: 16	R: 0 H: 0 E: 0 LOB: 0 K: 1 BB: 0 S: 12 P: 16	1B: 3 SF: 0 2B: 0 SAC: 1 3B: 1 DP: 0 HR: 0 HBP: 0	
PITCHER Andy Benes, R (1, 1) <small>ERA: 4.19</small> Roger Mason, R (9, 1) <small>ERA:</small>	IP WLS BF H R ER SO BB IBB HBP BLK WP HR S P ERA WHIP 8.0 W 31 4 1 1 5 3 0 0 0 0 0 0 74 114 1.12 0.875 1.0 3 0 0 0 1 0 0 0 0 0 0 0 12 16 0.00 0.000	PITCHER IP WLS BF H R ER SO BB IBB HBP BLK WP HR S P ERA WHIP									

livebaseballscorecards.com

AB	30
R	1
H	4
RBI	1
BB	3
SO	6
LOB	13



Batter	1	2	3	4	5	6	7	8	9	AB R H RBI BB SO LOB	TOP											
Bernard Gilkey, R (1, 7) OBP: 0.323, SLG: 0.333	2-1 G1-6-3 1B		1-0 G6-3		0-0 G6-3		1-0 F9			4 0 1 0 0 0 0	St. Louis Cardinals @ San Diego Padres Jack Murphy Stadium, San Diego, CA Sat Apr 17 1993, 10:05 PM EDT Att. 19,044 - Unknown - 69 F livebaseballscorecards.com											
Ozzie Smith, S (1, 6) OBP: 0.326, SLG: 0.357	1-1 G1-6-3 1-2f		0-0 G5-3		0-1 G4-3			2-2 G4-3 G3 1B	4 0 1 0 0 0 1													
Gregg Jefferies, S (1, 3) OBP: 0.304, SLG: 0.512	1-0 E3		1-0 G5-3		1-2 1B			1-1 G3 1-2	4 0 1 0 0 0 1													
Ray Lankford, L (1, 8) OBP: 0.368, SLG: 0.226	2-3 K			1-0 G4-3	1-1 L4			0-1 G4-3 2-3	4 0 0 0 0 1 3													
Mark Whiten, S (1, 9) OBP: 0.340, SLG: 0.488				0-0 HR		3-1 F9		1-1 G6-3	3 1 1 1 1 0 1													
Todd Zeile, R (1, 5) OBP: 0.391, SLG: 0.400				4-2 F7 1B BB		0-1 G1-3		3-2 G6-3	3 0 0 0 1 0 1													
Luis Alicea, S (1, 4) OBP: 0.556, SLG: 0.500				0-0 F7 1B		1-1 G4-3		2-0 G4-3	4 0 2 0 0 0 0													
Tom Pagnozzi, R (1, 2) OBP: 0.229, SLG: 0.313				0-0 F7		1-1 G6-3		1-3 K	3 0 0 0 0 0 4													
Gerald Perry, L (9, PH) OBP: 0.500, SLG: 1.333				1-2 2-3					1 0 0 0 0 1 0													
Rheal Cormier, L (1, 1) OBP: 0.250, SLG: 0.250				2-2 G6-3		3-2 G1-3			2 0 0 0 0 1 4													
Rod Brewer, L (7, PH) OBP: 0.143, SLG: 0.143									1 0 0 0 0 0 0													
Omar Olivares, R (7, 1)									0 0 0 0 0 0 0													
Rob Murphy, L (8, 1)									0 0 0 0 0 0 0													
Inning Stats	R: 0 E: 1 K: 1 S: 8	H: 1 LOB: 1 BB: 0 P: 14	R: 0 E: 0 K: 1 S: 10	H: 1 LOB: 2 BB: 1 P: 18	R: 0 E: 0 K: 0 S: 3	H: 0 LOB: 0 BB: 0 P: 5	R: 1 E: 0 K: 0 S: 9	H: 2 LOB: 2 BB: 1 P: 16	R: 0 E: 0 K: 0 S: 9	H: 1 LOB: 1 BB: 0 P: 10	R: 0 E: 0 K: 0 S: 6	H: 0 LOB: 0 BB: 0 P: 10	R: 0 E: 0 K: 0 S: 9	H: 0 LOB: 0 BB: 0 P: 14	R: 0 E: 0 K: 1 S: 9	H: 1 LOB: 1 BB: 0 P: 13	R: 0 E: 0 K: 1 S: 9	H: 0 LOB: 0 BB: 0 P: 15	1B: 5 2B: 0 3B: 0 HR: 1	SF: 0 SAC: 0 DP: 1 HBP: 0	WP: 0 PB: 0 SB: 0 CS: 0	PA: 35
PITCHER	IP WLS BF H R ER SO BB IBB HBP BLK WP HR S P ERA WHIP																					
Greg Harris, R (1, 1) ERA: 5.63	7.1 W 30 6 1 1 2 2 0 0 0 0 0 1 59 95 1.23 1.091																					
Rich Rodriguez, L (8, 1) ERA: 3.6	0.2 2 0 0 0 0 0 0 0 0 0 0 0 4 5 0.00 0.000																					
Gene Harris, R (9, 1) ERA: 4.26	1.0 S 3 0 0 0 1 0 0 0 0 0 0 0 9 15 0.00 0.000																					



Batter	1	2	3	4	5	6	7	8	9
Craig Shipley, R OBP: 0.147, SLG: 0.265 (1, 6)	3-1 FC5-4 1B		X 0-0 F9		C 1-1 P6			X 0-0 G1-3	
Tony Gwynn, L OBP: 0.327, SLG: 0.349 (1, 9)	0-1 FC5-4 1-2f		C 1-1 F8		X 0-0 F8			C 2-2 G4-3	
Gary Sheffield, R OBP: 0.261, SLG: 0.372 (1, 5)	1-1 F8		F 0-3 K		X 0-0 G5-3			F 0-1 1B	
Fred McGriff, L OBP: 0.271, SLG: 0.455 (1, 3)	1-2 K		B 1-1 HR		X 0-0 F8			B 2-3 K	
Derek Bell, R OBP: 0.415, SLG: 0.657 (1, 8)		C 4-2 2B		C 2-3 K		B 2-2 G5-3			
Tim Teufel, R OBP: 0.364, SLG: 0.571 (1, 4)		X 0-1 2B		X 0-0 F7		B 1-0 F8			
Darrell Sherman, L OBP: 0.333, SLG: 0.364 (7, PH) (8, 7)		X 0-0 FC1-5 G6-3		C 0-1 F7		B 1-1 1B			
Phil Plantier, L OBP: 0.314, SLG: 0.452 (1, 7)		B 2-0 G6-3		S 0-1 1B		C 2-3 K			
Jeff Gardner, L OBP: 0.231, SLG: 0.280 (8, 4)		X 1-2 G6-3		B 1-0 2B		X 0-0 G2-3			
Dan Walters, R OBP: 0.306, SLG: 0.394 (1, 2)		C 2-2 G4-3							
Greg Harris, R OBP: 0.200, SLG: 0.400 (1, 1)									
Rich Rodriguez, L (8, 1)									
Gene Harris, R (9, 1)									

AB	R	H	RBI	BB	SO	LOB
4	0	1	0	0	0	1
4	0	0	0	0	0	2
4	0	1	0	0	1	1
4	1	1	1	0	2	2
2	1	0	0	1	1	0
2	0	1	1	0	0	0
1	0	0	0	0	0	0
3	0	1	0	0	0	1
0	0	0	0	0	0	0
3	0	1	0	0	1	2
3	0	1	0	0	0	2
0	0	0	0	0	0	0
0	0	0	0	0	0	0

BOTTOM

St. Louis Cardinals @ San Diego Padres
Jack Murphy Stadium, San Diego, CA

Sat Apr 17 1993, 10:05 PM EDT
Att: 19,044 - Unknown - 69 F

livebaseballscorecards.com

AB	30
R	2
H	7
RBI	2
BB	1
SO	5
LOB	11



1B: 4	SF: 0
2B: 2	SAC: 0
3B: 0	DP: 0
HR: 1	HBP: 0

WP: 0	PA: 31
PB: 0	
SB: 2	
CS: 0	

Inning Stats	R: 0	H: 1	E: 0	K: 1	S: 11	LOB: 1	BB: 0	P: 16
Rheal Cormier, L ERA: 2.55 (1, 1)	6.0	5	0	1	23	1	0	0
Omar Olivares, R ERA: (7, 1)	1.2	2	0	0	7	0	0	0
Rob Murphy, L ERA: (8, 1)	0.1	0	0	0	1	0	0	0

PITCHER	IP	WLS	BF	H	R	ER	SO	BB	IBB	HBP	BLK	WP	HR	S	P	ERA	WHIP
Rheal Cormier, L ERA: 2.55 (1, 1)	6.0	0	23	5	2	0	3	1	0	0	0	0	1	47	68	3.00	1.000
Omar Olivares, R ERA: (7, 1)	1.2	0	7	2	0	0	1	0	0	0	0	0	0	13	19	0.00	1.200
Rob Murphy, L ERA: (8, 1)	0.1	0	1	0	0	0	1	0	0	0	0	0	0	3	5	0.00	0.000

Batter	1	2	3	4	5	6	7	8	9	AB R H RBI BB SO LOB	TOP				
Bernard Gilkey, R (1, 7) OBP: 0.389, SLG: 0.438	1-2 1B 2B		2-2 CS 1B	2-3 K			0-1 1B E 1B	1-2 1B		5 2 4 0 0 1 2					
Ozzie Smith, S (1, 6) OBP: 0.314, SLG: 0.340	1-1 G6-3 1B		2-2 G6-3 1-2		3-2 F7		0-0 L6	2-2 P8		5 0 1 1 0 0 4					
Gregg Jefferies, S (1, 3) OBP: 0.314, SLG: 0.500	2-0 G6-3 1-2			0-0 HR 1B	2-0 L4		1-2 BB E 1B		0-0 G5-3	5 2 2 0 0 0 1					
Mark Whiten, S (1, 8) (7, 9) OBP: 0.346, SLG: 0.532	0-0 L7			0-1 HR 1B	0-3 K		4-1 E BB		1-2 G6-3	4 1 1 2 1 1 1					
Todd Zeile, R (1, 5) OBP: 0.373, SLG: 0.378	0-1 L9			0-2 F9		2-1 P5	1-0 E3 1B		0-0 L7	5 0 1 2 0 0 1					
Rod Brewer, L (1, 9) Mike Perez, R (7, 1) Rob Murphy, L (7, 1) Omar Olivares, R (8, 1)			0-1 F9	1-1 1B WP 1B		4-1 PB BB	0-2 G4-3			3 1 1 0 1 0 2 0					
Luis Alicea, S (1, 4) OBP: 0.538, SLG: 0.455		2-1 G4-3		3-1 1B 1-3 1B		0-0 F9		4-2 1B BB		3 0 1 0 1 0 1					
Tom Pagnozzi, R (1, 2) OBP: 0.205, SLG: 0.278		0-1 G5-3		1-0 L5		2-2 F9		2-1 F7		4 0 0 0 0 0 4					
Donovan Osborne, S (1, 1) OBP: 0.167, SLG: 0.167 Les Lancaster, R (5, 1) Geronimo Pena, S (7, PH) Brian Jordan, R (7, 8) OBP: 0.120, SLG: 0.200			3-3 K	1-0 1-2 3-H 1B			0-0 F7	3-2 K		2 0 1 1 0 1 0 0 0 0 0 0 0 0 1 0 0 0 0 0 0 1 0 0 0 0 1 1					
Inning Stats	R: 1 H: 2 E: 0 LOB: 1 K: 0 BB: 0 S: 9 P: 13	R: 0 H: 0 E: 0 LOB: 0 K: 0 BB: 0 S: 6 P: 8	R: 0 H: 1 E: 0 LOB: 0 K: 1 BB: 0 S: 10 P: 16	R: 3 H: 5 E: 0 LOB: 2 K: 1 BB: 0 S: 19 P: 27	R: 0 H: 0 E: 0 LOB: 0 K: 1 BB: 0 S: 9 P: 14	R: 0 H: 0 E: 0 LOB: 1 K: 0 BB: 1 S: 7 P: 15	R: 2 H: 3 E: 1 LOB: 2 K: 0 BB: 1 S: 13 P: 19	R: 0 H: 1 E: 0 LOB: 2 K: 1 BB: 1 S: 15 P: 27	R: 0 H: 0 E: 0 LOB: 0 K: 0 BB: 0 S: 6 P: 7	1B: 10 SF: 0 2B: 1 SAC: 0 3B: 0 DP: 0 HR: 1 HBP: 0	WP: 1 PA: 41 PB: 1 SB: 0 CS: 1				
PITCHER	IP WLS BF H R ER SO BB IBB HBP BLK WP HR S P ERA WHIP											PITCHER	IP WLS BF H R ER SO BB IBB HBP BLK WP HR S P ERA WHIP		
Frank Seminara, R (1, 1) ERA: 6.75	3.2		18 8 4 4 1 0 0 0 0 0 0 1 1 37 55 9.82 2.182											Rich Rodriguez, L (8, 1) ERA: 2.84	1.1 S 4 0 0 0 0 0 0 0 0 0 0 0 9 12 0.00 0.000
Jeremy Hernandez, R (4, 1) ERA: 6.75	3.0		12 2 2 2 2 1 0 0 0 0 0 0 0 30 46 6.00 1.000												
Pat Gomez, L (7, 1) ERA: 3.86	0.0		1 0 0 0 0 1 0 0 0 0 0 0 0 1 5 ∞ ∞												
Tim Scott, R (7, 1) ERA: 1.35	0.1	W	2 1 0 0 0 0 0 0 0 0 0 0 0 5 6 0.00 3.000												
Roger Mason, R (8, 1) ERA:	0.2		4 1 0 0 1 1 0 0 0 0 0 0 0 12 22 0.00 3.000												

St. Louis Cardinals @ San Diego Padres
Jack Murphy Stadium, San Diego, CA

Sun Apr 18 1993, 6:33 AM EDT
Att. 16,263 - Sunny - 72 F

livebaseballscorecards.com



Batter	1	2	3	4	5	6	7	8	9
Craig Shipley, R OBP: 0.205, SLG: 0.368 (1, 6)	1-0 P8		2-1 P4		4-0 2B BB		2-2 HR	0-1 HR 1B	
Tony Gwynn, L OBP: 0.389, SLG: 0.479 (1, 9)	2-1 F9 BB 1B		0-2 HR 1B		0-0 2B FC5-2 1B		1-0 HR 1B	3-0 HR 1B	
Gary Sheffield, R OBP: 0.294, SLG: 0.511 (1, 5)	4-2 SAFE SAFE SAFE 1B SAFE BB		2-2 1-H 2-H HR		0-2 P8		2-2 1-H HR	2-3 K	
Fred McGriff, L OBP: 0.269, SLG: 0.458 (1, 3)	0-0 F9 2-3		1-3 K		3-0 FC5-2 1-3 2-H 2B		3-2 P7		
Derek Bell, R OBP: 0.400, SLG: 0.615 (1, 8)	1-0 G5-3		2-3 K		1-1 FC5-2 CS		2-1 BB 1B		
Tim Teufel, R OBP: 0.385, SLG: 0.667 (1, 4)		2-3 K		3-1 HR	2-1 CS	1-3 K	4-2 BB		
Jeff Gardner, L OBP: 0.231, SLG: 0.280 (7, PR) (8, 4)		2-3 K		0-0 F9		0-3 K	1-3 K		
Phil Plantier, L OBP: 0.288, SLG: 0.412 (7, 1)		2-3 K		0-0 F9		0-3 K	1-3 K		
Pat Gomez, L (7, 1)		2-3 K		0-0 F9		0-3 K	1-3 K		
Tim Scott, R (7, PH)		2-3 K		0-0 F9		0-3 K	1-3 K		
Phil Clark, R OBP: 0.333, SLG: 0.143 (8, 1)		2-2 G4-3		0-3 K		2-2 L5		1-0 G6-3	
Roger Mason, R (8, 1)		2-2 G4-3		0-3 K		2-2 L5		1-0 G6-3	
Rich Rodriguez, L (8, 1)		2-2 G4-3		0-3 K		2-2 L5		1-0 G6-3	
Dan Walters, R OBP: 0.275, SLG: 0.351 (1, 2)		2-2 G4-3		0-3 K		2-2 L5		1-0 G6-3	
Frank Seminara, R OBP: 0.500, SLG: 0.500 (1, 1)		2-2 HR 1B		1-3 K		2-2 L7		1-0 G6-3	
Jeremy Hernandez, R (4, 1)		2-2 HR 1B		1-3 K		2-2 L7		1-0 G6-3	
Darrell Sherman, L OBP: 0.286, SLG: 0.308 (7, 7)		2-2 HR 1B		1-3 K		2-2 L7		1-0 G6-3	

Inning Stats	R: 0	H: 1	E: 0	K: 0	S: 9	L: 0	LOB: 2	P: 17	R: 0	H: 0	E: 0	K: 2	S: 13	R: 3	H: 3	E: 0	K: 2	S: 17	R: 1	H: 1	E: 0	K: 2	S: 9	R: 1	H: 2	E: 0	K: 0	S: 11	R: 0	H: 0	E: 0	K: 2	S: 11	R: 3	H: 4	E: 0	K: 1	S: 23	R: 2	H: 2	E: 0	K: 1	S: 9
	0	1	0	0	9	0	2	17	0	0	0	2	13	1	1	0	2	9	1	1	0	2	9	1	2	0	0	11	0	0	0	2	11	3	4	0	1	23	2	2	0	1	9

PITCHER	IP	WLS	BF	H	R	ER	SO	BB	IBB	HBP	BLK	WP	HR	S	P	ERA	WHIP
Donovan Osborne, L ERA: 3.44 (1, 1)	4.0		20	6	5	5	6	2	0	0	0	0	2	49	80	11.25	2.000
Les Lancaster, R ERA: 2.35 (5, 1)	2.0		6	1	0	0	2	0	0	0	0	0	0	21	30	0.00	0.500
Mike Perez, R ERA: 6.0 (7, 1)	0.1	L	4	3	3	3	0	0	0	0	0	0	2	11	18	81.00	9.000
Rob Murphy, L ERA: (7, 1)	0.2		4	1	0	0	1	1	0	0	0	0	0	12	22	0.00	3.000
Omar Olivares, R ERA: 1.86 (8, 1)	1.0		5	2	2	2	1	0	0	0	0	0	1	9	15	18.00	2.000

BOTTOM

AB R H RBI BB SO LOB

4	3	2	1	1	0	1
5	3	5	2	0	0	0
4	2	2	5	1	1	2
4	0	1	1	0	1	2
4	0	1	0	0	1	4
3	1	1	1	1	2	0
0	0	0	0	0	0	0
3	0	0	0	0	2	0
0	0	0	0	0	0	0
0	0	0	0	0	0	0
1	0	0	0	1	2	0
0	0	0	0	0	0	0
0	0	0	0	0	0	0
4	0	0	0	0	1	0
1	1	1	0	0	0	0
1	0	0	0	0	1	0
2	0	0	0	0	0	0


AB 36
R 10
H 13
RBI 10
BB 3
SO 10
LOB 11

WP: 0 PA: 40
PB: 0
SB: 2
CS: 1

1B: 7 SF: 0
2B: 1 SAC: 0
3B: 0 DP: 0
HR: 5 HBP: 0

St. Louis Cardinals @ San Diego Padres
Jack Murphy Stadium, San Diego, CA

Sun Apr 18 1993, 6:33 AM EDT
Att. 16,263 - Sunny - 72 F



PITCHER	IP	WLS	BF	H	R	ER	SO	BB	IBB	HBP	BLK	WP	HR	S	P	ERA	WHIP
Donovan Osborne, L ERA: 3.44 (1, 1)	4.0		20	6	5	5	6	2	0	0	0	0	2	49	80	11.25	2.000
Les Lancaster, R ERA: 2.35 (5, 1)	2.0		6	1	0	0	2	0	0	0	0	0	0	21	30	0.00	0.500
Mike Perez, R ERA: 6.0 (7, 1)	0.1	L	4	3	3	3	0	0	0	0	0	0	2	11	18	81.00	9.000
Rob Murphy, L ERA: (7, 1)	0.2		4	1	0	0	1	1	0	0	0	0	0	12	22	0.00	3.000
Omar Olivares, R ERA: 1.86 (8, 1)	1.0		5	2	2	2	1	0	0	0	0	0	1	9	15	18.00	2.000

Batter	1	2	3	4	5	6	7	8	9	10	11	12	13	14	AB R H RBI BB SO LOB	TOP
Jeff Gardner, L (1, 4) <small>OBP: 0.267, SLG: 0.345</small> Darrell Sherman, L (8, PR) <small>OBP: 0.286, SLG: 0.308</small> Tim Scott, R (8, 1) Rich Rodriguez, L (9, 1) Ricky Gutierrez, R (10, 4) <small>OBP: 0.167, SLG: 0.091</small>															4 0 2 1 0 1 1 0 0 0 0 0 0 0 0 0 0 0 0 0 0 1 0 0 0 1 1 0	San Diego Padres @ Philadelphia Phillies Veterans Stadium, Philadelphia, PA Tue Apr 20 1993, 7:05 PM EDT Att. 21,074 - Unknown - 70 F AB 45 R 3 H 7 RBI 3 BB 5 SO 16 LOB 17
Tony Gwynn, L (1, 9) <small>OBP: 0.350, SLG: 0.426</small>															6 0 0 0 0 0 4	
Gary Sheffield, R (1, 5) <small>OBP: 0.281, SLG: 0.472</small>															6 1 1 0 0 1 1	
Fred McGriff, L (1, 3) <small>OBP: 0.310, SLG: 0.451</small>															3 0 1 1 3 2 0	
Phil Plantier, L (1, 7) <small>OBP: 0.273, SLG: 0.400</small>															6 1 1 0 0 3 5	
Derek Bell, R (1, 8) <small>OBP: 0.360, SLG: 0.545</small>															5 0 0 0 0 4 3	
Craig Shipley, R (1, 6) <small>OBP: 0.227, SLG: 0.395</small>															5 1 2 1 0 1 0	
Dan Walters, R (1, 2) <small>OBP: 0.267, SLG: 0.317</small>															4 0 0 0 1 1 1	
Dave Eiland, R (1, 1) <small>OBP: 0.200, SLG: 0.200</small> Pat Gomez, L (8, 1) <small>OBP: 0.286, SLG: 0.333</small> Guillermo Velasquez, L (8, PR) <small>OBP: 0.370, SLG: 0.640</small> Tim Teufel, R (8, 4) <small>OBP: 0.370, SLG: 0.640</small> Roger Mason, R (10, 1) <small>OBP: 0.300, SLG: 0.125</small> Phil Clark, R (13, PR) <small>OBP: 0.300, SLG: 0.125</small> Jeremy Hernandez, R (13, 1)														2 0 0 0 0 1 1 0 0 0 0 0 0 0 1 0 0 0 0 0 1 1 0 0 0 0 0 0 0 0 0 0 0 0 0 1 0 0 0 0 1 0 0 0 0 0 0 0 0		
Inning Stats R: 0 H: 0 E: 0 K: 0 S: 10 H: 0 LOB: 0 BB: 0 P: 13	R: 1 H: 2 E: 0 K: 2 S: 13 H: 2 LOB: 1 BB: 0 P: 17	R: 0 H: 0 E: 0 K: 1 S: 8 H: 0 LOB: 1 BB: 1 P: 15	R: 0 H: 0 E: 0 K: 2 S: 12 H: 0 LOB: 1 BB: 1 P: 24	R: 0 H: 0 E: 0 K: 2 S: 12 H: 0 LOB: 0 BB: 0 P: 16	R: 0 H: 1 E: 0 K: 0 S: 7 H: 1 LOB: 0 BB: 0 P: 12	R: 0 H: 0 E: 0 K: 2 S: 8 H: 0 LOB: 0 BB: 0 P: 12	R: 1 H: 2 E: 0 K: 0 S: 16 H: 2 LOB: 1 BB: 0 P: 23	R: 1 H: 2 E: 1 K: 1 S: 9 H: 2 LOB: 1 BB: 0 P: 13	R: 0 H: 0 E: 0 K: 1 S: 7 H: 0 LOB: 0 BB: 0 P: 12	R: 0 H: 0 E: 0 K: 1 S: 5 H: 0 LOB: 0 BB: 1 P: 7	R: 0 H: 0 E: 0 K: 2 S: 9 H: 0 LOB: 0 BB: 1 P: 16	R: 0 H: 0 E: 0 K: 1 S: 11 H: 0 LOB: 0 BB: 0 P: 18	R: 0 H: 0 E: 0 K: 1 S: 12 H: 0 LOB: 2 BB: 2 P: 25	1B: 4 SF: 0 2B: 5 3B: 0 HR: 0 HBP: 0	WP: 0 PA: 50 FB: 0 SB: 3 CS: 1	
PITCHER Tommy Greene, R (1, 1) <small>ERA: 1.56</small> Mark Davis, L (8, 1) <small>ERA: 6.75</small> Mitch Williams, L (9, 1) <small>ERA: 2.35</small> Larry Andersen, R (10, 1) <small>ERA: 3.38</small> David West, L (11, 1) <small>ERA: 2.08</small>	IP WLS BF H R ER SO BB IBB HBP BLK WP HR S P ERA WHIP 7.2 0 28 5 2 2 9 2 0 0 0 0 0 79 124 2.35 0.913					PITCHER Bob Ayrault, R (14, 1) <small>ERA:</small>	IP WLS BF H R ER SO BB IBB HBP BLK WP HR S P ERA WHIP 1.0 0 5 0 0 0 1 1 1 0 0 0 0 0 25 0.00 1.000									



Batter	1	2	3	4	5	6	7	8	9	10	11	12	13	14	AB	R	H	RBI	BB	SO	LOB	BOTTOM	
Lenny Dykstra, L OBP: 0.400, SLG: 0.481 (1, 8)	1-0 G6-3 G1-3 1B		0-1 FC4-6 1B		2-2 1B PB 1B	4-0 S BB			2-3 K			3-3 K		2-3 K	6	1	2	0	1	3	1	San Diego Padres @ Philadelphia Phillies Veterans Stadium, Philadelphia, PA Tue Apr 20 1993, 7:05 PM EDT Att. 21,074 - Unknown - 70 F livebaseballscorecards.com	
Mickey Morandini, L OBP: 0.286, SLG: 0.316 Pete Incaviglia, R OBP: 0.214, SLG: 0.296 (1, 4) (9, PH) (10, 9)	0-1 G1-3		0-0 1-2 1B		2-0 F7	1-0 F9			1-1 F7			0-1 E5 BB		3-3 K	4	0	1	0	0	0	3		
John Kruk, L OBP: 0.459, SLG: 0.792 (1, 3)	3-1 G6-3		0-1 G4-3		2-1 PB 1B							4-1 1-2 BB		3-0 HR	6	2	2	1	1	0	3		
Dave Hollins, S OBP: 0.367, SLG: 0.404 (1, 5)	0-1 G3				4-2 F8 1B BB							1-3 K			5	0	0	0	1	2	4		
Darren Daulton, L OBP: 0.483, SLG: 0.651 (1, 2)		1-1 G4-3			2-2 2B G6-3 1B							2-1 P4			6	1	2	1	0	2	3		
Wes Chamberlain, R OBP: 0.276, SLG: 0.553 Mitch Williams, L OBP: 1.000, SLG: 1.000 Larry Andersen, R OBP: 0.253, SLG: 0.667 Ricky Jordan, R OBP: 0.259, SLG: 1.000 David West, L OBP: 0.259, SLG: 1.000 Todd Pratt, R OBP: 0.259, SLG: 1.000 Bob Ayrault, R (1, 9) (8, 1) (10, 1) (10, PH) (11, 1) (13, PH) (14, 1)		3-2 G4-3			0-0 G6-3 2B				1-1 F7					2-1 F8	4	0	1	0	0	0	2		
Milt Thompson, L OBP: 0.282, SLG: 0.206 (1, 7)		1-0 G6-3			4-0 G6-3 IBB				3-3 K					0-0 G4-3	5	0	1	0	1	2	2		
Kim Batiste, R OBP: 0.214, SLG: 0.214 (1, 6)			0-1 FC4-6 1B		0-2 G6-3				0-3 K			2-3 K		0-3 K	6	0	1	1	0	3	3		
Tommy Greene, R OBP: 0.167, SLG: 0.167 Mark Davis, L OBP: 0.267, SLG: 0.083 Mariano Duncan, R OBP: 0.333, SLG: 0.379 (1, 1) (8, 1) (9, 9) (9, PH) (10, 4)			1-3 K		0-0 G6-3				3-2 G5-3					1-1 G6-3	3	0	0	0	0	1	3		
														0-2 G1-3	0	0	0	0	0	0	0		
															3	0	0	0	0	0	1		

Inning Stats	R: 0	H: 1	E: 0	LOB: 1	K: 0	P: 11	R: 0	H: 0	E: 0	LOB: 0	K: 0	P: 11	R: 0	H: 2	E: 0	LOB: 2	K: 1	P: 11	R: 1	H: 2	E: 0	LOB: 2	K: 1	P: 14	R: 2	H: 3	E: 0	LOB: 2	K: 1	P: 35	R: 0	H: 0	E: 0	LOB: 1	K: 0	P: 17	R: 0	H: 0	E: 0	LOB: 0	K: 1	P: 15	R: 0	H: 0	E: 0	LOB: 0	K: 2	P: 14	R: 0	H: 0	E: 0	LOB: 0	K: 1	P: 11	R: 0	H: 0	E: 0	LOB: 1	K: 1	P: 17	R: 0	H: 0	E: 0	LOB: 0	K: 3	P: 10	R: 0	H: 0	E: 1	LOB: 2	K: 3	P: 23	R: 0	H: 1	E: 1	LOB: 1	K: 1	P: 12	R: 1	H: 1	E: 0	LOB: 0	K: 2	P: 18	1B: 8	SF: 0	2B: 1	SAC: 0	3B: 0	DP: 0	HR: 1	HBP: 0	WP: 0	PA: 57
PITCHER	IP	WLS	BF	H	R	ER	SO	BB	IBB	HBP	BLK	WP	HR	S	P	ERA	WHIP																																																																													
Dave Eiland, R ERA: 2.29	(1, 1)	5.2	28	8	3	3	2	2	1	0	0	0	0	6	97	4.76	1.765																																																																													
Pat Gomez, L ERA: 3.24	(6, 1)	1.1	4	0	0	0	1	0	0	0	0	0	0	10	17	0.00	0.000																																																																													
Tim Scott, R ERA: 1.17	(8, 1)	1.0	3	0	0	0	2	0	0	0	0	0	0	10	14	0.00	0.000																																																																													
Rich Rodriguez, L ERA: 2.25	(9, 1)	1.2	6	0	0	0	2	0	0	0	0	0	0	14	23	0.00	0.000																																																																													
Roger Mason, R ERA:	(10, 1)	2.1	9	0	0	0	4	1	0	0	0	0	0	23	38	0.00	0.429																																																																													
PITCHER	IP	WLS	BF	H	R	ER	SO	BB	IBB	HBP	BLK	WP	HR	S	P	ERA	WHIP																																																																													
Jeremy Hernandez, R ERA: 6.55	(13, 1)	1.2	7	2	1	1	3	0	0	0	0	0	0	1	30	5.40	1.200																																																																													



Batter	1	2	3	4	5	6	7	8	9	AB R H RBI BB SO LOB	TOP											
Ricky Gutierrez, R (1, 6) OBP: 0.235, SLG: 0.133	2-3 K		1-2 1B		2-2 E6		4-2 BB		2-3 K	4 0 1 0 1 2 0	San Diego Padres @ Philadelphia Phillies Veterans Stadium, Philadelphia, PA Thu Apr 22 1993, 7:05 PM EDT Att. 15,826 - Unknown - 43 F											
Tony Gwynn, L (1, 9) OBP: 0.338, SLG: 0.407	2-0 F7		0-1 G4-3		1-1 FC4-6		1-2 G4-6-3		1-1 1B	5 0 1 0 0 0 4												
Gary Sheffield, R (1, 5) OBP: 0.274, SLG: 0.439	0-3 K			0-1 F8	1-0 FC5-4		4-0 BB		0-1 F9	4 0 0 0 1 1 2												
Fred McGriff, L (1, 3) OBP: 0.317, SLG: 0.436		1-2 F7		4-2 WP 1B BB		2-0 G6-4-3 1B 1B		0-1 F8	1-2 G1-3	4 1 1 0 1 0 2												
Derek Bell, R (1, 8) OBP: 0.370, SLG: 0.542		1-2 F9		1-2 WP 1B		3-1 G6-4-3 1B		1-3 K		4 0 2 0 0 1 0												
Tim Teufel, R (1, 4) OBP: 0.355, SLG: 0.571			3-1 G5-3		3-3 K		0-1 G6-4-3		4-2 BB BB	3 0 0 0 1 1 4												
Jeff Gardner, L (8, PR) OBP: 0.267, SLG: 0.345				1-2 2-3		1-2 2-3				0 0 0 0 0 0 0												
Phil Plantier, L (1, 7) OBP: 0.277, SLG: 0.419			1-0 F8		1-1 G4-3		2-0 2B		4-0 BB	3 0 1 1 0 0 2												
Darrell Sherman, L (6, PR) OBP: 0.333, SLG: 0.308							3-H 2B		1-2 BB	0 0 0 0 1 0 0												
Bob Geren, R (1, 2) OBP: 0.267, SLG: 0.429			3-1 1B 1B			1-1 HR		4-0 IBB	1-3 K	3 1 2 1 1 1 2												
Andy Benes, R (1, 1) OBP: 0.182, SLG: 0.100			0-1 F8			0-0 F9		3-3 K	1-3 K	4 0 0 0 0 2 5												
Rich Rodriguez, L (9, 1)										0 0 0 0 0 0 0												
Inning Stats	R: 0 E: 0 K: 2 S: 8	H: 0 LOB: 0 BB: 0 P: 12	R: 0 E: 0 K: 0 S: 9	H: 0 LOB: 0 BB: 0 P: 14	R: 0 E: 0 K: 0 S: 10	H: 2 LOB: 2 BB: 0 P: 15	R: 0 E: 0 K: 1 S: 14	H: 1 LOB: 2 BB: 1 P: 23	R: 1 E: 1 K: 0 S: 12	H: 1 LOB: 1 BB: 0 P: 17	R: 1 E: 0 K: 1 S: 9	H: 3 LOB: 2 BB: 1 P: 23	R: 0 E: 0 K: 0 S: 9	H: 0 LOB: 1 BB: 2 P: 18	R: 0 E: 0 K: 3 S: 13	H: 0 LOB: 2 BB: 2 P: 24	R: 0 E: 0 K: 1 S: 10	H: 1 LOB: 1 BB: 0 P: 14	1B: 6 2B: 1 3B: 0 HR: 1	SF: 0 SAC: 0 DP: 2 HBP: 0	WP: 1 PB: 0 SB: 1 CS: 0	PA: 40
PITCHER	IP WLS BF H R ER SO BB IBB HBP BLK WP HR S P ERA WHIP																					
Terry Mulholland, L (1, 1) ERA: 1.86	6.0 L 27 7 2 2 4 1 1 0 0 1 1 62 104 3.00 1.333																					
Mark Davis, L (7, 1) ERA: 3.86	2.0 9 0 0 0 3 4 0 0 0 0 0 22 42 0.00 2.000																					
Larry Andersen, R (9, 1) ERA: 2.84	1.0 4 1 0 0 1 0 0 0 0 0 0 10 14 0.00 1.000																					

livebaseballscorecards.com

AB	34
R	2
H	8
RBI	2
BB	6
SO	8
LOB	21



Batter	1	2	3	4	5	6	7	8	9	AB	R	H	RBI	BB	SO	LOB
--------	---	---	---	---	---	---	---	---	---	----	---	---	-----	----	----	-----

Lenny Dykstra, L OBP: 0.377, SLG: 0.446 (1, 8)	2-1 G3		0-1 F7			1-0 F8			2-2 L9	4	0	0	0	0	0	0
Mickey Morandini, L OBP: 0.326, SLG: 0.390 (1, 4)	1-3 K			4-2 L3 BB			0-2 2B		0-0 1B 2B	3	1	2	0	1	1	0
John Kruk, L OBP: 0.446, SLG: 0.750 (1, 3)	1-1 F8			0-1 F8			0-1 F8		4-2 1B BB	3	0	0	0	1	0	2
Dave Hollins, S OBP: 0.375, SLG: 0.411 (1, 5)		0-2 G6-4-3 1B		1-1 L3			0-0 P2		1-2 1B	4	0	2	1	0	0	2
Darren Daulton, L OBP: 0.452, SLG: 0.596 (1, 2)		0-1 G6-4-3 1-2f		1-3 K			2-2 F7		3-1 F9	4	0	0	0	0	1	4
Wes Chamberlain, R OBP: 0.349, SLG: 0.537 (1, 9)		2-2 FC6-4 1B		1-2 G4-3				2-1 F8		3	0	1	0	0	0	0
Milt Thompson, L OBP: 0.262, SLG: 0.189 (1, 7)		1-1 FC6-4 1-2f		2-2 G5-3				0-1 G6-3		3	0	0	0	0	0	1
Juan Bell, R OBP: 0.222, SLG: 0.324 Mariano Duncan, R OBP: 0.323, SLG: 0.367 (8, PH) (9, 6)			1-1 P6			1-1 F9		2-3 K		2	0	0	0	0	0	0
Terry Mulholland, R Ricky Jordan, R OBP: 0.714, SLG: 0.500 Mark Davis, L (7, 1) Larry Andersen, R OBP: 1.000, SLG: 1.000 Jim Eisenreich, L OBP: 0.250, SLG: 0.077 (9, PH)			0-3 K			2-3 K			1-2 G1-3	1	0	0	0	0	1	0
										1	0	0	0	0	1	0
										0	0	0	0	0	0	0
										0	0	0	0	0	0	0
										1	0	0	0	0	0	0

Inning Stats	R: 0	H: 0	R: 0	H: 2	R: 0	H: 0	R: 0	H: 0	R: 0	H: 0	R: 0	H: 1	R: 0	H: 0	R: 1	H: 2	1B: 3	SF: 0	WP: 0	PA: 32
	E: 0	LOB: 0	E: 0	LOB: 1	E: 0	LOB: 0	E: 0	LOB: 0	E: 0	LOB: 0	E: 0	LOB: 1	E: 0	LOB: 0	E: 0	LOB: 2	2B: 3	SAC: 0	PB: 0	
	K: 1	BB: 0	K: 0	BB: 0	K: 1	BB: 0	K: 0	BB: 1	K: 1	BB: 0	K: 0	BB: 0	K: 1	BB: 0	K: 0	BB: 1	3B: 0	DP: 2	SB: 0	
	S: 7	P: 11	S: 11	P: 14	S: 7	P: 8	S: 6	P: 11	S: 12	P: 16	S: 8	P: 12	S: 9	P: 11	S: 7	P: 11	HR: 0	HBP: 0	CS: 0	

PITCHER	IP	WLS	BF	H	R	ER	SO	BB	IBB	HBP	BLK	WP	HR	S	P	ERA	WHIP
Andy Benes, R ERA: 3.21 (1, 1)	8.2	W	31	5	1	1	5	2	0	0	0	0	0	81	116	1.04	0.808
Rich Rodriguez, L ERA: 2.16 (9, 1)	0.1	S	1	0	0	0	0	0	0	0	0	0	0	2	5	0.00	0.000

BOTTOM

San Diego Padres @ Philadelphia Phillies
Veterans Stadium, Philadelphia, PA

AB	30
R	1
H	5
RBI	1
BB	2
SO	5
LOB	9



PITCHER	IP	WLS	BF	H	R	ER	SO	BB	IBB	HBP	BLK	WP	HR	S	P	ERA	WHIP
---------	----	-----	----	---	---	----	----	----	-----	-----	-----	----	----	---	---	-----	------

Thu Apr 22 1993, 7:05 PM EDT
Att. 15,826 - Unknown - 43 F

livebaseballscores.com

Batter	1	2	3	4	5	6	7	8	9	AB R H RBI BB SO LOB	TOP														
Ricky Gutierrez, R (1, 6) OBP: 0.286, SLG: 0.211	0-3 K		0-1 CS 1B		1-1 G6-3		0-1 1B			4 0 2 0 0 1 0	San Diego Padres @ New York Mets Shea Stadium, Flushing, NY Fri Apr 23 1993, 7:05 PM EDT Att. 19,367 - Unknown														
Tony Gwynn, L (1, 9) OBP: 0.319, SLG: 0.381	1-2 G3		1-1 F8		2-1 L9		0-0 G3			4 0 0 0 0 0 2															
Gary Sheffield, R (1, 5) OBP: 0.288, SLG: 0.443	0-0 G6-3		3-2 S 1B		2-1 1B			3-1 F8		4 0 2 0 0 0 0															
Fred McGriff, L (1, 3) OBP: 0.299, SLG: 0.407		2-1 G6-3	1-3 K		1-3 K			1-3 K		4 0 0 0 0 3 2															
Derek Bell, R (1, 8) OBP: 0.379, SLG: 0.538		2-2 S 1B 1B		2-1 F9		1-2 G4-3 1B		3-2 F7		4 1 2 0 0 0 0															
Tim Lincecum, R (1, 4) OBP: 0.382, SLG: 0.613		1-1 S 1B		0-0 G5-3 2B		3-2 G4-3		1-0 F7		3 0 2 0 0 0 1															
Darrell Sherman, L (9, PH) OBP: 0.313, SLG: 0.286		1-2 S 1B				1-2				1 0 0 0 0 0 0															
Phil Clark, R (1, 7) OBP: 0.231, SLG: 0.091		2-2 K		0-0 G5-3		1-3 K		2-3 K		3 0 0 0 0 2 2															
Guillermo Velasquez, L (9, PH) OBP: 0.250, SLG: 0.286		1-2 2-H K		2-3						1 0 0 0 0 1 0															
Dan Walters, R (1, 2) OBP: 0.286, SLG: 0.302		4-0 IBB		4-0 IBB			2-2 K		2-0 G5-3	2 0 0 0 2 1 0															
Greg Harris, R (1, 1) OBP: 0.125, SLG: 0.250		2-0 F9		0-0 B2			2-2 F9			3 0 0 0 0 0 4															
Pat Gomez, L (8, 1)										0 0 0 0 0 0 0															
Inning Stats	R: 0 E: 0 K: 1 S: 7	H: 0 LOB: 0 BB: 0 P: 8	R: 1 E: 0 K: 1 S: 12	H: 2 LOB: 2 BB: 1 P: 25	R: 0 E: 0 K: 1 S: 10	H: 2 LOB: 1 BB: 0 P: 15	R: 0 E: 0 K: 0 S: 5	H: 1 LOB: 2 BB: 1 P: 11	R: 0 E: 0 K: 1 S: 9	H: 1 LOB: 1 BB: 0 P: 15	R: 0 E: 0 K: 1 S: 11	H: 1 LOB: 0 BB: 0 P: 16	R: 0 E: 0 K: 1 S: 9	H: 1 LOB: 1 BB: 0 P: 13	R: 0 E: 0 K: 1 S: 8	H: 0 LOB: 0 BB: 0 P: 15	R: 0 E: 0 K: 1 S: 5	H: 0 LOB: 0 BB: 0 P: 10	1B: 7 2B: 1 3B: 0 HR: 0	SF: 0 SAC: 0 DP: 1 HBP: 0	WP: 0 PB: 0 SB: 4 CS: 1	PA: 35			
PITCHER	IP	WLS	BF	H	R	ER	SO	BB	IBB	HBP	BLK	WP	HR	S	P	ERA	WHIP								
Frank Tanana, L (1, 1) ERA: 1.29	8.0	W	32	8	1	1	7	0	2	0	0	0	0	71	118	1.12	1.000								
Mike Maddux, R (9, 1) ERA: 2.89	1.0		3	0	0	0	1	0	0	0	0	0	0	5	10	0.00	0.000								

livebaseballscorecards.com

AB	33
R	1
H	8
RBI	0
BB	2
SO	8
LOB	11



Batter	1	2	3	4	5	6	7	8	9	AB R H RBI BB SO LOB
Vince Coleman, S OBP: 0.246, SLG: 0.284 (1, 7)	1-0 L9		3-2 G3			0-1 L8		0-1 HR 1B		4 1 1 0 0 0 0
Tony Fernandez, S OBP: 0.379, SLG: 0.275 (1, 6)	0-0 B1-3		0-0 F9			3-2 L6		3-1 F8 1B		4 0 0 0 0 0 1
Eddie Murray, S OBP: 0.429, SLG: 0.614 (1, 3)	4-0 HR BB		1-3 K			2-1 E8 1B		2-0 HR 1B		3 2 2 0 1 1 0
Bobby Bonilla, S OBP: 0.369, SLG: 0.536 (1, 9)	1-1 HR			1-0 G4-3		4-1 IBB		3-1 HR		3 2 2 5 1 0 0
Howard Johnson, S OBP: 0.292, SLG: 0.283 (1, 5)	4-1 BB			1-2 G3		1-2 F7		1-0 F8		3 0 0 0 1 0 2
Ryan Thompson, R OBP: 0.176, SLG: 0.219 (1, 8)	1-0 F8			3-3 K			0-1 F9	1-0 G6-3		4 0 0 0 0 1 1
Tim Bogar, R (1, 4)		1-0 P4			1-0 F9		1-2 P6			3 0 0 0 0 0 0
Todd Hundley, S OBP: 0.306, SLG: 0.556 (1, 2)		2-2 G3			0-0 F7		2-2 HR			3 1 1 1 0 0 0
Frank Tanana, L Mike Maddux, L (1, 1) (9, 1)		1-0 G3			0-3 K		0-0 F8			3 0 0 0 0 1 0 0 0 0 0 0 0 0

Inning Stats	R: 2 E: 0 K: 0 S: 6	H: 1 LOB: 1 BB: 2 P: 17	R: 0 E: 0 K: 0 S: 6	H: 0 LOB: 0 BB: 0 P: 10	R: 0 E: 0 K: 1 S: 7	H: 0 LOB: 0 BB: 0 P: 11	R: 0 E: 0 K: 1 S: 7	H: 0 LOB: 0 BB: 0 P: 12	R: 0 E: 0 K: 1 S: 6	H: 0 LOB: 0 BB: 0 P: 7	R: 0 E: 1 K: 0 S: 16	H: 1 LOB: 2 BB: 1 P: 26	R: 1 E: 0 K: 0 S: 9	H: 1 LOB: 0 BB: 0 P: 12	R: 3 E: 0 K: 0 S: 10	H: 3 LOB: 0 BB: 0 P: 19
--------------	------------------------------	----------------------------------	------------------------------	----------------------------------	------------------------------	----------------------------------	------------------------------	----------------------------------	------------------------------	---------------------------------	-------------------------------	----------------------------------	------------------------------	----------------------------------	-------------------------------	----------------------------------

PITCHER	IP	WLS	BF	H	R	ER	SO	BB	IBB	HBP	BLK	WP	HR	S	P	ERA	WHIP
Greg Harris, R ERA: 5.4 (1, 1)	7.1	L	29	4	4	4	3	2	1	0	0	0	2	62	102	4.91	0.818
Pat Gomez, L ERA: 5.0 (8, 1)	0.2		4	2	2	2	0	0	0	0	0	0	1	5	12	27.00	3.000


BOTTOM

San Diego Padres @ New York Mets
Shea Stadium, Flushing, NY

Fri Apr 23 1993, 7:05 PM EDT
Att. 19,367 - Unknown

livebaseballscores.com

AB	30
R	6
H	6
RBI	6
BB	3
SO	3
LOB	4



WP: 0	PA: 33
PB: 0	SB: 1
CS: 0	

Batter	1	2	3	4	5	6	7	8	9	AB R H RBI BB SO LOB	TOP		
Darrell Sherman, L OBP: 0.381, SLG: 0.333 (1, 8) (8, 7)	1-2 CS 1B		1-3 K		0-1 B2		2-2 WP E HBP		3-1 G4-3 1B	4 0 2 0 0 1 0			
Tony Gwynn, L OBP: 0.311, SLG: 0.368 (1, 9) (8, 7)	3-2 G6-3 1-2		1-2 1B		2-1 G5-3		1-1 F7 1-2		0-1 G4-3 1-2	5 0 1 0 0 0 3			
Fred McGriff, L OBP: 0.292, SLG: 0.391 Gene Harris, R (1, 3) (9, 1)	2-1 G3-1		0-0 F7		3-2 1B 1B		1-3 K 2-3		1-1 F9	5 1 1 0 0 1 3 0 0 0 0 0 0 0			
Gary Sheffield, R OBP: 0.300, SLG: 0.446 (1, 5)		1-2 HR 1B		1-1 S 1B		1-3 K		1-2 G5-3		4 1 2 0 0 1 1			
Phil Plantier, L OBP: 0.294, SLG: 0.489 Rich Rodriguez, L Guillermo Velasquez, L (1, 7) (8, 1) (9, 3)		1-0 HR		0-2 F8		1-0 1B 1-3 1B		1-0 F7		4 1 2 2 0 0 1 0 0 0 0 0 0 0 0 0 0 0 0 0 0			
Jeff Gardner, L OBP: 0.235, SLG: 0.303 (1, 4)		0-2 G4-3		2-2 L7		2-3 K		1-2 G4-3		4 0 0 0 0 1 3			
Ricky Gutierrez, R OBP: 0.360, SLG: 0.273 (1, 6)		1-3 K		4-1 1-2 BB		2-2 FC5-4 1-2 1B		1-1 SH1-3 HR 1B		3 1 2 1 1 1 0			
Bob Geren, R OBP: 0.222, SLG: 0.353 (1, 2)		3-3 K		0-0 F8		0-1 FC5-4 1-2f		0-0 SH1-3 1-2		3 0 0 0 0 1 4			
Frank Seminara, R OBP: 0.333, SLG: 0.333 Roger Mason, R Derek Bell, R OBP: 0.390, SLG: 0.604 (1, 1) (6, 1) (8, 8)			0-1 G3		0-0 G4-3		1-3 K		0-1 HR 2-H	2 0 0 0 0 0 0 1 0 0 0 0 1 0 1 1 1 2 0 0 0			
Inning Stats	R: 0 H: 1 E: 0 LOB: 0 K: 0 BB: 0 S: 12 P: 18	R: 2 H: 2 E: 0 LOB: 0 K: 2 BB: 0 S: 15 P: 21	R: 0 H: 1 E: 0 LOB: 1 K: 1 BB: 0 S: 10 P: 12	R: 0 H: 1 E: 0 LOB: 2 K: 0 BB: 1 S: 10 P: 17	R: 0 H: 0 E: 0 LOB: 0 K: 0 BB: 0 S: 5 P: 7	R: 1 H: 3 E: 0 LOB: 2 K: 2 BB: 0 S: 16 P: 25	R: 0 H: 0 E: 1 LOB: 1 K: 2 BB: 0 S: 10 P: 15	R: 0 H: 0 E: 0 LOB: 0 K: 0 BB: 0 S: 7 P: 10	R: 2 H: 3 E: 0 LOB: 1 K: 0 BB: 0 S: 11 P: 16	1B: 9 SF: 0 2B: 0 SAC: 1 3B: 0 DP: 0 HR: 2 HBP: 1	WP: 1 PA: 39 PB: 0 SB: 1 CS: 1		
PITCHER Bret Saberhagen, R ERA: 3.3 Jeff Innis, R ERA: 2.89 (1, 1) (8, 1)	IP WLS BF H R ER SO BB IBB HBP BLK WP HR S P ERA WHIP	7.0 L 30 8 3 3 7 1 0 1 0 1 1 78 115 3.86 1.286	2.0 9 3 2 2 0 0 0 0 0 0 0 1 18 26 9.00 1.500	PITCHER IP WLS BF H R ER SO BB IBB HBP BLK WP HR S P ERA WHIP									

San Diego Padres @ New York Mets
Shea Stadium, Flushing, NY
Sat Apr 24 1993, 3:33 AM EDT
Att. 24,372 - Sunny - 65 F

livebaseballscorecards.com

AB	36
R	5
H	11
RBI	5
BB	1
SO	7
LOB	15



BOTTOM

San Diego Padres @ New York Mets
Shea Stadium, Flushing, NY
Sat Apr 24 1993, 3:33 AM EDT
Att. 24,372 - Sunny - 65 F

livebaseballscorecards.com

AB 33
R 3
H 6
RBI 3
BB 3
SO 6
LOB 12



WP: 0 PA: 37
PB: 0
SB: 1
CS: 1

AB R H RBI BB SO LOB

5 1 2 0 0 0 3

3 0 1 1 0 0 1

4 0 0 0 0 2 2

3 0 0 0 1 0 1

3 1 1 1 1 0 0

4 1 1 0 0 1 2

4 0 0 0 0 0 1

3 0 0 0 0 2 1

0 0 0 0 1 0 0

2 0 0 0 0 1 0

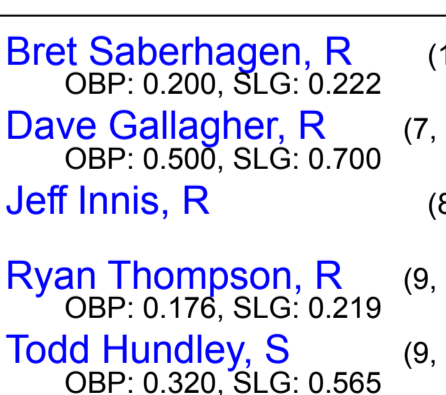
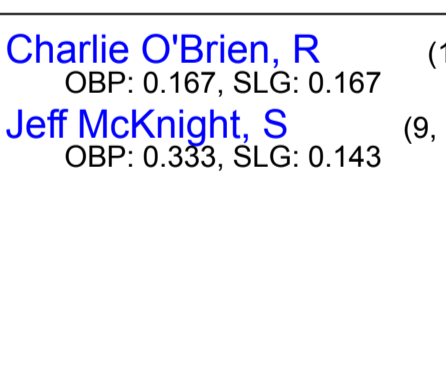
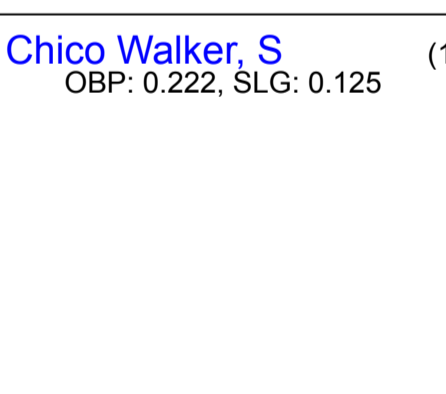
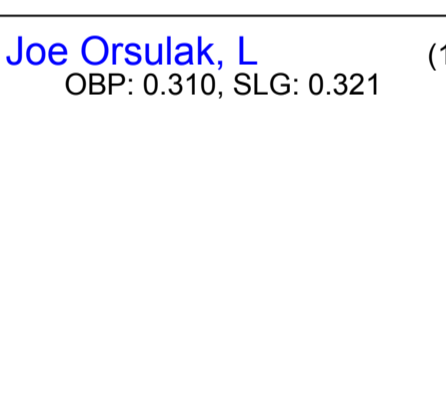
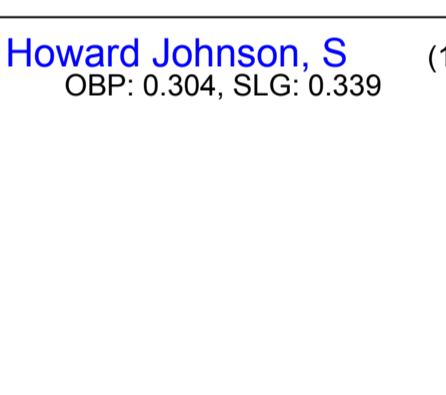
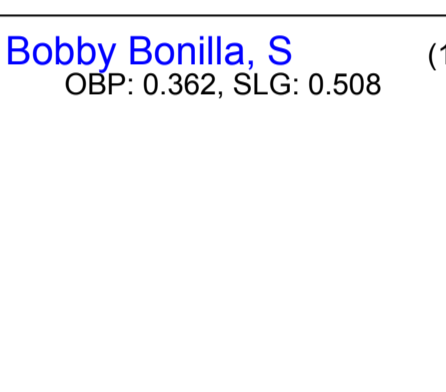
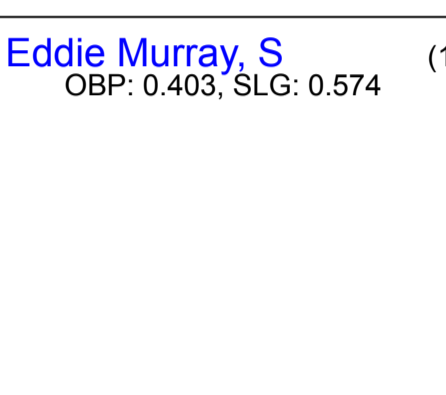
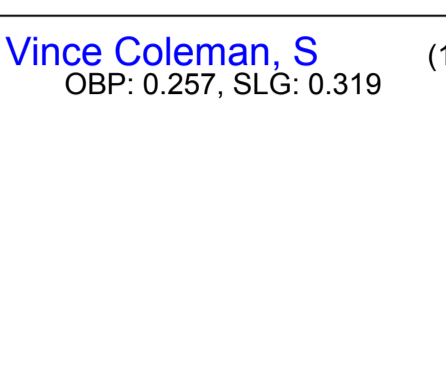
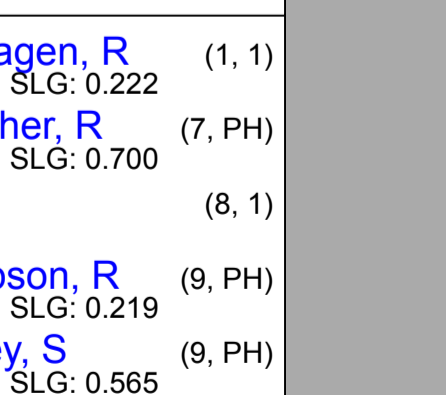
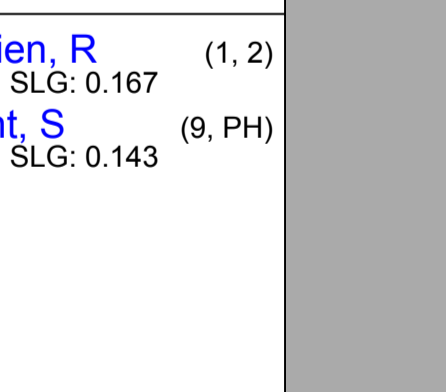
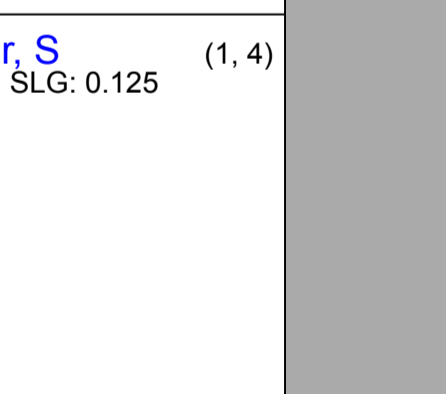


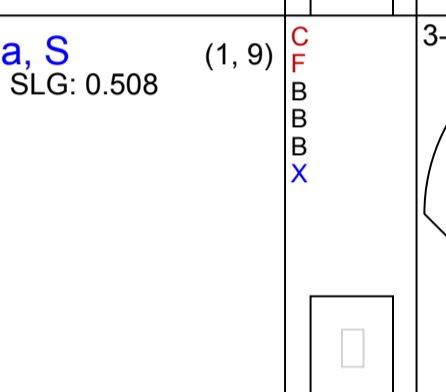
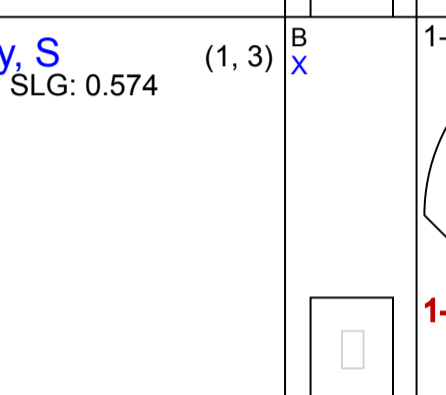
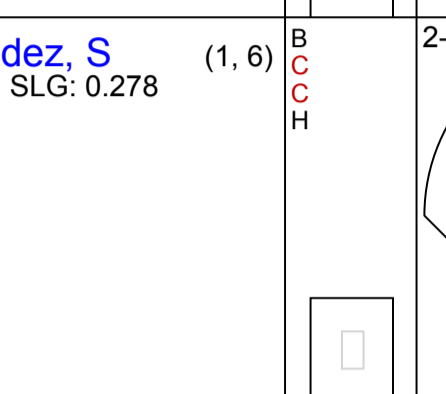
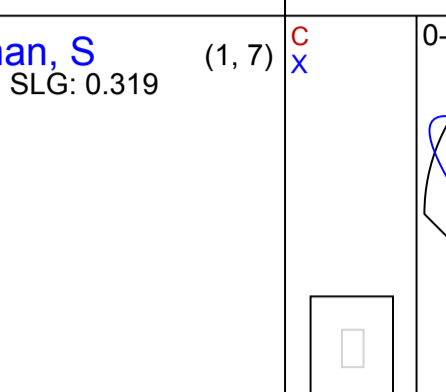

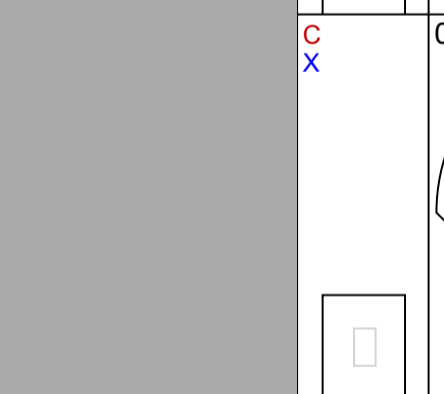
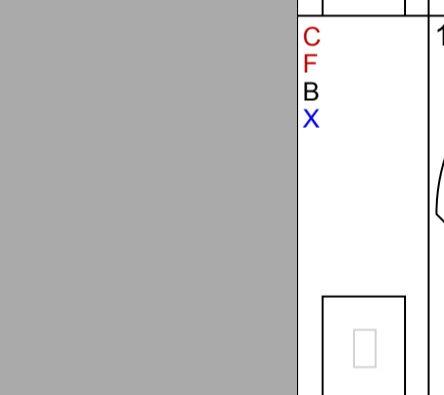
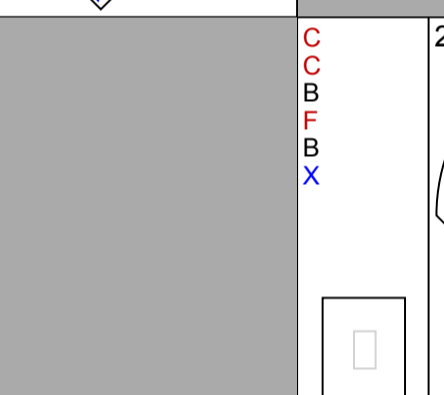
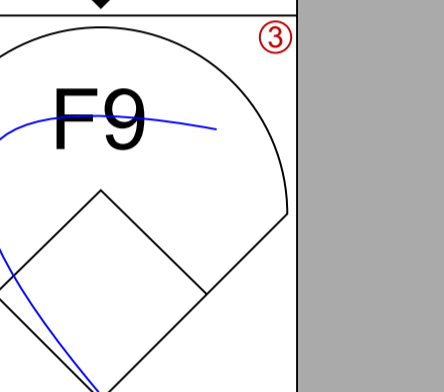
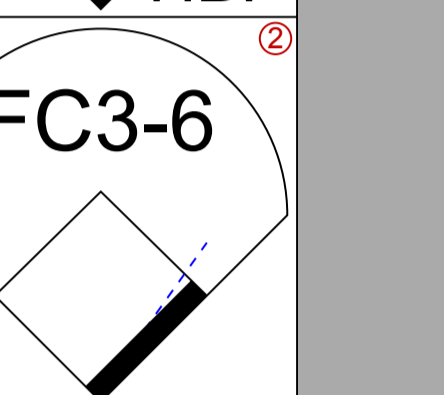
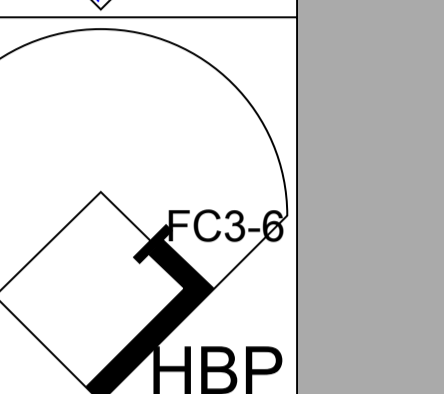
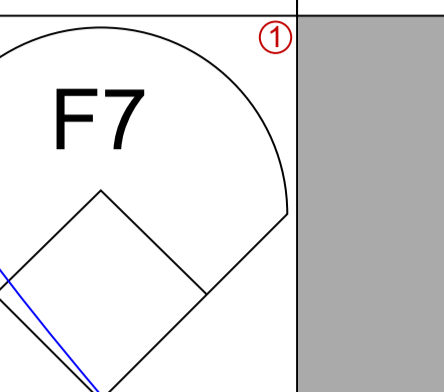
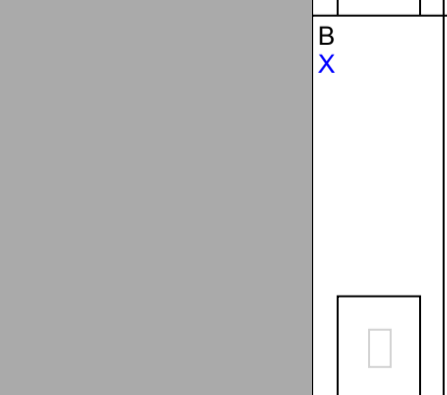
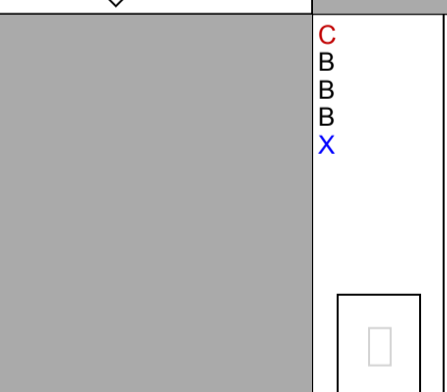
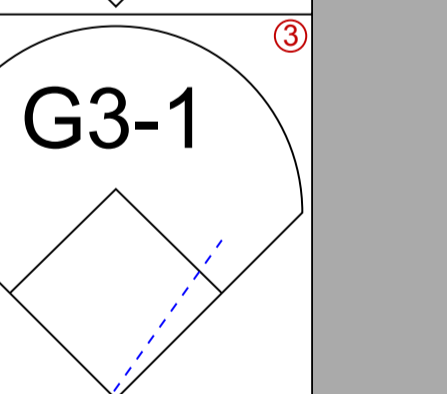
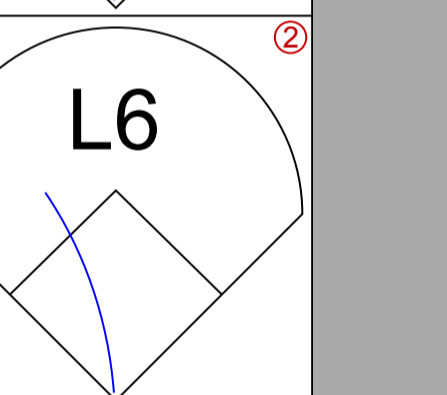
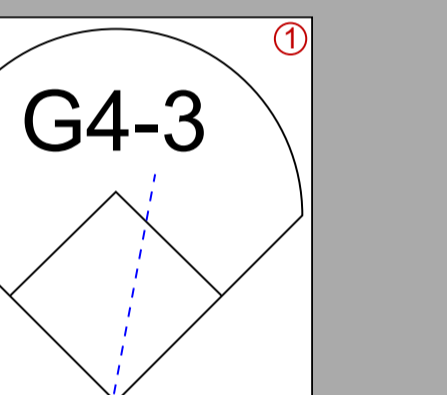

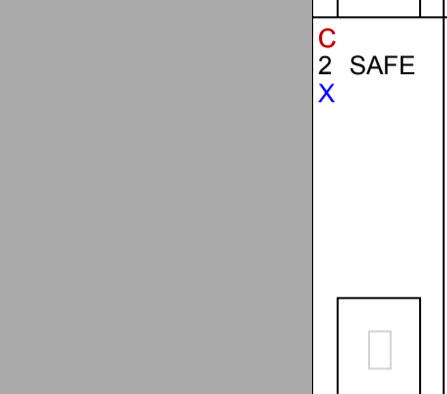
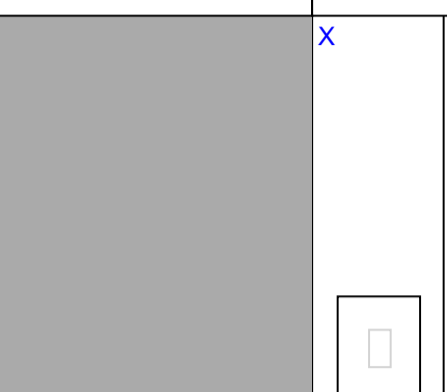
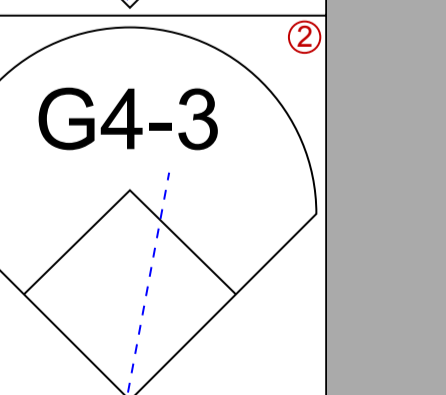
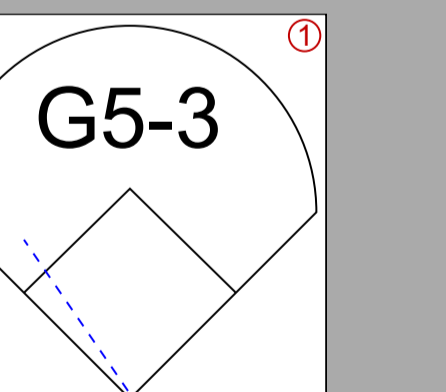

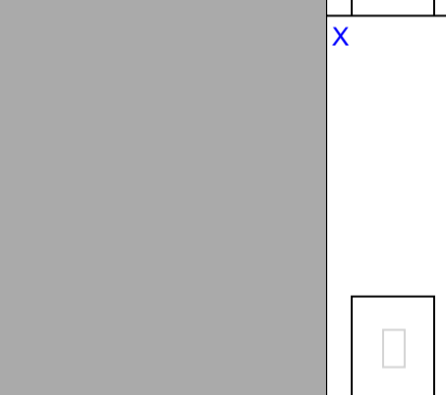
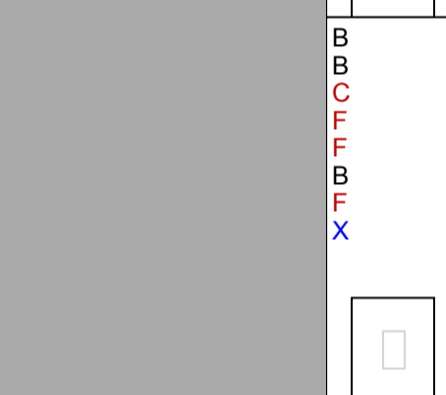
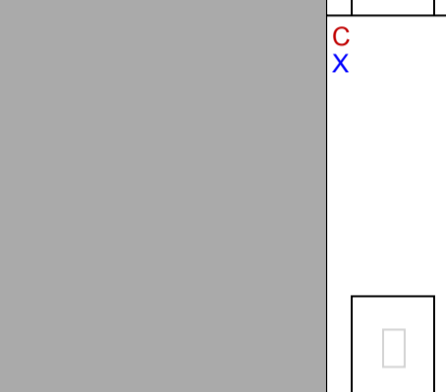

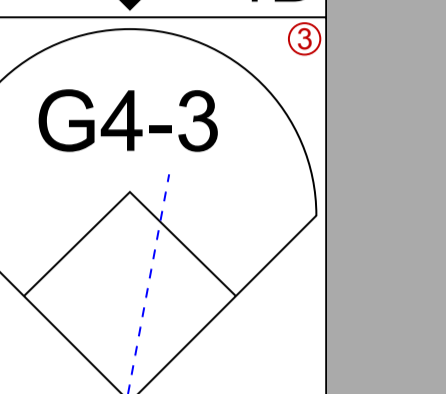
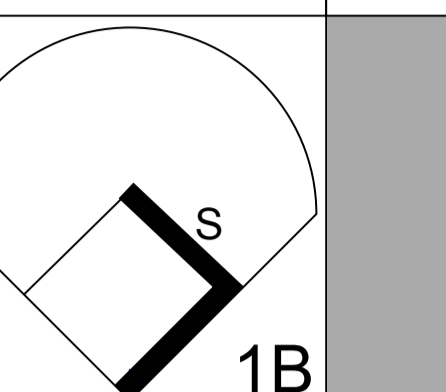
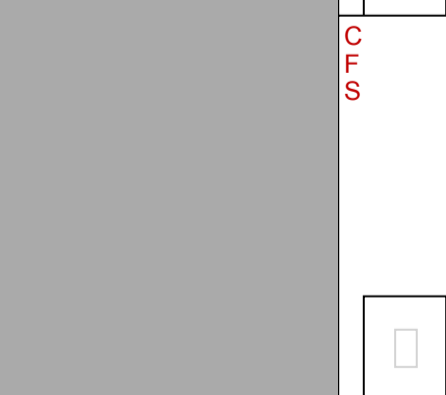

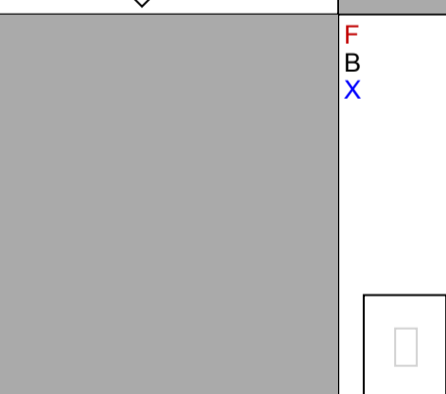
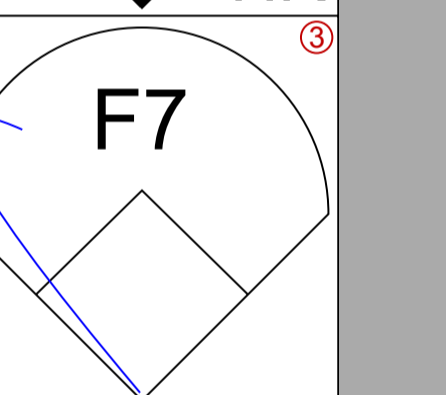
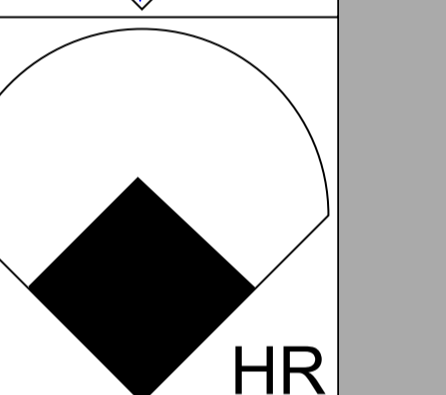
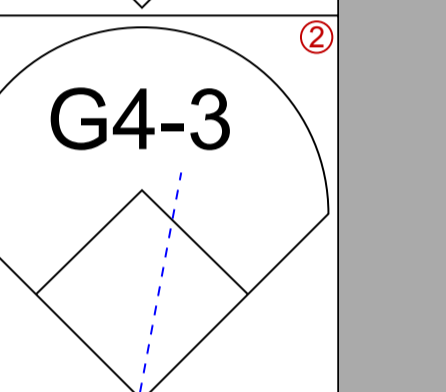

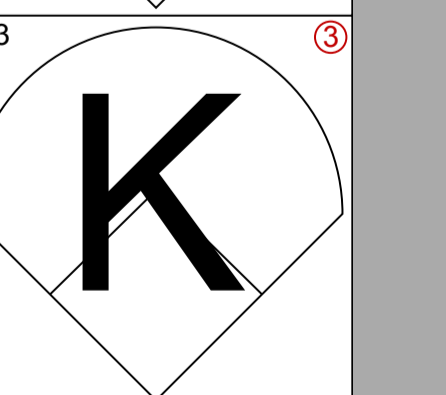
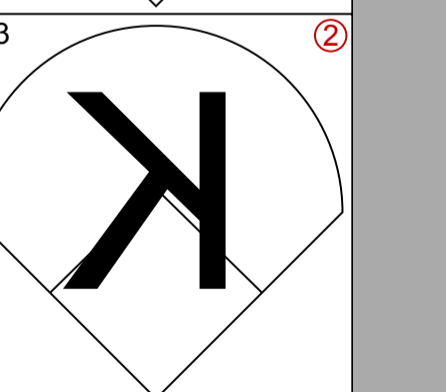
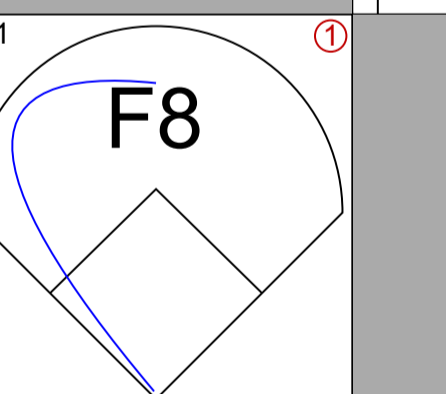
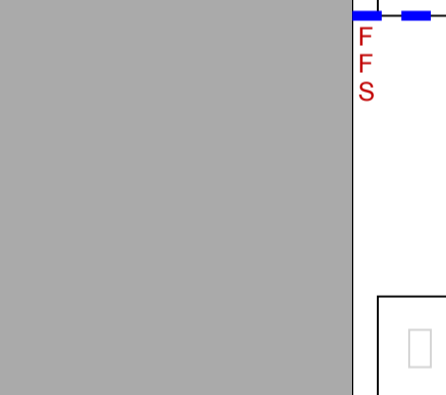
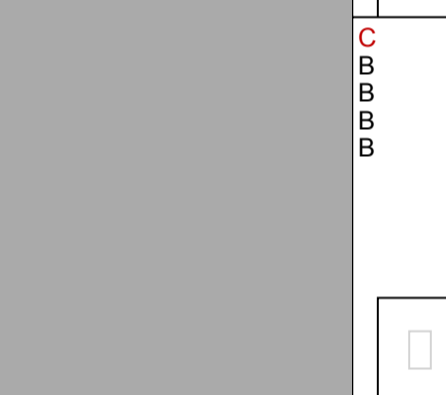
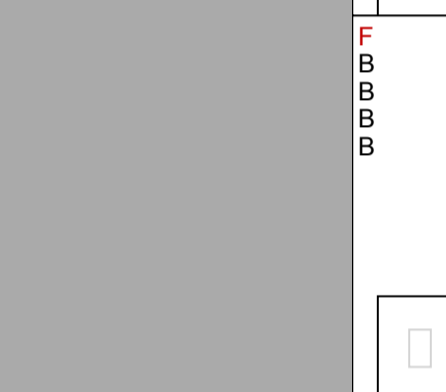

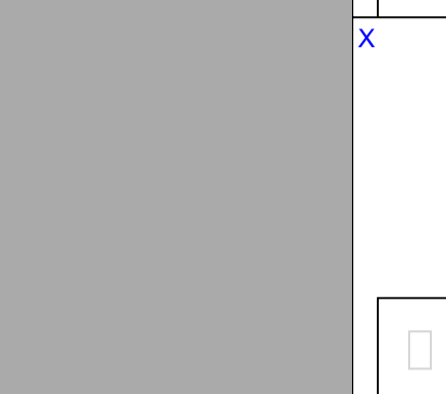
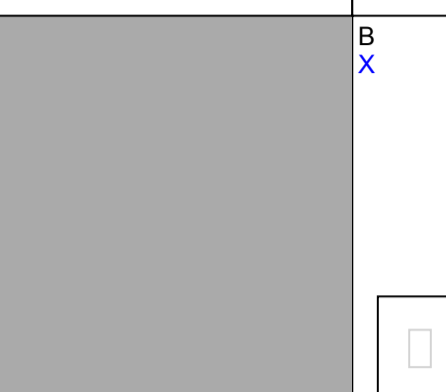
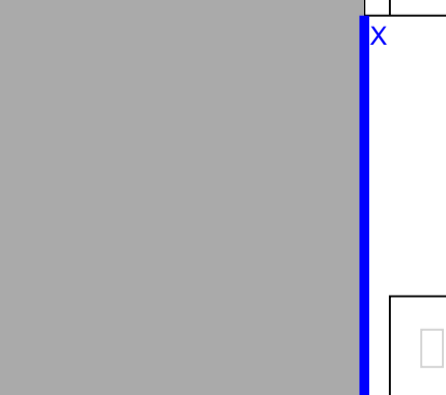
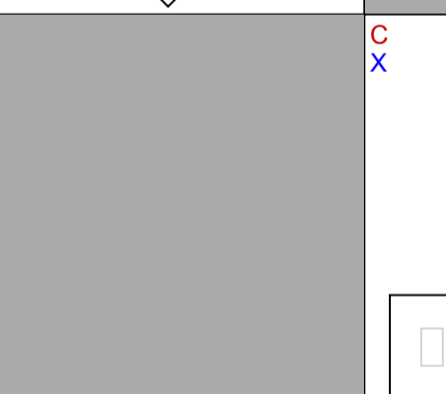
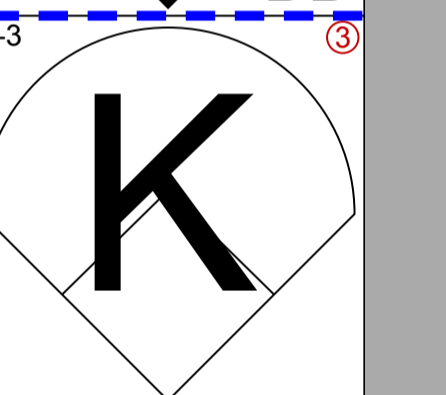
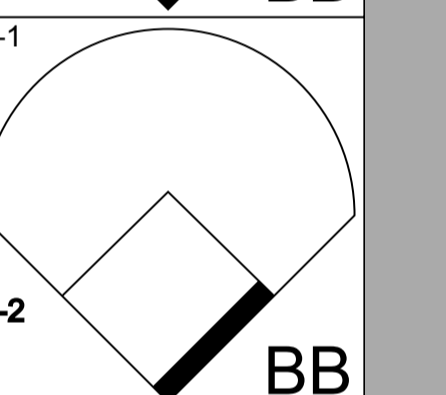
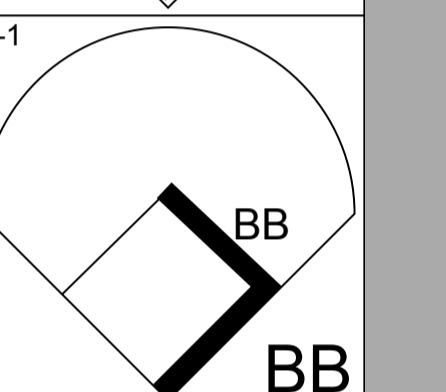
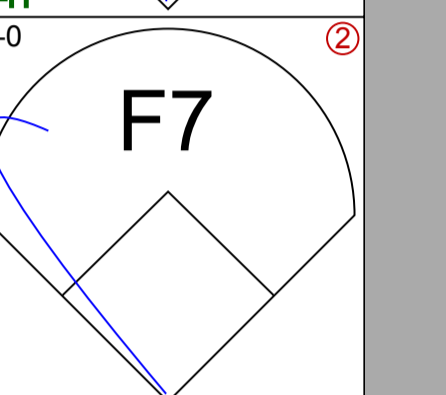
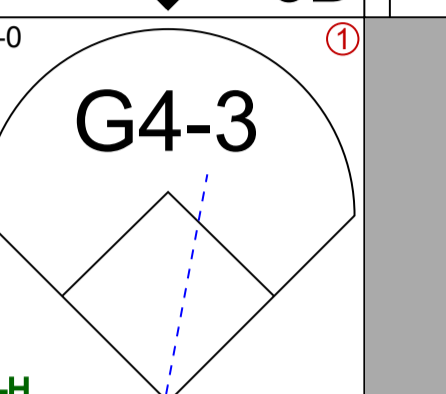
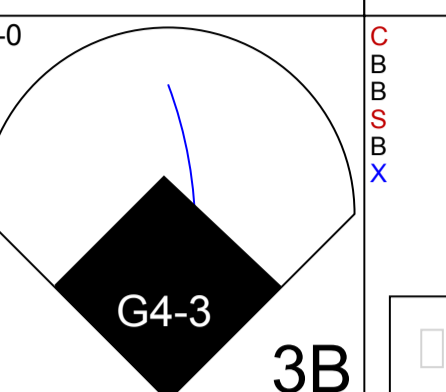
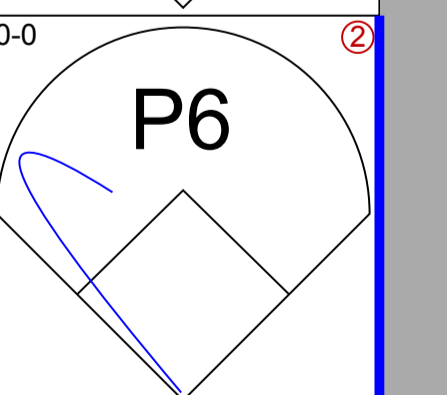
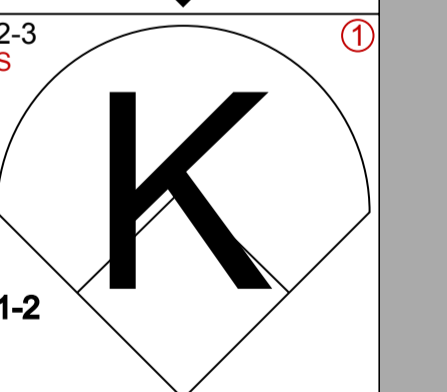
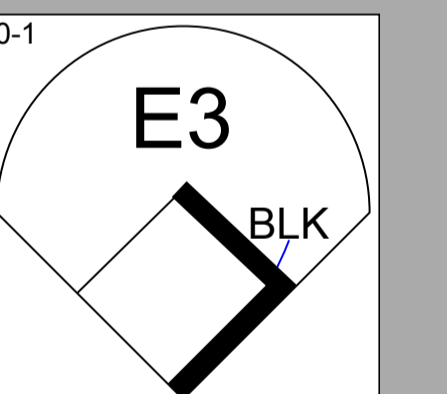



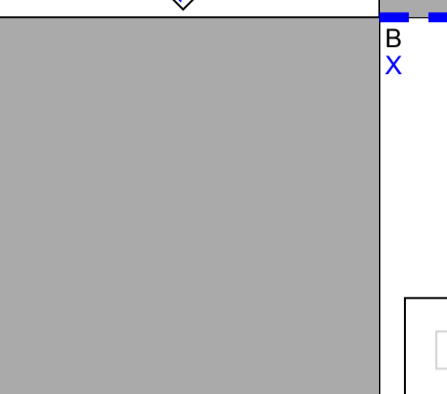
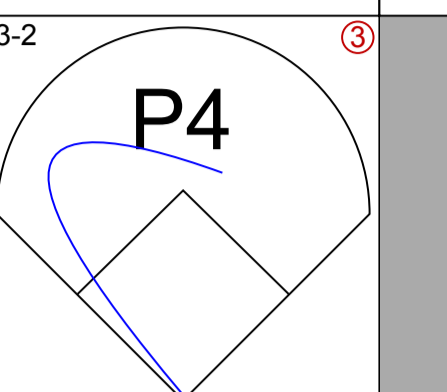




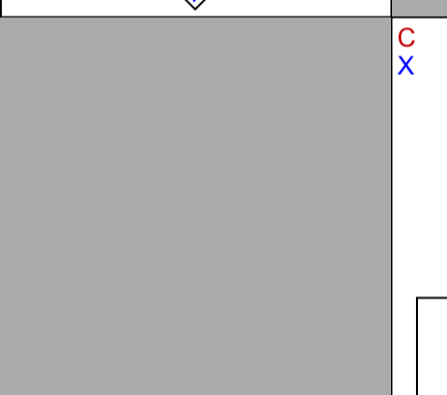
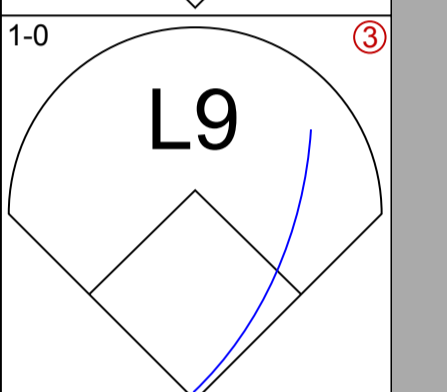
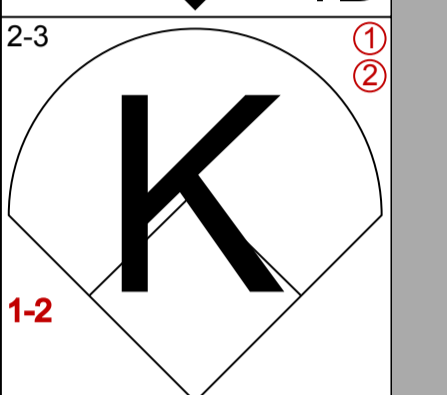
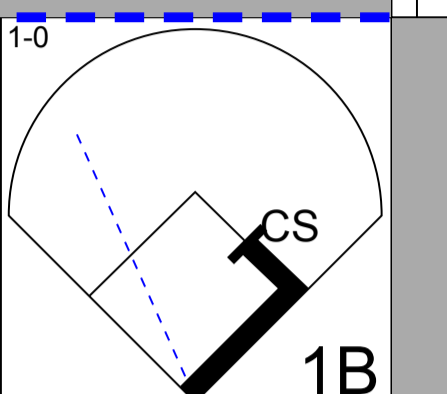

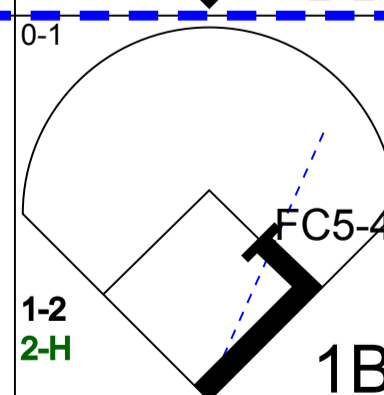
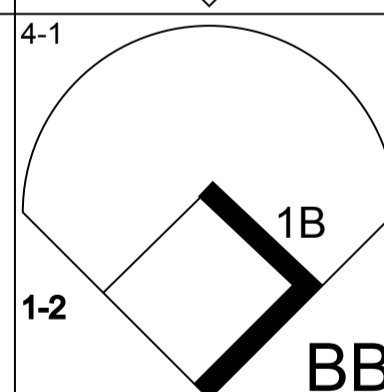
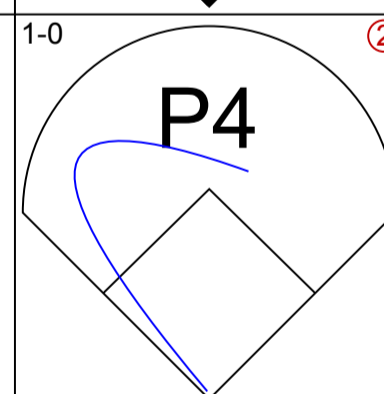
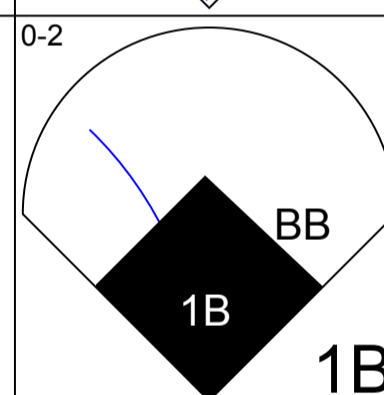
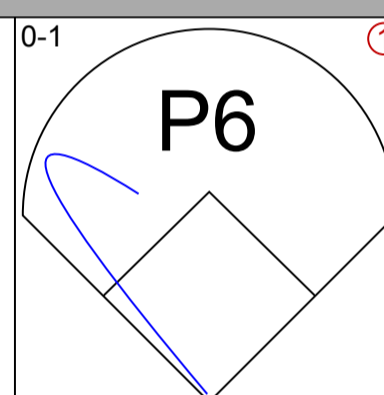

1 0 0 0 0 0 1

0 0 0 0 0 0 0

0 0 0 0 0 0 0

1 0 1 1 0 0 0

1B: 4 SF: 0
2B: 1 SAC: 0
3B: 1 DP: 1
HR: 1 HBP: 1



Inning Stats		R: 0	H: 0	E: 0	K: 0	S: 8	R: 0	H: 0	E: 0	K: 0	S: 9	R: 0	H: 1	E: 0	K: 0	S: 6	R: 1	H: 1	E: 0	K: 1	S: 11	R: 0	H: 0	E: 0	K: 2	S: 8	R: 1	H: 1	E: 0	K: 1	S: 8	R: 0	H: 0	E: 1	K: 1	S: 12	R: 0	H: 1	E: 0	K: 1	S: 5	R: 1	H: 2	E: 0	K: 0	S: 14	1B: 4	SF: 0	2B: 1	SAC: 0	3B: 1	DP: 1	HR: 1	HBP: 1
--------------	--	------	------	------	------	------	------	------	------	------	------	------	------	------	------	------	------	------	------	------	-------	------	------	------	------	------	------	------	------	------	------	------	------	------	------	-------	------	------	------	------	------	------	------	------	------	-------	-------	-------	-------	--------	-------	-------	-------	--------

PITCHER		IP	WLS	BF	H	R	ER	SO	BB	IBB	HBP	BLK	WP	HR	S	P	ERA	WHIP
Frank Seminara, R	(1, 1)	5.2	W	23	3	2	2	3	2	0	0	0	0	0	47	76	3.18	0.882
Roger Mason, R	(6, 1)	1.1		5	0	0	0	2	0	0	0	1	0	0	15	20	0.00	0.000
Rich Rodriguez, L	(8, 1)	1.2		7	2	1	1	1	1	0	0	0	0	0	12	21	5.40	1.800
Gene Harris, R	(9, 1)	0.1	S	2	1	0	0	0	0	0	0	0	0	0	7	8	0.00	3.000

PITCHER		IP	WLS	BF	H	R	ER	SO	BB	IBB	HBP	BLK	WP	HR	S	P	ERA	WHIP
Frank Seminara, R	(1, 1)	5.2	W	23	3	2	2	3	2	0	0	0	0	0	47	76	3.18	0.882
Roger Mason, R	(6, 1)	1.1		5	0	0	0	2	0	0	0	1	0	0	15	20	0.00	0.000
Rich Rodriguez, L	(8, 1)	1.2		7	2	1	1	1	1	0	0	0	0	0	12	21	5.40	1.800
Gene Harris, R	(9, 1)	0.1	S	2	1	0	0	0	0	0	0	0	0	0	7	8	0.00	3.000

Batter	1	2	3	4	5	6	7	8	9	AB R H RBI BB SO LOB	TOP																
Ricky Gutierrez, R OBP: 0.367, SLG: 0.269 (1, 4) (6, 5)	1-1 F9	0-0 E 2-3 1B		0-0 F9		2-2 FC6-4 HBP		3-3 K 2-H		4 1 1 0 0 1 0																	
Tony Gwynn, L OBP: 0.304, SLG: 0.356 (1, 9)	1-0 HR 1B	1-1 E7 1-H 3-H			1-1 F8	2-1 FC6-4 G5-3 1-2f		1-0 G1-3		5 1 1 0 0 0 1																	
Tim Teufel, R OBP: 0.421, SLG: 0.706 (1, 3) (1, 5) (6, 4)	1-2 HR 1-H	4-2 BB			2-2 HR HBP 1B	2-0 G5-3 1-2		2-1 F7		3 2 2 2 1 0 1 1 0 0 0 0 0 0																	
Gary Sheffield, R OBP: 0.300, SLG: 0.446 Phil Clark, R OBP: 0.313, SLG: 0.154 Guillermo Velasquez, L OBP: 0.200, SLG: 0.222 (1, 5) (1, PH) (1, 3) (5, 3)	3-2 1B	2-2 F7			1-0 HR HBP 1B	2-0 G4-3		1-2 G5-3		0 0 0 0 0 0 0 2 1 1 0 0 0 2 2 0 0 0 0 0 1																	
Derek Bell, R OBP: 0.375, SLG: 0.621 (1, 8)	2-2 P6			1-1 F7		0-0 HR 1-H 2-H		1-3 K		5 1 1 3 0 1 1																	
Dan Walters, R OBP: 0.283, SLG: 0.298 (1, 2)	0-1 G3			2-2 G5-3		1-2 2B SF7 1B		2-0 G6-3		4 1 1 0 0 0 1																	
Phil Plantier, L OBP: 0.296, SLG: 0.500 Darrell Sherman, L OBP: 0.364, SLG: 0.316 (1, 7) (5, PR) (5, 7)				1-1 F7		0-1 SF7 1-3 2B		2-1 L7		3 0 1 0 0 0 0 1 0 0 0 0 0 0																	
Craig Shipley, R OBP: 0.250, SLG: 0.413 (1, 6)		0-0 1B SH1-4 E 1B			1-1 G5-3	0-1 SF7		1-1 SH3-4 E 1B		3 2 2 1 0 0 0																	
Dave Eiland, R OBP: 0.143, SLG: 0.143 Pat Gomez, L Tim Scott, R Gene Harris, R (1, 1) (6, 1) (6, 1) (9, 1)		0-0 SH1-4			1-3 K	0-0 F9		0-0 SH3-4		2 0 0 0 0 1 2 0																	
Inning Stats	R: 2 E: 0 K: 0 S: 20	H: 3 LOB: 1 BB: 0 P: 28	R: 2 E: 1 K: 0 S: 14	H: 2 LOB: 2 BB: 1 P: 24	R: 0 E: 0 K: 0 S: 8	H: 0 LOB: 0 BB: 0 P: 12	R: 0 E: 0 K: 1 S: 6	H: 0 LOB: 0 BB: 0 P: 8	R: 4 E: 0 K: 0 S: 15	H: 4 LOB: 2 BB: 0 P: 20	R: 0 E: 0 K: 0 S: 6	H: 0 LOB: 1 BB: 0 P: 14	R: 0 E: 0 K: 1 S: 6	H: 0 LOB: 0 BB: 0 P: 11	R: 1 E: 1 K: 1 S: 7	H: 1 LOB: 0 BB: 0 P: 12	R: 0 E: 0 K: 0 S: 7	H: 0 LOB: 0 BB: 0 P: 11	1B: 7 2B: 1 3B: 0 HR: 2	SF: 1 SAC: 2 DP: 0 HBP: 2	WP: 0 PB: 0 SB: 1 CS: 0	PA: 41					
PITCHER	IP	WLS	BF	H	R	ER	SO	BB	IBB	HBP	BLK	WP	HR	S	P	ERA	WHIP										
Sid Fernandez, L ERA: 3.86 (1, 1)	4.1		24	8	8	6	1	1	0	1	0	0	2	58	87	12.46	2.077										
Mike Draper, R ERA: 4.91 (5, 1)	0.2		3	1	0	0	0	0	0	0	0	0	0	5	5	0.00	1.500										
Mickey Weston, R ERA: 8.1 (6, 1)	1.0		4	0	0	0	0	0	0	1	0	0	0	6	14	0.00	0.000										
Anthony Young, R ERA: 3.72 (7, 1)	2.0	L	7	1	1	0	2	0	0	0	0	0	0	13	23	0.00	0.500										
Mike Maddux, R ERA: 2.61 (9, 1)	1.0		3	0	0	0	0	0	0	0	0	0	0	7	11	0.00	0.000										

San Diego Padres @ New York Mets
Shea Stadium, Flushing, NY
Sun Apr 25 1993, 3:33 AM EDT
Att. 24,806 - Sunny - 69 F

livebaseballscorecards.com

AB	35
R	9
H	10
RBI	6
BB	1
SO	3
LOB	9



Batter	1	2	3	4	5	6	7	8	9	AB R H RBI BB SO LOB
Vince Coleman, S OBP: 0.266, SLG: 0.338 (1, 7)	1-2 G4-3 2B		1-0 G4-3		2-2 FC4-6 1-2f	2-1 1B 1-2 2-H 3-H			0-0 F7	5 1 2 2 0 0 1
Tony Fernandez, S OBP: 0.360, SLG: 0.254 (1, 6)	1-0 G4-3 2-3		2-1 F8		1-0 G1-4-3	3-3 K			0-0 F7	5 0 0 0 0 1 4
Eddie Murray, S OBP: 0.403, SLG: 0.561 (1, 3)	1-1 G4-3 3-H			1-2 FC4 1B		2B 1B F9			1-1 G4-3	5 1 2 1 0 0 2
Bobby Bonilla, S OBP: 0.356, SLG: 0.508 (1, 9)	1-1 G3-1			0-0 FC4 2B 1-2f		1-0 1B 2B 1-H	2-2 P5			4 2 1 1 0 0 1
Howard Johnson, S OBP: 0.342, SLG: 0.379 (1, 5)		4-1 G4-3 WP SF7 BB		2-1 1-H 2B		0-2 G3 1B BB 2-H	4-2 CS BB			2 2 2 2 2 0 0
Joe Orsulak, L OBP: 0.303, SLG: 0.313 (1, 8)		2-1 G4-3 1-3		0-1 G4-3		0-0 BB G3 1B 1-2	2-0 F9 1-2			4 1 1 0 0 0 3
Chico Walker, S OBP: 0.167, SLG: 0.100 (1, 4) Jeff Kent, R OBP: 0.283, SLG: 0.222 (7, 4)		1-0 SF7 3-H		0-0 G4-3		0-2 G3 1-2 2-3		0-0 L5		2 0 0 1 0 0 3 1 0 0 0 0 0 0
Todd Hundley, S OBP: 0.320, SLG: 0.565 (1, 2) Charlie O'Brien, R OBP: 0.188, SLG: 0.133 (1, 2)		2-3 K			2-2 P3	4-1 BB 1B BB		0-1 G4-3		0 0 0 0 0 0 0 3 1 0 0 1 1 0
Sid Fernandez, L (1, 1) Mike Draper, R OBP: 1.000, SLG: 1.000 (5, 1) Ryan Thompson, R OBP: 0.200, SLG: 0.242 (5, PH) Mickey Weston, R (6, 1) Dave Gallagher, R OBP: 0.550, SLG: 0.700 (6, PH) Anthony Young, R (7, 1) Jeff McKnight, S OBP: 0.350, SLG: 0.125 (8, PH) Mike Maddux, L (9, 1)			0-1 G6-3		2-2 FC4-6 1B	4-1 1B BB 1-2 2-3 3-H		3-1 G4-3		1 0 0 0 0 0 0 0 0 0 0 0 0 0 1 0 1 0 0 0 0 0 0 0 0 0 0 0 0 0 0 1 1 0 0 0 0 0 0 0 0 0 1 0 0 0 0 0 0 0 0 0 0 0 0 0

Inning Stats	R: 1 E: 0 K: 0 S: 9	H: 1 LOB: 0 BB: 0 P: 13	R: 1 E: 0 K: 1 S: 7	H: 0 LOB: 0 BB: 1 P: 16	R: 0 E: 0 K: 0 S: 5	H: 0 LOB: 0 BB: 0 P: 8	R: 1 E: 0 K: 0 S: 9	H: 2 LOB: 1 BB: 0 P: 12	R: 0 E: 0 K: 0 S: 12	H: 1 LOB: 1 BB: 0 P: 19	R: 5 E: 0 K: 1 S: 21	H: 5 LOB: 2 BB: 2 P: 38	R: 0 E: 0 K: 0 S: 6	H: 0 LOB: 0 BB: 1 P: 14	R: 0 E: 0 K: 0 S: 5	H: 0 LOB: 0 BB: 0 P: 8	R: 0 E: 0 K: 0 S: 4	H: 0 LOB: 0 BB: 0 P: 5	1B: 6 2B: 3 3B: 0 HR: 0	SF: 1 SAC: 0 DP: 0 HBP: 0	WP: 1 PB: 0 SB: 0 CS: 1	PA: 39													
PITCHER	IP	WLS	BF	H	R	ER	SO	BB	IBB	HBP	BLK	WP	HR	S	P	ERA	WHIP	IP	WLS	BF	H	R	ER	SO	BB	IBB	HBP	BLK	WP	HR	S	P	ERA	WHIP	
Dave Eiland, R ERA: 4.01 (1, 1)	5.0		23	7	6	6	1	1	0	0	0	1	0	48	77	10.80	1.600																		
Pat Gomez, L ERA: 5.79 (6, 1)	0.1		2	1	0	0	0	0	0	0	0	0	0	4	4	0.00	3.000																		
Tim Scott, R ERA: 1.74 (6, 1)	2.2	W	11	1	2	2	1	3	0	0	0	0	0	22	47	6.75	1.500																		
Gene Harris, R ERA: 3.52 (9, 1)	1.0	S	3	0	0	0	0	0	0	0	0	0	0	4	5	0.00	0.000																		

BOTTOM

San Diego Padres @ New York Mets
Shea Stadium, Flushing, NY

livebaseballscores.com

AB	34
R	8
H	9
RBI	8
BB	4
SO	2
LOB	14



Sun Apr 25 1993, 3:33 AM EDT
Att: 24,806 - Sunny - 69 F

Batter	1	2	3	4	5	6	7	8	9	AB R H RBI BB SO LOB	TOP											
Delino DeShields, L (1, 4) OBP: 0.531, SLG: 0.568	2-1 F8		2-1 P4		1-0 1B SF7 2B	2-1 1B		4-0 1B IBB		4 2 2 1 1 0 2	Montreal Expos @ San Diego Padres Jack Murphy Stadium, San Diego, CA Mon Apr 26 1993, 10:05 PM EDT Att. 10,126 - Unknown - 73 F											
Moises Alou, R (1, 7) OBP: 0.284, SLG: 0.358	2-1 G4-3		0-0 G6-3		2-2 1B FC5-2	1-3 1B		4-2 1B BB	4 0 0 0 1 1 6													
Marquis Grissom, R (1, 8) OBP: 0.358, SLG: 0.446	3-3 K			1-1 F8	1-0 1B		1-3 K	0-1 1B	5 0 2 2 0 2 0													
Larry Walker, L (1, 9) OBP: 0.318, SLG: 0.889		2-2 G6-3		4-1 3B S BB	3-2 SF7		0-0 1B	1-3 K	3 1 1 1 1 1 2													
Darrin Fletcher, L (1, 2) OBP: 0.385, SLG: 0.528		1-2 G3-1		4-1 3B BB	3-2 G3		1-0 1B	2-3 K	4 1 1 0 1 1 2													
John Vander Wal, L (1, 3) OBP: 0.366, SLG: 0.432		1-0 G4-3		0-0 FC6-2 3B		0-1 BB 1B	1-3 K	1-1 G1-3	3 1 2 2 0 0 0													
Greg Colbrunn, R (7, PH) OBP: 0.313, SLG: 0.533				1-H 2-H					2 0 0 0 0 1 1													
Wil Cordero, R (1, 6) OBP: 0.315, SLG: 0.478			1-1 E6 BB	2-0 FC6-2		4-1 1B BB		1-0 F8	4 0 0 0 1 0 1													
Sean Berry, R (1, 5) OBP: 0.433, SLG: 0.200			1-1 F8	2-0 P6		1-0 P4		0-1 BB SH1-4 1B	4 1 1 0 0 0 4													
Jimmy Jones, R (1, 1) OBP: 0.286, SLG: 0.167			4-0 BB		2-0 2B FC5-2 1B	1-3 K		1-0 SH1-4	2 0 1 0 1 1 2													
Mel Rojas, R (8, 1)									0 0 0 0 0 0 0													
Jeff Fassero, L (8, 1)									0 0 0 0 0 0 0													
John Wetteland, R (8, 1)									0 0 0 0 0 0 0													
Inning Stats	R: 0 E: 0 K: 1 S: 8	H: 0 LOB: 0 BB: 0 P: 15	R: 0 E: 0 K: 0 S: 8	H: 0 LOB: 0 BB: 1 P: 12	R: 0 E: 1 K: 0 S: 7	H: 0 LOB: 2 BB: 1 P: 15	R: 2 E: 0 K: 0 S: 8	H: 1 LOB: 1 BB: 2 P: 20	R: 1 E: 0 K: 0 S: 16	H: 3 LOB: 2 BB: 0 P: 28	R: 1 E: 0 K: 2 S: 12	H: 2 LOB: 2 BB: 1 P: 21	R: 0 E: 0 K: 2 S: 9	H: 2 LOB: 1 BB: 0 P: 12	R: 2 E: 0 K: 1 S: 11	H: 2 LOB: 2 BB: 2 P: 22	R: 0 E: 0 K: 1 S: 6	H: 0 LOB: 0 BB: 0 P: 10	1B: 8 2B: 1 3B: 1 HR: 0	SF: 1 SAC: 1 DP: 0 HBP: 0	WP: 0 PB: 0 SB: 1 CS: 0	PA: 43
PITCHER	IP WLS BF H R ER SO BB IBB HBP BLK WP HR S P ERA WHIP																					
Kerry Taylor, R (1, 1) ERA: 2.7	4.0 L 17 1 2 2 1 3 0 0 0 0 0 0 31 62 4.50 1.000																					
Jeremy Hernandez, R (5, 1) ERA: 7.5	1.0 7 4 2 2 0 0 0 0 0 0 0 0 18 30 18.00 4.000																					
Pat Gomez, L (6, 1) ERA: 4.76	2.0 9 3 0 0 4 1 0 0 0 0 0 0 19 31 0.00 2.000																					
Roger Mason, R (8, 1) ERA: 1.32	2.0 10 2 2 2 2 1 1 0 0 0 0 0 17 32 9.00 1.500																					

livebaseballscorecards.com

AB	35
R	6
H	10
RBI	6
BB	6
SO	7
LOB	20



Batter	1	2	3	4	5	6	7	8	9	AB	R	H	RBI	BB	SO	LOB
Darrell Sherman, L (1, 7) OBP: 0.407, SLG: 0.348	3-2 G4-3			0-2 1B		4-2 1B BB		0-2 1B	0-1 FC4-6	4	2	2	0	1	0	2
Tony Gwynn, L (1, 9) OBP: 0.298, SLG: 0.351	2-2 G4-3			0-0 L8		0-1 1B		0-0 SF8	2-2 F8	4	0	1	1	0	0	3
Gary Sheffield, R (1, 5) OBP: 0.311, SLG: 0.464	0-1 F8			1-0 F8		0-0 1B		1-1 1B		4	0	2	2	0	0	1
Fred McGriff, L (1, 3) OBP: 0.276, SLG: 0.368			3-1 G4-3	1-0 G4-3		0-1 F7		1-1 K		4	0	0	0	0	1	5
Derek Bell, R (1, 8) Guillermo Velasquez, L (8, PH) OBP: 0.358, SLG: 0.590 OBP: 0.273, SLG: 0.222			3-1 G5-3		0-2 G5-3		2-3 K	4-1 1B BB		3	0	0	0	0	1	0
Jeff Gardner, L (1, 4) OBP: 0.231, SLG: 0.289			0-0 F7		0-1 G4-3		3-2 F8	1-2 1B		0	0	0	0	1	0	0
Craig Shipley, R (1, 6) Roger Mason, R (8, 1) Phil Clark, R (9, PH) OBP: 0.235, SLG: 0.388 OBP: 0.353, SLG: 0.214			1-1 F7		0-2 G5-3		1-3 K		3-2 FC4-6 1B	3	0	0	0	0	1	0
Dan Walters, R (1, 2) OBP: 0.281, SLG: 0.294			1-1 G4-3		0-1 G6-3		0-0 1B E	0-2 P5		4	1	1	0	0	0	1
Kerry Taylor, R (1, 1) Jeremy Hernandez, R (5, 1) Pat Gomez, L (6, 1) Ricky Gutierrez, R (8, 6) OBP: 0.375, SLG: 0.286			0-3 K		0-0 G6-3		0-1 E4	1-2 FC4-6 1B		1	0	0	0	0	1	0
										2	1	1	0	0	0	1


BOTTOM

Montreal Expos @ San Diego Padres
Jack Murphy Stadium, San Diego, CA

Mon Apr 26 1993, 10:05 PM EDT
Att: 10,126 - Unknown - 73 F

AB	35
R	4
H	9
RBI	4
BB	2
SO	4
LOB	13

livebaseballscorecards.com



Inning Stats	R: 0	H: 0	E: 0	LOB: 0	K: 0	BB: 0	S: 9	P: 14	R: 0	H: 0	E: 0	LOB: 0	K: 1	BB: 0	S: 7	P: 9	R: 0	H: 1	E: 0	LOB: 1	K: 0	BB: 0	S: 6	P: 8	R: 0	H: 0	E: 0	LOB: 0	K: 0	BB: 0	S: 9	P: 9	R: 1	H: 2	E: 0	LOB: 2	K: 0	BB: 1	S: 10	P: 14	R: 0	H: 0	E: 0	LOB: 0	K: 2	BB: 0	S: 9	P: 15	R: 3	H: 4	E: 1	LOB: 2	K: 1	BB: 1	S: 16	P: 23	R: 0	H: 2	E: 0	LOB: 2	K: 0	BB: 0	S: 15	P: 21	1B: 8	SF: 1	2B: 1	SAC: 0	3B: 0	DP: 0	HR: 0	HBP: 0	WP: 0	PA: 38
--------------	------	------	------	--------	------	-------	------	-------	------	------	------	--------	------	-------	------	------	------	------	------	--------	------	-------	------	------	------	------	------	--------	------	-------	------	------	------	------	------	--------	------	-------	-------	-------	------	------	------	--------	------	-------	------	-------	------	------	------	--------	------	-------	-------	-------	------	------	------	--------	------	-------	-------	-------	-------	-------	-------	--------	-------	-------	-------	--------	-------	--------

PITCHER	IP	WLS	BF	H	R	ER	SO	BB	IBB	HBP	BLK	WP	HR	S	P	ERA	WHIP
Jimmy Jones, R (1, 1) ERA: 3.57	7.0		26	4	2	2	3	1	0	0	0	0	0	56	81	2.57	0.714
Mel Rojas, R (8, 1) ERA: 5.63	0.1		4	2	1	0	0	0	0	0	0	0	0	8	9	0.00	6.000
Jeff Fassero, L (8, 1) ERA: 5.4	0.1		1	0	0	0	1	0	0	0	0	0	0	3	4	0.00	0.000
John Wetteland, R (8, 1) ERA: 3.86	1.1	S	7	3	1	0	0	1	0	0	0	0	0	19	30	0.00	3.000

Batter	1	2	3	4	5	6	7	8	9	AB R H RBI BB SO LOB	TOP											
Delino DeShields, L (1, 4) OBP: 0.491, SLG: 0.512	1-2 F9		2-0 F9			0-2 G5-3		1-0 F7		4 0 0 0 0 0 3												
Moises Alou, R (1, 7) OBP: 0.295, SLG: 0.423	0-3 K			2-2 F8			1-1 2B		0-1 HR	4 1 2 1 0 1 0												
Marquis Grissom, R (1, 8) OBP: 0.341, SLG: 0.423	3-2 F8			2-2 G5-3			1-1 F7		0-0 F7	4 0 0 0 0 0 1												
Larry Walker, L (1, 9) OBP: 0.483, SLG: 0.816		0-2 F8		3-2 F8			1-2 P5		0-1 G4-3	4 0 0 0 0 0 1												
Darrin Fletcher, L (1, 2) OBP: 0.357, SLG: 0.487 Greg Colbrunn, R (9, PH) OBP: 0.294, SLG: 0.500		0-0 P6			1-0 G4-3		0-1 F7		0-3 K	3 0 0 0 0 0 1 1 0 0 0 0 1 0												
John Vander Wal, L (1, 3) OBP: 0.341, SLG: 0.400		2-3 K			0-1 P2			3-2 F8		3 0 0 0 0 1 0												
Wil Cordero, R (1, 6) OBP: 0.329, SLG: 0.478			4-0 SH1-4 BB		1-2 F8			0-1 2B 1B		2 0 1 0 1 0 0												
Sean Berry, R (1, 5) OBP: 0.406, SLG: 0.182 Jeff Shaw, R (6, 1)			2-3 K			1-3 K		0-3 K		2 0 0 0 0 2 1 0 0 0 0 0 0 0 1 0 0 0 0 1 1 0 0 0 0 0 0 0												
Lou Frazier, S (8, PH) OBP: 0.353, SLG: 0.267 Brian Barnes, L (8, 1) OBP: 0.400, SLG: 0.250			0-1 SH1-4			2-1 L4		1-0 2B		0 0 0 0 0 0 0 0 0 0 0 0 0 0 2 0 1 0 0 0 0												
Kent Bottenfield, R (1, 1) OBP: 0.167, SLG: 0.167 Mike Gardiner, S (4, 1) Frank Bolick, S (6, PH) (6, 5)																						
Inning Stats	R: 0 E: 0 K: 1 S: 11	H: 0 LOB: 0 BB: 0 P: 15	R: 0 E: 0 K: 1 S: 9	H: 0 LOB: 0 BB: 1 P: 11	R: 0 E: 0 K: 1 S: 7	H: 0 LOB: 1 BB: 1 P: 15	R: 0 E: 0 K: 0 S: 12	H: 0 LOB: 0 BB: 0 P: 19	R: 0 E: 0 K: 0 S: 6	H: 0 LOB: 0 BB: 0 P: 8	R: 0 E: 0 K: 1 S: 8	H: 0 LOB: 0 BB: 0 P: 11	R: 0 E: 0 K: 0 S: 9	H: 1 LOB: 1 BB: 0 P: 12	R: 0 E: 0 K: 1 S: 11	H: 2 LOB: 2 BB: 0 P: 16	R: 1 E: 0 K: 1 S: 9	H: 1 LOB: 0 BB: 0 P: 9	1B: 1 2B: 2 3B: 0 HR: 1	SF: 0 SAC: 1 DP: 0 HBP: 0	WP: 0 PB: 0 SB: 0 CS: 0	PA: 32
PITCHER	IP WLS BF H R ER SO BB IBB HBP BLK WP HR S P ERA WHIP																					
Andy Benes, R (1, 1) ERA: 2.72 Rich Rodriguez, L (9, 1) ERA: 2.53	8.1 W 30 4 1 1 5 1 0 0 0 0 1 1 76 110 1.08 0.600																					

Montreal Expos @ San Diego Padres
Jack Murphy Stadium, San Diego, CA
 Tue Apr 27 1993, 10:05 PM EDT
 Att. 13,692 - Unknown - 68 F

livebaseballscorecards.com

AB	30
R	1
H	4
RBI	1
BB	1
SO	6
LOB	8



Batter	1	2	3	4	5	6	7	8	9
Darrell Sherman, L OBP: 0.355, SLG: 0.296 (1, 7)	1-1 G4-3	0-1 G4-3		3-2 G4-3			2-1 G5-3		
Tony Gwynn, L OBP: 0.307, SLG: 0.375 (1, 9)	4-0 HR BB		2-1 G6-3		0-0 G3		2-0 3B		
Gary Sheffield, R OBP: 0.321, SLG: 0.500 (1, 5)	0-1 1-H HR		4-1 G4-6-3 BB		2-2 F9		3-1 L5		
Fred McGriff, L OBP: 0.263, SLG: 0.347 (1, 3)	3-0 F8		0-0 G4-6-3 1-2f		2-0 F8		2-2 F8		
Derek Bell, R OBP: 0.366, SLG: 0.578 (1, 8)	2-3 K			0-1 3B 1B		1-3 K	4-0 S IBB		
Jeff Gardner, L OBP: 0.279, SLG: 0.366 (1, 4)		1-2 G5-3 FC4-2-5 1B 1B		0-0 1-H 2B 3B		0-3 K	4-2 1-2 BB		
Craig Shipley, R OBP: 0.236, SLG: 0.377 (1, 6)		0-0 FC4-2-5 G5-3 1B		1-0 G6-3		0-2 F9	0-0 L7		
Dan Walters, R OBP: 0.267, SLG: 0.278 (1, 2)		2-0 G5-3 1-2 2-3		1-3 K		2-3 K2-3			
Andy Benes, R OBP: 0.214, SLG: 0.231 Rich Rodriguez, L (9, 1)		3-2 FC4-2-5 2-3 3-H		0-2 2B		2-1 F8			

Inning Stats	R: 2	H: 1	E: 0	K: 1	S: 9	LOB: 0	BB: 1	P: 19
	R: 0	H: 2	E: 0	K: 0	S: 10	LOB: 2	BB: 0	P: 16
	R: 0	H: 0	E: 0	K: 0	S: 4	LOB: 0	BB: 1	P: 10
	R: 2	H: 3	E: 0	K: 1	S: 16	LOB: 1	BB: 0	P: 21
	R: 0	H: 0	E: 0	K: 0	S: 5	LOB: 0	BB: 0	P: 9
	R: 0	H: 0	E: 0	K: 2	S: 9	LOB: 0	BB: 0	P: 10
	R: 0	H: 0	E: 0	K: 1	S: 8	LOB: 0	BB: 0	P: 14
	R: 0	H: 1	E: 0	K: 0	S: 10	LOB: 3	BB: 2	P: 24

PITCHER	IP	WLS	BF	H	R	ER	SO	BB	IBB	HBP	BLK	WP	HR	S	P	ERA	WHIP
Kent Bottenfield, R ERA: 4.24 (1, 1)	3.2	L	18	6	4	4	2	2	0	0	0	0	1	35	59	9.82	2.182
Mike Gardiner, R ERA: 6.75 (4, 1)	1.1		4	0	0	0	0	0	0	0	0	0	0	9	16	0.00	0.000
Jeff Shaw, R ERA: 2.08 (6, 1)	2.0		6	0	0	0	3	0	0	0	0	0	0	17	24	0.00	0.000
Brian Barnes, L ERA: 5.02 (8, 1)	1.0		6	1	0	0	0	1	1	0	0	0	0	10	24	0.00	2.000

BOTTOM


Montreal Expos @ San Diego Padres
Jack Murphy Stadium, San Diego, CA

Tue Apr 27 1993, 10:05 PM EDT
Att: 13,692 - Unknown - 68 F

AB	R	H	RBI	BB	SO	LOB
4	0	0	0	0	0	3
3	1	1	0	1	0	0
3	1	1	2	1	0	1
4	0	0	0	0	0	2
3	1	1	0	1	2	0
3	1	2	1	1	1	0
4	0	1	0	0	0	4
3	0	0	0	0	2	3
3	0	1	1	0	0	2
0	0	0	0	0	0	0

AB	30
R	4
H	7
RBI	4
BB	4
SO	5
LOB	15

WP: 0 PA: 34
PB: 0
SB: 1
CS: 0



PITCHER	IP	WLS	BF	H	R	ER	SO	BB	IBB	HBP	BLK	WP	HR	S	P	ERA	WHIP
Kent Bottenfield, R ERA: 4.24 (1, 1)	3.2	L	18	6	4	4	2	2	0	0	0	0	1	35	59	9.82	2.182
Mike Gardiner, R ERA: 6.75 (4, 1)	1.1		4	0	0	0	0	0	0	0	0	0	0	9	16	0.00	0.000
Jeff Shaw, R ERA: 2.08 (6, 1)	2.0		6	0	0	0	3	0	0	0	0	0	0	17	24	0.00	0.000
Brian Barnes, L ERA: 5.02 (8, 1)	1.0		6	1	0	0	0	1	1	0	0	0	0	10	24	0.00	2.000

Batter	1	2	3	4	5	6	7	8	9	AB R H RBI BB SO LOB	TOP									
Lenny Dykstra, L (1, 8) OBP: 0.357, SLG: 0.354	3-2 CS 1B		1-2 F9		3-1 G4-3			1-2 2B 1B	2-0 F8	5 1 2 0 0 0 1										
Mickey Morandini, L (1, 4) OBP: 0.297, SLG: 0.358	0-3 K			1-0 G4-3		1-1 F7		1-0 F7		4 0 0 0 0 1 2										
Ricky Jordan, R (1, 3) OBP: 0.647, SLG: 0.857	1-2 1B			2-2 2B 1B		0-1 F8		1-0 1B 2B		4 2 3 1 0 0 0										
Dave Hollins, S (1, 5) OBP: 0.367, SLG: 0.408	3-2 F9			2-0 G3 1B 2B		4-1 BB		0-0 2B 1B		3 1 2 2 1 0 1										
Darren Daulton, L (1, 2) OBP: 0.425, SLG: 0.483				1-1 G3		0-0 G4-3		3-1 F8		4 0 0 0 0 0 3										
Pete Incaviglia, R (1, 9) OBP: 0.292, SLG: 0.457				3-2 FC6-4 1B			0-0 F9		2-0 1B 2B	3 0 1 1 0 0 0										
Jim Eisenreich, L (8, 9) OBP: 0.423, SLG: 0.478				3-H						1 1 1 0 0 0 0										
Milt Thompson, L (1, 7) OBP: 0.267, SLG: 0.204				0-0 FC6-4			1-3 K		0-1 G6-4-3 1B	4 0 1 0 0 2 1										
Mariano Duncan, R (1, 6) OBP: 0.306, SLG: 0.354				1-2f					2-3 2B 1B	4 0 1 1 0 0 0										
Curt Schilling, R (1, 1) Larry Andersen, R (8, 1) Wes Chamberlain, R (9, PH) Mitch Williams, L (9, 1)				0-2 G2-3		0-0 G6-3		0-1 F9		4 0 1 1 0 0 0										
				0-0 G4-3		0-2 G1-3		2-2 P4		3 0 0 0 0 0 0										
									0-1 G6-4-3 1B	0 0 0 0 0 0 0										
									1-2f 2-3	1 0 0 0 0 0 2										
										0 0 0 0 0 0 0										
Inning Stats	R: 0 E: 0 K: 1 S: 14	H: 2 LOB: 1 BB: 0 P: 21	R: 0 E: 0 K: 1 S: 6	H: 0 LOB: 0 BB: 0 P: 8	R: 0 E: 0 K: 0 S: 8	H: 0 LOB: 0 BB: 0 P: 9	R: 2 E: 0 K: 0 S: 14	H: 3 LOB: 1 BB: 0 P: 23	R: 0 E: 0 K: 0 S: 6	H: 0 LOB: 0 BB: 0 P: 9	R: 0 E: 0 K: 1 S: 6	H: 0 LOB: 0 BB: 0 P: 7	R: 2 E: 0 K: 0 S: 11	H: 3 LOB: 1 BB: 0 P: 19	R: 1 E: 0 K: 0 S: 7	H: 3 LOB: 1 BB: 0 P: 11	1B: 8 2B: 3 3B: 0 HR: 0	SF: 0 SAC: 0 DP: 1 HBP: 0	WP: 0 PB: 0 SB: 0 CS: 1	PA: 37
PITCHER	IP WLS BF H R ER SO BB IBB HBP BLK WP HR S P ERA WHIP																			
Greg Harris, R (1, 1) ERA: 5.23	7.2 L 30 7 4 4 3 1 0 0 0 0 0 0 68 101 4.70 1.043																			
Tim Scott, R (8, 1) ERA: 1.69	0.1 2 1 0 0 0 0 0 0 0 0 0 0 3 6 0.00 3.000																			
Pat Gomez, L (9, 1) ERA: 5.56	0.0 2 2 1 1 0 0 0 0 0 0 0 0 3 5 ∞ ∞																			
Jeremy Hernandez, R (9, 1) ERA: 6.92	1.0 3 1 0 0 0 0 0 0 0 0 0 0 4 6 0.00 1.000																			

Philadelphia Phillies @ San Diego Padres
 Jack Murphy Stadium, San Diego, CA
 Wed Apr 28 1993, 10:05 PM EDT
 Att. 10,905 - Unknown - 71 F

livebaseballscorecards.com

AB	36
R	5
H	11
RBI	5
BB	1
SO	3
LOB	10



Batter	1	2	3	4	5	6	7	8	9	AB R H RBI BB SO LOB
Darrell Sherman, L (1, 7) OBP: 0.343, SLG: 0.290 Phil Clark, R (9, PH) OBP: 0.333, SLG: 0.200	2-2 G6-3		1-1 L7			1-3 K		2-2 1B SF9	0-1 G5-3	4 1 1 0 0 1 1 1 0 0 0 0 0 2
Tony Gwynn, L (1, 9) OBP: 0.301, SLG: 0.365	1-3 K		0-2 L5-3			1-1 G1-4-3		2-2 1B SF9	0-1 G6-3	5 1 1 0 0 1 2
Gary Sheffield, R (1, 5) OBP: 0.341, SLG: 0.520	1-0 PB 2B				1-1 F9	2-2 1B		4-1 1B 1B		3 0 2 0 1 0 0
Fred McGriff, L (1, 3) OBP: 0.274, SLG: 0.351	4-2 BB				1-0 G3	1-0 1B		0-0 SF9		2 0 1 1 1 0 0
Derek Bell, R (1, 8) Guillermo Velasquez, L (8, PH) Ricky Gutierrez, R (8, PR)	1-3 K				2-2 F9	1-1 P4		3-2 1B FC6-4		3 0 0 0 0 1 4 1 0 1 1 0 0 0 0 0 0 0 0 0 0
Jeff Gardner, L (1, 4) OBP: 0.277, SLG: 0.378		2-2 G4-3			2-1 2B		0-0 F8	1-2 FC6-4		4 0 1 0 0 0 2
Craig Shipley, R (1, 6) OBP: 0.237, SLG: 0.368		0-1 G4-3			0-0 L3		0-0 G1-3		0-1 BB BB G5-3 1B	4 1 1 0 0 0 1
Dan Walters, R (1, 2) OBP: 0.266, SLG: 0.263		1-0 F7			3-3 K	2-1 G6-3		4-1 G5-3 BB		3 0 0 0 1 1 1
Greg Harris, R (1, 1) Tim Scott, R (8, PH) Kurt Stillwell, S (8, PH) Pat Gomez, L (8, PH) Jeremy Hernandez, R (8, PH) Tim Teufel, R (8, PH)			2-1 L5-3 1B		1-3 K		3-2 F8	4-2 G5-3 BB		2 0 1 0 0 1 1 0 0 0 0 0 0 0 1 0 1 0 0

Inning Stats	R: 0 E: 0 K: 2 S: 13	H: 1 LOB: 2 BB: 1 P: 22	R: 0 E: 0 K: 0 S: 6	H: 0 LOB: 0 BB: 0 P: 9	R: 0 E: 0 K: 0 S: 8	H: 1 LOB: 0 BB: 0 P: 11	R: 0 E: 0 K: 0 S: 7	H: 0 LOB: 0 BB: 0 P: 11	R: 0 E: 0 K: 2 S: 11	H: 1 LOB: 1 BB: 0 P: 17	R: 0 E: 0 K: 1 S: 15	H: 2 LOB: 2 BB: 0 P: 21	R: 0 E: 0 K: 0 S: 4	H: 0 LOB: 0 BB: 0 P: 6	R: 2 E: 0 K: 0 S: 19	H: 3 LOB: 2 BB: 1 P: 34	R: 1 E: 0 K: 0 S: 10	H: 1 LOB: 1 BB: 2 P: 18	1B: 7 2B: 3 3B: 0 HR: 0	SF: 1 SAC: 0 DP: 2 HBP: 0	WP: 0 PB: 1 SB: 0 CS: 0	PA: 38
--------------	-------------------------------	----------------------------------	------------------------------	---------------------------------	------------------------------	----------------------------------	------------------------------	----------------------------------	-------------------------------	----------------------------------	-------------------------------	----------------------------------	------------------------------	---------------------------------	-------------------------------	----------------------------------	-------------------------------	----------------------------------	----------------------------------	------------------------------------	----------------------------------	--------

PITCHER	IP	WLS	BF	H	R	ER	SO	BB	IBB	HBP	BLK	WP	HR	S	P	ERA	WHIP
Curt Schilling, R (1, 1) ERA: 2.54	7.2	W	32	8	2	2	5	2	0	0	0	0	0	80	127	2.35	1.304
Larry Andersen, R (8, 1) ERA: 1.93	0.1		1	0	0	0	0	0	0	0	0	0	0	3	4	0.00	0.000
Mitch Williams, L (9, 1) ERA: 2.7	1.0	S	5	1	1	1	0	2	0	0	0	0	0	10	18	9.00	3.000


BOTTOM

Philadelphia Phillies @ San Diego Padres
Jack Murphy Stadium, San Diego, CA

Wed Apr 28 1993, 10:05 PM EDT
Att: 10,905 - Unknown - 71 F

livebaseballscorecards.com

AB	33
R	3
H	9
RBI	2
BB	4
SO	5
LOB	14



Batter	1	2	3	4	5	6	7	8	9	AB R H RBI BB SO LOB	TOP									
Lenny Dykstra, L OBP: 0.350, SLG: 0.381 (1, 8)	1-1 HR	1-0 G3		1-0 G3	2-0 F8			1-1 F8		5 1 1 1 0 0 3										
Mariano Duncan, R OBP: 0.315, SLG: 0.333 (1, 4)	4-2 CS BB		3-2 FC6-4 HBP	0-0 F8		0-3 K		1-2 G6-3		3 0 0 0 1 1 0										
Ricky Jordan, R OBP: 0.545, SLG: 0.667 (1, 3)	1-3 K		0-1 FC6-4 E BB 1B	2-2 2B HBP		3-3 K		0-1 G1-3		4 1 0 0 0 2 2										
Dave Hollins, S OBP: 0.368, SLG: 0.420 (1, 5)	1-0 1B		2-3 K	1-1 2B		1-0 F9		1-2 G4-3		5 0 2 0 0 1 1										
Darren Daulton, L OBP: 0.435, SLG: 0.468 (1, 2)	0-3 K		4-2 E 1B BB	4-1 IBB			4-1 1B BB	3-2 F8		2 1 0 0 3 1 1										
Wes Chamberlain, R OBP: 0.339, SLG: 0.500 Jim Eisenreich, L OBP: 0.407, SLG: 0.458 (7, PR) (7, 9)		0-1 G6-3	1-0 E6 1B 2B	1-0 P3		0-1 FC6-4 1B		0-2 G4-3		4 1 1 0 0 0 5 1 0 0 0 0 0 0										
Milt Thompson, L OBP: 0.297, SLG: 0.241 (1, 7)		0-1 FC4-6 1B	0-1 2B 1B		1-1 SH1-4 1B		1-1 F7			4 1 3 2 0 0 2										
Juan Bell, R OBP: 0.250, SLG: 0.341 (1, 6)		0-0 FC4-6 1B	0-0 2B		0-0 F8		0-3 K			4 0 1 2 0 1 4										
Danny Jackson, R OBP: 0.333, SLG: 0.300 Larry Andersen, R OBP: 1.000, SLG: 1.000 David West, L Mitch Williams, L		0-1 1B	2-2 F9		0-0 SH1-4		0-1 FC6-4			3 0 1 0 0 0 3 0										
Inning Stats	R: 1 E: 0 K: 2 S: 12	H: 2 LOB: 1 BB: 1 P: 19	R: 0 E: 0 K: 0 S: 8	H: 2 LOB: 2 BB: 0 P: 9	R: 4 E: 1 K: 1 S: 18	H: 2 LOB: 1 BB: 1 P: 30	R: 0 E: 0 K: 0 S: 9	H: 1 LOB: 3 BB: 1 P: 18	R: 0 E: 0 K: 2 S: 8	H: 0 LOB: 0 BB: 0 P: 12	R: 0 E: 0 K: 1 S: 10	H: 1 LOB: 2 BB: 1 P: 15	R: 0 E: 0 K: 0 S: 7	H: 0 LOB: 0 BB: 0 P: 9	R: 0 E: 0 K: 0 S: 10	H: 0 LOB: 0 BB: 0 P: 14	1B: 6 2B: 2 3B: 0 HR: 1	SF: 0 SAC: 1 DP: 0 HBP: 2	WP: 0 PB: 0 SB: 0 CS: 1	PA: 42
PITCHER	IP WLS BF H R ER SO BB IBB HBP BLK WP HR S P ERA WHIP																			
Frank Seminara, R ERA: 4.88 Tim Scott, R ERA: 1.42 Jeremy Hernandez, R ERA: 6.0	(1, 1) (6, 1) (8, 1)	5.0 2.0 2.0	L	28 8 6	8 1 0	5 0 0	1 0 0	3 3 0	2 1 0	1 0 0	2 0 0	0 0 0	0 0 0	0 0 0	0 0 0	1 18 17	84 27 23	1.80 0.00 0.00	2.000 1.000 0.000	

Philadelphia Phillies @ San Diego Padres
 Jack Murphy Stadium, San Diego, CA
 Thu Apr 29 1993, 6:33 AM EDT
 Att. 14,399 - Sunny - 75 F

AB	35
R	5
H	9
RBI	5
BB	4
SO	6
LOB	21



WP	0	PA	42
PB	0		
SB	0		
CS	1		

ERA	WHIP

livebaseballscorecards.com

Batter	1	2	3	4	5	6	7	8	9	AB	R	H	RBI	BB	SO	LOB
Craig Shipley, R OBP: 0.219, SLG: 0.339 (1, 6)	0-2 L4		3-3 K		0-0 FC5-4			1-0 G5-3	0-0 G5-3	5	0	0	0	0	1	1
Tony Gwynn, L OBP: 0.296, SLG: 0.356 (1, 9) (9, 8)	0-0 F8		2-2 G3			0-1 F8		0-2 BB 1B E	0-1 F7	5	1	1	0	0	0	0
Gary Sheffield, R OBP: 0.337, SLG: 0.506 (1, 5)	1-0 S 1B		2-0 F9			1-0 G5-3		0-1 E5 BB 1B		4	1	1	0	0	0	1
Fred McGriff, L OBP: 0.295, SLG: 0.355 (1, 3)	4-2 FC4 BB			2-2 CS 1B		3-2 G5-3		4-2 BB 1B BB		2	0	1	0	2	0	0
Derek Bell, R OBP: 0.338, SLG: 0.529 Guillermo Velasquez, L OBP: 0.385, SLG: 0.364 (1, 8) (8, PH) (9, 7)	1-2 FC4			0-0 L8			0-0 G5-6-3	1-0 BB 1B		3	0	0	0	0	0	3
Tim Teufel, R OBP: 0.429, SLG: 0.730 Jeff Gardner, L OBP: 0.277, SLG: 0.378 Ricky Gutierrez, R OBP: 0.394, SLG: 0.286 (1, 4) (8, PH) (8, PH) (9, 4)		2-1 G3		3-3 K			0-1 1B	1-2 2-H 3-H 4-1 1B		3	1	1	0	0	1	1
Phil Clark, R OBP: 0.364, SLG: 0.316 (1, 7) (9, 9)		1-1 2B		1-2 K		1-0 F8		2-0 F7		4	0	2	1	0	0	3
Bob Geren, R OBP: 0.227, SLG: 0.333 (1, 2)		2-3 K		1-0 FC5-4 1B			0-3 K	2-2 F7		4	0	1	0	0	2	5
Frank Seminara, R OBP: 0.286, SLG: 0.286 Kurt Stillwell, S Tim Scott, R Dan Walters, R OBP: 0.262, SLG: 0.259 Jeremy Hernandez, R Darrell Sherman, L OBP: 0.333, SLG: 0.281 (1, 1) (5, PH) (6, 1) (7, PH) (8, 1) (9, PH)		2-2 G6-3		0-1 F8			1-2 FC1-6		1-3 K	1	0	0	0	0	0	1

Inning Stats	R: 0	H: 1	E: 0	LOB: 2	K: 0	BB: 1	S: 10	R: 0	H: 1	E: 0	LOB: 1	K: 1	BB: 0	S: 12	R: 0	H: 0	E: 0	LOB: 0	K: 1	BB: 0	S: 9	R: 0	H: 1	E: 0	LOB: 1	K: 0	BB: 0	S: 8	R: 0	H: 0	E: 0	LOB: 0	K: 0	BB: 0	S: 8	R: 1	H: 2	E: 0	LOB: 1	K: 1	BB: 0	S: 11	R: 2	H: 2	E: 1	LOB: 3	K: 0	BB: 2	S: 16	R: 0	H: 0	E: 0	LOB: 0	K: 1	BB: 0	S: 6	1B: 6	SF: 0	2B: 2	SAC: 0	3B: 1	DP: 1	HR: 0	HBP: 0	WP: 0	PA: 38
--------------	------	------	------	--------	------	-------	-------	------	------	------	--------	------	-------	-------	------	------	------	--------	------	-------	------	------	------	------	--------	------	-------	------	------	------	------	--------	------	-------	------	------	------	------	--------	------	-------	-------	------	------	------	--------	------	-------	-------	------	------	------	--------	------	-------	------	-------	-------	-------	--------	-------	-------	-------	--------	-------	--------


PITCHER	IP	WLS	BF	H	R	ER	SO	BB	IBB	HBP	BLK	WP	HR	S	P	ERA	WHIP
Danny Jackson, L ERA: 3.51 (1, 1)	7.1	W	31	7	3	2	4	2	0	0	0	0	0	73	110	2.46	1.227
Larry Andersen, R ERA: 1.93 (8, 1)	0.0		1	1	0	0	0	0	0	0	0	0	0	1	2	∞	∞
David West, L ERA: 1.46 (8, 1)	0.2		3	0	0	0	0	1	0	0	0	0	0	5	13	0.00	1.500
Mitch Williams, L ERA: 2.45 (9, 1)	1.0	S	3	0	0	0	1	0	0	0	0	0	0	6	7	0.00	0.000

BOTTOM

Philadelphia Phillies @ San Diego Padres
Jack Murphy Stadium, San Diego, CA

Thu Apr 29 1993, 6:33 AM EDT
Att. 14,399 - Sunny - 75 F

AB	35
R	3
H	8
RBI	3
BB	3
SO	5
LOB	17



PITCHER	IP	WLS	BF	H	R	ER	SO	BB	IBB	HBP	BLK	WP	HR	S	P	ERA	WHIP
---------	----	-----	----	---	---	----	----	----	-----	-----	-----	----	----	---	---	-----	------

Batter	1	2	3	4	5	6	7	8	9	AB R H RBI BB SO LOB	TOP																
Vince Coleman, S OBP: 0.289, SLG: 0.333 (1, 7)	2-2 G1-3	2-1 G4-3			0-1 BB 1B SF8 1B		0-1 E 1B		3-2 G4-3	5 2 2 0 0 0 0																	
Tony Fernandez, S OBP: 0.349, SLG: 0.246 (1, 6)	0-0 S 1B		2-2 G5-3		1-0 BB 1B		2-2 G3-1		3-1 G4-3	5 1 2 0 0 0 0																	
Eddie Murray, S OBP: 0.367, SLG: 0.469 Ryan Thompson, R OBP: 0.167, SLG: 0.200 (1, 3) (9, PR)	4-2 1B 1B BB		0-1 G3		4-2 BB		0-0 G4-6-3 1B		4-2 BB	2 1 1 1 3 0 0 0 0 0 0 0 0 0																	
Bobby Bonilla, S OBP: 0.330, SLG: 0.442 (1, 9)	2-0 F7		0-0 F8		1-2 SF8		1-2 G4-6-3		2-3 K	4 0 0 1 0 1 4																	
Howard Johnson, S OBP: 0.367, SLG: 0.380 (1, 5)	2-2 1B 1B			3-3 K	1-3 K			1-2 1B 1B		4 1 2 1 0 2 2																	
Joe Orsulak, L OBP: 0.300, SLG: 0.308 (1, 8)	1-1 1B		1-0 F8			2-3 K		1-1 1B		4 0 2 1 0 1 0																	
Jeff Kent, R OBP: 0.290, SLG: 0.295 (1, 4)	1-2 G5-3		1-3 K		1-3 K		1-2 CS 1B			4 0 1 1 0 2 2																	
Todd Hundley, S OBP: 0.317, SLG: 0.491 (1, 2)		1-3 K			0-0 G4-3	4-2 BB		4-2 FC6-4 BB		2 0 0 0 2 1 0																	
Sid Fernandez, L Dave Gallagher, R Mike Draper, R Mike Maddux, L Chico Walker, S Anthony Young, R (1, 1) (8, PH) (6, 1) (7, 1) (8, PH) (8, 1)		0-0 G2-3			4-2 1B 1B BB	0-1 FC6-4		0-0 FC6-4		1 1 0 0 1 0 0 1 0 0 0 0 0 1 0 0 0 0 0 0 0 0 0 0 0 0 0 0 1 0 0 0 0 0 1 0 0 0 0 0 0 0																	
Inning Stats	R: 2 E: 0 K: 0 S: 19	H: 3 LOB: 2 BB: 1 P: 31	R: 0 E: 0 K: 1 S: 6	H: 0 LOB: 0 BB: 0 P: 9	R: 0 E: 0 K: 0 S: 7	H: 0 LOB: 0 BB: 0 P: 9	R: 0 E: 0 K: 2 S: 7	H: 0 LOB: 0 BB: 0 P: 12	R: 2 E: 0 K: 1 S: 20	H: 2 LOB: 2 BB: 2 P: 31	R: 0 E: 0 K: 2 S: 15	H: 0 LOB: 1 BB: 1 P: 22	R: 1 E: 0 K: 0 S: 10	H: 2 LOB: 0 BB: 0 P: 12	R: 1 E: 0 K: 0 S: 15	H: 3 LOB: 1 BB: 1 P: 22	R: 0 E: 0 K: 1 S: 10	H: 0 LOB: 1 BB: 1 P: 22	1B: 10 2B: 0 3B: 0 HR: 0	SF: 1 SAC: 0 DP: 1 HBP: 0	WP: 0 PB: 0 SB: 2 CS: 1	PA: 40					
PITCHER	IP WLS BF H R ER SO BB IBB HBP BLK WP HR S P ERA WHIP																										
Dave Eiland, R ERA: 4.66 (1, 1)	4.1		20	5	4	4	3	2	0	0	0	0	0	48	75	8.31	1.615										
Pat Gomez, L ERA: 5.25 (5, 1)	0.2		3	0	0	0	1	1	0	0	0	0	0	11	17	0.00	1.500										
Roger Mason, R ERA: 1.72 (6, 1)	2.0		8	2	1	1	2	1	0	0	0	0	0	25	34	4.50	1.500										
Rich Rodriguez, L ERA: 3.09 (8, 1)	1.0	W	5	3	1	1	0	1	0	0	0	0	0	15	22	9.00	4.000										
Gene Harris, R ERA: 3.12 (9, 1)	1.0	S	4	0	0	0	1	1	0	0	0	0	0	10	22	0.00	1.000										

New York Mets @ San Diego Padres
Jack Murphy Stadium, San Diego, CA

Fri Apr 30 1993, 10:05 PM EDT
Att: 39,343 - Unknown

livebaseballscorecards.com

AB	33
R	6
H	10
RBI	5
BB	6
SO	7
LOB	10



Batter	1	2	3	4	5	6	7	8	9	AB R H RBI BB SO LOB	TOP																										
Vince Coleman, S (1, 7) OBP: 0.284, SLG: 0.320	4-0 SH4-3 S SF8 BB		1-1 F8		1-1 L7		1-2 F7	0-0 FC6 1-2f		4 1 0 0 1 0 4																											
Tony Fernandez, S (1, 6) OBP: 0.356, SLG: 0.292	0-1 SH4-3		1-2 HR		0-0 L4		4-0 BB BB		2-0 G4-3	3 1 1 1 1 0 1																											
Eddie Murray, S (1, 3) OBP: 0.358, SLG: 0.452	1-0 SF8		1-1 G3-1			0-0 F7	4-2 BB 1-2 2-3		1-1 G6-3	3 0 0 1 1 0 0																											
Bobby Bonilla, S (1, 9) OBP: 0.323, SLG: 0.420	3-3 K			2-1 F7		3-1 F7	3-2 F7		4-2 BB	4 0 0 0 1 1 3																											
Howard Johnson, S (1, 5) OBP: 0.379, SLG: 0.378		0-1 F7		4-0 2B BB		4-0 1B BB		2-1 FC6-4 1B	1-1 F7	3 0 1 0 2 0 1																											
Joe Orsulak, L (1, 8) OBP: 0.318, SLG: 0.349		3-3 K		0-0 1-H 2B		1-0 1-3 1B		0-0 FC6-4 G6-3 1B 1-2f		4 1 2 0 0 1 1																											
Jeff Kent, R (1, 4) OBP: 0.288, SLG: 0.281		1-1 HBP		2-1 F7		1-1 F7		0-2 G6-3		3 0 0 0 0 0 4																											
Todd Hundley, S (1, 2) OBP: 0.302, SLG: 0.464		0-0 F7			2-0 G4-3		2-1 F8	0-0 1B		3 0 0 0 0 0 1																											
Dave Gallagher, R (8, PH) OBP: 0.528, SLG: 0.714										1 0 1 1 0 0 0																											
Charlie O'Brien, R (8, 2) OBP: 0.250, SLG: 0.118										0 0 0 0 0 0 0																											
Pete Schourek, L (1, 1) OBP: 0.286, SLG: 0.167			0-3 K		4-2 BB		2-2 BB 2B	0-0 CI FC6		1 0 0 0 0 1 1 0																											
Mike Draper, R (6, 1) OBP: 1.000, SLG: 1.000										0 0 0 0 0 0 0 0																											
Jeff Kaiser, R (6, 1)										0 0 0 0 0 0 0 0																											
Wayne Housie, S (7, PH) OBP: 0.697, SLG: 1.000										1 0 1 0 0 0 0 0																											
Jeff Innis, R (7, 1)										0 0 0 0 0 0 0 0																											
Chico Walker, S (8, PH) OBP: 0.278, SLG: 0.313										0 0 0 0 0 0 0 0																											
Mike Maddux, L (8, 1)										0 0 0 0 0 0 0 0																											
Inning Stats	R: 1 E: 0 K: 1 S: 7	H: 0 LOB: 0 BB: 1 P: 15	R: 0 E: 0 K: 1 S: 8	H: 0 LOB: 1 BB: 0 P: 12	R: 1 E: 0 K: 1 S: 10	H: 1 LOB: 0 BB: 0 P: 13	R: 0 E: 0 K: 0 S: 5	H: 1 LOB: 1 BB: 1 P: 13	R: 0 E: 0 K: 0 S: 6	H: 0 LOB: 1 BB: 1 P: 13	R: 0 E: 0 K: 0 S: 6	H: 1 LOB: 2 BB: 1 P: 15	R: 0 E: 0 K: 0 S: 15	H: 1 LOB: 3 BB: 2 P: 31	R: 1 E: 1 K: 0 S: 9	H: 2 LOB: 2 BB: 0 P: 11	R: 0 E: 0 K: 0 S: 8	H: 0 LOB: 1 BB: 1 P: 16	1B: 3 2B: 2 3B: 0 HR: 1	SF: 1 SAC: 1 DP: 0 HBP: 1	WP: 0 PA: 41																
PITCHER	IP WLS BF H R ER SO BB IBB HBP BLK WP HR S P ERA WHIP																																				
Kerry Taylor, R (1, 1) ERA: 2.84	6.0		25	3	2	2	3	4	0	1	0	0	1	42	81	3.00	1.167																				
Tim Scott, R (7, 1) ERA: 1.32	1.0		6	1	0	0	0	2	0	0	0	0	0	15	31	0.00	3.000																				
Rich Rodriguez, L (8, 1) ERA: 3.65	0.2		3	1	1	1	0	0	0	0	0	0	0	6	8	13.50	1.500																				
Gene Harris, R (8, 1) ERA: 2.7	1.1	W	7	1	0	0	0	1	0	0	0	0	0	11	19	0.00	1.500																				

New York Mets @ San Diego Padres
Jack Murphy Stadium, San Diego, CA

Sat May 01 1993, 10:05 PM EDT
Att. 41,449 - Unknown - 73 F

livebaseballscorecards.com


AB	30
R	3
H	6
RBI	3
BB	7
SO	3
LOB	15



Batter	1	2	3	4	5	6	7	8	9	AB	R	H	RBI	BB	SO	LOB
Ricky Gutierrez, R OBP: 0.395, SLG: 0.316	0-1 G6-3	3-2 G4-3		2-2 G4-3		0-0 G6-4-3	1-2 FC4			5	0	0	0	0	0	4
Tony Gwynn, L OBP: 0.352, SLG: 0.430	2-1 2B 1B		1-1 F7		0-1 G5-3 1B	0-0 1B 2B		2-0 HR 1B		5	2	4	0	0	0	0
Gary Sheffield, R OBP: 0.365, SLG: 0.557	1-0 BB 2B		4-2 FC6-4 1B BB		3-2 G5-3 1B	2-1 2-3 1B		1-1 HR		4	1	4	2	1	0	0
Fred McGriff, L OBP: 0.299, SLG: 0.345	3-2 BB 1B		1-0 FC6-4 1B		3-2 F8	3-2 G1-3		0-0 G4-3		5	0	2	1	0	0	4
Derek Bell, R OBP: 0.326, SLG: 0.487	1-3 K		1-3 FC6-4		0-0 G5-3		0-1 G6-3	0-1 G5-3		5	0	0	0	0	1	6
Tim Teufel, R OBP: 0.447, SLG: 0.775	4-2 BB		2-2 P3		4-1 FC6-4 BB		0-0 CS 1B	1-3 K		1	0	0	0	2	0	2
Jeff Gardner, L OBP: 0.294, SLG: 0.388	1-2 2-3 BB									2	0	1	0	0	1	0
Phil Clark, R OBP: 0.310, SLG: 0.385	1-0 F9				2-1 G5-3	1-0 FC6-4				4	1	1	1	0	0	6
Rich Rodriguez, L Gene Harris, R						1-2 HR				0	0	0	0	0	0	0
Dan Walters, R OBP: 0.274, SLG: 0.277		2-1 F7		1-2 BLK 1B		0-0 1B 2B G6-4-3	4-1 1B BB			3	1	2	0	1	0	0
Kerry Taylor, R Kurt Stillwell, S Tim Scott, R Darrell Sherman, L OBP: 0.359, SLG: 0.294		2-3 K		0-3 K		1-1 G6-4-3 1B	1-0 FC4 1B			2	0	0	0	0	2	1
				1-2 1B						1	0	1	0	0	0	0
										1	0	1	0	0	0	0

Inning Stats	R: 1	H: 3	E: 0	K: 1	S: 15	H: 3	LOB: 3	BB: 1	P: 27	R: 0	H: 0	E: 0	K: 1	S: 9	H: 0	LOB: 0	BB: 0	P: 16	R: 0	H: 1	E: 0	K: 0	S: 9	H: 1	LOB: 2	BB: 1	P: 17	R: 0	H: 1	E: 0	K: 1	S: 11	H: 2	LOB: 3	BB: 1	P: 22	R: 1	H: 4	E: 0	K: 0	S: 10	H: 4	LOB: 2	BB: 0	P: 16	R: 1	H: 3	E: 0	K: 0	S: 11	H: 2	LOB: 2	BB: 1	P: 19	R: 2	H: 2	E: 0	K: 1	S: 9	H: 2	LOB: 0	BB: 0	P: 13
--------------	------	------	------	------	-------	------	--------	-------	-------	------	------	------	------	------	------	--------	-------	-------	------	------	------	------	------	------	--------	-------	-------	------	------	------	------	-------	------	--------	-------	-------	------	------	------	------	-------	------	--------	-------	-------	------	------	------	------	-------	------	--------	-------	-------	------	------	------	------	------	------	--------	-------	-------

PITCHER	IP	WLS	BF	H	R	ER	SO	BB	IBB	HBP	BLK	WP	HR	S	P	ERA	WHIP
Pete Schourek, L ERA: 4.79	(1, 1)	5.0	26	8	2	2	3	3	0	0	1	0	0	56	99	3.60	2.200
Mike Draper, R ERA: 4.82	(6, 1)	0.2	4	3	0	0	0	0	0	0	0	0	0	6	9	0.00	4.500
Jeff Kaiser, L ERA: 5.79	(6, 1)	0.1	1	0	0	0	0	0	0	0	0	0	0	3	6	0.00	0.000
Jeff Innis, R ERA: 4.26	(7, 1)	1.0	6	3	1	1	0	1	0	0	0	0	1	11	19	9.00	4.000
Mike Maddux, R ERA: 3.65	(8, 1)	1.0	L 5	2	2	2	1	0	0	0	0	0	1	9	13	18.00	2.000

BOTTOM	
New York Mets @ San Diego Padres Jack Murphy Stadium, San Diego, CA	
Sat May 01 1993, 10:05 PM EDT Att: 41,449 - Unknown - 73 F	
AB 38	
R 5	
H 16	
RBI 4	
BB 4	
SO 4	
LOB 23	
	
WP: 0 PA: 42	
PB: 0	
SB: 0	
CS: 1	

PITCHER	IP	WLS	BF	H	R	ER	SO	BB	IBB	HBP	BLK	WP	HR	S	P	ERA	WHIP
---------	----	-----	----	---	---	----	----	----	-----	-----	-----	----	----	---	---	-----	------

Batter	1	2	3	4	5	6	7	8	9	AB R H RBI BB SO LOB	TOP	
Vince Coleman, S OBP: 0.290, SLG: 0.324 (1, 7) C X	0-1 PB S 1B	1-1 1B			2-2 F7		2-2 K		2-2 G3-1	5 0 2 0 0 1 2		
Tony Fernandez, S OBP: 0.340, SLG: 0.276 (1, 6) B F B X	2-1 F7	0-0 G4-3			0-1 L8		3-3 K			4 0 0 0 0 1 5		
Joe Orsulak, L OBP: 0.313, SLG: 0.326 (1, 9) F B F X	1-2 L3				0-0 G5-3			2-2 1B SF7 HBP		3 1 0 0 0 0 1		
Bobby Bonilla, S OBP: 0.330, SLG: 0.424 (1, 3) F T B B X	2-2 F9				1-1 WP 1B		2-3 K	1-0 1B		4 0 2 0 0 1 1		
Howard Johnson, S OBP: 0.364, SLG: 0.359 (1, 5) C C T C X		0-2 G4-3			3-1 F8		1-3 K	2-3 K		4 0 0 0 0 2 3		
Dave Gallagher, R OBP: 0.476, SLG: 0.706 (1, 8) C B B X		1-1 1B 2B			1-2 G5-3		0-1 P3	3-2 SF7		3 1 1 1 0 0 1		
Jeff Kent, R OBP: 0.286, SLG: 0.279 (1, 4) S B X		1-1 G5-3			0-3 K		1-0 1B 1B	0-0 F9		4 0 1 0 0 1 2		
Todd Hundley, S OBP: 0.299, SLG: 0.450 (1, 2) B X		1-0 2B 1B			1-3 K		0-0 F8		1-1 G3-1	4 1 1 1 0 1 1		
Dwight Gooden, R OBP: 0.294, SLG: 0.412 (1, 1) B B X		2-0 1B 2B			0-2 P4		0-0 1B		1-3 K	4 0 2 1 0 1 0		
Inning Stats	R: 0 H: 1 E: 0 LOB: 1 K: 0 BB: 0 S: 10 P: 15	R: 2 H: 4 E: 0 LOB: 2 K: 0 BB: 0 S: 13 P: 19	R: 0 H: 1 E: 0 LOB: 1 K: 0 BB: 0 S: 9 P: 14	R: 0 H: 0 E: 0 LOB: 0 K: 2 BB: 0 S: 9 P: 10	R: 0 H: 0 E: 0 LOB: 0 K: 0 BB: 0 S: 6 P: 8	R: 0 H: 0 E: 0 LOB: 0 K: 2 BB: 0 S: 11 P: 14	R: 0 H: 2 E: 0 LOB: 2 K: 2 BB: 0 S: 9 P: 15	R: 1 H: 1 E: 0 LOB: 1 K: 1 BB: 0 S: 10 P: 18	R: 0 H: 0 E: 0 LOB: 0 K: 1 BB: 0 S: 8 P: 12	1B: 7 SF: 1 2B: 2 SAC: 0 3B: 0 DP: 0 HR: 0 HBP: 1	WP: 1 PA: 37 PB: 1 SB: 1 CS: 0	
PITCHER Andy Benes, R (1, 1) ERA: 2.78	IP WLS BF H R ER SO BB IBB HBP BLK WP HR S P ERA WHIP	9.0 L 37 9 3 3 8 0 0 1 0 1 0 85 125 3.00 1.000										

New York Mets @ San Diego Padres
Jack Murphy Stadium, San Diego, CA
 Sun May 02 1993, 6:33 AM EDT
 Att. 19,266 - Sunny - 74 F

livebaseballscorecards.com

AB	35
R	3
H	9
RBI	3
BB	0
SO	8
LOB	16



Batter	1	2	3	4	5	6	7	8	9	AB R H RBI BB SO LOB
Darrell Sherman, L (1, 7) OBP: 0.349, SLG: 0.289 Guillermo Velasquez, L (9, PH) OBP: 0.357, SLG: 0.333	1-1 S 1B		0-1 B2	0-0 G6-3		0-1 G4-3			3-3 K	4 0 1 0 0 0 2 1 0 0 0 0 1 0
Tony Gwynn, L (1, 9) OBP: 0.357, SLG: 0.442	2-1 G6-3 1-2		1-2 1B SF9 1B		2-2 F8 2B		0-1 F7			4 1 2 0 0 0 1
Fred McGriff, L (1, 3) OBP: 0.297, SLG: 0.341	0-1 F7		1-1 SF9 BB WP 1B		0-3 K		1-0 F7			4 1 1 0 0 1 2
Gary Sheffield, R (1, 5) OBP: 0.360, SLG: 0.538	2-2 G6-3		4-0 WP BB 1B		0-0 F8		1-2 L7			3 0 0 0 1 0 2
Derek Bell, R (1, 8) OBP: 0.322, SLG: 0.475		0-0 P5	1-1 SF9		2-2 S HBP		3-3 K			2 0 0 1 0 1 0
Jeff Gardner, L (1, 4) OBP: 0.291, SLG: 0.377		1-1 FC4-6 1B	3-2 K		1-0 G4-3		3-1 G3			4 0 1 0 0 1 3
Kurt Stillwell, S (1, 6) OBP: 0.375, SLG: 0.375		2-2 FC4-6 1B 1-2f	3-2 K		1-3 K		0-0 SH1-3 1B			4 0 1 0 0 2 1
Bob Geren, R (1, 2) OBP: 0.280, SLG: 0.348 Ricky Gutierrez, R (9, PH) OBP: 0.386, SLG: 0.308		0-0	4-0 SH1-4 BB		0-0 P6		1-2 G4-3			2 0 1 0 1 0 1 1 0 0 0 0 0 0
Andy Benes, R (1, 1) OBP: 0.200, SLG: 0.214 Phil Clark, R (9, PH) OBP: 0.300, SLG: 0.370		2-3 K	0-0 SH1-4		0-0 SH1-3		1-0 F8			1 0 0 0 0 1 2 1 0 0 0 0 0 0

Inning Stats	R: 0 E: 0 K: 0 S: 9	H: 1 LOB: 1 BB: 0 P: 14	R: 0 E: 0 K: 1 S: 10	H: 2 LOB: 2 BB: 0 P: 15	R: 2 E: 0 K: 1 S: 14	H: 2 LOB: 1 BB: 1 P: 24	R: 0 E: 0 K: 1 S: 5	H: 0 LOB: 1 BB: 1 P: 10	R: 0 E: 0 K: 1 S: 11	H: 1 LOB: 2 BB: 0 P: 16	R: 0 E: 0 K: 0 S: 5	H: 1 LOB: 1 BB: 0 P: 5	R: 0 E: 0 K: 0 S: 6	H: 0 LOB: 0 BB: 0 P: 8	R: 0 E: 0 K: 2 S: 8	H: 0 LOB: 0 BB: 0 P: 14	R: 0 E: 0 K: 1 S: 7	H: 0 LOB: 0 BB: 0 P: 12	1B: 6 2B: 1 3B: 0 HR: 0	SF: 1 SAC: 2 DP: 0 HBP: 1	WP: 1 PB: 0 SB: 2 CS: 0	PA: 37
--------------	------------------------------	----------------------------------	-------------------------------	----------------------------------	-------------------------------	----------------------------------	------------------------------	----------------------------------	-------------------------------	----------------------------------	------------------------------	---------------------------------	------------------------------	---------------------------------	------------------------------	----------------------------------	------------------------------	----------------------------------	----------------------------------	------------------------------------	----------------------------------	--------

PITCHER	IP	WLS	BF	H	R	ER	SO	BB	IBB	HBP	BLK	WP	HR	S	P	ERA	WHIP	PITCHER	IP	WLS	BF	H	R	ER	SO	BB	IBB	HBP	BLK	WP	HR	S	P	ERA	WHIP		
Dwight Gooden, R (1, 1) ERA: 2.54	9.0	W	37	7	2	2	7	2	0	1	0	1	0	75	118	2.00	1.000																				

BOTTOM

New York Mets @ San Diego Padres
Jack Murphy Stadium, San Diego, CA

livebaseballscorecards.com

AB	31
R	2
H	7
RBI	1
BB	2
SO	7
LOB	14



Sun May 02 1993, 6:33 AM EDT
Att. 19,266 - Sunny - 74 F

Batter	1	2	3	4	5	6	7	8	9
Delino DeShields, L (1, 4) OBP: 0.417, SLG: 0.391	4-2 1B S BB	1-2 F7			0-0 1B 1B 1B	4-2 BLK 1B BB		0-1 G3	
Moises Alou, R (1, 7) OBP: 0.377, SLG: 0.526	2-0 BB S 1B	0-0 F8			2-0 1B 1B 1B	0-0 FC5-4 1B 1-H 2-H		0-0 P4	
Marquis Grissom, R (1, 8) OBP: 0.367, SLG: 0.472	2-3 K		1-0 G4-3 S G4-3 1B		1-2 CS 1B 1B 1-2 2-3	0-1 FC5-4 1B 1-2f			
Larry Walker, L (1, 9) OBP: 0.438, SLG: 0.652	4-2 BB BB		3-2 G4-3 1-3		1-1 CS 1B 1-2 2-H 3-H		4-2 BB		
Frank Bolick, S (1, 3) OBP: 0.346, SLG: 0.426 Greg Colbrunn, R (8, 3) OBP: 0.353, SLG: 0.485	3-3 K		3-2 G4-3 3-H		2-2 F7 1-2 2-3		2-2 F8		
Darrin Fletcher, L (1, 2) OBP: 0.387, SLG: 0.456	4-2 1-2 2-3 3-H BB		0-0 F8		0-1 G5-3		1-0 F7		
Wil Cordero, R (1, 6) OBP: 0.296, SLG: 0.407	0-1 F7			1-1 F7		1-0 BLK SH1 1B 1B		1-0 F9	
Mike Lansing, R (1, 5) OBP: 0.367, SLG: 0.523		0-0 G6-3		1-1 P3		0-0 F8		1-2 SH1-4 1B	
Dennis Martinez, R (1, 1) OBP: 0.545, SLG: 0.636		1-0 1B		0-3 K		0-0 SH1		0-0 SH1-4	

Inning Stats	R: 1	H: 1	E: 0	LOB: 3	K: 2	S: 17	R: 0	H: 1	E: 0	LOB: 1	K: 0	S: 6	R: 1	H: 1	E: 0	LOB: 0	K: 0	S: 10	R: 0	H: 0	E: 0	LOB: 0	K: 1	S: 7	R: 2	H: 4	E: 0	LOB: 1	K: 0	S: 14	R: 2	H: 2	E: 0	LOB: 1	K: 0	S: 10	R: 0	H: 0	E: 0	LOB: 1	K: 0	S: 7	R: 0	H: 1	E: 0	LOB: 1	K: 0	S: 8	

PITCHER	IP	WLS	BF	H	R	ER	SO	BB	IBB	HBP	BLK	WP	HR	S	P	ERA	WHIP
Greg Harris, R (1, 1) ERA: 5.66	4.0	L	22	7	4	4	3	3	0	0	0	0	0	48	81	9.00	2.500
Pat Gomez, L (5, 1) ERA: 4.85	1.0		2	0	0	0	0	0	0	0	0	0	0	6	8	0.00	0.000
Tim Scott, R (6, 1) ERA: 2.3	2.0		10	2	2	2	0	2	0	0	1	0	0	17	30	9.00	2.000
Jeremy Hernandez, R (8, 1) ERA: 5.63	1.0		4	1	0	0	0	0	0	0	0	0	0	8	9	0.00	1.000

BOTTOM

San Diego Padres @ Montreal Expos
Olympic Stadium, Montreal, QB

Tue May 04 1993, 7:05 PM EDT
Att. 11,739 - Dome

AB	R	H	RBI	BB	SO	LOB
3	3	1	0	2	0	2
5	1	3	2	0	0	2
4	1	2	0	0	1	3
2	0	1	2	2	0	1
4	0	0	1	0	1	6
0	0	0	0	0	0	0
3	0	0	1	1	0	2
4	1	1	0	0	0	4
4	0	1	0	0	0	1
2	0	1	0	0	1	0

livebaseballscorecards.com

AB	31
R	6
H	10
RBI	6
BB	5
SO	3
LOB	21



WP	HR	S	P	ERA	WHIP
0	0	0	0	0	0
0	0	0	0	0	0
0	0	0	0	0	0
0	0	0	0	0	0

Batter	1	2	3	4	5	6	7	8	9	AB R H RBI BB SO LOB	TOP																								
Darrell Sherman, L (1, 7) OBP: 0.346, SLG: 0.267	1-3 K		1-0 G4-3	1-3 K		4-1 BB		2-0 F7		4 0 0 1 1 2 2																									
Tony Gwynn, L (1, 9) OBP: 0.355, SLG: 0.441	2-0 G6-3		2-1 G6-3 1B 2B		1-1 G5-3 G3-1 1B	0-0 SF8		4-1 BB		3 1 2 1 1 0 0																									
Fred McGriff, L (1, 3) OBP: 0.300, SLG: 0.358	4-0 BB		2-2 G6-3		0-0 G3-1	0-2 G4-3		2-2 F9		4 0 0 0 1 0 6																									
Gary Sheffield, R (1, 5) OBP: 0.339, SLG: 0.495	0-2 L9		4-2 BB 1B BB		0-0 G5-3		2-1 F9		2-1 L8	4 1 0 0 1 0 2																									
Derek Bell, R (1, 8) OBP: 0.333, SLG: 0.466		4-2 G4-3 S 2B BB	0-0 BB 1B 1B		2-0 G6-3		1-0 G6-3		2-3 K	4 1 1 1 1 1 1																									
Jeff Gardner, L (1, 4) OBP: 0.313, SLG: 0.367		1 SAFE G4-3	3-1 BB 1B 1B		0-2 FC5-2 1B		4-1 FC6-4 BB		0-2 G5-3	3 0 1 0 2 0 1																									
Kurt Stillwell, S (1, 6) OBP: 0.313, SLG: 0.375		3-2 G6-3 2B	2-1 BB 1B		0-0 E4 1B BB		2-0 FC6-4			4 1 2 2 0 0 2																									
Dan Walters, R (1, 2) OBP: 0.263, SLG: 0.264		1-2 G6-3		1-1 G5-3		0-1 FC5-2 BB 1B SF8		0-0 SH1-3 1B		4 1 1 0 0 0 3																									
Craig Shipley, R (8, PR) OBP: 0.215, SLG: 0.333		2-3 G6-3								0 0 0 0 0 0 0																									
Roger Mason, R (8, 1)										0 0 0 0 0 0 0																									
Rich Rodriguez, L (8, 1)										0 0 0 0 0 0 0																									
Frank Seminara, R (1, 1) OBP: 0.250, SLG: 0.250		1-1 G4-3		0-0 P7		1-0 BB 1B		0-0 SH1-3		1 0 0 0 0 0 1																									
Pat Gomez, L (3, 1)										1 0 0 0 0 0 0																									
Phil Clark, R (6, PH) OBP: 0.313, SLG: 0.379										1 0 1 0 0 0 0																									
Jeremy Hernandez, R (6, 1)										0 0 0 0 0 0 0																									
Bob Geren, R (8, PH) OBP: 0.280, SLG: 0.348										0 0 0 0 0 0 0																									
Inning Stats	R: 0 E: 0 K: 1 S: 7	H: 0 LOB: 1 BB: 1 P: 14	R: 1 E: 0 K: 0 S: 13	H: 1 LOB: 1 BB: 1 P: 25	R: 2 E: 0 K: 0 S: 13	H: 3 LOB: 2 BB: 2 P: 28	R: 0 E: 0 K: 1 S: 6	H: 0 LOB: 0 BB: 0 P: 8	R: 0 E: 0 K: 0 S: 5	H: 1 LOB: 1 BB: 0 P: 8	R: 2 E: 1 K: 0 S: 12	H: 2 LOB: 2 BB: 1 P: 17	R: 0 E: 0 K: 0 S: 5	H: 0 LOB: 1 BB: 1 P: 14	R: 0 E: 0 K: 0 S: 7	H: 1 LOB: 2 BB: 1 P: 15	R: 0 E: 0 K: 1 S: 8	H: 0 LOB: 0 BB: 0 P: 12	1B: 6 2B: 2 3B: 0 HR: 0	SF: 1 SAC: 1 DP: 0 HBP: 0	WP: 0 PB: 0 SB: 1 CS: 0	PA: 42													
PITCHER	IP WLS BF H R ER SO BB IBB HBP BLK WP HR S P ERA WHIP																																		
Ken Hill, R (1, 1) ERA: 2.38	5.1		7	5	4	2	4	0	0	0	0	0	51	91	6.75	2.062																			
Mel Rojas, R (6, 1) ERA: 3.86	0.2		3	0	0	0	1	0	0	0	0	0	5	9	0.00	1.500																			
Jeff Shaw, R (7, 1) ERA: 0.96	1.0		5	1	0	0	1	0	0	0	0	0	6	15	0.00	2.000																			
Brian Barnes, L (8, 1) ERA: 4.0	0.2		3	0	0	0	1	0	0	0	0	0	3	9	0.00	1.500																			
John Wetteland, R (8, 1) ERA: 2.35	1.1	W	4	0	0	0	1	0	0	0	0	0	11	17	0.00	0.000																			

San Diego Padres @ Montreal Expos
Olympic Stadium, Montreal, QB
 Wed May 05 1993, 7:05 PM EDT
 Att. 12,548 - Dome

livebaseballscorecards.com

AB	33
R	5
H	8
RBI	5
BB	7
SO	3
LOB	18



BOTTOM

San Diego Padres @ Montreal Expos
Olympic Stadium, Montreal, QB
Wed May 05 1993, 7:05 PM EDT
Att. 12,548 - Dome

livebaseballscorecards.com

AB	34
R	6
H	10
RBI	4
BB	6
SO	3
LOB	15



WP:	0	PA:	40
PB:	0		
SB:	2		
CS:	0		

AB R H RBI BB SO LOB

4	1	1	0	1	0	2
5	0	2	1	0	1	2
5	1	1	0	0	1	3
5	1	2	2	0	0	1
1	0	0	0	2	0	0
1	1	1	0	0	0	0
0	0	0	0	0	0	0
1	0	0	0	0	0	0
2	0	1	1	1	1	1
4	0	1	0	0	0	4
4	1	1	0	0	0	1
0	1	0	0	2	0	0
0	0	0	0	0	0	0
1	0	0	0	0	0	0
0	0	0	0	0	0	0
1	0	0	0	0	0	1

Batter	1	2	3	4	5	6	7	8	9
Delino DeShields, L (1, 4) OBP: 0.416, SLG: 0.384	2-2 F9		4-0 G4-6-3 1B 2B BB	1-0 L7		3-2 1B		1-0 F7	
Moises Alou, R (1, 7) OBP: 0.378, SLG: 0.520	2-0 1B		0-1 G4-6-3 1B	1-1 FC5-4		2-3 1B		0-0 F7	
Marquis Grissom, R (1, 8) OBP: 0.359, SLG: 0.457	1-2 L8		1-1 G4-6-3		3-2 G4-3		1-3 K	2-2 2B 1B	
Larry Walker, L (1, 9) OBP: 0.435, SLG: 0.662	3-1 F7		0-0 E 2B		0-0 G4-3		1-2 G4-3	0-0 2B	
Frank Bolick, S (1, 5) OBP: 0.384, SLG: 0.417		3-2 P4	4-1 E BB		4-2 2B BB		1-1 2B		
Mike Lansing, R (5, PR) OBP: 0.374, SLG: 0.540									
John Wetteland, R (8, 1)									
John Vander Wal, L (1, 3) OBP: 0.344, SLG: 0.500		1-0 G4-3	4-0 IBB		3-1 2B		3-3 K		
Greg Colbrunn, R (3, PH) OBP: 0.378, SLG: 0.514									
Darrin Fletcher, L (1, 2) OBP: 0.379, SLG: 0.443		1-0 G3-1	2-0 G3		0-0 G3			3-2 FC3-6 1B	
Wil Cordero, R (1, 6) OBP: 0.294, SLG: 0.400			3-2 BB 1B		3-2 G6-3		1-2 G4-3	0-0 FC3-6 F9 S	
Ken Hill, R (1, 1) OBP: 0.313, SLG: 0.286			4-1 BB BB		4-2 1B		0-0 B1-3	1-2 F9	
Mel Rojas, R (6, 1) OBP: 0.240, SLG: 0.174									
Lou Frazier, S (6, PH) ERA: 5.0									
Jeff Shaw, R (7, 1) OBP: 0.440, SLG: 0.250			1B BB		FC5-4				
Brian Barnes, L (8, 1) OBP: 0.342, SLG: 0.143			1-2 G4-6-3 BB		BB			1-3	

Inning Stats	R: 0 H: 1 E: 0 K: 9	H: 1 LOB: 1 BB: 0 P: 17	R: 0 H: 0 E: 0 K: 6	H: 0 LOB: 0 BB: 0 P: 11	R: 4 H: 3 E: 1 K: 11	H: 3 LOB: 2 BB: 4 P: 33	R: 0 H: 0 E: 0 K: 9	H: 0 LOB: 1 BB: 1 P: 18	R: 1 H: 1 E: 0 K: 9	H: 1 LOB: 2 BB: 1 P: 19	R: 0 H: 1 E: 0 K: 11	H: 1 LOB: 1 BB: 0 P: 18	R: 0 H: 1 E: 0 K: 11	H: 1 LOB: 1 BB: 0 P: 17	R: 0 H: 1 E: 0 K: 11	H: 1 LOB: 1 BB: 0 P: 16	R: 1 H: 2 E: 0 K: 5	H: 2 LOB: 1 BB: 0 P: 7	1B: 6 2B: 4 3B: 0 HR: 0	SF: 0 SAC: 0 DP: 1 HBP: 0	WP: 0 PB: 0 SB: 2 CS: 0	PA: 40
---------------------	---------------------	-------------------------	---------------------	-------------------------	----------------------	-------------------------	---------------------	-------------------------	---------------------	-------------------------	----------------------	-------------------------	----------------------	-------------------------	----------------------	-------------------------	---------------------	------------------------	-------------------------	---------------------------	-------------------------	--------

PITCHER	IP	WLS	BF	H	R	ER	SO	BB	IBB	HBP	BLK	WP	HR	S	P	ERA	WHIP
Frank Seminara, R (1, 1) ERA: 5.4	2.2		14	4	4	3	0	3	0	0	0	0	0	25	54	10.12	2.625
Pat Gomez, L (3, 1) ERA: 4.7	2.1		11	1	1	1	0	2	1	0	0	0	0	19	44	3.86	1.286
Jeremy Hernandez, R (6, 1) ERA: 5.0	2.0		8	2	0	0	3	0	0	0	0	0	0	23	35	0.00	1.000
Roger Mason, R (8, 1) ERA: 1.85	0.2		3	1	0	0	0	0	0	0	0	0	0	10	14	0.00	1.500
Rich Rodriguez, L (8, 1) ERA: 4.15	0.2	L	4	2	1	1	0	0	0	0	0	0	0	6	9	13.50	3.000

Batter	1	2	3	4	5	6	7	8	9	AB R H RBI BB SO LOB	TOP									
Darrell Sherman, L OBP: 0.321, SLG: 0.250 (1, 7) (6, 8)	2-0 B2	3-2 SF8-2-5			2-2 G6-3			3-2 G6-3		3 0 0 1 0 0 0	San Diego Padres @ Chicago Cubs Wrigley Field, Chicago, IL Fri May 07 1993, 3:33 AM CDT Att. 22,375 - Overcast - 70 F									
Tony Gwynn, L OBP: 0.352, SLG: 0.435 (1, 9)	2-2 G4-3				1-0 G4-3			1-1 G4-3		4 0 1 0 0 0 0										
Fred McGriff, L OBP: 0.298, SLG: 0.354 (1, 3)	2-2 2B 1B			1 SAFE 2-0 L9		2-0 F8		0-3 K		4 0 1 0 0 1 1										
Gary Sheffield, R OBP: 0.336, SLG: 0.495 (1, 5)	1-2 1B 2B			1 SAFE 2-2 P9		1-1 G1-3		0-1 P3		4 0 1 0 0 0 1										
Derek Bell, R OBP: 0.324, SLG: 0.451 Ricky Gutierrez, R OBP: 0.378, SLG: 0.300 (1, 8) (6, 7)	0-0 L4			1-0 P3		3-3 K		0-1 G4-3		3 0 0 0 0 1 3 1 0 0 0 0 0 0										
Jeff Gardner, L OBP: 0.313, SLG: 0.365 (1, 4)		1-0 1B 1B		3-2 G6-3		1-2 G3				3 1 1 0 0 0 0										
Kurt Stillwell, S OBP: 0.316, SLG: 0.368 (1, 6)		0-1 SH5-4 1B 1B		3-2 G4-3		0-1 P6				3 1 1 0 0 0 0										
Dan Walters, R OBP: 0.265, SLG: 0.267 (1, 2)		0-1 SH5-4 1B		1-0 F8		3-2 G5-3				3 0 1 1 0 0 0										
Andy Benes, R OBP: 0.188, SLG: 0.200 Phil Clark, R OBP: 0.303, SLG: 0.367 Rich Rodriguez, L Gene Harris, R (1, 1) (8, PH) (8, 1) (8, 1)		2-1 SH5-4		1-1 F9		3-2 G5-3				1 0 0 0 0 0 0 1 0										
Inning Stats	R: 0 E: 0 K: 0 S: 13	H: 2 LOB: 2 BB: 0 P: 20	R: 2 E: 0 K: 0 S: 12	H: 3 LOB: 0 BB: 0 P: 18	R: 0 E: 0 K: 0 S: 9	H: 1 LOB: 1 BB: 0 P: 13	R: 0 E: 0 K: 0 S: 9	H: 0 LOB: 0 BB: 0 P: 16	R: 0 E: 0 K: 1 S: 7	H: 0 LOB: 0 BB: 0 P: 13		R: 0 E: 0 K: 0 S: 8	H: 0 LOB: 0 BB: 0 P: 12	R: 0 E: 0 K: 0 S: 10	H: 0 LOB: 0 BB: 0 P: 17	R: 0 E: 0 K: 1 S: 7	H: 0 LOB: 0 BB: 0 P: 7	1B: 5 2B: 2 3B: 0 HR: 0	SF: 1 SAC: 1 DP: 1 HBP: 0	WP: 0 PB: 0 SB: 0 CS: 0
PITCHER	IP WLS BF H R ER SO BB IBB HBP BLK WP HR S P ERA WHIP																			
Mike Morgan, R ERA: 3.8 Paul Assenmacher, L ERA: 2.53 Bob Scanlan, R ERA: 4.09	(1, 1) (8, 1) (9, 1)	7.0 1.1 0.2	L 4 2	6 0 0	2 0 0	2 0 0	1 1 0	0 0 0	0 0 0	0 0 0	0 0 0	0 0 4	67 13 4	105 20 4	2.57 0.00 0.00	0.857 0.000 0.000				

livebaseballscorecards.com

AB	30
R	2
H	6
RBI	2
BB	0
SO	2
LOB	5



Batter	1	2	3	4	5	6	7	8	9
Dwight Smith, L (1, 8) OBP: 0.393, SLG: 0.615 Candy Maldonado, R (8, PH) OBP: 0.231, SLG: 0.313 (9, 9)	1-1 B3		1-1 P4			1-2 E 2B		1-3 K	
Jose Vizcaino, S (1, 6) OBP: 0.390, SLG: 0.423	0-1 23 FC6-4 S 1B		1-2 G6-3			3-2 E4 1B 2-H		0-2 G6-3	
Mark Grace, L (1, 3) OBP: 0.393, SLG: 0.505	4-1 23 FC6-4 1-2 BB				1-1 L8	1-1 L8		0-0 1B	
23 Ryne Sandberg, R (1, 4) OBP: 0.296, SLG: 0.227	3-1 FC6-4 FC4-6 1-2f 2-3				1-0 F9	0-1 P3		1-2 G1-3	
Derrick May, L (1, 7) OBP: 0.369, SLG: 0.447	1-1 FC4-6 1-2f				2-2 P7	0-0 1B		0-0 SH3-4 1B	
Steve Buechele, R (1, 5) OBP: 0.324, SLG: 0.446		2-2 F7			0-1 F8	0-1 L9		0-0 SH3-4	
Sammy Sosa, R (1, 9) OBP: 0.280, SLG: 0.500 (9, 8)		2-3 K			1-2 F9		0-1 F7	2-2 L6	
Rick Wilkins, L (1, 2) OBP: 0.266, SLG: 0.214		1-3 K			2-1 1B		1-3 K	0-2 G3	
Mike Morgan, R (1, 1) Willie Wilson, S (7, PH) OBP: 0.273, SLG: 0.301 Paul Assenmacher, L (8, 1) OBP: 1.000, SLG: 1.000 Bob Scanlan, R (9, 1)			3-3 K		2-1 G4-3		2-3 K		

AB	R	H	RBI	BB	SO	LOB
3	1	1	0	0	0	0
1	0	0	0	0	1	0
4	0	1	0	0	0	0
3	0	1	0	1	0	1
4	0	0	0	0	0	4
4	0	2	0	0	0	2
3	0	0	0	0	0	2
4	0	0	0	0	1	1
4	0	1	0	0	2	1
2	0	0	0	0	1	1
1	0	0	0	0	1	0
0	0	0	0	0	0	0
0	0	0	0	0	0	0

BOTTOM

San Diego Padres @ Chicago Cubs
Wrigley Field, Chicago, IL
Fri May 07 1993, 3:33 AM CDT
Att. 22,375 - Overcast - 70 F

livebaseballscorecards.com

AB	33
R	1
H	6
RBI	0
BB	1
SO	6
LOB	12



1B: 5	SF: 0
2B: 1	SAC: 1
3B: 0	DP: 0
HR: 0	HBP: 0

WP: 0	PA: 35
PB: 0	
SB: 1	
CS: 0	

Inning Stats		R: 0	H: 1	E: 0	LOB: 2	K: 0	BB: 1	S: 9	R: 0	H: 0	E: 0	LOB: 0	K: 2	BB: 0	S: 10	R: 0	H: 0	E: 0	LOB: 0	K: 1	BB: 0	S: 10	R: 0	H: 0	E: 0	LOB: 0	K: 0	BB: 0	S: 6	R: 0	H: 1	E: 0	LOB: 1	K: 0	BB: 0	S: 10	R: 1	H: 2	E: 1	LOB: 2	K: 0	BB: 0	S: 15	R: 0	H: 0	E: 0	LOB: 0	K: 2	BB: 0	S: 12	R: 0	H: 1	E: 0	LOB: 1	K: 0	BB: 0	S: 11	R: 0	H: 1	E: 0	LOB: 1	K: 0	BB: 0	S: 11
PITCHER	IP	WLS	BF	H	R	ER	SO	BB	IBB	HBP	BLK	WP	HR	S	P	ERA	WHIP	PITCHER	IP	WLS	BF	H	R	ER	SO	BB	IBB	HBP	BLK	WP	HR	S	P	ERA	WHIP	PITCHER	IP	WLS	BF	H	R	ER	SO	BB	IBB	HBP	BLK	WP	HR	S	P	ERA	WHIP											
Andy Benes, R (1, 1) ERA: 2.58	7.0	W	27	4	1	1	5	1	0	0	0	0	0	72	107	1.29	0.714	Rich Rodriguez, L (8, 1) ERA: 3.95	0.2		3	1	0	0	1	0	0	0	0	0	7	8	0.00	1.500	Gene Harris, R (8, 1) ERA: 2.38	1.1	S	5	1	0	0	0	0	0	0	0	14	17	0.00	0.750														

Batter	1	2	3	4	5	6	7	8	9	AB R H RBI BB SO LOB	TOP																
Darrell Sherman, L (1, 8) OBP: 0.317, SLG: 0.235 Tim Teufel, R (9, PH) OBP: 0.458, SLG: 0.775	1-1 F7		0-3 K		4-1 2B BB		3-2 G6-3		4-1 1B WP BB	3 1 0 0 1 1 0 0 1 0 0 1 0 0																	
Tony Gwynn, L (1, 9) OBP: 0.369, SLG: 0.454	3-2 E1 HR 1B		0-0 G4-3		1-1 2B 1-H 2-H		4-2 CS BB		3-2 WP 1B	4 1 3 2 1 0 0																	
Gary Sheffield, R (1, 5) OBP: 0.331, SLG: 0.509	1-2 HR 2-H		0-0 F9		1-0 G6-3		2-0 P4		3-2 L9 1-2 3-H	5 1 1 2 0 0 3																	
Fred McGriff, L (1, 3) OBP: 0.314, SLG: 0.369	1-0 FC5-4 1B			0-0 CS 1B		3-2 1B G4-3 1B		0-0 G5-3		4 1 3 0 0 0 0																	
Guillermo Velasquez, L (1, 7) OBP: 0.294, SLG: 0.267 Derek Bell, R (7, 8) OBP: 0.320, SLG: 0.446	1-1 FC5-4 1-2f		3-2 G1-3 1-2		0-0 G4-3 1-2		2-2 F8			3 0 0 0 0 0 3 1 0 0 0 0 0 0																	
Jeff Gardner, L (1, 4) OBP: 0.314, SLG: 0.364 Ricky Gutierrez, R (8, PH) OBP: 0.391, SLG: 0.300 (8, 4)	0-0 P3		0-2 G4-3		1-1 1B 2-3 1B		4-2 BB			3 0 1 0 0 0 1 0 0 0 0 1 0 0																	
Kurt Stillwell, S (1, 6) OBP: 0.348, SLG: 0.391		2-2 F9		0-0 1B 1B		1-0 1-2 3-H 1B		3-2 G5-3		4 0 2 1 0 0 1																	
Dan Walters, R (1, 2) OBP: 0.253, SLG: 0.253		0-2 F8		1-3 K		2-1 F8		1-1 F8		4 0 0 0 0 1 3																	
Dave Eiland, R (1, 1) OBP: 0.111, SLG: 0.111 Phil Clark, R (5, PH) OBP: 0.324, SLG: 0.387 Pat Gomez, L (5, 1) Roger Mason, R (7, 1) Bob Geren, R (9, PH) OBP: 0.269, SLG: 0.333		0-1 G1-3		2-2 2B 1-H 1B		2-1 G3		1-3 K		1 0 0 0 0 0 0 1 1 1 0 0 0 0 1 0 0 0 0 0 2 0 0 0 0 0 0 0 1 0 0 0 0 1 0																	
Inning Stats	R: 2 E: 1 K: 0 S: 13	H: 3 LOB: 1 BB: 0 P: 20	R: 0 E: 0 K: 0 S: 9	H: 0 LOB: 0 BB: 0 P: 11	R: 0 E: 0 K: 1 S: 5	H: 1 LOB: 0 BB: 0 P: 5	R: 0 E: 0 K: 0 S: 10	H: 1 LOB: 0 BB: 0 P: 13	R: 2 E: 0 K: 1 S: 11	H: 3 LOB: 1 BB: 1 P: 20	R: 1 E: 0 K: 0 S: 11	H: 3 LOB: 2 BB: 0 P: 20	R: 0 E: 0 K: 0 S: 8	H: 0 LOB: 0 BB: 1 P: 20	R: 0 E: 0 K: 0 S: 11	H: 0 LOB: 1 BB: 1 P: 20	R: 1 E: 0 K: 1 S: 12	H: 1 LOB: 1 BB: 1 P: 24	1B: 9 2B: 1 3B: 0 HR: 1	SF: 0 SAC: 0 DP: 0 HBP: 0	WP: 1 PB: 0 SB: 0 CS: 2	PA: 40					
PITCHER	IP WLS BF H R ER SO BB IBB HBP BLK WP HR S P ERA WHIP																										
Mike Harkey, R (1, 1) ERA: 5.4	5.1		25	10	5	5	2	1	0	0	0	0	1	55	81	8.44	2.062										
Jose Bautista, R (6, 1) ERA: 4.91	0.2		2	0	0	0	0	0	0	0	0	0	0	4	8	0.00	0.000										
Chuck McElroy, L (7, 1) ERA: 2.51	1.0	W	3	0	0	0	0	1	0	0	0	0	0	8	20	0.00	1.000										
Paul Assenmacher, L (8, 1) ERA: 2.31	1.0		4	0	0	0	0	1	0	0	0	0	0	11	20	0.00	1.000										
Randy Myers, L (9, 1) ERA: 1.42	1.0	S	5	1	1	1	1	1	0	0	0	1	0	12	24	9.00	2.000										

San Diego Padres @ Chicago Cubs
Wrigley Field, Chicago, IL
 Sat May 08 1993, 3:33 AM CDT
 Att. 38,003 - Sunny - 70 F

AB	35
R	6
H	11
RBI	5
BB	4
SO	3
LOB	13



livebaseballscorecards.com

Batter	1	2	3	4	5	6	7	8	9
Dwight Smith, L OBP: 0.407, SLG: 0.618 Willie Wilson, S OBP: 0.282, SLG: 0.311 (1, 8) (7, PH) (8, 8)	0-0 G6-4-3 1B 1B		1-0 E S E 1B	1-0 G6-3			2-1 SF7 1B 1-2 PB 1B		
Jose Vizcaino, S OBP: 0.394, SLG: 0.426 (1, 6)	0-0 G6-4-3 1B		1-1 E6 G3-1 CS 2-3 1-H FC5-2-5-3 1B		0-0 B5-3		0-0 SF7 1B 1-2 PB 1B		
Mark Grace, L OBP: 0.380, SLG: 0.490 (1, 3)	0-0 G6-4-3 1-2f 2-3		3-1 G3-1 1-3		2-1 G3		2-0 SF7 1-2 2-3 3-H		
23 Ryne Sandberg, R OBP: 0.290, SLG: 0.200 (1, 4)	0-1 F8		1-2 FC5-2-5-3 1B 3-H		1-1 P6		4-0 PB 1B IBB		
Derrick May, L OBP: 0.386, SLG: 0.456 (1, 7)		4-2 S 1B BB	1-0 1B 2-H		1-3 K		3-2 L8-3 1B 1-H 2-H 3-H		
Steve Buechele, R OBP: 0.321, SLG: 0.438 (1, 5)		2-2 2B 1B 1-H	0-0 G6-3		1-3 K		1-2 L8-3 1-2		
Sammy Sosa, R OBP: 0.297, SLG: 0.542 (1, 9)		2-2 L3-6 2B 1-3		1-2 HR		4-2 BB		0-1 G6-3	
Rick Wilkins, L OBP: 0.250, SLG: 0.200 (1, 2)		1-2 L3-6 2-3		2-0 P6		1-3 K		2-3 K	
Mike Harkey, R OBP: 0.251, SLG: 0.273 Jose Bautista, R OBP: 1.000, SLG: 1.000 Chuck McElroy, L OBP: 0.297, SLG: 0.292 Rey Sanchez, R OBP: 1.000, SLG: 1.000 Paul Assenmacher, L OBP: 0.226, SLG: 0.306 Candy Maldonado, R OBP: 0.226, SLG: 0.306 Randy Myers, L (1, 1) (6, 1) (7, 1) (7, PH) (8, 1) (8, PH) (9, 1)		2-2 P3		0-1 F7			3-2 1B SF7 1B 1B		0-0 P6

AB	R	H	RBI	BB	SO	LOB
3	1	2	0	0	0	0
1	1	1	0	0	0	0
4	1	2	1	0	0	0
3	0	0	1	0	0	3
3	2	0	0	1	0	2
3	1	2	2	1	1	0
4	0	1	1	0	1	2
3	1	2	1	1	0	0
4	0	0	0	0	2	3
2	0	0	0	0	0	1
0	0	0	0	0	0	0
0	0	0	0	0	0	0
1	1	1	0	0	0	0
0	0	0	0	0	0	0
1	0	0	0	0	0	0
0	0	0	0	0	0	0

BOTTOM

San Diego Padres @ Chicago Cubs
Wrigley Field, Chicago, IL

Sat May 08 1993, 3:33 AM CDT
Att: 38,003 - Sunny - 70 F

livebaseballscorecards.com

AB	32
R	8
H	11
RBI	6
BB	3
SO	4
LOB	11



Inning Stats	R: 0	H: 2	E: 0	LOB: 1	K: 0	P: 5	R: 1	H: 2	E: 0	LOB: 1	K: 0	P: 5	R: 2	H: 2	E: 1	LOB: 1	K: 0	P: 11	R: 1	H: 1	E: 0	LOB: 0	K: 0	P: 7	R: 0	H: 0	E: 0	LOB: 0	K: 0	P: 8	R: 0	H: 0	E: 0	LOB: 1	K: 3	P: 20	R: 4	H: 4	E: 0	LOB: 0	K: 0	P: 31	R: 0	H: 0	E: 0	LOB: 0	K: 1	P: 8
	S: 5		S: 16		S: 7		S: 11		S: 7		S: 13		S: 16		S: 6		S: 8		S: 13		S: 16		S: 6		S: 16		S: 6		S: 8		S: 6		S: 8		S: 13		S: 16		S: 6		S: 8		S: 6		S: 8			

PITCHER	IP	WLS	BF	H	R	ER	SO	BB	IBB	HBP	BLK	WP	HR	S	P	ERA	WHIP
Dave Eiland, R ERA: 4.91 (1, 1)	4.0		19	7	4	3	0	1	0	0	0	0	1	39	60	6.75	2.000
Pat Gomez, L ERA: 5.6 (5, 1)	2.1	L	13	4	4	3	3	1	1	0	0	0	0	31	55	11.57	2.143
Roger Mason, R ERA: 1.5 (7, 1)	1.2		4	0	0	0	1	0	0	0	0	0	0	9	12	0.00	0.000

WP	PA	ERA	WHIP
0	36		
2			
2			
1			

Batter	1	2	3	4	5	6	7	8	9	AB R H RBI BB SO LOB	TOP											
Jeff Gardner, L (1, 4) OBP: 0.307, SLG: 0.366	3-2 G3 3B 2B	3-3 K			0-2 G4-3		1-0 F8		3-1 F7	5 1 1 0 0 1 3												
Tony Gwynn, L (1, 9) OBP: 0.370, SLG: 0.452	0-0 G3		3-1 F7		1-1 BB 1B		0-0 1B		1-2 G4-3	5 0 2 1 0 0 2												
Gary Sheffield, R (1, 5) OBP: 0.336, SLG: 0.523	2-1 1B 3B		2-2 F8		4-0 BB 1B		2-3 K			3 1 1 1 1 1 1												
Fred McGriff, L (1, 3) OBP: 0.320, SLG: 0.402	0-1 1B		3-3 K		0-0 F8			1-1 HR		4 1 2 2 0 1 2												
Guillermo Velasquez, L (1, 7) OBP: 0.250, SLG: 0.222	1-3 K			0-0 G6-3		1-1 G3		0-2 P3		3 0 0 0 0 1 1												
Darrell Sherman, L (7, 7) OBP: 0.311, SLG: 0.231										1 0 0 0 0 0 0												
Derek Bell, R (1, 8) OBP: 0.308, SLG: 0.427	0-0 F9		3-2 F8		3-2 G5-3		2-1 G5-3			4 0 0 0 0 0 1												
Kurt Stillwell, S (1, 6) OBP: 0.296, SLG: 0.333		0-1 E4 CS		3-1 G4-3		2-1 G4-3		0-2 L6		4 0 0 0 0 0 0												
Bob Geren, R (1, 2) OBP: 0.333, SLG: 0.500		2-2 BLK 1B			1-3 K		2-1 HR		0-1 FC2-6 1B	4 1 3 1 0 1 0												
Greg Harris, R (1, 1) OBP: 0.200, SLG: 0.267		1-3 K			3-1 G4-3 1B		0-3 K		1-0 FC2-6	3 1 1 0 0 2 1												
Roger Mason, R (8, 1)										1 0 0 0 0 0 1												
Rich Rodriguez, L (9, 1)										0 0 0 0 0 0 0												
Gene Harris, R (9, 1)										0 0 0 0 0 0 0												
Inning Stats	R: 2 E: 0 K: 1 S: 14	H: 3 LOB: 1 BB: 0 P: 20	R: 0 E: 1 K: 2 S: 17	H: 1 LOB: 1 BB: 0 P: 22	R: 0 E: 0 K: 1 S: 8	H: 0 LOB: 0 BB: 0 P: 16	R: 0 E: 0 K: 0 S: 6	H: 0 LOB: 0 BB: 0 P: 12	R: 1 E: 0 K: 1 S: 11	H: 2 LOB: 2 BB: 1 P: 20	R: 0 E: 0 K: 0 S: 7	H: 0 LOB: 0 BB: 0 P: 13	R: 1 E: 0 K: 2 S: 10	H: 2 LOB: 1 BB: 0 P: 15	R: 1 E: 0 K: 0 S: 10	H: 1 LOB: 0 BB: 0 P: 13	R: 0 E: 0 K: 0 S: 8	H: 1 LOB: 1 BB: 0 P: 13	1B: 6 2B: 1 3B: 1 HR: 2	SF: 0 SAC: 0 DP: 0 HBP: 0	WP: 0 PB: 0 SB: 0 CS: 1	PA: 38
PITCHER	IP WLS BF H R ER SO BB IBB HBP BLK WP HR S P ERA WHIP																				PITCHER	IP WLS BF H R ER SO BB IBB HBP BLK WP HR S P ERA WHIP
Jose Guzman, R (1, 1) ERA: 3.5	6.0 L 25 6 3 3 5 1 0 0 1 0 0 63 103 4.50 1.167																					
Dan Plesac, L (7, 1) ERA: 7.2	0.2 4 2 1 1 1 0 0 0 0 0 1 7 10 13.50 3.000																					
Heathcliff Slocumb, R (7, 1) ERA: 4.5	0.1 1 0 0 0 1 0 0 0 0 0 0 3 5 0.00 0.000																					
Chuck McElroy, L (8, 1) ERA: 2.76	2.0 8 2 1 1 0 0 0 0 0 0 1 18 26 4.50 1.000																					

San Diego Padres @ Chicago Cubs
Wrigley Field, Chicago, IL
Sun May 09 1993, 3:33 AM CDT
Att. 30,062 - Sunny - 76 F

livebaseballscorecards.com

AB 37
R 5
H 10
RBI 5
BB 1
SO 7
LOB 12



BOTTOM

San Diego Padres @ Chicago Cubs
 Wrigley Field, Chicago, IL
 Sun May 09 1993, 3:33 AM CDT
 Att. 30,062 - Sunny - 76 F

livebaseballscorecards.com

AB	37
R	4
H	13
RBI	4
BB	2
SO	4
LOB	18



WP: 0	PA: 40
PB: 0	
SB: 0	
CS: 0	

AB R H RBI BB SO LOB

5	0	0	0	0	0	3
5	2	2	0	0	1	0
5	1	4	3	0	0	0
5	0	2	1	0	1	1
4	0	2	0	0	0	4
4	0	1	0	0	0	4
2	0	0	0	2	0	0
4	1	1	0	0	2	5
1	0	0	0	0	0	0
1	0	1	0	0	0	0
0	0	0	0	0	0	0
0	0	0	0	0	0	0
0	0	0	0	0	0	0
1	0	0	0	0	0	1

1B:	7	SF:	0
2B:	3	SAC:	1
3B:	2	DP:	1
HR:	1	HBP:	0

Batter	1	2	3	4	5	6	7	8	9
Dwight Smith, L OBP: 0.375, SLG: 0.567 (1, 8)	2-2 L3	3-1 L7		1-0 F7			1-2 F8		2-1 F7
Jose Vizcaino, S OBP: 0.395, SLG: 0.425 (1, 6)	1-0 G4-3		0-1 1B 23 1B	1-1 F9			2-3 K		1-1 1B HR
Mark Grace, L OBP: 0.397, SLG: 0.560 (1, 3)	0-1 23 1B 2B		1-0 G6-3 23 1B		2-1 L9		0-0 3B		1-0 HR
23 Ryne Sandberg, R OBP: 0.306, SLG: 0.233 (1, 4)	0-1 1B		0-1 G6-3 1B		0-3 K		3-2 G6-3		0-2 L6
Derrick May, L OBP: 0.391, SLG: 0.470 (1, 7)	0-0 F7		0-0 F8		2-2 2B			0-0 G5-4-3 1B	
Steve Buechele, R OBP: 0.319, SLG: 0.440 (1, 5)		1-0 SH5-4 2B	0-1 G6-3		2-1 F9			1-1 G5-4-3	
Sammy Sosa, R OBP: 0.304, SLG: 0.532 (1, 9)		4-2 SH5-4 BB	4-2 BB			0-0 F8		0-0 G6-3	
Rick Wilkins, L OBP: 0.250, SLG: 0.203 (1, 2)		2-3 K	1-0 F9			0-3 K			0-1 1B HR
Jose Guzman, R OBP: 0.293, SLG: 0.289 (1, 1)		0-0 SH5-4		0-0 G5-3		0-1 3B			0-2 P3

Inning Stats	1	2	3	4	5	6	7	8	9
R: 0	R: 0	R: 0	R: 1	R: 0	R: 0	R: 0	R: 0	R: 0	R: 3
H: 2	H: 1	H: 3	H: 0	H: 1	H: 1	H: 1	H: 1	H: 1	H: 3
E: 0	E: 0	E: 0	E: 0	E: 0	E: 0	E: 0	E: 0	E: 0	E: 0
K: 0	K: 1	K: 0	K: 0	K: 1	K: 1	K: 1	K: 1	K: 0	K: 0
S: 10	S: 9	S: 11	S: 4	S: 10	S: 6	S: 10	S: 4	S: 4	S: 13
LOB: 2	LOB: 2	LOB: 3	LOB: 0	LOB: 1	LOB: 1	LOB: 1	LOB: 1	LOB: 0	LOB: 0
BB: 0	BB: 1	BB: 1	BB: 0	BB: 0	BB: 0	BB: 0	BB: 0	BB: 0	BB: 0
P: 13	P: 19	P: 17	P: 6	P: 16	P: 6	P: 16	P: 16	P: 5	P: 17

PITCHER	IP	WLS	BF	H	R	ER	SO	BB	IBB	HBP	BLK	WP	HR	S	P	ERA	WHIP
Greg Harris, R ERA: 4.93 (1, 1)	7.0		31	9	1	1	4	2	0	0	0	0	0	60	93	1.29	1.571
Roger Mason, R ERA: 2.29 (8, 1)	1.2		7	3	2	2	0	0	0	0	0	0	0	13	17	10.80	1.800
Rich Rodriguez, L ERA: 4.61 (9, 1)	0.0		1	1	1	1	0	0	0	0	0	0	1	1	2	∞	∞
Gene Harris, R ERA: 2.31 (9, 1)	0.1	S	1	0	0	0	0	0	0	0	0	0	0	3	3	0.00	0.000

San Diego Padres @ Cincinnati Reds
Riverfront Stadium, Cincinnati, OH

Mon May 10 1993, 7:05 PM EDT
Att. 24,613 - Unknown - 84 F

AB	41
R	5
H	15
RBI	5
BB	3
SO	7
LOB	23



WP:	0	PA:	44
PB:	0		
SB:	1		
CS:	0		

AB R H RBI BB SO LOB

4	1	1	0	0	1	1
0	0	0	0	0	0	0
1	0	0	0	0	0	0
0	0	0	0	0	0	0

5	0	2	0	0	0	1
---	---	---	---	---	---	---

3	0	0	0	2	1	1
---	---	---	---	---	---	---

5	1	2	1	0	0	2
---	---	---	---	---	---	---

4	2	3	0	0	1	3
1	0	1	0	0	0	0

4	0	2	2	0	0	4
0	0	0	0	1	0	0

5	1	3	1	0	1	3
---	---	---	---	---	---	---

5	0	1	1	0	1	7
---	---	---	---	---	---	---

2	0	0	0	0	1	1
0	0	0	0	0	0	0
2	0	0	0	0	1	0

1B:	11	SF:	0
2B:	4	SAC:	0
3B:	0	DP:	2
HR:	0	HBP:	0

Batter	1	2	3	4	5	6	7	8	9											
Ricky Gutierrez, R OBP: 0.380, SLG: 0.295 Jeremy Hernandez, R (6, 1) Darrell Sherman, L OBP: 0.306, SLG: 0.226 Pat Gomez, L (8, 1)	2-2 BB 1B 1B	1-0 F9		2-3 K		1-0 G4-3		2-2 L4												
Tony Gwynn, L OBP: 0.371, SLG: 0.457 (1, 9)	2-0 1B BB 1-2 1B	2-1 G4-3		1-0 E7		0-0 F7		1-0 2B												
Gary Sheffield, R OBP: 0.339, SLG: 0.509 (1, 5)	4-2 1B BB 1-2 2-3 BB		0-3 K	4-0 BB			2-2 G6-3	0-2 G4-3												
Fred McGriff, L OBP: 0.323, SLG: 0.411 (1, 3)	0-0 1B 1-2 2-3 3-H		2-1 F7	0-0 F7			2-2 1B 1B 2B	1-0 F7												
Derek Bell, R OBP: 0.324, SLG: 0.450 Jeff Gardner, L OBP: 0.316, SLG: 0.375 (9, PH)	3-3 K		1-2 S 1B 2B		1-2 1B 1B		1-0 E 1B 2-3 G6-3 1B	3-2 BB 1B												
Tim Lincecum, R OBP: 0.462, SLG: 0.750 Guillermo Velasquez, L OBP: 0.286, SLG: 0.222 (9, PH)	0-1 G6-4-3 1-2f		2-2 1B 2-H		1-1 P3		1-0 E7 1-3 3-H 1B	4-1 1-2 BB												
Phil Clark, R OBP: 0.359, SLG: 0.417 (1, 7)		0-0 2B 1B	0-1 1B		0-0 G5-4-3 1-2 1B		0-0 G6-3	1-3 K												
Bob Geren, R OBP: 0.314, SLG: 0.485 (1, 2)		3-2 F9 1-H 2B	2-2 P3		3-1 G5-4-3 1-2f		1-1 F9	2-3 K												
Kerry Taylor, R Tim Scott, R Kurt Stillwell, S OBP: 0.276, SLG: 0.310 (6, 6)		0-0 B1-3		1-3 K		2-3 K		0-0 P6												
Inning Stats	R: 1 E: 0 K: 1 S: 17	H: 3 LOB: 2 BB: 1 P: 28	R: 1 E: 0 K: 1 S: 8	H: 2 LOB: 1 BB: 0 P: 14	R: 1 E: 0 K: 1 S: 20	H: 3 LOB: 2 BB: 0 P: 27	R: 0 E: 1 K: 2 S: 9	H: 0 LOB: 2 BB: 1 P: 17	R: 0 E: 0 K: 1 S: 5	H: 0 LOB: 0 BB: 0 P: 8	R: 2 E: 1 K: 0 S: 11	H: 3 LOB: 1 BB: 0 P: 18	R: 0 E: 0 K: 0 S: 11	H: 1 LOB: 1 BB: 0 P: 14	R: 0 E: 0 K: 2 S: 13	H: 1 LOB: 2 BB: 1 P: 24	1B: 11 2B: 4 3B: 0 HR: 0	SF: 0 SAC: 0 DP: 2 HBP: 0	WP: 0 PA: 44	
PITCHER	IP	WLS	BF	H	R	ER	SO	BB	IBB	HBP	BLK	WP	HR	S	P	ERA	WHIP			
Tom Browning, L ERA: 6.92 Steve Foster, R ERA: 1.61 Greg Cadaret, L ERA: 1.64 Jeff Reardon, R ERA: 2.13	(1, 1) (7, 1) (9, 1) (9, 1)	6.0 2.0 0.1 0.2	W 10 1 S	29 4 0 1	10 2 0 0	3 1 0 0	5 0 0 2	2 0 0 1	0 0 0 0	0 0 0 0	0 0 0 0	0 0 0 0	0 0 1 0	67 22 1 12	107 32 2 22	4.50 4.50 0.00 0.00	2.000 2.000 0.000 3.000			

livebaseballscorecards.com

Batter	1	2	3	4	5	6	7	8	9	AB	R	H	RBI	BB	SO	LOB	BOTTOM
--------	---	---	---	---	---	---	---	---	---	----	---	---	-----	----	----	-----	--------

Bip Roberts, S <small>OBP: 0.311, SLG: 0.275</small> (1, 4) BB (7, 5) BB	4-1 G4-3 S 1B BB	1-1 WP S 1B 1B		1-0 F7	4-0 1B BB		3-3 K			3	2	1	0	2	1	1	
--	----------------------------------	--------------------------------	--	---------------	---------------------	--	--------------	--	--	---	---	---	---	---	---	---	--

Roberto Kelly, R <small>OBP: 0.320, SLG: 0.458</small> (1, 8) BB (7, 5) BB	1-0 G4-3	4-2 1B BB 1B		0-1 SF8 BB 1B	0-1 1B 1-2 2-3			0-0 1B		4	1	3	0	1	0	1	
--	-----------------	---------------------------	--	----------------------------	-----------------------------	--	--	---------------	--	---	---	---	---	---	---	---	--

Barry Larkin, R <small>OBP: 0.410, SLG: 0.368</small> Jeff Branson, L <small>OBP: 0.417, SLG: 0.471</small> (5, PH) (6, 6) BB	1-0 SF8 S BB 1B	1-1 1B 1-2 1B		4-0 S BB 1-2	3-2 G4-3			1-0 G5-4-3 1B 1-2		2	1	2	2	1	0	0	
--	---------------------------------	----------------------------	--	---------------------------	-----------------	--	--	--------------------------------	--	---	---	---	---	---	---	---	--

Kevin Mitchell, R <small>OBP: 0.383, SLG: 0.507</small> Cesar Hernandez, R <small>OBP: 0.130, SLG: 0.091</small> (1, 7) BB (9, 7) BB	4-2 HBP BB 1-2	2-2 1B 1-3 2-H		0-0 SF8 2-3 3-H		1-1 FC5-4 1B		2-3 K		3	0	2	2	1	1	2	
---	-----------------------------	-----------------------------	--	------------------------------	--	------------------------	--	--------------	--	---	---	---	---	---	---	---	--

Chris Sabo, R <small>OBP: 0.289, SLG: 0.417</small> Steve Foster, R (7, 1) BB Cecil Espy, S <small>OBP: 0.388, SLG: 0.250</small> (8, PH) Greg Cadaret, L (9, 1) BB Jeff Reardon, R (9, 1) BB	3-2 SF8 2-H	1-3 K		2-1 F9 1-2		1-3 K		1-1 G5-4-3 1-2f		3	0	0	1	0	2	5	
--	-----------------------	--------------	--	----------------------	--	--------------	--	---------------------------	--	---	---	---	---	---	---	---	--

Randy Milligan, R <small>OBP: 0.376, SLG: 0.350</small> (1, 3) BB (1, 2) BB	2-2 HBP 1-2		0-1 G4-3		1-0 E9 2B		2-3 K			3	1	0	0	0	1	1	
---	-----------------------	--	-----------------	--	---------------------	--	--------------	--	--	---	---	---	---	---	---	---	--

Reggie Sanders, R <small>OBP: 0.314, SLG: 0.400</small> (1, 9) BB (1, 2) BB	0-3 K		1-1 F7		1-2 1B 2B 2-H		1-0 FC5-4 1-2f			4	0	1	1	0	1	3	
---	--------------	--	---------------	--	----------------------------	--	--------------------------	--	--	---	---	---	---	---	---	---	--

Joe Oliver, R <small>OBP: 0.306, SLG: 0.414</small> (1, 2) BB (1, 2) BB		1-0 F9	2-0 P5		0-2 K		1-0 P4			4	0	0	0	0	1	1	
---	--	---------------	---------------	--	--------------	--	---------------	--	--	---	---	---	---	---	---	---	--

Tom Browning, L <small>OBP: 0.182, SLG: 0.182</small> Juan Samuel, R <small>OBP: 0.167, SLG: 0.214</small> (7, 4) BB (1, 1) BB		1-1 G3		1-2 1B SF8 1B		1-2 F7		1-0 G6-3		3	1	1	0	0	0	1	
---	--	---------------	--	----------------------------	--	---------------	--	-----------------	--	---	---	---	---	---	---	---	--

Inning Stats	R: 2	H: 1	E: 0	K: 1	S: 13	LOB: 2	BB: 2	P: 28	R: 2	H: 3	E: 0	K: 1	S: 15	LOB: 2	BB: 1	P: 26	R: 0	H: 0	E: 0	K: 0	S: 5	LOB: 0	BB: 0	P: 8	R: 1	H: 2	E: 0	K: 0	S: 11	LOB: 2	BB: 1	P: 19	R: 1	H: 2	E: 1	K: 1	S: 18	LOB: 3	BB: 1	P: 28	R: 0	H: 1	E: 0	K: 2	S: 10	LOB: 1	BB: 0	P: 15	R: 0	H: 0	E: 0	K: 1	S: 5	LOB: 0	BB: 0	P: 10	R: 0	H: 2	E: 0	K: 1	S: 8	LOB: 1	BB: 0	P: 12	1B: 10	SF: 2	2B: 1	SAC: 0	3B: 0	DP: 1	HR: 0	HBP: 1	WP: 1	PA: 41
--------------	------	------	------	------	-------	--------	-------	-------	------	------	------	------	-------	--------	-------	-------	------	------	------	------	------	--------	-------	------	------	------	------	------	-------	--------	-------	-------	------	------	------	------	-------	--------	-------	-------	------	------	------	------	-------	--------	-------	-------	------	------	------	------	------	--------	-------	-------	------	------	------	------	------	--------	-------	-------	--------	-------	-------	--------	-------	-------	-------	--------	-------	--------

PITCHER	IP	WLS	BF	H	R	ER	SO	BB	IBB	HBP	BLK	WP	HR	S	P	ERA	WHIP
Kerry Taylor, R <small>ERA: 5.06</small>	(1, 1)	3.1	L	21	6	5	5	2	4	0	0	1	0	41	76	13.50	3.000
Tim Scott, R <small>ERA: 2.08</small>	(4, 1)	1.2		9	2	1	0	1	1	0	0	0	0	21	33	0.00	1.800
Jeremy Hernandez, R <small>ERA: 4.5</small>	(6, 1)	2.0		7	1	0	0	3	0	0	0	0	0	15	25	0.00	0.500
Pat Gomez, L <small>ERA: 5.3</small>	(8, 1)	1.0		4	2	0	0	1	0	0	0	0	0	8	12	0.00	2.000

San Diego Padres @ Cincinnati Reds
 Riverfront Stadium, Cincinnati, OH
 Mon May 10 1993, 7:05 PM EDT
 Att: 24,613 - Unknown - 84 F

AB	33
R	6
H	11
RBI	6
BB	5
SO	7
LOB	20



Batter	1	2	3	4	5	6	7	8	9	AB R H RBI BB SO LOB	TOP	
Jeff Gardner, L (1, 4) <small>OBP: 0.325, SLG: 0.400</small>	4-2 		2-0 	1-0 			2-2 			3 1 1 1 1 0 1	San Diego Padres @ Cincinnati Reds Riverfront Stadium, Cincinnati, OH Tue May 11 1993, 7:05 PM EDT Att. 25,205 - Unknown - 80 F	
Tony Gwynn, L (1, 9) <small>OBP: 0.382, SLG: 0.462</small>	0-1 		1-2 		0-1 			1-2 		3 0 2 1 0 0 0		
Gary Sheffield, R (1, 5) <small>OBP: 0.344, SLG: 0.504</small>	3-2 		1-1 		3-2 			1-2 		3 0 1 0 0 0 3		
Fred McGriff, L (1, 3) <small>OBP: 0.328, SLG: 0.404</small>	1-0 		4-1 		2-0 			4-2 		2 0 0 0 2 0 2		
Phil Plantier, L (1, 7) <small>OBP: 0.281, SLG: 0.472</small> Phil Clark, R (8, PH) <small>OBP: 0.350, SLG: 0.405</small>		2-2 	0-3 			2-3 		0-1 		3 0 0 0 0 2 3 1 0 0 0 0 0 1		
Derek Bell, R (1, 8) <small>OBP: 0.322, SLG: 0.442</small>		0-1 	1-3 			1-0 		1-2 		4 0 1 0 0 1 3		
Kurt Stillwell, S (1, 6) <small>OBP: 0.281, SLG: 0.313</small> Jeremy Hernandez, R (6, 1) Tim Teufel, R (9, PH) <small>OBP: 0.453, SLG: 0.733</small>		1-1 		0-0 		2-1 		1-0 		3 0 1 0 0 0 1 0 0 0 0 0 0 0 1 0 0 0 0 0 0		
Bob Geren, R (1, 2) <small>OBP: 0.308, SLG: 0.444</small>			4-1 	2-1 			1-1 		3-1 			3 0 0 0 1 0 1
Wally Whitehurst, R (1, 1) <small>OBP: 0.500, SLG: 0.500</small> Ricky Gutierrez, R (6, 6) <small>OBP: 0.373, SLG: 0.289</small>			0-2 	2-2 			0-1 			2 1 1 0 0 0 1 1 0 0 0 0 0 0		
Inning Stats	R: 0 H: 1 E: 0 LOB: 1 K: 0 BB: 1 S: 9 P: 17	R: 0 H: 0 E: 0 LOB: 0 K: 0 BB: 0 S: 7 P: 10	R: 2 H: 2 E: 0 LOB: 3 K: 2 BB: 2 S: 17 P: 30	R: 0 H: 2 E: 0 LOB: 1 K: 0 BB: 0 S: 10 P: 15	R: 0 H: 1 E: 0 LOB: 0 K: 1 BB: 0 S: 6 P: 11	R: 0 H: 1 E: 0 LOB: 0 K: 1 BB: 0 S: 7 P: 11	R: 0 H: 0 E: 0 LOB: 0 K: 0 BB: 0 S: 8 P: 11	R: 0 H: 0 E: 0 LOB: 1 K: 0 BB: 1 S: 11 P: 17	R: 0 H: 0 E: 0 LOB: 0 K: 0 BB: 0 S: 6 P: 11	1B: 6 SF: 0 2B: 1 SAC: 0 3B: 1 DP: 3 HR: 0 HBP: 2	WP: 0 PA: 35 PB: 0 SB: 0 CS: 2	
PITCHER	Tim Belcher, R (1, 1) <small>ERA: 5.21</small> Milt Hill, R (3, 1) <small>ERA: 3.68</small> Bill Landrum, R (6, 1) <small>ERA: 1.23</small> Greg Cadaret, L (8, 1) <small>ERA: 1.38</small>	IP WLS BF H R ER SO BB IBB HBP BLK WP HR S P ERA WHIP	IP WLS BF H R ER SO BB IBB HBP BLK WP HR S P ERA WHIP									

livebaseballscorecards.com

AB	29
R	2
H	7
RBI	2
BB	4
SO	3
LOB	16



Batter	1	2	3	4	5	6	7	8	9
Bip Roberts, S OBP: 0.297, SLG: 0.263 (1, 4)	0-0 G1-3	0-0 SF		1-1 E4		1-3 K		2-2 G4-3	
Roberto Kelly, R OBP: 0.326, SLG: 0.463 (1, 8)	2-0 FC4-6	0-0 SF9		1-0 F9		1-2 1B			
Barry Larkin, R OBP: 0.399, SLG: 0.355 (1, 6)	0-1 FC4-6	2-2 P4		1-1 P4		2-1 G6-3			
Kevin Mitchell, R OBP: 0.388, SLG: 0.507 (1, 7)	3-1 1B	0-0 1B			0-0 P6		1-1 F7		
Greg Cadaret, L (8, 1)	1-2 1B	1-2 2-3 1B							
Chris Sabo, R OBP: 0.269, SLG: 0.411 (1, 5)	1-2 1B	1-0 F8			2-2 F9		0-3 K		
Randy Milligan, R OBP: 0.364, SLG: 0.337 (1, 3)	2-3 K		3-1 F9		1-2 E5		1-2 F9		
Reggie Sanders, R OBP: 0.320, SLG: 0.413 (1, 9)		0-0 E SF 1B	2-3 K		2-2 F8		1-0 BLK 1B 2B		
Joe Oliver, R OBP: 0.304, SLG: 0.409 (1, 2)		2-1 SF E SF9 1B	3-3 K			0-3 K	1-3 K		
Tim Belcher, R OBP: 0.083, SLG: 0.083 (1, 1)		0-0 FC1		0-3 K		4-2 1B BB	0-0 CS 1B		
Milt Hill, R (3, 1)									
Bill Landrum, R (6, 1)									
Cesar Hernandez, R OBP: 0.139, SLG: 0.091 (8, PH)									
Cecil Espy, S OBP: 0.400, SLG: 0.270 (9, 7)									

Inning Stats	R: 1	H: 3	E: 0	LOB: 2	K: 1	S: 12	P: 20	R: 2	H: 3	E: 2	LOB: 3	K: 0	S: 11	R: 0	H: 0	E: 0	LOB: 0	K: 2	S: 10	R: 0	H: 0	E: 1	LOB: 1	K: 0	S: 9	R: 0	H: 1	E: 0	LOB: 2	K: 2	S: 15	R: 0	H: 0	E: 0	LOB: 0	K: 1	S: 9	R: 1	H: 2	E: 0	LOB: 0	K: 1	S: 10	1B: 8	SF: 2	2B: 1	SAC: 0	3B: 0	DP: 0	HR: 0	HBP: 0
--------------	------	------	------	--------	------	-------	-------	------	------	------	--------	------	-------	------	------	------	--------	------	-------	------	------	------	--------	------	------	------	------	------	--------	------	-------	------	------	------	--------	------	------	------	------	------	--------	------	-------	-------	-------	-------	--------	-------	-------	-------	--------

PITCHER	IP	WLS	BF	H	R	ER	SO	BB	IBB	HBP	BLK	WP	HR	S	P	ERA	WHIP
Wally Whitehurst, R ERA: 1.8 (1, 1)	5.0	L	25	6	3	1	4	0	0	0	0	0	0	55	83	1.80	1.200
Jeremy Hernandez, R ERA: 4.3 (6, 1)	3.0		12	3	1	1	4	1	0	0	1	0	0	34	48	3.00	1.333

BOTTOM

San Diego Padres @ Cincinnati Reds
Riverfront Stadium, Cincinnati, OH

Tue May 11 1993, 7:05 PM EDT
Att: 25,205 - Unknown - 80 F

AB	34
R	4
H	9
RBI	4
BB	1
SO	8
LOB	18



WP	PA	ERA	WHIP
0	37		

Batter	1	2	3	4	5	6	7	8	9	AB R H RBI BB SO LOB	TOP
Jeff Gardner, L (1, 4) OBP: 0.325, SLG: 0.397 B C C C F X	1-2 		1-0 		2-3 					3 0 1 0 0 1 1	San Diego Padres @ Cincinnati Reds Riverfront Stadium, Cincinnati, OH Wed May 12 1993, 7:05 PM EDT Att. 22,082 - Unknown - 67 F
Tony Gwynn, L (1, 9) OBP: 0.377, SLG: 0.455 B S F B S	2-3 		1-2 							2 0 0 0 0 1 1	
Gary Sheffield, R (1, 5) OBP: 0.338, SLG: 0.496 C F X	0-2 		0-0 							2 0 0 0 0 0 1	
Fred McGriff, L (1, 3) OBP: 0.338, SLG: 0.440		1-1 		2-2 						2 1 2 1 0 0 0	
Phil Plantier, L (1, 7) OBP: 0.271, SLG: 0.455 C C C C		1-3 		1-3 						2 0 0 0 0 2 1	
Derek Bell, R (1, 8) OBP: 0.316, SLG: 0.434 C C C C		0-3 		0-2 						2 0 0 0 0 1 1	
Kurt Stillwell, S (1, 6) OBP: 0.294, SLG: 0.324 C C C C C C C C		3-3 			2-2 					2 0 1 0 0 1 0	
Bob Geren, R (1, 2) OBP: 0.293, SLG: 0.421 C C C C			0-3 		0-0 					2 0 0 0 0 1 1	
Andy Benes, R (1, 1) OBP: 0.235, SLG: 0.438 C C B X			1-1 		1-1 					1 1 1 1 0 0 0	
Inning Stats	R: 0 H: 0 E: 0 LOB: 0 K: 1 BB: 0 S: 10 P: 13	R: 1 H: 1 E: 0 LOB: 0 K: 3 BB: 0 S: 14 P: 19	R: 1 H: 2 E: 0 LOB: 1 K: 1 BB: 0 S: 10 P: 13	R: 0 H: 1 E: 0 LOB: 0 K: 1 BB: 0 S: 10 P: 13	R: 0 H: 1 E: 0 LOB: 1 K: 1 BB: 0 S: 14 P: 19					1B: 3 SF: 0 2B: 0 SAC: 1 3B: 0 DP: 1 HR: 2 HBP: 0	WP: 0 PA: 19 PB: 0 SB: 0 CS: 0
PITCHER Jose Rijo, R (1, 1) ERA: 3.23	IP WLS BF H R ER SO BB IBB HBP BLK WP HR S P ERA WHIP 5.0 W 19 5 2 2 7 0 0 0 0 0 2 58 77 3.60 1.000					PITCHER IP WLS BF H R ER SO BB IBB HBP BLK WP HR S P ERA WHIP					

AB	18
R	2
H	5
RBI	2
BB	0
SO	7
LOB	6



Batter	1	2	3	4	5	6	7	8	9
Bip Roberts, S OBP: 0.298, SLG: 0.265 (1, 4) C F B X	1-2 1B G5-3 1B	0-0 F8		2-0 G4-3					
Roberto Kelly, R OBP: 0.326, SLG: 0.460 (1, 8) C B X	1-1 G5-3 2B 1B	3-2 G5-3			1-3 K				
Barry Larkin, R OBP: 0.390, SLG: 0.347 (1, 6) B B F F X	2-2 G5-3 1-3 3-H	1-1 P4			0-0 G4-3				
Kevin Mitchell, R OBP: 0.398, SLG: 0.551 (1, 7) X	0-0 BB 2B 3-H		0-3 K		0-1 1B 3B				
Chris Sabo, R OBP: 0.270, SLG: 0.409 (1, 5) C X	0-1 G5-3		0-3 K		2-0 1B S 3-H				
Randy Milligan, R OBP: 0.363, SLG: 0.330 (1, 3) B B B B	4-0 BB BB		0-0 L7		3-3 K 1-2				
Reggie Sanders, R OBP: 0.331, SLG: 0.418 (1, 9) C B F F B B F F	4-2 BB 1-2 2-3 BB			2-1 1B					
Joe Oliver, R OBP: 0.299, SLG: 0.402 (1, 2) C B S S	1-3 K			0-1 F9					
Jose Rijo, R OBP: 0.421, SLG: 0.375 (1, 1) S B X		0-2 2B		0-3 K					

Inning Stats	R: 2 E: 0 K: 1 S: 21	H: 3 LOB: 3 BB: 2 P: 34	R: 0 E: 0 K: 0 S: 9	H: 1 LOB: 1 BB: 0 P: 13	R: 0 E: 0 K: 2 S: 9	H: 0 LOB: 0 BB: 0 P: 9	R: 0 E: 0 K: 1 S: 9	H: 1 LOB: 1 BB: 0 P: 12	R: 1 E: 0 K: 2 S: 10	H: 2 LOB: 1 BB: 0 P: 16
---------------------	-------------------------------	----------------------------------	------------------------------	----------------------------------	------------------------------	---------------------------------	------------------------------	----------------------------------	-------------------------------	----------------------------------

PITCHER Andy Benes, R ERA: 2.83 (1, 1)	IP 5.0	WLS L	BF 24	H 7	R 3	ER 3	SO 6	BB 2	IBB 0	HBP 0	BLK 0	WP 0	HR 0	S 58	P 84	ERA 5.40	WHIP 1.800
--	-----------	----------	----------	--------	--------	---------	---------	---------	----------	----------	----------	---------	---------	---------	---------	-------------	---------------

BOTTOM

AB	R	H	RBI	BB	SO	LOB
3	1	1	0	0	0	2
3	1	1	0	0	1	1
3	0	0	1	0	0	2
3	1	2	1	0	1	0
3	0	1	1	0	1	1
2	0	0	0	1	1	1
1	0	1	0	1	0	0
2	0	0	0	0	1	4
2	0	1	0	0	1	1

AB	22
R	3
H	7
RBI	3
BB	2
SO	6
LOB	12



WP: 0	PA: 24
PB: 0	SB: 1
CS: 0	

San Diego Padres @ Cincinnati Reds
Riverfront Stadium, Cincinnati, OH
Wed May 12 1993, 7:05 PM EDT
Att: 22,082 - Unknown - 67 F

livebaseballscorecards.com

Batter	1	2	3	4	5	6	7	8	9	AB R H RBI BB SO LOB	TOP	
Ricky Gutierrez, R OBP: 0.364, SLG: 0.306 (1, 5) C C C X	0-2 G4-3 ①		1-0 F9 ②		1-1 2B ③			0-2 G6-3 ②		4 0 1 0 0 0 0		
Kurt Stillwell, S OBP: 0.316, SLG: 0.324 (1, 6) C C B B X	2-2 L7 ②		1-0 1B ③		2-2 G1-3 ③			4-2 BB ③		3 0 1 0 1 0 1		
Tim Teufel, R OBP: 0.421, SLG: 0.673 (1, 4) C F F B B B X	3-2 F8 ③		2-0 F9 ③		1-3 K ①			0-1 F7 ③		4 0 0 0 0 1 2		
Fred McGriff, L OBP: 0.328, SLG: 0.425 (1, 3) C X		0-1 G4-3 ①		2-2 G3-1 ①		3-3 K ②		0-0 F7 ①		4 0 0 0 0 1 0		
Derek Bell, R OBP: 0.322, SLG: 0.436 (1, 8) F B B X		2-1 G4-3 BLK 1B ②		2-3 K ②		0-1 G6-3 ③		0-0 FC5-4 1B ②		4 1 2 0 0 1 0		
Phil Clark, R OBP: 0.341, SLG: 0.375 (1, 9) 1 SAFE X		0-0 G4-3 ②		1-1 FC5-4 HBP ②		0-0 F8 ①		2-2 FC5-4 1-2f ②		3 0 0 0 0 0 2		
Dan Walters, R OBP: 0.253, SLG: 0.253 (1, 2) C B B B B X		3-2 1B ③		0-1 FC5-4 1-2f ③		1-1 G6-3 ②		0-0 P2 ③		4 0 1 1 0 0 2		
Darrell Sherman, L OBP: 0.292, SLG: 0.214 (1, 7) C B B B B X		3-H 1-2 F7 ③		0-0 F8 ①		1-1 G4-3 ③				3 0 0 0 0 0 1		
Dave Eiland, R OBP: 0.091, SLG: 0.091 (1, 1) Tim Scott, R (7, 1) Bob Geren, R OBP: 0.286, SLG: 0.410 (8, PH) Gene Harris, R (8, 1)			1-3 K ①		0-2 F8 ②			2-0 F7 ①		2 0 0 0 0 1 0 0 0 0 0 0 0 0 1 0 0 0 0 0 0 0 0 0 0 0 0 0		
Inning Stats	R: 0 H: 0 E: 0 LOB: 0 K: 0 BB: 0 S: 10 P: 15	R: 1 H: 2 E: 0 LOB: 1 K: 0 BB: 0 S: 12 P: 18	R: 0 H: 1 E: 0 LOB: 1 K: 1 BB: 0 S: 6 P: 11	R: 0 H: 0 E: 0 LOB: 1 K: 1 BB: 0 S: 11 P: 16	R: 0 H: 1 E: 0 LOB: 1 K: 0 BB: 0 S: 9 P: 12	R: 0 H: 0 E: 0 LOB: 0 K: 2 BB: 0 S: 9 P: 13	R: 0 H: 0 E: 0 LOB: 0 K: 0 BB: 0 S: 5 P: 7	R: 0 H: 0 E: 0 LOB: 1 K: 0 BB: 1 S: 8 P: 14	R: 0 H: 1 E: 0 LOB: 1 K: 0 BB: 0 S: 6 P: 8	1B: 4 SF: 0 2B: 1 SAC: 0 3B: 0 DP: 0 HR: 0 HBP: 1	WP: 0 PA: 34 PB: 0 SB: 0 CS: 0	
PITCHER John Smiley, L ERA: 5.82 (1, 1)	IP WLS BF H R ER SO BB IBB HBP BLK WP HR S P ERA WHIP	9.0 W 34 5 1 1 4 1 0 1 1 0 0 0 76 114 1.00 0.667										

San Diego Padres @ Cincinnati Reds
Riverfront Stadium, Cincinnati, OH
Thu May 13 1993, 3:33 AM EDT
Att. 29,454 - Sunny - 55 F

livebaseballscorecards.com

AB	32
R	1
H	5
RBI	1
BB	1
SO	4
LOB	8



Batter	1	2	3	4	5	6	7	8	9
Bip Roberts, S (1, 4) OBP: 0.288, SLG: 0.255 Jeff Branson, L (7, 4) OBP: 0.432, SLG: 0.514	2-2 G5-3		1-0 F7	2-0 G6-3		2-3 K		2-1 2B	
Roberto Kelly, R (1, 8) OBP: 0.321, SLG: 0.446	1-3 K		0-1 G5-3		0-1 F9		1-2 G5-3	4-2 BB	
Barry Larkin, R (1, 6) OBP: 0.390, SLG: 0.372	1-0 P2		1-1 HR		1-0 G5-3		1-2 E 2B S 1B	3-2 G6-3	
Kevin Mitchell, R (1, 7) OBP: 0.413, SLG: 0.646 Cesar Hernandez, R (7, PR) OBP: 0.130, SLG: 0.091 (8, 7)		1-0 HR	3-2 HR		1-1 F8		1-2 2B		
Chris Sabo, R (1, 5) OBP: 0.270, SLG: 0.412		2-2 P3	0-0 2B		2-0 P4		1-3 K		
Reggie Sanders, R (1, 9) OBP: 0.328, SLG: 0.412		3-2 E6 1B	2-2 G5-3		1-2 BB 1B SF8 1B		3-3 K		
Joe Oliver, R (1, 3) OBP: 0.305, SLG: 0.400		2-2 P4		1-0 SH2-4 HBP		0-0 BB 1B		2-1 L9	
Dan Wilson, R (1, 2) OBP: 0.500, SLG: 0.455		2-1 FC4-6 1B		1-0 F8		4-0 BB		4-0 SH1-4 2B BB	
John Smiley, L (1, 1) OBP: 0.273, SLG: 0.333		0-0 FC4-6		0-1 SH2-4		0-1 SF8		1-0 SH1-4	

Inning Stats	R: 0	H: 0	E: 0	K: 1	S: 9	R: 2	H: 2	E: 1	K: 0	S: 15	R: 2	H: 3	E: 0	K: 0	S: 12	R: 0	H: 0	E: 0	K: 0	S: 4	R: 0	H: 0	E: 0	K: 0	S: 5	R: 1	H: 2	E: 0	K: 2	S: 17	R: 1	H: 1	E: 0	K: 0	S: 14	R: 1	H: 1	E: 0	K: 0	S: 14
	LOB: 0	BB: 0	P: 13	LOB: 1	BB: 0	P: 25	LOB: 1	BB: 0	P: 19	LOB: 1	BB: 0	P: 8	LOB: 2	BB: 1	P: 7	LOB: 1	BB: 2	BB: 0	P: 23	LOB: 2	BB: 1	P: 20	LOB: 1	BB: 0	P: 7	LOB: 1	BB: 0	P: 23	LOB: 2	BB: 2	BB: 2	LOB: 2	BB: 2	LOB: 2	BB: 2	LOB: 2	BB: 2	LOB: 2	BB: 2	

AB	R	H	RBI	BB	SO	LOB	
4	0	0	0	0	1	3	
1	0	1	1	0	0	0	
4	0	0	0	1	1	0	
5	2	2	1	0	0	2	
4	2	3	3	0	0	0	
0	0	0	0	0	0	0	
4	0	1	0	0	1	1	
4	2	1	0	0	1	2	
3	0	1	0	0	0	1	
2	1	1	1	2	0	1	
1	0	0	1	0	0	1	
1B: 4	SF: 1	2B: 3	SAC: 2	3B: 0	DP: 0	HR: 3	HBP: 1

BOTTOM

San Diego Padres @ Cincinnati Reds
Riverfront Stadium, Cincinnati, OH

Thu May 13 1993, 3:33 AM EDT
Att. 29,454 - Sunny - 55 F

AB	32
R	7
H	10
RBI	7
BB	3
SO	4
LOB	11



WP: 0	PA: 39
PB: 0	SB: 2
CS: 0	

PITCHER	IP	WLS	BF	H	R	ER	SO	BB	IBB	HBP	BLK	WP	HR	S	P	ERA	WHIP
Dave Eiland, R (1, 1) ERA: 5.08	6.0	L	28	7	5	4	2	1	0	0	0	0	3	56	92	6.00	1.333
Tim Scott, R (7, 1) ERA: 2.45	1.0		5	2	1	1	2	0	0	0	0	0	0	17	23	9.00	2.000
Gene Harris, R (8, 1) ERA: 2.84	1.0		6	1	1	1	0	2	0	0	0	0	0	14	30	9.00	3.000

Batter	1	2	3	4	5	6	7	8	9	AB R H RBI BB SO LOB	TOP																				
Willie McGee, S OBP: 0.329, SLG: 0.338 (1, 9) C X	0-1 G4-3		1-2 G1-3 1B		0-0 G4-3			1-1 BLK S 1B		4 1 2 0 0 0 0	San Francisco Giants @ San Diego Padres Jack Murphy Stadium, San Diego, CA Fri May 14 1993, 10:05 PM EDT Att. 32,116 - Unknown livebaseballscorecards.com																				
Darren Lewis, R OBP: 0.317, SLG: 0.385 (1, 8) B B F F C F F F F B	3-3 K		2-2 G1-3 1-2		0-0 B1-3			0-1 1B 1-H 1B		4 0 1 1 0 1 1																					
Barry Bonds, L OBP: 0.543, SLG: 0.795 (1, 7) F B B F B F F B	4-2 BB		4-0 FC6-4 IBB				0-1 F7	1-0 CS 1B		2 0 1 0 2 0 0																					
Matt Williams, R OBP: 0.374, SLG: 0.640 (1, 5) X	0-0 F9		0-1 F9				1-2 G3	2-1 G6-3 1-2		4 0 0 0 0 0 5																					
Todd Benzing, S OBP: 0.167, SLG: 0.214 (1, 3) C C C X		0-2 G4-3	0-0 FC6-4 1-2f				2-3 K	0-1 F8		4 0 0 0 0 1 2																					
Robby Thompson, R OBP: 0.320, SLG: 0.321 (1, 4) B C C C X		1-2 1B 1B		3-3 K			2-2 G4-3	1-0 F7		4 0 1 0 0 1 0																					
Kirt Manwaring, R OBP: 0.361, SLG: 0.400 (1, 2) B X		1-0 1-2 1B		1-2 P3			1-1 P6	2-1 G6-3		4 0 1 0 0 0 0																					
Mike Benjamin, R OBP: 0.256, SLG: 0.314 (1, 6) X		0-0 P2		2-1 P3			1-0 G5-3			3 0 0 0 0 0 2																					
Jeff Brantley, R OBP: 0.143, SLG: 0.143 Bryan Hickerson, L Royce Clayton, R OBP: 0.312, SLG: 0.362 Michael Jackson, R (8, 1) B F X		1-1 G4-3		1-2 G6-3				0-0 G5-3		2 0 0 0 0 0 2 0 0 0 0 0 0 0 1 0 0 0 0 0 0 0 0 0 0 0 0 0																					
Inning Stats	R: 0 E: 0 K: 1 S: 10	H: 0 LOB: 1 BB: 1 P: 17	R: 0 E: 0 K: 0 S: 10	H: 2 LOB: 2 BB: 0 P: 13	R: 0 E: 0 K: 0 S: 10	H: 1 LOB: 2 BB: 1 P: 17	R: 0 E: 0 K: 1 S: 9	H: 0 LOB: 0 BB: 0 P: 15	R: 0 E: 0 K: 0 S: 6	H: 0 LOB: 0 BB: 0 P: 7	R: 0 E: 0 K: 1 S: 8	H: 0 LOB: 0 BB: 0 P: 11	R: 0 E: 0 K: 0 S: 6	H: 0 LOB: 0 BB: 0 P: 10	R: 1 E: 0 K: 0 S: 8	H: 3 LOB: 1 BB: 0 P: 12	R: 0 E: 0 K: 0 S: 5	H: 0 LOB: 0 BB: 0 P: 8	1B: 6 2B: 0 3B: 0 HR: 0	SF: 0 SAC: 0 DP: 0 HBP: 0	WP: 0 PB: 0 SB: 1 CS: 1	PA: 34									
PITCHER Greg Harris, R ERA: 4.24 (1, 1)	IP 9.0	WLS W	BF 34	H 6	R 1	ER 1	SO 3	BB 1	IBB 1	HBP 0	BLK 1	WP 0	HR 0	S 72	P 110	ERA 1.00	WHIP 0.778														
											PITCHER	IP	WLS	BF	H	R	ER	SO	BB	IBB	HBP	BLK	WP	HR	S	P	ERA	WHIP			



Batter	1	2	3	4	5	6	7	8	9	AB	R	H	RBI	BB	SO	LOB
Jeff Gardner, L (1, 4) OBP: 0.322, SLG: 0.390	1-0 G6-4-3 1B		2-1 F8		0-0 F8		1-0 F8			4	0	1	0	0	0	2
Tony Gwynn, L (1, 9) OBP: 0.373, SLG: 0.445	2-0 G6-4-3 1-2f		4-0 IBB		1-0 F8		0-1 F7			3	0	0	0	1	0	2
Tim Teufel, R (1, 5) Ricky Gutierrez, R (8, PR) OBP: 0.410, SLG: 0.635 OBP: 0.364, SLG: 0.306	1-1 G5-3		3-2 P2			2-1 P2		4-2 SH 1B G4-3 BB		3	0	0	0	1	0	2
Fred McGriff, L (1, 3) OBP: 0.333, SLG: 0.452		2-1 G3		2-3 K		3-0 HR		1-0 G4-3 SH 1-2 1B		4	1	2	1	0	1	0
Phil Plantier, L (1, 7) Darrell Sherman, L (8, 7) OBP: 0.306, SLG: 0.455 OBP: 0.292, SLG: 0.214		4-2 BLK BB		4-1 1B BB		4-1 FC5-4 BB		0-0 SH G4-3 1-2 2-3		0	0	0	0	3	0	0
Derek Bell, R (1, 8) OBP: 0.320, SLG: 0.430		3-3 K		0-1 1-2 1B		1-0 FC5-4 CS 1-2f		0-2 P3		4	0	1	0	0	1	5
Kurt Stillwell, S (1, 6) OBP: 0.310, SLG: 0.390		0-2 G3 1-2		3-2 F9		2-2 CS 1-2		1-1 G4-3 1-2 2-3 3-H		4	1	1	2	0	0	5
Bob Geren, R (1, 2) OBP: 0.326, SLG: 0.415			4-1 SH3-4 BB		1-3 K		1-1 1B		4-0 FC4-6 IBB		2	0	1	0	2	1
Greg Harris, R (1, 1) OBP: 0.167, SLG: 0.222			0-1 SH3-4 1-2		0-0 F8		0-0 B2		1-1 FC4-6 1-2f		3	0	0	0	0	4

Inning Stats	R: 0	H: 1	E: 0	K: 0	S: 4	LOB: 0	BB: 0	P: 8	R: 0	H: 0	E: 0	K: 1	S: 14	LOB: 1	BB: 1	P: 23	R: 0	H: 0	E: 0	K: 0	S: 9	LOB: 2	BB: 2	P: 22	R: 0	H: 1	E: 0	K: 2	S: 17	LOB: 2	BB: 1	P: 27	R: 0	H: 0	E: 0	K: 0	S: 3	LOB: 0	BB: 0	P: 4	R: 1	H: 1	E: 0	K: 0	S: 8	LOB: 0	BB: 1	P: 19	R: 1	H: 2	E: 0	K: 0	S: 7	LOB: 1	BB: 0	P: 10	R: 1	H: 1	E: 0	K: 0	S: 11	LOB: 3	BB: 2	P: 22
PITCHER	IP	WLS	BF	H	R	ER	SO	BB	IBB	HBP	BLK	WP	HR	S	P	ERA	WHIP																																															
Jeff Brantley, R (1, 1) ERA: 4.28	6.0	L	26	5	2	2	3	4	1	0	1	0	0	58	108	3.00	1.500																																															
Bryan Hickerson, L (7, 1) ERA: 6.88	1.0		6	1	1	1	0	1	0	0	0	0	0	8	14	9.00	2.000																																															
Michael Jackson, R (8, 1) ERA: 1.27	1.0		4	0	0	0	0	0	1	0	0	0	0	7	13	0.00	0.000																																															

BOTTOM

San Francisco Giants @ San Diego Padres
Jack Murphy Stadium, San Diego, CA
 Fri May 14 1993, 10:05 PM EDT
 Att. 32,116 - Unknown

livebaseballscorecards.com

AB	27
R	3
H	6
RBI	3
BB	7
SO	3
LOB	22



WP: 0	PA: 37
PB: 0	
SB: 0	
CS: 1	

Batter	1	2	3	4	5	6	7	8	9	AB R H RBI BB SO LOB	TOP																										
Willie McGee, S OBP: 0.327, SLG: 0.336 (1, 9) X	0-0 BB S 1B		0-3 K		0-0 F8		0-0 F7			4 0 1 0 0 1 1																											
Darren Lewis, R OBP: 0.315, SLG: 0.381 (1, 8) X	0-0 E5 BB 1-2		0-0 L9			0-0 F8		0-0 S 1B		4 0 1 0 0 0 1																											
Will Clark, L OBP: 0.325, SLG: 0.301 (1, 3) X	0-0 F7		0-0 P5			4-0 HR BB		0-0 F7 1-2		3 1 0 0 1 0 3																											
Barry Bonds, L OBP: 0.542, SLG: 0.808 (1, 7) B B B B	4-0 1-2 2-3 BB			0-0 G4-3		0-0 HR		0-3 K		3 1 1 2 1 1 1																											
Robby Thompson, R OBP: 0.318, SLG: 0.345 (1, 4) S S S	0-3 K			0-0 G5-3		0-0 HR		0-0 G5-3		4 1 1 1 0 1 4																											
Royce Clayton, R OBP: 0.303, SLG: 0.351 (1, 6) X	0-0 F9			0-0 G6-3		0-0 G5-3			0-0 F7	4 0 0 0 0 0 3																											
Kirt Manwaring, R OBP: 0.356, SLG: 0.385 (1, 2) X		0-0 F8			0-3 K	0-0 F9			4-0 FC6-4 BB	3 0 0 0 1 1 0																											
Craig Colbert, R OBP: 0.265, SLG: 0.355 Matt Williams, R OBP: 0.372, SLG: 0.636 (1, 5) (8, 5)		0-3 K			4-0 SH1-4 BB		0-0 F9		0-3 K	2 0 0 0 1 1 0 1 0 0 0 0 1 1																											
Trevor Wilson, L OBP: 0.154, SLG: 0.154 Dave Righetti, L Todd Benzinger, S OBP: 0.161, SLG: 0.207 Rod Beck, R (1, 1) (8, 1) (9, PH) (9, 1)		0-3 K			0-0 SH1-4		0-3 K		0-0 FC6-4 1-2f	2 0 0 0 0 2 0 0 0 0 0 0 0 0 1 0 0 0 0 0 1 0 0 0 0 0 0 0																											
Inning Stats	R: 0 E: 1 K: 1 S: 7	H: 1 LOB: 3 BB: 1 P: 11	R: 0 E: 0 K: 2 S: 7	H: 0 LOB: 0 BB: 0 P: 7	R: 0 E: 0 K: 1 S: 5	H: 0 LOB: 0 BB: 0 P: 5	R: 0 E: 0 K: 0 S: 3	H: 0 LOB: 0 BB: 0 P: 3	R: 0 E: 0 K: 1 S: 5	H: 0 LOB: 1 BB: 1 P: 9	R: 3 E: 0 K: 0 S: 5	H: 2 LOB: 0 BB: 1 P: 9	R: 0 E: 0 K: 1 S: 5	H: 0 LOB: 0 BB: 0 P: 5	R: 0 E: 0 K: 1 S: 6	H: 1 LOB: 1 BB: 0 P: 6	R: 0 E: 0 K: 1 S: 5	H: 0 LOB: 1 BB: 1 P: 9	1B: 2 2B: 0 3B: 0 HR: 2	SF: 0 SAC: 1 DP: 0 HBP: 0	WP: 0 PA: 36 PB: 0 SB: 2 CS: 0																
PITCHER	IP WLS BF H R ER SO BB IBB HBP BLK WP HR S P ERA WHIP																																				
Kerry Taylor, R ERA: 4.91 Jeremy Hernandez, R ERA: 4.13 Rich Rodriguez, L ERA: 4.4 Roger Mason, R ERA: 2.14 (1, 1) (7, 1) (8, 1) (8, 1)	6.0 L	25	3	3	3	5	3	0	0	0	0	0	2	32	44	4.50	1.000																				

San Francisco Giants @ San Diego Padres
 Jack Murphy Stadium, San Diego, CA
 Sat May 15 1993, 10:05 PM EDT
 Att. 24,289 - Unknown - 74 F

AB	31
R	3
H	4
RBI	3
BB	4
SO	8
LOB	15



Batter	1	2	3	4	5	6	7	8	9
Kurt Stillwell, S (1, 6) x OBP: 0.326, SLG: 0.372	0-0 F8 ①		0-0 F8 ②			1-0 FC6-4 HBP		4-0 BB 1-2 2-3 G4-6-3	
Tony Gwynn, L (1, 9) x (8, 8)	0-0 L6 ②		0-0 F7 ③			0-0 F7 ②		0-0 G4-6-3 ② ③ 1-2f	
Gary Sheffield, R (1, 5) x	0-0 F7 ③			0-0 P3 ①		0-0 FC6-4 ③ 1-2f		0-0 G5-3 ①	
Fred McGriff, L (1, 3) x OBP: 0.331, SLG: 0.445		0-3 K ①		0-0 L4 ②		0-0 G5-4-3 1B		0-3 K ②	
Derek Bell, R (1, 8) x Roger Mason, R (8, 1) Jeff Gardner, L (9, PH) x		0-0 E4 1B		0-0 F9 ③		0-0 F8 ①		0-0 G6-3 ③	
Tim Teufel, R (1, 4) x OBP: 0.422, SLG: 0.630		0-0 1B ② 1-3			4-0 L3 BB	0-0 G5-4-3 ② ③ 1-2f			
Phil Plantier, L (1, 7) x OBP: 0.308, SLG: 0.439		0-0 F9 ③			0-0 L3 ① ② 1-1		1-0 BB 1B HBP		
Dan Walters, R (1, 2) x OBP: 0.255, SLG: 0.256			0-0 SH3-4 1B		0-0 G6-3 ③		0-0 P4 ①		
Kerry Taylor, R (1, 1) x Ricky Gutierrez, R (6, PH) x Jeremy Hernandez, R (7, 1) x Rich Rodriguez, L (8, 1) x Phil Clark, R (8, 9) x			0-0 SH3-4 ① 1-2			0-3 K ①		0-0 BB 1B 1-2	

AB	R	H	RBI	BB	SO	LOB
2	0	0	0	1	0	1
4	0	0	0	0	0	5
4	0	0	0	0	0	1
4	0	1	0	0	2	0
3	0	0	0	0	0	1
0	0	0	0	0	0	0
0	0	0	0	0	0	0
1	0	0	0	0	0	0
2	0	1	0	1	0	1
2	0	0	0	0	0	2
3	0	1	0	0	0	1
0	0	0	0	0	0	0
1	0	0	0	0	1	0
0	0	0	0	0	0	0
0	0	0	0	0	0	0
1	0	1	0	0	0	0


BOTTOM

San Francisco Giants @ San Diego Padres
Jack Murphy Stadium, San Diego, CA

Sat May 15 1993, 10:05 PM EDT
 Att: 24,289 - Unknown - 74 F

livebaseballscorecards.com

AB	27
R	0
H	4
RBI	0
BB	2
SO	3
LOB	12



Inning Stats	R: 0	H: 0	E: 0	K: 0	S: 3	R: 0	H: 1	E: 1	K: 1	S: 6	R: 0	H: 1	E: 0	K: 0	S: 4	R: 0	H: 0	E: 0	K: 0	S: 3	R: 0	H: 0	E: 0	K: 0	S: 2	R: 0	H: 1	E: 0	K: 1	S: 5	R: 0	H: 1	E: 0	K: 0	S: 3	R: 0	H: 1	E: 0	K: 0	S: 3	R: 0	H: 0	E: 0	K: 1	S: 5
	LOB: 0	BB: 0	P: 3	LOB: 1	BB: 0	P: 6	LOB: 0	BB: 0	P: 4	LOB: 0	BB: 1	P: 6	LOB: 1	BB: 0	P: 6	LOB: 0	BB: 0	P: 3	LOB: 2	BB: 1	P: 8	LOB: 0	BB: 0	P: 5	LOB: 0	BB: 0	P: 5	LOB: 0	BB: 0	P: 5	LOB: 0	BB: 0	P: 5	LOB: 0	BB: 0	P: 5	LOB: 0	BB: 0	P: 5	LOB: 0	BB: 0	P: 5			
1B: 4	SF: 0	2B: 1	SAC: 1	3B: 0	DP: 3	HR: 0	HBP: 2	WP: 0	PA: 32	PB: 0	SB: 0	CS: 0																																	
PITCHER	IP	WLS	BF	H	R	ER	SO	BB	IBB	HBP	BLK	WP	HR	S	P	ERA	WHIP																												
Trevor Wilson, L (1, 1) ERA: 4.01	7.1	W	28	4	0	0	2	2	0	2	0	0	0	28	38	0.00	0.818																												
Dave Righetti, L (8, 1) ERA: 4.61	0.2		1	0	0	0	0	0	0	0	0	0	0	1	1	0.00	0.000																												
Rod Beck, R (9, 1) ERA: 1.8	1.0	S	3	0	0	0	1	0	0	0	0	0	0	5	5	0.00	0.000																												

Batter	1	2	3	4	5	6	7	8	9	AB R H RBI BB SO LOB	TOP											
Darren Lewis, R (1, 8) OBP: 0.326, SLG: 0.424	0-1 F8			2-0 E6		1-2 E1 1B	2-1 SF9 3B	3-2 2B 3B		5 3 3 3 0 0 0	San Francisco Giants @ San Diego Padres Jack Murphy Stadium, San Diego, CA Sun May 16 1993, 10:05 PM EDT Att. 15,595 - Unknown - 74 F livebaseballscorecards.com											
Robby Thompson, R (1, 4) OBP: 0.313, SLG: 0.350	2-3 K			2-1 L8		3-3 K	1-0 SF9	1-0 2B		4 0 1 2 0 2 2												
Will Clark, L (1, 3) OBP: 0.321, SLG: 0.297	0-3 K			1-0 F8		2-1 E 1B BB 1B	1-2 G1-3	1-3 K		5 1 1 1 0 2 2												
Matt Williams, R (1, 5) OBP: 0.373, SLG: 0.628				3-3 K		0-1 E3 BB HBP 1B	0-0 1B		0-0 F8	5 1 2 0 0 1 1												
Barry Bonds, L (1, 7) OBP: 0.538, SLG: 0.790						3-2 F7	4-0 HBP BB IBB	3-2 F9	1-1 F7	4 0 1 0 1 0 1												
Willie McGee, S (1, 9) OBP: 0.323, SLG: 0.327						3-2 G3	4-1 HBP BB		2-2 G4-3	4 0 0 1 1 0 1												
Royce Clayton, R (1, 6) OBP: 0.315, SLG: 0.358				1-2 G2-3		0-0 CS 1B	2-1 HBP		3-1 1B FC3-2-3 1B	3 0 2 1 0 0 0												
Kirt Manwaring, R (1, 2) OBP: 0.363, SLG: 0.390				2-1 G5-3		0-1 CS	0-1 SH1-4 E 1B G4-3		1-0 3B 1B	4 2 2 0 0 0 3												
Bill Swift, R (1, 1) OBP: 0.263, SLG: 0.188				0-0 G5-3			0-0 SH1-4		2-2 FC3-2-3	2 1 1 0 0 0 0												
Bryan Hickerson, L (7, 1)							1-1 3B 1B			0 0 0 0 0 0 0												
Michael Jackson, R (7, 1)										0 0 0 0 0 0 0												
Todd Benzinger, S (8, PH) OBP: 0.156, SLG: 0.200										1 1 0 0 0 0 2												
Kevin Rogers, L (8, 1)										0 0 0 0 0 0 0												
Inning Stats	R: 0 E: 0 K: 2 S: 9	H: 0 LOB: 0 BB: 0 P: 11	R: 0 E: 0 K: 0 S: 4	H: 1 LOB: 0 BB: 0 P: 8	R: 0 E: 0 K: 0 S: 6	H: 0 LOB: 0 BB: 0 P: 9	R: 0 E: 1 K: 1 S: 10	H: 0 LOB: 1 BB: 0 P: 16	R: 0 E: 0 K: 0 S: 9	H: 1 LOB: 0 BB: 0 P: 15	R: 4 E: 2 K: 1 S: 17	H: 4 LOB: 3 BB: 2 P: 34	R: 2 E: 0 K: 0 S: 13	H: 3 LOB: 1 BB: 0 P: 21	R: 3 E: 0 K: 1 S: 17	H: 4 LOB: 1 BB: 0 P: 30	R: 0 E: 0 K: 0 S: 4	H: 0 LOB: 0 BB: 0 P: 5	1B: 10 2B: 1 3B: 2 HR: 0	SF: 1 SAC: 1 DP: 1 HBP: 1	WP: 0 PB: 0 SB: 0 CS: 1	PA: 43
PITCHER	IP WLS BF H R ER SO BB IBB HBP BLK WP HR S P ERA WHIP																					
Wally Whitehurst, R (1, 1) ERA: 4.22	5.2 L 25 6 4 4 4 1 1 1 0 0 0 53 91 6.35 1.235																					
Tim Scott, R (6, 1) ERA: 3.26	1.0 6 3 2 2 0 0 0 0 0 0 0 12 17 18.00 3.000																					
Pat Gomez, L (7, 1) ERA: 5.21	0.1 1 0 0 0 0 0 0 0 0 0 0 3 6 0.00 0.000																					
Jeremy Hernandez, R (8, 1) ERA: 5.04	1.0 7 4 3 3 1 0 0 0 0 0 0 17 30 27.00 4.000																					
Gene Harris, R (9, 1) ERA: 2.83	1.0 3 0 0 0 0 0 0 0 0 0 0 4 5 0.00 0.000																					



Batter	1	2	3	4	5	6	7	8	9	AB	R	H	RBI	BB	SO	LOB
Jeff Gardner, L (1, 4) OBP: 0.337, SLG: 0.407	4-1 G4-6-3 BB		1-1 FC6-4 1-2f		2-2 1B		0-1 PB 1-3 2-H 2B			3	0	2	1	1	0	1
Tony Gwynn, L (1, 9) OBP: 0.354, SLG: 0.424	0-1 G4-6-3 1-2f			3-1 G4-3	1-0 F7		1-0 SF7			3	0	0	1	0	0	2
Gary Sheffield, R (1, 5) OBP: 0.333, SLG: 0.500	1-0 F9			1-1 HR		4-1 FC1-4-6 BB	3-H 2-2 P6			3	1	1	1	1	0	1
Fred McGriff, L (1, 3) OBP: 0.329, SLG: 0.439		2-2 G4-3		2-2 G3-1 1B		0-0 FC1-4-6 1-2f		3-3 K		4	1	1	0	0	1	1
Phil Plantier, L (1, 7) OBP: 0.290, SLG: 0.410		2-1 P5		0-1 G3-1		1-2 F8		1-3 K		4	0	0	0	0	1	2
Derek Bell, R (1, 8) OBP: 0.311, SLG: 0.413		0-2 G4-3		0-0 2-H 1B		1-0 G4-3		0-1 G4-3		4	0	1	1	0	0	1
Kurt Stillwell, S (1, 6) OBP: 0.320, SLG: 0.383			1-0 FC1-6-5 2B	3-2 F8		2-2 F7		1-1 F8		4	0	1	0	0	0	1
Bob Geren, R (1, 2) OBP: 0.340, SLG: 0.422			2-0 FC1-6-5 FC6-4 2-3		0-0 G3-6-4 1B	1-0 1B 2B 1B		2-1 P3		4	1	2	0	0	0	1
Wally Whitehurst, R (1, 1) Tim Scott, R (6, 1) Pat Gomez, L (7, 1) Darrell Sherman, L (7, PH) Jeremy Hernandez, R (8, 1) Gene Harris, R (9, 1) Phil Clark, R (9, PH)			0-3 K		0-0 G3-6-4 1-2f		0-1 2B SF7 1B		1-1 G1-4-3	2	0	0	0	0	1	2

Inning Stats	R: 0	H: 0	E: 0	LOB: 0	K: 0	BB: 1	S: 4	R: 0	H: 0	E: 0	LOB: 0	K: 0	BB: 0	S: 9	R: 0	H: 1	E: 0	LOB: 1	K: 1	BB: 0	S: 7	R: 2	H: 3	E: 0	LOB: 1	K: 0	BB: 0	S: 16	R: 0	H: 2	E: 0	LOB: 1	K: 0	BB: 0	S: 6	R: 0	H: 0	E: 0	LOB: 1	K: 0	BB: 1	S: 6	R: 2	H: 3	E: 0	LOB: 1	K: 0	BB: 0	S: 13	R: 0	H: 0	E: 0	LOB: 0	K: 2	BB: 0	S: 9	R: 0	H: 0	E: 0	LOB: 0	K: 0	BB: 0	S: 6	R: 0	H: 0	E: 0	LOB: 0	K: 0	BB: 0	S: 6	R: 0	H: 0	E: 0	LOB: 0	K: 0	BB: 0	S: 6	1B: 6	SF: 1	3B: 0	DP: 2	HR: 1	HBP: 0	WP: 0	PA: 36
--------------	------	------	------	--------	------	-------	------	------	------	------	--------	------	-------	------	------	------	------	--------	------	-------	------	------	------	------	--------	------	-------	-------	------	------	------	--------	------	-------	------	------	------	------	--------	------	-------	------	------	------	------	--------	------	-------	-------	------	------	------	--------	------	-------	------	------	------	------	--------	------	-------	------	------	------	------	--------	------	-------	------	------	------	------	--------	------	-------	------	-------	-------	-------	-------	-------	--------	-------	--------

PITCHER	IP	WLS	BF	H	R	ER	SO	BB	IBB	HBP	BLK	WP	HR	S	P	ERA	WHIP
Bill Swift, R (1, 1) ERA: 3.08	6.1	W	28	9	4	4	1	2	0	0	0	0	1	56	89	5.68	1.737
Bryan Hickerson, L (7, 1) ERA: 6.75	0.1		1	0	0	0	0	0	0	0	0	0	0	1	2	0.00	0.000
Michael Jackson, R (7, 1) ERA: 1.25	0.1		1	0	0	0	0	0	0	0	0	0	0	4	6	0.00	0.000
Kevin Rogers, L (8, 1) ERA: 3.51	2.0		6	0	0	0	2	0	0	0	0	0	0	15	23	0.00	0.000

BOTTOM

San Francisco Giants @ San Diego Padres
 Jack Murphy Stadium, San Diego, CA
 Sun May 16 1993, 10:05 PM EDT
 Att: 15,595 - Unknown - 74 F

livebaseballscores.com

AB	33
R	4
H	9
RBI	4
BB	2
SO	3
LOB	12



Batter	1	2	3	4	5	6	7	8	9	AB R H RBI BB SO LOB	TOP
Eric Young Sr. R (1, 4) OBP: 0.363, SLG: 0.407	1-2 L4		0-1 2B			2-1 L9			2-2 F9 2B	4 0 2 0 0 0 0	Colorado Rockies @ San Diego Padres Jack Murphy Stadium, San Diego, CA Mon May 17 1993, 10:05 PM EDT Att. 15,251 - Unknown - 70 F
Alex Cole, L (1, 8) Daryl Boston, L (7, 8) OBP: 0.331, SLG: 0.313 OBP: 0.345, SLG: 0.274	1-3 K		2-1 F7			4-0 CS BB			2-2 P5	2 0 0 0 1 1 1 1 0 0 0 0 0 1	
Dante Bichette, R (1, 9) OBP: 0.355, SLG: 0.467	1-0 1B		1-3 K			2-3 K 1-2			1-2 F9	4 0 1 0 0 2 3	
Charlie Hayes, R (1, 5) OBP: 0.358, SLG: 0.560	1-1 G4-3				2-3 K				2-1 F9	4 0 0 0 0 1 2	
Jerald Clark, R (1, 7) OBP: 0.321, SLG: 0.465		1-1 P4			1-3 K					3 0 0 0 0 2 0	
Jay Gainer, L (1, 3) OBP: 0.125, SLG: 0.267		1-1 F9			2-3 K					3 0 0 0 0 1 0	
Joe Girardi, R (1, 2) OBP: 0.305, SLG: 0.379		4-1 BB				2-1 L9				2 0 0 0 1 0 0	
Vinny Castilla, R (1, 6) OBP: 0.390, SLG: 0.513		1-0 P2				1-1 F8				3 0 0 0 0 0 1	
Butch Henry, L (1, 1) Jeff Parrett, R (6, 1) Jim Tatum, R (8, PH) Darren Holmes, R (8, 1) OBP: 0.133, SLG: 0.133 OBP: 0.333, SLG: 0.333 OBP: 0.176, SLG: 0.294			1-2 G1-3			1-0 F7				2 0 0 0 0 0 0 0 0 0 0 0 0 0 1 0 0 0 0 0 0 0 0 0 0 0 0 0	
Inning Stats	R: 0 H: 1 E: 0 LOB: 1 K: 1 BB: 0 S: 9 P: 13	R: 0 H: 0 E: 0 LOB: 1 K: 0 BB: 1 S: 6 P: 13	R: 0 H: 1 E: 0 LOB: 1 K: 1 BB: 0 S: 10 P: 14	R: 0 H: 0 E: 0 LOB: 0 K: 3 BB: 0 S: 9 P: 14	R: 0 H: 0 E: 0 LOB: 0 K: 0 BB: 0 S: 5 P: 9	R: 0 H: 0 E: 0 LOB: 0 K: 1 BB: 1 S: 6 P: 13	R: 0 H: 0 E: 0 LOB: 0 K: 1 BB: 0 S: 6 P: 7	R: 0 H: 0 E: 0 LOB: 0 K: 0 BB: 0 S: 6 P: 9	R: 0 H: 1 E: 0 LOB: 1 K: 0 BB: 0 S: 12 P: 19	1B: 1 SF: 0 2B: 2 SAC: 0 3B: 0 DP: 0 HR: 0 HBP: 0	
PITCHER Andy Benes, R (1, 1) ERA: 2.44	IP WLS BF H R ER SO BB IBB HBP BLK WP HR S P ERA WHIP										

AB	29
R	0
H	3
RBI	0
BB	2
SO	7
LOB	8



Batter	1	2	3	4	5	6	7	8	9
Ricky Gutierrez, R OBP: 0.367, SLG: 0.302 (1, 6) BB CTFC B	4-2 G6-3 BB			1-1 P4		1-0 1B 1B	3-3 K		
Tony Gwynn, L OBP: 0.358, SLG: 0.426 (1, 9) Darrell Sherman, L OBP: 0.303, SLG: 0.228 (9, 9) C B X	1-1 F7			1-1 1B		2-2 1B 1B 1-3 3-H		1-2 G4-3	
Gary Sheffield, R OBP: 0.331, SLG: 0.492 (1, 5) C T X	0-2 G6-3 1-2f			2-2 F8		2-1 WP SF9 1B 1-2 3-H		1-0 F9	
Fred McGriff, L OBP: 0.327, SLG: 0.434 (1, 3) S B B S X			2-2 P6			2-2 SF9 WP 1B 1-2 2-H		2-0 L5	
Derek Bell, R OBP: 0.311, SLG: 0.407 (1, 8) B B T B X			2-1 G1-3			4-2 1B BB			
Tim Teufel, R OBP: 0.409, SLG: 0.607 (1, 4) Jeff Gardner, L OBP: 0.333, SLG: 0.407 (6, PH) (7, 4) C B B B X			3-1 P5			2-0 SF9 2-3 3-H			
Phil Plantier, L OBP: 0.278, SLG: 0.391 (1, 7) C F B X			1-2 G1-3			2-1 P2			
Bob Geren, R OBP: 0.321, SLG: 0.396 (1, 2) B C B X			1-1 L7			1-0 F7		1-0 L7	
Andy Benes, R OBP: 0.250, SLG: 0.474 (1, 1) C B X			1-1 G5-3			2-2 1B 2B		3-3 K	

AB R H RBI BB SO LOB

3	1	1	0	1	1	0
4	1	2	1	0	0	1
0	0	0	0	0	0	0
4	1	1	1	0	0	2
4	0	1	1	0	0	1
2	0	0	0	1	0	0
2	0	0	0	0	0	0
0	0	0	1	0	0	0
3	0	0	0	0	1	2
3	0	0	0	0	0	0
3	1	1	0	0	1	0

AB	28
R	4
H	6
RBI	4
BB	2
SO	3
LOB	6

1B: 5	SF: 1	WP: 1	PA: 31
2B: 1	SAC: 0	PB: 0	
3B: 0	DP: 1	SB: 0	
HR: 0	HBP: 0	CS: 0	

PITCHER	IP	WLS	BF	H	R	ER	SO	BB	IBB	HBP	BLK	WP	HR	S	P	ERA	WHIP
Butch Henry, L ERA: 5.26 (1, 1)	5.1	L	22	6	4	4	0	0	1	0	0	0	0	55	91	6.75	1.312
Jeff Parrett, R ERA: 4.8 (6, 1)	1.2		6	0	0	0	3	1	0	0	0	1	0	16	29	0.00	0.600
Darren Holmes, R ERA: 15.12 (8, 1)	1.0		3	0	0	0	0	0	0	0	0	0	0	5	9	0.00	0.000

Colorado Rockies @ San Diego Padres
Jack Murphy Stadium, San Diego, CA
Mon May 17 1993, 10:05 PM EDT
Att: 15,251 - Unknown - 70 F

livebaseballscorecards.com



Batter	1	2	3	4	5	6	7	8	9	10	11	AB R H RBI BB SO LOB	TOP
Eric Young Sr, R OBP: 0.380, SLG: 0.403 Nelson Lirio, S OBP: 0.333, SLG: 0.333	(1, 4) C B R X F8			X 0-0 G6-3		B C X 1-1 G6-3		C B B X 2-1 G6-3		B F X 1-1 G5-4-3		4 0 1 0 0 0 0 1 0 0 0 0 0 2	
Vinny Castilla, R OBP: 0.391, SLG: 0.519	(1, 6) B F B X L4			B X 1-0 G1-3		B P X 2-0 1B		B F B X 2-1 P6			B X 1-0 1B SF7 2B	5 1 2 0 0 0 0	
Dante Bichette, R OBP: 0.350, SLG: 0.457	(1, 9) B F B X K			F F F B X 1-2 F9		F X 0-1 P6		S X 0-1 G4-3			B F X 1-1 1B L5-3	5 0 1 0 0 1 2	
Charlie Hayes, R OBP: 0.348, SLG: 0.545	(1, 5)		B B B F X 3-2 G4-3		B X 1-0 F9		X 0-0 F8		X 0-0 G6-3		C B X 1-1 SF7	4 0 0 1 0 0 2	
Jay Gainer, L OBP: 0.190, SLG: 0.300	(1, 3)		B X 1-0 G6-4-3 1B		B B F X 2-2 E S 1B		B B X 2-0 G6-3		B B B B 3-3 K		B B X 3-H 2-0 L5-3	5 1 2 0 0 1 3	
Joe Girardi, R OBP: 0.304, SLG: 0.383	(1, 2)		B B F X 1-2 G6-4-3		S X 0-1 E5 FC4-6 1B		X 0-0 CS 2B		B X 1-1 F8			4 0 1 0 0 0 2	
Jerald Clark, R OBP: 0.328, SLG: 0.467	(1, 7)		B F X 1-1 G1-6-3 1B		S X 0-1 FC4-6 1B		B B S B X 3-1 P3		B B F X 2-2 P3			4 0 2 1 0 0 1	
Alex Cole, L OBP: 0.336, SLG: 0.313	(1, 8)		X 0-0 G1-6-3		X 0-0 FC4-6		B B B B 4-0 CS BB		M B X 1-1 1B			3 0 1 0 1 0 3	
Willie Blair, R Daryl Boston, L Jim Talton, R Andy Ashby, R Gary Wayne, L Darren Holmes, R	(1, 1) (10, PH) (10, PH) (10, 1) (10, 1) (11, 1)		B B C X 0-3 K		B B B X 2-1 G6-3		B B X 0-2 G1-3		B X 1-0 G5-4-3 1B			3 0 0 0 0 0 1 4 0 0 0 0 0 0 0 0 1 0 1 0	
Inning Stats	R: 0 H: 0 E: 0 LOB: 0 K: 1 BB: 0 S: 7 P: 13	R: 0 H: 1 E: 0 LOB: 0 K: 0 BB: 0 S: 9 P: 14	R: 0 H: 1 E: 0 LOB: 0 K: 1 BB: 0 S: 6 P: 7	R: 0 H: 0 E: 0 LOB: 0 K: 0 BB: 0 S: 7 P: 9	R: 1 H: 2 E: 1 LOB: 2 K: 0 BB: 0 S: 12 P: 17	R: 0 H: 2 E: 0 LOB: 2 K: 0 BB: 0 S: 8 P: 12	R: 0 H: 1 E: 0 LOB: 1 K: 0 BB: 1 S: 6 P: 13	R: 0 H: 0 E: 0 LOB: 0 K: 1 BB: 0 S: 6 P: 10	R: 0 H: 0 E: 0 LOB: 0 K: 1 BB: 0 S: 8 P: 12	R: 0 H: 2 E: 0 LOB: 1 K: 0 BB: 0 S: 9 P: 14	R: 1 H: 2 E: 0 LOB: 0 K: 0 BB: 0 S: 6 P: 11	1B: 9 SF: 1 2B: 3 SAC: 0 3B: 0 DP: 4 HR: 0 HBP: 0	WP: 0 PA: 41 PB: 0 SB: 1 CS: 2
PITCHER	IP WLS BF H R ER SO BB IBB HBP BLK WP HR S P ERA WHIP												
Dave Eiland, R ERA: 4.3	(1, 1) 7.0 27 7 1 0 2 1 0 0 0 0 0 55 85 0.00 1.143												
Roger Mason, R ERA: 1.93	(8, 1) 2.1 8 1 0 0 1 0 0 0 0 0 0 20 31 0.00 0.429												
Rich Rodriguez, L ERA: 4.8	(10, 1) 0.2 L 4 3 1 1 0 0 0 0 0 0 0 6 10 13.50 4.500												
Gene Harris, R ERA: 2.45	(11, 1) 1.0 2 0 0 0 0 0 0 0 0 0 0 3 6 0.00 0.000												

Colorado Rockies @ San Diego Padres
 Jack Murphy Stadium, San Diego, CA
 Tue May 18 1993, 10:05 PM EDT
 Att: 15,347 - Unknown - 72 F

AB	39
R	2
H	11
RBI	2
BB	1
SO	3
LOB	19



BOTTOM

Colorado Rockies @ San Diego Padres
Jack Murphy Stadium, San Diego, CA

Tue May 18 1993, 10:05 PM EDT
Att. 15,347 - Unknown - 72 F

livebaseballscorecards.com

AB	40
R	1
H	9
RBI	1
BB	3
SO	9
LOB	22



WP:	0	PA:	45
PB:	0		
SB:	1		
CS:	0		

AB R H RBI BB SO LOB

5	0	1	0	0	1	2
4	0	0	0	1	1	1
4	0	0	0	1	1	0
4	0	1	0	1	0	3
4	0	2	0	0	2	1
1	0	0	0	0	0	3
5	1	3	0	0	2	3
3	0	0	0	0	0	4
0	0	0	0	0	0	0
1	0	0	0	0	1	1
5	0	1	0	0	1	3
1	0	0	0	0	0	0
1	0	1	1	0	0	0
0	0	0	0	0	0	0
2	0	0	0	0	0	1

11

R: 0	H: 1	E: 0	LOB: 1	K: 1	BB: 0	S: 13	P: 18
R: 0	H: 1	E: 0	LOB: 1	K: 1	BB: 0	S: 13	P: 18

10

R: 0	H: 1	E: 0	LOB: 3	K: 0	BB: 2	S: 12	P: 22
R: 0	H: 1	E: 0	LOB: 3	K: 0	BB: 2	S: 12	P: 22

9

R: 0	H: 1	E: 0	LOB: 1	K: 2	BB: 0	S: 9	P: 14
R: 0	H: 1	E: 0	LOB: 1	K: 2	BB: 0	S: 9	P: 14

8

R: 0	H: 0	E: 0	LOB: 0	K: 1	BB: 0	S: 8	P: 12
R: 0	H: 0	E: 0	LOB: 0	K: 1	BB: 0	S: 8	P: 12

7

R: 1	H: 2	E: 0	LOB: 1	K: 0	BB: 0	S: 7	P: 11
R: 1	H: 2	E: 0	LOB: 1	K: 0	BB: 0	S: 7	P: 11

6

R: 0	H: 1	E: 0	LOB: 1	K: 1	BB: 0	S: 8	P: 12
R: 0	H: 1	E: 0	LOB: 1	K: 1	BB: 0	S: 8	P: 12

5

R: 0	H: 0	E: 0	LOB: 0	K: 0	BB: 0	S: 6	P: 8
R: 0	H: 0	E: 0	LOB: 0	K: 0	BB: 0	S: 6	P: 8

4

R: 0	H: 1	E: 0	LOB: 2	K: 1	BB: 1	S: 13	P: 24
R: 0	H: 1	E: 0	LOB: 2	K: 1	BB: 1	S: 13	P: 24

3

R: 0	H: 1	E: 0	LOB: 1	K: 1	BB: 0	S: 10	P: 16
R: 0	H: 1	E: 0	LOB: 1	K: 1	BB: 0	S: 10	P: 16

2

R: 0	H: 1	E: 0	LOB: 1	K: 1	BB: 0	S: 9	P: 17
R: 0	H: 1	E: 0	LOB: 1	K: 1	BB: 0	S: 9	P: 17

1

R: 0	H: 0	E: 0	LOB: 0	K: 1	BB: 0	S: 8	P: 13
R: 0	H: 0	E: 0	LOB: 0	K: 1	BB: 0	S: 8	P: 13

Batter

Jeff Gardner, L (1, 4)	G3-4-1
Tony Gwynn, L (1, 9)	K
Gary Sheffield, R (1, 5)	F8
Fred McGriff, L (1, 3)	F9
Phil Plantier, L (1, 7)	K
Darrell Sherman, L (9, PR)	K
Derek Bell, R (1, 8)	1B
Kurt Stillwell, S (1, 6)	F9
Rich Rodriguez, L (10, 1)	F9
Gene Harris, R (11, 1)	F9
Phil Clark, R (11, 7)	F9
Bob Geren, R (1, 2)	SH3-4
Dave Eiland, R (1, 1)	SH3-4
Guillermo Velasquez, L (7, PH)	SH3-4
Roger Mason, R (8, 1)	SH3-4
Ricky Gutierrez, R (10, 6)	SH3-4

Inning Stats

PITCHER	IP	WLS	BF	H	R	ER	SO	BB	IBB	HBP	BLK	WP	HR	S	P	ERA	WHIP
Willie Blair, R (1, 1)	9.0		35	7	1	1	8	1	0	0	0	0	0	78	127	1.00	0.889
Andy Ashby, R (10, 1)	0.1		4	1	0	0	0	1	1	0	1	0	0	6	14	0.00	6.000
Gary Wayne, L (10, 1)	0.2	W	2	0	0	0	0	0	0	0	0	0	0	6	8	0.00	0.000
Darren Holmes, R (11, 1)	1.0	S	4	1	0	0	1	0	0	0	0	0	0	13	18	0.00	1.000

PITCHER	IP	WLS	BF	H	R	ER	SO	BB	IBB	HBP	BLK	WP	HR	S	P	ERA	WHIP
Willie Blair, R (1, 1)	9.0		35	7	1	1	8	1	0	0	0	0	0	78	127	1.00	0.889
Andy Ashby, R (10, 1)	0.1		4	1	0	0	0	1	1	0	1	0	0	6	14	0.00	6.000
Gary Wayne, L (10, 1)	0.2	W	2	0	0	0	0	0	0	0	0	0	0	6	8	0.00	0.000
Darren Holmes, R (11, 1)	1.0	S	4	1	0	0	1	0	0	0	0	0	0	13	18	0.00	1.000

Batter	1	2	3	4	5	6	7	8	9	AB R H RBI BB SO LOB	TOP																						
Alex Cole, L (1, 8) OBP: 0.326, SLG: 0.303	1-3 K		2-2 L9		1-2 FC3-6			1-0 G4-3		4 0 0 0 0 1 2	Colorado Rockies @ San Diego Padres Jack Murphy Stadium, San Diego, CA Wed May 19 1993, 10:05 PM EDT Att. 12,773 - Unknown - 72 F																						
Nelson Liriano, S (1, 4) OBP: 0.273, SLG: 0.273	1-0 G6-3		2-2 G4-3		1-0 G4-3			1-1 L7		4 0 0 0 0 0 2																							
Daryl Boston, L (1, 9) OBP: 0.352, SLG: 0.364	0-0 F8			2-0 HR		1-2 HR		0-0 F7		4 2 2 2 0 0 0																							
Jay Gainer, L (1, 3) OBP: 0.280, SLG: 0.318		4-2 FC6-4 BB		4-2 G4-6-3 BB		0-2 P5		2-2 1B		2 0 1 0 2 0 0																							
Charlie Hayes, R (1, 5) OBP: 0.339, SLG: 0.530		0-2 FC6-4 FC4-6		2-1 F7		1-3 K		2-0 F9		4 0 0 0 0 1 3																							
Joe Girardi, R (1, 2) OBP: 0.295, SLG: 0.371		2-0 FC4-6		0-0 G4-6-3		3-2 L4		2-0 P3		4 0 0 0 0 0 3																							
Jerald Clark, R (1, 7) OBP: 0.325, SLG: 0.486		1-0 F9			1-1 HR		1-3 K	1-2 F7		4 1 1 1 0 1 2																							
Vinny Castilla, R (1, 6) OBP: 0.398, SLG: 0.524			1-2 WP 1B		0-1 G5-3		2-3 K			1 0 1 0 0 0 0																							
Eric Young Sr., R (3, PR) OBP: 0.356, SLG: 0.397										2 0 0 0 0 1 0																							
Lance Painter, L (1, 1) OBP: 0.500, SLG: 0.500			0-3 K		0-0 FC3-6 1B		0-0 P6			2 0 1 0 0 1 1																							
Scott Fredrickson, R (5, 1)										0 0 0 0 0 0 0																							
Jim Tatum, R (7, PH) OBP: 0.194, SLG: 0.306										1 0 0 0 0 0 0																							
Jeff Parrett, R (7, 1) OBP: 0.333, SLG: 0.333										0 0 0 0 0 0 0																							
Bryn Smith, R (8, 1)										0 0 0 0 0 0 0																							
Inning Stats	R: 0 E: 0 K: 1 S: 5	H: 0 LOB: 0 BB: 0 P: 7	R: 0 E: 0 K: 0 S: 9	H: 0 LOB: 1 BB: 1 P: 16	R: 0 E: 0 K: 1 S: 12	H: 1 LOB: 1 BB: 0 P: 17	R: 1 E: 0 K: 0 S: 6	H: 1 LOB: 0 BB: 1 P: 14	R: 1 E: 0 K: 0 S: 9	H: 2 LOB: 1 BB: 0 P: 12	R: 1 E: 0 K: 1 S: 13	H: 1 LOB: 0 BB: 0 P: 18	R: 0 E: 0 K: 2 S: 7	H: 0 LOB: 0 BB: 0 P: 10	R: 0 E: 0 K: 0 S: 4	H: 0 LOB: 0 BB: 0 P: 6	R: 0 E: 0 K: 0 S: 9	H: 1 LOB: 1 BB: 0 P: 16	1B: 3 2B: 0 3B: 0 HR: 3	SF: 0 SAC: 0 DP: 1 HBP: 0	WP: 1 PB: 0 SB: 0 CS: 0	PA: 34											
PITCHER Greg Harris, R (1, 1) ERA: 4.05	IP 9.0	WLS W	BF 34	H 6	R 3	ER 3	SO 5	BB 2	IBB 0	HBP 0	BLK 0	WP 1	HR 3	S 74	P 116	ERA 3.00	WHIP 0.889																
											PITCHER	IP	WLS	BF	H	R	ER	SO	BB	IBB	HBP	BLK	WP	HR	S	P	ERA	WHIP					

AB	32
R	3
H	6
RBI	3
BB	2
SO	5
LOB	13



Batter	1	2	3	4	5	6	7	8	9	AB	R	H	RBI	BB	SO	LOB
Tony Gwynn, L OBP: 0.349, SLG: 0.408 (1, 9)	0-1 E 1B 1B	0-0 F7		1-2 F9		2-2 G6-3		2-1 F8		5	1	1	0	0	0	2
Ricky Gutierrez, R OBP: 0.358, SLG: 0.300 (1, 6)	0-1 E3 1B 1B	2-1 L9-3			2-2 2B G4-3 1B	0-1 F8		2-0 G4-3		5	2	2	0	0	0	1
Gary Sheffield, R OBP: 0.331, SLG: 0.493 (1, 5)	1-1 F7		2-1 F8 1B 2B		0-2 G4-3 1B 2B		1-0 P6			4	2	2	0	0	0	2
Fred McGriff, L OBP: 0.327, SLG: 0.424 (1, 3)	0-1 1B 1B 1B		1-1 F8		1-2 G4-3		3-2 G3			4	0	1	3	0	0	2
Derek Bell, R OBP: 0.333, SLG: 0.447 (1, 8)	1-0 1B 1B		1-3 K		2-2 2B 1B		1-2 HR			4	2	3	2	0	1	1
Tim Teufel, R OBP: 0.420, SLG: 0.627 Jeff Gardner, L OBP: 0.323, SLG: 0.391 (5, PR) (6, 4)	2-3 K		2-2 CS 1B		3-1 1B 2B		1-2 E4 HBP			3	0	2	2	0	1	2
Phil Clark, R OBP: 0.340, SLG: 0.370 Darrell Sherman, L OBP: 0.309, SLG: 0.224 (7, PH) (8, 7)	2-1 1B 1B		1-0 CS	1-1 F8	1-2 F8		2-1 HBP			3	0	1	0	0	0	1
Bob Geren, R OBP: 0.290, SLG: 0.368 (1, 2)	1-1 P3		2-3 K		3-2 P5		1-2 P5			4	0	0	0	0	1	6
Greg Harris, R OBP: 0.227, SLG: 0.238 (1, 1)		4-2 L9-3 BB		1-0 1B		0-3 K		0-1 G5-3		3	0	1	0	1	1	0


Inning Stats	R: 2	H: 5	E: 1	K: 1	S: 16	LOB: 3	BB: 0	P: 23	R: 0	H: 0	E: 0	K: 0	S: 7	LOB: 0	BB: 1	P: 13	R: 1	H: 2	E: 0	K: 1	S: 10	LOB: 1	BB: 0	P: 17	R: 0	H: 1	E: 0	K: 1	S: 10	LOB: 0	BB: 0	P: 15	R: 3	H: 4	E: 0	K: 0	S: 23	LOB: 1	BB: 0	P: 35	R: 0	H: 0	E: 0	K: 1	S: 8	LOB: 0	BB: 0	P: 10	R: 1	H: 1	E: 1	K: 0	S: 16	LOB: 2	BB: 0	P: 25	R: 0	H: 0	E: 0	K: 0	S: 5	LOB: 0	BB: 0	P: 9
--------------	------	------	------	------	-------	--------	-------	-------	------	------	------	------	------	--------	-------	-------	------	------	------	------	-------	--------	-------	-------	------	------	------	------	-------	--------	-------	-------	------	------	------	------	-------	--------	-------	-------	------	------	------	------	------	--------	-------	-------	------	------	------	------	-------	--------	-------	-------	------	------	------	------	------	--------	-------	------

PITCHER	IP	WLS	BF	H	R	ER	SO	BB	IBB	HBP	BLK	WP	HR	S	P	ERA	WHIP
Lance Painter, L ERA: 12.46 (1, 1)	4.1	L	24	12	6	6	3	1	0	0	0	0	0	59	92	12.46	3.000
Scott Fredrickson, R ERA: 3.38 (5, 1)	1.2		5	0	0	0	1	0	0	0	0	0	0	15	21	0.00	0.000
Jeff Parrett, R ERA: 4.94 (7, 1)	1.0		6	1	1	1	0	0	0	1	0	0	1	16	25	9.00	1.000
Bryn Smith, R ERA: 7.94 (8, 1)	1.0		3	0	0	0	0	0	0	0	0	0	0	5	9	0.00	0.000


BOTTOM

Colorado Rockies @ San Diego Padres
Jack Murphy Stadium, San Diego, CA
 Wed May 19 1993, 10:05 PM EDT
 Att: 12,773 - Unknown - 72 F

AB	36
R	7
H	13
RBI	7
BB	1
SO	4
LOB	17



WP	PA	ERA	WHIP
0	39		

Batter	1	2	3	4	5	6	7	8	9	10	11	AB R H RBI BB SO LOB	TOP				
Eric Young Sr., R OBP: 0.351, SLG: 0.386 (1, 4)	4-2 S S HR BB		0-2 E5 CS BB		2-2 L3		3-0 CS 1-2	2-2 G3-1		1-2 F9		4 1 0 0 1 0 1					
Nelson Liriano, S OBP: 0.296, SLG: 0.269 (1, 6)	2-2 G5-3		4-1 CS 1-2 BB			1-0 S 1B		1-0 F9			3-2 G6-3	4 0 1 0 1 0 1					
Daryl Boston, L OBP: 0.355, SLG: 0.395 (1, 8)	3-0 2-H HR		1-0 F8			3-1 F7 1-2		1-1 FC6-4 HBP			2-2 G4-3	4 1 1 2 0 0 3					
Dante Bichette, R OBP: 0.351, SLG: 0.473 (1, 9)	3-2 L8		0-3 K 1-2 2-3			4-2 BB		1-0 FC6-4 1-2f			2-2 HR	4 1 1 1 1 1 3					
Jerald Clark, R OBP: 0.312, SLG: 0.465 (1, 7)	0-3 K		2-3 K			1-2 F9		1-1 F8			1-2 G5-3	5 0 0 0 0 2 2					
Jay Gainer, L OBP: 0.276, SLG: 0.280 Jeff Parrett, R OBP: 0.333, SLG: 0.333 Darren Holmes, R (1, 3) (10, 1) (11, 1)		2-1 P6	0-1 F9			1-0 G5-3		4-2 CS BB				3 0 0 0 1 0 2 0 0 0 0 0 0 0 0 0 0 0 0 0 0					
Jim Tatum, R OBP: 0.175, SLG: 0.275 (1, 5) (10, 3)		3-3 K	0-1 F9			3-2 P6		1-1 F7 1-2				4 0 0 0 0 1 1	AB 36 R 4 H 5 RBI 4 BB 4 SO 7 LOB 15				
Danny Sheaffer, R OBP: 0.280, SLG: 0.452 (1, 2)		3-2 HR				1-1 L4		1-0 E6 CS 1B		0-0 CS 1B		4 1 2 1 0 0 0					
Armando Reynoso, R OBP: 0.133, SLG: 0.286 Dale Murphy, R OBP: 0.239, SLG: 0.179 Andy Ashby, R OBP: 0.250, SLG: 0.250 Charlie Hayes, R OBP: 0.337, SLG: 0.527 (1, 1) (7, PH) (7, 1) (10, PH) (10, 5)		2-3 K	1-0 G5-3			0-3 K		1-3 K				2 0 0 0 0 1 0 1 0 0 0 0 1 1 0 0 0 0 0 0 0 1 0 0 0 0 1 1					
Inning Stats	R: 2 H: 1 E: 0 LOB: 0 K: 1 BB: 1 S: 16 P: 28	R: 1 H: 1 E: 0 LOB: 0 K: 2 BB: 0 S: 13 P: 23	R: 0 H: 0 E: 1 LOB: 1 K: 1 BB: 1 S: 10 P: 14	R: 0 H: 0 E: 0 LOB: 0 K: 1 BB: 0 S: 7 P: 9	R: 0 H: 0 E: 0 LOB: 0 K: 0 BB: 0 S: 7 P: 11	R: 0 H: 1 E: 0 LOB: 2 K: 0 BB: 1 S: 9 P: 19	R: 0 H: 0 E: 1 LOB: 0 K: 1 BB: 0 S: 7 P: 14	R: 0 H: 0 E: 0 LOB: 1 K: 0 BB: 0 S: 6 P: 11	R: 0 H: 0 E: 0 LOB: 0 K: 1 BB: 1 S: 7 P: 13	R: 0 H: 1 E: 0 LOB: 0 K: 0 BB: 0 S: 9 P: 11	R: 1 H: 1 E: 0 LOB: 0 K: 0 BB: 0 S: 13 P: 21	1B: 2 SF: 0 2B: 0 SAC: 0 3B: 0 DP: 0 HR: 3 HBP: 1	WP: 0 PA: 42 PB: 0 SB: 3 CS: 5				
PITCHER	IP WLS BF H R ER SO BB IBB HBP BLK WP HR S P ERA WHIP																
Kerry Taylor, R ERA: 4.94 (1, 1)	5.1	22	3	3	3	5	3	0	0	0	0	0	2	58	98	5.06	1.125
Jeremy Hernandez, R ERA: 4.73 (6, 1)	1.2	5	0	0	0	1	0	0	0	0	0	0	0	11	20	0.00	0.000
Rich Rodriguez, L ERA: 4.6 (8, 1)	0.2	3	0	0	0	0	0	0	1	0	0	0	0	5	9	0.00	0.000
Roger Mason, R ERA: 1.75 (8, 1)	2.1	7	1	0	0	1	1	0	0	0	0	0	0	17	26	0.00	0.857
Gene Harris, R ERA: 2.87 (11, 1)	1.0	W	4	1	1	1	0	0	0	0	0	0	1	13	21	9.00	1.000

Colorado Rockies @ San Diego Padres
Jack Murphy Stadium, San Diego, CA
 Thu May 20 1993, 6:33 AM EDT
 Att: 22,098 - Sunny - 77 F

livebaseballscorecards.com

Batter	1	2	3	4	5	6	7	8	9	10	11	AB R H RBI BB SO LOB	BOTTOM																		
Tony Gwynn, L (1, 9) OBP: 0.358, SLG: 0.420	1-0 K 1B		X 0-0 G6-3		B X 2-1 F9 2B		B X 1-0 G6-3		C X 0-1 1B			5 0 3 0 0 0 0	Colorado Rockies @ San Diego Padres Jack Murphy Stadium, San Diego, CA Thu May 20 1993, 6:33 AM EDT Att: 22,098 - Sunny - 77 F																		
Jeff Gardner, L (1, 4) OBP: 0.308, SLG: 0.371	1-3 SAFE K 1-2		1-3 K		X 0-0 B2		B B C X 2-1 G1-3		C C X 2-2 F9			5 0 0 0 0 2 2																			
Gary Sheffield, R (1, 5) OBP: 0.333, SLG: 0.490	0-0 BB 2B 1B		2-2 F8		S B B X 2-2 F9		B B S B X 3-2 G6-3		C F B X 2-2 HR			5 2 2 0 0 0 1																			
Fred McGriff, L (1, 3) OBP: 0.341, SLG: 0.449	4-0 BB 2B 1-2 BB		4-2 1B 1B G4-3 BB		B B F S X 2-1 F8		B F B X 2-1 1B		B X 1-0 HR			3 3 2 2 2 0 1																			
Phil Plantier, L (1, 7) OBP: 0.288, SLG: 0.403	1-0 1-H 2-H 2B		2-2 F7		L F B X 2-3 K		B X 1-0 F7					4 0 1 2 0 1 2																			
Derek Bell, R (1, 8) OBP: 0.331, SLG: 0.441	1-3 K		0-1 G4-3 1B 1-2 1B		S X 2-2 L5		S S 0-3 K					4 0 1 0 0 2 1																			
Kurt Stillwell, S (1, 6) OBP: 0.316, SLG: 0.358		B F B X 3-2 P5		B B F S X 3-2 G4-3 1B 1-2 2-3 1B		B B F S X 4-1 CS BB		B X 1-1 F7				3 0 1 0 1 0 0																			
Dan Walters, R (1, 2) OBP: 0.245, SLG: 0.244		S F B X 1-3 K		F F X 0-2 G4-3 1-2 2-3 3-H		P O S X 2-2 CS 1-2	S S 1-2 G6-3		X 0-0 P4			4 0 0 1 0 1 2																			
Kerry Taylor, R (1, 1) Jeremy Hernandez, R (6, 1) Darrell Sherman, L (7, PH) Rich Rodriguez, L (8, 1) Roger Mason, R (8, 1) Guillermo Velasquez, L (10, PH) Gene Harris, R (11, 1)		S F B X 0-3 K		X 0-0 F8		C X 0-1 G6-3		C X 1-2 F9				2 0 0 0 0 1 2																			
												0 0 0 0 0 0 0																			
												0 0 0 0 0 0 0																			
Inning Stats	R: 2 E: 0 K: 2 S: 9	H: 3 LOB: 1 BB: 1 P: 17	R: 0 E: 0 K: 2 S: 11	H: 0 LOB: 0 BB: 0 P: 15	R: 0 E: 0 K: 1 S: 7	H: 0 LOB: 0 BB: 0 P: 10	R: 1 E: 0 K: 0 S: 15	H: 2 LOB: 2 BB: 1 P: 24	R: 0 E: 0 K: 0 S: 9	H: 1 LOB: 1 BB: 0 P: 15	R: 0 E: 0 K: 1 S: 12	H: 0 LOB: 0 BB: 1 P: 21	R: 0 E: 0 K: 0 S: 7	H: 0 LOB: 0 BB: 0 P: 9	R: 0 E: 0 K: 0 S: 8	H: 1 LOB: 1 BB: 0 P: 16	R: 0 E: 0 K: 1 S: 6	H: 0 LOB: 0 BB: 0 P: 7	R: 0 E: 0 K: 0 S: 9	H: 1 LOB: 0 BB: 0 P: 12	R: 2 E: 0 K: 0 S: 4	H: 2 LOB: 0 BB: 0 P: 7	1B: 7 2B: 2 3B: 0 HR: 1	SF: 0 SAC: 0 DP: 0 HBP: 0	WP: 0 PB: 0 SB: 0 CS: 1	PA: 41					
PITCHER	IP WLS BF H R ER SO BB IBB HBP BLK WP HR S P ERA WHIP	IP WLS BF H R ER SO BB IBB HBP BLK WP HR S P ERA WHIP																													
Armando Reynoso, R (1, 1) ERA: 3.82	6.0	25	6	3	3	6	3	0	0	0	0	0	0	63	102	4.50	1.500														
Andy Ashby, R (7, 1) ERA: 5.49	3.0	10	1	0	0	1	0	0	0	0	0	0	0	21	32	0.00	0.333														
Jeff Parrett, R (10, 1) ERA: 4.78	1.0	3	1	0	0	0	0	0	0	0	0	0	0	9	12	0.00	1.000														
Darren Holmes, R (11, 1) ERA: 15.43	0.0	L	2	2	2	2	0	0	0	0	0	0	1	4	7	∞	∞														

livebaseballscorecards.com

Batter	1	2	3	4	5	6	7	8	9	10	AB R H RBI BB SO LOB
Craig Biggio, R OBP: 0.356, SLG: 0.435 (1, 4)	F7		K			SH1-3 5 1B 2B	G3			5 2B HBP	4 1 1 0 0 1 1
Steve Finley, L OBP: 0.294, SLG: 0.247 (1, 8)	F7		FC4-6			SH1-3		CS 5 BB 1B		K	4 0 1 0 0 1 2
5 Jeff Bagwell, R OBP: 0.449, SLG: 0.608 (1, 3)	G6-3				F9	G3 2B 1B		CS BB		2B	4 1 2 1 1 0 0
Eric Anthony, L OBP: 0.356, SLG: 0.437 (1, 9)		F8		L6		G3		K		G3-1	5 0 0 0 0 1 5
Ken Caminiti, S OBP: 0.280, SLG: 0.418 (1, 5)		F9-2 2B 1B		K				G5-3			4 0 2 1 0 1 2
Luis Gonzalez, L OBP: 0.329, SLG: 0.412 (1, 7)		2B									3 0 1 0 1 0 0
Scott Servais, R OBP: 0.375, SLG: 0.560 (1, 2)		F9-2 3-H									4 0 1 0 0 0 4
Andujar Cedeno, R OBP: 0.362, SLG: 0.444 Doug Jones, R (9, 1)			K			F9		P2		G5-3	4 0 0 0 0 1 1 0 0 0 0 0 0 0
Mark Portugal, R OBP: 0.350, SLG: 0.294 Al Osuna, R Xavier Hernandez, L Jose Uribe, S OBP: 0.294, SLG: 0.143 (1, 1) (8, 1) (8, 1) (9, 6)						G1-3		F8		P5	3 0 1 0 0 0 1 0 0 0 0 0 0 0 0 0 0 0 0 0 0 1 0 0 0 0 0 0

Inning Stats	R: 0	H: 0	E: 0	K: 0	S: 7	R: 0	H: 2	E: 0	K: 0	S: 6	R: 0	H: 1	E: 0	K: 2	S: 12	R: 0	H: 0	E: 0	K: 1	S: 8	R: 0	H: 1	E: 0	K: 0	S: 8	R: 2	H: 3	E: 0	K: 0	S: 12	R: 0	H: 0	E: 0	K: 0	S: 7	R: 0	H: 1	E: 0	K: 1	S: 12	R: 0	H: 0	E: 0	K: 0	S: 6	R: 0	H: 1	E: 0	K: 1	S: 10	1B: 5	2B: 5	3B: 0	HR: 0	SF: 0	SAC: 1	DP: 1	HBP: 1	WP: 0	PA: 40
--------------	------	------	------	------	------	------	------	------	------	------	------	------	------	------	-------	------	------	------	------	------	------	------	------	------	------	------	------	------	------	-------	------	------	------	------	------	------	------	------	------	-------	------	------	------	------	------	------	------	------	------	-------	-------	-------	-------	-------	-------	--------	-------	--------	-------	--------

PITCHER	IP	WLS	BF	H	R	ER	SO	BB	IBB	HBP	BLK	WP	HR	S	P	ERA	WHIP
Wally Whitehurst, R ERA: 3.57 (1, 1)	7.0		28	7	2	2	3	0	1	0	0	0	0	60	97	2.57	1.000
Pat Gomez, L ERA: 4.95 (8, 1)	1.0		4	1	0	0	1	1	0	0	0	0	0	12	21	0.00	2.000
Tim Scott, R ERA: 3.0 (9, 1)	1.2		7	1	0	0	1	0	0	1	0	0	0	13	21	0.00	0.600
Rich Rodriguez, L ERA: 4.5 (10, 1)	0.1	W	1	0	0	0	0	0	0	0	0	0	0	3	5	0.00	0.000


Houston Astros @ San Diego Padres
Jack Murphy Stadium, San Diego, CA
Fri May 21 1993, 10:05 PM EDT
Att. 13,763 - Unknown

livebaseballscorecards.com

AB	36
R	2
H	9
RBI	2
BB	2
SO	5
LOB	16



Batter	1	2	3	4	5	6	7	8	9	10	AB R H RBI BB SO LOB
Tony Gwynn, L (1, 9) OBP: 0.357, SLG: 0.419	0-1 F8		1-1 G4-3			3-2 F9 G4-3 1B		0-0 G4-6-3		3-1 FC1 1B	5 0 2 0 0 0 1
Jeff Gardner, L (1, 4) OBP: 0.308, SLG: 0.370	2-1 BB 1B		1-2 G3			3-2 G4-3		0-3 K		1-0 FC1	3 0 1 0 0 0 1
Tim Teufel, R (8, PH) OBP: 0.414, SLG: 0.617						1-2				1-2 3-H	1 0 0 0 0 1 0
Guillermo Velasquez, L (10, PH) OBP: 0.292, SLG: 0.238											1 0 0 1 0 0 1
Gary Sheffield, R (1, 5) OBP: 0.331, SLG: 0.483	1-0 F7			0-0 F8		1-1 F9			3-2 FC4-6 1B		4 0 1 0 0 0 2
Fred McGriff, L (1, 3) OBP: 0.345, SLG: 0.443	4-1 BB 1-2			3-3 K		4-2 BB			0-1 P4		2 0 0 0 2 1 1
Phil Plantier, L (1, 7) OBP: 0.274, SLG: 0.382	0-2 K			1-2 G1-3		2-2 P6			0-1 FC4-6 1-2f HR		4 1 0 0 0 1 5
Derek Bell, R (1, 8) OBP: 0.329, SLG: 0.457		0-0 G5-3			1-2 G5-3		1-0 P3		2-1 HR		4 1 1 2 0 0 0
Kurt Stillwell, S (1, 6) OBP: 0.295, SLG: 0.333		2-0 F7			3-1 G1-4-3		0-3 K		1-3 K		4 0 0 0 0 2 0
Rich Rodriguez, L (10, 1)											0 0 0 0 0 0 0
Bob Geren, R (1, 2) OBP: 0.288, SLG: 0.350		2-3 K			4-1 BB		0-3 K			2-2 G4-3	3 0 0 0 1 2 0
Wally Whitehurst, R (1, 1) OBP: 0.167, SLG: 0.167			0-0 L9		2-3 K		3-2 G4-6-3 1B			0-2 1B FC1 1B	2 0 0 0 0 1 1
Pat Gomez, L (8, 1)											0 0 0 0 0 0 0
Darrell Sherman, L (8, PH) OBP: 0.314, SLG: 0.233											1 0 1 0 0 0 0
Tim Scott, R (9, 1)											0 0 0 0 0 0 0
Ricky Gutierrez, R (10, 6) OBP: 0.368, SLG: 0.311											1 1 1 0 0 0 0

BOTTOM	
Houston Astros @ San Diego Padres Jack Murphy Stadium, San Diego, CA	
Fri May 21 1993, 10:05 PM EDT Att: 13,763 - Unknown	
livebaseballscorecards.com	
AB	35
R	3
H	7
RBI	3
BB	3
SO	8
LOB	12
	
WP: 0	PA: 38
PB: 0	
SB: 0	
CS: 0	

Inning Stats	R: 0	H: 1	E: 0	K: 1	S: 9	R: 0	H: 0	E: 0	K: 1	S: 5	R: 0	H: 0	E: 0	K: 0	S: 6	R: 0	H: 0	E: 0	K: 1	S: 7	R: 0	H: 0	E: 0	K: 1	S: 14	R: 0	H: 1	E: 0	K: 0	S: 16	R: 0	H: 0	E: 0	K: 2	S: 7	R: 0	H: 1	E: 0	K: 1	S: 7	R: 2	H: 2	E: 0	K: 1	S: 13	R: 1	H: 2	E: 0	K: 0	S: 11	1B: 6	SF: 0	2B: 0	3B: 0	HR: 1	WP: 0	PA: 38
PITCHER	IP	WLS	BF	H	R	ER	SO	BB	IBB	HBP	BLK	WP	HR	S	P	ERA	WHIP																																								
Mark Portugal, R (1, 1) ERA: 2.86	7.0		27	3	0	0	6	3	0	0	0	0	0	67	111	0.00	0.857																																								
Al Osuna, L (8, 1) ERA:	0.2		1	0	0	0	0	0	0	0	0	0	0	1	1	0.00	0.000																																								
Xavier Hernandez, R (8, 1) ERA: 1.88	0.1		1	0	0	0	1	0	0	0	0	0	0	3	3	0.00	0.000																																								
Doug Jones, R (9, 1) ERA: 3.65	1.1	L	9	4	3	3	1	0	0	0	0	0	1	24	36	20.25	3.000																																								

Houston Astros @ San Diego Padres
 Jack Murphy Stadium, San Diego, CA

Sat May 22 1993, 10:05 PM EDT
 Att. 16,684 - Unknown

AB	31
R	4
H	5
RBI	4
BB	4
SO	8
LOB	6



Batter	1	2	3	4	5	6	7	8	9	AB R H RBI BB SO LOB
Craig Biggio, R (1, 4) OBP: 0.348, SLG: 0.424	0-1 F8		2-3 K		2-2 L3		1-1 G6-3			4 0 0 0 0 1 0
Steve Finley, L (1, 8) OBP: 0.302, SLG: 0.272	4-0 5 WP 5 S SF9 BB		2-1 F8		0-2 3B			2-2 G4-3		3 1 1 0 1 0 0
5 Jeff Bagwell, R (1, 3) OBP: 0.445, SLG: 0.622	3-1 SF9 1-H		2-1 HR		0-2 F8			1-2 G5-3		3 1 1 2 0 0 1
Eric Anthony, L (1, 9) OBP: 0.353, SLG: 0.429	4-2 BB		2-3 K		1-2 F7			2-3 K		3 0 0 0 1 2 0
Ken Caminiti, S (1, 5) OBP: 0.285, SLG: 0.459	0-0 F7			2-2 HR		0-1 IHR			3-2 F7	4 2 2 2 0 0 1
Luis Gonzalez, L (1, 7) OBP: 0.323, SLG: 0.403		2-2 P6		1-1 P6		1-0 F9			4-0 BB BB	3 0 1 0 0
Darryl Kile, R (6, 1)										
Tom Edens, R (8, 1)										
Chris Donnels, L (9, PH) OBP: 0.409, SLG: 0.389										
Scott Servais, R (1, 2) OBP: 0.350, SLG: 0.519		3-1 F8		1-3 K		3-2 G6-3			1-3 K	4 0 0 0 0 2 1
Andujar Cedeno, R (1, 6) OBP: 0.366, SLG: 0.450		0-0 2B		2-3 K			1-3 K		4-1 FC4-6 BB	3 0 1 0 1 2 0
Doug Drabek, R (1, 1) OBP: 0.115, SLG: 0.231									1-2 BB	
Al Osuna, R (6, 1)										
Kevin Bass, S (6, 7) OBP: 0.268, SLG: 0.302		0-1 F9		1-3 K			3-2 G3		1-1 FC4-6 1-2f	2 0 0 0 0 1 1 0 0 0 0 0 0 0 2 0 0 0 0 0 2

Inning Stats	R: 1	H: 0	E: 0	K: 0	S: 7	P: 18	R: 0	H: 1	E: 0	K: 0	S: 10	P: 15	R: 1	H: 1	E: 0	K: 2	S: 11	P: 17	R: 0	H: 1	E: 0	K: 1	S: 15	P: 18	R: 1	H: 1	E: 0	K: 0	S: 9	P: 14	R: 0	H: 0	E: 0	K: 1	S: 10	P: 15	R: 0	H: 0	E: 0	K: 1	S: 12	P: 17	R: 0	H: 0	E: 0	K: 1	S: 10	P: 23	1B: 0	2B: 1	3B: 1	HR: 3	SF: 1	SAC: 0	DP: 0	HBP: 0	WP: 1	PB: 0	SB: 1	CS: 0	PA: 36
--------------	------	------	------	------	------	-------	------	------	------	------	-------	-------	------	------	------	------	-------	-------	------	------	------	------	-------	-------	------	------	------	------	------	-------	------	------	------	------	-------	-------	------	------	------	------	-------	-------	------	------	------	------	-------	-------	-------	-------	-------	-------	-------	--------	-------	--------	-------	-------	-------	-------	--------

PITCHER	IP	WLS	BF	H	R	ER	SO	BB	IBB	HBP	BLK	WP	HR	S	P	ERA	WHIP
Andy Benes, R (1, 1) ERA: 2.74	6.0	W	25	5	4	4	5	2	0	0	0	1	2	62	100	6.00	1.167
Roger Mason, R (7, 1) ERA: 1.63	2.0		6	0	0	0	2	0	0	0	0	0	0	22	32	0.00	0.000
Jeremy Hernandez, R (9, 1) ERA: 4.55	1.0		5	0	0	0	1	2	0	0	0	0	0	10	23	0.00	2.000

PITCHER	IP	WLS	BF	H	R	ER	SO	BB	IBB	HBP	BLK	WP	HR	S	P	ERA	WHIP
---------	----	-----	----	---	---	----	----	----	-----	-----	-----	----	----	---	---	-----	------

Batter	1	2	3	4	5	6	7	8	9	AB	R	H	RBI	BB	SO	LOB
Tony Gwynn, L OBP: 0.364, SLG: 0.424 (1, 9)	2-1 F7 ①		0-1 BB 1B SF8 1B	0-0 F7 ①		2-1 SF9 WP SF7 1B	2-2 1B			5	2	3	0	0	0	0
Jeff Gardner, L OBP: 0.313, SLG: 0.365 (1, 4)	0-0 G6-3 ②		1-0 SF8 BB 2B 1B	3-1 G4-3 ②		4-2 1B BB 1B BB	3-2 F7 ③			4	1	1	0	1	0	1
Gary Sheffield, R OBP: 0.333, SLG: 0.480 (1, 5)	2-3 K ③		4-2 SF8 2B BB	2-3 K ③		2-0 SF9 ①		1-1 BB 2B 1B		3	2	1	1	1	2	0
Fred McGriff, L OBP: 0.352, SLG: 0.444 (1, 3)		2-3 K ①	1-2 SF8 ①		2-0 2B 2-1 1B	4-1 1B BB		4-1 2B BB		2	1	1	1	2	1	0
Phil Plantier, L OBP: 0.295, SLG: 0.423 Roger Mason, R (7, 1) Phil Clark, R OBP: 0.353, SLG: 0.404 Jeremy Hernandez, R (8, PH) (9, 1)		2-2 FC3-6 1B HBP	0-1 1B E 2B		1-0 2B 1-3	2-2 SF7 ②		0-0 1-H 2-H 2B		2	1	2	3	0	0	0
Derek Bell, R OBP: 0.338, SLG: 0.462 (1, 8)		3-2 FC3-6 1B	0-0 E 1B		1-2 F8 ①	0-1 1B		2-1 G5-3 ①		5	1	3	0	0	0	3
Kurt Stillwell, S OBP: 0.318, SLG: 0.350 (1, 6)		0-0 FC3-6 S 1-2 2-3	0-1 E7 FC6-2 2B		4-0 IBB	3-2 F8 ③		4-0 IBB		3	0	1	2	2	0	5
Bob Geren, R OBP: 0.282, SLG: 0.328 (1, 2)		4-2 BB	2-2 FC6-2 ②		1-3 K ②		2-1 G6-3 ①	2-1 F8 ②		4	0	0	0	1	1	6
Andy Benes, R OBP: 0.227, SLG: 0.429 Darrell Sherman, L OBP: 0.315, SLG: 0.238 (6, PH) (7, 7)		2-3 K ③	1-1 G5-3 ③		1-1 2-1 ③	0-0 WP 1B SF9 1B	1-2 G3-1 ②	3-2 P3 ③		2	0	0	0	0	1	4
					3-H					3	1	1	0	0	0	2


Inning Stats	R: 0	H: 0	E: 0	K: 1	S: 6	R: 0	H: 1	E: 0	K: 2	S: 14	R: 5	H: 5	E: 1	K: 0	S: 21	R: 0	H: 0	E: 0	K: 1	S: 6	R: 0	H: 2	E: 0	K: 1	S: 10	R: 2	H: 3	E: 0	K: 0	S: 20	R: 0	H: 1	E: 0	K: 0	S: 14	R: 2	H: 2	E: 0	K: 0	S: 11							
	LOB: 0	BB: 10				LOB: 3	BB: 1				LOB: 1	BB: 1				LOB: 0	BB: 0				LOB: 3	BB: 1				LOB: 1	BB: 2				LOB: 3	BB: 2			LOB: 1	BB: 2			LOB: 2	BB: 2							

BOTTOM


Houston Astros @ San Diego Padres
Jack Murphy Stadium, San Diego, CA
 Sat May 22 1993, 10:05 PM EDT
 Att. 16,684 - Unknown

AB	34
R	9
H	14
RBI	9
BB	7
SO	5
LOB	21

livebaseballscorecards.com



PITCHER	IP	WLS	BF	H	R	ER	SO	BB	IBB	HBP	BLK	WP	HR	S	P	ERA	WHIP
Doug Drabek, R ERA: 3.21 (1, 1)	5.0	L	28	9	6	6	5	2	1	1	0	0	0	58	98	10.80	2.200
Al Osuna, L ERA: 6.75 (6, 1)	0.2		5	1	1	1	0	2	0	0	0	1	0	12	26	13.50	4.500
Darryl Kile, R ERA: 3.42 (6, 1)	1.1		6	2	0	0	0	0	0	0	0	0	0	21	32	0.00	1.500
Tom Edens, R ERA: 4.76 (8, 1)	1.0		7	2	2	2	0	1	1	0	0	0	0	11	27	18.00	3.000

Batter	1	2	3	4	5	6	7	8	9	AB R H RBI BB SO LOB	TOP											
Craig Biggio, R (1, 4) OBP: 0.361, SLG: 0.479	0-1 1B 2B	2-2 HR	0-1 WP 2-H 1B		1-0 HR		0-3 K			5 3 4 3 0 1 0												
Steve Finley, L (1, 8) OBP: 0.306, SLG: 0.289	2-2 5 1B 1B	1-0 2B	3-2 F8		0-2 G3			1-0 B1-3		5 2 2 0 0 0 1												
Kevin Bass, S (1, 9) OBP: 0.279, SLG: 0.328	0-0 5 1B 1B	0-1 5 1B 2B			0-1 G3		1-0 G4-3			5 2 2 2 0 0 0												
5 Jeff Bagwell, R (1, 3) OBP: 0.449, SLG: 0.627	1-0 G1-6-3 1B	0-0 S 1B			1-2 1B 2B		2-2 F8			5 1 3 2 0 0 0												
Ken Caminiti, S (1, 5) OBP: 0.288, SLG: 0.457	3-1 G1-6-3 1-2f 2-3	0-2 P5			1-2 1B 1B		2-2 1B		0-0 F7	5 0 2 1 0 0 3												
Chris James, R (1, 7) Luis Gonzalez, L (9, PR) (9, 7)	0-1 BB 1B	2-2 G5-3			0-0 1-2 1B		2-2 SAFE SAFE K		4-2 BB	4 0 2 1 1 1 2 0 0 0 0 0 0 0												
Andujar Cedeno, R (1, 6) Xavier Hernandez, L (6, 1) Eric Anthony, L (9, PH) Doug Jones, R (9, 1)	4-2 1-2 BB		0-0 CI SH1-4 1B		1-3 K		2-0 G4-3		2-2 SAFE SAFE SAFE SAFE L9	2 1 0 0 1 1 3 0 0 0 0 0 0 0 1 0 0 0 0 0 1 0 0 0 0 0 0 0	AB 40 R 9 H 16 RBI 9 BB 2 SO 6 LOB 16											
Eddie Taubensee, L (1, 2) OBP: 0.276, SLG: 0.337	0-0 G3		1-3 K		1-3 K			0-0 1B	0-0 F7	5 0 1 0 0 2 6												
Greg Swindell, L (1, 1) Jose Uribe, S (6, 6) OBP: 0.278, SLG: 0.133		2-3 K	0-0 SH1-4		1-0 G6-3			1-0 F8		2 0 0 0 0 1 0 1 0 0 0 0 0 0												
Inning Stats	R: 3 E: 0 K: 0 S: 18	H: 5 LOB: 2 BB: 1 P: 28	R: 3 E: 0 K: 1 S: 17	H: 4 LOB: 1 BB: 0 P: 24	R: 1 E: 1 K: 1 S: 10	H: 1 LOB: 1 BB: 0 P: 14	R: 1 E: 0 K: 2 S: 16	H: 3 LOB: 2 BB: 0 P: 20	R: 1 E: 0 K: 0 S: 6	H: 1 LOB: 0 BB: 0 P: 9	R: 0 E: 0 K: 1 S: 11	H: 1 LOB: 1 BB: 0 P: 19	R: 0 E: 0 K: 1 S: 5	H: 1 LOB: 0 BB: 0 P: 6	R: 0 E: 0 K: 0 S: 6	H: 0 LOB: 0 BB: 0 P: 12	R: 0 E: 0 K: 0 S: 8	H: 0 LOB: 1 BB: 1 P: 14	1B: 10 2B: 4 3B: 0 HR: 2	SF: 0 SAC: 1 DP: 1 HBP: 0	WP: 1 PB: 0 SB: 1 CS: 0	PA: 44
PITCHER	IP WLS BF H R ER SO BB IBB HBP BLK WP HR S P ERA WHIP																					
Dave Eiland, R (1, 1) ERA: 5.32	1.1 L 12 8 6 6 1 1 0 0 0 0 0 1 28 43 40.50 6.750																					
Tim Scott, R (2, 1) ERA: 3.28	3.2 18 6 3 2 3 0 0 0 0 0 1 1 39 52 4.91 1.636																					
Pat Gomez, L (6, 1) ERA: 4.71	1.0 4 1 0 0 1 0 0 0 0 0 0 0 11 19 0.00 1.000																					
Jeremy Hernandez, R (7, 1) ERA: 4.11	3.0 10 1 0 0 1 1 0 0 0 0 0 0 19 32 0.00 0.667																					

Houston Astros @ San Diego Padres
Jack Murphy Stadium, San Diego, CA
 Sun May 23 1993, 6:33 AM EDT
 Att. 13,895 - Unknown - 74 F

livebaseballscorecards.com

Batter	1	2	3	4	5	6	7	8	9	AB R H RBI BB SO LOB
Tony Gwynn, L (1, 9) OBP: 0.365, SLG: 0.429	0-0 L7		1-1 F7		0-0 1B	1-0 2B			0-0 F9	5 1 2 1 0 0 0
Ricky Gutierrez, R (1, 6) Pat Gomez, L (6, 1)	4-2		1-2 G6-3		3-2 1B	1-2 G1-3			0-3 K	2 1 1 0 1 0 0
Kurt Stillwell, S (6, PH) Jeremy Hernandez, R (7, 1) Guillermo Velasquez, L (9, PH) OBP: 0.280, SLG: 0.227	BB				1-3 1B					0 0 0 0 0 0 0
Gary Sheffield, R (1, 5) OBP: 0.331, SLG: 0.474	3-1 F7		1-2 G6-3		0-0 1B					1 0 0 0 0 0 0
Fred McGriff, L (1, 3) OBP: 0.350, SLG: 0.435	2-2 F7			4-2 HR	2-1 G4-3					1 0 0 0 0 1 0
Derek Bell, R (1, 8) OBP: 0.342, SLG: 0.483		0-1 2B		0-1 HR	2-2 G4-3					4 0 1 1 0 0 1
Tim Teufel, R (1, 4) Jeff Gardner, L (8, PH) OBP: 0.310, SLG: 0.362		1-3 K		1-2 K		0-0 L9				3 1 0 1 1 0 2
Phil Plantier, L (1, 7) OBP: 0.293, SLG: 0.451		2-2 F8		2-3 K		0-2 HR				4 2 2 2 0 1 1
Dan Walters, R (1, 2) OBP: 0.255, SLG: 0.266		1-1 2B		1-2 G1-3		2-1 FC5-4 1B				3 0 0 0 0 2 1
Dave Eiland, R (1, 1) Tim Scott, R (2, 1) Craig Shipley, R (5, PH) OBP: 0.206, SLG: 0.318		1-3 K			0-1 G5-3	0-0 FC5-4 2B				1 0 0 0 0 1 0

Inning Stats	R: 0 E: 0 K: 11	H: 0 LOB: 1 BB: 1 P: 20	R: 1 E: 0 K: 14	H: 2 LOB: 1 BB: 0 P: 19	R: 0 E: 0 K: 8	H: 0 LOB: 0 BB: 0 P: 11	R: 2 E: 0 K: 13	H: 1 LOB: 0 BB: 1 P: 21	R: 2 E: 0 K: 13	H: 3 LOB: 1 BB: 0 P: 20	R: 2 E: 0 K: 11	H: 3 LOB: 1 BB: 0 P: 15	R: 0 E: 0 K: 6	H: 0 LOB: 0 BB: 0 P: 7	R: 0 E: 0 K: 8	H: 0 LOB: 0 BB: 0 P: 14	R: 0 E: 0 K: 5	H: 0 LOB: 0 BB: 0 P: 6	1B: 5 2B: 2 3B: 0 HR: 2	SF: 0 SAC: 0 DP: 0 HBP: 0
--------------	-----------------------	----------------------------------	-----------------------	----------------------------------	----------------------	----------------------------------	-----------------------	----------------------------------	-----------------------	----------------------------------	-----------------------	----------------------------------	----------------------	---------------------------------	----------------------	----------------------------------	----------------------	---------------------------------	----------------------------------	------------------------------------

PITCHER	IP	WLS	BF	H	R	ER	SO	BB	IBB	HBP	BLK	WP	HR	S	P	ERA	WHIP
Greg Swindell, L (1, 1) ERA: 5.34	5.1	W	26	8	7	7	4	2	0	0	0	1	2	65	99	11.81	1.875
Xavier Hernandez, R (6, 1) ERA: 1.69	2.2		9	1	0	0	3	0	0	0	0	0	0	19	28	0.00	0.375
Doug Jones, R (9, 1) ERA: 3.51	1.0	S	3	0	0	0	1	0	0	0	0	0	0	5	6	0.00	0.000

BOTTOM

Houston Astros @ San Diego Padres
Jack Murphy Stadium, San Diego, CA

Sun May 23 1993, 6:33 AM EDT
Att: 13,895 - Unknown - 74 F

livebaseballscorecards.com

AB	36
R	7
H	9
RBI	7
BB	2
SO	8
LOB	9



WP: 1	PA: 38
PB: 0	
SB: 1	
CS: 0	

Batter	1	2	3	4	5	6	7	8	9	AB R H RBI BB SO LOB	TOP
Tony Gwynn, L (1, 9) OBP: 0.372, SLG: 0.442	3-2 F8			0-0 1B G4-3		1-1 1B BB	3-2 2B			4 1 3 0 0 0 0	San Diego Padres @ Los Angeles Dodgers Dodger Stadium, Los Angeles, CA Mon May 24 1993, 7:05 PM PDT Att. 32,364 - Unknown - 68 F
Jeff Gardner, L (1, 4) OBP: 0.310, SLG: 0.355	0-1 G3-1			1-1 G4-3		4-1 1B	2-3 K			2 1 0 0 1 0 1	
Tim Teufel, R (7, PH) OBP: 0.392, SLG: 0.578				1-2		1-2 1B BB				1 0 0 0 0 1 1	
Rich Rodriguez, L (7, 1)										0 0 0 0 0 0 0	
Gary Sheffield, R (1, 5) OBP: 0.335, SLG: 0.475	2-1 F9			1-1		1-2 1B	3-3 K			4 1 2 0 0 1 1	
Fred McGriff, L (1, 3) OBP: 0.342, SLG: 0.424		2-2 G4-3		1-3 K		1-3 K		2-3 K		4 0 0 0 0 3 5	
Phil Plantier, L (1, 7) OBP: 0.281, SLG: 0.430		3-3 K		1-3 K		0-1 F7		2-0 F9		4 0 0 0 0 2 5	
Derek Bell, R (1, 8) OBP: 0.345, SLG: 0.484		3-2 F7			0-1 BLK 1B	0-1 S 1B		0-0 P5		4 1 2 2 0 0 0	
Craig Shipley, R (1, 6) OBP: 0.208, SLG: 0.314			0-0 F9		2-1 F9	3-2 1B		0-0 F7		4 0 1 2 0 0 1	
Bob Geren, R (1, 2) OBP: 0.270, SLG: 0.313			0-1 G5-3		2-0 P6	2-3 K		1-0 G3		3 0 0 0 0 1 2	
Kurt Stillwell, S (9, PH) OBP: 0.309, SLG: 0.339				1-2						1 0 0 0 0 0 0	
Greg Harris, R (1, 1) OBP: 0.208, SLG: 0.217			2-3 K		1-3 K		2-1 G4-3		0-3 K	2 0 0 0 0 2 1	
Roger Mason, R (5, 1)										0 0 0 0 0 0 0	
Ricky Gutierrez, R (7, PH) OBP: 0.375, SLG: 0.313										1 0 0 0 0 0 0	
Guillermo Velasquez, L (9, PH) OBP: 0.269, SLG: 0.217										1 0 0 0 0 1 0	
Inning Stats	R: 0 H: 0 E: 0 LOB: 0 K: 0 BB: 0 S: 8 P: 13	R: 0 H: 0 E: 0 LOB: 0 K: 1 BB: 0 S: 10 P: 18	R: 0 H: 0 E: 0 LOB: 0 K: 1 BB: 0 S: 6 P: 8	R: 0 H: 2 E: 0 LOB: 2 K: 2 BB: 0 S: 13 P: 17	R: 0 H: 1 E: 0 LOB: 1 K: 1 BB: 0 S: 9 P: 13	R: 4 H: 4 E: 0 LOB: 1 K: 2 BB: 1 S: 20 P: 32	R: 0 H: 1 E: 0 LOB: 1 K: 2 BB: 0 S: 14 P: 24	R: 0 H: 0 E: 0 LOB: 0 K: 1 BB: 0 S: 5 P: 9	R: 0 H: 0 E: 0 LOB: 0 K: 1 BB: 0 S: 5 P: 6	1B: 7 SF: 0 2B: 1 SAC: 0 3B: 0 DP: 0 HR: 0 HBP: 0	WP: 0 PA: 36 PB: 0 SB: 1 CS: 0
PITCHER	IP WLS BF H R ER SO BB IBB HBP BLK WP HR S P ERA WHIP										
Kevin Gross, R (1, 1) ERA: 5.2	6.1 W 28 8 4 4 7 1 0 0 0 0 0 0 74 114 5.68 1.421										
Omar Daal, L (7, 1) ERA: 4.32	0.1 1 0 0 0 1 0 0 0 0 0 0 0 3 5 0.00 0.000										
Pedro Martinez, R (7, 1) ERA: 2.0	2.1 S 7 0 0 0 3 0 0 0 0 0 0 0 13 21 0.00 0.000										

AB	35
R	4
H	8
RBI	4
BB	1
SO	11
LOB	17



Batter	1	2	3	4	5	6	7	8	9
Brett Butler, L OBP: 0.399, SLG: 0.358 (1, 8)	2-2 F8		1-2 1B		1-1 1B		2-1 1B		
Jose Offerman, S OBP: 0.359, SLG: 0.331 (1, 6)	3-2 F9		1-3 K		2-2 1B		1-1 L6		
Eric Davis, R OBP: 0.313, SLG: 0.315 (1, 7)	0-0 G5-3			2-3 K	2-2 1B			2-1 G6-3	
Tim Wallach, R OBP: 0.254, SLG: 0.352 (1, 5)		2-2 F8		1-1 2B	2-1 G6-3			1-1 G6-3	
Mike Piazza, R OBP: 0.373, SLG: 0.527 (1, 2)		1-2 F9		4-0 BB		0-0 G5-3		3-1 L7	
Cory Snyder, R OBP: 0.372, SLG: 0.351 (1, 9)		0-2 G6-3		3-3 K		2-2 K			
Pedro Martinez, R (7, 1)									
Eric Karros, R OBP: 0.291, SLG: 0.371 (1, 3)			0-0 HR		1-2 HR		1-0 F8		
Jody Reed, R OBP: 0.306, SLG: 0.299 (1, 4)			1-0 F7		2-0 G6-3		1-3 K		
Kevin Gross, R OBP: 0.250, SLG: 0.333 (1, 1)			0-3 K		0-0 1B		2-2 G5-3		
Omar Daal, L (7, 1)									
Mitch Webster, S OBP: 0.304, SLG: 0.350 (7, 9)									

Inning Stats	R: 0	H: 0	E: 0	K: 0	S: 8	LOB: 0	BB: 0	P: 13
	R: 0	H: 0	E: 0	K: 0	S: 10	LOB: 0	BB: 0	P: 13
	R: 1	H: 2	E: 0	K: 2	S: 13	LOB: 1	BB: 0	P: 16
	R: 0	H: 1	E: 0	K: 2	S: 8	LOB: 2	BB: 1	P: 18
	R: 4	H: 5	E: 0	K: 0	S: 16	LOB: 0	BB: 0	P: 25
	R: 0	H: 0	E: 0	K: 1	S: 5	LOB: 0	BB: 0	P: 8
	R: 0	H: 1	E: 0	K: 1	S: 11	LOB: 1	BB: 0	P: 17
	R: 0	H: 0	E: 0	K: 0	S: 6	LOB: 0	BB: 0	P: 12

PITCHER	IP	WLS	BF	H	R	ER	SO	BB	IBB	HBP	BLK	WP	HR	S	P	ERA	WHIP
Greg Harris, R ERA: 4.48 (1, 1)	4.1	L	20	7	5	5	4	1	0	0	0	0	2	50	76	10.38	1.846
Roger Mason, R ERA: 1.53 (5, 1)	1.2		5	1	0	0	1	0	0	0	0	1	0	10	17	0.00	0.600
Rich Rodriguez, L ERA: 4.0 (7, 1)	2.0		7	1	0	0	1	0	0	0	0	0	0	17	29	0.00	0.500

BOTTOM

AB	R	H	RBI	BB	SO	LOB
4	1	3	0	0	0	0
4	1	1	2	0	1	2
4	0	1	1	0	1	0
4	0	1	0	0	0	0
3	0	0	0	1	0	0
3	0	0	0	0	2	2
0	0	0	0	0	0	0
3	2	2	2	0	0	0
3	0	0	0	0	1	0
2	1	1	0	0	1	0
0	0	0	0	0	0	0
1	0	0	0	0	0	0

San Diego Padres @ Los Angeles Dodgers
Dodger Stadium, Los Angeles, CA

Mon May 24 1993, 7:05 PM PDT
Att: 32,364 - Unknown - 68 F

AB	31
R	5
H	9
RBI	5
BB	1
SO	6
LOB	4

livebaseballscorecards.com



WP	PA
1	32
PB	0
SB	2
CS	1

Batter	1	2	3	4	5	6	7	8	9	10	AB	R	H	RBI	BB	SO	LOB	TOP								
Tony Gwynn, L (1, 9) OBP: 0.371, SLG: 0.435	0-0 1B 1B	4-0 IBB		2-2 F7 1-3		0-3 K		1-0 FC6-4 2B 1-2f 1B	0-0 F7		5	2	1	0	1	1	4									
Jeff Gardner, L (1, 4) OBP: 0.320, SLG: 0.381	2-1 F8	1-1 F8			2-1 1B G4-6-3 1B		1-1 1B HBP 2B	0-0 1B 2B		1-0 F9	6	3	3	0	0	0	3									
Gary Sheffield, R (1, 5) OBP: 0.341, SLG: 0.472	0-1 F9		0-3 K		0-0 1B G4-6-3 1B		4-0 1B HBP BB	2-2 1B HR		0-3 K	5	2	2	2	1	2	1									
Fred McGriff, L (1, 3) OBP: 0.353, SLG: 0.451	2-1 1B 1-2 1B		1-3 K		1-0 1B G4-6-3 1B		0-2 1B HBP 1-2 2-3 1B	0-0 1B HR 1-H		2-1 E6	6	1	4	2	0	1	0									
Phil Plantier, L (1, 7) OBP: 0.277, SLG: 0.418 Roger Mason, R (10, 1)	1-1 1B 1-3 2-H 1B		2-2 G4-3		0-0 1B G4-6-3 1-2f 2-3 3-H 1B		2-2 1B F9	2-2 1B K		3-2 P4	5	0	1	1	0	1	5									
Derek Bell, R (1, 8) OBP: 0.353, SLG: 0.490	1-0 F8			3-3 K	0-0 1B 3-H		1-1 1B HBP G1-2-3		1-1 2B SH1-4		4	0	2	2	0	1	2									
Kurt Stillwell, S (1, 6) OBP: 0.306, SLG: 0.323		4-0 2B SH1-4 BB		3-2 1B E6	1-1 1B G5-3		3-1 1B G1-2-3		0-1 2B SH1-4		3	1	0	0	1	0	4									
Bob Geren, R (1, 2) OBP: 0.266, SLG: 0.306		2-1 1B P1-3		3-2 1B P6		2-1 1B G5-3		1-2 1B FC6-4		0-3 1B K	5	0	1	0	0	1	3									
Bruce Hurst, L Craig Shipley, R Dave Ellinger, R Kerry Taylor, R Jeremy Hernandez, R Guillermo Velazquez, L Rich Rodriguez, L Gene Harris, R Ricky Gutierrez, R Tim Teufel, R		2-2 1B SH1-4		0-0 1B PB 2-H		1-2 1B G4-3		2-2 1B F7		4-2 1B BB	0	0	0	0	0	0	0									
Inning Stats	R: 1 E: 0 K: 0 S: 10	H: 3 LOB: 2 BB: 0 P: 16	R: 0 E: 0 K: 0 S: 7	H: 0 LOB: 2 BB: 2 P: 20	R: 0 E: 0 K: 2 S: 9	H: 0 LOB: 0 BB: 0 P: 12	R: 1 E: 1 K: 1 S: 15	H: 1 LOB: 1 BB: 0 P: 26	R: 2 E: 0 K: 0 S: 8	H: 4 LOB: 1 BB: 0 P: 12	R: 0 E: 0 K: 1 S: 9	H: 0 LOB: 0 BB: 0 P: 12	R: 1 E: 0 K: 0 S: 11	H: 2 LOB: 2 BB: 1 P: 22	R: 4 E: 0 K: 1 S: 17	H: 4 LOB: 0 BB: 0 P: 25	R: 0 E: 0 K: 1 S: 12	H: 1 LOB: 2 BB: 1 P: 17	R: 0 E: 1 K: 1 S: 10	H: 0 LOB: 1 BB: 0 P: 16	1B: 11 2B: 3 3B: 0 HR: 1	SF: 0 SAC: 2 DP: 2 HBP: 1	WP: 0 PB: 1 SB: 2 CS: 0	PA: 50		
PITCHER	IP WLS BF H R ER SO BB IBB HBP BLK WP HR S P ERA WHIP	5.0 25 8 4 3 3 1 1 0 0 0 0 0 0 86 5.40 1.800	1.0 5 1 1 1 1 1 0 0 0 0 0 0 11 9.00 2.000	0.1 2 1 0 0 0 0 0 0 0 0 0 0 6 0.00 3.000	0.2 2 0 0 0 0 0 0 1 0 0 0 0 3 0.00 0.000	2.0 12 5 4 4 2 1 0 0 0 0 1 29 18.00 3.000	PITCHER	IP WLS BF H R ER SO BB IBB HBP BLK WP HR S P ERA WHIP	1.0 4 4 0 0 0 1 0 0 0 0 0 0 1 16 0.00 0.000																	

San Diego Padres @ Los Angeles Dodgers
 Dodger Stadium, Los Angeles, CA
 Tue May 25 1993, 7:05 PM PDT
 Att. 33,790 - Unknown - 68 F

AB	43
R	9
H	15
RBI	8
BB	4
SO	7
LOB	24



Batter	1	2	3	4	5	6	7	8	9	10	AB	R	H	RBI	BB	SO	LOB
Brett Butler, L OBP: 0.407, SLG: 0.371 (1, 8)	4-2 S 1B E BB	2-2 2-H 3-H CS 1B	2-2 G4-3			0-1 G4-3		2-2 1B WP 1B		2-2 1B 1B	5	3	3	2	1	0	2
Jose Offerman, S OBP: 0.364, SLG: 0.333 (1, 6)	0-3 N	1-1 E5 FC4-6		1-1 F7		4-2 S 1B BB		1-1 WP 1-3 1B		3-2 1B 1BB 1B	5	1	2	0	1	1	2
Eric Davis, R OBP: 0.314, SLG: 0.311 (1, 7)	1-1 S S 1-2 1B	1-0 FC4-6		3-1 L6		2-2 P3		2-3 K		4-0 1-2 1B 1BB	5	0	1	0	1	1	3
Tim Wallach, R OBP: 0.263, SLG: 0.350 (1, 5)	3-2 E5 FC6-4		4-1 1B E BB	3-2 F9		1-1 1B 1B		1-3 G6-4-3 1BB		1-3 K	4	2	1	2	2	1	4
Mike Piazza, R OBP: 0.371, SLG: 0.519 (1, 2)	0-1 P6		2-1 E 1B 1B		1-2 G6-3	1-0 1B 1B		2-0 G6-4-3		1-3 K	6	1	2	1	0	1	7
Cory Snyder, R OBP: 0.367, SLG: 0.346 (1, 9)	1-1 FC6-4		1-1 E3 1B		0-0 1B		1-3 K		1-3 K	0-0 1B	4	0	1	1	0	1	3
Jim Gott, R (8, 1)			1-2 1B								0	0	0	0	0	0	0
Lenny Harris, L OBP: 0.294, SLG: 0.313 (9, PH) (10, 9)			1-2 3-H 2-3							1-2 2-3 3-H	2	0	1	1	0	1	0
Eric Karros, R OBP: 0.294, SLG: 0.372 (1, 3)		1-0 1B 1B	0-0 F8		2-0 1B		2-2 P3		2-2 G1-3		5	1	2	0	0	0	2
Jody Reed, R OBP: 0.321, SLG: 0.311 (1, 4)		0-1 SH1-4 1B 1B	1-0 1B		4-1 G4-6-3 BB		2-2 G4-3		2-1 FC6-4 1B		4	1	3	1	1	0	0
Tom Candiotti, R Mich Webster, S Ricky Tibork, R Omar Diaz, L Roger McDowell, R Henry Rodriguez, L Mike Sharperson, R Pedro Martinez, R		0-0 SH1-4	2-2 K		0-0 G4-6-3			3-1 HR		1-2 FC6-4	1	0	0	0	0	1	2

Inning Stats	R: 1	H: 1	E: 1	K: 1	S: 15	H: 1	LOB: 2	BB: 1	P: 24	R: 2	H: 3	E: 1	K: 0	S: 10	H: 1	LOB: 1	BB: 0	P: 15	R: 2	H: 2	E: 1	K: 1	S: 13	H: 2	LOB: 2	BB: 1	P: 24	R: 0	H: 0	E: 0	K: 0	S: 7	H: 0	LOB: 0	BB: 0	P: 14	R: 0	H: 2	E: 0	K: 0	S: 7	H: 2	LOB: 2	BB: 1	P: 14	R: 2	H: 2	E: 0	K: 0	S: 11	H: 0	LOB: 0	BB: 1	P: 19	R: 0	H: 0	E: 0	K: 1	S: 9	H: 0	LOB: 0	BB: 0	P: 14	R: 2	H: 3	E: 0	K: 1	S: 11	H: 1	LOB: 3	BB: 1	P: 25	R: 0	H: 1	E: 0	K: 1	S: 12	H: 1	LOB: 1	BB: 0	P: 18	R: 1	H: 3	E: 0	K: 2	S: 17	H: 3	LOB: 3	BB: 1	P: 28	1B: 15	SF: 0	2B: 1	SAC: 1	3B: 0	DP: 2	HR: 1	HBP: 0	WP: 2	PA: 51
--------------	------	------	------	------	-------	------	--------	-------	-------	------	------	------	------	-------	------	--------	-------	-------	------	------	------	------	-------	------	--------	-------	-------	------	------	------	------	------	------	--------	-------	-------	------	------	------	------	------	------	--------	-------	-------	------	------	------	------	-------	------	--------	-------	-------	------	------	------	------	------	------	--------	-------	-------	------	------	------	------	-------	------	--------	-------	-------	------	------	------	------	-------	------	--------	-------	-------	------	------	------	------	-------	------	--------	-------	-------	--------	-------	-------	--------	-------	-------	-------	--------	-------	--------

PITCHER	IP	WLS	BF	H	R	ER	SO	BB	IBB	HBP	BLK	WP	HR	S	P	ERA	WHIP
Bruce Hurst, L ERA: 15.0	(1, 1)	3.0	19	6	5	5	2	2	0	0	0	0	0	38	63	15.00	2.667
Dave Eiland, R ERA: 5.21	(4, 1)	1.0	3	0	0	0	0	0	0	0	0	0	0	7	14	0.00	0.000
Kerry Taylor, R ERA: 5.28	(5, 1)	1.2	9	3	2	2	0	2	0	0	0	0	0	17	31	10.80	3.000
Jeremy Hernandez, R ERA: 3.94	(6, 1)	1.1	4	1	0	0	1	0	0	0	0	0	0	10	16	0.00	0.750
Rich Rodriguez, L ERA: 5.0	(8, 1)	0.0	2	2	2	2	0	0	0	0	0	0	1	5	10	∞	∞

PITCHER	IP	WLS	BF	H	R	ER	SO	BB	IBB	HBP	BLK	WP	HR	S	P	ERA	WHIP
Gene Harris, R ERA: 2.55	(8, 1)	2.0	8	2	0	0	2	0	1	0	0	1	0	18	33	0.00	1.000
Roger Mason, R ERA: 1.8	(10, 1)	0.2	6	3	1	1	2	0	1	0	0	0	0	17	28	13.50	4.500


BOTTOM

San Diego Padres @ Los Angeles Dodgers
Dodger Stadium, Los Angeles, CA

Tue May 25 1993, 7:05 PM PDT
Att. 33,790 - Unknown - 68 F

livebaseballscorecards.com

AB	44
R	10
H	17
RBI	9
BB	6
SO	7
LOB	29



San Diego Padres @ Los Angeles Dodgers
 Dodger Stadium, Los Angeles, CA

AB	34
R	3
H	8
RBI	3
BB	4
SO	5
LOB	17



WP:	0	PA:	39
PB:	0		
SB:	0		
CS:	0		

ERA	WHIP
0.00	1.500
9.00	0.500
3.00	1.333
∞	∞
0.00	1.000

1B:	4	SF:	0
2B:	3	SAC:	0
3B:	0	DP:	1
HR:	1	HBP:	1

Wed May 26 1993, 7:05 PM PDT
 Att. 39,915 - Unknown - 68 F

Batter	1	2	3	4	5	6	7	8	9	AB	R	H	RBI	BB	SO	LOB
Tony Gwynn, L (1, 9) OBP: 0.377, SLG: 0.437	4-2 G6-3 G1-3 BB		3-1 F7		2-2 G4-3		2-2 FC6-4 1B		0-0 2B	4	0	2	0	1	0	0
Jeff Gardner, L (1, 4) OBP: 0.315, SLG: 0.381	2-0 G1-3		2-3 K		1-2 G4-3		1-0 L4		0-0 1B	5	0	1	0	0	1	2
Gary Sheffield, R (1, 5) OBP: 0.337, SLG: 0.467	2-1 G6-3		0-1 G6-3		1-1 G5-3		0-0 FC6-4		0-3 K	2	0	0	0	0	0	1
Craig Shipley, R (3, 5) OBP: 0.211, SLG: 0.311	2-3 G6-3						1-2f			3	0	0	0	0	1	3
Fred McGriff, L (1, 3) OBP: 0.356, SLG: 0.455	1-2 L6				2-0 G3-1		0-0 1B 2B		4-2 BB BB	3	1	1	0	1	0	1
Phil Plantier, L (1, 7) OBP: 0.295, SLG: 0.419		0-3 K		3-2 HR HBP		1-2 1B 2-H 1B		4-2 G4-6-3 BB		2	1	1	1	1	1	0
Derek Bell, R (1, 8) OBP: 0.356, SLG: 0.509		1-3 K		0-0 HR		0-0 1B		2-1 F7		4	1	2	2	0	1	2
Kurt Stillwell, S (1, 6) OBP: 0.311, SLG: 0.343		2-1 2B		1-0 F7		0-3 K		0-1 G4-6-3		2	0	1	0	0	0	0
Tim Scott, R (4, 1) OBP: 0.382, SLG: 0.581										0	0	0	0	0	0	0
Tim Teufel, R (6, PH)										1	0	0	0	0	1	2
Jeremy Hernandez, R (6, 1)										0	0	0	0	0	0	0
Pat Gomez, L (7, 1)										0	0	0	0	0	0	0
Guillermo Velasquez, L (8, PH)										1	0	0	0	0	0	2
Roger Mason, R (8, 1)										0	0	0	0	0	0	0
Bob Geren, R (1, 2) OBP: 0.265, SLG: 0.293	4-2 BB		3-1 F7		0-0 G5-3		2 SAFE		1-2 P3	3	0	0	0	1	0	2
Wally Whitehurst, R (1, 1) OBP: 0.143, SLG: 0.143		0-0 G4-3		0-0 G4-3			1-2 G3-1		0-1 G6-3	1	0	0	0	0	0	2
Ricky Gutierrez, R (4, 6) OBP: 0.368, SLG: 0.299										3	0	0	0	0	0	0

Inning Stats	R: 0	H: 0	E: 0	K: 0	S: 8	P: 17	R: 0	H: 1	E: 0	K: 2	S: 12	P: 19	R: 0	H: 0	E: 0	K: 1	S: 9	P: 14	R: 2	H: 1	E: 0	K: 0	S: 7	P: 16	R: 0	H: 0	E: 0	K: 0	S: 8	P: 11	R: 1	H: 3	E: 0	K: 1	S: 11	P: 13	R: 0	H: 1	E: 0	K: 0	S: 8	P: 12	R: 0	H: 0	E: 0	K: 0	S: 8	P: 18	R: 0	H: 2	E: 0	K: 1	S: 10	P: 11	1B: 4	SF: 0	2B: 3	SAC: 0	3B: 0	DP: 1	HR: 1	HBP: 1	WP: 0	PA: 39
--------------	------	------	------	------	------	-------	------	------	------	------	-------	-------	------	------	------	------	------	-------	------	------	------	------	------	-------	------	------	------	------	------	-------	------	------	------	------	-------	-------	------	------	------	------	------	-------	------	------	------	------	------	-------	------	------	------	------	-------	-------	-------	-------	-------	--------	-------	-------	-------	--------	-------	--------

PITCHER	IP	WLS	BF	H	R	ER	SO	BB	IBB	HBP	BLK	WP	HR	S	P	ERA	WHIP
Orel Hershiser, R (1, 1) ERA: 3.69	2.0		9	1	0	0	2	2	0	0	0	0	0	20	36	0.00	1.500
Steve Wilson, L (3, 1) ERA: 4.85	2.0	W	8	1	2	2	1	0	0	1	0	0	1	16	30	9.00	0.500
Roger McDowell, R (5, 1) ERA: 1.82	3.0		13	4	1	1	1	0	0	0	0	0	0	27	36	3.00	1.333
Omar Daal, L (8, 1) ERA: 4.15	0.0		2	0	0	0	0	2	0	0	0	0	0	4	12	∞	∞
Ricky Tricek, R (8, 1) ERA: 2.77	2.0		7	2	0	0	1	0	0	0	0	0	0	14	17	0.00	1.000

PITCHER	IP	WLS	BF	H	R	ER	SO	BB	IBB	HBP	BLK	WP	HR	S	P	ERA	WHIP
Orel Hershiser, R (1, 1) ERA: 3.69	2.0		9	1	0	0	2	2	0	0	0	0	0	20	36	0.00	1.500
Steve Wilson, L (3, 1) ERA: 4.85	2.0	W	8	1	2	2	1	0	0	1	0	0	1	16	30	9.00	0.500
Roger McDowell, R (5, 1) ERA: 1.82	3.0		13	4	1	1	1	0	0	0	0	0	0	27	36	3.00	1.333
Omar Daal, L (8, 1) ERA: 4.15	0.0		2	0	0	0	0	2	0	0	0	0	0	4	12	∞	∞
Ricky Tricek, R (8, 1) ERA: 2.77	2.0		7	2	0	0	1	0	0	0	0	0	0	14	17	0.00	1.000

Batter	1	2	3	4	5	6	7	8	9	AB R H RBI BB SO LOB	BOTTOM	
Brett Butler, L (1, 8) OBP: 0.407, SLG: 0.365 	3-3 	1-0 P6 			4-2 1B 2B BB 	4-2 BB 	0-1 FC6-4 1-2f 			3 1 0 0 2 1 3	<div style="text-align: center;"> <p>San Diego Padres @ Los Angeles Dodgers</p> <p>Dodger Stadium, Los Angeles, CA</p> <p>Wed May 26 1993, 7:05 PM PDT</p> <p>Att: 39,915 - Unknown - 68 F</p> </div>	
Jose Offerman, S (1, 6) OBP: 0.371, SLG: 0.333 	4-2 BB 			4-2 FC6-4 BB 	0-1 SAFE 2-2 F7 1B 	1-3 2-H 2B 1B 	0-2 L6 			3 1 1 1 2 0 1		
Eric Davis, R (1, 7) OBP: 0.310, SLG: 0.314 	1-0 P5 			1 SAFE FC6-4 1B SF9 1-2f 	1-0 1-H 3-H HR 2B 	3-3 K 	2-2 G5-3 			5 2 1 2 0 1 2		
Tim Wallach, R (1, 5) OBP: 0.272, SLG: 0.375 	0-0 G5-3 			1 SAFE SF9 1-3 1B 	3-2 2-H HR 	1-0 L8 	1-1 	1B 				5 1 3 2 0 0 1
Mike Piazza, R (1, 2) OBP: 0.366, SLG: 0.510 			3-2 1B 1B SF7 HBP 	2-0 SAFE SF9 2-3 3-H 	2-3 K 	0-3 K 	0-0 P4 			3 1 0 1 0 2 1		
Cory Snyder, R (1, 9) OBP: 0.394, SLG: 0.370 	2-1 1B 1-2 1B 	4-1 BB 	2-1 1B 	2-1 1B 	2-1 1B 1B SF8 					3 1 3 0 1 0 0		
Eric Karros, R (1, 3) OBP: 0.293, SLG: 0.369 	2-0 1B 1-2 2-3 1B 	2-2 F8 	3-2 G4-3 	3-2 G4-3 	0-0 F9 					4 0 1 0 0 0 4		
Jody Reed, R (1, 4) OBP: 0.325, SLG: 0.318 	1-0 SF7 3-H 			0-1 G6-3 1B 	1-1 G4-3 	1-0 SAFE SAFE SAFE 1 SAFE FC6-4 1-3 1B 	1-0 1B 1-3 1B SF8 3-H 			3 1 2 1 0 0 0		

AB	32
R	8
H	11
RBI	8
BB	5
SO	6
LOB	15



Inning Stats	R: 0	H: 0	E: 0	K: 1	S: 7	H: 0	LOB: 1	BB: 1	P: 15	R: 1	H: 2	E: 0	K: 1	S: 11	H: 2	LOB: 2	BB: 0	P: 22	R: 1	H: 1	E: 0	K: 1	S: 12	R: 5	H: 5	E: 0	K: 1	S: 23	H: 0	LOB: 1	BB: 1	P: 25	R: 0	H: 0	E: 0	K: 2	S: 8	H: 0	LOB: 0	BB: 0	P: 12	R: 1	H: 2	E: 0	K: 0	S: 8	R: 0	H: 1	E: 0	K: 0	S: 11	1B: 9	SF: 3	2B: 1	SAC: 0	3B: 0	DP: 0	HR: 1	HBP: 1	WP: 0	PA: 41	PB: 0	SB: 0	CS: 0
PITCHER	IP	WLS	BF	H	R	ER	SO	BB	IBB	HBP	BLK	WP	HR	S	P	ERA	WHIP																											ERA	WHIP																			
Wally Whitehurst, R (1, 1) ERA: 6.0	3.1	L	22	7	7	7	2	4	0	0	0	0	0	45	85	18.90	3.300																																															
Tim Scott, R (4, 1) ERA: 3.08	1.2		7	1	0	0	2	1	0	0	0	0	0	18	32	0.00	1.200																																															
Jeremy Hernandez, R (6, 1) ERA: 4.05	1.1		6	2	1	1	2	0	0	0	0	0	0	13	19	6.75	1.500																																															
Pat Gomez, L (7, 1) ERA: 4.57	0.2		2	0	0	0	0	0	0	0	0	0	0	3	3	0.00	0.000																																															
Roger Mason, R (8, 1) ERA: 1.74	1.0		4	1	0	0	0	0	0	0	0	0	0	11	14	0.00	1.000																																															

Batter	1	2	3	4	5	6	7	8	9	AB R H RBI BB SO LOB	TOP																
Tony Gwynn, L (1, 9) OBP: 0.373, SLG: 0.431	2-2 G5-3		0-0 L4		0-2 E5 1B		1-2 BB 1B		1-0 L5-3	5 1 1 0 0 0 1																	
Craig Shipley, R (1, 6) Kurt Stillwell, S (9, PH) OBP: 0.225, SLG: 0.333 OBP: 0.307, SLG: 0.338	0-1 G6-3 2B		2-0 E 1B		3-2 F9		0-0 F9		0-3 K	4 0 2 0 0 0 2 1 0 0 0 0 1 0																	
Gary Sheffield, R (1, 5) OBP: 0.340, SLG: 0.467	2-2 G6-3		1-0 E8 1B		1-2 2-H 1B		0-0 F8			4 0 2 1 0 0 2																	
Fred McGriff, L (1, 3) OBP: 0.354, SLG: 0.447	3-3 K		2-2 P6		1-1 F8		4-2 FC6-4 BB			3 0 0 0 1 1 4																	
Derek Bell, R (1, 8) OBP: 0.354, SLG: 0.503		2-3 K		1-1 G4-6-3 1B		1-2 F9	2-1 FC6-4			4 0 1 0 0 1 2																	
Tim Teufel, R (1, 4) Jeff Gardner, L (7, 4) OBP: 0.387, SLG: 0.536 OBP: 0.313, SLG: 0.378		1-1 G4-3		0-1 G4-6-3 1-2f		1-2 L6		1-0 F8		3 0 0 0 0 0 1 1 0 0 0 0 0 0																	
Phil Clark, R (1, 7) OBP: 0.382, SLG: 0.529		0-1 1B 2B		0-0 HR		1-0 2B		1-1 P3		4 1 3 1 0 0 0																	
Bob Geren, R (1, 2) OBP: 0.276, SLG: 0.295		2-0 2-H 1B		1-0 G1-6-3		4-0 IBB		2-0 P5		3 0 1 0 1 0 0																	
Andy Benes, R (1, 1) Rich Rodriguez, L (8, 1) Roger Mason, R (8, 1) Phil Plantier, L (8, 7) OBP: 0.200, SLG: 0.375 OBP: 0.302, SLG: 0.419			1-2 G4-3		0-0 F7	2-1 P3		4-2 L5-3 BB		3 0 0 0 0 0 2 0 0 0 0 0 0 0 0 0 0 0 0 0 0 0 0 0 0 1 0 0																	
Inning Stats	R: 0 E: 0 K: 1 S: 11	H: 1 LOB: 1 BB: 0 P: 18	R: 0 E: 0 K: 1 S: 8	H: 2 LOB: 2 BB: 0 P: 13	R: 0 E: 1 K: 0 S: 10	H: 2 LOB: 0 BB: 0 P: 16	R: 1 E: 0 K: 0 S: 6	H: 2 LOB: 0 BB: 0 P: 8	R: 1 E: 1 K: 0 S: 14	H: 1 LOB: 1 BB: 0 P: 19	R: 0 E: 0 K: 0 S: 9	H: 1 LOB: 2 BB: 1 P: 18	R: 0 E: 0 K: 0 S: 9	H: 1 LOB: 2 BB: 1 P: 16	R: 0 E: 0 K: 0 S: 4	H: 0 LOB: 0 BB: 0 P: 8	R: 0 E: 0 K: 1 S: 6	H: 0 LOB: 0 BB: 1 P: 11	1B: 6 2B: 4 3B: 0 HR: 1	SF: 0 SAC: 0 DP: 2 HBP: 0	WP: 0 PB: 0 SB: 0 CS: 0	PA: 38					
PITCHER	IP WLS BF H R ER SO BB IBB HBP BLK WP HR S P ERA WHIP																										
Donovan Osborne, L (1, 1) ERA: 3.12	6.2		31	10	2	1	2	1	1	0	0	0	1	65	104	1.35	1.650										
Les Lancaster, R (7, 1) ERA: 2.93	0.1		1	0	0	0	0	0	0	0	0	0	0	2	4	0.00	0.000										
Mike Perez, R (8, 1) ERA: 2.64	1.0	W	3	0	0	0	0	0	0	0	0	0	0	4	8	0.00	0.000										
Lee Smith, R (9, 1) ERA: 3.06	1.0	S	3	0	0	0	1	1	0	0	0	0	0	6	11	0.00	1.000										

San Diego Padres @ St. Louis Cardinals
 Busch Stadium, St. Louis, MO
 Fri May 28 1993, 7:05 PM CDT
 Att: 30,235 - Unknown

AB	35
R	2
H	10
RBI	2
BB	3
SO	3
LOB	14



WP	0	PA	38
PB	0		
SB	0		
CS	0		

livebaseballscorecards.com

Batter	1	2	3	4	5	6	7	8	9	AB	R	H	RBI	BB	SO	LOB				
Bernard Gilkey, R (1, 7) OBP: 0.386, SLG: 0.441	1-1 F7		2-3 K			1-2 CS 1B	0-0 P2			4	0	1	0	0	1	4				
Ozzie Smith, S (1, 6) OBP: 0.294, SLG: 0.295	0-2 F9 1B		1-0 P3			4-1 1-2 BB		1-1 F9 1B 1B		3	1	2	0	1	0	1				
Gregg Jefferies, S (1, 3) OBP: 0.343, SLG: 0.407	0-1 FC6-4 1B		1-1 F8			1-2 P6		2-1 1B BB 1B		4	1	2	0	0	0	2				
Todd Zeile, R (1, 5) OBP: 0.306, SLG: 0.314	3-2 F9			0-1 F8		2-2 L9		0-1 F9		4	0	0	0	0	0	5				
Ray Lankford, L (1, 8) OBP: 0.391, SLG: 0.359	1-1 FC6-4			2-3 K			0-1 F7	4-1 1B BB		3	1	0	0	1	1	2				
Luis Alicea, S (1, 4) OBP: 0.403, SLG: 0.379		0-2 G4-3		1-1 G4-3			1-1 BB 1B	1-0 1B FC5-2 1B		4	0	2	1	0	0	0				
Rod Brewer, L (1, 9) OBP: 0.260, SLG: 0.239		2-1 F9			1-3 K		2-2 P5	1-2 FC5-2 1B		3	0	0	0	0	1	1				
Mark Whiten, S (8, PH) OBP: 0.318, SLG: 0.379								1-3 2-H 3-H		1	0	1	2	0	0	0				
Erik Pappas, R (1, 2) OBP: 0.388, SLG: 0.378		1-2 F8			1-2 F9		1-2 BB 1B	0-0 FC5-2		4	0	1	0	0	0	2				
Donovan Osborne, S (1, 1) OBP: 0.318, SLG: 0.278 Les Lancaster, R (7, 1) Gerald Perry, L (7, PH) OBP: 0.435, SLG: 0.412 Mike Perez, R (8, 1) Geronimo Pena, S (8, PH) OBP: 0.341, SLG: 0.336 Lee Smith, R (9, 1)			2-2 1B		2-1 G4-3		4-0 1-2 BB	1-0 F8		2	0	1	0	0	0	0				
Inning Stats	R: 0 E: 0 K: 0 S: 12	H: 2 LOB: 2 BB: 0 P: 17	R: 0 E: 0 K: 0 S: 9	H: 0 LOB: 0 BB: 0 P: 12	R: 0 E: 0 K: 1 S: 10	H: 1 LOB: 1 BB: 0 P: 16	R: 0 E: 0 K: 1 S: 7	H: 0 LOB: 0 BB: 0 P: 10	R: 0 E: 0 K: 1 S: 8	H: 0 LOB: 0 BB: 0 P: 12	R: 0 E: 0 K: 0 S: 11	H: 1 LOB: 1 BB: 1 P: 19	R: 0 E: 0 K: 0 S: 11	H: 2 LOB: 3 BB: 1 P: 19	R: 3 E: 0 K: 0 S: 13	H: 4 LOB: 2 BB: 1 P: 23	1B: 10 2B: 0 3B: 0 HR: 0	SF: 0 SAC: 0 DP: 0 HBP: 0	WP: 0 PB: 0 SB: 0 CS: 1	PA: 36

BOTTOM

San Diego Padres @ St. Louis Cardinals
 Busch Stadium, St. Louis, MO
 Fri May 28 1993, 7:05 PM CDT
 Att. 30,235 - Unknown

livebaseballscores.com

AB	33
R	3
H	10
RBI	3
BB	3
SO	3
LOB	19



PITCHER	IP	WLS	BF	H	R	ER	SO	BB	IBB	HBP	BLK	WP	HR	S	P	ERA	WHIP
Andy Benes, R (1, 1) ERA: 2.71	7.1		31	8	2	2	3	2	0	0	0	0	0	74	114	2.46	1.364
Rich Rodriguez, L (8, 1) ERA: 5.5	0.0	L	3	2	1	1	0	1	0	0	0	0	0	5	11	∞	∞
Roger Mason, R (8, 1) ERA: 1.71	0.2		2	0	0	0	0	0	0	0	0	0	0	2	3	0.00	0.000

Batter	1	2	3	4	5	6	7	8	9	AB R H RBI BB SO LOB	TOP											
Tony Gwynn, L (1, 9) OBP: 0.364, SLG: 0.420	0-1 F8	0-0 G6-4-3		2-2 F8		0-1 E3		0-1 F7		5 0 0 0 0 0 6												
Jeff Gardner, L (1, 4) OBP: 0.316, SLG: 0.369	1-2 G4		0-1 F8		4-0 2B	1-1 FC6-4		4-0 G5-4-3		3 1 0 0 2 0 1												
Gary Sheffield, R (1, 5) OBP: 0.337, SLG: 0.466	0-0 2B		3-1 G6-3		2-0 P3		0-1 P3	0-2 G5-4-3		5 0 1 0 0 0 2												
Fred McGriff, L (1, 3) OBP: 0.350, SLG: 0.457	3-2 F8		3-1 L7		1-1 P7		2-3 K	0-2 HR		5 1 1 1 0 1 2												
Phil Plantier, L (1, 7) OBP: 0.315, SLG: 0.449		1-1 2B		2-1 WP 1B	1-1 HR		1-2 G3	1-2 G4-3		5 3 3 1 0 0 0												
Derek Bell, R (1, 8) OBP: 0.363, SLG: 0.524		2-2 2B		0-0 WP	0-0 HR		3-2 F9			3 2 2 2 0 0 0												
Kurt Stillwell, S (1, 6) OBP: 0.304, SLG: 0.333		1-0 F8		2-1 G4-3	0-0 G4-3		1-1 1B			4 0 1 1 0 0 3												
Kevin Higgins, L (1, 2) OBP: 0.250, SLG: 0.500		0-1 2B		0-3 K		0-2 G3		0-1 F8		4 0 1 2 0 1 2												
Bob Geren, R (8, 2) OBP: 0.276, SLG: 0.295		1-1 2B		4-2 BB		1-3 K		0-0 1B		0 0 0 0 0 0 0												
Greg Harris, R (1, 1) OBP: 0.286, SLG: 0.269		0-0 1B								3 0 2 0 1 1 0												
Jeremy Hernandez, R (8, 1)										0 0 0 0 0 0 0												
Gene Harris, R (9, 1)										0 0 0 0 0 0 0												
Inning Stats	R: 0 E: 0 K: 0 S: 9	H: 1 LOB: 1 BB: 0 P: 13	R: 2 E: 0 K: 0 S: 9	H: 3 LOB: 1 BB: 0 P: 13	R: 0 E: 0 K: 0 S: 6	H: 0 LOB: 0 BB: 0 P: 12	R: 1 E: 0 K: 1 S: 15	H: 2 LOB: 2 BB: 1 P: 25	R: 3 E: 0 K: 0 S: 7	H: 2 LOB: 0 BB: 1 P: 15	R: 0 E: 1 K: 1 S: 11	H: 0 LOB: 1 BB: 0 P: 13	R: 0 E: 0 K: 1 S: 9	H: 0 LOB: 0 BB: 0 P: 12	R: 0 E: 0 K: 0 S: 14	H: 2 LOB: 2 BB: 0 P: 18	R: 1 E: 0 K: 0 S: 10	H: 1 LOB: 0 BB: 1 P: 15	1B: 5 2B: 5 3B: 0 HR: 2	SF: 0 SAC: 0 DP: 2 HBP: 1	WP: 1 PB: 0 SB: 0 CS: 0	PA: 41
PITCHER	IP WLS BF H R ER SO BB IBB HBP BLK WP HR S P ERA WHIP																					
Omar Olivares, R (1, 1) ERA: 3.86	4.2 L 23 7 5 5 1 2 0 0 1 0 1 0 44 76 9.64 1.929																					
Les Lancaster, R (5, 1) ERA: 2.93	3.0 13 3 1 1 2 0 0 0 0 0 1 34 43 3.00 1.000																					
Rob Murphy, L (8, 1) ERA: 3.48	1.1 5 1 1 1 0 1 0 0 0 0 1 12 17 6.75 1.500																					

San Diego Padres @ St. Louis Cardinals
 Busch Stadium, St. Louis, MO
 Sat May 29 1993, 3:33 AM CDT
 Att. 34,170 - Sunny - 70 F

AB	37
R	7
H	11
RBI	7
BB	3
SO	3
LOB	16



Batter	1	2	3	4	5	6	7	8	9	AB	R	H	RBI	BB	SO	LOB
Bernard Gilkey, R (1, 7) OBP: 0.386, SLG: 0.440	1-0 G3-6-3 2B 1B		0-0 G5-3		0-0 L6			1-3 K	2-2 G4-3 1B	5	1	2	1	0	1	1
Ozzie Smith, S (1, 6) OBP: 0.292, SLG: 0.292	0-2 E3 G3-6-3 1-2		2-2 G3-1			1-2 G6-3		2-2 1B	0-0 G4-3	5	0	1	0	0	0	3
Gregg Jefferies, S (1, 3) OBP: 0.339, SLG: 0.401	0-1 G3-6-3 1-2f 2-3		2-2 G3-1			2-0 L1-3 1B		0-2 F7	0-1 G1-3	5	0	1	0	0	0	6
Todd Zeile, R (1, 5) OBP: 0.305, SLG: 0.318	2-2 2B 3-H			1-1 F9		2-2 L1-3		0-1 F7		4	0	1	1	0	0	3
Ray Lankford, L (1, 8) OBP: 0.399, SLG: 0.357	4-0 BB			4-1 1B BB			0-2 P2		4-1 1B BB	1	1	0	0	3	0	0
Mark Whiten, S (1, 9) OBP: 0.316, SLG: 0.376	1-3 K			1-2 G4-6-3 1B 1-2			3-3 K		0-0 P1	4	0	1	0	0	2	3
Luis Alicea, S (1, 4) OBP: 0.400, SLG: 0.377		3-0 G1-3		1-2 G4-6-3			0-0 1B		0-0 1B 1B	3	0	1	0	0	0	2
Rob Murphy, L (8, 1) OBP: 1.000, SLG: 1.000				1-2f			1-3 K		1-3 1B 1B	0	0	0	0	0	0	0
Gerald Perry, L (9, PH) OBP: 0.458, SLG: 0.444										1	1	1	0	0	0	0
Erik Pappas, R (1, 2) OBP: 0.377, SLG: 0.367			0-0 F7		1-2 F8		1-3 K		3-2 1B 1B	4	1	1	1	0	1	1
Omar Olivares, R (1, 1) OBP: 0.167, SLG: 0.167		1-1 G6-3						1-2 1B	0-0 G4-3 1B	1	0	0	0	0	0	0
Les Lancaster, R (5, 1)									1-2 1B	1	0	0	0	0	1	0
José Oquendo, S (8, 4) OBP: 0.368, SLG: 0.273										1	0	1	0	0	0	0
Rod Brewer, L (9, PH) OBP: 0.275, SLG: 0.255									3-H	1	0	1	1	0	0	0

Inning Stats	R: 1	H: 2	E: 1	K: 1	S: 13	H: 2	LOB: 2	BB: 1	P: 21	R: 0	H: 0	E: 0	K: 0	S: 4	R: 0	H: 0	E: 0	K: 0	S: 9	R: 0	H: 1	E: 0	K: 0	S: 9	R: 0	H: 0	E: 0	K: 1	S: 7	R: 0	H: 1	E: 0	K: 0	S: 9	R: 0	H: 1	E: 0	K: 2	S: 13	R: 0	H: 2	E: 0	K: 1	S: 17	R: 3	H: 4	E: 0	K: 0	S: 16	1B: 10	2B: 2	3B: 0	SF: 0	SAC: 0	DP: 3	HBP: 0	WP: 0	PA: 39
PITCHER	IP	WLS	BF	H	R	ER	SO	BB	IBB	HBP	BLK	WP	HR	S	P	ERA	WHIP															IP	WLS	BF	H	R	ER	SO	BB	IBB	HBP	BLK	WP	HR	S	P	ERA	WHIP										
Greg Harris, R (1, 1) ERA: 4.14	7.1	W	29	7	1	1	5	2	0	0	0	0	0	75	113	1.23	1.227																																									
Jeremy Hernandez, R (8, 1) ERA: 4.72	1.0		7	3	3	3	0	1	0	0	0	0	0	15	22	27.00	4.000																																									
Gene Harris, R (9, 1) ERA: 2.45	0.2	S	3	1	0	0	0	0	0	0	0	0	0	7	9	0.00	1.500																																									

BOTTOM

San Diego Padres @ St. Louis Cardinals
Busch Stadium, St. Louis, MO

Sat May 29 1993, 3:33 AM CDT
Att. 34,170 - Sunny - 70 F

AB	36
R	4
H	11
RBI	4
BB	3
SO	5
LOB	19



Batter	1	2	3	4	5	6	7	8	9	AB R H RBI BB SO LOB	TOP
Tony Gwynn, L (1, 9) <small>OBP: 0.357, SLG: 0.412</small> Rich Rodriguez, L (7, 1) Bob Geren, R (9, PH) <small>OBP: 0.273, SLG: 0.291</small>	1-1 F8		0-2 F7		1-0 G4-3		0-1 G4-3		0-3 K	4 0 0 0 0 0 0 0 0 0 0 0 0 0 1 0 0 0 0 1 2	San Diego Padres @ St. Louis Cardinals Busch Stadium, St. Louis, MO Sun May 30 1993, 3:33 AM CDT Att. 40,240 - Cloudy - 81 F
Jeff Gardner, L (1, 4) <small>OBP: 0.328, SLG: 0.384</small>	3-1 HR 1B		4-0 BB		1-1 2B		3-1 F7		3 1 2 0 1 0 0		
Gary Sheffield, R (1, 5) <small>OBP: 0.330, SLG: 0.455</small>	1-0 P6		0-1 F9		0-0 P6		1-0 G4-3		4 0 0 0 0 0 3		
Fred McGriff, L (1, 3) <small>OBP: 0.348, SLG: 0.453</small>	1-0 HR 1B		1-3 K		3-1 F8		1-1 F8		4 1 1 0 0 1 1		
Phil Plantier, L (1, 7) <small>OBP: 0.322, SLG: 0.510</small>	1-0 HR 1-H 2-H		2-1 F7		0-1 HR		2-3 K		4 2 2 4 0 1 0		
Derek Bell, R (1, 8) <small>OBP: 0.355, SLG: 0.512</small>	3-1 F8		0-0 G6-3		0-0 G5-3		1-2 G4-3		4 0 0 0 0 0 0		
Kurt Stillwell, S (1, 6) <small>OBP: 0.313, SLG: 0.342</small>		0-0 B1-3	1-2 1B	1-2 S 1B	0-0 1B	0-3 K	4 0 2 0 0 1 0				
Kevin Higgins, L (1, 2) <small>OBP: 0.143, SLG: 0.286</small> Ricky Gutierrez, R (9, PH) <small>OBP: 0.377, SLG: 0.309</small>		1-1 F9	1-1 G3	2-2 F8	1-1 1B	1-1 1B	3 0 0 0 0 0 2 1 0 1 0 0 0 0				
Kerry Taylor, R (1, 1) Tim Scott, R (2, 1) Craig Shipley, R (5, PH) <small>OBP: 0.297, SLG: 0.329</small> Pat Gomez, L (5, 1) Phil Clark, R (7, PH) <small>OBP: 0.386, SLG: 0.528</small> (7, 2)		1-3 K	1-1 G1-6-3	1-0 F9	0-1 1B	0-1 1B	1 0 0 0 0 0 1 0 0 0 0 0 0 0 0 0 1 0 0 0 0 0 0 0 0 0 0 0 0 0 0 0 2 0 1 0 0 0 0 0				
Inning Stats	R: 3 H: 3 E: 0 LOB: 0 K: 0 BB: 0 S: 9 P: 19	R: 0 H: 0 E: 0 LOB: 0 K: 1 BB: 0 S: 6 P: 8	R: 0 H: 0 E: 0 LOB: 1 K: 1 BB: 1 S: 8 P: 13	R: 0 H: 1 E: 0 LOB: 1 K: 0 BB: 0 S: 8 P: 12	R: 0 H: 1 E: 0 LOB: 1 K: 0 BB: 0 S: 6 P: 9	R: 1 H: 2 E: 0 LOB: 1 K: 0 BB: 0 S: 9 P: 14	R: 0 H: 0 E: 0 LOB: 0 K: 0 BB: 0 S: 5 P: 9	R: 0 H: 0 E: 0 LOB: 0 K: 1 BB: 0 S: 6 P: 10	R: 0 H: 2 E: 0 LOB: 2 K: 2 BB: 0 S: 15 P: 17	1B: 6 SF: 0 2B: 1 SAC: 0 3B: 0 DP: 0 HR: 2 HBP: 0	WP: 0 PA: 37 PB: 0 SB: 1 CS: 0
PITCHER Rene Arocha, R (1, 1) <small>ERA: 2.53</small> Rheal Cormier, L (8, 1) <small>ERA: 3.67</small>	IP WLS BF H R ER SO BB IBB HBP BLK WP HR S P ERA WHIP 7.0 W 29 7 4 4 2 1 0 0 0 0 0 2 51 84 5.14 1.143						PITCHER IP WLS BF H R ER SO BB IBB HBP BLK WP HR S P ERA WHIP 2.0 8 2 0 0 3 0 0 0 0 0 0 0 21 27 0.00 1.000				

livebaseballscorecards.com

AB	36
R	4
H	9
RBI	4
BB	1
SO	5
LOB	8



Batter	1	2	3	4	5	6	7	8	9	AB	R	H	RBI	BB	SO	LOB
--------	---	---	---	---	---	---	---	---	---	----	---	---	-----	----	----	-----

Bernard Gilkey, R (1, 7) <small>OBP: 0.394, SLG: 0.442</small>										4	3	2	1	1	0	2
Ozzie Smith, S (1, 6) <small>OBP: 0.305, SLG: 0.330</small> Rheal Cormier, L (8, 1) <small>OBP: 0.111, SLG: 0.111</small>										5	2	4	4	0	0	0
Gregg Jefferies, S (1, 3) <small>OBP: 0.335, SLG: 0.395</small> Rod Brewer, L (9, 3) <small>OBP: 0.275, SLG: 0.255</small>										5	1	1	2	0	1	2
Ray Lankford, L (1, 8) <small>OBP: 0.394, SLG: 0.352</small>										5	0	1	1	0	2	2
Todd Zeile, R (1, 5) <small>OBP: 0.314, SLG: 0.326</small> Tracy Woodson, R (7, 5) <small>OBP: 0.263, SLG: 0.294</small>										2	2	1	0	2	0	1
Mark Whiten, S (1, 9) <small>OBP: 0.318, SLG: 0.377</small>										5	0	2	1	0	0	3
Luis Alicea, S (1, 4) <small>OBP: 0.417, SLG: 0.380</small>										2	1	1	1	2	0	0
Hector Villanueva, R (1, 2) <small>OBP: 0.180, SLG: 0.239</small>										3	1	0	0	1	0	4
Rene Arocha, R (1, 1) <small>OBP: 0.338, SLG: 0.333</small> Geronimo Pena, S (7, PH) <small>OBP: 0.368, SLG: 0.273</small> José Oquendo, S (8, 6)										2	0	0	0	0	1	2

Inning Stats	R: 1 E: 0 K: 0 S: 11	H: 2 LOB: 1 BB: 0 P: 21	R: 5 E: 0 K: 0 S: 14	H: 4 LOB: 0 BB: 2 P: 30	R: 1 E: 0 K: 1 S: 14	H: 2 LOB: 2 BB: 1 P: 25	R: 0 E: 0 K: 2 S: 13	H: 1 LOB: 2 BB: 1 P: 23	R: 0 E: 0 K: 0 S: 5	H: 0 LOB: 0 BB: 0 P: 8	R: 3 E: 0 K: 1 S: 18	H: 3 LOB: 2 BB: 2 P: 31	R: 0 E: 0 K: 1 S: 7	H: 0 LOB: 0 BB: 0 P: 11	R: 0 E: 0 K: 0 S: 5	H: 1 LOB: 1 BB: 0 P: 8	1B: 10 2B: 2 3B: 0 HR: 1	SF: 0 SAC: 1 DP: 0 HBP: 0	WP: 0 PB: 0 SB: 3 CS: 0	PA: 43
--------------	-------------------------------	----------------------------------	-------------------------------	----------------------------------	-------------------------------	----------------------------------	-------------------------------	----------------------------------	------------------------------	---------------------------------	-------------------------------	----------------------------------	------------------------------	----------------------------------	------------------------------	---------------------------------	-----------------------------------	------------------------------------	----------------------------------	--------

PITCHER	IP	WLS	BF	H	R	ER	SO	BB	IBB	HBP	BLK	WP	HR	S	P	ERA	WHIP
Kerry Taylor, R (1, 1) <small>ERA: 6.75</small>	1.2	L	12	5	6	6	0	2	0	0	0	0	0	23	48	32.40	4.200
Tim Scott, R (2, 1) <small>ERA: 3.14</small>	2.1		12	4	1	1	3	2	0	0	0	0	0	29	51	3.86	2.571
Pat Gomez, L (5, 1) <small>ERA: 5.32</small>	2.0		11	3	3	3	1	2	0	0	0	0	1	23	39	13.50	2.500
Rich Rodriguez, L (7, 1) <small>ERA: 4.95</small>	2.0		7	1	0	0	1	0	0	0	0	0	0	12	19	0.00	0.500

BOTTOM

San Diego Padres @ St. Louis Cardinals
 Busch Stadium, St. Louis, MO

Sun May 30 1993, 3:33 AM CDT
 Att. 40,240 - Cloudy - 81 F

AB	35
R	10
H	13
RBI	10
BB	6
SO	5
LOB	16

livebaseballscorecards.com

Batter	1	2	3	4	5	6	7	8	9	AB R H RBI BB SO LOB	TOP
Tony Gwynn, L (1, 9) <small>OBP: 0.360, SLG: 0.408</small> Ricky Gutierrez, R (8, 9) <small>OBP: 0.377, SLG: 0.309</small>	4-0 		2-1 		4-0 			0-0 		2 0 0 0 2 0 1 0 0 0 0 0 0 0	
Jeff Gardner, L (1, 4) <small>OBP: 0.340, SLG: 0.391</small>	0-1 		4-1 		0-0 			3-2 		3 0 2 1 1 0 1	
Gary Sheffield, R (1, 5) <small>OBP: 0.323, SLG: 0.445</small>	0-0 		1-1 		3-3 			1-3 		4 0 0 0 0 2 6	
Fred McGriff, L (1, 3) <small>OBP: 0.346, SLG: 0.448</small>	3-3 			1-1 			0-0 	2-1 		4 0 1 0 0 1 2	
Phil Plantier, L (1, 7) <small>OBP: 0.311, SLG: 0.491</small>		1-1 		0-0 			1-2 	2-1 		4 0 0 0 0 0 1	
Derek Bell, R (1, 8) <small>OBP: 0.353, SLG: 0.506</small>		0-0 		0-3 			0-0 	2-2 		4 0 1 0 0 1 0	
Kurt Stillwell, S (1, 6) <small>OBP: 0.310, SLG: 0.329</small>		0-1 			4-0 			1-1 	1-3 	3 1 0 0 1 1 1	AB 29 R 1 H 5 RBI 1 BB 4 SO 7 LOB 14
Kevin Higgins, L (1, 2) <small>OBP: 0.182, SLG: 0.273</small>			1-0 		1-3 			0-0 	2-0 	4 0 1 0 0 1 2	
Wally Whitehurst, R (1, 1) <small>OBP: 0.143, SLG: 0.143</small> Craig Shipley, R (7, PH) <small>OBP: 0.220, SLG: 0.325</small> Roger Mason, R (7, 1)			0-0 		2-0 			2-3 		0 0 0 0 0 0 0 1 0 0 0 0 1 0 0 0 0 0 0 0 0	
Inning Stats	R: 0 H: 0 E: 0 LOB: 1 K: 1 BB: 1 S: 6 P: 13	R: 0 H: 0 E: 0 LOB: 0 K: 0 BB: 0 S: 5 P: 6	R: 0 H: 1 E: 0 LOB: 2 K: 0 BB: 1 S: 7 P: 15	R: 0 H: 0 E: 0 LOB: 0 K: 1 BB: 0 S: 6 P: 7	R: 1 H: 1 E: 0 LOB: 2 K: 2 BB: 2 S: 9 P: 22	R: 0 H: 1 E: 0 LOB: 0 K: 0 BB: 0 S: 5 P: 6	R: 0 H: 0 E: 0 LOB: 0 K: 1 BB: 0 S: 6 P: 9	R: 0 H: 1 E: 0 LOB: 1 K: 1 BB: 0 S: 9 P: 15	R: 0 H: 1 E: 0 LOB: 1 K: 1 BB: 0 S: 11 P: 18	1B: 5 SF: 0 2B: 0 SAC: 2 3B: 0 DP: 1 HR: 0 HBP: 0	WP: 0 PA: 35 PB: 0 SB: 3 CS: 0
PITCHER Greg Maddux, R (1, 1) <small>ERA: 2.71</small>	IP WLS BF H R ER SO BB IBB HBP BLK WP HR S P ERA WHIP 9.0 W 35 5 1 1 7 3 1 0 0 0 0 64 111 1.00 0.889										PITCHER IP WLS BF H R ER SO BB IBB HBP BLK WP HR S P ERA WHIP

San Diego Padres @ Atlanta Braves
 Atlanta-Fulton County Stadium, Atlanta, GA

Mon May 31 1993, 7:05 PM EDT
 Att. 45,850 - Unknown - 69 F

livebaseballscorecards.com



Batter	1	2	3	4	5	6	7	8	9	AB	R	H	RBI	BB	SO	LOB	
Otis Nixon, S <small>OBP: 0.338, SLG: 0.276</small> (1, 8)	0-0 G4-3 		2-3 			2-2 G4-6-3 2B 		0-1 E6 SH1-4 		4	1	1	0	0	1	0	
Jeff Blauser, R <small>OBP: 0.433, SLG: 0.439</small> (1, 6)	0-0 L9 			1-0 F8 		4-1 G4-6-3 BB 		0-0 SH1-4 		2	0	0	0	1	0	0	
Terry Pendleton, S <small>OBP: 0.262, SLG: 0.302</small> (1, 5)	1-2 			1-2 		1-0 G4-6-3 		1-2 G4-3 		4	0	2	0	0	0	3	
David Justice, L <small>OBP: 0.302, SLG: 0.458</small> (1, 9)	3-2 F8 			1-2 F9 		4-0 2B BB 		4-0 		2	0	0	0	2	0	2	
Ron Gant, R <small>OBP: 0.340, SLG: 0.503</small> (1, 7)		0-1 F9 		2-3 K 		0-1 		1-0 P5 		4	0	1	1	0	1	3	
Sid Bream, L <small>OBP: 0.338, SLG: 0.399</small> Brian Hunter, R <small>OBP: 0.227, SLG: 0.300</small> (9, PR)		1-0 L8 			0-0 F7 		3-3 K 		1-2 		4	0	1	0	0	1	2
Damon Berryhill, S <small>OBP: 0.274, SLG: 0.385</small> (1, 2)		1-3 K 			1-1 			2-1 F8 		4	0	2	1	0	1	0	
Mark Lemke, S <small>OBP: 0.374, SLG: 0.442</small> (1, 4)			0-0 G6-3 		2-2 FC4-6 		1-2 L7 			3	0	0	0	0	0	1	
Greg Maddux, R <small>OBP: 0.258, SLG: 0.267</small> (1, 1)			0-3 		0-1 G1-3 		0-2 G4-3 			3	0	0	0	0	1	1	

Inning Stats		R: 0	H: 1	E: 0	LOB: 1	K: 0	BB: 0	S: 10	R: 0	H: 0	E: 0	LOB: 0	K: 1	BB: 0	S: 6	R: 0	H: 0	E: 0	LOB: 0	K: 2	BB: 0	S: 7	R: 0	H: 1	E: 0	LOB: 1	K: 1	BB: 0	S: 10	R: 0	H: 1	E: 0	LOB: 1	K: 0	BB: 0	S: 9	R: 1	H: 2	E: 0	LOB: 2	K: 1	BB: 2	S: 10	R: 0	H: 0	E: 0	LOB: 0	K: 0	BB: 0	S: 8	R: 0	H: 0	E: 1	LOB: 2	K: 0	BB: 1	S: 7	R: 1	H: 2	E: 0	LOB: 1	K: 0	BB: 0	S: 4	R: 0	H: 0	E: 0	LOB: 0	K: 0	BB: 0	S: 7	R: 0	H: 0	E: 0	LOB: 0	K: 0	BB: 0	S: 4	R: 0	H: 0	E: 0	LOB: 0	K: 0	BB: 0	S: 4	R: 0	H: 0	E: 0	LOB: 0	K: 0	BB: 0	S: 4
PITCHER		IP	WLS	BF	H	R	ER	SO	BB	IBB	HBP	BLK	WP	HR	S	P	ERA	WHIP																																																																										
Wally Whitehurst, R <small>ERA: 5.0</small> (1, 1)		6.0		24	5	1	1	5	2	0	0	0	0	0	52	82	1.50	1.167																																																																										
Roger Mason, R <small>ERA: 1.87</small> (7, 1)		2.0	L	10	2	1	1	0	0	1	0	0	0	0	19	30	4.50	1.000																																																																										

BOTTOM

San Diego Padres @ Atlanta Braves
 Atlanta-Fulton County Stadium, Atlanta, GA

Mon May 31 1993, 7:05 PM EDT
 Att: 45,850 - Unknown - 69 F

livebaseballscorecards.com

AB	30
R	2
H	7
RBI	2
BB	3
SO	5
LOB	12

WP: 0	PA: 34
PB: 0	
SB: 0	
CS: 0	

Batter	1	2	3	4	5	6	7	8	9	AB R H RBI BB SO LOB	TOP
Jeff Gardner, L (1, 4) OBP: 0.352, SLG: 0.392	1-2 		4-2 		1-0 		4-0 			2 0 1 0 2 0 0	San Diego Padres @ Atlanta Braves Atlanta-Fulton County Stadium, Atlanta, GA Tue Jun 01 1993, 7:05 PM EDT Att. 44,935 - Unknown - 76 F
Kurt Stillwell, S (1, 6) OBP: 0.297, SLG: 0.313	1-0 		0-2 		2-1 		0-0 			4 0 0 0 0 0 5	
Gary Sheffield, R (1, 5) OBP: 0.322, SLG: 0.446	1-0 			0-0 		0-0 		2-2 		4 1 1 0 0 0 1	
Fred McGriff, L (1, 3) OBP: 0.344, SLG: 0.444	0-0 			0-3 		2-1 		0-0 		4 0 1 0 0 1 2	
Phil Plantier, L (1, 7) OBP: 0.301, SLG: 0.473		2-2 		2-1 		2-1 		1-3 		4 0 0 0 0 1 2	
Derek Bell, R (1, 8) OBP: 0.351, SLG: 0.517		1-1 		0-0 		1-3 		0-0 		4 1 1 2 0 1 1	
Guillermo Velasquez, L (1, 9) OBP: 0.226, SLG: 0.179 Phil Clark, R (7, 9) OBP: 0.379, SLG: 0.519 Bob Geren, R (9, 2) OBP: 0.273, SLG: 0.291		2-2 		1-2 		0-0 		0-2 		3 0 0 0 0 0 0 1 0 0 0 0 0 0 0 0 0 0 0 0 0	
Kevin Higgins, L (1, 2) OBP: 0.200, SLG: 0.214 Gene Harris, R (9, 1)			1-2 		1-1 		4-0 		1-0 	3 0 0 0 1 0 0 0 0 0 0 0 0 0	
Doug Brocail, L (1, 1) Rich Rodriguez, L (7, 1) Tony Gwynn, L (9, 9) OBP: 0.360, SLG: 0.408			0-0 		2-1 		1-2 			2 0	
Inning Stats	R: 0 H: 1 E: 0 LOB: 1 K: 0 BB: 0 S: 6 P: 9	R: 0 H: 0 E: 0 LOB: 0 K: 0 BB: 0 S: 8 P: 13	R: 0 H: 0 E: 0 LOB: 1 K: 0 BB: 1 S: 14 P: 19	R: 2 H: 2 E: 0 LOB: 0 K: 1 BB: 0 S: 11 P: 14	R: 0 H: 0 E: 1 LOB: 1 K: 0 BB: 0 S: 7 P: 13	R: 0 H: 1 E: 0 LOB: 1 K: 1 BB: 0 S: 9 P: 14	R: 0 H: 0 E: 0 LOB: 2 K: 0 BB: 2 S: 5 P: 14	R: 0 H: 0 E: 0 LOB: 0 K: 1 BB: 0 S: 5 P: 6	1B: 2 SF: 0 2B: 1 SAC: 1 3B: 0 DP: 0 HR: 1 HBP: 0	WP: 0 PA: 35 PB: 0 SB: 0 CS: 0	
PITCHER 29 John Smoltz, R (1, 1) ERA: 3.69 Greg McMichael, R (9, 1) ERA: 2.83	IP WLS BF H R ER SO BB IBB HBP BLK WP HR S P ERA WHIP 8.0 L 32 4 2 2 3 3 0 0 0 0 0 1 67 106 2.25 0.875 1.0 3 0 0 0 0 0 0 0 0 0 0 0 5 6 0.00 0.000										

livebaseballscorecards.com

AB	31
R	2
H	4
RBI	2
BB	3
SO	3
LOB	11



Batter	1	2	3	4	5	6	7	8	9	AB	R	H	RBI	BB	SO	LOB
Deion Sanders, L (1, 8) OBP: 0.310, SLG: 0.473	0-0 F8		3-3 K		2-2 F8			1-1 G3		4	0	0	0	0	1	2
Jeff Blausler, R (1, 6) OBP: 0.430, SLG: 0.440	1-0 F7			1-0 B4-3 2B		3-2 F7		3-1 P4		4	0	1	0	0	0	0
Terry Pendleton, S (1, 5) OBP: 0.258, SLG: 0.297	3-2 P6			0-0 B4-3		1-1 G1-3			2-3 K	4	0	0	0	0	1	1
David Justice, L (1, 9) OBP: 0.301, SLG: 0.454		1-1 F7-4 1B		1-3 K		0-1 G4-3			2-3 K	4	0	1	0	0	2	1
Ron Gant, R (1, 7) OBP: 0.338, SLG: 0.508		0-0 F7-4 1-2		1-0 F8			0-0 F7		2-1	4	0	1	0	0	0	2
Sid Bream, L (1, 3) OBP: 0.340, SLG: 0.421		0-1 F8			1-0 HR		1-1 P5		4-2 BB	2	1	1	1	0	0	0
Brian Hunter, R (7, PH) OBP: 0.217, SLG: 0.286										1	0	0	0	0	0	0
Damon Berryhill, S (9, PH) OBP: 0.282, SLG: 0.385										0	0	0	0	1	0	0
Rafael Belliard, R (9, PR) OBP: 0.240, SLG: 0.217										0	0	0	0	0	0	0
Greg Olson, R (1, 2) OBP: 0.287, SLG: 0.254			3-2 P4		0-0 BB 1B		0-2 FC5-4 1B		1-3 K	4	0	2	0	0	1	2
Mark Lemke, S (1, 4) OBP: 0.378, SLG: 0.443			0-0 29 SH1-4 1B		4-1 29 L3 BB		0-1 FC5-4 1-2			2	0	1	0	1	0	1
29 John Smoltz, R (1, 1) OBP: 0.261, SLG: 0.273			1-0 SH1-4		2-2 L3			2-0 G4-3		1	0	0	0	0	0	2
Otis Nixon, S (8, PH) OBP: 0.336, SLG: 0.274					1-1					1	0	0	0	0	0	0
Greg McMichael, R (9, 1)										0	0	0	0	0	0	0

Inning Stats	R: 0	H: 0	E: 0	K: 0	S: 5	R: 0	H: 1	E: 0	K: 0	S: 5	R: 0	H: 1	E: 0	K: 1	S: 9	R: 1	H: 2	E: 0	K: 0	S: 9	R: 0	H: 0	E: 0	K: 0	S: 7	R: 0	H: 1	E: 0	K: 0	S: 8	R: 0	H: 0	E: 0	K: 0	S: 5	R: 0	H: 1	E: 0	K: 3	S: 13	1B: 4	2B: 3	3B: 1	HR: 1	SF: 0	SAC: 1	DP: 2	HBP: 0	WP: 0	PB: 0	SB: 0	CS: 0	PA: 34
--------------	------	------	------	------	------	------	------	------	------	------	------	------	------	------	------	------	------	------	------	------	------	------	------	------	------	------	------	------	------	------	------	------	------	------	------	------	------	------	------	-------	-------	-------	-------	-------	-------	--------	-------	--------	-------	-------	-------	-------	--------

PITCHER	IP	WLS	BF	H	R	ER	SO	BB	IBB	HBP	BLK	WP	HR	S	P	ERA	WHIP
Doug Brocail, R (1, 1) ERA: 1.5	6.0	W	22	5	1	1	2	1	0	0	0	0	1	41	69	1.50	1.000
Rich Rodriguez, L (7, 1) ERA: 4.5	2.0		7	1	0	0	0	0	0	0	0	0	0	13	20	0.00	0.500
Gene Harris, R (9, 1) ERA: 2.33	1.0	S	5	1	0	0	3	1	0	0	0	0	0	13	24	0.00	2.000

BOTTOM

San Diego Padres @ Atlanta Braves
Atlanta-Fulton County Stadium, Atlanta, GA

Tue Jun 01 1993, 7:05 PM EDT
Att: 44,935 - Unknown - 76 F

livebaseballscores.com

AB	31
R	1
H	7
RBI	1
BB	2
SO	5
LOB	11



Batter	1	2	3	4	5	6	7	8	9	AB R H RBI BB SO LOB	TOP											
Tony Gwynn, L (1, 9) OBP: 0.362, SLG: 0.411	1-1 1B 2B		0-1 F7		0-0 F7			4-2 G4-6-3 BB		3 1 1 0 1 0 1												
Craig Shipley, R (1, 6) OBP: 0.221, SLG: 0.321	1-2 L3			2-1 S 1B		1-2 F8		0-0 G4-6-3 1-2f		4 0 1 0 0 0 2												
Gary Sheffield, R (1, 5) OBP: 0.321, SLG: 0.442	2-1 CS S 2-H 1B			3-1 F7 SAFE		0-0 E5 L6-4 1B		1-1 G5-3		4 0 1 1 0 0 1												
Fred McGriff, L (1, 3) OBP: 0.342, SLG: 0.440	1 SAFE L9			0-0 F7		1 SAFE 1-1 1B		0-2 F7		4 0 1 0 0 0 2												
Derek Bell, R (1, 8) OBP: 0.343, SLG: 0.505	1-0 CS 2-3	2-2 G6-3		3-2 P3 1-2		0-0 L6-4 2-3		0-3 K		4 0 0 0 0 1 3												
Phil Clark, R (1, 7) OBP: 0.387, SLG: 0.517		1-0 G5-3			2-2 G6-4-3 BB 1B		1-1 1B 1B		0-0 G5-3	4 1 2 0 0 0 0												
Tim Teufel, R (1, 4) OBP: 0.370, SLG: 0.529		2-2 G6-3			4-1 G6-4-3 BB		1-0 F8			1 0 0 0 1 0 0												
Jeff Gardner, L (7, PH) OBP: 0.349, SLG: 0.389					1-2 BB					1 0 0 0 0 0 1	AB 31 R 2 H 8 RBI 2 BB 2 SO 1 LOB 14											
Bob Geren, R (1, 2) OBP: 0.267, SLG: 0.284			1-2 P5		0-0 G6-4-3		2-0 G6-4-3 1B			2 0 0 0 0 0 2												
Kevin Higgins, L (7, PH) OBP: 0.250, SLG: 0.267					1-2f 2-3		1-3 G6-4-3 1B			1 0 1 0 0 0 0												
Andy Benes, R (1, 1) OBP: 0.222, SLG: 0.385			1-2 G6-3		0-0 1B		3-2 G1-6-4-3			2 0 1 1 0 0 0												
Roger Mason, R (6, 1)										0 0 0 0 0 0 0												
Kurt Stillwell, S (7, PH) OBP: 0.293, SLG: 0.310										1 0 0 0 0 0 2												
Tim Scott, R (7, 1)										0 0 0 0 0 0 0												
Inning Stats	R: 1 E: 0 K: 0 S: 8	H: 2 LOB: 0 BB: 0 P: 15	R: 0 E: 0 K: 0 S: 9	H: 0 LOB: 0 BB: 0 P: 14	R: 0 E: 0 K: 0 S: 9	H: 0 LOB: 0 BB: 0 P: 11	R: 0 E: 0 K: 0 S: 9	H: 1 LOB: 1 BB: 0 P: 16	R: 1 E: 0 K: 0 S: 7	H: 2 LOB: 1 BB: 1 P: 13	R: 0 E: 1 K: 0 S: 7	H: 1 LOB: 1 BB: 0 P: 9	R: 0 E: 0 K: 0 S: 7	H: 2 LOB: 1 BB: 0 P: 14	R: 0 E: 0 K: 0 S: 6	H: 0 LOB: 0 BB: 1 P: 11	R: 0 E: 0 K: 1 S: 7	H: 0 LOB: 0 BB: 0 P: 7	1B: 7 2B: 2 3B: 0 HR: 0	SF: 0 SAC: 0 DP: 4 HBP: 0	WP: 0 PB: 0 SB: 2 CS: 1	PA: 34
PITCHER	IP WLS BF H R ER SO BB IBB HBP BLK WP HR S P ERA WHIP																				PITCHER	IP WLS BF H R ER SO BB IBB HBP BLK WP HR S P ERA WHIP
Steve Avery, L (1, 1) ERA: 3.13	6.0 W 23 6 2 2 0 1 0 0 0 0 0 0 49 78 3.00 1.167																					
Jay Howell, R (7, 1) ERA: 2.79	0.1 3 2 0 0 0 0 0 0 0 0 0 0 4 8 0.00 6.000																					
Kent Mercker, L (7, 1) ERA: 2.81	1.2 4 0 0 0 0 1 0 0 0 0 0 0 9 17 0.00 0.600																					
Mike Stanton, L (9, 1) ERA: 3.27	1.0 S 3 0 0 0 1 0 0 0 0 0 0 0 7 7 0.00 0.000																					

San Diego Padres @ Atlanta Braves
Atlanta-Fulton County Stadium, Atlanta, GA

Wed Jun 02 1993, 7:05 PM EDT
Att. 42,488 - Unknown - 80 F

livebaseballscorecards.com



Batter	1	2	3	4	5	6	7	8	9	AB	R	H	RBI	BB	SO	LOB
Deion Sanders, L OBP: 0.317, SLG: 0.467 (1, 8)	2-3 K		1-2 F9		1-1 E6 1B	1-2 BB 1B		0-0 F8		5	1	2	0	0	1	0
Jeff Blauser, R OBP: 0.433, SLG: 0.435 (1, 6)	4-2 WP S BB		3-3 K		1-1 E6 2-3	4-1 1B BB		1-0 S HBP		2	0	0	0	2	1	1
Terry Pendleton, S OBP: 0.257, SLG: 0.294 (1, 5)	2-3 K		0-0 F7		1-2 K SAFE	0-0 1B		2-3 K 1-2		5	0	1	2	0	3	4
David Justice, L OBP: 0.308, SLG: 0.467 (1, 9)	4-2 WP 1-2 BB			3-1 HR	2-2 F7	4-0 IBB		2-1 F9		3	1	1	1	2	0	3
Ron Gant, R OBP: 0.341, SLG: 0.524 (1, 7)	1-3 K 1-2 2-3			0-0 G4-3 G1-3 1B		HR K				4	1	2	1	0	2	5
Sid Bream, L OBP: 0.331, SLG: 0.410 (1, 3)		1-0 L4-3		3-2 G1-3 1-2		1-2 G4-3	3-1 F7			4	0	0	0	0	0	1
Greg Olson, R OBP: 0.295, SLG: 0.266 (1, 2)		1-0		1-0 G4-3 2-3		4-2 WP BB 1B BB	0-0 FC6-4 1B			2	0	1	0	1	0	1
Rafael Belliard, R OBP: 0.240, SLG: 0.217 (6, PR)										0	1	0	0	0	0	0
Damon Berryhill, S OBP: 0.291, SLG: 0.392 (7, 2)										1	0	1	0	0	0	0
Mark Lemke, S OBP: 0.376, SLG: 0.435 (1, 4)		2-0 F7		1-0 F8		4-0 1B WP 1B BB	0-1 FC6-4			3	0	0	0	1	0	3
Steve Avery, L OBP: 0.125, SLG: 0.087 (1, 1)		2-3				3-2 BB 1B 1B	1-3 K 1B			2	0	0	0	0	1	1
Francisco Cabrera, R OBP: 0.354, SLG: 0.442 (6, PH)										1	1	1	1	0	0	0
Jay Howell, R (7, 1)										0	0	0	0	0	0	0
Kent Mercker, L (7, 1)										1	0	0	0	0	1	1
Mike Stanton, L (9, 1)										0	0	0	0	0	0	0

Inning Stats	R: 0	H: 0	E: 0	K: 3	S: 16	R: 0	H: 1	E: 0	K: 1	S: 6	R: 0	H: 0	E: 0	K: 1	S: 8	R: 1	H: 2	E: 0	K: 0	S: 8	R: 0	H: 1	E: 2	K: 1	S: 12	R: 4	H: 4	E: 0	K: 1	S: 24	R: 0	H: 0	E: 0	K: 1	S: 6	
	LOB: 2	BB: 2	P: 29	LOB: 1	BB: 0	P: 12	LOB: 0	BB: 0	P: 12	LOB: 1	BB: 1	P: 16	LOB: 2	BB: 0	P: 18	LOB: 3	BB: 4	P: 49	LOB: 1	BB: 0	P: 12	LOB: 0	BB: 1	P: 11	LOB: 1	BB: 0	P: 11	LOB: 1	BB: 0	P: 12	LOB: 0	BB: 0	P: 11	LOB: 1	BB: 0	P: 11

PITCHER	IP	WLS	BF	H	R	ER	SO	BB	IBB	HBP	BLK	WP	HR	S	P	ERA	WHIP
Andy Benes, R ERA: 2.96 (1, 1)	5.1	L	27	6	5	5	6	4	0	0	0	2	2	66	117	8.44	1.875
Roger Mason, R ERA: 2.1 (6, 1)	0.2		5	2	0	0	1	1	1	0	0	0	0	8	19	0.00	4.500
Tim Scott, R ERA: 2.93 (7, 1)	2.0		8	1	0	0	2	0	0	1	0	0	0	14	23	0.00	0.500

BOTTOM

San Diego Padres @ Atlanta Braves
Atlanta-Fulton County Stadium, Atlanta, GA

Wed Jun 02 1993, 7:05 PM EDT
Att: 42,488 - Unknown - 80 F

AB	33
R	5
H	9
RBI	5
BB	6
SO	9
LOB	20

livebaseballscorecards.com

Braves

1B:	6	SF:	0	WP:	2	PA:	40
2B:	1	SAC:	0	PB:	0		
3B:	0	DP:	0	SB:	2		
HR:	2	HBP:	1	CS:	0		

Batter	1	2	3	4	5	6	7	8	9	AB R H RBI BB SO LOB	TOP	
Tony Gwynn, L OBP: 0.368, SLG: 0.421 Guillermo Velasquez, L OBP: 0.219, SLG: 0.172	1-0 L8	1-2 2-H 1B		1B WP			0-0 G4-3		0-0 F7	5 1 3 1 0 0 0 1 0 0 0 0 0 0		
Jeff Gardner, L OBP: 0.355, SLG: 0.385	1-1 G6-3		4-2 BB	1B BB			0-1 2B 1B		1-3 K	4 2 1 0 2 2 2		
Gary Sheffield, R OBP: 0.327, SLG: 0.451 Ricky Gutierrez, R OBP: 0.372, SLG: 0.304	2-1 HR 1B		1-2 G6-4-3 1-2f	1-2 WP BB 1B		1-3 K	2-1 1-H 2B		1-3 K	5 2 3 2 0 1 1 1 0 0 0 0 1 0		
Fred McGriff, L OBP: 0.344, SLG: 0.451 Phil Clark, R OBP: 0.387, SLG: 0.517	1-0 1-H HR		4-2 HR BB	1-3 K BB 1B		2-2 F8	2-2 P5			4 3 1 2 1 1 2 0 0 0 0 0 0 0		
Phil Plantier, L OBP: 0.305, SLG: 0.491	4-2 BB		2-0 1-H HR	1-0 G3		0-1 G4-3		0-2 K		4 1 1 2 1 1 2		
Derek Bell, R OBP: 0.350, SLG: 0.503	1-2 G5-3		4-0 1B BB	4-0 1B BB FC3-4 IBB		2-3 K		0-0 1B 1B		3 1 1 0 2 1 1		
Kurt Stillwell, S OBP: 0.298, SLG: 0.314 Craig Shipley, R OBP: 0.225, SLG: 0.314 Kerry Taylor, R			3-3 K	3-1 1B	4-0 FC3-4 1B 2B BB	0-2 P6		0-3 K		2 0 1 0 0 1 0 2 1 0 1 1 1 1 0 0 0 0 0 0 0	AB 41 R 12 H 15 RBI 10 BB 7 SO 10 LOB 15	
Kevin Higgins, L OBP: 0.286, SLG: 0.300			2-0 F8	2-1 F8	1-1 FC3-4 1B	2-2 G4-3		2-0 1B		5 0 2 1 0 0 2		
Greg Harris, R OBP: 0.313, SLG: 0.333 Tim Teufel, R OBP: 0.366, SLG: 0.521		0-0 1B 2B		1B FC3-4			0-3 K	1-2 G5-3		4 1 2 1 0 1 2 1 0 0 0 0 0 2		
Inning Stats	R: 2 H: 2 E: 0 LOB: 1 K: 0 BB: 1 S: 13 P: 23	R: 0 H: 2 E: 0 LOB: 2 K: 1 BB: 0 S: 9 P: 15	R: 2 H: 2 E: 0 LOB: 2 K: 0 BB: 3 S: 16 P: 36	R: 7 H: 5 E: 0 LOB: 2 K: 2 BB: 3 S: 23 P: 44	R: 0 H: 0 E: 0 LOB: 0 K: 1 BB: 0 S: 10 P: 13	R: 0 H: 0 E: 0 LOB: 0 K: 1 BB: 0 S: 12 P: 16	R: 1 H: 2 E: 0 LOB: 1 K: 1 BB: 0 S: 12 P: 16	R: 0 H: 2 E: 0 LOB: 2 K: 2 BB: 0 S: 15 P: 18	R: 0 H: 0 E: 0 LOB: 0 K: 2 BB: 0 S: 7 P: 9	1B: 10 SF: 0 2B: 3 SAC: 0 3B: 0 DP: 1 HR: 2 HBP: 0	WP: 2 PA: 48 PB: 0 SB: 1 CS: 0	
PITCHER	IP WLS BF H R ER SO BB IBB HBP BLK WP HR S P ERA WHIP	PITCHER										IP WLS BF H R ER SO BB IBB HBP BLK WP HR S P ERA WHIP
Pete Smith, R ERA: 4.12	(1, 1) 2.2 L 16 6 4 4 1 4 0 0 0 0 0 2 36 70 13.50 3.750	Greg McMichael, R ERA: 2.73 (9, 1) 1.0 3 3 0 0 0 2 0 0 0 0 0 10 18 108.00 12.000										
Marvin Freeman, R ERA: 9.0	(3, 1) 0.1 5 3 4 4 0 1 0 0 0 0 0 0 10 18 108.00 12.000											
Kent Mercker, L ERA: 4.24	(4, 1) 1.0 8 2 3 3 2 1 1 0 0 0 1 0 15 30 27.00 3.000											
Steve Bedrosian, R ERA: 2.7	(5, 1) 2.0 6 0 0 0 2 0 0 0 0 0 0 0 22 29 0.00 0.000											
Jay Howell, R ERA: 2.95	(7, 1) 2.0 10 4 1 1 3 0 0 0 0 0 0 0 27 34 4.50 2.000											

San Diego Padres @ Atlanta Braves
Atlanta-Fulton County Stadium, Atlanta, GA

Thu Jun 03 1993, 3:33 AM EDT
Att. 49,292 - Sunny - 86 F

livebaseballscorecards.com



BOTTOM

San Diego Padres @ Atlanta Braves
Atlanta-Fulton County Stadium, Atlanta, GA

Thu Jun 03 1993, 3:33 AM EDT
Att: 49,292 - Sunny - 86 F

livebaseballscorecards.com

AB	36
R	4
H	7
RBI	3
BB	3
SO	4
LOB	19



AB R H RBI BB SO LOB

5	0	1	0	0	0	1
2	1	0	0	1	0	1
2	0	1	0	0	0	0
3	1	1	0	0	0	2
2	0	0	0	0	0	1
3	1	1	0	1	0	1
3	1	1	1	1	0	2
3	0	0	0	0	0	4
1	0	0	0	0	1	1
4	0	0	1	0	2	4
0	0	0	0	0	0	0
4	0	1	1	0	0	1
1	0	0	1	0	0	0
0	0	0	0	0	0	0
0	0	0	0	0	0	0
1	0	0	0	0	0	0
1	0	0	0	0	0	0
1	0	0	0	0	0	1

1B: 7 SF: 0
2B: 0 SAC: 0
3B: 0 DP: 0
HR: 0 HBP: 0

WP: 0 PA: 39
PB: 1
SB: 0
CS: 0

Batter	1	2	3	4	5	6	7	8	9
Otis Nixon, S (1, 8) OBP: 0.333, SLG: 0.272	1-0 FC3-6 1B	0-2 F8		1-0 F7			0-0 G4-3		3-1 G1-4-3
Jeff Blauser, R (1, 6) OBP: 0.432, SLG: 0.431 Rafael Belliard, R (7, PH) OBP: 0.259, SLG: 0.240 (8, 6)	0-1 FC3-6 BB 1B 1-2f FC4	4-2 FC4-6 1-2 BB		0-1 G5-3			2-1 1B		1-0 F8
Terry Pendleton, S (1, 5) OBP: 0.258, SLG: 0.295 Bill Pecota, R (7, PH) OBP: 0.261, SLG: 0.304 (8, 5)	0-1 FC4 BB 1-2 E 1B	1-1 FC4-6 1-2f					0-1 F9		2-2 P3
David Justice, L (1, 9) OBP: 0.311, SLG: 0.465	4-0 FC4 1-2 2-3 BB		3-1 G3-1 BLK G4-3 1B				1-0 G3		0-1 P7
Ron Gant, R (1, 7) OBP: 0.344, SLG: 0.521	0-0 FC4 E 1-2f 2-3 3-H		4-2 G4-3 G3-1 1-2 BB				1-2 E3		0-1 PB 1B
Sid Bream, L (1, 3) OBP: 0.325, SLG: 0.401 Brian Hunter, R (8, 3) OBP: 0.208, SLG: 0.273	0-0 E1 1-3 3-H		2-2 G3-1 1-2 2-3				0-0 G3		1-3 K 1-2
Damon Berryhill, S (1, 2) OBP: 0.278, SLG: 0.373 Greg McMichael, R (9, 1)	3-0 G4-3		3-2 G4-3 2-3 3-H				0-3 K		1-3 K
Mark Lemke, S (1, 4) OBP: 0.373, SLG: 0.430			0-2 G4-3				2-2 G3-1		3-2 1B
Pete Smith, R (1, 5) Marvin Freeman, R (1, 5) Kent Mercker, L (1, 5) Greg Olson, R (1, 5) Steve Bedrosian, R (1, 5) Deion Sanders, L (1, 5) Jay Howell, R (1, 5) Francisco Cabrera, R (1, 5)		3-2 BB 1B		0-3 K			1-2 G3		2-0 F7

Inning Stats	R: 2 H: 2 E: 1 K: 0 S: 8	H: 2 LOB: 2 BB: 1 P: 16	R: 0 H: 1 E: 0 K: 0 S: 13	H: 1 LOB: 2 BB: 1 P: 22	R: 1 H: 1 E: 0 K: 0 S: 16	H: 1 LOB: 1 BB: 1 P: 28	R: 0 H: 0 E: 0 K: 1 S: 6	H: 0 LOB: 0 BB: 0 P: 7	R: 0 H: 0 E: 1 K: 0 S: 6	H: 0 LOB: 1 BB: 0 P: 8	R: 0 H: 0 E: 0 K: 1 S: 9	H: 0 LOB: 0 BB: 0 P: 12	R: 0 H: 1 E: 0 K: 0 S: 7	H: 1 LOB: 1 BB: 0 P: 9	R: 1 H: 2 E: 0 K: 2 S: 13	H: 2 LOB: 1 BB: 0 P: 20	R: 0 H: 0 E: 0 K: 0 S: 6	H: 0 LOB: 0 BB: 0 P: 12	1B: 7 2B: 0 3B: 0 HR: 0	SF: 0 SAC: 0 DP: 0 HBP: 0	WP: 0 PB: 1 SB: 0 CS: 0	PA: 39
--------------	--------------------------	-------------------------	---------------------------	-------------------------	---------------------------	-------------------------	--------------------------	------------------------	--------------------------	------------------------	--------------------------	-------------------------	--------------------------	------------------------	---------------------------	-------------------------	--------------------------	-------------------------	-------------------------	---------------------------	-------------------------	--------

PITCHER	IP	WLS	BF	H	R	ER	SO	BB	IBB	HBP	BLK	WP	HR	S	P	ERA	WHIP
Greg Harris, R (1, 1) ERA: 4.0	7.0	W	31	5	3	2	2	3	0	0	1	0	0	65	102	2.57	1.143
Kerry Taylor, R (8, 1) ERA: 6.34	2.0		8	2	1	0	2	0	0	0	0	0	0	19	32	0.00	1.000

Batter	1	2	3	4	5	6	7	8	9	AB	R	H	RBI	BB	SO	LOB	TOP								
Chuck Carr, S OBP: 0.351, SLG: 0.365 (1, 8)	1-0 1B 2B	2-2 F7		0-0 P6			2-3 K	3-2 1B		5	1	2	2	0	1	2									
Bret Barberie, S OBP: 0.392, SLG: 0.317 (1, 4)	4-2 G5-4-3 1B BB	4-2 BB		1-3 K			3-3 K	2-0 F9		3	0	0	0	2	2	3									
Benito Santiago, R OBP: 0.302, SLG: 0.368 (1, 2)	1-0 G5-4-3 1B	0-0 F7				3-2 1B	3-3 K		2-1 E6 FC4-6	5	0	2	1	0	1	2									
Orestes Destrade, S OBP: 0.300, SLG: 0.328 (1, 3)	1-0 G5-4-3 1-2f 2-3		3-3 K			3-3 K	3-3 K	2-2 FC4-6 FC5 1B 1-2f		5	0	0	0	0	3	4									
Dave Magadan, L OBP: 0.410, SLG: 0.370 (1, 5)	3-3 K		0-3 K			0-0 G6-3	2-2 G3-1 WP PB 1B	0-0 1-2 1B		5	1	2	0	0	2	2									
Jeff Conine, R OBP: 0.378, SLG: 0.358 (1, 7)		2-2 F7	2-2 2B			2-3 K	4-1 PB G3-1 1B IBB	3-3 K		4	1	1	0	1	2	3									
Geronimo Berroa, R OBP: 0.192, SLG: 0.200 (1, 9)		0-2 1B E 1B	0-1 G6-3			2-1 F7	3-2 G3-1	1-1 FC5		3	1	1	0	0	0	1									
Greg Biley, L OBP: 0.286, SLG: 0.409 (7, 9)										2	0	0	0	0	0	4									
Walt Weiss, S OBP: 0.409, SLG: 0.366 (1, 6)		3-2 E 1B		3-2 F7		0-1 G4-3	4-0 PB 1B IBB			3	2	1	0	1	0	0									
Charlie Hough, R OBP: 0.087, SLG: 0.045 (1, 1)		1-2 E1		0-2 1B		1-3 K	1-3 K 1B			3	0	1	0	0	1	0									
Rick Renteria, R OBP: 0.349, SLG: 0.375 (8, PH)										1	0	0	0	0	1	2									
Trevor Hoffman, R (8, 1)		1-1 2-H								0	0	0	0	0	0	0									
Inning Stats	R: 1 E: 0 K: 1 S: 10	H: 2 LOB: 1 BB: 1 P: 20	R: 2 E: 1 K: 0 S: 20	H: 2 LOB: 2 BB: 1 P: 32	R: 0 E: 0 K: 2 S: 11	H: 1 LOB: 1 BB: 0 P: 16	R: 0 E: 0 K: 1 S: 12	H: 1 LOB: 1 BB: 0 P: 16	R: 0 E: 0 K: 2 S: 12	H: 1 LOB: 1 BB: 0 P: 19	R: 0 E: 0 K: 1 S: 7	H: 0 LOB: 0 BB: 0 P: 10	R: 0 E: 0 K: 3 S: 9	H: 0 LOB: 0 BB: 0 P: 17	R: 3 E: 0 K: 2 S: 23	H: 2 LOB: 2 BB: 2 P: 45	R: 0 E: 1 K: 1 S: 16	H: 1 LOB: 2 BB: 0 P: 24	1B: 8 2B: 2 3B: 0 HR: 0	SF: 0 SAC: 0 DP: 1 HBP: 0	WP: 1 PB: 1 SB: 1 CS: 0	PA: 43			
PITCHER	IP	WLS	BF	H	R	ER	SO	BB	IBB	HBP	BLK	WP	HR	S	P	ERA	WHIP								
Bruce Hurst, L ERA: 12.46 (1, 1)	1.1	L	7	3	2	1	1	1	0	0	0	0	0	17	29	6.75	3.000								
Tim Scott, R ERA: 2.62 (2, 1)	3.2		17	4	1	0	5	1	0	0	0	0	0	48	74	0.00	1.364								
Roger Mason, R ERA: 1.98 (6, 1)	2.0		6	0	0	0	4	0	0	0	0	0	0	16	27	0.00	0.000								
Rich Rodriguez, L ERA: 4.3 (8, 1)	1.0		8	2	3	0	2	0	2	0	0	1	0	23	45	0.00	2.000								
Gene Harris, R ERA: 2.21 (9, 1)	1.0		5	1	0	0	1	0	0	0	0	0	0	16	24	0.00	1.000								

Florida Marlins @ San Diego Padres
 Jack Murphy Stadium, San Diego, CA
 Fri Jun 04 1993, 10:05 PM EDT
 Att: 23,262 - Unknown

livebaseballscorecards.com

AB	39
R	6
H	10
RBI	3
BB	4
SO	13
LOB	23




Batter	1	2	3	4	5	6	7	8	9	AB	R	H	RBI	BB	SO	LOB
Tony Gwynn, L OBP: 0.361, SLG: 0.413 (1, 9) C F X (9, 8)	0-2 F7 ①		1-3 K ②		2-1 F8 ②		1-2 F7 ②			4	0	0	0	0	1	0
Jeff Gardner, L OBP: 0.359, SLG: 0.388 (1, 4) B B C X	2-1 G4-3 ②		0-1 1B ③		2-1 1B ③		0-1 F8 ③			4	0	2	0	0	0	0
Gary Sheffield, R OBP: 0.321, SLG: 0.442 (1, 5) F S X	0-2 G1-3 ③		2-3 K ③		0-0 P6 ③			1-2 F8 ①		4	0	0	0	0	1	2
Fred McGriff, L OBP: 0.346, SLG: 0.467 (1, 3) B B C X		2-1 L3 ①		1-3 K ①		0-0 1B 1B ①		2-2 HR ②		4	2	2	1	0	1	0
Phil Plantier, L OBP: 0.311, SLG: 0.487 (1, 7) B B C X		1-1 L3 ②		4-1 E BB ②		3-2 G4-3 1B 1B ②		2-2 F7 ②		3	0	1	0	1	0	0
Derek Bell, R OBP: 0.348, SLG: 0.497 Gene Harris, R (1, 8) (9, 1) C B B C X		2-2 E6 PB ②		0-3 K ②		0-1 G4-3 BLK 1B ②		0-3 K ③		4	0	1	1	0	2	1
Kurt Stillwell, S OBP: 0.296, SLG: 0.303 (1, 6) B B B B C X		4-0 BB ②		3-1 E1 ②		1-3 G4-3 ②			1-3 2-3 ②	3	0	0	0	1	1	3
Bob Geren, R OBP: 0.258, SLG: 0.274 Kevin Higgins, L OBP: 0.273, SLG: 0.286 (1, 2) (9, PH) C B B C X		0-3 K ③		1-2 F9 ③		1-3 K ③			3-2 F7 ②	3	0	0	0	0	2	5
Bruce Hurst, L Tim Scott, R Craig Shipley, R Roger Mason, R Tim Teufel, R Rich Rodriguez, L Guillermo Velasquez, L (1, 1) (2, 1) (5, PH) (6, 1) (7, PH) (8, 1) (9, 9) C B B C X			0-3 K ①		1-3 K2-3 ①		2-3 K ①		0-0 F8 ③	0	0	0	0	0	0	0

Inning Stats	R: 0	H: 0	E: 0	K: 0	S: 8	R: 0	H: 0	E: 1	K: 1	S: 12	R: 0	H: 1	E: 0	K: 3	S: 12	R: 0	H: 0	E: 1	K: 2	S: 13	R: 0	H: 1	E: 0	K: 1	S: 8	R: 1	H: 3	E: 0	K: 1	S: 15	R: 0	H: 0	E: 0	K: 1	S: 9	R: 1	H: 1	E: 0	K: 1	S: 13	R: 0	H: 0	E: 0	K: 1	S: 9	R: 0	H: 0	E: 0	K: 1	S: 9	1B: 5	2B: 0	3B: 0	HR: 1	SF: 0	SAC: 0	DP: 0	HBP: 0	WP: 0	PA: 36
--------------	------	------	------	------	------	------	------	------	------	-------	------	------	------	------	-------	------	------	------	------	-------	------	------	------	------	------	------	------	------	------	-------	------	------	------	------	------	------	------	------	------	-------	------	------	------	------	------	------	------	------	------	------	-------	-------	-------	-------	-------	--------	-------	--------	-------	--------

PITCHER	IP	WLS	BF	H	R	ER	SO	BB	IBB	HBP	BLK	WP	HR	S	P	ERA	WHIP
Charlie Hough, R ERA: 4.83 (1, 1)	7.0	W	29	5	1	1	9	2	0	0	1	0	0	77	114	1.29	1.000
Trevor Hoffman, R ERA: 3.45 (8, 1)	2.0		7	1	1	1	2	0	0	0	0	0	1	22	31	4.50	0.500

Florida Marlins @ San Diego Padres
Jack Murphy Stadium, San Diego, CA
 Fri Jun 04 1993, 10:05 PM EDT
 Att. 23,262 - Unknown

AB	34
R	2
H	6
RBI	2
BB	2
SO	11
LOB	11



Batter	1	2	3	4	5	6	7	8	9	AB R H RBI BB SO LOB	TOP						
Chuck Carr, S (1, 8) <small>OBP: 0.345, SLG: 0.359</small>	0-0 		0-0 		1-3 		0-2 			3 0 0 1 0 1 1							
Bret Barberie, S (1, 4) <small>OBP: 0.410, SLG: 0.364</small>	1-0 		4-0 			1-1 	3-2 			3 2 2 0 1 0 1							
Dave Magadan, L (1, 5) <small>OBP: 0.411, SLG: 0.373</small>	3-2 		1-1 			3-2 		2-3 		4 0 2 1 0 1 1							
Orestes Destrade, S (1, 3) <small>OBP: 0.295, SLG: 0.324</small>	1-0 			1-3 		2-2 		2-3 		3 0 0 1 0 2 1							
Benito Santiago, R (1, 2) <small>OBP: 0.298, SLG: 0.362</small>	2-0 			1-1 		1-0 		1-2 		3 0 0 0 0 0 2							
Greg Briley, L (1, 9) <small>OBP: 0.270, SLG: 0.386</small>		0-0 		0-1 		2-3 		2-1 		4 0 0 0 0 1 2							
Jeff Conine, R (1, 7) <small>OBP: 0.376, SLG: 0.361</small>		0-0 			2-3 		3-2 		2-3 	4 1 1 0 0 2 0	AB 31 R 3 H 7 RBI 3 BB 2 SO 8 LOB 12						
Walt Weiss, S (1, 6) <small>OBP: 0.416, SLG: 0.371</small>		3-2 			4-0 		2-2 		0-0 	3 0 2 0 1 0 0							
Luis Aquino, R (1, 1) <small>OBP: 0.063, SLG: 0.063</small> Alex Arias, R (9, PH) <small>OBP: 0.372, SLG: 0.356</small> Bryan Harvey, R (9, 1)		1-0 			1-3 		0-2 		3-2 	3 0 0 0 0 1 4 1 0 0 0 0 0 0 0 0 0 0 0 0 0							
Inning Stats	R: 1 H: 2 E: 0 LOB: 1 K: 0 BB: 0 S: 7 P: 14	R: 0 H: 1 E: 0 LOB: 1 K: 0 BB: 0 S: 8 P: 12	R: 0 H: 0 E: 0 LOB: 0 K: 0 BB: 1 S: 3 P: 8	R: 0 H: 0 E: 0 LOB: 0 K: 1 BB: 0 S: 7 P: 9	R: 0 H: 0 E: 0 LOB: 1 K: 3 BB: 1 S: 9 P: 17	R: 1 H: 2 E: 0 LOB: 1 K: 1 BB: 0 S: 14 P: 23	R: 1 H: 2 E: 0 LOB: 1 K: 0 BB: 0 S: 17 P: 25	R: 0 H: 0 E: 1 LOB: 1 K: 2 BB: 0 S: 13 P: 20	R: 0 H: 0 E: 0 LOB: 0 K: 1 BB: 0 S: 7 P: 12	1B: 5 SF: 2 2B: 1 SAC: 0 3B: 1 DP: 1 HR: 0 HBP: 0	WP: 1 PA: 36 PB: 0 SB: 1 CS: 0						
PITCHER Wally Whitehurst, R (1, 1) <small>ERA: 4.5</small> Roger Mason, R (6, 1) <small>ERA: 2.35</small> Pat Gomez, L (8, 1) <small>ERA: 5.11</small> Mark Ettles, R (9, 1) <small>ERA:</small>	IP	WLS	BF	H	R	ER	SO	BB	IBB	HBP	BLK	WP	HR	S	P	ERA	WHIP
	5.0		19	3	1	1	4	2	0	0	0	1	0	34	60	1.80	1.000
	2.0	L	10	4	2	2	1	0	0	0	0	0	0	31	48	9.00	2.000
	1.0		4	0	0	0	2	0	0	0	0	0	0	13	20	0.00	0.000
	1.0		3	0	0	0	1	0	0	0	0	0	0	7	12	0.00	0.000

Florida Marlins @ San Diego Padres
 Jack Murphy Stadium, San Diego, CA

Sat Jun 05 1993, 10:05 PM EDT
 Att: 36,315 - Unknown

livebaseballscorecards.com

Batter	1	2	3	4	5	6	7	8	9	AB R H RBI BB SO LOB
Tony Gwynn, L (1, 9) OBP: 0.360, SLG: 0.410	0-1 FC6-4 1B		0-0 P6		0-1 F7			2-2 G5-3		4 0 1 0 0 0 0
Jeff Gardner, L (1, 4) OBP: 0.356, SLG: 0.385	2-2 FC6-4 BB 1-2f		0-0 G3			0-0 G4-3 1B		3-2 F7		4 0 1 0 0 0 1
Gary Sheffield, R (1, 5) OBP: 0.320, SLG: 0.436	4-1 G1-6-3 BB 1-2		1-1 F9			0-1 P2		1-2 G4-3		3 0 0 0 1 0 1
Tim Teufel, R (9, 5) OBP: 0.361, SLG: 0.514										0 0 0 0 0 0 0
Fred McGriff, L (1, 3) OBP: 0.341, SLG: 0.458	1-2 G1-6-3 1-2f			0-0 L9		1-0 G4-3 1-2			2-1 G4-3	4 0 0 0 0 0 3
Phil Plantier, L (1, 7) OBP: 0.309, SLG: 0.488		0-1 1B G6-3 2B		2-2 P5		0-1 P6			2-3 K	4 1 1 0 0 1 1
Derek Bell, R (1, 8) OBP: 0.355, SLG: 0.500		2-0 G3 G6-3 1B 2-3		2-2 1B			2-2 G6-4-3 HBP		2-3 K	3 0 2 0 0 1 0
Kevin Higgins, L (1, 2) OBP: 0.240, SLG: 0.250		3-1 G6-3 1-2 3-H		0-0 F7			1-1 G6-4-3 1-2f			3 0 0 1 0 0 3
Ricky Gutierrez, R (1, 6) OBP: 0.370, SLG: 0.306		0-2 G3 2-3			2-3 K		2-2 WP 1B			3 0 1 0 0 1 1
Wally Whitehurst, R (1, 1) OBP: 0.125, SLG: 0.125		1-2 K			0-1 F9		1-0 G1-3 1-2			1 0 0 0 0 0 1 1
Craig Shipley, R (5, PH) OBP: 0.220, SLG: 0.307										1 0 0 0 0 0 0 0
Roger Mason, R (6, 1)										0 0 0 0 0 0 0 0
Phil Clark, R (7, PH) OBP: 0.381, SLG: 0.508										1 0 0 0 0 0 0 1
Pat Gomez, L (8, 1)										0 0 0 0 0 0 0 0
Mark Ettles, R (9, 1)										0 0 0 0 0 0 0 0

Inning Stats	R: 0	H: 1	E: 0	K: 0	S: 9	LOB: 1	BB: 1	P: 16	R: 1	H: 2	E: 0	K: 1	S: 11	LOB: 1	BB: 0	P: 17	R: 0	H: 0	E: 0	K: 0	S: 4	LOB: 0	BB: 0	P: 5	R: 0	H: 1	E: 0	K: 0	S: 10	LOB: 1	BB: 0	P: 14	R: 0	H: 0	E: 0	K: 1	S: 8	LOB: 0	BB: 0	P: 10	R: 0	H: 1	E: 0	K: 0	S: 6	LOB: 1	BB: 0	P: 7	R: 0	H: 1	E: 0	K: 0	S: 8	LOB: 1	BB: 0	P: 14	R: 0	H: 0	E: 0	K: 0	S: 10	LOB: 0	BB: 0	P: 16	R: 0	H: 0	E: 0	K: 2	S: 10	LOB: 0	BB: 0	P: 16
PITCHER	IP	WLS	BF	H	R	ER	SO	BB	IBB	HBP	BLK	WP	HR	S	P	ERA	WHIP																																																							
Luis Aquino, R (1, 1) ERA: 2.12	8.0	W	30	6	1	1	2	1	0	1	0	1	0	66	99	1.12	0.875																																																							
Bryan Harvey, R (9, 1) ERA: 1.42	1.0	S	3	0	0	0	2	0	0	0	0	0	0	10	16	0.00	0.000																																																							

BOTTOM

Florida Marlins @ San Diego Padres
Jack Murphy Stadium, San Diego, CA

Sat Jun 05 1993, 10:05 PM EDT
 Att. 36,315 - Unknown

livebaseballscorecards.com

AB	31
R	1
H	6
RBI	1
BB	1
SO	4
LOB	12



Batter	1	2	3	4	5	6	7	8	9	AB R H RBI BB SO LOB	TOP											
Chuck Carr, S OBP: 0.341, SLG: 0.354 (1, 8)	1-2 G3-1		1-0 G4-3	1-0 S 1B		2-2 E6 WP		0-0 FC3-5 HR		5 1 1 0 0 0 3												
Bret Barberie, S OBP: 0.434, SLG: 0.412 (1, 4)	4-2 WP 1B BB		4-2 BB 2B BB	3-2 P5		4-0 1B SAFE 1-2 IBB		3-2 1-H 2-H HR		2 2 1 3 3 0 1												
Dave Magadan, L OBP: 0.407, SLG: 0.366 (1, 5) (6, 3)	1-2 F7		4-1 1B SAFE 1-2 2B BB		0-0 F9	1-0 SF9		1-0 F9		3 1 0 1 1 0 1												
Orestes Destrade, S OBP: 0.303, SLG: 0.336 (1, 3) Rick Renteria, R OBP: 0.356, SLG: 0.375 (6, 5)	2-2 WP 1B		3-1 1-H 2-H 2B		3-1 1B	1-2 L9		4-1 PB 1B BB		4 0 3 2 0 0 2 0 1 0 0 1 0 0												
Benito Santiago, R OBP: 0.295, SLG: 0.358 (1, 2)	3-3 K 1-2 2-3		1-0 G6-3		1-2 P4		1-1 F7	1-2 1-H FC4-6 1B		5 0 1 1 0 1 4												
Greg Briley, L OBP: 0.253, SLG: 0.360 (1, 9)		1-2 F8	1-3 K		3-2 F9		0-0 G3	0-0 FC4-6 1-2f		5 0 0 0 0 1 3												
Jeff Conine, R OBP: 0.372, SLG: 0.353 (1, 7)		3-2 L5		2-3 K		4-0 E WP BB	3-3 K		0-3 K	4 1 0 0 1 3 0												
Walt Weiss, S OBP: 0.416, SLG: 0.372 (1, 6)		1-1 1B		2-0 F8		2-2 WP E3 SF9		1-1 FC3-5 E 1B	2-3 K	5 1 2 0 0 1 1												
Chris Hammond, L OBP: 0.259, SLG: 0.400 (1, 1) Trevor Hoffman, R (8, 1)		3-3 K		2-2 HR		2-3 K 2-3 3-H		1-1 1B SAFE L X E7 FC3-5 HR	1-0 G4-3	4 2 1 1 0 2 3 1 0 0 0 0 0 0												
Inning Stats	R: 0 E: 0 K: 1 S: 15	H: 1 LOB: 2 BB: 1 P: 26	R: 0 E: 0 K: 1 S: 17	H: 1 LOB: 1 BB: 0 P: 25	R: 2 E: 0 K: 1 S: 10	H: 1 LOB: 1 BB: 2 P: 24	R: 1 E: 0 K: 1 S: 16	H: 2 LOB: 1 BB: 0 P: 26	R: 0 E: 0 K: 0 S: 11	H: 1 LOB: 1 BB: 0 P: 18	R: 2 E: 2 K: 1 S: 14	H: 0 LOB: 2 BB: 2 P: 30	R: 0 E: 0 K: 1 S: 7	H: 0 LOB: 0 BB: 0 P: 11	R: 4 E: 1 K: 0 S: 14	H: 3 LOB: 1 BB: 1 P: 25	R: 0 E: 0 K: 2 S: 9	H: 0 LOB: 0 BB: 0 P: 12	1B: 6 2B: 1 3B: 0 HR: 2	SF: 1 SAC: 0 DP: 0 HBP: 0	WP: 3 PB: 1 SB: 1 CS: 0	PA: 45
PITCHER	IP WLS BF H R ER SO BB IBB HBP BLK WP HR S P ERA WHIP												PITCHER	IP WLS BF H R ER SO BB IBB HBP BLK WP HR S P ERA WHIP								
Doug Brocail, R ERA: 3.27 (1, 1)	5.0 L 24 6 3 3 4 3 0 0 0 1 1 69 119 5.40 1.800																					
Kerry Taylor, R ERA: 6.34 (6, 1)	0.0 2 0 2 0 0 0 1 0 0 0 0 0 4 10 ∞ ∞																					
Pat Gomez, L ERA: 4.73 (6, 1)	2.0 8 0 0 0 2 0 1 0 0 2 0 17 31 0.00 0.000																					
Mark Ettles, R ERA: 9.0 (8, 1)	1.0 8 3 4 2 0 1 0 0 0 0 1 14 25 18.00 4.000																					
Rich Rodriguez, L ERA: 4.13 (9, 1)	1.0 3 0 0 0 2 0 0 0 0 0 0 9 12 0.00 0.000																					

Florida Marlins @ San Diego Padres
Jack Murphy Stadium, San Diego, CA

Sun Jun 06 1993, 6:33 AM EDT
Att. 18,396 - Sunny - 65 F

livebaseballscorecards.com

AB	38
R	9
H	9
RBI	8
BB	6
SO	8
LOB	18



BOTTOM

Florida Marlins @ San Diego Padres
Jack Murphy Stadium, San Diego, CA

Sun Jun 06 1993, 6:33 AM EDT
Att. 18,396 - Sunny - 65 F









livebaseballscorecards.com

AB	34
R	2
H	9
RBI	2
BB	4
SO	6
LOB	15



WP:	1	PA:	40
PB:	0		
SB:	0		
CS:	0		

AB R H RBI BB SO LOB



1B:	8	SF:	1
2B:	2	SAC:	1
3B:	0	DP:	1
HR:	0	HBP:	0

IP	WLS	BF	H	R	ER	SO	BB	IBB	HBP	BLK	WP	HR	S	P	ERA	WHIP
Chris Hammond, L	(1, 1)	7.2	34	9	2	1	3	3	0	0	0	0	69	109	1.17	1.565
Trevor Hoffman, R	(8, 1)	1.1	6	0	0	0	3	1	0	0	1	0	14	26	0.00	0.750

Batter	1	2	3	4	5	6	7	8	9
Tony Gwynn, L OBP: 0.364, SLG: 0.409 (1, 9)	E1 B1-5-3-6 1B		G3-1				F7		WP BB
Ricky Gutierrez, R OBP: 0.360, SLG: 0.299 (1, 6)	B1-5-3-6 2-3f		E6 2B		K			1B BB SF9 1B	K
Derek Bell, R OBP: 0.352, SLG: 0.497 (1, 8)	G4-3		G4-3 1-H 2B		F9			P3	K
Fred McGriff, L OBP: 0.338, SLG: 0.449 (1, 3)			G3-1			G6-3		SF9 1B BB	G4-3
Phil Clark, R OBP: 0.373, SLG: 0.492 (1, 7) (9, 2)		G5-3		G5-3		K		BB 1B	
Tim Teufel, R OBP: 0.356, SLG: 0.507 (1, 5)		1B 1B		G1-3		F9		SF9	
Craig Shipley, R OBP: 0.232, SLG: 0.308 (1, 4)		1B 1B		G6-3		F9		BB	
Bob Geren, R OBP: 0.271, SLG: 0.287 Phil Plantier, L OBP: 0.307, SLG: 0.484 (8, PH) (9, 7)		1B				SH1-4 1B		G4-3	K
Doug Brocail, L Kerry Taylor, R Pat Gomez, L Kurt Stillwell, S Mark Ettles, R Rich Rodriguez, L Kevin Higgins, L OBP: 0.231, SLG: 0.240 (1, 1) (6, 1) (6, 1) (7, PH) (8, 1) (9, 1) (9, PH)			F8		SH1-4		1B		L7

Inning Stats	R: 0 E: 1 K: 0 S: 6	H: 1 LOB: 0 BB: 0 P: 11	R: 0 E: 0 K: 1 S: 10	H: 3 LOB: 2 BB: 0 P: 13	R: 1 E: 1 K: 0 S: 11	H: 1 LOB: 1 BB: 0 P: 16	R: 0 E: 0 K: 0 S: 5	H: 0 LOB: 0 BB: 0 P: 9	R: 0 E: 0 K: 1 S: 8	H: 1 LOB: 2 BB: 1 P: 16	R: 0 E: 0 K: 1 S: 9	H: 0 LOB: 0 BB: 0 P: 10	R: 0 E: 0 K: 0 S: 9	H: 1 LOB: 1 BB: 0 P: 13	R: 1 E: 0 K: 1 S: 14	H: 2 LOB: 3 BB: 2 P: 26	R: 0 E: 0 K: 2 S: 11	H: 0 LOB: 2 BB: 1 P: 21	1B: 8 2B: 2 3B: 0 HR: 0	SF: 1 SAC: 1 DP: 1 HBP: 0
--------------	------------------------------	----------------------------------	-------------------------------	----------------------------------	-------------------------------	----------------------------------	------------------------------	---------------------------------	------------------------------	----------------------------------	------------------------------	----------------------------------	------------------------------	----------------------------------	-------------------------------	----------------------------------	-------------------------------	----------------------------------	----------------------------------	------------------------------------

PITCHER	IP	WLS	BF	H	R	ER	SO	BB	IBB	HBP	BLK	WP	HR	S	P	ERA	WHIP
Chris Hammond, L ERA: 4.5 (1, 1)	7.2	W	34	9	2	1	3	3	0	0	0	0	0	69	109	1.17	1.565
Trevor Hoffman, R ERA: 3.3 (8, 1)	1.1		6	0	0	0	3	1	0	0	0	1	0	14	26	0.00	0.750

Batter	1	2	3	4	5	6	7	8	9	AB R H RBI BB SO LOB	TOP
Deion Sanders, L (1, 8) OBP: 0.272, SLG: 0.368	0-3 K		2-2 G6-3		0-1 P6		1-2 G4-3			4 0 0 0 0 1 3	Atlanta Braves @ San Diego Padres Jack Murphy Stadium, San Diego, CA Mon Jun 07 1993, 10:05 PM EDT Att. 15,402 - Unknown - 68 F
Jeff Blauser, R (1, 6) OBP: 0.429, SLG: 0.426	2-2 G5-3		4-1 HBP E BB		1-2 FC5-4 FC6-4		2-1 P3			3 1 0 0 1 0 2	
Terry Pendleton, S (1, 5) OBP: 0.266, SLG: 0.299 Bill Pecota, R (8, PH) OBP: 0.320, SLG: 0.360 (8, 5)	0-1 1B		2-1 E 2B HBP		0-2 FC6-4			3-2 1B		2 1 1 0 0 0 1 1 0 1 0 0 0 0	
David Justice, L (1, 9) OBP: 0.320, SLG: 0.458	2-2 G3		1-2 E7 2B		1-2 FC5-4 1B		1-1 G4-6-3 1B			4 1 2 0 0 0 2	
Ron Gant, R (1, 7) OBP: 0.333, SLG: 0.502		3-2 F8	1-2 1-H 2B		0-0 FC5-4 FC6-4 1B		0-2 F7			4 0 1 2 0 0 3	
Sid Bream, L (1, 3) OBP: 0.302, SLG: 0.380		0-0 F7		3-2 F7		0-0 FC8-6-4		0-0 G4-6-3		4 0 0 0 0 0 3	
Greg Olson, R (1, 2) OBP: 0.296, SLG: 0.272		3-2 G4-3		0-0 F7		2-2 G6-3			1-1 G6-3	4 0 0 0 0 0 1	
Mark Lemke, S (1, 4) OBP: 0.370, SLG: 0.412			0-2 P3		0-0 G4-3		0-0 SH2-4 1B		2-2 L7	4 0 1 0 0 0 0	
Steve Avery, L (1, 1) OBP: 0.185, SLG: 0.192			0-0 HBP E 2B		0-0 FC5-4 1B		1-0 SH2-4		0-1 G1-3	3 1 2 0 0 0 0	
Inning Stats	R: 0 H: 1 E: 0 LOB: 1 K: 1 BB: 0 S: 11 P: 15	R: 0 H: 0 E: 0 LOB: 0 K: 0 BB: 0 S: 8 P: 14	R: 4 H: 2 E: 1 LOB: 1 K: 0 BB: 1 S: 18 P: 28	R: 0 H: 0 E: 0 LOB: 0 K: 0 BB: 0 S: 5 P: 8	R: 0 H: 1 E: 0 LOB: 1 K: 0 BB: 0 S: 9 P: 10	R: 0 H: 1 E: 0 LOB: 1 K: 0 BB: 0 S: 8 P: 11	R: 0 H: 1 E: 0 LOB: 1 K: 0 BB: 0 S: 7 P: 11	R: 0 H: 2 E: 0 LOB: 1 K: 0 BB: 0 S: 9 P: 13	R: 0 H: 0 E: 0 LOB: 0 K: 0 BB: 0 S: 7 P: 10	1B: 6 SF: 0 2B: 2 SAC: 1 3B: 0 DP: 1 HR: 0 HBP: 1	WP: 0 PA: 36 PB: 0 SB: 0 CS: 0
PITCHER Andy Benes, R (1, 1) ERA: 2.71 Tim Scott, R (9, 1) ERA: 2.55	IP WLS BF H R ER SO BB IBB HBP BLK WP HR S P ERA WHIP	8.0 L 33 8 4 0 1 1 0 1 0 0 0 0 75 110 0.00 1.125	1.0 3 0 0 0 0 0 0 0 0 0 0 0 7 10 0.00 0.000								

livebaseballscorecards.com

AB	33
R	4
H	8
RBI	2
BB	1
SO	1
LOB	15



Batter	1	2	3	4	5	6	7	8	9	AB R H RBI BB SO LOB
Tony Gwynn, L (1, 9) OBP: 0.359, SLG: 0.402	0-0 F8 ①		0-1 F9 ②			1-1 G3 ①			2-3 K ①	4 0 0 0 0 1 0
Ricky Gutierrez, R (1, 6) OBP: 0.344, SLG: 0.284	0-1 G1-3 ②		1-1 G1-3 ③			0-0 G6-3 ②			3-3 K ②	4 0 0 0 0 1 0
Gary Sheffield, R (1, 5) OBP: 0.327, SLG: 0.442	2-1 1B				1-0 1B	0-0 P4 ③			0-0 1B	4 0 3 0 0 0 0
Fred McGriff, L (1, 3) OBP: 0.332, SLG: 0.441	0-0 F7 ③				1-0 F7 ①				3-2 L7 ③	4 0 0 0 0 0 3
Derek Bell, R (1, 8) OBP: 0.352, SLG: 0.495		0-0 F8 CS 1B			1-0 F9 ②				2-3 K ②	3 0 1 0 0 1 1
Phil Clark, R (1, 7) OBP: 0.357, SLG: 0.470		1-1 F8 ①			2-2 G5-3 ③				0-0 F8 ③	3 0 0 0 0 0 2
Tim Teufel, R (1, 4) OBP: 0.344, SLG: 0.487		2-1 G5-3 ②			2-1 G5-3 ①				1-2 G5-3 ①	3 0 0 0 0 0 1
Bob Geren, R (1, 2) OBP: 0.263, SLG: 0.278		0-0 G5-3 ③			2-2 P2 ②				1-2 G6-3 ②	3 0 0 0 0 0 1
Andy Benes, R (1, 1) OBP: 0.207, SLG: 0.357 Kurt Stillwell, S (8, PH) OBP: 0.300, SLG: 0.308 Tim Scott, R (9, 1)			1-2 G5-3 ①		1-0 P3 ③				2-3 K ③	2 0 0 0 0 0 0 1 0 0 0 0 1 0 0 0 0 0 0 0 0

Inning Stats	R: 0	H: 1	E: 0	LOB: 1	K: 0	BB: 0	S: 6	P: 8	R: 0	H: 1	E: 0	LOB: 1	K: 0	BB: 0	S: 6	P: 9	R: 0	H: 0	E: 0	LOB: 0	K: 0	BB: 0	S: 7	P: 9	R: 0	H: 1	E: 0	LOB: 1	K: 0	BB: 0	S: 6	P: 11	R: 0	H: 0	E: 0	LOB: 0	K: 0	BB: 0	S: 6	P: 11	R: 0	H: 0	E: 0	LOB: 0	K: 0	BB: 0	S: 4	P: 5	R: 0	H: 0	E: 0	LOB: 0	K: 1	BB: 0	S: 7	P: 10	R: 0	H: 0	E: 0	LOB: 0	K: 1	BB: 0	S: 10	P: 14	R: 0	H: 1	E: 0	LOB: 1	K: 2	BB: 0	S: 12	P: 20	1B: 4	SF: 0	2B: 0	SAC: 0	3B: 0	DP: 0	HR: 0	HBP: 0	WP: 0	PA: 31
PITCHER Steve Avery, L (1, 1) ERA: 2.8	IP	WLS	BF	H	R	ER	SO	BB	IBB	HBP	BLK	WP	HR	S	P	ERA	WHIP																			IP	WLS	BF	H	R	ER	SO	BB	IBB	HBP	BLK	WP	HR	S	P	ERA	WHIP																														

BOTTOM

Atlanta Braves @ San Diego Padres
Jack Murphy Stadium, San Diego, CA

Mon Jun 07 1993, 10:05 PM EDT
Att: 15,402 - Unknown - 68 F

AB	31
R	0
H	4
RBI	0
BB	0
SO	4
LOB	8

Batter	1	2	3	4	5	6	7	8	9	AB R H RBI BB SO LOB	TOP																
Deion Sanders, L (1, 8) OBP: 0.256, SLG: 0.346	1-1 G3		2-2 F9		0-0 FC1-6 F8 S 1-2f		0-1 L9	1-0 G4-3		5 0 0 0 0 0 2																	
Jeff Blauser, R (1, 6) OBP: 0.432, SLG: 0.432	0-0 S 1B		3-2 2B		3-2 F8 1-3		4-0 FC4-6 BB	0-2 G4-3		4 0 2 0 1 0 1																	
Terry Pendleton, S (1, 5) OBP: 0.261, SLG: 0.292	2-1 F9 1-2		3-2 L5		0-0 F7		0-1 FC4-6 1-2f HR	0-0 G4-3		5 1 0 0 0 0 4																	
David Justice, L (1, 9) OBP: 0.317, SLG: 0.466	3-1 P6			1-1 G3		1-3 K	0-0 HR	1-3 K		5 1 1 2 0 2 1																	
Ron Gant, R (1, 7) OBP: 0.336, SLG: 0.512		2-2 E5 G3 S		3-2 P7		2-1 G4-3 2B	0-0 2B			4 1 2 0 0 0 0																	
Sid Bream, L (1, 3) OBP: 0.303, SLG: 0.386		1 SAFE 3-1 F7		2-1 1B 2B		0-1 G4-3	0-1 P3			3 1 1 0 0 0 2																	
Brian Hunter, R (7, PH) OBP: 0.200, SLG: 0.261		2 SAFE 1-2				2-3				1 0 0 0 0 0 1																	
Damon Berryhill, S (1, 2) OBP: 0.286, SLG: 0.385		X 0-0 G3		X 0-0 1B		B 2-0 2B		X 0-0 SH5-4 1B		4 0 3 2 0 0 1																	
Mark Lemke, S (1, 4) OBP: 0.368, SLG: 0.406		X 0-0 G5-3		S 1-3 K		I 4-0 IBB		C 2-2 F9		3 0 0 0 1 1 3																	
Pete Smith, R (1, 1) OBP: 0.286, SLG: 0.316			2-1 F8		1-1 FC1-6 1B		X 2-3 K	0-0 SH5-4		3 0 1 0 0 1 2																	
Mike Stanton, L (8, 1)								1-2		0 0 0 0 0 0 0																	
Inning Stats	R: 0 E: 0 K: 0 S: 7	H: 1 LOB: 1 BB: 0 P: 13	R: 0 E: 1 K: 0 S: 7	H: 0 LOB: 1 BB: 0 P: 12	R: 0 E: 0 K: 0 S: 13	H: 1 LOB: 1 BB: 0 P: 23	R: 1 E: 0 K: 1 S: 12	H: 2 LOB: 1 BB: 0 P: 19	R: 0 E: 0 K: 0 S: 8	H: 1 LOB: 1 BB: 0 P: 12	R: 1 E: 0 K: 2 S: 11	H: 2 LOB: 2 BB: 1 P: 22	R: 2 E: 0 K: 0 S: 8	H: 2 LOB: 1 BB: 1 P: 12	R: 0 E: 0 K: 0 S: 7	H: 1 LOB: 1 BB: 0 P: 10	R: 0 E: 0 K: 1 S: 9	H: 0 LOB: 0 BB: 0 P: 10	1B: 4 2B: 5 3B: 0 HR: 1	SF: 0 SAC: 1 DP: 0 HBP: 0	WP: 0 PB: 0 SB: 3 CS: 0	PA: 40					
PITCHER	IP WLS BF H R ER SO BB IBB HBP BLK WP HR S P ERA WHIP																										
Greg Harris, R (1, 1) ERA: 4.11	6.2		32	9	4	4	3	1	1	0	0	0	1	64	111	5.40	1.500										
Rich Rodriguez, L (7, 1) ERA: 3.91	1.1		5	1	0	0	0	0	0	0	0	0	0	9	12	0.00	0.750										
Gene Harris, R (9, 1) ERA: 2.11	1.0	W	3	0	0	0	1	0	0	0	0	0	0	9	10	0.00	0.000										

Atlanta Braves @ San Diego Padres
Jack Murphy Stadium, San Diego, CA

Tue Jun 08 1993, 10:05 PM EDT
Att. 20,472 - Unknown - 71 F

livebaseballscorecards.com

AB 37
R 4
H 10
RBI 4
BB 2
SO 4
LOB 17



Batter	1	2	3	4	5	6	7	8	9	AB R H RBI BB SO LOB
--------	---	---	---	---	---	---	---	---	---	----------------------

Tony Gwynn, L (1, 9) <small>OBP: 0.359, SLG: 0.397</small> 										3 0 0 0 2 0 1
Jeff Gardner, L (1, 4) <small>OBP: 0.350, SLG: 0.377</small> Tim Teufel, R (8, PH) <small>OBP: 0.341, SLG: 0.481</small> Gene Harris, R (9, 1) <small>OBP: 0.240, SLG: 0.315</small> Craig Shipley, R (9, PH)										3 0 0 0 0 0 2 1 1 0 0 0 1 0 0 0 0 0 0 0 0 1 0 1 1 0 0 0
Gary Sheffield, R (1, 5) <small>OBP: 0.335, SLG: 0.467</small>										4 1 3 2 0 1 0
Fred McGriff, L (1, 3) <small>OBP: 0.327, SLG: 0.433</small>										4 0 0 0 0 1 2
Phil Plantier, L (1, 7) <small>OBP: 0.300, SLG: 0.472</small> Phil Clark, R (8, PH) <small>OBP: 0.352, SLG: 0.463</small> (9, 7)										3 0 0 0 0 2 1 1 0 0 0 0 0 0
Derek Bell, R (1, 8) <small>OBP: 0.350, SLG: 0.490</small>										4 1 1 0 0 1 1
Kevin Higgins, L (1, 2) <small>OBP: 0.200, SLG: 0.207</small>										4 0 0 0 0 0 1
Ricky Gutierrez, R (1, 6) <small>OBP: 0.362, SLG: 0.298</small> (9, 4)										3 1 2 0 1 1 0
Greg Harris, R (1, 1) <small>OBP: 0.303, SLG: 0.323</small> Rich Rodriguez, L (7, 1) Kurt Stillwell, S (8, PH) <small>OBP: 0.304, SLG: 0.312</small> (9, 6)										1 0 0 0 0 1 0 0 0 0 0 0 0 0 2 1 1 0 0 0 2

Inning Stats	R: 0	H: 0	E: 0	K: 1	S: 10	R: 0	H: 0	E: 0	K: 0	S: 7	R: 0	H: 0	E: 0	K: 0	S: 5	R: 0	H: 1	E: 0	K: 2	S: 9	R: 0	H: 0	E: 0	K: 2	S: 8	R: 0	H: 1	E: 0	K: 1	S: 9	R: 0	H: 0	E: 0	K: 1	S: 6	R: 4	H: 3	E: 1	K: 2	S: 16	R: 1	H: 3	E: 0	K: 0	S: 9	1B: 6	SF: 0	2B: 1	SAC: 1	3B: 0	DP: 0	HR: 1	HBP: 0	WP: 0	PA: 38
--------------	------	------	------	------	-------	------	------	------	------	------	------	------	------	------	------	------	------	------	------	------	------	------	------	------	------	------	------	------	------	------	------	------	------	------	------	------	------	------	------	-------	------	------	------	------	------	-------	-------	-------	--------	-------	-------	-------	--------	-------	--------

PITCHER	IP	WLS	BF	H	R	ER	SO	BB	IBB	HBP	BLK	WP	HR	S	P	ERA	WHIP
Pete Smith, R (1, 1) <small>ERA: 3.94</small>	7.0		27	4	2	2	6	1	1	0	1	0	0	57	93	2.57	0.714
Mike Stanton, L (8, 1) <small>ERA: 3.8</small>	1.2	L	11	4	3	2	2	0	1	0	0	0	1	22	34	10.80	2.400

BOTTOM

Atlanta Braves @ San Diego Padres
Jack Murphy Stadium, San Diego, CA
 Tue Jun 08 1993, 10:05 PM EDT
 Att: 20,472 - Unknown - 71 F

AB	34
R	5
H	8
RBI	3
BB	3
SO	8
LOB	10



WP	PA
0	38

Batter	1	2	3	4	5	6	7	8	9	AB R H RBI BB SO LOB	TOP											
Brett Butler, L (1, 8) OBP: 0.395, SLG: 0.374	1-3 K		2-2 F8		2-1 L9		1-2 1B		4-1 BB	4 0 1 0 1 1 4	Los Angeles Dodgers @ San Diego Padres Jack Murphy Stadium, San Diego, CA Thu Jun 10 1993, 6:33 AM EDT Att. 18,151 - Sunny - 79 F											
Jose Offerman, S (1, 6) Roger McDowell, R (7, 1) Todd Worrell, R (8, 1) Mitch Webster, S (9, PH) OBP: 0.295, SLG: 0.346	0-0 F7		2-1 L5-3		4-1 BB		1-2 F8		1-3 K	3 0 0 1 1 0 2 0 0 0 0 0 0 0 0 0 0 0 0 0 0 1 0 0 0 0 0 1 2												
Darryl Strawberry, L (1, 7) OBP: 0.255, SLG: 0.315	3-2 F8			0-0 F8	0-1 F9		1-3 K			4 0 0 0 0 1 4												
Tim Wallach, R (1, 5) OBP: 0.278, SLG: 0.387		2-1 P5		3-2 P2		0-0 HR		0-2 G3		4 1 1 1 0 0 0												
Cory Snyder, R (1, 9) OBP: 0.392, SLG: 0.432		1-0 G6-3		0-0 G6-3		2-3 K		1-2 P3		4 0 0 0 0 1 0												
Eric Karros, R (1, 3) OBP: 0.320, SLG: 0.403		1-1 2B		0-1 1B		0-0 F8		3-2 P6		4 1 2 0 0 0 0												
Carlos Hernandez, R (1, 2) OBP: 0.280, SLG: 0.480		3-1 E3		2-1 G5-3		0-0 2B			0-0 G5-3	4 0 2 0 0 0 2												
Jody Reed, R (1, 4) Lenny Harris, L (9, PH) OBP: 0.282, SLG: 0.278		0-1 G5-3		2-1 1B		0-0 B1-3			1-3 K	3 0 1 0 0 0 3 1 0 0 0 0 1 1												
Ramon Martinez, R (1, 1) Dave Hansen, L (5, PH) Ricky Tricek, R (5, 1) Omar Daal, L (6, 1) Mike Sharperson, R (7, PH) OBP: 0.241, SLG: 0.320			1-1 1B		4-1 BB		1-3 K		1-0 G5-3	1 0 1 0 0 0 0 0 0 0 0 1 0 0 0 0 0 0 0 0 0 0 0 0 0 0 0 0 2 0 0 0 0 1 1												
Inning Stats	R: 0 E: 0 K: 1 S: 12	H: 0 LOB: 0 BB: 0 P: 16	R: 0 E: 1 K: 0 S: 9	H: 1 LOB: 2 BB: 0 P: 16	R: 0 E: 0 K: 0 S: 9	H: 1 LOB: 0 BB: 0 P: 14	R: 0 E: 0 K: 0 S: 9	H: 0 LOB: 0 BB: 0 P: 12	R: 1 E: 0 K: 0 S: 12	H: 2 LOB: 3 BB: 2 P: 26	R: 1 E: 0 K: 1 S: 7	H: 2 LOB: 1 BB: 0 P: 9	R: 0 E: 0 K: 2 S: 13	H: 1 LOB: 1 BB: 0 P: 17	R: 0 E: 0 K: 0 S: 9	H: 0 LOB: 0 BB: 0 P: 13	R: 0 E: 0 K: 2 S: 10	H: 1 LOB: 2 BB: 1 P: 17	1B: 4 2B: 4 3B: 0 HR: 1	SF: 0 SAC: 0 DP: 1 HBP: 0	WP: 0 PB: 0 SB: 0 CS: 0	PA: 38
PITCHER	IP WLS BF H R ER SO BB IBB HBP BLK WP HR S P ERA WHIP																					
Wally Whitehurst, R (1, 1) ERA: 4.3	5.2 W 25 6 2 2 2 2 2 0 0 0 0 1 57 92 3.18 1.412																					
Tim Scott, R (6, 1) ERA: 2.52	0.1 1 0 0 0 0 0 0 0 0 0 0 0 1 1 0.00 0.000																					
Rich Rodriguez, L (7, 1) ERA: 3.76	1.0 4 1 0 0 2 0 0 0 0 0 0 0 13 17 0.00 1.000																					
Mark Ettles, R (8, 1) ERA: 6.0	1.0 3 0 0 0 0 0 0 0 0 0 0 0 9 13 0.00 0.000																					
Roger Mason, R (9, 1) ERA: 2.29	1.0 5 1 0 0 2 1 0 0 0 0 0 0 10 17 0.00 2.000																					

livebaseballscorecards.com

AB	35
R	2
H	8
RBI	2
BB	3
SO	6
LOB	19



Batter	1	2	3	4	5	6	7	8	9
Tony Gwynn, L OBP: 0.365, SLG: 0.428 Phil Clark, R OBP: 0.347, SLG: 0.456	2-2 G4-3		1-2 HR		0-0 G4-3 3B 2B	0-1 1B 3B	2-1 G6-3		
Jeff Gardner, L OBP: 0.351, SLG: 0.384	1-1 L6		1-2 1B 2B		3-2 G4-3	1-1 1B HBP G5-3 1B		0-1 G4-3	
Gary Sheffield, R OBP: 0.342, SLG: 0.479 Craig Shipley, R OBP: 0.247, SLG: 0.323	1-2 G5-3		2-2 BB 1B 2-H		0-1 G4-3 3B 3-H	4-1 G5-3 1B 1-2 HBP		0-0 HR 1B	
Fred McGriff, L OBP: 0.325, SLG: 0.429 Rich Rodriguez, L Mark Ettles, R Tim Teufel, R OBP: 0.348, SLG: 0.525 Roger Mason, R		2-2 G6-3	0-2 F8		1-1 G4-3 3B 3-H	3-2 G5-3 1B 1-2 2-3		0-2 HR	
Phil Plantier, L OBP: 0.303, SLG: 0.488		3-3 K	4-0 BB 1-2		0-0 P6	3-1 G5-3 1-2 2-3 3-H		1-1 HR	
Derek Bell, R OBP: 0.351, SLG: 0.486		1-3 K	2-3 K			F9		2-2 FC3-6 1B	
Kevin Higgins, L OBP: 0.229, SLG: 0.212			0-1 HR 1B		2-2 F8	1-1 BB HBP G5-3		1-2 FC3-6 1-2f	
Ricky Gutierrez, R OBP: 0.364, SLG: 0.330			1-0 HR 1-H		3-2 G5-3	SAFE 4-0 BB 1-2 3B BB		0-2 G4-3	
Wally Whitehurst, R OBP: 0.100, SLG: 0.100 Tim Scott, R Guillermo Velasquez, L OBP: 0.229, SLG: 0.161			1-0 G1-3		0-3 K	SAFE 4-1 BB 1-2 2-3 3B BB		1-0 F7	

Inning Stats	R: 0 E: 0 K: 0 S: 9	H: 0 LOB: 0 BB: 0 P: 13	R: 0 E: 0 K: 2 S: 10	H: 0 LOB: 0 BB: 0 P: 16	R: 4 E: 0 K: 1 S: 21	H: 5 LOB: 2 BB: 1 P: 33	R: 0 E: 0 K: 1 S: 11	H: 0 LOB: 0 BB: 0 P: 16	R: 2 E: 0 K: 0 S: 11	H: 2 LOB: 0 BB: 0 P: 15	R: 5 E: 0 K: 0 S: 16	H: 3 LOB: 3 BB: 3 P: 42	R: 0 E: 0 K: 0 S: 4	H: 0 LOB: 0 BB: 0 P: 7	R: 3 E: 0 K: 0 S: 18	H: 4 LOB: 1 BB: 0 P: 22
--------------	------------------------------	----------------------------------	-------------------------------	----------------------------------	-------------------------------	----------------------------------	-------------------------------	----------------------------------	-------------------------------	----------------------------------	-------------------------------	----------------------------------	------------------------------	---------------------------------	-------------------------------	----------------------------------

PITCHER										PITCHER																							
IP	WLS	BF	H	R	ER	SO	BB	IBB	HBP	BLK	WP	HR	S	P	ERA	WHIP	IP	WLS	BF	H	R	ER	SO	BB	IBB	HBP	BLK	WP	HR	S	P	ERA	WHIP
Ramon Martinez, R ERA: 3.32	(1, 1)	4.0	L	18	5	4	4	4	1	0	0	0	2	51	78	9.00	1.500																
Ricky Tricek, R ERA: 4.94	(5, 1)	1.1		12	4	7	7	0	2	0	0	0	0	19	37	47.25	4.500																
Omar Daal, L ERA: 3.6	(6, 1)	0.2		4	1	0	0	0	0	1	0	0	0	8	20	0.00	1.500																
Roger McDowell, R ERA: 1.91	(7, 1)	1.0		3	0	0	0	0	0	0	0	0	0	4	7	0.00	0.000																
Todd Worrell, R ERA: 10.8	(8, 1)	1.0		7	4	3	3	0	0	0	0	0	2	18	22	27.00	4.000																

BOTTOM

Los Angeles Dodgers @ San Diego Padres
Jack Murphy Stadium, San Diego, CA

Thu Jun 10 1993, 6:33 AM EDT
 Att: 18,151 - Sunny - 79 F

AB	R	H	RBI	BB	SO	LOB
4	3	3	4	0	0	0
1	0	0	0	0	0	0
5	2	2	1	0	0	1
3	1	2	2	0	0	0
1	1	1	0	0	0	0
4	0	1	1	0	0	1
0	0	0	0	0	0	0
0	0	0	0	0	0	0
1	1	1	2	0	0	0
0	0	0	0	0	0	0
4	1	1	2	1	1	2
4	0	1	0	1	2	2
4	2	1	0	0	0	4
4	2	1	2	1	0	1
2	0	0	0	0	1	0
0	0	0	0	0	0	0
1	1	0	0	1	0	0

AB	38
R	14
H	14
RBI	14
BB	4
SO	4
LOB	11



WP: 0	PA: 44
PB: 0	
SB: 0	
CS: 0	

livebaseballscores.com

Batter	1	2	3	4	5	6	7	8	9	AB R H RBI BB SO LOB	TOP											
Brett Butler, L (1, 8) OBP: 0.388, SLG: 0.366	3-2 F7		1-0 B2-3		0-0 G4-3		1-0 B2		2-1 G6-3	5 0 0 0 0 0 3												
Jose Offerman, S (1, 6) OBP: 0.362, SLG: 0.361	2-2 G5-3			1-2 S 1B		1-1 G6-3		0-1 FC6-4 1B		4 0 2 0 0 0 0												
Eric Davis, R (1, 7) OBP: 0.303, SLG: 0.313	3-3 K			0-3 K		1-0 F9		2-0 FC6-4 1-2f		4 0 0 0 0 2 2												
Tim Wallach, R (1, 5) OBP: 0.277, SLG: 0.398		2-1 F8		1-3 K 1-2		1-0 HR		0-1 F8		4 1 1 1 0 1 2												
Mike Piazza, R (1, 2) OBP: 0.376, SLG: 0.537		1-1 L9		1-2 G3-1		1-0 1B 2B		1-1 G6-3		4 1 1 0 0 0 2												
Cory Snyder, R (1, 9) OBP: 0.388, SLG: 0.426		2-3 K			1-3 K	2-2 1B			3-3 K	4 0 1 1 0 3 0												
Eric Karros, R (1, 3) OBP: 0.319, SLG: 0.400			1-0 1B		1-3 K	0-3 K			1-2 E5 G6-3 BB	4 0 1 0 0 2 1												
Jody Reed, R (1, 4) OBP: 0.336, SLG: 0.345			0-2 F9		3-2 HR 1B		1-3 K		4-2 G6-3 BB	3 1 1 0 1 1 1												
Kevin Gross, R (1, 1) OBP: 0.217, SLG: 0.409 Dave Hansen, L (9, PH) OBP: 0.278, SLG: 0.188 Mike Sharperson, R (9, PH) OBP: 0.253, SLG: 0.308 Pedro Martinez, R (9, 1) Jim Gott, R (9, 1) Omar Daal, L (9, 1)			0-3 K		0-0 HR		2-3 K		0-1 G6-3 1-2 2-3	3 1 1 2 0 2 1 0 0 0 0 0 0 0 1 0 0 0 0 0 2 0												
Inning Stats	R: 0 E: 0 K: 1 S: 13	H: 0 LOB: 0 BB: 0 P: 21	R: 0 E: 0 K: 1 S: 7	H: 0 LOB: 0 BB: 0 P: 12	R: 0 E: 0 K: 1 S: 9	H: 1 LOB: 1 BB: 0 P: 11	R: 0 E: 0 K: 2 S: 13	H: 1 LOB: 1 BB: 0 P: 16	R: 2 E: 0 K: 2 S: 15	H: 2 LOB: 0 BB: 0 P: 20	R: 2 E: 0 K: 1 S: 12	H: 3 LOB: 1 BB: 0 P: 18	R: 0 E: 0 K: 2 S: 8	H: 0 LOB: 0 BB: 0 P: 12	R: 0 E: 0 K: 0 S: 8	H: 1 LOB: 1 BB: 0 P: 10	R: 0 E: 1 K: 1 S: 13	H: 0 LOB: 2 BB: 1 P: 23	1B: 5 2B: 1 3B: 0 HR: 2	SF: 0 SAC: 0 DP: 0 HBP: 0	WP: 0 PA: 37	
PITCHER	IP WLS BF H R ER SO BB IBB HBP BLK WP HR S P ERA WHIP																					
Doug Brocail, R (1, 1) ERA: 4.32	5.2		24	7	4	4	7	0	0	0	0	0	2	65	94	6.35	1.235					
Mark Ettles, R (6, 1) ERA: 3.38	2.1		8	1	0	0	3	0	0	0	0	0	0	20	26	0.00	0.429					
Kerry Taylor, R (9, 1) ERA: 6.27	0.1		3	0	0	0	1	1	0	0	0	0	0	9	17	0.00	3.000					
Pat Gomez, L (9, 1) ERA: 4.61	0.2	W	2	0	0	0	0	0	0	0	0	0	0	4	6	0.00	0.000					

Los Angeles Dodgers @ San Diego Padres
 Jack Murphy Stadium, San Diego, CA
 Fri Jun 11 1993, 10:05 PM EDT
 Att: 21,316 - Unknown

AB	36
R	4
H	8
RBI	4
BB	1
SO	11
LOB	14



BOTTOM

Los Angeles Dodgers @ San Diego Padres
Jack Murphy Stadium, San Diego, CA

livebaseballscorecards.com

AB 34
R 5
H 8
RBI 5
BB 3
SO 8
LOB 10



WP: 0 PA: 37
PB: 0
SB: 1
CS: 0

Fri Jun 11 1993, 10:05 PM EDT
Att. 21,316 - Unknown

AB R H RBI BB SO LOB

5 0 1 3 0 2 0

3 0 0 0 1 1 0

4 1 2 0 0 0 1

4 1 2 2 0 1 1

4 0 0 0 0 2 2

3 1 0 0 1 1 0

3 0 2 0 1 0 0

0 1 0 0 0 0 0

4 1 1 0 0 0 2

2 0 0 0 0 0 1

0 0 0 0 0 0 0

1 0 0 0 0 0 0

0 0 0 0 0 0 0

0 0 0 0 0 0 0

1 0 0 0 0 1 3

1B: 6 SF: 0
2B: 1 SAC: 0
3B: 0 DP: 0
HR: 1 HBP: 0

Batter	1	2	3	4	5	6	7	8	9
Tony Gwynn, L (1, 9) OBP: 0.362, SLG: 0.427	0-3 K		0-0 F8			0-1 F8		3-3 K	1-0 2B
Jeff Gardner, L (1, 4) OBP: 0.349, SLG: 0.377	2-3 K		0-0 F7			4-2 S BB		3-2 G4-3	
Gary Sheffield, R (1, 5) OBP: 0.345, SLG: 0.479	1-1 1B		0-0 G6-3			3-1 G6-3		1-2 HR	1B
Fred McGriff, L (1, 3) OBP: 0.328, SLG: 0.444	1-2 1B			2-2 P5		1-3 K		0-0 HR	1B
Phil Plantier, L (1, 7) OBP: 0.295, SLG: 0.474	1-2 F8			1-3 K			3-2 P5	0-3 K	
Derek Bell, R (1, 8) OBP: 0.349, SLG: 0.479		1-3 K		1-2 F8			1-2 G4-3	4-2 1B 2B BB	
Kevin Higgins, L (1, 2) OBP: 0.282, SLG: 0.250		1-2 1B			0-0 F7		4-1 BB	2-2 1B 2B 1B	
Craig Shipley, R (9, PR) OBP: 0.247, SLG: 0.323								1-2 2B 1B	
Ricky Gutierrez, R (1, 6) OBP: 0.359, SLG: 0.326		2-2 L6			1-1 F9		1-2 G5-3	0-2 2B 1B	
Doug Brocail, L (1, 1) Mark Ettles, R (6, 1) Bill Bean, L (8, PH) Kerry Taylor, R (9, 1) Pat Gomez, L (9, 1) Kurt Stillwell, S (9, PH) OBP: 0.301, SLG: 0.309		0-1 G1-3			1-2 F7			0-2 G6-3	0-3 K

Inning Stats	R: 0	H: 2	E: 0	K: 2	S: 14	LOB: 2	BB: 0	P: 19
	R: 0	H: 1	E: 0	K: 1	S: 12	LOB: 1	BB: 0	P: 16
	R: 0	H: 0	E: 0	K: 0	S: 3	LOB: 0	BB: 0	P: 3
	R: 0	H: 0	E: 0	K: 1	S: 11	LOB: 0	BB: 0	P: 15
	R: 0	H: 0	E: 0	K: 0	S: 6	LOB: 0	BB: 0	P: 8
	R: 0	H: 0	E: 0	K: 1	S: 10	LOB: 1	BB: 1	P: 18
	R: 0	H: 0	E: 0	K: 0	S: 12	LOB: 1	BB: 1	P: 21
	R: 0	H: 0	E: 0	K: 1	S: 10	LOB: 0	BB: 0	P: 16
	R: 5	H: 5	E: 0	K: 2	S: 22	LOB: 1	BB: 1	P: 30

PITCHER	IP	WLS	BF	H	R	ER	SO	BB	IBB	HBP	BLK	WP	HR	S	P	ERA	WHIP
Kevin Cross, R (1, 1) ERA: 4.28	8.0		29	3	0	0	6	2	0	0	0	0	0	78	116	0.00	0.625
Pedro Martinez, R (9, 1) ERA: 2.95	0.1		5	3	4	4	1	1	0	0	0	0	1	15	22	108.00	12.000
Jim Gott, R (9, 1) ERA: 1.64	0.1	L	2	1	0	0	1	0	0	0	0	0	0	6	6	0.00	3.000
Omar Daal, L (9, 1) ERA: 3.6	0.0		1	1	1	1	0	0	0	0	0	0	0	1	2	∞	∞

Batter	1	2	3	4	5	6	7	8	9	AB	R	H	RBI	BB	SO	LOB	TOP										
Brett Butler, L (1, 8) OBP: 0.388, SLG: 0.367	1-3 K		0-1 B1			1-1 BB FC1-2 1B	1-1 CS E 1B	3-3 K		5	0	2	0	0	2	1											
Jose Offerman, S (1, 6) OBP: 0.359, SLG: 0.354	3-2 F8			1-3 K		4-0 FC1-2 1B BB	1-1 E6		0-0 G6-3	4	1	0	1	1	1	1											
Eric Davis, R (1, 7) OBP: 0.300, SLG: 0.305	3-3 K			1-0 F8		4-2 1B FC1-2 BB	3-3 K		3-3 K	4	0	0	0	1	3	2											
Tim Wallach, R (1, 5) OBP: 0.272, SLG: 0.389		0-1 G6-3		1-1 F9		0-0 FC1-2 1B		0-0 F8	2-1 G5-3	5	0	0	0	0	0	3											
Mike Piazza, R (1, 2) OBP: 0.374, SLG: 0.532		2-3 K			1-3 K	0-1 1B		0-0 G2-3		4	0	1	1	0	2	0											
Cory Snyder, R (1, 9) OBP: 0.397, SLG: 0.432		4-2 BB			0-1 FC6-4 1B	2-3 K		1-0 1B 1B		3	1	2	0	1	1	3											
Eric Karros, R (1, 3) OBP: 0.318, SLG: 0.397		0-3 K			0-0 FC6-4 1-2f		0-3 K	2-1 E 1B 1B		4	1	1	0	0	2	2											
Jody Reed, R (1, 4) OBP: 0.339, SLG: 0.348			2-2 G6-3		0-1 FC6-4 1-2f		2-0 1B E 1B	0-1 E9 1B 1B		4	2	2	1	0	0	1											
Tom Candiotti, R (1, 1) OBP: 0.174, SLG: 0.182 Lenny Harris, L (8, PH) OBP: 0.275, SLG: 0.270 Roger McDowell, R (6, 1) OBP: 0.500, SLG: 0.500 Darryl Strawberry, L (7, PH) OBP: 0.291, SLG: 0.323 Pedro Martinez, R (7, 1) Omar Daal, L (7, 1) Dave Hansen, L (8, PH) OBP: 0.316, SLG: 0.235 Jim Gott, R (8, 1)			3-3 K		0-0 F9		0-1 E 1B	1-1 E 1B		1	0	0	0	0	1	0											
Inning Stats	R: 0 E: 0 K: 2 S: 9	H: 0 LOB: 0 BB: 0 P: 16	R: 0 E: 0 K: 2 S: 11	H: 0 LOB: 1 BB: 1 P: 17	R: 0 E: 0 K: 1 S: 10	H: 0 LOB: 0 BB: 0 P: 15	R: 0 E: 0 K: 1 S: 6	H: 1 LOB: 1 BB: 0 P: 9	R: 0 E: 0 K: 1 S: 9	H: 1 LOB: 1 BB: 0 P: 10	R: 1 E: 0 K: 1 S: 12	H: 2 LOB: 3 BB: 2 P: 23	R: 2 E: 1 K: 2 S: 14	H: 3 LOB: 1 BB: 0 P: 21	R: 3 E: 1 K: 1 S: 16	H: 4 LOB: 1 BB: 0 P: 23	R: 0 E: 0 K: 1 S: 7	H: 0 LOB: 0 BB: 0 P: 12	1B: 10 2B: 0 3B: 0 HR: 0	SF: 0 SAC: 0 DP: 0 HBP: 0	WP: 0 PB: 0 SB: 0 CS: 1	PA: 40					
PITCHER	IP	WLS	BF	H	R	ER	SO	BB	IBB	HBP	BLK	WP	HR	S	P	ERA	WHIP										
Andy Benes, R (1, 1) ERA: 2.72	6.1		27	5	3	2	9	3	0	0	0	0	0	63	98	2.84	1.263										
Rich Rodriguez, L (7, 1) ERA: 3.76	0.0		2	1	0	0	0	0	0	0	0	0	0	4	6	∞	∞										
Roger Mason, R (7, 1) ERA: 2.63	1.2	L	8	4	3	2	2	0	0	0	0	0	0	20	30	10.80	2.400										
Gene Harris, R (9, 1) ERA: 2.01	1.0		3	0	0	0	1	0	0	0	0	0	0	7	12	0.00	0.000										

Los Angeles Dodgers @ San Diego Padres
Jack Murphy Stadium, San Diego, CA
 Sat Jun 12 1993, 10:05 PM EDT
 Att: 35,363 - Unknown

AB	37
R	6
H	10
RBI	5
BB	3
SO	12
LOB	13



BOTTOM

Los Angeles Dodgers @ San Diego Padres
Jack Murphy Stadium, San Diego, CA

livebaseballscorecards.com

AB 35
R 4
H 11
RBI 1
BB 3
SO 8
LOB 21



WP: 0 PA: 40
PB: 4
SB: 0
CS: 0

Sat Jun 12 1993, 10:05 PM EDT
Att. 35,363 - Unknown

AB R H RBI BB SO LOB

1 0 1 0 0 0 0
4 0 1 0 0 2 1
4 1 0 0 1 0 3
4 0 2 1 0 0 1
3 0 0 0 2 1 2
4 0 0 0 0 4 4
4 0 2 0 0 1 0
3 1 2 0 0 0 2
3 1 1 0 0 0 3
1 0 1 0 0 0 0
1 0 0 0 0 0 1
0 0 0 0 0 0 0
0 0 0 0 0 0 0
2 1 1 0 0 0 2
1 0 0 0 0 0 1
0 0 0 0 0 0 0

1B: 8 SF: 1
2B: 3 SAC: 1
3B: 0 DP: 3
HR: 0 HBP: 0

Batter	1	2	3	4	5	6	7	8	9
Tony Gwynn, L (1, 9) OBP: 0.365, SLG: 0.430 Bill Bean, L (1, PR) OBP: 0.200, SLG: 0.200 (2, 9)	2-2 G1-6-3 1B		3-3 K		3-3 K		0-0 SF8 PB 1B		0-1 L5
Jeff Gardner, L (1, 4) OBP: 0.345, SLG: 0.367	1-2 G1-6-3 1-2f		4-2 PB E BB		2-2 F7		3-1 G6-3 1-2 2-3		0-1 L4
Gary Sheffield, R (1, 5) OBP: 0.346, SLG: 0.484	1-1 G6-3		1-2 E6 1-H 3-H		2-1 2B		1-1 SF8 2-3 3-H 4-0		0-1 1B
Fred McGriff, L (1, 3) OBP: 0.329, SLG: 0.438		2-2 F7	1-3 K		4-2 BB		3-3 IBB		0-0 G6-3
Phil Plantier, L (1, 7) OBP: 0.288, SLG: 0.460		1-3 K		1-3 K 2B FC1		1-3 K		3-3 K	
Derek Bell, R (1, 8) OBP: 0.352, SLG: 0.484		2-3 K		1-1 2B		0-0 G5-3		1-1 FC6-4 1B	
Ricky Gutierrez, R (1, 6) OBP: 0.368, SLG: 0.337			1-2 SH3-4 PB 1B		2-2 FC1		3-2 G4-6-3 1B		0-0 FC6-4 1B 1-2f
Bob Geren, R (1, 2) OBP: 0.265, SLG: 0.280 Kevin Higgins, L (8, PH) OBP: 0.300, SLG: 0.270 (9, 2)			1-0 PB SH3-4 PB 1B		0-0 F9		0-1 G4-6-3 1-2f		3-2 G6-4-3 1B
Andy Benes, R (1, 1) OBP: 0.280, SLG: 0.345 Rich Rodriguez, L (7, 1) Roger Mason, R (7, 1) Craig Shipley, R (7, 6) Kurt Stillwell, S (8, PH) OBP: 0.266, SLG: 0.305 (9, 8) Gene Harris, R (9, 1)			0-0 SH3-4		2-2 P4		2-1 PB SF8 2B		0-1 G6-4-3 1-2f

Inning Stats	R: 0 E: 0 K: 10 S: 10	H: 1 LOB: 1 BB: 0 P: 14	R: 0 E: 0 K: 2 S: 9	H: 0 LOB: 0 BB: 0 P: 14	R: 3 E: 1 K: 2 S: 16	H: 2 LOB: 1 BB: 1 P: 27	R: 0 E: 0 K: 1 S: 12	H: 1 LOB: 2 BB: 0 P: 18	R: 0 E: 0 K: 2 S: 13	H: 1 LOB: 2 BB: 1 P: 25	R: 0 E: 0 K: 7 S: 7	H: 1 LOB: 0 BB: 0 P: 10	R: 1 E: 0 K: 1 S: 11	H: 2 LOB: 2 BB: 1 P: 24	R: 0 E: 0 K: 8 S: 8	H: 2 LOB: 1 BB: 0 P: 12	R: 0 E: 0 K: 7 S: 7	H: 1 LOB: 1 BB: 0 P: 7
--------------	--------------------------------	----------------------------------	------------------------------	----------------------------------	-------------------------------	----------------------------------	-------------------------------	----------------------------------	-------------------------------	----------------------------------	------------------------------	----------------------------------	-------------------------------	----------------------------------	------------------------------	----------------------------------	------------------------------	---------------------------------

PITCHER	IP	WLS	BF	H	R	ER	SO	BB	IBB	HBP	BLK	WP	HR	S	P	ERA	WHIP
Tom Candiotti, R (1, 1) ERA: 3.42	5.0		23	5	3	0	7	2	0	0	0	0	0	60	98	0.00	1.400
Roger McDowell, R (6, 1) ERA: 1.84	1.0		3	1	0	0	0	0	0	0	0	0	0	7	10	0.00	1.000
Pedro Martinez, R (7, 1) ERA: 3.13	0.2		4	2	1	1	0	0	0	0	0	0	0	7	13	13.50	3.000
Omar Daal, L (7, 1) ERA: 3.48	0.1	W	2	0	0	0	1	0	1	0	0	0	0	4	11	0.00	0.000
Jim Gott, R (8, 1) ERA: 1.54	2.0	S	8	3	0	0	0	0	0	0	0	0	0	15	19	0.00	1.500

WP	HR	S	P	ERA	WHIP
0	0	0	0	0.00	1.400

Batter	1	2	3	4	5	6	7	8	9	AB R H RBI BB SO LOB	TOP											
Brett Butler, L OBP: 0.390, SLG: 0.369 (1, 8)	2-3 	1-0 		1-3 			0-1 			4 0 2 1 0 2 1	Los Angeles Dodgers @ San Diego Padres Jack Murphy Stadium, San Diego, CA Sun Jun 13 1993, 6:33 AM EDT Att. 19,089 - Sunny - 72 F livebaseballscorecards.com											
Jose Offerman, S OBP: 0.357, SLG: 0.352 (1, 6)	1-2 	0-3 			1-3 		1-0 			4 1 1 0 0 2 2												
Mitch Webster, S OBP: 0.293, SLG: 0.341 (1, 7)	1-2 		1-1 		2-0 		1-1 			4 0 1 0 0 0 1												
Tim Wallach, R OBP: 0.271, SLG: 0.384 (1, 5)	4-1 		0-0 		0-0 		0-1 			3 0 0 0 1 0 0												
Mike Piazza, R OBP: 0.376, SLG: 0.536 (1, 2)	2-2 		1-1 		2-1 		1-2 			4 0 2 1 0 0 0												
Cory Snyder, R OBP: 0.387, SLG: 0.419 (1, 9)	2-3 		1-3 		2-1 		2-3 			4 0 0 0 0 3 3												
Eric Karros, R OBP: 0.321, SLG: 0.399 (1, 3)		1-2 		0-3 		0-0 		1-0 		4 1 2 0 0 1 0												
Jody Reed, R OBP: 0.333, SLG: 0.342 (1, 4)		1-2 		2-2 		2-2 		1-2 		4 0 0 0 0 0 2												
Orel Hershiser, R OBP: 0.379, SLG: 0.429 (1, 1)		0-1 		0-1 			0-1 			3 0 1 0 0 0 0												
Jim Gott, R (9, 1)										0 0 0 0 0 0 0												
Inning Stats	R: 1 E: 0 K: 2 S: 18	H: 3 LOB: 2 BB: 1 P: 30	R: 1 E: 0 K: 1 S: 14	H: 2 LOB: 1 BB: 0 P: 17	R: 0 E: 0 K: 1 S: 8	H: 1 LOB: 1 BB: 0 P: 11	R: 0 E: 0 K: 2 S: 12	H: 1 LOB: 1 BB: 0 P: 15	R: 0 E: 0 K: 1 S: 5	H: 0 LOB: 0 BB: 0 P: 8	R: 0 E: 0 K: 0 S: 8	H: 1 LOB: 1 BB: 0 P: 14	R: 0 E: 0 K: 0 S: 8	H: 1 LOB: 1 BB: 0 P: 9	R: 0 E: 0 K: 1 S: 8	H: 0 LOB: 0 BB: 0 P: 11	R: 0 E: 0 K: 0 S: 5	H: 0 LOB: 0 BB: 0 P: 7	1B: 8 2B: 1 3B: 0 HR: 0	SF: 0 SAC: 1 DP: 0 HBP: 0	WP: 0 PB: 0 SB: 1 CS: 1	PA: 36
PITCHER	IP WLS BF H R ER SO BB IBB HBP BLK WP HR S P ERA WHIP																					
Greg Harris, R ERA: 4.0 (1, 1)	7.0 L 30 9 2 2 7 1 0 0 0 0 0 0 73 104 2.57 1.429																					
Gene Harris, R ERA: 1.85 (8, 1)	2.0 6 0 0 0 1 0 0 0 0 0 0 0 13 18 0.00 0.000																					



Batter	1	2	3	4	5	6	7	8	9	AB R H RBI BB SO LOB	BOTTOM
--------	---	---	---	---	---	---	---	---	---	----------------------	--------

<p>Bill Bean, L (1, 9) OBP: 0.333, SLG: 0.444</p>			<p>X 0-0 ②</p>			<p>B C B X 2-1 ①</p>		<p>C C C S 0-3 ①</p>		4 0 2 0 0 1 0	<p>Los Angeles Dodgers @ San Diego Padres Jack Murphy Stadium, San Diego, CA</p> <p>Sun Jun 13 1993, 6:33 AM EDT Att. 19,089 - Sunny - 72 F</p>	
<p>Jeff Gardner, L (1, 4) OBP: 0.348, SLG: 0.366</p> <p>1 SAFE B B F F X</p>			<p>X 0-0 ③</p>			<p>B F S S 1-3 ②</p>		<p>F B B B F F F F F F B 4-2</p>		3 0 1 0 1 1 0		
<p>Gary Sheffield, R (1, 5) OBP: 0.348, SLG: 0.489</p> <p>C X</p>				<p>B C X 1-1</p>		<p>S S F X 0-2</p>		<p>B F F F 1 SAFE 1 SAFE 1 SAFE 3-3 ② ③</p>		4 1 2 0 0 1 2		
<p>Fred McGriff, L (1, 3) OBP: 0.328, SLG: 0.439</p> <p>B C B S S</p>				<p>B X 1-0 ①</p>		<p>B B B X 3-0 ③</p>			<p>C F X 0-2</p>			4 0 1 0 0 1 3
<p>Phil Plantier, L (1, 7) OBP: 0.287, SLG: 0.454</p> <p>C B B B X</p>				<p>B B B X 2-0 ②</p>		<p>B B 0-0 ①</p>		<p>C X 0-1 ①</p>		4 0 1 1 0 1 1		
<p>Derek Bell, R (1, 8) OBP: 0.346, SLG: 0.475</p> <p>C B X</p>				<p>X 0-0 ③</p>		<p>B X 1-0 ②</p>		<p>X 0-0 ②</p>		4 0 0 0 0 0 2		
<p>Kevin Higgins, L (1, 2) OBP: 0.318, SLG: 0.256</p> <p>Doug Brocail, L (9, PR)</p> <p>B 1 SAFE C B 1 SAFE X</p>					<p>C B F X 1-2 ①</p>		<p>B B F C C C B B 4-2</p>		<p>B B F C C C B B 4-1</p>			2 0 0 0 2 0 1 0 0 0 0 0 0 0
<p>Kurt Stillwell, S (1, 6) OBP: 0.306, SLG: 0.306</p> <p>B 1 SAFE C B B S F T C C</p>					<p>F X 0-1 ②</p>		<p>C B F X 1-2</p>		<p>B B F B B B 4-1</p>			3 0 1 0 1 1 1
<p>Greg Harris, R (1, 1) OBP: 0.286, SLG: 0.303</p> <p>Craig Shipley, R (7, PH) OBP: 0.250, SLG: 0.333</p> <p>Gene Harris, R (8, 1)</p> <p>Tim Teufel, R (9, PH) OBP: 0.344, SLG: 0.519</p> <p>C B X</p>					<p>C B B B X 3-2 ③</p>		<p>C B F X 2-2 ③</p>		<p>B C C X 1-1 ③</p>			2 0 0 0 0 0 0 1 0 0 0 0 0 2 0 0 0 0 0 0 0 1 0 0 0 0 0 3

<p>Inning Stats</p> <p>R: 0 H: 2 E: 0 K: 11 S: 11</p> <p>H: 2 LOB: 1 BB: 0 P: 14</p>	<p>R: 0 H: 1 E: 0 K: 11 S: 11</p> <p>H: 1 LOB: 1 BB: 0 P: 18</p>	<p>R: 0 H: 1 E: 0 K: 0 S: 4</p> <p>H: 1 LOB: 0 BB: 0 P: 5</p>	<p>R: 1 H: 1 E: 0 K: 0 S: 5</p> <p>H: 1 LOB: 0 BB: 0 P: 9</p>	<p>R: 0 H: 0 E: 0 K: 0 S: 8</p> <p>H: 0 LOB: 0 BB: 0 P: 12</p>	<p>R: 0 H: 1 E: 0 K: 1 S: 10</p> <p>H: 1 LOB: 1 BB: 0 P: 16</p>	<p>R: 0 H: 1 E: 0 K: 1 S: 14</p> <p>H: 1 LOB: 2 BB: 1 P: 23</p>	<p>R: 0 H: 0 E: 0 K: 2 S: 11</p> <p>H: 0 LOB: 1 BB: 1 P: 18</p>	<p>R: 0 H: 1 E: 0 K: 0 S: 10</p> <p>H: 1 LOB: 3 BB: 2 P: 19</p>	<p>1B: 5 SF: 0 2B: 4 SAC: 0 3B: 0 DP: 1 HR: 0 HBP: 0</p>	<p>WP: 0 PA: 36 PB: 0 SB: 0 CS: 2</p>
<p>PITCHER Orel Hershiser, R (1, 1) ERA: 3.67 Jim Gott, R (9, 1) ERA: 1.53</p> <p>IP WLS BF H R ER SO BB IBB HBP BLK WP HR S P ERA WHIP</p> <p>8.2 W 34 8 1 1 6 3 0 0 0 0 0 0 81 126 1.04 1.269</p> <p>0.1 S 2 0 0 0 0 1 0 0 0 0 0 0 3 8 0.00 3.000</p>	<p>PITCHER IP WLS BF H R ER SO BB IBB HBP BLK WP HR S P ERA WHIP</p>									

AB	32
R	1
H	8
RBI	1
BB	4
SO	6
LOB	15



Batter	1	2	3	4	5	6	7	8	9	AB R H RBI BB SO LOB	TOP		
Bill Bean, L (1, 9) OBP: 0.231, SLG: 0.308	0-2 F7		0-0 F9		1-2 F7		1-3 K			4 0 0 0 0 1 1	San Diego Padres @ Houston Astros Astrodome, Houston, TX Tue Jun 15 1993, 8:05 PM EDT Att. 18,381 - Dome		
Jeff Gardner, L (1, 4) OBP: 0.341, SLG: 0.358	2-0 F8			2-2 E6 BB 2B		3-1 G4-3		2-1 G6-3	4 1 0 0 0 0 0				
Gary Sheffield, R (1, 5) OBP: 0.343, SLG: 0.480	0-3 K			1-0 F7		0-1 P4		1-1 G6-3	4 0 0 0 0 1 1				
Fred McGriff, L (1, 3) OBP: 0.338, SLG: 0.466		2-2 1B 3B		4-2 2B FC6-2 BB		4-2 1B S BB		2-1 HR	2 2 2 1 2 0 0				
Phil Plantier, L (1, 7) OBP: 0.298, SLG: 0.469		2-2 1B		2-0 FC6-2 2B		3-2 1B		3-3 K	4 0 3 2 0 1 0				
Derek Bell, R (1, 8) OBP: 0.340, SLG: 0.467		0-3 K		1-2 FC6-2 2B		0-3 K		0-0 G5-3	4 0 0 0 0 2 5				
Kevin Higgins, L (1, 2) OBP: 0.313, SLG: 0.256		2-2 G4-3-4-3-6-3 1-2f		1-0 F7		1-1 SH5-4 1B		0-1 G4-3	4 0 1 0 0 0 3				
Ricky Gutierrez, R (1, 6) OBP: 0.364, SLG: 0.333			1-3 K		2-3 K		1-3 K	0-0 1B	4 0 1 0 0 3 1				
Wally Whitehurst, R (1, 1) OBP: 0.083, SLG: 0.083 Rich Rodriguez, L (7, 1) Gene Harris, R (8, 1)			0-3 K		2-3 K		0-0 SH5-4	0-2 G5-3	2 0 0 0 0 2 0 0 0 0 0 0 0 0 1 0 0 0 0 0 1				
Inning Stats	R: 0 H: 0 E: 0 LOB: 0 K: 1 BB: 0 S: 8 P: 10	R: 1 H: 2 E: 0 LOB: 0 K: 1 BB: 0 S: 13 P: 19	R: 0 H: 0 E: 0 LOB: 0 K: 2 BB: 0 S: 7 P: 8	R: 1 H: 1 E: 1 LOB: 2 K: 0 BB: 1 S: 15 P: 26	R: 0 H: 0 E: 0 LOB: 0 K: 2 BB: 0 S: 10 P: 15	R: 0 H: 1 E: 0 LOB: 2 K: 1 BB: 1 S: 12 P: 22	R: 0 H: 1 E: 0 LOB: 1 K: 2 BB: 0 S: 10 P: 13	R: 1 H: 1 E: 0 LOB: 0 K: 1 BB: 0 S: 9 P: 17	R: 0 H: 1 E: 0 LOB: 1 K: 0 BB: 0 S: 7 P: 7	1B: 4 SF: 0 2B: 1 SAC: 1 3B: 1 DP: 1 HR: 1 HBP: 0	WP: 0 PA: 36 PB: 0 SB: 1 CS: 0		
PITCHER	IP WLS BF H R ER SO BB IBB HBP BLK WP HR S P ERA WHIP											PITCHER	IP WLS BF H R ER SO BB IBB HBP BLK WP HR S P ERA WHIP
Pete Harnisch, R (1, 1) ERA: 3.43	7.0 L 28 5 2 1 9 2 0 0 0 0 0 0 75 113 1.29 1.000												
Xavier Hernandez, R (8, 1) ERA: 2.68	2.0 8 2 1 1 1 0 0 0 0 0 0 1 16 24 4.50 1.000												

livebaseballscorecards.com

AB	33
R	3
H	7
RBI	3
BB	2
SO	10
LOB	12



Batter	1	2	3	4	5	6	7	8	9	AB	R	H	RBI	BB	SO	LOB	
Craig Biggio, R OBP: 0.364, SLG: 0.498 (1, 4)	2-3 1		1-1 3			1-0 1		1-1 1B 1		4	0	1	0	0	1	2	
Steve Finley, L OBP: 0.293, SLG: 0.314 (1, 8)	3-2 2			0-1 1		2-1 1B 1		2-1 1B 1		4	0	1	0	0	0	1	
5 Jeff Bagwell, R OBP: 0.405, SLG: 0.541 (1, 3)	2-2 3			1-0 2		2-1 2		0-2 1B 1		4	0	1	0	0	0	2	
Eric Anthony, L OBP: 0.354, SLG: 0.412 (1, 9)		0-0 1		4-2 BB 1		0-2 G4-3 3		2-2 L7 2		3	0	0	0	1	0	4	
Ken Caminiti, S OBP: 0.302, SLG: 0.462 (1, 5)		2-2 G4-3 2		0-1 FC6 1-2f 3			3-2 FC4-6 1B 1		0-1 FC3-6 1-2f 3		4	0	1	0	0	3	
Luis Gonzalez, L OBP: 0.335, SLG: 0.415 (1, 7)		2-2 G6-3 3			2-1 1		0-0 FC4-6 BB 1-2f 1		1-1 F9 WP 1B 1		4	0	1	0	0	1	
Scott Servais, R OBP: 0.367, SLG: 0.535 (1, 2)			1-0 P3 1		0-0 2		2-3 2		2-2 F9 1-3 1		4	0	0	0	0	1	2
Andujar Cedeno, R OBP: 0.371, SLG: 0.456 (1, 6)			3-1 3B 1		1-2 3		4-2 BB 1-2 1		1-2 G1-3 2		3	0	1	0	1	1	
Pete Harnisch, S OBP: 0.222, SLG: 0.200 (1, 1)			1-2 G6-3 2			4-1 1B BB 1		0-2 F8 3		3-3 3							
Kevin Bass, S OBP: 0.264, SLG: 0.372 (7, PH)																	
Chris James, R OBP: 0.347, SLG: 0.563 (7, PH)																	
Xavier Hernandez, L (8, 1)																	
Chris Donnels, L OBP: 0.306, SLG: 0.313 (9, PH)																	

Inning Stats	R: 0	H: 0	E: 0	K: 1	S: 10	R: 0	H: 0	E: 0	K: 0	S: 7	R: 0	H: 1	E: 0	K: 0	S: 8	R: 0	H: 0	E: 0	K: 1	S: 6	R: 0	H: 1	E: 0	K: 1	S: 9	R: 0	H: 2	E: 0	K: 0	S: 12	R: 0	H: 1	E: 0	K: 1	S: 12
	0	0	0	1	17	0	0	0	0	7	0	1	0	0	8	0	0	0	1	6	0	1	0	1	1	0	2	0	0	17	0	1	0	1	19
	0	0	0	0	17	0	0	0	0	7	0	1	0	0	8	0	0	0	1	6	0	1	0	1	1	0	2	0	0	17	0	1	0	1	19


BOTTOM

San Diego Padres @ Houston Astros
Astrodome, Houston, TX
Tue Jun 15 1993, 8:05 PM EDT
Att. 18,381 - Dome

AB	33
R	0
H	6
RBI	0
BB	3
SO	4
LOB	20



PITCHER	IP	WLS	BF	H	R	ER	SO	BB	IBB	HBP	BLK	WP	HR	S	P	ERA	WHIP
Wally Whitehurst, R ERA: 3.65 (1, 1)	6.2	W	26	3	0	0	3	3	0	0	0	0	0	59	102	0.00	0.900
Rich Rodriguez, L ERA: 3.62 (7, 1)	1.0		5	2	0	0	0	0	0	0	0	0	0	13	18	0.00	2.000
Gene Harris, R ERA: 1.75 (8, 1)	1.1	S	5	1	0	0	1	0	0	0	0	1	0	14	21	0.00	0.750

Batter	1	2	3	4	5	6	7	8	9	AB R H RBI BB SO LOB	TOP												
Bill Bean, L (1, 9) <small>OBP: 0.235, SLG: 0.250</small> Craig Shipley, R (9, PH) <small>OBP: 0.248, SLG: 0.330</small>	0-0 F9		1-1 G5-3			3-2 G4-3		2-2 1B FC5-6 HBP	0-1 F8	3 1 0 0 0 0 0 1 0 0 0 0 0 2													
Jeff Gardner, L (1, 4) <small>OBP: 0.332, SLG: 0.347</small>	3-2 G4-3		1-1 G4-3			1-2 K		0-3 K	1-0 L9	5 0 0 0 0 2 4													
Derek Bell, R (1, 8) <small>OBP: 0.343, SLG: 0.467</small>	1-2 HR 1B			0-2 G5-3		0-3 K		0-1 FC5-6 1B 1-3 2-H		4 1 2 1 0 1 0													
Fred McGriff, L (1, 3) <small>OBP: 0.341, SLG: 0.479</small>	0-0 1-H HR			2-3 K			1-0 BB 1B 1B	1-2 FC5-6 1B 1-2f 3-H		4 1 2 3 0 1 1													
Phil Plantier, L (1, 7) <small>OBP: 0.303, SLG: 0.470</small>	3-2 F8			3-2 G4-3			0-2 BB 1B	1-2 1-3 1B		4 0 2 0 0 0 0													
Tim Teufel, R (1, 5) <small>OBP: 0.340, SLG: 0.500</small>					4-0 BB G4-6-3		1-1 B1	1-1 L5		3 0 0 0 1 1 4													
Kevin Higgins, L (1, 2) <small>OBP: 0.314, SLG: 0.244</small> Pat Gomez, L (7, 1) Kurt Stillwell, S (9, PH) <small>OBP: 0.303, SLG: 0.303</small>			3-1 L9		2-2 G4-6-3 1-2f		4-0 G5-4-3 BB 1-2 2-3		0-3 K	2 0 0 0 1 0 1 0 0 0 0 0 0 0 1 0 0 0 0 1 0	AB 35 R 4 H 10 RBI 4 BB 2 SO 7 LOB 16												
Ricky Gutierrez, R (1, 6) <small>OBP: 0.366, SLG: 0.337</small> Gary Sheffield, R (7, PH) <small>OBP: 0.344, SLG: 0.481</small>			1-2 F9		0-2 1B		1-0 G5-4-3 1-2f		0-0 F8 1B 1B	2 0 1 0 0 0 0 2 0 1 0 0 0 3													
Doug Brocail, L (1, 1) Phil Clark, R (7, 2) <small>OBP: 0.365, SLG: 0.486</small>			0-3 K		0-0 G4-3			3-1 1B 2B	0-1 1B	2 0 0 0 0 1 1 2 1 2 0 0 0 0													
Inning Stats	R: 2 E: 0 K: 0 S: 11	H: 2 LOB: 0 BB: 0 P: 18	R: 0 E: 0 K: 1 S: 8	H: 0 LOB: 0 BB: 0 P: 15	R: 0 E: 0 K: 1 S: 7	H: 0 LOB: 0 BB: 0 P: 9	R: 0 E: 0 K: 1 S: 11	H: 0 LOB: 0 BB: 0 P: 16	R: 0 E: 0 K: 2 S: 10	H: 1 LOB: 1 BB: 1 P: 15	R: 0 E: 0 K: 2 S: 10	H: 0 LOB: 0 BB: 0 P: 14	R: 0 E: 0 K: 0 S: 9	H: 2 LOB: 2 BB: 1 P: 16	R: 2 E: 0 K: 1 S: 18	H: 3 LOB: 2 BB: 0 P: 26	R: 0 E: 0 K: 1 S: 9	H: 2 LOB: 2 BB: 0 P: 10	1B: 8 2B: 1 3B: 0 HR: 1	SF: 0 SAC: 0 DP: 2 HBP: 1	WP: 0 PB: 0 SB: 0 CS: 0	PA: 38	
PITCHER	IP WLS BF H R ER SO BB IBB HBP BLK WP HR S P ERA WHIP																						
Mark Portugal, R (1, 1) <small>ERA: 3.32</small> Xavier Hernandez, R (7, 1) <small>ERA: 2.63</small> Doug Jones, R (8, 1) <small>ERA: 4.62</small> Al Osuna, L (9, 1) <small>ERA: 3.52</small>	6.1 W 25 5 2 2 5 2 0 0 0 0 0 1 64 101 2.84 1.105	0.2 1 0 0 0 0 0 0 0 0 0 0 0 1 2 0.00 0.000	1.1 10 5 2 2 2 0 0 0 1 0 0 0 24 32 13.50 3.750	0.2 S 2 0 0 0 0 0 0 0 0 0 0 0 3 4 0.00 0.000																			

San Diego Padres @ Houston Astros
 Astrodome, Houston, TX
 Wed Jun 16 1993, 8:05 PM EDT
 Att. 17,715 - Dome

livebaseballscorecards.com

Batter	1	2	3	4	5	6	7	8	9	AB	R	H	RBI	BB	SO	LOB	
Craig Biggio, R OBP: 0.359, SLG: 0.490 (1, 4)	1-3 K		1-1 E6 5 1B		0-0 F9		1-0 G5-3			4	0	0	0	0	1	1	
Andujar Cedeno, R OBP: 0.370, SLG: 0.454 (1, 6)	0-2 F8		1-3 K		2-1 CI		0-0 E8 5 BLK 1B			3	1	1	1	0	1	1	
5 Jeff Bagwell, R OBP: 0.410, SLG: 0.544 (1, 3)	0-0 1B		0-0 1-2 1B		1-3 K		2-2 1-3 3-H 1B			4	0	3	0	0	1	1	
Ken Caminiti, S OBP: 0.302, SLG: 0.458 (1, 5)	0-0 F7		2-2 G4-3		0-1 1B 1B		1-3 K			4	1	1	0	0	1	4	
Eric Anthony, L OBP: 0.348, SLG: 0.405 Doug Jones, R (8, 1) Al Osuna, R (9, 1)		0-1 G3		0-0 G4-3		1-0 F7	2-0 G4-3			4	0	0	0	0	0	2	
Luis Gonzalez, L OBP: 0.333, SLG: 0.412 (1, 7)		0-0 F7		2-3 K		1-1 1B 1-2 1B		2-2 P6		4	0	1	0	0	1	0	
Scott Servais, R OBP: 0.372, SLG: 0.563 (1, 2)		2-2 G2-3		3-1 HR		1-0 1-3 2-H 1B		1-0 F8		4	1	2	2	0	0	0	
Steve Finley, L OBP: 0.287, SLG: 0.307 (1, 8)			1-2 G4-3	1-2 G4-3		0-0 F8		1-1 G4-3		4	0	0	0	0	0	1	
Mark Portugal, R OBP: 0.320, SLG: 0.409 Xavier Hernandez, L (7, 1) Casey Candaele, S OBP: 0.304, SLG: 0.364 (7, PH) (8, 9)			2-1 HR		1-3 K		2-1 E 2B			2	1	1	1	0	1	0	
Inning Stats	R: 0 E: 0 K: 1 S: 8	H: 1 LOB: 1 BB: 0 P: 9	R: 0 E: 0 K: 0 S: 6	H: 0 LOB: 0 BB: 0 P: 8	R: 1 E: 1 K: 1 S: 14	H: 2 LOB: 2 BB: 0 P: 21	R: 1 E: 0 K: 1 S: 9	H: 1 LOB: 0 BB: 0 P: 15	R: 0 E: 1 K: 2 S: 10	H: 0 LOB: 1 BB: 0 P: 14	R: 1 E: 0 K: 0 S: 7	H: 3 LOB: 1 BB: 0 P: 10	R: 2 E: 1 K: 1 S: 12	H: 3 LOB: 1 BB: 0 P: 20	R: 0 E: 0 K: 0 S: 7	H: 0 LOB: 0 BB: 0 P: 11	
PITCHER Doug Brocail, R ERA: 5.09 Pat Gomez, L ERA: 4.34	IP 6.1 1.2	WLS L	BF 30	H 10	R 5	ER 5	SO 5	BB 0	IBB 0	HBP 0	BLK 1	WP 0	HR 2	S 61	P 89	ERA 7.11	WHIP 1.579

BOTTOM

San Diego Padres @ Houston Astros
Astrodome, Houston, TX
Wed Jun 16 1993, 8:05 PM EDT
Att. 17,715 - Dome

livebaseballscorecards.com

AB	34
R	5
H	10
RBI	4
BB	0
SO	6
LOB	10



WP: 0	PA: 35
PB: 0	
SB: 0	
CS: 0	

1B: 7	SF: 0
2B: 1	SAC: 0
3B: 0	DP: 0
HR: 2	HBP: 0

PITCHER	IP	WLS	BF	H	R	ER	SO	BB	IBB	HBP	BLK	WP	HR	S	P	ERA	WHIP
Doug Brocail, R ERA: 5.09	6.1	L	30	10	5	5	5	0	0	0	1	0	2	61	89	7.11	1.579
Pat Gomez, L ERA: 4.34	1.2		5	0	0	0	1	0	0	0	0	0	0	12	19	0.00	0.000

Batter	1	2	3	4	5	6	7	8	9	AB R H RBI BB SO LOB	TOP			
Bill Bean, L (1, 9) OBP: 0.238, SLG: 0.250	0-0 P4		1-0 G4-3		2-1 G4-6-3 1B			1-2 F7		4 0 1 0 0 0 0	San Diego Padres @ Houston Astros Astrodome, Houston, TX Thu Jun 17 1993, 8:05 PM EDT Att. 19,803 - Dome			
Jeff Gardner, L (1, 4) OBP: 0.340, SLG: 0.364	3-2 1B 3B		4-2 BB BB		1-0 G4-6-3 1-2f			1-1 1B		3 1 2 0 1 0 1				
Gary Sheffield, R (1, 5) OBP: 0.346, SLG: 0.479	2-0 G4-6-3 1B		4-2 1-2 BB		0-0 G1-3			2-1 P5		3 0 1 1 1 0 1				
Fred McGriff, L (1, 3) OBP: 0.336, SLG: 0.471	0-0 G4-6-3 1-2f		2-2 F8		2-1 G4-3			1-0 G3		4 0 0 0 0 0 4				
Phil Plantier, L (1, 7) OBP: 0.308, SLG: 0.467		4-1 1B BB	2-1 F7		0-0 G2-3			2-1 G4-3 WP 1B		3 0 1 0 1 0 2				
Derek Bell, R (1, 8) OBP: 0.337, SLG: 0.459		0-3 K		0-1 L3			2-3 K	1-3 K		4 0 0 0 0 3 2				
Kevin Higgins, L (1, 2) OBP: 0.309, SLG: 0.245		3-2 F8		0-0 F7			2-2 1B	2-2 G4-3 1-3		4 0 1 0 0 0 2				
Ricky Gutierrez, R (1, 6) OBP: 0.365, SLG: 0.337		0-2 1B		2-2 G6-3			0-3 K	3-3 K		3 0 1 0 0 1 1				
Kurt Stillwell, S (9, PH) OBP: 0.300, SLG: 0.300		1-2 1B								1 0 0 0 0 1 1				
Andy Benes, R (1, 1) OBP: 0.182, SLG: 0.313		0-3 K					2-3 K			3 0 0 0 0 3 3				
Mark Ettles, R (8, 1)										0 0 0 0 0 0 0				
Inning Stats	R: 1 H: 2 E: 0 LOB: 0 K: 0 BB: 0 S: 9 P: 14	R: 0 H: 1 E: 0 LOB: 2 K: 2 BB: 1 S: 14 P: 21	R: 0 H: 0 E: 0 LOB: 2 K: 0 BB: 2 S: 12 P: 25	R: 0 H: 0 E: 0 LOB: 0 K: 0 BB: 0 S: 6 P: 8	R: 0 H: 1 E: 0 LOB: 0 K: 1 BB: 0 S: 6 P: 10	R: 0 H: 0 E: 0 LOB: 0 K: 0 BB: 0 S: 4 P: 6	R: 0 H: 1 E: 0 LOB: 1 K: 3 BB: 0 S: 12 P: 18	R: 0 H: 1 E: 0 LOB: 1 K: 0 BB: 0 S: 9 P: 14	R: 0 H: 1 E: 0 LOB: 1 K: 2 BB: 0 S: 13 P: 21	1B: 6 SF: 0 2B: 0 SAC: 0 3B: 1 DP: 2 HR: 0 HBP: 0	WP: 1 PA: 35 PB: 0 SB: 0 CS: 0			
PITCHER	IP WLS BF H R ER SO BB IBB HBP BLK WP HR S P ERA WHIP												PITCHER	IP WLS BF H R ER SO BB IBB HBP BLK WP HR S P ERA WHIP
Darryl Kile, R (1, 1) ERA: 2.96	7.0 W 27 5 1 1 6 3 0 0 0 0 0 0 63 102 1.29 1.143													
Brian Williams, R (8, 1) ERA: 4.1	2.0 S 8 2 0 0 2 0 0 0 0 0 1 0 22 35 0.00 1.000													

livebaseballscorecards.com

AB	32
R	1
H	7
RBI	1
BB	3
SO	8
LOB	17



San Diego Padres @ Colorado Rockies
 Mile High Stadium, Denver, CO

Fri Jun 18 1993, 9:05 PM EDT
 Att. 52,159 - Unknown - 54 F

AB	36
R	11
H	12
RBI	9
BB	8
SO	3
LOB	17



WP	2	PA	48
PB	1		
SB	0		
CS	0		

Batter	1	2	3	4	5	6	7	8	9	AB	R	H	RBI	BB	SO	LOB					
Ricky Gutierrez, R OBP: 0.364, SLG: 0.345			G3-1			1B	L9		G6-3	6	2	2	0	0	0	5					
Tim Teufel, R OBP: 0.359, SLG: 0.500	SAFE	4-1	G6-3			1B	G4-3		F8	4	3	2	1	2	0	1					
Gary Sheffield, R OBP: 0.347, SLG: 0.475										4	2	1	1	0	0	3					
Jeff Gardner, L OBP: 0.340, SLG: 0.364										0	0	0	0	0	0	0					
Fred McGriff, L OBP: 0.342, SLG: 0.471										2	2	1	0	2	0	0					
Craig Shipley, R OBP: 0.245, SLG: 0.327										1	0	0	0	0	0	0					
Derek Bell, R OBP: 0.339, SLG: 0.475										3	2	2	4	0	0	1					
Phil Clark, R OBP: 0.367, SLG: 0.493										5	0	2	1	0	1	2					
Bob Geren, R OBP: 0.280, SLG: 0.289										4	0	2	1	1	0	1					
Bill Bean, L OBP: 0.231, SLG: 0.217										4	0	0	1	1	1	3					
Greg Harris, R OBP: 0.300, SLG: 0.278										3	0	0	0	2	1	1					
Inning Stats	R: 4 E: 1 K: 0 S: 18	H: 3 LOB: 3 BB: 4 P: 39	R: 3 E: 0 K: 0 S: 16	H: 1 LOB: 1 BB: 2 P: 31	R: 0 E: 0 K: 0 S: 5	H: 0 LOB: 0 BB: 0 P: 6	R: 1 E: 0 K: 0 S: 6	H: 1 LOB: 0 BB: 0 P: 7	R: 0 E: 0 K: 0 S: 6	H: 0 LOB: 0 BB: 0 P: 8	R: 3 E: 0 K: 0 S: 16	H: 4 LOB: 1 BB: 0 P: 22	R: 0 E: 0 K: 1 S: 12	H: 1 LOB: 2 BB: 1 P: 21	R: 0 E: 0 K: 1 S: 8	H: 2 LOB: 1 BB: 0 P: 12	R: 0 E: 0 K: 1 S: 9	H: 0 LOB: 1 BB: 1 P: 19	1B: 9 2B: 2 3B: 0 HR: 1	SF: 3 SAC: 0 DP: 0 HBP: 1	WP: 2 PA: 48

Batter	1	2	3	4	5	6	7	8	9									
PITCHER	IP	WLS	BF	H	R	ER	SO	BB	IBB	HBP	BLK	WP	HR	S	P	ERA	WHIP	
Bruce Ruffin, L ERA: 4.69	(1, 1)	0.2	L	9	3	4	4	0	3	1	0	0	0	16	35	54.00	9.000	
Scott Fredrickson, R ERA: 5.28	(1, 1)	1.1		8	1	3	3	0	2	0	1	0	1	18	35	20.25	2.250	
Steve Reed, R ERA: 8.8	(3, 1)	3.0		10	1	1	1	0	0	0	0	0	1	17	21	3.00	0.333	
Andy Ashby, R ERA: 7.91	(6, 1)	2.0		12	5	3	3	1	1	0	0	0	0	28	43	13.50	3.000	
Jeff Parrett, R ERA: 5.59	(8, 1)	2.0		8	2	0	0	2	1	0	0	0	1	0	17	31	0.00	1.500

Batter	1	2	3	4	5	6	7	8	9	AB	R	H	RBI	BB	SO	LOB
Eric Young Sr., R OBP: 0.326, SLG: 0.323 (1, 4)	0-1 L8		0-0 L8		3-2 1B			3-2 G6-3		4	0	1	0	0	0	1
Daryl Boston, L OBP: 0.320, SLG: 0.371 (1, 8)	3-1 F8			2-3 K	0-0 L9			1-3 K		4	0	0	0	0	2	2
Dante Bichette, R OBP: 0.366, SLG: 0.520 (1, 9)	0-0 L7			1-0 1B 1B			0-0 G5-3	2-2 2B		4	0	2	0	0	0	0
Andres Galarraga, R OBP: 0.459, SLG: 0.696 (1, 3)		0-3 K		0-0 F8			1-0 1B	1-2 F8		4	0	1	0	0	1	2
Charlie Hayes, R OBP: 0.354, SLG: 0.502 (1, 5)		2-0 F7		0-1 1B			2-2 L6		1-1 HR	4	1	2	1	0	0	1
Jerald Clark, R OBP: 0.323, SLG: 0.420 (1, 7)		2-2 P3		2-3 K			0-0 L7		0-3 K	4	0	0	0	0	2	3
Vinny Castilla, R OBP: 0.333, SLG: 0.452 (1, 6)			0-1 F9		0-0 FC5-4 1B		1-1 P9		0-2 G1-3	4	0	1	0	0	0	0
Danny Sheaffer, R OBP: 0.250, SLG: 0.338 (1, 2)			0-2 2B		1-1 FC5-4 1B		0-0 G6-3		0-0 G6-3	4	0	1	0	0	0	1
Bruce Ruffin, S Scott Fredrickson, R Steve Reed, R Jim Tatum, R Andy Ashby, R Chris Jones, R Jeff Parrett, R			1-1 G6-3		2-3 K		0-3 K			0	0	0	0	0	0	0

Inning Stats	R: 0	H: 0	E: 0	K: 0	S: 5	R: 0	H: 0	E: 0	K: 1	S: 8	R: 0	H: 1	E: 0	K: 0	S: 8	R: 0	H: 2	E: 0	K: 2	S: 10	R: 0	H: 2	E: 0	K: 1	S: 11	R: 0	H: 1	E: 0	K: 0	S: 6	R: 0	H: 0	E: 0	K: 1	S: 6	R: 0	H: 1	E: 0	K: 1	S: 12	R: 1	H: 1	E: 0	K: 1	S: 9	1B: 5	SF: 0	2B: 2	SAC: 0	3B: 0	DP: 0	HR: 1	HBP: 0	WP: 0	PA: 35
PITCHER Greg Harris, R ERA: 3.73 (1, 1)	IP	WLS	BF	H	R	ER	SO	BB	IBB	HBP	BLK	WP	HR	S	P	ERA	WHIP	IP	WLS	BF	H	R	ER	SO	BB	IBB	HBP	BLK	WP	HR	S	P	ERA	WHIP																					

BOTTOM

San Diego Padres @ Colorado Rockies
Mile High Stadium, Denver, CO
Fri Jun 18 1993, 9:05 PM EDT
Att: 52,159 - Unknown - 54 F

livebaseballscorecards.com

AB	35
R	1
H	8
RBI	1
BB	0
SO	7
LOB	12



Batter	1	2	3	4	5	6	7	8	9	AB R H RBI BB SO LOB	TOP	
Bill Bean, L (1, 9) OBP: 0.200, SLG: 0.185	1-0 F8		1-0 F9		0-0 G3			2-3 K		4 0 0 0 0 1 1		
Jeff Gardner, L (1, 4) OBP: 0.333, SLG: 0.356	1-3 K			0-1 G3		0-0 G4-3		3-2 G4-3		4 0 0 0 0 1 0		
Gary Sheffield, R (1, 5) OBP: 0.342, SLG: 0.492 Rich Rodriguez, L (8, 1)	1-0 F7			2-2 G3-1 1B		1-1 HR		0-0 1B 1B		4 1 3 1 0 0 0 0 0 0 0 0 0 0		
Fred McGriff, L (1, 3) OBP: 0.342, SLG: 0.473 Phil Clark, R (6, 2) OBP: 0.375, SLG: 0.500		2-2 G4-3 SF9 2B		3-2 G3-1		0-0 G4-3		1-1 1B 1B		3 1 1 0 0 0 1 1 0 1 0 0 0 0		
Phil Plantier, L (1, 7) OBP: 0.306, SLG: 0.462		2-2 G4-3		2-3 K		3-2 1B		1-2 F8		4 0 1 0 0 1 4		
Derek Bell, R (1, 8) OBP: 0.337, SLG: 0.485		1-0 SF9			0-0 HR		1-3 K		1-0 F8	3 1 1 2 0 1 1		
Kevin Higgins, L (1, 2) OBP: 0.339, SLG: 0.269 (6, 3) (8, 5)		0-1 CS 1B			2-2 G4-3 WP 1B		4-1 G4-6-3 BB		0-2 P5	3 0 2 0 1 0 0		
Ricky Gutierrez, R (1, 6) OBP: 0.358, SLG: 0.339 Tim Scott, R (5, 1) Tony Gwynn, L (7, PH) OBP: 0.363, SLG: 0.428 Pat Gomez, L (7, 1) Bob Geren, R (8, 3) OBP: 0.278, SLG: 0.286	1-0 CS	0-1 G5-3		1-2 K		2-3 K		1-0 G4-6-3	0-1 G6-3	2 0 0 0 0 1 1 0 0 0 0 0 0 0 1 0 0 0 0 0 1 0 0 0 0 0 0 0 1 0 0 0 0 0 0		
Kerry Taylor, R (1, 1) Mark Ettles, R (3, 1) Craig Shipley, R (5, PH) OBP: 0.240, SLG: 0.320 (5, 6)			0-3 K		0-1 G4-3		0-0 G5-3			1 0 0 0 0 1 0 0 0 0 0 0 0 0 2 0 0 0 0 0 1		
Inning Stats	R: 0 H: 0 E: 0 LOB: 0 K: 1 BB: 0 S: 5 P: 8	R: 1 H: 2 E: 0 LOB: 0 K: 0 BB: 0 S: 12 P: 18	R: 0 H: 0 E: 0 LOB: 0 K: 1 BB: 0 S: 6 P: 7	R: 0 H: 1 E: 0 LOB: 1 K: 1 BB: 0 S: 11 P: 18	R: 1 H: 2 E: 0 LOB: 1 K: 1 BB: 0 S: 10 P: 14	R: 1 H: 2 E: 0 LOB: 1 K: 1 BB: 0 S: 11 P: 16	R: 0 H: 0 E: 0 LOB: 0 K: 0 BB: 1 S: 3 P: 8	R: 0 H: 2 E: 0 LOB: 2 K: 1 BB: 0 S: 14 P: 21	R: 0 H: 0 E: 0 LOB: 0 K: 0 BB: 0 S: 6 P: 7	1B: 6 SF: 1 2B: 1 SAC: 0 3B: 0 DP: 1 HR: 2 HBP: 0	WP: 1 PA: 36 PB: 0 SB: 0 CS: 1	
PITCHER Willie Blair, R (1, 1) ERA: 4.48 Darren Holmes, R (9, 1) ERA: 7.25	IP WLS BF H R ER SO BB IBB HBP BLK WP HR S P ERA WHIP	8.0 W 32 9 3 3 6 1 0 0 0 1 2 72 110 3.38 1.250	1.0 3 0 0 0 0 0 0 0 0 0 0 0 6 7 0.00 0.000	PITCHER IP WLS BF H R ER SO BB IBB HBP BLK WP HR S P ERA WHIP								

San Diego Padres @ Colorado Rockies
 Mile High Stadium, Denver, CO
 Sat Jun 19 1993, 9:05 PM EDT
 Att: 55,603 - Unknown

livebaseballscorecards.com

AB	33
R	3
H	9
RBI	3
BB	1
SO	6
LOB	10



Batter	1	2	3	4	5	6	7	8	9	AB	R	H	RBI	BB	SO	LOB
Eric Young Sr., R (1, 4) OBP: 0.330, SLG: 0.322	F9	1B BB	1B	1B	P4	F9	BB			4	2	1	2	2	0	3
Alex Cole, L (1, 8) OBP: 0.338, SLG: 0.317	FC3-6 BB	1B 1B	HR 1B	SF8		K	G6-3			4	2	2	4	1	1	3
Dante Bichette, R (1, 9) Chris Jones, R (8, 9) OBP: 0.341, SLG: 0.500	FC3-6 BB 1-2f	1B E 1B	K	F8			1B 2B	K		5	2	2	1	0	1	3
Andres Galarraga, R (1, 3) Jim Tatum, R (8, 3) OBP: 0.220, SLG: 0.281	BB 1B	E7 WP 1B	E5 HR		K		1B	K		5	1	3	2	0	1	1
Charlie Hayes, R (1, 5) Pedro Castellano, R (7, PR) OBP: 0.300, SLG: 0.278	BB 1B	K	HR		G4-3		1B 2B 1B	G5-3		4	1	2	3	1	1	1
Jerald Clark, R (1, 7) OBP: 0.330, SLG: 0.422	F8				HBP		BB 2B 1B			4	2	2	0	0	1	3
Vinny Castilla, R (1, 6) OBP: 0.343, SLG: 0.462		SH1-3 1B 1B			P4		2B BB			4	3	2	0	1	0	1
Jayhawk Owens, R (1, 2) OBP: 0.526, SLG: 0.529		K	SH 1B BB	WP SF8 1B		1B	K			4	2	2	0	1	2	4
Willie Blair, R (1, 1) Darren Holmes, R (9, 1) OBP: 0.133, SLG: 0.200		SH1-3	SH 1B	WP 1B		K	1H 2H 3H 2B			3	1	2	4	0	1	1

Inning Stats	R: 0	H: 1	E: 0	K: 0	S: 13	L: 3	BB: 2	P: 24
	R: 4	H: 4	E: 1	K: 2	S: 20	L: 1	BB: 1	P: 29
	R: 8	H: 5	E: 1	K: 2	S: 21	L: 0	BB: 1	P: 34
	R: 1	H: 2	E: 0	K: 0	S: 7	L: 1	BB: 0	P: 12
	R: 0	H: 0	E: 0	K: 1	S: 9	L: 1	BB: 0	P: 15
	R: 0	H: 1	E: 0	K: 2	S: 12	L: 1	BB: 0	P: 15
	R: 4	H: 5	E: 0	K: 1	S: 22	L: 2	BB: 2	P: 36
	R: 0	H: 0	E: 0	K: 2	S: 11	L: 0	BB: 0	P: 17

PITCHER	IP	WLS	BF	H	R	ER	SO	BB	IBB	HBP	BLK	WP	HR	S	P	ERA	WHIP
Kerry Taylor, R (1, 1) ERA: 7.97	2.0	L	18	7	8	8	2	4	0	0	0	1	0	41	67	36.00	5.500
Mark Ettles, R (3, 1) ERA: 6.48	2.0		12	5	5	4	2	0	0	0	0	1	1	20	32	18.00	2.500
Tim Scott, R (5, 1) ERA: 2.39	2.0		8	1	0	0	3	0	0	1	0	0	0	21	30	0.00	0.500
Pat Gomez, L (7, 1) ERA: 5.4	1.0		9	5	4	4	1	2	0	0	0	0	0	22	36	36.00	7.000
Rich Rodriguez, L (8, 1) ERA: 3.49	1.0		3	0	0	0	2	0	0	0	0	0	0	11	17	0.00	0.000


BOTTOM

San Diego Padres @ Colorado Rockies
Mile High Stadium, Denver, CO

Sat Jun 19 1993, 9:05 PM EDT
Att. 55,603 - Unknown

AB	40
R	17
H	18
RBI	16
BB	6
SO	10
LOB	20

livebaseballscorecards.com



PITCHER	IP	WLS	BF	H	R	ER	SO	BB	IBB	HBP	BLK	WP	HR	S	P	ERA	WHIP
	1B: 14	SF: 1	2B: 3	SAC: 2	3B: 0	DP: 0	HR: 1	HBP: 1	WP: 2	PB: 0	SB: 0	CS: 0	PA: 50				


Batter	1	2	3	4	5	6	7	8	9	AB R H RBI BB SO LOB	TOP																
Ricky Gutierrez, R (1, 6) OBP: 0.370, SLG: 0.348	1-1 F8		0-2 1B			4-1 G1-3 BB	3-2 1B			3 0 2 1 1 0 0																	
Tim Teufel, R (1, 4) OBP: 0.349, SLG: 0.484 Jeff Gardner, L (7, PH) OBP: 0.337, SLG: 0.360	1-1 P5			0-1 G5-3		3-2 G1-3 SAFE	3-1 PO	1-1 G3-6-3 1B		3 0 0 0 0 0 1 1 0 1 0 0 0 0																	
Gary Sheffield, R (1, 5) OBP: 0.356, SLG: 0.492	0-0 F9			2-0 1B		1-0 1B		0-0 F7		4 0 2 0 0 0 1																	
Fred McGriff, L (1, 3) OBP: 0.340, SLG: 0.470		2-0 G3-1		1-0 F8		1-2 1B		3-2 G3-6-3 1-2f		4 0 1 0 0 0 2																	
Derek Bell, R (1, 8) OBP: 0.332, SLG: 0.477		0-1 P3		1-2 G2		1-3 K			1-2 G5-3	4 0 0 0 0 1 3																	
Phil Clark, R (1, 9) OBP: 0.357, SLG: 0.475		2-0 G5-3			2-2 F8		0-1 G5-3		1-1 F8	4 0 0 0 0 0 0																	
Phil Plantier, L (1, 7) OBP: 0.311, SLG: 0.459			2-2 F8		2-2 1B		4-2 BB 1B BB		2-1 F9	3 1 1 0 1 0 0																	
Bob Geren, R (1, 2) OBP: 0.282, SLG: 0.290 Kevin Higgins, L (7, PH) OBP: 0.350, SLG: 0.269			0-0 SH1-3 1B 1B		1-0 P6		4-2 1B PO BB			2 0 1 0 0 0 1 0 0 0 0 1 0 0																	
Wally Whitehurst, R (1, 1) OBP: 0.077, SLG: 0.077 Bill Bean, L (7, PH) OBP: 0.194, SLG: 0.179 Roger Mason, R (7, 1)			1-2 SH1-3		1-0 F9		1-1 F8			1 0 0 0 0 0 1 1 0 0 0 0 0 2 0 0 0 0 0 0 0																	
Inning Stats	R: 0 E: 0 K: 0 S: 5	H: 0 LOB: 0 BB: 0 P: 7	R: 0 E: 0 K: 0 S: 4	H: 0 LOB: 0 BB: 0 P: 8	R: 0 E: 0 K: 0 S: 11	H: 2 LOB: 2 BB: 0 P: 14	R: 0 E: 0 K: 0 S: 8	H: 1 LOB: 1 BB: 0 P: 12	R: 0 E: 0 K: 0 S: 9	H: 1 LOB: 1 BB: 0 P: 15	R: 0 E: 0 K: 1 S: 14	H: 2 LOB: 2 BB: 1 P: 24	R: 1 E: 0 K: 0 S: 16	H: 1 LOB: 1 BB: 2 P: 31	R: 0 E: 0 K: 0 S: 7	H: 1 LOB: 0 BB: 0 P: 11	R: 0 E: 0 K: 0 S: 7	H: 0 LOB: 0 BB: 0 P: 11	1B: 8 2B: 0 3B: 0 HR: 0	SF: 0 SAC: 1 DP: 1 HBP: 0	WP: 0 PB: 0 SB: 0 CS: 0	PA: 35					
PITCHER	IP WLS BF H R ER SO BB IBB HBP BLK WP HR S P ERA WHIP																										
Butch Henry, L (1, 1) ERA: 5.5	5.2		22	6	0	0	0	1	0	0	0	0	0	47	75	0.00	1.235										
Mark Grant, R (6, 1) ERA: 2.16	1.0		6	1	1	1	1	2	0	0	0	0	0	19	32	9.00	3.000										
Steve Reed, R (7, 1) ERA: 8.44	0.2	W	2	1	0	0	0	0	0	0	0	0	0	4	8	0.00	1.500										
Gary Wayne, L (8, 1) ERA: 6.11	0.2		1	0	0	0	0	0	0	0	0	0	0	4	7	0.00	0.000										
Darren Holmes, R (9, 1) ERA: 6.94	1.0	S	3	0	0	0	0	0	0	0	0	0	0	7	11	0.00	0.000										

San Diego Padres @ Colorado Rockies
 Mile High Stadium, Denver, CO
 Sun Jun 20 1993, 5:33 AM EDT
 Att. 63,661 - Sunny - 82 F

livebaseballscorecards.com

AB	30
R	1
H	8
RBI	1
BB	3
SO	1
LOB	11



Batter	1	2	3	4	5	6	7	8	9	AB R H RBI BB SO LOB	TOP											
Ricky Gutierrez, R (1, 6) OBP: 0.366, SLG: 0.345	3-3 K	1-0 1B			1-0 P7			1-1 F8		4 0 1 1 0 1 0												
Craig Shipley, R (1, 4) OBP: 0.241, SLG: 0.317 Gene Harris, R (8, 1)	0-0 2B 1B		2-3 K		0-0 P8			1-1 F8		4 0 1 0 0 1 0 0 0 0 0 0 0 0												
Gary Sheffield, R (1, 5) OBP: 0.354, SLG: 0.488	1-2 P9		1-0 P3			0-0 G6-3		3-2 1B		4 0 1 0 0 0 1												
Fred McGriff, L (1, 3) OBP: 0.341, SLG: 0.474 Tim Teufel, R (5, 3)	1-0 1-3 2B		1-2 G4-3			1-1 G6-3 1B		1-0 P7		2 0 1 0 0 0 0 2 0 1 0 0 0 1												
Derek Bell, R (1, 8) OBP: 0.331, SLG: 0.474	0-1 L8			2-1 L6-4 1B 1B		3-2 G6-3 1-2		1-0 G6-3		4 0 1 0 0 0 3												
Phil Clark, R (1, 9) OBP: 0.352, SLG: 0.464			1-0 G6-3		3-2 1-2 1B	2-1 L7		3-2 P5		4 0 1 0 0 0 1												
Phil Plantier, L (1, 7) OBP: 0.309, SLG: 0.451			4-0 1B 1B BB		0-2 K		2-2 G4-3		3-3 K	3 1 0 0 1 2 2	AB 33 R 1 H 8 RBI 1 BB 1 SO 4 LOB 12											
Bob Geren, R (1, 2) OBP: 0.283, SLG: 0.291		2-2 1B 1-2 1B		0-1 L6-4			3-2 P5			3 0 1 0 0 0 2												
Doug Brocail, L (1, 1) Bill Bean, L (7, PH) OBP: 0.188, SLG: 0.172 Tim Scott, R (7, 1) Rich Rodriguez, L (7, 1) Jeff Gardner, L (8, 4) OBP: 0.337, SLG: 0.360		0-1 B1			0-0 F7		1-2 G1-3			2 0 0 0 0 0 2 1 0												
Inning Stats	R: 0 E: 0 K: 1 S: 13	H: 2 LOB: 2 BB: 0 P: 18	R: 1 E: 0 K: 0 S: 9	H: 2 LOB: 2 BB: 1 P: 17	R: 0 E: 0 K: 1 S: 8	H: 0 LOB: 0 BB: 0 P: 12	R: 0 E: 0 K: 1 S: 11	H: 2 LOB: 1 BB: 0 P: 15	R: 0 E: 0 K: 0 S: 3	H: 0 LOB: 0 BB: 0 P: 4	R: 0 E: 0 K: 0 S: 9	H: 1 LOB: 1 BB: 0 P: 15	R: 0 E: 0 K: 0 S: 9	H: 0 LOB: 0 BB: 0 P: 15	R: 0 E: 0 K: 0 S: 8	H: 1 LOB: 1 BB: 0 P: 14	R: 0 E: 0 K: 1 S: 10	H: 0 LOB: 0 BB: 0 P: 17	1B: 7 2B: 2 3B: 0 HR: 0	SF: 0 SAC: 0 DP: 1 HBP: 0	WP: 0 PB: 0 SB: 0 CS: 0	PA: 34
PITCHER	IP WLS BF H R ER SO BB IBB HBP BLK WP HR S P ERA WHIP												PITCHER	IP WLS BF H R ER SO BB IBB HBP BLK WP HR S P ERA WHIP								
Trevor Wilson, L (1, 1) ERA: 3.27	7.0 W 27 7 1 1 3 1 0 0 0 0 0 0 62 96 1.29 1.143																					
Michael Jackson, R (8, 1) ERA: 1.6	1.0 4 1 0 0 0 0 0 0 0 0 0 0 8 14 0.00 1.000																					
Rod Beck, R (9, 1) ERA: 1.53	1.0 S 3 0 0 0 1 0 0 0 0 0 0 0 10 17 0.00 0.000																					

San Diego Padres @ San Francisco Giants
 Candlestick Park, San Francisco, CA
 Mon Jun 21 1993, 10:05 PM EDT
 Att. 18,882 - Sunny - 60 F

livebaseballscorecards.com

Batter	1	2	3	4	5	6	7	8	9
Darren Lewis, R OBP: 0.321, SLG: 0.370 (1, 8)	0-2 G6-3		1-2 FC5-4 1B		1-3 K		0-0 S S 1B		
Robby Thompson, R OBP: 0.352, SLG: 0.423 (1, 4)	0-0 G4-3		2-2 FC5-4 1B 1-2f 2-3		3-2 G3		4-0 S 1B BB		
Will Clark, L OBP: 0.344, SLG: 0.370 (1, 3)	1-1 G3		0-0 1B 1-2 3-H		4-1 FC5-4 BB		1-2 G3 1-2 2-3		
Matt Williams, R OBP: 0.327, SLG: 0.580 (1, 5)		1-1 G6-3	0-0 G3-1		1-0 FC5-4 1-2f		0-0 P3		
Mike Benjamin, R OBP: 0.203, SLG: 0.246 (5, 5)									
Barry Bonds, L OBP: 0.478, SLG: 0.720 (1, 7)		2-2 P8		3-2 L9		0-0 L8	2-1 F7		
Willie McGee, S OBP: 0.372, SLG: 0.416 (1, 9)		1-1 1B		2-2 1B G5-3 1B		2-2 F9 2B	0-0 F9 SH3-4 1B		
Royce Clayton, R OBP: 0.320, SLG: 0.347 (1, 6)		1-3 K		1-2 G5-3 1B 1-3		4-0 S IBB	1-1 SH3-4 1-2		
Kirt Manwaring, R OBP: 0.355, SLG: 0.339 (1, 2)			3-2 G4-3	1-2 G5-3 2-3 3-H		2-1 F9 2-3	1-0 F9 2-3		
Trevor Wilson, L OBP: 0.208, SLG: 0.273 (1, 1)			4-0 FC5-4 1B BB		3-3 K		0-0 G6-3		
Michael Jackson, R OBP: 0.500, SLG: 1.000 (8, 1)									
Mark Carreon, R OBP: 0.420, SLG: 0.507 (8, PH)									
Rod Beck, R (9, 1)									

Inning Stats	R: 0	H: 0	E: 0	K: 0	S: 6	H: 0	LOB: 0	BB: 0	P: 7	R: 0	H: 1	E: 0	K: 1	S: 10	R: 0	H: 2	E: 0	K: 1	S: 21	R: 0	H: 0	E: 0	K: 1	S: 16	R: 0	H: 1	E: 0	K: 1	S: 13	R: 0	H: 1	E: 0	K: 0	S: 7	R: 0	H: 1	E: 0	K: 0	S: 5	R: 0	H: 1	E: 0	K: 0	S: 5
--------------	------	------	------	------	------	------	--------	-------	------	------	------	------	------	-------	------	------	------	------	-------	------	------	------	------	-------	------	------	------	------	-------	------	------	------	------	------	------	------	------	------	------	------	------	------	------	------

PITCHER															PITCHER																																					
IP	WLS	BF	H	R	ER	SO	BB	IBB	HBP	BLK	WP	HR	S	P	ERA	WHIP	IP	WLS	BF	H	R	ER	SO	BB	IBB	HBP	BLK	WP	HR	S	P	ERA	WHIP																			
Doug Brocail, R (1, 1)	6.0	L	27	6	2	4	2	1	0	0	0	0	76	121	3.00	1.333																																				
Tim Scott, R (7, 1)	0.0		2	1	0	0	1	0	0	0	0	0	1	5	∞	∞																																				
Rich Rodriguez, L (7, 1)	1.2		6	1	0	0	0	0	0	0	0	0	10	15	0.00	0.600																																				
Gene Harris, R (8, 1)	0.1		1	0	0	0	0	0	0	0	0	0	1	1	0.00	0.000																																				


BOTTOM

San Diego Padres @ San Francisco Giants
Candlestick Park, San Francisco, CA

Mon Jun 21 1993, 10:05 PM EDT
Att. 18,882 - Sunny - 60 F

AB	R	H	RBI	BB	SO	LOB
4	0	2	0	0	1	0
3	0	0	0	1	0	2
3	0	1	1	1	0	2
2	0	0	0	0	0	2
2	0	0	0	0	0	3
4	0	0	0	0	0	2
4	1	4	0	0	0	0
2	0	1	0	1	1	1
4	0	0	1	0	0	4
2	1	0	0	1	2	3
0	0	0	0	0	0	0
1	0	0	0	0	0	1
0	0	0	0	0	0	0

AB	31
R	2
H	8
RBI	2
BB	4
SO	4
LOB	20



WP	0	PA	36
PB	0	SB	4
CS	0		

1B	7	SF	0
2B	1	SAC	1
3B	0	DP	0
HR	0	HBP	0

Batter	1	2	3	4	5	6	7	8	9	AB R H RBI BB SO LOB	TOP											
Bill Bean, L (1, 9) OBP: 0.243, SLG: 0.294	1-1 G4-3		1-0 G4-3 2-H 2B		2-1 1B 2B		1-1 1B		0-1 G3	5 0 3 1 0 0 0	San Diego Padres @ San Francisco Giants Candlestick Park, San Francisco, CA Tue Jun 22 1993, 10:05 PM EDT Att. 20,450 - Sunny - 60 F											
Jeff Gardner, L (1, 4) OBP: 0.340, SLG: 0.363	1-0 G6-3		2-1 G4-3		2-0 CS 1B		0-0 1-3 1B			4 0 2 0 0 0 1												
Gary Sheffield, R (1, 5) OBP: 0.349, SLG: 0.480	0-3 K		3-3 K		1-1 P6		0-3 K			4 0 0 0 0 3 5												
Phil Plantier, L (1, 7) OBP: 0.308, SLG: 0.452		1-0 G3-1		2-0 E G4-3 2B		3-3 K 1-2		3-2 P5		4 1 1 0 0 1 2												
Derek Bell, R (1, 8) OBP: 0.326, SLG: 0.466		1-3 K		0-0 E3 G4-3 2-3		0-0 F7		1-3 K		4 0 0 0 0 2 1												
Kevin Higgins, L (1, 2) OBP: 0.359, SLG: 0.273 (7, 3)		2-1 1B		0-2 G4-3 1-2 3-H		2-2 G6-3		4-2 BB		3 0 1 1 1 0 1												
Tim Teufel, R (1, 3) OBP: 0.342, SLG: 0.469		1-1 P3		2-1 P4		2-2 G5-3		1-3 K		3 0 0 0 0 0 2												
Bob Geren, R (7, 2) OBP: 0.281, SLG: 0.288										1 0 0 0 0 1 1												
Ricky Gutierrez, R (1, 6) OBP: 0.370, SLG: 0.344			1-0 SH1-4 2B 1B		4-0 IBB		0-0 G6-3		1-3 K	3 1 1 0 1 1 0												
Andy Benes, R (1, 1) OBP: 0.171, SLG: 0.294			1-1 SH1-4		3-3 K		1-3 K		1-0 P9	2 0 0 0 0 2 2												
Phil Clark, R (9, PH) OBP: 0.348, SLG: 0.459										1 0 0 0 0 0 0												
Gene Harris, R (9, 1)										0 0 0 0 0 0 0												
Inning Stats	R: 0 E: 0 K: 1 S: 6	H: 0 LOB: 0 BB: 0 P: 8	R: 0 E: 0 K: 1 S: 8	H: 1 LOB: 1 BB: 0 P: 13	R: 1 E: 0 K: 1 S: 9	H: 2 LOB: 1 BB: 0 P: 17	R: 1 E: 1 K: 1 S: 10	H: 1 LOB: 2 BB: 1 P: 21	R: 0 E: 0 K: 1 S: 8	H: 2 LOB: 2 BB: 0 P: 16	R: 0 E: 0 K: 0 S: 7	H: 0 LOB: 0 BB: 0 P: 11	R: 0 E: 0 K: 2 S: 11	H: 2 LOB: 2 BB: 0 P: 13	R: 0 E: 0 K: 2 S: 19	H: 0 LOB: 1 BB: 1 P: 28	R: 0 E: 0 K: 1 S: 6	H: 0 LOB: 0 BB: 0 P: 8	1B: 5 2B: 4 3B: 0 HR: 0	SF: 0 SAC: 1 DP: 1 HBP: 0	WP: 0 PB: 0 SB: 0 CS: 1	PA: 37
PITCHER	IP WLS BF H R ER SO BB IBB HBP BLK WP HR S P ERA WHIP																					
Bill Swift, R (1, 1) ERA: 3.07	7.0 L 30 8 2 2 7 0 1 0 0 0 0 0 59 99 2.57 1.143																					
Jeff Brantley, R (8, 1) ERA: 4.61	2.0 7 0 0 0 3 1 0 0 0 0 0 0 25 36 0.00 0.500																					

AB	34
R	2
H	8
RBI	2
BB	2
SO	10
LOB	15



livebaseballscorecards.com

Batter	1	2	3	4	5	6	7	8	9	AB	R	H	RBI	BB	SO	LOB
Dave Martinez, L (1, 8) OBP: 0.298, SLG: 0.395	1-2 F7		0-3 K		1-2 FC3-6			1-0 F9		4	0	0	0	0	1	1
Robby Thompson, R (1, 4) OBP: 0.354, SLG: 0.424	0-1 1B		0-2 1B		2-3 K			2-2 G4-3		4	0	2	0	0	1	1
Will Clark, L (1, 3) OBP: 0.339, SLG: 0.364	0-1 P3		0-1 L7				1-0 P7			4	0	0	0	0	0	2
Barry Bonds, L (1, 7) OBP: 0.471, SLG: 0.708	2-3 K			2-1 G4-3			0-1 G4-3			4	0	0	0	0	2	1
Willie McGee, S (1, 9)		1-0 G6-3		4-2 S BB			0-3 K		2-3 K	3	0	1	0	1	1	0
Royce Clayton, R (1, 6) OBP: 0.319, SLG: 0.346		0-1 S 1B		3-3 K			1-0 G6-3		0-0 G4-6-3	4	0	1	0	0	1	2
Jeff Reed, L (1, 2) OBP: 0.321, SLG: 0.438		1-3 K		3-3 K			0-0 HR			3	1	1	1	0	2	2
Mike Benjamin, R (1, 5) OBP: 0.222, SLG: 0.254		4-2 PO BB			1-2 FC6-4 1B		0-1 G6-3			2	0	1	0	1	0	0
Bill Swift, R (1, 1) OBP: 0.378, SLG: 0.313 Matt Williams, R (7, PH) OBP: 0.326, SLG: 0.578 Jeff Brantley, R (8, 1) OBP: 0.087, SLG: 0.087		2-1 PO	3-1 P3		1-1 FC6-4		0-1 P5			2	0	0	0	0	0	1

Inning Stats	R: 0	H: 1	E: 0	LOB: 1	K: 1	BB: 0	S: 11	P: 14	R: 0	H: 1	E: 0	LOB: 1	K: 1	BB: 1	S: 10	P: 17	R: 0	H: 1	E: 0	LOB: 1	K: 1	BB: 0	S: 11	P: 14	R: 0	H: 0	E: 0	LOB: 1	K: 2	BB: 1	S: 12	P: 24	R: 0	H: 1	E: 0	LOB: 1	K: 1	BB: 0	S: 13	P: 18	R: 0	H: 0	E: 0	LOB: 0	K: 1	BB: 0	S: 6	P: 7	R: 1	H: 1	E: 0	LOB: 0	K: 0	BB: 0	S: 6	P: 7	R: 0	H: 0	E: 0	LOB: 0	K: 0	BB: 0	S: 5	P: 9	R: 0	H: 1	E: 0	LOB: 0	K: 1	BB: 0	S: 6	P: 9	1B: 5	SF: 0	2B: 0	SAC: 0	3B: 0	DP: 1	HR: 1	HBP: 0	WP: 0	PA: 34
PITCHER	IP	WLS	BF	H	R	ER	SO	BB	IBB	HBP	BLK	WP	HR	S	P	ERA	WHIP																																																																	
Andy Benes, R (1, 1) ERA: 2.76	8.0	W	30	5	1	1	7	2	0	0	0	0	1	74	110	1.12	0.875																																																																	
Gene Harris, R (9, 1) ERA: 1.67	1.0	S	3	1	0	0	1	0	0	0	0	0	0	6	9	0.00	1.000																																																																	

BOTTOM

San Diego Padres @ San Francisco Giants
Candlestick Park, San Francisco, CA
Tue Jun 22 1993, 10:05 PM EDT
Att. 20,450 - Sunny - 60 F

livebaseballscorecards.com

AB	31
R	1
H	6
RBI	1
BB	2
SO	8
LOB	10



Batter	1	2	3	4	5	6	7	8	9	AB R H RBI BB SO LOB	TOP											
Ricky Gutierrez, R (1, 6) OBP: 0.367, SLG: 0.336	1-3 K		0-1 F9		3-3 K			4-2 G6-4-3 1B BB		3 0 0 0 1 2 0	San Diego Padres @ San Francisco Giants Candlestick Park, San Francisco, CA Wed Jun 23 1993, 6:33 AM EDT Att. 39,869 - Sunny - 75 F											
Bill Bean, L (1, 3) OBP: 0.244, SLG: 0.289	2-1 L7		0-3 K		0-0 F9			2-0 1-2 G6-4-3 1B		4 0 1 0 0 1 0												
Gary Sheffield, R (1, 5) OBP: 0.344, SLG: 0.473	0-0 F7		3-3 K					0-2 G6-4-3 1-2f 2-3		4 0 0 0 0 1 2												
Derek Bell, R (1, 8) OBP: 0.321, SLG: 0.459		1-2 F7			1-0 G5-3			1-1 G5-3		4 0 0 0 0 0 1												
Phil Clark, R (1, 9) OBP: 0.355, SLG: 0.461		3-1 HR 1B			2-3 K			2-2 F8		4 1 2 0 0 1 0												
Craig Shipley, R (1, 4) OBP: 0.241, SLG: 0.315		0-1 F9			3-2 1B 1B			0-1 G6-3		4 0 1 0 0 0 2												
Phil Plantier, L (1, 7) OBP: 0.312, SLG: 0.471		1-0 HR			2-1 SAFE 1-3 1B			0-2 F7		4 1 2 2 0 1 0												
Bob Geren, R (1, 2) OBP: 0.282, SLG: 0.283		4-0 BB			2-3 K			1-2 L9		2 0 0 0 1 1 2												
Greg Harris, R (1, 1) OBP: 0.279, SLG: 0.256 Pat Gomez, L (7, 1) Mark Ettles, R (7, 1)		1-1 G4-3			2-3 K			0-1 L8		3 0 0 0 0 1 1 0 0 0 0 0 0 0 0 0 0 0 0 0 0												
Inning Stats	R: 0 E: 0 K: 1 S: 6	H: 0 LOB: 0 BB: 0 P: 9	R: 2 E: 0 K: 0 S: 11	H: 2 LOB: 1 BB: 1 P: 21	R: 0 E: 0 K: 2 S: 8	H: 0 LOB: 0 BB: 0 P: 11	R: 0 E: 0 K: 2 S: 12	H: 2 LOB: 2 BB: 0 P: 22	R: 0 E: 0 K: 2 S: 10	H: 0 LOB: 0 BB: 0 P: 15	R: 0 E: 0 K: 0 S: 5	H: 1 LOB: 1 BB: 0 P: 6	R: 0 E: 0 K: 1 S: 8	H: 0 LOB: 0 BB: 0 P: 11	R: 0 E: 0 K: 0 S: 9	H: 1 LOB: 1 BB: 1 P: 16	R: 0 E: 0 K: 0 S: 12	H: 0 LOB: 0 BB: 0 P: 14	1B: 5 2B: 0 3B: 0 HR: 1	SF: 0 SAC: 0 DP: 1 HBP: 0	WP: 0 PB: 0 SB: 0 CS: 0	PA: 34
PITCHER	IP WLS BF H R ER SO BB IBB HBP BLK WP HR S P ERA WHIP																					
Bud Black, L (1, 1) ERA: 3.46	7.0 W 27 5 2 2 8 1 0 0 0 0 1 60 95 2.57 0.857																					
Michael Jackson, R (8, 1) ERA: 1.56	1.0 4 1 0 0 0 1 0 0 0 0 0 9 16 0.00 2.000																					
Kevin Rogers, L (9, 1) ERA: 2.7	1.0 3 0 0 0 0 0 0 0 0 0 0 12 14 0.00 0.000																					

AB	32
R	2
H	6
RBI	2
BB	2
SO	8
LOB	8



Batter	1	2	3	4	5	6	7	8	9
Darren Lewis, R OBP: 0.315, SLG: 0.363 (1, 8)	1-2 G5-3	2-1 G5-3		1-1 B1-3		1-0 F8		2-1 G4-3	
Robby Thompson, R OBP: 0.360, SLG: 0.452 (1, 4)	1-2 HR	4-2 BB		1-1 F8			2-1 HR		
Will Clark, L OBP: 0.341, SLG: 0.368 (1, 3)	2-1 2B	4-1 BB		1-1 G3-1			3-3 K		
Barry Bonds, L OBP: 0.468, SLG: 0.705 (1, 7)	1-1 F8	0-1 G3			1-2 2B		1-1 G6-3		
Willie McGee, S OBP: 0.377, SLG: 0.421 (1, 9)	1-0 G3				1-2 L8		3-2 WP		
Royce Clayton, R OBP: 0.322, SLG: 0.345 (1, 6)		0-0 BLK		4-1 S	1-1 P3		2-2 F9		
Kirt Manwaring, R OBP: 0.358, SLG: 0.345 (1, 2)		2-1 SH5-4		3-2 1B	0-1 G5-3			3-1 L6	
Mike Benjamin, R OBP: 0.224, SLG: 0.254 (1, 5)		1-2 BB				0-0 G5-3		1-3 K	
Bud Black, L OBP: 0.296, SLG: 0.269 (1, 1)		0-0 SH5-4		2-3 K		3-3 K		3-1 HR	
Michael Jackson, R OBP: 0.500, SLG: 1.000 (8, 1)									
Jeff Reed, L OBP: 0.329, SLG: 0.486 (8, PH)									
Kevin Rogers, L (9, 1)									

AB	R	H	RBI	BB	SO	LOB
5	0	0	0	0	0	2
3	2	2	2	1	0	0
3	0	1	1	1	1	0
4	0	1	0	0	0	4
4	0	2	0	0	0	2
3	2	1	0	1	0	2
3	1	1	1	0	0	1
4	0	1	1	0	2	1
2	0	0	0	0	2	1
0	0	0	0	0	0	0
1	1	1	1	0	0	0
0	0	0	0	0	0	0

BOTTOM

San Diego Padres @ San Francisco Giants
Candlestick Park, San Francisco, CA

Wed Jun 23 1993, 6:33 AM EDT
Att: 39,869 - Sunny - 75 F

AB	32
R	6
H	10
RBI	6
BB	3
SO	5
LOB	13

GIANTS

1B: 3	SF: 0	WP: 1	PA: 37
2B: 4	SAC: 1	PB: 0	
3B: 0	DP: 0	SB: 1	
HR: 3	HBP: 1	CS: 0	

Inning Stats	R: 1	H: 2	E: 0	K: 0	S: 11	R: 2	H: 2	E: 0	K: 0	S: 17	R: 1	H: 2	E: 0	K: 2	S: 12	R: 0	H: 0	E: 0	K: 0	S: 6	R: 0	H: 1	E: 0	K: 0	S: 10	R: 0	H: 0	E: 0	K: 1	S: 6	R: 1	H: 2	E: 0	K: 1	S: 15	R: 1	H: 1	E: 0	K: 1	S: 9
	LOB: 1	BB: 0	P: 17	LOB: 3	BB: 2	P: 30	LOB: 0	BB: 0	P: 9	LOB: 1	BB: 0	P: 13	LOB: 0	BB: 0	P: 10	LOB: 1	BB: 0	P: 26	LOB: 0	BB: 0	P: 18	LOB: 0	BB: 0	P: 18	LOB: 0	BB: 0	P: 18	LOB: 0	BB: 0	P: 18	LOB: 0	BB: 0	P: 18	LOB: 0	BB: 0	P: 18	LOB: 0	BB: 0	P: 18	

PITCHER	IP	WLS	BF	H	R	ER	SO	BB	IBB	HBP	BLK	WP	HR	S	P	ERA	WHIP
Greg Harris, R ERA: 3.94 (1, 1)	6.0	L	29	8	5	5	3	3	0	1	1	0	2	64	104	7.50	1.833
Pat Gomez, L ERA: 5.28 (7, 1)	0.2		3	1	0	0	1	0	0	0	0	0	0	9	16	0.00	1.500
Mark Ettles, R ERA: 6.52 (7, 1)	1.1		5	1	1	1	1	0	0	0	0	1	1	13	24	6.75	0.750

Batter	1	2	3	4	5	6	7	8	9	AB R H RBI BB SO LOB	TOP																
Bip Roberts, S (1, 4) OBP: 0.346, SLG: 0.321	1-0 3B 1B		0-0 1B		0-0 L7			2-0 F9	2-1 1B G6-4-3	5 1 3 1 0 0 1																	
Barry Larkin, R (1, 6) OBP: 0.391, SLG: 0.408	2-1 1-H SF7 3B		1-3 1-3 K			2-2 HR		0-1 L5	1-2 1-2f G6-4-3	5 2 2 2 0 1 4																	
Hal Morris, L (1, 3) OBP: 0.324, SLG: 0.317	1-1 3-H SF7		3-3 K			0-0 F7		4-1 BB		2 0 0 1 1 1 1																	
Kevin Mitchell, R (1, 7) OBP: 0.407, SLG: 0.608	3-0 G6-3 1B			0-1 F8		0-1 P3		1-1 P4		4 0 1 0 0 0 1																	
Roberto Kelly, R (1, 8) OBP: 0.362, SLG: 0.478	1-2 1-2f G6-3			3-1 CS 1B		2-0 HR		1-2 SH1 1B		4 2 3 1 0 0 1																	
Gary Varsho, L (1, 9) OBP: 0.346, SLG: 0.356		0-3 K		3-1 G4-3		0-1 G3		0-0 SH1		3 0 0 0 0 1 1																	
Jacob Brumfield, R (8, 9) OBP: 0.438, SLG: 0.360				1-2				1-2		0 0 0 0 0 0 0																	
Chris Sabo, R (1, 5) OBP: 0.282, SLG: 0.392			1-3 K		0-0 SH3 1B		1-2 CS 1B	2-0 1B BB 1B		4 1 3 1 0 1 0																	
Joe Oliver, R (1, 2) OBP: 0.286, SLG: 0.396			2-2 F7		0-1 F8		3-2 F9	4-2 1B 1B BB		3 0 0 0 1 0 2																	
Tom Browning, L (1, 1) OBP: 0.231, SLG: 0.292			0-3 K		1-1 SH3		0-1 F7	0-0 1B		1 0 0 0 0 1 0																	
Bobby Ayala, R (6, 1)										1 0 0 0 0 0 0																	
Jeff Branson, L (9, PH) OBP: 0.351, SLG: 0.416										1 0 1 0 0 0 0																	
Rob Dibble, L (9, 1)									1-2 2-3	0 0 0 0 0 0 0																	
Inning Stats	R: 2 E: 0 K: 0 S: 10	H: 3 LOB: 0 BB: 0 P: 18	R: 0 E: 0 K: 2 S: 10	H: 0 LOB: 0 BB: 0 P: 13	R: 0 E: 0 K: 3 S: 15	H: 1 LOB: 1 BB: 0 P: 19	R: 0 E: 0 K: 0 S: 7	H: 1 LOB: 0 BB: 0 P: 12	R: 0 E: 0 K: 0 S: 6	H: 1 LOB: 1 BB: 0 P: 7	R: 2 E: 0 K: 0 S: 11	H: 2 LOB: 0 BB: 0 P: 15	R: 0 E: 0 K: 0 S: 9	H: 1 LOB: 0 BB: 0 P: 13	R: 0 E: 0 K: 0 S: 6	H: 0 LOB: 1 BB: 1 P: 13	R: 2 E: 0 K: 0 S: 13	H: 4 LOB: 2 BB: 1 P: 23	1B: 10 2B: 0 3B: 1 HR: 2	SF: 1 SAC: 2 DP: 2 HBP: 0	WP: 0 PB: 0 SB: 1 CS: 2	PA: 38					
PITCHER	IP WLS BF H R ER SO BB IBB HBP BLK WP HR S P ERA WHIP																										
Frank Seminara, R (1, 1) ERA: 5.51	6.0		24	8	4	4	5	0	0	0	0	0	2	59	84	6.00	1.333										
Roger Mason, R (7, 1) ERA: 3.18	2.1	L	11	3	2	2	0	2	0	0	0	0	0	22	40	7.71	2.143										
Gene Harris, R (9, 1) ERA: 1.63	0.2		3	2	0	0	0	0	0	0	0	0	0	6	9	0.00	3.000										

Cincinnati Reds @ San Diego Padres
 Jack Murphy Stadium, San Diego, CA
 Thu Jun 24 1993, 6:33 AM EDT
 Att. 12,182 - Sunny - 71 F

livebaseballscorecards.com

AB	33
R	6
H	13
RBI	6
BB	2
SO	5
LOB	11



Batter	1	2	3	4	5	6	7	8	9	AB R H RBI BB SO LOB
Ricky Gutierrez, R (1, 6) OBP: 0.361, SLG: 0.331	0-3 K		2-1 F8		3-0 1B		1-1 E6		0-3 K	5 0 1 1 0 2 1
Jeff Gardner, L (1, 4) OBP: 0.343, SLG: 0.371	1-1 2B		0-0 1B		3-3 K		1-0 F8			4 0 2 0 0 1 2
Derek Bell, R (1, 8) OBP: 0.317, SLG: 0.452	0-2 F9		1-3 K		0-1 G6-3		0-1 P6			4 0 0 0 0 1 5
Fred McGriff, L (1, 3) OBP: 0.340, SLG: 0.482	1-0 G5-3			0-0 F9		1-1 F7		0-0 HR		4 1 1 1 0 0 1
Phil Clark, R (1, 9) OBP: 0.361, SLG: 0.462		1-0 1B		1-1 F9		0-1 HR		0-0 P3		4 1 2 0 0 0 0
Phil Plantier, L (1, 7) OBP: 0.316, SLG: 0.489		0-2 L1-3		1-2 1B		2-1 HR		2-0 G4-3		4 1 2 2 0 0 1
Craig Shipley, R (1, 5) OBP: 0.235, SLG: 0.306		1-2 F7		0-0 G5-3		0-0 G6-3		2-2 G6-3		3 0 0 0 0 0 1
Roger Mason, R (7, 1)										1 0 0 0 0 0 0
Gene Harris, R (9, 1)										0 0 0 0 0 0 0
Bob Geren, R (1, 2) OBP: 0.292, SLG: 0.303			1-2 FC1-6		0-0 SH5-4		3-3 K		0-2 G3-1	3 1 2 0 0 1 0
Kevin Higgins, L (9, PH) OBP: 0.354, SLG: 0.268										1 0 0 0 0 0 0
Frank Seminara, R (1, 1) OBP: 0.222, SLG: 0.222			0-2 FC1-6		0-2 SH5-4		2-3 K		3-1 G3-1	1 0 0 0 0 0 1
Kurt Stillwell, S (7, 5) OBP: 0.295, SLG: 0.294										2 0 0 0 0 1 0

Inning Stats	R: 0	H: 1	R: 0	H: 1	R: 0	H: 2	R: 0	H: 1	R: 1	H: 2	R: 2	H: 2	R: 0	H: 0	R: 1	H: 1	R: 0	H: 0	1B: 6	SF: 0	WP: 0	PA: 37	
E: 0	LOB: 1	E: 0	LOB: 0	E: 0	LOB: 2	E: 0	LOB: 1	E: 0	LOB: 0	E: 0	LOB: 0	E: 0	LOB: 0	E: 1	LOB: 1	E: 0	LOB: 0	E: 0	LOB: 0	2B: 3	SAC: 1	PB: 0	
K: 1	BB: 0	K: 0	BB: 0	K: 1	BB: 0	K: 0	BB: 0	K: 1	BB: 0	K: 1	BB: 0	K: 1	BB: 0	K: 1	BB: 0	K: 0	BB: 0	K: 1	BB: 0	3B: 0	DP: 1	SB: 0	
S: 9	P: 11	S: 9	P: 11	S: 12	P: 16	S: 10	P: 12	S: 11	P: 17	S: 8	P: 12	S: 6	P: 10	S: 8	P: 11	S: 8	P: 11	S: 8	P: 11	HR: 2	HBP: 0	CS: 0	

PITCHER	IP	WLS	BF	H	R	ER	SO	BB	IBB	HBP	BLK	WP	HR	S	P	ERA	WHIP
Tom Browning, L (1, 1) ERA: 5.89	5.1		24	9	3	3	3	0	0	0	1	0	1	57	75	5.06	1.688
Bobby Ayala, R (6, 1) ERA: 3.06	2.2	W	10	1	1	1	2	0	0	0	0	0	1	19	30	3.38	0.375
Rob Dibble, R (9, 1) ERA: 4.11	1.0	S	3	0	0	0	1	0	0	0	0	0	0	8	11	0.00	0.000

BOTTOM

Cincinnati Reds @ San Diego Padres
 Jack Murphy Stadium, San Diego, CA
 Thu Jun 24 1993, 6:33 AM EDT
 Att: 12,182 - Sunny - 71 F

livebaseballscores.com

AB	36
R	4
H	10
RBI	4
BB	0
SO	6
LOB	12



Batter	1	2	3	4	5	6	7	8	9	AB R H RBI BB SO LOB	TOP																																																																																																			
Bip Roberts, S (1, 4) OBP: 0.340, SLG: 0.315	2-1 L9		1-3 K		2-2 G4-3		0-0 F7		1-0 F9	5 0 0 0 0 1 0	Cincinnati Reds @ San Diego Padres Jack Murphy Stadium, San Diego, CA Fri Jun 25 1993, 10:05 PM EDT Att: 17,758 - Unknown livebaseballscorecards.com																																																																																																			
Barry Larkin, R (1, 6) OBP: 0.394, SLG: 0.413	2-2 G1-3		0-1 BB HR 1B		2-2 2B		1-1 G6-3		4-2 1B BB	4 1 2 0 1 0 0																																																																																																				
Hal Morris, L (1, 3) OBP: 0.329, SLG: 0.313	2-1 1B		4-2 HR BB		2-2 G4-3		0-1 G6-3		1-1 F7	4 1 1 0 1 0 2																																																																																																				
Kevin Mitchell, R (1, 7) Jacob Brumfield, R (8, PR) (8, 7)	0-2 F8		0-0 HR 1-H 2-H		1-2 L6		4-2 2B 1B BB		3-1 1B	3 1 1 3 1 0 1 1 1 1 0 0 0 0																																																																																																				
Roberto Kelly, R (1, 8) OBP: 0.363, SLG: 0.480			1-3 K		2-2 S 1B		0-0 1B 2B		1-3 K	5 0 2 0 0 3 2																																																																																																				
Reggie Sanders, R (1, 9) OBP: 0.339, SLG: 0.434			2-3 K		4-2 BB		3-2 1B 1B			3 1 1 1 1 2 0																																																																																																				
Chris Sabo, R (1, 5) OBP: 0.285, SLG: 0.394			3-2 FC6-4 1B		0-2 F8		1-0 1B PB 1B			4 1 2 0 0 0 2																																																																																																				
Joe Oliver, R (1, 2) OBP: 0.285, SLG: 0.393			2-2 FC6-4 1-2		1-3 K		2-3 K		1-1 PB 1B	4 0 1 1 0 2 3																																																																																																				
Tim Belcher, R (1, 1) OBP: 0.167, SLG: 0.171			1-3 K		1-2 G5-3		1-0 B1-3		1-3 K	4 0 0 0 0 2 1																																																																																																				
Inning Stats	R: 0 E: 0 K: 0 S: 11	H: 1 LOB: 1 BB: 0 P: 17	R: 0 E: 0 K: 2 S: 15	H: 1 LOB: 1 BB: 0 P: 23	R: 3 E: 0 K: 3 S: 14	H: 2 LOB: 0 BB: 1 P: 21	R: 0 E: 0 K: 2 S: 8	H: 0 LOB: 0 BB: 0 P: 10	R: 0 E: 0 K: 0 S: 12	H: 1 LOB: 1 BB: 0 P: 19	R: 0 E: 0 K: 1 S: 17	H: 1 LOB: 2 BB: 1 P: 26	R: 0 E: 0 K: 0 S: 4	H: 0 LOB: 0 BB: 0 P: 6	R: 3 E: 0 K: 1 S: 14	H: 4 LOB: 2 BB: 1 P: 24	R: 0 E: 0 K: 1 S: 13	H: 1 LOB: 2 BB: 1 P: 23	1B: 8 2B: 2 3B: 0 HR: 1	SF: 0 SAC: 0 DP: 0 HBP: 0	WP: 0 PA: 41 PB: 3 SB: 1 CS: 0																																																																																									
PITCHER	IP WLS BF H R ER SO BB IBB HBP BLK WP HR S P ERA WHIP	<table border="0"> <tr> <td>Wally Whitehurst, R (1, 1) ERA: 3.4</td> <td>2.2</td> <td>L</td> <td>11</td> <td>3</td> <td>1</td> <td>1</td> <td>4</td> <td>0</td> <td>0</td> <td>0</td> <td>0</td> <td>0</td> <td>0</td> <td>34</td> <td>50</td> <td>3.38</td> <td>1.125</td> </tr> <tr> <td>Tim Worrell, R (3, 1) ERA: 7.71</td> <td>2.1</td> <td></td> <td>10</td> <td>2</td> <td>2</td> <td>2</td> <td>3</td> <td>1</td> <td>0</td> <td>0</td> <td>0</td> <td>0</td> <td>1</td> <td>26</td> <td>40</td> <td>7.71</td> <td>1.286</td> </tr> <tr> <td>Kerry Taylor, R (6, 1) ERA: 7.75</td> <td>1.0</td> <td></td> <td>5</td> <td>1</td> <td>0</td> <td>0</td> <td>1</td> <td>1</td> <td>0</td> <td>0</td> <td>0</td> <td>0</td> <td>0</td> <td>17</td> <td>26</td> <td>0.00</td> <td>2.000</td> </tr> <tr> <td>Mark Ettles, R (7, 1) ERA: 5.91</td> <td>1.0</td> <td></td> <td>3</td> <td>0</td> <td>0</td> <td>0</td> <td>0</td> <td>0</td> <td>0</td> <td>0</td> <td>0</td> <td>0</td> <td>0</td> <td>4</td> <td>6</td> <td>0.00</td> <td>0.000</td> </tr> <tr> <td>Trevor Hoffman, R (8, 1) ERA: 3.68</td> <td>1.0</td> <td></td> <td>7</td> <td>4</td> <td>3</td> <td>2</td> <td>1</td> <td>1</td> <td>0</td> <td>0</td> <td>0</td> <td>0</td> <td>0</td> <td>14</td> <td>24</td> <td>18.00</td> <td>5.000</td> </tr> </table>																			Wally Whitehurst, R (1, 1) ERA: 3.4	2.2	L	11	3	1	1	4	0	0	0	0	0	0	34	50	3.38	1.125	Tim Worrell, R (3, 1) ERA: 7.71	2.1		10	2	2	2	3	1	0	0	0	0	1	26	40	7.71	1.286	Kerry Taylor, R (6, 1) ERA: 7.75	1.0		5	1	0	0	1	1	0	0	0	0	0	17	26	0.00	2.000	Mark Ettles, R (7, 1) ERA: 5.91	1.0		3	0	0	0	0	0	0	0	0	0	0	4	6	0.00	0.000	Trevor Hoffman, R (8, 1) ERA: 3.68	1.0		7	4	3	2	1	1	0	0	0	0	0	14	24	18.00	5.000
Wally Whitehurst, R (1, 1) ERA: 3.4	2.2	L	11	3	1	1	4	0	0	0	0	0	0	34	50	3.38	1.125																																																																																													
Tim Worrell, R (3, 1) ERA: 7.71	2.1		10	2	2	2	3	1	0	0	0	0	1	26	40	7.71	1.286																																																																																													
Kerry Taylor, R (6, 1) ERA: 7.75	1.0		5	1	0	0	1	1	0	0	0	0	0	17	26	0.00	2.000																																																																																													
Mark Ettles, R (7, 1) ERA: 5.91	1.0		3	0	0	0	0	0	0	0	0	0	0	4	6	0.00	0.000																																																																																													
Trevor Hoffman, R (8, 1) ERA: 3.68	1.0		7	4	3	2	1	1	0	0	0	0	0	14	24	18.00	5.000																																																																																													
PITCHER	IP WLS BF H R ER SO BB IBB HBP BLK WP HR S P ERA WHIP	<table border="0"> <tr> <td>Pat Gomez, L (9, 1) ERA: 5.12</td> <td>1.0</td> <td></td> <td>5</td> <td>1</td> <td>0</td> <td>0</td> <td>1</td> <td>1</td> <td>0</td> <td>0</td> <td>0</td> <td>0</td> <td>0</td> <td>13</td> <td>23</td> <td>0.00</td> <td>2.000</td> </tr> </table>																			Pat Gomez, L (9, 1) ERA: 5.12	1.0		5	1	0	0	1	1	0	0	0	0	0	13	23	0.00	2.000																																																																								
Pat Gomez, L (9, 1) ERA: 5.12	1.0		5	1	0	0	1	1	0	0	0	0	0	13	23	0.00	2.000																																																																																													



Batter	1	2	3	4	5	6	7	8	9	AB	R	H	RBI	BB	SO	LOB
Bill Bean, L OBP: 0.244, SLG: 0.286 (1, 3)	1-1 F9			0-0 HBP 1B	3-2 F7			0-0 G1-3		4	0	1	0	0	0	1
Jeff Gardner, L OBP: 0.336, SLG: 0.363 (1, 4)	1-3 K			2-0 F7	3-3 K			0-0 G4-3		4	0	0	0	0	2	2
Derek Bell, R OBP: 0.316, SLG: 0.447 (1, 8)	0-0 F9			1-2 HBP				1-3 K		3	0	0	0	0	1	0
Phil Plantier, L OBP: 0.310, SLG: 0.478 (1, 7)			2-0 F7	0-3 K			2-1 F7		0-0 P4	4	0	0	0	0	1	2
Phil Clark, R OBP: 0.347, SLG: 0.443 (1, 9)			1-3 K	1-0 F9			1-2 F9		0-2 F8	4	0	0	0	0	1	2
Archi Cianfrocco, R OBP: 0.190, SLG: 0.381 (1, 5)			2-0 G5-3					0-0 P3		4	0	0	0	0	0	0
Kevin Higgins, L OBP: 0.353, SLG: 0.271 (1, 2)			2-3 K		3-2 3B 1B			1-2 F8		3	1	1	0	0	1	0
Ricky Gutierrez, R OBP: 0.367, SLG: 0.348 (1, 6)			2-3 K		0-2 1B 3B			4-2 BB		2	1	1	1	1	1	0
Wally Whitehurst, R OBP: 0.077, SLG: 0.077 (1, 1)			0-0 P1		1-1 WP S 1B			2-3 K		0	0	0	0	0	0	0
Tim Worrell, R OBP: 0.241, SLG: 0.313 (3, 1)										1	0	0	0	0	0	0
Craig Shipley, R OBP: 0.241, SLG: 0.313 (5, PH)										1	0	1	1	0	0	0
Kerry Taylor, R OBP: 0.241, SLG: 0.313 (6, 1)										0	0	0	0	0	0	0
Mark Ettles, R OBP: 0.241, SLG: 0.313 (7, 1)										0	0	0	0	0	0	0
Bob Geren, R OBP: 0.299, SLG: 0.300 (7, PH)										1	0	0	0	0	1	1
Trevor Hoffman, R OBP: 0.299, SLG: 0.300 (8, 1)										0	0	0	0	0	0	0
Pat Gomez, L OBP: 0.299, SLG: 0.300 (9, 1)										0	0	0	0	0	0	0

Inning Stats	R: 0	H: 0	E: 0	LOB: 0	K: 1	BB: 0	S: 6	P: 8	R: 0	H: 0	E: 0	LOB: 0	K: 1	BB: 0	S: 6	P: 11	R: 0	H: 1	E: 0	LOB: 2	K: 1	BB: 0	S: 9	P: 13	R: 2	H: 3	E: 0	LOB: 1	K: 1	BB: 0	S: 17	P: 27	R: 0	H: 0	E: 0	LOB: 0	K: 0	BB: 0	S: 9	P: 13	R: 0	H: 0	E: 0	LOB: 1	K: 1	BB: 1	S: 16	P: 23	R: 0	H: 0	E: 0	LOB: 0	K: 1	BB: 0	S: 5	P: 6	R: 0	H: 0	E: 0	LOB: 0	K: 0	BB: 0	S: 6	P: 6	1B: 3	SF: 0	2B: 0	SAC: 0	3B: 1	DP: 0	HR: 0	HBP: 1	WP: 1	PA: 33
PITCHER Tim Belcher, R ERA: 3.38 (1, 1)	IP	WLS	BF	H	R	ER	SO	BB	IBB	HBP	BLK	WP	HR	S	P	ERA	WHIP	IP	WLS	BF	H	R	ER	SO	BB	IBB	HBP	BLK	WP	HR	S	P	ERA	WHIP	IP	WLS	BF	H	R	ER	SO	BB	IBB	HBP	BLK	WP	HR	S	P	ERA	WHIP																							

BOTTOM

Cincinnati Reds @ San Diego Padres

Jack Murphy Stadium, San Diego, CA

Fri Jun 25 1993, 10:05 PM EDT
Att. 17,758 - Unknown

AB	31
R	2
H	4
RBI	2
BB	1
SO	8
LOB	8



WP: 1	PA: 33
PB: 0	
SB: 1	
CS: 0	

livebaseballscorecards.com

Batter	1	2	3	4	5	6	7	8	9	AB R H RBI BB SO LOB	TOP											
Bip Roberts, S (1, 7) OBP: 0.336, SLG: 0.310	2-1 G1-3		2-1 G3-1			0-0 G6-3		2-2 P6		4 0 0 0 0 0 0	Cincinnati Reds @ San Diego Padres Jack Murphy Stadium, San Diego, CA Sat Jun 26 1993, 10:05 PM EDT Att: 26,471 - Unknown											
Barry Larkin, R (1, 6) OBP: 0.393, SLG: 0.411	2-2 G5-3		1-2 G6-3			2-3 K		1-1 FC4-6 1B	4 0 1 0 0 1 0													
Hal Morris, L (1, 3) OBP: 0.325, SLG: 0.310	2-2 G6-3			0-0 F8		0-1 FC6-4 1B		0-0 FC4-6 1-2f	4 0 1 0 0 0 1													
Chris Sabo, R (1, 5) OBP: 0.285, SLG: 0.391		0-1 L7		1-1 FC6 1B		0-1 FC6-4 1-2f		2-3 K	4 0 1 0 0 1 2													
Roberto Kelly, R (1, 8) OBP: 0.358, SLG: 0.473		2-2 G5-3		1-2 FC6 1-2f		0-0 P4		2-2 F7	4 0 0 0 0 0 2													
Reggie Sanders, R (1, 9) OBP: 0.339, SLG: 0.433		1-1 1B		1-3 K		0-0 L4			3 0 1 0 0 1 1													
Jeff Branson, L (1, 4) OBP: 0.351, SLG: 0.413		0-0 1B			0-1 G4-3		2-3 K		3 0 1 0 0 1 0													
Joe Oliver, R (1, 2) OBP: 0.282, SLG: 0.388		0-0 G1-3			0-0 G5-3		0-2 G5-3		3 0 0 0 0 0 2													
Jose Rijo, R (1, 1) OBP: 0.268, SLG: 0.237			0-3 K		0-1 G6-3		2-1 G4-3		2 0 0 0 0 1 0													
Gary Varsho, L (8, PH) OBP: 0.340, SLG: 0.348									1 0 0 0 0 0 0													
Steve Foster, R (8, 1)									0 0 0 0 0 0 0													
Inning Stats	R: 0 E: 0 K: 0 S: 11	H: 0 LOB: 0 BB: 0 P: 17	R: 0 E: 0 K: 0 S: 10	H: 2 LOB: 2 BB: 0 P: 13	R: 0 E: 0 K: 1 S: 8	H: 0 LOB: 0 BB: 0 P: 11	R: 0 E: 0 K: 1 S: 10	H: 1 LOB: 1 BB: 0 P: 13	R: 0 E: 0 K: 0 S: 5	H: 0 LOB: 0 BB: 0 P: 5	R: 0 E: 0 K: 1 S: 8	H: 1 LOB: 1 BB: 0 P: 10	R: 0 E: 0 K: 1 S: 5	H: 0 LOB: 0 BB: 0 P: 7	R: 0 E: 0 K: 0 S: 10	H: 0 LOB: 0 BB: 0 P: 14	R: 0 E: 0 K: 1 S: 9	H: 1 LOB: 1 BB: 0 P: 14	1B: 5 2B: 0 3B: 0 HR: 0	SF: 0 SAC: 0 DP: 0 HBP: 0	WP: 0 PB: 0 SB: 0 CS: 0	PA: 32
PITCHER	IP WLS BF H R ER SO BB IBB HBP BLK WP HR S P ERA WHIP																					
Doug Brocail, R (1, 1) ERA: 3.65	8.0 W 28 4 0 0 4 0 0 0 0 0 0 0 67 90 0.00 0.500																					
Gene Harris, R (9, 1) ERA: 1.57	1.0 S 4 1 0 0 1 0 0 0 0 0 0 0 9 14 0.00 1.000																					

livebaseballscorecards.com

AB	32
R	0
H	5
RBI	0
BB	0
SO	5
LOB	8



Batter	1	2	3	4	5	6	7	8	9
Jeff Gardner, L (1, 4) <small>OBP: 0.330, SLG: 0.356</small>	1-1 F7		2-2 G1-3			3-3 K		1-0 G5-3	
Ricky Gutierrez, R (1, 6) <small>OBP: 0.364, SLG: 0.346</small>	1-0 L6			2-3 K		2-0 F7		2-2 1B	
Tony Gwynn, L (1, 9) Gene Harris, R (9, 1)	0-1 G6-3			2-2 L6		2-1 1B		3-1 1B	
Derek Bell, R (1, 8) <small>OBP: 0.311, SLG: 0.440</small>		2-3 K		1-0 E6		1-3 K		0-3 K	
Phil Plantier, L (1, 7) <small>OBP: 0.310, SLG: 0.486</small>		1-2 G5-3		2-2 3B			0-2 G5-3		
Archi Cianfrocco, R (1, 5) Craig Shipley, R (9, 5) <small>OBP: 0.167, SLG: 0.333 <small>OBP: 0.241, SLG: 0.313</small></small>		1-2 G4-3		2-2 G6-3			1-3 K		
Kevin Higgins, L (1, 2) <small>OBP: 0.352, SLG: 0.274</small>			2-1 FC5-4			1-1 L6		0-1 F7	
Bill Bean, L (1, 3) <small>OBP: 0.229, SLG: 0.267</small>			1-2 FC5-4			2-3 K		3-3 K	
Doug Brocail, L (1, 1) Kurt Stillwell, S (8, PH) Bob Geren, R (9, 2) <small>OBP: 0.301, SLG: 0.301 <small>OBP: 0.289, SLG: 0.300</small></small>			0-0 SH2-4			0-3 K		2-2 1B	


AB	R	H	RBI	BB	SO	LOB
4	0	0	0	0	1	2
4	0	1	0	0	1	0
4	0	2	1	0	0	0
0	0	0	0	0	0	0
4	1	0	0	0	3	3
3	0	1	1	0	0	0
3	0	0	0	0	1	1
0	0	0	0	0	0	0
3	0	1	0	0	0	0
3	0	0	0	0	2	1
1	0	0	0	0	1	0
1	1	1	0	0	0	0
0	0	0	0	0	0	0

BOTTOM

Cincinnati Reds @ San Diego Padres
Jack Murphy Stadium, San Diego, CA

Sat Jun 26 1993, 10:05 PM EDT
 Att. 26,471 - Unknown

AB	30
R	2
H	6
RBI	2
BB	0
SO	9
LOB	7



Inning Stats	R: 0	H: 0	E: 0	LOB: 0	K: 0	S: 5	P: 7	R: 0	H: 0	E: 0	LOB: 0	K: 1	S: 10	P: 14	R: 0	H: 1	E: 0	LOB: 1	K: 0	S: 10	R: 1	H: 1	E: 1	LOB: 1	K: 1	S: 14	R: 0	H: 0	E: 0	LOB: 0	K: 2	S: 8	P: 11	R: 0	H: 1	E: 0	LOB: 1	K: 2	S: 10	R: 0	H: 0	E: 0	LOB: 0	K: 1	S: 8	P: 9	R: 1	H: 3	E: 0	LOB: 2	K: 2	S: 16	P: 27
PITCHER	IP	WLS	BF	H	R	ER	SO	BB	IBB	HBP	BLK	WP	HR	S	P	ERA	WHIP	PITCHER	IP	WLS	BF	H	R	ER	SO	BB	IBB	HBP	BLK	WP	HR	S	P	ERA	WHIP																		
Jose Rijo, R (1, 1) <small>ERA: 3.19</small>	7.0	L	25	3	1	0	7	0	0	0	0	0	0	65	97	0.00	0.429	Steve Foster, R (8, 1) <small>ERA: 1.75</small>	1.0		6	3	1	1	2	0	0	0	0	0	16	27	9.00	3.000																			

WP: 0	PA: 31
PB: 0	
SB: 1	
CS: 0	

Batter	1	2	3	4	5	6	7	8	9	10	11	AB R H RBI BB SO LOB	TOP
Bip Roberts, S OBP: 0.334, SLG: 0.309 Jacob Brumfield, R OBP: 0.395, SLG: 0.323	G4-3		K			F8		G1-3		F8	FC5-4	1 0 0 0 0 0 5 0 0 0 0 1 5	
Juan Samuel, R OBP: 0.221, SLG: 0.311	K			K			L9	F9				6 1 2 1 0 2 1	
Hal Morris, L OBP: 0.325, SLG: 0.312	F8			K			E5 FC8-6		WP 1B		E8 1B	6 1 2 1 0 1 2	
Chris Sabo, R OBP: 0.283, SLG: 0.388		G6-3		G5-3			E5 FC8-6		P6			5 1 1 0 0 0 2	
Roberto Kelly, R OBP: 0.356, SLG: 0.469		F9			G5-3		FC8-6		F9			5 1 1 1 0 0 3	
Reggie Sanders, R OBP: 0.337, SLG: 0.433		K			P4		K		G5-3			5 1 1 1 0 2 3	
Jeff Branson, L OBP: 0.363, SLG: 0.417					F7					G6-3		4 2 2 0 1 0 0	
Dan Wilson, R OBP: 0.333, SLG: 0.271					K		K		SH1-4			2 0 0 1 1 2 1	
John Smiley, L OBP: 0.281, SLG: 0.300 Gary Varsho, L OBP: 0.362, SLG: 0.383 Bobby Ayala, R OBP: 0.362, SLG: 0.383 Kevin Wickander, L OBP: 0.362, SLG: 0.383 Jeff Reardon, R OBP: 0.362, SLG: 0.383 Randy Milligan, R OBP: 0.362, SLG: 0.383 Greg Cadaret, L OBP: 0.362, SLG: 0.383 Rob Dibble, L OBP: 1.000, SLG: 1.000					K		K			K		2 0 0 0 0 2 1 1 0 1 1 0 0 0 0 0 0 0 0 0 0 0 0 0 0 0 0 0 1 0 0 0 0 0 1 1 0 0 0 0 0 0 0 1 0 1 1 0 0 0	
Inning Stats	R: 0 H: 0 E: 0 LOB: 0 K: 1 BB: 0 S: 11 P: 14	R: 0 H: 0 E: 0 LOB: 0 K: 1 BB: 0 S: 9 P: 14	R: 0 H: 1 E: 0 LOB: 1 K: 3 BB: 0 S: 11 P: 16	R: 0 H: 0 E: 0 LOB: 0 K: 2 BB: 0 S: 10 P: 13	R: 0 H: 0 E: 0 LOB: 0 K: 0 BB: 0 S: 7 P: 13	R: 0 H: 0 E: 0 LOB: 0 K: 2 BB: 0 S: 9 P: 17	R: 0 H: 0 E: 2 LOB: 2 K: 1 BB: 0 S: 13 P: 22	R: 1 H: 2 E: 0 LOB: 1 K: 0 BB: 0 S: 11 P: 14	R: 0 H: 1 E: 0 LOB: 1 K: 0 BB: 0 S: 9 P: 17	R: 0 H: 0 E: 1 LOB: 1 K: 1 BB: 1 S: 8 P: 13	R: 6 H: 7 E: 1 LOB: 2 K: 0 BB: 1 S: 19 P: 34	1B: 9 SF: 1 2B: 2 SAC: 1 3B: 0 DP: 0 HR: 0 HBP: 0	WP: 2 PA: 48 PB: 0 SB: 2 CS: 0
PITCHER	IP WLS BF H R ER SO BB IBB HBP BLK WP HR S P ERA WHIP												
Andy Benes, R ERA: 2.6	(1, 1) 7.0 24 1 0 0 10 0 0 0 0 1 0 70 109 0.00 0.143												
Trevor Hoffman, R ERA: 3.72	(8, 1) 2.0 9 3 1 1 0 0 0 0 0 1 0 20 31 4.50 1.500												
Gene Harris, R ERA: 2.73	(10, 1) 1.0 L 8 4 4 4 1 1 0 0 0 0 0 18 28 36.00 5.000												
Mark Ettles, R ERA: 6.94	(11, 1) 1.0 7 3 2 2 0 0 0 1 0 0 0 9 19 18.00 3.000												

Cincinnati Reds @ San Diego Padres
 Jack Murphy Stadium, San Diego, CA
 Sun Jun 27 1993, 6:33 AM EDT
 Att. 12,330 - Sunny

AB	44
R	7
H	11
RBI	7
BB	2
SO	11
LOB	19



Batter	1	2	3	4	5	6	7	8	9	10	11	AB R H RBI BB SO LOB	BOTTOM													
Ricky Gutierrez, R OBP: 0.363, SLG: 0.345 (1, 6)	1-3 K		1-2 G5-3		3-1 WP 1B		0-2 2-H 1B		2-1 F9		0-3 K	6 0 2 1 0 2 0	Cincinnati Reds @ San Diego Padres Jack Murphy Stadium, San Diego, CA Sun Jun 27 1993, 6:33 AM EDT Att. 12,330 - Sunny													
Craig Shipley, R OBP: 0.254, SLG: 0.322 (1, 4) (8, 5) (11, 7)	1-0 G5-3		1-2 1B		0-1 1B		0-2 F8		1-2 P3		2-1 BB 1B	6 0 3 0 0 0 1														
Phil Clark, R OBP: 0.346, SLG: 0.440 Jeff Gardner, L OBP: 0.339, SLG: 0.356 (1, 9) (8, 4)	1-2 1B		0-0 L8		3-2 G4-3			4-1 1B BB		4-2 FC3-5 BB	4-2 BB 1B	3 0 1 0 0 0 3 0 0 0 0 3 0 0														
Fred McGriff, L OBP: 0.347, SLG: 0.483 (1, 3)	3-1 1B				3-2 G6-4-3 1B		0-1 F8		4-0 1B BB		4-2 S FC3-5 BB	3-3 K		4 0 2 0 2 1 2												
Derek Bell, R OBP: 0.310, SLG: 0.435 (1, 8)	1-2 L8				0-1 G6-4-3		1-2 F7		0-0 1B		0-0 FC3-5			5 0 1 0 0 0 5												
Archi Cianfrocco, R OBP: 0.185, SLG: 0.333 Bill Bean, L OBP: 0.229, SLG: 0.267 Tony Gwynn, L OBP: 0.363, SLG: 0.426 (1, 5) (8, 9) (8, PH) (9, 9)			0-1 G6-3		0-1 FC6-4 1B		1-3 K		0-3 K		3-3 K			3 0 1 0 0 1 0 0 0 0 0 0 0 0 2 0 0 0 0 2 5												
Phil Plantier, L OBP: 0.312, SLG: 0.481 (1, 7)			1-3 K		0-0 FC6-4		0-0 SH1-4 1B		2-2 F8		4-1 BB			4 1 1 0 1 1 4												
Bob Geren, R OBP: 0.285, SLG: 0.295 Kevin Higgins, L OBP: 0.342, SLG: 0.266 (1, 2) (8, PH) (9, 2)			0-0 G5-3				0-0 SH1-4		1-2 F7		1-3 K			2 0 0 0 0 0 0 2 0 0 0 0 1 6												
Andy Beres, R OBP: 0.162, SLG: 0.278 Tim Lincecum, R OBP: 0.339, SLG: 0.464 Trevor Hoffman, R Gene Harris, R Mark Ettles, R Kurt Stillwell, S OBP: 0.298, SLG: 0.298 (1, 1) (7, PH) (8, 1) (10, 1) (11, 1) (11, 5)			3-2 F8		1-3 K		1-1 F9		2-2 G6-3		0-2 F7			2 0 0 0 0 0 1 0 1 0 0 0 0 0 0 1 1 0 1 0 0 0 0 0 0 0												
Inning Stats	R: 0 E: 0 K: 1 S: 12	H: 2 LOB: 2 BB: 0 P: 19	R: 0 E: 0 K: 1 S: 6	H: 0 LOB: 0 BB: 0 P: 7	R: 0 E: 0 K: 0 S: 11	H: 1 LOB: 1 BB: 0 P: 16	R: 0 E: 0 K: 0 S: 8	H: 2 LOB: 1 BB: 0 P: 11	R: 0 E: 0 K: 1 S: 11	H: 2 LOB: 2 BB: 0 P: 18	R: 0 E: 0 K: 1 S: 8	H: 0 LOB: 0 BB: 0 P: 10		R: 1 E: 0 K: 0 S: 10	H: 2 LOB: 1 BB: 0 P: 11	R: 0 E: 0 K: 1 S: 14	H: 1 LOB: 3 BB: 2 P: 25	R: 0 E: 0 K: 0 S: 8	H: 0 LOB: 0 BB: 0 P: 13	R: 0 E: 0 K: 2 S: 12	H: 0 LOB: 3 BB: 3 P: 28	R: 0 E: 0 K: 2 S: 14	H: 1 LOB: 2 BB: 1 P: 23	1B: 11 2B: 0 3B: 0 HR: 0	SF: 0 SAC: 1 DP: 1 HBP: 0	WP: 1 PA: 49
PITCHER	IP	WLS	BF	H	R	ER	SO	BB	IBB	HBP	BLK	WP		HR	S	P	ERA	WHIP								
John Smiley, L ERA: 5.35 (1, 1)	7.0		29	9	1	1	4	0	0	0	0	1	0	66	92	1.29	1.286									
Bobby Ayala, R ERA: 3.06 (8, 1)	0.0		3	1	0	0	0	2	0	0	0	0	0	2	10	∞	∞									
Kevin Wickander, L ERA: 3.57 (8, 1)	0.2		2	0	0	0	1	0	0	0	0	0	0	7	9	0.00	0.000									
Jeff Reardon, R ERA: 2.63 (8, 1)	1.1		4	0	0	0	0	0	0	0	0	0	0	13	19	0.00	0.000									
Greg Cadaret, L ERA: 4.88 (10, 1)	0.0		2	0	0	0	0	2	0	0	0	0	0	4	12	∞	∞									
PITCHER	IP	WLS	BF	H	R	ER	SO	BB	IBB	HBP	BLK	WP	HR	S	P	ERA	WHIP									
Rob Dibble, R ERA: 3.63 (10, 1)	2.0		9	1	0	0	4	2	0	0	0	0	0	22	39	0.00	1.500									

AB	42
R	1
H	11
RBI	1
BB	6
SO	9
LOB	27



livebaseballscores.com

Batter	1	2	3	4	5	6	7	8	9	10	11	AB	R	H	RBI	BB	SO	LOB	TOP								
Jose Vizcaino, S OBP: 0.359, SLG: 0.388 (1, 5)	G3-1		F7		G4-3		G4-3			G6-3		5	0	0	0	0	0	1									
23 Ryne Sandberg, R OBP: 0.356, SLG: 0.400 (1, 4)	1B		F8		K				G1-3	HBP		4	0	1	0	0	1	1									
Mark Grace, L OBP: 0.377, SLG: 0.479 (1, 3)	G4-3			2B	G3-1				K	L9		5	1	1	0	0	1	2									
Derrick May, L OBP: 0.337, SLG: 0.441 Paul Assenmacher, L OBP: 0.500, SLG: 0.500 Willie Wilson, S OBP: 0.276, SLG: 0.318 (1, 7)			G3		G4-3				P6	P6		4	1	1	0	0	0	0									
Sammy Sosa, R OBP: 0.296, SLG: 0.472 (1, 8)					SF8							0	0	0	0	0	0	0									
Rick Wilkins, L OBP: 0.385, SLG: 0.567 Eric Yelding, R OBP: 0.303, SLG: 0.375 Steve Lake, R OBP: 0.217, SLG: 0.333 (1, 2)					K					1B		5	2	3	0	0	2	2									
Candy Maldonado, R OBP: 0.266, SLG: 0.296 (1, 9)					K							3	0	2	0	1	0	1									
Rey Sanchez, R OBP: 0.343, SLG: 0.371 (1, 6)												0	0	0	0	0	0	0									
Turk Wendell, L OBP: 0.250, SLG: 0.250 Dan Plesac, L OBP: 0.336, SLG: 0.500 Bob Scanlan, R OBP: 0.125, SLG: 0.375 Doug Jennings, L OBP: 0.067, SLG: 1.000 (1, 1)												4	0	1	3	1	1	3									
Inning Stats	R: 0 E: 0 K: 0 S: 7	H: 1 LOB: 0 BB: 0 P: 12	R: 0 E: 0 K: 2 S: 12	H: 1 LOB: 1 BB: 0 P: 17	R: 0 E: 0 K: 0 S: 4	H: 1 LOB: 1 BB: 0 P: 7	R: 2 E: 0 K: 1 S: 12	H: 2 LOB: 2 BB: 2 P: 23	R: 0 E: 0 K: 1 S: 7	H: 0 LOB: 0 BB: 0 P: 11	R: 0 E: 0 K: 0 S: 5	H: 1 LOB: 1 BB: 0 P: 8	R: 0 E: 0 K: 0 S: 5	H: 0 LOB: 0 BB: 0 P: 7	R: 0 E: 0 K: 1 S: 9	H: 0 LOB: 0 BB: 0 P: 12	R: 1 E: 0 K: 1 S: 8	H: 2 LOB: 2 BB: 0 P: 12	R: 0 E: 0 K: 0 S: 7	H: 0 LOB: 1 BB: 0 P: 14	R: 1 E: 0 K: 0 S: 12	H: 2 LOB: 1 BB: 0 P: 14	1B: 9 2B: 1 3B: 0 HR: 0	SF: 1 SAC: 1 DP: 0 HBP: 1	WP: 0 PB: 0 SB: 1 CS: 1	PA: 45	
PITCHER	IP	WLS	BF	H	R	ER	SO	BB	IBB	HBP	BLK	WP	HR	S	P	ERA	WHIP										
Greg Harris, R ERA: 3.9 (1, 1)	8.0		33	8	3	3	5	1	1	0	0	0	0	64	102	3.38	1.125										
Gene Harris, R ERA: 2.64 (9, 1)	1.0		3	0	0	0	1	0	0	0	0	0	0	5	7	0.00	0.000										
Roger Mason, R ERA: 3.23 (10, 1)	2.0	L	9	2	1	1	0	0	0	1	0	0	0	19	28	4.50	1.000										

Chicago Cubs @ San Diego Padres
 Jack Murphy Stadium, San Diego, CA
 Mon Jun 28 1993, 10:05 PM EDT
 Att: 12,091 - Unknown - 71 F

livebaseballscorecards.com

AB 40
 R 4
 H 10
 RBI 4
 BB 2
 SO 6
 LOB 19



Batter	1	2	3	4	5	6	7	8	9	10	11	AB R H RBI BB SO LOB	BOTTOM
Jeff Gardner, L (1, 4) OBP: 0.336, SLG: 0.352	G3-1		E7 FC1 1B		F9			G3-1	K			5 0 1 0 0 1 0	Chicago Cubs @ San Diego Padres Jack Murphy Stadium, San Diego, CA Mon Jun 28 1993, 10:05 PM EDT Att. 12,091 - Unknown - 71 F livebaseballscores.com
Ricky Gutierrez, R (1, 6) OBP: 0.364, SLG: 0.347	K		FC1 2B E		L6			2B FC6-4 1B		1-2 1B		5 2 2 0 0 1 1	
Tony Gwynn, L (1, 9) OBP: 0.363, SLG: 0.433	G3		E8 1H 2B		G4-3			FC6-4 1-3 2B		F8		5 0 2 0 0 0 0	
Fred McGriff, L (1, 3) OBP: 0.354, SLG: 0.483												2 0 1 0 3 0 0	
Phil Plantier, L (1, 7) OBP: 0.308, SLG: 0.473												3 0 0 0 0 1 3	
Tim Teufel, R (8, PH) OBP: 0.339, SLG: 0.464												0 0 0 0 0 0 0	
Bill Bean, L (8, PH) OBP: 0.220, SLG: 0.255												2 0 0 1 0 1 3	
Derek Bell, R (1, 8) OBP: 0.314, SLG: 0.436												4 0 2 0 0 0 1	
Archi Cianfrocco, R (1, 5) OBP: 0.161, SLG: 0.290												4 0 0 0 0 1 5	
Craig Shipley, R (10, 5) OBP: 0.262, SLG: 0.319												1 0 0 0 0 0 1	
Kevin Higgins, L (1, 2) OBP: 0.338, SLG: 0.265												4 1 1 0 0 0 1	
Phil Clark, R (11, PH) OBP: 0.343, SLG: 0.436												1 0 0 0 0 0 1	
Greg Harris, R (1, 1) OBP: 0.267, SLG: 0.244												2 0 0 0 0 1 1	
Gene Harris, R (9, 1)												0 0 0 0 0 0 0	
Kurt Stillwell, S (9, PH) OBP: 0.296, SLG: 0.295												1 0 0 0 0 1 0	
Roger Mason, R (10, 1)												0 0 0 0 0 0 0	
Bob Geren, R (11, PH) OBP: 0.282, SLG: 0.292												1 0 0 0 0 0 1	
Inning Stats	R: 0 H: 0 E: 0 LOB: 0 K: 1 BB: 0 S: 6 P: 12	R: 0 H: 1 E: 0 LOB: 1 K: 0 BB: 0 S: 7 P: 11	R: 2 H: 3 E: 2 LOB: 2 K: 0 BB: 1 S: 11 P: 22	R: 0 H: 1 E: 0 LOB: 1 K: 2 BB: 0 S: 9 P: 15	R: 0 H: 0 E: 0 LOB: 0 K: 0 BB: 0 S: 6 P: 9	R: 0 H: 0 E: 0 LOB: 0 K: 1 BB: 0 S: 7 P: 11	R: 0 H: 0 E: 0 LOB: 0 K: 0 BB: 0 S: 8 P: 11	R: 1 H: 2 E: 0 LOB: 3 K: 0 BB: 1 S: 7 P: 17	R: 0 H: 0 E: 0 LOB: 0 K: 2 BB: 0 S: 11 P: 13	R: 0 H: 1 E: 0 LOB: 1 K: 1 BB: 1 S: 15 P: 22	R: 0 H: 1 E: 0 LOB: 1 K: 0 BB: 0 S: 5 P: 8	1B: 7 SF: 0 2B: 2 SAC: 1 3B: 0 DP: 0 HR: 0 HBP: 1	WP: 0 PA: 45 PB: 0 SB: 0 CS: 0
PITCHER	IP WLS BF H R ER SO BB IBB HBP BLK WP HR S P ERA WHIP												
Turk Wendell, R (1, 1) ERA: 7.3	7.1 29 6 3 2 4 0 1 0 0 0 0 0 57 97 2.46 0.818												
Dan Plesac, L (8, 1) ERA: 4.89	0.0 2 1 0 0 0 0 0 1 0 0 0 0 0 1 5 ∞ ∞												
Bob Scanlan, R (8, 1) ERA: 3.79	1.2 6 0 0 0 2 0 0 1 0 0 0 0 0 14 19 0.00 0.000												
Paul Assenmacher, L (10, 1) ERA: 3.99	1.0 W 4 1 0 0 1 1 0 0 0 0 0 0 0 15 22 0.00 2.000												
Randy Myers, L (11, 1) ERA: 1.67	1.0 S 4 1 0 0 0 0 0 0 0 0 0 0 0 5 8 0.00 1.000												

Batter	1	2	3	4	5	6	7	8	9	AB R H RBI BB SO LOB	TOP	
Rey Sanchez, R (1, 6) <small>OBP: 0.354, SLG: 0.387</small>	1-1 1B		1-1 2B			1-1 1B	3-2 F8		1-0 1B	5 2 4 0 0 0 1		
23 Ryne Sandberg, R (1, 4) <small>OBP: 0.353, SLG: 0.395</small> Jose Vizcaino, S (9, 4) <small>OBP: 0.359, SLG: 0.388</small>	0-2 G6-4-3 1-2f		0-0 P5			0-0 F9	2-1 G6-3		0-2 1B	5 1 1 0 0 0 4 0 0 0 0 0 0 0		
Mark Grace, L (1, 3) <small>OBP: 0.381, SLG: 0.491</small> Jim Bullinger, R (9, 1)	1-1 G4-3			2-1 L5		1-2 1B	1-0 HR		3-1 1B	5 3 3 3 0 0 0 0 0 0 0 0 0 0		
Derrick May, L (1, 7) <small>OBP: 0.336, SLG: 0.438</small> Dan Plesac, L (7, 1) Doug Jennings, L (9, PH) <small>OBP: 0.118, SLG: 0.353</small>		1-0 1B		2-2 G5-3		1-0 1B	0-0 G6-3		0-1 1B	4 1 1 1 0 0 1 0 0 0 0 0 0 0 1 1 0 1 0 0 1		
Sammy Sosa, R (1, 8) <small>OBP: 0.301, SLG: 0.473</small>		0-0 P3		4-2 BB		1-0 1B		1-0 F8	2-1 1B	4 0 2 2 1 0 1		
Candy Maldonado, R (1, 9) <small>OBP: 0.272, SLG: 0.287</small>		2-1 F9		1-3 K		4-0 1B		1-1 F8	4-2 BB	3 0 0 0 2 1 2		
Steve Buechele, R (1, 5) <small>OBP: 0.284, SLG: 0.413</small> Eric Yelding, R (9, 5) <small>OBP: 0.303, SLG: 0.375</small>		2-1 F9			2-2 F9	0-0 1B		1-2 1B	0-2 SF9	4 1 2 2 0 0 1 0 0 0 0 0 0 0		
Steve Lake, R (1, 2) <small>OBP: 0.216, SLG: 0.320</small>		0-2 G5-3		0-3 K		1-2 P5		1-2 1B	3-2 L6	5 0 1 1 0 1 4		
Mike Morgan, R (1, 1) <small>OBP: 0.063, SLG: 0.032</small> Dwight Smith, L (7, PH) <small>OBP: 0.336, SLG: 0.497</small>			1-2 G6-3		1-1 F8		1-0 HR	3-2 G4-3	1-1 G5-3	2 0 0 0 0 0 0 3 1 1 0 0 0 3		
Inning Stats	R: 0 H: 1 E: 0 LOB: 0 K: 0 BB: 0 S: 7 P: 9	R: 0 H: 1 E: 0 LOB: 1 K: 0 BB: 0 S: 6 P: 11	R: 0 H: 1 E: 0 LOB: 1 K: 0 BB: 0 S: 9 P: 11	R: 0 H: 0 E: 0 LOB: 1 K: 1 BB: 1 S: 14 P: 22	R: 0 H: 0 E: 0 LOB: 0 K: 1 BB: 0 S: 9 P: 12	R: 3 H: 4 E: 1 LOB: 2 K: 0 BB: 1 S: 14 P: 23	R: 2 H: 2 E: 0 LOB: 0 K: 0 BB: 0 S: 8 P: 15	R: 1 H: 2 E: 0 LOB: 1 K: 0 BB: 1 S: 12 P: 19	R: 4 H: 4 E: 1 LOB: 2 K: 0 BB: 1 S: 21 P: 35	1B: 12 SF: 1 2B: 2 SAC: 0 3B: 0 DP: 1 HR: 1 HBP: 0	WP: 0 PA: 45 PB: 0 SB: 2 CS: 0	
PITCHER	IP WLS BF H R ER SO BB IBB HBP BLK WP HR S P ERA WHIP											IP WLS BF H R ER SO BB IBB HBP BLK WP HR S P ERA WHIP
Tim Worrell, R (1, 1) <small>ERA: 5.79</small>	7.0 L 31 9 5 4 2 2 0 0 0 0 0 0 1 67 103 5.14 1.571											
Mark Ettles, R (8, 1) <small>ERA: 7.3</small>	0.2 4 2 1 1 0 0 0 0 0 0 0 0 9 13 13.50 3.000											
Pedro Martinez, L (8, 1) <small>ERA:</small>	0.1 1 0 0 0 0 0 0 0 0 0 0 0 3 6 0.00 0.000											
Trevor Hoffman, R (9, 1) <small>ERA: 4.42</small>	0.0 5 4 4 3 0 0 0 0 0 0 0 0 10 16 ∞ ∞											
Kerry Taylor, R (9, 1) <small>ERA: 7.54</small>	1.0 4 0 0 0 0 0 1 0 0 0 0 0 0 11 19 0.00 1.000											

Chicago Cubs @ San Diego Padres
 Jack Murphy Stadium, San Diego, CA
 Tue Jun 29 1993, 10:05 PM EDT
 Att. 18,197 - Unknown - 74 F

livebaseballscorecards.com

AB	41
R	10
H	15
RBI	10
BB	3
SO	2
LOB	18



Batter	1	2	3	4	5	6	7	8	9	AB	R	H	RBI	BB	SO	LOB
Jeff Gardner, L (1, 4) Tim Lincecum, R (7, PH) Mark Ectles, R (8, 1) Pedro Martinez, L (8, 1) Trevor Hoffman, R (9, 1) Kerry Taylor, R (9, 1) Kurt Stillwell, S (9, PH)	3-2 G3-1		0-0 L7		1-2 FC3-5-6 2B		2-2 G4-6-3 1-2f		1-0 1B	3	0	1	0	0	0	1
Ricky Gutierrez, R (1, 6) OBP: 0.353, SLG: 0.336	0-0 G6-3		2-3 K		2-1 FC3-5-6 G4-6-3 2-3			1-2 F7	1-2 K	5	0	0	0	0	2	4
Tony Gwynn, L (1, 9) OBP: 0.358, SLG: 0.426	0-1 G3-1			0-0 G1-3	0-1 G4-6-3 1-2f			2-2 G6-3		4	0	0	0	0	0	1
Fred McGriff, L (1, 3) OBP: 0.356, SLG: 0.481		3-1 FC5 1B		4-2 HR BB		1-1 F8		2-0 P6		3	1	1	0	1	0	0
Phil Plantier, L (1, 7) OBP: 0.316, SLG: 0.510		2-0 FC5 1B		1-2 1-H HR		1-0 HR			2-1 G3	4	2	3	3	0	0	0
Derek Bell, R (1, 8) OBP: 0.318, SLG: 0.437 Bill Bean, L (9, PH) OBP: 0.235, SLG: 0.292		2-0 FC5 G6-4-3 1-2 2-3		4-2 FC4-6 BB BB		1-1 G4-6-3 1B		0-1 1B 2B		2	0	1	0	1	0	2
Archi Cianfrocco, R (1, 5) OBP: 0.171, SLG: 0.265		2-1 G6-4-3 1-2f		4-0 FC4-6 BB		0-0 G4-6-3 1-2f		3-1 E6 1B 1B		3	1	0	0	1	0	4
Kevin Higgins, L (1, 2) OBP: 0.358, SLG: 0.292			1-0 1B	2-2 FC4-6 1-2f 2-3		3-2 G4-6-3 1B		2-2 1B 1B		4	0	3	1	0	0	2
Tim Worrell, R (1, 1) Craig Shipley, R (7, PH) OBP: 0.248, SLG: 0.314			1-3 K	0-3 K		0-1 F9		0-0 P4		2	0	0	0	0	2	3
										2	0	0	0	0	0	3

Inning Stats	R: 0	H: 0	E: 0	K: 0	S: 6	H: 2	LOB: 1	BB: 0	P: 9	R: 0	H: 1	E: 0	K: 2	S: 10	H: 1	LOB: 1	BB: 0	P: 15	R: 0	H: 1	E: 0	K: 1	S: 10	R: 2	H: 1	E: 0	K: 1	S: 15	H: 1	LOB: 2	BB: 3	P: 30	R: 0	H: 1	E: 0	K: 0	S: 7	H: 2	LOB: 0	BB: 0	P: 10	R: 1	H: 2	E: 0	K: 0	S: 6	H: 2	LOB: 0	BB: 0	P: 9	R: 0	H: 1	E: 0	K: 0	S: 12	H: 1	LOB: 0	BB: 0	P: 17	R: 0	H: 0	E: 0	K: 0	S: 9	H: 0	LOB: 0	BB: 0	P: 14	R: 2	H: 3	E: 1	K: 1	S: 14	H: 3	LOB: 2	BB: 0	P: 23	1B: 7	SF: 0	2B: 2	SAC: 0	3B: 0	DP: 4	HR: 2	HBP: 0	WP: 0	PA: 38
PITCHER	IP	WLS	BF	H	R	ER	SO	BB	IBB	HBP	BLK	WP	HR	S	P	ERA	WHIP																																																																						
Mike Morgan, R (1, 1) ERA: 3.97	6.0		25	7	3	3	3	3	0	0	0	0	0	50	87	4.50	1.667																																																																						
Dan Plesac, L (7, 1) ERA: 4.62	2.0		6	1	0	0	0	0	0	0	0	0	0	21	31	0.00	0.500																																																																						
Jim Bullinger, R (9, 1) ERA: 7.56	1.0		7	3	2	1	1	0	0	0	0	0	0	14	23	9.00	3.000																																																																						

BOTTOM

Chicago Cubs @ San Diego Padres
 Jack Murphy Stadium, San Diego, CA

Tue Jun 29 1993, 10:05 PM EDT
 Att: 18,197 - Unknown - 74 F

AB	35
R	5
H	11
RBI	5
BB	3
SO	4
LOB	21



WP: 0	PA: 38
PB: 0	
SB: 0	
CS: 0	

livebaseballscorecards.com

Batter	1	2	3	4	5	6	7	8	9	AB R H RBI BB SO LOB	TOP											
Rey Sanchez, R (1, 6) <small>OBP: 0.350, SLG: 0.382</small>	0-1 F9		1-1 1B		2-2 G4-3		0-1 G1-3		0-0 B2-3	5 0 1 0 0 0 1												
23 Ryne Sandberg, R (1, 4) <small>OBP: 0.351, SLG: 0.397</small>	2-2 F8		1-1 F8		1-1 2B			2-3 K		4 0 1 0 0 1 1												
Mark Grace, L (1, 3) <small>OBP: 0.388, SLG: 0.507</small>	2-2 1B		0-0 G6-4-3 1B		4-0 FC6 IBB			1-0 HR		3 1 3 1 1 0 0												
Derrick May, L (1, 7) <small>OBP: 0.335, SLG: 0.434</small> Paul Assenmacher, L (8, 1) <small>OBP: 0.500, SLG: 0.500</small> Randy Myers, L (9, 1) <small>OBP: 0.667, SLG: 1.000</small>	1-1 1B		0-0 G6-4-3		1-0 FC6			2-2 L4		4 0 1 0 0 0 4 0 0 0 0 0 0 0 0 0 0 0 0 0 0												
Sammy Sosa, R (1, 9) <small>OBP: 0.307, SLG: 0.498</small>	2-0 L9			0-0 HR		1-2 CS 1B		1-0 HR		4 2 3 2 0 0 2												
Rick Wilkins, L (1, 2) <small>OBP: 0.387, SLG: 0.580</small>		3-2 HR		3-2 G1-6-3 1B		1 SAFE 1-0 P7		2-0 F9		4 1 2 1 0 0 1												
Dwight Smith, L (1, 8) <small>OBP: 0.332, SLG: 0.490</small> Willie Wilson, S (9, PH) <small>OBP: 0.274, SLG: 0.315</small>		3-2 G4-3		3-2 F8		2-3 K		3-3 K		3 0 0 0 0 1 1 1 0 0 0 0 1 0												
Steve Buechele, R (1, 5) <small>OBP: 0.279, SLG: 0.405</small>		2-3 K		1-1 G1-6-3		3-1 P9		2-2 L3		4 0 0 0 0 1 1												
Jose Guzman, R (1, 1) <small>OBP: 0.111, SLG: 0.086</small> Bob Scanlan, R (7, 1) Candy Maldonado, R (8, 7) <small>OBP: 0.278, SLG: 0.287</small>		3-2 G6-3		0-0 G4-3		2-2 G5-3		4-0 BB		3 0 0 0 0 0 0 0 0 0 0 0 0 0 0 0 0 0 1 0 0												
Inning Stats	R: 0 E: 0 K: 0 S: 11	H: 2 LOB: 2 BB: 0 P: 18	R: 1 E: 0 K: 1 S: 16	H: 1 LOB: 0 BB: 0 P: 27	R: 0 E: 0 K: 0 S: 6	H: 2 LOB: 1 BB: 0 P: 8	R: 1 E: 0 K: 0 S: 10	H: 2 LOB: 0 BB: 0 P: 17	R: 0 E: 0 K: 0 S: 8	H: 1 LOB: 2 BB: 1 P: 16	R: 0 E: 0 K: 1 S: 9	H: 1 LOB: 0 BB: 0 P: 12	R: 0 E: 0 K: 0 S: 8	H: 0 LOB: 0 BB: 0 P: 13	R: 2 E: 0 K: 1 S: 10	H: 2 LOB: 0 BB: 0 P: 18	R: 0 E: 0 K: 1 S: 7	H: 0 LOB: 1 BB: 1 P: 16	1B: 6 2B: 1 3B: 0 HR: 4	SF: 0 SAC: 0 DP: 2 HBP: 0	WP: 0 PB: 0 SB: 0 CS: 1	PA: 37
PITCHER	IP WLS BF H R ER SO BB IBB HBP BLK WP HR S P ERA WHIP																					
Wally Whitehurst, R (1, 1) <small>ERA: 3.3</small> Pedro Martinez, L (8, 1) <small>ERA: 13.5</small> Roger Mason, R (9, 1) <small>ERA: 3.17</small>	7.0 L 28 9 2 2 2 0 0 0 0 0 0 2 68 111 2.57 1.286																					

Chicago Cubs @ San Diego Padres
 Jack Murphy Stadium, San Diego, CA
 Wed Jun 30 1993, 6:33 AM EDT
 Att. 19,044 - Sunny - 72 F

livebaseballscorecards.com

AB 35
 R 4
 H 11
 RBI 4
 BB 2
 SO 4
 LOB 11



Batter	1	2	3	4	5	6	7	8	9	AB R H RBI BB SO LOB
Jeff Gardner, L (1, 4) OBP: 0.335, SLG: 0.351	0-1 P6		1-0 F7		3-3 K		2-1 HBP			3 0 0 0 0 1 1
Ricky Gutierrez, R (1, 6) OBP: 0.351, SLG: 0.333	2-2 1B		2-3 K			2-2 G4-3	3-2 G1-6-3			4 0 1 0 0 1 2
Tony Gwynn, L (1, 9) OBP: 0.357, SLG: 0.424	1-1 G1-6-3 1B		1-2 L9			0-1 G4-3		2-3 K		4 0 1 0 0 1 0
Fred McGriff, L (1, 3) OBP: 0.355, SLG: 0.476	3-2 G1-6-3			3-3 K		4-2 1B BB		3-2 P6		3 0 0 0 1 1 2
Phil Plantier, L (1, 7) OBP: 0.315, SLG: 0.505		3-1 G3		1-1 F8		0-1 1B		0-0 G6-3		4 0 1 0 0 0 0
Kevin Higgins, L (1, 2) OBP: 0.357, SLG: 0.284 Craig Shipley, R (9, PH) OBP: 0.246, SLG: 0.311		4-0 2B SF8 BB		2-0 P9		2-2 L9		1-1 P7		2 1 0 0 1 0 2 1 0 0 0 0 0 0
Archi Cianfrocco, R (1, 5) OBP: 0.179, SLG: 0.289		0-2 2B		1-1 L9			2-1 P3		1-2 G6-3	4 0 1 0 0 0 0
Bill Bean, L (1, 8) OBP: 0.259, SLG: 0.320 Tim Teufel, R (9, PH) OBP: 0.333, SLG: 0.455		0-1 SF8		1-0 SH1-4 1B			2-1 HBP 1B		1-3 K	2 0 2 1 0 0 0 1 0 0 0 0 1 0
Wally Whitehurst, R (1, 1) OBP: 0.071, SLG: 0.071 Kurt Stillwell, S (7, PH) OBP: 0.299, SLG: 0.299 Pedro Martinez, L (8, 1) Roger Mason, R (9, 1)		3-H 2-2 G4-3		0-1 SH1-4			0-3 K			1 0 0 0 0 0 1 1 0 0 0 0 1 1 0 0 0 0 0 0 0 0 0 0 0 0 0 0

Inning Stats	R: 0	H: 2	E: 0	K: 0	S: 10	LOB: 1	BB: 0	P: 16	R: 1	H: 1	E: 0	K: 0	S: 12	LOB: 1	BB: 1	P: 21	R: 0	H: 0	E: 0	K: 1	S: 8	LOB: 0	BB: 0	P: 12	R: 0	H: 1	E: 0	K: 1	S: 9	LOB: 1	BB: 0	P: 14	R: 0	H: 1	E: 0	K: 0	S: 13	LOB: 2	BB: 1	P: 21	R: 0	H: 1	E: 0	K: 1	S: 12	LOB: 2	BB: 0	P: 21	R: 0	H: 0	E: 0	K: 1	S: 8	LOB: 0	BB: 0	P: 13	R: 0	H: 0	E: 0	K: 1	S: 8	LOB: 0	BB: 0	P: 11	1B: 5	SF: 1	2B: 1	SAC: 1	3B: 0	DP: 1	HR: 0	HBP: 1	WP: 0	PA: 35
--------------	------	------	------	------	-------	--------	-------	-------	------	------	------	------	-------	--------	-------	-------	------	------	------	------	------	--------	-------	-------	------	------	------	------	------	--------	-------	-------	------	------	------	------	-------	--------	-------	-------	------	------	------	------	-------	--------	-------	-------	------	------	------	------	------	--------	-------	-------	------	------	------	------	------	--------	-------	-------	-------	-------	-------	--------	-------	-------	-------	--------	-------	--------

PITCHER	IP	WLS	BF	H	R	ER	SO	BB	IBB	HBP	BLK	WP	HR	S	P	ERA	WHIP
Jose Guzman, R (1, 1) ERA: 4.38	6.2	W	28	6	1	1	4	2	0	0	0	0	0	66	110	1.35	1.200
Bob Scanlan, R (7, 1) ERA: 3.76	0.1		1	0	0	0	0	0	0	0	0	0	0	4	7	0.00	0.000
Paul Assenmacher, L (8, 1) ERA: 3.86	1.0		3	0	0	0	1	0	0	0	0	0	0	8	13	0.00	0.000
Randy Myers, L (9, 1) ERA: 1.82	1.0	S	3	0	0	0	1	0	0	0	0	0	0	8	11	0.00	0.000


BOTTOM

Chicago Cubs @ San Diego Padres
Jack Murphy Stadium, San Diego, CA

Wed Jun 30 1993, 6:33 AM EDT
 Att: 19,044 - Sunny - 72 F

livebaseballscorecards.com

AB	30
R	1
H	6
RBI	1
BB	2
SO	6
LOB	9



Batter	1	2	3	4	5	6	7	8	9	AB R H RBI BB SO LOB	TOP											
Ricky Gutierrez, R (1, 6) OBP: 0.354, SLG: 0.333	4-0 BB G6-4-3		1-2 1B 3-H		1-2 G4-3			3-2 F8		3 0 1 1 1 0 0												
Tony Gwynn, L (1, 9) OBP: 0.355, SLG: 0.421	1-2 G6-4-3		1-1 G3		1-1 1B			0-1 F7		4 0 1 0 0 0 2												
Bill Bean, L (8, 9) OBP: 0.259, SLG: 0.320	1-2f									0 0 0 0 0 0 0												
Derek Bell, R (1, 8) OBP: 0.320, SLG: 0.438	3-3 K			1-1 2B 1B	2-3 K			0-1 HR 1B		4 2 2 0 0 2 1												
Fred McGriff, L (1, 3) OBP: 0.325, SLG: 0.485		1-2 F7		4-2 2B 1-2 SF8 BB		0-0 F7		0-0 HR		3 2 1 2 1 0 0												
Phil Clark, R (1, 7) OBP: 0.339, SLG: 0.438		0-2 G4-3		1-2 2B 1-3 2-H		1-1 G5-3		0-1 F7		4 0 1 1 0 0 0												
Tim Teufel, R (1, 4) OBP: 0.325, SLG: 0.441		1-1 G6-3		1-1 P3		3-0 G6-3				3 0 0 0 0 0 2												
Jeff Gardner, L (7, 4) OBP: 0.333, SLG: 0.350										1 0 0 0 0 0 0												
Archi Cianfrocco, R (1, 5) OBP: 0.163, SLG: 0.268			2-3 K		3-1 SF8		1-0 F7		1-3 K	3 0 0 1 0 2 0												
Gene Harris, R (9, 1)										0 0 0 0 0 0 0	AB 33											
Bob Geren, R (1, 2) OBP: 0.289, SLG: 0.316			2-2 G4-3 1B 2B		1-2 L3		2-1 P3		3-1 2B	4 1 2 0 0 0 1	R 5											
Doug Brocail, L (1, 1)			1-1 G4-3			3-2 F9			2-2 F7	1 0 0 0 0 0 1	H 8											
Mark Ettles, R (4, 1)										1 0 0 0 0 0 0	RBI 5											
Pedro Martinez, L (6, 1)										1 0 0 0 0 0 0	BB 2											
Roger Mason, R (7, 1)										0 0 0 0 0 0 0	SO 4											
Craig Shipley, R (9, PH) OBP: 0.244, SLG: 0.309										1 0 0 0 0 0 1	LOB 8											
Inning Stats	R: 0 E: 0 K: 1 S: 10	H: 0 LOB: 0 BB: 1 P: 18	R: 0 E: 0 K: 0 S: 8	H: 0 LOB: 0 BB: 0 P: 10	R: 1 E: 0 K: 1 S: 13	H: 2 LOB: 1 BB: 0 P: 20	R: 2 E: 0 K: 0 S: 16	H: 2 LOB: 1 BB: 1 P: 27	R: 0 E: 0 K: 1 S: 12	H: 1 LOB: 1 BB: 0 P: 19	R: 0 E: 0 K: 0 S: 4	H: 0 LOB: 0 BB: 0 P: 8	R: 0 E: 0 K: 0 S: 4	H: 0 LOB: 0 BB: 0 P: 7	R: 2 E: 0 K: 0 S: 10	H: 2 LOB: 0 BB: 0 P: 13	R: 0 E: 0 K: 1 S: 13	H: 1 LOB: 1 BB: 0 P: 19	1B: 4 2B: 3 3B: 0 HR: 1	SF: 1 SAC: 0 DP: 1 HBP: 0	WP: 0 PB: 0 SB: 0 CS: 0	PA: 36
PITCHER	IP WLS BF H R ER SO BB IBB HBP BLK WP HR S P ERA WHIP																					
Terry Mulholland, L (1, 1) ERA: 2.73	5.0 L 21 5 3 3 3 2 0 0 0 0 0 0 59 94 5.40 1.400																					
Mike Williams, R (6, 1) ERA: 9.0	3.0 11 2 2 2 0 0 0 0 0 0 0 1 18 28 6.00 0.667																					
David West, L (9, 1) ERA: 3.32	1.0 4 1 0 0 1 0 0 0 0 0 0 0 13 19 0.00 1.000																					

San Diego Padres @ Philadelphia Phillies
Veterans Stadium, Philadelphia, PA
Fri Jul 02 1993, 3:33 AM EDT
Unknown

livebaseballscorecards.com



Batter	1	2	3	4	5	6	7	8	9	AB	R	H	RBI	BB	SO	LOB
Lenny Dykstra, L OBP: 0.401, SLG: 0.430 (1, 8)	F9		F8			P5		K		4	0	0	0	0	1	1
Milt Thompson, L OBP: 0.328, SLG: 0.304 (1, 7)	P6		G3			CS 1B		K		4	0	1	0	0	1	1
John Kruk, L OBP: 0.471, SLG: 0.510 (1, 3)	F9				G1-4-3	K			L6	4	0	0	0	0	1	1
Dave Hollins, S OBP: 0.382, SLG: 0.476 (1, 5)		F8		P6			K		G4-3	4	0	0	0	0	1	0
Darren Daulton, L OBP: 0.391, SLG: 0.512 (1, 2)		G6-3			1B		1B 2B		K	4	1	2	0	0	1	0
Jim Eisenreich, L OBP: 0.381, SLG: 0.493 (1, 9)		P5		F7		F8				3	0	0	0	0	0	2
Mariano Duncan, R OBP: 0.288, SLG: 0.397 (1, 6)			1B 2B		G5-3		BLK 1B			3	1	2	1	0	0	0
Mickey Morandini, L OBP: 0.289, SLG: 0.346 (1, 4)			F8 SH3-4 1B		K		P6			3	0	1	1	0	1	1
Terry Mulholland, R OBP: 0.100, SLG: 0.077 Mike Williams, R OBP: 0.311, SLG: 0.554 Pete Incaviglia, R OBP: 0.667, SLG: 1.000 David West, L OBP: 0.667, SLG: 1.000 (1, 1) (6, 1) (8, PH) (9, 1)			SH3-4		G4-3			F7		1	0	0	0	0	0	0

Inning Stats	R: 0	H: 0	E: 0	LOB: 0	K: 0	S: 8	R: 0	H: 0	E: 0	LOB: 0	K: 0	S: 8	R: 0	H: 1	E: 0	LOB: 1	K: 0	S: 6	R: 0	H: 0	E: 0	LOB: 0	K: 1	S: 8	R: 0	H: 1	E: 0	LOB: 1	K: 1	S: 11	R: 1	H: 2	E: 0	LOB: 1	K: 1	S: 16	R: 0	H: 0	E: 0	LOB: 0	K: 2	S: 8	R: 0	H: 0	E: 0	LOB: 0	K: 1	S: 8	R: 0	H: 0	E: 0	LOB: 0	K: 1	S: 12	1B: 4	SF: 0	2B: 3	SAC: 1	3B: 0	DP: 1	HR: 0	HBP: 0	WP: 0	PA: 32
--------------	------	------	------	--------	------	------	------	------	------	--------	------	------	------	------	------	--------	------	------	------	------	------	--------	------	------	------	------	------	--------	------	-------	------	------	------	--------	------	-------	------	------	------	--------	------	------	------	------	------	--------	------	------	------	------	------	--------	------	-------	-------	-------	-------	--------	-------	-------	-------	--------	-------	--------


PITCHER	IP	WLS	BF	H	R	ER	SO	BB	IBB	HBP	BLK	WP	HR	S	P	ERA	WHIP
Doug Brocail, R ERA: 3.6 (1, 1)	3.0		11	2	1	1	0	0	0	0	0	0	0	23	32	3.00	0.667
Mark Ettles, R ERA: 6.28 (4, 1)	2.0	W	7	1	0	0	1	0	0	0	0	0	0	14	22	0.00	0.500
Pedro Martinez, L ERA: 9.0 (6, 1)	1.2		6	2	1	1	2	0	0	0	0	0	0	20	32	5.40	1.200
Roger Mason, R ERA: 3.08 (7, 1)	1.1		5	1	0	0	2	0	0	0	1	0	0	15	20	0.00	0.750
Gene Harris, R ERA: 2.56 (9, 1)	1.0	S	3	0	0	0	1	0	0	0	0	0	0	8	12	0.00	0.000

BOTTOM

San Diego Padres @ Philadelphia Phillies
Veterans Stadium, Philadelphia, PA

Fri Jul 02 1993, 3:33 AM EDT
Unknown

AB	31
R	2
H	6
RBI	2
BB	0
SO	6
LOB	6



Batter	1	2	3	4	5	6	7	8	9	10	AB R H RBI BB SO LOB	TOP					
Jeff Gardner, L (1, 4) <small>OBP: 0.328, SLG: 0.343</small> Ricky Gutierrez, R (9, PH) <small>OBP: 0.352, SLG: 0.331</small>	G4-3		E6 1-3 HR		F9		F7		K		4 1 0 0 0 0 1 1 0 0 0 0 1 1	San Diego Padres @ Philadelphia Phillies Veterans Stadium, Philadelphia, PA Fri Jul 02 1993, 3:38 AM EDT Att. 54,617 - Unknown					
Craig Shipley, R (1, 5) <small>OBP: 0.242, SLG: 0.328</small>	K		1-H 3-H HR		F8		P4		K	5 1 1 3 0 2 0							
Bill Bean, L (1, 9) <small>OBP: 0.254, SLG: 0.296</small>	P6		1-0 P5		L3		1B BB		G4-3	4 0 0 0 1 0 0							
Fred McGriff, L (1, 3) <small>OBP: 0.360, SLG: 0.491</small> Tim Teufel, R (7, 3) <small>OBP: 0.319, SLG: 0.433</small>		P3		3-1 2B 2B		BB 1B		K	G6-3	3 1 2 0 0 0 0 2 0 0 0 0 1 1							
Phil Plantier, L (1, 7) <small>OBP: 0.323, SLG: 0.513</small> Gene Harris, R (8, 1) Archi Cianfrocco, R (9, 5) <small>OBP: 0.163, SLG: 0.268</small>		P3		2-0 E 2B		FC6-4 BB		1B		3 1 2 1 1 0 0 0 0 0 0 0 0 0 0 0 0 0 0 0 0							
Derek Bell, R (1, 8) <small>OBP: 0.316, SLG: 0.432</small>		G5-3		2-3 K		P4		K		4 0 0 0 0 2 4							
Kevin Higgins, L (1, 2) <small>OBP: 0.352, SLG: 0.282</small>				0-1 E3 FC1-6 1B		K		G6-3		4 0 1 0 0 1 2							
Kurt Stillwell, S (1, 6) <small>OBP: 0.298, SLG: 0.291</small> Trevor Hoffman, R (9, 1) <small>SAFE</small>		L9		1-2 FC1-6 1-2f		FC6-4 1-2f		F9 WP BB		3 0 0 0 1 0 3 0 0 0 0 0 0 0							
Andy Benes, R (1, 1) <small>OBP: 0.175, SLG: 0.263</small> Roger Mason, R (8, 1) Phil Clark, R (8, 7) <small>OBP: 0.336, SLG: 0.434</small>				1-3 K		K		F9		2 1 0 0 0 2 1 0 0 0 0 0 0 0 1 0 0 0 0 0 1							
Inning Stats	R: 0 H: 0 E: 0 LOB: 0 K: 1 BB: 0 S: 9 P: 15	R: 0 H: 0 E: 0 LOB: 0 K: 0 BB: 0 S: 6 P: 10	R: 3 H: 1 E: 1 LOB: 0 K: 0 BB: 0 S: 11 P: 19	R: 2 H: 3 E: 1 LOB: 1 K: 2 BB: 0 S: 17 P: 26	R: 0 H: 0 E: 0 LOB: 0 K: 0 BB: 0 S: 7 P: 7	R: 0 H: 1 E: 0 LOB: 2 K: 1 BB: 1 S: 12 P: 21	R: 0 H: 0 E: 0 LOB: 0 K: 1 BB: 0 S: 7 P: 12	R: 0 H: 1 E: 0 LOB: 1 K: 2 BB: 1 S: 10 P: 17	R: 0 H: 0 E: 0 LOB: 1 K: 1 BB: 1 S: 10 P: 16	R: 0 H: 0 E: 0 LOB: 0 K: 1 BB: 0 S: 7 P: 12	1B: 3 SF: 0 2B: 2 SAC: 0 3B: 0 DP: 0 HR: 1 HBP: 1		WP: 2 PA: 40 PB: 0 SB: 0 CS: 0				
PITCHER Jose DeLeon, R (1, 1) <small>ERA: 3.58</small> David West, L (6, 1) <small>ERA: 3.16</small> Larry Andersen, R (8, 1) <small>ERA: 1.85</small> Mitch Williams, L (9, 1) <small>ERA: 3.0</small>	IP	WLS	BF	H	R	ER	SO	BB	IBB	HBP	BLK	WP	HR	S	P	ERA	WHIP
	5.0		21	4	5	1	3	0	0	1	0	1	1	50	77	1.80	0.800
	2.0		8	1	0	0	2	1	0	0	0	0	0	19	33	0.00	1.000
	1.0		4	1	0	0	2	1	0	0	0	0	0	10	17	0.00	2.000
	2.0	W	7	0	0	0	2	1	0	0	0	1	0	17	28	0.00	0.500

livebaseballscorecards.com



BOTTOM

San Diego Padres @ Philadelphia Phillies
Veterans Stadium, Philadelphia, PA

Fri Jul 02 1993, 3:38 AM EDT
Att: 54,617 - Unknown

livebaseballscorecards.com

AB	38
R	6
H	10
RBI	6
BB	6
SO	6
LOB	21



AB	R	H	RBI	BB	SO	LOB
3	0	0	0	0	1	1
0	0	0	0	0	0	0
1	0	0	0	0	0	0
0	0	0	0	0	0	0
1	0	1	0	0	0	0
0	0	0	0	0	0	0
0	0	0	0	0	0	0

4	1	1	0	1	0	0
---	---	---	---	---	---	---

5	2	2	3	0	2	3
---	---	---	---	---	---	---

4	1	0	0	1	0	4
---	---	---	---	---	---	---

3	1	2	0	2	0	0
---	---	---	---	---	---	---

5	0	2	1	0	0	3
---	---	---	---	---	---	---

3	0	0	0	0	1	3
2	0	1	1	0	1	2

3	0	0	0	0	0	2
0	0	0	0	1	0	0
1	0	1	1	0	0	0

1	0	0	0	0	1	0
2	1	0	0	1	0	3

1B:	7	SF:	0
2B:	2	SAC:	0
3B:	0	DP:	1
HR:	1	HBP:	0

WP:	1	PA:	44
PB:	0		
SB:	0		
CS:	0		

Batter	1	2	3	4	5	6	7	8	9	10
Ruben Amaro Jr, S David West, L Lenny Dykstra, L Larry Andersen, R Mariano Duncan, R Tommy Green, R Jeff Manto, R	1-3 K		3-2 F9		0-0 P5		0-2 F9		0-1 WP 2-1 2B	
Mickey Morandini, L	0-1 E3		1-2 G6-3		1-2 HR 2B		0-0 F8		4-0 WP IBB	
Ricky Jordan, R	0-0 F8			1-0 1B 1B	1-2 HR			3-3 K	0-3 K	
Dave Hollins, S	2-2 F9			1-0 L9	2-1 G4-3			4-2 BB 1B BB	1-0 F7	
Pete Inaviglia, R		3-1 F9		2-1 1B 1B		1-1 FC5-4 1B		4-2 1B BB	3-2 2-1	4-0 1B BB
Jim Eisenreich, L		1-0 F8		2-2 G1-6-3 1B		0-1 F7		0-1 L7		0-1 1B 1B
Todd Pratt, R Darren Daulton, L		3-1 E5 FC6-4		1-2 G1-6-3 1B		2-3 K		3-0 BB 1B		1-3 K
Kim Batiste, R John Kruk, L Mitch Williams, L		2-2 FC6-4		3-1 P3		0-1 FC5-4		4-2 FC6-4 BB		0-1 1B
Jose DeLeon, R Milt Thompson, L			0-3 K		4-1 2B HR BB		3-2 G4-3	1-0 FC6-4		

Inning Stats	R: 0	H: 0	E: 1	K: 1	S: 9	R: 0	H: 0	E: 1	K: 0	S: 8	R: 0	H: 0	E: 0	K: 1	S: 14	R: 1	H: 3	E: 0	K: 0	S: 11	R: 3	H: 2	E: 0	K: 0	S: 15	R: 0	H: 1	E: 0	K: 1	S: 10	R: 0	H: 0	E: 0	K: 0	S: 7	R: 1	H: 1	E: 0	K: 1	S: 17	R: 0	H: 1	E: 0	K: 1	S: 9	R: 1	H: 2	E: 0	K: 1	S: 7	1B: 7	2B: 2	3B: 0	HR: 1
--------------	------	------	------	------	------	------	------	------	------	------	------	------	------	------	-------	------	------	------	------	-------	------	------	------	------	-------	------	------	------	------	-------	------	------	------	------	------	------	------	------	------	-------	------	------	------	------	------	------	------	------	------	------	-------	-------	-------	-------

PITCHER	IP	WLS	BF	H	R	ER	SO	BB	IBB	HBP	BLK	WP	HR	S	P	ERA	WHIP
Andy Benes, R	7.0		29	6	4	4	3	1	0	0	0	0	1	74	114	5.14	1.000
Roger Mason, R	0.1		3	0	1	1	1	2	0	0	0	0	0	8	19	27.00	6.000
Gene Harris, R	0.2		4	1	0	0	0	1	0	0	0	0	0	9	17	0.00	3.000
Trevor Hoffman, R	1.1	L	9	3	1	1	2	1	1	0	0	1	0	16	29	6.75	3.000

Batter	1	2	3	4	5	6	7	8	9	AB R H RBI BB SO LOB	TOP																												
Ricky Gutierrez, R OBP: 0.348, SLG: 0.333 (1, 6)	1-1 G6-3 HR 2B	2-1 G6-3			3-1 G5-3		2-2 P4		3-2 F8	5 1 1 0 0 0 1																													
Craig Shipley, R OBP: 0.248, SLG: 0.331 (1, 4) (8, 5)	1-3 K		0-0 G6-3		2-2 G5-3		0-1 1B 2B 1B		0-0 E1 1B 1B	5 2 2 0 0 1 1																													
Tony Gwynn, L OBP: 0.356, SLG: 0.421 (1, 9)	0-1 G6-3 2-3		0-3 K				2-2 P7 1-2 2B 1B		3-2 G3-6-3 2-H 1B	5 1 2 1 0 1 1																													
Fred McGriff, L OBP: 0.363, SLG: 0.507 (1, 3)	3-0 HR		0-1 G5-3			0-0 2B 1B	1-1 1-H 2-H 2B		2-2 G3-6-3 1-2f	5 1 3 4 0 0 1																													
Derek Bell, R OBP: 0.315, SLG: 0.433 (1, 8)	0-3 K				1-2 P4		0-0 1-3 2B	0-2 P3		4 0 1 0 0 1 1																													
Phil Clark, R OBP: 0.342, SLG: 0.440 Jeff Gardner, L OBP: 0.328, SLG: 0.343 (1, 2) (8, 4)			1-0 P3		2-1 G4-3 2B		4-0 IBB		0-3 K	3 0 1 0 1 1 0 0 0 0 0 0 0 0																													
Phil Plantier, L OBP: 0.321, SLG: 0.507 (1, 7)			0-2 2B 1B		2-2 G4-3 2-3		2-3 K		0-0 P9	4 1 1 0 0 1 4																													
Archi Cianfrocco, R OBP: 0.170, SLG: 0.250 Bob Geren, R OBP: 0.289, SLG: 0.316 (1, 5) (8, 2)			2-3 K		2-3 K		0-1 G4-3		4-2 BB	3 0 0 0 1 2 5 0 0 0 0 0 0 0																													
Greg Harris, R OBP: 0.265, SLG: 0.267 Pedro Martinez, L Mark Ettles, R Gene Harris, R (1, 1) (8, 1) (8, 1) (9, 1)			0-2 1-H 2B				1-2 L6		0-0 P3	4 0 1 1 0 0 1 0																													
Inning Stats	R: 2 E: 0 K: 2 S: 12	H: 2 LOB: 0 BB: 0 P: 17	R: 1 E: 0 K: 1 S: 13	H: 2 LOB: 1 BB: 0 P: 18	R: 0 E: 0 K: 1 S: 7	H: 0 LOB: 0 BB: 0 P: 7	R: 0 E: 0 K: 1 S: 12	H: 1 LOB: 1 BB: 0 P: 19	R: 0 E: 0 K: 0 S: 11	H: 0 LOB: 0 BB: 0 P: 17	R: 0 E: 0 K: 1 S: 8	H: 2 LOB: 3 BB: 1 P: 14	R: 2 E: 0 K: 0 S: 18	H: 3 LOB: 1 BB: 0 P: 24	R: 0 E: 0 K: 1 S: 8	H: 0 LOB: 1 BB: 1 P: 12	R: 1 E: 1 K: 0 S: 10	H: 2 LOB: 0 BB: 0 P: 18	1B: 6 2B: 5 3B: 0 HR: 1	SF: 0 SAC: 0 DP: 1 HBP: 0	WP: 0 PB: 0 SB: 0 CS: 0	PA: 40																	
PITCHER Danny Jackson, L ERA: 3.59 Larry Andersen, R ERA: 1.71 (1, 1) (8, 1)	IP 7.0	WLS L	BF 32	H 10	R 5	ER 5	SO 6	BB 0	IBB 1	HBP 0	BLK 0	WP 0	HR 1	S 81	P 116	ERA 6.43	WHIP 1.429						PITCHER IP 2.0	WLS 8	BF 2	H 1	R 0	ER 0	SO 1	BB 1	IBB 0	HBP 0	BLK 0	WP 0	HR 0	S 18	P 30	ERA 0.00	WHIP 1.500

San Diego Padres @ Philadelphia Phillies
Veterans Stadium, Philadelphia, PA
Sat Jul 03 1993, 7:05 PM EDT
Att. 57,521 - Unknown - 88 F

AB	38
R	6
H	12
RBI	6
BB	2
SO	7
LOB	15



BOTTOM

San Diego Padres @ Philadelphia Phillies
Veterans Stadium, Philadelphia, PA

livebaseballscorecards.com

AB 37
R 4
H 10
RBI 4
BB 3
SO 2
LOB 18



WP: 0 PA: 40
PB: 0
SB: 0
CS: 0

Sat Jul 03 1993, 7:05 PM EDT
Att: 57,521 - Unknown - 88 F

AB R H RBI BB SO LOB

5 2 3 2 0 1 0

5 0 0 0 0 0 3

3 0 1 0 2 0 0

5 0 1 1 0 1 5

3 0 1 0 1 0 2

4 0 0 0 0 0 3

4 1 1 0 0 0 3

4 0 1 0 0 0 1

2 0 0 0 0 0 1

1 1 1 1 0 0 0

0 0 0 0 0 0 0

1 0 1 0 0 0 0

1B: 7 SF: 0
2B: 2 SAC: 0
3B: 0 DP: 0
HR: 1 HBP: 0

Batter 1 2 3 4 5 6 7 8 9

Lenny Dykstra, L (1, 8) C X 0-1 E BB FC4-6 1B

Mickey Morandini, L (1, 4) B X 2-0 F7

John Kruk, L (1, 3) B B 1 B 1 C 1 B 4-1 E2 FC4-6 BB

Dave Hollins, S (1, 5) C B X 1-1 FC4-6 1-2f 3-H

Darren Daulton, L (1, 2) C F B B X 2-2 G4-3

Pete Incaviglia, R (1, 7) C B B X 2-1 P4

Jim Eisenreich, L (1, 9) B B T X 2-1 P5

Kim Batiste, R (1, 6) B X 1-0 G5-3 1B

Danny Jackson, R (1, 1) OBP: 0.175, SLG: 0.162
Milt Thompson, L (7, PH) OBP: 0.332, SLG: 0.311
Larry Andersen, R (8, 1) OBP: 1.000, SLG: 1.000
Ricky Jordan, R (9, PH) OBP: 0.348, SLG: 0.484

Inning Stats R: 1 H: 1 E: 1 K: 0 S: 9 H: 1 LOB: 1 BB: 1 P: 18 R: 0 E: 0 K: 0 S: 6 H: 1 LOB: 1 BB: 0 P: 11 R: 0 H: 1 E: 0 K: 0 S: 6 H: 0 LOB: 0 BB: 0 P: 11 R: 0 H: 1 E: 0 K: 0 S: 7 H: 1 LOB: 1 BB: 0 P: 10 R: 0 H: 0 E: 0 K: 0 S: 7 H: 0 LOB: 0 BB: 0 P: 8 R: 0 H: 1 E: 0 K: 0 S: 10 H: 1 LOB: 1 BB: 0 P: 16 R: 3 H: 3 E: 0 K: 0 S: 10 H: 3 LOB: 0 BB: 0 P: 15 R: 0 H: 1 E: 0 K: 0 S: 11 H: 1 LOB: 2 BB: 1 P: 20 R: 0 H: 2 E: 0 K: 1 S: 12 H: 2 LOB: 3 BB: 1 P: 21

PITCHER IP WLS BF H R ER SO BB IBB HBP BLK WP HR S P ERA WHIP

Greg Harris, R (1, 1) ERA: 3.89
Pedro Martinez, L (8, 1) ERA: 9.0
Mark Ettles, R (8, 1) ERA: 6.0
Gene Harris, R (9, 1) ERA: 2.43

Batter	1	2	3	4	5	6	7	8	9	AB R H RBI BB SO LOB	TOP
Jeff Gardner, L (1, 4) <small>OBP: 0.325, SLG: 0.340</small>	1-1 		1-3 		0-1 		0-0 		1-2 	5 1 1 0 0 1 1	
Ricky Gutierrez, R (1, 6) <small>OBP: 0.360, SLG: 0.339</small>	4-1 		4-2 		1-3 		3-2 		2-2 	3 2 2 1 2 1 0	
Tony Gwynn, L (1, 9) <small>OBP: 0.360, SLG: 0.431</small>	0-1 		1-0 		1-1 		1-1 		0-1 	5 0 3 1 0 0 2	
Fred McGriff, L (1, 3) <small>OBP: 0.361, SLG: 0.504</small>	0-0 		2-2 		0-0 		2-0 		0-0 	4 0 1 1 0 0 3	
Phil Plantier, L (1, 7) Tim Mauser, R (7, 1)	4-0 		0-1 		2-3 		1-1 			3 0 0 0 1 1 2	
Derek Bell, R (1, 8) <small>OBP: 0.311, SLG: 0.427</small>	3-2 			2-1 		0-0 		0-2 		4 0 0 0 0 0 3	
Kevin Higgins, L (1, 2) <small>OBP: 0.348, SLG: 0.272</small>		3-3 		4-0 		3-1 		0-2 		3 0 0 0 1 1 1	
Archi Cianfrocco, R (1, 5) <small>OBP: 0.160, SLG: 0.234</small> Kerry Taylor, R (6, 1) Bill Bean, L (7, 7) <small>OBP: 0.250, SLG: 0.291</small>		1-3 		2-2 		0-2 		1-0 		3 0 0 0 0 1 2	
Tim Worrell, R (1, 1) Phil Clark, R (6, 2) <small>OBP: 0.336, SLG: 0.432</small>		0-3 		3-2 			1-2 		0-1 	2 0 0 0 0 1 1	
Inning Stats	R: 0 H: 1 E: 0 LOB: 3 K: 0 BB: 2 S: 10 P: 22	R: 0 H: 0 E: 0 LOB: 0 K: 3 BB: 0 S: 9 P: 13	R: 1 H: 1 E: 0 LOB: 1 K: 3 BB: 1 S: 12 P: 20	R: 0 H: 0 E: 0 LOB: 1 K: 0 BB: 1 S: 8 P: 19	R: 0 H: 1 E: 0 LOB: 1 K: 1 BB: 0 S: 8 P: 10	R: 0 H: 0 E: 1 LOB: 1 K: 1 BB: 0 S: 9 P: 14	R: 2 H: 3 E: 0 LOB: 1 K: 0 BB: 0 S: 15 P: 22	R: 0 H: 0 E: 0 LOB: 0 K: 0 BB: 0 S: 7 P: 8	R: 1 H: 1 E: 1 LOB: 1 K: 0 BB: 0 S: 11 P: 14	1B: 5 SF: 1 2B: 2 SAC: 0 3B: 0 DP: 0 HR: 0 HBP: 0	WP: 2 PA: 40 PB: 0 SB: 0 CS: 0
PITCHER Ben Rivera, R (1, 1) <small>ERA: 4.03</small> Roger Mason, R (8, 1) <small>ERA: 3.12</small>	IP WLS BF H R ER SO BB IBB HBP BLK WP HR S P ERA WHIP 7.0 W 32 6 3 3 6 4 0 0 0 1 0 71 120 3.86 1.429										

San Diego Padres @ Philadelphia Phillies
 Veterans Stadium, Philadelphia, PA
 Sun Jul 04 1993, 7:05 PM EDT
 Att. 33,379 - Unknown - 92 F

AB	35
R	4
H	7
RBI	3
BB	4
SO	6
LOB	15



Batter	1	2	3	4	5	6	7	8	9	AB	R	H	RBI	BB	SO	LOB
Lenny Dykstra, L OBP: 0.408, SLG: 0.448 (1, 8)	2-1 3B 1B	3-2 E6 G4-3 1B		4-2 F8 1B SF7 BB		1-0 2B 2B	0-0 G3			4	3	3	2	1	0	1
Milt Thompson, L OBP: 0.344, SLG: 0.339 (1, 7)	2-2 3B 1B	2-1 G4-3		2-1 FC3-6 1B		2-0 2B 2B	4-0 BB BB			4	1	3	2	1	0	1
John Kruk, L OBP: 0.476, SLG: 0.509 (1, 3)	4-1 G3 BB	0-0 G4-3		0-0 F8 2B 1B		3-1 1B 2B 1B	4-2 1-2 BB			3	1	1	1	2	0	3
Dave Hollins, S OBP: 0.376, SLG: 0.467 (1, 5)	1-3 K		0-1 G6-3 1B 1B	0-1 SF7		3-2 1B BB 1B	2-3 K			4	1	2	1	0	2	5
Darren Daulton, L OBP: 0.390, SLG: 0.502 (1, 2)	3-2 G3 1-2		2-2 F8	2-0 FC3-6 1-2f		4-1 1B BB	1-1 G4-3			4	0	0	0	1	0	4
Wes Chamberlain, R OBP: 0.319, SLG: 0.510 Jim Eisenreich, L OBP: 0.378, SLG: 0.484 (1, 9) (8, PR) (9, 9)	2-2 G1		3-2 G6-3 1-2		1-0 G4-6-3 1B	0-2 1-2 2-3 3-H 1B	0-0 1B			5	0	3	1	0	0	3
Mickey Morandini, L OBP: 0.288, SLG: 0.341 (1, 4)		0-0 SH2-4 E 1B 1B	4-2 1B BB		1-1 G4-6-3 1-2f	1-0 F7-2 3-H	2-3 K			4	1	1	0	1	1	5
Kim Batiste, R OBP: 0.309, SLG: 0.454 (1, 6)		0-2 SH2-4 E 1B	2-1 FC4-6 1B		1-2 G6-3		1-0 G4-3 2B			5	1	3	1	0	0	1
Ben Rivera, R OBP: 0.148, SLG: 0.080 Ruben Amaro Jr, S OBP: 0.500, SLG: 0.808 Roger Mason, R (8, 1)		0-0 SH2-4 1-2 2-3	2-2 FC4-6 1-2f			1-3 K	0-0 G4-3			2	0	0	0	0	1	2
										1	0	0	0	0	0	1
										0	0	0	0	0	0	0

Inning Stats	R: 1	H: 2	R: 2	H: 3	R: 3	H: 1	R: 0	H: 1	R: 3	H: 5	R: 0	H: 1	R: 0	H: 1
	E: 0	LOB: 2	E: 1	LOB: 1	E: 0	LOB: 2	E: 0	LOB: 0	E: 0	LOB: 2	E: 0	LOB: 3	E: 0	LOB: 1
	K: 1	BB: 1	K: 0	BB: 0	K: 0	BB: 1	K: 0	BB: 0	K: 1	BB: 1	K: 1	BB: 2	K: 1	BB: 0
	S: 17	P: 31	S: 12	P: 17	S: 16	P: 29	S: 10	P: 9	S: 15	P: 30	S: 10	P: 21	S: 8	P: 11

PITCHER	IP	WLS	BF	H	R	ER	SO	BB	IBB	HBP	BLK	WP	HR	S	P	ERA	WHIP
Tim Worrell, R ERA: 6.91 (1, 1)	5.0	L	26	9	5	5	1	3	0	0	0	0	0	61	104	9.00	2.400
Kerry Taylor, R ERA: 8.05 (6, 1)	1.0		8	5	3	3	1	1	0	0	0	0	0	15	30	27.00	6.000
Tim Mauser, R ERA: 4.42 (7, 1)	2.0		10	2	0	0	2	2	0	0	0	0	0	18	32	0.00	2.000


BOTTOM

San Diego Padres @ Philadelphia Phillies
Veterans Stadium, Philadelphia, PA

Sun Jul 04 1993, 7:05 PM EDT
Att: 33,379 - Unknown - 92 F

AB	36
R	8
H	16
RBI	8
BB	6
SO	4
LOB	26

livebaseballscorecards.com



WP: 0	PA: 44
PB: 0	SB: 0
CS: 0	

Batter	1	2	3	4	5	6	7	8	9	AB R H RBI BB SO LOB	TOP	
Ricky Gutierrez, R (1, 6) OBP: 0.359, SLG: 0.341	0-0 G5-3		1-2 F7		4-1 1B 1B BB	1-1 G1-3		3-1 2B	2-0 G4-3	5 1 1 0 1 0 1		
Tony Gwynn, L (1, 9) OBP: 0.367, SLG: 0.439 Bill Bean, L (8, PR) OBP: 0.262, SLG: 0.304 (8, 9)	0-0 G4-3		0-1 1B		3-2 G3-1 1B 1B		2-1 G4-3 1B 2B	4-0 BB 1B 2B BB	1-1 1B	4 2 3 1 1 0 0 1 1 1 0 0 0 0		
Derek Bell, R (1, 8) OBP: 0.315, SLG: 0.428	1-0 1B		1-2 P3		2-1 G3-1 1B 1B		1-1 G4-3 2B 1B	1-1 BB 1B	0-2 L4	6 2 3 1 0 0 4		
Fred McGriff, L (1, 3) OBP: 0.361, SLG: 0.500 Kevin Higgins, L (9, 5) OBP: 0.348, SLG: 0.272	1-1 G4-3			1-2 G3	1-2 G3-1		0-0 2B 1B	4-2 2B BB		4 2 1 1 1 0 3 0 0 0 0 0 0 0		
Tim Teufel, R (1, 4) OBP: 0.333, SLG: 0.454 Jeff Gardner, L (7, PR) OBP: 0.328, SLG: 0.347 (7, 4)		2-2 F8		1-0 1B 1B	1-2 E 1B 1B		0-0 G4-3 HR 2B	1-2 2B 2B		4 0 3 3 0 0 0 1 2 1 3 0 0 0		
Archi Cianfrocco, R (1, 5) OBP: 0.200, SLG: 0.288 (9, 3)		1-3 K		1-0 L3 1B	2-2 E6 1B		0-1 G4-3 2B	0-0 2B		5 0 3 1 0 1 1		
Phil Plantier, L (1, 7) OBP: 0.322, SLG: 0.510		1-2 F7		2-1 L3 1B	0-0 P5		1-2 HR	4-0 IBB		4 1 1 2 1 0 4		
Bob Geren, R (1, 2) OBP: 0.286, SLG: 0.311			1-0 G6-3		0-0 SH2-4 1B 1B	0-0 P4	1-0 G5-3	0-1 G4-3		5 1 1 0 0 0 3		
Wally Whitehurst, R (1, 1) OBP: 0.125, SLG: 0.125 Trevor Hoffman, R (7, 1) Mark Ettles, R (8, 1) Pedro Martinez, L (9, 1)			0-0 1B 1B		0-0 SH2-4	0-0 G6-3		0-0 G5-3	0-0 G6-3	2 0 1 0 0 0 0 1 0 0 0 0 0 0 1 0 0 0 0 0 0 0 0 0 0 0 0 0		
Inning Stats	R: 0 H: 1 E: 0 LOB: 1 K: 0 BB: 0 S: 5 P: 7	R: 0 H: 0 E: 0 LOB: 0 K: 1 BB: 0 S: 9 P: 13	R: 0 H: 2 E: 0 LOB: 2 K: 0 BB: 0 S: 12 P: 15	R: 0 H: 2 E: 0 LOB: 1 K: 0 BB: 0 S: 7 P: 12	R: 4 H: 5 E: 1 LOB: 2 K: 0 BB: 1 S: 19 P: 32	R: 0 H: 0 E: 0 LOB: 0 K: 0 BB: 0 S: 4 P: 5	R: 4 H: 4 E: 0 LOB: 1 K: 0 BB: 0 S: 12 P: 17	R: 4 H: 4 E: 0 LOB: 2 K: 0 BB: 3 S: 13 P: 30	R: 0 H: 1 E: 0 LOB: 1 K: 0 BB: 0 S: 7 P: 10	1B: 13 SF: 0 2B: 6 SAC: 1 3B: 0 DP: 1 HR: 1 HBP: 0	WP: 0 PA: 48 PB: 0 SB: 0 CS: 0	
PITCHER	IP WLS BF H R ER SO BB IBB HBP BLK WP HR S P ERA WHIP											
Pete Schourek, L (1, 1) ERA: 6.35	6.1 L 32 13 7 7 1 1 0 0 0 0 0 0 62 93 9.95 2.211											
Jeff Innis, R (7, 1) ERA: 5.5	1.2 12 5 5 5 0 2 1 0 0 0 0 1 19 38 27.00 4.200											
Mike Draper, R (9, 1) ERA: 3.93	1.0 4 1 0 0 0 0 0 0 0 0 0 0 0 7 10 0.00 1.000											

San Diego Padres @ New York Mets
Shea Stadium, Flushing, NY
Mon Jul 05 1993, 7:05 PM EDT
Att. 18,625 - Unknown - 78 F

livebaseballscorecards.com

AB	43
R	12
H	19
RBI	12
BB	4
SO	1
LOB	16



Batter	1	2	3	4	5	6	7	8	9	AB R H RBI BB SO LOB
Vince Coleman, S OBP: 0.313, SLG: 0.365 (1, 7)	0-1 F8		3-3 K	2-1 G3		1-2 P6			1-1 HR BB 1B	5 1 1 0 0 1 2
Howard Johnson, S OBP: 0.359, SLG: 0.394 (1, 5)	2-2 F7		2-0 1B	4-2 BB			1-0 F8		4-2 HR BB 1-2	3 1 1 0 2 0 0
Eddie Murray, S OBP: 0.305, SLG: 0.424 (1, 3)	0-1 F7		2-0 F7	1-1 G4-3			3-2 G4-3		1-1 HR 1-H 2-H	5 1 1 3 0 0 4
Bobby Bonilla, S OBP: 0.325, SLG: 0.484 (1, 9)		0-0 G4-3	1-0 1B		1-0 L4		4-2 BB		4-2 BB	3 0 1 0 2 0 0
Jeremy Burnitz, L OBP: 0.406, SLG: 0.714 Darrin Jackson, R OBP: 0.234, SLG: 0.319 (9, PH)		4-1 WP 1B BB	2-2 P5		2-3 K		2-3 K		1-2 F8	3 1 0 0 1 2 3 1 0 0 0 0 0 1
Jeff Kent, R OBP: 0.275, SLG: 0.363 (1, 4)		2-2 1-H 1B 1B		2-0 1B 2B	1-2 G4-3			1-1 F8	0-0 L5	5 2 2 1 0 0 1
Todd Hundley, S OBP: 0.287, SLG: 0.382 (1, 2)		1-0 1B 2-H 1B		1-0 WP 1B 2-3 1B		4-2 G4-3 WP SF7 BB		1-0 1B 1B	3-2 F7	4 1 3 1 1 0 1
Tim Bogar, R OBP: 0.303, SLG: 0.357 Chico Walker, S OBP: 0.282, SLG: 0.368 Mike Draper, R OBP: 0.667, SLG: 0.667 (9, 1)		3-2 G4-6-3 2-3 1B		1-2 K		2-2 G4-3		2-1 1B		3 0 1 0 0 1 3 1 0 1 0 0 0 0 0 0 0 0 0 0 0
Pete Schourek, L OBP: 0.227, SLG: 0.158 Jeff Innis, R OBP: 0.297, SLG: 0.236 (8, PH)		3-2 G4-6-3 1-2f		0-0 WP 1B		2-0 SF7		2-2 F7		2 0 1 2 0 0 2 0 0 0 0 0 0 0 1 0 0 0 0 0 1

BOTTOM

San Diego Padres @ New York Mets
Shea Stadium, Flushing, NY
Mon Jul 05 1993, 7:05 PM EDT
Att: 18,625 - Unknown - 78 F

livebaseballscorecards.com

AB	36
R	7
H	12
RBI	7
BB	6
SO	4
LOB	18



Inning Stats	R: 0	H: 0	E: 0	K: 0	S: 7	R: 2	H: 3	E: 0	K: 0	S: 14	R: 0	H: 2	E: 0	K: 1	S: 10	R: 1	H: 3	E: 0	K: 1	S: 12	R: 0	H: 0	E: 0	K: 1	S: 7	R: 1	H: 0	E: 0	K: 0	S: 10	R: 0	H: 2	E: 0	K: 0	S: 9	R: 3	H: 2	E: 0	K: 0	S: 20	1B: 10	SF: 1	3B: 0	HR: 1	WP: 3	PA: 43
--------------	------	------	------	------	------	------	------	------	------	-------	------	------	------	------	-------	------	------	------	------	-------	------	------	------	------	------	------	------	------	------	-------	------	------	------	------	------	------	------	------	------	-------	--------	-------	-------	-------	-------	--------

PITCHER	IP	WLS	BF	H	R	ER	SO	BB	IBB	HBP	BLK	WP	HR	S	P	ERA	WHIP
Wally Whitehurst, R ERA: 3.55 (1, 1)	6.0	W	28	8	4	4	3	3	0	0	0	3	0	60	108	6.00	1.833
Trevor Hoffman, R ERA: 4.39 (7, 1)	1.0		4	0	0	0	1	1	0	0	0	0	0	13	23	0.00	1.000
Mark Eftles, R ERA: 7.31 (8, 1)	1.0		8	4	3	3	0	2	0	0	0	0	1	22	38	27.00	6.000
Pedro Martinez, L ERA: 6.75 (9, 1)	1.0		3	0	0	0	0	0	0	0	0	0	0	7	11	0.00	0.000

Batter	1	2	3	4	5	6	7	8	9	AB R H RBI BB SO LOB	TOP
Jeff Gardner, L (1, 4) OBP: 0.331, SLG: 0.350	1-0 1B SF7 1B		0-0 G6-3			2-3 K		0-0 L3 1B		4 1 2 0 0 1 0	
Bill Bean, L (1, 9) OBP: 0.277, SLG: 0.317	1-0 1B G4-3		1-0 G3			1-1 3B 1B		0-0 L3 1-1		4 1 2 0 0 0 1	
Derek Bell, R (1, 8) OBP: 0.314, SLG: 0.434	0-0 SF7				2-1 F8	0-1 SF8 3B 1-H		2-1 L6		3 1 1 2 0 0 0	
Fred McGriff, L (1, 3) OBP: 0.360, SLG: 0.498	2-0 G4-3 3-H				3-3 K	3-2 SF8 3-H			1-2 WP 1B G6-3 1B	3 1 1 1 0 1 1	
Phil Plantier, L (1, 7) OBP: 0.321, SLG: 0.505	2-1 G6-3				1-0 G4-3	2-3 K			1-1 G6-3 WP HR 1B	4 1 1 0 0 1 1	
Ricky Gutierrez, R (1, 6) OBP: 0.357, SLG: 0.345		2-3 K			1-0 F9 G4-3 2B		3-3 K		1-0 F8	4 1 1 0 0 2 2	
Kevin Higgins, L (1, 2) OBP: 0.337, SLG: 0.262		0-2 F8			2-1 F9		2-0 F7		2-2 G6-3 1-3 2-H	3 0 0 0 0 0 1	
Phil Clark, R (9, PH) OBP: 0.333, SLG: 0.429					2-3					1 0 0 1 0 0 1	AB 34 R 7 H 10 RBI 7 BB 0 SO 7 LOB 8
Archi Cianfrocco, R (1, 5) OBP: 0.220, SLG: 0.357		0-0 P4			1-1 G4-3 3-H		1-1 1B		2-0 HR 3-H	4 1 2 3 0 0 0	
Doug Brocail, L (1, 1) Kurt Stillwell, S (7, PH) OBP: 0.295, SLG: 0.288 Tim Mauser, R (7, 1) Tim Teufel, R (9, PH) OBP: 0.331, SLG: 0.450			0-2 G1-3		1-3 K		3-1 F7		1-3 K	2 0 0 0 0 1 0 1 0 0 0 0 0 1 0 0 0 0 0 0 0 1 0 0 0 0 1 0	
Inning Stats	R: 1 H: 2 E: 0 LOB: 1 K: 0 BB: 0 S: 6 P: 12	R: 0 H: 0 E: 0 LOB: 0 K: 1 BB: 0 S: 7 P: 9	R: 0 H: 0 E: 0 LOB: 0 K: 0 BB: 0 S: 9 P: 10	R: 0 H: 0 E: 0 LOB: 0 K: 1 BB: 0 S: 7 P: 13	R: 1 H: 1 E: 0 LOB: 0 K: 1 BB: 0 S: 10 P: 15	R: 2 H: 2 E: 0 LOB: 0 K: 2 BB: 0 S: 18 P: 26	R: 0 H: 1 E: 0 LOB: 1 K: 1 BB: 0 S: 13 P: 22	R: 0 H: 1 E: 0 LOB: 0 K: 0 BB: 0 S: 4 P: 6	R: 3 H: 3 E: 0 LOB: 0 K: 1 BB: 0 S: 13 P: 21	1B: 7 SF: 2 2B: 2 SAC: 0 3B: 1 DP: 1 HR: 1 HBP: 0	WP: 1 PA: 36 PB: 0 SB: 1 CS: 0
PITCHER Dwight Gooden, R (1, 1) ERA: 3.4 John Franco, L (9, 1) ERA: 3.0	IP WLS BF H R ER SO BB IBB HBP BLK WP HR S P ERA WHIP	8.0 W 30 7 4 4 6 0 0 0 0 0 0 0 74 113 4.50 0.875	1.0 6 3 3 3 1 0 0 0 0 1 1 13 21 27.00 3.000								

San Diego Padres @ New York Mets
Shea Stadium, Flushing, NY
Tue Jul 06 1993, 7:05 PM EDT
Att. 19,740 - Unknown - 80 F

livebaseballscorecards.com



Batter	1	2	3	4	5	6	7	8	9
Vince Coleman, S OBP: 0.316, SLG: 0.367 Bobby Bonilla, S OBP: 0.328, SLG: 0.485 (1, 7) (6, PH) (7, 9)	2-2 PB BB SF8 1B		0-0 CS 1B	3-2 K 1B		4-1 1B IBB		3-2 1B SF8 1B	
Howard Johnson, S OBP: 0.360, SLG: 0.391 (1, 5)	4-0 SF8 PB 1-2 BB		2-3 K 1-2	1-0 G6-3		2-1 L5-3 1-2 1B 3-H		1-1 F7	
Eddie Murray, S OBP: 0.309, SLG: 0.427 (1, 3)	2-1 P5 1-2 2-3		0-0 1B		2-2 FC5-4 1B	3-2 L5-3 1-2		2-2 SF8 1-2 HR 1B	
Joe Orsulak, L OBP: 0.345, SLG: 0.410 (1, 9) (7, 7)	2-0 SF8 2-3 3-H		2-2 G4-3		1-0 F7		1-1 BB 2B	1-1 SF8 1-2 HR 2-3 1B	
Jeremy Burnitz, L OBP: 0.405, SLG: 0.677 (1, 8)	2-1 P3			4-0 1B 3B BB	2-1 FC5-4 1-2 1B		1-3 K	1-1 SF8 1-2 HR 2-3 3-H	
Jeff Kent, R OBP: 0.273, SLG: 0.372 (1, 4)		0-2 G5-3		0-2 L6	1-1 FC5-4 1-2 2-3		0-3 K	3-1 HR	
Todd Hundley, S OBP: 0.294, SLG: 0.389 (1, 2)		3-1 G3		1-0 BB 1-3 3B 1B	1-0 L4		4-0 BB IBB	1-1 2B	
Tim Bogar, R OBP: 0.320, SLG: 0.377 Chico Walker, S OBP: 0.288, SLG: 0.368 Kevin Baez, R OBP: 0.182, SLG: 0.273 (1, 6) (7, PH) (8, 6)		1-0 1B		4-2 3B BB 1-2		0-2 SH1-4 1B 2B	4-1 BB	0-0 F7	
Dwight Gooden, R OBP: 0.283, SLG: 0.500 John Franco, L (1, 1) (9, 1)		0-1 F8		1-0 3B 1-H 2-H 3-H		1-0 SH1-4 2-3	1-1 G4-3		

Inning Stats	R: 1	H: 1	E: 0	LOB: 1	K: 0	S: 8	P: 20	R: 0	H: 1	E: 0	LOB: 1	K: 0	S: 8	P: 12	R: 0	H: 2	E: 0	LOB: 1	K: 1	S: 9	P: 13	R: 3	H: 2	E: 0	LOB: 1	K: 1	S: 12	P: 26	R: 0	H: 2	E: 0	LOB: 2	K: 0	S: 9	P: 16	R: 1	H: 2	E: 0	LOB: 1	K: 0	S: 11	P: 21	R: 0	H: 1	E: 0	LOB: 3	K: 2	S: 11	P: 22	R: 4	H: 5	E: 0	LOB: 1	K: 0	S: 19	P: 31
--------------	------	------	------	--------	------	------	-------	------	------	------	--------	------	------	-------	------	------	------	--------	------	------	-------	------	------	------	--------	------	-------	-------	------	------	------	--------	------	------	-------	------	------	------	--------	------	-------	-------	------	------	------	--------	------	-------	-------	------	------	------	--------	------	-------	-------

PITCHER	IP	WLS	BF	H	R	ER	SO	BB	IBB	HBP	BLK	WP	HR	S	P	ERA	WHIP
Doug Brocail, R ERA: 3.91 (1, 1)	6.0	L	30	10	5	4	2	3	1	0	0	0	0	57	108	6.00	2.167
Tim Mauser, R ERA: 5.75 (7, 1)	2.0		14	6	4	4	2	1	1	0	0	0	1	30	53	18.00	3.500


BOTTOM

AB	R	H	RBI	BB	SO	LOB
3	1	2	0	0	1	1
1	1	1	0	1	0	0
4	0	1	1	1	1	3
5	1	3	0	0	0	4
4	1	2	1	0	0	2
3	1	1	1	1	1	2
5	1	1	3	0	1	4
4	1	2	0	1	0	2
2	2	2	0	1	0	0
0	0	0	0	1	0	0
1	0	0	0	0	0	1
3	0	1	3	0	0	4
0	0	0	0	0	0	0

San Diego Padres @ New York Mets
Shea Stadium, Flushing, NY
 Tue Jul 06 1993, 7:05 PM EDT
 Att: 19,740 - Unknown - 80 F

livebaseballscorecards.com

AB	35
R	9
H	16
RBI	9
BB	6
SO	4
LOB	23



WP	PA
0	44
PB	1
SB	0
CS	1

Batter	1	2	3	4	5	6	7	8	9	AB R H RBI BB SO LOB	TOP
Jeff Gardner, L (1, 4) OBP: 0.333, SLG: 0.357 FFC BB X	2-2 G3-1 BLK 1B		0-1 F7			0-1 G3-1			0-0 SH1-3 FC6-2-5 2B	4 0 2 0 0 0 0	
Tony Gwynn, L (1, 9) OBP: 0.364, SLG: 0.435 1 SAFE FFC BB X	2-2 F7			0-2 G6-3			3-1 G3-1		0-0 SH1-3 2-3	3 0 0 0 0 0 1	
Derek Bell, R (1, 8) OBP: 0.310, SLG: 0.428 FFB X	1-2 G3-1 1-3			0-0 F7			3-3 K		1-2 FC6-2-5 1B	4 0 0 0 0 1 2	
Fred McGriff, L (1, 3) OBP: 0.359, SLG: 0.495 B X	1-0 G4-3			3-2 F8			2-3 K		0-0 1-2 1B	4 0 1 0 0 1 1	
Phil Plantier, L (1, 7) OBP: 0.315, SLG: 0.495 B X		2-1 G3-1			1-3 K			1-3 K	2-1 F7	4 0 0 0 0 2 2	
Ricky Gutierrez, R (1, 6) OBP: 0.352, SLG: 0.339 B X		2-2 G5-3			0-0 G3			0-3 K		3 0 0 0 0 1 0	
Kevin Higgins, L (1, 2) OBP: 0.337, SLG: 0.264 B X		2-2 G4-3			0-1 G4-3			1-1 HR 1B		3 1 1 0 0 0 0	
Archi Cianfrocco, R (1, 5) OBP: 0.226, SLG: 0.407 L X			0-1 F7			1-0 G6-3		0-1 HR 1H		3 1 1 2 0 0 0	
Andy Benes, R (1, 1) OBP: 0.163, SLG: 0.244 Gene Harris, R (9, 1) Bill Bean, L (9, 7) OBP: 0.277, SLG: 0.317			0-3 K			0-3 K		0-0 F9		3 0 0 0 0 2 0 0 0 0 0 0 0 0 0 0 0 0 0 0 0	
Inning Stats	R: 0 H: 1 E: 0 LOB: 1 K: 0 BB: 0 S: 14 P: 20	R: 0 H: 0 E: 0 LOB: 0 K: 0 BB: 0 S: 9 P: 15	R: 0 H: 0 E: 0 LOB: 0 K: 1 BB: 0 S: 7 P: 7	R: 0 H: 0 E: 0 LOB: 0 K: 0 BB: 0 S: 7 P: 10	R: 0 H: 0 E: 0 LOB: 0 K: 1 BB: 0 S: 6 P: 7	R: 0 H: 0 E: 0 LOB: 0 K: 1 BB: 0 S: 6 P: 7	R: 0 H: 0 E: 0 LOB: 0 K: 2 BB: 0 S: 12 P: 20	R: 2 H: 2 E: 0 LOB: 0 K: 2 BB: 0 S: 12 P: 14	R: 0 H: 2 E: 0 LOB: 2 K: 0 BB: 0 S: 8 P: 11	1B: 3 SF: 0 2B: 1 SAC: 1 3B: 0 DP: 0 HR: 1 HBP: 0	WP: 0 PA: 32 PB: 0 SB: 0 CS: 0
PITCHER Anthony Young, R (1, 1) ERA: 4.19 Jeff Innis, R (9, 1) ERA: 5.35	IP WLS BF H R ER SO BB IBB HBP BLK WP HR S P ERA WHIP 8.0 L 27 3 2 2 7 0 0 0 0 0 0 1 73 100 2.25 0.375 1.0 5 2 0 0 0 0 0 0 0 0 0 0 8 11 0.00 2.000										

San Diego Padres @ New York Mets
 Shea Stadium, Flushing, NY
 Wed Jul 07 1993, 3:33 AM EDT
 Att. 23,079 - Sunny - 97 F

livebaseballscorecards.com

AB	31
R	2
H	5
RBI	2
BB	0
SO	7
LOB	6



Batter	1	2	3	4	5	6	7	8	9	AB R H RBI BB SO LOB	TOP
Jeff Gardner, L (1, 4) <small>OBP: 0.332, SLG: 0.355</small>	1-0 		1-2 			0-0 	0-1 			4 0 1 1 0 0 0	
Tony Gwynn, L (1, 9) <small>OBP: 0.369, SLG: 0.446</small>	1-1 			1-2 		2-2 		2-1 		4 1 3 0 0 0 0	
Derek Bell, R (1, 8) <small>OBP: 0.307, SLG: 0.423</small>	1-2 			1-2 		1-0 		1 SAFE 2-3 		4 0 0 0 0 1 3	
Fred McGriff, L (1, 3) <small>OBP: 0.360, SLG: 0.498</small>		3-2 		2-1 			1-1 	1-3 		4 1 2 1 0 1 1	
Phil Plantier, L (1, 7) <small>OBP: 0.314, SLG: 0.491</small>		3-3 		1-1 			1-1 	2-3 		4 0 1 0 0 2 2	
Ricky Gutierrez, R (1, 6) <small>OBP: 0.350, SLG: 0.348</small>		3-2 			1-0 		0-1 		0-1 	4 2 1 0 0 0 3	
Kevin Higgins, L (1, 2) <small>OBP: 0.324, SLG: 0.256</small>		2-3 			1-0 		1-2 		1-0 	3 0 0 1 0 1 3	
Archi Cianfrocco, R (1, 5) <small>OBP: 0.227, SLG: 0.387</small>			2-1 		0-3 		4-2 		1-2 	0 0 0 0 0 0 0	
Greg Harris, R (1, 1) <small>OBP: 0.255, SLG: 0.255</small> Bill Bean, L (7, PH) <small>OBP: 0.288, SLG: 0.328</small> Trevor Hoffman, R (7, 1) Kurt Stillwell, S (9, PH) <small>OBP: 0.293, SLG: 0.286</small>			2-3 			1-1 	0-1 		1-1 	2 0 0 0 0 1 0 1 0 1 1 0 0 0 0 0 0 0 0 0 0 1 0 0 0 0 0 0	
Inning Stats	R: 0 H: 0 E: 0 LOB: 0 K: 0 BB: 0 S: 6 P: 9	R: 0 H: 1 E: 0 LOB: 1 K: 2 BB: 0 S: 15 P: 26	R: 0 H: 0 E: 0 LOB: 0 K: 1 BB: 0 S: 10 P: 15	R: 1 H: 1 E: 0 LOB: 0 K: 0 BB: 0 S: 10 P: 15	R: 0 H: 0 E: 0 LOB: 0 K: 1 BB: 0 S: 5 P: 7	R: 0 H: 1 E: 0 LOB: 1 K: 0 BB: 0 S: 7 P: 11	R: 2 H: 4 E: 0 LOB: 2 K: 0 BB: 1 S: 15 P: 22	R: 0 H: 1 E: 0 LOB: 1 K: 3 BB: 0 S: 11 P: 18	R: 1 H: 1 E: 0 LOB: 0 K: 0 BB: 0 S: 8 P: 11	1B: 6 SF: 1 2B: 1 SAC: 0 3B: 2 DP: 0 HR: 0 HBP: 0	WP: 2 PA: 36 PB: 0 SB: 0 CS: 0
PITCHER Dennis Martinez, R (1, 1) <small>ERA: 3.33</small> Tim Scott, R (7, 1) <small>ERA: 2.93</small> John Wetteland, R (8, 1) <small>ERA: 1.42</small>	IP WLS BF H R ER SO BB IBB HBP BLK WP HR S P ERA WHIP 6.2 W 27 6 3 3 4 1 0 0 0 0 0 66 103 4.05 1.050 0.1 1 1 0 0 0 0 0 0 0 0 0 2 2 0.00 3.000 2.0 S 8 2 1 1 3 0 0 0 0 2 0 19 29 4.50 1.000	PITCHER IP WLS BF H R ER SO BB IBB HBP BLK WP HR S P ERA WHIP 0.1 1 1 0 0 0 0 0 0 0 0 0 2 2 0.00 3.000 2.0 S 8 2 1 1 3 0 0 0 0 2 0 19 29 4.50 1.000									

San Diego Padres @ Montreal Expos
 Olympic Stadium, Montreal, QB
 Thu Jul 08 1993, 7:05 PM EDT
 Att. 12,727 - Dome

livebaseballscorecards.com

AB	31
R	4
H	9
RBI	4
BB	0
SO	6
LOB	12



Batter	1	2	3	4	5	6	7	8	9
Delino DeShields, L OBP: 0.379, SLG: 0.351 (1, 4)	2-0 G5-3 HR 2B	3-1 G6-3			0-1 SH1-3 1-2		0-1 P6		
Mike Lansing, R OBP: 0.338, SLG: 0.362 (1, 6)	3-2 G5-3 2-3		4-1 G6-3 S S BB		0-1 F9 2-3		0-0 F7		
Marquis Grissom, R OBP: 0.339, SLG: 0.455 (1, 8)	0-1 HR		2-2 G6-3 1-3		0-2 F8		3-1 1B 1B		
Larry Walker, L OBP: 0.379, SLG: 0.483 (1, 9)	3-2 G4-3		4-0 CS S IBB		1-3 K		2-2 F9		
Darrin Fletcher, L OBP: 0.324, SLG: 0.352 (1, 2)	0-1 L3		2-2 L7 1-3 3-H		0-1 L3		1-2 1B 1H 1B		
Moises Alou, R OBP: 0.319, SLG: 0.443 (1, 7)		2-0 HR		0-0 P3		1-1 G6-3		1-3 K	
Sean Berry, R OBP: 0.384, SLG: 0.447 (1, 5)		4-2 SH2-4 BB		1-1 P5		1-3 K			
Greg Colbrunn, R OBP: 0.272, SLG: 0.383 (1, 3)		1-3 K		1-0 G5-3		3-2 F8			
Dennis Martinez, R OBP: 0.250, SLG: 0.300 (1, 1)		0-0 SH2-4			0-0 F9 SH1-3 1B		4-2 BB		
Tim Scott, R (7, 1)									
John Vander Wal, L OBP: 0.328, SLG: 0.402 (7, PH)									
John Wetteland, R (8, 1)									

Inning Stats	R: 2	H: 2	E: 0	K: 0	S: 14	LOB: 0	BB: 0	P: 22	R: 1	H: 1	E: 0	K: 1	S: 9	LOB: 1	BB: 1	P: 19	R: 1	H: 0	E: 0	K: 0	S: 7	LOB: 0	BB: 2	P: 19	R: 0	H: 0	E: 0	K: 0	S: 4	LOB: 0	BB: 0	P: 6	R: 0	H: 1	E: 0	K: 0	S: 9	LOB: 1	BB: 0	P: 9	R: 0	H: 0	E: 0	K: 1	S: 7	LOB: 0	BB: 0	P: 9	R: 0	H: 0	E: 0	K: 1	S: 12	LOB: 1	BB: 1	P: 20	R: 1	H: 2	E: 0	K: 1	S: 14	LOB: 1	BB: 0	P: 20
--------------	------	------	------	------	-------	--------	-------	-------	------	------	------	------	------	--------	-------	-------	------	------	------	------	------	--------	-------	-------	------	------	------	------	------	--------	-------	------	------	------	------	------	------	--------	-------	------	------	------	------	------	------	--------	-------	------	------	------	------	------	-------	--------	-------	-------	------	------	------	------	-------	--------	-------	-------


PITCHER	IP	WLS	BF	H	R	ER	SO	BB	IBB	HBP	BLK	WP	HR	S	P	ERA	WHIP
Greg Harris, R ERA: 3.99 (1, 1)	6.0	L	24	4	4	4	2	2	1	0	0	0	2	50	84	6.00	1.000
Trevor Hoffman, R ERA: 4.4 (7, 1)	2.0		9	2	1	1	2	1	0	0	0	0	0	26	40	4.50	1.500

BOTTOM

San Diego Padres @ Montreal Expos
Olympic Stadium, Montreal, QB
Thu Jul 08 1993, 7:05 PM EDT
Att. 12,727 - Dome

AB	R	H	RBI	BB	SO	LOB
3	1	1	0	0	0	2
3	1	0	0	1	0	2
4	2	2	2	0	0	2
3	0	0	0	1	1	1
4	0	1	1	0	0	1
4	1	1	1	0	1	1
2	0	0	0	1	1	0
3	0	0	0	0	1	1
1	0	1	0	0	0	0
0	0	0	0	0	0	0
0	0	0	0	1	0	0
0	0	0	0	0	0	0

AB	27
R	5
H	6
RBI	4
BB	4
SO	4
LOB	10



1B	3	SF	0	WP	0	PA	33
2B	1	SAC	2	PB	0		
3B	0	DP	0	SB	3		
HR	2	HBP	0	CS	1		

PITCHER	IP	WLS	BF	H	R	ER	SO	BB	IBB	HBP	BLK	WP	HR	S	P	ERA	WHIP
---------	----	-----	----	---	---	----	----	----	-----	-----	-----	----	----	---	---	-----	------

Batter	1	2	3	4	5	6	7	8	9	AB R H RBI BB SO LOB	TOP															
Ricky Gutierrez, R OBP: 0.340, SLG: 0.333 (1, 6)	1-3 		4-2 BB 1B BB 	2-2 G6-3 			0-1 F8 		3-2 F9 	4 0 0 0 1 1 1																
Tony Gwynn, L OBP: 0.372, SLG: 0.446 (1, 9)	0-0 G4-3 		1-1 BB 1B 			1-1 G4-3 G4-3 1B 	0-1 			4 0 3 0 0 0 0																
Craig Shipley, R OBP: 0.243, SLG: 0.317 Bill Bean, L OBP: 0.279, SLG: 0.317 (7, PH) (7, 8)	0-3 K 		0-0 F9 			1-1 G4-3 1-2 	1-1 G5-3 			3 0 0 0 0 1 3 1 0 0 0 0 0 1																
Phil Clark, R OBP: 0.336, SLG: 0.429 (1, 3)		0-0 FC1-5 WP 1B 	0-0 P6 			1-2 G4-3 2-3 		1-3 K 		4 0 1 0 0 1 3																
Tim Teufel, R OBP: 0.328, SLG: 0.430 Jeff Gardner, L OBP: 0.331, SLG: 0.354 (8, PH) (8, 4)		4-2 1B FC1-5 FC5-4 BB 	4-1 	1-2 2-3 BB 		1-3 K 		0-0 G6-3 		1 1 0 0 2 1 1 1 0 0 0 0 0 0																
Phil Plantier, L OBP: 0.313, SLG: 0.500 (1, 7)		0-1 FC1-5 FC5-4 1B 1-2 2-3f 	1-0 P5 			3-2 F7 		2-0 		4 1 1 1 0 0 5																
Archi Cianfrocco, R OBP: 0.222, SLG: 0.368 (1, 5)		3-1 		2-3 K 		2-2 F7 		0-0 F9 		0 0 0 0 0 0 0																
Bob Geren, R OBP: 0.286, SLG: 0.305 (1, 2)		1-2 FC5-4 1-2f 2-3 3-H 		4-1 SH1-4 BB 		0-3 K 			2-2 F9 	3 0 0 1 1 1 2																
Wally Whitehurst, R OBP: 0.111, SLG: 0.111 Kurt Stillwell, S OBP: 0.286, SLG: 0.278 Gene Harris, R (9, 1)		0-3 K 		1-0 SH1-4 1-2 			0-0 G1-3 		0-3 K 	2 0 0 0 0 1 2 1 0 0 0 0 1 0 0 0 0 0 0 0 0																
Inning Stats	R: 0 E: 0 K: 2 S: 8 H: 0 LOB: 0 BB: 0 P: 9	R: 1 E: 0 K: 1 S: 15 H: 2 LOB: 2 BB: 1 P: 23	R: 0 E: 0 K: 0 S: 8 H: 1 LOB: 3 BB: 2 P: 18	R: 0 E: 0 K: 1 S: 11 H: 0 LOB: 1 BB: 1 P: 20	R: 0 E: 0 K: 1 S: 10 H: 1 LOB: 1 BB: 0 P: 14	R: 0 E: 0 K: 1 S: 9 H: 0 LOB: 0 BB: 0 P: 14	R: 0 E: 0 K: 0 S: 7 H: 1 LOB: 1 BB: 0 P: 8	R: 1 E: 0 K: 1 S: 6 H: 1 LOB: 0 BB: 0 P: 9	R: 0 E: 0 K: 1 S: 16 H: 0 LOB: 0 BB: 0 P: 21	1B: 5 2B: 0 3B: 0 HR: 1 SF: 0 SAC: 1 DP: 0 HBP: 0	WP: 1 PB: 0 SB: 0 CS: 0 PA: 37															
PITCHER	IP WLS BF H R ER SO BB IBB HBP BLK WP HR S P ERA WHIP											PITCHER	IP WLS BF H R ER SO BB IBB HBP BLK WP HR S P ERA WHIP													
Jeff Fassero, L ERA: 2.21 (1, 1)	5.0	23	4	1	1	5	4	0	0	0	1	0	52	84	1.80	1.600										
Jeff Shaw, R ERA: 3.69 (6, 1)	3.0	11	2	1	1	2	0	0	0	0	0	1	22	31	3.00	0.667										
Pete Young, R ERA: 2.25 (9, 1)	1.0	W	3	0	0	1	0	0	0	0	0	0	16	21	0.00	0.000										

San Diego Padres @ Montreal Expos
Olympic Stadium, Montreal, QB
Sat Jul 10 1993, 7:05 PM EDT
Att. 30,369 - Dome

livebaseballscorecards.com

AB	28
R	2
H	5
RBI	2
BB	4
SO	7
LOB	18



BOTTOM

San Diego Padres @ Montreal Expos
 Olympic Stadium, Montreal, QB
 Sat Jul 10 1993, 7:05 PM EDT
 Att. 30,369 - Dome

livebaseballscorecards.com

AB	26
R	3
H	7
RBI	3
BB	3
SO	2
LOB	5



WP:	1	PA:	33
PB:	0		
SB:	3		
CS:	0		

AB	R	H	RBI	BB	SO	LOB
4	1	2	0	0	0	1
2	0	0	0	0	0	1
4	1	1	1	0	1	0
3	0	0	0	1	0	0
3	0	0	0	1	0	0
3	1	2	1	1	0	0
3	0	0	0	0	1	2
2	0	2	1	0	0	0
0	0	0	0	0	0	0
1	0	0	0	0	0	0
0	0	0	0	0	0	0
1	0	0	0	0	0	1
0	0	0	0	0	0	0

R	H	ER	SO	BB	IBB	HBP	BLK	WP	HR	S	P
2	2			3				1			
0	0			3				3			
0	0			3				2			
5	2			21				0			

R	H	ER	SO	BB	IBB	HBP	BLK	WP	HR	S	P
0	1			0				1			
0	0			0				0			
0	0			0				0			
4	1			7				0			

R	H	ER	SO	BB	IBB	HBP	BLK	WP	HR	S	P
0	0			0				0			
0	0			0				0			
0	0			0				0			
7	0			13				0			

R	H	ER	SO	BB	IBB	HBP	BLK	WP	HR	S	P
0	0			0				0			
0	0			0				0			
0	0			0				0			
1	1			12				0			

R	H	ER	SO	BB	IBB	HBP	BLK	WP	HR	S	P
1	0			0				0			
0	0			0				0			
0	0			0				0			
7	1			12				0			

R	H	ER	SO	BB	IBB	HBP	BLK	WP	HR	S	P
0	0			0				0			
0	0			0				0			
0	0			0				0			
10	0			17				0			

R	H	ER	SO	BB	IBB	HBP	BLK	WP	HR	S	P
0	1			1				0			
0	0			1				0			
0	0			0				0			
7	1			12				0			

R	H	ER	SO	BB	IBB	HBP	BLK	WP	HR	S	P
0	1			1				0			
0	0			1				0			
0	0			0				0			
10	1			16				0			

R	H	ER	SO	BB	IBB	HBP	BLK	WP	HR	S	P
0	1			0				0			
0	0			0				0			
0	0			0				0			
8	1			8				0			

R	H	ER	SO	BB	IBB	HBP	BLK	WP	HR	S	P
0	1			0				0			
0	0			0				0			
0	0			0				0			
5	1			8				0			

R	H	ER	SO	BB	IBB	HBP	BLK	WP	HR	S	P
0	0			0				0			
0	0			0				0			
0	0			0				0			
9	1			8				0			

Inning Stats												PITCHER																
R	H	ER	SO	BB	IBB	HBP	BLK	WP	HR	S	P	IP	WLS	BF	H	R	ER	SO	BB	IBB	HBP	BLK	WP	HR	S	P	ERA	WHIP
0	1	0	0	0	0	0	0	0	0	58	98	8.0		27	5	1	1	2	0	0	0	0	0	0	0	0	1.12	0.625
0	0	0	0	0	0	0	0	0	0	5	21	0.1	L	6	2	2	2	0	1	2	0	0	1	0	5	21	54.00	9.000

BOTTOM

San Diego Padres @ Montreal Expos
Olympic Stadium, Montreal, QB
Sun Jul 11 1993, 3:33 AM EDT
Att. 21,174 - Dome

livebaseballscores.com

AB	35
R	5
H	13
RBI	5
BB	3
SO	9
LOB	18



WP	0	PA	40
PB	0		
SB	2		
CS	0		

AB	R	H	RBI	BB	SO	LOB
5	0	2	1	0	3	0
4	0	2	0	1	0	1
0	0	0	0	0	0	0
5	0	1	1	0	2	2
5	1	1	1	0	1	3
2	1	2	0	2	0	0
4	1	2	1	0	0	2
3	1	2	0	0	0	1
3	0	0	1	0	1	6
1	0	0	0	0	0	0
1	0	0	0	0	0	1
0	0	0	0	0	0	0
0	0	0	0	0	0	0
0	0	0	0	0	0	0
0	0	0	0	0	0	0
0	0	0	0	0	0	0
1	1	1	0	0	0	0
0	0	0	0	0	0	0
0	0	0	0	0	0	0

1B	10	SF	1
2B	2	SAC	0
3B	0	DP	0
HR	1	HBP	1

WP	HR	S	P	ERA	WHIP
0	0	0	0	0.00	1.250
0	1	28	43	3.38	1.500
0	0	19	28	27.00	3.000
0	0	11	17	27.00	7.500

Batter	1	2	3	4	5	6	7	8	9
Delino DeShields, L (1, 4) OBP: 0.387, SLG: 0.362	2-3 K ①		2-2 F7 1B		2-3 K ①		0-3 K ② X	0-0 1B S 1B 1-3 2-H	
Mike Lansing, R (1, 6) Dennis Martinez, R (9, 1) OBP: 0.344, SLG: 0.373 OBP: 0.250, SLG: 0.300	2-2 F9		2-1 F7 ② 1-2		0-0 1B ②		1-0 2B	4-0 1B BB	
Marquis Grissom, R (1, 8) OBP: 0.340, SLG: 0.448	0-0 G5-3		0-1 G1-3 ③		2-3 K ③		3-2 K ③	1-2 1B 1-2 2-3 3-H	
Larry Walker, L (1, 9) OBP: 0.372, SLG: 0.477		0-0 G6-3 ①		1-1 F7 ①		2-2 HR		K F7	
Darrin Fletcher, L (1, 2) OBP: 0.335, SLG: 0.353		4-0 2B BB		4-0 HBP 1B BB		3-2 FC4 1B		2-2 E6 1B 1B	
Moises Alou, R (1, 7) OBP: 0.328, SLG: 0.470		0-1 F9 ②		3-2 HBP 1B		0-1 FC4 ① 1-2f		3-2 1B SF7 1B 2-H	
Greg Colbrunn, R (1, 3) OBP: 0.282, SLG: 0.392		1-2 2B		3-2 HBP		1-1 FC4-6 S ② 1-2f		0-1 1B 1B	
Sean Berry, R (1, 5) OBP: 0.382, SLG: 0.468		1-0 G4-3 ③		3-3 K ②		2-0 F8 ③ 1-2		0-0 SF7 ② 3-H	
Kent Bottenfield, R (1, 1) Frank Bolick, S (1, 1) Mike Gardner, S (1, 1) Brian Barnes, L (1, 1) Luis Figueroa, S (1, 1) Pete Young, R (1, 1) John Wetteland, R (1, 1) John Vander Wal, L (1, 1) Jeff Cirillo, R (1, 1) Wally Courteney, R (1, 1)			0-0 G3 ①	1-3 K ③			2-3 K ① X	0-0 1B 1B 1-2	

Inning Stats	R	H	E	K	S	H	LOB	BB	P	R	H	E	K	S	H	LOB	BB	P
	0	0	0	1	12	1	2	0	14	0	1	0	2	16	1	2	0	13
	0	0	0	0	8	0	3	0	31	1	2	0	11	14	0	1	20	
	0	0	0	0	8	0	0	0	19	0	0	0	9	14	0	0	20	
	0	0	0	0	8	0	0	0	19	4	6	1	24	24	3	1	36	

PITCHER	IP	WLS	BF	H	R	ER	SO	BB	IBB	HBP	BLK	WP	HR	S	P	ERA	WHIP
Doug Brocail, R (1, 1) ERA: 3.6	4.0		18	3	0	0	3	2	0	0	0	0	0	40	69	0.00	1.250
Mark Davis, L (5, 1) ERA: 5.03	2.2		11	4	1	1	4	0	0	0	0	0	1	28	43	3.38	1.500
Trevor Hoffman, R (7, 1) ERA: 4.74	0.2		4	2	2	2	2	0	0	0	0	0	0	19	28	27.00	3.000
Gene Harris, R (8, 1) ERA: 3.31	0.2	L	7	4	2	2	0	1	0	0	0	0	0	11	17	27.00	7.500

Batter	1	2	3	4	5	6	7	8	9	AB R H RBI BB SO LOB	TOP	
Lenny Dykstra, L OBP: 0.416, SLG: 0.460 (1, 8) C B B B X	3-2 G3 1B		0-3 K		1-1 1B BB 1B		0-2 G4-3		0-3 K	5 1 2 0 0 2 2		
Milt Thompson, L OBP: 0.338, SLG: 0.349 (1, 7) B B X	2-0 G3 1-2		0-0 G1-3		4-2 1B BB 1-2		1-2 L9			3 0 0 0 1 0 1		
John Kruk, L OBP: 0.472, SLG: 0.523 (1, 3) B B C C X	2-2 F7		0-1 G3-1		2-0 P5			0-1 G4-3		4 0 0 0 0 0 3		
Dave Hollins, S OBP: 0.374, SLG: 0.450 (1, 5) C F B B C	3-3 K			1-1 1B 1B	2-0 1-2 2-H 1B			0-1 B1-3		4 0 2 1 0 1 1		
Darren Daulton, L OBP: 0.382, SLG: 0.481 (1, 2) X		0-0 E9 1B 2B		1-3 K	1-0 G4-3			2-3 K		4 1 1 0 0 2 3		
Jim Eisenreich, L OBP: 0.396, SLG: 0.483 (1, 9) Pete Incaviglia, R OBP: 0.300, SLG: 0.502 (9, PH) B X		1-0 1B		1 SAFE B 1 SAFE 1-3 1B		1-1 G1-3		0-0 F8		3 0 2 1 0 0 0 1 0 0 0 0 0 0		
Mickey Morandini, L OBP: 0.295, SLG: 0.343 (1, 4) B C B X		2-1 L5		F H 1-1 1-2 L1-3 HBP		2-3 K		0-0		3 0 0 0 0 1 1		
Kevin Stocker, S OBP: 0.400, SLG: 0.519 (1, 6) B B X		2-0 F7		B B X 1-1 L1-3 1-2		0-3 K		4-0 1B BB		3 0 0 0 1 1 4		
Danny Jackson, R OBP: 0.159, SLG: 0.146 (1, 1) Larry Andersen, R OBP: 1.000, SLG: 1.000 (7, 1) Ricky Jordan, R OBP: 0.380, SLG: 0.534 (9, PH) S B C B C		1-3 K		B C B C S 3-3 K			2-3 K		0-0 1B	3 0 0 0 0 3 1 0 0 0 0 0 0 0 1 0 1 0 0 0 0		
Inning Stats	R: 0 E: 0 K: 1 S: 11 H: 1 LOB: 1 BB: 0 P: 21	R: 1 E: 1 K: 1 S: 8 H: 2 LOB: 1 BB: 0 P: 14	R: 0 E: 0 K: 1 S: 6 H: 0 LOB: 0 BB: 0 P: 6	R: 0 E: 0 K: 1 S: 9 H: 2 LOB: 2 BB: 0 P: 15	R: 1 E: 0 K: 1 S: 10 H: 2 LOB: 2 BB: 1 P: 23	R: 0 E: 0 K: 2 S: 10 H: 0 LOB: 0 BB: 0 P: 13	R: 0 E: 0 K: 1 S: 9 H: 0 LOB: 0 BB: 0 P: 12	R: 0 E: 0 K: 1 S: 7 H: 0 LOB: 0 BB: 0 P: 9	R: 0 E: 0 K: 1 S: 6 H: 1 LOB: 2 BB: 1 P: 10	1B: 7 2B: 2 3B: 0 HR: 0 SF: 0 SAC: 0 DP: 1 HBP: 1	WP: 0 PB: 0 SB: 0 CS: 0 PA: 37	
PITCHER Greg Harris, R ERA: 3.91 (1, 1) Mark Davis, L ERA: 4.75 (8, 1)	IP WLS BF H R ER SO BB IBB HBP BLK WP HR S P ERA WHIP	7.0 W 29 7 2 2 8 1 0 1 0 0 0 63 104 2.57 1.143	2.0 S 8 1 0 0 2 1 0 0 0 0 0 0 13 19 0.00 1.000	PITCHER IP WLS BF H R ER SO BB IBB HBP BLK WP HR S P ERA WHIP								

Philadelphia Phillies @ San Diego Padres
 Jack Murphy Stadium, San Diego, CA
 Thu Jul 15 1993, 6:33 AM EDT
 Att. 16,542 - Sunny - 74 F

AB	34
R	2
H	8
RBI	2
BB	2
SO	10
LOB	16



Batter	1	2	3	4	5	6	7	8	9
Ricky Gutierrez, R OBP: 0.344, SLG: 0.338 (1, 6)	1-3 K		4-2 CS BB		1-3 K		4-1 FC3-2 1B BB		
Tim Teufel, R OBP: 0.348, SLG: 0.457 (1, 4)	4-1 BB		1-2 2B			4-0 G6-4-3 1B HR BB	1-0 FC3-2 1B		
Jeff Gardner, L OBP: 0.327, SLG: 0.353 (7, PH)							1-2 2-3 3-H		
Tony Gwynn, L OBP: 0.374, SLG: 0.455 (1, 9)	0-1 F8		1-1 G3			1-1 G6-4-3 1B	3-2 1B		
Derek Bell, R OBP: 0.303, SLG: 0.417 (1, 8)	0-0 P4					3-2 G6-4-3 1-2 2-3	2-2 F9		
Phil Clark, R OBP: 0.341, SLG: 0.452 (1, 3)		0-3 K			3-0 G5-3	0-0 HR		1-1 G3	
Phil Plantier, L OBP: 0.307, SLG: 0.485 (1, 7)		4-1 BB			0-3 K	1-3 K2-3		1-1 HR	
Bill Bean, L OBP: 0.274, SLG: 0.353 (7, 7)									
Archi Cianfrocco, R OBP: 0.228, SLG: 0.342 (1, 5)		0-1 F9			4-0 SH3 BB		0-1 E3 BB FC3-2 G1-3	2-2 G4-3	
Bob Geren, R OBP: 0.278, SLG: 0.295 (1, 2)		2-3 K			0-1 F9		0-0 G1-3	2-0 P6	
Greg Harris, R OBP: 0.250, SLG: 0.250 (1, 1)			1-0 G6-3		0-2 SH3		4-2 FC3-2 1B BB		
Craig Shipley, R OBP: 0.253, SLG: 0.317 (7, PH)									
Mark Davis, L OBP: 0.333, SLG: 0.333 (8, 1)									


AB	R	H	RBI	BB	SO	LOB
2	1	0	0	2	2	1
1	1	1	0	2	0	0
1	0	0	0	0	0	3
4	0	2	2	0	0	2
4	0	0	0	0	1	5
4	1	1	2	0	1	0
2	0	0	0	1	2	0
1	1	1	1	0	0	0
3	0	0	0	1	0	1
4	0	0	0	0	1	3
1	0	0	0	0	0	0
0	1	0	0	1	0	0
0	0	0	0	0	0	0

WP	HR	S	P	ERA	WHIP
0	1	18	30	5.40	1.200

Inning Stats		R: 0	H: 0	E: 0	K: 1	S: 7	R: 0	H: 0	E: 0	K: 2	S: 9	R: 0	H: 1	E: 0	K: 0	S: 9	R: 0	H: 0	E: 0	K: 2	S: 9	R: 0	H: 0	E: 0	K: 1	S: 8	R: 2	H: 2	E: 0	K: 1	S: 14	R: 2	H: 1	E: 1	K: 0	S: 15	R: 1	H: 1	E: 0	K: 0	S: 9
PITCHER		IP	WLS	BF	H	R	ER	SO	BB	IBB	HBP	BLK	WP	HR	S	P	ERA	WHIP																							
Danny Jackson, L ERA: 3.99 (1, 1)	6.1	L	28	3	4	2	7	7	0	0	0	0	0	1	62	107	2.84	1.579																							
Larry Andersen, R ERA: 1.93 (7, 1)	1.2		7	2	1	1	0	0	0	0	0	0	0	1	18	30	5.40	1.200																							

Philadelphia Phillies @ San Diego Padres
Jack Murphy Stadium, San Diego, CA
 Thu Jul 15 1993, 6:33 AM EDT
 Att. 16,542 - Sunny - 74 F

AB	27
R	5
H	5
RBI	5
BB	7
SO	7
LOB	15



WP: 0	PA: 35
PB: 0	
SB: 0	
CS: 1	

Philadelphia Phillies @ San Diego Padres
 Jack Murphy Stadium, San Diego, CA

Fri Jul 16 1993, 10:05 PM EDT
 Att: 20,763 - Unknown

AB	31
R	3
H	8
RBI	3
BB	3
SO	5
LOB	15

WP	0	PA	34
PB	0		
SB	0		
CS	0		



AB	R	H	RBI	BB	SO	LOB
4	0	1	0	0	0	1
2	0	0	0	2	0	1
4	1	2	0	0	1	1
4	0	1	0	0	0	4
4	2	2	3	0	1	1
3	0	1	0	0	0	1
1	0	0	0	0	1	0
2	0	0	0	1	0	1
1	0	0	0	0	1	0
3	0	1	0	0	0	2
3	0	0	0	0	1	3
0	0	0	0	0	0	0

Batter	1	2	3	4	5	6	7	8	9
Lenny Dykstra, L OBP: 0.415, SLG: 0.458 (1, 8)	G6-3 1B		L5-3 1B		G4-3 1B		G4-3 1B		
Milt Thompson, L OBP: 0.341, SLG: 0.345 (1, 7)	4-0 1B BB		0-0 L5-3 1-2			3-2 G6-3 1B		4-0 G6-4-3 BB	
John Kruk, L OBP: 0.472, SLG: 0.523 (1, 3)	1-2 SAFE 1B G6-3		3-2 L7			1-1 HR 1B		2-3 K	
Dave Hollins, S OBP: 0.373, SLG: 0.447 (1, 5)	3-1 G6-3 1-2f			0-0 1B		2-1 F8 1B		2-0 G6-4-3 1-2f	
Darren Daulton, L OBP: 0.383, SLG: 0.502 (1, 2)		3-2 HR		0-1 F7		2-0 HR 1-H		2-3 K	
Jim Eisenreich, L OBP: 0.395, SLG: 0.480 (1, 9)		0-1 G5-3 BLK 1B		1 SAFE 3-2 F8		0-1 L7		0-3 K	
Pete Incaviglia, R OBP: 0.298, SLG: 0.500 (9, PH)				1 SAFE 3-2 F8					
Mickey Morandini, L OBP: 0.295, SLG: 0.341 (1, 4)		4-2 1B 1-2 BB		0-0 F8			0-0 L8		1-3 K
Ricky Jordan, R OBP: 0.375, SLG: 0.527 (9, PH)									
Kevin Stocker, S OBP: 0.394, SLG: 0.533 (1, 6)		0-1 L8			0-0 G6-3		1-2 2B		
Tommy Greene, R OBP: 0.170, SLG: 0.205 (1, 1)		2-2 G5-3					1-0 P6		
David West, L OBP: 0.500, SLG: 0.750 (7, 1)									

Inning	1	2	3	4	5	6	7	8	9
R	0	1	1	0	0	2	0	0	0
H	1	2	1	1	0	2	1	0	0
E	0	0	0	0	0	0	0	0	0
K	0	0	0	0	1	0	0	1	3
S	14	16	9	8	8	10	8	4	13

PITCHER	IP	WLS	BF	H	R	ER	SO	BB	IBB	HBP	BLK	WP	HR	S	P	ERA	WHIP
Wally Whitehurst, R ERA: 3.38 (1, 1)	6.0		24	7	3	3	1	2	0	0	1	0	2	65	103	4.50	1.500
Pedro Martinez, L ERA: 4.76 (7, 1)	1.0	W	4	1	0	0	0	0	0	0	0	0	0	8	10	0.00	1.000
Mark Davis, L ERA: 4.5 (8, 1)	2.0	S	6	0	0	0	4	1	0	0	0	0	0	17	28	0.00	0.500

WP	0
PA	34
PB	0
SB	0
CS	0

Batter	1	2	3	4	5	6	7	8	9	AB R H RBI BB SO LOB
--------	---	---	---	---	---	---	---	---	---	----------------------

Jeff Gardner, L (1, 4) <small>OBP: 0.326, SLG: 0.349</small> 			L8 (4, 0) <small>BB</small> 				G4-3 (1, 1) 			3 0 0 0 1 1 1
Ricky Gutierrez, R (1, 6) <small>OBP: 0.342, SLG: 0.337</small> 			F9 (2, 1) 			G5-3 (0, 0) 	HR (3, 1) <small>1B</small> 			4 1 1 0 0 1 2
Tony Gwynn, L (1, 9) <small>OBP: 0.378, SLG: 0.472</small> 				FC3-6 (1, 2) <small>1B</small> 		2B (2, 1) 	HR (0, 0) <small>1-H</small> 			4 1 3 2 0 0 0
Phil Plantier, L (1, 7) <small>OBP: 0.303, SLG: 0.477</small> Mark Davis, L (8, 1) <small>OBP: 0.333, SLG: 0.333</small> 		P6 (0, 1) 		FC3-6 (1, 0) <small>1-2f</small> 		K (0, 3) 	F7 (2, 1) 			4 0 0 0 0 1 2 0 0 0 0 0 0 0
Derek Bell, R (1, 8) <small>OBP: 0.299, SLG: 0.412</small> 		F9 (1, 0) 		P6 (2, 2) 		G5-3 (0, 0) 		K (2, 3) 		4 0 0 0 0 1 2
Bill Bean, L (1, 3) <small>OBP: 0.273, SLG: 0.347</small> <small>(8, 7)</small> 		G5-3 (1, 2) 		F9 (1, 2) 			2B (0, 1) <small>1B</small> 	P6 (0, 0) 		4 1 1 0 0 0 1
Kevin Higgins, L (1, 2) <small>OBP: 0.336, SLG: 0.296</small> 			SH1-4 (0, 1) <small>1B</small> 		2B (2, 2) 		2B (2, 2) 	G6-3 (1, 0) 		4 1 3 0 0 0 0
Archi Cianfrocco, R (1, 5) <small>OBP: 0.232, SLG: 0.355</small> <small>(8, 3)</small> 			L9 (3, 1) 		P3 (2, 2) 		WP (0, 0) <small>G6-3</small> <small>2B</small> 			3 1 1 2 0 0 2
Wally Whitehurst, R (1, 1) <small>OBP: 0.105, SLG: 0.105</small> Pedro Martinez, L (7, 1) <small>OBP: 0.283, SLG: 0.276</small> Kurt Stillwell, S (7, PH) <small>OBP: 0.253, SLG: 0.317</small> Craig Shipley, R (8, 5) <small>OBP: 0.253, SLG: 0.317</small> 			SH1-4 (2, 0) 		K (1, 3) 		G6-3 (3, 1) <small>2-H</small> 			1 0 0 0 0 1 1 0 0 0 0 0 0 0 1 0 0 1 0 0 0 0 0 0 0 0 0 0

Inning Stats	R: 0	H: 0	E: 0	K: 2	S: 8	LOB: 0	BB: 0	P: 10	R: 0	H: 0	E: 0	K: 0	S: 6	LOB: 0	BB: 0	P: 8	R: 0	H: 1	E: 0	K: 0	S: 7	LOB: 2	BB: 1	P: 18	R: 0	H: 1	E: 0	K: 0	S: 12	LOB: 1	BB: 0	P: 17	R: 0	H: 1	E: 0	K: 1	S: 15	LOB: 1	BB: 0	P: 22	R: 0	H: 1	E: 0	K: 1	S: 7	LOB: 1	BB: 0	P: 9	R: 5	H: 5	E: 0	K: 0	S: 15	LOB: 0	BB: 0	P: 26	R: 0	H: 0	E: 0	K: 1	S: 5	LOB: 0	BB: 0	P: 8	1B: 4	2B: 4	3B: 0	HR: 1	SF: 0	SAC: 1	DP: 0	HBP: 0	WP: 1	PB: 0	SB: 0	CS: 0	PA: 34
--------------	------	------	------	------	------	--------	-------	-------	------	------	------	------	------	--------	-------	------	------	------	------	------	------	--------	-------	-------	------	------	------	------	-------	--------	-------	-------	------	------	------	------	-------	--------	-------	-------	------	------	------	------	------	--------	-------	------	------	------	------	------	-------	--------	-------	-------	------	------	------	------	------	--------	-------	------	-------	-------	-------	-------	-------	--------	-------	--------	-------	-------	-------	-------	--------

PITCHER	IP	WLS	BF	H	R	ER	SO	BB	IBB	HBP	BLK	WP	HR	S	P	ERA	WHIP
Tommy Greene, R (1, 1) <small>ERA: 3.61</small>	6.2	L	29	8	4	4	4	1	0	0	0	1	0	67	105	5.40	1.350
David West, L (7, 1) <small>ERA: 2.81</small>	1.1		5	1	1	1	1	0	0	0	0	0	1	8	13	6.75	0.750

BOTTOM

Philadelphia Phillies @ San Diego Padres
Jack Murphy Stadium, San Diego, CA
 Fri Jul 16 1993, 10:05 PM EDT
 Att. 20,763 - Unknown

livebaseballscores.com

AB	32
R	5
H	9
RBI	5
BB	1
SO	5
LOB	11



Batter	1	2	3	4	5	6	7	8	9	AB R H RBI BB SO LOB	TOP
Lenny Dykstra, L OBP: 0.416, SLG: 0.465 (1, 8) C B B X	2-2 F8 ①		3-2 G3 ②			0-0 HR ②		4-2 1B BB		3 1 1 1 1 0 0	
Mickey Morandini, L OBP: 0.295, SLG: 0.340 (1, 4) F C B X	2-2 G4-3 ②		1-0 G4-1 ③			0-2 G6-3 ②		1-1 1B		4 0 1 0 0 0 0	
Ricky Jordan, R OBP: 0.357, SLG: 0.500 Mitch Williams, L OBP: 1.000, SLG: 1.000 (1, 3) (8, 1) B B F X	2-1 F8 ③				1-3 K ①	0-0 G1-3 ③		1-0 F8 ③		4 0 0 0 0 1 2 0 0 0 0 0 0 0	
Dave Hollins, S OBP: 0.371, SLG: 0.444 (1, 5) C B B X		1-2 2B 1B			1-0 L8 ②		2-2 F9 ①		3-2 G4-3 ①	4 1 1 0 0 0 0	
Darren Daulton, L OBP: 0.384, SLG: 0.498 (1, 2) B C B X		2-2 P5 ①			1-0 F8 ③		4-2 1B WP BB		4-1 G3 BB BB	2 0 0 0 2 0 1	
Milt Thompson, L OBP: 0.344, SLG: 0.350 (1, 7) B B X		2-0 1-H 2B			1-0 G4-3 ①		3-3 K ②		4-0 G3 BB	3 0 1 1 1 1 1	
Wes Chamberlain, R OBP: 0.311, SLG: 0.509 Jim Eisenreich, L OBP: 0.393, SLG: 0.478 (1, 9) (7, 9) B C B X		1-3 K ②			2-3 K ②		0-1 2-H 1B ③		2-2 G3 ②	3 0 1 0 0 2 1 1 0 0 0 0 0 2	
Kevin Stocker, S OBP: 0.361, SLG: 0.485 Pete Incaviglia, R OBP: 0.297, SLG: 0.498 (1, 6) (9, PH) B C B X		1-2 G3-1 ③			0-1 G6-3 ③			2-3 K ①	1-3 K ③	3 0 0 0 0 1 1 1 0 0 0 0 1 2	
Terry Mulholland, R OBP: 0.091, SLG: 0.070 Roger Mason, R OBP: 0.200, SLG: 0.200 John Kruk, L OBP: 0.471, SLG: 0.521 (1, 1) (7, 1) (8, PH) (8, 3) B C B X			2-3 K ①			1-3 K2-3 ①		0-0 G4-3 ②		2 0 0 0 0 2 0 0 0 0 0 0 0 0 1 0 0 0 0 0 0	
Inning Stats	R: 0 E: 0 K: 0 S: 8 H: 0 LOB: 0 BB: 0 P: 14	R: 1 E: 0 K: 1 S: 14 H: 2 LOB: 1 BB: 0 P: 21	R: 0 E: 0 K: 1 S: 7 H: 0 LOB: 0 BB: 0 P: 13	R: 0 E: 0 K: 1 S: 6 H: 0 LOB: 0 BB: 0 P: 9	R: 0 E: 0 K: 1 S: 6 H: 0 LOB: 0 BB: 0 P: 9	R: 1 E: 0 K: 1 S: 10 H: 1 LOB: 0 BB: 0 P: 11	R: 0 E: 0 K: 1 S: 10 H: 1 LOB: 2 BB: 1 P: 19	R: 0 E: 0 K: 1 S: 9 H: 1 LOB: 2 BB: 1 P: 17	R: 0 E: 0 K: 1 S: 10 H: 0 LOB: 2 BB: 2 P: 24	1B: 3 2B: 1 3B: 0 HR: 1 SF: 0 SAC: 0 DP: 0 HBP: 0	WP: 1 PB: 0 SB: 0 CS: 0 PA: 35
PITCHER Andy Benes, R ERA: 2.56 Gene Harris, R ERA: 3.22 (1, 1) (9, 1)	IP WLS BF H R ER SO BB IBB HBP BLK WP HR S P ERA WHIP 8.0 W 30 5 2 2 7 2 0 0 0 1 1 70 113 2.25 0.875 1.0 S 5 0 0 0 1 2 0 0 0 0 0 0 10 24 0.00 2.000	PITCHER IP WLS BF H R ER SO BB IBB HBP BLK WP HR S P ERA WHIP									

Philadelphia Phillies @ San Diego Padres
Jack Murphy Stadium, San Diego, CA

livebaseballscores.com

AB	31
R	2
H	5
RBI	2
BB	4
SO	8
LOB	10



Sat Jul 17 1993, 10:05 PM EDT
Att. 32,505 - Unknown - 72 F

Batter	1	2	3	4	5	6	7	8	9
Ricky Gutierrez, R OBP: 0.341, SLG: 0.335 (1, 6)	2-3 K		0-2 G4-3		3-3 K		2-0 BB 1B		
Tim Teufel, R OBP: 0.353, SLG: 0.454 (1, 4)	3-1 P4		3-2 F9			2-2 SF9 1B	4-2 1B BB		
Jeff Gardner, L OBP: 0.326, SLG: 0.349 (7, PR) (8, 4)									
Tony Gwynn, L OBP: 0.377, SLG: 0.473 (1, 9)	1-2 E6 1B		2-1 F7			3-1 SF9 2B	0-1 P5		
Derek Bell, R OBP: 0.302, SLG: 0.414 (1, 8)	1-0 1B			1-3 K		0-0 SF9	0-1 1B		
Phil Clark, R OBP: 0.331, SLG: 0.438 Gene Harris, R (9, 1)	2-2 F8			1-1 G6-3		0-0 G4-3	2-1 P4		
Phil Plantier, L OBP: 0.298, SLG: 0.469 (1, 7)				1-1 G4-3		1-1 G6-3		1-0 F7	
Archi Cianfrocco, R OBP: 0.244, SLG: 0.375 (1, 5) (9, 3)			3-1 2B		2-1 G5-3		2-0 E7 SH 1B	2-2 K	
Bob Geren, R OBP: 0.274, SLG: 0.291 Doug Brocail, L OBP: 0.133, SLG: 0.133 (7, PR) Kevin Higgins, L OBP: 0.333, SLG: 0.293 (8, 2)		0-1 P3			2-0 F8		1-1 SH SH1-4 1B	2-2 G4-3	
Andy Benes, R OBP: 0.178, SLG: 0.279 Craig Shipley, R OBP: 0.253, SLG: 0.317 (9, 5)		2-3 K			0-0 2B		1-0 SH1-4		

AB	R	H	RBI	BB	SO	LOB
4	1	1	1	0	2	1
3	1	1	0	1	0	0
0	0	0	0	0	0	0
4	0	1	0	0	0	3
3	0	2	2	0	1	0
4	0	0	0	0	0	6
0	0	0	0	0	0	0
4	0	0	0	0	1	1
4	1	2	0	0	1	0
2	0	0	0	0	0	1
0	1	0	0	0	0	0
1	0	0	0	0	0	0
2	0	1	0	0	1	1
0	0	0	0	0	0	0

WP	PA
0	35

Philadelphia Phillies @ San Diego Padres
Jack Murphy Stadium, San Diego, CA
 Sat Jul 17 1993, 10:05 PM EDT
 Att: 32,505 - Unknown - 72 F

AB	31
R	4
H	8
RBI	3
BB	1
SO	6
LOB	13



Inning Stats		R	H	E	K	S	IP		WLS	BF	H	R	ER	SO	BB	IBB	HBP	BLK	WP	HR	S	P	ERA	WHIP
		0	1	1	1	12	6.2		L	31	8	4	2	5	1	0	0	0	0	0	69	114	2.70	1.350
		0	0	0	0	0	0.1			1	0	0	0	0	0	0	0	0	0	0	2	4	0.00	0.000
		0	0	0	0	0	1.0			3	0	0	0	1	0	0	0	0	0	0	7	12	0.00	0.000

PITCHER		IP	WLS	BF	H	R	ER	SO	BB	IBB	HBP	BLK	WP	HR	S	P	ERA	WHIP
Terry Mulholland, L ERA: 2.72		(1, 1)	6.2	L	31	8	4	2	5	1	0	0	0	0	69	114	2.70	1.350
Roger Mason, R ERA: 3.94		(7, 1)	0.1		1	0	0	0	0	0	0	0	0	2	4	4	0.00	0.000
Mitch Williams, L ERA: 3.44		(8, 1)	1.0		3	0	0	0	1	0	0	0	0	7	12	12	0.00	0.000

Batter	1	2	3	4	5	6	7	8	9	AB R H RBI BB SO LOB	TOP											
Lenny Dykstra, L (1, 8) OBP: 0.413, SLG: 0.460	3-2 L7	4-1 G4-6-3 E BB		1-0 L8		3-2 FC3-6 S 1-2f		1-1 F7		4 0 0 0 1 0 3												
Mariano Duncan, R (1, 4) OBP: 0.286, SLG: 0.395	2-3 K	0-0 E4 G4-6-3		1-1 E6 WP 1B		0-3 K		0-0 G5-3		5 1 0 1 0 2 5												
John Kruk, L (1, 3) OBP: 0.475, SLG: 0.523	4-1 1B BB	0-1 G4-6-3		3-2 1B 1-H 2-3 3-H		4-0 IBB		2-2 1B		3 0 2 1 2 0 2												
Dave Hollins, S (1, 5) OBP: 0.369, SLG: 0.440	2-2 1B	1-3 K		2-0 P4		0-0 F9		3-2 L9		5 0 1 0 0 1 5												
Jim Eisenreich, L (1, 9) OBP: 0.383, SLG: 0.464	1-2 G4-3		0-0 F7		0-2 G4-3		1-0 L7		2-2 F7	5 0 0 0 0 0 3												
Pete Incaviglia, R (1, 7) OBP: 0.296, SLG: 0.498		0-0 1B 2B	1-0 P4		0-0 P3		2-1 F9		3-2 G6-3	4 1 1 0 0 0 0 0 0 0 0 0 0 0 1 0 0 0 0 0 1 0 0 0 0 0 0 0												
David West, L (8, 1) OBP: 0.500, SLG: 0.750																						
Ricky Jordan, R (9, PH) OBP: 0.353, SLG: 0.494																						
Mitch Williams, L (9, 1) OBP: 1.000, SLG: 1.000																						
Todd Pratt, R (1, 2) OBP: 0.255, SLG: 0.413		0-1 1B E 1B	3-3 K		1-1 1B		1-1 F8			4 1 2 0 0 1 0												
Kevin Stocker, S (1, 6) OBP: 0.400, SLG: 0.500		1-2 E 1B		0-2 E WP 1B		2-3 K		4-1 BB		3 2 2 1 1 1 1												
Curt Schilling, R (1, 1) OBP: 0.190, SLG: 0.150		0-0 E1 G4-6-3		0-3 K		0-2 FC3-6 1B		1-3 K		3 1 1 0 0 1 2 1 0 0 0 0 1 1												
Milt Thompson, L (8, PH) OBP: 0.342, SLG: 0.348 (8, 7)																						
Inning Stats	R: 0 E: 0 K: 1 S: 13	H: 1 LOB: 2 BB: 1 P: 25	R: 4 E: 2 K: 1 S: 16	H: 3 LOB: 1 BB: 1 P: 22	R: 0 E: 0 K: 1 S: 6	H: 0 LOB: 0 BB: 0 P: 10	R: 2 E: 1 K: 1 S: 15	H: 2 LOB: 1 BB: 0 P: 22	R: 0 E: 0 K: 1 S: 9	H: 1 LOB: 1 BB: 0 P: 12	R: 0 E: 0 K: 1 S: 10	H: 1 LOB: 2 BB: 1 P: 17	R: 0 E: 0 K: 0 S: 5	H: 0 LOB: 0 BB: 0 P: 9	R: 0 E: 0 K: 1 S: 8	H: 0 LOB: 1 BB: 1 P: 14	R: 0 E: 0 K: 0 S: 15	H: 1 LOB: 1 BB: 0 P: 25	1B: 8 2B: 1 3B: 0 HR: 0	SF: 0 SAC: 0 DP: 1 HBP: 0	WP: 1 PB: 0 SB: 1 CS: 0	PA: 42
PITCHER	IP WLS BF H R ER SO BB IBB HBP BLK WP HR S P ERA WHIP																				PITCHER	IP WLS BF H R ER SO BB IBB HBP BLK WP HR S P ERA WHIP
Doug Brocail, R (1, 1) ERA: 3.69	3.2 L 21 6 6 2 4 2 0 0 0 1 0 49 76 4.91 2.182																					
Kerry Taylor, R (4, 1) ERA: 7.34	1.1 5 1 0 0 1 0 0 0 0 0 0 0 10 15 0.00 0.750																					
Tim Mauser, R (6, 1) ERA: 5.24	0.0 0 0 0 0 0 0 0 0 0 0 0 0 0 0 ∞ ∞																					
Trevor Hoffman, R (8, 1) ERA: 4.63	1.0 4 0 0 0 1 1 0 0 0 0 0 0 8 14 0.00 1.000																					
Pedro Martinez, L (9, 1) ERA: 4.05	1.0 4 1 0 0 0 0 0 0 0 0 0 0 15 25 0.00 1.000																					

Philadelphia Phillies @ San Diego Padres
 Jack Murphy Stadium, San Diego, CA
 Sun Jul 18 1993, 6:33 AM EDT
 Att. 12,569 - Sunny - 76 F

AB	38
R	6
H	9
RBI	3
BB	4
SO	7
LOB	23



WP: 1	PA: 42
PB: 0	
SB: 1	
CS: 0	

ERA	WHIP
-----	------

BOTTOM

Philadelphia Phillies @ San Diego Padres
Jack Murphy Stadium, San Diego, CA
Sun Jul 18 1993, 6:33 AM EDT
Att. 12,569 - Sunny - 76 F

livebaseballscorecards.com

AB 33
R 3
H 8
RBI 3
BB 2
SO 4
LOB 10



WP: 0 PA: 35
PB: 0
SB: 0
CS: 0

AB R H RBI BB SO LOB

3 0 1 0 1 1 0
3 0 0 0 0 0 2
1 0 0 0 0 1 0

4 1 2 0 0 0 0

4 1 2 2 0 0 1

4 0 0 0 0 1 1

3 0 0 0 0 1 1
1 0 1 0 0 0 0

3 0 1 0 1 0 1

4 1 1 1 0 0 3

1 0 0 0 0 0 0
0 0 0 0 0 0 0
1 0 0 0 0 0 1
0 0 0 0 0 0 0
1 0 0 0 0 0 0
0 0 0 0 0 0 0
0 0 0 0 0 0 0

1B: 4 SF: 0
2B: 2 SAC: 0
3B: 0 DP: 2
HR: 2 HBP: 0

Batter	1	2	3	4	5	6	7	8	9
Jeff Gardner, L (1, 4) OBP: 0.328, SLG: 0.349	1-2 G1		0-1 1B			4-2 BB		2-3 K	
Bill Bean, L (1, 3) OBP: 0.263, SLG: 0.333 Craig Shipley, R (8, PH) OBP: 0.252, SLG: 0.314	0-1 F8		0-2 F7			3-2 G1-6-3		1-3 K	
Tony Gwynn, L (1, 9) OBP: 0.378, SLG: 0.473	1-1 G5-3				1-1 G3	2-2 HR		3-2 1B	
Phil Plantier, L (1, 7) OBP: 0.301, SLG: 0.486			3-1 2B		0-0 F8	1-1 HR		2-1 F8	
Derek Bell, R (1, 8) OBP: 0.298, SLG: 0.409			1-2 F7		0-0 G5-3	0-3 K		1-1 F8	
Kevin Higgins, L (1, 2) OBP: 0.325, SLG: 0.284 Bob Geren, R (9, PH) OBP: 0.279, SLG: 0.304			2-3 K			0-1 G4-3		1-2 G5-3	
Ricky Gutierrez, R (1, 6) OBP: 0.343, SLG: 0.335			0-1 F9			0-0 FC6		4-0 2B	
Archi Cianfrocco, R (1, 5) OBP: 0.244, SLG: 0.405			1-1 G1-3			1-0 FC6		0-0 G5-3	
Doug Brocail, L (1, 1) OBP: 0.125, SLG: 0.125 Kerry Taylor, R (4, 1) OBP: 0.350, SLG: 0.450 Tim Teufel, R (5, PH) OBP: 0.350, SLG: 0.450 Tim Mauser, R (6, 1) OBP: 0.291, SLG: 0.274 Kurt Stillwell, S (7, PH) OBP: 0.291, SLG: 0.274 Trevor Hoffman, R (8, 1) OBP: 0.291, SLG: 0.274 Pedro Martinez, L (9, 1)			0-1 B1-3			2-1 P4		3-2 G4-3	

Inning Stats	R: 0	H: 0	E: 0	K: 0	S: 7	H: 0	LOB: 0	BB: 0	P: 9	R: 0	H: 1	E: 0	K: 1	S: 11	H: 1	LOB: 1	BB: 0	P: 17	R: 0	H: 1	E: 0	K: 0	S: 10	H: 0	LOB: 0	BB: 0	P: 5	R: 0	H: 1	E: 0	K: 0	S: 6	H: 2	LOB: 0	BB: 1	P: 28	R: 1	H: 1	E: 0	K: 0	S: 14	H: 1	LOB: 0	BB: 0	P: 21	R: 0	H: 1	E: 0	K: 2	S: 12	H: 1	LOB: 1	BB: 0	P: 20	R: 0	H: 1	E: 0	K: 0	S: 8	H: 1	LOB: 1	BB: 1	P: 14	1B: 4	SF: 0	2B: 2	SAC: 0	3B: 0	DP: 2	HR: 2	HBP: 0	WP: 0	PA: 35
--------------	------	------	------	------	------	------	--------	-------	------	------	------	------	------	-------	------	--------	-------	-------	------	------	------	------	-------	------	--------	-------	------	------	------	------	------	------	------	--------	-------	-------	------	------	------	------	-------	------	--------	-------	-------	------	------	------	------	-------	------	--------	-------	-------	------	------	------	------	------	------	--------	-------	-------	-------	-------	-------	--------	-------	-------	-------	--------	-------	--------

PITCHER	IP	WLS	BF	H	R	ER	SO	BB	IBB	HBP	BLK	WP	HR	S	P	ERA	WHIP
Curt Schilling, R (1, 1) ERA: 4.48	7.0	W	27	6	3	3	2	1	0	0	0	0	2	70	100	3.86	1.000
David West, L (8, 1) ERA: 2.75	1.0		4	1	0	0	2	0	0	0	0	0	0	12	20	0.00	1.000
Mitch Williams, L (9, 1) ERA: 3.34	1.0	S	4	1	0	0	0	1	0	0	0	0	0	8	14	0.00	2.000

Batter	1	2	3	4	5	6	7	8	9	10	AB R H RBI BB SO LOB	TOP											
Joe Orsulak, L (1, 7) OBP: 0.350, SLG: 0.409	F9		G4-3		G4-3			F9		G3-1	5 0 0 0 0 0 1	New York Mets @ San Diego Padres Jack Murphy Stadium, San Diego, CA Mon Jul 19 1993, 10:05 PM EDT Att. 9,160 - Unknown - 71 F											
Howard Johnson, S (1, 5) OBP: 0.347, SLG: 0.364	CS BB			P5	G3			1B 1B		G6-3	4 0 1 0 1 0 1												
Eddie Murray, S (1, 3) OBP: 0.310, SLG: 0.426	G4-3			1B BB 1B		G1-3		FC6-4 1B		2B	5 0 3 0 0 0 1												
Bobby Bonilla, S (1, 9) OBP: 0.343, SLG: 0.496		G1-3 SF7 2B		1B BB		K		FC6-4		IBB	3 1 1 0 2 1 2												
Jeromy Burnitz, L (1, 8) OBP: 0.370, SLG: 0.548 Dave Gallagher, R (9, PH) OBP: 0.361, SLG: 0.486	G1-3			1B		K			CS BB	F8	3 0 1 0 0 1 1 1 0 0 0 1 0 2												
Jeff Kent, R (1, 4) OBP: 0.301, SLG: 0.405		SF7		P3			G5-3		P4		3 0 0 1 0 0 4												
Todd Hundley, S (1, 2) OBP: 0.271, SLG: 0.369 John Franco, L (9, 1)		P6		G3-1			G4-3		K		4 0 0 0 0 1 4 0 0 0 0 0 0 0												
Tim Bogar, R (1, 6) OBP: 0.308, SLG: 0.340			P3		G4-3 SH2-4 1B		G4-3		P6		4 0 1 0 0 0 1												
Eric Hillman, L (1, 1) OBP: 0.063, SLG: 0.063 Charlie O'Brien, R (9, 2) OBP: 0.295, SLG: 0.329			G6-3		SH2-4			G4-3		HR	2 0 0 0 0 0 0 1 1 1 1 0 0 0												
Inning Stats	R: 0 E: 0 K: 0 S: 13	H: 0 LOB: 0 BB: 1 P: 21	R: 1 E: 0 K: 0 S: 8	H: 1 LOB: 0 BB: 0 P: 12	R: 0 E: 0 K: 0 S: 10	H: 2 LOB: 3 BB: 1 P: 15	R: 0 E: 0 K: 0 S: 10	H: 1 LOB: 1 BB: 0 P: 13	R: 0 E: 0 K: 2 S: 8	H: 0 LOB: 0 BB: 0 P: 15	R: 0 E: 0 K: 0 S: 10		H: 2 LOB: 2 BB: 0 P: 12	R: 0 E: 0 K: 1 S: 11	H: 0 LOB: 1 BB: 1 P: 20	R: 1 E: 0 K: 0 S: 10	H: 2 LOB: 2 BB: 1 P: 17	1B: 5 2B: 2 3B: 0 HR: 1	SF: 1 SAC: 1 DP: 0 HBP: 0	WP: 0 PB: 0 SB: 0 CS: 2	PA: 41		
PITCHER	IP WLS BF H R ER SO BB IBB HBP BLK WP HR S P ERA WHIP																						
Tim Worrell, R (1, 1) ERA: 6.48	7.2																						
Mark Davis, L (8, 1) ERA: 4.35	1.1	5	0	0	0	1	1	0	0	0	0	0	0	0	13	22	0.00	0.750					
Gene Harris, R (10, 1) ERA: 3.38	1.0	L	6	2	1	1	0	0	1	0	0	0	1	10	17	9.00	2.000						

livebaseballscorecards.com

AB	35
R	2
H	8
RBI	2
BB	4
SO	3
LOB	17



Batter	1	2	3	4	5	6	7	8	9	10	AB	R	H	RBI	BB	SO	LOB
Ricky Gutierrez, R OBP: 0.346, SLG: 0.335 (1, 6)	G5-3			G6-3			L4-5 SH1-3 1B		1B BB		3	1	1	0	1	0	0
Tim Teufel, R OBP: 0.357, SLG: 0.455 (1, 4)	F8			G6-4-3 1B			SH1-3		1B 1B		3	0	2	0	0	0	0
Doug Brocail, L OBP: 0.125, SLG: 0.125 (9, PR)											0	0	0	0	0	0	0
Gene Harris, R OBP: 0.125, SLG: 0.125 (10, 1)											0	0	0	0	0	0	0
Tony Gwynn, L OBP: 0.377, SLG: 0.470 (1, 9)	F8			G6-4-3 1-2f			L4-5 2-H		1B 3-H		4	0	1	1	0	0	2
Derek Bell, R OBP: 0.295, SLG: 0.404 (1, 8)		G6-3			G5-3			G6-3	G6-3		4	0	0	0	0	0	2
Phil Clark, R OBP: 0.329, SLG: 0.433 (1, 3)		F9			F9			F9		1B	4	0	1	0	0	0	0
Bill Bean, L OBP: 0.263, SLG: 0.333 (10, PR)											0	0	0	0	0	0	0
Phil Plantier, L OBP: 0.300, SLG: 0.482 (1, 7)		K			G4-3			FC5-4 1B		K	4	0	1	0	0	2	1
Archi Cianfrocco, R OBP: 0.234, SLG: 0.386 (1, 5)			P2			G6-3		FC5-4 1-2f		K	4	0	0	0	0	1	2
Bob Geren, R OBP: 0.272, SLG: 0.295 (1, 2)			F8			K			K	G5-3	4	0	0	0	0	2	1
Tim Worrell, R OBP: 0.250, SLG: 0.312 (10, 4)			G6-3			K			G6-3		2	0	0	0	0	1	0
Mark Davis, L OBP: 0.333, SLG: 0.333 (8, 1)											0	0	0	0	0	0	0
Craig Shipley, R OBP: 0.250, SLG: 0.312 (9, PH)											1	0	0	0	0	0	0

Inning Stats	R: 0	H: 0	E: 0	K: 0	S: 7	P: 11	R: 0	H: 0	E: 0	K: 1	S: 8	P: 13	R: 0	H: 0	E: 0	K: 0	S: 5	P: 6	R: 0	H: 1	E: 0	K: 0	S: 8	P: 13	R: 0	H: 0	E: 0	K: 2	S: 9	P: 12	R: 0	H: 1	E: 0	K: 0	S: 4	P: 8	R: 0	H: 1	E: 0	K: 0	S: 8	P: 11	R: 1	H: 2	E: 0	K: 1	S: 16	P: 28	R: 0	H: 1	E: 0	K: 2	S: 11	P: 17	1B: 6	SF: 0	2B: 1	SAC: 1	3B: 0	DP: 2	HR: 0	HBP: 0
Eric Hillman, L ERA: 4.56 (1, 1)	IP	WLS	BF	H	R	ER	SO	BB	IBB	HBP	BLK	WP	HR	S	P	ERA	WHIP																																													
John Franco, L ERA: 3.18 (9, 1)	2.0	W	10	3	1	1	3	1	0	0	0	1	0	27	45	4.50	2.000																																													


BOTTOM

New York Mets @ San Diego Padres
Jack Murphy Stadium, San Diego, CA

Mon Jul 19 1993, 10:05 PM EDT
 Att: 9,160 - Unknown - 71 F

livebaseballscorecards.com

AB	33
R	1
H	6
RBI	1
BB	1
SO	6
LOB	8



WP: 1	PA: 35
PB: 0	
SB: 1	
CS: 0	

Batter	1	2	3	4	5	6	7	8	9	AB R H RBI BB SO LOB	TOP											
Vince Coleman, S (1, 7) OBP: 0.324, SLG: 0.384	0-3 K		1-1 F7			0-2 P4			1-0 F7	4 0 0 0 0 1 2												
Howard Johnson, S (1, 5) OBP: 0.349, SLG: 0.379	1-0 F7			2-2 G4-6-3 1B		0-1 G2-3			1-0 HR	4 1 2 1 0 0 1												
Eddie Murray, S (1, 3) OBP: 0.307, SLG: 0.421	1-1 F9			1-1 G4-6-3 1-2f			0-0 G4-3		0-0 G3	4 0 0 0 0 0 1												
Bobby Bonilla, S (1, 9) OBP: 0.342, SLG: 0.491		1-3 K		1-0 P5			4-2 BB		3-2 F7	3 0 0 0 1 1 0												
Joe Orsulak, L (1, 8) OBP: 0.345, SLG: 0.403		1-0 G4-3			1-3 K		0-0 F8			3 0 0 0 0 1 1												
Jeff Kent, R (1, 4) OBP: 0.298, SLG: 0.401		2-2 P6			0-0 G6-3		1-3 K			3 0 0 0 0 1 1												
Todd Hundley, S (1, 2) OBP: 0.268, SLG: 0.365			0-2 K		2-1 G3			1-1 G4-3		3 0 0 0 0 1 0												
Tim Bogar, R (1, 6) OBP: 0.315, SLG: 0.342			4-2 SH1-4 BB			1-0 1B		1-0 G1-3		2 0 1 0 1 0 0												
Dave Telgheder, R (1, 1) OBP: 0.167, SLG: 0.333			1-1 SH1-4			2-0 1B		3-2 F9		0 0 0 0 0 0 0												
Jeff McKnight, S (6, PH) OBP: 0.306, SLG: 0.254										1 0 1 0 0 0 0												
Mike Maddux, L (6, 1)										0 0 0 0 0 0 0												
Jeromy Burnitz, L (8, PH) OBP: 0.365, SLG: 0.540			1-2							1 0 0 0 0 0 0												
Mike Draper, R (8, 1) OBP: 0.667, SLG: 0.667										0 0 0 0 0 0 0												
Inning Stats	R: 0 E: 0 K: 1 S: 6	H: 0 LOB: 0 BB: 0 P: 8	R: 0 E: 0 K: 1 S: 11	H: 0 LOB: 0 BB: 0 P: 15	R: 0 E: 0 K: 1 S: 9	H: 0 LOB: 1 BB: 1 P: 15	R: 0 E: 0 K: 0 S: 6	H: 1 LOB: 0 BB: 0 P: 10	R: 0 E: 0 K: 1 S: 6	H: 0 LOB: 0 BB: 0 P: 9	R: 0 E: 0 K: 0 S: 7	H: 2 LOB: 1 BB: 0 P: 10	R: 0 E: 0 K: 1 S: 8	H: 0 LOB: 1 BB: 1 P: 13	R: 0 E: 0 K: 0 S: 6	H: 0 LOB: 0 BB: 0 P: 11	R: 1 E: 0 K: 0 S: 6	H: 1 LOB: 0 BB: 0 P: 11	1B: 3 2B: 0 3B: 0 HR: 1	SF: 0 SAC: 1 DP: 1 HBP: 0	WP: 0 PB: 0 SB: 0 CS: 0	PA: 31
PITCHER Greg Harris, R (1, 1) ERA: 3.73	IP: 9.0 WLS: W BF: 31 H: 4 R: 1 ER: 1 SO: 5 BB: 2 IBB: 0 HBP: 0 BLK: 0 WP: 0 HR: 1 S: 65 P: 102 ERA: 1.00 WHIP: 0.667																				PITCHER	IP: 9.0 WLS: W BF: 31 H: 4 R: 1 ER: 1 SO: 5 BB: 2 IBB: 0 HBP: 0 BLK: 0 WP: 0 HR: 1 S: 65 P: 102 ERA: 1.00 WHIP: 0.667

New York Mets @ San Diego Padres
Jack Murphy Stadium, San Diego, CA

Tue Jul 20 1993, 10:05 PM EDT
Att. 13,231 - Unknown - 72 F

livebaseballscorecards.com

AB	28
R	1
H	4
RBI	1
BB	2
SO	5
LOB	6



Batter	1	2	3	4	5	6	7	8	9	AB	R	H	RBI	BB	SO	LOB
Jeff Gardner, L OBP: 0.335, SLG: 0.376 (1, 4)	2-2 HR		1-3 1B	3-2 1B			0-1 3B			4	1	3	1	0	1	0
Bill Bean, L OBP: 0.250, SLG: 0.316 (1, 8)	1-3 1B		1-3 1B	0-0 P6			1-2 L3			4	0	0	0	0	2	2
Tony Gwynn, L OBP: 0.381, SLG: 0.472 (1, 9)	0-0 1B		2-1 1B			0-3 K2-3	4-2 BB			3	1	2	0	1	1	0
Phil Plantier, L OBP: 0.303, SLG: 0.482 (1, 7)	2-1 1B		1-2 1B	1-3 1B		1-0 1B	2-1 FC5-4			4	1	2	0	0	0	3
Guillermo Velasquez, L OBP: 0.231, SLG: 0.171 (1, 3)	0-1 G6-3		0-1 1B	1-2 1B		2-2 G4-6-3	1-1 F8			4	0	1	1	0	0	2
Ricky Gutierrez, R OBP: 0.353, SLG: 0.340 (1, 6)		1-0 1B	0-1 1B	1-2 1B		4-2 BB	1-2 F7			3	0	2	1	1	0	0
Kevin Higgins, L OBP: 0.314, SLG: 0.274 (1, 2)		2-2 G4-6-3	2-2 F8			0-1 G4-6-3	0-0 G4-3			4	0	0	0	0	0	4
Archi Cianfrocco, R OBP: 0.237, SLG: 0.418 (1, 5)		2-1 HR		2-2 G5-3		1-2 G5-3				3	1	1	1	0	0	0
Greg Harris, R OBP: 0.236, SLG: 0.235 (1, 1)		2-3 1B		0-0 G6-3			0-0 G6-3			3	0	0	0	0	1	0

Inning Stats	R: 1	H: 2	E: 0	LOB: 1	K: 1	BB: 0	S: 11	R: 1	H: 2	E: 0	LOB: 0	K: 1	BB: 0	S: 12	R: 2	H: 4	E: 0	LOB: 2	K: 2	BB: 0	S: 19	R: 0	H: 1	E: 0	LOB: 1	K: 0	BB: 0	S: 10	R: 0	H: 1	E: 0	LOB: 0	K: 1	BB: 0	S: 7	R: 0	H: 0	E: 0	LOB: 0	K: 0	BB: 1	S: 7	R: 0	H: 1	E: 0	LOB: 2	K: 0	BB: 1	S: 10	R: 0	H: 0	E: 0	LOB: 0	K: 0	BB: 0	S: 7	R: 0	H: 0	E: 0	LOB: 0	K: 0	BB: 0	S: 9
--------------	------	------	------	--------	------	-------	-------	------	------	------	--------	------	-------	-------	------	------	------	--------	------	-------	-------	------	------	------	--------	------	-------	-------	------	------	------	--------	------	-------	------	------	------	------	--------	------	-------	------	------	------	------	--------	------	-------	-------	------	------	------	--------	------	-------	------	------	------	------	--------	------	-------	------

PITCHER	IP	WLS	BF	H	R	ER	SO	BB	IBB	HBP	BLK	WP	HR	S	P	ERA	WHIP
Dave Telgheder, R ERA: 5.94 (1, 1)	5.0	L	23	10	4	4	5	0	0	0	0	0	2	59	85	7.20	2.000
Mike Maddux, R ERA: 4.1 (6, 1)	2.0		8	1	0	0	0	2	0	0	0	0	0	17	29	0.00	1.500
Mike Draper, R ERA: 3.99 (8, 1)	1.0		3	0	0	0	0	0	0	0	0	0	0	7	9	0.00	0.000


BOTTOM

New York Mets @ San Diego Padres
Jack Murphy Stadium, San Diego, CA

Tue Jul 20 1993, 10:05 PM EDT
Att: 13,231 - Unknown - 72 F

livebaseballscorecards.com

AB	32
R	4
H	11
RBI	4
BB	2
SO	5
LOB	11



WP: 0	PA: 34
PB: 0	SB: 1
CS: 0	

Batter	1	2	3	4	5	6	7	8	9	AB R H RBI BB SO LOB	TOP											
Joe Orsulak, L (1, 7) OBP: 0.343, SLG: 0.400	3-2 G4-6-3 1B		1-1 G3		0-1 G4-3		1-3 K			4 0 1 0 0 1 0												
Howard Johnson, S (1, 5) OBP: 0.351, SLG: 0.376	0-1 G4-6-3 1-2f			4-2 HR BB	2-0 F8			4-1 S PB BB		2 1 0 0 2 0 1												
Eddie Murray, S (1, 3) OBP: 0.309, SLG: 0.429	3-1 L9			0-0 1-H HR		4-2 FC5-4 BB		3-3 K 1-3		3 1 1 2 1 1 1												
Bobby Bonilla, S (1, 9) OBP: 0.343, SLG: 0.499		2-2 HR		2-2 G4-3		1-1 FC5-4 1-2f		4-0 IBB		3 1 1 1 1 0 1												
Jeremy Burnitz, L (1, 8) OBP: 0.359, SLG: 0.522		2-3 K		2-2 2B 1B		1-3 SAFE K		2-3 K		4 1 1 0 0 3 3												
Jeff Kent, R (1, 4) OBP: 0.298, SLG: 0.402		3-0 F7		3-2 SAFE SAFE 1-H 2B		0-1 P4		1-0 L6		4 0 1 1 0 0 3												
Charlie O'Brien, R (1, 2) OBP: 0.293, SLG: 0.360		2-2 G5-3		0-1 F9			1-0 HR		0-0 B1-3	4 1 1 1 0 0 1												
Tim Bogar, R (1, 6) OBP: 0.307, SLG: 0.333			2-2 G4-3	3-2 G6-3			3-3 K		0-0 G6-3	4 0 0 0 0 1 1												
Dwight Gooden, R (1, 1) OBP: 0.241, SLG: 0.426			3-2 G4-3		1-3 K		0-1 P6		2-3 K	3 0 0 0 0 1 0												
Anthony Young, R (8, 1) OBP: 0.273, SLG: 0.200										0 0 0 0 0 0 0												
Chico Walker, S (9, PH) OBP: 0.284, SLG: 0.360										1 0 0 0 0 1 0												
John Franco, L (9, 1)										0 0 0 0 0 0 0												
Inning Stats	R: 0 E: 0 K: 0 S: 9	H: 1 LOB: 0 BB: 0 P: 15	R: 1 E: 0 K: 1 S: 12	H: 1 LOB: 0 BB: 0 P: 21	R: 0 E: 0 K: 0 S: 9	H: 0 LOB: 0 BB: 0 P: 15	R: 3 E: 0 K: 0 S: 24	H: 3 LOB: 1 BB: 1 P: 38	R: 0 E: 0 K: 1 S: 6	H: 0 LOB: 0 BB: 0 P: 9	R: 0 E: 0 K: 1 S: 9	H: 0 LOB: 1 BB: 1 P: 15	R: 1 E: 0 K: 2 S: 9	H: 1 LOB: 0 BB: 0 P: 14	R: 0 E: 0 K: 2 S: 11	H: 0 LOB: 2 BB: 2 P: 25	R: 0 E: 0 K: 1 S: 5	H: 0 LOB: 0 BB: 0 P: 7	1B: 2 2B: 1 3B: 0 HR: 3	SF: 0 SAC: 0 DP: 1 HBP: 0	WP: 0 PB: 1 SB: 1 CS: 0	PA: 36
PITCHER	IP WLS BF H R ER SO BB IBB HBP BLK WP HR S P ERA WHIP																					
Wally Whitehurst, R (1, 1) ERA: 3.64	4.0 L 17 5 4 4 1 1 0 0 0 0 2 54 89 9.00 1.500																					
Pedro Martinez, L (5, 1) ERA: 3.12	2.0 7 0 0 0 2 1 0 0 0 0 0 15 24 0.00 0.500																					
Trevor Hoffman, R (7, 1) ERA: 4.63	2.0 9 1 1 1 4 1 1 0 0 0 1 20 39 4.50 1.000																					
Tim Mauser, R (9, 1) ERA: 5.01	1.0 3 0 0 0 1 0 0 0 0 0 0 5 7 0.00 0.000																					

New York Mets @ San Diego Padres
Jack Murphy Stadium, San Diego, CA

Wed Jul 21 1993, 6:33 AM EDT
Att. 14,381 - Sunny - 72 F

livebaseballscorecards.com

AB	32
R	5
H	6
RBI	5
BB	4
SO	8
LOB	11



Batter	1	2	3	4	5	6	7	8	9	AB	R	H	RBI	BB	SO	LOB
Jeff Gardner, L (1, 4) OBP: 0.337, SLG: 0.378 Craig Shipley, R (9, PH) OBP: 0.248, SLG: 0.310	1-2 	3-3 K		0-1 		0-1 G3		1-1 G6-3	4 1 2 0 0 1 1 1 0 0 0 0 0 0							
Ricky Gutierrez, R (1, 6) OBP: 0.350, SLG: 0.333	1-3 K	1-3 K		2-2 P9		4-1 BB		1-1 G1-3	4 0 0 0 0 1 2 5							
Tony Gwynn, L (1, 9) OBP: 0.384, SLG: 0.474	2-2 		3-2 G5-3		4-2 	0-0 G1-3		4-0 	3 0 1 0 0 2 0 1							
Phil Plantier, L (1, 7) OBP: 0.301, SLG: 0.477	2-0 G4-3		1-1 G4-3		0-0 		0-0 G5-3	3-3 K	5 0 1 1 0 1 2							
Derek Bell, R (1, 8) OBP: 0.294, SLG: 0.401	1-1 		0-1 G4-3		1-3 K		1-3 K	3 0 0 0 0 2 2								
Guillermo Velasquez, L (1, 3) OBP: 0.233, SLG: 0.158	4-2 			1-3 K	0-0 F8		0-2 F8	3 0 0 0 0 1 1 2								
Kevin Higgins, L (1, 2) OBP: 0.320, SLG: 0.282	1-1 F9			0-1 	0-1 F7		0-0 	4 0 2 0 0 0 5								
Archi Cianfrocco, R (1, 5) OBP: 0.248, SLG: 0.436		4-2 		0-0 F9		0-2 E7	0-0 G6-4-3	3 1 1 0 1 0 2								
Wally Whitehurst, R (1, 1) OBP: 0.158, SLG: 0.105 Kurt Stillwell, S (4, PH) OBP: 0.287, SLG: 0.274 Pedro Martínez, L (5, 1) OBP: 0.354, SLG: 0.452 Tim Teufel, R (6, PH) OBP: 0.354, SLG: 0.452 Trevor Hoffman, R (7, 1) OBP: 0.247, SLG: 0.313 Bill Bean, L (8, PH) OBP: 0.247, SLG: 0.313 Tim Lincecum, R (9, 1)		0-1 SH1-4		4-1 		2-3 K	0-0 F8	0 0 0 0 0 0 0 0 0 0 0 0 0 1 0 0 0 0 0 0 0 0 0 0 0 0 0 0 0 0 0 0 1 0 0 0 0 0 1 0 0 0 0 0 0 0 0 0 1 0 0 0 0 0 0 0 0 0 0 0 0 0 0 0								

Inning Stats	R: 1	H: 2	E: 0	K: 1	S: 17	LOB: 3	BB: 1	P: 29	R: 0	H: 0	E: 0	K: 2	S: 12	LOB: 1	BB: 1	P: 20	R: 0	H: 0	E: 0	K: 0	S: 7	LOB: 0	BB: 0	P: 11	R: 0	H: 2	E: 0	K: 1	S: 13	LOB: 3	BB: 1	P: 20	R: 0	H: 1	E: 0	K: 1	S: 11	LOB: 2	BB: 1	P: 16	R: 1	H: 1	E: 1	K: 1	S: 11	LOB: 1	BB: 1	P: 17	R: 0	H: 0	E: 0	K: 1	S: 7	LOB: 0	BB: 0	P: 8	R: 0	H: 1	E: 0	K: 0	S: 3	LOB: 0	BB: 0	P: 3	R: 0	H: 0	E: 0	K: 1	S: 7	LOB: 1	BB: 1	P: 16	1B: 5	SF: 0	2B: 1	SAC: 1	3B: 1	DP: 1	HR: 0	HBP: 1	WP: 0	PA: 40
--------------	------	------	------	------	-------	--------	-------	-------	------	------	------	------	-------	--------	-------	-------	------	------	------	------	------	--------	-------	-------	------	------	------	------	-------	--------	-------	-------	------	------	------	------	-------	--------	-------	-------	------	------	------	------	-------	--------	-------	-------	------	------	------	------	------	--------	-------	------	------	------	------	------	------	--------	-------	------	------	------	------	------	------	--------	-------	-------	-------	-------	-------	--------	-------	-------	-------	--------	-------	--------

PITCHER	IP	WLS	BF	H	R	ER	SO	BB	IBB	HBP	BLK	WP	HR	S	P	ERA	WHIP
Dwight Gooden, R (1, 1) ERA: 3.25	7.0	W	34	7	2	1	7	5	0	1	0	0	0	79	122	1.29	1.714
Anthony Young, R (8, 1) ERA: 4.38	1.0		2	0	0	0	0	0	0	0	0	0	0	2	2	0.00	0.000
John Franco, L (9, 1) ERA: 3.04	1.0	S	4	0	0	0	1	1	0	0	0	0	0	7	16	0.00	1.000

NEW YORK METS @ SAN DIEGO PADRES

Jack Murphy Stadium, San Diego, CA

Wed Jul 21 1993, 6:33 AM EDT
Att: 14,381 - Sunny - 72 F

AB	32
R	2
H	7
RBI	1
BB	6
SO	8
LOB	20

Batter	1	2	3	4	5	6	7	8	9	AB R H RBI BB SO LOB	TOP
Delino DeShields, L OBP: 0.385, SLG: 0.359 (1, 4)	P8			K	K	G5-3		G6-3		5 0 0 0 0 2 2	
Mike Lansing, R OBP: 0.347, SLG: 0.369 (1, 5)	CS 1B			HR 1B		K	G1-3		E 1B BB	4 2 2 0 1 1 0	
Marquis Grissom, R OBP: 0.338, SLG: 0.437 (1, 8) Lou Frazier, S OBP: 0.394, SLG: 0.403 (7, PR) (7, 7)	P2			F8		BB S 2B BB	1B BB	E 1B	E 1B	2 1 0 0 2 0 2 1 0 1 0 0 0 0	
Larry Walker, L OBP: 0.373, SLG: 0.471 (1, 9)	CS 1-2	G6-4-3 BB		HR 1-H		BB 2B BB	F7		K	3 2 1 2 2 1 3	
Darrin Fletcher, L OBP: 0.347, SLG: 0.353 (1, 2)			F9	1B		2B E BB	FC5-4 1B		F7	4 1 2 0 1 0 3	
Moises Alou, R OBP: 0.330, SLG: 0.474 (1, 7) (7, 8)		G6-4-3 1-2f				L9 HR 2B	E 2B	FC5-4 1-2f	E8 1B	5 2 3 3 0 0 3	
Derrick White, R (1, 3)			P4			L9	K		F9	5 0 0 0 0 2 5	
Wil Cordero, R OBP: 0.313, SLG: 0.383 (1, 6)			F7			HR	E IBB	SH2-4 1B		3 2 2 2 1 0 0	
Ken Hill, R OBP: 0.167, SLG: 0.147 (1, 1) Brian Barnes, L OBP: 0.200, SLG: 0.158 (7, 1) Tim Scott, R (8, 1)			K			P3	E6	SH2-4		3 0 0 0 0 1 0 0 0 0 0 0 0 0 0 0 0 0 0 0 0	
Inning Stats	R: 0 H: 1 E: 0 LOB: 0 K: 0 BB: 0 S: 11 P: 17	R: 0 H: 0 E: 0 LOB: 0 K: 0 BB: 1 S: 9 P: 15	R: 0 H: 0 E: 0 LOB: 0 K: 1 BB: 0 S: 14 P: 17	R: 2 H: 3 E: 0 LOB: 1 K: 1 BB: 0 S: 9 P: 15	R: 2 H: 2 E: 0 LOB: 0 K: 1 BB: 0 S: 17 P: 24	R: 5 H: 1 E: 1 LOB: 1 K: 2 BB: 4 S: 21 P: 46	R: 0 H: 1 E: 0 LOB: 2 K: 0 BB: 1 S: 7 P: 17	R: 0 H: 1 E: 0 LOB: 1 K: 0 BB: 0 S: 10 P: 14	R: 1 H: 2 E: 1 LOB: 2 K: 2 BB: 1 S: 13 P: 20	1B: 7 SF: 0 2B: 2 SAC: 1 3B: 0 DP: 1 HR: 2 HBP: 0	WP: 0 PA: 44 PB: 0 SB: 1 CS: 1
PITCHER	IP WLS BF H R ER SO BB IBB HBP BLK WP HR S P ERA WHIP										
Andy Benes, R ERA: 2.83 (1, 1)	5.1 L 24 7 8 6 4 4 0 0 0 0 0 2 71 114 10.12 2.062										
Tim Mauser, R ERA: 4.68 (6, 1)	1.2 9 1 1 0 1 1 1 0 0 0 0 0 17 37 0.00 1.200										
Kerry Taylor, R ERA: 7.21 (8, 1)	2.0 10 3 1 1 1 2 1 0 0 0 0 0 23 34 4.50 2.000										

Montreal Expos @ San Diego Padres
Jack Murphy Stadium, San Diego, CA
Thu Jul 22 1993, 10:05 PM EDT
Att. 10,701 - Unknown - 69 F

AB	35
R	10
H	11
RBI	7
BB	7
SO	7
LOB	18



BOTTOM

Montreal Expos @ San Diego Padres
Jack Murphy Stadium, San Diego, CA
Thu Jul 22 1993, 10:05 PM EDT
Att: 10,701 - Unknown - 69 F

livebaseballscorecards.com

AB	36
R	5
H	9
RBI	5
BB	2
SO	7
LOB	15



WP:	0	PA:	39
PB:	0	SB:	0
CS:	0		

AB R H RBI BB SO LOB

5	1	2	0	0	1	3
4	0	2	3	0	0	1
0	0	0	0	0	0	0
1	0	0	0	0	0	1
5	0	0	0	0	1	4
3	0	0	0	1	0	2
4	0	0	0	0	2	1
4	1	1	1	0	1	1
2	0	0	0	0	0	1
2	1	2	0	0	0	0
2	0	1	0	0	1	0
0	0	0	0	0	0	0
0	1	0	0	1	0	0
1	0	0	0	0	1	1
0	0	0	0	0	0	0
3	1	1	1	0	0	0

Batter	1	2	3	4	5	6	7	8	9
Jeff Gardner, L OBP: 0.338, SLG: 0.378 (1, 4) C B X	1-1 L1 ①		1-3 K ②			3-2 G3 1B 1B	0-1 E6 2B 1-2 2-3		0-2 1B
Craig Shipley, R OBP: 0.255, SLG: 0.322 (1, 6) X	0-0 L3 ②		2-0 G1-3 ③			0-0 G3 1B 1-2	0-2 2B 1-H 2-H 3-H		1-2 L9 ②
Kerry Taylor, R (8, 1)									
Ricky Gutierrez, R OBP: 0.348, SLG: 0.332 (9, PH)									
Tony Gwynn, L OBP: 0.379, SLG: 0.467 (1, 9) C X	0-1 G4-3 ③			1-3 K ①		1-0 G3 1-2 2-3	1-1 G4-3 ③		1-1 P7 ③
Phil Plantier, L OBP: 0.301, SLG: 0.471 (1, 7)				2-1 G3 ②		0-0 P5 ③		1-1 F8 ①	
Derek Bell, R OBP: 0.291, SLG: 0.396 (1, 8)		4-2 BB ①		3-1 F9 ③			0-1 P3 ①	0-3 K ②	
Guillermo Velasquez, L OBP: 0.234, SLG: 0.238 (1, 3)			2-3 K ②		3-2 G3 ①		0-0 F8 ②	2-1 HR	
Kevin Higgins, L OBP: 0.315, SLG: 0.277 (1, 2)					0-0 F7 ②		1-1 BB 1B 1B	2-2 1B	
Phil Clark, R OBP: 0.338, SLG: 0.441 (6, 2)									
Archi Cianfrocco, R OBP: 0.252, SLG: 0.438 (1, 5)			2-1 1B ①		0-3 K ③		4-0 E 1B 2B BB	0-3 K ③	
Tim Mauser, R (6, 1)									
Bill Bean, L OBP: 0.256, SLG: 0.313 (7, PH)									
Tim Teufel, R OBP: 0.352, SLG: 0.448 (8, 5)									
Andy Benes, R OBP: 0.178, SLG: 0.279 (1, 1)			0-0 SH3-4 ①			0-0 G1-3 ①	1-0 E 2B 1B		2-2 F8 ①
Kurt Stillwell, S OBP: 0.288, SLG: 0.275 (6, 6)									

Inning Stats	R: 0	H: 0	R: 0	H: 0	R: 0	H: 0	R: 0	H: 0	R: 0	H: 2	R: 4	H: 3	R: 1	H: 2	R: 0	H: 1
	E: 0	LOB: 0	E: 0	LOB: 1	E: 0	LOB: 0	E: 0	LOB: 0	E: 0	LOB: 2	E: 1	LOB: 1	E: 0	LOB: 1	E: 0	LOB: 1
	K: 0	BB: 0	K: 2	BB: 1	K: 1	BB: 0	K: 1	BB: 0	K: 0	BB: 0	K: 0	BB: 1	K: 2	BB: 0	K: 0	BB: 0
	S: 5	P: 6	S: 10	P: 19	S: 7	P: 13	S: 8	P: 11	S: 10	P: 14	S: 13	P: 20	S: 15	P: 20	S: 15	P: 19

PITCHER	IP	WLS	BF	H	R	ER	SO	BB	IBB	HBP	BLK	WP	HR	S	P	ERA	WHIP
Ken Hill, R ERA: 2.59 (1, 1)	6.2	W	29	6	4	1	5	2	0	0	0	0	0	58	92	1.35	1.200
Brian Barnes, L ERA: 4.54 (7, 1)	1.0		5	2	1	1	1	0	0	0	0	0	1	14	20	9.00	2.000
Tim Scott, R ERA: 2.93 (8, 1)	1.1		5	1	0	0	1	0	0	0	0	0	0	18	22	0.00	0.750

1B:	7	SF:	0
2B:	1	SAC:	1
3B:	0	DP:	0
HR:	1	HBP:	0

1B:	7	SF:	0
2B:	1	SAC:	1
3B:	0	DP:	0
HR:	1	HBP:	0

Batter	1	2	3	4	5	6	7	8	9	AB R H RBI BB SO LOB	TOP									
Delino DeShields, L (1, 4) OBP: 0.383, SLG: 0.355	4-0 1B 3B BB	3-2 G6-3			1-0 B1-3		1-2 G1-3		2-0 F8	4 1 0 0 1 0 1										
Mike Lansing, R (1, 5) OBP: 0.351, SLG: 0.373	2-1 1-3 3B 1B	0-0 F9			3-1 1B		2-0 F8		3-2 BB 1B	5 1 3 0 0 0 1										
Marquis Grissom, R (1, 8) OBP: 0.334, SLG: 0.431	0-1 P4				2-3 K		0-2 G4-3		3-2 F9	5 0 0 0 0 1 4										
Larry Walker, L (1, 9) OBP: 0.377, SLG: 0.477	0-0 1B 3B				2-1 P5		4-0 IBB		0-1 G3-1	3 1 1 2 2 0 0										
Darrin Fletcher, L (1, 2) OBP: 0.348, SLG: 0.369	2-1 1B				1-1 G6-3				1-0 HR	5 1 2 2 0 0 4										
Moises Alou, R (1, 7) OBP: 0.329, SLG: 0.471	0-0 F8				3-1 G1-3		1-0 F7		1-2 1B 1B	4 1 1 0 0 0 1										
Wil Cordero, R (1, 6) OBP: 0.312, SLG: 0.381	1-2 F9				1-2 FC6-4 1B		2-2 G6-3		1-3 K	4 0 1 0 0 1 2										
Derrick White, R (1, 3) OBP: 0.222, SLG: 0.222					1-0 FC6-4		1-0 1B		0-2 1B	4 0 2 1 0 0 1										
Jeff Fassero, L (1, 1) Mel Rojas, R (7, 1)					2-3 K		0-3 K		1-3 K	2 0 0 0 0 2 2 1 0 0 0 0 1 1										
Inning Stats	R: 3 E: 0 K: 0 S: 11	H: 3 LOB: 1 BB: 1 P: 20	R: 0 E: 1 K: 0 S: 11	H: 0 LOB: 1 BB: 0 P: 15	R: 0 E: 0 K: 0 S: 5	H: 0 LOB: 0 BB: 0 P: 9	R: 0 E: 0 K: 1 S: 9	H: 1 LOB: 1 BB: 0 P: 16	R: 0 E: 0 K: 1 S: 8	H: 1 LOB: 2 BB: 1 P: 19	R: 0 E: 0 K: 0 S: 7	H: 0 LOB: 0 BB: 0 P: 10	R: 2 E: 0 K: 2 S: 15	H: 3 LOB: 1 BB: 0 P: 19	R: 0 E: 0 K: 0 S: 9	H: 1 LOB: 2 BB: 1 P: 22	1B: 8 2B: 0 3B: 1 HR: 1	SF: 0 SAC: 1 DP: 0 HBP: 0	WP: 0 PB: 0 SB: 2 CS: 0	PA: 41
PITCHER	IP WLS BF H R ER SO BB IBB HBP BLK WP HR S P ERA WHIP																			
Doug Brocail, R (1, 1) ERA: 3.71	7.0 L 30 6 3 3 3 1 1 0 0 0 0 0 59 101 3.86 1.000																			
Mark Davis, L (8, 1) ERA: 4.69	1.0 6 3 2 2 2 0 0 0 0 0 0 1 15 19 18.00 3.000																			
Trevor Hoffman, R (9, 1) ERA: 4.53	1.0 5 1 0 0 0 1 0 0 0 0 0 0 9 22 0.00 2.000																			

Montreal Expos @ San Diego Padres
Jack Murphy Stadium, San Diego, CA
 Fri Jul 23 1993, 10:05 PM EDT
 Att. 14,754 - Unknown

livebaseballscorecards.com

AB	37
R	5
H	10
RBI	5
BB	3
SO	5
LOB	17



Batter	1	2	3	4	5	6	7	8	9	AB	R	H	RBI	BB	SO	LOB	BOTTOM
--------	---	---	---	---	---	---	---	---	---	----	---	---	-----	----	----	-----	--------

Ricky Gutierrez, R <small>(1, 6)</small> <small>OBP: 0.349, SLG: 0.330</small>	<small>3-2</small> 		<small>0-3</small> 		<small>4-0</small> 		<small>1-2</small> 		<small>2-2</small> 	4	0	1	0	1	1	2	
---	------------------------	--	------------------------	--	------------------------	--	------------------------	--	------------------------	---	---	---	---	---	---	---	--

Tim Teufel, R <small>(1, 4)</small> <small>OBP: 0.345, SLG: 0.438</small> Phil Plantier, L <small>(7, PH)</small> <small>OBP: 0.299, SLG: 0.468</small> <small>(8, 7)</small>	<small>2-2</small> 		<small>2-2</small> 		<small>1-3</small> 		<small>1-1</small> 		<small>0-2</small> 	3	0	0	0	0	2	3	
										2	0	0	0	0	0	4	

Tony Gwynn, L <small>(1, 9)</small> <small>OBP: 0.377, SLG: 0.464</small>	<small>1-0</small> 			<small>0-0</small> 		<small>3-1</small> 		<small>0-2</small> 		4	0	1	0	0	0	0	
--	------------------------	--	--	------------------------	--	------------------------	--	------------------------	--	---	---	---	---	---	---	---	--

Derek Bell, R <small>(1, 8)</small> <small>OBP: 0.288, SLG: 0.391</small>	<small>0-2</small> 			<small>1-1</small> 		<small>0-2</small> 		<small>1-2</small> 		4	0	0	0	0	0	2	
--	------------------------	--	--	------------------------	--	------------------------	--	------------------------	--	---	---	---	---	---	---	---	--

Phil Clark, R <small>(1, 7)</small> <small>OBP: 0.342, SLG: 0.435</small> <small>(8, 2)</small>		<small>4-0</small> 		<small>2-2</small> 		<small>1-3</small> 		<small>2-1</small> 		2	0	0	0	1	1	1	
---	--	------------------------	--	------------------------	--	------------------------	--	------------------------	--	---	---	---	---	---	---	---	--

Archi Cianfrocco, R <small>(1, 5)</small> <small>OBP: 0.243, SLG: 0.420</small>		<small>2-2</small> 		<small>2-0</small> 		<small>3-2</small> 		<small>0-0</small> 		4	0	0	0	0	1	3	
--	--	------------------------	--	------------------------	--	------------------------	--	------------------------	--	---	---	---	---	---	---	---	--

Guillermo Velasquez, L <small>(1, 3)</small> <small>OBP: 0.235, SLG: 0.239</small>		<small>2-3</small> 		<small>0-0</small> 		<small>0-0</small> 		<small>2-1</small> 		4	0	1	0	0	1	1	
---	--	------------------------	--	------------------------	--	------------------------	--	------------------------	--	---	---	---	---	---	---	---	--

Bob Geren, R <small>(1, 2)</small> <small>OBP: 0.275, SLG: 0.298</small> Kevin Higgins, L <small>(7, PH)</small> <small>OBP: 0.317, SLG: 0.281</small> <small>(8, 4)</small>		<small>0-0</small> 		<small>2-0</small> 		<small>0-3</small> 		<small>0-0</small> 		2	0	1	0	0	0	1	
										2	0	1	0	0	1	0	

Doug Brocail, L <small>(1, 1)</small> <small>OBP: 0.167, SLG: 0.167</small> Bill Bean, L <small>(7, PH)</small> <small>OBP: 0.253, SLG: 0.309</small> Mark Davis, L <small>(8, 1)</small> <small>OBP: 0.333, SLG: 0.333</small> Trevor Hoffman, R <small>(9, 1)</small> Jeff Gardner, L <small>(9, PH)</small> <small>OBP: 0.337, SLG: 0.376</small>		<small>1-0</small> 		<small>0-1</small> 		<small>1-1</small> 		<small>1-3</small> 		2	0	1	0	0	0	0	
										1	0	0	0	0	0	0	
										0	0	0	0	0	0	0	
										0	0	0	0	0	0	0	
										1	0	0	0	0	1	2	

Inning Stats	R: 0 E: 1 K: 1 S: 12	H: 0 LOB: 1 BB: 0 P: 18	R: 0 E: 0 K: 2 S: 7	H: 0 LOB: 1 BB: 1 P: 15	R: 0 E: 0 K: 1 S: 7	H: 0 LOB: 0 BB: 0 P: 10	R: 0 E: 0 K: 0 S: 6	H: 0 LOB: 0 BB: 0 P: 9	R: 0 E: 0 K: 1 S: 8	H: 2 LOB: 3 BB: 1 P: 17	R: 0 E: 0 K: 1 S: 14	H: 1 LOB: 1 BB: 0 P: 21	R: 0 E: 1 K: 1 S: 11	H: 1 LOB: 2 BB: 0 P: 14	R: 0 E: 0 K: 0 S: 8	H: 0 LOB: 1 BB: 0 P: 11	R: 0 E: 0 K: 1 S: 13	H: 2 LOB: 2 BB: 0 P: 18	1B: 6 2B: 0 3B: 0 HR: 0	SF: 0 SAC: 0 DP: 0 HBP: 1	WP: 0 PB: 0 SB: 0 CS: 0	PA: 38
--------------	-------------------------------	----------------------------------	------------------------------	----------------------------------	------------------------------	----------------------------------	------------------------------	---------------------------------	------------------------------	----------------------------------	-------------------------------	----------------------------------	-------------------------------	----------------------------------	------------------------------	----------------------------------	-------------------------------	----------------------------------	----------------------------------	------------------------------------	----------------------------------	--------

PITCHER	IP	WLS	BF	H	R	ER	SO	BB	IBB	HBP	BLK	WP	HR	S	P	ERA	WHIP
Jeff Fassero, L <small>(1, 1)</small> <small>ERA: 1.84</small>	6.0	W	24	3	0	0	6	2	0	0	0	0	0	54	90	0.00	0.833
Mel Rojas, R <small>(7, 1)</small> <small>ERA: 3.79</small>	3.0	S	14	3	0	0	2	0	0	1	0	0	0	32	43	0.00	1.000

Montreal Expos @ San Diego Padres
 Jack Murphy Stadium, San Diego, CA
 Fri Jul 23 1993, 10:05 PM EDT
 Att. 14,754 - Unknown

livebaseballscorecards.com

AB	35
R	0
H	6
RBI	0
BB	2
SO	8
LOB	19



Batter	1	2	3	4	5	6	7	8	9	AB R H RBI BB SO LOB	TOP		
Delino DeShields, L (1, 4) OBP: 0.381, SLG: 0.354	2-2 G6-3 1B		2-1 G3		3-1 F8		2-1 P1			4 1 1 0 0 0 0			
Mike Lansing, R (1, 5) OBP: 0.349, SLG: 0.370 Sean Berry, R (4, 5) OBP: 0.369, SLG: 0.424 Jeff Shaw, R (7, 1) OBP: 0.067, SLG: 0.067	2-3 1-3			1-1 G5-3	0-3		0-0 P3			2 0 0 0 0 1 1 2 0 0 0 0 1 0 0 0 0 0 0 0 0			
Marquis Grissom, R (1, 8) OBP: 0.333, SLG: 0.427 Lou Frazier, S (8, 8) OBP: 0.394, SLG: 0.403	1-0 G6-3			4-1 G3 WP 1B BB		2-1 F8		1-0 G6-3		3 1 0 1 1 0 0 0 0 0 0 0 0 0			
Larry Walker, L (1, 9) OBP: 0.375, SLG: 0.472 Tim McIntosh, R (8, 9) OBP: 0.095, SLG: 0.143	1-0 G5-3			4-1 1-2 1B BB		0-0 F7		2-3 K		3 1 0 0 1 1 0 0 0 0 0 0 0 0			
Darrin Fletcher, L (1, 2) OBP: 0.348, SLG: 0.365 Frank Bolick, S (7, 5) OBP: 0.313, SLG: 0.355				0-0 G3	1-2 2-3	4-1 2B BB		1-0 F9		2 0 0 0 1 0 2 1 0 0 0 0 0 0			
Moises Alou, R (1, 7) OBP: 0.333, SLG: 0.482				0-0 G1-3	4-0 1B IBB	2-1 1-3 2B		2-1 G6-3 3B		3 1 2 0 1 0 0			
Wil Cordero, R (1, 6) OBP: 0.315, SLG: 0.380				3-3 K	3-2 1-3 2-H 3-H 1B	4-2 BB		0-2 G6-3		3 0 1 3 1 1 0			
Derrick White, R (1, 3) OBP: 0.167, SLG: 0.167 Mike Gardiner, S (6, 1) OBP: 0.200, SLG: 0.158 Brian Barnes, L (6, 1) OBP: 0.200, SLG: 0.158 Tim Spehr, R (7, 2) OBP: 0.211, SLG: 0.245				1-0 F8	1-2 F8	3-1 P6		3-H 1-1 P3		3 0 0 0 0 0 5 0 0 0 0 0 0 0 0 0 0 0 0 0 0 1 0 0 0 0 0 0			
Chris Nabholz, L (1, 1) OBP: 0.100, SLG: 0.100 John Vander Wal, L (6, 3) OBP: 0.314, SLG: 0.407				0-3 K		0-0 G6-3		1-1 P5		2 0 0 0 0 1 0 2 0 0 0 0 1 0			
Inning Stats	R: 1 H: 1 E: 0 LOB: 0 K: 1 BB: 0 S: 11 P: 17	R: 0 H: 0 E: 0 LOB: 0 K: 1 BB: 0 S: 5 P: 9	R: 0 H: 0 E: 0 LOB: 0 K: 1 BB: 0 S: 6 P: 9	R: 2 H: 1 E: 0 LOB: 2 K: 0 BB: 3 S: 11 P: 28	R: 0 H: 0 E: 0 LOB: 0 K: 1 BB: 0 S: 6 P: 9	R: 0 H: 1 E: 0 LOB: 3 K: 0 BB: 2 S: 10 P: 25	R: 0 H: 0 E: 0 LOB: 0 K: 1 BB: 0 S: 5 P: 8	R: 0 H: 0 E: 0 LOB: 0 K: 1 BB: 0 S: 5 P: 9	R: 1 H: 1 E: 0 LOB: 0 K: 1 BB: 0 S: 10 P: 13	1B: 2 SF: 0 2B: 1 SAC: 0 3B: 1 DP: 0 HR: 0 HBP: 0	WP: 1 PA: 36 PB: 0 SB: 1 CS: 0		
PITCHER	IP WLS BF H R ER SO BB IBB HBP BLK WP HR S P ERA WHIP											PITCHER	IP WLS BF H R ER SO BB IBB HBP BLK WP HR S P ERA WHIP
Tim Worrell, R (1, 1) ERA: 5.45	8.0 W 32 3 3 2 5 4 1 0 0 1 0 59 114 2.25 0.875												
Tim Mauser, R (9, 1) ERA: 4.85	1.0 4 1 1 1 1 0 0 0 0 0 0 10 13 9.00 1.000												

Montreal Expos @ San Diego Padres
Jack Murphy Stadium, San Diego, CA
 Sat Jul 24 1993, 10:05 PM EDT
 Att. 14,053 - Unknown - 72 F

livebaseballscorecards.com

AB	31
R	4
H	4
RBI	4
BB	5
SO	6
LOB	8



Batter	1	2	3	4	5	6	7	8	9	AB	R	H	RBI	BB	SO	LOB	BOTTOM			
Ricky Gutierrez, R OBP: 0.358, SLG: 0.351 (1, 6)	0-0 G6-3 1B		1-0 G6-3		2-1 HR	3-2 1B		4-1 2B BB		4	2	3	1	1	0	0				
Tim Teufel, R OBP: 0.342, SLG: 0.427 (1, 4)	0-0 G6-3		1-0 G5-3		4-0 BB	2-2 P2		1-1 2B 1B		3	0	0	0	1	0	2				
Jeff Gardner, L OBP: 0.339, SLG: 0.379 (7, 4)	1-2f									1	1	1	0	0	0	0				
Tony Gwynn, L OBP: 0.376, SLG: 0.462 (1, 9)	2-2 F7				1-2 HR 1B	0-0 G4-3		3-2 G5-3 2B		4	1	1	0	0	0	1				
Bill Bean, L OBP: 0.261, SLG: 0.329 (8, PH) (9, 9)					1-2f			1-H 2-H		1	0	1	2	0	0	0				
Derek Bell, R OBP: 0.292, SLG: 0.399 (1, 8)		1-0 S BB SF8 HBP		1-2 1-H HR		4-2 1B SF BB	0-1 P2	3-2 G5-3		3	3	1	2	1	0	1				
Phil Clark, R OBP: 0.356, SLG: 0.443 (1, 5)		4-0 S BB		0-1 FC5-4 1B		0-0 SF 1B	4-1 1B BB	0-3 K		2	1	2	0	1	0	0				
Craig Shipley, R OBP: 0.258, SLG: 0.320 (7, 5)		1-2 BB		2-1 F8 1B		1-3 SF8 1B				1	1	0	0	1	1	1				
Archi Cianfrocco, R OBP: 0.243, SLG: 0.422 (1, 3)		0-2 SF8		2-1 F8		1-1 SF	2-2 1B			2	0	1	2	0	0	1				
Tim Mauser, R (9, 1)		1-2 2-H		1-2 3-H		1-2 3-H	1-3 1B			0	0	0	0	0	0	0				
Phil Plantier, L OBP: 0.298, SLG: 0.466 (1, 7)		0-3 K		1-1 F9		1-2 SF8	0-0 1B			3	0	1	2	0	1	2				
Bob Geren, R OBP: 0.274, SLG: 0.317 (1, 2)		2-1 G5-3		2-1 FC5-4		2-1 HR	2-2 F8			4	1	1	1	0	0	4				
Tim Worrell, R (1, 1)			0-1 G4-3		1-0 G3	0-3 K		0-0 G3		3	0	0	0	0	1	0				
Guillermo Velasquez, L OBP: 0.231, SLG: 0.234 (8, PH) (9, 3)										1	0	0	0	0	0	0				
Inning Stats	R: 0 E: 0 K: 0 S: 5	H: 1 LOB: 0 BB: 0 P: 7	R: 1 E: 0 K: 1 S: 8	H: 0 LOB: 1 BB: 1 P: 15	R: 0 E: 0 K: 0 S: 4	H: 0 LOB: 0 BB: 0 P: 6	R: 2 E: 0 K: 0 S: 15	H: 3 LOB: 1 BB: 0 P: 22	R: 1 E: 0 K: 0 S: 4	H: 1 LOB: 0 BB: 1 P: 11	R: 4 E: 1 K: 1 S: 22	H: 3 LOB: 1 BB: 1 P: 35	R: 1 E: 0 K: 0 S: 13	H: 2 LOB: 2 BB: 1 P: 22	R: 2 E: 0 K: 1 S: 17	H: 2 LOB: 1 BB: 1 P: 28	1B: 8 2B: 1 3B: 0 HR: 3	SF: 3 SAC: 0 DP: 2 HBP: 1	WP: 1 PB: 0 SB: 2 CS: 0	PA: 41
PITCHER	IP WLS BF H R ER SO	IP WLS BF H R ER SO	IP WLS BF H R ER SO	IP WLS BF H R ER SO	IP WLS BF H R ER SO	IP WLS BF H R ER SO	IP WLS BF H R ER SO	IP WLS BF H R ER SO	IP WLS BF H R ER SO	IP WLS BF H R ER SO	IP WLS BF H R ER SO	IP WLS BF H R ER SO	IP WLS BF H R ER SO	IP WLS BF H R ER SO	IP WLS BF H R ER SO	IP WLS BF H R ER SO	BB IBB HBP BLK WP HR S P	ERA WHIP	ERA WHIP	
Chris Nabholz, L ERA: 5.2 (1, 1)	5.0 L	21 L	5 4	4 4	1 4	2 4	0 4	0 4	1 4	0 4	0 4	0 4	0 4	0 4	0 4	0 4	0 4	0 4	7.20 1.400	
Mike Gardiner, R ERA: 5.21 (6, 1)	0.0	3	1	3	3	0	1	0	0	0	0	6	11	∞	∞					
Brian Barnes, L ERA: 4.6 (6, 1)	1.0	5	2	1	0	1	0	0	0	0	1	16	24	0.00	2.000					
Jeff Shaw, R ERA: 4.43 (7, 1)	2.0	12	4	3	3	1	2	0	0	0	0	30	50	13.50	3.000					

Montreal Expos @ San Diego Padres
Jack Murphy Stadium, San Diego, CA
 Sat Jul 24 1993, 10:05 PM EDT
 Att: 14,053 - Unknown - 72 F

livebaseballscorecards.com

AB 32
R 10
H 12
RBI 10
BB 5
SO 3
LOB 12



Batter	1	2	3	4	5	6	7	8	9	10	AB	R	H	RBI	BB	SO	LOB	TOP							
Delino DeShields, L OBP: 0.382, SLG: 0.355 (1, 4)	G3		L3		F7			SH3-4 2B 1B	WP S 1B		5	1	2	1	0	0	3								
Wil Cordero, R OBP: 0.311, SLG: 0.375 (1, 6)	F7			F8		G6-3		SH3-4 1-2	K 1-3		4	0	0	0	0	1	1								
Marquis Grissom, R OBP: 0.334, SLG: 0.429 (1, 8)	F8			F8		P3		G4-3 2-H 2B		F8 S 1B	5	1	2	1	0	0	0								
Larry Walker, L OBP: 0.372, SLG: 0.467 (1, 9)		F9		G5-3				G4-3 2-3		F8 1-3	5	0	1	0	0	0	2								
Moises Alou, R OBP: 0.332, SLG: 0.476 (1, 7)		P6			K		P2			E6 HBP	4	0	0	0	1	1	1								
Darrin Fletcher, L OBP: 0.349, SLG: 0.368 Mel Rojas, R (10, 1)		F7						G4-3 1-2			4	1	1	0	0	1	2								
Sean Berry, R OBP: 0.370, SLG: 0.423 (1, 5)											0	0	0	0	0	0	0								
Derrick White, R OBP: 0.235, SLG: 0.375 (1, 3)											5	0	2	0	0	1	2								
Dennis Martinez, R OBP: 0.217, SLG: 0.267 Lou Frazier, S OBP: 0.391, SLG: 0.400 John Wetteland, R OBP: 0.211, SLG: 0.245 Tim Spehr, R OBP: 0.211, SLG: 0.245 (10, 2)											4	1	1	1	1	1	3								
											2	0	0	1	0	0	3								
											1	1	0	0	0	0	0								
											1	0	0	0	0	1	0								
											0	0	0	0	0	0	0								
Inning Stats	R: 0 E: 0 K: 0 S: 4	H: 0 LOB: 0 BB: 0 P: 8	R: 0 E: 0 K: 0 S: 9	H: 0 LOB: 0 BB: 0 P: 11	R: 0 E: 0 K: 0 S: 7	H: 1 LOB: 1 BB: 0 P: 11	R: 0 E: 0 K: 0 S: 5	H: 0 LOB: 0 BB: 0 P: 7	R: 1 E: 0 K: 1 S: 14	H: 2 LOB: 2 BB: 1 P: 26	R: 0 E: 0 K: 0 S: 11	H: 1 LOB: 1 BB: 0 P: 13	R: 0 E: 0 K: 1 S: 6	H: 0 LOB: 0 BB: 0 P: 9	R: 2 E: 1 K: 1 S: 10	H: 2 LOB: 2 BB: 1 P: 16	R: 1 E: 0 K: 2 S: 10	H: 2 LOB: 1 BB: 0 P: 19	R: 1 E: 1 K: 1 S: 13	H: 1 LOB: 2 BB: 0 P: 22	1B: 6 2B: 2 3B: 0 HR: 1	SF: 1 SAC: 1 DP: 0 HBP: 1	WP: 2 PB: 0 SB: 3 CS: 0	PA: 44	
PITCHER	IP	WLS	BF	H	R	ER	SO	BB	IBB	HBP	BLK	WP	HR	S	P	ERA	WHIP								
Greg Harris, R ERA: 3.67 (1, 1)	7.1		30	6	3	2	2	1	0	0	0	1	0	62	92	2.46	0.955								
Mark Davis, L ERA: 4.75 (8, 1)	1.1		7	2	1	1	2	0	1	0	0	0	1	11	23	6.75	1.500								
Gene Harris, R ERA: 3.26 (9, 1)	1.1	L	7	1	1	0	2	0	0	1	0	1	0	16	27	0.00	0.750								

Montreal Expos @ San Diego Padres
Jack Murphy Stadium, San Diego, CA
 Sun Jul 25 1993, 6:33 AM EDT
 Att. 21,586 - Unknown - 70 F

AB	40
R	5
H	9
RBI	4
BB	2
SO	6
LOB	17



BOTTOM

Montreal Expos @ San Diego Padres
Jack Murphy Stadium, San Diego, CA

Sun Jul 25 1993, 6:33 AM EDT
Att. 21,586 - Unknown - 70 F

livebaseballscorecards.com

AB	35
R	3
H	8
RBI	4
BB	2
SO	10
LOB	17



WP:	0	PA:	41
PB:	0		
SB:	0		
CS:	0		

AB R H RBI BB SO LOB

4 0 1 0 1 1 2

5 1 2 1 0 2 2

5 0 0 0 0 0 3

5 0 1 0 0 2 1

5 1 2 0 0 1 1

3 0 0 0 0 2 2

1 0 0 0 1 1 2

2 0 0 1 0 1 3

0 0 0 0 0 0 0

1 1 1 2 0 0 0

1B:	5	SF:	1
2B:	1	SAC:	0
3B:	0	DP:	2
HR:	2	HBP:	3

Batter	1	2	3	4	5	6	7	8	9	10
Jeff Gardner, L OBP: 0.340, SLG: 0.377 (1, 4)	G1-3		G3-1 1B	G3-1			G4-6-3 BB		K	
Ricky Gutierrez, R OBP: 0.359, SLG: 0.365 (1, 6)	HR		P9			G4-3 1B	K		K	
Tony Gwynn, L OBP: 0.371, SLG: 0.455 (1, 9)	G6-3		P6		G4-3 1-2f	G4-6-3 1-2f				F7
Phil Plantier, L OBP: 0.296, SLG: 0.461 (1, 7)	FC6 1B		K		F7			K		G3
Derek Bell, R OBP: 0.294, SLG: 0.402 (1, 8)	FC6 1-2f			G4-3 SF8 2B		1B		K		F9
Guillermo Velasquez, L OBP: 0.232, SLG: 0.235 (1, 3) Gene Harris, R (9, 1)		G4-3	G4-3	G4-3		1B		P6		
Kevin Higgins, L OBP: 0.315, SLG: 0.274 (1, 2)		G3-1		HBP HBP		K		K		
Archi Cianfrocco, R OBP: 0.261, SLG: 0.417 (1, 5)				HBP		K		HBP		
Greg Harris, R OBP: 0.224, SLG: 0.226 (1, 1) Mark Davis, L OBP: 0.333, SLG: 0.333 (8, 1) Bill Bean, L OBP: 0.270, SLG: 0.373 (9, 3)		G5-3		SF8 3-H		K		HR		

Inning Stats	R: 1	H: 2	E: 0	K: 0	S: 13	R: 0	H: 0	E: 0	K: 0	S: 10	R: 0	H: 1	E: 1	K: 1	S: 11	R: 1	H: 1	E: 0	K: 0	S: 9	R: 0	H: 1	E: 0	K: 3	S: 13	R: 0	H: 2	E: 0	K: 3	S: 17	R: 0	H: 0	E: 0	K: 1	S: 7	R: 0	H: 0	E: 0	K: 2	S: 11	R: 2	H: 1	E: 0	K: 3	S: 15	R: 0	H: 0	E: 0	K: 0	S: 4	1B: 5	SF: 1	2B: 1	3B: 0	HR: 2
--------------	------	------	------	------	-------	------	------	------	------	-------	------	------	------	------	-------	------	------	------	------	------	------	------	------	------	-------	------	------	------	------	-------	------	------	------	------	------	------	------	------	------	-------	------	------	------	------	-------	------	------	------	------	------	-------	-------	-------	-------	-------

PITCHER	IP	WLS	BF	H	R	ER	SO	BB	IBB	HBP	BLK	WP	HR	S	P	ERA	WHIP
Dennis Martinez, R ERA: 3.52 (1, 1)	7.0		30	7	2	2	5	2	0	2	0	0	1	70	109	2.57	1.286
John Wetteland, R ERA: 1.79 (8, 1)	2.0	W	8	1	2	2	5	0	0	1	0	0	1	26	37	9.00	0.500
Mel Rojas, R ERA: 3.72 (10, 1)	1.0	S	3	0	0	0	0	0	0	0	0	0	0	4	7	0.00	0.000

Batter	1	2	3	4	5	6	7	8	9	10	11	AB	R	H	RBI	BB	SO	LOB	TOP	
Jeff Gardner, L (1, 4) <small>OBP: 0.344, SLG: 0.378</small> Tim Teufel, R (7, PH) <small>OBP: 0.351, SLG: 0.432</small> (7, 4) (10, 3)	0-0 			3-1 		4-1 	2-1 		4-0 		0-0 	2 0 1 0 1 0 0 1 0 1 2 1 0 0								
Ricky Gutierrez, R (1, 6) <small>OBP: 0.354, SLG: 0.357</small>	1-0 		2-3 	1-2 		1-2 	1-2 		3-1 		4-2 	5 0 0 0 1 1 4								
Tony Gwynn, L (1, 9) <small>OBP: 0.373, SLG: 0.463</small>	3-1 			1-2 		4-0 		1-0 		2-2 	1-1 	5 2 2 1 1 0 2								
Phil Plantier, L (1, 7) <small>OBP: 0.298, SLG: 0.469</small>		2-2 			1-0 	4-0 		3-3 		0-0 	0-3 	4 1 1 1 1 2 2								
Derek Bell, R (1, 8) <small>OBP: 0.292, SLG: 0.398</small>		0-3 		2-1 	2-2 		0-1 		4-0 			4 0 0 0 1 1 3								
Guillermo Velasquez, L (1, 3) <small>OBP: 0.233, SLG: 0.236</small> Mark Davis, L (8, 1) <small>OBP: 0.333, SLG: 0.333</small> Trevor Hoffman, R (8, 1) <small>OBP: 0.286, SLG: 0.273</small> Kurt Stillwell, S (10, PH) <small>OBP: 0.286, SLG: 0.273</small> Gene Harris, R (10, 1) Tim Mauser, R (11, 1)		2-1 		1-2 		0-3 	1-1 		2-2 			4 0 1 0 0 0 1 0 0 0 0 0 0 0 0 0 0 0 0 0 0 0 0 0 1 0 0 0 0 0 0 2 0 0 0 0 0 0 0 0 0 0 0 0 0 0 0 0								
Kevin Higgins, L (1, 2) <small>OBP: 0.316, SLG: 0.275</small> Craig Shipley, R (9, PH) <small>OBP: 0.261, SLG: 0.322</small> (9, 5) (10, 4)			1-2 	1-1 		1-2 		1-2 	1-0 			3 1 1 0 0 0 1 2 0 1 1 0 0 0								
Archi Cianfrocco, R (1, 5) <small>OBP: 0.258, SLG: 0.402</small> (9, 3) (10, 5)			0-0 	1-1 		4-2 		1-0 	1-3 			4 1 0 0 1 1 3								
Wally Whitehurst, R (1, 1) <small>OBP: 0.095, SLG: 0.095</small> Bill Bean, L (8, 3) <small>OBP: 0.270, SLG: 0.373</small> Phil Clark, R (9, PH) <small>OBP: 0.360, SLG: 0.468</small> (9, 2) Bob Geren, R (10, 2) <small>OBP: 0.278, SLG: 0.317</small>			0-0 		0-0 	1-1 		1-1 		4-2 		2 0 0 0 0 0 0 0 0 0 0 0 0 0 0 0 1 1 1 1 0 0 0 0 0 0 0 0 1 0 0 0								
Inning Stats	R: 0 H: 0 E: 0 LOB: 0 K: 0 BB: 0 S: 4 P: 8	R: 0 H: 0 E: 0 LOB: 0 K: 1 BB: 0 S: 8 P: 12	R: 0 H: 0 E: 0 LOB: 0 K: 0 BB: 0 S: 5 P: 6	R: 0 H: 1 E: 0 LOB: 0 K: 1 BB: 0 S: 8 P: 14	R: 1 H: 2 E: 0 LOB: 1 K: 0 BB: 0 S: 10 P: 16	R: 0 H: 0 E: 0 LOB: 3 K: 0 BB: 3 S: 9 P: 24	R: 2 H: 2 E: 1 LOB: 1 K: 1 BB: 1 S: 15 P: 24	R: 1 H: 1 E: 0 LOB: 0 K: 1 BB: 0 S: 8 P: 13	R: 1 H: 1 E: 0 LOB: 1 K: 0 BB: 1 S: 9 P: 19	R: 1 H: 2 E: 0 LOB: 2 K: 1 BB: 1 S: 12 P: 22	R: 0 H: 0 E: 0 LOB: 2 K: 1 BB: 2 S: 10 P: 19	1B: 6 SF: 0 2B: 0 SAC: 3 3B: 0 DP: 0 HR: 3 HBP: 0	WP: 0 PA: 49 PB: 0 SB: 0 CS: 1							
PITCHER	IP WLS BF H R ER SO BB IBB HBP BLK WP HR S P ERA WHIP																		PITCHER	IP WLS BF H R ER SO BB IBB HBP BLK WP HR S P ERA WHIP
Jose Guzman, R (1, 1) <small>ERA: 4.12</small> Paul Assenmacher, L (7, 1) <small>ERA: 3.53</small> Jose Bautista, R (8, 1) <small>ERA: 2.81</small> Randy Myers, L (9, 1) <small>ERA: 3.25</small> Dan Plesac, L (10, 1) <small>ERA: 4.95</small>	6.2 27 4 3 3 3 4 0 0 0 0 1 54 96 4.05 1.200 0.2 4 2 1 1 1 0 0 0 0 0 1 9 16 13.50 3.000 0.2 2 0 0 0 0 0 0 0 0 0 0 4 5 0.00 0.000 1.0 5 1 1 1 0 1 0 0 0 0 1 9 19 9.00 2.000 0.2 5 2 1 1 0 0 0 1 0 0 0 0 9 18 13.50 3.000																		Shawn Boskie, R (10, 1) <small>ERA: 3.9</small>	1.1 W 6 0 0 0 2 2 0 0 0 0 0 0 0 0 0.00 1.500

San Diego Padres @ Chicago Cubs
 Wrigley Field, Chicago, IL
 Mon Jul 26 1993, 7:05 PM CDT
 Att: 38,547 - Unknown - 80 F


AB 38
R 6
H 9
RBI 6
BB 8
SO 6
LOB 17



livebaseballscorecards.com

Batter	1	2	3	4	5	6	7	8	9	10	11	AB	R	H	RBI	BB	SO	LOB	BOTTOM						
Rey Sanchez, R OBP: 0.353, SLG: 0.374 (1, 6)	1-3 K ①	3-2 FC4-6 1B			0-0 G5-3 ②			1-0 G4-3 ①		1-2 G4-3 ①	2-1 HR 1B	6	1	2	0	0	1	1							
Jose Vizcaino, S OBP: 0.348, SLG: 0.376 (1, 5)	0-3 K ②	1-0 FC4-6 ③			1-2 G6-3 ③			0-0 SF8 ②		4-1 23 E 1B BB	0-2 HR 1B	4	2	1	4	1	1	1							
23 Ryne Sandberg, R OBP: 0.348, SLG: 0.421 (1, 4)	2-2 1B				0-0 F8 ①			1-0 G6-3 ①		4-0 1B BB	1-0 E6 1B	4	1	1	0	1	0	1							
Mark Grace, L OBP: 0.390, SLG: 0.483 (1, 3)	1-0 G4-3 ③				3-2 F8 ②			2-1 L7 ②		1-1 1B 1B	2-2 E 1B	5	0	2	1	0	0	1							
Derrick May, L OBP: 0.356, SLG: 0.446 (1, 7)		1-0 2B HR 1B			0-0 CS 1B			1-0 F8 ③		0-2 1B 1B	1-1 FC6-5-2 ②	5	1	3	1	0	0	2							
Sammy Sosa, R OBP: 0.305, SLG: 0.484 (1, 8) (8, 9)		1-0 HR 2B			2-0 CS ③			1-1 G4-3 ①		1-1 F9 ①	0-3 K ③	5	1	1	0	0	1	4							
Rick Wilkins, L OBP: 0.379, SLG: 0.573 (1, 2)		0-0 HR 2H 3H			2-1 F7 ②			3-1 G4-3 ②		1-3 K ①	0-2 G4-3 ①	5	1	1	3	0	1	0							
Kevin Roberson, S OBP: 0.250, SLG: 0.488 (8, 1) Jose Escalera, R OBP: 0.125, SLG: 0.125 (9, 1) Randy Myers, L OBP: 0.087, SLG: 1.000 (9, PH) Doug Jennings, L OBP: 0.306, SLG: 0.435 (10, 1) Dan Plesac, L OBP: 0.286, SLG: 0.286 (10, 1)	1-0 L8 ①				2-1 G1-3 ③			0-0 F7 ③		0-1 F9 ②	0-0 1B HR 1B	3	0	0	0	0	0	0							
Jose Guzman, R OBP: 0.106, SLG: 0.087 (7, 1) Paul Assenmacher, L OBP: 0.500, SLG: 0.500 (8, 9) Willie Wilson, S OBP: 0.282, SLG: 0.331 (8, 9)		2-3 K ②			1-3 K ①			1-2 SF8 3B		2-2 G3-1 ③	0-0 L8 ②	2	0	0	0	0	2	0							
Inning Stats	R: 0 E: 0 K: 2 S: 11	H: 1 LOB: 1 BB: 0 P: 15	R: 3 E: 0 K: 1 S: 12	H: 4 LOB: 1 BB: 0 P: 21	R: 0 E: 0 K: 0 S: 7	H: 1 LOB: 0 BB: 0 P: 12	R: 0 E: 0 K: 0 S: 6	H: 0 LOB: 0 BB: 0 P: 11	R: 0 E: 0 K: 1 S: 9	H: 0 LOB: 0 BB: 0 P: 11	R: 0 E: 0 K: 0 S: 5	H: 0 LOB: 0 BB: 0 P: 9	R: 2 E: 0 K: 1 S: 14	H: 3 LOB: 2 BB: 1 P: 21	R: 0 E: 0 K: 1 S: 9	H: 0 LOB: 0 BB: 0 P: 12	R: 1 E: 2 K: 0 S: 13	H: 1 LOB: 2 BB: 1 P: 25	R: 3 E: 0 K: 0 S: 10	H: 3 LOB: 0 BB: 0 P: 12	1B: 9 2B: 1 3B: 1 HR: 2	SF: 1 SAC: 0 DP: 0 HBP: 0	WP: 0 PB: 0 SB: 0 CS: 1	PA: 48	
PITCHER	IP	WLS	BF	H	R	ER	SO	BB	IBB	HBP	BLK	WP	HR	S	P	ERA	WHIP								
Wally Whitehurst, R ERA: 3.83 (1, 1)	7.2		30	7	5	5	4	1	0	0	0	0	1	59	98	5.87	1.043								
Mark Davis, L ERA: 4.75 (8, 1)	0.0		2	2	0	0	0	0	0	0	0	0	0	6	7	∞	∞								
Trevor Hoffman, R ERA: 4.41 (8, 1)	1.1		4	0	0	0	2	0	0	0	0	0	0	12	15	0.00	0.000								
Gene Harris, R ERA: 3.18 (10, 1)	1.0		6	1	1	0	0	1	0	0	0	0	0	13	25	0.00	2.000								
Tim Lincecum, R ERA: 5.74 (11, 1)	0.2	L	5	3	3	3	0	0	0	0	0	0	1	10	12	40.50	4.500								

San Diego Padres @ Chicago Cubs
Wrigley Field, Chicago, IL
Mon Jul 26 1993, 7:05 PM CDT
Att: 38,547 - Unknown - 80 F

livebaseballscores.com	AB	44
	R	9
	H	13
	RBI	9
	BB	2
	SO	6
	LOB	11
		

Batter	1	2	3	4	5	6	7	8	9	AB R H RBI BB SO LOB	TOP		
Jeff Gardner, L (1, 4) OBP: 0.345, SLG: 0.378	3-1 	1-0 		2-1 	0-3 		0-1 			5 2 2 0 0 1 1			
Ricky Gutierrez, R (1, 6) OBP: 0.363, SLG: 0.372	0-1 	2-1 		0-0 	4-0 			2-2 		4 3 3 2 1 1 0			
Tony Gwynn, L (1, 9) Bill Bean, L (8, PR) OBP: 0.381, SLG: 0.476 OBP: 0.270, SLG: 0.373	2-1 	0-1 		1-0 	2-2 			0-2 		5 0 5 3 0 0 0 0 0 0 0 0 0 0			
Phil Plantier, L (1, 7) OBP: 0.296, SLG: 0.464	1-2 	1-3 		1-3 	3-3 			0-0 		5 0 1 1 0 3 5			
Derek Bell, R (1, 8) Jarvis Brown, R (6, 8)	3-0 		1-0 	3-2 		0-0 		1-1 		4 0 2 0 0 0 2 1 0 0 0 0 0 1			
Guillermo Velasquez, L (1, 3) OBP: 0.215, SLG: 0.217	0-3 		0-2 	0-0 		0-2 		2-3 		5 0 0 0 0 2 5			
Phil Clark, R (1, 5) OBP: 0.361, SLG: 0.493		3-2 	1-0 	0-0 		2-0 		2-1 		5 1 2 1 0 0 3			
Kevin Higgins, L (1, 2) OBP: 0.304, SLG: 0.264		1-2 	2-2 		0-0 		0-1 		0-3 	5 1 0 0 0 1 2			
Andy Benes, R (1, 1) OBP: 0.184, SLG: 0.277		2-3 		0-0 	1-1 		3-3 		0-1 	4 1 1 0 0 2 1			
Inning Stats	R: 1 H: 3 E: 0 LOB: 2 K: 1 BB: 0 S: 14 P: 22	R: 2 H: 4 E: 0 LOB: 2 K: 2 BB: 0 S: 21 P: 31	R: 0 H: 1 E: 0 LOB: 1 K: 0 BB: 0 S: 8 P: 12	R: 3 H: 5 E: 0 LOB: 2 K: 1 BB: 0 S: 13 P: 20	R: 2 H: 1 E: 1 LOB: 1 K: 2 BB: 1 S: 12 P: 22	R: 0 H: 0 E: 0 LOB: 0 K: 0 BB: 0 S: 6 P: 8	R: 0 H: 0 E: 0 LOB: 0 K: 1 BB: 0 S: 8 P: 11	R: 0 H: 1 E: 0 LOB: 1 K: 2 BB: 0 S: 10 P: 13	R: 0 H: 1 E: 0 LOB: 1 K: 2 BB: 0 S: 10 P: 14	1B: 10 SF: 0 2B: 4 SAC: 1 3B: 1 DP: 0 HR: 1 HBP: 0	WP: 3 PA: 45 PB: 0 SB: 0 CS: 0		
PITCHER	IP WLS BF H R ER SO BB IBB HBP BLK WP HR S P ERA WHIP											PITCHER	IP WLS BF H R ER SO BB IBB HBP BLK WP HR S P ERA WHIP
Mike Harkey, R (1, 1) ERA: 4.85	3.0 L 19 10 5 5 3 0 0 0 0 0 0 1 46 70 15.00 3.333												
Dan Plesac, L (4, 1) ERA: 4.93	2.0 12 4 3 1 3 1 0 0 0 0 3 0 22 37 4.50 2.500												
Jose Bautista, R (6, 1) ERA: 2.67	3.0 10 1 0 0 2 0 0 0 0 0 0 0 24 32 0.00 0.333												
Paul Assenmacher, L (9, 1) ERA: 3.49	1.0 4 1 0 0 2 0 0 0 0 0 0 0 10 14 0.00 1.000												

San Diego Padres @ Chicago Cubs
 Wrigley Field, Chicago, IL
 Tue Jul 27 1993, 3:33 AM CDT
 Att. 32,290 - Overcast - 79 F

AB	43
R	8
H	16
RBI	7
BB	1
SO	10
LOB	20



Batter	1	2	3	4	5	6	7	8	9	AB R H RBI BB SO LOB	BOTTOM
--------	---	---	---	---	---	---	---	---	---	----------------------	--------

Jose Vizcaino, S <small>OBP: 0.350, SLG: 0.378</small> <small>(1, 6)</small> 										4 0 2 0 0 0 2	San Diego Padres @ Chicago Cubs Wrigley Field, Chicago, IL Tue Jul 27 1993, 3:33 AM CDT Att. 32,290 - Overcast - 79 F
23 Ryne Sandberg, R <small>OBP: 0.345, SLG: 0.417</small> <small>(1, 4)</small> Doug Jennings, L <small>OBP: 0.300, SLG: 0.426</small> <small>(9, 3)</small> 									3 0 0 0 0 0 3 1 0 0 0 0 1 0		
Mark Grace, L <small>OBP: 0.368, SLG: 0.480</small> <small>(1, 3)</small> Eric Yelding, R <small>OBP: 0.269, SLG: 0.271</small> <small>(6, 5)</small> <small>(9, 4)</small> 									2 0 0 0 0 0 1 2 0 0 0 0 2 1		
Derrick May, L <small>OBP: 0.352, SLG: 0.440</small> <small>(1, 7)</small> 									4 0 0 0 0 0 1 2 0 0 0 0 0 0		
Sammy Sosa, R <small>OBP: 0.304, SLG: 0.481</small> <small>(1, 8)</small> Jose Bautista, R <small>OBP: 0.111, SLG: 0.111</small> <small>(6, 1)</small> Paul Assenmacher, L <small>OBP: 0.500, SLG: 0.500</small> <small>(9, 1)</small> 									2 0 0 0 0 1 0 1 0 0 0 0 0 0 0 0 0 0 0 0 0		
Steve Buechele, R <small>OBP: 0.293, SLG: 0.408</small> <small>(1, 5)</small> <small>(6, 3)</small> <small>(9, 5)</small> 									3 0 0 0 0 2 0		
Kevin Roberson, S <small>OBP: 0.255, SLG: 0.477</small> <small>(1, 9)</small> 									3 0 1 0 0 0 0		
Steve Lake, R <small>OBP: 0.269, SLG: 0.431</small> <small>(1, 2)</small> 									3 0 0 0 0 1 1		
Mike Harkey, R <small>OBP: 0.156, SLG: 0.161</small> <small>(1, 1)</small> Dan Plesac, L <small>OBP: 0.290, SLG: 0.339</small> <small>(4, 1)</small> Willie Wilson, S <small>OBP: 0.290, SLG: 0.339</small> <small>(6, 8)</small> 									1 0 0 0 0 1 0 0 0 0 0 0 0 0 2 0 2 0 0 0 0		

Inning Stats	R: 0 H: 1 E: 0 K: 6 S: 6	H: 1 LOB: 0 BB: 0 P: 8	R: 0 H: 0 E: 0 K: 2 S: 9	H: 0 LOB: 0 BB: 0 P: 14	R: 0 H: 0 E: 0 K: 1 S: 8	H: 0 LOB: 0 BB: 0 P: 12	R: 0 H: 0 E: 0 K: 1 S: 6	H: 0 LOB: 0 BB: 0 P: 8	R: 0 H: 0 E: 0 K: 1 S: 9	H: 0 LOB: 0 BB: 0 P: 11	R: 0 H: 2 E: 0 K: 10 S: 10	H: 2 LOB: 2 BB: 0 P: 17	R: 0 H: 0 E: 0 K: 1 S: 11	H: 0 LOB: 0 BB: 0 P: 15	R: 0 H: 2 E: 0 K: 10 S: 10	H: 2 LOB: 2 BB: 0 P: 11	R: 0 H: 0 E: 0 K: 2 S: 8	H: 0 LOB: 0 BB: 0 P: 13	1B: 5 2B: 0 3B: 0 HR: 0	SF: 0 SAC: 0 DP: 2 HBP: 0	WP: 0 PB: 1 SB: 0 CS: 0	PA: 31
--------------	--------------------------	------------------------	--------------------------	-------------------------	--------------------------	-------------------------	--------------------------	------------------------	--------------------------	-------------------------	----------------------------	-------------------------	---------------------------	-------------------------	----------------------------	-------------------------	--------------------------	-------------------------	-------------------------	---------------------------	-------------------------	--------

PITCHER	Andy Benes, R <small>ERA: 2.67</small> <small>(1, 1)</small>	IP 9.0 WLS W BF 31 H 5 R 0 ER 0 SO 8 BB 0 IBB 0 HBP 0 BLK 0 WP 0 HR 0 S 77 P 109 ERA 0.00 WHIP 0.556	PITCHER		IP WLS BF H R ER SO BB IBB HBP BLK WP HR S P ERA WHIP
---------	---	--	---------	--	---



livebaseballscorecards.com

Batter	1	2	3	4	5	6	7	8	9	AB R H RBI BB SO LOB	TOP																		
Jarvis Brown, R (1, 7) <small>OBP: 0.333, SLG: 0.200</small>	0-0 G5-3		2-1 G4-3	1-0 G4-6-3 1B			4-2 1B BB		3-1 L9	4 0 1 1 1 0 2																			
Ricky Gutierrez, R (1, 6) <small>OBP: 0.363, SLG: 0.370</small>	2-0 G6-3		1-0 E5	3-1 G4-6-3 1-2f			0-2 1-3 1B		4-2 1-2 BB	4 0 1 0 1 0 3																			
Tony Gwynn, L (1, 9) <small>OBP: 0.376, SLG: 0.469</small>	2-1 G4-3		2-1 L4		1-0 G3-1		2-2 G4-6-3 1-2f		0-2 G6-4-3 1-2f	5 0 0 0 0 0 5																			
Derek Bell, R (1, 8) <small>OBP: 0.294, SLG: 0.403</small>		0-3 K		1-1 G5-3	0-1 G4-3			0-2 S HR 2B		4 1 1 0 0 1 0																			
Phil Clark, R (1, 3) <small>OBP: 0.358, SLG: 0.483</small>		2-3 K		4-2 1B 2B BB	2-1 F9			3-3 K 2-3		3 1 0 0 1 2 1																			
Tim Teufel, R (1, 4) <small>OBP: 0.354, SLG: 0.434</small>		2-2 1B		1-0 1-2 2B 1B		1-1 G6-3		1-1 G5-3		4 1 2 0 0 0 1																			
Archi Cianfrocco, R (1, 5) <small>OBP: 0.260, SLG: 0.409</small> Trevor Hoffman, R (6, 1) Guillermo Velasquez, L (8, PH) <small>OBP: 0.227, SLG: 0.279</small> Kerry Taylor, R (8, 1)		1-0 F9		3-2 1B 1B 2B 1-H 2-H		0-1 L5		2-2 HR 3-H		3 1 1 2 0 0 1 0 0 0 0 0 0 0 1 1 1 2 0 0 0 0 0 0 0 0 0 0																			
Brad Ausmus, R (1, 2) <small>OBP: 0.500, SLG: 0.333</small>			4-1 G4-3 SH1-4 E BB	0-0 1B 1B 1B		1-2 G5-3		3-2 G4-3		3 1 1 0 1 0 0																			
Doug Brocail, L (1, 1) <small>OBP: 0.211, SLG: 0.211</small> Pedro Martinez, L (6, 1) Kevin Higgins, L (6, 5) <small>OBP: 0.302, SLG: 0.262</small> Craig Shipley, R (9, PH) <small>OBP: 0.266, SLG: 0.327</small>			0-1 SH1-4	0-0 1B 1B			0-1 G1-3		0-0 BB 1B	1 0 1 0 0 0 0 0 0 0 0 0 0 0 1 0 0 0 0 0 0 1 0 1 0 0 0 0																			
Inning Stats	R: 0 E: 0 K: 0 S: 4	H: 0 LOB: 0 BB: 0 P: 8	R: 0 E: 0 K: 2 S: 10	H: 1 LOB: 1 BB: 0 P: 15	R: 1 E: 1 K: 0 S: 8	H: 0 LOB: 1 BB: 1 P: 17	R: 3 E: 0 K: 0 S: 13	H: 5 LOB: 2 BB: 1 P: 26	R: 0 E: 0 K: 0 S: 5	H: 0 LOB: 0 BB: 0 P: 8	R: 0 E: 0 K: 0 S: 7	H: 0 LOB: 0 BB: 0 P: 9	R: 0 E: 0 K: 0 S: 12	H: 1 LOB: 1 BB: 1 P: 18	R: 2 E: 0 K: 1 S: 18	H: 2 LOB: 0 BB: 0 P: 27	R: 0 E: 0 K: 0 S: 9	H: 1 LOB: 1 BB: 1 P: 16	1B: 7 2B: 2 3B: 0 HR: 1	SF: 0 SAC: 1 DP: 3 HBP: 0	WP: 0 PB: 0 SB: 1 CS: 0	PA: 39							
PITCHER	IP WLS BF H R ER SO BB IBB HBP BLK WP HR S P ERA WHIP																												
Greg Hibbard, L (1, 1) <small>ERA: 3.96</small> Shawn Boskie, R (4, 1) <small>ERA: 3.56</small> Bob Scanlan, R (7, 1) <small>ERA: 4.24</small> Randy Myers, L (9, 1) <small>ERA: 3.18</small>	3.1		19	6	4	3	2	2	0	0	0	0	0	0	33	61	8.10	2.400											
	2.2	W	7	0	0	0	0	0	0	0	0	0	0	0	14	22	0.00	0.000											
	2.0		9	3	2	2	1	1	0	0	0	0	1	30	45	9.00	2.000												
	1.0	S	4	1	0	0	0	1	0	0	0	0	0	9	16	0.00	2.000												

San Diego Padres @ Chicago Cubs
 Wrigley Field, Chicago, IL
 Wed Jul 28 1993, 3:33 AM CDT
 Att. 34,131 - Sunny - 87 F

livebaseballscorecards.com

AB 34
R 6
H 10
RBI 5
BB 4
SO 3
LOB 13



Batter	1	2	3	4	5	6	7	8	9
Rey Sanchez, R OBP: 0.352, SLG: 0.377 (1, 6)	1-1 L9	0-0 2B 1-H 2-H			2-0 L8	0-2 G5-3			
Jose Vizcaino, S OBP: 0.351, SLG: 0.376 (1, 5)	4-1 BB		1-0 G4-3		3-2 F7	4-2 BB			
23 Ryne Sandberg, R OBP: 0.344, SLG: 0.415 (1, 4)	1-3 K		2-1 G1-3			WP 1B			
Mark Grace, L OBP: 0.389, SLG: 0.483 (1, 3)	1-0 F7		2-0 1B			2-0 WP SF9 2B	2-1 F8		
Rick Wilkins, L OBP: 0.374, SLG: 0.565 (1, 2)		1-3 K	1-0 G5-3			3-3 K HR	0-3 K		
Sammy Sosa, R OBP: 0.306, SLG: 0.491 (1, 9)		2-2 HR		1-0 B1-3 1B		0-1 SF9	0-3 K		
Willie Wilson, S OBP: 0.294, SLG: 0.339 (1, 8)		1-2 FC1-6 BB 1B		1-0 B1-3 1-2f 1B		2-2 E4 HR	4-0 CS BB		
Kevin Roberson, S OBP: 0.275, SLG: 0.532 (1, 7)		4-2 FC1-6 2B BB		2-1 L9		2-2 HR	1-3 K		
Greg Hibbard, L Shawn Boskie, R Doug Jennings, L Candy Maldonado, R Bob Scanlan, R Steve Buechle, R Randy Myers, L (1, 1) (4, 1) (6, PH) (6, PH) (7, 1) (8, PH) (9, 1)		0-2 FC1-6 2B			1-3 K	3-2 2B	3-3 K		

Inning Stats	R: 0	H: 0	E: 0	K: 1	S: 7	R: 3	H: 3	E: 0	K: 1	S: 16	R: 0	H: 1	E: 0	K: 0	S: 5	R: 0	H: 1	E: 0	K: 1	S: 4	R: 0	H: 0	E: 0	K: 1	S: 7	R: 5	H: 4	E: 1	K: 1	S: 29	R: 0	H: 0	E: 0	K: 2	S: 8	R: 0	H: 0	E: 0	K: 2	S: 7	R: 4	H: 0	E: 0	K: 2	S: 10	R: 0	H: 0	E: 0	K: 2	S: 14
	0	0	0	1	7	3	3	0	1	16	0	1	0	0	5	0	0	0	1	4	0	0	0	0	0	5	4	0	0	0	10	0	0	0	2	8	0	0	0	10	0	0	0	0	14	4	0	0	14	

PITCHER	IP	WLS	BF	H	R	ER	SO	BB	IBB	HBP	BLK	WP	HR	S	P	ERA	WHIP
Doug Brocail, R ERA: 4.36 (1, 1)	5.1	L	26	8	8	7	4	2	0	0	0	1	2	53	93	11.81	1.875
Pedro Martinez, L ERA: 3.0 (6, 1)	0.1		3	1	0	0	0	1	0	0	0	0	0	12	19	0.00	6.000
Trevor Hoffman, R ERA: 4.29 (6, 1)	1.1		4	0	0	0	2	0	0	0	0	0	0	11	14	0.00	0.000
Kerry Taylor, R ERA: 7.05 (8, 1)	1.0		3	0	0	0	2	1	0	0	0	0	0	7	14	0.00	1.000

AB	R	H	RBI	BB	SO	LOB
4	0	1	2	0	0	1
2	0	0	0	2	0	0
4	1	1	0	0	1	3
4	1	2	0	0	0	1
4	1	0	0	0	3	2
3	1	2	2	0	1	0
3	1	1	0	1	0	2
3	2	1	3	1	1	1
1	1	0	0	0	0	2
1	0	0	0	0	1	0
0	0	0	0	0	0	0
1	0	1	0	0	0	0
0	0	0	0	0	0	0
1	0	0	0	0	1	0
0	0	0	0	0	0	0

AB	31	R	8	H	9	RBI	7	BB	4	SO	8	LOB	12
WP:	1	PA:	36										
PB:	0												
SB:	0												
CS:	1												

San Diego Padres @ Chicago Cubs
 Wrigley Field, Chicago, IL
 Wed Jul 28 1993, 3:33 AM CDT
 Att: 34,131 - Sunny - 87 F

livebaseballscorecards.com



San Diego Padres @ Cincinnati Reds
Riverfront Stadium, Cincinnati, OH

Fri Jul 30 1993, 7:05 PM EDT
Att: 35,062 - Unknown

livebaseballscorecards.com

AB	41
R	11
H	14
RBI	9
BB	9
SO	11
LOB	23



WP	0	PA	50
PB	3		
SB	2		
CS	1		

AB R H RBI BB SO LOB

Batter	1	2	3	4	5	6	7	8	9	AB R H RBI BB SO LOB
Jeff Gardner, L (1, 4) OBP: 0.351, SLG: 0.382	0-0 F7 1B	2-2 F8 1B		1-1 CS 1B		3-2 1B		4-2 G4-3 1B BB	0-0 1-2 2B 1B	5 2 3 0 1 0 0
Ricky Gutierrez, R (1, 6) OBP: 0.366, SLG: 0.378	0-1 E6 2B 1B		2-1 S 3B	4-2 E 1-2 PB BB		1-3 K 2		0-3 K 1	2-2 F9 2	5 3 2 0 1 2 4
Tony Gwynn, L (1, 9) OBP: 0.378, SLG: 0.474	2-0 HR 2H 2B		4-1 E S 1B BB	0-0 E8 PB 1-3		1-1 P6 3		1-1 G4-3 1-2	2-1 1-H 2-H 2B	5 2 2 3 1 0 3
Phil Plantier, L (1, 7) OBP: 0.307, SLG: 0.488 Gene Harris, R (9, 1) Mark Davis, L (9, 1) OBP: 0.333, SLG: 0.333	2-2 HR 2H		2-1 P5 1	4-0 PB IBB			2-2 HR	4-0 E 1B IBB	4-2 BB	3 2 2 3 3 0 2 0 0 0 0 0 0 0 0 0 0 0 0 0 0
Derek Bell, R (1, 8) OBP: 0.295, SLG: 0.402	2-2 PB 1B		0-0 P3 2	2-3 K 1-2 2-3 3-H			2-1 L7 1	0-0 E8 1-3 2-H 1B	2-3 K 3	6 0 2 1 0 2 6
Guillermo Velasquez, L (1, 3) OBP: 0.225, SLG: 0.262	2-3 K 1-2		4-2 1B 1-3 3-H IBB		2-1 F8 1		0-0 G3-1 2	0-3 K 3		4 0 0 0 1 2 3
Archi Cianfrocco, R (1, 5) OBP: 0.273, SLG: 0.452	3-3 K 3		0-2 1-3 3-H 1B		1-1 L7 2		1-1 2B		2-2 HR	5 1 3 2 0 1 1
Brad Ausmus, R (1, 2) OBP: 0.333, SLG: 0.143		2-2 F8 1			2-3 K 3		4-2 FC6-4 BB		0-3 K 1	4 0 0 0 1 3 2
Tim Worrell, R (1, 1) Kerry Taylor, R (4, 1) OBP: 0.352, SLG: 0.431 Tim Teufel, R (6, PH) Trevor Hoffman, R (6, 1) Bill Bean, L (9, PH) OBP: 0.278, SLG: 0.373 (9, 7)		0-3 K 2		1-0 G6-3 1		3-2 G6-3 1	0-0 FC6-4 3		4-2 PB 1B 2B BB	2 0 0 0 0 0 1 0 0 0 0 0 0 0 0 0 1 0 0 0 0 0 0 0 1 0 0 0 0 0 0 2 0 1 0 0 0 1 0 0

Inning Stats	R: 3	H: 4	R: 0	H: 0	R: 2	H: 2	R: 1	H: 1	R: 0	H: 0	R: 0	H: 1	R: 1	H: 2	R: 1	H: 1	R: 3	H: 3		
E: 1	LOB: 1	E: 0	LOB: 0	E: 0	LOB: 2	E: 0	LOB: 2	E: 0	LOB: 0	E: 0	LOB: 0	E: 0	LOB: 1	E: 0	LOB: 2	E: 1	LOB: 2	E: 0	LOB: 2	
K: 2	BB: 0	K: 1	BB: 0	K: 1	BB: 2	K: 1	BB: 2	K: 1	BB: 0	K: 0	BB: 1	K: 2	BB: 2	K: 2	BB: 2	K: 2	BB: 2	K: 2	BB: 2	
S: 20	P: 31	S: 11	P: 15	S: 14	P: 29	S: 10	P: 22	S: 8	P: 13	S: 13	P: 21	S: 13	P: 22	S: 11	P: 20	S: 20	P: 36	S: 20	P: 36	
1B: 7	SF: 0	2B: 3	SAC: 0	3B: 1	DP: 0	HR: 3	HBP: 0													

PITCHER	IP	WLS	BF	H	R	ER	SO	BB	IBB	HBP	BLK	WP	HR	S	P	ERA	WHIP
Tim Belcher, R (1, 1) ERA: 4.47	4.0		23	7	6	5	5	2	2	0	0	0	1	55	97	11.25	2.250
Scott Service, R (5, 1) ERA: 3.71	2.2		11	3	1	1	2	0	0	0	0	0	1	30	48	3.38	1.125
Bobby Ayala, R (7, 1) ERA: 3.49	1.0		7	1	1	1	1	2	1	0	0	0	0	12	25	9.00	3.000
Kevin Wickander, L (8, 1) ERA: 3.92	0.1		1	0	0	0	1	0	0	0	0	0	0	3	3	0.00	0.000
Jeff Reardon, R (9, 1) ERA: 2.81	1.0	L	8	3	3	2	2	2	0	0	0	0	1	20	36	18.00	5.000

WP	0	PA	50
PB	3		
SB	2		
CS	1		

Batter	1	2	3	4	5	6	7	8	9	AB R H RBI BB SO LOB
Jacob Brumfield, R OBP: 0.355, SLG: 0.464 (1, 8)	2-2 F9	3-3 K		4-1 BB 1B BB	1-0 F8			2-1 E5 1B	0-0 BB 1B	5 1 2 0 1 1 4
Barry Larkin, R OBP: 0.391, SLG: 0.441 (1, 6)	3-2 G6-3	1-1 F7		2-2 F9		0-1 G2-3		0-2 G5-3	4-0 BB	5 0 0 1 1 0 6
Chris Sabo, R OBP: 0.331, SLG: 0.437 (1, 5)	3-2 G5-3		4-1 G5-3 2B BB	4-0 E 1B BB		0-0 F7		1-2 P6	1-3 K	4 2 0 0 2 1 4
Kevin Mitchell, R OBP: 0.401, SLG: 0.624 (1, 7)		4-2 BB 2B BB	2-1 G5-3	3-1 E2 1B BB		3-3 K		4-0 S IBB		3 1 1 2 2 1 1
Reggie Sanders, R OBP: 0.341, SLG: 0.439 (1, 9)		4-0 BB 2B BB	0-1 G3-1 2B	1-0 BB 1B			0-0 F8	3-3 K		4 1 2 2 1 1 2
Hal Morris, L OBP: 0.332, SLG: 0.335 (1, 3)		2-1 1B 2B	3-2 G3-1	0-0 G5-3			0-3 K		1-0 G3-1	5 0 1 2 0 1 3
Joe Oliver, R OBP: 0.282, SLG: 0.393 (1, 2)		3-2 BB 1B	2-2 G5-3		2-3 K		1-1 F8		0-1 FC4-6 1B	5 0 2 0 0 1 1
Jeff Branson, L OBP: 0.325, SLG: 0.367 (1, 4)		4-1 BB		0-2 P6	1-0 1B			2-2 1B BB 1B	0-0 FC4-6 BB	4 2 2 0 1 0 1
Tim Belcher, R OBP: 0.216, SLG: 0.220 (1, 1)		1-2 F8		4-0 F9 BB 1B BB	1-3 K			4-1 E BB	4-2 BB 1B BB	1 0 0 0 0 0 3
Gary Varsho, L OBP: 0.299, SLG: 0.346 (4, PH)										0 1 0 0 0 1 0 0
Scott Service, R (5, 1)										1 0 0 0 0 1 1
Bobby Ayala, R (7, 1)										0 0 0 0 0 0 0
Kevin Wickander, L (8, 1)										0 0 0 0 0 0 0
Blip Roberts, S OBP: 0.336, SLG: 0.303 (8, PH)										0 1 0 0 1 0 0
Jeff Reardon, R (9, 1)										0 0 0 0 0 0 0
Jack Daugherty, S OBP: 0.444, SLG: 0.652 (9, PH)										0 0 0 0 1 0 0

Inning Stats	R: 0	H: 0	E: 0	K: 10	S: 10	H: 0	LOB: 0	BB: 0	P: 18	R: 2	H: 2	E: 0	K: 1	S: 18	H: 1	LOB: 1	BB: 1	P: 23	R: 1	H: 1	E: 0	K: 0	S: 12	R: 3	H: 2	E: 1	K: 0	S: 11	R: 0	H: 1	E: 0	K: 2	S: 8	R: 0	H: 0	E: 0	K: 1	S: 6	R: 0	H: 0	E: 0	K: 1	S: 6	R: 2	H: 2	E: 1	K: 1	S: 15	R: 1	H: 2	E: 0	K: 1	S: 10	R: 1	H: 2	E: 0	K: 1	S: 10	1B: 8	SF: 0	2B: 2	SAC: 0	3B: 0	DP: 0	HR: 0	HBP: 0	WP: 0	PA: 48
--------------	------	------	------	-------	-------	------	--------	-------	-------	------	------	------	------	-------	------	--------	-------	-------	------	------	------	------	-------	------	------	------	------	-------	------	------	------	------	------	------	------	------	------	------	------	------	------	------	------	------	------	------	------	-------	------	------	------	------	-------	------	------	------	------	-------	-------	-------	-------	--------	-------	-------	-------	--------	-------	--------

PITCHER	IP	WLS	BF	H	R	ER	SO	BB	IBB	HBP	BLK	WP	HR	S	P	ERA	WHIP
Tim Worrell, R ERA: 6.19 (1, 1)	3.1		19	3	5	5	1	6	0	0	0	0	0	44	93	13.50	2.700
Kerry Taylor, R ERA: 6.8 (4, 1)	1.2		9	3	1	0	2	1	0	0	0	0	0	15	30	0.00	2.400
Trevor Hoffman, R ERA: 4.22 (6, 1)	3.0	W	13	2	2	1	3	1	1	0	0	0	0	27	47	3.00	1.000
Gene Harris, R ERA: 3.35 (9, 1)	0.2		6	2	1	1	0	2	0	0	0	0	0	7	16	13.50	6.000
Mark Davis, L ERA: 4.71 (9, 1)	0.1	S	1	0	0	0	1	0	0	0	0	0	0	3	4	0.00	0.000

BOTTOM

San Diego Padres @ Cincinnati Reds
Riverfront Stadium, Cincinnati, OH
Fri Jul 30 1993, 7:05 PM EDT
Att. 35,062 - Unknown

livebaseballscorecards.com

AB	37
R	9
H	10
RBI	7
BB	11
SO	7
LOB	26



Batter	1	2	3	4	5	6	7	8	9	AB R H RBI BB SO LOB	TOP
Jeff Gardner, L (1, 4) <small>OBP: 0.355, SLG: 0.388</small> Craig Shipley, R (3, 4) <small>OBP: 0.263, SLG: 0.322</small> (7, 6)	4-2 BB	3-2 2B			0-1 F9		0-3 K			1 0 1 2 1 0 0 2 0 0 0 0 1 0	
Ricky Gutierrez, R (1, 6) <small>OBP: 0.361, SLG: 0.373</small> Tim Mauser, R (7, 1)	1-1 FC3-6 E 1-2f	0-1 F9			1-0 F9		1-2 F8			4 0 0 0 0 0 2 0 0 0 0 0 0 0	
Tony Gwynn, L (1, 9) <small>OBP: 0.374, SLG: 0.469</small>	1-1 E4 FC3-6 1-2		1-2 G6-3		0-2 G6-3			2-2 F8		4 0 0 0 0 0 1	
Phil Plantier, L (1, 7) <small>OBP: 0.306, SLG: 0.483</small>	0-0 FC3-6 1-2f 2-3		2-3 K			4-2 1B BB		0-0 P6		3 1 0 0 1 1 2	
Derek Bell, R (1, 8) <small>OBP: 0.297, SLG: 0.403</small>	1-2 G5-3		2-2 S 1B		1-1 1B 1B		0-1 G6-3			4 0 2 0 0 0 2	
Guillermo Velasquez, L (1, 3) <small>OBP: 0.213, SLG: 0.246</small>		1-1 E7 SH2-4 2B	1-2 L6		0-0 F7			0-1 P6		4 1 0 0 0 0 3	
Archi Cianfrocco, R (1, 5) <small>OBP: 0.273, SLG: 0.445</small>		2-3 K		0-1 F9		1-2 G4-3 1B		0-1 F9		4 0 1 1 0 1 1	
Kevin Higgins, L (1, 2) <small>OBP: 0.308, SLG: 0.258</small>		4-2 SH2-4 2B BB		0-1 F8		0-2 G4-3 1-2f		4-2 BB		2 1 0 0 2 0 2	
Andy Ashby, R (1, 1) <small>OBP: 0.250, SLG: 0.250</small> Tim Teufel, R (7, PH) <small>OBP: 0.348, SLG: 0.424</small> (7, 4)		0-1 SH2-4		2-3 K		0-0 G6-3		1-3 K		1 0 0 0 0 1 0 2 0 0 0 0 1 1	
Inning Stats	R: 0 H: 0 E: 1 LOB: 2 K: 0 BB: 1 S: 11 P: 18	R: 2 H: 1 E: 1 LOB: 1 K: 1 BB: 1 S: 14 P: 24	R: 0 H: 1 E: 0 LOB: 1 K: 1 BB: 0 S: 15 P: 21	R: 0 H: 0 E: 0 LOB: 0 K: 1 BB: 0 S: 7 P: 9	R: 0 H: 0 E: 0 LOB: 0 K: 0 BB: 0 S: 6 P: 7	R: 1 H: 2 E: 0 LOB: 1 K: 0 BB: 1 S: 11 P: 17	R: 0 H: 0 E: 0 LOB: 0 K: 1 BB: 0 S: 9 P: 10	R: 0 H: 0 E: 0 LOB: 0 K: 0 BB: 0 S: 7 P: 9	R: 0 H: 0 E: 0 LOB: 1 K: 1 BB: 1 S: 9 P: 14	1B: 3 SF: 0 2B: 1 SAC: 1 3B: 0 DP: 1 HR: 0 HBP: 0	WP: 0 PA: 36 PB: 0 SB: 1 CS: 0
PITCHER Jose Rijo, R (1, 1) <small>ERA: 2.78</small> Rob Dibble, R (9, 1) <small>ERA: 2.3</small>	IP WLS BF H R ER SO BB IBB HBP BLK WP HR S P ERA WHIP 8.0 W 32 4 3 1 4 3 0 0 0 0 0 0 80 115 1.12 0.875				IP WLS BF H R ER SO BB IBB HBP BLK WP HR S P ERA WHIP 1.0 S 4 0 0 0 1 1 0 0 0 0 0 0 9 14 0.00 1.000						

San Diego Padres @ Cincinnati Reds
 Riverfront Stadium, Cincinnati, OH
 Sat Jul 31 1993, 3:33 AM EDT
 Att. 34,930 - Unknown - 76 F

AB	31
R	3
H	4
RBI	3
BB	4
SO	5
LOB	14



Batter	1	2	3	4	5	6	7	8	9
Bip Roberts, S OBP: 0.334, SLG: 0.299 (1, 8) (8, 7)	1-3 K	4-0 F9 1B 1-2 BB		0-0 G6-3		1-3 K		3-3 K	
Barry Larkin, R OBP: 0.392, SLG: 0.441 (1, 6)	4-1 1B FC5 BB	1-1 1-2 2-3 1B		1-2 F8		1-0 F7			
Chris Sabo, R OBP: 0.330, SLG: 0.436 (1, 5)	1-0 FC5 BB 1-3 1B	0-2 SF8			2-1 P6	1-3 K			
Randy Milligan, R OBP: 0.392, SLG: 0.417 (1, 7)	4-0 BB FC5 1-2 1B BB	0-0 F9			4-0 FC5-4 BB		4-2 CS BB		
Juan Samuel, R OBP: 0.275, SLG: 0.364 (7, PR)									
Jacob Brumfield, R OBP: 0.355, SLG: 0.464 (8, 8)									
Reggie Sanders, R OBP: 0.338, SLG: 0.434 (1, 9)	0-1 FC5 BB 1-2 1B 2-3f 3-H	2-0 P3			0-0 FC5-4 1B 1-2f		3-2 SAFE SAFE F9 1-2		
Hal Morris, L OBP: 0.345, SLG: 0.352 (1, 3)	4-2 1B 1-2 2-3 BB		0-0 G6-3 1B		1-1 1B 1-3 1B		2-2 2B		
Joe Oliver, R OBP: 0.285, SLG: 0.394 (1, 2)	2-0 1B		1-0 G6-3 1-2f		0-0 1B 1-3 1B 3-H		1-2 P5		
Jeff Branson, L OBP: 0.319, SLG: 0.359 (1, 4)	1-2 L8		1-0 G4-3		1-0 G3-1		0-2 G4-3		
Jose Rijo, R OBP: 0.286, SLG: 0.321 (1, 1)		1-1 1B BB SF8 1B				1-1 HR		1-3 K	
Gary Varsho, L OBP: 0.295, SLG: 0.342 (8, PH)									
Rob Dibble, L OBP: 1.000, SLG: 1.000 (9, 1)									

Inning Stats	R: 3	H: 2	E: 0	K: 1	S: 15	LOB: 2	BB: 3	P: 32	R: 1	H: 2	E: 0	K: 0	S: 10	LOB: 2	BB: 1	P: 17	R: 0	H: 1	E: 0	K: 0	S: 3	LOB: 0	BB: 0	P: 5	R: 0	H: 0	E: 0	K: 1	S: 7	LOB: 0	BB: 0	P: 11	R: 1	H: 2	E: 0	K: 0	S: 7	LOB: 2	BB: 1	P: 15	R: 1	H: 1	E: 0	K: 2	S: 9	LOB: 0	BB: 0	P: 13	R: 0	H: 1	E: 0	K: 0	S: 14	LOB: 2	BB: 1	P: 24	R: 0	H: 0	E: 0	K: 2	S: 9	LOB: 0	BB: 0	P: 13	R: 0	H: 0	E: 0	K: 2	S: 9	LOB: 0	BB: 0	P: 13
--------------	------	------	------	------	-------	--------	-------	-------	------	------	------	------	-------	--------	-------	-------	------	------	------	------	------	--------	-------	------	------	------	------	------	------	--------	-------	-------	------	------	------	------	------	--------	-------	-------	------	------	------	------	------	--------	-------	-------	------	------	------	------	-------	--------	-------	-------	------	------	------	------	------	--------	-------	-------	------	------	------	------	------	--------	-------	-------

PITCHER	IP	WLS	BF	H	R	ER	SO	BB	IBB	HBP	BLK	WP	HR	S	P	ERA	WHIP
Andy Ashby, R ERA: 8.55 (1, 1)	6.0	L	30	8	6	6	4	5	0	0	0	0	1	51	93	9.00	2.167
Tim Mauser, R ERA: 5.34 (7, 1)	2.0		7	1	0	0	2	1	0	0	0	0	0	23	37	0.00	1.000

BOTTOM

San Diego Padres @ Cincinnati Reds
Riverfront Stadium, Cincinnati, OH

Sat Jul 31 1993, 3:33 AM EDT
Att: 34,930 - Unknown - 76 F

AB	30
R	6
H	9
RBI	6
BB	6
SO	6
LOB	15



1B: 7	SF: 1	WP: 0	PA: 37
2B: 1	SAC: 0	PB: 0	
3B: 0	DP: 1	SB: 0	
HR: 1	HBP: 0	CS: 1	

PITCHER	IP	WLS	BF	H	R	ER	SO	BB	IBB	HBP	BLK	WP	HR	S	P	ERA	WHIP
---------	----	-----	----	---	---	----	----	----	-----	-----	-----	----	----	---	---	-----	------

Batter	1	2	3	4	5	6	7	8	9	AB R H RBI BB SO LOB	TOP	
Jarvis Brown, R <small>(1, 7) OBP: 0.400, SLG: 0.444</small> <small>(8, 8)</small>	1-2 G4-3 2B		0-2 P3		0-0 1B			1-1 G5-3		4 0 2 0 0 0 0		
Ricky Gutierrez, R <small>(1, 6) OBP: 0.360, SLG: 0.371</small>	0-2 G4-3 2-3		1-2 L1		0-0 F7			0-0 G4-3 2B 1B		4 1 1 0 0 0 2		
Tony Gwynn, L <small>(1, 9) OBP: 0.373, SLG: 0.474</small>	2-1 G5-3			0-0 HR		1-0 G4-3		0-2 G4-3 1-2		4 1 1 1 0 0 2		
Derek Bell, R <small>(1, 8) OBP: 0.299, SLG: 0.406</small> Mark Davis, L <small>(8, 1) OBP: 0.333, SLG: 0.333</small> Gene Harris, R <small>(9, 1)</small>	1-1 G6-3			0-0 G4-3 1B		0-3 K		1-0 2-H 2B		4 0 2 1 0 1 1 0 0 0 0 0 0 0 0 0 0 0 0 0 0		
Phil Clark, R <small>(1, 3) OBP: 0.350, SLG: 0.471</small> Guillermo Velasquez, L <small>(9, 3) OBP: 0.213, SLG: 0.246</small>			0-0 F8		0-1 G4-3 1-2		0-1 F9		0-1 G3-1		4 0 0 0 0 0 2 0 0 0 0 0 0 0	
Tim Teufel, R <small>(1, 4) OBP: 0.358, SLG: 0.455</small>			2-1 HR		2-0 1B		3-2 FC6-4 1B		2-3 K		4 1 3 1 0 1 0	
Archi Cianfrocco, R <small>(1, 5) OBP: 0.265, SLG: 0.431</small>			1-2 G4-3		0-0 F8		1-2 FC6-4 1-2f		1-3 K		4 0 0 0 0 0 1 2	
Brad Ausmus, R <small>(1, 2) OBP: 0.231, SLG: 0.091</small>			2-0 F8		0-3 K		1-0 P4		1-1 G5-3		4 0 0 0 0 0 1 1	
Andy Benes, R <small>(1, 1) OBP: 0.173, SLG: 0.260</small> Trevor Hoffman, R <small>(8, 1)</small> Bill Bean, L <small>(8, 7) OBP: 0.278, SLG: 0.373</small>			1-0 P4		0-0 L7		1-0 F8				3 0 0 0 0 0 1 0 0 0 0 0 0 0 0 0 0 0 0 0 0	
Inning Stats	R: 0 H: 1 E: 0 LOB: 1 K: 0 BB: 0 S: 11 P: 15	R: 1 H: 1 E: 0 LOB: 0 K: 0 BB: 0 S: 7 P: 12	R: 0 H: 0 E: 0 LOB: 0 K: 0 BB: 0 S: 9 P: 11	R: 1 H: 3 E: 0 LOB: 1 K: 0 BB: 0 S: 6 P: 8	R: 0 H: 1 E: 0 LOB: 1 K: 1 BB: 0 S: 6 P: 6	R: 0 H: 0 E: 0 LOB: 0 K: 1 BB: 0 S: 6 P: 7	R: 0 H: 1 E: 0 LOB: 1 K: 0 BB: 0 S: 8 P: 14	R: 1 H: 2 E: 0 LOB: 1 K: 2 BB: 0 S: 9 P: 11	R: 0 H: 0 E: 0 LOB: 0 K: 2 BB: 0 S: 9 P: 13	1B: 5 SF: 0 2B: 2 SAC: 0 3B: 0 DP: 0 HR: 2 HBP: 0	WP: 0 PA: 35 PB: 0 SB: 0 CS: 0	
PITCHER Tom Browning, L <small>(1, 1) ERA: 4.98</small> Jerry Spradlin, R <small>(8, 1) ERA: 3.0</small>	IP WLS BF H R ER SO BB IBB HBP BLK WP HR S P ERA WHIP 7.0 L 27 7 2 2 2 0 0 0 0 0 0 2 53 73 2.57 1.000											PITCHER IP WLS BF H R ER SO BB IBB HBP BLK WP HR S P ERA WHIP 2.0 8 2 1 1 2 0 0 0 0 0 0 0 18 24 4.50 1.000

San Diego Padres @ Cincinnati Reds
 Riverfront Stadium, Cincinnati, OH
 Sun Aug 01 1993, 3:33 AM EDT
 Att. 34,379 - Sunny - 85 F

AB	35
R	3
H	9
RBI	3
BB	0
SO	4
LOB	11



livebaseballscorecards.com

Batter	1	2	3	4	5	6	7	8	9	AB R H RBI BB SO LOB
Bip Roberts, S (1, 4) OBP: 0.330, SLG: 0.295 Jeff Branson, L (9, PH) OBP: 0.322, SLG: 0.359 Jacob Brumfield, R (9, PR) OBP: 0.355, SLG: 0.464	0-1 B3		0-0 F9		2-3 K		3-2 P5		4-0 S BB	4 0 0 0 0 1 3 0 0 0 0 1 0 0 0 0 0 0 0 0 0
Barry Larkin, R (1, 6) OBP: 0.390, SLG: 0.436	0-2 G3-1			2-2 F9	4-2 FC5-4 BB		1-3 K		3-2 F9	4 0 0 0 1 1 3
Chris Sabo, R (1, 5) OBP: 0.332, SLG: 0.440	2-2 F9			1-0 1B	1-1 FC5-4			0-2 2B		4 1 2 0 0 0 2
Kevin Mitchell, R (1, 7) OBP: 0.395, SLG: 0.614			3-3 K	3-3 K		3-1 F8		1-3 K		4 0 0 0 0 3 2
Reggie Sanders, R (1, 9) OBP: 0.337, SLG: 0.432			1-2 F9	1-2 S 1B		2-1 G6-3		1-1 P5		4 0 1 1 0 0 1
Hal Morris, L (1, 3) OBP: 0.348, SLG: 0.352			1-2 G3	4-0 SAFE 1-2 BB		3-1 BLK 1B		0-3 K		3 0 1 0 1 1 1
Joe Oliver, R (1, 2) OBP: 0.284, SLG: 0.390 Juan Samuel, R (9, PR) OBP: 0.275, SLG: 0.364			1-3 K	1-0 F8		2-2 G6-3			4-1 F8 WP BB	3 0 0 0 1 1 3 0 0 0 0 0 0 0
Greg Tubbs, R (1, 8) OBP: 0.750, SLG: 0.500			2-2 G3 1B		4-2 SH3-4 BB		4-0 SH3 BB		3-2 F8	2 0 1 0 2 0 1
Tom Browning, L (1, 1) OBP: 0.211, SLG: 0.286 Gary Varsho, L (7, PH) OBP: 0.295, SLG: 0.342 Jerry Spradlin, S (8, 1) Jack Daugherty, S (9, PH) OBP: 0.429, SLG: 0.625			1-0 SAFE G3	1-0 G3	0-1 SH3-4		0-0 SH3		1-3 K	1 0 0 0 0 0 1 0 0 0 0 0 0 0 0 0 0 0 0 0 0 1 0 0 0 0 1 2

BOTTOM	
San Diego Padres @ Cincinnati Reds Riverfront Stadium, Cincinnati, OH	
Sun Aug 01 1993, 3:33 AM EDT Att. 34,379 - Sunny - 85 F	
AB 30	
R 1	
H 5	
RBI 1	
BB 6	
SO 8	
LOB 19	
WP: 1	PA: 38
PB: 0	ERA
SB: 2	WHIP
CS: 0	

Inning Stats	
R: 0 E: 0 K: 0 S: 9	H: 0 LOB: 0 BB: 0 P: 11
R: 0 E: 0 K: 1 S: 9	H: 0 LOB: 0 BB: 0 P: 14
R: 0 E: 0 K: 1 S: 8	H: 1 LOB: 1 BB: 0 P: 12
R: 1 E: 1 K: 1 S: 11	H: 2 LOB: 2 BB: 1 P: 23
R: 0 E: 0 K: 1 S: 12	H: 0 LOB: 2 BB: 2 P: 23
R: 0 E: 0 K: 0 S: 9	H: 1 LOB: 1 BB: 0 P: 19
R: 0 E: 0 K: 1 S: 10	H: 0 LOB: 1 BB: 1 P: 18
R: 0 E: 0 K: 2 S: 11	H: 1 LOB: 1 BB: 0 P: 13
R: 0 E: 0 K: 1 S: 11	H: 0 LOB: 3 BB: 2 P: 26
R: 0 E: 0 K: 1 S: 9	H: 0 LOB: 0 BB: 1 P: 18
R: 0 E: 0 K: 1 S: 11	H: 0 LOB: 3 BB: 2 P: 26
R: 0 E: 0 K: 1 S: 11	H: 0 LOB: 3 BB: 2 P: 26
R: 0 E: 0 K: 1 S: 11	H: 0 LOB: 3 BB: 2 P: 26

PITCHER	IP	WLS	BF	H	R	ER	SO	BB	IBB	HBP	BLK	WP	HR	S	P	ERA	WHIP
Andy Benes, R (1, 1) ERA: 2.55	7.0		29	4	1	0	5	4	0	0	1	0	0	68	120	0.00	1.143
Trevor Hoffman, R (8, 1) ERA: 4.17	0.2		3	1	0	0	1	0	0	0	0	0	0	8	10	0.00	1.500
Mark Davis, L (8, 1) ERA: 4.68	0.1		1	0	0	0	1	0	0	0	0	0	0	3	3	0.00	0.000
Gene Harris, R (9, 1) ERA: 3.27	1.0	S	5	0	0	0	1	2	0	0	0	1	0	11	26	0.00	2.000

PITCHER	IP	WLS	BF	H	R	ER	SO	BB	IBB	HBP	BLK	WP	HR	S	P	ERA	WHIP
Andy Benes, R (1, 1) ERA: 2.55	7.0		29	4	1	0	5	4	0	0	1	0	0	68	120	0.00	1.143
Trevor Hoffman, R (8, 1) ERA: 4.17	0.2		3	1	0	0	1	0	0	0	0	0	0	8	10	0.00	1.500
Mark Davis, L (8, 1) ERA: 4.68	0.1		1	0	0	0	1	0	0	0	0	0	0	3	3	0.00	0.000
Gene Harris, R (9, 1) ERA: 3.27	1.0	S	5	0	0	0	1	2	0	0	0	1	0	11	26	0.00	2.000



Batter	1	2	3	4	5	6	7	8	9	AB	R	H	RBI	BB	SO	LOB
Ricky Gutierrez, R OBP: 0.354, SLG: 0.364 (1, 6)	F8		F8		FC6-2-5 E 1B 2-H		K		K	5	1	0	0	0	3	1
Tim Teufel, R OBP: 0.361, SLG: 0.456 (1, 4)	F9			P4	E 1B		FC6-4 1B			4	1	2	0	0	0	0
Tony Gwynn, L OBP: 0.374, SLG: 0.475 (1, 9)	FC5-4 1B			HR 1B	E6 1B		F7			4	2	2	0	0	0	3
Derek Bell, R OBP: 0.301, SLG: 0.415 (1, 8)	FC5-4 1-2f			HR 1B	HR 1B		FC6-4 1-2f			4	2	2	4	0	0	2
Phil Clark, R OBP: 0.353, SLG: 0.490 (1, 3)		G5-3		1B	HR 1-H 2-H			K		4	1	2	3	0	1	0
Archi Cianfrocco, R OBP: 0.257, SLG: 0.417 (1, 5)		F7		L5	K			F9		4	0	0	0	0	1	1
Phil Plantier, L OBP: 0.302, SLG: 0.476 (1, 7)		G6-3		F7			F8		F9	4	0	0	0	0	0	1
Brad Ausmus, R OBP: 0.235, SLG: 0.133 (1, 2)			F9		S BLK FC6-2-5 1B		G6-3		K	4	0	1	0	0	1	0
Doug Brocail, L OBP: 0.290, SLG: 0.200 (5, PH)			B3		G6-3		K		G4-3	1	0	0	0	0	0	0
Craig Shipley, R OBP: 0.261, SLG: 0.320 (6, 1)										1	0	0	0	0	0	1
Pedro Martínez, L (7, 1)										1	0	0	0	0	1	0
Trevor Hoffman, R (7, 1)										0	0	0	0	0	0	0
Mark Davis, L OBP: 0.330, SLG: 0.333 (7, 1)										0	0	0	0	0	0	0
Tim Mauser, R (7, 1)										0	0	0	0	0	0	0
Jarvis Brown, R OBP: 0.364, SLG: 0.400 (9, PH)										1	0	0	0	0	0	0

Inning Stats	R: 0	H: 1	E: 0	K: 1	S: 8	H: 0	LOB: 1	BB: 0	P: 14	R: 0	H: 0	E: 0	K: 0	S: 5	R: 0	H: 0	E: 0	K: 0	S: 6	R: 2	H: 3	E: 0	K: 0	S: 13	R: 5	H: 4	E: 1	K: 1	S: 16	R: 0	H: 0	E: 0	K: 1	S: 5	R: 0	H: 1	E: 0	K: 1	S: 12	R: 0	H: 0	E: 0	K: 1	S: 11	R: 0	H: 0	E: 0	K: 2	S: 8	R: 0	H: 0	E: 0	K: 1	S: 8	1B: 7	2B: 0	3B: 0	HR: 2	SF: 0	SAC: 0	DP: 0	HBP: 0	WP: 0	PA: 37
--------------	------	------	------	------	------	------	--------	-------	-------	------	------	------	------	------	------	------	------	------	------	------	------	------	------	-------	------	------	------	------	-------	------	------	------	------	------	------	------	------	------	-------	------	------	------	------	-------	------	------	------	------	------	------	------	------	------	------	-------	-------	-------	-------	-------	--------	-------	--------	-------	--------

PITCHER	IP	WLS	BF	H	R	ER	SO	BB	IBB	HBP	BLK	WP	HR	S	P	ERA	WHIP
Bud Black, L ERA: 3.56 (1, 1)	4.2		22	7	6	3	1	0	0	0	1	0	1	43	67	5.79	1.500
Dave Burba, R ERA: 4.07 (5, 1)	1.1	W	5	1	1	0	2	0	0	0	0	0	1	10	14	0.00	0.750
Bryan Hickerson, L ERA: 4.93 (7, 1)	0.2		3	1	0	0	1	0	0	0	0	0	0	8	9	0.00	1.500
Jeff Brantley, R ERA: 3.93 (7, 1)	1.1		4	0	0	0	1	0	0	0	0	0	0	15	20	0.00	0.000
Kevin Rogers, L ERA: 2.83 (9, 1)	1.0		3	0	0	0	2	0	0	0	0	0	0	8	10	0.00	0.000


BOTTOM

San Francisco Giants @ San Diego Padres
Jack Murphy Stadium, San Diego, CA

Tue Aug 03 1993, 10:05 PM EDT
Att: 19,111 - Unknown - 75 F

livebaseballscorecards.com

AB	37
R	7
H	9
RBI	7
BB	0
SO	7
LOB	9



Batter	1	2	3	4	5	6	7	8	9	10	11	12	AB	R	H	RBI	BB	SO	LOB	TOP							
Dave Martinez, L OBP: 0.306, SLG: 0.345 (1, 8)	L9		F7		G4-3	1B	K		F8-6	1B	BB		6	0	2	1	1	1	3								
Robby Thompson, R OBP: 0.364, SLG: 0.465 Bryan Hickerson, L OBP: 0.071, SLG: 0.071 (1, 4) (10, 1)	K		G3-1		G6-3	K		2B	1B	FC5			7	1	3	0	0	2	4								
Will Clark, L OBP: 0.356, SLG: 0.408 (1, 3)	G4-3		G3-1		G3	F7		FC5-6	2B	F8-6			7	0	1	1	0	0	4								
Matt Williams, R OBP: 0.324, SLG: 0.552 (1, 5)		G6-3	G6-3			WP	F9	P2			F8		7	1	2	0	0	0	2								
Barry Bonds, L OBP: 0.470, SLG: 0.711 (1, 7)		1B	1B		HR	1B	1B	FC5-6	1B	L3			3	5	2	1	4	0	2								
Willie McGee, S OBP: 0.382, SLG: 0.434 Dave Rignetti, L OBP: 1.000, SLG: 1.000 Kevin Rogers, L OBP: 0.120, SLG: 0.120 Jeff Brantley, R OBP: 0.120, SLG: 0.120 Rod Beck, R OBP: 0.354, SLG: 0.354 Darren Lewis, R OBP: 0.375, SLG: 0.516 (1, 9) (7, 1) (7, 1) (7, 1) (8, 1) (10, PH) (10, 4)		G6-3	G6-3		E5	3B	1B	FC5-6	1B	1B	SH1-4		4	1	2	2	0	0	1								
Royce Clayton, R OBP: 0.333, SLG: 0.385 (1, 6)		1B	1B		G4-3	2B	3B	1B	1B	1B			5	1	3	2	1	0	1								
Kirt Manwaring, R OBP: 0.380, SLG: 0.385 (1, 2)		1B	1B		G6-3	SH5-4	1B	1B	1B	1B			7	1	4	3	0	1	2								
Greg Brummett, R Mark Carreon, R OBP: 0.367, SLG: 0.505 (1, 1) (7, PH) (7, 9)		K	G6-3		G6-3	SH5-4	P3	P4		FC5	BB		2	0	0	0	0	1	3								
Inning Stats	R: 0 E: 0 K: 1 S: 7	H: 0 LOB: 0 BB: 0 P: 11	R: 1 E: 0 K: 1 S: 12	H: 2 LOB: 2 BB: 1 P: 16	R: 0 E: 0 K: 0 S: 12	H: 1 LOB: 1 BB: 0 P: 19	R: 1 E: 1 K: 0 S: 9	H: 1 LOB: 1 BB: 0 P: 11	R: 0 E: 0 K: 0 S: 5	H: 0 LOB: 0 BB: 0 P: 6	R: 5 E: 0 K: 1 S: 18	H: 5 LOB: 1 BB: 1 P: 30	R: 1 E: 0 K: 1 S: 11	H: 3 LOB: 3 BB: 1 P: 23	R: 2 E: 0 K: 0 S: 14	H: 4 LOB: 3 BB: 1 P: 24	R: 0 E: 0 K: 0 S: 10	H: 3 LOB: 2 BB: 0 P: 16	R: 0 E: 0 K: 1 S: 12	H: 0 LOB: 3 BB: 3 P: 26	R: 0 E: 0 K: 0 S: 6	H: 0 LOB: 1 BB: 1 P: 18	R: 0 E: 0 K: 0 S: 6	H: 0 LOB: 0 BB: 0 P: 10	1B: 14 2B: 4 3B: 1 HR: 1	SF: 0 SAC: 2 DP: 1 HBP: 0	WP: 1 PA: 63
PITCHER	IP	WLS	BF	H	R	E	SO	BB	IBB	HBP	BLK	WP	HR	S	P	ERA	WHIP										
Tim Worrell, R ERA: 6.75 (1, 1)	5.0		25	7	6	6	2	1	0	0	0	1	0	51	77	10.80	1.600										
Kerry Taylor, R ERA: 6.99 (6, 1)	1.1		10	5	2	2	1	1	0	0	0	0	0	19	32	13.50	4.500										
Treyor Hoffman, R ERA: 4.5 (7, 1)	1.1		9	4	2	2	1	0	1	0	0	0	0	16	26	13.50	3.000										
Gene Harris, R ERA: 3.19 (8, 1)	1.0		5	3	0	0	0	0	0	0	0	0	0	10	18	0.00	3.000										
Mark Davis, L ERA: 4.95 (9, 1)	1.1		7	0	0	0	1	2	1	0	0	0	0	14	29	0.00	1.500										
PITCHER	IP	WLS	BF	H	R	E	SO	BB	IBB	HBP	BLK	WP	HR	S	P	ERA	WHIP										
Pedro Martinez, L ERA: 3.0 (11, 1)	2.0		7	0	0	0	1	1	0	0	0	0	0	15	28	0.00	0.500										

San Francisco Giants @ San Diego Padres
 Jack Murphy Stadium, San Diego, CA
 Wed Aug 04 1993, 10:05 PM EDT
 Att. 15,168 - Unknown - 80 F

AB	53
R	10
H	19
RBI	10
BB	8
SO	6
LOB	31



Batter	1	2	3	4	5	6	7	8	9	10	11	12	AB R H RBI BB SO LOB	BOTTOM
Jeff Gardner, L (1, 4) OBP: 0.352, SLG: 0.384 Ricky Gutierrez, R (7, PH) OBP: 0.355, SLG: 0.366 (8, 6)	0-3 K		1-3 K		0-0 G6-3		3-2 HR 1B	3-3 K	1-3 K			0-2 1B SH 1B	3 0 0 0 0 2 0 4 2 2 0 0 2 2	San Francisco Giants @ San Diego Padres Jack Murphy Stadium, San Diego, CA Wed Aug 04 1993, 10:05 PM EDT Att: 15,168 - Unknown - 80 F
Craig Shipley, R (1, 6) OBP: 0.268, SLG: 0.335 (8, 4)	1-1 L7		0-0 F9		4-1 S BB		1-0 HR	1-0 HR 1B HBP		0-1 P6		1-0 F8	5 2 1 2 1 0 1	
Tony Gwynn, L (1, 9) OBP: 0.383, SLG: 0.487	0-1 2B		2-1 1B		2-2 L3		1-1 G6-3 1B 2B	1-0 HR 1B		2-0 1B		0-0 SH IBB 1B	7 2 6 0 0 0 1	
Phil Plantier, L (1, 7) OBP: 0.302, SLG: 0.480	2-3 K		2-0 F7		1-2 F8		1-0 G6-3	2-0 HR		3-2 F8		4-0 SH IBB	6 1 1 3 1 1 4	
Derek Bell, R (1, 8) OBP: 0.297, SLG: 0.410 Mark Davis, L (9, 1) OBP: 0.333, SLG: 0.333 Tim Teufel, R (10, PH) OBP: 0.359, SLG: 0.453 Pedro Martinez, L (11, 1)		0-3 K		1-2 G4-3		0-0 E5 HR 1B	1-3 K	3-2 F8		2-2 P3		1-0 SH	5 1 0 0 0 2 1 0 0 0 0 0 0 0 1 0 0 0 0 0 1 0 0 0 1 0 0 0	
Guillermo Velasquez, L (1, 3) OBP: 0.231, SLG: 0.254 Phil Clark, R (7, PH) OBP: 0.361, SLG: 0.494 (8, 3) Jarvis Brown, R (9, PR) OBP: 0.333, SLG: 0.364 (10, 8)		1-3 K		4-2 G6-4-3 BB		1-2 HR 1B	1-1 1B		2-2 FC4-6 SH3-4 HBP		3-2 F8		2 1 1 0 1 1 0 1 0 1 1 0 0 0 1 0 0 0 0 0 0	
Archi Cianfrocco, R (1, 5) OBP: 0.289, SLG: 0.447		1-2 1B		0-1 G6-4-3		0-0 HR	2-1 1B		0-0 SH3-4		3-2 F9		5 1 3 3 0 0 1	
Brad Ausmus, R (1, 2) OBP: 0.333, SLG: 0.421 Gene Harris, R (8, 1) Bill Bean, L (9, 8) OBP: 0.293, SLG: 0.381 (10, 3)		0-1 1B		1-2 HR		1-1 G6-3-5 S 1B	3-3 K		4-0 FC4-6 IBB		2-1 1B		4 1 3 1 0 1 2 0 0 0 0 0 0 0 1 0 1 0 1 0 0	
Tim Worrell, R (1, 1) Kerry Taylor, R (6, 1) Trevor Hoffman, R (7, 1) Kevin Higgins, L (8, 2) OBP: 0.301, SLG: 0.252		1-1 G5-3		0-0 G6-3		0-1 G6-3-5		0-2 L4	0-2 FC4-6 DI		0-0 F9		2 0 0 0 0 0 2 1 0 0 0 0 0 1 0 0 0 0 0 0 0 3 0 0 0 0 0 3	

Inning Stats	R: 0 E: 0 K: 2 S: 11	H: 1 LOB: 1 BB: 0 P: 14	R: 0 E: 0 K: 2 S: 13	H: 2 LOB: 2 BB: 0 P: 16	R: 0 E: 0 K: 1 S: 7	H: 1 LOB: 1 BB: 0 P: 12	R: 0 E: 0 K: 0 S: 7	H: 0 LOB: 0 BB: 1 P: 12	R: 1 E: 0 K: 0 S: 9	H: 1 LOB: 1 BB: 0 P: 16	R: 3 E: 1 K: 0 S: 12	H: 3 LOB: 0 BB: 0 P: 17	R: 3 E: 0 K: 1 S: 12	H: 5 LOB: 2 BB: 0 P: 34	R: 3 E: 0 K: 1 S: 13	H: 2 LOB: 0 BB: 1 P: 20	R: 0 E: 0 K: 0 S: 12	H: 1 LOB: 1 BB: 0 P: 19	R: 0 E: 0 K: 0 S: 10	H: 1 LOB: 1 BB: 0 P: 18	R: 1 E: 0 K: 0 S: 6	H: 2 LOB: 3 BB: 1 P: 12	1B: 13 2B: 3 3B: 0 HR: 4	SF: 0 SAC: 2 DP: 2 HBP: 2	WP: 0 PB: 0 SB: 2 CS: 0	PA: 59
--------------	-------------------------------	----------------------------------	-------------------------------	----------------------------------	------------------------------	----------------------------------	------------------------------	----------------------------------	------------------------------	----------------------------------	-------------------------------	----------------------------------	-------------------------------	----------------------------------	-------------------------------	----------------------------------	-------------------------------	----------------------------------	-------------------------------	----------------------------------	------------------------------	----------------------------------	-----------------------------------	------------------------------------	----------------------------------	--------

PITCHER	IP	WLS	BF	H	R	ER	SO	BB	IBB	HBP	BLK	WP	HR	S	P	ERA	WHIP
Greg Brummett, R (1, 1) ERA: 3.8	6.0		27	8	4	3	5	2	0	0	0	0	2	59	87	4.50	1.667
Dave Righetti, L (7, 1) ERA: 4.33	0.0		3	3	3	0	0	0	0	0	0	0	1	9	14	∞	∞
Kevin Rogers, L (7, 1) ERA: 2.79	0.2		3	1	0	0	1	0	0	0	0	0	0	6	9	0.00	1.500
Jeff Brantley, R (7, 1) ERA: 4.1	1.0		6	2	2	2	2	0	0	1	0	0	0	13	23	18.00	2.000
Rod Beck, R (8, 1) ERA: 1.57	1.1		7	1	1	1	1	0	1	1	0	0	1	18	30	6.75	0.750
PITCHER	IP	WLS	BF	H	R	ER	SO	BB	IBB	HBP	BLK	WP	HR	S	P	ERA	WHIP
Bryan Hickerson, L (10, 1) ERA: 4.9	2.1	L	13	4	1	1	0	0	1	0	0	0	0	28	49	3.86	1.714

livebaseballscorecards.com

AB	51
R	11
H	19
RBI	11
BB	4
SO	9
LOB	19



Batter	1	2	3	4	5	6	7	8	9	AB R H RBI BB SO LOB	TOP											
Dave Martinez, L (1, 8) OBP: 0.311, SLG: 0.365	1-1 HR		2-1 F8		1-2 P6		4-0 IBB			3 1 1 1 1 0 0	San Francisco Giants @ San Diego Padres Jack Murphy Stadium, San Diego, CA Thu Aug 05 1993, 6:33 AM EDT Att. 14,702 - Unknown - 79 F											
Steve Scarsone, R (1, 4) OBP: 0.352, SLG: 0.485	0-0 F9		1-3 K		2-3 K		2-3 K			4 0 0 0 0 3 2												
Will Clark, L (1, 3) OBP: 0.357, SLG: 0.425	0-0 E3 HR		0-2 HR		2-0 HR		2-2 F7			4 3 2 2 0 0 0												
Matt Williams, R (1, 5) OBP: 0.326, SLG: 0.560	2-0 1-H HR		2-0 1B		2-0 G6-3		1-1 P2			4 1 2 2 0 0 0												
Barry Bonds, L (1, 7) OBP: 0.468, SLG: 0.705	0-0 G4-3		2-1 G4-3		0-1 P5		4-1 CS BB			3 0 0 0 1 0 1												
Willie McGee, S (1, 9) OBP: 0.377, SLG: 0.429	2-2 G3-1		1-0 G6-3		0-0 L4		2-0 CS 1-2	2-3 K		4 0 0 0 0 1 0												
Royce Clayton, R (1, 6) OBP: 0.332, SLG: 0.383		3-2 F7	2-1 F8		1-0 G3 1B		0-1 B1-3			4 0 1 0 0 0 0												
Jeff Reed, L (1, 2) OBP: 0.330, SLG: 0.464		4-2 G4-3 BB	0-0 F7		2-2 G3		1-2 P6			3 0 0 0 1 0 1												
Bill Swift, R (1, 1) OBP: 0.328, SLG: 0.288		2-1 G4-3	0-0 G6-3		0-3 K					3 0 0 0 0 1 2												
Rod Beck, R (9, 1)		1-2f								0 0 0 0 0 0 0												
Inning Stats	R: 3 E: 1 K: 0 S: 9	H: 2 LOB: 0 BB: 0 P: 14	R: 0 E: 0 K: 0 S: 8	H: 0 LOB: 0 BB: 1 P: 17	R: 1 E: 0 K: 1 S: 11	H: 2 LOB: 1 BB: 0 P: 18	R: 0 E: 0 K: 0 S: 4	H: 0 LOB: 0 BB: 0 P: 7	R: 0 E: 0 K: 1 S: 8	H: 0 LOB: 0 BB: 0 P: 11	R: 1 E: 0 K: 0 S: 5	H: 1 LOB: 0 BB: 0 P: 9	R: 0 E: 0 K: 2 S: 13	H: 1 LOB: 2 BB: 1 P: 20	R: 0 E: 0 K: 0 S: 6	H: 0 LOB: 0 BB: 1 P: 15	R: 0 E: 0 K: 1 S: 9	H: 0 LOB: 0 BB: 0 P: 12	1B: 2 2B: 0 3B: 0 HR: 4	SF: 0 SAC: 0 DP: 1 HBP: 0	WP: 0 PB: 0 SB: 0 CS: 1	PA: 36
PITCHER	IP WLS BF H R ER SO BB IBB HBP BLK WP HR S P ERA WHIP												PITCHER	IP WLS BF H R ER SO BB IBB HBP BLK WP HR S P ERA WHIP								
Andy Ashby, R (1, 1) ERA: 8.19	7.0 L 29 6 5 4 4 1 1 0 0 0 0 4 58 96 5.14 1.000																					
Tim Mauser, R (8, 1) ERA: 4.64	2.0 6 0 0 0 0 1 1 0 0 0 0 0 15 27 0.00 0.500																					

AB	32
R	5
H	6
RBI	5
BB	3
SO	5
LOB	6



Batter	1	2	3	4	5	6	7	8	9	AB	R	H	RBI	BB	SO	LOB
Jeff Gardner, L (1, 4) OBP: 0.350, SLG: 0.382	3-3 K		0-0 HR 1B		3-2 G4-3			2-1 G4-3		4	1	1	0	0	1	0
Bill Bean, L (1, 8) OBP: 0.292, SLG: 0.375	1-2 G4-3		1-3 K		1-0 P6			2-1 1B 1B		4	0	1	0	0	1	1
Tony Gwynn, L (1, 9) OBP: 0.381, SLG: 0.492	3-2 G5-3		0-0 1-H HR				2-2 G6-3	0-0 F8		4	1	1	2	0	0	1
Phil Plantier, L (1, 7) OBP: 0.310, SLG: 0.495		2-0 FC6-4 1B	1-2 HR			4-2 G1-3 S BB		0-0 1-3 1B		3	1	3	1	1	0	0
Guillermo Velasquez, L (1, 3) OBP: 0.232, SLG: 0.253		2-1 SAFE FC6-4 1B	0-1 G5-3			1-0 G1-3		1-1 F7		4	0	1	0	0	0	3
Ricky Gutierrez, R (1, 6) OBP: 0.354, SLG: 0.362		0-0 FC6-4 1-2f 2-3		1-3 K		1-2 G1-3			3-2 HBP	3	0	0	0	0	1	3
Archi Cianfrocco, R (1, 5) OBP: 0.262, SLG: 0.434		1-2 P4		0-2 F8			2-1 G6-3		1-3 K	4	0	0	0	0	1	3
Brad Ausmus, R (1, 2) OBP: 0.292, SLG: 0.364		0-2 F9		1-0 P3			1-2 G6-3		2-1 F7	3	0	0	0	0	0	2
Phil Clark, R (9, PH) OBP: 0.359, SLG: 0.491										1	0	0	0	0	0	1
Andy Ashby, R (1, 1) OBP: 0.222, SLG: 0.222			0-1 G5-3				0-0 G4-3		0-1 L4	2	0	0	0	0	0	0
Craig Shipley, R (7, PH) OBP: 0.266, SLG: 0.333										1	0	0	0	0	0	0
Tim Mauser, R (8, 1)										0	0	0	0	0	0	0
Derek Bell, R (9, PH) OBP: 0.296, SLG: 0.409										1	0	0	0	0	0	1

Inning Stats	R: 0	H: 0	E: 0	K: 1	S: 9	R: 0	H: 2	E: 0	K: 0	S: 10	R: 3	H: 3	E: 0	K: 1	S: 13	R: 0	H: 0	E: 0	K: 1	S: 8	R: 0	H: 0	E: 0	K: 0	S: 5	R: 0	H: 0	E: 0	K: 0	S: 9	R: 0	H: 2	E: 0	K: 0	S: 8	R: 0	H: 0	E: 0	K: 1	S: 10	R: 0	H: 0	E: 0	K: 1	S: 16	R: 0	H: 0	E: 0	K: 0	S: 10	R: 0	H: 0	E: 0	K: 0	S: 10	1B: 5	2B: 0	3B: 0	HR: 2	SF: 0	SAC: 0	DP: 0	HBP: 1	WP: 0	PB: 0	SB: 1	CS: 0	PA: 36
--------------	------	------	------	------	------	------	------	------	------	-------	------	------	------	------	-------	------	------	------	------	------	------	------	------	------	------	------	------	------	------	------	------	------	------	------	------	------	------	------	------	-------	------	------	------	------	-------	------	------	------	------	-------	------	------	------	------	-------	-------	-------	-------	-------	-------	--------	-------	--------	-------	-------	-------	-------	--------


PITCHER	IP	WLS	BF	H	R	ER	SO	BB	IBB	HBP	BLK	WP	HR	S	P	ERA	WHIP
Bill Swift, R (1, 1) ERA: 2.68	8.0	W	32	7	3	3	3	1	0	0	0	0	2	68	104	3.38	1.000
Rod Beck, R (9, 1) ERA: 1.54	1.0	S	4	0	0	0	1	0	0	1	0	0	0	10	16	0.00	0.000

BOTTOM

San Francisco Giants @ San Diego Padres
Jack Murphy Stadium, San Diego, CA

Thu Aug 05 1993, 6:33 AM EDT
Att: 14,702 - Unknown - 79 F

AB	34
R	3
H	7
RBI	3
BB	1
SO	4
LOB	15




Batter	1	2	3	4	5	6	7	8	9	AB R H RBI BB SO LOB	TOP		
Alex Cole, L (1, 8) OBP: 0.346, SLG: 0.324	1-3 K		1-1 G4-3			3-1 G3 1B	0-1 1B		2-2 F9	5 0 2 1 0 1 1			
Roberto Mejia, R (1, 4) OBP: 0.295, SLG: 0.418 Eric Young Sr., R (7, PH) OBP: 0.332, SLG: 0.335 Marcus Moore, S (7, 1) Bruce Ruffin, S (7, 1) OBP: 0.174, SLG: 0.143 Gary Wayne, L (7, 1)	3-2 P4			1-3 K		1-3 K	2-3 K			3 0 0 0 0 2 3 1 0 0 0 0 1 3 0			
Dante Bichette, R (1, 9) OBP: 0.352, SLG: 0.550	0-3 K			0-2 G6-3 1B		0-2 G3	0-1 FC5			4 0 1 1 0 1 5			
Charlie Hayes, R (1, 5) OBP: 0.354, SLG: 0.513		1-3 K		0-0 G6-3 1-2f		0-0 F8		1-2 F9		4 0 0 0 0 1 3			
Daryl Boston, L (1, 7) OBP: 0.308, SLG: 0.395		1-3 K			3-3 K		1-2 HR	3-2 P6		4 1 1 1 0 2 0			
Danny Sheaffer, R (1, 2) OBP: 0.280, SLG: 0.385		2-3 K2-3			0-2 G6-3		0-2 G6-3	0-2 1B		4 0 1 0 0 1 0			
Freddie Benavides, R (1, 6) OBP: 0.307, SLG: 0.374			2-2 G6-3		0-0 F9		1-0 1B 1B	1-2 G3-1		4 1 1 0 0 0 1			
Pedro Castellano, R (1, 3) OBP: 0.340, SLG: 0.413		3-2 G6-3 2B				4-1 1B G3 BB	0-0 1B 1B		3-2 F8	3 1 2 0 1 0 0			
Armando Reynoso, R (1, 1) OBP: 0.085, SLG: 0.111 Jim Tatum, R (6, PH) OBP: 0.261, SLG: 0.325 Steve Reed, R (6, 1) Chris Jones, R (7, PH) OBP: 0.329, SLG: 0.497 Vinny Castilla, R (7, 6) OBP: 0.305, SLG: 0.441		2-2 G6-3		2-2 G6-3		0-0 G3 1B	1-1 FC5 1B		0-1 G6-3	1 0 0 0 0 0 1 1 0 1 0 0 0 0 0 0 0 0 0 0 0 1 0 1 0 0 0 0 1 0 0 0 0 0 0			
Inning Stats	R: 0 H: 0 E: 0 LOB: 0 K: 2 BB: 0 S: 10 P: 14	R: 0 H: 0 E: 0 LOB: 0 K: 3 BB: 0 S: 10 P: 14	R: 0 H: 1 E: 0 LOB: 1 K: 0 BB: 0 S: 12 P: 20	R: 0 H: 1 E: 0 LOB: 0 K: 1 BB: 0 S: 9 P: 10	R: 0 H: 0 E: 0 LOB: 0 K: 1 BB: 0 S: 8 P: 11	R: 1 H: 2 E: 0 LOB: 2 K: 1 BB: 1 S: 11 P: 19	R: 2 H: 5 E: 0 LOB: 3 K: 1 BB: 0 S: 18 P: 23	R: 0 H: 1 E: 0 LOB: 1 K: 0 BB: 0 S: 13 P: 18	R: 0 H: 0 E: 0 LOB: 0 K: 0 BB: 0 S: 12 P: 17	1B: 8 SF: 0 2B: 1 SAC: 0 3B: 0 DP: 1 HR: 1 HBP: 0	WP: 0 PA: 37 PB: 0 SB: 0 CS: 0		
PITCHER	IP WLS BF H R ER SO BB IBB HBP BLK WP HR S P ERA WHIP											PITCHER	IP WLS BF H R ER SO BB IBB HBP BLK WP HR S P ERA WHIP
Andy Benes, R (1, 1) ERA: 2.62	6.1 W 28 9 3 3 8 1 0 0 0 0 0 1 73 104 4.26 1.579												
Trevor Hoffman, R (7, 1) ERA: 4.3	2.2 S 9 1 0 0 1 0 0 0 0 0 0 0 30 42 0.00 0.375												

Colorado Rockies @ San Diego Padres
 Jack Murphy Stadium, San Diego, CA
 Fri Aug 06 1993, 10:05 PM EDT
 Sunny

livebaseballscorecards.com

AB	36
R	3
H	10
RBI	3
BB	1
SO	9
LOB	17



Batter	1	2	3	4	5	6	7	8	9	AB R H RBI BB SO LOB
Jeff Gardner, L (1, 4) OBP: 0.351, SLG: 0.384	3-1 1B 2B		1-3 K	1-0 E3	3-2 F7		4-2 BB G1-5-3 BB			4 2 1 0 1 1 4
Ricky Gutierrez, R (1, 6) OBP: 0.352, SLG: 0.359	1-1 G5-3		0-0 E6 1B 2B	1-0 G6-3		0-2 F8 1B 1B	0-0 G1-5-3 1-2 2-3f			5 1 1 0 0 0 5
Tony Gwynn, L (1, 9) OBP: 0.389, SLG: 0.496	0-1 2-H 1B		1-0 2B 1B	4-0 IBB		1-0 F8 1B	4-0 BB BB IBB			3 1 3 1 2 0 0
Phil Plantier, L (1, 7) OBP: 0.312, SLG: 0.495	1-0 F8		3-1 1B 2B	3-2 P4		1-2 F8 1-2 2-3	4-2 BB BB			4 1 1 2 1 0 6
Derek Bell, R (1, 8) OBP: 0.300, SLG: 0.412	3-3 K		1-2 E 1B 2-H 1B		2-0 1B 2B	2-3 K	4-0 1-2 2-3 3-H BB			4 0 2 2 1 2 3
Guillermo Velasquez, L (1, 3) OBP: 0.241, SLG: 0.253		2-2 G3	1-0 E4 1B		1-2 L9	4-0 IBB	1-3 K			4 0 1 0 1 1 4
Archi Cianfrocco, R (1, 5) OBP: 0.261, SLG: 0.429		2-3 K	1-0 F9		0-1 1B 1B	1-3 K		1-3 K		4 0 1 0 0 2 5
Trevor Hoffman, R (7, 1)										1 0 0 0 0 1 0
Brad Ausmus, R (1, 2) OBP: 0.345, SLG: 0.444		2-1 L7		0-3 K	1-1 1B		1-2 E 2B	1-2 L3 1B		5 1 3 0 0 1 0
Andy Benes, R (1, 1) OBP: 0.182, SLG: 0.264			1-2 G5-3	0-0 E 1B	1-3 K		0-0 FC1 G1-5-3 2-H	0-0 L3		3 0 1 0 0 1 3
Craig Shipley, R (7, 5) OBP: 0.263, SLG: 0.329										2 0 0 0 0 0 1

Inning Stats	R: 1 E: 0 K: 1 S: 10	H: 2 LOB: 1 BB: 0 P: 18	R: 0 E: 0 K: 1 S: 12	H: 0 LOB: 0 BB: 0 P: 18	R: 3 E: 2 K: 1 S: 15	H: 4 LOB: 2 BB: 0 P: 24	R: 0 E: 1 K: 1 S: 10	H: 1 LOB: 3 BB: 1 P: 19	R: 0 E: 0 K: 1 S: 16	H: 3 LOB: 3 BB: 0 P: 24	R: 0 E: 0 K: 2 S: 18	H: 2 LOB: 3 BB: 1 P: 27	R: 2 E: 1 K: 1 S: 16	H: 1 LOB: 3 BB: 4 P: 34	R: 0 E: 0 K: 1 S: 8	H: 1 LOB: 0 BB: 0 P: 10
1B: 10 2B: 5 3B: 0 HR: 0	SF: 0 SAC: 0 DP: 2 HBP: 0	WP: 0 PA: 45														

PITCHER	IP	WLS	BF	H	R	ER	SO	BB	IBB	HBP	BLK	WP	HR	S	P	ERA	WHIP
Armando Reynoso, R (1, 1) ERA: 3.29	5.0	L	28	10	4	1	5	0	1	0	0	0	0	63	103	1.80	2.000
Steve Reed, R (6, 1) ERA: 4.99	1.0		6	2	0	0	2	0	1	0	0	0	0	18	27	0.00	2.000
Marcus Moore, R (7, 1) ERA: 3.24	0.0		2	1	2	1	0	0	0	0	0	0	0	5	6	∞	∞
Bruce Ruffin, L (7, 1) ERA: 4.89	0.2		5	0	0	0	0	3	1	0	0	0	0	6	22	0.00	4.500
Gary Wayne, L (7, 1) ERA: 5.53	1.1		4	1	0	0	2	0	0	0	0	0	0	13	16	0.00	0.750

BOTTOM

Colorado Rockies @ San Diego Padres
 Jack Murphy Stadium, San Diego, CA
 Fri Aug 06 1993, 10:05 PM EDT
 Sunny

livebaseballscorecards.com

AB	39
R	6
H	14
RBI	5
BB	6
SO	9
LOB	31



Batter	1	2	3	4	5	6	7	8	9	AB R H RBI BB SO LOB	TOP									
Eric Young Sr. R (1, 7) OBP: 0.331, SLG: 0.332	4-2 FC6-4 BB		2-2 F7			0-2 F8		0-1 G5-3		3 0 0 0 1 0 1										
Freddie Benavides, R (1, 4) OBP: 0.306, SLG: 0.371	0-1 FC6-4 1B 1-2f			1-2 G4-3		0-1 1B		2-2 G6-3		4 0 1 0 0 0 1										
Chris Jones, R (1, 8) OBP: 0.327, SLG: 0.490	2-3 K			2-2 G4-3		1-0 1B		2-2 F9		4 0 1 1 0 1 1										
Dante Bichette, R (1, 9) OBP: 0.351, SLG: 0.547	3-2 1B			1-2 K		1-2 L3		0-0 F8		4 0 1 0 0 1 2										
Jerald Clark, R (1, 3) OBP: 0.317, SLG: 0.414	2-0 CS 1-2	0-1 L4			0-3 K		2-1 1B 2B	3-1 G6-3		4 1 1 0 0 1 0										
Vinny Castilla, R (1, 6) OBP: 0.305, SLG: 0.438		0-0 G6-3			1-1 L8		1-1 1B 2-H	0-1 F9		4 0 1 1 0 0 0										
Pedro Castellano, R (1, 5) OBP: 0.321, SLG: 0.388		3-2 G6-3			2-2 G6-3		1-3 K			3 0 0 0 0 1 1										
Jayhawk Owens, R (1, 2) OBP: 0.280, SLG: 0.376			0-2 G5-3			0-3 K		0-0 F8		3 0 0 0 0 1 1										
Willie Blair, R (1, 1) OBP: 0.107, SLG: 0.143			0-3 K			0-1 1B 1B		0-0 P6		1 0 0 0 0 1 0										
Jim Tatum, R (8, PH) OBP: 0.270, SLG: 0.333										1 1 1 0 0 0 0										
Bruce Ruffin, S (6, 1) OBP: 0.174, SLG: 0.143										0 0 0 0 0 0 0										
Daryl Boston, L (7, PH) OBP: 0.308, SLG: 0.395										0 0 0 0 0 0 0										
Charlie Hayes, R (7, PH) OBP: 0.353, SLG: 0.512										1 0 0 0 0 0 1										
Marcus Moore, S (7, 1)										0 0 0 0 0 0 0										
Darren Holmes, R (8, 1)										0 0 0 0 0 0 0										
Inning Stats	R: 0 E: 0 K: 1 S: 11	H: 1 LOB: 1 BB: 1 P: 22	R: 0 E: 0 K: 0 S: 9	H: 0 LOB: 0 BB: 0 P: 12	R: 0 E: 0 K: 1 S: 11	H: 0 LOB: 0 BB: 0 P: 13	R: 0 E: 0 K: 1 S: 9	H: 0 LOB: 0 BB: 0 P: 13	R: 1 E: 0 K: 1 S: 15	H: 3 LOB: 2 BB: 0 P: 17	R: 1 E: 0 K: 1 S: 9	H: 2 LOB: 1 BB: 0 P: 13	R: 0 E: 0 K: 0 S: 8	H: 0 LOB: 0 BB: 0 P: 12	R: 0 E: 0 K: 0 S: 5	H: 0 LOB: 0 BB: 0 P: 8	1B: 5 2B: 1 3B: 0 HR: 0	SF: 0 SAC: 0 DP: 0 HBP: 0	WP: 0 PB: 0 SB: 0 CS: 1	PA: 34
PITCHER	IP WLS BF H R ER SO BB IBB HBP BLK WP HR S P ERA WHIP																			
Scott Sanders, R (1, 1) ERA: 2.7	6.2 W 26 6 2 2 6 1 0 0 0 0 0 0 72 101 2.70 1.050																			
Pedro Martinez, L (7, 1) ERA: 2.92	0.1 1 0 0 0 0 0 0 0 0 0 0 0 0 1 1 0.00 0.000																			
Gene Harris, R (8, 1) ERA: 3.05	2.0 6 0 0 0 0 0 0 0 0 0 0 0 0 13 20 0.00 0.000																			

Colorado Rockies @ San Diego Padres
Jack Murphy Stadium, San Diego, CA

AB	32
R	2
H	6
RBI	2
BB	1
SO	6
LOB	8



Fri Aug 06 1993, 10:05 PM EDT
Att: 41,085 - Unknown

WP: 0	PA: 34
PB: 0	
SB: 0	
CS: 1	

Batter	1	2	3	4	5	6	7	8	9
Jeff Gardner, L (1, 4) OBP: 0.346, SLG: 0.377	1-0 F9	3-2 K		1-0 P7	1-1 G3-1		2-2 F7		
Craig Shipley, R (1, 6) OBP: 0.273, SLG: 0.337	1-0 FC4	0-1		0-2 G3 WP		0-1 G5-3		1-1 F9	
Tony Gwynn, L (1, 9) OBP: 0.389, SLG: 0.495	3-2 FC4	1-1 F7		2-0 G3		1-1		1-1	
Phil Plantier, L (1, 7) OBP: 0.309, SLG: 0.490	2-1 F9	3-3 K		1-0 G4-3		1-3 K		0-3 K	
Jarvis Brown, R (5, 8) OBP: 0.266, SLG: 0.308									
Phil Clark, R (1, 3) OBP: 0.371, SLG: 0.500	0-2 HR		2-1		1-1	0-0		2-0 P9	
Guillermo Velasquez, L (9, 3) OBP: 0.241, SLG: 0.253									
Bill Bean, L (1, 8) OBP: 0.290, SLG: 0.402	0-0 HR		3-1 F7		1-0 G6-3	2-1 FC6-4			
Tim Teufel, R (1, 5) OBP: 0.362, SLG: 0.461	3-1 1B		0-0		2-2 E5		3-2 F7		
Kevin Higgins, L (1, 2) OBP: 0.307, SLG: 0.259	0-1		1-0 P5		0-2	2-3 K			
Scott Sanders, R (1, 1) OBP: 0.333, SLG: 0.333	0-0 G6-3		0-2 G1-3		0-0 E2		1-2		
Pedro Martinez, L (7, 1)									
Archi Cianfrocco, R (7, PH) OBP: 0.266, SLG: 0.433									
Gene Harris, R (8, 1)									

Inning Stats	R: 5	H: 5	E: 0	LOB: 1	K: 0	S: 16	R: 0	H: 1	E: 0	LOB: 1	K: 2	S: 12	R: 0	H: 2	E: 0	LOB: 2	K: 0	S: 9	R: 0	H: 1	E: 0	LOB: 1	K: 0	S: 6	R: 1	H: 3	E: 2	LOB: 2	K: 0	S: 12	R: 0	H: 2	E: 0	LOB: 2	K: 1	S: 10	R: 0	H: 1	E: 0	LOB: 1	K: 1	S: 13	R: 0	H: 1	E: 0	LOB: 1	K: 1	S: 8		

PITCHER	IP	WLS	BF	H	R	ER	SO	BB	IBB	HBP	BLK	WP	HR	S	P	ERA	WHIP
Willie Blair, R (1, 1) ERA: 5.22	5.0	L	28	12	6	5	2	0	0	0	0	1	1	55	87	9.00	2.400
Bruce Ruffin, L (6, 1) ERA: 4.84	1.0		5	2	0	0	1	0	0	0	0	0	0	10	14	0.00	2.000
Marcus Moore, R (7, 1) ERA: 2.89	1.0		4	1	0	0	1	0	0	0	0	0	0	13	21	0.00	1.000
Darren Holmes, R (8, 1) ERA: 5.83	1.0		4	1	0	0	1	0	0	0	0	0	0	8	12	0.00	1.000

AB R H RBI BB SO LOB

5	0	0	0	0	1	3
5	1	3	0	0	0	0
5	1	2	1	0	0	2
3	0	0	0	0	1	3
2	0	0	0	0	2	2
5	1	4	0	0	0	1
0	0	0	0	0	0	0
4	1	1	3	0	0	4
4	2	2	0	0	0	0
4	0	2	1	0	1	2
3	0	1	1	0	0	3
0	0	0	0	0	0	0
1	0	1	0	0	0	0
0	0	0	0	0	0	0

AB	41
R	6
H	16
RBI	6
BB	0
SO	5
LOB	20



WP	HR	S	P	ERA	WHIP
1	0	1	41		
0	0	1			
0	0	1			
0	0	1			

Colorado Rockies @ San Diego Padres
 Jack Murphy Stadium, San Diego, CA
 Fri Aug 06 1993, 10:05 PM EDT
 Att. 41,085 - Unknown

livebaseballscorecards.com

Batter	1	2	3	4	5	6	7	8	9	AB R H RBI BB SO LOB	TOP
Alex Cole, L (1, 8) OBP: 0.348, SLG: 0.327	1-0 P8		1-1 G6-4-3 1B		1-0 FC4-6 CS 1B		1-3 K			4 1 2 0 0 1 0	Colorado Rockies @ San Diego Padres Jack Murphy Stadium, San Diego, CA Sun Aug 08 1993, 6:33 AM EDT Att. 15,248 - Cloudy - 75 F
Roberto Mejia, R (1, 4) OBP: 0.283, SLG: 0.398	1-0 F9		1-1 G6-4-3 1-2f		1-2 FC6 FC4-6 1-2		1-3 K			4 0 0 0 0 1 3	
Daryl Boston, L (1, 7) OBP: 0.307, SLG: 0.397	2-3 K			2-1 F9 FC1-2 2B	0-0 FC4-6 CS 1-2f 2-3			2-2 F8		4 0 1 0 0 1 2	
Dante Bichette, R (1, 9) OBP: 0.347, SLG: 0.542		1-0 F7		0-1 F9 2-3	3-3 K 1-2 3-H			0-3 K		4 0 0 0 0 2 2	
Charlie Hayes, R (1, 5) OBP: 0.354, SLG: 0.517		3-1 1B F8-2 2B		1-2 FC1-2 1B 3-H		3-1 G4-3 SF9 2B		0-1 F9		4 2 2 0 0 0 1	
Jerald Clark, R (1, 3) OBP: 0.320, SLG: 0.415		1-2 2-3 1B		1-2 1-2 3B 1B		2-1 G4-3 2-3		1-0 G4-3		4 1 2 0 0 0 1	
Danny Sheaffer, R (1, 2) OBP: 0.279, SLG: 0.384		2-2 F8-2 3-H		3-0 1-2 2-H 3B 1B		2-1 SF9 3-H		2-0 F7		3 1 1 2 0 0 2	
Vinny Castilla, R (1, 6) OBP: 0.304, SLG: 0.443			0-0 F9	0-0 1-H 2-H 3B		0-0 P4		0-0 F8		4 0 1 2 0 0 0	
Mo Sanford, R (1, 1) Bruce Ruffin, S (8, 1) Darren Holmes, R (9, 1)			4-2 1B BB	1-0 G4-3			0-3 K			2 0 0 0 1 1 1 0 0 0 0 0 0 0 0 0 0 0 0 0 0	
Inning Stats	R: 0 E: 0 K: 1 S: 7 H: 0 LOB: 0 BB: 0 P: 11	R: 0 E: 0 K: 0 S: 11 H: 2 LOB: 1 BB: 0 P: 18	R: 0 E: 0 K: 0 S: 9 H: 1 LOB: 1 BB: 1 P: 15	R: 3 E: 0 K: 0 S: 13 H: 4 LOB: 1 BB: 0 P: 21	R: 1 E: 0 K: 1 S: 12 H: 1 LOB: 2 BB: 0 P: 16	R: 1 E: 0 K: 0 S: 8 H: 1 LOB: 0 BB: 0 P: 14	R: 0 E: 0 K: 3 S: 9 H: 0 LOB: 0 BB: 0 P: 11	R: 0 E: 0 K: 1 S: 8 H: 0 LOB: 0 BB: 0 P: 10	R: 0 E: 0 K: 0 S: 3 H: 0 LOB: 0 BB: 0 P: 6	1B: 5 2B: 5 3B: 1 HR: 0 SF: 1 SAC: 0 DP: 3 HBP: 0	
PITCHER	IP WLS BF H R ER SO BB IBB HBP BLK WP HR S P ERA WHIP										
Doug Brocail, R (1, 1) ERA: 4.91	6.0 L 26 9 5 5 2 1 0 0 0 0 0 0 60 95 7.50 1.667										
Tim Mauser, R (7, 1) ERA: 4.5	1.0 3 0 0 0 3 0 0 0 0 0 0 0 9 11 0.00 0.000										
Kerry Taylor, R (8, 1) ERA: 6.7	2.0 6 0 0 0 1 0 0 0 0 0 0 0 11 16 0.00 0.000										

livebaseballscorecards.com

AB	33
R	5
H	9
RBI	4
BB	1
SO	6
LOB	12



Batter	1	2	3	4	5	6	7	8	9	AB	R	H	RBI	BB	SO	LOB
Jeff Gardner, L OBP: 0.348, SLG: 0.377 (1, 4)	L9		E BB		F7		FC5-4 1B			3	0	1	0	1	0	1
Ricky Gutierrez, R OBP: 0.350, SLG: 0.361 (1, 6)	WP 2B		1 SAFE 1 SAFE 1-3		K		FC5-4 1-2f			4	0	1	0	0	2	3
Tony Gwynn, L OBP: 0.390, SLG: 0.492 (1, 9)	F7			1B G6-4-3 BB		S BB		K		2	1	0	0	2	1	1
Phil Plantier, L OBP: 0.311, SLG: 0.500 (1, 7)	K 2-3			0-0 1-3 1B G6-4-3		P5 1-2		HR		4	1	2	1	0	1	2
Derek Bell, R OBP: 0.297, SLG: 0.408 (1, 8)		P3		0-0 1-2f 3-H 1B G6-4-3		G1-3		G4-3		4	0	0	0	0	0	2
Guillermo Velasquez, L OBP: 0.256, SLG: 0.250 (1, 3)		F9		4-1 1B BLK BB				G6-3		1	0	0	0	2	0	0
Phil Clark, R OBP: 0.369, SLG: 0.497 (8, PH) (9, 3)										1	0	0	0	0	0	0
Archi Cianfrocco, R OBP: 0.268, SLG: 0.431 (1, 5)			K		0-1 1B		P4			3	0	1	0	0	1	2
Kevin Higgins, L OBP: 0.305, SLG: 0.257 (9, PH)										1	0	0	0	0	0	0
Brad Ausmus, R OBP: 0.333, SLG: 0.419 (1, 2)										4	0	1	0	0	0	0
Doug Brocail, L OBP: 0.190, SLG: 0.190 (1, 1)										1	0	0	0	0	1	0
Tim Mauser, R (7, 1)										0	0	0	0	0	0	0
Craig Shipley, R OBP: 0.271, SLG: 0.335 (7, PH)										1	0	0	0	0	0	0
Kerry Taylor, R (8, 1)										0	0	0	0	0	0	0
Bill Bean, L OBP: 0.287, SLG: 0.398 (9, PH)										1	0	0	0	0	0	0

Inning Stats	R: 0	H: 1	E: 0	K: 1	S: 10	H: 0	LOB: 1	BB: 0	P: 17	R: 0	H: 0	E: 0	K: 1	S: 6	R: 0	H: 0	E: 1	K: 2	S: 7	R: 1	H: 2	E: 0	K: 0	S: 5	R: 0	H: 1	E: 0	K: 1	S: 8	R: 0	H: 0	E: 0	K: 0	S: 11	R: 0	H: 1	E: 0	K: 0	S: 7	R: 1	H: 1	E: 0	K: 1	S: 12	R: 0	H: 0	E: 0	K: 0	S: 5	R: 0	H: 0	E: 0	K: 0	S: 9	1B: 4	SF: 0	2B: 1	SAC: 1	3B: 0	DP: 1	HR: 1	HBP: 0	WP: 1	PA: 36
--------------	------	------	------	------	-------	------	--------	-------	-------	------	------	------	------	------	------	------	------	------	------	------	------	------	------	------	------	------	------	------	------	------	------	------	------	-------	------	------	------	------	------	------	------	------	------	-------	------	------	------	------	------	------	------	------	------	------	-------	-------	-------	--------	-------	-------	-------	--------	-------	--------

PITCHER	IP	WLS	BF	H	R	ER	SO	BB	IBB	HBP	BLK	WP	HR	S	P	ERA	WHIP
Mo Sanford, R ERA: 2.19 (1, 1)	7.0	W	29	5	1	1	5	5	0	0	1	1	0	54	100	1.29	1.429
Bruce Ruffin, L ERA: 4.88 (8, 1)	1.0		4	1	1	1	1	0	0	0	0	0	1	12	17	9.00	1.000
Darren Holmes, R ERA: 5.7 (9, 1)	1.0	S	3	0	0	0	0	0	0	0	0	0	0	5	9	0.00	0.000

BOTTOM

Colorado Rockies @ San Diego Padres
Jack Murphy Stadium, San Diego, CA

Sun Aug 08 1993, 6:33 AM EDT
Att: 15,248 - Cloudy - 75 F

livebaseballscorecards.com

AB	30
R	2
H	6
RBI	1
BB	5
SO	6
LOB	11



Batter	1	2	3	4	5	6	7	8	9	10	AB R H RBI BB SO LOB	TOP																								
Craig Biggio, R OBP: 0.355, SLG: 0.439 (1, 4)	1-1 G5-3		1-3 K		0-2 SH1-3 1B	3-3 K			0-3 K		5 0 1 0 0 3 1																									
Kevin Bass, S OBP: 0.305, SLG: 0.369 Doug Jones, R (10, 1)	1-1 G6-3		3-1 1B		1-1 SH1-3		2-3 K		1-0 1B		4 0 2 0 0 1 0 0 0 0 0 0 0 0																									
5 Jeff Bagwell, R OBP: 0.381, SLG: 0.514 (1, 3)	2-2 HR 1B		1-2 1B		1-1 FC6		1-1 F9		0-1 F8		5 1 2 0 0 0 2																									
Eric Anthony, L OBP: 0.334, SLG: 0.411 (1, 9)	2-2 HR		3-2 L9		3-2 F7		1-2 F7			0-0 SH 1B	5 2 2 2 0 0 4																									
Ken Caminiti, S OBP: 0.297, SLG: 0.397 (1, 5)	4-0 BB		3-1 G3		3-1 G5-3			3-2 P6		1-2 F7	4 0 0 0 1 0 5																									
Eddie Taubensee, L OBP: 0.328, SLG: 0.445 (1, 2)	1-0 P6			0-0 G4-3		1-0 L4		2-3 K		1-0 F8 SH 1B	5 0 1 0 0 1 1																									
Andujar Cedeno, R OBP: 0.341, SLG: 0.396 Xavier Hernandez, L (8, 1) Luis Gonzalez, L OBP: 0.362, SLG: 0.466 (10, PH) (10, 7)		3-1 P6		2-1 F8		4-2 2B BB		1-2 PB 1B		0-1 SH	3 1 1 0 1 0 0 0 0 0 0 0 0 0 0 0 0 1 0 0 0																									
Steve Finley, L OBP: 0.298, SLG: 0.347 (1, 8)		3-2 F7		1-2 G3		1-3 K		0-1 G3-1		2-2 F8	5 0 0 0 0 1 4																									
Pete Harnisch, S OBP: 0.152, SLG: 0.136 Chris Donnels, L OBP: 0.349, SLG: 0.358 Al Osuna, R (6, 1) Todd Jones, L (6, 1) Jose Uribe, S OBP: 0.333, SLG: 0.200 Casey Candlish, S OBP: 0.297, SLG: 0.299 (9, PH) (9, 6)		0-1 G6-3			0-0 SH1-3 1B	2-1 1B 2B			1-3 K	1-3 K	2 1 1 0 0 0 0 1 0 1 1 0 2 0 0 0 0 0 2																									
Inning Stats	R: 2 E: 0 K: 0 S: 12	H: 2 LOB: 1 BB: 1 P: 23	R: 0 E: 0 K: 0 S: 8	H: 0 LOB: 0 BB: 0 P: 14	R: 0 E: 0 K: 1 S: 17	H: 2 LOB: 2 BB: 0 P: 28	R: 0 E: 0 K: 0 S: 7	H: 0 LOB: 0 BB: 0 P: 10	R: 1 E: 1 K: 0 S: 14	H: 2 LOB: 2 BB: 0 P: 22	R: 1 E: 0 K: 2 S: 13	H: 1 LOB: 1 BB: 1 P: 24	R: 0 E: 0 K: 1 S: 8	H: 0 LOB: 0 BB: 0 P: 12	R: 0 E: 0 K: 1 S: 12	H: 1 LOB: 1 BB: 0 P: 18	R: 0 E: 0 K: 2 S: 10	H: 1 LOB: 1 BB: 0 P: 12	R: 1 E: 0 K: 1 S: 14	H: 2 LOB: 2 BB: 0 P: 19	1B: 9 2B: 1 3B: 0 HR: 1	SF: 0 SAC: 2 DP: 0 HBP: 0	WP: 0 PB: 1 SB: 0 CS: 0	PA: 45												
PITCHER	IP WLS BF H R ER SO BB IBB HBP BLK WP HR S P ERA WHIP																																			
Tim Worrell, R ERA: 6.41 (1, 1)	5.0																																			
Kerry Taylor, R ERA: 6.62 (6, 1)	2.0																																			
Mark Davis, L ERA: 4.84 (8, 1)	1.0																																			
Trevor Hoffman, R ERA: 4.3 (9, 1)	2.0	L	10	3	1	1	3	0	0	0	0	0	0	0	0	0	0	0	0	0	0	0	0	0	0	0	0	0	0	0	0	0	0	0	0	

Houston Astros @ San Diego Padres
 Jack Murphy Stadium, San Diego, CA
 Mon Aug 09 1993, 10:05 PM EDT
 Att. 8,237 - Unknown - 71 F

livebaseballscorecards.com

AB	41
R	5
H	11
RBI	4
BB	2
SO	8
LOB	19



Batter	1	2	3	4	5	6	7	8	9	AB R H RBI BB SO LOB	TOP		
Craig Biggio, R (1, 4) OBP: 0.356, SLG: 0.442	1-2 BB 1B 1B		0-1 G4-3 5 2B		1-3 K		0-0 G6-3			4 1 2 0 0 1 0			
Kevin Bass, S (1, 9) OBP: 0.312, SLG: 0.375	0-2 BB 1B		0-0 G4-3		1-1 1B		1-3 K			3 0 2 0 0 0 1			
Tom Edens, R (5, 1)			2-3							0 0 0 0 0 0 0			
Chris Donnels, L (8, PH) OBP: 0.344, SLG: 0.354	1-2 BB 1B		1-2 2B		3-3 K		0-0 HR			1 0 0 0 0 1 0			
Al Osuna, R (8, 1)			3-H 2B							0 0 0 0 0 0 0			
5 Jeff Bagwell, R (1, 3) OBP: 0.382, SLG: 0.523	0-3 K		3-3 K		3-2 G1-3		2-2 G6-3			4 1 2 2 0 2 3			
Eric Anthony, L (1, 8) OBP: 0.331, SLG: 0.407	3-3 K		3-3 K		1-3 K		0-0 G4-3			4 0 0 0 0 2 3			
Ken Caminiti, S (1, 5) OBP: 0.296, SLG: 0.394	4-2 BB		0-0 F8		2-2 1B		2-2 F9			3 0 0 0 1 1 1			
Luis Gonzalez, L (1, 7) OBP: 0.364, SLG: 0.467	0-0 F8		2-1 CS 1B		0-0 G4-3		1-2 L1			4 0 2 0 0 0 3			
Eddie Taubensee, L (1, 2) OBP: 0.321, SLG: 0.435		0-1 G4-3	1-1 G3-1		0-0 G4-3		1-2 G6-3			4 0 0 0 0 0 2			
Andujar Cedeno, R (1, 6) OBP: 0.338, SLG: 0.391		2-2 F8	2-0 P6		1-1 F9		0-1 G6-3			4 0 0 0 0 0 0			
Doug Drabek, R (1, 1) OBP: 0.094, SLG: 0.189		3-3 K	2-1 G3-1		2-3 K					1 0 0 0 0 1 0			
Casey Candaele, S (5, PH) OBP: 0.289, SLG: 0.290										2 0 0 0 0 1 0			
Inning Stats	R: 0 H: 2 E: 0 LOB: 3 K: 2 BB: 1 S: 15 P: 23	R: 0 H: 0 E: 0 LOB: 0 K: 1 BB: 0 S: 10 P: 15	R: 1 H: 2 E: 0 LOB: 1 K: 1 BB: 0 S: 11 P: 15	R: 0 H: 1 E: 0 LOB: 0 K: 0 BB: 0 S: 5 P: 10	R: 0 H: 1 E: 0 LOB: 1 K: 2 BB: 0 S: 10 P: 17	R: 0 H: 1 E: 0 LOB: 1 K: 1 BB: 0 S: 10 P: 16	R: 0 H: 0 E: 0 LOB: 0 K: 1 BB: 0 S: 6 P: 9	R: 1 H: 1 E: 0 LOB: 0 K: 1 BB: 0 S: 11 P: 14	R: 0 H: 0 E: 0 LOB: 0 K: 0 BB: 0 S: 8 P: 11	1B: 5 SF: 0 2B: 2 SAC: 0 3B: 0 DP: 0 HR: 1 HBP: 0	WP: 0 PA: 35 PB: 0 SB: 0 CS: 1		
PITCHER	IP WLS BF H R ER SO BB IBB HBP BLK WP HR S P ERA WHIP											PITCHER	IP WLS BF H R ER SO BB IBB HBP BLK WP HR S P ERA WHIP
Andy Ashby, R (1, 1) ERA: 7.56	8.0 W 32 8 2 2 9 1 0 0 0 0 1 78 119 2.25 1.125												
Tim Lincecum, R (9, 1) ERA: 4.37	1.0 3 0 0 0 0 0 0 0 0 0 0 8 11 0.00 0.000												

Houston Astros @ San Diego Padres
Jack Murphy Stadium, San Diego, CA

Tue Aug 10 1993, 10:05 PM EDT
Att: 8,822 - Unknown - 73 F

livebaseballscorecards.com

AB 34
R 2
H 8
RBI 2
BB 1
SO 9
LOB 13



Batter	1	2	3	4	5	6	7	8	9	AB R H RBI BB SO LOB	TOP											
Craig Biggio, R (1, 4) OBP: 0.356, SLG: 0.440	4-1 1B FC6-4 BB		1-3 K		1-2 1B HR	2-1 FC3-6			1-0 L5	4 2 1 0 1 1 2												
Steve Finley, L (1, 8) OBP: 0.302, SLG: 0.351	1-0 FC6-4 5 WP 1-3 SF8 1B		2-3 K		0-0 1-2 HR	0-0 F9			0-0 5 3B 1B	5 3 3 0 0 1 2												
5 Jeff Bagwell, R (1, 3) OBP: 0.384, SLG: 0.528	4-2 FC6-4 1-2 BB			0-0 G3 WP 1B	1-2 F8				1-0 1-H 3B	4 1 2 1 1 1 2												
Eric Anthony, L (1, 9) OBP: 0.332, SLG: 0.415	0-1 FC6-4 CS			2-2 G3	0-1 HR			2-2 1B	1-3 K	5 1 2 4 0 1 4												
Ken Caminiti, S (1, 5) OBP: 0.297, SLG: 0.392	1-2 SF8			2-0 G4-3	4-2 BB			2-3 K	4-0 IBB	2 0 0 1 2 1 1												
Luis Gonzalez, L (1, 7) OBP: 0.359, SLG: 0.460	2-1 CS	2-2 G3-1		2-1 F8	2-2 F8			3-3 K	2-0 P5	5 0 0 0 0 1 4												
Scott Servais, R (1, 2) OBP: 0.324, SLG: 0.443		1-3 K			3-1 HR	4-0 FC3-6 1B BB			0-1 G3-1	3 1 1 1 1 1 0												
Andujar Cedeno, R (1, 6) OBP: 0.339, SLG: 0.401		2-3 K			2-2 HR	2-0 FC3-6 1B			2-1 P5	4 1 2 1 0 1 0												
Darryl Kile, R (1, 1) OBP: 0.114, SLG: 0.206			2-1 F7		2-3 K	0-3 K			1-1 G1-3	3 0 0 0 0 2 2												
Chris Donnels, L (8, PH) OBP: 0.340, SLG: 0.349										1 0 0 0 0 0 0												
Doug Jones, R (8, 1)										0 0 0 0 0 0 0												
Inning Stats	R: 2 E: 0 K: 0 S: 10	H: 1 LOB: 0 BB: 2 P: 22	R: 0 E: 0 K: 2 S: 10	H: 0 LOB: 0 BB: 0 P: 15	R: 0 E: 0 K: 2 S: 9	H: 0 LOB: 0 BB: 0 P: 14	R: 1 E: 0 K: 0 S: 7	H: 1 LOB: 0 BB: 0 P: 13	R: 5 E: 0 K: 1 S: 23	H: 5 LOB: 1 BB: 1 P: 38	R: 0 E: 0 K: 1 S: 7	H: 1 LOB: 2 BB: 1 P: 15	R: 0 E: 0 K: 3 S: 13	H: 1 LOB: 1 BB: 0 P: 23	R: 0 E: 0 K: 0 S: 6	H: 0 LOB: 0 BB: 0 P: 9	R: 1 E: 0 K: 1 S: 8	H: 2 LOB: 2 BB: 1 P: 17	1B: 7 2B: 0 3B: 1 HR: 3	SF: 1 SAC: 0 DP: 0 HBP: 0	WP: 3 PB: 0 SB: 0 CS: 1	PA: 43
PITCHER	IP WLS BF H R ER SO BB IBB HBP BLK WP HR S P ERA WHIP																					
Andy Benes, R (1, 1) ERA: 2.95	4.2 L 23 7 8 8 5 3 0 0 0 3 3 55 96 15.43 2.143																					
Pedro Martinez, L (5, 1) ERA: 2.45	2.1 10 2 0 0 4 1 0 0 0 0 0 24 44 0.00 1.286																					
Gene Harris, R (8, 1) ERA: 2.98	1.0 3 0 0 0 0 0 0 0 0 0 0 6 9 0.00 0.000																					
Mark Davis, L (9, 1) ERA: 4.93	1.0 6 2 1 1 1 0 1 0 0 0 0 8 17 9.00 2.000																					

Houston Astros @ San Diego Padres
 Jack Murphy Stadium, San Diego, CA
 Wed Aug 11 1993, 10:05 PM EDT
 Att. 11,141 - Unknown - 72 F

livebaseballscorecards.com

AB	36
R	9
H	11
RBI	8
BB	5
SO	10
LOB	17



Batter	1	2	3	4	5	6	7	8	9	AB R H RBI BB SO LOB
Jeff Gardner, L (1, 4) OBP: 0.344, SLG: 0.367	1-0 F7		4-2 BB HBP BB	0-3 K			0-0 G6-3		0-0 G6-3	4 1 0 0 1 1 0
Ricky Gutierrez, R (1, 6) OBP: 0.349, SLG: 0.354	4-2 E 1B 1B BB		1-1 BB BB 1-2 HR HBP	1-1 G6-3			2-3 K			2 2 0 0 1 1 0
Tony Gwynn, L (1, 9) OBP: 0.396, SLG: 0.498	1-0 1B E 1-2 1B		1-2 K			4-0 G4-6-3 BB		0-1 1B 1B		3 0 2 0 1 1 2
Phil Plantier, L (1, 7) OBP: 0.319, SLG: 0.514	1-0 E8 1-2 1B 2-3		4-2 BB 1-2 HR 2-3 BB			2-0 F9		2-1 F9		3 1 0 0 1 0 4
Guillermo Velasquez, L (1, 3) OBP: 0.265, SLG: 0.256	2-2 G6-4-3 1-2 1B 2-3 3-H		4-1 HR 1-2 BB 2-3 3-H			3-2 G4-6-3 1-2		1-2 F7		3 1 1 2 1 0 2
Craig Shipley, R (1, 5) OBP: 0.276, SLG: 0.339	1-0 G6-4-3 1-2		0-3 K			0-1 CS 1B		1-2 1B		4 0 2 0 0 1 6
Bill Bean, L (1, 8) OBP: 0.286, SLG: 0.423		0-0 F7	0-2 HR			1-0 F7		1-3 K		4 1 1 4 0 1 3
Mark Davis, L (9, 1) OBP: 0.333, SLG: 0.333			1-H 2-H 3-H							0 0 0 0 0 0 0
Kevin Higgins, L (1, 2) OBP: 0.301, SLG: 0.250		2-3 K	0-0 F9			3-1 P5 1-2			0-3 K	3 0 0 0 0 1 1
Phil Clark, R (9, PH) OBP: 0.365, SLG: 0.491										1 0 0 0 0 1 0
Andy Benes, R (1, 1) OBP: 0.175, SLG: 0.255		3-3 K							0-3 K	2 0 0 0 0 1 0
Pedro Martinez, L (5, 1)										0 0 0 0 0 0 0
Derek Bell, R (7, PH) OBP: 0.297, SLG: 0.414										1 0 0 0 0 1 0
Gene Harris, R (8, 1)										0 0 0 0 0 0 0
Jarvis Brown, R (9, 8) OBP: 0.222, SLG: 0.250										1 0 0 0 0 1 0

Inning Stats	R: 1	H: 2	E: 1	K: 0	S: 11	LOB: 2	BB: 1	P: 21	R: 0	H: 0	E: 0	K: 2	S: 7	LOB: 0	BB: 0	P: 12	R: 5	H: 1	E: 0	K: 2	S: 17	LOB: 0	BB: 3	P: 31	R: 0	H: 0	E: 0	K: 1	S: 6	LOB: 0	BB: 0	P: 7	R: 0	H: 1	E: 0	K: 0	S: 4	LOB: 0	BB: 1	P: 13	R: 0	H: 0	E: 0	K: 2	S: 8	LOB: 0	BB: 0	P: 10	R: 0	H: 2	E: 0	K: 1	S: 13	LOB: 2	BB: 0	P: 18	R: 0	H: 0	E: 0	K: 2	S: 7	LOB: 0	BB: 0	P: 7	1B: 5	SF: 0	2B: 0	SAC: 0	3B: 0	DP: 2	HR: 1	HBP: 1	WP: 0	PA: 37
--------------	------	------	------	------	-------	--------	-------	-------	------	------	------	------	------	--------	-------	-------	------	------	------	------	-------	--------	-------	-------	------	------	------	------	------	--------	-------	------	------	------	------	------	------	--------	-------	-------	------	------	------	------	------	--------	-------	-------	------	------	------	------	-------	--------	-------	-------	------	------	------	------	------	--------	-------	------	-------	-------	-------	--------	-------	-------	-------	--------	-------	--------

PITCHER	IP	WLS	BF	H	R	ER	SO	BB	IBB	HBP	BLK	WP	HR	S	P	ERA	WHIP
Darryl Kile, R (1, 1) ERA: 3.58	7.0	W	29	4	6	6	7	5	0	1	0	0	1	59	103	7.71	1.286
Doug Jones, R (8, 1) ERA: 4.28	2.0	S	8	2	0	0	3	0	0	0	0	0	0	20	25	0.00	1.000

BOTTOM

Houston Astros @ San Diego Padres
Jack Murphy Stadium, San Diego, CA

Wed Aug 11 1993, 10:05 PM EDT
Att. 11,141 - Unknown - 72 F

livebaseballscorecards.com

AB	31
R	6
H	6
RBI	6
BB	5
SO	10
LOB	18



Batter	1	2	3	4	5	6	7	8	9	AB R H RBI BB SO LOB	TOP		
Casey Candaele, S (1, 4) OBP: 0.321, SLG: 0.333	4-2 FC4-6 BB		4-0 5 CS BB		1-0 1B 5 G5-3 1-H 3-H 2B	0-1 L6			1-2 G4-3 2-H 2B	3 1 2 3 2 0 1			
Steve Finley, L (1, 8) OBP: 0.301, SLG: 0.349	1-2 FC4-6 5 G6-4-3 1-2f		0-1 L9		0-2 5 G5-3 2-3 1B		3-2 F8		1-2 G4-3 2-3	5 0 1 0 0 0 3			
5 Jeff Bagwell, R (1, 3) OBP: 0.384, SLG: 0.527	2-2 G6-4-3 1-2f		1-2 CS		0-1 2B		2-1 F9		4-1 BB	4 0 1 1 1 0 2			
Eric Anthony, L (1, 9) OBP: 0.330, SLG: 0.410		1-0 G3		2-1 G6-3		4-0 IBB		0-0 F7	2-0 F7	4 0 0 0 1 0 3			
Ken Caminiti, S (1, 5) OBP: 0.299, SLG: 0.390		4-2 BB BB		2-1 F8		2-3 K		4-2 CS BB		2 0 0 0 2 1 3			
Luis Gonzalez, L (1, 7) OBP: 0.358, SLG: 0.463		2-1 F8		1-2 G6-3		1-2 SF8 3B		1-3 K		4 1 1 0 0 1 3			
Eddie Taubensee, L (1, 2) OBP: 0.320, SLG: 0.428		4-0 1-2 BB			2-2 G4-3	0-0 P4		2-2 G3		3 0 0 0 1 0 2			
Andujar Cedeno, R (1, 6) OBP: 0.341, SLG: 0.401		0-0 G3			1-1 1B 2B 1B	2-2 SF8			4-2 S 2B BB	2 2 1 1 1 0 2			
Greg Swindell, L (1, 1) OBP: 0.225, SLG: 0.250 Kevin Bass, S (6, PH) OBP: 0.316, SLG: 0.386 Todd Jones, L (6, 1) Xavier Hernandez, L (7, 1) Rick Parker, R (9, PH) OBP: 0.371, SLG: 0.424 Doug Jones, R (9, 1)			0-0 G6-3		0-1 2B 1B	2-2 2B			3-3 K	2 1 1 0 0 0 0 1 0 1 0 0 0 0 0 0 0 0 0 0 0 0 0 0 0 0 0 0 1 0 0 0 0 1 1 0 0 0 0 0 0 0			
Inning Stats	R: 0 H: 0 E: 0 K: 0 S: 8 LOB: 0 BB: 1 P: 15	R: 0 H: 0 E: 0 K: 0 S: 6 LOB: 2 BB: 2 P: 17	R: 0 H: 0 E: 0 K: 0 S: 5 LOB: 0 BB: 1 P: 10	R: 0 H: 1 E: 0 K: 0 S: 9 LOB: 1 BB: 0 P: 14	R: 3 H: 4 E: 0 K: 1 S: 20 LOB: 2 BB: 1 P: 33	R: 1 H: 2 E: 0 K: 0 S: 13 LOB: 1 BB: 0 P: 18	R: 0 H: 0 E: 0 K: 0 S: 6 LOB: 0 BB: 0 P: 11	R: 0 H: 0 E: 0 K: 1 S: 9 LOB: 0 BB: 1 P: 16	R: 1 H: 1 E: 0 K: 1 S: 18 LOB: 2 BB: 2 P: 33	1B: 3 SF: 1 2B: 4 SAC: 0 3B: 1 DP: 1 HR: 0 HBP: 0	WP: 0 PA: 41 PB: 0 SB: 1 CS: 2		
PITCHER	IP WLS BF H R ER SO BB IBB HBP BLK WP HR S P ERA WHIP											PITCHER	IP WLS BF H R ER SO BB IBB HBP BLK WP HR S P ERA WHIP
Scott Sanders, R (1, 1) ERA: 3.86	5.0												
Trevor Hoffman, R (6, 1) ERA: 4.31	2.0 L												
Mark Davis, L (8, 1) ERA: 4.82	1.0												
Tim Mauser, R (9, 1) ERA: 4.5	1.0												

Houston Astros @ San Diego Padres
Jack Murphy Stadium, San Diego, CA

Thu Aug 12 1993, 6:33 AM EDT
Att. 10,340 - Sunny - 79 F

livebaseballscorecards.com

AB	31
R	5
H	8
RBI	5
BB	8
SO	3
LOB	20



Batter 1 2 3 4 5 6 7 8 9 AB R H RBI BB SO LOB TOP

Jeff Gardner, L (1, 4) <small>OBP: 0.341, SLG: 0.363</small>	0-0 	0-0 F8 		0-0 B4-3 		1-0 G6-3 		1-0 SH5-4 	4 0 1 0 0 0 2
Ricky Gutierrez, R (1, 6) <small>OBP: 0.347, SLG: 0.353</small>	1-3 		0-0 F9 	1-0 E9 G6-3 		2-2 CS 		4-1 	4 1 1 0 1 1 1
Tony Gwynn, L (1, 9) <small>OBP: 0.396, SLG: 0.496</small>	0-1 		3-2 G6-3 	2-2 G6-3 		4-0 BB 2B IBB 		0-0 G4-3 	4 1 1 1 1 0 2
Phil Plantier, L (1, 7) <small>OBP: 0.317, SLG: 0.505</small>	0-1 P5 		1-0 G3 	0-0 L1 		4-2 2B BB 			3 0 0 0 1 0 2
Derek Bell, R (1, 8) <small>OBP: 0.302, SLG: 0.425</small>	2-3 			0-0 		0-0 		0-0 	4 1 3 2 0 1 2
Guillermo Velasquez, L (1, 3) <small>OBP: 0.262, SLG: 0.253</small>		0-1 F7 		0-1 		1-0 P6 		1-0 G4-3 	4 0 1 0 0 0 0
Archi Cianfrocco, R (1, 5) Gene Harris, R (8, 1)		3-2 		2-3 		1-1 		4-2 G1-6-3 BB 	3 1 2 1 1 1 2 0 0 0 0 0 0 0
Brad Ausmus, R (1, 2) <small>OBP: 0.298, SLG: 0.378</small>		0-0 		2-0 F7 		0-1 F8 		0-0 G1-6-3 	4 0 1 0 0 0 3
Wally Whitehurst, R (1, 1) <small>OBP: 0.087, SLG: 0.087</small> Tim Teufel, R (6, PH) <small>OBP: 0.361, SLG: 0.452</small> Tim Worrell, R (6, 1) Craig Shipley, R (8, 5) <small>OBP: 0.284, SLG: 0.343</small>		1-3 		0-2 		2-1 F8 		0-0 S SH5-4 CS 1B 	2 0 0 0 0 2 4 1 0 0 0 0 0 0 0 0 0 0 0 0 0 1 0 1 0 0 0 0

Inning Stats	R: 0 H: 2 E: 0 LOB: 2 K: 2 BB: 0 S: 11 P: 14	R: 0 H: 2 E: 0 LOB: 2 K: 1 BB: 0 S: 10 P: 14	R: 0 H: 0 E: 0 LOB: 0 K: 0 BB: 0 S: 5 P: 9	R: 0 H: 2 E: 0 LOB: 2 K: 2 BB: 0 S: 12 P: 16	R: 1 H: 0 E: 1 LOB: 0 K: 0 BB: 0 S: 6 P: 9	R: 2 H: 2 E: 0 LOB: 0 K: 0 BB: 0 S: 8 P: 12	R: 1 H: 2 E: 0 LOB: 2 K: 0 BB: 2 S: 9 P: 20	R: 0 H: 0 E: 0 LOB: 0 K: 0 BB: 1 S: 4 P: 9	R: 0 H: 1 E: 0 LOB: 1 K: 0 BB: 1 S: 4 P: 9	1B: 7 SF: 0 2B: 2 SAC: 1 3B: 0 DP: 1 HR: 2 HBP: 0	WP: 0 PA: 39 PB: 0 SB: 1 CS: 2
--------------	--	--	--	--	--	---	---	--	--	---	--------------------------------

PITCHER	Kevin Gross, R (1, 1) <small>ERA: 4.43</small> Roger McDowell, R (7, 1) <small>ERA: 1.79</small> Omar Daal, L (9, 1) <small>ERA: 4.38</small>	IP WLS BF H R ER SO BB IBB HBP BLK WP HR S P ERA WHIP 6.2 L 31 9 4 3 5 1 1 0 0 0 2 60 93 4.05 1.500 1.1 4 1 0 0 0 1 0 0 0 0 0 5 10 0.00 1.500 1.0 4 1 0 0 0 1 0 0 0 0 0 4 9 0.00 2.000	PITCHER IP WLS BF H R ER SO BB IBB HBP BLK WP HR S P ERA WHIP 0 0 0 0 0 0 0 0 0 0 0 0 0 0 0.00 1.500 0 0 0 0 0 0 0 0 0 0 0 0 0 0 0.00 1.500 0 0 0 0 0 0 0 0 0 0 0 0 0 0 0.00 2.000
---------	---	---	---

San Diego Padres @ Los Angeles Dodgers
 Dodger Stadium, Los Angeles, CA
 Fri Aug 13 1993, 7:05 PM PDT
 Att. 36,684 - Unknown - 74 F

AB	34
R	4
H	11
RBI	4
BB	4
SO	5
LOB	18



Batter	1	2	3	4	5	6	7	8	9	AB	R	H	RBI	BB	SO	LOB
Brett Butler, L OBP: 0.386, SLG: 0.385 (1, 8)	L9		K		G3			K		4	0	0	0	0	2	3
Jose Offerman, S OBP: 0.342, SLG: 0.329 (1, 6)	G4-3			G6-4-3 1B		CS BB		1-2 1B		3	0	2	0	1	0	0
Eric Davis, R OBP: 0.306, SLG: 0.372 (1, 7)	WP 1B			G6-4-3 1-2f		G5-3 1-2		G6-3		4	0	1	0	0	0	4
Mike Piazza, R OBP: 0.351, SLG: 0.531 (1, 2)	F7			HR		G3			L1-3 BB	3	1	1	1	1	0	1
Eric Karros, R OBP: 0.300, SLG: 0.413 (1, 3)		G5-3		1B			P3		F7	4	0	1	0	0	0	1
Cory Snyder, R OBP: 0.329, SLG: 0.400 (1, 9)		K			FC4-6 1B		G5-3		L1-3	4	0	1	0	0	1	1
Tim Wallach, R OBP: 0.274, SLG: 0.366 (1, 5)		K			FC4-6 1B		G5-3		BB	3	0	1	0	1	1	0
Jody Reed, R OBP: 0.323, SLG: 0.336 (1, 4)			G6-3		F7			P3	G4-3	3	0	0	0	0	0	2
Henry Rodriguez, L OBP: 0.276, SLG: 0.409 (9, PH)										1	0	0	0	0	0	2
Kevin Gross, R OBP: 0.255, SLG: 0.302 (1, 1)			K		FC4-6			1B		2	0	0	0	0	1	2
Roger McDowell, R OBP: 0.500, SLG: 0.500 (7, 1)										0	0	0	0	0	0	0
Dave Hansen, L OBP: 0.422, SLG: 0.463 (8, PH)										1	0	1	0	0	0	0
Omar Daal, L (9, 1)										0	0	0	0	0	0	0

Inning Stats	R: 0	H: 1	E: 0	K: 0	S: 11	R: 0	H: 0	E: 0	K: 2	S: 9	R: 0	H: 0	E: 0	K: 2	S: 7	R: 1	H: 3	E: 0	K: 0	S: 11	R: 0	H: 2	E: 0	K: 0	S: 11	R: 0	H: 0	E: 0	K: 0	S: 6	R: 0	H: 0	E: 0	K: 1	S: 17	R: 0	H: 2	E: 0	K: 0	S: 8	R: 0	H: 0	E: 0	K: 0	S: 8	1B: 7	2B: 0	3B: 0	HR: 1	SF: 0	SAC: 0	DP: 1	HBP: 0	WP: 1	PB: 0	SB: 0	CS: 1	PA: 35
--------------	------	------	------	------	-------	------	------	------	------	------	------	------	------	------	------	------	------	------	------	-------	------	------	------	------	-------	------	------	------	------	------	------	------	------	------	-------	------	------	------	------	------	------	------	------	------	------	-------	-------	-------	-------	-------	--------	-------	--------	-------	-------	-------	-------	--------

PITCHER	IP	WLS	BF	H	R	ER	SO	BB	IBB	HBP	BLK	WP	HR	S	P	ERA	WHIP
Wally Whitehurst, R ERA: 3.72 (1, 1)	5.0	W	19	6	1	1	4	0	0	0	0	1	1	49	73	1.80	1.200
Tim Worrell, R ERA: 6.06 (6, 1)	2.2		10	2	0	0	1	1	0	0	0	0	0	24	35	0.00	1.125
Gene Harris, R ERA: 2.89 (8, 1)	1.1	S	6	0	0	0	0	2	0	0	0	0	0	14	25	0.00	1.500

BOTTOM

San Diego Padres @ Los Angeles Dodgers
Dodger Stadium, Los Angeles, CA

livebaseballscores.com

AB	32
R	1
H	8
RBI	1
BB	3
SO	5
LOB	16



Fri Aug 13 1993, 7:05 PM PDT
Att: 36,684 - Unknown - 74 F

Batter	1	2	3	4	5	6	7	8	9	AB R H RBI BB SO LOB	TOP			
Ricky Gutierrez, R (1, 6) OBP: 0.351, SLG: 0.361	2-1 FC5-4 1B		0-2 FC6-4 1-2f		1-1 1B		3-2 BB 1-H 2B	3-2 F9		5 0 3 1 0 0 3				
Tim Teufel, R (1, 4) OBP: 0.359, SLG: 0.444 Craig Shipley, R (7, PR) OBP: 0.283, SLG: 0.341 (7, 4)	2-2 FC5-4 1B 1-2f		3-2 G1-3		2-2 G5-3		4-1 BB BB	0-0 F9		3 0 0 0 1 0 3 1 0 0 0 0 0 0				
Tony Gwynn, L (1, 9) OBP: 0.403, SLG: 0.504	0-0 1B			0-0 2B 2B		1-1 1B	4-0 1-2 2-3 BB	0-0 1B		4 1 4 0 1 0 0				
Phil Plantier, L (1, 7) OBP: 0.315, SLG: 0.503	3-3 K 1-2			3-2 G3-1 2-H 2B		3-2 P5 1-2	3-2 F9	2-2 F7		5 0 1 1 0 1 7				
Derek Bell, R (1, 8) OBP: 0.301, SLG: 0.422		1-3 K		2-2 G3-1 2-3		3-3 K		2-1 1B 2B 1B	3-3 K	5 1 1 0 0 3 3				
Guillermo Velasquez, L (1, 3) OBP: 0.270, SLG: 0.263		1-2 G1-4-3 1B		0-1 G1-3		0-2 G3-1		0-0 2B 1-2 1B		4 0 2 0 0 0 2				
Archi Cianfrocco, R (1, 5) OBP: 0.282, SLG: 0.457		1-2 G1-4-3 1-2f		1-1 G6-3			0-3 K2-3	2-3 K		4 0 0 0 0 2 4				
Brad Ausmus, R (1, 2) OBP: 0.280, SLG: 0.354 Kevin Higgins, L (8, PH) OBP: 0.299, SLG: 0.248 (8, 2)			0-1 F8		0-0 G5-3		1-2 G1-3	1-3 K		3 0 0 0 0 0 0 1 0 0 0 0 1 2				
Doug Brocail, L (1, 1) OBP: 0.227, SLG: 0.227 Tim Mauser, R (4, 1) Jarvis Brown, R (5, PH) OBP: 0.211, SLG: 0.235 Kerry Taylor, R (5, 1) Phil Clark, R (7, PH) OBP: 0.394, SLG: 0.486 Trevor Hoffman, R (7, 1) Bill Bean, L (8, PH) OBP: 0.287, SLG: 0.430 Gene Harris, R (8, 1)			1-2 FC6-4 1B		3-3 K		1-1 E6 2B	0-0 1-3 2-H 2B		1 0 1 0 0 0 0 0 0 0 0 0 0 0 1 0 0 0 0 1 0 0 0 0 0 0 0 0 1 1 0 0 0 0 0 0 0 0 0 0 0 0 1 0 1 1 0 0 0 0 0 0 0 0 0 0				
Inning Stats	R: 0 H: 2 E: 0 LOB: 1 K: 1 BB: 0 S: 10 P: 17	R: 0 H: 1 E: 0 LOB: 0 K: 1 BB: 0 S: 9 P: 12	R: 0 H: 1 E: 0 LOB: 1 K: 0 BB: 0 S: 12 P: 16	R: 1 H: 2 E: 0 LOB: 1 K: 0 BB: 0 S: 13 P: 19	R: 0 H: 1 E: 0 LOB: 1 K: 1 BB: 0 S: 11 P: 17	R: 0 H: 1 E: 0 LOB: 1 K: 1 BB: 0 S: 11 P: 18	R: 1 H: 1 E: 1 LOB: 3 K: 1 BB: 2 S: 15 P: 31	R: 1 H: 3 E: 0 LOB: 2 K: 2 BB: 0 S: 16 P: 24	R: 0 H: 1 E: 0 LOB: 1 K: 1 BB: 0 S: 8 P: 13	1B: 9 SF: 0 2B: 4 SAC: 0 3B: 0 DP: 1 HR: 0 HBP: 0	WP: 0 PA: 41 PB: 0 SB: 1 CS: 0			
PITCHER	IP WLS BF H R ER SO BB IBB HBP BLK WP HR S P ERA WHIP												PITCHER	IP WLS BF H R ER SO BB IBB HBP BLK WP HR S P ERA WHIP
Tom Candiotti, R (1, 1) ERA: 2.49	7.0 W 31 9 2 1 5 2 0 0 0 0 0 0 81 130 1.29 1.571													
Pedro Martinez, R (8, 1) ERA: 2.42	0.2 5 3 1 1 2 0 0 0 0 0 0 0 10 15 13.50 4.500													
Jim Gott, R (8, 1) ERA: 2.17	1.1 S 5 1 0 0 1 0 0 0 0 0 0 0 14 22 0.00 0.750													

San Diego Padres @ Los Angeles Dodgers
Dodger Stadium, Los Angeles, CA

Sat Aug 14 1993, 7:05 PM PDT
Att. 45,812 - Unknown - 72 F

AB	39
R	3
H	13
RBI	3
BB	2
SO	8
LOB	24



Batter	1	2	3	4	5	6	7	8	9	AB	R	H	RBI	BB	SO	LOB
Brett Butler, L OBP: 0.385, SLG: 0.383 (1, 8)	2-2 G4-3	0-1 F8		4-0 PB CS BB		3-2 F7				3	0	0	0	1	0	2
Jody Reed, R OBP: 0.325, SLG: 0.336 (1, 4)	0-1 2B 1B		1-1 G6-3	4-2 BB			1-2 G6-3			3	1	1	0	1	0	0
Jose Offerman, S OBP: 0.344, SLG: 0.331 (1, 6)	3-2 E G4-3 2B		4-2 BB BB	2-3 K			2-1 L6			3	1	1	1	1	1	2
Mike Piazza, R OBP: 0.350, SLG: 0.528 (1, 2)	1-1 G4-3		4-0 1-2 BB		2-1 G6-3		1-1 G3-1			3	0	0	1	1	0	0
Eric Karros, R OBP: 0.288, SLG: 0.409 (1, 3)	3-2 F9		0-1 F7		2-0 P4		0-1 G6-3			4	0	0	0	0	0	2
Eric Davis, R OBP: 0.305, SLG: 0.371 (1, 7)		1-1 G6-3	3-2 G6-3		3-2 L9		0-2 E S 1B			4	0	1	0	0	0	2
Cory Snyder, R OBP: 0.333, SLG: 0.419 (1, 9)		2-0 HR		0-0 HR		1-3 K		4-0 G6-4-3 IBB		3	2	2	2	1	1	0
Dave Hansen, L OBP: 0.448, SLG: 0.491 (1, 5)		0-0 SH3 1B		3-1 CS SH3-4 1B		1-2 SH3 1B		0-0 G6-4-3		3	0	3	0	0	0	0
Tim Wallach, R OBP: 0.273, SLG: 0.364 (8, 5)								1-2f		1	0	0	0	0	0	2
Tom Candiotti, R OBP: 0.174, SLG: 0.200 (1, 1)		0-0 SH3		0-0 SH3-4		1-0 SH3				0	0	0	0	0	0	0
Pedro Martinez, R (8, 1)										0	0	0	0	0	0	0
Jim Gott, R (8, 1)										0	0	0	0	0	0	0

Inning Stats	R	H	E	K	S	R	H	E	K	S	R	H	E	K	S	R	H	E	K	S	R	H	E	K	S	R	H	E	K	S					
	2	2	1	0	25	1	2	0	7	10	0	0	0	9	21	1	2	0	1	22	0	0	0	0	6	13	0	0	0	12	11	0	1	0	11

PITCHER	IP	WLS	BF	H	R	ER	SO	BB	IBB	HBP	BLK	WP	HR	S	P	ERA	WHIP
Doug Brocail, R ERA: 5.02 (1, 1)	3.2	L	20	6	4	3	0	4	0	0	0	0	2	38	73	7.36	2.727
Tim Mauser, R ERA: 4.46 (4, 1)	0.1		1	0	0	0	1	0	0	0	0	0	0	3	5	0.00	0.000
Kerry Taylor, R ERA: 6.37 (5, 1)	2.0		7	1	0	0	1	0	0	0	0	0	0	24	37	0.00	0.500
Trevor Hoffman, R ERA: 4.24 (7, 1)	1.0		3	0	0	0	0	0	0	0	0	0	0	8	12	0.00	0.000
Gene Harris, R ERA: 2.83 (8, 1)	1.0		4	1	0	0	0	0	1	0	0	0	0	7	11	0.00	1.000


BOTTOM

San Diego Padres @ Los Angeles Dodgers
Dodger Stadium, Los Angeles, CA

Sat Aug 14 1993, 7:05 PM PDT
Att: 45,812 - Unknown - 72 F

AB	27
R	4
H	8
RBI	4
BB	5
SO	2
LOB	10

livebaseballscorecards.com



WP: 0	PA: 35
PB: 1	
SB: 1	
CS: 2	

Batter	1	2	3	4	5	6	7	8	9	AB R H RBI BB SO LOB	TOP
Jeff Gardner, L (1, 4) OBP: 0.345, SLG: 0.373 Tim Teufel, R (9, PH) OBP: 0.355, SLG: 0.438	2-1 1B 2B		0-2 G5-3 1B	1-1 G4-6-3 1B		0-1 2-3 1B			2-3 K 1	4 0 3 0 0 0 0 1 0 0 0 0 1 0	
Ricky Gutierrez, R (1, 6) OBP: 0.353, SLG: 0.359	2-2 F9 1		4-2 1B 1B HBP BB	2-1 G4-6-3 1-2f		1-1 G4-3 3			1-3 K 2	4 1 0 0 1 1 4	
Tony Gwynn, L (1, 9) OBP: 0.400, SLG: 0.498	1-2 F7 2		0-0 HBP 1B 1-2 1B		0-0 F8 1				2-1 G6-3 1	5 1 1 0 0 0 1	
Phil Plantier, L (1, 7) OBP: 0.325, SLG: 0.506	4-1 1B BB		0-2 HBP 1B 1-2 2-3 1B		2-1 2B				4-1 G6-4-3 BB	2 1 2 0 2 0 0	
Derek Bell, R (1, 8) OBP: 0.302, SLG: 0.422	0-0 1-2 2-H 1B		1-2 1B FC4-6 HBP		1-2 G5-3 2				0-0 G6-4-3 2 3 1-2f	3 1 1 1 0 0 2	
Guillermo Velasquez, L (1, 3) OBP: 0.277, SLG: 0.271		1-1 F8 1	1-1 FC4-6 1-3 2-H 3-H 1B		2-2 G6-3 3				2-1 G4-3 1	4 0 1 2 0 0 1	
Archi Cianfrocco, R (1, 5) OBP: 0.280, SLG: 0.448		1-3 K 2	0-1 FC4-6 1-2f 3-H		0-0 F7 1				0-1 DI 1B	4 0 1 1 0 1 1	
Brad Ausmus, R (1, 2) OBP: 0.263, SLG: 0.327		2-2 E5 1	0-1 L4 3		0-0 1B SH3-4 1B				2-2 L5 2	4 0 1 0 0 0 2	
Andy Benes, R (1, 1) OBP: 0.169, SLG: 0.246 Tim Mauser, R (7, 1) Bill Bean, L (8, PH) OBP: 0.282, SLG: 0.426 Mark Davis, L (8, 1) OBP: 0.333, SLG: 0.333 Trevor Hoffman, R (8, 1)		1-2 G1-3 3		1-3 K 1		0-0 SH3-4 2			2-1 P6 1-2 3	2 0 0 0 0 1 1 0 0 0 0 0 0 0 1 0 0 0 0 0 1 0 0 0 0 0 0 0 0 0 0 0 0 0 0	
Inning Stats	R: 0 H: 2 E: 0 LOB: 2 K: 0 BB: 1 S: 11 P: 20	R: 0 H: 0 E: 1 LOB: 1 K: 1 BB: 0 S: 13 P: 18	R: 4 H: 3 E: 0 LOB: 1 K: 0 BB: 1 S: 17 P: 23	R: 0 H: 1 E: 0 LOB: 0 K: 1 BB: 0 S: 7 P: 11	R: 0 H: 1 E: 0 LOB: 1 K: 0 BB: 0 S: 10 P: 15	R: 0 H: 2 E: 0 LOB: 2 K: 0 BB: 0 S: 7 P: 8	R: 0 H: 0 E: 0 LOB: 0 K: 0 BB: 1 S: 4 P: 10	R: 0 H: 1 E: 0 LOB: 1 K: 0 BB: 0 S: 9 P: 15	R: 0 H: 0 E: 0 LOB: 0 K: 2 BB: 0 S: 9 P: 12	1B: 8 SF: 0 2B: 2 SAC: 1 3B: 0 DP: 2 HR: 0 HBP: 1	WP: 0 PA: 39 PB: 0 SB: 0 CS: 0
PITCHER Bob Tewksbury, R (1, 1) ERA: 3.8 Lee Guetterman, L (7, 1) ERA: 4.21 Mike Perez, R (8, 1) ERA: 2.23 Rob Murphy, L (9, 1) ERA: 4.47	IP WLS BF H R ER SO BB IBB HBP BLK WP HR S P ERA WHIP 6.0 W 29 9 4 4 2 2 0 1 0 0 0 0 65 95 6.00 1.833 1.0 3 0 0 0 0 1 0 0 0 0 0 0 4 10 0.00 1.000 1.0 4 1 0 0 0 0 0 0 0 0 0 0 9 15 0.00 1.000 1.0 3 0 0 0 0 2 0 0 0 0 0 0 9 12 0.00 0.000		PITCHER IP WLS BF H R ER SO BB IBB HBP BLK WP HR S P ERA WHIP								

San Diego Padres @ St. Louis Cardinals
 Busch Stadium, St. Louis, MO
 Tue Aug 17 1993, 7:05 PM CDT
 Att. 31,158 - Unknown - 94 F

AB	34
R	4
H	10
RBI	4
BB	3
SO	4
LOB	13



WP: 0	PA: 39
PB: 0	
SB: 0	
CS: 0	

ERA	WHIP
-----	------

Batter	1	2	3	4	5	6	7	8	9	AB	R	H	RBI	BB	SO	LOB		
Bernard Gilkey, R (1, 3) <small>OBP: 0.383, SLG: 0.508</small> Mike Perez, R (8, 1) Rob Murphy, L (9, 1) <small>OBP: 0.500, SLG: 0.500</small>	0-0 F8	4-1 1B 2B BB	4-0 S BB			0-1 G5-3	3-2 G6-3			3	1	0	0	2	0	2		
Ozzie Smith, S (1, 6) <small>OBP: 0.331, SLG: 0.347</small>	2-2 BB BB 1B	0-0 1-2 2B 1B 3-H	2-1 G4-3			1-0 L6		4-1 S BB		4	1	2	1	1	0	2		
Ray Lankford, L (1, 8) <small>OBP: 0.396, SLG: 0.367</small>	4-2 1-2 BB BB	3-1 1B 1B 2B 1-H 2-H		2-0 HR		2-2 P5		3-1 F7		4	2	2	3	1	0	1		
Todd Zeile, R (1, 5) <small>OBP: 0.354, SLG: 0.429</small>	4-1 1-2 2-3 BB	2-0 1B 1B		1-1 F9			2-0 BB PB FC5-4 1B	1-3 K		4	2	2	0	1	1	1		
Brian Jordan, R (1, 7) <small>OBP: 0.357, SLG: 0.569</small>	1-0 P4	1-2 1B		0-2 G4-3			2-2 F8	0-1 P3		5	0	1	2	0	0	5		
Mark Whiten, S (1, 9) <small>OBP: 0.322, SLG: 0.425</small>	0-0 P3	1-1 F8		1-0 F8			4-0 FC5-4 E IBB			3	1	0	0	1	0	4		
Luis Alicea, S (1, 4) <small>OBP: 0.386, SLG: 0.392</small>		1-1 WP G6-3 1B	3-2 G6-3 S 1B		0-2 F7		4-2 FC5-4 BB			3	1	2	0	1	0	0		
Tom Pagnozzi, R (1, 2) <small>OBP: 0.279, SLG: 0.378</small>		1-0 G6-3	1-2 E5 G6-3		0-1 F8		0-0 FC5-4 E			4	0	0	1	0	0	4		
Bob Tewksbury, R (1, 1) <small>OBP: 0.237, SLG: 0.228</small> Lee Guetterman, L (7, 1) <small>OBP: 0.500, SLG: 1.000</small> Gregg Jefferies, S (7, PH) <small>OBP: 0.396, SLG: 0.492</small> Rod Brewer, L (7, PR) <small>OBP: 0.322, SLG: 0.333</small>		3-3 K	1-0 G6-3		2-1 G5-3		4-1 SAFE BB			3	0	0	0	0	1	3		
Inning Stats	R: 0 E: 0 K: 0 S: 9	H: 1 LOB: 3 BB: 2 P: 20	R: 5 E: 0 K: 1 S: 16	H: 5 LOB: 1 BB: 1 P: 32	R: 0 E: 1 K: 0 S: 9	H: 1 LOB: 2 BB: 1 P: 20	R: 1 E: 0 K: 0 S: 7	H: 1 LOB: 0 BB: 0 P: 11	R: 0 E: 0 K: 0 S: 7	H: 0 LOB: 0 BB: 0 P: 9	R: 2 E: 1 K: 0 S: 12	H: 1 LOB: 2 BB: 3 P: 31	R: 0 E: 0 K: 1 S: 9	H: 0 LOB: 1 BB: 1 P: 17	1B: 7 2B: 1 3B: 0 HR: 1	SF: 0 SAC: 0 DP: 1 HBP: 0	WP: 1 PB: 1 SB: 3 CS: 0	PA: 41

BOTTOM

San Diego Padres @ St. Louis Cardinals
 Busch Stadium, St. Louis, MO
 Tue Aug 17 1993, 7:05 PM CDT
 Att: 31,158 - Unknown - 94 F

livebaseballscorecards.com

AB 33
 R 8
 H 9
 RBI 7
 BB 8
 SO 2
 LOB 22



PITCHER																IP	WLS	BF	H	R	ER	SO	BB	IBB	HBP	BLK	WP	HR	S	P	ERA	WHIP			
Andy Benes, R (1, 1)																	6.2	L	35	9	8	8	7	1	5	1	0	0	1	1	61	120	9.45	2.100	
Tim Mauser, R (7, 1)																	0.1		2	0	0	0	0	1	0	0	0	0	0	0	0	5	12	0.00	3.000
Mark Davis, L (8, 1)																	0.1		2	0	0	0	0	1	0	0	0	0	0	3	10	0.00	3.000		
Trevor Hoffman, R (8, 1)																	0.2		2	0	0	0	1	0	0	0	0	0	0	6	7	0.00	0.000		

San Diego Padres @ St. Louis Cardinals
 Busch Stadium, St. Louis, MO

Wed Aug 18 1993, 7:05 PM CDT
 Att. 29,433 - Unknown - 84 F

AB	30
R	0
H	4
RBI	0
BB	1
SO	7
LOB	6



WP:	0	PA:	31
PB:	0		
SB:	0		
CS:	0		

AB	R	H	RBI	BB	SO	LOB
4	0	1	0	0	0	0
4	0	0	0	0	1	1
4	0	1	0	0	0	0
4	0	1	0	0	0	1
3	0	0	0	0	0	1
2	0	0	0	1	2	0
3	0	1	0	0	1	1
3	0	0	0	0	2	1
2	0	0	0	0	1	0
0	0	0	0	0	0	0
0	0	0	0	0	0	0
1	0	0	0	0	0	1
0	0	0	0	0	0	0

Batter	1	2	3	4	5	6	7	8	9																				
Ricky Gutierrez, R (1, 6) OBP: 0.352, SLG: 0.358	2-2 F9		1-2 L9			1-1 1B			1-1 F9																				
Tim Teufel, R (1, 4) OBP: 0.347, SLG: 0.428	1-3 K			2-1 F8		2-1 F9			0-1 G6-3																				
Tony Gwynn, L (1, 9) OBP: 0.398, SLG: 0.495	0-0 G6-3			1-0 F8			2-2 F7		0-1 FC6-4 1B																				
Derek Bell, R (1, 8) OBP: 0.302, SLG: 0.421		1-0 G5-4-3 1B		0-1 L7			0-0 F9		0-0 FC6-4 1-2f																				
Phil Clark, R (1, 3) OBP: 0.356, SLG: 0.475		2-1 G5-4-3 1-2f			0-0 F8		2-1 G6-3																						
Phil Plantier, L (1, 7) OBP: 0.325, SLG: 0.503		4-2 BB			2-3 K			2-3 K																					
Archi Cianfrocco, R (1, 5) OBP: 0.281, SLG: 0.446		1-2 F9			2-3 K			1-1 1B																					
Brad Ausmus, R (1, 2) OBP: 0.250, SLG: 0.310			1-3 K			0-0 G4-3		1-3 K																					
Doug Brocail, L (1, 1) OBP: 0.208, SLG: 0.208			0-0 G4-3			1-3 K		3-2 F9																					
Pedro Martinez, L (7, 1)																													
Tim Worrell, R (7, 1)																													
Craig Shipley, R (8, PH) OBP: 0.281, SLG: 0.339																													
Gene Harris, R (8, 1)																													
Inning Stats	R: 0 E: 0 K: 1 S: 8	H: 0 LOB: 0 BB: 0 P: 11	R: 0 E: 0 K: 0 S: 8	H: 1 LOB: 1 BB: 1 P: 16	R: 0 E: 0 K: 1 S: 7	H: 0 LOB: 0 BB: 0 P: 9	R: 0 E: 0 K: 0 S: 5	H: 0 LOB: 0 BB: 0 P: 8	R: 0 E: 0 K: 2 S: 9	H: 0 LOB: 0 BB: 0 P: 13	R: 0 E: 0 K: 1 S: 8	H: 1 LOB: 1 BB: 0 P: 12	R: 0 E: 0 K: 0 S: 6	H: 0 LOB: 0 BB: 0 P: 10	R: 0 E: 0 K: 2 S: 13	H: 1 LOB: 1 BB: 0 P: 20	R: 0 E: 0 K: 0 S: 7	H: 1 LOB: 1 BB: 0 P: 8											
PITCHER	IP	WLS	BF	H	R	ER	SO	BB	IBB	HBP	BLK	WP	HR	S	P	ERA	WHIP												
Donovan Osborne, L (1, 1) ERA: 3.53	7.0	W	23	2	0	0	5	1	0	0	0	0	0	51	79	0.00	0.429												
Rob Murphy, L (8, 1) ERA: 4.3	2.0	S	8	2	0	0	2	0	0	0	0	0	0	20	28	0.00	1.000												

WP:	0	PA:	31
PB:	0		
SB:	0		
CS:	0		

Batter	1	2	3	4	5	6	7	8	9
Bernard Gilkey, R (1, 7) OBP: 0.380, SLG: 0.504 Rob Murphy, L (8, 1) OBP: 0.500, SLG: 0.500	1-3 K		0-0 L8		3-2 G4-3		0-0 SF9		
Ozzie Smith, S (1, 6) OBP: 0.334, SLG: 0.354	4-2 G4-3 BB			1-0 F8 1B		3-2 F7	3-2 3-H 2B 3B		
Gregg Jefferies, S (1, 3) OBP: 0.400, SLG: 0.500	3-2 G4-3			1-0 HBP 1B		2-1 1B 2B	3-2 3-H 2B		
Todd Zeile, R (1, 5) OBP: 0.353, SLG: 0.427	3-2 P2			1-1 F8		0-1 1B	2-1 L8		
Ray Lankford, L (1, 8)		2-2 E3 G5-4-3		3-2 F8		4-0 IBB	0-2 F7		
Brian Jordan, R (1, 9) OBP: 0.355, SLG: 0.560		0-0 G5-4-3 1-2f		1-0 1-2 HBP		0-0 F8	2-3 K2-3		
Luis Alicea, S (1, 4) OBP: 0.387, SLG: 0.391		2-2 F7		0-0 G4-3			4-1 E S SF9 BB 1B 1B		
Tom Pagnozzi, R (1, 2) OBP: 0.279, SLG: 0.376			1-1 G6-3		1-0 G6-3		3-2 F7	2-1 1B	
Donovan Osborne, S (1, 1) OBP: 0.250, SLG: 0.224 Mark Whiten, S (7, PH) OBP: 0.321, SLG: 0.423 (8, 7)			0-3 K		2-3 K		2-2 FC5 3B	3-3 K	

AB	R	H	RBI	BB	SO	LOB
3	0	0	1	0	1	0
0	0	0	0	0	0	0
3	1	2	1	1	0	0
4	0	3	1	0	0	1
4	0	1	0	0	0	4
3	0	0	0	1	0	2
3	0	0	0	0	1	3
3	2	1	0	1	0	3
4	0	1	1	0	0	1
2	0	0	0	0	2	0
2	1	0	0	0	1	2

BOTTOM

San Diego Padres @ St. Louis Cardinals
 Busch Stadium, St. Louis, MO

Wed Aug 18 1993, 7:05 PM CDT
 Att: 29,433 - Unknown - 84 F

AB	31
R	4
H	8
RBI	4
BB	3
SO	5
LOB	16



Inning Stats		R: 0	H: 0	R: 0	H: 0	R: 0	H: 0	R: 0	H: 2	R: 0	H: 0	R: 3	H: 2	R: 1	H: 2
E: 0	LOB: 1	E: 1	LOB: 0	E: 0	LOB: 3	E: 0	LOB: 2	E: 1	LOB: 1	E: 0	LOB: 1	E: 1	LOB: 1	E: 0	LOB: 1
K: 1	BB: 1	K: 0	BB: 0	K: 0	BB: 1	K: 0	BB: 1	K: 2	BB: 0	K: 1	BB: 0	K: 0	BB: 1	K: 2	BB: 0
S: 11	P: 22	S: 9	P: 13	S: 8	P: 15	S: 8	P: 17	S: 21	P: 37	S: 16	P: 25	S: 21	P: 37	S: 16	P: 25

PITCHER		IP	WLS	BF	H	R	ER	SO	BB	IBB	HBP	BLK	WP	HR	S	P	ERA	WHIP
Doug Brocail, R (1, 1)	ERA: 4.64	6.2	L	29	5	3	0	3	2	1	1	0	0	0	67	116	0.00	1.050
Pedro Martinez, L (7, 1)	ERA: 2.45	0.0		1	1	0	0	0	0	0	0	0	0	0	3	6	∞	∞
Tim Worrell, R (7, 1)	ERA: 5.79	0.1		1	0	0	0	0	0	0	0	0	0	2	4	0.00	0.000	
Gene Harris, R (8, 1)	ERA: 2.96	1.0		5	2	1	1	2	0	0	0	0	0	16	25	9.00	2.000	

WP	PA	ERA	WHIP
0	36		
0			
2			
0			

Batter	1	2	3	4	5	6	7	8	9	AB R H RBI BB SO LOB	TOP																		
Craig Shipley, R (1, 6) OBP: 0.280, SLG: 0.333	0-3 K		0-0 K			4-1 E SH1-4 1-2 BB		0-0 L9		3 0 0 0 1 1 0	San Diego Padres @ St. Louis Cardinals Busch Stadium, St. Louis, MO Thu Aug 19 1993, 3:33 AM CDT Att. 31,526 - Sunny - 96 F																		
Tim Teufel, R (1, 4) Mark Davis, L (8, 1) OBP: 0.342, SLG: 0.420 OBP: 0.333, SLG: 0.333	0-0 G4-3		0-3 K			0-0 SH1-4		1-2 G4-3		3 0 0 0 0 1 0 0 0 0 0 0 0 0																			
Tony Gwynn, L (1, 9) OBP: 0.395, SLG: 0.491	0-0 G4-3				0-0 F9	0-1 L5		2-2 G3		4 0 0 0 0 0 2																			
Derek Bell, R (1, 8) OBP: 0.302, SLG: 0.419		0-3 K			0-0 G5-3	0-1 E1 FC4		2-1 S 1B		4 0 1 0 0 1 1																			
Phil Clark, R (1, 3) Bill Bean, L (9, PH) OBP: 0.351, SLG: 0.467 OBP: 0.279, SLG: 0.422		0-0 F9			2-2 G5-3	0-0 FC4 1-2f		2-3 SAFE SAFE K 1-3		3 0 0 0 0 0 2 1 0 0 0 0 1 1																			
Phil Plantier, L (1, 7) OBP: 0.326, SLG: 0.510		0-0 HR			1-3 K		2-2 P4	4-0 BB		3 1 1 1 1 1 0																			
Archi Cianfrocco, R (1, 5) Guillermo Velasquez, L (9, PH) OBP: 0.286, SLG: 0.438 OBP: 0.275, SLG: 0.269		0-0 E5			3-2 F9		1-1 G4-3	1-3 K		3 0 0 0 0 0 0 1 0 0 0 0 1 2																			
Brad Ausmus, R (1, 2) OBP: 0.238, SLG: 0.295		0-0 G6-3			1-1 G5-3		1-2 G6-3			3 0 0 0 0 0 1																			
Wally Whitehurst, R (1, 1) Kerry Taylor, R (5, 1) Jarvis Brown, R (6, PH) Trevor Hoffman, R (6, 1) Jeff Gardner, L (8, PH) OBP: 0.083, SLG: 0.083 OBP: 0.250, SLG: 0.278 OBP: 0.344, SLG: 0.372			0-3 K			0-0 SH1-4 E 1B		0-0 G6-3		1 0 0 0 0 0 1 0 0 0 0 0 0 0 0 0 1 1 1 0 0 0 0 0 0 0 0 0 0 0 0 0 1 0 0 0 0 0 0 0																			
Inning Stats	R: 0 E: 0 K: 1 S: 5	H: 0 LOB: 0 BB: 0 P: 5	R: 1 E: 1 K: 1 S: 7	H: 1 LOB: 1 BB: 0 P: 7	R: 0 E: 0 K: 2 S: 7	H: 0 LOB: 0 BB: 0 P: 7	R: 0 E: 0 K: 0 S: 5	H: 0 LOB: 0 BB: 0 P: 7	R: 0 E: 0 K: 1 S: 9	H: 0 LOB: 0 BB: 0 P: 14		R: 1 E: 1 K: 0 S: 8	H: 1 LOB: 2 BB: 1 P: 12	R: 0 E: 0 K: 0 S: 11	H: 0 LOB: 0 BB: 0 P: 15	R: 0 E: 0 K: 0 S: 5	H: 0 LOB: 0 BB: 0 P: 6	R: 0 E: 0 K: 2 S: 11	H: 1 LOB: 2 BB: 1 P: 22	1B: 2 2B: 0 3B: 0 HR: 1	SF: 0 SAC: 1 DP: 0 HBP: 0	WP: 0 PB: 0 SB: 2 CS: 0	PA: 34						
PITCHER	IP WLS BF H R ER SO BB IBB HBP BLK WP HR S P ERA WHIP																												
Allen Watson, L (1, 1) ERA: 2.86	5.2		21	2	2	1	5	1	0	0	0	0	0	1	38	49	1.59	0.529											
Omar Olivares, R (6, 1) ERA: 4.34	1.1		5	0	0	0	0	0	0	0	0	0	0	0	14	18	0.00	0.000											
Mike Perez, R (8, 1) ERA: 2.19	1.0	W	3	0	0	0	0	0	0	0	0	0	0	5	6	0.00	0.000												
Lee Smith, R (9, 1) ERA: 4.56	1.0	S	5	1	0	0	2	1	0	0	0	0	0	11	22	0.00	2.000												

AB	31
R	2
H	3
RBI	1
BB	2
SO	7
LOB	9



BOTTOM

San Diego Padres @ St. Louis Cardinals
Busch Stadium, St. Louis, MO
Thu Aug 19 1993, 3:33 AM CDT
Att. 31,526 - Sunny - 96 F

livebaseballscorecards.com

AB 30
R 3
H 7
RBI 3
BB 2
SO 3
LOB 16



WP: 0 PA: 34
PB: 0
SB: 1
CS: 0

AB	R	H	RBI	BB	SO	LOB
3	0	0	0	0	0	1
4	1	2	0	0	0	2
4	0	1	0	0	1	3
3	0	0	0	1	1	4
3	1	1	0	1	0	2
3	0	0	1	0	0	1
4	0	0	0	0	1	3
3	1	1	1	0	0	0
2	0	2	1	0	0	0
0	0	0	0	0	0	0
1	0	0	0	0	0	0
0	0	0	0	0	0	0
1B: 3	SF: 1	WP: 0	PA: 34			
2B: 4	SAC: 0	PB: 0				
3B: 0	DP: 0	SB: 1				
HR: 0	HBP: 1	CS: 0				

Batter	1	2	3	4	5	6	7	8	9
Bernard Gilkey, R OBP: 0.379, SLG: 0.500 (1, 7) X	0-0 G6-3 ①		H 1-0 HBP	X 0-0 G6-3 ③			X 0-2 F9 ③		
Ozzie Smith, S OBP: 0.335, SLG: 0.355 (1, 6) X	0-0 1B 1B		X 0-0 F7 ①		B 1-0 P3 ①		X 0-0 S G4-3 SF7 1B		
Gregg Jefferies, S OBP: 0.398, SLG: 0.498 (1, 3) X	0-0 1-2 1B		S S 0-3 K ②		B 1-2 F8 ②		B 1-0 SAFE G4-3 ①		
Todd Zeile, R OBP: 0.352, SLG: 0.424 (1, 5) X	0-0 F7 ②		B 3-3 K ③		B 1-0 F9 ③		I 4-0 BB IBB		
Ray Lankford, L OBP: 0.395, SLG: 0.366 (1, 8) X	0-0 ③		C 1-1 B X G4-3 2B		C 0-1 F9 ①		B 4-2 S C B B 1-2 2-3 BB		
Mark Whiten, S OBP: 0.318, SLG: 0.420 (1, 9)		X 0-0 F7 ①		X 0-0 G4-3 ①		B 2-2 F B F X G3 ②		S 0-1 X SF7 ②	
Luis Alicea, S OBP: 0.382, SLG: 0.385 (1, 4)		X 0-0 G3 ②		C 1-3 B S K ②		B 3-2 C L F B F X F9 ③		C 0-1 X F8 ③	
Erik Pappas, R OBP: 0.381, SLG: 0.368 (1, 2)		X 0-0 G5-3 ③		X 0-0 2B ③			X 0-0 G5-3 ①		
Allen Watson, L OBP: 0.333, SLG: 0.412 (1, 1)			X 0-0 2B ③				X 0-0 G3 ②		
Omar Olivares, R OBP: 0.294, SLG: 0.353 (6, 1)									
Rod Brewer, L OBP: 0.320, SLG: 0.330 (7, PH)									
Mike Perez, R (8, 1)									
Lee Smith, R (9, 1)									

Inning Stats	R: 0	H: 2	E: 0	K: 0	S: 5	H: 0	LOB: 2	BB: 0	P: 5	R: 0	H: 0	E: 0	K: 0	S: 3	R: 0	H: 1	E: 0	K: 2	S: 8	R: 2	H: 3	E: 0	K: 1	S: 9	R: 0	H: 0	E: 0	K: 0	S: 6	R: 0	H: 0	E: 0	K: 0	S: 13	R: 0	H: 0	E: 0	K: 0	S: 6	R: 1	H: 1	E: 0	K: 0	S: 8
--------------	------	------	------	------	------	------	--------	-------	------	------	------	------	------	------	------	------	------	------	------	------	------	------	------	------	------	------	------	------	------	------	------	------	------	-------	------	------	------	------	------	------	------	------	------	------

PITCHER	IP	WLS	BF	H	R	ER	SO	BB	IBB	HBP	BLK	WP	HR	S	P	ERA	WHIP
Wally Whitehurst, R ERA: 3.75 (1, 1)	4.0		19	6	2	2	3	0	0	0	0	0	0	25	32	4.50	1.500
Kerry Taylor, R ERA: 6.26 (5, 1)	1.0		3	0	0	0	0	0	0	0	0	0	0	6	9	0.00	0.000
Trevor Hoffman, R ERA: 4.07 (6, 1)	2.0		6	0	0	0	0	0	0	0	0	0	0	19	24	0.00	0.000
Mark Davis, L ERA: 4.88 (8, 1)	1.0	L	6	1	1	1	0	1	1	0	0	0	0	8	17	9.00	2.000

BB	IBB	HBP	BLK	WP	HR	S	P	ERA	WHIP
0	0	0	0	0	0	25	32	4.50	1.500
0	0	0	0	0	0	6	9	0.00	0.000
0	0	0	0	0	0	19	24	0.00	0.000
1	1	0	0	0	0	8	17	9.00	2.000

Batter	1	2	3	4	5	6	7	8	9	AB R H RBI BB SO LOB	TOP																									
Carlos Garcia, R (1, 4) OBP: 0.332, SLG: 0.428	1-3 K		1-1 CS 2-H 1B		1-1 FC6-2 2B 1B		1-1 FC3-6 2B 1B	1-0 1B		5 1 4 1 0 1 0																										
Jay Bell, R (1, 6) OBP: 0.385, SLG: 0.451	0-3 K		3-0 CS 1-2	2-2 BB 1B	2-0 2B		1-0 FC1-5 FC3-6 1-2 2-3	2-2 1B 3-H		5 1 3 1 0 1 2																										
Orlando Merced, S (1, 9) OBP: 0.422, SLG: 0.458	0-2 F7			4-0 2B 1-2 G3 BB	1-1 FC6-2		2-2 FC3-6 2B 1-2f 2-3	2-1 G3-1		4 1 0 0 1 0 6																										
Dave Clark, L (5, 7) Blas Minor, R (5, 1) Lloyd McClellan, R (7, PH) Brian Shouse, L (7, 1) Mark Petkovsek, R (7, 1) Jeff Ballard, L (8, 1) Mark Dewey, R (8, 1)		1-1 G3-6 1B		1-1 G3 1-3 2-H 2B	0-3 K		1-2 2B 1-3 3-H		4-2 BB BB	3 1 2 1 0 1 2 0 0 0 0 0 0 0 1 0 1 1 0 1 0 0																										
Al Martin, L (1, 8) OBP: 0.333, SLG: 0.437		2-1 G3-6 1-2f		1-1 G3 2-3 3-H		1-3 K	0-3 K		4-0 BB	4 0 0 1 1 2 4																										
Kevin Young, R (1, 3) OBP: 0.302, SLG: 0.320		1-2 F9		2-1 FC6-4 1B 3-H		1-0 P6		4-1 SH3 1B BB	1-0 B1	4 1 1 0 1 0 2																										
Tom Foley, L (1, 5) OBP: 0.287, SLG: 0.391			0-0 F8	1-2 FC6-4 1-2f		3-2 1B		1-1 SH3	0-3 K	4 0 1 0 0 1 3																										
Tom Prince, R (1, 2) OBP: 0.245, SLG: 0.266			4-2 SH1-4 1B BB	1-3 K		0-3 K		0-1 F8	2-0 F8	4 1 0 0 1 2 5																										
Randy Tomlin, L (1, 1) Lonnie Smith, R (5, PH) (5, 7)			0-0 SH1-4		0-0 P3		2-2 FC1-5 1B 1B	0-0 1B 2-H 1B		0 0 0 0 0 0 0 3 1 2 1 0 0 0																										
Inning Stats	R: 0 E: 0 K: 2 S: 9	H: 0 LOB: 0 BB: 0 P: 10	R: 0 E: 0 K: 0 S: 7	H: 1 LOB: 0 BB: 0 P: 11	R: 1 E: 0 K: 0 S: 7	H: 1 LOB: 1 BB: 1 P: 15	R: 3 E: 0 K: 1 S: 16	H: 3 LOB: 1 BB: 1 P: 28	R: 0 E: 0 K: 1 S: 9	H: 2 LOB: 2 BB: 0 P: 13	R: 0 E: 0 K: 2 S: 10	H: 1 LOB: 1 BB: 0 P: 15	R: 1 E: 0 K: 1 S: 16	H: 3 LOB: 2 BB: 0 P: 23	R: 2 E: 0 K: 0 S: 13	H: 3 LOB: 2 BB: 1 P: 23	R: 0 E: 0 K: 1 S: 7	H: 0 LOB: 2 BB: 2 P: 18	1B: 11 2B: 3 3B: 0 HR: 0	SF: 0 SAC: 2 DP: 1 HBP: 0	WP: 1 PB: 0 SB: 0 CS: 1	PA: 45														
PITCHER	IP WLS BF H R ER SO BB IBB HBP BLK WP HR S P ERA WHIP																			PITCHER	IP WLS BF H R ER SO BB IBB HBP BLK WP HR S P ERA WHIP															
Tim Worrell, R (1, 1) ERA: 5.98	4.1		20	7	4	4	3	2	0	0	0	1	0	43	71	8.31	2.077																			
Pedro Martinez, L (5, 1) ERA: 2.2	1.2		6	1	0	0	3	0	0	0	0	0	0	15	21	0.00	0.600																			
Trevor Hoffman, R (7, 1) ERA: 4.19	0.1		3	2	1	1	0	0	0	0	0	0	0	7	11	27.00	6.000																			
Mark Davis, L (7, 1) ERA: 5.07	1.2	L	10	4	2	2	1	1	0	0	0	0	0	22	35	10.80	3.000																			
Kerry Taylor, R (9, 1) ERA: 6.14	1.0		5	0	0	0	1	2	0	0	0	0	0	7	18	0.00	2.000																			

Pittsburgh Pirates @ San Diego Padres
 Jack Murphy Stadium, San Diego, CA

AB	37
R	7
H	14
RBI	6
BB	5
SO	8
LOB	24



Fri Aug 20 1993, 10:05 PM EDT
 Att: 17,888 - Unknown

livebaseballscorecards.com

Batter	1	2	3	4	5	6	7	8	9	AB R H RBI BB SO LOB
Jarvis Brown, R OBP: 0.304, SLG: 0.381 (1, 7)	1-0 FC5-4 1B		1-2 1B SF8 2B		0-1 G5-3		0-0 SH1-4		0-1 SH1-4	3 1 2 0 0 0 0
Ricky Gutierrez, R OBP: 0.353, SLG: 0.356 (1, 6)	1-1 FC5-4 2B		1-1 FC5-4 1B		0-0 G6-3		1-2 G6-3		4-1 BB BB	4 1 1 0 1 0 2
Tony Gwynn, L OBP: 0.397, SLG: 0.495 (1, 9)	2-0 G5-3-5 2B		3-1 SF8		2-2 1B		4-0 WP IBB		0-0 SF8	2 0 2 3 1 0 0
Derek Bell, R OBP: 0.299, SLG: 0.415 (1, 8)	1-0 G5-3-5		2-2 FC5-4		1-0 F9		2-0 P2		4-2 FC4-6 BB	4 0 0 0 0 0 5 0 0 0 0 1 0 0
Phil Plantier, L OBP: 0.328, SLG: 0.510 (9, PH)	2-3f		1-2f				1-2 2-3		1-2 2-3	
Phil Clark, R OBP: 0.342, SLG: 0.454 (1, 3)		2-2 G5-3	1-0 F8			1-3 K		1-0 G5-3	2-1 FC4-6	5 0 0 0 0 1 4
Tim Teufel, R OBP: 0.337, SLG: 0.413 (1, 4)		3-1 G5-3		1-1 G1-3		3-3 K		0-0 G5-3		3 0 0 0 0 0 1 0 1 0 0 0 0 0 0 0 0 0 0 0 0 0 0 0
Trevor Hoffman, R OBP: 0.333, SLG: 0.333 (7, 1)										
Mark Davis, L OBP: 0.279, SLG: 0.422 (8, PH)										
Bill Bean, L OBP: 0.279, SLG: 0.422 (8, PH)										
Craig Shipley, R OBP: 0.279, SLG: 0.422 (8, PH)										
Kerry Taylor, R OBP: 0.279, SLG: 0.422 (9, 1)										
Archi Cianfrocco, R OBP: 0.296, SLG: 0.462 (1, 5)		2-0 HR 1B		1-1 HR		2-2 1B		1-3 K		4 2 3 1 0 1 0
Brad Ausmus, R OBP: 0.242, SLG: 0.344 (1, 2)		1-2 HR		2-2 G4-3		2-3 K2-3			4-1 SH1-4 1B SF8 BB	3 1 1 2 0 1 1 0 1 0 0 1 0 0
Kevin Higgins, L OBP: 0.304, SLG: 0.248 (9, PH)		1-H								
Tim Worrell, R OBP: 0.347, SLG: 0.376 (1, 1)		1-3 K		0-0 G5-3			0-1 WP SH1-4 1B		1-1 BB SH1-4 1B	2 0 0 0 0 0 1 0 0 0 0 0 0 0 0 0 2 0 2 0 0 0 0 0
Pedro Martinez, L OBP: 0.347, SLG: 0.376 (5, 1)										
Jeff Gardner, L OBP: 0.347, SLG: 0.376 (7, 4)										

Inning Stats	R: 1	H: 2	E: 0	LOB: 0	K: 0	S: 5	P: 10	R: 2	H: 2	E: 0	LOB: 0	K: 1	S: 12	P: 21	R: 1	H: 2	E: 0	LOB: 1	K: 0	S: 14	R: 0	H: 1	E: 0	LOB: 0	K: 0	S: 8	R: 0	H: 1	E: 0	LOB: 1	K: 3	S: 12	R: 0	H: 1	E: 0	LOB: 0	K: 0	S: 7	R: 0	H: 0	E: 0	LOB: 0	K: 1	S: 7	R: 1	H: 1	E: 0	LOB: 3	K: 0	S: 11	1B: 7	SF: 2	2B: 3	SAC: 2	3B: 0	DP: 1	HR: 2	HBP: 0	WP: 2	PA: 41
--------------	------	------	------	--------	------	------	-------	------	------	------	--------	------	-------	-------	------	------	------	--------	------	-------	------	------	------	--------	------	------	------	------	------	--------	------	-------	------	------	------	--------	------	------	------	------	------	--------	------	------	------	------	------	--------	------	-------	-------	-------	-------	--------	-------	-------	-------	--------	-------	--------

PITCHER	IP	WLS	BF	H	R	ER	SO	BB	IBB	HBP	BLK	WP	HR	S	P	ERA	WHIP
Randy Tomlin, L ERA: 4.85 (1, 1)	4.0		18	7	5	5	1	0	0	0	0	1	2	39	65	11.25	1.750
Blas Minor, R ERA: 3.92 (5, 1)	2.0		8	2	0	0	3	0	0	0	0	0	0	20	31	0.00	1.000
Brian Shouse, L ERA: 7.36 (7, 1)	0.0	W	1	1	0	0	0	0	0	0	0	0	0	2	2	∞	∞
Mark Petkovsek, R ERA: 3.8 (7, 1)	1.1		5	0	0	0	0	0	1	0	0	1	0	6	14	0.00	0.000
Jeff Ballard, L ERA: 4.67 (8, 1)	0.1		1	0	0	0	0	0	0	0	0	0	0	1	1	0.00	0.000

BOTTOM

Pittsburgh Pirates @ San Diego Padres
Jack Murphy Stadium, San Diego, CA

Fri Aug 20 1993, 10:05 PM EDT
 Att. 17,888 - Unknown

AB	33
R	6
H	11
RBI	6
BB	4
SO	5
LOB	12



PITCHER	IP	WLS	BF	H	R	ER	SO	BB	IBB	HBP	BLK	WP	HR	S	P	ERA	WHIP
Mark Dewey, R ERA: 1.46 (8, 1)	1.1		8	1	1	1	1	3	0	0	0	0	0	16	32	6.75	3.000

Batter	1	2	3	4	5	6	7	8	9	AB R H RBI BB SO LOB	TOP		
Carlos Garcia, R (1, 4) OBP: 0.330, SLG: 0.424	1-2 P4	0-1 1B		0-0 F7	3-1 G6-3		1-0 F8		1-0 P4	6 0 1 0 0 0 2			
Jay Bell, R (1, 6) OBP: 0.387, SLG: 0.453 Tom Foley, L (9, PH) OBP: 0.291, SLG: 0.396 (9, 6)	2-2 WP 1B 2B	1-2 F9		0-0 HR 1B	4-2 BB BB		0-0 L6		0-0 1B	4 2 2 0 1 0 1 1 0 1 0 0 0 0			
Orlando Merced, S (1, 3) OBP: 0.426, SLG: 0.465	4-1 WP 1B BB			4-0 CS BB	2-0 HR 1B		3-2 G4-3		2-0 P3	3 2 1 3 3 0 1			
Jeff King, R (1, 5) OBP: 0.360, SLG: 0.421	2-2 F8			3-1 F8 1-2	4-0 HR BB		4-1 BB BB		2-2 F7	4 1 0 1 2 0 4			
Dave Clark, L (1, 9) OBP: 0.363, SLG: 0.387	4-2 1B BB 1-2 2-3			1-3 K 1 SAFE	1-1 HR 1-H		1-1 G3-1		2-0 FC6-4 1B	4 1 2 2 1 1 3			
Al Martin, L (1, 8) OBP: 0.337, SLG: 0.442	0-0 1B 1-2 2-H 3-H			1-0 3B 2B			2-0 E3 FC4-6		2-2 FC6-4 HBP 1B 1-2f	5 1 3 2 0 0 1			
Andy Tomberlin, L (1, 7) OBP: 0.385, SLG: 0.538	0-3 K			2-2 1B 3B			2-1 FC4-6 G1-5-3 1B 1-2f		1-1 HBP 1B 1-2	5 1 2 1 0 2 4			
Tom Prince, R (1, 2) OBP: 0.250, SLG: 0.265				0-3 K	3-1 E8 BB		0-0 1B 1-2		2-2 HBP 1B 1-2 2-3	4 1 1 0 0 2 1			
Steve Cooke, R (1, 1) OBP: 0.153, SLG: 0.172 Paul Wagner, R (6, 1) OBP: 0.172, SLG: 0.143 Denny Neagle, L (9, 1) Mark Dewey, R (9, 1)				0-0 G3	1-0 1B HR 3-H		2-2 G5-3		0-1 G1-5-3 2-3f	4 1 1 1 0 0 3 1 0 0 0 0 1 3 0 0 0 0 0 0 0 0 0 0 0 0 0 0			
Inning Stats	R: 2 H: 2 E: 0 LOB: 2 K: 1 BB: 2 S: 19 P: 32	R: 0 H: 1 E: 0 LOB: 1 K: 1 BB: 0 P: 12	R: 0 H: 0 E: 0 LOB: 0 K: 1 BB: 1 P: 13	R: 7 H: 7 E: 0 LOB: 1 K: 2 BB: 1 P: 33	R: 1 H: 0 E: 1 LOB: 3 K: 0 BB: 3 P: 35	R: 0 H: 1 E: 1 LOB: 1 K: 0 BB: 0 P: 10	R: 0 H: 0 E: 0 LOB: 0 K: 0 BB: 0 P: 9	R: 0 H: 2 E: 0 LOB: 3 K: 1 BB: 0 P: 26	R: 0 H: 1 E: 0 LOB: 1 K: 0 BB: 0 P: 7	1B: 9 SF: 0 2B: 2 SAC: 0 3B: 1 DP: 1 HR: 2 HBP: 1	WP: 1 PA: 49 PB: 0 SB: 0 CS: 1		
PITCHER	IP WLS BF H R ER SO BB IBB HBP BLK WP HR S P ERA WHIP											PITCHER	IP WLS BF H R ER SO BB IBB HBP BLK WP HR S P ERA WHIP
Andy Benes, R (1, 1) ERA: 3.51	3.2 L 22 8 8 8 4 4 0 0 0 1 1 46 79 19.64 3.273												
Pedro Martinez, L (4, 1) ERA: 2.6	1.0 8 2 2 1 1 2 0 0 0 0 0 1 19 38 9.00 4.000												
Tim Mauser, R (5, 1) ERA: 4.26	1.1 6 1 0 0 0 1 0 0 0 0 0 0 9 18 0.00 1.500												
Kerry Taylor, R (7, 1) ERA: 5.93	2.0 9 2 0 0 1 0 0 1 0 0 0 0 20 35 0.00 1.000												
Gene Harris, R (9, 1) ERA: 2.9	1.0 4 1 0 0 0 0 0 0 0 0 0 0 4 7 0.00 1.000												

Pittsburgh Pirates @ San Diego Padres
 Jack Murphy Stadium, San Diego, CA
 Sun Aug 22 1993, 6:33 AM EDT
 Att. 10,492 - Sunny - 74 F

livebaseballscorecards.com

AB	41
R	10
H	14
RBI	10
BB	7
SO	6
LOB	23



BOTTOM

Pittsburgh Pirates @ San Diego Padres
Jack Murphy Stadium, San Diego, CA

Sun Aug 22 1993, 6:33 AM EDT
Att. 10,492 - Sunny - 74 F

livebaseballscorecards.com

AB	38
R	5
H	10
RBI	4
BB	3
SO	9
LOB	19



WP:	0	PA:	41
PB:	1		
SB:	1		
CS:	1		

AB R H RBI BB SO LOB

4	2	1	0	1	2	1
3	0	1	1	0	0	1
1	0	1	1	1	0	0
5	0	2	1	0	0	3
5	0	1	0	0	3	3
4	1	2	1	0	0	0
1	0	0	0	0	0	2
3	0	0	0	1	1	2
4	0	1	0	0	2	3
4	1	1	0	0	1	3
0	0	0	0	0	0	0
1	0	0	0	0	0	0
0	0	0	0	0	0	0
1	1	0	0	0	0	0
1	0	0	0	0	0	1
0	0	0	0	0	0	0
0	0	0	0	0	0	0
1	0	0	0	0	0	0

1B:	8	SF:	0
2B:	1	SAC:	0
3B:	0	DP:	0
HR:	1	HBP:	0

Batter	1	2	3	4	5	6	7	8	9
Ricky Gutierrez, R OBP: 0.353, SLG: 0.358 (1, 6)	1-3 K ①		0-0 PB 1B 2B		2-3 K ①		0-1 F9 ①		4-2 DI 1B BB
Tim Teufel, R OBP: 0.337, SLG: 0.411 Jeff Gardner, L OBP: 0.351, SLG: 0.378 (7, PH) (8, 4)	0-0 G6-3 ②		3-2 CS 1B 2-H		2-0 G5-3 ②		4-0 BB		3-2 1B G5-3 1-H 1B
Tony Gwynn, L OBP: 0.397, SLG: 0.494 (1, 9)	3-2 1B		1-1 G4-3 ② ③		1-1 2-H 1B		2-2 F9 ②		0-1 G5-3 ② 1-2
Derek Bell, R OBP: 0.298, SLG: 0.413 (1, 8)	0-3 K ③			3-2 G6-3 ①	0-3 K ③		1-3 K ③		1-2 2-3 1B ③
Phil Clark, R OBP: 0.345, SLG: 0.471 Bill Bean, L OBP: 0.277, SLG: 0.417 (9, PH)		1-1 G6-3 ①		2-2 1B				0-0 E9	0-0 G3-1 ③
Phil Plantier, L OBP: 0.327, SLG: 0.506 (1, 7)		4-2 S BB		1-0 F8 ②		3-2 L5 ①		2-3 K ①	
Archi Cianfrocco, R OBP: 0.295, SLG: 0.457 (1, 5)		1-3 K ②		0-0 F8 ③		2-1 1B		0-3 K ②	
Brad Ausmus, R OBP: 0.243, SLG: 0.338 Gene Harris, R (9, 1)		1-1 G6-3 ③			1-1 E 1B		1-3 K ②		0-1 G6-3 ③
Andy Benes, R OBP: 0.187, SLG: 0.241 Pedro Martinez, L OBP: 0.273, SLG: 0.266 Tim Mauser, R OBP: 0.273, SLG: 0.266 Guillermo Velasquez, L OBP: 0.273, SLG: 0.266 Kerry Taylor, R OBP: 0.302, SLG: 0.246 (7, 1) (9, 2)			3-2 F7 ①		3-2 E8 1B 1-H		0-0 G4-3 ③		1-0 F7 ①

Inning Stats	R: 0	H: 1	E: 0	K: 2	S: 10	LOB: 1	BB: 0	P: 14	R: 0	H: 0	E: 0	K: 1	S: 11	LOB: 1	BB: 1	P: 18	R: 1	H: 2	E: 0	K: 0	S: 10	LOB: 0	BB: 0	P: 17	R: 0	H: 1	E: 0	K: 0	S: 10	LOB: 1	BB: 0	P: 16	R: 2	H: 2	E: 1	K: 2	S: 17	LOB: 1	BB: 0	P: 26	R: 1	H: 2	E: 0	K: 1	S: 12	LOB: 1	BB: 0	P: 20	R: 0	H: 0	E: 0	K: 1	S: 8	LOB: 1	BB: 1	P: 15	R: 0	H: 0	E: 1	K: 2	S: 9	LOB: 1	BB: 0	P: 11	R: 1	H: 2	E: 0	K: 0	S: 13	LOB: 2	BB: 1	P: 22
--------------	------	------	------	------	-------	--------	-------	-------	------	------	------	------	-------	--------	-------	-------	------	------	------	------	-------	--------	-------	-------	------	------	------	------	-------	--------	-------	-------	------	------	------	------	-------	--------	-------	-------	------	------	------	------	-------	--------	-------	-------	------	------	------	------	------	--------	-------	-------	------	------	------	------	------	--------	-------	-------	------	------	------	------	-------	--------	-------	-------

PITCHER	IP	WLS	BF	H	R	ER	SO	BB	IBB	HBP	BLK	WP	HR	S	P	ERA	WHIP
Steve Cooke, L ERA: 3.74 (1, 1)	5.1	W	25	8	4	2	5	1	0	0	0	0	1	65	105	3.38	1.688
Paul Wagner, R ERA: 5.23 (6, 1)	3.0		13	1	1	1	4	2	0	0	0	0	0	28	46	3.00	1.000
Denny Neagle, L ERA: 5.86 (9, 1)	0.1		2	1	0	0	0	0	0	0	0	0	0	6	7	0.00	3.000
Mark Dewey, R ERA: 1.42 (9, 1)	0.1		1	0	0	0	0	0	0	0	0	0	0	1	1	0.00	0.000

PITCHER	IP	WLS	BF	H	R	ER	SO	BB	IBB	HBP	BLK	WP	HR	S	P	ERA	WHIP
---------	----	-----	----	---	---	----	----	----	-----	-----	-----	----	----	---	---	-----	------

Batter	1	2	3	4	5	6	7	8	9	AB	R	H	RBI	BB	SO	LOB	BOTTOM																									
Ricky Gutierrez, R OBP: 0.354, SLG: 0.357 (1, 6)										4	0	1	0	1	0	3	St. Louis Cardinals @ San Diego Padres Jack Murphy Stadium, San Diego, CA Mon Aug 23 1993, 10:05 PM EDT Att. 8,588 - Unknown - 70 F AB 32 R 7 H 10 RBI 7 BB 5 SO 1 LOB 14																									
Tim Teufel, R OBP: 0.335, SLG: 0.404 Trevor Hoffman, R (7, 1)										3	1	0	0	1	0	3																										
Craig Shipley, R OBP: 0.283, SLG: 0.335 Gene Harris, R (8, PH) (9, 1)										0	0	0	0	0	0	0																										
Tony Gwynn, L OBP: 0.397, SLG: 0.493 (1, 9)										5	1	2	0	0	0	1																										
Derek Bell, R OBP: 0.297, SLG: 0.410 (1, 8)										3	1	0	0	1	0	2																										
Phil Clark, R OBP: 0.348, SLG: 0.487 Guillermo Velasquez, L OBP: 0.273, SLG: 0.266 (1, 3) (8, 3)										4	2	2	2	0	0	1																										
Phil Plantier, L OBP: 0.329, SLG: 0.514 Jarvis Brown, R OBP: 0.304, SLG: 0.381 (1, 7) (9, 7)										4	1	2	4	0	0	0																										
Archi Cianfrocco, R OBP: 0.304, SLG: 0.460 (1, 5)										3	0	2	0	1	0	1																										
Brad Ausmus, R OBP: 0.243, SLG: 0.324 (1, 2)										3	0	0	0	1	0	2																										
Doug Brocail, L OBP: 0.208, SLG: 0.208 Pedro Martinez, L (1, 1) (3, 1)										0	0	0	0	0	0	0																										
Jeff Gardner, L OBP: 0.350, SLG: 0.377 (7, 4)										1	0	0	0	0	1	0																										
Jeff Gardner, L OBP: 0.350, SLG: 0.377 (7, 4)										1	1	0	0	0	0	1																										
Inning Stats	R: 5 E: 1 K: 0 S: 24	H: 3 LOB: 2 BB: 3 P: 43	R: 0 E: 0 K: 0 S: 8	H: 0 LOB: 1 BB: 1 P: 15	R: 0 E: 0 K: 0 S: 8	H: 1 LOB: 0 BB: 0 P: 14	R: 0 E: 0 K: 1 S: 8	H: 0 LOB: 1 BB: 1 P: 15	R: 0 E: 1 K: 0 S: 9	H: 0 LOB: 0 BB: 0 P: 15	R: 0 E: 1 K: 0 S: 9	H: 1 LOB: 2 BB: 0 P: 13	R: 1 E: 0 K: 0 S: 6	H: 1 LOB: 0 BB: 0 P: 9	R: 1 E: 0 K: 0 S: 19	H: 4 LOB: 2 BB: 0 P: 26	1B: 8 2B: 0 3B: 0 HR: 2	SF: 0 SAC: 2 DP: 1 HBP: 0	WP: 0 PB: 0 SB: 1 CS: 1	PA: 40																						
PITCHER Donovan Osborne, L ERA: 3.76 (1, 1)	IP: 0.1 WLS: L	BF: 7	H: 3 R: 5	ER: 4 SO: 0	BB: 2 IBB: 0	HBP: 0 BLK: 0	WP: 0 HR: 1	S: 16 P: 28	ERA: 108.00 WHIP: 15.000	PITCHER Omar Olivares, R ERA: 4.35 (1, 1)	IP: 5.2	WLS: L	BF: 22	H: 2 R: 0	ER: 0 SO: 1	BB: 3 IBB: 0	HBP: 0 BLK: 0	WP: 0 HR: 0	S: 50 P: 87	ERA: 0.00 WHIP: 0.882	Todd Burns, R ERA: 4.94 (7, 1)	IP: 1.0	WLS: L	BF: 4	H: 1 R: 1	ER: 1 SO: 0	BB: 0 IBB: 0	HBP: 0 BLK: 0	WP: 0 HR: 0	S: 6 P: 9	ERA: 9.00 WHIP: 1.000	Lee Guetterman, L ERA: 4.23 (8, 1)	IP: 1.0	WLS: L	BF: 6	H: 4 R: 1	ER: 1 SO: 0	BB: 0 IBB: 0	HBP: 0 BLK: 0	WP: 0 HR: 0	S: 19 P: 26	ERA: 9.00 WHIP: 4.000

Batter	1	2	3	4	5	6	7	8	9	AB	R	H	RBI	BB	SO	LOB	TOP
Tim Jones, L (1, 4) <small>OBP: 0.353, SLG: 0.357</small> (5, 6)	4-1 		1-2 			2-2 		0-1 		3	1	1	0	1	0	2	
Ozzie Smith, S (1, 6) <small>OBP: 0.330, SLG: 0.347</small> Luis Alicea, S (5, 4) <small>OBP: 0.379, SLG: 0.390</small>	0-0 			3-2 		2-1 		1-0 		2	0	0	0	0	0	1	
Gregg Jefferies, S (1, 3) <small>OBP: 0.395, SLG: 0.500</small> Tracy Woodson, R (7, 3) <small>OBP: 0.211, SLG: 0.232</small>	2-1 			0-2 			2-1 	1-1 		3	1	1	0	0	0	1	
Todd Zeile, R (1, 5) <small>OBP: 0.350, SLG: 0.435</small>		2-1 		1-2 			2-1 	1-3 		4	1	2	2	0	1	1	
Bernard Gilkey, R (1, 7) <small>OBP: 0.372, SLG: 0.490</small> Lee Guetterman, L (7, 1) <small>OBP: 0.500, SLG: 1.000</small> Rob Murphy, L (8, 1) <small>OBP: 0.500, SLG: 0.500</small> Gerald Perry, L (9, PH) <small>OBP: 0.381, SLG: 0.452</small>		1-2 			0-2 		4-2 	2-2 		2	0	0	0	1	0	0	
Mark Whiten, S (1, 8) <small>OBP: 0.312, SLG: 0.410</small> (7, 9)	0-0 				3-1 		0-0 	0-2 		4	0	2	0	0	0	0	
Rod Brewer, L (1, 9) <small>OBP: 0.323, SLG: 0.333</small> (7, 7)			0-1 		1-2 		1-1 	1-2 		4	0	1	0	0	0	3	
Erik Pappas, R (1, 2) <small>OBP: 0.383, SLG: 0.359</small>			2-2 			4-2 	3-3 	2-2 		3	0	0	0	1	2	3	
Allen Watson, L (1, 1) <small>OBP: 0.333, SLG: 0.412</small> Todd Burns, R (1, 1) Ray Lankford, L (7, 8) <small>OBP: 0.385, SLG: 0.355</small>			1-1 			1-3 		2-0 		0	0	0	0	0	0	0	
Inning Stats	R: 0 H: 0 E: 0 LOB: 0 K: 0 BB: 1 S: 4 P: 10	R: 0 H: 1 E: 0 LOB: 0 K: 0 BB: 0 S: 8 P: 11	R: 0 H: 1 E: 0 LOB: 1 K: 0 BB: 0 S: 10 P: 14	R: 0 H: 1 E: 0 LOB: 0 K: 0 BB: 0 S: 12 P: 16	R: 0 H: 0 E: 0 LOB: 0 K: 0 BB: 0 S: 8 P: 12	R: 0 H: 0 E: 0 LOB: 1 K: 1 BB: 1 S: 10 P: 19	R: 2 H: 2 E: 1 LOB: 1 K: 1 BB: 1 S: 12 P: 24	R: 2 H: 2 E: 0 LOB: 0 K: 1 BB: 0 S: 11 P: 16	R: 0 H: 1 E: 0 LOB: 1 K: 1 BB: 0 S: 14 P: 19	1B: 6 SF: 0 2B: 0 SAC: 1 3B: 0 DP: 3 HR: 2 HBP: 0	WP: 0 PA: 35 PB: 0 SB: 0 CS: 0						
PITCHER Andy Ashby, R (1, 1) <small>ERA: 6.85</small> Tim Mauser, R (8, 1) <small>ERA: 4.5</small>	IP: 7.0 WLS: W BF: 26 H: 5 R: 2 ER: 1 SO: 2 BB: 3 IBB: 0 HBP: 0 BLK: 0 WP: 0 HR: 1 S: 64 P: 106 ERA: 1.29 WHIP: 1.143						PITCHER IP: WLS: BF: H: R: ER: SO: BB: IBB: HBP: BLK: WP: HR: S: P: ERA: WHIP										

St. Louis Cardinals @ San Diego Padres
 Jack Murphy Stadium, San Diego, CA
 Tue Aug 24 1993, 10:05 PM EDT
 Att: 9,766 - Unknown - 71 F

AB	31
R	4
H	8
RBI	4
BB	3
SO	4
LOB	13



Batter	1	2	3	4	5	6	7	8	9	AB	R	H	RBI	BB	SO	LOB
Ricky Gutierrez, R OBP: 0.355, SLG: 0.353 (1, 6)										3	2	0	0	2	0	1
Tim Teufel, R OBP: 0.337, SLG: 0.421 (1, 4)										5	2	2	3	0	0	0
Tony Gwynn, L OBP: 0.400, SLG: 0.494 Bill Bean, L OBP: 0.270, SLG: 0.406 (1, 9) (3, 9)										1	2	1	2	1	0	0
Derek Bell, R OBP: 0.299, SLG: 0.412 (1, 8) (8, 5)										5	2	2	1	0	0	0
Phil Clark, R OBP: 0.356, SLG: 0.513 Craig Shipley, R OBP: 0.281, SLG: 0.333 (1, 3) (8, 7)										4	3	3	4	0	1	1
Phil Plantier, L OBP: 0.332, SLG: 0.523 Jarvis Brown, R OBP: 0.320, SLG: 0.478 (1, 7) (4, PR) (5, 7) (8, 8)										2	1	1	3	1	0	1
Archi Cianfrocco, R OBP: 0.306, SLG: 0.474 (1, 5) (8, 3)										3	1	1	2	1	0	1
Brad Ausmus, R OBP: 0.253, SLG: 0.382 (1, 2)										5	2	2	2	0	1	1
Andy Ashby, R OBP: 0.185, SLG: 0.222 Tim Mauser, R (1, 1) (8, 1)										4	1	1	0	0	0	3

Inning Stats	R: 13	H: 9	R: 0	H: 0	R: 0	H: 0	R: 0	H: 0	R: 0	H: 0	R: 0	H: 0	R: 0	H: 0	R: 0	H: 1	R: 1	H: 1	
E: 0	LOB: 0	E: 0	LOB: 0	E: 0	LOB: 1	E: 0	LOB: 0	E: 0	LOB: 0	E: 0	LOB: 0	E: 0	LOB: 0	E: 0	LOB: 0	E: 0	LOB: 0	E: 0	LOB: 0
K: 0	BB: 4	K: 0	BB: 0	K: 1	BB: 0	K: 0	BB: 0	K: 0	BB: 0	K: 0	BB: 0	K: 0	BB: 0	K: 0	BB: 0	K: 1	BB: 0	K: 1	BB: 0
S: 33	P: 62	S: 7	P: 9	S: 12	P: 17	S: 6	P: 11	S: 7	P: 11	S: 19	P: 32	S: 3	P: 7	S: 10	P: 15	S: 10	P: 15	S: 10	P: 15

PITCHER	IP	WLS	BF	H	R	ER	SO	BB	IBB	HBP	BLK	WP	HR	S	P	ERA	WHIP
Allen Watson, L ERA: 4.24 (1, 1)	0.2	L	10	4	8	8	0	4	0	0	0	0	1	22	43	108.00	12.000
Todd Burns, R ERA: 5.46 (1, 1)	5.1		27	9	8	8	2	1	0	0	0	0	4	62	99	13.50	1.875
Lee Guetterman, L ERA: 4.08 (7, 1)	1.0		3	0	0	0	0	0	0	0	0	0	0	3	7	0.00	0.000
Rob Murphy, L ERA: 4.39 (8, 1)	1.0		4	1	1	1	1	0	0	0	0	0	0	10	15	9.00	1.000


BOTTOM

St. Louis Cardinals @ San Diego Padres
Jack Murphy Stadium, San Diego, CA

Tue Aug 24 1993, 10:05 PM EDT
Att. 9,766 - Unknown - 71 F

AB	38
R	17
H	14
RBI	17
BB	5
SO	3
LOB	8

WP: 0 PA: 44
PB: 0
SB: 0
CS: 0



Batter	1	2	3	4	5	6	7	8	9	10	AB R H RBI BB SO LOB	TOP					
Tim Jones, L (1, 4) X OBP: 0.300, SLG: 0.294 Luis Alicea, S (8, PH) OBP: 0.377, SLG: 0.387 (8, 4)	0-0 G3		3-2 G3		3-2 G4-3			3-1 F7		0-3 K	3 0 0 0 0 0 1 2 0 0 0 0 1 1						
Ozzie Smith, S (1, 6) OBP: 0.329, SLG: 0.346	1-2 P2		2-2 G3		0-0 F7			1-0 1B		0-1 FC6-4	5 0 1 0 0 0 2						
Gregg Jefferies, S (1, 3) OBP: 0.397, SLG: 0.500 Lee Guetterman, L (10, 1) OBP: 0.500, SLG: 1.000	4-1 BB				1-1 F8			2-1 1B		1-2 1B	4 0 2 0 1 0 0 0 0 0 0 0 0 0						
Todd Zeile, R (1, 5) OBP: 0.349, SLG: 0.431	4-1 BB				2-2 F9			1-3 1B		2-0 P2	4 0 0 0 1 1 4						
Mark Whiten, S (1, 9) OBP: 0.311, SLG: 0.408	0-0 L6				1-2 2B 1B			1-3 K		2-1 G6-3	4 1 1 0 0 1 2						
Bernard Gilkey, R (1, 7) OBP: 0.375, SLG: 0.494					0-1 2B			1-1 CS 1B		4-2 S BB	3 0 2 1 1 0 0						
Ray Lankford, L (1, 8) OBP: 0.382, SLG: 0.351					2-3 K			3-2 G4-3		3-3 K	4 0 0 0 0 2 3						
Tom Pagnozzi, R (1, 2) OBP: 0.275, SLG: 0.375								1-1 P5		1-0 F8	4 0 1 0 0 0 1						
Rene Arocha, R (1, 1) OBP: 0.128, SLG: 0.130 Rod Brewer, L (8, PH) OBP: 0.321, SLG: 0.331 Mike Perez, R (8, 1) Rob Murphy, L (8, 1) Gerald Perry, L (10, PH) OBP: 0.388, SLG: 0.459 (10, 3)					1-1 F8			1-2 SH1		1-2 FC6-4	1 0 0 0 0 0 0 1 0 1 0 1 0 0 0 0						
Inning Stats	R: 0 H: 0 E: 0 LOB: 2 K: 0 BB: 2 S: 10 P: 19	R: 0 H: 0 E: 0 LOB: 0 K: 0 BB: 0 S: 6 P: 8	R: 0 H: 0 E: 0 LOB: 0 K: 0 BB: 0 S: 12 P: 18	R: 1 H: 2 E: 0 LOB: 1 K: 1 BB: 0 S: 13 P: 19	R: 0 H: 1 E: 0 LOB: 1 K: 0 BB: 0 S: 10 P: 15	R: 0 H: 0 E: 0 LOB: 0 K: 1 BB: 0 S: 9 P: 15	R: 0 H: 1 E: 0 LOB: 0 K: 0 BB: 0 S: 9 P: 13	R: 0 H: 2 E: 0 LOB: 2 K: 1 BB: 0 S: 11 P: 18	R: 0 H: 0 E: 0 LOB: 1 K: 1 BB: 1 S: 9 P: 18	R: 0 H: 2 E: 0 LOB: 2 K: 1 BB: 0 S: 12 P: 16	1B: 6 SF: 0 2B: 2 SAC: 1 3B: 0 DP: 0 HR: 0 HBP: 0	WP: 0 PA: 40 PB: 0 SB: 2 CS: 1					
PITCHER	IP WLS BF H R ER SO BB IBB HBP BLK WP HR S P ERA WHIP																
Tim Worrell, R (1, 1) ERA: 5.46 Mark Davis, L (8, 1) ERA: 5.01 Trevor Hoffman, R (8, 1) ERA: 4.11 Gene Harris, R (10, 1) ERA: 2.79	7.0 0.2 1.1 1.0	WLS 2F 5 W	BF 26 4 5 5	H 4 2 0 2	R 1 0 0 0	ER 1 0 0 0	SO 2 0 2 1	BB 2 0 1 0	IBB 0 0 0 0	HBP 0 0 0 0	BLK 0 0 0 0	WP 0 0 0 0	HR 0 0 0 0	S 69 8 12 12	P 107 14 22 16	ERA 1.29 0.00 0.00 0.00	WHIP 0.857 3.000 0.750 2.000

St. Louis Cardinals @ San Diego Padres
 Jack Murphy Stadium, San Diego, CA
 Wed Aug 25 1993, 6:33 AM EDT
 Att: 13,361 - Sunny - 79 F

livebaseballscorecards.com

AB	36
R	1
H	8
RBI	1
BB	3
SO	5
LOB	14



Batter	1	2	3	4	5	6	7	8	9	10	AB	R	H	RBI	BB	SO	LOB	BOTTOM						
Jeff Gardner, L OBP: 0.348, SLG: 0.374 (1, 4)	G6-3		K			B1-5		K		E6 BB 1B	5	1	1	0	0	2	3	St. Louis Cardinals @ San Diego Padres Jack Murphy Stadium, San Diego, CA Wed Aug 25 1993, 6:33 AM EDT Att: 13,361 - Sunny - 79 F livebaseballscorecards.com						
Craig Shipley, R OBP: 0.274, SLG: 0.324 (1, 6) (9, 5)	G4-3			P4		B1-5		FC5		G6-3	5	0	0	0	0	0	6							
Tony Gwynn, L OBP: 0.402, SLG: 0.497 (1, 9) S	1B 2B			F8			P8		G4-6-3 1B	1B BB IBB	4	1	2	0	1	0	0							
Phil Plantier, L OBP: 0.335, SLG: 0.523 (1, 7) C	1B			CS 1B			F9		E1 G4-6-3	1B BB	4	0	2	1	1	0	1							
Bill Bean, L OBP: 0.271, SLG: 0.404 (1, 8)				CS			F8		G4-6-3		3	0	1	0	0	0	0							
Trevor Hoffman, R (8, 1)				1B							0	0	0	0	0	0	0							
Jarvis Brown, R OBP: 0.308, SLG: 0.458 (9, PH)				1B							1	0	0	0	0	0	2							
Brad Ausmus, R OBP: 0.263, SLG: 0.390 (10, 2)				1B							1	0	1	1	0	0	0							
Guillermo Velasquez, L OBP: 0.266, SLG: 0.259 (1, 3)							P5				3	0	0	0	0	2	1							
Phil Clark, R OBP: 0.359, SLG: 0.513 (9, PH) (10, 3)											0	0	0	0	1	0	0							
Archi Cianfrocco, R OBP: 0.307, SLG: 0.472 (1, 5)							F8				3	0	1	0	0	0	0							
Ricky Gutierrez, R OBP: 0.356, SLG: 0.353 (8, PR) (9, 6)											0	0	0	0	1	0	0							
Kevin Higgins, L OBP: 0.307, SLG: 0.248 (1, 2)											3	0	1	0	1	0	3							
Gene Harris, R (10, 1)											0	0	0	0	0	0	0							
Tim Worrell, R (1, 1)											1	0	0	0	0	0	0							
Mark Davis, L OBP: 0.333, SLG: 0.333 (8, 1)											0	0	0	0	0	0	0							
Derek Bell, R OBP: 0.297, SLG: 0.410 (8, 8)											2	0	0	0	0	1	2							
Inning Stats	R: 1 E: 0 K: 0 S: 10	H: 2 LOB: 1 BB: 0 P: 14	R: 0 E: 0 K: 1 S: 8	H: 1 LOB: 0 BB: 0 P: 12	R: 0 E: 0 K: 1 S: 9	H: 0 LOB: 0 BB: 0 P: 12	R: 0 E: 0 K: 0 S: 6	H: 1 LOB: 0 BB: 0 P: 11	R: 0 E: 0 K: 0 S: 11	H: 0 LOB: 0 BB: 0 P: 14	R: 0 E: 0 K: 0 S: 7	H: 2 LOB: 1 BB: 0 P: 9	R: 0 E: 0 K: 0 S: 6	H: 0 LOB: 0 BB: 0 P: 9	R: 0 E: 1 K: 2 S: 15	H: 1 LOB: 3 BB: 1 P: 24	R: 0 E: 1 K: 0 S: 8	H: 1 LOB: 3 BB: 2 P: 19	R: 1 E: 1 K: 1 S: 10	H: 1 LOB: 3 BB: 2 P: 21	1B: 8 2B: 3 3B: 0 HR: 0	SF: 0 SAC: 1 DP: 3 HBP: 0	WP: 0 PB: 0 SB: 0 CS: 2	PA: 42
PITCHER	IP	WLS	BF	H	R	ER	SO	BB	IBB	HBP	BLK	WP	HR	S	P	ERA	WHIP							
Rene Arocha, R (1, 1) ERA: 3.44	7.0		23	6	1	1	2	0	0	0	0	0	0	57	81	1.29	0.857							
Mike Perez, R (8, 1) ERA: 2.1	1.0		6	1	0	0	2	1	0	0	0	0	0	15	24	0.00	2.000							
Rob Murphy, L (9, 1) ERA: 4.31	1.0		6	1	0	0	0	0	2	0	0	0	0	8	19	0.00	1.000							
Lee Guetterman, L (10, 1) ERA: 3.99	0.2	L	6	1	1	0	1	1	1	0	0	0	0	10	21	0.00	3.000							

St. Louis Cardinals @ San Diego Padres
 Jack Murphy Stadium, San Diego, CA
 Wed Aug 25 1993, 6:33 AM EDT
 Att: 13,361 - Sunny - 79 F

AB 35
R 2
H 9
RBI 2
BB 5
SO 5
LOB 18



Batter	1	2	3	4	5	6	7	8	9	AB R H RBI BB SO LOB	TOP														
Jarvis Brown, R OBP: 0.355, SLG: 0.444 (1, 8)	4-2 CS BB		4-2 FC4-2 1B BB	1-3 K		2-1 G5-3		2-0 1B		3 1 1 0 2 1 0															
Ricky Gutierrez, R OBP: 0.352, SLG: 0.348 (1, 6)	2-2 SAFE G6-3		1-1 FC4-2 1B 1-2 3-H		2-1 G5-3	1-2 G4-3		1-2 G1-3		5 1 0 0 0 0 4															
Tony Gwynn, L OBP: 0.404, SLG: 0.501 Bill Bean, L OBP: 0.269, SLG: 0.400 (1, 9) (6, 9)	2-1 1B		1-0 1B 1-3 2-H		2-1 1B 2B	2-1 G6-3			0-0 E3	4 2 3 1 0 0 0 1 0 0 0 0 0 0															
Derek Bell, R OBP: 0.299, SLG: 0.411 Guillermo Velasquez, L OBP: 0.272, SLG: 0.292 (1, 5) (7, 3)	2-2 G4-3		0-2 2B 1B 1-2 3-H		0-0 1B S HR 2-3		1-2 L5		1-2 HR	4 2 2 1 0 0 1 1 1 1 1 0 0 0															
Archi Cianfrocco, R OBP: 0.309, SLG: 0.475 (1, 3) (7, 5)		1-1 G5-3	1-0 1B 1-H 2-H		1-1 HR 1B 1-3 3-H		0-0 F7		2-2 G3	5 1 2 3 0 0 0															
Phil Plantier, L OBP: 0.336, SLG: 0.528 (1, 7)		3-2 F8	3-3 K		2-1 HR 1B 1-H 3-H		4-2 BB		0-3 K	4 1 1 3 1 2 1															
Tim Teufel, R OBP: 0.340, SLG: 0.425 (1, 4)		2-2 F8		0-0 G6-3 SH1-4 2B		4-0 L4-6 BB BB		2-0 F8		3 1 1 0 1 0 1															
Brad Ausmus, R OBP: 0.274, SLG: 0.400 (1, 2)			0-0 SH5-4 FC4-2 2B		0-1 G6-3			0-0 G4-3		3 0 1 0 1 0 1															
Andy Benes, R OBP: 0.161, SLG: 0.233 Tim Mauser, R Pedro Martinez, L Trevor Hoffman, R (1, 1) (8, 1) (8, 1) (8, 1)			1-1 SH5-4		1-0 SH1-4		1-0 L4-6		0-3 K	2 0 0 1 0 1 2 0															
Inning Stats	R: 0 E: 0 K: 0 S: 10	H: 1 LOB: 1 BB: 1 P: 20	R: 0 E: 0 K: 0 S: 9	H: 0 LOB: 0 BB: 0 P: 15	R: 4 E: 0 K: 1 S: 20	H: 4 LOB: 1 BB: 1 P: 31	R: 1 E: 0 K: 1 S: 7	H: 1 LOB: 0 BB: 0 P: 9	R: 4 E: 0 K: 0 S: 10	H: 4 LOB: 1 BB: 2 P: 26	R: 0 E: 0 K: 0 S: 7	H: 0 LOB: 0 BB: 0 P: 12	R: 0 E: 0 K: 0 S: 7	H: 0 LOB: 1 BB: 1 P: 14	R: 0 E: 0 K: 1 S: 8	H: 1 LOB: 1 BB: 0 P: 11	R: 1 E: 1 K: 1 S: 14	H: 1 LOB: 0 BB: 0 P: 17	1B: 6 2B: 5 3B: 0 HR: 2	SF: 0 SAC: 2 DP: 1 HBP: 0	WP: 0 PB: 0 SB: 1 CS: 1	PA: 42			
PITCHER	IP WLS BF H R ER SO BB IBB HBP BLK WP HR S P ERA WHIP	IP WLS BF H R ER SO BB IBB HBP BLK WP HR S P ERA WHIP	IP WLS BF H R ER SO BB IBB HBP BLK WP HR S P ERA WHIP	IP WLS BF H R ER SO BB IBB HBP BLK WP HR S P ERA WHIP	IP WLS BF H R ER SO BB IBB HBP BLK WP HR S P ERA WHIP	IP WLS BF H R ER SO BB IBB HBP BLK WP HR S P ERA WHIP	IP WLS BF H R ER SO BB IBB HBP BLK WP HR S P ERA WHIP	IP WLS BF H R ER SO BB IBB HBP BLK WP HR S P ERA WHIP	IP WLS BF H R ER SO BB IBB HBP BLK WP HR S P ERA WHIP	IP WLS BF H R ER SO BB IBB HBP BLK WP HR S P ERA WHIP	IP WLS BF H R ER SO BB IBB HBP BLK WP HR S P ERA WHIP	IP WLS BF H R ER SO BB IBB HBP BLK WP HR S P ERA WHIP	IP WLS BF H R ER SO BB IBB HBP BLK WP HR S P ERA WHIP	IP WLS BF H R ER SO BB IBB HBP BLK WP HR S P ERA WHIP	IP WLS BF H R ER SO BB IBB HBP BLK WP HR S P ERA WHIP	IP WLS BF H R ER SO BB IBB HBP BLK WP HR S P ERA WHIP	IP WLS BF H R ER SO BB IBB HBP BLK WP HR S P ERA WHIP	IP WLS BF H R ER SO BB IBB HBP BLK WP HR S P ERA WHIP	IP WLS BF H R ER SO BB IBB HBP BLK WP HR S P ERA WHIP	IP WLS BF H R ER SO BB IBB HBP BLK WP HR S P ERA WHIP	IP WLS BF H R ER SO BB IBB HBP BLK WP HR S P ERA WHIP	IP WLS BF H R ER SO BB IBB HBP BLK WP HR S P ERA WHIP	IP WLS BF H R ER SO BB IBB HBP BLK WP HR S P ERA WHIP	IP WLS BF H R ER SO BB IBB HBP BLK WP HR S P ERA WHIP	IP WLS BF H R ER SO BB IBB HBP BLK WP HR S P ERA WHIP

San Diego Padres @ Pittsburgh Pirates
 Three Rivers Stadium, Pittsburgh, PA
 Fri Aug 27 1993, 7:05 PM EDT
 Att. 21,048 - Unknown - 88 F

AB	35
R	10
H	12
RBI	10
BB	5
SO	4
LOB	10



BOTTOM

San Diego Padres @ Pittsburgh Pirates
Three Rivers Stadium, Pittsburgh, PA

livebaseballscorecards.com

AB	33
R	6
H	8
RBI	6
BB	4
SO	4
LOB	13



WP:	0	PA:	38
PB:	0		
SB:	0		
CS:	0		

Fri Aug 27 1993, 7:05 PM EDT

Att: 21,048 - Unknown - 88 F

AB R H RBI BB SO LOB

4	1	1	0	0	0	1
5	1	1	2	0	2	2
3	0	1	1	1	0	0
3	0	0	0	1	0	2
3	0	1	0	0	0	1
0	0	0	0	1	0	0
4	1	1	0	0	1	4
2	1	0	0	1	0	1
1	0	0	0	0	0	2
0	0	0	0	0	0	0
4	1	1	3	0	1	0
1	0	0	0	0	0	0
0	0	0	0	0	0	0
1	0	0	0	0	0	0
0	0	0	0	0	0	0
2	1	2	0	0	0	0

1B: 5 SF: 0
2B: 1 SAC: 0
3B: 1 DP: 3
HR: 1 HBP: 1

WP: 0 PA: 38

PB: 0

SB: 0

CS: 0

ERA: 6.43 WHIP: 1.143

ERA: 4.73

ERA: 2.11

ERA: 4.04

Batter	1	2	3	4	5	6	7	8	9
Carlos Garcia, R OBP: 0.325, SLG: 0.415 (1, 4)	2-2 F7			1-1 G1-3		3-2 HBP		0-1 2B	2-2 FC6-4
Jay Bell, R OBP: 0.384, SLG: 0.452 (1, 6)	1-3 K			1-3 K		1-1 G5-3		3-2 1B	1-1 FC6-4
Orlando Merced, S OBP: 0.422, SLG: 0.459 (1, 3) (9, 9)	1-1 F9			2-1 F7			4-2 BB	3-2 BB	
Jeff King, R OBP: 0.356, SLG: 0.411 (1, 5)			0-1 E5		4-2 BB		0-0 G6-4-3	0-1 F9	
Dave Clark, L OBP: 0.352, SLG: 0.373 (1, 9)			1-2 G3-6-3		0-0 BB		0-0 G4-3	4-2 BB	
Lonnie Smith, R OBP: 0.421, SLG: 0.443 (8, PH) (9, 7)			1-2 1-2f		1-2 1B				
Al Martin, L OBP: 0.337, SLG: 0.446 (1, 8)			1-2 P5		2-2 G4-6-3				
Andy Tomberlin, L OBP: 0.320, SLG: 0.500 (1, 7)			1-0 P6		3-2 G3				
Lloyd McClendon, R OBP: 0.283, SLG: 0.293 (8, PH)									
Joel Johnston, R (9, 1)									
Tom Prince, R OBP: 0.264, SLG: 0.291 (1, 2)			0-3 K2-3						
Steve Cooke, R OBP: 0.150, SLG: 0.169 (1, 1)									
Blas Miró, R OBP: 0.200, SLG: 0.111 (5, 1)									
Mark Peikowski, R (5, 1)									
Andy Van Slyke, L OBP: 0.372, SLG: 0.473 (8, PH)									
Jeff Ballard, L OBP: 0.333, SLG: 0.333 (7, 1)									
Tom Foley, L OBP: 0.294, SLG: 0.392 (8, PH) (9, 3)									

R: 0 H: 0 E: 0 K: 1 S: 9
H: 0 LOB: 0 BB: 0 P: 13
R: 0 H: 0 E: 0 K: 1 S: 7
H: 0 LOB: 0 BB: 0 P: 10
R: 0 H: 0 E: 0 K: 1 S: 7
H: 0 LOB: 0 BB: 0 P: 9
R: 0 H: 0 E: 0 K: 1 S: 7
H: 0 LOB: 0 BB: 0 P: 11
R: 0 H: 1 E: 0 K: 0 S: 15
H: 1 LOB: 1 BB: 1 P: 24
R: 0 H: 0 E: 0 K: 0 S: 9
H: 0 LOB: 1 BB: 0 P: 17
R: 0 H: 0 E: 0 K: 0 S: 4
H: 0 LOB: 0 BB: 1 P: 8
R: 6 H: 6 E: 0 K: 1 S: 28
H: 6 LOB: 2 BB: 2 P: 46
R: 0 H: 1 E: 0 K: 0 S: 10
H: 1 LOB: 1 BB: 0 P: 14

1B: 5 SF: 0
2B: 1 SAC: 0
3B: 1 DP: 3
HR: 1 HBP: 1

WP: 0 PA: 38

PB: 0

SB: 0

CS: 0

ERA: 6.43 WHIP: 1.143

ERA: 4.73

ERA: 2.11

ERA: 4.04

PITCHER IP WLS BF H R ER SO BB IBB HBP BLK WP HR S P ERA WHIP

Andy Benes, R (1, 1) 7.0 0 28 5 5 5 3 3 0 1 0 0 1 67 104 6.43 1.143

Tim Mauser, R (8, 1) 0.0 1 1 0 0 0 0 0 0 0 0 0 5 8 ∞ ∞

Pedro Martinez, L (8, 1) 0.2 4 1 1 1 1 1 0 0 0 0 0 11 19 13.50 3.000

Trevor Hoffman, R (8, 1) 1.1 S 5 1 0 0 0 0 0 0 0 0 0 14 21 0.00 0.750

Batter	1	2	3	4	5	6	7	8	9	AB R H RBI BB SO LOB	TOP		
Jarvis Brown, R OBP: 0.361, SLG: 0.469 (1, 8)	0-1 B1-3		0-1 G1-3		3-2 F8		1-0 FC5-4 1B	1-0 2B		5 0 2 1 0 0 0			
Ricky Gutierrez, R OBP: 0.352, SLG: 0.345 (1, 6)	1-1 G6-3		4-0 BB		4-2 BB		SAFE SAFE SAFE SAFE 1-2f FC5-4 2B 1B	2-2 G1-3		3 1 0 0 2 0 2			
Tony Gwynn, L OBP: 0.402, SLG: 0.500 (1, 9)	2-1 G3		1-0 G6-3		0-0 G4-3		1-0 1B 2B		3-2 F7	5 1 1 0 0 0 2			
Derek Bell, R OBP: 0.300, SLG: 0.416 (8, 7)		1-1 L3		1-2 G4-3		2-1 HR	4-2 1B BB		0-3 K	4 1 1 1 1 1 0			
Phil Clark, R OBP: 0.358, SLG: 0.515 (1, 7)		3-2 F9		1-1 G6-3 2B		0-3 K	2-0 S 1B		1-3 K	3 0 1 0 0 1 0 1 0 1 2 0 0 0 1 0 0 0 0 1 0 0 0 0 0 0 0 0			
Bill Bean, L OBP: 0.275, SLG: 0.405 (6, 7)													
Guillermo Velasquez, L OBP: 0.270, SLG: 0.289 (8, 3)													
Gene Harris, R (9, 1)													
Archib Cianfrocco, R OBP: 0.308, SLG: 0.468 (1, 3) (8, 5) (9, 3)		4-2 3B BB		3-2 G6-3 2-3		2-2 F8	2-3 K 1-2			3 1 0 0 1 1 3			
Tim Teufel, R OBP: 0.347, SLG: 0.444 (1, 4)		1-1 1-H 3B		4-1 BB		1-1 2B		1-3 K		3 0 2 1 1 1 0			
Brad Ausmus, R OBP: 0.273, SLG: 0.405 (1, 2)		1-0 G4-3		3-2 G4-3		0-0 F7		1-0 2B 2B		4 1 1 0 0 0 4			
Scott Sanders, R OBP: 0.111, SLG: 0.111 (1, 1)			0-0 F9		3-3 K		2-3 K	0-3 K		4 0 0 0 0 3 1 0 0 0 0 0 0 0 0 0 0 0 0 0 0			
Mark Davis, L OBP: 0.333, SLG: 0.333 (9, 1)													
Craig Shipley, R OBP: 0.274, SLG: 0.324 (9, 5)													
Inning Stats	R: 0 E: 0 K: 0 S: 6 H: 0 LOB: 0 BB: 0 P: 9	R: 1 E: 0 K: 0 S: 11 H: 1 LOB: 1 BB: 1 P: 21	R: 0 E: 0 K: 0 S: 4 H: 0 LOB: 1 BB: 1 P: 9	R: 0 E: 0 K: 0 S: 12 H: 1 LOB: 2 BB: 1 P: 24	R: 0 E: 0 K: 1 S: 12 H: 0 LOB: 1 BB: 1 P: 22	R: 1 E: 0 K: 1 S: 13 H: 2 LOB: 1 BB: 0 P: 18	R: 2 E: 0 K: 2 S: 18 H: 3 LOB: 2 BB: 1 P: 31	R: 1 E: 0 K: 2 S: 11 H: 2 LOB: 1 BB: 0 P: 16	R: 0 E: 0 K: 2 S: 11 H: 0 LOB: 0 BB: 0 P: 15	1B: 2 2B: 5 3B: 1 HR: 1 SF: 0 SAC: 0 DP: 0 HBP: 0	WP: 0 PB: 0 SB: 1 CS: 0 PA: 41		
PITCHER	IP WLS BF H R ER SO BB IBB HBP BLK WP HR S P ERA WHIP											PITCHER	IP WLS BF H R ER SO BB IBB HBP BLK WP HR S P ERA WHIP
Zane Smith, L ERA: 4.55 (1, 1)	5.2 L 25 4 2 2 2 4 0 0 0 0 1 57 102 3.18 1.412												
Joel Johnston, R ERA: 3.16 (6, 1)	2.1 13 5 3 3 4 1 0 0 0 0 0 30 48 11.57 2.571												
Denny Neagle, L ERA: 5.53 (9, 1)	1.0 3 0 0 0 2 0 0 0 0 0 0 11 15 0.00 0.000												

San Diego Padres @ Pittsburgh Pirates
 Three Rivers Stadium, Pittsburgh, PA
 Sat Aug 28 1993, 7:05 PM EDT
 Att. 28,972 - Unknown - 87 F

AB	36
R	5
H	9
RBI	5
BB	5
SO	8
LOB	12



WP: 0	PA: 41
PB: 0	
SB: 1	
CS: 0	

Batter	1	2	3	4	5	6	7	8	9	AB R H RBI BB SO LOB
--------	---	---	---	---	---	---	---	---	---	----------------------

Carlos Garcia, R <small>OBP: 0.325, SLG: 0.414</small> (1, 4)										4 1 1 0 0 2 1
Jay Bell, R <small>OBP: 0.387, SLG: 0.455</small> (1, 6)										4 0 3 1 0 0 0
Orlando Merced, S <small>OBP: 0.422, SLG: 0.456</small> (1, 9)										2 0 0 0 2 0 2
Jeff King, R <small>OBP: 0.353, SLG: 0.407</small> (1, 5)										4 0 0 0 0 1 4
Dave Clark, L <small>OBP: 0.348, SLG: 0.367</small> (1, 7)										3 0 0 0 0 0 0
Al Martin, L <small>OBP: 0.337, SLG: 0.453</small> (1, 8)										3 1 1 1 0 1 0
Kevin Young, R <small>OBP: 0.305, SLG: 0.321</small> (1, 3)										2 0 0 0 0 1 0
Joel Johnston, R (6, 1)										0 0 0 0 0 0 0
Andy Van Slyke, L <small>OBP: 0.370, SLG: 0.471</small> (8, PH)										1 0 0 0 0 0 0
Denny Neagle, L (9, 1)										0 0 0 0 0 0 0
Tom Prince, R <small>OBP: 0.259, SLG: 0.285</small> (1, 2)										3 0 0 0 0 1 0
Zane Smith, L <small>OBP: 0.080, SLG: 0.080</small> (1, 1)										1 0 0 0 0 0 0
Tom Foley, L <small>OBP: 0.296, SLG: 0.400</small> (6, 3)										2 1 1 0 0 0 0

Inning Stats	R: 1	H: 2	E: 1	K: 0	S: 9	LOB: 0	BB: 1	P: 16	R: 0	H: 0	E: 0	K: 0	S: 6	LOB: 0	BB: 0	P: 8	R: 0	H: 0	E: 0	K: 0	S: 5	LOB: 0	BB: 0	P: 6	R: 0	H: 1	E: 0	K: 0	S: 5	LOB: 0	BB: 0	P: 7	R: 0	H: 0	E: 0	K: 2	S: 7	LOB: 0	BB: 0	P: 9	R: 0	H: 0	E: 0	K: 1	S: 8	LOB: 0	BB: 0	P: 11	R: 0	H: 0	E: 0	K: 1	S: 8	LOB: 1	BB: 1	P: 16	R: 1	H: 1	E: 0	K: 0	S: 6	LOB: 0	BB: 0	P: 9	R: 1	H: 2	E: 1	K: 1	S: 11	LOB: 1	BB: 0	P: 17	1B: 4	2B: 2	3B: 0	HR: 1	SF: 0	SAC: 0	DP: 3	HBP: 0	WP: 0	PB: 0	SB: 0	CS: 2	PA: 31
--------------	------	------	------	------	------	--------	-------	-------	------	------	------	------	------	--------	-------	------	------	------	------	------	------	--------	-------	------	------	------	------	------	------	--------	-------	------	------	------	------	------	------	--------	-------	------	------	------	------	------	------	--------	-------	-------	------	------	------	------	------	--------	-------	-------	------	------	------	------	------	--------	-------	------	------	------	------	------	-------	--------	-------	-------	-------	-------	-------	-------	-------	--------	-------	--------	-------	-------	-------	-------	--------

PITCHER	IP	WLS	BF	H	R	ER	SO	BB	IBB	HBP	BLK	WP	HR	S	P	ERA	WHIP
Scott Sanders, R <small>ERA: 2.7</small> (1, 1)	8.1	W	29	6	3	1	6	2	0	0	0	0	1	63	95	1.08	0.960
Mark Davis, L <small>ERA: 4.97</small> (9, 1)	0.1		1	0	0	0	0	0	0	0	0	0	0	1	1	0.00	0.000
Gene Harris, R <small>ERA: 2.77</small> (9, 1)	0.1	S	1	0	0	0	0	0	0	0	0	0	0	1	3	0.00	0.000

BOTTOM

San Diego Padres @ Pittsburgh Pirates
 Three Rivers Stadium, Pittsburgh, PA

Sat Aug 28 1993, 7:05 PM EDT
 Att: 28,972 - Unknown - 87 F

livebaseballscorecards.com

AB	29
R	3
H	6
RBI	2
BB	2
SO	6
LOB	7



Batter	1	2	3	4	5	6	7	8	9	AB R H RBI BB SO LOB	TOP
Bill Bean, L (1, 8) OBP: 0.276, SLG: 0.404 Jarvis Brown, R (7, PH) OBP: 0.342, SLG: 0.441 (7, 8)	1-2 FC5-4 1B	1-0 G3-1		1-3 K2-3			2-3 K		2-2 G5-3 1-2	3 0 1 0 0 1 1 2 0 0 0 0 1 1	
Ricky Gutierrez, R (1, 6) OBP: 0.354, SLG: 0.347	1-1 FC5-4 1B 1-2f		1-1 2B HR 1B		0-1 FC5 BB 1B		2-2 G5-3			4 2 2 0 0 0 1	
Tony Gwynn, L (1, 9) OBP: 0.403, SLG: 0.502	1-0 1B 1-2 1B		0-1 HR 2B 1-3		1-1 F7		0-0 G4-3			4 1 2 0 0 0 1	
Phil Plantier, L (1, 7) OBP: 0.337, SLG: 0.535	2-3 K		2-1 HR 2-H 3-H		4-0 BB 1-2		3-3 K			3 1 1 3 1 2 2	
Derek Bell, R (1, 5) OBP: 0.300, SLG: 0.415	1-1 1B 1-2 2-H		0-3 K		2-3 K		1-0 F7			4 0 1 1 0 2 2	
Archib Cianfrocco, R (1, 3) OBP: 0.302, SLG: 0.459	0-0 G4-3		1-1 G5-3		2-2 FC5 2-3f		2-2 F8			4 0 0 0 0 0 4	
Jeff Gardner, L (1, 4) OBP: 0.347, SLG: 0.372		2-0 G3	2-3 K		2-2 L5			0-0 DI 1B		4 0 1 0 0 1 0	
Brad Ausmus, R (1, 2) OBP: 0.275, SLG: 0.402 Kevin Higgins, L (9, PH) OBP: 0.305, SLG: 0.247		0-1 SH3 1B		0-1 F8		3-2 F9		2-2 L6		3 0 1 0 0 0 0 1 0 0 0 0 0 1	
Andy Ashby, R (1, 1) OBP: 0.179, SLG: 0.214 Kerry Taylor, R (4, 1)		0-1 SH3		0-0 G2-3		3-2 F8		0-1 F9		1 0 0 0 0 0 0 0 0 0 0 0 0 0 1 0 0 0 0 0 0 0 0 0 0 0 0 0 1 0 0 0 0 0 1	
Guillermo Velasquez, L (6, PH) OBP: 0.268, SLG: 0.287 Tim Mauser, R (6, 1) Phil Clark, R (9, PH) OBP: 0.357, SLG: 0.512		1-2 1B									
Inning Stats	R: 1 H: 3 E: 0 LOB: 2 K: 1 BB: 0 S: 12 P: 18	R: 0 H: 1 E: 0 LOB: 1 K: 0 BB: 0 S: 6 P: 9	R: 3 H: 3 E: 0 LOB: 0 K: 2 BB: 0 S: 14 P: 20	R: 0 H: 0 E: 0 LOB: 0 K: 1 BB: 0 S: 6 P: 7	R: 0 H: 1 E: 0 LOB: 2 K: 1 BB: 1 S: 11 P: 19	R: 0 H: 0 E: 0 LOB: 0 K: 0 BB: 0 S: 11 P: 19	R: 0 H: 0 E: 0 LOB: 0 K: 1 BB: 0 S: 9 P: 13	R: 0 H: 0 E: 0 LOB: 0 K: 1 BB: 0 S: 8 P: 14	R: 0 H: 1 E: 0 LOB: 1 K: 0 BB: 0 S: 9 P: 13	1B: 7 SF: 0 2B: 1 SAC: 1 3B: 0 DP: 0 HR: 1 HBP: 0	WP: 0 PA: 37 PB: 0 SB: 0 CS: 0
PITCHER Bob Walk, R (1, 1) ERA: 5.53 Denny Neagle, L (7, 1) ERA: 5.38 Mark Dewey, R (9, 1) ERA: 1.65	IP WLS BF H R ER SO BB IBB HBP BLK WP HR S P ERA WHIP 6.0 W 27 8 4 4 5 1 0 0 0 0 1 60 92 6.00 1.500 2.0 6 0 0 0 2 0 0 0 0 0 0 0 17 27 0.00 0.000 1.0 S 4 1 0 0 0 0 0 0 0 0 0 0 9 13 0.00 1.000	PITCHER IP WLS BF H R ER SO BB IBB HBP BLK WP HR S P ERA WHIP									

San Diego Padres @ Pittsburgh Pirates
 Three Rivers Stadium, Pittsburgh, PA
 Sun Aug 29 1993, 3:33 AM EDT
 Sunny - 83 F

livebaseballscorecards.com

AB	35
R	4
H	9
RBI	4
BB	1
SO	7
LOB	14



Batter	1	2	3	4	5	6	7	8	9	AB R H RBI BB SO LOB	TOP
Jarvis Brown, R OBP: 0.395, SLG: 0.526 (1, 8)	1-0 L1-3		1-2 E8 1B		0-1 WP 2B			1-1 2B	2-0 1B HR HBP	4 3 3 2 0 0 0	
Bill Bean, L OBP: 0.289, SLG: 0.420 (1, 9)	0-1 G4-3		1-0 CS 1B		2-1 P7			1-0 1B 2B	2-1 HR 1B	5 2 3 3 0 0 1	
Phil Clark, R OBP: 0.350, SLG: 0.502 Ricky Gutierrez, R OBP: 0.353, SLG: 0.347 (1, 5) (8, 6)	2-2 G5-3		2-2 CS 1-2	3-2 F8		2-2 G6-3		0-0 G6-3	1-0 SF8	4 0 0 0 0 0 1 0 0 0 1 0 0 0	
Phil Plantier, L OBP: 0.338, SLG: 0.541 (1, 7)		2-0 F9		3-3 K		1-1 P5		1-2 1B	0-1 HR	5 1 2 4 0 1 0	
Guillermo Velasquez, L OBP: 0.267, SLG: 0.286 Mark Davis, L OBP: 0.250, SLG: 0.250 (1, 3) (8, 1)		2-2 F7		3-2 FC4-6 1B		2-3 K		2-3 K	0-3 K	4 0 1 0 0 2 1 1 0 0 0 0 1 0	
Craig Shipley, R OBP: 0.267, SLG: 0.316 (1, 6) (8, 5)		1-0 G5-3		0-0 FC4-6 1-2f			2-2 P6	2-2 F7	0-0 G5-3	5 0 0 0 0 0 2	
Jeff Gardner, L OBP: 0.351, SLG: 0.381 (1, 4)			4-0 SH5-3 E BB		0-0 FC6 1B		2-2 G3-1		1-2 2B 3B	3 2 2 0 1 0 0	
Kevin Higgins, L OBP: 0.310, SLG: 0.260 (1, 2)			1-1 L4		1-1 FC6 SH1-4 2B		1-1 1B		0-0 1B 2B	4 2 2 1 0 0 2	
Doug Brocail, L OBP: 0.200, SLG: 0.200 Trevor Hoffman, R (8, 1) Archi Cianfrocco, R OBP: 0.305, SLG: 0.462 (8, 3)			3-2 SH5-3		2-1 SH1-4		2-3 K		1-2 1B HBP SF8 1B	1 0 0 0 0 1 1 0 0 0 0 0 0 0 1 1 1 0 0 0 0	
Inning Stats	R: 0 E: 0 K: 0 S: 6 H: 0 LOB: 0 BB: 0 P: 9	R: 0 E: 0 K: 0 S: 5 H: 0 LOB: 0 BB: 0 P: 10	R: 2 E: 1 K: 0 S: 12 H: 2 LOB: 0 BB: 1 P: 24	R: 0 E: 0 K: 1 S: 11 H: 1 LOB: 1 BB: 0 P: 20	R: 1 E: 0 K: 0 S: 9 H: 2 LOB: 1 BB: 0 P: 14	R: 0 E: 0 K: 1 S: 9 H: 0 LOB: 0 BB: 0 P: 14	R: 0 E: 0 K: 1 S: 14 H: 1 LOB: 1 BB: 0 P: 21	R: 2 E: 0 K: 1 S: 14 H: 3 LOB: 1 BB: 0 P: 21	R: 6 E: 0 K: 1 S: 18 H: 5 LOB: 0 BB: 0 P: 25	1B: 8 2B: 4 3B: 1 HR: 1 SF: 1 SAC: 2 DP: 0 HBP: 1	WP: 1 PB: 0 SB: 0 CS: 1 PA: 43
PITCHER	IP WLS BF H R ER SO BB IBB HBP BLK WP HR S P ERA WHIP	IP WLS BF H R ER SO BB IBB HBP BLK WP HR S P ERA WHIP	IP WLS BF H R ER SO BB IBB HBP BLK WP HR S P ERA WHIP	IP WLS BF H R ER SO BB IBB HBP BLK WP HR S P ERA WHIP	IP WLS BF H R ER SO BB IBB HBP BLK WP HR S P ERA WHIP	IP WLS BF H R ER SO BB IBB HBP BLK WP HR S P ERA WHIP	IP WLS BF H R ER SO BB IBB HBP BLK WP HR S P ERA WHIP	IP WLS BF H R ER SO BB IBB HBP BLK WP HR S P ERA WHIP	IP WLS BF H R ER SO BB IBB HBP BLK WP HR S P ERA WHIP	IP WLS BF H R ER SO BB IBB HBP BLK WP HR S P ERA WHIP	IP WLS BF H R ER SO BB IBB HBP BLK WP HR S P ERA WHIP
John Hope, R ERA: 3.6 (1, 1)	5.0 L 20 5 3 2 1 1 0 0 0 1 0 43 77 3.60 1.200										
Jeff Ballard, L ERA: 5.4 (6, 1)	3.0 13 4 2 2 3 0 0 0 0 0 0 37 56 6.00 1.333										
Blas Minor, R ERA: 4.56 (9, 1)	0.0 4 3 4 4 0 0 0 0 1 0 0 9 13 ∞ ∞										
Mark Petkovsek, R ERA: 6.11 (9, 1)	1.0 5 2 2 2 1 0 0 0 0 0 0 9 12 18.00 2.000										

San Diego Padres @ Pittsburgh Pirates
Three Rivers Stadium, Pittsburgh, PA
Sun Aug 29 1993, 3:38 AM EDT
Att. 21,636 - Cloudy - 90 F

AB	37
R	11
H	14
RBI	11
BB	1
SO	5
LOB	8



WP	1	PA	43
PB	0		
SB	0		
CS	1		

Batter	1	2	3	4	5	6	7	8	9	AB R H RBI BB SO LOB
Carlos Garcia, R OBP: 0.323, SLG: 0.411 (1, 4)	1-0 WP S 1B		3-2 P9			0-1 G4-3		1-1 FC6-4 1-2f		4 0 1 0 0 0 1
Jay Bell, R OBP: 0.390, SLG: 0.454 (1, 6)	2-3 K 1-3		0-1 1B			1-1 G1-3		4-2 1-2 BB		3 0 1 0 1 1 1
Orlando Merced, S OBP: 0.422, SLG: 0.455 (1, 3)	0-1 P6		2-3 K			1-2 G3-1		1-3 K		4 0 0 0 0 2 4
Dave Clark, L OBP: 0.342, SLG: 0.365 (1, 9)	2-2 G4-3			2-3 K		0-0 F7		0-2 P6		3 0 0 0 0 1 1
Lloyd McClendon, R OBP: 0.281, SLG: 0.291 (9, PH)										1 0 0 0 0 0 0
Al Martin, L OBP: 0.333, SLG: 0.446 (1, 8)		1-0 G1-3		3-1 P7		0-0 F7		0-0 F8		4 0 0 0 0 0 0
Andy Tomberlin, L OBP: 0.355, SLG: 0.500 (1, 7)		0-0 1B		3-3 K		1-1 1B		0-0 1B		3 0 2 0 0 1 0
Kevin Young, R OBP: 0.305, SLG: 0.322 (9, PH)										1 0 1 0 0 0 0
Tom Foley, L OBP: 0.296, SLG: 0.401 (1, 5)		0-1 1B				0-0 P6		0-1 F8		4 0 1 0 0 0 2
Tom Prince, R OBP: 0.256, SLG: 0.281 (1, 2)		1-2 1B				1-1 P8		4-2 FC6-4 BB		2 0 0 0 0 0 2
Don Slaught, R OBP: 0.357, SLG: 0.439 (8, PH)		2-1 G5-4-3 1-2f								0 0 0 0 1 0 0
John Hope, R OBP: 0.260, SLG: 0.111 (1, 1)			3-3 K			3-1 F7		2-3 K		1 0 0 0 0 1 0
Andy Van Slyke, L OBP: 0.368, SLG: 0.467 (5, PH)										1 0 0 0 0 0 0
Jeff Bialard, L OBP: 0.333, SLG: 0.333 (6, 1)										0 0 0 0 0 0 0
Lonnie Smith, R OBP: 0.419, SLG: 0.440 (8, PH)										1 0 0 0 0 1 1
Blas Minor, R OBP: 0.260, SLG: 0.111 (9, 1)										0 0 0 0 0 0 0
Mark Petkovsek, R OBP: 0.260, SLG: 0.111 (9, 1)										0 0 0 0 0 0 0

BOTTOM	
San Diego Padres @ Pittsburgh Pirates Three Rivers Stadium, Pittsburgh, PA	
Sun Aug 29 1993, 3:38 AM EDT Att. 21,636 - Cloudy - 90 F	
AB 32	
R 0	
H 6	
RBI 0	
BB 2	
SO 7	
LOB 12	
	
WP: 1 PA: 34	
PB: 0	
SB: 1	
CS: 0	

Inning Stats		R: 0	H: 1	E: 0	K: 1	S: 11	H: 2	LOB: 1	BB: 0	P: 16	R: 0	H: 0	E: 0	K: 2	S: 12	R: 0	H: 0	E: 0	K: 0	S: 5	R: 0	H: 0	E: 0	K: 0	S: 7	R: 0	H: 1	E: 0	K: 0	S: 6	R: 0	H: 0	E: 0	K: 2	S: 17	R: 0	H: 1	E: 0	K: 0	S: 7	R: 0	H: 1	E: 0	K: 0	S: 7	1B: 6	2B: 0	3B: 0	HR: 0	SF: 0	SAC: 0	DP: 1	HBP: 0	WP: 1	PA: 34
PITCHER	Doug Brocail, R ERA: 4.45 (1, 1)	IP	WLS	BF	H	R	ER	SO	BB	IBB	HBP	BLK	WP	HR	S	P	ERA	WHIP																																					
Trevor Hoffman, R ERA: 4.0 (8, 1)	0.2	4	0	0	0	1	2	0	0	0	0	0	0	0	13	24	0.00	3.000																																					
Mark Davis, L ERA: 4.85 (8, 1)	1.1	5	1	0	0	1	0	0	0	0	0	0	0	0	11	12	0.00	0.750																																					
PITCHER	IP	WLS	BF	H	R	ER	SO	BB	IBB	HBP	BLK	WP	HR	S	P	ERA	WHIP																																						

Batter	1	2	3	4	5	6	7	8	9	AB R H RBI BB SO LOB	TOP											
Jarvis Brown, R (1, 8) OBP: 0.383, SLG: 0.500	2-2 P3		0-1 FC6-4 1B			1-1 G6-3	3-3 K			4 0 1 0 0 1 1												
Ricky Gutierrez, R (1, 6) OBP: 0.354, SLG: 0.352	3-3 K		0-1 FC6-4 1-2f			0-0 1B 2B		2-2 G3-6-3 1B		4 1 2 0 0 1 1												
Tony Gwynn, L (1, 9) OBP: 0.400, SLG: 0.498	2-2 L6			0-0 F8		0-0 P2		1-2 G3-6-3 1-2f		4 0 0 0 0 0 2												
Phil Plantier, L (1, 7) OBP: 0.337, SLG: 0.538		2-1 F8		1-2 G4-3		0-1 1B 1B		0-3 K		4 0 1 0 0 1 0												
Derek Bell, R (1, 5) OBP: 0.301, SLG: 0.416		0-1 1B		0-0 G1-3		1-0 1B 1-2 3-H		0-1 G5-3		4 0 2 1 0 0 0												
Archi Cianfrocco, R (1, 3) OBP: 0.300, SLG: 0.453		1-0 F8			0-0 F9	0-1 G1-3		2-3 K		4 0 0 0 0 1 3												
Jeff Gardner, L (1, 4) OBP: 0.350, SLG: 0.379		0-1 G3			1-2 E8 1B		0-0 G4-3		2-3 K	4 0 1 0 0 1 1												
Brad Ausmus, R (1, 2) OBP: 0.266, SLG: 0.389			3-2 G6-3		1-2 L6		3-3 K			3 0 0 0 0 1 1												
Tim Worrell, R (1, 1) Guillermo Velasquez, L (7, PH) Doug Brocail, L (7, PR) Pedro Martinez, L (7, 1)			0-2 F9		1-2 L6		1-0 1B			2 0 0 0 0 0 1 1 0 1 0 0 0 0 0 0 0 0 0 0 0 0 0 0 0 0 0 0												
Inning Stats	R: 0 E: 0 K: 1 S: 9	H: 0 LOB: 0 BB: 0 P: 16	R: 0 E: 0 K: 0 S: 7	H: 1 LOB: 1 BB: 0 P: 10	R: 0 E: 0 K: 0 S: 11	H: 1 LOB: 1 BB: 0 P: 14	R: 0 E: 0 K: 0 S: 5	H: 0 LOB: 0 BB: 0 P: 6	R: 0 E: 1 K: 0 S: 12	H: 1 LOB: 1 BB: 0 P: 15	R: 1 E: 0 K: 0 S: 9	H: 3 LOB: 2 BB: 0 P: 11	R: 0 E: 0 K: 2 S: 9	H: 1 LOB: 1 BB: 0 P: 16	R: 0 E: 0 K: 1 S: 10	H: 1 LOB: 0 BB: 0 P: 13	R: 0 E: 0 K: 2 S: 8	H: 0 LOB: 0 BB: 0 P: 12	1B: 7 2B: 1 3B: 0 HR: 0	SF: 0 SAC: 0 DP: 1 HBP: 0	WP: 0 PB: 0 SB: 0 CS: 0	PA: 34
PITCHER	IP WLS BF H R ER SO BB IBB HBP BLK WP HR S P ERA WHIP																					
Charlie Hough, R (1, 1) ERA: 4.29	7.0 W 28 7 1 1 3 0 0 0 0 0 0 0 62 88 1.29 1.000																					
Luis Aquino, R (8, 1) ERA: 3.35	0.0 1 1 0 0 0 0 0 0 0 0 0 0 3 5 ∞ ∞																					
Joe Klink, L (8, 1) ERA: 4.4	1.0 2 0 0 0 1 0 0 0 0 0 0 0 7 8 0.00 0.000																					
Bryan Harvey, R (9, 1) ERA: 1.81	1.0 S 3 0 0 0 2 0 0 0 0 0 0 0 8 12 0.00 0.000																					

San Diego Padres @ Florida Marlins
Joe Robbie Stadium, Miami, FL

Tue Aug 31 1993, 7:05 PM EDT
Att. 24,599 - Unknown - 87 F

livebaseballscorecards.com

AB	34
R	1
H	8
RBI	1
BB	0
SO	6
LOB	10



Batter	1	2	3	4	5	6	7	8	9	AB	R	H	RBI	BB	SO	LOB
Chuck Carr, S (1, 8) <small>OBP: 0.323, SLG: 0.342</small>	1-1 			3-2 SF7 2B	0-1 			1-0 		4	1	1	0	0	0	2
Bret Barberie, S (1, 4) <small>OBP: 0.373, SLG: 0.412</small>	3-1 			0-1 		2-2 		1-1 		3	0	0	1	0	0	0
Jeff Conine, R (1, 3) <small>OBP: 0.363, SLG: 0.420</small>	1-0 			3-H 2-1 1B		0-0 				3	0	1	0	0	0	0
Gary Sheffield, R (1, 5) <small>OBP: 0.352, SLG: 0.479</small>		0-0 		1-2 		3-1 HR				3	1	1	1	0	0	1
Henry Cotto, R (1, 7) <small>OBP: 0.260, SLG: 0.346</small>		1-1 		3-3 		0-0 				3	0	0	0	0	1	1
Benito Santiago, R (1, 2) <small>OBP: 0.287, SLG: 0.363</small>		0-3 			0-2 		1-0 			3	0	0	0	0	1	0
Darrell Whitmore, L (1, 9) <small>OBP: 0.245, SLG: 0.341</small>			2-0 		4-2 BB		0-2 			2	0	0	0	1	0	0
Walt Weiss, S (1, 6) <small>OBP: 0.363, SLG: 0.317</small>			2-1 		3-2 1B		2-0 			3	0	1	0	0	0	0
Charlie Hough, R (1, 1) <small>OBP: 0.073, SLG: 0.038</small>			2-2 		1-3 		2-2 			2	0	0	0	0	1	2
Luis Aquino, R (8, 1) <small>OBP: 0.087, SLG: 0.087</small>										0	0	0	0	0	0	0
Joe Klink, L (8, 1)										0	0	0	0	0	0	0
Alex Arias, R (8, PH) <small>OBP: 0.333, SLG: 0.305</small>										1	0	0	0	0	0	0
Bryan Harvey, R (9, 1)										0	0	0	0	0	0	0

Inning Stats	R: 0	H: 0	E: 0	LOB: 0	K: 0	S: 5	P: 10	R: 0	H: 0	E: 0	LOB: 0	K: 1	S: 6	R: 0	H: 0	E: 0	LOB: 0	K: 0	S: 7	R: 0	H: 0	E: 0	LOB: 0	K: 0	S: 7	R: 1	H: 2	E: 1	LOB: 1	K: 1	S: 18	R: 0	H: 1	E: 0	LOB: 2	K: 1	S: 16	R: 1	H: 1	E: 0	LOB: 0	K: 0	S: 7	R: 0	H: 0	E: 0	LOB: 0	K: 0	S: 5	R: 0	H: 0	E: 0	LOB: 0	K: 0	S: 6	R: 0	H: 0	E: 0	LOB: 0	K: 0	S: 6	R: 0	H: 0	E: 0	LOB: 0	K: 0	S: 6	1B: 2	SF: 1	2B: 1	SAC: 0	3B: 0	DP: 0	HR: 1	HBP: 0	WP: 0	PA: 29
--------------	------	------	------	--------	------	------	-------	------	------	------	--------	------	------	------	------	------	--------	------	------	------	------	------	--------	------	------	------	------	------	--------	------	-------	------	------	------	--------	------	-------	------	------	------	--------	------	------	------	------	------	--------	------	------	------	------	------	--------	------	------	------	------	------	--------	------	------	------	------	------	--------	------	------	-------	-------	-------	--------	-------	-------	-------	--------	-------	--------

PITCHER	IP	WLS	BF	H	R	ER	SO	BB	IBB	HBP	BLK	WP	HR	S	P	ERA	WHIP
Tim Worrell, R (1, 1) <small>ERA: 5.24</small>	6.0	L	23	4	2	2	3	1	0	0	0	0	1	59	93	3.00	0.833
Pedro Martinez, L (7, 1) <small>ERA: 1.93</small>	2.0		6	0	0	0	0	0	0	0	0	0	0	11	18	0.00	0.000

BOTTOM

San Diego Padres @ Florida Marlins
Joe Robbie Stadium, Miami, FL
 Tue Aug 31 1993, 7:05 PM EDT
 Att: 24,599 - Unknown - 87 F

livebaseballscorecards.com

AB	27
R	2
H	4
RBI	2
BB	1
SO	3
LOB	6



Batter	1	2	3	4	5	6	7	8	9	AB R H RBI BB SO LOB	TOP											
Jarvis Brown, R (1, 8) OBP: 0.397, SLG: 0.510	0-1 G1-3	2-1 G1 1B		0-0 G6-3			0-1 G5-4-3		2-1 P5	5 0 1 0 0 0 2												
Jeff Gardner, L (1, 4) OBP: 0.351, SLG: 0.384	4-2 1B BB	0-0 G1			0-0 G3			1-2 G6-3		3 1 0 0 1 0 2												
Tony Gwynn, L (1, 9) OBP: 0.398, SLG: 0.495	0-0 F7	1-1 G6-3			3-1 F8			0-1 F7		4 0 0 0 0 0 3												
Phil Plantier, L (1, 7) OBP: 0.339, SLG: 0.537	2-2 BB 1B			1-2 G5-3		1-0 G3		0-1 2B		4 0 2 0 0 0 0												
Archi Cianfrocco, R (1, 3) OBP: 0.314, SLG: 0.457	1-1 BB 1B			3-2 K		4-2 L6 BB		3-1 F9		2 0 1 1 1 1 0												
Trevor Hoffman, R (6, 1)										0 0 0 0 0 0 0												
Mark Davis, L (7, 1) OBP: 0.250, SLG: 0.250										0 0 0 0 0 0 0												
Bill Bean, L (8, PH) OBP: 0.288, SLG: 0.415	1-2 2-H									1 0 0 0 0 0 1												
Gene Harris, R (8, 1)										0 0 0 0 0 0 0												
Kevin Higgins, L (1, 2) OBP: 0.310, SLG: 0.258	4-1 BB			0-0 E2		1-0 L6			2-1 G4-3	3 0 0 0 1 0 1												
Ricky Gutierrez, R (1, 6) OBP: 0.358, SLG: 0.352	3-2 G6-3			1-3 K		1-1 G6-3			0-1 G4-3 2B 1B	4 1 1 0 0 1 4												
Craig Shipley, R (1, 5) OBP: 0.271, SLG: 0.314				0-0 F8		1-0 CS 1B		4-2 G5-4-3 BB	1-2 G4-3	3 0 1 0 1 0 1												
Scott Sanders, R (1, 1) OBP: 0.091, SLG: 0.091									1-2 G4-3	2 0 0 0 0 0 1												
Kerry Taylor, R (5, 1)										0 0 0 0 0 0 0												
Pedro Martinez, L (5, 1)										0 0 0 0 0 0 0												
Guillermo Velasquez, L (6, 3) OBP: 0.276, SLG: 0.303		0-1 G1 1B		1-2 G5-3				2-2 K	3-2 2B	2 0 1 1 0 1 1												
Inning Stats	R: 1 E: 0 K: 0 S: 15	H: 2 LOB: 3 BB: 2 P: 29	R: 0 E: 1 K: 0 S: 8	H: 1 LOB: 2 BB: 0 P: 11	R: 0 E: 1 K: 2 S: 12	H: 0 LOB: 1 BB: 0 P: 17	R: 0 E: 0 K: 0 S: 6	H: 1 LOB: 0 BB: 0 P: 8	R: 0 E: 0 K: 0 S: 4	H: 0 LOB: 0 BB: 0 P: 8	R: 0 E: 0 K: 1 S: 5	H: 0 LOB: 0 BB: 1 P: 11	R: 0 E: 0 K: 1 S: 8	H: 0 LOB: 0 BB: 1 P: 14	R: 0 E: 0 K: 0 S: 9	H: 1 LOB: 1 BB: 0 P: 13	R: 1 E: 0 K: 0 S: 14	H: 2 LOB: 1 BB: 0 P: 22	1B: 5 2B: 3 3B: 0 HR: 0	SF: 0 SAC: 0 DP: 2 HBP: 0	WP: 0 PB: 0 SB: 0 CS: 1	PA: 37
PITCHER Pat Rapp, R (1, 1) ERA: 4.08	IP: 9.0 WLS: W BF: 37 H: 7 R: 2 ER: 2 SO: 3 BB: 4 IBB: 0 HBP: 0 BLK: 0 WP: 0 HR: 0 S: 81 P: 133 ERA: 2.00 WHIP: 1.222											PITCHER	IP: 9.0 WLS: W BF: 37 H: 7 R: 2 ER: 2 SO: 3 BB: 4 IBB: 0 HBP: 0 BLK: 0 WP: 0 HR: 0 S: 81 P: 133 ERA: 2.00 WHIP: 1.222									

San Diego Padres @ Florida Marlins
Joe Robbie Stadium, Miami, FL
Thu Sep 02 1993, 7:05 PM EDT
Att. 24,064 - Unknown - 76 F

livebaseballscorecards.com

AB 33
R 2
H 7
RBI 2
BB 4
SO 3
LOB 16



Batter	1	2	3	4	5	6	7	8	9	AB	R	H	RBI	BB	SO	LOB
Chuck Carr, S OBP: 0.325, SLG: 0.344 (1, 8)	G6-3		G5-3			1B	SF8			5	2	4	0	0	0	0
Rick Renteria, R OBP: 0.326, SLG: 0.354 (1, 5)	K2-3		G5-3		1B	1B	FC5-4			5	1	1	0	0	2	5
Bret Barberie, S OBP: 0.379, SLG: 0.418 (1, 4)	FC6-4				1B	2B	SF8			3	3	3	2	0	0	0
Jeff Conine, R OBP: 0.362, SLG: 0.420 (1, 7)	FC6-4				F8	HR				5	1	2	1	0	1	4
Orestes Destrade, S OBP: 0.326, SLG: 0.425 (1, 3)		L3			BB	HR				5	1	3	2	0	0	1
Benito Santiago, R OBP: 0.290, SLG: 0.372 (1, 2)		G5-3			1B	2B	F9			5	0	2	2	0	1	1
Darrell Whitmore, L OBP: 0.244, SLG: 0.332 (1, 9)		K			L5	G3				4	0	0	0	1	2	4
Walt Weiss, S OBP: 0.366, SLG: 0.317 (1, 6)			E6		FC5-4	IBB				2	0	1	0	3	0	0
Pat Rapp, R OBP: 0.174, SLG: 0.174 (1, 1)			K		FC5-4	K				4	0	0	0	0	2	8

Inning Stats	R: 0	H: 1	E: 0	K: 1	S: 8	R: 0	H: 0	E: 0	K: 1	S: 7	R: 0	H: 1	E: 1	K: 1	S: 10	R: 1	H: 2	E: 0	K: 0	S: 15	R: 3	H: 5	E: 1	K: 2	S: 23	R: 3	H: 3	E: 0	K: 1	S: 13	R: 0	H: 1	E: 0	K: 1	S: 11	R: 1	H: 3	E: 0	K: 1	S: 14	1B: 12	2B: 3	3B: 0	HR: 1	SF: 1	SAC: 0	DP: 1	HBP: 1	WP: 0	PB: 0	SB: 3	CS: 0	PA: 44
--------------	------	------	------	------	------	------	------	------	------	------	------	------	------	------	-------	------	------	------	------	-------	------	------	------	------	-------	------	------	------	------	-------	------	------	------	------	-------	------	------	------	------	-------	--------	-------	-------	-------	-------	--------	-------	--------	-------	-------	-------	-------	--------

PITCHER	IP	WLS	BF	H	R	ER	SO	BB	IBB	HBP	BLK	WP	HR	S	P	ERA	WHIP
Scott Sanders, R ERA: 3.7 (1, 1)	4.1	L	23	8	4	4	4	1	0	0	0	0	0	55	91	8.31	2.077
Kerry Taylor, R ERA: 5.7 (5, 1)	0.0		1	1	0	0	0	0	0	0	0	0	0	3	5	∞	∞
Pedro Martinez, L ERA: 2.22 (5, 1)	1.0		5	1	1	1	2	0	1	0	0	0	0	9	18	9.00	1.000
Trevor Hoffman, R ERA: 4.21 (6, 1)	0.2		4	2	2	2	0	0	0	0	0	0	1	9	14	27.00	3.000
Mark Davis, L ERA: 4.75 (7, 1)	1.0		5	1	0	0	1	1	0	0	0	0	0	11	18	0.00	2.000

BOTTOM

San Diego Padres @ Florida Marlins
Joe Robbie Stadium, Miami, FL

Thu Sep 02 1993, 7:05 PM EDT
Att: 24,064 - Unknown - 76 F

livebaseballscorecards.com

AB	38
R	8
H	16
RBI	7
BB	4
SO	8
LOB	23



Batter	1	2	3	4	5	6	7	8	9	AB R H RBI BB SO LOB	TOP
Jarvis Brown, R (1, 8) <small>OBP: 0.371, SLG: 0.473</small>	0-3 		2-3 			0-0 		1-0 		4 0 0 0 0 2 0	San Diego Padres @ Atlanta Braves Atlanta-Fulton County Stadium, Atlanta, GA Fri Sep 03 1993, 7:05 PM EDT Att: 48,883 - Unknown
Ricky Gutierrez, R (1, 6) <small>OBP: 0.359, SLG: 0.354</small>	1-0 		1-3 			0-0 		3-2 	4 1 2 0 0 1 0		
Tony Gwynn, L (1, 9) <small>OBP: 0.400, SLG: 0.501</small>	1-2 			1-1 		1-0 		2-2 	4 2 3 1 0 0 1		
Derek Bell, R (1, 5) <small>OBP: 0.306, SLG: 0.417</small>	1-1 			0-2 		2-1 		1-1 	3 0 1 0 0 0 2		
Phil Clark, R (1, 7) <small>OBP: 0.345, SLG: 0.495</small> Bill Bean, L (9, PH) <small>OBP: 0.286, SLG: 0.415</small>		0-3 		1-1 		2-1 		3-2 	3 0 0 0 0 1 2 0 0 0 1 0 0 0		
Archi Cianfrocco, R (1, 3) <small>OBP: 0.313, SLG: 0.455</small>		2-1 		2-1 		2-3 		1-3 	3 0 1 1 0 2 1		
Tim Teufel, R (1, 4) <small>OBP: 0.342, SLG: 0.438</small> Phil Plantier, L (9, PH) <small>OBP: 0.338, SLG: 0.536</small>		3-2 			1-3 	2-2 		3-2 	3 0 0 0 0 1 1 1 0 0 0 0 0 1		
Brad Ausmus, R (1, 2) <small>OBP: 0.245, SLG: 0.357</small>		2-1 			1-2 		1-1 		3 0 0 0 0 0 1		
Andy Ashby, R (1, 1) <small>OBP: 0.172, SLG: 0.207</small> Tim Mauser, R (3, 1) <small>OBP: 0.274, SLG: 0.301</small> Guillermo Velasquez, L (5, PH) <small>OBP: 0.289, SLG: 0.313</small> Kerry Taylor, R (5, 1) <small>OBP: 0.289, SLG: 0.313</small> Craig Shipley, R (8, PH) <small>OBP: 0.289, SLG: 0.313</small> Pedro Martinez, L (8, 1)		0-3 		1-2 			0-0 		1 0 0 0 0 1 0 0 0 0 0 0 0 0 1 0 0 0 0 0 0 0 0 0 0 0 0 0 1 0 0 0 0 0 0 0 0 0 0 0 0 0		
Inning Stats	R: 0 H: 1 E: 0 LOB: 1 K: 1 BB: 0 S: 10 P: 13	R: 0 H: 1 E: 0 LOB: 1 K: 1 BB: 0 S: 15 P: 22	R: 0 H: 0 E: 0 LOB: 0 K: 3 BB: 0 S: 10 P: 13	R: 1 H: 2 E: 0 LOB: 0 K: 0 BB: 0 S: 9 P: 13	R: 0 H: 0 E: 0 LOB: 0 K: 1 BB: 0 S: 9 P: 12	R: 0 H: 1 E: 0 LOB: 1 K: 0 BB: 0 S: 5 P: 8	R: 0 H: 0 E: 0 LOB: 0 K: 1 BB: 0 S: 9 P: 15	R: 0 H: 0 E: 0 LOB: 0 K: 0 BB: 0 S: 4 P: 6	R: 2 H: 2 E: 0 LOB: 1 K: 1 BB: 0 S: 20 P: 33	1B: 5 SF: 2 2B: 3 SAC: 0 3B: 0 DP: 1 HR: 0 HBP: 1	
PITCHER Tom Glavine, L (1, 1) <small>ERA: 3.24</small> Steve Bedrosian, R (9, 1) <small>ERA: 1.51</small>	IP WLS BF H R ER SO BB IBB HBP BLK WP HR S P ERA WHIP 8.0 W 30 7 3 3 7 0 0 0 0 0 0 0 80 116 3.38 0.875 1.0 4 0 0 0 1 0 0 1 0 1 0 0 11 19 0.00 0.000					PITCHER IP WLS BF H R ER SO BB IBB HBP BLK WP HR S P ERA WHIP					

livebaseballscorecards.com

AB	31
R	3
H	7
RBI	3
BB	0
SO	8
LOB	9



Batter	1	2	3	4	5	6	7	8	9	AB	R	H	RBI	BB	SO	LOB				
Otis Nixon, S (1, 8) OBP: 0.329, SLG: 0.299	1-0 2B	1-1 1B		1-3 1B	0-1 FC6-4 1B		0-0 F7			5	1	3	1	0	1	1				
Jeff Blauser, R (1, 6) OBP: 0.414, SLG: 0.457	1-0 1B 2B	3-3 1B		3-2 1B	1-1 FC6-4 1B			1-0 G5-3		5	1	2	1	0	1	3				
Ron Gant, R (1, 7) OBP: 0.340, SLG: 0.513 Tony Tarasco, L (6, PR) OBP: 0.316, SLG: 0.333 (7, 7)	2-2 1B		2-0 G6-3 S 1B	0-0 BB 1B		4-2 G4-6-3 BB BB		2-2 L9		3	2	3	0	1	0	0				
Fred McGriff, L (1, 3) OBP: 0.367, SLG: 0.547	4-1 1B FC5-4 BB		4-2 G6-3 BB BB	4-1 BB BB		4-2 G4-6-3 BB BB		1-2 G3-1		1	1	0	0	4	0	0				
David Justice, L (1, 9) OBP: 0.345, SLG: 0.507	0-0 FC5-4 1B 1-3 2-H 3-H		3-1 G6-3 1-2f 2-3	2-3 K		3-2 G4-6-3 1-2f 2-3				4	0	1	2	0	1	7				
Terry Pendleton, S (1, 5) OBP: 0.310, SLG: 0.385	1-2 FC5-4 G3-6-3 1-2f 3-H		0-1 HR 3-H		3-2 SH5-4 1B 1B		0-0 G4-3			4	2	2	3	0	0	3				
Damon Berryhill, S (1, 2) OBP: 0.293, SLG: 0.374	0-0 G3-6-3 1-2f		1-2 HR 1B		1-0 F8		4-2 G4-6-3 BB BB			3	0	1	0	1	0	2				
Mark Lemke, S (1, 4) OBP: 0.341, SLG: 0.364		1-2 F7	2-3 K		1-1 1B SH5-4 1B		0-2 G4-6-3 1-2f			4	0	1	0	0	1	2				
Tom Glavine, L (1, 1) OBP: 0.217, SLG: 0.185 Steve Bedrosian, R (9, 1)		2-2 G6-3		2-3 K	2-1 SH5-4 1-2 2-3		4-2 BB			2	0	0	0	1	1	0				
Inning Stats	R: 4 E: 0 K: 0 S: 12	H: 4 LOB: 0 BB: 1 P: 21	R: 0 E: 0 K: 1 S: 15	H: 1 LOB: 1 BB: 0 P: 22	R: 2 E: 0 K: 1 S: 13	H: 3 LOB: 1 BB: 1 P: 25	R: 0 E: 0 K: 3 S: 14	H: 2 LOB: 3 BB: 1 P: 26	R: 1 E: 0 K: 0 S: 14	H: 3 LOB: 2 BB: 0 P: 22	R: 0 E: 0 K: 0 S: 8	H: 0 LOB: 2 BB: 2 P: 19	R: 0 E: 0 K: 0 S: 8	H: 0 LOB: 1 BB: 2 P: 16	R: 0 E: 0 K: 0 S: 8	H: 0 LOB: 0 BB: 0 P: 12	1B: 10 2B: 2 3B: 0 HR: 1	SF: 0 SAC: 1 DP: 4 HBP: 0	WP: 1 PB: 0 SB: 1 CS: 0	PA: 40

BOTTOM

San Diego Padres @ Atlanta Braves
 Atlanta-Fulton County Stadium, Atlanta, GA

AB	32
R	7
H	13
RBI	7
BB	7
SO	5
LOB	18



PITCHER	IP	WLS	BF	H	R	ER	SO	BB	IBB	HBP	BLK	WP	HR	S	P	ERA	WHIP
Andy Ashby, R	(1, 1)	2.2	16	8	6	6	1	2	0	0	0	1	1	37	63	20.25	3.750
Tim Lincecum, R	(3, 1)	1.1	7	2	0	0	4	1	0	0	0	0	0	17	31	0.00	2.250
Kerry Taylor, R	(5, 1)	3.0	14	3	1	1	0	4	0	0	0	0	0	30	57	3.00	2.333
Pedro Martinez, L	(8, 1)	1.0	3	0	0	0	0	0	0	0	0	0	0	8	12	0.00	0.000

Fri Sep 03 1993, 7:05 PM EDT
 Att. 48,883 - Unknown

livebaseballscores.com

Batter	1	2	3	4	5	6	7	8	9	AB R H RBI BB SO LOB	TOP											
Jarvis Brown, R (1, 8) OBP: 0.409, SLG: 0.491	4-2 CS BB			2-1 BLK 1B		1-1 1B SF8 1B		4-2 BB		2 1 2 0 2 0 0												
Ricky Gutierrez, R (1, 6) OBP: 0.356, SLG: 0.350	1-1 F8 1-2			1-3 K 1-2		2-3 K		1-3 K		4 0 0 0 0 3 4												
Tony Gwynn, L (1, 9) OBP: 0.399, SLG: 0.499	2-1 F8			3-1 F8		2-0 FC5-4 1B 1-3		1-0 G4-3		4 0 1 0 0 0 2												
Derek Bell, R (1, 5) OBP: 0.305, SLG: 0.416		0-2 L6		0-1 F9		0-0 SF8		0-0 1B 1B		3 1 1 1 0 0 1												
Archi Cianfrocco, R (1, 3) OBP: 0.309, SLG: 0.449		2-1 G3			1-2 G1-3	2-2 FC5-4 1-2f		2-2 F9		3 0 0 0 0 0 1												
Trevor Hoffman, R (6, 1)										0 0 0 0 0 0 0												
Bill Bean, L (9, PH) OBP: 0.284, SLG: 0.411										1 0 0 0 0 0 1												
Phil Plantier, L (1, 7) OBP: 0.337, SLG: 0.532		2-3 K			4-2 CI BB		1-3 K	2-3 K		3 0 0 0 1 3 1												
Tim Teufel, R (1, 4) OBP: 0.339, SLG: 0.433				1-2 P4	3-2 F8		3-2 G6-3	1-1 1B		2 0 0 0 0 0 1												
Jeff Gardner, L (7, PH) OBP: 0.352, SLG: 0.385										2 0 1 1 0 0 0												
Craig Shipley, R (9, PR) OBP: 0.269, SLG: 0.313										0 0 0 0 0 0 0												
Brad Ausmus, R (1, 2) OBP: 0.240, SLG: 0.350				1-1 G3	0-0 CI		1-2 G4-3	0-2 G4-3		2 0 0 0 0 0 0												
Kevin Higgins, L (9, PH) OBP: 0.309, SLG: 0.256					1-2 K					1 0 0 0 0 0 1												
Doug Brocail, L (1, 1) OBP: 0.185, SLG: 0.185				1-2 G3	0-3 K			1-3 K		2 0 0 0 0 1 2												
Mark Davis, L (5, 1) OBP: 0.250, SLG: 0.250										0 0 0 0 0 0 0												
Guillermo Velasquez, L (6, 3) OBP: 0.272, SLG: 0.298										1 0 0 0 0 1 0												
Inning Stats	R: 0 E: 0 K: 0 S: 7	H: 0 LOB: 0 BB: 1 P: 14	R: 0 E: 0 K: 1 S: 8	H: 0 LOB: 0 BB: 0 P: 12	R: 0 E: 0 K: 0 S: 8	H: 0 LOB: 0 BB: 0 P: 11	R: 0 E: 0 K: 1 S: 10	H: 1 LOB: 1 BB: 0 P: 16	R: 0 E: 1 K: 1 S: 16	H: 0 LOB: 2 BB: 1 P: 24	R: 1 E: 0 K: 1 S: 10	H: 2 LOB: 1 BB: 0 P: 17	R: 0 E: 0 K: 1 S: 10	H: 0 LOB: 0 BB: 0 P: 15	R: 0 E: 0 K: 2 S: 9	H: 0 LOB: 1 BB: 1 P: 16	R: 1 E: 0 K: 1 S: 13	H: 2 LOB: 1 BB: 0 P: 18	1B: 5 2B: 0 3B: 0 HR: 0	SF: 1 SAC: 0 DP: 0 HBP: 0	WP: 0 PB: 0 SB: 0 CS: 1	PA: 35
PITCHER	IP WLS BF H R ER SO BB IBB HBP BLK WP HR S P ERA WHIP																					
Kent Mercker, L (1, 1) ERA: 3.0	5.0 W 18 1 0 0 3 2 0 0 0 1 0 0 49 77 0.00 0.600																					
Jay Howell, R (6, 1) ERA: 2.77	1.0 5 2 1 1 1 0 0 0 0 0 0 0 10 17 9.00 2.000																					
Mark Wohlers, R (7, 1) ERA: 3.23	2.0 7 0 0 0 3 1 0 0 0 0 0 0 19 31 0.00 0.500																					
Greg McMichael, R (9, 1) ERA: 2.14	1.0 S 5 2 1 1 1 0 0 0 0 0 0 0 13 18 9.00 2.000																					

San Diego Padres @ Atlanta Braves
Atlanta-Fulton County Stadium, Atlanta, GA

Sat Sep 04 1993, 7:05 PM EDT
Att. 48,881 - Unknown - 86 F

livebaseballscorecards.com

AB	30
R	2
H	5
RBI	2
BB	3
SO	8
LOB	14



Batter	1	2	3	4	5	6	7	8	9
Otis Nixon, S (1, 8) <small>OBP: 0.330, SLG: 0.301</small>	1-2 		2-2 		3-2 	1-2 		0-0 	
Jeff Blauser, R (1, 6) <small>OBP: 0.413, SLG: 0.455</small>	2-3 		2-3 		0-0 	3-3 			
Ron Gant, R (1, 7) <small>OBP: 0.340, SLG: 0.510</small>	3-2 		4-0 		3-2 		1-3 		
Fred McGriff, L (1, 3) <small>OBP: 0.366, SLG: 0.543</small>		0-0 	2-3 		4-0 		3-3 		
David Justice, L (1, 9) <small>OBP: 0.346, SLG: 0.507</small>		0-0 		0-1 	1-0 		1-2 		
Terry Pendleton, S (1, 5) <small>OBP: 0.309, SLG: 0.390</small>		0-0 		2-0 	0-0 		1-3 		
Javy Lopez, R (1, 2) <small>OBP: 0.455, SLG: 0.909</small>		0-0 		1-1 		0-0 		0-1 	
Rafael Belliard, R (8, PR) <small>OBP: 0.300, SLG: 0.267</small>									
Damon Berryhill, S (9, 2) <small>OBP: 0.293, SLG: 0.374</small>									
Mark Lemke, S (1, 4) <small>OBP: 0.339, SLG: 0.362</small>		1-1 		1-2 		0-1 		1-2 	
Kent Mercker, L (1, 1) <small>OBP: 0.350, SLG: 0.368</small>			2-2 		2-2 	1-0 		4-0 	
Tony Tarasco, L (5, PH) <small>OBP: 0.350, SLG: 0.368</small>									
Jay Howell, R (6, 1) <small>OBP: 0.384, SLG: 0.415</small>									
Bill Pecota, R (6, PH) <small>OBP: 0.384, SLG: 0.415</small>									
Mark Wohlers, R (7, 1) <small>OBP: 0.384, SLG: 0.415</small>									
Sid Bream, L (8, PH) <small>OBP: 0.384, SLG: 0.415</small>									
Greg McMichael, R (9, 1) <small>OBP: 0.384, SLG: 0.415</small>									

AB	R	H	RBI	BB	SO	LOB
5	0	2	0	0	0	3
4	1	1	0	0	3	3
3	0	0	0	1	1	2
3	0	0	0	1	2	2
4	0	2	2	0	0	0
4	1	1	1	0	1	3
4	0	2	0	0	0	0
0	0	0	0	0	0	0
0	0	0	0	0	0	0
3	0	0	0	0	0	3
1	0	0	0	0	0	0
1	1	1	0	0	0	0
0	0	0	0	0	0	0
1	0	0	0	0	0	1
0	0	0	0	0	0	0
0	0	0	0	1	0	0
0	0	0	0	0	0	0

BOTTOM	
San Diego Padres @ Atlanta Braves Atlanta-Fulton County Stadium, Atlanta, GA	AB 33 R 3 H 9 RBI 3 BB 3 SO 7 LOB 17
	WP: 0 PA: 37 PB: 0 SB: 1 CS: 0

Inning Stats		R: 0	H: 0	E: 0	K: 1	S: 9	R: 1	H: 1	E: 1	K: 0	S: 6	R: 0	H: 1	E: 0	K: 2	S: 13	R: 0	H: 0	E: 1	K: 0	S: 8	R: 2	H: 3	E: 0	K: 0	S: 12	R: 0	H: 2	E: 0	K: 1	S: 11	R: 0	H: 1	E: 0	K: 3	S: 13	R: 0	H: 1	E: 0	K: 0	S: 6
PITCHER Doug Brocail, R (1, 1) <small>ERA: 4.51</small> Mark Davis, L (5, 1) <small>ERA: 4.67</small> Trevor Hoffman, R (6, 1) <small>ERA: 4.08</small>		IP: 4.2 WLS: L BF: 21 H: 4 R: 3 ER: 3 SO: 3 BB: 1 IBB: 0 HBP: 0 BLK: 0 WP: 0 HR: 1 S: 46 P: 76 ERA: 5.79 WHIP: 1.071	IP: 1.0 WLS: 7 BF: 7 H: 3 R: 0 ER: 0 SO: 0 BB: 1 IBB: 0 HBP: 0 BLK: 0 WP: 0 HR: 0 S: 9 P: 16 ERA: 0.00 WHIP: 4.000	IP: 2.1 WLS: 9 BF: 2 H: 0 R: 0 ER: 0 SO: 4 BB: 0 IBB: 1 HBP: 0 BLK: 0 WP: 0 HR: 0 S: 23 P: 37 ERA: 0.00 WHIP: 0.857	PITCHER IP: 11 WLS: 1 BF: 19 H: 2 R: 1 ER: 1 SO: 11 BB: 2 IBB: 0 HBP: 0 BLK: 0 WP: 0 HR: 0 S: 25 P: 25 ERA: 0.00 WHIP: 0.857																																				

Sat Sep 04 1993, 7:05 PM EDT
 Att: 48,881 - Unknown - 86 F

livebaseballscorecards.com

Batter	1	2	3	4	5	6	7	8	9	AB R H RBI BB SO LOB	TOP
Jarvis Brown, R (1, 8) OBP: 0.429, SLG: 0.492 CBBB	4-1 		2-3 		0-0 			4-2 		2 0 1 1 2 1 0	San Diego Padres @ Atlanta Braves Atlanta-Fulton County Stadium, Atlanta, GA Sun Sep 05 1993, 3:33 AM EDT Att. 48,463 - Sunny - 84 F
Jeff Gardner, L (1, 4) OBP: 0.351, SLG: 0.381 CX	0-1 		0-0 		2-3 			4-1 		3 0 0 0 1 1 2	
Tony Gwynn, L (1, 9) OBP: 0.398, SLG: 0.497 Bill Bean, L (4, 9) OBP: 0.287, SLG: 0.413 PX	1-0 		1-1 			0-0 		1-3 		2 0 0 0 0 0 1 2 0 1 0 0 1 1	
Phil Plantier, L (1, 7) OBP: 0.334, SLG: 0.526 BX		1-0 		3-2 		0-0 		1-0 		4 0 0 0 0 0 2	
Derek Bell, R (1, 5) OBP: 0.305, SLG: 0.417 BX		0-0 		1-0 		1-1 		0-0 	0-0 	4 1 1 0 0 0 1	
Guillermo Velasquez, L (1, 3) OBP: 0.264, SLG: 0.289 CX		0-0 		0-3 		0-0 		2-2 		4 0 0 1 0 1 1	
Craig Shipley, R (1, 6) OBP: 0.274, SLG: 0.322 BCX		1-1 			0-0 		0-0 	1-0 		4 0 2 0 0 0 0	
Kevin Higgins, L (1, 2) OBP: 0.313, SLG: 0.258 BCBC		4-1 			1-2 		1-0 	1-3 		3 1 1 0 1 1 1	
Tim Worrell, R (1, 1) Trevor Hoffman, R (7, 1) Pedro Martinez, L (8, 1) CCCC		0-3 			0-1 		0-3 			2 0 0 0 0 2 2 0 0 0 0 0 0 0 0 0 0 0 0 0 0	
Inning Stats	R: 0 H: 0 E: 0 LOB: 0 K: 0 BB: 1 S: 5 P: 9	R: 1 H: 2 E: 1 LOB: 2 K: 1 BB: 1 S: 9 P: 15	R: 0 H: 0 E: 0 LOB: 0 K: 1 BB: 0 S: 6 P: 9	R: 0 H: 0 E: 0 LOB: 0 K: 1 BB: 0 S: 8 P: 12	R: 1 H: 2 E: 0 LOB: 1 K: 1 BB: 0 S: 12 P: 14	R: 0 H: 1 E: 0 LOB: 1 K: 0 BB: 0 S: 5 P: 6	R: 0 H: 0 E: 0 LOB: 0 K: 1 BB: 0 S: 5 P: 6	R: 0 H: 0 E: 0 LOB: 1 K: 1 BB: 2 S: 9 P: 18	R: 0 H: 1 E: 0 LOB: 1 K: 1 BB: 0 S: 9 P: 13	1B: 4 SF: 0 2B: 2 SAC: 1 3B: 0 DP: 1 HR: 0 HBP: 0	WP: 0 PA: 35 PB: 0 SB: 0 CS: 1
PITCHER Greg Maddux, R (1, 1) ERA: 2.54	IP WLS BF H R ER SO BB IBB HBP BLK WP HR S P ERA WHIP 9.0 W 35 6 2 2 7 4 0 0 0 0 0 68 102 2.00 1.111	PITCHER IP WLS BF H R ER SO BB IBB HBP BLK WP HR S P ERA WHIP									

AB	30
R	2
H	6
RBI	2
BB	4
SO	7
LOB	11



Batter	1	2	3	4	5	6	7	8	9	AB R H RBI BB SO LOB	TOP												
Chuck Carr, S OBP: 0.325, SLG: 0.344 (1, 8)	1-1 G5-4-3 S 1B		1-3 K		4-1 FC5-2-5 S BB		0-0 B3-4		2-1 G3-1	4 0 1 0 1 1 1													
Rick Renteria, R OBP: 0.327, SLG: 0.346 (1, 4)	4-0 G5-4-3 1-2 BB		1-1 G6-3		2-2 FC5-2-5 1-3 2-H			2-1 F9		3 0 0 0 1 0 3													
Jeff Conine, R OBP: 0.364, SLG: 0.419 (1, 7) (8, 3)	1-1 G5-4-3 1-2f 2-3			0-3 K	1-3 K			1-1 1B 2B		4 0 1 0 0 2 4													
Gary Sheffield, R OBP: 0.355, SLG: 0.485 (1, 5)	1-3 K			0-2 HR 1B		3-2 G4-3		0-0 F8		4 1 1 0 0 1 2													
Orestes Destrade, S OBP: 0.332, SLG: 0.427 (1, 3) Greg Briley, L OBP: 0.251, SLG: 0.289 (8, PR) (8, 7)		2-3 K		1 SAFE 2-2 F8		4-2 BB		4-0 1B IBB		2 0 0 0 2 1 1 0 0 0 0 0 0 0													
Benito Santiago, R OBP: 0.294, SLG: 0.383 (1, 2)		2-3 K		1-1 HR		2-0 F7		0-0 1-2 2-3 1B		4 1 2 2 0 1 1													
Darrell Whitmore, L OBP: 0.243, SLG: 0.323 (1, 9)		1-1 G4-3		0-0 F8		0-2 G3		1-2 F8		4 0 0 0 0 0 4													
Walt Weiss, S OBP: 0.365, SLG: 0.315 (1, 6)			2-2 1B		2-0 SH3-4 1B		0-1 F8		2-2 F7	4 0 2 0 0 0 0													
David Weathers, R OBP: 0.333, SLG: 0.333 (1, 1) Matias Carrillo, L OBP: 0.333, SLG: 0.467 (9, PH) Bryan Harvey, R (9, 1)			0-1 B1		0-0 SH3-4		0-3 K		0-0 G6-3	2 0 0 0 0 1 1 1 0 0 0 0 0 0 0 0 0 0 0 0 0													
Inning Stats	R: 0 E: 0 K: 1 S: 8	H: 1 LOB: 1 BB: 1 P: 15	R: 0 E: 0 K: 2 S: 8	H: 0 LOB: 0 BB: 0 P: 13	R: 0 E: 0 K: 1 S: 10	H: 1 LOB: 1 BB: 0 P: 14	R: 2 E: 0 K: 1 S: 13	H: 2 LOB: 0 BB: 0 P: 16	R: 0 E: 0 K: 1 S: 9	H: 1 LOB: 2 BB: 1 P: 18	R: 0 E: 0 K: 0 S: 9	H: 0 LOB: 1 BB: 1 P: 18	R: 0 E: 0 K: 1 S: 6	H: 0 LOB: 0 BB: 0 P: 6	R: 0 E: 0 K: 0 S: 9	H: 2 LOB: 3 BB: 1 P: 17	R: 0 E: 0 K: 0 S: 6	H: 0 LOB: 0 BB: 0 P: 10	1B: 5 2B: 1 3B: 0 HR: 1	SF: 0 SAC: 1 DP: 1 HBP: 0	WP: 0 PB: 0 SB: 3 CS: 0	PA: 37	
PITCHER Andy Benes, R ERA: 3.68 (1, 1) Gene Harris, R ERA: 2.83 (9, 1)	IP 8.0	WLS L	BF 34	H 7	R 2	ER 2	SO 7	BB 3	IBB 1	HBP 0	BLK 0	WP 0	HR 1	S 72	P 117	ERA 2.25	WHIP 1.250						
PITCHER	IP	WLS	BF	H	R	ER	SO	BB	IBB	HBP	BLK	WP	HR	S	P	ERA	WHIP						

Florida Marlins @ San Diego Padres
Jack Murphy Stadium, San Diego, CA

Mon Sep 06 1993, 10:05 PM EDT
Att. 10,767 - Unknown - 73 F

livebaseballscorecards.com

AB 32
R 2
H 7
RBI 2
BB 4
SO 7
LOB 17



Batter	1	2	3	4	5	6	7	8	9
Jarvis Brown, R (1, 8) OBP: 0.425, SLG: 0.475 Guillermo Velasquez, L (8, PH) OBP: 0.262, SLG: 0.287 Gene Harris, R (9, 1)	3-3 K		3-3 K			1-2 BB HBP		3-3 K	
Jeff Gardner, L (1, 4) OBP: 0.348, SLG: 0.377	3-2 G6-3		0-1 G3			3-1 L7		1-0 F7	
Melvin Nieves, S (1, 9)	1-2 F8			0-1 G3		2-2 F8			0-2 G4-3
Phil Plantier, L (1, 7) OBP: 0.333, SLG: 0.522		2-2 F9		3-2 L9		4-1 FC6-4 BB			0-0 P6
Derek Bell, R (1, 5) OBP: 0.303, SLG: 0.414		0-0 G6-3		0-2 G6-3		2-1 FC6-4			2-1 E6
Archi Cianfrocco, R (1, 3) OBP: 0.304, SLG: 0.441		0-3 K			1-2 P4				1-0 F7
Ricky Gutierrez, R (1, 6) OBP: 0.358, SLG: 0.352			3-2 SH3-4 1B		1-1 1B				
Brad Ausmus, R (1, 2) OBP: 0.243, SLG: 0.350			0-0 SH3-4 1B		2-0 F8				
Andy Benes, R (1, 1) OBP: 0.149, SLG: 0.215 Bill Bean, L (8, PH) OBP: 0.285, SLG: 0.409 (9, 8)			0-1 SH3-4		1-3 K				0-1 F8

AB	R	H	RBI	BB	SO	LOB
2	0	0	0	0	2	2
1	0	0	0	0	1	0
0	0	0	0	0	0	0

4	0	0	0	0	0	3
---	---	---	---	---	---	---

4	0	0	0	0	0	1
---	---	---	---	---	---	---

3	0	0	0	1	0	0
---	---	---	---	---	---	---

4	0	0	0	0	0	2
---	---	---	---	---	---	---

4	0	0	0	0	2	1
---	---	---	---	---	---	---

3	0	2	0	0	1	0
---	---	---	---	---	---	---

3	0	1	0	0	0	1
---	---	---	---	---	---	---

1	0	0	0	0	1	1
1	0	0	0	0	0	0

1B	2B	3B	HR	SF	SAC	DP	HBP
3	0	0	0	0	1	0	1

BOTTOM

Florida Marlins @ San Diego Padres
Jack Murphy Stadium, San Diego, CA

Mon Sep 06 1993, 10:05 PM EDT
 Att: 10,767 - Unknown - 73 F

livebaseballscorecards.com

AB	30
R	0
H	3
RBI	0
BB	1
SO	7
LOB	11



Inning Stats	R: 0	H: 0	E: 0	K: 1	S: 12	H: 0	LOB: 0	BB: 0	P: 19	R: 0	H: 0	E: 0	K: 1	S: 7	R: 0	H: 2	E: 0	K: 1	S: 12	R: 0	H: 0	E: 0	K: 0	S: 12	R: 0	H: 1	E: 0	K: 1	S: 10	R: 0	H: 0	E: 0	K: 0	S: 11	R: 0	H: 0	E: 0	K: 2	S: 8	R: 0	H: 0	E: 1	K: 0	S: 7	1B: 3	2B: 0	3B: 0	HR: 0	SF: 0	SAC: 1	DP: 0	HBP: 1	WP: 0	PB: 0	SB: 0	CS: 0	PA: 33
--------------	------	------	------	------	-------	------	--------	-------	-------	------	------	------	------	------	------	------	------	------	-------	------	------	------	------	-------	------	------	------	------	-------	------	------	------	------	-------	------	------	------	------	------	------	------	------	------	------	-------	-------	-------	-------	-------	--------	-------	--------	-------	-------	-------	-------	--------

PITCHER	IP	WLS	BF	H	R	ER	SO	BB	IBB	HBP	BLK	WP	HR	S	P	ERA	WHIP
David Weathers, R (1, 1) ERA: 3.93	8.0	W	29	3	0	0	7	1	0	1	0	0	0	78	119	0.00	0.500
Bryan Harvey, R (9, 1) ERA: 1.68	1.0	S	4	0	0	0	0	0	0	0	0	0	0	7	10	0.00	0.000

Batter	1	2	3	4	5	6	7	8	9	AB R H RBI BB SO LOB	TOP												
Chuck Carr, S (1, 8) <small>OBP: 0.326, SLG: 0.345</small>	0-0 P4		2-1 2B	1-1 E		0-0 P6			0-0 G4-3	5 2 2 0 0 0 1													
Bret Barberie, S (1, 4) <small>OBP: 0.376, SLG: 0.419</small>	1-1 F7		3-1 G3-1	0-1 E9			1-3 K		1-3 K	5 0 2 3 0 2 0													
Jeff Conine, R (1, 7) <small>OBP: 0.362, SLG: 0.415</small>	0-0 F8		1-0 G3-1	2-3 K			1-1 L6			4 0 0 0 0 1 2													
Gary Sheffield, R (1, 5) <small>OBP: 0.358, SLG: 0.490</small>		1-2 1B	4-1 FC5-4		0-1 F9		0-0 1B			3 1 2 0 1 0 0													
Orestes Destrade, S (1, 3) <small>OBP: 0.330, SLG: 0.423</small>		2-3 K	0-0 P6		2-0 G4-3		0-0 P5			4 0 0 0 0 1 4													
Benito Santiago, R (1, 2) <small>OBP: 0.294, SLG: 0.382</small>		1-2 1B	0-0 FC5-4		1-3 K		1-1 F8			4 0 1 1 0 1 2													
Darrell Whitmore, L (1, 9) <small>OBP: 0.252, SLG: 0.328</small>		0-0 1B		1-1 G6-3		1-0 S	1-3 K			3 0 2 0 0 1 0													
Walt Weiss, S (1, 6) <small>OBP: 0.362, SLG: 0.312</small>		2-3 K		1-1 G6-3		3-0 L9	0-0 F8			4 0 0 0 0 1 4													
Pat Rapp, R (1, 1) <small>OBP: 0.160, SLG: 0.160</small> Henry Cotto, R (6, PH) <small>OBP: 0.258, SLG: 0.343</small> Luis Aquino, R (6, 1) <small>OBP: 0.087, SLG: 0.087</small> Matias Carrillo, L (9, PH) <small>OBP: 0.313, SLG: 0.438</small>		0-0 G6-3		0-2 FC4-2		3-3 K		0-0 F8		2 1 0 0 0 0 3													
Inning Stats	R: 0 E: 0 K: 0 S: 4	H: 0 LOB: 0 BB: 0 P: 5	R: 1 E: 0 K: 2 S: 14	H: 3 LOB: 2 BB: 0 P: 20	R: 1 E: 0 K: 1 S: 9	H: 2 LOB: 2 BB: 1 P: 18	R: 2 E: 1 K: 1 S: 14	H: 3 LOB: 1 BB: 0 P: 19	R: 0 E: 0 K: 1 S: 6	H: 0 LOB: 0 BB: 0 P: 9	R: 0 E: 0 K: 1 S: 6	H: 0 LOB: 1 BB: 0 P: 12	R: 0 E: 0 K: 1 S: 7	H: 1 LOB: 1 BB: 0 P: 9	R: 0 E: 0 K: 1 S: 6	H: 0 LOB: 0 BB: 0 P: 8	R: 0 E: 0 K: 1 S: 6	H: 0 LOB: 0 BB: 0 P: 7	1B: 6 2B: 2 3B: 1 HR: 0	SF: 0 SAC: 0 DP: 0 HBP: 1	WP: 0 PB: 0 SB: 2 CS: 0	PA: 38	
PITCHER Scott Sanders, R (1, 1) <small>ERA: 4.3</small> Pedro Martinez, L (6, 1) <small>ERA: 2.36</small> Trevor Hoffman, R (6, 1) <small>ERA: 4.04</small> Gene Harris, R (9, 1) <small>ERA: 2.78</small>	IP	WLS	BF	H	R	ER	SO	BB	IBB	HBP	BLK	WP	HR	S	P	ERA	WHIP						
	5.0		24	8	4	4	4	1	0	0	0	0	0	47	71	7.20	1.800						
	0.2		3	0	0	0	1	0	0	1	0	0	0	5	11	0.00	0.000						
	2.1	W	8	1	0	0	2	0	0	0	0	0	0	14	18	0.00	0.429						
	1.0	S	3	0	0	0	1	0	0	0	0	0	0	6	7	0.00	0.000						

Florida Marlins @ San Diego Padres
Jack Murphy Stadium, San Diego, CA

AB	36
R	4
H	9
RBI	4
BB	1
SO	8
LOB	17



Tue Sep 07 1993, 10:05 PM EDT
Att: 7,092 - Unknown - 76 F

livebaseballscorecards.com

Batter	1	2	3	4	5	6	7	8	9	AB	R	H	RBI	BB	SO	LOB
Jarvis Brown, R OBP: 0.416, SLG: 0.462 (1, 8)	0-0 G4-3 S 1B	3-1 F8			0-1 L6		0-2 P6			4	1	1	0	0	0	1
Luis Lopez, S Pedro Martinez, L Trevor Hoffman, R Craig Shipley, R OBP: 0.143, SLG: 0.143 (9, 5)	3-2 F7 1-2		1-1 G3		2-0 G3 1-3		0-2 1B			3	0	0	0	0	0	2
Melvin Nieves, S OBP: 0.250, SLG: 0.250 (1, 9)	1-2 G4-3 2-3		0-0 L3 1B		1-0 1B 3-H		3-2 G4-3			4	0	2	1	0	0	1
Phil Plantier, L OBP: 0.333, SLG: 0.518 (1, 7)	4-1 1B 3B BB		1-1 L3 1-1		1-3 K			1-0 F9		3	1	0	0	1	1	2
Derek Bell, R Gene Harris, R OBP: 0.306, SLG: 0.416 (9, 1)	2-0 3B 1-2 3B 1B			2-3 K		1-2 1B 2B 1B		0-0 1B 1B		4	3	3	1	0	1	0
Archi Cianfrocco, R OBP: 0.311, SLG: 0.453 (1, 3)	2-2 3B 1-H 2-H		4-2 WP S BB		0-0 P4		1-2 1B 1-H			3	0	2	3	1	0	1
Ricky Gutierrez, R OBP: 0.357, SLG: 0.351 (1, 6)	0-3 K		1-1 F8 1-2		2-1 2B 1B 1-2		3-3 K 1-2			4	0	1	0	0	2	3
Brad Ausmus, R OBP: 0.243, SLG: 0.355 (1, 2)		2-0 P3		2-3 K		0-0 2B 1-H 2-H		0-0 G6-3		4	0	1	1	0	1	2
Scott Sanders, R Jeff Gardner, L OBP: 0.083, SLG: 0.083 (5, PH) OBP: 0.348, SLG: 0.376 (6, 4)		0-0 P3			4-1 G3 PB 1B BB		0-2 K			1	0	0	0	0	0	0
										1	1	0	0	1	1	1

Inning Stats	R: 3	H: 3	E: 0	K: 1	S: 19	H: 3	LOB: 1	BB: 1	P: 31	R: 0	H: 0	E: 0	K: 0	S: 4	R: 0	H: 1	E: 0	K: 0	S: 5	R: 0	H: 0	E: 0	K: 2	S: 12	R: 1	H: 1	E: 0	K: 1	S: 8	R: 1	H: 3	E: 0	K: 1	S: 11	R: 0	H: 1	E: 0	K: 0	S: 9	R: 1	H: 2	E: 0	K: 1	S: 12	1B: 9	2B: 2	3B: 1	HR: 0	SF: 0	SAC: 0	DP: 1	HBP: 0	WP: 1	PB: 1	SB: 4	CS: 0	PA: 35
PITCHER	IP	WLS	BF	H	R	ER	SO	BB	IBB	HBP	BLK	WP	HR	S	P	ERA	WHIP																																								
Pat Rapp, R ERA: 4.3 (1, 1)	5.0		22	5	4	4	4	3	0	0	0	1	0	48	84	7.20	1.600																																								
Luis Aquino, R ERA: 3.5 (6, 1)	3.0	L	13	6	2	2	2	0	0	0	0	0	0	32	43	6.00	2.000																																								

Florida Marlins @ San Diego Padres
Jack Murphy Stadium, San Diego, CA

Tue Sep 07 1993, 10:05 PM EDT
 Att. 7,092 - Unknown - 76 F

livebaseballscorecards.com

AB	32
R	6
H	11
RBI	6
BB	3
SO	6
LOB	13

Batter	1	2	3	4	5	6	7	8	9	AB R H RBI BB SO LOB	TOP	
Chuck Carr, S (1, 8) OBP: 0.327, SLG: 0.342 BB SF9 1B	4-1 WP 1B BB		1-2 G3-1		4-1 1B BB 2-3		2-0 F7 BB 1 SAFE 1 SAFE		2-2 G4-3 BB 1 SAFE	3 1 0 0 2 0 1		
Bret Barberie, S (1, 4) OBP: 0.377, SLG: 0.420 WP 1B	2-1 1-3 1B		0-3 K		2-2 1-3 3-H 1B		0-1 F8			4 0 2 1 0 1 1		
Jeff Conine, R (1, 3) OBP: 0.359, SLG: 0.412 P3 1-2	2-2 1-2		0-0 F8		3-3 K			3-2 G5-3		4 0 0 0 0 1 4		
Gary Sheffield, R (1, 5) OBP: 0.359, SLG: 0.490 SF9 3-H	1-1 SF9			4-2 E S HBP		0-1 F9		0-0 FC4-8 1B		2 0 1 1 0 0 2		
Nigel Wilson, L (1, 7) K	1-3 K			3-2 F8 1 SAFE 1 SAFE		0-3 K		0-0 FC4-6 BB 1-2f		4 0 0 0 0 2 3		
Benito Santiago, R (1, 2) OBP: 0.296, SLG: 0.382 1B		0-0 1B		2-1 G4-3 1-3		0-0 F9		4-1 1-2 BB		3 0 1 0 1 0 1		
Darrell Whitmore, L (1, 9) OBP: 0.248, SLG: 0.322 F8		1-0 F8		1-0 G4-3		1-3 K		0-3 K		4 0 0 0 0 2 4		
Walt Weiss, S (1, 6) OBP: 0.365, SLG: 0.314 K SH1-4 1B BB		1-3 K			4-1 WP SH1-4 1B BB		0-0 1B		1-1 G4-3 1B	3 1 2 0 1 1 1		
Chris Hammond, L (1, 1) OBP: 0.299, SLG: 0.339 Matt Turner, R (8, 1) Matias Carrillo, L (8, 9) OBP: 0.294, SLG: 0.412 K		0-3 K			0-0 SH1-4 1-2		0-3 K		0-0 G4-3 1-2f	2 0 0 0 0 2 2 0 0 0 0 0 0 0 1 0 0 0 0 0 1		
Inning Stats	R: 1 E: 0 K: 1 S: 13 H: 1 LOB: 1 BB: 1 P: 22	R: 0 E: 0 K: 2 S: 9 H: 1 LOB: 1 BB: 0 P: 10	R: 0 E: 0 K: 1 S: 7 H: 0 LOB: 0 BB: 0 P: 8	R: 0 E: 0 K: 0 S: 9 H: 0 LOB: 1 BB: 0 P: 19	R: 1 E: 0 K: 1 S: 11 H: 1 LOB: 2 BB: 2 P: 24	R: 0 E: 0 K: 2 S: 7 H: 0 LOB: 0 BB: 0 P: 8	R: 0 E: 0 K: 1 S: 7 H: 1 LOB: 1 BB: 0 P: 9	R: 0 E: 0 K: 1 S: 10 H: 1 LOB: 2 BB: 1 P: 17	R: 0 E: 0 K: 0 S: 6 H: 1 LOB: 0 BB: 0 P: 9	1B: 6 2B: 0 3B: 0 HR: 0 SF: 1 SAC: 1 DP: 1 HBP: 1	WP: 2 PB: 0 SB: 2 CS: 0 PA: 37	
PITCHER Andy Ashby, R (1, 1) ERA: 7.25 Mark Davis, L (6, 1) ERA: 4.5 Frank Seminara, R (8, 1) ERA: 5.35 Gene Harris, R (9, 1) ERA: 2.73	IP WLS BF H R ER SO BB IBB HBP BLK WP HR S P ERA WHIP 5.0 0 22 3 2 2 5 3 0 1 0 2 0 49 83 3.60 1.200 2.0 0 7 1 0 0 3 0 0 0 0 0 0 14 17 0.00 0.500 1.0 W 5 1 0 0 1 1 0 0 0 0 0 0 10 17 0.00 2.000 1.0 S 3 1 0 0 0 0 0 0 0 0 0 0 6 9 0.00 1.000	PITCHER IP WLS BF H R ER SO BB IBB HBP BLK WP HR S P ERA WHIP										

Florida Marlins @ San Diego Padres
 Jack Murphy Stadium, San Diego, CA

Wed Sep 08 1993, 10:05 PM EDT
 Att: 8,592 - Unknown - 74 F

livebaseballscorecards.com

AB	30
R	2
H	6
RBI	2
BB	4
SO	9
LOB	20



Batter	1	2	3	4	5	6	7	8	9
Jarvis Brown, R (1, 8) OBP: 0.395, SLG: 0.435 C F X	0-2 G3		1-0 G4-3			1-0 G6-3		2-3 K	
Ricky Gutierrez, R (1, 6) OBP: 0.355, SLG: 0.349 Bill Bean, L (8, PH) OBP: 0.283, SLG: 0.406 (9, 9) B X	1-0 G4-3		0-2 G4-3			1-0 G6-3		0-0 G3	
Melvin Nieves, S (1, 9) OBP: 0.250, SLG: 0.500 Gene Harris, R (9, 1) S B X	1-1 HR		0-1 G4-3			1-3 K		1-3 K	
Derek Bell, R (1, 5) OBP: 0.310, SLG: 0.425 B F B B X	3-2 HR			2-2 CS 1B			4-0 FC6-4 BB		
Dave Staton, R (1, 3) Doug Brocail, L (7, PR) OBP: 0.185, SLG: 0.185 Frank Seminara, R (8, 1) OBP: 0.222, SLG: 0.222 Craig Shipley, R (9, 6) OBP: 0.274, SLG: 0.322 C B B F S	2-3 K		1-3 SAFE SAFE SAFE K	1-3 SAFE SAFE SAFE K		0-1 SAFE SAFE SAFE FC6-4 F9 S			
Phil Plantier, L (1, 7) OBP: 0.330, SLG: 0.514 C B C C			1-3 K		1-3 K		1-2 F9		
Luis Lopez, S (1, 4) B F B F X			2-1 F9		1-1 P4		0-3 K		
Brad Ausmus, R (1, 2) OBP: 0.254, SLG: 0.382 B F C C C			2-2 3B		0-1 P5			0-0 2B G3 1B	
Andy Ashby, R (1, 1) OBP: 0.167, SLG: 0.200 Tim Teufel, R (5, PH) OBP: 0.330, SLG: 0.431 Mark Davis, L (6, 1) OBP: 0.250, SLG: 0.250 Archi Cianfrocco, R (8, 3) OBP: 0.314, SLG: 0.459 B B B S			1-3 K		3-1 L9			1-0 SAFE SAFE SAFE G3 1-3 2B	

Inning Stats	R: 2 E: 0 K: 1 S: 13	H: 2 LOB: 0 BB: 0 P: 20	R: 0 E: 0 K: 2 S: 12	H: 1 LOB: 1 BB: 0 P: 18	R: 0 E: 0 K: 0 S: 6	H: 0 LOB: 0 BB: 0 P: 7	R: 0 E: 0 K: 2 S: 9	H: 1 LOB: 0 BB: 0 P: 13	R: 0 E: 0 K: 0 S: 6	H: 0 LOB: 0 BB: 0 P: 10	R: 0 E: 0 K: 1 S: 5	H: 0 LOB: 0 BB: 0 P: 8	R: 0 E: 0 K: 1 S: 10	H: 0 LOB: 2 BB: 1 P: 15	R: 1 E: 0 K: 2 S: 9	H: 2 LOB: 1 BB: 0 P: 13
--------------	-------------------------------	----------------------------------	-------------------------------	----------------------------------	------------------------------	---------------------------------	------------------------------	----------------------------------	------------------------------	----------------------------------	------------------------------	---------------------------------	-------------------------------	----------------------------------	------------------------------	----------------------------------

PITCHER	IP	WLS	BF	H	R	ER	SO	BB	IBB	HBP	BLK	WP	HR	S	P	ERA	WHIP
Chris Hammond, L (1, 1) ERA: 4.69	7.0	L	26	5	3	3	7	1	0	0	0	0	2	62	92	3.86	0.857
Matt Turner, R (8, 1) ERA: 2.61	1.0		4	1	0	0	2	0	0	0	0	0	0	8	12	0.00	1.000

BOTTOM

AB R H RBI BB SO LOB

4	0	0	0	0	1	2
3	0	0	0	0	0	0
1	0	0	1	0	0	1
4	1	1	1	0	2	1
0	0	0	0	0	0	0
2	1	2	1	1	0	0
3	0	0	0	0	2	2
0	0	0	0	0	0	0
0	0	0	0	0	0	0
0	0	0	0	0	0	0
3	0	0	0	0	2	1
3	0	0	0	0	1	2
3	1	2	0	0	0	0
1	0	0	0	0	1	1
1	0	0	0	0	0	0
0	0	0	0	0	0	0
1	0	1	0	0	0	0

1B: 2 SF: 0
 2B: 1 SAC: 0
 3B: 1 DP: 0
 HR: 2 HBP: 0

WP: 0 PA: 30
 PB: 0
 SB: 1
 CS: 1

Florida Marlins @ San Diego Padres
Jack Murphy Stadium, San Diego, CA
 Wed Sep 08 1993, 10:05 PM EDT
 Att. 8,592 - Unknown - 74 F



AB	R	H	RBI	BB	SO	LOB
29	3	6	3	1	9	10

Atlanta Braves @ San Diego Padres
 Jack Murphy Stadium, San Diego, CA

Thu Sep 09 1993, 10:05 PM EDT
 Att: 9,368 - Unknown

livebaseballscorecards.com

AB	39
R	1
H	10
RBI	1
BB	2
SO	7
LOB	18



WP:	0	PA:	43
PB:	0		
SB:	0		
CS:	0		

Batter	1	2	3	4	5	6	7	8	9	10	AB	R	H	RBI	BB	SO	LOB
Otis Nixon, S OBP: 0.330, SLG: 0.299	F7		F8 1B BB		P6		SH3		K		3	0	0	0	1	1	1
Jeff Blauser, R OBP: 0.409, SLG: 0.448	F9		1-2 1B		1B 1B		G1-3		F9		5	0	2	0	0	0	1
Ron Gant, R OBP: 0.345, SLG: 0.513	1-0 1B		F8 2-3		1-2 1B		G5-3		HR		5	1	3	1	0	0	3
Fred McGriff, L OBP: 0.362, SLG: 0.533	F8		F9		F7		L9		K		5	0	0	0	0	1	5
David Justice, L OBP: 0.345, SLG: 0.507		F7		G4-3	F8		F9		3-2 3B		5	0	1	0	0	0	2
Terry Pendleton, S OBP: 0.307, SLG: 0.383		K		F8		G3		F9		4-0 IBB	4	0	0	0	1	1	0
Javy Lopez, R OBP: 0.500, SLG: 0.923		1-0 2B		3-1 2B HBP		L4		P5		1-3 K	2	0	1	0	0	0	0
Tony Tarasco, L OBP: 0.241, SLG: 0.259											1	0	0	0	0	0	0
Greg McMichael, R (9, 1)											1	0	0	0	0	1	2
Rafael Belliard, R OBP: 0.298, SLG: 0.308		0-1 G5-3		2-1 K		0-3 K		1-2 1B			3	0	1	0	0	1	1
Sid Bream, L OBP: 0.330, SLG: 0.417											1	0	1	0	0	0	0
Ramon Caraballo, S (9, 4)											0	0	0	0	0	0	0
Kent Mercker, L (1, 1)			2-3 K		0-1 F8		2-2 G1-3 SH3 1B		1-3 K		2	0	0	0	0	1	2
Deion Sanders, L OBP: 0.320, SLG: 0.459											1	0	1	0	0	0	0
Mark Wohlers, R (7, 1)											0	0	0	0	0	0	0
Damon Berryhill, S OBP: 0.298, SLG: 0.390											1	0	0	0	0	1	1


Inning Stats

R: 0	H: 1	R: 0	H: 1	R: 0	H: 1	R: 0	H: 2	R: 0	H: 0	R: 0	H: 1	R: 0	H: 0	R: 0	H: 1	R: 1	H: 2
E: 0	LOB: 1	E: 0	LOB: 1	E: 0	LOB: 2	E: 0	LOB: 2	E: 0	LOB: 0	E: 0	LOB: 1	E: 0	LOB: 0	E: 0	LOB: 1	E: 0	LOB: 2
K: 0	BB: 0	K: 1	BB: 0	K: 1	BB: 1	K: 0	BB: 0	K: 1	BB: 0	K: 0	BB: 0	K: 2	BB: 0	K: 0	BB: 0	K: 2	BB: 1
S: 7	P: 13	S: 8	P: 10	S: 14	P: 21	S: 8	P: 13	S: 10	P: 16	S: 7	P: 8	S: 7	P: 11	S: 7	P: 9	S: 12	P: 16

1B: 6	SF: 0	WP: 0	PA: 43
2B: 2	SAC: 1	PB: 0	
3B: 1	DP: 0	SB: 0	
HR: 1	HBP: 1	CS: 0	

PITCHER	IP	WLS	BF	H	R	ER	SO	BB	IBB	HBP	BLK	WP	HR	S	P	ERA	WHIP
Doug Brocail, R ERA: 4.22	7.0		30	7	0	0	3	0	0	0	0	0	0	61	92	0.00	1.143
Mark Davis, L ERA: 4.42	1.0		3	0	0	0	0	0	0	0	0	0	0	7	9	0.00	0.000
Trevor Hoffman, R ERA: 4.05	2.0	L	10	3	1	1	4	0	1	0	0	0	1	26	42	4.50	1.500

Batter	1	2	3	4	5	6	7	8	9	10	AB	R	H	RBI	BB	SO	LOB
Jarvis Brown, R OBP: 0.376, SLG: 0.411 (1, 8)	F8			F8		K			K		4	0	0	0	0	2	1
Ricky Gutierrez, R OBP: 0.351, SLG: 0.345 (1, 6)	K			K					K		4	0	0	0	0	4	0
Melvin Nieves, S OBP: 0.188, SLG: 0.375 (1, 9)	K			K							4	0	0	0	0	3	0
Derek Bell, R OBP: 0.308, SLG: 0.422 (1, 5)		G5-3			G5-3			G6-3			4	0	0	0	0	0	0
Phil Clark, R OBP: 0.342, SLG: 0.490 (1, 7)			F9			F8					2	0	0	0	0	0	0
Bill Bean, L OBP: 0.279, SLG: 0.400 (8, PH) (9, 7)									K		2	0	0	0	0	0	0
Archi Cianfrocco, R OBP: 0.310, SLG: 0.453 (1, 3)			F9							P4	2	0	0	0	0	1	0
Luis Lopez, S OBP: 0.111, SLG: 0.111 (1, 4)											3	0	0	0	0	0	0
Brad Ausmus, R OBP: 0.259, SLG: 0.378 (1, 2)											3	0	1	0	0	0	0
Phil Plantier, L OBP: 0.330, SLG: 0.513 (8, PH)											1	0	0	0	1	0	0
Trevor Hoffman, R OBP: 0.143, SLG: 0.143 (9, 1)											1	0	0	0	0	1	1
Doug Brocail, L OBP: 0.172, SLG: 0.172 (1, 1)											0	0	0	0	0	0	0
Mark Davis, L OBP: 0.250, SLG: 0.250 (8, 1)											1	0	0	0	0	0	0
Kevin Higgins, L OBP: 0.311, SLG: 0.256 (9, 2)											1	0	0	0	0	0	0

BOTTOM	
<p>Atlanta Braves @ San Diego Padres Jack Murphy Stadium, San Diego, CA</p> <p>Thu Sep 09 1993, 10:05 PM EDT Att. 9,368 - Unknown</p>	
<p>AB 31 R 0 H 1 RBI 0 BB 1 SO 12 LOB 3</p>	

Inning Stats	R: 0	H: 0	E: 0	K: 2	S: 10	P: 16	R: 0	H: 0	E: 0	K: 0	S: 6	P: 8	R: 0	H: 0	E: 0	K: 1	S: 7	R: 0	H: 0	E: 0	K: 2	S: 11	P: 16	R: 0	H: 0	E: 0	K: 0	S: 9	P: 15	R: 0	H: 0	E: 0	K: 1	S: 10	P: 16	R: 0	H: 0	E: 0	K: 2	S: 8	P: 12	R: 0	H: 1	E: 0	K: 2	S: 15	P: 22	R: 0	H: 0	E: 0	K: 2	S: 9	P: 12	R: 0	H: 0	E: 0	K: 0	S: 6	P: 9	1B: 1	SF: 0	2B: 0	3B: 0	HR: 0	WP: 0	PA: 32
<p>PITCHER Kent Mercker, L (1, 1) ERA: 2.68 Mark Wohlers, R (7, 1) ERA: 3.02 Greg McMichael, R (9, 1) ERA: 2.06</p>	IP	WLS	BF	H	R	ER	SO	BB	IBB	HBP	BLK	WP	HR	S	P	ERA	WHIP																																																	
	6.0		19	0	0	0	6	1	0	0	0	0	0	53	79	0.00	0.167																																																	
	2.0		7	1	0	0	4	0	0	0	0	0	0	23	34	0.00	0.500																																																	
	2.0	W	6	0	0	0	2	0	0	0	0	0	0	15	21	0.00	0.000																																																	

Batter	1	2	3	4	5	6	7	8	9	AB R H RBI BB SO LOB	TOP	
Otis Nixon, S OBP: 0.327, SLG: 0.296 (1, 8) X	0-0 F8 B X	1-0 G3 C			0-3 K C F		1-0 P6 B X			4 0 0 0 0 1 1		
Jeff Blauser, R OBP: 0.407, SLG: 0.445 (1, 6) B C S F C	1-3 K C		2-3 K S B B C		0-0 G6-3 X			3-2 E5 C S B B F X		4 0 0 0 0 2 0		
Ron Gant, R OBP: 0.343, SLG: 0.510 (1, 7) C F X	0-2 F9 X		0-1 P3 C X		0-0 P5 X			3-1 F9 B S B B X		4 0 0 0 0 0 1		
Fred McGriff, L OBP: 0.361, SLG: 0.537 (1, 3)		1-1 HR S B X	0-0 F8 X		3-0 F8 B B B X			0-0 P5 X		4 1 1 1 0 0 1		
David Justice, L OBP: 0.343, SLG: 0.503 (1, 9)		0-0 F9 X		2-2 F7 F F B B X		0-3 K F C S		2-2 G6-3 F S B B F X		4 0 0 0 0 1 1		
Terry Pendleton, S OBP: 0.309, SLG: 0.383 (1, 5)		1-1 E C B B X		1-0 E4 B X		0-1 1B C X			2-2 F8 B B C F F F F X	4 1 2 0 0 0 0		
Damon Berryhill, S OBP: 0.297, SLG: 0.388 (1, 2)		0-0 FC3 X		1-1 1B S P B X		0-0 G4-3 X			2-2 G6-3 F B B B B X	4 1 1 0 0 0 2		
Rafael Belliard, R OBP: 0.295, SLG: 0.321 (1, 4)		0-0 SH1-3 X		0-0 P6 X		0-1 F9 S X			2-3 K B B B C S S	4 0 1 1 0 1 2		
Greg Maddux, R OBP: 0.159, SLG: 0.160 Steve Bedrosian, R Mark Wohlers, R Greg McMichael, R		0-0 SH1-3 X		0-3 K C C F C		0-3 K B C S				1 0 0 1 0 1 2 1 0 0 0 0 1 0 0 0 0 0 0 0 0 0 0 0 0 0 0 0		
Inning Stats	R: 0 H: 0 E: 0 LOB: 0 K: 1 BB: 0 S: 8 P: 9	R: 3 H: 3 E: 1 LOB: 1 K: 0 BB: 0 S: 9 P: 12	R: 0 H: 0 E: 0 LOB: 0 K: 1 BB: 0 S: 6 P: 8	R: 0 H: 1 E: 1 LOB: 2 K: 1 BB: 0 S: 11 P: 14	R: 0 H: 0 E: 0 LOB: 0 K: 1 BB: 0 S: 5 P: 5	R: 0 H: 1 E: 0 LOB: 1 K: 1 BB: 0 S: 7 P: 10	R: 0 H: 0 E: 0 LOB: 0 K: 1 BB: 0 S: 6 P: 7	R: 0 H: 0 E: 1 LOB: 1 K: 0 BB: 0 S: 10 P: 18	R: 0 H: 0 E: 0 LOB: 0 K: 1 BB: 0 S: 13 P: 19	1B: 3 SF: 0 2B: 1 SAC: 1 3B: 0 DP: 0 HR: 1 HBP: 0	WP: 0 PA: 35 PB: 0 SB: 0 CS: 0	
PITCHER Tim Worrell, R ERA: 4.54 Pedro Martinez, L ERA: 2.28	IP WLS BF H R ER SO BB IBB HBP BLK WP HR S P ERA WHIP											PITCHER IP WLS BF H R ER SO BB IBB HBP BLK WP HR S P ERA WHIP
	8.0 L 32 5 3 1 6 0 0 0 0 0 0 1 62 83 1.12 0.625											

Atlanta Braves @ San Diego Padres
Jack Murphy Stadium, San Diego, CA

Fri Sep 10 1993, 10:05 PM EDT
Att. 19,422 - Unknown

livebaseballscorecards.com

AB	34
R	3
H	5
RBI	3
BB	0
SO	7
LOB	10



Batter	1	2	3	4	5	6	7	8	9	AB R H RBI BB SO LOB
Jarvis Brown, R (1, 8) OBP: 0.393, SLG: 0.434	2-2 G4-3 1B		4-2 BB			2-2 G4-3		1-1 G4-3 2B		3 0 2 0 1 0 0
Jeff Gardner, L (1, 4) OBP: 0.345, SLG: 0.372	2-1 G4-3 1-2		0-1 G3-1			0-2 L1-3		1-0 G4-3 2-3 3-H		4 0 0 1 0 0 3
Melvin Nieves, S (1, 9) OBP: 0.150, SLG: 0.300	1-3 K				1-3 K	2-3 K		0-3 K2-3		4 0 0 0 0 4 2
Phil Plantier, L (1, 7) OBP: 0.327, SLG: 0.508	1-3 K				0-1 F9		0-3 K		2-1 G3-1	4 0 0 0 0 2 1
Derek Bell, R (1, 5) OBP: 0.307, SLG: 0.426		0-0 G3-1			3-3 K		0-0 HR		0-0 G4-3	4 1 1 1 0 1 0
Archi Cianfrocco, R (1, 3) OBP: 0.309, SLG: 0.450 Luis Lopez, S (9, PR) OBP: 0.111, SLG: 0.111		3-3 K			2-3 K		0-2 P3		1-2 1B	4 0 1 0 0 2 0 0 0 0 0 0 0 0
Ricky Gutierrez, R (1, 6) OBP: 0.349, SLG: 0.342 Guillermo Velasquez, L (9, PH) OBP: 0.261, SLG: 0.285		0-0 G6-3			1-1 G6-3		0-0 F7		0-1 G4-3	3 0 0 0 0 0 0 1 0 0 0 0 0 1
Brad Ausmus, R (1, 2) OBP: 0.263, SLG: 0.381 Phil Clark, R (8, PH) OBP: 0.345, SLG: 0.493 Doug Brocail, L (8, PR) OBP: 0.172, SLG: 0.172 Pedro Martinez, L (9, 1)			0-3 K		1-2 1B			1-0 2B G4-3 1B		2 0 1 0 0 1 0 1 0 1 0 0 0 0 0 1 0 0 0 0 0 0 0 0 0 0 0 0
Tim Worrell, R (1, 1) Bill Bean, L (8, PH) OBP: 0.277, SLG: 0.397 Kevin Higgins, L (9, 2) OBP: 0.311, SLG: 0.256			0-3 K		0-3 K			1-0 P5		2 0 0 0 0 2 1 1 0 0 0 0 0 1 0 0 0 0 0 0 0

Inning Stats	R: 0 E: 0 K: 2 S: 12	H: 1 LOB: 1 BB: 0 P: 17	R: 0 E: 0 K: 1 S: 5	H: 0 LOB: 0 BB: 0 P: 8	R: 0 E: 0 K: 2 S: 10	H: 0 LOB: 1 BB: 1 P: 14	R: 0 E: 0 K: 2 S: 10	H: 0 LOB: 0 BB: 0 P: 14	R: 0 E: 0 K: 2 S: 13	H: 1 LOB: 1 BB: 0 P: 17	R: 0 E: 0 K: 1 S: 10	H: 0 LOB: 0 BB: 0 P: 14	R: 1 E: 0 K: 1 S: 11	H: 1 LOB: 0 BB: 0 P: 11	R: 1 E: 0 K: 1 S: 8	H: 2 LOB: 1 BB: 0 P: 12	R: 0 E: 0 K: 0 S: 8	H: 1 LOB: 1 BB: 0 P: 11	1B: 4 2B: 1 3B: 0 HR: 1	SF: 0 SAC: 0 DP: 0 HBP: 0
--------------	-------------------------------	----------------------------------	------------------------------	---------------------------------	-------------------------------	----------------------------------	-------------------------------	----------------------------------	-------------------------------	----------------------------------	-------------------------------	----------------------------------	-------------------------------	----------------------------------	------------------------------	----------------------------------	------------------------------	----------------------------------	----------------------------------	------------------------------------

BOTTOM

Atlanta Braves @ San Diego Padres
Jack Murphy Stadium, San Diego, CA

Fri Sep 10 1993, 10:05 PM EDT
Att. 19,422 - Unknown

livebaseballscorecards.com

AB	33
R	2
H	6
RBI	2
BB	1
SO	12
LOB	9



PITCHER	IP	WLS	BF	H	R	ER	SO	BB	IBB	HBP	BLK	WP	HR	S	P	ERA	WHIP
Greg Maddux, R (1, 1) ERA: 2.48	5.2	W	20	2	0	0	9	1	0	0	0	0	0	56	78	0.00	0.529
Steve Bedrosian, R (6, 1) ERA: 1.67	1.1		5	1	1	1	2	0	0	0	0	0	1	15	17	6.75	0.750
Mark Wohlers, R (8, 1) ERA: 3.16	1.0		5	2	1	1	1	0	0	0	0	0	0	8	12	9.00	2.000
Greg McMichael, R (9, 1) ERA: 2.03	1.0	S	4	1	0	0	0	0	0	0	0	0	0	8	11	0.00	1.000

Atlanta Braves @ San Diego Padres
 Jack Murphy Stadium, San Diego, CA

Sat Sep 11 1993, 10:05 PM EDT
 Att. 19,824 - Unknown - 72 F

livebaseballscorecards.com

AB	41
R	13
H	15
RBI	12
BB	6
SO	9
LOB	21



WP	0	PA	50
PB	0		
SB	3		
CS	0		

AB R H RBI BB SO LOB

4	3	0	0	2	1	3
0	0	0	0	0	0	0
0	0	0	0	0	0	0
5	3	2	0	1	2	3
0	0	0	0	0	0	0
5	3	3	6	0	2	1
0	0	0	0	0	0	0
4	1	2	3	1	0	1
0	0	0	0	0	0	0
1	0	1	0	0	0	0
6	0	1	1	0	0	3
0	0	0	0	0	0	0
4	1	0	0	1	2	2
0	0	0	0	0	0	0
5	1	3	0	0	0	3
5	1	3	1	0	1	2
1	0	0	0	1	1	2
1	0	0	1	0	0	1

1B	12	SF	1
2B	1	SAC	2
3B	0	DP	0
HR	2	HBP	0

Batter	1	2	3	4	5	6	7	8	9
Otis Nixon, S OBP: 0.327, SLG: 0.293 Mike Stanton, L (9, 1) Marvin Freeman, R (9, 1)	1-2 F7 ①		4-0 BB ③		1-2 E1 SF7	1-3 K ③		4-1 1B BB	0-0 FC4 1B HR ②
Jeff Blauser, R OBP: 0.363, SLG: 0.444 10 Chipper Jones, S (1, 6) (9, 6)	1-3 K ②		0-0 F8 ③		2-3 K ①		0-0 1B 1B	4-2 1B HR BB	1-0 HR 1B
Ron Gant, R OBP: 0.345, SLG: 0.516 Tony Tarasco, L (1, 7) (9, 9)	3-3 K ③			0-1 G4-3 E 1B	3-1 SF7 2-H		3-3 K ①	0-1 HR 1B 1-3 2-H 3-H	3-2 HR 1B 1-H 2-H
Fred McGriff, L OBP: 0.363, SLG: 0.545 Jay Howell, R (8, 1) Deion Sanders, L (9, PH) (9, 8)		1-0 G3 ①		3-2 G6-3 ①	2-1 2B		4-0 FC4-6 1B BB	3-1 HR 1B 2-H 3-H	2-0 1B
David Justice, L OBP: 0.341, SLG: 0.499 Ryan Klesko, L (1, 9) (9, 7)		0-1 G3-1 ②		2-0 G4-3 ②	1-0 F7 ③		0-0 FC4-6 1B 1-2 2-H	2-0 F7 ②	1-1 G4-3 ③
Terry Pendleton, S OBP: 0.308, SLG: 0.381 Bill Pecota, R (1, 5) (9, 5)		3-3 K ③		4-0 E 1B IBB		2-3 K ①	1-2 FC4-6 1B 1-2f 2-3	1-0 G5-3 ③	
Greg Olson, R OBP: 0.300, SLG: 0.316 (1, 2)			3-2 29 SH3-4 1B	1-0 E5 1B	1-3 3-H 1B	1-1 29 BB 1B	1-2 G5-3 ③		1-1 1B FC3-6 1B
Rafael Belliard, R OBP: 0.318, SLG: 0.344 (1, 4)			1-2 P4 ①	0-2 1B	1-2 3-H 1B	0-3 K ②		0-0 29 SH5-4 1B 1B	0-0 FC3-6 1B
29 John Smoltz, R OBP: 0.246, SLG: 0.190 Sid Bream, L (1, 1) (8, 3)			0-0 SH3-4 ②	3-3 K ③		4-2 BB		1-2 SH5-4 ①	1-0 FC3-6 FC4 1-2f 3-H

Inning Stats	R: 0 E: 0 K: 2 S: 9	H: 0 LOB: 0 BB: 0 P: 14	R: 0 E: 0 K: 1 S: 8	H: 0 LOB: 0 BB: 0 P: 12	R: 0 E: 0 K: 0 S: 8	H: 1 LOB: 2 BB: 1 P: 16	R: 2 E: 1 K: 1 S: 13	H: 2 LOB: 2 BB: 1 P: 26	R: 1 E: 1 K: 1 S: 13	H: 1 LOB: 1 BB: 0 P: 22	R: 0 E: 0 K: 3 S: 14	H: 1 LOB: 2 BB: 1 P: 22	R: 1 E: 0 K: 1 S: 11	H: 2 LOB: 2 BB: 1 P: 20	R: 5 E: 0 K: 0 S: 13	H: 3 LOB: 0 BB: 2 P: 28	R: 4 E: 0 K: 0 S: 12	H: 5 LOB: 1 BB: 0 P: 21	1B: 12 2B: 1 3B: 0 HR: 2	SF: 1 SAC: 2 DP: 0 HBP: 0
--------------	------------------------------	----------------------------------	------------------------------	----------------------------------	------------------------------	----------------------------------	-------------------------------	----------------------------------	-------------------------------	----------------------------------	-------------------------------	----------------------------------	-------------------------------	----------------------------------	-------------------------------	----------------------------------	-------------------------------	----------------------------------	-----------------------------------	------------------------------------

PITCHER	IP	WLS	BF	H	R	ER	SO	BB	IBB	HBP	BLK	WP	HR	S	P	ERA	WHIP
Andy Benes, R ERA: 3.57 Frank Seminara, R ERA: 5.56 Mark Davis, L ERA: 4.4 Kerry Taylor, R ERA: 6.08 Tim Mauser, R ERA: 4.4	(1, 1) (7, 1) (7, 1) (7, 1) (8, 1)	6.0 0.1 0.1 0.2 0.2	L 2 3 6 3	28 1 1 2 1	5 1 0 4 1	3 1 0 4 1	0 1 0 0 0	8 0 1 0 0	2 0 0 2 0	1 0 0 0 0	0 0 0 0 0	0 0 0 0 0	0 0 0 0 1	0 4 4 12 4	112 7 9 22 10	0.00 27.00 0.00 54.00 13.50	1.167 3.000 6.000 6.000 1.500
Rudy Seanez, R ERA: 36.0	(9, 1)	1.0		8	5	4	0	0	0	0	0	0	1	12	21	36.00	5.000

Batter	1	2	3	4	5	6	7	8	9	AB	R	H	RBI	BB	SO	LOB
Jarvis Brown, R OBP: 0.387, SLG: 0.425 (1, 8)	3-2 F9			2-2 F9		1-2 P6		1-0 1B		4	0	1	0	0	0	0
Luis Lopez, S OBP: 0.083, SLG: 0.083 Frank Seminara, R OBP: 0.222, SLG: 0.222 Mark Davis, L OBP: 0.250, SLG: 0.250 Kerry Taylor, R OBP: 0.250, SLG: 0.250 Tim Mauser, R OBP: 0.250, SLG: 0.250 Guillermo Velasquez, L OBP: 0.250, SLG: 0.250 Rudy Seanez, R OBP: 0.250, SLG: 0.250 (1, 4) (7, 1) (7, 1) (7, 1) (8, 1) (8, PH) (9, 1)	2-1 G4-3			1-1 F8		2-3 K		0-3 K		3	0	0	0	0	1	0
Bill Bean, L OBP: 0.285, SLG: 0.398 Dave Staton, R (9, PH)	1-2 F9			4-0 BB				0-2 1B		2	0	1	0	1	0	0
Phil Plantier, L OBP: 0.324, SLG: 0.502 (1, 7)			1-2 G3-1	1-3 K2-3				0-3 K		4	0	0	0	0	2	2
Derek Bell, R OBP: 0.310, SLG: 0.435 (1, 5)			0-3 K		3-2 HR			0-0 1B		4	1	3	1	0	1	0
Archi Cianfrocco, R OBP: 0.305, SLG: 0.443 (1, 3)			2-3 K		0-0 G1-3			1-3 K		4	0	0	0	0	2	3
Kevin Higgins, L OBP: 0.306, SLG: 0.252 (1, 2)					0-0 F8			1-1 L3		3	0	0	0	0	0	2
Craig Shipley, R OBP: 0.270, SLG: 0.317 (1, 6)					1-3 K			0-1 F8		3	0	0	0	0	1	0
Andy Benes, R OBP: 0.147, SLG: 0.212 Jeff Gardner, L OBP: 0.343, SLG: 0.370 (6, PH) (7, 4)					1-3 K			2-3 K		1	0	0	0	0	1	0
										2	0	0	0	0	1	0

BOTTOM	
Atlanta Braves @ San Diego Padres Jack Murphy Stadium, San Diego, CA	
Sat Sep 11 1993, 10:05 PM EDT Att: 19,824 - Unknown - 72 F	
livebaseballscorecards.com	
AB 32	
R 1	
H 5	
RBI 1	
BB 1	
SO 11	
LOB 8	
SD	
WP: 0 PA: 33	
PB: 0	
SB: 1	
CS: 0	

Inning Stats		R: 0	H: 0	R: 0	H: 0	R: 0	H: 0	R: 1	H: 1	R: 0	H: 2	R: 0	H: 1	R: 0	H: 1	1B: 4	SF: 0
		E: 0	LOB: 0	E: 0	LOB: 0	E: 0	LOB: 0	E: 0	LOB: 0	E: 0	LOB: 2	E: 0	LOB: 1	E: 0	LOB: 1	2B: 0	SAC: 0
		K: 0	BB: 0	K: 2	BB: 0	K: 1	BB: 0	K: 0	BB: 0	K: 2	BB: 0	K: 2	BB: 0	K: 1	BB: 0	3B: 0	DP: 0
		S: 9	P: 15	S: 10	P: 13	S: 7	P: 9	S: 8	P: 16	S: 13	P: 15	S: 9	P: 12	S: 16	P: 21	HR: 1	HBP: 0
PITCHER	IP	WLS	BF	H	R	ER	SO	BB	IBB	HBP	BLK	WP	HR	S	P	ERA	WHIP
29 John Smoltz, R ERA: 3.34	7.0		25	3	1	1	8	1	0	0	0	0	1	63	92	1.29	0.571
Jay Howell, R ERA: 2.65	1.0		4	1	0	0	2	0	0	0	0	0	0	9	12	0.00	1.000
Mike Stanton, L ERA: 4.96	0.2		3	1	0	0	1	0	0	0	0	0	0	14	19	0.00	1.500
Marvin Freeman, R ERA: 7.13	0.1		1	0	0	0	0	0	0	0	0	0	0	2	2	0.00	0.000

Batter	1	2	3	4	5	6	7	8	9	AB R H RBI BB SO LOB	TOP
Otis Nixon, S (1, 8) OBP: 0.326, SLG: 0.292 (1, B)	2-2 L8		0-2 FC4-6 SF8		0-0 BLK S G6-3 1B	3-2 F7			1-2 L7	5 2 1 0 0 0 3	Atlanta Braves @ San Diego Padres Jack Murphy Stadium, San Diego, CA Sun Sep 12 1993, 6:33 AM EDT Att. 15,454 - Overcast - 70 F
Jeff Blauser, R (1, 6) OBP: 0.406, SLG: 0.441 (1, 6)	2-2 G5-3		0-0 E4 SF8		4-2 G6-3 BB	2-3 K		0-1 G3	4 0 0 0 1 1 3		
Ron Gant, R (1, 7) OBP: 0.345, SLG: 0.515 (1, 7)	0-0 1B		1-1 SF8		1-0 G6-3 BB		3-2 L7	4-0 1B BB	3 1 1 2 1 0 1		
Fred McGriff, L (1, 3) OBP: 0.364, SLG: 0.543 (1, 3)	1-0 P7		0-3 K		4-2 BB		3-1 G4-3	1-0 1B BB	4 0 1 0 1 1 2		
David Justice, L (1, 9) OBP: 0.345, SLG: 0.506 (1, 9)					1-1 G4-3 G3 1B		0-0 P7 3B	2-2 1B 1-3 2-H	5 0 4 1 0 0 2		
Terry Pendleton, S (1, 5) OBP: 0.307, SLG: 0.384 (1, 5)					0-1 G3 1-2		0-0 F8 HR	1-0 F8	5 1 1 1 0 0 5		
Damon Berryhill, S (1, 2) OBP: 0.293, SLG: 0.382 (1, 2)					1-1 G4-3 2-3		1-1 L8	3-1 F8	4 0 0 0 0 0 2		
Rafael Belliard, R (1, 4) OBP: 0.304, SLG: 0.328 Tony Tarasco, L (8, PH) OBP: 0.233, SLG: 0.250 Jay Howell, R (8, 1)			0-3 K		0-0 L7		2-2 E5 BB	1-2 P4	3 0 0 0 0 0 1 2 1 0 0 0 0 0 0 0 0 0 0 0 0 0		
Steve Avery, L (1, 1) OBP: 0.263, SLG: 0.239 Deion Sanders, L (5, PH) OBP: 0.321, SLG: 0.460 Steve Bedrosian, R (5, 1) Sid Bream, L (8, PH) OBP: 0.331, SLG: 0.416 10 Chipper Jones, S (8, PR) Marvin Freeman, R (8, 1) Ryan Klesko, L (8, PH) OBP: 0.357, SLG: 0.500 Ramon Carballo, S (8, 4)			4-1 FC4-6 BB		0-0 G4-3		4-1 BB	3-3 K	0 0 0 0 0 1 0 0 1 0 1 0 0 0 0 0 0 0 0 0 0 0 0 0 0 0 0 0 0 1 0 0 0 0 0 1 0 0 0 0 0 0 0 0 0		
Inning Stats	R: 0 H: 1 E: 0 LOB: 1 K: 0 BB: 0 S: 8 P: 13	R: 0 H: 1 E: 0 LOB: 1 K: 1 BB: 0 S: 11 P: 18	R: 1 H: 0 E: 1 LOB: 1 K: 1 BB: 1 S: 10 P: 15	R: 0 H: 1 E: 0 LOB: 1 K: 0 BB: 0 S: 7 P: 9	R: 1 H: 1 E: 0 LOB: 2 K: 0 BB: 2 S: 10 P: 22	R: 1 H: 1 E: 1 LOB: 2 K: 1 BB: 1 S: 18 P: 31	R: 0 H: 1 E: 0 LOB: 1 K: 0 BB: 0 S: 7 P: 13	R: 0 H: 0 E: 0 LOB: 0 K: 1 BB: 0 S: 9 P: 16	R: 1 H: 2 E: 0 LOB: 2 K: 0 BB: 1 S: 12 P: 21	1B: 6 SF: 1 2B: 0 SAC: 0 3B: 1 DP: 0 HR: 1 HBP: 0	
PITCHER Scott Sanders, R (1, 1) ERA: 4.15 Trevor Hoffman, R (6, 1) ERA: 3.92 Gene Harris, R (9, 1) ERA: 2.84	IP WLS BF H R ER SO BB IBB HBP BLK WP HR S P ERA WHIP 5.1 W 27 5 3 2 2 4 0 0 0 0 0 1 56 95 3.38 1.688 2.2 9 1 0 0 2 0 0 0 0 0 0 0 24 42 0.00 0.375 1.0 S 6 2 1 1 0 1 0 0 0 0 0 0 12 21 9.00 3.000	PITCHER IP WLS BF H R ER SO BB IBB HBP BLK WP HR S P ERA WHIP									

livebaseballscorecards.com

AB	36
R	4
H	8
RBI	4
BB	5
SO	4
LOB	20



Batter	1	2	3	4	5	6	7	8	9
Jarvis Brown, R (1, 8) <small>OBP: 0.371, SLG: 0.405</small>	0-3 K		0-1 G4-3		2-2 G4-3		2-2 CS	1-1 F8	
Ricky Gutierrez, R (1, 6) <small>OBP: 0.348, SLG: 0.349</small>	0-0 L9			1-0 HR	0-1 G4-3			1-1 G4-3	
Phil Clark, R (1, 9) <small>OBP: 0.345, SLG: 0.488</small> Trevor Hoffman, R (6, 1) <small>OBP: 0.143, SLG: 0.143</small> Melvin Nieves, S (8, PH) <small>OBP: 0.143, SLG: 0.286</small> Gene Harris, R (9, 1)	2-1 G6-3			4-2 1B 2B BB	2-3 K			3-3 K	
Derek Bell, R (1, 5) <small>OBP: 0.312, SLG: 0.435</small> Craig Shipley, R (9, 5)			4-2 G6-4-3 BB	1-1 CI 2B 1B		1-2 P5			
Archi Cianfrocco, R (1, 3) <small>OBP: 0.302, SLG: 0.439</small>			0-1 G6-4-3	0-0 CI 2B PB		1-1 L7			
Phil Plantier, L (1, 7) <small>OBP: 0.324, SLG: 0.504</small>			1-2 G6-3	2-2 PB SF8 2B		2-3 K			
Luis Lopez, S (1, 4) <small>OBP: 0.067, SLG: 0.071</small>			2-3 K	1-2 SF8		1-2 G4-3			
Brad Ausmus, R (1, 2) <small>OBP: 0.264, SLG: 0.379</small>			2-0 SH1-4 1B	1-1 L4		1-2 G1			
Scott Sanders, R (1, 1) <small>OBP: 0.077, SLG: 0.077</small> Bill Bean, L (6, 9) <small>OBP: 0.290, SLG: 0.403</small>			2-2 SH1-4	0-1 F8		1-0 CS 1B			

Inning Stats	R: 0 E: 0 K: 1 S: 6	H: 0 LOB: 0 BB: 0 P: 8	R: 0 E: 0 K: 0 S: 7	H: 0 LOB: 0 BB: 1 P: 12	R: 0 E: 0 K: 1 S: 9	H: 1 LOB: 1 BB: 0 P: 15	R: 5 E: 1 K: 0 S: 17	H: 3 LOB: 0 BB: 1 P: 27	R: 0 E: 0 K: 1 S: 10	H: 0 LOB: 0 BB: 0 P: 14	R: 0 E: 0 K: 1 S: 8	H: 0 LOB: 0 BB: 0 P: 12	R: 0 E: 0 K: 0 S: 11	H: 1 LOB: 0 BB: 0 P: 14	R: 0 E: 0 K: 1 S: 9	H: 0 LOB: 0 BB: 0 P: 14
--------------	------------------------------	---------------------------------	------------------------------	----------------------------------	------------------------------	----------------------------------	-------------------------------	----------------------------------	-------------------------------	----------------------------------	------------------------------	----------------------------------	-------------------------------	----------------------------------	------------------------------	----------------------------------

PITCHER	IP	WLS	BF	H	R	ER	SO	BB	IBB	HBP	BLK	WP	HR	S	P	ERA	WHIP
Steve Avery, L (1, 1) <small>ERA: 2.89</small>	4.0	L	18	4	5	3	2	2	0	0	0	0	1	39	62	6.75	1.500
Steve Bedrosian, R (5, 1) <small>ERA: 1.64</small>	1.0		3	0	0	0	1	0	0	0	0	0	0	10	14	0.00	0.000
Marvin Freeman, R (6, 1) <small>ERA: 6.41</small>	2.0		6	1	0	0	1	0	0	0	0	0	0	19	26	0.00	0.500
Jay Howell, R (8, 1) <small>ERA: 2.6</small>	1.0		3	0	0	0	1	0	0	0	0	0	0	9	14	0.00	0.000

BOTTOM

AB	R	H	RBI	BB	SO	LOB
4	0	0	0	0	1	1
4	1	1	1	0	0	0
2	1	0	0	1	1	0
0	0	0	0	0	0	0
1	0	0	0	0	1	0
0	0	0	0	0	0	0
2	1	1	0	1	0	0
0	0	0	0	0	0	0
2	1	0	0	0	0	1
3	1	1	2	0	1	0
2	0	0	1	0	1	0
3	0	1	0	0	0	0
1	0	0	0	0	0	0
1	0	1	0	0	0	0


AB 25
R 5
H 5
RBI 4
BB 2
SO 5
LOB 2



Atlanta Braves @ San Diego Padres
Jack Murphy Stadium, San Diego, CA
 Sun Sep 12 1993, 6:33 AM EDT
 Att. 15,454 - Overcast - 70 F

livebaseballscorecards.com

WP	PA	ERA	WHIP
0	31		
1			
0			
1			

Batter	1	2	3	4	5	6	7	8	9	10	11	AB R H RBI BB SO LOB	TOP																			
Brett Butler, L (1, 8) OBP: 0.389, SLG: 0.377	G4-3		K				G6-4-3 BB			B2		4 0 1 1 1 1 0	Los Angeles Dodgers @ San Diego Padres Jack Murphy Stadium, San Diego, CA Mon Sep 13 1993, 10:05 PM EDT Att: 6,021 - Unknown - 67 F AB 38 R 3 H 9 RBI 3 BB 5 SO 10 LOB 15 																			
Jose Offerman, S (1, 6) OBP: 0.350, SLG: 0.343	F8		1B		SF7		G6-4-3 1-2f			BB		3 0 1 1 1 0 2																				
Mike Piazza, R (1, 2) OBP: 0.354, SLG: 0.524	G4-3		F8		K				F9	G6-3		5 0 0 0 0 1 3																				
Eric Karros, R (1, 3) OBP: 0.290, SLG: 0.408												4 1 1 1 1 1 0																				
Cory Snyder, R (1, 9) OBP: 0.342, SLG: 0.411												4 0 1 0 1 0 1																				
Tom Goodwin, L (11, PR) OBP: 0.385, SLG: 0.462												0 0 0 0 0 0 0																				
Tim Wallach, R (1, 5) OBP: 0.270, SLG: 0.353												5 0 1 0 0 2 1																				
Billy Ashley, R (1, 7) OBP: 0.353, SLG: 0.333												4 0 1 0 0 2 1																				
Pedro Martinez, R (9, 1)												0 0 0 0 0 0 0																				
Dave Hansen, L (11, PH) OBP: 0.455, SLG: 0.493												0 0 0 0 1 0 0																				
Jim Gott, R (11, 1)												0 0 0 0 0 0 0																				
Jody Reed, R (1, 4) OBP: 0.326, SLG: 0.346												5 1 2 0 0 2 4																				
Ramon Martinez, R (1, 1) OBP: 0.123, SLG: 0.141												2 1 1 0 0 1 0																				
Henry Rodriguez, L (9, 7) OBP: 0.273, SLG: 0.455												0 0 0 0 0 0 0																				
Mike Sharperson, R (10, PH) OBP: 0.491, SLG: 0.375												1 0 0 0 0 0 0																				
Raul Mondesi, R (10, 7) OBP: 0.229, SLG: 0.321												0 0 0 0 0 0 0																				
Mitch Webster, S (11, PH) OBP: 0.253, SLG: 0.337												1 0 0 0 0 0 3																				
Inning Stats	R: 0 H: 0 E: 0 K: 0 S: 10	H: 0 LOB: 0 BB: 0 P: 16	R: 1 H: 2 E: 0 K: 1 S: 12	H: 2 LOB: 1 BB: 0 P: 20	R: 0 H: 1 E: 0 K: 2 S: 11	H: 1 LOB: 0 BB: 0 P: 15	R: 0 H: 0 E: 0 K: 0 S: 2	H: 0 LOB: 0 BB: 1 P: 7	R: 2 H: 3 E: 0 K: 2 S: 15	H: 3 LOB: 1 BB: 0 P: 24	R: 0 H: 1 E: 0 K: 0 S: 7	H: 1 LOB: 1 BB: 0 P: 9	R: 0 H: 1 E: 0 K: 0 S: 9	H: 1 LOB: 1 BB: 1 P: 15	R: 0 H: 0 E: 0 K: 1 S: 7	H: 0 LOB: 0 BB: 0 P: 12	R: 0 H: 0 E: 0 K: 3 S: 10	H: 0 LOB: 0 BB: 0 P: 12	R: 0 H: 0 E: 0 K: 0 S: 8	H: 0 LOB: 1 BB: 1 P: 16	R: 0 H: 1 E: 0 K: 1 S: 13	H: 1 LOB: 3 BB: 2 P: 24	1B: 8 SF: 1 2B: 0 SAC: 1 3B: 0 DP: 2 HR: 1 HBP: 0	WP: 0 PA: 45 PB: 1 SB: 0 CS: 0								
PITCHER	IP WLS BF H R ER SO BB IBB HBP BLK WP HR S P ERA WHIP																															
Andy Ashby, R (1, 1) ERA: 7.16	5.0		21	6	3	3	5	1	0	0	0	0	0	0	1	50	82	5.40	1.400													
Frank Seminara, R (6, 1) ERA: 5.35	1.1		7	2	0	0	0	1	0	0	0	0	0	0	0	15	23	0.00	2.250													
Pedro Martinez, L (7, 1) ERA: 2.08	2.2		7	0	0	0	4	0	0	0	0	0	0	0	0	18	25	0.00	0.000													
Mark Davis, L (10, 1) ERA: 4.32	1.0		4	0	0	0	0	1	0	0	0	0	0	0	0	8	16	0.00	1.000													
Gene Harris, R (11, 1) ERA: 2.79	1.0	W	6	1	0	0	1	1	1	0	0	0	0	0	0	13	24	0.00	2.000													

Batter	1	2	3	4	5	6	7	8	9	10	11	AB	R	H	RBI	BB	SO	LOB	BOTTOM
Jarvis Brown, R (1, 8) OBP: 0.363, SLG: 0.386												4	1	0	0	0	0	1	
Ricky Gutierrez, R (1, 6) OBP: 0.349, SLG: 0.348 Gene Harris, R (11, 1)												4	2	1	0	0	3	1	
Derek Bell, R (1, 5) OBP: 0.313, SLG: 0.435												5	0	2	1	0	0	0	
Phil Plantier, L (1, 7) OBP: 0.325, SLG: 0.510												3	1	1	2	1	2	0	
Archi Cianfrocco, R (1, 3) OBP: 0.298, SLG: 0.432												4	0	0	1	0	2	3	
Melvin Nieves, S (1, 9) OBP: 0.160, SLG: 0.250												3	0	0	0	1	2	3	
Luis Lopez, S (1, 4) OBP: 0.056, SLG: 0.059 Pedro Martinez, L (7, 1)												3	0	0	0	0	0	2	
Bill Bean, L (9, PH) OBP: 0.288, SLG: 0.400 Mark Davis, L (10, 1) OBP: 0.250, SLG: 0.250 Craig Shipley, R (11, 6) OBP: 0.270, SLG: 0.317												0	0	0	0	0	0	0	
Brad Ausmus, R (1, 2) OBP: 0.258, SLG: 0.370 Kevin Higgins, L (10, PH) OBP: 0.304, SLG: 0.250 (11, 2)												3	0	0	0	0	0	0	
Andy Ashby, R (1, 1) OBP: 0.194, SLG: 0.200 Dave Staton, R (5, PH)												1	0	0	0	0	0	0	
Frank Seminara, R (6, 1) OBP: 0.222, SLG: 0.222 Jeff Gardner, L (7, 4) OBP: 0.342, SLG: 0.368												0	0	0	0	1	0	0	
Inning Stats	R: 0 H: 0 E: 0 LOB: 0 K: 1 BB: 0 S: 9 P: 11	R: 0 H: 0 E: 0 LOB: 0 K: 3 BB: 0 S: 9 P: 16	R: 0 H: 0 E: 0 LOB: 1 K: 0 BB: 1 S: 7 P: 17	R: 1 H: 1 E: 0 LOB: 1 K: 2 BB: 0 S: 13 P: 23	R: 0 H: 0 E: 0 LOB: 0 K: 0 BB: 0 S: 9 P: 15	R: 2 H: 2 E: 1 LOB: 2 K: 0 BB: 1 S: 12 P: 17	R: 0 H: 0 E: 0 LOB: 0 K: 0 BB: 0 S: 9 P: 11	R: 0 H: 0 E: 0 LOB: 0 K: 2 BB: 0 S: 7 P: 7	R: 0 H: 0 E: 0 LOB: 0 K: 0 BB: 1 S: 6 P: 14	R: 0 H: 0 E: 0 LOB: 1 K: 1 BB: 0 S: 10 P: 16	R: 1 H: 1 E: 0 LOB: 0 K: 0 BB: 0 S: 4 P: 5	1B: 3 SF: 1 2B: 0 SAC: 0 3B: 0 DP: 1 HR: 1 HBP: 2	WP: 0 PA: 40 PB: 0 SB: 0 CS: 0						
PITCHER	IP WLS BF H R ER SO BB IBB HBP BLK WP HR S P ERA WHIP																		
Ramon Martinez, R (1, 1) ERA: 3.23	8.0		31	3	3	2	8	2	0	1	0	0	0	75	117	2.25	0.625		
Pedro Martinez, R (9, 1) ERA: 2.33	2.0		7	0	0	0	1	1	0	1	0	0	0	16	30	0.00	0.500		
Jim Gott, R (11, 1) ERA: 2.35	0.1	L	2	1	1	1	0	0	0	0	0	0	1	4	5	27.00	3.000		

Los Angeles Dodgers @ San Diego Padres
 Jack Murphy Stadium, San Diego, CA
 Mon Sep 13 1993, 10:05 PM EDT
 Att: 6,021 - Unknown - 67 F

AB	34
R	4
H	4
RBI	4
BB	3
SO	9
LOB	11



Batter	1	2	3	4	5	6	7	8	9	AB R H RBI BB SO LOB	TOP											
Brett Butler, L OBP: 0.389, SLG: 0.378 (1, 8) X	0-0 S E 1B		2-2 G4-3		2-1 F9			1-2 CS 1B		4 1 2 0 0 0 1	Los Angeles Dodgers @ San Diego Padres Jack Murphy Stadium, San Diego, CA Tue Sep 14 1993, 10:05 PM EDT Att. 12,836 - Unknown livebaseballscorecards.com											
Jose Offerman, S OBP: 0.350, SLG: 0.345 (1, 6) B C X	2-1 SH HR		1-1		3-1 F7			1-1 F7		3 1 1 0 0 0 2												
Mike Piazza, R OBP: 0.357, SLG: 0.540 (1, 2) B X	1-0 HR		2-3 K					0-0 HR		4 3 3 3 0 1 1												
Eric Karros, R OBP: 0.288, SLG: 0.405 Todd Worrell, R (8, 1) X	2-1 F8		2-3 F8					3-0 G4-3		4 0 0 0 0 0 2 0 0 0 0 0 0 0												
Henry Rodriguez, L OBP: 0.266, SLG: 0.444 (1, 7) C X	0-1 P5				0-0 F8			0-1 SF8		3 0 0 1 0 0 0												
Cory Snyder, R OBP: 0.339, SLG: 0.407 (1, 9) B C X (8, 3) X	1-1 G5-3				3-2 F9			3-H 1-3 K		4 0 0 0 0 2 0												
Tim Wallach, R OBP: 0.268, SLG: 0.350 (1, 5) X					0-3 K			0-0 P6		4 0 0 0 0 2 0												
Jody Reed, R OBP: 0.326, SLG: 0.344 (1, 4) C B B B					4-2 SH1 BB			0-3 K2-3		2 0 0 0 1 2 0												
Orel Hershiser, R OBP: 0.382, SLG: 0.433 Raul Mondesi, R OBP: 0.259, SLG: 0.321 (8, 9) X F B					0-0 SH1			1-0 P5		2 0 0 0 0 0 0 0 0 0 0 0 0 0												
Inning Stats	R: 3 E: 1 K: 0 S: 10	H: 2 LOB: 0 BB: 0 P: 16	R: 0 E: 0 K: 1 S: 7	H: 0 LOB: 0 BB: 0 P: 9	R: 0 E: 0 K: 1 S: 16	H: 1 LOB: 1 BB: 0 P: 24	R: 0 E: 0 K: 1 S: 8	H: 0 LOB: 0 BB: 0 P: 11	R: 0 E: 0 K: 0 S: 7	H: 0 LOB: 1 BB: 1 P: 16	R: 1 E: 0 K: 1 S: 12	H: 1 LOB: 0 BB: 0 P: 18	R: 0 E: 0 K: 1 S: 5	H: 0 LOB: 0 BB: 0 P: 6	R: 1 E: 0 K: 0 S: 7	H: 2 LOB: 0 BB: 0 P: 12	R: 0 E: 0 K: 2 S: 8	H: 0 LOB: 0 BB: 0 P: 12	1B: 2 2B: 2 3B: 0 HR: 2	SF: 1 SAC: 2 DP: 0 HBP: 0	WP: 0 PB: 0 SB: 1 CS: 1	PA: 34
PITCHER	IP WLS BF H R ER SO BB IBB HBP BLK WP HR S P ERA WHIP												PITCHER	IP WLS BF H R ER SO BB IBB HBP BLK WP HR S P ERA WHIP								
Doug Brocail, R ERA: 4.32 (1, 1)	6.0 L 24 4 4 4 4 1 0 0 0 0 0 1 60 94 6.00 0.833																					
Tim Mauser, R ERA: 4.41 (7, 1)	2.0 7 2 1 1 1 0 0 0 0 0 0 1 12 18 4.50 1.000																					
Kerry Taylor, R ERA: 5.98 (9, 1)	1.0 3 0 0 0 0 2 0 0 0 0 0 0 8 12 0.00 0.000																					



Batter	1	2	3	4	5	6	7	8	9	AB R H RBI BB SO LOB
Bill Bean, L OBP: 0.280, SLG: 0.391 (1, 8)	0-3 K2-3		2-1 G4-3			3-1 G4-3		0-0 SF7		3 0 0 1 0 1 0
Jeff Gardner, L OBP: 0.338, SLG: 0.364 (1, 4)	1-0 F7			0-3 K			1-0 G4-3	2-3 K		4 0 0 0 0 2 1
Derek Bell, R OBP: 0.313, SLG: 0.435 (1, 5)	0-2 2B			0-3 K			0-2 L7		2-2 G6-3	4 0 1 0 0 1 0
Phil Plantier, L OBP: 0.322, SLG: 0.505 (1, 7)	2-3 K			0-1 G3-1			1-1 F8		2-3 K	4 0 0 0 0 2 1
Archi Cianfrocco, R OBP: 0.297, SLG: 0.429 (1, 3)		0-0 L3			0-2 G5-3			0-0 P5	0-1 1B	4 0 1 0 0 0 0
Melvin Nieves, S OBP: 0.207, SLG: 0.286 (1, 9)		1-0 1B			0-3 K			3-2 2B 1B	1-3 K	4 1 2 0 0 2 1
Ricky Gutierrez, R OBP: 0.348, SLG: 0.346 (1, 6)		0-0 1-2 L6-3			2-0 F8			4-2 2B 1B BB		2 1 0 0 1 0 1
Brad Ausmus, R OBP: 0.260, SLG: 0.377 (1, 2)								0-0 1B SF7 2B		3 1 1 1 0 0 0
Doug Brocail, L OBP: 0.167, SLG: 0.167 (1, 1)								1-3 2-H 1B		1 0 0 0 0 0 0
Dave Staton, R (6, PH)								1-2 1B		1 0 0 0 0 1 0
Tim Mauser, R (7, 1)										0 0 0 0 0 0 0
Phil Clark, R (8, PH)										1 0 1 1 0 0 0
Kerry Taylor, R (9, 1)										0 0 0 0 0 0 0

Inning Stats	R: 0	H: 1	E: 0	K: 2	S: 11	R: 0	H: 1	E: 0	K: 0	S: 3	R: 0	H: 0	E: 0	K: 0	S: 8	R: 0	H: 0	E: 0	K: 1	S: 7	R: 0	H: 0	E: 0	K: 0	S: 6	R: 3	H: 3	E: 0	K: 1	S: 15	R: 0	H: 1	E: 0	K: 2	S: 13	1B: 4	SF: 1	2B: 3	3B: 0	HR: 0
	LOB: 1 <td>BB: 0 <td>P: 14 <td>LOB: 0 <td>BB: 0 <td>P: 4 <td>LOB: 0 <td>BB: 0 <td>P: 13 <td>LOB: 0 <td>BB: 0 <td>P: 8 <td>LOB: 0 <td>BB: 0 <td>P: 9 <td>LOB: 0 <td>BB: 0 <td>P: 14 <td>LOB: 0 <td>BB: 0 <td>P: 8 <td>LOB: 0 <td>BB: 0 <td>P: 8 <td>LOB: 1 <td>BB: 1 <td>P: 25 <td>LOB: 1 <td>BB: 1 <td>P: 18 <td>2B: 3 <td>SAC: 0 <td>DP: 1 <td>HBP: 0 </td></td></td></td></td></td></td></td></td></td></td></td></td></td></td></td></td></td></td></td></td></td></td></td></td></td></td></td></td></td></td></td></td>	BB: 0 <td>P: 14 <td>LOB: 0 <td>BB: 0 <td>P: 4 <td>LOB: 0 <td>BB: 0 <td>P: 13 <td>LOB: 0 <td>BB: 0 <td>P: 8 <td>LOB: 0 <td>BB: 0 <td>P: 9 <td>LOB: 0 <td>BB: 0 <td>P: 14 <td>LOB: 0 <td>BB: 0 <td>P: 8 <td>LOB: 0 <td>BB: 0 <td>P: 8 <td>LOB: 1 <td>BB: 1 <td>P: 25 <td>LOB: 1 <td>BB: 1 <td>P: 18 <td>2B: 3 <td>SAC: 0 <td>DP: 1 <td>HBP: 0 </td></td></td></td></td></td></td></td></td></td></td></td></td></td></td></td></td></td></td></td></td></td></td></td></td></td></td></td></td></td></td></td>	P: 14 <td>LOB: 0 <td>BB: 0 <td>P: 4 <td>LOB: 0 <td>BB: 0 <td>P: 13 <td>LOB: 0 <td>BB: 0 <td>P: 8 <td>LOB: 0 <td>BB: 0 <td>P: 9 <td>LOB: 0 <td>BB: 0 <td>P: 14 <td>LOB: 0 <td>BB: 0 <td>P: 8 <td>LOB: 0 <td>BB: 0 <td>P: 8 <td>LOB: 1 <td>BB: 1 <td>P: 25 <td>LOB: 1 <td>BB: 1 <td>P: 18 <td>2B: 3 <td>SAC: 0 <td>DP: 1 <td>HBP: 0 </td></td></td></td></td></td></td></td></td></td></td></td></td></td></td></td></td></td></td></td></td></td></td></td></td></td></td></td></td></td></td>	LOB: 0 <td>BB: 0 <td>P: 4 <td>LOB: 0 <td>BB: 0 <td>P: 13 <td>LOB: 0 <td>BB: 0 <td>P: 8 <td>LOB: 0 <td>BB: 0 <td>P: 9 <td>LOB: 0 <td>BB: 0 <td>P: 14 <td>LOB: 0 <td>BB: 0 <td>P: 8 <td>LOB: 0 <td>BB: 0 <td>P: 8 <td>LOB: 1 <td>BB: 1 <td>P: 25 <td>LOB: 1 <td>BB: 1 <td>P: 18 <td>2B: 3 <td>SAC: 0 <td>DP: 1 <td>HBP: 0 </td></td></td></td></td></td></td></td></td></td></td></td></td></td></td></td></td></td></td></td></td></td></td></td></td></td></td></td></td></td>	BB: 0 <td>P: 4 <td>LOB: 0 <td>BB: 0 <td>P: 13 <td>LOB: 0 <td>BB: 0 <td>P: 8 <td>LOB: 0 <td>BB: 0 <td>P: 9 <td>LOB: 0 <td>BB: 0 <td>P: 14 <td>LOB: 0 <td>BB: 0 <td>P: 8 <td>LOB: 0 <td>BB: 0 <td>P: 8 <td>LOB: 1 <td>BB: 1 <td>P: 25 <td>LOB: 1 <td>BB: 1 <td>P: 18 <td>2B: 3 <td>SAC: 0 <td>DP: 1 <td>HBP: 0 </td></td></td></td></td></td></td></td></td></td></td></td></td></td></td></td></td></td></td></td></td></td></td></td></td></td></td></td></td>	P: 4 <td>LOB: 0 <td>BB: 0 <td>P: 13 <td>LOB: 0 <td>BB: 0 <td>P: 8 <td>LOB: 0 <td>BB: 0 <td>P: 9 <td>LOB: 0 <td>BB: 0 <td>P: 14 <td>LOB: 0 <td>BB: 0 <td>P: 8 <td>LOB: 0 <td>BB: 0 <td>P: 8 <td>LOB: 1 <td>BB: 1 <td>P: 25 <td>LOB: 1 <td>BB: 1 <td>P: 18 <td>2B: 3 <td>SAC: 0 <td>DP: 1 <td>HBP: 0 </td></td></td></td></td></td></td></td></td></td></td></td></td></td></td></td></td></td></td></td></td></td></td></td></td></td></td></td>	LOB: 0 <td>BB: 0 <td>P: 13 <td>LOB: 0 <td>BB: 0 <td>P: 8 <td>LOB: 0 <td>BB: 0 <td>P: 9 <td>LOB: 0 <td>BB: 0 <td>P: 14 <td>LOB: 0 <td>BB: 0 <td>P: 8 <td>LOB: 0 <td>BB: 0 <td>P: 8 <td>LOB: 1 <td>BB: 1 <td>P: 25 <td>LOB: 1 <td>BB: 1 <td>P: 18 <td>2B: 3 <td>SAC: 0 <td>DP: 1 <td>HBP: 0 </td></td></td></td></td></td></td></td></td></td></td></td></td></td></td></td></td></td></td></td></td></td></td></td></td></td></td>	BB: 0 <td>P: 13 <td>LOB: 0 <td>BB: 0 <td>P: 8 <td>LOB: 0 <td>BB: 0 <td>P: 9 <td>LOB: 0 <td>BB: 0 <td>P: 14 <td>LOB: 0 <td>BB: 0 <td>P: 8 <td>LOB: 0 <td>BB: 0 <td>P: 8 <td>LOB: 1 <td>BB: 1 <td>P: 25 <td>LOB: 1 <td>BB: 1 <td>P: 18 <td>2B: 3 <td>SAC: 0 <td>DP: 1 <td>HBP: 0 </td></td></td></td></td></td></td></td></td></td></td></td></td></td></td></td></td></td></td></td></td></td></td></td></td></td>	P: 13 <td>LOB: 0 <td>BB: 0 <td>P: 8 <td>LOB: 0 <td>BB: 0 <td>P: 9 <td>LOB: 0 <td>BB: 0 <td>P: 14 <td>LOB: 0 <td>BB: 0 <td>P: 8 <td>LOB: 0 <td>BB: 0 <td>P: 8 <td>LOB: 1 <td>BB: 1 <td>P: 25 <td>LOB: 1 <td>BB: 1 <td>P: 18 <td>2B: 3 <td>SAC: 0 <td>DP: 1 <td>HBP: 0 </td></td></td></td></td></td></td></td></td></td></td></td></td></td></td></td></td></td></td></td></td></td></td></td></td>	LOB: 0 <td>BB: 0 <td>P: 8 <td>LOB: 0 <td>BB: 0 <td>P: 9 <td>LOB: 0 <td>BB: 0 <td>P: 14 <td>LOB: 0 <td>BB: 0 <td>P: 8 <td>LOB: 0 <td>BB: 0 <td>P: 8 <td>LOB: 1 <td>BB: 1 <td>P: 25 <td>LOB: 1 <td>BB: 1 <td>P: 18 <td>2B: 3 <td>SAC: 0 <td>DP: 1 <td>HBP: 0 </td></td></td></td></td></td></td></td></td></td></td></td></td></td></td></td></td></td></td></td></td></td></td></td>	BB: 0 <td>P: 8 <td>LOB: 0 <td>BB: 0 <td>P: 9 <td>LOB: 0 <td>BB: 0 <td>P: 14 <td>LOB: 0 <td>BB: 0 <td>P: 8 <td>LOB: 0 <td>BB: 0 <td>P: 8 <td>LOB: 1 <td>BB: 1 <td>P: 25 <td>LOB: 1 <td>BB: 1 <td>P: 18 <td>2B: 3 <td>SAC: 0 <td>DP: 1 <td>HBP: 0 </td></td></td></td></td></td></td></td></td></td></td></td></td></td></td></td></td></td></td></td></td></td></td>	P: 8 <td>LOB: 0 <td>BB: 0 <td>P: 9 <td>LOB: 0 <td>BB: 0 <td>P: 14 <td>LOB: 0 <td>BB: 0 <td>P: 8 <td>LOB: 0 <td>BB: 0 <td>P: 8 <td>LOB: 1 <td>BB: 1 <td>P: 25 <td>LOB: 1 <td>BB: 1 <td>P: 18 <td>2B: 3 <td>SAC: 0 <td>DP: 1 <td>HBP: 0 </td></td></td></td></td></td></td></td></td></td></td></td></td></td></td></td></td></td></td></td></td></td>	LOB: 0 <td>BB: 0 <td>P: 9 <td>LOB: 0 <td>BB: 0 <td>P: 14 <td>LOB: 0 <td>BB: 0 <td>P: 8 <td>LOB: 0 <td>BB: 0 <td>P: 8 <td>LOB: 1 <td>BB: 1 <td>P: 25 <td>LOB: 1 <td>BB: 1 <td>P: 18 <td>2B: 3 <td>SAC: 0 <td>DP: 1 <td>HBP: 0 </td></td></td></td></td></td></td></td></td></td></td></td></td></td></td></td></td></td></td></td></td>	BB: 0 <td>P: 9 <td>LOB: 0 <td>BB: 0 <td>P: 14 <td>LOB: 0 <td>BB: 0 <td>P: 8 <td>LOB: 0 <td>BB: 0 <td>P: 8 <td>LOB: 1 <td>BB: 1 <td>P: 25 <td>LOB: 1 <td>BB: 1 <td>P: 18 <td>2B: 3 <td>SAC: 0 <td>DP: 1 <td>HBP: 0 </td></td></td></td></td></td></td></td></td></td></td></td></td></td></td></td></td></td></td></td>	P: 9 <td>LOB: 0 <td>BB: 0 <td>P: 14 <td>LOB: 0 <td>BB: 0 <td>P: 8 <td>LOB: 0 <td>BB: 0 <td>P: 8 <td>LOB: 1 <td>BB: 1 <td>P: 25 <td>LOB: 1 <td>BB: 1 <td>P: 18 <td>2B: 3 <td>SAC: 0 <td>DP: 1 <td>HBP: 0 </td></td></td></td></td></td></td></td></td></td></td></td></td></td></td></td></td></td></td>	LOB: 0 <td>BB: 0 <td>P: 14 <td>LOB: 0 <td>BB: 0 <td>P: 8 <td>LOB: 0 <td>BB: 0 <td>P: 8 <td>LOB: 1 <td>BB: 1 <td>P: 25 <td>LOB: 1 <td>BB: 1 <td>P: 18 <td>2B: 3 <td>SAC: 0 <td>DP: 1 <td>HBP: 0 </td></td></td></td></td></td></td></td></td></td></td></td></td></td></td></td></td></td>	BB: 0 <td>P: 14 <td>LOB: 0 <td>BB: 0 <td>P: 8 <td>LOB: 0 <td>BB: 0 <td>P: 8 <td>LOB: 1 <td>BB: 1 <td>P: 25 <td>LOB: 1 <td>BB: 1 <td>P: 18 <td>2B: 3 <td>SAC: 0 <td>DP: 1 <td>HBP: 0 </td></td></td></td></td></td></td></td></td></td></td></td></td></td></td></td></td>	P: 14 <td>LOB: 0 <td>BB: 0 <td>P: 8 <td>LOB: 0 <td>BB: 0 <td>P: 8 <td>LOB: 1 <td>BB: 1 <td>P: 25 <td>LOB: 1 <td>BB: 1 <td>P: 18 <td>2B: 3 <td>SAC: 0 <td>DP: 1 <td>HBP: 0 </td></td></td></td></td></td></td></td></td></td></td></td></td></td></td></td>	LOB: 0 <td>BB: 0 <td>P: 8 <td>LOB: 0 <td>BB: 0 <td>P: 8 <td>LOB: 1 <td>BB: 1 <td>P: 25 <td>LOB: 1 <td>BB: 1 <td>P: 18 <td>2B: 3 <td>SAC: 0 <td>DP: 1 <td>HBP: 0 </td></td></td></td></td></td></td></td></td></td></td></td></td></td></td>	BB: 0 <td>P: 8 <td>LOB: 0 <td>BB: 0 <td>P: 8 <td>LOB: 1 <td>BB: 1 <td>P: 25 <td>LOB: 1 <td>BB: 1 <td>P: 18 <td>2B: 3 <td>SAC: 0 <td>DP: 1 <td>HBP: 0 </td></td></td></td></td></td></td></td></td></td></td></td></td></td>	P: 8 <td>LOB: 0 <td>BB: 0 <td>P: 8 <td>LOB: 1 <td>BB: 1 <td>P: 25 <td>LOB: 1 <td>BB: 1 <td>P: 18 <td>2B: 3 <td>SAC: 0 <td>DP: 1 <td>HBP: 0 </td></td></td></td></td></td></td></td></td></td></td></td></td>	LOB: 0 <td>BB: 0 <td>P: 8 <td>LOB: 1 <td>BB: 1 <td>P: 25 <td>LOB: 1 <td>BB: 1 <td>P: 18 <td>2B: 3 <td>SAC: 0 <td>DP: 1 <td>HBP: 0 </td></td></td></td></td></td></td></td></td></td></td></td>	BB: 0 <td>P: 8 <td>LOB: 1 <td>BB: 1 <td>P: 25 <td>LOB: 1 <td>BB: 1 <td>P: 18 <td>2B: 3 <td>SAC: 0 <td>DP: 1 <td>HBP: 0 </td></td></td></td></td></td></td></td></td></td></td>	P: 8 <td>LOB: 1 <td>BB: 1 <td>P: 25 <td>LOB: 1 <td>BB: 1 <td>P: 18 <td>2B: 3 <td>SAC: 0 <td>DP: 1 <td>HBP: 0 </td></td></td></td></td></td></td></td></td></td>	LOB: 1 <td>BB: 1 <td>P: 25 <td>LOB: 1 <td>BB: 1 <td>P: 18 <td>2B: 3 <td>SAC: 0 <td>DP: 1 <td>HBP: 0 </td></td></td></td></td></td></td></td></td>	BB: 1 <td>P: 25 <td>LOB: 1 <td>BB: 1 <td>P: 18 <td>2B: 3 <td>SAC: 0 <td>DP: 1 <td>HBP: 0 </td></td></td></td></td></td></td></td>	P: 25 <td>LOB: 1 <td>BB: 1 <td>P: 18 <td>2B: 3 <td>SAC: 0 <td>DP: 1 <td>HBP: 0 </td></td></td></td></td></td></td>	LOB: 1 <td>BB: 1 <td>P: 18 <td>2B: 3 <td>SAC: 0 <td>DP: 1 <td>HBP: 0 </td></td></td></td></td></td>	BB: 1 <td>P: 18 <td>2B: 3 <td>SAC: 0 <td>DP: 1 <td>HBP: 0 </td></td></td></td></td>	P: 18 <td>2B: 3 <td>SAC: 0 <td>DP: 1 <td>HBP: 0 </td></td></td></td>	2B: 3 <td>SAC: 0 <td>DP: 1 <td>HBP: 0 </td></td></td>	SAC: 0 <td>DP: 1 <td>HBP: 0 </td></td>	DP: 1 <td>HBP: 0 </td>	HBP: 0						

PITCHER	IP	WLS	BF	H	R	ER	SO	BB	IBB	HBP	BLK	WP	HR	S	P	ERA	WHIP
Orel Hershiser, R (1, 1)	7.1	W	27	5	3	3	6	1	0	0	0	0	0	61	88	3.68	0.818
Todd Worrell, R (8, 1)	1.2	S	6	1	0	0	3	0	0	0	0	0	0	18	25	0.00	0.600

BOTTOM

Los Angeles Dodgers @ San Diego Padres
Jack Murphy Stadium, San Diego, CA

Tue Sep 14 1993, 10:05 PM EDT
 Att. 12,836 - Unknown

AB	31
R	3
H	6
RBI	3
BB	1
SO	9
LOB	4



Batter	1	2	3	4	5	6	7	8	9	AB R H RBI BB SO LOB	TOP
Brett Butler, L (1, 8) OBP: 0.388, SLG: 0.376	1-0 G3	2-0 1B		0-1 B2-3		3-2 G3			2-1 F9	5 0 1 1 0 0 1	
Jose Offerman, S (1, 6) OBP: 0.349, SLG: 0.342	3-1 P6	2-2 K		4-0 1B BB					1-1 F8	4 0 0 0 1 2 3	
Orel Hershiser, R (1, 5) OBP: 0.382, SLG: 0.433	2-0 F7			0-1 1B					1-0 G1-4-3	0 0 0 0 0 0 0	
Dave Hansen, L (1, PH) OBP: 0.457, SLG: 0.493				1-2 1B						4 1 2 0 0 0 0	
Tim Wallach, R (7, 5) OBP: 0.268, SLG: 0.350				1-2 1B						0 0 0 0 0 0 0	
Mike Piazza, R (1, 2) OBP: 0.356, SLG: 0.540		2-2 E5 1B	1-1 E 2B	3-2 F9					3-2 F8	4 2 1 1 0 0 2	
Eric Karros, R (1, 3) OBP: 0.288, SLG: 0.404		2-1 F8	1-1 F8		1-3 K				0-1 CS 1B	4 0 1 0 0 1 2	
Billy Ashley, R (1, 7) OBP: 0.273, SLG: 0.273		1-3 K	0-0 F8		3-2 F9				1-3 K	4 0 0 0 0 2 3	
Raul Mondesi, R (1, 9) OBP: 0.258, SLG: 0.317		0-0 E5 1B	0-0 E8 1B		2-2 L4				0-1 P6	4 1 1 1 0 0 2	
Jody Reed, R (1, 4) OBP: 0.328, SLG: 0.347		4-1 1B 1B IBB	1-2 F8			0-0 F8			1-0 CS 1-2	3 1 1 0 1 0 1	
Kevin Gross, R (1, 1) OBP: 0.279, SLG: 0.291		1-1 1B		1-3 K		0-0 F7			0-3 K	3 0 1 2 0 1 0	
Kip Gross, R (7, 1)										0 0 0 0 0 0 0	
Tom Goodwin, L (9, PH) OBP: 0.357, SLG: 0.429		1-2 2-H 3-H 1B								1 0 0 0 0 1 1	
Todd Worrell, R (9, 1)										0 0 0 0 0 0 0	
Inning Stats	R: 0 E: 0 K: 0 S: 4 H: 0 LOB: 0 BB: 0 P: 10	R: 3 E: 2 K: 2 S: 17 H: 2 LOB: 2 BB: 1 P: 31	R: 2 E: 1 K: 0 S: 12 H: 3 LOB: 1 BB: 0 P: 15	R: 0 E: 0 K: 1 S: 11 H: 1 LOB: 2 BB: 1 P: 19	R: 0 E: 0 K: 1 S: 11 H: 0 LOB: 0 BB: 0 P: 17	R: 0 E: 0 K: 0 S: 7 H: 0 LOB: 0 BB: 0 P: 10	R: 0 E: 0 K: 1 S: 10 H: 0 LOB: 0 BB: 0 P: 16	R: 0 E: 0 K: 1 S: 7 H: 1 LOB: 0 BB: 0 P: 9	R: 0 E: 0 K: 1 S: 8 H: 1 LOB: 1 BB: 0 P: 11	1B: 6 2B: 2 3B: 0 HR: 0 SF: 0 SAC: 0 DP: 0 HBP: 0	WP: 0 PB: 0 SB: 0 CS: 1 PA: 39
PITCHER	IP WLS BF H R ER SO BB IBB HBP BLK WP HR S P ERA WHIP										
Tim Worrell, R (1, 1) ERA: 4.59	3.0 L 17 5 5 2 2 0 1 0 0 0 0 0 33 56 6.00 1.667										
Kerry Taylor, R (4, 1) ERA: 5.81	2.0 8 1 0 0 2 1 0 0 0 0 0 0 22 36 0.00 1.000										
Frank Seminara, R (6, 1) ERA: 5.06	2.0 6 0 0 0 1 0 0 0 0 0 0 0 17 26 0.00 0.000										
Trevor Hoffman, R (8, 1) ERA: 3.86	1.1 5 2 0 0 2 0 0 0 0 0 0 0 11 13 0.00 1.500										
Mark Davis, L (9, 1) ERA: 4.27	0.2 2 0 0 0 0 0 0 0 0 0 0 0 4 7 0.00 0.000										

Los Angeles Dodgers @ San Diego Padres
Jack Murphy Stadium, San Diego, CA

AB	36
R	5
H	8
RBI	5
BB	2
SO	7
LOB	15



Wed Sep 15 1993, 10:05 PM EDT
Att: 8,752 - Unknown - 68 F

livebaseballscorecards.com

Batter	1	2	3	4	5	6	7	8	9	AB	R	H	RBI	BB	SO	LOB
Jarvis Brown, R OBP: 0.364, SLG: 0.391 (1, 8)	0-1 G6-3		0-1 4-3		3-1 1B 2B		4-2 F8 S 1B BB		0-1 G4-3	4	2	1	0	1	0	0
Ricky Gutierrez, R OBP: 0.353, SLG: 0.349 (1, 6)	1-0 1B		0-3 K		2-2 1B 1B		4-1 1B F8 BB		4-2 BB	3	0	2	2	2	1	0
Derek Bell, R OBP: 0.312, SLG: 0.433 (1, 5)	2-3 K		0-1 F9		0-0 1B 1B		0-2 F8		2-2 L6	5	0	1	0	0	1	4
Phil Plantier, L OBP: 0.319, SLG: 0.500 (1, 7)	1-0 G4-3			2-3 K	0-3 K		3-2 F8			4	0	0	0	0	2	5
Guillermo Velasquez, L OBP: 0.267, SLG: 0.291 (1, 3)		1-2 FC4-6 1B		0-1 G6-3	0-0 1B		1-1 1B			3	0	2	0	0	0	0
Frank Seminara, R OBP: 0.222, SLG: 0.222 (6, 1)										0	0	0	0	0	0	0
Bill Bean, L OBP: 0.285, SLG: 0.396 (7, PH)										1	0	1	1	0	0	0
Trevor Hoffman, R OBP: 0.143, SLG: 0.143 (8, 1)										0	0	0	0	0	0	0
Mark Davis, L OBP: 0.250, SLG: 0.250 (9, 1)										0	0	0	0	0	0	0
Melvin Nieves, S OBP: 0.242, SLG: 0.313 (1, 9)		0-1 FC4-6 1B		0-0 1B		2-0 F9-6 1B		0-3 K		4	0	2	0	0	1	1
Luis Lopez, S OBP: 0.045, SLG: 0.048 (1, 4)		0-0 F9		0-3 K		2-1 F9-6		0-0 G1-3		4	0	0	0	0	1	3
Brad Ausmus, R OBP: 0.267, SLG: 0.381 (1, 2)		1-3 K			0-1 2B 1B	3-1 1B		1-2 G4-3		4	1	2	0	0	1	1
Tim Worrell, R OBP: 0.143, SLG: 0.571 (3, PH)			2-1 HR		2-3 K	0-1 G1-3			0-3 K	0	0	0	0	0	0	0
Dave Staton, R OBP: 0.335, SLG: 0.426 (5, PH)										1	1	1	1	0	0	0
Kerry Taylor, R OBP: 0.337, SLG: 0.363 (9, PH)										0	0	0	0	0	0	0
Tim Teufel, R OBP: 0.335, SLG: 0.426 (5, PH)										2	0	0	0	0	1	2
Jeff Gardner, L OBP: 0.337, SLG: 0.363 (9, PH)										1	0	0	0	0	1	0

Inning Stats	R: 0	H: 1	E: 0	LOB: 1	K: 1	P: 11	R: 0	H: 1	E: 0	LOB: 1	K: 1	P: 11	R: 1	H: 1	E: 0	LOB: 0	K: 1	P: 12	R: 0	H: 1	E: 0	LOB: 1	K: 2	P: 11	R: 2	H: 5	E: 0	LOB: 2	K: 2	P: 22	R: 0	H: 2	E: 0	LOB: 1	K: 0	P: 14	R: 1	H: 1	E: 0	LOB: 2	K: 0	P: 25	R: 0	H: 0	E: 0	LOB: 0	K: 1	P: 9	R: 0	H: 0	E: 0	LOB: 1	K: 1	P: 19	1B: 10	SF: 0	2B: 2	SAC: 0	3B: 0	DP: 1	HR: 1	HBP: 0	WP: 0	PA: 39
--------------	------	------	------	--------	------	-------	------	------	------	--------	------	-------	------	------	------	--------	------	-------	------	------	------	--------	------	-------	------	------	------	--------	------	-------	------	------	------	--------	------	-------	------	------	------	--------	------	-------	------	------	------	--------	------	------	------	------	------	--------	------	-------	--------	-------	-------	--------	-------	-------	-------	--------	-------	--------

PITCHER	IP	WLS	BF	H	R	ER	SO	BB	IBB	HBP	BLK	WP	HR	S	P	ERA	WHIP
Kevin Gross, R ERA: 4.29 (1, 1)	6.0	W	29	11	4	4	7	2	0	0	0	0	1	60	92	6.00	2.167
Kip Gross, R ERA: (7, 1)	2.0		6	1	0	0	1	0	0	0	0	0	0	18	23	0.00	0.500
Todd Worrell, R ERA: 6.0 (9, 1)	1.0	S	4	0	0	0	1	1	0	0	0	0	0	13	19	0.00	1.000

BOTTOM

Los Angeles Dodgers @ San Diego Padres
 Jack Murphy Stadium, San Diego, CA
 Wed Sep 15 1993, 10:05 PM EDT
 Att. 8,752 - Unknown - 68 F

livebaseballscorecards.com

AB	36
R	4
H	12
RBI	4
BB	3
SO	9
LOB	16



Batter	1	2	3	4	5	6	7	8	9	AB R H RBI BB SO LOB	TOP
Jarvis Brown, R (1, 8) OBP: 0.360, SLG: 0.385	0-0 		2-2 			0-0 			0-1 	4 0 1 0 0 0 0	San Diego Padres @ Houston Astros Astrodome, Houston, TX Fri Sep 17 1993, 8:05 PM EDT Att. 29,595 - Dome
Ricky Gutierrez, R (1, 6) OBP: 0.350, SLG: 0.345	1-1 			3-2 		2-1 		0-3 	4 0 0 0 0 1 1		
Derek Bell, R (1, 9) OBP: 0.309, SLG: 0.430	1-0 			1-3 		0-0 		0-0 	4 0 0 0 0 1 1		
Phil Plantier, L (1, 7) OBP: 0.319, SLG: 0.498		3-1 		3-1 		3-2 			2 0 0 0 0 0 0		
Archi Cianfrocco, R (1, 5) OBP: 0.294, SLG: 0.424		3-3 		0-1 		3-1 			3 0 0 0 0 1 1		
Dave Staton, R (1, 3) OBP: 0.200, SLG: 0.444		4-2 			0-0 		3-3 		2 0 0 0 1 1 0		
Luis Lopez, S (1, 4) OBP: 0.042, SLG: 0.043 Jeff Gardner, L (8, PH) OBP: 0.337, SLG: 0.362 (8, 4)		0-0 			2-1 		0-0 		2 0 0 0 0 0 1 1 0 0 0 0 0 0		
Brad Ausmus, R (1, 2) OBP: 0.261, SLG: 0.372			0-3 		0-1 		3-2 		3 0 0 0 0 1 0		
Andy Benes, R (1, 1) OBP: 0.143, SLG: 0.206 Mark Davis, L (7, 1) OBP: 0.250, SLG: 0.250 Bill Bean, L (7, 3) OBP: 0.283, SLG: 0.393			1-3 			2-3 		0-0 	2 0 0 0 0 2 0 0 0 0 0 0 0 0 1 0 0 0 0 0 0		
Inning Stats	R: 0 H: 0 E: 0 LOB: 0 K: 0 BB: 0 S: 4 P: 6	R: 0 H: 0 E: 0 LOB: 1 K: 1 BB: 1 S: 8 P: 18	R: 0 H: 0 E: 0 LOB: 0 K: 2 BB: 0 S: 10 P: 13	R: 0 H: 0 E: 0 LOB: 1 K: 1 BB: 0 S: 9 P: 16	R: 0 H: 0 E: 0 LOB: 0 K: 0 BB: 0 S: 5 P: 7	R: 0 H: 1 E: 0 LOB: 1 K: 1 BB: 0 S: 7 P: 11	R: 0 H: 0 E: 0 LOB: 0 K: 1 BB: 0 S: 10 P: 19	R: 0 H: 0 E: 0 LOB: 0 K: 1 BB: 0 S: 8 P: 11	R: 0 H: 0 E: 0 LOB: 0 K: 1 BB: 0 S: 6 P: 6	1B: 1 SF: 0 2B: 0 SAC: 0 3B: 0 DP: 0 HR: 0 HBP: 1	
PITCHER Pete Harnisch, R (1, 1) ERA: 3.09	IP WLS BF H R ER SO BB IBB HBP BLK WP HR S P ERA WHIP 9.0 W 30 1 0 0 7 1 0 1 1 0 0 67 107 0.00 0.222										

AB	28
R	0
H	1
RBI	0
BB	1
SO	7
LOB	4



Batter	1	2	3	4	5	6	7	8	9	AB	R	H	RBI	BB	SO	LOB
Craig Biggio, R OBP: 0.366, SLG: 0.470 (1, 4)	0-0 P3		0-1 F8			2-2 G1-3		1-1 2B		4	0	1	0	0	0	0
Steve Finley, L OBP: 0.305, SLG: 0.381 (1, 8)	1-1 F8			2-1 G4-3			1-1 1B 2B	2-3 K		4	1	1	0	0	1	1
Luis Gonzalez, L OBP: 0.369, SLG: 0.481 (1, 7)	2-2 G4-3			0-1 F7			1 SAFE 1 SAFE 1-2 2B 1B	0-3 K		4	1	1	0	0	1	1
Ken Caminiti, S OBP: 0.314, SLG: 0.393 (1, 5)		2-2 L6		0-0 F9			1-2 2B 2B	0-1 G6-3		4	1	1	1	0	0	1
Kevin Bass, S OBP: 0.342, SLG: 0.402 (1, 9)		0-1 G5-3 1B			1-0 G3-1		4-0 2B G1-2-3 IBB			2	0	1	0	1	0	0
Chris Donnels, L OBP: 0.327, SLG: 0.391 (1, 3)		1-1 G5-3			0-2 G3-6-3 1B		0-1 2B			3	0	2	2	0	0	1
Eddie Taubensee, L OBP: 0.302, SLG: 0.406 (1, 2)		1-2 P4			0-0 G3-6-3		0-2 G2-3			3	0	0	0	0	0	4
Andujar Cedeno, R OBP: 0.347, SLG: 0.397 (1, 6)			1-3 K			0-3 K	4-0 IBB			2	0	0	0	1	2	0
Pete Harnisch, S OBP: 0.141, SLG: 0.115 (1, 1)			0-3 K			0-2 G3	0-0 G1-2-3			3	0	0	0	0	1	3

Inning Stats	R: 0	H: 0	E: 0	K: 0	S: 6	R: 0	H: 1	E: 0	K: 0	S: 10	R: 0	H: 0	E: 0	K: 2	S: 8	R: 0	H: 0	E: 0	K: 0	S: 5	R: 0	H: 1	E: 0	K: 0	S: 5	R: 0	H: 0	E: 0	K: 1	S: 9	R: 3	H: 4	E: 0	K: 0	S: 19	R: 0	H: 1	E: 0	K: 2	S: 13
	LOB: 0	BB: 0	P: 9	LOB: 1	BB: 0	P: 14	LOB: 0	BB: 0	P: 9	LOB: 0	BB: 0	P: 7	LOB: 0	BB: 0	P: 6	LOB: 0	BB: 0	P: 11	LOB: 2	BB: 2	P: 30	LOB: 1	BB: 0	P: 16	1B: 4	2B: 3	3B: 0	HR: 0	SF: 0	SAC: 0	DP: 2	HBP: 0	WP: 0	PA: 31	PB: 0	SB: 0	CS: 0			

PITCHER	IP	WLS	BF	H	R	ER	SO	BB	IBB	HBP	BLK	WP	HR	S	P	ERA	WHIP
Andy Benes, R ERA: 3.6 (1, 1)	6.0	L	24	6	3	3	3	0	0	0	0	0	0	55	75	4.50	1.000
Mark Davis, L ERA: 4.13 (7, 1)	2.0		7	1	0	0	2	0	1	0	0	0	0	20	27	0.00	0.500

BOTTOM

San Diego Padres @ Houston Astros
Astrodome, Houston, TX

Fri Sep 17 1993, 8:05 PM EDT
Att. 29,595 - Dome

AB	29
R	3
H	7
RBI	3
BB	2
SO	5
LOB	11

livebaseballscorecards.com



Batter	1	2	3	4	5	6	7	8	9	AB R H RBI BB SO LOB	TOP
Jarvis Brown, R (1, 8) OBP: 0.357, SLG: 0.380	0-0 G4-3 1B	0-0 F8			0-0 G6-3			0-0 L8		4 1 1 0 0 0 1	San Diego Padres @ Houston Astros Astrodome, Houston, TX Sat Sep 18 1993, 8:05 PM EDT Att. 18,611 - Dome
Jeff Gardner, L (1, 4) OBP: 0.333, SLG: 0.358	0-0 G4-3		0-0 L5		0-0 L3		0-3 K		4 0 0 0 0 1 2		
Derek Bell, R (1, 9) OBP: 0.309, SLG: 0.427	4-0 1B 1B BB		0-3 K		0-0 F8		0-0 G3		3 0 0 0 1 1 0		
Phil Plantier, L (1, 7) OBP: 0.321, SLG: 0.505	0-0 1-2 2-H 1B		0-0 G1-3		0-0 HR		0-3 K		4 1 2 2 0 1 0		
Archi Cianfrocco, R (1, 3) OBP: 0.294, SLG: 0.423 Bill Bean, L (9, PH) OBP: 0.281, SLG: 0.390	0-3 K		0-0 G6-4-3 1B		0-3 K		0-3 K		3 0 1 0 0 2 2 1 0 0 0 0 1 0		
Craig Shipley, R (1, 5) OBP: 0.271, SLG: 0.317 Guillermo Velasquez, L (9, PH) OBP: 0.265, SLG: 0.289	0-0 1-2 2-3 1B		0-3 K		0-0 G5-3		0-3 K		3 0 1 0 0 1 1 1 0 0 0 0 1 0		
Ricky Gutierrez, R (1, 6) OBP: 0.348, SLG: 0.343	0-0 G1-3		0-0 G6-4-3 1-2f		0-0 G6-3		0-0 G6-3		3 0 0 0 0 0 4		
Brad Ausmus, R (1, 2) OBP: 0.263, SLG: 0.371		0-3 K		0-0 G6-3 SH1-4 1B		0-3 K		0-3 K	3 0 1 0 0 2 0		
Scott Sanders, R (1, 1) OBP: 0.071, SLG: 0.071 Melvin Nieves, S (7, PH) OBP: 0.235, SLG: 0.303 Pedro Martinez, L (7, 1)		0-0 F9		0-0 SH1-4		0-3 K			1 0 0 0 0 0 0 1 0 0 0 0 1 0 0 0 0 0 0 0 0		
Inning Stats	R: 1 E: 0 K: 1 S: 8 H: 3 LOB: 3 BB: 1 P: 12	R: 0 E: 0 K: 1 S: 5 H: 0 LOB: 0 BB: 0 P: 5	R: 0 E: 0 K: 1 S: 5 H: 0 LOB: 0 BB: 0 P: 5	R: 0 E: 0 K: 1 S: 5 H: 1 LOB: 0 BB: 0 P: 5	R: 0 E: 0 K: 1 S: 4 H: 1 LOB: 1 BB: 0 P: 4	R: 1 E: 0 K: 1 S: 6 H: 1 LOB: 0 BB: 0 P: 6	R: 0 E: 0 K: 2 S: 7 H: 0 LOB: 0 BB: 0 P: 7	R: 0 E: 0 K: 1 S: 5 H: 0 LOB: 0 BB: 0 P: 5	R: 0 E: 0 K: 3 S: 9 H: 0 LOB: 0 BB: 0 P: 9	1B: 5 2B: 0 3B: 0 HR: 1 SF: 0 SAC: 1 DP: 1 HBP: 0	WP: 0 PB: 0 SB: 0 CS: 0 PA: 33
PITCHER Doug Drabek, R (1, 1) ERA: 3.56	IP WLS BF H R ER SO BB IBB HBP BLK WP HR S P ERA WHIP										
	9.0 W 33 6 2 2 11 1 0 0 0 0 1 54 58 2.00 0.778										
		PITCHER IP WLS BF H R ER SO BB IBB HBP BLK WP HR S P ERA WHIP									

livebaseballscorecards.com

AB 31
R 2
H 6
RBI 2
BB 1
SO 11
LOB 10



Batter	1	2	3	4	5	6	7	8	9
Craig Biggio, R (1, 4) OBP: 0.366, SLG: 0.469	0-0 G5-3		4-0 1B 1B BB	4-0 L6 BB BB		0-0 G6-3			
Steve Finley, L (1, 8) OBP: 0.307, SLG: 0.381	0-0 G4-3		0-0 1B 1B 1B	4-0 1-2 BB			0-0 L5		
Luis Gonzalez, L (1, 7) OBP: 0.366, SLG: 0.477	0-0 F9		0-3 K	0-0 L6 2-2			0-0 P6		
Ken Caminiti, S (1, 5) OBP: 0.314, SLG: 0.392		0-0 G3	0-0 1B 1B 1-3 3-H		0-3 K		0-3 K		
Kevin Bass, S (1, 9) OBP: 0.350, SLG: 0.406		4-0 BB BB	0-0 1B 1B 1-3 3-H		0-0 1B		0-0 G5-3		
Chris Donnels, L (1, 3) OBP: 0.331, SLG: 0.390		4-0 FC6-4 BB	0-0 FC5 1B 1-2 3-H		0-0 F7		0-0 F8		
Eddie Taubensee, L (1, 2) OBP: 0.301, SLG: 0.403		0-3 K	0-0 FC5 1B 1-2 2-H		0-0 L8		0-0 L9		
Andujar Cedeno, R (1, 6) OBP: 0.345, SLG: 0.394		0-0 FC6-4	0-0 FC5			0-3 K			
Doug Drabek, R (1, 1) OBP: 0.114, SLG: 0.162			0-0 L4	0-0 F8		0-0 L5			

Inning Stats	R: 0 E: 0 K: 0 S: 3	H: 0 LOB: 0 BB: 0 P: 3	R: 0 E: 0 K: 1 S: 5	H: 0 LOB: 2 BB: 2 P: 13	R: 4 E: 0 K: 1 S: 10	H: 5 LOB: 2 BB: 1 P: 14	R: 0 E: 0 K: 0 S: 2	H: 0 LOB: 1 BB: 2 P: 10	R: 0 E: 0 K: 1 S: 6	H: 1 LOB: 1 BB: 0 P: 6	R: 0 E: 0 K: 1 S: 5	H: 0 LOB: 0 BB: 0 P: 5	R: 0 E: 0 K: 1 S: 5	H: 0 LOB: 0 BB: 0 P: 5	R: 0 E: 0 K: 0 S: 3	H: 0 LOB: 0 BB: 0 P: 3
1B: 6 2B: 1 3B: 0 HR: 0	SF: 0 SAC: 0 DP: 1 HBP: 0	WP: 0 PB: 0 SB: 0 CS: 0	1B: 6 2B: 1 3B: 0 HR: 0	SF: 0 SAC: 0 DP: 1 HBP: 0	WP: 0 PB: 0 SB: 0 CS: 0	1B: 6 2B: 1 3B: 0 HR: 0	SF: 0 SAC: 0 DP: 1 HBP: 0	WP: 0 PB: 0 SB: 0 CS: 0	1B: 6 2B: 1 3B: 0 HR: 0	SF: 0 SAC: 0 DP: 1 HBP: 0	WP: 0 PB: 0 SB: 0 CS: 0	1B: 6 2B: 1 3B: 0 HR: 0	SF: 0 SAC: 0 DP: 1 HBP: 0	WP: 0 PB: 0 SB: 0 CS: 0	1B: 6 2B: 1 3B: 0 HR: 0	SF: 0 SAC: 0 DP: 1 HBP: 0

PITCHER	IP	WLS	BF	H	R	ER	SO	BB	IBB	HBP	BLK	WP	HR	S	P	ERA	WHIP
Scott Sanders, R (1, 1) ERA: 4.43	6.0	L	28	6	4	4	4	5	0	0	0	0	0	31	51	6.00	1.833
Pedro Martinez, L (7, 1) ERA: 1.95	2.0		6	0	0	0	1	0	0	0	0	0	0	8	8	0.00	0.000

BOTTOM

San Diego Padres @ Houston Astros
Astrodome, Houston, TX

Sat Sep 18 1993, 8:05 PM EDT
Att. 18,611 - Dome

livebaseballscorecards.com

AB	29
R	4
H	6
RBI	4
BB	5
SO	5
LOB	12



WP	HR	S	P	ERA	WHIP
0	0	0	0	0.00	0.000

Batter	1	2	3	4	5	6	7	8	9	AB R H RBI BB SO LOB	TOP																													
Craig Shipley, R OBP: 0.274, SLG: 0.316 (1, 6) (8, 5)	1-3 		1-0 		1-0 		0-0 		0-3 	4 1 1 0 0 2 0																														
Bill Bean, L OBP: 0.278, SLG: 0.390 (1, 8) (8, 9)	2-3 		0-1 		0-3 		1-3 		0-2 	5 0 1 1 0 3 1																														
Phil Clark, R OBP: 0.351, SLG: 0.500 Jarvis Brown, R OBP: 0.353, SLG: 0.376 (1, 5) (8, PR) (8, 8)	0-2 		0-0 		2-0 		1-1 		2-2 	4 1 2 0 0 0 1 1 1 0 0 0 0 0																														
Phil Plantier, L OBP: 0.326, SLG: 0.514 (1, 7)		4-2 		2-1 		3-1 		4-1 		2 2 2 2 2 0 0																														
Melvin Nieves, S OBP: 0.243, SLG: 0.286 Ricky Gutierrez, R OBP: 0.348, SLG: 0.343 (1, 9) (8, PH) (8, 6)		0-0 		0-2 		4-2 		1-1 		2 1 0 0 1 0 2 0 0 0 0 0 0 0																														
Guillermo Velasquez, L OBP: 0.267, SLG: 0.290 Tim Teufel, R OBP: 0.333, SLG: 0.424 (1, 3) (8, PH) (8, 3)		1-3 		0-3 		1-0 		3-3 		3 0 1 0 0 2 2 1 0 0 0 0 1 2																														
Kevin Higgins, L OBP: 0.303, SLG: 0.250 Brad Ausmus, R OBP: 0.263, SLG: 0.371 (1, 2) (8, 2)		0-0 		2-2 		1-2 		0-1 		4 0 1 3 0 0 3 0 0 0 0 0 0 0																														
Luis Lopez, S OBP: 0.071, SLG: 0.074 (1, 4)			3-2 		0-0 		0-0 		2-0 	4 0 1 0 0 0 1																														
Andy Ashby, R OBP: 0.176, SLG: 0.182 Derek Bell, R OBP: 0.309, SLG: 0.426 Mark Davis, L OBP: 0.250, SLG: 0.250 (1, 1) (8, PH) (8, 1)			0-3 		2-3 		0-0 		0-2 	3 0 0 0 0 2 0 1 0 0 0 0 0 2 0 0 0 0 0 0 0																														
Inning Stats	R: 0 E: 0 K: 2 S: 9	H: 0 LOB: 0 BB: 0 P: 12	R: 0 E: 0 K: 1 S: 8	H: 0 LOB: 1 BB: 1 P: 13	R: 1 E: 0 K: 1 S: 12	H: 2 LOB: 1 BB: 0 P: 16	R: 0 E: 0 K: 1 S: 13	H: 1 LOB: 1 BB: 0 P: 17	R: 0 E: 0 K: 2 S: 8	H: 0 LOB: 1 BB: 0 P: 11	R: 3 E: 1 K: 0 S: 10	H: 3 LOB: 0 BB: 1 P: 21	R: 0 E: 0 K: 1 S: 7	H: 0 LOB: 0 BB: 0 P: 8	R: 2 E: 0 K: 1 S: 16	H: 3 LOB: 2 BB: 1 P: 27	R: 0 E: 0 K: 1 S: 10	H: 0 LOB: 0 BB: 0 P: 12	1B: 5 2B: 4 3B: 0 HR: 1	SF: 0 SAC: 1 DP: 1 HBP: 1	WP: 1 PB: 0 SB: 0 CS: 0	PA: 39																		
PITCHER	IP	WLS	BF	H	R	ER	SO	BB	IBB	HBP	BLK	WP	HR	S	P	ERA	WHIP						PITCHER	IP	WLS	BF	H	R	ER	SO	BB	IBB	HBP	BLK	WP	HR	S	P	ERA	WHIP
Darryl Kile, R ERA: 3.13 (1, 1)	7.0	L	29	6	4	3	8	2	0	1	0	1	1	67	98	3.86	1.143																							
Xavier Hernandez, R ERA: 2.73 (8, 1)	0.0		1	1	1	1	0	0	0	0	0	0	0	2	3	∞	∞																							
Al Osuna, L ERA: 3.47 (8, 1)	0.1		2	0	0	0	0	1	0	0	0	0	0	3	8	0.00	3.000																							
Doug Jones, R ERA: 4.11 (8, 1)	1.2		7	2	1	1	2	0	0	0	0	0	0	21	28	5.40	1.200																							

San Diego Padres @ Houston Astros
Astrodome, Houston, TX
Sun Sep 19 1993, 4:33 AM EDT
Att. 24,690 - Dome

livebaseballscorecards.com

AB 34
R 6
H 9
RBI 6
BB 3
SO 10
LOB 14



Batter	1	2	3	4	5	6	7	8	9	AB R H RBI BB SO LOB
Craig Biggio, R OBP: 0.369, SLG: 0.474 (1, 4)	1-1 G4-3 3B		2-1 G6-3 1B		2-3 K			2-0 1B		4 1 3 0 0 1 0
Steve Finley, L OBP: 0.308, SLG: 0.382 (1, 8)	3-3 K		0-0 G6-3 1B		1-1 E3			3-2 1B		4 0 2 0 0 1 1
Luis Gonzalez, L OBP: 0.364, SLG: 0.474 (1, 7)	0-0 G4-3		1-2 G6-3		1-0 G5-3			1-1 F9		4 0 0 1 0 0 5
Ken Caminiti, S OBP: 0.313, SLG: 0.390 (1, 5)	2-2 1B		0-1 G4-3		0-0 4-3			1-1 F7		4 0 1 0 0 0 3
Kevin Bass, S OBP: 0.343, SLG: 0.398 (1, 9)	3-3 K			1-1 F8		1-2 G5-3		1-3 K		4 0 0 0 0 2 3
Chris Donnels, L OBP: 0.331, SLG: 0.388 (1, 3)		0-0 1B		0-0 G3-1		1-1 G4-3		0-2 G3		3 0 1 0 0 0 0 1 0 0 0 0 0 0
Rick Parker, R OBP: 0.366, SLG: 0.410 (9, PH)										
Eddie Taubensee, L OBP: 0.298, SLG: 0.398 (1, 2)		2-0 P5		1-3 K		0-0 F8		1-3 K		3 0 0 0 0 1 0 1 0 0 0 0 1 0
Scooter Tucker, R OBP: 0.250, SLG: 0.250 (9, PH)										
Andujar Cedeno, R OBP: 0.346, SLG: 0.401 (1, 6)		0-3 K		2-1 HR		0-3 K		2-0 1B		4 1 2 1 0 2 0
Darryl Kile, R OBP: 0.130, SLG: 0.190 (1, 1)										
Casey Candaele, S OBP: 0.313, SLG: 0.352 (7, PH)										
Xavier Hernandez, L OBP: 0.313, SLG: 0.352 (8, 1)										
Al Osuna, R OBP: 0.313, SLG: 0.352 (8, 1)										
Doug Jones, R OBP: 0.313, SLG: 0.352 (8, 1)										
Mike Brumley, S OBP: 0.500, SLG: 0.500 (9, PH)			0-0 1B G6-3 1B		1-0 L6		0-3 K		3-3 K	2 1 1 0 0 0 0 1 0 0 0 0 1 0 1 0 0 0 0 1 1

Inning Stats	R: 1	H: 2	E: 0	K: 2	S: 13	R: 0	H: 1	E: 0	K: 1	S: 5	R: 1	H: 3	E: 0	K: 0	S: 9	R: 0	H: 0	E: 0	K: 1	S: 6	R: 1	H: 1	E: 1	K: 1	S: 9	R: 0	H: 0	E: 0	K: 0	S: 6	R: 0	H: 0	E: 0	K: 2	S: 7	R: 0	H: 2	E: 0	K: 1	S: 11	R: 0	H: 1	E: 0	K: 2	S: 11	1B: 8	2B: 0	3B: 1	SF: 0	SAC: 0	DP: 1	HBP: 0	WP: 0	PA: 36
Andy Ashby, R ERA: 6.95 (1, 1)	IP	WLS	BF	H	R	ER	SO	BB	IBB	HBP	BLK	WP	HR	S	P	ERA	WHIP																																					
Mark Davis, L ERA: 4.0 (8, 1)	2.0	S	9	3	0	0	3	0	0	0	0	0	0	22	36	0.00	1.500																																					


BOTTOM


San Diego Padres @ Houston Astros
Astrodome, Houston, TX

Sun Sep 19 1993, 4:33 AM EDT
Att. 24,690 - Dome

livebaseballscorecards.com

AB	36
R	3
H	10
RBI	2
BB	0
SO	10
LOB	13



Batter	1	2	3	4	5	6	7	8	9	AB R H RBI BB SO LOB	TOP															
Jarvis Brown, R (1, 8) OBP: 0.364, SLG: 0.394	1-2 HBP BB 1B HBP	0-0 2-H 3B		1-1 1B 2B HBP		3-3 K		2-2 F8		3 2 1 2 0 1 0																
Jeff Gardner, L (1, 4) OBP: 0.334, SLG: 0.357	SAFE SAFE 1B 1B SAFE SAFE 1B 1B SAFE	4-0 HBP 1B BB	3-2 L8	2-1 2B 1B		2-2 G3-1		1-1 G6-3		4 2 1 1 1 0 1																
Derek Bell, R (1, 9) OBP: 0.308, SLG: 0.423	1-0 1B G5-3-5 HBP		2-1 G6-3	0-2 L3		0-1 G3-1			1-3 K	4 1 0 0 0 1 3																
Phil Plantier, L (1, 7) OBP: 0.329, SLG: 0.517	3-1 G5-3-5 1B		0-1 G5-3 1B	0-0 WP 2B			2-2 F7		3-3 K	5 0 3 5 0 1 0																
Phil Clark, R (1, 3) OBP: 0.345, SLG: 0.491 Craig Shipley, R (7, 5) OBP: 0.272, SLG: 0.314	1-3 K		1-0 G5-3	2-0 L5		1-2 L6		2-3 K		4 0 0 0 0 1 4 1 0 0 0 0 1 0																
Archj Cianfrocco, R (1, 5) OBP: 0.290, SLG: 0.417 Trevor Hoffman, R (7, 1) OBP: 0.143, SLG: 0.143	1-0 G5-3-5		2-1 F8	1-1 G5-3		1-1 P4				4 0 0 1 0 0 3 0 0 0 0 0 0 0																
Ricky Gutierrez, R (1, 6) OBP: 0.345, SLG: 0.339			0-1 G6-3	0-1 E6 SH 1B HBP	2-2 G6-3			2-1 G5-3		4 1 0 0 0 0 0	AB 35 R 11 H 9 RBI 11 BB 1 SO 6 LOB 11															
Brad Ausmus, R (1, 2) OBP: 0.277, SLG: 0.382		1-2 SH5-4 3B 1B		1-0 HBP SH 1B 1B	2-2 F9			0-0 HR 1B		4 3 3 0 0 0 0																
Doug Brocail, L (1, 1) OBP: 0.167, SLG: 0.167 Frank Seminara, R (4, 1) OBP: 0.200, SLG: 0.200 Bill Bean, L (7, 3) OBP: 0.283, SLG: 0.415		0-1 SH5-4		0-0 SH 1B HBP 2B	1-3 K			0-0 HR		0 1 0 0 0 0 0 1 0 0 0 0 1 0 1 1 1 2 0 0 0																
Inning Stats	R: 3 H: 1 E: 0 LOB: 0 K: 1 BB: 1 S: 8 P: 19	R: 1 H: 2 E: 0 LOB: 1 K: 0 BB: 0 S: 11 P: 15	R: 0 H: 1 E: 0 LOB: 1 K: 0 BB: 0 S: 7 P: 12	R: 5 H: 3 E: 2 LOB: 1 K: 0 BB: 0 S: 14 P: 21	R: 0 H: 0 E: 0 LOB: 0 K: 1 BB: 0 S: 13 P: 18	R: 0 H: 0 E: 2 LOB: 0 K: 1 BB: 0 S: 10 P: 15	R: 0 H: 0 E: 0 LOB: 0 K: 0 BB: 0 S: 8 P: 12	R: 2 H: 2 E: 0 LOB: 0 K: 0 BB: 0 S: 9 P: 14	R: 0 H: 0 E: 0 LOB: 0 K: 3 BB: 0 S: 9 P: 15	1B: 6 SF: 0 2B: 2 SAC: 2 3B: 1 DP: 1 HR: 1 HBP: 3	WP: 1 PA: 41 PB: 0 SB: 0 CS: 0															
PITCHER	IP WLS BF H R ER SO BB IBB HBP BLK WP HR S P ERA WHIP	<table border="0"> <tr> <td>Greg Harris, R (1, 1) ERA: 4.43</td> <td>3.0 L 20 6 9 4 1 1 0 3 0 0 0 33 57 12.00 2.333</td> </tr> <tr> <td>Curt Leskanic, R (4, 1) ERA: 5.04</td> <td>1.0 4 1 0 0 0 0 0 0 0 0 1 7 10 0.00 1.000</td> </tr> <tr> <td>Mo Sanford, R (5, 1) ERA: 5.19</td> <td>2.0 6 0 0 0 2 0 0 0 0 0 0 23 33 0.00 0.000</td> </tr> <tr> <td>Gary Wayne, L (7, 1) ERA: 4.94</td> <td>0.1 1 0 0 0 0 0 0 0 0 0 0 3 5 0.00 0.000</td> </tr> <tr> <td>Steve Reed, R (7, 1) ERA: 4.76</td> <td>1.2 7 2 2 2 0 0 0 0 0 0 0 1 14 21 10.80 1.200</td> </tr> </table>										Greg Harris, R (1, 1) ERA: 4.43	3.0 L 20 6 9 4 1 1 0 3 0 0 0 33 57 12.00 2.333	Curt Leskanic, R (4, 1) ERA: 5.04	1.0 4 1 0 0 0 0 0 0 0 0 1 7 10 0.00 1.000	Mo Sanford, R (5, 1) ERA: 5.19	2.0 6 0 0 0 2 0 0 0 0 0 0 23 33 0.00 0.000	Gary Wayne, L (7, 1) ERA: 4.94	0.1 1 0 0 0 0 0 0 0 0 0 0 3 5 0.00 0.000	Steve Reed, R (7, 1) ERA: 4.76	1.2 7 2 2 2 0 0 0 0 0 0 0 1 14 21 10.80 1.200	<table border="0"> <tr> <td>PITCHER</td> <td>IP WLS BF H R ER SO BB IBB HBP BLK WP HR S P ERA WHIP</td> </tr> <tr> <td>Mike Munoz, L (9, 1) ERA: 3.63</td> <td>1.0 3 0 0 0 3 0 0 0 0 0 0 7 10 0.00 1.000</td> </tr> </table>	PITCHER	IP WLS BF H R ER SO BB IBB HBP BLK WP HR S P ERA WHIP	Mike Munoz, L (9, 1) ERA: 3.63	1.0 3 0 0 0 3 0 0 0 0 0 0 7 10 0.00 1.000
Greg Harris, R (1, 1) ERA: 4.43	3.0 L 20 6 9 4 1 1 0 3 0 0 0 33 57 12.00 2.333																									
Curt Leskanic, R (4, 1) ERA: 5.04	1.0 4 1 0 0 0 0 0 0 0 0 1 7 10 0.00 1.000																									
Mo Sanford, R (5, 1) ERA: 5.19	2.0 6 0 0 0 2 0 0 0 0 0 0 23 33 0.00 0.000																									
Gary Wayne, L (7, 1) ERA: 4.94	0.1 1 0 0 0 0 0 0 0 0 0 0 3 5 0.00 0.000																									
Steve Reed, R (7, 1) ERA: 4.76	1.2 7 2 2 2 0 0 0 0 0 0 0 1 14 21 10.80 1.200																									
PITCHER	IP WLS BF H R ER SO BB IBB HBP BLK WP HR S P ERA WHIP																									
Mike Munoz, L (9, 1) ERA: 3.63	1.0 3 0 0 0 3 0 0 0 0 0 0 7 10 0.00 1.000																									

San Diego Padres @ Colorado Rockies
 Mile High Stadium, Denver, CO
 Mon Sep 20 1993, 5:33 AM EDT
 Att. 41,531 - Sunny - 75 F

livebaseballscorecards.com

Batter	1	2	3	4	5	6	7	8	9	AB	R	H	RBI	BB	SO	LOB
Nelson Liriano, S (1, 6) OBP: 0.381, SLG: 0.389	3-1 P7		0-1 F8	3-2 E3		3-2 G3-1		4-2 BB		4	0	0	0	1	0	0
Danny Sheaffer, R (1, 2) OBP: 0.304, SLG: 0.390	3-2 P6		3-2 F9	0-0 G5-4-3			2-1 FC5-2	1-3 K		5	0	1	0	0	1	2
Daryl Boston, L (1, 7) OBP: 0.318, SLG: 0.446	2-3 K		4-2 FC6-4		0-0 G4-3		1-3 K		1-1 HR	4	1	1	1	1	2	1
Andres Galarraga, R (1, 3) OBP: 0.409, SLG: 0.621		1-3 K	0-0 FC6-4		0-1 FC6-4		3-0 FC5-2	0-3 K		5	1	1	0	0	2	2
Charlie Hayes, R (1, 5) OBP: 0.352, SLG: 0.516		1-2 E6		4-2 FC6-4	1-2 E4		2-2 1B	2-1 2B		4	0	2	0	1	0	1
Jerald Clark, R (1, 9) OBP: 0.325, SLG: 0.444		0-0 BB	1-3 1B	1-0 FC6-4	1-1 FC6-4		2-1 P6	0-0 F8		5	1	1	1	0	0	5
Alex Cole, L (1, 8) OBP: 0.345, SLG: 0.314		4-2 BB	1-2 BB	2-1 HR	2-1 L1			3-3 K	0-3 K	4	1	1	0	1	2	2
Roberto Mejia, R (1, 4) OBP: 0.281, SLG: 0.393		1-2 P4	4-1 HR	2-2 F9		2-2 F8		1-1 HR		3	2	1	1	1	0	3
Greg Harris, R Curt Leskanen, R Jay Garner, L Ike Safford, R Jayhawk Owens, R Gary Wayne, L Steve Reed, R Eric Wedge, R Mike Munoz, L		0-0 L5	2-0 HR	1-1 F9		1-1 F8		0-1 F9		1	0	0	0	0	0	3

BOTTOM

San Diego Padres @ Colorado Rockies
Mile High Stadium, Denver, CO
Mon Sep 20 1993, 5:33 AM EDT
Att: 41,531 - Sunny - 75 F

livebaseballscorecards.com

AB	38
R	7
H	9
RBI	7
BB	5
SO	7
LOB	19



Inning Stats	R: 0	H: 0	E: 0	K: 1	S: 9	R: 0	H: 1	E: 1	K: 1	S: 16	R: 0	H: 0	E: 0	K: 0	S: 9	R: 4	H: 2	E: 1	K: 0	S: 14	R: 1	H: 1	E: 1	K: 0	S: 10	R: 0	H: 0	E: 0	K: 1	S: 8	R: 0	H: 2	E: 0	K: 1	S: 11	R: 1	H: 1	E: 0	K: 2	S: 15	R: 1	H: 2	E: 0	K: 2	S: 11	R: 1	H: 1	E: 0	K: 2	S: 11	1B: 4	SF: 0	2B: 1	SAC: 0	3B: 1	DP: 1	HR: 3	HBP: 0	WP: 0	PA: 43	PB: 0	SB: 0	CS: 0
--------------	------	------	------	------	------	------	------	------	------	-------	------	------	------	------	------	------	------	------	------	-------	------	------	------	------	-------	------	------	------	------	------	------	------	------	------	-------	------	------	------	------	-------	------	------	------	------	-------	------	------	------	------	-------	-------	-------	-------	--------	-------	-------	-------	--------	-------	--------	-------	-------	-------

PITCHER	IP	WLS	BF	H	R	ER	SO	BB	IBB	HBP	BLK	WP	HR	S	P	ERA	WHIP
Doug Brocail, R (1, 1) ERA: 4.5	3.1		19	3	4	4	2	4	0	0	0	0	1	47	85	10.80	2.100
Frank Seminara, R (4, 1) ERA: 4.65	3.1	W	13	3	1	0	1	0	0	0	0	0	0	28	46	0.00	0.900
Trevor Hoffman, R (7, 1) ERA: 3.96	2.1	S	11	3	2	2	4	1	0	0	0	0	2	28	42	7.71	1.714

Batter	1	2	3	4	5	6	7	8	9	AB	R	H	RBI	BB	SO	LOB	TOP										
Jarvis Brown, R (1, 8) OBP: 0.357, SLG: 0.380 Gene Harris, R (8, 1) Rudy Seanez, R (8, 1)	0-0 G4-3		4-0 1B S SF8 BB	0-0 L9		0-0 G4-6-3		0-3 K		4	1	0	0	1	1	4											
Ricky Gutierrez, R (1, 6) OBP: 0.346, SLG: 0.338	0-0 G4-3		4-0 SF8 1B G5-3 BB		0-0 P4		0-0 WP 1B		0-0 F9	4	1	1	0	1	0	0											
Bill Bean, L (1, 9) OBP: 0.290, SLG: 0.420 Melvin Nieves, S (7, PH) OBP: 0.231, SLG: 0.270	0-0 F5		0-0 G5-3 1B 1B		0-0 HBP 1B		0-3 K		0-0 E4 WP	3	1	2	0	0	0	0											
Phil Plantier, L (1, 7) OBP: 0.330, SLG: 0.515		4-0 HBP 1B FC3-2 BB	0-0 SF8		1-0 FC5-4 HBP		0-3 K		0-3 K	2	0	0	1	1	2	2											
Phil Clark, R (1, 3) OBP: 0.342, SLG: 0.485		0-0 FC3-2 HBP G5-3 1B	0-0 G5-3		0-0 F7		0-0 L3		0-3 K	5	1	1	1	0	1	5											
Archj Cianfrocco, R (1, 5) OBP: 0.294, SLG: 0.417 Tim Mauser, R (5, 1) Dave Staton, R (8, PH) OBP: 0.273, SLG: 0.500 Jeff Gardner, L (8, 5) OBP: 0.334, SLG: 0.357		1-0 G5-3 FC3-2 HBP	0-0		0-0 FC5-4				0-0 FC5-4 1B	2	0	1	1	0	0	2											
Luis Lopez, S (1, 4) OBP: 0.063, SLG: 0.065		0-0 FC3-2 G5-3	0-0 G3						0-0 L3	4	0	0	0	0	0	5											
Brad Ausmus, R (1, 2) OBP: 0.276, SLG: 0.374		0-0 G5-3			0-0 G4-3				0-0 FC5-4 E	3	0	0	1	1	0	3											
Tim Worrell, R (1, 1) Pedro Martinez, L (4, 1) Craig Shipley, R (5, 5) OBP: 0.274, SLG: 0.316		0-3 K			0-3 K				0-0 E5	2	0	0	0	0	2	2											
Inning Stats	R: 0 E: 0 K: 0 S: 3	H: 0 LOB: 0 BB: 0 P: 3	R: 1 E: 0 K: 1 S: 6	H: 1 LOB: 2 BB: 1 P: 11	R: 3 E: 0 K: 0 S: 5	H: 2 LOB: 1 BB: 2 P: 13	R: 0 E: 0 K: 1 S: 5	H: 0 LOB: 0 BB: 0 P: 5	R: 0 E: 0 K: 0 S: 4	H: 1 LOB: 2 BB: 0 P: 5	R: 0 E: 0 K: 0 S: 3	H: 1 LOB: 1 BB: 1 P: 7	R: 0 E: 0 K: 2 S: 8	H: 1 LOB: 1 BB: 0 P: 8	R: 0 E: 1 K: 1 S: 7	H: 1 LOB: 2 BB: 0 P: 7	R: 0 E: 1 K: 2 S: 8	H: 0 LOB: 1 BB: 0 P: 8	1B: 7 2B: 0 3B: 0 HR: 0	SF: 1 SAC: 0 DP: 1 HBP: 2	WP: 2 PB: 0 SB: 1 CS: 0	PA: 41					
PITCHER	IP	WLS	BF	H	R	ER	SO	BB	IBB	HBP	BLK	WP	HR	S	P	ERA	WHIP										
Kent Bottenfield, R (1, 1) ERA: 5.16	3.0		16	3	4	4	1	3	0	1	0	0	0	14	27	12.00	2.000										
Willie Blair, R (4, 1) ERA: 4.87	2.0	W	8	1	0	0	1	0	0	1	0	0	0	9	10	0.00	0.500										
Bruce Ruffin, L (6, 1) ERA: 3.92	3.0		13	3	0	0	3	1	0	0	0	1	0	18	22	0.00	1.333										
Darren Holmes, R (9, 1) ERA: 4.22	1.0		4	0	0	0	2	0	0	0	0	1	0	8	8	0.00	0.000										

San Diego Padres @ Colorado Rockies
 Mile High Stadium, Denver, CO
 Tue Sep 21 1993, 9:05 PM EDT
 Att. 42,727 - Unknown - 74 F

AB	34
R	4
H	7
RBI	4
BB	4
SO	7
LOB	25



Batter	1	2	3	4	5	6	7	8	9
Nelson Liriano, S OBP: 0.382, SLG: 0.398 (1, 6)	0-0 1B FC1-2 1B	0-0 SH CS		0-0 G3	0-0 E5 FC6-4		0-0 L5-6-3	0-0 E 2B	
Joe Girardi, R OBP: 0.334, SLG: 0.402 (1, 2)	0-0 FC1-2 1B	4-0 G4-3 1B BB		0-0 HR	0-0 FC6-4			G6-3 E5	
Andres Galarraga, R OBP: 0.412, SLG: 0.626 Darren Holmes, R (9, 1)	0-0 FC1-2 1B	0-0 G4-3 1B		0-0 1B 2B		0-0 G6-3		BB 2B G4-3	
Charlie Hayes, R OBP: 0.352, SLG: 0.516 (1, 5)	0-0 FC1-2 1B	0-0 G4-3		0-3 K		0-0 2B		BB BB E BB	
Jerald Clark, R OBP: 0.328, SLG: 0.446 (1, 9)	0-0 1B SF9	0-0 F7		0-0 CS 1B		0-0 F8		E BB WP 1B	
Daryl Boston, L OBP: 0.322, SLG: 0.448 Eric Young Sr., R (5, PH) OBP: 0.347, SLG: 0.333 (6, 7)	0-0 SF9 1B		4-0 CS BB	0-0 CS	0-0 G6-3 S 1B	4-0 IBB		WP E 2B BB	
Jim Tatum, R OBP: 0.255, SLG: 0.298 Bruce Ruffin, S (6, 1) Eric Wedge, R (8, PH) Pedro Castellano, R (9, 3)	0-0 SF9		4-0 G1-3 BB		0-0 F8	0-3 K		E9 WP 2B	
Roberto Mejia, R OBP: 0.274, SLG: 0.384 (1, 4)	0-3 K		0-0 G1-3		0-0 G6-3		0-0 G2-3	0-3 K	
Kent Bottenfield, R OBP: 0.260, SLG: 0.229 Jay Gainer, R (3, PH) Willie Blair, R (4, 1) Chris Jones, R (5, PH) OBP: 0.297, SLG: 0.422 (6, 8)		0-0 S SH 1B	0-3 K		0-0 E 1B		0-0 L5-6-3 1B	4-0 2B E BB	

Inning Stats	R: 4 E: 0 K: 1 S: 10	H: 5 LOB: 1 BB: 0 P: 10	R: 1 E: 0 K: 0 S: 5	H: 2 LOB: 2 BB: 1 P: 9	R: 0 E: 0 K: 1 S: 4	H: 0 LOB: 1 BB: 2 P: 12	R: 2 E: 0 K: 1 S: 7	H: 3 LOB: 0 BB: 0 P: 7	R: 1 E: 1 K: 0 S: 6	H: 2 LOB: 2 BB: 0 P: 6	R: 0 E: 0 K: 1 S: 6	H: 1 LOB: 2 BB: 1 P: 10	R: 0 E: 0 K: 0 S: 3	H: 1 LOB: 0 BB: 0 P: 3	R: 7 E: 2 K: 1 S: 10	H: 3 LOB: 1 BB: 3 P: 22
--------------	-------------------------------	----------------------------------	------------------------------	---------------------------------	------------------------------	----------------------------------	------------------------------	---------------------------------	------------------------------	---------------------------------	------------------------------	----------------------------------	------------------------------	---------------------------------	-------------------------------	----------------------------------

PITCHER	IP	WLS	BF	H	R	ER	SO	BB	IBB	HBP	BLK	WP	HR	S	P	ERA	WHIP
Tim Worrell, R ERA: 5.12 (1, 1)	3.1	L	21	9	7	7	2	3	0	0	0	0	1	22	34	18.90	3.600
Pedro Martinez, L ERA: 2.14 (4, 1)	1.1		7	3	1	1	1	0	0	0	0	0	0	9	9	6.75	2.250
Tim Mauser, R ERA: 4.21 (5, 1)	2.1		9	2	0	0	1	0	1	0	0	0	0	10	14	0.00	0.857
Gene Harris, R ERA: 2.91 (8, 1)	0.2		8	2	6	1	1	3	0	0	0	1	0	7	19	13.50	7.500
Rudy Seanez, R ERA: 27.0 (8, 1)	0.1		3	1	1	0	0	0	0	0	0	0	0	3	3	0.00	3.000

BOTTOM

San Diego Padres @ Colorado Rockies
Mile High Stadium, Denver, CO

Tue Sep 21 1993, 9:05 PM EDT
Att: 42,727 - Unknown - 74 F

AB	R	H	RBI	BB	SO	LOB
5	1	2	2	0	0	2
5	2	2	1	1	0	2
6	3	4	1	0	0	1
0	0	0	0	0	0	0
4	2	1	0	1	1	6
5	2	3	3	0	0	3
1	0	1	1	1	0	0
1	2	1	1	2	0	0
1	0	0	1	1	0	1
1	0	0	0	0	1	2
1	1	0	0	0	0	2
0	0	0	0	0	0	0
5	0	0	0	0	2	6
1	1	1	0	0	0	0
1	0	0	0	0	1	1
0	0	0	0	0	0	0
2	1	2	1	1	0	0

1B: 12	SF: 1	WP: 1	PA: 49
2B: 5	SAC: 1	PB: 0	
3B: 0	DP: 1	SB: 3	
HR: 1	HBP: 0	CS: 3	

AB	39
R	15
H	17
RBI	11
BB	7
SO	5
LOB	26

livebaseballscorecards.com



Batter	1	2	3	4	5	6	7	8	9	AB R H RBI BB SO LOB	TOP											
Jarvis Brown, R (1, 8) <small>OBP: 0.351, SLG: 0.366</small>	1-0 F8		2-3 K		4-0 BB		1-3 K		2-3 K	4 0 0 0 1 3 4												
Jeff Gardner, L (1, 4) <small>OBP: 0.333, SLG: 0.354</small> Archi Cianfrocco, R (9, PH) <small>OBP: 0.297, SLG: 0.417</small>	4-2 CS 1B BB		3-1 F8		2-2 L3		3-2 G4-3		4-2 2B BB	3 0 0 0 1 0 5 0 1 0 0 1 0 0												
Bill Bean, L (1, 9) <small>OBP: 0.293, SLG: 0.421</small> Phil Clark, R (6, PH) <small>OBP: 0.342, SLG: 0.487</small>	1-2 1B			1-3 K		1-3 K		0-0 G5-3	2-0 2B	2 0 1 0 0 1 0 3 0 1 3 0 1 0												
Phil Plantier, L (1, 7) <small>OBP: 0.327, SLG: 0.509</small>	3-3 K			1-3 K		3-3 K		2-2 L9	3-3 K	5 0 0 0 0 4 3												
Guillermo Velasquez, L (1, 3) <small>OBP: 0.263, SLG: 0.286</small> Dave Stator, R (6, PH) <small>OBP: 0.308, SLG: 0.583</small>		2-2 F7		0-0 P7		3-1 WP 2B		2-3 K		2 0 0 0 0 0 0 2 0 1 0 0 1 0												
Ricky Gutierrez, R (1, 6) <small>OBP: 0.345, SLG: 0.336</small>		1-1 FC1-6 HBP		1-0 F8		2-2 G6-3			2-3 K	3 0 0 0 0 1 1												
Craig Shipley, R (1, 5) <small>OBP: 0.283, SLG: 0.324</small>		1-0 FC1-6		2-1 BB 1B 1B			0-1 BB 1B		0-0 1B 2B 1B	4 1 3 0 0 0 1												
Kevin Higgins, L (1, 2) <small>OBP: 0.298, SLG: 0.246</small> Luis Lopez, S (9, PH) <small>OBP: 0.091, SLG: 0.094</small>		3-2 G3		0-0 F7			0-0 P3		2-2 2B 1B	3 0 0 0 0 0 3 1 1 1 0 0 0 0												
Andy Benes, R (1, 1) <small>OBP: 0.153, SLG: 0.214</small> Frank Seminara, R (5, 1) <small>OBP: 0.200, SLG: 0.200</small> Melvin Nieves, S (7, PH) <small>OBP: 0.250, SLG: 0.270</small> Kerry Taylor, R (7, 1) <small>OBP: 0.091, SLG: 0.094</small> Tim Mauser, R (8, 1) <small>OBP: 0.336, SLG: 0.432</small>			1-0 G1-3		1-1 BB 1B		4-2 BB		0-0 2B 2B	2 0 1 0 0 0 0 0 0 0 0 0 0 0 0 0 0 0 1 0 0 0 0 0 0 0 0 0 0 0 0 0 0 0 0 1 1 1 1 0 0 0												
Inning Stats	R: 0 E: 0 K: 1 S: 9	H: 1 LOB: 2 BB: 1 P: 18	R: 0 E: 0 K: 0 S: 8	H: 0 LOB: 1 BB: 0 P: 15	R: 0 E: 0 K: 1 S: 8	H: 0 LOB: 0 BB: 0 P: 14	R: 0 E: 0 K: 2 S: 7	H: 0 LOB: 0 BB: 0 P: 9	R: 0 E: 0 K: 0 S: 9	H: 2 LOB: 3 BB: 1 P: 19	R: 0 E: 0 K: 2 S: 11	H: 1 LOB: 1 BB: 0 P: 20	R: 0 E: 0 K: 1 S: 19	H: 1 LOB: 2 BB: 1 P: 27	R: 0 E: 0 K: 1 S: 9	H: 0 LOB: 0 BB: 0 P: 13	R: 4 E: 0 K: 3 S: 21	H: 4 LOB: 1 BB: 1 P: 36	1B: 6 2B: 4 3B: 0 HR: 0	SF: 0 SAC: 0 DP: 1 HBP: 1	WP: 1 PB: 0 SB: 0 CS: 1	PA: 40
PITCHER	IP WLS BF H R ER SO BB IBB HBP BLK WP HR S P ERA WHIP																					
David Nied, R (1, 1) <small>ERA: 4.81</small>	5.0 W 20 3 0 0 4 2 0 0 1 0 0 0 41 75 0.00 1.000																					
Gary Wayne, L (6, 1) <small>ERA: 4.85</small>	1.0 4 1 0 0 2 0 0 0 0 1 0 11 20 0.00 1.000																					
Steve Reed, R (7, 1) <small>ERA: 4.64</small>	2.0 8 1 0 0 2 1 0 0 0 0 0 28 40 0.00 1.000																					
Mike Munoz, L (9, 1) <small>ERA: 5.4</small>	1.0 8 4 4 4 3 1 0 0 0 0 0 21 36 36.00 5.000																					

San Diego Padres @ Colorado Rockies
 Mile High Stadium, Denver, CO
 Wed Sep 22 1993, 9:05 PM EDT
 Att. 42,061 - Unknown - 55 F

livebaseballscorecards.com

AB	35
R	4
H	9
RBI	4
BB	4
SO	11
LOB	17



BOTTOM

San Diego Padres @ Colorado Rockies
Mile High Stadium, Denver, CO

livebaseballscorecards.com

AB	34
R	11
H	12
RBI	9
BB	7
SO	6
LOB	15



WP:	1	PA:	43
PB:	2	SB:	2
CS:	0		

Wed Sep 22 1993, 9:05 PM EDT
Att: 42,061 - Unknown - 55 F

AB R H RBI BB SO LOB

3	2	1	0	2	2	0
4	0	0	0	0	1	2
0	0	0	0	0	0	0
3	2	2	1	2	0	1
0	1	0	0	0	0	0
3	2	2	1	2	0	1
0	1	0	0	0	0	0
5	2	3	5	0	0	1
0	0	0	0	0	0	0
4	1	4	2	1	0	0
4	0	0	0	0	1	6
4	0	0	0	0	0	4
1	0	0	0	0	1	0
1	0	0	0	0	0	0
0	0	0	0	0	0	0
1	0	0	0	0	1	0
0	0	0	0	0	0	0
0	0	0	0	0	0	0
1	0	0	0	0	0	0

1B:	8	SF:	0
2B:	1	SAC:	0
3B:	2	DP:	1
HR:	1	HBP:	2

WP	HR	S	P	ERA	WHIP
----	----	---	---	-----	------

Batter	1	2	3	4	5	6	7	8	9
Nelson Liriano, S OBP: 0.390, SLG: 0.413 (1, 4)	2-3 K		4-0 BB		3-2 1B 3B	2-3 K		4-2 1B HBP BB	
Joe Girardi, R OBP: 0.332, SLG: 0.397 Danny Sheaffer, R OBP: 0.304, SLG: 0.390 (1, 2) (9, 3)	1-3 K		3-1 F9		2-2 G6-3	1-1 G6-3		3-2 1B HBP 1-2	
Andres Galarraga, R OBP: 0.416, SLG: 0.626 Jim Tatum, R OBP: 0.255, SLG: 0.298 (1, 3) (8, PR) (9, 9)	4-0 WP BB		0-0 L7		4-0 1B HR IBB		1-0 E PB 1B	0-0 1B BB 1B	
Charlie Hayes, R OBP: 0.356, SLG: 0.517 Jayhawk Owens, R OBP: 0.277, SLG: 0.372 (1, 5) (8, PR) (9, 2)	3-2 P3			4-2 PB BB	2-2 1-2 HR 1B		2-2 E8 PB 2B 1B	4-2 1B BB 1B	
Jerald Clark, R OBP: 0.331, SLG: 0.456 Mike Munoz, L (1, 9) (9, 1)		1-2 L4		0-0 F8	0-0 HR		3-1 1B 2B	1-2 1B 1B	
Eric Young Sr., R OBP: 0.353, SLG: 0.343 (1, 7)		1-2 E S 1B		4-1 1-2 BB	2-2 E 3B		1-0 2B G6-3 1B	1-1 1-2 1B	
Alex Cole, L OBP: 0.343, SLG: 0.310 (1, 8)		3-0 P8		1-0 L9	1-0 S HBP		1-1 G6-3 1-2f 1B	2-3 K	
Vinny Castilla, R OBP: 0.285, SLG: 0.410 (1, 6)		0-0 G4-3		3-2 P2	2-0 G4-3		1-2 G1-3		
David Nied, R OBP: 0.204, SLG: 0.200 Eric Wedge, R OBP: 0.200, SLG: 0.200 Gary Wayne, L OBP: 1.000, SLG: 1.000 Jay Garner, L OBP: 0.244, SLG: 0.324 Steve Reed, R OBP: 0.266, SLG: 0.338 (1, 1) (5, PH) (6, 1) (6, PH) (7, 1) (8, PH) (9, 5)			1-3 K		1-2 G3	2-3 K		1-0 L7	

Inning Stats	R: 0	H: 0	E: 0	K: 2	S: 11	LOB: 1	BB: 1	P: 21	R: 0	H: 1	E: 0	K: 0	S: 9	LOB: 1	BB: 0	P: 14	R: 0	H: 0	E: 0	K: 1	S: 6	LOB: 1	BB: 1	P: 14	R: 0	H: 0	E: 0	K: 0	S: 9	LOB: 2	BB: 2	P: 21	R: 5	H: 4	E: 0	K: 0	S: 23	LOB: 1	BB: 1	P: 39	R: 0	H: 0	E: 0	K: 2	S: 8	LOB: 0	BB: 0	P: 13	R: 3	H: 4	E: 1	K: 0	S: 12	LOB: 0	BB: 0	P: 21	R: 3	H: 3	E: 0	K: 1	S: 18	LOB: 2	BB: 2	P: 34
--------------	------	------	------	------	-------	--------	-------	-------	------	------	------	------	------	--------	-------	-------	------	------	------	------	------	--------	-------	-------	------	------	------	------	------	--------	-------	-------	------	------	------	------	-------	--------	-------	-------	------	------	------	------	------	--------	-------	-------	------	------	------	------	-------	--------	-------	-------	------	------	------	------	-------	--------	-------	-------

PITCHER	IP	WLS	BF	H	R	ER	SO	BB	IBB	HBP	BLK	WP	HR	S	P	ERA	WHIP
Andy Benes, R ERA: 3.69 (1, 1)	4.2	L	25	5	5	4	3	4	1	1	0	1	1	56	106	7.71	1.929
Frank Seminara, R ERA: 4.5 (5, 1)	1.1		4	0	0	0	2	0	0	0	0	0	0	10	16	0.00	0.000
Kerry Taylor, R ERA: 6.45 (7, 1)	1.2		11	5	6	6	0	2	0	1	0	0	0	22	43	32.40	4.200
Tim Mauser, R ERA: 4.18 (8, 1)	0.1		3	2	0	0	1	0	0	0	0	0	0	8	12	0.00	6.000

Batter	1	2	3	4	5	6	7	8	9	10	AB	R	H	RBI	BB	SO	LOB	TOP							
Jarvis Brown, R OBP: 0.338, SLG: 0.350 (1, 8)	1-1 G5-3		1-3 K		1-2 F7		1-0 G3-1			0-1 FC1-3-5-6	5	0	0	0	0	1	5								
Jeff Gardner, L OBP: 0.333, SLG: 0.354 Derek Bell, R OBP: 0.307, SLG: 0.422 Luis Lopez, S OBP: 0.088, SLG: 0.091 (1, 4) (8, PH) (8, 4)	0-1 F9		1-2 FC4-6 1B			0-0 L9		0-0 G5-3		0-0 P5	3	0	1	0	0	0	0								
Bill Bean, L OBP: 0.286, SLG: 0.410 (1, 9)	0-0 F8		1-2 FC4-6			3-2 K		3-2 G4-3			4	0	0	0	0	1	2								
Phil Plantier, L OBP: 0.326, SLG: 0.509 (1, 7)		3-2 F8			2-3 K		1-1 HR 2B		1-3 K		4	1	1	0	0	2	0								
Archi Cianfrocco, R OBP: 0.296, SLG: 0.426 (1, 5) (6, 3)		1-2 G6-3			2-3 K		0-0 HR		0-3 K		4	1	1	2	0	2	0								
Dave Staton, R OBP: 0.313, SLG: 0.733 Craig Shipley, R OBP: 0.281, SLG: 0.323 Tim Teufel, R OBP: 0.336, SLG: 0.432 (1, 3) (6, 5) (9, 5)		1-1 HR			3-3 K		1-3 K		1-3 K		3	1	1	1	0	2	0								
Ricky Gutierrez, R OBP: 0.344, SLG: 0.335 (1, 6)		0-2 G6-3			0-1 F9		1-1 S 1B		3-2 L4		4	0	1	0	0	0	0								
Brad Ausmus, R OBP: 0.289, SLG: 0.385 (1, 2)			1-2 1B SH3-4 1B		0-1 SH3-4 1B		2-3 K		1-2 K		2-1 SH 1B	4	0	3	0	0	1	1							
Scott Sanders, R OBP: 0.067, SLG: 0.067 Trevor Hoffman, R OBP: 0.143, SLG: 0.143 Mark Davis, L OBP: 0.250, SLG: 0.250 Kevin Higgins, L OBP: 0.288, SLG: 0.246 Gene Harris, R (10, PH) (10, 1)			0-1 SH3-4		0-0 SH3-4		0-3 K		0-0 SH		1	0	0	0	0	1	1								
Inning Stats	R: 0 E: 0 K: 0 S: 5	H: 0 LOB: 0 BB: 0 P: 6	R: 1 E: 0 K: 0 S: 11	H: 1 LOB: 0 BB: 0 P: 16	R: 0 E: 0 K: 1 S: 15	H: 2 LOB: 2 BB: 0 P: 19	R: 0 E: 0 K: 3 S: 11	H: 0 LOB: 0 BB: 0 P: 18	R: 0 E: 0 K: 0 S: 8	H: 1 LOB: 1 BB: 0 P: 9	R: 2 E: 0 K: 2 S: 15	H: 2 LOB: 0 BB: 0 P: 20	R: 0 E: 0 K: 2 S: 10	H: 1 LOB: 1 BB: 0 P: 14	R: 0 E: 0 K: 1 S: 7	H: 0 LOB: 0 BB: 0 P: 11	R: 0 E: 0 K: 2 S: 11	H: 0 LOB: 0 BB: 0 P: 15	R: 0 E: 0 K: 0 S: 6	H: 1 LOB: 1 BB: 0 P: 8	1B: 5 2B: 1 3B: 0 HR: 2	SF: 0 SAC: 3 DP: 1 HBP: 0	WP: 0 PB: 0 SB: 1 CS: 0	PA: 38	
PITCHER	IP	WLS	BF	H	R	ER	SO	BB	IBB	HBP	BLK	WP	HR	S	P	ERA	WHIP								
Scott Sanderson, R ERA: 4.28 (1, 1)	5.2		23	6	3	3	5	0	0	0	0	0	0	62	84	4.76	1.059								
Dave Burba, R ERA: 3.71 (6, 1)	1.1		5	1	0	0	3	0	0	0	0	0	0	13	18	0.00	0.750								
Bryan Hickerson, L ERA: 4.37 (8, 1)	1.0		3	0	0	0	1	0	0	0	0	0	0	7	11	0.00	0.000								
Michael Jackson, R ERA: 3.19 (9, 1)	1.0		5	1	0	0	2	0	0	0	0	0	0	14	20	0.00	1.000								
Rod Beck, R ERA: 1.77 (10, 1)	1.0	W	2	0	0	0	0	0	0	0	0	0	0	3	3	0.00	0.000								

San Diego Padres @ San Francisco Giants
 Candlestick Park, San Francisco, CA
 Fri Sep 24 1993, 10:05 PM EDT
 Att. 24,351 - Unknown - 65 F

AB	35
R	3
H	8
RBI	3
BB	0
SO	11
LOB	10



BOTTOM

San Diego Padres @ San Francisco Giants
Candlestick Park, San Francisco, CA

Fri Sep 24 1993, 10:05 PM EDT
Att. 24,351 - Unknown - 65 F

livebaseballscorecards.com

AB 32
R 4
H 6
RBI 4
BB 4
SO 9
LOB 12



WP: 0 PA: 39
PB: 0
SB: 1
CS: 0

AB	R	H	RBI	BB	SO	LOB
3	0	0	0	0	0	1
1	0	0	0	0	0	2
0	0	0	0	0	0	0
0	0	0	0	0	0	0
0	0	0	0	0	0	0
1	0	0	0	0	0	0

3	0	0	0	0	1	1
1	1	0	0	0	1	0

3	1	2	1	2	0	0
---	---	---	---	---	---	---

3	1	0	1	0	1	2
---	---	---	---	---	---	---

4	1	1	2	0	0	1
---	---	---	---	---	---	---

4	0	2	0	0	2	0
---	---	---	---	---	---	---

3	0	0	0	1	1	2
---	---	---	---	---	---	---

4	0	1	0	0	2	2
---	---	---	---	---	---	---

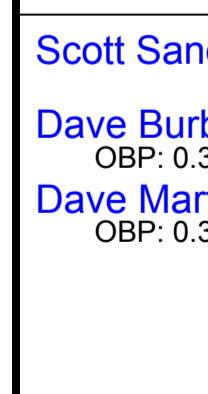

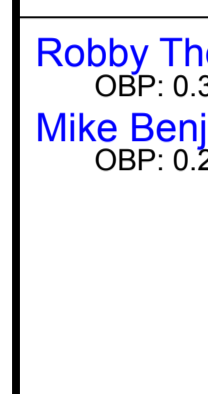
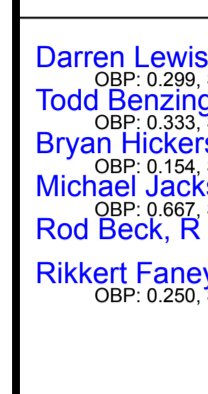
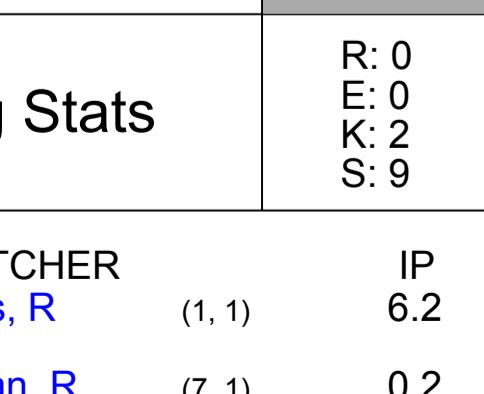
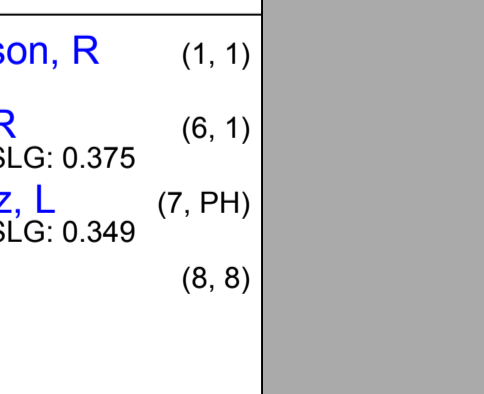
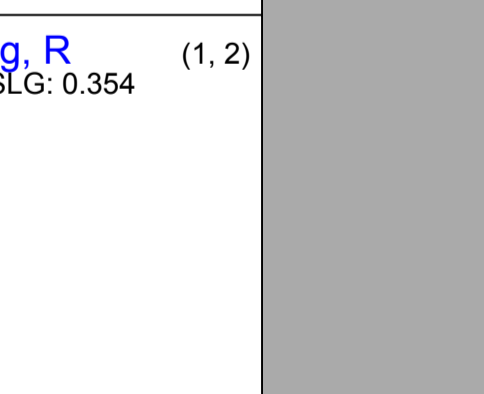
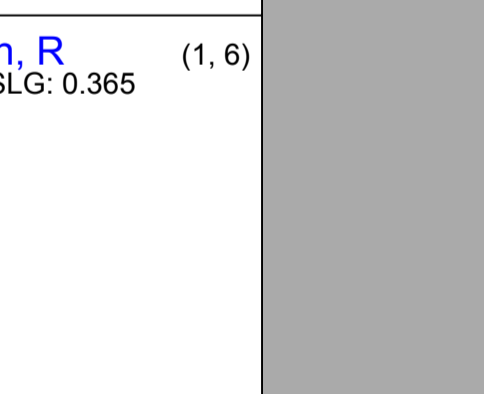


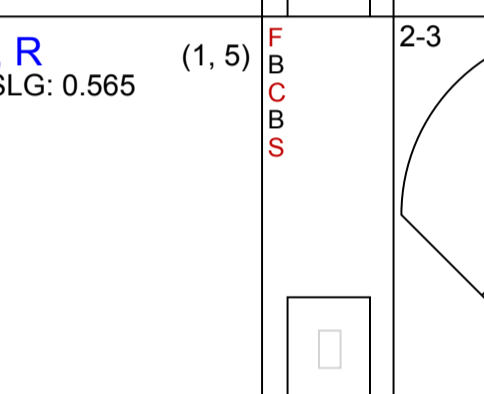
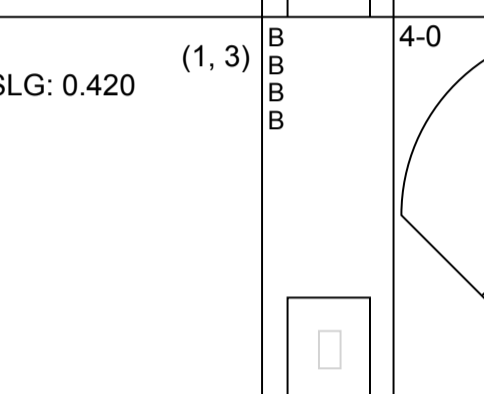
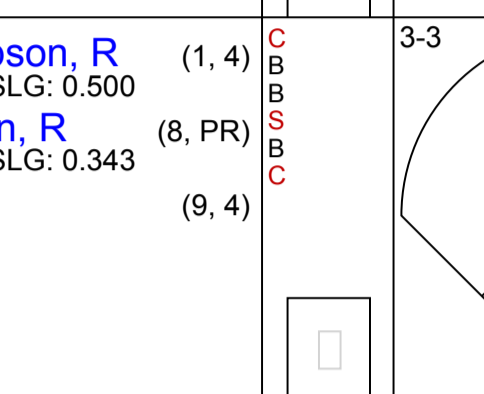
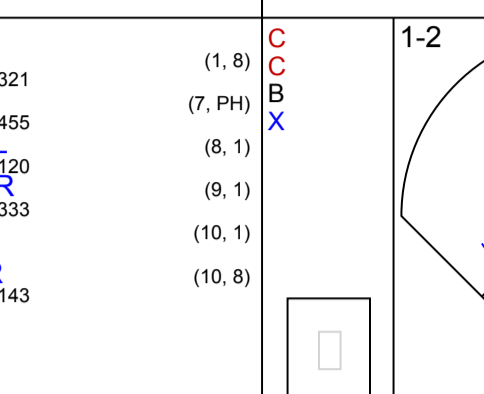
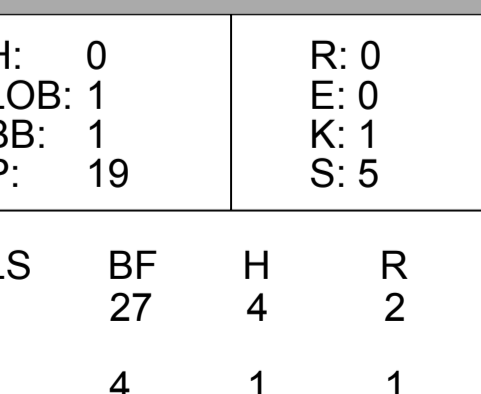

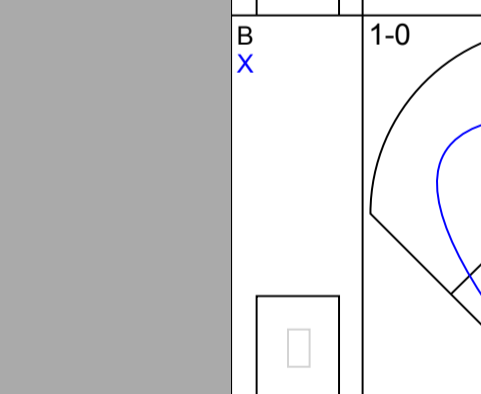
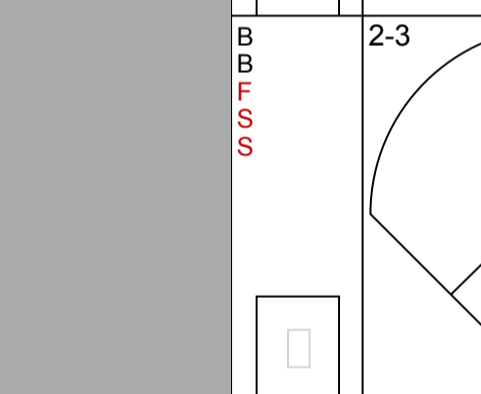
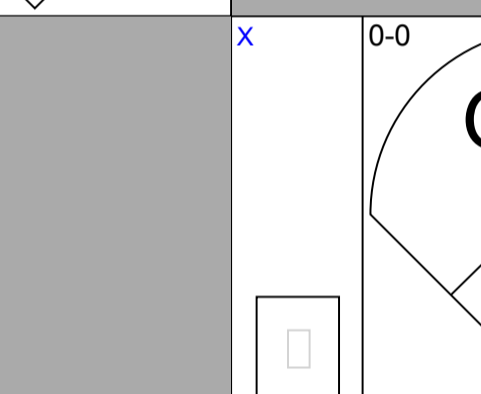
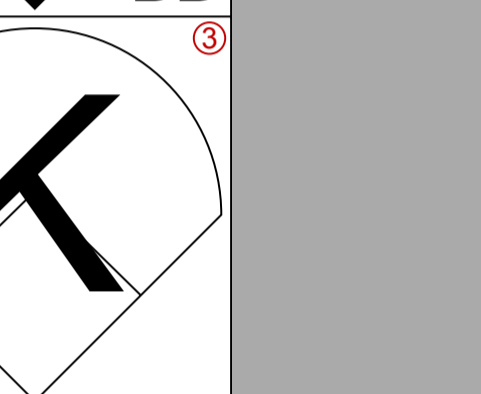
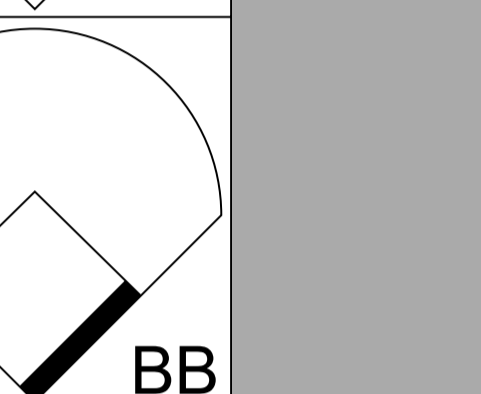
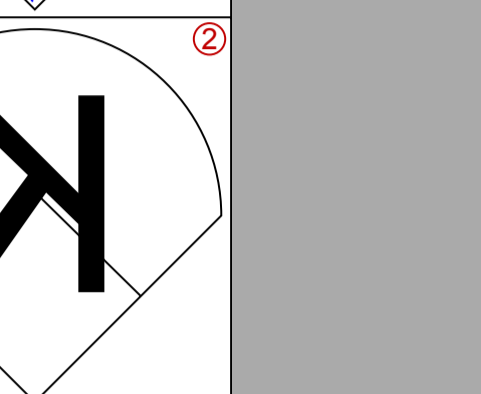
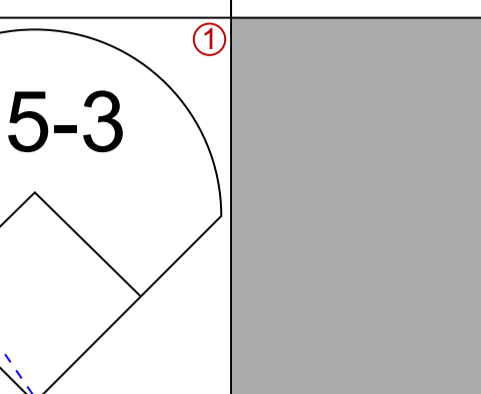
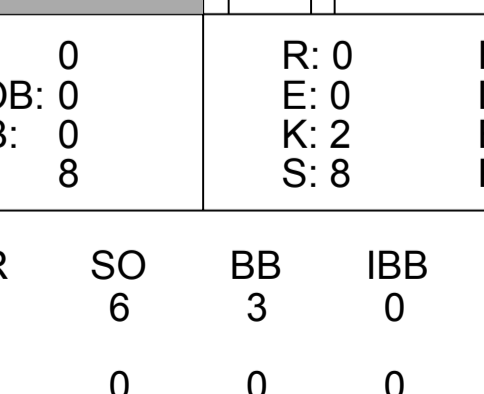
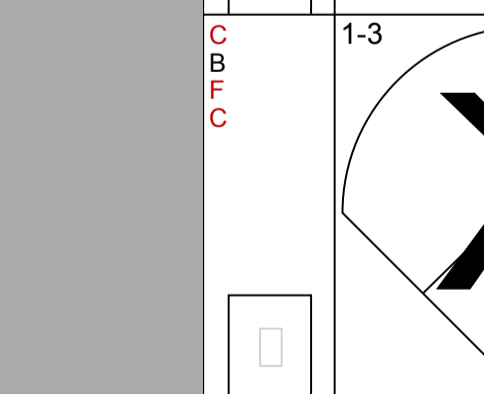
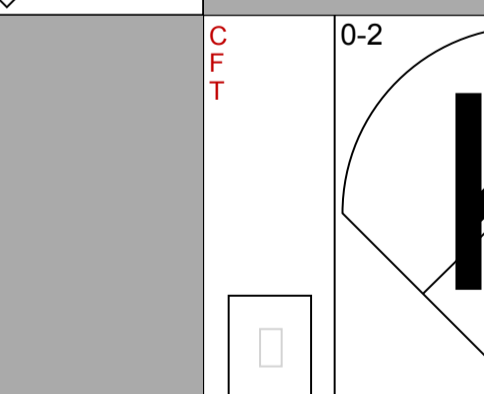
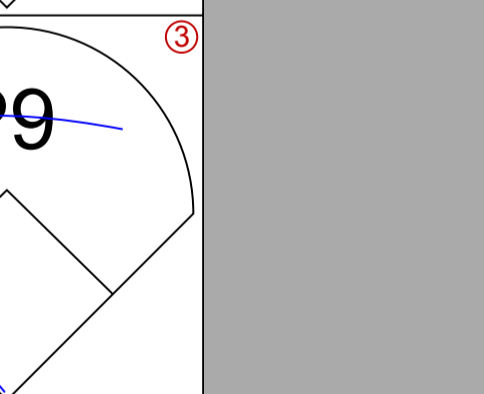
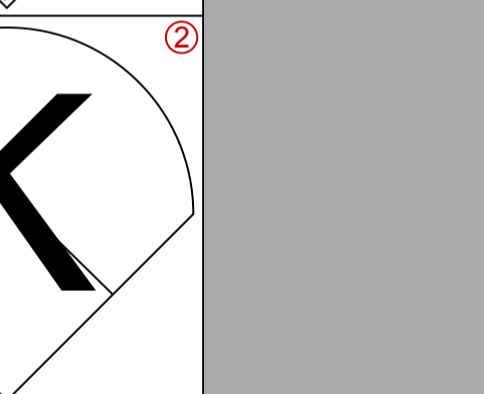
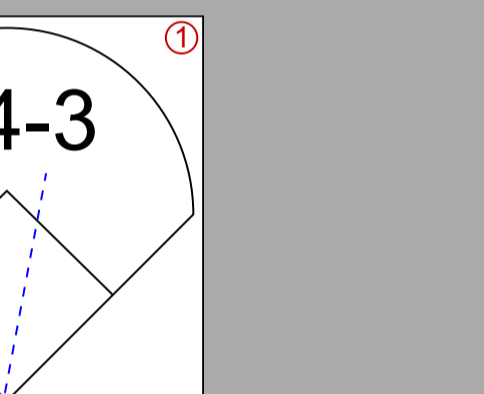

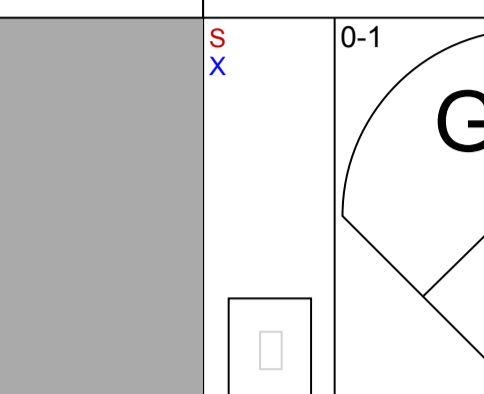
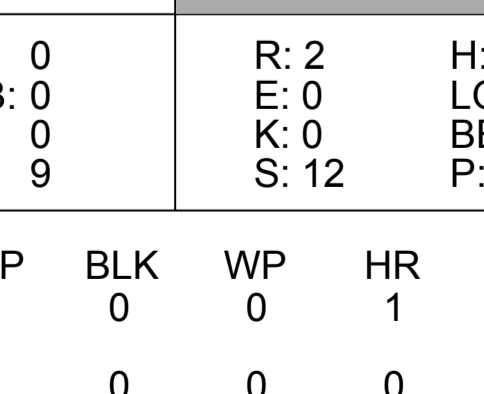
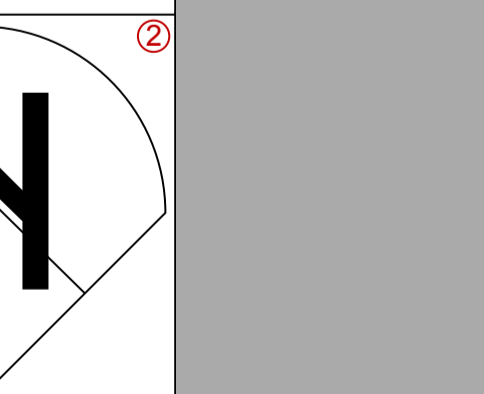
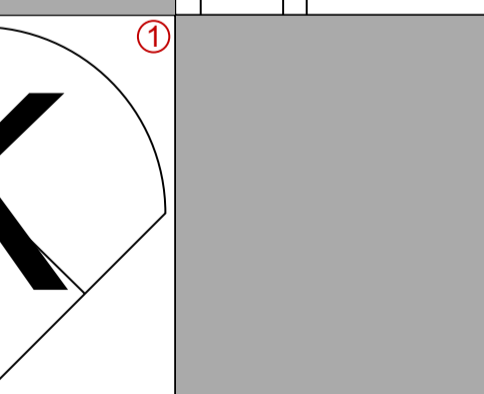
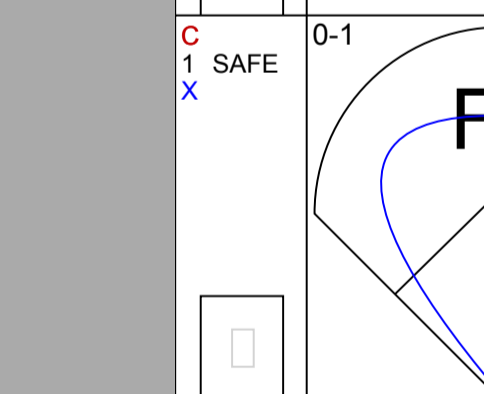
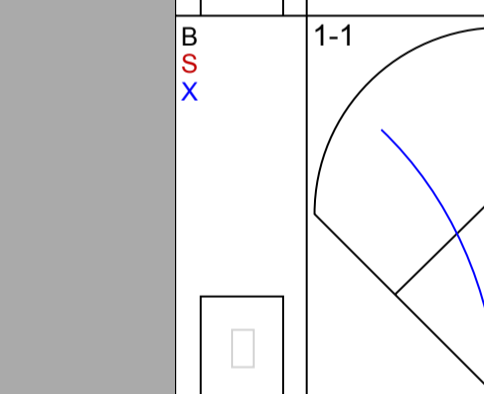
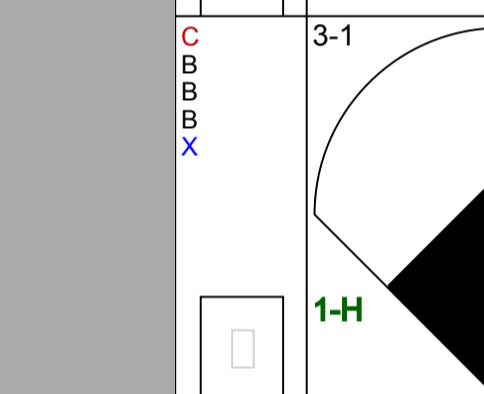
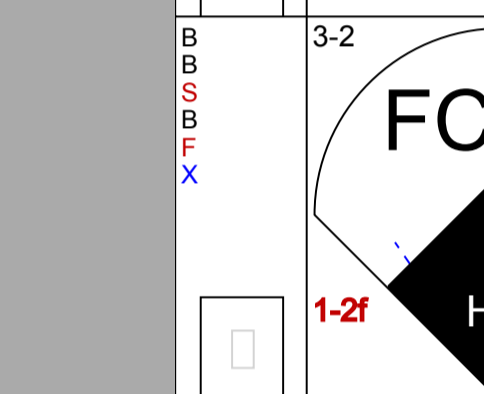
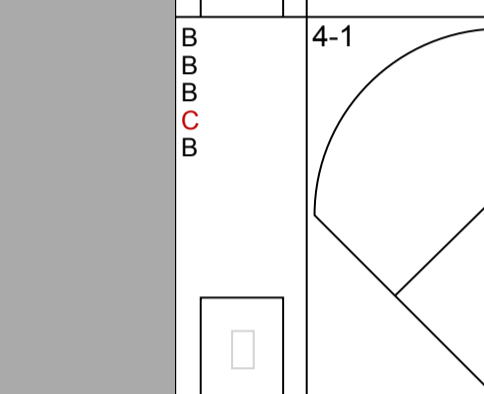
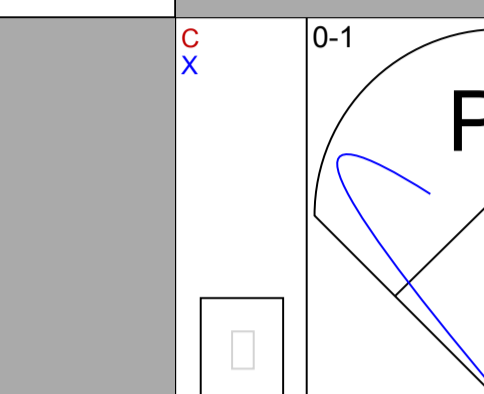
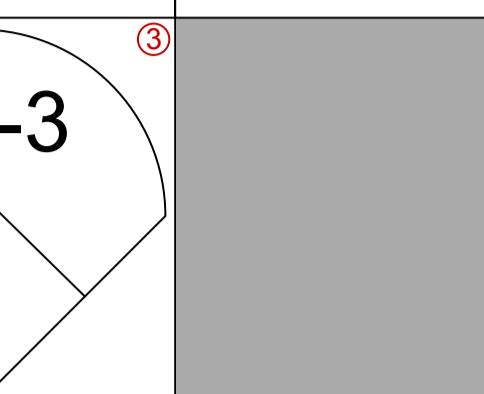
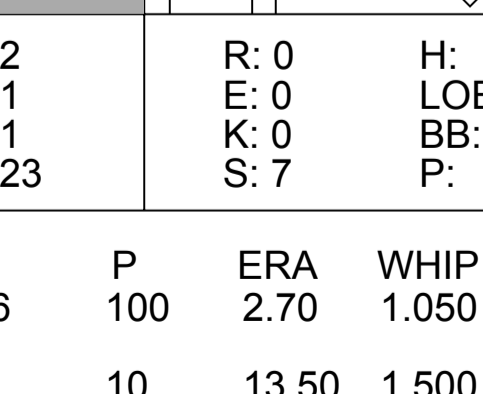
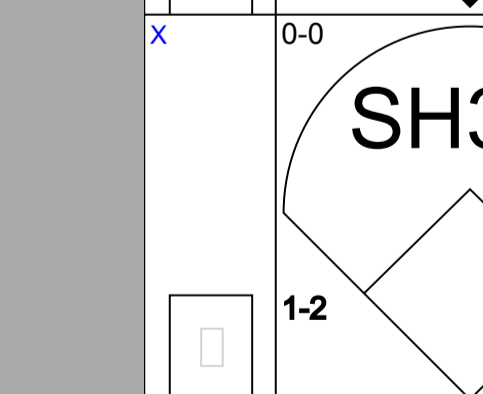
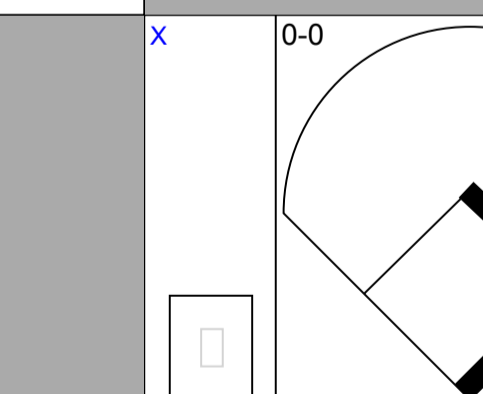
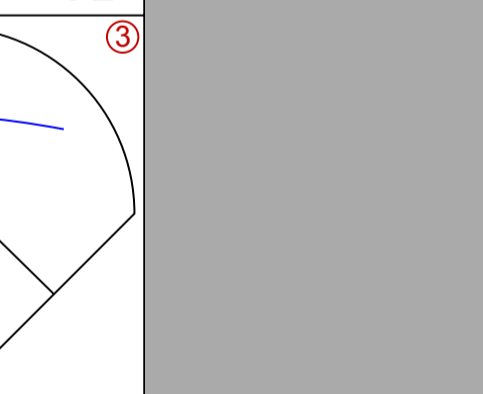
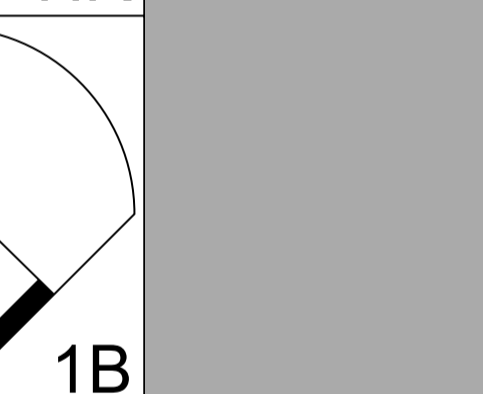
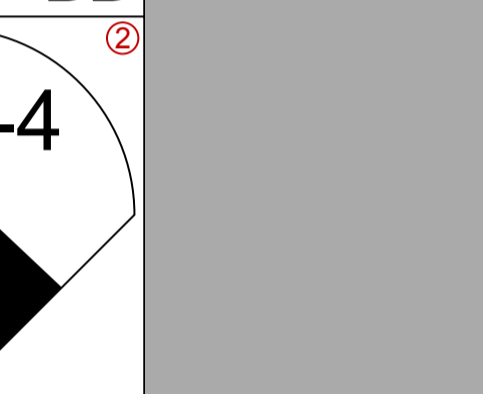
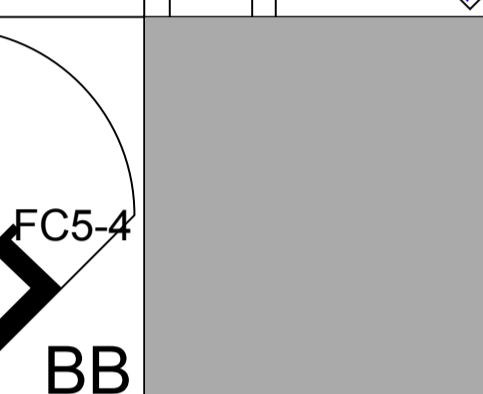
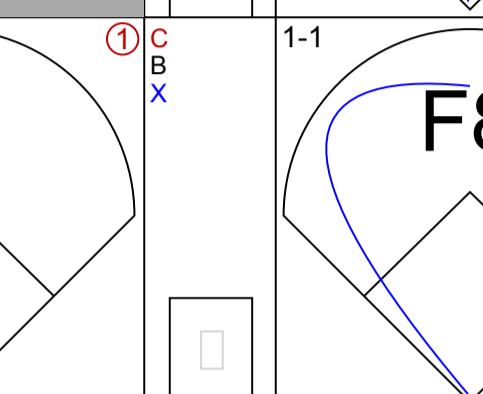
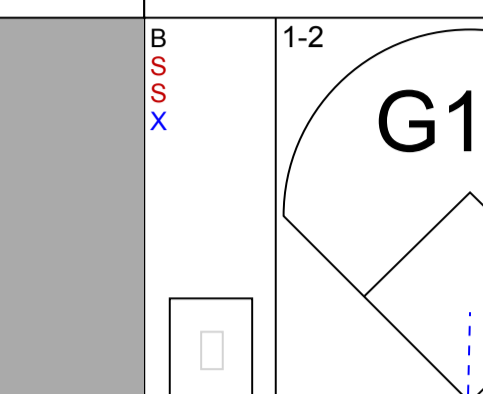
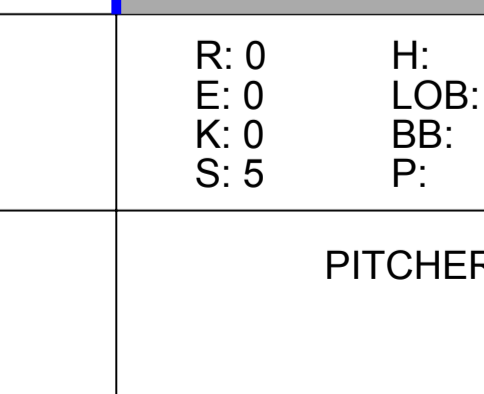
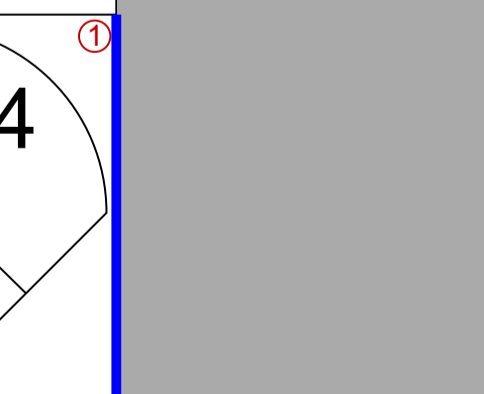
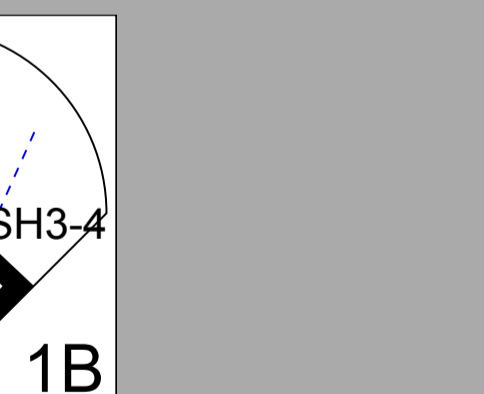

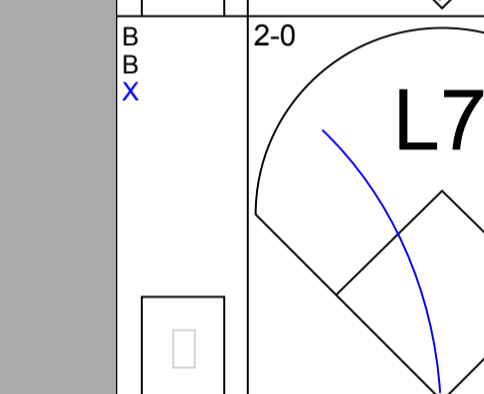
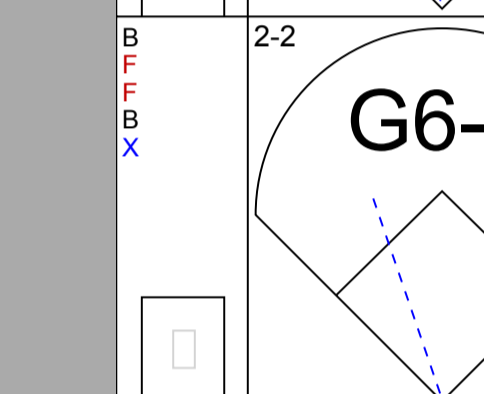
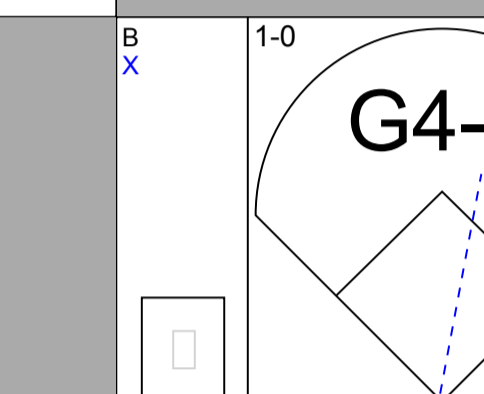
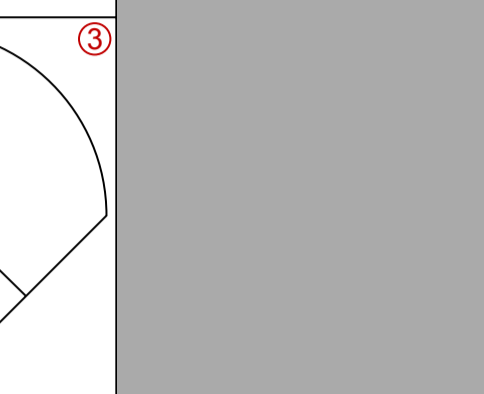
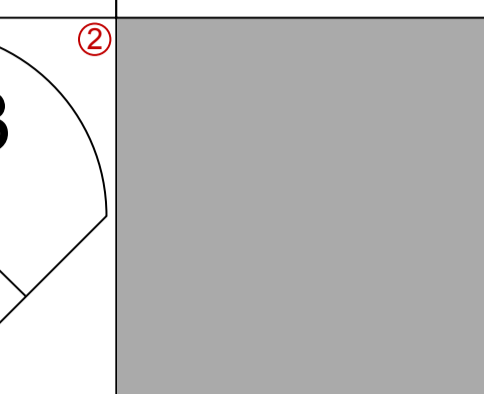
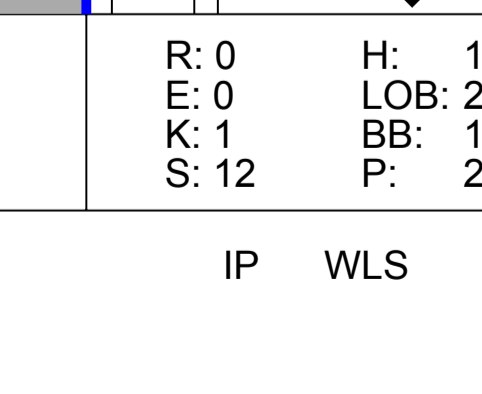
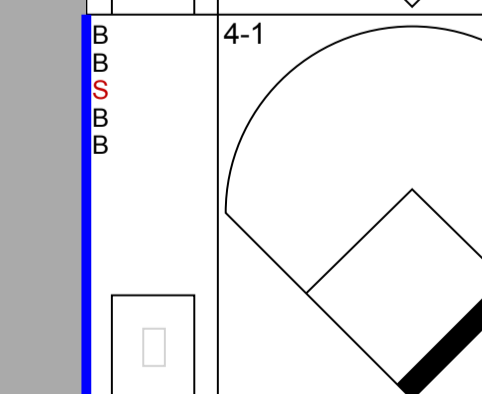
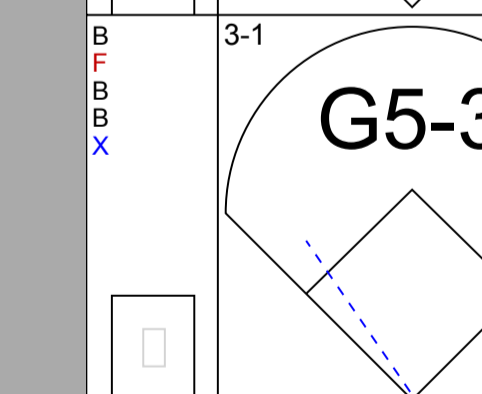
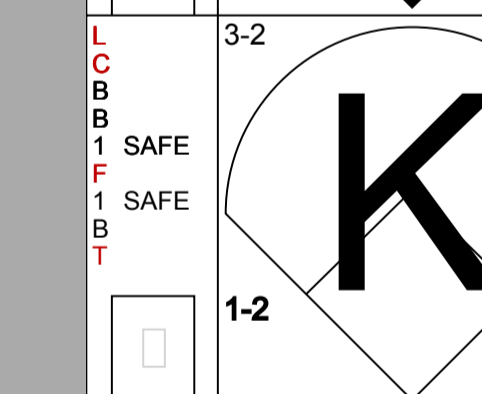
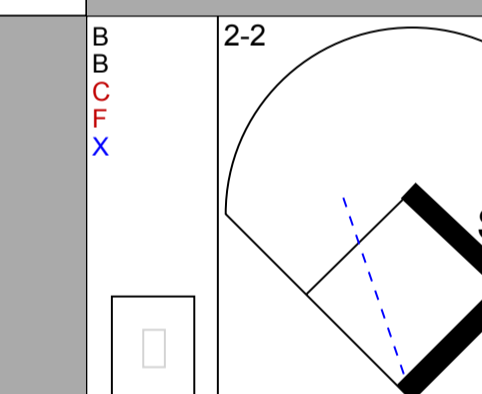
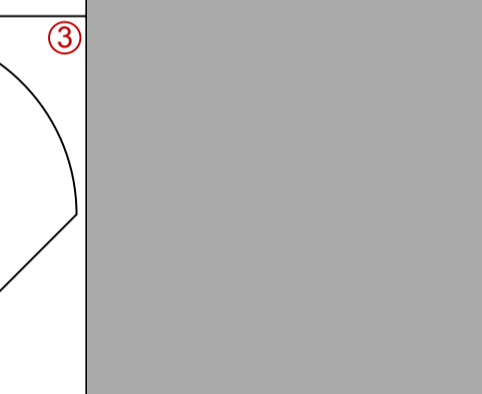
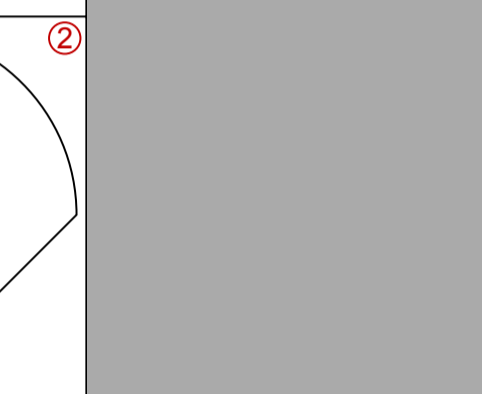
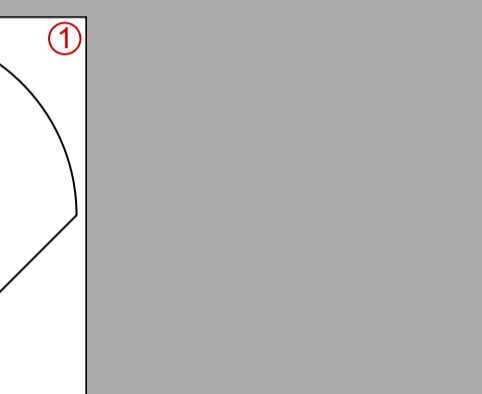

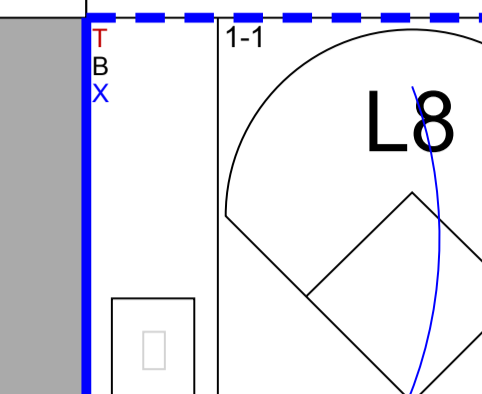
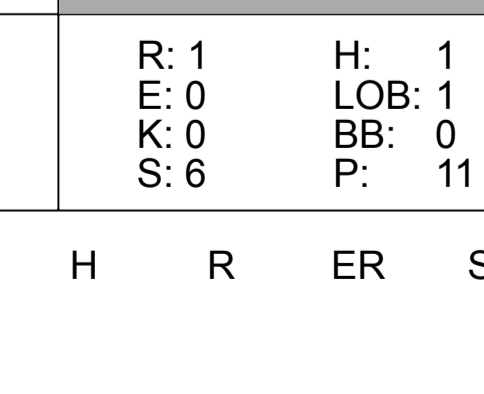



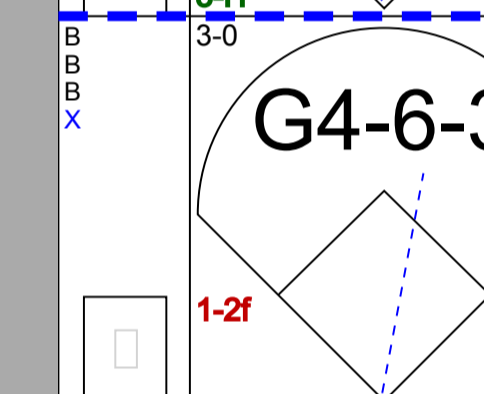
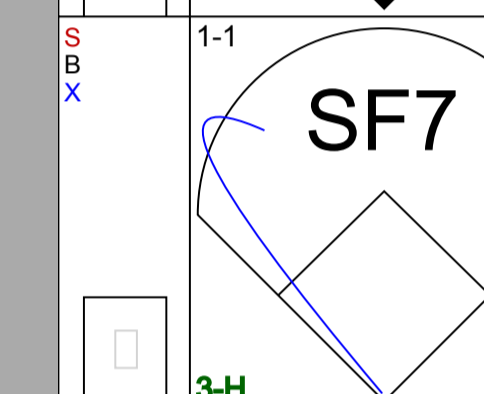
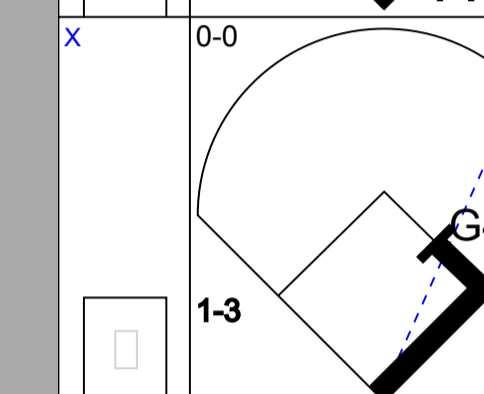
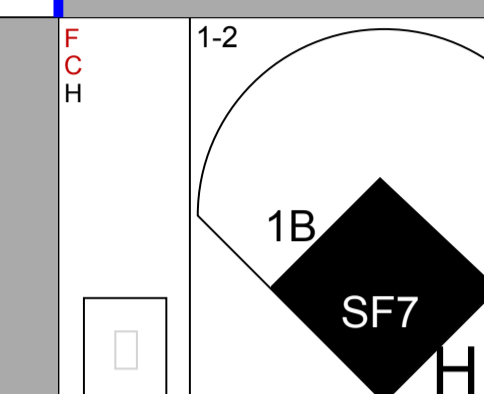

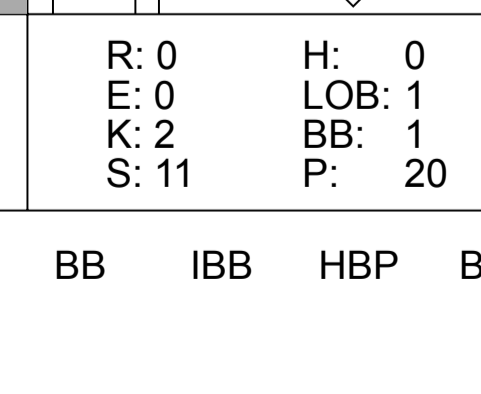
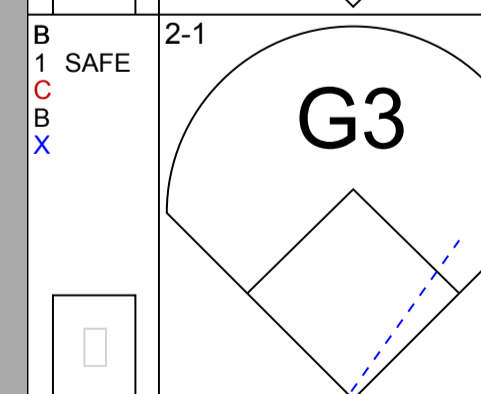
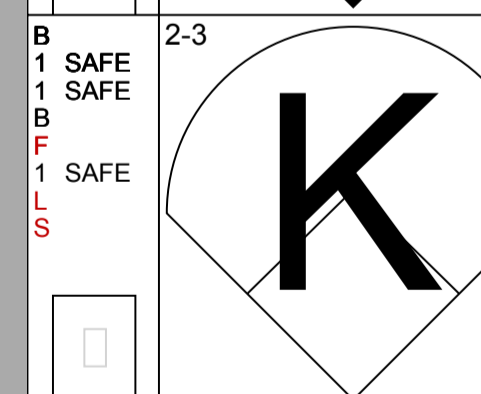
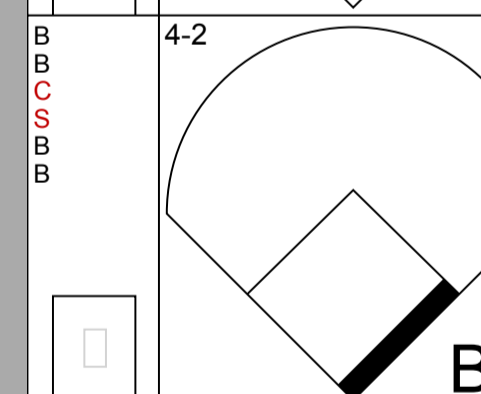
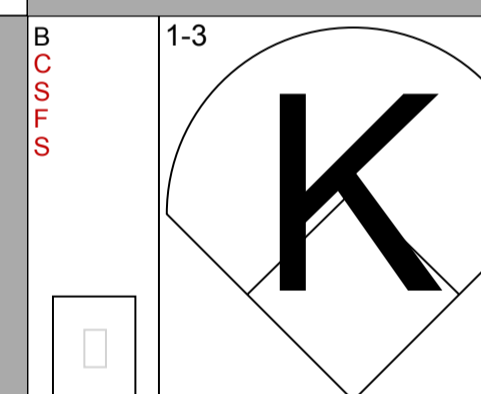
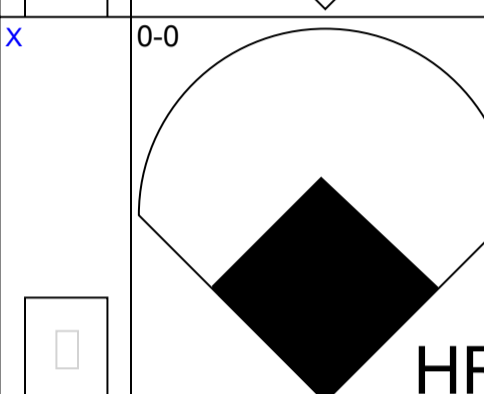
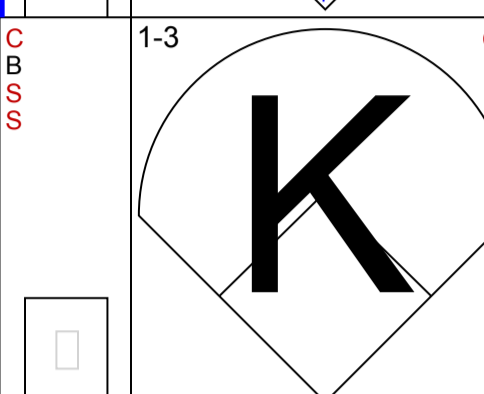
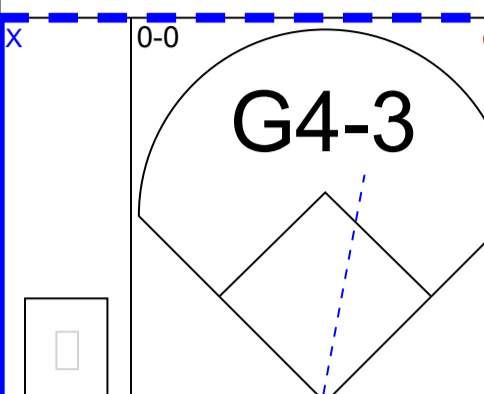
1	0	0	0	0	1	0
---	---	---	---	---	---	---

0	0	0	0	0	0	0
---	---	---	---	---	---	---

1	0	0	0	1	0	1
---	---	---	---	---	---	---

1B:	4	SF:	1
2B:	0	SAC:	1
3B:	0	DP:	1
HR:	2	HBP:	1

IP	WLS	BF	H	R	ER	SO	BB	IBB	HBP	BLK	WP	HR	S	P	ERA	WHIP
6.2		27	4	2	2	6	3	0	0	0	0	1	56	100	2.70	1.050
0.2		4	1	1	1	0	0	0	1	0	0	0	7	10	13.50	1.500
1.2		5	0	0	0	2	1	0	0	0	0	0	12	24	0.00	0.600
0.2	L	3	1	1	1	1	0	0	0	0	0	1	5	6	13.50	1.500



PITCHER																
IP	WLS	BF	H	R	ER	SO	BB	IBB	HBP	BLK	WP	HR	S	P	ERA	WHIP
6.2		27	4	2	2	6	3	0	0	0	0	1	56	100	2.70	1.050
0.2		4	1	1	1	0	0	0	1	0	0	0	7	10	13.50	1.500
1.2		5	0	0	0	2	1	0	0	0	0	0	12	24	0.00	0.600
0.2	L	3	1	1	1	1	0	0	0	0	0	1	5	6	13.50	1.500

Darren Lewis, R
OBP: 0.299, SLG: 0.321

Robby Thompson, R
OBP: 0.377, SLG: 0.500

Will Clark, L
OBP: 0.357, SLG: 0.420

Matt Williams, R
OBP: 0.324, SLG: 0.565

Barry Bonds, L
OBP: 0.460, SLG: 0.667

Willie McGee, S
OBP: 0.356, SLG: 0.392

Royce Clayton, R
OBP: 0.326, SLG: 0.365

Kirt Manwaring, R
OBP: 0.345, SLG: 0.354

Scott Sanderson, R
OBP: 0.353, SLG: 0.375

Dave Burba, R
OBP: 0.313, SLG: 0.349

PITCHER																
IP	WLS	BF	H	R	ER	SO	BB	IBB	HBP	BLK	WP	HR	S	P	ERA	WHIP
6.2		27	4	2	2	6	3	0	0	0	0	1	56	100	2.70	1.050
0.2		4	1	1	1	0	0	0	1	0	0	0	7	10	13.50	1.500
1.2		5	0	0	0	2	1	0	0	0	0	0	12	24	0.00	0.600
0.2	L	3	1	1	1	1	0	0	0	0	0	1	5	6	13.50	1.500

Batter	1	2	3	4	5	6	7	8	9	AB R H RBI BB SO LOB	TOP
Jarvis Brown, R (1, 8) OBP: 0.350, SLG: 0.358 Guillermo Velasquez, L (9, PH) OBP: 0.261, SLG: 0.284	3-1 1B	4-0 BB		2-1 1B			0-1 G5-3		2-3 K	3 0 2 0 1 0 0 1 0 0 0 0 1 1	
Jeff Gardner, L (1, 4) OBP: 0.330, SLG: 0.350	2-1 G5-3	0-3 K		0-2 G1-3			1-1 G6-3			4 0 0 0 0 1 5	
Bill Bean, L (1, 9) OBP: 0.279, SLG: 0.400	0-3 K		1-0 F9		1-1 P9			2-1 F7		4 0 0 0 0 1 1	
Phil Plantier, L (1, 7) OBP: 0.329, SLG: 0.508	4-0 IBB		4-2 BB BB		4-2 CS BB			1-0 G5-3		1 0 0 0 3 0 0	
Archi Cianfrocco, R (1, 5) OBP: 0.292, SLG: 0.420	0-2 F9		1-3 K		3-3 K 1-2			1-0 G6-3		4 0 0 0 0 2 4	
Dave Staton, R (1, 3) OBP: 0.300, SLG: 0.611		3-3 K	4-1 BB 1-2		1-1 G6-3				1-1 P3	3 0 0 0 1 1 0	
Craig Shipley, R (1, 6) OBP: 0.285, SLG: 0.339		0-0 S 1B	1-1 F9		0-0 F8				1-1 HR	4 1 2 1 0 0 2	
Brad Ausmus, R (1, 2) OBP: 0.283, SLG: 0.377 Phil Clark, R (9, PH) OBP: 0.344, SLG: 0.489		2-3 K 1-2		1-2 G6-3		0-1 F8			0-1 G5-3 1B	3 0 0 0 0 1 1 1 0 1 0 0 0 0	
Andy Ashby, R (1, 1) OBP: 0.194, SLG: 0.176 Melvin Nieves, S (7, PH) OBP: 0.244, SLG: 0.263 Wally Whitehurst, R (7, 1) OBP: 0.083, SLG: 0.083 Derek Bell, R (9, PH) OBP: 0.306, SLG: 0.422		4-2 BB BB		1-2 L8		1-0 P4			1-2 G5-3	1 0 0 0 1 0 0 1 0 0 0 0 0 0 0 0 0 0 0 0 0 1 0 0 0 0 0 1	
Inning Stats	R: 0 H: 1 E: 0 LOB: 2 K: 1 BB: 1 S: 10 P: 19	R: 0 H: 1 E: 0 LOB: 3 K: 3 BB: 2 S: 14 P: 27	R: 0 H: 0 E: 0 LOB: 2 K: 1 BB: 2 S: 9 P: 20	R: 0 H: 1 E: 0 LOB: 1 K: 0 BB: 0 S: 12 P: 16	R: 0 H: 0 E: 0 LOB: 1 K: 1 BB: 1 S: 7 P: 15	R: 0 H: 0 E: 0 LOB: 0 K: 0 BB: 0 S: 5 P: 6	R: 0 H: 0 E: 0 LOB: 0 K: 0 BB: 0 S: 5 P: 7	R: 0 H: 0 E: 0 LOB: 0 K: 0 BB: 0 S: 4 P: 8	R: 1 H: 2 E: 0 LOB: 1 K: 1 BB: 0 S: 14 P: 19	1B: 4 SF: 0 2B: 1 SAC: 0 3B: 0 DP: 1 HR: 1 HBP: 0	WP: 0 PA: 37 PB: 0 SB: 2 CS: 2
PITCHER Salomon Torres, R (1, 1) ERA: 3.03 Rod Beck, R (9, 1) ERA: 1.88	IP WLS BF H R ER SO BB IBB HBP BLK WP HR S P ERA WHIP 8.0 W 32 3 0 0 6 5 1 0 0 0 0 66 118 0.00 1.000 1.0 S 5 2 1 1 1 0 0 0 0 0 0 1 14 19 9.00 2.000										

San Diego Padres @ San Francisco Giants
 Candlestick Park, San Francisco, CA

Sat Sep 25 1993, 6:33 AM EDT
 Att. 42,085 - Sunny - 76 F

AB	31
R	1
H	5
RBI	1
BB	6
SO	7
LOB	15



Batter	1	2	3	4	5	6	7	8	9	AB	R	H	RBI	BB	SO	LOB
Darren Lewis, R OBP: 0.301, SLG: 0.322 (1, 8)	0-0 G6-3		0-2 1B		2-1 E6		1-0 CS 2-H 1B			4	0	2	1	0	0	0
Mike Benjamin, R OBP: 0.260, SLG: 0.333 (1, 4)	0-0 L6		2-3 K		1-2 G6-3		0-0 P6			4	0	0	0	0	1	3
Will Clark, L OBP: 0.357, SLG: 0.419 (1, 3)	0-0 G1-3			1-0 L6		1-2 FC5-4 1B	1-0 CS 1-2	3-2 F7		4	0	1	0	0	0	0
Matt Williams, R OBP: 0.322, SLG: 0.561 (1, 5)		0-0 F9		0-0 F7		2-1 FC5-4 1B 1-2f		0-1 F8		4	0	0	0	0	0	1
Barry Bonds, L OBP: 0.462, SLG: 0.678 (1, 7)		3-0 HR		2-1 HR		2-0 P5		4-0 CS BB		3	2	2	2	1	0	1
Willie McGee, S OBP: 0.360, SLG: 0.396 (1, 9)		1-0 G4-6-3 1B		0-1 FC6-4 1B		2-0 FC6-4 1B 1-2		1-1 CS 1-2		3	0	3	0	0	0	0
Royce Clayton, R OBP: 0.325, SLG: 0.363 (1, 6)		0-1 G4-6-3 1-2f		2-2 FC6-4 1-2f		0-1 FC6-4 1-2f				3	0	0	0	0	0	4
Kirt Manwaring, R OBP: 0.347, SLG: 0.355 (1, 2)			2-1 G6-3		4-0 G4-3 BB		0-0 SH3-4 1B			2	1	1	0	1	0	0
Salomon Torres, R OBP: 0.250, SLG: 0.250 (1, 1)			1-1 G3-1		0-1 G4-3 1-2f		0-0 SH3-4			2	0	0	0	0	0	1
Rod Beck, R (9, 1)										0	0	0	0	0	0	0

Inning Stats	R: 0	H: 0	E: 0	K: 0	S: 3	R: 1	H: 2	E: 0	K: 0	S: 5	R: 0	H: 1	E: 0	K: 1	S: 12	R: 1	H: 2	E: 0	K: 0	S: 9	R: 0	H: 0	E: 1	K: 0	S: 8	R: 0	H: 2	E: 0	K: 0	S: 9	R: 1	H: 2	E: 0	K: 0	S: 4	R: 0	H: 0	E: 0	K: 0	S: 6	R: 0	H: 0	E: 0	K: 0	S: 6			
	0	0	0	0	3	1	2	0	0	5	0	1	0	1	12	1	2	0	0	9	0	0	1	0	1	0	0	2	0	2	0	0	9	1	2	0	0	6	0	0	0	0	6	0	0	0	0	6

PITCHER	IP	WLS	BF	H	R	ER	SO	BB	IBB	HBP	BLK	WP	HR	S	P	ERA	WHIP
Andy Ashby, R ERA: 6.75 (1, 1)	6.0	L	25	7	2	2	1	1	0	0	0	0	2	46	74	3.00	1.333
Wally Whitehurst, R ERA: 3.77 (7, 1)	2.0		7	2	1	1	0	1	0	0	0	0	0	10	20	4.50	1.500

BOTTOM

San Diego Padres @ San Francisco Giants
Candlestick Park, San Francisco, CA

Sat Sep 25 1993, 6:33 AM EDT
Att: 42,085 - Sunny - 76 F

AB	29
R	3
H	9
RBI	3
BB	2
SO	1
LOB	10



WP	HR	S	P	ERA	WHIP
0	0	1	34	0	0

Batter	1	2	3	4	5	6	7	8	9	AB R H RBI BB SO LOB	TOP
Jarvis Brown, R (1, 8) <small>OBP: 0.350, SLG: 0.352</small> Melvin Nieves, S (8, PH) <small>OBP: 0.238, SLG: 0.256</small> (8, 9)	1-2 G5-3 2B HBP	0-1 G6-3			1-1 G4-3			1-0 L7		2 1 0 0 0 0 2 1 0 0 0 0 0 0	San Diego Padres @ San Francisco Giants Candlestick Park, San Francisco, CA Sun Sep 26 1993, 6:33 AM EDT Att. 46,348 - Sunny - 80 F livebaseballscorecards.com
Craig Shipley, R (1, 5) <small>OBP: 0.280, SLG: 0.333</small>	0-1 G5-3		1-0 G4-3		1-0 G6-3			0-0 G6-3		4 0 0 0 0 0 2	
Bill Bean, L (1, 9) <small>OBP: 0.278, SLG: 0.402</small> (8, 8)	0-1 G6-3 2H 2B		2-3 K		0-1 F9			3-3 K		4 0 1 1 0 2 0	
Phil Plantier, L (1, 7) <small>OBP: 0.329, SLG: 0.505</small>	4-0 G6-3 IBB		2-0 F8		0-0 F8			1-2 F7		3 0 0 0 1 0 0	
Dave Staton, R (1, 3) <small>OBP: 0.292, SLG: 0.682</small>	1-2 G6-3			2-2 G5-3		0-0 P3		0-2 HR		4 1 1 1 0 0 2	
Ricky Gutierrez, R (1, 6) <small>OBP: 0.342, SLG: 0.333</small> Phil Clark, R (9, PH) <small>OBP: 0.347, SLG: 0.491</small>	1-2 G6-3			0-0 G4-3		1-1 G4-3		0-1 FC6-4 1B		3 0 0 0 0 0 2 1 0 1 0 0 0 0	
Luis Lopez, S (1, 4) <small>OBP: 0.081, SLG: 0.083</small> Mark Davis, L (7, 1) <small>OBP: 0.250, SLG: 0.250</small> Tim Mauser, R (8, 1) Derek Bell, R (9, PH) <small>OBP: 0.306, SLG: 0.421</small>		1-3 K		0-1 G3-1		2-1 F8		0-1 FC6-4 1-2f		3 0 0 0 0 1 0 0 0 0 0 0 0 0 0 0 0 0 0 0 0 1 0 0 0 0 0 1	
Brad Ausmus, R (1, 2) <small>OBP: 0.284, SLG: 0.376</small>		1-2 G4-3			1-1 SH3-4 1B		0-0 F9			3 0 1 0 0 0 0	
Doug Brocail, L (1, 1) <small>OBP: 0.194, SLG: 0.194</small> Pedro Martinez, L (5, 1) Frank Seminara, R (7, 1) <small>OBP: 0.200, SLG: 0.200</small> Jeff Gardner, L (7, 4) <small>OBP: 0.329, SLG: 0.349</small>		2-2 1B		2-2 SH3-4			1-2 G4-3			1 0 1 0 0 0 0 0 0 0 0 0 0 0 0 0 0 0 0 0 0 1 0 0 0 0 0 0	
Inning Stats	R: 1 H: 1 E: 0 LOB: 2 K: 0 BB: 1 S: 13 P: 20	R: 0 H: 1 E: 0 LOB: 1 K: 1 BB: 0 S: 15 P: 19	R: 0 H: 0 E: 0 LOB: 0 K: 1 BB: 0 S: 7 P: 12	R: 0 H: 0 E: 0 LOB: 0 K: 0 BB: 0 S: 6 P: 8	R: 0 H: 1 E: 0 LOB: 1 K: 0 BB: 0 S: 9 P: 13	R: 0 H: 0 E: 0 LOB: 0 K: 0 BB: 0 S: 4 P: 4	R: 0 H: 0 E: 0 LOB: 0 K: 0 BB: 0 S: 5 P: 8	R: 0 H: 0 E: 0 LOB: 0 K: 0 BB: 0 S: 5 P: 7	R: 1 H: 2 E: 0 LOB: 1 K: 1 BB: 0 S: 13 P: 17	1B: 3 SF: 0 2B: 1 SAC: 1 3B: 0 DP: 0 HR: 1 HBP: 1	
PITCHER Bill Swift, R (1, 1) <small>ERA: 2.87</small> Rod Beck, R (9, 1) <small>ERA: 1.97</small>	IP WLS BF H R ER SO BB IBB HBP BLK WP HR S P ERA WHIP 8.0 W 29 3 1 1 2 0 1 1 0 0 0 64 91 1.12 0.375 1.0 5 2 1 1 1 0 0 0 0 0 1 13 17 9.00 2.000										

Batter	1	2	3	4	5	6	7	8	9	AB R H RBI BB SO LOB	TOP		
Jarvis Brown, R (1, 8) OBP: 0.349, SLG: 0.352 Melvin Nieves, S (8, PH) OBP: 0.233, SLG: 0.250 (8, 9)	0-0 			2-2 P3 			0-1 L4 	3-3 K 		3 0 1 0 0 0 0 1 0 0 0 0 1 1	San Diego Padres @ San Francisco Giants Candlestick Park, San Francisco, CA Mon Sep 27 1993, 10:05 PM EDT Att. 19,995 - Unknown - 65 F livebaseballscorecards.com		
Jeff Gardner, L (1, 4) OBP: 0.329, SLG: 0.347 SAFE 1-3 SAFE 1-3 SAFE 1-3 SAFE 1-3 SAFE 1-3 SAFE 1-3 SAFE 1-3 SAFE 1-3 SAFE 1-3	1-3 K 			1-0 G3 			1-2 L9 	4-1 		3 0 0 0 1 1 1			
Bill Bean, L (1, 9) OBP: 0.278, SLG: 0.399 (8, 8)	0-0 G6-4-3 			2-2 F8 			0-0 HR 	1-0 F7 		4 1 1 0 0 0 3			
Phil Plantier, L (1, 7) OBP: 0.328, SLG: 0.509				1-2 F9 			1-2 HR 	0-3 K 		4 1 1 2 0 1 0			
Archi Cianfrocco, R (1, 5) OBP: 0.288, SLG: 0.414				2-3 K 			1-1 G5-3 	0-0 F8 		4 0 0 0 0 1 0			
Dave Staton, R (1, 3) OBP: 0.286, SLG: 0.654				2-3 K 			2-2 G6-3 	0-0 HR 	0-3 K 	4 1 1 0 0 2 0			
Ricky Gutierrez, R (1, 6) OBP: 0.340, SLG: 0.330				1-3 K 			0-1 G4-3 	1-0 G5-3 		3 0 0 0 0 1 1			
Brad Ausmus, R (1, 2) OBP: 0.285, SLG: 0.395				2-1 G1-3 			0-1 G5-3 	2-0 HR 		3 1 1 2 0 0 0			
Andy Benes, R (1, 1) OBP: 0.149, SLG: 0.208 Frank Seminara, R (7, 1) OBP: 0.200, SLG: 0.200 Phil Clark, R (8, PH) OBP: 0.350, SLG: 0.498 Pedro Martinez, L (8, 1) Tim Mauser, R (8, 1)				1-3 K 			0-3 K 	2-1 		2 0 0 0 0 2 0 0 0 0 0 0 0 0 1 0 1 0 0 0 0 0 0 0 0 0 0 0 0 0 0 0 0 0 0			
Inning Stats	R: 0 H: 1 E: 0 LOB: 0 K: 1 BB: 0 S: 5 P: 6	R: 0 H: 0 E: 0 LOB: 0 K: 2 BB: 0 S: 12 P: 17	R: 0 H: 0 E: 0 LOB: 0 K: 2 BB: 0 S: 9 P: 13	R: 0 H: 0 E: 0 LOB: 0 K: 0 BB: 0 S: 8 P: 13	R: 0 H: 0 E: 0 LOB: 0 K: 0 BB: 0 S: 7 P: 10	R: 0 H: 0 E: 0 LOB: 0 K: 1 BB: 0 S: 7 P: 7	R: 2 H: 2 E: 0 LOB: 0 K: 0 BB: 0 S: 13 P: 16	R: 2 H: 3 E: 0 LOB: 2 K: 1 BB: 1 S: 13 P: 26	R: 0 H: 0 E: 0 LOB: 0 K: 2 BB: 0 S: 8 P: 8	1B: 2 SF: 0 2B: 2 SAC: 0 3B: 0 DP: 1 HR: 2 HBP: 0	WP: 0 PA: 33 PB: 0 SB: 0 CS: 0		
PITCHER	IP WLS BF H R ER SO BB IBB HBP BLK WP HR S P ERA WHIP											PITCHER	IP WLS BF H R ER SO BB IBB HBP BLK WP HR S P ERA WHIP
John Burkett, R (1, 1) ERA: 3.61 Michael Jackson, R (8, 1) ERA: 3.18 Rod Beck, R (8, 1) ERA: 1.94	7.1 W 26 5 4 4 6 0 0 0 0 0 2 64 88 4.91 0.682												

AB	32
R	4
H	6
RBI	4
BB	1
SO	9
LOB	6



Batter	1	2	3	4	5	6	7	8	9	AB R H RBI BB SO LOB	BOTTOM								
Darren Lewis, R OBP: 0.306, SLG: 0.327 (1, 8)	0-2 G1-3 ① X	0-0 G1-3 ③			1-1 SH SF8 1B	4-1 1B		3-2 1B 2B		4 2 2 0 1 0 2	San Diego Padres @ San Francisco Giants Candlestick Park, San Francisco, CA Mon Sep 27 1993, 10:05 PM EDT Att: 19,995 - Unknown - 65 F								
Mike Benjamin, R OBP: 0.266, SLG: 0.333 (1, 4)	1-0 G5-3 ②		4-2 L1-3 BB		1-1 SH SF8 1B	1-1 L5 ②		1-2 1B G6-3 1B		3 1 1 0 1 0 2									
Will Clark, L OBP: 0.358, SLG: 0.419 (1, 3)	2-2 HR 1B		0-0 L1-3 ① ②		1-0 FC6-4 1B	1-2 G6-3 ③		2-1 L6-4 G6-3 1B		5 1 3 1 0 0 3									
Matt Williams, R OBP: 0.325, SLG: 0.567 (1, 5)	3-2 HR		0-0 G5-3 ③		1-2 P3 ①		2-1 1B 2B	0-0 G6-3 ①		5 2 2 3 0 0 4									
Barry Bonds, L OBP: 0.462, SLG: 0.680 (1, 7)	0-2 F8 ③			1-3 K ① X	0-0 SF8 ②		4-0 FC5-4 1B IBB	4-0 IBB		2 1 0 1 2 1 0									
Willie McGee, S OBP: 0.359, SLG: 0.397 (1, 9)		0-0 F8 2B		0-0 L5 ② X	0-0 FC6-4 ③		0-1 FC5-4 1B	3-1 L6-4 ② ③		5 0 2 1 0 0 4									
Royce Clayton, R OBP: 0.329, SLG: 0.368 (1, 6)		0-0 F8 ①		0-2 1B		0-1 G1-3 ① X	0-0 FC5-4 1B ①			4 0 1 0 0 0 3									
Jeff Reed, L OBP: 0.351, SLG: 0.452 (1, 2)		4-0 SH3-4 IBB		3-2 1B		1-1 E 2B	3-0 1B ②			3 1 3 1 1 0 0									
John Burkett, R OBP: 0.177, SLG: 0.122 Michael Jackson, R OBP: 0.667, SLG: 1.333 Rod Beck, R (8, 1)		0-2 SH3-4 ②		2-3 K ③		2-2 E4 BB ② H	1-3 K ③			3 0 0 0 0 2 3 0 0 0 0 0 0 0 0 0 0 0 0 0 0									
Inning Stats	R: 2 E: 0 K: 0 S: 14	H: 2 LOB: 0 BB: 0 P: 20	R: 0 E: 0 K: 0 S: 7	H: 1 LOB: 2 BB: 1 P: 11	R: 0 E: 0 K: 0 S: 4	H: 0 LOB: 0 BB: 1 P: 8	R: 0 E: 0 K: 2 S: 16	H: 2 LOB: 2 BB: 0 P: 22	R: 1 E: 0 K: 0 S: 10	H: 2 LOB: 2 BB: 0 P: 14		R: 1 E: 1 K: 0 S: 13	H: 1 LOB: 2 BB: 1 P: 22	R: 2 E: 0 K: 1 S: 9	H: 3 LOB: 1 BB: 1 P: 19	R: 2 E: 0 K: 0 S: 11	H: 3 LOB: 1 BB: 1 P: 24	1B: 9 2B: 6 3B: 0 HR: 1	SF: 1 SAC: 2 DP: 2 HBP: 0
PITCHER	IP WLS BF H R ER SO BB IBB HBP BLK WP HR S P ERA WHIP	IP WLS BF H R ER SO BB IBB HBP BLK WP HR S P ERA WHIP																	
Andy Benes, R ERA: 3.78 (1, 1)	6.0 L	33	10	6	5	2	2	2	0	0	0	0	0	107	7.50	2.000			
Frank Seminara, R ERA: 4.53 (7, 1)	1.0	3	1	0	0	1	0	0	0	0	0	0	0	5	9.00	1.000			
Pedro Martinez, L ERA: 2.57 (8, 1)	0.0	3	3	2	2	0	0	0	0	0	0	0	0	8	∞	∞			
Tim Mauser, R ERA: 4.08 (8, 1)	1.0	3	0	0	0	0	0	1	0	0	0	0	0	3	10.00	0.000			

AB	34
R	8
H	14
RBI	7
BB	5
SO	3
LOB	21



WP	0	PA	42
PB	0	SB	0
CS	0	ERA	WHIP

Batter	1	2	3	4	5	6	7	8	9	AB R H RBI BB SO LOB	TOP													
Thomas Howard, S OBP: 0.303, SLG: 0.391 (1, 8)	P6		1B HR 1B		SH3-4 BB		K		FC3-6 1-2f 2-3	4 1 1 0 1 1 2	Cincinnati Reds @ San Diego Padres Jack Murphy Stadium, San Diego, CA Tue Sep 28 1993, 10:05 PM EDT Att. 6,732 - Unknown - 78 F													
Jeff Branson, L OBP: 0.279, SLG: 0.320 (1, 4) (6, 6)	1B		HR 1B		SH3-4		G4-3		P5	4 1 2 1 0 0 2														
Hal Morris, L OBP: 0.360, SLG: 0.401 (1, 3)	K		HR		G5-4-3 IBB			G6-3		3 1 1 3 1 1 1														
Reggie Sanders, R OBP: 0.347, SLG: 0.453 (1, 9)	F9		F8		G5-4-3			BB		3 0 0 0 1 0 4														
Chris Sabo, R OBP: 0.318, SLG: 0.441 (1, 5)		P4	P4		F8			F9		4 0 0 0 0 0 1														
Tim Costo, R OBP: 0.271, SLG: 0.396 (1, 7)		K		K	F9			G4-3		4 0 0 0 0 2 1														
Joe Oliver, R OBP: 0.278, SLG: 0.389 (1, 2)		L6		K				BB		3 0 1 0 1 1 0														
Keith Kessinger, S OBP: 0.316, SLG: 0.529 (1, 6)			1B BB		G3			F7		2 1 0 0 1 0 1														
Bobby Ayala, R OBP: 0.100, SLG: 0.150 (6, 1)								F7		0 0 0 0 0 0 0														
Johnny Ruffin, R OBP: 0.333, SLG: 0.333 (6, 1)								F7		0 0 0 0 0 0 0														
Gary Varsho, L OBP: 0.308, SLG: 0.366 (9, PH)								F7		1 0 0 0 0 0 1														
John Roper, R OBP: 0.148, SLG: 0.148 (1, 1)					E1 SH3-4			F9		2 0 0 0 0 1 1														
Ross Powell, L (5, 1)								F9		0 0 0 0 0 0 0														
Juan Samuel, R OBP: 0.295, SLG: 0.342 (6, 4)								F9		2 0 1 0 0 0 0														
Inning Stats	R: 0 E: 0 K: 1 S: 11	H: 1 LOB: 1 BB: 0 P: 14	R: 0 E: 0 K: 1 S: 10	H: 0 LOB: 0 BB: 0 P: 14	R: 4 E: 0 K: 1 S: 18	H: 3 LOB: 0 BB: 1 P: 31	R: 0 E: 0 K: 2 S: 7	H: 0 LOB: 0 BB: 0 P: 10	R: 0 E: 1 K: 0 S: 8	H: 0 LOB: 2 BB: 2 P: 19	R: 0 E: 0 K: 1 S: 6	H: 0 LOB: 0 BB: 0 P: 9	R: 0 E: 0 K: 0 S: 8	H: 0 LOB: 1 BB: 1 P: 13	R: 0 E: 0 K: 1 S: 6	H: 0 LOB: 0 BB: 0 P: 9	R: 0 E: 0 K: 0 S: 8	H: 0 LOB: 1 BB: 1 P: 14	R: 0 E: 0 K: 0 S: 13	H: 2 LOB: 2 BB: 0 P: 21	1B: 5 2B: 0 3B: 0 HR: 1	SF: 0 SAC: 1 DP: 1 HBP: 0	WP: 0 PB: 0 SB: 0 CS: 0	PA: 38
PITCHER	IP WLS BF H R ER SO BB IBB HBP BLK WP HR S P ERA WHIP																							
Tim Worrell, R ERA: 5.17 (1, 1)	6.0 W 26 4 4 4 5 3 1 0 0 0 1 61 101 6.00 1.167																							
Mark Davis, L ERA: 3.92 (7, 1)	1.0 3 0 0 0 1 0 0 0 0 0 0 6 9 0.00 0.000																							
Wally Whitehurst, R ERA: 3.73 (8, 1)	1.0 4 0 0 0 0 1 0 0 0 0 0 8 14 0.00 1.000																							
Trevor Hoffman, R ERA: 3.99 (9, 1)	1.0 5 2 0 0 0 0 0 0 0 0 0 13 21 0.00 2.000																							

livebaseballscorecards.com

AB	32
R	4
H	6
RBI	4
BB	5
SO	6
LOB	14



Batter	1	2	3	4	5	6	7	8	9	
Jeff Gardner, L (1, 4) OBP: 0.333, SLG: 0.355 B C B X X	2-1 F X 0-1 2-H			1-3 C B F S 2		4-1 C B F S 1-2 1-2 F9 3				
Ricky Gutierrez, R (1, 6) OBP: 0.340, SLG: 0.338 S B S C C	1-3 1 X 0-0 2			3-2 C B F S 1 X 1-1 C B F S 3		1-0 C B F S 1-2 C B F S 1 X				
Derek Bell, R (1, 8) OBP: 0.307, SLG: 0.422 B F F B X X	3-2 X 0-0 3			1-1 C B F S 1 X 0-2 C T X X 0-0 1						
Phil Plantier, L (1, 7) OBP: 0.333, SLG: 0.509 B F B B B B	4-0 B F B B B B		4-1 B F B B B B		2-0 B B X 1 3-2 C C B B B X B B B B B 1-3 B B B B B 2					
Phil Clark, R (1, 9) OBP: 0.352, SLG: 0.504 Craig Shipley, R (7, 5) OBP: 0.279, SLG: 0.332 X	0-0 2 3-H 3		1-0 B X 1 1-1 B F X 2		1-1 C B X X 0-0 C B F S B B B B B 1-2 B B B B B 2					
Archi Cianfrocco, R (1, 5) OBP: 0.290, SLG: 0.424 C B F X X	1-2 3 1-1 B F X 2		1-1 B F X 2 2-1 B B S X X 1-1 C B F S 1-2 C B F S 3		2-1 B B S X X 1-1 C H 1-1 B B B B B X 0-0 1					
Dave Staton, R (1, 3) OBP: 0.344, SLG: 0.643 Jarvis Brown, R (6, PR) OBP: 0.347, SLG: 0.349 X		1-0 B X 1 4-2 B F B B B B	4-2 B F B B B B		1-0 B X 1 1-2 C H 1-1 B B B B B X 0-0 1					
Kevin Higgins, L (1, 2) OBP: 0.296, SLG: 0.256 B X	1-0 B X 1 3-1 B B B C X 3		3-1 B B B C X 3 1-2 C B F S B B B B B X 3-2 B B B B B 2 1-2f		3-1 C B F S B B B B B X 3-2 B B B B B 2 1-2f		0-1 C X 2 0-0 B F B B B B			
Tim Worrell, R (1, 1) OBP: 0.034, SLG: 0.069 Tim Teufel, R (6, PH) OBP: 0.338, SLG: 0.430 Mark Davis, L (7, 1) OBP: 0.250, SLG: 0.250 Wally Whitehurst, R (8, 1) OBP: 0.083, SLG: 0.083 Guillermo Velasquez, L (8, PH) OBP: 0.296, SLG: 0.294 Trevor Hoffman, R (9, 1) OBP: 0.143, SLG: 0.143 L S B S X X	1-2 L S B S X X 3-H		1-3 C B S C 1 1-3 C B S C 1 1-2 C B S C 1 4-2 B F B B B B							

Inning Stats	R: 1	H: 2	E: 0	K: 1	S: 12	R: 2	H: 3	E: 0	K: 0	S: 9	R: 0	H: 0	E: 0	K: 0	S: 8	R: 0	H: 1	E: 0	K: 2	S: 15	R: 1	H: 3	E: 0	K: 0	S: 8	R: 7	H: 6	E: 0	K: 2	S: 28	R: 0	H: 0	E: 0	K: 1	S: 6	R: 0	H: 0	E: 0	K: 0	S: 11
	LOB: 2	BB: 1	P: 23			LOB: 1	BB: 0	P: 12			LOB: 2	BB: 2	P: 21			LOB: 1	BB: 0	P: 17			LOB: 2	BB: 2	P: 46			LOB: 1	BB: 1	P: 14			LOB: 1	BB: 1	P: 16							

PITCHER	IP	WLS	BF	H	R	ER	SO	BB	IBB	HBP	BLK	WP	HR	S	P	ERA	WHIP
John Roper, R (1, 1) ERA: 5.38	4.1		25	9	4	4	3	2	1	0	0	0	0	50	89	8.31	2.538
Ross Powell, L (5, 1) ERA: 3.86	1.0	L	6	3	4	4	1	1	0	0	0	0	1	14	26	36.00	4.000
Bobby Ayala, R (6, 1) ERA: 5.84	0.1		6	3	3	3	0	1	0	1	0	0	1	13	21	81.00	12.000
Johnny Ruffin, R (6, 1) ERA: 3.65	2.1		9	0	0	0	2	2	0	0	0	0	0	20	34	0.00	0.857

BOTTOM

AB	R	H	RBI	BB	SO	LOB
5	2	3	2	1	1	1
5	1	2	2	0	2	4
5	1	2	0	0	0	2
2	1	1	0	3	0	0
3	2	2	2	0	0	1
1	0	0	0	0	0	1
5	1	2	3	0	1	4
2	0	1	1	1	0	0
1	0	0	0	0	0	0
5	2	1	0	0	0	5
2	1	1	1	0	1	0
1	0	0	0	1	1	0
0	0	0	0	0	0	0
0	0	0	0	0	0	0
0	0	0	0	1	0	0
0	0	0	0	0	0	0

AB 37
R 11
H 15
RBI 11
BB 7
SO 6
LOB 18

WP: 0 **PA: 46**
PB: 0
SB: 0
CS: 0

livebaseballscorecards.com



Cincinnati Reds @ San Diego Padres
Jack Murphy Stadium, San Diego, CA
 Tue Sep 28 1993, 10:05 PM EDT
 Att. 6,732 - Unknown - 78 F

Batter	1	2	3	4	5	6	7	8	9	AB R H RBI BB SO LOB	TOP		
Thomas Howard, S (1, 8) OBP: 0.299, SLG: 0.384	0-2 F7		3-2 G4-3		2-0 E6	0-0 G3-1		1-0 G4-3		5 0 0 0 0 0 4			
Jeff Branson, L (1, 4) OBP: 0.281, SLG: 0.319	0-0 G3			4-2 1B 1B BB	3-2 FC4-6 1B		0-0 L4		1-2 1B G6-3 1B	4 3 1 0 1 0 2			
Hal Morris, L (1, 3) OBP: 0.365, SLG: 0.404	2-1 F8			2-2 G6-3 1B SF7 1B	0-0 1B HR 1B		4-1 G6-3 PB BB		1-0 G6-3 1B	4 2 3 1 1 0 0			
Reggie Sanders, R (1, 9) OBP: 0.347, SLG: 0.452		3-1 F8		2-0 SF7 G6-3 1B	2-2 HR 1B		2-1 G6-3		1-2 G6-3	5 1 2 2 0 0 2			
Chris Sabo, R (1, 5) OBP: 0.317, SLG: 0.445		3-3 K		1-1 G6-3	0-1 HR		2-3 K		1-3 K2-3	5 1 1 3 0 3 3			
Tim Costo, R (1, 7) OBP: 0.283, SLG: 0.387		0-1 E5		0-0 SF7	0-3 K			4-2 SH1-4 BB BB		2 0 0 1 0 1 0			
Greg Tubbs, R (7, 7) OBP: 0.351, SLG: 0.237				2-3 3-H						0 0 0 0 1 0 0			
Joe Oliver, R (1, 2) OBP: 0.276, SLG: 0.385		0-1 G2		1-3 K		0-2 F8		1-1 F7		4 0 0 0 0 1 3			
Keith Kessinger, S (1, 6) OBP: 0.348, SLG: 0.474			2-0 G3-1		0-2 F7	4-1 SH1-4 BB		4-1 SH1-4 BB		2 0 0 0 2 0 0			
Tim Pugh, R (1, 1) OBP: 0.236, SLG: 0.241			1-3 K		1-1 FC4-6 E 1B	1-2 SH1-4		1-2 SH1-4		2 1 1 0 0 1 0			
Inning Stats	R: 0 E: 0 K: 0 S: 6 H: 0 LOB: 0 BB: 0 P: 8	R: 0 E: 1 K: 1 S: 10 H: 0 LOB: 1 BB: 0 P: 16	R: 0 E: 0 K: 1 S: 7 H: 0 LOB: 0 BB: 0 P: 13	R: 2 E: 0 K: 1 S: 12 H: 2 LOB: 1 BB: 1 P: 22	R: 5 E: 1 K: 1 S: 19 H: 4 LOB: 0 BB: 0 P: 27	R: 0 E: 0 K: 0 S: 9 H: 0 LOB: 1 BB: 1 P: 14	R: 0 E: 0 K: 1 S: 7 H: 0 LOB: 1 BB: 1 P: 15	R: 0 E: 0 K: 0 S: 9 H: 0 LOB: 2 BB: 2 P: 20	R: 1 E: 0 K: 1 S: 10 H: 2 LOB: 0 BB: 0 P: 14	1B: 7 2B: 0 3B: 0 HR: 1 SF: 1 SAC: 2 DP: 1 HBP: 0	WP: 0 PB: 1 SB: 0 CS: 0 PA: 41		
PITCHER	IP WLS BF H R ER SO BB IBB HBP BLK WP HR S P ERA WHIP											PITCHER	IP WLS BF H R ER SO BB IBB HBP BLK WP HR S P ERA WHIP
Scott Sanders, R (1, 1) ERA: 4.13	5.0 L 24 6 7 2 4 1 0 0 0 0 0 1 54 86 3.60 1.400												
Frank Seminara, R (6, 1) ERA: 4.34	2.0 8 0 0 0 1 2 0 0 0 0 0 0 16 29 0.00 1.000												
Rudy Seanez, R (8, 1) ERA: 13.5	2.0 9 2 1 1 1 2 0 0 0 0 0 0 19 34 4.50 2.000												

Cincinnati Reds @ San Diego Padres
 Jack Murphy Stadium, San Diego, CA
 Wed Sep 29 1993, 10:05 PM EDT
 Att: 7,644 - Unknown - 77 F

livebaseballscorecards.com

AB	33
R	8
H	8
RBI	7
BB	5
SO	6
LOB	14



Batter	1	2	3	4	5	6	7	8	9	AB	R	H	RBI	BB	SO	LOB
--------	---	---	---	---	---	---	---	---	---	----	---	---	-----	----	----	-----

Jarvis Brown, R <small>OBP: 0.344, SLG: 0.341</small> <small>(1, 8)</small> <small>B F L B R X</small>	2-2 <small>①</small>			2-3 <small>①</small>			1-2 <small>①</small>		4-2 <small>①</small>	3	0	0	0	1	1	0						
Jeff Gardner, L <small>OBP: 0.336, SLG: 0.354</small> <small>(1, 4)</small> <small>B B B C B</small>	4-1 <small>①</small>			4-2 <small>①</small>			2-2 <small>②</small>		4-2 <small>②</small>	1	0	0	0	2	0	0						
Rudy Seanez, R <small>OBP: 0.271, SLG: 0.284</small> <small>(8, 1)</small> <small>B F B B B C B</small>	 <small>①</small>			 <small>①</small>			 <small>②</small>		 <small>②</small>	0	0	0	0	0	0	0						
Guillermo Velasquez, L <small>OBP: 0.271, SLG: 0.284</small> <small>(9, PH)</small> <small>B F B B B C B</small>	 <small>①</small>			 <small>①</small>			 <small>②</small>		 <small>②</small>	0	0	0	0	1	0	0						
Derek Bell, R <small>OBP: 0.305, SLG: 0.419</small> <small>(1, 9)</small> <small>B X</small>	1-0 <small>②</small> <small>③</small> <small>1-2f</small>			1-1 <small>②</small> <small>③</small> <small>1-2f</small>			2-1 <small>③</small>		0-0 <small>③</small> <small>1-2f</small>	4	0	0	0	0	0	5						
Phil Plantier, L <small>OBP: 0.331, SLG: 0.506</small> <small>(1, 7)</small> <small>C C B C X</small>		1-2 <small>①</small>		1-0 <small>①</small>			0-0 <small>①</small>			3	0	0	0	0	0	0						
Phil Clark, R <small>OBP: 0.348, SLG: 0.498</small> <small>(1, 3)</small> <small>(6, 5)</small> <small>C B B C X</small>		1-2 <small>②</small>		0-0 <small>②</small>			0-0 <small>②</small>			3	0	0	0	0	0	0						
Archi Cianfrocco, R <small>OBP: 0.288, SLG: 0.421</small> <small>(1, 5)</small> Frank Seminara, R <small>OBP: 0.200, SLG: 0.200</small> <small>(6, 1)</small> Luis Lopez, S <small>OBP: 0.079, SLG: 0.081</small> <small>(8, 4)</small> <small>C B B C X</small>		1-1 <small>③</small>		0-1 <small>③</small>			1-3 <small>③</small>			2	0	0	0	0	0	0						
Ricky Gutierrez, R <small>OBP: 0.338, SLG: 0.336</small> <small>(1, 6)</small> <small>B X</small>		1-0 <small>①</small>		1-1 <small>①</small>			2-3 <small>①</small>			3	0	0	0	0	1	0						
Kevin Higgins, L <small>OBP: 0.293, SLG: 0.253</small> <small>(1, 2)</small> Bill Bean, L <small>OBP: 0.282, SLG: 0.402</small> <small>(9, PH)</small> <small>B B X</small>		2-0 <small>②</small>		1-0 <small>②</small>			2-1 <small>②</small>			2	0	0	0	0	0	0						
Scott Sanders, R <small>OBP: 0.063, SLG: 0.063</small> <small>(1, 1)</small> Dave Staton, R <small>OBP: 0.324, SLG: 0.600</small> <small>(6, 3)</small> <small>B X</small>		0-0 <small>③</small>		1-2 <small>③</small>			0-3 <small>②</small>			1	0	0	0	0	0	0						
Inning Stats	R: 0 E: 0 K: 0 S: 6	H: 0 LOB: 0 BB: 1 P: 13	R: 0 E: 0 K: 0 S: 9	H: 0 LOB: 0 BB: 0 P: 12	R: 0 E: 0 K: 0 S: 3	H: 0 LOB: 0 BB: 0 P: 6	R: 0 E: 0 K: 1 S: 7	H: 0 LOB: 0 BB: 1 P: 14	R: 0 E: 0 K: 0 S: 4	H: 0 LOB: 0 BB: 0 P: 5	R: 0 E: 0 K: 0 S: 6	H: 0 LOB: 0 BB: 0 P: 9	R: 0 E: 0 K: 0 S: 9	H: 0 LOB: 0 BB: 0 P: 14	R: 0 E: 0 K: 1 S: 6	H: 0 LOB: 0 BB: 0 P: 7	R: 0 E: 0 K: 2 S: 17	H: 1 LOB: 3 BB: 2 P: 29	1B: 1 2B: 0 3B: 0 HR: 0	SF: 0 SAC: 0 DP: 2 HBP: 0	WP: 0 PB: 0 SB: 0 CS: 0	PA: 30

BOTTOM

Cincinnati Reds @ San Diego Padres
Jack Murphy Stadium, San Diego, CA
 Wed Sep 29 1993, 10:05 PM EDT
 Att. 7,644 - Unknown - 77 F

livebaseballscorecards.com

AB	26
R	0
H	1
RBI	0
BB	4
SO	4
LOB	6



PITCHER Tim Pugh, R <small>OBP: 0.324, SLG: 0.600</small> <small>(1, 1)</small> <small>ERA: 5.26</small>	IP 9.0 WLS W BF 30 H 1 R 0 ER 0 SO 4 BB 4 IBB 0 HBP 0 BLK 0 WP 0 HR 0 S 67 P 109 ERA 0.00 WHIP 0.556	PITCHER	IP WLS BF H R ER SO BB IBB HBP BLK WP HR S P ERA WHIP
--	--	----------------	---

Batter	1	2	3	4	5	6	7	8	9	AB R H RBI BB SO LOB	TOP																									
Karl Rhodes, L OBP: 0.375, SLG: 0.479 (1, 8) (7, 9)	1-0 F8		3-1 FC5-4 1B		0-0 G4-3		3-2 HR		3-3 K	5 1 2 2 0 1 0																										
Jose Vizcaino, S OBP: 0.338, SLG: 0.355 (1, 6)	2-1 G4-3		0-2 FC5-4 3B		0-1 G1-3		0-3 K		2-3 K	5 1 0 0 0 2 2																										
Mark Grace, L OBP: 0.392, SLG: 0.475 (1, 3)	2-0 G3		1-0 WP 3B		1-0 G6-3		1-1 HR			4 2 2 3 0 0 0																										
Glenallen Hill, R OBP: 0.309, SLG: 0.512 (1, 7)		2-0 G4-3 2B	1-2 G4-3 2B		1-2 HR		1-0 L4			4 1 3 1 0 0 0																										
Dwight Smith, L OBP: 0.355, SLG: 0.495 (1, 9) Bob Scanlan, R OBP: 0.333, SLG: 0.500 (7, 1) Shawn Boskie, R OBP: 0.273, SLG: 0.273 (8, 1) Randy Myers, L OBP: 0.667, SLG: 1.000 (9, 1)		1-2 G4-3	0-0 G4-3		2-1 G3-1		2-3 K			4 0 0 0 0 1 2 0																										
Steve Buschele, R OBP: 0.346, SLG: 0.439 (1, 5)		1-1 G5-3		1-2 G6-3		4-0 2B BB		0-0 F8		3 1 0 0 1 0 1																										
Matt Walbeck, S OBP: 0.259, SLG: 0.423 (1, 2)		2-2 G3		0-2 G3		0-0 2B		0-2 G4-3		4 0 1 1 0 0 1																										
Eric Yelding, R OBP: 0.280, SLG: 0.299 (1, 4)			3-2 L8		0-0 L4		2-1 G4-3		1-3 K	4 0 0 0 0 1 1																										
Steve Trachsel, R OBP: 0.286, SLG: 0.167 (1, 1) William Brennan, R (6, 1) Willie Wilson, S OBP: 0.298, SLG: 0.348 (7, PH) (7, 8)			4-1 FC5-4 1B 3B BB		1-3 K		0-1 HR 2B		3-2 F9	1 1 0 0 1 1 0 0 0 0 0 0 0 0 2 1 1 0 0 0 0																										
Inning Stats	R: 0 E: 0 K: 0 S: 4	H: 0 LOB: 0 BB: 0 P: 9	R: 0 E: 0 K: 0 S: 13	H: 1 LOB: 1 BB: 0 P: 19	R: 3 E: 0 K: 0 S: 16	H: 3 LOB: 1 BB: 1 P: 28	R: 0 E: 0 K: 0 S: 8	H: 0 LOB: 0 BB: 0 P: 9	R: 0 E: 0 K: 1 S: 6	H: 0 LOB: 0 BB: 0 P: 7	R: 2 E: 0 K: 0 S: 9	H: 2 LOB: 1 BB: 1 P: 19	R: 3 E: 0 K: 2 S: 15	H: 3 LOB: 0 BB: 0 P: 22	R: 0 E: 0 K: 1 S: 9	H: 0 LOB: 0 BB: 0 P: 10	R: 0 E: 0 K: 2 S: 11	H: 0 LOB: 0 BB: 0 P: 19	1B: 1 2B: 4 3B: 1 HR: 3	SF: 0 SAC: 0 DP: 0 HBP: 0	WP: 1 PB: 0 SB: 0 CS: 0	PA: 38														
PITCHER	IP WLS BF H R ER SO BB IBB HBP BLK WP HR S P ERA WHIP																																			
Andy Ashby, R ERA: 6.8 (1, 1)	5.2		24	5	5	5	1	2	0	0	0	1	1	53	86	7.94	1.235																			
Frank Seminara, R ERA: 4.5 (6, 1)	0.1	L	3	2	1	1	0	0	0	0	0	0	0	5	7	27.00	6.000																			
Mark Davis, L ERA: 4.12 (7, 1)	1.0		5	2	2	2	2	0	0	0	0	0	2	13	20	18.00	2.000																			
Tim Mauser, R ERA: 4.0 (8, 1)	1.0		3	0	0	0	1	0	0	0	0	0	0	9	10	0.00	0.000																			
Pedro Martinez, L ERA: 2.5 (9, 1)	1.0		3	0	0	0	2	0	0	0	0	0	0	11	19	0.00	0.000																			

Chicago Cubs @ San Diego Padres
Jack Murphy Stadium, San Diego, CA

Fri Oct 01 1993, 10:05 PM EDT
Att. 33,386 - Unknown - 75 F

livebaseballscorecards.com

AB	36
R	8
H	9
RBI	7
BB	2
SO	6
LOB	7



Batter	1	2	3	4	5	6	7	8	9	AB R H RBI BB SO LOB
Jeff Gardner, L (1, 4) OBP: 0.337, SLG: 0.356	4-2 FC6-4 BB		3-1 L7		0-0 G6-3 SF8 2B		2-3 K			3 1 1 0 1 1 0
Bill Bean, L (1, 8) OBP: 0.276, SLG: 0.393	0-0 F8		3-2 F9		0-1 G6-3			0-0 F8		4 0 0 0 0 0 2
Derek Bell, R (1, 9) OBP: 0.303, SLG: 0.418 Melvin Nieves, S (6, 9) OBP: 0.250, SLG: 0.250	1-0 FC6-4 1-2f		0-0 G4-3		0-2 SF8			1-2 BB HBP		2 0 0 1 0 0 1 0 0 0 0 0 0 0
Phil Plantier, L (1, 7) OBP: 0.330, SLG: 0.503	1-3 K 1-2			3-2 2B 1B	2-3 K			1-2 L9		4 1 1 0 0 2 2
Archi Cianfrocco, R (1, 5) OBP: 0.291, SLG: 0.424		2-0 F9		0-1 2B		0-0 B1		4-0 BB		3 1 1 0 1 0 0
Dave Staton, R (1, 3) OBP: 0.342, SLG: 0.706 Pedro Martinez, L (9, 1)		2-0 HR		0-1 PB 2B		1-1 G5-3		3-2 F9		4 1 2 3 0 0 2 0 0 0 0 0 0 0
Ricky Gutierrez, R (1, 6) OBP: 0.335, SLG: 0.333		1-2 G6-3		0-3 K		1-0 G3			0-1 G4-3	4 0 0 0 0 1 1
Brad Ausmus, R (1, 2) OBP: 0.284, SLG: 0.410		2-0 HR		2-3 K			0-1 G3		0-3 K	4 1 1 1 0 2 1
Andy Ashby, R (1, 1) OBP: 0.184, SLG: 0.187 Frank Seminara, R (6, 1) OBP: 0.200, SLG: 0.200 Mark Davis, L (7, 1) OBP: 0.250, SLG: 0.250 Guillermo Velasquez, L (7, PH) OBP: 0.269, SLG: 0.262 Tim Mauser, R (8, 1) Phil Clark, R (9, 3) OBP: 0.346, SLG: 0.496		0-1 F9		2-2 G6-3			1-0 G6-3		2-3 K	2 0 0 0 0 0 1 0 0 0 0 0 0 0 0 0 0 0 0 0 0 1 0 0 0 0 0 0 0 0 0 0 0 0 0 1 0 0 0 0 0 1 0


Inning Stats	R: 0 E: 0 K: 1 S: 8	H: 0 LOB: 1 BB: 1 P: 14	R: 2 E: 0 K: 0 S: 9	H: 2 LOB: 0 BB: 0 P: 16	R: 0 E: 0 K: 0 S: 6	H: 0 LOB: 0 BB: 0 P: 12	R: 2 E: 0 K: 2 S: 16	H: 3 LOB: 1 BB: 0 P: 23	R: 1 E: 0 K: 1 S: 9	H: 1 LOB: 0 BB: 0 P: 11	R: 0 E: 0 K: 0 S: 4	H: 0 LOB: 0 BB: 0 P: 6	R: 0 E: 0 K: 1 S: 7	H: 0 LOB: 0 BB: 0 P: 10	R: 0 E: 0 K: 0 S: 10	H: 0 LOB: 2 BB: 1 P: 19	R: 0 E: 0 K: 2 S: 10	H: 0 LOB: 0 BB: 0 P: 12	1B: 1 2B: 3 3B: 0 HR: 2	SF: 1 SAC: 0 DP: 0 HBP: 1
--------------	------------------------------	----------------------------------	------------------------------	----------------------------------	------------------------------	----------------------------------	-------------------------------	----------------------------------	------------------------------	----------------------------------	------------------------------	---------------------------------	------------------------------	----------------------------------	-------------------------------	----------------------------------	-------------------------------	----------------------------------	----------------------------------	------------------------------------

BOTTOM

Chicago Cubs @ San Diego Padres
Jack Murphy Stadium, San Diego, CA

Fri Oct 01 1993, 10:05 PM EDT
Att: 33,386 - Unknown - 75 F

AB	32
R	5
H	6
RBI	5
BB	2
SO	7
LOB	10



PITCHER	IP	WLS	BF	H	R	ER	SO	BB	IBB	HBP	BLK	WP	HR	S	P	ERA	WHIP
Steve Trachsel, R (1, 1) ERA: 4.58	5.0		22	6	5	5	4	1	0	0	0	0	2	48	76	9.00	1.400
William Brennan, R (6, 1) ERA: 4.15	1.0	W	3	0	0	0	0	0	0	0	0	0	0	4	6	0.00	0.000
Bob Scanlan, R (7, 1) ERA: 4.54	1.2		7	0	0	0	1	1	0	1	0	0	0	14	23	0.00	0.600
Shawn Boskie, R (8, 1) ERA: 3.46	0.1		1	0	0	0	0	0	0	0	0	0	0	3	6	0.00	0.000
Randy Myers, L (9, 1) ERA: 3.15	1.0	S	3	0	0	0	2	0	0	0	0	0	0	10	12	0.00	0.000

Batter	1	2	3	4	5	6	7	8	9	AB R H RBI BB SO LOB	TOP		
Karl Rhodes, L (1, 8) OBP: 0.393, SLG: 0.471	2-2 P5	4-2 BB			0-0 SF8 HBP 1B	4-0 2B		2-3 K		3 1 1 0 2 1 0			
Jose Vizcaino, S (1, 4) OBP: 0.340, SLG: 0.358 Tommy Shields, L (5, PR) OBP: 0.219, SLG: 0.200 (5, 4)	1-0 2B	0-0 G4-3			2-1 1B 1-2 HBP	0-0 2B		1-3 K		2 0 1 0 0 0 2 2 0 1 1 0 1 0			
Mark Grace, L (1, 3) OBP: 0.392, SLG: 0.475	0-1 BB 1B 1B				0-0 SF8	4-0 BB		2-2 P2		3 0 1 1 1 0 0			
Glenallen Hill, R (1, 7) OBP: 0.307, SLG: 0.506	0-0 BB 1-2 1B				0-0 F2	2-1 F9		0-0 G3		5 0 1 0 0 1 5			
Rick Wilkins, L (1, 2) OBP: 0.376, SLG: 0.561	4-1 1-2 2-3 BB				2-2 F9	1-2 FC6-4 1B		0-0 F8		4 0 1 1 1 0 0			
Sammy Sosa, R (1, 9) OBP: 0.306, SLG: 0.479 William Brennan, R (5, 1) Willie Wilson, S (7, PH) OBP: 0.301, SLG: 0.348 Jim Bullinger, R (7, 1) Kevin Roberson, S (9, PH) OBP: 0.254, SLG: 0.376	1-0 F8				0-1 G1-3	0-1 FC6-4		4-2 FC4-6 BB		3 0 0 0 0 0 5 0 0 0 0 0 0 0 0 0 0 0 0 1 0 0 0 0 0 0 0 0 0 0 1 0 0 0 0 0 0 0			
Steve Buechele, R (1, 5) OBP: 0.345, SLG: 0.438		1-2 SH3-1 1B			2-0 P2	1-1 G6-3		0-2 FC4-6 1B		4 0 1 0 0 0 1			
Rey Sanchez, R (1, 6) OBP: 0.317, SLG: 0.326		1-1 L5			0-0 G6-3	0-0 BB 2B 1B		3-2 1-2 1B		4 1 2 0 0 0 1			
Mike Morgan, R (1, 1) OBP: 0.088, SLG: 0.091 Frank Castillo, R (4, 1) OBP: 0.182, SLG: 0.163 Eduardo Zambrano, R (5, PH) OBP: 0.353, SLG: 0.313 (5, 9) Dwight Smith, L (7, PH) OBP: 0.354, SLG: 0.494 (7, 9)		0-1 SH3-1			2-2 HBP SF8 1B	0-3 K		3-3 K		0 0 0 0 0 0 0 0 0 0 0 0 0 0 0 0 2 1 1 0 0 1 1 1 0 0 0 0 1 2			
Inning Stats	R: 0 H: 3 E: 0 LOB: 3 K: 0 BB: 1 S: 9 P: 17	R: 0 H: 1 E: 0 LOB: 2 K: 0 BB: 1 S: 10 P: 16	R: 0 H: 0 E: 0 LOB: 0 K: 1 BB: 0 S: 12 P: 17	R: 0 H: 0 E: 0 LOB: 0 K: 0 BB: 0 S: 4 P: 6	R: 2 H: 3 E: 0 LOB: 2 K: 0 BB: 0 S: 13 P: 19	R: 1 H: 2 E: 0 LOB: 3 K: 1 BB: 2 S: 9 P: 20	R: 0 H: 1 E: 0 LOB: 2 K: 1 BB: 1 S: 18 P: 29	R: 0 H: 0 E: 0 LOB: 0 K: 2 BB: 0 S: 12 P: 17	R: 0 H: 0 E: 0 LOB: 0 K: 0 BB: 0 S: 4 P: 6	1B: 8 SF: 1 2B: 2 SAC: 1 3B: 0 DP: 0 HR: 0 HBP: 1	WP: 0 PA: 42 PB: 0 SB: 0 CS: 0		
PITCHER	IP WLS BF H R ER SO BB IBB HBP BLK WP HR S P ERA WHIP											PITCHER	IP WLS BF H R ER SO BB IBB HBP BLK WP HR S P ERA WHIP
Doug Brocail, R (1, 1) ERA: 4.56	5.2 W 29 9 3 3 2 3 0 1 0 0 0 0 55 87 4.76 2.118												
Pedro Martinez, L (6, 1) ERA: 2.43	1.0 6 1 0 0 0 2 0 0 0 0 0 0 15 29 0.00 3.000												
Frank Seminara, R (7, 1) ERA: 4.47	0.1 1 0 0 0 1 0 0 0 0 0 0 0 5 8 0.00 0.000												
Mark Davis, L (8, 1) ERA: 4.06	1.0 3 0 0 0 2 0 0 0 0 0 0 0 12 17 0.00 0.000												
Trevor Hoffman, R (9, 1) ERA: 3.94	1.0 3 0 0 0 0 0 0 0 0 0 0 0 4 6 0.00 0.000												

Chicago Cubs @ San Diego Padres
Jack Murphy Stadium, San Diego, CA
 Sat Oct 02 1993, 10:05 PM EDT
 Att. 15,260 - Unknown - 72 F

AB 34
R 3
H 10
RBI 3
BB 5
SO 5
LOB 17



Batter	1	2	3	4	5	6	7	8	9
Bill Bean, L <small>(1, 8) OBP: 0.284, SLG: 0.395</small> <small>(8, 9)</small>	1-2 E3 1B HR	0-0 F9		1-2 1B HBP		0-1 1B		0-0 1-2 1B	
Ricky Gutierrez, R <small>(1, 6) OBP: 0.334, SLG: 0.331</small>	1 SAFE 2-1 1 SAFE 1-2 HR 1B	0-1 G5-3 1-2 2-3 3-H		3-1 F9		0-3 K		2-0 P9	
Archi Cianfrocco, R <small>(1, 5) OBP: 0.290, SLG: 0.421</small> <small>(8, 3)</small>	1-3 K	2-0 G4-3		0-1 1-3 1B		1-3 K			
Phil Plantier, L <small>(1, 7) OBP: 0.333, SLG: 0.510</small>	3-2 1-H 2-H HR		4-2 HR BB	2-2 K		4-2 G5-4-3 BB			
Dave Staton, R <small>(1, 3) OBP: 0.333, SLG: 0.737</small> Craig Shipley, R <small>(8, 5) OBP: 0.279, SLG: 0.332</small>	1-1 G6-3		0-0 1-H HR		1-1 G4-3	0-1 G5-4-3			
Melvin Nieves, S <small>(1, 9) OBP: 0.250, SLG: 0.318</small> Jarvis Brown, R <small>(8, 8) OBP: 0.344, SLG: 0.341</small>	1-3 K		0-3 K		1-0 HR	1-3 K			
Brad Ausmus, R <small>(1, 2) OBP: 0.283, SLG: 0.413</small>		0-2 E G5-3 2B	1-1 F9		2-3 K2-3		0-0 G5-3		
Luis Lopez, S <small>(1, 4) OBP: 0.095, SLG: 0.098</small>		0-0 G5-3 E 1B	2-3 K		1-1 G3-1		0-0 G3		
Doug Brocail, L <small>(1, 1) OBP: 0.182, SLG: 0.182</small> Pedro Martinez, L <small>(6, 1) OBP: 0.200, SLG: 0.200</small> Frank Seminara, R <small>(7, 1) OBP: 0.250, SLG: 0.250</small> Mark Davis, L <small>(8, 1) OBP: 0.274, SLG: 0.297</small> Guillermo Velasquez, L <small>(8, PH) OBP: 0.143, SLG: 0.143</small> Trevor Hoffman, R <small>(9, 1)</small>		0-0 E6 G5-3	1-1 G6-3			0-0 G4-3		1-1 1B 1B	

Inning Stats	R: 3	H: 2	E: 1	K: 2	S: 18	LOB: 0	BB: 0	P: 26
	R: 1	H: 2	E: 1	K: 0	S: 10	LOB: 2	BB: 0	P: 12
	R: 2	H: 1	E: 0	K: 2	S: 13	LOB: 1	BB: 1	P: 21
	R: 0	H: 1	E: 0	K: 1	S: 9	LOB: 1	BB: 0	P: 15
	R: 1	H: 1	E: 0	K: 1	S: 8	LOB: 0	BB: 0	P: 13
	R: 0	H: 1	E: 0	K: 2	S: 11	LOB: 1	BB: 0	P: 12
	R: 0	H: 0	E: 0	K: 1	S: 7	LOB: 0	BB: 1	P: 12
	R: 0	H: 2	E: 0	K: 0	S: 6	LOB: 2	BB: 0	P: 9

Batter	AB	R	H	RBI	BB	SO	LOB
Bill Bean, L	4	1	2	0	0	0	3
Ricky Gutierrez, R	5	1	1	1	0	1	6
Archi Cianfrocco, R	4	0	1	0	0	2	5
Phil Plantier, L	2	2	1	3	2	1	1
Dave Staton, R	4	1	1	2	0	0	1
Craig Shipley, R	0	0	0	0	0	0	0
Melvin Nieves, S	4	1	1	1	0	3	0
Jarvis Brown, R	0	0	0	0	0	0	0
Brad Ausmus, R	4	1	1	0	0	1	1
Luis Lopez, S	4	0	1	0	0	1	1
Doug Brocail, L	2	0	0	0	0	0	3
Pedro Martinez, L	1	0	0	0	0	0	0
Frank Seminara, R	0	0	0	0	0	0	0
Mark Davis, L	0	0	0	0	0	0	0
Guillermo Velasquez, L	1	0	1	0	0	0	0
Trevor Hoffman, R	0	0	0	0	0	0	0

BOTTOM

Chicago Cubs @ San Diego Padres
Jack Murphy Stadium, San Diego, CA

Sat Oct 02 1993, 10:05 PM EDT
 Att: 15,260 - Unknown - 72 F

AB	35
R	7
H	10
RBI	7
BB	2
SO	9
LOB	21



PITCHER	IP	WLS	BF	H	R	ER	SO	BB	IBB	HBP	BLK	WP	HR	S	P	ERA	WHIP
Mike Morgan, R	(1, 1)		3.0	5	6	4	4	1	0	0	0	1	2	41	59	12.00	2.000
Frank Castillo, R	(4, 1)		1.0	1	0	0	1	0	0	1	0	0	9	15	0.00	1.000	
William Brennan, R	(5, 1)		2.0	2	1	1	3	0	0	0	0	0	1	19	25	4.50	1.000
Jim Bullinger, R	(7, 1)		2.0	2	0	0	1	1	0	0	0	0	0	13	21	0.00	1.500

Batter	1	2	3	4	5	6	7	8	9	AB R H RBI BB SO LOB	TOP		
Karl Rhodes, L OBP: 0.400, SLG: 0.519 (1, 8) C C B B S (9, 7)	2-3 K ①		1-3 K ①			4-2 BB BB BB BB B		2-1 HR F B B X		3 1 1 1 1 2 0	Chicago Cubs @ San Diego Padres Jack Murphy Stadium, San Diego, CA Sun Oct.03 1993, 6:33 AM EDT Att. 13,554 - Sunny - 81 F livebaseballscorecards.com		
Rey Sanchez, R OBP: 0.316, SLG: 0.326 (1, 6) C C B S	1-3 K ②		1-0 F8 ②			0-0 F7 ① 1 SAFE X		2-2 BLK F8 WP 1B C B F B X	4 1 1 0 0 1 1				
Mark Grace, L OBP: 0.393, SLG: 0.475 (1, 3) C C B B X	2-2 HR 1B C B B X		2-1 G6-3 ③			3-0 1B 1-2 B B B X		0-0 F8 ① 1-3 X	4 1 2 0 0 0 1				
Sammy Sosa, R OBP: 0.309, SLG: 0.485 (1, 9) B S C X	1-2 HR 1-H C B X			2-1 CS 1B B B T X		2-3 K ② S B F B S		4-0 WP IBB C B B T	3 1 2 2 1 1 2				
Dwight Smith, L OBP: 0.355, SLG: 0.494 Kevin Roberson, S OBP: 0.251, SLG: 0.372 Willie Wilson, S OBP: 0.301, SLG: 0.348 (1, 7) F B B X (5, 7) (9, 8)	2-1 1B F B B X			0-1 L7 ① C 1 SAFE X		2-3 K ③ S B B C		1-3 K ② 1 SAFE C B 1 SAFE F B S 1-2 3-H	2 0 1 0 0 0 1 2 0 0 0 0 2 3 0 0 0 0 0 0 0				
Steve Buechele, R OBP: 0.345, SLG: 0.437 Eric Yelding, R OBP: 0.277, SLG: 0.296 (1, 5) F B X (7, PR) (7, 4)	1-1 F8 ③ F B X			1-3 K ② ③ 1 SAFE F B B S 1-2			0-0 CS 1B X	3-2 K ③ C B B B T	3 0 1 0 0 1 2 1 0 0 0 0 1 1				
Matt Walbeck, S OBP: 0.226, SLG: 0.367 (1, 2) S B T C X		1-3 K ① C B T C X			0-0 P4 ① C 1 SAFE SAFE S B T C X		1-3 K ① C 1 SAFE SAFE S B T C X	1-3 K ① S B T C X	4 0 0 0 0 3 1				
Tommy Shields, L OBP: 0.222, SLG: 0.206 (1, 4) S B B T C X (7, 5)		2-2 F8 ② S B B T C X			0-3 K ② C B C X		1-2 1B ② 1 SAFE C B B C X	0-2 F9 ② S B B T C X	4 0 1 0 0 1 0				
Turk Wendell, L OBP: 0.143, SLG: 0.143 Dan Plesac, L (8, 1) Shawn Boskie, R OBP: 0.273, SLG: 0.273 Eduardo Zambrano, R OBP: 0.333, SLG: 0.284 Randy Myers, L OBP: 0.667, SLG: 1.000 (9, 1) S B B B T C X		3-3 K ③ S B B B T C X			0-0 B1-3 ③ S B B T C X		0-2 K ③ S B B T C X	2-3 K ③ S B B T C X	3 0 0 0 0 2 1 0 0 0 0 0 0 0 0 0 0 0 0 0 0 1 0 0 0 0 1 0 0 0 0 0 0 0 0				
Inning Stats	R: 2 E: 0 K: 2 S: 16 H: 3 LOB: 1 BB: 0 P: 25	R: 0 E: 0 K: 2 S: 9 H: 0 LOB: 0 BB: 0 P: 15	R: 0 E: 0 K: 1 S: 8 H: 0 LOB: 0 BB: 0 P: 12	R: 0 E: 0 K: 1 S: 8 H: 1 LOB: 0 BB: 0 P: 10	R: 0 E: 0 K: 1 S: 5 H: 0 LOB: 0 BB: 0 P: 5	R: 0 E: 0 K: 2 S: 10 H: 1 LOB: 2 BB: 1 P: 21	R: 0 E: 0 K: 2 S: 13 H: 2 LOB: 1 BB: 0 P: 14	R: 2 E: 0 K: 2 S: 15 H: 2 LOB: 1 BB: 1 P: 27	R: 0 E: 0 K: 2 S: 11 H: 0 LOB: 0 BB: 0 P: 14	1B: 7 2B: 0 3B: 0 HR: 2 SF: 0 SAC: 0 DP: 0 HBP: 0	WP: 1 PB: 0 SB: 0 CS: 2 PA: 36		
PITCHER	IP WLS BF H R ER SO BB IBB HBP BLK WP HR S P ERA WHIP											PITCHER	IP WLS BF H R ER SO BB IBB HBP BLK WP HR S P ERA WHIP
Wally Whitehurst, R ERA: 3.83 (1, 1)	2.0 L 9 3 2 2 4 0 0 0 0 0 1 25 40 9.00 1.500												
Tim Worrell, R ERA: 4.92 (3, 1)	5.0 18 4 0 0 7 1 0 0 0 0 0 44 62 0.00 1.000												
Mark Davis, L ERA: 4.26 (8, 1)	1.0 6 2 2 2 2 0 1 0 1 1 1 15 27 18.00 2.000												
Trevor Hoffman, R ERA: 3.9 (9, 1)	1.0 3 0 0 0 2 0 0 0 0 0 0 11 14 0.00 0.000												

Chicago Cubs @ San Diego Padres
Jack Murphy Stadium, San Diego, CA
 Sun Oct.03 1993, 6:33 AM EDT
 Att. 13,554 - Sunny - 81 F

AB 34
R 4
H 9
RBI 3
BB 2
SO 15
LOB 13



Batter	1	2	3	4	5	6	7	8	9	AB	R	H	RBI	BB	SO	LOB
Jarvis Brown, R OBP: 0.335, SLG: 0.331 (1, 8)	0-3 K			1-2 P1		1-0 F8		0-0 L4		4	0	0	0	0	1	3
Craig Shipley, R OBP: 0.275, SLG: 0.326 (1, 6)	1-2 L9			0-1 F7			0-0 L9		0-0 F9	4	0	0	0	0	0	0
Archi Cianfrocco, R OBP: 0.287, SLG: 0.416 (1, 5)	2-2 F8			1-3 K			0-2 G6-3		0-3 K	4	0	0	0	0	2	0
Phil Plantier, L OBP: 0.335, SLG: 0.509 (1, 7)			4-1 G5-4-3 BB		0-0 G4-3		1-3 K		3-2 FC6-4 1B	3	0	1	0	1	1	0
Dave Staton, R OBP: 0.326, SLG: 0.690 (1, 3)			3-1 G5-4-3 1-2f		2-2 G6-3			0-0 1B SF9 1B	1-1 FC6-4	4	1	1	0	0	0	2
Melvin Nieves, S OBP: 0.255, SLG: 0.319 (1, 9)			2-2 G6-3		1-1 F8			0-0 SF9 1B	1-2 1B	3	0	1	0	0	0	0
Kevin Higgins, L OBP: 0.294, SLG: 0.254 (1, 2)				0-0 G3-1		0-3 K		3-2 SF9 1B		3	0	1	0	0	1	0
Luis Lopez, S OBP: 0.114, SLG: 0.140 (1, 4)				1-3 K		1-1 2B		0-1 SF9		2	0	1	0	0	1	0
Guillermo Velasquez, L OBP: 0.274, SLG: 0.287 (8, PH)								1-2 2-3 3-H		0	0	0	0	0	0	0
Phil Clark, R OBP: 0.345, SLG: 0.496 (8, PH)								1-2 2-3 3-3		0	0	0	1	0	0	0
Jeff Gardner, L OBP: 0.337, SLG: 0.356 (9, 4)										0	0	0	0	0	0	0
Wally Whitehurst, R OBP: 0.083, SLG: 0.083 (1, 1)				1-2 P2		1-1 F9				0	0	0	0	0	0	0
Tim Worrell, R OBP: 0.032, SLG: 0.065 (3, 1)										2	0	0	0	0	0	1
Mark Davis, L OBP: 0.250, SLG: 0.250 (8, 1)										0	0	0	0	0	0	0
Derek Bell, R OBP: 0.303, SLG: 0.417 (8, PH)										1	0	0	0	0	1	2
Trevor Hoffman, R OBP: 0.143, SLG: 0.143 (9, 1)										0	0	0	0	0	0	0

Inning Stats	R: 0	H: 0	E: 0	LOB: 0	K: 1	BB: 0	S: 10	P: 13	R: 0	H: 0	E: 0	LOB: 0	K: 0	BB: 1	S: 7	P: 16	R: 0	H: 0	E: 0	LOB: 0	K: 1	BB: 0	S: 9	P: 11	R: 0	H: 0	E: 0	LOB: 0	K: 0	BB: 0	S: 7	P: 10	R: 0	H: 1	E: 0	LOB: 1	K: 1	BB: 0	S: 8	P: 11	R: 0	H: 0	E: 0	LOB: 0	K: 1	BB: 0	S: 8	P: 9	R: 1	H: 3	E: 0	LOB: 2	K: 1	BB: 0	S: 11	P: 17	R: 0	H: 1	E: 0	LOB: 1	K: 1	BB: 0	S: 9	P: 13	1B: 4	SF: 1	2B: 1	SAC: 0	3B: 0	DP: 1	HR: 0	HBP: 0	WP: 0	PA: 32
--------------	------	------	------	--------	------	-------	-------	-------	------	------	------	--------	------	-------	------	-------	------	------	------	--------	------	-------	------	-------	------	------	------	--------	------	-------	------	-------	------	------	------	--------	------	-------	------	-------	------	------	------	--------	------	-------	------	------	------	------	------	--------	------	-------	-------	-------	------	------	------	--------	------	-------	------	-------	-------	-------	-------	--------	-------	-------	-------	--------	-------	--------

PITCHER	IP	WLS	BF	H	R	ER	SO	BB	IBB	HBP	BLK	WP	HR	S	P	ERA	WHIP
Turk Wendell, R ERA: 4.37 (1, 1)	7.0		25	4	1	1	5	1	0	0	0	0	0	61	87	1.29	0.714
Dan Plesac, L ERA: 4.74 (8, 1)	0.1		1	0	0	0	0	0	0	0	0	0	0	2	2	0.00	0.000
Shawn Boskie, R ERA: 3.43 (8, 1)	0.2		2	0	0	0	1	0	0	0	0	0	0	4	7	0.00	0.000
Randy Myers, L ERA: 3.11 (9, 1)	1.0	S	4	1	0	0	1	0	0	0	0	0	0	9	13	0.00	1.000

BOTTOM

Chicago Cubs @ San Diego Padres
Jack Murphy Stadium, San Diego, CA

Sun Oct 03 1993, 6:33 AM EDT
Att. 13,554 - Sunny - 81 F

livebaseballscorecards.com

AB	30
R	1
H	5
RBI	1
BB	1
SO	7
LOB	8

