

San Diego Padres - 1993

| Batter | 1 | 2 | 3 | 4 | 5 | 6 | 7 | 8 | 9 | AB | R | H | RBI | BB | SO | LOB | TOP | | | | | | | | | | |
|--|------------------------------|---------------------------------|------------------------------|----------------------------------|------------------------------|---------------------------------|-------------------------------|----------------------------------|------------------------------|----------------------------------|------------------------------|----------------------------------|-------------------------------|----------------------------------|------------------------------|----------------------------------|---|-------------------------------|----------------------------------|----------------------------------|------------------------------------|----------------------------------|--------|--|--|--|--|
| Tony Gwynn, L OBP: 0.333, SLG: 0.143 | G4-3 | | G1-3 | | | | | G4-3 | | 4 | 0 | 1 | 0 | 0 | 0 | 0 | San Diego Padres @ Pittsburgh Pirates Three Rivers Stadium, Pittsburgh, PA Thu Apr 08 1993, 3:33 AM EDT Att: 15,828 - Cloudy - 75 F | | | | | | | | | | |
| Jeff Gardner, L OBP: 0.250, SLG: 0.143 | G1-3 | | | L5 | | G6-4-3 | | K | 4 | 0 | 0 | 0 | 0 | 1 | 1 | | | | | | | | | | | | |
| Gary Sheffield, R OBP: 0.222, SLG: 0.500 | G6-3 | | | HR | | G5-3 | | P6 | 4 | 1 | 1 | 1 | 0 | 0 | 0 | | | | | | | | | | | | |
| Fred McGriff, L OBP: 0.333, SLG: 0.571 | | HR | | K | | | K | P2 | 4 | 1 | 1 | 1 | 0 | 2 | 0 | | | | | | | | | | | | |
| Phil Plantier, L OBP: 0.429, SLG: 0.800 | L7 | | | K | | | HR | | 3 | 1 | 1 | 1 | 0 | 1 | 0 | | | | | | | | | | | | |
| Derek Bell, R OBP: 0.143, SLG: 0.143 | | | | K | | | F9 | | 3 | 0 | 0 | 0 | 0 | 2 | 0 | | | | | | | | | | | | |
| Dan Walters, R OBP: 0.286, SLG: 0.167 | G6-3 | | | | | P4 | | P6 | 3 | 0 | 0 | 0 | 0 | 0 | 0 | | | | | | | | | | | | |
| Craig Shipley, R OBP: 0.143, SLG: 0.143 | | | P5 | | | G6-3 | | K | 3 | 0 | 0 | 0 | 0 | 1 | 0 | | | | | | | | | | | | |
| Greg Harris, R Roger Mason, R Darrell Sherman, L Pat Gomez, L Tim Teufel, R Tim Scott, R Rich Rodriguez, L | G6-3 | | | | | G6-4-3 | | K | 1 | 0 | 0 | 0 | 0 | 0 | 0 | | | | | | | | | | | | |
| Inning Stats | R: 0 E: 0 K: 0 S: 6 | H: 0 LOB: 0 BB: 0 P: 9 | R: 1 E: 0 K: 1 S: 9 | H: 1 LOB: 0 BB: 0 P: 13 | R: 0 E: 0 K: 0 S: 7 | H: 0 LOB: 0 BB: 0 P: 9 | R: 1 E: 0 K: 2 S: 12 | H: 1 LOB: 0 BB: 0 P: 18 | R: 0 E: 0 K: 1 S: 6 | H: 0 LOB: 0 BB: 0 P: 10 | R: 1 E: 0 K: 0 S: 9 | H: 2 LOB: 0 BB: 0 P: 13 | R: 1 E: 0 K: 1 S: 11 | H: 1 LOB: 0 BB: 0 P: 17 | R: 0 E: 0 K: 2 S: 8 | H: 0 LOB: 0 BB: 0 P: 11 | | R: 0 E: 0 K: 1 S: 10 | H: 0 LOB: 0 BB: 0 P: 12 | 1B: 1 2B: 2 3B: 0 HR: 3 | SF: 0 SAC: 0 DP: 1 HBP: 0 | WP: 0 PB: 0 SB: 0 CS: 0 | PA: 31 | | | | |
| PITCHER | IP | WLS | BF | H | R | ER | SO | BB | IBB | HBP | BLK | WP | HR | S | P | ERA | WHIP | | | | | | | | | | |
| Bob Walk, R ERA: 4.5 | 6.0 | W | 21 | 4 | 3 | 3 | 4 | 0 | 0 | 0 | 0 | 0 | 2 | 49 | 72 | 4.50 | 0.667 | | | | | | | | | | |
| Denny Neagle, L ERA: 4.5 | 2.0 | | 7 | 1 | 1 | 1 | 3 | 0 | 0 | 0 | 0 | 0 | 1 | 19 | 28 | 4.50 | 0.500 | | | | | | | | | | |
| Stan Belinda, R ERA: 4.5 | 1.0 | S | 3 | 0 | 0 | 0 | 1 | 0 | 0 | 0 | 0 | 0 | 0 | 10 | 12 | 0.00 | 0.000 | | | | | | | | | | |

| Batter | 1 | 2 | 3 | 4 | 5 | 6 | 7 | 8 | 9 | AB | R | H | RBI | BB | SO | LOB | BOTTOM | | | | | | | | | | |
|---|-------------------------------|----------------------------------|------------------------------|---------------------------------|-------------------------------|----------------------------------|------------------------------|---------------------------------|-------------------------------|----------------------------------|------------------------------|----------------------------------|------------------------------|----------------------------------|------------------------------|---|------------------------------|----------------------------------|----------------------------------|------------------------------------|----------------------------------|--------|--|--|--|--|--|
| Al Martin, L OBP: 0.222, SLG: 0.556 | G1-3 | | G6-3 | P5 | | SH1-4 | | G4-3 | | 4 | 0 | 0 | 0 | 0 | 2 | San Diego Padres @ Pittsburgh Pirates Three Rivers Stadium, Pittsburgh, PA Thu Apr 08 1993, 3:33 AM EDT Att: 15,828 - Cloudy - 75 F | | | | | | | | | | | |
| Jay Bell, R OBP: 0.750, SLG: 1.143 | HR | | 2B | | F7 | G4-6-3 | | | 3 | 3 | 3 | 0 | 1 | 0 | 0 | | | | | | | | | | | | |
| Andy Van Slyke, L OBP: 0.444, SLG: 0.750 | HR | | 2B | | F7 | G4-6-3 | | | 3 | 2 | 1 | 2 | 1 | 0 | 4 | | | | | | | | | | | | |
| Jeff King, R OBP: 0.556, SLG: 0.571 | F8 | | F8 | | 2B | | | F9 | 3 | 0 | 1 | 2 | 1 | 0 | 0 | | | | | | | | | | | | |
| Orlando Merced, S OBP: 0.444, SLG: 0.429 | L8 | | F8 | | 2B | | | G4-3 | 4 | 0 | 1 | 1 | 0 | 0 | 1 | | | | | | | | | | | | |
| Kevin Young, R OBP: 0.222, SLG: 0.333 | | L5 | K | | P4 | | | F9 | 4 | 0 | 0 | 0 | 0 | 1 | 3 | | | | | | | | | | | | |
| Don Slaught, R | F9 | | | | F9 | G5-3 | | F9 | 4 | 0 | 0 | 0 | 0 | 2 | | | | | | | | | | | | | |
| Carlos Garcia, R OBP: 0.625, SLG: 0.571 | | | | | SH3-4 | 1B | | E5 | 4 | 0 | 3 | 0 | 0 | 0 | 0 | | | | | | | | | | | | |
| Bob Walk, R | | | | | SH3-4 | 1B | | F7 | 1 | 0 | 0 | 0 | 0 | 0 | 1 | | | | | | | | | | | | |
| Lonnie Smith, R | P6 | | | | | | | | 0 | 0 | 0 | 0 | 1 | 0 | 0 | | | | | | | | | | | | |
| Denny Neagle, L | | | | | | | | | 0 | 0 | 0 | 0 | 0 | 0 | 0 | | | | | | | | | | | | |
| Dave Clark, L | | | | | | | | | 1 | 0 | 0 | 0 | 0 | 1 | 0 | | | | | | | | | | | | |
| Stan Belinda, R | | | | | | | | | 0 | 0 | 0 | 0 | 0 | 0 | 0 | | | | | | | | | | | | |
| Inning Stats | R: 2 E: 0 K: 0 S: 11 | H: 2 LOB: 0 BB: 0 P: 17 | R: 0 E: 0 K: 0 S: 4 | H: 1 LOB: 1 BB: 0 P: 6 | R: 2 E: 0 K: 1 S: 12 | H: 2 LOB: 1 BB: 1 P: 22 | R: 0 E: 0 K: 0 S: 7 | H: 1 LOB: 1 BB: 0 P: 9 | R: 1 E: 0 K: 0 S: 12 | H: 2 LOB: 2 BB: 1 P: 19 | R: 0 E: 1 K: 0 S: 5 | H: 0 LOB: 2 BB: 2 P: 15 | R: 0 E: 0 K: 0 S: 7 | H: 0 LOB: 0 BB: 0 P: 11 | R: 0 E: 0 K: 0 S: 8 | H: 1 LOB: 1 BB: 0 P: 13 | R: 0 E: 0 K: 0 S: 8 | H: 1 LOB: 1 BB: 0 P: 13 | 1B: 4 2B: 4 3B: 0 HR: 1 | SF: 0 SAC: 2 DP: 1 HBP: 0 | WP: 0 PB: 0 SB: 0 CS: 0 | PA: 37 | | | | | |
| PITCHER | IP | WLS | BF | H | R | ER | SO | BB | IBB | HBP | BLK | WP | HR | S | P | ERA | WHIP | | | | | | | | | | |
| Greg Harris, R ERA: 10.38 | 4.1 | L | 23 | 8 | 5 | 5 | 1 | 1 | 0 | 0 | 0 | 0 | 0 | 4 | 7 | 0.00 | 0.000 | | | | | | | | | | |
| Roger Mason, R ERA: 18.0 | 0.2 | | 2 | 0 | 0 | 0 | 0 | 0 | 0 | 0 | 0 | 0 | 0 | 4 | 7 | 0.00 | 0.000 | | | | | | | | | | |
| Pat Gomez, L ERA: 18.0 | 2.0 | | 8 | 0 | 0 | 0 | 0 | 1 | 1 | 0 | 0 | 0 | 0 | 12 | 26 | 0.00 | 0.500 | | | | | | | | | | |
| Tim Scott, R ERA: 18.0 | 0.2 | | 3 | 1 | 0 | 0 | 0 | 0 | 0 | 0 | 0 | 0 | 0 | 5 | 7 | 0.00 | 1.500 | | | | | | | | | | |
| Rich Rodriguez, L ERA: 18.0 | 0.1 | | 1 | 0 | 0 | 0 | 0 | 0 | 0 | 0 | 0 | 0 | 0 | 3 | 6 | 0.00 | 0.000 | | | | | | | | | | |

| Batter | 1 | 2 | 3 | 4 | 5 | 6 | 7 | 8 | 9 | AB | R | H | RBI | BB | SO | LOB | TOP | | | | | | | | | | |
|--|------------------------------|----------------------------------|------------------------------|---------------------------------|------------------------------|---------------------------------|------------------------------|----------------------------------|------------------------------|----------------------------------|------------------------------|----------------------------------|------------------------------|----------------------------------|------------------------------|----------------------------------|--|----------------------------------|----------------------------------|------------------------------------|----------------------------------|--------|--|--|--|--|--|
| Tony Gwynn, L OBP: 0.308, SLG: 0.100 (1, 9) | L6 | | F7 | | G1-3 | | | BB | | 3 | 0 | 0 | 0 | 1 | 0 | 1 | San Diego Padres @ Florida Marlins Joe Robbie Stadium, Miami, FL Fri Apr 09 1993, 7:05 PM EDT Att: 41,938 - Unknown | | | | | | | | | | |
| Jeff Gardner, L OBP: 0.250, SLG: 0.273 (1, 4) | 2B | | G5-3 | | | F7 | | G3 | | 4 | 0 | 1 | 0 | 0 | 0 | 1 | | | | | | | | | | | |
| Gary Sheffield, R OBP: 0.308, SLG: 0.750 (1, 5) | P6 | | | F9 | | K | | | HR | 4 | 1 | 2 | 1 | 0 | 1 | 1 | | | | | | | | | | | |
| Fred McGriff, L OBP: 0.308, SLG: 0.455 (1, 3) | F9 | | | F9 | | K | | | 1B | 4 | 1 | 1 | 0 | 0 | 1 | 2 | | | | | | | | | | | |
| Phil Plantier, L OBP: 0.364, SLG: 0.556 (1, 7) | | B1-3 | | | | | G6-3 | | K | 4 | 0 | 1 | 0 | 0 | 1 | 1 | | | | | | | | | | | |
| Derek Bell, R OBP: 0.182, SLG: 0.182 (1, 8) | F8 | | | | | | G6-3 | | | 4 | 0 | 1 | 0 | 0 | 1 | 1 | | | | | | | | | | | |
| Dan Walters, R OBP: 0.273, SLG: 0.222 (1, 2) | | | | | | | K | | SF7 | 3 | 0 | 1 | 1 | 0 | 1 | 0 | | | | | | | | | | | |
| Craig Shipley, R (1, 6) | P3 | | | | | | | L7 | G4-3 | 4 | 0 | 0 | 0 | 0 | 0 | 2 | | | | | | | | | | | |
| Frank Seminara, R OBP: 0.500, SLG: 0.500 Rich Rodriguez, L (7, 1) Darrell Sherman, L OBP: 0.500, SLG: 1.000 Gene Harris, R (8, 1) | | | G4-3 | | | | | G1 | | 2 | 0 | 1 | 0 | 0 | 0 | 0 | | | | | | | | | | | |
| | | | | | | | | | | 0 | 0 | 0 | 0 | 0 | 0 | 0 | | | | | | | | | | | |
| | | | | | | | | | | 0 | 0 | 0 | 0 | 0 | 0 | 0 | | | | | | | | | | | |
| | | | | | | | | | | 0 | 0 | 0 | 0 | 0 | 0 | 0 | | | | | | | | | | | |
| Inning Stats | R: 0 E: 0 K: 0 S: 8 | H: 1 LOB: 1 BB: 0 P: 12 | R: 0 E: 0 K: 0 S: 4 | H: 1 LOB: 1 BB: 0 P: 8 | R: 0 E: 0 K: 0 S: 7 | H: 0 LOB: 0 BB: 0 P: 8 | R: 0 E: 0 K: 1 S: 9 | H: 2 LOB: 1 BB: 0 P: 15 | R: 0 E: 0 K: 0 S: 9 | H: 1 LOB: 1 BB: 0 P: 13 | R: 0 E: 0 K: 2 S: 8 | H: 0 LOB: 0 BB: 0 P: 13 | R: 0 E: 0 K: 1 S: 9 | H: 0 LOB: 0 BB: 0 P: 14 | R: 0 E: 0 K: 0 S: 7 | H: 0 LOB: 1 BB: 1 P: 13 | R: 2 E: 0 K: 1 S: 11 | H: 3 LOB: 1 BB: 0 P: 16 | 1B: 6 2B: 1 3B: 0 HR: 1 | SF: 1 SAC: 0 DP: 0 HBP: 0 | WP: 0 PB: 0 SB: 1 CS: 0 | PA: 35 | | | | | |
| PITCHER | IP | WLS | BF | H | R | ER | SO | BB | IBB | HBP | BLK | WP | HR | S | P | ERA | WHIP | | | | | | | | | | |
| Ryan Bowen, R ERA: 1.5 Bryan Harvey, R ERA: 9.0 | (1, 1) | 8.0 | 29 | 5 | 0 | 0 | 4 | 1 | 0 | 0 | 0 | 0 | 0 | 61 | 96 | 0.00 | 0.750 | | | | | | | | | | |
| | (9, 1) | 1.0 | 6 | 3 | 2 | 2 | 1 | 0 | 0 | 0 | 0 | 0 | 1 | 11 | 16 | 18.00 | 3.000 | | | | | | | | | | |

AB 33
R 2
H 8
RBI 2
BB 1
SO 5
LOB 9



| Batter | 1 | 2 | 3 | 4 | 5 | 6 | 7 | 8 | 9 | AB | R | H | RBI | BB | SO | LOB | BOTTOM | | | | | | | | | | |
|--|------------------------------|----------------------------------|------------------------------|----------------------------------|------------------------------|----------------------------------|------------------------------|----------------------------------|-------------------------------|----------------------------------|------------------------------|---------------------------------|-------------------------------|----------------------------------|------------------------------|----------------------------------|--|------------------------------------|----------------------------------|--------|--|--|--|--|--|--|--|
| Scott Pose, L OBP: 0.316, SLG: 0.333 (1, 8) | F7 | | FC1-6 | | G3 | | | | G1-3 | 5 | 0 | 1 | 0 | 0 | 0 | 3 | San Diego Padres @ Florida Marlins Joe Robbie Stadium, Miami, FL Fri Apr 09 1993, 7:05 PM EDT Att: 41,938 - Unknown | | | | | | | | | | |
| Bret Barberie, S OBP: 0.444, SLG: 0.286 (1, 4) | F9 | | G1-4-3 | | | F8 | | | K | 4 | 0 | 0 | 0 | 1 | 1 | 3 | | | | | | | | | | | |
| Junior Felix, S OBP: 0.188, SLG: 0.250 (1, 9) | F7 | | G3-1 | | P5 | | | | | 4 | 0 | 0 | 0 | 0 | 0 | 4 | | | | | | | | | | | |
| Orestes Destrade, S OBP: 0.188, SLG: 0.250 Bryan Harvey, R (9, 1) | | G4-3 | | F7 | | F9 | | | FC6-4 | 4 | 0 | 0 | 0 | 0 | 0 | 1 | | | | | | | | | | | |
| | | | | | | | | | | 0 | 0 | 0 | 0 | 0 | 0 | 0 | | | | | | | | | | | |
| Dave Magadan, L OBP: 0.313, SLG: 0.154 (1, 5) | | L5 | | E3 | | P5 | | | F7 | 4 | 0 | 0 | 0 | 0 | 0 | 0 | | | | | | | | | | | |
| Benito Santiago, R OBP: 0.188, SLG: 0.250 (1, 2) | | | E5 | | F9 | | | | K | 4 | 1 | 1 | 0 | 0 | 1 | 1 | | | | | | | | | | | |
| Jeff Conine, R OBP: 0.625, SLG: 0.625 (1, 7) | | | | | FC5-4 | | | | | 4 | 0 | 2 | 1 | 0 | 0 | 1 | | | | | | | | | | | |
| | | | | | | | | | | | | | | | | | | | | | | | | | | | |
| Walt Weiss, S OBP: 0.563, SLG: 0.583 (1, 6) | | | G3 | | | | | | | 2 | 0 | 1 | 0 | 2 | 0 | 2 | | | | | | | | | | | |
| | | | | | | | | | | | | | | | | | | | | | | | | | | | |
| Ryan Bowen, R Chuck Carr, S (9, 8) | | | | E1 | | | | | | 2 | 0 | 0 | 0 | 0 | 1 | 2 | | | | | | | | | | | |
| | | | | | | | | | | 0 | 0 | 0 | 0 | 0 | 0 | 0 | | | | | | | | | | | |
| Inning Stats | R: 0 E: 0 K: 0 S: 6 | H: 0 LOB: 0 BB: 0 P: 13 | R: 0 E: 1 K: 0 S: 8 | H: 1 LOB: 2 BB: 0 P: 14 | R: 0 E: 1 K: 0 S: 9 | H: 0 LOB: 1 BB: 0 P: 15 | R: 0 E: 1 K: 0 S: 9 | H: 0 LOB: 1 BB: 0 P: 14 | R: 0 E: 0 K: 1 S: 11 | H: 2 LOB: 2 BB: 1 P: 19 | R: 1 E: 0 K: 0 S: 5 | H: 2 LOB: 1 BB: 1 P: 5 | R: 0 E: 0 K: 1 S: 11 | H: 0 LOB: 1 BB: 0 P: 17 | R: 0 E: 0 K: 1 S: 8 | H: 0 LOB: 1 BB: 1 P: 17 | 1B: 4 2B: 1 3B: 0 HR: 0 | SF: 0 SAC: 2 DP: 0 HBP: 0 | WP: 0 PB: 0 SB: 0 CS: 0 | PA: 38 | | | | | | | |
| PITCHER | IP | WLS | BF | H | R | ER | SO | BB | IBB | HBP | BLK | WP | HR | S | P | ERA | WHIP | | | | | | | | | | |
| Frank Seminara, R ERA: 1.5 Rich Rodriguez, L ERA: 9.0 Gene Harris, R ERA: | (1, 1) | 6.0 | 27 | 4 | 1 | 1 | 1 | 1 | 0 | 0 | 0 | 0 | 0 | 54 | 96 | 1.50 | 0.833 | | | | | | | | | | |
| | (7, 1) | 1.0 | 4 | 1 | 0 | 0 | 0 | 0 | 0 | 0 | 0 | 0 | 0 | 5 | 5 | 0.00 | 1.000 | | | | | | | | | | |
| | (8, 1) | 2.0 | 7 | 0 | 0 | 0 | 2 | 1 | 0 | 0 | 0 | 0 | 0 | 19 | 34 | 0.00 | 0.500 | | | | | | | | | | |

AB 33
R 1
H 5
RBI 1
BB 3
SO 3
LOB 17




| Batter | 1 | 2 | 3 | 4 | 5 | 6 | 7 | 8 | 9 | AB | R | H | RBI | BB | SO | LOB | TOP | | | | | | | | | | |
|---|------------------------------|----------------------------------|------------------------------|----------------------------------|------------------------------|----------------------------------|------------------------------|----------------------------------|------------------------------|----------------------------------|------------------------------|----------------------------------|------------------------------|---------------------------------|------------------------------|----------------------------------|---|----------------------------------|----------------------------------|------------------------------------|----------------------------------|--------|--|--|--|--|--|
| Tony Gwynn, L OBP: 0.294, SLG: 0.231 | G4-3 | | SF7 | | | F8 | | F9 | | 3 | 0 | 1 | 1 | 0 | 0 | 1 | <p>San Diego Padres @ Florida Marlins</p> <p>Joe Robbie Stadium, Miami, FL</p> <p>Sat Apr 10 1993, 7:05 PM EDT</p> <p>Att: 43,021 - Unknown</p> <p>livebaseballscorecards.com</p> | | | | | | | | | | |
| Tim Teufel, R Guillermo Velasquez, L OBP: 0.500, SLG: 0.500 | G5-3 | | K | | | F8 | | K | | 3 | 0 | 0 | 0 | 0 | 1 | 1 | | | | | | | | | | | |
| Gary Sheffield, R OBP: 0.353, SLG: 0.688 | 1B | | | | | F7 | | G5-3 | | 4 | 0 | 2 | 0 | 0 | 0 | 1 | | | | | | | | | | | |
| Fred McGriff, L OBP: 0.235, SLG: 0.333 | G3 | | | | | G4-6-3 | | G3 | | 4 | 0 | 0 | 0 | 0 | 0 | 2 | | | | | | | | | | | |
| Phil Plantier, L OBP: 0.286, SLG: 0.417 | G1-3 | | | | | F8 | | L4 | | 3 | 0 | 0 | 0 | 0 | 0 | 0 | | | | | | | | | | | |
| Derek Bell, R OBP: 0.143, SLG: 0.143 | K | | | | | K | | L7 | | 3 | 0 | 0 | 0 | 0 | 2 | 0 | | | | | | | | | | | |
| Dan Walters, R Darrell Sherman, L Bob Geren, R | F9 | | | | | F7 | | SH1-4 1B | | 3 | 0 | 1 | 0 | 0 | 0 | 0 | | | | | | | | | | | |
| Craig Shipley, R OBP: 0.077, SLG: 0.154 | | | SH1-4 SF7 2B | | | K | | SH1-4 | | 2 | 1 | 1 | 0 | 0 | 1 | 0 | | | | | | | | | | | |
| Dave Eiland, R Jeff Gardner, L Pat Gomez, L | SH1-4 | | | | | G1-3 | | FC6-5-4 | | 1 | 0 | 0 | 0 | 0 | 0 | 0 | | | | | | | | | | | |
| | | | | | | | | | | 1 | 0 | 0 | 0 | 0 | 0 | 2 | | | | | | | | | | | |
| | | | | | | | | | | 0 | 0 | 0 | 0 | 0 | 0 | 0 | | | | | | | | | | | |
| Inning Stats | R: 0 E: 0 K: 0 S: 9 | H: 1 LOB: 1 BB: 0 P: 11 | R: 0 E: 0 K: 1 S: 8 | H: 0 LOB: 0 BB: 0 P: 12 | R: 1 E: 0 K: 1 S: 9 | H: 1 LOB: 0 BB: 0 P: 13 | R: 0 E: 0 K: 0 S: 6 | H: 1 LOB: 0 BB: 0 P: 10 | R: 0 E: 0 K: 2 S: 8 | H: 0 LOB: 0 BB: 0 P: 10 | R: 0 E: 0 K: 0 S: 9 | H: 1 LOB: 1 BB: 0 P: 14 | R: 0 E: 0 K: 0 S: 5 | H: 0 LOB: 0 BB: 0 P: 8 | R: 0 E: 0 K: 0 S: 8 | H: 1 LOB: 1 BB: 0 P: 12 | R: 0 E: 0 K: 1 S: 9 | H: 0 LOB: 0 BB: 0 P: 13 | 1B: 3 2B: 2 3B: 0 HR: 0 | SF: 1 SAC: 2 DP: 1 HBP: 0 | WP: 0 PB: 0 SB: 0 CS: 0 | PA: 31 | | | | | |
| PITCHER | IP | WLS | BF | H | R | ER | SO | BB | IBB | HBP | BLK | WP | HR | S | P | ERA | WHIP | | | | | | | | | | |
| Charlie Hough, R ERA: 2.57 | (1, 1) | 8.0 | W | 28 | 5 | 1 | 1 | 4 | 0 | 0 | 0 | 0 | 0 | 62 | 90 | 1.12 | 0.625 | | | | | | | | | | |
| Bryan Harvey, R ERA: 6.0 | (9, 1) | 1.0 | S | 3 | 0 | 0 | 0 | 1 | 0 | 0 | 0 | 0 | 0 | 9 | 13 | 0.00 | 0.000 | | | | | | | | | | |

| Batter | 1 | 2 | 3 | 4 | 5 | 6 | 7 | 8 | 9 | AB | R | H | RBI | BB | SO | LOB | BOTTOM | | | | | | | | | | |
|--|-------------------------------|----------------------------------|-------------------------------|----------------------------------|------------------------------|----------------------------------|------------------------------|---------------------------------|------------------------------|---------------------------------|------------------------------|---------------------------------|------------------------------|----------------------------------|------------------------------|----------------------------------|---|----------------------------------|----------------------------------|------------------------------------|----------------------------------|--------|--|--|--|--|--|
| Scott Pose, L OBP: 0.348, SLG: 0.409 | G4-3 | 1B | | | | G4-3 | | F7 | | 4 | 0 | 2 | 1 | 0 | 0 | 1 | <p>San Diego Padres @ Florida Marlins</p> <p>Joe Robbie Stadium, Miami, FL</p> <p>Sat Apr 10 1993, 7:05 PM EDT</p> <p>Att: 43,021 - Unknown</p> <p>livebaseballscorecards.com</p> | | | | | | | | | | |
| Bret Barberie, S OBP: 0.409, SLG: 0.278 | K | 1B | | | | G4-3 | | G4-3 | | 4 | 0 | 1 | 0 | 0 | 1 | 2 | | | | | | | | | | | |
| Junior Felix, S OBP: 0.150, SLG: 0.200 | P5 | F9 | | | | G3-1 | | G5-3 | | 4 | 0 | 0 | 0 | 0 | 0 | 3 | | | | | | | | | | | |
| Orestes Destrade, S Bryan Harvey, R | BB | | | | | G4-3 | | K | | 3 | 0 | 0 | 0 | 1 | 1 | 0 | | | | | | | | | | | |
| Dave Magadan, L OBP: 0.250, SLG: 0.118 | G4-3 | | | | | F7 | | G4-3 | | 4 | 0 | 0 | 0 | 0 | 0 | 2 | | | | | | | | | | | |
| Benito Santiago, R OBP: 0.283, SLG: 0.278 | | G4-3 1B | | | | F8 | | F8 | | 2 | 1 | 1 | 0 | 1 | 0 | 0 | | | | | | | | | | | |
| Jeff Conine, R OBP: 0.526, SLG: 0.526 | | E5 G4-3 1B | | | | F8 | | K | | 3 | 1 | 0 | 0 | 0 | 1 | 2 | | | | | | | | | | | |
| Walt Weiss, S OBP: 0.526, SLG: 0.500 | | G4-3 | | | | G1 | | SH2-4 BB | | 2 | 0 | 0 | 1 | 1 | 0 | 1 | | | | | | | | | | | |
| Charlie Hough, R Chuck Carr, S | | K | | | | G5-3 | | SH2-4 | | 2 | 0 | 0 | 0 | 0 | 1 | 1 | | | | | | | | | | | |
| | | | | | | | | | | 0 | 0 | 0 | 0 | 0 | 0 | 0 | | | | | | | | | | | |
| Inning Stats | R: 0 E: 0 K: 1 S: 10 | H: 1 LOB: 2 BB: 1 P: 18 | R: 2 E: 1 K: 1 S: 14 | H: 3 LOB: 2 BB: 0 P: 20 | R: 0 E: 0 K: 0 S: 9 | H: 0 LOB: 1 BB: 1 P: 19 | R: 0 E: 0 K: 0 S: 5 | H: 0 LOB: 0 BB: 0 P: 8 | R: 0 E: 0 K: 0 S: 8 | H: 0 LOB: 0 BB: 0 P: 9 | R: 0 E: 0 K: 1 S: 8 | H: 0 LOB: 1 BB: 0 P: 8 | R: 0 E: 0 K: 0 S: 7 | H: 0 LOB: 1 BB: 1 P: 14 | R: 0 E: 0 K: 1 S: 8 | H: 0 LOB: 0 BB: 0 P: 14 | R: 0 E: 0 K: 1 S: 8 | H: 0 LOB: 0 BB: 0 P: 13 | 1B: 3 2B: 1 3B: 0 HR: 0 | SF: 0 SAC: 1 DP: 0 HBP: 0 | WP: 0 PB: 0 SB: 1 CS: 0 | PA: 32 | | | | | |
| PITCHER | IP | WLS | BF | H | R | ER | SO | BB | IBB | HBP | BLK | WP | HR | S | P | ERA | WHIP | | | | | | | | | | |
| Dave Eiland, R ERA: | (1, 1) | 7.0 | L | 29 | 4 | 2 | 0 | 3 | 3 | 0 | 0 | 0 | 0 | 59 | 96 | 0.00 | 1.000 | | | | | | | | | | |
| Pat Gomez, L ERA: | (8, 1) | 1.0 | | 3 | 0 | 0 | 0 | 1 | 0 | 0 | 0 | 0 | 0 | 8 | 14 | 0.00 | 0.000 | | | | | | | | | | |

| Batter | 1 | 2 | 3 | 4 | 5 | 6 | 7 | 8 | 9 | AB | R | H | RBI | BB | SO | LOB | TOP | | | | | | | | |
|---|---------------------------------------|----------------------------------|---------------------------------------|----------------------------------|--------------------------------------|---------------------------------|--------------------------------------|---------------------------------|---------------------------------------|----------------------------------|--------------------------------------|----------------------------------|--------------------------------------|----------------------------------|---------------------------------------|----------------------------------|--------------------------------------|----------------------------------|----------------------------------|------------------------------------|----------------------------------|--------|--|--|--|
| Tony Gwynn, L OBP: 0.364, SLG: 0.389 | 0-0 1B | 1-1 F8 | | | 3-3 K | | 0-0 1B | 0-0 G4-3 | 5 | 1 | 3 | 1 | 0 | 1 | 1 | | | | | | | | | | |
| Jeff Gardner, L OBP: 0.276, SLG: 0.353 | 1-2 1B | 0-1 2B | | | 2-3 K | | 0-3 K | 0-1 G4-3 | 5 | 1 | 2 | 0 | 0 | 2 | 2 | | | | | | | | | | |
| Gary Sheffield, R OBP: 0.273, SLG: 0.524 | 1-3 K | 1-3 K | | | 3-3 K | | 1-0 F7 | 1-1 L8 | 5 | 0 | 0 | 0 | 0 | 3 | 6 | | | | | | | | | | |
| Fred McGriff, L OBP: 0.333, SLG: 0.526 | 2-1 2B | | 1-0 G3 | | | 0-0 1B | | 3-2 1B | 4 | 3 | 3 | 1 | 0 | 0 | 0 | | | | | | | | | | |
| Phil Plantier, L OBP: 0.333, SLG: 0.429 | 0-0 SF8 | | 0-1 G3 | | | 4-0 1B | | 0-2 1B | 2 | 0 | 1 | 2 | 1 | 0 | 0 | | | | | | | | | | |
| Rich Rodriguez, L OBP: 0.222, SLG: 0.278 | 1-2 2B | | 0-0 G6-3 | | | 1-0 1B | | 0-3 K | 4 | 0 | 2 | 1 | 0 | 1 | 1 | | | | | | | | | | |
| Bob Geren, R | 2-3 K | | 1-1 F9 | | | 0-0 G5-4-3 | | 0-1 L6-3 | 4 | 0 | 0 | 0 | 0 | 1 | 4 | | | | | | | | | | |
| Craig Shipley, R OBP: 0.116, SLG: 0.235 | | 0-1 P4 | | 0-3 K2-3 | | 1-0 G4-3 | | 0-0 2B | 4 | 1 | 1 | 0 | 0 | 1 | 1 | | | | | | | | | | |
| Andy Benes, R OBP: 0.200, SLG: 0.200 | | 3-2 1B | | 0-3 K | | | 2-3 K | 1-1 B2 | 3 | 0 | 1 | 0 | 0 | 2 | 0 | | | | | | | | | | |
| Darrell Sherman, L OBP: 0.333, SLG: 0.667 | | | | | | | | | 1 | 0 | 0 | 0 | 0 | 0 | 1 | | | | | | | | | | |
| Inning Stats | R: 3 H: 4 E: 0 K: 2 S: 17 | H: 4 LOB: 1 BB: 0 P: 24 | R: 0 H: 2 E: 0 K: 1 S: 12 | H: 2 LOB: 2 BB: 0 P: 17 | R: 0 H: 0 E: 0 K: 0 S: 4 | H: 0 LOB: 0 BB: 0 P: 5 | R: 0 H: 0 E: 0 K: 2 S: 8 | H: 0 LOB: 0 BB: 0 P: 9 | R: 0 H: 0 E: 0 K: 3 S: 11 | H: 0 LOB: 0 BB: 0 P: 19 | R: 1 H: 2 E: 0 K: 0 S: 4 | H: 2 LOB: 1 BB: 1 P: 10 | R: 0 H: 1 E: 0 K: 2 S: 8 | H: 1 LOB: 0 BB: 0 P: 11 | R: 1 H: 2 E: 0 K: 1 S: 13 | H: 2 LOB: 0 BB: 0 P: 16 | R: 1 H: 2 E: 0 K: 0 S: 8 | H: 2 LOB: 1 BB: 0 P: 10 | 1B: 7 2B: 7 3B: 0 HR: 0 | SF: 1 SAC: 0 DP: 2 HBP: 0 | WP: 0 PB: 0 SB: 0 CS: 0 | PA: 39 | | | |
| PITCHER | IP | WLS | BF | H | R | ER | SO | BB | IBB | HBP | BLK | WP | HR | S | P | ERA | WHIP | | | | | | | | |
| Jack Armstrong, R ERA: 5.4 | 7.0 | L | 30 | 9 | 4 | 4 | 10 | 1 | 0 | 0 | 0 | 0 | 0 | 64 | 95 | 5.14 | 1.429 | | | | | | | | |
| Bob McClure, L ERA: 27.0 | 0.0 | | 2 | 2 | 1 | 1 | 0 | 0 | 0 | 0 | 0 | 0 | 0 | 8 | 11 | ∞ | ∞ | | | | | | | | |
| Cris Carpenter, R ERA: 3.0 | 2.0 | | 7 | 2 | 1 | 1 | 1 | 0 | 0 | 0 | 0 | 0 | 0 | 13 | 15 | 4.50 | 1.000 | | | | | | | | |

San Diego Padres @ Florida Marlins
Joe Robbie Stadium, Miami, FL
Sun Apr 11 1993, 3:33 AM EDT
Att: 42,372 - Cloudy - 77 F


AB 37
R 6
H 13
RBI 5
BB 1
SO 11
LOB 16



| Batter | 1 | 2 | 3 | 4 | 5 | 6 | 7 | 8 | 9 | AB | R | H | RBI | BB | SO | LOB | BOTTOM | | | | | | | | |
|--|--------------------------------------|----------------------------------|---------------------------------------|----------------------------------|---------------------------------------|----------------------------------|--------------------------------------|----------------------------------|--------------------------------------|----------------------------------|---------------------------------------|----------------------------------|--------------------------------------|----------------------------------|----------------------------------|------------------------------------|----------------------------------|--------|--|--|--|--|--|--|--|
| Scott Pose, L OBP: 0.357, SLG: 0.385 | 1-1 L6 | | 1-2 F7 | | 0-0 1B | | 4-2 BB | | 0-0 G4-3 | 4 | 0 | 1 | 0 | 1 | 0 | 0 | | | | | | | | | |
| Greg Britley, L OBP: 0.143, SLG: 0.143 | 2-1 G4-3 | | 1-2 1B | | 0-0 F8 | | 1-0 F7 | | 3-2 G4-3 | 5 | 1 | 1 | 0 | 0 | 2 | | | | | | | | | | |
| Bret Barberie, S OBP: 0.346, SLG: 0.227 | 1-0 P6 | | 3-2 F7 | | 0-0 G4-6-3 | | | | 3-3 K | 4 | 0 | 0 | 0 | 0 | 1 | 2 | | | | | | | | | |
| Orestes Destrade, S OBP: 0.250, SLG: 0.261 | | 3-3 K | 1-1 1B | | 0-1 1B | | | | 3-1 P4 | 4 | 0 | 2 | 1 | 0 | 1 | 0 | | | | | | | | | |
| Jeff Conine, R OBP: 0.522, SLG: 0.500 | | 1-1 1B | 1-3 K | | 2-3 K | | | | 4-1 BB | 3 | 1 | 1 | 0 | 1 | 2 | 2 | | | | | | | | | |
| Dave Magadan, L OBP: 0.375, SLG: 0.211 | | 1-0 1B | | 0-0 1B | | 4-1 1B | | | 4-2 BB | 2 | 0 | 2 | 0 | 2 | 0 | 0 | | | | | | | | | |
| Steve Decker, R | | 1-3 K | | 3-3 K | | 1-1 G6-4-3 | | | 4-2 BB | 3 | 0 | 0 | 0 | 1 | 2 | 5 | | | | | | | | | |
| Walt Weiss, S OBP: 0.478, SLG: 0.444 | | 0-0 1B | | 1-2 F9 | | 1-1 F9 | | | 0-0 G4-3 | 4 | 0 | 1 | 1 | 0 | 0 | 4 | | | | | | | | | |
| Jack Armstrong, R | | 1-2 1B | | 1-3 F9 | | | | | 0-3 K | 2 | 0 | 0 | 0 | 0 | 2 | 3 | | | | | | | | | |
| Rick Renteria, R OBP: 0.500, SLG: 0.500 | | | | | | | | | | 1 | 0 | 0 | 0 | 0 | 0 | 0 | | | | | | | | | |
| Bob McClure, R | | | | | | | | | | 0 | 0 | 0 | 0 | 0 | 0 | 0 | | | | | | | | | |
| Cris Carpenter, R | | | | | | | | | | 0 | 0 | 0 | 0 | 0 | 0 | 0 | | | | | | | | | |
| Junior Felix, S OBP: 0.143, SLG: 0.190 | | | | | | | | | | 1 | 0 | 0 | 0 | 0 | 1 | 0 | | | | | | | | | |
| Inning Stats | R: 0 H: 0 E: 0 K: 0 S: 5 | H: 3 LOB: 2 BB: 0 P: 20 | R: 1 H: 2 E: 0 K: 1 S: 15 | H: 2 LOB: 1 BB: 0 P: 22 | R: 0 H: 1 E: 0 K: 2 S: 13 | H: 1 LOB: 0 BB: 0 P: 18 | R: 0 H: 1 E: 0 K: 1 S: 9 | H: 1 LOB: 1 BB: 1 P: 16 | R: 0 H: 0 E: 0 K: 0 S: 8 | H: 0 LOB: 1 BB: 1 P: 15 | R: 0 H: 0 E: 0 K: 1 S: 16 | H: 0 LOB: 3 BB: 3 P: 34 | R: 0 H: 0 E: 0 K: 1 S: 7 | H: 0 LOB: 0 BB: 0 P: 10 | 1B: 8 2B: 0 3B: 0 HR: 0 | SF: 0 SAC: 0 DP: 2 HBP: 0 | WP: 0 PB: 0 SB: 1 CS: 0 | PA: 38 | | | | | | | |
| PITCHER | IP | WLS | BF | H | R | ER | SO | BB | IBB | HBP | BLK | WP | HR | S | P | ERA | WHIP | | | | | | | | |
| Andy Benes, R ERA: 6.35 | 7.0 | W | 29 | 8 | 2 | 2 | 7 | 2 | 0 | 0 | 0 | 0 | 0 | 66 | 103 | 2.57 | 1.429 | | | | | | | | |
| Rich Rodriguez, L ERA: 6.75 | 0.2 | | 5 | 0 | 0 | 0 | 1 | 3 | 0 | 0 | 0 | 0 | 0 | 15 | 33 | 0.00 | 4.500 | | | | | | | | |
| Gene Harris, R ERA: | 1.1 | S | 4 | 0 | 0 | 0 | 1 | 0 | 0 | 0 | 0 | 0 | 0 | 8 | 11 | 0.00 | 0.000 | | | | | | | | |

San Diego Padres @ Florida Marlins
Joe Robbie Stadium, Miami, FL
Sun Apr 11 1993, 3:33 AM EDT
Att: 42,372 - Cloudy - 77 F

AB 33
R 2
H 8
RBI 2
BB 5
SO 9
LOB 18



| Batter | 1 | 2 | 3 | 4 | 5 | 6 | 7 | 8 | 9 | AB | R | H | RBI | BB | SO | LOB | TOP | | | | | | | | |
|--|-------------------------------|----------------------------------|-------------------------------|----------------------------------|------------------------------|----------------------------------|-------------------------------|----------------------------------|-------------------------------|----------------------------------|-------------------------------|----------------------------------|------------------------------|----------------------------------|------------------------------|---------------------------------|--|---------------------------------|----------------------------------|------------------------------------|----------------------------------|--------|--|--|--|
| Al Martin, L OBP: 0.174, SLG: 0.435 (1, 7) | F9 | | P5 | K | | | K | | SH1-4 1B | 5 | 0 | 1 | 0 | 0 | 2 | 1 | Pittsburgh Pirates @ San Diego Padres Jack Murphy Stadium, San Diego, CA Mon Apr 12, 1993, 10:05 PM EDT Att: 46,192 - Unknown - 69 F | | | | | | | | |
| Jay Bell, R OBP: 0.480, SLG: 0.783 (1, 6) | K | | G6-3 | | HR | | FC5-2 3B | | SH1-4 | 4 | 1 | 2 | 1 | 0 | 1 | 0 | | | | | | | | | |
| Andy Van Slyke, L OBP: 0.385, SLG: 0.455 (1, 8) | | | K | | K | | FC5-2 1B | | F7 | 4 | 0 | 1 | 0 | 1 | 2 | 1 | | | | | | | | | |
| Jeff King, R OBP: 0.370, SLG: 0.360 (1, 5) | K | | | | F7 | | FC5-2 | | F8 | 5 | 0 | 1 | 0 | 0 | 1 | 4 | | | | | | | | | |
| Orlando Merced, S OBP: 0.364, SLG: 0.368 (1, 9) | | F8 | | 3B 1B | F8 | | F7 | | | 4 | 1 | 1 | 0 | 0 | 0 | 3 | | | | | | | | | |
| Kevin Young, R OBP: 0.360, SLG: 0.565 (1, 3) | | G5-3 | | 1B 3B | L5 | | | | F8 | 4 | 1 | 1 | 1 | 0 | 0 | 1 | | | | | | | | | |
| Don Slaught, R OBP: 0.300, SLG: 0.357 (1, 2) | | HBP 1B | | S 1B | | K | | | F7 | 4 | 1 | 2 | 1 | 0 | 1 | 0 | | | | | | | | | |
| Carlos Garcia, R OBP: 0.400, SLG: 0.294 (1, 4) | | | | F7 | | G6-3 | | | S HBP | 2 | 0 | 0 | 0 | 0 | 0 | 1 | | | | | | | | | |
| Dave Otto, L OBP: 0.333, SLG: 0.333 (1, 1) | | | | L7 | | G1-3 | | | G3 | 3 | 0 | 1 | 1 | 0 | 0 | 2 | | | | | | | | | |
| Bias Minor, R (7, 1) | | | | | | | | | | 0 | 0 | 0 | 0 | 0 | 0 | 0 | | | | | | | | | |
| Denny Neagle, L (7, 1) | | | | | | | | | | 1 | 0 | 0 | 0 | 0 | 0 | 1 | | | | | | | | | |
| Stan Belinda, R (8, 1) | | | | | | | | | | 0 | 0 | 0 | 0 | 0 | 0 | 0 | | | | | | | | | |
| Inning Stats | R: 0 E: 0 K: 2 S: 11 | H: 1 LOB: 1 BB: 0 P: 20 | R: 0 E: 0 K: 0 S: 12 | H: 1 LOB: 2 BB: 0 P: 19 | R: 0 E: 0 K: 1 S: 8 | H: 0 LOB: 0 BB: 0 P: 13 | R: 3 E: 0 K: 1 S: 22 | H: 4 LOB: 1 BB: 0 P: 32 | R: 1 E: 0 K: 1 S: 17 | H: 2 LOB: 1 BB: 0 P: 28 | R: 0 E: 0 K: 1 S: 12 | H: 0 LOB: 0 BB: 0 P: 16 | R: 0 E: 0 K: 1 S: 8 | H: 1 LOB: 2 BB: 1 P: 19 | R: 0 E: 0 K: 0 S: 6 | H: 0 LOB: 1 BB: 0 P: 9 | R: 0 E: 0 K: 0 S: 4 | H: 1 LOB: 1 BB: 0 P: 5 | 1B: 7 2B: 0 3B: 2 HR: 1 | SF: 0 SAC: 1 DP: 0 HBP: 2 | WP: 0 PB: 0 SB: 3 CS: 0 | PA: 40 | | | |
| PITCHER | IP | WLS | BF | H | R | ER | SO | BB | IBB | HBP | BLK | WP | HR | S | P | ERA | WHIP | | | | | | | | |
| Greg Harris, R ERA: 9.35 (1, 1) | 4.1 | L | 22 | 8 | 4 | 4 | 5 | 0 | 0 | 1 | 0 | 0 | 1 | 64 | 100 | 8.31 | 1.846 | | | | | | | | |
| Tim Scott, R ERA: (5, 1) | 0.2 | | 2 | 0 | 0 | 0 | 0 | 0 | 0 | 0 | 0 | 0 | 0 | 6 | 12 | 0.00 | 0.000 | | | | | | | | |
| Jeremy Hernandez, R ERA: (6, 1) | 2.0 | | 8 | 1 | 0 | 0 | 2 | 0 | 1 | 0 | 0 | 0 | 0 | 20 | 35 | 0.00 | 0.500 | | | | | | | | |
| Roger Mason, R ERA: (8, 1) | 2.0 | | 8 | 1 | 0 | 0 | 0 | 0 | 0 | 1 | 0 | 0 | 0 | 10 | 14 | 0.00 | 0.500 | | | | | | | | |

| Batter | 1 | 2 | 3 | 4 | 5 | 6 | 7 | 8 | 9 | AB | R | H | RBI | BB | SO | LOB | BOTTOM | | | | | | | | |
|--|------------------------------|----------------------------------|------------------------------|----------------------------------|------------------------------|---------------------------------|------------------------------|----------------------------------|------------------------------|----------------------------------|------------------------------|----------------------------------|-------------------------------|----------------------------------|------------------------------|----------------------------------|--|----------------------------------|----------------------------------|------------------------------------|----------------------------------|--------|--|--|--|
| Tony Gwynn, L OBP: 0.346, SLG: 0.333 (1, 9) | S BB BB | | K | | F7 | | | F8 | | 3 | 0 | 0 | 0 | 1 | 1 | 2 | Pittsburgh Pirates @ San Diego Padres Jack Murphy Stadium, San Diego, CA Mon Apr 12, 1993, 10:05 PM EDT Att: 46,192 - Unknown - 69 F | | | | | | | | |
| Tim Teufel, R (1, 4) | | | | G5-3 | | F9 | | K | | 2 | 0 | 0 | 0 | 1 | 0 | 0 | | | | | | | | | |
| Jeff Gardner, L OBP: 0.263, SLG: 0.333 (8, PH) (9, 4) | | | | G6-3 BB | | | | K | | 1 | 0 | 0 | 0 | 0 | 1 | 0 | | | | | | | | | |
| Gary Sheffield, R OBP: 0.269, SLG: 0.480 (1, 5) | L7 | | | G3-6-3 1B | | P3 | | G6-3 | | 4 | 0 | 1 | 0 | 0 | 0 | 2 | | | | | | | | | |
| Fred McGriff, L OBP: 0.280, SLG: 0.435 (1, 3) | G6-3 | | | G3-6-3 | | G3 | | | K | 4 | 0 | 0 | 0 | 0 | 1 | 3 | | | | | | | | | |
| Derek Bell, R OBP: 0.318, SLG: 0.381 (1, 8) | | | | G6-4-3 BB | | E5 1B E 1B | | FC6-4 2B | | 3 | 2 | 2 | 0 | 1 | 1 | 0 | | | | | | | | | |
| Dan Walters, R OBP: 0.278, SLG: 0.250 (1, 2) | | | | G6-4-3 | | FC5-4 E 1B | | P4 | | 4 | 0 | 1 | 0 | 0 | 0 | 2 | | | | | | | | | |
| Phil Plantier, L OBP: 0.333, SLG: 0.412 (1, 7) | | | | K | | E4 FC5-4 1B | | FC6-4 1B | | 3 | 0 | 1 | 1 | 0 | 1 | 1 | | | | | | | | | |
| Craig Shipley, R OBP: 0.100, SLG: 0.200 (1, 6) | | | | | G5-3 | | F8 | | FC6-4 | 3 | 0 | 0 | 1 | 0 | 0 | 3 | | | | | | | | | |
| Greg Harris, R (1, 1) | | | | | G1-3 | | FC5-4 | | K | 1 | 0 | 0 | 0 | 0 | 0 | 0 | | | | | | | | | |
| Tim Scott, R (5, 1) | | | | | | | | | | 0 | 0 | 0 | 0 | 0 | 0 | 0 | | | | | | | | | |
| Phil Clark, R (5, PH) | | | | | | | | | | 1 | 0 | 0 | 0 | 0 | 0 | 2 | | | | | | | | | |
| Jeremy Hernandez, R (8, 1) | | | | | | | | | | 0 | 0 | 0 | 0 | 0 | 0 | 0 | | | | | | | | | |
| Guillermo Velasquez, L OBP: 0.333, SLG: 0.333 (7, PH) | | | | | | | | | | 1 | 0 | 0 | 0 | 0 | 0 | 1 | | | | | | | | | |
| Roger Mason, R (8, 1) | | | | | | | | | | 0 | 0 | 0 | 0 | 0 | 0 | 0 | | | | | | | | | |
| Inning Stats | R: 0 E: 0 K: 0 S: 9 | H: 0 LOB: 2 BB: 2 P: 20 | R: 0 E: 0 K: 1 S: 8 | H: 0 LOB: 0 BB: 1 P: 13 | R: 0 E: 0 K: 1 S: 8 | H: 0 LOB: 0 BB: 0 P: 9 | R: 0 E: 0 K: 0 S: 6 | H: 1 LOB: 0 BB: 0 P: 11 | R: 1 E: 2 K: 0 S: 7 | H: 2 LOB: 2 BB: 0 P: 10 | R: 0 E: 0 K: 0 S: 6 | H: 0 LOB: 0 BB: 0 P: 10 | R: 1 E: 0 K: 1 S: 11 | H: 2 LOB: 1 BB: 0 P: 16 | R: 0 E: 0 K: 1 S: 9 | H: 0 LOB: 0 BB: 0 P: 14 | R: 0 E: 0 K: 2 S: 8 | H: 0 LOB: 0 BB: 0 P: 13 | 1B: 4 2B: 1 3B: 0 HR: 0 | SF: 0 SAC: 0 DP: 3 HBP: 0 | WP: 0 PB: 0 SB: 1 CS: 0 | PA: 33 | | | |
| PITCHER | IP | WLS | BF | H | R | ER | SO | BB | IBB | HBP | BLK | WP | HR | S | P | ERA | WHIP | | | | | | | | |
| Dave Otto, L (1, 1) | 6.0 | W | 23 | 4 | 2 | 2 | 2 | 3 | 0 | 0 | 0 | 0 | 0 | 4 | 8 | 3.00 | 1.167 | | | | | | | | |
| Bias Minor, R (7, 1) | 0.2 | | 3 | 1 | 0 | 0 | 0 | 0 | 0 | 0 | 0 | 0 | 0 | 4 | 5 | 0.00 | 1.500 | | | | | | | | |
| Denny Neagle, L (7, 1) | 0.2 | | 2 | 0 | 0 | 0 | 1 | 0 | 0 | 0 | 0 | 0 | 0 | 7 | 9 | 0.00 | 0.000 | | | | | | | | |
| Stan Belinda, R (8, 1) | 1.2 | S | 5 | 0 | 0 | 0 | 3 | 0 | 0 | 0 | 0 | 0 | 0 | 13 | 22 | 0.00 | 0.000 | | | | | | | | |

AB 36
R 4
H 10
RBI 4
BB 1
SO 7
LOB 14



AB 30
R 2
H 5
RBI 2
BB 3
SO 6
LOB 16



| Batter | 1 | 2 | 3 | 4 | 5 | 6 | 7 | 8 | 9 | AB | R | H | RBI | BB | SO | LOB | TOP | | | |
|--|---------------------------------------|---------------------------------------|---------------------------------------|---------------------------------------|---------------------------------------|---------------------------------------|---------------------------------------|---------------------------------------|---------------------------------------|---------------------------------------|---------------------------------------|---------------------------------------|---------------------------------------|---------------------------------------|---------------------------------------|---------------------------------------|---|------------------------------------|----------------------------------|--------|
| Lonnie Smith, R (1, 7) OBP: 0.596, SLG: 0.667 | 4-0 BB | 0-0 G6-3 | | 2-0 F8 | | | 0-2 1B 3B | 1-3 K | | 3 | 1 | 1 | 0 | 1 | 0 | 3 | Pittsburgh Pirates @ San Diego Padres Jack Murphy Stadium, San Diego, CA Tue Apr 13 1993, 10:05 PM EDT Att: 11,493 - Unknown - 71 F | | | |
| Al Martin, L (7, 7) OBP: 0.167, SLG: 0.417 | | | | | | | | | | 1 | 0 | 0 | 0 | 0 | 1 | 2 | | | | |
| Jay Bell, R (1, 6) OBP: 0.467, SLG: 0.786 | 3-2 1B 3B | | 2-1 F9 | 0-0 F9 | | | 0-2 FC4-6 1B | 2-2 G4-3 | | 5 | 1 | 2 | 1 | 0 | 0 | 2 | | | | |
| Andy Van Slyke, L (1, 8) OBP: 0.397, SLG: 0.444 | 0-0 BB 1B | | 2-1 G2-3 | | 3-1 G1-3 | | 3-1 FC4-6 1-2 | 1-2 BB 1B | | 5 | 1 | 2 | 1 | 0 | 0 | 1 | | | | |
| Jeff King, R (1, 5) OBP: 0.438, SLG: 0.346 | 4-1 BB 1B | | 4-2 CS BB | | 4-1 G2-3 BB | | 2-1 L8 | 4-1 1B 1B | | 1 | 1 | 0 | 0 | 4 | 0 | 1 | | | | |
| Lloyd McClendon, R (1, 9) OBP: 0.200, SLG: 0.200 | 2-1 P3 | | 3-2 CS | 2-1 1B 1B | 2-1 G2-3 | | 2-2 G4-3 | 1-0 1B | | 4 | 1 | 1 | 0 | 0 | 0 | 4 | | | | |
| Orlando Merced, S (9, PH) OBP: 0.391, SLG: 0.400 | | | 1-2 | | 1-2 | | 1-2 | 1-3 2-H 1B | | 1 | 0 | 1 | 1 | 0 | 0 | 0 | | | | |
| Kevin Young, R (1, 3) OBP: 0.333, SLG: 0.500 | 1-3 K | | | 1-1 1B 1B | 2-1 G4-3 | | | 0-3 K | | 5 | 1 | 1 | 0 | 0 | 2 | 5 | | | | |
| Don Slaught, R (1, 2) OBP: 0.500, SLG: 0.526 | | 1-2 2B | | 1-1 1B 1B | | 2-1 G5-4-3 1B | | 2-3 K | 0-0 1B | 5 | 0 | 4 | 1 | 0 | 1 | 0 | | | | |
| Carlos Garcia, R (1, 4) OBP: 0.360, SLG: 0.318 | | 1-0 F9 | | 1-3 K | | 1-0 G5-4-3 | | 1-0 2B | 2-1 G3 | 5 | 0 | 1 | 0 | 0 | 1 | 7 | | | | |
| Paul Wagner, R (9, 1) | | | | | | 1-2 | | | | 0 | 0 | 0 | 0 | 0 | 0 | 0 | | | | |
| Bob Walk, R (1, 1) OBP: 0.250, SLG: 0.250 | | 0-0 F8 | | 0-0 F8 | | 0-3 K | | 4-0 IBB | | 3 | 0 | 1 | 2 | 0 | 1 | 1 | | | | |
| John Wehner, R (8, PH) | | | | | | | | | | 0 | 0 | 0 | 0 | 1 | 0 | 0 | | | | |
| John Candelaria, L (8, 1) | | | | | | | | | | 0 | 0 | 0 | 0 | 0 | 0 | 0 | | | | |
| Tom Foley, L (9, 4) OBP: 0.200, SLG: 0.400 | | | | 1-2 2-H 3-H 1B | | | | | | 0 | 0 | 0 | 0 | 0 | 0 | 0 | | | | |
| Inning Stats | R: 1 E: 0 K: 1 S: 10 | H: 2 LOB: 2 BB: 2 P: 24 | R: 0 E: 0 K: 0 S: 7 | H: 1 LOB: 1 BB: 0 P: 9 | R: 0 E: 0 K: 0 S: 8 | H: 0 LOB: 0 BB: 1 P: 19 | R: 2 E: 0 K: 1 S: 12 | H: 4 LOB: 2 BB: 0 P: 19 | R: 0 E: 0 K: 0 S: 7 | H: 1 LOB: 0 BB: 0 P: 10 | R: 1 E: 0 K: 0 S: 15 | H: 2 LOB: 1 BB: 0 P: 22 | R: 0 E: 0 K: 2 S: 10 | H: 1 LOB: 2 BB: 1 P: 20 | R: 2 E: 0 K: 1 S: 14 | H: 3 LOB: 2 BB: 1 P: 24 | 1B: 10 2B: 2 3B: 2 HR: 0 | SF: 0 SAC: 0 DP: 1 HBP: 0 | WP: 0 PB: 0 SB: 1 CS: 1 | PA: 45 |
| PITCHER | IP WLS BF H R ER SO | IP WLS BF H R ER SO | IP WLS BF H R ER SO | IP WLS BF H R ER SO | IP WLS BF H R ER SO | IP WLS BF H R ER SO | IP WLS BF H R ER SO | IP WLS BF H R ER SO | IP WLS BF H R ER SO | IP WLS BF H R ER SO | IP WLS BF H R ER SO | IP WLS BF H R ER SO | IP WLS BF H R ER SO | IP WLS BF H R ER SO | IP WLS BF H R ER SO | IP WLS BF H R ER SO | ERA WHIP | ERA WHIP | | |
| Pat Gomez, L (1, 1) ERA: 3.86 | 3.0 L | 16 6 3 3 1 | 3 0 0 0 0 | 0 0 0 0 0 | 0 0 0 0 0 | 0 0 6 9 50 | 0 0 0 29 60 | 0 0 0 10 20 | 0 0 0 12 20 | 9.00 3.000 | | | | | | | | | | |
| Roger Mason, R (4, 1) ERA | 1.0 | 4 1 0 0 1 | 0 0 0 0 0 | 0 0 0 0 0 | 0 0 0 0 0 | 0 0 6 9 50 | 0 0 0 29 60 | 0 0 0 10 20 | 0 0 0 12 20 | 0.00 1.000 | | | | | | | | | | |
| Tim Scott, R (5, 1) ERA: 2.08 | 3.0 | 12 3 1 1 1 | 1 0 0 0 0 | 1 0 0 0 0 | 1 0 0 0 0 | 0 0 29 60 | 0 0 0 29 60 | 0 0 0 10 20 | 0 0 0 12 20 | 3.00 1.333 | | | | | | | | | | |
| Rich Rodriguez, L (8, 1) ERA: 4.91 | 1.0 | 5 1 0 0 2 | 0 1 0 0 2 | 0 1 0 0 0 | 0 0 0 0 0 | 0 0 10 20 | 0 0 0 10 20 | 0 0 0 12 20 | 0 0 0 12 20 | 0.00 1.000 | | | | | | | | | | |
| Gene Harris, R (9, 1) ERA: 4.5 | 0.2 | 6 3 2 2 1 | 1 0 0 0 0 | 1 0 0 0 0 | 0 0 0 0 0 | 0 0 12 20 | 0 0 0 12 20 | 0 0 0 12 20 | 0 0 0 12 20 | 27.00 6.000 | | | | | | | | | | |

| | |
|-----|----|
| AB | 38 |
| R | 6 |
| H | 14 |
| RBI | 6 |
| BB | 6 |
| SO | 6 |
| LOB | 26 |



| Batter | 1 | 2 | 3 | 4 | 5 | 6 | 7 | 8 | 9 | AB | R | H | RBI | BB | SO | LOB | BOTTOM | | | |
|---|---------------------------------------|---------------------------------------|---------------------------------------|---------------------------------------|---------------------------------------|---------------------------------------|---------------------------------------|---------------------------------------|---------------------------------------|---------------------------------------|---------------------------------------|---------------------------------------|---------------------------------------|---------------------------------------|---------------------------------------|---------------------------------------|---|------------------------------------|----------------------------------|--------|
| Darrell Sherman, L (1, 8) OBP: 0.167, SLG: 0.333 | 2-1 G6-3 | | 0-1 B1-3 | | 2-3 K | | | 2-3 K | | 3 | 0 | 0 | 0 | 0 | 1 | 0 | Pittsburgh Pirates @ San Diego Padres Jack Murphy Stadium, San Diego, CA Tue Apr 13 1993, 10:05 PM EDT Att: 11,493 - Unknown - 71 F | | | |
| Ricky Gutierrez, R (9, 9) | | | | | | | | | | 1 | 0 | 0 | 0 | 0 | 1 | 0 | | | | |
| Tony Gwynn, L (1, 9) OBP: 0.397, SLG: 0.400 | 0-0 WP 2B | | 2-1 G6-3 | | 0-1 F9 | | | 0-1 G4-3 1B | | 4 | 0 | 2 | 0 | 0 | 0 | 0 | | | | |
| Gary Sheffield, R (1, 5) OBP: 0.267, SLG: 0.448 | 0-2 L9 | | 3-2 1B | | 0-0 P4 | | | 2-2 G4-3 | | 4 | 0 | 1 | 0 | 0 | 0 | 2 | | | | |
| Fred McGriff, L (1, 3) OBP: 0.276, SLG: 0.385 | 4-2 WP BB | | 0-0 G6-3 | | 2-1 F8 | | | 3-3 K | | 3 | 0 | 0 | 0 | 1 | 1 | 1 | | | | |
| Phil Plantier, L (1, 7) OBP: 0.360, SLG: 0.571 | 3-3 K | | | 2-1 HR | | 3-1 P5 | | 2-2 2B 1B | | 4 | 2 | 2 | 1 | 0 | 1 | 2 | | | | |
| Dan Walters, R (1, 2) OBP: 0.318, SLG: 0.500 | | 0-0 G5-3 | | 1-1 HR | | 2-2 L1 | | 0-2 1B SF7 2B | | 4 | 2 | 2 | 2 | 0 | 0 | 0 | | | | |
| Jeff Gardner, L (1, 4) OBP: 0.273, SLG: 0.333 | | 3-2 1B | | 2-1 F7 | | 1-0 G3-1 | | 3-1 DI 1B | | 3 | 0 | 1 | 0 | 0 | 0 | 0 | | | | |
| Phil Clark, R (9, PH) OBP: 0.333, SLG: 0.333 | | | | | | | | 2-3 1B | | 1 | 0 | 1 | 0 | 0 | 0 | 0 | | | | |
| Craig Shipley, R (1, 6) OBP: 0.087, SLG: 0.174 | | 1-1 P6 | | 0-3 K | | 1-0 G3 | | 1-0 SF7 | | 3 | 0 | 0 | 0 | 0 | 1 | 1 | | | | |
| Guillermo Velasquez, L (9, PH) OBP: 0.250, SLG: 0.333 | | | | | | | | 3-H 2-1 F9 | | 0 | 0 | 0 | 1 | 0 | 0 | 0 | | | | |
| Phil Gomez, L | | 3-2 G4-3 | | 3-3 K | | 1-3 K | | 1-2 | | 1 | 0 | 0 | 0 | 0 | 0 | 0 | | | | |
| Roger Mason, R | | | | | | | | | | 0 | 0 | 0 | 0 | 0 | 0 | 0 | | | | |
| Tim Scott, R | | | | | | | | | | 0 | 0 | 0 | 0 | 0 | 0 | 0 | | | | |
| Dana Baty, R | | | | | | | | | | 0 | 0 | 0 | 0 | 0 | 0 | 0 | | | | |
| Rich Rodriguez, L | | | | | | | | | | 0 | 0 | 0 | 0 | 0 | 0 | 0 | | | | |
| Gene Harris, R | | | | | | | | | | 0 | 0 | 0 | 0 | 0 | 0 | 0 | | | | |
| Kerry Taylor, R | | | | | | | | | | 0 | 0 | 0 | 0 | 0 | 0 | 0 | | | | |
| Bob Gomez, R | | | | | | | | | | 0 | 0 | 0 | 0 | 0 | 0 | 0 | | | | |
| Inning Stats | R: 0 E: 0 K: 1 S: 12 | H: 1 LOB: 1 BB: 0 P: 21 | R: 0 E: 0 K: 0 S: 10 | H: 1 LOB: 0 BB: 0 P: 17 | R: 0 E: 0 K: 0 S: 8 | H: 1 LOB: 0 BB: 0 P: 13 | R: 2 E: 0 K: 2 S: 12 | H: 2 LOB: 0 BB: 0 P: 20 | R: 0 E: 0 K: 1 S: 6 | H: 0 LOB: 0 BB: 0 P: 8 | R: 0 E: 0 K: 0 S: 5 | H: 0 LOB: 0 BB: 0 P: 8 | R: 0 E: 0 K: 1 S: 8 | H: 1 LOB: 0 BB: 0 P: 12 | R: 2 E: 0 K: 1 S: 17 | H: 3 LOB: 1 BB: 0 P: 28 | 1B: 5 2B: 2 3B: 0 HR: 2 | SF: 1 SAC: 0 DP: 1 HBP: 0 | WP: 1 PB: 0 SB: 0 CS: 0 | PA: 36 |
| PITCHER | IP WLS BF H R ER SO | IP WLS BF H R ER SO | IP WLS BF H R ER SO | IP WLS BF H R ER SO | IP WLS BF H R ER SO | IP WLS BF H R ER SO | IP WLS BF H R ER SO | IP WLS BF H R ER SO | IP WLS BF H R ER SO | IP WLS BF H R ER SO | IP WLS BF H R ER SO | IP WLS BF H R ER SO | IP WLS BF H R ER SO | IP WLS BF H R ER SO | IP WLS BF H R ER SO | IP WLS BF H R ER SO | ERA WHIP | ERA WHIP | | |
| Bob Walk, R (1, 1) ERA: 3.46 | 7.0 | 27 7 2 2 2 | 2 0 0 0 0 | 2 0 0 0 0 | 2 0 0 0 0 | 0 0 20 29 | 0 0 20 29 | 0 0 5 11 | 0 0 5 11 | 13.50 2.250 | | | | | | | | | | |
| John Candelaria, L (8, 1) ERA: 9.0 | 1.1 | 6 3 2 2 2 | 0 0 0 0 0 | 0 0 0 0 0 | 0 0 0 0 0 | 0 0 20 29 | 0 0 20 29 | 0 0 5 11 | 0 0 5 11 | 0.00 1.500 | | | | | | | | | | |
| Paul Wagner, R (9, 1) ERA: 2.45 | 0.2 | 3 1 0 0 0 | 0 0 0 0 0 | 0 0 0 0 0 | 0 0 0 0 0 | 0 0 5 11 | 0 0 5 11 | 0 0 5 11 | 0 0 5 11 | 0.00 1.500 | | | | | | | | | | |

| | |
|-----|----|
| AB | 34 |
| R | 4 |
| H | 9 |
| RBI | 4 |
| BB | 1 |
| SO | 7 |
| LOB | 8 |



| Batter | 1 | 2 | 3 | 4 | 5 | 6 | 7 | 8 | 9 | 10 | 11 | 12 | 13 | AB | R | H | RBI | BB | SO | LOB | TOP | | | | | | | |
|---|------------------------------|----------------------------------|------------------------------|----------------------------------|------------------------------|----------------------------------|-------------------------------|----------------------------------|------------------------------|----------------------------------|------------------------------|----------------------------------|-------------------------------|----------------------------------|-------------------------------|----------------------------------|------------------------------|----------------------------------|------------------------------|----------------------------------|-------------------------------|----------------------------------|-------------------------------|----------------------------------|-----------------------------------|------------------------------------|----------------------------------|--------|
| Al Martin, L OBP: 0.261, SLG: 0.484 Lonnie Smith, R OBP: 0.462, SLG: 0.900 Stan Belinda, R (13, 1) | F8 | | CS 1B | E1 G5-4-3 | | | | K | K | | | FC6-4 1B | G5-3 | 3 | 0 | 1 | 0 | 0 | 0 | 0 | 0 | | | | | | | |
| Jay Bell, R OBP: 0.415, SLG: 0.632 | G6-3 | | CS | BB 1B | G5-4-3 | | | K | K | | | K | | 6 | 1 | 1 | 0 | 0 | 3 | 4 | | | | | | | | |
| Andy Van Slyke, L OBP: 0.381, SLG: 0.500 | G4-3 | | | BB 1B | | | | BB 1B | | | | FC6-4 FC6-4 | | 6 | 1 | 2 | 0 | 0 | 0 | 1 | | | | | | | | |
| Jeff King, R OBP: 0.419, SLG: 0.343 | | P5 | | F7 | | | | | | | | FC6-4 FC6-4 | | 5 | 0 | 0 | 0 | 1 | 0 | 4 | | | | | | | | |
| Orlando Merced, S OBP: 0.382, SLG: 0.345 | | G4-3 BB | | F8 | | | | | | | | | | 4 | 1 | 1 | 0 | 2 | 2 | 4 | | | | | | | | |
| Kevin Young, R OBP: 0.378, SLG: 0.900 | G4-3 | | | BB | G4-6-3 | | | | | | | | SH5-4 1B | 4 | 1 | 2 | 0 | 1 | 0 | 3 | | | | | | | | |
| Carlos Garcia, R OBP: 0.387, SLG: 0.333 | G6-3 | | | BB | | | | | | | | | SH5-4 1B | 5 | 1 | 2 | 3 | 1 | 0 | 2 | | | | | | | | |
| Tom Prince, R OBP: 0.333, SLG: 0.429 | | G5-3 | | P5 | | | | | | | | | SH5-4 1B | 4 | 0 | 2 | 1 | 0 | 0 | 2 | | | | | | | | |
| Steve Cooke, R Blas Minor, R John Candelaria, L Denny Neagle, L Dennis Moeller, L | G6-3 | | | BB | | | | | | | | | G6-3 2B | 3 | 0 | 0 | 0 | 0 | 0 | 1 | | | | | | | | |
| Inning Stats | R: 0 E: 0 K: 9 S: 9 | H: 0 LOB: 0 BB: 0 P: 14 | R: 0 E: 0 K: 0 S: 5 | H: 0 LOB: 1 BB: 1 P: 11 | R: 0 E: 0 K: 0 S: 6 | H: 1 LOB: 0 BB: 0 P: 10 | R: 2 E: 0 K: 0 S: 20 | H: 3 LOB: 2 BB: 1 P: 32 | R: 0 E: 1 K: 0 S: 5 | H: 0 LOB: 0 BB: 0 P: 10 | R: 0 E: 1 K: 0 S: 5 | H: 1 LOB: 2 BB: 1 P: 19 | R: 0 E: 0 K: 3 S: 12 | H: 1 LOB: 2 BB: 1 P: 19 | R: 1 E: 0 K: 2 S: 12 | H: 1 LOB: 2 BB: 2 P: 25 | R: 0 E: 0 K: 1 S: 8 | H: 0 LOB: 0 BB: 0 P: 15 | R: 0 E: 0 K: 1 S: 7 | H: 1 LOB: 1 BB: 0 P: 12 | R: 0 E: 0 K: 1 S: 10 | H: 1 LOB: 1 BB: 0 P: 12 | R: 2 E: 0 K: 0 S: 13 | H: 3 LOB: 1 BB: 0 P: 15 | 1B: 11 2B: 2 3B: 0 HR: 0 | SF: 0 SAC: 2 DP: 4 HBP: 1 | WP: 1 PB: 0 SB: 1 CS: 1 | PA: 56 |
| PITCHER | IP 7.0 | WLS 27 | BF 5 | H 2 | R 2 | ER 2 | SO 3 | BB 0 | IBB 0 | HBP 0 | BLK 0 | WP 0 | HR 0 | S 54 | P 91 | ERA 2.57 | WHIP 1.143 | | | | | | | | | | | |
| Dave Eiland, R ERA: 1.29 | (1, 1) | 7.0 | 27 | 5 | 2 | 2 | 0 | 3 | 0 | 0 | 0 | 0 | 0 | 54 | 91 | 2.57 | 1.143 | | | | | | | | | | | |
| Rich Rodriguez, L ERA: 4.15 | (8, 1) | 0.2 | 3 | 1 | 0 | 0 | 2 | 0 | 0 | 0 | 0 | 0 | 0 | 7 | 10 | 0.00 | 1.500 | | | | | | | | | | | |
| Gene Harris, R ERA: 5.08 | (8, 1) | 1.1 | 8 | 1 | 1 | 1 | 3 | 2 | 1 | 0 | 0 | 1 | 0 | 17 | 34 | 6.75 | 2.250 | | | | | | | | | | | |
| Tim Scott, R ERA: 1.42 | (10, 1) | 2.0 | 7 | 1 | 0 | 0 | 1 | 0 | 0 | 1 | 0 | 0 | 0 | 15 | 27 | 0.00 | 0.500 | | | | | | | | | | | |
| Jeremy Hernandez, R ERA: 7.11 | (12, 1) | 2.0 | L | 10 | 4 | 2 | 2 | 1 | 0 | 0 | 0 | 0 | 0 | 23 | 27 | 9.00 | 2.000 | | | | | | | | | | | |

Pittsburgh Pirates @ San Diego Padres
Jack Murphy Stadium, San Diego, CA
Thu Apr 15 1993, 6:33 AM EDT
Att: 15,821 - Cloudy - 70 F

AB 46
R 5
H 12
RBI 4
BB 6
SO 7
LOB 27



| Batter | 1 | 2 | 3 | 4 | 5 | 6 | 7 | 8 | 9 | 10 | 11 | 12 | 13 | AB | R | H | RBI | BB | SO | LOB | BOTTOM | | | | | | |
|--|-------------------------------|----------------------------------|------------------------------|----------------------------------|------------------------------|----------------------------------|-------------------------------|----------------------------------|-------------------------------|----------------------------------|-------------------------------|----------------------------------|------------------------------|----------------------------------|-------------------------------|----------------------------------|------------------------------|---------------------------------|------------------------------|---------------------------------|-------------------------------|----------------------------------|----------------------------------|------------------------------------|----------------------------------|--------|--|
| Ricky Gutierrez, R OBP: 0.100, SLG: 0.100 Jeff Gardner, L OBP: 0.240, SLG: 0.292 | G4-3 | | G4-3 | | | K | L8 | | | | | F7 | | 3 | 0 | 0 | 0 | 0 | 1 | 1 | | | | | | | |
| Tony Gwynn, L OBP: 0.341, SLG: 0.371 | G3 | | | G6-3 | | SF8 2B | | G4-3 | | | | G6-3 | | 6 | 0 | 2 | 0 | 0 | 0 | 0 | | | | | | | |
| Gary Sheffield, R OBP: 0.289, SLG: 0.429 Bob Geren, R OBP: 0.125, SLG: 0.125 | BB | | | F9 | | SF8 | | 1B | | | | F8 | | 1 | 0 | 0 | 1 | 1 | 0 | 0 | | | | | | | |
| Fred McGriff, L OBP: 0.275, SLG: 0.432 | G4-3 | | | P5 | | F8 | | 1B | | | | | | 6 | 1 | 2 | 1 | 0 | 1 | 3 | | | | | | | |
| Derek Bell, R OBP: 0.382, SLG: 0.500 | | G5-3 | | 2B | | G5-3 | | F9 | | | | | | 5 | 0 | 1 | 0 | 0 | 1 | 2 | | | | | | | |
| Dan Walters, R OBP: 0.303, SLG: 0.400 | | G3 | | L4 | | FC3-6 1B | | F8 | | | | P2 | | 6 | 0 | 1 | 0 | 0 | 0 | 5 | | | | | | | |
| Phil Plantier, L OBP: 0.310, SLG: 0.480 Darrell Sherman, L OBP: 0.400, SLG: 0.444 | F7 | | | K | | FC3-6 HR | | | | | | G4-3 | | 3 | 1 | 0 | 0 | 0 | 1 | 2 | | | | | | | |
| Tim Teufel, R OBP: 0.472, SLG: 0.625 Rich Rodriguez, L ERA: 4.15 Gene Harris, R ERA: 5.08 Phil Clark, R ERA: 7.2 Tim Scott, R ERA: 1.42 Guillermo Velasquez, L ERA: 5.4 Jeremy Hernandez, R ERA: 7.11 Pat Gomez, L | F9 | | | HR | | K | | HR | | | | SH5-3 1B | | 3 | 1 | 1 | 2 | 0 | 1 | 1 | | | | | | | |
| Dave Eiland, R OBP: 0.333, SLG: 0.333 Craig Shipley, R OBP: 0.115, SLG: 0.231 | G5-3 | | | 2B SF8 1B | | 2B | | 2B | | | | G3 | | 2 | 1 | 1 | 0 | 0 | 0 | 0 | | | | | | | |
| Inning Stats | R: 0 E: 0 K: 0 S: 10 | H: 0 LOB: 1 BB: 1 P: 19 | R: 0 E: 0 K: 0 S: 9 | H: 0 LOB: 0 BB: 0 P: 14 | R: 0 E: 0 K: 0 S: 7 | H: 0 LOB: 0 BB: 0 P: 10 | R: 0 E: 0 K: 2 S: 10 | H: 1 LOB: 1 BB: 0 P: 16 | R: 1 E: 0 K: 1 S: 12 | H: 2 LOB: 1 BB: 0 P: 18 | R: 2 E: 0 K: 0 S: 12 | H: 3 LOB: 1 BB: 0 P: 16 | R: 0 E: 0 K: 1 S: 7 | H: 1 LOB: 1 BB: 0 P: 14 | R: 0 E: 0 K: 1 S: 12 | H: 1 LOB: 2 BB: 0 P: 20 | R: 0 E: 0 K: 1 S: 6 | H: 0 LOB: 0 BB: 0 P: 8 | R: 0 E: 0 K: 0 S: 6 | H: 0 LOB: 0 BB: 0 P: 9 | R: 1 E: 0 K: 2 S: 12 | H: 2 LOB: 1 BB: 0 P: 16 | 1B: 7 2B: 3 3B: 0 HR: 2 | SF: 1 SAC: 1 DP: 0 HBP: 1 | WP: 0 PB: 0 SB: 1 CS: 0 | PA: 53 | |
| PITCHER | IP 6.2 | WLS 27 | BF 6 | H 3 | R 3 | ER 3 | SO 3 | BB 1 | IBB 0 | HBP 0 | BLK 0 | WP 0 | HR 1 | S 65 | P 99 | ERA 4.05 | WHIP 1.050 | | | | | | | | | | |
| Steve Cooke, L ERA: 6.94 | (1, 1) | 6.2 | 27 | 6 | 3 | 3 | 3 | 1 | 0 | 0 | 0 | 0 | 1 | 65 | 99 | 4.05 | 1.050 | | | | | | | | | | |
| Blas Minor, R ERA: 2.08 | (7, 1) | 0.1 | 1 | 0 | 0 | 0 | 0 | 0 | 0 | 0 | 0 | 0 | 0 | 3 | 3 | 0.00 | 0.000 | | | | | | | | | | |
| John Candelaria, L ERA: 7.2 | (8, 1) | 1.0 | 5 | 2 | 0 | 0 | 0 | 0 | 0 | 0 | 0 | 0 | 0 | 12 | 20 | 0.00 | 2.000 | | | | | | | | | | |
| Denny Neagle, L ERA: 5.4 | (8, 1) | 2.0 | 9 | 2 | 0 | 0 | 2 | 0 | 0 | 1 | 0 | 0 | 0 | 19 | 34 | 0.00 | 1.000 | | | | | | | | | | |
| Dennis Moeller, L ERA: 12.46 | (11, 1) | 2.0 | W | 6 | 0 | 0 | 0 | 0 | 0 | 0 | 0 | 0 | 0 | 12 | 17 | 0.00 | 0.000 | | | | | | | | | | |

Pittsburgh Pirates @ San Diego Padres
Jack Murphy Stadium, San Diego, CA
Thu Apr 15 1993, 6:33 AM EDT
Att: 15,821 - Cloudy - 70 F

AB 49
R 4
H 12
RBI 4
BB 1
SO 7
LOB 19



| Batter | 1 | 2 | 3 | 4 | 5 | 6 | 7 | 8 | 9 | AB | R | H | RBI | BB | SO | LOB | TOP | | | | |
|--|-------------------------------|----------------------------------|-------------------------------|----------------------------------|------------------------------|----------------------------------|------------------------------|----------------------------------|------------------------------|----------------------------------|------------------------------|---------------------------------|-------------------------------|----------------------------------|-------------------------------|----------------------------------|----------------------------------|------------------------------------|----------------------------------|--------|--|
| Geronimo Pena, S (1,4) OBP: 0.413, SLG: 0.405 Les Lancaster, R (8,1) | 0-1 P6 | | 1-0 G3 | | 0-0 F8 | | | 0-3 K | | 4 | 0 | 0 | 0 | 0 | 1 | 3 | | | | | |
| Bernard Gilkey, R (1,7) OBP: 0.333, SLG: 0.348 | 3-2 F8 | | 1-0 L7 | | | 1-1 F8 | | 1-2 FC4-6 1B | | 4 | 0 | 1 | 0 | 0 | 0 | 1 | | | | | |
| Gregg Jefferies, S (1,3) OBP: 0.310, SLG: 0.538 | 3-2 L3 | | | 4-1 BB | | 0-2 F8 | | 0-2 FC4-6 1-2 2-3 | | 3 | 0 | 0 | 0 | 1 | 0 | 2 | | | | | |
| Ray Lankford, L (1,8) OBP: 0.412, SLG: 0.259 | | 1-3 K | | 1-2 K | | 4-1 BB | | 0-2 FC4-6 1-2 | | 3 | 0 | 0 | 0 | 1 | 2 | 3 | | | | | |
| Mark Whiten, S (1,9) OBP: 0.326, SLG: 0.425 | | 1-1 G6-3 3B | | 3-2 P6 | | 1-2 F7 | | | 2-2 K | 4 | 1 | 1 | 0 | 0 | 1 | 2 | | | | | |
| Todd Zeile, R (1,5) OBP: 0.405, SLG: 0.432 | | 3-1 G6-3 | | 2-1 G5-3 | | | 0-3 K | | 2-2 G6-3 | 4 | 0 | 0 | 1 | 0 | 1 | 1 | | | | | |
| Tom Pagnozzi, R (1,2) OBP: 0.250, SLG: 0.345 | | 3-H F9 | | | 1-1 G4-3 | | 0-1 P9 | | 0-1 G6-3 | 4 | 0 | 0 | 0 | 0 | 0 | 0 | | | | | |
| José Oquendo, S (1,6) OBP: 0.500, SLG: 0.333 | | | 4-0 G3 SH5-4 BB | | 2-1 1B | | 1-1 G6-3 | | | 2 | 0 | 1 | 0 | 1 | 0 | 0 | | | | | |
| Joe Magrane, R (1,1) Luis Alicea, S (8,PH) OBP: 0.600, SLG: 0.500 | | | 0-1 SH5-4 | | 1-3 K | | | 0-1 FC4-6 1B | | 1 | 0 | 0 | 0 | 0 | 1 | 1 | | | | | |
| Inning Stats | R: 0 E: 0 K: 0 S: 13 | H: 0 LOB: 0 BB: 0 P: 19 | R: 1 E: 0 K: 1 S: 10 | H: 1 LOB: 0 BB: 0 P: 17 | R: 0 E: 0 K: 0 S: 4 | H: 0 LOB: 1 BB: 1 P: 10 | R: 0 E: 0 K: 1 S: 9 | H: 0 LOB: 1 BB: 1 P: 19 | R: 0 E: 0 K: 0 S: 7 | H: 0 LOB: 1 BB: 1 P: 12 | R: 0 E: 0 K: 1 S: 8 | H: 0 LOB: 0 BB: 0 P: 9 | R: 0 E: 0 K: 1 S: 15 | H: 2 LOB: 2 BB: 0 P: 16 | R: 0 E: 0 K: 1 S: 12 | H: 0 LOB: 0 BB: 0 P: 16 | 1B: 3 2B: 0 3B: 1 HR: 0 | SF: 0 SAC: 1 DP: 0 HBP: 0 | WP: 0 PB: 0 SB: 1 CS: 1 | PA: 34 | |
| PITCHER | IP | WLS | BF | H | R | ER | SO | BB | IBB | HBP | BLK | WP | HR | S | P | ERA | WHIP | | | | |
| Andy Benes, R (1,1) ERA: 4.19 | 8.0 | W | 31 | 4 | 1 | 1 | 5 | 3 | 0 | 0 | 0 | 0 | 0 | 74 | 114 | 1.12 | 0.875 | | | | |
| Roger Mason, R (9,1) ERA: | 1.0 | | 3 | 0 | 0 | 0 | 1 | 0 | 0 | 0 | 0 | 0 | 0 | 12 | 16 | 0.00 | 0.000 | | | | |

St. Louis Cardinals @ San Diego Padres
Jack Murphy Stadium, San Diego, CA
Fri Apr 16 1993, 10:05 PM EDT
Att: 17,838 - Unknown - 69 F

AB 30
R 1
H 4
RBI 1
BB 3
SO 6
LOB 13



| Batter | 1 | 2 | 3 | 4 | 5 | 6 | 7 | 8 | 9 | AB | R | H | RBI | BB | SO | LOB | BOTTOM | | | | |
|--|-------------------------------|----------------------------------|------------------------------|----------------------------------|------------------------------|----------------------------------|------------------------------|----------------------------------|------------------------------|---------------------------------|------------------------------|----------------------------------|------------------------------|----------------------------------|-------------------------------|----------------------------------|----------------------------------|------------------------------------|----------------------------------|--------|--|
| Craig Shipley, R (1,6) OBP: 0.133, SLG: 0.267 | 1-1 G5-3 | 0-1 2H 2B | | | 0-0 F8 | | 0-0 P6 | | | 4 | 0 | 1 | 1 | 0 | 0 | 1 | | | | | |
| Tony Gwynn, L (1,9) OBP: 0.356, SLG: 0.385 | 0-0 PB HR 1B | 2-0 G4-1 | | | 0-2 F7 | | | 0-2 E S 1B | | 4 | 1 | 2 | 0 | 0 | 0 | 1 | | | | | |
| Gary Sheffield, R (1,5) OBP: 0.262, SLG: 0.385 | 2-1 F9 | | 3-2 P4 | | 0-0 P6 | | | 0-1 L7 | | 4 | 0 | 0 | 0 | 0 | 0 | 2 | | | | | |
| Fred McGriff, L (1,3) OBP: 0.273, SLG: 0.400 | 4-2 HR BB | | 2-2 G3-1 | | | 3-1 F7 | | 2-3 K | | 3 | 1 | 0 | 0 | 1 | 1 | 1 | | | | | |
| Derek Bell, R (1,8) OBP: 0.421, SLG: 0.697 | 1-0 HR | | 0-0 HR | | | 1-2 G1-3 | | 4-0 E IBB | | 3 | 2 | 2 | 4 | 1 | 0 | 0 | | | | | |
| Tim Lincecum, R (1,4) OBP: 0.350, SLG: 0.526 Jeff Gardner, L (8,PH) OBP: 0.231, SLG: 0.280 | 1-1 G6-3 | | 1-0 G6-3 | | | 0-0 P2 | | 1-2 E5 | | 3 | 0 | 0 | 0 | 0 | 0 | 0 | | | | | |
| Phil Plantier, L (1,7) OBP: 0.364, SLG: 0.464 Darrell Sherman, L (8,7) OBP: 0.364, SLG: 0.400 | | 1-0 SH1-4 2B 1B | | 3-3 K | | | 0-0 G4-3 | 3-3 K | | 3 | 1 | 1 | 0 | 0 | 1 | 0 | | | | | |
| Bob Geren, R (1,2) OBP: 0.091, SLG: 0.091 | | 0-1 P9 | | 1-2 F8 | | | 2-1 L6 | | | 3 | 0 | 0 | 0 | 0 | 0 | 1 | | | | | |
| Andy Benes, R (1,1) OBP: 0.286, SLG: 0.167 Roger Mason, R (9,1) ERA: | | 0-1 SH1-4 | | 3-1 F9 | | | 4-2 BB | | | 1 | 0 | 0 | 0 | 1 | 0 | 0 | | | | | |
| Inning Stats | R: 3 E: 0 K: 0 S: 10 | H: 2 LOB: 0 BB: 1 P: 19 | R: 1 E: 0 K: 0 S: 8 | H: 2 LOB: 0 BB: 0 P: 11 | R: 1 E: 0 K: 0 S: 9 | H: 1 LOB: 0 BB: 0 P: 15 | R: 0 E: 0 K: 1 S: 8 | H: 0 LOB: 0 BB: 0 P: 15 | R: 0 E: 0 K: 0 S: 5 | H: 0 LOB: 0 BB: 0 P: 5 | R: 0 E: 0 K: 0 S: 6 | H: 0 LOB: 0 BB: 0 P: 10 | R: 0 E: 0 K: 0 S: 6 | H: 0 LOB: 1 BB: 1 P: 12 | R: 0 E: 1 K: 2 S: 15 | H: 1 LOB: 3 BB: 1 P: 25 | 1B: 3 2B: 1 3B: 0 HR: 2 | SF: 0 SAC: 1 DP: 0 HBP: 0 | WP: 0 PB: 1 SB: 1 CS: 0 | PA: 34 | |
| PITCHER | IP | WLS | BF | H | R | ER | SO | BB | IBB | HBP | BLK | WP | HR | S | P | ERA | WHIP | | | | |
| Joe Magrane, L (1,1) ERA: 3.0 | 7.0 | L | 28 | 5 | 5 | 5 | 1 | 2 | 0 | 0 | 0 | 0 | 2 | 52 | 87 | 6.43 | 1.000 | | | | |
| Les Lancaster, R (8,1) ERA: 3.18 | 1.0 | | 6 | 1 | 0 | 0 | 2 | 0 | 1 | 0 | 0 | 0 | 0 | 15 | 25 | 0.00 | 1.000 | | | | |

St. Louis Cardinals @ San Diego Padres
Jack Murphy Stadium, San Diego, CA
Fri Apr 16 1993, 10:05 PM EDT
Att: 17,838 - Unknown - 69 F

AB 30
R 5
H 6
RBI 5
BB 3
SO 3
LOB 11



| Batter | 1 | 2 | 3 | 4 | 5 | 6 | 7 | 8 | 9 | AB | R | H | RBI | BB | SO | LOB | TOP | | | |
|---|------------------------------|----------------------------------|-------------------------------|----------------------------------|------------------------------|---------------------------------|------------------------------|----------------------------------|------------------------------|----------------------------------|------------------------------|----------------------------------|------------------------------|----------------------------------|------------------------------|----------------------------------|----------------------------------|------------------------------------|----------------------------------|--------|
| Bernard Gilkey, R OBP: 0.323, SLG: 0.333 (1, 7) | | | | | | | | | | 4 | 0 | 1 | 0 | 0 | 0 | 0 | | | | |
| Ozzie Smith, S OBP: 0.326, SLG: 0.357 (1, 6) | | | | | | | | | | 4 | 0 | 1 | 0 | 0 | 0 | 1 | | | | |
| Gregg Jefferies, S OBP: 0.304, SLG: 0.512 (1, 3) | | | | | | | | | | 4 | 0 | 1 | 0 | 0 | 0 | 1 | | | | |
| Ray Lankford, L OBP: 0.368, SLG: 0.226 (1, 8) | | | | | | | | | | 4 | 0 | 0 | 0 | 0 | 1 | 3 | | | | |
| Mark Whiten, S OBP: 0.340, SLG: 0.488 (1, 9) | | | | | | | | | | 3 | 1 | 1 | 1 | 1 | 0 | 1 | | | | |
| Todd Zeile, R OBP: 0.391, SLG: 0.400 (1, 5) | | | | | | | | | | 3 | 0 | 0 | 0 | 1 | 0 | 1 | | | | |
| Luis Alicea, S OBP: 0.356, SLG: 0.500 (1, 4) | | | | | | | | | | 4 | 0 | 2 | 0 | 0 | 0 | 0 | | | | |
| Tom Pagnozzi, R OBP: 0.229, SLG: 0.313 (9, PH) | | | | | | | | | | 3 | 0 | 0 | 0 | 0 | 0 | 4 | | | | |
| Gerald Perry, L OBP: 0.505, SLG: 1.333 (9, PH) | | | | | | | | | | 1 | 0 | 0 | 0 | 0 | 1 | 0 | | | | |
| Rheal Cormier, L OBP: 0.250, SLG: 0.250 (7, PH) | | | | | | | | | | 2 | 0 | 0 | 0 | 0 | 1 | 4 | | | | |
| Rod Brewer, L OBP: 0.143, SLG: 0.143 (7, PH) | | | | | | | | | | 1 | 0 | 0 | 0 | 0 | 0 | 0 | | | | |
| Omar Olivares, R (7, 1) | | | | | | | | | | 0 | 0 | 0 | 0 | 0 | 0 | 0 | | | | |
| Rob Murphy, L (8, 1) | | | | | | | | | | 0 | 0 | 0 | 0 | 0 | 0 | 0 | | | | |
| Inning Stats | R: 0 E: 1 K: 1 S: 8 | H: 1 LOB: 1 BB: 0 P: 14 | R: 0 E: 0 K: 1 S: 10 | H: 1 LOB: 2 BB: 1 P: 18 | R: 0 E: 0 K: 0 S: 3 | H: 0 LOB: 0 BB: 0 P: 5 | R: 1 E: 0 K: 0 S: 9 | H: 2 LOB: 2 BB: 1 P: 16 | R: 0 E: 0 K: 0 S: 9 | H: 0 LOB: 0 BB: 0 P: 10 | R: 0 E: 0 K: 0 S: 9 | H: 0 LOB: 0 BB: 0 P: 14 | R: 0 E: 0 K: 1 S: 9 | H: 1 LOB: 1 BB: 0 P: 13 | R: 0 E: 0 K: 1 S: 9 | H: 0 LOB: 0 BB: 0 P: 15 | 1B: 5 2B: 0 3B: 0 HR: 1 | SF: 0 SAC: 0 DP: 1 HBP: 0 | WP: 0 PB: 0 SB: 0 CS: 0 | PA: 35 |
| PITCHER | IP | WLS | BF | H | R | ER | SO | BB | IBB | HBP | BLK | WP | HR | S | P | ERA | WHIP | | | |
| Greg Harris, R ERA: 5.63 (1, 1) | 7.1 | W | 30 | 6 | 1 | 1 | 2 | 2 | 0 | 0 | 0 | 0 | 1 | 59 | 95 | 1.23 | 1.091 | | | |
| Rich Rodriguez, L ERA: 3.5 (8, 1) | 0.2 | | 2 | 0 | 0 | 0 | 0 | 0 | 0 | 0 | 0 | 0 | 0 | 4 | 5 | 0.00 | 0.000 | | | |
| Gene Harris, R ERA: 4.26 (9, 1) | 1.0 | S | 3 | 0 | 0 | 0 | 1 | 0 | 0 | 0 | 0 | 0 | 0 | 9 | 15 | 0.00 | 0.000 | | | |

St. Louis Cardinals @ San Diego Padres
Jack Murphy Stadium, San Diego, CA
Sat Apr 17 1993, 10:05 PM EDT
Att: 19,044 - Unknown - 69 F

AB 33
R 1
H 6
RBI 1
BB 2
SO 3
LOB 15



| Batter | 1 | 2 | 3 | 4 | 5 | 6 | 7 | 8 | 9 | AB | R | H | RBI | BB | SO | LOB | BOTTOM | | | |
|---|-------------------------------|----------------------------------|------------------------------|----------------------------------|------------------------------|---------------------------------|------------------------------|----------------------------------|------------------------------|---------------------------------|------------------------------|---------------------------------|------------------------------|----------------------------------|------------------------------|----------------------------------|----------------------------------|------------------------------------|----------------------------------|--------|
| Craig Shipley, R OBP: 0.147, SLG: 0.265 (1, 6) | | | | | | | | | | 4 | 0 | 1 | 0 | 0 | 0 | 1 | | | | |
| Tony Gwynn, L OBP: 0.327, SLG: 0.349 (1, 9) | | | | | | | | | | 4 | 0 | 0 | 0 | 0 | 0 | 2 | | | | |
| Gary Sheffield, R OBP: 0.261, SLG: 0.372 (1, 5) | | | | | | | | | | 4 | 0 | 1 | 0 | 0 | 1 | 1 | | | | |
| Fred McGriff, L OBP: 0.271, SLG: 0.455 (1, 3) | | | | | | | | | | 4 | 1 | 1 | 1 | 0 | 2 | 2 | | | | |
| Derek Bell, R OBP: 0.415, SLG: 0.657 (1, 8) | | | | | | | | | | 2 | 1 | 0 | 0 | 1 | 1 | 0 | | | | |
| Tim Lincecum, R OBP: 0.384, SLG: 0.571 (7, PH) | | | | | | | | | | 2 | 0 | 1 | 1 | 0 | 0 | 0 | | | | |
| Darrell Sherman, L OBP: 0.333, SLG: 0.364 (8, 7) | | | | | | | | | | 1 | 0 | 0 | 0 | 0 | 0 | 0 | | | | |
| Phil Plantier, L OBP: 0.314, SLG: 0.452 (8, 4) | | | | | | | | | | 3 | 0 | 1 | 0 | 0 | 0 | 1 | | | | |
| Jeff Gardner, L OBP: 0.231, SLG: 0.280 (8, 4) | | | | | | | | | | 0 | 0 | 0 | 0 | 0 | 0 | 0 | | | | |
| Dan Walters, R OBP: 0.306, SLG: 0.394 (1, 2) | | | | | | | | | | 3 | 0 | 1 | 0 | 0 | 1 | 2 | | | | |
| Greg Harris, R OBP: 0.200, SLG: 0.400 (8, 1) | | | | | | | | | | 3 | 0 | 1 | 0 | 0 | 0 | 2 | | | | |
| Rich Rodriguez, L (8, 1) | | | | | | | | | | 0 | 0 | 0 | 0 | 0 | 0 | 0 | | | | |
| Gene Harris, R (9, 1) | | | | | | | | | | 0 | 0 | 0 | 0 | 0 | 0 | 0 | | | | |
| Inning Stats | R: 0 E: 0 K: 1 S: 11 | H: 1 LOB: 1 BB: 0 P: 16 | R: 1 E: 0 K: 0 S: 9 | H: 1 LOB: 1 BB: 1 P: 17 | R: 0 E: 0 K: 1 S: 6 | H: 0 LOB: 0 BB: 0 P: 7 | R: 1 E: 0 K: 1 S: 9 | H: 1 LOB: 0 BB: 0 P: 12 | R: 0 E: 0 K: 0 S: 6 | H: 2 LOB: 1 BB: 0 P: 8 | R: 0 E: 0 K: 0 S: 6 | H: 0 LOB: 0 BB: 0 P: 8 | R: 0 E: 0 K: 1 S: 7 | H: 1 LOB: 1 BB: 0 P: 11 | R: 0 E: 0 K: 1 S: 9 | H: 1 LOB: 1 BB: 0 P: 13 | 1B: 4 2B: 2 3B: 0 HR: 1 | SF: 0 SAC: 0 DP: 0 HBP: 0 | WP: 0 PB: 0 SB: 2 CS: 0 | PA: 31 |
| PITCHER | IP | WLS | BF | H | R | ER | SO | BB | IBB | HBP | BLK | WP | HR | S | P | ERA | WHIP | | | |
| Rheal Cormier, L ERA: 2.55 (1, 1) | 6.0 | L | 23 | 5 | 2 | 2 | 3 | 1 | 0 | 0 | 0 | 0 | 0 | 47 | 68 | 3.00 | 1.000 | | | |
| Omar Olivares, R ERA: (7, 1) | 1.2 | | 7 | 2 | 0 | 0 | 1 | 0 | 0 | 0 | 0 | 0 | 0 | 13 | 19 | 0.00 | 1.200 | | | |
| Rob Murphy, L ERA: (8, 1) | 0.1 | | 1 | 0 | 0 | 0 | 1 | 0 | 0 | 0 | 0 | 0 | 0 | 3 | 5 | 0.00 | 0.000 | | | |

St. Louis Cardinals @ San Diego Padres
Jack Murphy Stadium, San Diego, CA
Sat Apr 17 1993, 10:05 PM EDT
Att: 19,044 - Unknown - 69 F

AB 30
R 2
H 7
RBI 2
BB 1
SO 5
LOB 11



| Batter | 1 | 2 | 3 | 4 | 5 | 6 | 7 | 8 | 9 | AB | R | H | RBI | BB | SO | LOB | TOP | | | |
|---|------------------------------|----------------------------------|------------------------------|---------------------------------|-------------------------------|----------------------------------|--------------------------------|----------------------------------|------------------------------|----------------------------------|-------------------------------|----------------------------------|-------------------------------|----------------------------------|------------------------------|---------------------------------|-----------------------------------|------------------------------------|----------------------------------|--------|
| Bernard Gilkey, R OBP: 0.389, SLG: 0.438 | 1-2 1B 2B | | 2-2 CS 1B | 2-3 K | | | 0-1 1B E 1B | 1-2 1B | | 5 | 2 | 4 | 0 | 0 | 1 | 2 | | | | |
| Ozzie Smith, S OBP: 0.314, SLG: 0.340 | 1-1 G6-3 2H 1B | | 2-2 G6-3 1-2 | | 3-2 F7 | | 0-0 L6 | 2-2 P8 | | 5 | 0 | 1 | 1 | 0 | 0 | 4 | | | | |
| Gregg Jefferies, S OBP: 0.314, SLG: 0.500 | 2-0 G6-3 1-2 | | | 0-0 HR 1B | 2-0 L4 | | 1 SAFE 1-2 BB E 1B | | 0-0 G5-3 | 5 | 2 | 2 | 0 | 0 | 0 | 1 | | | | |
| Mark Whiten, S OBP: 0.346, SLG: 0.532 | 0-0 L7 (7.9) | | | 0-1 HR 1H | 0-3 K | | 4-1 E 1-2 BB | | 1-2 G6-3 | 4 | 1 | 1 | 2 | 1 | 1 | 1 | | | | |
| Todd Zeile, R OBP: 0.373, SLG: 0.378 | 0-1 L9 | | | 0-2 F9 | | 2-1 P5 | 1-0 E3 1B | | 0-0 L7 | 5 | 0 | 1 | 2 | 0 | 0 | 1 | | | | |
| Rod Brewer, L OBP: 0.273, SLG: 0.200 | | 0-1 F9 | | 1-1 1B WP 1B | | 4-1 PB BB | 0-2 G4-3 | | | 3 | 1 | 1 | 0 | 1 | 0 | 2 | | | | |
| Mike Perez, R (7.1) | | | | | | | | | | 0 | 0 | 0 | 0 | 0 | 0 | 0 | | | | |
| Rob Murphy, L (7.1) | | | | | | | | | | 0 | 0 | 0 | 0 | 0 | 0 | 0 | | | | |
| Omar Olivares, R (8.1) | | | | | | | | | | 0 | 0 | 0 | 0 | 0 | 0 | 0 | | | | |
| Luis Alicea, S OBP: 0.538, SLG: 0.455 | | 2-1 G4-3 | | 3-1 1B 1-3 1B | | 0-0 F9 | | 4-2 1B BB | | 3 | 0 | 1 | 0 | 1 | 0 | 1 | | | | |
| Tom Pagnozzi, R OBP: 0.205, SLG: 0.278 | | 0-1 G5-3 | | 1-0 L5 | | 2-2 F9 | | 2-1 F7 | | 4 | 0 | 0 | 0 | 0 | 0 | 4 | | | | |
| Donovan Osborne, S OBP: 0.167, SLG: 0.167 | | | 3-3 K | 1-0 1B | | | 0-0 F7 | | 3-2 K | 2 | 0 | 1 | 1 | 0 | 1 | 0 | | | | |
| Les Lancaster, R (5.1) | | | | | | | | | | 0 | 0 | 0 | 0 | 0 | 0 | 0 | | | | |
| Geronimo Pena, S OBP: 0.404, SLG: 0.395 | | | | | | | | | | 1 | 0 | 0 | 0 | 0 | 0 | 0 | | | | |
| Brian Jordan, R OBP: 0.120, SLG: 0.200 | | | | 1-2 3H 1B | | | | | | 1 | 0 | 0 | 0 | 0 | 1 | 1 | | | | |
| Inning Stats | R: 1 E: 0 K: 0 S: 9 | H: 2 LOB: 1 BB: 0 P: 13 | R: 0 E: 0 K: 0 S: 6 | H: 0 LOB: 0 BB: 0 P: 8 | R: 0 E: 0 K: 1 S: 10 | H: 1 LOB: 0 BB: 0 P: 16 | R: 3 E: 0 K: 1 S: 19 | H: 5 LOB: 2 BB: 0 P: 27 | R: 0 E: 0 K: 0 S: 9 | H: 0 LOB: 1 BB: 1 P: 15 | R: 2 E: 1 K: 0 S: 13 | H: 3 LOB: 2 BB: 1 P: 19 | R: 0 E: 0 K: 1 S: 15 | H: 1 LOB: 2 BB: 0 P: 27 | R: 0 E: 0 K: 0 S: 6 | H: 0 LOB: 0 BB: 0 P: 7 | 1B: 10 2B: 1 3B: 0 HR: 1 | SF: 0 SAC: 0 DP: 0 HBP: 0 | WP: 1 PB: 1 SB: 0 CS: 0 | PA: 41 |
| PITCHER | IP | WLS | BF | H | R | ER | SO | BB | IBB | HBP | BLK | WP | HR | S | P | ERA | WHIP | | | |
| Frank Seminara, R ERA: 6.75 | 3.2 | | 18 | 8 | 4 | 4 | 1 | 0 | 0 | 0 | 0 | 1 | 1 | 37 | 55 | 9.82 | 2.182 | | | |
| Jeremy Hernandez, R ERA: 6.75 | 4.1 | | 12 | 2 | 2 | 2 | 2 | 1 | 0 | 0 | 0 | 0 | 0 | 30 | 46 | 6.00 | 1.000 | | | |
| Pat Gomez, L ERA: 3.98 | 7.1 | | 0 | 0 | 0 | 0 | 0 | 1 | 0 | 0 | 0 | 0 | 0 | 1 | 5 | ∞ | ∞ | | | |
| Tim Scott, R ERA: 1.35 | 7.1 | W | 2 | 1 | 0 | 0 | 0 | 0 | 0 | 0 | 0 | 0 | 0 | 5 | 6 | 0.00 | 3.000 | | | |
| Roger Mason, R ERA: | 8.1 | | 4 | 1 | 0 | 0 | 1 | 1 | 0 | 0 | 0 | 0 | 0 | 12 | 22 | 0.00 | 3.000 | | | |

St. Louis Cardinals @ San Diego Padres
Jack Murphy Stadium, San Diego, CA
Sun Apr 18 1993, 6:33 AM EDT
Att: 16,263 - Sunny - 72 F

| | |
|-----|----|
| AB | 38 |
| R | 6 |
| H | 12 |
| RBI | 6 |
| BB | 3 |
| SO | 4 |
| LOB | 17 |



| Batter | 1 | 2 | 3 | 4 | 5 | 6 | 7 | 8 | 9 | AB | R | H | RBI | BB | SO | LOB | BOTTOM | | | |
|---|------------------------------|----------------------------------|-------------------------------|----------------------------------|-------------------------------|----------------------------------|------------------------------|----------------------------------|-------------------------------|----------------------------------|-------------------------------|----------------------------------|-------------------------------|----------------------------------|------------------------------|----------------------------------|----------------------------------|------------------------------------|----------------------------------|--------|
| Craig Shipley, R OBP: 0.205, SLG: 0.368 | 1-0 P8 | | 2-1 P4 | | 4-0 1B 2B BB | | 2-2 HR | 0-1 S HR 1B | | 4 | 3 | 2 | 1 | 1 | 0 | 1 | | | | |
| Tony Gwynn, L OBP: 0.389, SLG: 0.479 | 2-1 F9 BB 1B | | 0-2 HR 1B | | 0-0 2B FC5-2 1B | | 1-0 HR 1B | 3-0 1H HR | | 5 | 3 | 5 | 2 | 0 | 0 | 0 | | | | |
| Gary Sheffield, R OBP: 0.294, SLG: 0.511 | 4-2 BB 1-2 BB | | 2-2 1H 2H HR | | 0-2 P8 | | 2-2 1H HR | 2-3 K | | 4 | 2 | 2 | 5 | 1 | 1 | 2 | | | | |
| Fred McGriff, L OBP: 0.269, SLG: 0.458 | 0-0 F9 | | 1-3 K | | 3-0 FC5-2 2B | | 3-2 P7 | | | 4 | 0 | 1 | 1 | 0 | 1 | 2 | | | | |
| Derek Bell, R OBP: 0.400, SLG: 0.615 | 1-0 G5-3 | | 2-3 K | | 1-1 FC5-2 CS | | 2-1 BB 1B | | | 4 | 0 | 1 | 0 | 0 | 1 | 4 | | | | |
| Tim Lincecum, R OBP: 0.385, SLG: 0.667 | | 2-3 K | | 3-1 HR | | 2-1 CS | 1-3 K | 4-2 BB | | 3 | 1 | 1 | 1 | 1 | 2 | 0 | | | | |
| Jeff Gardner, L OBP: 0.231, SLG: 0.280 | | | | | 1-2 CS | | 1-2 BB | | | 0 | 0 | 0 | 0 | 0 | 0 | 0 | | | | |
| Phil Plantier, L OBP: 0.295, SLG: 0.412 | | 2-3 K | | 0-0 F9 | | 0-3 K | 1-3 K | | | 3 | 0 | 0 | 0 | 0 | 2 | 0 | | | | |
| Pat Gomez, L (7.1) | | | | | | | | | | 0 | 0 | 0 | 0 | 0 | 0 | 0 | | | | |
| Tim Scott, R (7.1) | | | | | | | | | | 0 | 0 | 0 | 0 | 0 | 0 | 0 | | | | |
| Phil Clark, R OBP: 0.332, SLG: 0.143 | | | | | | | | | | 1 | 0 | 0 | 0 | 0 | 1 | 2 | | | | |
| Roger Mason, R (8.1) | | | | | | | | | | 0 | 0 | 0 | 0 | 0 | 0 | 0 | | | | |
| Rich Rodriguez, L ERA: | | | | | | | | | | 0 | 0 | 0 | 0 | 0 | 0 | 0 | | | | |
| Dan Walters, R OBP: 0.275, SLG: 0.351 | | 2-2 G4-3 | | 0-3 K | | 2-2 L5 | | 1-0 G6-3 | | 4 | 0 | 0 | 0 | 0 | 1 | 0 | | | | |
| Frank Seminara, R OBP: 0.500, SLG: 0.500 | | | 2-2 1B HR 1B | | 1-3 K | | 2-2 L7 | 1-0 G6-3 | | 1 | 1 | 1 | 0 | 0 | 0 | 0 | | | | |
| Jeremy Hernandez, R (4.1) | | | | | | | | | | 1 | 0 | 0 | 0 | 0 | 1 | 0 | | | | |
| Darrell Sherman, L OBP: 0.289, SLG: 0.308 | | | | | | | | | | 2 | 0 | 0 | 0 | 0 | 0 | 0 | | | | |
| Inning Stats | R: 0 E: 0 K: 0 S: 9 | H: 1 LOB: 2 BB: 1 P: 17 | R: 0 E: 0 K: 2 S: 13 | H: 0 LOB: 0 BB: 0 P: 19 | R: 3 E: 0 K: 2 S: 17 | H: 3 LOB: 0 BB: 0 P: 26 | R: 1 E: 0 K: 2 S: 9 | H: 1 LOB: 0 BB: 0 P: 13 | R: 1 E: 0 K: 0 S: 11 | H: 2 LOB: 1 BB: 1 P: 21 | R: 0 E: 0 K: 2 S: 11 | H: 0 LOB: 0 BB: 0 P: 14 | R: 3 E: 0 K: 1 S: 23 | H: 4 LOB: 2 BB: 1 P: 40 | R: 2 E: 0 K: 1 S: 9 | H: 2 LOB: 0 BB: 0 P: 15 | 1B: 7 2B: 1 3B: 0 HR: 5 | SF: 0 SAC: 0 DP: 0 HBP: 0 | WP: 0 PB: 0 SB: 2 CS: 1 | PA: 40 |
| PITCHER | IP | WLS | BF | H | R | ER | SO | BB | IBB | HBP | BLK | WP | HR | S | P | ERA | WHIP | | | |
| Donovan Osborne, L ERA: 3.44 | 4.0 | | 20 | 6 | 1 | 0 | 2 | 0 | 0 | 0 | 0 | 0 | 0 | 21 | 30 | 0.00 | 0.500 | | | |
| Les Lancaster, R ERA: 2.35 | 2.0 | L | 4 | 3 | 3 | 3 | 0 | 0 | 0 | 0 | 0 | 0 | 2 | 11 | 18 | 81.00 | 9.000 | | | |
| Mike Perez, R ERA: 6.0 | 7.1 | | 4 | 1 | 0 | 0 | 1 | 1 | 0 | 0 | 0 | 0 | 0 | 12 | 22 | 0.00 | 3.000 | | | |
| Rob Murphy, L ERA: | 7.1 | | 4 | 1 | 0 | 0 | 1 | 1 | 0 | 0 | 0 | 0 | 0 | 9 | 15 | 18.00 | 2.000 | | | |
| Omar Olivares, R ERA: 1.88 | 8.1 | | 5 | 2 | 2 | 2 | 1 | 0 | 0 | 0 | 0 | 0 | 1 | 9 | 15 | 18.00 | 2.000 | | | |

St. Louis Cardinals @ San Diego Padres
Jack Murphy Stadium, San Diego, CA
Sun Apr 18 1993, 6:33 AM EDT
Att: 16,263 - Sunny - 72 F

| | |
|-----|----|
| AB | 36 |
| R | 10 |
| H | 13 |
| RBI | 10 |
| BB | 3 |
| SO | 10 |
| LOB | 11 |



| Batter | 1 | 2 | 3 | 4 | 5 | 6 | 7 | 8 | 9 | AB | R | H | RBI | BB | SO | LOB | TOP | | | | | |
|---|------------------------------|----------------------------------|------------------------------|----------------------------------|-------------------------------|----------------------------------|-------------------------------|----------------------------------|-------------------------------|----------------------------------|------------------------------|----------------------------------|------------------------------|----------------------------------|-------------------------------|----------------------------------|-------------------------------|----------------------------------|----------------------------------|------------------------------------|----------------------------------|--------|
| Ricky Gutierrez, R (1, 6) OBP: 0.235, SLG: 0.133 | | | | | | | | | | 4 | 0 | 1 | 0 | 1 | 2 | 0 | | | | | | |
| Tony Gwynn, L (1, 9) OBP: 0.338, SLG: 0.407 | | | | | | | | | | 5 | 0 | 1 | 0 | 0 | 0 | 4 | | | | | | |
| Gary Sheffield, R (1, 5) OBP: 0.274, SLG: 0.439 | | | | | | | | | | 4 | 0 | 0 | 0 | 1 | 1 | 2 | | | | | | |
| Fred McGriff, L (1, 3) OBP: 0.317, SLG: 0.436 | | | | | | | | | | 4 | 1 | 1 | 0 | 1 | 0 | 2 | | | | | | |
| Derek Bell, R (1, 8) OBP: 0.370, SLG: 0.542 | | | | | | | | | | 4 | 0 | 2 | 0 | 0 | 1 | 0 | | | | | | |
| Tim Lincecum, R (1, 4) OBP: 0.385, SLG: 0.571 | | | | | | | | | | 3 | 0 | 0 | 0 | 1 | 1 | 4 | | | | | | |
| Phil Plantier, L (1, 7) OBP: 0.277, SLG: 0.419 | | | | | | | | | | 3 | 0 | 1 | 1 | 0 | 0 | 2 | | | | | | |
| Darrell Sherman, L (6, PR) OBP: 0.333, SLG: 0.308 | | | | | | | | | | 3 | 1 | 2 | 1 | 1 | 1 | 2 | | | | | | |
| Bob Geren, R (1, 2) OBP: 0.267, SLG: 0.429 | | | | | | | | | | 4 | 0 | 0 | 0 | 0 | 2 | 5 | | | | | | |
| Andy Benes, R (1, 1) OBP: 0.182, SLG: 0.100 | | | | | | | | | | 0 | 0 | 0 | 0 | 0 | 0 | 0 | | | | | | |
| Rich Rodriguez, L (9, 1) | | | | | | | | | | 0 | 0 | 0 | 0 | 0 | 0 | 0 | | | | | | |
| Inning Stats | R: 0 E: 0 K: 2 S: 8 | H: 0 LOB: 0 BB: 0 P: 12 | R: 0 E: 0 K: 0 S: 9 | H: 0 LOB: 0 BB: 0 P: 14 | R: 0 E: 0 K: 0 S: 10 | H: 2 LOB: 2 BB: 0 P: 15 | R: 0 E: 0 K: 1 S: 14 | H: 1 LOB: 2 BB: 1 P: 23 | R: 1 E: 1 K: 0 S: 12 | H: 1 LOB: 1 BB: 0 P: 17 | R: 1 E: 0 K: 1 S: 9 | H: 3 LOB: 2 BB: 1 P: 23 | R: 0 E: 0 K: 0 S: 9 | H: 0 LOB: 2 BB: 2 P: 18 | R: 0 E: 0 K: 3 S: 13 | H: 0 LOB: 2 BB: 2 P: 24 | R: 0 E: 0 K: 1 S: 10 | H: 1 LOB: 1 BB: 0 P: 14 | 1B: 6 2B: 1 3B: 0 HR: 1 | SF: 0 SAC: 0 DP: 2 HBP: 0 | WP: 1 PB: 0 SB: 1 CS: 0 | PA: 40 |
| PITCHER | IP | WLS | BF | H | R | ER | SO | BB | IBB | HBP | BLK | WP | HR | S | P | ERA | WHIP | | | | | |
| Terry Mulholland, L (1, 1) ERA: 1.86 | 6.0 | L | 27 | 7 | 2 | 2 | 4 | 1 | 1 | 0 | 0 | 1 | 1 | 62 | 104 | 3.00 | 1.333 | | | | | |
| Mark Davis, L (7, 1) ERA: 3.86 | 2.0 | | 9 | 0 | 0 | 0 | 3 | 4 | 0 | 0 | 0 | 0 | 0 | 22 | 42 | 0.00 | 2.000 | | | | | |
| Larry Andersen, R (9, 1) ERA: 2.84 | 1.0 | | 4 | 1 | 0 | 0 | 1 | 0 | 0 | 0 | 0 | 0 | 0 | 10 | 14 | 0.00 | 1.000 | | | | | |

San Diego Padres @ Philadelphia Phillies
Veterans Stadium, Philadelphia, PA
Thu Apr 22 1993, 7:05 PM EDT
Att: 15,826 - Unknown - 43 F

livebaseballscorecards.com

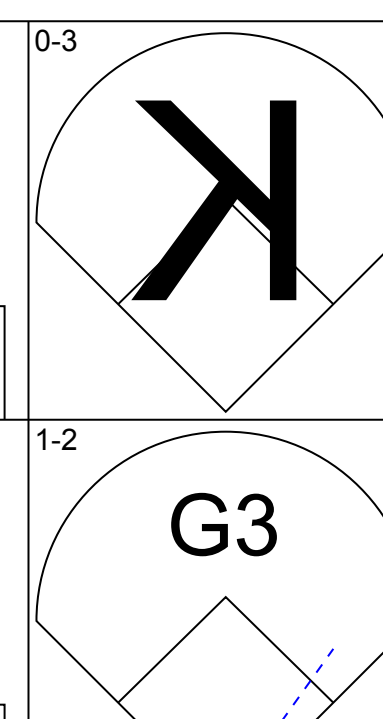
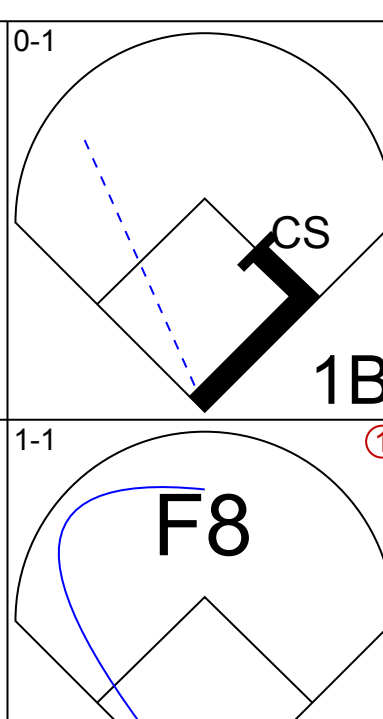
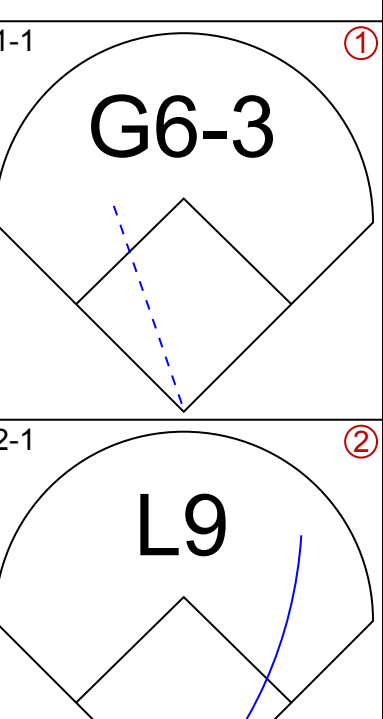
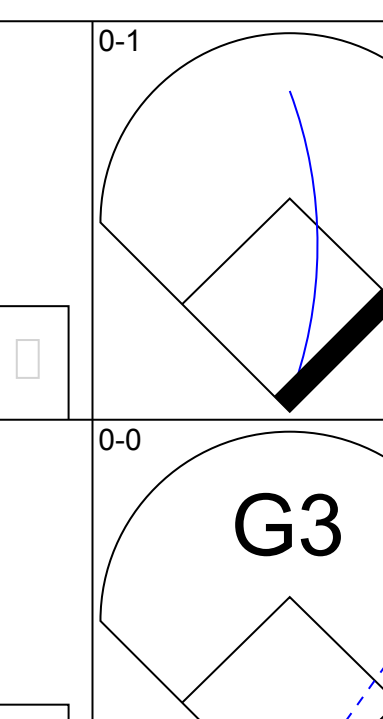
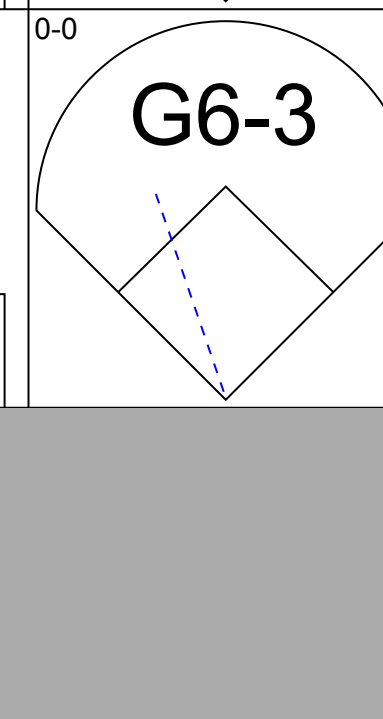
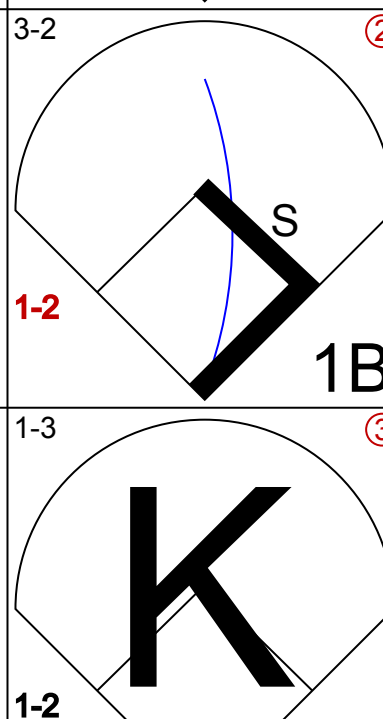
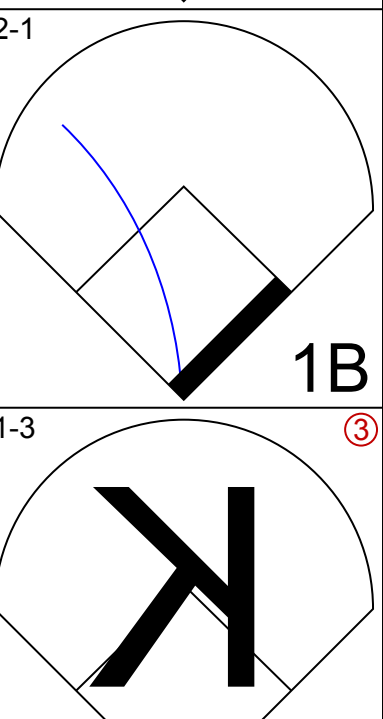




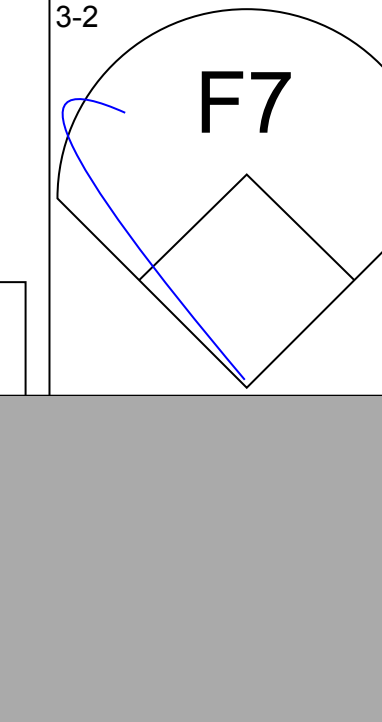
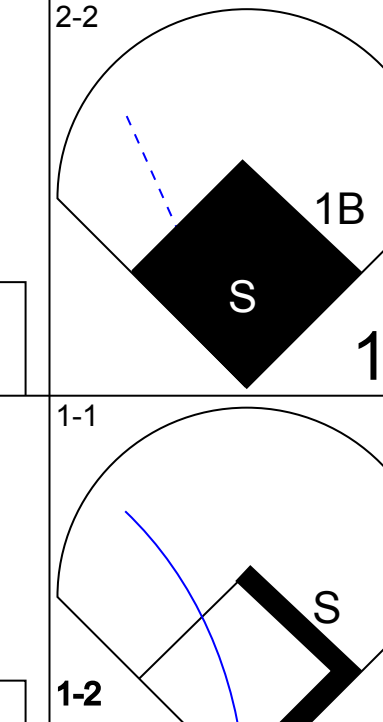


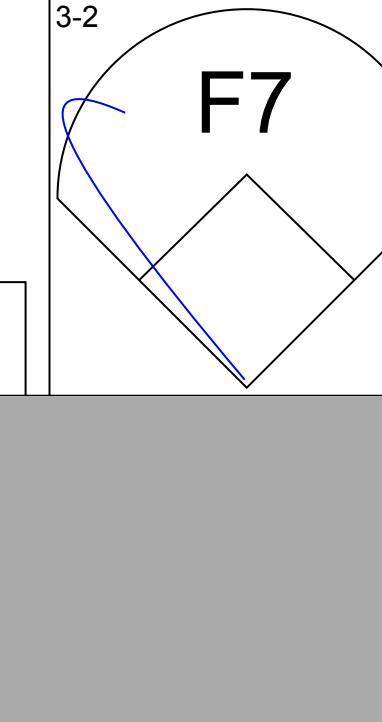
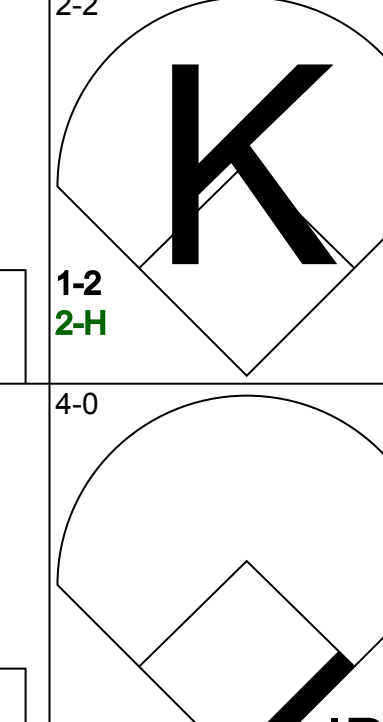
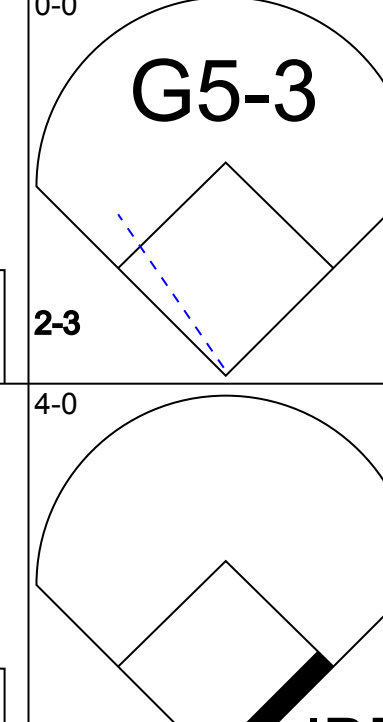


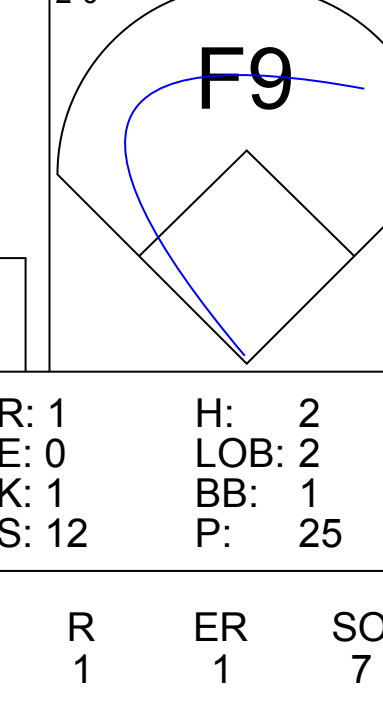
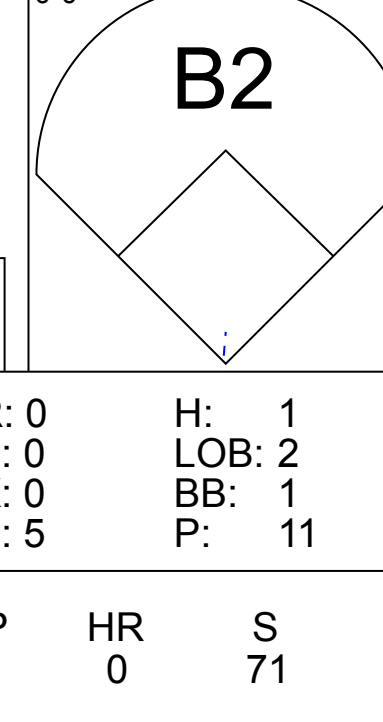

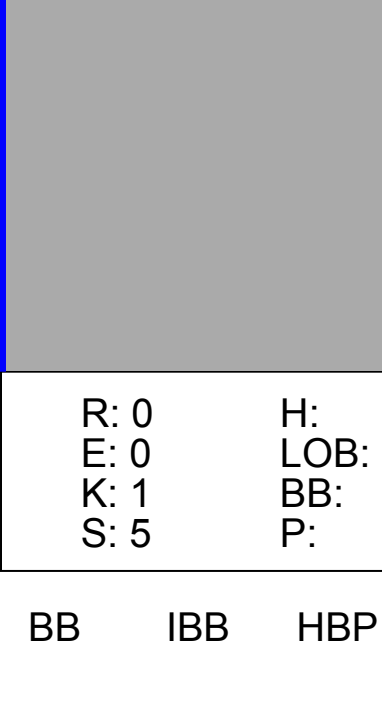
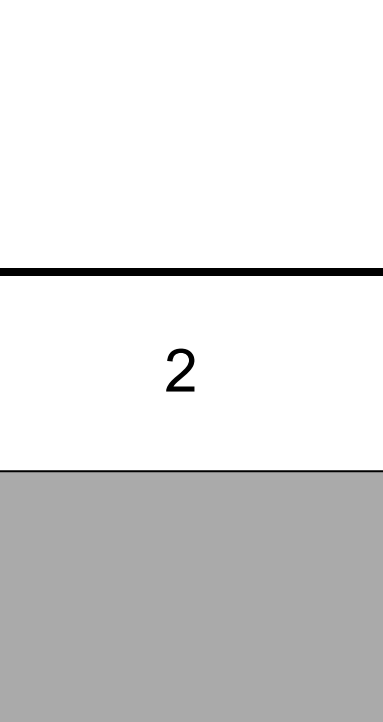
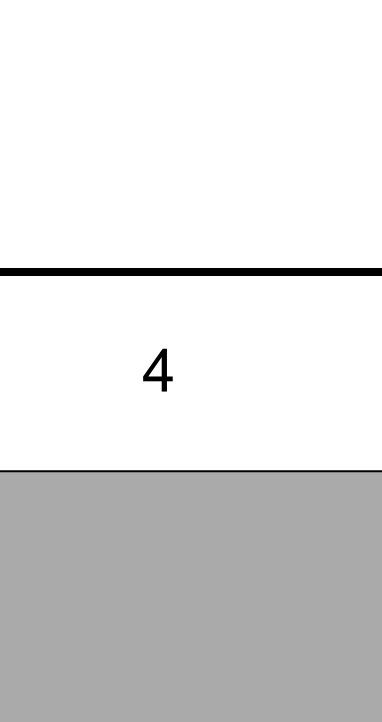
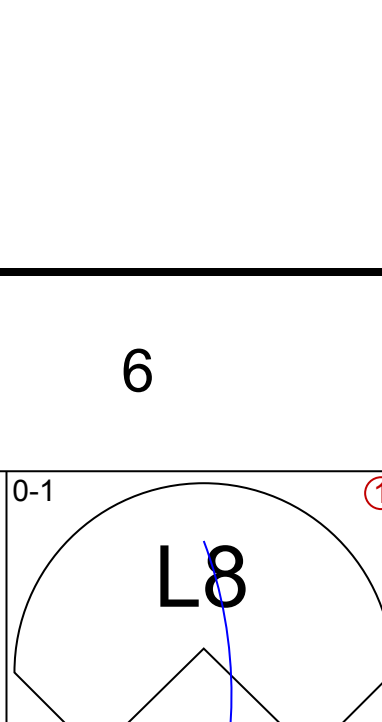
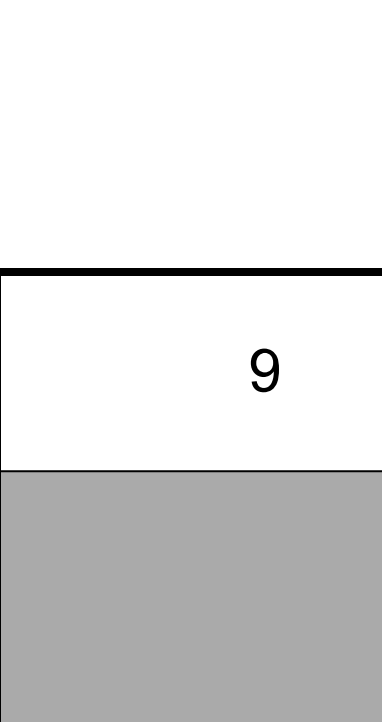





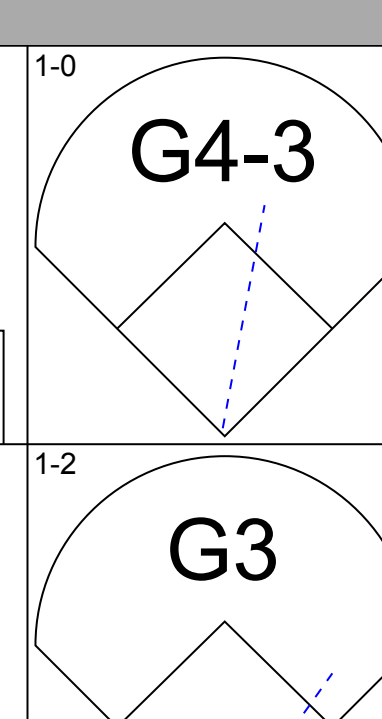

AB 34
R 2
H 8
RBI 2
BB 6
SO 8
LOB 21

| Batter | 1 | 2 | 3 | 4 | 5 | 6 | 7 | 8 | 9 | AB | R | H | RBI | BB | SO | LOB | BOTTOM | | | | | |
|---|------------------------------|----------------------------------|-------------------------------|----------------------------------|------------------------------|---------------------------------|------------------------------|----------------------------------|-------------------------------|----------------------------------|------------------------------|----------------------------------|------------------------------|----------------------------------|------------------------------|----------------------------------|-------------------------------|----------------------------------|----------------------------------|------------------------------------|----------------------------------|--------|
| Lenny Dykstra, L (1, 8) OBP: 0.377, SLG: 0.446 | | | | | | | | | | 4 | 0 | 0 | 0 | 0 | 0 | 0 | | | | | | |
| Mickey Morandini, L (1, 4) OBP: 0.320, SLG: 0.390 | | | | | | | | | | 3 | 1 | 2 | 0 | 1 | 1 | 0 | | | | | | |
| John Kruk, L (1, 3) OBP: 0.446, SLG: 0.750 | | | | | | | | | | 3 | 0 | 0 | 0 | 1 | 0 | 2 | | | | | | |
| Dave Hollins, S (1, 5) OBP: 0.375, SLG: 0.411 | | | | | | | | | | 4 | 0 | 2 | 1 | 0 | 0 | 2 | | | | | | |
| Darren Daulton, L (1, 2) OBP: 0.452, SLG: 0.596 | | | | | | | | | | 4 | 0 | 0 | 0 | 0 | 1 | 4 | | | | | | |
| Wes Chamberlain, R (1, 9) OBP: 0.348, SLG: 0.537 | | | | | | | | | | 3 | 0 | 1 | 0 | 0 | 0 | 0 | | | | | | |
| Milt Thompson, L (1, 7) OBP: 0.262, SLG: 0.189 | | | | | | | | | | 3 | 0 | 0 | 0 | 0 | 0 | 1 | | | | | | |
| Juan Bell, R (1, 6) OBP: 0.222, SLG: 0.324 | | | | | | | | | | 2 | 0 | 0 | 0 | 0 | 0 | 0 | | | | | | |
| Mariano Duncan, R (8, PH) OBP: 0.323, SLG: 0.387 | | | | | | | | | | 1 | 0 | 0 | 0 | 0 | 1 | 0 | | | | | | |
| Terry Mulholland, R (1, 1) OBP: 0.714, SLG: 0.500 | | | | | | | | | | 1 | 0 | 0 | 0 | 0 | 1 | 0 | | | | | | |
| Ricky Jordan, R (6, PH) OBP: 0.714, SLG: 0.500 | | | | | | | | | | 1 | 0 | 0 | 0 | 0 | 1 | 0 | | | | | | |
| Mark Davis, L (7, 1) OBP: 1.000, SLG: 1.000 | | | | | | | | | | 0 | 0 | 0 | 0 | 0 | 0 | 0 | | | | | | |
| Larry Andersen, R (9, PH) OBP: 0.250, SLG: 0.077 | | | | | | | | | | 1 | 0 | 0 | 0 | 0 | 0 | 0 | | | | | | |
| Inning Stats | R: 0 E: 0 K: 1 S: 7 | H: 0 LOB: 0 BB: 0 P: 11 | R: 0 E: 0 K: 0 S: 11 | H: 2 LOB: 1 BB: 0 P: 14 | R: 0 E: 0 K: 1 S: 7 | H: 0 LOB: 0 BB: 0 P: 8 | R: 0 E: 0 K: 0 S: 6 | H: 0 LOB: 0 BB: 1 P: 11 | R: 0 E: 0 K: 1 S: 12 | H: 0 LOB: 0 BB: 0 P: 16 | R: 0 E: 0 K: 1 S: 8 | H: 0 LOB: 0 BB: 0 P: 12 | R: 0 E: 0 K: 0 S: 9 | H: 1 LOB: 1 BB: 0 P: 11 | R: 0 E: 0 K: 1 S: 7 | H: 0 LOB: 0 BB: 0 P: 11 | R: 1 E: 0 K: 0 S: 16 | H: 2 LOB: 2 BB: 1 P: 27 | 1B: 3 2B: 3 3B: 0 HR: 0 | SF: 0 SAC: 0 DP: 2 HBP: 0 | WP: 0 PB: 0 SB: 0 CS: 0 | PA: 32 |
| PITCHER | IP | WLS | BF | H | R | ER | SO | BB | IBB | HBP | BLK | WP | HR | S | P | ERA | WHIP | | | | | |
| Andy Benes, R (1, 1) ERA: 3.21 | 8.2 | W | 31 | 5 | 1 | 1 | 5 | 2 | 0 | 0 | 0 | 0 | 0 | 81 | 116 | 1.04 | 0.808 | | | | | |
| Rich Rodriguez, L (9, 1) ERA: 2.16 | 0.1 | S | 1 | 0 | 0 | 0 | 0 | 0 | 0 | 0 | 0 | 0 | 0 | 2 | 5 | 0.00 | 0.000 | | | | | |

San Diego Padres @ Philadelphia Phillies
Veterans Stadium, Philadelphia, PA
Thu Apr 22 1993, 7:05 PM EDT
Att: 15,826 - Unknown - 43 F

livebaseballscorecards.com

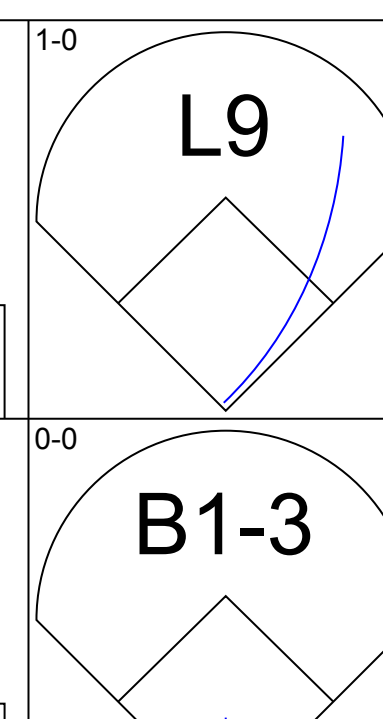
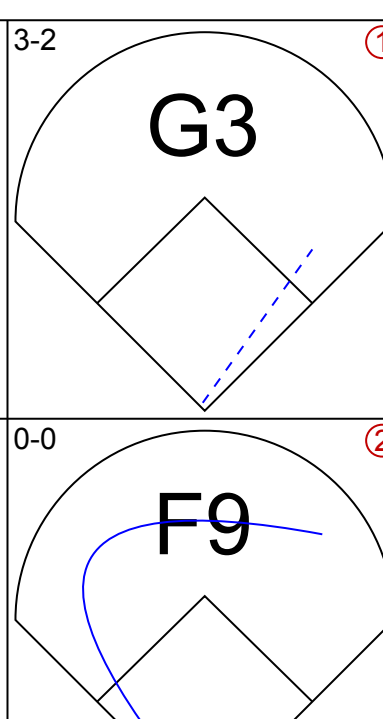
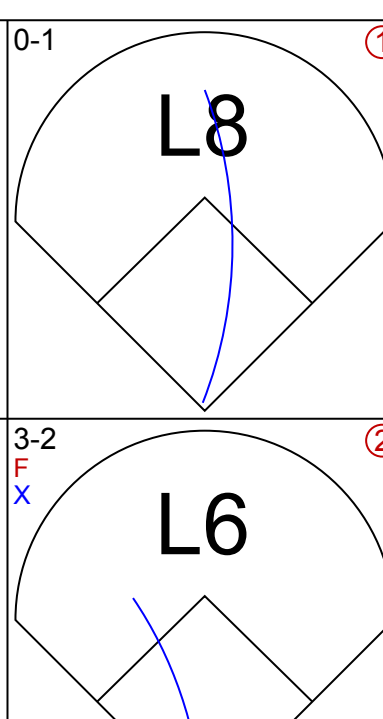
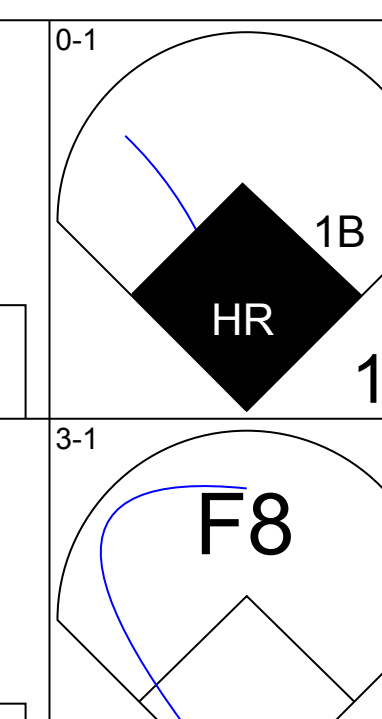
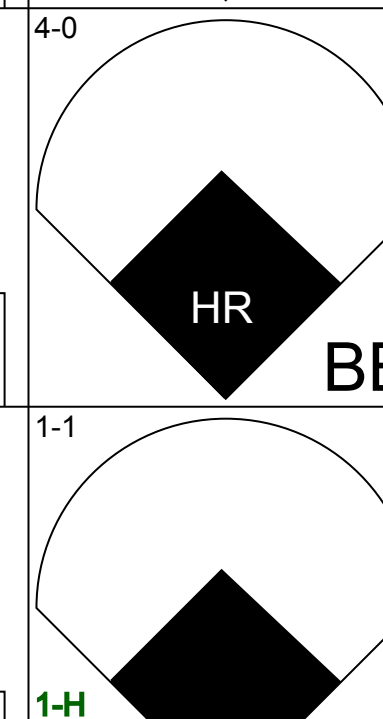

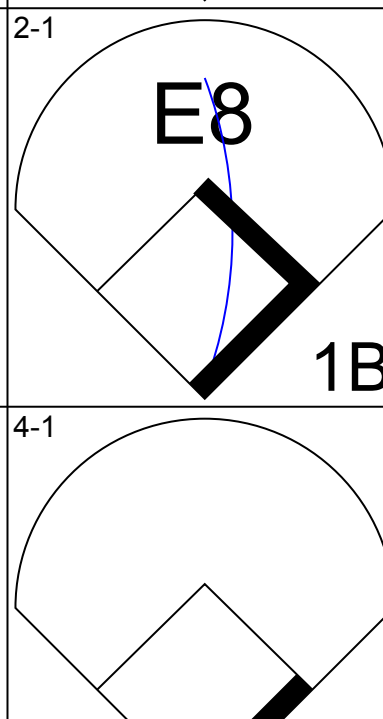
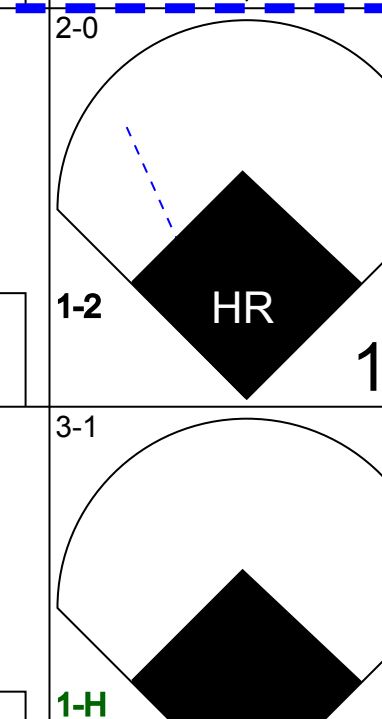
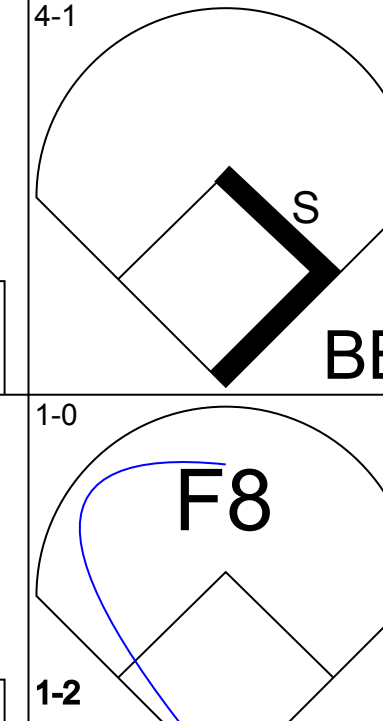

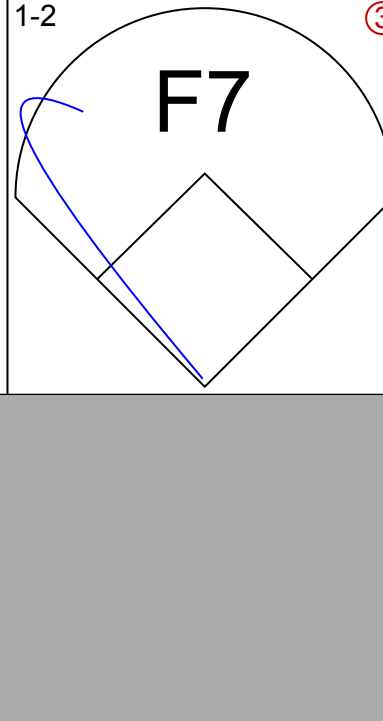
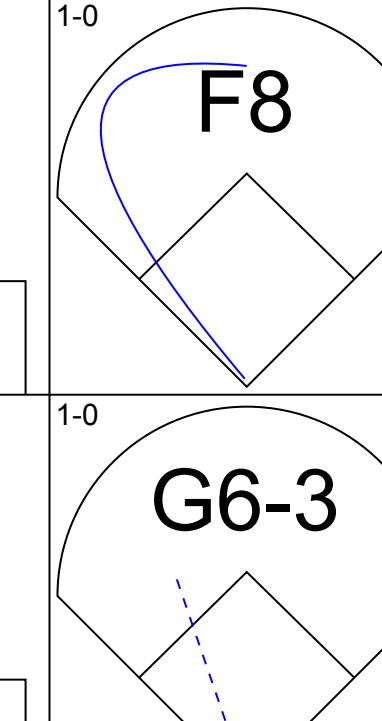






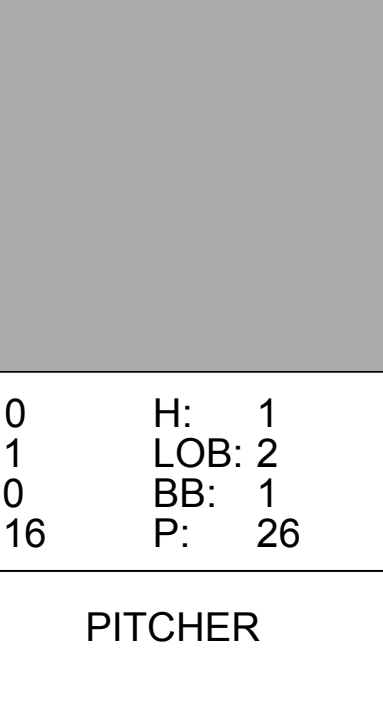
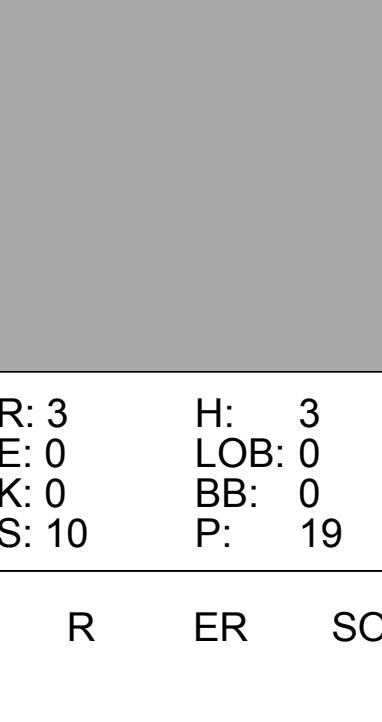



AB 30
R 1
H 5
RBI 1
BB 2
SO 5
LOB 9

| Batter | 1 | 2 | 3 | 4 | 5 | 6 | 7 | 8 | 9 | AB | R | H | RBI | BB | SO | LOB | TOP | | | |
|--|---|--|---|----------------------------------|---|----------------------------------|---|---|---|----------------------------------|------------------------------|----------------------------------|------------------------------|----------------------------------|------------------------------|----------------------------------|----------------------------------|------------------------------------|----------------------------------|--------|
| Ricky Gutierrez, R OBP: 0.286, SLG: 0.211 (1, 6) |  | |  1B | |  | |  1B | | | 4 | 0 | 2 | 0 | 0 | 1 | 0 | | | | |
| Tony Gwynn, L OBP: 0.319, SLG: 0.381 (1, 9) |  | |  1B | |  | |  1B | | | 4 | 0 | 0 | 0 | 0 | 0 | 2 | | | | |
| Gary Sheffield, R OBP: 0.288, SLG: 0.443 (1, 5) |  | |  1B | |  1B | | |  1B | | 4 | 0 | 2 | 0 | 0 | 0 | 0 | | | | |
| Fred McGriff, L OBP: 0.299, SLG: 0.407 (1, 3) | |  |  1B | |  1B | | |  1B | | 4 | 0 | 0 | 0 | 0 | 3 | 2 | | | | |
| Derek Bell, R OBP: 0.379, SLG: 0.538 (1, 8) | |  1B | | |  1B | |  1B | |  1B | | 4 | 1 | 2 | 0 | 0 | 0 | | | | |
| Tim Teufel, R OBP: 0.382, SLG: 0.613 Darrell Sherman, L OBP: 0.313, SLG: 0.286 (9, PH) |  1B | |  2B | |  1B | | |  1B | | 3 | 0 | 2 | 0 | 0 | 0 | 1 | | | | |
| Phil Clark, R OBP: 0.231, SLG: 0.091 Guillermo Velasquez, L OBP: 0.250, SLG: 0.286 (9, PH) |  1B | |  2B | |  1B | | |  1B | | 3 | 0 | 0 | 0 | 0 | 2 | 2 | | | | |
| Dan Walters, R OBP: 0.286, SLG: 0.302 (1, 2) |  | | | |  | |  1B | |  1B | | 2 | 0 | 0 | 0 | 2 | 1 | | | | |
| Greg Harris, R OBP: 0.125, SLG: 0.250 Pat Gomez, L (8, 1) |  1B | | | |  1B | |  1B | | | 3 | 0 | 0 | 0 | 0 | 0 | 4 | | | | |
| Inning Stats | R: 0 E: 0 K: 1 S: 7 | H: 0 LOB: 0 BB: 0 P: 8 | R: 1 E: 0 K: 1 S: 12 | H: 2 LOB: 2 BB: 1 P: 25 | R: 0 E: 0 K: 1 S: 10 | H: 2 LOB: 1 BB: 0 P: 15 | R: 0 E: 0 K: 0 S: 5 | H: 1 LOB: 2 BB: 1 P: 11 | R: 0 E: 0 K: 1 S: 9 | H: 1 LOB: 1 BB: 0 P: 15 | R: 0 E: 0 K: 1 S: 9 | H: 1 LOB: 1 BB: 0 P: 13 | R: 0 E: 0 K: 1 S: 8 | H: 0 LOB: 0 BB: 0 P: 15 | R: 0 E: 0 K: 1 S: 5 | H: 0 LOB: 0 BB: 0 P: 10 | 1B: 7 2B: 1 3B: 0 HR: 0 | SF: 0 SAC: 0 DP: 1 HBP: 0 | WP: 0 PB: 0 SB: 4 CS: 1 | PA: 35 |
| PITCHER | IP | WLS | BF | H | R | ER | SO | BB | IBB | HBP | BLK | WP | HR | S | P | ERA | WHIP | | | |
| Frank Tanana, L ERA: 1.29 | 8.0 | W | 32 | 8 | 1 | 1 | 7 | 0 | 2 | 0 | 0 | 0 | 0 | 71 | 118 | 1.12 | 1.000 | | | |
| Mike Maddux, R ERA: 2.89 | 1.0 | | 3 | 0 | 0 | 0 | 1 | 0 | 0 | 0 | 0 | 0 | 0 | 5 | 10 | 0.00 | 0.000 | | | |

San Diego Padres @ New York Mets
Shea Stadium, Flushing, NY
Fri Apr 23 1993, 7:05 PM EDT
Att: 19,367 - Unknown

AB 33
R 1
H 8
RBI 0
BB 2
SO 8
LOB 11



| Batter | 1 | 2 | 3 | 4 | 5 | 6 | 7 | 8 | 9 | AB | R | H | RBI | BB | SO | LOB | BOTTOM | | | |
|--|---|---|---|----------------------------------|--|---|---|---|------------------------------|---------------------------------|------------------------------|----------------------------------|-------------------------------|----------------------------------|----------------------------------|------------------------------------|----------------------------------|--------|--|--|
| Vince Coleman, S OBP: 0.246, SLG: 0.284 (1, 7) |  | |  1B | | |  1B | |  1B | | 4 | 1 | 1 | 0 | 0 | 0 | 0 | | | | |
| Tony Fernandez, S OBP: 0.379, SLG: 0.275 (1, 6) |  | |  1B | | |  1B | |  1B | | 4 | 0 | 0 | 0 | 0 | 0 | 1 | | | | |
| Eddie Murray, S OBP: 0.429, SLG: 0.614 (1, 3) |  BB | |  1B | | |  1B | |  1B | | 3 | 2 | 2 | 0 | 1 | 1 | 0 | | | | |
| Bobby Bonilla, S OBP: 0.369, SLG: 0.536 (1, 9) |  1B | | | |  1B | |  |  1B | | 3 | 2 | 2 | 5 | 1 | 0 | 0 | | | | |
| Howard Johnson, S OBP: 0.292, SLG: 0.283 (1, 5) |  BB | | | |  1B | |  1B |  1B | | 3 | 0 | 0 | 0 | 1 | 0 | 2 | | | | |
| Ryan Thompson, R OBP: 0.176, SLG: 0.219 (1, 8) |  1B | | | |  1B | | |  1B | | 4 | 0 | 0 | 0 | 0 | 1 | 1 | | | | |
| Tim Bogar, R (1, 4) | | 1B | | | 1B | | 1B | | | 3 | 0 | 0 | 0 | 0 | 0 | 0 | | | | |
| Todd Hundley, S OBP: 0.306, SLG: 0.556 (1, 2) | | 1B | | | 1B | | 1B | | | 3 | 1 | 1 | 1 | 0 | 0 | 0 | | | | |
| Frank Tanana, L Mike Maddux, L (9, 1) | | 1B | | | 1B | | 1B | | | 3 | 0 | 0 | 0 | 0 | 1 | 0 | | | | |
| Inning Stats | R: 2 E: 0 K: 0 S: 6 | H: 1 LOB: 1 BB: 2 P: 17 | R: 0 E: 0 K: 0 S: 6 | H: 0 LOB: 0 BB: 0 P: 10 | R: 0 E: 0 K: 1 S: 7 | H: 0 LOB: 0 BB: 0 P: 11 | R: 0 E: 0 K: 1 S: 7 | H: 0 LOB: 0 BB: 0 P: 12 | R: 0 E: 0 K: 0 S: 6 | H: 1 LOB: 2 BB: 1 P: 7 | R: 1 E: 0 K: 0 S: 9 | H: 1 LOB: 0 BB: 0 P: 12 | R: 3 E: 0 K: 0 S: 10 | H: 3 LOB: 0 BB: 0 P: 19 | 1B: 3 2B: 0 3B: 0 HR: 3 | SF: 0 SAC: 0 DP: 0 HBP: 0 | WP: 0 PB: 0 SB: 1 CS: 0 | PA: 33 | | |
| PITCHER | IP | WLS | BF | H | R | ER | SO | BB | IBB | HBP | BLK | WP | HR | S | P | ERA | WHIP | | | |
| Greg Harris, R ERA: 5.4 | 7.1 | L | 29 | 4 | 4 | 4 | 3 | 2 | 1 | 0 | 0 | 0 | 2 | 62 | 102 | 4.91 | 0.818 | | | |
| Pat Gomez, L ERA: 5.0 | 0.2 | | 4 | 2 | 2 | 2 | 0 | 0 | 0 | 0 | 0 | 0 | 1 | 5 | 12 | 27.00 | 3.000 | | | |

San Diego Padres @ New York Mets
Shea Stadium, Flushing, NY
Fri Apr 23 1993, 7:05 PM EDT
Att: 19,367 - Unknown

AB 30
R 6
H 6
RBI 6
BB 3
SO 3
LOB 4



| Batter | 1 | 2 | 3 | 4 | 5 | 6 | 7 | 8 | 9 | AB | R | H | RBI | BB | SO | LOB | TOP | | | | | | | | |
|---|---|--|---|----------------------------------|-------------------------------|----------------------------------|-------------------------------|----------------------------------|------------------------------|---------------------------------|-------------------------------|----------------------------------|-------------------------------|----------------------------------|------------------------------|----------------------------------|-------------------------------|----------------------------------|----------------------------------|------------------------------------|----------------------------------|--------|--|--|--|
| Darrell Sherman, L OBP: 0.381, SLG: 0.333 (1, 8) | 1-2 CS 1B | | 1-3 K | | 0-1 B2 | | 2-2 WP E HBP | | 3-1 G4-3 1B | 4 | 0 | 2 | 0 | 0 | 1 | 0 | | | | | | | | | |
| Tony Gwynn, L OBP: 0.311, SLG: 0.368 (1, 9) | 3-2 G6-3 | | 1-2 1B | | 2-1 G5-3 | | 1-1 F7 | | 0-1 G4-3 | 5 | 0 | 1 | 0 | 0 | 0 | 3 | | | | | | | | | |
| Fred McGriff, L OBP: 0.292, SLG: 0.391 Gene Harris, R (9, 1) | 2-1 G3-1 | | 0-0 F7 | | 3-2 1B 1B | | 1-3 K | | 1-1 F9 | 5 | 1 | 1 | 0 | 0 | 1 | 3 | | | | | | | | | |
| Gary Sheffield, R OBP: 0.300, SLG: 0.446 (1, 5) | | 1-2 HR 1B | | 1-1 S 1B | | 1-3 K | | 1-2 G5-3 | | 4 | 1 | 2 | 0 | 0 | 1 | 1 | | | | | | | | | |
| Phil Plantier, L OBP: 0.294, SLG: 0.489 Rich Rodriguez, L (8, 1) | | 1-0 1B | | 0-2 F8 | | 1-0 1B | | 1-0 F7 | | 4 | 1 | 2 | 2 | 0 | 0 | 1 | | | | | | | | | |
| Guillermo Velasquez, L OBP: 0.250, SLG: 0.286 (9, 3) | | 1-H HR | | 0-2 L7 | | 1-3 1B | | 1-2 F7 | | 0 | 0 | 0 | 0 | 0 | 0 | 0 | | | | | | | | | |
| Jeff Gardner, L OBP: 0.235, SLG: 0.303 (1, 4) | | 0-2 G4-3 | | 2-2 L7 | | 2-3 K | | 1-2 G4-3 | | 4 | 0 | 0 | 0 | 0 | 1 | 3 | | | | | | | | | |
| Ricky Gutierrez, R OBP: 0.360, SLG: 0.273 (1, 6) | | 1-3 K | | 4-1 BB | | 2-2 FC5-4 1B | | 1-1 SH1-3 1B | | 3 | 1 | 2 | 1 | 1 | 1 | 0 | | | | | | | | | |
| Bob Geren, R OBP: 0.222, SLG: 0.353 (1, 2) | | 3-3 K | | 0-0 F8 | | 0-1 FC5-4 | | 0-0 SH1-3 | | 3 | 0 | 0 | 0 | 0 | 1 | 4 | | | | | | | | | |
| Frank Seminara, R OBP: 0.333, SLG: 0.333 Roger Mason, R (6, 1) | | | | 0-1 G3 | | 0-0 G4-3 | | 1-3 K | | 2 | 0 | 0 | 0 | 0 | 0 | 0 | | | | | | | | | |
| Derek Bell, R OBP: 0.390, SLG: 0.604 (8, 8) | | | | | | | | 2-H HR | | 1 | 0 | 0 | 0 | 0 | 1 | 0 | | | | | | | | | |
| | | | | | | | | | | 1 | 1 | 1 | 2 | 0 | 0 | 0 | | | | | | | | | |
| Inning Stats | R: 0 E: 0 K: 0 S: 12 | H: 1 LOB: 0 BB: 0 P: 18 | R: 2 E: 0 K: 2 S: 15 | H: 2 LOB: 0 BB: 0 P: 21 | R: 0 E: 0 K: 1 S: 10 | H: 1 LOB: 1 BB: 0 P: 12 | R: 0 E: 0 K: 0 S: 10 | H: 1 LOB: 2 BB: 1 P: 17 | R: 0 E: 0 K: 2 S: 5 | H: 0 LOB: 0 BB: 0 P: 7 | R: 1 E: 0 K: 2 S: 16 | H: 3 LOB: 2 BB: 0 P: 25 | R: 0 E: 1 K: 2 S: 10 | H: 0 LOB: 1 BB: 0 P: 15 | R: 0 E: 0 K: 0 S: 7 | H: 0 LOB: 0 BB: 0 P: 10 | R: 2 E: 0 K: 0 S: 11 | H: 3 LOB: 1 BB: 0 P: 16 | 1B: 9 2B: 0 3B: 0 HR: 2 | SF: 0 SAC: 1 DP: 0 HBP: 1 | WP: 1 PB: 0 SB: 1 CS: 1 | PA: 39 | | | |
| PITCHER | IP WLS BF H R ER SO BB IBB HBP BLK WP HR S P ERA WHIP | 7.0 L 30 8 3 3 7 1 0 1 0 1 1 78 115 3.86 1.286 | 2.0 9 3 2 2 0 0 0 0 0 0 1 18 26 9.00 1.500 | | | | | | | | | | | | | | | | | | | | | | |

San Diego Padres @ New York Mets
Shea Stadium, Flushing, NY
Sat Apr 24 1993, 3:33 AM EDT
Att: 24,372 - Sunny - 65 F

AB 36
R 5
H 11
RBI 5
BB 1
SO 7
LOB 15



| Batter | 1 | 2 | 3 | 4 | 5 | 6 | 7 | 8 | 9 | AB | R | H | RBI | BB | SO | LOB | BOTTOM | | | | | | | |
|--|---|--|--|--|------------------------------|----------------------------------|------------------------------|----------------------------------|-------------------------------|----------------------------------|------------------------------|---------------------------------|-------------------------------|----------------------------------|----------------------------------|------------------------------------|----------------------------------|--------|--|--|--|--|--|--|
| Vince Coleman, S OBP: 0.257, SLG: 0.319 (1, 7) | 0-1 F7 | | 0-0 S 1B | | | 1-0 G4-3 3B | 3-2 P4 | | 1-2 FC5-4 | 5 | 1 | 2 | 0 | 0 | 0 | 3 | | | | | | | | |
| Tony Fernandez, S OBP: 0.306, SLG: 0.278 (1, 6) | 2-2 FC3-6 HBP | | 0-1 G4-3 | | | 0-0 G4-3 | | 1-0 CS 1B | | 3 | 0 | 1 | 1 | 0 | 0 | 1 | | | | | | | | |
| Eddie Murray, S OBP: 0.403, SLG: 0.574 (1, 3) | 1-0 FC3-6 1-2 | | 3-3 K | | | 3-H F7 | | 2-3 K | | 4 | 0 | 0 | 0 | 0 | 2 | 2 | | | | | | | | |
| Bobby Bonilla, S OBP: 0.362, SLG: 0.508 (1, 9) | 3-2 F9 | | 0-1 G4-3 | | | 4-1 BB BB | | 1-0 L9 | | 3 | 0 | 0 | 0 | 1 | 0 | 1 | | | | | | | | |
| Howard Johnson, S OBP: 0.304, SLG: 0.339 (1, 5) | | 2-2 G4-3 | | 3-2 HR | | 4-1 BB | | 0-1 P6 | | 3 | 1 | 1 | 1 | 1 | 0 | 0 | | | | | | | | |
| Joe Orsulak, L OBP: 0.310, SLG: 0.321 (1, 8) | | 1-2 L6 | | 0-0 F7 | | 0-3 K | | 0-2 BB 1B | | 4 | 1 | 1 | 0 | 0 | 1 | 2 | | | | | | | | |
| Chico Walker, S OBP: 0.222, SLG: 0.125 (1, 4) | | 0-1 G3-1 | | | | 1-1 F8 | | 0-1 E3 BLK | | 4 | 0 | 0 | 0 | 0 | 0 | 1 | | | | | | | | |
| Charlie O'Brien, R OBP: 0.167, SLG: 0.167 Jeff McKnight, S (9, PH) | | | 3-1 G5-3 | | | 0-3 K | | 2-3 K | | 3 | 0 | 0 | 0 | 0 | 2 | 1 | | | | | | | | |
| Bret Saberhagen, R OBP: 0.200, SLG: 0.222 Dave Gallagher, R (7, PH) | | | 1-0 G4-3 | | | 0-3 K | | 1-2 BB | | 0 | 0 | 0 | 0 | 1 | 0 | 0 | | | | | | | | |
| Jeff Innis, R (8, PH) | | | | | | | | 0-0 P6 | | 2 | 0 | 0 | 0 | 0 | 1 | 0 | | | | | | | | |
| Ryan Thompson, R OBP: 0.176, SLG: 0.219 Todd Hundley, S (9, PH) | | | | | | | | 1-2 FC5-4 1B | | 1 | 0 | 1 | 1 | 0 | 0 | 0 | | | | | | | | |
| Inning Stats | R: 0 E: 0 K: 0 S: 8 | H: 0 LOB: 0 BB: 0 P: 14 | R: 0 E: 0 K: 0 S: 9 | H: 0 LOB: 0 BB: 0 P: 12 | R: 0 E: 0 K: 0 S: 6 | H: 1 LOB: 1 BB: 0 P: 10 | R: 1 E: 0 K: 2 S: 8 | H: 1 LOB: 2 BB: 2 P: 17 | R: 0 E: 1 K: 1 S: 12 | H: 0 LOB: 1 BB: 0 P: 17 | R: 0 E: 0 K: 1 S: 5 | H: 1 LOB: 0 BB: 0 P: 9 | R: 0 E: 0 K: 0 S: 14 | H: 2 LOB: 2 BB: 1 P: 20 | 1B: 4 2B: 1 3B: 1 HR: 1 | SF: 0 SAC: 0 DP: 1 HBP: 1 | WP: 0 PB: 0 SB: 1 CS: 1 | PA: 37 | | | | | | |
| PITCHER | IP WLS BF H R ER SO BB IBB HBP BLK WP HR S P ERA WHIP | 5.2 W 23 5 0 0 2 2 0 0 0 1 0 0 15 20 0.00 0.882 | 1.1 5 0 0 0 2 0 0 0 0 0 0 0 12 21 5.40 1.800 | 1.2 7 2 1 1 1 1 0 0 0 0 0 0 7 8 0.00 3.000 | | | | | | | | | | | | | | | | | | | | |

San Diego Padres @ New York Mets
Shea Stadium, Flushing, NY
Sat Apr 24 1993, 3:33 AM EDT
Att: 24,372 - Sunny - 65 F

AB 33
R 3
H 6
RBI 3
BB 3
SO 6
LOB 12



| Batter | 1 | 2 | 3 | 4 | 5 | 6 | 7 | 8 | 9 | AB | R | H | RBI | BB | SO | LOB | TOP | | | | | | | | | | |
|--|-------------------------------|----------------------------------|-------------------------------|----------------------------------|------------------------------|----------------------------------|------------------------------|----------------------------------|-------------------------------|----------------------------------|------------------------------|----------------------------------|------------------------------|----------------------------------|------------------------------|----------------------------------|---|------------------------------------|------------------------------------|----------------------------------|--------|--|--|--|--|--|--|
| Ricky Gutierrez, R OBP: 0.367, SLG: 0.269 (1, 4) | F9 | E | | F9 | | FC6-4 HBP | | K | | 4 | 1 | 1 | 0 | 0 | 1 | 0 | San Diego Padres @ New York Mets Shea Stadium, Flushing, NY Sun Apr 25 1993, 3:33 AM EDT Att: 24,806 - Sunny - 69 F | | | | | | | | | | |
| Tony Gwynn, L OBP: 0.304, SLG: 0.356 (1, 9) | HR | E7 | | | F8 | FC6-4 G5-3 | | G1-3 | | 5 | 1 | 1 | 0 | 0 | 0 | 1 | | | | | | | | | | | |
| Tim Teufel, R OBP: 0.421, SLG: 0.706 (1, 5) | | | | | | | G5-3 | | F7 | 3 | 2 | 2 | 2 | 1 | 0 | 1 | | | | | | | | | | | |
| Jeff Gardner, L OBP: 0.229, SLG: 0.294 (6, 4) | HR | | | | HBP | | HR | | | 1 | 0 | 0 | 0 | 0 | 0 | 0 | | | | | | | | | | | |
| Gary Sheffield, R OBP: 0.300, SLG: 0.446 Phil Clark, R OBP: 0.313, SLG: 0.154 (1, PH) | | | | | | | | | G5-3 | 0 | 0 | 0 | 0 | 0 | 0 | 0 | | | | | | | | | | | |
| Guillermo Velasquez, L OBP: 0.200, SLG: 0.222 (5, 3) | | | | | | | | | | 2 | 1 | 1 | 0 | 0 | 0 | 2 | | | | | | | | | | | |
| Derek Bell, R OBP: 0.375, SLG: 0.621 (1, 8) | P6 | | | | | | | | G6-3 | 2 | 0 | 0 | 0 | 0 | 0 | 0 | | | | | | | | | | | |
| Dan Walters, R OBP: 0.283, SLG: 0.298 (1, 2) | G3 | | | | | | | | | 2 | 0 | 0 | 0 | 0 | 0 | 1 | | | | | | | | | | | |
| Phil Plantier, L OBP: 0.296, SLG: 0.500 Darrell Sherman, L OBP: 0.364, SLG: 0.316 (5, PR) | | | | | | | | | | 3 | 0 | 1 | 0 | 0 | 0 | 0 | | | | | | | | | | | |
| Craig Shipley, R OBP: 0.250, SLG: 0.413 (1, 6) | | | | | | | | | | 1 | 0 | 0 | 0 | 0 | 0 | 0 | | | | | | | | | | | |
| Dave Eiland, R OBP: 0.143, SLG: 0.143 Pat Gomez, L (6, 1) | | | | | | | | | | 3 | 2 | 2 | 1 | 0 | 0 | 0 | | | | | | | | | | | |
| Tim Scott, R Gene Harris, R (9, 1) | | | | | | | | | | 2 | 0 | 0 | 0 | 0 | 1 | 2 | | | | | | | | | | | |
| Inning Stats | R: 2 E: 0 K: 0 S: 20 | H: 3 LOB: 1 BB: 0 P: 28 | R: 2 E: 1 K: 0 S: 14 | H: 2 LOB: 2 BB: 1 P: 24 | R: 0 E: 0 K: 0 S: 8 | H: 0 LOB: 0 BB: 0 P: 12 | R: 0 E: 0 K: 1 S: 6 | H: 0 LOB: 0 BB: 0 P: 8 | R: 4 E: 0 K: 0 S: 15 | H: 4 LOB: 2 BB: 0 P: 20 | R: 0 E: 0 K: 0 S: 6 | H: 0 LOB: 0 BB: 0 P: 11 | R: 0 E: 0 K: 1 S: 7 | H: 1 LOB: 0 BB: 0 P: 12 | R: 0 E: 0 K: 0 S: 7 | H: 0 LOB: 0 BB: 0 P: 11 | 1B: 7 2B: 1 3B: 0 HR: 2 | SF: 1 SAC: 2 DP: 0 HBP: 2 | WP: 0 PB: 0 SB: 1 CS: 0 | PA: 41 | | | | | | | |
| PITCHER | IP | WLS | BF | H | R | ER | SO | BB | IBB | HBP | BLK | WP | HR | S | P | ERA | WHIP | | | | | | | | | | |
| Sid Fernandez, L ERA: 3.86 Mike Draper, R ERA: 4.91 Mickey Weston, R ERA: 8.1 Anthony Young, R ERA: 3.72 Mike Maddux, R ERA: 2.61 | 4.1 | 0.2 | 1.0 | 2.0 | 1.0 | | | | | | | | | | | 12.46 | 2.077 | | | | | | | | | | |
| Batter | 1 | 2 | 3 | 4 | 5 | 6 | 7 | 8 | 9 | AB | R | H | RBI | BB | SO | LOB | BOTTOM | | | | | | | | | | |
| Vince Coleman, S OBP: 0.266, SLG: 0.338 (1, 7) | G4-3 | | G4-3 | | FC4-6 | | | | F7 | 5 | 1 | 2 | 2 | 0 | 0 | 1 | San Diego Padres @ New York Mets Shea Stadium, Flushing, NY Sun Apr 25 1993, 3:33 AM EDT Att: 24,806 - Sunny - 69 F | | | | | | | | | | |
| Tony Fernandez, S OBP: 0.380, SLG: 0.254 (1, 6) | G4-3 | | F8 | | G1-4-3 | | | | F7 | 5 | 0 | 0 | 0 | 0 | 1 | 4 | | | | | | | | | | | |
| Eddie Murray, S OBP: 0.403, SLG: 0.561 (1, 3) | G4-3 | | | | | | | | G4-3 | 5 | 1 | 2 | 1 | 0 | 0 | 2 | | | | | | | | | | | |
| Bobby Bonilla, S OBP: 0.356, SLG: 0.508 (1, 9) | G3-1 | | | | FC4 | | | | | 4 | 2 | 1 | 1 | 0 | 0 | 1 | | | | | | | | | | | |
| Howard Johnson, S OBP: 0.342, SLG: 0.379 (1, 5) | | | | | | | | | | 2 | 2 | 2 | 2 | 2 | 0 | 0 | | | | | | | | | | | |
| Joe Orsulak, L OBP: 0.303, SLG: 0.313 (1, 8) | | | | | | | | | | 4 | 1 | 1 | 0 | 0 | 0 | 3 | | | | | | | | | | | |
| Chico Walker, S OBP: 0.107, SLG: 0.100 Jeff Kent, R OBP: 0.283, SLG: 0.222 (7, 4) | | | | | | | | | | 2 | 0 | 0 | 1 | 0 | 0 | 3 | | | | | | | | | | | |
| Todd Hundley, S OBP: 0.320, SLG: 0.565 Charlie O'Brien, R OBP: 0.188, SLG: 0.133 (1, 2) | | | | | | | | | | 1 | 0 | 0 | 0 | 0 | 0 | 0 | | | | | | | | | | | |
| Sid Fernandez, L Mike Draper, R Ryan Thompson, R Mickey Weston, R Dave Gallagher, R Anthony Young, R Jeff McKnight, S Mike Maddux, L (1, 1) (5, 1) (5, PH) (6, 1) (5, PH) (7, 1) (5, PH) (9, 1) | | | | | | | | | | 1 | 0 | 0 | 0 | 0 | 0 | 0 | | | | | | | | | | | |
| Inning Stats | R: 1 E: 0 K: 0 S: 9 | H: 1 LOB: 0 BB: 0 P: 13 | R: 1 E: 0 K: 1 S: 7 | H: 0 LOB: 0 BB: 1 P: 16 | R: 0 E: 0 K: 0 S: 5 | H: 0 LOB: 0 BB: 0 P: 8 | R: 1 E: 0 K: 0 S: 9 | H: 2 LOB: 1 BB: 0 P: 12 | R: 0 E: 0 K: 1 S: 12 | H: 1 LOB: 1 BB: 2 P: 38 | R: 0 E: 0 K: 0 S: 6 | H: 0 LOB: 0 BB: 1 P: 14 | R: 0 E: 0 K: 0 S: 5 | H: 0 LOB: 0 BB: 0 P: 8 | R: 0 E: 0 K: 0 S: 4 | H: 0 LOB: 0 BB: 0 P: 5 | | 1B: 6 2B: 3 3B: 0 HR: 0 | SF: 1 SAC: 0 DP: 0 HBP: 0 | WP: 1 PB: 0 SB: 0 CS: 1 | PA: 39 | | | | | | |
| PITCHER | IP | WLS | BF | H | R | ER | SO | BB | IBB | HBP | BLK | WP | HR | S | P | ERA | WHIP | | | | | | | | | | |
| Dave Eiland, R ERA: 4.01 Pat Gomez, L ERA: 5.92 Tim Scott, R ERA: 1.74 Gene Harris, R ERA: 3.52 | 5.0 | 0.1 | 2.2 | 1.0 | 1.0 | | | | | | | | | | | 10.80 | 1.600 | | | | | | | | | | |

| Batter | 1 | 2 | 3 | 4 | 5 | 6 | 7 | 8 | 9 | AB | R | H | RBI | BB | SO | LOB | TOP | | | |
|--|---------------------------------------|---------------------------------------|---------------------------------------|---------------------------------------|---------------------------------------|---------------------------------------|---------------------------------------|---------------------------------------|---------------------------------------|---------------------------------------|---------------------------------------|---------------------------------------|---------------------------------------|---------------------------------------|---------------------------------------|---------------------------------------|---|----------------------------------|------------------------------------|----------------------------------|
| Delino DeShields, L OBP: 0.531, SLG: 0.568 (1, 4) | F8 | | P4 | | SF7 | | | BB 1B | | 4 | 2 | 2 | 1 | 1 | 0 | 2 | Montreal Expos @ San Diego Padres Jack Murphy Stadium, San Diego, CA Mon Apr 26 1993, 10:05 PM EDT Att: 10,126 - Unknown - 73 F | | | |
| Moises Alou, R OBP: 0.294, SLG: 0.358 (1, 7) | G4-3 | | G6-3 | | FC5-2 | | | 1B | | 4 | 0 | 0 | 0 | 1 | 1 | 6 | | | | |
| Marquis Grissom, R OBP: 0.358, SLG: 0.446 (1, 8) | K | | | | F8 | | | 1B | | 5 | 0 | 2 | 2 | 0 | 2 | 0 | | | | |
| Larry Walker, L OBP: 0.518, SLG: 0.889 (1, 9) | | G6-3 | | | SF7 | | | 1B | | 3 | 1 | 1 | 1 | 1 | 1 | 2 | | | | |
| Darrin Fletcher, L OBP: 0.385, SLG: 0.528 (1, 2) | G3-1 | | | | G3 | | | | | 4 | 1 | 1 | 0 | 1 | 1 | 2 | | | | |
| John Vander Wal, L OBP: 0.396, SLG: 0.432 Greg Colbrunn, R OBP: 0.313, SLG: 0.533 (7, PH) (7, 3) | G4-3 | | | | FC6-2 | | | BB 1B | | 3 | 1 | 2 | 2 | 0 | 0 | 0 | | | | |
| Wil Cordero, R OBP: 0.315, SLG: 0.478 (1, 6) | | | E6 | | FC6-2 | | | F8 | | 4 | 0 | 0 | 0 | 1 | 0 | 1 | | | | |
| Sean Berry, R OBP: 0.433, SLG: 0.200 (1, 5) | | | F8 | | P6 | | | BB SH1-4 1B | | 4 | 1 | 1 | 0 | 0 | 0 | 4 | | | | |
| Jimmy Jones, R OBP: 0.286, SLG: 0.167 Mel Rojas, R (8, 1) Jeff Fassero, L (8, 1) John Wetteland, R (8, 1) | | | | | FC5-2 | | | SH1-4 | | 2 | 0 | 1 | 0 | 1 | 1 | 2 | | | | |
| Inning Stats | R: 0 E: 0 K: 1 S: 8 | H: 0 LOB: 0 BB: 0 P: 15 | R: 0 E: 0 K: 0 S: 8 | H: 0 LOB: 0 BB: 0 P: 12 | R: 0 E: 1 K: 0 S: 7 | H: 0 LOB: 2 BB: 1 P: 15 | R: 2 E: 0 K: 0 S: 8 | H: 1 LOB: 1 BB: 2 P: 20 | R: 1 E: 0 K: 2 S: 12 | H: 3 LOB: 2 BB: 0 P: 28 | R: 0 E: 0 K: 2 S: 9 | H: 2 LOB: 1 BB: 0 P: 12 | R: 2 E: 0 K: 1 S: 11 | H: 2 LOB: 2 BB: 2 P: 22 | R: 0 E: 0 K: 1 S: 6 | H: 0 LOB: 0 BB: 0 P: 10 | | 1B: 8 2B: 1 3B: 1 HR: 0 | SF: 1 SAC: 1 DP: 0 HBP: 0 | WP: 0 PB: 0 SB: 1 CS: 0 |
| PITCHER | IP WLS BF H R ER SO | IP WLS BF H R ER SO | IP WLS BF H R ER SO | IP WLS BF H R ER SO | IP WLS BF H R ER SO | IP WLS BF H R ER SO | IP WLS BF H R ER SO | IP WLS BF H R ER SO | IP WLS BF H R ER SO | IP WLS BF H R ER SO | IP WLS BF H R ER SO | IP WLS BF H R ER SO | IP WLS BF H R ER SO | IP WLS BF H R ER SO | IP WLS BF H R ER SO | IP WLS BF H R ER SO | ERA WHIP | ERA WHIP | | |
| Kerry Taylor, R ERA: 2.7 Jeremy Hernandez, R ERA: 7.5 Pat Gomez, L ERA: 4.78 Roger Mason, R ERA: 1.32 | 4.0 L 17 1 2 2 1 | 1.0 7 4 2 2 0 | 2.0 9 3 0 0 4 | 2.0 10 2 2 2 2 | 1.0 7 4 2 2 0 | 2.0 10 2 2 2 2 | 2.0 10 2 2 2 2 | 2.0 10 2 2 2 2 | 2.0 10 2 2 2 2 | 2.0 10 2 2 2 2 | 2.0 10 2 2 2 2 | 2.0 10 2 2 2 2 | 2.0 10 2 2 2 2 | 2.0 10 2 2 2 2 | 2.0 10 2 2 2 2 | 2.0 10 2 2 2 2 | 4.50 1.000 | 18.00 4.000 | 0.00 2.000 | 9.00 1.500 |

| | |
|-----|----|
| AB | 35 |
| R | 6 |
| H | 10 |
| RBI | 6 |
| BB | 6 |
| SO | 7 |
| LOB | 20 |



| Batter | 1 | 2 | 3 | 4 | 5 | 6 | 7 | 8 | 9 | AB | R | H | RBI | BB | SO | LOB | BOTTOM | | | | | |
|---|---------------------------------------|---------------------------------------|---------------------------------------|---------------------------------------|---------------------------------------|---------------------------------------|---------------------------------------|---------------------------------------|---------------------------------------|---------------------------------------|---------------------------------------|---------------------------------------|---------------------------------------|---------------------------------------|---------------------------------------|---------------------------------------|---|----------------------------------|----------------------------------|------------------------------------|----------------------------------|--------|
| Darrell Sherman, L OBP: 0.407, SLG: 0.348 (1, 7) (9, 8) | G4-3 | | | | | | | BB 1B | | 4 | 2 | 2 | 0 | 1 | 0 | 2 | Montreal Expos @ San Diego Padres Jack Murphy Stadium, San Diego, CA Mon Apr 26 1993, 10:05 PM EDT Att: 10,126 - Unknown - 73 F | | | | | |
| Tony Gwynn, L OBP: 0.298, SLG: 0.351 (1, 9) | G4-3 | | | | L8 | | | SF8 | | 4 | 0 | 1 | 1 | 0 | 0 | 3 | | | | | | |
| Gary Sheffield, R OBP: 0.311, SLG: 0.464 (1, 5) | F8 | | | | F8 | | | 1B | | 4 | 0 | 2 | 2 | 0 | 0 | 1 | | | | | | |
| Fred McGriff, L OBP: 0.276, SLG: 0.368 (1, 3) | | G4-3 | | | G4-3 | | | F7 | | 4 | 0 | 0 | 0 | 0 | 1 | 5 | | | | | | |
| Derek Bell, R OBP: 0.358, SLG: 0.590 Guillermo Velasquez, L OBP: 0.273, SLG: 0.222 (8, PH) (9, 7) | | G5-3 | | | G5-3 | | | K | | 3 | 0 | 0 | 0 | 0 | 1 | 0 | | | | | | |
| Jeff Gardner, L OBP: 0.231, SLG: 0.289 (1, 4) | | F7 | | | G4-3 | | | F8 | | 4 | 0 | 1 | 1 | 0 | 0 | 0 | | | | | | |
| Craig Shipley, R OBP: 0.235, SLG: 0.388 Roger Mason, R (8, 1) Phil Clark, R OBP: 0.353, SLG: 0.214 (9, PH) | | | | | F7 | | | G5-3 | | 3 | 0 | 0 | 0 | 0 | 1 | 0 | | | | | | |
| Phil Clark, R OBP: 0.353, SLG: 0.214 (9, PH) | | | | | F7 | | | G5-3 | | 1 | 0 | 1 | 0 | 0 | 0 | 0 | | | | | | |
| Dan Walters, R OBP: 0.281, SLG: 0.294 (1, 2) | | | | | G4-3 | | | G6-3 | | 4 | 1 | 1 | 0 | 0 | 0 | 1 | | | | | | |
| Kerry Taylor, R Jeremy Hernandez, R Pat Gomez, L Ricky Gutierrez, R OBP: 0.375, SLG: 0.286 (8, 6) | | | | | K | | | G6-3 | | 1 | 0 | 0 | 0 | 0 | 1 | 0 | | | | | | |
| Inning Stats | R: 0 E: 0 K: 0 S: 9 | H: 0 LOB: 0 BB: 0 P: 14 | R: 0 E: 0 K: 0 S: 5 | H: 0 LOB: 0 BB: 0 P: 11 | R: 0 E: 0 K: 1 S: 7 | H: 0 LOB: 0 BB: 0 P: 9 | R: 0 E: 0 K: 0 S: 6 | H: 1 LOB: 1 BB: 0 P: 8 | R: 0 E: 0 K: 0 S: 9 | H: 0 LOB: 0 BB: 0 P: 9 | R: 1 E: 0 K: 0 S: 10 | H: 2 LOB: 2 BB: 1 P: 14 | R: 0 E: 0 K: 2 S: 9 | H: 0 LOB: 0 BB: 0 P: 15 | R: 3 E: 1 K: 1 S: 16 | H: 4 LOB: 2 BB: 1 P: 23 | R: 0 E: 0 K: 0 S: 15 | H: 2 LOB: 2 BB: 0 P: 21 | 1B: 8 2B: 1 3B: 0 HR: 0 | SF: 1 SAC: 0 DP: 0 HBP: 0 | WP: 0 PB: 0 SB: 0 CS: 0 | PA: 38 |
| PITCHER | IP WLS BF H R ER SO | IP WLS BF H R ER SO | IP WLS BF H R ER SO | IP WLS BF H R ER SO | IP WLS BF H R ER SO | IP WLS BF H R ER SO | IP WLS BF H R ER SO | IP WLS BF H R ER SO | IP WLS BF H R ER SO | IP WLS BF H R ER SO | IP WLS BF H R ER SO | IP WLS BF H R ER SO | IP WLS BF H R ER SO | IP WLS BF H R ER SO | IP WLS BF H R ER SO | IP WLS BF H R ER SO | ERA WHIP | ERA WHIP | | | | |
| Jimmy Jones, R ERA: 3.57 Mel Rojas, R ERA: 5.63 Jeff Fassero, L ERA: 5.4 John Wetteland, R ERA: 3.86 | 7.0 W 26 4 2 2 3 | 0.1 4 2 1 0 0 | 0.1 1 0 0 0 1 | 1.1 S 7 3 1 0 0 | 0.1 4 2 1 0 0 | 0.1 1 0 0 0 1 | 1.1 S 7 3 1 0 0 | 0.1 4 2 1 0 0 | 0.1 4 2 1 0 0 | 0.1 4 2 1 0 0 | 0.1 4 2 1 0 0 | 0.1 4 2 1 0 0 | 0.1 4 2 1 0 0 | 0.1 4 2 1 0 0 | 0.1 4 2 1 0 0 | 0.1 4 2 1 0 0 | 2.57 0.714 | 0.00 6.000 | 0.00 0.000 | 0.00 3.000 | | |

| | |
|-----|----|
| AB | 35 |
| R | 4 |
| H | 9 |
| RBI | 4 |
| BB | 2 |
| SO | 4 |
| LOB | 13 |




| Batter | 1 | 2 | 3 | 4 | 5 | 6 | 7 | 8 | 9 | AB | R | H | RBI | BB | SO | LOB | TOP | | | | |
|--|-------------------------------|----------------------------------|------------------------------|----------------------------------|------------------------------|----------------------------------|-------------------------------|----------------------------------|------------------------------|---------------------------------|------------------------------|----------------------------------|-------------------------------|----------------------------------|------------------------------|---------------------------------|----------------------------------|------------------------------------|----------------------------------|--------|--|
| Delino DeShields, L OBP: 0.491, SLG: 0.512 (1, 4) | F9 | | F9 | | | G5-3 | | F7 | | 4 | 0 | 0 | 0 | 0 | 0 | 3 | | | | | |
| Moises Alou, R OBP: 0.295, SLG: 0.423 (1, 7) | K | | | F8 | | | 2B | | HR | 4 | 1 | 2 | 1 | 0 | 1 | 0 | | | | | |
| Marquis Grissom, R OBP: 0.341, SLG: 0.423 (1, 8) | F8 | | | G5-3 | | | F7 | | F7 | 4 | 0 | 0 | 0 | 0 | 0 | 1 | | | | | |
| Larry Walker, L OBP: 0.483, SLG: 0.816 (1, 9) | | F8 | | F8 | | | P5 | | G4-3 | 4 | 0 | 0 | 0 | 0 | 0 | 1 | | | | | |
| Darrin Fletcher, L OBP: 0.357, SLG: 0.487 Greg Colbrunn, R OBP: 0.294, SLG: 0.500 (9, PH) | P6 | | | | G4-3 | | F7 | | K | 3 | 0 | 0 | 0 | 0 | 0 | 1 | | | | | |
| John Vander Wal, L OBP: 0.341, SLG: 0.400 (1, 3) | K | | | | P2 | | | | F8 | 3 | 0 | 0 | 0 | 0 | 0 | 1 | | | | | |
| Wil Cordero, R OBP: 0.329, SLG: 0.478 (1, 6) | | | | SH1-4 BB | | F8 | | 2B | 1B | 2 | 0 | 1 | 0 | 1 | 0 | 0 | | | | | |
| Sean Berry, R OBP: 0.406, SLG: 0.182 Jeff Shaw, R (6, PH) | | | | K | | | | | K | 2 | 0 | 0 | 0 | 0 | 0 | 2 | | | | | |
| Lou Frazier, S OBP: 0.353, SLG: 0.267 Brian Barnes, L OBP: 0.400, SLG: 0.250 (8, 1) | | | | | | | | | K | 0 | 0 | 0 | 0 | 0 | 0 | 0 | | | | | |
| Kent Bottenfield, R OBP: 0.167, SLG: 0.167 Mike Gardiner, S (4, 1) Frank Bolick, S OBP: 0.296, SLG: 0.385 (6, PH) | | | | SH1-4 | | | | | L4 | 0 | 0 | 0 | 0 | 0 | 0 | 0 | | | | | |
| Inning Stats | R: 0 E: 0 K: 1 S: 11 | H: 0 LOB: 0 BB: 0 P: 15 | R: 0 E: 0 K: 1 S: 9 | H: 0 LOB: 0 BB: 0 P: 11 | R: 0 E: 0 K: 1 S: 7 | H: 0 LOB: 1 BB: 1 P: 15 | R: 0 E: 0 K: 0 S: 12 | H: 0 LOB: 0 BB: 0 P: 19 | R: 0 E: 0 K: 1 S: 6 | H: 0 LOB: 0 BB: 0 P: 8 | R: 0 E: 0 K: 0 S: 9 | H: 1 LOB: 1 BB: 0 P: 12 | R: 0 E: 0 K: 1 S: 11 | H: 2 LOB: 2 BB: 0 P: 16 | R: 1 E: 0 K: 1 S: 9 | H: 1 LOB: 0 BB: 0 P: 9 | 1B: 1 2B: 2 3B: 0 HR: 1 | SF: 0 SAC: 1 DP: 0 HBP: 0 | WP: 0 PB: 0 SB: 0 CS: 0 | PA: 32 | |
| PITCHER | IP | WLS | BF | H | R | ER | SO | BB | IBB | HBP | BLK | WP | HR | S | P | ERA | WHIP | | | | |
| Andy Benes, R ERA: 2.72 Rich Rodriguez, L ERA: 2.53 | 8.1 | W | 30 | 4 | 1 | 1 | 5 | 1 | 0 | 0 | 0 | 0 | 1 | 76 | 110 | 1.08 | 0.600 | | | | |
| PITCHER | IP | WLS | BF | H | R | ER | SO | BB | IBB | HBP | BLK | WP | HR | S | P | ERA | WHIP | | | | |

Montreal Expos @ San Diego Padres
Jack Murphy Stadium, San Diego, CA
Tue Apr 27 1993, 10:05 PM EDT
Att: 13,692 - Unknown - 68 F

livebaseballscorecards.com

AB 30
R 1
H 4
RBI 1
BB 1
SO 6
LOB 8




| Batter | 1 | 2 | 3 | 4 | 5 | 6 | 7 | 8 | 9 | AB | R | H | RBI | BB | SO | LOB | BOTTOM | | | | |
|--|------------------------------|----------------------------------|-------------------------------|----------------------------------|------------------------------|----------------------------------|-------------------------------|----------------------------------|------------------------------|---------------------------------|------------------------------|----------------------------------|------------------------------|----------------------------------|-------------------------------|----------------------------------|----------------------------------|------------------------------------|----------------------------------|--------|--|
| Darrell Sherman, L OBP: 0.355, SLG: 0.296 (1, 7) | G4-3 | | | G4-3 | | | | G5-3 | | 4 | 0 | 0 | 0 | 0 | 0 | 3 | | | | | |
| Tony Gwynn, L OBP: 0.307, SLG: 0.375 (1, 9) | | | | G6-3 | | G3 | | HR BB | 3B | 3 | 1 | 1 | 0 | 1 | 0 | 0 | | | | | |
| Gary Sheffield, R OBP: 0.321, SLG: 0.500 (1, 5) | | | | G4-6-3 BB | | F9 | | L5 | | 3 | 1 | 1 | 2 | 1 | 0 | 1 | | | | | |
| Fred McGriff, L OBP: 0.263, SLG: 0.347 (1, 3) | F8 | | | G4-6-3 | | F8 | | F8 | | 4 | 0 | 0 | 0 | 0 | 0 | 2 | | | | | |
| Derek Bell, R OBP: 0.366, SLG: 0.578 (1, 8) | K | | | 3B 1B | | K | | S IBB | | 3 | 1 | 1 | 0 | 1 | 2 | 0 | | | | | |
| Jeff Gardner, L OBP: 0.279, SLG: 0.366 (1, 4) | | | | G5-3 1B | | K | | 2B 3B | BB | 3 | 1 | 2 | 1 | 1 | 1 | 0 | | | | | |
| Craig Shipley, R OBP: 0.236, SLG: 0.377 (1, 6) | | | | G6-3 | | F9 | | L7 | | 4 | 0 | 1 | 0 | 0 | 0 | 4 | | | | | |
| Dan Walters, R OBP: 0.267, SLG: 0.278 (1, 2) | | | | G5-3 | | K | | K2-3 | | 3 | 0 | 0 | 0 | 0 | 2 | 3 | | | | | |
| Andy Benes, R OBP: 0.214, SLG: 0.231 Rich Rodriguez, L (9, 1) | | | | FC4-2-5 | | 2B | | F8 | | 3 | 0 | 1 | 1 | 0 | 0 | 2 | | | | | |
| Inning Stats | R: 2 E: 0 K: 1 S: 9 | H: 1 LOB: 1 BB: 1 P: 19 | R: 0 E: 0 K: 0 S: 10 | H: 2 LOB: 2 BB: 0 P: 16 | R: 0 E: 0 K: 0 S: 4 | H: 0 LOB: 0 BB: 1 P: 10 | R: 2 E: 0 K: 1 S: 16 | H: 3 LOB: 1 BB: 0 P: 21 | R: 0 E: 0 K: 2 S: 5 | H: 0 LOB: 0 BB: 0 P: 9 | R: 0 E: 0 K: 2 S: 9 | H: 0 LOB: 0 BB: 0 P: 10 | R: 0 E: 0 K: 1 S: 8 | H: 0 LOB: 0 BB: 0 P: 14 | R: 0 E: 0 K: 0 S: 10 | H: 1 LOB: 3 BB: 2 P: 24 | 1B: 3 2B: 1 3B: 2 HR: 1 | SF: 0 SAC: 0 DP: 1 HBP: 0 | WP: 0 PB: 0 SB: 1 CS: 0 | PA: 34 | |
| PITCHER | IP | WLS | BF | H | R | ER | SO | BB | IBB | HBP | BLK | WP | HR | S | P | ERA | WHIP | | | | |
| Kent Bottenfield, R ERA: 4.24 Mike Gardiner, R ERA: 6.75 Jeff Shaw, R ERA: 2.08 Brian Barnes, L ERA: 5.02 | 3.2 | L | 18 | 6 | 4 | 4 | 2 | 2 | 0 | 0 | 0 | 0 | 0 | 9 | 16 | 0.00 | 0.000 | | | | |
| PITCHER | IP | WLS | BF | H | R | ER | SO | BB | IBB | HBP | BLK | WP | HR | S | P | ERA | WHIP | | | | |

Montreal Expos @ San Diego Padres
Jack Murphy Stadium, San Diego, CA
Tue Apr 27 1993, 10:05 PM EDT
Att: 13,692 - Unknown - 68 F

livebaseballscorecards.com

AB 30
R 4
H 7
RBI 4
BB 4
SO 5
LOB 15




| Batter | 1 | 2 | 3 | 4 | 5 | 6 | 7 | 8 | 9 | AB | R | H | RBI | BB | SO | LOB | TOP | | | | | | | | |
|--|-------------------------------|----------------------------------|------------------------------|---------------------------------|------------------------------|---------------------------------|-------------------------------|----------------------------------|------------------------------|---------------------------------|------------------------------|----------------------------------|------------------------------|---------------------------------|-------------------------------|----------------------------------|------------------------------|----------------------------------|-------------------------|------------------------------------|----------------------------------|--------|--|--|--|
| Lenny Dykstra, L OBP: 0.397, SLG: 0.354 (1, 8) | 3-2 CS 1B | | 1-2 F9 | | 3-1 G4-3 | | | 1-2 2B 1B | 2-0 F8 | 5 | 1 | 2 | 0 | 0 | 0 | 1 | | | | | | | | | |
| Mickey Morandini, L OBP: 0.297, SLG: 0.358 (1, 4) | 0-3 K | | | 1-0 G4-3 | | 1-1 F7 | | 1-0 F7 | | 4 | 0 | 0 | 0 | 0 | 0 | 1 | 2 | | | | | | | | |
| Ricky Jordan, R OBP: 0.647, SLG: 0.857 (1, 3) | 1-2 1B | | | 2-2 2B 1B | | 0-1 F8 | | 1-0 1B 2B | | 4 | 2 | 3 | 1 | 0 | 0 | 0 | | | | | | | | | |
| Dave Hollins, S OBP: 0.367, SLG: 0.408 (1, 5) | 3-2 F9 | | | 2-0 G3 1B 2B | | 4-1 BB | | 0-0 2H 1B | | 3 | 1 | 2 | 2 | 1 | 0 | 1 | | | | | | | | | |
| Darren Daulton, L OBP: 0.425, SLG: 0.483 (1, 2) | | 1-0 P5 | | 1-1 G3 | | 0-0 G4-3 | | 3-1 F8 | | 4 | 0 | 0 | 0 | 0 | 0 | 3 | | | | | | | | | |
| Pete Incaviglia, R OBP: 0.292, SLG: 0.457 Jim Eisenreich, L OBP: 0.423, SLG: 0.478 (1, 9) (8, 9) | 0-0 F8 | | | 3-2 FC6-4 1B | | | | | 2-0 1B 2B | 3 | 0 | 1 | 1 | 0 | 0 | 0 | | | | | | | | | |
| Milt Thompson, L OBP: 0.267, SLG: 0.204 (1, 7) | 1-3 K | | | 3-H FC6-4 1B | | | | 1-3 K | | 4 | 0 | 1 | 0 | 0 | 2 | 1 | | | | | | | | | |
| Mariano Duncan, R OBP: 0.306, SLG: 0.354 (1, 6) | | | 0-2 G2-3 | | 0-0 G6-3 | | | 0-1 F9 | | 4 | 0 | 1 | 1 | 0 | 0 | 0 | | | | | | | | | |
| Curt Schilling, R Larry Andersen, R Wes Chamberlain, R Mitch Williams, L (1, 1) (8, 1) (9, PH) (9, 1) (9, 1) | | | 0-0 G4-3 | | 0-2 G1-3 | | | 2-2 P4 | 0-1 G6-4-3 1B | 3 | 0 | 0 | 0 | 0 | 0 | 0 | | | | | | | | | |
| Inning Stats | R: 0 E: 0 K: 1 S: 14 | H: 2 LOB: 1 BB: 0 P: 21 | R: 0 E: 0 K: 1 S: 6 | H: 0 LOB: 0 BB: 0 P: 8 | R: 0 E: 0 K: 0 S: 8 | H: 0 LOB: 0 BB: 0 P: 9 | R: 2 E: 0 K: 0 S: 14 | H: 3 LOB: 1 BB: 0 P: 23 | R: 0 E: 0 K: 0 S: 6 | H: 0 LOB: 0 BB: 0 P: 9 | R: 0 E: 0 K: 0 S: 6 | H: 0 LOB: 0 BB: 0 P: 11 | R: 0 E: 0 K: 1 S: 6 | H: 0 LOB: 0 BB: 0 P: 7 | R: 2 E: 0 K: 0 S: 11 | H: 3 LOB: 1 BB: 0 P: 19 | R: 1 E: 0 K: 0 S: 7 | H: 3 LOB: 1 BB: 0 P: 11 | 1B: 8 2B: 3 HR: 0 | SF: 0 SAC: 0 DP: 1 HBP: 0 | WP: 0 PB: 0 SB: 0 CS: 1 | PA: 37 | | | |
| PITCHER | IP | WLS | BF | H | R | ER | SO | BB | IBB | HBP | BLK | WP | HR | S | P | ERA | WHIP | | | | | | | | |
| Greg Harris, R ERA: 5.23 Tim Scott, R ERA: 1.69 Pat Gomez, L ERA: 5.56 Jeremy Hernandez, R ERA: 6.92 | 7.2 | L | 30 | 7 | 4 | 4 | 3 | 1 | 0 | 0 | 0 | 0 | 0 | 68 | 101 | 4.70 | 1.043 | | | | | | | | |

Philadelphia Phillies @ San Diego Padres
Jack Murphy Stadium, San Diego, CA
Wed Apr 28, 1993, 10:05 PM EDT
Att: 10,905 - Unknown - 71 F

livebaseballscores.com

AB 36
R 5
H 11
RBI 5
BB 1
SO 3
LOB 10




| Batter | 1 | 2 | 3 | 4 | 5 | 6 | 7 | 8 | 9 | AB | R | H | RBI | BB | SO | LOB | BOTTOM | | | | | | | | |
|---|-------------------------------|----------------------------------|------------------------------|---------------------------------|------------------------------|----------------------------------|------------------------------|----------------------------------|-------------------------------|----------------------------------|------------------------------|---------------------------------|-------------------------------|----------------------------------|-------------------------------|----------------------------------|-------------------------|------------------------------------|----------------------------------|--------|--|--|--|--|--|
| Darrell Sherman, L OBP: 0.343, SLG: 0.290 (1, 7) (9, 8) | 2-2 G6-3 | | 1-1 L7 | | | 1-3 K | | 2-2 1B SF9 1B | 0-1 G5-3 | 4 | 1 | 1 | 0 | 0 | 1 | 1 | | | | | | | | | |
| Phil Clark, R OBP: 0.333, SLG: 0.200 (9, PH) | | | | | | | | 1-2 2-3H 1B | | 1 | 0 | 0 | 0 | 0 | 0 | 2 | | | | | | | | | |
| Tony Gwynn, L OBP: 0.301, SLG: 0.365 (1, 9) | 1-3 K | | 0-2 L5-3 | | | 1-1 G1-4-3 | | 2-2 SF9 BB 1B | 0-1 G6-3 | 5 | 1 | 1 | 0 | 0 | 1 | 2 | | | | | | | | | |
| Gary Sheffield, R OBP: 0.341, SLG: 0.520 (1, 5) | 1-0 PB 2B | | | 1-1 F9 | | 2-2 1B 1B | | 4-1 1B 1-2 BB | | 3 | 0 | 2 | 0 | 1 | 0 | 0 | | | | | | | | | |
| Fred McGriff, L OBP: 0.274, SLG: 0.351 (1, 3) | 4-2 BB | | | 1-0 G3 | | 1-0 1B | | 0-0 SF9 | | 2 | 0 | 1 | 1 | 1 | 0 | 0 | | | | | | | | | |
| Derek Bell, R OBP: 0.351, SLG: 0.552 Guillermo Velasquez, L OBP: 0.333, SLG: 0.300 Ricky Gutierrez, R OBP: 0.375, SLG: 0.286 (1, 8) (8, PH) (8, PH) (9, 7) | 1-3 K | | 1-3 F9 | | 2-2 F9 | | 1-1 P4 | 2-3 3-H FC6-4 1B | | 3 | 0 | 0 | 0 | 0 | 1 | 4 | | | | | | | | | |
| Jeff Gardner, L OBP: 0.277, SLG: 0.378 (1, 4) | | 2-2 G4-3 | | | 2-1 2B | | | 1-2 FC6-4 | | 4 | 0 | 1 | 0 | 0 | 0 | 2 | | | | | | | | | |
| Craig Shipley, R OBP: 0.237, SLG: 0.368 (1, 6) | | 0-1 G4-3 | | | 0-0 L3 | | | 0-0 G1-3 | | 4 | 1 | 1 | 0 | 0 | 0 | 1 | | | | | | | | | |
| Dan Walters, R OBP: 0.266, SLG: 0.263 (1, 2) | | 1-0 F7 | | | 3-3 K | | | 2-1 G6-3 | | 3 | 0 | 0 | 0 | 1 | 1 | 1 | | | | | | | | | |
| Greg Harris, R Tim Scott, R Kurt Stillwell, S Pat Gomez, L Jeremy Hernandez, R Tim Lincecum, R (1, 1) (8, 1) (8, PH) (9, 1) (9, PH) (9, PH) | | | 2-1 L5-3 1B | | 1-3 K | | | 3-2 F8 | 4-2 G5-3 BB | 2 | 0 | 1 | 0 | 0 | 1 | 1 | | | | | | | | | |
| Inning Stats | R: 0 E: 0 K: 2 S: 13 | H: 1 LOB: 2 BB: 1 P: 22 | R: 0 E: 0 K: 0 S: 6 | H: 0 LOB: 0 BB: 0 P: 9 | R: 0 E: 0 K: 0 S: 8 | H: 1 LOB: 0 BB: 0 P: 11 | R: 0 E: 0 K: 0 S: 7 | H: 0 LOB: 0 BB: 0 P: 11 | R: 0 E: 0 K: 1 S: 15 | H: 2 LOB: 2 BB: 0 P: 21 | R: 0 E: 0 K: 0 S: 4 | H: 0 LOB: 0 BB: 0 P: 6 | R: 2 E: 0 K: 0 S: 19 | H: 3 LOB: 2 BB: 1 P: 34 | R: 1 E: 0 K: 0 S: 10 | H: 1 LOB: 1 BB: 2 P: 18 | 1B: 7 2B: 3 HR: 0 | SF: 1 SAC: 0 DP: 2 HBP: 0 | WP: 0 PB: 1 SB: 0 CS: 0 | PA: 38 | | | | | |
| PITCHER | IP | WLS | BF | H | R | ER | SO | BB | IBB | HBP | BLK | WP | HR | S | P | ERA | WHIP | | | | | | | | |
| Curt Schilling, R ERA: 2.54 Larry Andersen, R ERA: 1.93 Mitch Williams, L ERA: 2.7 | 7.2 | W | 32 | 8 | 2 | 2 | 5 | 2 | 0 | 0 | 0 | 0 | 0 | 80 | 127 | 2.35 | 1.304 | | | | | | | | |

Philadelphia Phillies @ San Diego Padres
Jack Murphy Stadium, San Diego, CA
Wed Apr 28, 1993, 10:05 PM EDT
Att: 10,905 - Unknown - 71 F

livebaseballscores.com


AB 33
R 3
H 9
RBI 2
BB 4
SO 5
LOB 14




| Batter | 1 | 2 | 3 | 4 | 5 | 6 | 7 | 8 | 9 | AB | R | H | RBI | BB | SO | LOB | TOP | | | | | | | | | | |
|---|-------------------------------|----------------------------------|------------------------------|---------------------------------|-------------------------------|----------------------------------|------------------------------|----------------------------------|------------------------------|---------------------------------|------------------------------|----------------------------------|-------------------------------|----------------------------------|------------------------------|---------------------------------|--|-------------------------------|----------------------------------|----------------------------------|------------------------------------|----------------------------------|--------|--|--|--|--|
| Lenny Dykstra, L OBP: 0.350, SLG: 0.381 (1, 8) | 1-1 HR | 1-0 G3 | | 1-0 G3 | 2-0 F8 | | | 1-1 F8 | | 5 | 1 | 1 | 1 | 0 | 0 | 3 | Philadelphia Phillies @ San Diego Padres Jack Murphy Stadium, San Diego, CA Thu Apr 29 1993, 6:33 AM EDT Att: 14,399 - Sunny - 75 F AB 35 R 5 H 9 RBI 5 BB 4 SO 6 LOB 21 | | | | | | | | | | |
| Mariano Duncan, R OBP: 0.315, SLG: 0.333 (1, 4) | 4-2 CS BB | | 3-2 FC6-4 HBP | 0-0 F8 | | 0-3 K | | 1-2 G6-3 | | 3 | 0 | 0 | 0 | 1 | 1 | 0 | | | | | | | | | | | |
| Ricky Jordan, R OBP: 0.545, SLG: 0.667 (1, 3) | 1-3 K | | 0-1 FC6-4 BB 1B | 2-2 2B HBP | | 3-3 K | | 0-1 G1-3 | | 4 | 1 | 0 | 0 | 0 | 2 | 2 | | | | | | | | | | | |
| Dave Hollins, S OBP: 0.368, SLG: 0.420 (1, 5) | 1-0 1B | | 2-3 K | 1-1 2B | | 1-0 F9 | | | 1-2 G4-3 | 5 | 0 | 2 | 0 | 0 | 1 | 1 | | | | | | | | | | | |
| Darren Daulton, L OBP: 0.435, SLG: 0.468 (1, 2) | 0-3 K | | 4-2 E 1B BB | 4-1 2B IBB | | | 4-1 1B BB | | 3-2 F8 | 2 | 1 | 0 | 0 | 3 | 1 | 1 | | | | | | | | | | | |
| Wes Chamberlain, R OBP: 0.333, SLG: 0.500 Jim Eisenreich, L OBP: 0.407, SLG: 0.458 (7, PR) (7, 9) | | 0-1 G6-3 | 1-0 E6 1B 2B | 1-0 P3 | | | 0-1 FC6-4 1B | | 0-2 G4-3 | 4 | 1 | 1 | 0 | 0 | 0 | 5 | | | | | | | | | | | |
| Milt Thompson, L OBP: 0.297, SLG: 0.241 (1, 7) | | 0-1 FC4-6 1B | 0-1 2B 1B | | 1-1 SH1-4 1B | | 1-1 F7 | | | 4 | 1 | 3 | 2 | 0 | 0 | 2 | | | | | | | | | | | |
| Juan Bell, R OBP: 0.250, SLG: 0.341 (1, 6) | | 0-0 FC4-6 1B | 0-0 2B | | 0-0 F8 | | 0-3 K | | | 4 | 0 | 1 | 2 | 0 | 1 | 4 | | | | | | | | | | | |
| Danny Jackson, R OBP: 0.333, SLG: 0.300 Larry Andersen, R OBP: 1.000, SLG: 1.000 David West, L Mitch Williams, L (8, 1) (8, 1) (9, 1) | | 0-1 F9 1B | 2-2 F9 | | 0-0 SH1-4 | | 0-1 FC6-4 | | | 3 | 0 | 1 | 0 | 0 | 0 | 3 | | | | | | | | | | | |
| Inning Stats | R: 1 E: 0 K: 2 S: 12 | H: 2 LOB: 1 BB: 1 P: 19 | R: 0 E: 0 K: 0 S: 8 | H: 2 LOB: 2 BB: 0 P: 9 | R: 4 E: 1 K: 1 S: 18 | H: 2 LOB: 1 BB: 1 P: 30 | R: 0 E: 0 K: 0 S: 9 | H: 1 LOB: 3 BB: 1 P: 18 | R: 0 E: 0 K: 0 S: 5 | H: 1 LOB: 1 BB: 0 P: 8 | R: 0 E: 0 K: 2 S: 8 | H: 0 LOB: 0 BB: 0 P: 12 | R: 0 E: 0 K: 1 S: 10 | H: 1 LOB: 2 BB: 1 P: 15 | R: 0 E: 0 K: 0 S: 7 | H: 0 LOB: 0 BB: 0 P: 9 | | R: 0 E: 0 K: 0 S: 10 | H: 0 LOB: 0 BB: 0 P: 14 | 1B: 6 2B: 2 3B: 0 HR: 1 | SF: 0 SAC: 1 DP: 0 HBP: 2 | WP: 0 PB: 0 SB: 0 CS: 1 | PA: 42 | | | | |
| PITCHER | IP | WLS | BF | H | R | ER | SO | BB | IBB | HBP | BLK | WP | HR | S | P | ERA | WHIP | | | | | | | | | | |
| Frank Seminara, R ERA: 4.88 Tim Scott, R ERA: 1.42 Jeremy Hernandez, R ERA: 6.0 | (1, 1) (6, 1) (8, 1) | 5.0 2.0 2.0 | L 8 6 | 28 1 0 | 8 0 0 | 5 0 0 | 1 0 0 | 3 3 0 | 2 1 0 | 1 0 0 | 0 0 0 | 0 0 0 | 0 0 0 | 1 18 17 | 52 27 23 | 1.80 0.00 0.00 | 2.000 1.000 0.000 | | | | | | | | | | |

| Batter | 1 | 2 | 3 | 4 | 5 | 6 | 7 | 8 | 9 | AB | R | H | RBI | BB | SO | LOB | BOTTOM | | | | | | | | | | |
|--|--------------------------------------|----------------------------------|-------------------------------|----------------------------------|------------------------------|----------------------------------|------------------------------|----------------------------------|------------------------------|---------------------------------|------------------------------|----------------------------------|-------------------------------|----------------------------------|-------------------------------|----------------------------------|--|------------------------------|---------------------------------|----------------------------------|------------------------------------|----------------------------------|--------|--|--|--|--|
| Craig Shipley, R OBP: 0.219, SLG: 0.339 (1, 6) | 0-2 L4 | | 3-3 K | | 0-0 FC5-4 | | | 1-0 G5-3 | 0-0 G5-3 | 5 | 0 | 0 | 0 | 0 | 1 | 1 | Philadelphia Phillies @ San Diego Padres Jack Murphy Stadium, San Diego, CA Thu Apr 29 1993, 6:33 AM EDT Att: 14,399 - Sunny - 75 F AB 35 R 3 H 8 RBI 3 BB 3 SO 5 LOB 17 | | | | | | | | | | |
| Tony Gwynn, L OBP: 0.296, SLG: 0.356 (9, 8) | 0-0 F8 | | 2-2 G3 | | | 0-1 F8 | | 0-2 BB E 1B | 0-1 F7 | 5 | 1 | 1 | 0 | 0 | 0 | 0 | | | | | | | | | | | |
| Gary Sheffield, R OBP: 0.337, SLG: 0.506 (1, 5) | 1-0 S 1B | | 2-0 F9 | | | 1-0 G5-3 | | 0-1 E5 BB 1B | | 4 | 1 | 1 | 0 | 0 | 0 | 1 | | | | | | | | | | | |
| Fred McGriff, L OBP: 0.295, SLG: 0.355 (1, 3) | 4-2 FC4 BB | | | 2-2 CS 1B | | 3-2 G5-3 | | 4-2 BB 1B BB | | 2 | 0 | 1 | 0 | 2 | 0 | 0 | | | | | | | | | | | |
| Derek Bell, R OBP: 0.338, SLG: 0.529 Guillermo Velasquez, L OBP: 0.365, SLG: 0.364 (8, PH) (9, 7) | 1-2 FC4 | | | 0-0 L8 | | | 0-0 G5-6-3 | 1-0 BB 1B | | 3 | 0 | 0 | 0 | 0 | 0 | 3 | | | | | | | | | | | |
| Tim Lincecum, R OBP: 0.426, SLG: 0.730 Jeff Gardner, L OBP: 0.277, SLG: 0.378 Ricky Gutierrez, R OBP: 0.394, SLG: 0.286 (1, 4) (8, PH) (8, PH) (9, 4) | | 2-1 G3 | | 3-3 K | | | 0-1 1B 3B | 4-1 BB 1B | 1-2 2-3 BB | 3 | 1 | 1 | 0 | 0 | 1 | 1 | | | | | | | | | | | |
| Phil Clark, R OBP: 0.364, SLG: 0.316 (9, 9) | | 1-1 2B | | | 1-0 F8 | | 0-1 FC1-6 1B | 2-0 F7 | | 4 | 0 | 2 | 1 | 0 | 0 | 3 | | | | | | | | | | | |
| Bob Geren, R OBP: 0.227, SLG: 0.333 (1, 2) | | 2-3 K | | | 1-0 FC5-4 1B | | 0-3 K | 2-2 F7 | | 4 | 0 | 1 | 0 | 0 | 2 | 5 | | | | | | | | | | | |
| Frank Seminara, R OBP: 0.288, SLG: 0.286 Kurt Stillwell, S Tim Scott, R Dan Walters, R Jeremy Hernandez, R Darrell Sherman, L OBP: 0.333, SLG: 0.281 (1, 1) (5, PH) (6, 1) (7, PH) (8, 1) (9, PH) | | 2-2 G6-3 | | | 0-1 F8 | | 1-2 FC1-6 | 1-3 K | | 1 | 0 | 0 | 0 | 0 | 0 | 1 | | | | | | | | | | | |
| Inning Stats | R: 0 E: 0 K: 0 S: 10 | H: 1 LOB: 2 BB: 1 P: 16 | R: 0 E: 0 K: 1 S: 12 | H: 1 LOB: 0 BB: 0 P: 19 | R: 0 E: 0 K: 1 S: 9 | H: 0 LOB: 0 BB: 0 P: 16 | R: 0 E: 0 K: 1 S: 8 | H: 1 LOB: 1 BB: 0 P: 13 | R: 0 E: 0 K: 0 S: 5 | H: 1 LOB: 1 BB: 0 P: 7 | R: 0 E: 0 K: 0 S: 8 | H: 0 LOB: 0 BB: 0 P: 12 | R: 1 E: 0 K: 1 S: 11 | H: 2 LOB: 1 BB: 0 P: 12 | R: 2 E: 1 K: 0 S: 16 | H: 2 LOB: 3 BB: 2 P: 30 | | R: 0 E: 0 K: 1 S: 6 | H: 0 LOB: 0 BB: 0 P: 7 | 1B: 6 2B: 2 3B: 1 HR: 0 | SF: 0 SAC: 0 DP: 1 HBP: 0 | WP: 0 PB: 0 SB: 1 CS: 1 | PA: 38 | | | | |
| PITCHER | IP | WLS | BF | H | R | ER | SO | BB | IBB | HBP | BLK | WP | HR | S | P | ERA | WHIP | | | | | | | | | | |
| Danny Jackson, L ERA: 3.51 Larry Andersen, R ERA: 1.93 David West, L ERA: 1.46 Mitch Williams, L ERA: 2.45 | (1, 1) (8, 1) (8, 1) (9, 1) | 7.1 0.0 0.2 1.0 | W 1 3 S | 31 1 0 3 | 7 0 0 0 | 3 0 0 0 | 2 0 0 1 | 4 0 0 0 | 0 0 0 0 | 0 0 0 0 | 0 0 0 0 | 0 0 0 0 | 0 0 0 0 | 1 5 13 6 | 110 2 13 7 | 2.46 ∞ 0.00 0.000 | 1.227 ∞ 1.500 0.000 | | | | | | | | | | |



| Batter | 1 | 2 | 3 | 4 | 5 | 6 | 7 | 8 | 9 | AB | R | H | RBI | BB | SO | LOB | TOP | | | |
|---|---|----------------------------------|------------------------------|----------------------------------|-------------------------------|----------------------------------|------------------------------|----------------------------------|------------------------------|----------------------------------|-------------------------------|----------------------------------|------------------------------|----------------------------------|------------------------------|----------------------------------|---|------------------------------------|----------------------------------|--------|
| Vince Coleman, S (1,7) OBP: 0.284, SLG: 0.320 | 4-0 SH4-3 SF8 BB | | 1-1 F8 | | 1-1 L7 | | 1-2 F7 | 0-0 FC6 | | 4 | 1 | 0 | 0 | 1 | 0 | 4 | <p>New York Mets @ San Diego Padres Jack Murphy Stadium, San Diego, CA</p> <p>Sat May 01 1993, 10:05 PM EDT Att: 41,449 - Unknown - 73 F</p> <p>livebaseballscores.com</p>  | | | |
| Tony Fernandez, S (1,6) OBP: 0.356, SLG: 0.292 | 0-1 SH4-3 | | 1-2 HR | | 0-0 L4 | | 4-0 BB | | 2-0 G4-3 | 3 | 1 | 1 | 1 | 1 | 0 | 1 | | | | |
| Eddie Murray, S (1,3) OBP: 0.358, SLG: 0.452 | 1-0 SF8 | | 1-1 G3-1 | | | 0-0 F7 | 4-2 BB | | 1-1 G6-3 | 3 | 0 | 0 | 1 | 1 | 0 | 0 | | | | |
| Bobby Bonilla, S (1,9) OBP: 0.323, SLG: 0.420 | 3-3 K | | | 2-1 F7 | | 3-1 F7 | 3-2 F7 | | 4-2 BB | 4 | 0 | 0 | 0 | 1 | 1 | 3 | | | | |
| Howard Johnson, S (1,5) OBP: 0.379, SLG: 0.378 | | 0-1 F7 | | 4-0 2B BB | | 4-0 1B BB | | 2-1 FC6-4 1B | 1-1 F7 | 3 | 0 | 1 | 0 | 2 | 0 | 1 | | | | |
| Joe Orsulak, L (1,8) OBP: 0.318, SLG: 0.349 | | 3-3 K | | 0-0 2B | | 1-0 1B | | 0-0 FC6-4 1B | | 4 | 1 | 2 | 0 | 0 | 1 | 1 | | | | |
| Jeff Kent, R (1,4) OBP: 0.288, SLG: 0.281 | | 1-1 HBP | | 2-1 F7 | | 1-1 F7 | | 0-2 G6-3 | | 3 | 0 | 0 | 0 | 0 | 0 | 4 | | | | |
| Todd Hundley, S (1,2) OBP: 0.302, SLG: 0.464 | | 0-0 F7 | | | 2-0 G4-3 | | 2-1 F8 | 0-0 1B | | 3 | 0 | 0 | 0 | 0 | 0 | 1 | | | | |
| Dave Gallagher, R (8, PH) OBP: 0.326, SLG: 0.714 | | | | | | | | 2-2 CI | | 1 | 0 | 1 | 1 | 0 | 0 | 0 | | | | |
| Charlie O'Brien, R (8, 2) OBP: 0.250, SLG: 0.118 | | | | | | | | 0-0 CI | | 0 | 0 | 0 | 0 | 0 | 0 | 0 | | | | |
| Pete Schourek, L (11, 1) Mike Draper, R (6, 1) Jeff Kaiser, L (6, 1) Wayne Housie, S (7, PH) Jeff Innis, R (7, 1) Chico Walker, S (8, PH) Mike Maddux, L (8, 1) | | | 0-3 K | | 4-2 BB | | 2-2 2B | 0-0 CI | | 1 | 0 | 0 | 0 | 1 | 1 | 0 | | | | |
| Inning Stats | R: 1 E: 0 K: 1 S: 7 | H: 0 LOB: 0 BB: 1 P: 15 | R: 0 E: 0 K: 1 S: 8 | H: 0 LOB: 1 BB: 0 P: 12 | R: 1 E: 0 K: 1 S: 10 | H: 1 LOB: 0 BB: 0 P: 13 | R: 0 E: 0 K: 0 S: 5 | H: 1 LOB: 1 BB: 1 P: 13 | R: 0 E: 0 K: 0 S: 6 | H: 0 LOB: 2 BB: 1 P: 15 | R: 0 E: 0 K: 0 S: 15 | H: 1 LOB: 3 BB: 2 P: 31 | R: 1 E: 1 K: 0 S: 9 | H: 2 LOB: 2 BB: 0 P: 11 | R: 0 E: 0 K: 0 S: 8 | H: 0 LOB: 1 BB: 1 P: 16 | 1B: 3 2B: 2 3B: 0 HR: 1 | SF: 1 SAC: 1 DP: 0 HBP: 1 | WP: 0 PB: 0 SB: 1 CS: 0 | PA: 41 |
| PITCHER | IP WLS BF H R ER SO BB IBB HBP BLK WP HR S P ERA WHIP | | | | | | | | | | | | | | | | | | | |
| Kerry Taylor, R (1, 1) ERA: 2.84 | 6.0 25 3 2 2 3 4 0 1 0 0 0 1 42 81 3.00 1.167 | | | | | | | | | | | | | | | | | | | |
| Tim Scott, R (7, 1) ERA: 1.32 | 1.0 6 1 0 0 0 2 0 0 0 0 0 0 15 31 0.00 3.000 | | | | | | | | | | | | | | | | | | | |
| Rich Rodriguez, L (8, 1) ERA: 3.65 | 0.2 3 1 1 1 0 0 0 0 0 0 0 0 6 8 13.50 1.500 | | | | | | | | | | | | | | | | | | | |
| Gene Harris, R (8, 1) ERA: 2.7 | 1.1 W 7 1 0 0 0 1 0 0 0 0 0 0 11 19 0.00 1.500 | | | | | | | | | | | | | | | | | | | |

| Batter | 1 | 2 | 3 | 4 | 5 | 6 | 7 | 8 | 9 | AB | R | H | RBI | BB | SO | LOB | BOTTOM | | | |
|--|---|----------------------------------|------------------------------|----------------------------------|------------------------------|----------------------------------|-------------------------------|----------------------------------|-------------------------------|----------------------------------|-------------------------------|----------------------------------|------------------------------|----------------------------------|------------------------------|----------------------------------|---|------------------------------------|----------------------------------|--------|
| Ricky Gutierrez, R (1,6) OBP: 0.395, SLG: 0.316 | 0-1 G6-3 | 3-2 G4-3 | | 2-2 G4-3 | | 0-0 G6-4-3 | 1-2 FC4 | | | 5 | 0 | 0 | 0 | 0 | 0 | 4 | <p>New York Mets @ San Diego Padres Jack Murphy Stadium, San Diego, CA</p> <p>Sat May 01 1993, 10:05 PM EDT Att: 41,449 - Unknown - 73 F</p> <p>livebaseballscores.com</p>  | | | |
| Tony Gwynn, L (1,9) OBP: 0.352, SLG: 0.430 | 2-1 2B 1B | | 1-1 F7 | | 0-1 G5-3 1B | 0-0 1B 2B | 2-0 HR 1B | | | 5 | 2 | 4 | 0 | 0 | 0 | 0 | | | | |
| Gary Sheffield, R (1,5) OBP: 0.365, SLG: 0.557 | 1-0 BB 2B | | 4-2 FC6-4 1B BB | | 3-2 G5-3 1B | 2-1 1B | 1-1 HR | | | 4 | 1 | 4 | 2 | 1 | 0 | 0 | | | | |
| Fred McGriff, L (1,3) OBP: 0.299, SLG: 0.345 | 3-2 BB 1B | | 1-0 FC6-4 1B | | 3-2 F8 | 3-2 G1-3 | 0-0 G4-3 | | | 5 | 0 | 2 | 1 | 0 | 0 | 4 | | | | |
| Derek Bell, R (1,8) OBP: 0.326, SLG: 0.487 | 1-3 K | | 1-2 FC6-4 1B | | 0-0 G5-3 | | 0-1 G6-3 | 0-1 G5-3 | | 5 | 0 | 0 | 0 | 0 | 1 | 6 | | | | |
| Tim Lincecum, R (1,4) OBP: 0.447, SLG: 0.775 | 4-2 BB | | 2-2 P3 | | 4-1 FC6-4 BB | | 0-0 CS 1B | 1-3 K | | 1 | 0 | 0 | 0 | 2 | 0 | 2 | | | | |
| Jeff Gardner, L (7, 4) OBP: 0.294, SLG: 0.388 | 1-2 2-3 BB | | | | | | | | | 2 | 0 | 1 | 0 | 0 | 1 | 0 | | | | |
| Phil Clark, R (1, 7) OBP: 0.310, SLG: 0.385 | 1-0 F9 | | | 2-1 G5-3 | 1-0 FC6-4 | | 3-1 HR | | | 4 | 1 | 1 | 1 | 0 | 0 | 6 | | | | |
| Rich Rodriguez, L (8, 1) Gene Harris, R (8, 1) | | | | | | | | | | 0 | 0 | 0 | 0 | 0 | 0 | 0 | | | | |
| Gene Harris, R (8, 1) | | | | | | | | | | 0 | 0 | 0 | 0 | 0 | 0 | 0 | | | | |
| Dan Walters, R (1, 2) OBP: 0.274, SLG: 0.277 | | 2-1 F7 | | 1-2 BLK 1B | | 0-0 1B G6-4-3 2B | | | | 3 | 1 | 2 | 0 | 1 | 0 | 0 | | | | |
| Kerry Taylor, R (1, 1) Kurt Stillwell, S (6, PH) Tim Scott, R (7, 1) Darrell Sherman, L (7, PH) OBP: 0.359, SLG: 0.294 | | 2-3 K | | 0-3 K | | 1-1 G6-4-3 1B | 1-0 FC4 1B | | | 2 | 0 | 0 | 0 | 0 | 2 | 1 | | | | |
| Inning Stats | R: 1 E: 0 K: 1 S: 15 | H: 3 LOB: 3 BB: 1 P: 27 | R: 0 E: 0 K: 1 S: 9 | H: 0 LOB: 0 BB: 0 P: 16 | R: 0 E: 0 K: 1 S: 9 | H: 1 LOB: 2 BB: 1 P: 17 | R: 0 E: 0 K: 1 S: 11 | H: 1 LOB: 1 BB: 0 P: 16 | R: 0 E: 0 K: 0 S: 10 | H: 2 LOB: 3 BB: 1 P: 22 | R: 1 E: 0 K: 0 S: 11 | H: 4 LOB: 2 BB: 0 P: 19 | R: 2 E: 0 K: 1 S: 9 | H: 2 LOB: 0 BB: 0 P: 13 | R: 0 E: 0 K: 0 S: 8 | H: 0 LOB: 0 BB: 0 P: 16 | 1B: 11 2B: 3 3B: 0 HR: 2 | SF: 0 SAC: 0 DP: 1 HBP: 0 | WP: 0 PB: 0 SB: 0 CS: 1 | PA: 42 |
| PITCHER | IP WLS BF H R ER SO BB IBB HBP BLK WP HR S P ERA WHIP | | | | | | | | | | | | | | | | | | | |
| Pete Schourek, L (1, 1) ERA: 4.79 | 5.0 26 8 2 2 3 3 0 0 0 0 0 0 6 9 0.00 4.500 | | | | | | | | | | | | | | | | | | | |
| Mike Draper, R (6, 1) ERA: 4.82 | 0.2 4 3 0 0 0 0 0 0 0 0 0 0 6 9 0.00 4.500 | | | | | | | | | | | | | | | | | | | |
| Jeff Kaiser, L (6, 1) ERA: 5.79 | 0.1 1 0 0 0 0 0 0 0 0 0 0 0 3 6 0.00 0.000 | | | | | | | | | | | | | | | | | | | |
| Jeff Innis, R (7, 1) ERA: 4.26 | 1.0 6 3 1 1 0 1 0 0 0 0 0 1 11 19 9.00 4.000 | | | | | | | | | | | | | | | | | | | |
| Mike Maddux, R (8, 1) ERA: 3.65 | 1.0 L 5 2 2 2 1 0 0 0 0 0 0 1 9 13 18.00 2.000 | | | | | | | | | | | | | | | | | | | |

| Batter | 1 | 2 | 3 | 4 | 5 | 6 | 7 | 8 | 9 | AB | R | H | RBI | BB | SO | LOB | TOP | | | |
|---|-------------------------------|----------------------------------|-------------------------------------|-----------------------------------|------------------------------|----------------------------------|------------------------------|----------------------------------|-------------------------------|----------------------------------|------------------------------|----------------------------------|-------------------------------|----------------------------------|------------------------------|----------------------------------|----------------------------------|------------------------------------|----------------------------------|--------|
| Vince Coleman, S (1, 7) OBP: 0.290, SLG: 0.324 | 0-1 PB S 1B | 1-1 1B | | | 2-2 F7 | | 2-2 K | | 2-2 G3-1 | 5 | 0 | 2 | 0 | 0 | 1 | 2 | | | | |
| Tony Fernandez, S (1, 6) OBP: 0.340, SLG: 0.276 | 2-1 F7 | 0-0 G4-3 | | | 0-1 L8 | | 3-3 K | | | 4 | 0 | 0 | 0 | 0 | 1 | 5 | | | | |
| Joe Orsulak, L (1, 9) OBP: 0.313, SLG: 0.326 | 1-2 L3 | | 0-1 F8 | | 0-0 G5-3 | | | 2-2 1B SF7 HBP | | 3 | 1 | 0 | 0 | 0 | 0 | 1 | | | | |
| Bobby Bonilla, S (1, 3) OBP: 0.330, SLG: 0.424 | 2-2 F9 | | 1-1 WP 1B | | 2-3 K | | | 1-0 1B | | 4 | 0 | 2 | 0 | 0 | 1 | 1 | | | | |
| Howard Johnson, S (1, 5) | | 0-2 G4-3 | 3-1 F8 | | 1-3 K | | | 2-3 K | | 4 | 0 | 0 | 0 | 0 | 2 | 3 | | | | |
| Dave Gallagher, R (1, 8) OBP: 0.476, SLG: 0.706 | 1-1 1B | 1-1 2B | 1-2 G5-3 | | 0-1 P3 | | | 3-2 SF7 | | 3 | 1 | 1 | 1 | 0 | 0 | 1 | | | | |
| Jeff Kent, R (1, 4) OBP: 0.286, SLG: 0.279 | 1-1 G5-3 | | 0-3 K | | 1-0 1B | | | 0-0 F9 | | 4 | 0 | 1 | 0 | 0 | 1 | 2 | | | | |
| Todd Hundley, S (1, 2) OBP: 0.299, SLG: 0.450 | 1-0 2B | | 1-3 K | | 0-0 F8 | | | 1-1 G3-1 | | 4 | 1 | 1 | 1 | 0 | 1 | 1 | | | | |
| Dwight Gooden, R (1, 1) OBP: 0.294, SLG: 0.412 | 2-0 1B | 1-1 2B | 0-2 P4 | | 0-0 1B | | | 1-3 K | | 4 | 0 | 2 | 1 | 0 | 1 | 0 | | | | |
| Inning Stats | R: 0 E: 0 K: 0 S: 10 | H: 1 LOB: 1 BB: 0 P: 15 | R: 2 E: 0 K: 0 S: 13 | H: 4 LOB: 2 BB: 0 P: 19 | R: 0 E: 0 K: 2 S: 9 | H: 1 LOB: 0 BB: 0 P: 14 | R: 0 E: 0 K: 0 S: 6 | H: 0 LOB: 0 BB: 0 P: 10 | R: 0 E: 0 K: 2 S: 11 | H: 0 LOB: 0 BB: 0 P: 14 | R: 0 E: 0 K: 2 S: 9 | H: 2 LOB: 2 BB: 0 P: 15 | R: 1 E: 0 K: 1 S: 10 | H: 1 LOB: 1 BB: 0 P: 18 | R: 0 E: 0 K: 1 S: 8 | H: 0 LOB: 0 BB: 0 P: 12 | 1B: 7 2B: 2 3B: 0 HR: 0 | SF: 1 SAC: 0 DP: 0 HBP: 1 | WP: 1 PB: 1 SB: 1 CS: 0 | PA: 37 |
| PITCHER Andy Benes, R (1, 1) ERA: 2.78 | IP: 9.0 WLS: L BF: 37 | H: 9 R: 3 ER: 3 SO: 8 | BB: 0 IBB: 0 HBP: 1 BLK: 0 | WP: 1 HR: 0 S: 85 P: 125 | ERA: 3.00 WHIP: 1.000 | PITCHER | | | | | | | | | | | | | | |

New York Mets @ San Diego Padres
Jack Murphy Stadium, San Diego, CA
Sun May 02 1993, 6:33 AM EDT
Att: 19,266 - Sunny - 74 F

AB 35
R 3
H 9
RBI 3
BB 0
SO 8
LOB 16



| Batter | 1 | 2 | 3 | 4 | 5 | 6 | 7 | 8 | 9 | AB | R | H | RBI | BB | SO | LOB | BOTTOM | | | | | |
|--|------------------------------|----------------------------------|-------------------------------------|-----------------------------------|-------------------------------|----------------------------------|------------------------------|----------------------------------|-------------------------------|----------------------------------|------------------------------|---------------------------------|------------------------------|---------------------------------|------------------------------|----------------------------------|------------------------------|----------------------------------|----------------------------------|------------------------------------|----------------------------------|--------|
| Darrell Sherman, L (1, 7) OBP: 0.349, SLG: 0.289 | 1-1 S 1B | | 0-1 B2 | 0-0 G6-3 | | 0-1 G4-3 | | | 3-3 K | 4 | 0 | 1 | 0 | 0 | 0 | 2 | | | | | | |
| Guillermo Velasquez, L (9, PH) OBP: 0.357, SLG: 0.333 | | | | | | | | | | 1 | 0 | 0 | 0 | 0 | 1 | 0 | | | | | | |
| Tony Gwynn, L (1, 9) OBP: 0.357, SLG: 0.442 | 2-1 G6-3 | | 1-2 1B SF9 | | 2-2 F8 | | 0-1 F7 | | | 4 | 1 | 2 | 0 | 0 | 0 | 1 | | | | | | |
| Fred McGriff, L (1, 3) OBP: 0.297, SLG: 0.341 | 0-1 F7 | | 1-1 SF9 BB WP 1B | | 0-3 K | | 1-0 F7 | | | 4 | 1 | 1 | 0 | 0 | 1 | 2 | | | | | | |
| Gary Sheffield, R (1, 5) OBP: 0.360, SLG: 0.538 | 2-2 G6-3 | | 4-0 WP BB | | 0-0 F8 | | 1-2 L7 | | | 3 | 0 | 0 | 0 | 1 | 0 | 2 | | | | | | |
| Derek Bell, R (1, 8) OBP: 0.322, SLG: 0.475 | | 0-0 P5 | 1-1 SF9 | | 2-2 S HBP | | | 3-3 K | | 2 | 0 | 0 | 1 | 0 | 1 | 0 | | | | | | |
| Jeff Gardner, L (1, 4) OBP: 0.291, SLG: 0.377 | 1-1 FC4-6 1B | | 2-3 3-H K | | 1-0 G4-3 | | | 3-1 G3 | | 4 | 0 | 1 | 0 | 0 | 1 | 3 | | | | | | |
| Kurt Stillwell, S (1, 6) OBP: 0.375, SLG: 0.375 | 2-2 FC4-6 1B | | 1-3 K | | 0-0 SH1-3 1B | | | 0-3 K | | 4 | 0 | 1 | 0 | 0 | 2 | 1 | | | | | | |
| Bob Geren, R (1, 2) OBP: 0.280, SLG: 0.348 | | 0-0 | 4-0 | | 0-0 P6 | | | 1-2 G4-3 | | 2 | 0 | 1 | 0 | 1 | 0 | 1 | | | | | | |
| Ricky Gutierrez, R (9, PH) OBP: 0.386, SLG: 0.308 | 1-2 1B | | SH1-4 BB | | | | | | | 1 | 0 | 0 | 0 | 0 | 0 | 0 | | | | | | |
| Andy Benes, R (1, 1) OBP: 0.200, SLG: 0.214 | | 2-3 | SH1-4 | | 0-0 SH1-3 | | | 1-0 F8 | | 1 | 0 | 0 | 0 | 0 | 1 | 2 | | | | | | |
| Phil Clark, R (9, PH) OBP: 0.300, SLG: 0.370 | | | | | 1-2 | | | | | 1 | 0 | 0 | 0 | 0 | 0 | 0 | | | | | | |
| Inning Stats | R: 0 E: 0 K: 0 S: 9 | H: 1 LOB: 1 BB: 0 P: 14 | R: 0 E: 0 K: 1 S: 10 | H: 2 LOB: 2 BB: 0 P: 15 | R: 2 E: 0 K: 1 S: 14 | H: 2 LOB: 1 BB: 1 P: 24 | R: 0 E: 0 K: 1 S: 5 | H: 0 LOB: 1 BB: 1 P: 10 | R: 0 E: 0 K: 0 S: 11 | H: 1 LOB: 1 BB: 0 P: 16 | R: 0 E: 0 K: 0 S: 5 | H: 1 LOB: 1 BB: 0 P: 5 | R: 0 E: 0 K: 2 S: 6 | H: 0 LOB: 0 BB: 0 P: 8 | R: 0 E: 0 K: 2 S: 8 | H: 0 LOB: 0 BB: 0 P: 14 | R: 0 E: 0 K: 1 S: 7 | H: 0 LOB: 0 BB: 0 P: 12 | 1B: 6 2B: 1 3B: 0 HR: 0 | SF: 1 SAC: 2 DP: 0 HBP: 1 | WP: 1 PB: 0 SB: 2 CS: 0 | PA: 37 |
| PITCHER Dwight Gooden, R (1, 1) ERA: 2.54 | IP: 9.0 WLS: W BF: 37 | H: 7 R: 2 ER: 2 SO: 7 | BB: 2 IBB: 0 HBP: 1 BLK: 0 | WP: 1 HR: 0 S: 75 P: 118 | ERA: 2.00 WHIP: 1.000 | PITCHER | | | | | | | | | | | | | | | | |

New York Mets @ San Diego Padres
Jack Murphy Stadium, San Diego, CA
Sun May 02 1993, 6:33 AM EDT
Att: 19,266 - Sunny - 74 F

AB 31
R 2
H 7
RBI 1
BB 2
SO 7
LOB 14




| Batter | 1 | 2 | 3 | 4 | 5 | 6 | 7 | 8 | 9 | AB | R | H | RBI | BB | SO | LOB | TOP | | | |
|--|---|----------------------------------|------------------------------|---------------------------------|------------------------------|----------------------------------|------------------------------|---------------------------------|------------------------------|----------------------------------|-------------------------------|----------------------------------|------------------------------|----------------------------------|-------------------------------|----------------------------------|---|------------------------------------|----------------------------------|--------|
| Darrell Sherman, L (1.7) OBP: 0.362, SLG: 0.293 | G4-3 | | 1B | | | G4-3 | | G1-3 BB | | 3 | 0 | 1 | 0 | 1 | 0 | 0 | San Diego Padres @ Montreal Expos Olympic Stadium, Montreal, QB Tue May 04 1993, 7:05 PM EDT Att: 11,739 - Dome | | | |
| Tony Gwynn, L (1.9) OBP: 0.345, SLG: 0.426 | F7 | | F7 | | | G3 | | G1-3 | | 4 | 0 | 0 | 0 | 0 | 0 | 2 | | | | |
| Fred McGriff, L (1.3) OBP: 0.305, SLG: 0.374 | HR | | | | | G5-3 | | F7 | | 3 | 1 | 1 | 1 | 1 | 0 | 1 | | | | |
| Gary Sheffield, R (1.5) OBP: 0.346, SLG: 0.516 | P2 | | | | | G5-3 | | FC5-4 BB | | 4 | 0 | 0 | 0 | 0 | 0 | 1 | | | | |
| Derek Bell, R (1.8) OBP: 0.330, SLG: 0.476 | | G1-3 | | | | 1B | | P3 | | 4 | 0 | 2 | 0 | 0 | 0 | 0 | | | | |
| Jeff Gardner, L (1.4) OBP: 0.288, SLG: 0.368 | K | | | | | G4-3 | | K | | 4 | 0 | 1 | 0 | 0 | 2 | 2 | | | | |
| Kurt Stillwell, S (1.6) OBP: 0.250, SLG: 0.250 | | G3-1 | | | | G6-3 | | FC4-6 1B | | 4 | 0 | 0 | 0 | 0 | 1 | 2 | | | | |
| Dan Walters, R (1.2) OBP: 0.263, SLG: 0.265 | | | G4-3 | | | G5-3 | | F7 | | 3 | 0 | 0 | 0 | 0 | 0 | 1 | | | | |
| Greg Harris, R (1.1) OBP: 0.167, SLG: 0.250 | | | G4-3 | | | K | | | | 2 | 0 | 0 | 0 | 0 | 1 | 0 | | | | |
| Pat Gomez, L (5.1) Tim Scott, R (6.1) Phil Clark, R (8. PH) Jeremy Hernandez, R (8.1) | | | | | | | | F8 | | 0 | 0 | 0 | 0 | 0 | 0 | 0 | | | | |
| Inning Stats | R: 1 E: 0 K: 0 S: 6 | H: 1 LOB: 0 BB: 0 P: 10 | R: 0 E: 0 K: 1 S: 6 | H: 0 LOB: 0 BB: 0 P: 9 | R: 0 E: 0 K: 0 S: 6 | H: 1 LOB: 1 BB: 0 P: 10 | R: 0 E: 0 K: 0 S: 7 | H: 1 LOB: 1 BB: 0 P: 9 | R: 0 E: 0 K: 1 S: 7 | H: 0 LOB: 0 BB: 1 P: 11 | R: 0 E: 0 K: 1 S: 11 | H: 1 LOB: 1 BB: 0 P: 14 | R: 0 E: 0 K: 0 S: 8 | H: 0 LOB: 1 BB: 1 P: 12 | R: 0 E: 0 K: 1 S: 11 | H: 1 LOB: 1 BB: 0 P: 16 | 1B: 4 2B: 0 3B: 0 HR: 1 | SF: 0 SAC: 0 DP: 0 HBP: 0 | WP: 0 PB: 0 SB: 1 CS: 0 | PA: 34 |
| PITCHER Dennis Martinez, R (1.1) ERA: 3.86 | IP: 9.0 WLS: W BF: 34 H: 5 R: 1 ER: 1 SO: 4 BB: 2 IBB: 0 HBP: 0 BLK: 0 WP: 0 HR: 1 S: 68 P: 100 ERA: 1.00 WHIP: 0.778 | | | | | | | | | | | | | | | PITCHER | | | | |

| | |
|-----|----|
| AB | 32 |
| R | 1 |
| H | 5 |
| RBI | 1 |
| BB | 2 |
| SO | 4 |
| LOB | 9 |



| Batter | 1 | 2 | 3 | 4 | 5 | 6 | 7 | 8 | 9 | AB | R | H | RBI | BB | SO | LOB | BOTTOM | | | |
|--|--|----------------------------------|------------------------------|---------------------------------|-------------------------------|----------------------------------|------------------------------|---------------------------------|-------------------------------|----------------------------------|-------------------------------|----------------------------------|------------------------------|----------------------------------|------------------------------|---------------------------------|---|-----------------------------------|------------------------------------|----------------------------------|
| Delino DeShields, L (1.4) OBP: 0.417, SLG: 0.391 | 1B BB | F7 | | | 1B 1B | 1B 1B | | G3 | | 3 | 3 | 1 | 0 | 2 | 0 | 2 | San Diego Padres @ Montreal Expos Olympic Stadium, Montreal, QB Tue May 04 1993, 7:05 PM EDT Att: 11,739 - Dome | | | |
| Moises Alou, R (1.7) OBP: 0.377, SLG: 0.526 | BB 1B | F8 | | | 1B 1B | 1B 1B | | P4 | | 5 | 1 | 3 | 2 | 0 | 0 | 2 | | | | |
| Marquis Grissom, R (1.8) OBP: 0.367, SLG: 0.472 | K | | G4-3 1B | | CS 1B | FC5-4 1B | | | | 4 | 1 | 2 | 0 | 0 | 1 | 3 | | | | |
| Larry Walker, L (1.9) OBP: 0.438, SLG: 0.652 | BB BB | | G4-3 | | CS 1B | | | BB | | 2 | 0 | 1 | 2 | 2 | 0 | 1 | | | | |
| Frank Bolick, S (1.3) Greg Colbrunn, R (8.3) | K | | G4-3 | | F7 | | | F8 | | 4 | 0 | 0 | 1 | 0 | 1 | 6 | | | | |
| Darin Fletcher, L (1.2) OBP: 0.387, SLG: 0.456 | BB | | F8 | | G5-3 | | | F7 | | 3 | 0 | 0 | 1 | 1 | 0 | 2 | | | | |
| Wil Cordero, R (1.6) OBP: 0.296, SLG: 0.407 | F7 | | | F7 | | BLK SH1 1B | | F9 | | 4 | 1 | 1 | 0 | 0 | 0 | 4 | | | | |
| Mike Lansing, R (1.5) OBP: 0.367, SLG: 0.523 | | G6-3 | | P3 | | F8 | | SH1-4 1B | | 4 | 0 | 1 | 0 | 0 | 0 | 1 | | | | |
| Dennis Martinez, R (1.1) OBP: 0.545, SLG: 0.636 | | 1B | | K | | SH1 | | SH1-4 | | 2 | 0 | 1 | 0 | 0 | 1 | 0 | | | | |
| Inning Stats | R: 1 E: 0 K: 2 S: 17 | H: 1 LOB: 3 BB: 3 P: 36 | R: 0 E: 0 K: 0 S: 6 | H: 1 LOB: 0 BB: 0 P: 8 | R: 1 E: 0 K: 0 S: 10 | H: 1 LOB: 0 BB: 0 P: 17 | R: 0 E: 0 K: 1 S: 7 | H: 0 LOB: 0 BB: 0 P: 9 | R: 2 E: 0 K: 0 S: 14 | H: 4 LOB: 1 BB: 0 P: 19 | R: 2 E: 0 K: 0 S: 10 | H: 2 LOB: 1 BB: 1 P: 15 | R: 0 E: 0 K: 0 S: 7 | H: 0 LOB: 1 BB: 1 P: 15 | R: 0 E: 0 K: 0 S: 8 | H: 1 LOB: 1 BB: 0 P: 9 | | 1B: 10 2B: 0 3B: 0 HR: 0 | SF: 0 SAC: 2 DP: 0 HBP: 0 | WP: 0 PB: 0 SB: 3 CS: 2 |
| PITCHER Greg Harris, R (1.1) ERA: 5.68 Pat Gomez, L (5.1) ERA: 4.85 Tim Scott, R (6.1) ERA: 2.3 Jeremy Hernandez, R (8.1) ERA: 5.63 | IP: 4.0 WLS: L BF: 22 H: 7 R: 4 ER: 4 SO: 3 BB: 3 IBB: 0 HBP: 0 BLK: 0 WP: 0 HR: 0 S: 48 P: 81 ERA: 9.00 WHIP: 2.500 | | | | | | | | | | | | | | | PITCHER | | | | |



| Batter | 1 | 2 | 3 | 4 | 5 | 6 | 7 | 8 | 9 | AB | R | H | RBI | BB | SO | LOB | TOP | | | | | | | | | | | | | | | | | |
|--|---|----------------------------------|-------------------------------|----------------------------------|-------------------------------|----------------------------------|------------------------------|----------------------------------|------------------------------|----------------------------------|-------------------------------|----------------------------------|-------------------------------|----------------------------------|-------------------------------|----------------------------------|---|----------------------------------|----------------------------------|------------------------------------|----------------------------------|--------|--|--|--|--|--|--|--|--|--|--|--|--|
| Darrell Sherman, L OBP: 0.346, SLG: 0.267 (1, 7) | | | | | | | | | | 4 | 0 | 0 | 1 | 1 | 2 | 2 | San Diego Padres @ Montreal Expos Olympic Stadium, Montreal, QB Wed May 05 1993, 7:05 PM EDT Att: 12,548 - Dome | | | | | | | | | | | | | | | | | |
| Tony Gwynn, L OBP: 0.355, SLG: 0.441 (1, 9) | | | | | | | | | | 3 | 1 | 2 | 1 | 1 | 0 | 0 | | | | | | | | | | | | | | | | | | |
| Fred McGriff, L OBP: 0.300, SLG: 0.358 (1, 3) | | | | | | | | | | 4 | 0 | 0 | 0 | 1 | 0 | 6 | | | | | | | | | | | | | | | | | | |
| Gary Sheffield, R OBP: 0.339, SLG: 0.495 (1, 5) | | | | | | | | | | 4 | 1 | 0 | 0 | 1 | 0 | 2 | | | | | | | | | | | | | | | | | | |
| Derek Bell, R OBP: 0.333, SLG: 0.466 (1, 8) | | | | | | | | | | 4 | 1 | 1 | 1 | 1 | 1 | 1 | | | | | | | | | | | | | | | | | | |
| Jeff Gardner, L OBP: 0.313, SLG: 0.367 (1, 4) | | | | | | | | | | 3 | 0 | 1 | 0 | 2 | 0 | 1 | | | | | | | | | | | | | | | | | | |
| Kurt Stillwell, S OBP: 0.313, SLG: 0.375 (1, 6) | | | | | | | | | | 4 | 1 | 2 | 2 | 0 | 0 | 2 | | | | | | | | | | | | | | | | | | |
| Dan Walters, R OBP: 0.263, SLG: 0.264 (8, PR) | | | | | | | | | | 4 | 1 | 1 | 0 | 0 | 0 | 3 | | | | | | | | | | | | | | | | | | |
| Craig Shipley, R OBP: 0.215, SLG: 0.333 (8, PR) | | | | | | | | | | 0 | 0 | 0 | 0 | 0 | 0 | 0 | | | | | | | | | | | | | | | | | | |
| Roger Mason, R (8, 1) | | | | | | | | | | 0 | 0 | 0 | 0 | 0 | 0 | 0 | | | | | | | | | | | | | | | | | | |
| Rich Rodriguez, L (8, 1) | | | | | | | | | | 0 | 0 | 0 | 0 | 0 | 0 | 0 | | | | | | | | | | | | | | | | | | |
| Frank Seminara, R Pat Gomez, L Phil Clark, R Jeremy Hernandez, R Bob Geren, R OBP: 0.280, SLG: 0.348 (8, 2) | | | | | | | | | | 1 | 0 | 0 | 0 | 0 | 0 | 1 | | | | | | | | | | | | | | | | | | |
| Inning Stats | R: 0 E: 0 K: 1 S: 7 | H: 0 LOB: 1 BB: 1 P: 14 | R: 1 E: 0 K: 0 S: 13 | H: 1 LOB: 1 BB: 1 P: 25 | R: 2 E: 0 K: 0 S: 13 | H: 3 LOB: 2 BB: 2 P: 28 | R: 0 E: 0 K: 1 S: 6 | H: 0 LOB: 0 BB: 0 P: 8 | R: 0 E: 0 K: 0 S: 5 | H: 1 LOB: 1 BB: 0 P: 8 | R: 0 E: 0 K: 0 S: 12 | H: 2 LOB: 2 BB: 1 P: 17 | R: 0 E: 0 K: 0 S: 5 | H: 0 LOB: 1 BB: 1 P: 14 | R: 0 E: 0 K: 0 S: 7 | H: 1 LOB: 2 BB: 1 P: 15 | R: 0 E: 0 K: 1 S: 8 | H: 0 LOB: 0 BB: 0 P: 12 | 1B: 6 2B: 2 3B: 0 HR: 0 | SF: 1 SAC: 1 DP: 0 HBP: 0 | WP: 0 PB: 0 SB: 1 CS: 0 | PA: 42 | | | | | | | | | | | | |
| PITCHER | IP WLS BF H R ER SO BB IBB HBP BLK WP HR S P ERA WHIP | | | | | | | | | | | | | | | | | | | | | | | | | | | | | | | | | |
| Ken Hill, R ERA: 2.38 | 5.1 | 27 | 7 | 5 | 4 | 2 | 4 | 0 | 0 | 0 | 0 | 0 | 0 | 0 | 51 | 91 | 6.75 | 2.062 | | | | | | | | | | | | | | | | |
| Mel Rojas, R ERA: 3.95 | 0.2 | 3 | 0 | 0 | 0 | 0 | 1 | 0 | 0 | 0 | 0 | 0 | 0 | 0 | 5 | 9 | 0.00 | 1.500 | | | | | | | | | | | | | | | | |
| Jeff Shaw, R ERA: 0.96 | 1.0 | 5 | 1 | 0 | 0 | 0 | 1 | 0 | 0 | 0 | 0 | 0 | 0 | 6 | 15 | 0.00 | 2.000 | | | | | | | | | | | | | | | | | |
| Brian Barnes, L ERA: 4.0 | 0.2 | 3 | 0 | 0 | 0 | 0 | 1 | 0 | 0 | 0 | 0 | 0 | 0 | 3 | 9 | 0.00 | 1.500 | | | | | | | | | | | | | | | | | |
| John Wetteland, R ERA: 2.35 | 1.1 | W 4 | 0 | 0 | 0 | 1 | 0 | 0 | 0 | 0 | 0 | 0 | 0 | 11 | 17 | 0.00 | 0.000 | | | | | | | | | | | | | | | | | |
| Batter | 1 | 2 | 3 | 4 | 5 | 6 | 7 | 8 | 9 | AB | R | H | RBI | BB | SO | LOB | BOTTOM | | | | | | | | | | | | | | | | | |
| Delino DeShields, L OBP: 0.416, SLG: 0.384 (1, 4) | | | | | | | | | | 4 | 1 | 1 | 0 | 1 | 0 | 2 | San Diego Padres @ Montreal Expos Olympic Stadium, Montreal, QB Wed May 05 1993, 7:05 PM EDT Att: 12,548 - Dome | | | | | | | | | | | | | | | | | |
| Moises Alou, R OBP: 0.376, SLG: 0.520 (1, 7) | | | | | | | | | | 5 | 0 | 2 | 1 | 0 | 1 | 2 | | | | | | | | | | | | | | | | | | |
| Marquis Grissom, R OBP: 0.359, SLG: 0.457 (1, 8) | | | | | | | | | | 5 | 1 | 1 | 0 | 0 | 1 | 3 | | | | | | | | | | | | | | | | | | |
| Larry Walker, L OBP: 0.435, SLG: 0.662 (1, 9) | | | | | | | | | | 5 | 1 | 2 | 2 | 0 | 0 | 1 | | | | | | | | | | | | | | | | | | |
| Frank Bolick, S OBP: 0.364, SLG: 0.417 (5, PR) | | | | | | | | | | 1 | 0 | 0 | 0 | 2 | 0 | 0 | | | | | | | | | | | | | | | | | | |
| Mike Lansing, R OBP: 0.374, SLG: 0.540 (6, 5) | | | | | | | | | | 1 | 1 | 1 | 0 | 0 | 0 | 0 | | | | | | | | | | | | | | | | | | |
| John Wetteland, R (8, 1) | | | | | | | | | | 0 | 0 | 0 | 0 | 0 | 0 | 0 | | | | | | | | | | | | | | | | | | |
| John Vander Wal, L OBP: 0.344, SLG: 0.500 (3, PH) | | | | | | | | | | 1 | 0 | 0 | 0 | 0 | 0 | 0 | | | | | | | | | | | | | | | | | | |
| Greg Colbrunn, R OBP: 0.378, SLG: 0.514 (4, 3) | | | | | | | | | | 2 | 0 | 1 | 1 | 1 | 1 | 1 | | | | | | | | | | | | | | | | | | |
| Darrin Fletcher, L OBP: 0.379, SLG: 0.443 (1, 2) | | | | | | | | | | 4 | 0 | 1 | 0 | 0 | 0 | 4 | | | | | | | | | | | | | | | | | | |
| Wil Cordero, R OBP: 0.294, SLG: 0.400 (1, 6) | | | | | | | | | | 4 | 1 | 1 | 0 | 0 | 0 | 1 | | | | | | | | | | | | | | | | | | |
| Ken Hill, R Mel Rojas, R Lou Frazier, S Jeff Shaw, R Brian Barnes, L Sean Berry, R OBP: 0.280, SLG: 0.143 (8, 5) | | | | | | | | | | 0 | 1 | 0 | 0 | 2 | 0 | 0 | | | | | | | | | | | | | | | | | | |
| Inning Stats | R: 0 E: 0 K: 0 S: 9 | H: 1 LOB: 0 BB: 0 P: 17 | R: 0 E: 0 K: 0 S: 6 | H: 0 LOB: 0 BB: 0 P: 11 | R: 4 E: 1 K: 0 S: 11 | H: 3 LOB: 4 BB: 4 P: 33 | R: 0 E: 0 K: 0 S: 9 | H: 0 LOB: 1 BB: 1 P: 18 | R: 1 E: 0 K: 0 S: 9 | H: 1 LOB: 2 BB: 1 P: 19 | R: 0 E: 0 K: 1 S: 12 | H: 1 LOB: 1 BB: 0 P: 18 | R: 0 E: 0 K: 2 S: 11 | H: 1 LOB: 1 BB: 0 P: 17 | R: 0 E: 0 K: 0 S: 11 | H: 1 LOB: 0 BB: 0 P: 16 | R: 1 E: 0 K: 0 S: 5 | H: 2 LOB: 1 BB: 0 P: 7 | 1B: 6 2B: 4 3B: 0 HR: 0 | SF: 0 SAC: 0 DP: 1 HBP: 0 | WP: 0 PB: 0 SB: 2 CS: 0 | PA: 40 | | | | | | | | | | | | |
| PITCHER | IP WLS BF H R ER SO BB IBB HBP BLK WP HR S P ERA WHIP | | | | | | | | | | | | | | | | | | | | | | | | | | | | | | | | | |
| Frank Seminara, R ERA: 5.4 | 2.2 | 14 | 4 | 4 | 3 | 0 | 3 | 0 | 0 | 0 | 0 | 25 | 54 | 10.12 | 2.625 | | | | | | | | | | | | | | | | | | | |
| Pat Gomez, L ERA: 4.7 | 2.1 | 11 | 1 | 1 | 1 | 0 | 2 | 1 | 0 | 0 | 0 | 19 | 44 | 3.86 | 1.286 | | | | | | | | | | | | | | | | | | | |
| Jeremy Hernandez, R ERA: 5.0 | 2.0 | 8 | 2 | 0 | 0 | 3 | 0 | 0 | 0 | 0 | 0 | 23 | 35 | 0.00 | 1.000 | | | | | | | | | | | | | | | | | | | |
| Roger Mason, R ERA: 1.65 | 0.2 | 3 | 1 | 0 | 0 | 0 | 0 | 0 | 0 | 0 | 0 | 10 | 14 | 0.00 | 1.500 | | | | | | | | | | | | | | | | | | | |
| Rich Rodriguez, L ERA: 4.15 | 0.2 | L 4 | 2 | 1 | 1 | 0 | 0 | 0 | 0 | 0 | 0 | 6 | 9 | 13.50 | 3.000 | | | | | | | | | | | | | | | | | | | |

| Batter | 1 | 2 | 3 | 4 | 5 | 6 | 7 | 8 | 9 | AB | R | H | RBI | BB | SO | LOB | TOP | | | | | |
|---|-------------------------------|----------------------------------|-------------------------------|----------------------------------|------------------------------|----------------------------------|------------------------------|----------------------------------|------------------------------|----------------------------------|------------------------------|----------------------------------|------------------------------|----------------------------------|-------------------------------|----------------------------------|---|------------------------------|---------------------------------|----------------------------------|------------------------------------|----------------------------------|
| Darrell Sherman, L OBP: 0.321, SLG: 0.250 (1, 7) | B2 | SF8-2-5 | | | G6-3 | | | G6-3 | | 3 | 0 | 0 | 1 | 0 | 0 | 0 | San Diego Padres @ Chicago Cubs Wrigley Field, Chicago, IL Fri May 07 1993, 3:33 AM CDT Att: 22,375 - Overcast - 70 F | | | | | |
| Tony Gwynn, L OBP: 0.352, SLG: 0.435 (1, 9) | G4-3 | | | | G4-3 | | | G4-3 | | 4 | 0 | 1 | 0 | 0 | 0 | 0 | | | | | | |
| Fred McGriff, L OBP: 0.298, SLG: 0.354 (1, 3) | 2B | | | | L9 | | | F8 | | 4 | 0 | 1 | 0 | 0 | 1 | 1 | | | | | | |
| Gary Sheffield, R OBP: 0.336, SLG: 0.495 (1, 5) | 1B | | | | P9 | | | G1-3 | | 4 | 0 | 1 | 0 | 0 | 0 | 1 | | | | | | |
| Derek Bell, R OBP: 0.324, SLG: 0.451 Ricky Gutierrez, R OBP: 0.378, SLG: 0.300 (6, 7) | 2B | | | | P3 | | | K | | 3 | 0 | 0 | 0 | 0 | 1 | 3 | | | | | | |
| Jeff Gardner, L OBP: 0.313, SLG: 0.365 (1, 4) | | | | | P3 | | | G4-3 | | 1 | 0 | 0 | 0 | 0 | 0 | 0 | | | | | | |
| Kurt Stillwell, S OBP: 0.316, SLG: 0.368 (1, 6) | | | | | G6-3 | | | G3 | | 3 | 1 | 1 | 0 | 0 | 0 | 0 | | | | | | |
| Dan Walters, R OBP: 0.265, SLG: 0.267 (1, 2) | | | | | G4-3 | | | P6 | | 3 | 1 | 1 | 0 | 0 | 0 | 0 | | | | | | |
| Andy Benes, R OBP: 0.188, SLG: 0.200 Phil Clark, R OBP: 0.303, SLG: 0.367 Rich Rodriguez, L Gene Harris, R (8, 1) | | | | | F8 | | | G5-3 | | 3 | 0 | 1 | 1 | 0 | 0 | 0 | | | | | | |
| Inning Stats | R: 0 E: 0 K: 0 S: 13 | H: 2 LOB: 2 BB: 0 P: 20 | R: 2 E: 0 K: 0 S: 12 | H: 3 LOB: 0 BB: 0 P: 18 | R: 0 E: 0 K: 0 S: 9 | H: 1 LOB: 1 BB: 0 P: 13 | R: 0 E: 0 K: 0 S: 9 | H: 0 LOB: 0 BB: 0 P: 16 | R: 0 E: 0 K: 0 S: 9 | H: 0 LOB: 0 BB: 0 P: 13 | R: 0 E: 0 K: 0 S: 7 | H: 0 LOB: 0 BB: 0 P: 13 | R: 0 E: 0 K: 0 S: 8 | H: 0 LOB: 0 BB: 0 P: 12 | R: 0 E: 0 K: 0 S: 10 | H: 0 LOB: 0 BB: 0 P: 17 | | R: 0 E: 0 K: 0 S: 7 | H: 0 LOB: 0 BB: 0 P: 7 | 1B: 5 2B: 2 3B: 0 HR: 0 | SF: 1 SAC: 1 DP: 1 HBP: 0 | WP: 0 PB: 0 SB: 0 CS: 0 |
| PITCHER | IP | WLS | BF | H | R | ER | SO | BB | IBB | HBP | BLK | WP | HR | S | P | ERA | WHIP | | | | | |
| Mike Morgan, R ERA: 3.8 | (1, 1) | 7.0 | L | 26 | 6 | 2 | 2 | 1 | 0 | 0 | 0 | 0 | 0 | 67 | 105 | 2.57 | 0.857 | | | | | |
| Paul Assenmacher, L ERA: 2.53 | (8, 1) | 1.1 | | 4 | 0 | 0 | 0 | 1 | 0 | 0 | 0 | 0 | 0 | 13 | 20 | 0.00 | 0.000 | | | | | |
| Bob Scanlan, R ERA: 4.09 | (9, 1) | 0.2 | | 2 | 0 | 0 | 0 | 0 | 0 | 0 | 0 | 0 | 0 | 4 | 4 | 0.00 | 0.000 | | | | | |

| Batter | 1 | 2 | 3 | 4 | 5 | 6 | 7 | 8 | 9 | AB | R | H | RBI | BB | SO | LOB | BOTTOM | | | | | |
|---|------------------------------|----------------------------------|-------------------------------|----------------------------------|-------------------------------|----------------------------------|------------------------------|----------------------------------|-------------------------------|----------------------------------|-------------------------------|----------------------------------|-------------------------------|----------------------------------|-------------------------------|----------------------------------|---|-------------------------------|----------------------------------|----------------------------------|------------------------------------|----------------------------------|
| Dwight Smith, L OBP: 0.393, SLG: 0.615 Candy Maldonado, R OBP: 0.231, SLG: 0.313 (8, 9) | B3 | | | | P4 | | | K | | 3 | 1 | 1 | 0 | 0 | 0 | 0 | San Diego Padres @ Chicago Cubs Wrigley Field, Chicago, IL Fri May 07 1993, 3:33 AM CDT Att: 22,375 - Overcast - 70 F | | | | | |
| Jose Vizcaino, S OBP: 0.390, SLG: 0.423 (1, 6) | 1B | | | | G6-3 | | | G6-3 | | 4 | 0 | 1 | 0 | 0 | 0 | 0 | | | | | | |
| Mark Grace, L OBP: 0.393, SLG: 0.505 (1, 3) | 2B | | | | L8 | | | L8 | | 3 | 0 | 1 | 0 | 1 | 0 | 1 | | | | | | |
| 23 Ryne Sandberg, R OBP: 0.296, SLG: 0.227 (1, 4) | 1B | | | | F9 | | | P3 | | 4 | 0 | 0 | 0 | 0 | 0 | 4 | | | | | | |
| Derrick May, L OBP: 0.369, SLG: 0.447 (1, 7) | 1B | | | | P7 | | | G1-3 | | 4 | 0 | 2 | 0 | 0 | 0 | 2 | | | | | | |
| Steve Buechele, R OBP: 0.324, SLG: 0.446 (1, 5) | | | | | F7 | | | L9 | | 3 | 0 | 0 | 0 | 0 | 0 | 2 | | | | | | |
| Sammy Sosa, R OBP: 0.280, SLG: 0.500 (9, 8) | | | | | F8 | | | L9 | | 4 | 0 | 0 | 0 | 0 | 1 | 1 | | | | | | |
| Rick Wilkins, L OBP: 0.266, SLG: 0.214 (1, 2) | | | | | F9 | | | F7 | | 4 | 0 | 1 | 0 | 0 | 2 | 1 | | | | | | |
| Mike Morgan, R Willie Wilson, S OBP: 0.273, SLG: 0.301 Paul Assenmacher, L ERA: 3.95 Bob Scanlan, R ERA: 4.09 (9, 1) | | | | | K | | | K | | 2 | 0 | 0 | 0 | 0 | 1 | 1 | | | | | | |
| Inning Stats | R: 0 E: 0 K: 0 S: 9 | H: 1 LOB: 2 BB: 1 P: 18 | R: 0 E: 0 K: 2 S: 10 | H: 0 LOB: 0 BB: 0 P: 15 | R: 0 E: 0 K: 1 S: 10 | H: 0 LOB: 0 BB: 0 P: 15 | R: 0 E: 0 K: 0 S: 6 | H: 0 LOB: 0 BB: 0 P: 10 | R: 0 E: 0 K: 0 S: 10 | H: 1 LOB: 1 BB: 0 P: 15 | R: 1 E: 1 K: 0 S: 15 | H: 2 LOB: 2 BB: 0 P: 19 | R: 0 E: 0 K: 2 S: 12 | H: 0 LOB: 0 BB: 0 P: 15 | R: 0 E: 0 K: 1 S: 10 | H: 1 LOB: 1 BB: 0 P: 12 | | R: 0 E: 0 K: 0 S: 11 | H: 1 LOB: 1 BB: 0 P: 13 | 1B: 5 2B: 1 3B: 0 HR: 0 | SF: 0 SAC: 1 DP: 0 HBP: 0 | WP: 0 PB: 0 SB: 1 CS: 0 |
| PITCHER | IP | WLS | BF | H | R | ER | SO | BB | IBB | HBP | BLK | WP | HR | S | P | ERA | WHIP | | | | | |
| Andy Benes, R ERA: 2.58 | (1, 1) | 7.0 | W | 27 | 4 | 1 | 1 | 5 | 1 | 0 | 0 | 0 | 0 | 72 | 107 | 1.29 | 0.714 | | | | | |
| Rich Rodriguez, L ERA: 3.95 | (8, 1) | 0.2 | | 3 | 1 | 0 | 0 | 1 | 0 | 0 | 0 | 0 | 0 | 7 | 8 | 0.00 | 1.500 | | | | | |
| Gene Harris, R ERA: 2.38 | (8, 1) | 1.1 | S | 5 | 1 | 0 | 0 | 0 | 0 | 0 | 0 | 0 | 0 | 14 | 17 | 0.00 | 0.750 | | | | | |

| | |
|-----|----|
| AB | 30 |
| R | 2 |
| H | 6 |
| RBI | 2 |
| BB | 0 |
| SO | 2 |
| LOB | 5 |



| | |
|-----|----|
| AB | 33 |
| R | 1 |
| H | 6 |
| RBI | 0 |
| BB | 1 |
| SO | 6 |
| LOB | 12 |



| Batter | 1 | 2 | 3 | 4 | 5 | 6 | 7 | 8 | 9 | AB | R | H | RBI | BB | SO | LOB | TOP | | | | | | | | | | |
|--|-------------------------------|----------------------------------|------------------------------|----------------------------------|------------------------------|---------------------------------|-------------------------------|----------------------------------|-------------------------------|----------------------------------|------------------------------|----------------------------------|-------------------------------|----------------------------------|-------------------------------|----------------------------------|--|------------------------------------|----------------------------------|--------|--|--|--|--|--|--|--|
| Darrell Sherman, L (1, 8) OBP: 0.317, SLG: 0.235 (7, 7) | F7 | | K | | | | G6-3 | | 4-1 1B WP BB | 3 | 1 | 0 | 0 | 1 | 1 | 0 | San Diego Padres @ Chicago Cubs Wrigley Field, Chicago, IL Sat May 08 1993, 3:33 AM CDT Att: 38,003 - Sunny - 70 F | | | | | | | | | | |
| Tim Teufel, R (9, PH) OBP: 0.458, SLG: 0.775 | | | | | | | | | | 0 | 1 | 0 | 0 | 1 | 0 | 0 | | | | | | | | | | | |
| Tony Gwynn, L (1, 9) OBP: 0.399, SLG: 0.454 | E1 1B HR | | G4-3 | | | | | | 3-2 1B WP BB | 4 | 1 | 3 | 2 | 1 | 0 | 0 | | | | | | | | | | | |
| Gary Sheffield, R (1, 5) OBP: 0.331, SLG: 0.509 | | | | | | | | | 1-3 1B | 5 | 1 | 1 | 2 | 0 | 0 | 3 | | | | | | | | | | | |
| Fred McGriff, L (1, 3) OBP: 0.314, SLG: 0.369 | | | | | | | | | 3-2 1B G4-3 1B | 4 | 1 | 3 | 0 | 0 | 0 | 0 | | | | | | | | | | | |
| Guillermo Velasquez, L (1, 7) OBP: 0.294, SLG: 0.267 Derek Bell, R (7, 8) OBP: 0.330, SLG: 0.446 | FC5-4 1B | | | | | | | | 2-2 F8 | 3 | 0 | 0 | 0 | 0 | 0 | 3 | | | | | | | | | | | |
| Jeff Gardner, L (1, 4) OBP: 0.314, SLG: 0.364 Ricky Gutierrez, R (8, PH) OBP: 0.391, SLG: 0.300 (8, 4) | P3 | | | | | | | | 4-2 BB | 3 | 0 | 1 | 0 | 0 | 0 | 1 | | | | | | | | | | | |
| Kurt Stillwell, S (1, 6) OBP: 0.348, SLG: 0.391 | | | | | | | | | 3-2 G5-3 | 4 | 0 | 2 | 1 | 0 | 0 | 1 | | | | | | | | | | | |
| Dan Walters, R (1, 2) OBP: 0.253, SLG: 0.253 | | | | | | | | | 1-1 F8 | 4 | 0 | 0 | 0 | 0 | 1 | 3 | | | | | | | | | | | |
| Dave Eiland, R (1, 1) OBP: 0.111, SLG: 0.111 Phil Clark, R (5, PH) OBP: 0.324, SLG: 0.387 Pat Gomez, L (5, 1) Roger Mason, R (7, 1) Bob Geren, R (9, PH) OBP: 0.289, SLG: 0.333 | | | | | | | | | 1-3 K | 1 | 0 | 0 | 0 | 0 | 0 | 0 | | | | | | | | | | | |
| Inning Stats | R: 2 E: 1 K: 0 S: 13 | H: 3 LOB: 1 BB: 0 P: 20 | R: 0 E: 0 K: 0 S: 9 | H: 0 LOB: 0 BB: 0 P: 11 | R: 0 E: 0 K: 1 S: 5 | H: 0 LOB: 0 BB: 0 P: 5 | R: 0 E: 0 K: 0 S: 10 | H: 1 LOB: 0 BB: 0 P: 13 | R: 2 E: 0 K: 1 S: 11 | H: 3 LOB: 1 BB: 1 P: 20 | R: 0 E: 0 K: 0 S: 8 | H: 0 LOB: 0 BB: 1 P: 20 | R: 0 E: 0 K: 0 S: 11 | H: 0 LOB: 1 BB: 1 P: 20 | R: 1 E: 0 K: 1 S: 12 | H: 1 LOB: 1 BB: 1 P: 24 | 1B: 9 2B: 1 3B: 0 HR: 1 | SF: 0 SAC: 0 DP: 0 HBP: 0 | WP: 1 PB: 0 SB: 0 CS: 2 | PA: 40 | | | | | | | |
| PITCHER | IP | WLS | BF | H | R | ER | SO | BB | IBB | HBP | BLK | WP | HR | S | P | ERA | WHIP | | | | | | | | | | |
| Mike Harkey, R (1, 1) ERA: 5.4 | 5.1 | 25 | 10 | 5 | 5 | 2 | 2 | 1 | 0 | 0 | 0 | 0 | 1 | 55 | 81 | 8.44 | 2.062 | | | | | | | | | | |
| Jose Bautista, R (6, 1) ERA: 4.91 | 0.2 | 2 | 0 | 0 | 0 | 0 | 0 | 0 | 0 | 0 | 0 | 0 | 0 | 4 | 8 | 0.00 | 0.000 | | | | | | | | | | |
| Chuck McElroy, L (7, 1) ERA: 2.51 | 1.0 | W | 3 | 0 | 0 | 0 | 0 | 1 | 0 | 0 | 0 | 0 | 0 | 8 | 20 | 0.00 | 1.000 | | | | | | | | | | |
| Paul Assenmacher, L (8, 1) ERA: 2.31 | 1.0 | S | 4 | 0 | 0 | 0 | 0 | 1 | 0 | 0 | 0 | 0 | 0 | 11 | 20 | 0.00 | 1.000 | | | | | | | | | | |
| Randy Myers, L (9, 1) ERA: 1.42 | 1.0 | S | 5 | 1 | 1 | 1 | 1 | 1 | 0 | 0 | 0 | 1 | 0 | 12 | 24 | 9.00 | 2.000 | | | | | | | | | | |

| Batter | 1 | 2 | 3 | 4 | 5 | 6 | 7 | 8 | 9 | AB | R | H | RBI | BB | SO | LOB | BOTTOM | | | | | | | | | | |
|---|------------------------------|---------------------------------|-------------------------------|----------------------------------|-------------------------------|----------------------------------|------------------------------|----------------------------------|------------------------------|---------------------------------|-------------------------------|----------------------------------|-------------------------------|----------------------------------|------------------------------|---------------------------------|--|----------------------------------|------------------------------------|----------------------------------|--------|--|--|--|--|--|--|
| Dwight Smith, L (1, 8) OBP: 0.407, SLG: 0.618 Willie Wilson, S (7, PH) OBP: 0.282, SLG: 0.311 (8, 8) | G6-4-3 1B | | E S E 1B | | | | SF7 1B PB 1B | | | 3 | 1 | 2 | 0 | 0 | 0 | 0 | San Diego Padres @ Chicago Cubs Wrigley Field, Chicago, IL Sat May 08 1993, 3:33 AM CDT Att: 38,003 - Sunny - 70 F | | | | | | | | | | |
| Jose Vizcaino, S (1, 6) OBP: 0.394, SLG: 0.426 | | | E6 G3-1 CS 2B 1B | | | | | | | 4 | 1 | 2 | 1 | 0 | 0 | 0 | | | | | | | | | | | |
| Mark Grace, L (1, 3) OBP: 0.380, SLG: 0.490 | G6-4-3 1B | | G3-1 | | | | | | | 3 | 0 | 0 | 1 | 0 | 0 | 3 | | | | | | | | | | | |
| 23 Ryne Sandberg, R (1, 4) OBP: 0.290, SLG: 0.200 | F8 | | FC5-2-5-3 1B | | | | | | | 3 | 2 | 0 | 0 | 1 | 0 | 2 | | | | | | | | | | | |
| Derrick May, L (1, 7) OBP: 0.386, SLG: 0.456 | | | S 1B BB | | | | | | | 3 | 1 | 2 | 2 | 1 | 1 | 0 | | | | | | | | | | | |
| Steve Buechele, R (1, 5) OBP: 0.321, SLG: 0.438 | | | G6-3 | | | | | | | 4 | 0 | 1 | 1 | 0 | 1 | 2 | | | | | | | | | | | |
| Sammy Sosa, R (1, 9) OBP: 0.297, SLG: 0.542 | | | L3-6 2B | | | | | | | 3 | 1 | 2 | 1 | 1 | 0 | 0 | | | | | | | | | | | |
| Rick Wilkins, L (1, 2) OBP: 0.250, SLG: 0.200 | | | L3-6 2B | | | | | | | 4 | 0 | 0 | 0 | 0 | 2 | 3 | | | | | | | | | | | |
| Mike Harkey, R (1, 1) OBP: 0.258, SLG: 0.273 Jose Bautista, R (6, 1) ERA: 4.91 Chuck McElroy, L (7, 1) ERA: 2.51 Ray Sanchez, R (7, PH) OBP: 0.329, SLG: 0.292 Paul Assenmacher, L (8, 1) OBP: 0.320, SLG: 0.336 Candy Maldonado, R (8, PH) OBP: 0.298, SLG: 0.336 Randy Myers, L (9, 1) ERA: 1.42 | | | P3 | | | | | | | 2 | 0 | 0 | 0 | 0 | 0 | 1 | | | | | | | | | | | |
| Inning Stats | R: 0 E: 0 K: 0 S: 5 | H: 2 LOB: 1 BB: 0 P: 5 | R: 1 E: 0 K: 0 S: 16 | H: 2 LOB: 1 BB: 1 P: 27 | R: 2 E: 1 K: 0 S: 11 | H: 2 LOB: 1 BB: 0 P: 17 | R: 1 E: 0 K: 0 S: 7 | H: 1 LOB: 0 BB: 0 P: 11 | R: 0 E: 0 K: 0 S: 5 | H: 0 LOB: 0 BB: 0 P: 8 | R: 0 E: 0 K: 3 S: 13 | H: 0 LOB: 1 BB: 1 P: 20 | R: 4 E: 0 K: 0 S: 16 | H: 4 LOB: 0 BB: 1 P: 31 | R: 0 E: 0 K: 1 S: 6 | H: 0 LOB: 0 BB: 0 P: 8 | | 1B: 9 2B: 3 3B: 0 HR: 1 | SF: 1 SAC: 0 DP: 3 HBP: 0 | WP: 0 PB: 2 SB: 2 CS: 1 | PA: 36 | | | | | | |
| PITCHER | IP | WLS | BF | H | R | ER | SO | BB | IBB | HBP | BLK | WP | HR | S | P | ERA | WHIP | | | | | | | | | | |
| Dave Eiland, R (1, 1) ERA: 4.91 | 4.0 | L | 19 | 4 | 4 | 3 | 3 | 1 | 1 | 0 | 0 | 0 | 0 | 31 | 55 | 11.57 | 2.143 | | | | | | | | | | |
| Pat Gomez, L (5, 1) ERA: 5.6 | 2.1 | L | 13 | 4 | 4 | 3 | 3 | 1 | 1 | 0 | 0 | 0 | 0 | 31 | 55 | 11.57 | 2.143 | | | | | | | | | | |
| Roger Mason, R (7, 1) ERA: 1.5 | 1.2 | | 4 | 0 | 0 | 0 | 1 | 0 | 0 | 0 | 0 | 0 | 0 | 9 | 12 | 0.00 | 0.000 | | | | | | | | | | |



| Batter | 1 | 2 | 3 | 4 | 5 | 6 | 7 | 8 | 9 | AB | R | H | RBI | BB | SO | LOB | TOP | | | | | | |
|--|---|---|---|---|---|---|---|---|---|---|---|---|---|---|---|---|--|---|---|---|---|---|---|
| Jeff Gardner, L (1,4) OBP: 0.307, SLG: 0.366 | | | | | | | | | | 5 | 1 | 1 | 0 | 0 | 1 | 3 | San Diego Padres @ Chicago Cubs Wrigley Field, Chicago, IL Sun May 09 1993, 3:33 AM CDT Att: 30,062 - Sunny - 76 F | | | | | | |
| Tony Gwynn, L (1,9) OBP: 0.370, SLG: 0.452 | | | | | | | | | | 5 | 0 | 2 | 1 | 0 | 0 | 2 | | | | | | | |
| Gary Sheffield, R (1,5) OBP: 0.336, SLG: 0.523 | | | | | | | | | | 3 | 1 | 1 | 1 | 1 | 1 | 1 | | | | | | | |
| Fred McGriff, L (1,3) OBP: 0.320, SLG: 0.402 | | | | | | | | | | 4 | 1 | 2 | 2 | 0 | 1 | 2 | | | | | | | |
| Guillermo Velazquez, L (1,7) OBP: 0.250, SLG: 0.222 | | | | | | | | | | 3 | 0 | 0 | 0 | 0 | 1 | 1 | | | | | | | |
| Darrell Sherman, L (7,7) OBP: 0.311, SLG: 0.231 | | | | | | | | | | 1 | 0 | 0 | 0 | 0 | 0 | 0 | | | | | | | |
| Derek Bell, R (1,8) OBP: 0.308, SLG: 0.427 | | | | | | | | | | 4 | 0 | 0 | 0 | 0 | 0 | 1 | | | | | | | |
| Kurt Stillwell, S (1,6) OBP: 0.296, SLG: 0.333 | | | | | | | | | | 4 | 0 | 0 | 0 | 0 | 0 | 0 | | | | | | | |
| Bob Geren, R (1,2) OBP: 0.333, SLG: 0.500 | | | | | | | | | | 4 | 1 | 3 | 1 | 0 | 1 | 0 | | | | | | | |
| Greg Harris, R (1,1) OBP: 0.200, SLG: 0.267 | | | | | | | | | | 3 | 1 | 1 | 0 | 0 | 2 | 1 | | | | | | | |
| Roger Mason, R (8,1) | | | | | | | | | | 1 | 0 | 0 | 0 | 0 | 0 | 1 | | | | | | | |
| Rich Rodriguez, L (9,1) | | | | | | | | | | 0 | 0 | 0 | 0 | 0 | 0 | 0 | | | | | | | |
| Gene Harris, R (9,1) | | | | | | | | | | 0 | 0 | 0 | 0 | 0 | 0 | 0 | | | | | | | |
| Inning Stats | R: 2 E: 0 K: 1 S: 14 | H: 3 LOB: 1 BB: 0 P: 20 | R: 0 E: 1 K: 2 S: 17 | H: 1 LOB: 1 BB: 0 P: 22 | R: 0 E: 0 K: 1 S: 8 | H: 0 LOB: 0 BB: 0 P: 16 | R: 0 E: 0 K: 0 S: 6 | H: 0 LOB: 0 BB: 0 P: 12 | R: 1 E: 0 K: 1 S: 11 | H: 2 LOB: 2 BB: 1 P: 20 | R: 0 E: 0 K: 0 S: 7 | H: 0 LOB: 0 BB: 0 P: 13 | R: 1 E: 0 K: 2 S: 10 | H: 2 LOB: 1 BB: 0 P: 15 | R: 1 E: 0 K: 0 S: 10 | H: 1 LOB: 0 BB: 0 P: 13 | R: 0 E: 0 K: 0 S: 8 | H: 1 LOB: 1 BB: 0 P: 13 | 1B: 6 2B: 1 3B: 1 HR: 2 | SF: 0 SAC: 0 DP: 0 HBP: 0 | WP: 0 PB: 0 SB: 0 CS: 1 | PA: 38 | |
| PITCHER | IP WLS BF H R ER SO BB IBB HBP BLK WP HR S P ERA WHIP | IP WLS BF H R ER SO BB IBB HBP BLK WP HR S P ERA WHIP | IP WLS BF H R ER SO BB IBB HBP BLK WP HR S P ERA WHIP | IP WLS BF H R ER SO BB IBB HBP BLK WP HR S P ERA WHIP | IP WLS BF H R ER SO BB IBB HBP BLK WP HR S P ERA WHIP | IP WLS BF H R ER SO BB IBB HBP BLK WP HR S P ERA WHIP | IP WLS BF H R ER SO BB IBB HBP BLK WP HR S P ERA WHIP | IP WLS BF H R ER SO BB IBB HBP BLK WP HR S P ERA WHIP | IP WLS BF H R ER SO BB IBB HBP BLK WP HR S P ERA WHIP | IP WLS BF H R ER SO BB IBB HBP BLK WP HR S P ERA WHIP | IP WLS BF H R ER SO BB IBB HBP BLK WP HR S P ERA WHIP | IP WLS BF H R ER SO BB IBB HBP BLK WP HR S P ERA WHIP | IP WLS BF H R ER SO BB IBB HBP BLK WP HR S P ERA WHIP | IP WLS BF H R ER SO BB IBB HBP BLK WP HR S P ERA WHIP | IP WLS BF H R ER SO BB IBB HBP BLK WP HR S P ERA WHIP | IP WLS BF H R ER SO BB IBB HBP BLK WP HR S P ERA WHIP | IP WLS BF H R ER SO BB IBB HBP BLK WP HR S P ERA WHIP | IP WLS BF H R ER SO BB IBB HBP BLK WP HR S P ERA WHIP | IP WLS BF H R ER SO BB IBB HBP BLK WP HR S P ERA WHIP | IP WLS BF H R ER SO BB IBB HBP BLK WP HR S P ERA WHIP | IP WLS BF H R ER SO BB IBB HBP BLK WP HR S P ERA WHIP | IP WLS BF H R ER SO BB IBB HBP BLK WP HR S P ERA WHIP | IP WLS BF H R ER SO BB IBB HBP BLK WP HR S P ERA WHIP |

| Batter | 1 | 2 | 3 | 4 | 5 | 6 | 7 | 8 | 9 | AB | R | H | RBI | BB | SO | LOB | BOTTOM | | | | | | |
|--|---|---|---|---|---|---|---|---|---|---|---|---|---|---|---|---|--|---|---|---|---|---|---|
| Dwight Smith, L (1,8) OBP: 0.375, SLG: 0.567 | | | | | | | | | | 5 | 0 | 0 | 0 | 0 | 0 | 3 | San Diego Padres @ Chicago Cubs Wrigley Field, Chicago, IL Sun May 09 1993, 3:33 AM CDT Att: 30,062 - Sunny - 76 F | | | | | | |
| Jose Vizcaino, S (1,6) OBP: 0.395, SLG: 0.425 | | | | | | | | | | 5 | 2 | 2 | 0 | 0 | 1 | 0 | | | | | | | |
| Mark Grace, L (1,3) OBP: 0.397, SLG: 0.560 | | | | | | | | | | 5 | 1 | 4 | 3 | 0 | 0 | 0 | | | | | | | |
| 23 Ryne Sandberg, R (1,4) OBP: 0.306, SLG: 0.233 | | | | | | | | | | 5 | 0 | 2 | 1 | 0 | 1 | 1 | | | | | | | |
| Derrick May, L (1,7) OBP: 0.391, SLG: 0.470 | | | | | | | | | | 4 | 0 | 2 | 0 | 0 | 0 | 4 | | | | | | | |
| Steve Buechele, R (1,5) OBP: 0.319, SLG: 0.440 | | | | | | | | | | 4 | 0 | 1 | 0 | 0 | 0 | 4 | | | | | | | |
| Sammy Sosa, R (1,9) OBP: 0.304, SLG: 0.532 | | | | | | | | | | 2 | 0 | 0 | 0 | 2 | 0 | 0 | | | | | | | |
| Rick Wilkins, L (1,2) OBP: 0.250, SLG: 0.203 | | | | | | | | | | 4 | 1 | 1 | 0 | 0 | 2 | 5 | | | | | | | |
| Jose Guzman, R (1,1) Willie Wilson, S (6, PH) Dan Plesac, L (7,1) Heathcliff Slocumb, R (7,1) Chuck McElroy, L (8,1) Ray Sanchez, R (8, PH) | | | | | | | | | | 1 | 0 | 0 | 0 | 0 | 0 | 0 | | | | | | | |
| | | | | | | | | | | 1 | 0 | 1 | 0 | 0 | 0 | 0 | | | | | | | |
| | | | | | | | | | | 0 | 0 | 0 | 0 | 0 | 0 | 0 | | | | | | | |
| | | | | | | | | | | 0 | 0 | 0 | 0 | 0 | 0 | 0 | | | | | | | |
| | | | | | | | | | | 0 | 0 | 0 | 0 | 0 | 0 | 0 | | | | | | | |
| | | | | | | | | | | 0 | 0 | 0 | 0 | 0 | 0 | 0 | | | | | | | |
| | | | | | | | | | | 1 | 0 | 0 | 0 | 0 | 0 | 1 | | | | | | | |
| Inning Stats | R: 0 E: 0 K: 0 S: 10 | H: 2 LOB: 2 BB: 0 P: 13 | R: 0 E: 0 K: 1 S: 9 | H: 1 LOB: 1 BB: 1 P: 19 | R: 1 E: 0 K: 0 S: 11 | H: 3 LOB: 3 BB: 1 P: 17 | R: 0 E: 0 K: 0 S: 4 | H: 0 LOB: 0 BB: 0 P: 6 | R: 0 E: 0 K: 1 S: 10 | H: 1 LOB: 1 BB: 0 P: 16 | R: 0 E: 0 K: 1 S: 6 | H: 1 LOB: 1 BB: 0 P: 6 | R: 0 E: 0 K: 1 S: 10 | H: 1 LOB: 1 BB: 0 P: 16 | R: 0 E: 0 K: 0 S: 4 | H: 1 LOB: 0 BB: 0 P: 5 | R: 3 E: 0 K: 0 S: 13 | H: 3 LOB: 0 BB: 0 P: 17 | 1B: 7 2B: 3 3B: 2 HR: 1 | SF: 0 SAC: 1 DP: 1 HBP: 0 | WP: 0 PB: 0 SB: 0 CS: 0 | PA: 40 | |
| PITCHER | IP WLS BF H R ER SO BB IBB HBP BLK WP HR S P ERA WHIP | IP WLS BF H R ER SO BB IBB HBP BLK WP HR S P ERA WHIP | IP WLS BF H R ER SO BB IBB HBP BLK WP HR S P ERA WHIP | IP WLS BF H R ER SO BB IBB HBP BLK WP HR S P ERA WHIP | IP WLS BF H R ER SO BB IBB HBP BLK WP HR S P ERA WHIP | IP WLS BF H R ER SO BB IBB HBP BLK WP HR S P ERA WHIP | IP WLS BF H R ER SO BB IBB HBP BLK WP HR S P ERA WHIP | IP WLS BF H R ER SO BB IBB HBP BLK WP HR S P ERA WHIP | IP WLS BF H R ER SO BB IBB HBP BLK WP HR S P ERA WHIP | IP WLS BF H R ER SO BB IBB HBP BLK WP HR S P ERA WHIP | IP WLS BF H R ER SO BB IBB HBP BLK WP HR S P ERA WHIP | IP WLS BF H R ER SO BB IBB HBP BLK WP HR S P ERA WHIP | IP WLS BF H R ER SO BB IBB HBP BLK WP HR S P ERA WHIP | IP WLS BF H R ER SO BB IBB HBP BLK WP HR S P ERA WHIP | IP WLS BF H R ER SO BB IBB HBP BLK WP HR S P ERA WHIP | IP WLS BF H R ER SO BB IBB HBP BLK WP HR S P ERA WHIP | IP WLS BF H R ER SO BB IBB HBP BLK WP HR S P ERA WHIP | IP WLS BF H R ER SO BB IBB HBP BLK WP HR S P ERA WHIP | IP WLS BF H R ER SO BB IBB HBP BLK WP HR S P ERA WHIP | IP WLS BF H R ER SO BB IBB HBP BLK WP HR S P ERA WHIP | IP WLS BF H R ER SO BB IBB HBP BLK WP HR S P ERA WHIP | IP WLS BF H R ER SO BB IBB HBP BLK WP HR S P ERA WHIP | IP WLS BF H R ER SO BB IBB HBP BLK WP HR S P ERA WHIP |



| Batter | 1 | 2 | 3 | 4 | 5 | 6 | 7 | 8 | 9 | AB | R | H | RBI | BB | SO | LOB | TOP |
|--|--|-------------|---|-----------|---|---------------|---|-------------|-------------|----|---|---|-----|----|----|-----|---|
| Ricky Gutierrez, R OBP: 0.380, SLG: 0.295 | 2-2 BB 1B | 1-0 F9 | | 2-3 K | | 1-0 G4-3 | | 2-2 L4 | | 4 | 1 | 1 | 0 | 0 | 1 | 1 | San Diego Padres @ Cincinnati Reds Riverfront Stadium, Cincinnati, OH Mon May 10 1993, 7:05 PM EDT Att: 24,613 - Unknown - 84 F |
| Jeremy Hernandez, R OBP: 0.336, SLG: 0.226 | 1B | 2-3 | | | | | | | | 0 | 0 | 0 | 0 | 0 | 0 | 0 | |
| Darrell Sherman, L OBP: 0.371, SLG: 0.457 | 1B | 2-1 G4-3 | | 1-0 E7 | | 0-0 F7 | | 1-0 | | 5 | 0 | 2 | 0 | 0 | 0 | 1 | |
| Tony Gwynn, L OBP: 0.339, SLG: 0.509 | 1B | | | | | | | | | 3 | 0 | 0 | 0 | 2 | 1 | 1 | |
| Gary Sheffield, R OBP: 0.323, SLG: 0.411 | 1B | | | 0-3 K | | 4-0 BB | | 2-2 G6-3 | 0-2 G4-3 | 5 | 1 | 2 | 1 | 0 | 0 | 2 | |
| Fred McGriff, L OBP: 0.324, SLG: 0.450 | 1B | | | 2-1 F7 | | 0-0 F7 | | 1B | | 4 | 2 | 3 | 0 | 0 | 1 | 3 | |
| Derek Bell, R OBP: 0.316, SLG: 0.375 | 1B | | | 1-2 S | | 1-2 1B | | 1-0 E | 3-2 BB | 4 | 0 | 2 | 0 | 0 | 1 | 3 | |
| Jeff Gardner, L OBP: 0.316, SLG: 0.375 | 1B | | | 2-2 2B | | 1-1 1B | | 2-3 G6-3 | 1B | 1 | 0 | 1 | 0 | 0 | 0 | 0 | |
| Tim Lincecum, R OBP: 0.482, SLG: 0.750 | G6-4-3 | | | 2-2 1B | | 1-1 P3 | | 1-0 E7 | 4-1 BB | 4 | 0 | 2 | 2 | 0 | 0 | 4 | |
| Guillermo Velasquez, L OBP: 0.286, SLG: 0.222 | 1-2 | | | 2-2 1B | | 1-1 1B | | 1-3 1B | 1-2 BB | 0 | 0 | 0 | 0 | 1 | 0 | 0 | |
| Phil Clark, R OBP: 0.359, SLG: 0.417 | | 0-0 2B | | 1-2 1B | | 0-0 1B | | 0-0 G6-3 | 1-3 K | 5 | 1 | 3 | 1 | 0 | 1 | 3 | |
| Bob Geren, R OBP: 0.314, SLG: 0.485 | | 3-2 F9 | | 2-2 P3 | | 3-1 G5-4-3 | | 3-1 F9 | 2-3 K | 5 | 0 | 1 | 1 | 0 | 1 | 7 | |
| Kerry Taylor, R OBP: 0.276, SLG: 0.310 | | 0-0 B1-3 | | | | 1-3 K | | 2-3 K | 0-0 P6 | 2 | 0 | 0 | 0 | 0 | 1 | 1 | |
| Tom Browning, L ERA: 6.92 | IP: 6.0, WLS: W, BF: 29, H: 10, R: 3, ER: 3, SO: 5, BB: 2, IBB: 0, HBP: 0, BLK: 0, WP: 0, HR: 0, S: 67, P: 107, ERA: 4.50, WHIP: 2.000 | | | | | | | | | | | | | | | | WP: 0, PA: 44 |

| Batter | 1 | 2 | 3 | 4 | 5 | 6 | 7 | 8 | 9 | AB | R | H | RBI | BB | SO | LOB | BOTTOM | |
|---|---|------------|---|------------|---|-------------|---|---------------|---|----|---|---|-----|----|----|-----|---|---------------|
| Bip Roberts, S OBP: 0.311, SLG: 0.275 | 4-1 G4-3 | 1-1 S | | 1-0 F7 | | 4-0 1B | | 3-3 K | | 3 | 2 | 1 | 0 | 2 | 1 | 1 | San Diego Padres @ Cincinnati Reds Riverfront Stadium, Cincinnati, OH Mon May 10 1993, 7:05 PM EDT Att: 24,613 - Unknown - 84 F | |
| Roberto Kelly, R OBP: 0.320, SLG: 0.458 | 1B | 4-2 1B | | 0-1 SF8 | | 0-1 1B | | 0-0 1B | | 4 | 1 | 3 | 0 | 1 | 0 | 1 | | |
| Barry Larkin, R OBP: 0.417, SLG: 0.471 | 1B | 1-1 1B | | 4-0 S | | 3-2 G4-3 | | 1-0 1B | | 2 | 1 | 2 | 2 | 1 | 0 | 0 | | |
| Kevin Mitchell, R OBP: 0.383, SLG: 0.507 | 1B | 1-2 1B | | 1-2 BB | | 0-0 SF8 | | 2-3 1B | | 3 | 0 | 2 | 2 | 1 | 1 | 2 | | |
| Chris Sabo, R OBP: 0.269, SLG: 0.417 | 1B | 1-3 K | | 2-1 F9 | | 1-3 K | | 1-1 G5-4-3 | | 3 | 0 | 0 | 1 | 0 | 2 | 5 | | |
| Reggie Sanders, R OBP: 0.314, SLG: 0.490 | 1B | | | 0-0 SF8 | | 2-3 1B | | 2-3 K | | 0 | 0 | 0 | 0 | 0 | 0 | 0 | | |
| Joe Oliver, R OBP: 0.306, SLG: 0.414 | | 2-2 HBP | | 1-2 K | | 1-0 E9 | | 2-3 K | | 3 | 1 | 0 | 0 | 0 | 1 | 1 | | |
| Tom Browning, L ERA: 5.06 | IP: 3.1, WLS: L, BF: 21, H: 6, R: 5, ER: 5, SO: 2, BB: 4, IBB: 0, HBP: 1, BLK: 0, WP: 0, HR: 0, S: 41, P: 76, ERA: 13.50, WHIP: 3.000 | | | | | | | | | | | | | | | | | WP: 1, PA: 41 |




| Batter | 1 | 2 | 3 | 4 | 5 | 6 | 7 | 8 | 9 | AB | R | H | RBI | BB | SO | LOB | TOP | | | |
|---|---------------------------------------|---------------------------------------|---------------------------------------|---------------------------------------|---------------------------------------|---------------------------------------|---------------------------------------|---------------------------------------|---------------------------------------|---------------------------------------|---------------------------------------|---------------------------------------|---------------------------------------|---------------------------------------|---------------------------------------|---------------------------------------|----------------------------------|------------------------------------|----------------------------------|--------|
| Jeff Gardner, L (1,4) OBP: 0.325, SLG: 0.400 | G5-4-3 1B BB | | 1-H 1B 3B | F8 | | | F8 | | | 3 | 1 | 1 | 1 | 1 | 0 | 1 | | | | |
| Tony Gwynn, L (1,9) OBP: 0.382, SLG: 0.462 | G5-4-3 1B | | BB HBP 1B | | G4-3 | | | G6-4-3 HBP | | 3 | 0 | 2 | 1 | 0 | 0 | 0 | | | | |
| Gary Sheffield, R (1,5) OBP: 0.344, SLG: 0.504 | G5-4-3 1-2 2-3 | | BB HBP 1B | | P6-3-6 1B | | | G6-4-3 1-2 | | 3 | 0 | 1 | 0 | 0 | 0 | 3 | | | | |
| Fred McGriff, L (1,3) OBP: 0.328, SLG: 0.404 | G6-3 | | | | P6-3-6 1-2 | | | | | 2 | 0 | 0 | 0 | 2 | 0 | 2 | | | | |
| Phil Plantier, L (1,7) OBP: 0.281, SLG: 0.472 | | G3-1 | | | | K | | | | 3 | 0 | 0 | 0 | 0 | 2 | 3 | | | | |
| Phil Clark, R (8,PH) OBP: 0.350, SLG: 0.405 | | | K | | | | | F8 | | 1 | 0 | 0 | 0 | 0 | 0 | 1 | | | | |
| Derek Bell, R (1,8) OBP: 0.322, SLG: 0.442 | | G5-3 | | | | | | | G5-3 | 4 | 0 | 1 | 0 | 0 | 1 | 3 | | | | |
| Kurt Stillwell, S (1,6) OBP: 0.291, SLG: 0.313 | | | | | | | | | | 3 | 0 | 1 | 0 | 0 | 0 | 1 | | | | |
| Jeremy Hernandez, R (6,1) | F8 | | | | | G4-3 | | | F9 | 0 | 0 | 0 | 0 | 0 | 0 | 0 | | | | |
| Tim Teufel, R (9,PH) OBP: 0.453, SLG: 0.733 | | | | | | | | | | 1 | 0 | 0 | 0 | 0 | 0 | 0 | | | | |
| Bob Geren, R (1,2) OBP: 0.308, SLG: 0.444 | | | | | | | | | | 3 | 0 | 0 | 0 | 1 | 0 | 1 | | | | |
| Wally Whitehurst, R (1,1) OBP: 0.500, SLG: 0.500 | | | | | | | | | | 2 | 1 | 1 | 0 | 0 | 0 | 1 | | | | |
| Ricky Gutierrez, R (6,6) OBP: 0.373, SLG: 0.289 | | | | | | | | | | 1 | 0 | 0 | 0 | 0 | 0 | 0 | | | | |
| Inning Stats | R: 0 E: 0 K: 0 S: 9 | H: 1 LOB: 1 BB: 1 P: 17 | R: 0 E: 0 K: 0 S: 7 | H: 0 LOB: 0 BB: 0 P: 10 | R: 2 E: 0 K: 2 S: 17 | H: 2 LOB: 3 BB: 2 P: 30 | R: 0 E: 0 K: 0 S: 10 | H: 2 LOB: 1 BB: 0 P: 15 | R: 0 E: 0 K: 1 S: 7 | H: 1 LOB: 0 BB: 0 P: 11 | R: 0 E: 0 K: 0 S: 8 | H: 0 LOB: 0 BB: 0 P: 11 | R: 0 E: 0 K: 0 S: 11 | H: 0 LOB: 1 BB: 1 P: 17 | R: 0 E: 0 K: 0 S: 6 | H: 0 LOB: 0 BB: 0 P: 11 | 1B: 6 2B: 1 3B: 1 HR: 0 | SF: 0 SAC: 0 DP: 3 HBP: 2 | WP: 0 PB: 0 SB: 0 CS: 2 | PA: 35 |
| PITCHER | IP WLS BF H R ER SO | IP WLS BF H R ER SO | IP WLS BF H R ER SO | IP WLS BF H R ER SO | IP WLS BF H R ER SO | IP WLS BF H R ER SO | IP WLS BF H R ER SO | IP WLS BF H R ER SO | IP WLS BF H R ER SO | IP WLS BF H R ER SO | IP WLS BF H R ER SO | IP WLS BF H R ER SO | IP WLS BF H R ER SO | IP WLS BF H R ER SO | IP WLS BF H R ER SO | IP WLS BF H R ER SO | WP HR S P | ERA WHIP | ERA WHIP | |
| Tim Belcher, R (1,1) ERA: 5.21 | 2.1 | 13 | 3 | 2 | 2 | 0 | 3 | 0 | 0 | 0 | 26 | 49 | 7.71 | 2.571 | | | | | | |
| Mill Hill, R (3,1) ERA: 3.58 | 3.0 | W | 11 | 4 | 0 | 0 | 3 | 0 | 0 | 0 | 27 | 41 | 0.00 | 1.333 | | | | | | |
| Bill Landrum, R (6,1) ERA: 1.23 | 1.2 | 4 | 0 | 0 | 0 | 0 | 0 | 0 | 0 | 0 | 11 | 15 | 0.00 | 0.000 | | | | | | |
| Greg Cadaret, L (8,1) ERA: 1.38 | 2.0 | S | 7 | 0 | 0 | 0 | 0 | 1 | 0 | 0 | 17 | 28 | 0.00 | 0.500 | | | | | | |

San Diego Padres @ Cincinnati Reds
Riverfront Stadium, Cincinnati, OH
Tue May 11, 1993, 7:05 PM EDT
Att: 25,205 - Unknown - 80 F

livebaseballscores.com

AB 29
R 2
H 7
RBI 2
BB 4
SO 3
LOB 16




| Batter | 1 | 2 | 3 | 4 | 5 | 6 | 7 | 8 | 9 | AB | R | H | RBI | BB | SO | LOB | BOTTOM | | | |
|--|---------------------------------------|---------------------------------------|---------------------------------------|---------------------------------------|---------------------------------------|---------------------------------------|---------------------------------------|---------------------------------------|---------------------------------------|---------------------------------------|---------------------------------------|---------------------------------------|---------------------------------------|---------------------------------------|---------------------------------------|---------------------------------------|----------------------------------|------------------------------------|----------------------------------|--------|
| Bip Roberts, S (1,4) OBP: 0.297, SLG: 0.263 | G1-3 | SF 1B | | E4 | | K | | G4-3 | | 4 | 0 | 0 | 1 | 0 | 1 | 2 | | | | |
| Roberto Kelly, R (1,8) OBP: 0.326, SLG: 0.463 | FC4-6 1B | SF9 | | F9 | | | | | | 3 | 0 | 2 | 1 | 0 | 0 | 1 | | | | |
| Barry Larkin, R (1,6) OBP: 0.399, SLG: 0.355 | FC4-6 1B | P4 | | P4 | | G6-3 | | | | 4 | 1 | 0 | 0 | 0 | 0 | 6 | | | | |
| Kevin Mitchell, R (1,7) OBP: 0.388, SLG: 0.507 | | | | | | | | | | 4 | 0 | 2 | 0 | 0 | 0 | 0 | | | | |
| Greg Cadaret, L (8,1) | | | | | | | | | | 0 | 0 | 0 | 0 | 0 | 0 | 0 | | | | |
| Chris Sabo, R (1,5) OBP: 0.269, SLG: 0.411 | | | | | | | | | | 4 | 0 | 1 | 1 | 0 | 1 | 3 | | | | |
| Randy Milligan, R (1,3) OBP: 0.364, SLG: 0.337 | | | | | | | | | | 4 | 0 | 0 | 0 | 0 | 1 | 2 | | | | |
| Reggie Sanders, R (1,9) OBP: 0.320, SLG: 0.413 | | | | | | | | | | 4 | 2 | 2 | 0 | 0 | 1 | 1 | | | | |
| Joe Oliver, R (1,2) OBP: 0.304, SLG: 0.409 | | | | | | | | | | 4 | 1 | 1 | 0 | 0 | 3 | 1 | | | | |
| Tim Belcher, R (1,1) OBP: 0.283, SLG: 0.083 | | | | | | | | | | 1 | 0 | 0 | 0 | 0 | 0 | 2 | | | | |
| Mill Hill, R (3,1) ERA: 3.58 | | | | | | | | | | 1 | 0 | 0 | 0 | 0 | 1 | 0 | | | | |
| Bill Landrum, R (6,1) ERA: 1.23 | | | | | | | | | | 0 | 0 | 0 | 0 | 0 | 1 | 0 | | | | |
| Cesar Hernandez, R (8,7) OBP: 0.450, SLG: 0.270 | | | | | | | | | | 0 | 0 | 0 | 0 | 0 | 0 | 0 | | | | |
| Cecil Eszy, S (8,PH) ERA: 4.3 | | | | | | | | | | 1 | 0 | 1 | 1 | 0 | 0 | 0 | | | | |
| Inning Stats | R: 1 E: 0 K: 1 S: 12 | H: 3 LOB: 2 BB: 0 P: 20 | R: 2 E: 2 K: 0 S: 11 | H: 3 LOB: 3 BB: 0 P: 16 | R: 0 E: 0 K: 2 S: 10 | H: 0 LOB: 0 BB: 0 P: 18 | R: 0 E: 1 K: 1 S: 9 | H: 0 LOB: 1 BB: 0 P: 11 | R: 0 E: 0 K: 2 S: 13 | H: 0 LOB: 1 BB: 0 P: 18 | R: 0 E: 0 K: 2 S: 15 | H: 1 LOB: 2 BB: 1 P: 23 | R: 0 E: 0 K: 1 S: 9 | H: 0 LOB: 0 BB: 0 P: 11 | R: 1 E: 0 K: 1 S: 10 | H: 2 LOB: 0 BB: 0 P: 14 | 1B: 8 2B: 1 3B: 0 HR: 0 | SF: 2 SAC: 0 DP: 0 HBP: 0 | WP: 0 PB: 0 SB: 0 CS: 1 | PA: 37 |
| PITCHER | IP WLS BF H R ER SO | IP WLS BF H R ER SO | IP WLS BF H R ER SO | IP WLS BF H R ER SO | IP WLS BF H R ER SO | IP WLS BF H R ER SO | IP WLS BF H R ER SO | IP WLS BF H R ER SO | IP WLS BF H R ER SO | IP WLS BF H R ER SO | IP WLS BF H R ER SO | IP WLS BF H R ER SO | IP WLS BF H R ER SO | IP WLS BF H R ER SO | IP WLS BF H R ER SO | IP WLS BF H R ER SO | WP HR S P | ERA WHIP | ERA WHIP | |
| Wally Whitehurst, R (1,1) ERA: 1.8 | 5.0 | L | 25 | 6 | 3 | 1 | 4 | 0 | 0 | 55 | 83 | 1.80 | 1.200 | | | | | | | |
| Jeremy Hernandez, R (6,1) ERA: 4.3 | 3.0 | 12 | 3 | 1 | 1 | 4 | 1 | 0 | 0 | 34 | 48 | 3.00 | 1.333 | | | | | | | |

San Diego Padres @ Cincinnati Reds
Riverfront Stadium, Cincinnati, OH
Tue May 11, 1993, 7:05 PM EDT
Att: 25,205 - Unknown - 80 F

livebaseballscores.com

AB 34
R 4
H 9
RBI 4
BB 1
SO 8
LOB 18



| Batter | 1 | 2 | 3 | 4 | 5 | 6 | 7 | 8 | 9 | AB | R | H | RBI | BB | SO | LOB | TOP | | | |
|---|--|----------------------------------|-------------------------------|----------------------------------|-------------------------------|----------------------------------|-------------------------------|----------------------------------|-------------------------------|----------------------------------|---|---|-----|----|----|----------------|---|------------------------------------|----------------------------------|--------|
| Jeff Gardner, L (1,4) OBP: 0.325, SLG: 0.397 | L8 | | FC1-6 1B | | K | | | | | 3 | 0 | 1 | 0 | 0 | 1 | 1 | San Diego Padres @ Cincinnati Reds Riverfront Stadium, Cincinnati, OH Wed May 12 1993, 7:05 PM EDT Att: 22,082 - Unknown - 67 F livebaseballscorecards.com | | | |
| Tony Gwynn, L (1,9) OBP: 0.377, SLG: 0.455 | K | | FC1-6 1-2 | | | | | | | 2 | 0 | 0 | 0 | 0 | 1 | 1 | | | | |
| Gary Sheffield, R (1,5) OBP: 0.338, SLG: 0.496 | G5-3 | | L7 | | | | | | | 2 | 0 | 0 | 0 | 0 | 1 | 1 | | | | |
| Fred McGriff, L (1,3) OBP: 0.338, SLG: 0.440 | | HR | | | G1-6-3 1B | | | | | 2 | 1 | 2 | 1 | 0 | 0 | 0 | | | | |
| Phil Plantier, L (1,7) OBP: 0.271, SLG: 0.455 | K | | K | | | | | | | 2 | 0 | 0 | 0 | 0 | 2 | 1 | | | | |
| Derek Bell, R (1,8) OBP: 0.316, SLG: 0.434 | K | | G1-6-3 1-2 | | | | | | | 2 | 0 | 0 | 0 | 0 | 1 | 1 | | | | |
| Kurt Stillwell, S (1,6) OBP: 0.294, SLG: 0.324 | K | | | | FC6-4 1B | | | | | 2 | 0 | 1 | 0 | 0 | 1 | 0 | | | | |
| Bob Geren, R (1,2) OBP: 0.293, SLG: 0.421 | | | K | | FC6-4 SH1-4 1-2 | | | | | 2 | 0 | 0 | 0 | 0 | 1 | 1 | | | | |
| Andy Benes, R (1,1) OBP: 0.235, SLG: 0.438 | | | HR | | SH1-4 1-2 | | | | | 1 | 1 | 1 | 1 | 0 | 0 | 0 | | | | |
| Inning Stats | R: 0 E: 0 K: 1 S: 10 | H: 0 LOB: 0 BB: 0 P: 13 | R: 1 E: 0 K: 3 S: 14 | H: 1 LOB: 0 BB: 0 P: 19 | R: 1 E: 0 K: 1 S: 10 | H: 2 LOB: 1 BB: 0 P: 13 | R: 0 E: 0 K: 1 S: 10 | H: 1 LOB: 0 BB: 0 P: 13 | R: 0 E: 0 K: 1 S: 14 | H: 1 LOB: 1 BB: 0 P: 19 | | | | | | | 1B: 3 2B: 0 3B: 0 HR: 2 | SF: 0 SAC: 1 DP: 1 HBP: 0 | WP: 0 PB: 0 SB: 0 CS: 0 | PA: 19 |
| PITCHER Jose Rijo, R (1,1) ERA: 3.23 | IP: 5.0 WLS: W BF: 19 H: 5 R: 2 ER: 2 SO: 7 BB: 0 IBB: 0 HBP: 0 BLK: 0 WP: 0 HR: 2 S: 58 P: 77 ERA: 3.60 WHIP: 1.000 | | | | | | | | | | | | | | | PITCHER | IP: WLS: BF: H: R: ER: SO: BB: IBB: HBP: BLK: WP: HR: S: P: ERA: WHIP: | | | |

| Batter | 1 | 2 | 3 | 4 | 5 | 6 | 7 | 8 | 9 | AB | R | H | RBI | BB | SO | LOB | BOTTOM | | | |
|--|--|----------------------------------|------------------------------|----------------------------------|------------------------------|---------------------------------|------------------------------|----------------------------------|-------------------------------|----------------------------------|---|---|-----|----|----|----------------|---|------------------------------------|----------------------------------|--------|
| Bip Roberts, S (1,4) OBP: 0.298, SLG: 0.265 | 1B G5-3 | F8 | | G4-3 | | | | | | 3 | 1 | 1 | 0 | 0 | 0 | 2 | San Diego Padres @ Cincinnati Reds Riverfront Stadium, Cincinnati, OH Wed May 12 1993, 7:05 PM EDT Att: 22,082 - Unknown - 67 F livebaseballscorecards.com | | | |
| Roberto Kelly, R (1,8) OBP: 0.326, SLG: 0.460 | G5-3 2B | G5-3 | | K | | | | | | 3 | 1 | 1 | 0 | 0 | 1 | 1 | | | | |
| Barry Larkin, R (1,6) OBP: 0.390, SLG: 0.347 | G5-3 | P4 | | G4-3 | | | | | | 3 | 0 | 0 | 1 | 0 | 0 | 2 | | | | |
| Kevin Mitchell, R (1,7) OBP: 0.398, SLG: 0.551 | BB 2B | | K | 1B 3B | | | | | | 3 | 1 | 2 | 1 | 0 | 1 | 0 | | | | |
| Chris Sabo, R (1,5) OBP: 0.270, SLG: 0.409 | G5-3 | | K | S 1B | | | | | | 3 | 0 | 1 | 1 | 0 | 1 | 1 | | | | |
| Randy Milligan, R (1,3) OBP: 0.363, SLG: 0.330 | BB BB | | L7 | K | | | | | | 2 | 0 | 0 | 0 | 1 | 1 | 1 | | | | |
| Reggie Sanders, R (1,9) OBP: 0.331, SLG: 0.418 | BB | | | 1B | | | | | | 1 | 0 | 1 | 0 | 1 | 0 | 0 | | | | |
| Joe Oliver, R (1,2) OBP: 0.299, SLG: 0.402 | K | | | F9 | | | | | | 2 | 0 | 0 | 0 | 0 | 1 | 4 | | | | |
| Jose Rijo, R (1,1) OBP: 0.421, SLG: 0.375 | | | | K | | | | | | 2 | 0 | 1 | 0 | 0 | 1 | 1 | | | | |
| Inning Stats | R: 2 E: 0 K: 1 S: 21 | H: 3 LOB: 3 BB: 2 P: 34 | R: 0 E: 0 K: 0 S: 9 | H: 1 LOB: 1 BB: 0 P: 13 | R: 0 E: 0 K: 2 S: 9 | H: 0 LOB: 0 BB: 0 P: 9 | R: 0 E: 0 K: 1 S: 9 | H: 1 LOB: 1 BB: 0 P: 12 | R: 1 E: 0 K: 2 S: 10 | H: 2 LOB: 1 BB: 0 P: 16 | | | | | | | 1B: 4 2B: 2 3B: 1 HR: 0 | SF: 0 SAC: 0 DP: 0 HBP: 0 | WP: 0 PB: 0 SB: 1 CS: 0 | PA: 24 |
| PITCHER Andy Benes, R (1,1) ERA: 2.83 | IP: 5.0 WLS: L BF: 24 H: 7 R: 3 ER: 3 SO: 6 BB: 2 IBB: 0 HBP: 0 BLK: 0 WP: 0 HR: 0 S: 58 P: 84 ERA: 5.40 WHIP: 1.800 | | | | | | | | | | | | | | | PITCHER | IP: WLS: BF: H: R: ER: SO: BB: IBB: HBP: BLK: WP: HR: S: P: ERA: WHIP: | | | |

| Batter | 1 | 2 | 3 | 4 | 5 | 6 | 7 | 8 | 9 | AB | R | H | RBI | BB | SO | LOB | TOP | | | | | |
|---|---|----------------------------------|-------------------------------|----------------------------------|------------------------------|----------------------------------|-------------------------------|----------------------------------|------------------------------|----------------------------------|------------------------------|----------------------------------|------------------------------|---------------------------------|------------------------------|----------------------------------|---|---------------------------------|----------------------------------|------------------------------------|----------------------------------|--------|
| Ricky Gutierrez, R OBP: 0.364, SLG: 0.306 (1, 5) | G4-3 | | F9 | | | | | G6-3 | | 4 | 0 | 1 | 0 | 0 | 0 | 0 | San Diego Padres @ Cincinnati Reds Riverfront Stadium, Cincinnati, OH Thu May 13 1993, 3:33 AM EDT Att: 29,454 - Sunny - 55 F | | | | | |
| Kurt Stillwell, S OBP: 0.316, SLG: 0.324 (1, 6) | L7 | | | | | | | | | 3 | 0 | 1 | 0 | 1 | 0 | 1 | | | | | | |
| Tim Teufel, R OBP: 0.421, SLG: 0.673 (1, 4) | F8 | | F9 | | | | | F7 | | 4 | 0 | 0 | 0 | 0 | 1 | 2 | | | | | | |
| Fred McGriff, L OBP: 0.328, SLG: 0.425 (1, 3) | | G4-3 | | | | | | | | 4 | 0 | 0 | 0 | 0 | 1 | 0 | | | | | | |
| Derek Bell, R OBP: 0.322, SLG: 0.436 (1, 8) | | G4-3 BLK 1B | | | | | | | | 4 | 1 | 2 | 0 | 0 | 1 | 0 | | | | | | |
| Phil Clark, R OBP: 0.341, SLG: 0.375 (1, 9) | | G4-3 | | | | | | | | 3 | 0 | 0 | 0 | 0 | 0 | 2 | | | | | | |
| Dan Walters, R OBP: 0.253, SLG: 0.253 (1, 2) | | | | | | | | | | 4 | 0 | 1 | 1 | 0 | 0 | 2 | | | | | | |
| Darrell Sherman, L OBP: 0.292, SLG: 0.214 (1, 7) | | | | | | | | | | 3 | 0 | 0 | 0 | 0 | 0 | 1 | | | | | | |
| Dave Eiland, R OBP: 0.091, SLG: 0.091 Tim Scott, R (7, 1) | | | | | | | | | | 2 | 0 | 0 | 0 | 0 | 1 | 0 | | | | | | |
| Bob Geren, R OBP: 0.286, SLG: 0.410 Gene Harris, R (8, 1) | | | | | | | | | | 0 | 0 | 0 | 0 | 0 | 0 | 0 | | | | | | |
| Inning Stats | R: 0 E: 0 K: 0 S: 10 | H: 0 LOB: 0 BB: 0 P: 15 | R: 1 E: 0 K: 0 S: 12 | H: 2 LOB: 1 BB: 0 P: 18 | R: 0 E: 0 K: 1 S: 6 | H: 1 LOB: 1 BB: 0 P: 11 | R: 0 E: 0 K: 1 S: 11 | H: 0 LOB: 1 BB: 0 P: 16 | R: 0 E: 0 K: 0 S: 9 | H: 1 LOB: 1 BB: 0 P: 12 | R: 0 E: 0 K: 2 S: 9 | H: 0 LOB: 0 BB: 0 P: 13 | R: 0 E: 0 K: 0 S: 5 | H: 0 LOB: 0 BB: 0 P: 7 | R: 0 E: 0 K: 0 S: 8 | H: 0 LOB: 1 BB: 1 P: 14 | R: 0 E: 0 K: 0 S: 6 | H: 1 LOB: 1 BB: 0 P: 8 | 1B: 4 2B: 1 3B: 0 HR: 0 | SF: 0 SAC: 0 DP: 0 HBP: 1 | WP: 0 PB: 0 SB: 0 CS: 0 | PA: 34 |
| PITCHER John Smiley, L ERA: 5.82 (1, 1) | IP: 9.0 WLS: W BF: 34 H: 5 R: 1 ER: 1 SO: 4 BB: 1 IBB: 0 HBP: 1 BLK: 1 WP: 0 HR: 0 S: 76 P: 114 ERA: 1.00 WHIP: 0.667 | | | | | | | | | | | | | | | PITCHER | | | | | | |

| | |
|-----|----|
| AB | 32 |
| R | 1 |
| H | 5 |
| RBI | 1 |
| BB | 1 |
| SO | 4 |
| LOB | 8 |



| Batter | 1 | 2 | 3 | 4 | 5 | 6 | 7 | 8 | 9 | AB | R | H | RBI | BB | SO | LOB | BOTTOM | | | |
|---|--|----------------------------------|-------------------------------|----------------------------------|-------------------------------|----------------------------------|------------------------------|---------------------------------|------------------------------|---------------------------------|-------------------------------|----------------------------------|-------------------------------|----------------------------------|-------------------------------|----------------------------------|---|----------------------------------|------------------------------------|----------------------------------|
| Bip Roberts, S OBP: 0.288, SLG: 0.255 Jeff Branson, L OBP: 0.432, SLG: 0.514 (1, 4) | G5-3 | | F7 | | | | | | | 4 | 0 | 0 | 0 | 0 | 1 | 3 | San Diego Padres @ Cincinnati Reds Riverfront Stadium, Cincinnati, OH Thu May 13 1993, 3:33 AM EDT Att: 29,454 - Sunny - 55 F | | | |
| Roberto Kelly, R OBP: 0.321, SLG: 0.446 (1, 8) | | | | | | | | | | 4 | 0 | 0 | 0 | 1 | 1 | 0 | | | | |
| Barry Larkin, R OBP: 0.390, SLG: 0.372 (1, 6) | | | | | | | | | | 5 | 2 | 2 | 1 | 0 | 0 | 2 | | | | |
| Kevin Mitchell, R OBP: 0.413, SLG: 0.646 Cesar Hernandez, R OBP: 0.130, SLG: 0.091 (7, PR) (8, 7) | | | | | | | | | | 4 | 2 | 3 | 3 | 0 | 0 | 0 | | | | |
| Chris Sabo, R OBP: 0.270, SLG: 0.412 (1, 5) | | | | | | | | | | 4 | 0 | 1 | 0 | 0 | 1 | 1 | | | | |
| Reggie Sanders, R OBP: 0.328, SLG: 0.412 (1, 9) | | | | | | | | | | 4 | 2 | 1 | 0 | 0 | 1 | 2 | | | | |
| Joe Oliver, R OBP: 0.305, SLG: 0.490 (1, 3) | | | | | | | | | | 3 | 0 | 1 | 0 | 0 | 0 | 1 | | | | |
| Dan Wilson, R OBP: 0.500, SLG: 0.455 (1, 2) | | | | | | | | | | 2 | 1 | 1 | 1 | 2 | 0 | 1 | | | | |
| John Smiley, L OBP: 0.273, SLG: 0.333 (1, 1) | | | | | | | | | | 1 | 0 | 0 | 1 | 0 | 0 | 1 | | | | |
| Inning Stats | R: 0 E: 0 K: 1 S: 9 | H: 0 LOB: 0 BB: 0 P: 13 | R: 2 E: 1 K: 0 S: 15 | H: 2 LOB: 1 BB: 0 P: 25 | R: 2 E: 0 K: 0 S: 12 | H: 3 LOB: 1 BB: 0 P: 19 | R: 0 E: 0 K: 0 S: 4 | H: 0 LOB: 1 BB: 0 P: 8 | R: 0 E: 0 K: 1 S: 5 | H: 0 LOB: 0 BB: 0 P: 7 | R: 1 E: 0 K: 2 S: 17 | H: 2 LOB: 1 BB: 1 P: 23 | R: 0 E: 0 K: 0 S: 14 | H: 2 LOB: 1 BB: 2 P: 30 | R: 1 E: 0 K: 0 S: 14 | H: 1 LOB: 2 BB: 2 P: 30 | | 1B: 4 2B: 3 3B: 0 HR: 3 | SF: 1 SAC: 2 DP: 0 HBP: 1 | WP: 0 PB: 0 SB: 2 CS: 0 |
| PITCHER Dave Eiland, R ERA: 5.08 Tim Scott, R ERA: 2.45 Gene Harris, R ERA: 2.84 (1, 1) | IP: 6.0 WLS: L BF: 28 H: 7 R: 5 ER: 4 SO: 2 BB: 1 IBB: 0 HBP: 1 BLK: 0 WP: 0 HR: 3 S: 56 P: 92 ERA: 6.00 WHIP: 1.333 | | | | | | | | | | | | | | | PITCHER | | | | |

| | |
|-----|----|
| AB | 32 |
| R | 7 |
| H | 10 |
| RBI | 7 |
| BB | 3 |
| SO | 4 |
| LOB | 11 |



| Batter | 1 | 2 | 3 | 4 | 5 | 6 | 7 | 8 | 9 | AB | R | H | RBI | BB | SO | LOB | TOP | | | | | |
|--|---|----------------------------------|-------------------------------|----------------------------------|-------------------------------|----------------------------------|------------------------------|----------------------------------|------------------------------|---------------------------------|------------------------------|----------------------------------|------------------------------|----------------------------------|------------------------------|--|---|------------------------------|---------------------------------|----------------------------------|------------------------------------|----------------------------------|
| Willie McGee, S OBP: 0.329, SLG: 0.338 (1, 9) | G4-3 | | G1-3 1B | | G4-3 | | | BLK S 1B | | 4 | 1 | 2 | 0 | 0 | 0 | 0 | San Francisco Giants @ San Diego Padres Jack Murphy Stadium, San Diego, CA Fri May 14, 1993, 10:05 PM EDT Att: 32,116 - Unknown livebaseballscorecards.com | | | | | |
| Darren Lewis, R OBP: 0.317, SLG: 0.385 (1, 8) | K | | G1-3 1-2 | | B1-3 | | | 1B 1-H 1B | | 4 | 0 | 1 | 1 | 0 | 1 | 1 | | | | | | |
| Barry Bonds, L OBP: 0.543, SLG: 0.795 (1, 7) | | | | | | | | | | 2 | 0 | 1 | 0 | 2 | 0 | 0 | | | | | | |
| Matt Williams, R OBP: 0.374, SLG: 0.640 (1, 5) | F9 | | F9 | | | | | G6-3 1-2 | | 4 | 0 | 0 | 0 | 0 | 0 | 5 | | | | | | |
| Todd Benzinger, S OBP: 0.167, SLG: 0.214 (1, 3) | | G4-3 | FC6-4 1-2 | | | | | | | 4 | 0 | 0 | 0 | 0 | 1 | 2 | | | | | | |
| Robby Thompson, R OBP: 0.320, SLG: 0.321 (1, 4) | | | | | | | | | | 4 | 0 | 1 | 0 | 0 | 1 | 0 | | | | | | |
| Kirt Manwaring, R OBP: 0.361, SLG: 0.400 (1, 2) | | | | | | | | | | 4 | 0 | 1 | 0 | 0 | 0 | 0 | | | | | | |
| Mike Benjamin, R OBP: 0.256, SLG: 0.314 (1, 6) | | | | | | | | | | 3 | 0 | 0 | 0 | 0 | 0 | 2 | | | | | | |
| Jeff Brantley, R OBP: 0.143, SLG: 0.143 Bryan Hickerson, L OBP: 0.312, SLG: 0.362 Royce Clayton, R OBP: 0.312, SLG: 0.362 Michael Jackson, R OBP: 0.312, SLG: 0.362 (8, 1) | G4-3 | | | | | | | | | 2 | 0 | 0 | 0 | 0 | 0 | 2 | | | | | | |
| Inning Stats | R: 0 E: 0 K: 1 S: 10 | H: 0 LOB: 1 BB: 1 P: 17 | R: 0 E: 0 K: 0 S: 10 | H: 2 LOB: 2 BB: 0 P: 13 | R: 0 E: 0 K: 0 S: 10 | H: 1 LOB: 2 BB: 1 P: 17 | R: 0 E: 0 K: 1 S: 9 | H: 0 LOB: 0 BB: 0 P: 15 | R: 0 E: 0 K: 0 S: 6 | H: 0 LOB: 0 BB: 0 P: 7 | R: 0 E: 0 K: 0 S: 8 | H: 0 LOB: 0 BB: 0 P: 11 | R: 0 E: 0 K: 0 S: 6 | H: 0 LOB: 0 BB: 0 P: 10 | R: 1 E: 0 K: 0 S: 8 | H: 3 LOB: 1 BB: 0 P: 12 | | R: 0 E: 0 K: 0 S: 5 | H: 0 LOB: 0 BB: 0 P: 8 | 1B: 6 2B: 0 3B: 0 HR: 0 | SF: 0 SAC: 0 DP: 0 HBP: 0 | WP: 0 PB: 0 SB: 1 CS: 1 |
| PITCHER Greg Harris, R ERA: 4.24 (1, 1) | IP: 9.0 WLS: W BF: 34 H: 6 R: 1 ER: 1 SO: 3 BB: 1 IBB: 1 HBP: 0 BLK: 1 WP: 0 HR: 0 S: 72 P: 110 ERA: 1.00 WHIP: 0.778 | | | | | | | | | | | | | | | PITCHER Greg Harris, R ERA: 4.24 (1, 1) | IP: 9.0 WLS: W BF: 34 H: 6 R: 1 ER: 1 SO: 3 BB: 1 IBB: 1 HBP: 0 BLK: 1 WP: 0 HR: 0 S: 72 P: 110 ERA: 1.00 WHIP: 0.778 | | | | | |

| Batter | 1 | 2 | 3 | 4 | 5 | 6 | 7 | 8 | 9 | AB | R | H | RBI | BB | SO | LOB | BOTTOM | | | |
|--|---|---------------------------------|-------------------------------|----------------------------------|------------------------------|----------------------------------|-------------------------------|----------------------------------|------------------------------|---------------------------------|------------------------------|----------------------------------|------------------------------|----------------------------------|-------------------------------|--|---|------------------------------------|----------------------------------|--------|
| Jeff Gardner, L OBP: 0.322, SLG: 0.390 (1, 4) | G6-4-3 1B | | F8 | | | | | | | 4 | 0 | 1 | 0 | 0 | 0 | 2 | San Francisco Giants @ San Diego Padres Jack Murphy Stadium, San Diego, CA Fri May 14, 1993, 10:05 PM EDT Att: 32,116 - Unknown livebaseballscorecards.com | | | |
| Tony Gwynn, L OBP: 0.373, SLG: 0.445 (1, 9) | G6-4-3 1-2 | | | | | | | | | 3 | 0 | 0 | 0 | 1 | 0 | 2 | | | | |
| Tim Teufel, R OBP: 0.410, SLG: 0.635 Ricky Gutierrez, R OBP: 0.364, SLG: 0.306 (6, PR) (9, 5) | G5-3 | | P2 | | | | | | | 3 | 0 | 0 | 0 | 1 | 0 | 2 | | | | |
| Fred McGriff, L OBP: 0.333, SLG: 0.452 (1, 3) | | | | | | | | | | 0 | 1 | 0 | 0 | 0 | 0 | 0 | | | | |
| Phil Plantier, L OBP: 0.306, SLG: 0.455 Darrell Sherman, L OBP: 0.292, SLG: 0.214 (8, 7) | | | | | | | | | | 4 | 1 | 2 | 1 | 0 | 1 | 0 | | | | |
| Derek Bell, R OBP: 0.320, SLG: 0.430 (1, 8) | | | | | | | | | | 0 | 0 | 0 | 0 | 3 | 0 | 0 | | | | |
| Derek Bell, R OBP: 0.320, SLG: 0.430 (1, 8) | | | | | | | | | | 0 | 0 | 0 | 0 | 0 | 0 | 0 | | | | |
| Derek Bell, R OBP: 0.320, SLG: 0.430 (1, 8) | | | | | | | | | | 4 | 0 | 1 | 0 | 0 | 1 | 5 | | | | |
| Kurt Stillwell, S OBP: 0.310, SLG: 0.390 (1, 6) | | | | | | | | | | 4 | 1 | 1 | 2 | 0 | 0 | 5 | | | | |
| Bob Geren, R OBP: 0.326, SLG: 0.415 (1, 2) | | | | | | | | | | 2 | 0 | 1 | 0 | 2 | 1 | 2 | | | | |
| Greg Harris, R OBP: 0.167, SLG: 0.222 (1, 1) | | | | | | | | | | 3 | 0 | 0 | 0 | 0 | 0 | 4 | | | | |
| Inning Stats | R: 0 E: 0 K: 0 S: 4 | H: 1 LOB: 0 BB: 0 P: 8 | R: 0 E: 0 K: 1 S: 14 | H: 0 LOB: 1 BB: 1 P: 23 | R: 0 E: 0 K: 0 S: 9 | H: 0 LOB: 2 BB: 2 P: 22 | R: 0 E: 0 K: 2 S: 17 | H: 1 LOB: 2 BB: 1 P: 27 | R: 0 E: 0 K: 0 S: 3 | H: 0 LOB: 0 BB: 0 P: 4 | R: 1 E: 0 K: 0 S: 8 | H: 1 LOB: 0 BB: 1 P: 19 | R: 1 E: 0 K: 0 S: 7 | H: 2 LOB: 1 BB: 0 P: 10 | R: 1 E: 0 K: 0 S: 11 | H: 1 LOB: 3 BB: 2 P: 22 | 1B: 4 2B: 0 3B: 0 HR: 2 | SF: 0 SAC: 2 DP: 1 HBP: 0 | WP: 0 PB: 0 SB: 0 CS: 1 | PA: 37 |
| PITCHER Jeff Brantley, R ERA: 4.28 Bryan Hickerson, L ERA: 6.88 Michael Jackson, R ERA: 1.27 (8, 1) | IP: 6.0 WLS: L BF: 26 H: 5 R: 2 ER: 2 SO: 3 BB: 4 IBB: 1 HBP: 0 BLK: 1 WP: 0 HR: 2 S: 58 P: 108 ERA: 3.00 WHIP: 1.500 | | | | | | | | | | | | | | | PITCHER Greg Harris, R ERA: 4.24 (1, 1) | IP: 9.0 WLS: W BF: 34 H: 6 R: 1 ER: 1 SO: 3 BB: 1 IBB: 1 HBP: 0 BLK: 1 WP: 0 HR: 0 S: 72 P: 110 ERA: 1.00 WHIP: 0.778 | | | |

| Batter | 1 | 2 | 3 | 4 | 5 | 6 | 7 | 8 | 9 | AB | R | H | RBI | BB | SO | LOB | TOP | | | | | | | | | | |
|--|------------------------------|----------------------------------|------------------------------|---------------------------------|------------------------------|---------------------------------|-------------------------------|----------------------------------|------------------------------|----------------------------------|-------------------------------|----------------------------------|-------------------------------|----------------------------------|-------------------------------|----------------------------------|---|---------------------------------|-----------------------------------|------------------------------------|----------------------------------|--------|--|--|--|--|--|
| Darren Lewis, R OBP: 0.326, SLG: 0.424 (1, 8) | F8 | | | E6 | | E1 | SF9 | 2B | | 5 | 3 | 3 | 3 | 0 | 0 | 0 | San Francisco Giants @ San Diego Padres Jack Murphy Stadium, San Diego, CA Sun May 16 1993, 10:05 PM EDT Att: 15,595 - Unknown - 74 F livebaseballscorecards.com | | | | | | | | | | |
| Robby Thompson, R OBP: 0.313, SLG: 0.350 (1, 4) | K | | | L8 | | K | SF9 | 2B | | 4 | 0 | 1 | 2 | 0 | 2 | 2 | | | | | | | | | | | |
| Will Clark, L OBP: 0.321, SLG: 0.297 (1, 3) | K | | | F8 | | E1 | G1-3 | K | | 5 | 1 | 1 | 1 | 0 | 2 | 2 | | | | | | | | | | | |
| Matt Williams, R OBP: 0.373, SLG: 0.628 (1, 5) | | F8 | | K | | E3 | | F8 | | 5 | 1 | 2 | 0 | 0 | 1 | 1 | | | | | | | | | | | |
| Barry Bonds, L OBP: 0.538, SLG: 0.790 (1, 7) | | G6-4-3 | | | | F7 | F9 | F7 | | 4 | 0 | 1 | 0 | 1 | 0 | 1 | | | | | | | | | | | |
| Willie McGee, S OBP: 0.323, SLG: 0.327 (1, 9) | G6-4-3 | | | | G3 | | | G4-3 | F7 | 4 | 0 | 0 | 1 | 1 | 0 | 1 | | | | | | | | | | | |
| Royce Clayton, R OBP: 0.315, SLG: 0.358 (1, 6) | | | G2-3 | | | | | | | 3 | 0 | 2 | 1 | 0 | 0 | 0 | | | | | | | | | | | |
| Kirt Manwaring, R OBP: 0.363, SLG: 0.390 (1, 2) | | | G5-3 | | | | | | | 4 | 2 | 2 | 0 | 0 | 0 | 3 | | | | | | | | | | | |
| Bill Swift, R OBP: 0.263, SLG: 0.188 Bryan Hickerson, L (7, 1) | | | G5-3 | | | | | | | 2 | 1 | 1 | 0 | 0 | 0 | 0 | | | | | | | | | | | |
| Michael Jackson, R (7, 1) Todd Benzinger, S (8, PH) Kevin Rogers, L (8, 1) | | | | | | | | | | 0 | 0 | 0 | 0 | 0 | 0 | 0 | | | | | | | | | | | |
| Inning Stats | R: 0 E: 0 K: 2 S: 9 | H: 0 LOB: 0 BB: 0 P: 11 | R: 0 E: 0 K: 0 S: 4 | H: 1 LOB: 0 BB: 0 P: 8 | R: 0 E: 0 K: 0 S: 6 | H: 0 LOB: 0 BB: 0 P: 9 | R: 0 E: 1 K: 1 S: 10 | H: 0 LOB: 1 BB: 0 P: 16 | R: 0 E: 0 K: 0 S: 9 | H: 1 LOB: 0 BB: 0 P: 15 | R: 4 E: 2 K: 1 S: 17 | H: 4 LOB: 3 BB: 2 P: 34 | R: 2 E: 0 K: 0 S: 13 | H: 3 LOB: 1 BB: 0 P: 21 | R: 3 E: 0 K: 1 S: 17 | H: 4 LOB: 1 BB: 0 P: 30 | R: 0 E: 0 K: 0 S: 4 | H: 0 LOB: 0 BB: 0 P: 5 | 1B: 10 2B: 1 3B: 2 HR: 0 | SF: 1 SAC: 1 DP: 1 HBP: 1 | WP: 0 PB: 0 SB: 0 CS: 1 | PA: 43 | | | | | |
| PITCHER | IP | WLS | BF | H | R | ER | SO | BB | IBB | HBP | BLK | WP | HR | S | P | ERA | WHIP | | | | | | | | | | |
| Wally Whitehurst, R ERA: 4.22 Tim Scott, R ERA: 3.26 Pat Gomez, L ERA: 5.21 Jeremy Hernandez, R ERA: 5.04 Gene Harris, R ERA: 2.81 | 5.2 | L | 25 | 6 | 4 | 4 | 4 | 1 | 1 | 1 | 0 | 0 | 0 | 53 | 91 | 6.35 | 1.235 | | | | | | | | | | |
| | 1.0 | | 6 | 3 | 2 | 2 | 0 | 0 | 0 | 0 | 0 | 0 | 0 | 12 | 17 | 18.00 | 3.000 | | | | | | | | | | |
| | 0.1 | | 1 | 0 | 0 | 0 | 0 | 0 | 0 | 0 | 0 | 0 | 0 | 3 | 6 | 0.00 | 0.000 | | | | | | | | | | |
| | 1.0 | | 7 | 4 | 3 | 3 | 1 | 0 | 0 | 0 | 0 | 0 | 0 | 17 | 30 | 27.00 | 4.000 | | | | | | | | | | |
| | 1.0 | | 3 | 0 | 0 | 0 | 0 | 0 | 0 | 0 | 0 | 0 | 0 | 4 | 5 | 0.00 | 0.000 | | | | | | | | | | |

| Batter | 1 | 2 | 3 | 4 | 5 | 6 | 7 | 8 | 9 | AB | R | H | RBI | BB | SO | LOB | BOTTOM | | | | | | | | | | |
|--|------------------------------|---------------------------------|------------------------------|----------------------------------|------------------------------|----------------------------------|-------------------------------|----------------------------------|------------------------------|---------------------------------|------------------------------|----------------------------------|-------------------------------|----------------------------------|------------------------------|----------------------------------|---|----------------------------------|----------------------------------|------------------------------------|----------------------------------|--------|--|--|--|--|--|
| Jeff Gardner, L OBP: 0.337, SLG: 0.407 (1, 4) | G4-6-3 | | FC6-4 | | | | | | | 3 | 0 | 2 | 1 | 1 | 0 | 1 | San Francisco Giants @ San Diego Padres Jack Murphy Stadium, San Diego, CA Sun May 16 1993, 10:05 PM EDT Att: 15,595 - Unknown - 74 F livebaseballscorecards.com | | | | | | | | | | |
| Tony Gwynn, L OBP: 0.354, SLG: 0.424 (1, 9) | G4-6-3 | | | G4-3 | F7 | | SF7 | | | 3 | 0 | 0 | 1 | 0 | 0 | 2 | | | | | | | | | | | |
| Gary Sheffield, R OBP: 0.333, SLG: 0.500 (1, 5) | F9 | | | | | | P6 | | | 3 | 1 | 1 | 1 | 1 | 0 | 1 | | | | | | | | | | | |
| Fred McGriff, L OBP: 0.329, SLG: 0.439 (1, 3) | | G4-3 | | | | FC1-4-6 | | K | | 4 | 1 | 1 | 0 | 0 | 1 | 1 | | | | | | | | | | | |
| Phil Plantier, L OBP: 0.290, SLG: 0.410 (1, 7) | | P5 | | G3-1 | | F8 | | K | | 4 | 0 | 0 | 0 | 0 | 1 | 2 | | | | | | | | | | | |
| Derek Bell, R OBP: 0.311, SLG: 0.413 (1, 8) | | G4-3 | | | | G4-3 | | G4-3 | | 4 | 0 | 1 | 1 | 0 | 0 | 1 | | | | | | | | | | | |
| Kurt Stillwell, S OBP: 0.320, SLG: 0.383 (1, 6) | | | | F8 | | | F7 | | | 4 | 0 | 1 | 0 | 0 | 0 | 1 | | | | | | | | | | | |
| Bob Geren, R OBP: 0.340, SLG: 0.422 (1, 2) | | | FC1-6-5 | | | | | P3 | | 4 | 1 | 2 | 0 | 0 | 0 | 1 | | | | | | | | | | | |
| Wally Whitehurst, R ERA: 3.08 Tim Scott, R ERA: 6.75 Pat Gomez, L ERA: 1.25 Darrell Sherman, L ERA: 3.51 Jeremy Hernandez, R Gene Harris, R Phil Clark, R | 6.1 | W | 28 | 9 | 4 | 4 | 1 | 2 | 0 | 0 | 0 | 0 | 0 | 0 | 0 | 0 | | 1 | | | | | | | | | |
| | 0.1 | | 1 | 0 | 0 | 0 | 0 | 0 | 0 | 0 | 0 | 1 | 2 | 0.00 | 0.000 | | | | | | | | | | | | |
| | 0.1 | | 1 | 0 | 0 | 0 | 0 | 0 | 0 | 0 | 0 | 4 | 6 | 0.00 | 0.000 | | | | | | | | | | | | |
| | 2.0 | | 6 | 0 | 0 | 0 | 2 | 0 | 0 | 0 | 0 | 15 | 23 | 0.00 | 0.000 | | | | | | | | | | | | |
| Inning Stats | R: 0 E: 0 K: 0 S: 4 | H: 0 LOB: 1 BB: 0 P: 9 | R: 0 E: 0 K: 0 S: 9 | H: 0 LOB: 0 BB: 0 P: 13 | R: 0 E: 0 K: 1 S: 7 | H: 1 LOB: 1 BB: 0 P: 11 | R: 2 E: 0 K: 0 S: 16 | H: 3 LOB: 1 BB: 0 P: 24 | R: 0 E: 0 K: 0 S: 6 | H: 2 LOB: 1 BB: 0 P: 9 | R: 0 E: 0 K: 0 S: 6 | H: 0 LOB: 1 BB: 1 P: 12 | R: 2 E: 0 K: 0 S: 13 | H: 3 LOB: 1 BB: 0 P: 19 | R: 0 E: 0 K: 2 S: 9 | H: 0 LOB: 0 BB: 0 P: 13 | R: 0 E: 0 K: 0 S: 6 | H: 0 LOB: 0 BB: 0 P: 10 | 1B: 6 2B: 2 3B: 0 HR: 1 | SF: 1 SAC: 0 DP: 2 HBP: 0 | WP: 0 PB: 1 SB: 0 CS: 0 | PA: 36 | | | | | |
| PITCHER | IP | WLS | BF | H | R | ER | SO | BB | IBB | HBP | BLK | WP | HR | S | P | ERA | WHIP | | | | | | | | | | |
| Bill Swift, R ERA: 3.08 Bryan Hickerson, L ERA: 6.75 Michael Jackson, R ERA: 1.25 Kevin Rogers, L ERA: 3.51 | 6.1 | W | 28 | 9 | 4 | 4 | 1 | 2 | 0 | 0 | 0 | 0 | 0 | 1 | 2 | 0.00 | 0.000 | | | | | | | | | | |
| | 0.1 | | 1 | 0 | 0 | 0 | 0 | 0 | 0 | 0 | 0 | 0 | 0 | 4 | 6 | 0.00 | 0.000 | | | | | | | | | | |
| | 2.0 | | 6 | 0 | 0 | 0 | 2 | 0 | 0 | 0 | 0 | 0 | 0 | 15 | 23 | 0.00 | 0.000 | | | | | | | | | | |

| Batter | 1 | 2 | 3 | 4 | 5 | 6 | 7 | 8 | 9 | AB | R | H | RBI | BB | SO | LOB | TOP | | |
|---|---|----------------------------------|--------------------------------------|----------------------------------|---------------------------------------|----------------------------------|--------------------------------------|----------------------------------|--------------------------------------|----------------------------------|--------------------------------------|---------------------------------|--------------------------------------|---------------------------------|---------------------------------------|----------------------------------|----------------------------------|------------------------------------|--|
| Eric Young Sr. R OBP: 0.363, SLG: 0.407 | L4 | | 2B | | | L9 | | | F9 2B | 4 | 0 | 2 | 0 | 0 | 0 | 0 | | | |
| Alex Cole L OBP: 0.331, SLG: 0.313 | K | | F7 | | | | | | P5 | 2 | 0 | 0 | 0 | 1 | 1 | 1 | | | |
| Daryl Boston L OBP: 0.345, SLG: 0.274 | | | | | | | | | | 1 | 0 | 0 | 0 | 0 | 0 | 1 | | | |
| Dante Bichette R OBP: 0.355, SLG: 0.467 | 1B | | K | | | | | | F9 | 4 | 0 | 1 | 0 | 0 | 2 | 3 | | | |
| Charlie Hayes R OBP: 0.359, SLG: 0.560 | G4-3 | | | | | | | | F9 | 4 | 0 | 0 | 0 | 0 | 1 | 2 | | | |
| Jerald Clark R OBP: 0.321, SLG: 0.465 | | P4 | | | | | | | | 3 | 0 | 0 | 0 | 0 | 2 | 0 | | | |
| Jay Gainer L OBP: 0.125, SLG: 0.267 | | F9 | | | | | | | | 3 | 0 | 0 | 0 | 0 | 1 | 0 | | | |
| Joe Girardi R OBP: 0.305, SLG: 0.379 | | | | | | L9 | | | | 2 | 0 | 0 | 0 | 1 | 0 | 0 | | | |
| Vinny Castilla R OBP: 0.390, SLG: 0.513 | | BB | | | | | | | | 3 | 0 | 0 | 0 | 0 | 0 | 1 | | | |
| Butch Henry L OBP: 0.133, SLG: 0.133 | | | | | | | | | | 2 | 0 | 0 | 0 | 0 | 0 | 0 | | | |
| Jeff Parrett R OBP: 0.333, SLG: 0.333 | | | | | | | | | | 0 | 0 | 0 | 0 | 0 | 0 | 0 | | | |
| Jim Tatum R OBP: 0.176, SLG: 0.294 | | | | | | | | | | 1 | 0 | 0 | 0 | 0 | 0 | 0 | | | |
| Darren Holmes R OBP: 0.176, SLG: 0.294 | | | | | | | | | | 0 | 0 | 0 | 0 | 0 | 0 | 0 | | | |
| Inning Stats | R: 0 H: 1 E: 0 K: 1 S: 9 | H: 1 LOB: 1 BB: 0 P: 13 | R: 0 H: 0 E: 0 K: 0 S: 6 | H: 0 LOB: 1 BB: 1 P: 13 | R: 0 H: 1 E: 0 K: 1 S: 10 | H: 1 LOB: 1 BB: 0 P: 14 | R: 0 H: 0 E: 0 K: 3 S: 9 | H: 0 LOB: 0 BB: 0 P: 14 | R: 0 H: 0 E: 0 K: 1 S: 6 | H: 0 LOB: 0 BB: 1 P: 13 | R: 0 H: 0 E: 0 K: 1 S: 6 | H: 0 LOB: 0 BB: 0 P: 7 | R: 0 H: 0 E: 0 K: 0 S: 6 | H: 0 LOB: 0 BB: 0 P: 9 | R: 0 H: 1 E: 0 K: 0 S: 12 | H: 1 LOB: 1 BB: 0 P: 19 | 1B: 1 2B: 2 3B: 0 HR: 0 | SF: 0 SAC: 0 DP: 0 HBP: 0 | WP: 0 PA: 31 PB: 0 SB: 0 CS: 1 |
| PITCHER Andy Benes R ERA: 2.44 | IP: 9.0 WLS: W BF: 31 H: 3 R: 0 ER: 0 SO: 7 BB: 2 IBB: 0 HBP: 0 BLK: 0 WP: 0 HR: 0 S: 69 P: 111 ERA: 0.00 WHIP: 0.556 | | | | | | | | | | | | | | | | | | |

Colorado Rockies @ San Diego Padres
Jack Murphy Stadium, San Diego, CA
Mon May 17 1993, 10:05 PM EDT
Att: 15,251 - Unknown - 70 F

| | |
|-----|----|
| AB | 29 |
| R | 0 |
| H | 3 |
| RBI | 0 |
| BB | 2 |
| SO | 7 |
| LOB | 8 |



| Batter | 1 | 2 | 3 | 4 | 5 | 6 | 7 | 8 | 9 | AB | R | H | RBI | BB | SO | LOB | BOTTOM | | |
|---|--|----------------------------------|--------------------------------------|----------------------------------|--------------------------------------|----------------------------------|---------------------------------------|----------------------------------|--------------------------------------|----------------------------------|---------------------------------------|----------------------------------|--------------------------------------|----------------------------------|--------------------------------------|---------------------------------|----------------------------------|------------------------------------|--|
| Ricky Gutierrez R OBP: 0.367, SLG: 0.302 | G6-3 BB | | | P4 | | 1B | | | K | 3 | 1 | 1 | 0 | 1 | 1 | 0 | | | |
| Tony Gwynn L OBP: 0.358, SLG: 0.426 | F7 | | | | | 1B | | | G4-3 | 4 | 1 | 2 | 1 | 0 | 0 | 1 | | | |
| Darrell Sherman L OBP: 0.303, SLG: 0.228 | | | | | | 1B | | | | 0 | 0 | 0 | 0 | 0 | 0 | 0 | | | |
| Gary Sheffield R OBP: 0.331, SLG: 0.492 | G6-3 | | | F8 | | WP | | | F9 | 4 | 1 | 1 | 1 | 0 | 0 | 2 | | | |
| Fred McGriff L OBP: 0.327, SLG: 0.434 | | | | P4 | | SF9 | | | L5 | 4 | 0 | 1 | 1 | 0 | 0 | 1 | | | |
| Derek Bell R OBP: 0.311, SLG: 0.407 | | | | G1-3 | | | | | | 2 | 0 | 0 | 0 | 1 | 0 | 0 | | | |
| Tim Lincecum R OBP: 0.409, SLG: 0.607 | | | | | | | | | | 2 | 0 | 0 | 0 | 0 | 0 | 0 | | | |
| Jeff Gardner L OBP: 0.333, SLG: 0.407 | | | | | | | | | | 0 | 0 | 0 | 1 | 0 | 0 | 0 | | | |
| Phil Plantier L OBP: 0.276, SLG: 0.391 | | | | G1-3 | | | | | | 3 | 0 | 0 | 0 | 0 | 1 | 2 | | | |
| Bob Geren R OBP: 0.321, SLG: 0.396 | | | | L7 | | | | | | 3 | 0 | 0 | 0 | 0 | 0 | 0 | | | |
| Andy Benes R OBP: 0.250, SLG: 0.474 | | | | G5-3 | | | | | | 3 | 1 | 1 | 0 | 0 | 1 | 0 | | | |
| Inning Stats | R: 0 H: 0 E: 0 K: 0 S: 9 | H: 0 LOB: 0 BB: 1 P: 14 | R: 0 H: 0 E: 0 K: 0 S: 7 | H: 0 LOB: 0 BB: 0 P: 14 | R: 0 H: 0 E: 0 K: 0 S: 7 | H: 0 LOB: 0 BB: 0 P: 10 | R: 0 H: 1 E: 0 K: 0 S: 10 | H: 1 LOB: 1 BB: 0 P: 17 | R: 0 H: 0 E: 0 K: 0 S: 6 | H: 0 LOB: 0 BB: 0 P: 10 | R: 4 H: 5 E: 0 K: 1 S: 24 | H: 5 LOB: 2 BB: 1 P: 40 | R: 0 H: 0 E: 0 K: 2 S: 8 | H: 0 LOB: 0 BB: 0 P: 15 | R: 0 H: 0 E: 0 K: 0 S: 5 | H: 0 LOB: 0 BB: 0 P: 9 | 1B: 5 2B: 1 3B: 0 HR: 0 | SF: 1 SAC: 0 DP: 1 HBP: 0 | WP: 1 PA: 31 PB: 0 SB: 0 CS: 0 |
| PITCHER Butch Henry L ERA: 5.26 | IP: 5.1 WLS: L BF: 22 H: 6 R: 4 ER: 4 SO: 4 BB: 1 IBB: 0 HBP: 0 BLK: 0 WP: 1 HR: 0 S: 55 P: 91 ERA: 6.75 WHIP: 1.312 | | | | | | | | | | | | | | | | | | |
| PITCHER Jeff Parrett R ERA: 4.8 | IP: 1.2 WLS: 6 BF: 0 H: 0 R: 0 ER: 0 SO: 3 BB: 1 IBB: 0 HBP: 0 BLK: 0 WP: 0 HR: 0 S: 16 P: 29 ERA: 0.00 WHIP: 0.600 | | | | | | | | | | | | | | | | | | |
| PITCHER Darren Holmes R ERA: 15.12 | IP: 1.0 WLS: 3 BF: 0 H: 0 R: 0 ER: 0 SO: 0 BB: 0 IBB: 0 HBP: 0 BLK: 0 WP: 0 HR: 0 S: 5 P: 9 ERA: 0.00 WHIP: 0.000 | | | | | | | | | | | | | | | | | | |

Colorado Rockies @ San Diego Padres
Jack Murphy Stadium, San Diego, CA
Mon May 17 1993, 10:05 PM EDT
Att: 15,251 - Unknown - 70 F

| | |
|-----|----|
| AB | 28 |
| R | 4 |
| H | 6 |
| RBI | 4 |
| BB | 2 |
| SO | 3 |
| LOB | 6 |



| Batter | 1 | 2 | 3 | 4 | 5 | 6 | 7 | 8 | 9 | AB | R | H | RBI | BB | SO | LOB | TOP | | | | | |
|---|---|---------------------------------|------------------------------|----------------------------------|-------------------------------|----------------------------------|------------------------------|----------------------------------|------------------------------|----------------------------------|-------------------------------|----------------------------------|---|----------------------------------|------------------------------|---------------------------------|---|----------------------------------|----------------------------------|------------------------------------|----------------------------------|--------|
| Alex Cole, L OBP: 0.326, SLG: 0.303 (1, 8) | | | L9 | | FC3-6 | | | G4-3 | | 4 | 0 | 0 | 0 | 0 | 1 | 2 | Colorado Rockies @ San Diego Padres Jack Murphy Stadium, San Diego, CA Wed May 19 1993, 10:05 PM EDT Att: 12,773 - Unknown - 72 F | | | | | |
| Nelson Liriano, S OBP: 0.273, SLG: 0.273 (1, 4) (3, 6) | G6-3 | | G4-3 | | G4-3 | | | L7 | | 4 | 0 | 0 | 0 | 0 | 0 | 2 | | | | | | |
| Daryl Boston, L OBP: 0.352, SLG: 0.364 (1, 9) | F8 | | | HR | | HR | | F7 | | 4 | 2 | 2 | 2 | 0 | 0 | 0 | | | | | | |
| Jay Gainer, L OBP: 0.280, SLG: 0.318 (1, 3) | | FC6-4 BB | | G4-6-3 BB | | P5 | | 1B | | 2 | 0 | 1 | 0 | 2 | 0 | 0 | | | | | | |
| Charlie Hayes, R OBP: 0.339, SLG: 0.530 (1, 5) | FC6-4 FC4-6 | | F7 | | K | | | F9 | | 4 | 0 | 0 | 0 | 0 | 1 | 3 | | | | | | |
| Joe Girardi, R OBP: 0.295, SLG: 0.371 (1, 2) | FC4-6 | | G4-6-3 | | L4 | | | P3 | | 4 | 0 | 0 | 0 | 0 | 0 | 3 | | | | | | |
| Jerald Clark, R OBP: 0.325, SLG: 0.486 (1, 7) | F9 | | | HR | | K | | F7 | | 4 | 1 | 1 | 1 | 0 | 1 | 2 | | | | | | |
| Vinny Castilla, R OBP: 0.396, SLG: 0.524 (3, FR) | | | WP 1B | | G5-3 | | | | | 1 | 0 | 1 | 0 | 0 | 0 | 0 | | | | | | |
| Eric Young Sr., R OBP: 0.356, SLG: 0.397 (3, 4) | | | | | | | | | | 2 | 0 | 0 | 0 | 0 | 1 | 0 | | | | | | |
| Lance Painter, L OBP: 0.500, SLG: 0.500 Scott Fredrickson, R (5, 1) Jim Tatum, R OBP: 0.194, SLG: 0.306 (7, PH) Jeff Parrett, R OBP: 0.333, SLG: 0.333 Bryn Smith, R (8, 1) | | | K | | | | | P6 | | 2 | 0 | 1 | 0 | 0 | 1 | 1 | | | | | | |
| Inning Stats | R: 0 E: 0 K: 1 S: 5 | H: 0 LOB: 0 BB: 0 P: 7 | R: 0 E: 0 K: 0 S: 9 | H: 0 LOB: 1 BB: 1 P: 16 | R: 0 E: 0 K: 1 S: 12 | H: 1 LOB: 1 BB: 0 P: 17 | R: 1 E: 0 K: 0 S: 6 | H: 1 LOB: 0 BB: 1 P: 14 | R: 1 E: 0 K: 0 S: 9 | H: 2 LOB: 1 BB: 0 P: 12 | R: 1 E: 0 K: 1 S: 13 | H: 1 LOB: 0 BB: 0 P: 18 | R: 0 E: 0 K: 2 S: 7 | H: 0 LOB: 0 BB: 0 P: 10 | R: 0 E: 0 K: 0 S: 4 | H: 0 LOB: 0 BB: 0 P: 6 | R: 0 E: 0 K: 0 S: 9 | H: 1 LOB: 1 BB: 0 P: 16 | 1B: 3 2B: 0 3B: 0 HR: 3 | SF: 0 SAC: 0 DP: 1 HBP: 0 | WP: 1 PB: 0 SB: 0 CS: 0 | PA: 34 |
| PITCHER Greg Harris, R ERA: 4.05 (1, 1) | IP: 9.0 WLS: W BF: 34 H: 6 R: 3 ER: 3 SO: 5 BB: 2 IBB: 0 HBP: 0 BLK: 0 WP: 1 HR: 3 S: 74 P: 116 ERA: 3.00 WHIP: 0.889 | | | | | | | | | | | PITCHER | IP: 9.0 WLS: W BF: 34 H: 6 R: 3 ER: 3 SO: 5 BB: 2 IBB: 0 HBP: 0 BLK: 0 WP: 1 HR: 3 S: 74 P: 116 ERA: 3.00 WHIP: 0.889 | | | | | | | | | |

AB 32
R 3
H 6
RBI 3
BB 2
SO 5
LOB 13



| Batter | 1 | 2 | 3 | 4 | 5 | 6 | 7 | 8 | 9 | AB | R | H | RBI | BB | SO | LOB | BOTTOM | | | | | |
|---|--|----------------------------------|------------------------------|----------------------------------|-------------------------------|----------------------------------|-------------------------------|----------------------------------|-------------------------------|----------------------------------|------------------------------|----------------------------------|--|----------------------------------|------------------------------|---------------------------------|---|------------------------------|---------------------------------|----------------------------------|------------------------------------|----------------------------------|
| Tony Gwynn, L OBP: 0.349, SLG: 0.408 (1, 9) | | F7 | | F9 | | G6-3 | | F8 | | 5 | 1 | 1 | 0 | 0 | 0 | 2 | Colorado Rockies @ San Diego Padres Jack Murphy Stadium, San Diego, CA Wed May 19 1993, 10:05 PM EDT Att: 12,773 - Unknown - 72 F | | | | | |
| Ricky Gutierrez, R OBP: 0.356, SLG: 0.300 (1, 6) | E3 1B | L9-3 | | | 2B G4-3 1B | F8 | | G4-3 | | 5 | 2 | 2 | 0 | 0 | 0 | 1 | | | | | | |
| Gary Sheffield, R OBP: 0.331, SLG: 0.493 (1, 5) | F7 | | F8 1B 2B | | G4-3 1B 2B | | P6 | | 4 | 2 | 2 | 0 | 0 | 0 | 2 | | | | | | | |
| Fred McGriff, L OBP: 0.327, SLG: 0.424 (1, 3) | 1B 2H 3H | L9-3 | F8 | | G4-3 | | G3 | | 4 | 0 | 1 | 3 | 0 | 0 | 2 | | | | | | | |
| Derek Bell, R OBP: 0.333, SLG: 0.447 (1, 8) | 1B | | K | | 2B 1B | | HR | | 4 | 2 | 3 | 2 | 0 | 1 | 1 | | | | | | | |
| Tim Lincecum, R OBP: 0.420, SLG: 0.627 Jeff Gardner, L OBP: 0.323, SLG: 0.391 (5, FR) (6, 4) | K | | CS 1B | | 2B 1B | | E4 HBP | | 3 | 0 | 2 | 2 | 0 | 1 | 2 | | | | | | | |
| Phil Clark, R OBP: 0.340, SLG: 0.370 Darrell Sherman, L OBP: 0.309, SLG: 0.224 (7, PH) (8, 7) | | | CS | F8 | F8 | | | HBP | 3 | 0 | 1 | 0 | 0 | 0 | 1 | | | | | | | |
| Bob Geren, R OBP: 0.290, SLG: 0.368 (1, 2) | P3 | | | K | P5 | | P5 | | 4 | 0 | 0 | 0 | 0 | 1 | 6 | | | | | | | |
| Greg Harris, R OBP: 0.227, SLG: 0.238 (1, 1) | | L9-3 BB | | 1B | | K | | G5-3 | 3 | 0 | 1 | 0 | 1 | 1 | 0 | | | | | | | |
| Inning Stats | R: 2 E: 1 K: 1 S: 16 | H: 5 LOB: 3 BB: 0 P: 23 | R: 0 E: 0 K: 0 S: 7 | H: 0 LOB: 0 BB: 1 P: 13 | R: 1 E: 0 K: 1 S: 10 | H: 2 LOB: 0 BB: 0 P: 17 | R: 0 E: 0 K: 1 S: 10 | H: 1 LOB: 0 BB: 0 P: 15 | R: 3 E: 0 K: 0 S: 23 | H: 4 LOB: 1 BB: 0 P: 35 | R: 0 E: 0 K: 1 S: 8 | H: 0 LOB: 0 BB: 0 P: 10 | R: 1 E: 1 K: 0 S: 16 | H: 1 LOB: 2 BB: 0 P: 25 | R: 0 E: 0 K: 0 S: 5 | H: 0 LOB: 0 BB: 0 P: 9 | | R: 0 E: 0 K: 0 S: 9 | H: 0 LOB: 0 BB: 0 P: 9 | 1B: 9 2B: 4 3B: 0 HR: 1 | SF: 0 SAC: 0 DP: 1 HBP: 1 | WP: 0 PB: 0 SB: 0 CS: 1 |
| PITCHER Lance Painter, L ERA: 12.46 Scott Fredrickson, R ERA: 3.38 Jeff Parrett, R ERA: 4.94 Bryn Smith, R ERA: 7.94 | IP: 4.1 WLS: L BF: 24 H: 12 R: 6 ER: 6 SO: 3 BB: 1 IBB: 0 HBP: 0 BLK: 0 WP: 0 HR: 0 S: 0 P: 0 ERA: 12.46 WHIP: 3.000 | | | | | | | | | | | PITCHER | IP: 4.1 WLS: L BF: 24 H: 12 R: 6 ER: 6 SO: 3 BB: 1 IBB: 0 HBP: 0 BLK: 0 WP: 0 HR: 0 S: 0 P: 0 ERA: 12.46 WHIP: 3.000 | | | | | | | | | |

AB 36
R 7
H 13
RBI 7
BB 1
SO 4
LOB 17



| Batter | 1 | 2 | 3 | 4 | 5 | 6 | 7 | 8 | 9 | AB | R | H | RBI | BB | SO | LOB | TOP | |
|--|---|----------------------------------|-------------------------------|----------------------------------|-------------------------------|----------------------------------|-------------------------------|----------------------------------|-------------------------------|----------------------------------|-------------------------------|----------------------------------|-------------------------------|----------------------------------|----------------------------------|------------------------------------|--|--------|
| Craig Biggio, R OBP: 0.348, SLG: 0.424 (1, 4) | F8 | | K | | L3 | | G6-3 | | | 4 | 0 | 0 | 0 | 0 | 1 | 0 | Houston Astros @ San Diego Padres Jack Murphy Stadium, San Diego, CA Sat May 22 1993, 10:05 PM EDT Att: 16,684 - Unknown | |
| Steve Finley, L OBP: 0.302, SLG: 0.272 (1, 8) | 5 WP 5 SF9 BB | | F8 | | | | | G4-3 | | 3 | 1 | 1 | 0 | 1 | 0 | 0 | | |
| 5 Jeff Bagwell, R OBP: 0.445, SLG: 0.622 (1, 3) | SF9 1-H | | | | | | | G5-3 | | 3 | 1 | 1 | 2 | 0 | 0 | 1 | | |
| Eric Anthony, L OBP: 0.353, SLG: 0.429 (1, 9) | | | | | | | | | | 3 | 0 | 0 | 0 | 1 | 2 | 0 | | |
| Ken Caminiti, S OBP: 0.285, SLG: 0.459 (1, 5) | F7 | | | | | | | | | 4 | 2 | 2 | 2 | 0 | 0 | 1 | | |
| Luis Gonzalez, L OBP: 0.323, SLG: 0.403 (6, 1) | | | | | | | | | | 3 | 0 | 0 | 0 | 0 | 0 | 0 | | |
| Darryl Kile, R (8, 1) | | | | | | | | | | 0 | 0 | 0 | 0 | 0 | 0 | 0 | | |
| Tom Edens, R (9, PH) | | | | | | | | | | 0 | 0 | 0 | 0 | 0 | 1 | 0 | | |
| Chris Donnels, L OBP: 0.409, SLG: 0.389 (1, 2) | | | | | | | | | | 4 | 0 | 0 | 0 | 0 | 2 | 1 | | |
| Scott Servais, R OBP: 0.350, SLG: 0.519 (1, 6) | | | | | | | | | | 3 | 0 | 1 | 0 | 1 | 2 | 0 | | |
| Andujar Cedeno, R OBP: 0.366, SLG: 0.450 (1, 1) | | | | | | | | | | 2 | 0 | 0 | 0 | 0 | 1 | 1 | | |
| Doug Drabek, R OBP: 0.115, SLG: 0.231 (6, 1) | | | | | | | | | | 0 | 0 | 0 | 0 | 0 | 0 | 0 | | |
| Al Osuna, R OBP: 0.268, SLG: 0.302 (6, 7) | | | | | | | | | | 2 | 0 | 0 | 0 | 0 | 0 | 2 | | |
| Kevin Bass, S OBP: 0.268, SLG: 0.302 (6, 7) | | | | | | | | | | 2 | 0 | 0 | 0 | 0 | 0 | 2 | | |
| Inning Stats | R: 1 E: 0 K: 0 S: 7 | H: 0 LOB: 1 BB: 2 P: 18 | R: 0 E: 0 K: 0 S: 10 | H: 1 LOB: 1 BB: 0 P: 15 | R: 1 E: 0 K: 2 S: 10 | H: 1 LOB: 0 BB: 0 P: 18 | R: 0 E: 0 K: 1 S: 15 | H: 1 LOB: 1 BB: 0 P: 14 | R: 0 E: 0 K: 1 S: 10 | H: 0 LOB: 0 BB: 0 P: 15 | R: 0 E: 0 K: 1 S: 12 | H: 0 LOB: 0 BB: 2 P: 17 | R: 0 E: 0 K: 1 S: 10 | H: 0 LOB: 2 BB: 2 P: 23 | 1B: 0 2B: 1 3B: 1 HR: 3 | SF: 1 SAC: 0 DP: 0 HBP: 0 | WP: 1 PB: 0 SB: 1 CS: 0 | PA: 36 |
| PITCHER | IP WLS BF H R ER SO BB IBB HBP BLK WP HR S P ERA WHIP | | | | | | | | | | | | | | | | | |
| Andy Benes, R ERA: 2.74 (1, 1) | 6.0 W 25 5 4 4 5 2 0 0 0 0 1 2 62 100 6.00 1.167 | | | | | | | | | | | | | | | | | |
| Roger Mason, R ERA: 1.63 (7, 1) | 2.0 6 0 0 0 2 0 0 0 0 0 0 0 22 32 0.00 0.000 | | | | | | | | | | | | | | | | | |
| Jeremy Hernandez, R ERA: 4.58 (9, 1) | 1.0 5 0 0 0 1 2 0 0 0 0 0 0 10 23 0.00 2.000 | | | | | | | | | | | | | | | | | |

| | |
|-----|----|
| AB | 31 |
| R | 4 |
| H | 5 |
| RBI | 4 |
| BB | 4 |
| SO | 8 |
| LOB | 6 |



| Batter | 1 | 2 | 3 | 4 | 5 | 6 | 7 | 8 | 9 | AB | R | H | RBI | BB | SO | LOB | BOTTOM | | | |
|--|---|----------------------------------|-------------------------------|----------------------------------|-------------------------------|----------------------------------|------------------------------|----------------------------------|-------------------------------|----------------------------------|-------------------------------|----------------------------------|-------------------------------|----------------------------------|-------------------------------|----------------------------------|--|------------------------------------|----------------------------------|--------|
| Tony Gwynn, L OBP: 0.364, SLG: 0.424 (1, 9) | F7 | | BB SF8 1B | | F7 | | SF9 WP SF7 1B | | | 5 | 2 | 3 | 0 | 0 | 0 | 0 | Houston Astros @ San Diego Padres Jack Murphy Stadium, San Diego, CA Sat May 22 1993, 10:05 PM EDT Att: 16,684 - Unknown | | | |
| Jeff Gardner, L OBP: 0.313, SLG: 0.365 (1, 4) | G6-3 | | SF8 BB 2B 1B | | G4-3 | | 1B BB BB | | | 4 | 1 | 1 | 0 | 1 | 0 | 1 | | | | |
| Gary Sheffield, R OBP: 0.333, SLG: 0.480 (1, 5) | K | | 1-2 2-3 2B BB | | K | | SF9 | | | 3 | 2 | 1 | 1 | 1 | 2 | 0 | | | | |
| Fred McGriff, L OBP: 0.352, SLG: 0.444 (1, 3) | | | | | | | | | | 2 | 1 | 1 | 1 | 2 | 1 | 0 | | | | |
| Phil Plantier, L OBP: 0.295, SLG: 0.423 (1, 7) | | | | | | | | | | 2 | 1 | 2 | 3 | 0 | 0 | 0 | | | | |
| Roger Mason, R ERA: 1.63 (7, 1) | | | | | | | | | | 0 | 0 | 0 | 0 | 0 | 0 | 0 | | | | |
| Phil Clark, R OBP: 0.353, SLG: 0.404 (6, PH) | | | | | | | | | | 1 | 0 | 1 | 2 | 0 | 0 | 0 | | | | |
| Jeremy Hernandez, R ERA: 4.58 (9, 1) | | | | | | | | | | 0 | 0 | 0 | 0 | 0 | 0 | 0 | | | | |
| Derek Bell, R OBP: 0.338, SLG: 0.462 (1, 8) | | | | | | | | | | 5 | 1 | 3 | 0 | 0 | 0 | 3 | | | | |
| Kurt Stillwell, S OBP: 0.318, SLG: 0.350 (1, 6) | | | | | | | | | | 3 | 0 | 1 | 2 | 2 | 0 | 5 | | | | |
| Bob Geren, R OBP: 0.282, SLG: 0.328 (1, 2) | | | | | | | | | | 4 | 0 | 0 | 0 | 1 | 1 | 6 | | | | |
| Andy Benes, R OBP: 0.227, SLG: 0.429 (1, 1) | | | | | | | | | | 2 | 0 | 0 | 0 | 0 | 1 | 4 | | | | |
| Darrell Sherman, L OBP: 0.315, SLG: 0.238 (6, PH) | | | | | | | | | | 3 | 1 | 1 | 0 | 0 | 0 | 2 | | | | |
| Inning Stats | R: 0 E: 0 K: 1 S: 6 | H: 0 LOB: 0 BB: 0 P: 10 | R: 0 E: 0 K: 2 S: 14 | H: 1 LOB: 3 BB: 1 P: 27 | R: 5 E: 1 K: 0 S: 21 | H: 5 LOB: 1 BB: 1 P: 29 | R: 0 E: 0 K: 1 S: 6 | H: 0 LOB: 0 BB: 0 P: 11 | R: 0 E: 0 K: 1 S: 10 | H: 2 LOB: 3 BB: 1 P: 20 | R: 2 E: 0 K: 0 S: 20 | H: 3 LOB: 3 BB: 2 P: 37 | R: 0 E: 0 K: 0 S: 14 | H: 1 LOB: 1 BB: 0 P: 22 | R: 2 E: 0 K: 0 S: 11 | H: 2 LOB: 2 BB: 2 P: 27 | 1B: 10 2B: 4 3B: 0 HR: 0 | SF: 3 SAC: 0 DP: 0 HBP: 1 | WP: 1 PB: 0 SB: 1 CS: 0 | PA: 45 |
| PITCHER | IP WLS BF H R ER SO BB IBB HBP BLK WP HR S P ERA WHIP | | | | | | | | | | | | | | | | | | | |
| Doug Drabek, R ERA: 3.21 (1, 1) | 5.0 L 28 8 6 6 5 2 0 0 0 0 1 0 58 98 10.80 2.200 | | | | | | | | | | | | | | | | | | | |
| Al Osuna, L ERA: 6.75 (6, 1) | 0.2 5 1 1 1 0 2 0 0 0 0 1 0 12 26 13.50 4.500 | | | | | | | | | | | | | | | | | | | |
| Darryl Kile, R ERA: 3.42 (8, 1) | 1.1 6 2 0 0 0 0 0 0 0 0 0 0 21 32 0.00 1.500 | | | | | | | | | | | | | | | | | | | |
| Tom Edens, R ERA: 4.76 (8, 1) | 1.0 7 2 2 2 0 1 1 0 0 0 0 0 11 27 18.00 3.000 | | | | | | | | | | | | | | | | | | | |

| | |
|-----|----|
| AB | 34 |
| R | 9 |
| H | 14 |
| RBI | 9 |
| BB | 7 |
| SO | 5 |
| LOB | 21 |



| Batter | 1 | 2 | 3 | 4 | 5 | 6 | 7 | 8 | 9 | AB | R | H | RBI | BB | SO | LOB | TOP | | | | | |
|---|---|----------------------------------|-------------------------------|----------------------------------|-------------------------------|----------------------------------|-------------------------------|----------------------------------|------------------------------|---------------------------------|-------------------------------|----------------------------------|------------------------------|---------------------------------|------------------------------|----------------------------------|------------------------------|----------------------------------|-----------------------------------|------------------------------------|----------------------------------|--------|
| Craig Biggio, R OBP: 0.361, SLG: 0.479 (1, 4) | | | | | | | | | | 5 | 3 | 4 | 3 | 0 | 1 | 0 | | | | | | |
| Steve Finley, L OBP: 0.305, SLG: 0.289 (1, 8) | | | | | | | | | | 5 | 2 | 2 | 0 | 0 | 0 | 1 | | | | | | |
| Kevin Bass, S OBP: 0.279, SLG: 0.328 (1, 9) | | | | | | | | | | 5 | 2 | 2 | 2 | 0 | 0 | 0 | | | | | | |
| 5 Jeff Bagwell, R OBP: 0.449, SLG: 0.627 (1, 3) | | | | | | | | | | 5 | 1 | 3 | 2 | 0 | 0 | 0 | | | | | | |
| Ken Caminiti, S OBP: 0.288, SLG: 0.457 (1, 5) | | | | | | | | | | | 5 | 0 | 2 | 1 | 0 | 0 | 3 | | | | | |
| Chris James, R OBP: 0.404, SLG: 0.725 (9, PR) | | | | | | | | | | | 4 | 0 | 2 | 1 | 1 | 1 | 2 | | | | | |
| Luis Gonzalez, L OBP: 0.323, SLG: 0.403 (9, 7) | | | | | | | | | | | 0 | 0 | 0 | 0 | 0 | 0 | | | | | | |
| Andujar Cedeno, R OBP: 0.306, SLG: 0.443 (6, 1) | | | | | | | | | | | 2 | 1 | 0 | 0 | 1 | 1 | 3 | | | | | |
| Xavier Hernandez, L OBP: 0.351, SLG: 0.426 (9, PH) | | | | | | | | | | | 1 | 0 | 0 | 0 | 0 | 0 | 1 | | | | | |
| Eric Anthony, L OBP: 0.351, SLG: 0.426 (9, 1) | | | | | | | | | | | 0 | 0 | 0 | 0 | 0 | 0 | 0 | | | | | |
| Doug Jones, R (9, 1) | | | | | | | | | | | 0 | 0 | 0 | 0 | 0 | 0 | | | | | | |
| Eddie Taubensee, L OBP: 0.276, SLG: 0.337 (1, 2) | | | | | | | | | | | 5 | 0 | 1 | 0 | 0 | 2 | 6 | | | | | |
| Greg Swindell, L OBP: 0.250, SLG: 0.300 (1, 1) | | | | | | | | | | | 2 | 0 | 0 | 0 | 0 | 1 | 0 | | | | | |
| Jose Uribe, S OBP: 0.278, SLG: 0.133 (6, 6) | | | | | | | | | | | 1 | 0 | 0 | 0 | 0 | 0 | | | | | | |
| Inning Stats | R: 3 E: 0 K: 0 S: 18 | H: 5 LOB: 2 BB: 1 P: 28 | R: 3 E: 0 K: 1 S: 17 | H: 4 LOB: 1 BB: 0 P: 24 | R: 1 E: 0 K: 1 S: 10 | H: 1 LOB: 1 BB: 0 P: 14 | R: 1 E: 0 K: 2 S: 16 | H: 3 LOB: 2 BB: 0 P: 20 | R: 1 E: 0 K: 0 S: 6 | H: 1 LOB: 1 BB: 0 P: 9 | R: 0 E: 0 K: 1 S: 11 | H: 1 LOB: 0 BB: 0 P: 19 | R: 0 E: 0 K: 1 S: 5 | H: 1 LOB: 0 BB: 0 P: 6 | R: 0 E: 0 K: 0 S: 6 | H: 0 LOB: 0 BB: 0 P: 12 | R: 0 E: 0 K: 0 S: 8 | H: 0 LOB: 1 BB: 1 P: 14 | 1B: 10 2B: 4 3B: 0 HR: 2 | SF: 0 SAC: 1 DP: 1 HBP: 0 | WP: 1 PB: 0 SB: 1 CS: 0 | PA: 44 |
| PITCHER | IP WLS BF H R ER SO BB IBB HBP BLK WP HR S P ERA WHIP | | | | | | | | | | | | | | | | | | | | | |
| Dave Eiland, R ERA: 5.32 (1, 1) | 1.1 L 12 8 6 6 1 1 0 0 0 0 1 28 43 40.50 6.750 | | | | | | | | | | | | | | | | | | | | | |
| Tim Scott, R ERA: 3.28 (2, 1) | 3.2 18 6 3 2 3 0 0 0 0 0 1 39 52 4.91 1.636 | | | | | | | | | | | | | | | | | | | | | |
| Pat Gomez, L ERA: 4.71 (6, 1) | 1.0 4 1 0 0 1 0 0 0 0 0 0 11 19 0.00 1.000 | | | | | | | | | | | | | | | | | | | | | |
| Jeremy Hernandez, R ERA: 4.11 (7, 1) | 3.0 10 1 0 0 1 1 0 0 0 0 0 19 32 0.00 0.667 | | | | | | | | | | | | | | | | | | | | | |

Houston Astros @ San Diego Padres
Jack Murphy Stadium, San Diego, CA
Sun May 23 1993, 6:33 AM EDT
Att: 13,895 - Unknown - 74 F

| | |
|-----|----|
| AB | 40 |
| R | 9 |
| H | 16 |
| RBI | 9 |
| BB | 2 |
| SO | 6 |
| LOB | 16 |



| Batter | 1 | 2 | 3 | 4 | 5 | 6 | 7 | 8 | 9 | AB | R | H | RBI | BB | SO | LOB | BOTTOM | | | | | |
|--|---|----------------------------------|-------------------------------|----------------------------------|------------------------------|----------------------------------|-------------------------------|----------------------------------|-------------------------------|----------------------------------|-------------------------------|----------------------------------|------------------------------|---------------------------------|------------------------------|----------------------------------|------------------------------|---------------------------------|----------------------------------|------------------------------------|----------------------------------|--------|
| Tony Gwynn, L OBP: 0.365, SLG: 0.429 (1, 9) | | | | | | | | | | | 5 | 1 | 2 | 1 | 0 | 0 | | | | | | |
| Ricky Gutierrez, R OBP: 0.380, SLG: 0.317 (6, 1) | | | | | | | | | | | 2 | 1 | 1 | 0 | 1 | 0 | 0 | | | | | |
| Pat Gomez, L OBP: 0.313, SLG: 0.344 (6, PH) | | | | | | | | | | | 0 | 0 | 0 | 0 | 0 | 0 | | | | | | |
| Kurt Stillwell, S OBP: 0.280, SLG: 0.227 (9, PH) | | | | | | | | | | | 1 | 0 | 0 | 0 | 0 | 0 | | | | | | |
| Guillermo Velasquez, L OBP: 0.280, SLG: 0.227 (9, PH) | | | | | | | | | | | 1 | 0 | 0 | 0 | 0 | 1 | | | | | | |
| Gary Sheffield, R OBP: 0.331, SLG: 0.474 (1, 5) | | | | | | | | | | | 4 | 0 | 1 | 1 | 0 | 0 | 1 | | | | | |
| Fred McGriff, L OBP: 0.350, SLG: 0.435 (1, 3) | | | | | | | | | | | 3 | 1 | 0 | 1 | 1 | 0 | 2 | | | | | |
| Derek Bell, R OBP: 0.342, SLG: 0.483 (1, 8) | | | | | | | | | | | 4 | 2 | 2 | 2 | 0 | 1 | 1 | | | | | |
| Tim Lincecum, R OBP: 0.397, SLG: 0.587 (1, 4) | | | | | | | | | | | 3 | 0 | 0 | 0 | 0 | 2 | 1 | | | | | |
| Jeff Gardner, L OBP: 0.310, SLG: 0.362 (8, PH) | | | | | | | | | | | 1 | 0 | 0 | 0 | 0 | 1 | 0 | | | | | |
| Phil Plantier, L OBP: 0.293, SLG: 0.451 (1, 7) | | | | | | | | | | | 4 | 1 | 1 | 1 | 0 | 1 | 1 | | | | | |
| Dan Walters, R OBP: 0.255, SLG: 0.266 (1, 2) | | | | | | | | | | | 4 | 0 | 2 | 1 | 0 | 1 | 0 | | | | | |
| Dave Eiland, R OBP: 0.083, SLG: 0.083 (1, 1) | | | | | | | | | | | 0 | 0 | 0 | 0 | 0 | 0 | 0 | | | | | |
| Tim Scott, R (2, 1) | | | | | | | | | | | 1 | 0 | 0 | 0 | 0 | 1 | 1 | | | | | |
| Craig Shipley, R OBP: 0.206, SLG: 0.318 (5, PH) | | | | | | | | | | | 3 | 1 | 0 | 0 | 0 | 0 | 1 | | | | | |
| Inning Stats | R: 0 E: 0 K: 0 S: 11 | H: 0 LOB: 1 BB: 1 P: 20 | R: 1 E: 0 K: 2 S: 14 | H: 2 LOB: 1 BB: 0 P: 19 | R: 0 E: 0 K: 0 S: 8 | H: 0 LOB: 0 BB: 0 P: 11 | R: 2 E: 0 K: 2 S: 13 | H: 1 LOB: 0 BB: 1 P: 21 | R: 2 E: 0 K: 0 S: 13 | H: 3 LOB: 1 BB: 0 P: 20 | R: 2 E: 0 K: 0 S: 11 | H: 3 LOB: 1 BB: 0 P: 15 | R: 0 E: 0 K: 1 S: 6 | H: 0 LOB: 0 BB: 0 P: 7 | R: 0 E: 0 K: 2 S: 8 | H: 0 LOB: 0 BB: 0 P: 14 | R: 0 E: 0 K: 1 S: 5 | H: 0 LOB: 0 BB: 0 P: 6 | 1B: 5 2B: 2 3B: 0 HR: 2 | SF: 0 SAC: 0 DP: 0 HBP: 0 | WP: 1 PB: 0 SB: 1 CS: 0 | PA: 38 |
| PITCHER | IP WLS BF H R ER SO BB IBB HBP BLK WP HR S P ERA WHIP | | | | | | | | | | | | | | | | | | | | | |
| Greg Swindell, L ERA: 5.34 (1, 1) | 5.1 W 26 8 7 7 4 2 0 0 0 0 0 2 65 99 11.81 1.875 | | | | | | | | | | | | | | | | | | | | | |
| Xavier Hernandez, R ERA: 1.69 (6, 1) | 2.2 9 1 0 0 3 0 0 0 0 0 0 0 19 28 0.00 0.375 | | | | | | | | | | | | | | | | | | | | | |
| Doug Jones, R ERA: 3.51 (9, 1) | 1.0 S 3 0 0 0 1 0 0 0 0 0 0 0 5 6 0.00 0.000 | | | | | | | | | | | | | | | | | | | | | |

Houston Astros @ San Diego Padres
Jack Murphy Stadium, San Diego, CA
Sun May 23 1993, 6:33 AM EDT
Att: 13,895 - Unknown - 74 F

| | |
|-----|----|
| AB | 36 |
| R | 7 |
| H | 9 |
| RBI | 7 |
| BB | 2 |
| SO | 8 |
| LOB | 9 |



| Batter | 1 | 2 | 3 | 4 | 5 | 6 | 7 | 8 | 9 | AB | R | H | RBI | BB | SO | LOB | TOP | | | | | | | | | | |
|--|------------------------------|----------------------------------|-------------------------------|----------------------------------|------------------------------|---------------------------------|-------------------------------|----------------------------------|------------------------------|----------------------------------|-------------------------------|----------------------------------|-------------------------------|----------------------------------|------------------------------|---------------------------------|--|------------------------------|---------------------------------|----------------------------------|------------------------------------|----------------------------------|--------|--|--|--|--|
| Tony Gwynn, L (1, 9) OBP: 0.372, SLG: 0.442 | F8 | | | 1B G4-3 | | 1B BB | 2B | | | 4 | 1 | 3 | 0 | 0 | 0 | 0 | San Diego Padres @ Los Angeles Dodgers Dodger Stadium, Los Angeles, CA Mon May 24 1993, 7:05 PM PDT Att: 32,364 - Unknown - 68 F | | | | | | | | | | |
| Jeff Gardner, L (1, 4) OBP: 0.310, SLG: 0.355 Tim Teufel, R (7, PH) OBP: 0.392, SLG: 0.578 Rich Rodriguez, L (7, 1) | G3-1 | | | G4-3 | | 1B BB | K | | | 2 | 1 | 0 | 0 | 1 | 0 | 1 | | | | | | | | | | | |
| Gary Sheffield, R (1, 5) OBP: 0.335, SLG: 0.475 | F9 | | | 1B | | 1B BB | K | | | 4 | 1 | 2 | 0 | 0 | 1 | 1 | | | | | | | | | | | |
| Fred McGriff, L (1, 3) OBP: 0.342, SLG: 0.424 | | G4-3 | | K | | K | | | K | 4 | 0 | 0 | 0 | 0 | 3 | 5 | | | | | | | | | | | |
| Phil Plantier, L (1, 7) OBP: 0.281, SLG: 0.430 | | K | | K | | F7 | | | F9 | 4 | 0 | 0 | 0 | 0 | 2 | 5 | | | | | | | | | | | |
| Derek Bell, R (1, 8) OBP: 0.345, SLG: 0.484 | F7 | | | | BLK 1B | S 1B | | | P5 | 4 | 1 | 2 | 2 | 0 | 0 | 0 | | | | | | | | | | | |
| Craig Shiple, R (1, 6) OBP: 0.208, SLG: 0.314 | | | | F9 | F9 | 1B | | | F7 | 4 | 0 | 1 | 2 | 0 | 0 | 1 | | | | | | | | | | | |
| Bob Geren, R (1, 2) OBP: 0.270, SLG: 0.313 Kurt Stillwell, S (9, PH) OBP: 0.309, SLG: 0.339 | | G5-3 | | P6 | | K | | | G3 | 3 | 0 | 0 | 0 | 0 | 1 | 2 | | | | | | | | | | | |
| Greg Harris, R (1, 1) OBP: 0.208, SLG: 0.217 Roger Mason, R (5, 1) Ricky Gutierrez, R (7, PH) OBP: 0.375, SLG: 0.313 Guillermo Velasquez, L (9, PH) OBP: 0.289, SLG: 0.217 | | K | | K | | G4-3 | | | K | 2 | 0 | 0 | 0 | 0 | 2 | 1 | | | | | | | | | | | |
| Inning Stats | R: 0 E: 0 K: 0 S: 8 | H: 0 LOB: 0 BB: 0 P: 13 | R: 0 E: 0 K: 1 S: 10 | H: 0 LOB: 0 BB: 0 P: 18 | R: 0 E: 0 K: 1 S: 6 | H: 0 LOB: 0 BB: 0 P: 8 | R: 0 E: 0 K: 2 S: 13 | H: 2 LOB: 2 BB: 0 P: 17 | R: 0 E: 0 K: 1 S: 9 | H: 1 LOB: 1 BB: 0 P: 13 | R: 4 E: 0 K: 2 S: 20 | H: 4 LOB: 1 BB: 1 P: 32 | R: 0 E: 0 K: 1 S: 14 | H: 1 LOB: 0 BB: 0 P: 24 | R: 0 E: 0 K: 1 S: 5 | H: 0 LOB: 0 BB: 0 P: 9 | | R: 0 E: 0 K: 1 S: 5 | H: 0 LOB: 0 BB: 0 P: 6 | 1B: 7 2B: 1 3B: 0 HR: 0 | SF: 0 SAC: 0 DP: 0 HBP: 0 | WP: 0 PB: 0 SB: 1 CS: 1 | PA: 36 | | | | |
| PITCHER | IP | WLS | BF | H | R | ER | SO | BB | IBB | HBP | BLK | WP | HR | S | P | ERA | WHIP | | | | | | | | | | |
| Kevin Gross, R (1, 1) ERA: 5.2 | 6.1 | W | 28 | 8 | 4 | 4 | 7 | 1 | 0 | 0 | 1 | 0 | 0 | 74 | 114 | 5.68 | 1.421 | | | | | | | | | | |
| Omar Daal, L (7, 1) ERA: 4.32 | 0.1 | | 1 | 0 | 0 | 0 | 1 | 0 | 0 | 0 | 0 | 0 | 0 | 3 | 5 | 0.00 | 0.000 | | | | | | | | | | |
| Pedro Martinez, R (7, 1) ERA: 2.0 | 2.1 | S | 7 | 0 | 0 | 0 | 3 | 0 | 0 | 0 | 0 | 0 | 0 | 13 | 21 | 0.00 | 0.000 | | | | | | | | | | |

| Batter | 1 | 2 | 3 | 4 | 5 | 6 | 7 | 8 | 9 | AB | R | H | RBI | BB | SO | LOB | BOTTOM | | | | | | | | | | |
|---|------------------------------|----------------------------------|-------------------------------|----------------------------------|-------------------------------|----------------------------------|------------------------------|----------------------------------|-------------------------------|----------------------------------|------------------------------|---------------------------------|-------------------------------|----------------------------------|------------------------------|----------------------------------|--|----------------------------------|------------------------------------|----------------------------------|--------|--|--|--|--|--|--|
| Brett Butler, L (1, 8) OBP: 0.399, SLG: 0.358 | F8 | | S 1B | | S 1B | | 1B | | | 4 | 1 | 3 | 0 | 0 | 0 | 0 | San Diego Padres @ Los Angeles Dodgers Dodger Stadium, Los Angeles, CA Mon May 24 1993, 7:05 PM PDT Att: 32,364 - Unknown - 68 F | | | | | | | | | | |
| Jose Offerman, S (1, 6) OBP: 0.359, SLG: 0.331 | F9 | | K | | 1B WP | | L6 | | | 4 | 1 | 1 | 2 | 0 | 1 | 2 | | | | | | | | | | | |
| Eric Davis, R (1, 7) OBP: 0.313, SLG: 0.315 | G5-3 | | | K | 1B | | | | G6-3 | 4 | 0 | 1 | 1 | 0 | 1 | 0 | | | | | | | | | | | |
| Tim Wallach, R (1, 5) OBP: 0.254, SLG: 0.352 | F8 | | | CS 2B | G6-3 | | | | G6-3 | 4 | 0 | 1 | 0 | 0 | 0 | 0 | | | | | | | | | | | |
| Mike Piazza, R (1, 2) OBP: 0.373, SLG: 0.527 | F9 | | | BB | | | | | L7 | 3 | 0 | 0 | 0 | 1 | 0 | 0 | | | | | | | | | | | |
| Cory Snyder, R (1, 9) OBP: 0.372, SLG: 0.351 Pedro Martinez, R (7, 1) | G6-3 | | | K | | | K | | | 3 | 0 | 0 | 0 | 0 | 2 | 2 | | | | | | | | | | | |
| Eric Karros, R (1, 3) OBP: 0.291, SLG: 0.371 | | | HR | | HR | | F8 | | | 3 | 2 | 2 | 2 | 0 | 0 | 0 | | | | | | | | | | | |
| Jody Reed, R (1, 4) OBP: 0.306, SLG: 0.299 | | | F7 | | G6-3 | | K | | | 3 | 0 | 0 | 0 | 0 | 1 | 0 | | | | | | | | | | | |
| Kevin Gross, R (1, 1) OBP: 0.250, SLG: 0.333 Omar Daal, L (7, 1) Mitch Webster, S (7, 9) OBP: 0.304, SLG: 0.350 | | | K | | 1B 2B | | G5-3 | | | 2 | 1 | 1 | 0 | 0 | 1 | 0 | | | | | | | | | | | |
| Inning Stats | R: 0 E: 0 K: 0 S: 8 | H: 0 LOB: 0 BB: 0 P: 13 | R: 0 E: 0 K: 0 S: 10 | H: 0 LOB: 0 BB: 0 P: 13 | R: 1 E: 0 K: 2 S: 13 | H: 2 LOB: 1 BB: 0 P: 16 | R: 0 E: 0 K: 2 S: 8 | H: 1 LOB: 2 BB: 1 P: 18 | R: 4 E: 0 K: 0 S: 16 | H: 5 LOB: 0 BB: 0 P: 25 | R: 0 E: 0 K: 1 S: 5 | H: 0 LOB: 0 BB: 0 P: 8 | R: 0 E: 0 K: 1 S: 11 | H: 1 LOB: 1 BB: 0 P: 17 | R: 0 E: 0 K: 0 S: 6 | H: 0 LOB: 0 BB: 0 P: 12 | | 1B: 5 2B: 3 3B: 0 HR: 2 | SF: 0 SAC: 0 DP: 1 HBP: 0 | WP: 1 PB: 0 SB: 2 CS: 1 | PA: 32 | | | | | | |
| PITCHER | IP | WLS | BF | H | R | ER | SO | BB | IBB | HBP | BLK | WP | HR | S | P | ERA | WHIP | | | | | | | | | | |
| Greg Harris, R (1, 1) ERA: 4.48 | 4.1 | L | 20 | 7 | 5 | 5 | 4 | 1 | 0 | 0 | 0 | 1 | 0 | 10 | 17 | 0.00 | 0.600 | | | | | | | | | | |
| Roger Mason, R (5, 1) ERA: 1.53 | 1.2 | | 5 | 1 | 0 | 0 | 1 | 0 | 0 | 0 | 0 | 0 | 0 | 17 | 29 | 0.00 | 0.500 | | | | | | | | | | |
| Rich Rodriguez, L (7, 1) ERA: 4.0 | 2.0 | | 7 | 1 | 0 | 0 | 1 | 0 | 0 | 0 | 0 | 0 | 0 | 17 | 29 | 0.00 | 0.500 | | | | | | | | | | |



| Batter | 1 | 2 | 3 | 4 | 5 | 6 | 7 | 8 | 9 | 10 | AB | R | H | RBI | BB | SO | LOB | TOP | | | | | | | |
|--|-------------------------------|----------------------------------|------------------------------|----------------------------------|------------------------------|----------------------------------|-------------------------------|----------------------------------|------------------------------|----------------------------------|------------------------------|----------------------------------|-------------------------------|----------------------------------|-------------------------------|----------------------------------|-------------------------------|----------------------------------|-------------------------------|----------------------------------|-----------------------------------|------------------------------------|----------------------------------|--------|--|
| Tony Gwynn, L OBP: 0.371, SLG: 0.435 | | | | | | | | | | | 5 | 2 | 1 | 0 | 1 | 1 | 4 | | | | | | | | |
| Jeff Gardner, L OBP: 0.320, SLG: 0.381 | | | | | | | | | | | 6 | 3 | 3 | 0 | 0 | 0 | 3 | | | | | | | | |
| Gary Sheffield, R OBP: 0.341, SLG: 0.472 | | | | | | | | | | | 5 | 2 | 2 | 2 | 1 | 2 | 1 | | | | | | | | |
| Fred McGriff, L OBP: 0.353, SLG: 0.451 | | | | | | | | | | | 6 | 1 | 4 | 2 | 0 | 1 | 0 | | | | | | | | |
| Phil Plantier, L OBP: 0.277, SLG: 0.418 | | | | | | | | | | | 5 | 0 | 1 | 1 | 0 | 1 | 5 | | | | | | | | |
| Roger Mason, R OBP: 0.341, SLG: 0.472 | | | | | | | | | | | 0 | 0 | 0 | 0 | 0 | 0 | 0 | | | | | | | | |
| Derek Bell, R OBP: 0.353, SLG: 0.490 | | | | | | | | | | | 4 | 0 | 2 | 2 | 0 | 1 | 2 | | | | | | | | |
| Kurt Stillwell, S OBP: 0.306, SLG: 0.323 | | | | | | | | | | | 3 | 1 | 0 | 0 | 1 | 0 | 4 | | | | | | | | |
| Bob Geren, R OBP: 0.266, SLG: 0.306 | | | | | | | | | | | 5 | 0 | 1 | 0 | 0 | 1 | 3 | | | | | | | | |
| Bruce Hurst, L OBP: 0.371, SLG: 0.435 | | | | | | | | | | | 0 | 0 | 0 | 0 | 0 | 0 | 0 | | | | | | | | |
| Inning Stats | R: 1 E: 0 K: 0 S: 10 | H: 3 LOB: 2 BB: 0 P: 16 | R: 0 E: 0 K: 0 S: 7 | H: 0 LOB: 2 BB: 2 P: 20 | R: 0 E: 0 K: 2 S: 9 | H: 0 LOB: 0 BB: 0 P: 12 | R: 1 E: 1 K: 1 S: 15 | H: 1 LOB: 1 BB: 0 P: 26 | R: 2 E: 0 K: 0 S: 8 | H: 4 LOB: 1 BB: 0 P: 12 | R: 0 E: 0 K: 1 S: 9 | H: 0 LOB: 0 BB: 0 P: 12 | R: 1 E: 0 K: 0 S: 11 | H: 2 LOB: 2 BB: 1 P: 22 | R: 4 E: 0 K: 1 S: 17 | H: 4 LOB: 0 BB: 0 P: 25 | R: 0 E: 0 K: 1 S: 12 | H: 1 LOB: 2 BB: 0 P: 17 | R: 0 E: 1 K: 1 S: 10 | H: 0 LOB: 1 BB: 0 P: 16 | 1B: 11 2B: 3 3B: 0 HR: 1 | SF: 0 SAC: 2 DP: 2 HBP: 1 | WP: 0 PB: 1 SB: 2 CS: 0 | PA: 50 | |
| PITCHER | IP 5.0 | WLS 25 | BF 8 | H 4 | R 3 | ER 3 | SO 3 | BB 1 | IBB 0 | HBP 0 | BLK 0 | WP 0 | HR 0 | S 49 | P 86 | ERA 5.40 | WHIP 1.800 | | | | | | | | |
| Tom Candiotti, R ERA: 4.47 | | | | | | | | | | | | | | | | | | | | | | | | | |
| Ricky Tricek, R ERA: 3.0 | IP 6.1 | WLS 1.0 | BF 5 | H 1 | R 1 | ER 1 | SO 1 | BB 1 | IBB 0 | HBP 0 | BLK 0 | WP 0 | HR 0 | S 11 | P 19 | ERA 9.00 | WHIP 2.000 | | | | | | | | |
| Omar Daal, L ERA: 4.15 | IP 7.1 | WLS 0.1 | BF 2 | H 1 | R 0 | ER 0 | SO 0 | BB 0 | IBB 0 | HBP 0 | BLK 0 | WP 0 | HR 0 | S 6 | P 8 | ERA 0.00 | WHIP 3.000 | | | | | | | | |
| Roger McDowell, R ERA: 1.66 | IP 7.1 | WLS 0.2 | BF 2 | H 0 | R 0 | ER 0 | SO 0 | BB 0 | IBB 0 | HBP 1 | BLK 0 | WP 0 | HR 0 | S 3 | P 7 | ERA 0.00 | WHIP 0.000 | | | | | | | | |
| Jim Gott, R ERA: 1.67 | IP 8.1 | WLS 2.0 | BF 12 | H 5 | R 4 | ER 4 | SO 2 | BB 1 | IBB 0 | HBP 0 | BLK 0 | WP 0 | HR 1 | S 29 | P 42 | ERA 18.00 | WHIP 3.000 | | | | | | | | |

San Diego Padres @ Los Angeles Dodgers
Dodger Stadium, Los Angeles, CA
Tue May 25 1993, 7:05 PM PDT
Att: 33,790 - Unknown - 68 F

livebaseballscorecards.com

AB 43
R 9
H 15
RBI 8
BB 4
SO 7
LOB 24

WP: 0 PA: 50
PB: 1
SB: 2
CS: 0

| Batter | 1 | 2 | 3 | 4 | 5 | 6 | 7 | 8 | 9 | 10 | AB | R | H | RBI | BB | SO | LOB | BOTTOM | | | | | | | |
|---|-------------------------------|----------------------------------|-------------------------------|----------------------------------|-------------------------------|----------------------------------|------------------------------|----------------------------------|------------------------------|----------------------------------|------------------------------|----------------------------------|-------------------------------|----------------------------------|-------------------------------|----------------------------------|-------------------------------|----------------------------------|-----------------------------------|------------------------------------|----------------------------------|--------|--|--|--|
| Brett Butler, L OBP: 0.407, SLG: 0.371 | | | | | | | | | | | 5 | 3 | 3 | 2 | 1 | 0 | 2 | | | | | | | | |
| Jose Offerman, S OBP: 0.364, SLG: 0.333 | | | | | | | | | | | 5 | 1 | 2 | 0 | 1 | 1 | 2 | | | | | | | | |
| Eric Davis, R OBP: 0.314, SLG: 0.311 | | | | | | | | | | | 5 | 0 | 1 | 0 | 1 | 1 | 3 | | | | | | | | |
| Tim Wallach, R OBP: 0.263, SLG: 0.350 | | | | | | | | | | | 4 | 2 | 1 | 2 | 2 | 1 | 4 | | | | | | | | |
| Mike Piazza, R OBP: 0.371, SLG: 0.519 | | | | | | | | | | | 6 | 1 | 2 | 1 | 0 | 1 | 7 | | | | | | | | |
| Cory Snyder, R OBP: 0.367, SLG: 0.346 | | | | | | | | | | | 4 | 0 | 1 | 1 | 0 | 1 | 3 | | | | | | | | |
| Jim Gott, R OBP: 0.294, SLG: 0.313 | | | | | | | | | | | 0 | 0 | 0 | 0 | 0 | 0 | 0 | | | | | | | | |
| Eric Karros, R OBP: 0.294, SLG: 0.372 | | | | | | | | | | | 5 | 1 | 2 | 0 | 0 | 0 | 2 | | | | | | | | |
| Jody Reed, R OBP: 0.321, SLG: 0.311 | | | | | | | | | | | 4 | 1 | 3 | 1 | 1 | 0 | 0 | | | | | | | | |
| Tom Candiotti, R ERA: 15.0 | | | | | | | | | | | 1 | 0 | 0 | 0 | 0 | 0 | 1 | | | | | | | | |
| Inning Stats | R: 1 E: 1 K: 1 S: 15 | H: 1 LOB: 1 BB: 1 P: 24 | R: 2 E: 1 K: 0 S: 10 | H: 3 LOB: 3 BB: 0 P: 15 | R: 2 E: 1 K: 1 S: 13 | H: 2 LOB: 2 BB: 1 P: 24 | R: 0 E: 0 K: 0 S: 7 | H: 0 LOB: 0 BB: 0 P: 14 | R: 0 E: 0 K: 0 S: 7 | H: 2 LOB: 1 BB: 1 P: 19 | R: 0 E: 0 K: 1 S: 9 | H: 0 LOB: 0 BB: 0 P: 14 | R: 2 E: 0 K: 1 S: 11 | H: 2 LOB: 0 BB: 1 P: 25 | R: 0 E: 0 K: 2 S: 12 | H: 1 LOB: 1 BB: 0 P: 18 | R: 1 E: 0 K: 2 S: 17 | H: 3 LOB: 3 BB: 1 P: 28 | 1B: 15 2B: 1 3B: 0 HR: 1 | SF: 0 SAC: 1 DP: 2 HBP: 0 | WP: 2 PB: 0 SB: 4 CS: 1 | PA: 51 | | | |
| PITCHER | IP 3.0 | WLS 19 | BF 6 | H 5 | R 5 | ER 5 | SO 2 | BB 2 | IBB 0 | HBP 0 | BLK 0 | WP 0 | HR 0 | S 38 | P 63 | ERA 15.00 | WHIP 2.667 | | | | | | | | |
| Bruce Hurst, L ERA: 15.0 | | | | | | | | | | | | | | | | | | | | | | | | | |
| Dave Elland, R ERA: 5.21 | IP 4.1 | WLS 3 | BF 0 | H 0 | R 0 | ER 0 | SO 0 | BB 0 | IBB 0 | HBP 0 | BLK 0 | WP 0 | HR 0 | S 7 | P 14 | ERA 0.00 | WHIP 0.000 | | | | | | | | |
| Kerry Taylor, R ERA: 5.28 | IP 5.1 | WLS 9 | BF 3 | H 2 | R 2 | ER 2 | SO 2 | BB 0 | IBB 0 | HBP 0 | BLK 0 | WP 0 | HR 0 | S 17 | P 31 | ERA 10.80 | WHIP 3.000 | | | | | | | | |
| Jeremy Hernandez, R ERA: 3.94 | IP 8.1 | WLS 4 | BF 1 | H 0 | R 0 | ER 0 | SO 1 | BB 0 | IBB 0 | HBP 0 | BLK 0 | WP 0 | HR 0 | S 10 | P 16 | ERA 0.00 | WHIP 0.750 | | | | | | | | |
| Rich Rodriguez, L ERA: 5.0 | IP 8.1 | WLS 2 | BF 2 | H 2 | R 2 | ER 2 | SO 0 | BB 0 | IBB 0 | HBP 0 | BLK 0 | WP 0 | HR 1 | S 5 | P 10 | ERA ∞ | WHIP ∞ | | | | | | | | |
| PITCHER | IP 2.0 | WLS 6 | BF 8 | H 2 | R 0 | ER 0 | SO 2 | BB 0 | IBB 1 | HBP 0 | BLK 0 | WP 1 | HR 0 | S 18 | P 33 | ERA 0.00 | WHIP 1.000 | | | | | | | | |
| Gene Harris, R ERA: 2.55 | | | | | | | | | | | | | | | | | | | | | | | | | |
| Roger Mason, R ERA: 1.8 | IP 10.1 | WLS 0.2 | BF 6 | H 3 | R 1 | ER 1 | SO 2 | BB 0 | IBB 0 | HBP 0 | BLK 0 | WP 0 | HR 0 | S 17 | P 28 | ERA 13.50 | WHIP 4.500 | | | | | | | | |

San Diego Padres @ Los Angeles Dodgers
Dodger Stadium, Los Angeles, CA
Tue May 25 1993, 7:05 PM PDT
Att: 33,790 - Unknown - 68 F

livebaseballscorecards.com

AB 44
R 10
H 17
RBI 9
BB 6
SO 7
LOB 29

WP: 2 PA: 51
PB: 0
SB: 4
CS: 1

| Batter | 1 | 2 | 3 | 4 | 5 | 6 | 7 | 8 | 9 | AB | R | H | RBI | BB | SO | LOB | TOP | | | | | | | | |
|---|------------------------------|----------------------------------|-------------------------------|----------------------------------|------------------------------|----------------------------------|------------------------------|----------------------------------|------------------------------|----------------------------------|-------------------------------|----------------------------------|------------------------------|----------------------------------|------------------------------|----------------------------------|---|----------------------------------|----------------------------------|------------------------------------|----------------------------------|--------|--|--|--|
| Tony Gwynn, L OBP: 0.377, SLG: 0.437 | 4-2 G6-3 G1-3 BB | | 3-1 F7 | | 2-2 G4-3 | | 2-2 FC6-4 1B | | 0-0 2B 1B | 4 | 0 | 2 | 0 | 1 | 0 | 0 | San Diego Padres @ Los Angeles Dodgers Dodger Stadium, Los Angeles, CA Wed May 26 1993, 7:05 PM PDT Att: 39,915 - Unknown - 68 F livebaseballscorecards.com | | | | | | | | |
| Jeff Gardner, L OBP: 0.315, SLG: 0.381 | 1 SAFE 2-0 G1-3 | | 2-3 K | | 1-2 G4-3 | | 1-0 L4 | | 0-0 1-3 2B | 5 | 0 | 1 | 0 | 0 | 1 | 2 | | | | | | | | | |
| Gary Sheffield, R OBP: 0.337, SLG: 0.467 | 2-1 G6-3 | | 0-1 G6-3 | | | 1-1 G5-3 | | 0-0 FC6-4 | | 0-3 K | 2 | 0 | 0 | 0 | 0 | 1 | | | | | | | | | |
| Craig Shipley, R OBP: 0.211, SLG: 0.311 | 2-3 G6-3 | | | | | | | 1-2 FC6-4 | | | 3 | 0 | 0 | 0 | 0 | 1 | | | | | | | | | |
| Fred McGriff, L OBP: 0.356, SLG: 0.455 | 1-2 L6 | | | 2-0 G3-1 | | 0-0 1B 2B | | 4-2 BB BB | | | 3 | 1 | 1 | 0 | 1 | 0 | | | | | | | | | |
| Phil Plantier, L OBP: 0.295, SLG: 0.419 | | 0-3 K | | 3-2 HR HBP | | 1-2 1B 2H | | 4-2 G4-6-3 BB | | | 2 | 1 | 1 | 1 | 1 | 0 | | | | | | | | | |
| Derek Bell, R OBP: 0.356, SLG: 0.509 | | 1-3 K | | 0-0 1H HR | | 0-0 1-2 1B | | 2-1 F7 | | | 4 | 1 | 2 | 2 | 0 | 1 | | | | | | | | | |
| Kurt Stillwell, S OBP: 0.360, SLG: 0.343 | | 2-1 2B | | 1-0 F7 | | 0-3 K | | 0-1 G4-6-3 | | | 2 | 0 | 1 | 0 | 0 | 0 | | | | | | | | | |
| Tim Scott, R OBP: 0.360, SLG: 0.591 | | | | | | | | | | 0 | 0 | 0 | 0 | 0 | 0 | 0 | | | | | | | | | |
| Tim Lincecum, R OBP: 0.360, SLG: 0.591 | | | | | | | | | | 0 | 0 | 0 | 0 | 0 | 0 | 0 | | | | | | | | | |
| Pat Gomez, L OBP: 0.246, SLG: 0.200 | | | | | | | | | | 0 | 0 | 0 | 0 | 0 | 0 | 0 | | | | | | | | | |
| Guillermo Velazquez, L OBP: 0.246, SLG: 0.200 | | | | | | | | | | 0 | 0 | 0 | 0 | 0 | 0 | 0 | | | | | | | | | |
| Roger Mason, R OBP: 0.246, SLG: 0.200 | | | | | | | | | | 0 | 0 | 0 | 0 | 0 | 0 | 0 | | | | | | | | | |
| Bob Geren, R OBP: 0.265, SLG: 0.293 | 4-2 BB | | 3-1 F7 | | 0-0 G5-3 | | | 1-2 P3 | | | 3 | 0 | 0 | 0 | 1 | 0 | | | | | | | | | |
| Wally Whitehurst, R OBP: 0.143, SLG: 0.143 | 0-0 G4-3 | | | | 0-0 G4-3 | | 1-2 G3-1 | | 0-1 G6-3 | 1 | 0 | 0 | 0 | 0 | 0 | 2 | | | | | | | | | |
| Ricky Gutierrez, R OBP: 0.360, SLG: 0.299 | | | | | | | | | | 3 | 0 | 0 | 0 | 0 | 0 | 0 | | | | | | | | | |
| Inning Stats | R: 0 E: 0 K: 0 S: 8 | H: 0 LOB: 1 BB: 1 P: 17 | R: 0 E: 0 K: 2 S: 12 | H: 1 LOB: 2 BB: 1 P: 19 | R: 0 E: 0 K: 1 S: 9 | H: 0 LOB: 0 BB: 0 P: 14 | R: 2 E: 0 K: 0 S: 7 | H: 1 LOB: 0 BB: 0 P: 16 | R: 0 E: 0 K: 0 S: 8 | H: 0 LOB: 0 BB: 0 P: 11 | R: 1 E: 0 K: 1 S: 11 | H: 3 LOB: 2 BB: 0 P: 13 | R: 0 E: 0 K: 0 S: 8 | H: 1 LOB: 1 BB: 0 P: 12 | R: 0 E: 0 K: 0 S: 8 | H: 0 LOB: 1 BB: 2 P: 18 | R: 0 E: 0 K: 1 S: 10 | H: 2 LOB: 2 BB: 0 P: 11 | 1B: 4 2B: 3 3B: 0 HR: 1 | SF: 0 SAC: 0 DP: 1 HBP: 1 | WP: 0 PB: 0 SB: 0 CS: 0 | PA: 39 | | | |
| PITCHER | IP | WLS | BF | H | R | ER | SO | BB | IBB | HBP | BLK | WP | HR | S | P | ERA | WHIP | | | | | | | | |
| Orel Hershiser, R ERA: 3.69 | 2.0 | | 9 | 1 | 0 | 0 | 2 | 2 | 0 | 0 | 0 | 0 | 0 | 20 | 36 | 0.00 | 1.500 | | | | | | | | |
| Steve Wilson, L ERA: 4.85 | 2.0 | W | 8 | 1 | 2 | 2 | 1 | 0 | 0 | 1 | 0 | 0 | 1 | 16 | 30 | 9.00 | 0.500 | | | | | | | | |
| Roger McDowell, R ERA: 1.82 | 3.0 | | 13 | 4 | 1 | 1 | 1 | 0 | 0 | 0 | 0 | 0 | 0 | 27 | 36 | 3.00 | 1.333 | | | | | | | | |
| Omar Daal, L ERA: 4.15 | 0.0 | | 2 | 0 | 0 | 0 | 0 | 2 | 0 | 0 | 0 | 0 | 0 | 4 | 12 | ∞ | ∞ | | | | | | | | |
| Ricky Tricek, R ERA: 2.77 | 2.0 | | 7 | 2 | 0 | 0 | 1 | 0 | 0 | 0 | 0 | 0 | 0 | 14 | 17 | 0.00 | 1.000 | | | | | | | | |

| Batter | 1 | 2 | 3 | 4 | 5 | 6 | 7 | 8 | 9 | AB | R | H | RBI | BB | SO | LOB | BOTTOM | | | | | | | | |
|---|------------------------------|----------------------------------|-------------------------------|----------------------------------|-------------------------------|----------------------------------|-------------------------------|----------------------------------|-------------------------------|----------------------------------|------------------------------|----------------------------------|------------------------------|----------------------------------|-------------------------------|----------------------------------|---|------------------------------------|----------------------------------|--------|--|--|--|--|--|
| Brett Butler, L OBP: 0.407, SLG: 0.365 | 3-3 K | 1-0 P6 | | 4-2 1B 2B BB | 4-2 BB | | 0-1 FC6-4 1-2 | | | 3 | 1 | 0 | 0 | 2 | 1 | 3 | San Diego Padres @ Los Angeles Dodgers Dodger Stadium, Los Angeles, CA Wed May 26 1993, 7:05 PM PDT Att: 39,915 - Unknown - 68 F livebaseballscorecards.com | | | | | | | | |
| Jose Offerman, S OBP: 0.371, SLG: 0.333 | 4-2 BB | | 4-2 FC6-4 BB | 0-1 2B 1B | 2-2 F7 | | | 0-2 L6 | | 3 | 1 | 1 | 1 | 2 | 0 | 1 | | | | | | | | | |
| Eric Davis, R OBP: 0.310, SLG: 0.314 | 1-0 P5 | | 0-1 FC6-4 1B SF9 | 1-0 1H HR 2B | | 3-3 K | | 2-2 G5-3 | | 5 | 2 | 1 | 2 | 0 | 1 | 2 | | | | | | | | | |
| Tim Wallach, R OBP: 0.272, SLG: 0.375 | 0-0 G5-3 | | 1-0 SF9 1B | 1-0 2H HR | | 1-0 L8 | | 1-1 1B | | 5 | 1 | 3 | 2 | 0 | 0 | 1 | | | | | | | | | |
| Mike Piazza, R OBP: 0.366, SLG: 0.510 | | 3-2 1B SF7 HBP | 2-0 SF9 | 2-3 K | | 0-3 K | | 0-0 P4 | | 3 | 1 | 0 | 1 | 0 | 2 | 1 | | | | | | | | | |
| Cory Snyder, R OBP: 0.394, SLG: 0.370 | 2-1 1B | | 4-1 SF9 1B | 2-1 1B | | | 2-1 1B SF8 | | | 3 | 1 | 3 | 0 | 1 | 0 | 0 | | | | | | | | | |
| Eric Karros, R OBP: 0.293, SLG: 0.369 | 2-0 1B | | 2-2 F8 | 3-2 G4-3 | | | 0-0 F9 | | | 4 | 0 | 1 | 0 | 0 | 0 | 4 | | | | | | | | | |
| Jody Reed, R OBP: 0.325, SLG: 0.318 | 1-0 SF7 | | 0-1 G6-3 1B | 1-1 G4-3 | | | 1-0 FC6-4 1B | | | 3 | 1 | 2 | 1 | 0 | 0 | 0 | | | | | | | | | |
| Orel Hershiser, R ERA: 3.69 | | | | | | | | | | 0 | 0 | 0 | 0 | 0 | 0 | 0 | | | | | | | | | |
| Henry Rodriguez, L ERA: 3.08 | | | | | | | | | | 1 | 0 | 0 | 0 | 0 | 0 | 0 | | | | | | | | | |
| Dave Wilson, L ERA: 4.05 | | | | | | | | | | 0 | 0 | 0 | 0 | 0 | 0 | 0 | | | | | | | | | |
| Roger McDowell, R ERA: 1.82 | | | | | | | | | | 0 | 0 | 0 | 0 | 0 | 0 | 0 | | | | | | | | | |
| Pat Gomez, L ERA: 4.05 | | | | | | | | | | 0 | 0 | 0 | 0 | 0 | 0 | 0 | | | | | | | | | |
| Mike Stillwell, L ERA: 4.05 | | | | | | | | | | 0 | 0 | 0 | 0 | 0 | 0 | 0 | | | | | | | | | |
| Omar Daal, L ERA: 4.15 | | | | | | | | | | 0 | 0 | 0 | 0 | 0 | 0 | 0 | | | | | | | | | |
| Ricky Tricek, R ERA: 2.77 | | | | | | | | | | 0 | 0 | 0 | 0 | 0 | 0 | 0 | | | | | | | | | |
| Inning Stats | R: 0 E: 0 K: 1 S: 7 | H: 0 LOB: 1 BB: 1 P: 15 | R: 1 E: 0 K: 1 S: 11 | H: 2 LOB: 0 BB: 0 P: 22 | R: 1 E: 0 K: 0 S: 12 | H: 1 LOB: 2 BB: 2 P: 25 | R: 5 E: 0 K: 1 S: 23 | H: 5 LOB: 1 BB: 1 P: 38 | R: 0 E: 0 K: 1 S: 10 | H: 0 LOB: 0 BB: 1 P: 17 | R: 0 E: 0 K: 2 S: 8 | H: 0 LOB: 0 BB: 0 P: 12 | R: 1 E: 0 K: 0 S: 8 | H: 2 LOB: 1 BB: 0 P: 10 | R: 0 E: 0 K: 0 S: 11 | H: 1 LOB: 1 BB: 0 P: 14 | 1B: 9 2B: 1 3B: 0 HR: 1 | SF: 3 SAC: 0 DP: 0 HBP: 1 | WP: 0 PB: 0 SB: 0 CS: 0 | PA: 41 | | | | | |
| PITCHER | IP | WLS | BF | H | R | ER | SO | BB | IBB | HBP | BLK | WP | HR | S | P | ERA | WHIP | | | | | | | | |
| Wally Whitehurst, R ERA: 6.0 | 3.1 | L | 22 | 7 | 7 | 7 | 2 | 4 | 0 | 1 | 0 | 0 | 0 | 45 | 85 | 18.90 | 3.300 | | | | | | | | |
| Tim Scott, R ERA: 3.08 | 1.2 | | 7 | 1 | 0 | 0 | 2 | 1 | 0 | 0 | 0 | 0 | 0 | 18 | 32 | 0.00 | 1.200 | | | | | | | | |
| Jeremy Hernandez, R ERA: 4.05 | 1.1 | | 6 | 2 | 1 | 1 | 2 | 0 | 0 | 0 | 0 | 0 | 0 | 13 | 19 | 6.75 | 1.500 | | | | | | | | |
| Pat Gomez, L ERA: 4.05 | 0.2 | | 2 | 0 | 0 | 0 | 0 | 0 | 0 | 0 | 0 | 0 | 0 | 3 | 3 | 0.00 | 0.000 | | | | | | | | |
| Roger Mason, R ERA: 4.57 | 1.0 | | 4 | 1 | 0 | 0 | 0 | 0 | 0 | 0 | 0 | 0 | 0 | 11 | 14 | 0.00 | 1.000 | | | | | | | | |



| Batter | 1 | 2 | 3 | 4 | 5 | 6 | 7 | 8 | 9 | AB | R | H | RBI | BB | SO | LOB | TOP | | | | | | | | | | |
|--|-------------------------------|----------------------------------|------------------------------|----------------------------------|-------------------------------|----------------------------------|------------------------------|---------------------------------|-------------------------------|----------------------------------|------------------------------|----------------------------------|------------------------------|---------------------------------|------------------------------|----------------------------------|--|----------------------------------|------------------------------------|----------------------------------|--------|--|--|--|--|--|--|
| Tony Gwynn, L OBP: 0.373, SLG: 0.431 (1, 9) | G5-3 ① | | L4 ② | | E5 1B | | BB 1B | | L5-3 ① | 5 | 1 | 1 | 0 | 0 | 0 | 1 | San Diego Padres @ St. Louis Cardinals Busch Stadium, St. Louis, MO Fri May 28 1993, 7:05 PM CDT Att: 30,235 - Unknown livebaseballscorecards.com | | | | | | | | | | |
| Craig Shipley, R OBP: 0.225, SLG: 0.333 Kurt Stillwell, S (9, PH) OBP: 0.307, SLG: 0.338 | G6-3 2B | | F 1B | | F9 | | F9 ① | | K ③ | 4 | 0 | 2 | 0 | 0 | 0 | 2 | | | | | | | | | | | |
| Gary Sheffield, R OBP: 0.340, SLG: 0.467 (1, 5) | G6-3 ② | | E8 1B | | F8 2H 1B | | F8 ② | | | 4 | 0 | 2 | 1 | 0 | 0 | 2 | | | | | | | | | | | |
| Fred McGriff, L OBP: 0.354, SLG: 0.447 (1, 3) | K ③ | | P6 ③ | | F8 ③ | | FC6-4 BB ③ | | | 3 | 0 | 0 | 0 | 1 | 1 | 4 | | | | | | | | | | | |
| Derek Bell, R OBP: 0.354, SLG: 0.503 (1, 8) | | K ① | | G4-6-3 1B ② | | F9 ① | FC6-4 1-2 ③ | | | 4 | 0 | 1 | 0 | 0 | 1 | 2 | | | | | | | | | | | |
| Tim Lincecum, R OBP: 0.367, SLG: 0.536 Jeff Gardner, L OBP: 0.313, SLG: 0.378 (7, 4) | G4-3 | | G4-6-3 1-2 ② | | L6 | | | F8 ① | | 3 | 0 | 0 | 0 | 0 | 0 | 1 | | | | | | | | | | | |
| Phil Clark, R OBP: 0.382, SLG: 0.529 (1, 7) | 1B 2B | | HR | | 2B | | | P3 ② | | 4 | 1 | 3 | 1 | 0 | 0 | 0 | | | | | | | | | | | |
| Bob Geren, R OBP: 0.276, SLG: 0.295 (1, 2) | 2H 1B | | G1-6-3 ③ | | IBB | | | P5 ③ | | 3 | 0 | 1 | 0 | 1 | 0 | 0 | | | | | | | | | | | |
| Andy Benes, R OBP: 0.200, SLG: 0.375 Rich Rodriguez, L (8, 1) Roger Mason, R (8, 1) Phil Plantier, L OBP: 0.302, SLG: 0.419 (8, 7) | | | G4-3 ① | | F7 ① | | P3 ③ | | L5-3 BB | 3 | 0 | 0 | 0 | 0 | 0 | 2 | | | | | | | | | | | |
| Inning Stats | R: 0 E: 0 K: 1 S: 11 | H: 1 LOB: 1 BB: 0 P: 18 | R: 0 E: 0 K: 1 S: 8 | H: 2 LOB: 2 BB: 0 P: 13 | R: 0 E: 1 K: 0 S: 10 | H: 2 LOB: 2 BB: 0 P: 16 | R: 1 E: 0 K: 0 S: 6 | H: 2 LOB: 0 BB: 0 P: 8 | R: 1 E: 1 K: 0 S: 14 | H: 1 LOB: 1 BB: 0 P: 19 | R: 0 E: 0 K: 0 S: 9 | H: 1 LOB: 2 BB: 1 P: 16 | R: 0 E: 0 K: 0 S: 4 | H: 0 LOB: 0 BB: 0 P: 8 | R: 0 E: 0 K: 1 S: 6 | H: 0 LOB: 0 BB: 1 P: 11 | | 1B: 6 2B: 4 3B: 0 HR: 1 | SF: 0 SAC: 0 DP: 2 HBP: 0 | WP: 0 PB: 0 SB: 0 CS: 0 | PA: 38 | | | | | | |
| PITCHER | IP | WLS | BF | H | R | ER | SO | BB | IBB | HBP | BLK | WP | HR | S | P | ERA | WHIP | | | | | | | | | | |
| Donovan Osborne, L ERA: 3.12 Les Lancaster, R ERA: 2.93 Mike Perez, R ERA: 2.64 Lee Smith, R ERA: 3.06 | 6.2 | | 31 | 10 | 2 | 1 | 2 | 1 | 1 | 0 | 0 | 0 | 1 | 65 | 104 | 1.35 | 1.650 | | | | | | | | | | |

| Batter | 1 | 2 | 3 | 4 | 5 | 6 | 7 | 8 | 9 | AB | R | H | RBI | BB | SO | LOB | BOTTOM | | | | | | | | | | |
|--|-------------------------------|----------------------------------|------------------------------|----------------------------------|-------------------------------|----------------------------------|------------------------------|----------------------------------|-------------------------------|----------------------------------|-------------------------------|----------------------------------|-------------------------------|----------------------------------|-------------------------------|----------------------------------|--|-----------------------------------|------------------------------------|----------------------------------|--------|--|--|--|--|--|--|
| Bernard Gilkey, R OBP: 0.386, SLG: 0.441 (1, 7) | F7 ① | | K ① | | | CS 1B | | P2 | | 4 | 0 | 1 | 0 | 0 | 1 | 4 | San Diego Padres @ St. Louis Cardinals Busch Stadium, St. Louis, MO Fri May 28 1993, 7:05 PM CDT Att: 30,235 - Unknown livebaseballscorecards.com | | | | | | | | | | |
| Ozzie Smith, S OBP: 0.294, SLG: 0.295 (1, 6) | F9 1B | | P3 ② | | | BB | | F9 1B | | 3 | 1 | 2 | 0 | 1 | 0 | 1 | | | | | | | | | | | |
| Gregg Jefferies, S OBP: 0.343, SLG: 0.407 (1, 3) | FC6-4 1B | | F8 ③ | | | P6 ② | | 1B BB 1B | | 4 | 1 | 2 | 0 | 0 | 0 | 2 | | | | | | | | | | | |
| Todd Zeile, R OBP: 0.306, SLG: 0.314 (1, 5) | F9 ② | | | | F8 ① | | L9 ③ | | F9 ① | 4 | 0 | 0 | 0 | 0 | 0 | 5 | | | | | | | | | | | |
| Ray Lankford, L OBP: 0.391, SLG: 0.359 (1, 8) | FC6-4 1-2 ③ | | K ② | | | F7 ① | | 1B BB | | 3 | 1 | 0 | 0 | 1 | 1 | 2 | | | | | | | | | | | |
| Luis Alicea, S OBP: 0.403, SLG: 0.379 (1, 4) | | G4-3 ① | | G4-3 ③ | | BB 1B | | 1B FC5-2 1B | | 4 | 0 | 2 | 1 | 0 | 0 | 0 | | | | | | | | | | | |
| Rod Brewer, L OBP: 0.260, SLG: 0.239 Mark Whiten, S OBP: 0.318, SLG: 0.379 (8, PH) (9, 9) | | F9 ② | | | | K ① | | P5 ② | | 3 | 0 | 0 | 0 | 0 | 1 | 1 | | | | | | | | | | | |
| Erik Pappas, R OBP: 0.388, SLG: 0.378 (1, 2) | | F8 ③ | | | | F9 ② | | BB FC5-2 | | 4 | 0 | 1 | 0 | 0 | 0 | 2 | | | | | | | | | | | |
| Donovan Osborne, S OBP: 0.316, SLG: 0.278 Les Lancaster, R (7, PH) Gerard Perry, L OBP: 0.248, SLG: 0.412 Mike Perez, R (8, PH) Gerónimo Peña, S OBP: 0.311, SLG: 0.336 Lee Smith, R (9, 1) | | | | | | G4-3 ③ | | BB 1B | | 2 | 0 | 1 | 0 | 0 | 0 | 0 | | | | | | | | | | | |
| Inning Stats | R: 0 E: 0 K: 0 S: 12 | H: 2 LOB: 2 BB: 0 P: 17 | R: 0 E: 0 K: 0 S: 9 | H: 0 LOB: 0 BB: 0 P: 12 | R: 0 E: 0 K: 1 S: 10 | H: 0 LOB: 0 BB: 0 P: 16 | R: 0 E: 0 K: 1 S: 7 | H: 0 LOB: 0 BB: 0 P: 10 | R: 0 E: 0 K: 0 S: 11 | H: 1 LOB: 1 BB: 1 P: 19 | R: 0 E: 0 K: 0 S: 11 | H: 2 LOB: 3 BB: 1 P: 19 | R: 3 E: 0 K: 0 S: 13 | H: 4 LOB: 2 BB: 1 P: 23 | R: 0 E: 0 K: 0 S: 10 | H: 0 LOB: 0 BB: 0 P: 10 | | 1B: 10 2B: 0 3B: 0 HR: 0 | SF: 0 SAC: 0 DP: 0 HBP: 0 | WP: 0 PB: 0 SB: 0 CS: 1 | PA: 36 | | | | | | |
| PITCHER | IP | WLS | BF | H | R | ER | SO | BB | IBB | HBP | BLK | WP | HR | S | P | ERA | WHIP | | | | | | | | | | |
| Andy Benes, R ERA: 2.71 Rich Rodriguez, L ERA: 5.5 Roger Mason, R ERA: 1.71 | 7.1 | | 31 | 8 | 2 | 2 | 3 | 2 | 0 | 0 | 0 | 0 | 0 | 5 | 11 | 2.46 | 1.364 | | | | | | | | | | |

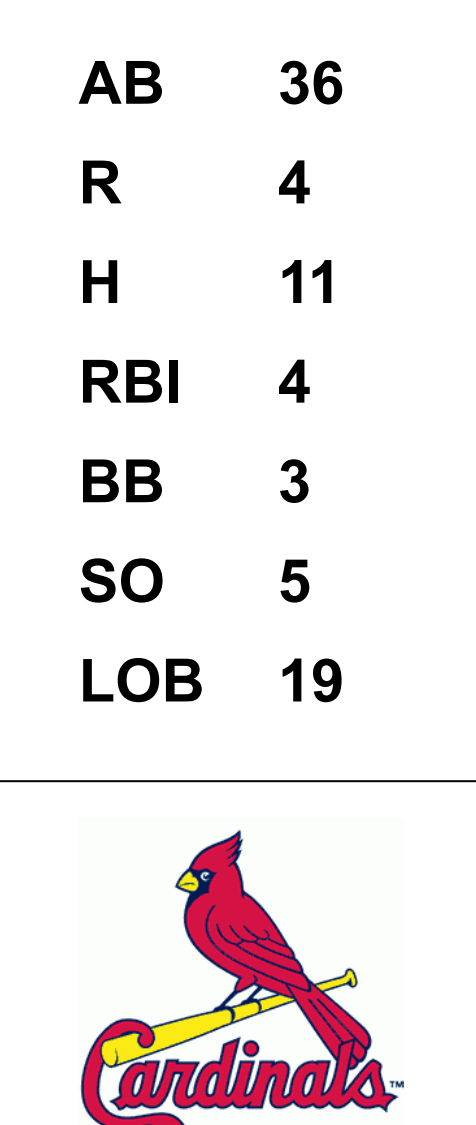


| Batter | 1 | 2 | 3 | 4 | 5 | 6 | 7 | 8 | 9 | AB | R | H | RBI | BB | SO | LOB | TOP | | | | | |
|---|---|----------------------------------|------------------------------|----------------------------------|------------------------------|----------------------------------|-------------------------------|----------------------------------|------------------------------|----------------------------------|-------------------------------|----------------------------------|------------------------------|----------------------------------|-------------------------------|----------------------------------|---|----------------------------------|----------------------------------|------------------------------------|----------------------------------|--------|
| Tony Gwynn, L (1,9) OBP: 0.364, SLG: 0.420 | F8 | G6-4-3 | | F8 | | E3 | | F7 | | 5 | 0 | 0 | 0 | 0 | 0 | 6 | San Diego Padres @ St. Louis Cardinals Busch Stadium, St. Louis, MO Sat May 29 1993, 3:33 AM CDT Att: 34,170 - Sunny - 70 F | | | | | |
| Jeff Gardner, L (1,4) OBP: 0.316, SLG: 0.369 | G4 | | F8 | | 2B | FC6-4 | | | G5-4-3 | 3 | 1 | 0 | 0 | 2 | 0 | 1 | | | | | | |
| Gary Sheffield, R (1,5) OBP: 0.337, SLG: 0.466 | | | G6-3 | | P3 | | | | G5-4-3 | 5 | 0 | 1 | 0 | 0 | 0 | 2 | | | | | | |
| Fred McGriff, L (1,3) OBP: 0.350, SLG: 0.457 | F8 | | L7 | | P7 | | | | | 5 | 1 | 1 | 1 | 0 | 1 | 2 | | | | | | |
| Phil Plantier, L (1,7) OBP: 0.315, SLG: 0.449 | | | | | WP 1B | | | | G4-3 | 5 | 3 | 3 | 1 | 0 | 0 | 0 | | | | | | |
| Derek Bell, R (1,8) OBP: 0.363, SLG: 0.524 | | | | | | | | | | 3 | 2 | 2 | 2 | 0 | 0 | 0 | | | | | | |
| Kurt Stillwell, S (1,6) OBP: 0.304, SLG: 0.333 | | | | | | | | | | 4 | 0 | 1 | 1 | 0 | 0 | 3 | | | | | | |
| Kevin Higgins, L (1,2) OBP: 0.250, SLG: 0.500 | | | | | | | | | | 4 | 0 | 1 | 2 | 0 | 1 | 2 | | | | | | |
| Bob Geren, R (8,2) OBP: 0.276, SLG: 0.295 | | | | | | | | | | 0 | 0 | 0 | 0 | 0 | 0 | 0 | | | | | | |
| Greg Harris, R (1,1) OBP: 0.286, SLG: 0.269 | | | | | | | | | | 3 | 0 | 2 | 0 | 1 | 1 | 0 | | | | | | |
| Jeremy Hernandez, R (8,1) | | | | | | | | | | 0 | 0 | 0 | 0 | 0 | 0 | 0 | | | | | | |
| Gene Harris, R (9,1) | | | | | | | | | | 0 | 0 | 0 | 0 | 0 | 0 | 0 | | | | | | |
| Inning Stats | R: 0 E: 0 K: 0 S: 9 | H: 1 LOB: 1 BB: 0 P: 13 | R: 2 E: 0 K: 0 S: 9 | H: 3 LOB: 1 BB: 0 P: 13 | R: 0 E: 0 K: 0 S: 6 | H: 0 LOB: 0 BB: 0 P: 12 | R: 1 E: 0 K: 1 S: 15 | H: 2 LOB: 2 BB: 1 P: 25 | R: 3 E: 0 K: 1 S: 7 | H: 2 LOB: 0 BB: 1 P: 15 | R: 0 E: 1 K: 1 S: 11 | H: 0 LOB: 0 BB: 0 P: 13 | R: 0 E: 0 K: 1 S: 9 | H: 0 LOB: 0 BB: 0 P: 12 | R: 0 E: 0 K: 0 S: 14 | H: 2 LOB: 2 BB: 0 P: 18 | R: 1 E: 0 K: 0 S: 10 | H: 1 LOB: 0 BB: 1 P: 15 | 1B: 5 2B: 5 3B: 0 HR: 2 | SF: 0 SAC: 0 DP: 2 HBP: 1 | WP: 1 PB: 0 SB: 0 CS: 0 | PA: 41 |
| PITCHER | IP WLS BF H R ER SO BB IBB HBP BLK WP HR S P ERA WHIP | | | | | | | | | | | | | | | | | | | | | |
| Omar Olivares, R (1,1) ERA: 3.86 | 4.2 L 23 7 5 5 1 2 0 0 1 0 44 76 9.64 1.929 | | | | | | | | | | | | | | | | | | | | | |
| Les Lancaster, R (5,1) ERA: 2.93 | 3.0 13 3 1 1 2 0 0 0 0 0 1 34 43 3.00 1.000 | | | | | | | | | | | | | | | | | | | | | |
| Rob Murphy, L (8,1) ERA: 3.48 | 1.1 5 1 1 1 0 1 0 0 0 0 1 12 17 6.75 1.500 | | | | | | | | | | | | | | | | | | | | | |

| | |
|-----|----|
| AB | 37 |
| R | 7 |
| H | 11 |
| RBI | 7 |
| BB | 3 |
| SO | 3 |
| LOB | 16 |



| Batter | 1 | 2 | 3 | 4 | 5 | 6 | 7 | 8 | 9 | AB | R | H | RBI | BB | SO | LOB | BOTTOM | | | | | |
|--|---|----------------------------------|------------------------------|---------------------------------|------------------------------|----------------------------------|------------------------------|----------------------------------|------------------------------|---------------------------------|------------------------------|----------------------------------|-------------------------------|----------------------------------|-------------------------------|----------------------------------|---|----------------------------------|-----------------------------------|------------------------------------|----------------------------------|--------|
| Bernard Gilkey, R (1,7) OBP: 0.386, SLG: 0.440 | | | G5-3 | | L6 | | | K | G4-3 | 5 | 1 | 2 | 1 | 0 | 1 | 1 | San Diego Padres @ St. Louis Cardinals Busch Stadium, St. Louis, MO Sat May 29 1993, 3:33 AM CDT Att: 34,170 - Sunny - 70 F | | | | | |
| Ozzie Smith, S (1,6) OBP: 0.292, SLG: 0.292 | E3 | | G3-1 | | | G6-3 | | | G4-3 | 5 | 0 | 1 | 0 | 0 | 0 | 3 | | | | | | |
| Gregg Jefferies, S (1,3) OBP: 0.339, SLG: 0.401 | G3-6-3 | | G3-1 | | | | | | G1-3 | 5 | 0 | 1 | 0 | 0 | 0 | 6 | | | | | | |
| Todd Zeile, R (1,5) OBP: 0.305, SLG: 0.318 | | | | | F9 | | | | | 4 | 0 | 1 | 1 | 0 | 0 | 3 | | | | | | |
| Ray Lankford, L (1,8) OBP: 0.399, SLG: 0.357 | | | | | | | | | | 1 | 1 | 0 | 0 | 3 | 0 | 0 | | | | | | |
| Mark Whiten, S (1,9) OBP: 0.316, SLG: 0.376 | | | | | | | | | | 4 | 0 | 1 | 0 | 0 | 2 | 3 | | | | | | |
| Luis Alicea, S (1,4) ERA: 4.14 | | | | | | | | | | 3 | 0 | 1 | 0 | 0 | 0 | 2 | | | | | | |
| Rob Murphy, L (8,1) OBP: 1.000, SLG: 1.000 | | | | | | | | | | 0 | 0 | 0 | 0 | 0 | 0 | 0 | | | | | | |
| Gerald Perry, L (9,PH) OBP: 0.456, SLG: 0.444 | | | | | | | | | | 1 | 1 | 1 | 0 | 0 | 0 | 0 | | | | | | |
| Erik Pappas, R (1,2) OBP: 0.377, SLG: 0.367 | | | | | | | | | | 4 | 1 | 1 | 1 | 0 | 1 | 1 | | | | | | |
| Omar Olivares, R (1,1) OBP: 0.167, SLG: 0.167 | | | | | | | | | | 1 | 0 | 0 | 0 | 0 | 0 | 0 | | | | | | |
| Les Lancaster, R (5,1) | | | | | | | | | | 1 | 0 | 0 | 0 | 0 | 1 | 0 | | | | | | |
| José Oquendo, S (8,4) OBP: 0.368, SLG: 0.273 | | | | | | | | | | 1 | 0 | 1 | 0 | 0 | 0 | 0 | | | | | | |
| Rod Brewer, L (9,PH) OBP: 0.275, SLG: 0.255 | | | | | | | | | | 1 | 0 | 1 | 1 | 0 | 0 | 0 | | | | | | |
| Inning Stats | R: 1 E: 1 K: 1 S: 13 | H: 2 LOB: 2 BB: 1 P: 21 | R: 0 E: 0 K: 0 S: 4 | H: 0 LOB: 0 BB: 0 P: 8 | R: 0 E: 0 K: 0 S: 9 | H: 0 LOB: 0 BB: 0 P: 13 | R: 0 E: 0 K: 0 S: 9 | H: 1 LOB: 1 BB: 1 P: 16 | R: 0 E: 0 K: 1 S: 7 | H: 0 LOB: 0 BB: 0 P: 9 | R: 0 E: 0 K: 0 S: 9 | H: 1 LOB: 0 BB: 0 P: 14 | R: 0 E: 0 K: 2 S: 13 | H: 1 LOB: 1 BB: 0 P: 17 | R: 0 E: 0 K: 1 S: 17 | H: 2 LOB: 2 BB: 0 P: 21 | R: 3 E: 0 K: 0 S: 16 | H: 4 LOB: 2 BB: 1 P: 25 | 1B: 10 2B: 2 3B: 0 HR: 0 | SF: 0 SAC: 0 DP: 3 HBP: 0 | WP: 0 PB: 0 SB: 0 CS: 0 | PA: 39 |
| PITCHER | IP WLS BF H R ER SO BB IBB HBP BLK WP HR S P ERA WHIP | | | | | | | | | | | | | | | | | | | | | |
| Greg Harris, R (1,1) ERA: 4.72 | 1.0 W 7 3 3 3 0 1 0 0 0 0 0 15 22 27.00 4.000 | | | | | | | | | | | | | | | | | | | | | |
| Gene Harris, R (9,1) ERA: 2.45 | 0.2 S 3 1 0 0 0 0 0 0 0 0 0 7 9 0.00 1.500 | | | | | | | | | | | | | | | | | | | | | |



| Batter | 1 | 2 | 3 | 4 | 5 | 6 | 7 | 8 | 9 | AB | R | H | RBI | BB | SO | LOB | TOP | | | | | | | | |
|--|---|---|--|---------------------------------|------------------------------|----------------------------------|------------------------------|----------------------------------|------------------------------|---------------------------------|------------------------------|----------------------------------|------------------------------|---------------------------------|------------------------------|----------------------------------|-------------------------------|----------------------------------|----------------------------------|------------------------------------|----------------------------------|--------|--|--|--|
| Tony Gwynn, L (1,9) OBP: 0.357, SLG: 0.412 Rich Rodriguez, L (7,1) Bob Geren, R (9,PH) OBP: 0.273, SLG: 0.291 | 1-1 F8 | | 0-2 F7 | | 1-0 G4-3 | | 0-1 G4-3 | | 0-3 K | 4 | 0 | 0 | 0 | 0 | 0 | 0 | | | | | | | | | |
| Jeff Gardner, L (1,4) OBP: 0.328, SLG: 0.384 | 3-1 1B HR | | 4-0 BB | | 1-1 2B | | 3-1 F7 | | | 3 | 1 | 2 | 0 | 1 | 0 | 0 | | | | | | | | | |
| Gary Sheffield, R (1,5) OBP: 0.330, SLG: 0.455 | 1-0 P6 | | 0-1 F9 | | 0-0 P6 | | | 1-0 G4-3 | | 4 | 0 | 0 | 0 | 0 | 0 | 3 | | | | | | | | | |
| Fred McGriff, L (1,3) OBP: 0.348, SLG: 0.453 | 1-0 1B HR | | 1-3 K | | | 3-1 F8 | | 1-1 F8 | | 4 | 1 | 1 | 0 | 0 | 1 | 1 | | | | | | | | | |
| Phil Plantier, L (1,7) OBP: 0.322, SLG: 0.510 | 1-0 1B HR | | | 2-1 F7 | | 0-1 HR | | 2-3 K | | 4 | 2 | 2 | 4 | 0 | 1 | 0 | | | | | | | | | |
| Derek Bell, R (1,8) OBP: 0.355, SLG: 0.512 | 3-1 F8 | | | 0-0 G6-3 | | 0-0 G5-3 | | | 1-2 G4-3 | 4 | 0 | 0 | 0 | 0 | 0 | 0 | | | | | | | | | |
| Kurt Stillwell, S (1,6) OBP: 0.313, SLG: 0.342 | | 0-0 B1-3 | | 1-2 1B | | 0-0 1B | | 0-3 K | | 4 | 0 | 2 | 0 | 0 | 1 | 0 | | | | | | | | | |
| Kevin Higgins, L (1,2) OBP: 0.143, SLG: 0.286 Ricky Gutierrez, R (9,PH) OBP: 0.377, SLG: 0.309 | 1-1 F9 | | 1-1 G3 | | 2-2 F8 | | 1-2 1B | | 1-1 1B | 3 | 0 | 0 | 0 | 0 | 0 | 2 | | | | | | | | | |
| Kerry Taylor, R (1,1) Tim Scott, R (2,1) Craig Shipley, R (5,PH) Pat Gomez, L (5,1) Phil Clark, R (7,PH) OBP: 0.338, SLG: 0.528 | 1-3 K | | | 1-1 G1-6-3 | | | 1-0 F9 | | 0-1 1B | 1 | 0 | 0 | 0 | 0 | 1 | 0 | | | | | | | | | |
| Inning Stats | R: 3 E: 0 K: 0 S: 9 | H: 3 LOB: 0 BB: 0 P: 19 | R: 0 E: 0 K: 1 S: 6 | H: 0 LOB: 0 BB: 0 P: 8 | R: 0 E: 0 K: 1 S: 8 | H: 0 LOB: 1 BB: 1 P: 13 | R: 0 E: 0 K: 0 S: 8 | H: 1 LOB: 1 BB: 0 P: 12 | R: 0 E: 0 K: 0 S: 6 | H: 1 LOB: 1 BB: 0 P: 9 | R: 1 E: 0 K: 0 S: 9 | H: 2 LOB: 1 BB: 0 P: 14 | R: 0 E: 0 K: 0 S: 5 | H: 0 LOB: 0 BB: 0 P: 9 | R: 0 E: 0 K: 2 S: 6 | H: 2 LOB: 2 BB: 0 P: 10 | R: 0 E: 0 K: 2 S: 15 | H: 2 LOB: 2 BB: 0 P: 17 | 1B: 6 2B: 1 3B: 0 HR: 2 | SF: 0 SAC: 0 DP: 0 HBP: 0 | WP: 0 PB: 0 SB: 1 CS: 1 | PA: 37 | | | |
| PITCHER | IP WLS BF H R ER SO BB IBB HBP BLK WP HR S P ERA WHIP | 7.0 W 29 7 4 4 2 1 0 0 0 0 2 51 84 5.14 1.143 | 2.0 L 8 2 0 0 3 0 0 0 0 0 0 21 27 0.00 1.000 | | | | | | | | | | | | | | | | | | | | | | |

San Diego Padres @ St. Louis Cardinals
 Busch Stadium, St. Louis, MO
 Sun May 30 1993, 3:33 AM CDT
 Att: 40,240 - Cloudy - 81 F

livebaseballscores.com

AB 36
 R 4
 H 9
 RBI 4
 BB 1
 SO 5
 LOB 8



| Batter | 1 | 2 | 3 | 4 | 5 | 6 | 7 | 8 | 9 | AB | R | H | RBI | BB | SO | LOB | BOTTOM | | | | | | | |
|--|---|---|--|--|-------------------------------|----------------------------------|-------------------------------|----------------------------------|------------------------------|---------------------------------|-------------------------------|----------------------------------|------------------------------|----------------------------------|------------------------------|---------------------------------|-----------------------------------|------------------------------------|----------------------------------|--------|--|--|--|--|
| Bernard Gilkey, R (1,7) OBP: 0.394, SLG: 0.442 | 3-2 1B G4-3 | | 1-1 G4-3 | | | 4-2 HR BB | 1-1 F8 | | | 4 | 3 | 2 | 1 | 1 | 0 | 2 | | | | | | | | |
| Ozzie Smith, S (1,6) OBP: 0.395, SLG: 0.330 Rheal Cormier, L (8,1) OBP: 0.111, SLG: 0.111 | 3-1 1B G4-3 | 2-3 3-H 2B 1B | | 0-0 S 1B | | 1-1 HR BB | 1-1 G4-3 | | | 5 | 2 | 4 | 4 | 0 | 0 | 0 | | | | | | | | |
| Gregg Jefferies, S (1,3) OBP: 0.335, SLG: 0.395 Rod Brewer, L (9,3) OBP: 0.275, SLG: 0.255 | 1-2 G4-3 | 3-2 1B S | | 3-3 K | | 0-2 G3 | | 0-0 L5 | | 5 | 1 | 1 | 2 | 0 | 1 | 2 | | | | | | | | |
| Ray Lankford, L (1,8) OBP: 0.394, SLG: 0.352 | 0-0 G4-3 | 1-1 1B PO | | 3-3 K | | 2-3 K | | 1-0 G1-3 | | 5 | 0 | 1 | 1 | 0 | 2 | 2 | | | | | | | | |
| Todd Zeile, R (1,5) OBP: 0.314, SLG: 0.326 Tracy Woodson, R (7,5) OBP: 0.263, SLG: 0.294 | 3-1 P6 | 0-0 PO | 1-1 1B 2B | 4-2 FC6-4 BB | | 4-0 1B BB | | 1-0 FC5-4 1B | | 2 | 2 | 1 | 0 | 2 | 0 | 1 | | | | | | | | |
| Mark Whiten, S (1,9) OBP: 0.318, SLG: 0.377 | | 1-0 G4-3 | 1-1 G6-3 BB | 1-1 FC6-4 | | 0-1 1B | | 1-1 FC5-4 | | 5 | 0 | 2 | 1 | 0 | 0 | 3 | | | | | | | | |
| Luis Alicea, S (1,4) OBP: 0.417, SLG: 0.380 | | 4-1 SH1-4 BB 1B BB | 4-2 G6-3 BB | | 0-0 G4-3 | 1-0 1B | | 1-2 2-H 1B | | 2 | 1 | 1 | 1 | 2 | 0 | 0 | | | | | | | | |
| Hector Villanueva, R (1,2) OBP: 0.180, SLG: 0.239 | | 4-0 1B SH1-4 BB | 3-2 G6-3 | | 3-2 G2-3 | 1-2 G4-3 | | | | 3 | 1 | 0 | 0 | 1 | 0 | 4 | | | | | | | | |
| Rene Arocha, R (1,1) Geronimo Pena, S (7,PH) OBP: 0.338, SLG: 0.333 José Oquendo, S (8,6) OBP: 0.368, SLG: 0.273 | 0-1 SH1-4 | | 1-3 K | | 0-0 G4-3 | | 2-3 K | | | 2 | 0 | 0 | 0 | 0 | 1 | 2 | | | | | | | | |
| Inning Stats | R: 1 E: 0 K: 0 S: 11 | H: 2 LOB: 1 BB: 0 P: 21 | R: 5 E: 0 K: 0 S: 14 | H: 4 LOB: 2 BB: 2 P: 30 | R: 1 E: 0 K: 1 S: 14 | H: 2 LOB: 2 BB: 1 P: 25 | R: 0 E: 0 K: 2 S: 13 | H: 1 LOB: 2 BB: 1 P: 23 | R: 0 E: 0 K: 0 S: 5 | H: 0 LOB: 0 BB: 0 P: 8 | R: 3 E: 0 K: 1 S: 18 | H: 3 LOB: 2 BB: 2 P: 31 | R: 0 E: 0 K: 1 S: 7 | H: 0 LOB: 0 BB: 0 P: 11 | R: 0 E: 0 K: 0 S: 5 | H: 1 LOB: 1 BB: 0 P: 8 | 1B: 10 2B: 2 3B: 0 HR: 1 | SF: 0 SAC: 1 DP: 0 HBP: 0 | WP: 0 PB: 0 SB: 3 CS: 0 | PA: 43 | | | | |
| PITCHER | IP WLS BF H R ER SO BB IBB HBP BLK WP HR S P ERA WHIP | 1.2 L 12 4 1 1 3 2 0 0 0 0 0 29 48 3.86 2.571 | 2.1 L 11 3 3 3 1 2 0 0 0 0 1 23 39 13.50 2.500 | 2.0 L 7 1 0 0 1 0 0 0 0 0 0 12 19 0.00 0.500 | | | | | | | | | | | | | | | | | | | | |

San Diego Padres @ St. Louis Cardinals
 Busch Stadium, St. Louis, MO
 Sun May 30 1993, 3:33 AM CDT
 Att: 40,240 - Cloudy - 81 F

livebaseballscores.com

AB 35
 R 10
 H 13
 RBI 10
 BB 6
 SO 5
 LOB 16



| Batter | 1 | 2 | 3 | 4 | 5 | 6 | 7 | 8 | 9 | AB | R | H | RBI | BB | SO | LOB | TOP | | | | | | | | | | |
|--|-------------------------------|----------------------------------|-------------------------------|----------------------------------|-------------------------------|----------------------------------|-------------------------------|----------------------------------|-------------------------------|----------------------------------|------------------------------|----------------------------------|-------------------------------|----------------------------------|-------------------------------|----------------------------------|---|----------------------------------|------------------------------------|----------------------------------|--------|--|--|--|--|--|--|
| Chuck Carr, S (1, 8) OBP: 0.351, SLG: 0.365 | | | | | | | | | | 5 | 1 | 2 | 2 | 0 | 1 | 2 | Florida Marlins @ San Diego Padres Jack Murphy Stadium, San Diego, CA Fri Jun 04 1993, 10:05 PM EDT Att: 23,262 - Unknown | | | | | | | | | | |
| Bret Barberie, S (1, 4) OBP: 0.392, SLG: 0.317 | | | | | | | | | | 3 | 0 | 0 | 0 | 2 | 2 | 3 | | | | | | | | | | | |
| Benito Santiago, R (1, 2) OBP: 0.302, SLG: 0.368 | | | | | | | | | | 5 | 0 | 2 | 1 | 0 | 1 | 2 | | | | | | | | | | | |
| Orestes Destra, S (1, 3) OBP: 0.300, SLG: 0.328 | | | | | | | | | | 5 | 0 | 0 | 0 | 0 | 3 | 4 | | | | | | | | | | | |
| Dave Magadan, L (1, 5) OBP: 0.310, SLG: 0.370 | | | | | | | | | | 5 | 1 | 2 | 0 | 0 | 2 | 2 | | | | | | | | | | | |
| Jeff Conine, R (1, 7) OBP: 0.378, SLG: 0.358 | | | | | | | | | | 4 | 1 | 1 | 0 | 1 | 2 | 3 | | | | | | | | | | | |
| Gerónimo Berroa, R (1, 9) Greg Briley, L (7, 9) OBP: 0.286, SLG: 0.409 | | | | | | | | | | 3 | 1 | 1 | 0 | 0 | 0 | 1 | | | | | | | | | | | |
| Walt Weiss, S (1, 6) OBP: 0.409, SLG: 0.366 | | | | | | | | | | 3 | 2 | 1 | 0 | 1 | 0 | 0 | | | | | | | | | | | |
| Charlie Hough, R (1, 1) Rick Rentería, R (8, PH) Trevor Hoffman, R (8, 1) | | | | | | | | | | 3 | 0 | 1 | 0 | 0 | 1 | 0 | | | | | | | | | | | |
| Inning Stats | R: 1 E: 0 K: 1 S: 10 | H: 2 LOB: 1 BB: 1 P: 20 | R: 2 E: 1 K: 0 S: 20 | H: 2 LOB: 2 BB: 1 P: 32 | R: 0 E: 0 K: 2 S: 11 | H: 1 LOB: 1 BB: 0 P: 16 | R: 0 E: 0 K: 1 S: 12 | H: 0 LOB: 0 BB: 0 P: 16 | R: 0 E: 0 K: 2 S: 12 | H: 0 LOB: 0 BB: 0 P: 19 | R: 0 E: 0 K: 3 S: 9 | H: 0 LOB: 0 BB: 0 P: 17 | R: 3 E: 0 K: 2 S: 23 | H: 2 LOB: 2 BB: 0 P: 45 | R: 0 E: 1 K: 1 S: 16 | H: 1 LOB: 2 BB: 0 P: 24 | | 1B: 8 2B: 2 3B: 0 HR: 0 | SF: 0 SAC: 0 DP: 1 HBP: 0 | WP: 1 PB: 1 SB: 1 CS: 0 | PA: 43 | | | | | | |
| PITCHER | IP | WLS | BF | H | R | ER | SO | BB | IBB | HBP | BLK | WP | HR | S | P | ERA | WHIP | | | | | | | | | | |
| Bruce Hurst, L (1, 1) ERA: 12.46 | 1.1 | L | 7 | 3 | 2 | 1 | 1 | 1 | 0 | 0 | 0 | 0 | 0 | 17 | 29 | 6.75 | 3.000 | | | | | | | | | | |
| Tim Scott, R (2, 1) ERA: 2.62 | 3.2 | | 17 | 4 | 1 | 0 | 5 | 1 | 0 | 0 | 0 | 0 | 0 | 48 | 74 | 0.00 | 1.364 | | | | | | | | | | |
| Roger Mason, R (6, 1) ERA: 1.98 | 2.0 | | 6 | 0 | 0 | 0 | 4 | 0 | 0 | 0 | 0 | 0 | 0 | 16 | 27 | 0.00 | 0.000 | | | | | | | | | | |
| Rich Rodriguez, L (8, 1) ERA: 4.3 | 1.0 | | 8 | 2 | 3 | 0 | 2 | 0 | 2 | 0 | 0 | 1 | 0 | 23 | 45 | 0.00 | 2.000 | | | | | | | | | | |
| Gene Harris, R (9, 1) ERA: 2.21 | 1.0 | | 5 | 1 | 0 | 0 | 1 | 0 | 0 | 0 | 0 | 0 | 0 | 16 | 24 | 0.00 | 1.000 | | | | | | | | | | |

| Batter | 1 | 2 | 3 | 4 | 5 | 6 | 7 | 8 | 9 | AB | R | H | RBI | BB | SO | LOB | BOTTOM | | | | | | | | | | |
|--|------------------------------|----------------------------------|-------------------------------|----------------------------------|-------------------------------|----------------------------------|-------------------------------|----------------------------------|------------------------------|----------------------------------|-------------------------------|----------------------------------|------------------------------|----------------------------------|-------------------------------|----------------------------------|---|------------------------------|----------------------------------|----------------------------------|------------------------------------|----------------------------------|--------|--|--|--|--|
| Tony Gwynn, L (1, 9) OBP: 0.361, SLG: 0.413 | | | | | | | | | | 4 | 0 | 0 | 0 | 0 | 1 | 0 | Florida Marlins @ San Diego Padres Jack Murphy Stadium, San Diego, CA Fri Jun 04 1993, 10:05 PM EDT Att: 23,262 - Unknown | | | | | | | | | | |
| Jeff Gardner, L (1, 4) OBP: 0.359, SLG: 0.388 | | | | | | | | | | 4 | 0 | 2 | 0 | 0 | 0 | 0 | | | | | | | | | | | |
| Gary Sheffield, R (1, 5) OBP: 0.321, SLG: 0.442 | | | | | | | | | | 4 | 0 | 0 | 0 | 0 | 1 | 2 | | | | | | | | | | | |
| Fred McGriff, L (1, 3) OBP: 0.346, SLG: 0.467 | | | | | | | | | | 4 | 2 | 2 | 1 | 0 | 1 | 0 | | | | | | | | | | | |
| Phil Plantier, L (1, 7) OBP: 0.311, SLG: 0.487 | | | | | | | | | | 3 | 0 | 1 | 0 | 1 | 0 | 0 | | | | | | | | | | | |
| Derek Bell, R (1, 8) Gene Harris, R (9, 1) OBP: 0.348, SLG: 0.497 | | | | | | | | | | 4 | 0 | 1 | 1 | 0 | 2 | 1 | | | | | | | | | | | |
| Kurt Stillwell, S (1, 6) OBP: 0.296, SLG: 0.303 | | | | | | | | | | 3 | 0 | 0 | 0 | 1 | 1 | 3 | | | | | | | | | | | |
| Bob Geren, R (1, 2) Kevin Higgins, L (9, PH) OBP: 0.258, SLG: 0.274 | | | | | | | | | | 3 | 0 | 0 | 0 | 0 | 2 | 5 | | | | | | | | | | | |
| Bruce Hurst, L (1, 1) Tim Scott, R (2, 1) Craig Shipley, R (5, PH) Roger Mason, R (6, 1) Tim Lincecum, R (7, PH) Rich Rodriguez, L (8, 1) Guillermo Velasquez, L (9, 9) OBP: 0.222, SLG: 0.310 | | | | | | | | | | 0 | 0 | 0 | 0 | 0 | 0 | 0 | | | | | | | | | | | |
| Inning Stats | R: 0 E: 0 K: 0 S: 8 | H: 0 LOB: 0 BB: 0 P: 10 | R: 0 E: 1 K: 1 S: 12 | H: 0 LOB: 2 BB: 1 P: 21 | R: 0 E: 0 K: 3 S: 12 | H: 1 LOB: 1 BB: 0 P: 15 | R: 0 E: 0 K: 2 S: 13 | H: 0 LOB: 2 BB: 1 P: 22 | R: 0 E: 0 K: 1 S: 8 | H: 1 LOB: 1 BB: 0 P: 13 | R: 1 E: 0 K: 1 S: 15 | H: 3 LOB: 1 BB: 0 P: 21 | R: 0 E: 0 K: 1 S: 9 | H: 0 LOB: 0 BB: 0 P: 12 | R: 1 E: 0 K: 1 S: 13 | H: 1 LOB: 0 BB: 0 P: 18 | | R: 0 E: 0 K: 1 S: 9 | H: 0 LOB: 0 BB: 0 P: 13 | 1B: 5 2B: 0 3B: 0 HR: 1 | SF: 0 SAC: 0 DP: 0 HBP: 0 | WP: 0 PB: 1 SB: 0 CS: 0 | PA: 36 | | | | |
| PITCHER | IP | WLS | BF | H | R | ER | SO | BB | IBB | HBP | BLK | WP | HR | S | P | ERA | WHIP | | | | | | | | | | |
| Charlie Hough, R (1, 1) ERA: 4.83 | 7.0 | W | 29 | 5 | 1 | 1 | 9 | 2 | 0 | 0 | 0 | 0 | 0 | 77 | 114 | 1.29 | 1.000 | | | | | | | | | | |
| Trevor Hoffman, R (8, 1) ERA: 3.45 | 2.0 | | 7 | 1 | 1 | 1 | 2 | 0 | 0 | 0 | 0 | 0 | 1 | 22 | 31 | 4.50 | 0.500 | | | | | | | | | | |

| | |
|-----|----|
| AB | 39 |
| R | 6 |
| H | 10 |
| RBI | 3 |
| BB | 4 |
| SO | 13 |
| LOB | 23 |



| Batter | 1 | 2 | 3 | 4 | 5 | 6 | 7 | 8 | 9 | AB | R | H | RBI | BB | SO | LOB | TOP | | | | | | | | | | | | | | | | |
|---|---|----------------------------------|------------------------------|----------------------------------|------------------------------|---------------------------------|------------------------------|---------------------------------|------------------------------|----------------------------------|-------------------------------|----------------------------------|-------------------------------|----------------------------------|-------------------------------|----------------------------------|---|----------------------------------|----------------------------------|------------------------------------|----------------------------------|--------|--|--|--|--|--|--|--|--|--|--|--|
| Chuck Carr, S OBP: 0.345, SLG: 0.359 (1, 8) | G5-3 | | G4-3 | | K | | SF8 | | | 3 | 0 | 0 | 1 | 0 | 1 | 1 | Florida Marlins @ San Diego Padres Jack Murphy Stadium, San Diego, CA Sat Jun 05 1993, 10:05 PM EDT Att: 36,315 - Unknown livebaseballscorecards.com | | | | | | | | | | | | | | | | |
| Bret Barberie, S OBP: 0.410, SLG: 0.364 (1, 4) | 1B 3B | | G1-4-3 BB | | | 1B SF9 1B | F7 | | | 3 | 2 | 2 | 0 | 1 | 0 | 1 | | | | | | | | | | | | | | | | | |
| Dave Magadan, L OBP: 0.411, SLG: 0.373 (1, 5) | WP 1B | | G1-4-3 | | | 1B | | | K | 4 | 0 | 2 | 1 | 0 | 1 | 1 | | | | | | | | | | | | | | | | | |
| Orestes Destrade, S OBP: 0.295, SLG: 0.324 (1, 3) | F9 | | | | K | SF9 | | | K | 3 | 0 | 0 | 1 | 0 | 2 | 1 | | | | | | | | | | | | | | | | | |
| Benito Santiago, R OBP: 0.298, SLG: 0.362 (1, 2) | L1-3 | | | | F9 | F8 | | | CI FC4-6 | 3 | 0 | 0 | 0 | 0 | 0 | 2 | | | | | | | | | | | | | | | | | |
| Greg Britley, L OBP: 0.270, SLG: 0.386 (1, 9) | | | G1-3 | | G1-3 | | | | K FC4-6 | 4 | 0 | 0 | 0 | 0 | 1 | 2 | | | | | | | | | | | | | | | | | |
| Jeff Conine, R OBP: 0.376, SLG: 0.361 (1, 7) | P4 | | | | | K | | | K | 4 | 1 | 1 | 0 | 0 | 2 | 0 | | | | | | | | | | | | | | | | | |
| Walt Weiss, S OBP: 0.416, SLG: 0.371 (1, 6) | FC5-4 1B | | | | S BB | | SF8 1B | | F7 | 3 | 0 | 2 | 0 | 1 | 0 | 0 | | | | | | | | | | | | | | | | | |
| Luis Aquino, R OBP: 0.063, SLG: 0.063 (9, PH) | FC5-4 | | | | K2-3 | | L6 | | P4 | 3 | 0 | 0 | 0 | 0 | 1 | 4 | | | | | | | | | | | | | | | | | |
| Alex Arias, R OBP: 0.372, SLG: 0.356 (9, PH) | | | | | | | | | | 1 | 0 | 0 | 0 | 0 | 0 | 0 | | | | | | | | | | | | | | | | | |
| Bryan Harvey, R (9, 1) | | | | | | | | | | 0 | 0 | 0 | 0 | 0 | 0 | 0 | | | | | | | | | | | | | | | | | |
| Inning Stats | R: 1 E: 0 K: 0 S: 7 | H: 2 LOB: 1 BB: 0 P: 14 | R: 0 E: 0 K: 0 S: 8 | H: 1 LOB: 1 BB: 0 P: 12 | R: 0 E: 0 K: 0 S: 3 | H: 0 LOB: 0 BB: 1 P: 8 | R: 0 E: 0 K: 1 S: 7 | H: 0 LOB: 0 BB: 0 P: 9 | R: 0 E: 0 K: 3 S: 9 | H: 0 LOB: 1 BB: 1 P: 17 | R: 1 E: 0 K: 0 S: 14 | H: 2 LOB: 1 BB: 0 P: 23 | R: 1 E: 0 K: 0 S: 17 | H: 2 LOB: 1 BB: 0 P: 25 | R: 0 E: 1 K: 2 S: 13 | H: 0 LOB: 0 BB: 0 P: 20 | R: 0 E: 0 K: 1 S: 7 | H: 0 LOB: 0 BB: 0 P: 12 | 1B: 5 2B: 1 3B: 1 HR: 0 | SF: 2 SAC: 0 DP: 1 HBP: 0 | WP: 1 PB: 0 SB: 1 CS: 0 | PA: 36 | | | | | | | | | | | |
| PITCHER | IP WLS BF H R ER SO BB IBB HBP BLK WP HR S P ERA WHIP | | | | | | | | | | | | | | | | | | | | | | | | | | | | | | | | |
| Wally Whitehurst, R ERA: 4.5 (1, 1) | 5.0 | 19 | 3 | 1 | 1 | 4 | 2 | 0 | 0 | 0 | 0 | 1 | 0 | 34 | 60 | 1.80 | 1.000 | | | | | | | | | | | | | | | | |
| Roger Mason, R ERA: 2.35 (6, 1) | 2.0 | L | 10 | 4 | 2 | 2 | 1 | 0 | 0 | 0 | 0 | 0 | 0 | 31 | 48 | 9.00 | 2.000 | | | | | | | | | | | | | | | | |
| Pat Gomez, L ERA: 5.11 (8, 1) | 1.0 | | 4 | 0 | 0 | 0 | 2 | 0 | 0 | 0 | 0 | 0 | 0 | 13 | 20 | 0.00 | 0.000 | | | | | | | | | | | | | | | | |
| Mark Ettles, R ERA: (9, 1) | 1.0 | | 3 | 0 | 0 | 0 | 1 | 0 | 0 | 0 | 0 | 0 | 0 | 7 | 12 | 0.00 | 0.000 | | | | | | | | | | | | | | | | |

| Batter | 1 | 2 | 3 | 4 | 5 | 6 | 7 | 8 | 9 | AB | R | H | RBI | BB | SO | LOB | BOTTOM | | | | | | | | | | | | | | | | | |
|--|---|----------------------------------|-------------------------------|----------------------------------|------------------------------|---------------------------------|-------------------------------|----------------------------------|------------------------------|----------------------------------|------------------------------|---------------------------------|------------------------------|----------------------------------|-------------------------------|----------------------------------|---|----------------------------------|----------------------------------|------------------------------------|----------------------------------|--------|--|--|--|--|--|--|--|--|--|--|--|--|
| Tony Gwynn, L OBP: 0.360, SLG: 0.410 (1, 9) | FC6-4 1B | | P6 | | F7 | | | | G5-3 | 4 | 0 | 1 | 0 | 0 | 0 | 0 | Florida Marlins @ San Diego Padres Jack Murphy Stadium, San Diego, CA Sat Jun 05 1993, 10:05 PM EDT Att: 36,315 - Unknown livebaseballscorecards.com | | | | | | | | | | | | | | | | | |
| Jeff Gardner, L OBP: 0.356, SLG: 0.385 (1, 4) | FC6-4 BB | | G3 | | | G4-3 1B | | | F7 | 4 | 0 | 1 | 0 | 0 | 0 | 1 | | | | | | | | | | | | | | | | | | |
| Gary Sheffield, R OBP: 0.436, SLG: 0.436 (1, 5) | | | | | | | | | | 3 | 0 | 0 | 0 | 1 | 0 | 1 | | | | | | | | | | | | | | | | | | |
| Tim Teufel, R OBP: 0.361, SLG: 0.514 (9, 5) | G1-6-3 BB | | F9 | | | P2 | | | G4-3 | 0 | 0 | 0 | 0 | 0 | 0 | 0 | | | | | | | | | | | | | | | | | | |
| Fred McGriff, L OBP: 0.341, SLG: 0.458 (1, 3) | G1-6-3 | | | | L9 | G4-3 | | | G4-3 | 4 | 0 | 0 | 0 | 0 | 0 | 3 | | | | | | | | | | | | | | | | | | |
| Phil Plantier, L OBP: 0.309, SLG: 0.488 (1, 7) | | | 1B G6-3 2B | | P5 | | | | K | 4 | 1 | 1 | 0 | 0 | 1 | 1 | | | | | | | | | | | | | | | | | | |
| Derek Bell, R OBP: 0.355, SLG: 0.500 (1, 8) | | | G3 G6-3 1B | | | | | | K | 3 | 0 | 2 | 0 | 0 | 1 | 0 | | | | | | | | | | | | | | | | | | |
| Kevin Higgins, L OBP: 0.240, SLG: 0.250 (1, 2) | | | G6-3 | | F7 | | | | G6-4-3 | 3 | 0 | 0 | 1 | 0 | 0 | 3 | | | | | | | | | | | | | | | | | | |
| Ricky Gutierrez, R OBP: 0.370, SLG: 0.306 (1, 6) | | | G3 | | | K | | | WP 1B | 3 | 0 | 1 | 0 | 0 | 1 | 1 | | | | | | | | | | | | | | | | | | |
| Wally Whitehurst, R ERA: 4.5 (1, 1) | 8.0 | 30 | 6 | 1 | 1 | 2 | 1 | 0 | 1 | 0 | 0 | 0 | 0 | 0 | 0 | 0 | 1 | | | | | | | | | | | | | | | | | |
| Craig Shively, R ERA: 2.20 (5, PH) | | | | | | | | | | 1 | 0 | 0 | 0 | 0 | 0 | 0 | | | | | | | | | | | | | | | | | | |
| Roger Mason, R (6, 1) | | | | | | | | | | 0 | 0 | 0 | 0 | 0 | 0 | 0 | | | | | | | | | | | | | | | | | | |
| Phil Clark, R OBP: 0.341, SLG: 0.508 (7, PH) | | | | | | | | | | 1 | 0 | 0 | 0 | 0 | 0 | 1 | | | | | | | | | | | | | | | | | | |
| Pat Gomez, L (9, 1) | | | | | | | | | | 0 | 0 | 0 | 0 | 0 | 0 | 0 | | | | | | | | | | | | | | | | | | |
| Mark Ettles, R (9, 1) | | | | | | | | | | 0 | 0 | 0 | 0 | 0 | 0 | 0 | | | | | | | | | | | | | | | | | | |
| Inning Stats | R: 0 E: 0 K: 0 S: 9 | H: 1 LOB: 1 BB: 1 P: 16 | R: 1 E: 0 K: 1 S: 11 | H: 2 LOB: 1 BB: 0 P: 17 | R: 0 E: 0 K: 0 S: 4 | H: 0 LOB: 0 BB: 0 P: 5 | R: 0 E: 0 K: 0 S: 10 | H: 1 LOB: 1 BB: 0 P: 14 | R: 0 E: 0 K: 1 S: 8 | H: 0 LOB: 0 BB: 0 P: 10 | R: 0 E: 0 K: 0 S: 6 | H: 1 LOB: 1 BB: 0 P: 7 | R: 0 E: 0 K: 0 S: 8 | H: 1 LOB: 1 BB: 0 P: 14 | R: 0 E: 0 K: 0 S: 10 | H: 0 LOB: 0 BB: 0 P: 16 | R: 0 E: 0 K: 2 S: 10 | H: 0 LOB: 0 BB: 0 P: 16 | 1B: 5 2B: 1 3B: 0 HR: 0 | SF: 0 SAC: 0 DP: 2 HBP: 1 | WP: 1 PB: 0 SB: 0 CS: 0 | PA: 33 | | | | | | | | | | | | |
| PITCHER | IP WLS BF H R ER SO BB IBB HBP BLK WP HR S P ERA WHIP | | | | | | | | | | | | | | | | | | | | | | | | | | | | | | | | | |
| Luis Aquino, R ERA: 2.12 (1, 1) | 8.0 | 30 | 6 | 1 | 1 | 2 | 1 | 0 | 1 | 0 | 0 | 0 | 0 | 0 | 0 | 0 | 1.12 | 0.875 | | | | | | | | | | | | | | | | |
| Bryan Harvey, R ERA: 1.42 (9, 1) | 1.0 | S | 3 | 0 | 0 | 0 | 2 | 0 | 0 | 0 | 0 | 0 | 0 | 10 | 16 | 0.00 | 0.000 | | | | | | | | | | | | | | | | | |

| Batter | 1 | 2 | 3 | 4 | 5 | 6 | 7 | 8 | 9 | AB | R | H | RBI | BB | SO | LOB | TOP | | | | | | | | | | |
|---|-------------------------------|----------------------------------|-------------------------------|----------------------------------|-------------------------------|----------------------------------|-------------------------------|----------------------------------|-------------------------------|----------------------------------|-------------------------------|----------------------------------|------------------------------|----------------------------------|-------------------------------|----------------------------------|---|-------------------------------|----------------------------------|----------------------------------|------------------------------------|----------------------------------|--------|--|--|--|--|
| Chuck Carr, S OBP: 0.341, SLG: 0.354 (1, 8) | G3-1 | | G4-3 | 1B | | E6 | | FC3-5 | | 5 | 1 | 1 | 0 | 0 | 0 | 3 | Florida Marlins @ San Diego Padres Jack Murphy Stadium, San Diego, CA Sun Jun 06 1993, 6:33 AM EDT Att: 18,396 - Sunny - 65 F | | | | | | | | | | |
| Bret Barberie, S OBP: 0.434, SLG: 0.412 (1, 4) | WP | | BB | 2B | | | | HR | | 2 | 2 | 1 | 3 | 3 | 0 | 1 | | | | | | | | | | | |
| Dave Magadan, L OBP: 0.407, SLG: 0.366 (6, 3) | F7 | | 2B | | | F9 | | F9 | | 3 | 1 | 0 | 1 | 1 | 0 | 1 | | | | | | | | | | | |
| Orestes Destrade, S OBP: 0.303, SLG: 0.336 Rick Renteria, R OBP: 0.356, SLG: 0.375 (1, 3) (6, 5) | WP | | 2B | | | L9 | | PB | | 4 | 0 | 3 | 2 | 0 | 0 | 2 | | | | | | | | | | | |
| Benito Santiago, R OBP: 0.295, SLG: 0.358 (1, 2) | K | | G6-3 | | | P4 | | 1B | | 5 | 0 | 1 | 1 | 0 | 1 | 4 | | | | | | | | | | | |
| Greg Britley, L OBP: 0.253, SLG: 0.360 (1, 9) | | F8 | K | | | F9 | | G3 | | 5 | 0 | 0 | 0 | 0 | 1 | 3 | | | | | | | | | | | |
| Jeff Conine, R OBP: 0.372, SLG: 0.353 (1, 7) | L5 | | | K | | WP | | K | | 4 | 1 | 0 | 0 | 1 | 3 | 0 | | | | | | | | | | | |
| Walt Weiss, S OBP: 0.416, SLG: 0.372 (1, 6) | | 1B | | F8 | | E3 | | FC3-5 | | 5 | 1 | 2 | 0 | 0 | 1 | 1 | | | | | | | | | | | |
| Chris Hammond, L OBP: 0.259, SLG: 0.400 Trevor Hoffman, R (8, 1) | K | | | | | K | | E7 | | 4 | 2 | 1 | 1 | 0 | 2 | 3 | | | | | | | | | | | |
| Inning Stats | R: 0 E: 0 K: 1 S: 15 | H: 1 LOB: 2 BB: 1 P: 26 | R: 0 E: 0 K: 1 S: 17 | H: 1 LOB: 1 BB: 0 P: 25 | R: 2 E: 0 K: 1 S: 10 | H: 1 LOB: 1 BB: 2 P: 24 | R: 1 E: 0 K: 1 S: 16 | H: 2 LOB: 1 BB: 0 P: 26 | R: 0 E: 0 K: 0 S: 11 | H: 1 LOB: 1 BB: 0 P: 18 | R: 2 E: 2 K: 1 S: 14 | H: 0 LOB: 2 BB: 2 P: 30 | R: 0 E: 0 K: 1 S: 7 | H: 0 LOB: 0 BB: 0 P: 11 | R: 4 E: 1 K: 0 S: 14 | H: 3 LOB: 1 BB: 1 P: 25 | | R: 0 E: 0 K: 2 S: 9 | H: 0 LOB: 0 BB: 0 P: 12 | 1B: 6 2B: 1 3B: 0 HR: 2 | SF: 1 SAC: 0 DP: 0 HBP: 0 | WP: 3 PB: 1 SB: 1 CS: 0 | PA: 45 | | | | |
| PITCHER | IP | WLS | BF | H | R | ER | SO | BB | IBB | HBP | BLK | WP | HR | S | P | ERA | WHIP | | | | | | | | | | |
| Doug Brocail, R ERA: 3.27 (1, 1) | 5.0 | L | 24 | 6 | 3 | 3 | 4 | 3 | 0 | 0 | 0 | 1 | 1 | 69 | 119 | 5.40 | 1.800 | | | | | | | | | | |
| Kerry Taylor, R ERA: 6.34 (6, 1) | 0.0 | | 2 | 0 | 2 | 0 | 0 | 1 | 0 | 0 | 0 | 0 | 0 | 4 | 10 | ∞ | ∞ | | | | | | | | | | |
| Pat Gomez, L ERA: 4.73 (6, 1) | 2.0 | | 8 | 0 | 0 | 0 | 2 | 0 | 1 | 0 | 0 | 2 | 0 | 17 | 31 | 0.00 | 0.000 | | | | | | | | | | |
| Mark Ettles, R ERA: 9.0 (8, 1) | 1.0 | | 8 | 3 | 4 | 2 | 0 | 1 | 0 | 0 | 0 | 0 | 1 | 14 | 25 | 18.00 | 4.000 | | | | | | | | | | |
| Rich Rodriguez, L ERA: 4.13 (9, 1) | 1.0 | | 3 | 0 | 0 | 0 | 2 | 0 | 0 | 0 | 0 | 0 | 0 | 9 | 12 | 0.00 | 0.000 | | | | | | | | | | |
| Batter | 1 | 2 | 3 | 4 | 5 | 6 | 7 | 8 | 9 | AB | R | H | RBI | BB | SO | LOB | BOTTOM | | | | | | | | | | |
| Tony Gwynn, L OBP: 0.364, SLG: 0.409 (1, 9) | E1 | | G3-1 | | | | | F7 | | 3 | 0 | 1 | 0 | 2 | 0 | 1 | Florida Marlins @ San Diego Padres Jack Murphy Stadium, San Diego, CA Sun Jun 06 1993, 6:33 AM EDT Att: 18,396 - Sunny - 65 F | | | | | | | | | | |
| Ricky Gutierrez, R OBP: 0.360, SLG: 0.299 (1, 6) | B1-5-3-6 | | E6 | | | | | 1B | | 5 | 2 | 1 | 0 | 0 | 2 | 4 | | | | | | | | | | | |
| Derek Bell, R OBP: 0.352, SLG: 0.497 (1, 8) | G4-3 | | 2B | | | | | P3 | | 5 | 0 | 1 | 1 | 0 | 1 | 4 | | | | | | | | | | | |
| Fred McGriff, L OBP: 0.338, SLG: 0.449 (1, 3) | | K | G3-1 | | | | | G6-3 | | 4 | 0 | 0 | 0 | 1 | 1 | 3 | | | | | | | | | | | |
| Phil Clark, R OBP: 0.373, SLG: 0.492 (9, 2) | G5-3 | | | | | | | K | | 4 | 0 | 1 | 0 | 0 | 1 | 0 | | | | | | | | | | | |
| Tim Lincecum, R OBP: 0.356, SLG: 0.507 (1, 5) | 1B | | G1-3 | | | | | F9 | | 3 | 0 | 1 | 1 | 0 | 0 | 0 | | | | | | | | | | | |
| Craig Shipley, R OBP: 0.232, SLG: 0.308 (1, 4) | 1B | | G6-3 | | | | | F9 | | 3 | 0 | 1 | 0 | 1 | 0 | 0 | | | | | | | | | | | |
| Bob Geren, R OBP: 0.271, SLG: 0.287 Phil Plantier, L OBP: 0.307, SLG: 0.484 (8, PH) (9, 7) | 1B | | | | | | | G4-3 | | 3 | 0 | 2 | 0 | 0 | 0 | 0 | | | | | | | | | | | |
| Doug Brocail, L Kerry Taylor, R Pat Gomez, L Kurt Stillwell, S Mark Ettles, R Rich Rodriguez, L Kevin Higgins, L (1, 1) (6, 1) (6, 1) (7, PH) (8, 1) (9, 1) (9, PH) | | | F8 | | | | | SH1-4 | | 1 | 0 | 0 | 0 | 0 | 0 | 0 | | | | | | | | | | | |
| Inning Stats | R: 0 E: 1 K: 0 S: 6 | H: 3 LOB: 2 BB: 0 P: 11 | R: 0 E: 0 K: 1 S: 10 | H: 3 LOB: 0 BB: 0 P: 13 | R: 1 E: 1 K: 0 S: 11 | H: 1 LOB: 1 BB: 0 P: 16 | R: 0 E: 0 K: 0 S: 5 | H: 0 LOB: 0 BB: 0 P: 9 | R: 0 E: 0 K: 1 S: 8 | H: 1 LOB: 2 BB: 1 P: 16 | R: 0 E: 0 K: 1 S: 9 | H: 0 LOB: 0 BB: 0 P: 10 | R: 0 E: 0 K: 0 S: 9 | H: 1 LOB: 1 BB: 0 P: 13 | R: 1 E: 0 K: 1 S: 14 | H: 2 LOB: 3 BB: 2 P: 26 | | R: 0 E: 0 K: 2 S: 11 | H: 0 LOB: 2 BB: 1 P: 21 | 1B: 8 2B: 2 3B: 0 HR: 0 | SF: 1 SAC: 1 DP: 1 HBP: 0 | WP: 1 PB: 0 SB: 0 CS: 0 | PA: 40 | | | | |
| PITCHER | IP | WLS | BF | H | R | ER | SO | BB | IBB | HBP | BLK | WP | HR | S | P | ERA | WHIP | | | | | | | | | | |
| Chris Hammond, L ERA: 4.5 (1, 1) | 7.2 | W | 34 | 9 | 2 | 1 | 3 | 3 | 0 | 0 | 0 | 0 | 0 | 69 | 109 | 1.17 | 1.565 | | | | | | | | | | |
| Trevor Hoffman, R ERA: 3.3 (8, 1) | 1.1 | | 6 | 0 | 0 | 0 | 3 | 1 | 0 | 0 | 0 | 1 | 0 | 14 | 26 | 0.00 | 0.750 | | | | | | | | | | |

| Batter | 1 | 2 | 3 | 4 | 5 | 6 | 7 | 8 | 9 | AB | R | H | RBI | BB | SO | LOB | TOP | | | | | | | | | | |
|--|-------------------------------|----------------------------------|------------------------------|----------------------------------|-------------------------------|----------------------------------|------------------------------|---------------------------------|------------------------------|----------------------------------|------------------------------|----------------------------------|------------------------------|----------------------------------|------------------------------|----------------------------------|---|------------------------------------|----------------------------------|--------|--|--|--|--|--|--|--|
| Deion Sanders, L (1, 8) OBP: 0.272, SLG: 0.368 | 0-3 K | | 2-2 G6-3 | | 0-1 P6 | | 1-2 G4-3 | | | 4 | 0 | 0 | 0 | 0 | 1 | 3 | Atlanta Braves @ San Diego Padres Jack Murphy Stadium, San Diego, CA Mon Jun 07 1993, 10:05 PM EDT Att: 15,402 - Unknown - 68 F | | | | | | | | | | |
| Jeff Blauer, R (1, 6) OBP: 0.426, SLG: 0.426 | 2-2 G5-3 | | 4-1 HBP E | | 1-2 FC5-4 | | 2-1 P3 | | | 3 | 1 | 0 | 0 | 1 | 0 | 2 | | | | | | | | | | | |
| Terry Pendleton, S (1, 5) OBP: 0.296, SLG: 0.299 | 0-1 1B | | 2-1 E | | 0-2 FC6-4 | | | 3-2 1B | | 2 | 1 | 1 | 0 | 0 | 0 | 1 | | | | | | | | | | | |
| Bill Pecota, R (8, PH) OBP: 0.320, SLG: 0.360 | | | 1-2 2B | | | | | | | 1 | 0 | 1 | 0 | 0 | 0 | 0 | | | | | | | | | | | |
| David Justice, L (1, 9) OBP: 0.320, SLG: 0.458 | 2-2 G3 | | 1-2 E7 | | | 1-2 FC5-4 | | 1-1 1B | | 4 | 1 | 2 | 0 | 0 | 0 | 2 | | | | | | | | | | | |
| Ron Gant, R (1, 7) OBP: 0.333, SLG: 0.502 | | 3-2 F8 | 1-2 2B | | | 0-0 FC5-4 | | 0-2 F7 | | 4 | 0 | 1 | 2 | 0 | 0 | 3 | | | | | | | | | | | |
| Sid Bream, L (1, 3) OBP: 0.302, SLG: 0.380 | | 0-0 F7 | | 3-2 F7 | | 0-0 FC8-6-4 | | 0-0 G4-6-3 | | 4 | 0 | 0 | 0 | 0 | 0 | 3 | | | | | | | | | | | |
| Greg Olson, R (1, 2) OBP: 0.296, SLG: 0.272 | | 3-2 G4-3 | | 0-0 F7 | | 2-2 G6-3 | | | 1-1 G6-3 | 4 | 0 | 0 | 0 | 0 | 0 | 1 | | | | | | | | | | | |
| Mark Lemke, S (1, 4) OBP: 0.370, SLG: 0.412 | | | 0-2 P3 | | 0-0 G4-3 | | 0-0 SH2-4 | | 2-2 L7 | 4 | 0 | 1 | 0 | 0 | 0 | 0 | | | | | | | | | | | |
| Steve Avery, L (1, 1) OBP: 0.185, SLG: 0.192 | | | 0-0 HBP E | | | 1-0 SH2-4 | | 0-1 G1-3 | | 3 | 1 | 2 | 0 | 0 | 0 | 0 | | | | | | | | | | | |
| Inning Stats | R: 0 E: 0 K: 1 S: 11 | H: 1 LOB: 1 BB: 0 P: 15 | R: 0 E: 0 K: 0 S: 8 | H: 0 LOB: 0 BB: 0 P: 14 | R: 4 E: 1 K: 0 S: 18 | H: 2 LOB: 1 BB: 1 P: 28 | R: 0 E: 0 K: 0 S: 5 | H: 0 LOB: 0 BB: 0 P: 8 | R: 0 E: 0 K: 0 S: 9 | H: 1 LOB: 1 BB: 0 P: 10 | R: 0 E: 0 K: 0 S: 7 | H: 1 LOB: 1 BB: 0 P: 11 | R: 0 E: 0 K: 0 S: 9 | H: 2 LOB: 1 BB: 0 P: 13 | R: 0 E: 0 K: 0 S: 7 | H: 0 LOB: 0 BB: 0 P: 10 | 1B: 6 2B: 2 3B: 0 HR: 0 | SF: 0 SAC: 1 DP: 1 HBP: 1 | WP: 0 PB: 0 SB: 0 CS: 0 | PA: 36 | | | | | | | |
| PITCHER | IP | WLS | BF | H | R | ER | SO | BB | IBB | HBP | BLK | WP | HR | S | P | ERA | WHIP | | | | | | | | | | |
| Andy Benes, R (1, 1) ERA: 2.71 | 8.0 | L | 33 | 8 | 4 | 0 | 1 | 1 | 0 | 1 | 0 | 0 | 0 | 75 | 110 | 0.00 | 1.125 | | | | | | | | | | |
| Tim Scott, R (9, 1) ERA: 2.55 | 1.0 | | 3 | 0 | 0 | 0 | 0 | 0 | 0 | 0 | 0 | 0 | 0 | 7 | 10 | 0.00 | 0.000 | | | | | | | | | | |

| | |
|-----|----|
| AB | 33 |
| R | 4 |
| H | 8 |
| RBI | 2 |
| BB | 1 |
| SO | 1 |
| LOB | 15 |



| Batter | 1 | 2 | 3 | 4 | 5 | 6 | 7 | 8 | 9 | AB | R | H | RBI | BB | SO | LOB | BOTTOM | | | | | | | | | | |
|--|------------------------------|---------------------------------|------------------------------|---------------------------------|------------------------------|---------------------------------|------------------------------|----------------------------------|------------------------------|---------------------------------|------------------------------|----------------------------------|-------------------------------|----------------------------------|-------------------------------|----------------------------------|---|------------------------------------|----------------------------------|--------|--|--|--|--|--|--|--|
| Tony Gwynn, L (1, 9) OBP: 0.359, SLG: 0.402 | 0-0 F8 | | 0-1 F9 | | | 1-1 G3 | | | 2-3 K | 4 | 0 | 0 | 0 | 0 | 1 | 0 | Atlanta Braves @ San Diego Padres Jack Murphy Stadium, San Diego, CA Mon Jun 07 1993, 10:05 PM EDT Att: 15,402 - Unknown - 68 F | | | | | | | | | | |
| Ricky Gutierrez, R (1, 6) OBP: 0.344, SLG: 0.284 | 0-1 G1-3 | | 1-1 G1-3 | | | 0-0 G6-3 | | | 3-3 K | 4 | 0 | 0 | 0 | 0 | 1 | 0 | | | | | | | | | | | |
| Gary Sheffield, R (1, 5) OBP: 0.327, SLG: 0.442 | 2-1 1B | | | 1-0 1B | | 0-0 P4 | | | 0-0 1B | 4 | 0 | 3 | 0 | 0 | 0 | 0 | | | | | | | | | | | |
| Fred McGriff, L (1, 3) OBP: 0.332, SLG: 0.441 | 0-0 F7 | | | 1-0 F7 | | | 1-2 F8 | | 3-2 L7 | 4 | 0 | 0 | 0 | 0 | 0 | 3 | | | | | | | | | | | |
| Derek Bell, R (1, 8) OBP: 0.352, SLG: 0.495 | | 0-0 F8 | | 1-0 F9 | | | 2-3 K | | | 3 | 0 | 1 | 0 | 0 | 1 | 1 | | | | | | | | | | | |
| Phil Clark, R (1, 7) OBP: 0.357, SLG: 0.470 | | 1-1 SAFE F8 | | 2-2 G5-3 | | | 0-0 F8 | | | 3 | 0 | 0 | 0 | 0 | 0 | 2 | | | | | | | | | | | |
| Tim Teufel, R (1, 4) OBP: 0.344, SLG: 0.487 | | 2-1 G5-3 | | | 2-1 G5-3 | | | 1-2 G5-3 | | 3 | 0 | 0 | 0 | 0 | 0 | 1 | | | | | | | | | | | |
| Bob Geren, R (1, 2) OBP: 0.263, SLG: 0.278 | | 0-0 G5-3 | | | 2-2 P2 | | | 1-2 G6-3 | | 3 | 0 | 0 | 0 | 0 | 0 | 1 | | | | | | | | | | | |
| Andy Benes, R (1, 1) OBP: 0.207, SLG: 0.357 | | | 1-2 G5-3 | | | 1-0 P3 | | | 2-3 K | 2 | 0 | 0 | 0 | 0 | 0 | 0 | | | | | | | | | | | |
| Kurt Stillwell, S (8, PH) OBP: 0.300, SLG: 0.308 | | | | | | | | | | 1 | 0 | 0 | 0 | 0 | 1 | 0 | | | | | | | | | | | |
| Tim Scott, R (9, 1) ERA: 2.55 | | | | | | | | | | 0 | 0 | 0 | 0 | 0 | 0 | 0 | | | | | | | | | | | |
| Inning Stats | R: 0 E: 0 K: 0 S: 6 | H: 1 LOB: 1 BB: 0 P: 8 | R: 0 E: 0 K: 0 S: 6 | H: 1 LOB: 0 BB: 0 P: 9 | R: 0 E: 0 K: 0 S: 7 | H: 0 LOB: 0 BB: 0 P: 9 | R: 0 E: 0 K: 0 S: 6 | H: 1 LOB: 1 BB: 0 P: 11 | R: 0 E: 0 K: 0 S: 4 | H: 0 LOB: 0 BB: 0 P: 5 | R: 0 E: 0 K: 1 S: 7 | H: 0 LOB: 0 BB: 0 P: 10 | R: 0 E: 0 K: 1 S: 10 | H: 0 LOB: 0 BB: 0 P: 14 | R: 0 E: 0 K: 2 S: 12 | H: 1 LOB: 1 BB: 0 P: 20 | 1B: 4 2B: 0 3B: 0 HR: 0 | SF: 0 SAC: 0 DP: 0 HBP: 0 | WP: 0 PB: 0 SB: 0 CS: 1 | PA: 31 | | | | | | | |
| PITCHER | IP | WLS | BF | H | R | ER | SO | BB | IBB | HBP | BLK | WP | HR | S | P | ERA | WHIP | | | | | | | | | | |
| Steve Avery, L (1, 1) ERA: 2.8 | 9.0 | W | 31 | 4 | 0 | 0 | 4 | 0 | 0 | 0 | 0 | 0 | 0 | 64 | 97 | 0.00 | 0.444 | | | | | | | | | | |



| Batter | 1 | 2 | 3 | 4 | 5 | 6 | 7 | 8 | 9 | AB | R | H | RBI | BB | SO | LOB | TOP | | | | | | | |
|---|---|---|--|--|-------------------------------|----------------------------------|-------------------------------|----------------------------------|------------------------------|----------------------------------|-------------------------------|----------------------------------|------------------------------|----------------------------------|------------------------------|----------------------------------|------------------------------|----------------------------------|----------------------------------|------------------------------------|-------------------------|--------|--|--|
| Deion Sanders, L (1, 8) OBP: 0.256, SLG: 0.346 | 1-1 G3 | | 2-2 F9 | | 0-0 FC1-6 F8 S | | 0-1 L9 | 1-0 G4-3 | | 5 | 0 | 0 | 0 | 0 | 0 | 2 | | | | | | | | |
| Jeff Blauer, R (1, 6) OBP: 0.432, SLG: 0.432 | 0-0 S | | 3-2 S | | 3-2 F8 | | 4-0 FC4-6 BB | | 0-2 G4-3 | 4 | 0 | 2 | 0 | 1 | 0 | 1 | | | | | | | | |
| Terry Pendleton, S (1, 5) OBP: 0.261, SLG: 0.292 | 2-1 F9 | | 3-2 L5 | | 0-0 F7 | | 0-1 FC4-6 HR | | 0-0 G4-3 | 5 | 1 | 0 | 0 | 0 | 0 | 4 | | | | | | | | |
| David Justice, L (1, 9) OBP: 0.317, SLG: 0.466 | 3-1 P6 | | | 1-1 G3 | | 1-3 K | 0-0 HR | | 1-3 K | 5 | 1 | 1 | 2 | 0 | 2 | 1 | | | | | | | | |
| Ron Gant, R (1, 7) OBP: 0.336, SLG: 0.512 | | 2-2 E5 G3 S | | 3-2 P7 | | 2-1 G4-3 2B | 0-0 2B | | | 4 | 1 | 2 | 0 | 0 | 0 | 0 | | | | | | | | |
| Sid DREAM, L (1, 3) OBP: 0.303, SLG: 0.386 | | 3-1 F7 | | 2-1 1B 2B | | 0-1 G4-3 | 0-1 P3 | | | 3 | 1 | 1 | 0 | 0 | 0 | 2 | | | | | | | | |
| Brian Hunter, R (7, PH) OBP: 0.200, SLG: 0.261 | | 1-2 SAFE | | | | 2-3 2B | | | | 1 | 0 | 0 | 0 | 0 | 0 | 1 | | | | | | | | |
| Damon Berryhill, S (1, 2) OBP: 0.286, SLG: 0.385 | | 0-0 G3 | | 0-0 1B | | 2-0 2B | | 0-0 SH5-4 1B | | 4 | 0 | 3 | 2 | 0 | 0 | 1 | | | | | | | | |
| Mark Lemke, S (1, 4) OBP: 0.368, SLG: 0.406 | | 0-0 G5-3 | | 1-3 K | | 4-0 IBB | | 2-2 F9 | | 3 | 0 | 0 | 0 | 1 | 1 | 3 | | | | | | | | |
| Pete Smith, R (1, 1) OBP: 0.286, SLG: 0.316 | | | 2-1 F8 | | 1-1 FC1-6 1B | 2-3 K | | 0-0 SH5-4 | | 3 | 0 | 1 | 0 | 0 | 1 | 2 | | | | | | | | |
| Mike Stanton, L (8, 1) | | | | | | | | 1-2 | | 0 | 0 | 0 | 0 | 0 | 0 | 0 | | | | | | | | |
| Inning Stats | R: 0 E: 0 K: 0 S: 7 | H: 1 LOB: 1 BB: 0 P: 13 | R: 0 E: 1 K: 0 S: 7 | H: 0 LOB: 1 BB: 0 P: 12 | R: 0 E: 0 K: 0 S: 13 | H: 1 LOB: 1 BB: 0 P: 23 | R: 1 E: 0 K: 1 S: 12 | H: 2 LOB: 1 BB: 0 P: 19 | R: 0 E: 0 K: 0 S: 8 | H: 1 LOB: 1 BB: 0 P: 12 | R: 1 E: 0 K: 2 S: 11 | H: 2 LOB: 2 BB: 1 P: 22 | R: 2 E: 0 K: 0 S: 8 | H: 2 LOB: 1 BB: 1 P: 12 | R: 0 E: 0 K: 0 S: 7 | H: 1 LOB: 0 BB: 0 P: 10 | R: 0 E: 0 K: 1 S: 9 | H: 0 LOB: 0 BB: 0 P: 10 | 1B: 4 2B: 5 3B: 0 HR: 1 | SF: 0 SAC: 1 DP: 0 HBP: 0 | WP: 0 PB: 0 CS: 0 | PA: 40 | | |
| PITCHER | IP WLS BF H R ER SO BB IBB HBP BLK WP HR S P ERA WHIP | 6.2 32 9 4 4 3 1 1 0 0 0 1 64 111 5.40 1.500 | 1.1 5 1 0 0 0 0 0 0 0 0 0 9 12 0.00 0.750 | 1.0 W 3 0 0 0 1 0 0 0 0 0 9 10 0.00 0.000 | | | | | | | | | | | | | | | | | | | | |

Atlanta Braves @ San Diego Padres
 Jack Murphy Stadium, San Diego, CA
 Tue Jun 08 1993, 10:05 PM EDT
 Att: 20,472 - Unknown - 71 F

| | |
|-----|----|
| AB | 37 |
| R | 4 |
| H | 10 |
| RBI | 4 |
| BB | 2 |
| SO | 4 |
| LOB | 17 |



| Batter | 1 | 2 | 3 | 4 | 5 | 6 | 7 | 8 | 9 | AB | R | H | RBI | BB | SO | LOB | BOTTOM | | | | | | | |
|---|---|--|--|----------------------------------|------------------------------|----------------------------------|------------------------------|----------------------------------|------------------------------|----------------------------------|------------------------------|----------------------------------|------------------------------|---------------------------------|-------------------------------|----------------------------------|------------------------------|----------------------------------|----------------------------------|------------------------------------|-------------------------|--------|--|--|
| Tony Gwynn, L (1, 9) OBP: 0.359, SLG: 0.397 | 1-2 G5-3 | | 4-0 IBB | | | 0-1 G4-3 | | 2-2 F8 | 4-0 1B | 3 | 0 | 0 | 0 | 2 | 0 | 1 | | | | | | | | |
| Jeff Gardner, L (1, 4) OBP: 0.350, SLG: 0.377 | 1-2 G6-3 | | 1-0 G1-3 | | | 3-2 F7 | | 2-3 K HR | 0-1 IBB | 3 | 0 | 0 | 0 | 0 | 0 | 2 | | | | | | | | |
| Tim Teufel, R (8, PH) OBP: 0.341, SLG: 0.481 | | | | | | | | 3-H HR | 1-2 3-H 1B | 1 | 1 | 0 | 0 | 0 | 1 | 0 | | | | | | | | |
| Gene Harris, R (9, 1) OBP: 0.240, SLG: 0.315 | | | | | | | | | | 1 | 0 | 1 | 1 | 0 | 0 | 0 | | | | | | | | |
| Craig Shipley, R (9, PH) OBP: 0.240, SLG: 0.315 | | | | | | | | | | | | | | | | | | | | | | | | |
| Gary Sheffield, R (1, 5) OBP: 0.335, SLG: 0.467 | 3-3 K | | | 1-0 2B | | 0-2 1B | | 2-0 HR | | 4 | 1 | 3 | 2 | 0 | 1 | 0 | | | | | | | | |
| Fred McGriff, L (1, 3) OBP: 0.327, SLG: 0.433 | | 1-2 G4-3 | | 1-0 L8 | | 0-0 G4-3 | | 1-3 K | | 4 | 0 | 0 | 0 | 0 | 1 | 2 | | | | | | | | |
| Phil Plantier, L (1, 7) OBP: 0.300, SLG: 0.472 | | 3-2 G4-3 | | 1-3 K | | | | 0-0 F8 | | 3 | 0 | 0 | 0 | 0 | 2 | 1 | | | | | | | | |
| Phil Clark, R (8, PH) OBP: 0.352, SLG: 0.463 | | | | | | | | | | 1 | 0 | 0 | 0 | 0 | 0 | 0 | | | | | | | | |
| Derek Bell, R (1, 8) OBP: 0.350, SLG: 0.490 | | 1-0 F8 | | 0-3 K | | 0-0 L7 | | | 0-1 1B 1B | 4 | 1 | 1 | 0 | 0 | 1 | 1 | | | | | | | | |
| Kevin Higgins, L (1, 2) OBP: 0.200, SLG: 0.207 | | | 1-0 G6-3 | | 2-1 F7 | | 2-1 F7 | | 0-0 B1 | 4 | 0 | 0 | 0 | 0 | 0 | 1 | | | | | | | | |
| Ricky Gutierrez, R (1, 6) OBP: 0.362, SLG: 0.298 | | | 4-1 SH1-4 BB | | 1-3 K | | | 1-0 BLK E 1B | 1-1 1B 1B | 3 | 1 | 2 | 0 | 1 | 1 | 0 | | | | | | | | |
| Greg Harris, R (1, 1) OBP: 0.303, SLG: 0.323 | | | 1-1 SH1-4 | | 0-3 K | | | 2-1 E6 F8 PB 1B | 0-1 P3 | 1 | 0 | 0 | 0 | 0 | 1 | 0 | | | | | | | | |
| Rich Rodriguez, L (7, 1) OBP: 0.304, SLG: 0.312 | | | | | | | | | | 0 | 0 | 0 | 0 | 0 | 0 | 0 | | | | | | | | |
| Kurt Stillwell, S (8, PH) OBP: 0.304, SLG: 0.312 | | | | | | | | | | 2 | 1 | 1 | 0 | 0 | 0 | 2 | | | | | | | | |
| Inning Stats | R: 0 E: 0 K: 1 S: 10 | H: 0 LOB: 0 BB: 0 P: 15 | R: 0 E: 0 K: 0 S: 7 | H: 0 LOB: 0 BB: 0 P: 12 | R: 0 E: 0 K: 0 S: 5 | H: 0 LOB: 2 BB: 2 P: 16 | R: 0 E: 0 K: 2 S: 9 | H: 1 LOB: 1 BB: 0 P: 12 | R: 0 E: 0 K: 0 S: 8 | H: 0 LOB: 0 BB: 0 P: 11 | R: 0 E: 0 K: 0 S: 9 | H: 1 LOB: 1 BB: 0 P: 12 | R: 0 E: 0 K: 1 S: 6 | H: 0 LOB: 0 BB: 0 P: 9 | R: 4 E: 1 K: 2 S: 16 | H: 3 LOB: 3 BB: 0 P: 26 | R: 1 E: 0 K: 0 S: 9 | H: 3 LOB: 3 BB: 1 P: 14 | 1B: 6 2B: 1 3B: 0 HR: 1 | SF: 0 SAC: 1 DP: 0 HBP: 0 | WP: 0 PB: 1 CS: 0 | PA: 38 | | |
| PITCHER | IP WLS BF H R ER SO BB IBB HBP BLK WP HR S P ERA WHIP | 7.0 27 4 2 2 6 1 1 0 1 1 0 57 93 2.57 0.714 | 1.2 L 11 4 3 2 2 0 1 0 0 0 1 22 34 10.80 2.400 | | | | | | | | | | | | | | | | | | | | | |

Atlanta Braves @ San Diego Padres
 Jack Murphy Stadium, San Diego, CA
 Tue Jun 08 1993, 10:05 PM EDT
 Att: 20,472 - Unknown - 71 F

| | |
|-----|----|
| AB | 34 |
| R | 5 |
| H | 8 |
| RBI | 3 |
| BB | 3 |
| SO | 8 |
| LOB | 10 |



| Batter | 1 | 2 | 3 | 4 | 5 | 6 | 7 | 8 | 9 | AB | R | H | RBI | BB | SO | LOB | TOP | | | | | |
|---|---|----------------------------------|------------------------------|----------------------------------|------------------------------|----------------------------------|------------------------------|----------------------------------|-------------------------------|----------------------------------|------------------------------|---------------------------------|-------------------------------|----------------------------------|------------------------------|----------------------------------|---|-------------------------------|----------------------------------|----------------------------------|------------------------------------|----------------------------------|
| Brett Butler, L OBP: 0.395, SLG: 0.374 (1, 8) | | | | | | | | | | 4 | 0 | 1 | 0 | 1 | 1 | 4 | Los Angeles Dodgers @ San Diego Padres Jack Murphy Stadium, San Diego, CA Thu Jun 10 1993, 6:33 AM EDT Att: 18,151 - Sunny - 79 F | | | | | |
| Jose Offerman, S OBP: 0.380, SLG: 0.358 Roger McDowell, R OBP: 0.500, SLG: 0.500 Todd Worrell, R (8, 1) Mitch Webster, S OBP: 0.295, SLG: 0.346 (9, PH) | | | | | | | | | | 3 | 0 | 0 | 1 | 1 | 0 | 2 | | | | | | |
| Darryl Strawberry, L OBP: 0.293, SLG: 0.315 (1, 7) | | | | | | | | | | 4 | 0 | 0 | 0 | 0 | 1 | 4 | | | | | | |
| Tim Wallach, R OBP: 0.278, SLG: 0.387 (1, 5) | | | | | | | | | | 4 | 1 | 1 | 1 | 0 | 0 | 0 | | | | | | |
| Cory Snyder, R OBP: 0.392, SLG: 0.432 (1, 9) | | | | | | | | | | 4 | 0 | 0 | 0 | 0 | 1 | 0 | | | | | | |
| Eric Karros, R OBP: 0.320, SLG: 0.403 (1, 3) | | | | | | | | | | 4 | 1 | 2 | 0 | 0 | 0 | 0 | | | | | | |
| Carlos Hernandez, R OBP: 0.280, SLG: 0.480 (1, 2) | | | | | | | | | | 4 | 0 | 2 | 0 | 0 | 0 | 2 | | | | | | |
| Jody Reed, R OBP: 0.333, SLG: 0.346 (1, 4) Lenny Harris, L OBP: 0.292, SLG: 0.278 (9, PH) | | | | | | | | | | 3 | 0 | 1 | 0 | 0 | 0 | 3 | | | | | | |
| Ramon Martinez, R OBP: 0.179, SLG: 0.222 (5, PH) Dave Hansen, L OBP: 0.278, SLG: 0.188 (5, 1) Ricky Tricek, R (8, 1) Omar Daal, L (7, PH) Mike Sharperson, R OBP: 0.141, SLG: 0.320 (7, 9) | | | | | | | | | | 1 | 0 | 1 | 0 | 0 | 0 | 0 | | | | | | |
| Inning Stats | R: 0 E: 0 K: 1 S: 12 | H: 0 LOB: 0 BB: 0 P: 16 | R: 0 E: 1 K: 0 S: 9 | H: 1 LOB: 2 BB: 0 P: 16 | R: 0 E: 0 K: 0 S: 9 | H: 1 LOB: 0 BB: 0 P: 14 | R: 0 E: 0 K: 0 S: 9 | H: 0 LOB: 0 BB: 0 P: 12 | R: 1 E: 0 K: 0 S: 12 | H: 2 LOB: 3 BB: 2 P: 26 | R: 1 E: 0 K: 1 S: 7 | H: 2 LOB: 1 BB: 0 P: 9 | R: 0 E: 0 K: 2 S: 13 | H: 1 LOB: 1 BB: 0 P: 17 | R: 0 E: 0 K: 0 S: 9 | H: 0 LOB: 0 BB: 0 P: 13 | | R: 0 E: 0 K: 2 S: 10 | H: 1 LOB: 2 BB: 1 P: 17 | 1B: 4 2B: 4 3B: 0 HR: 1 | SF: 0 SAC: 0 DP: 1 HBP: 0 | WP: 0 PB: 0 SB: 0 CS: 0 |
| PITCHER | IP WLS BF H R ER SO BB IBB HBP BLK WP HR S P ERA WHIP | | | | | | | | | | | | | | | | | | | | | |
| Wally Whitehurst, R ERA: 4.3 | 5.2 W 25 6 2 2 2 2 0 0 0 0 0 1 57 92 3.18 1.412 | | | | | | | | | | | | | | | | | | | | | |
| Tim Scott, R ERA: 2.52 | 0.1 1 0 0 0 0 0 0 0 0 0 0 0 0 1 1 0.00 0.000 | | | | | | | | | | | | | | | | | | | | | |
| Rich Rodriguez, L ERA: 3.78 | 1.0 4 1 0 0 2 0 0 0 0 0 0 0 13 17 0.00 1.000 | | | | | | | | | | | | | | | | | | | | | |
| Mark Ettles, R ERA: 6.0 | 1.0 3 0 0 0 0 0 0 0 0 0 0 0 9 13 0.00 0.000 | | | | | | | | | | | | | | | | | | | | | |
| Roger Mason, R ERA: 2.28 | 1.0 5 1 0 0 2 1 0 0 0 0 0 0 10 17 0.00 2.000 | | | | | | | | | | | | | | | | | | | | | |

| | |
|-----|----|
| AB | 35 |
| R | 2 |
| H | 8 |
| RBI | 2 |
| BB | 3 |
| SO | 6 |
| LOB | 19 |



| Batter | 1 | 2 | 3 | 4 | 5 | 6 | 7 | 8 | 9 | AB | R | H | RBI | BB | SO | LOB | BOTTOM | | | |
|---|---|----------------------------------|-------------------------------|----------------------------------|-------------------------------|----------------------------------|-------------------------------|----------------------------------|-------------------------------|----------------------------------|-------------------------------|----------------------------------|------------------------------|---------------------------------|-------------------------------|----------------------------------|---|----------------------------------|------------------------------------|----------------------------------|
| Tony Gwynn, L OBP: 0.365, SLG: 0.428 (1, 9) Phil Clark, R OBP: 0.347, SLG: 0.456 (7, 9) (9, 2) | | | | | | | | | | 4 | 3 | 3 | 4 | 0 | 0 | 0 | Los Angeles Dodgers @ San Diego Padres Jack Murphy Stadium, San Diego, CA Thu Jun 10 1993, 6:33 AM EDT Att: 18,151 - Sunny - 79 F | | | |
| Jeff Gardner, L OBP: 0.351, SLG: 0.384 (1, 4) | | | | | | | | | | 5 | 2 | 2 | 1 | 0 | 0 | 1 | | | | |
| Gary Sheffield, R OBP: 0.342, SLG: 0.479 Craig Shipley, R OBP: 0.247, SLG: 0.323 (6, PR) (7, 5) | | | | | | | | | | 3 | 1 | 2 | 2 | 0 | 0 | 0 | | | | |
| Fred McGriff, L OBP: 0.325, SLG: 0.429 Rich Rodriguez, L (7, 1) Mark Ettles, R (8, 1) Tim Teufel, R OBP: 0.348, SLG: 0.525 (8, PH) Roger Mason, R (9, 1) | | | | | | | | | | 4 | 0 | 1 | 1 | 0 | 0 | 1 | | | | |
| Phil Planter, L OBP: 0.303, SLG: 0.488 (1, 7) | | | | | | | | | | 4 | 1 | 1 | 2 | 1 | 1 | 2 | | | | |
| Derek Bell, R OBP: 0.351, SLG: 0.486 (1, 8) | | | | | | | | | | 4 | 0 | 1 | 0 | 1 | 2 | 2 | | | | |
| Kevin Higgins, L OBP: 0.229, SLG: 0.212 (9, 9) | | | | | | | | | | 4 | 2 | 1 | 0 | 0 | 0 | 4 | | | | |
| Ricky Gutierrez, R OBP: 0.364, SLG: 0.330 (1, 6) | | | | | | | | | | 4 | 2 | 1 | 2 | 1 | 0 | 1 | | | | |
| Wally Whitehurst, R OBP: 0.100, SLG: 0.100 Tim Scott, R (6, 1) Guillermo Velasquez, L (6, PH) (7, 3) | | | | | | | | | | 2 | 0 | 0 | 0 | 0 | 1 | 0 | | | | |
| Inning Stats | R: 0 E: 0 K: 0 S: 9 | H: 0 LOB: 0 BB: 0 P: 13 | R: 0 E: 0 K: 2 S: 10 | H: 0 LOB: 0 BB: 0 P: 16 | R: 4 E: 0 K: 1 S: 21 | H: 5 LOB: 2 BB: 1 P: 33 | R: 0 E: 0 K: 1 S: 11 | H: 0 LOB: 0 BB: 0 P: 16 | R: 2 E: 0 K: 0 S: 11 | H: 2 LOB: 0 BB: 0 P: 15 | R: 5 E: 0 K: 0 S: 16 | H: 3 LOB: 3 BB: 3 P: 42 | R: 0 E: 0 K: 0 S: 4 | H: 0 LOB: 0 BB: 0 P: 7 | R: 3 E: 0 K: 0 S: 18 | H: 4 LOB: 1 BB: 0 P: 22 | | 1B: 6 2B: 2 3B: 2 HR: 4 | SF: 0 SAC: 0 DP: 0 HBP: 2 | WP: 0 PB: 0 SB: 0 CS: 0 |
| PITCHER | IP WLS BF H R ER SO BB IBB HBP BLK WP HR S P ERA WHIP | | | | | | | | | | | | | | | | | | | |
| Ramon Martinez, R ERA: 3.32 | 4.0 L 18 5 4 4 4 4 0 0 0 0 0 2 51 78 9.00 1.500 | | | | | | | | | | | | | | | | | | | |
| Ricky Tricek, R ERA: 4.94 | 1.1 12 4 7 7 0 2 0 2 0 0 0 0 19 37 47.25 4.500 | | | | | | | | | | | | | | | | | | | |
| Omar Daal, L ERA: 3.6 | 0.2 4 1 0 0 0 0 0 1 0 0 0 0 8 20 0.00 1.500 | | | | | | | | | | | | | | | | | | | |
| Roger McDowell, R ERA: 1.91 | 1.0 3 0 0 0 0 0 0 0 0 0 0 0 4 7 0.00 0.000 | | | | | | | | | | | | | | | | | | | |
| Todd Worrell, R ERA: 10.8 | 1.0 7 4 3 3 0 0 0 0 0 0 0 2 18 22 27.00 4.000 | | | | | | | | | | | | | | | | | | | |

| | |
|-----|----|
| AB | 38 |
| R | 14 |
| H | 14 |
| RBI | 14 |
| BB | 4 |
| SO | 4 |
| LOB | 11 |



| Batter | 1 | 2 | 3 | 4 | 5 | 6 | 7 | 8 | 9 | AB | R | H | RBI | BB | SO | LOB | TOP | | | | | | | | |
|---|-------------------------------|----------------------------------|------------------------------|----------------------------------|------------------------------|----------------------------------|-------------------------------|----------------------------------|-------------------------------|----------------------------------|-------------------------------|----------------------------------|------------------------------|----------------------------------|------------------------------|----------------------------------|--|----------------------------------|----------------------------------|------------------------------------|----------------------------------|--------|--|--|--|
| Brett Butler, L OBP: 0.388, SLG: 0.366 (1, 8) | F7 | | B2-3 | | G4-3 | | B2 | | G6-3 | 5 | 0 | 0 | 0 | 0 | 0 | 3 | Los Angeles Dodgers @ San Diego Padres Jack Murphy Stadium, San Diego, CA Fri Jun 11, 1993, 10:05 PM EDT Att: 21,316 - Unknown | | | | | | | | |
| Jose Offerman, S OBP: 0.382, SLG: 0.361 (1, 6) | G5-3 | | | | 1B | | G6-3 | | 1B | 4 | 0 | 2 | 0 | 0 | 0 | 0 | | | | | | | | | |
| Eric Davis, R OBP: 0.303, SLG: 0.313 (1, 7) | K | | | | F9 | | F9 | | FC6-4 | 4 | 0 | 0 | 0 | 0 | 2 | 2 | | | | | | | | | |
| Tim Wallach, R OBP: 0.277, SLG: 0.398 (1, 5) | | | | | K | | | | F8 | 4 | 1 | 1 | 1 | 0 | 1 | 2 | | | | | | | | | |
| Mike Piazza, R OBP: 0.376, SLG: 0.537 (1, 2) | L9 | | | | G3-1 | | | | G6-3 | 4 | 1 | 1 | 0 | 0 | 0 | 2 | | | | | | | | | |
| Cory Snyder, R OBP: 0.388, SLG: 0.426 (1, 9) | | | | | K | | | | K | 4 | 0 | 1 | 1 | 0 | 3 | 0 | | | | | | | | | |
| Eric Karros, R OBP: 0.319, SLG: 0.400 (1, 3) | | | | | | | | | | 4 | 0 | 1 | 0 | 0 | 2 | 1 | | | | | | | | | |
| Jody Reed, R OBP: 0.336, SLG: 0.345 (1, 4) | | | | | F9 | | | | | 3 | 1 | 1 | 0 | 1 | 1 | 1 | | | | | | | | | |
| Kevin Gross, R OBP: 0.217, SLG: 0.400 (9, PH) | | | | | | | | | | 3 | 1 | 1 | 2 | 0 | 2 | 1 | | | | | | | | | |
| David Hanson, L OBP: 0.278, SLG: 0.388 (9, PH) | | | | | | | | | | 1 | 0 | 0 | 0 | 0 | 0 | 0 | | | | | | | | | |
| Mike Sharperson, R OBP: 0.253, SLG: 0.308 (9, PH) | | | | | | | | | | 0 | 0 | 0 | 0 | 0 | 0 | 0 | | | | | | | | | |
| Pedro Martinez, R OBP: 0.253, SLG: 0.308 (9, PH) | | | | | | | | | | 0 | 0 | 0 | 0 | 0 | 0 | 0 | | | | | | | | | |
| Jim Gott, R OBP: 0.253, SLG: 0.308 (9, PH) | | | | | | | | | | 0 | 0 | 0 | 0 | 0 | 0 | 0 | | | | | | | | | |
| Omar Daal, L OBP: 0.253, SLG: 0.308 (9, PH) | | | | | | | | | | 0 | 0 | 0 | 0 | 0 | 0 | 0 | | | | | | | | | |
| Inning Stats | R: 0 E: 0 K: 1 S: 13 | H: 0 LOB: 0 BB: 0 P: 21 | R: 0 E: 0 K: 1 S: 7 | H: 0 LOB: 0 BB: 0 P: 12 | R: 0 E: 0 K: 1 S: 9 | H: 1 LOB: 1 BB: 0 P: 11 | R: 0 E: 0 K: 2 S: 13 | H: 1 LOB: 1 BB: 0 P: 16 | R: 2 E: 0 K: 1 S: 15 | H: 2 LOB: 0 BB: 0 P: 20 | R: 2 E: 0 K: 1 S: 12 | H: 3 LOB: 1 BB: 0 P: 18 | R: 0 E: 0 K: 0 S: 8 | H: 0 LOB: 0 BB: 0 P: 12 | R: 0 E: 0 K: 0 S: 8 | H: 1 LOB: 1 BB: 0 P: 10 | R: 0 E: 1 K: 1 S: 13 | H: 0 LOB: 2 BB: 1 P: 23 | 1B: 5 2B: 1 3B: 0 HR: 2 | SF: 0 SAC: 0 DP: 0 HBP: 0 | WP: 0 PB: 0 SB: 1 CS: 0 | PA: 37 | | | |
| PITCHER | IP | WLS | BF | H | R | ER | SO | BB | IBB | HBP | BLK | WP | HR | S | P | ERA | WHIP | | | | | | | | |
| Doug Brocail, R ERA: 4.32 (1, 1) | 5.2 | | 24 | 7 | 4 | 4 | 7 | 0 | 0 | 0 | 0 | 0 | 2 | 65 | 94 | 6.35 | 1.235 | | | | | | | | |
| Mark Ettles, R ERA: 3.39 (6, 1) | 2.1 | | 8 | 1 | 0 | 0 | 3 | 0 | 0 | 0 | 0 | 0 | 0 | 20 | 26 | 0.00 | 0.429 | | | | | | | | |
| Kerry Taylor, R ERA: 6.27 (9, 1) | 0.1 | | 3 | 0 | 0 | 0 | 1 | 1 | 0 | 0 | 0 | 0 | 0 | 9 | 17 | 0.00 | 3.000 | | | | | | | | |
| Pat Gomez, L ERA: 4.61 (9, 1) | 0.2 | W | 2 | 0 | 0 | 0 | 0 | 0 | 0 | 0 | 0 | 0 | 0 | 4 | 6 | 0.00 | 0.000 | | | | | | | | |

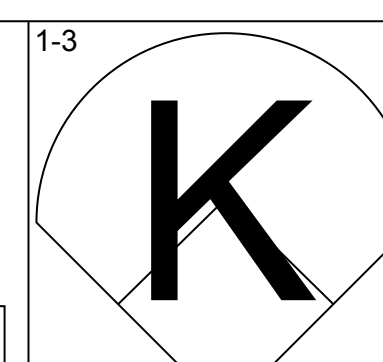
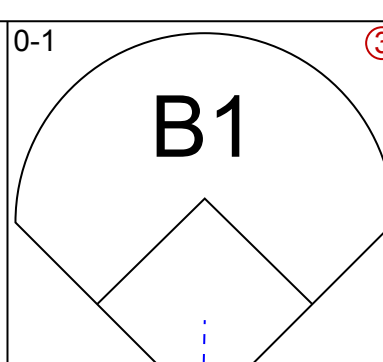
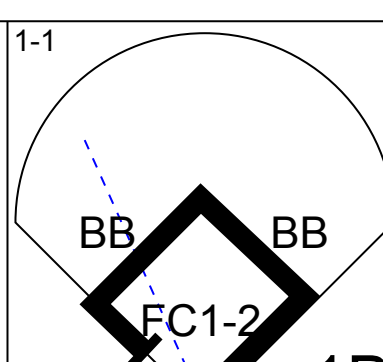
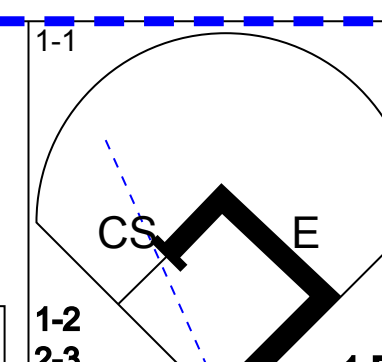
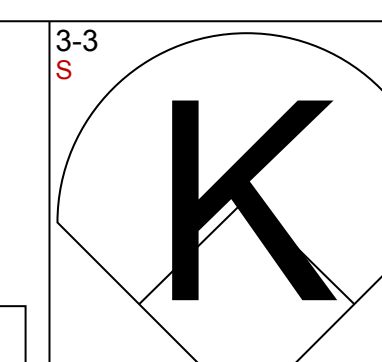

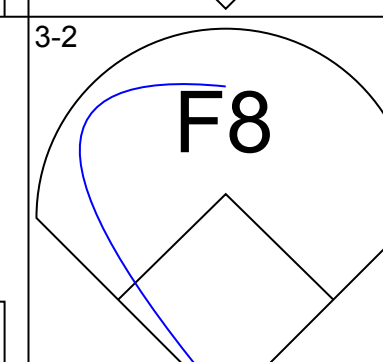
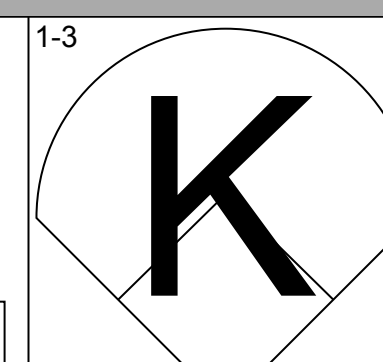
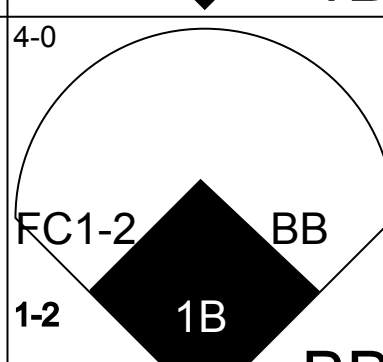
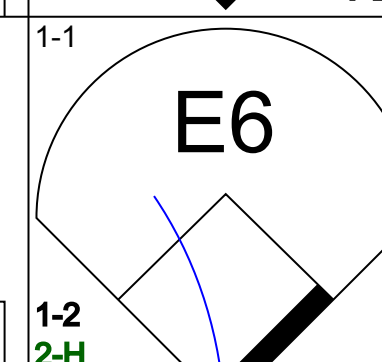
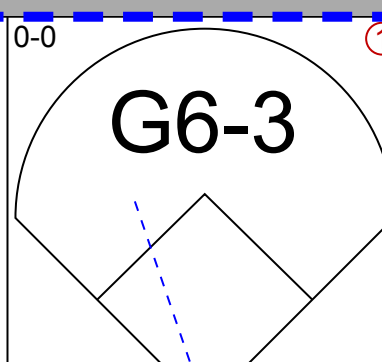
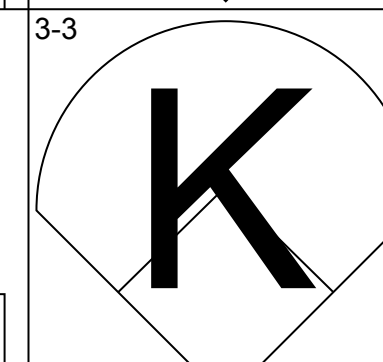
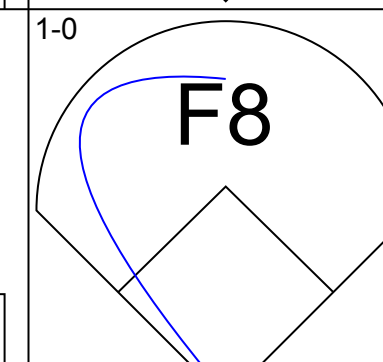
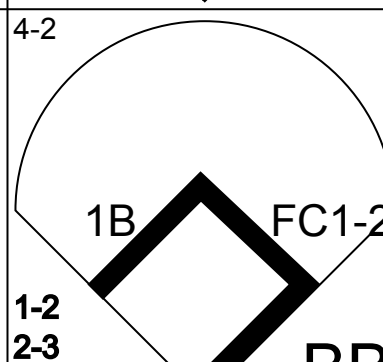
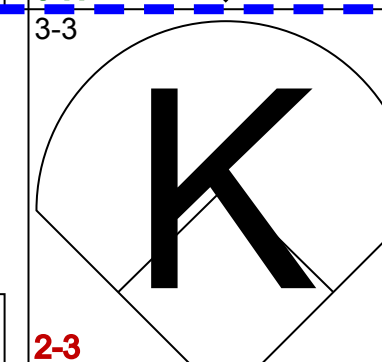
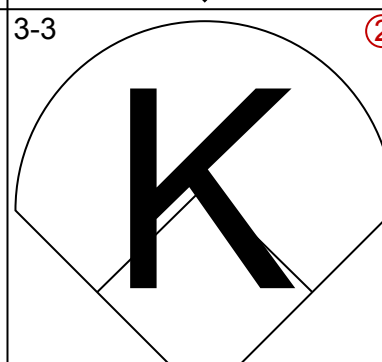
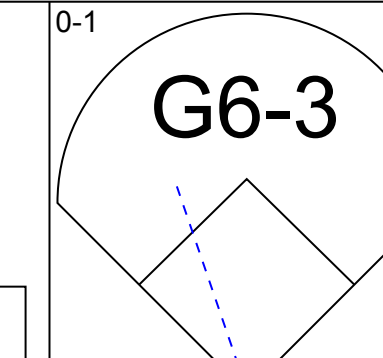
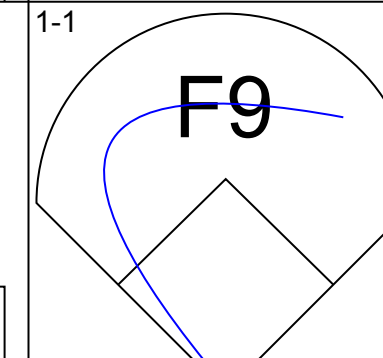
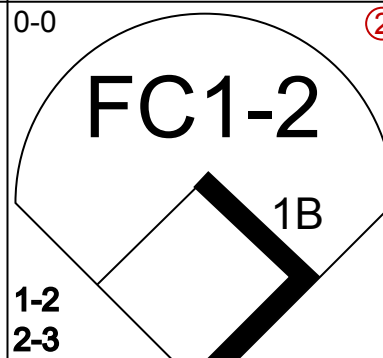
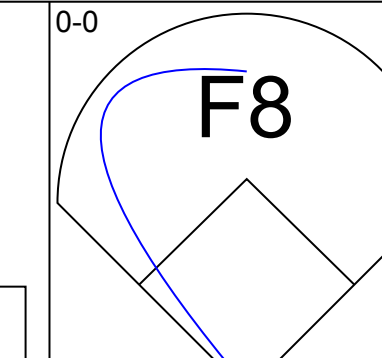
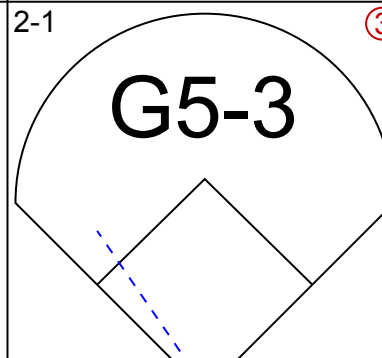
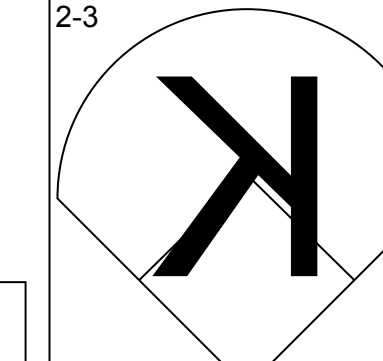
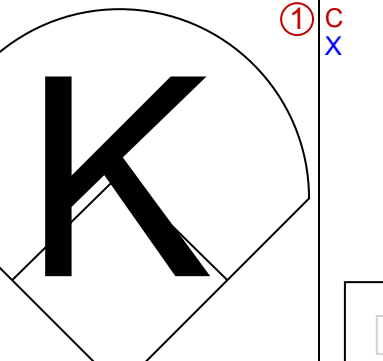
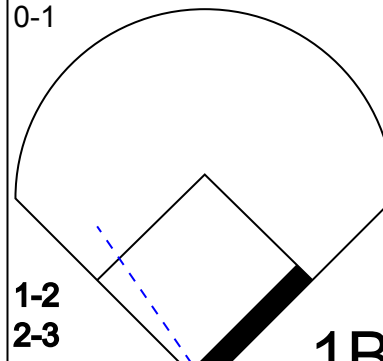
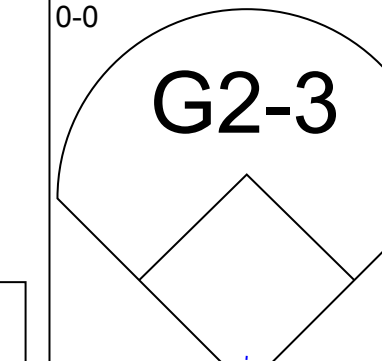
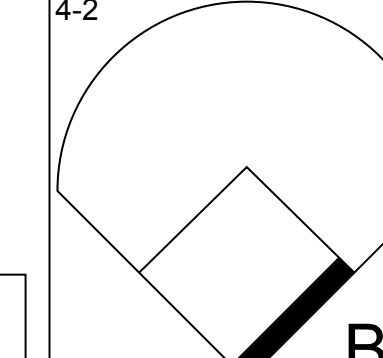
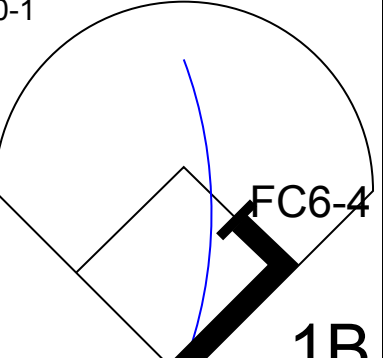
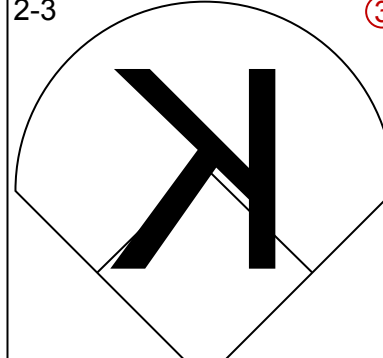
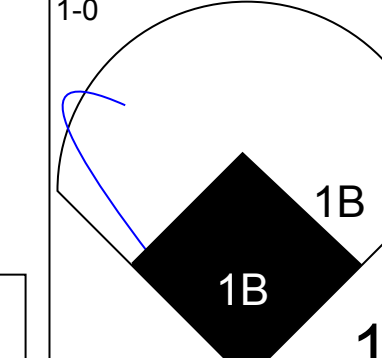

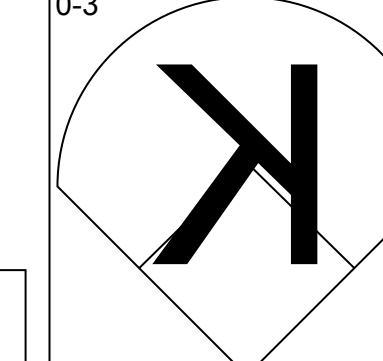
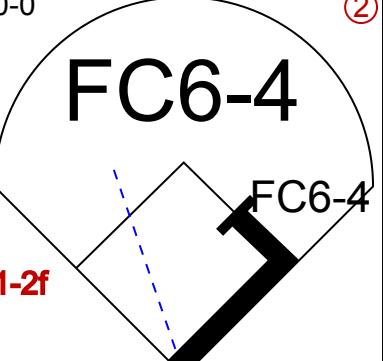
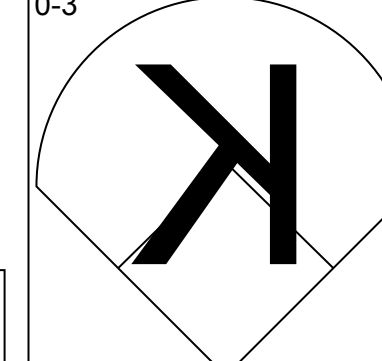
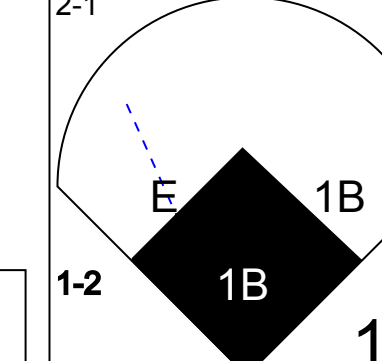

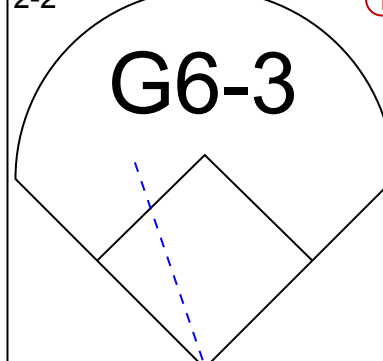
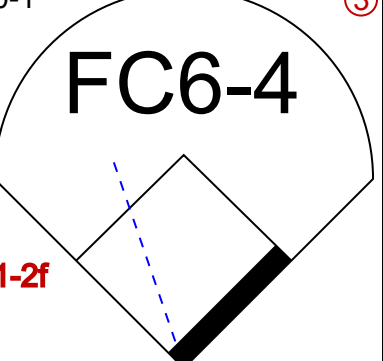
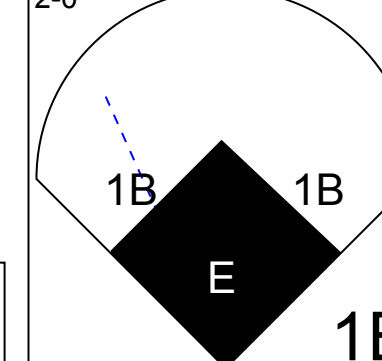
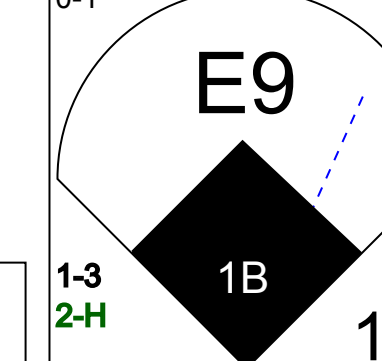


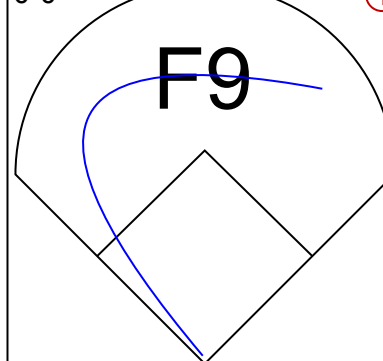
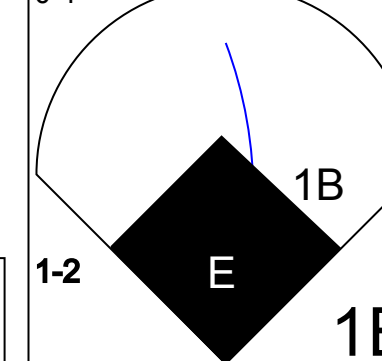

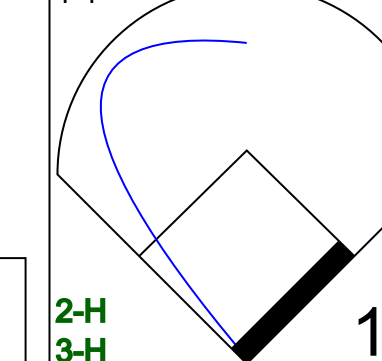
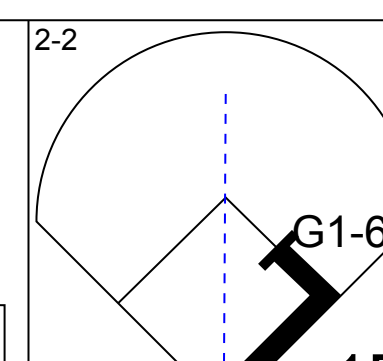
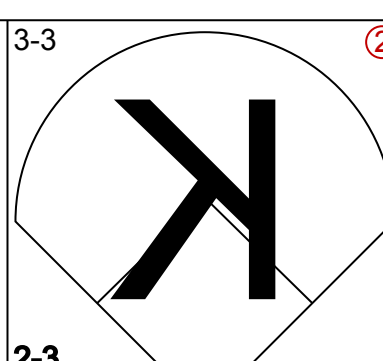
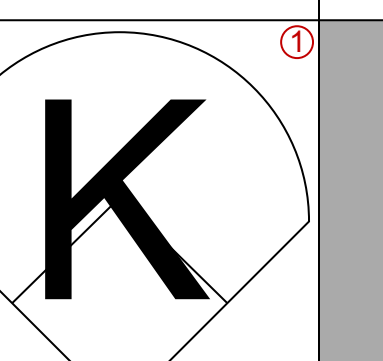
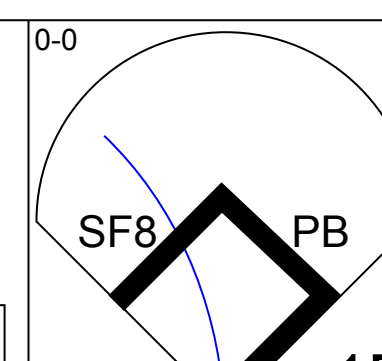
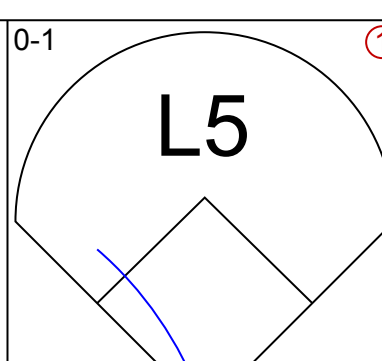

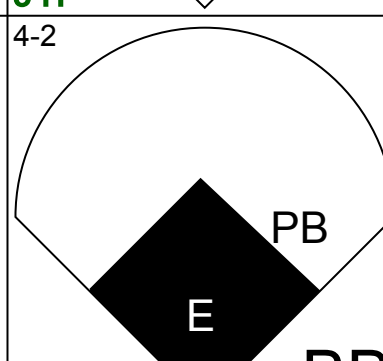
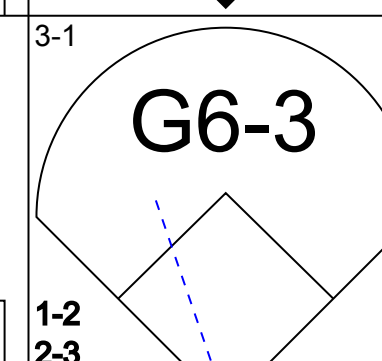
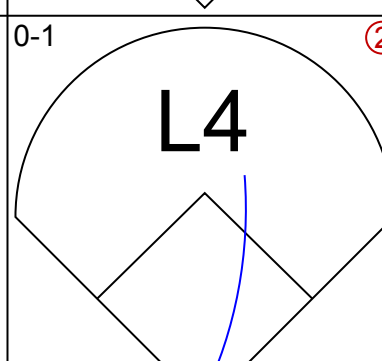
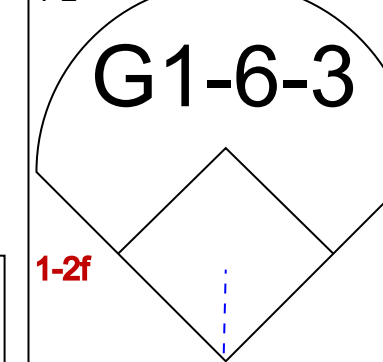
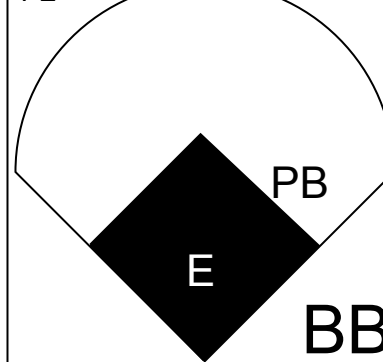
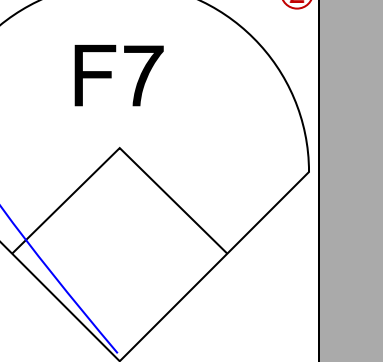
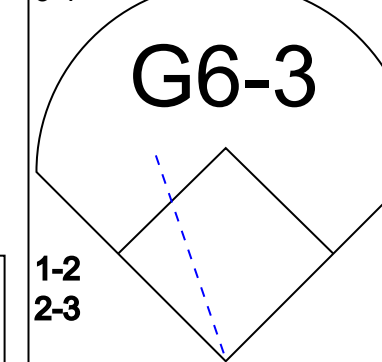
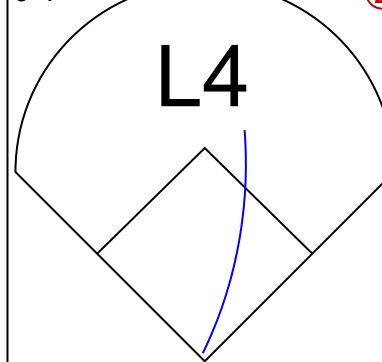
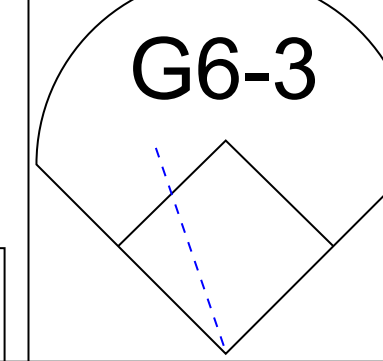
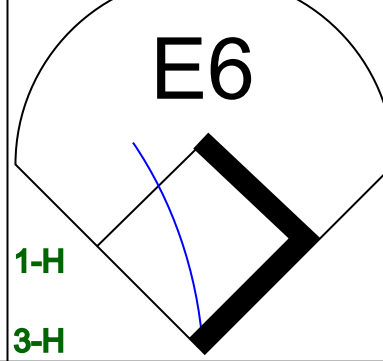
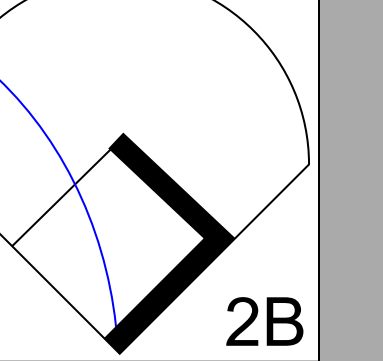
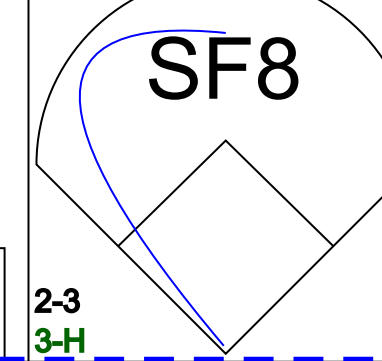
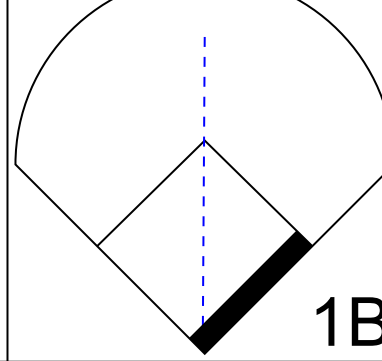
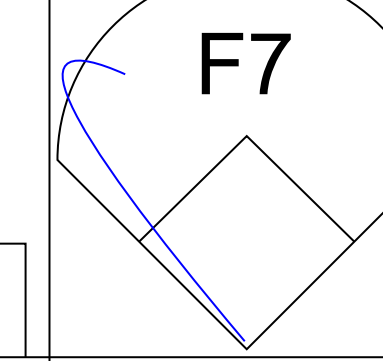

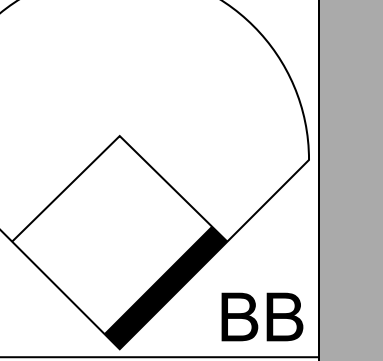
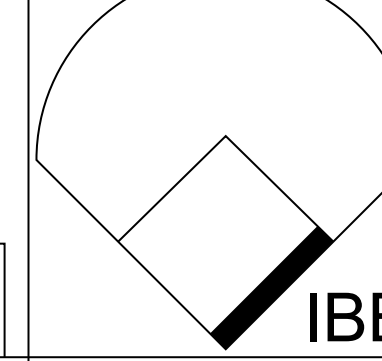
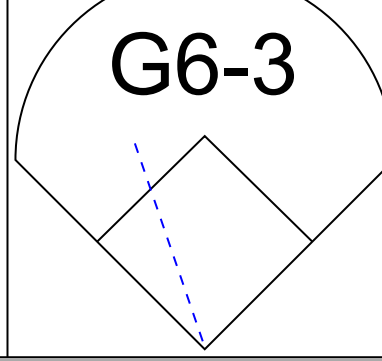
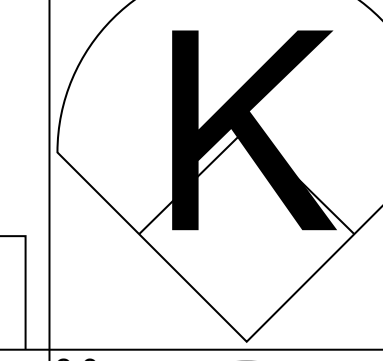
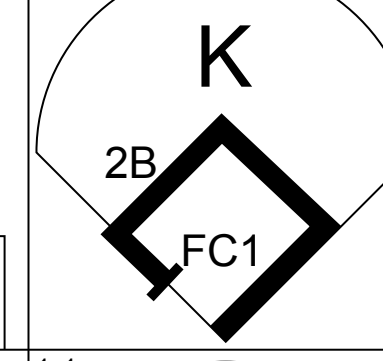

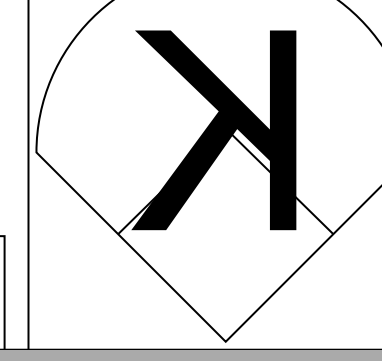
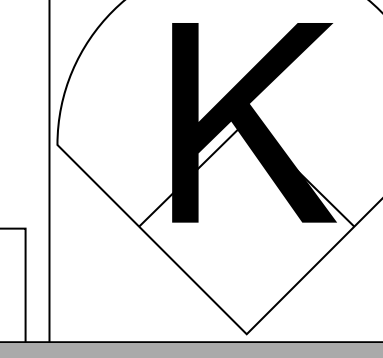
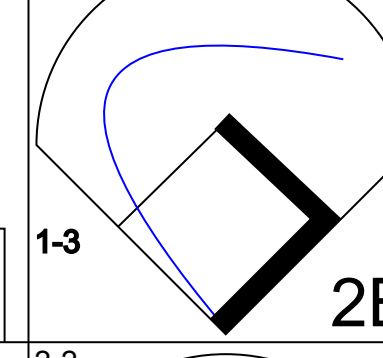
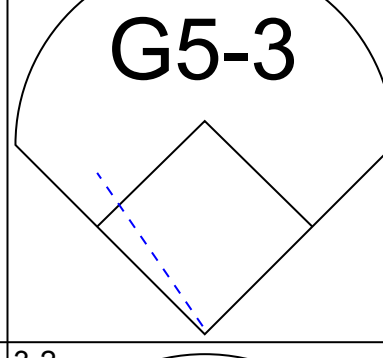
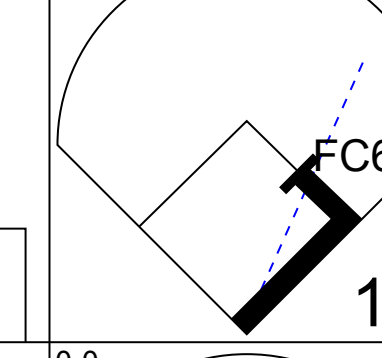
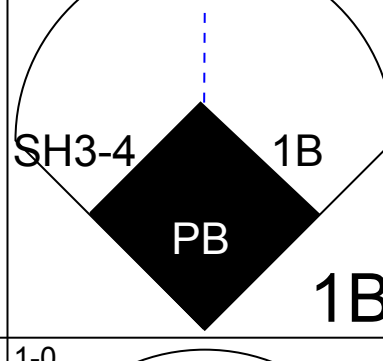
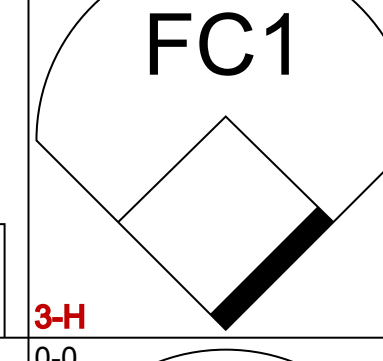
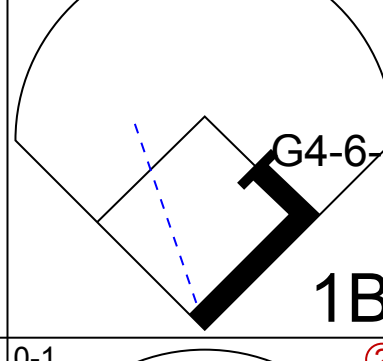
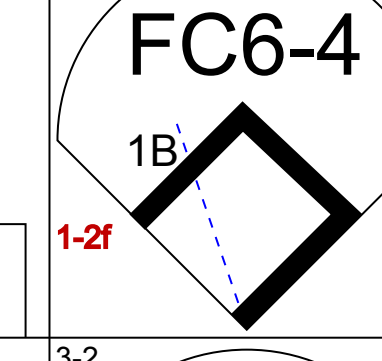
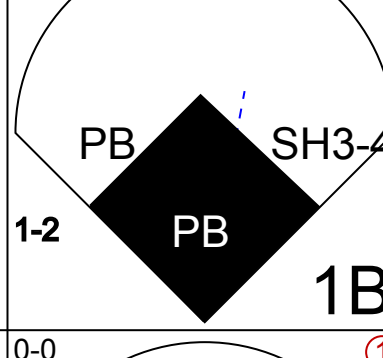
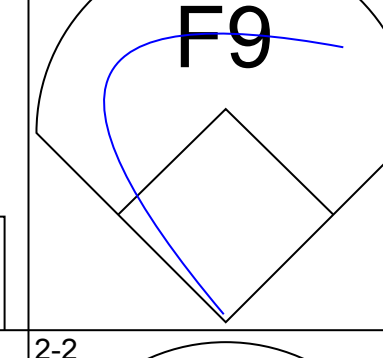
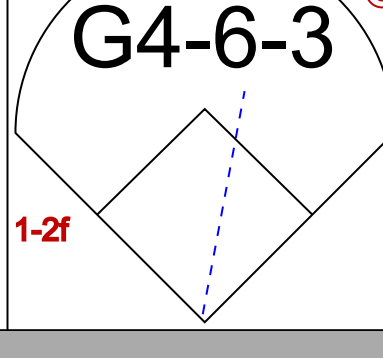
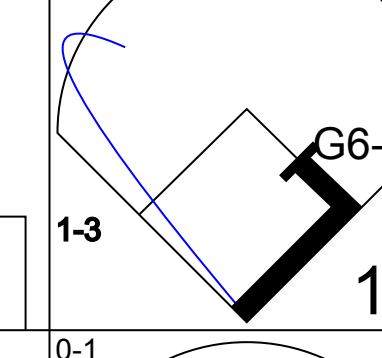
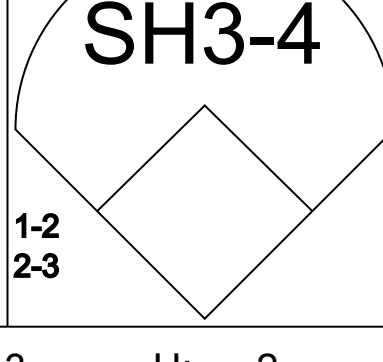
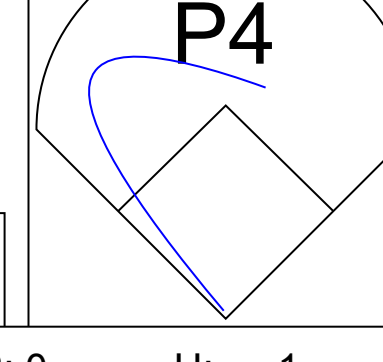

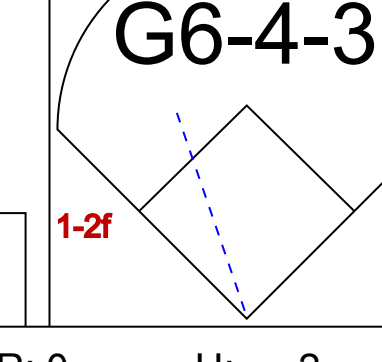
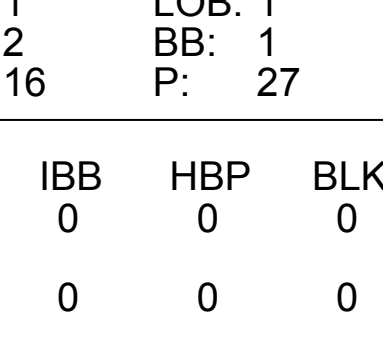
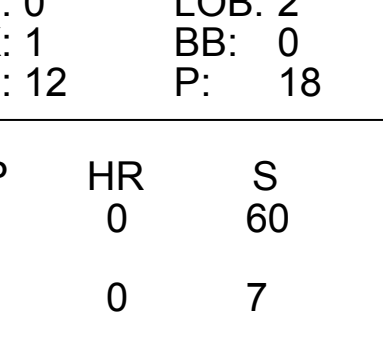
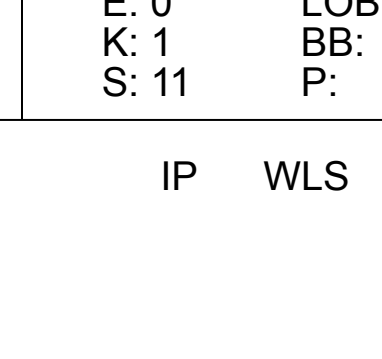
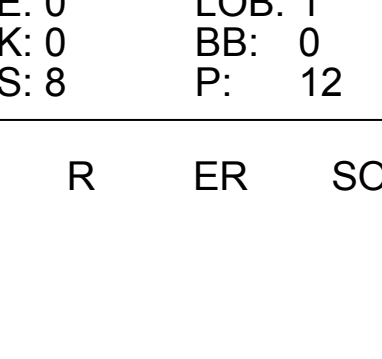
| | |
|-----|----|
| AB | 36 |
| R | 4 |
| H | 8 |
| RBI | 4 |
| BB | 1 |
| SO | 11 |
| LOB | 14 |



| Batter | 1 | 2 | 3 | 4 | 5 | 6 | 7 | 8 | 9 | AB | R | H | RBI | BB | SO | LOB | BOTTOM | | | | | | | | |
|--|-------------------------------|----------------------------------|-------------------------------|----------------------------------|------------------------------|---------------------------------|-------------------------------|----------------------------------|------------------------------|---------------------------------|-------------------------------|----------------------------------|-------------------------------|----------------------------------|-------------------------------|----------------------------------|--|----------------------------------|----------------------------------|------------------------------------|----------------------------------|--------|--|--|--|
| Tony Gwynn, L OBP: 0.362, SLG: 0.427 (1, 9) | K | | F8 | | | F8 | | K | F8 | 5 | 0 | 1 | 3 | 0 | 2 | 0 | Los Angeles Dodgers @ San Diego Padres Jack Murphy Stadium, San Diego, CA Fri Jun 11, 1993, 10:05 PM EDT Att: 21,316 - Unknown | | | | | | | | |
| Jeff Gardner, L OBP: 0.349, SLG: 0.377 (1, 4) | K | | F7 | | | BB | | G4-3 | | 3 | 0 | 0 | 0 | 1 | 1 | 0 | | | | | | | | | |
| Gary Sheffield, R OBP: 0.345, SLG: 0.479 (1, 5) | 1B | | G6-3 | | | G6-3 | | | | 4 | 1 | 2 | 0 | 0 | 0 | 1 | | | | | | | | | |
| Fred McGriff, L OBP: 0.328, SLG: 0.444 (1, 3) | 1B | | | | P5 | | | | | 4 | 1 | 2 | 2 | 0 | 1 | 1 | | | | | | | | | |
| Phil Plantier, L OBP: 0.295, SLG: 0.474 (1, 7) | F8 | | | | K | | | P5 | | 4 | 0 | 0 | 0 | 0 | 2 | 2 | | | | | | | | | |
| Derek Bell, R OBP: 0.346, SLG: 0.479 (1, 8) | | | K | | F8 | | | G4-3 | | 3 | 1 | 0 | 0 | 1 | 1 | 0 | | | | | | | | | |
| Kevin Higgins, L OBP: 0.282, SLG: 0.250 (1, 2) | | | | | | | | | | 3 | 0 | 2 | 0 | 1 | 0 | 0 | | | | | | | | | |
| Craig Shipley, R OBP: 0.247, SLG: 0.323 (9, PR) | | | | | | | | | | 0 | 1 | 0 | 0 | 0 | 0 | 0 | | | | | | | | | |
| Ricky Gutierrez, R OBP: 0.359, SLG: 0.326 (1, 6) | | | L6 | | | F9 | | G5-3 | | 4 | 1 | 1 | 0 | 0 | 0 | 2 | | | | | | | | | |
| Doug Brocail, L OBP: 0.201, SLG: 0.309 (9, PH) | | | | | | | | | | 2 | 0 | 0 | 0 | 0 | 0 | 1 | | | | | | | | | |
| Mark Ettles, R OBP: 0.201, SLG: 0.309 (9, PH) | | | | | | | | | | 0 | 0 | 0 | 0 | 0 | 0 | 0 | | | | | | | | | |
| Bill Bean, L OBP: 0.201, SLG: 0.309 (9, PH) | | | | | | | | | | 1 | 0 | 0 | 0 | 0 | 0 | 0 | | | | | | | | | |
| Kerry Taylor, R OBP: 0.201, SLG: 0.309 (9, PH) | | | | | | | | | | 0 | 0 | 0 | 0 | 0 | 0 | 0 | | | | | | | | | |
| Pat Gomez, L OBP: 0.201, SLG: 0.309 (9, PH) | | | | | | | | | | 0 | 0 | 0 | 0 | 0 | 0 | 0 | | | | | | | | | |
| Kurt Stillwell, S OBP: 0.201, SLG: 0.309 (9, PH) | | | | | | | | | | 1 | 0 | 0 | 0 | 0 | 1 | 3 | | | | | | | | | |
| Inning Stats | R: 0 E: 0 K: 2 S: 14 | H: 2 LOB: 2 BB: 0 P: 19 | R: 0 E: 0 K: 1 S: 12 | H: 1 LOB: 0 BB: 0 P: 16 | R: 0 E: 0 K: 0 S: 3 | H: 0 LOB: 0 BB: 0 P: 3 | R: 0 E: 0 K: 1 S: 11 | H: 0 LOB: 0 BB: 0 P: 15 | R: 0 E: 0 K: 0 S: 6 | H: 0 LOB: 0 BB: 0 P: 8 | R: 0 E: 0 K: 1 S: 10 | H: 0 LOB: 1 BB: 1 P: 18 | R: 0 E: 0 K: 0 S: 12 | H: 0 LOB: 1 BB: 1 P: 21 | R: 0 E: 0 K: 1 S: 10 | H: 0 LOB: 0 BB: 0 P: 16 | R: 5 E: 0 K: 2 S: 22 | H: 5 LOB: 1 BB: 1 P: 30 | 1B: 6 2B: 1 3B: 0 HR: 1 | SF: 0 SAC: 0 DP: 0 HBP: 0 | WP: 0 PB: 0 SB: 1 CS: 0 | PA: 37 | | | |
| PITCHER | IP | WLS | BF | H | R | ER | SO | BB | IBB | HBP | BLK | WP | HR | S | P | ERA | WHIP | | | | | | | | |
| Kevin Gross, R ERA: 4.28 (1, 1) | 8.0 | | 29 | 3 | 0 | 0 | 6 | 2 | 0 | 0 | 0 | 0 | 0 | 78 | 116 | 0.00 | 0.625 | | | | | | | | |
| Pedro Martinez, R ERA: 2.65 (9, 1) | 0.1 | | 5 | 3 | 4 | 4 | 1 | 1 | 0 | 0 | 0 | 0 | 1 | 15 | 22 | 108.00 | 12.000 | | | | | | | | |
| Jim Gott, R ERA: 1.64 (9, 1) | 0.1 | L | 2 | 1 | 0 | 0 | 1 | 0 | 0 | 0 | 0 | 0 | 0 | 6 | 6 | 0.00 | 3.000 | | | | | | | | |
| Omar Daal, L ERA: 3.6 (9, 1) | 0.0 | | 1 | 1 | 1 | 1 | 0 | 0 | 0 | 0 | 0 | 0 | 0 | 1 | 2 | ∞ | ∞ | | | | | | | | |

| | |
|-----|----|
| AB | 34 |
| R | 5 |
| H | 8 |
| RBI | 5 |
| BB | 3 |
| SO | 8 |
| LOB | 10 |



| Batter | 1 | 2 | 3 | 4 | 5 | 6 | 7 | 8 | 9 | AB | R | H | RBI | BB | SO | LOB | TOP | | | | | | | | | | |
|--|---|---|---|---|--|---|---|---|---|----------------------------------|-------------------------------|----------------------------------|-------------------------------|----------------------------------|-------------------------------|----------------------------------|---|----------------------------------|-----------------------------------|------------------------------------|----------------------------------|--------|--|--|--|--|--|
| Brett Butler, L OBP: 0.388, SLG: 0.367 (1, 8) |  | |  | | |  |  |  | | 5 | 0 | 2 | 0 | 0 | 2 | 1 | Los Angeles Dodgers @ San Diego Padres Jack Murphy Stadium, San Diego, CA Sat Jun 12 1993, 10:05 PM EDT Att: 35,363 - Unknown AB 37 R 6 H 10 RBI 5 BB 3 SO 12 LOB 13  | | | | | | | | | | |
| Jose Offerman, S OBP: 0.359, SLG: 0.354 (1, 6) |  | | |  | |  |  | |  | 4 | 1 | 0 | 1 | 1 | 1 | | | | | | | | | | | | |
| Eric Davis, R OBP: 0.300, SLG: 0.305 (1, 7) |  | | |  | |  |  | |  | 4 | 0 | 0 | 0 | 1 | 3 | 2 | | | | | | | | | | | |
| Tim Wallach, R OBP: 0.272, SLG: 0.389 (1, 5) | |  | |  | |  | |  |  | 5 | 0 | 0 | 0 | 0 | 0 | 3 | | | | | | | | | | | |
| Mike Piazza, R OBP: 0.374, SLG: 0.532 (1, 2) |  | | | |  |  | |  | | 4 | 0 | 1 | 1 | 0 | 2 | 0 | | | | | | | | | | | |
| Cory Snyder, R OBP: 0.397, SLG: 0.432 (1, 9) |  | | | |  |  | |  |  | 3 | 1 | 2 | 0 | 1 | 1 | 3 | | | | | | | | | | | |
| Eric Karros, R OBP: 0.318, SLG: 0.397 (1, 3) |  | | | |  | |  |  |  | 4 | 1 | 1 | 0 | 0 | 2 | 2 | | | | | | | | | | | |
| Jody Reed, R OBP: 0.339, SLG: 0.348 (1, 4) | | |  | |  | |  |  |  | 4 | 2 | 2 | 1 | 0 | 0 | 1 | | | | | | | | | | | |
| Tom Candiotti, R OBP: 0.174, SLG: 0.182 (5, PH) | | |  | | | |  |  |  | 1 | 0 | 0 | 0 | 0 | 0 | 0 | | | | | | | | | | | |
| Lenny Harris, L OBP: 0.275, SLG: 0.270 (6, PH) | | | | | | | |  | | 0 | 0 | 0 | 0 | 0 | 0 | 0 | | | | | | | | | | | |
| Roger McDowell, R OBP: 0.250, SLG: 0.250 (7, PH) | | | | | | | | | | 0 | 0 | 0 | 0 | 0 | 0 | 0 | | | | | | | | | | | |
| Darryl Strawberry, R OBP: 0.300, SLG: 0.300 (7, PH) | | | | | | | | | | 0 | 0 | 0 | 0 | 0 | 0 | 0 | | | | | | | | | | | |
| Pedro Martinez, R OBP: 0.300, SLG: 0.300 (7, PH) | | | | | | | | | | 0 | 0 | 0 | 0 | 0 | 0 | 0 | | | | | | | | | | | |
| Omar Daal, L OBP: 0.250, SLG: 0.250 (7, PH) | | | | | | | | | | 0 | 0 | 0 | 0 | 0 | 0 | 0 | | | | | | | | | | | |
| Dave Hansen, L OBP: 0.250, SLG: 0.250 (8, PH) | | | | | | | | | | 1 | 0 | 1 | 2 | 0 | 0 | 0 | | | | | | | | | | | |
| Jim Gott, R OBP: 0.250, SLG: 0.250 (8, PH) | | | | | | | | | | 0 | 0 | 0 | 0 | 0 | 0 | 0 | | | | | | | | | | | |
| Inning Stats | R: 0 E: 0 K: 2 S: 9 | H: 0 LOB: 0 BB: 0 P: 16 | R: 0 E: 0 K: 2 S: 11 | H: 0 LOB: 1 BB: 1 P: 17 | R: 0 E: 0 K: 1 S: 10 | H: 0 LOB: 0 BB: 0 P: 15 | R: 0 E: 0 K: 1 S: 6 | H: 0 LOB: 0 BB: 0 P: 9 | R: 0 E: 0 K: 1 S: 9 | H: 1 LOB: 1 BB: 0 P: 10 | R: 1 E: 0 K: 1 S: 12 | H: 2 LOB: 3 BB: 2 P: 23 | R: 2 E: 1 K: 2 S: 14 | H: 3 LOB: 1 BB: 0 P: 21 | R: 3 E: 1 K: 1 S: 16 | H: 4 LOB: 1 BB: 0 P: 12 | R: 0 E: 0 K: 1 S: 7 | H: 0 LOB: 0 BB: 0 P: 12 | 1B: 10 2B: 0 3B: 0 HR: 0 | SF: 0 SAC: 0 DP: 0 HBP: 0 | WP: 0 PB: 0 SB: 0 CS: 1 | PA: 40 | | | | | |
| PITCHER | IP | WLS | BF | H | R | ER | SO | BB | IBB | HBP | BLK | WP | HR | S | P | ERA | WHIP | | | | | | | | | | |
| Andy Benes, R ERA: 2.72 (1, 1) | 6.1 | | 27 | 5 | 3 | 2 | 9 | 3 | 0 | 0 | 0 | 0 | 0 | 63 | 98 | 2.84 | 1.263 | | | | | | | | | | |
| Rich Rodriguez, L ERA: 3.75 (7, 1) | 0.0 | | 2 | 1 | 0 | 0 | 0 | 0 | 0 | 0 | 0 | 0 | 0 | 4 | 6 | ∞ | ∞ | | | | | | | | | | |
| Roger Mason, R ERA: 2.63 (7, 1) | 1.2 | L | 8 | 4 | 3 | 2 | 2 | 0 | 0 | 0 | 0 | 0 | 0 | 20 | 30 | 10.80 | 2.400 | | | | | | | | | | |
| Gene Harris, R ERA: 2.01 (9, 1) | 1.0 | | 3 | 0 | 0 | 0 | 1 | 0 | 0 | 0 | 0 | 0 | 0 | 7 | 12 | 0.00 | 0.000 | | | | | | | | | | |
| Batter | 1 | 2 | 3 | 4 | 5 | 6 | 7 | 8 | 9 | AB | R | H | RBI | BB | SO | LOB | BOTTOM | | | | | | | | | | |
| Tony Gwynn, L OBP: 0.365, SLG: 0.430 (1, 9) |  | |  | |  | |  | |  | 1 | 0 | 1 | 0 | 0 | 0 | 0 | Los Angeles Dodgers @ San Diego Padres Jack Murphy Stadium, San Diego, CA Sat Jun 12 1993, 10:05 PM EDT Att: 35,363 - Unknown AB 35 R 4 H 11 RBI 1 BB 3 SO 8 LOB 21  | | | | | | | | | | |
| Bill Bean, L OBP: 0.200, SLG: 0.200 (1, PR) (2, 9) | | |  | | | |  | |  | 4 | 1 | 0 | 0 | 1 | 0 | 3 | | | | | | | | | | | |
| Jeff Gardner, L OBP: 0.345, SLG: 0.367 (1, 4) |  | |  | |  | |  | |  | 4 | 1 | 0 | 0 | 1 | 0 | 3 | | | | | | | | | | | |
| Gary Sheffield, R OBP: 0.346, SLG: 0.484 (1, 5) |  | |  | |  | |  | |  | 4 | 0 | 2 | 1 | 0 | 0 | 1 | | | | | | | | | | | |
| Fred McGriff, L OBP: 0.329, SLG: 0.438 (1, 3) |  | |  | |  | |  | |  | 3 | 0 | 0 | 0 | 2 | 1 | 2 | | | | | | | | | | | |
| Phil Plantier, L OBP: 0.288, SLG: 0.460 (1, 7) |  | | |  | |  | |  | | 4 | 0 | 0 | 0 | 0 | 4 | 4 | | | | | | | | | | | |
| Derek Bell, R OBP: 0.352, SLG: 0.484 (1, 8) |  | | |  | |  | |  | | 4 | 0 | 2 | 0 | 0 | 1 | 0 | | | | | | | | | | | |
| Ricky Gutierrez, R OBP: 0.368, SLG: 0.337 (1, 6) | | |  | |  | |  | |  | 3 | 1 | 2 | 0 | 0 | 0 | 2 | | | | | | | | | | | |
| Bob Geren, R OBP: 0.265, SLG: 0.280 (1, 2) | | |  | |  | |  | |  | 3 | 1 | 1 | 0 | 0 | 0 | 3 | | | | | | | | | | | |
| Kevin Higgins, L OBP: 0.300, SLG: 0.270 (8, PH) (9, 2) | | |  | |  | |  | |  | 1 | 0 | 1 | 0 | 0 | 0 | 0 | | | | | | | | | | | |
| Andy Benes, R OBP: 0.200, SLG: 0.345 (7, PH) | | |  | |  | |  | |  | 1 | 0 | 0 | 0 | 0 | 0 | 2 | | | | | | | | | | | |
| Rich Rodriguez, L ERA: 3.42 (7, PH) | | | | | | | | | | 0 | 0 | 0 | 0 | 0 | 0 | 0 | | | | | | | | | | | |
| Roger Mason, R ERA: 1.94 (7, PH) | | | | | | | | | | 0 | 0 | 0 | 0 | 0 | 0 | 0 | | | | | | | | | | | |
| Craig Shipley, R OBP: 0.337 (7, PH) | | | | | | | | | | 2 | 1 | 0 | 0 | 0 | 2 | | | | | | | | | | | | |
| Kurt Stillwell, S OBP: 0.298, SLG: 0.305 (8, PH) | | | | | | | | | | 1 | 0 | 0 | 0 | 0 | 1 | | | | | | | | | | | | |
| Gene Harris, R (9, 1) | | | | | | | | | | 0 | 0 | 0 | 0 | 0 | 0 | 0 | | | | | | | | | | | |
| Inning Stats | R: 0 E: 0 K: 0 S: 10 | H: 1 LOB: 1 BB: 0 P: 14 | R: 0 E: 0 K: 2 S: 9 | H: 0 LOB: 0 BB: 0 P: 14 | R: 3 E: 1 K: 2 S: 16 | H: 2 LOB: 1 BB: 1 P: 27 | R: 0 E: 0 K: 1 S: 12 | H: 1 LOB: 2 BB: 0 P: 18 | R: 0 E: 0 K: 2 S: 13 | H: 1 LOB: 2 BB: 1 P: 25 | R: 0 E: 0 K: 0 S: 7 | H: 1 LOB: 0 BB: 0 P: 10 | R: 1 E: 0 K: 1 S: 11 | H: 2 LOB: 2 BB: 1 P: 24 | R: 0 E: 0 K: 0 S: 8 | H: 2 LOB: 1 BB: 0 P: 12 | R: 0 E: 0 K: 0 S: 7 | H: 1 LOB: 1 BB: 0 P: 7 | 1B: 8 2B: 3 3B: 0 HR: 0 | SF: 1 SAC: 1 DP: 3 HBP: 0 | WP: 0 PB: 4 SB: 0 CS: 0 | PA: 40 | | | | | |
| PITCHER | IP | WLS | BF | H | R | ER | SO | BB | IBB | HBP | BLK | WP | HR | S | P | ERA | WHIP | | | | | | | | | | |
| Tom Candiotti, R ERA: 3.42 (1, 1) | 5.0 | | 23 | 5 | 3 | 0 | 0 | 2 | 0 | 0 | 0 | 0 | 0 | 60 | 98 | 0.00 | 1.400 | | | | | | | | | | |
| Roger McDowell, R ERA: 1.94 (6, 1) | 1.0 | | 3 | 1 | 0 | 0 | 0 | 0 | 0 | 0 | 0 | 0 | 0 | 7 | 10 | 0.00 | 1.000 | | | | | | | | | | |
| Pedro Martinez, R ERA: 3.13 (7, 1) | 0.2 | | 4 | 2 | 1 | 1 | 0 | 0 | 0 | 0 | 0 | 0 | 0 | 7 | 13 | 13.50 | 3.000 | | | | | | | | | | |
| Omar Daal, L ERA: 3.48 (7, 1) | 0.1 | W | 2 | 0 | 0 | 0 | 1 | 0 | 1 | 0 | 0 | 0 | 0 | 4 | 11 | 0.00 | 0.000 | | | | | | | | | | |
| Jim Gott, R ERA: 1.54 (8, 1) | 2.0 | S | 8 | 3 | 0 | 0 | 0 | 0 | 0 | 0 | 0 | 0 | 0 | 15 | 19 | 0.00 | 1.500 | | | | | | | | | | |

| Batter | 1 | 2 | 3 | 4 | 5 | 6 | 7 | 8 | 9 | AB | R | H | RBI | BB | SO | LOB | TOP | | | | |
|---|------------------------------|----------------------------------|-------------------------------|----------------------------------|------------------------------|---------------------------------|-------------------------------|----------------------------------|-------------------------------|----------------------------------|-------------------------------|----------------------------------|------------------------------|----------------------------------|------------------------------|---------------------------------|----------------------------------|------------------------------------|----------------------------------|--------|--|
| Bill Bean, L OBP: 0.231, SLG: 0.308 (1, 9) | F7 | | F9 | | F7 | | K | | | 4 | 0 | 0 | 0 | 0 | 1 | 1 | | | | | |
| Jeff Gardner, L OBP: 0.341, SLG: 0.358 (1, 4) | F8 | | | E6 2B | | G4-3 | | G6-3 | | 4 | 1 | 0 | 0 | 0 | 0 | 0 | | | | | |
| Gary Sheffield, R OBP: 0.343, SLG: 0.480 (1, 5) | K | | | F7 | | P4 | | G6-3 | | 4 | 0 | 0 | 0 | 0 | 1 | 1 | | | | | |
| Fred McGriff, L OBP: 0.338, SLG: 0.466 (1, 3) | | 1B 3B | | 2B FC6-2 BB | | 1B S BB | | HR | | 2 | 2 | 2 | 1 | 2 | 0 | 0 | | | | | |
| Phil Plantier, L OBP: 0.298, SLG: 0.469 (1, 7) | | 1B | | FC6-2 2B | | 1B | | K | | 4 | 0 | 3 | 2 | 0 | 1 | 0 | | | | | |
| Derek Bell, R OBP: 0.340, SLG: 0.467 (1, 8) | K | | | FC6-2 | | K | | G5-3 | | 4 | 0 | 0 | 0 | 0 | 2 | 5 | | | | | |
| Kevin Higgins, L OBP: 0.313, SLG: 0.256 (1, 2) | G4-3-4-3-6-3 | | | F7 | | | | G4-3 | | 4 | 0 | 1 | 0 | 0 | 0 | 3 | | | | | |
| Ricky Gutierrez, R OBP: 0.364, SLG: 0.333 (1, 6) | | | K | | K | | K | | 1B | 4 | 0 | 1 | 0 | 0 | 3 | 1 | | | | | |
| Wally Whitehurst, R OBP: 0.083, SLG: 0.083 (1, 1) | | | K | | K | | SH5-4 | | G5-3 | 2 | 0 | 0 | 0 | 0 | 2 | 0 | | | | | |
| Rich Rodriguez, L OBP: 0.347, SLG: 0.563 (7, 1) | | | K | | K | | SH5-4 | | | 0 | 0 | 0 | 0 | 0 | 0 | 0 | | | | | |
| Gene Harris, R OBP: 0.306, SLG: 0.313 (8, 1) | | | | | | | | | | 1 | 0 | 0 | 0 | 0 | 0 | 1 | | | | | |
| Inning Stats | R: 0 E: 0 K: 1 S: 8 | H: 0 LOB: 0 BB: 0 P: 10 | R: 1 E: 0 K: 1 S: 13 | H: 2 LOB: 0 BB: 0 P: 19 | R: 0 E: 0 K: 2 S: 7 | H: 0 LOB: 0 BB: 0 P: 8 | R: 1 E: 0 K: 0 S: 15 | H: 1 LOB: 2 BB: 1 P: 26 | R: 0 E: 0 K: 1 S: 10 | H: 0 LOB: 0 BB: 0 P: 15 | R: 0 E: 0 K: 1 S: 12 | H: 1 LOB: 1 BB: 0 P: 22 | R: 0 E: 0 K: 1 S: 9 | H: 1 LOB: 0 BB: 0 P: 17 | R: 0 E: 0 K: 0 S: 7 | H: 1 LOB: 1 BB: 0 P: 7 | 1B: 4 2B: 1 3B: 1 HR: 1 | SF: 0 SAC: 1 DP: 1 HBP: 0 | WP: 0 PB: 0 SB: 1 CS: 0 | PA: 36 | |
| PITCHER | IP | WLS | BF | H | R | ER | SO | BB | IBB | HBP | BLK | WP | HR | S | P | ERA | WHIP | | | | |
| Pete Harnisch, R ERA: 3.43 (1, 1) | 7.0 | L | 28 | 5 | 2 | 1 | 9 | 2 | 0 | 0 | 0 | 0 | 0 | 75 | 113 | 1.29 | 1.000 | | | | |
| Xavier Hernandez, R ERA: 2.68 (8, 1) | 2.0 | | 8 | 2 | 1 | 1 | 1 | 0 | 0 | 0 | 0 | 0 | 1 | 16 | 24 | 4.50 | 1.000 | | | | |

San Diego Padres @ Houston Astros
Astrodome, Houston, TX
Tue Jun 15 1993, 8:05 PM EDT
Att. 18,381 - Dome

AB 33
R 3
H 7
RBI 3
BB 2
SO 10
LOB 12



| Batter | 1 | 2 | 3 | 4 | 5 | 6 | 7 | 8 | 9 | AB | R | H | RBI | BB | SO | LOB | BOTTOM | | | | | |
|---|-------------------------------|----------------------------------|------------------------------|----------------------------------|------------------------------|----------------------------------|------------------------------|----------------------------------|------------------------------|---------------------------------|------------------------------|----------------------------------|-------------------------------|----------------------------------|-------------------------------|----------------------------------|-------------------------------|----------------------------------|----------------------------------|------------------------------------|----------------------------------|--------|
| Craig Biggio, R OBP: 0.364, SLG: 0.498 (1, 4) | K | | F9 | | | F8 | | FC6-4 1B | | 4 | 0 | 1 | 0 | 0 | 1 | 2 | | | | | | |
| Steve Finley, L OBP: 0.293, SLG: 0.314 (1, 8) | F9 | | | F8 | | 1B | | FC6-4 5 1B | | 4 | 0 | 1 | 0 | 0 | 0 | 1 | | | | | | |
| Jeff Bagwell, R OBP: 0.405, SLG: 0.541 (1, 3) | F7 | | | P3 | | P4 | | FC3-6 1B | | 4 | 0 | 1 | 0 | 0 | 0 | 2 | | | | | | |
| Eric Anthony, L OBP: 0.354, SLG: 0.412 (1, 9) | F7 | | | FC6 BB | | G4-3 | | L7 | | 3 | 0 | 0 | 0 | 1 | 0 | 4 | | | | | | |
| Ken Caminiti, S OBP: 0.302, SLG: 0.462 (1, 5) | G4-3 | | | FC6 | | | | FC3-6 | | 4 | 0 | 1 | 0 | 0 | 0 | 3 | | | | | | |
| Luis Gonzalez, L OBP: 0.335, SLG: 0.415 (1, 7) | G6-3 | | | | | F8 | | FC4-6 BB | | 4 | 0 | 1 | 0 | 0 | 0 | 1 | | | | | | |
| Scott Servais, R OBP: 0.367, SLG: 0.535 (1, 2) | | | | P3 | | F8 | | F9 WP | | 4 | 0 | 0 | 0 | 0 | 1 | 2 | | | | | | |
| Andujar Cedeno, R OBP: 0.371, SLG: 0.456 (1, 6) | | | | 3B | | K | | G1-3 | | 3 | 0 | 1 | 0 | 1 | 1 | 1 | | | | | | |
| Pete Harnisch, S OBP: 0.222, SLG: 0.200 (1, 1) | | | | G6-3 | | | | K | | 1 | 0 | 0 | 0 | 1 | 0 | 1 | | | | | | |
| Kevin Bass, S OBP: 0.254, SLG: 0.372 (7, PH) | | | | | | | | | | 0 | 0 | 0 | 0 | 0 | 0 | 0 | | | | | | |
| Chris James, R OBP: 0.347, SLG: 0.563 (7, PH) | | | | | | | | | | 1 | 0 | 0 | 0 | 0 | 0 | 2 | | | | | | |
| Xavier Hernandez, L OBP: 0.306, SLG: 0.313 (8, 1) | | | | | | | | | | 0 | 0 | 0 | 0 | 0 | 0 | 0 | | | | | | |
| Chris Donnels, L OBP: 0.306, SLG: 0.313 (8, PH) | | | | | | | | | | 1 | 0 | 0 | 0 | 0 | 1 | 1 | | | | | | |
| Inning Stats | R: 0 E: 0 K: 1 S: 10 | H: 0 LOB: 0 BB: 0 P: 17 | R: 0 E: 0 K: 0 S: 7 | H: 0 LOB: 0 BB: 0 P: 11 | R: 0 E: 0 K: 0 S: 8 | H: 1 LOB: 1 BB: 0 P: 14 | R: 0 E: 0 K: 0 S: 7 | H: 0 LOB: 1 BB: 1 P: 12 | R: 0 E: 0 K: 1 S: 6 | H: 0 LOB: 0 BB: 0 P: 9 | R: 0 E: 0 K: 0 S: 9 | H: 1 LOB: 2 BB: 1 P: 18 | R: 0 E: 0 K: 1 S: 15 | H: 1 LOB: 2 BB: 1 P: 24 | R: 0 E: 0 K: 0 S: 12 | H: 2 LOB: 2 BB: 0 P: 17 | R: 0 E: 0 K: 1 S: 12 | H: 1 LOB: 1 BB: 0 P: 19 | 1B: 5 2B: 0 3B: 1 HR: 0 | SF: 0 SAC: 0 DP: 0 HBP: 0 | WP: 1 PB: 0 SB: 0 CS: 0 | PA: 36 |
| PITCHER | IP | WLS | BF | H | R | ER | SO | BB | IBB | HBP | BLK | WP | HR | S | P | ERA | WHIP | | | | | |
| Wally Whitehurst, R ERA: 3.65 (1, 1) | 6.2 | W | 26 | 3 | 0 | 0 | 3 | 3 | 0 | 0 | 0 | 0 | 0 | 59 | 102 | 0.00 | 0.900 | | | | | |
| Rich Rodriguez, L ERA: 3.62 (7, 1) | 1.0 | | 5 | 2 | 0 | 0 | 0 | 0 | 0 | 0 | 0 | 0 | 0 | 13 | 18 | 0.00 | 2.000 | | | | | |
| Gene Harris, R ERA: 1.75 (8, 1) | 1.1 | S | 5 | 1 | 0 | 0 | 1 | 0 | 0 | 0 | 0 | 1 | 0 | 14 | 21 | 0.00 | 0.750 | | | | | |

San Diego Padres @ Houston Astros
Astrodome, Houston, TX
Tue Jun 15 1993, 8:05 PM EDT
Att. 18,381 - Dome

AB 33
R 0
H 6
RBI 0
BB 3
SO 4
LOB 20



| Batter | 1 | 2 | 3 | 4 | 5 | 6 | 7 | 8 | 9 | AB | R | H | RBI | BB | SO | LOB | TOP | | | | | |
|---|---|----------------------------------|-------------------------------|----------------------------------|-------------------------------|----------------------------------|------------------------------|---------------------------------|------------------------------|----------------------------------|------------------------------|---------------------------------|-------------------------------|----------------------------------|------------------------------|----------------------------------|--|----------------------------------|----------------------------------|------------------------------------|----------------------------------|--------|
| Bill Bean, L OBP: 0.238, SLG: 0.250 (1, 9) | | | | | | | | | | 4 | 0 | 1 | 0 | 0 | 0 | 0 | San Diego Padres @ Houston Astros Astrodome, Houston, TX Thu Jun 17 1993, 8:05 PM EDT Att: 19,803 - Dome | | | | | |
| Jeff Gardner, L OBP: 0.340, SLG: 0.364 (1, 4) | | | | | | | | | | 3 | 1 | 2 | 0 | 1 | 0 | 1 | | | | | | |
| Gary Sheffield, R OBP: 0.346, SLG: 0.479 (1, 5) | | | | | | | | | | 3 | 0 | 1 | 1 | 1 | 0 | 1 | | | | | | |
| Fred McGriff, L OBP: 0.336, SLG: 0.471 (1, 3) | | | | | | | | | | 4 | 0 | 0 | 0 | 0 | 0 | 4 | | | | | | |
| Phil Plantier, L OBP: 0.308, SLG: 0.467 (1, 7) | | | | | | | | | | 3 | 0 | 1 | 0 | 1 | 0 | 2 | | | | | | |
| Derek Bell, R OBP: 0.337, SLG: 0.459 (1, 8) | | | | | | | | | | 4 | 0 | 0 | 0 | 0 | 3 | 2 | | | | | | |
| Kevin Higgins, L OBP: 0.309, SLG: 0.245 (1, 2) | | | | | | | | | | 4 | 0 | 1 | 0 | 0 | 0 | 2 | | | | | | |
| Ricky Gutierrez, R OBP: 0.365, SLG: 0.337 (9, PH) | | | | | | | | | | 3 | 0 | 1 | 0 | 0 | 1 | 1 | | | | | | |
| Kurt Stillwell, S OBP: 0.300, SLG: 0.300 (9, PH) | | | | | | | | | | 1 | 0 | 0 | 0 | 0 | 1 | 1 | | | | | | |
| Andy Benes, R OBP: 0.182, SLG: 0.313 (8, 1) | | | | | | | | | | 3 | 0 | 0 | 0 | 0 | 3 | 3 | | | | | | |
| Mark Ettles, R (8, 1) | | | | | | | | | | 0 | 0 | 0 | 0 | 0 | 0 | 0 | | | | | | |
| Inning Stats | R: 1 E: 0 K: 0 S: 9 | H: 2 LOB: 0 BB: 0 P: 14 | R: 0 E: 0 K: 2 S: 14 | H: 1 LOB: 2 BB: 1 P: 21 | R: 0 E: 0 K: 0 S: 12 | H: 0 LOB: 2 BB: 2 P: 25 | R: 0 E: 0 K: 0 S: 6 | H: 0 LOB: 0 BB: 0 P: 8 | R: 0 E: 0 K: 1 S: 6 | H: 1 LOB: 0 BB: 0 P: 10 | R: 0 E: 0 K: 0 S: 4 | H: 0 LOB: 0 BB: 0 P: 6 | R: 0 E: 0 K: 3 S: 12 | H: 1 LOB: 1 BB: 0 P: 18 | R: 0 E: 0 K: 0 S: 9 | H: 1 LOB: 1 BB: 0 P: 14 | R: 0 E: 0 K: 2 S: 13 | H: 1 LOB: 1 BB: 0 P: 21 | 1B: 6 2B: 0 3B: 1 HR: 0 | SF: 0 SAC: 0 DP: 2 HBP: 0 | WP: 1 PB: 0 SB: 0 CS: 0 | PA: 35 |
| PITCHER | IP WLS BF H R ER SO BB IBB HBP BLK WP HR S P ERA WHIP | | | | | | | | | | | | | | | | | | | | | |
| Darryl Kile, R ERA: 2.96 (1, 1) | 7.0 W 27 5 1 1 6 3 0 0 0 0 0 63 102 1.29 1.143 | | | | | | | | | | | | | | | | | | | | | |
| Brian Williams, R ERA: 4.1 (8, 1) | 2.0 S 8 2 0 0 2 0 0 0 0 0 1 0 22 35 0.00 1.000 | | | | | | | | | | | | | | | | | | | | | |

| | |
|-----|----|
| AB | 32 |
| R | 1 |
| H | 7 |
| RBI | 1 |
| BB | 3 |
| SO | 8 |
| LOB | 17 |

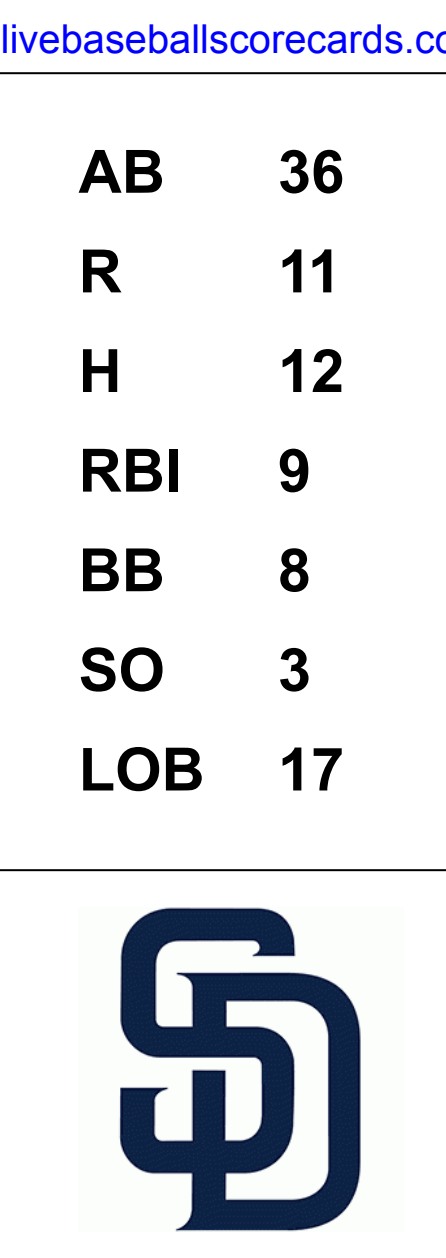


| Batter | 1 | 2 | 3 | 4 | 5 | 6 | 7 | 8 | 9 | AB | R | H | RBI | BB | SO | LOB | BOTTOM | | | |
|---|---|---------------------------------|-------------------------------|----------------------------------|-------------------------------|----------------------------------|------------------------------|----------------------------------|------------------------------|----------------------------------|------------------------------|----------------------------------|------------------------------|----------------------------------|-------------------------------|----------------------------------|--|------------------------------------|----------------------------------|--------|
| Craig Biggio, R OBP: 0.357, SLG: 0.492 (1, 4) | | | | | | | | | | 3 | 0 | 1 | 1 | 0 | 0 | 0 | San Diego Padres @ Houston Astros Astrodome, Houston, TX Thu Jun 17 1993, 8:05 PM EDT Att: 19,803 - Dome | | | |
| Andujar Cadeno, R OBP: 0.388, SLG: 0.465 (1, 6) | | | | | | | | | | 4 | 1 | 1 | 1 | 0 | 1 | 1 | | | | |
| 5 Jeff Bagwell, R OBP: 0.404, SLG: 0.535 (1, 3) | | | | | | | | | | 4 | 0 | 0 | 0 | 0 | 0 | 1 | | | | |
| Ken Caminiti, S OBP: 0.301, SLG: 0.455 (1, 5) | | | | | | | | | | 4 | 0 | 1 | 0 | 0 | 1 | 0 | | | | |
| Eric Anthony, L OBP: 0.347, SLG: 0.402 (1, 9) | | | | | | | | | | 4 | 0 | 1 | 0 | 0 | 1 | 1 | | | | |
| Scott Servais, R OBP: 0.388, SLG: 0.547 (1, 2) | | | | | | | | | | 3 | 0 | 0 | 0 | 1 | 1 | 2 | | | | |
| Luis Gonzalez, L OBP: 0.338, SLG: 0.410 (1, 7) | | | | | | | | | | 1 | 1 | 0 | 0 | 2 | 1 | 1 | | | | |
| Steve Finley, L OBP: 0.288, SLG: 0.307 (1, 8) | | | | | | | | | | 3 | 1 | 1 | 0 | 0 | 1 | 2 | | | | |
| Darryl Kile, R ERA: 2.88 (7, PH) | | | | | | | | | | 2 | 0 | 0 | 0 | 0 | 0 | 0 | | | | |
| Kevin Bass, S OBP: 0.293, SLG: 0.392 (8, 1) | | | | | | | | | | 1 | 1 | 1 | 2 | 0 | 0 | 0 | | | | |
| Brian Williams, R ERA: 2.84 (8, 1) | | | | | | | | | | 0 | 0 | 0 | 0 | 0 | 0 | 0 | | | | |
| Inning Stats | R: 0 E: 0 K: 0 S: 6 | H: 0 LOB: 0 BB: 0 P: 7 | R: 0 E: 0 K: 2 S: 13 | H: 0 LOB: 2 BB: 2 P: 25 | R: 0 E: 0 K: 1 S: 10 | H: 1 LOB: 1 BB: 0 P: 15 | R: 0 E: 0 K: 1 S: 9 | H: 1 LOB: 1 BB: 0 P: 14 | R: 0 E: 0 K: 0 S: 9 | H: 0 LOB: 0 BB: 0 P: 14 | R: 1 E: 0 K: 1 S: 8 | H: 1 LOB: 0 BB: 0 P: 10 | R: 3 E: 0 K: 0 S: 9 | H: 2 LOB: 0 BB: 1 P: 20 | R: 0 E: 0 K: 1 S: 10 | H: 1 LOB: 1 BB: 0 P: 18 | 1B: 3 2B: 2 3B: 0 HR: 1 | SF: 1 SAC: 0 DP: 0 HBP: 0 | WP: 1 PB: 0 SB: 0 CS: 0 | PA: 33 |
| PITCHER | IP WLS BF H R ER SO BB IBB HBP BLK WP HR S P ERA WHIP | | | | | | | | | | | | | | | | | | | |
| Andy Benes, R ERA: 2.88 (8, 1) | 1.0 L 4 1 0 0 1 0 0 0 0 0 1 0 10 18 0.00 1.000 | | | | | | | | | | | | | | | | | | | |

| | |
|-----|----|
| AB | 29 |
| R | 4 |
| H | 6 |
| RBI | 4 |
| BB | 3 |
| SO | 6 |
| LOB | 8 |



| Batter | 1 | 2 | 3 | 4 | 5 | 6 | 7 | 8 | 9 | AB | R | H | RBI | BB | SO | LOB | TOP | | | | | |
|--|---|---|-------------------------------|----------------------------------|------------------------------|---------------------------------|-------------------------------|----------------------------------|-------------------------------|----------------------------------|-------------------------------|----------------------------------|-------------------------------|----------------------------------|------------------------------|----------------------------------|---|----------------------------------|----------------------------------|------------------------------------|----------------------------------|--------|
| Ricky Gutierrez, R OBP: 0.364, SLG: 0.345 | | | G3-1 | | | | | | G6-3 | 6 | 2 | 2 | 0 | 0 | 0 | 5 | San Diego Padres @ Colorado Rockies Mile High Stadium, Denver, CO Fri Jun 18 1993, 9:05 PM EDT Att: 52,159 - Unknown - 54 F | | | | | |
| Tim Lincecum, R OBP: 0.359, SLG: 0.500 | | FC6-4 | G6-3 | | | | | | F8 | 4 | 3 | 2 | 1 | 2 | 0 | 1 | | | | | | |
| Gary Sheffield, R OBP: 0.342, SLG: 0.475 | | E | | | | | | | | 4 | 2 | 1 | 1 | 0 | 0 | 3 | | | | | | |
| Jeff Gardner, L OBP: 0.340, SLG: 0.364 | | SF7 | | | | | | | | 0 | 0 | 0 | 0 | 0 | 0 | 0 | | | | | | |
| Fred McGriff, L OBP: 0.342, SLG: 0.471 | | WP | | | | | | | | 2 | 2 | 1 | 0 | 2 | 0 | 0 | | | | | | |
| Craig Shipley, R OBP: 0.245, SLG: 0.327 | | 1B | | | | | | | | 1 | 0 | 0 | 0 | 0 | 0 | 0 | | | | | | |
| Derek Bell, R OBP: 0.339, SLG: 0.475 | | SF7 | | | | | | | | 3 | 2 | 2 | 4 | 0 | 0 | 1 | | | | | | |
| Phil Clark, R OBP: 0.397, SLG: 0.493 | | G5-3 | | | | | | | | 5 | 0 | 2 | 1 | 0 | 1 | 2 | | | | | | |
| Bob Geren, R OBP: 0.280, SLG: 0.289 | | 1B | | | | | | | | 4 | 0 | 2 | 1 | 1 | 0 | 1 | | | | | | |
| Bill Bean, L OBP: 0.231, SLG: 0.217 | | G3 | | | | | | | | 4 | 0 | 0 | 1 | 1 | 1 | 3 | | | | | | |
| Greg Harris, R OBP: 0.300, SLG: 0.278 | | | G1-3 | | | | | | | 3 | 0 | 0 | 0 | 2 | 1 | 1 | | | | | | |
| Inning Stats | R: 4 E: 1 K: 0 S: 18 | H: 3 LOB: 3 BB: 4 P: 39 | R: 3 E: 0 K: 0 S: 16 | H: 1 LOB: 1 BB: 2 P: 31 | R: 0 E: 0 K: 0 S: 5 | H: 0 LOB: 0 BB: 0 P: 6 | R: 1 E: 0 K: 0 S: 6 | H: 1 LOB: 0 BB: 0 P: 7 | R: 0 E: 0 K: 0 S: 6 | H: 0 LOB: 0 BB: 0 P: 8 | R: 3 E: 0 K: 0 S: 16 | H: 4 LOB: 1 BB: 0 P: 22 | R: 0 E: 0 K: 1 S: 12 | H: 1 LOB: 2 BB: 1 P: 21 | R: 0 E: 0 K: 1 S: 8 | H: 2 LOB: 1 BB: 0 P: 12 | R: 0 E: 0 K: 1 S: 9 | H: 0 LOB: 1 BB: 1 P: 19 | 1B: 9 2B: 2 3B: 0 HR: 1 | SF: 3 SAC: 0 DP: 0 HBP: 1 | WP: 2 PB: 1 SB: 0 CS: 0 | PA: 48 |
| PITCHER | IP WLS BF H R ER SO BB IBB HBP BLK WP HR S P ERA WHIP | IP WLS BF H R ER SO BB IBB HBP BLK WP HR S P ERA WHIP | | | | | | | | | | | | | | | | | | | | |
| Bruce Ruffin, L ERA: 4.89 | (1, 1) 0.2 L 9 3 4 4 0 3 1 0 0 0 0 0 16 35 54.00 9.000 | | | | | | | | | | | | | | | | | | | | | |
| Scott Fredrickson, R ERA: 5.28 | (1, 1) 1.1 8 1 3 3 0 2 0 0 1 0 0 1 0 18 35 20.25 2.250 | | | | | | | | | | | | | | | | | | | | | |
| Steve Reed, R ERA: 5.8 | (3, 1) 3.0 10 1 1 1 0 0 0 0 0 0 0 1 17 21 3.00 0.333 | | | | | | | | | | | | | | | | | | | | | |
| Andy Ashby, R ERA: 7.91 | (6, 1) 2.0 12 5 3 3 1 1 0 0 0 0 0 0 28 43 13.50 3.000 | | | | | | | | | | | | | | | | | | | | | |
| Jeff Farnett, R ERA: 5.59 | (8, 1) 2.0 8 2 0 0 2 1 0 0 0 0 1 0 17 31 0.00 1.500 | | | | | | | | | | | | | | | | | | | | | |
| Batter | 1 | 2 | 3 | 4 | 5 | 6 | 7 | 8 | 9 | AB | R | H | RBI | BB | SO | LOB | BOTTOM | | | | | |
| Eric Young Sr., R OBP: 0.326, SLG: 0.323 | | | L8 | | | | | | G6-3 | 4 | 0 | 1 | 0 | 0 | 0 | 1 | San Diego Padres @ Colorado Rockies Mile High Stadium, Denver, CO Fri Jun 18 1993, 9:05 PM EDT Att: 52,159 - Unknown - 54 F | | | | | |
| Daryl Boston, L OBP: 0.320, SLG: 0.371 | | F8 | | | | | | | K | 4 | 0 | 0 | 0 | 0 | 2 | 2 | | | | | | |
| Dante Bichette, R OBP: 0.366, SLG: 0.520 | | L7 | | | | | | | L9 | 4 | 0 | 2 | 0 | 0 | 0 | 0 | | | | | | |
| Andres Galarraga, R OBP: 0.459, SLG: 0.696 | | K | | | | | | | G5-3 | 4 | 0 | 2 | 0 | 0 | 0 | 0 | | | | | | |
| Charlie Hayes, R OBP: 0.354, SLG: 0.502 | | F7 | | | | | | | F8 | 4 | 0 | 1 | 0 | 0 | 1 | 2 | | | | | | |
| Charlie Hayes, R OBP: 0.354, SLG: 0.502 | | F7 | | | | | | | 1B | 4 | 1 | 2 | 1 | 0 | 0 | 1 | | | | | | |
| Jerald Clark, R OBP: 0.323, SLG: 0.420 | | P3 | | | | | | | L6 | 4 | 0 | 0 | 0 | 0 | 2 | 3 | | | | | | |
| Jerald Clark, R OBP: 0.323, SLG: 0.420 | | P3 | | | | | | | 1B | 4 | 0 | 0 | 0 | 0 | 2 | 3 | | | | | | |
| Vinny Castilla, R OBP: 0.333, SLG: 0.452 | | | F9 | | | | | | L7 | 4 | 0 | 1 | 0 | 0 | 0 | 0 | | | | | | |
| Danny Sheaffer, R OBP: 0.250, SLG: 0.338 | | | | FC5-4 | | | | | P9 | 4 | 0 | 1 | 0 | 0 | 0 | 0 | | | | | | |
| Danny Sheaffer, R OBP: 0.250, SLG: 0.338 | | | | 1B | | | | | G1-3 | 4 | 0 | 1 | 0 | 0 | 0 | 0 | | | | | | |
| Bruce Ruffin, S ERA: 4.89 | (1, 1) 0.2 L 9 3 4 4 0 3 1 0 0 0 0 0 16 35 54.00 9.000 | | | | | | | | | | | | | | | | | | | | | |
| Scott Fredrickson, R ERA: 5.28 | (1, 1) 1.1 8 1 3 3 0 2 0 0 1 0 0 1 0 18 35 20.25 2.250 | | | | | | | | | | | | | | | | | | | | | |
| Steve Reed, R ERA: 5.8 | (3, 1) 3.0 10 1 1 1 0 0 0 0 0 0 0 1 17 21 3.00 0.333 | | | | | | | | | | | | | | | | | | | | | |
| Andy Ashby, R ERA: 7.91 | (6, 1) 2.0 12 5 3 3 1 1 0 0 0 0 0 0 28 43 13.50 3.000 | | | | | | | | | | | | | | | | | | | | | |
| Jeff Farnett, R ERA: 5.59 | (8, 1) 2.0 8 2 0 0 2 1 0 0 0 0 1 0 17 31 0.00 1.500 | | | | | | | | | | | | | | | | | | | | | |
| Inning Stats | R: 0 E: 0 K: 0 S: 5 | H: 0 LOB: 0 BB: 0 P: 8 | R: 0 E: 0 K: 1 S: 8 | H: 0 LOB: 0 BB: 0 P: 12 | R: 0 E: 0 K: 0 S: 8 | H: 1 LOB: 1 BB: 0 P: 9 | R: 0 E: 0 K: 2 S: 10 | H: 2 LOB: 2 BB: 0 P: 15 | R: 0 E: 0 K: 1 S: 11 | H: 2 LOB: 2 BB: 0 P: 17 | R: 0 E: 0 K: 0 S: 6 | H: 1 LOB: 1 BB: 0 P: 9 | R: 0 E: 0 K: 1 S: 12 | H: 0 LOB: 0 BB: 0 P: 7 | R: 0 E: 0 K: 1 S: 8 | H: 1 LOB: 1 BB: 0 P: 19 | R: 1 E: 0 K: 1 S: 9 | H: 1 LOB: 0 BB: 0 P: 10 | 1B: 5 2B: 2 3B: 0 HR: 1 | SF: 0 SAC: 0 DP: 0 HBP: 0 | WP: 0 PB: 0 SB: 0 CS: 0 | PA: 35 |
| PITCHER | IP WLS BF H R ER SO BB IBB HBP BLK WP HR S P ERA WHIP | IP WLS BF H R ER SO BB IBB HBP BLK WP HR S P ERA WHIP | | | | | | | | | | | | | | | | | | | | |
| Greg Harris, R ERA: 3.73 | (1, 1) 9.0 W 35 8 1 1 7 0 0 0 0 0 0 1 75 106 1.00 0.889 | | | | | | | | | | | | | | | | | | | | | |



| Batter | 1 | 2 | 3 | 4 | 5 | 6 | 7 | 8 | 9 | AB | R | H | RBI | BB | SO | LOB | TOP | | | | | | | | | | |
|--|------------------------------|---------------------------------|-------------------------------|----------------------------------|------------------------------|---------------------------------|-------------------------------|----------------------------------|-------------------------------|----------------------------------|-------------------------------|----------------------------------|------------------------------|---------------------------------|-------------------------------|----------------------------------|--|---------------------------------|----------------------------------|------------------------------------|----------------------------------|--------|--|--|--|--|--|
| Bill Bean, L OBP: 0.200, SLG: 0.185 (1, 9) | F8 | | F9 | | G3 | | | K | | 4 | 0 | 0 | 0 | 0 | 0 | 1 | San Diego Padres @ Colorado Rockies Mile High Stadium, Denver, CO Sat Jun 19 1993, 9:05 PM EDT Att: 55,603 - Unknown | | | | | | | | | | |
| Jeff Gardner, L OBP: 0.333, SLG: 0.356 (1, 4) | K | | | G3 | | G4-3 | | G4-3 | | 4 | 0 | 0 | 0 | 0 | 1 | 0 | | | | | | | | | | | |
| Gary Sheffield, R OBP: 0.492, SLG: 0.492 Rich Rodriguez, L (8, 1) | F7 | | | G3-1 1B | | HR | | 1B | | 4 | 1 | 3 | 1 | 0 | 0 | 0 | | | | | | | | | | | |
| Fred McGriff, L OBP: 0.342, SLG: 0.473 Phil Clark, R OBP: 0.375, SLG: 0.500 (6, 2) | | G4-3 SF9 2B | | G3-1 | | G4-3 | | 1B | | 3 | 1 | 1 | 0 | 0 | 0 | 1 | | | | | | | | | | | |
| Phil Plantier, L OBP: 0.306, SLG: 0.462 (1, 7) | | G4-3 | | K | | | | 1B | | 1 | 0 | 1 | 0 | 0 | 1 | 4 | | | | | | | | | | | |
| Derek Bell, R OBP: 0.337, SLG: 0.485 (1, 8) | | SF9 | | | | HR | | K | | 3 | 1 | 1 | 2 | 0 | 1 | 1 | | | | | | | | | | | |
| Kevin Higgins, L OBP: 0.339, SLG: 0.269 (6, 3) (8, 5) | | CS 1B | | | | G4-3 WP 1B | | G4-6-3 BB | | 3 | 0 | 2 | 0 | 1 | 0 | 0 | | | | | | | | | | | |
| Ricky Gutierrez, R OBP: 0.356, SLG: 0.339 Tim Scott, R (5, 1) | | CS | | G5-3 | | K | | G4-6-3 | | 2 | 0 | 0 | 0 | 0 | 1 | 1 | | | | | | | | | | | |
| Tony Gwynn, L OBP: 0.363, SLG: 0.428 Pat Gomez, L (7, 1) | | | | | | | | | | 0 | 0 | 0 | 0 | 0 | 0 | 0 | | | | | | | | | | | |
| Bob Geren, R OBP: 0.278, SLG: 0.286 (8, 3) | | | | | | | | | | 1 | 0 | 0 | 0 | 0 | 0 | 0 | | | | | | | | | | | |
| Kerry Taylor, R (1, 1) | | | | | | | | | | 1 | 0 | 0 | 0 | 0 | 1 | 0 | | | | | | | | | | | |
| Mark Ettles, R (3, 1) | | | | | | | | | | 0 | 0 | 0 | 0 | 0 | 0 | 0 | | | | | | | | | | | |
| Craig Shipley, R OBP: 0.240, SLG: 0.320 (5, 6) | | | | | | | | | | 2 | 0 | 0 | 0 | 0 | 0 | 1 | | | | | | | | | | | |
| Inning Stats | R: 0 E: 0 K: 1 S: 5 | H: 0 LOB: 0 BB: 0 P: 8 | R: 1 E: 0 K: 0 S: 12 | H: 2 LOB: 0 BB: 0 P: 18 | R: 0 E: 0 K: 1 S: 6 | H: 0 LOB: 0 BB: 0 P: 7 | R: 0 E: 0 K: 1 S: 11 | H: 1 LOB: 1 BB: 0 P: 18 | R: 1 E: 0 K: 1 S: 10 | H: 2 LOB: 1 BB: 0 P: 14 | R: 1 E: 0 K: 1 S: 11 | H: 2 LOB: 1 BB: 0 P: 16 | R: 0 E: 0 K: 0 S: 3 | H: 0 LOB: 0 BB: 1 P: 8 | R: 0 E: 0 K: 1 S: 14 | H: 2 LOB: 2 BB: 0 P: 21 | R: 0 E: 0 K: 0 S: 6 | H: 0 LOB: 0 BB: 0 P: 7 | 1B: 6 2B: 1 3B: 0 HR: 2 | SF: 1 SAC: 0 DP: 1 HBP: 0 | WP: 1 PB: 0 SB: 0 CS: 1 | PA: 36 | | | | | |
| PITCHER | IP | WLS | BF | H | R | ER | SO | BB | IBB | HBP | BLK | WP | HR | S | P | ERA | WHIP | | | | | | | | | | |
| Willie Blair, R ERA: 4.48 (1, 1) | 8.0 | W | 32 | 9 | 3 | 3 | 6 | 1 | 0 | 0 | 0 | 1 | 2 | 72 | 110 | 3.38 | 1.250 | | | | | | | | | | |
| Darren Holmes, R ERA: 7.25 (9, 1) | 1.0 | | 3 | 0 | 0 | 0 | 0 | 0 | 0 | 0 | 0 | 0 | 0 | 6 | 7 | 0.00 | 0.000 | | | | | | | | | | |

| Batter | 1 | 2 | 3 | 4 | 5 | 6 | 7 | 8 | 9 | AB | R | H | RBI | BB | SO | LOB | BOTTOM | | | | | | | | | | |
|---|-------------------------------|----------------------------------|-------------------------------|----------------------------------|-------------------------------|----------------------------------|------------------------------|----------------------------------|-------------------------------|----------------------------------|-------------------------------|----------------------------------|-------------------------------|----------------------------------|-----------------------------------|------------------------------------|--|--------|--|--|--|--|--|--|--|--|--|
| Eric Young Sr., R OBP: 0.330, SLG: 0.322 (1, 4) | F9 | | | P4 | | F9 | | | | 4 | 2 | 1 | 2 | 2 | 0 | 3 | San Diego Padres @ Colorado Rockies Mile High Stadium, Denver, CO Sat Jun 19 1993, 9:05 PM EDT Att: 55,603 - Unknown | | | | | | | | | | |
| Alex Cole, L OBP: 0.338, SLG: 0.317 (1, 8) | FC3-6 BB | | | SF8 | | K | | G6-3 | | 4 | 2 | 2 | 4 | 1 | 1 | 3 | | | | | | | | | | | |
| Dante Bichette, R OBP: 0.527, SLG: 0.522 Chris Jones, R OBP: 0.341, SLG: 0.500 (8, 9) | FC3-6 BB | | | HR | | | | | | 5 | 2 | 2 | 1 | 0 | 1 | 3 | | | | | | | | | | | |
| Andres Galarraga, R OBP: 0.462, SLG: 0.694 Jim Tatum, R OBP: 0.220, SLG: 0.281 (8, 3) | | | | F8 | | | | | | 1 | 0 | 0 | 0 | 0 | 1 | 0 | | | | | | | | | | | |
| Andres Galarraga, R OBP: 0.462, SLG: 0.694 Jim Tatum, R OBP: 0.220, SLG: 0.281 (8, 3) | | | | | | | | | | 5 | 1 | 3 | 2 | 0 | 1 | 1 | | | | | | | | | | | |
| Charlie Hayes, R OBP: 0.359, SLG: 0.515 Pedro Castellano, R OBP: 0.350, SLG: 0.278 (8, 5) | | | | | | | | | | 1 | 1 | 0 | 0 | 0 | 0 | 0 | | | | | | | | | | | |
| Jerald Clark, R OBP: 0.330, SLG: 0.422 (1, 7) | | | | | | | | | | 4 | 2 | 2 | 0 | 0 | 1 | 3 | | | | | | | | | | | |
| Vinny Castilla, R OBP: 0.343, SLG: 0.462 (1, 6) | | | | | | | | | | 4 | 3 | 2 | 0 | 1 | 0 | 1 | | | | | | | | | | | |
| Jayhawk Owens, R OBP: 0.526, SLG: 0.529 (1, 2) | | | | | | | | | | 4 | 2 | 2 | 0 | 1 | 2 | 4 | | | | | | | | | | | |
| Willie Blair, R OBP: 0.133, SLG: 0.200 Darren Holmes, R (9, 1) | | | | | | | | | | 3 | 1 | 2 | 4 | 0 | 1 | 1 | | | | | | | | | | | |
| Inning Stats | R: 0 E: 0 K: 0 S: 13 | H: 1 LOB: 3 BB: 2 P: 24 | R: 4 E: 1 K: 2 S: 20 | H: 4 LOB: 1 BB: 1 P: 29 | R: 3 E: 1 K: 2 S: 21 | H: 5 LOB: 0 BB: 1 P: 34 | R: 1 E: 0 K: 0 S: 7 | H: 2 LOB: 1 BB: 0 P: 12 | R: 0 E: 0 K: 2 S: 12 | H: 1 LOB: 1 BB: 0 P: 15 | R: 4 E: 0 K: 1 S: 22 | H: 5 LOB: 2 BB: 2 P: 36 | R: 0 E: 0 K: 2 S: 11 | H: 0 LOB: 0 BB: 0 P: 17 | 1B: 14 2B: 3 3B: 0 HR: 1 | SF: 1 SAC: 2 DP: 0 HBP: 1 | WP: 2 PB: 0 SB: 0 CS: 0 | PA: 50 | | | | | | | | | |
| PITCHER | IP | WLS | BF | H | R | ER | SO | BB | IBB | HBP | BLK | WP | HR | S | P | ERA | WHIP | | | | | | | | | | |
| Kerry Taylor, R ERA: 7.97 (1, 1) | 2.0 | L | 18 | 7 | 8 | 8 | 2 | 4 | 0 | 0 | 0 | 1 | 1 | 20 | 32 | 18.00 | 2.500 | | | | | | | | | | |
| Mark Ettles, R ERA: 6.48 (3, 1) | 2.0 | | 12 | 5 | 5 | 4 | 2 | 0 | 0 | 0 | 0 | 0 | 0 | 21 | 30 | 0.00 | 0.500 | | | | | | | | | | |
| Tim Scott, R ERA: 2.39 (5, 1) | 2.0 | | 8 | 1 | 0 | 0 | 3 | 0 | 0 | 1 | 0 | 0 | 0 | 22 | 36 | 36.00 | 7.000 | | | | | | | | | | |
| Pat Gomez, L ERA: 5.4 (7, 1) | 1.0 | | 9 | 5 | 4 | 4 | 1 | 2 | 0 | 0 | 0 | 0 | 0 | 11 | 17 | 0.00 | 0.000 | | | | | | | | | | |
| Rich Rodriguez, L ERA: 3.49 (8, 1) | 1.0 | | 3 | 0 | 0 | 0 | 2 | 0 | 0 | 0 | 0 | 0 | 0 | 11 | 17 | 0.00 | 0.000 | | | | | | | | | | |

| Batter | 1 | 2 | 3 | 4 | 5 | 6 | 7 | 8 | 9 | AB | R | H | RBI | BB | SO | LOB | TOP | | | |
|---|---|---|---|--|------------------------------|----------------------------------|-------------------------------|----------------------------------|------------------------------|----------------------------------|------------------------------|----------------------------------|------------------------------|----------------------------------|---|----------------------------------|----------------------------------|------------------------------------|----------------------------------|--------|
| Ricky Gutierrez, R OBP: 0.366, SLG: 0.345 | 3-3 K | 1-0 1B | | | 1-0 P7 | | | 1-1 F8 | | 4 | 0 | 1 | 1 | 0 | 1 | 0 | | | | |
| Craig Shipley, R OBP: 0.241, SLG: 0.317 Gene Harris, R (8, 1) | 0-0 2B | | 2-3 K | | 0-0 P8 | | | 1-1 F8 | | 4 | 0 | 1 | 0 | 0 | 1 | 0 | | | | |
| Gary Sheffield, R OBP: 0.354, SLG: 0.488 | 1-2 P9 | | 1-0 P3 | | 0-0 G6-3 | | | 3-2 1B | | 4 | 0 | 1 | 0 | 0 | 0 | 1 | | | | |
| Fred McGriff, L OBP: 0.341, SLG: 0.474 Tim Teufel, R OBP: 0.352, SLG: 0.484 | 1-0 2B | | 1-2 G4-3 | | 1-1 G6-3 | | | 1-0 P7 | | 2 | 0 | 1 | 0 | 0 | 0 | 0 | | | | |
| Derek Bell, R OBP: 0.331, SLG: 0.474 | 0-1 L8 | | | 2-1 L6-4 | 3-2 G6-3 | | | 1-2 G6-3 | | 4 | 0 | 1 | 0 | 0 | 0 | 3 | | | | |
| Phil Clark, R OBP: 0.352, SLG: 0.464 | | 1-0 G6-3 | | 3-2 1B | 1-2 1B | | | 2-1 L7 | | 4 | 0 | 1 | 0 | 0 | 0 | 1 | | | | |
| Phil Plantier, L OBP: 0.309, SLG: 0.451 | | 4-0 1B | | 0-2 K | | | | 2-2 G4-3 | | 3 | 1 | 0 | 0 | 1 | 2 | 2 | | | | |
| Bob Geren, R OBP: 0.283, SLG: 0.291 | | 2-2 1B | | 0-1 L6-4 | | | | 3-2 P5 | | 3 | 0 | 1 | 0 | 0 | 0 | 2 | | | | |
| Doug Brocail, L (1, 1) Bill Bean, L OBP: 0.198, SLG: 0.172 Tim Scott, R (7, 1) Rich Rodriguez, L (7, 1) Jeff Gardner, L OBP: 0.337, SLG: 0.360 | | 0-1 B1 | | | 0-0 F7 | | | 1-2 G1-3 | | 2 | 0 | 0 | 0 | 0 | 0 | 2 | | | | |
| Inning Stats | R: 0 E: 0 K: 1 S: 13 | H: 2 LOB: 2 BB: 0 P: 18 | R: 1 E: 0 K: 0 S: 9 | H: 2 LOB: 2 BB: 1 P: 17 | R: 0 E: 0 K: 1 S: 8 | H: 0 LOB: 0 BB: 0 P: 12 | R: 0 E: 0 K: 1 S: 11 | H: 2 LOB: 1 BB: 0 P: 15 | R: 0 E: 0 K: 0 S: 3 | H: 1 LOB: 1 BB: 0 P: 15 | R: 0 E: 0 K: 0 S: 9 | H: 0 LOB: 0 BB: 0 P: 15 | R: 0 E: 0 K: 0 S: 8 | H: 1 LOB: 1 BB: 0 P: 14 | R: 0 E: 0 K: 1 S: 10 | H: 0 LOB: 0 BB: 0 P: 17 | 1B: 7 2B: 2 3B: 0 HR: 0 | SF: 0 SAC: 0 DP: 1 HBP: 0 | WP: 0 PB: 0 SB: 0 CS: 0 | PA: 34 |
| PITCHER | IP WLS BF H R ER SO BB IBB HBP BLK WP HR S P ERA WHIP | 7.0 W 27 7 1 1 3 1 0 0 0 0 0 62 96 1.29 1.143 | 1.0 S 4 1 0 0 0 0 0 0 0 0 0 8 14 0.00 1.000 | 1.0 S 3 0 0 0 1 0 0 0 0 0 0 10 17 0.00 0.000 | PITCHER | | | | | | | | | | IP WLS BF H R ER SO BB IBB HBP BLK WP HR S P ERA WHIP | | | | | |

San Diego Padres @ San Francisco Giants
Candlestick Park, San Francisco, CA
Mon Jun 21 1993, 10:05 PM EDT
Att: 18,862 - Sunny - 60 F

| | |
|-----|----|
| AB | 33 |
| R | 1 |
| H | 8 |
| RBI | 1 |
| BB | 1 |
| SO | 4 |
| LOB | 12 |



| Batter | 1 | 2 | 3 | 4 | 5 | 6 | 7 | 8 | 9 | AB | R | H | RBI | BB | SO | LOB | BOTTOM | | | |
|--|---|--|--|--|-------------------------------|----------------------------------|-------------------------------|----------------------------------|-------------------------------|----------------------------------|-------------------------------|----------------------------------|------------------------------|----------------------------------|---|---------------------------------|----------------------------------|------------------------------------|----------------------------------|--------|
| Darren Lewis, R OBP: 0.321, SLG: 0.370 | 0-2 G6-3 | | 1-2 FC5-4 | | 1-3 K | | 0-0 S | | | 4 | 0 | 2 | 0 | 0 | 1 | 0 | | | | |
| Robby Thompson, R OBP: 0.352, SLG: 0.423 | 0-0 G4-3 | | 2-2 FC5-4 | | 3-2 G3 | | 4-0 S | | | 3 | 0 | 0 | 0 | 1 | 0 | 2 | | | | |
| Will Clark, L OBP: 0.344, SLG: 0.370 | 1-1 G3 | | 0-0 1B | | 4-1 FC5-4 | | 1-2 G3 | | | 3 | 0 | 1 | 1 | 1 | 0 | 2 | | | | |
| Matt Williams, R OBP: 0.327, SLG: 0.580 Mike Benjamin, R OBP: 0.203, SLG: 0.246 | | 1-1 G6-3 | 0-0 G3-1 | | 1-0 FC5-4 | | 0-0 P3 | | | 2 | 0 | 0 | 0 | 0 | 0 | 2 | | | | |
| Barry Bonds, L OBP: 0.478, SLG: 0.720 | | 2-2 P8 | | 3-2 L9 | | 0-0 L8 | 2-1 F7 | | | 4 | 0 | 0 | 0 | 0 | 0 | 2 | | | | |
| Willie McGee, S OBP: 0.372, SLG: 0.416 | | 1-1 1B | | 2-2 1B | | 2-2 F9 | | 0-0 F9 | | 4 | 1 | 4 | 0 | 0 | 0 | 0 | | | | |
| Royce Clayton, R OBP: 0.320, SLG: 0.347 | | 1-3 K | | 1-2 G5-3 | | 4-0 S | | 1-1 SH3-4 | | 2 | 0 | 1 | 0 | 1 | 1 | 1 | | | | |
| Kirt Manwaring, R OBP: 0.355, SLG: 0.339 | | | 3-2 G4-3 | | 1-2 G5-3 | | 2-1 F9 | | | 4 | 0 | 0 | 1 | 0 | 0 | 4 | | | | |
| Trevor Wilson, L OBP: 0.208, SLG: 0.273 Michael Jackson, R OBP: 0.500, SLG: 1.000 Mark Carreon, R OBP: 0.420, SLG: 0.507 Rod Beck, R | | | 4-0 FC5-4 | | 1-2 K | | 3-3 K | | 0-0 G6-3 | 2 | 1 | 0 | 0 | 1 | 2 | 3 | | | | |
| Inning Stats | R: 0 E: 0 K: 0 S: 6 | H: 0 LOB: 0 BB: 0 P: 7 | R: 0 E: 0 K: 1 S: 10 | H: 1 LOB: 1 BB: 0 P: 15 | R: 1 E: 0 K: 0 S: 21 | H: 2 LOB: 2 BB: 1 P: 31 | R: 1 E: 0 K: 1 S: 16 | H: 2 LOB: 1 BB: 0 P: 25 | R: 0 E: 0 K: 1 S: 10 | H: 0 LOB: 1 BB: 1 P: 19 | R: 0 E: 0 K: 1 S: 13 | H: 1 LOB: 2 BB: 1 P: 24 | R: 0 E: 0 K: 0 S: 7 | H: 1 LOB: 2 BB: 1 P: 14 | R: 0 E: 0 K: 0 S: 5 | H: 1 LOB: 1 BB: 0 P: 7 | 1B: 7 2B: 1 3B: 0 HR: 0 | SF: 0 SAC: 1 DP: 0 HBP: 0 | WP: 0 PB: 0 SB: 4 CS: 0 | PA: 36 |
| PITCHER | IP WLS BF H R ER SO BB IBB HBP BLK WP HR S P ERA WHIP | 6.0 L 27 6 2 2 4 2 1 0 0 0 0 1 5 ∞ ∞ | 7.1 L 2 1 0 0 0 1 0 0 0 0 0 10 15 0.00 0.600 | 8.1 L 1 0 0 0 0 0 0 0 0 0 0 1 1 0.00 0.000 | PITCHER | | | | | | | | | | IP WLS BF H R ER SO BB IBB HBP BLK WP HR S P ERA WHIP | | | | | |

San Diego Padres @ San Francisco Giants
Candlestick Park, San Francisco, CA
Mon Jun 21 1993, 10:05 PM EDT
Att: 18,862 - Sunny - 60 F

| | |
|-----|----|
| AB | 31 |
| R | 2 |
| H | 8 |
| RBI | 2 |
| BB | 4 |
| SO | 4 |
| LOB | 20 |



| Batter | 1 | 2 | 3 | 4 | 5 | 6 | 7 | 8 | 9 | AB | R | H | RBI | BB | SO | LOB | TOP | | | |
|---|------------------------------|---------------------------------|------------------------------|----------------------------------|------------------------------|----------------------------------|-------------------------------|----------------------------------|------------------------------|----------------------------------|-------------------------------|----------------------------------|-------------------------------|----------------------------------|------------------------------|---------------------------------|--|----------------------------------|------------------------------------|----------------------------------|
| Bill Bean, L OBP: 0.243, SLG: 0.294 (1, 9) | G4-3 | | G4-3 2H | | 1B | | 1B | | G3 | 5 | 0 | 3 | 1 | 0 | 0 | 0 | San Diego Padres @ San Francisco Giants Candlestick Park, San Francisco, CA Tue Jun 22 1993, 10:05 PM EDT Att: 20,450 - Sunny - 60 F | | | |
| Jeff Gardner, L OBP: 0.340, SLG: 0.363 (1, 4) | G6-3 | | G4-3 | | CS | | 1B | | | 4 | 0 | 2 | 0 | 0 | 0 | 1 | | | | |
| Gary Sheffield, R OBP: 0.349, SLG: 0.480 (1, 5) | K | | K | | P6 | | K | | | 4 | 0 | 0 | 0 | 0 | 3 | 5 | | | | |
| Phil Plantier, L OBP: 0.308, SLG: 0.452 (1, 7) | | G3-1 | | G4-3 2B | K | | | P5 | | 4 | 1 | 1 | 0 | 0 | 1 | 2 | | | | |
| Derek Bell, R OBP: 0.326, SLG: 0.466 (1, 8) | K | | | E3 G4-3 | | F7 | | K | | 4 | 0 | 0 | 0 | 0 | 2 | 1 | | | | |
| Kevin Higgins, L OBP: 0.399, SLG: 0.273 (1, 2) (7, 3) | 1B | | G4-3 | | G6-3 | | | | | 3 | 0 | 1 | 1 | 1 | 0 | 1 | | | | |
| Tim Teufel, R OBP: 0.342, SLG: 0.469 (1, 3) Bob Geren, R OBP: 0.281, SLG: 0.288 (7, 2) | P3 | | P4 | | G5-3 | | | BB | | 3 | 0 | 0 | 0 | 0 | 0 | 2 | | | | |
| Ricky Gutierrez, R OBP: 0.370, SLG: 0.344 (1, 6) | | | SH1-4 2B | | IBB | | G6-3 | | K | 3 | 1 | 1 | 0 | 1 | 1 | 0 | | | | |
| Andy Benes, R OBP: 0.171, SLG: 0.294 (1, 1) Phil Clark, R OBP: 0.348, SLG: 0.459 (9, PH) Gene Harris, R OBP: 0.281, SLG: 0.288 (9, 1) | | SH1-4 | | K | | | K | | P9 | 2 | 0 | 0 | 0 | 0 | 2 | 2 | | | | |
| Inning Stats | R: 0 E: 0 K: 1 S: 6 | H: 0 LOB: 0 BB: 0 P: 8 | R: 0 E: 0 K: 1 S: 8 | H: 1 LOB: 1 BB: 0 P: 13 | R: 1 E: 0 K: 1 S: 9 | H: 2 LOB: 1 BB: 0 P: 17 | R: 1 E: 1 K: 1 S: 10 | H: 1 LOB: 2 BB: 1 P: 21 | R: 0 E: 0 K: 0 S: 8 | H: 0 LOB: 0 BB: 0 P: 11 | R: 0 E: 0 K: 2 S: 11 | H: 2 LOB: 2 BB: 0 P: 13 | R: 0 E: 0 K: 2 S: 19 | H: 0 LOB: 1 BB: 1 P: 28 | R: 0 E: 0 K: 1 S: 6 | H: 0 LOB: 0 BB: 0 P: 8 | | 1B: 5 2B: 4 3B: 0 HR: 0 | SF: 0 SAC: 1 DP: 1 HBP: 0 | WP: 0 PB: 0 SB: 0 CS: 1 |
| PITCHER | IP | WLS | BF | H | R | ER | SO | BB | IBB | HBP | BLK | WP | HR | S | P | ERA | WHIP | | | |
| Bill Swift, R ERA: 3.07 (1, 1) | 7.0 | L | 30 | 8 | 2 | 2 | 7 | 0 | 1 | 0 | 0 | 0 | 0 | 59 | 99 | 2.57 | 1.143 | | | |
| Jeff Brantley, R ERA: 4.61 (8, 1) | 2.0 | | 7 | 0 | 0 | 0 | 3 | 1 | 0 | 0 | 0 | 0 | 0 | 25 | 36 | 0.00 | 0.500 | | | |

AB 34
R 2
H 8
RBI 2
BB 2
SO 10
LOB 15



| Batter | 1 | 2 | 3 | 4 | 5 | 6 | 7 | 8 | 9 | AB | R | H | RBI | BB | SO | LOB | BOTTOM | | | | | |
|--|-------------------------------|----------------------------------|-------------------------------|----------------------------------|-------------------------------|----------------------------------|-------------------------------|----------------------------------|-------------------------------|----------------------------------|------------------------------|---------------------------------|------------------------------|---------------------------------|------------------------------|---------------------------------|--|------------------------------|---------------------------------|----------------------------------|------------------------------------|----------------------------------|
| Dave Martinez, L OBP: 0.298, SLG: 0.395 (1, 8) | F7 | | K | | FC3-6 1-2F | | | F9 | | 4 | 0 | 0 | 0 | 0 | 1 | 1 | San Diego Padres @ San Francisco Giants Candlestick Park, San Francisco, CA Tue Jun 22 1993, 10:05 PM EDT Att: 20,450 - Sunny - 60 F | | | | | |
| Robby Thompson, R OBP: 0.354, SLG: 0.424 (1, 4) | 1B | | 1B | | K | | | G4-3 | | 4 | 0 | 2 | 0 | 0 | 1 | 1 | | | | | | |
| Will Clark, L OBP: 0.339, SLG: 0.364 (1, 3) | P3 | | L7 | | | P7 | | F7 | | 4 | 0 | 0 | 0 | 0 | 0 | 2 | | | | | | |
| Barry Bonds, L OBP: 0.471, SLG: 0.708 (1, 7) | K | | | G4-3 | | G4-3 | | K | | 4 | 0 | 0 | 0 | 0 | 2 | 1 | | | | | | |
| Willie McGee, S OBP: 0.374, SLG: 0.415 (1, 9) | | G6-3 | | S BB | | K | | G4-6-3 1B | | 3 | 0 | 1 | 0 | 1 | 1 | 0 | | | | | | |
| Royce Clayton, R OBP: 0.319, SLG: 0.346 (1, 6) | | S 1B | | K | | K | | G6-3 | G4-6-3 1-2F | 4 | 0 | 1 | 0 | 0 | 1 | 2 | | | | | | |
| Jeff Reed, L OBP: 0.321, SLG: 0.438 (1, 2) | K | | K | | K | | HR | | | 3 | 1 | 1 | 1 | 0 | 2 | 2 | | | | | | |
| Mike Benjamin, R OBP: 0.222, SLG: 0.254 (1, 5) | | PO BB | | FC6-4 1B | | G6-3 | | | | 2 | 0 | 1 | 0 | 1 | 0 | 0 | | | | | | |
| Bill Swift, R OBP: 0.378, SLG: 0.313 (1, 1) Matt Williams, R OBP: 0.326, SLG: 0.578 (7, PH) Jeff Brantley, R OBP: 0.087, SLG: 0.087 (8, 1) | PO | | P3 | | FC6-4 1B | | P5 | | | 2 | 0 | 0 | 0 | 0 | 0 | 1 | | | | | | |
| Inning Stats | R: 0 E: 0 K: 1 S: 11 | H: 1 LOB: 1 BB: 0 P: 14 | R: 0 E: 0 K: 1 S: 10 | H: 1 LOB: 1 BB: 1 P: 17 | R: 0 E: 0 K: 1 S: 11 | H: 1 LOB: 1 BB: 0 P: 14 | R: 0 E: 0 K: 2 S: 12 | H: 0 LOB: 1 BB: 1 P: 24 | R: 0 E: 0 K: 1 S: 13 | H: 1 LOB: 1 BB: 0 P: 18 | R: 0 E: 0 K: 1 S: 6 | H: 0 LOB: 0 BB: 0 P: 7 | R: 1 E: 0 K: 0 S: 6 | H: 1 LOB: 0 BB: 0 P: 7 | R: 0 E: 0 K: 0 S: 5 | H: 0 LOB: 0 BB: 0 P: 9 | | R: 0 E: 0 K: 1 S: 6 | H: 1 LOB: 0 BB: 0 P: 9 | 1B: 5 2B: 0 3B: 0 HR: 1 | SF: 0 SAC: 0 DP: 1 HBP: 0 | WP: 0 PB: 0 SB: 2 CS: 0 |
| PITCHER | IP | WLS | BF | H | R | ER | SO | BB | IBB | HBP | BLK | WP | HR | S | P | ERA | WHIP | | | | | |
| Andy Benes, R ERA: 2.76 (1, 1) | 8.0 | W | 30 | 5 | 1 | 1 | 7 | 2 | 0 | 0 | 0 | 0 | 0 | 74 | 110 | 1.12 | 0.875 | | | | | |
| Gene Harris, R ERA: 1.67 (9, 1) | 1.0 | S | 3 | 1 | 0 | 0 | 1 | 0 | 0 | 0 | 0 | 0 | 0 | 6 | 9 | 0.00 | 1.000 | | | | | |

AB 31
R 1
H 6
RBI 1
BB 2
SO 8
LOB 10



| Batter | 1 | 2 | 3 | 4 | 5 | 6 | 7 | 8 | 9 | AB | R | H | RBI | BB | SO | LOB | TOP | | | | |
|---|------------------------------|---------------------------------|-------------------------------|----------------------------------|------------------------------|----------------------------------|-------------------------------|----------------------------------|-------------------------------|----------------------------------|------------------------------|----------------------------------|------------------------------|----------------------------------|-------------------------------|----------------------------------|---|----------------------------------|------------------------------------|----------------------------------|--------|
| Ricky Gutierrez, R OBP: 0.367, SLG: 0.336 (1, 6) | 1-3 K | | 0-1 F9 | | 3-3 K | | | 4-2 G6-4-3 1B BB | | 3 | 0 | 0 | 0 | 1 | 2 | 0 | San Diego Padres @ San Francisco Giants Candlestick Park, San Francisco, CA Wed Jun 23 1993, 6:33 AM EDT Att: 39,869 - Sunny - 75 F livebaseballscorecards.com | | | | |
| Bill Bean, L OBP: 0.244, SLG: 0.289 (1, 3) | 2-1 L7 | | 0-3 K | | 0-0 F9 | | | 2-0 G6-4-3 1B | | 4 | 0 | 1 | 0 | 0 | 1 | 0 | | | | | |
| Gary Sheffield, R OBP: 0.344, SLG: 0.473 (1, 5) | 0-0 F7 | | 3-3 K | | 0-0 F8 | | | 0-2 G6-4-3 1-2 2-3 | | 4 | 0 | 0 | 0 | 0 | 1 | 2 | | | | | |
| Derek Bell, R OBP: 0.321, SLG: 0.459 (1, 8) | | 1-2 F7 | | 1-0 G5-3 | | 1-0 F7 | | 1-1 G5-3 | | 4 | 0 | 0 | 0 | 0 | 0 | 1 | | | | | |
| Phil Clark, R OBP: 0.355, SLG: 0.461 (1, 9) | | 3-1 HR 1B | | 2-3 K | | 0-1 1B | | 2-2 F8 | | 4 | 1 | 2 | 0 | 0 | 1 | 0 | | | | | |
| Craig Shipley, R OBP: 0.241, SLG: 0.315 (1, 4) | | 0-1 F9 | | 3-2 1B 1B | | 0-0 L7 | | 0-1 G6-3 | | 4 | 0 | 1 | 0 | 0 | 0 | 2 | | | | | |
| Phil Plantier, L OBP: 0.312, SLG: 0.471 (1, 7) | | 1-0 HR | | 2-1 1B | | 2-3 K | | 0-2 F7 | | 4 | 1 | 2 | 2 | 0 | 1 | 0 | | | | | |
| Bob Geren, R OBP: 0.282, SLG: 0.283 (1, 2) | | 4-0 BB | | 2-3 K | | 1-2 L9 | | | | 2 | 0 | 0 | 0 | 1 | 1 | 2 | | | | | |
| Greg Harris, R OBP: 0.279, SLG: 0.256 Pat Gomez, L Mark Ettles, R (7, 1) | | 1-1 G4-3 | | 2-3 K | | 0-1 L8 | | | | 3 | 0 | 0 | 0 | 0 | 1 | 1 | | | | | |
| Inning Stats | R: 0 E: 0 K: 1 S: 6 | H: 0 LOB: 0 BB: 0 P: 9 | R: 2 E: 0 K: 0 S: 11 | H: 2 LOB: 1 BB: 1 P: 21 | R: 0 E: 0 K: 2 S: 8 | H: 0 LOB: 0 BB: 0 P: 11 | R: 0 E: 0 K: 2 S: 12 | H: 2 LOB: 2 BB: 0 P: 22 | R: 0 E: 0 K: 0 S: 10 | H: 1 LOB: 1 BB: 0 P: 15 | R: 0 E: 0 K: 1 S: 5 | H: 0 LOB: 0 BB: 0 P: 11 | R: 0 E: 0 K: 0 S: 9 | H: 1 LOB: 1 BB: 0 P: 16 | R: 0 E: 0 K: 0 S: 12 | H: 0 LOB: 0 BB: 0 P: 14 | | 1B: 5 2B: 0 3B: 0 HR: 1 | SF: 0 SAC: 0 DP: 1 HBP: 0 | WP: 0 PB: 0 SB: 0 CS: 0 | PA: 34 |
| PITCHER | IP | WLS | BF | H | R | ER | SO | BB | IBB | HBP | BLK | WP | HR | S | P | ERA | WHIP | | | | |
| Bud Black, L ERA: 3.46 | 7.0 | W | 27 | 5 | 2 | 2 | 8 | 1 | 0 | 0 | 0 | 0 | 1 | 60 | 95 | 2.57 | 0.857 | | | | |
| Michael Jackson, R ERA: 1.59 | 1.0 | | 4 | 1 | 0 | 0 | 0 | 1 | 0 | 0 | 0 | 0 | 0 | 9 | 16 | 0.00 | 2.000 | | | | |
| Kevin Rogers, L ERA: 2.7 | 1.0 | | 3 | 0 | 0 | 0 | 0 | 0 | 0 | 0 | 0 | 0 | 0 | 12 | 14 | 0.00 | 0.000 | | | | |

| Batter | 1 | 2 | 3 | 4 | 5 | 6 | 7 | 8 | 9 | AB | R | H | RBI | BB | SO | LOB | BOTTOM | | | | |
|--|-------------------------------|----------------------------------|-------------------------------|----------------------------------|-------------------------------|----------------------------------|------------------------------|---------------------------------|-------------------------------|----------------------------------|-------------------------------|----------------------------------|------------------------------|----------------------------------|----------------------------------|------------------------------------|---|----------------------------------|--------|--|--|
| Darren Lewis, R OBP: 0.315, SLG: 0.363 (1, 8) | 1-2 G5-3 | 2-1 G5-3 | | 1-1 B1-3 | | 1-0 F8 | | 2-1 G4-3 | | 5 | 0 | 0 | 0 | 0 | 0 | 2 | San Diego Padres @ San Francisco Giants Candlestick Park, San Francisco, CA Wed Jun 23 1993, 6:33 AM EDT Att: 39,869 - Sunny - 75 F livebaseballscorecards.com | | | | |
| Robby Thompson, R OBP: 0.360, SLG: 0.452 (1, 4) | 1-2 HR | 4-2 BB BB | | 1-1 F8 | | | 2-1 HR | | | 3 | 2 | 2 | 2 | 1 | 0 | 0 | | | | | |
| Will Clark, L OBP: 0.341, SLG: 0.368 (1, 3) | 2-1 2B | 4-1 BB | | 1-1 G3-1 | | 3-3 K | | | | 3 | 0 | 1 | 1 | 1 | 1 | 0 | | | | | |
| Barry Bonds, L OBP: 0.468, SLG: 0.705 (1, 7) | 1-1 F8 | 0-1 G3 | | | 1-2 2B | | 1-1 G6-3 | | | 4 | 0 | 1 | 0 | 0 | 0 | 4 | | | | | |
| Willie McGee, S OBP: 0.377, SLG: 0.421 (1, 9) | 1-0 G3 | | 0-0 BB 1B | | 1-2 L8 | | 3-2 WP 2B | | | 4 | 0 | 2 | 0 | 0 | 0 | 2 | | | | | |
| Royce Clayton, R OBP: 0.322, SLG: 0.345 (1, 6) | | 0-0 BLK 1B 1B | 4-1 S 2B BB | | 1-1 P3 | | 2-2 F9 | | | 3 | 2 | 1 | 0 | 1 | 0 | 2 | | | | | |
| Kirt Manwaring, R OBP: 0.358, SLG: 0.345 (1, 2) | | 2-1 SH5-4 BB HBP | 3-2 1H 2B | | 0-1 G5-3 | | | 3-1 L6 | | 3 | 1 | 1 | 1 | 0 | 0 | 1 | | | | | |
| Mike Benjamin, R OBP: 0.224, SLG: 0.254 (1, 5) | | 1-2 BB SH5-4 1B | 0-3 K | | 0-0 G5-3 | | | 1-3 K | | 4 | 0 | 1 | 1 | 0 | 2 | 1 | | | | | |
| Bud Black, L OBP: 0.296, SLG: 0.269 Michael Jackson, R Jeff Reed, L Kevin Rogers, L (8, 1) | | 0-0 SH5-4 | 2-3 K | | 3-3 K | | 3-1 HR | | | 2 | 0 | 0 | 0 | 0 | 2 | 1 | | | | | |
| Inning Stats | R: 1 E: 0 K: 0 S: 11 | H: 2 LOB: 3 BB: 2 P: 17 | R: 2 E: 0 K: 0 S: 17 | H: 2 LOB: 1 BB: 1 P: 30 | R: 1 E: 0 K: 2 S: 12 | H: 2 LOB: 1 BB: 1 P: 21 | R: 0 E: 0 K: 0 S: 6 | H: 0 LOB: 0 BB: 0 P: 9 | R: 0 E: 0 K: 1 S: 10 | H: 1 LOB: 1 BB: 0 P: 13 | R: 1 E: 0 K: 1 S: 15 | H: 2 LOB: 1 BB: 0 P: 26 | R: 1 E: 0 K: 1 S: 9 | H: 1 LOB: 0 BB: 0 P: 18 | 1B: 3 2B: 4 3B: 0 HR: 3 | SF: 0 SAC: 1 DP: 0 HBP: 1 | | WP: 1 PB: 0 SB: 1 CS: 0 | PA: 37 | | |
| PITCHER | IP | WLS | BF | H | R | ER | SO | BB | IBB | HBP | BLK | WP | HR | S | P | ERA | WHIP | | | | |
| Greg Harris, R ERA: 3.94 | 6.0 | L | 29 | 8 | 5 | 5 | 3 | 3 | 0 | 0 | 0 | 0 | 0 | 64 | 104 | 7.50 | 1.833 | | | | |
| Pat Gomez, L ERA: 5.92 | 0.2 | | 3 | 1 | 0 | 0 | 1 | 0 | 0 | 0 | 0 | 0 | 0 | 9 | 16 | 0.00 | 1.500 | | | | |
| Mark Ettles, R ERA: 6.52 | 1.1 | | 5 | 1 | 1 | 1 | 1 | 0 | 0 | 0 | 0 | 1 | 1 | 13 | 24 | 6.75 | 0.750 | | | | |



| Batter | 1 | 2 | 3 | 4 | 5 | 6 | 7 | 8 | 9 | AB | R | H | RBI | BB | SO | LOB | TOP | | | | | | | | |
|--|-------------------------------|----------------------------------|-------------------------------|----------------------------------|-------------------------------|----------------------------------|------------------------------|----------------------------------|------------------------------|---------------------------------|-------------------------------|----------------------------------|------------------------------|----------------------------------|------------------------------|----------------------------------|---|----------------------------------|-----------------------------------|------------------------------------|----------------------------------|--------|--|--|--|
| Bip Roberts, S OBP: 0.346, SLG: 0.321 (1, 4) | | | | | | | | | | 5 | 1 | 3 | 1 | 0 | 0 | 1 | Cincinnati Reds @ San Diego Padres Jack Murphy Stadium, San Diego, CA Thu Jun 24 1993, 6:33 AM EDT Att: 12,182 - Sunny - 71 F | | | | | | | | |
| Barry Larkin, R OBP: 0.391, SLG: 0.408 (1, 6) | | | | | | | | | | 5 | 2 | 2 | 2 | 0 | 1 | 4 | | | | | | | | | |
| Hal Morris, L OBP: 0.324, SLG: 0.317 (1, 3) | | | | | | | | | | 2 | 0 | 0 | 1 | 1 | 1 | 1 | | | | | | | | | |
| Kevin Mitchell, R OBP: 0.407, SLG: 0.608 (1, 7) | | | | | | | | | | 4 | 0 | 1 | 0 | 0 | 0 | 1 | | | | | | | | | |
| Roberto Kelly, R OBP: 0.362, SLG: 0.478 (1, 8) | | | | | | | | | | 4 | 2 | 3 | 1 | 0 | 0 | 1 | | | | | | | | | |
| Gary Varsho, L OBP: 0.346, SLG: 0.356 (1, 9) | | | | | | | | | | 3 | 0 | 0 | 0 | 0 | 1 | 1 | | | | | | | | | |
| Jacob Brumfield, R OBP: 0.438, SLG: 0.360 (8, 9) | | | | | | | | | | 0 | 0 | 0 | 0 | 0 | 0 | 0 | | | | | | | | | |
| Chris Sabo, R OBP: 0.282, SLG: 0.392 (1, 5) | | | | | | | | | | 4 | 1 | 3 | 1 | 0 | 1 | 0 | | | | | | | | | |
| Joe Oliver, R OBP: 0.286, SLG: 0.396 (1, 2) | | | | | | | | | | 3 | 0 | 0 | 0 | 1 | 0 | 2 | | | | | | | | | |
| Tom Browning, L OBP: 0.231, SLG: 0.292 (1, 1) | | | | | | | | | | 1 | 0 | 0 | 0 | 0 | 1 | 0 | | | | | | | | | |
| Bobby Ayala, R (6, 1) | | | | | | | | | | 1 | 0 | 0 | 0 | 0 | 0 | 0 | | | | | | | | | |
| Jeff Branson, L OBP: 0.351, SLG: 0.416 (9, PH) | | | | | | | | | | 1 | 0 | 0 | 0 | 0 | 0 | 0 | | | | | | | | | |
| Rob Dibble, L (9, 1) | | | | | | | | | | 0 | 0 | 0 | 0 | 0 | 0 | 0 | | | | | | | | | |
| Inning Stats | R: 2 E: 0 K: 0 S: 10 | H: 3 LOB: 0 BB: 0 P: 18 | R: 0 E: 0 K: 2 S: 10 | H: 0 LOB: 0 BB: 0 P: 13 | R: 0 E: 0 K: 3 S: 15 | H: 1 LOB: 1 BB: 0 P: 19 | R: 0 E: 0 K: 0 S: 7 | H: 1 LOB: 0 BB: 0 P: 12 | R: 0 E: 0 K: 0 S: 6 | H: 1 LOB: 1 BB: 0 P: 7 | R: 2 E: 0 K: 0 S: 11 | H: 2 LOB: 0 BB: 0 P: 15 | R: 0 E: 0 K: 0 S: 9 | H: 1 LOB: 0 BB: 0 P: 13 | R: 0 E: 0 K: 0 S: 6 | H: 0 LOB: 1 BB: 1 P: 13 | R: 2 E: 0 K: 0 S: 13 | H: 4 LOB: 2 BB: 1 P: 23 | 1B: 10 2B: 0 3B: 1 HR: 2 | SF: 1 SAC: 2 DP: 2 HBP: 0 | WP: 0 PB: 0 SB: 1 CS: 2 | PA: 38 | | | |
| PITCHER | IP | WLS | BF | H | R | ER | SO | BB | IBB | HBP | BLK | WP | HR | S | P | ERA | WHIP | | | | | | | | |
| Frank Seminara, R ERA: 5.51 (1, 1) | 6.0 | L | 24 | 8 | 4 | 4 | 5 | 0 | 0 | 0 | 0 | 0 | 2 | 59 | 84 | 6.00 | 1.333 | | | | | | | | |
| Roger Mason, R ERA: 3.19 (7, 1) | 2.1 | L | 11 | 3 | 2 | 2 | 0 | 2 | 0 | 0 | 0 | 0 | 0 | 22 | 40 | 7.71 | 2.143 | | | | | | | | |
| Gene Harris, R ERA: 1.63 (9, 1) | 0.2 | S | 3 | 2 | 0 | 0 | 0 | 0 | 0 | 0 | 0 | 0 | 0 | 6 | 9 | 0.00 | 3.000 | | | | | | | | |

| | |
|-----|----|
| AB | 33 |
| R | 6 |
| H | 13 |
| RBI | 6 |
| BB | 2 |
| SO | 5 |
| LOB | 11 |



| Batter | 1 | 2 | 3 | 4 | 5 | 6 | 7 | 8 | 9 | AB | R | H | RBI | BB | SO | LOB | BOTTOM | | | | | | | | |
|--|------------------------------|----------------------------------|------------------------------|----------------------------------|-------------------------------|----------------------------------|-------------------------------|----------------------------------|-------------------------------|----------------------------------|-------------------------------|----------------------------------|------------------------------|----------------------------------|------------------------------|----------------------------------|---|----------------------------------|----------------------------------|------------------------------------|----------------------------------|--------|--|--|--|
| Ricky Gutierrez, R OBP: 0.361, SLG: 0.331 (1, 6) | | | | | | | | | | 5 | 0 | 1 | 1 | 0 | 2 | 1 | Cincinnati Reds @ San Diego Padres Jack Murphy Stadium, San Diego, CA Thu Jun 24 1993, 6:33 AM EDT Att: 12,182 - Sunny - 71 F | | | | | | | | |
| Jeff Gardner, L OBP: 0.343, SLG: 0.371 (1, 4) | | | | | | | | | | 4 | 0 | 2 | 0 | 0 | 1 | 2 | | | | | | | | | |
| Derek Bell, R OBP: 0.317, SLG: 0.452 (1, 8) | | | | | | | | | | 4 | 0 | 0 | 0 | 0 | 1 | 5 | | | | | | | | | |
| Fred McGriff, L OBP: 0.340, SLG: 0.482 (1, 3) | | | | | | | | | | 4 | 1 | 1 | 1 | 0 | 0 | 1 | | | | | | | | | |
| Phil Clark, R OBP: 0.361, SLG: 0.462 (1, 9) | | | | | | | | | | 4 | 1 | 2 | 0 | 0 | 0 | 0 | | | | | | | | | |
| Phil Plantier, L OBP: 0.316, SLG: 0.489 (1, 7) | | | | | | | | | | 4 | 1 | 2 | 2 | 0 | 0 | 1 | | | | | | | | | |
| Craig Shipley, R OBP: 0.235, SLG: 0.306 (1, 5) | | | | | | | | | | 3 | 0 | 0 | 0 | 0 | 0 | 1 | | | | | | | | | |
| Roger Mason, R (7, 1) | | | | | | | | | | 1 | 0 | 0 | 0 | 0 | 0 | 0 | | | | | | | | | |
| Gene Harris, R (9, 1) | | | | | | | | | | 0 | 0 | 0 | 0 | 0 | 0 | 0 | | | | | | | | | |
| Bob Geren, R OBP: 0.292, SLG: 0.303 (1, 2) | | | | | | | | | | 3 | 1 | 2 | 0 | 0 | 1 | 0 | | | | | | | | | |
| Kevin Higgins, L OBP: 0.354, SLG: 0.268 (9, PH) | | | | | | | | | | 1 | 0 | 0 | 0 | 0 | 0 | 0 | | | | | | | | | |
| Frank Seminara, R OBP: 0.222, SLG: 0.222 (1, 1) | | | | | | | | | | 1 | 0 | 0 | 0 | 0 | 0 | 1 | | | | | | | | | |
| Kurt Stillwell, S OBP: 0.295, SLG: 0.294 (7, 5) | | | | | | | | | | 2 | 0 | 0 | 0 | 0 | 1 | 0 | | | | | | | | | |
| Inning Stats | R: 0 E: 0 K: 1 S: 9 | H: 1 LOB: 1 BB: 0 P: 11 | R: 0 E: 0 K: 0 S: 9 | H: 1 LOB: 0 BB: 0 P: 11 | R: 0 E: 0 K: 1 S: 12 | H: 2 LOB: 2 BB: 0 P: 16 | R: 0 E: 0 K: 0 S: 10 | H: 1 LOB: 1 BB: 0 P: 12 | R: 1 E: 0 K: 1 S: 11 | H: 2 LOB: 1 BB: 0 P: 16 | R: 2 E: 0 K: 1 S: 11 | H: 2 LOB: 0 BB: 0 P: 17 | R: 0 E: 1 K: 0 S: 8 | H: 0 LOB: 1 BB: 0 P: 12 | R: 1 E: 0 K: 0 S: 6 | H: 1 LOB: 0 BB: 0 P: 10 | R: 0 E: 0 K: 1 S: 8 | H: 0 LOB: 0 BB: 0 P: 11 | 1B: 6 2B: 3 3B: 0 HR: 2 | SF: 0 SAC: 1 DP: 1 HBP: 0 | WP: 0 PB: 0 SB: 0 CS: 0 | PA: 37 | | | |
| PITCHER | IP | WLS | BF | H | R | ER | SO | BB | IBB | HBP | BLK | WP | HR | S | P | ERA | WHIP | | | | | | | | |
| Tom Browning, L ERA: 5.89 (1, 1) | 5.1 | W | 24 | 9 | 3 | 3 | 3 | 0 | 0 | 0 | 1 | 0 | 1 | 19 | 30 | 3.38 | 0.375 | | | | | | | | |
| Bobby Ayala, R ERA: 3.09 (6, 1) | 2.2 | W | 10 | 1 | 1 | 1 | 2 | 0 | 0 | 0 | 0 | 0 | 1 | 19 | 30 | 3.38 | 0.375 | | | | | | | | |
| Rob Dibble, R ERA: 4.11 (9, 1) | 1.0 | S | 3 | 0 | 0 | 0 | 1 | 0 | 0 | 0 | 0 | 0 | 0 | 8 | 11 | 0.00 | 0.000 | | | | | | | | |

| | |
|-----|----|
| AB | 36 |
| R | 4 |
| H | 10 |
| RBI | 4 |
| BB | 0 |
| SO | 6 |
| LOB | 12 |



| Batter | 1 | 2 | 3 | 4 | 5 | 6 | 7 | 8 | 9 | AB R H RBI BB SO LOB | TOP | | | | | | | | | | | | |
|--|---|----------------------------------|-------------------------------|----------------------------------|-------------------------------|----------------------------------|------------------------------|----------------------------------|-------------------------------|----------------------------------|---|--|---|-------------------------------|----------------------------------|-------------------------------|----------------------------------|----------------------------------|------------------------------------|----------------------------------|--------|--|--|
| Bip Roberts, S OBP: 0.340, SLG: 0.315 (1, 4) | L9 | | K | | G4-3 | | F7 | | F9 | 5 0 0 0 0 1 0 | Cincinnati Reds @ San Diego Padres Jack Murphy Stadium, San Diego, CA Fri Jun 25 1993, 10:05 PM EDT Att: 17,758 - Unknown | | | | | | | | | | | | |
| Barry Larkin, R OBP: 0.394, SLG: 0.413 (1, 6) | G1-3 | | HR 1B | | 2B | | G6-3 | | 1B BB | 4 1 2 0 1 0 0 | | | | | | | | | | | | | |
| Hal Morris, L OBP: 0.329, SLG: 0.313 (1, 3) | 1B | | HR BB | | G4-3 | | G6-3 | | F7 | 4 1 1 0 1 0 2 | | | | | | | | | | | | | |
| Kevin Mitchell, R OBP: 0.409, SLG: 0.618 Jacob Brumfield, R OBP: 0.455, SLG: 0.385 (8, PR) (8, 7) | F8 | | HR | | L6 | | 2B 1B BB | | 1B | 3 1 1 3 1 0 1 1 1 1 0 0 0 0 | | | | | | | | | | | | | |
| Roberto Kelly, R OBP: 0.363, SLG: 0.480 (1, 8) | | K | K | | 1B S | | 1B 2B | | K | 5 0 2 0 0 3 2 | | | | | | | | | | | | | |
| Reggie Sanders, R OBP: 0.339, SLG: 0.434 (1, 9) | K | | | K | 1B BB | | 1B 1B | | | 3 1 1 1 1 2 0 | | | | | | | | | | | | | |
| Chris Sabo, R OBP: 0.285, SLG: 0.394 (1, 5) | FC6-4 1B | | | F8 | | F8 | 1B 1B | | 1B PB 1B | 4 1 2 0 0 0 2 | | | | | | | | | | | | | |
| Joe Oliver, R OBP: 0.285, SLG: 0.393 (1, 2) | FC6-4 1-2 | | | K | | K | PB 1B | | 1B | 4 0 1 1 0 2 3 | | | | | | | | | | | | | |
| Tim Belcher, R OBP: 0.167, SLG: 0.171 (1, 1) | | | K | | G5-3 | | B1-3 | | K | 4 0 0 0 0 2 1 | | | | | | | | | | | | | |
| Inning Stats | R: 0 E: 0 K: 0 S: 11 | H: 1 LOB: 1 BB: 0 P: 17 | R: 0 E: 0 K: 2 S: 15 | H: 1 LOB: 1 BB: 0 P: 23 | R: 3 E: 0 K: 3 S: 14 | H: 2 LOB: 0 BB: 1 P: 21 | R: 0 E: 0 K: 2 S: 8 | H: 0 LOB: 0 BB: 0 P: 10 | R: 0 E: 0 K: 1 S: 12 | H: 1 LOB: 2 BB: 1 P: 19 | | R: 0 E: 0 K: 0 S: 4 | H: 0 LOB: 0 BB: 0 P: 6 | R: 3 E: 0 K: 1 S: 14 | H: 4 LOB: 2 BB: 1 P: 24 | R: 0 E: 0 K: 1 S: 13 | H: 1 LOB: 2 BB: 1 P: 23 | 1B: 8 2B: 2 3B: 0 HR: 1 | SF: 0 SAC: 0 DP: 0 HBP: 0 | WP: 0 PB: 3 SB: 1 CS: 0 | PA: 41 | | |
| PITCHER | IP WLS BF H R ER SO BB IBB HBP BLK WP HR S P ERA WHIP | | | | | | | | | | | PITCHER | IP WLS BF H R ER SO BB IBB HBP BLK WP HR S P ERA WHIP | | | | | | | | | | |
| Wally Whitehurst, R ERA: 3.4 (1, 1) | 2.2 L 11 3 1 1 4 0 0 0 0 0 0 0 34 50 3.38 1.125 | | | | | | | | | | | Pat Gomez, L ERA: 5.12 (9, 1) | 1.0 5 1 0 0 1 1 0 0 0 0 0 1 26 40 7.71 1.286 | | | | | | | | | | |
| Tim Worrell, R ERA: 7.71 (3, 1) | 2.1 10 2 2 2 3 1 0 0 0 0 0 1 26 40 7.71 1.286 | | | | | | | | | | | | | | | | | | | | | | |
| Kerry Taylor, R ERA: 7.75 (6, 1) | 1.0 5 1 0 0 1 1 0 0 0 0 0 0 17 26 0.00 2.000 | | | | | | | | | | | | | | | | | | | | | | |
| Mark Ettles, R ERA: 5.91 (7, 1) | 1.0 3 0 0 0 0 0 0 0 0 0 0 0 4 6 0.00 0.000 | | | | | | | | | | | | | | | | | | | | | | |
| Trevor Hoffman, R ERA: 3.68 (8, 1) | 1.0 7 4 3 2 1 1 0 0 0 0 0 0 14 24 18.00 5.000 | | | | | | | | | | | | | | | | | | | | | | |

| | |
|-----|----|
| AB | 37 |
| R | 6 |
| H | 11 |
| RBI | 5 |
| BB | 4 |
| SO | 10 |
| LOB | 11 |




| Batter | 1 | 2 | 3 | 4 | 5 | 6 | 7 | 8 | 9 | AB R H RBI BB SO LOB | BOTTOM | | | | | | | | | | | | |
|--|---|---------------------------------|------------------------------|----------------------------------|------------------------------|----------------------------------|------------------------------|----------------------------------|-------------------------------|---|---|----------------------------------|---|----------------------------------|------------------------------|---------------------------------|------------------------------|---------------------------------|----------------------------------|------------------------------------|----------------------------------|--------|--|
| Bill Bean, L OBP: 0.244, SLG: 0.286 (1, 3) | F9 | | | HBP 1B | F7 | | | G1-3 | | 4 0 1 0 0 0 1 | Cincinnati Reds @ San Diego Padres Jack Murphy Stadium, San Diego, CA Fri Jun 25 1993, 10:05 PM EDT Att: 17,758 - Unknown | | | | | | | | | | | | |
| Jeff Gardner, L OBP: 0.336, SLG: 0.363 (1, 4) | K | | | F7 | K | | G4-3 | | | 4 0 0 0 0 2 2 | | | | | | | | | | | | | |
| Derek Bell, R OBP: 0.316, SLG: 0.447 (1, 8) | F9 | | | HBP | L9 | | K | | | 3 0 0 0 0 1 0 | | | | | | | | | | | | | |
| Phil Plantier, L OBP: 0.310, SLG: 0.478 (1, 7) | | F7 | | K | F7 | | | P4 | | 4 0 0 0 0 1 2 | | | | | | | | | | | | | |
| Phil Clark, R OBP: 0.347, SLG: 0.443 (1, 9) | K | | | F9 | F9 | | | F8 | | 4 0 0 0 0 1 2 | | | | | | | | | | | | | |
| Archi Cianfrocco, R OBP: 0.190, SLG: 0.381 (1, 5) | G5-3 | | | | P3 | | F9 | | G3 | 4 0 0 0 0 0 0 | | | | | | | | | | | | | |
| Kevin Higgins, L OBP: 0.353, SLG: 0.271 (1, 2) | | | K | | 3B 1B | | F8 | | | 3 1 1 0 0 1 0 | | | | | | | | | | | | | |
| Ricky Gutierrez, R OBP: 0.367, SLG: 0.348 (1, 6) | | | K | | 1B 3B | | | BB | | 2 1 1 1 1 1 0 | | | | | | | | | | | | | |
| Wally Whitehurst, R ERA: 0.077, SLG: 0.077 (3, 1) | | | | | 1-1 WP S | | K | | | 0 0 0 0 0 0 0 1 0 0 0 0 0 0 1 0 0 1 0 0 0 0 0 0 0 0 0 0 0 0 0 0 0 0 0 1 0 0 0 0 1 1 0 0 0 0 0 0 0 | | | | | | | | | | | | | |
| Tim Worrell, R ERA: 7.71 (3, 1) | | | | | 3H 1B | | | | | 0 0 0 0 0 0 0 | | | | | | | | | | | | | |
| Inning Stats | R: 0 E: 0 K: 1 S: 6 | H: 0 LOB: 0 BB: 0 P: 8 | R: 0 E: 0 K: 1 S: 6 | H: 0 LOB: 0 BB: 0 P: 11 | R: 0 E: 0 K: 2 S: 8 | H: 0 LOB: 0 BB: 0 P: 12 | R: 0 E: 0 K: 1 S: 9 | H: 1 LOB: 2 BB: 0 P: 13 | R: 2 E: 0 K: 1 S: 17 | H: 3 LOB: 1 BB: 0 P: 27 | R: 0 E: 0 K: 0 S: 9 | H: 0 LOB: 0 BB: 0 P: 13 | R: 0 E: 0 K: 1 S: 16 | H: 0 LOB: 1 BB: 1 P: 23 | R: 0 E: 0 K: 1 S: 5 | H: 0 LOB: 0 BB: 0 P: 6 | R: 0 E: 0 K: 0 S: 6 | H: 0 LOB: 0 BB: 0 P: 6 | 1B: 3 2B: 0 3B: 1 HR: 0 | SF: 0 SAC: 0 DP: 0 HBP: 1 | WP: 1 PB: 0 SB: 1 CS: 0 | PA: 33 | |
| PITCHER | IP WLS BF H R ER SO BB IBB HBP BLK WP HR S P ERA WHIP | | | | | | | | | | | PITCHER | IP WLS BF H R ER SO BB IBB HBP BLK WP HR S P ERA WHIP | | | | | | | | | | |
| Tim Belcher, R ERA: 3.38 (1, 1) | 9.0 W 33 4 2 2 8 1 0 1 0 1 0 82 119 2.00 0.556 | | | | | | | | | | | | | | | | | | | | | | |

| | |
|-----|----|
| AB | 31 |
| R | 2 |
| H | 4 |
| RBI | 2 |
| BB | 1 |
| SO | 8 |
| LOB | 8 |



| Batter | 1 | 2 | 3 | 4 | 5 | 6 | 7 | 8 | 9 | AB | R | H | RBI | BB | SO | LOB | TOP | | | | | |
|---|-------------------------------|----------------------------------|-------------------------------|----------------------------------|------------------------------|----------------------------------|-------------------------------|----------------------------------|------------------------------|---------------------------------|------------------------------|----------------------------------|------------------------------|---------------------------------|-------------------------------|----------------------------------|---|----------------------------------|----------------------------------|------------------------------------|----------------------------------|--------|
| Bip Roberts, S OBP: 0.336, SLG: 0.310 (1, 7) | G1-3 | | G3-1 | | | G6-3 | | P6 | | 4 | 0 | 0 | 0 | 0 | 0 | 0 | Cincinnati Reds @ San Diego Padres Jack Murphy Stadium, San Diego, CA Sat Jun 26 1993, 10:05 PM EDT Att: 26,471 - Unknown | | | | | |
| Barry Larkin, R OBP: 0.393, SLG: 0.411 (1, 6) | G5-3 | | G6-3 | | | K | | | FC4-6 1B | 4 | 0 | 1 | 0 | 0 | 1 | 0 | | | | | | |
| Hal Morris, L OBP: 0.325, SLG: 0.310 (1, 3) | G6-3 | | | F8 | | | | FC6-4 1B | FC4-6 1-2 | 4 | 0 | 1 | 0 | 0 | 0 | 1 | | | | | | |
| Chris Sabo, R OBP: 0.285, SLG: 0.391 (1, 5) | | L7 | | | FC6 1B | | | FC6-4 1-2 | K | 4 | 0 | 1 | 0 | 0 | 1 | 2 | | | | | | |
| Roberto Kelly, R OBP: 0.358, SLG: 0.473 (1, 8) | G5-3 | | | FC6 1-2 | | | | P4 | F7 | 4 | 0 | 0 | 0 | 0 | 0 | 2 | | | | | | |
| Reggie Sanders, R OBP: 0.339, SLG: 0.433 (1, 9) | | 1B | | | K | | | L4 | | 3 | 0 | 1 | 0 | 0 | 1 | 1 | | | | | | |
| Jeff Branson, L OBP: 0.351, SLG: 0.413 (1, 4) | | | | | | G4-3 | | | K | 3 | 0 | 1 | 0 | 0 | 1 | 0 | | | | | | |
| Joe Oliver, R OBP: 0.282, SLG: 0.388 (1, 2) | | | | | | G5-3 | | | | 3 | 0 | 0 | 0 | 0 | 0 | 2 | | | | | | |
| Jose Rijo, R OBP: 0.268, SLG: 0.237 (1, 1) | | | | | | G6-3 | | | | 2 | 0 | 0 | 0 | 0 | 1 | 0 | | | | | | |
| Gary Varsho, L OBP: 0.340, SLG: 0.348 (8, PH) | | | K | | | | | | | 1 | 0 | 0 | 0 | 0 | 0 | 0 | | | | | | |
| Steve Foster, R (8, 1) | | | | | | | | | G4-3 | 0 | 0 | 0 | 0 | 0 | 0 | 0 | | | | | | |
| Inning Stats | R: 0 E: 0 K: 0 S: 11 | H: 0 LOB: 0 BB: 0 P: 17 | R: 0 E: 0 K: 0 S: 10 | H: 2 LOB: 2 BB: 0 P: 13 | R: 0 E: 0 K: 1 S: 8 | H: 0 LOB: 0 BB: 0 P: 11 | R: 0 E: 0 K: 1 S: 10 | H: 1 LOB: 1 BB: 0 P: 13 | R: 0 E: 0 K: 0 S: 5 | H: 0 LOB: 0 BB: 0 P: 5 | R: 0 E: 0 K: 1 S: 8 | H: 1 LOB: 1 BB: 0 P: 10 | R: 0 E: 0 K: 1 S: 5 | H: 0 LOB: 0 BB: 0 P: 7 | R: 0 E: 0 K: 0 S: 10 | H: 0 LOB: 0 BB: 0 P: 14 | R: 0 E: 0 K: 1 S: 9 | H: 1 LOB: 1 BB: 0 P: 14 | 1B: 5 2B: 0 3B: 0 HR: 0 | SF: 0 SAC: 0 DP: 0 HBP: 0 | WP: 0 PB: 0 SB: 0 CS: 0 | PA: 32 |
| PITCHER | IP | WLS | BF | H | R | ER | SO | BB | IBB | HBP | BLK | WP | HR | S | P | ERA | WHIP | | | | | |
| Doug Brocail, R ERA: 3.65 (1, 1) | 8.0 | W | 28 | 4 | 0 | 0 | 4 | 0 | 0 | 0 | 0 | 0 | 0 | 67 | 90 | 0.00 | 0.500 | | | | | |
| Gene Harris, R ERA: 1.57 (9, 1) | 1.0 | S | 4 | 1 | 0 | 0 | 1 | 0 | 0 | 0 | 0 | 0 | 0 | 9 | 14 | 0.00 | 1.000 | | | | | |

| | |
|-----|----|
| AB | 32 |
| R | 0 |
| H | 5 |
| RBI | 0 |
| BB | 0 |
| SO | 5 |
| LOB | 8 |



| Batter | 1 | 2 | 3 | 4 | 5 | 6 | 7 | 8 | 9 | AB | R | H | RBI | BB | SO | LOB | BOTTOM | | | | |
|---|------------------------------|---------------------------------|-------------------------------|----------------------------------|-------------------------------|----------------------------------|-------------------------------|----------------------------------|------------------------------|----------------------------------|-------------------------------|----------------------------------|------------------------------|---------------------------------|-------------------------------|----------------------------------|---|------------------------------------|----------------------------------|--------|--|
| Jeff Gardner, L OBP: 0.330, SLG: 0.356 (1, 4) | F7 | | G1-3 | | | K | | G5-3 | | 4 | 0 | 0 | 0 | 0 | 1 | 2 | Cincinnati Reds @ San Diego Padres Jack Murphy Stadium, San Diego, CA Sat Jun 26 1993, 10:05 PM EDT Att: 26,471 - Unknown | | | | |
| Ricky Gutierrez, R OBP: 0.394, SLG: 0.346 (1, 6) | L6 | | | | K | | | F7 | 1B | 4 | 0 | 1 | 0 | 0 | 1 | 0 | | | | | |
| Tony Gwynn, L OBP: 0.365, SLG: 0.429 (1, 9) | | | | | L6 | | | | | 4 | 0 | 2 | 1 | 0 | 0 | 0 | | | | | |
| Gene Harris, R (9, 1) | G6-3 | | | | | | | | | 0 | 0 | 0 | 0 | 0 | 0 | 0 | | | | | |
| Derek Bell, R OBP: 0.311, SLG: 0.440 (1, 8) | | K | | E6 3B | | | | | K | 4 | 1 | 0 | 0 | 0 | 3 | 3 | | | | | |
| Phil Plantier, L OBP: 0.310, SLG: 0.486 (1, 7) | | G5-3 | | | | | | G5-3 | | 3 | 0 | 1 | 1 | 0 | 0 | 0 | | | | | |
| Archi Cianfrocco, R OBP: 0.187, SLG: 0.333 (1, 5) | | | | | | | | | | 3 | 0 | 0 | 0 | 0 | 1 | 1 | | | | | |
| Craig Shipley, R OBP: 0.241, SLG: 0.313 (9, 5) | | G4-3 | | | | | | K | | 0 | 0 | 0 | 0 | 0 | 0 | 0 | | | | | |
| Kevin Higgins, L OBP: 0.352, SLG: 0.274 (1, 2) | | | | | | L6 | | | F7 | 3 | 0 | 1 | 0 | 0 | 0 | 0 | | | | | |
| Bill Bean, L OBP: 0.229, SLG: 0.267 (1, 3) | | | | | | | | | | 3 | 0 | 0 | 0 | 0 | 2 | 1 | | | | | |
| Doug Brocail, L (1, 1) | | | | | | | | | | 1 | 0 | 0 | 0 | 0 | 1 | 0 | | | | | |
| Kurt Stillwell, S OBP: 0.301, SLG: 0.301 (8, PH) | | | | | | | | | | 1 | 1 | 1 | 0 | 0 | 0 | 0 | | | | | |
| Bob Geren, R OBP: 0.289, SLG: 0.300 (9, 2) | | | | | | | | | | 0 | 0 | 0 | 0 | 0 | 0 | 0 | | | | | |
| Inning Stats | R: 0 E: 0 K: 0 S: 5 | H: 0 LOB: 0 BB: 0 P: 7 | R: 0 E: 0 K: 1 S: 10 | H: 0 LOB: 0 BB: 0 P: 14 | R: 0 E: 0 K: 0 S: 10 | H: 1 LOB: 1 BB: 0 P: 15 | R: 1 E: 1 K: 1 S: 14 | H: 1 LOB: 1 BB: 0 P: 23 | R: 0 E: 0 K: 2 S: 8 | H: 0 LOB: 0 BB: 0 P: 11 | R: 0 E: 0 K: 2 S: 10 | H: 1 LOB: 1 BB: 0 P: 18 | R: 0 E: 0 K: 1 S: 8 | H: 0 LOB: 0 BB: 0 P: 9 | R: 1 E: 0 K: 2 S: 16 | H: 3 LOB: 2 BB: 0 P: 27 | 1B: 5 2B: 0 3B: 1 HR: 0 | SF: 0 SAC: 1 DP: 0 HBP: 0 | WP: 0 PB: 0 SB: 1 CS: 0 | PA: 31 | |
| PITCHER | IP | WLS | BF | H | R | ER | SO | BB | IBB | HBP | BLK | WP | HR | S | P | ERA | WHIP | | | | |
| Jose Rijo, R ERA: 3.19 (1, 1) | 7.0 | L | 25 | 3 | 1 | 0 | 7 | 0 | 0 | 0 | 0 | 0 | 0 | 65 | 97 | 0.00 | 0.429 | | | | |
| Steve Foster, R ERA: 1.75 (8, 1) | 1.0 | | 6 | 3 | 1 | 1 | 2 | 0 | 0 | 0 | 0 | 0 | 0 | 16 | 27 | 9.00 | 3.000 | | | | |

| | |
|-----|----|
| AB | 30 |
| R | 2 |
| H | 6 |
| RBI | 2 |
| BB | 0 |
| SO | 9 |
| LOB | 7 |



| Batter | 1 | 2 | 3 | 4 | 5 | 6 | 7 | 8 | 9 | 10 | 11 | AB | R | H | RBI | BB | SO | LOB | TOP | |
|--|-------------------------------|----------------------------------|------------------------------|----------------------------------|-------------------------------|----------------------------------|-------------------------------|----------------------------------|------------------------------|----------------------------------|-------------------------------|----------------------------------|------------------------------|----------------------------------|-------------------------------|----------------------------------|----------------------------------|------------------------------------|----------------------------------|--------|
| Bip Roberts, S OBP: 0.334, SLG: 0.309 Jacob Brumfield, R OBP: 0.395, SLG: 0.323 | (1, 7) 3-2 G4-3 | | (2, 3) 2-3 K | | | (3) 2-0 F8 | | (2) 1-2 G1-3 | | (3) 0-0 F8 | (2) 1-0 FC5-4 1B | 1 | 0 | 0 | 0 | 0 | 0 | 0 | | |
| Juan Samuel, R OBP: 0.221, SLG: 0.311 | (1, 4) 0-3 K | | | (1) 1-3 K | | | | (1) 3-2 L9 | | (3) 1-2 F9 | | | 6 | 1 | 2 | 1 | 0 | 2 | 1 | |
| Hal Morris, L OBP: 0.325, SLG: 0.312 | (1, 3) 0-1 F8 | | | (2) 1-3 K | | | | (2) 1-2 E5 FC8-6 | | (3) 0-0 WP 1B | | | 6 | 1 | 2 | 1 | 0 | 1 | 2 | |
| Chris Sabo, R OBP: 0.283, SLG: 0.388 | | (3) 1-2 G6-3 | | | (3) 1-1 G5-3 | | | (1) 2-2 E5 FC8-6 | | (1) 2-2 P6 | | | 5 | 1 | 1 | 0 | 0 | 0 | 2 | |
| Roberto Kelly, R OBP: 0.350, SLG: 0.469 | | (2) 1-1 F9 | | | | | | (2) 1-0 FC8-6 | | (2) 3-2 F9 | | | 5 | 1 | 1 | 1 | 0 | 0 | 3 | |
| Reggie Sanders, R OBP: 0.337, SLG: 0.433 | | (3) 3-3 K | | | | | | (2) 2-1 P4 | | (3) 3-1 G5-3 | | | 5 | 1 | 1 | 1 | 0 | 2 | 3 | |
| Jeff Branson, L OBP: 0.383, SLG: 0.417 | | | | | | (3) 2-1 F7 | | | | (1) 1-1 SH1-4 2B 1B | | | 4 | 2 | 2 | 0 | 1 | 0 | 0 | |
| Dan Wilson, R OBP: 0.333, SLG: 0.271 | | | | (1) 3-3 K | | | | (1) 0-0 SH1-4 | | | | | 2 | 0 | 0 | 1 | 1 | 2 | 1 | |
| John Smiley, L OBP: 0.300, SLG: 0.300 Gary Varsho, R OBP: 0.302, SLG: 0.303 Bobby Ayala, R OBP: 0.300, SLG: 0.300 Kevin Wickander, L OBP: 0.300, SLG: 0.300 Jeff Reardon, R OBP: 0.300, SLG: 0.300 Randy Milligan, R OBP: 0.300, SLG: 0.300 Greg Cadaret, L OBP: 0.300, SLG: 0.300 Rob Dibble, L OBP: 0.300, SLG: 0.300 | | | (2) 0-3 K | | | (2) 3-3 K | | | | (3) 0-1 2B | | | 2 | 0 | 0 | 0 | 0 | 2 | 1 | |
| Inning Stats | R: 0 E: 0 K: 1 S: 11 | H: 0 LOB: 0 BB: 0 P: 14 | R: 0 E: 0 K: 1 S: 9 | H: 0 LOB: 0 BB: 0 P: 14 | R: 0 E: 0 K: 3 S: 11 | H: 1 LOB: 1 BB: 1 P: 16 | R: 0 E: 0 K: 2 S: 10 | H: 0 LOB: 0 BB: 0 P: 13 | R: 0 E: 0 K: 2 S: 9 | H: 0 LOB: 2 BB: 0 P: 17 | R: 1 E: 0 K: 0 S: 11 | H: 2 LOB: 1 BB: 0 P: 14 | R: 0 E: 0 K: 1 S: 8 | H: 0 LOB: 1 BB: 1 P: 13 | R: 0 E: 1 K: 1 S: 19 | H: 7 LOB: 2 BB: 1 P: 34 | 1B: 9 2B: 2 3B: 0 HR: 0 | SF: 1 SAC: 1 DP: 0 HBP: 0 | WP: 2 PB: 0 SB: 2 CS: 0 | PA: 48 |
| PITCHER | IP 7.0 | WLS 24 | BF 24 | H 1 | R 0 | ER 0 | SO 10 | BB 0 | IBB 0 | HBP 0 | BLK 0 | WP 1 | HR 0 | S 70 | P 109 | ERA 0.00 | WHIP 0.143 | | | |
| Andy Benes, R ERA: 2.6 | (1, 1) | | | | | | | | | | | | | | | | | | | |
| Trevor Hoffman, R ERA: 3.72 | (8, 1) | 2.0 | 9 | 3 | 1 | 1 | 0 | 0 | 0 | 0 | 0 | 1 | 0 | 20 | 31 | 4.50 | 1.500 | | | |
| Gene Harris, R ERA: 2.73 | (10, 1) | 1.0 | L | 8 | 4 | 4 | 1 | 1 | 0 | 0 | 0 | 0 | 0 | 18 | 28 | 36.00 | 5.000 | | | |
| Mark Ettles, R ERA: 6.94 | (11, 1) | 1.0 | | 7 | 3 | 2 | 2 | 0 | 0 | 0 | 0 | 0 | 0 | 9 | 19 | 18.00 | 3.000 | | | |

Cincinnati Reds @ San Diego Padres
Jack Murphy Stadium, San Diego, CA
Sun Jun 27 1993, 6:33 AM EDT
Att: 12,330 - Sunny

AB 44
R 7
H 11
RBI 7
BB 2
SO 11
LOB 19



| Batter | 1 | 2 | 3 | 4 | 5 | 6 | 7 | 8 | 9 | 10 | 11 | AB | R | H | RBI | BB | SO | LOB | BOTTOM | | | | | |
|--|-------------------------------|----------------------------------|------------------------------|---------------------------------|-------------------------------|----------------------------------|------------------------------|----------------------------------|------------------------------|----------------------------------|-------------------------------|----------------------------------|-------------------------------|----------------------------------|-------------------------------|----------------------------------|-------------------------------|----------------------------------|-------------------------------|----------------------------------|-----------------------------------|------------------------------------|----------------------------------|--------|
| Ricky Gutierrez, R OBP: 0.363, SLG: 0.345 | (1, 6) 1-3 K | | (2) 1-2 G5-3 | | | | | | | | | | 6 | 0 | 2 | 1 | 0 | 2 | 0 | | | | | |
| Craig Shipley, R OBP: 0.264, SLG: 0.322 | (1, 4) 1-0 G5-3 | | | | | | | | | | | | 6 | 0 | 3 | 0 | 0 | 0 | 1 | | | | | |
| Phil Clark, R OBP: 0.346, SLG: 0.440 Jeff Gardner, L OBP: 0.339, SLG: 0.356 | (1, 9) 1-2 1B | | | | | | | | | | | | 3 | 0 | 1 | 0 | 0 | 0 | 3 | | | | | |
| Fred McGriff, L OBP: 0.347, SLG: 0.483 | (1, 3) 3-1 1B | | | | | | | | | | | | 4 | 0 | 2 | 0 | 2 | 1 | 2 | | | | | |
| Derek Bell, R OBP: 0.310, SLG: 0.435 | (1, 8) 1-2 L8 | | | | | | | | | | | | 5 | 0 | 1 | 0 | 0 | 0 | 5 | | | | | |
| Archi Cianfranco, R OBP: 0.185, SLG: 0.333 Bill Bean, L OBP: 0.229, SLG: 0.267 Tony Gwynn, L OBP: 0.363, SLG: 0.426 | | (3) 0-1 G6-3 | | | | | | | | | | | 3 | 0 | 1 | 0 | 0 | 1 | 0 | | | | | |
| Phil Plantier, L OBP: 0.312, SLG: 0.481 | (1, 7) 1-3 K | | | | | | | | | | | | 4 | 1 | 1 | 0 | 1 | 1 | 4 | | | | | |
| Bob Geren, R OBP: 0.285, SLG: 0.295 Kevin Higgins, L OBP: 0.342, SLG: 0.266 | (1, 2) 0-0 G5-3 | | | | | | | | | | | | 2 | 0 | 0 | 0 | 0 | 0 | 0 | | | | | |
| Andy Benes, L ERA: 5.35 Tim Lincecum, R ERA: 3.67 Trevor Hoffman, R ERA: 3.72 Gene Harris, R ERA: 2.63 Mark Ettles, R ERA: 6.94 Kurt Stillwell, S ERA: 4.36 | | | (1) 3-2 F8 | | | | | | | | | | 2 | 0 | 0 | 0 | 0 | 1 | 0 | | | | | |
| Inning Stats | R: 0 E: 0 K: 1 S: 12 | H: 2 LOB: 2 BB: 0 P: 19 | R: 0 E: 0 K: 1 S: 6 | H: 0 LOB: 0 BB: 0 P: 7 | R: 0 E: 0 K: 0 S: 11 | H: 1 LOB: 1 BB: 1 P: 16 | R: 0 E: 0 K: 0 S: 8 | H: 2 LOB: 1 BB: 0 P: 11 | R: 0 E: 0 K: 1 S: 8 | H: 0 LOB: 0 BB: 0 P: 10 | R: 1 E: 0 K: 0 S: 10 | H: 2 LOB: 1 BB: 0 P: 11 | R: 0 E: 0 K: 1 S: 14 | H: 1 LOB: 3 BB: 2 P: 25 | R: 0 E: 0 K: 2 S: 12 | H: 0 LOB: 0 BB: 0 P: 13 | R: 0 E: 0 K: 2 S: 12 | H: 3 LOB: 3 BB: 3 P: 28 | R: 0 E: 0 K: 2 S: 14 | H: 1 LOB: 2 BB: 1 P: 23 | 1B: 11 2B: 0 3B: 0 HR: 0 | SF: 0 SAC: 1 DP: 1 HBP: 0 | WP: 1 PB: 0 SB: 2 CS: 0 | PA: 49 |
| PITCHER | IP 7.0 | WLS 29 | BF 29 | H 9 | R 1 | ER 1 | SO 4 | BB 0 | IBB 0 | HBP 0 | BLK 0 | WP 1 | HR 0 | S 66 | P 92 | ERA 1.29 | WHIP 1.286 | | | | | | | |
| John Smiley, L ERA: 5.35 | (1, 1) | | | | | | | | | | | | | | | | | | | | | | | |
| Bobby Ayala, R ERA: 3.06 | (8, 1) | 0.0 | 3 | 1 | 0 | 0 | 0 | 2 | 0 | 0 | 0 | 0 | 0 | 2 | 10 | ∞ | ∞ | | | | | | | |
| Kevin Wickander, L ERA: 3.67 | (8, 1) | 0.2 | 2 | 0 | 0 | 0 | 1 | 0 | 0 | 0 | 0 | 0 | 0 | 7 | 9 | 0.00 | 0.000 | | | | | | | |
| Jeff Reardon, R ERA: 2.63 | (8, 1) | 1.1 | 4 | 0 | 0 | 0 | 0 | 0 | 0 | 0 | 0 | 0 | 0 | 13 | 19 | 0.00 | 0.000 | | | | | | | |
| Greg Cadaret, L ERA: 4.36 | (10, 1) | 0.0 | 2 | 0 | 0 | 0 | 0 | 2 | 0 | 0 | 0 | 0 | 0 | 4 | 12 | ∞ | ∞ | | | | | | | |

Cincinnati Reds @ San Diego Padres
Jack Murphy Stadium, San Diego, CA
Sun Jun 27 1993, 6:33 AM EDT
Att: 12,330 - Sunny

AB 42
R 1
H 11
RBI 1
BB 6
SO 9
LOB 27



| Batter | 1 | 2 | 3 | 4 | 5 | 6 | 7 | 8 | 9 | AB | R | H | RBI | BB | SO | LOB | TOP |
|---|---|--------------------------------------|--------------------------------------|---------------------------------------|--------------------------------------|---------------------------------------|--|---------------------------------------|---------------------------------------|-----------------------------------|------------------------------------|--------------------------|-----|----|----|-----|-----|
| Rey Sanchez, R (1, 6) <small>OBP: 0.354, SLG: 0.387</small> | | | | | | | | | | 5 | 2 | 4 | 0 | 0 | 0 | 1 | |
| 23 Ryne Sandberg, R (1, 4) <small>OBP: 0.353, SLG: 0.355</small> Jose Vizcaino, S (9, 4) <small>OBP: 0.359, SLG: 0.388</small> | | | | | | | | | | 5 | 1 | 1 | 0 | 0 | 0 | 4 | |
| Mark Grace, L (1, 3) <small>OBP: 0.381, SLG: 0.491</small> Jim Bullinger, R (9, 1) | | | | | | | | | | 5 | 3 | 3 | 3 | 0 | 0 | 0 | |
| Derrick May, L (1, 7) <small>OBP: 0.336, SLG: 0.438</small> Dan Plesac, L (7, 1) | | | | | | | | | | 4 | 1 | 1 | 1 | 0 | 0 | 1 | |
| Doug Jennings, L (9, PH) <small>OBP: 0.118, SLG: 0.353</small> | | | | | | | | | | 0 | 0 | 0 | 0 | 0 | 0 | 0 | |
| Sammy Sosa, R (1, 8) <small>OBP: 0.301, SLG: 0.473</small> | | | | | | | | | | 4 | 0 | 2 | 2 | 1 | 0 | 1 | |
| Candy Maldonado, R (1, 9) <small>OBP: 0.272, SLG: 0.287</small> | | | | | | | | | | 3 | 0 | 0 | 0 | 2 | 1 | 2 | |
| Steve Buechele, R (1, 5) <small>OBP: 0.063, SLG: 0.032</small> Eric Yelding, R (9, 5) <small>OBP: 0.303, SLG: 0.375</small> | | | | | | | | | 4 | 1 | 2 | 2 | 0 | 0 | 1 | | |
| Steve Lake, R (1, 2) <small>OBP: 0.216, SLG: 0.320</small> | | | | | | | | | 5 | 0 | 1 | 1 | 0 | 1 | 4 | | |
| Mike Morgan, R (1, 1) <small>OBP: 0.063, SLG: 0.032</small> Dwight Smith, L (7, PH) <small>OBP: 0.336, SLG: 0.497</small> | | | | | | | | | 2 | 0 | 0 | 0 | 0 | 0 | 0 | 0 | |
| Inning Stats | R: 0 H: 1 E: 0 K: 0 S: 7 | R: 0 H: 1 E: 0 K: 0 S: 6 | R: 0 H: 1 E: 0 K: 0 S: 9 | R: 0 H: 0 E: 0 K: 1 S: 14 | R: 0 H: 0 E: 0 K: 1 S: 9 | R: 3 H: 4 E: 1 K: 0 S: 14 | R: 2 H: 2 E: 0 K: 0 S: 8 | R: 1 H: 2 E: 0 K: 0 S: 12 | R: 4 H: 4 E: 1 K: 0 S: 21 | 1B: 12 2B: 2 3B: 0 HR: 1 | SF: 1 SAC: 0 DP: 1 HBP: 0 | WP: 0 PA: 45 CS: 0 | | | | | |
| PITCHER | IP: 7.0 WLS: L BF: 31 H: 9 R: 5 ER: 4 SO: 2 BB: 2 IBB: 0 HBP: 0 BLK: 0 WP: 0 HR: 1 S: 67 P: 103 ERA: 5.14 WHIP: 1.571 | | | | | | IP: 6.0 WLS: L BF: 25 H: 7 R: 3 ER: 3 SO: 3 BB: 3 IBB: 0 HBP: 0 BLK: 0 WP: 0 HR: 2 S: 50 P: 87 ERA: 4.50 WHIP: 1.667 | | | | | | | | | | |

Chicago Cubs @ San Diego Padres
 Jack Murphy Stadium, San Diego, CA
 Tue Jun 29 1993, 10:05 PM EDT
 Att: 18,197 - Unknown - 74 F

AB 41
 R 10
 H 15
 RBI 10
 BB 3
 SO 2
 LOB 18



| Batter | 1 | 2 | 3 | 4 | 5 | 6 | 7 | 8 | 9 | AB | R | H | RBI | BB | SO | LOB | BOTTOM |
|---|--|--------------------------------------|---------------------------------------|---------------------------------------|--------------------------------------|--|---------------------------------------|--------------------------------------|---------------------------------------|----------------------------------|------------------------------------|--------------------------|-----|----|----|-----|--------|
| Jeff Gardner, L (1, 4) <small>OBP: 0.291, SLG: 0.356</small> Tim Lincecum, R (7, PH) <small>OBP: 0.338, SLG: 0.459</small> Mark Ertles, R (8, 1) <small>ERA: 7.3</small> Pedro Martinez, L (8, 1) <small>ERA: 7.3</small> Trevor Hoffman, R (9, 1) <small>ERA: 4.42</small> Kerry Taylor, R (9, 1) <small>ERA: 7.54</small> Kurt Stillwell, S (9, PH) <small>OBP: 0.302, SLG: 0.302</small> | | | | | | | | | | 3 | 0 | 1 | 0 | 0 | 0 | 1 | |
| Ricky Gutierrez, R (1, 6) <small>OBP: 0.353, SLG: 0.336</small> | | | | | | | | | | 5 | 0 | 0 | 0 | 0 | 2 | 4 | |
| Tony Gwynn, L (1, 9) <small>OBP: 0.358, SLG: 0.426</small> | | | | | | | | | | 4 | 0 | 0 | 0 | 0 | 0 | 1 | |
| Fred McGriff, L (1, 3) <small>OBP: 0.356, SLG: 0.481</small> | | | | | | | | | | 3 | 1 | 1 | 0 | 1 | 0 | 0 | |
| Phil Plantier, L (1, 7) <small>OBP: 0.316, SLG: 0.510</small> | | | | | | | | | | 4 | 2 | 3 | 3 | 0 | 0 | 0 | |
| Derek Bell, R (1, 8) <small>OBP: 0.318, SLG: 0.437</small> Bill Bean, L (9, PH) <small>OBP: 0.235, SLG: 0.292</small> | | | | | | | | | | 2 | 0 | 1 | 0 | 1 | 0 | 2 | |
| Archi Cianfrocco, R (1, 5) <small>OBP: 0.171, SLG: 0.265</small> | | | | | | | | | | 3 | 1 | 0 | 0 | 1 | 0 | 4 | |
| Kevin Higgins, L (1, 2) <small>OBP: 0.358, SLG: 0.292</small> | | | | | | | | | | 4 | 0 | 3 | 1 | 0 | 0 | 2 | |
| Tim Worrell, R (1, 1) <small>ERA: 3.97</small> Dan Plesac, L (7, 1) <small>ERA: 4.02</small> Jim Bullinger, R (9, 1) <small>ERA: 7.56</small> | | | | | | | | | | 2 | 0 | 0 | 0 | 0 | 2 | 3 | |
| Inning Stats | R: 0 H: 0 E: 0 K: 0 S: 6 | R: 0 H: 2 E: 0 K: 0 S: 6 | R: 0 H: 1 E: 0 K: 2 S: 10 | R: 2 H: 1 E: 0 K: 1 S: 15 | R: 0 H: 1 E: 0 K: 0 S: 7 | R: 1 H: 2 E: 0 K: 0 S: 6 | R: 0 H: 1 E: 0 K: 0 S: 12 | R: 0 H: 0 E: 0 K: 0 S: 9 | R: 2 H: 3 E: 1 K: 1 S: 14 | 1B: 7 2B: 2 3B: 0 HR: 2 | SF: 0 SAC: 0 DP: 4 HBP: 0 | WP: 0 PA: 38 CS: 0 | | | | | |
| PITCHER | IP: 6.0 WLS: W BF: 25 H: 7 R: 3 ER: 3 SO: 3 BB: 3 IBB: 0 HBP: 0 BLK: 0 WP: 0 HR: 2 S: 50 P: 87 ERA: 4.50 WHIP: 1.667 | | | | | IP: 6.0 WLS: L BF: 25 H: 7 R: 3 ER: 3 SO: 3 BB: 3 IBB: 0 HBP: 0 BLK: 0 WP: 0 HR: 2 S: 50 P: 87 ERA: 4.50 WHIP: 1.667 | | | | | | | | | | | |

Chicago Cubs @ San Diego Padres
 Jack Murphy Stadium, San Diego, CA
 Tue Jun 29 1993, 10:05 PM EDT
 Att: 18,197 - Unknown - 74 F

AB 35
 R 5
 H 11
 RBI 5
 BB 3
 SO 4
 LOB 21



| Batter | 1 | 2 | 3 | 4 | 5 | 6 | 7 | 8 | 9 | AB | R | H | RBI | BB | SO | LOB | TOP | | | |
|---|-------------------------------|----------------------------------|------------------------------|----------------------------------|-------------------------------|----------------------------------|-------------------------------|----------------------------------|-------------------------------|----------------------------------|------------------------------|---------------------------------|-------------------------------|----------------------------------|-------------------------------|----------------------------------|--|------------------------------------|----------------------------------|--------|
| Ricky Gutierrez, R (1, 6) OBP: 0.354, SLG: 0.333 | 4-0 BB G6-4-3 | | 1-2 3-H 1B | | 1-2 G4-3 | | | 3-2 F8 | | 3 | 0 | 1 | 1 | 1 | 0 | 0 | San Diego Padres @ Philadelphia Phillies Veterans Stadium, Philadelphia, PA Fri Jul 02 1993, 3:33 AM EDT Unknown | | | |
| Tony Gwynn, L (1, 9) OBP: 0.355, SLG: 0.421 | 1-2 G6-4-3 | | 1-1 G3 | | 1-1 1B | | | 0-1 F7 | | 4 | 0 | 1 | 0 | 0 | 0 | 2 | | | | |
| Bill Bean, L (8, 9) OBP: 0.259, SLG: 0.320 | 1-2 1-2 | | | | | | | | | 0 | 0 | 0 | 0 | 0 | 0 | 0 | | | | |
| Derek Bell, R (1, 8) OBP: 0.320, SLG: 0.438 | 3-3 K | | | 1-1 BB 2B 1B | 2-3 K | | | 0-1 HR 1B | | 4 | 2 | 2 | 0 | 0 | 2 | 1 | | | | |
| Fred McGriff, L (1, 3) OBP: 0.357, SLG: 0.485 | | 1-2 F7 | | 4-2 2B SF8 BB | | 0-0 F7 | | 0-0 HR | | 3 | 2 | 1 | 2 | 1 | 0 | 0 | | | | |
| Phil Clark, R (1, 7) OBP: 0.339, SLG: 0.438 | | 0-2 G4-3 | | 1-2 1-3 2-H 2B | | 1-1 G5-3 | | 0-1 F7 | | 4 | 0 | 1 | 1 | 0 | 0 | 0 | | | | |
| Tim Lincecum, R (1, 4) OBP: 0.325, SLG: 0.441 | | 1-1 G6-3 | | 1-1 P3 | | 3-0 G6-3 | | | | 3 | 0 | 0 | 0 | 0 | 0 | 2 | | | | |
| Jeff Gardner, L (7, 4) OBP: 0.333, SLG: 0.350 | | | | | | | | | | 1 | 0 | 0 | 0 | 0 | 0 | 0 | | | | |
| Archi Cianfrocco, R (1, 5) OBP: 0.193, SLG: 0.268 | | | 2-3 K | 3-1 SF8 | | 1-0 F7 | | | | 3 | 0 | 0 | 1 | 0 | 2 | 0 | | | | |
| Gene Harris, R (9, 1) | | | | | | | | | | 0 | 0 | 0 | 0 | 0 | 0 | 0 | | | | |
| Bob Geren, R (1, 2) OBP: 0.289, SLG: 0.316 | | | 2-2 G4-3 1B 2B | 1-2 L3 | | 2-1 P3 | | 3-1 2B | | 4 | 1 | 2 | 0 | 0 | 0 | 1 | | | | |
| Doug Brocail, L (1, 1) | | | 1-1 G4-3 | | 3-2 F9 | | 0-0 G6-3 | | 2-2 F7 | 1 | 0 | 0 | 0 | 0 | 0 | 1 | | | | |
| Mark Ettles, R (4, 1) | | | | | | | | | | 1 | 0 | 0 | 0 | 0 | 0 | 0 | | | | |
| Pedro Martinez, L (6, 1) | | | | | | | | | | 1 | 0 | 0 | 0 | 0 | 0 | 0 | | | | |
| Roger Mason, R (7, 1) | | | | | | | | | | 0 | 0 | 0 | 0 | 0 | 0 | 0 | | | | |
| Craig Shipley, R (9, PH) OBP: 0.244, SLG: 0.309 | | | | | | | | | | 1 | 0 | 0 | 0 | 0 | 0 | 1 | | | | |
| Inning Stats | R: 0 E: 0 K: 1 S: 10 | H: 0 LOB: 0 BB: 1 P: 18 | R: 0 E: 0 K: 0 S: 8 | H: 0 LOB: 0 BB: 0 P: 10 | R: 1 E: 0 K: 1 S: 13 | H: 2 LOB: 1 BB: 0 P: 20 | R: 2 E: 0 K: 0 S: 16 | H: 2 LOB: 1 BB: 0 P: 27 | R: 0 E: 0 K: 1 S: 12 | H: 1 LOB: 1 BB: 0 P: 19 | R: 0 E: 0 K: 0 S: 4 | H: 0 LOB: 0 BB: 0 P: 7 | R: 2 E: 0 K: 0 S: 10 | H: 2 LOB: 0 BB: 0 P: 13 | R: 0 E: 0 K: 1 S: 13 | H: 1 LOB: 1 BB: 0 P: 19 | 1B: 4 2B: 3 3B: 0 HR: 1 | SF: 1 SAC: 0 DP: 1 HBP: 0 | WP: 0 PB: 0 SB: 0 CS: 0 | PA: 36 |
| PITCHER | IP | WLS | BF | H | R | ER | SO | BB | IBB | HBP | BLK | WP | HR | S | P | ERA | WHIP | | | |
| Terry Mulholland, L (1, 1) ERA: 2.75 | 5.0 | L | 21 | 5 | 3 | 3 | 3 | 2 | 0 | 0 | 0 | 0 | 0 | 59 | 94 | 5.40 | 1.400 | | | |
| Mike Williams, R (6, 1) ERA: 9.0 | 3.0 | | 11 | 2 | 2 | 2 | 0 | 0 | 0 | 0 | 0 | 0 | 1 | 18 | 28 | 6.00 | 0.667 | | | |
| David West, L (9, 1) ERA: 3.32 | 1.0 | | 4 | 1 | 0 | 0 | 1 | 0 | 0 | 0 | 0 | 0 | 0 | 13 | 19 | 0.00 | 1.000 | | | |

| | |
|-----|----|
| AB | 33 |
| R | 5 |
| H | 8 |
| RBI | 5 |
| BB | 2 |
| SO | 4 |
| LOB | 8 |



| Batter | 1 | 2 | 3 | 4 | 5 | 6 | 7 | 8 | 9 | AB | R | H | RBI | BB | SO | LOB | BOTTOM | | | |
|---|------------------------------|----------------------------------|------------------------------|----------------------------------|------------------------------|----------------------------------|------------------------------|----------------------------------|-------------------------------|----------------------------------|-------------------------------|----------------------------------|------------------------------|---------------------------------|------------------------------|----------------------------------|--|------------------------------------|----------------------------------|--------|
| Lenny Dykstra, L (1, 8) OBP: 0.401, SLG: 0.430 | 1-2 F9 | | 0-0 F8 | | | 1-1 P5 | | 0-3 K | | 4 | 0 | 0 | 0 | 0 | 1 | 1 | San Diego Padres @ Philadelphia Phillies Veterans Stadium, Philadelphia, PA Fri Jul 02 1993, 3:33 AM EDT Unknown | | | |
| Milt Thompson, L (1, 7) OBP: 0.328, SLG: 0.304 | 1-1 P6 | | 1-0 G3 | | | 3-2 CS 1B | | 1-3 K | | 4 | 0 | 1 | 0 | 0 | 1 | 1 | | | | |
| John Kruk, L (1, 3) OBP: 0.471, SLG: 0.510 | 1-2 F9 | | | 1-1 G1-4-3 | | 3-3 K | | 0-0 L6 | | 4 | 0 | 0 | 0 | 0 | 1 | 1 | | | | |
| Dave Hollins, S (1, 5) OBP: 0.382, SLG: 0.476 | | 1-1 F8 | | 1-0 P6 | | 3-3 K | | 2-1 G4-3 | | 4 | 0 | 0 | 0 | 0 | 1 | 0 | | | | |
| Darren Daulton, L (1, 2) OBP: 0.391, SLG: 0.512 | | 0-2 G6-3 | | 1-0 1B | | 1-1 1B 2B | | 2-3 K | | 4 | 1 | 2 | 0 | 0 | 1 | 0 | | | | |
| Jim Eisenreich, L (1, 9) OBP: 0.381, SLG: 0.493 | | 2-2 P5 | | 2-1 F7 | | 1-1 F8 | | | | 3 | 0 | 0 | 0 | 0 | 0 | 2 | | | | |
| Mariano Duncan, R (1, 6) OBP: 0.288, SLG: 0.397 | | | 1-2 1B 2B | | 1-2 G5-3 | | 1-1 BLK 1B | | | 3 | 1 | 2 | 1 | 0 | 0 | 0 | | | | |
| Mickey Morandini, L (1, 4) OBP: 0.289, SLG: 0.346 | | | 1-0 F8 SH3-4 1B | | 2-3 K | | 3-2 P6 | | | 3 | 0 | 1 | 1 | 0 | 1 | 1 | | | | |
| Terry Mulholland, R (1, 1) OBP: 0.100, SLG: 0.077 | | | 0-0 SH3-4 | | 0-0 G4-3 | | | | | 1 | 0 | 0 | 0 | 0 | 0 | 0 | | | | |
| Mike Williams, R (6, 1) ERA: 9.0 | | | | | | | | | | 0 | 0 | 0 | 0 | 0 | 0 | 0 | | | | |
| Pete Incaviglia, R (8, PH) OBP: 0.317, SLG: 0.554 | | | | | | | | | | 1 | 0 | 0 | 0 | 0 | 0 | 0 | | | | |
| David West, L (9, 1) OBP: 0.667, SLG: 1.000 | | | | | | | | | | 0 | 0 | 0 | 0 | 0 | 0 | 0 | | | | |
| Inning Stats | R: 0 E: 0 K: 0 S: 8 | H: 0 LOB: 0 BB: 0 P: 11 | R: 0 E: 0 K: 0 S: 8 | H: 0 LOB: 0 BB: 0 P: 11 | R: 1 E: 0 K: 0 S: 7 | H: 2 LOB: 1 BB: 0 P: 10 | R: 0 E: 0 K: 0 S: 6 | H: 1 LOB: 1 BB: 0 P: 11 | R: 0 E: 0 K: 1 S: 11 | H: 1 LOB: 1 BB: 0 P: 18 | R: 1 E: 0 K: 1 S: 16 | H: 2 LOB: 1 BB: 0 P: 25 | R: 0 E: 0 K: 2 S: 8 | H: 0 LOB: 0 BB: 0 P: 9 | R: 0 E: 0 K: 1 S: 8 | H: 0 LOB: 0 BB: 0 P: 12 | 1B: 4 2B: 3 3B: 0 HR: 0 | SF: 0 SAC: 1 DP: 1 HBP: 0 | WP: 0 PB: 0 SB: 0 CS: 1 | PA: 32 |
| PITCHER | IP | WLS | BF | H | R | ER | SO | BB | IBB | HBP | BLK | WP | HR | S | P | ERA | WHIP | | | |
| Doug Brocail, R (1, 1) ERA: 3.6 | 3.0 | | 11 | 1 | 0 | 0 | 1 | 0 | 0 | 0 | 0 | 0 | 0 | 14 | 22 | 0.00 | 0.500 | | | |
| Mark Ettles, R (4, 1) ERA: 6.29 | 2.0 | W | 7 | 1 | 0 | 0 | 1 | 0 | 0 | 0 | 0 | 0 | 0 | 15 | 20 | 0.00 | 0.750 | | | |
| Pedro Martinez, L (6, 1) ERA: 9.0 | 1.2 | | 6 | 2 | 1 | 1 | 2 | 0 | 0 | 0 | 0 | 0 | 0 | 20 | 32 | 5.40 | 1.200 | | | |
| Roger Mason, R (7, 1) ERA: 3.08 | 1.1 | | 5 | 1 | 0 | 0 | 2 | 0 | 0 | 0 | 1 | 0 | 0 | 15 | 20 | 0.00 | 0.750 | | | |
| Gene Harris, R (9, 1) ERA: 2.59 | 1.0 | S | 3 | 0 | 0 | 0 | 1 | 0 | 0 | 0 | 0 | 0 | 0 | 8 | 12 | 0.00 | 0.000 | | | |

| | |
|-----|----|
| AB | 31 |
| R | 2 |
| H | 6 |
| RBI | 2 |
| BB | 0 |
| SO | 6 |
| LOB | 6 |



| Batter | 1 | 2 | 3 | 4 | 5 | 6 | 7 | 8 | 9 | AB | R | H | RBI | BB | SO | LOB | TOP | | | | | | | | | | |
|---|-------------------------------|----------------------------------|-------------------------------|----------------------------------|------------------------------|---------------------------------|-------------------------------|----------------------------------|-------------------------------|----------------------------------|------------------------------|----------------------------------|-------------------------------|----------------------------------|------------------------------|----------------------------------|-------------------------------|----------------------------------|----------------------------------|------------------------------------|--|--|--|--|--|--|--|
| Ricky Gutierrez, R OBP: 0.348, SLG: 0.333 (1, 6) | G6-3 HR 2B | G6-3 | | | G5-3 | | P4 | | F8 | 5 | 1 | 1 | 0 | 0 | 0 | 1 | | | | | | | | | | | |
| Craig Shipley, R OBP: 0.248, SLG: 0.331 (8, 5) | K | | G6-3 | | G5-3 | | 1B 2B | | E1 1B | 5 | 2 | 2 | 0 | 0 | 1 | 1 | | | | | | | | | | | |
| Tony Gwynn, L OBP: 0.356, SLG: 0.421 (1, 9) | G6-3 | | K | | | P7 | 2B 1B | | G3-6-3 1B | 5 | 1 | 2 | 1 | 0 | 1 | 1 | | | | | | | | | | | |
| Fred McGriff, L OBP: 0.363, SLG: 0.507 (1, 3) | HR | | G5-3 | | | 2B 1B | 2B | | G3-6-3 1B | 5 | 1 | 3 | 4 | 0 | 0 | 1 | | | | | | | | | | | |
| Derek Bell, R OBP: 0.315, SLG: 0.433 (1, 8) | K | | | | P4 | 2B | P3 | | | 4 | 0 | 1 | 0 | 0 | 1 | 1 | | | | | | | | | | | |
| Phil Clark, R OBP: 0.342, SLG: 0.440 (8, 4) | | P3 | | | G4-3 2B | | | | K | 3 | 0 | 1 | 0 | 1 | 1 | 0 | | | | | | | | | | | |
| Phil Planter, L OBP: 0.321, SLG: 0.507 (1, 7) | | 2B 1B | | | G4-3 | | P9 | | | 4 | 1 | 1 | 0 | 0 | 1 | 4 | | | | | | | | | | | |
| Archi Cianfrocco, R OBP: 0.170, SLG: 0.250 Bob Geren, R OBP: 0.289, SLG: 0.316 (8, 2) | | K | | | K | | G4-3 | | | 3 | 0 | 0 | 0 | 1 | 2 | 5 | | | | | | | | | | | |
| Greg Harris, R OBP: 0.265, SLG: 0.267 Pedro Martinez, L (8, 1) | | 2B | | | | | | | | 0 | 0 | 0 | 0 | 0 | 0 | 0 | | | | | | | | | | | |
| Mark Ettles, R Gene Harris, R (9, 1) | 1-H 2B | | | | L6 | | G6-3 | | P3 | 4 | 0 | 1 | 1 | 0 | 0 | 1 | | | | | | | | | | | |
| Inning Stats | R: 2 E: 0 K: 2 S: 12 | H: 2 LOB: 0 BB: 0 P: 17 | R: 1 E: 0 K: 1 S: 13 | H: 2 LOB: 1 BB: 0 P: 18 | R: 0 E: 0 K: 1 S: 7 | H: 0 LOB: 0 BB: 0 P: 7 | R: 0 E: 0 K: 1 S: 12 | H: 1 LOB: 1 BB: 0 P: 19 | R: 0 E: 0 K: 0 S: 11 | H: 0 LOB: 0 BB: 0 P: 17 | R: 0 E: 0 K: 1 S: 8 | H: 2 LOB: 3 BB: 1 P: 14 | R: 2 E: 0 K: 0 S: 18 | H: 3 LOB: 1 BB: 0 P: 24 | R: 0 E: 0 K: 1 S: 8 | H: 0 LOB: 1 BB: 1 P: 12 | R: 1 E: 1 K: 0 S: 10 | H: 2 LOB: 0 BB: 0 P: 18 | 1B: 6 2B: 5 3B: 0 HR: 1 | SF: 0 SAC: 0 DP: 1 HBP: 0 | WP: 0 PA: 40 PB: 0 SB: 0 CS: 0 | | | | | | |
| PITCHER | IP | WLS | BF | H | R | ER | SO | BB | IBB | HBP | BLK | WP | HR | S | P | ERA | WHIP | | | | | | | | | | |
| Danny Jackson, L ERA: 3.59 Larry Andersen, R ERA: 1.71 | 7.0 | L | 32 | 10 | 5 | 5 | 6 | 0 | 1 | 0 | 0 | 0 | 1 | 81 | 116 | 6.43 | 1.429 | | | | | | | | | | |

San Diego Padres @ Philadelphia Phillies
Veterans Stadium, Philadelphia, PA

AB 38
R 6
H 12
RBI 6
BB 2
SO 7
LOB 15



WP: 0 PA: 40
PB: 0
SB: 0
CS: 0

Sat Jul 03 1993, 7:05 PM EDT
Att: 57,521 - Unknown - 88 F

BOTTOM

| Batter | 1 | 2 | 3 | 4 | 5 | 6 | 7 | 8 | 9 | AB | R | H | RBI | BB | SO | LOB | BOTTOM | | | | | | | | | | |
|---|------------------------------|----------------------------------|------------------------------|----------------------------------|------------------------------|----------------------------------|------------------------------|----------------------------------|-------------------------------|----------------------------------|-------------------------------|----------------------------------|-------------------------------|----------------------------------|-------------------------------|----------------------------------|----------------------------------|------------------------------------|--|--|--|--|--|--|--|--|--|
| Lenny Dykstra, L OBP: 0.403, SLG: 0.441 (1, 8) | FC4-6 BB 1B | | K2-3 | | F7 | | HR | | G4-3 1B | 5 | 2 | 3 | 2 | 0 | 1 | 0 | | | | | | | | | | | |
| Mickey Morandini, L OBP: 0.286, SLG: 0.342 (1, 4) | F7 | | F9 | | | G4-3 | G3 | | G4-3 | 5 | 0 | 0 | 0 | 0 | 0 | 3 | | | | | | | | | | | |
| John Kruk, L OBP: 0.474, SLG: 0.508 (1, 3) | E2 FC4-6 BB | | G4-3 | | | G1-3 1B | | | G4-3 1B | 3 | 0 | 1 | 0 | 2 | 0 | 0 | | | | | | | | | | | |
| Dave Hollins, S OBP: 0.375, SLG: 0.467 (1, 5) | FC4-6 | | | | G4-3 | G1-3 | | | K | 5 | 0 | 1 | 1 | 0 | 1 | 5 | | | | | | | | | | | |
| Darren Daulton, L OBP: 0.393, SLG: 0.510 (1, 2) | G4-3 | | | | G5-3 1B | P7 | | | | 3 | 0 | 1 | 0 | 1 | 0 | 2 | | | | | | | | | | | |
| Pete Incaviglia, R OBP: 0.317, SLG: 0.545 (1, 7) | | P4 | | | G5-3 | | F8 | | P8 | 4 | 0 | 0 | 0 | 0 | 0 | 3 | | | | | | | | | | | |
| Jim Eisenreich, L OBP: 0.378, SLG: 0.484 (1, 9) | | P5 | | | G3-1 | | G6-3 2B 1B | | F7 | 4 | 1 | 1 | 0 | 0 | 0 | 3 | | | | | | | | | | | |
| Kim Batiste, R OBP: 0.297, SLG: 0.439 (1, 6) | | | | | G5-3 | | G6-3 | | F9 | 4 | 0 | 1 | 0 | 0 | 0 | 1 | | | | | | | | | | | |
| Danny Jackson, R OBP: 0.175, SLG: 0.162 Milt Thompson, L OBP: 0.332, SLG: 0.311 Larry Andersen, R OBP: 1.000, SLG: 1.000 Ricky Jordan, R OBP: 0.348, SLG: 0.484 (9, PH) | | F7 | | | G4-3 | | HR 2B | | G4-3 1B | 2 | 0 | 0 | 0 | 0 | 0 | 1 | | | | | | | | | | | |
| Inning Stats | R: 1 E: 1 K: 0 S: 9 | H: 1 LOB: 1 BB: 1 P: 18 | R: 0 E: 0 K: 0 S: 6 | H: 1 LOB: 0 BB: 0 P: 11 | R: 0 E: 0 K: 1 S: 6 | H: 0 LOB: 0 BB: 0 P: 11 | R: 0 E: 0 K: 0 S: 7 | H: 1 LOB: 1 BB: 0 P: 10 | R: 0 E: 0 K: 0 S: 10 | H: 1 LOB: 1 BB: 0 P: 16 | R: 3 E: 0 K: 0 S: 10 | H: 3 LOB: 0 BB: 0 P: 15 | R: 0 E: 0 K: 0 S: 11 | H: 1 LOB: 2 BB: 1 P: 20 | R: 0 E: 0 K: 1 S: 12 | H: 2 LOB: 3 BB: 1 P: 21 | 1B: 7 2B: 2 3B: 0 HR: 1 | SF: 0 SAC: 0 DP: 0 HBP: 0 | WP: 0 PA: 40 PB: 0 SB: 0 CS: 0 | | | | | | | | |
| PITCHER | IP | WLS | BF | H | R | ER | SO | BB | IBB | HBP | BLK | WP | HR | S | P | ERA | WHIP | | | | | | | | | | |
| Greg Harris, R ERA: 3.89 Pedro Martinez, L ERA: 9.0 Mark Ettles, R ERA: 6.0 Gene Harris, R ERA: 2.43 | 0.0 | 1 | 0 | 0 | 0 | 0 | 0 | 1 | 0 | 0 | 0 | 0 | 0 | 2 | 6 | ∞ | ∞ | | | | | | | | | | |

San Diego Padres @ Philadelphia Phillies
Veterans Stadium, Philadelphia, PA

AB 37
R 4
H 10
RBI 4
BB 3
SO 2
LOB 18



WP: 0 PA: 40
PB: 0
SB: 0
CS: 0

Sat Jul 03 1993, 7:05 PM EDT
Att: 57,521 - Unknown - 88 F

| Batter | 1 | 2 | 3 | 4 | 5 | 6 | 7 | 8 | 9 | AB | R | H | RBI | BB | SO | LOB | TOP | | | | | | | | |
|---|------------------------------|---------------------------------|------------------------------|----------------------------------|-------------------------------|----------------------------------|------------------------------|----------------------------------|-------------------------------|----------------------------------|------------------------------|---------------------------------|-------------------------------|----------------------------------|-------------------------------|----------------------------------|------------------------------|----------------------------------|-----------------------------------|------------------------------------|----------------------------------|--------|--|--|--|
| Ricky Gutierrez, R OBP: 0.359, SLG: 0.341 (1, 6) | G5-3 | | F7 | | | G1-3 | | G4-3 | G4-3 | 5 | 1 | 1 | 0 | 1 | 0 | 1 | | | | | | | | | |
| Tony Gwynn, L OBP: 0.387, SLG: 0.439 Bill Bean, L OBP: 0.262, SLG: 0.304 (8, PR) (8, 9) | G4-3 | | | | | G3-1 | | G4-3 | G4-3 | 4 | 2 | 3 | 1 | 1 | 0 | 0 | | | | | | | | | |
| Derek Bell, R OBP: 0.315, SLG: 0.428 (1, 8) | | | P3 | | | | | G4-3 | L4 | 6 | 2 | 3 | 1 | 0 | 0 | 4 | | | | | | | | | |
| Fred McGriff, L OBP: 0.361, SLG: 0.500 Kevin Higgins, L OBP: 0.346, SLG: 0.272 (1, 3) (9, 5) | G4-3 | | | | | G3 | | | | 4 | 2 | 1 | 1 | 1 | 0 | 3 | | | | | | | | | |
| Tim Teufel, R OBP: 0.333, SLG: 0.454 Jeff Gardner, L OBP: 0.326, SLG: 0.347 (7, PR) (7, 4) | | F8 | | | | G3-1 | | | | 0 | 0 | 0 | 0 | 0 | 0 | 0 | | | | | | | | | |
| Archi Cianfranco, R OBP: 0.200, SLG: 0.288 (1, 5) (9, 3) | | K | | | | E6 | | G4-3 | | 5 | 0 | 3 | 1 | 0 | 1 | 1 | | | | | | | | | |
| Phil Plantier, L OBP: 0.322, SLG: 0.510 (1, 7) | | F7 | | | | L3 | | | | 4 | 1 | 1 | 2 | 1 | 0 | 4 | | | | | | | | | |
| Bob Geren, R OBP: 0.286, SLG: 0.311 (1, 2) | | | G6-3 | | | | | G5-3 | G4-3 | 5 | 1 | 1 | 0 | 0 | 0 | 3 | | | | | | | | | |
| Wally Whitehurst, R OBP: 0.125, SLG: 0.125 Trevor Hoffman, R (7, 1) Mark Ettles, R (8, 1) Pedro Martinez, L (9, 1) | | | | | | SH2-4 | | G6-3 | G6-3 | 2 | 0 | 1 | 0 | 0 | 0 | 0 | | | | | | | | | |
| Inning Stats | R: 0 E: 0 K: 0 S: 5 | H: 1 LOB: 1 BB: 0 P: 7 | R: 0 E: 0 K: 1 S: 9 | H: 0 LOB: 0 BB: 0 P: 13 | R: 0 E: 0 K: 0 S: 12 | H: 2 LOB: 2 BB: 0 P: 15 | R: 0 E: 0 K: 0 S: 7 | H: 2 LOB: 1 BB: 0 P: 12 | R: 4 E: 1 K: 0 S: 19 | H: 5 LOB: 2 BB: 1 P: 32 | R: 0 E: 0 K: 0 S: 4 | H: 0 LOB: 0 BB: 0 P: 5 | R: 4 E: 0 K: 0 S: 12 | H: 4 LOB: 1 BB: 0 P: 17 | R: 4 E: 0 K: 0 S: 13 | H: 4 LOB: 2 BB: 3 P: 30 | R: 0 E: 0 K: 0 S: 7 | H: 1 LOB: 1 BB: 0 P: 10 | 1B: 13 2B: 6 3B: 0 HR: 1 | SF: 0 SAC: 1 DP: 1 HBP: 0 | WP: 0 PB: 0 SB: 0 CS: 0 | PA: 48 | | | |
| PITCHER | IP | WLS | BF | H | R | ER | SO | BB | IBB | HBP | BLK | WP | HR | S | P | ERA | WHIP | | | | | | | | |
| Pete Schourek, L ERA: 6.35 Jeff Innis, R ERA: 5.5 Mike Draper, R ERA: 3.93 | (1, 1) (7, 1) (9, 1) | 6.1 1.2 1.0 | L 12 4 | 13 5 1 | 7 5 0 | 7 5 0 | 1 0 0 | 1 2 0 | 0 1 0 | 0 0 0 | 0 0 0 | 0 0 0 | 0 1 0 | 62 19 7 | 93 38 10 | 9.95 27.00 0.00 | 2.211 4.200 1.000 | | | | | | | | |

San Diego Padres @ New York Mets
Shea Stadium, Flushing, NY
Mon Jul 05 1993, 7:05 PM EDT
Att: 18,625 - Unknown - 78 F

| | |
|-----|----|
| AB | 43 |
| R | 12 |
| H | 19 |
| RBI | 12 |
| BB | 4 |
| SO | 1 |
| LOB | 16 |



| Batter | 1 | 2 | 3 | 4 | 5 | 6 | 7 | 8 | 9 | AB | R | H | RBI | BB | SO | LOB | BOTTOM | | | | | | | | |
|---|--------------------------------------|---------------------------------|-------------------------------|----------------------------------|-------------------------------|----------------------------------|-------------------------------|----------------------------------|-------------------------------|----------------------------------|-------------------------------|----------------------------------|------------------------------|----------------------------------|-------------------------------|----------------------------------|-----------------------------------|------------------------------------|----------------------------------|--------|--|--|--|--|--|
| Vince Coleman, S OBP: 0.313, SLG: 0.365 (1, 7) | F8 | | K | G3 | | P6 | | | BB | 5 | 1 | 1 | 0 | 0 | 1 | 2 | | | | | | | | | |
| Howard Johnson, S OBP: 0.359, SLG: 0.394 (1, 5) | F7 | | 1B | | | | | F8 | HR | 3 | 1 | 1 | 0 | 2 | 0 | 0 | | | | | | | | | |
| Eddie Murray, S OBP: 0.305, SLG: 0.424 (1, 3) | F7 | | F7 | G4-3 | | | | G4-3 | HR | 5 | 1 | 1 | 3 | 0 | 0 | 4 | | | | | | | | | |
| Bobby Bonilla, S OBP: 0.325, SLG: 0.484 (1, 9) | | G4-3 | | | | L4 | | | | 3 | 0 | 1 | 0 | 2 | 0 | 0 | | | | | | | | | |
| Jeremy Burnitz, L OBP: 0.406, SLG: 0.714 Darrin Jackson, R OBP: 0.234, SLG: 0.319 (9, PH) | | WP | P5 | | | K | | | F8 | 3 | 1 | 0 | 0 | 1 | 2 | 3 | | | | | | | | | |
| Jeff Kent, R OBP: 0.275, SLG: 0.363 (1, 4) | | 1B | | | | G4-3 | | | | 5 | 2 | 2 | 1 | 0 | 0 | 1 | | | | | | | | | |
| Todd Hundley, S OBP: 0.287, SLG: 0.382 (1, 2) | | 1B | | | | WP | | G4-3 | F7 | 4 | 1 | 3 | 1 | 1 | 0 | 1 | | | | | | | | | |
| Tim Bogar, R OBP: 0.303, SLG: 0.357 Chico Walker, S OBP: 0.292, SLG: 0.368 Mike Draper, R OBP: 0.667, SLG: 0.667 (8, PH) (9, 1) | | 1B | | | | K | | G4-3 | | 3 | 0 | 1 | 0 | 0 | 1 | 3 | | | | | | | | | |
| Pete Schourek, L OBP: 0.227, SLG: 0.158 Jeff Innis, R OBP: 0.297, SLG: 0.236 (8, PH) (9, 6) | | G4-6-3 | | | | WP | | F7 | | 2 | 0 | 1 | 2 | 0 | 0 | 2 | | | | | | | | | |
| Inning Stats | R: 0 E: 0 K: 0 S: 7 | H: 0 LOB: 0 BB: 0 P: 9 | R: 2 E: 0 K: 0 S: 14 | H: 3 LOB: 1 BB: 1 P: 26 | R: 0 E: 0 K: 1 S: 10 | H: 2 LOB: 0 BB: 0 P: 20 | R: 0 E: 0 K: 1 S: 12 | H: 3 LOB: 3 BB: 1 P: 23 | R: 0 E: 0 K: 0 S: 10 | H: 0 LOB: 0 BB: 1 P: 19 | R: 0 E: 0 K: 1 S: 13 | H: 0 LOB: 1 BB: 1 P: 23 | R: 0 E: 0 K: 0 S: 9 | H: 2 LOB: 1 BB: 0 P: 15 | R: 3 E: 0 K: 0 S: 20 | H: 2 LOB: 1 BB: 2 P: 34 | 1B: 10 2B: 1 3B: 0 HR: 1 | SF: 1 SAC: 0 DP: 1 HBP: 0 | WP: 3 PB: 0 SB: 0 CS: 0 | PA: 43 | | | | | |
| PITCHER | IP | WLS | BF | H | R | ER | SO | BB | IBB | HBP | BLK | WP | HR | S | P | ERA | WHIP | | | | | | | | |
| Wally Whitehurst, R ERA: 4.39 Trevor Hoffman, R ERA: 7.31 Mark Ettles, R ERA: 6.75 Pedro Martinez, L ERA: 6.75 | (1, 1) (7, 1) (8, 1) (9, 1) | 6.0 1.0 1.0 1.0 | W 4 8 3 | 28 0 4 0 | 4 0 3 0 | 4 0 3 0 | 3 1 0 0 | 0 1 0 0 | 0 0 0 0 | 0 0 0 0 | 0 0 0 0 | 0 0 0 0 | 0 1 22 7 | 108 23 38 11 | 6.00 27.00 0.00 0.00 | 1.833 6.000 6.000 0.000 | | | | | | | | | |

San Diego Padres @ New York Mets
Shea Stadium, Flushing, NY
Mon Jul 05 1993, 7:05 PM EDT
Att: 18,625 - Unknown - 78 F

| | |
|-----|----|
| AB | 36 |
| R | 7 |
| H | 12 |
| RBI | 7 |
| BB | 6 |
| SO | 4 |
| LOB | 18 |



| Batter | 1 | 2 | 3 | 4 | 5 | 6 | 7 | 8 | 9 | AB | R | H | RBI | BB | SO | LOB | TOP | | | | | |
|--|---|----------------------------------|------------------------------|---------------------------------|------------------------------|----------------------------------|------------------------------|----------------------------------|-------------------------------|----------------------------------|-------------------------------|----------------------------------|-------------------------------|----------------------------------|------------------------------|---------------------------------|--|-------------------------------|----------------------------------|----------------------------------|------------------------------------|----------------------------------|
| Jeff Gardner, L (1,4) OBP: 0.331, SLG: 0.350 | | | G6-3 | | | K | | | | 4 | 1 | 2 | 0 | 0 | 1 | 0 | <p>San Diego Padres @ New York Mets Shea Stadium, Flushing, NY Tue Jul 06 1993, 7:05 PM EDT Att: 19,740 - Unknown - 80 F</p> | | | | | |
| Bill Bean, L (1,9) OBP: 0.277, SLG: 0.317 | | | G3 | | | | | L3 | | 4 | 1 | 2 | 0 | 0 | 0 | 1 | | | | | | |
| Derek Bell, R (1,8) OBP: 0.314, SLG: 0.434 | SF7 | | | | F8 | | | L6 | | 3 | 1 | 1 | 2 | 0 | 0 | 0 | | | | | | |
| Fred McGriff, L (1,3) OBP: 0.360, SLG: 0.498 | G4-3 | | | | K | SF8 | | | | 3 | 1 | 1 | 1 | 0 | 1 | 1 | | | | | | |
| Phil Plantier, L (1,7) OBP: 0.321, SLG: 0.505 | G6-3 | | | | G4-3 | K | | | | 4 | 1 | 1 | 0 | 0 | 1 | 1 | | | | | | |
| Ricky Gutierrez, R (1,6) OBP: 0.357, SLG: 0.345 | | | K | | | | | F8 | | 4 | 1 | 1 | 0 | 0 | 2 | 2 | | | | | | |
| Kevin Higgins, L (1,2) OBP: 0.337, SLG: 0.262 Phil Clark, R (9, PH) OBP: 0.333, SLG: 0.429 | | | F8 | | | F9 | | G6-3 | | 3 | 0 | 0 | 0 | 0 | 0 | 1 | | | | | | |
| Archi Cianfrocco, R (1,5) OBP: 0.220, SLG: 0.357 | | | P4 | | | G4-3 | | | | 4 | 1 | 2 | 3 | 0 | 0 | 0 | | | | | | |
| Doug Brocail, L (1,1) Kurt Stillwell, S (7, PH) OBP: 0.295, SLG: 0.288 Tim Mauser, R (7, PH) Tim Teufel, R (9, PH) OBP: 0.331, SLG: 0.450 | | | G1-3 | | | K | | F7 | | 2 | 0 | 0 | 0 | 0 | 1 | 0 | | | | | | |
| Inning Stats | R: 1 E: 0 K: 0 S: 6 | H: 2 LOB: 1 BB: 0 P: 12 | R: 0 E: 0 K: 1 S: 7 | H: 0 LOB: 0 BB: 0 P: 9 | R: 0 E: 0 K: 1 S: 9 | H: 0 LOB: 0 BB: 0 P: 10 | R: 0 E: 0 K: 1 S: 7 | H: 0 LOB: 0 BB: 0 P: 13 | R: 1 E: 0 K: 1 S: 10 | H: 1 LOB: 0 BB: 0 P: 15 | R: 2 E: 0 K: 2 S: 18 | H: 2 LOB: 1 BB: 0 P: 26 | R: 0 E: 0 K: 1 S: 13 | H: 1 LOB: 1 BB: 0 P: 22 | R: 0 E: 0 K: 0 S: 4 | H: 1 LOB: 0 BB: 0 P: 6 | | R: 3 E: 0 K: 1 S: 13 | H: 3 LOB: 0 BB: 0 P: 21 | 1B: 7 2B: 2 3B: 1 HR: 1 | SF: 2 SAC: 0 DP: 1 HBP: 0 | WP: 1 PB: 0 SB: 1 CS: 0 |
| PITCHER | IP WLS BF H R ER SO BB IBB HBP BLK WP HR S P ERA WHIP | | | | | | | | | | | | | | | | | | | | | |
| Dwight Gooden, R (1,1) ERA: 3.4 | 8.0 W 30 7 4 4 6 0 0 0 0 0 0 0 74 113 4.50 0.875 | | | | | | | | | | | | | | | | | | | | | |
| John Franco, L (9,1) ERA: 3.0 | 1.0 6 3 3 3 1 0 0 0 0 1 1 13 21 27.00 3.000 | | | | | | | | | | | | | | | | | | | | | |

| Batter | 1 | 2 | 3 | 4 | 5 | 6 | 7 | 8 | 9 | AB | R | H | RBI | BB | SO | LOB | BOTTOM | | | |
|--|---|----------------------------------|------------------------------|----------------------------------|------------------------------|----------------------------------|-------------------------------|----------------------------------|------------------------------|----------------------------------|-------------------------------|----------------------------------|-------------------------------|----------------------------------|-------------------------------|----------------------------------|--|-----------------------------------|------------------------------------|----------------------------------|
| Vince Coleman, S (1,7) OBP: 0.316, SLG: 0.367 Bobby Bonilla, S (6, PH) OBP: 0.328, SLG: 0.485 | | | | | | K | | | | 3 | 1 | 2 | 0 | 0 | 1 | 1 | <p>San Diego Padres @ New York Mets Shea Stadium, Flushing, NY Tue Jul 06 1993, 7:05 PM EDT Att: 19,740 - Unknown - 80 F</p> | | | |
| Howard Johnson, S (1,5) OBP: 0.360, SLG: 0.391 | | | K | | G6-3 | | | F7 | | 4 | 0 | 1 | 1 | 1 | 1 | 3 | | | | |
| Eddie Murray, S (1,3) OBP: 0.309, SLG: 0.427 | P5 | | | | | | | L5-3 | | 5 | 1 | 3 | 0 | 0 | 0 | 4 | | | | |
| Joe Orsulak, L (1,9) OBP: 0.345, SLG: 0.410 | SF8 | | G4-3 | | | F7 | | | | 4 | 1 | 2 | 1 | 0 | 0 | 2 | | | | |
| Jeromy Burnitz, L (1,8) OBP: 0.405, SLG: 0.677 | P3 | | | | | | | | | 3 | 1 | 1 | 1 | 1 | 1 | 2 | | | | |
| Jeff Kent, R (1,4) OBP: 0.273, SLG: 0.372 | | | G5-3 | | | L6 | | FC5-4 | | 5 | 1 | 1 | 3 | 0 | 1 | 4 | | | | |
| Todd Hundley, S (1,2) OBP: 0.294, SLG: 0.389 | | | G3 | | | | | L4 | | 4 | 1 | 2 | 0 | 1 | 0 | 2 | | | | |
| Tim Bogar, R (1,6) OBP: 0.320, SLG: 0.377 Chico Walker, S (7, PH) OBP: 0.298, SLG: 0.368 Kevin Baez, R (8,6) OBP: 0.182, SLG: 0.273 | | | | | | | | | | 2 | 2 | 2 | 0 | 1 | 0 | 0 | | | | |
| Dwight Gooden, R (1,1) OBP: 0.283, SLG: 0.500 John Franco, L (9,1) ERA: 5.75 | | | F8 | | | | | | | 3 | 0 | 1 | 3 | 0 | 0 | 4 | | | | |
| Inning Stats | R: 1 E: 0 K: 0 S: 8 | H: 1 LOB: 1 BB: 1 P: 20 | R: 0 E: 0 K: 0 S: 8 | H: 1 LOB: 0 BB: 0 P: 12 | R: 0 E: 0 K: 1 S: 9 | H: 2 LOB: 1 BB: 0 P: 13 | R: 3 E: 0 K: 1 S: 12 | H: 2 LOB: 1 BB: 2 P: 26 | R: 0 E: 0 K: 0 S: 9 | H: 2 LOB: 2 BB: 0 P: 16 | R: 1 E: 0 K: 0 S: 11 | H: 2 LOB: 1 BB: 1 P: 21 | R: 0 E: 0 K: 2 S: 11 | H: 1 LOB: 3 BB: 2 P: 22 | R: 4 E: 0 K: 0 S: 19 | H: 5 LOB: 1 BB: 0 P: 31 | | 1B: 11 2B: 4 3B: 1 HR: 1 | SF: 2 SAC: 1 DP: 1 HBP: 0 | WP: 0 PB: 1 SB: 0 CS: 1 |
| PITCHER | IP WLS BF H R ER SO BB IBB HBP BLK WP HR S P ERA WHIP | | | | | | | | | | | | | | | | | | | |
| Doug Brocail, R (1,1) ERA: 3.91 | 6.0 L 30 10 5 4 2 3 1 0 0 0 0 1 57 108 6.00 2.167 | | | | | | | | | | | | | | | | | | | |
| Tim Mauser, R (7,1) ERA: 5.75 | 2.0 14 6 4 4 2 1 1 0 0 0 0 1 30 53 18.00 3.500 | | | | | | | | | | | | | | | | | | | |

San Diego Padres @ New York Mets
Shea Stadium, Flushing, NY
Tue Jul 06 1993, 7:05 PM EDT
Att: 19,740 - Unknown - 80 F

livebaseballscorecards.com

AB 34
R 7
H 10
RBI 7
BB 0
SO 7
LOB 8

San Diego Padres @ New York Mets
Shea Stadium, Flushing, NY
Tue Jul 06 1993, 7:05 PM EDT
Att: 19,740 - Unknown - 80 F

livebaseballscorecards.com

AB 35
R 9
H 16
RBI 9
BB 6
SO 4
LOB 23

| Batter | 1 | 2 | 3 | 4 | 5 | 6 | 7 | 8 | 9 | AB | R | H | RBI | BB | SO | LOB | TOP | | | |
|---|---|----------------------------------|------------------------------|----------------------------------|------------------------------|---------------------------------|------------------------------|----------------------------------|------------------------------|---------------------------------|-------------------------------|----------------------------------|-------------------------------|----------------------------------|------------------------------|----------------------------------|----------------------------------|------------------------------------|----------------------------------|--------|
| Jeff Gardner, L (1,4) OBP: 0.333, SLG: 0.357 | G3-1 BLK 1B | | F7 | | | G3-1 | | | SH1-3 2B | 4 | 0 | 2 | 0 | 0 | 0 | 0 | | | | |
| Tony Gwynn, L (1,9) OBP: 0.384, SLG: 0.435 | F7 | | | G6-3 | | G3-1 | | | SH1-3 | 3 | 0 | 0 | 0 | 0 | 0 | 1 | | | | |
| Derek Bell, R (1,8) OBP: 0.310, SLG: 0.428 | G3-1 | | | F7 | | K | | | FC6-2-5 1B | 4 | 0 | 0 | 0 | 0 | 1 | 2 | | | | |
| Fred McGriff, L (1,3) OBP: 0.359, SLG: 0.495 | G4-3 | | | F8 | | K | | | 3H 1-2 1B | 4 | 0 | 1 | 0 | 0 | 1 | 1 | | | | |
| Phil Plantier, L (1,7) OBP: 0.315, SLG: 0.495 | | G3-1 | | | K | | | | F7 | 4 | 0 | 0 | 0 | 0 | 2 | 2 | | | | |
| Ricky Gutierrez, R (1,6) OBP: 0.352, SLG: 0.339 | | G5-3 | | | G3 | | | | | 3 | 0 | 0 | 0 | 0 | 1 | 0 | | | | |
| Kevin Higgins, L (1,2) OBP: 0.337, SLG: 0.264 | | G4-3 | | | G4-3 | | | | HR 1B | 3 | 1 | 1 | 0 | 0 | 0 | 0 | | | | |
| Archi Cianfrocco, R (1,5) OBP: 0.226, SLG: 0.407 | | | F7 | | | G6-3 | | | HR | 3 | 1 | 1 | 2 | 0 | 0 | 0 | | | | |
| Andy Benes, R (1,1) OBP: 0.163, SLG: 0.244 | | | | | | K | | | F9 | 3 | 0 | 0 | 0 | 0 | 2 | 0 | | | | |
| Gene Harris, R (9,1) | | | | | | | | | | 0 | 0 | 0 | 0 | 0 | 0 | 0 | | | | |
| Bill Bean, L (9,7) OBP: 0.277, SLG: 0.317 | | | | | | | | | | 0 | 0 | 0 | 0 | 0 | 0 | 0 | | | | |
| Inning Stats | R: 0 E: 0 K: 0 S: 14 | H: 1 LOB: 1 BB: 0 P: 20 | R: 0 E: 0 K: 0 S: 9 | H: 0 LOB: 0 BB: 0 P: 15 | R: 0 E: 0 K: 1 S: 7 | H: 0 LOB: 0 BB: 0 P: 7 | R: 0 E: 0 K: 0 S: 7 | H: 0 LOB: 0 BB: 0 P: 10 | R: 0 E: 0 K: 1 S: 6 | H: 0 LOB: 0 BB: 0 P: 7 | R: 0 E: 0 K: 2 S: 12 | H: 0 LOB: 0 BB: 0 P: 20 | R: 2 E: 0 K: 2 S: 12 | H: 2 LOB: 2 BB: 0 P: 14 | R: 0 E: 0 K: 0 S: 8 | H: 2 LOB: 2 BB: 0 P: 11 | 1B: 3 2B: 1 3B: 0 HR: 1 | SF: 0 SAC: 1 DP: 0 HBP: 0 | WP: 0 PB: 0 SB: 0 CS: 0 | PA: 32 |
| PITCHER | IP WLS BF H R ER SO BB IBB HBP BLK WP HR S P ERA WHIP | | | | | | | | | | | | | | | | | | | |
| Anthony Young, R (1,1) ERA: 4.19 | 8.0 L 27 3 2 2 7 0 0 0 0 1 0 1 73 100 2.25 0.375 | | | | | | | | | | | | | | | | | | | |
| Jeff Innis, R (9,1) ERA: 5.35 | 1.0 5 2 0 0 0 0 0 0 0 0 0 0 8 11 0.00 2.000 | | | | | | | | | | | | | | | | | | | |

San Diego Padres @ New York Mets
Shea Stadium, Flushing, NY
Wed Jul 07 1993, 3:33 AM EDT
Att: 23,079 - Sunny - 97 F

| | |
|-----|----|
| AB | 31 |
| R | 2 |
| H | 5 |
| RBI | 2 |
| BB | 0 |
| SO | 7 |
| LOB | 6 |



| Batter | 1 | 2 | 3 | 4 | 5 | 6 | 7 | 8 | 9 | AB | R | H | RBI | BB | SO | LOB | BOTTOM | | | | | |
|---|---|----------------------------------|-------------------------------|----------------------------------|------------------------------|---------------------------------|-------------------------------|----------------------------------|------------------------------|----------------------------------|------------------------------|----------------------------------|------------------------------|----------------------------------|------------------------------|----------------------------------|------------------------------|----------------------------------|----------------------------------|------------------------------------|----------------------------------|--------|
| Joe Orsulak, L (1,7) OBP: 0.348, SLG: 0.405 | FC4-6 BB | | G4-3 | | | F7 | | | G6-3 BB | 2 | 0 | 0 | 0 | 2 | 0 | 0 | | | | | | |
| Howard Johnson, S (1,5) OBP: 0.354, SLG: 0.383 | FC4-6 1-2F | | | K | | F7 | | | K | 4 | 0 | 0 | 0 | 0 | 2 | 2 | | | | | | |
| Eddie Murray, S (1,3) OBP: 0.306, SLG: 0.421 | K | | | G3-1 | | P5 | | | G6-3 1-2F | 4 | 0 | 0 | 0 | 0 | 1 | 2 | | | | | | |
| Bobby Bonilla, S (1,9) OBP: 0.329, SLG: 0.482 | F8 | | | WP BB | | K | | | K | 2 | 0 | 0 | 0 | 1 | 1 | 1 | | | | | | |
| Jeremy Burnitz, L (1,8) OBP: 0.400, SLG: 0.636 | | F9 | | K | | K | | | CS BB | 2 | 0 | 0 | 0 | 1 | 1 | 1 | | | | | | |
| Jeff Kent, R (1,4) OBP: 0.274, SLG: 0.372 | | CS 1B | | | K | | | | K | 3 | 0 | 1 | 0 | 0 | 2 | 1 | | | | | | |
| Todd Hundley, S (1,2) OBP: 0.290, SLG: 0.384 | | F9 | | | G4-3 | | | | F8 | 3 | 0 | 0 | 0 | 0 | 0 | 1 | | | | | | |
| Tim Bogar, R (1,6) OBP: 0.323, SLG: 0.374 | | CS | | | | | | | G3-1 | 1 | 0 | 0 | 0 | 1 | 0 | 0 | | | | | | |
| Vince Coleman, S (8,PH) OBP: 0.286, SLG: 0.366 | | | F8 | | | | | | | 1 | 0 | 0 | 0 | 0 | 0 | 0 | | | | | | |
| Jeff Innis, R (9,1) | | | | | | | | | | 0 | 0 | 0 | 0 | 0 | 0 | 0 | | | | | | |
| Anthony Young, R (1,1) OBP: 0.273, SLG: 0.200 | | | | | | | | | | 2 | 0 | 0 | 0 | 0 | 1 | 1 | | | | | | |
| Chico Walker, S (8,PH) OBP: 0.286, SLG: 0.365 | | | | | | | | | | 1 | 0 | 0 | 0 | 0 | 1 | 0 | | | | | | |
| Kevin Baez, R (9,6) OBP: 0.182, SLG: 0.273 | | | | | | | | | | 0 | 0 | 0 | 0 | 0 | 0 | 0 | | | | | | |
| Inning Stats | R: 0 E: 0 K: 1 S: 8 | H: 0 LOB: 1 BB: 1 P: 14 | R: 0 E: 0 K: 0 S: 11 | H: 1 LOB: 0 BB: 0 P: 16 | R: 0 E: 0 K: 1 S: 7 | H: 0 LOB: 0 BB: 0 P: 8 | R: 0 E: 0 K: 2 S: 10 | H: 0 LOB: 1 BB: 1 P: 18 | R: 0 E: 0 K: 1 S: 8 | H: 0 LOB: 0 BB: 1 P: 13 | R: 0 E: 0 K: 0 S: 8 | H: 0 LOB: 0 BB: 0 P: 12 | R: 0 E: 0 K: 2 S: 9 | H: 0 LOB: 1 BB: 1 P: 13 | R: 0 E: 0 K: 1 S: 9 | H: 0 LOB: 0 BB: 0 P: 14 | R: 0 E: 0 K: 1 S: 5 | H: 0 LOB: 0 BB: 1 P: 12 | 1B: 1 2B: 1 3B: 0 HR: 0 | SF: 0 SAC: 0 DP: 2 HBP: 0 | WP: 1 PB: 0 SB: 1 CS: 2 | PA: 31 |
| PITCHER | IP WLS BF H R ER SO BB IBB HBP BLK WP HR S P ERA WHIP | | | | | | | | | | | | | | | | | | | | | |
| Andy Benes, R (1,1) ERA: 2.57 | 8.0 W 28 1 0 0 8 5 0 0 0 0 1 0 71 113 0.00 0.750 | | | | | | | | | | | | | | | | | | | | | |
| Gene Harris, R (9,1) ERA: 2.36 | 1.0 S 2 0 0 0 1 0 0 0 0 0 0 0 4 7 0.00 0.000 | | | | | | | | | | | | | | | | | | | | | |

San Diego Padres @ New York Mets
Shea Stadium, Flushing, NY
Wed Jul 07 1993, 3:33 AM EDT
Att: 23,079 - Sunny - 97 F

| | |
|-----|----|
| AB | 25 |
| R | 0 |
| H | 1 |
| RBI | 0 |
| BB | 5 |
| SO | 9 |
| LOB | 9 |



| Batter | 1 | 2 | 3 | 4 | 5 | 6 | 7 | 8 | 9 | AB | R | H | RBI | BB | SO | LOB | TOP | | | | | | | | | |
|---|------------------------------|---------------------------------|-------------------------------|----------------------------------|-------------------------------|----------------------------------|-------------------------------|----------------------------------|------------------------------|---------------------------------|------------------------------|----------------------------------|-------------------------------|----------------------------------|-------------------------------|-----------|---|------------------------------|----------------------------------|----------------------------------|------------------------------------|----------------------------------|--------|--|--|--|
| Jeff Gardner, L (1,4) OBP: 0.332, SLG: 0.355 | F9 | | G3 | | | F8 | 1B | | | 4 | 0 | 1 | 1 | 0 | 0 | 0 | San Diego Padres @ Montreal Expos Olympic Stadium, Montreal, QB Thu Jul 08 1993, 7:05 PM EDT Att: 12,727 - Dome | | | | | | | | | |
| Tony Gwynn, L (1,9) OBP: 0.395, SLG: 0.446 | F7 | | | G4-3 | | 1B | | WP | 1B | 4 | 1 | 3 | 0 | 0 | 0 | | | | | | | | | | | |
| Derek Bell, R (1,8) OBP: 0.307, SLG: 0.423 | G1-3 | | | F9 | | G5-3 | | K | | 4 | 0 | 0 | 0 | 0 | 1 | | | | | | | | | | | |
| Fred McGriff, L (1,3) | | G4-3 | | G4-3 | | 1B | 1B | K | | 4 | 1 | 2 | 1 | 0 | 1 | | | | | | | | | | | |
| Phil Plantier, L (1,7) OBP: 0.314, SLG: 0.491 | | K | | P5 | | 1B | | K | | 4 | 0 | 1 | 0 | 0 | 2 | | | | | | | | | | | |
| Ricky Gutierrez, R (1,6) OBP: 0.350, SLG: 0.348 | G4-3 | | | | G5-3 | | FC5-4 | | | 4 | 2 | 1 | 0 | 0 | 0 | | | | | | | | | | | |
| Kevin Higgins, L (1,2) OBP: 0.324, SLG: 0.256 | | K | | | F8 | | F9 | | SF8 | 3 | 0 | 0 | 1 | 0 | 1 | | | | | | | | | | | |
| Archi Cianfrocco, R (1,5) OBP: 0.227, SLG: 0.387 | | | G4-3 | | K | | | L4 | | 0 | 0 | 0 | 0 | 0 | 0 | | | | | | | | | | | |
| Greg Harris, R (1,1) OBP: 0.255, SLG: 0.255 | | | K | | | L9 | | F7 | | 2 | 0 | 0 | 0 | 0 | 1 | SD | | | | | | | | | | |
| Bill Bean, L (7,PH) OBP: 0.268, SLG: 0.328 | | | | | | | 1B | | | 1 | 0 | 1 | 1 | 0 | 0 | | | | | | | | | | | |
| Trevor Hoffman, R (7,PH) | | | | | | | 1B | | | 0 | 0 | 0 | 0 | 0 | 0 | | | | | | | | | | | |
| Kurt Stillwell, S (9,PH) OBP: 0.293, SLG: 0.286 | | | | | | | 1B | | | 1 | 0 | 0 | 0 | 0 | 0 | | | | | | | | | | | |
| Inning Stats | R: 0 E: 0 K: 0 S: 6 | H: 0 LOB: 0 BB: 0 P: 9 | R: 0 E: 0 K: 2 S: 15 | H: 1 LOB: 1 BB: 0 P: 26 | R: 0 E: 0 K: 1 S: 10 | H: 0 LOB: 0 BB: 0 P: 15 | R: 1 E: 0 K: 0 S: 10 | H: 1 LOB: 0 BB: 0 P: 15 | R: 0 E: 0 K: 1 S: 5 | H: 0 LOB: 0 BB: 0 P: 7 | R: 0 E: 0 K: 0 S: 7 | H: 1 LOB: 1 BB: 0 P: 11 | R: 2 E: 0 K: 0 S: 15 | H: 4 LOB: 2 BB: 1 P: 22 | R: 0 E: 0 K: 3 S: 11 | | H: 1 LOB: 1 BB: 0 P: 18 | R: 1 E: 0 K: 0 S: 8 | H: 1 LOB: 0 BB: 0 P: 11 | 1B: 6 2B: 1 3B: 2 HR: 0 | SF: 1 SAC: 0 DP: 0 HBP: 0 | WP: 2 PB: 2 SB: 0 CS: 0 | PA: 36 | | | |
| PITCHER | IP | WLS | BF | H | R | ER | SO | BB | IBB | HBP | BLK | WP | HR | S | P | | ERA | WHIP | | | | | | | | |
| Dennis Martinez, R (1,1) ERA: 3.33 | 6.2 | W | 27 | 6 | 3 | 3 | 4 | 1 | 0 | 0 | 0 | 0 | 0 | 66 | 103 | | 4.05 | 1.050 | | | | | | | | |
| Tim Scott, R (7,1) ERA: 2.53 | 0.1 | | 1 | 1 | 0 | 0 | 0 | 0 | 0 | 0 | 0 | 0 | 0 | 2 | 2 | | 0.00 | 3.000 | | | | | | | | |
| John Wetteland, R (8,1) ERA: 1.42 | 2.0 | S | 8 | 2 | 1 | 1 | 3 | 0 | 0 | 0 | 0 | 2 | 0 | 19 | 29 | 4.50 | 1.000 | | | | | | | | | |

| Batter | 1 | 2 | 3 | 4 | 5 | 6 | 7 | 8 | 9 | AB | R | H | RBI | BB | SO | LOB | BOTTOM | | | | | | | | | |
|---|-------------------------------|----------------------------------|------------------------------|----------------------------------|------------------------------|----------------------------------|------------------------------|---------------------------------|------------------------------|---------------------------------|------------------------------|---------------------------------|-------------------------------|----------------------------------|-------------------------------|----------------------|---|-------------------------------|----------------------------------|----------------------------------|------------------------------------|----------------------------------|--------|--|--|--|
| Delino DeShields, L (1,4) OBP: 0.379, SLG: 0.351 | G5-3 | G6-3 | | | SH1-3 | | P6 | | | 3 | 1 | 1 | 0 | 0 | 0 | 2 | San Diego Padres @ Montreal Expos Olympic Stadium, Montreal, QB Thu Jul 08 1993, 7:05 PM EDT Att: 12,727 - Dome | | | | | | | | | |
| Mike Lansing, R (1,6) OBP: 0.338, SLG: 0.362 | G5-3 | | G6-3 | | F9 | | | F7 | | 3 | 1 | 0 | 0 | 1 | 0 | | | | | | | | | | | |
| Marquis Grissom, R (1,8) OBP: 0.339, SLG: 0.455 | | | G6-3 | | F8 | | | 1B | 1B | 4 | 2 | 2 | 2 | 0 | 0 | | | | | | | | | | | |
| Larry Walker, L (1,9) OBP: 0.379, SLG: 0.483 | G4-3 | | | CS | | K | | F9 | | 3 | 0 | 0 | 0 | 1 | 1 | | | | | | | | | | | |
| Darrin Fletcher, L (1,2) OBP: 0.324, SLG: 0.352 | L3 | | L7 | | L3 | | | 1B | | 4 | 0 | 1 | 1 | 0 | 0 | | | | | | | | | | | |
| Moises Alou, R (1,7) OBP: 0.319, SLG: 0.443 | | HR | | | P3 | | G6-3 | | K | 4 | 1 | 1 | 1 | 0 | 1 | | | | | | | | | | | |
| Sean Berry, R (1,5) OBP: 0.384, SLG: 0.447 | | | | | P5 | | K | | | 2 | 0 | 0 | 0 | 1 | 1 | | | | | | | | | | | |
| Greg Colbrunn, R (1,3) OBP: 0.272, SLG: 0.383 | | | K | | G5-3 | | F8 | | | 3 | 0 | 0 | 0 | 0 | 1 | | | | | | | | | | | |
| Dennis Martinez, R (1,1) OBP: 0.250, SLG: 0.300 | | | | | | | | | | 1 | 0 | 1 | 0 | 0 | 0 | MONTEAL EXPOS | | | | | | | | | | |
| Tim Scott, R (7,1) ERA: 4.4 | | | | | | | | | | 0 | 0 | 0 | 0 | 0 | 0 | | | | | | | | | | | |
| John Vander Wal, L (7,PH) OBP: 0.328, SLG: 0.402 | | | | | F9 | | | | | 0 | 0 | 0 | 0 | 1 | 0 | | | | | | | | | | | |
| John Wetteland, R (8,1) | | | | | 1B | | | | | 0 | 0 | 0 | 0 | 0 | 0 | | | | | | | | | | | |
| Inning Stats | R: 2 E: 0 K: 0 S: 14 | H: 2 LOB: 0 BB: 0 P: 22 | R: 1 E: 0 K: 1 S: 9 | H: 1 LOB: 1 BB: 1 P: 19 | R: 1 E: 0 K: 0 S: 7 | H: 0 LOB: 0 BB: 2 P: 19 | R: 0 E: 0 K: 0 S: 4 | H: 0 LOB: 0 BB: 0 P: 6 | R: 0 E: 0 K: 1 S: 9 | H: 1 LOB: 1 BB: 0 P: 9 | R: 0 E: 0 K: 1 S: 7 | H: 0 LOB: 0 BB: 0 P: 9 | R: 0 E: 0 K: 1 S: 12 | H: 0 LOB: 1 BB: 1 P: 20 | R: 1 E: 0 K: 1 S: 14 | | H: 2 LOB: 1 BB: 0 P: 20 | R: 1 E: 0 K: 1 S: 14 | H: 2 LOB: 1 BB: 0 P: 20 | 1B: 3 2B: 1 3B: 0 HR: 2 | SF: 0 SAC: 2 DP: 0 HBP: 0 | WP: 0 PB: 0 SB: 3 CS: 1 | PA: 33 | | | |
| PITCHER | IP | WLS | BF | H | R | ER | SO | BB | IBB | HBP | BLK | WP | HR | S | P | | ERA | WHIP | | | | | | | | |
| Greg Harris, R (1,1) ERA: 3.99 | 6.0 | L | 24 | 4 | 4 | 4 | 2 | 2 | 1 | 0 | 0 | 0 | 0 | 50 | 84 | | 6.00 | 1.000 | | | | | | | | |
| Trevor Hoffman, R (7,1) ERA: 4.4 | 2.0 | | 9 | 2 | 1 | 1 | 2 | 1 | 0 | 0 | 0 | 0 | 0 | 26 | 40 | | 4.50 | 1.500 | | | | | | | | |

| Batter | 1 | 2 | 3 | 4 | 5 | 6 | 7 | 8 | 9 | AB | R | H | RBI | BB | SO | LOB | TOP | | | | | | | | | | |
|--|------------------------------|---------------------------------|-------------------------------|----------------------------------|------------------------------|----------------------------------|-------------------------------|----------------------------------|-------------------------------|----------------------------------|------------------------------|---------------------------------|------------------------------|---------------------------------|-------------------------------|----------------------------------|----------------------------------|------------------------------------|----------------------------------|--------|--|--|--|--|--|--|--|
| Ricky Gutierrez, R OBP: 0.340, SLG: 0.333 (1, 6) | | | | | | | | | | 4 | 0 | 0 | 0 | 1 | 1 | 1 | | | | | | | | | | | |
| Tony Gwynn, L OBP: 0.372, SLG: 0.446 (1, 9) | | | | | | | | | | 4 | 0 | 3 | 0 | 0 | 0 | 0 | | | | | | | | | | | |
| Craig Shipley, R OBP: 0.243, SLG: 0.317 Bill Bean, L OBP: 0.279, SLG: 0.317 (7, PH) (7, 8) | | | | | | | | | | 3 | 0 | 0 | 0 | 0 | 1 | 3 | | | | | | | | | | | |
| Phil Clark, R OBP: 0.336, SLG: 0.429 (1, 3) | | | | | | | | | | 4 | 0 | 1 | 0 | 0 | 1 | 3 | | | | | | | | | | | |
| Tim Teufel, R OBP: 0.328, SLG: 0.430 Jeff Gardner, L OBP: 0.331, SLG: 0.354 (8, PH) (8, 4) | | | | | | | | | | 1 | 1 | 0 | 0 | 2 | 1 | 1 | | | | | | | | | | | |
| Phil Plantier, L OBP: 0.313, SLG: 0.500 (1, 7) | | | | | | | | | | 4 | 1 | 1 | 1 | 0 | 0 | 5 | | | | | | | | | | | |
| Archi Cianfrocco, R OBP: 0.222, SLG: 0.368 (1, 5) | | | | | | | | | | 0 | 0 | 0 | 0 | 0 | 0 | 0 | | | | | | | | | | | |
| Bob Geren, R OBP: 0.286, SLG: 0.305 (1, 2) | | | | | | | | | | 3 | 0 | 0 | 1 | 1 | 1 | 2 | | | | | | | | | | | |
| Wally Whitehurst, R OBP: 0.111, SLG: 0.111 Kurt Stillwell, S OBP: 0.296, SLG: 0.278 Gene Harris, R (9, PH) (9, 1) | | | | | | | | | | 2 | 0 | 0 | 0 | 0 | 1 | 2 | | | | | | | | | | | |
| Inning Stats | R: 0 E: 0 K: 2 S: 8 | H: 0 LOB: 0 BB: 0 P: 9 | R: 1 E: 0 K: 1 S: 15 | H: 2 LOB: 2 BB: 1 P: 23 | R: 0 E: 0 K: 0 S: 8 | H: 1 LOB: 3 BB: 2 P: 18 | R: 0 E: 0 K: 1 S: 11 | H: 0 LOB: 1 BB: 1 P: 20 | R: 0 E: 0 K: 1 S: 10 | H: 0 LOB: 0 BB: 0 P: 14 | R: 0 E: 0 K: 0 S: 7 | H: 1 LOB: 1 BB: 0 P: 8 | R: 1 E: 0 K: 1 S: 6 | H: 1 LOB: 0 BB: 0 P: 9 | R: 0 E: 0 K: 1 S: 16 | H: 0 LOB: 0 BB: 0 P: 21 | 1B: 5 2B: 0 3B: 0 HR: 1 | SF: 0 SAC: 1 DP: 0 HBP: 0 | WP: 1 PB: 0 SB: 0 CS: 0 | PA: 37 | | | | | | | |
| PITCHER | IP | WLS | BF | H | R | ER | SO | BB | IBB | HBP | BLK | WP | HR | S | P | ERA | WHIP | | | | | | | | | | |
| Jeff Fassero, L ERA: 2.21 (1, 1) | 5.0 | | 23 | 4 | 1 | 1 | 5 | 4 | 0 | 0 | 0 | 1 | 0 | 52 | 84 | 1.80 | 1.600 | | | | | | | | | | |
| Jeff Shaw, R ERA: 3.99 (6, 1) | 3.0 | | 11 | 2 | 1 | 1 | 2 | 0 | 0 | 0 | 0 | 0 | 1 | 22 | 31 | 3.00 | 0.667 | | | | | | | | | | |
| Pete Young, R ERA: 2.25 (9, 1) | 1.0 | W | 3 | 0 | 0 | 0 | 1 | 0 | 0 | 0 | 0 | 0 | 0 | 16 | 21 | 0.00 | 0.000 | | | | | | | | | | |

San Diego Padres @ Montreal Expos
Olympic Stadium, Montreal, QB
Sat Jul 10 1993, 7:05 PM EDT
Att: 30,369 - Dome

AB 28
R 2
H 5
RBI 2
BB 4
SO 7
LOB 18



| Batter | 1 | 2 | 3 | 4 | 5 | 6 | 7 | 8 | 9 | AB | R | H | RBI | BB | SO | LOB | BOTTOM | | | | | | | | | | |
|--|------------------------------|---------------------------------|-------------------------------|----------------------------------|------------------------------|----------------------------------|-------------------------------|----------------------------------|------------------------------|----------------------------------|------------------------------|----------------------------------|------------------------------|----------------------------------|------------------------------|---------------------------------|------------------------------|----------------------------------|----------------------------------|------------------------------------|----------------------------------|--------|--|--|--|--|--|
| Delino DeShields, L OBP: 0.387, SLG: 0.362 (1, 4) | | | | | | | | | | 4 | 1 | 2 | 0 | 0 | 0 | 1 | | | | | | | | | | | |
| Mike Lansing, R OBP: 0.340, SLG: 0.368 (1, 6) | | | | | | | | | | 2 | 0 | 0 | 0 | 0 | 0 | 1 | | | | | | | | | | | |
| Marquis Grissom, R OBP: 0.342, SLG: 0.452 (1, 8) | | | | | | | | | | 4 | 1 | 1 | 1 | 0 | 1 | 0 | | | | | | | | | | | |
| Larry Walker, L OBP: 0.375, SLG: 0.470 (1, 9) | | | | | | | | | | 3 | 0 | 0 | 0 | 1 | 0 | 0 | | | | | | | | | | | |
| Darrin Fletcher, L OBP: 0.321, SLG: 0.345 (1, 2) | | | | | | | | | | 3 | 0 | 0 | 0 | 1 | 0 | 0 | | | | | | | | | | | |
| Moises Alou, R OBP: 0.326, SLG: 0.469 (1, 7) | | | | | | | | | | 3 | 1 | 2 | 1 | 1 | 0 | 0 | | | | | | | | | | | |
| Frank Bolick, S OBP: 0.328, SLG: 0.371 (1, 3) | | | | | | | | | | 3 | 0 | 0 | 0 | 0 | 1 | 2 | | | | | | | | | | | |
| Sean Berry, R OBP: 0.394, SLG: 0.481 (1, 5) | | | | | | | | | | 2 | 0 | 2 | 1 | 0 | 0 | 0 | | | | | | | | | | | |
| Jeff Fassero, L (1, 1) | | | | | | | | | | 0 | 0 | 0 | 0 | 0 | 0 | 0 | | | | | | | | | | | |
| John Vander Wal, L OBP: 0.326, SLG: 0.398 (5, PH) Jeff Shaw, R OBP: 0.067, SLG: 0.067 Lou Frazier, S OBP: 0.405, SLG: 0.419 Pete Young, R (9, 1) | | | | | | | | | | 1 | 0 | 0 | 0 | 0 | 0 | 0 | | | | | | | | | | | |
| Inning Stats | R: 0 E: 0 K: 0 S: 6 | H: 1 LOB: 0 BB: 0 P: 8 | R: 0 E: 0 K: 1 S: 10 | H: 1 LOB: 1 BB: 0 P: 16 | R: 0 E: 0 K: 0 S: 7 | H: 1 LOB: 0 BB: 0 P: 12 | R: 0 E: 0 K: 0 S: 10 | H: 0 LOB: 0 BB: 0 P: 17 | R: 1 E: 0 K: 0 S: 7 | H: 1 LOB: 0 BB: 0 P: 12 | R: 0 E: 0 K: 1 S: 7 | H: 0 LOB: 0 BB: 0 P: 13 | R: 0 E: 0 K: 0 S: 7 | H: 0 LOB: 0 BB: 0 P: 13 | R: 0 E: 0 K: 0 S: 4 | H: 1 LOB: 0 BB: 0 P: 7 | R: 2 E: 0 K: 0 S: 5 | H: 2 LOB: 3 BB: 3 P: 21 | 1B: 6 2B: 2 3B: 0 HR: 0 | SF: 1 SAC: 3 DP: 2 HBP: 0 | WP: 1 PB: 0 SB: 3 CS: 0 | PA: 33 | | | | | |
| PITCHER | IP | WLS | BF | H | R | ER | SO | BB | IBB | HBP | BLK | WP | HR | S | P | ERA | WHIP | | | | | | | | | | |
| Wally Whitehurst, R ERA: 3.28 (1, 1) | 8.0 | | 27 | 5 | 1 | 1 | 2 | 0 | 0 | 0 | 0 | 0 | 0 | 58 | 98 | 1.12 | 0.625 | | | | | | | | | | |
| Gene Harris, R ERA: 2.86 (9, 1) | 0.1 | L | 6 | 2 | 2 | 2 | 0 | 1 | 2 | 0 | 0 | 1 | 0 | 5 | 21 | 54.00 | 9.000 | | | | | | | | | | |

San Diego Padres @ Montreal Expos
Olympic Stadium, Montreal, QB
Sat Jul 10 1993, 7:05 PM EDT
Att: 30,369 - Dome

AB 26
R 3
H 7
RBI 3
BB 3
SO 2
LOB 5



| Batter | 1 | 2 | 3 | 4 | 5 | 6 | 7 | 8 | 9 | AB | R | H | RBI | BB | SO | LOB | TOP | | | | | |
|---|---|---|---|---|---|---|---|---|---|---|---|--|---|--|--|---|---|---|---|---|---|--------|
| Lenny Dykstra, L OBP: 0.413, SLG: 0.460 | L7 | G4-6-3 E BB | | L8 | | FC3-6 S 1-2f | | F7 | | 4 | 0 | 0 | 0 | 1 | 0 | 3 | Philadelphia Phillies @ San Diego Padres Jack Murphy Stadium, San Diego, CA Sun Jul 18 1993, 6:33 AM EDT Att: 12,569 - Sunny - 76 F | | | | | |
| Mariano Duncan, R OBP: 0.286, SLG: 0.395 | K | E4 G4-6-3 1-2 2-3 3-H 1-3 | | E6 WP 1B | | K | | G5-3 | | 5 | 1 | 0 | 1 | 0 | 2 | 5 | | | | | | |
| John Kruk, L OBP: 0.475, SLG: 0.523 | 1B BB | G4-6-3 1-2f 2-3 3-H 1-3 | | 1B | | IBB | | 1B | | 3 | 0 | 2 | 1 | 2 | 0 | 2 | | | | | | |
| Dave Hollins, S OBP: 0.369, SLG: 0.440 | 1-2 1B | K | | P4 | | F9 | | L9 | | 5 | 0 | 1 | 0 | 0 | 1 | 5 | | | | | | |
| Jim Eisenreich, L OBP: 0.383, SLG: 0.464 | G4-3 | | | F7 | | G4-3 | | F7 | | 5 | 0 | 0 | 0 | 0 | 0 | 3 | | | | | | |
| Pete Incaviglia, R OBP: 0.298, SLG: 0.498 | | 1B | | P4 | | P3 | | F9 | | 4 | 1 | 1 | 0 | 0 | 0 | 0 | | | | | | |
| David West, L OBP: 0.500, SLG: 0.750 | | 2B | | | | | | G6-3 | | 0 | 0 | 0 | 0 | 0 | 0 | 0 | | | | | | |
| Ricky Jordan, R OBP: 0.353, SLG: 0.494 | | 1B | | | | | | | | 1 | 0 | 0 | 0 | 0 | 0 | 1 | | | | | | |
| Mitch Williams, L OBP: 1.000, SLG: 1.000 | | | | | | | | | | 0 | 0 | 0 | 0 | 0 | 0 | 0 | | | | | | |
| Todd Pratt, R OBP: 0.255, SLG: 0.413 | | 1B E 1B | | K | | 1B | | F8 | | 4 | 1 | 2 | 0 | 0 | 1 | 0 | | | | | | |
| Kevin Stocker, S OBP: 0.400, SLG: 0.500 | | 1B E 1B | | | | 1B E WP 1B | | BB | | 3 | 2 | 2 | 1 | 1 | 1 | 1 | | | | | | |
| Curt Schilling, R OBP: 0.190, SLG: 0.150 | | E1 G4-6-3 | | | | | | K | | 3 | 1 | 1 | 0 | 0 | 1 | 2 | | | | | | |
| Milt Thompson, L OBP: 0.342, SLG: 0.348 | | | | K | | FC3-6 1B | | | | 1 | 0 | 0 | 0 | 0 | 1 | 1 | | | | | | |
| Inning Stats | R: 0 E: 0 K: 1 S: 13 | H: 1 LOB: 2 BB: 1 P: 25 | R: 4 E: 2 K: 1 S: 16 | H: 3 LOB: 1 BB: 1 P: 22 | R: 0 E: 0 K: 1 S: 6 | H: 0 LOB: 0 BB: 0 P: 10 | R: 2 E: 1 K: 1 S: 15 | H: 2 LOB: 1 BB: 0 P: 22 | R: 0 E: 0 K: 1 S: 9 | H: 1 LOB: 1 BB: 0 P: 12 | R: 0 E: 0 K: 1 S: 10 | H: 0 LOB: 0 BB: 0 P: 17 | R: 0 E: 0 K: 1 S: 8 | H: 0 LOB: 1 BB: 1 P: 14 | R: 0 E: 0 K: 0 S: 15 | H: 1 LOB: 1 BB: 0 P: 25 | 1B: 8 2B: 1 3B: 0 HR: 0 | SF: 0 SAC: 0 DP: 1 HBP: 0 | WP: 1 PB: 0 CS: 1 SB: 0 | PA: 42 | | |
| PITCHER | IP WLS BF H R ER SO BB IBB HBP BLK WP HR S P ERA WHIP | IP WLS BF H R ER SO BB IBB HBP BLK WP HR S P ERA WHIP | IP WLS BF H R ER SO BB IBB HBP BLK WP HR S P ERA WHIP | IP WLS BF H R ER SO BB IBB HBP BLK WP HR S P ERA WHIP | IP WLS BF H R ER SO BB IBB HBP BLK WP HR S P ERA WHIP | IP WLS BF H R ER SO BB IBB HBP BLK WP HR S P ERA WHIP | IP WLS BF H R ER SO BB IBB HBP BLK WP HR S P ERA WHIP | IP WLS BF H R ER SO BB IBB HBP BLK WP HR S P ERA WHIP | IP WLS BF H R ER SO BB IBB HBP BLK WP HR S P ERA WHIP | IP WLS BF H R ER SO BB IBB HBP BLK WP HR S P ERA WHIP | IP WLS BF H R ER SO BB IBB HBP BLK WP HR S P ERA WHIP | IP WLS BF H R ER SO BB IBB HBP BLK WP HR S P ERA WHIP | IP WLS BF H R ER SO BB IBB HBP BLK WP HR S P ERA WHIP | IP WLS BF H R ER SO BB IBB HBP BLK WP HR S P ERA WHIP | IP WLS BF H R ER SO BB IBB HBP BLK WP HR S P ERA WHIP | IP WLS BF H R ER SO BB IBB HBP BLK WP HR S P ERA WHIP | IP WLS BF H R ER SO BB IBB HBP BLK WP HR S P ERA WHIP | IP WLS BF H R ER SO BB IBB HBP BLK WP HR S P ERA WHIP | IP WLS BF H R ER SO BB IBB HBP BLK WP HR S P ERA WHIP | IP WLS BF H R ER SO BB IBB HBP BLK WP HR S P ERA WHIP | IP WLS BF H R ER SO BB IBB HBP BLK WP HR S P ERA WHIP | |
| Doug Brocail, R ERA: 3.69 | 3.2 | L | 21 | 6 | 6 | 2 | 4 | 2 | 0 | 0 | 0 | 0 | 0 | 0 | 0 | 1 | 0 | 49 | 76 | 4.91 | 2.182 | |
| Kerry Taylor, R ERA: 7.34 | 1.1 | 5 | 1 | 0 | 0 | 1 | 0 | 0 | 0 | 0 | 0 | 0 | 0 | 0 | 0 | 0 | 0 | 10 | 15 | 0.00 | 0.750 | |
| Tim Mauser, R ERA: 5.24 | 0.0 | 0 | 0 | 0 | 0 | 0 | 0 | 0 | 0 | 0 | 0 | 0 | 0 | 0 | 0 | 0 | 0 | 0 | 0 | ∞ | ∞ | |
| Trevor Hoffman, R ERA: 4.63 | 1.0 | 4 | 0 | 0 | 0 | 1 | 1 | 0 | 0 | 0 | 0 | 0 | 0 | 0 | 0 | 0 | 0 | 8 | 14 | 0.00 | 1.000 | |
| Pedro Martinez, L ERA: 4.05 | 1.0 | 4 | 1 | 0 | 0 | 0 | 0 | 0 | 0 | 0 | 0 | 0 | 0 | 0 | 0 | 0 | 0 | 15 | 25 | 0.00 | 1.000 | |
| Batter | 1 | 2 | 3 | 4 | 5 | 6 | 7 | 8 | 9 | AB <td>R <td>H <td>RBI <td>BB <td>SO <td>LOB <td rowspan="10"> Philadelphia Phillies @ San Diego Padres Jack Murphy Stadium, San Diego, CA Sun Jul 18 1993, 6:33 AM EDT Att: 12,569 - Sunny - 76 F </td> </td></td></td></td></td></td> | R <td>H <td>RBI <td>BB <td>SO <td>LOB <td rowspan="10"> Philadelphia Phillies @ San Diego Padres Jack Murphy Stadium, San Diego, CA Sun Jul 18 1993, 6:33 AM EDT Att: 12,569 - Sunny - 76 F </td> </td></td></td></td></td> | H <td>RBI <td>BB <td>SO <td>LOB <td rowspan="10"> Philadelphia Phillies @ San Diego Padres Jack Murphy Stadium, San Diego, CA Sun Jul 18 1993, 6:33 AM EDT Att: 12,569 - Sunny - 76 F </td> </td></td></td></td> | RBI <td>BB <td>SO <td>LOB <td rowspan="10"> Philadelphia Phillies @ San Diego Padres Jack Murphy Stadium, San Diego, CA Sun Jul 18 1993, 6:33 AM EDT Att: 12,569 - Sunny - 76 F </td> </td></td></td> | BB <td>SO <td>LOB <td rowspan="10"> Philadelphia Phillies @ San Diego Padres Jack Murphy Stadium, San Diego, CA Sun Jul 18 1993, 6:33 AM EDT Att: 12,569 - Sunny - 76 F </td> </td></td> | SO <td>LOB <td rowspan="10"> Philadelphia Phillies @ San Diego Padres Jack Murphy Stadium, San Diego, CA Sun Jul 18 1993, 6:33 AM EDT Att: 12,569 - Sunny - 76 F </td> </td> | LOB <td rowspan="10"> Philadelphia Phillies @ San Diego Padres Jack Murphy Stadium, San Diego, CA Sun Jul 18 1993, 6:33 AM EDT Att: 12,569 - Sunny - 76 F </td> | Philadelphia Phillies @ San Diego Padres Jack Murphy Stadium, San Diego, CA Sun Jul 18 1993, 6:33 AM EDT Att: 12,569 - Sunny - 76 F | | | | | |
| Jeff Gardner, L OBP: 0.328, SLG: 0.349 | G1 | | 1B | | | G1-6-3 BB | | K | | 3 | 0 | 1 | 0 | 1 | 1 | 0 | | | | | | |
| Bill Bean, L OBP: 0.283, SLG: 0.333 | F8 | | F7 | | | G1-6-3 1-2f | | K | | 3 | 0 | 0 | 0 | 0 | 0 | 2 | | | | | | |
| Craig Shipley, R OBP: 0.252, SLG: 0.314 | | | | | | | | K | | 1 | 0 | 0 | 0 | 0 | 1 | 0 | | | | | | |
| Tony Gwynn, L OBP: 0.378, SLG: 0.473 | G5-3 | | | G3 | | HR 1B | | 1B | | 4 | 1 | 2 | 0 | 0 | 0 | 0 | | | | | | |
| Phil Plantier, L OBP: 0.301, SLG: 0.486 | | 2B | | F8 | | HR 1B | | F8 | | 4 | 1 | 2 | 2 | 0 | 0 | 1 | | | | | | |
| Derek Bell, R OBP: 0.298, SLG: 0.409 | F7 | | G5-3 | | | K | | F8 | | 4 | 0 | 0 | 0 | 0 | 1 | 1 | | | | | | |
| Kevin Higgins, L OBP: 0.325, SLG: 0.284 | | K | | G4-3 | | L8 | | G5-3 2B | | 3 | 0 | 0 | 0 | 0 | 1 | 1 | | | | | | |
| Bob Geren, R OBP: 0.279, SLG: 0.304 | | | | | | | | | | 1 | 0 | 1 | 0 | 0 | 0 | 0 | | | | | | |
| Ricky Gutierrez, R OBP: 0.343, SLG: 0.335 | | | | | | FC6 1B | | F9 | | 3 | 0 | 1 | 0 | 1 | 0 | 1 | | | | | | |
| Archi Cianfrocco, R OBP: 0.244, SLG: 0.405 | | | | G1-3 | | FC6 1-2f | | | | 4 | 1 | 1 | 1 | 0 | 0 | 3 | | | | | | |
| Doug Brocail, L ERA: 3.69 | 7.0 | W | 27 | 6 | 3 | 3 | 2 | 1 | 0 | 0 | 0 | 0 | 0 | 0 | 0 | 1 | 0 | 49 | 76 | 4.91 | 2.182 | |
| Kerry Taylor, R ERA: 7.34 | 1.1 | 5 | 1 | 0 | 0 | 1 | 0 | 0 | 0 | 0 | 0 | 0 | 0 | 0 | 0 | 0 | 0 | 10 | 15 | 0.00 | 0.750 | |
| Tim Mauser, R ERA: 5.24 | 0.0 | 0 | 0 | 0 | 0 | 0 | 0 | 0 | 0 | 0 | 0 | 0 | 0 | 0 | 0 | 0 | 0 | 0 | 0 | ∞ | ∞ | |
| Trevor Hoffman, R ERA: 4.63 | 1.0 | 4 | 0 | 0 | 0 | 1 | 1 | 0 | 0 | 0 | 0 | 0 | 0 | 0 | 0 | 0 | 0 | 8 | 14 | 0.00 | 1.000 | |
| Pedro Martinez, L ERA: 4.05 | 1.0 | 4 | 1 | 0 | 0 | 0 | 0 | 0 | 0 | 0 | 0 | 0 | 0 | 0 | 0 | 0 | 0 | 15 | 25 | 0.00 | 1.000 | |
| Inning Stats | R: 0 E: 0 K: 0 S: 7 | H: 0 LOB: 0 BB: 0 P: 9 | R: 0 E: 0 K: 1 S: 11 | H: 1 LOB: 1 BB: 0 P: 17 | R: 0 E: 0 K: 0 S: 10 | H: 1 LOB: 1 BB: 0 P: 11 | R: 0 E: 0 K: 0 S: 4 | H: 0 LOB: 0 BB: 0 P: 5 | R: 0 E: 0 K: 1 S: 6 | H: 1 LOB: 1 BB: 0 P: 9 | R: 2 E: 0 K: 1 S: 18 | H: 2 LOB: 0 BB: 1 P: 28 | R: 1 E: 0 K: 0 S: 14 | H: 1 LOB: 0 BB: 0 P: 21 | R: 0 E: 0 K: 2 S: 12 | H: 1 LOB: 1 BB: 0 P: 20 | R: 0 E: 0 K: 0 S: 8 | H: 1 LOB: 1 BB: 1 P: 14 | 1B: 4 2B: 2 3B: 0 HR: 2 | SF: 0 SAC: 0 DP: 2 HBP: 0 | WP: 0 PB: 0 CS: 0 SB: 0 | PA: 35 |
| PITCHER | IP WLS BF H R ER SO BB IBB HBP BLK WP HR S P ERA WHIP | IP WLS BF H R ER SO BB IBB HBP BLK WP HR S P ERA WHIP | IP WLS BF H R ER SO BB IBB HBP BLK WP HR S P ERA WHIP | IP WLS BF H R ER SO BB IBB HBP BLK WP HR S P ERA WHIP | IP WLS BF H R ER SO BB IBB HBP BLK WP HR S P ERA WHIP | IP WLS BF H R ER SO BB IBB HBP BLK WP HR S P ERA WHIP | IP WLS BF H R ER SO BB IBB HBP BLK WP HR S P ERA WHIP | IP WLS BF H R ER SO BB IBB HBP BLK WP HR S P ERA WHIP | IP WLS BF H R ER SO BB IBB HBP BLK WP HR S P ERA WHIP | IP WLS BF H R ER SO BB IBB HBP BLK WP HR S P ERA WHIP | IP WLS BF H R ER SO BB IBB HBP BLK WP HR S P ERA WHIP | IP WLS BF H R ER SO BB IBB HBP BLK WP HR S P ERA WHIP | IP WLS BF H R ER SO BB IBB HBP BLK WP HR S P ERA WHIP | IP WLS BF H R ER SO BB IBB HBP BLK WP HR S P ERA WHIP | IP WLS BF H R ER SO BB IBB HBP BLK WP HR S P ERA WHIP | IP WLS BF H R ER SO BB IBB HBP BLK WP HR S P ERA WHIP | IP WLS BF H R ER SO BB IBB HBP BLK WP HR S P ERA WHIP | IP WLS BF H R ER SO BB IBB HBP BLK WP HR S P ERA WHIP | IP WLS BF H R ER SO BB IBB HBP BLK WP HR S P ERA WHIP | IP WLS BF H R ER SO BB IBB HBP BLK WP HR S P ERA WHIP | IP WLS BF H R ER SO BB IBB HBP BLK WP HR S P ERA WHIP | |
| Curt Schilling, R ERA: 4.48 | 1.0 | 4 | 1 | 0 | 0 | 2 | 0 | 0 | 0 | 0 | 0 | 12 | 20 | 0.00 | 1.000 | | | | | | | |
| David West, L ERA: 2.75 | 1.0 | S | 4 | 1 | 0 | 0 | 0 | 1 | 0 | 0 | 0 | 8 | 14 | 0.00 | 2.000 | | | | | | | |
| Mitch Williams, L ERA: 3.34 | 1.0 | S | 4 | 1 | 0 | 0 | 0 | 1 | 0 | 0 | 0 | 8 | 14 | 0.00 | 2.000 | | | | | | | |

| Batter | 1 | 2 | 3 | 4 | 5 | 6 | 7 | 8 | 9 | 10 | AB | R | H | RBI | BB | SO | LOB | TOP | |
|---|---|---|---|---|---|---|---|---|---|---|---|---|---|---|---|---|---|---|-------------|
| Joe Ursulak, L OBP: 0.350, SLG: 0.409 (1, 7) | F9 | | G4-3 | | G4-3 | | | F9 | | G3-1 | 5 | 0 | 0 | 0 | 0 | 0 | 1 | | |
| Howard Johnson, S OBP: 0.347, SLG: 0.364 (1, 5) | | | | P5 | G3 | | | 1B | | G6-3 | 4 | 0 | 1 | 0 | 1 | 0 | 1 | | |
| Eddie Murray, S OBP: 0.310, SLG: 0.426 (1, 3) | G4-3 | | | 1B | 1B | | G1-3 | 1B | | 2B | 5 | 0 | 3 | 0 | 0 | 0 | 1 | | |
| Bobby Bonilla, S OBP: 0.343, SLG: 0.496 (1, 9) | | G1-3 | | 1B | 1B | | | FC6-4 | | | 3 | 1 | 1 | 0 | 2 | 1 | 2 | | |
| Jeremy Burnitz, L OBP: 0.370, SLG: 0.548 Dave Gallagher, R OBP: 0.361, SLG: 0.486 (9, PH) (9, 8) | | G1-3 | | 1B | BB | | | | | F8 | 3 | 0 | 1 | 0 | 0 | 1 | 1 | | |
| Jeff Kent, R OBP: 0.301, SLG: 0.405 (1, 4) | SF7 | | | 1B | | | | | | | 1 | 0 | 0 | 0 | 1 | 0 | 2 | | |
| Todd Hundley, S OBP: 0.271, SLG: 0.369 John Franco, L (9, 1) | P6 | | | | | | | | | | 3 | 0 | 0 | 1 | 0 | 0 | 4 | | |
| Tim Lincecum, R OBP: 0.308, SLG: 0.340 (1, 6) | | | P3 | | | | | | | | 4 | 0 | 1 | 0 | 0 | 0 | 1 | | |
| Eric Hillman, L OBP: 0.063, SLG: 0.063 Charlie O'Brien, R OBP: 0.235, SLG: 0.329 (9, 2) | | G6-3 | | | | | | | | | 2 | 0 | 0 | 0 | 0 | 0 | 0 | | |
| | | | | | | | | | | | 1 | 1 | 1 | 1 | 0 | 0 | 0 | | |
| Inning Stats | R: 0 E: 0 K: 0 S: 13 | H: 0 LOB: 0 BB: 1 P: 21 | R: 1 E: 0 K: 0 S: 8 | H: 1 LOB: 0 BB: 0 P: 12 | R: 0 E: 0 K: 0 S: 10 | H: 0 LOB: 0 BB: 0 P: 11 | R: 0 E: 0 K: 2 S: 8 | H: 0 LOB: 0 BB: 0 P: 15 | R: 0 E: 0 K: 0 S: 7 | H: 0 LOB: 0 BB: 0 P: 10 | R: 0 E: 0 K: 1 S: 11 | H: 0 LOB: 1 BB: 1 P: 20 | R: 1 E: 0 K: 0 S: 10 | H: 2 LOB: 2 BB: 1 P: 17 | 1B: 5 2B: 2 3B: 0 HR: 1 | SF: 1 SAC: 1 DP: 0 HBP: 0 | WP: 0 PB: 0 SB: 0 CS: 2 | PA: 41 | |
| PITCHER | IP WLS BF H R ER SO BB IBB HBP BLK WP HR S P ERA WHIP | IP WLS BF H R ER SO BB IBB HBP BLK WP HR S P ERA WHIP | IP WLS BF H R ER SO BB IBB HBP BLK WP HR S P ERA WHIP | IP WLS BF H R ER SO BB IBB HBP BLK WP HR S P ERA WHIP | IP WLS BF H R ER SO BB IBB HBP BLK WP HR S P ERA WHIP | IP WLS BF H R ER SO BB IBB HBP BLK WP HR S P ERA WHIP | IP WLS BF H R ER SO BB IBB HBP BLK WP HR S P ERA WHIP | IP WLS BF H R ER SO BB IBB HBP BLK WP HR S P ERA WHIP | IP WLS BF H R ER SO BB IBB HBP BLK WP HR S P ERA WHIP | IP WLS BF H R ER SO BB IBB HBP BLK WP HR S P ERA WHIP | IP WLS BF H R ER SO BB IBB HBP BLK WP HR S P ERA WHIP | IP WLS BF H R ER SO BB IBB HBP BLK WP HR S P ERA WHIP | IP WLS BF H R ER SO BB IBB HBP BLK WP HR S P ERA WHIP | IP WLS BF H R ER SO BB IBB HBP BLK WP HR S P ERA WHIP | IP WLS BF H R ER SO BB IBB HBP BLK WP HR S P ERA WHIP | IP WLS BF H R ER SO BB IBB HBP BLK WP HR S P ERA WHIP | IP WLS BF H R ER SO BB IBB HBP BLK WP HR S P ERA WHIP | IP WLS BF H R ER SO BB IBB HBP BLK WP HR S P ERA WHIP | |
| Tim Worrell, R ERA: 6.48 Mark Davis, L ERA: 4.35 Gene Harris, R ERA: 3.38 (1, 1) (8, 1) (10, 1) | 7.2 1.1 1.0 | 30 5 6 | 6 0 2 | 1 0 1 | 2 0 0 | 2 1 1 | 0 0 0 | 0 0 0 | 0 0 0 | 0 0 0 | 0 0 0 | 0 0 0 | 0 0 0 | 0 0 0 | 0 0 0 | 0 0 0 | 0 0 0 | 0 0 0 | 0 0 0 |

New York Mets @ San Diego Padres
Jack Murphy Stadium, San Diego, CA
Mon Jul 19 1993, 10:05 PM EDT
Att: 9,160 - Unknown - 71 F

| | |
|-----|----|
| AB | 35 |
| R | 2 |
| H | 8 |
| RBI | 2 |
| BB | 4 |
| SO | 3 |
| LOB | 17 |

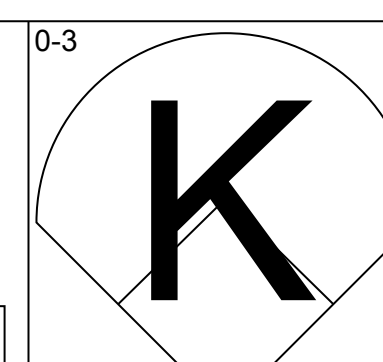
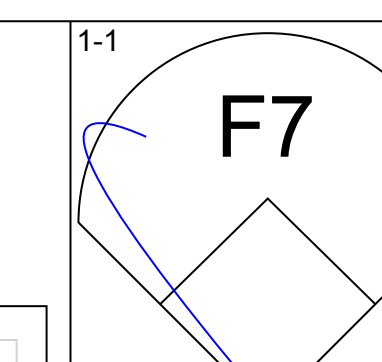
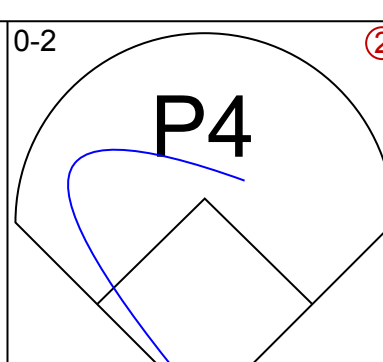
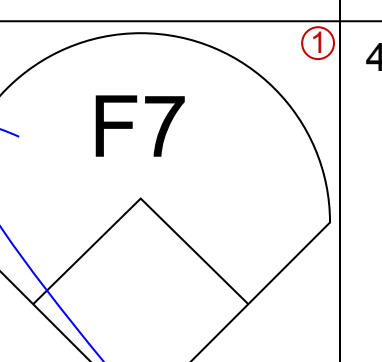
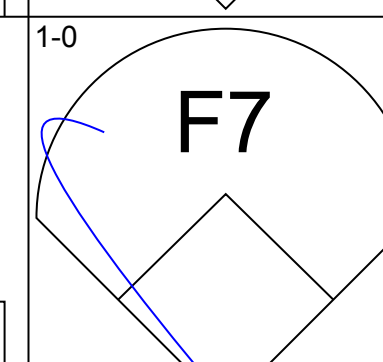
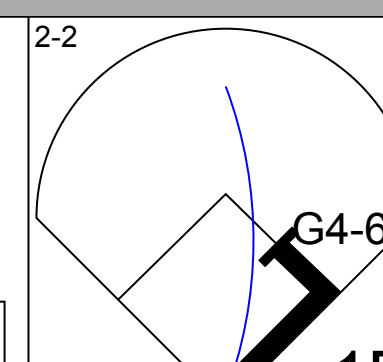
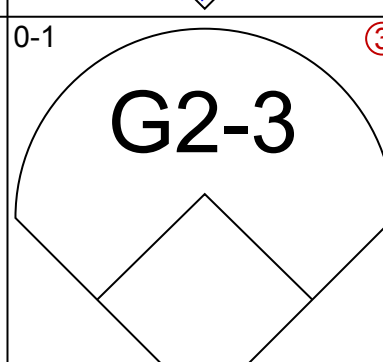
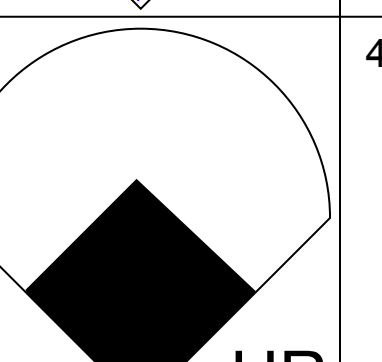
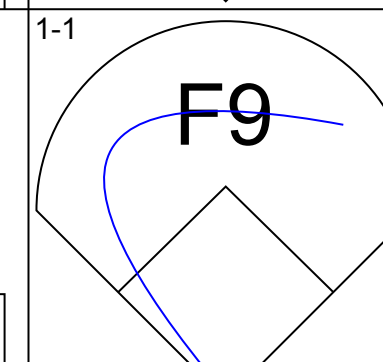
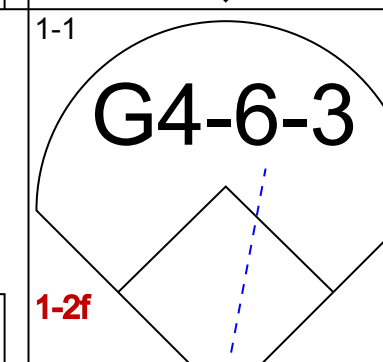
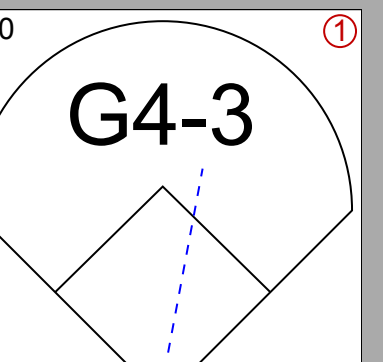
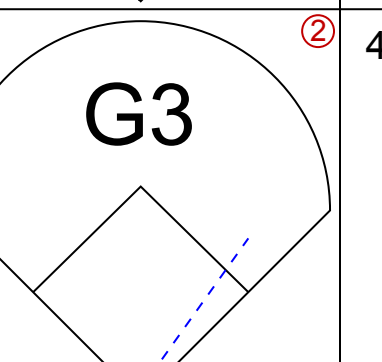
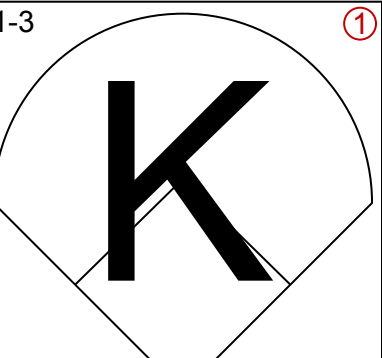
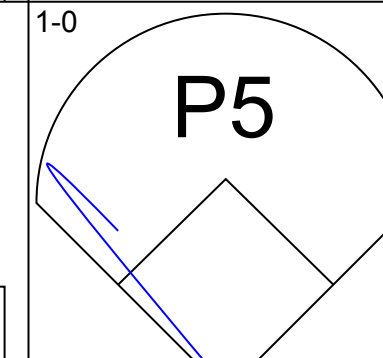
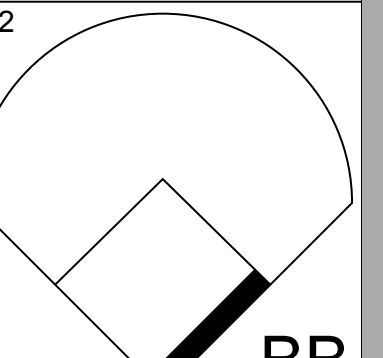
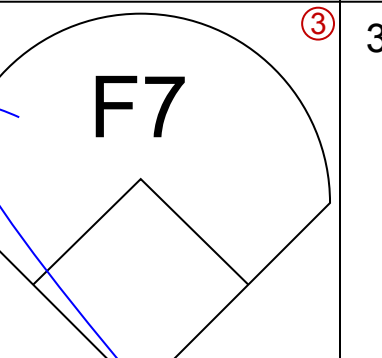
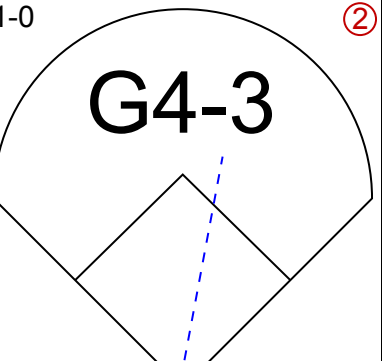
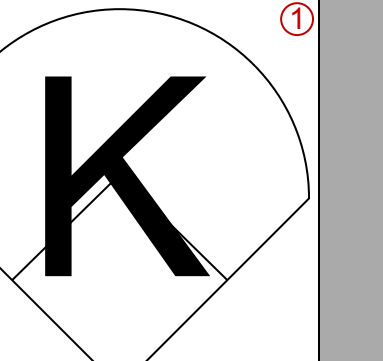
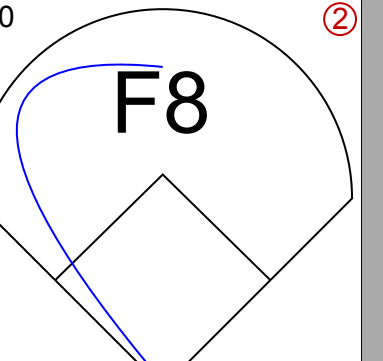
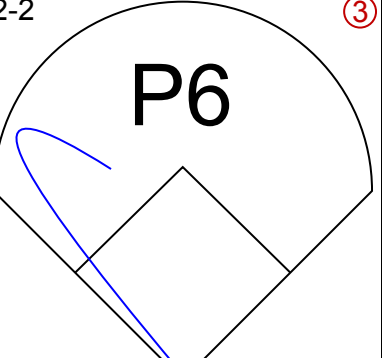
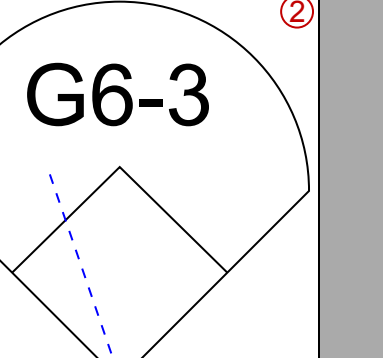
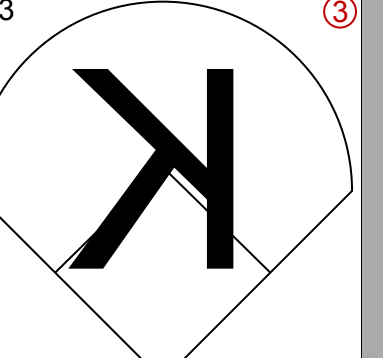
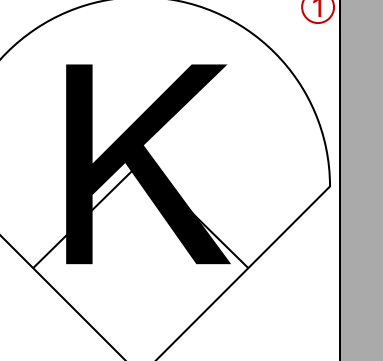
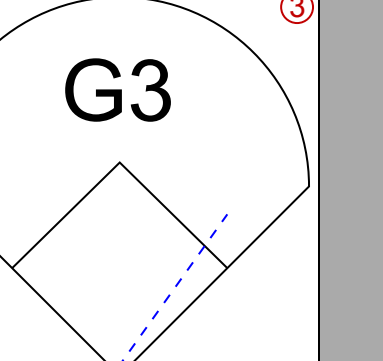
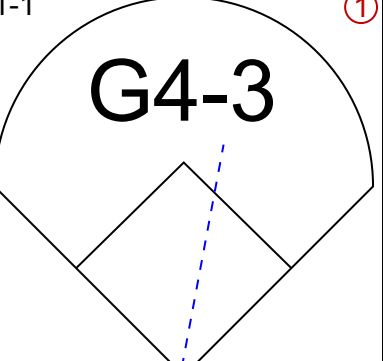
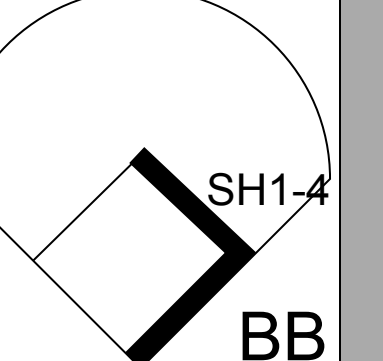
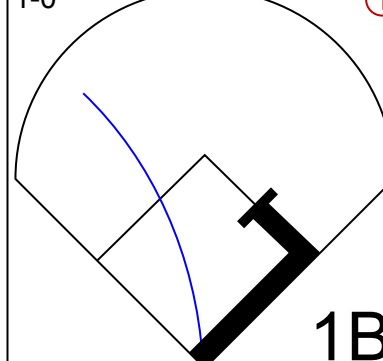
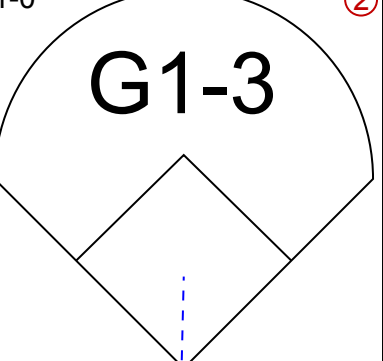
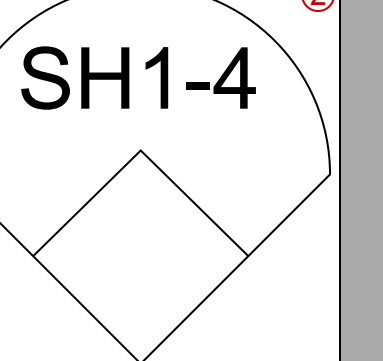
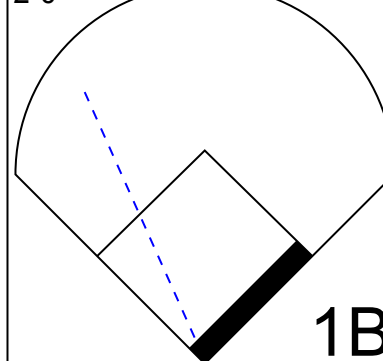
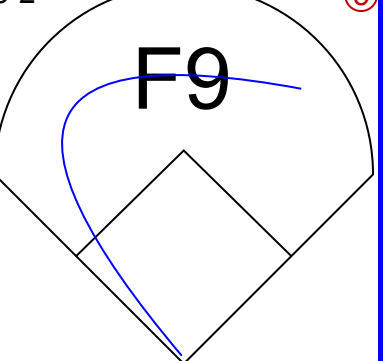


| Batter | 1 | 2 | 3 | 4 | 5 | 6 | 7 | 8 | 9 | 10 | AB | R | H | RBI | BB | SO | LOB | BOTTOM | | | | | | |
|--|---|---|---|---|---|---|---|---|---|---|---|---|---|---|---|---|---|---|-------------------------------|----------------------------------|----------------------------------|------------------------------------|----------------------------------|--------|
| Ricky Gutierrez, R OBP: 0.346, SLG: 0.335 (1, 6) | G5-3 | | | G6-3 | | | | | | | 3 | 1 | 1 | 0 | 1 | 0 | 0 | | | | | | | |
| Tim Lincecum, R OBP: 0.357, SLG: 0.455 Doug Brocail, L OBP: 0.125, SLG: 0.125 Gene Harris, R (9, PR) (10, 1) | F8 | | | G6-4-3 | | | | | | | 3 | 0 | 2 | 0 | 0 | 0 | 0 | | | | | | | |
| Tony Gwynn, L OBP: 0.377, SLG: 0.470 (1, 9) | F8 | | | G6-4-3 | | | | | | | 4 | 0 | 1 | 1 | 0 | 0 | 2 | | | | | | | |
| Derek Bell, R OBP: 0.295, SLG: 0.404 (1, 8) | | G6-3 | | | | | | | | | 4 | 0 | 0 | 0 | 0 | 0 | 2 | | | | | | | |
| Phil Clark, R OBP: 0.234, SLG: 0.433 Bill Bean, L OBP: 0.263, SLG: 0.333 (1, 3) (10, PR) | | F9 | | | | | | | | | 4 | 0 | 1 | 0 | 0 | 0 | 0 | | | | | | | |
| Phil Plantier, L OBP: 0.300, SLG: 0.482 (1, 7) | | | | | | | | | | | 4 | 0 | 1 | 0 | 0 | 2 | 1 | | | | | | | |
| Archi Cianfranco, R OBP: 0.234, SLG: 0.386 (1, 5) | | | | P2 | | | | | | | 4 | 0 | 0 | 0 | 0 | 1 | 2 | | | | | | | |
| Bob Geren, R OBP: 0.272, SLG: 0.295 (1, 2) | | | | F8 | | | | | | | 4 | 0 | 0 | 0 | 0 | 2 | 1 | | | | | | | |
| Tim Worrell, R Mark Davis, L Craig Shipley, R (1, 1) (8, 1) (9, PH) (10, 4) | | | | G6-3 | | | | | | | 2 | 0 | 0 | 0 | 1 | 0 | 0 | | | | | | | |
| | | | | | | | | | | | 0 | 0 | 0 | 0 | 0 | 0 | 0 | | | | | | | |
| | | | | | | | | | | | 1 | 0 | 0 | 0 | 0 | 0 | 0 | | | | | | | |
| Inning Stats | R: 0 E: 0 K: 0 S: 7 | H: 0 LOB: 0 BB: 0 P: 11 | R: 0 E: 0 K: 1 S: 8 | H: 0 LOB: 0 BB: 0 P: 13 | R: 0 E: 0 K: 0 S: 5 | H: 0 LOB: 0 BB: 0 P: 6 | R: 0 E: 0 K: 0 S: 8 | H: 1 LOB: 0 BB: 0 P: 13 | R: 0 E: 0 K: 0 S: 6 | H: 0 LOB: 0 BB: 0 P: 9 | R: 0 E: 0 K: 2 S: 9 | H: 0 LOB: 0 BB: 0 P: 12 | R: 0 E: 0 K: 0 S: 4 | H: 1 LOB: 0 BB: 0 P: 8 | R: 0 E: 0 K: 0 S: 8 | H: 1 LOB: 1 BB: 0 P: 11 | R: 1 E: 0 K: 1 S: 16 | H: 2 LOB: 2 BB: 1 P: 28 | R: 0 E: 0 K: 2 S: 11 | H: 1 LOB: 1 BB: 0 P: 17 | 1B: 6 2B: 1 3B: 0 HR: 0 | SF: 0 SAC: 1 DP: 2 HBP: 0 | WP: 1 PB: 0 SB: 1 CS: 0 | PA: 35 |
| PITCHER | IP WLS BF H R ER SO BB IBB HBP BLK WP HR S P ERA WHIP | IP WLS BF H R ER SO BB IBB HBP BLK WP HR S P ERA WHIP | IP WLS BF H R ER SO BB IBB HBP BLK WP HR S P ERA WHIP | IP WLS BF H R ER SO BB IBB HBP BLK WP HR S P ERA WHIP | IP WLS BF H R ER SO BB IBB HBP BLK WP HR S P ERA WHIP | IP WLS BF H R ER SO BB IBB HBP BLK WP HR S P ERA WHIP | IP WLS BF H R ER SO BB IBB HBP BLK WP HR S P ERA WHIP | IP WLS BF H R ER SO BB IBB HBP BLK WP HR S P ERA WHIP | IP WLS BF H R ER SO BB IBB HBP BLK WP HR S P ERA WHIP | IP WLS BF H R ER SO BB IBB HBP BLK WP HR S P ERA WHIP | IP WLS BF H R ER SO BB IBB HBP BLK WP HR S P ERA WHIP | IP WLS BF H R ER SO BB IBB HBP BLK WP HR S P ERA WHIP | IP WLS BF H R ER SO BB IBB HBP BLK WP HR S P ERA WHIP | IP WLS BF H R ER SO BB IBB HBP BLK WP HR S P ERA WHIP | IP WLS BF H R ER SO BB IBB HBP BLK WP HR S P ERA WHIP | IP WLS BF H R ER SO BB IBB HBP BLK WP HR S P ERA WHIP | IP WLS BF H R ER SO BB IBB HBP BLK WP HR S P ERA WHIP | IP WLS BF H R ER SO BB IBB HBP BLK WP HR S P ERA WHIP | | | | | | |
| Eric Hillman, L ERA: 4.56 John Franco, L ERA: 3.18 (1, 1) (9, 1) | 8.0 2.0 | 25 10 | 3 3 | 0 1 | 3 3 | 1 0 | 0 0 | 0 0 | 0 0 | 0 0 | 0 0 | 0 0 | 0 0 | 0 0 | 0 0 | 0 0 | 0 0 | 0 0 | 0 0 | | | | | |

New York Mets @ San Diego Padres
Jack Murphy Stadium, San Diego, CA
Mon Jul 19 1993, 10:05 PM EDT
Att: 9,160 - Unknown - 71 F

| | |
|-----|----|
| AB | 33 |
| R | 1 |
| H | 6 |
| RBI | 1 |
| BB | 1 |
| SO | 6 |
| LOB | 8 |

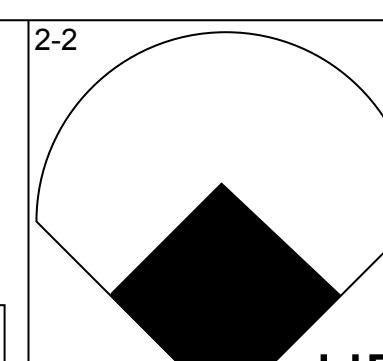
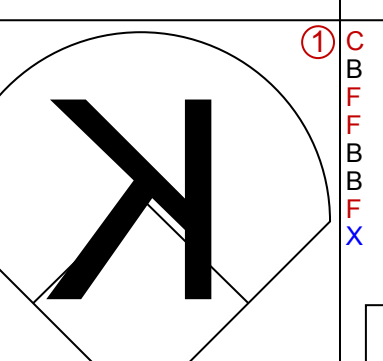
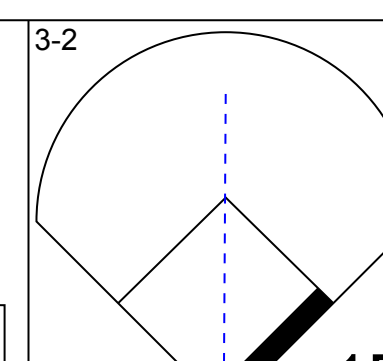
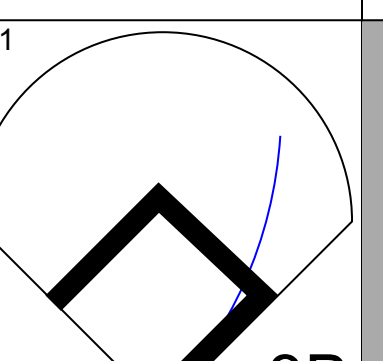
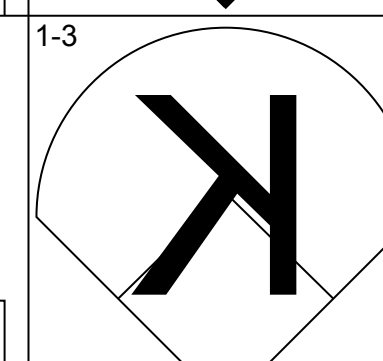
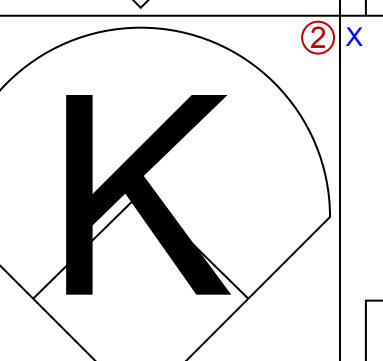
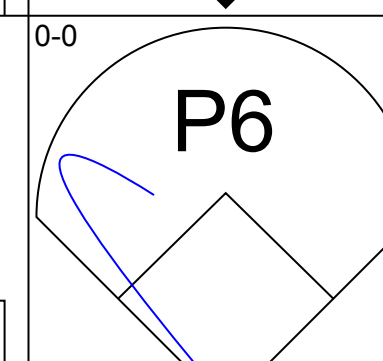
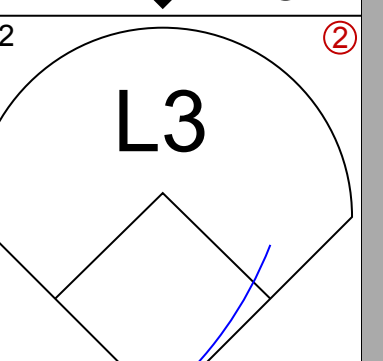
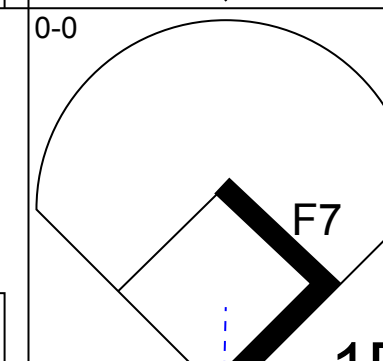
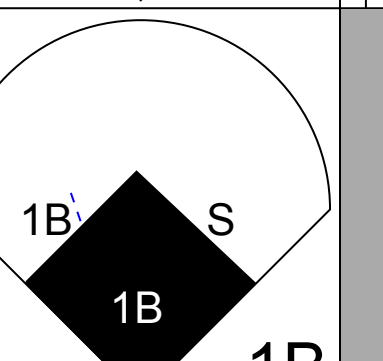
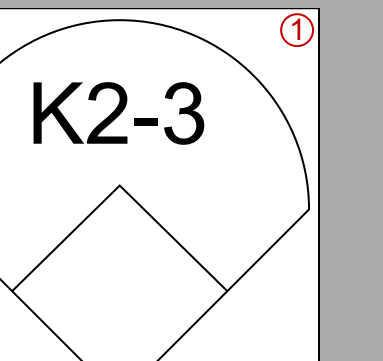
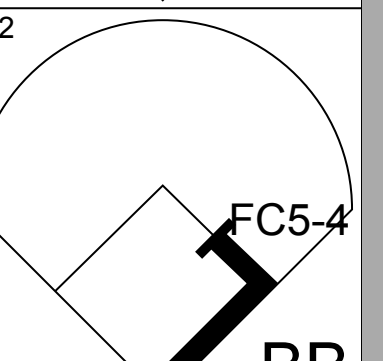
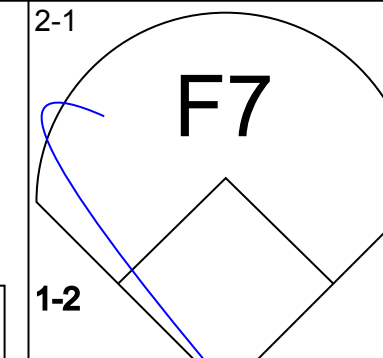
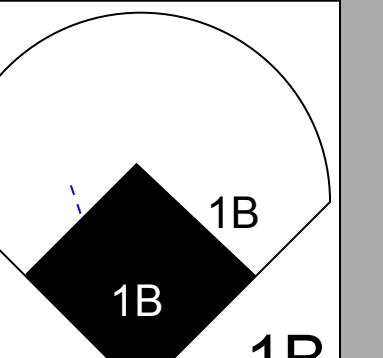
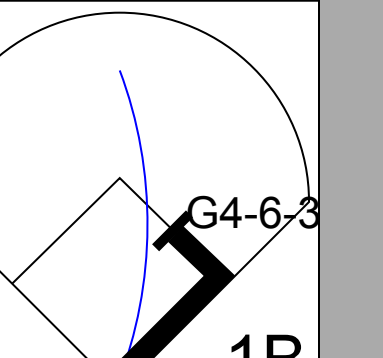
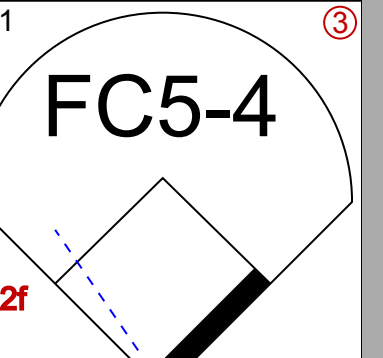
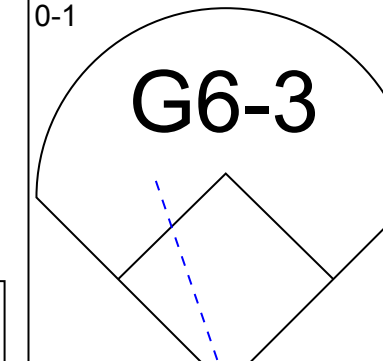
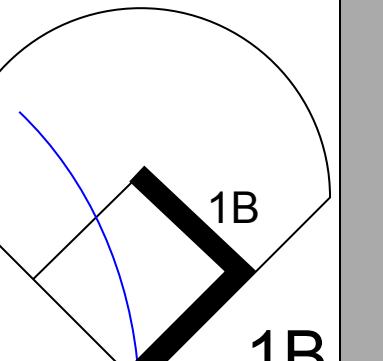
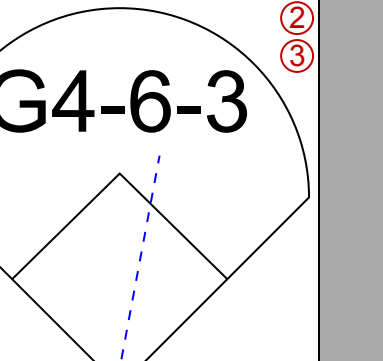
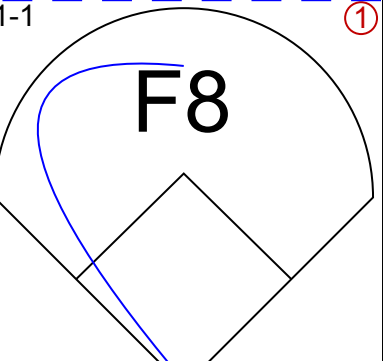
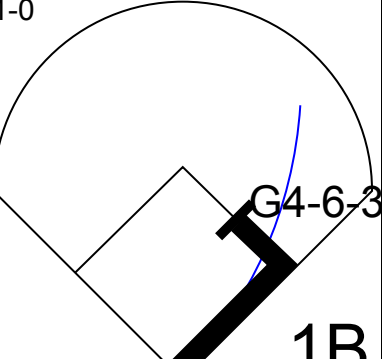
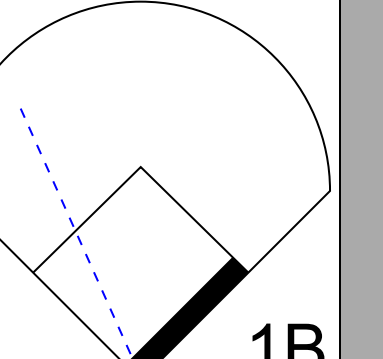
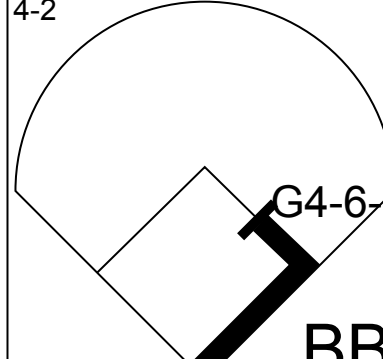
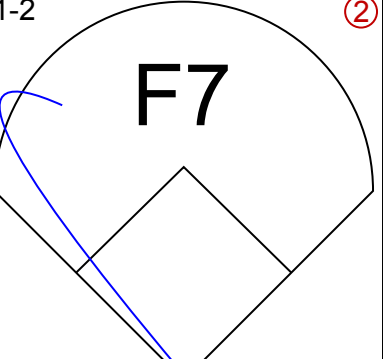
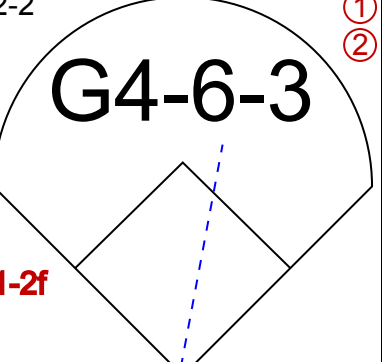
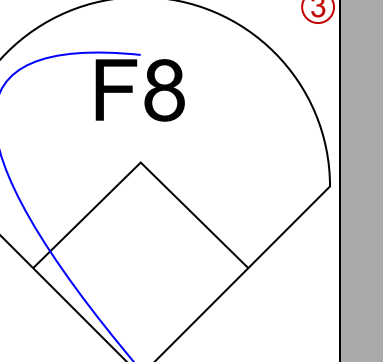
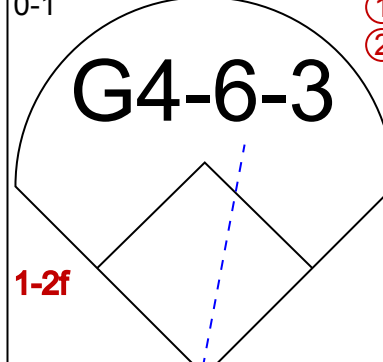
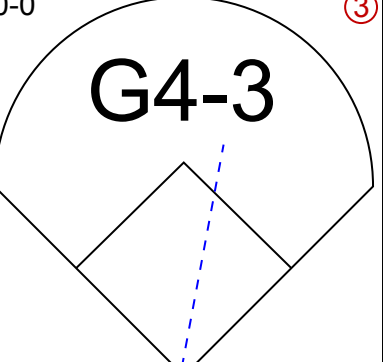
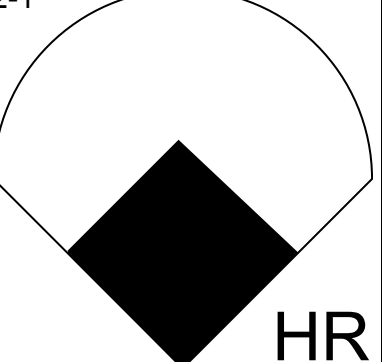
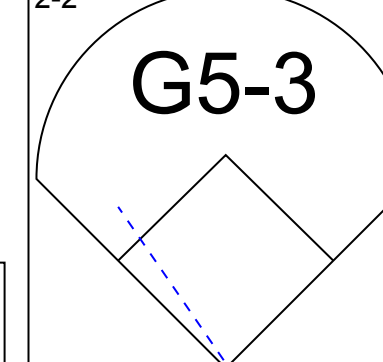
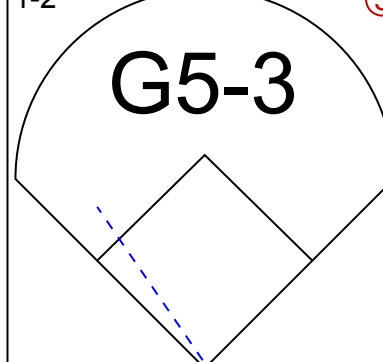
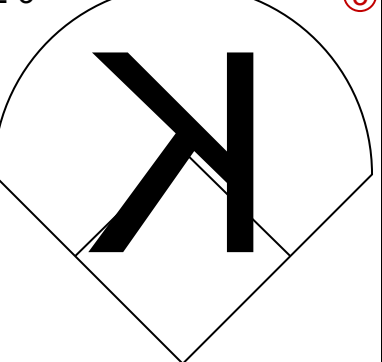
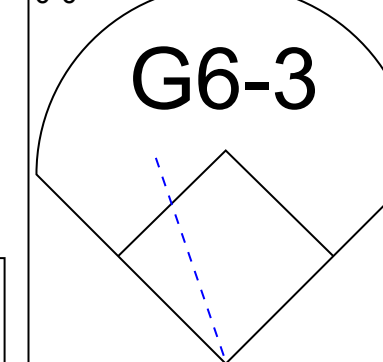
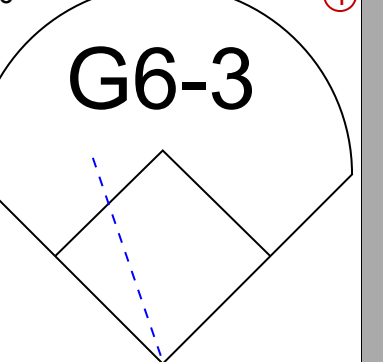


| Batter | 1 | 2 | 3 | 4 | 5 | 6 | 7 | 8 | 9 | AB | R | H | RBI | BB | SO | LOB | TOP | | | | | |
|--|---|---|---|--|--|---|---|---|---|---------------------------------|------------------------------|----------------------------------|------------------------------|----------------------------------|------------------------------|----------------------------------|------------------------------|----------------------------------|----------------------------------|------------------------------------|----------------------------------|--------|
| Vince Coleman, S (1, 7) OBP: 0.324, SLG: 0.384 |  | |  | | |  | | |  | 4 | 0 | 0 | 0 | 0 | 1 | 2 | | | | | | |
| Howard Johnson, S (1, 5) OBP: 0.349, SLG: 0.379 |  | | |  | |  | | |  | 4 | 1 | 2 | 1 | 0 | 0 | 1 | | | | | | |
| Eddie Murray, S (1, 3) OBP: 0.307, SLG: 0.421 |  | | |  | | |  | |  | 4 | 0 | 0 | 0 | 0 | 0 | 1 | | | | | | |
| Bobby Bonilla, S (1, 9) | |  | |  | | |  | |  | 3 | 0 | 0 | 0 | 1 | 1 | 0 | | | | | | |
| Joe Orsulak, L (1, 8) OBP: 0.345, SLG: 0.403 |  | | | |  | |  | | | 3 | 0 | 0 | 0 | 0 | 1 | 1 | | | | | | |
| Jeff Kent, R (1, 4) OBP: 0.298, SLG: 0.401 |  | | | |  | |  | | | 3 | 0 | 0 | 0 | 0 | 1 | 1 | | | | | | |
| Todd Hundley, S (1, 2) OBP: 0.268, SLG: 0.365 | | |  | |  | | |  | | 3 | 0 | 0 | 0 | 0 | 1 | 0 | | | | | | |
| Tim Lincecum, R (1, 6) OBP: 0.315, SLG: 0.342 | | | |  | | |  | |  | 2 | 0 | 1 | 0 | 1 | 0 | 0 | | | | | | |
| Dave Telgheder, R (1, 1) OBP: 0.167, SLG: 0.333 | | |  | | | |  | | | 0 | 0 | 0 | 0 | 0 | 0 | 0 | | | | | | |
| Jeff McKnight, S (6, PH) OBP: 0.306, SLG: 0.254 | | | | | | | | |  | 1 | 0 | 1 | 0 | 0 | 0 | 0 | | | | | | |
| Mike Maddux, L (6, 1) | | | | | | | | | | 0 | 0 | 0 | 0 | 0 | 0 | 0 | | | | | | |
| Jeromy Burnitz, L (8, PH) OBP: 0.365, SLG: 0.540 | | | | | | | | | | 1 | 0 | 0 | 0 | 0 | 0 | 0 | | | | | | |
| Mike Draper, R (8, 1) OBP: 0.697, SLG: 0.667 | | | | | | | | | | 0 | 0 | 0 | 0 | 0 | 0 | 0 | | | | | | |
| Inning Stats | R: 0 E: 0 K: 1 S: 6 | H: 0 LOB: 0 BB: 0 P: 8 | R: 0 E: 0 K: 1 S: 11 | H: 0 LOB: 0 BB: 0 P: 15 | R: 0 E: 0 K: 1 S: 9 | H: 0 LOB: 1 BB: 1 P: 15 | R: 0 E: 0 K: 0 S: 6 | H: 1 LOB: 0 BB: 0 P: 10 | R: 0 E: 0 K: 1 S: 6 | H: 0 LOB: 0 BB: 0 P: 9 | R: 0 E: 0 K: 0 S: 7 | H: 2 LOB: 1 BB: 0 P: 10 | R: 0 E: 0 K: 1 S: 8 | H: 0 LOB: 1 BB: 1 P: 13 | R: 0 E: 0 K: 0 S: 6 | H: 0 LOB: 0 BB: 0 P: 11 | R: 1 E: 0 K: 0 S: 6 | H: 1 LOB: 0 BB: 0 P: 11 | 1B: 3 2B: 0 3B: 0 HR: 1 | SF: 0 SAC: 1 DP: 1 HBP: 0 | WP: 0 PB: 0 SB: 0 CS: 0 | PA: 31 |
| PITCHER Greg Harris, R (1, 1) ERA: 3.73 | IP: 9.0 WLS: W BF: 31 H: 4 R: 1 ER: 1 SO: 5 BB: 2 IBB: 0 HBP: 0 BLK: 0 WP: 0 HR: 1 S: 65 P: 102 ERA: 1.00 WHIP: 0.667 | | | | | | | | | | | | | | | PITCHER | | | | | | |

New York Mets @ San Diego Padres
Jack Murphy Stadium, San Diego, CA
Tue Jul 20 1993, 10:05 PM EDT
Att: 13,231 - Unknown - 72 F

AB 28
R 1
H 4
RBI 1
BB 2
SO 5
LOB 6



| Batter | 1 | 2 | 3 | 4 | 5 | 6 | 7 | 8 | 9 | AB | R | H | RBI | BB | SO | LOB | BOTTOM | | | | | |
|---|---|---|---|---|--|---|---|---|------------------------------|----------------------------------|------------------------------|----------------------------------|-------------------------------|----------------------------------|------------------------------|---------------------------------|------------------------------|---------------------------------|----------------------------------|------------------------------------|----------------------------------|--------|
| Jeff Gardner, L (1, 4) OBP: 0.335, SLG: 0.376 |  | |  |  | | |  | | | 4 | 1 | 3 | 1 | 0 | 1 | 0 | | | | | | |
| Bill Bean, L (1, 8) OBP: 0.250, SLG: 0.316 |  | |  |  | | |  | | | 4 | 0 | 0 | 0 | 0 | 2 | 2 | | | | | | |
| Tony Gwynn, L (1, 9) OBP: 0.381, SLG: 0.472 |  | |  | |  | |  | | | 3 | 1 | 2 | 0 | 1 | 1 | 0 | | | | | | |
| Phil Plantier, L (1, 7) OBP: 0.303, SLG: 0.482 |  | |  | |  | |  | | | 4 | 1 | 2 | 0 | 0 | 0 | 3 | | | | | | |
| Guillermo Velasquez, L (1, 3) OBP: 0.231, SLG: 0.171 |  | |  | |  | |  | | | 4 | 0 | 1 | 1 | 0 | 0 | 2 | | | | | | |
| Ricky Gutierrez, R (1, 6) OBP: 0.353, SLG: 0.340 | |  |  | | |  | |  | | 3 | 0 | 2 | 1 | 1 | 0 | 0 | | | | | | |
| Kevin Higgins, L (1, 2) OBP: 0.314, SLG: 0.274 | |  |  | | |  | |  | | 4 | 0 | 0 | 0 | 0 | 0 | 4 | | | | | | |
| Archi Cianfrocco, R (1, 5) OBP: 0.237, SLG: 0.418 | |  | |  | |  | | | | 3 | 1 | 1 | 1 | 0 | 0 | 0 | | | | | | |
| Greg Harris, R (1, 1) OBP: 0.236, SLG: 0.235 | |  | |  | | |  | | | 3 | 0 | 0 | 0 | 0 | 1 | 0 | | | | | | |
| Inning Stats | R: 1 E: 0 K: 1 S: 11 | H: 2 LOB: 1 BB: 0 P: 16 | R: 1 E: 0 K: 1 S: 12 | H: 2 LOB: 0 BB: 0 P: 18 | R: 2 E: 0 K: 2 S: 19 | H: 4 LOB: 2 BB: 0 P: 26 | R: 0 E: 0 K: 0 S: 10 | H: 1 LOB: 0 BB: 0 P: 15 | R: 0 E: 0 K: 1 S: 7 | H: 1 LOB: 0 BB: 0 P: 10 | R: 0 E: 0 K: 0 S: 7 | H: 0 LOB: 1 BB: 1 P: 12 | R: 0 E: 0 K: 0 S: 10 | H: 1 LOB: 2 BB: 1 P: 17 | R: 0 E: 0 K: 0 S: 7 | H: 0 LOB: 0 BB: 0 P: 9 | R: 0 E: 0 K: 0 S: 7 | H: 0 LOB: 0 BB: 0 P: 9 | 1B: 8 2B: 0 3B: 1 HR: 2 | SF: 0 SAC: 0 DP: 3 HBP: 0 | WP: 0 PB: 0 SB: 1 CS: 0 | PA: 34 |
| PITCHER Dave Telgheder, R (1, 1) ERA: 5.94 | IP: 5.0 WLS: L BF: 23 H: 10 R: 4 ER: 4 SO: 4 BB: 0 IBB: 0 HBP: 0 BLK: 0 WP: 0 HR: 2 S: 25 P: 85 ERA: 7.20 WHIP: 2.000 | | | | | | | | | | | | | | | PITCHER | | | | | | |
| Mike Maddux, R (6, 1) ERA: 4.1 | 2.0 8 1 0 0 0 2 0 0 0 0 0 0 17 29 0.00 1.500 | | | | | | | | | | | | | | | | | | | | | |
| Mike Draper, R (8, 1) ERA: 3.99 | 1.0 3 0 0 0 0 0 0 0 0 0 0 0 7 9 0.00 0.000 | | | | | | | | | | | | | | | | | | | | | |

New York Mets @ San Diego Padres
Jack Murphy Stadium, San Diego, CA
Tue Jul 20 1993, 10:05 PM EDT
Att: 13,231 - Unknown - 72 F

AB 32
R 4
H 11
RBI 4
BB 2
SO 5
LOB 11



| Batter | 1 | 2 | 3 | 4 | 5 | 6 | 7 | 8 | 9 | AB | R | H | RBI | BB | SO | LOB | TOP | | | |
|---|---|----------------------------------|-------------------------------|----------------------------------|------------------------------|----------------------------------|-------------------------------|----------------------------------|------------------------------|---------------------------------|------------------------------|----------------------------------|-------------------------------|----------------------------------|------------------------------|---------------------------------|----------------------------------|------------------------------------|----------------------------------|--------|
| Joe Orsulak, L (1, 7) OBP: 0.343, SLG: 0.400 | | | | | | | | | | 4 | 0 | 1 | 0 | 0 | 1 | 0 | | | | |
| Howard Johnson, S (1, 5) OBP: 0.351, SLG: 0.376 | | | | | | | | | | 2 | 1 | 0 | 0 | 2 | 0 | 1 | | | | |
| Eddie Murray, S (1, 3) OBP: 0.309, SLG: 0.429 | | | | | | | | | | 3 | 1 | 1 | 2 | 1 | 1 | 1 | | | | |
| Bobby Bonilla, S (1, 9) OBP: 0.343, SLG: 0.499 | | | | | | | | | | 3 | 1 | 1 | 1 | 1 | 0 | 1 | | | | |
| Jeremy Burnitz, L (1, 8) OBP: 0.359, SLG: 0.522 | | | | | | | | | | 4 | 1 | 1 | 0 | 0 | 3 | 3 | | | | |
| Jeff Kent, R (1, 4) OBP: 0.298, SLG: 0.402 | | | | | | | | | | 4 | 0 | 1 | 1 | 0 | 0 | 3 | | | | |
| Charlie O'Brien, R (1, 2) OBP: 0.293, SLG: 0.360 | | | | | | | | | | 4 | 1 | 1 | 1 | 0 | 0 | 1 | | | | |
| Tim Bogar, R (1, 6) OBP: 0.307, SLG: 0.333 | | | | | | | | | | 4 | 0 | 0 | 0 | 0 | 1 | 1 | | | | |
| Dwight Gooden, R (1, 1) OBP: 0.241, SLG: 0.426 | | | | | | | | | | 3 | 0 | 0 | 0 | 0 | 1 | 0 | | | | |
| Anthony Young, R (8, 1) OBP: 0.273, SLG: 0.200 | | | | | | | | | | 0 | 0 | 0 | 0 | 0 | 0 | 0 | | | | |
| Chico Walker, S (9, PH) OBP: 0.284, SLG: 0.360 | | | | | | | | | | 1 | 0 | 0 | 0 | 0 | 1 | 0 | | | | |
| John Franco, L (9, 1) OBP: 0.284, SLG: 0.360 | | | | | | | | | | 0 | 0 | 0 | 0 | 0 | 0 | 0 | | | | |
| Inning Stats | R: 0 E: 0 K: 0 S: 9 | H: 1 LOB: 0 BB: 0 P: 15 | R: 1 E: 0 K: 1 S: 12 | H: 1 LOB: 0 BB: 0 P: 21 | R: 0 E: 0 K: 0 S: 9 | H: 0 LOB: 0 BB: 0 P: 15 | R: 3 E: 0 K: 0 S: 24 | H: 3 LOB: 1 BB: 1 P: 38 | R: 0 E: 0 K: 1 S: 6 | H: 0 LOB: 0 BB: 0 P: 9 | R: 1 E: 0 K: 2 S: 9 | H: 1 LOB: 0 BB: 0 P: 14 | R: 0 E: 0 K: 2 S: 11 | H: 0 LOB: 2 BB: 2 P: 25 | R: 0 E: 0 K: 1 S: 5 | H: 0 LOB: 0 BB: 0 P: 7 | 1B: 2 2B: 1 3B: 0 HR: 3 | SF: 0 SAC: 0 DP: 1 HBP: 0 | WP: 0 PB: 1 SB: 1 CS: 0 | PA: 36 |
| PITCHER | IP WLS BF H R ER SO BB IBB HBP BLK WP HR S P ERA WHIP | | | | | | | | | | | | | | | | | | | |
| Wally Whitehurst, R (1, 1) ERA: 3.64 | 4.0 L 17 5 4 4 1 1 0 0 0 0 0 2 54 89 9.00 1.500 | | | | | | | | | | | | | | | | | | | |
| Pedro Martinez, L (5, 1) ERA: 3.12 | 2.0 7 0 0 0 2 1 0 0 0 0 0 0 15 24 0.00 0.500 | | | | | | | | | | | | | | | | | | | |
| Trevor Hoffman, R (7, 1) ERA: 4.63 | 2.0 9 1 1 1 4 1 1 0 0 0 0 1 20 39 4.50 1.000 | | | | | | | | | | | | | | | | | | | |
| Tim Lincecum, R (9, 1) ERA: 5.01 | 1.0 3 0 0 0 1 0 0 0 0 0 0 0 5 7 0.00 0.000 | | | | | | | | | | | | | | | | | | | |

New York Mets @ San Diego Padres
Jack Murphy Stadium, San Diego, CA
Wed Jul 21 1993, 6:33 AM EDT
Att: 14,381 - Sunny - 72 F

AB 32
R 5
H 6
RBI 5
BB 4
SO 8
LOB 11



| Batter | 1 | 2 | 3 | 4 | 5 | 6 | 7 | 8 | 9 | AB | R | H | RBI | BB | SO | LOB | BOTTOM | | | | | |
|---|---|----------------------------------|-------------------------------|----------------------------------|------------------------------|----------------------------------|-------------------------------|----------------------------------|-------------------------------|----------------------------------|-------------------------------|----------------------------------|------------------------------|---------------------------------|------------------------------|---------------------------------|------------------------------|----------------------------------|----------------------------------|------------------------------------|----------------------------------|--------|
| Jeff Gardner, L (1, 4) OBP: 0.337, SLG: 0.378 | | | | | | | | | | 4 | 1 | 2 | 0 | 0 | 1 | 1 | | | | | | |
| Craig Shipley, R (9, PH) OBP: 0.248, SLG: 0.310 | | | | | | | | | | 1 | 0 | 0 | 0 | 0 | 0 | 0 | | | | | | |
| Ricky Gutierrez, R (1, 6) OBP: 0.350, SLG: 0.333 | | | | | | | | | | 4 | 0 | 0 | 0 | 1 | 2 | 5 | | | | | | |
| Tony Gwynn, L (1, 9) OBP: 0.384, SLG: 0.474 | | | | | | | | | | 3 | 0 | 1 | 0 | 2 | 0 | 1 | | | | | | |
| Phil Plantier, L (1, 7) OBP: 0.301, SLG: 0.477 | | | | | | | | | | 5 | 0 | 1 | 1 | 0 | 1 | 2 | | | | | | |
| Derek Bell, R (1, 8) OBP: 0.294, SLG: 0.401 | | | | | | | | | | 3 | 0 | 0 | 0 | 0 | 2 | 2 | | | | | | |
| Guillermo Velasquez, L (1, 3) OBP: 0.233, SLG: 0.158 | | | | | | | | | | 3 | 0 | 0 | 0 | 1 | 1 | 2 | | | | | | |
| Kevin Higgins, L (1, 2) OBP: 0.320, SLG: 0.282 | | | | | | | | | 4 | 0 | 2 | 0 | 0 | 0 | 5 | | | | | | | |
| Archi Cianfrocco, R (1, 5) OBP: 0.248, SLG: 0.436 | | | | | | | | | 3 | 1 | 1 | 0 | 1 | 0 | 2 | | | | | | | |
| Wally Whitehurst, R (1, 1) ERA: 3.25 | 7.0 W 34 7 2 1 7 5 0 1 0 0 0 0 79 122 1.29 1.714 | | | | | | | | | | | | | | | | | | | | | |
| Anthony Young, R (8, 1) ERA: 4.38 | 1.0 2 0 0 0 0 0 0 0 0 0 0 0 2 2 0.00 0.000 | | | | | | | | | | | | | | | | | | | | | |
| John Franco, L (9, 1) ERA: 3.04 | 1.0 S 4 0 0 0 1 1 0 0 0 0 0 0 7 16 0.00 1.000 | | | | | | | | | | | | | | | | | | | | | |
| Inning Stats | R: 1 E: 0 K: 1 S: 17 | H: 2 LOB: 3 BB: 1 P: 29 | R: 0 E: 0 K: 2 S: 12 | H: 0 LOB: 1 BB: 1 P: 20 | R: 0 E: 0 K: 0 S: 7 | H: 0 LOB: 0 BB: 0 P: 11 | R: 0 E: 0 K: 1 S: 13 | H: 2 LOB: 3 BB: 1 P: 20 | R: 0 E: 0 K: 1 S: 11 | H: 1 LOB: 2 BB: 1 P: 16 | R: 1 E: 1 K: 1 S: 11 | H: 1 LOB: 1 BB: 1 P: 17 | R: 0 E: 0 K: 1 S: 7 | H: 0 LOB: 0 BB: 0 P: 8 | R: 0 E: 0 K: 0 S: 3 | H: 1 LOB: 0 BB: 0 P: 3 | R: 0 E: 0 K: 1 S: 7 | H: 0 LOB: 1 BB: 1 P: 16 | 1B: 5 2B: 1 3B: 1 HR: 0 | SF: 0 SAC: 1 DP: 1 HBP: 1 | WP: 0 PB: 0 SB: 1 CS: 0 | PA: 40 |
| PITCHER | IP WLS BF H R ER SO BB IBB HBP BLK WP HR S P ERA WHIP | | | | | | | | | | | | | | | | | | | | | |
| Dwight Gooden, R (1, 1) ERA: 3.25 | 7.0 W 34 7 2 1 7 5 0 1 0 0 0 0 79 122 1.29 1.714 | | | | | | | | | | | | | | | | | | | | | |
| Anthony Young, R (8, 1) ERA: 4.38 | 1.0 2 0 0 0 0 0 0 0 0 0 0 0 2 2 0.00 0.000 | | | | | | | | | | | | | | | | | | | | | |
| John Franco, L (9, 1) ERA: 3.04 | 1.0 S 4 0 0 0 1 1 0 0 0 0 0 0 7 16 0.00 1.000 | | | | | | | | | | | | | | | | | | | | | |

New York Mets @ San Diego Padres
Jack Murphy Stadium, San Diego, CA
Wed Jul 21 1993, 6:33 AM EDT
Att: 14,381 - Sunny - 72 F

AB 32
R 2
H 7
RBI 1
BB 6
SO 8
LOB 20



| Batter | 1 | 2 | 3 | 4 | 5 | 6 | 7 | 8 | 9 | AB | R | H | RBI | BB | SO | LOB | TOP | | | | | | | | | |
|--|-------------------------------|----------------------------------|------------------------------|----------------------------------|-------------------------------|----------------------------------|------------------------------|----------------------------------|-------------------------------|----------------------------------|-------------------------------|----------------------------------|------------------------------|----------------------------------|-------------------------------|----------------------------------|-------------------------------|----------------------------------|----------------------------------|------------------------------------|----------------------------------|--------|--|--|--|--|
| Delino DeShields, L OBP: 0.385, SLG: 0.359 | | | | | | | | | | 5 | 0 | 0 | 0 | 0 | 2 | 2 | | | | | | | | | | |
| Mike Lansing, R OBP: 0.347, SLG: 0.369 | | | | | | | | | | 4 | 2 | 2 | 0 | 1 | 1 | 0 | | | | | | | | | | |
| Marquis Grissom, R OBP: 0.338, SLG: 0.437 | | | | | | | | | | 2 | 1 | 0 | 0 | 2 | 0 | 2 | | | | | | | | | | |
| Lou Frazier, S OBP: 0.394, SLG: 0.403 | | | | | | | | | | 1 | 0 | 1 | 0 | 0 | 0 | 0 | | | | | | | | | | |
| Larry Walker, L OBP: 0.373, SLG: 0.471 | | | | | | | | | | 3 | 2 | 1 | 2 | 2 | 1 | 3 | | | | | | | | | | |
| Darrin Fletcher, L OBP: 0.347, SLG: 0.353 | | | | | | | | | | 4 | 1 | 2 | 0 | 1 | 0 | 3 | | | | | | | | | | |
| Moises Alou, R OBP: 0.330, SLG: 0.474 | | | | | | | | | | 5 | 2 | 3 | 3 | 0 | 0 | 3 | | | | | | | | | | |
| Derrick White, R OBP: 0.313, SLG: 0.383 | | | | | | | | | | 5 | 0 | 0 | 0 | 0 | 2 | 5 | | | | | | | | | | |
| Wil Cordero, R OBP: 0.313, SLG: 0.383 | | | | | | | | | | 3 | 2 | 2 | 2 | 1 | 0 | 0 | | | | | | | | | | |
| Ken Hill, R OBP: 0.167, SLG: 0.147 | | | | | | | | | | 3 | 0 | 0 | 0 | 0 | 1 | 0 | | | | | | | | | | |
| Brian Barnes, L OBP: 0.200, SLG: 0.158 | | | | | | | | | | 0 | 0 | 0 | 0 | 0 | 0 | 0 | | | | | | | | | | |
| Tim Scott, R OBP: 0.167, SLG: 0.147 | | | | | | | | | | 0 | 0 | 0 | 0 | 0 | 0 | 0 | | | | | | | | | | |
| Inning Stats | R: 0 E: 0 K: 0 S: 11 | H: 1 LOB: 0 BB: 0 P: 17 | R: 0 E: 0 K: 0 S: 9 | H: 0 LOB: 0 BB: 1 P: 15 | R: 0 E: 0 K: 1 S: 14 | H: 0 LOB: 0 BB: 0 P: 17 | R: 2 E: 0 K: 1 S: 9 | H: 3 LOB: 1 BB: 0 P: 15 | R: 2 E: 0 K: 1 S: 17 | H: 2 LOB: 0 BB: 0 P: 24 | R: 5 E: 1 K: 2 S: 21 | H: 1 LOB: 1 BB: 4 P: 46 | R: 0 E: 0 K: 0 S: 7 | H: 1 LOB: 1 BB: 1 P: 17 | R: 0 E: 0 K: 0 S: 10 | H: 1 LOB: 1 BB: 0 P: 14 | R: 1 E: 1 K: 2 S: 13 | H: 2 LOB: 2 BB: 1 P: 20 | 1B: 7 2B: 2 3B: 0 HR: 2 | SF: 0 SAC: 1 DP: 1 HBP: 0 | WP: 0 PB: 0 SB: 1 CS: 1 | PA: 44 | | | | |
| PITCHER | IP | WLS | BF | H | R | ER | SO | BB | IBB | HBP | BLK | WP | HR | S | P | ERA | WHIP | | | | | | | | | |
| Andy Benes, R ERA: 2.83 | (1, 1) | 5.1 | L | 24 | 7 | 8 | 6 | 4 | 4 | 0 | 0 | 0 | 0 | 2 | 71 | 114 | 10.12 | 2.062 | | | | | | | | |
| Tim Mauser, R ERA: 4.58 | (6, 1) | 1.2 | | 9 | 1 | 1 | 0 | 1 | 1 | 1 | 0 | 0 | 0 | 0 | 17 | 37 | 0.00 | 1.200 | | | | | | | | |
| Kerry Taylor, R ERA: 7.21 | (8, 1) | 2.0 | | 10 | 3 | 1 | 1 | 2 | 1 | 0 | 0 | 0 | 0 | 0 | 23 | 34 | 4.50 | 2.000 | | | | | | | | |

Montreal Expos @ San Diego Padres
Jack Murphy Stadium, San Diego, CA
Thu Jul 22 1993, 10:05 PM EDT
Att: 10,701 - Unknown - 69 F

| | |
|-----|----|
| AB | 35 |
| R | 10 |
| H | 11 |
| RBI | 7 |
| BB | 7 |
| SO | 7 |
| LOB | 18 |



| Batter | 1 | 2 | 3 | 4 | 5 | 6 | 7 | 8 | 9 | AB | R | H | RBI | BB | SO | LOB | BOTTOM | | | | | | | | | |
|---|------------------------------|---------------------------------|-------------------------------|----------------------------------|------------------------------|----------------------------------|------------------------------|----------------------------------|------------------------------|----------------------------------|-------------------------------|----------------------------------|-------------------------------|----------------------------------|-------------------------------|----------------------------------|-------------------------------|----------------------------------|----------------------------------|------------------------------------|----------------------------------|--------|--|--|--|--|
| Jeff Gardner, L OBP: 0.338, SLG: 0.378 | | | | | | | | | | 5 | 1 | 2 | 0 | 0 | 1 | 3 | | | | | | | | | | |
| Craig Shipley, R OBP: 0.255, SLG: 0.322 | | | | | | | | | | 4 | 0 | 2 | 3 | 0 | 0 | 1 | | | | | | | | | | |
| Kerry Taylor, R OBP: 0.348, SLG: 0.332 | | | | | | | | | | 5 | 0 | 0 | 0 | 0 | 1 | 4 | | | | | | | | | | |
| Phil Plantier, L OBP: 0.301, SLG: 0.471 | | | | | | | | | | 3 | 0 | 0 | 0 | 1 | 0 | 2 | | | | | | | | | | |
| Derek Bell, R OBP: 0.291, SLG: 0.396 | | | | | | | | | | 4 | 0 | 0 | 0 | 0 | 2 | 1 | | | | | | | | | | |
| Guillermo Velasquez, L OBP: 0.234, SLG: 0.238 | | | | | | | | | | 4 | 1 | 1 | 1 | 0 | 1 | 1 | | | | | | | | | | |
| Kevin Higgins, L OBP: 0.178, SLG: 0.277 | | | | | | | | | | 2 | 0 | 0 | 0 | 0 | 0 | 1 | | | | | | | | | | |
| Phil Clark, R OBP: 0.338, SLG: 0.441 | | | | | | | | | | 2 | 1 | 2 | 0 | 0 | 0 | 0 | | | | | | | | | | |
| Archi Cianfrocco, R OBP: 0.252, SLG: 0.438 | | | | | | | | | | 2 | 0 | 1 | 0 | 0 | 1 | 0 | | | | | | | | | | |
| Bill Bean, L OBP: 0.258, SLG: 0.313 | | | | | | | | | | 0 | 0 | 0 | 0 | 0 | 0 | 0 | | | | | | | | | | |
| Tim Teufel, R OBP: 0.352, SLG: 0.448 | | | | | | | | | | 1 | 0 | 0 | 0 | 0 | 1 | 1 | | | | | | | | | | |
| Andy Benes, R OBP: 0.178, SLG: 0.279 | | | | | | | | | | 0 | 0 | 0 | 0 | 0 | 0 | 0 | | | | | | | | | | |
| Kurt Stillwell, S OBP: 0.288, SLG: 0.275 | | | | | | | | | | 3 | 1 | 1 | 1 | 0 | 0 | 0 | | | | | | | | | | |
| Inning Stats | R: 0 E: 0 K: 0 S: 5 | H: 0 LOB: 0 BB: 0 P: 6 | R: 0 E: 0 K: 2 S: 10 | H: 0 LOB: 1 BB: 1 P: 19 | R: 0 E: 0 K: 1 S: 7 | H: 1 LOB: 1 BB: 0 P: 12 | R: 0 E: 0 K: 1 S: 7 | H: 0 LOB: 0 BB: 0 P: 13 | R: 0 E: 0 K: 1 S: 8 | H: 0 LOB: 0 BB: 0 P: 11 | R: 0 E: 0 K: 0 S: 10 | H: 2 LOB: 2 BB: 0 P: 14 | R: 4 E: 1 K: 0 S: 13 | H: 3 LOB: 1 BB: 1 P: 20 | R: 1 E: 0 K: 2 S: 15 | H: 2 LOB: 1 BB: 0 P: 20 | R: 0 E: 0 K: 0 S: 15 | H: 1 LOB: 1 BB: 0 P: 19 | 1B: 7 2B: 1 3B: 0 HR: 1 | SF: 0 SAC: 1 DP: 0 HBP: 0 | WP: 0 PB: 0 SB: 0 CS: 0 | PA: 39 | | | | |
| PITCHER | IP | WLS | BF | H | R | ER | SO | BB | IBB | HBP | BLK | WP | HR | S | P | ERA | WHIP | | | | | | | | | |
| Ken Hill, R ERA: 2.59 | (1, 1) | 6.2 | W | 29 | 6 | 4 | 1 | 5 | 2 | 0 | 0 | 0 | 0 | 1 | 14 | 92 | 1.35 | 1.200 | | | | | | | | |
| Brian Barnes, L ERA: 4.54 | (7, 1) | 1.0 | | 5 | 2 | 1 | 1 | 1 | 0 | 0 | 0 | 0 | 0 | 1 | 14 | 20 | 9.00 | 2.000 | | | | | | | | |
| Tim Scott, R ERA: 2.93 | (8, 1) | 1.1 | | 5 | 1 | 0 | 0 | 1 | 0 | 0 | 0 | 0 | 0 | 0 | 18 | 22 | 0.00 | 0.750 | | | | | | | | |

Montreal Expos @ San Diego Padres
Jack Murphy Stadium, San Diego, CA
Thu Jul 22 1993, 10:05 PM EDT
Att: 10,701 - Unknown - 69 F

| | |
|-----|----|
| AB | 36 |
| R | 5 |
| H | 9 |
| RBI | 5 |
| BB | 2 |
| SO | 7 |
| LOB | 15 |



| Batter | 1 | 2 | 3 | 4 | 5 | 6 | 7 | 8 | 9 | AB | R | H | RBI | BB | SO | LOB | TOP | | | | |
|--|---|---|---|---|---|---|---|---|---|---|---|---|---|---|---|---|--|---|---|---|---|
| Delino DeShields, L OBP: 0.383, SLG: 0.355 | 4-0 1B 3B BB | 3-2 G6-3 | | | 1-0 B1-3 | | 1-2 G1-3 | | 2-0 F8 | 4 | 1 | 0 | 0 | 1 | 0 | 1 | Montreal Expos @ San Diego Padres Jack Murphy Stadium, San Diego, CA Fri Jul 23 1993, 10:05 PM EDT Att: 14,754 - Unknown | | | | |
| Mike Lansing, R OBP: 0.351, SLG: 0.373 | 2-1 3B | 0-0 F9 | | | 3-1 1B | | 2-0 F8 | | 3-2 BB 1B | 5 | 1 | 3 | 0 | 0 | 0 | 1 | | | | | |
| Marquis Grissom, R OBP: 0.334, SLG: 0.431 | 0-1 P4 | | | 1-0 F7 | 2-3 K | | 0-2 G4-3 | | 3-2 F9 | 5 | 0 | 0 | 0 | 0 | 1 | 4 | | | | | |
| Larry Walker, L OBP: 0.377, SLG: 0.477 | 0-0 1B 3B | | | 2-1 P5 | 4-0 IBB | | | 0-1 G3-1 | 4-1 1B BB | 3 | 1 | 1 | 2 | 2 | 0 | 0 | | | | | |
| Darrin Fletcher, L OBP: 0.348, SLG: 0.369 | 2-1 1B | | | 1-1 G6-3 | 1-1 F7 | | | 1-0 HR | 1-0 G3-1 | 5 | 1 | 2 | 2 | 0 | 0 | 4 | | | | | |
| Moises Alou, R OBP: 0.329, SLG: 0.471 | 0-0 F8 | | | 3-1 G1-3 | | 1-0 F7 | | 1-2 1B | | 4 | 1 | 1 | 0 | 0 | 0 | 1 | | | | | |
| Wil Cordero, R OBP: 0.312, SLG: 0.381 | 1-2 F9 | | | 1-2 FC6-4 1B | | 2-2 G6-3 | | 1-3 K | 1-2 K | 4 | 0 | 1 | 0 | 0 | 1 | 2 | | | | | |
| Derrick White, R OBP: 0.222, SLG: 0.222 | | 0-2 E3 G6-3 SH1-4 | | 1-0 FC6-4 | | 1-0 1B | | 0-2 1B | 2-H 1B | 4 | 0 | 2 | 1 | 0 | 0 | 1 | | | | | |
| Jeff Fassero, L Mel Rojas, R | | 1-1 SH1-4 | | 2-3 K | | 0-3 K | | 1-3 K | | 2 | 0 | 0 | 0 | 0 | 2 | 2 | | | | | |
| | | 1-2 1B | | | | | | | | 1 | 0 | 0 | 0 | 0 | 1 | 1 | | | | | |
| Inning Stats | R: 3 E: 0 K: 0 S: 11 | H: 3 LOB: 1 BB: 1 P: 20 | R: 0 E: 1 K: 0 S: 11 | H: 0 LOB: 1 BB: 0 P: 15 | R: 0 E: 0 K: 0 S: 5 | H: 0 LOB: 0 BB: 0 P: 9 | R: 0 E: 0 K: 1 S: 9 | H: 1 LOB: 1 BB: 0 P: 16 | R: 0 E: 0 K: 1 S: 8 | H: 1 LOB: 2 BB: 1 P: 19 | R: 0 E: 0 K: 0 S: 7 | H: 0 LOB: 0 BB: 0 P: 10 | R: 2 E: 0 K: 2 S: 15 | H: 3 LOB: 1 BB: 0 P: 19 | R: 0 E: 0 K: 0 S: 9 | H: 1 LOB: 2 BB: 1 P: 22 | 1B: 8 2B: 0 3B: 1 HR: 1 | SF: 0 SAC: 1 DP: 0 HBP: 0 | WP: 0 PB: 0 SB: 2 CS: 0 | PA: 41 | |
| PITCHER | IP WLS BF H R ER SO BB IBB HBP BLK WP HR S P ERA WHIP | IP WLS BF H R ER SO BB IBB HBP BLK WP HR S P ERA WHIP | IP WLS BF H R ER SO BB IBB HBP BLK WP HR S P ERA WHIP | IP WLS BF H R ER SO BB IBB HBP BLK WP HR S P ERA WHIP | IP WLS BF H R ER SO BB IBB HBP BLK WP HR S P ERA WHIP | IP WLS BF H R ER SO BB IBB HBP BLK WP HR S P ERA WHIP | IP WLS BF H R ER SO BB IBB HBP BLK WP HR S P ERA WHIP | IP WLS BF H R ER SO BB IBB HBP BLK WP HR S P ERA WHIP | IP WLS BF H R ER SO BB IBB HBP BLK WP HR S P ERA WHIP | IP WLS BF H R ER SO BB IBB HBP BLK WP HR S P ERA WHIP | IP WLS BF H R ER SO BB IBB HBP BLK WP HR S P ERA WHIP | IP WLS BF H R ER SO BB IBB HBP BLK WP HR S P ERA WHIP | IP WLS BF H R ER SO BB IBB HBP BLK WP HR S P ERA WHIP | IP WLS BF H R ER SO BB IBB HBP BLK WP HR S P ERA WHIP | IP WLS BF H R ER SO BB IBB HBP BLK WP HR S P ERA WHIP | IP WLS BF H R ER SO BB IBB HBP BLK WP HR S P ERA WHIP | IP WLS BF H R ER SO BB IBB HBP BLK WP HR S P ERA WHIP | IP WLS BF H R ER SO BB IBB HBP BLK WP HR S P ERA WHIP | IP WLS BF H R ER SO BB IBB HBP BLK WP HR S P ERA WHIP | IP WLS BF H R ER SO BB IBB HBP BLK WP HR S P ERA WHIP | IP WLS BF H R ER SO BB IBB HBP BLK WP HR S P ERA WHIP |

| | |
|-----|----|
| AB | 37 |
| R | 5 |
| H | 10 |
| RBI | 5 |
| BB | 3 |
| SO | 5 |
| LOB | 17 |



| Batter | 1 | 2 | 3 | 4 | 5 | 6 | 7 | 8 | 9 | AB | R | H | RBI | BB | SO | LOB | BOTTOM | | | | | |
|---|---|---|---|---|---|---|---|---|---|---|---|---|---|---|---|---|--|---|---|---|---|--------|
| Ricky Gutierrez, R OBP: 0.349, SLG: 0.330 | 3-2 G4-3 | | 0-3 K | | 4-0 1B BB | | 1-2 1B | | 2-2 F9 | 4 | 0 | 1 | 0 | 1 | 1 | 2 | Montreal Expos @ San Diego Padres Jack Murphy Stadium, San Diego, CA Fri Jul 23 1993, 10:05 PM EDT Att: 14,754 - Unknown | | | | | |
| Tim Lincecum, R OBP: 0.345, SLG: 0.438 | 2-2 K | | 2-2 G5-3 | | 1-3 K | | 1-1 G4-3 | | 0-2 G4-3 | 3 | 0 | 0 | 0 | 0 | 2 | 3 | | | | | | |
| Phil Plantier, L OBP: 0.299, SLG: 0.468 | | | | | | | | | | 2 | 0 | 0 | 0 | 0 | 0 | 4 | | | | | | |
| Tony Gwynn, L OBP: 0.377, SLG: 0.464 | 1-0 E6 | | | 0-0 G6-3 | | 3-1 FC6-4 1B | | 0-2 G4-3 | | 4 | 0 | 1 | 0 | 0 | 0 | 0 | | | | | | |
| Derek Bell, R OBP: 0.288, SLG: 0.391 | 0-2 P3 | | | 1-1 F8 | | 0-2 FC6-4 | | 1-2 G5-3 | | 4 | 0 | 0 | 0 | 0 | 0 | 2 | | | | | | |
| Phil Clark, R OBP: 0.342, SLG: 0.435 | | | 4-0 FC5-4 BB | | 2-2 L4 | | 1-3 K | | 2-1 HBP | 2 | 0 | 0 | 0 | 1 | 1 | 1 | | | | | | |
| Archi Cianfrocco, R OBP: 0.243, SLG: 0.420 | | | 2-2 K | | 2-0 G3 | | 3-2 G6-3 | | 0-0 L9 | 4 | 0 | 0 | 0 | 0 | 1 | 3 | | | | | | |
| Guillermo Velasquez, L OBP: 0.235, SLG: 0.239 | | | 2-3 K | | 0-0 G5-3 | | 0-0 G4-3 | | 2-1 1B | 4 | 0 | 1 | 0 | 0 | 1 | 1 | | | | | | |
| Bob Geren, R OBP: 0.275, SLG: 0.298 | | | 0-0 FC5-4 | | 2-0 BB 1B | | 0-3 K | | 0-0 1B | 2 | 0 | 1 | 0 | 0 | 0 | 1 | | | | | | |
| Kevin Higgins, L OBP: 0.317, SLG: 0.281 | | | 1-2 1B | | 1-2 1B | | 1-1 E4 1B | | 1-3 K | 2 | 0 | 1 | 0 | 0 | 0 | 0 | | | | | | |
| Doug Brocail, L OBP: 0.167, SLG: 0.167 | | | | | 1-0 F7 | | | | | 2 | 0 | 1 | 0 | 0 | 0 | 0 | | | | | | |
| Bill Bean, L OBP: 0.253, SLG: 0.309 | | | | | | | | | | 1 | 0 | 0 | 0 | 0 | 0 | 0 | | | | | | |
| Mark Davis, L OBP: 0.333, SLG: 0.333 | | | | | | | | | | 0 | 0 | 0 | 0 | 0 | 0 | 0 | | | | | | |
| Trevor Hoffman, R | | | | | | | | | | 0 | 0 | 0 | 0 | 0 | 0 | 0 | | | | | | |
| Jeff Gardner, L OBP: 0.337, SLG: 0.376 | | | | | | | | | | 1 | 0 | 0 | 0 | 0 | 1 | 2 | | | | | | |
| Inning Stats | R: 0 E: 1 K: 1 S: 12 | H: 0 LOB: 1 BB: 0 P: 18 | R: 0 E: 0 K: 2 S: 7 | H: 0 LOB: 1 BB: 1 P: 15 | R: 0 E: 0 K: 1 S: 7 | H: 0 LOB: 0 BB: 0 P: 10 | R: 0 E: 0 K: 0 S: 6 | H: 0 LOB: 0 BB: 0 P: 9 | R: 0 E: 0 K: 1 S: 8 | H: 2 LOB: 3 BB: 1 P: 17 | R: 0 E: 0 K: 1 S: 14 | H: 1 LOB: 1 BB: 0 P: 21 | R: 0 E: 1 K: 1 S: 11 | H: 1 LOB: 2 BB: 0 P: 14 | R: 0 E: 0 K: 0 S: 8 | H: 0 LOB: 0 BB: 0 P: 11 | R: 0 E: 0 K: 1 S: 13 | H: 2 LOB: 2 BB: 0 P: 18 | 1B: 6 2B: 0 3B: 0 HR: 0 | SF: 0 SAC: 0 DP: 0 HBP: 1 | WP: 0 PB: 0 SB: 0 CS: 0 | PA: 38 |
| PITCHER | IP WLS BF H R ER SO BB IBB HBP BLK WP HR S P ERA WHIP | IP WLS BF H R ER SO BB IBB HBP BLK WP HR S P ERA WHIP | IP WLS BF H R ER SO BB IBB HBP BLK WP HR S P ERA WHIP | IP WLS BF H R ER SO BB IBB HBP BLK WP HR S P ERA WHIP | IP WLS BF H R ER SO BB IBB HBP BLK WP HR S P ERA WHIP | IP WLS BF H R ER SO BB IBB HBP BLK WP HR S P ERA WHIP | IP WLS BF H R ER SO BB IBB HBP BLK WP HR S P ERA WHIP | IP WLS BF H R ER SO BB IBB HBP BLK WP HR S P ERA WHIP | IP WLS BF H R ER SO BB IBB HBP BLK WP HR S P ERA WHIP | IP WLS BF H R ER SO BB IBB HBP BLK WP HR S P ERA WHIP | IP WLS BF H R ER SO BB IBB HBP BLK WP HR S P ERA WHIP | IP WLS BF H R ER SO BB IBB HBP BLK WP HR S P ERA WHIP | IP WLS BF H R ER SO BB IBB HBP BLK WP HR S P ERA WHIP | IP WLS BF H R ER SO BB IBB HBP BLK WP HR S P ERA WHIP | IP WLS BF H R ER SO BB IBB HBP BLK WP HR S P ERA WHIP | IP WLS BF H R ER SO BB IBB HBP BLK WP HR S P ERA WHIP | IP WLS BF H R ER SO BB IBB HBP BLK WP HR S P ERA WHIP | IP WLS BF H R ER SO BB IBB HBP BLK WP HR S P ERA WHIP | IP WLS BF H R ER SO BB IBB HBP BLK WP HR S P ERA WHIP | IP WLS BF H R ER SO BB IBB HBP BLK WP HR S P ERA WHIP | IP WLS BF H R ER SO BB IBB HBP BLK WP HR S P ERA WHIP | |

| | |
|-----|----|
| AB | 35 |
| R | 0 |
| H | 6 |
| RBI | 0 |
| BB | 2 |
| SO | 8 |
| LOB | 19 |



| Batter | 1 | 2 | 3 | 4 | 5 | 6 | 7 | 8 | 9 | AB | R | H | RBI | BB | SO | LOB | TOP | | | | |
|---|-------------------------------|----------------------------------|------------------------------|---------------------------------|------------------------------|---------------------------------|-------------------------------|----------------------------------|-------------------------------|----------------------------------|------------------------------|---------------------------------|------------------------------|---------------------------------|-------------------------------|----------------------------------|---|------------------------------------|----------------------------------|--------|--|
| Delino DeShields, L OBP: 0.381, SLG: 0.354 (1, 4) | | | | | | | | | | 4 | 1 | 1 | 0 | 0 | 0 | 0 | Montreal Expos @ San Diego Padres Jack Murphy Stadium, San Diego, CA Sat Jul 24 1993, 10:05 PM EDT Att: 14,053 - Unknown - 72 F | | | | |
| Mike Lansing, R OBP: 0.349, SLG: 0.370 Sean Berry, R OBP: 0.369, SLG: 0.424 Jeff Shaw, R OBP: 0.067, SLG: 0.067 (1, 5) (4, 5) (7, 1) | | | | | | | | | | 2 | 0 | 0 | 0 | 0 | 1 | 1 | | | | | |
| Marquis Grissom, R OBP: 0.333, SLG: 0.427 Lou Frazier, S OBP: 0.394, SLG: 0.403 (1, 8) (8, 8) | | | | | | | | | | 3 | 1 | 0 | 1 | 1 | 0 | 0 | | | | | |
| Larry Walker, L OBP: 0.375, SLG: 0.472 Tim McIntosh, R OBP: 0.095, SLG: 0.143 (1, 9) (8, 9) | | | | | | | | | | 3 | 1 | 0 | 0 | 1 | 1 | 0 | | | | | |
| Darrin Fletcher, L OBP: 0.348, SLG: 0.365 Frank Bolick, S OBP: 0.313, SLG: 0.355 (1, 2) (7, 5) | | | | | | | | | | 2 | 0 | 0 | 0 | 1 | 0 | 2 | | | | | |
| Moises Alou, R OBP: 0.333, SLG: 0.482 (1, 7) | | | | | | | | | | 3 | 1 | 2 | 0 | 1 | 0 | 0 | | | | | |
| Wil Cordero, R OBP: 0.315, SLG: 0.380 (1, 6) | | | | | | | | | | 3 | 0 | 1 | 3 | 1 | 1 | 0 | | | | | |
| Derrick White, R OBP: 0.167, SLG: 0.167 Mike Gardiner, S (1, 3) (6, 1) | | | | | | | | | | 3 | 0 | 0 | 0 | 0 | 0 | 5 | | | | | |
| Brian Barnes, L OBP: 0.200, SLG: 0.158 Tim Spehr, R OBP: 0.211, SLG: 0.245 (6, 1) (7, 2) | | | | | | | | | | 0 | 0 | 0 | 0 | 0 | 0 | 0 | | | | | |
| Chris Nabholz, L OBP: 0.100, SLG: 0.100 John Vander Wal, L OBP: 0.314, SLG: 0.407 (1, 1) (6, 3) | | | | | | | | | | 2 | 0 | 0 | 0 | 0 | 1 | 0 | | | | | |
| Inning Stats | R: 1 E: 0 K: 1 S: 11 | H: 1 LOB: 0 BB: 0 P: 17 | R: 0 E: 0 K: 1 S: 5 | H: 0 LOB: 0 BB: 0 P: 9 | R: 0 E: 0 K: 1 S: 6 | H: 0 LOB: 0 BB: 0 P: 9 | R: 2 E: 0 K: 0 S: 11 | H: 1 LOB: 2 BB: 3 P: 28 | R: 0 E: 0 K: 1 S: 10 | H: 1 LOB: 0 BB: 0 P: 25 | R: 0 E: 0 K: 0 S: 5 | H: 0 LOB: 0 BB: 0 P: 8 | R: 0 E: 0 K: 1 S: 5 | H: 0 LOB: 0 BB: 0 P: 9 | R: 1 E: 0 K: 1 S: 10 | H: 1 LOB: 0 BB: 0 P: 13 | 1B: 2 2B: 1 3B: 1 HR: 0 | SF: 0 SAC: 0 DP: 0 HBP: 0 | WP: 1 PB: 0 SB: 1 CS: 0 | PA: 36 | |
| PITCHER | IP | WLS | BF | H | R | ER | SO | BB | IBB | HBP | BLK | WP | HR | S | P | ERA | WHIP | | | | |
| Tim Worrell, R ERA: 5.45 Tim Mauser, R ERA: 4.85 | (1, 1) (9, 1) | 8.0 4 | 32 1 | 3 1 | 3 1 | 2 1 | 5 1 | 4 0 | 1 0 | 0 0 | 0 0 | 1 0 | 0 10 | 114 13 | 2.25 9.00 | 0.875 1.000 | | | | | |

| | |
|-----|----|
| AB | 31 |
| R | 4 |
| H | 4 |
| RBI | 4 |
| BB | 5 |
| SO | 6 |
| LOB | 8 |



| Batter | 1 | 2 | 3 | 4 | 5 | 6 | 7 | 8 | 9 | AB | R | H | RBI | BB | SO | LOB | BOTTOM | | | | |
|---|--------------------------------------|---------------------------------|------------------------------|----------------------------------|------------------------------|---------------------------------|-------------------------------|----------------------------------|------------------------------|----------------------------------|-------------------------------|----------------------------------|-------------------------------|----------------------------------|-------------------------------|----------------------------------|---|----------------------------------|------------------------------------|----------------------------------|--------|
| Ricky Gutierrez, R OBP: 0.358, SLG: 0.351 (1, 6) | | | | | | | | | | 4 | 2 | 3 | 1 | 1 | 0 | 0 | Montreal Expos @ San Diego Padres Jack Murphy Stadium, San Diego, CA Sat Jul 24 1993, 10:05 PM EDT Att: 14,053 - Unknown - 72 F | | | | |
| Tim Lincecum, R OBP: 0.342, SLG: 0.427 Jeff Gardner, L OBP: 0.339, SLG: 0.379 (1, 4) (7, 4) | | | | | | | | | | 3 | 0 | 0 | 0 | 1 | 0 | 2 | | | | | |
| Tony Gwynn, L OBP: 0.376, SLG: 0.462 Bill Bean, L OBP: 0.261, SLG: 0.329 (1, 9) (6, PH) (9, 9) | | | | | | | | | | 4 | 1 | 1 | 0 | 0 | 0 | 1 | | | | | |
| Derek Bell, R OBP: 0.292, SLG: 0.399 (1, 8) | | | | | | | | | | 3 | 3 | 1 | 2 | 1 | 0 | 1 | | | | | |
| Phil Clark, R OBP: 0.356, SLG: 0.443 Craig Shipley, R OBP: 0.258, SLG: 0.320 (1, 5) (7, 5) | | | | | | | | | | 2 | 1 | 2 | 0 | 1 | 0 | 0 | | | | | |
| Archi Cianfrocco, R OBP: 0.243, SLG: 0.422 Tim Mauser, R (1, 3) (9, 1) | | | | | | | | | | 2 | 0 | 1 | 2 | 0 | 0 | 1 | | | | | |
| Phil Plantier, L OBP: 0.298, SLG: 0.466 (1, 7) | | | | | | | | | | 3 | 0 | 1 | 2 | 0 | 1 | 2 | | | | | |
| Bob Geren, R OBP: 0.274, SLG: 0.317 (1, 2) | | | | | | | | | | 4 | 1 | 1 | 1 | 0 | 0 | 4 | | | | | |
| Tim Worrell, R Guillermo Velasquez, L OBP: 0.251, SLG: 0.254 (1, 1) (8, PH) (9, 3) | | | | | | | | | | 3 | 0 | 0 | 0 | 0 | 1 | 0 | | | | | |
| Inning Stats | R: 0 E: 0 K: 0 S: 5 | H: 1 LOB: 0 BB: 0 P: 7 | R: 1 E: 0 K: 1 S: 8 | H: 0 LOB: 1 BB: 1 P: 15 | R: 0 E: 0 K: 0 S: 4 | H: 0 LOB: 0 BB: 0 P: 6 | R: 2 E: 0 K: 0 S: 15 | H: 3 LOB: 1 BB: 0 P: 22 | R: 1 E: 0 K: 1 S: 4 | H: 1 LOB: 0 BB: 1 P: 11 | R: 4 E: 0 K: 1 S: 22 | H: 3 LOB: 1 BB: 1 P: 35 | R: 1 E: 0 K: 0 S: 13 | H: 2 LOB: 2 BB: 1 P: 22 | R: 2 E: 0 K: 1 S: 17 | H: 2 LOB: 1 BB: 1 P: 28 | | 1B: 8 2B: 1 3B: 0 HR: 3 | SF: 3 SAC: 0 DP: 2 HBP: 1 | WP: 1 PB: 0 SB: 2 CS: 0 | PA: 41 |
| PITCHER | IP | WLS | BF | H | R | ER | SO | BB | IBB | HBP | BLK | WP | HR | S | P | ERA | WHIP | | | | |
| Chris Nabholz, L ERA: 5.2 Mike Gardiner, R ERA: 5.21 Brian Barnes, L ERA: 4.6 Jeff Shaw, R ERA: 4.43 | (1, 1) (6, 1) (6, 1) (7, 1) | 5.0 0.0 1.0 2.0 | 21 3 5 12 | 5 1 2 4 | 4 3 1 3 | 4 3 0 3 | 0 0 1 1 | 0 1 0 1 | 2 0 0 0 | 0 0 0 0 | 0 0 0 0 | 0 0 0 0 | 0 1 1 0 | 2 6 16 30 | 6 11 24 50 | 5.00 13.50 | 2.000 3.000 | | | | |

| | |
|-----|----|
| AB | 32 |
| R | 10 |
| H | 12 |
| RBI | 10 |
| BB | 5 |
| SO | 3 |
| LOB | 12 |



| Batter | 1 | 2 | 3 | 4 | 5 | 6 | 7 | 8 | 9 | 10 | 11 | AB | R | H | RBI | BB | SO | LOB | TOP | | | | | | | |
|--|--|--|--|---|------------------------------|---------------------------------|------------------------------|----------------------------------|-------------------------------|----------------------------------|------------------------------|----------------------------------|-------------------------------|----------------------------------|--|---|------------------------------|----------------------------------|-------------------------------|----------------------------------|-------------------------------|----------------------------------|----------------------------------|------------------------------------|----------------------------------|--------|
| Jeff Gardner, L OBP: 0.344, SLG: 0.378 Tim Tauter, R OBP: 0.351, SLG: 0.432 | (1,4) X 0-0 L8 | | | 3-1 CS 1B | | 4-1 BB BB | 2-1 1B | | 4-0 BB | | 0-0 SH1-4 | X | 2 | 0 | 1 | 0 | 1 | 0 | 0 | | | | | | | |
| Ricky Gutierrez, R OBP: 0.354, SLG: 0.357 | (1,6) X 1-0 G6-3 | | | 2-3 1-2 | | 1-2 SAFE | G1-4-3 | | 3-1 BB | | 4-2 BB | | 5 | 0 | 0 | 0 | 1 | 1 | 4 | | | | | | | |
| Tony Gwynn, L OBP: 0.373, SLG: 0.463 | (1,9) B 3-1 L7 | | | 1-2 F8 | | 4-0 BB BB | | 1-0 HR | | 2-2 SH1-3 1B | 1-1 L7 | | 5 | 2 | 2 | 1 | 1 | 0 | 2 | | | | | | | |
| Phil Plantier, L OBP: 0.298, SLG: 0.469 | (1,7) B 2-2 G4-3 | | | 1-0 HR | | 4-0 FC6-4 BB | | 3-3 K | | 0-0 SH1-3 | 0-3 K | | 4 | 1 | 1 | 1 | 1 | 2 | 2 | | | | | | | |
| Derek Bell, R OBP: 0.292, SLG: 0.398 | (1,8) C 0-3 K | | | 2-1 P4 | | 2-2 FC6-4 BB | | 0-1 P5 | | 4-0 1B IBB | | | 4 | 0 | 0 | 0 | 1 | 1 | 3 | | | | | | | |
| Guillermo Velazquez, L OBP: 0.270, SLG: 0.333 Trevor Hoffman, R OBP: 0.275 Gene Harris, R OBP: 0.275 Tim Mauser, R OBP: 0.275 | (1,3) B 2-1 G3-1 | | | 1-2 FC6-4 1B | | 1-2 K | | 1-1 L7 | | 2-2 P9 | | | 4 | 0 | 1 | 0 | 0 | 1 | 0 | | | | | | | |
| Kevin Higgins, L OBP: 0.316, SLG: 0.275 Craig Shipley, R OBP: 0.261, SLG: 0.322 | (1,2) C 1-2 G3-1 | | | 1-1 F8 | | 1-2 E1 SH2-4 1B | | 1-2 G6-3 | | 1-0 1B | | | 3 | 1 | 1 | 0 | 0 | 0 | 1 | | | | | | | |
| Archi Cianfrocco, R OBP: 0.268, SLG: 0.402 | (1,5) X 0-0 L9 | | | 1-1 FC6-4 | | 4-2 SH2-4 1B BB | | 1-0 L8 | | 1-3 K | | | 4 | 1 | 0 | 0 | 1 | 1 | 3 | | | | | | | |
| Wally Whitehurst, R OBP: 0.270, SLG: 0.065 Bill Bean, L OBP: 0.270, SLG: 0.373 Phil Clark, R OBP: 0.360, SLG: 0.468 Bob Geren, R OBP: 0.276, SLG: 0.317 | (1,1) X 0-0 G4-3 | | | 0-0 F8 | | 1-1 SH2-4 | | 1-1 HR | | 4-2 SH1-4 BB | | | 2 | 0 | 0 | 0 | 0 | 0 | 0 | | | | | | | |
| Inning Stats | R: 0 E: 0 K: 0 S: 4 | H: 0 LOB: 0 BB: 0 P: 8 | R: 0 E: 0 K: 1 S: 8 | H: 0 LOB: 0 BB: 0 P: 12 | R: 0 E: 0 K: 0 S: 5 | H: 0 LOB: 0 BB: 0 P: 6 | R: 0 E: 0 K: 1 S: 8 | H: 1 LOB: 0 BB: 0 P: 14 | R: 1 E: 0 K: 0 S: 10 | H: 2 LOB: 1 BB: 0 P: 16 | R: 0 E: 0 K: 0 S: 9 | H: 0 LOB: 3 BB: 3 P: 24 | R: 2 E: 1 K: 1 S: 15 | H: 2 LOB: 1 BB: 1 P: 24 | R: 1 E: 0 K: 1 S: 8 | H: 1 LOB: 0 BB: 1 P: 13 | R: 1 E: 0 K: 0 S: 9 | H: 2 LOB: 2 BB: 1 P: 19 | R: 1 E: 0 K: 1 S: 10 | H: 0 LOB: 2 BB: 2 P: 22 | R: 0 E: 0 K: 1 S: 10 | H: 0 LOB: 2 BB: 2 P: 19 | 1B: 6 2B: 0 3B: 0 HR: 3 | SF: 0 SAC: 3 DP: 0 HBP: 0 | WP: 0 PB: 0 SB: 0 CS: 1 | PA: 49 |
| PITCHER | IP ERA WLS BF H R ER SO BB IBB HBP BLK WP HR S P ERA WHIP | 4 6.2 0.2 27 4 2 1 1 0 0 0 0 0 1 9 16 13.50 3.000 | 1 3.59 0.2 2 0 0 0 0 0 0 0 0 0 0 1 9 19 9.00 2.000 | 1 4.95 0.2 5 2 1 1 0 0 1 0 0 0 0 0 9 18 13.50 3.000 | PITCHER | | | | | | | | | | IP ERA WLS BF H R ER SO BB IBB HBP BLK WP HR S P ERA WHIP | 10 3.9 1.1 6 0 0 0 0 0 0 0 0 0 0 1 9 16 13.50 3.000 | | | | | | | | | | |

San Diego Padres @ Chicago Cubs
Wrigley Field, Chicago, IL
Mon Jul 26 1993, 7:05 PM CDT
Att. 38,547 - Unknown - 80 F


AB 38
R 6
H 9
RBI 6
BB 8
SO 6
LOB 17



| Batter | 1 | 2 | 3 | 4 | 5 | 6 | 7 | 8 | 9 | 10 | 11 | AB | R | H | RBI | BB | SO | LOB | BOTTOM | | | |
|---|--|---|---|--|---|----------------------------------|------------------------------|----------------------------------|------------------------------|----------------------------------|-------------------------------|----------------------------------|------------------------------|----------------------------------|-------------------------------|--|---|----------------------------------|----------------------------------|------------------------------------|----------------------------------|--------|
| Rey Sanchez, R OBP: 0.353, SLG: 0.374 | (1,6) C 1-3 K | 3-2 FC4-6 1B | | | 0-0 G5-3 | | | 1-0 G4-3 | | 1-2 G4-3 | 2-1 HR 1B | | 6 | 1 | 2 | 0 | 0 | 1 | 1 | | | |
| Jose Vizcaino, S OBP: 0.349, SLG: 0.376 | (1,5) C 0-3 K | 1-0 FC4-6 | | | 1-2 G6-3 | | | 0-0 SF8 | | 4-1 23 E 1B BB | 0-2 HR | | 4 | 2 | 1 | 4 | 1 | 1 | 1 | | | |
| 23 Ryne Sandberg, R OBP: 0.348, SLG: 0.421 | (1,4) B 2-2 1B | | | 0-0 F8 | | 1-0 G6-3 | | 4-0 1B BB | | 1-0 E6 1B | | | 4 | 1 | 1 | 0 | 1 | 0 | 1 | | | |
| Mark Grace, L OBP: 0.390, SLG: 0.483 | (1,3) B 1-0 G4-3 | | | 3-2 F8 | | 2-1 L7 | | 1-1 1B 1B | | 2-2 E 1B | | | 5 | 0 | 2 | 1 | 0 | 0 | 1 | | | |
| Derrick May, L OBP: 0.356, SLG: 0.446 | | 1-0 2B HR 1B | | 0-0 CS 1B | | 1-0 F8 | | 0-2 1B | | 1-1 FC6-5-2 | | | 5 | 1 | 3 | 1 | 0 | 0 | 2 | | | |
| Sammy Sosa, R OBP: 0.355, SLG: 0.484 | (1,8) B 1-0 HR 2B | 1-0 HR 2B | 2-0 CS | 1-1 G4-3 | | 1-1 F9 | | 0-3 K | | 3-2 G5-3 | | | 5 | 1 | 1 | 0 | 0 | 1 | 4 | | | |
| Rick Wilkins, L OBP: 0.379, SLG: 0.573 | (1,2) X 0-0 HR | | | 2-1 F7 | | 3-1 G4-3 | | | | 1-3 K | | | 5 | 1 | 1 | 3 | 0 | 1 | 0 | | | |
| Kevin Roberson, S OBP: 0.255, SLG: 0.125 Jose Bautista, R OBP: 0.255, SLG: 0.125 Randy Myers, L OBP: 0.255, SLG: 0.125 Dan Plesac, L OBP: 0.255, SLG: 0.125 Shawn Boskie, R OBP: 0.255, SLG: 0.125 | (1,9) B 1-0 L8 | | | 2-1 G1-3 | | 0-0 F7 | | 0-1 F9 | | 0-0 HR 1B | | | 3 | 0 | 0 | 0 | 0 | 0 | 0 | | | |
| Jose Guzman, R OBP: 0.106, SLG: 0.087 Paul Assenmacher, L OBP: 0.500, SLG: 0.500 Willie Wilson, S OBP: 0.282, SLG: 0.331 | (1,1) B 2-3 K | | | 1-3 K | | 1-2 SF8 3B | | 2-2 G3-1 | | 0-0 L8 | | | 2 | 0 | 0 | 0 | 0 | 2 | 0 | | | |
| Inning Stats | R: 0 E: 0 K: 2 S: 11 | H: 1 LOB: 1 BB: 0 P: 15 | R: 3 E: 0 K: 1 S: 12 | H: 4 LOB: 1 BB: 0 P: 21 | R: 0 E: 0 K: 0 S: 7 | H: 1 LOB: 0 BB: 0 P: 12 | R: 0 E: 0 K: 0 S: 6 | H: 0 LOB: 0 BB: 0 P: 11 | R: 0 E: 0 K: 1 S: 9 | H: 0 LOB: 0 BB: 0 P: 11 | R: 2 E: 0 K: 1 S: 14 | H: 3 LOB: 2 BB: 1 P: 21 | R: 0 E: 0 K: 0 S: 9 | H: 0 LOB: 0 BB: 0 P: 12 | R: 1 E: 2 K: 0 S: 13 | H: 1 LOB: 2 BB: 1 P: 25 | R: 3 E: 0 K: 0 S: 10 | H: 3 LOB: 0 BB: 0 P: 12 | 1B: 9 2B: 1 3B: 1 HR: 2 | SF: 1 SAC: 0 DP: 0 HBP: 0 | WP: 0 PB: 0 SB: 0 CS: 1 | PA: 48 |
| PITCHER | IP ERA WLS BF H R ER SO BB IBB HBP BLK WP HR S P ERA WHIP | 7.2 3.83 0.0 30 7 2 0 4 1 0 0 0 0 1 59 98 5.87 1.043 | 0.0 7.2 1.1 4 0 0 0 2 0 0 0 0 0 0 12 15 0.00 0.000 | 1.0 4.41 1.0 6 1 1 0 0 1 0 0 0 0 0 13 25 0.00 2.000 | 0.2 5.74 0.0 5 3 3 3 0 0 0 0 0 0 1 10 12 40.50 4.500 | PITCHER | | | | | | | | | | IP ERA WLS BF H R ER SO BB IBB HBP BLK WP HR S P ERA WHIP | 10 3.9 1.1 6 0 0 0 0 0 0 0 0 0 0 1 9 16 13.50 3.000 | | | | | |

San Diego Padres @ Chicago Cubs
Wrigley Field, Chicago, IL
Mon Jul 26 1993, 7:05 PM CDT
Att. 38,547 - Unknown - 80 F

AB 44
R 9
H 13
RBI 9
BB 2
SO 6
LOB 11



| Batter | 1 | 2 | 3 | 4 | 5 | 6 | 7 | 8 | 9 | AB | R | H | RBI | BB | SO | LOB | TOP | | | | | |
|---|------------------------------|---------------------------------|-------------------------------|----------------------------------|------------------------------|----------------------------------|-------------------------------|----------------------------------|------------------------------|---------------------------------|------------------------------|---------------------------------|-------------------------------|----------------------------------|-------------------------------|----------------------------------|------------------------------|----------------------------------|----------------------------------|------------------------------------|----------------------------------|--------|
| Jarvis Brown, R OBP: 0.333, SLG: 0.200 (1, 7) | G5-3 | | G4-3 | G4-6-3 | | | 1B | | L9 | 4 | 0 | 1 | 1 | 1 | 0 | 2 | | | | | | |
| Ricky Gutierrez, R OBP: 0.363, SLG: 0.370 (1, 6) | G6-3 | | E5 | G4-6-3 | | | 1B | | G6-4-3 | 4 | 0 | 1 | 0 | 1 | 0 | 3 | | | | | | |
| Tony Gwynn, L OBP: 0.376, SLG: 0.469 (1, 9) | G4-3 | | L4 | | G3-1 | | G4-6-3 | | G6-4-3 | 5 | 0 | 0 | 0 | 0 | 0 | 5 | | | | | | |
| Derek Bell, R OBP: 0.294, SLG: 0.403 (1, 8) | | K | | G5-3 | G4-3 | | | | | 4 | 1 | 1 | 0 | 0 | 1 | 0 | | | | | | |
| Phil Clark, R OBP: 0.358, SLG: 0.483 (1, 3) | | K | | 1B 2B | F9 | | | | K | 3 | 1 | 0 | 0 | 1 | 2 | 1 | | | | | | |
| Tim Tauler, R OBP: 0.354, SLG: 0.434 (1, 4) | | 1B | | 1B | | G6-3 | | | G5-3 | 4 | 1 | 2 | 0 | 0 | 0 | 1 | | | | | | |
| Archi Cianfrocco, R Trevor Hoffman, R Guillermo Velasquez, L Kerry Taylor, R (1, 5) (6, 1) (8, PH) (8, 1) | F9 | | 1B | 2B | | L5 | | | HR | 3 | 1 | 1 | 2 | 0 | 0 | 1 | AB 34 | | | | | |
| Brad Ausmus, R OBP: 0.500, SLG: 0.333 (1, 2) | | | G4-3 | SH1-4 E | 1B | G5-3 | | | G4-3 | 3 | 1 | 1 | 0 | 1 | 0 | 0 | R 6 | | | | | |
| Doug Brocail, L Pedro Martinez, L Kevin Higgins, L Craig Shipley, R OBP: 0.211, SLG: 0.211 (6, 1) (6, 5) (9, PH) (8, 1) | | | SH1-4 | | 1B | | G1-3 | | | 1 | 0 | 1 | 0 | 0 | 0 | 0 | H 10 | | | | | |
| Inning Stats | R: 0 E: 0 K: 0 S: 4 | H: 0 LOB: 0 BB: 0 P: 8 | R: 0 E: 0 K: 2 S: 10 | H: 1 LOB: 1 BB: 0 P: 15 | R: 1 E: 0 K: 0 S: 8 | H: 0 LOB: 1 BB: 1 P: 17 | R: 3 E: 0 K: 0 S: 13 | H: 5 LOB: 2 BB: 1 P: 26 | R: 0 E: 0 K: 0 S: 5 | H: 0 LOB: 0 BB: 0 P: 8 | R: 0 E: 0 K: 0 S: 7 | H: 0 LOB: 1 BB: 0 P: 9 | R: 0 E: 0 K: 0 S: 12 | H: 1 LOB: 1 BB: 1 P: 18 | R: 2 E: 0 K: 1 S: 18 | H: 2 LOB: 0 BB: 1 P: 27 | R: 0 E: 0 K: 0 S: 9 | H: 1 LOB: 1 BB: 1 P: 16 | 1B: 7 2B: 2 3B: 0 HR: 1 | SF: 0 SAC: 1 DP: 3 HBP: 0 | WP: 0 PB: 0 SB: 1 CS: 0 | PA: 39 |
| PITCHER | IP | WLS | BF | H | R | ER | SO | BB | IBB | HBP | BLK | WP | HR | S | P | ERA | WHIP | | | | | |
| Greg Hibbard, L ERA: 3.96 Shawn Boskie, R ERA: 3.56 Bob Scanlan, R ERA: 4.24 Randy Myers, L ERA: 3.18 | 3.1 | | 19 | 6 | 4 | 3 | 2 | 2 | 0 | 0 | 0 | 0 | 0 | 33 | 61 | 8.10 | 2.400 | | | | | |

San Diego Padres @ Chicago Cubs
Wrigley Field, Chicago, IL
Wed Jul 28 1993, 3:33 AM CDT
Att: 34,131 - Sunny - 87 F

| | |
|-----|----|
| AB | 34 |
| R | 6 |
| H | 10 |
| RBI | 5 |
| BB | 4 |
| SO | 3 |
| LOB | 13 |



| Batter | 1 | 2 | 3 | 4 | 5 | 6 | 7 | 8 | 9 | AB | R | H | RBI | BB | SO | LOB | BOTTOM | | | | |
|--|------------------------------|----------------------------------|-------------------------------|----------------------------------|------------------------------|----------------------------------|------------------------------|---------------------------------|------------------------------|----------------------------------|-------------------------------|----------------------------------|------------------------------|----------------------------------|------------------------------|----------------------------------|----------------------------------|------------------------------------|----------------------------------|--------|--|
| Rey Sanchez, R OBP: 0.352, SLG: 0.377 (1, 6) | L9 | 1-1-2H 2B | | | L8 | G5-3 | | | | 4 | 0 | 1 | 2 | 0 | 0 | 1 | | | | | |
| Jose Vizcaino, S OBP: 0.351, SLG: 0.376 (1, 5) | | | G4-3 | | F7 | | | | | 2 | 0 | 0 | 0 | 2 | 0 | 0 | | | | | |
| 23 Ryne Sandberg, R OBP: 0.344, SLG: 0.415 (1, 4) | | | G1-3 | | | 1B | P6 | | | 4 | 1 | 1 | 0 | 0 | 1 | 3 | | | | | |
| Mark Grace, L OBP: 0.389, SLG: 0.483 (1, 3) | F7 | | | | | 2B | | F8 | | 4 | 1 | 2 | 0 | 0 | 0 | 1 | | | | | |
| Rick Wilkins, L OBP: 0.374, SLG: 0.565 (1, 2) | | K | G5-3 | | | K | HR | | | 4 | 1 | 0 | 0 | 0 | 3 | 2 | | | | | |
| Sammy Sosa, R OBP: 0.306, SLG: 0.491 (1, 9) | | HR | | | B1-3 | SF9 | | | | 3 | 1 | 2 | 2 | 0 | 1 | 0 | | | | | |
| Willie Wilson, S OBP: 0.294, SLG: 0.339 (1, 8) | | FC1-6 1B | | | B1-3 | E4 | | | | 3 | 1 | 1 | 0 | 1 | 0 | 2 | AB 31 | | | | |
| Kevin Roberson, S OBP: 0.275, SLG: 0.532 (1, 7) | | FC1-6 2B | | | L9 | HR | | | | 3 | 2 | 1 | 3 | 1 | 1 | 1 | R 8 | | | | |
| Greg Hibbard, L Shawn Boskie, R Doug Jennings, L Candy Maldonado, R Bob Scanlan, R Steve Buchele, R Randy Myers, L (1, 1) (4, 1) (6, PH) (6, 2) (7, 1) (8, PH) (9, 1) | | FC1-6 2B | | | K | | | | K | 1 | 0 | 0 | 0 | 0 | 0 | 0 | H 9 | | | | |
| Inning Stats | R: 0 E: 0 K: 1 S: 7 | H: 3 LOB: 1 BB: 1 P: 14 | R: 3 E: 0 K: 1 S: 16 | H: 3 LOB: 1 BB: 1 P: 23 | R: 0 E: 0 K: 0 S: 5 | H: 1 LOB: 0 BB: 0 P: 11 | R: 0 E: 0 K: 0 S: 4 | H: 1 LOB: 0 BB: 0 P: 8 | R: 0 E: 0 K: 1 S: 7 | H: 0 LOB: 0 BB: 0 P: 13 | R: 5 E: 1 K: 1 S: 29 | H: 4 LOB: 2 BB: 1 P: 47 | R: 0 E: 0 K: 2 S: 8 | H: 0 LOB: 0 BB: 0 P: 10 | R: 0 E: 0 K: 2 S: 7 | H: 0 LOB: 0 BB: 1 P: 14 | 1B: 4 2B: 4 3B: 0 HR: 2 | SF: 1 SAC: 0 DP: 1 HBP: 0 | WP: 1 PB: 0 SB: 0 CS: 1 | PA: 36 | |
| PITCHER | IP | WLS | BF | H | R | ER | SO | BB | IBB | HBP | BLK | WP | HR | S | P | ERA | WHIP | | | | |
| Doug Brocail, R Pedro Martinez, L Trevor Hoffman, R Kerry Taylor, R ERA: 4.36 ERA: 3.0 ERA: 4.29 ERA: 7.05 | 5.1 | L | 26 | 8 | 8 | 7 | 4 | 2 | 0 | 0 | 0 | 0 | 0 | 12 | 19 | 0.00 | 6.000 | | | | |

San Diego Padres @ Chicago Cubs
Wrigley Field, Chicago, IL
Wed Jul 28 1993, 3:33 AM CDT
Att: 34,131 - Sunny - 87 F

| | |
|-----|----|
| AB | 31 |
| R | 8 |
| H | 9 |
| RBI | 7 |
| BB | 4 |
| SO | 8 |
| LOB | 12 |

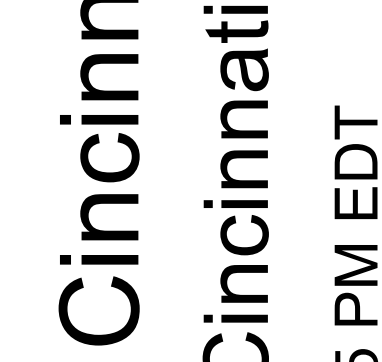


| Batter | 1 | 2 | 3 | 4 | 5 | 6 | 7 | 8 | 9 | AB | R | H | RBI | BB | SO | LOB | TOP | | | | | | | | |
|--|---|---|---|---|---|---|---|---|---|---|---|---|---|---|---|---|--|---|---|---|---|---|---|---|---|
| Jeff Gardner, L <small>OBP: 0.351, SLG: 0.382</small> (1, 4) | F7 | F8 | | CS 1B | | 1B | | G4-3 1B BB | 2B 1B | 5 | 2 | 3 | 0 | 1 | 0 | 0 | San Diego Padres @ Cincinnati Reds Riverfront Stadium, Cincinnati, OH Fri Jul 30 1993, 7:05 PM EDT Att: 35,062 - Unknown | | | | | | | | |
| Ricky Gutierrez, R <small>OBP: 0.366, SLG: 0.378</small> (1, 6) | E6 2B 1B | | S 3B | F PB BB | | K | | K | F9 | 5 | 3 | 2 | 0 | 1 | 2 | 4 | | | | | | | | | |
| Tony Gwynn, L <small>OBP: 0.378, SLG: 0.474</small> (1, 9) | HR 2B | | E S 1B BB | PB 1B | | P6 | | G4-3 | 2B | 5 | 2 | 2 | 3 | 1 | 0 | 3 | | | | | | | | | |
| Phil Plantier, L <small>OBP: 0.307, SLG: 0.488</small> Gene Harris, R <small>OBP: 0.333, SLG: 0.333</small> (9, 1) | HR | | P5 | PB IBB | | | | E 1B IBB | BB | 3 | 2 | 2 | 3 | 3 | 0 | 2 | | | | | | | | | |
| Derek Bell, R <small>OBP: 0.295, SLG: 0.402</small> (1, 8) | PB 1B | | P3 | K | | | | L7 | E8 1B | 6 | 0 | 2 | 1 | 0 | 2 | 6 | | | | | | | | | |
| Guillermo Velasquez, L <small>OBP: 0.225, SLG: 0.262</small> (1, 3) | K | | 1B IBB | | | F8 | | G3-1 | K | 4 | 0 | 0 | 0 | 1 | 2 | 3 | | | | | | | | | |
| Archi Cianfrocco, R <small>OBP: 0.273, SLG: 0.452</small> (1, 5) | K | | 1B | | | L7 | | 2B | HR | 5 | 1 | 3 | 2 | 0 | 1 | 1 | | | | | | | | | |
| Brad Ausmus, R <small>OBP: 0.333, SLG: 0.143</small> (1, 2) | | F8 | K | | | K | | FC6-4 BB | K | 4 | 0 | 0 | 0 | 1 | 3 | 2 | | | | | | | | | |
| Tim Worrell, R Kerry Taylor, R Tim Lincecum, R Trevor Hoffman, R Bill Bean, L <small>OBP: 0.276, SLG: 0.373</small> (1, 1) (4, 1) (6, Ph) (6, Ph) (9, Ph) | K | | | G6-3 | | G6-3 | | FC6-4 | PB 1B 2B BB | 2 | 0 | 0 | 0 | 0 | 1 | 0 | | | | | | | | | |
| Inning Stats | R: 3 E: 1 K: 2 S: 20 | H: 4 LOB: 1 BB: 0 P: 31 | R: 0 E: 0 K: 1 S: 11 | H: 0 LOB: 0 BB: 0 P: 15 | R: 2 E: 0 K: 1 S: 14 | H: 2 LOB: 2 BB: 2 P: 29 | R: 1 E: 1 K: 1 S: 10 | H: 1 LOB: 1 BB: 2 P: 22 | R: 0 E: 0 K: 1 S: 8 | H: 0 LOB: 0 BB: 0 P: 13 | R: 0 E: 0 K: 1 S: 13 | H: 1 LOB: 1 BB: 0 P: 21 | R: 1 E: 0 K: 0 S: 13 | H: 2 LOB: 2 BB: 1 P: 22 | R: 1 E: 1 K: 2 S: 11 | H: 1 LOB: 2 BB: 2 P: 20 | | R: 3 E: 0 K: 2 S: 20 | H: 3 LOB: 2 BB: 2 P: 36 | 1B: 7 2B: 3 3B: 1 HR: 3 | SF: 0 SAC: 0 DP: 0 HBP: 0 | WP: 0 PB: 3 SB: 2 CS: 1 | PA: 50 | | |
| PITCHER | IP WLS BF H R ER SO BB IBB HBP BLK WP HR S P ERA WHIP | IP WLS BF H R ER SO BB IBB HBP BLK WP HR S P ERA WHIP | IP WLS BF H R ER SO BB IBB HBP BLK WP HR S P ERA WHIP | IP WLS BF H R ER SO BB IBB HBP BLK WP HR S P ERA WHIP | IP WLS BF H R ER SO BB IBB HBP BLK WP HR S P ERA WHIP | IP WLS BF H R ER SO BB IBB HBP BLK WP HR S P ERA WHIP | IP WLS BF H R ER SO BB IBB HBP BLK WP HR S P ERA WHIP | IP WLS BF H R ER SO BB IBB HBP BLK WP HR S P ERA WHIP | IP WLS BF H R ER SO BB IBB HBP BLK WP HR S P ERA WHIP | IP WLS BF H R ER SO BB IBB HBP BLK WP HR S P ERA WHIP | IP WLS BF H R ER SO BB IBB HBP BLK WP HR S P ERA WHIP | IP WLS BF H R ER SO BB IBB HBP BLK WP HR S P ERA WHIP | IP WLS BF H R ER SO BB IBB HBP BLK WP HR S P ERA WHIP | IP WLS BF H R ER SO BB IBB HBP BLK WP HR S P ERA WHIP | IP WLS BF H R ER SO BB IBB HBP BLK WP HR S P ERA WHIP | IP WLS BF H R ER SO BB IBB HBP BLK WP HR S P ERA WHIP | IP WLS BF H R ER SO BB IBB HBP BLK WP HR S P ERA WHIP | IP WLS BF H R ER SO BB IBB HBP BLK WP HR S P ERA WHIP | IP WLS BF H R ER SO BB IBB HBP BLK WP HR S P ERA WHIP | IP WLS BF H R ER SO BB IBB HBP BLK WP HR S P ERA WHIP | IP WLS BF H R ER SO BB IBB HBP BLK WP HR S P ERA WHIP | IP WLS BF H R ER SO BB IBB HBP BLK WP HR S P ERA WHIP | IP WLS BF H R ER SO BB IBB HBP BLK WP HR S P ERA WHIP | IP WLS BF H R ER SO BB IBB HBP BLK WP HR S P ERA WHIP | IP WLS BF H R ER SO BB IBB HBP BLK WP HR S P ERA WHIP |
| Tim Belcher, R <small>ERA: 4.47</small> (1, 1) | 4.0 | 23 | 7 | 6 | 5 | 5 | 2 | 2 | 0 | 0 | 0 | 0 | 0 | 1 | 55 | 97 | 11.25 | 2.250 | | | | | | | |
| Scott Service, R <small>ERA: 3.71</small> (5, 1) | 2.2 | 11 | 3 | 1 | 1 | 2 | 0 | 0 | 0 | 0 | 0 | 0 | 0 | 1 | 30 | 48 | 3.38 | 1.125 | | | | | | | |
| Bobby Ayala, R <small>ERA: 3.49</small> (7, 1) | 1.0 | 7 | 1 | 1 | 1 | 1 | 2 | 1 | 0 | 0 | 0 | 0 | 0 | 12 | 25 | 9.00 | 3.000 | | | | | | | | |
| Kevin Wickander, L <small>ERA: 3.92</small> (8, 1) | 0.1 | 1 | 0 | 0 | 0 | 1 | 0 | 0 | 0 | 0 | 0 | 0 | 0 | 3 | 3 | 0.00 | 0.000 | | | | | | | | |
| Jeff Reardon, R <small>ERA: 2.81</small> (9, 1) | 1.0 | L 8 | 3 | 3 | 2 | 2 | 2 | 0 | 0 | 0 | 0 | 0 | 1 | 20 | 36 | 18.00 | 5.000 | | | | | | | | |
| Jacob Brumfield, R <small>OBP: 0.355, SLG: 0.464</small> (1, 8) | F9 | K | | BB 1B BB | | F8 | | E5 1B | BB 1B | 5 | 1 | 2 | 0 | 1 | 1 | 4 | San Diego Padres @ Cincinnati Reds Riverfront Stadium, Cincinnati, OH Fri Jul 30 1993, 7:05 PM EDT Att: 35,062 - Unknown | | | | | | | | |
| Barry Larkin, R <small>OBP: 0.391, SLG: 0.441</small> (1, 6) | G6-3 | F7 | | F9 | | G2-3 | | G5-3 | BB | 5 | 0 | 0 | 1 | 1 | 0 | 6 | | | | | | | | | |
| Chris Sabo, R <small>OBP: 0.331, SLG: 0.437</small> (1, 5) | G5-3 | | G5-3 2B BB | E 1B BB | | F7 | | P6 | K | 4 | 2 | 0 | 0 | 2 | 1 | 4 | | | | | | | | | |
| Kevin Mitchell, R <small>OBP: 0.401, SLG: 0.624</small> (1, 7) | | BB 2B BB | G5-3 | E2 1B | | K | | S IBB | | 3 | 1 | 1 | 2 | 2 | 1 | 1 | | | | | | | | | |
| Reggie Sanders, R <small>OBP: 0.341, SLG: 0.439</small> (1, 9) | | BB 2B BB | G3-1 2B | 1B | | F8 | | K | | 4 | 1 | 2 | 2 | 1 | 1 | 2 | | | | | | | | | |
| Hal Morris, L <small>OBP: 0.332, SLG: 0.335</small> (1, 3) | 1B 2B | | G3-1 | G5-3 | | K | | G3-1 | | 5 | 0 | 1 | 2 | 0 | 1 | 3 | | | | | | | | | |
| Joe Oliver, R <small>OBP: 0.282, SLG: 0.393</small> (1, 2) | BB 1B | | G5-3 | | | K | | F8 | FC4-6 1B | 5 | 0 | 2 | 0 | 0 | 1 | 1 | | | | | | | | | |
| Jeff Branson, L <small>OBP: 0.325, SLG: 0.367</small> (1, 4) | BB | | | P6 | | | | 1B BB 1B | FC4-6 BB | 4 | 2 | 2 | 0 | 1 | 0 | 1 | | | | | | | | | |
| Tim Worrell, R Gary Varsho, L Scott Service, R Bobby Ayala, R Kevin Wickander, L Bip Roberts, S Jeff Reardon, R Jack Daugherty, S <small>OBP: 0.344, SLG: 0.502</small> (1, 1) (4, Ph) (5, Ph) (7, Ph) (8, Ph) (9, Ph) | F8 | | | F9 BB 1B BB | | K | | E BB 1B | BB 1B | 1 | 0 | 0 | 0 | 0 | 3 | | | | | | | | | | |
| Inning Stats | R: 0 E: 0 K: 0 S: 10 | H: 0 LOB: 0 BB: 0 P: 18 | R: 2 E: 0 K: 1 S: 18 | H: 2 LOB: 3 BB: 3 P: 40 | R: 1 E: 0 K: 0 S: 12 | H: 1 LOB: 1 BB: 1 P: 23 | R: 3 E: 1 K: 0 S: 11 | H: 2 LOB: 2 BB: 3 P: 29 | R: 0 E: 0 K: 2 S: 8 | H: 1 LOB: 1 BB: 0 P: 13 | R: 0 E: 0 K: 1 S: 6 | H: 0 LOB: 0 BB: 0 P: 9 | R: 0 E: 0 K: 1 S: 6 | H: 0 LOB: 0 BB: 0 P: 7 | R: 2 E: 1 K: 1 S: 15 | H: 2 LOB: 3 BB: 2 P: 31 | | R: 1 E: 0 K: 1 S: 10 | H: 2 LOB: 3 BB: 2 P: 20 | 1B: 8 2B: 2 3B: 0 HR: 0 | SF: 0 SAC: 0 DP: 0 HBP: 0 | WP: 0 PB: 0 SB: 1 CS: 0 | PA: 48 | | |
| PITCHER | IP WLS BF H R ER SO BB IBB HBP BLK WP HR S P ERA WHIP | IP WLS BF H R ER SO BB IBB HBP BLK WP HR S P ERA WHIP | IP WLS BF H R ER SO BB IBB HBP BLK WP HR S P ERA WHIP | IP WLS BF H R ER SO BB IBB HBP BLK WP HR S P ERA WHIP | IP WLS BF H R ER SO BB IBB HBP BLK WP HR S P ERA WHIP | IP WLS BF H R ER SO BB IBB HBP BLK WP HR S P ERA WHIP | IP WLS BF H R ER SO BB IBB HBP BLK WP HR S P ERA WHIP | IP WLS BF H R ER SO BB IBB HBP BLK WP HR S P ERA WHIP | IP WLS BF H R ER SO BB IBB HBP BLK WP HR S P ERA WHIP | IP WLS BF H R ER SO BB IBB HBP BLK WP HR S P ERA WHIP | IP WLS BF H R ER SO BB IBB HBP BLK WP HR S P ERA WHIP | IP WLS BF H R ER SO BB IBB HBP BLK WP HR S P ERA WHIP | IP WLS BF H R ER SO BB IBB HBP BLK WP HR S P ERA WHIP | IP WLS BF H R ER SO BB IBB HBP BLK WP HR S P ERA WHIP | IP WLS BF H R ER SO BB IBB HBP BLK WP HR S P ERA WHIP | IP WLS BF H R ER SO BB IBB HBP BLK WP HR S P ERA WHIP | IP WLS BF H R ER SO BB IBB HBP BLK WP HR S P ERA WHIP | IP WLS BF H R ER SO BB IBB HBP BLK WP HR S P ERA WHIP | IP WLS BF H R ER SO BB IBB HBP BLK WP HR S P ERA WHIP | IP WLS BF H R ER SO BB IBB HBP BLK WP HR S P ERA WHIP | IP WLS BF H R ER SO BB IBB HBP BLK WP HR S P ERA WHIP | IP WLS BF H R ER SO BB IBB HBP BLK WP HR S P ERA WHIP | IP WLS BF H R ER SO BB IBB HBP BLK WP HR S P ERA WHIP | IP WLS BF H R ER SO BB IBB HBP BLK WP HR S P ERA WHIP | |
| Tim Worrell, R <small>ERA: 6.19</small> (1, 1) | 3.1 | 19 | 3 | 1 | 0 | 2 | 1 | 0 | 0 | 0 | 0 | 0 | 15 | 30 | 0.00 | 2.400 | | | | | | | | | |
| Kerry Taylor, R <small>ERA: 6.5</small> (4, 1) | 1.2 | 9 | 3 | 1 | 0 | 2 | 1 | 1 | 0 | 0 | 0 | 0 | 27 | 47 | 3.00 | 1.000 | | | | | | | | | |
| Trevor Hoffman, R <small>ERA: 4.22</small> (6, 1) | 3.0 | W 13 | 2 | 2 | 1 | 3 | 1 | 1 | 0 | 0 | 0 | 0 | 7 | 16 | 13.50 | 6.000 | | | | | | | | | |
| Gene Harris, R <small>ERA: 3.35</small> (9, 1) | 0.2 | 6 | 2 | 1 | 1 | 0 | 2 | 0 | 0 | 0 | 0 | 0 | 3 | 4 | 0.00 | 0.000 | | | | | | | | | |
| Mark Davis, L <small>ERA: 4.71</small> (9, 1) | 0.1 | S 1 | 0 | 0 | 0 | 1 | 0 | 0 | 0 | 0 | 0 | 0 | 3 | 4 | 0.00 | 0.000 | | | | | | | | | |

AB 41
R 11
H 14
RBI 9
BB 9
SO 11
LOB 23



AB 37
R 9
H 10
RBI 7
BB 11
SO 7
LOB 26



| Batter | 1 | 2 | 3 | 4 | 5 | 6 | 7 | 8 | 9 | AB | R | H | RBI | BB | SO | LOB | TOP | | | | | | | |
|--|---|---|--|----------------------------------|------------------------------|----------------------------------|------------------------------|---------------------------------|------------------------------|---------------------------------|------------------------------|---------------------------------|------------------------------|----------------------------------|------------------------------|----------------------------------|------------------------------|----------------------------------|----------------------------------|------------------------------------|----------------------------------|--------|--|--|
| Jarvis Brown, R (1, 7) <small>OBP: 0.400, SLG: 0.444</small> | | | | | | | | | | 4 | 0 | 2 | 0 | 0 | 0 | 0 | | | | | | | | |
| Ricky Gutierrez, R (1, 6) <small>OBP: 0.360, SLG: 0.371</small> | | | | | | | | | | 4 | 1 | 1 | 0 | 0 | 0 | 2 | | | | | | | | |
| Tony Gwynn, L (1, 9) <small>OBP: 0.373, SLG: 0.474</small> | | | | | | | | | | 4 | 1 | 1 | 1 | 0 | 0 | 2 | | | | | | | | |
| Derek Bell, R (1, 8) <small>OBP: 0.299, SLG: 0.406</small> Mark Davis, L (8, 1) <small>OBP: 0.333, SLG: 0.333</small> Gene Harris, R (9, 1) | | | | | | | | | | 4 | 0 | 2 | 1 | 0 | 1 | 1 | | | | | | | | |
| Phil Clark, R (1, 3) <small>OBP: 0.350, SLG: 0.471</small> Guillermo Velasquez, L (9, 3) <small>OBP: 0.213, SLG: 0.246</small> | | | | | | | | | | 4 | 0 | 0 | 0 | 0 | 0 | 2 | | | | | | | | |
| Tim Lincecum, R (1, 4) <small>OBP: 0.356, SLG: 0.455</small> | | | | | | | | | | 4 | 1 | 3 | 1 | 0 | 1 | 0 | | | | | | | | |
| Archi Cianfrocco, R (1, 5) <small>OBP: 0.265, SLG: 0.431</small> | | | | | | | | | | 4 | 0 | 0 | 0 | 0 | 1 | 2 | | | | | | | | |
| Brad Ausmus, R (1, 2) <small>OBP: 0.231, SLG: 0.091</small> | | | | | | | | | | 4 | 0 | 0 | 0 | 0 | 1 | 1 | | | | | | | | |
| Andy Benes, R (1, 1) <small>OBP: 0.173, SLG: 0.260</small> Trevor Hoffman, R (8, 1) | | | | | | | | | | 3 | 0 | 0 | 0 | 0 | 0 | 1 | | | | | | | | |
| Bill Bean, L (8, 7) <small>OBP: 0.278, SLG: 0.373</small> | | | | | | | | | | 0 | 0 | 0 | 0 | 0 | 0 | 0 | | | | | | | | |
| Inning Stats | R: 0 E: 0 K: 0 S: 11 | H: 1 LOB: 1 BB: 0 P: 15 | R: 1 E: 0 K: 0 S: 7 | H: 1 LOB: 0 BB: 0 P: 12 | R: 0 E: 0 K: 0 S: 9 | H: 0 LOB: 0 BB: 0 P: 11 | R: 1 E: 0 K: 0 S: 6 | H: 3 LOB: 1 BB: 0 P: 8 | R: 0 E: 0 K: 1 S: 6 | H: 1 LOB: 1 BB: 0 P: 6 | R: 0 E: 0 K: 0 S: 6 | H: 0 LOB: 0 BB: 0 P: 7 | R: 0 E: 0 K: 0 S: 8 | H: 1 LOB: 1 BB: 0 P: 14 | R: 1 E: 0 K: 2 S: 9 | H: 2 LOB: 1 BB: 0 P: 11 | R: 0 E: 0 K: 2 S: 9 | H: 0 LOB: 0 BB: 0 P: 13 | 1B: 5 2B: 2 3B: 0 HR: 2 | SF: 0 SAC: 0 DP: 0 HBP: 0 | WP: 0 PB: 0 SB: 0 CS: 0 | PA: 35 | | |
| PITCHER | IP WLS BF H R ER SO BB IBB HBP BLK WP HR S P ERA WHIP | 7.0 L 27 7 2 2 2 0 0 0 0 0 2 53 73 2.57 1.000 | 2.0 L 8 2 1 1 2 0 0 0 0 0 0 18 24 4.50 1.000 | | | | | | | | | | | | | | | | | | | | | |

San Diego Padres @ Cincinnati Reds
 Riverfront Stadium, Cincinnati, OH
 Sun Aug 01 1993, 3:33 AM EDT
 Att: 34,379 - Sunny - 85 F

| | |
|-----|----|
| AB | 35 |
| R | 3 |
| H | 9 |
| RBI | 3 |
| BB | 0 |
| SO | 4 |
| LOB | 11 |



| Batter | 1 | 2 | 3 | 4 | 5 | 6 | 7 | 8 | 9 | AB | R | H | RBI | BB | SO | LOB | BOTTOM | | | | | | |
|--|---|--|--|--|--|----------------------------------|-------------------------------|----------------------------------|------------------------------|----------------------------------|-------------------------------|----------------------------------|-------------------------------|----------------------------------|-------------------------------|----------------------------------|----------------------------------|------------------------------------|----------------------------------|--------|--|--|--|
| Bip Roberts, S (1, 4) <small>OBP: 0.330, SLG: 0.295</small> Jeff Branson, L (9, PH) <small>OBP: 0.322, SLG: 0.359</small> Jacob Brumfield, R (9, PR) <small>OBP: 0.355, SLG: 0.464</small> | | | | | | | | | | 4 | 0 | 0 | 0 | 0 | 1 | 3 | | | | | | | |
| Barry Larkin, R (1, 6) <small>OBP: 0.390, SLG: 0.436</small> | | | | | | | | | | 4 | 0 | 0 | 0 | 1 | 1 | 3 | | | | | | | |
| Chris Sabo, R (1, 5) <small>OBP: 0.332, SLG: 0.440</small> | | | | | | | | | | 4 | 1 | 2 | 0 | 0 | 0 | 2 | | | | | | | |
| Kevin Mitchell, R (1, 7) <small>OBP: 0.395, SLG: 0.614</small> | | | | | | | | | | 4 | 0 | 0 | 0 | 0 | 3 | 2 | | | | | | | |
| Reggie Sanders, R (1, 9) <small>OBP: 0.337, SLG: 0.432</small> | | | | | | | | | | 4 | 0 | 1 | 1 | 0 | 0 | 1 | | | | | | | |
| Hal Morris, L (1, 3) <small>OBP: 0.348, SLG: 0.352</small> | | | | | | | | | | 3 | 0 | 1 | 0 | 1 | 1 | 1 | | | | | | | |
| Joe Oliver, R (1, 2) <small>OBP: 0.211, SLG: 0.286</small> Gary Varsho, L (7, PH) <small>OBP: 0.296, SLG: 0.342</small> Jerry Spradlin, S (8, 1) | | | | | | | | | | 3 | 0 | 0 | 0 | 1 | 1 | 3 | | | | | | | |
| Greg Tubbs, R (1, 8) <small>OBP: 0.750, SLG: 0.500</small> | | | | | | | | | | 2 | 0 | 1 | 0 | 2 | 0 | 1 | | | | | | | |
| Tom Browning, L (1, 1) <small>OBP: 0.211, SLG: 0.286</small> Gary Varsho, L (7, PH) <small>OBP: 0.296, SLG: 0.342</small> Jerry Spradlin, S (8, 1) | | | | | | | | | | 1 | 0 | 0 | 0 | 0 | 0 | 1 | | | | | | | |
| Jack Daugherty, S (9, PH) <small>OBP: 0.429, SLG: 0.625</small> | | | | | | | | | | 1 | 0 | 0 | 0 | 0 | 1 | 2 | | | | | | | |
| Inning Stats | R: 0 E: 0 K: 0 S: 9 | H: 0 LOB: 0 BB: 0 P: 11 | R: 0 E: 0 K: 1 S: 9 | H: 0 LOB: 0 BB: 0 P: 14 | R: 0 E: 0 K: 1 S: 8 | H: 1 LOB: 1 BB: 0 P: 12 | R: 1 E: 0 K: 1 S: 11 | H: 2 LOB: 2 BB: 1 P: 23 | R: 0 E: 0 K: 0 S: 9 | H: 1 LOB: 1 BB: 0 P: 19 | R: 0 E: 0 K: 1 S: 10 | H: 0 LOB: 1 BB: 1 P: 18 | R: 0 E: 0 K: 2 S: 11 | H: 1 LOB: 1 BB: 0 P: 13 | R: 0 E: 0 K: 1 S: 11 | H: 0 LOB: 3 BB: 2 P: 26 | 1B: 4 2B: 1 3B: 0 HR: 0 | SF: 0 SAC: 2 DP: 0 HBP: 0 | WP: 1 PB: 0 SB: 2 CS: 0 | PA: 38 | | | |
| PITCHER | IP WLS BF H R ER SO BB IBB HBP BLK WP HR S P ERA WHIP | 7.0 W 29 4 1 0 5 4 0 0 0 0 0 8 10 0.00 1.143 | 0.2 L 3 1 0 0 1 0 0 0 0 0 0 3 3 0.00 0.000 | 0.1 L 1 0 0 0 1 0 0 0 0 0 0 3 3 0.00 0.000 | 1.0 S 5 0 0 0 1 2 0 0 0 1 0 11 26 0.00 2.000 | | | | | | | | | | | | | | | | | | |

San Diego Padres @ Cincinnati Reds
 Riverfront Stadium, Cincinnati, OH
 Sun Aug 01 1993, 3:33 AM EDT
 Att: 34,379 - Sunny - 85 F

| | |
|-----|----|
| AB | 30 |
| R | 1 |
| H | 5 |
| RBI | 1 |
| BB | 6 |
| SO | 8 |
| LOB | 19 |



| Batter | 1 | 2 | 3 | 4 | 5 | 6 | 7 | 8 | 9 | 10 | 11 | 12 | AB | R | H | RBI | BB | SO | LOB | TOP | | | | | | | | |
|--|---|---|---|--------------------------|-------------------------------|----------------------------------|------------------------------|----------------------------------|------------------------------|---------------------------------|-------------------------------|----------------------------------|-------------------------------|----------------------------------|-------------------------------|----------------------------------|-------------------------------|----------------------------------|-------------------------------|----------------------------------|------------------------------|----------------------------------|------------------------------|----------------------------------|-----------------------------------|------------------------------------|----------------------------------|--------|
| Dave Martinez, L OBP: 0.306, SLG: 0.345 (1, 8) | L9 | | F7 | | G4-3 | | K | | F8-6 1B | | BB | | 6 | 0 | 2 | 1 | 1 | 1 | 3 | | | | | | | | | |
| Robby Thompson, R OBP: 0.364, SLG: 0.465 Bryan Hickerson, L OBP: 0.071, SLG: 0.071 (1, 4) (10, 1) | K | | G3-1 1B | | G6-3 | | K | | 2B 1B | | FC5 | | 7 | 1 | 3 | 0 | 0 | 2 | 4 | | | | | | | | | |
| Will Clark, L OBP: 0.356, SLG: 0.408 (1, 3) | G4-3 | | G3-1 | | G3 | | F7 | | FC5-6 1H 2B | | F8-6 | | 7 | 0 | 1 | 1 | 0 | 0 | 4 | | | | | | | | | |
| Matt Williams, R OBP: 0.324, SLG: 0.552 (1, 5) | | G6-3 | G6-3 | | | | F9 | | P2 | | | F8 | | 7 | 1 | 2 | 0 | 0 | 2 | | | | | | | | | |
| Barry Bonds, L OBP: 0.470, SLG: 0.711 (1, 7) | | 1B G6-3 BB | | | | | WP 1B 2B | | BB 1B 1B | | FC5-6 1B IBB | | 3 | 5 | 2 | 1 | 4 | 0 | 2 | | | | | | | | | |
| Willie McCovey, S OBP: 0.367, SLG: 0.434 Kevin Rogers, L OBP: 0.260, SLG: 1.000 Jeff Brantley, R OBP: 0.120, SLG: 0.120 Rod Beck, R OBP: 0.373, SLG: 0.516 (1, 9) (1, 1) (1, 1) (10, 9) | | G6-3 | | | E5 G6-3 G4-3 | | 1H 2H 3B 1B | | 1B BB 1B | | FC5-6 1B 1B | | 4 | 1 | 2 | 2 | 0 | 0 | 1 | | | | | | | | | |
| Royce Clayton, R OBP: 0.333, SLG: 0.385 (1, 6) | | 1B | | | G4-3 | | 2B 3B | | 1B BB | | SH1-4 BB | | 5 | 1 | 3 | 2 | 1 | 0 | 1 | | | | | | | | | |
| Kirt Manwaring, R OBP: 0.380, SLG: 0.385 (1, 2) | | 1B | | | G6-3 | | SH5-4 1B 2B | | 1B 2B 1B | | K | | 7 | 1 | 4 | 3 | 0 | 1 | 2 | | | | | | | | | |
| Greg Brummett, R (1, 1) Mark Carreon, R OBP: 0.367, SLG: 0.505 (7, PH) (7, 9) | | K | | | G6-3 | | SH5-4 3H 0-0 | | P3 P4 | | FC5 BB IBB | | 2 | 0 | 0 | 0 | 0 | 1 | 3 | | | | | | | | | |
| Inning Stats | R: 0 E: 0 K: 1 S: 7 | H: 0 LOB: 0 BB: 11 | R: 1 E: 0 K: 1 S: 12 | H: 2 LOB: 2 BB: 16 | R: 0 E: 0 K: 0 S: 12 | H: 1 LOB: 1 BB: 0 P: 19 | R: 1 E: 1 K: 0 S: 9 | H: 1 LOB: 0 BB: 0 P: 11 | R: 0 E: 0 K: 0 S: 5 | H: 0 LOB: 0 BB: 0 P: 6 | R: 5 E: 0 K: 1 S: 18 | H: 5 LOB: 1 BB: 1 P: 30 | R: 1 E: 0 K: 1 S: 11 | H: 3 LOB: 3 BB: 1 P: 23 | R: 2 E: 0 K: 0 S: 14 | H: 4 LOB: 1 BB: 1 P: 24 | R: 0 E: 0 K: 0 S: 10 | H: 3 LOB: 2 BB: 0 P: 16 | R: 0 E: 0 K: 1 S: 12 | H: 0 LOB: 3 BB: 3 P: 26 | R: 0 E: 0 K: 1 S: 9 | H: 0 LOB: 1 BB: 1 P: 18 | R: 0 E: 0 K: 0 S: 6 | H: 0 LOB: 0 BB: 0 P: 10 | 1B: 14 2B: 4 3B: 1 HR: 1 | SF: 0 SAC: 2 DP: 1 HBP: 0 | WP: 1 PB: 0 SB: 1 CS: 0 | PA: 63 |
| PITCHER | IP WLS BF H R ER SO BB IBB HBP BLK WP HR S P ERA WHIP | IP WLS BF H R ER SO BB IBB HBP BLK WP HR S P ERA WHIP | PITCHER Pedro Martinez, L (11, 1) ERA: 3.0 | | | | | | | | | | | | | | | | | | | | | | | | | |

San Francisco Giants @ San Diego Padres
Jack Murphy Stadium, San Diego, CA
Wed Aug 04 1993, 10:05 PM EDT
Att: 15,168 - Unknown - 80 F

AB 53
R 10
H 19
RBI 10
BB 8
SO 6
LOB 31



| Batter | 1 | 2 | 3 | 4 | 5 | 6 | 7 | 8 | 9 | 10 | 11 | 12 | AB | R | H | RBI | BB | SO | LOB | BOTTOM | | | | | | | | |
|---|---|---|--|-------------------------|------------------------------|----------------------------------|------------------------------|----------------------------------|------------------------------|----------------------------------|-------------------------------|----------------------------------|-------------------------------|----------------------------------|-------------------------------|----------------------------------|-------------------------------|----------------------------------|-------------------------------|----------------------------------|------------------------------|----------------------------------|------------------------------|----------------------------------|-----------------------------------|------------------------------------|----------------------------------|--------|
| Jeff Gardner, L OBP: 0.352, SLG: 0.394 Ricky Gutierrez, R OBP: 0.355, SLG: 0.366 (1, 4) (7, PH) (8, 6) | K | | K | | G6-3 | | HR 1B | | K | | K | | 3 | 0 | 0 | 0 | 2 | 0 | | | | | | | | | | |
| Craig Shipley, R OBP: 0.268, SLG: 0.335 (1, 6) (8, 4) | L7 | | F9 | | | | HR 1B | | HR 1B HBP | | P6 | | 5 | 2 | 1 | 2 | 1 | 0 | 1 | | | | | | | | | |
| Tony Gwynn, L OBP: 0.383, SLG: 0.487 (1, 9) | | 2B | 1B | | L3 | | G6-3 1B 2B | | HR 1B | | 1B | | 7 | 2 | 6 | 0 | 0 | 0 | 1 | | | | | | | | | |
| Phil Plantier, L OBP: 0.302, SLG: 0.480 (1, 7) | K | | F7 | | | | F8 G6-3 | | G6-3 1B 2B | | F8 | | 6 | 1 | 1 | 3 | 1 | 1 | 4 | | | | | | | | | |
| Derek Bell, R OBP: 0.287, SLG: 0.410 Mark Davis, L OBP: 0.333, SLG: 0.333 Tim Teufel, R OBP: 0.359, SLG: 0.453 Pedro Martinez, L (1, 8) (9, 1) (10, PH) (11, 1) | | K | | | G4-3 | | E5 HR 1B | | K | | F8 | | 5 | 1 | 0 | 0 | 0 | 2 | 1 | | | | | | | | | |
| Guillermo Velazquez, L OBP: 0.231, SLG: 0.254 Phil Clark, R OBP: 0.301, SLG: 0.494 Jarvis Brown, R OBP: 0.333, SLG: 0.364 (1, 3) (7, PH) (8, 3) (9, PH) (10, 8) | | K | | | G6-4-3 BB | | HR 1B | | 1B 1B | | FC4-6 SH3-4 HBP | | 2 | 1 | 1 | 0 | 1 | 1 | 0 | | | | | | | | | |
| Archi Cianfrocco, R OBP: 0.269, SLG: 0.447 (1, 5) | | 1B | | | G6-4-3 | | HR 1B | | HR 1B | | SH3-4 | | 5 | 1 | 3 | 3 | 0 | 0 | 1 | | | | | | | | | |
| Brad Ausmus, R OBP: 0.333, SLG: 0.421 Gene Harris, R (1, 2) (8, 1) (9, 8) (10, 3) | | 1B | | | | | G6-3-5 S 1B | | K | | FC4-6 IBB | | 4 | 1 | 3 | 1 | 0 | 1 | 2 | | | | | | | | | |
| Tim Worrell, R Kerry Taylor, R Trevor Hoffman, R Kevin Higgins, L OBP: 0.301, SLG: 0.252 (1, 1) (6, 1) (7, 1) (8, 2) | | G5-3 | | | G6-3 | | G6-3-5 | | L4 | | FC4-6 | | 2 | 0 | 0 | 0 | 0 | 2 | | | | | | | | | | |
| Inning Stats | R: 0 E: 0 K: 2 S: 11 | H: 1 LOB: 1 BB: 0 | R: 0 E: 0 K: 2 S: 13 | H: 2 LOB: 2 BB: 0 | R: 0 E: 0 K: 1 S: 7 | H: 1 LOB: 1 BB: 0 P: 12 | R: 0 E: 0 K: 0 S: 9 | H: 0 LOB: 0 BB: 1 P: 12 | R: 1 E: 0 K: 0 S: 9 | H: 1 LOB: 1 BB: 0 P: 16 | R: 3 E: 1 K: 0 S: 12 | H: 3 LOB: 2 BB: 0 P: 17 | R: 3 E: 0 K: 2 S: 21 | H: 5 LOB: 2 BB: 0 P: 34 | R: 3 E: 0 K: 1 S: 12 | H: 2 LOB: 0 BB: 1 P: 22 | R: 0 E: 0 K: 1 S: 13 | H: 0 LOB: 3 BB: 0 P: 20 | R: 0 E: 0 K: 0 S: 10 | H: 1 LOB: 1 BB: 0 P: 19 | R: 0 E: 0 K: 0 S: 6 | H: 1 LOB: 1 BB: 1 P: 18 | R: 1 E: 0 K: 0 S: 6 | H: 2 LOB: 3 BB: 1 P: 12 | 1B: 13 2B: 3 3B: 0 HR: 4 | SF: 0 SAC: 2 DP: 2 HBP: 2 | WP: 0 PB: 0 SB: 2 CS: 0 | PA: 59 |
| PITCHER | IP WLS BF H R ER SO BB IBB HBP BLK WP HR S P ERA WHIP | IP WLS BF H R ER SO BB IBB HBP BLK WP HR S P ERA WHIP | PITCHER Bryan Hickerson, L (10, 1) ERA: 4.9 | | | | | | | | | | | | | | | | | | | | | | | | | |

San Francisco Giants @ San Diego Padres
Jack Murphy Stadium, San Diego, CA
Wed Aug 04 1993, 10:05 PM EDT
Att: 15,168 - Unknown - 80 F

AB 51
R 11
H 19
RBI 11
BB 4
SO 9
LOB 19



| Batter | 1 | 2 | 3 | 4 | 5 | 6 | 7 | 8 | 9 | AB | R | H | RBI | BB | SO | LOB | TOP | | | | | | | | | | | | | | | | | | | | | | |
|---|-------------------------------|----------------------------------|-------------------------------|----------------------------------|-------------------------------|----------------------------------|------------------------------|----------------------------------|------------------------------|----------------------------------|-------------------------------|----------------------------------|-------------------------------|----------------------------------|-------------------------------|----------------------------------|-------------------------------|----------------------------------|----------------------------------|------------------------------------|--|----|--------|-----|---|---|----|----|----|-----|-----|-----|----|----|---|----|-----|------|-------|
| Alex Cole, L OBP: 0.346, SLG: 0.324 (1, 8) | | | G4-3 | | | G3 | 1B | | F9 | 5 | 0 | 2 | 1 | 0 | 1 | 1 | | | | | | | | | | | | | | | | | | | | | | | |
| Roberto Mejia, R OBP: 0.295, SLG: 0.418 Eric Young Sr., R OBP: 0.332, SLG: 0.335 Marcus Moore, S (7, 1) Bruce Ruffin, S OBP: 0.174, SLG: 0.143 Gary Wayne, L (7, 1) | P4 | | | K | | K | K | | | 3 | 0 | 0 | 0 | 0 | 2 | 3 | | | | | | | | | | | | | | | | | | | | | | | |
| Dante Bichette, R OBP: 0.352, SLG: 0.550 (1, 9) | K | | | G6-3 | | G3 | FC5 | | | 4 | 0 | 1 | 1 | 0 | 1 | 5 | | | | | | | | | | | | | | | | | | | | | | | |
| Charlie Hayes, R OBP: 0.354, SLG: 0.513 (1, 5) | | K | | G6-3 | | F8 | | | F9 | 4 | 0 | 0 | 0 | 0 | 1 | 3 | | | | | | | | | | | | | | | | | | | | | | | |
| Daryl Boston, L OBP: 0.308, SLG: 0.395 (1, 7) | K | | | | K | | | | P6 | 4 | 1 | 1 | 1 | 0 | 2 | 0 | | | | | | | | | | | | | | | | | | | | | | | |
| Danny Sheaffer, R OBP: 0.280, SLG: 0.385 (1, 2) | | K2-3 | | | G6-3 | | G6-3 | | 1B | 4 | 0 | 1 | 0 | 0 | 1 | 0 | | | | | | | | | | | | | | | | | | | | | | | |
| Freddie Benavides, R OBP: 0.307, SLG: 0.374 (7, 4) | | | G6-3 | | F9 | | 1B | | G3-1 | 4 | 1 | 1 | 0 | 0 | 0 | 1 | | | | | | | | | | | | | | | | | | | | | | | |
| Pedro Castellano, R OBP: 0.340, SLG: 0.413 (1, 3) | | | G6-3 | | | 1B | G3 | | F8 | 3 | 1 | 2 | 0 | 1 | 0 | 0 | | | | | | | | | | | | | | | | | | | | | | | |
| Armando Reynoso, R OBP: 0.085, SLG: 0.111 Jim Tatum, R OBP: 0.281, SLG: 0.325 Steve Reed, R (6, PH) Chris Jones, R OBP: 0.329, SLG: 0.497 Vinny Castilla, R OBP: 0.305, SLG: 0.441 (7, 6) | | | G6-3 | | | G3 | FC5 | | G6-3 | 1 | 0 | 0 | 0 | 0 | 0 | 1 | | | | | | | | | | | | | | | | | | | | | | | |
| Inning Stats | R: 0 E: 0 K: 2 S: 10 | H: 0 LOB: 0 BB: 0 P: 14 | R: 0 E: 0 K: 3 S: 10 | H: 0 LOB: 0 BB: 0 P: 14 | R: 0 E: 0 K: 0 S: 12 | H: 1 LOB: 1 BB: 0 P: 20 | R: 0 E: 0 K: 1 S: 9 | H: 1 LOB: 0 BB: 0 P: 10 | R: 0 E: 0 K: 1 S: 8 | H: 0 LOB: 0 BB: 0 P: 11 | R: 1 E: 0 K: 1 S: 11 | H: 2 LOB: 2 BB: 1 P: 19 | R: 2 E: 0 K: 1 S: 18 | H: 5 LOB: 3 BB: 0 P: 23 | R: 0 E: 0 K: 0 S: 13 | H: 1 LOB: 1 BB: 0 P: 18 | R: 0 E: 0 K: 0 S: 12 | H: 0 LOB: 0 BB: 0 P: 17 | 1B: 8 2B: 1 3B: 0 HR: 1 | SF: 0 SAC: 0 DP: 1 HBP: 0 | WP: 0 PA: 37 PB: 0 SB: 0 CS: 0 | | | | | | | | | | | | | | | | | | |
| PITCHER | IP | WLS | BF | H | R | ER | SO | BB | IBB | HBP | BLK | WP | HR | S | P | ERA | WHIP | PITCHER | | | | IP | WLS | BF | H | R | ER | SO | BB | IBB | HBP | BLK | WP | HR | S | P | ERA | WHIP | |
| Andy Benes, R ERA: 2.62 Trevor Hoffman, R ERA: 4.3 | (1, 1) | 6.1 | W | 28 | 9 | 3 | 3 | 8 | 1 | 0 | 0 | 0 | 0 | 1 | 73 | 104 | 4.26 | 1.579 | | | | | (7, 1) | 2.2 | S | 9 | 1 | 0 | 0 | 1 | 0 | 0 | 0 | 0 | 0 | 30 | 42 | 0.00 | 0.375 |

Colorado Rockies @ San Diego Padres
Jack Murphy Stadium, San Diego, CA
Fri Aug 06 1993, 10:05 PM EDT
Sunny

livebaseballscorecards.com

AB 36
R 3
H 10
RBI 3
BB 1
SO 9
LOB 17

| Batter | 1 | 2 | 3 | 4 | 5 | 6 | 7 | 8 | 9 | AB | R | H | RBI | BB | SO | LOB | BOTTOM | | | | | | | | | | | | | | | | | | | | | |
|---|-------------------------------|----------------------------------|-------------------------------|----------------------------------|-------------------------------|----------------------------------|-------------------------------|----------------------------------|-------------------------------|----------------------------------|-------------------------------|----------------------------------|------------------------------|----------------------------------|-----------------------------------|------------------------------------|--|----------------|--|--|--|--------|-----|----|---|---|----|----|----|-----|-----|-----|----|----|------|-------|-------|------|
| Jeff Gardner, L OBP: 0.351, SLG: 0.384 (1, 4) | 1B | | K | E3 | F7 | | BB | | G1-5-3 | 4 | 2 | 1 | 0 | 1 | 1 | 4 | | | | | | | | | | | | | | | | | | | | | | |
| Ricky Gutierrez, R OBP: 0.352, SLG: 0.359 (1, 6) | G5-3 | | E6 | G6-3 | | F8 | G1-5-3 | | G1-5-3 | 5 | 1 | 1 | 0 | 0 | 0 | 5 | | | | | | | | | | | | | | | | | | | | | | |
| Tony Gwynn, L OBP: 0.389, SLG: 0.496 (1, 9) | 2H | | 2B | 1B | IBB | F8 | BB | | IBB | 3 | 1 | 3 | 1 | 2 | 0 | 0 | | | | | | | | | | | | | | | | | | | | | | |
| Phil Plantier, L OBP: 0.312, SLG: 0.495 (1, 7) | F8 | | 1B | P4 | | F8 | BB | | BB | 4 | 1 | 1 | 2 | 1 | 0 | 6 | | | | | | | | | | | | | | | | | | | | | | |
| Derek Bell, R OBP: 0.300, SLG: 0.412 (1, 8) | K | | E | 1B | 2B | K | | | BB | 4 | 0 | 2 | 2 | 1 | 2 | 3 | | | | | | | | | | | | | | | | | | | | | | |
| Guillermo Velasquez, L OBP: 0.241, SLG: 0.253 (1, 3) | | G3 | E4 | | L9 | | | | K | 4 | 0 | 1 | 0 | 1 | 1 | 4 | | | | | | | | | | | | | | | | | | | | | | |
| Archi Cianfrocco, R OBP: 0.261, SLG: 0.429 Trevor Hoffman, R (7, 1) | K | | F9 | | 1B | K | | | K | 4 | 0 | 1 | 0 | 0 | 2 | 5 | | | | | | | | | | | | | | | | | | | | | | |
| Brad Ausmus, R OBP: 0.345, SLG: 0.444 (1, 2) | L7 | | | K | 1B | | E | | L3 | 5 | 1 | 3 | 0 | 0 | 1 | 0 | | | | | | | | | | | | | | | | | | | | | | |
| Andy Benes, R OBP: 0.182, SLG: 0.264 Craig Shipley, R OBP: 0.263, SLG: 0.329 (7, 5) | | | G5-3 | E | K | | FC1 | | L3 | 3 | 0 | 1 | 0 | 0 | 1 | 3 | | | | | | | | | | | | | | | | | | | | | | |
| Inning Stats | R: 1 E: 0 K: 1 S: 10 | H: 2 LOB: 1 BB: 0 P: 18 | R: 0 E: 0 K: 1 S: 12 | H: 0 LOB: 0 BB: 0 P: 18 | R: 3 E: 2 K: 1 S: 15 | H: 4 LOB: 2 BB: 0 P: 24 | R: 0 E: 1 K: 1 S: 10 | H: 1 LOB: 3 BB: 1 P: 19 | R: 0 E: 0 K: 2 S: 18 | H: 2 LOB: 3 BB: 1 P: 27 | R: 2 E: 1 K: 1 S: 16 | H: 1 LOB: 3 BB: 4 P: 34 | R: 0 E: 0 K: 1 S: 8 | H: 1 LOB: 0 BB: 0 P: 10 | 1B: 10 2B: 5 3B: 0 HR: 0 | SF: 0 SAC: 0 DP: 2 HBP: 0 | WP: 0 PA: 45 PB: 0 SB: 0 CS: 0 | | | | | | | | | | | | | | | | | | | | | |
| PITCHER | IP | WLS | BF | H | R | ER | SO | BB | IBB | HBP | BLK | WP | HR | S | P | ERA | WHIP | PITCHER | | | | IP | WLS | BF | H | R | ER | SO | BB | IBB | HBP | BLK | WP | HR | S | P | ERA | WHIP |
| Armando Reynoso, R ERA: 3.29 Steve Reed, R ERA: 4.99 Marcus Moore, R ERA: 3.24 Bruce Ruffin, L ERA: 4.89 Gary Wayne, L ERA: 5.53 | (1, 1) | 5.0 | L | 28 | 10 | 4 | 1 | 5 | 0 | 1 | 0 | 0 | 0 | 18 | 27 | 0.00 | 2.000 | | | | | (6, 1) | 1.0 | 6 | 2 | 0 | 0 | 2 | 0 | 1 | 0 | 0 | 0 | 18 | 27 | 0.00 | 2.000 | |
| | (7, 1) | 0.0 | | 2 | 1 | 2 | 1 | 0 | 0 | 0 | 0 | 0 | 0 | 5 | 6 | ∞ | ∞ | | | | | (7, 1) | 0.2 | 5 | 0 | 0 | 0 | 0 | 3 | 1 | 0 | 0 | 0 | 6 | 22 | 0.00 | 4.500 | |
| | (7, 1) | 1.1 | | 4 | 1 | 0 | 0 | 2 | 0 | 0 | 0 | 0 | 0 | 13 | 16 | 0.00 | 0.750 | | | | | (7, 1) | 1.1 | 4 | 1 | 0 | 0 | 2 | 0 | 0 | 0 | 0 | 13 | 16 | 0.00 | 0.750 | | |

Colorado Rockies @ San Diego Padres
Jack Murphy Stadium, San Diego, CA
Fri Aug 06 1993, 10:05 PM EDT
Sunny

livebaseballscorecards.com

AB 39
R 6
H 14
RBI 5
BB 6
SO 9
LOB 31

| Batter | 1 | 2 | 3 | 4 | 5 | 6 | 7 | 8 | 9 | AB | R | H | RBI | BB | SO | LOB | TOP | | |
|---|---|----------------------------------|------------------------------|----------------------------------|-------------------------------|----------------------------------|------------------------------|----------------------------------|-------------------------------|----------------------------------|------------------------------|----------------------------------|------------------------------|---------------------------------|------------------------------|---------------------------------|--|------------------------------------|--|
| Eric Young Sr. R OBP: 0.331, SLG: 0.332 | 4-2 FC6-4 BB | | 2-2 F7 | | | 0-2 F8 | | 0-1 G5-3 | | 3 | 0 | 0 | 0 | 1 | 0 | 1 | Colorado Rockies @ San Diego Padres Jack Murphy Stadium, San Diego, CA Fri Aug 06 1993, 10:05 PM EDT Att: 41,085 - Unknown | | |
| Freddie Benavides R OBP: 0.306, SLG: 0.371 | 0-1 FC6-4 1B 1-2 | | | 1-2 G4-3 | | 0-1 1B | | 2-2 G6-3 | | 4 | 0 | 1 | 0 | 0 | 0 | 1 | | | |
| Chris Jones R OBP: 0.327, SLG: 0.490 | 2-3 K | | | 2-2 G4-3 | | 1-0 1B | | 2-2 F9 | | 4 | 0 | 1 | 1 | 0 | 1 | 1 | | | |
| Dante Bichette R OBP: 0.351, SLG: 0.547 | 3-2 CS 1B | | | 1-2 K | | 1-2 L3 | | | 0-0 F8 | 4 | 0 | 1 | 0 | 0 | 1 | 2 | | | |
| Jerald Clark R OBP: 0.317, SLG: 0.414 | 2-0 CS 1-2 | 0-1 L4 | | | 0-3 K | | 2-1 1B 2B | | 3-1 G6-3 | 4 | 1 | 1 | 0 | 0 | 1 | 0 | | | |
| Vinny Castilla R OBP: 0.305, SLG: 0.438 | | 0-0 G6-3 | | | 1-1 L8 | | 1-1 1B 2H | | 0-1 F9 | 4 | 0 | 1 | 1 | 0 | 0 | 0 | | | |
| Pedro Castellano R OBP: 0.321, SLG: 0.388 | | 3-2 G6-3 | | | 2-2 G6-3 | | 1-3 K | | | 3 | 0 | 0 | 0 | 0 | 1 | 1 | | | |
| Jayhawk Owens R OBP: 0.280, SLG: 0.376 | | | 0-2 G5-3 | | | 0-3 K | | 0-0 F8 | | 3 | 0 | 0 | 0 | 0 | 1 | 1 | | | |
| Willie Blair R OBP: 0.102, SLG: 0.143 | | | 0-3 K | | | 0-1 1B 1B | | 0-0 P6 | | 1 | 0 | 0 | 0 | 0 | 0 | 0 | | | |
| Jim Gattuso R OBP: 0.276, SLG: 0.333 | | | | | | | | | | 1 | 1 | 1 | 0 | 0 | 0 | 0 | | | |
| Bruce Ruffin L OBP: 0.174, SLG: 0.143 | | | | | | | | | | 0 | 0 | 0 | 0 | 0 | 0 | 0 | | | |
| Daryl Boston L OBP: 0.126, SLG: 0.096 | | | | | | | | | | 0 | 0 | 0 | 0 | 0 | 0 | 0 | | | |
| Charlie Hayes R OBP: 0.252, SLG: 0.512 | | | | | | | | | | 1 | 0 | 0 | 0 | 0 | 0 | 1 | | | |
| Marcus Moore S OBP: 0.286, SLG: 0.512 | | | | | | | | | | 0 | 0 | 0 | 0 | 0 | 0 | 0 | | | |
| Darren Holmes R OBP: 0.286, SLG: 0.512 | | | | | | | | | | 0 | 0 | 0 | 0 | 0 | 0 | 0 | | | |
| Inning Stats | R: 0 E: 0 K: 1 S: 11 | H: 1 LOB: 1 BB: 1 P: 22 | R: 0 E: 0 K: 0 S: 9 | H: 0 LOB: 0 BB: 0 P: 12 | R: 0 E: 0 K: 1 S: 11 | H: 0 LOB: 0 BB: 0 P: 13 | R: 0 E: 0 K: 1 S: 9 | H: 0 LOB: 0 BB: 0 P: 13 | R: 0 E: 0 K: 1 S: 15 | H: 3 LOB: 2 BB: 0 P: 17 | R: 1 E: 0 K: 1 S: 9 | H: 2 LOB: 1 BB: 0 P: 13 | R: 0 E: 0 K: 0 S: 8 | H: 0 LOB: 0 BB: 0 P: 8 | R: 0 E: 0 K: 0 S: 5 | H: 0 LOB: 0 BB: 0 P: 8 | 1B: 5 2B: 1 3B: 0 HR: 0 | SF: 0 SAC: 0 DP: 0 HBP: 0 | WP: 0 PA: 34 PB: 0 SB: 0 CS: 1 |
| PITCHER | IP WLS BF H R ER SO BB IBB HBP BLK WP HR S P ERA WHIP | | | | | | | | | | | | | | | | | | |
| Scott Sanders R ERA: 2.7 | (1, 1) 6.2 W 26 6 2 2 6 1 0 0 0 0 0 0 72 101 2.70 1.050 | | | | | | | | | | | | | | | | | | |
| Pedro Martinez L ERA: 2.92 | (7, 1) 0.1 1 0 0 0 0 0 0 0 0 0 0 0 1 1 0.00 0.000 | | | | | | | | | | | | | | | | | | |
| Gene Harris R ERA: 3.05 | (8, 1) 2.0 6 0 0 0 0 0 0 0 0 0 0 0 0 13 20 0.00 0.000 | | | | | | | | | | | | | | | | | | |

| Batter | 1 | 2 | 3 | 4 | 5 | 6 | 7 | 8 | 9 | AB | R | H | RBI | BB | SO | LOB | BOTTOM | | |
|---|---|----------------------------------|-------------------------------|----------------------------------|------------------------------|----------------------------------|------------------------------|----------------------------------|-------------------------------|----------------------------------|-------------------------------|----------------------------------|-------------------------------|----------------------------------|------------------------------|----------------------------------|--|------------------------------------|--|
| Jeff Gardner L OBP: 0.346, SLG: 0.377 | 1-0 F9 | 3-2 K | | 1-0 P7 | 1-1 G3-1 | | 2-2 F7 | | | 5 | 0 | 0 | 0 | 0 | 1 | 3 | Colorado Rockies @ San Diego Padres Jack Murphy Stadium, San Diego, CA Fri Aug 06 1993, 10:05 PM EDT Att: 41,085 - Unknown | | |
| Craig Shipley R OBP: 0.273, SLG: 0.337 | 1-0 FC4 1B | 0-1 1B | | 0-2 G3 WP 1B | | 0-1 G5-3 | | 1-1 F9 | | 5 | 1 | 3 | 0 | 0 | 0 | 0 | | | |
| Tony Gwynn L OBP: 0.389, SLG: 0.495 | 3-2 FC4 1B HR | 1-1 F7 | | 2-0 G3 | 1-3 1B | 1-1 1B 1B | | 1-1 1B | | 5 | 1 | 2 | 1 | 0 | 0 | 2 | | | |
| Phil Plantier L OBP: 0.309, SLG: 0.490 | 2-1 F9 | 3-3 K | | 1-0 G4-3 | | 1-3 K | | 0-3 K | | 3 | 0 | 0 | 0 | 0 | 1 | 3 | | | |
| Jarvis Brown R OBP: 0.296, SLG: 0.308 | | | | | | | | | | 2 | 0 | 0 | 0 | 0 | 2 | 2 | | | |
| Phil Clark R OBP: 0.371, SLG: 0.500 | 0-2 HR 1B | | 2-1 1B | | 1-1 G6-3 1B | 0-0 FC6-4 1B | | 2-0 P9 | | 5 | 1 | 4 | 0 | 0 | 0 | 1 | | | |
| Guillermo Velasquez L OBP: 0.241, SLG: 0.253 | 1-2 HR 1B | | | | | 1-2 1B | | | | 0 | 0 | 0 | 0 | 0 | 0 | 0 | | | |
| Bill Bean L OBP: 0.290, SLG: 0.402 | 0-0 HR | | 3-1 F7 | | 1-0 G6-3 | 2-1 FC6-4 | | | | 4 | 1 | 1 | 3 | 0 | 0 | 4 | | | |
| Tim Teufel R OBP: 0.362, SLG: 0.461 | 3-1 1B 2B | | 0-0 1B | | 2-2 E5 1B 1B | | 3-2 F7 | | | 4 | 2 | 2 | 0 | 0 | 0 | 0 | | | |
| Kevin Higgins L OBP: 0.307, SLG: 0.259 | 0-1 1B | | 1-0 P5 | | 0-2 1B 1B | | 2-3 K | | | 4 | 0 | 2 | 1 | 0 | 1 | 2 | | | |
| Scott Sanders R OBP: 0.333, SLG: 0.333 | (1, 1) 0.0 G6-3 | | 0-2 G1-3 | | 0-0 E2 1B | | 1-2 1B | | | 3 | 0 | 1 | 1 | 0 | 0 | 3 | | | |
| Bruce Ruffin L ERA: 4.64 | (6, 1) 1.0 5 2 0 0 1 0 0 0 0 0 0 0 10 14 0.00 2.000 | | | | | | | | | | | | | | | | | | |
| Marcus Moore R ERA: 2.89 | (7, 1) 1.0 4 1 0 0 1 0 0 0 0 0 0 0 13 21 0.00 1.000 | | | | | | | | | | | | | | | | | | |
| Darren Holmes R ERA: 5.83 | (8, 1) 1.0 4 1 0 0 1 0 0 0 0 0 0 0 8 12 0.00 1.000 | | | | | | | | | | | | | | | | | | |
| Inning Stats | R: 5 E: 0 K: 0 S: 16 | H: 5 LOB: 1 BB: 0 P: 26 | R: 0 E: 0 K: 2 S: 12 | H: 1 LOB: 1 BB: 0 P: 19 | R: 0 E: 0 K: 0 S: 9 | H: 2 LOB: 2 BB: 0 P: 15 | R: 0 E: 0 K: 0 S: 6 | H: 1 LOB: 1 BB: 0 P: 10 | R: 0 E: 2 K: 1 S: 12 | H: 3 LOB: 2 BB: 0 P: 17 | R: 0 E: 0 K: 1 S: 10 | H: 2 LOB: 2 BB: 0 P: 14 | R: 0 E: 0 K: 1 S: 13 | H: 1 LOB: 1 BB: 0 P: 21 | R: 0 E: 0 K: 1 S: 8 | H: 1 LOB: 1 BB: 0 P: 12 | 1B: 14 2B: 1 3B: 0 HR: 1 | SF: 0 SAC: 0 DP: 1 HBP: 0 | WP: 1 PA: 41 PB: 0 SB: 1 CS: 0 |
| PITCHER | IP WLS BF H R ER SO BB IBB HBP BLK WP HR S P ERA WHIP | | | | | | | | | | | | | | | | | | |

| | |
|-----|----|
| AB | 32 |
| R | 2 |
| H | 6 |
| RBI | 2 |
| BB | 1 |
| SO | 6 |
| LOB | 8 |



| Batter | 1 | 2 | 3 | 4 | 5 | 6 | 7 | 8 | 9 | AB | R | H | RBI | BB | SO | LOB | TOP | | | | | | | | | | |
|---|------------------------------|----------------------------------|-------------------------------|----------------------------------|------------------------------|----------------------------------|-------------------------------|----------------------------------|-------------------------------|----------------------------------|------------------------------|----------------------------------|------------------------------|----------------------------------|------------------------------|---------------------------------|---|------------------------------------|----------------------------------|--------|--|--|--|--|--|--|--|
| Alex Cole, L OBP: 0.348, SLG: 0.327 (1, 8) | | | | | | | | | | 4 | 1 | 2 | 0 | 0 | 1 | 0 | Colorado Rockies @ San Diego Padres Jack Murphy Stadium, San Diego, CA Sun Aug 08 1993, 6:33 AM EDT Att: 15,248 - Cloudy - 75 F | | | | | | | | | | |
| Roberto Mejia, R OBP: 0.283, SLG: 0.398 (1, 4) | | | | | | | | | | 4 | 0 | 0 | 0 | 0 | 1 | 3 | | | | | | | | | | | |
| Daryl Boston, L OBP: 0.307, SLG: 0.397 (1, 7) | | | | | | | | | | 4 | 0 | 1 | 0 | 0 | 1 | 2 | | | | | | | | | | | |
| Dante Bichette, R OBP: 0.347, SLG: 0.542 (1, 9) | | | | | | | | | | 4 | 0 | 0 | 0 | 0 | 2 | 2 | | | | | | | | | | | |
| Charlie Hayes, R OBP: 0.354, SLG: 0.517 (1, 5) | | | | | | | | | | 4 | 2 | 2 | 0 | 0 | 0 | 1 | | | | | | | | | | | |
| Jerald Clark, R OBP: 0.320, SLG: 0.415 (1, 3) | | | | | | | | | | 4 | 1 | 2 | 0 | 0 | 0 | 1 | | | | | | | | | | | |
| Danny Sheaffer, R OBP: 0.279, SLG: 0.384 (1, 2) | | | | | | | | | | 3 | 1 | 1 | 2 | 0 | 0 | 2 | | | | | | | | | | | |
| Vinny Castilla, R OBP: 0.304, SLG: 0.443 (1, 6) | | | | | | | | | | 4 | 0 | 1 | 2 | 0 | 0 | 0 | | | | | | | | | | | |
| Mo Sanford, R (1, 1) | | | | | | | | | | 2 | 0 | 0 | 0 | 1 | 1 | 1 | | | | | | | | | | | |
| Bruce Ruffin, S OBP: 0.174, SLG: 0.143 (8, 1) | | | | | | | | | | 0 | 0 | 0 | 0 | 0 | 0 | 0 | | | | | | | | | | | |
| Darren Holmes, R (9, 1) | | | | | | | | | | 0 | 0 | 0 | 0 | 0 | 0 | 0 | | | | | | | | | | | |
| Inning Stats | R: 0 E: 0 K: 1 S: 7 | H: 0 LOB: 0 BB: 0 P: 11 | R: 0 E: 0 K: 0 S: 11 | H: 2 LOB: 1 BB: 0 P: 18 | R: 0 E: 0 K: 0 S: 9 | H: 1 LOB: 1 BB: 1 P: 15 | R: 3 E: 0 K: 0 S: 13 | H: 4 LOB: 1 BB: 0 P: 21 | R: 1 E: 0 K: 1 S: 12 | H: 1 LOB: 2 BB: 0 P: 16 | R: 1 E: 0 K: 3 S: 9 | H: 0 LOB: 0 BB: 0 P: 11 | R: 0 E: 0 K: 1 S: 8 | H: 0 LOB: 0 BB: 0 P: 10 | R: 0 E: 0 K: 0 S: 3 | H: 0 LOB: 0 BB: 0 P: 6 | 1B: 5 2B: 5 3B: 1 HR: 0 | SF: 1 SAC: 0 DP: 3 HBP: 0 | WP: 0 PB: 0 SB: 0 CS: 2 | PA: 35 | | | | | | | |
| PITCHER | IP | WLS | BF | H | R | ER | SO | BB | IBB | HBP | BLK | WP | HR | S | P | ERA | WHIP | | | | | | | | | | |
| Doug Brocail, R ERA: 4.91 (1, 1) | 6.0 | L | 26 | 9 | 5 | 5 | 2 | 1 | 0 | 0 | 0 | 0 | 0 | 60 | 95 | 7.50 | 1.667 | | | | | | | | | | |
| Tim Mauser, R ERA: 4.5 (7, 1) | 1.0 | | 3 | 0 | 0 | 0 | 3 | 0 | 0 | 0 | 0 | 0 | 0 | 9 | 11 | 0.00 | 0.000 | | | | | | | | | | |
| Kerry Taylor, R ERA: 6.7 (8, 1) | 2.0 | | 6 | 0 | 0 | 0 | 1 | 0 | 0 | 0 | 0 | 0 | 0 | 11 | 16 | 0.00 | 0.000 | | | | | | | | | | |

| Batter | 1 | 2 | 3 | 4 | 5 | 6 | 7 | 8 | 9 | AB | R | H | RBI | BB | SO | LOB | BOTTOM | | | | | | | | | | |
|--|-------------------------------|----------------------------------|------------------------------|----------------------------------|------------------------------|----------------------------------|------------------------------|----------------------------------|------------------------------|----------------------------------|-------------------------------|----------------------------------|------------------------------|----------------------------------|-------------------------------|----------------------------------|---|---------------------------------|----------------------------------|------------------------------------|----------------------------------|--------|--|--|--|--|--|
| Jeff Gardner, L OBP: 0.348, SLG: 0.377 (1, 4) | | | | | | | | | | 3 | 0 | 1 | 0 | 1 | 0 | 1 | Colorado Rockies @ San Diego Padres Jack Murphy Stadium, San Diego, CA Sun Aug 08 1993, 6:33 AM EDT Att: 15,248 - Cloudy - 75 F | | | | | | | | | | |
| Ricky Gutierrez, R OBP: 0.350, SLG: 0.361 (1, 6) | | | | | | | | | | 4 | 0 | 1 | 0 | 0 | 2 | 3 | | | | | | | | | | | |
| Tony Gwynn, L OBP: 0.390, SLG: 0.492 (1, 9) | | | | | | | | | | 2 | 1 | 0 | 0 | 2 | 1 | 1 | | | | | | | | | | | |
| Phil Plantier, L OBP: 0.311, SLG: 0.500 (1, 7) | | | | | | | | | | 4 | 1 | 2 | 1 | 0 | 1 | 2 | | | | | | | | | | | |
| Derek Bell, R OBP: 0.297, SLG: 0.408 (1, 8) | | | | | | | | | | 4 | 0 | 0 | 0 | 0 | 0 | 2 | | | | | | | | | | | |
| Guillermo Velasquez, L OBP: 0.256, SLG: 0.250 (1, 3) | | | | | | | | | | 1 | 0 | 0 | 0 | 2 | 0 | 0 | | | | | | | | | | | |
| Phil Clark, R OBP: 0.369, SLG: 0.497 (8, PH) | | | | | | | | | | 1 | 0 | 0 | 0 | 0 | 0 | 0 | | | | | | | | | | | |
| Archi Cianfrocco, R OBP: 0.269, SLG: 0.431 (9, PH) | | | | | | | | | | 3 | 0 | 1 | 0 | 0 | 1 | 2 | | | | | | | | | | | |
| Kevin Higgins, L OBP: 0.305, SLG: 0.257 (9, PH) | | | | | | | | | | 1 | 0 | 0 | 0 | 0 | 0 | 0 | | | | | | | | | | | |
| Brad Ausmus, R OBP: 0.333, SLG: 0.419 (1, 2) | | | | | | | | | | 4 | 0 | 1 | 0 | 0 | 0 | 0 | | | | | | | | | | | |
| Doug Brocail, L OBP: 0.190, SLG: 0.190 (1, 1) | | | | | | | | | | 1 | 0 | 0 | 0 | 0 | 1 | 0 | | | | | | | | | | | |
| Tim Mauser, R (7, 1) | | | | | | | | | | 0 | 0 | 0 | 0 | 0 | 0 | 0 | | | | | | | | | | | |
| Craig Shipley, R OBP: 0.271, SLG: 0.335 (7, PH) | | | | | | | | | | 1 | 0 | 0 | 0 | 0 | 0 | 0 | | | | | | | | | | | |
| Kerry Taylor, R (8, 1) | | | | | | | | | | 0 | 0 | 0 | 0 | 0 | 0 | 0 | | | | | | | | | | | |
| Bill Bean, L OBP: 0.287, SLG: 0.398 (9, PH) | | | | | | | | | | 1 | 0 | 0 | 0 | 0 | 0 | 0 | | | | | | | | | | | |
| Inning Stats | R: 0 E: 0 K: 1 S: 10 | H: 1 LOB: 1 BB: 0 P: 17 | R: 0 E: 0 K: 1 S: 6 | H: 0 LOB: 0 BB: 0 P: 14 | R: 0 E: 1 K: 2 S: 7 | H: 0 LOB: 1 BB: 1 P: 13 | R: 1 E: 0 K: 0 S: 5 | H: 2 LOB: 2 BB: 0 P: 13 | R: 0 E: 0 K: 1 S: 8 | H: 1 LOB: 1 BB: 0 P: 11 | R: 0 E: 0 K: 0 S: 11 | H: 0 LOB: 2 BB: 2 P: 22 | R: 0 E: 0 K: 0 S: 7 | H: 1 LOB: 1 BB: 0 P: 10 | R: 1 E: 0 K: 1 S: 12 | H: 1 LOB: 0 BB: 0 P: 17 | R: 0 E: 0 K: 0 S: 5 | H: 0 LOB: 0 BB: 0 P: 9 | 1B: 4 2B: 1 3B: 0 HR: 1 | SF: 0 SAC: 1 DP: 1 HBP: 0 | WP: 1 PB: 0 SB: 1 CS: 0 | PA: 36 | | | | | |
| PITCHER | IP | WLS | BF | H | R | ER | SO | BB | IBB | HBP | BLK | WP | HR | S | P | ERA | WHIP | | | | | | | | | | |
| Mo Sanford, R ERA: 2.19 (1, 1) | 7.0 | W | 29 | 5 | 1 | 1 | 5 | 5 | 0 | 0 | 1 | 0 | 0 | 54 | 100 | 1.29 | 1.429 | | | | | | | | | | |
| Bruce Ruffin, L ERA: 4.69 (8, 1) | 1.0 | | 4 | 1 | 1 | 1 | 1 | 0 | 0 | 0 | 0 | 0 | 1 | 12 | 17 | 9.00 | 1.000 | | | | | | | | | | |
| Darren Holmes, R ERA: 5.7 (9, 1) | 1.0 | S | 3 | 0 | 0 | 0 | 0 | 0 | 0 | 0 | 0 | 0 | 0 | 5 | 9 | 0.00 | 0.000 | | | | | | | | | | |

| | |
|-----|----|
| AB | 33 |
| R | 5 |
| H | 9 |
| RBI | 4 |
| BB | 1 |
| SO | 6 |
| LOB | 12 |



| Batter | 1 | 2 | 3 | 4 | 5 | 6 | 7 | 8 | 9 | AB | R | H | RBI | BB | SO | LOB | TOP | |
|--|--|--|---------------------------------------|---------------------------------------|---------------------------------------|---------------------------------------|---------------------------------------|---------------------------------------|---------------------------------------|---------------------------------------|---------------------------------------|---------------------------------------|---------------------------------------|---------------------------------------|---------------------------------------|---------------------------------------|---|--|
| Craig Biggio, R OBP: 0.356, SLG: 0.442 (1, 4) | 1-2 BB 1B | | 0-1 G4-3 5 2B | | 1-3 K | | 0-0 G6-3 | | | 4 | 1 | 2 | 0 | 0 | 1 | 0 | Houston Astros @ San Diego Padres Jack Murphy Stadium, San Diego, CA Tue Aug 10 1993, 10:05 PM EDT Alt: 8,822 - Unknown - 73 F livebaseballscores.com | |
| Kevin Bass, S OBP: 0.312, SLG: 0.375 Tom Edens, R (5, 1) | 0-2 BB 1B | | 0-0 G4-3 | | 1-1 1B | | | 1-3 K | | 3 | 0 | 2 | 0 | 0 | 0 | 1 | | |
| Chris Donnels, L OBP: 0.344, SLG: 0.354 Al Osuna, R (8, PH) | 1-2 BB 1B | | 2-3 | | 3-3 K | | | 0-0 HR | | 4 | 1 | 2 | 2 | 0 | 2 | 3 | | |
| 5 Jeff Bagwell, R OBP: 0.382, SLG: 0.523 (1, 3) | 0-3 K | | 1-2 3-H 2B | | 3-3 K | | | 2-2 G6-3 | | 4 | 0 | 0 | 0 | 0 | 2 | 3 | | |
| Eric Anthony, L OBP: 0.331, SLG: 0.407 (1, 8) | 3-3 K | | 3-3 K | | 3-2 G1-3 | | | 0-0 G4-3 | | 3 | 0 | 0 | 0 | 1 | 1 | 1 | | |
| Ken Caminiti, S OBP: 0.296, SLG: 0.394 (1, 5) | 4-2 BB | | 0-0 F8 | | 1-3 K | | | 0-0 G4-3 | | 3 | 0 | 0 | 0 | 1 | 1 | 1 | | |
| Luis Gonzalez, L OBP: 0.384, SLG: 0.467 (1, 7) | 0-0 F8 | | | 2-1 CS 1B | | 2-2 1B | | 2-2 F9 | | 4 | 0 | 2 | 0 | 0 | 0 | 3 | | |
| Eddie Taubensee, L OBP: 0.321, SLG: 0.435 (1, 2) | | 0-1 G4-3 | | 1-1 G3-1 | | 0-0 G4-3 | | 1-2 L1 | | 4 | 0 | 0 | 0 | 0 | 0 | 2 | | |
| Andujar Cedeno, R OBP: 0.338, SLG: 0.391 (1, 6) | | 2-2 F8 | | 2-0 P6 | | | 1-1 F9 | | 0-1 G6-3 | | 4 | 0 | 0 | 0 | 0 | 0 | | |
| Doug Drabek, R OBP: 0.094, SLG: 0.189 Casey Candaele, S OBP: 0.289, SLG: 0.290 (5, PH) | | 3-3 K | | 2-1 G3-1 | | 2-3 K | | | | 1 | 0 | 0 | 0 | 0 | 1 | 0 | | |
| Inning Stats | R: 0 H: 2 E: 0 K: 2 S: 15 | H: 3 R: 3 ER: 0 LOB: 23 | R: 0 H: 0 E: 0 K: 1 S: 10 | H: 0 R: 0 ER: 0 LOB: 15 | R: 1 H: 2 E: 0 K: 1 S: 11 | H: 1 R: 0 ER: 0 LOB: 0 | R: 0 H: 1 E: 0 K: 2 S: 10 | H: 0 R: 0 ER: 0 LOB: 9 | R: 1 H: 1 E: 0 K: 1 S: 11 | H: 0 R: 0 ER: 0 LOB: 14 | R: 0 H: 0 E: 0 K: 0 S: 8 | H: 0 R: 0 ER: 0 LOB: 11 | 1B: 5 2B: 2 3B: 0 HR: 1 | SF: 0 SAC: 0 DP: 0 HBP: 0 | WP: 0 PB: 0 SB: 0 CS: 1 | PA: 35 | | |
| PITCHER | IP WLS BF H R ER SO | IP WLS BF H R ER SO | IP WLS BF H R ER SO | IP WLS BF H R ER SO | IP WLS BF H R ER SO | IP WLS BF H R ER SO | IP WLS BF H R ER SO | IP WLS BF H R ER SO | IP WLS BF H R ER SO | IP WLS BF H R ER SO | IP WLS BF H R ER SO | IP WLS BF H R ER SO | IP WLS BF H R ER SO | IP WLS BF H R ER SO | IP WLS BF H R ER SO | IP WLS BF H R ER SO | ERA WHIP | |
| Andy Ashby, R ERA: 7.56 Tim Lincecum, R ERA: 4.37 | (1, 1) 8.0 W 32 8 2 2 9 | (9, 1) 1.0 3 0 0 0 0 | | | | | | | | | | | | | | | | |

| Batter | 1 | 2 | 3 | 4 | 5 | 6 | 7 | 8 | 9 | AB | R | H | RBI | BB | SO | LOB | BOTTOM | |
|--|--|--|--|---------------------------------------|---------------------------------------|---------------------------------------|---------------------------------------|---------------------------------------|---------------------------------------|---------------------------------------|---------------------------------------|---------------------------------------|---------------------------------------|---------------------------------------|---------------------------------------|---------------------------------------|---|--|
| Jeff Gardner, L OBP: 0.346, SLG: 0.372 (1, 4) | 1-2 G4-3 | 3-2 G4-3 | | 2-2 E9 1B | 3-1 F8 | | | 3-2 G4-3 | | 5 | 1 | 1 | 0 | 0 | 0 | 1 | Houston Astros @ San Diego Padres Jack Murphy Stadium, San Diego, CA Tue Aug 10 1993, 10:05 PM EDT Alt: 8,822 - Unknown - 73 F livebaseballscores.com | |
| Ricky Gutierrez, R OBP: 0.347, SLG: 0.356 (1, 6) | 1-0 G6-3 | | 2-2 G4-3 | 3-2 BB 1B SF7 | | 3-1 G3-1 | | | | 4 | 1 | 1 | 1 | 0 | 0 | 0 | | |
| Tony Gwynn, L OBP: 0.393, SLG: 0.496 (1, 9) | 1-1 E 2B | | 2-2 HR 1B | 2-1 WP BB 1B | | 1-0 P5 | | | | 4 | 2 | 3 | 0 | 0 | 0 | 0 | | |
| Phil Plantier, L OBP: 0.320, SLG: 0.519 (1, 7) | 4-1 E BB | | 0-0 HR 1B | 4-2 1-2 2-3 BB | | 3-2 F7 | | | | 2 | 2 | 1 | 2 | 2 | 0 | 0 | | |
| Derek Bell, R OBP: 0.298, SLG: 0.415 Jarvis Brown, R OBP: 0.235, SLG: 0.267 (2, 8) | 1-0 E4 S | | 2-2 P3 | 0-2 SF7 | | | 0-3 K | | | 1 | 0 | 0 | 0 | 0 | 0 | 1 | | |
| Guillermo Velasquez, L OBP: 0.255, SLG: 0.253 (1, 3) | 1-3 2-H F7 | | 0-1 1B | 1-3 K | | 4-2 G6-4-3 BB | | | | 3 | 0 | 1 | 0 | 1 | 1 | 3 | | |
| Archi Cianfrocco, R OBP: 0.273, SLG: 0.428 (1, 5) | | 2-1 1B | 1-1 2-3 1B | 3-2 G1-3 | | 1-0 G6-4-3 | | | | 4 | 0 | 2 | 0 | 0 | 0 | 3 | | |
| Brad Ausmus, R OBP: 0.300, SLG: 0.368 (1, 2) | | 1-3 K | 1-3 K | 1-2 G5-3 | | 1-2 G6-4-3 1B | | | | 4 | 0 | 1 | 0 | 0 | 2 | 3 | | |
| Andy Ashby, R OBP: 0.190, SLG: 0.190 Tim Teufel, R OBP: 0.364, SLG: 0.458 Tim Lincecum, R (9, 1) | | 0-3 K | | 0-0 E5 1B | | 1-1 G4-3 | | 3-1 G6-4-3 | | 3 | 1 | 0 | 0 | 0 | 1 | 1 | | |
| Inning Stats | R: 2 H: 1 E: 1 K: 0 S: 11 | H: 1 R: 7 ER: 0 LOB: 21 | R: 0 H: 1 E: 0 K: 2 S: 11 | H: 1 R: 4 ER: 0 LOB: 17 | R: 2 H: 4 E: 0 K: 1 S: 18 | H: 3 R: 1 ER: 0 LOB: 38 | R: 0 H: 0 E: 0 K: 1 S: 23 | H: 0 R: 0 ER: 0 LOB: 1 | R: 0 H: 1 E: 0 K: 0 S: 10 | R: 0 H: 0 E: 0 K: 0 S: 6 | R: 0 H: 0 E: 0 K: 1 S: 9 | R: 0 H: 0 E: 0 K: 0 S: 10 | R: 0 H: 1 E: 0 K: 0 S: 17 | 1B: 7 2B: 2 3B: 0 HR: 1 | SF: 1 SAC: 0 DP: 2 HBP: 0 | WP: 1 PB: 0 SB: 2 CS: 0 | PA: 37 | |
| PITCHER | IP WLS BF H R ER SO | IP WLS BF H R ER SO | IP WLS BF H R ER SO | IP WLS BF H R ER SO | IP WLS BF H R ER SO | IP WLS BF H R ER SO | IP WLS BF H R ER SO | IP WLS BF H R ER SO | IP WLS BF H R ER SO | IP WLS BF H R ER SO | IP WLS BF H R ER SO | IP WLS BF H R ER SO | IP WLS BF H R ER SO | IP WLS BF H R ER SO | IP WLS BF H R ER SO | IP WLS BF H R ER SO | ERA WHIP | |
| Doug Drabek, R ERA: 3.68 Tom Edens, R ERA: 2.55 Al Osuna, L ERA: 3.66 | (1, 1) 4.0 L 25 9 0 0 1 | (5, 1) 3.0 9 0 0 0 1 | (8, 1) 1.0 3 1 0 0 0 | | | | | | | | | | | | | | | |

| | |
|-----|----|
| AB | 34 |
| R | 2 |
| H | 8 |
| RBI | 2 |
| BB | 1 |
| SO | 9 |
| LOB | 13 |



| | |
|-----|----|
| AB | 33 |
| R | 7 |
| H | 10 |
| RBI | 4 |
| BB | 3 |
| SO | 5 |
| LOB | 13 |



| Batter | 1 | 2 | 3 | 4 | 5 | 6 | 7 | 8 | 9 | AB | R | H | RBI | BB | SO | LOB | TOP | | | | | |
|--|---|---|---|---|---|---|---|---|---|---|---|---|---|---|---|---|---|---|---|---|---|---|
| Craig Biggio, R OBP: 0.356, SLG: 0.440 (1, 4) | 4-1 1B FC6-4 BB | | 1-3 K | | 1-2 1B HR | 2-1 FC3-6 | | | 1-0 L5 | 4 | 2 | 1 | 0 | 1 | 1 | 2 | | | | | | |
| Steve Finley, L OBP: 0.392, SLG: 0.351 (1, 8) | 1-0 FC6-4 5 WP SF8 1B | | 2-3 K | | 0-0 1B HR | 0-0 F9 | | | 0-0 5 3B | 5 | 3 | 3 | 0 | 0 | 1 | 2 | | | | | | |
| 5 Jeff Bagwell, R OBP: 0.384, SLG: 0.528 (1, 3) | 4-2 FC6-4 1B BB | | | 0-0 G3 WP 1B | 1-2 F8 | | | 3-2 K | 1-0 1B 3B | 4 | 1 | 2 | 1 | 1 | 1 | 2 | | | | | | |
| Eric Anthony, L OBP: 0.332, SLG: 0.415 (1, 9) | 0-1 FC6-4 CS | | | 2-2 G3 | 0-1 HR | | | 2-2 1B | 1-3 K | 5 | 1 | 2 | 4 | 0 | 1 | 4 | | | | | | |
| Ken Caminiti, S OBP: 0.297, SLG: 0.392 (1, 5) | 1-2 SF8 | | | 2-0 G4-3 | 4-2 BB | | | 2-3 K | 4-0 IBB | 2 | 0 | 0 | 1 | 2 | 1 | 1 | | | | | | |
| Luis Gonzalez, L OBP: 0.359, SLG: 0.460 (1, 7) | 2-1 CS | 2-2 G3-1 | | 3-H F8 | 2-1 F8 | | | 3-3 K | 2-0 P5 | 5 | 0 | 0 | 0 | 0 | 1 | 4 | | | | | | |
| Scott Servais, R OBP: 0.324, SLG: 0.443 (1, 2) | | | 1-3 K | | 3-1 HR | 4-0 FC3-6 1B BB | | | 0-1 G3-1 | 3 | 1 | 1 | 1 | 1 | 1 | 0 | | | | | | |
| Andujar Cedeno, R OBP: 0.339, SLG: 0.401 (1, 6) | | | 2-3 K | | 2-2 HR | 2-0 FC3-6 1B | | | 2-1 P5 | 4 | 1 | 2 | 1 | 0 | 1 | 0 | | | | | | |
| Darryl Kile, R OBP: 0.114, SLG: 0.206 (8, PH) | | | | 2-1 F7 | 2-3 K | 0-3 K | | | 1-1 G1-3 | 3 | 0 | 0 | 0 | 0 | 2 | 2 | | | | | | |
| Chris Donnels, L OBP: 0.340, SLG: 0.349 (8, PH) | | | | | | | | | | 1 | 0 | 0 | 0 | 0 | 0 | 0 | | | | | | |
| Doug Jones, R (8, 1) | | | | | | | | | | 0 | 0 | 0 | 0 | 0 | 0 | 0 | | | | | | |
| Inning Stats | R: 2 E: 0 K: 0 S: 10 | H: 1 LOB: 0 BB: 2 P: 22 | R: 0 E: 0 K: 2 S: 10 | H: 0 LOB: 0 BB: 0 P: 15 | R: 0 E: 0 K: 2 S: 9 | H: 0 LOB: 0 BB: 0 P: 14 | R: 1 E: 0 K: 0 S: 7 | H: 1 LOB: 1 BB: 1 P: 13 | R: 5 E: 0 K: 1 S: 23 | H: 5 LOB: 2 BB: 1 P: 38 | R: 0 E: 0 K: 3 S: 13 | H: 1 LOB: 2 BB: 0 P: 23 | R: 0 E: 0 K: 0 S: 6 | H: 0 LOB: 0 BB: 0 P: 9 | R: 1 E: 0 K: 1 S: 8 | H: 2 LOB: 2 BB: 1 P: 17 | 1B: 7 2B: 0 3B: 1 HR: 3 | SF: 1 SAC: 0 DP: 0 HBP: 0 | WP: 3 PB: 0 SB: 0 CS: 1 | PA: 43 | | |
| PITCHER | IP WLS BF H R ER SO BB IBB HBP BLK WP HR S P ERA WHIP | IP WLS BF H R ER SO BB IBB HBP BLK WP HR S P ERA WHIP | IP WLS BF H R ER SO BB IBB HBP BLK WP HR S P ERA WHIP | IP WLS BF H R ER SO BB IBB HBP BLK WP HR S P ERA WHIP | IP WLS BF H R ER SO BB IBB HBP BLK WP HR S P ERA WHIP | IP WLS BF H R ER SO BB IBB HBP BLK WP HR S P ERA WHIP | IP WLS BF H R ER SO BB IBB HBP BLK WP HR S P ERA WHIP | IP WLS BF H R ER SO BB IBB HBP BLK WP HR S P ERA WHIP | IP WLS BF H R ER SO BB IBB HBP BLK WP HR S P ERA WHIP | IP WLS BF H R ER SO BB IBB HBP BLK WP HR S P ERA WHIP | IP WLS BF H R ER SO BB IBB HBP BLK WP HR S P ERA WHIP | IP WLS BF H R ER SO BB IBB HBP BLK WP HR S P ERA WHIP | IP WLS BF H R ER SO BB IBB HBP BLK WP HR S P ERA WHIP | IP WLS BF H R ER SO BB IBB HBP BLK WP HR S P ERA WHIP | IP WLS BF H R ER SO BB IBB HBP BLK WP HR S P ERA WHIP | IP WLS BF H R ER SO BB IBB HBP BLK WP HR S P ERA WHIP | IP WLS BF H R ER SO BB IBB HBP BLK WP HR S P ERA WHIP | IP WLS BF H R ER SO BB IBB HBP BLK WP HR S P ERA WHIP | IP WLS BF H R ER SO BB IBB HBP BLK WP HR S P ERA WHIP | IP WLS BF H R ER SO BB IBB HBP BLK WP HR S P ERA WHIP | IP WLS BF H R ER SO BB IBB HBP BLK WP HR S P ERA WHIP | IP WLS BF H R ER SO BB IBB HBP BLK WP HR S P ERA WHIP |

Houston Astros @ San Diego Padres
Jack Murphy Stadium, San Diego, CA
Wed Aug 11 1993, 10:05 PM EDT
Att: 11,141 - Unknown - 72 F

| | |
|-----|----|
| AB | 36 |
| R | 9 |
| H | 11 |
| RBI | 8 |
| BB | 5 |
| SO | 10 |
| LOB | 17 |



| Batter | 1 | 2 | 3 | 4 | 5 | 6 | 7 | 8 | 9 | AB | R | H | RBI | BB | SO | LOB | BOTTOM | | | | | |
|---|---|---|---|---|---|---|---|---|---|---|---|---|---|---|---|---|---|---|---|---|---|---|
| Jeff Gardner, L OBP: 0.344, SLG: 0.367 (1, 4) | 1-0 F7 | | 4-2 BB HBP BB | 0-3 K | | | 0-0 G6-3 | | 0-0 G6-3 | 4 | 1 | 0 | 0 | 1 | 1 | 0 | | | | | | |
| Ricky Gutierrez, R OBP: 0.349, SLG: 0.354 (1, 6) | 4-2 E 1B BB | | 1-1 BB HR HBP | 1-1 G6-3 | | | 2-3 K | | | 2 | 2 | 0 | 0 | 1 | 1 | 0 | | | | | | |
| Tony Gwynn, L OBP: 0.396, SLG: 0.498 (1, 9) | 1-0 1B E 1B | | 1-2 K | | 4-0 G4-6-3 BB | | | 0-1 1B | | 3 | 0 | 2 | 0 | 1 | 1 | 2 | | | | | | |
| Phil Plantier, L OBP: 0.319, SLG: 0.514 (1, 7) | 1-0 E8 1B | | 4-2 BB HR BB | | 2-0 F9 | | | 2-1 F9 | | 3 | 1 | 0 | 0 | 1 | 0 | 4 | | | | | | |
| Guillermo Velasquez, L OBP: 0.265, SLG: 0.256 (1, 3) | 2-2 G6-4-3 1B | | 4-1 HR BB | | 3-2 G4-6-3 | | | 1-2 F7 | | 3 | 1 | 1 | 2 | 1 | 0 | 2 | | | | | | |
| Craig Shipley, R OBP: 0.276, SLG: 0.339 (1, 5) | 1-0 G6-4-3 | | 0-3 K | | | 0-1 CS 1B | | 1-2 1B | | 4 | 0 | 2 | 0 | 0 | 1 | 6 | | | | | | |
| Bill Bean, L OBP: 0.286, SLG: 0.423 (1, 8) | | | 0-0 F7 | 0-2 HR | | 1-0 F7 | | 1-3 K | | 4 | 1 | 1 | 4 | 0 | 1 | 3 | | | | | | |
| Mark Davis, L OBP: 0.333, SLG: 0.333 (9, 1) | | | | | | | | | | 0 | 0 | 0 | 0 | 0 | 0 | 0 | | | | | | |
| Kevin Higgins, L OBP: 0.301, SLG: 0.250 (9, PH) | | | 2-3 K | 0-0 F9 | | 3-1 P5 | | 0-3 K | | 3 | 0 | 0 | 0 | 0 | 1 | 1 | | | | | | |
| Phil Clark, R OBP: 0.365, SLG: 0.491 (9, PH) | | | | | | 1-2 K | | | | 1 | 0 | 0 | 0 | 0 | 1 | 0 | | | | | | |
| Andy Benes, R OBP: 0.175, SLG: 0.255 (5, 1) | | | | | | | | | | 2 | 0 | 0 | 0 | 0 | 1 | 0 | | | | | | |
| Pedro Martinez, L (5, 1) | | | | | | | | | | 0 | 0 | 0 | 0 | 0 | 0 | 0 | | | | | | |
| Derek Bell, R OBP: 0.297, SLG: 0.414 (7, PH) | | | | | | | | | | 1 | 0 | 0 | 0 | 0 | 1 | 0 | | | | | | |
| Gene Harris, R (8, 1) | | | | | | | | | | 0 | 0 | 0 | 0 | 0 | 0 | 0 | | | | | | |
| Jarvis Brown, R OBP: 0.222, SLG: 0.250 (9, 8) | | | | | | | | | | 1 | 0 | 0 | 0 | 0 | 1 | 0 | | | | | | |
| Inning Stats | R: 1 E: 1 K: 0 S: 11 | H: 2 LOB: 2 BB: 1 P: 21 | R: 0 E: 0 K: 2 S: 7 | H: 0 LOB: 0 BB: 0 P: 12 | R: 5 E: 0 K: 2 S: 17 | H: 1 LOB: 3 BB: 3 P: 31 | R: 0 E: 0 K: 1 S: 6 | H: 0 LOB: 0 BB: 0 P: 7 | R: 0 E: 0 K: 0 S: 4 | H: 0 LOB: 0 BB: 1 P: 13 | R: 0 E: 0 K: 0 S: 6 | H: 1 LOB: 0 BB: 0 P: 9 | R: 0 E: 0 K: 2 S: 8 | H: 0 LOB: 0 BB: 0 P: 10 | R: 0 E: 0 K: 1 S: 13 | H: 2 LOB: 2 BB: 0 P: 18 | R: 0 E: 0 K: 2 S: 7 | H: 0 LOB: 0 BB: 0 P: 7 | 1B: 5 2B: 0 3B: 0 HR: 1 | SF: 0 SAC: 0 DP: 2 HBP: 1 | WP: 0 PB: 0 SB: 0 CS: 1 | PA: 37 |
| PITCHER | IP WLS BF H R ER SO BB IBB HBP BLK WP HR S P ERA WHIP | IP WLS BF H R ER SO BB IBB HBP BLK WP HR S P ERA WHIP | IP WLS BF H R ER SO BB IBB HBP BLK WP HR S P ERA WHIP | IP WLS BF H R ER SO BB IBB HBP BLK WP HR S P ERA WHIP | IP WLS BF H R ER SO BB IBB HBP BLK WP HR S P ERA WHIP | IP WLS BF H R ER SO BB IBB HBP BLK WP HR S P ERA WHIP | IP WLS BF H R ER SO BB IBB HBP BLK WP HR S P ERA WHIP | IP WLS BF H R ER SO BB IBB HBP BLK WP HR S P ERA WHIP | IP WLS BF H R ER SO BB IBB HBP BLK WP HR S P ERA WHIP | IP WLS BF H R ER SO BB IBB HBP BLK WP HR S P ERA WHIP | IP WLS BF H R ER SO BB IBB HBP BLK WP HR S P ERA WHIP | IP WLS BF H R ER SO BB IBB HBP BLK WP HR S P ERA WHIP | IP WLS BF H R ER SO BB IBB HBP BLK WP HR S P ERA WHIP | IP WLS BF H R ER SO BB IBB HBP BLK WP HR S P ERA WHIP | IP WLS BF H R ER SO BB IBB HBP BLK WP HR S P ERA WHIP | IP WLS BF H R ER SO BB IBB HBP BLK WP HR S P ERA WHIP | IP WLS BF H R ER SO BB IBB HBP BLK WP HR S P ERA WHIP | IP WLS BF H R ER SO BB IBB HBP BLK WP HR S P ERA WHIP | IP WLS BF H R ER SO BB IBB HBP BLK WP HR S P ERA WHIP | IP WLS BF H R ER SO BB IBB HBP BLK WP HR S P ERA WHIP | IP WLS BF H R ER SO BB IBB HBP BLK WP HR S P ERA WHIP | IP WLS BF H R ER SO BB IBB HBP BLK WP HR S P ERA WHIP |

Houston Astros @ San Diego Padres
Jack Murphy Stadium, San Diego, CA
Wed Aug 11 1993, 10:05 PM EDT
Att: 11,141 - Unknown - 72 F

| | |
|-----|----|
| AB | 31 |
| R | 6 |
| H | 6 |
| RBI | 6 |
| BB | 5 |
| SO | 10 |
| LOB | 18 |



| Batter | 1 | 2 | 3 | 4 | 5 | 6 | 7 | 8 | 9 | AB | R | H | RBI | BB | SO | LOB | TOP | | | | | | | | | | |
|--|------------------------------|----------------------------------|------------------------------|----------------------------------|------------------------------|----------------------------------|------------------------------|----------------------------------|-------------------------------|----------------------------------|-------------------------------|----------------------------------|------------------------------|----------------------------------|------------------------------|----------------------------------|-------------------------------|----------------------------------|----------------------------------|------------------------------------|----------------------------------|--------|--|--|--|--|--|
| Casey Candaele, S OBP: 0.321, SLG: 0.333 (1, 4) | FC4-6 BB | | 5 CS BB | | 1B 5 G6-3 2B | L6 | | | G4-3 2B | 3 | 1 | 2 | 3 | 2 | 0 | 1 | | | | | | | | | | | |
| Steve Finley, L OBP: 0.301, SLG: 0.349 (1, 8) | FC4-6 1-2 | | L9 | | 2-3 5 G5-3 1B | | F8 | | G4-3 2-3 | 5 | 0 | 1 | 0 | 0 | 0 | 3 | | | | | | | | | | | |
| 5 Jeff Bagwell, R OBP: 0.384, SLG: 0.527 (1, 3) | G6-4-3 1-2 | | CS | | 1-2 2B | | G5-3 | | F9 BB | 4 | 0 | 1 | 1 | 1 | 0 | 2 | | | | | | | | | | | |
| Eric Anthony, L OBP: 0.330, SLG: 0.410 (1, 9) | | G3 | | G6-3 | | | F7 | | F7 | 4 | 0 | 0 | 0 | 1 | 0 | 3 | | | | | | | | | | | |
| Ken Caminiti, S OBP: 0.299, SLG: 0.390 (1, 5) | | BB BB | | F8 | | K | | | CS BB | 2 | 0 | 0 | 0 | 2 | 1 | 3 | | | | | | | | | | | |
| Luis Gonzalez, L OBP: 0.358, SLG: 0.463 (1, 7) | | F8 | | G6-3 | | | SF8 3B | | K | 4 | 1 | 1 | 0 | 0 | 1 | 3 | | | | | | | | | | | |
| Eddie Taubensee, L OBP: 0.320, SLG: 0.428 (1, 2) | | BB | | | | G4-3 | P4 | | G3 | 3 | 0 | 0 | 0 | 1 | 0 | 2 | | | | | | | | | | | |
| Andujar Cedeno, R OBP: 0.341, SLG: 0.401 (1, 6) | | G3 | | | | 1B 2B | SF8 | | S 2B BB | 2 | 2 | 1 | 1 | 1 | 0 | 2 | | | | | | | | | | | |
| Greg Swindell, L OBP: 0.225, SLG: 0.250 Kevin Bass, S OBP: 0.316, SLG: 0.386 Todd Jones, L OBP: 0.287, SLG: 0.325 Xavier Hernandez, L OBP: 0.371, SLG: 0.424 Rick Parker, R OBP: 0.333, SLG: 0.333 Doug Jones, R OBP: 0.333, SLG: 0.333 (1, 1) (5, PH) (6, 1) (7, 1) (9, PH) (9, 1) | | | | G6-3 | | | | | K | 2 | 1 | 1 | 0 | 0 | 0 | 0 | | | | | | | | | | | |
| Inning Stats | R: 0 E: 0 K: 0 S: 8 | H: 0 LOB: 0 BB: 1 P: 15 | R: 0 E: 0 K: 0 S: 6 | H: 0 LOB: 2 BB: 2 P: 17 | R: 0 E: 0 K: 0 S: 5 | H: 0 LOB: 0 BB: 1 P: 10 | R: 0 E: 0 K: 0 S: 9 | H: 1 LOB: 1 BB: 0 P: 14 | R: 3 E: 0 K: 1 S: 20 | H: 4 LOB: 2 BB: 1 P: 33 | R: 1 E: 0 K: 0 S: 13 | H: 2 LOB: 1 BB: 0 P: 18 | R: 0 E: 0 K: 0 S: 6 | H: 0 LOB: 0 BB: 0 P: 11 | R: 0 E: 0 K: 1 S: 9 | H: 0 LOB: 2 BB: 2 P: 33 | R: 1 E: 0 K: 1 S: 18 | H: 1 LOB: 2 BB: 2 P: 33 | 1B: 3 2B: 4 3B: 1 HR: 0 | SF: 1 SAC: 0 DP: 1 HBP: 0 | WP: 0 PB: 0 SB: 1 CS: 2 | PA: 41 | | | | | |
| PITCHER | IP | WLS | BF | H | R | ER | SO | BB | IBB | HBP | BLK | WP | HR | S | P | ERA | WHIP | | | | | | | | | | |
| Scott Sanders, R ERA: 3.86 (1, 1) | 5.0 | | 23 | 5 | 3 | 3 | 1 | 4 | 1 | 0 | 0 | 0 | 0 | 48 | 89 | 5.40 | 1.800 | | | | | | | | | | |
| Trevor Hoffman, R ERA: 4.31 (6, 1) | 2.0 | L | 8 | 2 | 1 | 1 | 0 | 0 | 0 | 0 | 0 | 0 | 0 | 19 | 29 | 4.50 | 1.000 | | | | | | | | | | |
| Mark Davis, L ERA: 4.82 (8, 1) | 1.0 | | 3 | 0 | 0 | 0 | 1 | 1 | 0 | 0 | 0 | 0 | 0 | 9 | 16 | 0.00 | 1.000 | | | | | | | | | | |
| Tim Lincecum, R ERA: 4.5 (9, 1) | 1.0 | | 6 | 1 | 1 | 1 | 1 | 2 | 0 | 0 | 0 | 0 | 0 | 18 | 33 | 9.00 | 3.000 | | | | | | | | | | |

Houston Astros @ San Diego Padres
Jack Murphy Stadium, San Diego, CA
Thu Aug 12 1993, 6:33 AM EDT
Att: 10,340 - Sunny - 79 F

| | |
|-----|----|
| AB | 31 |
| R | 5 |
| H | 8 |
| RBI | 5 |
| BB | 8 |
| SO | 3 |
| LOB | 20 |



| Batter | 1 | 2 | 3 | 4 | 5 | 6 | 7 | 8 | 9 | AB | R | H | RBI | BB | SO | LOB | BOTTOM | | | | | | | | | | |
|---|-------------------------------|----------------------------------|-------------------------------|----------------------------------|-------------------------------|----------------------------------|-------------------------------|----------------------------------|------------------------------|----------------------------------|-------------------------------|----------------------------------|-------------------------------|----------------------------------|-------------------------------|----------------------------------|------------------------------|----------------------------------|-----------------------------------|------------------------------------|----------------------------------|--------|--|--|--|--|--|
| Ricky Gutierrez, R OBP: 0.346, SLG: 0.351 (1, 6) | L8 | | | G5-3 1B | F9 | | | G3 | | 5 | 0 | 1 | 0 | 0 | 0 | 3 | | | | | | | | | | | |
| Tim Lincecum, R OBP: 0.383, SLG: 0.455 (6, PH) Jeff Gardner, L OBP: 0.342, SLG: 0.365 (7, 4) | K | FC5 | | G5-3 1B | | G6-3 | | F7 | | 3 | 0 | 1 | 0 | 0 | 1 | 2 | | | | | | | | | | | |
| Tony Gwynn, L OBP: 0.396, SLG: 0.499 (1, 9) | F 2B | | G3-1 | F7 | | F8 | | BB 1B | | 5 | 1 | 2 | 0 | 0 | 0 | 2 | | | | | | | | | | | |
| Derek Bell, R OBP: 0.298, SLG: 0.412 (1, 8) | E5 1B | | S 1B 1B | G5-3 | | G1-3 | | BB | | 4 | 1 | 1 | 0 | 1 | 0 | 2 | | | | | | | | | | | |
| Phil Clark, R OBP: 0.366, SLG: 0.488 (8, 2) | 1B | | S 1B 1B | F8 | | K | | G6-3 | | 5 | 1 | 2 | 0 | 0 | 1 | 4 | | | | | | | | | | | |
| Phil Plantier, L OBP: 0.318, SLG: 0.509 (1, 7) | G6-3 | | K | | F7 | | 1B 1B | | F9 | 5 | 0 | 1 | 0 | 0 | 1 | 4 | | | | | | | | | | | |
| Archi Cianfrocco, R OBP: 0.289, SLG: 0.446 (1, 5) | | FC5 1B | 2B 1B | | | | | | K | 5 | 0 | 4 | 2 | 0 | 1 | 0 | | | | | | | | | | | |
| Brad Ausmus, R OBP: 0.302, SLG: 0.390 Bill Bean, L OBP: 0.280, SLG: 0.414 (7, PH) (8, 3) | | F9 | | | | K | | K | | 3 | 0 | 1 | 0 | 0 | 1 | 2 | | | | | | | | | | | |
| Scott Sanders, R OBP: 0.225, SLG: 0.250 Craig Shipley, R OBP: 0.287, SLG: 0.325 Trevor Hoffman, R OBP: 0.371, SLG: 0.424 Guillermo Velasquez, L OBP: 0.333, SLG: 0.333 Mark Davis, L OBP: 0.333, SLG: 0.333 Tim Lincecum, R OBP: 0.333, SLG: 0.333 (1, 1) (5, PH) (6, 1) (7, PH) (8, 3) (9, 1) | | | K | | K | | | G6-3 | | 2 | 0 | 0 | 0 | 0 | 2 | 3 | | | | | | | | | | | |
| Inning Stats | R: 1 E: 1 K: 1 S: 13 | H: 2 LOB: 2 BB: 0 P: 17 | R: 0 E: 1 K: 1 S: 11 | H: 1 LOB: 0 BB: 0 P: 17 | R: 2 E: 0 K: 2 S: 16 | H: 4 LOB: 2 BB: 0 P: 20 | R: 0 E: 0 K: 0 S: 11 | H: 2 LOB: 2 BB: 0 P: 17 | R: 0 E: 0 K: 1 S: 8 | H: 1 LOB: 2 BB: 1 P: 15 | R: 0 E: 0 K: 0 S: 10 | H: 0 LOB: 0 BB: 0 P: 16 | R: 0 E: 0 K: 2 S: 13 | H: 2 LOB: 2 BB: 0 P: 18 | R: 0 E: 0 K: 0 S: 11 | H: 1 LOB: 2 BB: 1 P: 22 | R: 0 E: 0 K: 1 S: 9 | H: 0 LOB: 0 BB: 0 P: 14 | 1B: 10 2B: 3 3B: 0 HR: 0 | SF: 0 SAC: 0 DP: 0 HBP: 0 | WP: 0 PB: 0 SB: 2 CS: 0 | PA: 44 | | | | | |
| PITCHER | IP | WLS | BF | H | R | ER | SO | BB | IBB | HBP | BLK | WP | HR | S | P | ERA | WHIP | | | | | | | | | | |
| Greg Swindell, L ERA: 4.83 (1, 1) | 5.0 | W | 28 | 10 | 3 | 2 | 5 | 1 | 0 | 0 | 0 | 0 | 0 | 59 | 86 | 3.60 | 2.200 | | | | | | | | | | |
| Todd Jones, R ERA: 0.84 (6, 1) | 1.0 | | 3 | 0 | 0 | 0 | 0 | 0 | 0 | 0 | 0 | 0 | 0 | 10 | 16 | 0.00 | 0.000 | | | | | | | | | | |
| Xavier Hernandez, R ERA: 2.86 (7, 1) | 2.0 | | 10 | 3 | 0 | 0 | 2 | 1 | 0 | 0 | 0 | 0 | 0 | 24 | 40 | 0.00 | 2.000 | | | | | | | | | | |
| Doug Jones, R ERA: 4.21 (9, 1) | 1.0 | S | 3 | 0 | 0 | 0 | 1 | 0 | 0 | 0 | 0 | 0 | 0 | 9 | 14 | 0.00 | 0.000 | | | | | | | | | | |

Houston Astros @ San Diego Padres
Jack Murphy Stadium, San Diego, CA
Thu Aug 12 1993, 6:33 AM EDT
Att: 10,340 - Sunny - 79 F

| | |
|-----|----|
| AB | 42 |
| R | 3 |
| H | 13 |
| RBI | 2 |
| BB | 2 |
| SO | 8 |
| LOB | 26 |



| Batter | 1 | 2 | 3 | 4 | 5 | 6 | 7 | 8 | 9 | AB | R | H | RBI | BB | SO | LOB | TOP | | | | | | | | | | | |
|--|---|---|---|--|------------------------------|---------------------------------|-------------------------------|----------------------------------|------------------------------|---------------------------------|------------------------------|----------------------------------|------------------------------|----------------------------------|---|---------------------------------|--|---------------------------------|----------------------------------|------------------------------------|----------------------------------|--------|---|---|----|------|-------|-------|
| Jeff Gardner, L (1,4) OBP: 0.341, SLG: 0.363 | | | | | | | | | | 4 | 0 | 1 | 0 | 0 | 0 | 2 | San Diego Padres @ Los Angeles Dodgers Dodger Stadium, Los Angeles, CA Fri Aug 13 1993, 7:05 PM PDT Att: 36,684 - Unknown - 74 F livebaseballscores.com | | | | | | | | | | | |
| Ricky Gutierrez, R (1,6) OBP: 0.347, SLG: 0.353 | | | | | | | | | | 4 | 1 | 1 | 0 | 1 | 1 | 1 | | | | | | | | | | | | |
| Tony Gwynn, L (1,9) OBP: 0.396, SLG: 0.496 | | | | | | | | | | 4 | 1 | 1 | 1 | 1 | 0 | 2 | | | | | | | | | | | | |
| Phil Plantier, L (1,7) OBP: 0.317, SLG: 0.505 | | | | | | | | | | 3 | 0 | 0 | 0 | 1 | 0 | 2 | | | | | | | | | | | | |
| Derek Bell, R (1,8) OBP: 0.302, SLG: 0.425 | | | | | | | | | | 4 | 1 | 3 | 2 | 0 | 1 | 2 | | | | | | | | | | | | |
| Guillermo Velasquez, L (1,3) OBP: 0.262, SLG: 0.253 | | | | | | | | | | 4 | 0 | 1 | 0 | 0 | 0 | 0 | | | | | | | | | | | | |
| Archi Cianfrocco, R (1,5) Gene Harris, R (8,1) | | | | | | | | | | 3 | 1 | 2 | 1 | 1 | 1 | 2 | | | | | | | | | | | | |
| Brad Ausmus, R (1,2) OBP: 0.298, SLG: 0.378 | | | | | | | | | | 4 | 0 | 1 | 0 | 0 | 0 | 3 | | | | | | | | | | | | |
| Wally Whitehurst, R (1,1) OBP: 0.087, SLG: 0.087 | | | | | | | | | | 2 | 0 | 0 | 0 | 0 | 2 | 4 | | | | | | | | | | | | |
| Tim Teufel, R (8, PH) OBP: 0.351, SLG: 0.452 | | | | | | | | | | 1 | 0 | 0 | 0 | 0 | 0 | 0 | | | | | | | | | | | | |
| Tim Worrell, R (6, 1) OBP: 0.284, SLG: 0.343 | | | | | | | | | | 0 | 0 | 0 | 0 | 0 | 0 | 0 | | | | | | | | | | | | |
| Craig Shipley, R (8, 5) | | | | | | | | | | 1 | 0 | 1 | 0 | 0 | 0 | 0 | | | | | | | | | | | | |
| Inning Stats | R: 0 E: 0 K: 2 S: 11 | H: 2 LOB: 2 BB: 0 P: 14 | R: 0 E: 0 K: 1 S: 10 | H: 2 LOB: 2 BB: 0 P: 14 | R: 0 E: 0 K: 0 S: 5 | H: 0 LOB: 0 BB: 0 P: 9 | R: 0 E: 0 K: 2 S: 12 | H: 2 LOB: 2 BB: 0 P: 16 | R: 1 E: 1 K: 0 S: 6 | H: 0 LOB: 0 BB: 0 P: 9 | R: 2 E: 0 K: 0 S: 8 | H: 2 LOB: 0 BB: 0 P: 12 | R: 1 E: 0 K: 0 S: 9 | H: 2 LOB: 2 BB: 2 P: 20 | R: 0 E: 0 K: 0 S: 4 | H: 0 LOB: 0 BB: 1 P: 9 | R: 0 E: 0 K: 0 S: 4 | H: 1 LOB: 1 BB: 1 P: 9 | 1B: 7 2B: 2 3B: 0 HR: 2 | SF: 0 SAC: 1 DP: 1 HBP: 0 | WP: 0 PB: 0 SB: 1 CS: 2 | PA: 39 | | | | | | |
| PITCHER | IP WLS BF H R ER SO BB IBB HBP BLK WP HR S P ERA WHIP | 6.2 L 31 9 4 3 5 1 1 0 0 0 2 60 93 4.05 1.500 | 7.1 1.1 4 1 0 0 0 1 0 0 0 0 0 5 10 0.00 1.500 | 9.1 1.0 4 1 0 0 0 1 0 0 0 0 0 4 9 0.00 2.000 | | | | | | | | | | | IP WLS BF H R ER SO BB IBB HBP BLK WP HR S P ERA WHIP | | | | | | | | | | | | | |
| Kevin Gross, R (1, 1) ERA: 4.43 | | | | | | | | | | | 6.2 | L | 31 | 9 | 4 | 3 | 5 | 1 | 1 | 0 | 0 | 0 | 0 | 2 | 60 | 93 | 4.05 | 1.500 |
| Roger McDowell, R (7, 1) ERA: 1.79 | | | | | | | | | | | 7.1 | 1.1 | 4 | 1 | 0 | 0 | 0 | 1 | 0 | 0 | 0 | 0 | 0 | 0 | 5 | 10 | 0.00 | 1.500 |
| Omar Daal, L (9, 1) ERA: 4.38 | | | | | | | | | | | 9.1 | 1.0 | 4 | 1 | 0 | 0 | 0 | 1 | 0 | 0 | 0 | 0 | 0 | 4 | 9 | 0.00 | 2.000 | |

| Batter | 1 | 2 | 3 | 4 | 5 | 6 | 7 | 8 | 9 | AB | R | H | RBI | BB | SO | LOB | BOTTOM | | | | | | | | | | | | |
|--|---|---|---|--|------------------------------|---------------------------------|-------------------------------|----------------------------------|-------------------------------|----------------------------------|------------------------------|----------------------------------|------------------------------|---------------------------------|---|----------------------------------|--|----------------------------------|----------------------------------|------------------------------------|----------------------------------|--------|---|----|------|-------|-------|-------|-------|
| Brett Butler, L (1,8) OBP: 0.386, SLG: 0.385 | | | | | | | | | | 4 | 0 | 0 | 0 | 0 | 2 | 3 | San Diego Padres @ Los Angeles Dodgers Dodger Stadium, Los Angeles, CA Fri Aug 13 1993, 7:05 PM PDT Att: 36,684 - Unknown - 74 F livebaseballscores.com | | | | | | | | | | | | |
| Jose Offerman, S (1,6) OBP: 0.342, SLG: 0.329 | | | | | | | | | | 3 | 0 | 2 | 0 | 1 | 0 | 0 | | | | | | | | | | | | | |
| Eric Davis, R (1,7) OBP: 0.306, SLG: 0.372 | | | | | | | | | | 4 | 0 | 1 | 0 | 0 | 0 | 4 | | | | | | | | | | | | | |
| Mike Piazza, R (1,2) OBP: 0.351, SLG: 0.531 | | | | | | | | | | 3 | 1 | 1 | 1 | 1 | 0 | 1 | | | | | | | | | | | | | |
| Eric Karros, R (1,3) OBP: 0.300, SLG: 0.413 | | | | | | | | | | 4 | 0 | 1 | 0 | 0 | 0 | 1 | | | | | | | | | | | | | |
| Cory Snyder, R (1,9) OBP: 0.329, SLG: 0.400 | | | | | | | | | | 4 | 0 | 1 | 0 | 0 | 1 | 1 | | | | | | | | | | | | | |
| Tim Wallach, R (1,5) OBP: 0.274, SLG: 0.366 | | | | | | | | | | 3 | 0 | 1 | 0 | 1 | 1 | 0 | | | | | | | | | | | | | |
| Jody Reed, R (1,4) OBP: 0.323, SLG: 0.336 | | | | | | | | | | 3 | 0 | 0 | 0 | 0 | 0 | 2 | | | | | | | | | | | | | |
| Henry Rodriguez, L (9, PH) OBP: 0.276, SLG: 0.409 | | | | | | | | | | 1 | 0 | 0 | 0 | 0 | 0 | 2 | | | | | | | | | | | | | |
| Kevin Gross, R (1, 1) ERA: 3.72 | | | | | | | | | | | 6.2 | L | 31 | 9 | 4 | 3 | | 5 | 1 | 1 | 0 | 0 | 0 | 2 | 60 | 93 | 4.05 | 1.500 | |
| Roger McDowell, R (7, 1) ERA: 1.79 | | | | | | | | | | | 7.1 | 1.1 | 4 | 1 | 0 | 0 | 0 | 1 | 0 | 0 | 0 | 0 | 0 | 5 | 10 | 0.00 | 1.500 | | |
| Dave Hansen, L (8, PH) OBP: 0.422, SLG: 0.463 | | | | | | | | | | | 8.1 | 1.1 | 6 | 0 | 0 | 0 | 0 | 2 | 0 | 0 | 0 | 0 | 0 | 14 | 25 | 0.00 | 1.500 | | |
| Omar Daal, L (9, 1) ERA: 2.89 | | | | | | | | | | | 9.1 | 1.0 | 4 | 1 | 0 | 0 | 0 | 1 | 0 | 0 | 0 | 0 | 4 | 9 | 0.00 | 2.000 | | | |
| Inning Stats | R: 0 E: 0 K: 0 S: 11 | H: 1 LOB: 1 BB: 0 P: 19 | R: 0 E: 0 K: 2 S: 9 | H: 0 LOB: 0 BB: 0 P: 14 | R: 0 E: 0 K: 2 S: 7 | H: 0 LOB: 0 BB: 0 P: 8 | R: 1 E: 0 K: 0 S: 11 | H: 3 LOB: 1 BB: 0 P: 16 | R: 0 E: 0 K: 0 S: 11 | H: 2 LOB: 2 BB: 0 P: 16 | R: 0 E: 0 K: 0 S: 6 | H: 0 LOB: 0 BB: 1 P: 12 | R: 0 E: 0 K: 0 S: 7 | H: 0 LOB: 0 BB: 0 P: 9 | R: 0 E: 0 K: 1 S: 17 | H: 2 LOB: 2 BB: 0 P: 22 | R: 0 E: 0 K: 0 S: 8 | H: 0 LOB: 2 BB: 2 P: 17 | 1B: 7 2B: 0 3B: 0 HR: 1 | SF: 0 SAC: 0 DP: 1 HBP: 0 | WP: 1 PB: 0 SB: 0 CS: 1 | PA: 35 | | | | | | | |
| PITCHER | IP WLS BF H R ER SO BB IBB HBP BLK WP HR S P ERA WHIP | 5.0 W 19 6 1 1 4 0 0 0 0 0 0 0 24 35 0.00 1.125 | 2.2 10 2 0 0 1 1 0 0 0 0 0 0 14 25 0.00 1.500 | 1.1 S 6 0 0 0 0 2 0 0 0 0 0 0 14 25 0.00 1.500 | | | | | | | | | | | IP WLS BF H R ER SO BB IBB HBP BLK WP HR S P ERA WHIP | | | | | | | | | | | | | | |
| Wally Whitehurst, R (1, 1) ERA: 3.72 | | | | | | | | | | | 5.0 | W | 19 | 6 | 1 | 1 | 4 | 0 | 0 | 0 | 0 | 0 | 0 | 0 | 0 | 24 | 35 | 0.00 | 1.125 |
| Tim Worrell, R (8, 1) ERA: 6.06 | | | | | | | | | | | 2.2 | 10 | 2 | 0 | 0 | 1 | 1 | 0 | 0 | 0 | 0 | 0 | 0 | 0 | 14 | 25 | 0.00 | 1.500 | |
| Gene Harris, R (8, 1) ERA: 2.89 | | | | | | | | | | | 1.1 | S | 6 | 0 | 0 | 0 | 0 | 2 | 0 | 0 | 0 | 0 | 0 | 0 | 14 | 25 | 0.00 | 1.500 | |



| Batter | 1 | 2 | 3 | 4 | 5 | 6 | 7 | 8 | 9 | AB | R | H | RBI | BB | SO | LOB | TOP | | | | | |
|--|-------------------------------|----------------------------------|------------------------------|----------------------------------|-------------------------------|----------------------------------|-------------------------------|----------------------------------|-------------------------------|----------------------------------|-------------------------------|----------------------------------|-------------------------------|----------------------------------|-------------------------------|----------------------------------|------------------------------|----------------------------------|----------------------------------|------------------------------------|----------------------------------|--------|
| Ricky Gutierrez, R OBP: 0.351, SLG: 0.361 (1, 6) | 2-1 FC5-4 1B | | 0-2 FC6-4 1-2 | | 1-1 1B | | 3-2 BB 1-H 2B | 3-2 F9 | | 5 | 0 | 3 | 1 | 0 | 0 | 3 | | | | | | |
| Tim Tausfel, R OBP: 0.359, SLG: 0.444 (1, 4) | 2-2 FC5-4 1B | | 3-2 G1-3 | | 2-2 G5-3 | | 4-1 BB BB | 0-0 F9 | | 3 | 0 | 0 | 0 | 1 | 0 | 3 | | | | | | |
| Craig Shipley, R OBP: 0.283, SLG: 0.341 (7, FR) (7, 4) | | | | | | | | | | 1 | 0 | 0 | 0 | 0 | 0 | 0 | | | | | | |
| Tony Gwynn, L OBP: 0.403, SLG: 0.504 (1, 9) | 0-0 1B | | | | 0-0 2B | | 1-1 1B | 4-0 1-2 2-3 BB | 0-0 1B | 4 | 1 | 4 | 0 | 1 | 0 | 0 | | | | | | |
| Phil Plantier, L OBP: 0.315, SLG: 0.503 (1, 7) | 3-3 K 1-2 | | | | 3-2 G3-1 2H 2B | | 3-2 P5 1-2 | 3-2 F9 | 2-2 F7 | 5 | 0 | 1 | 1 | 0 | 1 | 7 | | | | | | |
| Derek Bell, R OBP: 0.301, SLG: 0.422 (1, 8) | | 1-3 K | | | 2-2 G3-1 2-3 | | 3-3 K | 2-1 1B 2B | 3-3 K | 5 | 1 | 1 | 0 | 0 | 3 | 3 | | | | | | |
| Guillermo Velasquez, L OBP: 0.270, SLG: 0.263 (1, 3) | 1-2 G1-4-3 1B | | | | 0-1 G1-3 | | 0-2 G3-1 | 0-0 2B 1-2 1B | | 4 | 0 | 2 | 0 | 0 | 0 | 2 | | | | | | |
| Archi Cianfrocco, R OBP: 0.292, SLG: 0.457 (1, 5) | 1-2 G1-4-3 1-2 | | | | 1-1 G6-3 | | | 0-3 K2-3 | 2-3 K | 4 | 0 | 0 | 0 | 0 | 2 | 4 | | | | | | |
| Brad Ausmus, R OBP: 0.280, SLG: 0.354 (8, PH) (8, 2) | | | | | 0-1 F8 | | 0-0 G5-3 | 1-2 G1-3 | 1-3 K | 3 | 0 | 0 | 0 | 0 | 0 | 0 | | | | | | |
| Kevin Higgins, L OBP: 0.230, SLG: 0.248 (8, 2) | | | | | 1-2 1B | | 3-3 K | 1-1 E6 2B | 0-0 1-3 2-H 2B | 1 | 0 | 1 | 0 | 0 | 0 | 0 | | | | | | |
| Doug Brocail, L OBP: 0.227, SLG: 0.227 (4, 1) | | | | | | | | | | 1 | 0 | 1 | 0 | 0 | 0 | 0 | | | | | | |
| Tim Mauser, R OBP: 0.221, SLG: 0.225 (5, PH) (5, 1) | | | | | | | | | | 0 | 0 | 0 | 0 | 0 | 0 | 0 | | | | | | |
| Jarvis Brown, R OBP: 0.221, SLG: 0.225 (5, 1) | | | | | | | | | | 0 | 0 | 0 | 0 | 0 | 0 | 0 | | | | | | |
| Kerry Taylor, R OBP: 0.221, SLG: 0.225 (5, 1) | | | | | | | | | | 0 | 0 | 0 | 0 | 0 | 0 | 0 | | | | | | |
| Phil Clark, R OBP: 0.221, SLG: 0.225 (7, PH) (7, 1) | | | | | | | | | | 0 | 0 | 0 | 0 | 0 | 0 | 0 | | | | | | |
| Trevor Hoffman, R OBP: 0.221, SLG: 0.225 (7, 1) | | | | | | | | | | 0 | 0 | 0 | 0 | 0 | 0 | 0 | | | | | | |
| Bill Bean, L OBP: 0.221, SLG: 0.225 (8, PH) (8, 1) | | | | | | | | | | 1 | 0 | 1 | 1 | 0 | 0 | 0 | | | | | | |
| Gene Harris, R OBP: 0.221, SLG: 0.225 (8, 1) | | | | | | | | | | 0 | 0 | 0 | 0 | 0 | 0 | 0 | | | | | | |
| Inning Stats | R: 0 E: 0 K: 1 S: 10 | H: 2 LOB: 1 BB: 0 P: 17 | R: 0 E: 0 K: 1 S: 9 | H: 1 LOB: 0 BB: 0 P: 12 | R: 0 E: 0 K: 0 S: 12 | H: 1 LOB: 1 BB: 0 P: 16 | R: 1 E: 0 K: 0 S: 13 | H: 2 LOB: 1 BB: 0 P: 19 | R: 0 E: 0 K: 1 S: 11 | H: 1 LOB: 1 BB: 0 P: 17 | R: 0 E: 0 K: 1 S: 11 | H: 1 LOB: 1 BB: 0 P: 18 | R: 1 E: 0 K: 1 S: 15 | H: 1 LOB: 3 BB: 2 P: 31 | R: 1 E: 0 K: 2 S: 16 | H: 3 LOB: 2 BB: 0 P: 24 | R: 0 E: 0 K: 1 S: 8 | H: 1 LOB: 1 BB: 0 P: 13 | 1B: 9 2B: 4 3B: 0 HR: 0 | SF: 0 SAC: 0 DP: 1 HBP: 0 | WP: 0 PB: 0 SB: 1 CS: 0 | PA: 41 |
| PITCHER | IP | WLS | BF | H | R | ER | SO | BB | IBB | HBP | BLK | WP | HR | S | P | ERA | WHIP | | | | | |
| Tom Candiotti, R ERA: 2.49 | (1, 1) | 7.0 | W | 31 | 9 | 2 | 1 | 5 | 2 | 0 | 0 | 0 | 0 | 81 | 130 | 1.29 | 1.571 | | | | | |
| Pedro Martinez, R ERA: 2.42 | (8, 1) | 0.2 | S | 5 | 3 | 1 | 1 | 2 | 0 | 0 | 0 | 0 | 0 | 10 | 15 | 13.50 | 4.500 | | | | | |
| Jim Gott, R ERA: 2.17 | (8, 1) | 1.1 | S | 5 | 1 | 0 | 0 | 1 | 0 | 0 | 0 | 0 | 0 | 14 | 22 | 0.00 | 0.750 | | | | | |

| Batter | 1 | 2 | 3 | 4 | 5 | 6 | 7 | 8 | 9 | AB | R | H | RBI | BB | SO | LOB | BOTTOM | | | | | |
|---|-------------------------------|----------------------------------|------------------------------|----------------------------------|------------------------------|----------------------------------|------------------------------|----------------------------------|------------------------------|----------------------------------|-------------------------------|----------------------------------|------------------------------|----------------------------------|------------------------------|----------------------------------|------------------------------|----------------------------------|----------------------------------|------------------------------------|----------------------------------|--------|
| Brett Butler, L OBP: 0.385, SLG: 0.383 (1, 8) | 2-2 G4-3 | 0-1 F8 | | 4-0 PB CS BB | | 3-2 F7 | | | | 3 | 0 | 0 | 0 | 1 | 0 | 2 | | | | | | |
| Jody Reed, R OBP: 0.325, SLG: 0.336 (1, 4) | 0-1 2B 1B | | 1-1 G6-3 | 4-2 1-3 2-3 BB | | 1-2 G6-3 | | | | 3 | 1 | 1 | 0 | 1 | 0 | 0 | | | | | | |
| Jose Offerman, S OBP: 0.344, SLG: 0.331 (1, 6) | 3-2 E 1-H G4-3 2B | | 4-2 BB | 2-3 K | | 2-1 L6 | | | | 3 | 1 | 1 | 1 | 1 | 1 | 2 | | | | | | |
| Mike Piazza, R OBP: 0.350, SLG: 0.528 (1, 2) | 1-1 G4-3 2H | | 4-0 BB | 1-2 BB | 2-1 G6-3 | 1-1 G3-1 | | | | 3 | 0 | 0 | 1 | 1 | 0 | 0 | | | | | | |
| Eric Karros, R OBP: 0.298, SLG: 0.409 (1, 3) | 3-2 F9 | | 0-1 F7 | 2-0 P4 | | 0-1 G6-3 | | | | 4 | 0 | 0 | 0 | 0 | 0 | 2 | | | | | | |
| Eric Davis, R OBP: 0.305, SLG: 0.371 (1, 7) | | 1-1 G6-3 | 3-2 G6-3 | 3-2 L9 | | 0-2 E S 1B | | | | 4 | 0 | 1 | 0 | 0 | 0 | 2 | | | | | | |
| Cory Snyder, R OBP: 0.333, SLG: 0.419 (1, 9) | | 2-0 HR | | 0-0 HR | | 1-3 K | | 4-0 G6-4-3 1B | | 3 | 2 | 2 | 2 | 1 | 1 | 0 | | | | | | |
| Dave Hansen, L OBP: 0.448, SLG: 0.491 (1, 5) | | 0-0 SH3 1B | | 3-1 SH3 1B | | 1-2 SH3 1B | | 0-0 G6-4-3 1-2 | | 3 | 0 | 3 | 0 | 0 | 0 | 0 | | | | | | |
| Tim Wallach, R OBP: 0.273, SLG: 0.364 (8, 5) | | | | | | | | | | 1 | 0 | 0 | 0 | 0 | 0 | 2 | | | | | | |
| Tom Candiotti, R OBP: 0.174, SLG: 0.200 (1, 1) | | 0-0 SH3 | | 0-0 SH3-4 | | 1-0 SH3 | | | | 0 | 0 | 0 | 0 | 0 | 0 | 0 | | | | | | |
| Pedro Martinez, R (8, 1) | | | | | | | | | | 0 | 0 | 0 | 0 | 0 | 0 | 0 | | | | | | |
| Jim Gott, R (8, 1) | | | | | | | | | | 0 | 0 | 0 | 0 | 0 | 0 | 0 | | | | | | |
| Inning Stats | R: 2 E: 1 K: 0 S: 16 | H: 2 LOB: 0 BB: 0 P: 25 | R: 1 E: 0 K: 0 S: 7 | H: 2 LOB: 1 BB: 0 P: 10 | R: 0 E: 0 K: 0 S: 9 | H: 0 LOB: 2 BB: 2 P: 21 | R: 1 E: 0 K: 1 S: 9 | H: 2 LOB: 2 BB: 2 P: 22 | R: 0 E: 0 K: 0 S: 6 | H: 0 LOB: 0 BB: 0 P: 13 | R: 0 E: 0 K: 1 S: 18 | H: 1 LOB: 1 BB: 0 P: 24 | R: 0 E: 0 K: 0 S: 8 | H: 0 LOB: 0 BB: 0 P: 12 | R: 0 E: 0 K: 0 S: 7 | H: 1 LOB: 1 BB: 1 P: 11 | R: 0 E: 0 K: 0 S: 8 | H: 1 LOB: 1 BB: 0 P: 13 | 1B: 5 2B: 1 3B: 0 HR: 2 | SF: 0 SAC: 3 DP: 1 HBP: 0 | WP: 0 PB: 1 SB: 1 CS: 2 | PA: 35 |
| PITCHER | IP | WLS | BF | H | R | ER | SO | BB | IBB | HBP | BLK | WP | HR | S | P | ERA | WHIP | | | | | |
| Doug Brocail, R ERA: 5.02 | (1, 1) | 3.2 | L | 20 | 6 | 4 | 3 | 0 | 4 | 0 | 0 | 0 | 0 | 3 | 5 | 0.00 | 0.000 | | | | | |
| Tim Mauser, R ERA: 4.46 | (4, 1) | 0.1 | | 0 | 0 | 0 | 0 | 1 | 0 | 0 | 0 | 0 | 0 | 3 | 5 | 0.00 | 0.000 | | | | | |
| Kerry Taylor, R ERA: 6.37 | (5, 1) | 2.0 | | 7 | 1 | 0 | 0 | 1 | 0 | 0 | 0 | 0 | 0 | 24 | 37 | 0.00 | 0.500 | | | | | |
| Trevor Hoffman, R ERA: 4.24 | (7, 1) | 1.0 | | 3 | 0 | 0 | 0 | 0 | 0 | 0 | 0 | 0 | 0 | 8 | 12 | 0.00 | 0.000 | | | | | |
| Gene Harris, R ERA: 2.83 | (8, 1) | 1.0 | | 4 | 1 | 0 | 0 | 0 | 0 | 1 | 0 | 0 | 0 | 7 | 11 | 0.00 | 1.000 | | | | | |

San Diego Padres @ Los Angeles Dodgers
 Dodger Stadium, Los Angeles, CA
 Sat Aug 14 1993, 7:05 PM PDT
 Att: 45,812 - Unknown - 72 F

| | |
|-----|----|
| AB | 39 |
| R | 3 |
| H | 13 |
| RBI | 3 |
| BB | 2 |
| SO | 8 |
| LOB | 24 |



San Diego Padres @ Los Angeles Dodgers
 Dodger Stadium, Los Angeles, CA
 Sat Aug 14 1993, 7:05 PM PDT
 Att: 45,812 - Unknown - 72 F


| | |
|-----|----|
| AB | 27 |
| R | 4 |
| H | 8 |
| RBI | 4 |
| BB | 5 |
| SO | 2 |
| LOB | 10 |




| Batter | 1 | 2 | 3 | 4 | 5 | 6 | 7 | 8 | 9 | AB | R | H | RBI | BB | SO | LOB | TOP | | | | | | | | | | |
|--|------------------------------|----------------------------------|------------------------------|----------------------------------|------------------------------|---------------------------------|------------------------------|---------------------------------|------------------------------|----------------------------------|------------------------------|----------------------------------|------------------------------|----------------------------------|-------------------------------|----------------------------------|---|---------------------------------|----------------------------------|------------------------------------|----------------------------------|--------|--|--|--|--|--|
| Ricky Gutierrez, R OBP: 0.352, SLG: 0.358 (1, 6) | F9 | | L9 | | | 1B | | | F9 | 4 | 0 | 1 | 0 | 0 | 0 | 0 | San Diego Padres @ St. Louis Cardinals Busch Stadium, St. Louis, MO Wed Aug 18 1993, 7:05 PM CDT Att: 29,433 - Unknown - 84 F | | | | | | | | | | |
| Tim Lincecum, R OBP: 0.347, SLG: 0.428 (1, 4) | K | | | F8 | | F9 | | | G6-3 | 4 | 0 | 0 | 0 | 0 | 1 | | | | | | | | | | | | |
| Tony Gwynn, L OBP: 0.398, SLG: 0.495 (1, 9) | G6-3 | | | F8 | | | F7 | | FC6-4 1B | 4 | 0 | 1 | 0 | 0 | 0 | | | | | | | | | | | | |
| Derek Bell, R OBP: 0.302, SLG: 0.421 (1, 8) | | G5-4-3 1B | | L7 | | | F9 | | FC6-4 1-2 | 4 | 0 | 1 | 0 | 0 | 0 | | | | | | | | | | | | |
| Phil Clark, R OBP: 0.356, SLG: 0.475 (1, 3) | | G5-4-3 1-2 | | | F8 | | G6-3 | | | 3 | 0 | 0 | 0 | 0 | 0 | | | | | | | | | | | | |
| Phil Plantier, L OBP: 0.325, SLG: 0.503 (1, 7) | | | | | | K | | | K | 2 | 0 | 0 | 0 | 1 | 2 | | | | | | | | | | | | |
| Archi Cianfrocco, R OBP: 0.291, SLG: 0.446 (1, 5) | | | | | | K | | | 1B | 3 | 0 | 1 | 0 | 0 | 1 | | | | | | | | | | | | |
| Brad Ausmus, R OBP: 0.250, SLG: 0.310 (1, 2) | | | K | | | G4-3 | | | K | 3 | 0 | 0 | 0 | 0 | 2 | | | | | | | | | | | | |
| Doug Brocail, L OBP: 0.208, SLG: 0.208 (1, 1) | | | | | | | | | F9 | 2 | 0 | 0 | 0 | 0 | 1 | | | | | | | | | | | | |
| Pedro Martinez, L (7, 1) | | | | | | | | | | 0 | 0 | 0 | 0 | 0 | 0 | | | | | | | | | | | | |
| Tim Worrell, R (7, 1) | | | | | | | | | | 0 | 0 | 0 | 0 | 0 | 0 | | | | | | | | | | | | |
| Craig Shipley, R OBP: 0.281, SLG: 0.339 (8, PH) | | | | | | | | | | 1 | 0 | 0 | 0 | 0 | 0 | | | | | | | | | | | | |
| Gene Harris, R (8, 1) | | | | | | | | | | 0 | 0 | 0 | 0 | 0 | 0 | | | | | | | | | | | | |
| Inning Stats | R: 0 E: 0 K: 1 S: 8 | H: 0 LOB: 0 BB: 0 P: 11 | R: 0 E: 0 K: 0 S: 8 | H: 1 LOB: 1 BB: 1 P: 16 | R: 0 E: 0 K: 1 S: 7 | H: 0 LOB: 0 BB: 0 P: 9 | R: 0 E: 0 K: 0 S: 5 | H: 0 LOB: 0 BB: 0 P: 8 | R: 0 E: 0 K: 2 S: 9 | H: 0 LOB: 0 BB: 0 P: 13 | R: 0 E: 0 K: 1 S: 8 | H: 1 LOB: 1 BB: 0 P: 12 | R: 0 E: 0 K: 0 S: 6 | H: 0 LOB: 0 BB: 0 P: 10 | R: 0 E: 0 K: 2 S: 13 | H: 1 LOB: 1 BB: 0 P: 20 | R: 0 E: 0 K: 0 S: 7 | H: 1 LOB: 1 BB: 0 P: 8 | 1B: 4 2B: 2 3B: 0 HR: 0 | SF: 0 SAC: 0 DP: 1 HBP: 0 | WP: 0 PB: 0 SB: 0 CS: 0 | PA: 31 | | | | | |
| PITCHER | IP | WLS | BF | H | R | ER | SO | BB | IBB | HBP | BLK | WP | HR | S | P | ERA | WHIP | | | | | | | | | | |
| Donovan Osborne, L ERA: 3.53 (1, 1) | 7.0 | W | 23 | 2 | 0 | 0 | 5 | 1 | 0 | 0 | 0 | 0 | 0 | 51 | 79 | 0.00 | 0.429 | | | | | | | | | | |
| Rob Murphy, L ERA: 4.3 (8, 1) | 2.0 | S | 8 | 2 | 0 | 0 | 2 | 0 | 0 | 0 | 0 | 0 | 0 | 20 | 28 | 0.00 | 1.000 | | | | | | | | | | |

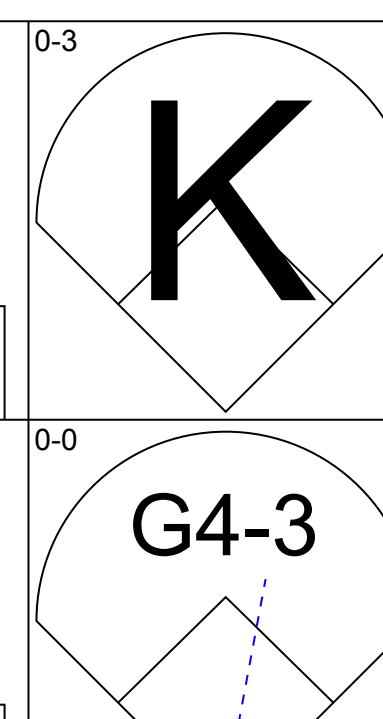
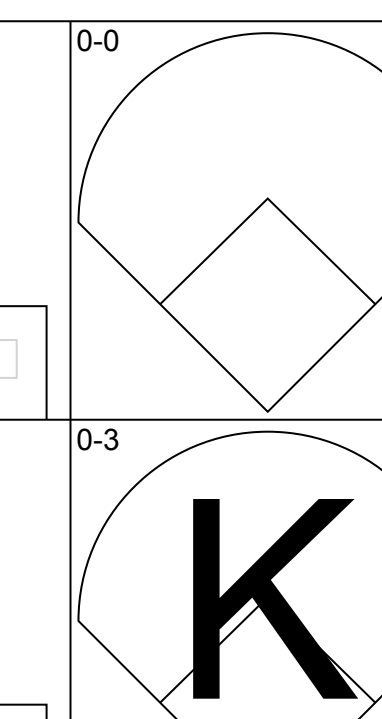
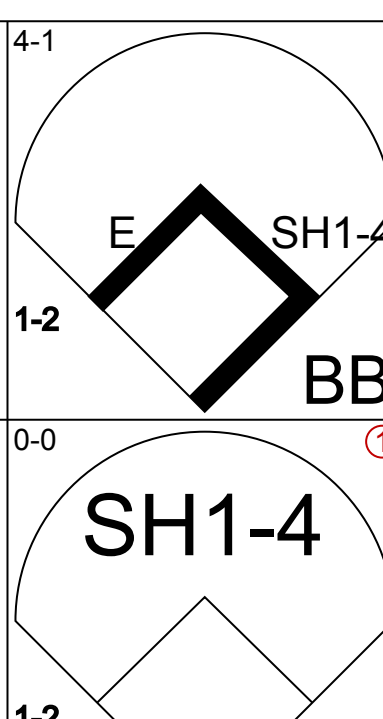
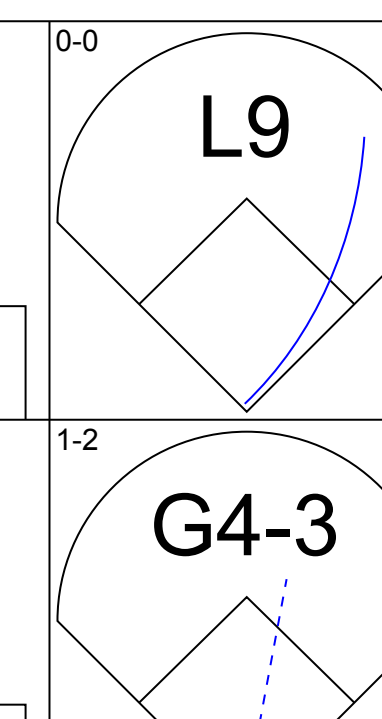
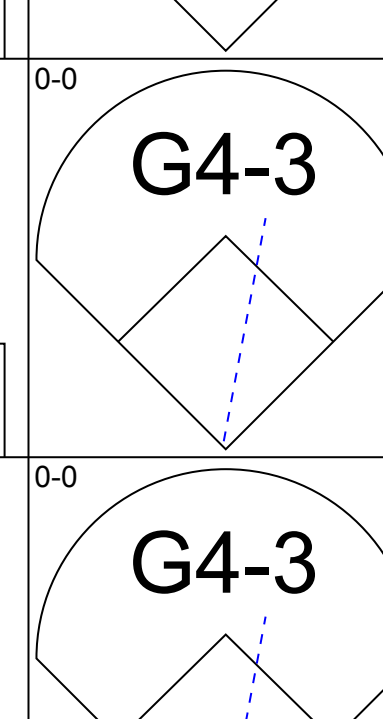
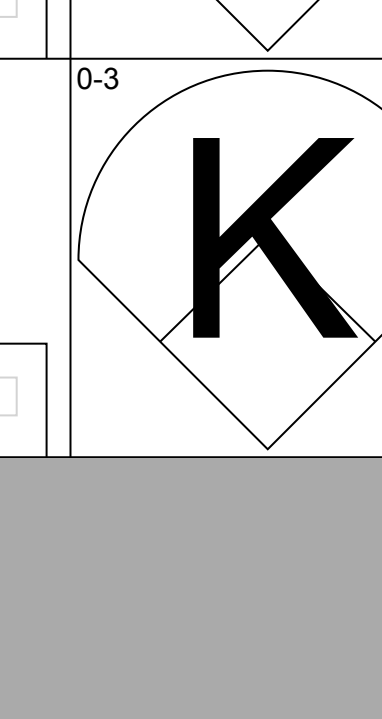
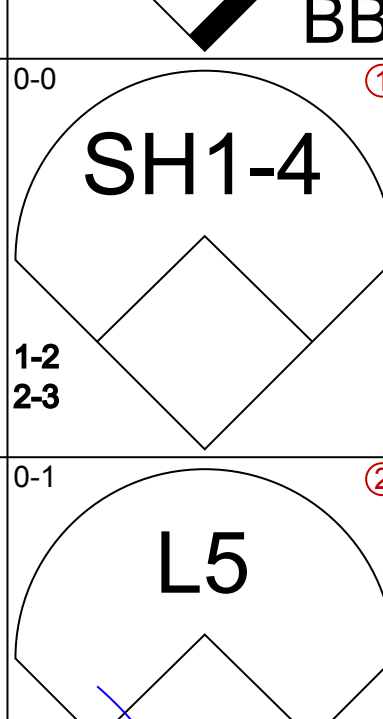
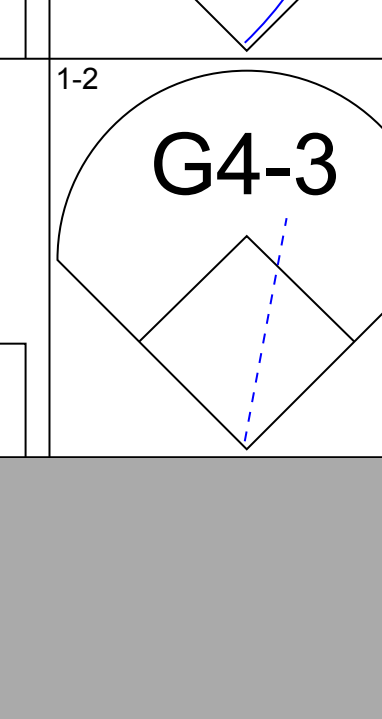
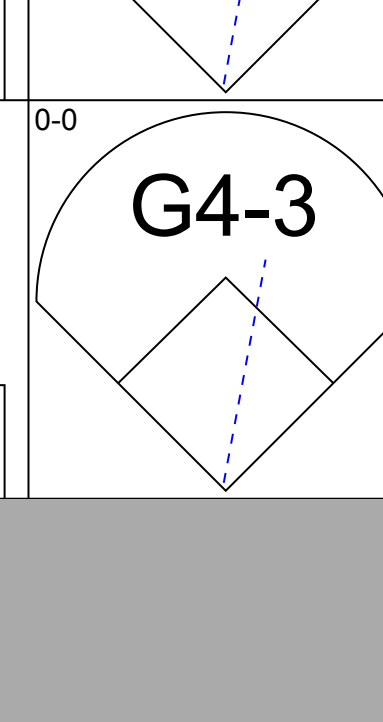
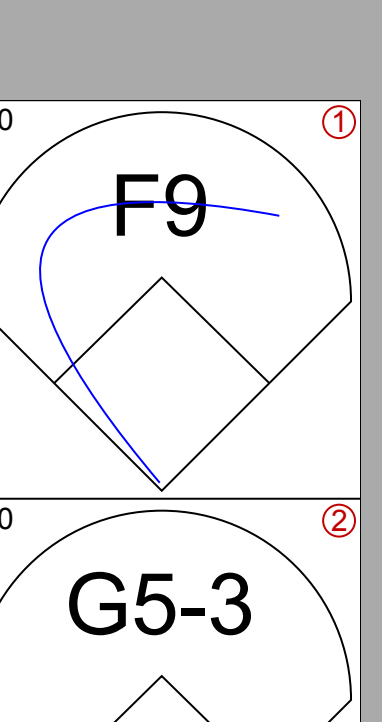
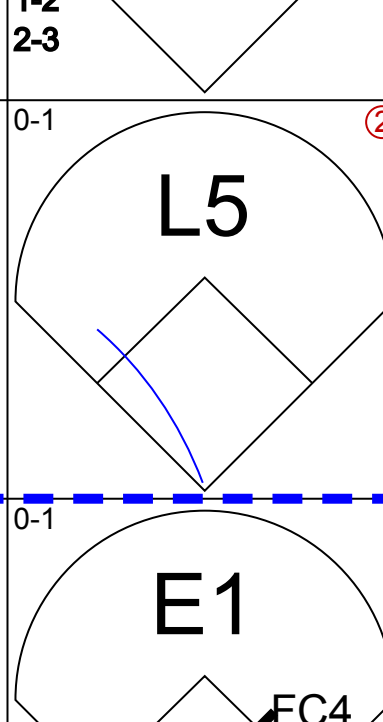
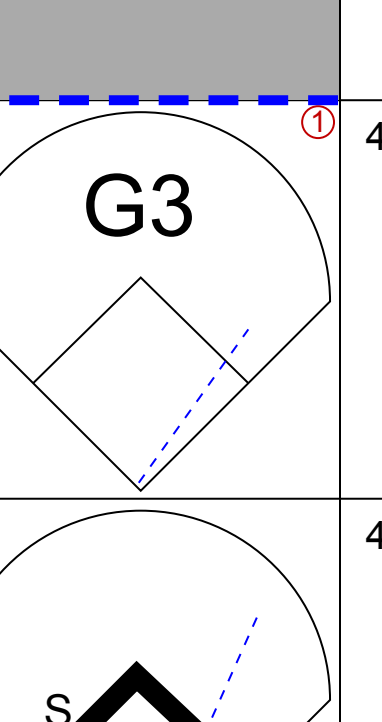
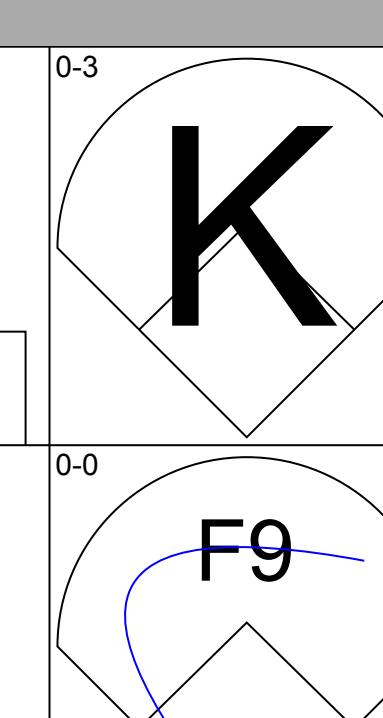
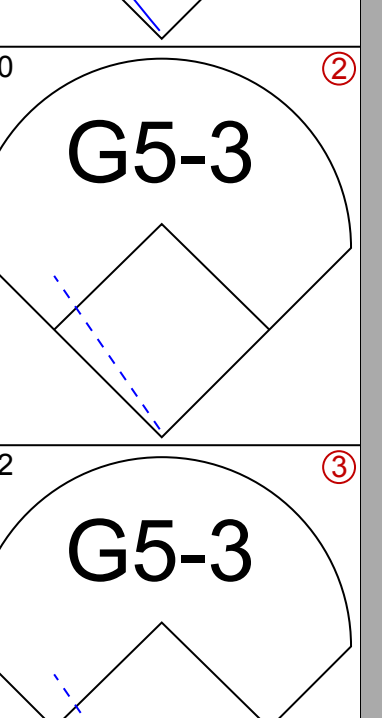
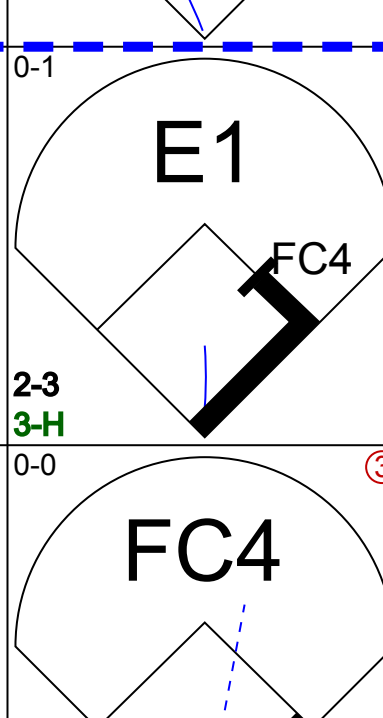
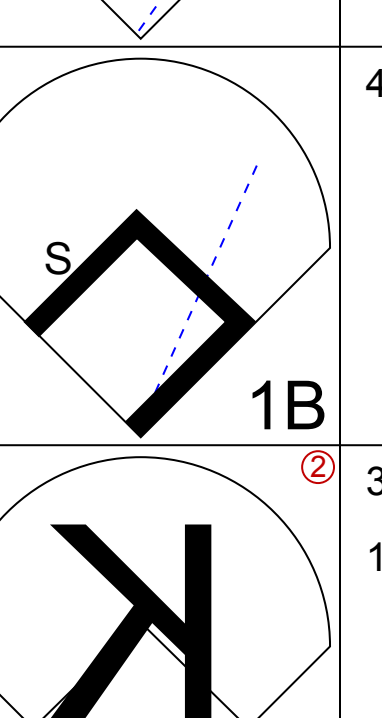


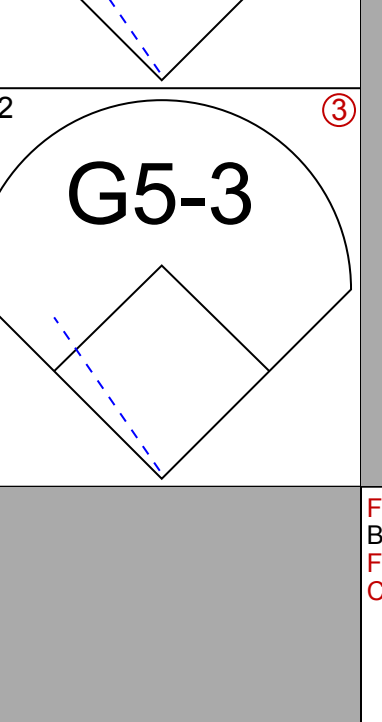
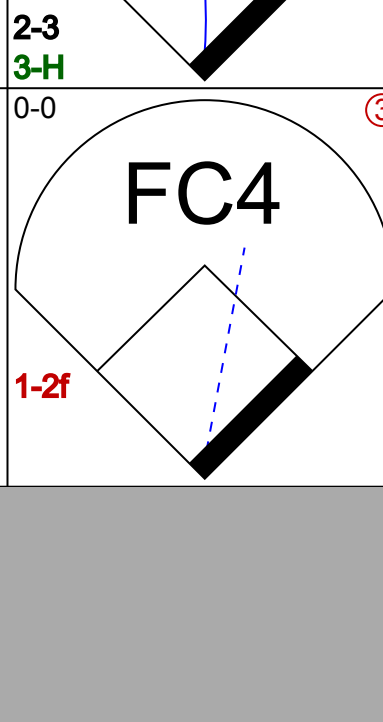
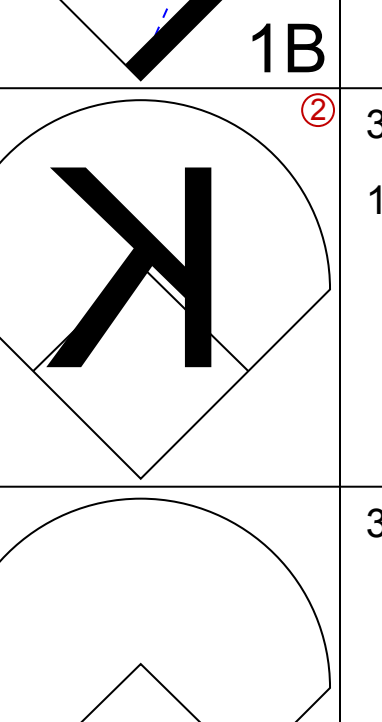

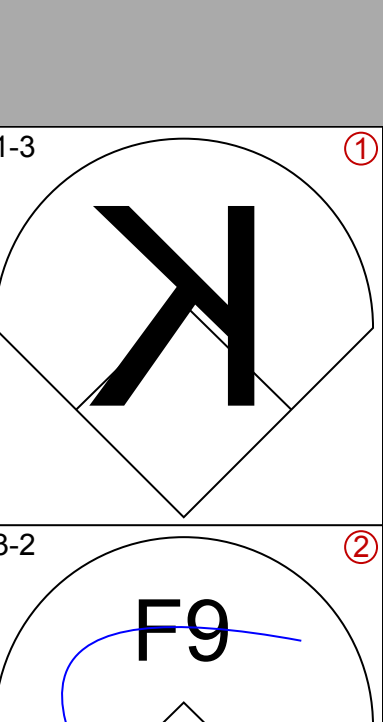
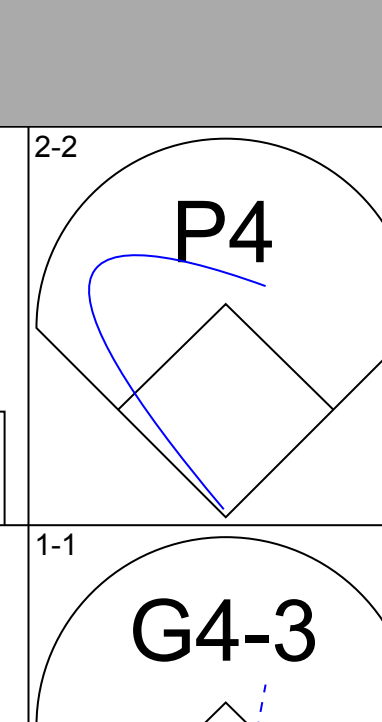
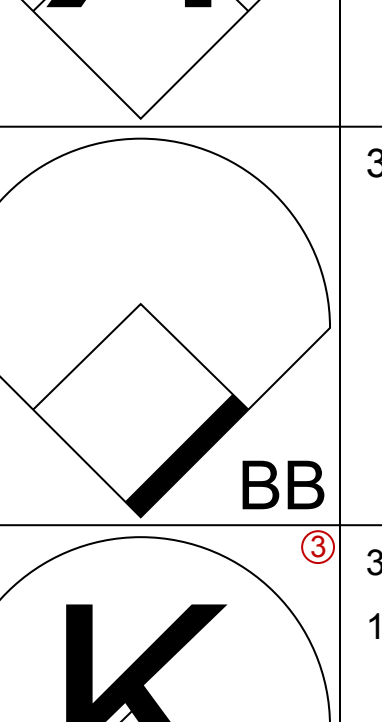

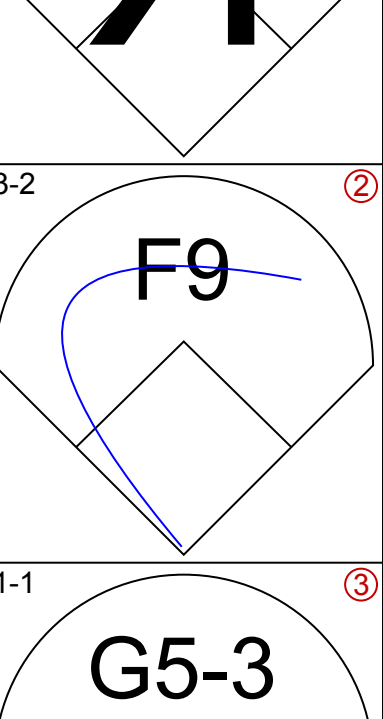
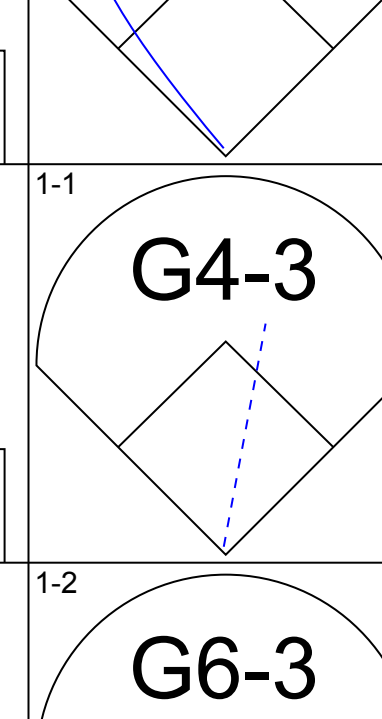
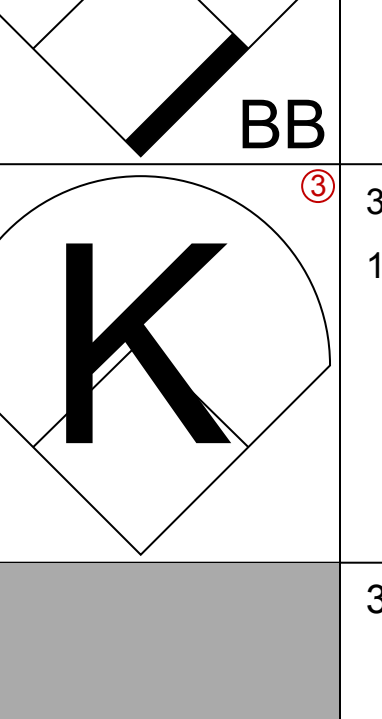

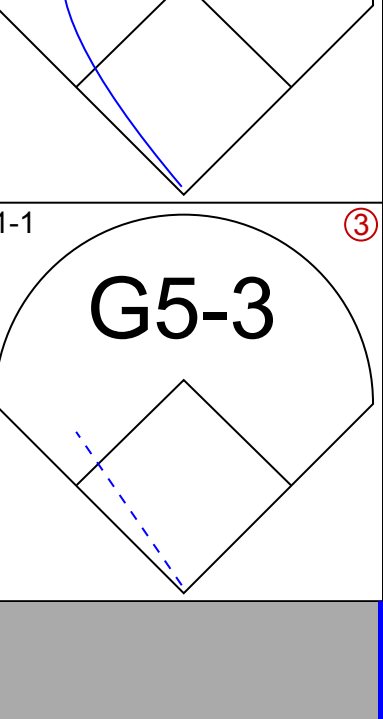
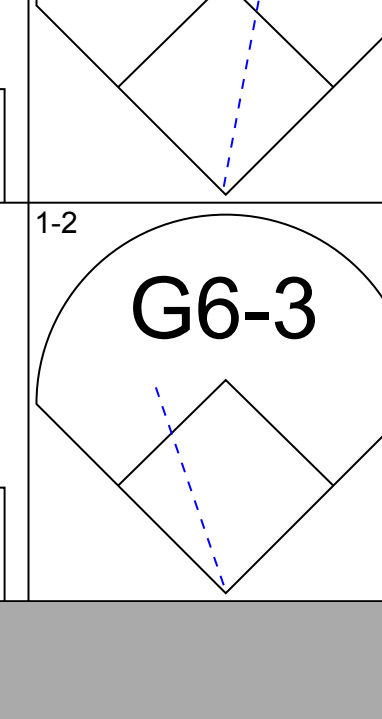

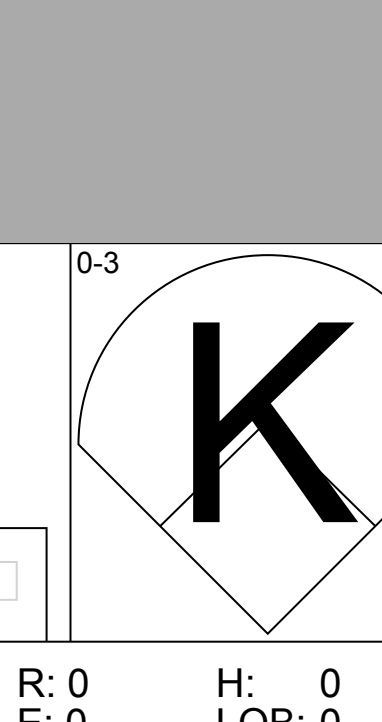
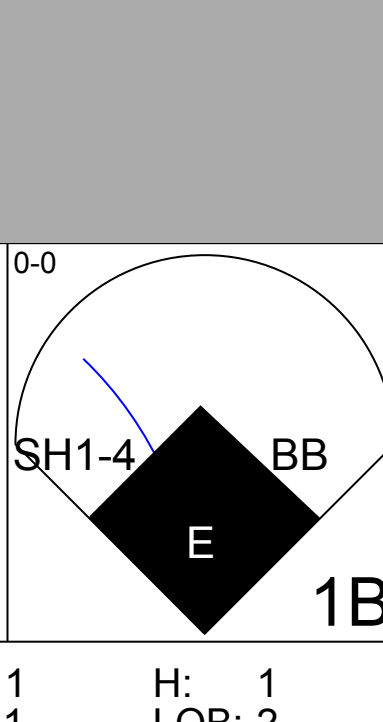
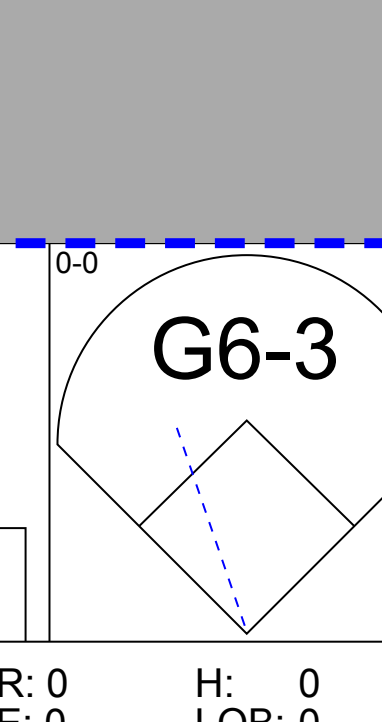
| Batter | 1 | 2 | 3 | 4 | 5 | 6 | 7 | 8 | 9 | AB | R | H | RBI | BB | SO | LOB | BOTTOM | | | | | | | | | | |
|---|-------------------------------|----------------------------------|------------------------------|----------------------------------|------------------------------|---------------------------------|------------------------------|----------------------------------|------------------------------|----------------------------------|------------------------------|----------------------------------|-------------------------------|----------------------------------|-------------------------------|----------------------------------|---|------------------------------------|----------------------------------|--------|--|--|--|--|--|--|--|
| Bernard Gilkey, R OBP: 0.380, SLG: 0.504 (1, 7) | K | | | | | | | | | 3 | 0 | 0 | 1 | 0 | 1 | 0 | San Diego Padres @ St. Louis Cardinals Busch Stadium, St. Louis, MO Wed Aug 18 1993, 7:05 PM CDT Att: 29,433 - Unknown - 84 F | | | | | | | | | | |
| Rob Murphy, L OBP: 0.500, SLG: 0.500 (8, 1) | | | L8 | | G4-3 | | SF9 | | | 0 | 0 | 0 | 0 | 0 | 0 | | | | | | | | | | | | |
| Ozzie Smith, S OBP: 0.334, SLG: 0.354 (1, 6) | | G4-3 BB | | F8 1B | | F7 | 3H 2B 3B | | | 3 | 1 | 2 | 1 | 1 | 0 | | | | | | | | | | | | |
| Gregg Jefferies, S OBP: 0.400, SLG: 0.500 (1, 3) | | G4-3 | | HBP 1B | | 1B | 2B | 3H 2B | | 4 | 0 | 3 | 1 | 0 | 0 | | | | | | | | | | | | |
| Todd Zeile, R OBP: 0.353, SLG: 0.427 (1, 5) | | P2 | | F8 | | 1B | L8 | | | 4 | 0 | 1 | 0 | 0 | 4 | | | | | | | | | | | | |
| Ray Lankford, L OBP: 0.394, SLG: 0.364 (1, 8) | | E3 G5-4-3 | | F8 | | IBB | | F7 | | 3 | 0 | 0 | 0 | 1 | 0 | | | | | | | | | | | | |
| Brian Jordan, R OBP: 0.355, SLG: 0.560 (1, 9) | | G5-4-3 1-2 | | HBP 1B | | F8 | | K2-3 | | 3 | 0 | 0 | 0 | 0 | 1 | | | | | | | | | | | | |
| Luis Alica, S OBP: 0.387, SLG: 0.391 (1, 4) | | F7 | | G4-3 | | | E SF9 BB | E 1B | | 3 | 2 | 1 | 0 | 1 | 0 | | | | | | | | | | | | |
| Tom Pagnozzi, R OBP: 0.279, SLG: 0.376 (1, 2) | | | G6-3 | | G6-3 | | F7 1-3 | 1-3 1B | | 4 | 0 | 1 | 1 | 0 | 0 | | | | | | | | | | | | |
| Donovan Osborne, S OBP: 0.250, SLG: 0.224 (1, 1) | | | | | | | FC5 3B | | | 2 | 0 | 0 | 0 | 0 | 2 | | | | | | | | | | | | |
| Mark Whiten, S OBP: 0.321, SLG: 0.423 (7, PH) | | | K | | | | | K | | 2 | 1 | 0 | 0 | 0 | 1 | | | | | | | | | | | | |
| Gene Harris, R ERA: 2.96 (8, 1) | | | | | | | | | | 2 | 1 | 0 | 0 | 0 | 1 | | | | | | | | | | | | |
| Inning Stats | R: 0 E: 0 K: 1 S: 11 | H: 0 LOB: 1 BB: 1 P: 22 | R: 0 E: 1 K: 0 S: 9 | H: 0 LOB: 0 BB: 0 P: 13 | R: 0 E: 0 K: 1 S: 6 | H: 0 LOB: 0 BB: 0 P: 7 | R: 0 E: 0 K: 0 S: 8 | H: 2 LOB: 3 BB: 0 P: 15 | R: 0 E: 0 K: 1 S: 9 | H: 0 LOB: 0 BB: 0 P: 15 | R: 0 E: 0 K: 0 S: 8 | H: 2 LOB: 2 BB: 1 P: 17 | R: 3 E: 1 K: 0 S: 21 | H: 2 LOB: 1 BB: 1 P: 37 | R: 1 E: 0 K: 2 S: 16 | H: 2 LOB: 1 BB: 0 P: 25 | 1B: 5 2B: 2 3B: 1 HR: 0 | SF: 1 SAC: 0 DP: 1 HBP: 1 | WP: 0 PB: 0 SB: 2 CS: 0 | PA: 36 | | | | | | | |
| PITCHER | IP | WLS | BF | H | R | ER | SO | BB | IBB | HBP | BLK | WP | HR | S | P | ERA | WHIP | | | | | | | | | | |
| Doug Brocail, R ERA: 4.64 (7, 1) | 0.0 | L | 1 | 1 | 0 | 0 | 0 | 0 | 0 | 0 | 0 | 0 | 0 | 3 | 6 | ∞ | ∞ | | | | | | | | | | |
| Pedro Martinez, L ERA: 2.45 (7, 1) | 0.1 | | 1 | 0 | 0 | 0 | 0 | 0 | 0 | 0 | 0 | 0 | 0 | 2 | 4 | 0.00 | 0.000 | | | | | | | | | | |
| Tim Worrell, R ERA: 5.79 (8, 1) | 1.0 | | 5 | 2 | 1 | 1 | 2 | 0 | 0 | 0 | 0 | 0 | 0 | 16 | 25 | 9.00 | 2.000 | | | | | | | | | | |

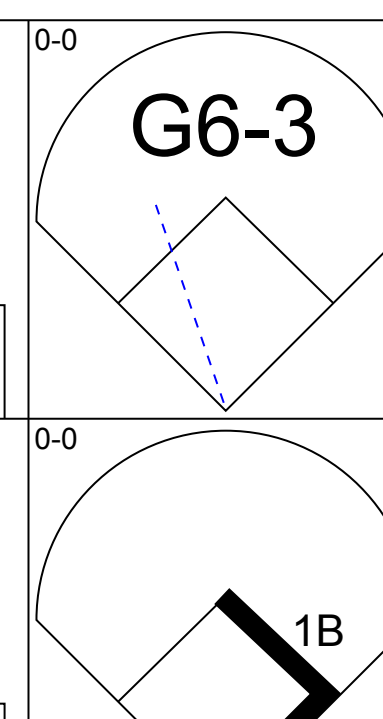
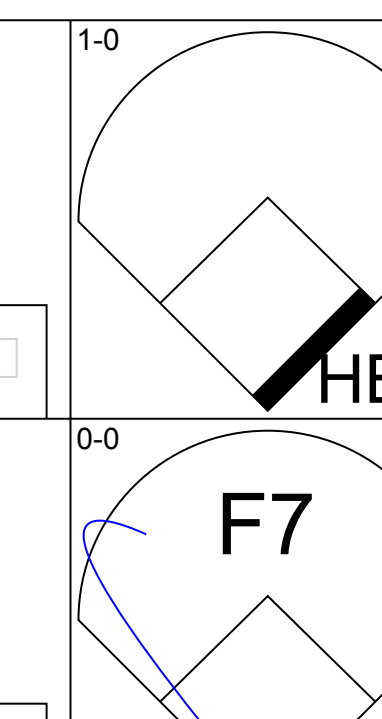
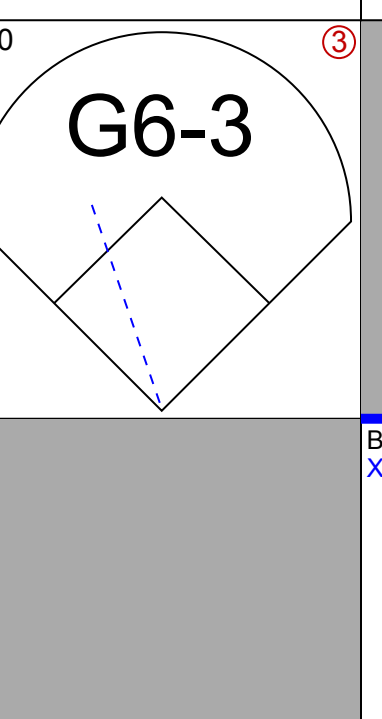
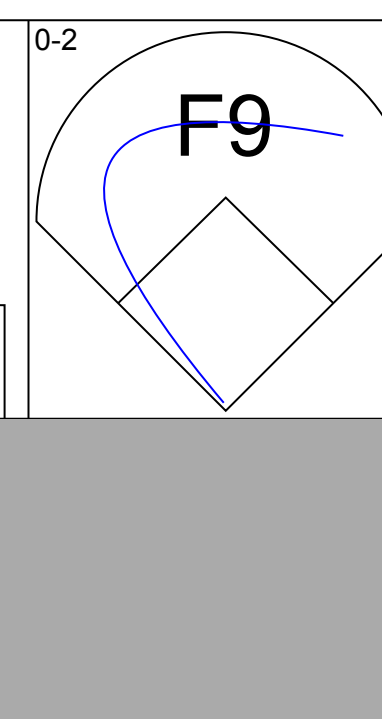
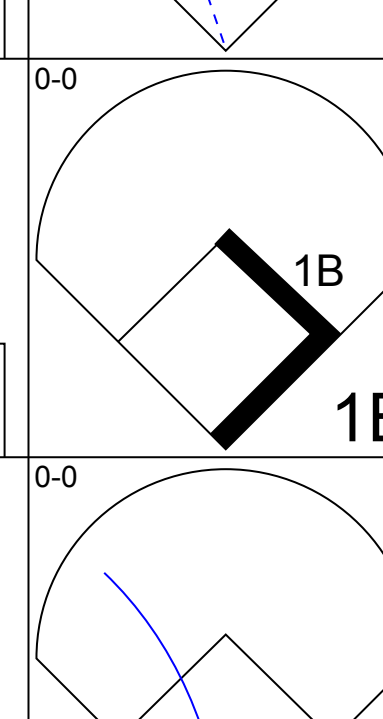
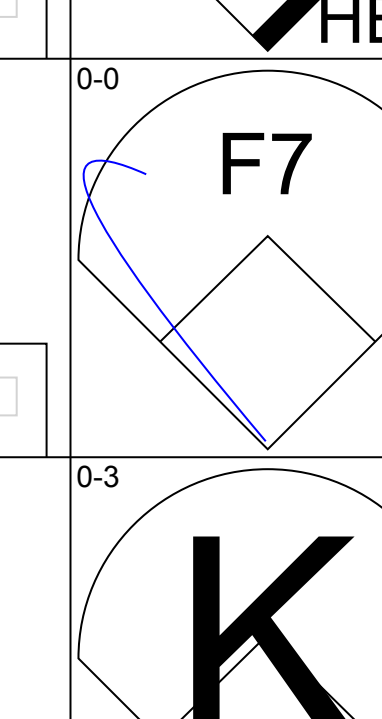
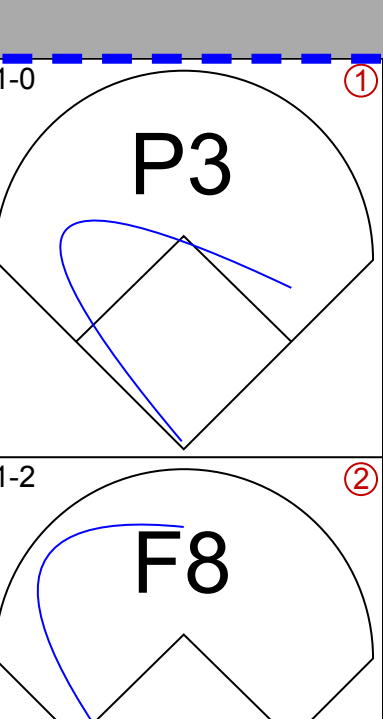
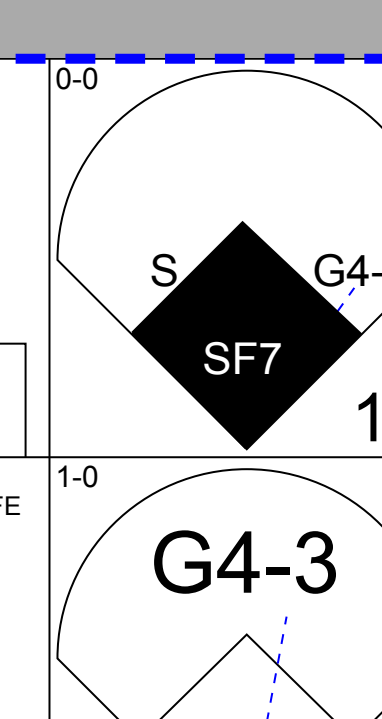
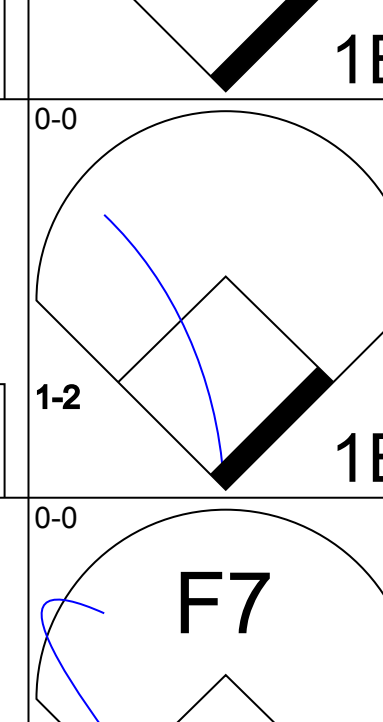
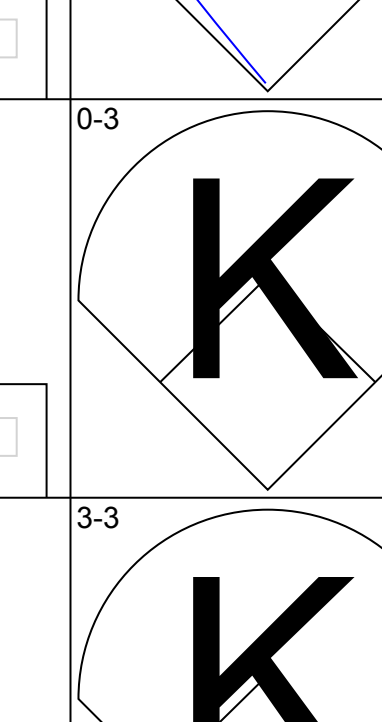
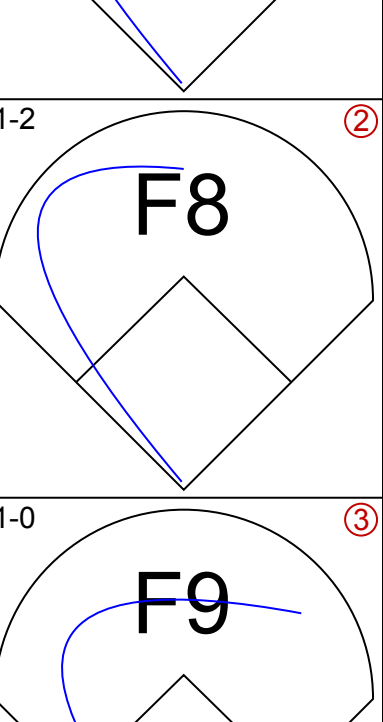
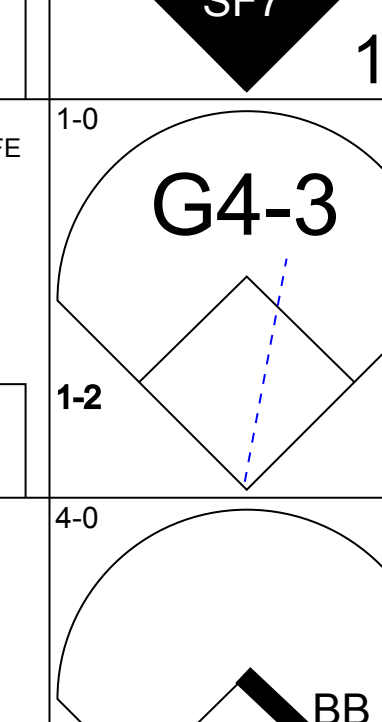
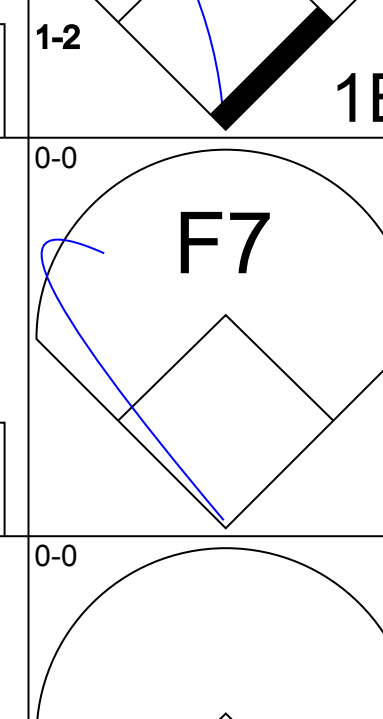
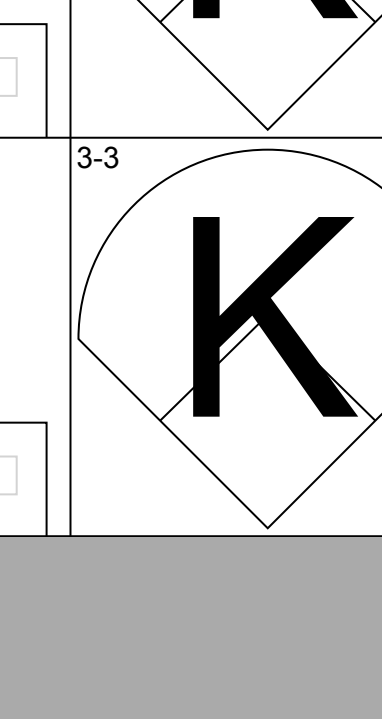
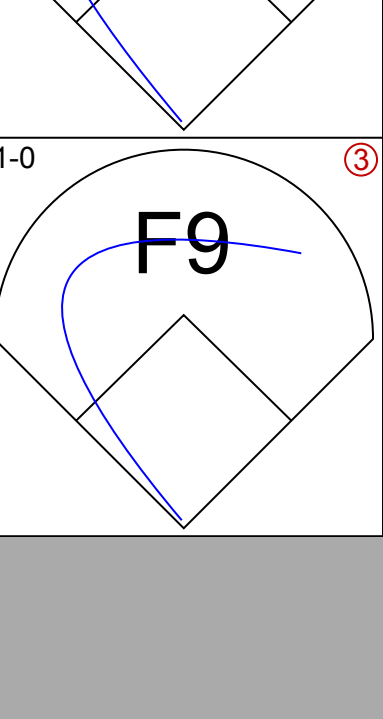
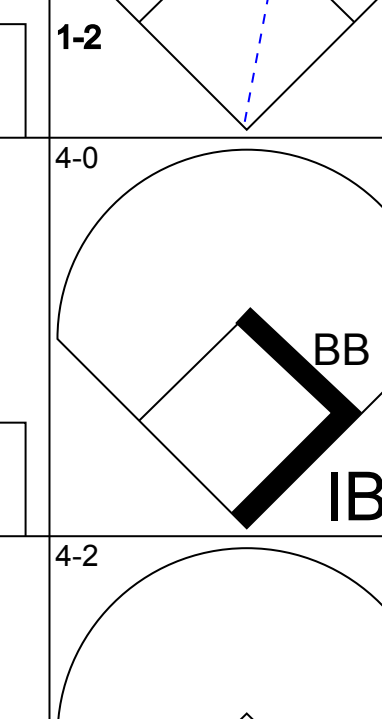
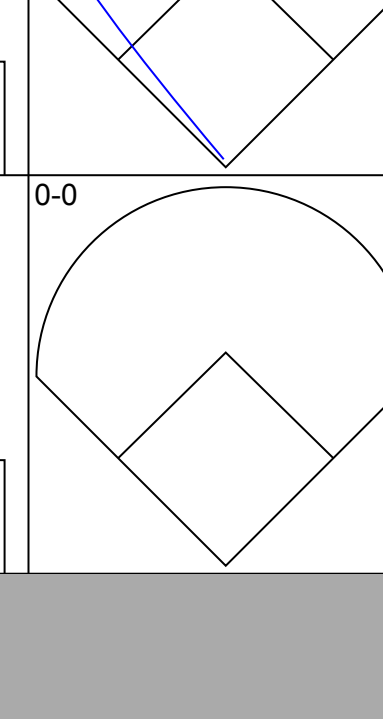
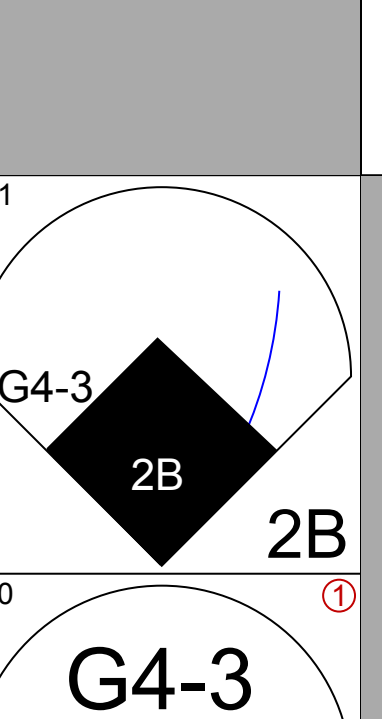
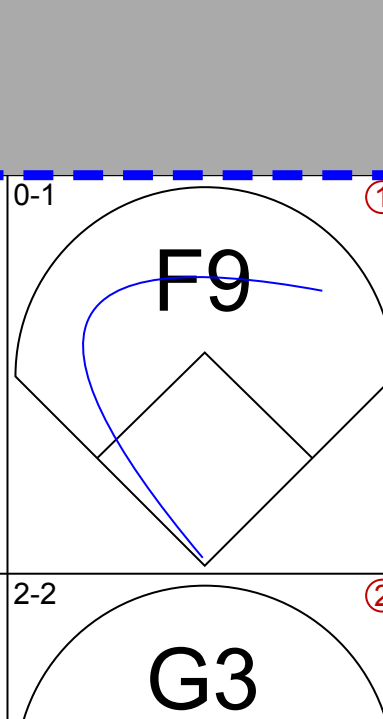
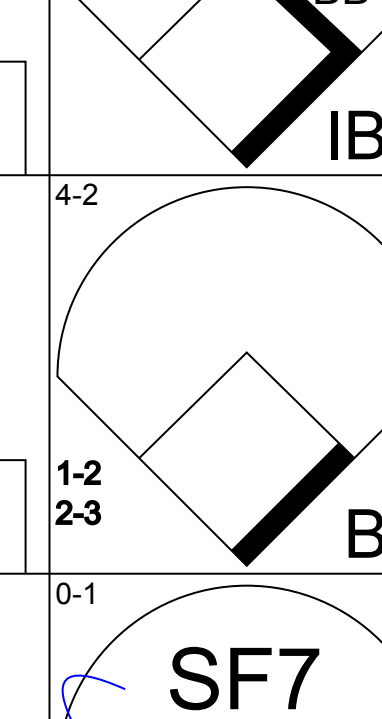
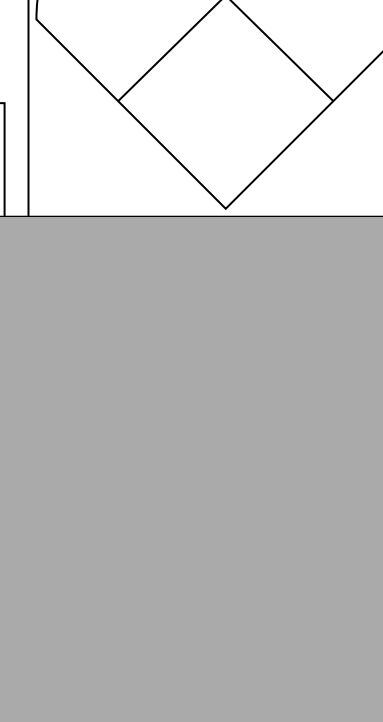
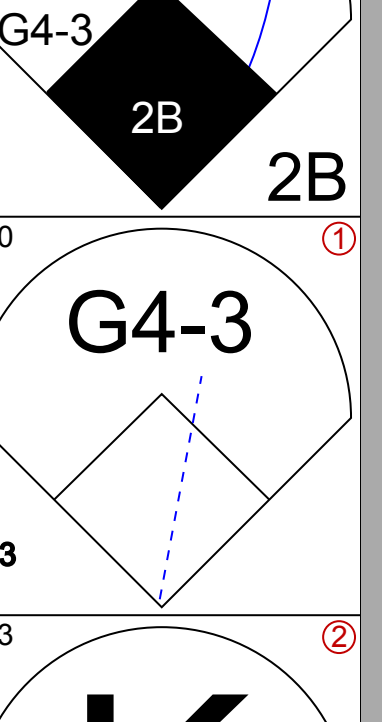
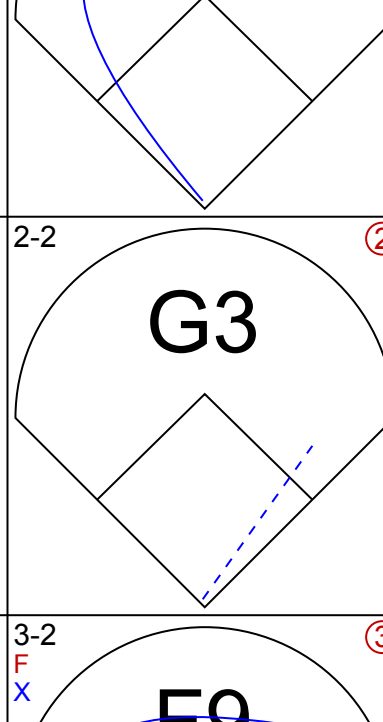
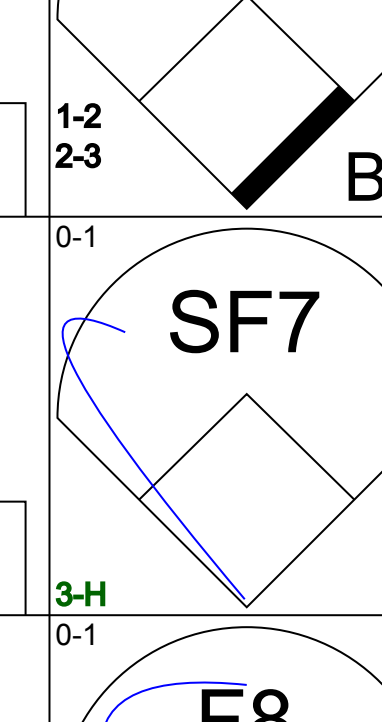



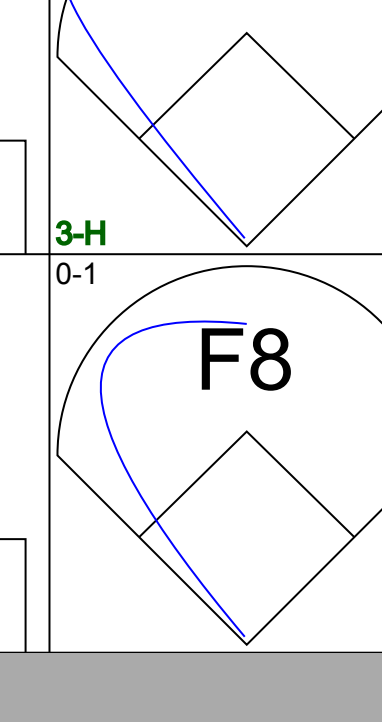

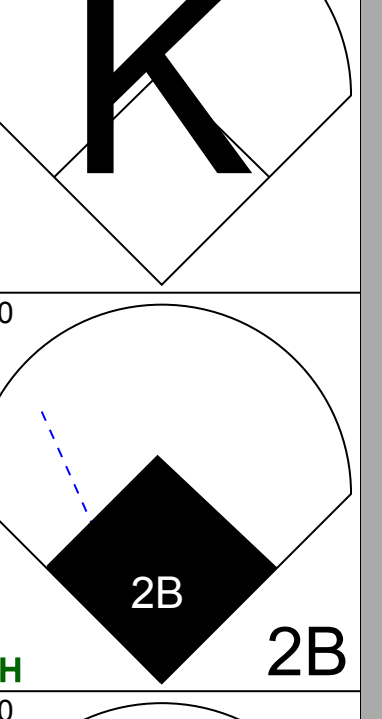
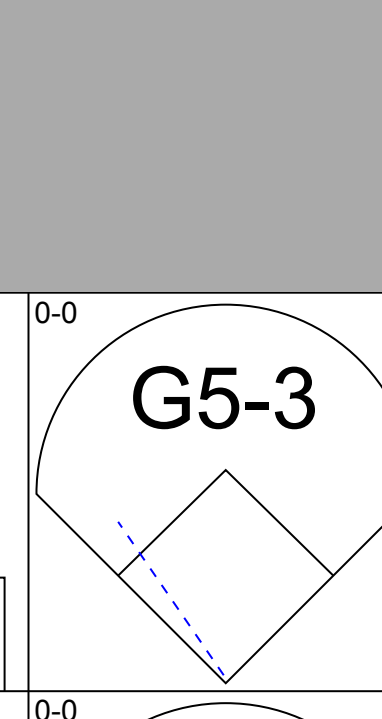

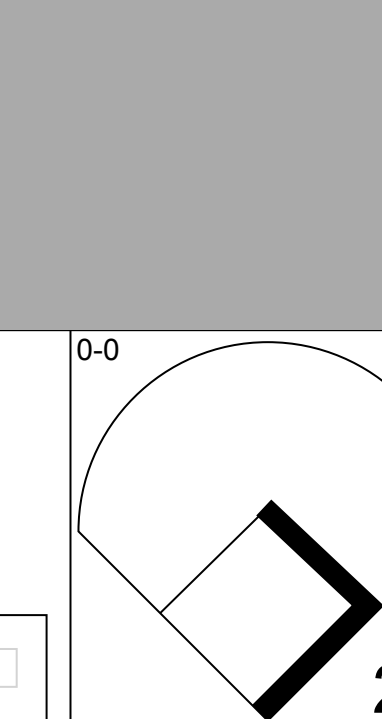

AB 30
R 0
H 4
RBI 0
BB 1
SO 7
LOB 6

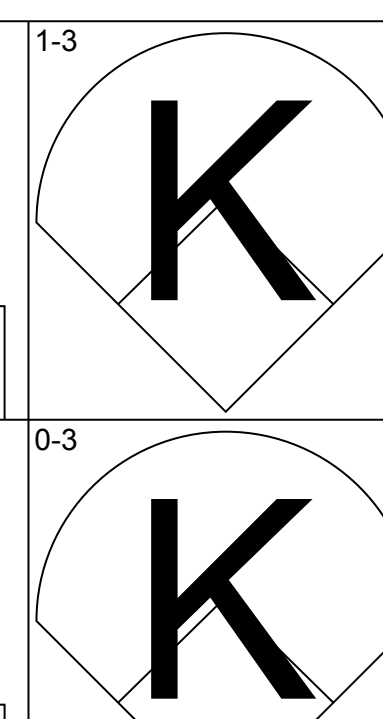
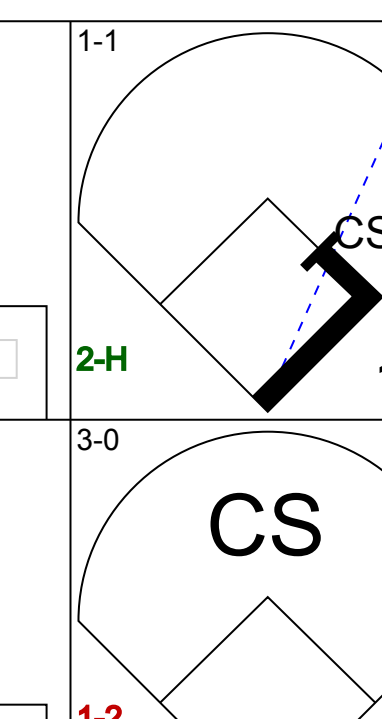
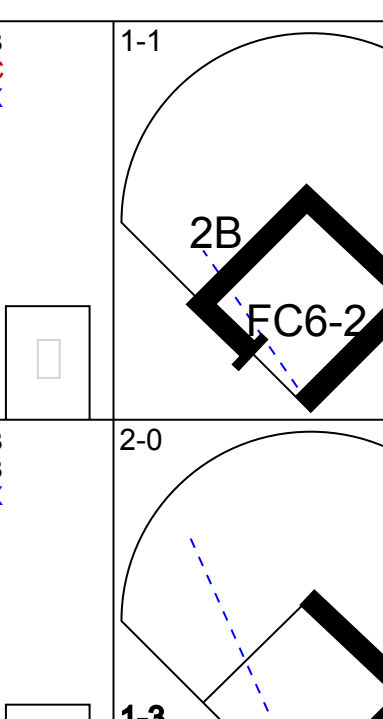
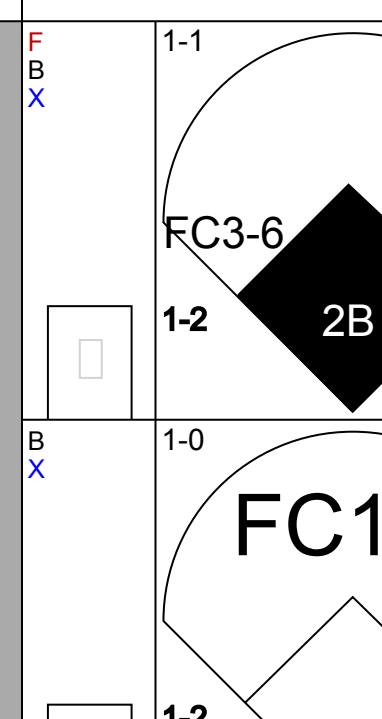
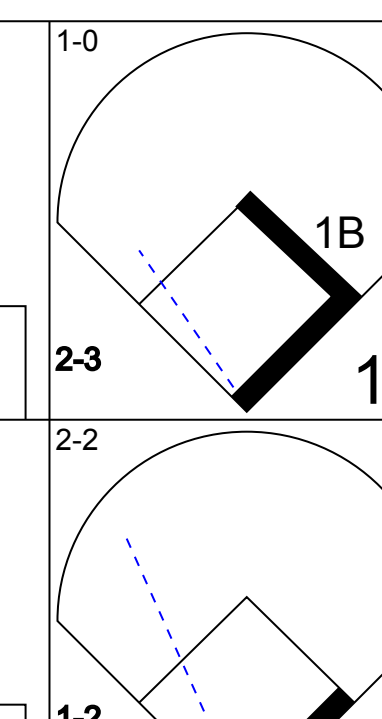
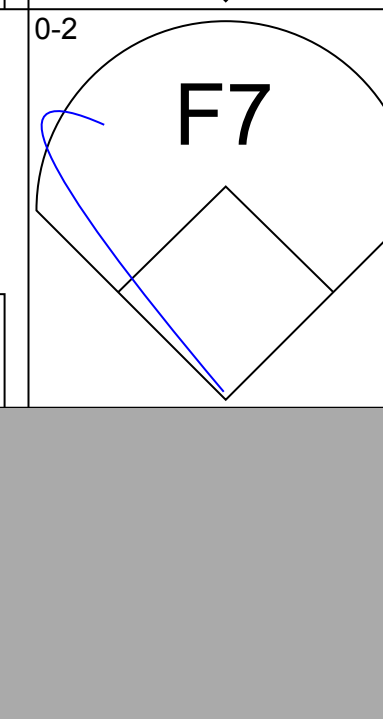

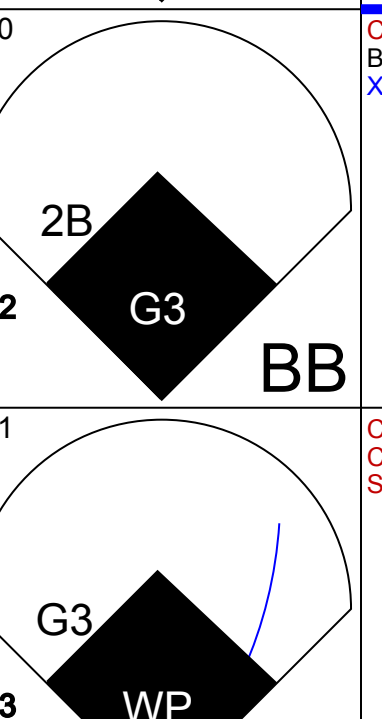
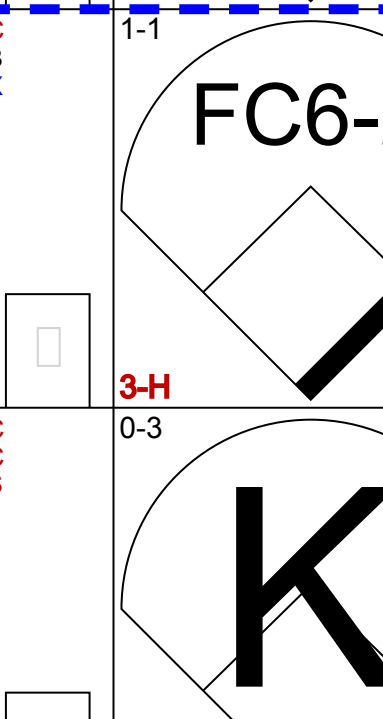
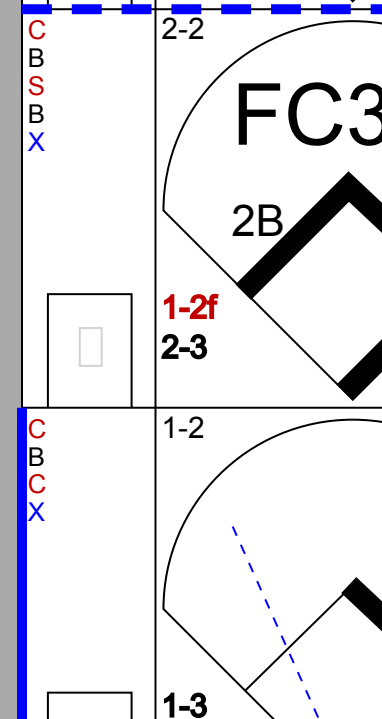
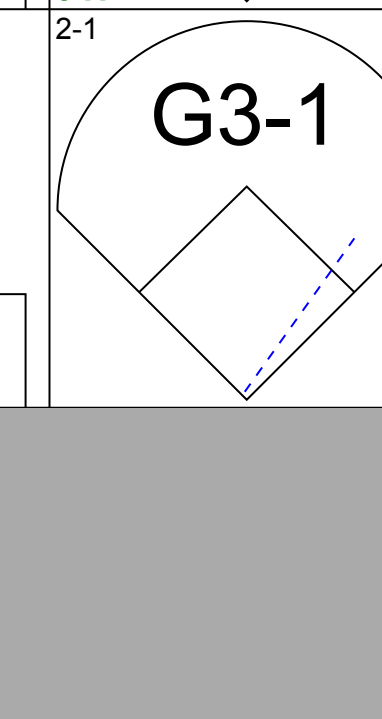

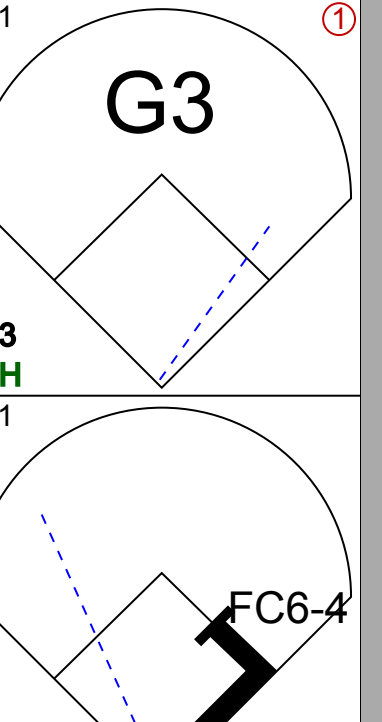

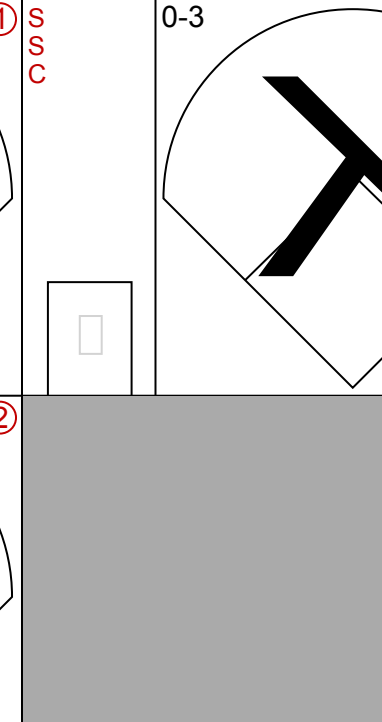
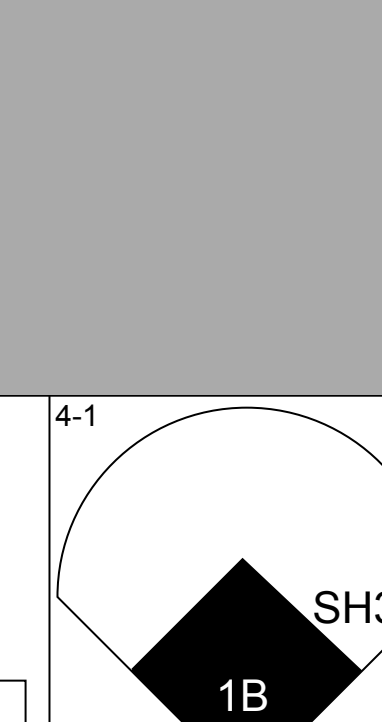
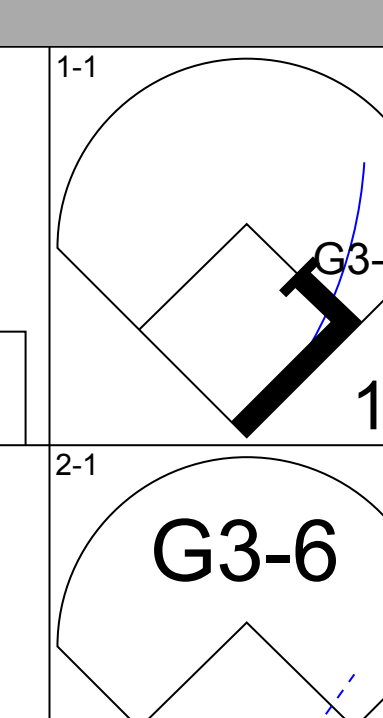
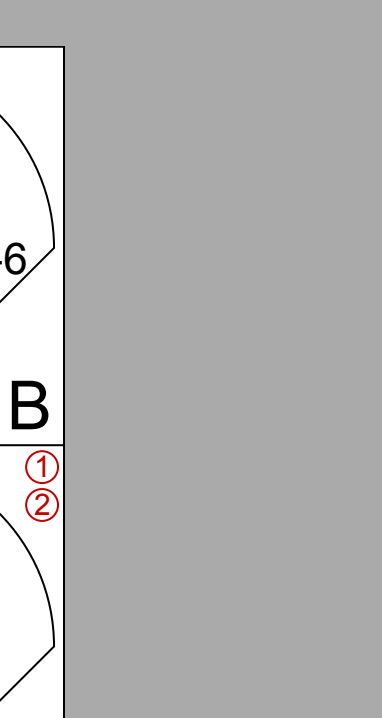
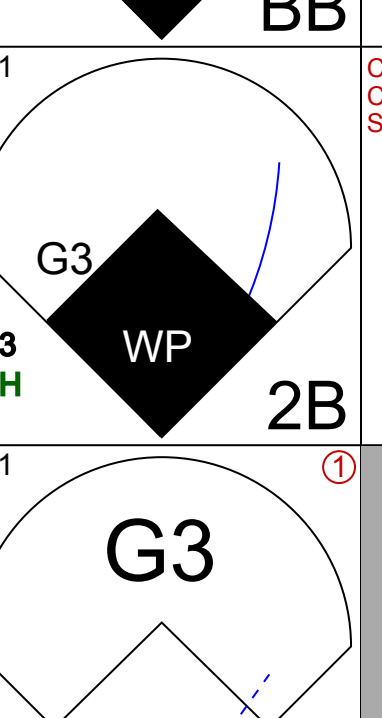
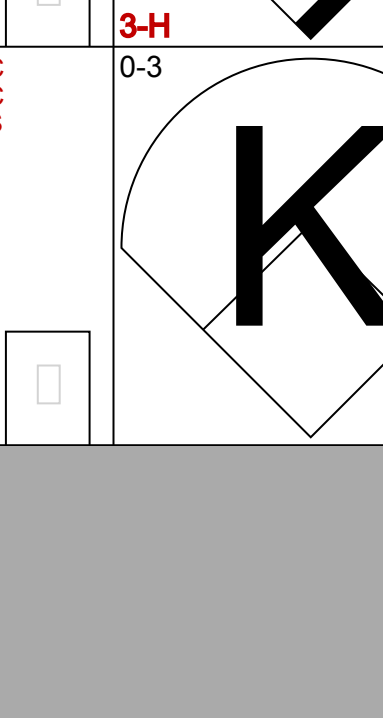
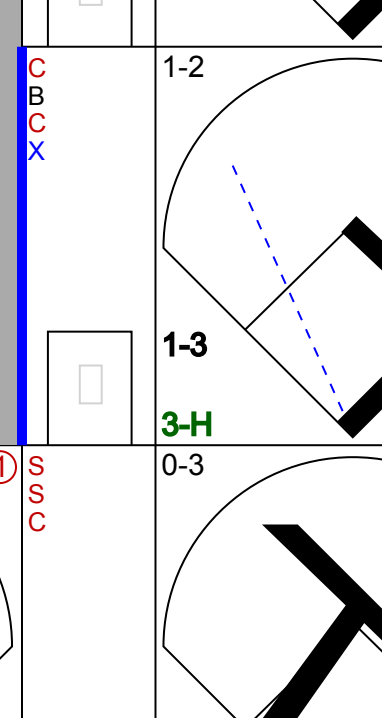
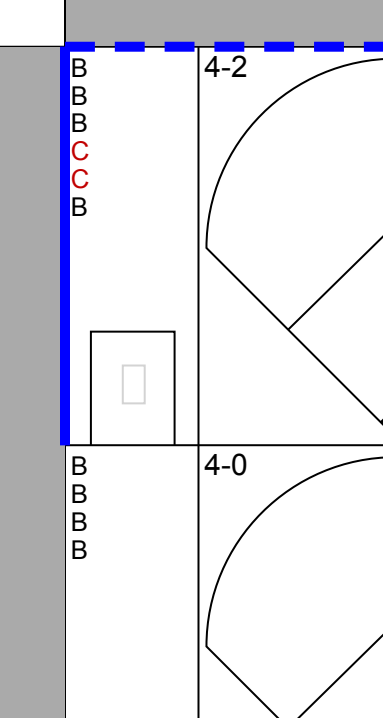
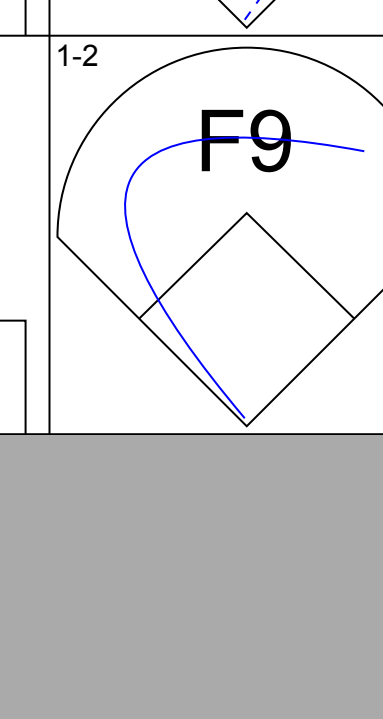
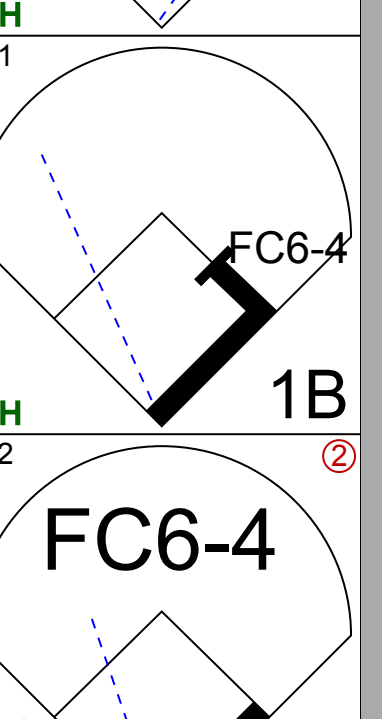



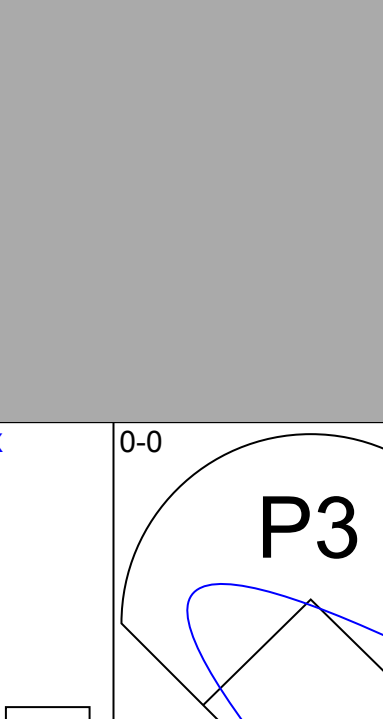
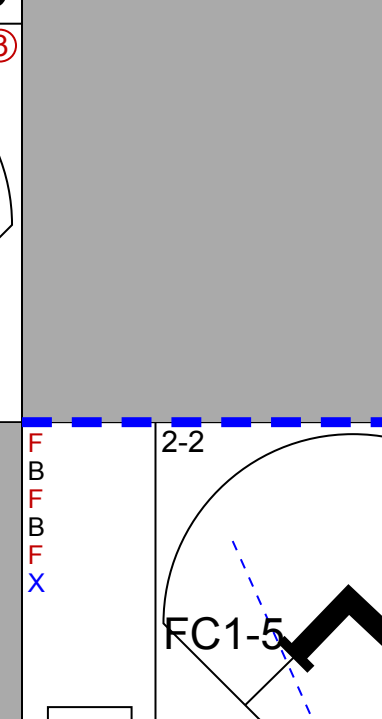
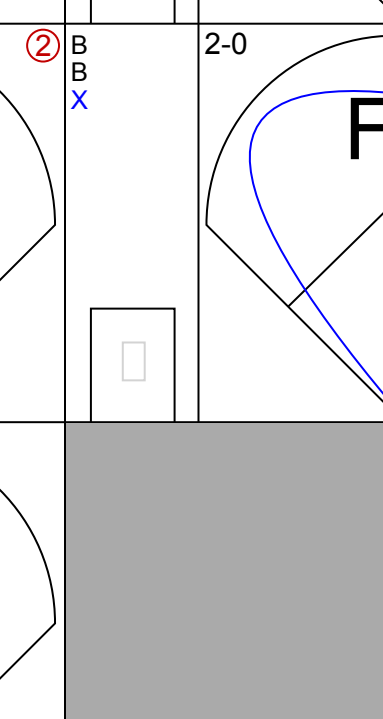
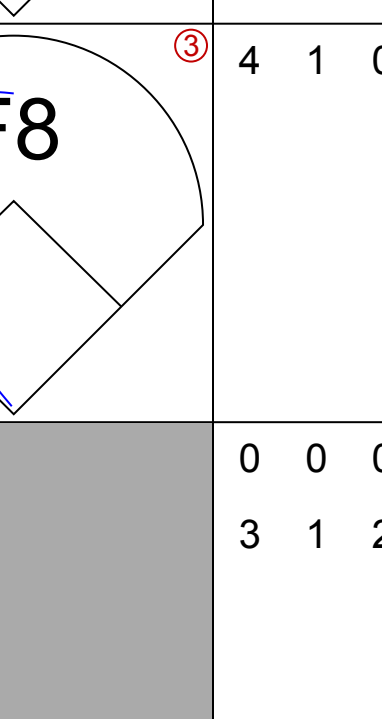
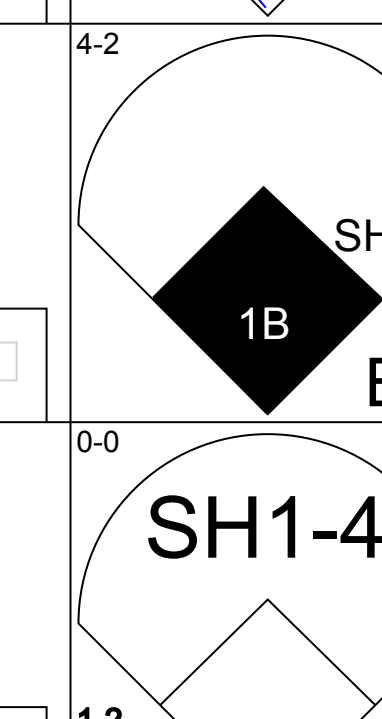

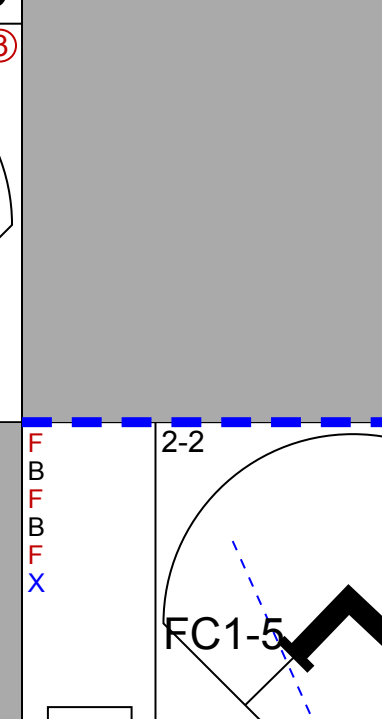
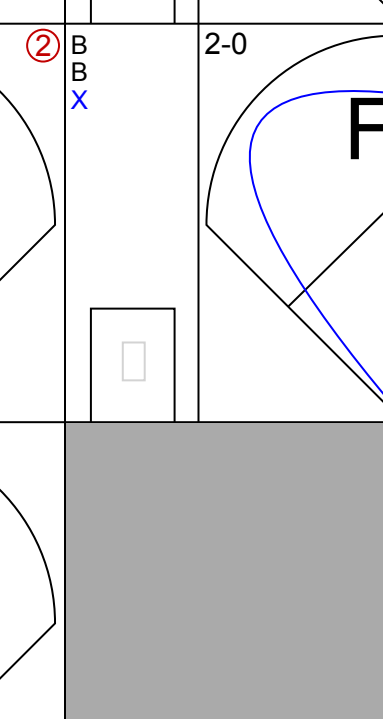
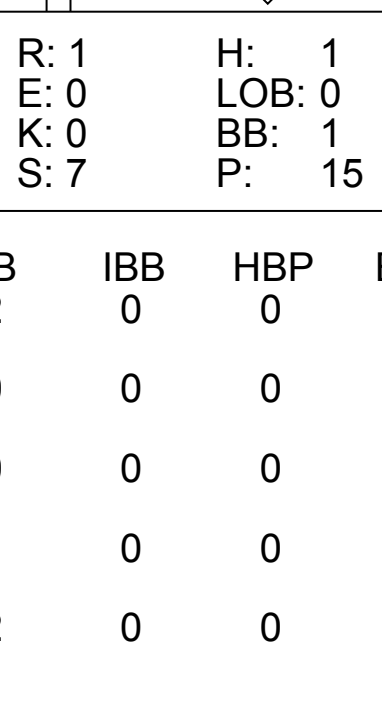
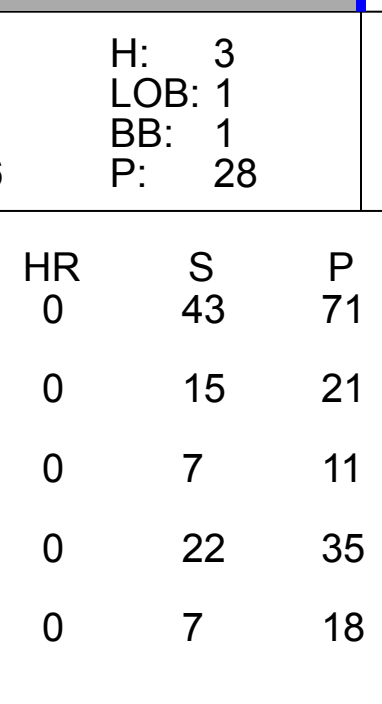
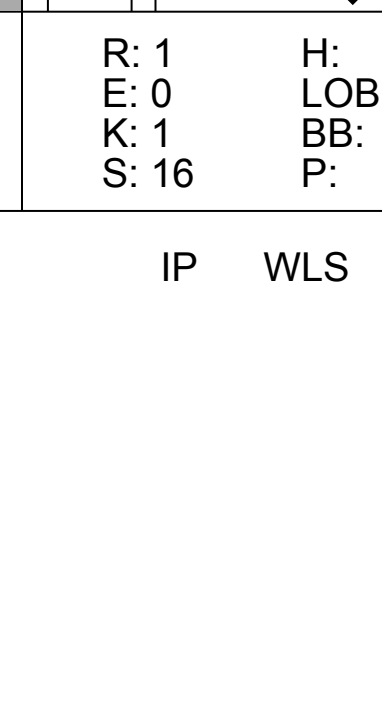
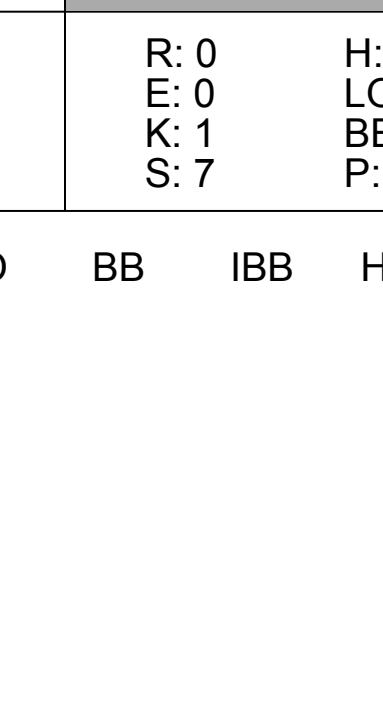
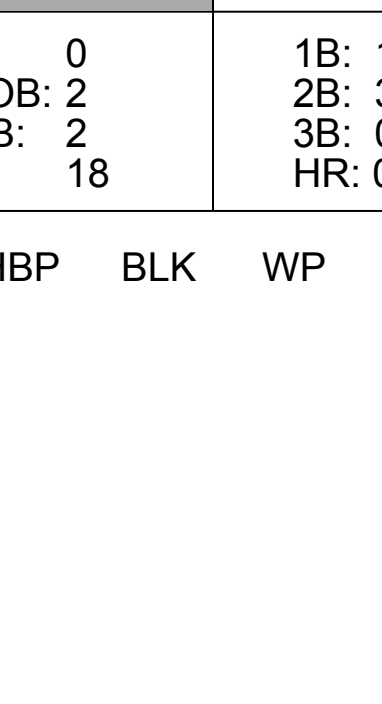
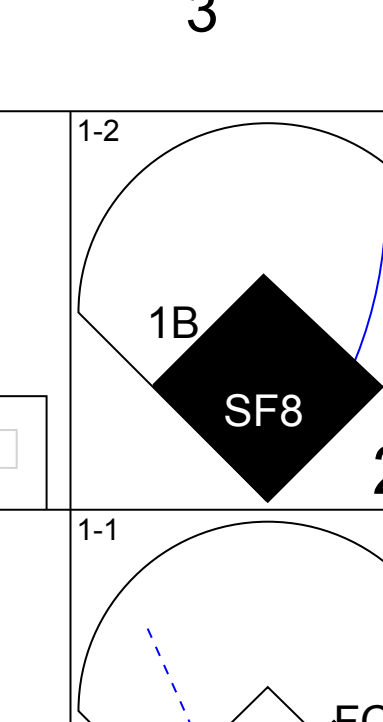
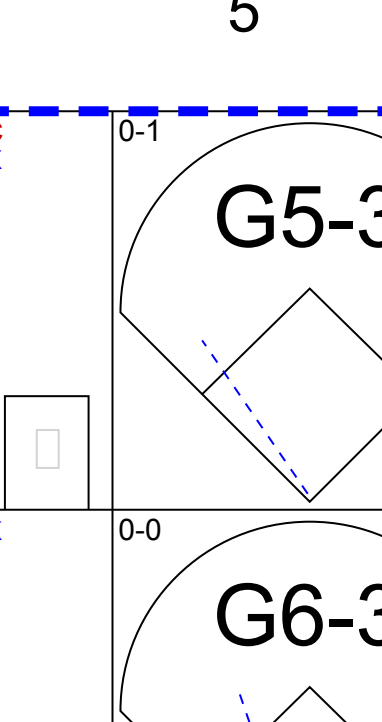
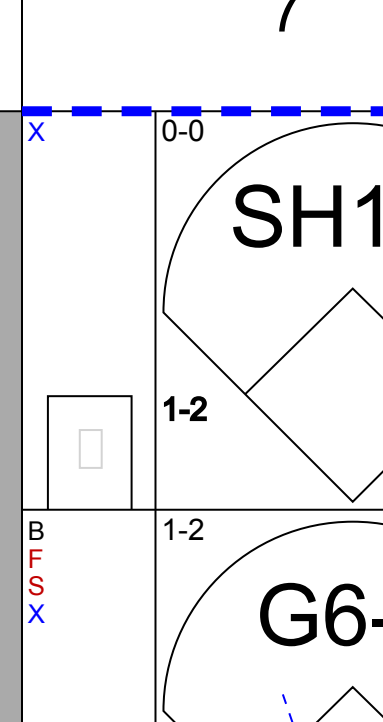
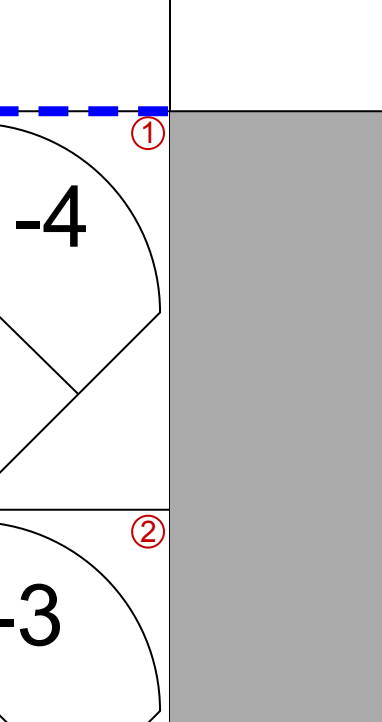
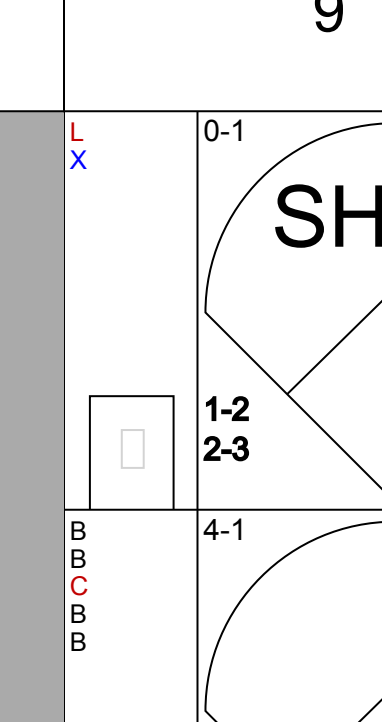



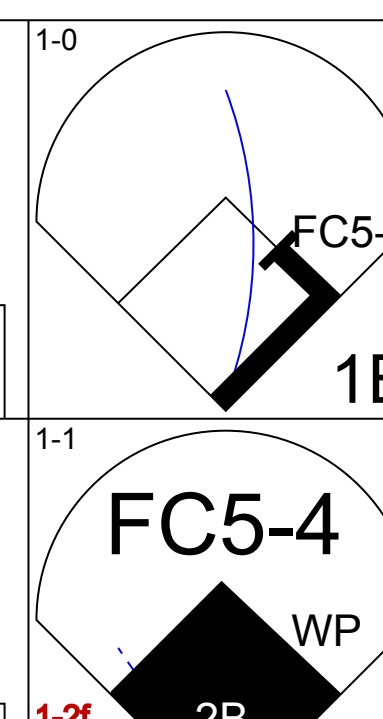
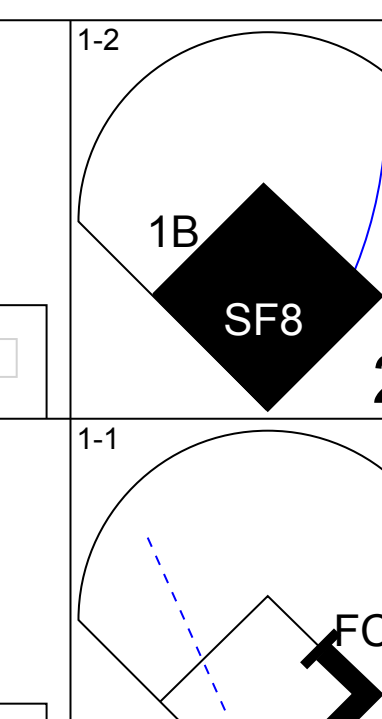

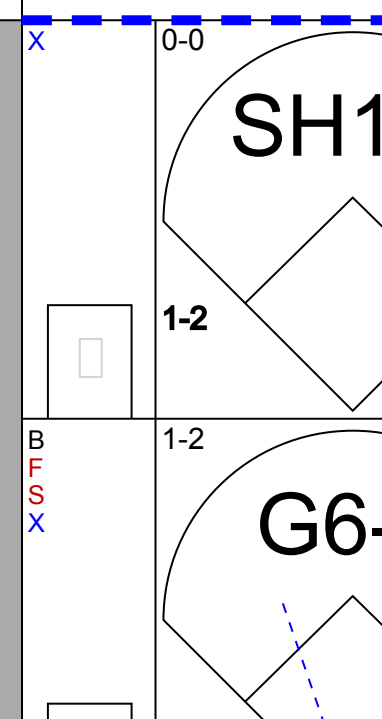
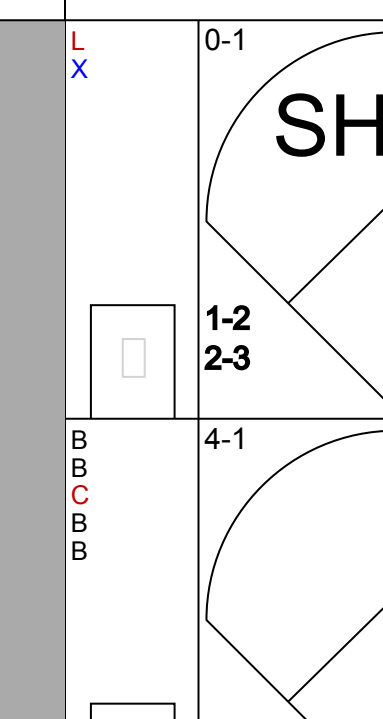
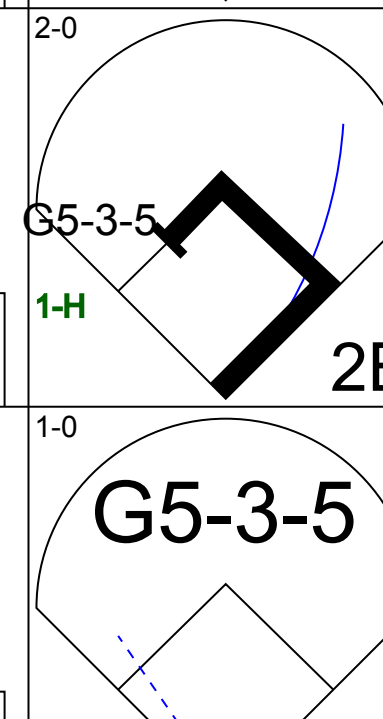
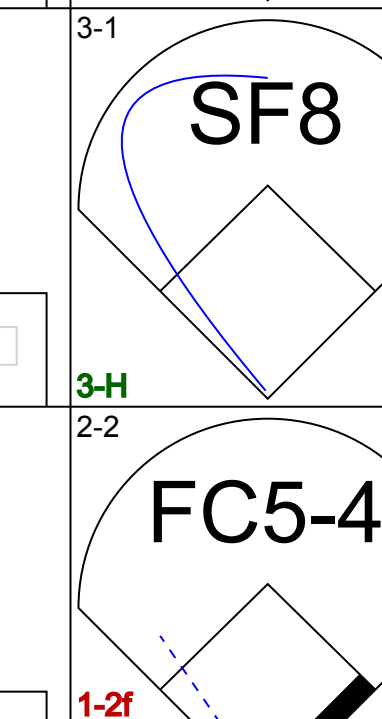

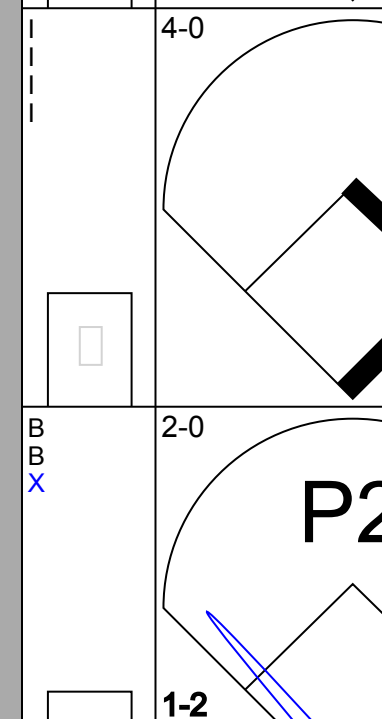
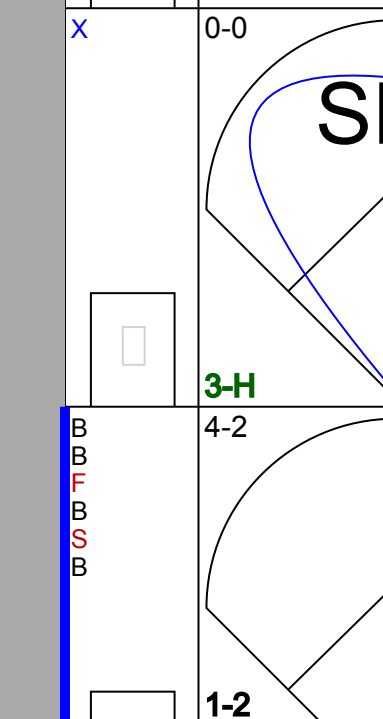

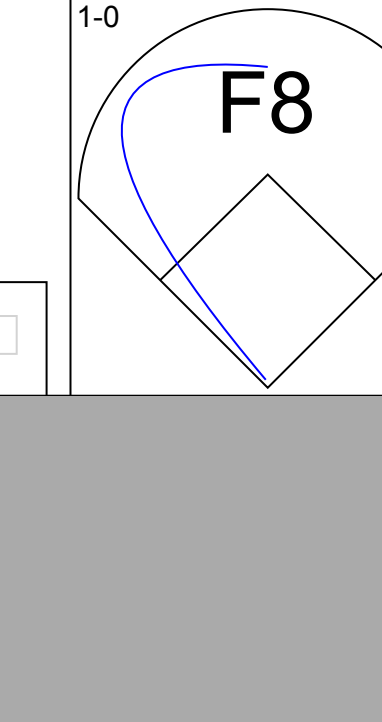

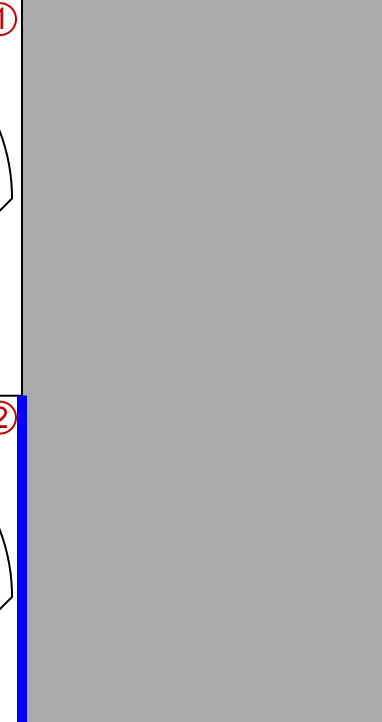
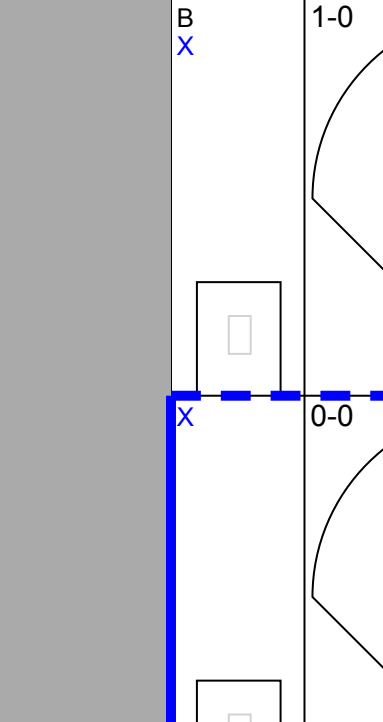
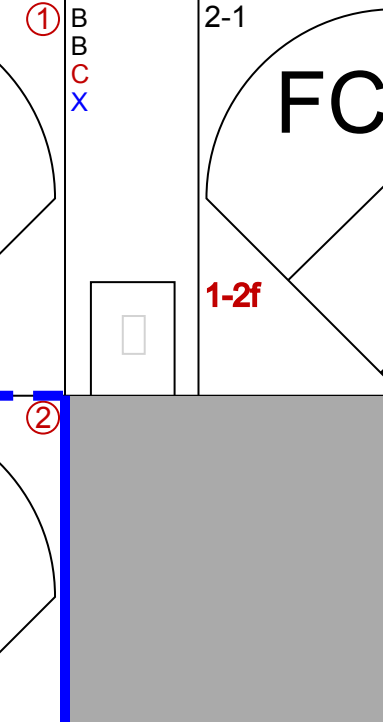




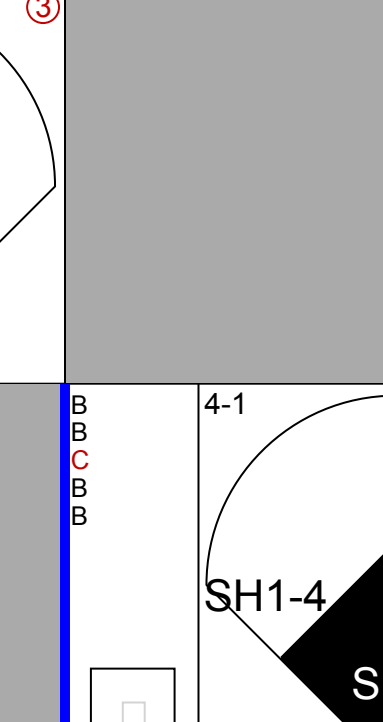
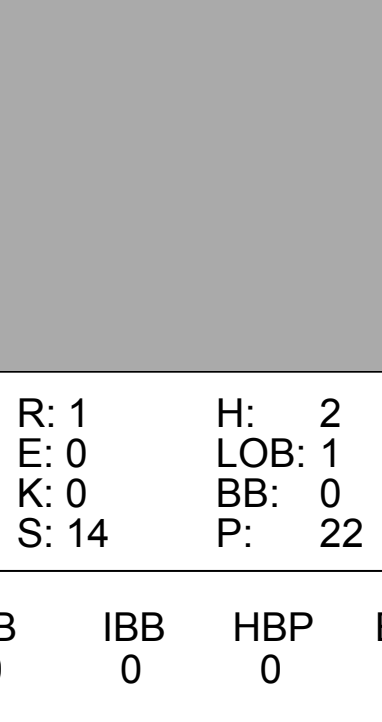
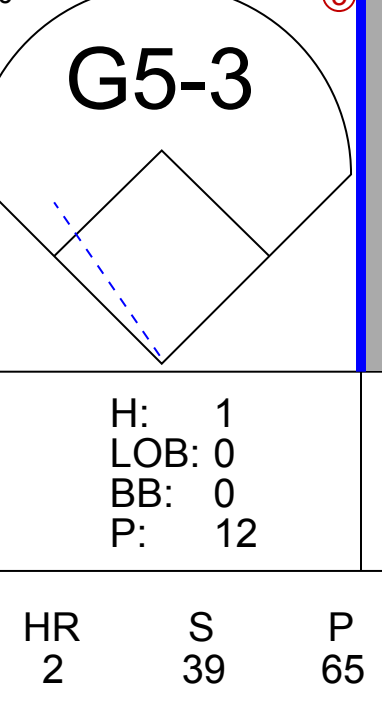
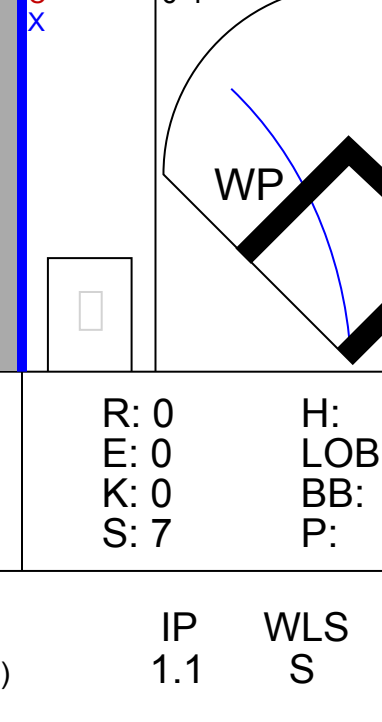
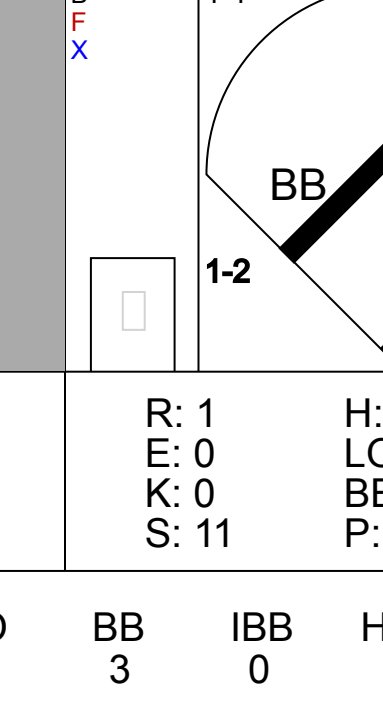
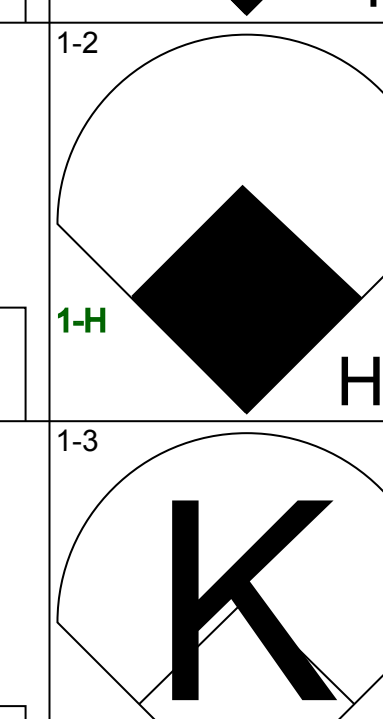
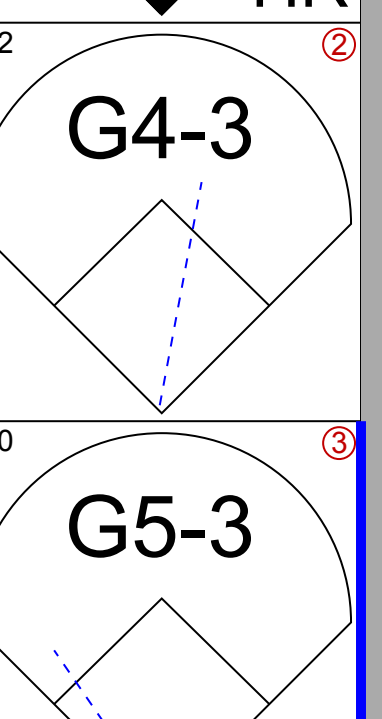
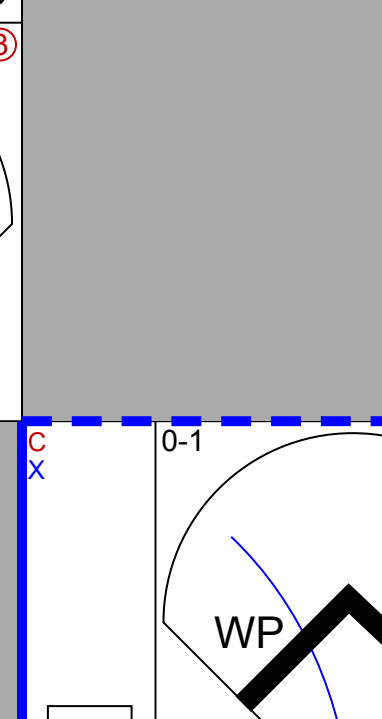
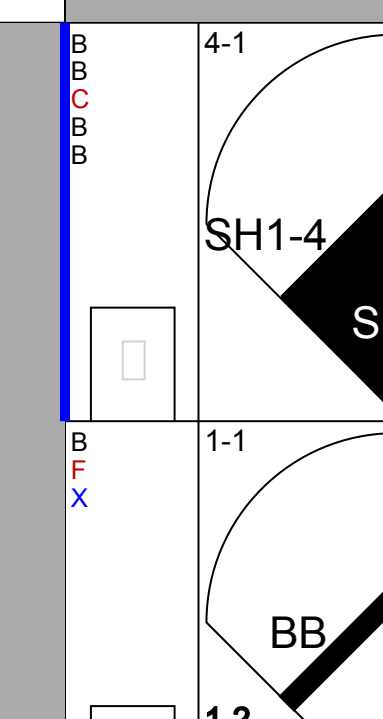
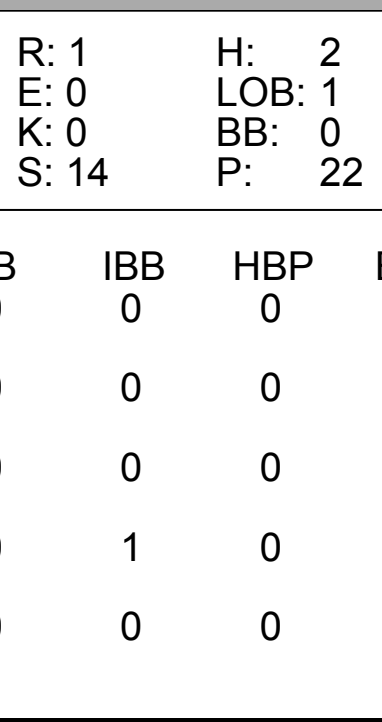
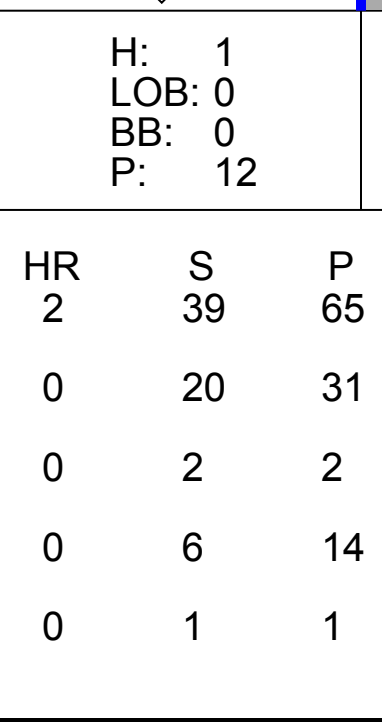
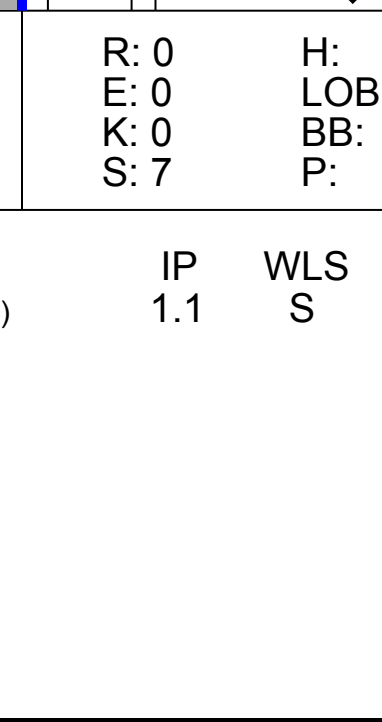
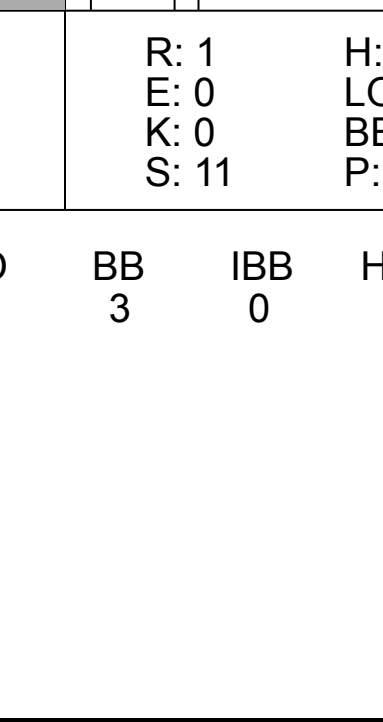
AB 31
R 4
H 8
RBI 4
BB 3
SO 5
LOB 16



| Batter | 1 | 2 | 3 | 4 | 5 | 6 | 7 | 8 | 9 | AB | R | H | RBI | BB | SO | LOB | TOP | | | |
|--|---|---|---|---|---|---|--|---|--|----------------------------------|------------------------------|----------------------------------|-------------------------------|----------------------------------|------------------------------|----------------------------------|---|----------------------------------|------------------------------------|----------------------------------|
| Craig Shipley, R OBP: 0.280, SLG: 0.333 (1, 6) |  | |  | | |  | |  | | 3 | 0 | 0 | 0 | 1 | 1 | 0 | San Diego Padres @ St. Louis Cardinals Busch Stadium, St. Louis, MO Thu Aug 19 1993, 3:33 AM CDT Att: 31,526 - Sunny - 96 F | | | |
| Tim Lincecum, R OBP: 0.342, SLG: 0.420 Mark Davis, L OBP: 0.333, SLG: 0.333 (8, 1) |  | |  | | |  | |  | | 3 | 0 | 0 | 0 | 0 | 1 | 0 | | | | |
| Tony Gwynn, L OBP: 0.395, SLG: 0.491 (1, 9) |  | | |  | |  | | |  | 4 | 0 | 0 | 0 | 0 | 0 | 2 | | | | |
| Derek Bell, R OBP: 0.302, SLG: 0.419 (1, 8) | |  | |  | |  | | |  | 4 | 0 | 1 | 0 | 0 | 1 | 1 | | | | |
| Phil Clark, R OBP: 0.351, SLG: 0.467 Bill Bean, L OBP: 0.279, SLG: 0.422 (9, PH) |  | |  |  | |  | | |  | 3 | 0 | 0 | 0 | 0 | 0 | 2 | | | | |
| Phil Plantier, L OBP: 0.326, SLG: 0.510 (1, 7) |  | | | |  | |  | |  | 3 | 1 | 1 | 1 | 1 | 1 | 0 | | | | |
| Archi Cianfrocco, R OBP: 0.299, SLG: 0.438 Guillermo Velasquez, L OBP: 0.275, SLG: 0.269 (9, PH) |  | | | |  | |  | |  | 3 | 0 | 0 | 0 | 0 | 0 | 0 | | | | |
| Brad Ausmus, R OBP: 0.238, SLG: 0.295 (1, 2) |  | | | |  | |  | | | 3 | 0 | 0 | 0 | 0 | 0 | 1 | | | | |
| Wally Whitehurst, R OBP: 0.083, SLG: 0.083 Kerry Taylor, R OBP: 0.294, SLG: 0.278 Trevor Hoffman, R OBP: 0.394, SLG: 0.372 (8, 4) |  | |  | | |  | |  | | 1 | 0 | 0 | 0 | 0 | 0 | 1 | | | | |
| Inning Stats | R: 0 E: 0 K: 1 S: 5 | H: 0 LOB: 0 BB: 0 P: 5 | R: 1 E: 1 K: 1 S: 7 | H: 1 LOB: 1 BB: 0 P: 7 | R: 0 E: 0 K: 2 S: 7 | H: 0 LOB: 0 BB: 0 P: 7 | R: 0 E: 0 K: 0 S: 5 | H: 0 LOB: 0 BB: 0 P: 7 | R: 0 E: 0 K: 1 S: 9 | H: 0 LOB: 0 BB: 0 P: 14 | R: 0 E: 0 K: 0 S: 8 | H: 0 LOB: 0 BB: 1 P: 12 | R: 0 E: 0 K: 0 S: 11 | H: 0 LOB: 0 BB: 0 P: 15 | R: 0 E: 0 K: 2 S: 5 | H: 1 LOB: 2 BB: 1 P: 22 | | 1B: 2 2B: 0 3B: 0 HR: 1 | SF: 0 SAC: 1 DP: 0 HBP: 0 | WP: 0 PB: 0 SB: 2 CS: 0 |
| PITCHER | IP WLS BF H R ER SO BB IBB HBP BLK WP HR S P ERA WHIP | | | | | | | | | | | | | | | | | | | |
| Allen Watson, L ERA: 2.86 (1, 1) | 5.2 | 21 | 2 | 2 | 1 | 5 | 1 | 0 | 0 | 0 | 0 | 0 | 0 | 0 | 1 | 38 | 49 | 1.59 | 0.529 | |
| Omar Olivares, R ERA: 4.34 (6, 1) | 1.1 | 5 | 0 | 0 | 0 | 0 | 0 | 0 | 0 | 0 | 0 | 0 | 0 | 0 | 0 | 14 | 18 | 0.00 | 0.000 | |
| Mike Perez, R ERA: 2.19 Lee Smith, R ERA: 4.86 (9, 1) | 1.0 | 5 | 1 | 0 | 0 | 2 | 1 | 0 | 0 | 0 | 0 | 0 | 0 | 0 | 0 | 11 | 22 | 0.00 | 2.000 | |

| Batter | 1 | 2 | 3 | 4 | 5 | 6 | 7 | 8 | 9 | AB | R | H | RBI | BB | SO | LOB | BOTTOM | | | |
|--|---|---------------------------------|---|---|--|---|---|---|------------------------------|---------------------------------|-------------------------------|----------------------------------|------------------------------|---------------------------------|------------------------------|----------------------------------|---|----------------------------------|------------------------------------|----------------------------------|
| Bernard Gilkey, R OBP: 0.379, SLG: 0.500 (1, 7) |  | |  |  | | |  | | | 3 | 0 | 0 | 0 | 0 | 0 | 1 | San Diego Padres @ St. Louis Cardinals Busch Stadium, St. Louis, MO Thu Aug 19 1993, 3:33 AM CDT Att: 31,526 - Sunny - 96 F | | | |
| Ozzie Smith, S OBP: 0.335, SLG: 0.355 (1, 6) |  | |  | |  | | |  | | 4 | 1 | 2 | 0 | 0 | 0 | 2 | | | | |
| Gregg Jefferies, S OBP: 0.398, SLG: 0.498 (1, 3) |  | |  | |  | | |  | | 4 | 0 | 1 | 0 | 0 | 1 | 3 | | | | |
| Todd Zeile, R OBP: 0.352, SLG: 0.424 (1, 5) |  | |  | |  | | |  | | 3 | 0 | 0 | 0 | 1 | 1 | 4 | | | | |
| Ray Lankford, L OBP: 0.395, SLG: 0.366 (1, 8) |  | | |  | |  | |  | | 3 | 1 | 1 | 0 | 1 | 0 | 2 | | | | |
| Mark Whiten, S OBP: 0.318, SLG: 0.420 (1, 9) |  | | |  | |  | |  | | 3 | 0 | 0 | 1 | 0 | 0 | 1 | | | | |
| Luis Alica, S OBP: 0.382, SLG: 0.385 (1, 4) |  | |  | |  | |  | | | 4 | 0 | 0 | 0 | 0 | 1 | 3 | | | | |
| Erik Pappas, R OBP: 0.381, SLG: 0.368 (1, 2) |  | | |  | | |  | | | 3 | 1 | 1 | 1 | 0 | 0 | 0 | | | | |
| Allen Watson, L OBP: 0.333, SLG: 0.412 Omar Olivares, R OBP: 0.294, SLG: 0.353 Rod Brewer, L OBP: 0.320, SLG: 0.330 Mike Perez, R Lee Smith, R (9, 1) |  | |  | |  | | | | | 2 | 0 | 2 | 1 | 0 | 0 | 0 | | | | |
| Inning Stats | R: 0 E: 0 K: 0 S: 5 | H: 2 LOB: 2 BB: 0 P: 5 | R: 0 E: 0 K: 0 S: 3 | H: 0 LOB: 0 BB: 0 P: 3 | R: 0 E: 0 K: 2 S: 8 | H: 1 LOB: 2 BB: 0 P: 12 | R: 2 E: 0 K: 1 S: 9 | H: 3 LOB: 1 BB: 0 P: 12 | R: 0 E: 0 K: 0 S: 6 | H: 0 LOB: 0 BB: 0 P: 9 | R: 0 E: 0 K: 0 S: 13 | H: 0 LOB: 0 BB: 0 P: 18 | R: 0 E: 0 K: 0 S: 6 | H: 0 LOB: 0 BB: 0 P: 6 | R: 1 E: 0 K: 0 S: 8 | H: 1 LOB: 2 BB: 2 P: 17 | | 1B: 3 2B: 4 3B: 0 HR: 0 | SF: 1 SAC: 0 DP: 0 HBP: 1 | WP: 0 PB: 0 SB: 1 CS: 0 |
| PITCHER | IP WLS BF H R ER SO BB IBB HBP BLK WP HR S P ERA WHIP | | | | | | | | | | | | | | | | | | | |
| Wally Whitehurst, R ERA: 3.75 (5, 1) | 4.0 | 19 | 6 | 2 | 2 | 3 | 0 | 0 | 1 | 0 | 0 | 0 | 0 | 25 | 32 | 4.50 | 1.500 | | | |
| Kerry Taylor, R ERA: 6.26 (6, 1) | 1.0 | 3 | 0 | 0 | 0 | 0 | 0 | 0 | 0 | 0 | 0 | 0 | 0 | 6 | 9 | 0.00 | 0.000 | | | |
| Trevor Hoffman, R ERA: 4.03 Mark Davis, L ERA: 4.88 (8, 1) | 2.0 | 6 | 0 | 0 | 0 | 0 | 0 | 0 | 0 | 0 | 0 | 0 | 0 | 19 | 24 | 0.00 | 0.000 | | | |
| Mark Davis, L ERA: 4.88 (8, 1) | 1.0 | 6 | 1 | 1 | 1 | 0 | 1 | 1 | 0 | 0 | 0 | 0 | 0 | 8 | 17 | 9.00 | 2.000 | | | |

| Batter | 1 | 2 | 3 | 4 | 5 | 6 | 7 | 8 | 9 | AB | R | H | RBI | BB | SO | LOB | TOP | | | | | | | | | | |
|---|--|---|---|---|--|----------------------------------|---|---|---|---|-------------------------------|----------------------------------|-------------------------------|----------------------------------|------------------------------|----------------------------------|--|-----------------------------------|------------------------------------|----------------------------------|--------|--|--|--|--|--|--|
| Carlos Garcia, R OBP: 0.332, SLG: 0.428 (1, 4) |  | |  | |  | |  |  | | 5 | 1 | 4 | 1 | 0 | 1 | 0 | Pittsburgh Pirates @ San Diego Padres Jack Murphy Stadium, San Diego, CA Fri Aug 20 1993, 10:05 PM EDT Att: 17,888 - Unknown | | | | | | | | | | |
| Jay Bell, R OBP: 0.385, SLG: 0.451 (1, 6) |  | |  |  |  | |  |  | | 5 | 1 | 3 | 1 | 0 | 1 | 2 | | | | | | | | | | | |
| Orlando Merced, S OBP: 0.422, SLG: 0.458 (1, 9) |  | | |  |  | |  |  | | 4 | 1 | 0 | 0 | 1 | 0 | 6 | | | | | | | | | | | |
| Dave Clark, L OBP: 0.307, SLG: 0.367 Bias Minor, R OBP: 0.315, SLG: 0.391 Lloyd McClendon, R OBP: 0.325, SLG: 0.395 Brian Shouse, L OBP: 0.325, SLG: 0.395 Mark Petkovsek, R OBP: 0.333, SLG: 0.400 Jeff Ballard, L OBP: 0.333, SLG: 0.400 Mark Dewey, R OBP: 0.333, SLG: 0.400 (1, 7) |  |  | |  |  | |  | |  | 3 | 1 | 2 | 1 | 0 | 1 | 2 | | | | | | | | | | | |
| Al Martin, L OBP: 0.333, SLG: 0.437 (1, 8) |  | | |  | | |  | | | 4 | 0 | 0 | 1 | 1 | 2 | 4 | | | | | | | | | | | |
| Kevin Young, R OBP: 0.302, SLG: 0.320 (1, 3) |  | | |  |  | |  | |  |  | 4 | 1 | 1 | 0 | 1 | 0 | | 2 | | | | | | | | | |
| Tom Foley, L OBP: 0.287, SLG: 0.391 (1, 5) | | |  |  | | |  | |  | | 4 | 0 | 1 | 0 | 0 | 1 | | 3 | | | | | | | | | |
| Tom Prince, R OBP: 0.245, SLG: 0.266 (1, 2) | | |  |  | | |  | |  |  | 4 | 1 | 0 | 0 | 1 | 2 | | 5 | | | | | | | | | |
| Randy Tomlin, L OBP: 0.200, SLG: 0.176 Lonnie Smith, R OBP: 0.419, SLG: 0.447 (1, 1) | | |  | |  | |  |  |  | 0 | 0 | 0 | 0 | 0 | 0 | 0 |  | | | | | | | | | | |
| Inning Stats | R: 0 E: 0 K: 2 S: 9 | H: 0 LOB: 0 BB: 0 P: 10 | R: 0 E: 0 K: 0 S: 7 | H: 1 LOB: 0 BB: 0 P: 11 | R: 1 E: 0 K: 0 S: 7 | H: 1 LOB: 0 BB: 1 P: 15 | R: 3 E: 0 K: 1 S: 16 | H: 3 LOB: 1 BB: 1 P: 28 | R: 0 E: 0 K: 2 S: 10 | H: 1 LOB: 1 BB: 0 P: 15 | R: 1 E: 0 K: 1 S: 16 | H: 3 LOB: 2 BB: 0 P: 23 | R: 2 E: 0 K: 0 S: 13 | H: 3 LOB: 2 BB: 1 P: 23 | R: 0 E: 0 K: 1 S: 7 | H: 0 LOB: 2 BB: 2 P: 18 | | 1B: 11 2B: 3 3B: 0 HR: 0 | SF: 0 SAC: 2 DP: 1 HBP: 0 | WP: 1 PB: 0 SB: 0 CS: 1 | PA: 45 | | | | | | |
| PITCHER | IP | WLS | BF | H | R | ER | SO | BB | IBB | HBP | BLK | WP | HR | S | P | ERA | WHIP | | | | | | | | | | |
| Tim Worrell, R ERA: 5.98 (1, 1) | 4.1 | | 20 | 7 | 4 | 4 | 3 | 2 | 0 | 0 | 0 | 1 | 0 | 43 | 71 | 8.31 | 2.077 | | | | | | | | | | |
| Pedro Martinez, L ERA: 2.2 (5, 1) | 1.2 | | 6 | 1 | 0 | 0 | 3 | 0 | 0 | 0 | 0 | 0 | 0 | 15 | 21 | 0.00 | 0.600 | | | | | | | | | | |
| Trevor Hoffman, R ERA: 4.19 (7, 1) | 0.1 | | 3 | 2 | 1 | 1 | 0 | 0 | 0 | 0 | 0 | 0 | 0 | 7 | 11 | 27.00 | 6.000 | | | | | | | | | | |
| Mark Davis, L ERA: 5.07 (7, 1) | 1.2 | L | 10 | 4 | 2 | 2 | 1 | 1 | 0 | 0 | 0 | 0 | 0 | 22 | 35 | 10.80 | 3.000 | | | | | | | | | | |
| Kerry Taylor, R ERA: 6.14 (9, 1) | 1.0 | | 5 | 0 | 0 | 0 | 1 | 2 | 0 | 0 | 0 | 0 | 0 | 7 | 18 | 0.00 | 2.000 | | | | | | | | | | |

| Batter | 1 | 2 | 3 | 4 | 5 | 6 | 7 | 8 | 9 | AB | R | H | RBI | BB | SO | LOB | BOTTOM | | | | | | | | | | |
|--|---|----------------------------------|---|---|--|----------------------------------|---|---|---|----------------------------------|------------------------------|----------------------------------|------------------------------|---------------------------------|-------------------------------|----------------------------------|--|------------------------------------|----------------------------------|--------|--|--|--|--|--|--|--|
| Jarvis Brown, R OBP: 0.304, SLG: 0.381 (1, 7) |  | |  |  | | |  | |  | 3 | 1 | 2 | 0 | 0 | 0 | 0 | Pittsburgh Pirates @ San Diego Padres Jack Murphy Stadium, San Diego, CA Fri Aug 20 1993, 10:05 PM EDT Att: 17,888 - Unknown | | | | | | | | | | |
| Ricky Gutierrez, R OBP: 0.353, SLG: 0.356 (1, 6) |  | |  |  | | |  | |  | 4 | 1 | 1 | 0 | 1 | 0 | 2 | | | | | | | | | | | |
| Tony Gwynn, L OBP: 0.397, SLG: 0.495 (1, 9) |  | |  | |  | |  |  |  | 2 | 0 | 2 | 3 | 1 | 0 | 0 | | | | | | | | | | | |
| Derek Bell, R OBP: 0.299, SLG: 0.415 Phil Plantier, L OBP: 0.326, SLG: 0.510 (1, 8) |  | |  | |  | |  | |  | 4 | 0 | 0 | 0 | 0 | 0 | 5 | | | | | | | | | | | |
| Phil Clark, R OBP: 0.342, SLG: 0.454 (1, 3) | | |  |  | | |  | |  | 5 | 0 | 0 | 0 | 0 | 1 | 4 | | | | | | | | | | | |
| Tim Worrell, R OBP: 0.337, SLG: 0.413 Trevor Hoffman, R OBP: 0.333, SLG: 0.333 Mark Davis, L OBP: 0.279, SLG: 0.422 Craig Shipley, R OBP: 0.279, SLG: 0.331 Kerry Taylor, R OBP: 0.279, SLG: 0.331 (1, 4) |  | | |  | | |  | |  | 3 | 0 | 0 | 0 | 0 | 1 | 0 | | | | | | | | | | | |
| Archi Cianfrocco, R OBP: 0.299, SLG: 0.462 (1, 5) | | |  |  | | |  | |  | 4 | 2 | 3 | 1 | 0 | 1 | 0 | | | | | | | | | | | |
| Brad Ausmus, R OBP: 0.242, SLG: 0.344 Kevin Higgins, L OBP: 0.304, SLG: 0.248 (1, 2) | | | | | | | | | | 3 | 1 | 1 | 2 | 0 | 1 | 1 | | | | | | | | | | | |
| Tim Worrell, R Pedro Martinez, L Jeff Gardner, L OBP: 0.347, SLG: 0.376 (1, 1) | | | | | | | | | | 2 | 0 | 0 | 0 | 0 | 1 | 0 | | | | | | | | | | | |
| Inning Stats | R: 1 E: 0 K: 0 S: 5 | H: 2 LOB: 0 BB: 0 P: 10 | R: 2 E: 0 K: 1 S: 12 | H: 2 LOB: 0 BB: 0 P: 21 | R: 1 E: 0 K: 0 S: 14 | H: 2 LOB: 1 BB: 0 P: 22 | R: 1 E: 0 K: 0 S: 8 | H: 1 LOB: 0 BB: 0 P: 12 | R: 0 E: 0 K: 3 S: 12 | H: 1 LOB: 1 BB: 0 P: 20 | R: 0 E: 0 K: 0 S: 7 | H: 1 LOB: 2 BB: 1 P: 14 | R: 0 E: 0 K: 1 S: 7 | H: 0 LOB: 0 BB: 0 P: 9 | R: 1 E: 0 K: 0 S: 11 | H: 1 LOB: 3 BB: 3 P: 26 | 1B: 7 2B: 3 3B: 0 HR: 2 | SF: 2 SAC: 2 DP: 1 HBP: 0 | WP: 2 PB: 0 SB: 0 CS: 0 | PA: 41 | | | | | | | |
| PITCHER | IP | WLS | BF | H | R | ER | SO | BB | IBB | HBP | BLK | WP | HR | S | P | ERA | WHIP | | | | | | | | | | |
| Randy Tomlin, L ERA: 4.85 (1, 1) | 4.0 | | 18 | 7 | 5 | 5 | 1 | 0 | 0 | 0 | 0 | 0 | 0 | 20 | 31 | 0.00 | 1.000 | | | | | | | | | | |
| Bias Minor, R ERA: 3.92 (5, 1) | 2.0 | | 8 | 2 | 0 | 0 | 3 | 0 | 0 | 0 | 0 | 0 | 0 | 2 | 2 | ∞ | ∞ | | | | | | | | | | |
| Brian Shouse, L ERA: 7.36 (7, 1) | 0.0 | | 1 | 1 | 0 | 0 | 0 | 0 | 0 | 0 | 0 | 0 | 0 | 2 | 2 | ∞ | ∞ | | | | | | | | | | |
| Mark Petkovsek, R ERA: 3.8 (7, 1) | 1.1 | W | 5 | 0 | 0 | 0 | 0 | 0 | 1 | 0 | 0 | 1 | 0 | 6 | 14 | 0.00 | 0.000 | | | | | | | | | | |
| Jeff Ballard, L ERA: 4.67 (8, 1) | 0.1 | | 1 | 0 | 0 | 0 | 0 | 0 | 0 | 0 | 0 | 0 | 0 | 1 | 1 | 0.00 | 0.000 | | | | | | | | | | |

| | |
|-----|----|
| AB | 37 |
| R | 7 |
| H | 14 |
| RBI | 6 |
| BB | 5 |
| SO | 8 |
| LOB | 24 |

| | |
|-----|----|
| AB | 33 |
| R | 6 |
| H | 11 |
| RBI | 6 |
| BB | 4 |
| SO | 5 |
| LOB | 12 |

| Batter | 1 | 2 | 3 | 4 | 5 | 6 | 7 | 8 | 9 | AB | R | H | RBI | BB | SO | LOB | TOP | | | | | |
|--|---|----------------------------------|-------------------------------|----------------------------------|------------------------------|----------------------------------|-------------------------------|----------------------------------|-------------------------------|----------------------------------|------------------------------|----------------------------------|------------------------------|---------------------------------|-------------------------------|----------------------------------|--|------------------------------|---------------------------------|----------------------------------|------------------------------------|----------------------------------|
| Carlos Garcia, R (1,4) OBP: 0.330, SLG: 0.424 | 1-2 P4 | 0-1 1B | | 0-0 F7 | 3-1 G6-3 | | 1-0 F8 | | 1-0 P4 | 6 | 0 | 1 | 0 | 0 | 0 | 2 | Pittsburgh Pirates @ San Diego Padres Jack Murphy Stadium, San Diego, CA Sun Aug 22 1993, 6:33 AM EDT Att. 10,492 - Sunny - 74 F | | | | | |
| Jay Bell, R (1,6) OBP: 0.387, SLG: 0.453 Tom Foley, L (9,PH) OBP: 0.291, SLG: 0.396 | 2-2 WP 1B 2B | 1-2 F9 | | 0-0 HR 1B | 4-2 BB BB | | 0-0 L6 | | 0-0 1B | 4 | 2 | 2 | 0 | 1 | 0 | 1 | | | | | | |
| Orlando Merced, S (1,3) OBP: 0.426, SLG: 0.465 | 4-1 WP 1B BB | | 4-0 CS BB | 2-0 HR 1B | 4-1 BB BB | | 3-2 G4-3 | | 2-0 P3 | 3 | 2 | 1 | 3 | 3 | 0 | 1 | | | | | | |
| Jeff King, R (1,5) OBP: 0.360, SLG: 0.421 | 2-2 F8 | | 3-1 F8 1-2 | 4-0 HR BB | 4-1 BB BB | | 2-2 F7 | | 0-0 F9 | 4 | 1 | 0 | 1 | 2 | 0 | 4 | | | | | | |
| Dave Clark, L (1,9) OBP: 0.363, SLG: 0.387 | 4-2 1B 1-2 BB 2-3 | | 1-3 K | 1-1 HR 1-1 | 1-1 G3-1 | | 2-0 FC6-4 1B | | | 4 | 1 | 2 | 2 | 1 | 1 | 3 | | | | | | |
| Al Martin, L (1,8) OBP: 0.337, SLG: 0.442 | 0-0 1-2 2-H 1B 3-H | | | | | 2-0 E3 FC4-6 | | 2-2 FC6-4 1B HBP 1-2 | | | 5 | 1 | 3 | 2 | 0 | 1 | | | | | | |
| Andy Tomberlin, L (1,7) OBP: 0.385, SLG: 0.538 | 0-3 K | | | | | 2-1 FC4-6 1B G1-5-3 1-2 | | 1-1 HBP 1B | | | 5 | 1 | 2 | 1 | 0 | 2 | | | | | | |
| Tom Prince, R (1,2) OBP: 0.250, SLG: 0.265 | | 1-3 K | | 0-3 K | 3-1 E8 BB | | 0-0 1-2 1B | | 2-2 1-2 2-3 HBP | 4 | 1 | 1 | 0 | 0 | 2 | 1 | | | | | | |
| Steve Cooke, R (1,1) OBP: 0.153, SLG: 0.172 Paul Wagner, R (6,1) OBP: 0.172, SLG: 0.143 Denny Neagle, L (9,1) Mark Dewey, R (9,1) | | 0-0 G3 | | 1-0 HR 1B 3-H | 2-2 G5-3 | | 0-1 G1-5-3 2-3 | | 2-3 K | 4 | 1 | 1 | 1 | 0 | 0 | 3 | | | | | | |
| Inning Stats | R: 2 E: 0 K: 1 S: 19 | H: 2 LOB: 2 BB: 2 P: 32 | R: 0 E: 0 K: 1 S: 10 | H: 1 LOB: 1 BB: 0 P: 12 | R: 0 E: 0 K: 1 S: 5 | H: 0 LOB: 0 BB: 1 P: 13 | R: 7 E: 0 K: 2 S: 20 | H: 7 LOB: 1 BB: 1 P: 33 | R: 1 E: 1 K: 0 S: 14 | H: 0 LOB: 3 BB: 3 P: 35 | R: 0 E: 0 K: 0 S: 6 | H: 1 LOB: 1 BB: 0 P: 10 | R: 0 E: 0 K: 0 S: 5 | H: 0 LOB: 0 BB: 0 P: 9 | R: 0 E: 0 K: 1 S: 15 | H: 2 LOB: 3 BB: 0 P: 26 | | R: 0 E: 0 K: 0 S: 4 | H: 1 LOB: 1 BB: 0 P: 7 | 1B: 9 2B: 2 3B: 1 HR: 2 | SF: 0 SAC: 0 DP: 1 HBP: 1 | WP: 1 PB: 0 SB: 0 CS: 1 |
| PITCHER | IP WLS BF H R ER SO BB IBB HBP BLK WP HR S P ERA WHIP | | | | | | | | | | | | | | | | | | | | | |
| Andy Benes, R (1,1) ERA: 3.51 | 3.2 L 22 8 8 8 4 4 0 0 0 0 1 1 46 79 19.64 3.273 | | | | | | | | | | | | | | | | | | | | | |
| Pedro Martinez, L (4,1) ERA: 2.5 | 1.0 8 2 2 1 1 2 0 0 0 0 0 1 19 38 9.00 4.000 | | | | | | | | | | | | | | | | | | | | | |
| Tim Lincecum, R (5,1) ERA: 4.26 | 1.1 6 1 0 0 0 1 0 0 0 0 0 0 9 18 0.00 1.500 | | | | | | | | | | | | | | | | | | | | | |
| Kerry Taylor, R (7,1) ERA: 5.93 | 2.0 9 2 0 0 1 0 0 1 0 0 0 0 20 35 0.00 1.000 | | | | | | | | | | | | | | | | | | | | | |
| Gene Harris, R (9,1) ERA: 2.9 | 1.0 4 1 0 0 0 0 0 0 0 0 0 0 4 7 0.00 1.000 | | | | | | | | | | | | | | | | | | | | | |

| | |
|-----|----|
| AB | 41 |
| R | 10 |
| H | 14 |
| RBI | 10 |
| BB | 7 |
| SO | 6 |
| LOB | 23 |



| Batter | 1 | 2 | 3 | 4 | 5 | 6 | 7 | 8 | 9 | AB | R | H | RBI | BB | SO | LOB | BOTTOM | | | | | |
|---|---|----------------------------------|-------------------------------|----------------------------------|-------------------------------|----------------------------------|-------------------------------|----------------------------------|-------------------------------|----------------------------------|-------------------------------|----------------------------------|------------------------------|----------------------------------|------------------------------|----------------------------------|--|-------------------------------|----------------------------------|----------------------------------|------------------------------------|----------------------------------|
| Ricky Gutierrez, R (1,6) OBP: 0.353, SLG: 0.358 | 1-3 K | | 0-0 PB 1B 2B | | 2-3 K | | 0-1 F9 | | 4-2 DI 1B BB | 4 | 2 | 1 | 0 | 1 | 2 | 1 | Pittsburgh Pirates @ San Diego Padres Jack Murphy Stadium, San Diego, CA Sun Aug 22 1993, 6:33 AM EDT Att. 10,492 - Sunny - 74 F | | | | | |
| Tim Lincecum, R (1,4) OBP: 0.337, SLG: 0.411 Jeff Gardner, L (7,PH) OBP: 0.351, SLG: 0.378 | 0-0 G6-3 | | 3-2 CS 1B 2-H | | 2-0 G5-3 | | 4-0 BB | | 3-2 1B 1-H G5-3 1B | 3 | 0 | 1 | 1 | 0 | 0 | 1 | | | | | | |
| Tony Gwynn, L (1,9) OBP: 0.397, SLG: 0.494 | 3-2 1B | | 1-1 G4-3 1-2 | | 1-1 2-H 1B | | 2-2 F9 | | 0-1 G5-3 1-2 | 5 | 0 | 2 | 1 | 0 | 0 | 3 | | | | | | |
| Derek Bell, R (1,8) OBP: 0.298, SLG: 0.413 | 0-3 K | | 3-2 G6-3 | | 0-3 K | | 1-3 K | | 1-2 1B | 5 | 0 | 1 | 0 | 0 | 3 | 3 | | | | | | |
| Phil Clark, R (1,3) OBP: 0.345, SLG: 0.471 Bill Bean, L (9,PH) OBP: 0.277, SLG: 0.417 | | 1-1 G6-3 | | 2-2 1B | | 2-1 HR | | 0-0 E9 | | 0-0 G3-1 | 4 | 1 | 2 | 1 | 0 | 0 | | 0 | | | | |
| Phil Plantier, L (1,7) OBP: 0.327, SLG: 0.506 | | 4-2 S BB | | 1-0 F8 | | 3-2 L5 | | 2-3 K | | | 3 | 0 | 0 | 0 | 1 | 2 | | | | | | |
| Archi Cianfrocco, R (1,5) OBP: 0.295, SLG: 0.457 | | 1-3 K | | 0-0 F8 | | 2-1 1B | | 0-3 K | | | 4 | 0 | 1 | 0 | 0 | 2 | | | | | | |
| Brad Ausmus, R (1,2) OBP: 0.243, SLG: 0.338 Gene Harris, R (9,1) | | 1-1 G6-3 | | 1-1 E 1B | | 1-3 K | | 0-1 G6-3 | | | 4 | 1 | 1 | 0 | 0 | 1 | | | | | | |
| Andy Benes, R (1,1) OBP: 0.167, SLG: 0.241 Pedro Martinez, L (4,1) Tim Mauser, R (5,1) Guillermo Velasquez, L (6,PH) OBP: 0.273, SLG: 0.286 Kerry Taylor, R (7,1) Kevin Higgins, L (9,2) OBP: 0.302, SLG: 0.246 | | | 3-2 F7 | | 3-2 E8 1-H 1B | | 0-0 G4-3 | | 1-0 F7 | 1 | 0 | 0 | 0 | 0 | 0 | 0 | | | | | | |
| Inning Stats | R: 0 E: 0 K: 2 S: 10 | H: 1 LOB: 1 BB: 0 P: 14 | R: 0 E: 0 K: 1 S: 11 | H: 0 LOB: 1 BB: 1 P: 18 | R: 1 E: 0 K: 0 S: 10 | H: 2 LOB: 0 BB: 0 P: 17 | R: 0 E: 0 K: 0 S: 10 | H: 1 LOB: 1 BB: 0 P: 16 | R: 2 E: 0 K: 2 S: 17 | H: 2 LOB: 1 BB: 0 P: 26 | R: 1 E: 0 K: 1 S: 12 | H: 2 LOB: 1 BB: 0 P: 20 | R: 0 E: 0 K: 1 S: 8 | H: 0 LOB: 1 BB: 1 P: 15 | R: 0 E: 0 K: 2 S: 9 | H: 0 LOB: 1 BB: 0 P: 11 | | R: 1 E: 0 K: 0 S: 13 | H: 2 LOB: 2 BB: 1 P: 22 | 1B: 8 2B: 1 3B: 0 HR: 1 | SF: 0 SAC: 0 DP: 0 HBP: 0 | WP: 0 PB: 1 SB: 1 CS: 1 |
| PITCHER | IP WLS BF H R ER SO BB IBB HBP BLK WP HR S P ERA WHIP | | | | | | | | | | | | | | | | | | | | | |
| Steve Cooke, L (1,1) ERA: 3.74 | 5.1 W 25 8 4 2 5 1 0 0 0 0 0 0 65 105 3.38 1.688 | | | | | | | | | | | | | | | | | | | | | |
| Paul Wagner, R (6,1) ERA: 5.93 | 3.0 13 1 1 1 4 2 0 0 0 0 0 0 28 46 3.00 1.000 | | | | | | | | | | | | | | | | | | | | | |
| Denny Neagle, L (9,1) ERA: 5.86 | 0.1 2 1 0 0 0 0 0 0 0 0 0 0 6 7 0.00 3.000 | | | | | | | | | | | | | | | | | | | | | |
| Mark Dewey, R (9,1) ERA: 1.42 | 0.1 1 0 0 0 0 0 0 0 0 0 0 0 1 1 0.00 0.000 | | | | | | | | | | | | | | | | | | | | | |

| | |
|-----|----|
| AB | 38 |
| R | 5 |
| H | 10 |
| RBI | 4 |
| BB | 3 |
| SO | 9 |
| LOB | 19 |



| Batter | 1 | 2 | 3 | 4 | 5 | 6 | 7 | 8 | 9 | AB | R | H | RBI | BB | SO | LOB | TOP | | | | | | | | | | |
|--|------------------------------|----------------------------------|-------------------------------|-----------------------------------|------------------------------|----------------------------------|------------------------------|---------------------------------|------------------------------|----------------------------------|-------------------------------|----------------------------------|-------------------------------|----------------------------------|------------------------------|----------------------------------|----------------------------------|------------------------------------|----------------------------------|--------|--|--|--|--|--|--|--|
| Tim Jones, L OBP: 0.308, SLG: 0.364 Todd Burns, R (7.1) Todd Zelle, R OBP: 0.349, SLG: 0.427 (8.5) | L3 | | 1B SF8 2B | | E1 FC6-4 | | E S BB | | K 1-2 | 3 | 1 | 1 | 0 | 1 | 0 | 0 | | | | | | | | | | | |
| Ozzie Smith, S OBP: 0.331, SLG: 0.349 (1.6) | F9 | | CS 1B | | FC6-4 1-2 | | E4 | | G6-3 2-3 | 5 | 0 | 1 | 0 | 0 | 0 | 3 | | | | | | | | | | | |
| Bernard Gilkey, R OBP: 0.372, SLG: 0.493 (1.7) | K | | SF8 | | P4 | | F9 | | F8 | 4 | 0 | 0 | 1 | 0 | 1 | 4 | | | | | | | | | | | |
| Gerald Perry, L OBP: 0.386, SLG: 0.458 (1.3) | | 1B 2B | 3-H 4-2 1-2 BB | | P5 | | | | 1B 1B | 3 | 2 | 2 | 0 | 1 | 0 | 1 | | | | | | | | | | | |
| Mark Whiten, S OBP: 0.310, SLG: 0.409 (8.9) | F7 | | F9 | | | B1-3 | | E4 1B S SF8 | | 4 | 1 | 0 | 0 | 0 | 0 | 3 | | | | | | | | | | | |
| Rod Brewer, L OBP: 0.325, SLG: 0.336 Ray Lankford, L OBP: 0.386, SLG: 0.356 (8.8) | G6-3 2B 1B | | | | K | | F7 | | F8-3 1B | 4 | 1 | 2 | 2 | 0 | 1 | 0 | | | | | | | | | | | |
| Tracy Woodson, R OBP: 0.214, SLG: 0.235 Gregg Jefferies, S OBP: 0.396, SLG: 0.501 Lee Guetterman, L OBP: 0.500, SLG: 1.000 (8.1) | G6-3 | | | | E5 | | K | | SF8 | 3 | 0 | 0 | 0 | 0 | 1 | 1 | | | | | | | | | | | |
| Tom Pagnozzi, R OBP: 0.276, SLG: 0.373 (1.2) | | 2B | | | F8 | | F9 | | F8-3 | 4 | 0 | 1 | 1 | 0 | 0 | 2 | | | | | | | | | | | |
| Donovan Osborne, S OBP: 0.250, SLG: 0.224 Omar Olivares, R OBP: 0.283, SLG: 0.316 Luis Alicia, S OBP: 0.378, SLG: 0.378 (7.4) | G6-3 | | | | K | | K | | G6-3 S BB | 0 | 0 | 0 | 0 | 0 | 0 | 0 | | | | | | | | | | | |
| Inning Stats | R: 0 E: 0 K: 1 S: 8 | H: 0 LOB: 0 BB: 0 P: 12 | R: 2 E: 0 K: 0 S: 18 | H: 3 LOB: 1 BB: 23 P: 20 | R: 1 E: 0 K: 0 S: 8 | H: 2 LOB: 1 BB: 1 P: 14 | R: 0 E: 1 K: 2 S: 8 | H: 0 LOB: 1 BB: 0 P: 9 | R: 0 E: 0 K: 1 S: 7 | H: 0 LOB: 0 BB: 0 P: 10 | R: 0 E: 1 K: 1 S: 15 | H: 0 LOB: 2 BB: 1 P: 25 | R: 2 E: 1 K: 0 S: 11 | H: 2 LOB: 1 BB: 1 P: 16 | R: 0 E: 0 K: 1 S: 7 | H: 0 LOB: 1 BB: 1 P: 13 | 1B: 4 2B: 4 3B: 0 HR: 0 | SF: 2 SAC: 0 DP: 1 HBP: 0 | WP: 0 PB: 0 SB: 3 CS: 1 | PA: 39 | | | | | | | |
| PITCHER | IP | WLS | BF | H | R | ER | SO | BB | IBB | HBP | BLK | WP | HR | S | P | ERA | WHIP | | | | | | | | | | |
| Doug Brocail, R ERA: 4.8 Pedro Martinez, L ERA: 2.18 Trevor Hoffman, R ERA: 4.19 Gene Harris, R ERA: 2.84 | 2.2 | | 13 | 5 | 3 | 3 | 1 | 1 | 0 | 0 | 0 | 0 | 0 | 31 | 45 | 10.12 | 2.250 | | | | | | | | | | |

St. Louis Cardinals @ San Diego Padres
Jack Murphy Stadium, San Diego, CA
Mon Aug 23 1993, 10:05 PM EDT
Att: 8,588 - Unknown - 70 F

AB 34
R 5
H 7
RBI 5
BB 3
SO 6
LOB 17



| Batter | 1 | 2 | 3 | 4 | 5 | 6 | 7 | 8 | 9 | AB | R | H | RBI | BB | SO | LOB | BOTTOM | | | | | | | | | | |
|--|-------------------------------|----------------------------------|------------------------------|----------------------------------|------------------------------|----------------------------------|------------------------------|----------------------------------|------------------------------|----------------------------------|------------------------------|---------------------------------|-------------------------------|----------------------------------|----------------------------------|------------------------------------|----------------------------------|--------|--|--|--|--|--|--|--|--|--|
| Ricky Gutierrez, R OBP: 0.354, SLG: 0.357 (1.6) | G3 G6-3 | | | G5-3 BB | | E5 2-3 | | 1B 1B | | 4 | 0 | 1 | 0 | 1 | 0 | 3 | | | | | | | | | | | |
| Tim Lincecum, R OBP: 0.335, SLG: 0.404 Trevor Hoffman, R (7.1) Craig Shipley, R OBP: 0.383, SLG: 0.335 Gene Harris, R (9.1) | E 1B BB | F7 | | G5-3 | | F9 | | 1B 1B | | 3 | 1 | 0 | 0 | 1 | 0 | 3 | | | | | | | | | | | |
| Tony Gwynn, L OBP: 0.397, SLG: 0.493 (1.9) | 1B HR 1B | G3-1 | | F9 | | F7 | | 1B 1B | | 5 | 1 | 2 | 0 | 0 | 0 | 1 | | | | | | | | | | | |
| Derek Bell, R OBP: 0.297, SLG: 0.410 (1.8) | E3 HR 1B | | | S BB | | G1-3 | | G6-3 | | 3 | 1 | 0 | 0 | 1 | 0 | 2 | | | | | | | | | | | |
| Phil Clark, R OBP: 0.348, SLG: 0.487 Guillermo Velasquez, L OBP: 0.273, SLG: 0.269 (8.3) | HR 1B | G6-3 | | G5-3 | | G5-3 | | HR | | 4 | 2 | 2 | 2 | 0 | 0 | 1 | | | | | | | | | | | |
| Phil Plantier, L OBP: 0.329, SLG: 0.514 Jarvis Brown, R OBP: 0.304, SLG: 0.381 (9.7) | HR | | | G5-4-3 1B | | E5 CS | | F7 | | 4 | 1 | 2 | 4 | 0 | 0 | 0 | | | | | | | | | | | |
| Archi Cianfrocco, R OBP: 0.304, SLG: 0.460 (1.5) | SH1-4 BB BB | | | G5-4-3 1-2 | | CS | | FC1-6 1B | | 3 | 0 | 2 | 0 | 1 | 0 | 1 | | | | | | | | | | | |
| Brad Ausmus, R OBP: 0.243, SLG: 0.324 (1.2) | SH1-4 BB | | | G6-3 | | FC1-6 SH1-4 | | FC6-4 FC4-6 | | 3 | 0 | 0 | 0 | 1 | 0 | 2 | | | | | | | | | | | |
| Doug Brocail, L OBP: 0.208, SLG: 0.208 Pedro Martinez, L (3.1) Jeff Gardner, L OBP: 0.350, SLG: 0.377 (7.4) | SH1-4 | | | K | | SH1-4 | | FC4-6 1B | | 0 | 0 | 0 | 0 | 0 | 0 | 0 | | | | | | | | | | | |
| Inning Stats | R: 5 E: 1 K: 0 S: 24 | H: 3 LOB: 3 BB: 3 P: 43 | R: 0 E: 0 K: 0 S: 8 | H: 0 LOB: 1 BB: 1 P: 15 | R: 0 E: 0 K: 1 S: 8 | H: 1 LOB: 0 BB: 0 P: 14 | R: 0 E: 0 K: 1 S: 9 | H: 0 LOB: 1 BB: 1 P: 15 | R: 0 E: 1 K: 0 S: 9 | H: 1 LOB: 2 BB: 0 P: 13 | R: 1 E: 0 K: 0 S: 6 | H: 1 LOB: 0 BB: 0 P: 9 | R: 1 E: 0 K: 0 S: 19 | H: 4 LOB: 2 BB: 0 P: 26 | 1B: 8 2B: 0 3B: 0 HR: 2 | SF: 0 SAC: 2 DP: 1 HBP: 0 | WP: 0 PB: 0 SB: 1 CS: 1 | PA: 40 | | | | | | | | | |
| PITCHER | IP | WLS | BF | H | R | ER | SO | BB | IBB | HBP | BLK | WP | HR | S | P | ERA | WHIP | | | | | | | | | | |
| Donovan Osborne, L ERA: 3.76 Omar Olivares, R ERA: 4.35 Todd Burns, R ERA: 4.94 Lee Guetterman, L ERA: 4.23 | 0.1 | L | 7 | 3 | 5 | 4 | 0 | 2 | 0 | 0 | 0 | 0 | 0 | 16 | 28 | 108.00 | 15.000 | | | | | | | | | | |

St. Louis Cardinals @ San Diego Padres
Jack Murphy Stadium, San Diego, CA
Mon Aug 23 1993, 10:05 PM EDT
Att: 8,588 - Unknown - 70 F


AB 32
R 7
H 10
RBI 7
BB 5
SO 1
LOB 14



| Batter | 1 | 2 | 3 | 4 | 5 | 6 | 7 | 8 | 9 | AB | R | H | RBI | BB | SO | LOB | TOP | | | | | | |
|---|---|---|---|----------------------------------|-------------------------------|----------------------------------|-------------------------------|----------------------------------|-------------------------------|----------------------------------|-------------------------------|----------------------------------|-------------------------------|----------------------------------|-------------------------------|----------------------------------|----------------------------------|------------------------------------|----------------------------------|--------|--|--|--|
| Tim Jones, L OBP: 0.353, SLG: 0.357 (1, 4) | 4-1 FC3-6 BB | | 1-2 G4-3 | | | 2-2 FC4-6 1-2f | | 0-1 HR 1B | | 3 | 1 | 1 | 0 | 1 | 0 | 2 | | | | | | | |
| Ozzie Smith, S OBP: 0.330, SLG: 0.347 Luis Alica, S OBP: 0.379, SLG: 0.390 (1, 6) (5, 4) | 0-0 FC3-6 G6-3 1-2f | | | 3-2 G6-3 | | 2-1 L4 | | 1-0 HR | | 2 | 0 | 0 | 0 | 0 | 0 | 1 | | | | | | | |
| Gregg Jefferies, S OBP: 0.500, SLG: 0.500 Tracy Woodson, R OBP: 0.211, SLG: 0.232 (1, 3) (7, 3) | 2-1 G6-3 1-2f | | | 0-2 G6-4-3 1B | | | 2-1 E3 HR | 1-1 G5-3 | | 3 | 1 | 1 | 0 | 0 | 0 | 1 | | | | | | | |
| Todd Zeile, R OBP: 0.350, SLG: 0.435 (1, 5) | | 2-1 1B | | 1-2 G6-4-3 1-2f | | | 2-1 HR | 1-3 K | | 4 | 1 | 2 | 2 | 0 | 1 | 1 | | | | | | | |
| Bernard Gilkey, R OBP: 0.372, SLG: 0.490 Lee Guetterman, L OBP: 0.500, SLG: 1.000 Rob Murphy, L OBP: 0.500, SLG: 0.500 Gerald Perry, L OBP: 0.381, SLG: 0.452 (1, 7) (7, 1) (8, 1) (9, PH) | 1-2 P6 | | | 0-2 F9 | | | 4-2 G6-4-3 1B BB | 2-2 G4-3 | | 2 | 0 | 0 | 0 | 1 | 0 | 0 | | | | | | | |
| Mark Whiten, S OBP: 0.312, SLG: 0.410 (1, 8) (7, 9) | 0-0 G4-3 | | | 3-1 G4-3 | | | 0-0 G6-4-3 1B | 0-2 G4-3 1B | | 4 | 0 | 2 | 0 | 0 | 0 | 0 | | | | | | | |
| Rod Brewer, L OBP: 0.323, SLG: 0.333 (1, 9) (7, 7) | | | 0-1 SH1-4 1B | | 1-2 F7 | | 1-1 G6-4-3 1-2f 2-3 | 1-2 G4-3 | | 4 | 0 | 1 | 0 | 0 | 0 | 3 | | | | | | | |
| Erik Pappas, R OBP: 0.383, SLG: 0.359 (1, 2) | | | 2-2 P5 | | | 4-2 FC4-6 BB | 3-3 K | 2-2 K | | 3 | 0 | 0 | 0 | 1 | 2 | 3 | | | | | | | |
| Allen Watson, L OBP: 0.333, SLG: 0.412 Todd Burns, R OBP: 0.385, SLG: 0.355 (1, 1) (1, 1) (7, 8) | | | 1-1 SH1-4 | | | 1-3 K | | 2-0 G4-3 | | 0 | 0 | 0 | 0 | 0 | 0 | 0 | | | | | | | |
| Inning Stats | R: 0 E: 0 K: 0 S: 4 | H: 0 LOB: 0 BB: 1 P: 10 | R: 0 E: 0 K: 0 S: 8 | H: 1 LOB: 0 BB: 0 P: 11 | R: 0 E: 0 K: 0 S: 10 | H: 1 LOB: 1 BB: 0 P: 14 | R: 0 E: 0 K: 0 S: 12 | H: 1 LOB: 0 BB: 0 P: 16 | R: 0 E: 0 K: 1 S: 10 | H: 0 LOB: 1 BB: 1 P: 19 | R: 2 E: 1 K: 1 S: 12 | H: 2 LOB: 1 BB: 1 P: 24 | R: 2 E: 0 K: 1 S: 11 | H: 2 LOB: 0 BB: 0 P: 16 | R: 0 E: 0 K: 1 S: 14 | H: 1 LOB: 1 BB: 0 P: 19 | 1B: 6 2B: 0 3B: 0 HR: 2 | SF: 0 SAC: 1 DP: 3 HBP: 0 | WP: 0 PB: 0 SB: 0 CS: 0 | PA: 35 | | | |
| PITCHER | IP WLS BF H R ER SO BB IBB HBP BLK WP HR S P ERA WHIP | 7.0 W 26 5 2 1 2 3 0 0 0 0 0 1 64 106 1.29 1.143 | 2.0 9 3 2 2 2 0 0 0 0 0 1 25 35 9.00 1.500 | | | | | | | | | | | | | | | | | | | | |

St. Louis Cardinals @ San Diego Padres
Jack Murphy Stadium, San Diego, CA
 Tue Aug 24 1993, 10:05 PM EDT
 Alt. 9,766 - Unknown - 71 F


AB 31
 R 4
 H 8
 RBI 4
 BB 3
 SO 4
 LOB 13



| Batter | 1 | 2 | 3 | 4 | 5 | 6 | 7 | 8 | 9 | AB | R | H | RBI | BB | SO | LOB | BOTTOM | | | | | |
|--|---|--|--|---|---|----------------------------------|------------------------------|----------------------------------|------------------------------|----------------------------------|-------------------------------|----------------------------------|------------------------------|---------------------------------|-------------------------------|----------------------------------|----------------------------------|------------------------------------|----------------------------------|--------|--|--|
| Ricky Gutierrez, R OBP: 0.355, SLG: 0.353 (1, 6) | HR BB | 2-1 G5-3 | | | 1-0 G4-3 | 1-2 F9 | | | | 3 | 2 | 0 | 0 | 2 | 0 | 1 | | | | | | |
| Tim Lincecum, R OBP: 0.337, SLG: 0.421 (1, 4) | HR | | 3-2 F9 | | 1-1 F7 | | 2-0 G4-3 | | | 5 | 2 | 2 | 3 | 0 | 0 | 0 | | | | | | |
| Tony Gwynn, L OBP: 0.400, SLG: 0.494 Bill Bean, L OBP: 0.270, SLG: 0.406 (1, 9) (3, 9) | HR BB | | 1-2 F9 | | 2-2 P6 | | 1-0 G4-3 | | | 1 | 2 | 1 | 2 | 1 | 0 | 0 | | | | | | |
| Derek Bell, R OBP: 0.299, SLG: 0.412 (1, 8) (8, 5) | HR 2B | | 1-0 E5 | | | 3-1 F8 | 1-0 G5-3 | | | 5 | 2 | 2 | 1 | 0 | 0 | 0 | | | | | | |
| Phil Clark, R OBP: 0.356, SLG: 0.513 Craig Shipley, R OBP: 0.281, SLG: 0.333 (1, 3) (8, 7) | HR 2B | | 0-3 K | | | 3-2 HR | | 0-0 F9 | | 4 | 3 | 3 | 4 | 0 | 1 | 1 | | | | | | |
| Phil Plantier, L OBP: 0.332, SLG: 0.523 Jarvis Brown, R OBP: 0.320, SLG: 0.478 (1, 7) (4, PR) (5, 7) (8, 8) | F9 HR | | | 4-0 BB | | 1-3 K | | 0-0 SF9 3B | | 2 | 1 | 1 | 3 | 1 | 0 | 1 | | | | | | |
| Archi Cianfrocco, R OBP: 0.306, SLG: 0.474 (1, 5) (8, 3) | HR BB | | | 0-0 F8 | | 3-2 HR | | 3-2 SF9 | | 3 | 1 | 1 | 2 | 1 | 0 | 1 | | | | | | |
| Brad Ausmus, R OBP: 0.253, SLG: 0.382 (1, 2) | 1-1 FC6-2 1B 2B | 0-0 F8 | | 1-1 L4 | | 2-1 HR | | 3-H K | | 5 | 2 | 2 | 2 | 0 | 1 | 1 | | | | | | |
| Andy Ashby, R OBP: 0.185, SLG: 0.222 Tim Lincecum, R (1, 1) (8, 1) | 0-2 FC6-2 1B BB | 0-2 P6 | | 0-2 L3 | | 0-1 2B | | | | 4 | 1 | 1 | 0 | 0 | 0 | 3 | | | | | | |
| Inning Stats | R: 13 E: 0 K: 0 S: 33 | H: 9 LOB: 0 BB: 4 P: 62 | R: 0 E: 0 K: 0 S: 7 | H: 0 LOB: 0 BB: 0 P: 9 | R: 0 E: 1 K: 1 S: 12 | H: 0 LOB: 1 BB: 0 P: 17 | R: 0 E: 0 K: 0 S: 6 | H: 0 LOB: 1 BB: 1 P: 11 | R: 0 E: 0 K: 0 S: 7 | H: 0 LOB: 0 BB: 0 P: 11 | R: 3 E: 0 K: 1 S: 19 | H: 4 LOB: 1 BB: 0 P: 32 | R: 0 E: 0 K: 0 S: 3 | H: 0 LOB: 0 BB: 0 P: 7 | R: 1 E: 0 K: 1 S: 10 | H: 1 LOB: 0 BB: 0 P: 15 | 1B: 4 2B: 4 3B: 1 HR: 5 | SF: 1 SAC: 0 DP: 0 HBP: 0 | WP: 0 PB: 0 SB: 0 CS: 0 | PA: 44 | | |
| PITCHER | IP WLS BF H R ER SO BB IBB HBP BLK WP HR S P ERA WHIP | 0.2 L 10 4 8 8 2 1 0 0 0 0 4 62 99 13.50 1.875 | 5.1 27 9 8 8 2 1 0 0 0 0 0 4 62 99 13.50 1.875 | 1.0 3 0 0 0 0 0 0 0 0 0 0 3 7 0.00 0.000 | 1.0 4 1 1 1 1 0 0 0 0 0 0 10 15 9.00 1.000 | | | | | | | | | | | | | | | | | |

St. Louis Cardinals @ San Diego Padres
Jack Murphy Stadium, San Diego, CA
 Tue Aug 24 1993, 10:05 PM EDT
 Alt. 9,766 - Unknown - 71 F

AB 38
 R 17
 H 14
 RBI 17
 BB 5
 SO 3
 LOB 8



| Batter | 1 | 2 | 3 | 4 | 5 | 6 | 7 | 8 | 9 | AB | R | H | RBI | BB | SO | LOB | TOP | | | | | |
|---|---|----------------------------------|------------------------------|----------------------------------|-------------------------------|----------------------------------|------------------------------|---------------------------------|-------------------------------|----------------------------------|------------------------------|----------------------------------|------------------------------|----------------------------------|------------------------------|----------------------------------|--|-------------------------------|----------------------------------|----------------------------------|------------------------------------|----------------------------------|
| Jarvis Brown, R (1, 8) <small>OBP: 0.355, SLG: 0.444</small> | | | | | | | | | | 3 | 1 | 1 | 0 | 2 | 1 | 0 | San Diego Padres @ Pittsburgh Pirates Three Rivers Stadium, Pittsburgh, PA Fri Aug 27 1993, 7:05 PM EDT Att: 21,048 - Unknown - 88 F | | | | | |
| Ricky Gutierrez, R (1, 6) <small>OBP: 0.352, SLG: 0.348</small> | | | | | | | | | | 5 | 1 | 0 | 0 | 0 | 0 | 4 | | | | | | |
| Tony Gwynn, L (1, 9) Bill Bean, L (6, 9) <small>OBP: 0.404, SLG: 0.501</small> <small>OBP: 0.269, SLG: 0.400</small> | | | | | | | | | | 4 | 2 | 3 | 1 | 0 | 0 | 0 | | | | | | |
| Derek Bell, R (1, 5) Guillermo Velasquez, L (7, 3) <small>OBP: 0.259, SLG: 0.411</small> <small>OBP: 0.272, SLG: 0.292</small> | | | | | | | | | | 4 | 2 | 2 | 1 | 0 | 0 | 1 | | | | | | |
| Archi Cianfrocco, R (1, 3) <small>OBP: 0.309, SLG: 0.475</small> | | | | | | | | | | 5 | 1 | 2 | 3 | 0 | 0 | 0 | | | | | | |
| Phil Plantier, L (1, 7) <small>OBP: 0.336, SLG: 0.528</small> | | | | | | | | | | 4 | 1 | 1 | 3 | 1 | 2 | 1 | | | | | | |
| Tim Teufel, R (1, 4) <small>OBP: 0.340, SLG: 0.425</small> | | | | | | | | | | 3 | 1 | 1 | 0 | 1 | 0 | 1 | | | | | | |
| Brad Ausmus, R (1, 2) <small>OBP: 0.274, SLG: 0.400</small> | | | | | | | | | | 3 | 0 | 1 | 0 | 1 | 0 | 1 | | | | | | |
| Andy Benes, R (1, 1) Tim Mauser, R (8, 1) Pedro Martinez, L (8, 1) Trevor Hoffman, R (8, 1) <small>OBP: 0.161, SLG: 0.233</small> <small>ERA: 4.73</small> <small>ERA: 5.67</small> <small>ERA: 5.35</small> <small>ERA: 2.49</small> | | | | | | | | | | 2 | 0 | 0 | 1 | 0 | 1 | 2 | | | | | | |
| Inning Stats | R: 0 E: 0 K: 0 S: 10 | H: 1 LOB: 1 BB: 1 P: 20 | R: 0 E: 0 K: 0 S: 9 | H: 0 LOB: 0 BB: 0 P: 15 | R: 4 E: 0 K: 1 S: 20 | H: 4 LOB: 1 BB: 1 P: 31 | R: 1 E: 0 K: 1 S: 7 | H: 1 LOB: 0 BB: 0 P: 9 | R: 4 E: 0 K: 0 S: 10 | H: 4 LOB: 1 BB: 2 P: 26 | R: 0 E: 0 K: 0 S: 7 | H: 0 LOB: 1 BB: 1 P: 12 | R: 0 E: 0 K: 0 S: 7 | H: 0 LOB: 1 BB: 1 P: 14 | R: 0 E: 0 K: 1 S: 8 | H: 1 LOB: 1 BB: 0 P: 11 | | R: 1 E: 1 K: 1 S: 14 | H: 1 LOB: 0 BB: 0 P: 17 | 1B: 6 2B: 5 3B: 0 HR: 2 | SF: 0 SAC: 2 DP: 1 HBP: 0 | WP: 0 PB: 0 SB: 1 CS: 1 |
| PITCHER | IP WLS BF H R ER SO BB IBB HBP BLK WP HR S P ERA WHIP | | | | | | | | | | | | | | | | | | | | | |
| Steve Cooke, L (1, 1) <small>ERA: 3.95</small> | 4.1 L 21 7 6 6 2 2 0 0 0 0 0 0 50 83 12.46 2.077 | | | | | | | | | | | | | | | | | | | | | |
| Bias Minor, R (5, 1) <small>ERA: 4.11</small> | 0.0 5 3 3 3 0 2 0 0 0 0 0 1 5 16 ∞ ∞ | | | | | | | | | | | | | | | | | | | | | |
| Mark Petkovsek, R (5, 1) <small>ERA: 5.67</small> | 1.2 4 0 0 0 0 0 0 0 0 0 0 0 8 14 0.00 0.000 | | | | | | | | | | | | | | | | | | | | | |
| Jeff Ballard, L (7, 1) <small>ERA: 5.35</small> | 2.0 8 1 0 0 1 1 0 0 0 0 0 0 15 25 0.00 1.000 | | | | | | | | | | | | | | | | | | | | | |
| Joel Johnston, R (9, 1) <small>ERA: 2.49</small> | 1.0 4 1 1 1 1 0 0 0 0 0 0 1 14 17 9.00 1.000 | | | | | | | | | | | | | | | | | | | | | |

| Batter | 1 | 2 | 3 | 4 | 5 | 6 | 7 | 8 | 9 | AB | R | H | RBI | BB | SO | LOB | BOTTOM | | | | | |
|---|---|----------------------------------|------------------------------|----------------------------------|------------------------------|---------------------------------|------------------------------|----------------------------------|-------------------------------|----------------------------------|------------------------------|----------------------------------|------------------------------|---------------------------------|-------------------------------|----------------------------------|--|-------------------------------|----------------------------------|----------------------------------|------------------------------------|----------------------------------|
| Carlos Garcia, R (1, 4) <small>OBP: 0.325, SLG: 0.415</small> | | | | | | | | | | 4 | 1 | 1 | 0 | 0 | 0 | 1 | San Diego Padres @ Pittsburgh Pirates Three Rivers Stadium, Pittsburgh, PA Fri Aug 27 1993, 7:05 PM EDT Att: 21,048 - Unknown - 88 F | | | | | |
| Jay Bell, R (1, 6) <small>OBP: 0.384, SLG: 0.452</small> | | | | | | | | | | 5 | 1 | 1 | 2 | 0 | 2 | 2 | | | | | | |
| Orlando Merced, S (1, 3) <small>OBP: 0.422, SLG: 0.459</small> | | | | | | | | | | 3 | 0 | 1 | 1 | 1 | 0 | 0 | | | | | | |
| Jeff King, R (1, 5) <small>OBP: 0.356, SLG: 0.411</small> | | | | | | | | | | 3 | 0 | 0 | 0 | 1 | 0 | 2 | | | | | | |
| Dave Clark, L (1, 9) Lonnie Smith, R (8, PH) <small>OBP: 0.352, SLG: 0.373</small> <small>OBP: 0.421, SLG: 0.443</small> | | | | | | | | | | 3 | 0 | 1 | 0 | 0 | 0 | 1 | | | | | | |
| Al Martin, L (1, 8) <small>OBP: 0.337, SLG: 0.446</small> | | | | | | | | | | 4 | 1 | 1 | 0 | 0 | 1 | 4 | | | | | | |
| Andy Tomberlin, L (1, 7) Lloyd McClendon, R (8, PH) Joel Johnston, R (9, 1) <small>OBP: 0.320, SLG: 0.500</small> <small>OBP: 0.283, SLG: 0.293</small> <small>OBP: 0.283, SLG: 0.293</small> <small>OBP: 0.264, SLG: 0.291</small> | | | | | | | | | | 2 | 1 | 0 | 0 | 1 | 0 | 1 | | | | | | |
| Tom Prince, R (1, 2) <small>OBP: 0.264, SLG: 0.291</small> | | | | | | | | | | 4 | 1 | 1 | 3 | 0 | 1 | 0 | | | | | | |
| Steve Cooke, R (1, 1) Bias Minor, R (5, 1) Mark Petkovsek, R (5, 1) Andy Van Slyke, L (8, PH) Jeff Ballard, L (7, 1) Tom Foley, L (8, PH) <small>OBP: 0.159, SLG: 0.169</small> <small>OBP: 0.206, SLG: 0.111</small> <small>OBP: 0.206, SLG: 0.111</small> <small>OBP: 0.333, SLG: 0.333</small> <small>OBP: 0.224, SLG: 0.302</small> | | | | | | | | | | 1 | 0 | 0 | 0 | 0 | 0 | 0 | | | | | | |
| Inning Stats | R: 0 E: 0 K: 1 S: 9 | H: 0 LOB: 0 BB: 0 P: 13 | R: 0 E: 1 K: 0 S: 8 | H: 0 LOB: 0 BB: 0 P: 10 | R: 0 E: 0 K: 1 S: 7 | H: 0 LOB: 0 BB: 0 P: 9 | R: 0 E: 0 K: 1 S: 7 | H: 0 LOB: 0 BB: 0 P: 11 | R: 0 E: 0 K: 0 S: 15 | H: 1 LOB: 1 BB: 1 P: 24 | R: 0 E: 0 K: 0 S: 9 | H: 0 LOB: 1 BB: 0 P: 17 | R: 0 E: 0 K: 0 S: 4 | H: 0 LOB: 0 BB: 1 P: 8 | R: 6 E: 0 K: 1 S: 28 | H: 6 LOB: 2 BB: 2 P: 46 | | R: 0 E: 0 K: 0 S: 10 | H: 1 LOB: 1 BB: 0 P: 14 | 1B: 5 2B: 1 3B: 1 HR: 1 | SF: 0 SAC: 0 DP: 3 HBP: 1 | WP: 0 PB: 0 SB: 0 CS: 0 |
| PITCHER | IP WLS BF H R ER SO BB IBB HBP BLK WP HR S P ERA WHIP | | | | | | | | | | | | | | | | | | | | | |
| Andy Benes, R (1, 1) <small>ERA: 3.62</small> | 7.0 W 28 5 5 5 3 3 0 0 0 0 0 0 5 104 6.43 1.143 | | | | | | | | | | | | | | | | | | | | | |
| Tim Mauser, R (8, 1) <small>ERA: 4.73</small> | 0.0 1 1 0 0 0 0 0 0 0 0 0 0 5 8 ∞ ∞ | | | | | | | | | | | | | | | | | | | | | |
| Pedro Martinez, L (8, 1) <small>ERA: 2.11</small> | 0.2 4 1 1 1 1 1 0 0 0 0 0 0 11 19 13.50 3.000 | | | | | | | | | | | | | | | | | | | | | |
| Trevor Hoffman, R (8, 1) <small>ERA: 4.04</small> | 1.1 S 5 1 0 0 0 0 0 0 0 0 0 0 14 21 0.00 0.750 | | | | | | | | | | | | | | | | | | | | | |

| Batter | 1 | 2 | 3 | 4 | 5 | 6 | 7 | 8 | 9 | AB | R | H | RBI | BB | SO | LOB | TOP | | | | | | | | |
|--|------------------------------|---------------------------------|-------------------------------|----------------------------------|------------------------------|---------------------------------|-------------------------------|----------------------------------|-------------------------------|----------------------------------|-------------------------------|----------------------------------|-------------------------------|----------------------------------|-------------------------------|----------------------------------|--|----------------------------------|----------------------------------|------------------------------------|----------------------------------|--------|--|--|--|
| Jarvis Brown, R (1.8) OBP: 0.361, SLG: 0.469 | B1-3 | | G1-3 | | F8 | | FC5-4 1B | 2B | | 5 | 0 | 2 | 1 | 0 | 0 | 0 | San Diego Padres @ Pittsburgh Pirates Three Rivers Stadium, Pittsburgh, PA Sat Aug 28 1993, 7:05 PM EDT Att: 28,972 - Unknown - 87 F | | | | | | | | |
| Ricky Gutierrez, R (1.6) OBP: 0.352, SLG: 0.345 | G6-3 | | | | | | FC5-4 2B 1B | G1-3 | | 3 | 1 | 0 | 0 | 2 | 0 | 2 | | | | | | | | | |
| Tony Gwynn, L (1.9) OBP: 0.402, SLG: 0.500 | G3 | | G6-3 | | G4-3 | | 1B | | F7 | 5 | 1 | 1 | 0 | 0 | 0 | 2 | | | | | | | | | |
| Derek Bell, R (1.5) OBP: 0.300, SLG: 0.416 | | L3 | | G4-3 | | HR | 1B | | K | 4 | 1 | 1 | 1 | 1 | 1 | 0 | | | | | | | | | |
| Phil Clark, R (1.7) OBP: 0.358, SLG: 0.515 | | F9 | | G6-3 | | K | | | K | 3 | 0 | 1 | 0 | 0 | 1 | 0 | | | | | | | | | |
| Bill Bean, L (6.7) OBP: 0.275, SLG: 0.405 | | | | | | | | | | 1 | 0 | 1 | 2 | 0 | 0 | 0 | | | | | | | | | |
| Guillermo Velasquez, L (8.3) OBP: 0.270, SLG: 0.289 | | | | | | | | | | 1 | 0 | 0 | 0 | 0 | 1 | 0 | | | | | | | | | |
| Gene Harris, R (9.1) | | | | | | | | | | 0 | 0 | 0 | 0 | 0 | 0 | 0 | | | | | | | | | |
| Archi Cianfrocco, R (1.3) OBP: 0.366, SLG: 0.468 | | | | | | | | | | 3 | 1 | 0 | 0 | 1 | 1 | 3 | | | | | | | | | |
| Tim Teufel, R (1.4) OBP: 0.347, SLG: 0.444 | | | | | | | | | | 3 | 0 | 2 | 1 | 1 | 1 | 0 | | | | | | | | | |
| Brad Ausmus, R (1.2) OBP: 0.273, SLG: 0.405 | | | | | | | | | | 4 | 1 | 1 | 0 | 0 | 0 | 4 | | | | | | | | | |
| Scott Sanders, R (1.1) OBP: 0.311, SLG: 0.111 | | | | | | | | | | 4 | 0 | 0 | 0 | 0 | 3 | 1 | | | | | | | | | |
| Mark Davis, L (9.1) OBP: 0.333, SLG: 0.333 | | | | | | | | | | 0 | 0 | 0 | 0 | 0 | 0 | 0 | | | | | | | | | |
| Craig Shipley, R (9.5) OBP: 0.274, SLG: 0.324 | | | | | | | | | | 0 | 0 | 0 | 0 | 0 | 0 | 0 | | | | | | | | | |
| Inning Stats | R: 0 E: 0 K: 0 S: 6 | H: 0 LOB: 0 BB: 0 P: 9 | R: 1 E: 0 K: 0 S: 11 | H: 1 LOB: 1 BB: 1 P: 21 | R: 0 E: 0 K: 0 S: 4 | H: 0 LOB: 1 BB: 1 P: 9 | R: 0 E: 0 K: 0 S: 12 | H: 1 LOB: 2 BB: 1 P: 24 | R: 0 E: 0 K: 1 S: 12 | H: 0 LOB: 1 BB: 1 P: 22 | R: 1 E: 0 K: 1 S: 13 | H: 2 LOB: 1 BB: 0 P: 18 | R: 2 E: 0 K: 2 S: 18 | H: 3 LOB: 2 BB: 1 P: 31 | R: 1 E: 0 K: 2 S: 11 | H: 2 LOB: 1 BB: 0 P: 16 | R: 0 E: 0 K: 2 S: 11 | H: 0 LOB: 0 BB: 0 P: 15 | 1B: 2 2B: 5 3B: 1 HR: 1 | SF: 0 SAC: 0 DP: 0 HBP: 0 | WP: 0 PB: 0 SB: 1 CS: 0 | PA: 41 | | | |
| PITCHER | IP | WLS | BF | H | R | ER | SO | BB | IBB | HBP | BLK | WP | HR | S | P | ERA | WHIP | | | | | | | | |
| Zane Smith, L (1.1) ERA: 4.55 | 5.2 | L | 25 | 4 | 2 | 2 | 2 | 4 | 0 | 0 | 0 | 0 | 1 | 57 | 102 | 3.18 | 1.412 | | | | | | | | |
| Joel Johnston, R (6.1) ERA: 3.16 | 2.1 | | 13 | 5 | 3 | 3 | 4 | 1 | 0 | 0 | 0 | 0 | 0 | 30 | 48 | 11.57 | 2.571 | | | | | | | | |
| Denny Neagle, L (9.1) ERA: 5.53 | 1.0 | | 3 | 0 | 0 | 0 | 2 | 0 | 0 | 0 | 0 | 0 | 0 | 11 | 15 | 0.00 | 0.000 | | | | | | | | |

| Batter | 1 | 2 | 3 | 4 | 5 | 6 | 7 | 8 | 9 | AB | R | H | RBI | BB | SO | LOB | BOTTOM | | | | | | | | |
|---|------------------------------|----------------------------------|------------------------------|---------------------------------|------------------------------|---------------------------------|------------------------------|---------------------------------|------------------------------|---------------------------------|------------------------------|----------------------------------|------------------------------|----------------------------------|------------------------------|---------------------------------|--|----------------------------------|----------------------------------|------------------------------------|----------------------------------|--------|--|--|--|
| Carlos Garcia, R (1.4) OBP: 0.325, SLG: 0.414 | E7 1B | | F8 | | | K | | | K | 4 | 1 | 1 | 0 | 0 | 2 | 1 | San Diego Padres @ Pittsburgh Pirates Three Rivers Stadium, Pittsburgh, PA Sat Aug 28 1993, 7:05 PM EDT Att: 28,972 - Unknown - 87 F | | | | | | | | |
| Jay Bell, R (1.6) OBP: 0.387, SLG: 0.455 | | | | | | | L8 | | | 4 | 0 | 3 | 1 | 0 | 0 | 0 | | | | | | | | | |
| Orlando Merced, S (1.9) OBP: 0.422, SLG: 0.456 | | | | | | | | | | 2 | 0 | 0 | 0 | 2 | 0 | 2 | | | | | | | | | |
| Jeff King, R (1.5) OBP: 0.353, SLG: 0.407 | | | | | | | | | | 4 | 0 | 0 | 0 | 0 | 1 | 4 | | | | | | | | | |
| Dave Clark, L (1.7) OBP: 0.348, SLG: 0.367 | | | | | | | | | | 3 | 0 | 0 | 0 | 0 | 0 | 0 | | | | | | | | | |
| Al Martin, L (1.8) OBP: 0.337, SLG: 0.453 | | | | | | | | | | 3 | 1 | 1 | 1 | 0 | 1 | 0 | | | | | | | | | |
| Kevin Young, R (1.3) OBP: 0.305, SLG: 0.321 | | | | | | | | | | 2 | 0 | 0 | 0 | 0 | 1 | 0 | | | | | | | | | |
| Joel Johnston, R (6.1) ERA: 4.97 | | | | | | | | | | 0 | 0 | 0 | 0 | 0 | 0 | 0 | | | | | | | | | |
| Andy Van Slyke, L (8. PH) OBP: 0.370, SLG: 0.471 | | | | | | | | | | 1 | 0 | 0 | 0 | 0 | 0 | 0 | | | | | | | | | |
| Denny Neagle, L (9.1) | | | | | | | | | | 0 | 0 | 0 | 0 | 0 | 0 | 0 | | | | | | | | | |
| Tom Prince, R (1.2) OBP: 0.259, SLG: 0.285 | | | | | | | | | | 3 | 0 | 0 | 0 | 0 | 1 | 0 | | | | | | | | | |
| Zane Smith, L (1.1) OBP: 0.080, SLG: 0.080 | | | | | | | | | | 1 | 0 | 0 | 0 | 0 | 0 | 0 | | | | | | | | | |
| Tom Foley, L (6.3) OBP: 0.296, SLG: 0.400 | | | | | | | | | | 2 | 1 | 1 | 0 | 0 | 0 | 0 | | | | | | | | | |
| Inning Stats | R: 1 E: 1 K: 0 S: 9 | H: 2 LOB: 0 BB: 1 P: 16 | R: 0 E: 0 K: 0 S: 6 | H: 0 LOB: 0 BB: 0 P: 8 | R: 0 E: 0 K: 0 S: 5 | H: 0 LOB: 0 BB: 0 P: 6 | R: 0 E: 0 K: 0 S: 5 | H: 1 LOB: 0 BB: 0 P: 7 | R: 0 E: 0 K: 2 S: 5 | H: 0 LOB: 0 BB: 0 P: 9 | R: 0 E: 0 K: 2 S: 8 | H: 0 LOB: 0 BB: 0 P: 11 | R: 0 E: 0 K: 1 S: 8 | H: 0 LOB: 1 BB: 1 P: 16 | R: 1 E: 0 K: 0 S: 6 | H: 1 LOB: 0 BB: 0 P: 9 | R: 1 E: 1 K: 1 S: 11 | H: 2 LOB: 1 BB: 0 P: 17 | 1B: 4 2B: 2 3B: 0 HR: 1 | SF: 0 SAC: 0 DP: 3 HBP: 0 | WP: 0 PB: 0 SB: 0 CS: 2 | PA: 31 | | | |
| PITCHER | IP | WLS | BF | H | R | ER | SO | BB | IBB | HBP | BLK | WP | HR | S | P | ERA | WHIP | | | | | | | | |
| Scott Sanders, R (1.1) ERA: 2.7 | 8.1 | W | 29 | 6 | 3 | 1 | 6 | 2 | 0 | 0 | 0 | 0 | 1 | 63 | 95 | 1.08 | 0.960 | | | | | | | | |
| Mark Davis, L (9.1) ERA: 4.97 | 0.1 | | 1 | 0 | 0 | 0 | 0 | 0 | 0 | 0 | 0 | 0 | 0 | 1 | 1 | 0.00 | 0.000 | | | | | | | | |
| Gene Harris, R (9.1) ERA: 2.77 | 0.1 | S | 1 | 0 | 0 | 0 | 0 | 0 | 0 | 0 | 0 | 0 | 0 | 1 | 3 | 0.00 | 0.000 | | | | | | | | |

AB 36
R 5
H 9
RBI 5
BB 5
SO 8
LOB 12




AB 29
R 3
H 6
RBI 2
BB 2
SO 6
LOB 7



| Batter | 1 | 2 | 3 | 4 | 5 | 6 | 7 | 8 | 9 | AB | R | H | RBI | BB | SO | LOB | TOP | | | |
|--|---|---|---|---------------------------------|-------------------------------|----------------------------------|------------------------------|---------------------------------|-------------------------------|----------------------------------|------------------------------|----------------------------------|------------------------------|----------------------------------|------------------------------|----------------------------------|----------------------------------|------------------------------------|----------------------------------|--------|
| Bill Bean, L OBP: 0.276, SLG: 0.404 Jarvis Brown, R OBP: 0.342, SLG: 0.441 | 1-2 FC5-4 1B | 1-0 G3-1 | | 1-3 K2-3 | | | 2-3 K | | 2-2 G5-3 | 3 | 0 | 1 | 0 | 0 | 1 | 1 | | | | |
| Ricky Gutierrez, R OBP: 0.347 | 1-1 FC5-4 1B | | 1-1 2B HR 1B | | 0-1 FC5 BB 1B | | 2-2 G5-3 | | | 4 | 2 | 2 | 0 | 0 | 0 | 1 | | | | |
| Tony Gwynn, L OBP: 0.403, SLG: 0.502 | 1-0 1B 1-2 1B | | 0-1 1-3 HR 2B | | 1-1 F7 | | 0-0 G4-3 | | | 4 | 1 | 2 | 0 | 0 | 0 | 1 | | | | |
| Phil Plantier, L OBP: 0.337, SLG: 0.535 | 2-3 K | | 2-1 HR | | 4-0 1-2 BB | | | 3-3 K | | 3 | 1 | 1 | 3 | 1 | 2 | 2 | | | | |
| Derek Bell, R OBP: 0.300, SLG: 0.415 | 1-1 1-2 2H 1B | | 0-3 K | | 2-3 K | | 1-0 F7 | | | 4 | 0 | 1 | 1 | 0 | 2 | 2 | | | | |
| Archi Cianfrocco, R OBP: 0.302, SLG: 0.459 | 0-0 G4-3 | | 1-1 G5-3 | | 2-2 FC5 | | 2-2 F8 | | | 4 | 0 | 0 | 0 | 0 | 0 | 4 | | | | |
| Jeff Gardner, L OBP: 0.347, SLG: 0.372 | | 2-0 G3 | 2-3 K | | 2-2 L5 | | | 0-0 DI 1B | | 4 | 0 | 1 | 0 | 0 | 1 | 0 | | | | |
| Brad Ausmus, R OBP: 0.275, SLG: 0.402 Kevin Higgins, L OBP: 0.305, SLG: 0.247 | 0-1 SH3 1B | | | 0-1 F8 | | 3-2 F9 | | 2-2 L6 | | 3 | 0 | 1 | 0 | 0 | 0 | 0 | | | | |
| Andy Ashby, R OBP: 0.179, SLG: 0.214 Kerry Taylor, R | 0-1 SH3 | | | 0-0 G2-3 | | 3-2 F8 | | 0-1 F9 | | 1 | 0 | 0 | 0 | 0 | 0 | 0 | | | | |
| Guillermo Velasquez, L OBP: 0.288, SLG: 0.287 Tim Mauser, R Phil Clark, R OBP: 0.337, SLG: 0.512 | 1-2 | | | | | | | | | 0 | 0 | 0 | 0 | 0 | 0 | 1 | | | | |
| Inning Stats | R: 1 E: 0 K: 1 S: 12 | H: 3 LOB: 2 BB: 0 P: 18 | R: 0 E: 0 K: 0 S: 6 | H: 1 LOB: 1 BB: 0 P: 9 | R: 3 E: 0 K: 2 S: 14 | H: 3 LOB: 0 BB: 0 P: 20 | R: 0 E: 0 K: 1 S: 6 | H: 0 LOB: 0 BB: 0 P: 7 | R: 0 E: 0 K: 1 S: 11 | H: 1 LOB: 2 BB: 1 P: 19 | R: 0 E: 0 K: 1 S: 9 | H: 0 LOB: 0 BB: 0 P: 13 | R: 0 E: 0 K: 1 S: 8 | H: 0 LOB: 0 BB: 0 P: 14 | R: 0 E: 0 K: 0 S: 9 | H: 1 LOB: 1 BB: 0 P: 13 | 1B: 7 2B: 1 3B: 0 HR: 1 | SF: 0 SAC: 1 DP: 0 HBP: 0 | WP: 0 PB: 0 SB: 0 CS: 0 | PA: 37 |
| PITCHER | IP WLS BF H R ER SO BB IBB HBP BLK WP HR S P ERA WHIP | IP WLS BF H R ER SO BB IBB HBP BLK WP HR S P ERA WHIP | | | | | | | | | | | | | | | | | | |
| Bob Walk, R ERA: 5.53 | (1, 1) 6.0 W 27 8 4 4 5 1 0 0 0 0 1 60 92 6.00 1.500 | (7, 1) 2.0 6 0 0 0 2 0 0 0 0 0 0 17 27 0.00 0.000 | (9, 1) 1.0 S 4 1 0 0 0 0 0 0 0 0 0 9 13 0.00 1.000 | | | | | | | | | | | | | | | | | |

San Diego Padres @ Pittsburgh Pirates
Three Rivers Stadium, Pittsburgh, PA
Sun Aug 29 1993, 3:33 AM EDT
Sunny - 83 F


AB 35
R 4
H 9
RBI 4
BB 1
SO 7
LOB 14



| Batter | 1 | 2 | 3 | 4 | 5 | 6 | 7 | 8 | 9 | AB | R | H | RBI | BB | SO | LOB | BOTTOM | | | |
|---|--|--|---|---------------------------------|------------------------------|----------------------------------|-------------------------------|----------------------------------|------------------------------|----------------------------------|------------------------------|----------------------------------|------------------------------|---------------------------------|----------------------------------|------------------------------------|----------------------------------|--------|--|--|
| Carlos Garcia, R OBP: 0.323, SLG: 0.412 | 0-1 G4-3 | | 2-1 G4-3 | 1-2 SF9 | | 1-1 L8 | | 0-1 1B | | 4 | 0 | 1 | 2 | 0 | 0 | 0 | | | | |
| Jay Bell, R OBP: 0.389, SLG: 0.455 | 4-0 E 1B BB | | 4-0 G3 2B BB | 3H WP 1B 1B | | 3-2 G5-3 | | 2H 1B | | 2 | 3 | 1 | 0 | 2 | 0 | 0 | | | | |
| Orlando Merced, S OBP: 0.425, SLG: 0.460 | 0-0 E5 1B 1-3 1B | | 1-1 G3 | 3-2 1H 2H 1B | | | 2-1 S 1B | | | 4 | 0 | 3 | 1 | 0 | 0 | 1 | | | | |
| Dave Clark, L OBP: 0.346, SLG: 0.370 | 1-3 K | | 2-2 2H 2B | 1-3 K | | | 0-0 F7 | | | 4 | 0 | 1 | 1 | 0 | 2 | 4 | | | | |
| Al Martin, L OBP: 0.336, SLG: 0.451 | 0-0 1B | | 1-0 G3 | | 1-1 P6 | | 2-3 K | | 1-2 K | 4 | 0 | 1 | 1 | 0 | 1 | 2 | | | | |
| Don Slaught, R OBP: 0.355, SLG: 0.439 | 2-3 3H G6-3 | | | 0-0 2B 2B | 2-1 P6 | | 2-1 G6-3 | | | 4 | 1 | 1 | 0 | 0 | 0 | 3 | | | | |
| Andy Tomberlin, L OBP: 0.321, SLG: 0.481 Jeff King, R OBP: 0.354, SLG: 0.408 | | | | 1-3 K | 1-1 1B | | | 1-1 SH1-3 1B 1B | | 3 | 0 | 1 | 0 | 0 | 1 | 1 | | | | |
| Tom Foley, L OBP: 0.297, SLG: 0.405 Mark Dewey, R | | 2-2 G1-3 | | 1-0 1B SF9 2B | 1-1 P3 | | | 0-0 SH1-3 | | 3 | 1 | 1 | 1 | 0 | 0 | 1 | | | | |
| Bob Walk, R OBP: 0.137, SLG: 0.140 Andy Van Slyke, L OBP: 0.369, SLG: 0.469 Denny Neagle, L Kevin Young, R OBP: 0.304, SLG: 0.320 | | 0-3 K | | 0-1 E 1B | 1-3 K | | | 1-0 P3 | | 2 | 1 | 1 | 0 | 0 | 1 | 0 | | | | |
| Inning Stats | R: 1 E: 1 K: 1 S: 10 | H: 2 LOB: 2 BB: 1 P: 15 | R: 0 E: 0 K: 1 S: 7 | H: 0 LOB: 0 BB: 0 P: 9 | R: 1 E: 0 K: 0 S: 8 | H: 1 LOB: 1 BB: 1 P: 18 | R: 4 E: 0 K: 2 S: 22 | H: 5 LOB: 1 BB: 0 P: 30 | R: 0 E: 0 K: 0 S: 8 | H: 1 LOB: 1 BB: 0 P: 13 | R: 0 E: 0 K: 1 S: 9 | H: 1 LOB: 1 BB: 0 P: 15 | R: 1 E: 0 K: 0 S: 6 | H: 2 LOB: 1 BB: 0 P: 8 | 1B: 9 2B: 3 3B: 0 HR: 0 | SF: 1 SAC: 1 DP: 0 HBP: 0 | WP: 2 PB: 0 SB: 1 CS: 0 | PA: 37 | | |
| PITCHER | IP WLS BF H R ER SO BB IBB HBP BLK WP HR S P ERA WHIP | IP WLS BF H R ER SO BB IBB HBP BLK WP HR S P ERA WHIP | | | | | | | | | | | | | | | | | | |
| Andy Ashby, R ERA: 7.07 | (1, 1) 3.2 L 6 2 0 0 1 0 0 0 0 1 0 17 26 0.00 1.500 | (4, 1) 1.1 6 2 0 0 1 0 0 0 0 0 0 0 17 26 0.00 1.500 | (6, 1) 3.0 11 3 1 1 2 0 0 0 0 0 0 0 23 36 3.00 1.000 | | | | | | | | | | | | | | | | | |

San Diego Padres @ Pittsburgh Pirates
Three Rivers Stadium, Pittsburgh, PA
Sun Aug 29 1993, 3:33 AM EDT
Sunny - 83 F

AB 33
R 7
H 12
RBI 6
BB 2
SO 6
LOB 13



| Batter | 1 | 2 | 3 | 4 | 5 | 6 | 7 | 8 | 9 | AB | R | H | RBI | BB | SO | LOB | TOP | | | | | | | | | | |
|--|------------------------------|---------------------------------|------------------------------|----------------------------------|-------------------------------|----------------------------------|-------------------------------|----------------------------------|------------------------------|----------------------------------|------------------------------|----------------------------------|-------------------------------|----------------------------------|-------------------------------|----------------------------------|---|-------------------------------|----------------------------------|----------------------------------|------------------------------------|----------------------------------|--------|--|--|--|--|
| Jarvis Brown, R OBP: 0.395, SLG: 0.526 (1, 8) | L1-3 | | E8 1B | | | | | 2B | 1B HR HBP | 4 | 3 | 3 | 2 | 0 | 0 | 0 | San Diego Padres @ Pittsburgh Pirates Three Rivers Stadium, Pittsburgh, PA Sun Aug 29 1993, 3:38 AM EDT Att: 21,636 - Cloudy - 90 F | | | | | | | | | | |
| Bill Bean, L OBP: 0.289, SLG: 0.420 (1, 9) | G4-3 | | CS 1B | | | | | 2B | 1B HR 1B | 5 | 2 | 3 | 3 | 0 | 0 | 1 | | | | | | | | | | | |
| Phil Clark, R OBP: 0.350, SLG: 0.502 Ricky Gutierrez, R OBP: 0.353, SLG: 0.347 (6, 6) | G5-3 | | CS | F8 | | | | G6-3 | SF8 | 4 | 0 | 0 | 0 | 0 | 0 | 1 | | | | | | | | | | | |
| Phil Planter, L OBP: 0.338, SLG: 0.541 (1, 7) | | F9 | | K | | | | P5 | HR | 5 | 1 | 2 | 4 | 0 | 1 | 0 | | | | | | | | | | | |
| Guillermo Velasquez, L OBP: 0.267, SLG: 0.286 Mark Davis, L OBP: 0.250, SLG: 0.250 (8, 1) | | F7 | | FC4-6 1B | | | | K | K | 4 | 0 | 1 | 0 | 0 | 2 | 1 | | | | | | | | | | | |
| Craig Shipley, R OBP: 0.267, SLG: 0.316 (8, 5) | | G5-3 | | FC4-6 | | | | P6 | F7 | 5 | 0 | 0 | 0 | 0 | 0 | 2 | | | | | | | | | | | |
| Jeff Gardner, L OBP: 0.351, SLG: 0.381 (1, 4) | | | SH5-3 E BB | | | | | G3-1 | 2B 3B | 3 | 2 | 2 | 0 | 1 | 0 | 0 | | | | | | | | | | | |
| Kevin Higgins, L OBP: 0.310, SLG: 0.260 (1, 2) | | | L4 | FC6 SH1-4 2B | | | | 1B | 1B 2B | 4 | 2 | 2 | 1 | 0 | 0 | 2 | | | | | | | | | | | |
| Doug Brocail, L OBP: 0.200, SLG: 0.200 Trevor Hoffman, R OBP: 0.305, SLG: 0.462 (8, 1) (8, 3) | | | SH5-3 | SH1-4 | | | | K | 1B HBP SF8 1B | 1 | 0 | 0 | 0 | 0 | 1 | 1 | | | | | | | | | | | |
| Inning Stats | R: 0 E: 0 K: 0 S: 6 | H: 0 LOB: 0 BB: 0 P: 9 | R: 0 E: 0 K: 0 S: 5 | H: 0 LOB: 0 BB: 0 P: 10 | R: 2 E: 1 K: 0 S: 12 | H: 2 LOB: 0 BB: 1 P: 24 | R: 0 E: 0 K: 1 S: 11 | H: 1 LOB: 1 BB: 0 P: 20 | R: 1 E: 0 K: 0 S: 9 | H: 2 LOB: 1 BB: 0 P: 14 | R: 0 E: 0 K: 1 S: 9 | H: 0 LOB: 0 BB: 0 P: 14 | R: 0 E: 0 K: 1 S: 14 | H: 1 LOB: 1 BB: 0 P: 21 | R: 2 E: 0 K: 1 S: 14 | H: 3 LOB: 1 BB: 0 P: 20 | | R: 6 E: 0 K: 1 S: 18 | H: 5 LOB: 0 BB: 0 P: 25 | 1B: 8 2B: 4 3B: 1 HR: 1 | SF: 1 SAC: 2 DP: 0 HBP: 1 | WP: 1 PB: 0 SB: 1 CS: 0 | PA: 43 | | | | |
| PITCHER | IP | WLS | BF | H | R | ER | SO | BB | IBB | HBP | BLK | WP | HR | S | P | ERA | WHIP | | | | | | | | | | |
| John Hope, R ERA: 3.6 (1, 1) | 5.0 | L | 20 | 5 | 3 | 2 | 1 | 1 | 0 | 0 | 0 | 1 | 0 | 43 | 77 | 3.60 | 1.200 | | | | | | | | | | |
| Jeff Ballard, L ERA: 5.4 (6, 1) | 3.0 | | 13 | 4 | 2 | 2 | 3 | 0 | 0 | 0 | 0 | 0 | 0 | 37 | 56 | 6.00 | 1.333 | | | | | | | | | | |
| Bias Minor, R ERA: 4.56 (9, 1) | 0.0 | | 4 | 3 | 4 | 4 | 0 | 0 | 0 | 1 | 0 | 0 | 0 | 9 | 13 | ∞ | ∞ | | | | | | | | | | |
| Mark Petkovsek, R ERA: 6.11 (9, 1) | 1.0 | | 5 | 2 | 2 | 2 | 1 | 0 | 0 | 0 | 0 | 0 | 1 | 9 | 12 | 18.00 | 2.000 | | | | | | | | | | |

| Batter | 1 | 2 | 3 | 4 | 5 | 6 | 7 | 8 | 9 | AB | R | H | RBI | BB | SO | LOB | BOTTOM | | | | | | | | | | |
|---|-------------------------------|----------------------------------|------------------------------|---------------------------------|-------------------------------|----------------------------------|-------------------------------|----------------------------------|------------------------------|---------------------------------|------------------------------|---------------------------------|------------------------------|---------------------------------|-------------------------------|----------------------------------|---|------------------------------|---------------------------------|----------------------------------|------------------------------------|----------------------------------|--------|--|--|--|--|
| Carlos Garcia, R OBP: 0.323, SLG: 0.411 (1, 4) | WP S 1B | | P9 | | | | | G4-3 | FC6-4 DI 1-2f | 4 | 0 | 1 | 0 | 0 | 0 | 1 | San Diego Padres @ Pittsburgh Pirates Three Rivers Stadium, Pittsburgh, PA Sun Aug 29 1993, 3:38 AM EDT Att: 21,636 - Cloudy - 90 F | | | | | | | | | | |
| Jay Bell, R OBP: 0.390, SLG: 0.454 (1, 6) | K | | 1B | | | | | G1-3 | BB | 3 | 0 | 1 | 0 | 1 | 1 | 1 | | | | | | | | | | | |
| Orlando Merced, S OBP: 0.422, SLG: 0.455 (1, 3) | P6 | | K | | | | | G3-1 | K | 4 | 0 | 0 | 0 | 0 | 2 | 4 | | | | | | | | | | | |
| Dave Clark, L OBP: 0.342, SLG: 0.365 Lloyd McClendon, R OBP: 0.291, SLG: 0.291 (9, PH) (9, PH) | G4-3 | | | | | | | F7 | P6 | 3 | 0 | 0 | 0 | 0 | 1 | 1 | | | | | | | | | | | |
| Al Martin, L OBP: 0.333, SLG: 0.446 (1, 8) | | G1-3 | | P7 | | | | F7 | F8 | 4 | 0 | 0 | 0 | 0 | 0 | 0 | | | | | | | | | | | |
| Andy Tomberlin, L OBP: 0.385, SLG: 0.500 Kevin Young, R OBP: 0.305, SLG: 0.322 (8, PH) (8, PH) | | | 1B | | | | | 1B | 1B | 3 | 0 | 2 | 0 | 0 | 1 | 0 | | | | | | | | | | | |
| Tom Foley, L OBP: 0.296, SLG: 0.401 (1, 5) | | | G5-4-3 1B | | | | | P6 | F8 | 4 | 0 | 1 | 0 | 0 | 0 | 2 | | | | | | | | | | | |
| Tom Prince, R OBP: 0.256, SLG: 0.281 Don Staught, R OBP: 0.357, SLG: 0.439 (8, PH) (9, 2) | | G5-4-3 | | P8 | | | | FC6-4 BB | | 2 | 0 | 0 | 0 | 0 | 0 | 2 | | | | | | | | | | | |
| John Hope, R Andy Van Slyke, L Jeff Ballard, L Lonnie Smith, R Bias Minor, R Mark Petkovsek, R (1, 1) (5, PH) (8, 1) (8, PH) (9, 1) (9, 1) | | | K | | | | | F7 | K | 1 | 0 | 0 | 0 | 0 | 1 | 0 | | | | | | | | | | | |
| Inning Stats | R: 0 E: 0 K: 1 S: 11 | H: 1 LOB: 1 BB: 0 P: 16 | R: 0 E: 0 K: 0 S: 6 | H: 2 LOB: 1 BB: 0 P: 9 | R: 0 E: 0 K: 2 S: 13 | H: 1 LOB: 0 BB: 0 P: 21 | R: 0 E: 0 K: 2 S: 12 | H: 0 LOB: 0 BB: 0 P: 20 | R: 0 E: 0 K: 0 S: 5 | H: 0 LOB: 0 BB: 0 P: 9 | R: 0 E: 0 K: 0 S: 7 | H: 0 LOB: 0 BB: 0 P: 9 | R: 0 E: 0 K: 0 S: 6 | H: 1 LOB: 1 BB: 0 P: 7 | R: 0 E: 0 K: 2 S: 17 | H: 0 LOB: 2 BB: 2 P: 29 | | R: 0 E: 0 K: 0 S: 7 | H: 1 LOB: 1 BB: 0 P: 7 | 1B: 6 2B: 0 3B: 0 HR: 0 | SF: 0 SAC: 0 DP: 1 HBP: 0 | WP: 1 PB: 0 SB: 1 CS: 0 | PA: 34 | | | | |
| PITCHER | IP | WLS | BF | H | R | ER | SO | BB | IBB | HBP | BLK | WP | HR | S | P | ERA | WHIP | | | | | | | | | | |
| Doug Brocail, R ERA: 4.45 (1, 1) | 7.0 | W | 25 | 5 | 0 | 0 | 5 | 0 | 0 | 0 | 0 | 1 | 0 | 60 | 91 | 0.00 | 0.714 | | | | | | | | | | |
| Trevor Hoffman, R ERA: 4.0 (8, 1) | 0.2 | | 4 | 0 | 0 | 0 | 1 | 2 | 0 | 0 | 0 | 0 | 0 | 13 | 24 | 0.00 | 3.000 | | | | | | | | | | |
| Mark Davis, L ERA: 4.85 (8, 1) | 1.1 | | 5 | 1 | 0 | 0 | 1 | 0 | 0 | 0 | 0 | 0 | 0 | 11 | 12 | 0.00 | 0.750 | | | | | | | | | | |

| Batter | 1 | 2 | 3 | 4 | 5 | 6 | 7 | 8 | 9 | AB | R | H | RBI | BB | SO | LOB | TOP | | | |
|--|--|----------------------------------|--------------------------------------|--------------------------|---------------------------------------|--------------------------|--------------------------------------|-------------------------|---------------------------------------|--------------------------|--------------------------------------|--------------------------|---------------------------------------|--------------------------|--------------------------------------|--------------------------|----------------------------------|------------------------------------|--------------------------|--|
| Jarvis Brown, R <small>OBP: 0.383, SLG: 0.500</small> | | | | | | | | | | 4 | 0 | 1 | 0 | 0 | 1 | 1 | | | | |
| Ricky Gutierrez, R <small>OBP: 0.354, SLG: 0.352</small> | | | | | | | | | | 4 | 1 | 2 | 0 | 0 | 1 | 1 | | | | |
| Tony Gwynn, L <small>OBP: 0.400, SLG: 0.498</small> | | | | | | | | | | 4 | 0 | 0 | 0 | 0 | 0 | 2 | | | | |
| Phil Plantier, L <small>OBP: 0.337, SLG: 0.538</small> | | | | | | | | | | 4 | 0 | 1 | 0 | 0 | 1 | 0 | | | | |
| Derek Bell, R <small>OBP: 0.301, SLG: 0.416</small> | | | | | | | | | | 4 | 0 | 2 | 1 | 0 | 0 | 0 | | | | |
| Archi Cianfrocco, R <small>OBP: 0.300, SLG: 0.453</small> | | | | | | | | | | 4 | 0 | 0 | 0 | 0 | 1 | 3 | | | | |
| Jeff Gardner, L <small>OBP: 0.350, SLG: 0.379</small> | | | | | | | | | | 4 | 0 | 1 | 0 | 0 | 1 | 1 | | | | |
| Brad Ausmus, R <small>OBP: 0.266, SLG: 0.389</small> | | | | | | | | | | 3 | 0 | 0 | 0 | 0 | 1 | 1 | | | | |
| Tim Worrell, R <small>OBP: 0.273, SLG: 0.292</small> Guillermo Velasquez, L <small>OBP: 0.230, SLG: 0.200</small> Doug Brocail, L <small>OBP: 0.230, SLG: 0.200</small> Pedro Martinez, L <small>OBP: 0.230, SLG: 0.200</small> | | | | | | | | | | 2 | 0 | 0 | 0 | 0 | 0 | 1 | | | | |
| Inning Stats | R: 0 H: 0 E: 0 K: 1 S: 9 | H: 0 LOB: 0 BB: 0 P: 16 | R: 0 H: 1 E: 0 K: 0 S: 7 | LOB: 1 BB: 0 P: 10 | R: 0 H: 1 E: 0 K: 0 S: 11 | LOB: 1 BB: 0 P: 14 | R: 0 H: 0 E: 0 K: 0 S: 5 | LOB: 0 BB: 0 P: 6 | R: 0 H: 1 E: 1 K: 0 S: 12 | LOB: 1 BB: 0 P: 15 | R: 1 H: 3 E: 0 K: 0 S: 9 | LOB: 2 BB: 0 P: 11 | R: 0 H: 1 E: 0 K: 2 S: 10 | LOB: 1 BB: 0 P: 13 | R: 0 H: 0 E: 0 K: 2 S: 8 | LOB: 0 BB: 0 P: 12 | 1B: 7 2B: 1 3B: 0 HR: 0 | SF: 0 SAC: 0 DP: 1 HBP: 0 | WP: 0 PA: 34 CS: 0 | |
| PITCHER | IP: 7.0 WLS: W BF: 28 H: 7 R: 1 ER: 1 SO: 3 BB: 0 IBB: 0 HBP: 0 BLK: 0 WP: 0 HR: 0 S: 62 P: 88 ERA: 1.29 WHIP: 1.000 | | | | | | | | | | | | | | | | | | | |
| Charlie Hough, R <small>ERA: 4.29</small> | IP: 0.0 WLS: 1 BF: 1 H: 0 R: 0 ER: 0 SO: 0 BB: 0 IBB: 0 HBP: 0 BLK: 0 WP: 0 HR: 0 S: 3 P: 5 ERA: ∞ WHIP: ∞ | | | | | | | | | | | | | | | | | | | |
| Luis Aquino, R <small>ERA: 3.35</small> | IP: 1.0 WLS: 2 BF: 0 H: 0 R: 0 ER: 0 SO: 1 BB: 0 IBB: 0 HBP: 0 BLK: 0 WP: 0 HR: 0 S: 7 P: 8 ERA: 0.00 WHIP: 0.000 | | | | | | | | | | | | | | | | | | | |
| Joe Klink, L <small>ERA: 4.4</small> | IP: 1.0 WLS: S BF: 3 H: 0 R: 0 ER: 0 SO: 2 BB: 0 IBB: 0 HBP: 0 BLK: 0 WP: 0 HR: 0 S: 8 P: 12 ERA: 0.00 WHIP: 0.000 | | | | | | | | | | | | | | | | | | | |
| Bryan Harvey, R <small>ERA: 1.81</small> | | | | | | | | | | | | | | | | | | | | |

San Diego Padres @ Florida Marlins
 Joe Robbie Stadium, Miami, FL
 Tue Aug 31 1993, 7:05 PM EDT
 Att: 24,599 - Unknown - 87 F


| | |
|-----|----|
| AB | 34 |
| R | 1 |
| H | 8 |
| RBI | 1 |
| BB | 0 |
| SO | 6 |
| LOB | 10 |



| Batter | 1 | 2 | 3 | 4 | 5 | 6 | 7 | 8 | 9 | AB | R | H | RBI | BB | SO | LOB | BOTTOM | | | | |
|--|--|----------------------------------|--------------------------------------|-------------------------|--------------------------------------|--------------------------|---------------------------------------|--------------------------|---------------------------------------|--------------------------|--------------------------------------|--------------------------|--------------------------------------|-------------------------|--------------------------------------|--------------------------|----------------------------------|------------------------------------|--------------------------|--|--|
| Chuck Carr, S <small>OBP: 0.323, SLG: 0.342</small> | | | | | | | | | | 4 | 1 | 1 | 0 | 0 | 0 | 2 | | | | | |
| Bret Barberie, S <small>OBP: 0.373, SLG: 0.412</small> | | | | | | | | | | 3 | 0 | 0 | 1 | 0 | 0 | 0 | | | | | |
| Jeff Conine, R <small>OBP: 0.363, SLG: 0.420</small> | | | | | | | | | | 3 | 0 | 1 | 0 | 0 | 0 | 0 | | | | | |
| Gary Sheffield, R <small>OBP: 0.352, SLG: 0.479</small> | | | | | | | | | | 3 | 1 | 1 | 1 | 0 | 0 | 1 | | | | | |
| Henry Cotto, R <small>OBP: 0.260, SLG: 0.346</small> | | | | | | | | | | 3 | 0 | 0 | 0 | 0 | 1 | 1 | | | | | |
| Benito Santiago, R <small>OBP: 0.287, SLG: 0.363</small> | | | | | | | | | | 3 | 0 | 0 | 0 | 0 | 1 | 0 | | | | | |
| Darrell Whitmore, L <small>OBP: 0.245, SLG: 0.341</small> | | | | | | | | | | 2 | 0 | 0 | 0 | 1 | 0 | 0 | | | | | |
| Walt Weiss, S <small>OBP: 0.363, SLG: 0.317</small> | | | | | | | | | | 3 | 0 | 1 | 0 | 0 | 0 | 0 | | | | | |
| Charlie Hough, R <small>OBP: 0.073, SLG: 0.038</small> Luis Aquino, R <small>OBP: 0.087, SLG: 0.087</small> Joe Klink, L <small>OBP: 0.333, SLG: 0.305</small> Alex Arias, R <small>OBP: 0.333, SLG: 0.305</small> Bryan Harvey, R <small>OBP: 0.333, SLG: 0.305</small> | | | | | | | | | | 2 | 0 | 0 | 0 | 0 | 1 | 2 | | | | | |
| Inning Stats | R: 0 H: 0 E: 0 K: 0 S: 5 | H: 0 LOB: 0 BB: 0 P: 10 | R: 0 H: 0 E: 0 K: 1 S: 6 | LOB: 0 BB: 0 P: 7 | R: 0 H: 0 E: 0 K: 0 S: 7 | LOB: 0 BB: 0 P: 13 | R: 1 H: 2 E: 1 K: 1 S: 18 | LOB: 1 BB: 0 P: 27 | R: 0 H: 1 E: 0 K: 1 S: 16 | LOB: 2 BB: 1 P: 24 | R: 1 H: 1 E: 0 K: 0 S: 7 | LOB: 0 BB: 0 P: 12 | R: 0 H: 0 E: 0 K: 0 S: 5 | LOB: 0 BB: 0 P: 8 | R: 0 H: 0 E: 0 K: 0 S: 6 | LOB: 0 BB: 0 P: 10 | 1B: 2 2B: 1 3B: 0 HR: 1 | SF: 1 SAC: 0 DP: 0 HBP: 0 | WP: 0 PA: 29 CS: 0 | | |
| PITCHER | IP: 6.0 WLS: L BF: 23 H: 4 R: 2 ER: 2 SO: 3 BB: 1 IBB: 0 HBP: 0 BLK: 0 WP: 0 HR: 1 S: 59 P: 93 ERA: 3.00 WHIP: 0.833 | | | | | | | | | | | | | | | | | | | | |
| Tim Worrell, R <small>ERA: 5.24</small> | IP: 2.0 WLS: 6 BF: 0 H: 0 R: 0 ER: 0 SO: 0 BB: 0 IBB: 0 HBP: 0 BLK: 0 WP: 0 HR: 0 S: 11 P: 18 ERA: 0.00 WHIP: 0.000 | | | | | | | | | | | | | | | | | | | | |
| Pedro Martinez, L <small>ERA: 1.93</small> | | | | | | | | | | | | | | | | | | | | | |

San Diego Padres @ Florida Marlins
 Joe Robbie Stadium, Miami, FL
 Tue Aug 31 1993, 7:05 PM EDT
 Att: 24,599 - Unknown - 87 F

| | |
|-----|----|
| AB | 27 |
| R | 2 |
| H | 4 |
| RBI | 2 |
| BB | 1 |
| SO | 3 |
| LOB | 6 |



| Batter | 1 | 2 | 3 | 4 | 5 | 6 | 7 | 8 | 9 | AB | R | H | RBI | BB | SO | LOB | TOP | | | |
|---|---|----------------------------------|------------------------------|----------------------------------|-------------------------------|----------------------------------|------------------------------|---------------------------------|------------------------------|----------------------------------|------------------------------|----------------------------------|------------------------------|----------------------------------|-------------------------------|---|---|------------------------------------|----------------------------------|--------|
| Jarvis Brown, R OBP: 0.397, SLG: 0.510 (1, 8) | G1-3 | G1 1B | | G6-3 | | | G5-4-3 | | P5 | 5 | 0 | 1 | 0 | 0 | 0 | 2 | | | | |
| Jeff Gardner, L OBP: 0.351, SLG: 0.384 (1, 4) | 1B BB | G1 | | | G3 | | | G6-3 | | 3 | 1 | 0 | 0 | 1 | 0 | 2 | | | | |
| Tony Gwynn, L OBP: 0.398, SLG: 0.495 (1, 9) | F7 | G6-3 | | | F8 | | | F7 | | 4 | 0 | 0 | 0 | 0 | 0 | 3 | | | | |
| Phil Plantier, L OBP: 0.339, SLG: 0.537 (1, 7) | BB 1B | | | G5-3 | | G3 | | | | 4 | 0 | 2 | 0 | 0 | 0 | 0 | | | | |
| Archi Cianfrocco, R OBP: 0.314, SLG: 0.457 Trevor Hoffman, R (6, 1) | BB | | | K | | L6 BB | | F9 | | 2 | 0 | 1 | 1 | 1 | 1 | 0 | | | | |
| Mark Davis, L OBP: 0.250, SLG: 0.250 Bill Bean, L OBP: 0.288, SLG: 0.415 Gene Harris, R (8, 1) | 1-2 2-H | 1B | | | | | | | | 0 | 0 | 0 | 0 | 0 | 0 | 0 | | | | |
| Kevin Higgins, L OBP: 0.310, SLG: 0.258 (1, 2) | 1-2 2-3 | BB | | E2 | | L6 | | | G4-3 | 3 | 0 | 0 | 0 | 1 | 0 | 1 | | | | |
| Ricky Gutierrez, R OBP: 0.358, SLG: 0.352 (1, 6) | G6-3 | | | K | | G6-3 | | | | 4 | 1 | 1 | 0 | 0 | 1 | 4 | | | | |
| Craig Shipley, R OBP: 0.271, SLG: 0.314 (1, 5) | | | | F8 | | CS 1B | | G5-4-3 BB | G4-3 | 3 | 0 | 1 | 0 | 1 | 0 | 1 | | | | |
| Scott Sanders, R OBP: 0.091, SLG: 0.091 Kerry Taylor, R (5, 1) | | | | E4 | | G5-3 | | K | | 2 | 0 | 0 | 0 | 0 | 0 | 1 | | | | |
| Pedro Martinez, L Guillermo Velasquez, L OBP: 0.276, SLG: 0.303 (6, 3) | G1 1B | | | | | | | | 2B | 2 | 0 | 1 | 1 | 0 | 1 | 1 | | | | |
| Inning Stats | R: 1 E: 0 K: 0 S: 15 | H: 2 LOB: 3 BB: 2 P: 29 | R: 0 E: 1 K: 0 S: 8 | H: 1 LOB: 2 BB: 0 P: 11 | R: 0 E: 1 K: 2 S: 12 | H: 0 LOB: 1 BB: 0 P: 17 | R: 0 E: 0 K: 0 S: 6 | H: 1 LOB: 0 BB: 0 P: 8 | R: 0 E: 0 K: 0 S: 5 | H: 0 LOB: 0 BB: 1 P: 11 | R: 0 E: 0 K: 1 S: 8 | H: 0 LOB: 0 BB: 1 P: 14 | R: 0 E: 0 K: 0 S: 9 | H: 1 LOB: 1 BB: 0 P: 13 | R: 1 E: 0 K: 0 S: 14 | H: 2 LOB: 1 BB: 0 P: 22 | 1B: 5 2B: 3 3B: 0 HR: 0 | SF: 0 SAC: 0 DP: 2 HBP: 0 | WP: 0 PB: 0 SB: 0 CS: 1 | PA: 37 |
| PITCHER Pat Rapp, R ERA: 4.08 (1, 1) | IP: 9.0 WLS: W BF: 37 H: 7 R: 2 ER: 2 SO: 3 BB: 4 IBB: 0 HBP: 0 BLK: 0 WP: 0 HR: 0 S: 81 P: 133 ERA: 2.00 WHIP: 1.222 | | | | | | | | | | | | | | | PITCHER Gene Harris, R ERA: 2.89 (8, 1) | IP: 1.0 WLS: 6 BF: 6 H: 3 R: 1 ER: 1 SO: 1 BB: 1 IBB: 0 HBP: 0 BLK: 0 WP: 0 HR: 0 S: 14 P: 23 ERA: 9.00 WHIP: 4.000 | | | |

San Diego Padres @ Florida Marlins
Joe Robbie Stadium, Miami, FL
Thu Sep 02 1993, 7:05 PM EDT
Att: 24,064 - Unknown - 76 F

| | |
|-----|----|
| AB | 33 |
| R | 2 |
| H | 7 |
| RBI | 2 |
| BB | 4 |
| SO | 3 |
| LOB | 16 |



| Batter | 1 | 2 | 3 | 4 | 5 | 6 | 7 | 8 | 9 | AB | R | H | RBI | BB | SO | LOB | BOTTOM | |
|--|--|----------------------------------|------------------------------|----------------------------------|-------------------------------|----------------------------------|-------------------------------|----------------------------------|-------------------------------|----------------------------------|-------------------------------|----------------------------------|-------------------------------|----------------------------------|-----------------------------------|---|----------------------------------|--------|
| Chuck Carr, S OBP: 0.325, SLG: 0.344 (1, 8) | G6-3 | | | 1B | 1B S | S SF8 | FC5-4 1B | | | 5 | 2 | 4 | 0 | 0 | 0 | 0 | | |
| Rick Renneria, R OBP: 0.326, SLG: 0.354 (1, 5) | K2-3 | | G5-3 | | 1B E | K | FC5-4 | | | 5 | 1 | 1 | 0 | 0 | 2 | 5 | | |
| Bret Barberie, S OBP: 0.379, SLG: 0.418 (1, 4) | FC6-4 1B | | | 1B HBP | 2B E | SF8 | | 1B 2B | | 3 | 3 | 3 | 2 | 0 | 0 | 0 | | |
| Jeff Conine, R OBP: 0.362, SLG: 0.420 (1, 7) | FC6-4 | | | F8 | K | HR 2B | | 1B BB 2B | | 5 | 1 | 2 | 1 | 0 | 1 | 4 | | |
| Orestes Destrade, S OBP: 0.328, SLG: 0.425 (1, 3) | | L3 | | BB 1B | E9 2B | HR | | F8 | | 5 | 1 | 3 | 2 | 0 | 0 | 1 | | |
| Benito Santiago, R OBP: 0.290, SLG: 0.372 (1, 2) | G5-3 | | | BB 1B | 1B 2B | F9 | | K | | 5 | 0 | 2 | 2 | 0 | 1 | 1 | | |
| Darrell Whitmore, L OBP: 0.244, SLG: 0.332 (1, 9) | K | | | L5 | G3 | | | K 1B BB | | 4 | 0 | 0 | 0 | 1 | 2 | 4 | | |
| Walt Weiss, S OBP: 0.366, SLG: 0.317 (1, 6) | | E6 G5-3 1B | | FC5-4 BB | IBB | | | 1B BB | | 2 | 0 | 1 | 0 | 3 | 0 | 0 | | |
| Pat Rapp, R OBP: 0.174, SLG: 0.174 (1, 1) | K | | | FC5-4 | K | | | F9 | | 4 | 0 | 0 | 0 | 0 | 2 | 8 | | |
| Inning Stats | R: 0 E: 0 K: 1 S: 8 | H: 1 LOB: 1 BB: 0 P: 12 | R: 0 E: 0 K: 1 S: 7 | H: 0 LOB: 0 BB: 0 P: 10 | R: 0 E: 1 K: 1 S: 10 | H: 1 LOB: 1 BB: 0 P: 14 | R: 1 E: 0 K: 0 S: 15 | H: 2 LOB: 3 BB: 1 P: 27 | R: 3 E: 1 K: 2 S: 23 | H: 3 LOB: 0 BB: 0 P: 20 | R: 0 E: 0 K: 1 S: 11 | H: 1 LOB: 2 BB: 1 P: 18 | R: 1 E: 0 K: 0 S: 14 | H: 3 LOB: 3 BB: 1 P: 23 | 1B: 12 2B: 3 3B: 0 HR: 1 | SF: 1 SAC: 0 DP: 1 HBP: 1 | WP: 0 PB: 0 SB: 3 CS: 0 | PA: 44 |
| PITCHER Scott Sanders, R ERA: 3.7 (1, 1) | IP: 4.1 WLS: L BF: 23 H: 8 R: 4 ER: 4 SO: 4 BB: 1 IBB: 0 HBP: 1 BLK: 0 WP: 0 HR: 0 S: 55 P: 91 ERA: 8.31 WHIP: 2.077 | | | | | | | | | | | | | | | PITCHER Gene Harris, R ERA: 2.89 (8, 1) | | |
| Kerry Taylor, R ERA: 5.7 (5, 1) | 0.0 | 1 | 1 | 0 | 0 | 0 | 0 | 0 | 3 | 5 | | | | | | | | |
| Pedro Martinez, L ERA: 2.22 (5, 1) | 1.0 | 5 | 1 | 1 | 1 | 2 | 0 | 1 | 0 | 9 | 18 | 9.00 | 1.000 | | | | | |
| Trevor Hoffman, R ERA: 4.21 (6, 1) | 0.2 | 4 | 2 | 2 | 2 | 0 | 0 | 0 | 0 | 1 | 9 | 27.00 | 3.000 | | | | | |
| Mark Davis, L ERA: 4.75 (7, 1) | 1.0 | 5 | 1 | 0 | 0 | 1 | 1 | 0 | 0 | 0 | 11 | 18 | 0.00 | 2.000 | | | | |

San Diego Padres @ Florida Marlins
Joe Robbie Stadium, Miami, FL
Thu Sep 02 1993, 7:05 PM EDT
Att: 24,064 - Unknown - 76 F

| | |
|-----|----|
| AB | 38 |
| R | 8 |
| H | 16 |
| RBI | 7 |
| BB | 4 |
| SO | 8 |
| LOB | 23 |



| Batter | 1 | 2 | 3 | 4 | 5 | 6 | 7 | 8 | 9 | AB | R | H | RBI | BB | SO | LOB | TOP |
|--|--|---|--|--|--|--|--|--|---|---|------------------------------|---|-----|----|----|-----|-----|
| Jarvis Brown, R <small>OBP: 0.371, SLG: 0.473</small> | | | | | | | | | | 4 | 0 | 0 | 0 | 0 | 2 | 0 | |
| Ricky Gutierrez, R <small>OBP: 0.359, SLG: 0.354</small> | | | | | | | | | | 4 | 1 | 2 | 0 | 0 | 1 | 0 | |
| Tony Gwynn, L <small>OBP: 0.400, SLG: 0.501</small> | | | | | | | | | | 4 | 2 | 3 | 1 | 0 | 0 | 1 | |
| Derek Bell, R <small>OBP: 0.306, SLG: 0.417</small> | | | | | | | | | | 3 | 0 | 1 | 0 | 0 | 0 | 2 | |
| Phil Clark, R <small>OBP: 0.345, SLG: 0.495</small> Bill Bean, L <small>OBP: 0.286, SLG: 0.415</small> | | | | | | | | | | 3 | 0 | 0 | 0 | 0 | 1 | 2 | |
| Archi Cianfranco, R <small>OBP: 0.313, SLG: 0.455</small> | | | | | | | | | | 3 | 0 | 1 | 1 | 0 | 2 | 1 | |
| Tim Teufel, R <small>OBP: 0.342, SLG: 0.438</small> Phil Planter, L <small>OBP: 0.338, SLG: 0.536</small> | | | | | | | | | | 3 | 0 | 0 | 0 | 0 | 1 | 1 | |
| Brad Ausmus, R <small>OBP: 0.245, SLG: 0.357</small> | | | | | | | | | | 3 | 0 | 0 | 0 | 0 | 0 | 1 | |
| Andy Ashby, R <small>OBP: 0.172, SLG: 0.207</small> Tim Mauser, R <small>OBP: 0.274, SLG: 0.351</small> Guillermo Velasquez, L <small>OBP: 0.296, SLG: 0.333</small> Kerry Taylor, R <small>OBP: 0.285, SLG: 0.333</small> Craig Shipley, R <small>OBP: 0.293, SLG: 0.374</small> Pedro Martinez, L <small>OBP: 0.293, SLG: 0.374</small> | | | | | | | | | | 1 | 0 | 0 | 0 | 0 | 1 | 0 | |
| Inning Stats <small>R: 0, H: 1, E: 0, LOB: 1, K: 1, BB: 0, S: 10</small> | <small>R: 0, H: 1, E: 0, LOB: 1, K: 1, BB: 0, S: 15</small> | <small>R: 0, H: 0, E: 0, LOB: 0, K: 3, BB: 0, S: 10</small> | <small>R: 1, H: 2, E: 0, LOB: 0, K: 0, BB: 0, S: 9</small> | <small>R: 0, H: 0, E: 0, LOB: 0, K: 1, BB: 0, S: 9</small> | <small>R: 0, H: 0, E: 0, LOB: 0, K: 0, BB: 0, S: 5</small> | <small>R: 0, H: 1, E: 0, LOB: 1, K: 1, BB: 0, S: 5</small> | <small>R: 0, H: 0, E: 0, LOB: 0, K: 1, BB: 0, S: 9</small> | <small>R: 0, H: 0, E: 0, LOB: 0, K: 0, BB: 0, S: 4</small> | <small>R: 2, H: 2, E: 0, LOB: 1, K: 1, BB: 0, S: 20</small> | <small>1B: 5, SF: 2, 2B: 3, SAC: 0, 3B: 0, DP: 1, HR: 0, HBP: 1</small> | <small>WP: 1, PA: 34</small> | | | | | | |
| PITCHER Tom Glavine, L <small>ERA: 3.24</small> Steve Bedrosian, R <small>ERA: 1.51</small> | <small>IP: 8.0, WLS: W, BF: 30, H: 7, R: 3, ER: 3, SO: 7, BB: 0, IBB: 0, HBP: 0, BLK: 0, WP: 0, HR: 0, S: 80, P: 116, ERA: 3.38, WHIP: 0.875</small> | | | | | | | | | | | | | | | | |

San Diego Padres @ Atlanta Braves
Atlanta-Fulton County Stadium, Atlanta, GA

AB 31
R 3
H 7
RBI 3
BB 0
SO 8
LOB 9



livebaseballscores.com

Fri Sep 03 1993, 7:05 PM EDT
Att: 48,863 - Unknown

| Batter | 1 | 2 | 3 | 4 | 5 | 6 | 7 | 8 | 9 | AB | R | H | RBI | BB | SO | LOB | BOTTOM |
|--|---|---|---|--|--|--|--|--|--|------------------------------|---|---|-----|----|----|-----|--------|
| Otis Nixon, S <small>OBP: 0.329, SLG: 0.299</small> | | | | | | | | | | 5 | 1 | 3 | 1 | 0 | 1 | 1 | |
| Jeff Blauser, R <small>OBP: 0.414, SLG: 0.457</small> | | | | | | | | | | 5 | 1 | 2 | 1 | 0 | 1 | 3 | |
| Ron Gant, R <small>OBP: 0.340, SLG: 0.513</small> Tony Tarasco, L <small>OBP: 0.316, SLG: 0.333</small> | | | | | | | | | | 3 | 2 | 3 | 0 | 1 | 0 | 0 | |
| Fred McGriff, L <small>OBP: 0.367, SLG: 0.547</small> | | | | | | | | | | 1 | 1 | 0 | 0 | 4 | 0 | 0 | |
| David Justice, L <small>OBP: 0.345, SLG: 0.507</small> | | | | | | | | | | 4 | 0 | 1 | 2 | 0 | 1 | 7 | |
| Terry Pendleton, S <small>OBP: 0.310, SLG: 0.385</small> | | | | | | | | | | 4 | 2 | 2 | 3 | 0 | 0 | 3 | |
| Damon Berryhill, S <small>OBP: 0.293, SLG: 0.374</small> | | | | | | | | | | 3 | 0 | 1 | 0 | 1 | 0 | 2 | |
| Mark Lemke, S <small>OBP: 0.341, SLG: 0.364</small> | | | | | | | | | | 4 | 0 | 1 | 0 | 0 | 1 | 2 | |
| Tom Glavine, L <small>OBP: 0.217, SLG: 0.185</small> Steve Bedrosian, R <small>ERA: 1.51</small> | <small>IP: 2.2, WLS: L, BF: 16, H: 8, R: 6, ER: 6, SO: 4, BB: 1, IBB: 0, HBP: 0, BLK: 0, WP: 0, HR: 1, S: 17, P: 31, ERA: 0.00, WHIP: 2.250</small> | | | | | | | | | 2 | 0 | 0 | 0 | 1 | 1 | 0 | |
| Inning Stats <small>R: 4, H: 4, E: 0, LOB: 0, K: 0, BB: 1, S: 12</small> | <small>R: 0, H: 1, E: 0, LOB: 1, K: 1, BB: 0, S: 15</small> | <small>R: 2, H: 3, E: 0, LOB: 1, K: 1, BB: 1, S: 13</small> | <small>R: 0, H: 2, E: 0, LOB: 3, K: 3, BB: 1, S: 14</small> | <small>R: 1, H: 3, E: 0, LOB: 2, K: 0, BB: 2, S: 8</small> | <small>R: 0, H: 0, E: 0, LOB: 2, K: 0, BB: 2, S: 8</small> | <small>R: 0, H: 0, E: 0, LOB: 1, K: 0, BB: 2, S: 8</small> | <small>R: 0, H: 0, E: 0, LOB: 0, K: 0, BB: 0, S: 8</small> | <small>R: 0, H: 0, E: 0, LOB: 0, K: 0, BB: 0, S: 8</small> | <small>1B: 10, SF: 0, 2B: 2, SAC: 1, 3B: 0, DP: 4, HR: 1, HBP: 0</small> | <small>WP: 1, PA: 40</small> | | | | | | | |
| PITCHER Andy Ashby, R <small>ERA: 7.44</small> Tim Mauser, R <small>ERA: 4.27</small> Kerry Taylor, R <small>ERA: 5.57</small> Pedro Martinez, L <small>ERA: 2.13</small> | <small>IP: 1.1, WLS: L, BF: 7, H: 2, R: 0, ER: 0, SO: 4, BB: 1, IBB: 0, HBP: 0, BLK: 0, WP: 0, HR: 1, S: 30, P: 57, ERA: 3.00, WHIP: 2.333</small> | | | | | | | | | | | | | | | | |

San Diego Padres @ Atlanta Braves
Atlanta-Fulton County Stadium, Atlanta, GA

AB 32
R 7
H 13
RBI 7
BB 7
SO 5
LOB 18



livebaseballscores.com

Fri Sep 03 1993, 7:05 PM EDT
Att: 48,863 - Unknown

| Batter | 1 | 2 | 3 | 4 | 5 | 6 | 7 | 8 | 9 | AB | R | H | RBI | BB | SO | LOB | TOP |
|---|--|---|---|---|--|---|---|---|----------------------------------|------------------------------------|-----------------------------------|---|-----|----|----|-----|--|
| Jarvis Brown, R (1, 8) <small>OBP: 0.409, SLG: 0.491</small> | | | | | | | | | | 2 | 1 | 2 | 0 | 2 | 0 | 0 | San Diego Padres @ Atlanta Braves Atlanta-Fulton County Stadium, Atlanta, GA Sat Sep 04 1993, 7:05 PM EDT Att: 48,881 - Unknown - 86 F |
| Ricky Gutierrez, R (1, 6) <small>OBP: 0.356, SLG: 0.350</small> | | | | | | | | | | 4 | 0 | 0 | 0 | 0 | 3 | 4 | |
| Tony Gwynn, L (1, 9) <small>OBP: 0.399, SLG: 0.499</small> | | | | | | | | | | 4 | 0 | 1 | 0 | 0 | 0 | 2 | |
| Derek Bell, R (1, 5) <small>OBP: 0.305, SLG: 0.416</small> | | | | | | | | | | 3 | 1 | 1 | 1 | 0 | 0 | 1 | |
| Archi Cianfrocco, R (1, 3) <small>OBP: 0.309, SLG: 0.449</small> Trevor Hoffman, R (6, 1) | | | | | | | | | | 3 | 0 | 0 | 0 | 0 | 0 | 1 | |
| Bill Bean, L (9, PH) <small>OBP: 0.284, SLG: 0.411</small> | | | | | | | | | | 3 | 0 | 0 | 0 | 1 | 3 | 1 | |
| Phil Plantier, L (1, 7) <small>OBP: 0.337, SLG: 0.532</small> | | | | | | | | | | 2 | 0 | 0 | 0 | 0 | 0 | 1 | |
| Tim Teufel, R (7, PH) <small>OBP: 0.352, SLG: 0.385</small> Jeff Gardner, L (7, 4) | | | | | | | | | | 2 | 0 | 0 | 0 | 0 | 0 | 0 | |
| Craig Shipley, R (9, PR) <small>OBP: 0.269, SLG: 0.313</small> | | | | | | | | | | 2 | 0 | 0 | 0 | 0 | 1 | 2 | |
| Brad Ausmus, R (1, 2) <small>OBP: 0.240, SLG: 0.350</small> Kevin Higgins, L (9, PH) <small>OBP: 0.309, SLG: 0.256</small> | | | | | | | | | | 1 | 0 | 0 | 0 | 0 | 0 | 1 | |
| Doug Brocail, L (1, 1) <small>OBP: 0.185, SLG: 0.185</small> Mark Davis, L (5, 1) <small>OBP: 0.250, SLG: 0.250</small> Guillermo Velasquez, L (6, 3) <small>OBP: 0.272, SLG: 0.298</small> | | | | | | | | | | 0 | 0 | 0 | 0 | 0 | 0 | 0 | |
| Inning Stats | R: 0 H: 0 E: 0 K: 0 S: 7 | WLS: 0 BF: 18 LOB: 0 BB: 1 P: 14 | H: 0 R: 0 ER: 0 SO: 3 BB: 1 IBB: 0 HBP: 0 BLK: 0 WP: 0 HR: 0 S: 49 P: 77 ERA: 0.00 WHIP: 0.600 | H: 1 R: 1 ER: 1 LOB: 1 BB: 0 P: 16 | H: 0 R: 0 ER: 0 SO: 2 BB: 1 IBB: 0 HBP: 0 BLK: 0 WP: 0 HR: 10 S: 31 P: 17 ERA: 9.00 WHIP: 2.000 | H: 2 R: 2 ER: 2 LOB: 2 BB: 1 IBB: 0 HBP: 0 BLK: 0 WP: 0 HR: 19 S: 17 P: 24 ERA: 0.00 WHIP: 0.500 | H: 0 R: 0 ER: 0 SO: 15 BB: 0 P: 15 | H: 0 R: 0 ER: 0 SO: 16 BB: 1 IBB: 0 HBP: 0 BLK: 0 WP: 0 HR: 18 S: 18 P: 18 ERA: 9.00 WHIP: 2.000 | 1B: 5 2B: 0 3B: 0 HR: 0 | SF: 1 SAC: 0 DP: 0 HBP: 0 | WP: 0 PA: 35 SB: 0 CS: 1 | | | | | | |
| PITCHER | IP: 5.0 WLS: W BF: 18 H: 1 R: 0 ER: 0 SO: 3 BB: 2 IBB: 0 HBP: 0 BLK: 1 WP: 0 HR: 0 S: 49 P: 77 ERA: 0.00 WHIP: 0.600 | IP: 1.0 WLS: 5 BF: 2 H: 2 R: 1 ER: 1 LOB: 1 BB: 0 P: 14 | IP: 2.0 WLS: 7 BF: 0 H: 0 R: 0 ER: 0 SO: 3 BB: 1 IBB: 0 HBP: 0 BLK: 0 WP: 0 HR: 0 S: 19 P: 17 ERA: 0.00 WHIP: 0.500 | IP: 1.0 WLS: S BF: 5 H: 2 R: 1 ER: 1 LOB: 1 BB: 0 P: 12 | | | | | | | | | | | | | |

| | |
|-----|----|
| AB | 30 |
| R | 2 |
| H | 5 |
| RBI | 2 |
| BB | 3 |
| SO | 8 |
| LOB | 14 |



| Batter | 1 | 2 | 3 | 4 | 5 | 6 | 7 | 8 | 9 | AB | R | H | RBI | BB | SO | LOB | BOTTOM |
|--|--|--|---|--|---|---|---|---|----------------------------------|------------------------------------|-----------------------------------|---|-----|----|----|-----|--|
| Otis Nixon, S (1, 8) <small>OBP: 0.330, SLG: 0.301</small> | | | | | | | | | | 5 | 0 | 2 | 0 | 0 | 0 | 3 | San Diego Padres @ Atlanta Braves Atlanta-Fulton County Stadium, Atlanta, GA Sat Sep 04 1993, 7:05 PM EDT Att: 48,881 - Unknown - 86 F |
| Jeff Blauser, R (1, 6) <small>OBP: 0.413, SLG: 0.455</small> | | | | | | | | | | 4 | 1 | 1 | 0 | 0 | 3 | 3 | |
| Ron Gant, R (1, 7) <small>OBP: 0.340, SLG: 0.510</small> | | | | | | | | | 3 | 0 | 0 | 0 | 1 | 1 | 2 | | |
| Fred McGriff, L (1, 3) <small>OBP: 0.366, SLG: 0.543</small> | | | | | | | | | 3 | 0 | 0 | 0 | 1 | 2 | 2 | | |
| David Justice, L (1, 9) <small>OBP: 0.346, SLG: 0.507</small> | | | | | | | | | 4 | 0 | 2 | 2 | 0 | 0 | 0 | | |
| Terry Pendleton, S (1, 5) <small>OBP: 0.309, SLG: 0.390</small> | | | | | | | | | 4 | 1 | 1 | 1 | 0 | 1 | 3 | | |
| Javy Lopez, R (1, 2) <small>OBP: 0.465, SLG: 0.909</small> Rafael Belliard, R (6, PR) <small>OBP: 0.300, SLG: 0.267</small> Damon Berryhill, S (9, 2) <small>OBP: 0.293, SLG: 0.374</small> | | | | | | | | | | 4 | 0 | 2 | 0 | 0 | 0 | 0 | |
| Mark Lemke, S (1, 4) <small>OBP: 0.339, SLG: 0.362</small> | | | | | | | | | | 3 | 0 | 0 | 0 | 0 | 3 | | |
| Kent Mercker, L (1, 1) Tony Tarasco, L (5, PH) <small>OBP: 0.309, SLG: 0.366</small> Jay Howell, R (6, 1) | | | | | | | | | | 1 | 0 | 0 | 0 | 0 | 0 | 0 | |
| Bill Pacotta, R (6, PH) <small>OBP: 0.345, SLG: 0.415</small> Mark Wohlers, R (7, 1) <small>OBP: 0.328, SLG: 0.415</small> Sid Bream, L (6, PH) <small>OBP: 0.328, SLG: 0.415</small> Greg McMichael, R (9, 1) | | | | | | | | | | 0 | 0 | 0 | 0 | 0 | 0 | 0 | |
| Inning Stats | R: 0 H: 0 E: 0 K: 1 S: 9 | WLS: L BF: 21 LOB: 1 BB: 0 P: 15 | H: 1 R: 3 ER: 3 SO: 3 BB: 1 IBB: 0 HBP: 0 BLK: 0 WP: 0 HR: 1 S: 46 P: 76 ERA: 5.79 WHIP: 1.071 | H: 1 R: 0 ER: 0 SO: 24 BB: 1 IBB: 0 HBP: 0 BLK: 0 WP: 0 HR: 0 S: 12 P: 25 ERA: 0.00 WHIP: 4.000 | H: 3 R: 3 ER: 3 LOB: 2 BB: 1 IBB: 0 HBP: 0 BLK: 0 WP: 0 HR: 23 S: 37 P: 16 ERA: 0.00 WHIP: 0.857 | H: 2 R: 2 ER: 2 LOB: 2 BB: 0 P: 16 | H: 1 R: 1 ER: 1 LOB: 1 BB: 0 P: 19 | H: 1 R: 1 ER: 1 LOB: 1 BB: 1 IBB: 0 HBP: 0 HR: 1 | 1B: 7 2B: 0 3B: 1 HR: 1 | SF: 0 SAC: 1 DP: 1 HBP: 0 | WP: 0 PA: 37 SB: 1 CS: 0 | | | | | | |
| PITCHER | IP: 4.2 WLS: L BF: 21 H: 4 R: 3 ER: 3 SO: 3 BB: 1 IBB: 0 HBP: 0 BLK: 0 WP: 0 HR: 1 S: 46 P: 76 ERA: 5.79 WHIP: 1.071 | IP: 1.0 WLS: 7 BF: 3 H: 0 R: 0 ER: 0 SO: 0 BB: 1 IBB: 0 HBP: 0 BLK: 0 WP: 0 HR: 0 S: 9 P: 16 ERA: 0.00 WHIP: 4.000 | IP: 2.1 WLS: 9 BF: 2 H: 0 R: 0 ER: 0 SO: 4 BB: 0 IBB: 1 HBP: 0 BLK: 0 WP: 0 HR: 0 S: 23 P: 37 ERA: 0.00 WHIP: 0.857 | | | | | | | | | | | | | | |

| | |
|-----|----|
| AB | 33 |
| R | 3 |
| H | 9 |
| RBI | 3 |
| BB | 3 |
| SO | 7 |
| LOB | 17 |



| Batter | 1 | 2 | 3 | 4 | 5 | 6 | 7 | 8 | 9 | AB | R | H | RBI | BB | SO | LOB | TOP | | | | | | | | | | |
|--|------------------------------|---------------------------------|------------------------------|----------------------------------|------------------------------|---------------------------------|------------------------------|----------------------------------|-------------------------------|----------------------------------|------------------------------|---------------------------------|------------------------------|---------------------------------|------------------------------|----------------------------------|--|----------------------------------|----------------------------------|------------------------------------|----------------------------------|--------|--|--|--|--|--|
| Jarvis Brown, R (1, 8) <small>OBP: 0.429, SLG: 0.492</small> | | | | | | | | | | 2 | 0 | 1 | 1 | 2 | 1 | 0 | San Diego Padres @ Atlanta Braves Atlanta-Fulton County Stadium, Atlanta, GA Sun Sep 05 1993, 3:33 AM EDT Att: 48,463 - Sunny - 84 F | | | | | | | | | | |
| Jeff Gardner, L (1, 4) <small>OBP: 0.351, SLG: 0.381</small> | | | | | | | | | | 3 | 0 | 0 | 0 | 1 | 1 | 2 | | | | | | | | | | | |
| Tony Gwynn, L (1, 9) Bill Bean, L (4, 9) <small>OBP: 0.287, SLG: 0.413</small> | | | | | | | | | | 2 | 0 | 0 | 0 | 0 | 0 | 1 | | | | | | | | | | | |
| Phil Plantier, L (1, 7) <small>OBP: 0.334, SLG: 0.526</small> | | | | | | | | | | 4 | 0 | 0 | 0 | 0 | 0 | 2 | | | | | | | | | | | |
| Derek Bell, R (1, 5) <small>OBP: 0.305, SLG: 0.417</small> | | | | | | | | | | 4 | 1 | 1 | 0 | 0 | 0 | 1 | | | | | | | | | | | |
| Guillermo Velasquez, L (1, 3) <small>OBP: 0.254, SLG: 0.289</small> | | | | | | | | | | 4 | 0 | 0 | 1 | 0 | 1 | 1 | | | | | | | | | | | |
| Craig Shipley, R (1, 6) <small>OBP: 0.274, SLG: 0.322</small> | | | | | | | | | | 4 | 0 | 2 | 0 | 0 | 0 | 0 | | | | | | | | | | | |
| Kevin Higgins, L (1, 2) <small>OBP: 0.313, SLG: 0.258</small> | | | | | | | | | | 3 | 1 | 1 | 0 | 1 | 1 | 1 | | | | | | | | | | | |
| Tim Worrell, R (1, 1) Trevor Hoffman, R (7, 1) Pedro Martinez, L (8, 1) | | | | | | | | | | 2 | 0 | 0 | 0 | 0 | 2 | 2 | | | | | | | | | | | |
| Inning Stats | R: 0 E: 0 K: 0 S: 5 | H: 0 LOB: 0 BB: 1 P: 9 | R: 1 E: 1 K: 1 S: 9 | H: 2 LOB: 2 BB: 1 P: 15 | R: 0 E: 0 K: 1 S: 6 | H: 0 LOB: 0 BB: 0 P: 9 | R: 0 E: 0 K: 1 S: 8 | H: 0 LOB: 0 BB: 0 P: 12 | R: 1 E: 0 K: 0 S: 12 | H: 2 LOB: 1 BB: 0 P: 14 | R: 0 E: 0 K: 0 S: 5 | H: 1 LOB: 1 BB: 0 P: 6 | R: 0 E: 0 K: 1 S: 5 | H: 0 LOB: 0 BB: 0 P: 6 | R: 0 E: 0 K: 1 S: 9 | H: 0 LOB: 1 BB: 2 P: 18 | R: 0 E: 0 K: 1 S: 9 | H: 1 LOB: 1 BB: 0 P: 13 | 1B: 4 2B: 2 3B: 0 HR: 0 | SF: 0 SAC: 1 DP: 1 HBP: 0 | WP: 0 PB: 0 SB: 0 CS: 1 | PA: 35 | | | | | |
| PITCHER | IP | WLS | BF | H | R | ER | SO | BB | IBB | HBP | BLK | WP | HR | S | P | ERA | WHIP | | | | | | | | | | |
| Greg Maddux, R (1, 1) <small>ERA: 2.54</small> | 9.0 | W | 35 | 6 | 2 | 2 | 7 | 4 | 0 | 0 | 0 | 0 | 0 | 68 | 102 | 2.00 | 1.111 | | | | | | | | | | |

| | |
|-----|----|
| AB | 30 |
| R | 2 |
| H | 6 |
| RBI | 2 |
| BB | 4 |
| SO | 7 |
| LOB | 11 |



| Batter | 1 | 2 | 3 | 4 | 5 | 6 | 7 | 8 | 9 | AB | R | H | RBI | BB | SO | LOB | BOTTOM | | | | | | | | | | |
|---|-------------------------------|----------------------------------|------------------------------|---------------------------------|------------------------------|----------------------------------|------------------------------|---------------------------------|-------------------------------|----------------------------------|------------------------------|----------------------------------|-------------------------------|----------------------------------|-------------------------------|----------------------------------|--|------------------------------------|----------------------------------|--------|--|--|--|--|--|--|--|
| Otis Nixon, S (1, 8) <small>OBP: 0.334, SLG: 0.304</small> | | | | | | | | | | 3 | 1 | 2 | 0 | 1 | 0 | 1 | San Diego Padres @ Atlanta Braves Atlanta-Fulton County Stadium, Atlanta, GA Sun Sep 05 1993, 3:33 AM EDT Att: 48,463 - Sunny - 84 F | | | | | | | | | | |
| Jeff Blauser, R (1, 6) <small>OBP: 0.410, SLG: 0.451</small> | | | | | | | | | | 4 | 0 | 0 | 0 | 0 | 0 | 4 | | | | | | | | | | | |
| Tony Tarasco, L (1, 7) <small>OBP: 0.292, SLG: 0.304</small> | | | | | | | | | | 4 | 0 | 0 | 0 | 0 | 0 | 1 | | | | | | | | | | | |
| Fred McGriff, L (1, 3) <small>OBP: 0.369, SLG: 0.545</small> | | | | | | | | | | 2 | 1 | 1 | 1 | 2 | 0 | 0 | | | | | | | | | | | |
| David Justice, L (1, 9) <small>OBP: 0.348, SLG: 0.513</small> | | | | | | | | | | 4 | 1 | 2 | 2 | 0 | 1 | 1 | | | | | | | | | | | |
| Terry Pendleton, S (1, 5) <small>OBP: 0.305, SLG: 0.389</small> | | | | | | | | | | 4 | 0 | 1 | 0 | 0 | 2 | 2 | | | | | | | | | | | |
| Damon Berryhill, S (1, 2) <small>OBP: 0.296, SLG: 0.375</small> | | | | | | | | | | 4 | 0 | 2 | 0 | 0 | 0 | 0 | | | | | | | | | | | |
| Mark Lemke, S (1, 4) <small>OBP: 0.337, SLG: 0.359</small> | | | | | | | | | | 3 | 0 | 0 | 0 | 0 | 0 | 3 | | | | | | | | | | | |
| Greg Maddux, R (1, 1) <small>OBP: 0.160, SLG: 0.163</small> | | | | | | | | | | 3 | 0 | 1 | 0 | 0 | 1 | 2 | | | | | | | | | | | |
| Inning Stats | R: 1 E: 0 K: 1 S: 11 | H: 2 LOB: 1 BB: 0 P: 19 | R: 0 E: 0 K: 0 S: 6 | H: 2 LOB: 1 BB: 0 P: 9 | R: 0 E: 0 K: 0 S: 5 | H: 0 LOB: 0 BB: 1 P: 10 | R: 0 E: 0 K: 0 S: 4 | H: 0 LOB: 0 BB: 0 P: 8 | R: 0 E: 0 K: 1 S: 13 | H: 1 LOB: 1 BB: 0 P: 20 | R: 0 E: 0 K: 1 S: 9 | H: 1 LOB: 2 BB: 1 P: 16 | R: 0 E: 0 K: 0 S: 13 | H: 2 LOB: 2 BB: 0 P: 22 | R: 2 E: 0 K: 1 S: 15 | H: 1 LOB: 1 BB: 1 P: 25 | 1B: 7 2B: 1 3B: 0 HR: 1 | SF: 0 SAC: 0 DP: 1 HBP: 0 | WP: 0 PB: 0 SB: 1 CS: 1 | PA: 34 | | | | | | | |
| PITCHER | IP | WLS | BF | H | R | ER | SO | BB | IBB | HBP | BLK | WP | HR | S | P | ERA | WHIP | | | | | | | | | | |
| Tim Worrell, R (1, 1) <small>ERA: 4.5</small> | 6.2 | | 28 | 8 | 1 | 1 | 3 | 2 | 0 | 0 | 0 | 0 | 0 | 60 | 102 | 1.35 | 1.500 | | | | | | | | | | |
| Trevor Hoffman, R (7, 1) <small>ERA: 4.15</small> | 0.2 | | 3 | 0 | 1 | 1 | 0 | 1 | 0 | 0 | 0 | 0 | 0 | 4 | 9 | 13.50 | 1.500 | | | | | | | | | | |
| Pedro Martinez, L (8, 1) <small>ERA: 2.42</small> | 0.2 | L | 3 | 1 | 1 | 1 | 1 | 0 | 0 | 0 | 0 | 0 | 1 | 12 | 18 | 13.50 | 1.500 | | | | | | | | | | |



| Batter | 1 | 2 | 3 | 4 | 5 | 6 | 7 | 8 | 9 | AB | R | H | RBI | BB | SO | LOB | TOP | | | | | | | | |
|---|------------------------------|----------------------------------|------------------------------|----------------------------------|-------------------------------|----------------------------------|-------------------------------|----------------------------------|------------------------------|----------------------------------|------------------------------|----------------------------------|------------------------------|---------------------------------|------------------------------|----------------------------------|---|----------------------------------|----------------------------------|------------------------------------|----------------------------------|--------|--|--|--|
| Chuck Carr, S OBP: 0.325, SLG: 0.344 (1, 8) | 1-1 G5-4-3 1B | | 1-3 K | | 4-1 FC5-2-4 S BB | | 0-0 B3-4 | | 2-1 G3-1 | 4 | 0 | 1 | 0 | 1 | 1 | 1 | Florida Marlins @ San Diego Padres Jack Murphy Stadium, San Diego, CA Mon Sep 06 1993, 10:05 PM EDT Att: 10,767 - Unknown - 73 F livebaseballscorecards.com | | | | | | | | |
| Rick Renner, R OBP: 0.327, SLG: 0.346 (1, 4) | 4-0 G5-4-3 BB | | 1-1 G6-3 | | 2-2 FC5-2-5 1-3 2-H | | | 2-1 F9 | | 3 | 0 | 0 | 0 | 1 | 0 | 3 | | | | | | | | | |
| Jeff Conine, R OBP: 0.364, SLG: 0.419 (1, 7) (8, 3) | 1-1 G5-4-3 1-2 2-3 | | | 0-3 K | 1-3 K | | | 1-1 1B | | 4 | 0 | 1 | 0 | 0 | 2 | 4 | | | | | | | | | |
| Gary Sheffield, R OBP: 0.355, SLG: 0.485 (1, 5) | 1-3 K | | | 0-2 HR | | | | 0-0 F8 | | 4 | 1 | 1 | 0 | 0 | 1 | 2 | | | | | | | | | |
| Orestes Destrade, S OBP: 0.332, SLG: 0.427 (8, PH) (8, 7) | | 2-3 K | | 2-2 F8 | | | | 4-0 1B | | 2 | 0 | 0 | 0 | 2 | 1 | 1 | | | | | | | | | |
| Greg Briley, L OBP: 0.251, SLG: 0.289 (8, 7) | | | | 1-1 F8 | | | | 0-0 IBB | | 0 | 0 | 0 | 0 | 0 | 0 | 0 | | | | | | | | | |
| Benito Santiago, R OBP: 0.294, SLG: 0.383 (1, 2) | | 2-3 K | | 1-1 HR | | | | 0-0 1B | | 4 | 1 | 2 | 2 | 0 | 1 | 1 | | | | | | | | | |
| Darrell Whitmore, L OBP: 0.243, SLG: 0.323 (1, 9) | | 1-1 G4-3 | | 0-0 F8 | | | | 1-2 2-3 1B | | 4 | 0 | 0 | 0 | 0 | 0 | 4 | | | | | | | | | |
| Walt Weiss, S OBP: 0.365, SLG: 0.315 (1, 6) | | | | 2-2 1B | | | | 2-2 F7 | | 4 | 0 | 2 | 0 | 0 | 0 | 0 | | | | | | | | | |
| David Weathers, R OBP: 0.333, SLG: 0.333 (9, PH) (9, 1) | | | | 0-1 B1 | | | | 0-0 G6-3 | | 2 | 0 | 0 | 0 | 0 | 1 | 1 | | | | | | | | | |
| Matias Carrillo, L OBP: 0.333, SLG: 0.467 (9, 1) | | | | 0-0 SH3-4 | | | | 0-0 G6-3 | | 1 | 0 | 0 | 0 | 0 | 0 | 0 | | | | | | | | | |
| Bryan Harvey, R (9, 1) | | | | 1-2 SH3-4 | | | | 0-0 G6-3 | | 0 | 0 | 0 | 0 | 0 | 0 | 0 | | | | | | | | | |
| Inning Stats | R: 0 E: 0 K: 1 S: 8 | H: 1 LOB: 1 BB: 1 P: 15 | R: 0 E: 0 K: 2 S: 8 | H: 0 LOB: 0 BB: 0 P: 13 | R: 0 E: 0 K: 1 S: 10 | H: 1 LOB: 1 BB: 0 P: 14 | R: 2 E: 0 K: 1 S: 13 | H: 2 LOB: 0 BB: 0 P: 16 | R: 0 E: 0 K: 1 S: 9 | H: 0 LOB: 2 BB: 1 P: 18 | R: 0 E: 0 K: 1 S: 9 | H: 0 LOB: 0 BB: 0 P: 18 | R: 0 E: 0 K: 1 S: 6 | H: 0 LOB: 0 BB: 0 P: 6 | R: 0 E: 0 K: 0 S: 9 | H: 2 LOB: 3 BB: 0 P: 17 | R: 0 E: 0 K: 0 S: 6 | H: 0 LOB: 0 BB: 0 P: 10 | 1B: 5 2B: 1 3B: 0 HR: 1 | SF: 0 SAC: 1 DP: 1 HBP: 0 | WP: 0 PB: 0 SB: 3 CS: 0 | PA: 37 | | | |
| PITCHER | IP | WLS | BF | H | R | ER | SO | BB | IBB | HBP | BLK | WP | HR | S | P | ERA | WHIP | | | | | | | | |
| Andy Benes, R ERA: 3.88 Gene Harris, R ERA: 2.83 | (1, 1) (9, 1) | 8.0 3 | 34 0 | 7 0 | 2 0 | 2 0 | 7 0 | 3 0 | 1 0 | 0 0 | 0 0 | 0 0 | 1 0 | 72 6 | 117 10 | 2.25 0.00 | 1.250 0.000 | | | | | | | | |

| Batter | 1 | 2 | 3 | 4 | 5 | 6 | 7 | 8 | 9 | AB | R | H | RBI | BB | SO | LOB | BOTTOM | | | | | | | | |
|--|-------------------------------|----------------------------------|------------------------------|---------------------------------|-------------------------------|----------------------------------|-------------------------------|----------------------------------|-------------------------------|----------------------------------|-------------------------------|----------------------------------|------------------------------|----------------------------------|------------------------------|----------------------------------|---|----------------------------------|----------------------------------|------------------------------------|----------------------------------|--------|--|--|--|
| Jarvis Brown, R OBP: 0.425, SLG: 0.475 (1, 8) | 3-3 K | | 3-3 K | | | 1-2 BB HBP | | 3-3 K | | 2 | 0 | 0 | 0 | 0 | 2 | 2 | Florida Marlins @ San Diego Padres Jack Murphy Stadium, San Diego, CA Mon Sep 06 1993, 10:05 PM EDT Att: 10,767 - Unknown - 73 F livebaseballscorecards.com | | | | | | | | |
| Guillermo Velasquez, L OBP: 0.252, SLG: 0.287 Gene Harris, R (9, 1) | | | | | | | | | | 1 | 0 | 0 | 0 | 1 | 0 | 0 | | | | | | | | | |
| Jeff Gardner, L OBP: 0.348, SLG: 0.377 (1, 4) | 3-2 G6-3 | | 0-1 G3 | | | 3-1 L7 | | 1-0 F7 | | 4 | 0 | 0 | 0 | 0 | 0 | 3 | | | | | | | | | |
| Melvin Nieves, S (1, 9) | 1-2 F8 | | | 0-1 G3 | | 2-2 F8 | | 0-2 G4-3 | | 4 | 0 | 0 | 0 | 0 | 0 | 1 | | | | | | | | | |
| Phil Plantier, L OBP: 0.333, SLG: 0.522 (1, 7) | | 2-2 F9 | | 3-2 L9 | | 4-1 FC6-4 BB | | 0-0 P6 | | 3 | 0 | 0 | 0 | 1 | 0 | 0 | | | | | | | | | |
| Derek Bell, R OBP: 0.303, SLG: 0.414 (1, 5) | | 0-0 G6-3 | | 0-2 G6-3 | | 2-1 FC6-4 | | 2-1 E6 | | 4 | 0 | 0 | 0 | 0 | 0 | 2 | | | | | | | | | |
| Archi Cianfrocco, R OBP: 0.304, SLG: 0.441 (1, 3) | | 0-3 K | | | 1-2 P4 | | | 1-0 F7 | | 4 | 0 | 0 | 0 | 0 | 2 | 1 | | | | | | | | | |
| Ricky Gutierrez, R OBP: 0.358, SLG: 0.352 (1, 6) | | | | | 3-2 SH3-4 1B | | | | | 3 | 0 | 2 | 0 | 0 | 1 | 0 | | | | | | | | | |
| Brad Ausmus, R OBP: 0.243, SLG: 0.350 (1, 2) | | | | 0-0 SH3-4 1B | | 2-0 F8 | | 0-0 L4 | | 3 | 0 | 1 | 0 | 0 | 0 | 1 | | | | | | | | | |
| Andy Benes, R OBP: 0.149, SLG: 0.215 Bill Bean, L OBP: 0.285, SLG: 0.409 (8, PH) (9, 8) | | | | 0-1 SH3-4 1B | | 1-1 K | | 0-1 F8 | | 1 | 0 | 0 | 0 | 0 | 1 | 1 | | | | | | | | | |
| Inning Stats | R: 0 E: 0 K: 1 S: 12 | H: 0 LOB: 0 BB: 0 P: 19 | R: 0 E: 0 K: 1 S: 7 | H: 0 LOB: 0 BB: 0 P: 9 | R: 0 E: 0 K: 1 S: 12 | H: 2 LOB: 2 BB: 0 P: 18 | R: 0 E: 0 K: 0 S: 12 | H: 0 LOB: 0 BB: 0 P: 15 | R: 0 E: 0 K: 1 S: 10 | H: 1 LOB: 1 BB: 0 P: 15 | R: 0 E: 0 K: 2 S: 11 | H: 0 LOB: 2 BB: 1 P: 23 | R: 0 E: 0 K: 2 S: 8 | H: 0 LOB: 0 BB: 0 P: 10 | R: 0 E: 0 K: 1 S: 6 | H: 0 LOB: 0 BB: 0 P: 10 | R: 0 E: 1 K: 0 S: 7 | H: 0 LOB: 1 BB: 0 P: 10 | 1B: 3 2B: 0 3B: 0 HR: 0 | SF: 0 SAC: 1 DP: 0 HBP: 1 | WP: 0 PB: 0 SB: 0 CS: 0 | PA: 33 | | | |
| PITCHER | IP | WLS | BF | H | R | ER | SO | BB | IBB | HBP | BLK | WP | HR | S | P | ERA | WHIP | | | | | | | | |
| David Weathers, R ERA: 3.93 Bryan Harvey, R ERA: 1.66 | (1, 1) (9, 1) | 8.0 S | 29 4 | 3 0 | 0 0 | 0 0 | 7 0 | 1 0 | 1 0 | 0 0 | 0 0 | 0 0 | 7 0 | 19 10 | 0.00 0.000 | 0.500 0.000 | | | | | | | | | |

| Batter | 1 | 2 | 3 | 4 | 5 | 6 | 7 | 8 | 9 | AB | R | H | RBI | BB | SO | LOB | TOP | | |
|---|------------------------------|---------------------------------|-------------------------------|----------------------------------|------------------------------|----------------------------------|-------------------------------|----------------------------------|------------------------------|---------------------------------|------------------------------|---------------------------------|------------------------------|---------------------------------|------------------------------|---------------------------------|----------------------------------|------------------------------------|--|
| Chuck Carr, S OBP: 0.326, SLG: 0.345 (1, 8) | | | | | | | | | | 5 | 2 | 2 | 0 | 0 | 0 | 1 | | | |
| Bret Barberie, S OBP: 0.376, SLG: 0.419 (1, 4) | | | | | | | | | | 5 | 0 | 2 | 3 | 0 | 2 | 0 | | | |
| Jeff Conine, R OBP: 0.362, SLG: 0.415 (1, 7) | | | | | | | | | | 4 | 0 | 0 | 0 | 0 | 1 | 2 | | | |
| Gary Sheffield, R OBP: 0.358, SLG: 0.490 (1, 5) | | | | | | | | | | 3 | 1 | 2 | 0 | 1 | 0 | 0 | | | |
| Orestes Destrade, S OBP: 0.330, SLG: 0.423 (1, 3) | | | | | | | | | | 4 | 0 | 0 | 0 | 0 | 1 | 4 | | | |
| Benito Santiago, R OBP: 0.294, SLG: 0.382 (1, 2) | | | | | | | | | | 4 | 0 | 1 | 1 | 0 | 1 | 2 | | | |
| Darrell Whitmore, L OBP: 0.252, SLG: 0.328 (1, 9) | | | | | | | | | | 3 | 0 | 2 | 0 | 0 | 1 | 0 | | | |
| Walt Weiss, S OBP: 0.362, SLG: 0.312 (1, 6) | | | | | | | | | | 4 | 0 | 0 | 0 | 0 | 1 | 4 | | | |
| Pat Rapp, R OBP: 0.160, SLG: 0.160 (1, 1) | | | | | | | | | | 2 | 1 | 0 | 0 | 0 | 0 | 3 | | | |
| Henry Colto, R OBP: 0.258, SLG: 0.343 (6, PH) | | | | | | | | | | 1 | 0 | 0 | 0 | 0 | 1 | 1 | | | |
| Luis Aquino, R OBP: 0.087, SLG: 0.087 (6, PH) | | | | | | | | | | 0 | 0 | 0 | 0 | 0 | 0 | 0 | | | |
| Matias Carrillo, L OBP: 0.313, SLG: 0.438 (9, PH) | | | | | | | | | | 1 | 0 | 0 | 0 | 0 | 0 | 0 | | | |
| Inning Stats | R: 0 E: 0 K: 0 S: 4 | H: 0 LOB: 0 BB: 0 P: 5 | R: 1 E: 0 K: 2 S: 14 | H: 3 LOB: 2 BB: 0 P: 20 | R: 1 E: 0 K: 0 S: 9 | H: 2 LOB: 2 BB: 1 P: 18 | R: 2 E: 1 K: 1 S: 14 | H: 3 LOB: 1 BB: 0 P: 19 | R: 0 E: 0 K: 1 S: 6 | H: 0 LOB: 1 BB: 0 P: 9 | R: 0 E: 0 K: 1 S: 7 | H: 1 LOB: 1 BB: 0 P: 9 | R: 0 E: 0 K: 1 S: 6 | H: 0 LOB: 0 BB: 0 P: 8 | R: 0 E: 0 K: 1 S: 6 | H: 0 LOB: 0 BB: 0 P: 7 | 1B: 6 2B: 2 3B: 1 HR: 0 | SF: 0 SAC: 0 DP: 0 HBP: 1 | WP: 0 PA: 38 PB: 0 SB: 2 CS: 0 |
| PITCHER | IP | WLS | BF | H | R | ER | SO | BB | IBB | HBP | BLK | WP | HR | S | P | ERA | WHIP | | |
| Scott Sanders, R ERA: 4.3 (1, 1) | 5.0 | | 24 | 8 | 4 | 4 | 4 | 1 | 0 | 0 | 0 | 0 | 0 | 47 | 71 | 7.20 | 1.800 | | |
| Pedro Martinez, L ERA: 2.39 (6, 1) | 0.2 | | 3 | 0 | 0 | 0 | 1 | 0 | 0 | 1 | 0 | 0 | 0 | 5 | 11 | 0.00 | 0.000 | | |
| Trevor Hoffman, R ERA: 4.04 (6, 1) | 2.1 | W | 8 | 1 | 0 | 0 | 2 | 0 | 0 | 0 | 0 | 0 | 0 | 14 | 18 | 0.00 | 0.429 | | |
| Gene Harris, R ERA: 2.78 (9, 1) | 1.0 | S | 3 | 0 | 0 | 0 | 1 | 0 | 0 | 0 | 0 | 0 | 0 | 6 | 7 | 0.00 | 0.000 | | |

Florida Marlins @ San Diego Padres
Jack Murphy Stadium, San Diego, CA
Tue Sep 07 1993, 10:05 PM EDT
Att. 7,092 - Unknown - 76 F

AB 36
R 4
H 9
RBI 4
BB 1
SO 8
LOB 17



| Batter | 1 | 2 | 3 | 4 | 5 | 6 | 7 | 8 | 9 | AB | R | H | RBI | BB | SO | LOB | BOTTOM | | |
|---|-------------------------------|----------------------------------|------------------------------|---------------------------------|-------------------------------|----------------------------------|------------------------------|----------------------------------|-------------------------------|----------------------------------|------------------------------|----------------------------------|-------------------------------|----------------------------------|----------------------------------|------------------------------------|--|--|--|
| Jarvis Brown, R OBP: 0.416, SLG: 0.462 (1, 8) | | | | | | | | | | 4 | 1 | 1 | 0 | 0 | 0 | 1 | | | |
| Luis Lopez, S (1, 4) | | | | | | | | | | 3 | 0 | 0 | 0 | 0 | 0 | 2 | | | |
| Pedro Martinez, L (6, 1) | | | | | | | | | | 0 | 0 | 0 | 0 | 0 | 0 | 0 | | | |
| Trevor Hoffman, R ERA: 2.39 (6, 1) | | | | | | | | | | 1 | 0 | 1 | 0 | 0 | 0 | 0 | | | |
| Craig Shipley, R OBP: 0.274, SLG: 0.322 (9, 5) | | | | | | | | | | 0 | 0 | 0 | 0 | 0 | 0 | 0 | | | |
| Melvin Nieves, S OBP: 0.250, SLG: 0.250 (1, 9) | | | | | | | | | | 4 | 0 | 2 | 1 | 0 | 0 | 1 | | | |
| Phil Plantier, L OBP: 0.333, SLG: 0.518 (1, 7) | | | | | | | | | | 3 | 1 | 0 | 0 | 1 | 1 | 2 | | | |
| Derek Bell, R OBP: 0.306, SLG: 0.416 (1, 5) | | | | | | | | | | 4 | 3 | 3 | 1 | 0 | 1 | 0 | | | |
| Gene Harris, R (9, 1) | | | | | | | | | | 0 | 0 | 0 | 0 | 0 | 0 | 0 | | | |
| Archi Cianfrocco, R OBP: 0.311, SLG: 0.453 (1, 3) | | | | | | | | | | 3 | 0 | 2 | 3 | 1 | 0 | 1 | | | |
| Ricky Gutierrez, R OBP: 0.357, SLG: 0.351 (1, 6) | | | | | | | | | | 4 | 0 | 1 | 0 | 0 | 2 | 3 | | | |
| Brad Ausmus, R OBP: 0.243, SLG: 0.355 (1, 2) | | | | | | | | | | 4 | 0 | 1 | 1 | 0 | 1 | 2 | | | |
| Scott Sanders, R OBP: 0.083, SLG: 0.083 (1, 1) | | | | | | | | | | 1 | 0 | 0 | 0 | 0 | 0 | 0 | | | |
| Jeff Gardner, L OBP: 0.348, SLG: 0.376 (5, PH) | | | | | | | | | | 1 | 1 | 0 | 0 | 1 | 1 | 1 | | | |
| Inning Stats | R: 3 E: 0 K: 1 S: 19 | H: 3 LOB: 1 BB: 1 P: 31 | R: 0 E: 0 K: 0 S: 4 | H: 0 LOB: 0 BB: 0 P: 9 | R: 0 E: 0 K: 2 S: 12 | H: 1 LOB: 1 BB: 1 P: 21 | R: 0 E: 0 K: 1 S: 8 | H: 0 LOB: 1 BB: 1 P: 16 | R: 1 E: 0 K: 1 S: 11 | H: 3 LOB: 0 BB: 0 P: 14 | R: 0 E: 0 K: 0 S: 9 | H: 1 LOB: 0 BB: 0 P: 12 | R: 1 E: 0 K: 1 S: 12 | H: 2 LOB: 1 BB: 0 P: 17 | 1B: 9 2B: 2 3B: 1 HR: 0 | SF: 0 SAC: 0 DP: 1 HBP: 0 | WP: 1 PA: 35 PB: 1 SB: 4 CS: 0 | | |
| PITCHER | IP | WLS | BF | H | R | ER | SO | BB | IBB | HBP | BLK | WP | HR | S | P | ERA | WHIP | | |
| Pat Rapp, R ERA: 4.3 (1, 1) | 5.0 | | 22 | 5 | 4 | 4 | 4 | 3 | 0 | 0 | 0 | 0 | 0 | 48 | 84 | 7.20 | 1.600 | | |
| Luis Aquino, R ERA: 3.5 (6, 1) | 3.0 | L | 13 | 6 | 2 | 2 | 2 | 0 | 0 | 0 | 0 | 0 | 0 | 32 | 43 | 6.00 | 2.000 | | |

Florida Marlins @ San Diego Padres
Jack Murphy Stadium, San Diego, CA
Tue Sep 07 1993, 10:05 PM EDT
Att. 7,092 - Unknown - 76 F


AB 32
R 6
H 11
RBI 6
BB 3
SO 6
LOB 13



| Batter | 1 | 2 | 3 | 4 | 5 | 6 | 7 | 8 | 9 | AB | R | H | RBI | BB | SO | LOB | TOP | | | |
|--|---|----------------------------------|------------------------------|----------------------------------|--------------------------------|---------------------------------|------------------------------|----------------------------------|-------------------------------|----------------------------------|------------------------------|---------------------------------|-------------------------------|----------------------------------|------------------------------|---------------------------------|----------------------------------|------------------------------------|----------------------------------|--------|
| Chuck Carr, S OBP: 0.327, SLG: 0.342 (1, 8) | 4-1 1B SF9 BB | | 1-2 G3-1 | | | | 4-1 1B BB | | 2-2 G4-3 | | 3 | 1 | 0 | 0 | 2 | 0 | 1 | | | |
| Bret Barberie, S OBP: 0.377, SLG: 0.420 (1, 4) | 2-1 WP 1B | | 0-3 K | | | | 2-2 1B | | 0-1 F8 | | 4 | 0 | 2 | 1 | 0 | 1 | 1 | | | |
| Jeff Conine, R OBP: 0.359, SLG: 0.412 (1, 3) | 2-2 P3 | | 0-0 F8 | | | | 3-3 K | | 3-2 G5-3 | | 4 | 0 | 0 | 0 | 0 | 1 | 4 | | | |
| Gary Sheffield, R OBP: 0.359, SLG: 0.490 (1, 5) | 1-1 SF9 | | | 4-2 HBP | | | 0-1 F9 | | 0-0 FC4-6 1B | | 2 | 0 | 1 | 1 | 0 | 0 | 2 | | | |
| Nigel Wilson, L (1, 7) | 1-3 K | | | 3-2 F8 HBP | | | 0-3 K | | 0-0 FC4-6 BB | | 4 | 0 | 0 | 0 | 0 | 2 | 3 | | | |
| Bento Santiago, R OBP: 0.296, SLG: 0.382 (1, 2) | | 0-0 1B | | 2-1 G4-3 | | | 0-0 F9 | | 4-1 BB | | 3 | 0 | 1 | 0 | 1 | 0 | 1 | | | |
| Darrell Whitmore, L OBP: 0.249, SLG: 0.322 (1, 9) | | 1-0 F8 | | 1-0 G4-3 | | | 1-3 K | | 0-3 K | | 4 | 0 | 0 | 0 | 0 | 2 | 4 | | | |
| Walt Weiss, S OBP: 0.365, SLG: 0.314 (1, 6) | | 1-3 K | | | 4-1 WP 1B SH1-4 BB | | | | 1-1 G4-3 1B | | 3 | 1 | 2 | 0 | 1 | 1 | 1 | | | |
| Chris Hammond, L OBP: 0.299, SLG: 0.339 Matt Turner, R (8, 1) | | 0-3 K | | | 0-0 SH1-4 | | | | 0-0 G4-3 | | 2 | 0 | 0 | 0 | 0 | 2 | 2 | | | |
| Matias Carrillo, L OBP: 0.294, SLG: 0.412 (8, 9) | | | | | 1-2 | | | | 1-2 K | | 1 | 0 | 0 | 0 | 0 | 0 | 1 | | | |
| Inning Stats | R: 1 E: 0 K: 1 S: 13 | H: 1 LOB: 1 BB: 1 P: 22 | R: 0 E: 0 K: 2 S: 9 | H: 1 LOB: 1 BB: 0 P: 10 | R: 0 E: 0 K: 1 S: 7 | H: 0 LOB: 0 BB: 0 P: 8 | R: 0 E: 0 K: 0 S: 9 | H: 0 LOB: 1 BB: 0 P: 19 | R: 1 E: 0 K: 1 S: 11 | H: 1 LOB: 2 BB: 2 P: 24 | R: 0 E: 0 K: 1 S: 7 | H: 1 LOB: 1 BB: 0 P: 9 | R: 0 E: 0 K: 1 S: 10 | H: 1 LOB: 1 BB: 1 P: 17 | R: 0 E: 0 K: 0 S: 6 | H: 1 LOB: 0 BB: 0 P: 9 | 1B: 6 2B: 0 3B: 0 HR: 0 | SF: 1 SAC: 1 DP: 1 HBP: 1 | WP: 2 PB: 0 SB: 2 CS: 0 | PA: 37 |
| PITCHER | IP WLS BF H R ER SO BB IBB HBP BLK WP HR S P ERA WHIP | | | | | | | | | | | | | | | | | | | |
| Andy Ashby, R ERA: 7.25 | (1, 1) 5.0 22 3 2 2 5 3 0 1 0 2 0 49 83 3.60 1.200 | | | | | | | | | | | | | | | | | | | |
| Mark Davis, L ERA: 4.5 | (6, 1) 2.0 7 1 0 0 3 0 0 0 0 0 0 14 17 0.00 0.500 | | | | | | | | | | | | | | | | | | | |
| Frank Seminara, R ERA: 5.35 | (8, 1) 1.0 W 5 1 0 0 1 1 0 0 0 0 0 10 17 0.00 2.000 | | | | | | | | | | | | | | | | | | | |
| Gene Harris, R ERA: 2.73 | (9, 1) 1.0 S 3 1 0 0 0 0 0 0 0 0 0 6 9 0.00 1.000 | | | | | | | | | | | | | | | | | | | |

Florida Marlins @ San Diego Padres
Jack Murphy Stadium, San Diego, CA
 Wed Sep 08 1993, 10:05 PM EDT
 Att: 8,592 - Unknown - 74 F


AB 30
 R 2
 H 6
 RBI 2
 BB 4
 SO 9
 LOB 20



| Batter | 1 | 2 | 3 | 4 | 5 | 6 | 7 | 8 | 9 | AB | R | H | RBI | BB | SO | LOB | BOTTOM | | |
|---|--|----------------------------------|-------------------------------|----------------------------------|------------------------------|---------------------------------|------------------------------|----------------------------------|------------------------------|----------------------------------|------------------------------|----------------------------------|------------------------------|----------------------------------|------------------------------|----------------------------------|------------------------------------|----------------------------------|--------|
| Jarvis Brown, R OBP: 0.395, SLG: 0.435 (1, 8) | 0-2 G3 | | 1-0 G4-3 | | | | 1-0 G6-3 | | 2-3 K | | 4 | 0 | 0 | 0 | 0 | 1 | 2 | | |
| Ricky Gutierrez, R OBP: 0.385, SLG: 0.349 Bill Bean, L (8, PH) (9, 9) | 1-0 G4-3 | | 0-2 G4-3 | | | | 1-0 G6-3 | | 0-0 G3 | | 3 | 0 | 0 | 0 | 0 | 0 | 0 | | |
| Melvin Nieves, S OBP: 0.250, SLG: 0.500 Gene Harris, R (9, 1) | 1-1 HR | | 0-1 G4-3 | | | | 1-3 K | | 2-3 3-H 1-3 K | | 4 | 1 | 1 | 1 | 0 | 2 | 1 | | |
| Derek Bell, R OBP: 0.310, SLG: 0.425 (1, 5) | 3-2 HR | | | | | | 2-2 CS 1B | | 4-0 FC6-4 BB | | 2 | 1 | 2 | 1 | 1 | 0 | 0 | | |
| Dave Staton, R (1, 3) | 2-3 K | | | | | | 1-3 K | | 0-1 FC6-4 F9 S | | 3 | 0 | 0 | 0 | 0 | 2 | 2 | | |
| Doug Brocail, L OBP: 0.165, SLG: 0.185 Frank Seminara, R OBP: 0.222, SLG: 0.222 Craig Shipley, R OBP: 0.274, SLG: 0.322 (7, PR) (8, 1) (9, 6) | | | | | | | 1-2 K | | 1-2 F9 | | 0 | 0 | 0 | 0 | 0 | 0 | 0 | | |
| Phil Plantier, L OBP: 0.330, SLG: 0.514 (1, 7) | | | 1-3 K | | | | 1-3 K | | 1-2 F9 | | 3 | 0 | 0 | 0 | 0 | 2 | 1 | | |
| Luis Lopez, S (1, 4) | | 2-1 F9 | | | | | 1-1 P4 | | 0-3 K | | 3 | 0 | 0 | 0 | 0 | 1 | 2 | | |
| Brad Ausmus, R OBP: 0.254, SLG: 0.382 (1, 2) | | 2-2 3B | | | | | 0-1 P5 | | 0-0 2B G3 1B | | 3 | 1 | 2 | 0 | 0 | 0 | 0 | | |
| Andy Ashby, R OBP: 0.167, SLG: 0.200 Tim Teufel, R OBP: 0.250, SLG: 0.431 Mark Davis, L OBP: 0.250, SLG: 0.250 Archi Cianfrocco, R OBP: 0.314, SLG: 0.459 (1, 1) (6, PH) (6, 1) (8, 3) | | 1-3 3B | | | | | 3-1 L9 | | 1-0 G3 1B | | 1 | 0 | 0 | 0 | 0 | 1 | 1 | | |
| Inning Stats | R: 2 E: 0 K: 1 S: 13 | H: 2 LOB: 0 BB: 0 P: 20 | R: 0 E: 0 K: 2 S: 12 | H: 1 LOB: 1 BB: 0 P: 18 | R: 0 E: 0 K: 0 S: 6 | H: 0 LOB: 0 BB: 0 P: 7 | R: 0 E: 0 K: 2 S: 9 | H: 1 LOB: 0 BB: 0 P: 13 | R: 0 E: 0 K: 0 S: 6 | H: 0 LOB: 0 BB: 0 P: 10 | R: 0 E: 0 K: 1 S: 5 | H: 0 LOB: 2 BB: 1 P: 15 | R: 1 E: 0 K: 2 S: 9 | H: 2 LOB: 1 BB: 0 P: 13 | R: 1 E: 0 K: 2 S: 9 | 1B: 2 2B: 1 3B: 1 HR: 2 | SF: 0 SAC: 0 DP: 0 HBP: 0 | WP: 0 PB: 0 SB: 1 CS: 1 | PA: 30 |
| PITCHER | IP WLS BF H R ER SO BB IBB HBP BLK WP HR S P ERA WHIP | | | | | | | | | | | | | | | | | | |
| Chris Hammond, L ERA: 4.69 | (1, 1) 7.0 L 26 5 3 3 7 1 0 0 0 0 0 2 62 92 3.86 0.857 | | | | | | | | | | | | | | | | | | |
| Matt Turner, R ERA: 2.61 | (8, 1) 1.0 4 1 0 0 2 0 0 0 0 0 0 8 12 0.00 1.000 | | | | | | | | | | | | | | | | | | |

Florida Marlins @ San Diego Padres
Jack Murphy Stadium, San Diego, CA
 Wed Sep 08 1993, 10:05 PM EDT
 Att: 8,592 - Unknown - 74 F

AB 29
 R 3
 H 6
 RBI 3
 BB 1
 SO 9
 LOB 10



| Batter | 1 | 2 | 3 | 4 | 5 | 6 | 7 | 8 | 9 | 10 | AB | R | H | RBI | BB | SO | LOB | TOP | | |
|---|---|---|--|---|-------------------------------|----------------------------------|------------------------------|----------------------------------|------------------------------|---------------------------------|------------------------------|----------------------------------|-------------------------------|----------------------------------|-------------------------------|----------------------------------|----------------------------------|------------------------------------|-----------------|--|
| Otis Nixon, S OBP: 0.330, SLG: 0.299 (1, 8) | F7 | | F8 1B BB | | P6 | | SH3 | | K | | 3 | 0 | 0 | 0 | 1 | 1 | 1 | | | |
| Jeff Blausler, R OBP: 0.409, SLG: 0.448 (1, 6) | F9 | | 1B | | 1B | | G1-3 | | F9 | | 5 | 0 | 2 | 0 | 0 | 0 | 1 | | | |
| Ron Gant, R OBP: 0.345, SLG: 0.513 (1, 7) | 1B | | F8 | | 1B | | G5-3 | | HR | | 5 | 1 | 3 | 1 | 0 | 0 | 3 | | | |
| Fred McGriff, L OBP: 0.362, SLG: 0.533 (1, 3) | F8 | | F9 | | F7 | | L9 | | K | | 5 | 0 | 0 | 0 | 0 | 1 | 5 | | | |
| David Justice, L OBP: 0.345, SLG: 0.507 (1, 9) | | | F7 | | G4-3 | | F9 | | 3B | | 5 | 0 | 1 | 0 | 0 | 0 | 2 | | | |
| Terry Pendleton, S OBP: 0.307, SLG: 0.383 (1, 5) | K | | F8 | | G3 | | F9 | | IBB | | 4 | 0 | 0 | 0 | 1 | 1 | 0 | | | |
| Javy Lopez, R OBP: 0.500, SLG: 0.923 (9, PH) | 2B | | 2B HBP | | L4 | | P5 | | K | | 2 | 0 | 1 | 0 | 0 | 0 | 0 | | | |
| Tony Tarasco, L OBP: 0.241, SLG: 0.259 Greg McMichael, R (9, 1) | | | | | K | | K | | | | 1 | 0 | 0 | 0 | 0 | 1 | 2 | | | |
| Rafael Belliard, R OBP: 0.298, SLG: 0.308 Sid Bream, L OBP: 0.350, SLG: 0.417 Ramon Caraballo, S (9, PR) (9, 4) | G5-3 | | 2B | | K | | 1B | | | | 3 | 0 | 1 | 0 | 0 | 1 | 1 | | | |
| Kent Mercker, L (1, 1) | | | K | | F8 | | G1-3 SH3 1B | | | | 2 | 0 | 0 | 0 | 0 | 1 | 2 | | | |
| Deion Sanders, L OBP: 0.320, SLG: 0.459 Mark Wohlers, R (7, 1) | | | | | | | | | | | 1 | 0 | 1 | 0 | 0 | 0 | 0 | | | |
| Damon Berryhill, S OBP: 0.298, SLG: 0.390 (9, 2) | | | | | | | | | | | 1 | 0 | 0 | 0 | 0 | 1 | 1 | | | |
| Inning Stats | R: 0 E: 0 K: 0 S: 7 | H: 1 LOB: 1 BB: 0 P: 13 | R: 0 E: 0 K: 1 S: 8 | H: 1 LOB: 0 BB: 0 P: 10 | R: 0 E: 0 K: 1 S: 14 | H: 1 LOB: 2 BB: 1 P: 21 | R: 0 E: 0 K: 0 S: 8 | H: 2 LOB: 2 BB: 0 P: 16 | R: 0 E: 0 K: 1 S: 7 | H: 0 LOB: 0 BB: 0 P: 8 | R: 0 E: 0 K: 0 S: 7 | H: 1 LOB: 1 BB: 0 P: 11 | R: 0 E: 0 K: 2 S: 12 | H: 1 LOB: 0 BB: 0 P: 16 | R: 1 E: 0 K: 2 S: 14 | H: 2 LOB: 2 BB: 1 P: 26 | 1B: 6 2B: 2 3B: 1 HR: 1 | SF: 0 SAC: 1 DP: 0 HBP: 1 | WP: 0 PA: 43 | |
| PITCHER | IP WLS BF H R ER SO BB IBB HBP BLK WP HR S P ERA WHIP | 7.0 3 30 7 0 0 3 0 0 0 0 0 0 7 9 0.00 1.143 | 1.0 3 0 0 0 0 0 0 0 0 0 0 0 7 9 0.00 0.000 | 2.0 L 10 3 1 1 4 0 1 0 0 0 1 26 42 4.50 1.500 | | | | | | | | | | | | | | | | |

Atlanta Braves @ San Diego Padres
Jack Murphy Stadium, San Diego, CA
Thu Sep 09 1993, 10:05 PM EDT
Att: 9,368 - Unknown

| | |
|-----|----|
| AB | 39 |
| R | 1 |
| H | 10 |
| RBI | 1 |
| BB | 2 |
| SO | 7 |
| LOB | 18 |



| Batter | 1 | 2 | 3 | 4 | 5 | 6 | 7 | 8 | 9 | 10 | AB | R | H | RBI | BB | SO | LOB | BOTTOM | | | |
|--|---|---|--|--|------------------------------|---------------------------------|-------------------------------|----------------------------------|------------------------------|----------------------------------|-------------------------------|----------------------------------|------------------------------|----------------------------------|------------------------------|----------------------------------|------------------------------|---------------------------------|----------------------------------|------------------------------------|-----------------|
| Jarvis Brown, R OBP: 0.376, SLG: 0.411 (1, 8) | F8 | | | F8 | | K | | | K | | 4 | 0 | 0 | 0 | 0 | 2 | 1 | | | | |
| Ricky Gutierrez, R OBP: 0.351, SLG: 0.345 (1, 6) | K | | | K | | K | | K | K | | 4 | 0 | 0 | 0 | 0 | 4 | 0 | | | | |
| Melvin Nieves, S OBP: 0.188, SLG: 0.375 (1, 9) | K | | | K | | K | | K | | | 4 | 0 | 0 | 0 | 0 | 3 | 0 | | | | |
| Derek Bell, R OBP: 0.308, SLG: 0.422 (1, 5) | | | G5-3 | | G5-3 | | G6-3 | | F8 | | 4 | 0 | 0 | 0 | 0 | 0 | 0 | | | | |
| Phil Clark, R OBP: 0.342, SLG: 0.490 Bill Bean, L OBP: 0.279, SLG: 0.400 (8, PH) (9, 7) | | | F9 | | F8 | | K | | P4 | | 2 | 0 | 0 | 0 | 0 | 0 | 0 | | | | |
| Archi Cianfranco, R OBP: 0.310, SLG: 0.453 (1, 3) | | | F9 | | F9 | | G4-3 | | | | 3 | 0 | 0 | 0 | 0 | 0 | 0 | | | | |
| Luis Lopez, S OBP: 0.111, SLG: 0.111 (1, 4) | | | F9 | | F7 | | 1B | | | | 3 | 0 | 1 | 0 | 0 | 0 | 0 | | | | |
| Brad Ausmus, R OBP: 0.259, SLG: 0.378 Phil Planter, L OBP: 0.350, SLG: 0.513 Trevor Hoffman, R OBP: 0.143, SLG: 0.143 (9, 1) | | | P3 | | PB BB | | K | | | | 1 | 0 | 0 | 0 | 1 | 0 | 0 | | | | |
| Doug Brocail, L OBP: 0.172, SLG: 0.172 Mark Davis, L OBP: 0.250, SLG: 0.250 Kevin Higgins, L OBP: 0.311, SLG: 0.256 (9, 2) | | | K | | B5 | | G5-3 | | | | 2 | 0 | 0 | 0 | 0 | 1 | 1 | | | | |
| Inning Stats | R: 0 E: 0 K: 2 S: 10 | H: 0 LOB: 0 BB: 0 P: 16 | R: 0 E: 0 K: 0 S: 6 | H: 0 LOB: 0 BB: 0 P: 8 | R: 0 E: 0 K: 1 S: 7 | H: 0 LOB: 0 BB: 0 P: 8 | R: 0 E: 0 K: 2 S: 11 | H: 0 LOB: 0 BB: 0 P: 16 | R: 0 E: 0 K: 0 S: 9 | H: 0 LOB: 1 BB: 0 P: 15 | R: 0 E: 0 K: 1 S: 10 | H: 0 LOB: 0 BB: 0 P: 16 | R: 0 E: 0 K: 2 S: 8 | H: 0 LOB: 0 BB: 0 P: 12 | R: 0 E: 0 K: 2 S: 9 | H: 0 LOB: 0 BB: 0 P: 12 | R: 0 E: 0 K: 0 S: 6 | H: 0 LOB: 0 BB: 0 P: 9 | 1B: 1 2B: 0 3B: 0 HR: 0 | SF: 0 SAC: 0 DP: 0 HBP: 0 | WP: 0 PA: 32 |
| PITCHER | IP WLS BF H R ER SO BB IBB HBP BLK WP HR S P ERA WHIP | 6.0 7 19 0 0 0 6 1 0 0 0 0 0 53 79 0.00 0.167 | 2.0 7 1 0 0 4 0 0 0 0 0 0 0 23 34 0.00 0.500 | 2.0 W 6 0 0 0 2 0 0 0 0 0 0 15 21 0.00 0.000 | | | | | | | | | | | | | | | | | |

Atlanta Braves @ San Diego Padres
Jack Murphy Stadium, San Diego, CA
Thu Sep 09 1993, 10:05 PM EDT
Att: 9,368 - Unknown

| | |
|-----|----|
| AB | 31 |
| R | 0 |
| H | 1 |
| RBI | 0 |
| BB | 1 |
| SO | 12 |
| LOB | 3 |



| Batter | 1 | 2 | 3 | 4 | 5 | 6 | 7 | 8 | 9 | AB | R | H | RBI | BB | SO | LOB | TOP | | | | | |
|--|------------------------------|---------------------------------|------------------------------|----------------------------------|------------------------------|---------------------------------|-------------------------------|----------------------------------|------------------------------|---------------------------------|------------------------------|----------------------------------|-------------------------------|----------------------------------|-------------------------------|----------------------------------|----------------------------------|------------------------------------|----------------------------------|--------|--|--|
| Otis Nixon, S <small>OBP: 0.327, SLG: 0.296</small> (1, 8) | F8 | G3 | | | K | | P6 | | | 4 | 0 | 0 | 0 | 0 | 1 | 1 | | | | | | |
| Jeff Blausler, R <small>OBP: 0.407, SLG: 0.445</small> (1, 6) | K | | K | | G6-3 | | | E5 | | 4 | 0 | 0 | 0 | 0 | 2 | 0 | | | | | | |
| Ron Gant, R <small>OBP: 0.343, SLG: 0.510</small> (1, 7) | F9 | | P3 | | P5 | | | F9 | | 4 | 0 | 0 | 0 | 0 | 0 | 1 | | | | | | |
| Fred McGriff, L <small>OBP: 0.361, SLG: 0.537</small> (1, 3) | | HR | F8 | | | F8 | | P5 | | 4 | 1 | 1 | 1 | 0 | 0 | 1 | | | | | | |
| David Justice, L <small>OBP: 0.343, SLG: 0.503</small> (1, 9) | F9 | | | F7 | | K | | G6-3 | | 4 | 0 | 0 | 0 | 0 | 1 | 1 | | | | | | |
| Terry Pendleton, S <small>OBP: 0.309, SLG: 0.383</small> (1, 5) | E | 2B | 1B | E4 | 1B | | | F8 | | 4 | 1 | 2 | 0 | 0 | 0 | 0 | | | | | | |
| Damon Berryhill, S <small>OBP: 0.297, SLG: 0.388</small> (1, 2) | FC3 | 2B | SH1-3 | | 1B | | | G6-3 | | 4 | 1 | 1 | 0 | 0 | 0 | 2 | | | | | | |
| Rafael Belliard, R <small>OBP: 0.295, SLG: 0.321</small> (1, 4) | SH1-3 | 2B | | P6 | | | | F9 | | 4 | 0 | 1 | 1 | 0 | 1 | 2 | | | | | | |
| Greg Maddux, R <small>OBP: 0.159, SLG: 0.160</small> Steve Bedrosian, R <small>OBP: 0.197, SLG: 0.160</small> (6, 1) | SH1-3 | | | K | | | | K | | 1 | 0 | 0 | 1 | 0 | 1 | 2 | | | | | | |
| Mark Wohlers, R <small>OBP: 0.197, SLG: 0.160</small> Greg McMichael, R <small>OBP: 0.197, SLG: 0.160</small> (9, 1) | | | | | | | | | | 1 | 0 | 0 | 0 | 0 | 1 | 0 | | | | | | |
| | | | | | | | | | | 0 | 0 | 0 | 0 | 0 | 0 | 0 | | | | | | |
| | | | | | | | | | | 0 | 0 | 0 | 0 | 0 | 0 | 0 | | | | | | |
| Inning Stats | R: 0 E: 0 K: 1 S: 8 | H: 0 LOB: 0 BB: 0 P: 9 | R: 3 E: 1 K: 0 S: 9 | H: 3 LOB: 1 BB: 0 P: 12 | R: 0 E: 0 K: 1 S: 6 | H: 0 LOB: 0 BB: 0 P: 8 | R: 0 E: 1 K: 1 S: 11 | H: 1 LOB: 2 BB: 0 P: 14 | R: 0 E: 0 K: 1 S: 5 | H: 0 LOB: 0 BB: 0 P: 5 | R: 0 E: 0 K: 1 S: 7 | H: 1 LOB: 1 BB: 0 P: 10 | R: 0 E: 0 K: 0 S: 10 | H: 0 LOB: 1 BB: 0 P: 18 | R: 0 E: 0 K: 1 S: 13 | H: 0 LOB: 0 BB: 0 P: 19 | 1B: 3 2B: 1 3B: 0 HR: 1 | SF: 0 SAC: 1 DP: 0 HBP: 0 | WP: 0 PB: 0 SB: 0 CS: 0 | PA: 35 | | |
| PITCHER | IP | WLS | BF | H | R | ER | SO | BB | IBB | HBP | BLK | WP | HR | S | P | ERA | WHIP | | | | | |
| Tim Worrell, R <small>ERA: 4.54</small> | (1, 1) | 8.0 | L | 32 | 5 | 3 | 1 | 6 | 0 | 0 | 0 | 0 | 0 | 1 | 62 | 83 | 1.12 | 0.625 | | | | |
| Pedro Martinez, L <small>ERA: 2.28</small> | (9, 1) | 1.0 | | 3 | 0 | 0 | 0 | 1 | 0 | 0 | 0 | 0 | 0 | 0 | 13 | 19 | 0.00 | 0.000 | | | | |

Atlanta Braves @ San Diego Padres
 Jack Murphy Stadium, San Diego, CA
 Fri Sep 10 1993, 10:05 PM EDT
 Att: 19,422 - Unknown

AB 34
 R 3
 H 5
 RBI 3
 BB 0
 SO 7
 LOB 10



| Batter | 1 | 2 | 3 | 4 | 5 | 6 | 7 | 8 | 9 | AB | R | H | RBI | BB | SO | LOB | BOTTOM | | | | | |
|---|-------------------------------|----------------------------------|------------------------------|---------------------------------|-------------------------------|----------------------------------|-------------------------------|----------------------------------|-------------------------------|----------------------------------|------------------------------|----------------------------------|------------------------------|----------------------------------|----------------------------------|------------------------------------|----------------------------------|--------|--|--|--|--|
| Jarvis Brown, R <small>OBP: 0.393, SLG: 0.434</small> (1, 8) | G4-3 | | | | | G4-3 | | | | 3 | 0 | 2 | 0 | 1 | 0 | 0 | | | | | | |
| Jeff Gardner, L <small>OBP: 0.345, SLG: 0.372</small> (1, 4) | G4-3 | | | | | L1-3 | | G4-3 | | 4 | 0 | 0 | 1 | 0 | 0 | 3 | | | | | | |
| Melvin Nieves, S <small>OBP: 0.150, SLG: 0.300</small> (1, 9) | K | | | | | K | | K2-3 | | 4 | 0 | 0 | 0 | 0 | 4 | 2 | | | | | | |
| Phil Plantier, L <small>OBP: 0.327, SLG: 0.508</small> (1, 7) | K | | | | | F9 | | | | 4 | 0 | 0 | 0 | 0 | 2 | 1 | | | | | | |
| Derek Bell, R <small>OBP: 0.307, SLG: 0.426</small> (1, 5) | | G3-1 | | | | K | | HR | | 4 | 1 | 1 | 1 | 0 | 1 | 0 | | | | | | |
| Archi Cianfrocco, R <small>OBP: 0.309, SLG: 0.450</small> Luis Lopez, S <small>OBP: 0.111, SLG: 0.111</small> (9, PR) | | K | | | | K | | P3 | | 4 | 0 | 1 | 0 | 0 | 2 | 0 | | | | | | |
| Ricky Gutierrez, R <small>OBP: 0.349, SLG: 0.342</small> Guillermo Velasquez, L <small>OBP: 0.261, SLG: 0.285</small> (9, PH) | | G6-3 | | | | G6-3 | | F7 | | 3 | 0 | 0 | 0 | 0 | 0 | 0 | | | | | | |
| Brad Ausmus, R <small>OBP: 0.283, SLG: 0.381</small> Phil Clark, R <small>OBP: 0.345, SLG: 0.493</small> (8, PH) | | | | | | | | 2B | | 2 | 0 | 1 | 0 | 0 | 1 | 0 | | | | | | |
| Doug Brocail, L <small>OBP: 0.172, SLG: 0.172</small> Pedro Martinez, L <small>OBP: 0.311, SLG: 0.256</small> (9, 1) | | | | | | | | G4-3 | 1B | 0 | 1 | 0 | 0 | 0 | 0 | 0 | | | | | | |
| Tim Worrell, R <small>OBP: 0.277, SLG: 0.397</small> Kevin Higgins, L <small>OBP: 0.311, SLG: 0.256</small> (9, 2) | | | | | | | | P5 | | 2 | 0 | 0 | 0 | 0 | 2 | 1 | | | | | | |
| Bill Bean, L <small>OBP: 0.277, SLG: 0.397</small> Kevin Higgins, L <small>OBP: 0.311, SLG: 0.256</small> (9, 2) | | | | | | | | | | 1 | 0 | 0 | 0 | 0 | 0 | 1 | | | | | | |
| | | | | | | | | | | 0 | 0 | 0 | 0 | 0 | 0 | 0 | | | | | | |
| Inning Stats | R: 0 E: 0 K: 2 S: 12 | H: 1 LOB: 1 BB: 0 P: 17 | R: 0 E: 0 K: 1 S: 5 | H: 0 LOB: 0 BB: 0 P: 8 | R: 0 E: 0 K: 2 S: 10 | H: 0 LOB: 1 BB: 1 P: 14 | R: 0 E: 0 K: 2 S: 10 | H: 0 LOB: 0 BB: 0 P: 14 | R: 1 E: 0 K: 1 S: 11 | H: 1 LOB: 0 BB: 0 P: 11 | R: 1 E: 0 K: 1 S: 8 | H: 2 LOB: 1 BB: 0 P: 12 | R: 0 E: 0 K: 0 S: 8 | H: 1 LOB: 1 BB: 0 P: 11 | 1B: 4 2B: 1 3B: 0 HR: 1 | SF: 0 SAC: 0 DP: 0 HBP: 0 | WP: 0 PB: 0 SB: 0 CS: 0 | PA: 34 | | | | |
| PITCHER | IP | WLS | BF | H | R | ER | SO | BB | IBB | HBP | BLK | WP | HR | S | P | ERA | WHIP | | | | | |
| Greg Maddux, R <small>ERA: 2.48</small> | (1, 1) | 5.2 | W | 20 | 2 | 0 | 0 | 0 | 0 | 0 | 0 | 0 | 0 | 1 | 15 | 17 | 6.75 | 0.750 | | | | |
| Steve Bedrosian, R <small>ERA: 1.07</small> | (6, 1) | 1.1 | | 5 | 1 | 1 | 1 | 2 | 0 | 0 | 0 | 0 | 0 | 8 | 12 | 9.00 | 2.000 | | | | | |
| Mark Wohlers, R <small>ERA: 3.16</small> | (8, 1) | 1.0 | | 5 | 2 | 1 | 1 | 1 | 0 | 0 | 0 | 0 | 0 | 8 | 11 | 0.00 | 1.000 | | | | | |
| Greg McMichael, R <small>ERA: 2.03</small> | (9, 1) | 1.0 | S | 4 | 1 | 0 | 0 | 0 | 0 | 0 | 0 | 0 | 0 | 8 | 11 | 0.00 | 1.000 | | | | | |

Atlanta Braves @ San Diego Padres
 Jack Murphy Stadium, San Diego, CA
 Fri Sep 10 1993, 10:05 PM EDT
 Att: 19,422 - Unknown

AB 33
 R 2
 H 6
 RBI 2
 BB 1
 SO 12
 LOB 9



| Batter | 1 | 2 | 3 | 4 | 5 | 6 | 7 | 8 | 9 | AB | R | H | RBI | BB | SO | LOB | TOP | | | | | |
|---|------------------------------|----------------------------------|------------------------------|----------------------------------|------------------------------|----------------------------------|-------------------------------|----------------------------------|-------------------------------|----------------------------------|-------------------------------|----------------------------------|-------------------------------|----------------------------------|-------------------------------|----------------------------------|---|-------------------------------|----------------------------------|-----------------------------------|------------------------------------|----------------------------------|
| Otis Nixon, S (1, 8) <small>OBP: 0.327, SLG: 0.293</small> Mike Stanton, L (9, 1) <small>OBP: 0.407, SLG: 0.444</small> Marvin Freeman, R (9, 1) | F7 | | | | | E1 | K | | FC4 | 4 | 3 | 0 | 0 | 2 | 1 | 3 | Atlanta Braves @ San Diego Padres Jack Murphy Stadium, San Diego, CA Sat Sep 11 1993, 10:05 PM EDT Att: 19,824 - Unknown - 72 F | | | | | |
| Jeff Blauer, R (1, 6) <small>OBP: 0.407, SLG: 0.444</small> 10 Chipper Jones, S (9, 6) | K | | F8 | | | K | | | | 5 | 3 | 2 | 0 | 1 | 2 | 3 | | | | | | |
| Ron Gant, R (1, 7) <small>OBP: 0.345, SLG: 0.516</small> Tony Tarasco, L (9, 9) <small>OBP: 0.241, SLG: 0.259</small> | K | | | G4-3 | E | SF7 | | | | 5 | 3 | 3 | 6 | 0 | 2 | 1 | | | | | | |
| Fred McGriff, L (1, 3) <small>OBP: 0.363, SLG: 0.545</small> Jay Howell, R (8, 1) Deion Sanders, L (9, PH) <small>OBP: 0.323, SLG: 0.462</small> | | G3 | | | G6-3 | | | | | 4 | 1 | 2 | 3 | 1 | 0 | 1 | | | | | | |
| David Justice, L (1, 9) <small>OBP: 0.341, SLG: 0.499</small> Ryan Klesko, L (9, 7) <small>OBP: 0.385, SLG: 0.545</small> | | G3-1 | | | G4-3 | F7 | | | | 6 | 0 | 1 | 1 | 0 | 0 | 3 | | | | | | |
| Terry Pendleton, S (1, 5) <small>OBP: 0.306, SLG: 0.381</small> Bill Pecota, R (9, 5) <small>OBP: 0.351, SLG: 0.400</small> | | K | | | E | 1B | IBB | | | 4 | 1 | 0 | 0 | 1 | 2 | 2 | | | | | | |
| Greg Olson, R (1, 2) <small>OBP: 0.300, SLG: 0.316</small> | | | | | E5 | | | | | 5 | 1 | 3 | 0 | 0 | 0 | 3 | | | | | | |
| Rafael Belliard, R (1, 4) <small>OBP: 0.318, SLG: 0.344</small> | | | P4 | | | | | | | 5 | 1 | 3 | 1 | 0 | 1 | 2 | | | | | | |
| 29 John Smoltz, R (1, 1) <small>OBP: 0.246, SLG: 0.190</small> Sid Bream, L (8, 3) <small>OBP: 0.329, SLG: 0.416</small> | | | SH3-4 | | | K | | | | 1 | 0 | 0 | 0 | 1 | 1 | 2 | | | | | | |
| Inning Stats | R: 0 E: 0 K: 2 S: 9 | H: 0 LOB: 0 BB: 0 P: 14 | R: 0 E: 0 K: 1 S: 8 | H: 0 LOB: 0 BB: 0 P: 12 | R: 0 E: 0 K: 0 S: 8 | H: 1 LOB: 2 BB: 1 P: 16 | R: 2 E: 1 K: 1 S: 13 | H: 2 LOB: 2 BB: 1 P: 26 | R: 1 E: 1 K: 1 S: 13 | H: 1 LOB: 1 BB: 0 P: 22 | R: 0 E: 0 K: 3 S: 14 | H: 1 LOB: 2 BB: 1 P: 22 | R: 1 E: 0 K: 1 S: 11 | H: 2 LOB: 2 BB: 1 P: 20 | R: 5 E: 0 K: 0 S: 13 | H: 3 LOB: 0 BB: 2 P: 28 | | R: 4 E: 0 K: 0 S: 12 | H: 5 LOB: 1 BB: 0 P: 21 | 1B: 12 2B: 1 3B: 0 HR: 2 | SF: 1 SAC: 2 DP: 0 HBP: 0 | WP: 0 PB: 0 SB: 3 CS: 0 |
| PITCHER Andy Benes, R (1, 1) <small>ERA: 3.57</small> Frank Seminara, R (7, 1) <small>ERA: 5.56</small> Mark Davis, L (7, 1) <small>ERA: 4.4</small> Kerry Taylor, R (7, 1) <small>ERA: 6.08</small> Tim Mauser, R (8, 1) <small>ERA: 4.4</small> | IP | WLS | BF | H | R | ER | SO | BB | IBB | HBP | BLK | WP | HR | S | P | ERA | WHIP | | | | | |
| Rudy Seanez, R (9, 1) <small>ERA: 36.0</small> | 1.0 | | 8 | 5 | 4 | 4 | 0 | 0 | 0 | 0 | 0 | 0 | 1 | 12 | 21 | 36.00 | 5.000 | | | | | |

| Batter | 1 | 2 | 3 | 4 | 5 | 6 | 7 | 8 | 9 | AB | R | H | RBI | BB | SO | LOB | BOTTOM | | | | | |
|--|------------------------------|----------------------------------|-------------------------------|----------------------------------|------------------------------|---------------------------------|------------------------------|----------------------------------|------------------------------|----------------------------------|------------------------------|----------------------------------|-------------------------------|----------------------------------|------------------------------|----------------------------------|---|-------------------------------|----------------------------------|----------------------------------|------------------------------------|----------------------------------|
| Jarvis Brown, R (1, 8) <small>OBP: 0.387, SLG: 0.425</small> | F9 | | | F9 | | P6 | | | | 4 | 0 | 1 | 0 | 0 | 0 | 0 | Atlanta Braves @ San Diego Padres Jack Murphy Stadium, San Diego, CA Sat Sep 11 1993, 10:05 PM EDT Att: 19,824 - Unknown - 72 F | | | | | |
| Luis Lopez, S (1, 4) <small>OBP: 0.365, SLG: 0.383</small> Frank Seminara, R (7, 1) <small>ERA: 5.56</small> Mark Davis, L (7, 1) <small>ERA: 4.4</small> Kerry Taylor, R (7, 1) <small>ERA: 6.08</small> Tim Mauser, R (8, 1) <small>ERA: 4.4</small> Guillermo Velasquez, L (9, PH) <small>OBP: 0.298, SLG: 0.282</small> Rudy Seanez, R (9, 1) | G4-3 | | | F8 | | K | | | | 3 | 0 | 0 | 0 | 0 | 1 | 0 | | | | | | |
| Bill Bean, L (1, 9) <small>OBP: 0.265, SLG: 0.398</small> Dave Staton, R (9, PH) | F9 | | | | | | | | | 2 | 0 | 1 | 0 | 1 | 0 | 0 | | | | | | |
| Phil Plantier, L (1, 7) <small>OBP: 0.324, SLG: 0.502</small> | | G3-1 | | | K2-3 | | | | | 4 | 0 | 0 | 0 | 0 | 2 | 2 | | | | | | |
| Derek Bell, R (1, 5) <small>OBP: 0.310, SLG: 0.435</small> | | | | | | | | | | 4 | 1 | 3 | 1 | 0 | 1 | 0 | | | | | | |
| Archi Cianfrocco, R (1, 3) <small>OBP: 0.305, SLG: 0.443</small> | | | | | | | | | | 4 | 0 | 0 | 0 | 0 | 2 | 3 | | | | | | |
| Kevin Higgins, L (1, 2) <small>OBP: 0.306, SLG: 0.252</small> | | | | | | | | | | 3 | 0 | 0 | 0 | 0 | 0 | 2 | | | | | | |
| Craig Shipley, R (1, 6) <small>OBP: 0.270, SLG: 0.317</small> | | | | | | | | | | 3 | 0 | 0 | 0 | 0 | 1 | 0 | | | | | | |
| Andy Benes, R (1, 1) <small>OBP: 0.147, SLG: 0.212</small> Jeff Gardner, L (6, PH) <small>OBP: 0.343, SLG: 0.370</small> | | | | | | | | | | 1 | 0 | 0 | 0 | 0 | 1 | 0 | | | | | | |
| Inning Stats | R: 0 E: 0 K: 0 S: 9 | H: 0 LOB: 0 BB: 0 P: 15 | R: 0 E: 0 K: 2 S: 10 | H: 0 LOB: 0 BB: 0 P: 13 | R: 0 E: 0 K: 2 S: 7 | H: 0 LOB: 0 BB: 0 P: 9 | R: 0 E: 0 K: 1 S: 8 | H: 0 LOB: 1 BB: 1 P: 16 | R: 1 E: 0 K: 0 S: 9 | H: 1 LOB: 0 BB: 0 P: 14 | R: 0 E: 0 K: 1 S: 7 | H: 0 LOB: 0 BB: 0 P: 10 | R: 0 E: 0 K: 2 S: 13 | H: 2 LOB: 2 BB: 0 P: 15 | R: 0 E: 0 K: 2 S: 9 | H: 1 LOB: 1 BB: 0 P: 12 | | R: 0 E: 0 K: 1 S: 16 | H: 1 LOB: 1 BB: 0 P: 21 | 1B: 4 2B: 0 3B: 0 HR: 1 | SF: 0 SAC: 0 DP: 0 HBP: 0 | WP: 0 PB: 0 SB: 1 CS: 0 |
| PITCHER 29 John Smoltz, R (1, 1) <small>ERA: 3.34</small> Jay Howell, R (8, 1) <small>ERA: 2.65</small> Mike Stanton, L (9, 1) <small>ERA: 4.96</small> Marvin Freeman, R (9, 1) <small>ERA: 7.13</small> | IP | WLS | BF | H | R | ER | SO | BB | IBB | HBP | BLK | WP | HR | S | P | ERA | WHIP | | | | | |
| 29 John Smoltz, R (1, 1) <small>ERA: 3.34</small> | 7.0 | | 25 | 3 | 1 | 1 | 8 | 1 | 0 | 0 | 0 | 0 | 0 | 9 | 12 | 1.29 | 0.571 | | | | | |
| Mike Stanton, L (9, 1) <small>ERA: 4.96</small> | 0.2 | | 3 | 1 | 0 | 0 | 1 | 0 | 0 | 0 | 0 | 0 | 0 | 14 | 19 | 0.00 | 1.500 | | | | | |
| Marvin Freeman, R (9, 1) <small>ERA: 7.13</small> | 0.1 | | 1 | 0 | 0 | 0 | 0 | 0 | 0 | 0 | 0 | 0 | 0 | 2 | 2 | 0.00 | 0.000 | | | | | |



| Batter | 1 | 2 | 3 | 4 | 5 | 6 | 7 | 8 | 9 | AB | R | H | RBI | BB | SO | LOB | TOP |
|--|--|---|---|---|---|---|---|---|---|---|---|---|-----|----|----|-----|---|
| Otis Nixon, S <small>OBP: 0.326, SLG: 0.292</small> | | | | | | | | | | 5 | 2 | 1 | 0 | 0 | 0 | 3 | Atlanta Braves @ San Diego Padres Jack Murphy Stadium, San Diego, CA Sun Sep 12 1993, 6:33 AM EDT Att: 15,454 - Overcast - 70 F |
| Jeff Blauser, R <small>OBP: 0.406, SLG: 0.441</small> | | | | | | | | | | 4 | 0 | 0 | 0 | 1 | 1 | 3 | |
| Ron Gant, R <small>OBP: 0.345, SLG: 0.515</small> | | | | | | | | | | 3 | 1 | 1 | 2 | 1 | 0 | 1 | |
| Fred McGriff, L <small>OBP: 0.364, SLG: 0.543</small> | | | | | | | | | | 4 | 0 | 1 | 0 | 1 | 1 | 2 | |
| David Justice, L <small>OBP: 0.345, SLG: 0.506</small> | | | | | | | | | | 5 | 0 | 4 | 1 | 0 | 0 | 2 | |
| Terry Pendleton, S <small>OBP: 0.307, SLG: 0.384</small> | | | | | | | | | | 5 | 1 | 1 | 1 | 0 | 0 | 5 | |
| Damon Berryhill, S <small>OBP: 0.293, SLG: 0.382</small> | | | | | | | | | | 4 | 0 | 0 | 0 | 0 | 0 | 2 | |
| Rafael Belliard, R <small>OBP: 0.304, SLG: 0.328</small> Tony Tarasco, L <small>OBP: 0.233, SLG: 0.250</small> Jay Howell, R <small>OBP: 0.307, SLG: 0.384</small> | | | | | | | | | | 3 | 0 | 0 | 0 | 0 | 1 | 2 | |
| Steve Avery, L <small>OBP: 0.259, SLG: 0.239</small> Deion Sanders, L <small>OBP: 0.377, SLG: 0.460</small> Steve Bedrosian, R <small>OBP: 0.307, SLG: 0.419</small> Sid Bream, L <small>OBP: 0.307, SLG: 0.419</small> 10 Chipper Jones, S <small>OBP: 0.307, SLG: 0.419</small> Marvin Freeman, R <small>OBP: 0.307, SLG: 0.419</small> Ryan Klesko, L <small>OBP: 0.307, SLG: 0.419</small> Ramon Caraballo, S <small>OBP: 0.307, SLG: 0.419</small> | | | | | | | | | | 0 | 0 | 0 | 0 | 1 | 0 | 0 | |
| Inning Stats R: 0 H: 1 E: 0 LOB: 1 K: 0 BB: 0 S: 8 P: 13 | R: 0 H: 1 E: 0 LOB: 1 K: 1 BB: 0 S: 11 P: 18 | R: 1 H: 0 E: 1 LOB: 1 K: 1 BB: 1 S: 10 P: 15 | R: 0 H: 1 E: 0 LOB: 0 K: 0 BB: 0 S: 7 P: 9 | R: 1 H: 1 E: 0 LOB: 2 K: 0 BB: 2 S: 10 P: 22 | R: 1 H: 1 E: 1 LOB: 2 K: 1 BB: 1 S: 18 P: 31 | R: 0 H: 1 E: 0 LOB: 1 K: 0 BB: 0 S: 7 P: 13 | R: 0 H: 0 E: 0 LOB: 0 K: 1 BB: 0 S: 9 P: 16 | R: 1 H: 2 E: 0 LOB: 2 K: 0 BB: 1 S: 12 P: 21 | 1B: 6 SF: 1 2B: 0 SAC: 0 3B: 1 DP: 0 HR: 1 HBP: 0 | WP: 0 PA: 42 PB: 0 SB: 1 CS: 0 | | | | | | | |
| PITCHER Scott Sanders, R <small>ERA: 4.15</small> Trevor Hoffman, R <small>ERA: 3.92</small> Gene Harris, R <small>ERA: 2.84</small> | IP: 5.1 WLS: W BF: 27 H: 5 R: 3 ER: 2 SO: 2 BB: 4 IBB: 0 HBP: 0 BLK: 1 WP: 0 HR: 1 S: 56 P: 95 ERA: 3.38 WHIP: 1.688 | IP: 2.2 WLS: 9 BF: 9 H: 1 R: 0 ER: 0 SO: 2 BB: 0 IBB: 0 HBP: 0 BLK: 0 WP: 0 HR: 0 S: 24 P: 42 ERA: 0.00 WHIP: 0.375 | IP: 1.0 WLS: S BF: 6 H: 2 R: 1 ER: 1 SO: 0 BB: 1 IBB: 0 HBP: 0 BLK: 0 WP: 0 HR: 0 S: 12 P: 21 ERA: 9.00 WHIP: 3.000 | PITCHER IP: 2.2 WLS: 9 BF: 9 H: 1 R: 0 ER: 0 SO: 2 BB: 0 IBB: 0 HBP: 0 BLK: 0 WP: 0 HR: 0 S: 24 P: 42 ERA: 0.00 WHIP: 0.375 | IP: 1.0 WLS: S BF: 6 H: 2 R: 1 ER: 1 SO: 0 BB: 1 IBB: 0 HBP: 0 BLK: 0 WP: 0 HR: 0 S: 12 P: 21 ERA: 9.00 WHIP: 3.000 | IP: 2.2 WLS: 9 BF: 9 H: 1 R: 0 ER: 0 SO: 2 BB: 0 IBB: 0 HBP: 0 BLK: 0 WP: 0 HR: 0 S: 24 P: 42 ERA: 0.00 WHIP: 0.375 | IP: 1.0 WLS: S BF: 6 H: 2 R: 1 ER: 1 SO: 0 BB: 1 IBB: 0 HBP: 0 BLK: 0 WP: 0 HR: 0 S: 12 P: 21 ERA: 9.00 WHIP: 3.000 | IP: 2.2 WLS: 9 BF: 9 H: 1 R: 0 ER: 0 SO: 2 BB: 0 IBB: 0 HBP: 0 BLK: 0 WP: 0 HR: 0 S: 24 P: 42 ERA: 0.00 WHIP: 0.375 | IP: 1.0 WLS: S BF: 6 H: 2 R: 1 ER: 1 SO: 0 BB: 1 IBB: 0 HBP: 0 BLK: 0 WP: 0 HR: 0 S: 12 P: 21 ERA: 9.00 WHIP: 3.000 | IP: 2.2 WLS: 9 BF: 9 H: 1 R: 0 ER: 0 SO: 2 BB: 0 IBB: 0 HBP: 0 BLK: 0 WP: 0 HR: 0 S: 24 P: 42 ERA: 0.00 WHIP: 0.375 | | | | | | | |

| | |
|-----|----|
| AB | 36 |
| R | 4 |
| H | 8 |
| RBI | 4 |
| BB | 5 |
| SO | 4 |
| LOB | 20 |



| Batter | 1 | 2 | 3 | 4 | 5 | 6 | 7 | 8 | 9 | AB | R | H | RBI | BB | SO | LOB | BOTTOM |
|--|--|---|---|--|---|---|---|---|---|----|---|---|-----|----|----|-----|---|
| Jarvis Brown, R <small>OBP: 0.371, SLG: 0.405</small> | | | | | | | | | | 4 | 0 | 0 | 0 | 0 | 1 | 1 | Atlanta Braves @ San Diego Padres Jack Murphy Stadium, San Diego, CA Sun Sep 12 1993, 6:33 AM EDT Att: 15,454 - Overcast - 70 F |
| Ricky Gutierrez, R <small>OBP: 0.348, SLG: 0.349</small> | | | | | | | | | | 4 | 1 | 1 | 1 | 0 | 0 | 0 | |
| Phil Clark, R <small>OBP: 0.345, SLG: 0.488</small> Trevor Hoffman, R <small>OBP: 0.143, SLG: 0.143</small> Melvin Nieves, S <small>OBP: 0.143, SLG: 0.286</small> Gene Harris, R <small>OBP: 0.143, SLG: 0.286</small> | | | | | | | | | | 2 | 1 | 0 | 0 | 1 | 1 | 0 | |
| Derek Bell, R <small>OBP: 0.312, SLG: 0.435</small> Craig Shipley, R <small>OBP: 0.270, SLG: 0.317</small> | | | | | | | | | | 2 | 1 | 1 | 0 | 1 | 0 | 0 | |
| Archi Cianfrocco, R <small>OBP: 0.302, SLG: 0.439</small> | | | | | | | | | | 0 | 0 | 0 | 0 | 0 | 0 | 0 | |
| Phil Plantier, L <small>OBP: 0.324, SLG: 0.504</small> | | | | | | | | | | 2 | 1 | 0 | 0 | 0 | 0 | 1 | |
| Luis Lopez, S <small>OBP: 0.087, SLG: 0.071</small> | | | | | | | | | | 2 | 1 | 0 | 0 | 1 | 0 | 0 | |
| Brad Ausmus, R <small>OBP: 0.264, SLG: 0.379</small> | | | | | | | | | | 0 | 0 | 0 | 0 | 0 | 0 | 0 | |
| Scott Sanders, R <small>OBP: 0.077, SLG: 0.077</small> Bill Bean, L <small>OBP: 0.290, SLG: 0.403</small> | | | | | | | | | | 3 | 1 | 1 | 2 | 0 | 1 | 0 | |
| Inning Stats R: 0 H: 0 E: 0 LOB: 0 K: 1 BB: 0 S: 6 P: 8 | R: 0 H: 0 E: 0 LOB: 0 K: 0 BB: 1 S: 7 P: 12 | R: 0 H: 1 E: 0 LOB: 0 K: 1 BB: 0 S: 9 P: 15 | R: 5 H: 3 E: 1 LOB: 0 K: 0 BB: 1 S: 17 P: 27 | R: 0 H: 0 E: 0 LOB: 0 K: 1 BB: 0 S: 10 P: 14 | R: 0 H: 0 E: 0 LOB: 0 K: 1 BB: 0 S: 8 P: 12 | R: 0 H: 1 E: 0 LOB: 0 K: 0 BB: 0 S: 11 P: 14 | R: 0 H: 0 E: 0 LOB: 0 K: 1 BB: 0 S: 9 P: 14 | 1B: 3 SF: 1 2B: 1 SAC: 1 3B: 0 DP: 1 HR: 1 HBP: 0 | WP: 0 PA: 31 PB: 1 SB: 0 CS: 1 | | | | | | | | |
| PITCHER Steve Avery, L <small>ERA: 2.89</small> Steve Bedrosian, R <small>ERA: 1.64</small> Marvin Freeman, R <small>ERA: 6.41</small> Jay Howell, R <small>ERA: 2.6</small> | IP: 4.0 WLS: L BF: 18 H: 4 R: 5 ER: 3 SO: 2 BB: 2 IBB: 0 HBP: 0 BLK: 0 WP: 0 HR: 1 S: 39 P: 62 ERA: 6.75 WHIP: 1.500 | IP: 1.0 WLS: 3 BF: 3 H: 0 R: 0 ER: 0 SO: 1 BB: 0 IBB: 0 HBP: 0 BLK: 0 WP: 0 HR: 0 S: 10 P: 14 ERA: 0.00 WHIP: 0.000 | IP: 2.0 WLS: 6 BF: 6 H: 1 R: 0 ER: 0 SO: 1 BB: 0 IBB: 0 HBP: 0 BLK: 0 WP: 0 HR: 0 S: 19 P: 26 ERA: 0.00 WHIP: 0.500 | IP: 1.0 WLS: 3 BF: 3 H: 0 R: 0 ER: 0 SO: 1 BB: 0 IBB: 0 HBP: 0 BLK: 0 WP: 0 HR: 0 S: 9 P: 14 ERA: 0.00 WHIP: 0.000 | IP: 2.2 WLS: 9 BF: 9 H: 1 R: 0 ER: 0 SO: 2 BB: 0 IBB: 0 HBP: 0 BLK: 0 WP: 0 HR: 0 S: 24 P: 42 ERA: 0.00 WHIP: 0.375 | IP: 1.0 WLS: S BF: 6 H: 2 R: 1 ER: 1 SO: 0 BB: 1 IBB: 0 HBP: 0 BLK: 0 WP: 0 HR: 0 S: 12 P: 21 ERA: 9.00 WHIP: 3.000 | IP: 2.2 WLS: 9 BF: 9 H: 1 R: 0 ER: 0 SO: 2 BB: 0 IBB: 0 HBP: 0 BLK: 0 WP: 0 HR: 0 S: 24 P: 42 ERA: 0.00 WHIP: 0.375 | IP: 1.0 WLS: S BF: 6 H: 2 R: 1 ER: 1 SO: 0 BB: 1 IBB: 0 HBP: 0 BLK: 0 WP: 0 HR: 0 S: 12 P: 21 ERA: 9.00 WHIP: 3.000 | IP: 2.2 WLS: 9 BF: 9 H: 1 R: 0 ER: 0 SO: 2 BB: 0 IBB: 0 HBP: 0 BLK: 0 WP: 0 HR: 0 S: 24 P: 42 ERA: 0.00 WHIP: 0.375 | | | | | | | | |




| Batter | 1 | 2 | 3 | 4 | 5 | 6 | 7 | 8 | 9 | 10 | 11 | AB | R | H | RBI | BB | SO | LOB | TOP | | | | | | | |
|---|--|--|--|--|--|--|--|--|--|--|--|--|--|--|--|--|--|--|--|--|--|--|--|--|--|--|
| Brett Butler, L OBP: 0.389, SLG: 0.377 (1, 8) | G4-3 1-1 | | K 0-3 | | 1B 1-1 1-3 2-H | | BB 4-2 G6-4-3 | | | B2 0-0 | | 4 | 0 | 1 | 1 | 1 | 1 | 0 | | | | | | | | |
| Jose Offerman, S OBP: 0.350, SLG: 0.343 (1, 6) | F8 3-2 | | 1B 3-2 | | SF7 0-1 | | G6-4-3 0-0 1-2f | | | BB 4-2 | | 3 | 0 | 1 | 1 | 1 | 0 | 2 | | | | | | | | |
| Mike Piazza, R OBP: 0.354, SLG: 0.524 (1, 2) | G4-3 2-2 | | F8 1-0 | | K 3-3 3-H | | | | F9 0-0 | G6-3 1-0 | | 5 | 0 | 0 | 0 | 0 | 1 | 3 | | | | | | | | |
| Eric Karros, R OBP: 0.290, SLG: 0.408 (1, 3) | | HR 2-1 | | | BB 4-0 G5-4-3 | | F9 1-1 | | K 3-3 | | F8 0-0 | 4 | 1 | 1 | 1 | 1 | 1 | 0 | | | | | | | | |
| Cory Snyder, R OBP: 0.342, SLG: 0.411 (1, 9) | | G5-3 1-0 | | | G5-4-3 1-0 | | | | G5-3 2-2 | | | 4 | 0 | 1 | 0 | 1 | 0 | 1 | | | | | | | | |
| Tom Goodwin, L OBP: 0.385, SLG: 0.462 (11, PR) (11, 7) | | | | | 1B 1-2f | | G4-3 0-0 | | 1B 1-2 | | 1B BB 4-2 | 0 | 0 | 0 | 0 | 0 | 0 | 0 | | | | | | | | |
| Tim Wallach, R OBP: 0.270, SLG: 0.353 (1, 5) | | K 3-3 | | | F9 0-0 | | G4-3 1-0 | | K 1-3 | | PB 1-1 1-2 | 5 | 0 | 1 | 0 | 0 | 2 | 1 | | | | | | | | |
| Billy Ashley, R OBP: 0.333, SLG: 0.333 (1, 7) | | | | | K 2-3 | | G3-1 0-2 | | K 0-3 | | | 4 | 0 | 1 | 0 | 0 | 2 | 1 | | | | | | | | |
| Pedro Martinez, R (9, 1) | | | | | K 1-1 | | | | K 0-3 | | | 0 | 0 | 0 | 0 | 0 | 0 | 0 | | | | | | | | |
| Dave Hansen, L OBP: 0.455, SLG: 0.493 (11, PH) (11, 1) | | 1B 1-2 | | | | | | | K 1-2 2-3 | | IBB 0-3 | 0 | 0 | 0 | 0 | 1 | 0 | 0 | | | | | | | | |
| Jody Reed, R OBP: 0.326, SLG: 0.346 (1, 4) | | G6-3 1-2 | | | 1B 1B 2-0 | | SH1-4 0-1 | | K 1-3 | | K 0-3 | 5 | 1 | 2 | 0 | 0 | 2 | 4 | | | | | | | | |
| Ramon Martinez, R OBP: 0.302, SLG: 0.414 (9, 7) | | | | | 1B 1-2 | | SH1-4 2-1 | | | | | 2 | 1 | 1 | 0 | 0 | 1 | 0 | | | | | | | | |
| Henry Rodriguez, R OBP: 0.265, SLG: 0.355 (10, PH) | | | | | 1B 1-2 | | | | | | | 0 | 0 | 0 | 0 | 0 | 0 | 0 | | | | | | | | |
| Mike Anderson, R OBP: 0.291, SLG: 0.375 (10, PH) | | | | | 1B 1-2 | | | | | | | 0 | 0 | 0 | 0 | 0 | 0 | 0 | | | | | | | | |
| Raul Mondesi, R OBP: 0.259, SLG: 0.321 (11, PH) | | | | | 1B 1-2 | | | | | | | 1 | 0 | 0 | 0 | 0 | 0 | 0 | | | | | | | | |
| Mitch Webster, S OBP: 0.293, SLG: 0.337 (11, 9) | | | | | SF7 1-2 | | | | | | | 1 | 0 | 0 | 0 | 0 | 0 | 3 | | | | | | | | |
| Inning Stats | R: 0 E: 0 K: 0 S: 10 | H: 0 LOB: 0 BB: 0 P: 16 | R: 1 E: 0 K: 1 S: 12 | H: 2 LOB: 1 BB: 0 P: 20 | R: 0 E: 0 K: 2 S: 11 | H: 1 LOB: 1 BB: 0 P: 15 | R: 0 E: 0 K: 0 S: 2 | H: 0 LOB: 0 BB: 1 P: 7 | R: 2 E: 0 K: 2 S: 15 | H: 3 LOB: 1 BB: 0 P: 24 | R: 0 E: 0 K: 0 S: 7 | H: 1 LOB: 1 BB: 0 P: 9 | R: 0 E: 0 K: 1 S: 7 | H: 0 LOB: 0 BB: 0 P: 12 | R: 0 E: 0 K: 3 S: 10 | H: 0 LOB: 0 BB: 0 P: 12 | R: 0 E: 0 K: 0 S: 8 | H: 0 LOB: 1 BB: 1 P: 16 | R: 0 E: 0 K: 1 S: 13 | H: 1 LOB: 3 BB: 2 P: 24 | 1B: 8 2B: 0 3B: 0 HR: 1 | SF: 1 SAC: 1 DP: 2 HBP: 0 | WP: 0 PB: 1 SB: 0 CS: 0 | PA: 45 | | |
| PITCHER | IP ERA WLS BF H R ER SO BB IBB HBP BLK WP HR S P ERA WHIP | IP ERA WLS BF H R ER SO BB IBB HBP BLK WP HR S P ERA WHIP | IP ERA WLS BF H R ER SO BB IBB HBP BLK WP HR S P ERA WHIP | IP ERA WLS BF H R ER SO BB IBB HBP BLK WP HR S P ERA WHIP | IP ERA WLS BF H R ER SO BB IBB HBP BLK WP HR S P ERA WHIP | IP ERA WLS BF H R ER SO BB IBB HBP BLK WP HR S P ERA WHIP | IP ERA WLS BF H R ER SO BB IBB HBP BLK WP HR S P ERA WHIP | IP ERA WLS BF H R ER SO BB IBB HBP BLK WP HR S P ERA WHIP | IP ERA WLS BF H R ER SO BB IBB HBP BLK WP HR S P ERA WHIP | IP ERA WLS BF H R ER SO BB IBB HBP BLK WP HR S P ERA WHIP | IP ERA WLS BF H R ER SO BB IBB HBP BLK WP HR S P ERA WHIP | IP ERA WLS BF H R ER SO BB IBB HBP BLK WP HR S P ERA WHIP | IP ERA WLS BF H R ER SO BB IBB HBP BLK WP HR S P ERA WHIP | IP ERA WLS BF H R ER SO BB IBB HBP BLK WP HR S P ERA WHIP | IP ERA WLS BF H R ER SO BB IBB HBP BLK WP HR S P ERA WHIP | IP ERA WLS BF H R ER SO BB IBB HBP BLK WP HR S P ERA WHIP | IP ERA WLS BF H R ER SO BB IBB HBP BLK WP HR S P ERA WHIP | IP ERA WLS BF H R ER SO BB IBB HBP BLK WP HR S P ERA WHIP | IP ERA WLS BF H R ER SO BB IBB HBP BLK WP HR S P ERA WHIP | IP ERA WLS BF H R ER SO BB IBB HBP BLK WP HR S P ERA WHIP | IP ERA WLS BF H R ER SO BB IBB HBP BLK WP HR S P ERA WHIP | IP ERA WLS BF H R ER SO BB IBB HBP BLK WP HR S P ERA WHIP | IP ERA WLS BF H R ER SO BB IBB HBP BLK WP HR S P ERA WHIP | IP ERA WLS BF H R ER SO BB IBB HBP BLK WP HR S P ERA WHIP | IP ERA WLS BF H R ER SO BB IBB HBP BLK WP HR S P ERA WHIP | IP ERA WLS BF H R ER SO BB IBB HBP BLK WP HR S P ERA WHIP |

Los Angeles Dodgers @ San Diego Padres
 Jack Murphy Stadium, San Diego, CA
 Mon Sep 13 1993, 10:05 PM EDT
 Att: 6,021 - Unknown - 67 F

livebaseballscores.com

AB 38
 R 3
 H 9
 RBI 3
 BB 5
 SO 10
 LOB 15




| Batter | 1 | 2 | 3 | 4 | 5 | 6 | 7 | 8 | 9 | 10 | 11 | AB | R | H | RBI | BB | SO | LOB | BOTTOM | | | | | | | | |
|---|--|--|--|--|--|--|--|--|--|--|--|--|--|--|--|--|--|--|--|--|--|--|--|--|--|--|--|
| Jarvis Brown, R OBP: 0.363, SLG: 0.386 (1, 8) | P4 1-2 | | G1-3 2-0 | | | E3 0-1 1B | F7 1-2 | | | HBP 4-2 | | 4 | 1 | 0 | 0 | 0 | 0 | 1 | | | | | | | | | |
| Ricky Gutierrez, R OBP: 0.349, SLG: 0.348 (1, 6) | K 1-3 | | | | 1B SF8 HBP 3-1 | BB FC4-6 1B 1-2 | | | | K 1-3 | | 4 | 2 | 1 | 0 | 0 | 3 | 1 | | | | | | | | | |
| Gene Harris, R (11, 1) | | | | | | | | | | | | 0 | 0 | 0 | 0 | 0 | 0 | 0 | | | | | | | | | |
| Derek Bell, R OBP: 0.313, SLG: 0.435 (1, 5) | G5-3 0-1 | | | | 1B 1-3 | FC4-6 BB 1B 0-1 | | | P2 0-0 | | F8 0-2 | 5 | 0 | 2 | 1 | 0 | 0 | 0 | | | | | | | | | |
| Phil Plantier, L OBP: 0.325, SLG: 0.510 (1, 7) | | K 3-3 | | | SF8 2-1 | FC4-6 BB 1B 1-2 2-3 | | | K 0-3 | | | 3 | 1 | 1 | 2 | 1 | 2 | 0 | | | | | | | | | |
| Archi Cianfrocco, R OBP: 0.298, SLG: 0.432 (1, 3) | | K 1-3 | | | K 0-3 | FC4-6 G3 1B 1-2 | | | F8 2-1 | | | 4 | 0 | 0 | 1 | 0 | 2 | 3 | | | | | | | | | |
| Melvin Nieves, S OBP: 0.160, SLG: 0.250 (1, 9) | | K 3-3 | | | K 3-3 | G3 0-0 | | | | G6-4-3 BB 1B 1-2 | | 3 | 0 | 0 | 0 | 1 | 2 | 3 | | | | | | | | | |
| Luis Lopez, S OBP: 0.056, SLG: 0.059 (1, 4) | | | | | P4 2-1 | G3-1 0-1 | L5 0-1 | | | G6-4-3 BB 1B 1-2f | | 3 | 0 | 0 | 0 | 0 | 0 | 2 | | | | | | | | | |
| Pedro Martinez, L (7, 1) | | | | | | | | | | | | 0 | 0 | 0 | 0 | 0 | 0 | 0 | | | | | | | | | |
| Bill Bean, L OBP: 0.288, SLG: 0.400 (9, PH) | | | | | | | | | | | | 1 | 0 | 0 | 0 | 0 | 0 | 1 | | | | | | | | | |
| Mark Davis, L OBP: 0.250, SLG: 0.250 (10, 1) | | | | | | | | | | | | 0 | 0 | 0 | 0 | 0 | 0 | 0 | | | | | | | | | |
| Craig Shipley, R OBP: 0.270, SLG: 0.317 (11, 6) | | | | | | | | | | | | 0 | 0 | 0 | 0 | 0 | 0 | 0 | | | | | | | | | |
| Brad Ausmus, R OBP: 0.258, SLG: 0.370 (1, 2) | | | | | P4 2-2 | P6 3-2 | | | | G6-3 0-1 | | 3 | 0 | 0 | 0 | 0 | 0 | 0 | | | | | | | | | |
| Kevin Higgins, L OBP: 0.304, SLG: 0.250 (10, PH) (11, 2) | | | | | | | | | | | | 1 | 0 | 0 | 0 | 0 | 0 | 0 | | | | | | | | | |
| Andy Ashby, R OBP: 0.194, SLG: 0.200 (1, 1) | | | | | | | | | | | | 0 | 0 | 0 | 0 | 1 | 0 | 0 | | | | | | | | | |
| Dave Staton, R (5, PH) | | | | | | | | | | | | 1 | 0 | 0 | 0 | 0 | 0 | 0 | | | | | | | | | |
| Frank Seminara, R OBP: 0.222, SLG: 0.222 (6, 1) | | | | | | | | | | | | 0 | 0 | 0 | 0 | 0 | 0 | 0 | | | | | | | | | |
| Jeff Gardner, L OBP: 0.342, SLG: 0.368 (7, 4) | | | | | | | | | | | | 2 | 0 | 0 | 0 | 0 | 0 | 0 | | | | | | | | | |
| Inning Stats | R: 0 E: 0 K: 1 S: 9 | H: 0 LOB: 0 BB: 0 P: 11 | R: 0 E: 0 K: 3 S: 9 | H: 0 LOB: 0 BB: 0 P: 16 | R: 0 E: 0 K: 0 S: 7 | H: 0 LOB: 1 BB: 1 P: 17 | R: 1 E: 0 K: 2 S: 13 | H: 1 LOB: 1 BB: 0 P: 23 | R: 0 E: 0 K: 0 S: 9 | H: 0 LOB: 0 BB: 0 P: 15 | R: 2 E: 1 K: 0 S: 12 | H: 2 LOB: 2 BB: 1 P: 17 | R: 0 E: 0 K: 0 S: 9 | H: 0 LOB: 0 BB: 0 P: 11 | R: 0 E: 0 K: 2 S: 7 | H: 0 LOB: 0 BB: 0 P: 7 | R: 0 E: 0 K: 0 S: 6 | H: 0 LOB: 0 BB: 1 P: 14 | R: 0 E: 0 K: 1 S: 10 | H: 0 LOB: 1 BB: 0 P: 16 | R: 1 E: 0 K: 0 S: 4 | H: 1 LOB: 0 BB: 0 P: 5 | 1B: 3 2B: 0 3B: 0 HR: 1 | SF: 1 SAC: 0 DP: 1 HBP: 2 | WP: 0 PB: 0 SB: 0 CS: 0 | PA: 40 | |
| PITCHER | IP ERA WLS BF H R ER SO BB IBB HBP BLK WP HR S P ERA WHIP | IP ERA WLS BF H R ER SO BB IBB HBP BLK WP HR S P ERA WHIP | IP ERA WLS BF H R ER SO BB IBB HBP BLK WP HR S P ERA WHIP | IP ERA WLS BF H R ER SO BB IBB HBP BLK WP HR S P ERA WHIP | IP ERA WLS BF H R ER SO BB IBB HBP BLK WP HR S P ERA WHIP | IP ERA WLS BF H R ER SO BB IBB HBP BLK WP HR S P ERA WHIP | IP ERA WLS BF H R ER SO BB IBB HBP BLK WP HR S P ERA WHIP | IP ERA WLS BF H R ER SO BB IBB HBP BLK WP HR S P ERA WHIP | IP ERA WLS BF H R ER SO BB IBB HBP BLK WP HR S P ERA WHIP | IP ERA WLS BF H R ER SO BB IBB HBP BLK WP HR S P ERA WHIP | IP ERA WLS BF H R ER SO BB IBB HBP BLK WP HR S P ERA WHIP | IP ERA WLS BF H R ER SO BB IBB HBP BLK WP HR S P ERA WHIP | IP ERA WLS BF H R ER SO BB IBB HBP BLK WP HR S P ERA WHIP | IP ERA WLS BF H R ER SO BB IBB HBP BLK WP HR S P ERA WHIP | IP ERA WLS BF H R ER SO BB IBB HBP BLK WP HR S P ERA WHIP | IP ERA WLS BF H R ER SO BB IBB HBP BLK WP HR S P ERA WHIP | IP ERA WLS BF H R ER SO BB IBB HBP BLK WP HR S P ERA WHIP | IP ERA WLS BF H R ER SO BB IBB HBP BLK WP HR S P ERA WHIP | IP ERA WLS BF H R ER SO BB IBB HBP BLK WP HR S P ERA WHIP | IP ERA WLS BF H R ER SO BB IBB HBP BLK WP HR S P ERA WHIP | IP ERA WLS BF H R ER SO BB IBB HBP BLK WP HR S P ERA WHIP | IP ERA WLS BF H R ER SO BB IBB HBP BLK WP HR S P ERA WHIP | IP ERA WLS BF H R ER SO BB IBB HBP BLK WP HR S P ERA WHIP | IP ERA WLS BF H R ER SO BB IBB HBP BLK WP HR S P ERA WHIP | IP ERA WLS BF H R ER SO BB IBB HBP BLK WP HR S P ERA WHIP | IP ERA WLS BF H R ER SO BB IBB HBP BLK WP HR S P ERA WHIP | IP ERA WLS BF H R ER SO BB IBB HBP BLK WP HR S P ERA WHIP |

Los Angeles Dodgers @ San Diego Padres
 Jack Murphy Stadium, San Diego, CA
 Mon Sep 13 1993, 10:05 PM EDT
 Att: 6,021 - Unknown - 67 F

livebaseballscores.com

AB 34
 R 4
 H 4
 RBI 4
 BB 3
 SO 9
 LOB 11



| Batter | 1 | 2 | 3 | 4 | 5 | 6 | 7 | 8 | 9 | AB | R | H | RBI | BB | SO | LOB | TOP | | | | | | | | |
|--|-------------------------------|----------------------------------|------------------------------|---------------------------------|-------------------------------|----------------------------------|------------------------------|----------------------------------|------------------------------|----------------------------------|-------------------------------|----------------------------------|------------------------------|---------------------------------|------------------------------|----------------------------------|---|----------------------------------|----------------------------------|------------------------------------|----------------------------------|--------|--|--|--|
| Brett Butler, L OBP: 0.389, SLG: 0.378 (1, 8) | | | | | | | | | | 4 | 1 | 2 | 0 | 0 | 0 | 1 | Los Angeles Dodgers @ San Diego Padres Jack Murphy Stadium, San Diego, CA Tue Sep 14 1993, 10:05 PM EDT Att: 12,836 - Unknown livebaseballscorecards.com | | | | | | | | |
| Jose Offerman, S OBP: 0.350, SLG: 0.345 (1, 6) | | | | | | | | | | 3 | 1 | 1 | 0 | 0 | 0 | 2 | | | | | | | | | |
| Mike Piazza, R OBP: 0.357, SLG: 0.540 (1, 2) | | | | | | | | | | 4 | 3 | 3 | 3 | 0 | 1 | 1 | | | | | | | | | |
| Eric Karros, R OBP: 0.288, SLG: 0.405 Todd Worrell, R OBP: 0.339, SLG: 0.405 (8, 1) | | | | | | | | | | 4 | 0 | 0 | 0 | 0 | 0 | 2 | | | | | | | | | |
| Henry Rodriguez, L OBP: 0.266, SLG: 0.444 (1, 7) | | | | | | | | | | 3 | 0 | 0 | 1 | 0 | 0 | 0 | | | | | | | | | |
| Cory Snyder, R OBP: 0.339, SLG: 0.407 (8, 3) | | | | | | | | | | 4 | 0 | 0 | 0 | 0 | 2 | 0 | | | | | | | | | |
| Tim Wallach, R OBP: 0.268, SLG: 0.350 (1, 5) | | | | | | | | | | 4 | 0 | 0 | 0 | 0 | 2 | 0 | | | | | | | | | |
| Jody Reed, R OBP: 0.326, SLG: 0.344 (1, 4) | | | | | | | | | | 2 | 0 | 0 | 0 | 1 | 2 | 0 | | | | | | | | | |
| Orel Hershiser, R OBP: 0.382, SLG: 0.433 Raul Mondesi, R OBP: 0.259, SLG: 0.321 (8, 9) | | | | | | | | | | 2 | 0 | 0 | 0 | 0 | 0 | 0 | | | | | | | | | |
| Inning Stats | R: 3 E: 1 K: 0 S: 10 | H: 2 LOB: 0 BB: 0 P: 16 | R: 0 E: 0 K: 1 S: 7 | H: 0 LOB: 0 BB: 0 P: 9 | R: 0 E: 0 K: 1 S: 16 | H: 1 LOB: 1 BB: 0 P: 24 | R: 0 E: 0 K: 1 S: 8 | H: 0 LOB: 0 BB: 0 P: 11 | R: 0 E: 0 K: 1 S: 7 | H: 0 LOB: 1 BB: 1 P: 16 | R: 1 E: 0 K: 1 S: 12 | H: 1 LOB: 0 BB: 0 P: 18 | R: 0 E: 0 K: 1 S: 5 | H: 0 LOB: 0 BB: 0 P: 6 | R: 1 E: 0 K: 0 S: 7 | H: 2 LOB: 0 BB: 0 P: 12 | R: 0 E: 0 K: 2 S: 8 | H: 0 LOB: 0 BB: 0 P: 12 | 1B: 2 2B: 2 3B: 0 HR: 2 | SF: 1 SAC: 2 DP: 0 HBP: 0 | WP: 0 PB: 0 SB: 1 CS: 1 | PA: 34 | | | |
| PITCHER | IP | WLS | BF | H | R | ER | SO | BB | IBB | HBP | BLK | WP | HR | S | P | ERA | WHIP | | | | | | | | |
| Doug Brocail, R ERA: 4.32 (1, 1) | 6.0 | L | 24 | 4 | 4 | 4 | 4 | 1 | 0 | 0 | 0 | 0 | 1 | 60 | 94 | 6.00 | 0.833 | | | | | | | | |
| Tim Mauser, R ERA: 4.41 (7, 1) | 2.0 | | 7 | 2 | 1 | 1 | 1 | 0 | 0 | 0 | 0 | 0 | 1 | 12 | 18 | 4.50 | 1.000 | | | | | | | | |
| Kerry Taylor, R ERA: 5.98 (9, 1) | 1.0 | | 3 | 0 | 0 | 0 | 2 | 0 | 0 | 0 | 0 | 0 | 0 | 8 | 12 | 0.00 | 0.000 | | | | | | | | |

| Batter | 1 | 2 | 3 | 4 | 5 | 6 | 7 | 8 | 9 | AB | R | H | RBI | BB | SO | LOB | BOTTOM | | | | | | | | |
|--|-------------------------------|----------------------------------|------------------------------|---------------------------------|------------------------------|----------------------------------|------------------------------|---------------------------------|------------------------------|---------------------------------|------------------------------|----------------------------------|------------------------------|---------------------------------|-------------------------------|----------------------------------|---|----------------------------------|----------------------------------|------------------------------------|----------------------------------|--------|--|--|--|
| Bill Bean, L OBP: 0.280, SLG: 0.391 (1, 8) | | | | | | | | | | 3 | 0 | 0 | 1 | 0 | 1 | 0 | Los Angeles Dodgers @ San Diego Padres Jack Murphy Stadium, San Diego, CA Tue Sep 14 1993, 10:05 PM EDT Att: 12,836 - Unknown livebaseballscorecards.com | | | | | | | | |
| Jeff Gardner, L OBP: 0.338, SLG: 0.364 (1, 4) | | | | | | | | | | 4 | 0 | 0 | 0 | 0 | 2 | 1 | | | | | | | | | |
| Derek Bell, R OBP: 0.313, SLG: 0.435 (1, 5) | | | | | | | | | | 4 | 0 | 1 | 0 | 0 | 1 | 0 | | | | | | | | | |
| Phil Plantier, L OBP: 0.322, SLG: 0.505 (1, 7) | | | | | | | | | | 4 | 0 | 0 | 0 | 0 | 2 | 1 | | | | | | | | | |
| Archi Cianfrocco, R OBP: 0.297, SLG: 0.429 (1, 3) | | | | | | | | | | 4 | 0 | 1 | 0 | 0 | 0 | 0 | | | | | | | | | |
| Melvin Nieves, S OBP: 0.207, SLG: 0.286 (1, 9) | | | | | | | | | | 4 | 1 | 2 | 0 | 0 | 2 | 1 | | | | | | | | | |
| Ricky Gutierrez, R OBP: 0.348, SLG: 0.346 (1, 6) | | | | | | | | | | 2 | 1 | 0 | 0 | 1 | 0 | 1 | | | | | | | | | |
| Brad Ausmus, R OBP: 0.260, SLG: 0.377 (1, 2) | | | | | | | | | | 3 | 1 | 1 | 1 | 0 | 0 | 0 | | | | | | | | | |
| Doug Brocail, L OBP: 0.167, SLG: 0.167 Dave Staton, R (6, PH) Tim Mauser, R (7, 1) Phil Clark, R OBP: 0.348, SLG: 0.491 Kerry Taylor, R (9, 1) | | | | | | | | | | 1 | 0 | 0 | 0 | 0 | 0 | 0 | | | | | | | | | |
| Inning Stats | R: 0 E: 0 K: 2 S: 11 | H: 1 LOB: 1 BB: 0 P: 14 | R: 0 E: 0 K: 0 S: 3 | H: 1 LOB: 0 BB: 0 P: 4 | R: 0 E: 0 K: 0 S: 8 | H: 0 LOB: 0 BB: 0 P: 13 | R: 0 E: 0 K: 2 S: 8 | H: 0 LOB: 0 BB: 0 P: 8 | R: 0 E: 0 K: 1 S: 7 | H: 0 LOB: 0 BB: 0 P: 9 | R: 0 E: 0 K: 1 S: 8 | H: 0 LOB: 0 BB: 0 P: 14 | R: 0 E: 0 K: 0 S: 6 | H: 0 LOB: 0 BB: 0 P: 8 | R: 3 E: 0 K: 1 S: 15 | H: 3 LOB: 1 BB: 1 P: 25 | R: 0 E: 0 K: 2 S: 13 | H: 1 LOB: 1 BB: 0 P: 18 | 1B: 4 2B: 3 3B: 0 HR: 0 | SF: 1 SAC: 0 DP: 1 HBP: 0 | WP: 0 PB: 0 SB: 0 CS: 0 | PA: 33 | | | |
| PITCHER | IP | WLS | BF | H | R | ER | SO | BB | IBB | HBP | BLK | WP | HR | S | P | ERA | WHIP | | | | | | | | |
| Orel Hershiser, R ERA: 3.59 (1, 1) | 7.1 | W | 27 | 5 | 3 | 3 | 6 | 1 | 0 | 0 | 0 | 0 | 0 | 61 | 88 | 3.68 | 0.818 | | | | | | | | |
| Todd Worrell, R ERA: 6.19 (8, 1) | 1.2 | S | 6 | 1 | 0 | 0 | 3 | 0 | 0 | 0 | 0 | 0 | 0 | 18 | 25 | 0.00 | 0.600 | | | | | | | | |

| Batter | 1 | 2 | 3 | 4 | 5 | 6 | 7 | 8 | 9 | AB | R | H | RBI | BB | SO | LOB | TOP | | | | |
|--|------------------------------|----------------------------------|-------------------------------|----------------------------------|-------------------------------|----------------------------------|-------------------------------|----------------------------------|------------------------------|----------------------------------|-------------------------------|----------------------------------|------------------------------|---------------------------------|------------------------------|----------------------------------|----------------------------------|------------------------------------|----------------------------------|--------|--|
| Brett Butler, L OBP: 0.388, SLG: 0.376 | 1-0 G3 | 2-0 1B | | 0-1 B2-3 | | 3-2 G3 | | | 2-1 F9 | 5 | 0 | 1 | 1 | 0 | 0 | 1 | | | | | |
| Jose Offerman, S OBP: 0.349, SLG: 0.342 | 3-1 P6 | 2-2 K | | 4-0 1B BB | | | 2-3 K | | 1-1 F8 | 4 | 0 | 0 | 0 | 1 | 2 | 3 | | | | | |
| Orel Hershiser, R OBP: 0.382, SLG: 0.433 | 2-0 F7 | | 0-2 2B | 0-1 1B | | | 1-0 G1-4-3 | | | 0 | 0 | 0 | 0 | 0 | 0 | 0 | | | | | |
| Dave Hansen, L OBP: 0.457, SLG: 0.493 | | | | | | | | | | 4 | 1 | 2 | 0 | 0 | 0 | 0 | | | | | |
| Tim Wallach, R OBP: 0.288, SLG: 0.350 | | | | 1-2 1B | | | | | | 0 | 0 | 0 | 0 | 0 | 0 | 0 | | | | | |
| Mike Piazza, R OBP: 0.356, SLG: 0.540 | | 2-2 E5 1B | 1-1 E 2B | 3-2 F9 | | | | | 3-2 F8 | 4 | 2 | 1 | 1 | 0 | 0 | 2 | | | | | |
| Eric Karros, R OBP: 0.288, SLG: 0.404 | | 2-1 F8 | 1-1 F8 | | 1-3 K | | | | 0-1 CS 1B | 4 | 0 | 1 | 0 | 0 | 1 | 2 | | | | | |
| Billy Ashley, R OBP: 0.273, SLG: 0.273 | | 1-3 K | 0-0 F8 | | 3-2 F9 | | | | 1-3 K | 4 | 0 | 0 | 0 | 0 | 2 | 3 | | | | | |
| Raul Mondesi, R OBP: 0.258, SLG: 0.317 | | 0-0 E5 1B | 0-0 E8 1B | 2-2 L4 | | | | | 0-1 P6 | 4 | 1 | 1 | 1 | 0 | 0 | 2 | | | | | |
| Jody Reed, R OBP: 0.328, SLG: 0.347 | | 4-1 1B 1B IBB | 1-2 F8 | | | | | | 1-0 CS 1-2 2B | 3 | 1 | 1 | 0 | 1 | 0 | 1 | | | | | |
| Kevin Gross, R OBP: 0.279, SLG: 0.291 | | 1-1 1B | | 1-3 K | | | | | 0-3 K | 3 | 0 | 1 | 2 | 0 | 1 | 0 | | | | | |
| Kip Gross, R | | | | | | | | | | 0 | 0 | 0 | 0 | 0 | 0 | 0 | | | | | |
| Tom Goodwin, L OBP: 0.357, SLG: 0.429 | | 1-2 1B | | | | | | | | 1 | 0 | 0 | 0 | 0 | 1 | 1 | | | | | |
| Todd Worrell, R | | | | | | | | | | 0 | 0 | 0 | 0 | 0 | 0 | 0 | | | | | |
| Inning Stats | R: 0 E: 0 K: 0 S: 4 | H: 0 LOB: 0 BB: 0 P: 10 | R: 3 E: 2 K: 2 S: 17 | H: 2 LOB: 2 BB: 1 P: 31 | R: 2 E: 1 K: 0 S: 12 | H: 3 LOB: 1 BB: 0 P: 15 | R: 0 E: 0 K: 1 S: 11 | H: 1 LOB: 2 BB: 1 P: 19 | R: 0 E: 0 K: 0 S: 7 | H: 0 LOB: 0 BB: 0 P: 10 | R: 0 E: 0 K: 1 S: 10 | H: 0 LOB: 0 BB: 0 P: 16 | R: 0 E: 0 K: 1 S: 7 | H: 1 LOB: 0 BB: 0 P: 9 | R: 0 E: 0 K: 1 S: 8 | H: 1 LOB: 1 BB: 0 P: 11 | 1B: 6 2B: 2 3B: 0 HR: 0 | SF: 0 SAC: 0 DP: 0 HBP: 0 | WP: 0 PB: 0 SB: 0 CS: 1 | PA: 39 | |
| PITCHER | IP | WLS | BF | H | R | ER | SO | BB | IBB | HBP | BLK | WP | HR | S | P | ERA | WHIP | | | | |
| Tim Worrell, R ERA: 4.59 | 3.0 | L | 17 | 5 | 5 | 2 | 2 | 0 | 1 | 0 | 0 | 0 | 0 | 33 | 56 | 6.00 | 1.667 | | | | |
| Kerry Taylor, R ERA: 5.51 | 2.0 | | 8 | 1 | 0 | 0 | 2 | 1 | 0 | 0 | 0 | 0 | 0 | 22 | 36 | 0.00 | 1.000 | | | | |
| Frank Seminara, R ERA: 5.06 | 2.0 | | 6 | 0 | 0 | 0 | 1 | 0 | 0 | 0 | 0 | 0 | 0 | 17 | 26 | 0.00 | 0.000 | | | | |
| Trevor Hoffman, R ERA: 3.86 | 1.1 | | 5 | 2 | 0 | 0 | 2 | 0 | 0 | 0 | 0 | 0 | 0 | 11 | 13 | 0.00 | 1.500 | | | | |
| Mark Davis, L ERA: 4.27 | 0.2 | | 2 | 0 | 0 | 0 | 0 | 0 | 0 | 0 | 0 | 0 | 0 | 4 | 7 | 0.00 | 0.000 | | | | |

Los Angeles Dodgers @ San Diego Padres
 Jack Murphy Stadium, San Diego, CA
 Wed Sep 15 1993, 10:05 PM EDT
 Att: 8,752 - Unknown - 68 F


AB 36
 R 5
 H 8
 RBI 5
 BB 2
 SO 7
 LOB 15



| Batter | 1 | 2 | 3 | 4 | 5 | 6 | 7 | 8 | 9 | AB | R | H | RBI | BB | SO | LOB | BOTTOM | | | | |
|---|------------------------------|----------------------------------|------------------------------|----------------------------------|-------------------------------|----------------------------------|------------------------------|----------------------------------|------------------------------|----------------------------------|-------------------------------|----------------------------------|------------------------------|---------------------------------|-------------------------------|----------------------------------|-----------------------------------|------------------------------------|----------------------------------|--------|--|
| Jarvis Brown, R OBP: 0.364, SLG: 0.391 | 0-1 G6-3 | | 0-1 4-3 | | 3-1 1B 2B | | 4-2 F8 1B BB | | 0-1 G4-3 | 4 | 2 | 1 | 0 | 1 | 0 | 0 | | | | | |
| Ricky Gutierrez, R OBP: 0.353, SLG: 0.349 | 1-0 1B | | 0-3 K | | 2-2 1B 1B | | 4-1 1B F8 BB | | 4-2 BB | 3 | 0 | 2 | 2 | 2 | 1 | 0 | | | | | |
| Derek Bell, R OBP: 0.312, SLG: 0.433 | 2-3 K | | 0-1 F9 | | 0-0 1B 1B | | 0-2 F8 | | 2-2 L6 | 5 | 0 | 1 | 0 | 0 | 1 | 4 | | | | | |
| Phil Plantier, L OBP: 0.319, SLG: 0.500 | 1-0 G4-3 | | | 2-3 K | 0-3 K | | 3-2 F8 | | | 4 | 0 | 0 | 0 | 0 | 2 | 5 | | | | | |
| Guillermo Velasquez, L OBP: 0.267, SLG: 0.291 | | 1-2 FC4-6 1B | | 0-1 G6-3 | 0-0 1B | | 1-1 1B | | | 3 | 0 | 2 | 0 | 0 | 0 | 0 | | | | | |
| Frank Seminara, R | | | | | | | | | | 0 | 0 | 0 | 0 | 0 | 0 | 0 | | | | | |
| Bill Bean, L OBP: 0.222, SLG: 0.222 | | | | | | | | | | 1 | 0 | 1 | 1 | 0 | 0 | 0 | | | | | |
| Trevor Hoffman, R OBP: 0.143, SLG: 0.143 | | | | | | | | | | 0 | 0 | 0 | 0 | 0 | 0 | 0 | | | | | |
| Mark Davis, L OBP: 0.250, SLG: 0.250 | | | | | | | | | | 0 | 0 | 0 | 0 | 0 | 0 | 0 | | | | | |
| Melvin Nieves, S OBP: 0.242, SLG: 0.313 | | 0-1 FC4-6 1-2 1B | | 0-0 1B | | 2-0 F9-6 1B | | 0-3 K | | 4 | 0 | 2 | 0 | 0 | 1 | 1 | | | | | |
| Luis Lopez, S OBP: 0.045, SLG: 0.048 | | | | 0-3 K | | 2-1 F9-6 1-2 | | 0-0 G1-3 | | 4 | 0 | 0 | 0 | 0 | 1 | 3 | | | | | |
| Brad Ausmus, R OBP: 0.267, SLG: 0.381 | | | | | 0-1 2B 1B | | 3-1 1B | | 1-2 G4-3 | 4 | 1 | 2 | 0 | 0 | 1 | 1 | | | | | |
| Tim Worrell, R | | | | | | | | | | 0 | 0 | 0 | 0 | 0 | 0 | 0 | | | | | |
| Dave Stator, R OBP: 0.142, SLG: 0.071 | | | | | | | | | | 1 | 1 | 1 | 1 | 0 | 0 | 0 | | | | | |
| Kerry Taylor, R | | | | | | | | | | 0 | 0 | 0 | 0 | 0 | 0 | 0 | | | | | |
| Tim Teufel, R OBP: 0.338, SLG: 0.426 | | | | | | | | | | 2 | 0 | 0 | 0 | 0 | 1 | 2 | | | | | |
| Jeff Gardner, L OBP: 0.337, SLG: 0.363 | | | | | | | | | | 1 | 0 | 0 | 0 | 0 | 1 | 0 | | | | | |
| Inning Stats | R: 0 E: 0 K: 1 S: 7 | H: 1 LOB: 1 BB: 0 P: 11 | R: 0 E: 0 K: 1 S: 9 | H: 1 LOB: 0 BB: 0 P: 11 | R: 1 E: 0 K: 1 S: 10 | H: 1 LOB: 0 BB: 0 P: 12 | R: 0 E: 0 K: 2 S: 9 | H: 1 LOB: 1 BB: 0 P: 11 | R: 0 E: 0 K: 0 S: 7 | H: 2 LOB: 1 BB: 0 P: 14 | R: 1 E: 0 K: 0 S: 13 | H: 1 LOB: 2 BB: 2 P: 25 | R: 0 E: 0 K: 1 S: 8 | H: 0 LOB: 0 BB: 0 P: 9 | R: 0 E: 0 K: 1 S: 13 | H: 0 LOB: 1 BB: 1 P: 19 | 1B: 10 2B: 2 3B: 0 HR: 1 | SF: 0 SAC: 0 DP: 1 HBP: 0 | WP: 0 PB: 0 SB: 1 CS: 0 | PA: 39 | |
| PITCHER | IP | WLS | BF | H | R | ER | SO | BB | IBB | HBP | BLK | WP | HR | S | P | ERA | WHIP | | | | |
| Kevin Gross, R ERA: 4.29 | 6.0 | W | 29 | 11 | 4 | 4 | 7 | 2 | 0 | 0 | 0 | 0 | 0 | 60 | 92 | 6.00 | 2.167 | | | | |
| Kip Gross, R | 2.0 | | 6 | 1 | 0 | 0 | 1 | 0 | 0 | 0 | 0 | 0 | 0 | 18 | 23 | 0.00 | 0.500 | | | | |
| Todd Worrell, R ERA: 6.0 | 1.0 | S | 4 | 0 | 0 | 0 | 1 | 1 | 0 | 0 | 0 | 0 | 0 | 13 | 19 | 0.00 | 1.000 | | | | |

Los Angeles Dodgers @ San Diego Padres
 Jack Murphy Stadium, San Diego, CA
 Wed Sep 15 1993, 10:05 PM EDT
 Att: 8,752 - Unknown - 68 F

AB 36
 R 4
 H 12
 RBI 4
 BB 3
 SO 9
 LOB 16



| Batter | 1 | 2 | 3 | 4 | 5 | 6 | 7 | 8 | 9 | AB | R | H | RBI | BB | SO | LOB | TOP |
|--|--|---|---|--|--|--|---|--|--|--|-----------------------------|---|-----|----|----|-----|-----|
| Jarvis Brown, R <small>OBP: 0.360, SLG: 0.385</small> | | | | | | | | | | 4 | 0 | 1 | 0 | 0 | 0 | 0 | |
| Ricky Gutierrez, R <small>OBP: 0.350, SLG: 0.345</small> | | | | | | | | | | 4 | 0 | 0 | 0 | 0 | 1 | 1 | |
| Derek Bell, R <small>OBP: 0.309, SLG: 0.430</small> | | | | | | | | | | 4 | 0 | 0 | 0 | 0 | 1 | 1 | |
| Phil Plantier, L <small>OBP: 0.319, SLG: 0.498</small> | | | | | | | | | | 2 | 0 | 0 | 0 | 0 | 0 | 0 | |
| Archi Cianfrocco, R <small>OBP: 0.294, SLG: 0.424</small> | | | | | | | | | | 3 | 0 | 0 | 0 | 0 | 1 | 1 | |
| Dave Staton, R <small>OBP: 0.200, SLG: 0.444</small> | | | | | | | | | | 2 | 0 | 0 | 0 | 1 | 1 | 0 | |
| Luis Lopez, S <small>OBP: 0.042, SLG: 0.043</small> Jeff Gardner, L <small>OBP: 0.337, SLG: 0.362</small> | | | | | | | | | | 2 | 0 | 0 | 0 | 0 | 0 | 1 | |
| Brad Ausmus, R <small>OBP: 0.261, SLG: 0.372</small> | | | | | | | | | | 3 | 0 | 0 | 0 | 0 | 1 | 0 | |
| Andy Benes, R <small>OBP: 0.143, SLG: 0.206</small> Mark Davis, L <small>OBP: 0.250, SLG: 0.250</small> Bill Bean, L <small>OBP: 0.283, SLG: 0.393</small> | | | | | | | | | | 2 | 0 | 0 | 0 | 0 | 2 | 0 | |
| Inning Stats <small>R: 0 H: 0 E: 0 LOB: 0 K: 0 BB: 0 S: 4</small> | <small>R: 0 H: 0 E: 0 LOB: 1 K: 1 BB: 1 S: 8</small> | <small>R: 0 H: 0 E: 0 LOB: 0 K: 2 BB: 0 S: 10</small> | <small>R: 0 H: 0 E: 0 LOB: 0 K: 2 BB: 0 S: 13</small> | <small>R: 0 H: 0 E: 0 LOB: 0 K: 1 BB: 0 S: 9</small> | <small>R: 0 H: 0 E: 0 LOB: 0 K: 0 BB: 0 S: 5</small> | <small>R: 0 H: 1 E: 0 LOB: 1 K: 1 BB: 0 S: 7</small> | <small>R: 0 H: 0 E: 0 LOB: 0 K: 1 BB: 0 S: 10</small> | <small>R: 0 H: 0 E: 0 LOB: 0 K: 0 BB: 0 S: 8</small> | <small>R: 0 H: 0 E: 0 LOB: 0 K: 1 BB: 0 S: 6</small> | <small>1B: 1 SF: 0 2B: 0 SAC: 0 3B: 0 DP: 0 HR: 0 HBP: 1</small> | <small>WP: 0 PA: 30</small> | | | | | | |
| PITCHER Pete Harnisch, R <small>ERA: 3.09</small> | <small>IP: 9.0 WLS: W BF: 30 H: 1 R: 0 ER: 0 SO: 7 BB: 1 IBB: 0 HBP: 1 BLK: 1 WP: 0 HR: 0 S: 67 P: 107 ERA: 0.00 WHIP: 0.222</small> | | | | | PITCHER | | | | | | | | | | | |

San Diego Padres @ Houston Astros
Astrodome, Houston, TX
Fri Sep 17 1993, 8:05 PM EDT
Att: 29,595 - Dome

AB 28
R 0
H 1
RBI 0
BB 1
SO 7
LOB 4



| Batter | 1 | 2 | 3 | 4 | 5 | 6 | 7 | 8 | 9 | AB | R | H | RBI | BB | SO | LOB | BOTTOM |
|---|---|---|--|--|--|--|---|---|--|-----------------------------|---|---|-----|----|----|-----|--------|
| Craig Biggio, R <small>OBP: 0.366, SLG: 0.470</small> | | | | | | | | | | 4 | 0 | 1 | 0 | 0 | 0 | 0 | |
| Steve Finley, L <small>OBP: 0.305, SLG: 0.381</small> | | | | | | | | | | 4 | 1 | 1 | 0 | 0 | 1 | 1 | |
| Luis Gonzalez, L <small>OBP: 0.369, SLG: 0.481</small> | | | | | | | | | | 4 | 1 | 1 | 0 | 0 | 1 | 1 | |
| Ken Caminiti, S <small>OBP: 0.314, SLG: 0.393</small> | | | | | | | | | | 4 | 1 | 1 | 1 | 0 | 0 | 1 | |
| Kevin Bass, S <small>OBP: 0.342, SLG: 0.402</small> | | | | | | | | | | 2 | 0 | 1 | 0 | 1 | 0 | 0 | |
| Chris Donnels, L <small>OBP: 0.327, SLG: 0.391</small> | | | | | | | | | | 3 | 0 | 2 | 2 | 0 | 0 | 1 | |
| Eddie Taubensee, L <small>OBP: 0.302, SLG: 0.406</small> | | | | | | | | | | 3 | 0 | 0 | 0 | 0 | 0 | 4 | |
| Andujar Cedeno, R <small>OBP: 0.347, SLG: 0.397</small> | | | | | | | | | | 2 | 0 | 0 | 0 | 1 | 2 | 0 | |
| Pete Harnisch, S <small>OBP: 0.141, SLG: 0.115</small> | | | | | | | | | | 3 | 0 | 0 | 0 | 0 | 1 | 3 | |
| Inning Stats <small>R: 0 H: 0 E: 0 LOB: 0 K: 0 BB: 0 S: 6</small> | <small>R: 0 H: 1 E: 0 LOB: 1 K: 0 BB: 0 S: 10</small> | <small>R: 0 H: 0 E: 0 LOB: 0 K: 2 BB: 0 S: 14</small> | <small>R: 0 H: 0 E: 0 LOB: 0 K: 2 BB: 0 S: 9</small> | <small>R: 0 H: 0 E: 0 LOB: 0 K: 0 BB: 0 S: 5</small> | <small>R: 0 H: 1 E: 0 LOB: 0 K: 0 BB: 0 S: 5</small> | <small>R: 0 H: 0 E: 0 LOB: 0 K: 1 BB: 0 S: 9</small> | <small>R: 3 H: 4 E: 0 LOB: 2 K: 0 BB: 2 S: 19</small> | <small>R: 0 H: 1 E: 0 LOB: 1 K: 2 BB: 0 S: 13</small> | <small>1B: 4 SF: 0 2B: 3 SAC: 0 3B: 0 DP: 2 HR: 0 HBP: 0</small> | <small>WP: 0 PA: 31</small> | | | | | | | |
| PITCHER Andy Benes, R <small>ERA: 3.6</small> | <small>IP: 6.0 WLS: L BF: 24 H: 6 R: 3 ER: 3 SO: 3 BB: 0 IBB: 0 HBP: 0 BLK: 0 WP: 0 HR: 0 S: 55 P: 75 ERA: 4.50 WHIP: 1.000</small> | | | | | PITCHER | | | | | | | | | | | |
| Mark Davis, L <small>ERA: 4.13</small> | <small>IP: 2.0 WLS: 7 BF: 7 H: 1 R: 0 ER: 0 SO: 2 BB: 0 IBB: 0 HBP: 0 BLK: 0 WP: 0 HR: 0 S: 20 P: 27 ERA: 0.00 WHIP: 0.500</small> | | | | | | | | | | | | | | | | |

San Diego Padres @ Houston Astros
Astrodome, Houston, TX
Fri Sep 17 1993, 8:05 PM EDT
Att: 29,595 - Dome

AB 29
R 3
H 7
RBI 3
BB 2
SO 5
LOB 11



| Batter | 1 | 2 | 3 | 4 | 5 | 6 | 7 | 8 | 9 | AB | R | H | RBI | BB | SO | LOB | TOP | | | |
|--|------------------------------|----------------------------------|-------------------------------------|----------------------------------|------------------------------|---------------------------------|---|---------------------------------|------------------------------|---------------------------------|------------------------------|---------------------------------|------------------------------|---------------------------------|------------------------------|---------------------------------|--|----------------------------------|------------------------------------|----------------------------------|
| Jarvis Brown, R (1, 8) <small>OBP: 0.357, SLG: 0.380</small> | | | | | | | | | | 4 | 1 | 1 | 0 | 0 | 0 | 1 | San Diego Padres @ Houston Astros Astrodome, Houston, TX Sat Sep 18 1993, 8:05 PM EDT Att: 18,611 - Dome | | | |
| Jeff Gardner, L (1, 4) <small>OBP: 0.333, SLG: 0.358</small> | | | | | | | | | | 4 | 0 | 0 | 0 | 0 | 1 | 2 | | | | |
| Derek Bell, R (1, 9) <small>OBP: 0.309, SLG: 0.427</small> | | | | | | | | | | 3 | 0 | 0 | 0 | 1 | 1 | 0 | | | | |
| Phil Plantier, L (1, 7) <small>OBP: 0.321, SLG: 0.505</small> | | | | | | | | | | 4 | 1 | 2 | 2 | 0 | 1 | 0 | | | | |
| Archi Cianfrocco, R (1, 3) <small>OBP: 0.294, SLG: 0.423</small> Bill Bean, L (9, PH) <small>OBP: 0.281, SLG: 0.390</small> | | | | | | | | | 3 | 0 | 1 | 0 | 0 | 2 | 2 | | | | | |
| Craig Shigley, R (1, 5) <small>OBP: 0.271, SLG: 0.317</small> Guillermo Velasquez, L (9, PH) <small>OBP: 0.285, SLG: 0.289</small> | | | | | | | | | 3 | 0 | 1 | 0 | 0 | 1 | 1 | | | | | |
| Ricky Gutierrez, R (1, 6) <small>OBP: 0.348, SLG: 0.343</small> | | | | | | | | | 3 | 0 | 0 | 0 | 0 | 0 | 4 | | | | | |
| Brad Ausmus, R (1, 2) <small>OBP: 0.263, SLG: 0.371</small> | | | | | | | | | 3 | 0 | 1 | 0 | 0 | 2 | 0 | | | | | |
| Scott Sanders, R (1, 1) <small>OBP: 0.071, SLG: 0.071</small> Melvin Nieves, S (7, PH) <small>OBP: 0.235, SLG: 0.303</small> Pedro Martinez, L (7, 1) | | | | | | | | | 1 | 0 | 0 | 0 | 0 | 0 | 0 | | | | | |
| Inning Stats | R: 1 E: 0 K: 1 S: 8 | H: 3 LOB: 3 BB: 1 P: 12 | R: 0 E: 0 K: 1 S: 5 | H: 0 LOB: 0 BB: 0 P: 5 | R: 0 E: 0 K: 1 S: 5 | H: 1 LOB: 0 BB: 0 P: 5 | R: 0 E: 0 K: 1 S: 4 | H: 1 LOB: 1 BB: 0 P: 4 | R: 1 E: 0 K: 1 S: 6 | H: 1 LOB: 0 BB: 0 P: 6 | R: 0 E: 0 K: 2 S: 7 | H: 0 LOB: 0 BB: 0 P: 7 | R: 0 E: 0 K: 1 S: 5 | H: 0 LOB: 0 BB: 0 P: 9 | R: 0 E: 0 K: 3 S: 9 | H: 0 LOB: 0 BB: 0 P: 9 | | 1B: 5 2B: 0 3B: 0 HR: 1 | SF: 0 SAC: 1 DP: 1 HBP: 0 | WP: 0 PB: 0 SB: 0 CS: 0 |
| PITCHER Doug Drabek, R (1, 1) <small>ERA: 3.56</small> | IP: 9.0 WLS: W BF: 33 | H: 6 R: 2 ER: 2 SO: 11 | BB: 1 IBB: 0 HBP: 0 BLK: 0 | WP: 0 HR: 1 S: 54 P: 58 | ERA: 2.00 WHIP: 0.778 | PITCHER | IP: WLS: BF: H: R: ER: SO: BB: IBB: HBP: BLK: WP: HR: S: P: ERA: WHIP | | | | | | | | | | | | | |

| Batter | 1 | 2 | 3 | 4 | 5 | 6 | 7 | 8 | 9 | AB | R | H | RBI | BB | SO | LOB | BOTTOM | |
|---|------------------------------|----------------------------------|-------------------------------------|----------------------------------|------------------------------|----------------------------------|---|---------------------------------|------------------------------|---------------------------------|------------------------------|---------------------------------|------------------------------|---------------------------------|----------------------------------|------------------------------------|--|----------------------------------|
| Craig Biggio, R (1, 4) <small>OBP: 0.366, SLG: 0.469</small> | | | | | | | | | | 2 | 1 | 0 | 0 | 2 | 0 | 0 | San Diego Padres @ Houston Astros Astrodome, Houston, TX Sat Sep 18 1993, 8:05 PM EDT Att: 18,611 - Dome | |
| Steve Finley, L (1, 8) <small>OBP: 0.307, SLG: 0.381</small> | | | | | | | | | | 3 | 1 | 1 | 0 | 1 | 0 | 0 | | |
| Luis Gonzalez, L (1, 7) <small>OBP: 0.366, SLG: 0.477</small> | | | | | | | | | | 4 | 0 | 0 | 0 | 0 | 1 | 4 | | |
| Ken Caminiti, S (1, 5) <small>OBP: 0.314, SLG: 0.392</small> | | | | | | | | | | 4 | 1 | 1 | 1 | 0 | 2 | 0 | | |
| Kevin Bass, S (1, 9) <small>OBP: 0.350, SLG: 0.406</small> | | | | | | | | | | 3 | 1 | 2 | 1 | 1 | 0 | 0 | | |
| Chris Donnels, L (1, 3) <small>OBP: 0.331, SLG: 0.390</small> | | | | | | | | | | 3 | 0 | 1 | 1 | 1 | 0 | 1 | | |
| Eddie Taubensee, L (1, 2) <small>OBP: 0.301, SLG: 0.493</small> | | | | | | | | | | 4 | 0 | 1 | 1 | 0 | 1 | 3 | | |
| Andujar Cedeno, R (1, 6) <small>OBP: 0.345, SLG: 0.394</small> | | | | | | | | | | 3 | 0 | 0 | 0 | 0 | 1 | 4 | | |
| Doug Drabek, R (1, 1) <small>OBP: 0.114, SLG: 0.162</small> | | | | | | | | | | 3 | 0 | 0 | 0 | 0 | 0 | 0 | | |
| Inning Stats | R: 0 E: 0 K: 0 S: 3 | H: 0 LOB: 2 BB: 2 P: 13 | R: 4 E: 0 K: 1 S: 10 | H: 5 LOB: 2 BB: 1 P: 14 | R: 0 E: 0 K: 0 S: 2 | H: 0 LOB: 1 BB: 2 P: 10 | R: 0 E: 0 K: 1 S: 6 | H: 0 LOB: 0 BB: 0 P: 5 | R: 0 E: 0 K: 1 S: 5 | H: 0 LOB: 0 BB: 0 P: 5 | R: 0 E: 0 K: 1 S: 5 | H: 0 LOB: 0 BB: 0 P: 3 | R: 0 E: 0 K: 0 S: 3 | H: 0 LOB: 0 BB: 0 P: 3 | 1B: 6 2B: 1 3B: 0 HR: 0 | SF: 0 SAC: 0 DP: 1 HBP: 0 | | WP: 0 PB: 0 SB: 0 CS: 0 |
| PITCHER Scott Sanders, R (1, 1) <small>ERA: 4.43</small> Pedro Martinez, L (7, 1) <small>ERA: 1.95</small> | IP: 6.0 WLS: L BF: 28 | H: 4 R: 4 ER: 4 SO: 4 | BB: 5 IBB: 0 HBP: 0 BLK: 0 | WP: 0 HR: 0 S: 31 P: 51 | ERA: 6.00 WHIP: 1.833 | PITCHER | IP: WLS: BF: H: R: ER: SO: BB: IBB: HBP: BLK: WP: HR: S: P: ERA: WHIP | | | | | | | | | | | |

| | |
|-----|----|
| AB | 31 |
| R | 2 |
| H | 6 |
| RBI | 2 |
| BB | 1 |
| SO | 11 |
| LOB | 10 |



| | |
|-----|----|
| AB | 29 |
| R | 4 |
| H | 6 |
| RBI | 4 |
| BB | 5 |
| SO | 5 |
| LOB | 12 |



| Batter | 1 | 2 | 3 | 4 | 5 | 6 | 7 | 8 | 9 | AB | R | H | RBI | BB | SO | LOB | TOP | | | | | | | | |
|--|------------------------------|----------------------------------|------------------------------|----------------------------------|---|----------------------------------|-------------------------------|----------------------------------|------------------------------|----------------------------------|-------------------------------|----------------------------------|------------------------------|---------------------------------|-------------------------------|----------------------------------|--|-------------------------------|----------------------------------|----------------------------------|------------------------------------|----------------------------------|--------|--|--|
| Craig Shipley, R OBP: 0.274, SLG: 0.316 (1, 6) (8, 5) | 1-3 K | | 1-0 2B 1B | | 1-0 HBP | | 0-0 P3 | | 0-3 K | 4 | 1 | 1 | 0 | 0 | 2 | 0 | San Diego Padres @ Houston Astros Astrodome, Houston, TX Sun Sep 19 1993, 4:33 AM EDT Att: 24,690 - Dome | | | | | | | | |
| Bill Bean, L OBP: 0.278, SLG: 0.390 (1, 8) (8, 9) | 2-3 K | | 0-1 1-H 2B | | 0-3 SAFE K | | 1-3 K | | 0-2 F9 | 5 | 0 | 1 | 1 | 0 | 3 | 1 | | | | | | | | | |
| Phil Clark, R OBP: 0.351, SLG: 0.500 (1, 5) (8, PH) | 0-2 G6-3 | | 0-0 P4 | | | 2-0 WP HR 2B | | 1-1 SH5-4 1B 2B | 2 | 2 | 0 | 0 | 0 | 0 | 1 | 1 | | | | | | | | | |
| Jarvis Brown, R OBP: 0.353, SLG: 0.376 (8, PH) (8, 8) | | | | | | | | | 2-2 G5-3 | 4 | 1 | 2 | 0 | 0 | 0 | 1 | | | | | | | | | |
| Phil Plantier, L OBP: 0.326, SLG: 0.514 (1, 7) | | 4-2 BB | | 2-1 1B | | 3-1 2-H HR | | 4-1 SH5-4 1B BB | 2 | 2 | 2 | 2 | 2 | 2 | 0 | 0 | | | | | | | | | |
| Melvin Nieves, S OBP: 0.243, SLG: 0.286 (1, 9) (8, PH) | 0-0 F7 | | 0-2 F8 | | 4-2 E 1B BB | | 1-1 SH5-4 | 1 | 1-1 2-3 2-3 | 2 | 1 | 0 | 0 | 0 | 1 | 0 | | | | | | | | | |
| Ricky Gutierrez, R OBP: 0.348, SLG: 0.343 (8, PH) (8, 6) | | | | | | | | | 1-2 2-3 | 0 | 0 | 0 | 0 | 0 | 0 | 0 | | | | | | | | | |
| Guillermo Velasquez, L OBP: 0.297, SLG: 0.290 (1, 3) (8, PH) | 1-3 SAFE K | | 0-3 SAFE K | | 1-0 SAFE E7 G6-3 F8-2 1B | | 3-3 K | 2 | 3-3 K | 3 | 0 | 1 | 0 | 0 | 2 | 2 | | | | | | | | | |
| Tim Teufel, R OBP: 0.333, SLG: 0.424 (8, 3) | | | | | | | | | 0-1 1B | 1 | 0 | 0 | 0 | 0 | 1 | 2 | | | | | | | | | |
| Kevin Higgins, L OBP: 0.250 (1, 2) (8, PH) | 0-0 F7 | | 2-2 G3 | | 1-2 G6-3 | | 0-1 1B | 1 | 0-1 1B | 4 | 0 | 1 | 3 | 0 | 0 | 3 | | | | | | | | | |
| Brad Ausmus, R OBP: 0.283, SLG: 0.371 (8, 2) | | | | | | | | | 2-3 3-H 2-0 | 0 | 0 | 0 | 0 | 0 | 0 | 0 | | | | | | | | | |
| Luis Lopez, S OBP: 0.071, SLG: 0.074 (1, 4) | | | 3-2 F8 | | 0-0 G4-3 | | 0-0 F8-2 | 2 | 1-2 FC6-4 1B | 4 | 0 | 1 | 0 | 0 | 0 | 1 | | | | | | | | | |
| Andy Ashby, R OBP: 0.176, SLG: 0.182 (1, 1) (8, PH) | | | 0-3 K | | 2-3 K | | 0-0 F9 | 1 | 0-2 FC6-4 | 3 | 0 | 0 | 0 | 0 | 2 | 0 | | | | | | | | | |
| Derek Bell, R OBP: 0.309, SLG: 0.426 (8, PH) (8, 1) | | | | | | | | | 1-2 1B | 1 | 0 | 0 | 0 | 0 | 0 | 2 | | | | | | | | | |
| Mark Davis, L OBP: 0.250, SLG: 0.250 (8, 1) | | | | | | | | | 1-2 1B | 0 | 0 | 0 | 0 | 0 | 0 | 0 | | | | | | | | | |
| Inning Stats | R: 0 E: 0 K: 2 S: 9 | H: 0 LOB: 0 BB: 0 P: 12 | R: 0 E: 0 K: 1 S: 8 | H: 0 LOB: 1 BB: 1 P: 13 | R: 1 E: 0 K: 1 S: 12 | H: 2 LOB: 1 BB: 0 P: 16 | R: 0 E: 0 K: 1 S: 13 | H: 1 LOB: 1 BB: 0 P: 17 | R: 0 E: 0 K: 2 S: 8 | H: 0 LOB: 0 BB: 0 P: 11 | R: 3 E: 1 K: 0 S: 10 | H: 3 LOB: 0 BB: 0 P: 21 | R: 0 E: 0 K: 1 S: 7 | H: 0 LOB: 0 BB: 0 P: 8 | R: 2 E: 0 K: 1 S: 16 | H: 3 LOB: 2 BB: 1 P: 27 | | R: 0 E: 0 K: 1 S: 10 | H: 0 LOB: 0 BB: 0 P: 12 | 1B: 5 2B: 4 3B: 0 HR: 1 | SF: 0 SAC: 1 DP: 1 HBP: 1 | WP: 1 PB: 0 SB: 0 CS: 0 | PA: 39 | | |
| PITCHER | IP | WLS | BF | H | R | ER | SO | BB | IBB | HBP | BLK | WP | HR | S | P | ERA | WHIP | | | | | | | | |
| Darryl Kile, R ERA: 3.13 | 7.0 | L | 29 | 6 | 4 | 3 | 8 | 2 | 0 | 1 | 0 | 1 | 1 | 67 | 98 | 3.86 | 1.143 | | | | | | | | |
| Xavier Hernandez, R ERA: 2.73 | 0.0 | | 1 | 1 | 1 | 1 | 0 | 0 | 0 | 0 | 0 | 0 | 0 | 2 | 3 | = | = | | | | | | | | |
| Al Osuna, L ERA: 3.47 | 0.1 | | 2 | 0 | 0 | 0 | 0 | 1 | 0 | 0 | 0 | 0 | 0 | 3 | 8 | 0.00 | 3.000 | | | | | | | | |
| Doug Jones, R ERA: 4.11 | 1.2 | | 7 | 2 | 1 | 1 | 2 | 0 | 0 | 0 | 0 | 0 | 0 | 21 | 28 | 5.40 | 1.200 | | | | | | | | |

| Batter | 1 | 2 | 3 | 4 | 5 | 6 | 7 | 8 | 9 | AB | R | H | RBI | BB | SO | LOB | BOTTOM | | | | | | | | |
|--|-------------------------------|----------------------------------|---------------------------------|---------------------------------|------------------------------|----------------------------------|------------------------------|---------------------------------|------------------------------|----------------------------------|------------------------------|---------------------------------|------------------------------|---------------------------------|-------------------------------|--|-------------------------------|----------------------------------|----------------------------------|------------------------------------|----------------------------------|--------|--|--|--|
| Craig Biggio, R OBP: 0.369, SLG: 0.474 (1, 4) (8, PH) | 1-1 G4-3 3B | | 2-1 G6-3 1B 1-2 1B | | 2-3 K | | 2-0 1B | | 4 | 1 | 3 | 0 | 0 | 1 | 0 | San Diego Padres @ Houston Astros Astrodome, Houston, TX Sun Sep 19 1993, 4:33 AM EDT Att: 24,690 - Dome | | | | | | | | | |
| Steve Finley, L OBP: 0.308, SLG: 0.382 (1, 8) | 3-3 K | | 0-0 G6-3 1B 1-2 2-3 | | 1-1 E3 | | 3-2 1B 1-2 1B | 1 | 4 | 0 | 2 | 0 | 0 | 1 | 1 | | | | | | | | | | |
| Luis Gonzalez, L OBP: 0.384, SLG: 0.474 (1, 7) | 0-0 G4-3 | | 1-2 G6-3 | | 1-0 G5-3 | | 1-1 F9 | 1 | 4 | 0 | 0 | 1 | 0 | 0 | 5 | | | | | | | | | | |
| Ken Caminiti, S OBP: 0.313, SLG: 0.390 (1, 5) | 3-H 2-2 1B | | 1-2 G4-3 | | 0-0 4-3 | | 1-1 F7 | 2 | 4 | 0 | 1 | 0 | 0 | 0 | 3 | | | | | | | | | | |
| Kevin Bass, S OBP: 0.343, SLG: 0.398 (1, 9) | 3-3 K | | 1-1 F8 | | 1-2 G5-3 | | 1-3 K | 3 | 4 | 0 | 0 | 0 | 0 | 2 | 3 | | | | | | | | | | |
| Chris Donnels, L OBP: 0.331, SLG: 0.388 (1, 3) (8, PH) | 0-0 1B | | 0-0 G3-1 | | 1-1 G4-3 | | 1-1 G3 | 1 | 3 | 0 | 1 | 0 | 0 | 0 | 0 | | | | | | | | | | |
| Rick Parker, R OBP: 0.366, SLG: 0.410 (8, PH) (8, 1) | | | | | | | | | 1 | 0 | 0 | 0 | 0 | 0 | 0 | | | | | | | | | | |
| Eddie Taubensee, L OBP: 0.298, SLG: 0.398 (1, 2) (8, PH) | 2-0 P5 | | 1-3 K | | 0-0 F8 | | 1-3 K | 2 | 3 | 0 | 0 | 0 | 0 | 1 | 0 | | | | | | | | | | |
| Scotter Tucker, R OBP: 0.250, SLG: 0.250 (8, PH) (8, 1) | | | | | | | | | 1 | 0 | 0 | 0 | 0 | 1 | 0 | | | | | | | | | | |
| Andujar Cedeno, R OBP: 0.346, SLG: 0.401 (1, 6) | 0-3 K | | 2-1 HR | | 0-0 L6 | | 0-3 K | 3 | 4 | 1 | 2 | 1 | 0 | 2 | 0 | | | | | | | | | | |
| Darryl Kile, R ERA: 3.13 | 7.0 | W | 27 | 7 | 3 | 3 | 7 | 0 | 0 | 0 | 0 | 0 | 0 | 0 | 0 | | 0 | | | | | | | | |
| Casey Candlish, S ERA: 3.13, SLG: 0.392 (8, 1) | 2.0 | S | 9 | 3 | 0 | 0 | 3 | 0 | 0 | 0 | 0 | 0 | 0 | 0 | 0 | | | | | | | | | | |
| Xavier Hernandez, L (8, 1) | | | | | | | | | | | | | | | | | | | | | | | | | |
| Al Osuna, R (8, 1) | | | | | | | | | | | | | | | | | | | | | | | | | |
| Doug Jones, R (8, PH) | | | | | | | | | | | | | | | | | | | | | | | | | |
| Mike Brumley, S OBP: 0.200, SLG: 0.200 (8, PH) | | | | | | | | | | | | | | | | | | | | | | | | | |
| Inning Stats | R: 1 E: 0 K: 2 S: 13 | H: 2 LOB: 1 BB: 0 P: 22 | R: 0 E: 0 K: 1 S: 5 | H: 1 LOB: 0 BB: 0 P: 7 | R: 1 E: 0 K: 0 S: 9 | H: 3 LOB: 1 BB: 0 P: 12 | R: 0 E: 0 K: 1 S: 6 | H: 0 LOB: 0 BB: 0 P: 8 | R: 1 E: 1 K: 1 S: 9 | H: 1 LOB: 1 BB: 0 P: 16 | R: 0 E: 0 K: 0 S: 6 | H: 0 LOB: 0 BB: 0 P: 8 | R: 0 E: 0 K: 2 S: 7 | H: 0 LOB: 0 BB: 0 P: 7 | R: 0 E: 0 K: 1 S: 11 | H: 2 LOB: 2 BB: 0 P: 19 | R: 0 E: 0 K: 2 S: 11 | H: 1 LOB: 1 BB: 0 P: 17 | 1B: 8 2B: 0 3B: 1 HR: 1 | SF: 0 SAC: 0 DP: 1 HBP: 0 | WP: 0 PB: 0 SB: 0 CS: 0 | PA: 36 | | | |
| PITCHER | IP | WLS | BF | H | R | ER | SO | BB | IBB | HBP | BLK | WP | HR | S | P | ERA | WHIP | | | | | | | | |
| Andy Ashby, R ERA: 6.95 | 7.0 | | 27 | 7 | 3 | 3 | 7 | 0 | 0 | 0 | 0 | 0 | 0 | 55 | 80 | 3.86 | 1.000 | | | | | | | | |
| Mark Davis, L ERA: 4.0 | 2.0 | | 9 | 3 | 0 | 0 | 3 | 0 | 0 | 0 | 0 | 0 | 0 | 22 | 36 | 0.00 | 1.500 | | | | | | | | |



| Batter | 1 | 2 | 3 | 4 | 5 | 6 | 7 | 8 | 9 | AB | R | H | RBI | BB | SO | LOB | TOP | | | | | | | | | | | |
|--|------------------------------|---------------------------------|------------------------------|----------------------------------|------------------------------|----------------------------------|------------------------------|---------------------------------|------------------------------|---------------------------------|------------------------------|---------------------------------|------------------------------|---------------------------------|------------------------------|---------------------------------|---|----------------------------------|------------------------------------|----------------------------------|--------|--|--|--|--|--|--|--|
| Jarvis Brown, R (1, 8) OBP: 0.357, SLG: 0.380 Gene Harris, R (8, 1) Rudy Seanez, R (8, 1) | G4-3 | | | 1B SF8 | L9 | G4-6-3 | | K | | 4 | 1 | 0 | 0 | 1 | 1 | 4 | San Diego Padres @ Colorado Rockies Mile High Stadium, Denver, CO Tue Sep 21 1993, 9:05 PM EDT Att: 42,727 - Unknown - 74 F | | | | | | | | | | | |
| Ricky Gutierrez, R (1, 6) OBP: 0.346, SLG: 0.338 | G4-3 | | | SF8 1B | | P4 | WP 1B | F9 | | 4 | 1 | 1 | 0 | 1 | 0 | 0 | | | | | | | | | | | | |
| Bill Bean, L (1, 9) OBP: 0.290, SLG: 0.420 Melvin Nieves, S (7, PH) OBP: 0.231, SLG: 0.270 | F5 | | | G5-3 1B | | HBP 1B | K | E4 | | 3 | 1 | 2 | 0 | 0 | 0 | 0 | | | | | | | | | | | | |
| Phil Planter, L (1, 7) OBP: 0.330, SLG: 0.515 | | | | HBP 1B | | SF8 | FC5-4 | K | | 2 | 0 | 0 | 1 | 1 | 2 | 2 | | | | | | | | | | | | |
| Phil Clark, R (1, 3) OBP: 0.342, SLG: 0.485 | | | | FC3-2 1B | | G5-3 | F7 | L3 | | 5 | 1 | 1 | 1 | 0 | 1 | 5 | | | | | | | | | | | | |
| Archi Cianfrocco, R (1, 5) OBP: 0.294, SLG: 0.417 Tim Mauser, R (5, 1) Dave Staton, R (8, PH) OBP: 0.273, SLG: 0.500 Jeff Gardner, L (8, 5) OBP: 0.354, SLG: 0.357 | | | | G5-3 FC3-2 | | FC5-4 | | FC5-4 | | 2 | 0 | 1 | 1 | 0 | 0 | 2 | | | | | | | | | | | | |
| Luis Lopez, S (1, 4) OBP: 0.083, SLG: 0.065 | | | | FC3-2 1B | | G3 | G4-3 | L3 | | 4 | 0 | 0 | 0 | 0 | 0 | 5 | | | | | | | | | | | | |
| Brad Ausmus, R (1, 2) OBP: 0.276, SLG: 0.374 | | | | G5-3 | | G4-3 | 1B | FC5-4 | | 3 | 0 | 0 | 1 | 1 | 0 | 3 | | | | | | | | | | | | |
| Tim Worrell, R (1, 1) Pedro Martinez, L (4, 1) Craig Shipley, R (5, 5) OBP: 0.274, SLG: 0.316 | | | | K | | K | G4-6-3 | E5 | | 2 | 0 | 0 | 0 | 0 | 2 | 2 | | | | | | | | | | | | |
| Inning Stats | R: 0 E: 0 K: 0 S: 3 | H: 0 LOB: 0 BB: 0 P: 3 | R: 1 E: 0 K: 1 S: 6 | H: 1 LOB: 2 BB: 1 P: 11 | R: 3 E: 0 K: 0 S: 5 | H: 2 LOB: 1 BB: 2 P: 13 | R: 0 E: 0 K: 1 S: 5 | H: 0 LOB: 0 BB: 0 P: 5 | R: 0 E: 0 K: 0 S: 4 | H: 1 LOB: 2 BB: 0 P: 5 | R: 0 E: 0 K: 2 S: 8 | H: 1 LOB: 1 BB: 0 P: 8 | R: 0 E: 1 K: 1 S: 7 | H: 1 LOB: 2 BB: 0 P: 7 | R: 0 E: 1 K: 2 S: 8 | H: 0 LOB: 1 BB: 0 P: 8 | | 1B: 7 2B: 0 3B: 0 HR: 0 | SF: 1 SAC: 0 DP: 1 HBP: 2 | WP: 2 PB: 0 SB: 1 CS: 0 | PA: 41 | | | | | | | |
| PITCHER | IP | WLS | BF | H | R | ER | SO | BB | IBB | HBP | BLK | WP | HR | S | P | ERA | | WHIP | | | | | | | | | | |
| Kent Bottenfield, R (1, 1) ERA: 5.16 Willie Blair, R (4, 1) ERA: 4.87 Bruce Ruffin, L (6, 1) ERA: 3.92 Darren Holmes, R (9, 1) ERA: 4.22 | 3.0 | | 16 | 3 | 4 | 4 | 1 | 3 | 0 | 1 | 0 | 0 | 0 | 14 | 27 | 12.00 | | 2.000 | | | | | | | | | | |

| Batter | 1 | 2 | 3 | 4 | 5 | 6 | 7 | 8 | 9 | AB | R | H | RBI | BB | SO | LOB | BOTTOM | | | | | | | | | | | |
|---|-------------------------------|----------------------------------|------------------------------|---------------------------------|------------------------------|----------------------------------|------------------------------|---------------------------------|------------------------------|---------------------------------|------------------------------|----------------------------------|------------------------------|-------------------------------|----------------------------------|-----------------------------------|---|------------------------------------|----------------------------------|--------|--|--|--|--|--|--|--|--|
| Nelson Liriano, S (1, 6) OBP: 0.382, SLG: 0.398 | 1B FC1-2 | SH | | G3 | E5 | | L5-6-3 | E | | 5 | 1 | 2 | 2 | 0 | 0 | 2 | San Diego Padres @ Colorado Rockies Mile High Stadium, Denver, CO Tue Sep 21 1993, 9:05 PM EDT Att: 42,727 - Unknown - 74 F | | | | | | | | | | | |
| Joe Girardi, R (1, 2) OBP: 0.334, SLG: 0.402 | FC1-2 1B | G4-3 1B | | HR | FC6-4 | | G6-3 | E5 | | 5 | 2 | 2 | 1 | 1 | 0 | 2 | | | | | | | | | | | | |
| Andres Galarraga, R (1, 3) OBP: 0.412, SLG: 0.626 Darren Holmes, R (9, 1) | FC1-2 1B | G4-3 1B | | 1B | | G6-3 | | G4-3 | | 6 | 3 | 4 | 1 | 0 | 0 | 1 | | | | | | | | | | | | |
| Charlie Hayes, R (1, 5) OBP: 0.352, SLG: 0.516 | FC1-2 1B | G4-3 | | K | | | | BB 1B | | 4 | 2 | 1 | 0 | 1 | 1 | 6 | | | | | | | | | | | | |
| Jerald Clark, R (1, 9) OBP: 0.328, SLG: 0.446 | 1B SF9 | F7 | | CS | | | F8 | E BB | | 5 | 2 | 3 | 3 | 0 | 0 | 3 | | | | | | | | | | | | |
| Daryl Boston, L (1, 8) OBP: 0.322, SLG: 0.448 Eric Young Sr., R (5, PH) OBP: 0.347, SLG: 0.333 | SF9 1B | | | CS | | G6-3 1B | | WP E | | 1 | 0 | 1 | 1 | 1 | 0 | 0 | | | | | | | | | | | | |
| Jim Tatum, R (1, 7) OBP: 0.295, SLG: 0.298 Bruce Ruffin, S (6, 1) OBP: 0.148, SLG: 0.120 Eric Wedge, R (8, PH) OBP: 0.250, SLG: 0.250 Pedro Castellano, R (9, 3) OBP: 0.269, SLG: 0.343 | SF9 1B | | | BB | | G6-3 1B | | WP 2B | | 1 | 0 | 0 | 1 | 1 | 0 | 1 | | | | | | | | | | | | |
| Roberto Mejia, R (1, 4) OBP: 0.274, SLG: 0.384 | K | | | G1-3 | | G6-3 | | G2-3 | | 5 | 0 | 0 | 0 | 0 | 2 | 6 | | | | | | | | | | | | |
| Kent Bottenfield, R (1, 1) OBP: 0.260, SLG: 0.229 Jay Garner, L (3, PH) OBP: 0.250, SLG: 0.333 Willie Blair, R (4, 1) OBP: 0.159, SLG: 0.143 Chris Jones, R (5, PH) OBP: 0.297, SLG: 0.422 | S SH | | | K | | E | | L5-6-3 | | 1 | 1 | 1 | 0 | 0 | 0 | 0 | | | | | | | | | | | | |
| Inning Stats | R: 4 E: 0 K: 1 S: 10 | H: 5 LOB: 1 BB: 0 P: 10 | R: 1 E: 0 K: 0 S: 5 | H: 2 LOB: 2 BB: 1 P: 9 | R: 0 E: 0 K: 1 S: 4 | H: 0 LOB: 1 BB: 2 P: 12 | R: 2 E: 0 K: 1 S: 7 | H: 3 LOB: 0 BB: 0 P: 7 | R: 1 E: 1 K: 0 S: 6 | H: 2 LOB: 2 BB: 0 P: 6 | R: 0 E: 0 K: 1 S: 6 | H: 1 LOB: 0 BB: 0 P: 10 | R: 0 E: 0 K: 0 S: 3 | R: 7 E: 2 K: 1 S: 10 | H: 3 LOB: 1 BB: 3 P: 22 | 1B: 12 2B: 5 3B: 0 HR: 1 | | SF: 1 SAC: 1 DP: 1 HBP: 0 | WP: 1 PB: 0 SB: 3 CS: 3 | PA: 49 | | | | | | | | |
| PITCHER | IP | WLS | BF | H | R | ER | SO | BB | IBB | HBP | BLK | WP | HR | S | P | ERA | | WHIP | | | | | | | | | | |
| Tim Worrell, R (1, 1) ERA: 5.12 Pedro Martinez, L (4, 1) ERA: 2.14 Tim Mauser, R (5, 1) ERA: 4.21 Gene Harris, R (8, 1) ERA: 2.91 Rudy Seanez, R (8, 1) ERA: 27.0 | 3.1 | L | 21 | 9 | 7 | 7 | 2 | 3 | 0 | 0 | 0 | 0 | 0 | 9 | 9 | 6.75 | | 2.250 | | | | | | | | | | |



| Batter | 1 | 2 | 3 | 4 | 5 | 6 | 7 | 8 | 9 | AB | R | H | RBI | BB | SO | LOB | TOP |
|--|--|---|---|--|---|--|--|--|--|---|---|---|-----|----|----|-----|---|
| Jarvis Brown, R <small>OBP: 0.391, SLG: 0.366</small> | | | | | | | | | | 4 | 0 | 0 | 0 | 1 | 3 | 4 | San Diego Padres @ Colorado Rockies Mile High Stadium, Denver, CO Wed Sep 22 1993, 9:05 PM EDT Att: 42,061 - Unknown - 55 F |
| Jeff Gardner, L <small>OBP: 0.333, SLG: 0.354</small> Archi Cianfrocco, R <small>OBP: 0.297, SLG: 0.417</small> | | | | | | | | | | 3 | 0 | 0 | 0 | 1 | 0 | 5 | |
| Bill Bean, L <small>OBP: 0.293, SLG: 0.421</small> Phil Clark, R <small>OBP: 0.342, SLG: 0.487</small> | | | | | | | | | | 2 | 0 | 1 | 0 | 0 | 1 | 0 | |
| Phil Plantier, L <small>OBP: 0.327, SLG: 0.509</small> | | | | | | | | | | 5 | 0 | 0 | 0 | 0 | 4 | 3 | |
| Guillermo Velasquez, L <small>OBP: 0.263, SLG: 0.286</small> Dave Staton, R <small>OBP: 0.308, SLG: 0.583</small> | | | | | | | | | | 2 | 0 | 0 | 0 | 0 | 0 | 0 | |
| Ricky Gutierrez, R <small>OBP: 0.345, SLG: 0.336</small> | | | | | | | | | | 3 | 0 | 0 | 0 | 0 | 1 | 1 | |
| Craig Shipley, R <small>OBP: 0.283, SLG: 0.324</small> | | | | | | | | | | 4 | 1 | 3 | 0 | 0 | 0 | 1 | |
| Kevin Higgins, L <small>OBP: 0.298, SLG: 0.246</small> Luis Lopez, S <small>OBP: 0.091, SLG: 0.094</small> | | | | | | | | | | 3 | 0 | 0 | 0 | 0 | 0 | 3 | |
| Andy Benes, R <small>OBP: 0.151, SLG: 0.214</small> Frank Sembrara, R <small>OBP: 0.200, SLG: 0.200</small> Melvin Nieves, S <small>OBP: 0.250, SLG: 0.270</small> Kerry Taylor, R <small>OBP: 0.200, SLG: 0.270</small> Tim Mauser, R <small>OBP: 0.300, SLG: 0.432</small> | | | | | | | | | | 2 | 0 | 1 | 0 | 0 | 0 | 0 | |
| Inning Stats R: 0 H: 1 E: 0 LOB: 2 K: 1 BB: 1 S: 9 P: 18 | R: 0 H: 0 E: 0 LOB: 1 K: 0 BB: 0 S: 8 P: 15 | R: 0 H: 0 E: 0 LOB: 0 K: 1 BB: 0 S: 8 P: 14 | R: 0 H: 0 E: 0 LOB: 0 K: 1 BB: 0 S: 7 P: 9 | R: 0 H: 2 E: 0 LOB: 3 K: 0 BB: 1 S: 9 P: 19 | R: 0 H: 1 E: 0 LOB: 1 K: 2 BB: 0 S: 11 P: 20 | R: 0 H: 1 E: 0 LOB: 2 K: 1 BB: 1 S: 19 P: 27 | R: 0 H: 0 E: 0 LOB: 0 K: 1 BB: 0 S: 9 P: 13 | R: 4 H: 4 E: 0 LOB: 1 K: 3 BB: 1 S: 21 P: 36 | 1B: 6 SF: 0 2B: 4 SAC: 0 3B: 0 DP: 1 HR: 0 HBP: 1 | WP: 1 PA: 40 PB: 0 SB: 0 CS: 1 | | | | | | | |
| PITCHER David Nied, R <small>ERA: 4.81</small> Gary Wayne, L <small>ERA: 4.85</small> Steve Reed, R <small>ERA: 4.64</small> Mike Munoz, L <small>ERA: 5.4</small> | IP WLS BF H R ER SO BB IBB HBP BLK WP HR S P ERA WHIP 5.0 W 20 3 0 0 4 2 0 0 0 0 0 0 41 75 0.00 1.000 | IP WLS BF H R ER SO BB IBB HBP BLK WP HR S P ERA WHIP 1.0 4 1 0 0 2 0 0 0 0 0 1 0 11 20 0.00 1.000 | IP WLS BF H R ER SO BB IBB HBP BLK WP HR S P ERA WHIP 2.0 8 1 0 0 2 1 0 0 0 0 0 0 28 40 0.00 1.000 | IP WLS BF H R ER SO BB IBB HBP BLK WP HR S P ERA WHIP 1.0 8 4 4 4 3 1 0 0 0 0 0 0 21 36 36.00 5.000 | PITCHER IP WLS BF H R ER SO BB IBB HBP BLK WP HR S P ERA WHIP 4.2 1 0 0 0 0 0 0 0 0 0 0 0 11 20 0.00 1.000 | IP WLS BF H R ER SO BB IBB HBP BLK WP HR S P ERA WHIP 1.0 8 4 4 4 3 1 0 0 0 0 0 0 21 36 36.00 5.000 | IP WLS BF H R ER SO BB IBB HBP BLK WP HR S P ERA WHIP 1.0 8 4 4 4 3 1 0 0 0 0 0 0 21 36 36.00 5.000 | IP WLS BF H R ER SO BB IBB HBP BLK WP HR S P ERA WHIP 1.0 8 4 4 4 3 1 0 0 0 0 0 0 21 36 36.00 5.000 | 1B: 6 SF: 0 2B: 4 SAC: 0 3B: 0 DP: 1 HR: 0 HBP: 1 | WP: 1 PA: 40 PB: 0 SB: 0 CS: 1 | | | | | | | |

| | |
|-----|----|
| AB | 35 |
| R | 4 |
| H | 9 |
| RBI | 4 |
| BB | 4 |
| SO | 11 |
| LOB | 17 |



| Batter | 1 | 2 | 3 | 4 | 5 | 6 | 7 | 8 | 9 | AB | R | H | RBI | BB | SO | LOB | BOTTOM |
|---|--|---|---|--|---|--|--|--|--|---|---|---|-----|----|----|-----|---|
| Nelson Liriano, S <small>OBP: 0.390, SLG: 0.413</small> | | | | | | | | | | 3 | 2 | 1 | 0 | 2 | 2 | 0 | San Diego Padres @ Colorado Rockies Mile High Stadium, Denver, CO Wed Sep 22 1993, 9:05 PM EDT Att: 42,061 - Unknown - 55 F |
| Joe Girardi, R <small>OBP: 0.332, SLG: 0.397</small> Danny Sheaffer, R <small>OBP: 0.304, SLG: 0.390</small> | | | | | | | | | | 4 | 0 | 0 | 0 | 0 | 1 | 2 | |
| Andres Galarraga, R <small>OBP: 0.625, SLG: 0.625</small> Jim Tatum, R <small>OBP: 0.255, SLG: 0.298</small> | | | | | | | | | | 3 | 2 | 2 | 1 | 2 | 0 | 1 | |
| Charlie Hayes, R <small>OBP: 0.356, SLG: 0.517</small> Jayhawk Owens, R <small>OBP: 0.277, SLG: 0.372</small> | | | | | | | | | | 3 | 2 | 2 | 1 | 2 | 0 | 1 | |
| Jerald Clark, R <small>OBP: 0.331, SLG: 0.456</small> Mike Munoz, L <small>OBP: 0.331, SLG: 0.456</small> | | | | | | | | | | 5 | 2 | 3 | 5 | 0 | 0 | 1 | |
| Eric Young Sr., R <small>OBP: 0.353, SLG: 0.343</small> | | | | | | | | | | 4 | 1 | 4 | 2 | 1 | 0 | 0 | |
| Alex Cole, L <small>OBP: 0.343, SLG: 0.310</small> | | | | | | | | | | 4 | 0 | 0 | 0 | 0 | 1 | 6 | |
| Vinny Castilla, R <small>OBP: 0.285, SLG: 0.410</small> | | | | | | | | | | 4 | 0 | 0 | 0 | 0 | 4 | | |
| David Nied, R <small>OBP: 0.304, SLG: 0.200</small> Eric Niedel, R <small>OBP: 0.200, SLG: 0.200</small> Gary Wayne, L <small>OBP: 0.200, SLG: 0.200</small> Jay Garner, L <small>OBP: 0.200, SLG: 0.200</small> Steve Reed, R <small>OBP: 0.200, SLG: 0.200</small> Pedro Castellano, R <small>OBP: 0.200, SLG: 0.200</small> | | | | | | | | | | 1 | 0 | 0 | 0 | 0 | 1 | 0 | |
| Inning Stats R: 0 H: 0 E: 0 LOB: 1 K: 2 BB: 1 S: 11 P: 21 | R: 0 H: 1 E: 0 LOB: 1 K: 0 BB: 0 S: 9 P: 14 | R: 0 H: 0 E: 0 LOB: 0 K: 1 BB: 1 S: 6 P: 14 | R: 0 H: 0 E: 0 LOB: 2 K: 0 BB: 2 S: 9 P: 21 | R: 5 H: 4 E: 0 LOB: 1 K: 0 BB: 1 S: 23 P: 39 | R: 0 H: 0 E: 0 LOB: 0 K: 2 BB: 0 S: 8 P: 13 | R: 3 H: 4 E: 1 LOB: 0 K: 0 BB: 0 S: 12 P: 21 | R: 3 H: 3 E: 0 LOB: 2 K: 1 BB: 2 S: 18 P: 34 | 1B: 8 SF: 0 2B: 1 SAC: 0 3B: 2 DP: 1 HR: 1 HBP: 2 | WP: 1 PA: 43 PB: 2 SB: 2 CS: 0 | | | | | | | | |
| PITCHER Andy Benes, R <small>ERA: 3.69</small> Frank Sembrara, R <small>ERA: 4.5</small> Kerry Taylor, R <small>ERA: 6.45</small> Tim Mauser, R <small>ERA: 4.18</small> | IP WLS BF H R ER SO BB IBB HBP BLK WP HR S P ERA WHIP 4.2 L 25 5 5 4 3 4 0 0 0 0 0 0 10 16 0.00 0.000 | IP WLS BF H R ER SO BB IBB HBP BLK WP HR S P ERA WHIP 1.1 4 0 0 0 2 0 0 0 0 0 0 0 10 16 0.00 0.000 | IP WLS BF H R ER SO BB IBB HBP BLK WP HR S P ERA WHIP 1.2 11 5 6 6 0 2 0 1 0 0 0 0 22 43 32.40 4.200 | IP WLS BF H R ER SO BB IBB HBP BLK WP HR S P ERA WHIP 0.1 3 2 0 0 1 0 0 0 0 0 0 0 8 12 0.00 6.000 | PITCHER IP WLS BF H R ER SO BB IBB HBP BLK WP HR S P ERA WHIP 1.1 4 0 0 0 0 0 0 0 0 0 0 0 11 20 0.00 1.000 | IP WLS BF H R ER SO BB IBB HBP BLK WP HR S P ERA WHIP 1.0 8 4 4 4 3 1 0 0 0 0 0 0 21 36 36.00 5.000 | IP WLS BF H R ER SO BB IBB HBP BLK WP HR S P ERA WHIP 1.0 8 4 4 4 3 1 0 0 0 0 0 0 21 36 36.00 5.000 | IP WLS BF H R ER SO BB IBB HBP BLK WP HR S P ERA WHIP 1.0 8 4 4 4 3 1 0 0 0 0 0 0 21 36 36.00 5.000 | 1B: 8 SF: 0 2B: 1 SAC: 0 3B: 2 DP: 1 HR: 1 HBP: 2 | WP: 1 PA: 43 PB: 2 SB: 2 CS: 0 | | | | | | | |

| | |
|-----|----|
| AB | 34 |
| R | 11 |
| H | 12 |
| RBI | 9 |
| BB | 7 |
| SO | 6 |
| LOB | 15 |



| Batter | 1 | 2 | 3 | 4 | 5 | 6 | 7 | 8 | 9 | 10 | AB | R | H | RBI | BB | SO | LOB | | | |
|--|------------------------------|---------------------------------|-------------------------------|----------------------------------|-------------------------------|----------------------------------|-------------------------------|----------------------------------|------------------------------|---------------------------------|-------------------------------|----------------------------------|------------------------------|----------------------------------|-------------------------------|----------------------------------|------------------------------|---------------------------------|----------------------------------|------------------------------------|
| Jarvis Brown, R <small>(1, 8) OBP: 0.338, SLG: 0.350</small> | G5-3 | | K | | F7 | | G3-1 | | | FC1-3-5-6 | 5 | 0 | 0 | 0 | 0 | 1 | 5 | | | |
| Jeff Gardner, L <small>(1, 4) OBP: 0.313, SLG: 0.354</small> Derek Bell, R <small>(8, PH) OBP: 0.307, SLG: 0.422</small> Luis Lopez, S <small>(8, 4) OBP: 0.088, SLG: 0.091</small> | F9 | | FC4-6 1B | | | L9 | | G5-3 | | P5 | 3 | 0 | 1 | 0 | 0 | 0 | 0 | | | |
| Bill Bean, L <small>(1, 9) OBP: 0.286, SLG: 0.410</small> | F8 | | FC4-6 | | | K | | G4-3 | | | 4 | 0 | 0 | 0 | 0 | 1 | 2 | | | |
| Phil Planter, L <small>(1, 7) OBP: 0.326, SLG: 0.509</small> | | F8 | | K | | HR | | K | | | 4 | 1 | 1 | 0 | 0 | 2 | 0 | | | |
| Archi Cianfrocco, R <small>(1, 5) OBP: 0.296, SLG: 0.426</small> | | G6-3 | | K | | | | | | K | 4 | 1 | 1 | 2 | 0 | 2 | 0 | | | |
| Dave Staton, R <small>(1, 3) OBP: 0.313, SLG: 0.733</small> Craig Shipley, R <small>(6, 5) OBP: 0.281, SLG: 0.323</small> Tim Teufel, R <small>(9, 5) OBP: 0.338, SLG: 0.432</small> | | | | K | | | | | | K | 3 | 1 | 1 | 1 | 0 | 2 | 0 | | | |
| Ricky Gutierrez, R <small>(1, 6) OBP: 0.344, SLG: 0.335</small> | | | | | | | | | | L4 | 4 | 0 | 1 | 0 | 0 | 0 | 0 | | | |
| Brad Ausmus, R <small>(1, 2) OBP: 0.289, SLG: 0.385</small> | | | | | | | | | | | 4 | 0 | 3 | 0 | 0 | 1 | 1 | | | |
| Scott Sanders, R <small>(1, 1) OBP: 0.067, SLG: 0.067</small> Trevor Hoffman, R <small>(7, 1) OBP: 0.143, SLG: 0.143</small> Mark Davis, L <small>(8, 1) OBP: 0.250, SLG: 0.250</small> Kevin Higgins, L <small>(10, PH) OBP: 0.258, SLG: 0.246</small> Gene Harris, R <small>(10, 1) OBP: 0.258, SLG: 0.246</small> | | | | | | | | | | | 1 | 0 | 0 | 0 | 0 | 1 | 1 | | | |
| Inning Stats | R: 0 E: 0 K: 0 S: 5 | H: 0 LOB: 0 BB: 0 P: 6 | R: 1 E: 0 K: 0 S: 11 | H: 1 LOB: 0 BB: 0 P: 16 | R: 0 E: 0 K: 1 S: 15 | H: 2 LOB: 2 BB: 0 P: 19 | R: 0 E: 0 K: 3 S: 11 | H: 0 LOB: 0 BB: 0 P: 18 | R: 0 E: 0 K: 0 S: 8 | H: 1 LOB: 1 BB: 0 P: 9 | R: 2 E: 0 K: 2 S: 10 | H: 2 LOB: 0 BB: 0 P: 20 | R: 0 E: 0 K: 1 S: 7 | H: 0 LOB: 0 BB: 0 P: 11 | R: 0 E: 0 K: 2 S: 11 | H: 0 LOB: 0 BB: 0 P: 15 | R: 0 E: 0 K: 0 S: 6 | H: 1 LOB: 1 BB: 0 P: 8 | 1B: 5 2B: 1 3B: 0 HR: 2 | SF: 0 SAC: 3 DP: 1 HBP: 0 |

TOP

San Diego Padres @ San Francisco Giants
Candlestick Park, San Francisco, CA

Fri Sep 24 1993, 10:05 PM EDT
Att: 24,351 - Unknown - 65 F

| | |
|-----|----|
| AB | 35 |
| R | 3 |
| H | 8 |
| RBI | 3 |
| BB | 0 |
| SO | 11 |
| LOB | 10 |

| PITCHER | IP | WLS | BF | H | R | ER | SO | BB | IBB | HBP | BLK | WP | HR | S | P | ERA | WHIP | |
|--------------------|---------|-----|----|---|---|----|----|----|-----|-----|-----|----|----|----|----|------|-------|-------|
| Scott Sanderson, R | (1, 1) | 5.2 | 23 | 6 | 3 | 3 | 5 | 0 | 0 | 0 | 0 | 0 | 0 | 2 | 62 | 84 | 4.76 | 1.059 |
| Dave Burba, R | (6, 1) | 1.1 | 5 | 1 | 0 | 0 | 3 | 0 | 0 | 0 | 0 | 0 | 0 | 13 | 18 | 0.00 | 0.750 | |
| Bryan Hickerson, L | (8, 1) | 1.0 | 3 | 0 | 0 | 0 | 1 | 0 | 0 | 0 | 0 | 0 | 0 | 7 | 11 | 0.00 | 0.000 | |
| Michael Jackson, R | (9, 1) | 1.0 | 5 | 1 | 0 | 0 | 2 | 0 | 0 | 0 | 0 | 0 | 0 | 14 | 20 | 0.00 | 1.000 | |
| Rod Beck, R | (10, 1) | 1.0 | W | 2 | 0 | 0 | 0 | 0 | 0 | 0 | 0 | 0 | 0 | 3 | 3 | 0.00 | 0.000 | |

| Batter | 1 | 2 | 3 | 4 | 5 | 6 | 7 | 8 | 9 | 10 | AB | R | H | RBI | BB | SO | LOB | | | |
|--|------------------------------|----------------------------------|------------------------------|---------------------------------|------------------------------|---------------------------------|-------------------------------|----------------------------------|------------------------------|---------------------------------|-------------------------------|----------------------------------|------------------------------|----------------------------------|-------------------------------|----------------------------------|------------------------------|---------------------------------|----------------------------------|------------------------------------|
| Darren Lewis, R <small>(1, 4) OBP: 0.306, SLG: 0.321</small> Todd Benzinger, S <small>(7, PH) OBP: 0.349</small> Bryan Hickerson, L <small>(8, 1) OBP: 0.106, SLG: 0.120</small> Michael Jackson, R <small>(9, 1) OBP: 0.307, SLG: 0.333</small> Rod Beck, R <small>(10, 1) OBP: 0.258, SLG: 0.143</small> | G5-3 | | G1-3 | | G1-3 | | L8 | | | G4-3 | 3 | 0 | 0 | 0 | 0 | 0 | 1 | | | |
| Robby Thompson, R <small>(1, 4) OBP: 0.377, SLG: 0.500</small> Mike Benjamin, R <small>(8, PR) OBP: 0.267, SLG: 0.343</small> | K | | | P6 | F8 | | | 1B SF7 HBP | | K | 3 | 0 | 0 | 0 | 0 | 1 | 1 | | | |
| Will Clark, L <small>(1, 3) OBP: 0.357, SLG: 0.420</small> | | | | | | G4-3 | | | | | 3 | 1 | 2 | 1 | 2 | 0 | 0 | | | |
| Matt Williams, R <small>(1, 5) OBP: 0.324, SLG: 0.565</small> | | | | | | | | | | | 3 | 1 | 0 | 1 | 0 | 1 | 2 | | | |
| Barry Bonds, L <small>(1, 7) OBP: 0.400, SLG: 0.667</small> | | G4-3 | | | | | | | | | 4 | 1 | 1 | 2 | 0 | 0 | 1 | | | |
| Willie McGee, S <small>(1, 9) OBP: 0.356, SLG: 0.392</small> | | | | | | | | | | | 4 | 0 | 2 | 0 | 0 | 2 | 0 | | | |
| Royce Clayton, R <small>(1, 6) OBP: 0.326, SLG: 0.365</small> | | | | | | | | | | | 3 | 0 | 0 | 0 | 1 | 1 | 2 | | | |
| Kirt Manwaring, R <small>(1, 2) OBP: 0.345, SLG: 0.354</small> | | | | | | | | | | | 4 | 0 | 1 | 0 | 0 | 2 | 2 | | | |
| Scott Sanderson, R <small>(1, 1) OBP: 0.067, SLG: 0.067</small> Dave Burba, R <small>(6, 1) OBP: 0.353, SLG: 0.375</small> Dave Martinez, L <small>(7, PH) OBP: 0.313, SLG: 0.349</small> | | | | | | | | | | | 1 | 0 | 0 | 0 | 0 | 1 | 0 | | | |
| Inning Stats | R: 0 E: 0 K: 2 S: 9 | H: 0 LOB: 1 BB: 1 P: 19 | R: 0 E: 0 K: 1 S: 5 | H: 0 LOB: 0 BB: 0 P: 8 | R: 0 E: 0 K: 2 S: 8 | H: 0 LOB: 0 BB: 0 P: 9 | R: 2 E: 0 K: 0 S: 12 | H: 2 LOB: 1 BB: 1 P: 23 | R: 0 E: 0 K: 0 S: 7 | H: 1 LOB: 1 BB: 0 P: 9 | R: 0 E: 0 K: 1 S: 12 | H: 0 LOB: 2 BB: 1 P: 25 | R: 1 E: 0 K: 0 S: 6 | H: 1 LOB: 1 BB: 0 P: 11 | R: 0 E: 0 K: 2 S: 11 | H: 0 LOB: 1 BB: 0 P: 20 | R: 1 E: 0 K: 1 S: 5 | H: 1 LOB: 0 BB: 0 P: 6 | 1B: 4 2B: 0 3B: 0 HR: 2 | SF: 1 SAC: 1 DP: 1 HBP: 1 |

BOTTOM

San Diego Padres @ San Francisco Giants
Candlestick Park, San Francisco, CA

Fri Sep 24 1993, 10:05 PM EDT
Att: 24,351 - Unknown - 65 F

| | |
|-----|----|
| AB | 32 |
| R | 4 |
| H | 6 |
| RBI | 4 |
| BB | 4 |
| SO | 9 |
| LOB | 12 |

| PITCHER | IP | WLS | BF | H | R | ER | SO | BB | IBB | HBP | BLK | WP | HR | S | P | ERA | WHIP | |
|--------------------|---------|-----|----|---|---|----|----|----|-----|-----|-----|----|----|----|----|-------|-------|-------|
| Scott Sanderson, R | (1, 1) | 6.2 | 27 | 4 | 2 | 2 | 6 | 3 | 0 | 0 | 0 | 0 | 0 | 1 | 56 | 100 | 2.70 | 1.050 |
| Trevor Hoffman, R | (7, 1) | 0.2 | 4 | 1 | 1 | 1 | 0 | 0 | 0 | 1 | 0 | 0 | 0 | 7 | 10 | 13.50 | 1.500 | |
| Mark Davis, L | (8, 1) | 1.2 | 5 | 0 | 0 | 0 | 2 | 1 | 0 | 0 | 0 | 0 | 0 | 12 | 24 | 0.00 | 0.600 | |
| Gene Harris, R | (10, 1) | 0.2 | L | 3 | 1 | 1 | 1 | 0 | 0 | 0 | 0 | 0 | 1 | 5 | 6 | 13.50 | 1.500 | |

| Batter | 1 | 2 | 3 | 4 | 5 | 6 | 7 | 8 | 9 | AB | R | H | RBI | BB | SO | LOB | TOP | | | | | | |
|---|---|---|--|----------------------------------|------------------------------|----------------------------------|-------------------------------|----------------------------------|------------------------------|----------------------------------|------------------------------|---------------------------------|------------------------------|---------------------------------|------------------------------|---------------------------------|-------------------------------|----------------------------------|----------------------------------|------------------------------------|----------------------------------|--------|--|
| Jarvis Brown, R (1, 8) OBP: 0.350, SLG: 0.358 Guillermo Velasquez, L (9, PH) OBP: 0.261, SLG: 0.264 | 3-1 G5-3 1B | 4-0 BB | | 2-1 1B | | | 0-1 G5-3 | | 2-3 K | 3 | 0 | 2 | 0 | 1 | 0 | 0 | | | | | | | |
| Jeff Gardner, L (1, 4) OBP: 0.330, SLG: 0.350 | 2-1 G5-3 | 0-3 K | | 0-2 G1-3 | | | 1-1 G6-3 | | | 4 | 0 | 0 | 0 | 0 | 1 | 5 | | | | | | | |
| Bill Bean, L (1, 9) OBP: 0.279, SLG: 0.400 | 0-3 K | | 1-0 F9 | | 1-1 P9 | | | 2-1 F7 | | 4 | 0 | 0 | 0 | 0 | 1 | 1 | | | | | | | |
| Phil Plantier, L (1, 7) OBP: 0.329, SLG: 0.508 | 4-0 IBB | | 4-2 BB | | 4-2 CS | | | 1-0 G5-3 | | 1 | 0 | 0 | 0 | 3 | 0 | 0 | | | | | | | |
| Archi Cianfrocco, R (1, 5) OBP: 0.292, SLG: 0.420 | 0-2 F9 | | 1-3 K | | 3-3 K | | | 1-0 G6-3 | | 4 | 0 | 0 | 0 | 0 | 2 | 4 | | | | | | | |
| Dave Staton, R (1, 3) OBP: 0.300, SLG: 0.611 | | 3-3 K | 4-1 BB | | 1-1 G6-3 | | | 1-1 P3 | | 3 | 0 | 0 | 0 | 1 | 1 | 0 | | | | | | | |
| Craig Shipley, R (1, 6) OBP: 0.285, SLG: 0.339 | 0-0 S | | 1-1 F9 | | 0-0 F8 | | | 1-1 HR | | 4 | 1 | 2 | 1 | 0 | 0 | 2 | | | | | | | |
| Brad Ausmus, R (1, 2) OBP: 0.283, SLG: 0.377 Phil Clark, R (9, PH) OBP: 0.344, SLG: 0.489 | 2-3 K | | 1-2 G6-3 | | 0-1 F8 | | | 0-1 G5-3 | | 3 | 0 | 0 | 0 | 0 | 1 | 1 | | | | | | | |
| Andy Ashby, R (1, 1) OBP: 0.194, SLG: 0.176 Melvin Nieves, S (7, PH) OBP: 0.244, SLG: 0.263 Wally Whitehurst, R (7, 1) OBP: 0.283, SLG: 0.083 Derek Bell, R (9, PH) OBP: 0.306, SLG: 0.422 | 4-2 BB | | 1-2 L8 | | 1-0 P4 | | | 1-2 G5-3 | | 1 | 0 | 0 | 0 | 1 | 0 | 0 | | | | | | | |
| Inning Stats | R: 0 E: 0 K: 1 S: 10 | H: 1 LOB: 2 BB: 1 P: 19 | R: 0 E: 0 K: 3 S: 14 | H: 1 LOB: 3 BB: 2 P: 27 | R: 0 E: 0 K: 1 S: 9 | H: 0 LOB: 2 BB: 2 P: 20 | R: 0 E: 0 K: 0 S: 12 | H: 1 LOB: 1 BB: 0 P: 16 | R: 0 E: 0 K: 1 S: 7 | H: 0 LOB: 1 BB: 1 P: 15 | R: 0 E: 0 K: 0 S: 5 | H: 0 LOB: 0 BB: 0 P: 6 | R: 0 E: 0 K: 0 S: 5 | H: 0 LOB: 0 BB: 0 P: 7 | R: 0 E: 0 K: 0 S: 4 | H: 0 LOB: 0 BB: 0 P: 8 | R: 1 E: 0 K: 1 S: 14 | H: 2 LOB: 1 BB: 0 P: 19 | 1B: 4 2B: 1 3B: 0 HR: 1 | SF: 0 SAC: 0 DP: 1 HBP: 0 | WP: 0 PB: 0 SB: 2 CS: 2 | PA: 37 | |
| PITCHER | IP WLS BF H R ER SO BB IBB HBP BLK WP HR S P ERA WHIP | 8.0 W 32 3 0 0 6 5 1 0 0 0 0 0 66 118 0.00 1.000 | 1.0 S 5 2 1 1 1 0 0 0 0 0 1 14 19 9.00 2.000 | | | | | | | | | | | | | | | | | | | | |

San Diego Padres @ San Francisco Giants
 Candlestick Park, San Francisco, CA
 Sat Sep 25 1993, 6:33 AM EDT
 Att: 42,085 - Sunny - 76 F

livebaseballscores.com

AB 31
 R 1
 H 5
 RBI 1
 BB 6
 SO 7
 LOB 15



| Batter | 1 | 2 | 3 | 4 | 5 | 6 | 7 | 8 | 9 | AB | R | H | RBI | BB | SO | LOB | BOTTOM | | | | | |
|--|---|---|--|---------------------------------|-------------------------------|----------------------------------|------------------------------|----------------------------------|------------------------------|----------------------------------|------------------------------|----------------------------------|------------------------------|---------------------------------|------------------------------|----------------------------------|----------------------------------|------------------------------------|----------------------------------|--------|--|--|
| Darren Lewis, R (1, 8) OBP: 0.301, SLG: 0.322 | 0-0 G6-3 | | 0-2 1B | | 2-1 E6 | | 1-0 CS | | | 4 | 0 | 2 | 1 | 0 | 0 | 0 | | | | | | |
| Mike Benjamin, R (1, 4) OBP: 0.280, SLG: 0.333 | 0-0 L6 | | 2-3 K | | 1-2 G6-3 | | 0-0 P6 | | | 4 | 0 | 0 | 0 | 0 | 1 | 3 | | | | | | |
| Will Clark, L (1, 3) OBP: 0.357, SLG: 0.419 | 0-0 G1-3 | | | 1-0 L6 | | 1-2 FC5-4 | 1-0 CS | 3-2 F7 | | 4 | 0 | 1 | 0 | 0 | 0 | 0 | | | | | | |
| Matt Williams, R (1, 5) OBP: 0.322, SLG: 0.561 | | 0-0 F9 | | 0-0 F7 | | 2-1 FC5-4 | 0-1 F8 | | | 4 | 0 | 0 | 0 | 0 | 0 | 1 | | | | | | |
| Barry Bonds, L (1, 7) OBP: 0.462, SLG: 0.678 | | 3-0 HR | | 2-1 HR | | 2-0 P5 | 4-0 CS | | | 3 | 2 | 2 | 2 | 1 | 0 | 1 | | | | | | |
| Willie McGee, S (1, 9) OBP: 0.360, SLG: 0.396 | | 1-0 G4-6-3 | | 0-1 FC6-4 | | 2-0 FC6-4 | 1-1 CS | | | 3 | 0 | 3 | 0 | 0 | 0 | 0 | | | | | | |
| Royce Clayton, R (1, 6) OBP: 0.325, SLG: 0.363 | | 0-1 G4-6-3 | | 2-2 FC6-4 | | 0-1 FC6-4 | | | | 3 | 0 | 0 | 0 | 0 | 0 | 4 | | | | | | |
| Kirt Manwaring, R (1, 2) OBP: 0.347, SLG: 0.355 | | | 2-1 G6-3 | | 4-0 G4-3 | | 0-0 SH3-4 | | | 2 | 1 | 1 | 0 | 1 | 0 | 0 | | | | | | |
| Salomon Torres, R (1, 1) OBP: 0.250, SLG: 0.250 Rod Beck, R (9, 1) | | | 1-1 G3-1 | | 0-1 G4-3 | | 0-0 SH3-4 | | | 2 | 0 | 0 | 0 | 0 | 0 | 1 | | | | | | |
| Inning Stats | R: 0 E: 0 K: 0 S: 3 | H: 0 LOB: 0 BB: 0 P: 3 | R: 1 E: 0 K: 0 S: 5 | H: 2 LOB: 0 BB: 0 P: 9 | R: 0 E: 0 K: 1 S: 12 | H: 1 LOB: 1 BB: 0 P: 17 | R: 1 E: 0 K: 0 S: 9 | H: 2 LOB: 1 BB: 0 P: 14 | R: 0 E: 0 K: 0 S: 8 | H: 0 LOB: 1 BB: 1 P: 15 | R: 0 E: 0 K: 0 S: 9 | H: 2 LOB: 2 BB: 0 P: 16 | R: 1 E: 0 K: 0 S: 4 | H: 2 LOB: 0 BB: 0 P: 6 | R: 0 E: 0 K: 0 S: 6 | H: 0 LOB: 0 BB: 1 P: 14 | 1B: 7 2B: 0 3B: 0 HR: 2 | SF: 0 SAC: 1 DP: 2 HBP: 0 | WP: 0 PB: 0 SB: 0 CS: 2 | PA: 34 | | |
| PITCHER | IP WLS BF H R ER SO BB IBB HBP BLK WP HR S P ERA WHIP | 6.0 L 25 7 2 2 1 1 0 0 0 0 0 10 20 4.50 1.333 | 2.0 7 2 2 1 1 0 1 0 0 0 0 0 10 20 4.50 1.500 | | | | | | | | | | | | | | | | | | | |

San Diego Padres @ San Francisco Giants
 Candlestick Park, San Francisco, CA
 Sat Sep 25 1993, 6:33 AM EDT
 Att: 42,085 - Sunny - 76 F

livebaseballscores.com

AB 29
 R 3
 H 9
 RBI 3
 BB 2
 SO 1
 LOB 10



| Batter | 1 | 2 | 3 | 4 | 5 | 6 | 7 | 8 | 9 | AB | R | H | RBI | BB | SO | LOB | TOP | | | | |
|--|-------------------------------|----------------------------------|-------------------------------------|----------------------------------|------------------------------|----------------------------------|------------------------------|---------------------------------|-------------------------------------|----------------------------------|------------------------------|---------------------------------|------------------------------|---------------------------------|------------------------------|---------------------------------|---|-------------------------------|----------------------------------|----------------------------------|------------------------------------|
| Jarvis Brown, R (1, 8) <small>OBP: 0.350, SLG: 0.352</small> Melvin Nieves, S (8, PH) <small>OBP: 0.238, SLG: 0.256</small> | | | | | | | | | | 2 | 1 | 0 | 0 | 0 | 0 | 2 | San Diego Padres @ San Francisco Giants Candlestick Park, San Francisco, CA Sun Sep 26 1993, 6:33 AM EDT Att: 46,348 - Sunny - 80 F | | | | |
| Craig Shipley, R (1, 5) <small>OBP: 0.280, SLG: 0.333</small> | | | | | | | | | | 4 | 0 | 0 | 0 | 0 | 0 | 2 | | | | | |
| Bill Bean, L (1, 9) <small>OBP: 0.278, SLG: 0.402</small> | | | | | | | | | | 4 | 0 | 1 | 1 | 0 | 2 | 0 | | | | | |
| Phil Plantier, L (1, 7) <small>OBP: 0.329, SLG: 0.505</small> | | | | | | | | | | 3 | 0 | 0 | 0 | 1 | 0 | 0 | | | | | |
| Dave Staton, R (1, 3) <small>OBP: 0.292, SLG: 0.682</small> | | | | | | | | | | 4 | 1 | 1 | 1 | 0 | 0 | 2 | | | | | |
| Ricky Gutierrez, R (1, 6) <small>OBP: 0.342, SLG: 0.333</small> Phil Clark, R (8, PH) <small>OBP: 0.347, SLG: 0.491</small> | | | | | | | | | | 3 | 0 | 0 | 0 | 0 | 0 | 2 | | | | | |
| Luis Lopez, S (1, 4) <small>OBP: 0.081, SLG: 0.083</small> Mark Davis, L (7, 1) <small>OBP: 0.250, SLG: 0.250</small> Tim Mauser, R (8, 1) <small>OBP: 0.306, SLG: 0.421</small> | | | | | | | | | | 3 | 0 | 0 | 0 | 0 | 1 | 0 | | | | | |
| Brad Ausmus, R (1, 2) <small>OBP: 0.284, SLG: 0.376</small> | | | | | | | | | | 3 | 0 | 1 | 0 | 0 | 0 | 0 | | | | | |
| Doug Brocail, L (1, 1) <small>OBP: 0.194, SLG: 0.194</small> Pedro Martinez, L (5, 1) <small>OBP: 0.200, SLG: 0.200</small> Frank Seminara, R (7, 1) <small>OBP: 0.329, SLG: 0.349</small> | | | | | | | | | | 1 | 0 | 1 | 0 | 0 | 0 | 0 | | | | | |
| Inning Stats | R: 1 E: 0 K: 0 S: 13 | H: 1 LOB: 2 BB: 1 P: 20 | R: 0 E: 0 K: 1 S: 15 | H: 1 LOB: 1 BB: 0 P: 19 | R: 0 E: 0 K: 1 S: 7 | H: 0 LOB: 0 BB: 0 P: 12 | R: 0 E: 0 K: 0 S: 6 | H: 0 LOB: 0 BB: 0 P: 8 | R: 0 E: 0 K: 0 S: 9 | H: 1 LOB: 1 BB: 0 P: 13 | R: 0 E: 0 K: 0 S: 4 | H: 0 LOB: 0 BB: 0 P: 4 | R: 0 E: 0 K: 0 S: 5 | H: 0 LOB: 0 BB: 0 P: 8 | R: 0 E: 0 K: 0 S: 5 | H: 0 LOB: 0 BB: 0 P: 7 | | R: 1 E: 0 K: 1 S: 13 | H: 2 LOB: 1 BB: 0 P: 17 | 1B: 3 2B: 1 3B: 0 HR: 1 | SF: 0 SAC: 1 DP: 0 HBP: 1 |
| PITCHER | IP: 8.0 WLS: W BF: 29 | H: 3 R: 1 ER: 1 SO: 2 | BB: 0 IBB: 0 HBP: 0 BLK: 0 | WP: 0 HR: 0 S: 64 P: 91 | ERA: 1.12 WHIP: 0.375 | PITCHER | IP: 1.0 WLS: W BF: 5 | H: 2 R: 1 ER: 1 SO: 1 | BB: 0 IBB: 0 HBP: 0 BLK: 0 | WP: 0 HR: 0 S: 13 P: 17 | ERA: 9.00 WHIP: 2.000 | | | | | | | | | | |
| Bill Swift, R (1, 1) <small>ERA: 2.87</small> Rod Beck, R (8, 1) <small>ERA: 1.97</small> | | | | | | | | | | | | | | | | | | | | | |

| Batter | 1 | 2 | 3 | 4 | 5 | 6 | 7 | 8 | 9 | AB | R | H | RBI | BB | SO | LOB | BOTTOM | | |
|---|------------------------------|----------------------------------|-------------------------------------|----------------------------------|------------------------------|----------------------------------|-------------------------------|----------------------------------|-------------------------------------|----------------------------------|------------------------------|---------------------------------|-------------------------------|----------------------------------|-------------------------------|----------------------------------|---|----------------------------------|------------------------------------|
| Darren Lewis, R (1, 8) <small>OBP: 0.304, SLG: 0.324</small> | | | | | | | | | | 4 | 2 | 2 | 0 | 1 | 0 | 1 | San Diego Padres @ San Francisco Giants Candlestick Park, San Francisco, CA Sun Sep 26 1993, 6:33 AM EDT Att: 46,348 - Sunny - 80 F | | |
| Paul Faries, R (1, 4) <small>OBP: 0.237, SLG: 0.333</small> | | | | | | | | | 4 | 0 | 1 | 0 | 0 | 0 | 2 | | | | |
| Will Clark, L (1, 3) <small>OBP: 0.356, SLG: 0.417</small> | | | | | | | | | 2 | 0 | 0 | 1 | 1 | 1 | 1 | | | | |
| Matt Williams, R (1, 5) <small>OBP: 0.325, SLG: 0.561</small> | | | | | | | | | 2 | 1 | 1 | 0 | 2 | 0 | 0 | | | | |
| Barry Bonds, L (1, 7) <small>OBP: 0.462, SLG: 0.683</small> | | | | | | | | | 4 | 1 | 2 | 3 | 0 | 0 | 1 | | | | |
| Willie McGee, S (1, 9) <small>OBP: 0.359, SLG: 0.395</small> | | | | | | | | | 4 | 0 | 1 | 0 | 0 | 0 | 0 | | | | |
| Royce Clayton, R (1, 6) <small>OBP: 0.329, SLG: 0.369</small> | | | | | | | | | 3 | 1 | 3 | 0 | 1 | 0 | 0 | | | | |
| Kirt Manwaring, R (1, 2) <small>OBP: 0.346, SLG: 0.354</small> | | | | | | | | | 4 | 0 | 1 | 0 | 0 | 1 | 4 | | | | |
| Bill Swift, R (1, 1) <small>OBP: 0.301, SLG: 0.273</small> Mark Carreon, R (8, PH) <small>OBP: 0.371, SLG: 0.520</small> Rod Beck, R (8, 1) <small>ERA: 4.15</small> | | | | | | | | | 3 | 0 | 0 | 0 | 0 | 0 | 2 | | | | |
| Inning Stats | R: 0 E: 0 K: 1 S: 7 | H: 0 LOB: 0 BB: 0 P: 12 | R: 0 E: 0 K: 0 S: 15 | H: 2 LOB: 2 BB: 0 P: 25 | R: 0 E: 0 K: 0 S: 8 | H: 1 LOB: 1 BB: 0 P: 10 | R: 2 E: 0 K: 0 S: 10 | H: 3 LOB: 1 BB: 1 P: 17 | R: 1 E: 0 K: 0 S: 8 | H: 3 LOB: 1 BB: 0 P: 14 | R: 0 E: 0 K: 0 S: 4 | H: 0 LOB: 0 BB: 1 P: 9 | R: 1 E: 0 K: 0 S: 11 | H: 1 LOB: 2 BB: 3 P: 24 | R: 1 E: 0 K: 1 S: 13 | H: 2 LOB: 1 BB: 0 P: 21 | | 1B: 9 2B: 3 3B: 0 HR: 1 | SF: 1 SAC: 0 DP: 3 HBP: 0 |
| PITCHER | IP: 4.2 WLS: L BF: 22 | H: 9 R: 3 ER: 3 SO: 3 | BB: 1 IBB: 0 HBP: 0 BLK: 0 | WP: 0 HR: 0 S: 5 P: 11 | ERA: 0.00 WHIP: 0.750 | PITCHER | IP: 1.1 WLS: W BF: 4 | H: 0 R: 0 ER: 0 SO: 0 | BB: 0 IBB: 0 HBP: 0 BLK: 0 | WP: 0 HR: 0 S: 5 P: 11 | ERA: 0.00 WHIP: 0.750 | | | | | | | | |
| Doug Brocail, R (1, 1) <small>ERA: 4.55</small> Pedro Martinez, L (5, 1) <small>ERA: 2.09</small> Frank Seminara, R (7, 1) <small>ERA: 4.64</small> Mark Davis, L (7, 1) <small>ERA: 3.97</small> Tim Mauser, R (8, 1) <small>ERA: 4.15</small> | | | | | | | | | | | | | | | | | | | |



| Batter | 1 | 2 | 3 | 4 | 5 | 6 | 7 | 8 | 9 | AB | R | H | RBI | BB | SO | LOB | TOP |
|--|---|--|---|---|---|---|--|---|---|--|----------------------------------|------------------------------------|--------------------------|----|----|-----|-----|
| Jarvis Brown, R (1, 8) <small>OBP: 0.348, SLG: 0.352</small> Melvin Nieves, S (8, PH) <small>OBP: 0.233, SLG: 0.250</small> | G6-4-3 1B | | | P3 | | | L4 | K | | 3 | 0 | 1 | 0 | 0 | 0 | 0 | |
| Jeff Gardner, L (1, 4) <small>OBP: 0.329, SLG: 0.347</small> | K | | | G3 | | | L9 | | | 3 | 0 | 0 | 0 | 1 | 1 | 1 | |
| Bill Bean, L (1, 9) <small>OBP: 0.278, SLG: 0.399</small> | G6-4-3 | | | F8 | | | HR | F7 | | 4 | 1 | 1 | 0 | 0 | 0 | 3 | |
| Phil Plantier, L (1, 7) <small>OBP: 0.328, SLG: 0.509</small> | | F9 | | | P5 | | HR | | | 4 | 1 | 1 | 2 | 0 | 1 | 0 | |
| Archi Cianfrocco, R (1, 5) <small>OBP: 0.289, SLG: 0.414</small> | | K | | G5-3 | | | G6-3 | | | 4 | 0 | 0 | 0 | 0 | 1 | 0 | |
| Dave Staton, R (1, 3) <small>OBP: 0.286, SLG: 0.654</small> | | K | | G6-3 | | | | HR | | 4 | 1 | 1 | 0 | 0 | 2 | 0 | |
| Ricky Gutierrez, R (1, 6) <small>OBP: 0.340, SLG: 0.330</small> | | | K | | | G4-3 | | G5-3 | | 3 | 0 | 0 | 0 | 0 | 1 | 1 | |
| Brad Ausmus, R (1, 2) <small>OBP: 0.285, SLG: 0.395</small> | | | G1-3 | | | G5-3 | | HR | | 3 | 1 | 1 | 2 | 0 | 0 | 0 | |
| Andy Benes, R (1, 1) <small>OBP: 0.149, SLG: 0.208</small> Frank Seminara, R (7, 1) <small>OBP: 0.200, SLG: 0.200</small> Phil Clark, R (8, PH) <small>OBP: 0.350, SLG: 0.498</small> Pedro Martinez, L (8, 1) <small>OBP: 0.350, SLG: 0.498</small> Tim Mauser, R (8, 1) | | | K | | | K | | HR | | 2 | 0 | 0 | 0 | 0 | 2 | 0 | |
| Inning Stats | R: 0 H: 1 E: 0 K: 1 S: 5 | H: 0 R: 0 ER: 0 LOB: 0 BB: 0 P: 6 | H: 0 R: 0 ER: 0 LOB: 0 BB: 0 P: 17 | H: 0 R: 0 ER: 0 LOB: 0 BB: 0 P: 13 | H: 0 R: 0 ER: 0 LOB: 0 BB: 0 P: 13 | H: 0 R: 0 ER: 0 LOB: 0 BB: 0 P: 10 | H: 0 R: 0 ER: 0 LOB: 0 BB: 0 P: 7 | H: 2 R: 2 ER: 0 LOB: 0 BB: 0 P: 16 | H: 3 R: 2 ER: 0 LOB: 2 BB: 1 P: 26 | H: 0 R: 0 ER: 0 LOB: 0 BB: 0 P: 8 | 1B: 2 2B: 2 3B: 0 HR: 2 | SF: 0 SAC: 0 DP: 1 HBP: 0 | WP: 0 PA: 33 CS: 0 | | | | |
| PITCHER | IP WLS BF H R ER SO BB IBB HBP BLK WP HR S P ERA WHIP | | | | | | | | | | | | | | | | |
| John Burkett, R (1, 1) <small>ERA: 3.61</small> Michael Jackson, R (8, 1) <small>ERA: 3.18</small> Rod Beck, R (8, 1) <small>ERA: 1.94</small> | 7.1 W 26 5 4 4 6 0 0 0 0 0 2 64 88 4.91 0.682 | | | | | | | | | | | | | | | | |

San Diego Padres @ San Francisco Giants
Candlestick Park, San Francisco, CA
Mon Sep 27 1993, 10:05 PM EDT
Att: 19,995 - Unknown - 65 F

AB 32
R 4
H 6
RBI 4
BB 1
SO 9
LOB 6



| Batter | 1 | 2 | 3 | 4 | 5 | 6 | 7 | 8 | 9 | AB | R | H | RBI | BB | SO | LOB | BOTTOM |
|--|---|---|--|---|---|---|---|---|----------------------------------|------------------------------------|--------------------------|---|-----|----|----|-----|--------|
| Darren Lewis, R (1, 8) <small>OBP: 0.306, SLG: 0.327</small> | G1-3 | G1-3 | | | 1B SH SF8 | BB | | 1B | | 4 | 2 | 2 | 0 | 1 | 0 | 2 | |
| Mike Benjamin, R (1, 4) <small>OBP: 0.386, SLG: 0.333</small> | G5-3 | | L1-3 BB | | SH SF8 | L5 | | 1B G6-3 | | 3 | 1 | 1 | 0 | 1 | 0 | 2 | |
| Will Clark, L (1, 3) <small>OBP: 0.358, SLG: 0.419</small> | HR 1B | | L1-3 | | FC6-4 1B | G6-3 | | L6-4 G6-3 1B | | 5 | 1 | 3 | 1 | 0 | 0 | 3 | |
| Matt Williams, R (1, 5) <small>OBP: 0.325, SLG: 0.567</small> | HR 1B | | G5-3 | | P3 | | 1B 2B | G6-3 | | 5 | 2 | 2 | 3 | 0 | 0 | 4 | |
| Barry Bonds, L (1, 7) <small>OBP: 0.462, SLG: 0.680</small> | F8 | | | K | SF8 | | FC5-4 1B IBB | | | 2 | 1 | 0 | 1 | 2 | 1 | 0 | |
| Willie McGee, S (1, 9) <small>OBP: 0.359, SLG: 0.397</small> | | F8 2B | | L5 | FC6-4 | | FC5-4 1B | L6-4 | | 5 | 0 | 2 | 1 | 0 | 0 | 4 | |
| Royce Clayton, R (1, 6) <small>OBP: 0.329, SLG: 0.368</small> | | F8 | | 1B | | G1-3 | FC5-4 1B | | | 4 | 0 | 1 | 0 | 0 | 0 | 3 | |
| Jeff Reed, L (1, 2) <small>OBP: 0.351, SLG: 0.452</small> | | SH3-4 IBB | | 1B | | E | 1B | | | 3 | 1 | 3 | 1 | 1 | 0 | 0 | |
| John Burkett, R (1, 1) <small>OBP: 0.177, SLG: 0.122</small> Michael Jackson, R (8, 1) <small>OBP: 0.667, SLG: 1.333</small> Rod Beck, R (8, 1) | | SH3-4 IBB | | 1B | | E4 BB | K | | | 3 | 0 | 0 | 0 | 0 | 2 | 3 | |
| Inning Stats | R: 2 H: 2 E: 0 K: 0 S: 14 | H: 1 R: 0 ER: 0 LOB: 2 BB: 1 P: 11 | H: 0 R: 0 ER: 0 LOB: 0 BB: 1 P: 8 | H: 2 R: 0 ER: 0 LOB: 2 BB: 0 P: 22 | H: 2 R: 1 ER: 0 LOB: 2 BB: 0 P: 14 | H: 1 R: 1 ER: 1 LOB: 2 BB: 1 P: 22 | H: 3 R: 2 ER: 0 LOB: 1 BB: 1 P: 19 | H: 3 R: 2 ER: 0 LOB: 1 BB: 1 P: 24 | 1B: 9 2B: 6 3B: 0 HR: 1 | SF: 1 SAC: 2 DP: 2 HBP: 0 | WP: 0 PA: 42 CS: 0 | | | | | | |
| PITCHER | IP WLS BF H R ER SO BB IBB HBP BLK WP HR S P ERA WHIP | | | | | | | | | | | | | | | | |
| Andy Benes, R (1, 1) <small>ERA: 3.78</small> Frank Seminara, R (7, 1) <small>ERA: 4.53</small> Pedro Martinez, L (8, 1) <small>ERA: 2.57</small> Tim Mauser, R (8, 1) <small>ERA: 4.08</small> | 6.0 L 33 10 6 5 2 2 2 0 0 0 0 0 5 9 7.50 2.000 | | | | | | | | | | | | | | | | |

San Diego Padres @ San Francisco Giants
Candlestick Park, San Francisco, CA
Mon Sep 27 1993, 10:05 PM EDT
Att: 19,995 - Unknown - 65 F

AB 34
R 8
H 14
RBI 7
BB 5
SO 3
LOB 21

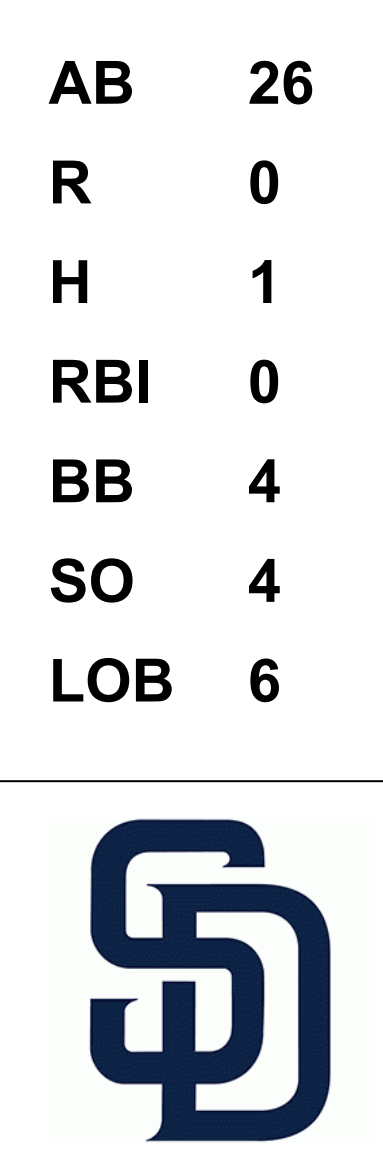


| Batter | 1 | 2 | 3 | 4 | 5 | 6 | 7 | 8 | 9 | AB | R | H | RBI | BB | SO | LOB | TOP | | | | | |
|---|------------------------------|---------------------------------|-------------------------------|----------------------------------|------------------------------|----------------------------------|-------------------------------|----------------------------------|-------------------------------|----------------------------------|------------------------------|----------------------------------|------------------------------|----------------------------------|------------------------------|----------------------------------|--|-------------------------------|----------------------------------|----------------------------------|------------------------------------|----------------------------------|
| Thomas Howard, S OBP: 0.299, SLG: 0.384 (1, 8) | F7 | | G4-3 | | E6 | G3-1 | | G4-3 | | 5 | 0 | 0 | 0 | 0 | 0 | 4 | <p>Cincinnati Reds @ San Diego Padres Jack Murphy Stadium, San Diego, CA Wed Sep 29 1993, 10:05 PM EDT Att. 7,644 - Unknown - 77 F</p> | | | | | |
| Jeff Branson, L OBP: 0.291, SLG: 0.319 (1, 4) | G3 | | | 1B BB | FC4-6 | | L4 | | 1B G6-3 | 4 | 3 | 1 | 0 | 1 | 0 | 2 | | | | | | |
| Hal Morris, L OBP: 0.365, SLG: 0.404 (1, 3) | F8 | | | G6-3 1B | 1B HR | | G6-3 BB | | G6-3 1B | 4 | 2 | 3 | 1 | 1 | 0 | 0 | | | | | | |
| Reggie Sanders, R OBP: 0.347, SLG: 0.452 (1, 9) | | F8 | | SF7 G6-3 | 1B HR | | G6-3 | | G6-3 | 5 | 1 | 2 | 2 | 0 | 0 | 2 | | | | | | |
| Chris Sabo, R OBP: 0.317, SLG: 0.445 (1, 5) | K | | G6-3 | | HR | | K | | K2-3 | 5 | 1 | 1 | 3 | 0 | 3 | 3 | | | | | | |
| Tim Coste, R OBP: 0.283, SLG: 0.387 Greg Tubbs, R OBP: 0.351, SLG: 0.237 (1, 7) (7, 7) | E5 | | SF7 | | K | | | | | 2 | 0 | 0 | 1 | 0 | 1 | 0 | | | | | | |
| Joe Oliver, R OBP: 0.276, SLG: 0.385 (1, 2) | G2 | | K | | | | | | | 0 | 0 | 0 | 0 | 1 | 0 | 0 | | | | | | |
| Keith Kessinger, S OBP: 0.348, SLG: 0.474 (1, 6) | | | G3-1 | | F7 | | SH1-4 BB | | SH1-4 BB | 2 | 0 | 0 | 0 | 2 | 0 | 0 | | | | | | |
| Tim Pugh, R OBP: 0.236, SLG: 0.241 (1, 1) | | | K | | FC4-6 E 1B | | SH1-4 | | SH1-4 | 2 | 1 | 1 | 0 | 0 | 1 | 0 | | | | | | |
| Inning Stats | R: 0 E: 0 K: 0 S: 6 | H: 0 LOB: 0 BB: 0 P: 8 | R: 0 E: 1 K: 1 S: 10 | H: 0 LOB: 1 BB: 0 P: 16 | R: 0 E: 0 K: 1 S: 7 | H: 0 LOB: 0 BB: 0 P: 13 | R: 2 E: 0 K: 1 S: 12 | H: 2 LOB: 1 BB: 1 P: 22 | R: 5 E: 1 K: 1 S: 19 | H: 4 LOB: 0 BB: 0 P: 27 | R: 0 E: 0 K: 0 S: 9 | H: 0 LOB: 1 BB: 1 P: 14 | R: 0 E: 0 K: 1 S: 7 | H: 0 LOB: 0 BB: 1 P: 15 | R: 0 E: 0 K: 0 S: 9 | H: 0 LOB: 2 BB: 2 P: 20 | | R: 1 E: 0 K: 1 S: 10 | H: 2 LOB: 0 BB: 0 P: 14 | 1B: 7 2B: 0 3B: 0 HR: 1 | SF: 1 SAC: 2 DP: 1 HBP: 0 | WP: 0 PB: 1 SB: 0 CS: 0 |
| PITCHER | IP | WLS | BF | H | R | ER | SO | BB | IBB | HBP | BLK | WP | HR | S | P | ERA | WHIP | | | | | |
| Scott Sanders, R ERA: 4.13 (1, 1) | 5.0 | L | 24 | 6 | 7 | 2 | 4 | 1 | 0 | 0 | 0 | 0 | 1 | 54 | 86 | 3.60 | 1.400 | | | | | |
| Frank Seminara, R ERA: 4.34 (6, 1) | 2.0 | | 8 | 0 | 0 | 0 | 1 | 2 | 0 | 0 | 0 | 0 | 0 | 16 | 29 | 0.00 | 1.000 | | | | | |
| Rudy Seanez, R ERA: 13.5 (8, 1) | 2.0 | | 9 | 2 | 1 | 1 | 1 | 2 | 0 | 0 | 0 | 0 | 0 | 19 | 34 | 4.50 | 2.000 | | | | | |

| | |
|-----|----|
| AB | 33 |
| R | 8 |
| H | 8 |
| RBI | 7 |
| BB | 5 |
| SO | 6 |
| LOB | 14 |



| Batter | 1 | 2 | 3 | 4 | 5 | 6 | 7 | 8 | 9 | AB | R | H | RBI | BB | SO | LOB | BOTTOM | | | | | |
|---|------------------------------|----------------------------------|------------------------------|----------------------------------|------------------------------|----------------------------------|------------------------------|---------------------------------|------------------------------|---------------------------------|------------------------------|----------------------------------|------------------------------|---------------------------------|-------------------------------|----------------------------------|--|----------------------------------|------------------------------------|----------------------------------|--------|--|
| Jarvis Brown, R OBP: 0.344, SLG: 0.341 (1, 8) | G6-3 | | | K | | | F9 | | BB BB | 3 | 0 | 0 | 0 | 1 | 1 | 0 | <p>Cincinnati Reds @ San Diego Padres Jack Murphy Stadium, San Diego, CA Wed Sep 29 1993, 10:05 PM EDT Att. 7,644 - Unknown - 77 F</p> | | | | | |
| Jeff Gardner, L OBP: 0.336, SLG: 0.354 Rudy Seanez, R (8, 1) Guillermo Velasquez, L (9, PH) OBP: 0.271, SLG: 0.284 | G5-4-3 BB | | | G5-4-3 BB | | | F8 | | FC5-4 BB | 1 | 0 | 0 | 0 | 2 | 0 | 0 | | | | | | |
| Derek Bell, R OBP: 0.305, SLG: 0.419 (1, 9) | G5-4-3 | | | G5-4-3 | | | P6 | | FC5-4 | 4 | 0 | 0 | 0 | 0 | 0 | 5 | | | | | | |
| Phil Plantier, L OBP: 0.331, SLG: 0.506 (1, 7) | | F8 | | | | | F7 | | F9 | 3 | 0 | 0 | 0 | 0 | 0 | 0 | | | | | | |
| Phil Clark, R OBP: 0.348, SLG: 0.498 (6, 5) | | F7 | | | | | L5 | | L5 | 3 | 0 | 0 | 0 | 0 | 0 | 0 | | | | | | |
| Archi Cianfrocco, R OBP: 0.288, SLG: 0.421 Frank Seminara, R OBP: 0.230, SLG: 0.200 Luis Lopez, S OBP: 0.079, SLG: 0.081 (1, 5) (6, 1) (8, 4) | | L6 | | | | | F9 | | K | 2 | 0 | 0 | 0 | 0 | 0 | 0 | | | | | | |
| Ricky Gutierrez, R OBP: 0.338, SLG: 0.336 (1, 6) | | | G6-3 | | | | G6-3 | | K | 3 | 0 | 0 | 0 | 0 | 1 | 0 | | | | | | |
| Kevin Higgins, L OBP: 0.293, SLG: 0.253 Bill Bean, L OBP: 0.282, SLG: 0.402 (9, PH) | | | G4-3 | | | | F7 | | BB BB 1B | 2 | 0 | 0 | 0 | 0 | 0 | 0 | | | | | | |
| Scott Sanders, R OBP: 0.063, SLG: 0.063 Dave Staton, R OBP: 0.324, SLG: 0.600 (1, 1) (6, 3) | | | G1-3 | | | | G5-3 | | K | 1 | 0 | 0 | 0 | 0 | 0 | 0 | | | | | | |
| Inning Stats | R: 0 E: 0 K: 0 S: 6 | H: 0 LOB: 0 BB: 1 P: 13 | R: 0 E: 0 K: 0 S: 9 | H: 0 LOB: 0 BB: 0 P: 12 | R: 0 E: 0 K: 1 S: 7 | H: 0 LOB: 0 BB: 1 P: 14 | R: 0 E: 0 K: 0 S: 4 | H: 0 LOB: 0 BB: 0 P: 5 | R: 0 E: 0 K: 0 S: 6 | H: 0 LOB: 0 BB: 0 P: 9 | R: 0 E: 0 K: 0 S: 9 | H: 0 LOB: 0 BB: 0 P: 14 | R: 0 E: 0 K: 1 S: 6 | H: 0 LOB: 0 BB: 0 P: 7 | R: 0 E: 0 K: 2 S: 17 | H: 1 LOB: 3 BB: 2 P: 29 | | 1B: 1 2B: 0 3B: 0 HR: 0 | SF: 0 SAC: 0 DP: 2 HBP: 0 | WP: 0 PB: 0 SB: 0 CS: 0 | PA: 30 | |
| PITCHER | IP | WLS | BF | H | R | ER | SO | BB | IBB | HBP | BLK | WP | HR | S | P | ERA | WHIP | | | | | |
| Tim Pugh, R ERA: 5.26 (1, 1) | 9.0 | W | 30 | 1 | 0 | 0 | 4 | 4 | 0 | 0 | 0 | 0 | 0 | 67 | 109 | 0.00 | 0.556 | | | | | |



| Batter | 1 | 2 | 3 | 4 | 5 | 6 | 7 | 8 | 9 | AB | R | H | RBI | BB | SO | LOB | TOP | | | | | | | | |
|--|------------------------------|---------------------------------|-------------------------------|----------------------------------|-------------------------------|----------------------------------|------------------------------|---------------------------------|------------------------------|---------------------------------|------------------------------|----------------------------------|-------------------------------|----------------------------------|------------------------------|----------------------------------|--|----------------------------------|----------------------------------|------------------------------------|----------------------------------|--------|--|--|--|
| Karl Rhoades, L OBP: 0.375, SLG: 0.479 (1, 8) | F8 | | FC5-4 1B | | G4-3 | | HR | | K | 5 | 1 | 2 | 2 | 0 | 1 | 0 | Chicago Cubs @ San Diego Padres Jack Murphy Stadium, San Diego, CA Fri Oct 01 1993, 10:05 PM EDT Att: 33,386 - Unknown - 75 F | | | | | | | | |
| Jose Vizcaino, S OBP: 0.338, SLG: 0.355 (1, 6) | G4-3 | | FC5-4 3B | | G1-3 | | K | | K | 5 | 1 | 0 | 0 | 0 | 2 | 2 | | | | | | | | | |
| Mark Grace, L OBP: 0.392, SLG: 0.475 (1, 3) | G3 | | WP 3B | | G6-3 | | HR | | | 4 | 2 | 2 | 3 | 0 | 0 | 0 | | | | | | | | | |
| Glenallen Hill, R OBP: 0.309, SLG: 0.512 (1, 7) | | G4-3 2B | G4-3 2B | | HR | | L4 | | | 4 | 1 | 3 | 1 | 0 | 0 | 0 | | | | | | | | | |
| Dwight Smith, L OBP: 0.355, SLG: 0.495 (1, 9) | | G4-3 2B | G4-3 2B | | HR | | K | | | 4 | 0 | 0 | 0 | 0 | 1 | 2 | | | | | | | | | |
| Bob Scanlan, R OBP: 0.333, SLG: 0.500 (7, 1) | | | | | G3-1 | | | | | 0 | 0 | 0 | 0 | 0 | 0 | 0 | | | | | | | | | |
| Shawn Boskie, R OBP: 0.273, SLG: 0.273 (8, 1) | | | | | | | | | | 0 | 0 | 0 | 0 | 0 | 0 | 0 | | | | | | | | | |
| Randy Myers, L OBP: 0.667, SLG: 1.000 (9, 1) | | | | | | | | | | 0 | 0 | 0 | 0 | 0 | 0 | 0 | | | | | | | | | |
| Steve Buechele, R OBP: 0.346, SLG: 0.439 (1, 5) | G5-3 | | | G6-3 | | 2B BB | | F8 | | 3 | 1 | 0 | 0 | 1 | 0 | 1 | | | | | | | | | |
| Matt Walbeck, S OBP: 0.259, SLG: 0.423 (1, 2) | G3 | | | G3 | | 2B | | G4-3 | | 4 | 0 | 1 | 1 | 0 | 0 | 1 | | | | | | | | | |
| Eric Yelding, R OBP: 0.280, SLG: 0.299 (1, 4) | | | L8 | L4 | | G4-3 | | K | | 4 | 0 | 0 | 0 | 0 | 1 | 1 | | | | | | | | | |
| Steve Trachsel, R OBP: 0.286, SLG: 0.167 (1, 1) | | | | | | | | | F9 | 1 | 1 | 0 | 0 | 1 | 1 | 0 | | | | | | | | | |
| William Brennan, R (6, 1) | | | | | | | | | | 0 | 0 | 0 | 0 | 0 | 0 | 0 | | | | | | | | | |
| Willie Wilson, S OBP: 0.298, SLG: 0.348 (7, 7) | | | FC5-4 1B 3B BB | | K | | HR 2B | | | 2 | 1 | 1 | 0 | 0 | 0 | 0 | | | | | | | | | |
| Inning Stats | R: 0 E: 0 K: 0 S: 4 | H: 0 LOB: 0 BB: 0 P: 9 | R: 0 E: 0 K: 0 S: 13 | H: 1 LOB: 1 BB: 0 P: 19 | R: 3 E: 0 K: 0 S: 16 | H: 3 LOB: 1 BB: 1 P: 28 | R: 0 E: 0 K: 0 S: 8 | H: 0 LOB: 0 BB: 0 P: 9 | R: 0 E: 0 K: 1 S: 6 | H: 0 LOB: 0 BB: 0 P: 7 | R: 2 E: 0 K: 0 S: 9 | H: 2 LOB: 1 BB: 1 P: 19 | R: 3 E: 0 K: 2 S: 15 | H: 3 LOB: 0 BB: 0 P: 22 | R: 0 E: 0 K: 1 S: 9 | H: 0 LOB: 0 BB: 0 P: 10 | R: 0 E: 0 K: 2 S: 11 | H: 0 LOB: 0 BB: 0 P: 19 | 1B: 1 2B: 4 3B: 1 HR: 3 | SF: 0 SAC: 0 DP: 0 HBP: 0 | WP: 1 PB: 0 SB: 0 CS: 0 | PA: 38 | | | |
| PITCHER | IP | WLS | BF | H | R | ER | SO | BB | IBB | HBP | BLK | WP | HR | S | P | ERA | WHIP | | | | | | | | |
| Andy Ashby, R ERA: 6.8 (1, 1) | 5.2 | | 24 | 5 | 5 | 5 | 1 | 2 | 0 | 0 | 0 | 1 | 1 | 53 | 86 | 7.94 | 1.235 | | | | | | | | |
| Frank Seminara, R ERA: 4.5 (6, 1) | 0.1 | L | 3 | 2 | 1 | 1 | 0 | 0 | 0 | 0 | 0 | 0 | 0 | 5 | 7 | 27.00 | 6.000 | | | | | | | | |
| Mark Davis, L ERA: 4.12 (7, 1) | 1.0 | | 5 | 2 | 2 | 2 | 2 | 0 | 0 | 0 | 0 | 0 | 2 | 13 | 20 | 18.00 | 2.000 | | | | | | | | |
| Tim Mauser, R ERA: 4.0 (8, 1) | 1.0 | | 3 | 0 | 0 | 0 | 1 | 0 | 0 | 0 | 0 | 0 | 0 | 9 | 10 | 0.00 | 0.000 | | | | | | | | |
| Pedro Martinez, L ERA: 2.5 (9, 1) | 1.0 | | 3 | 0 | 0 | 0 | 2 | 0 | 0 | 0 | 0 | 0 | 0 | 11 | 19 | 0.00 | 0.000 | | | | | | | | |

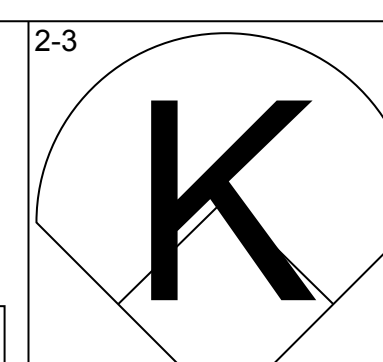
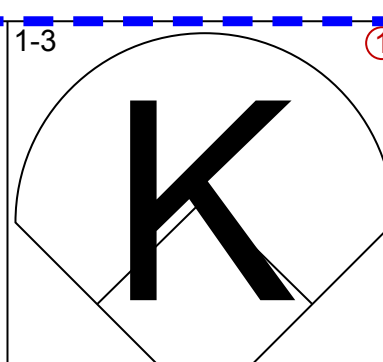
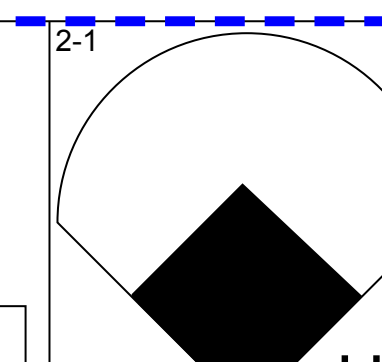
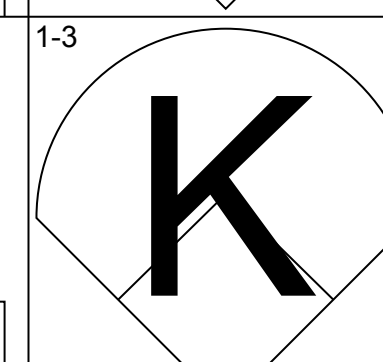
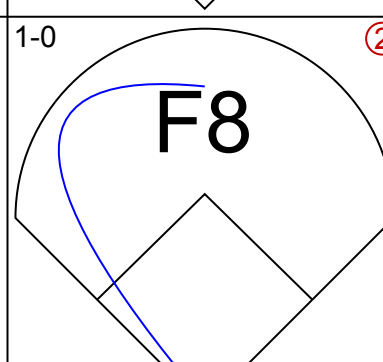
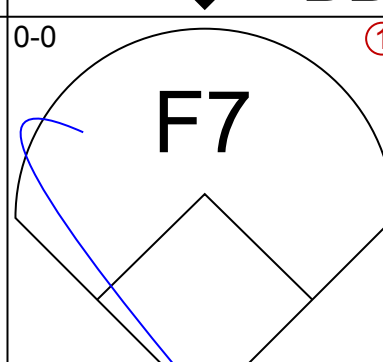
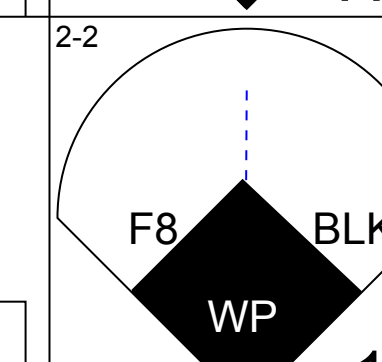
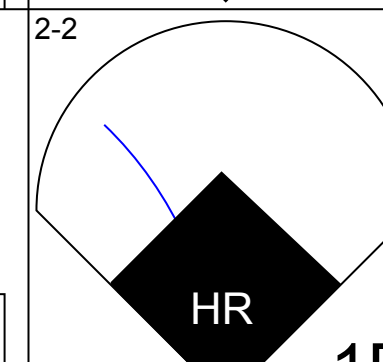
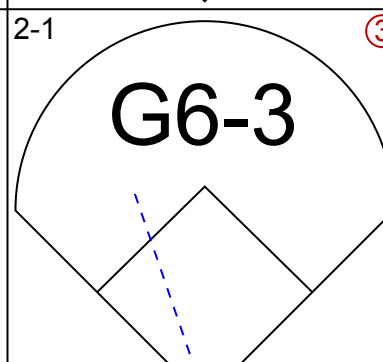
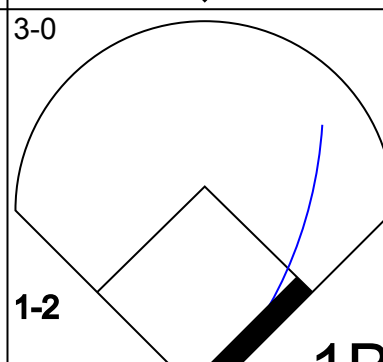
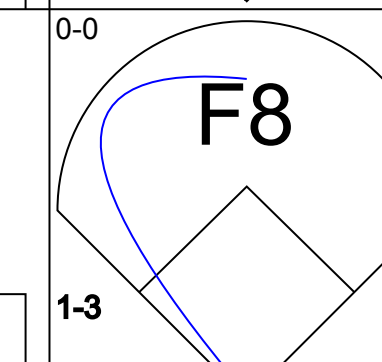
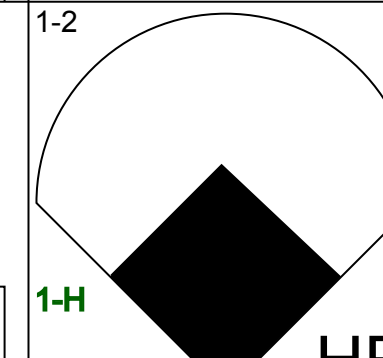
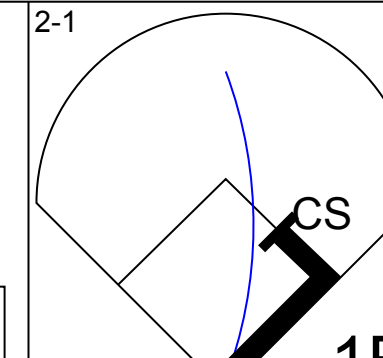
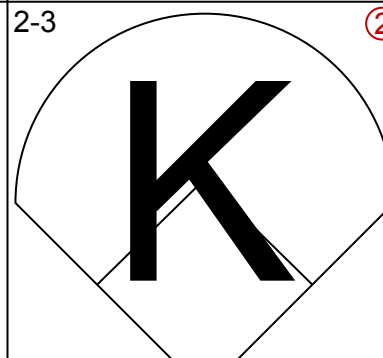
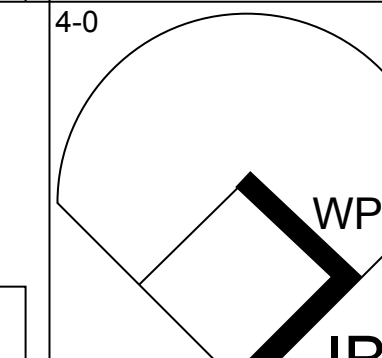
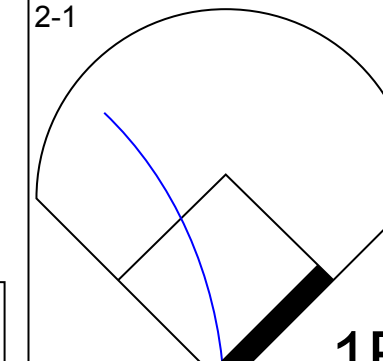
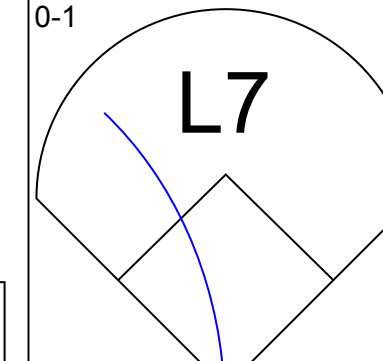
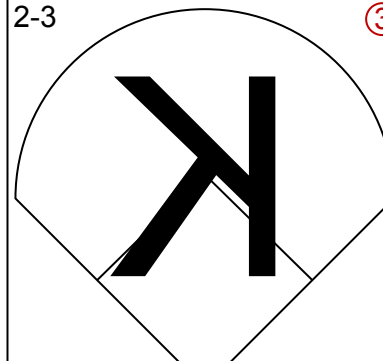
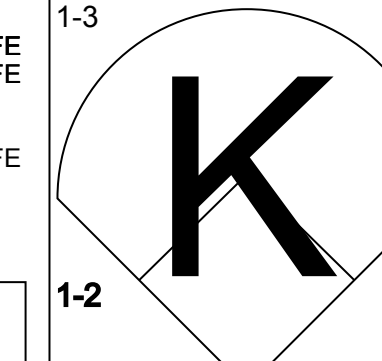
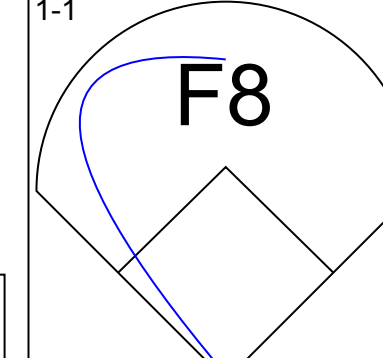
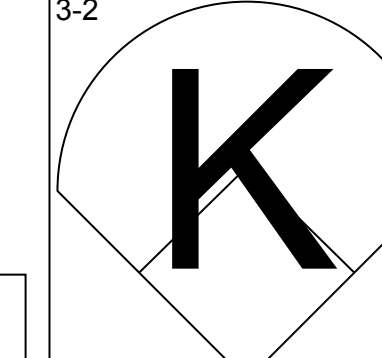






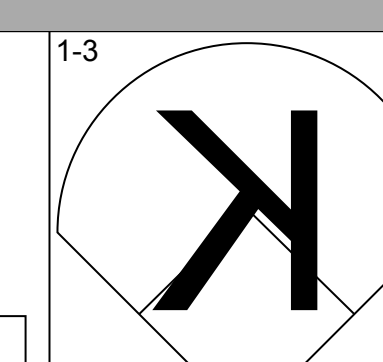
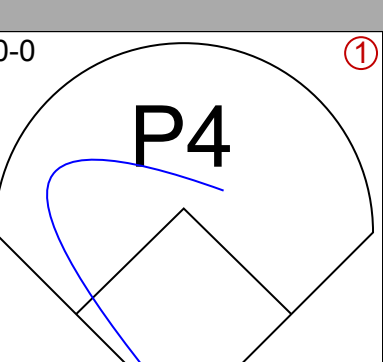
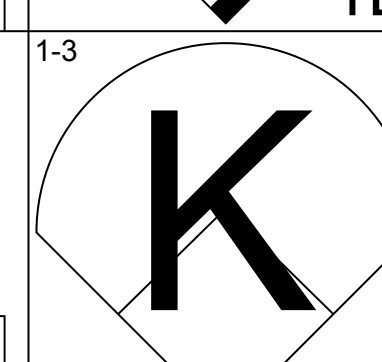
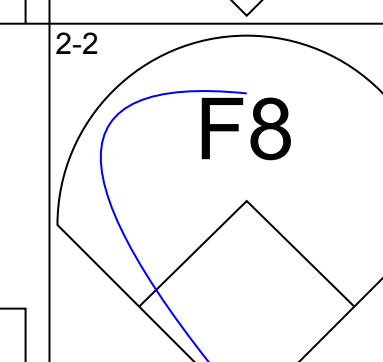
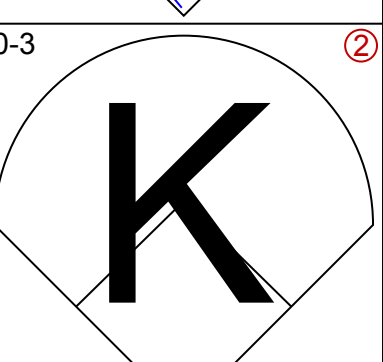
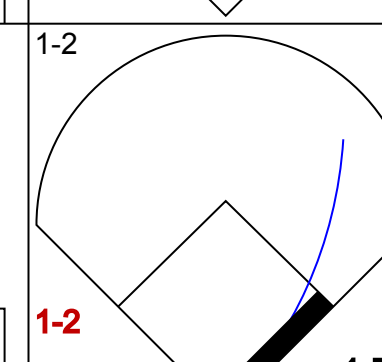
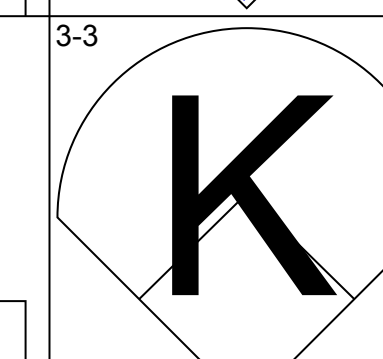
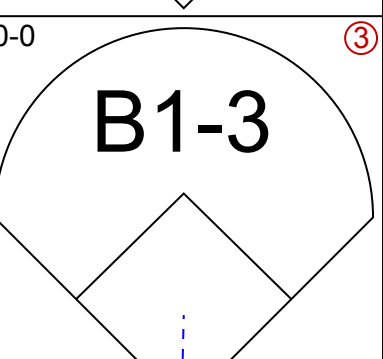
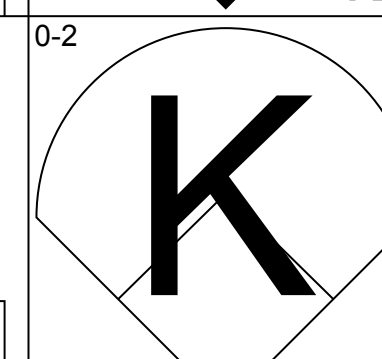
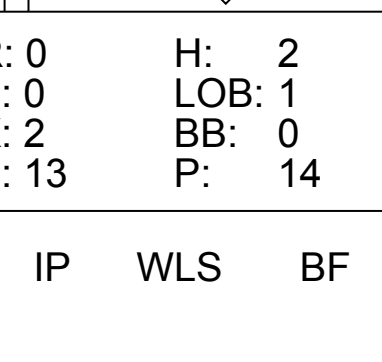


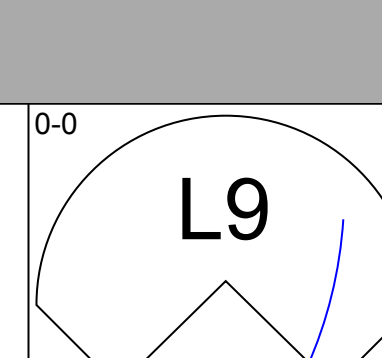
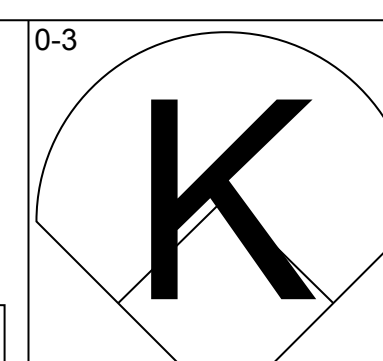
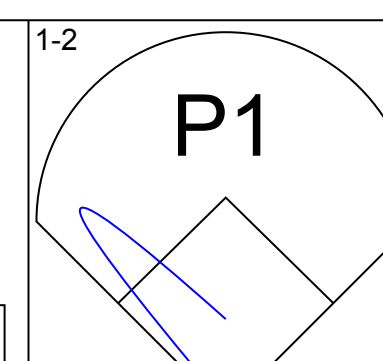
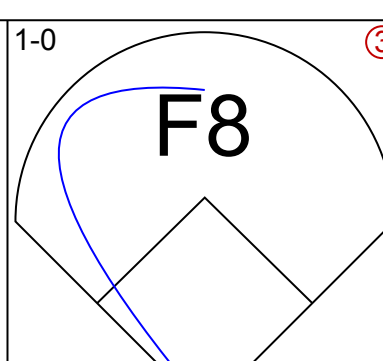
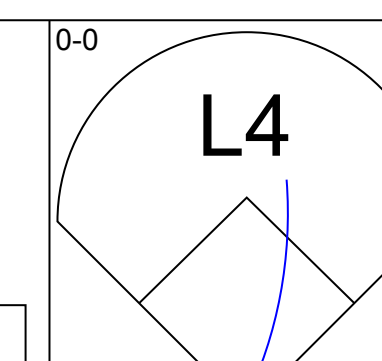
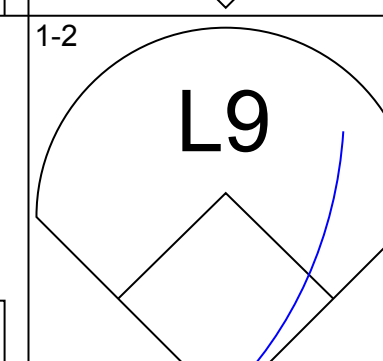
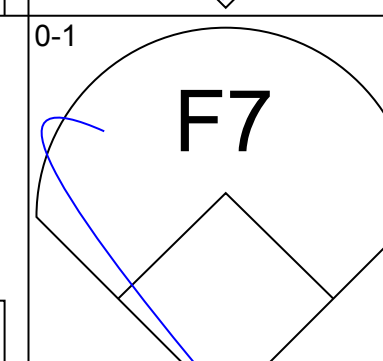
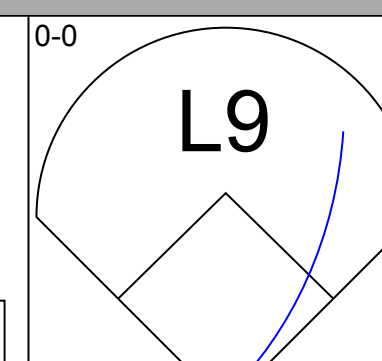
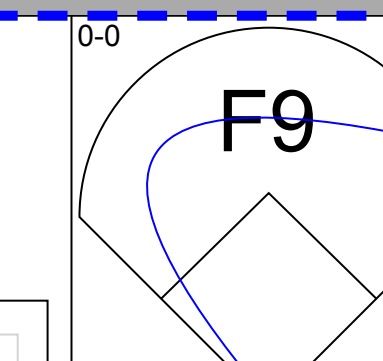
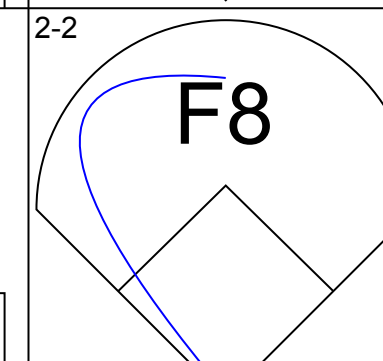
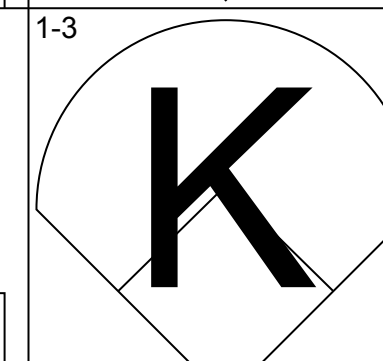
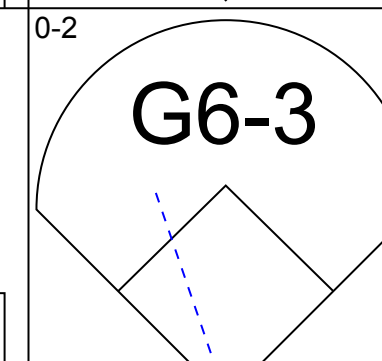
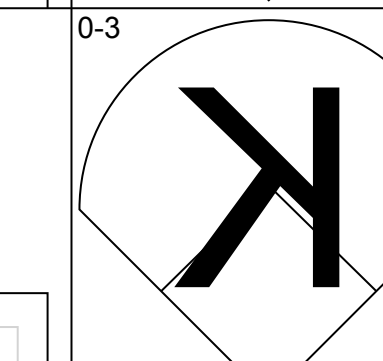
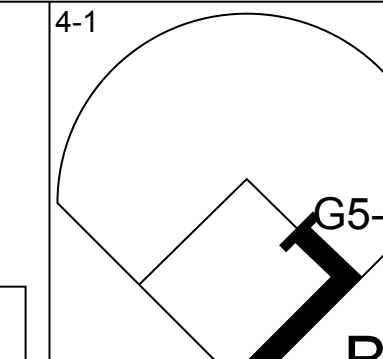
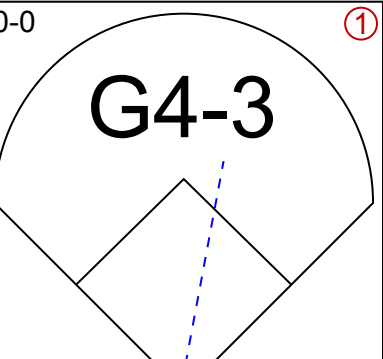
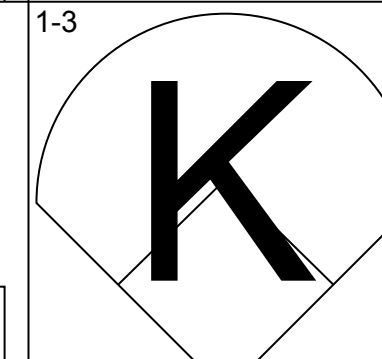
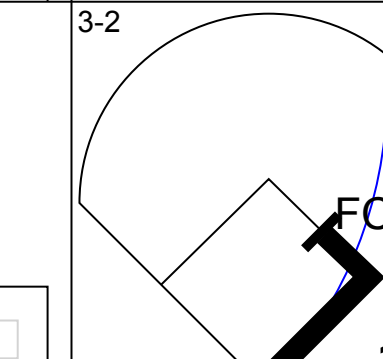
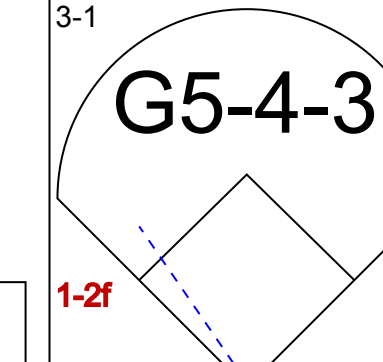
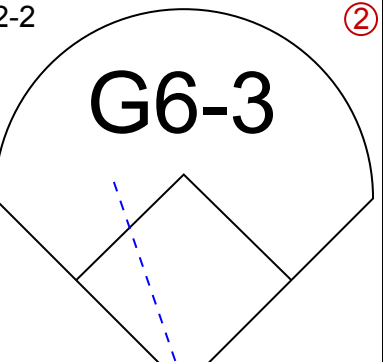
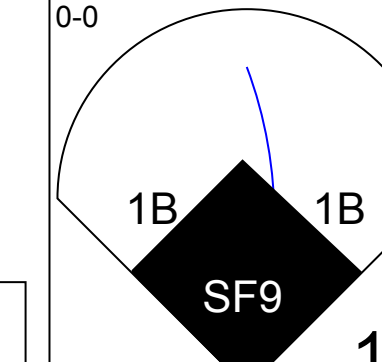
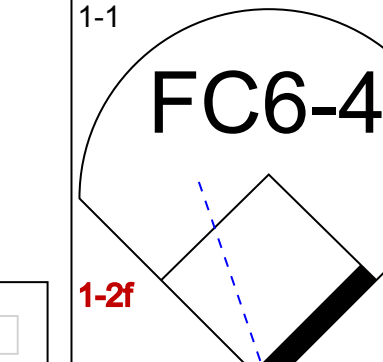
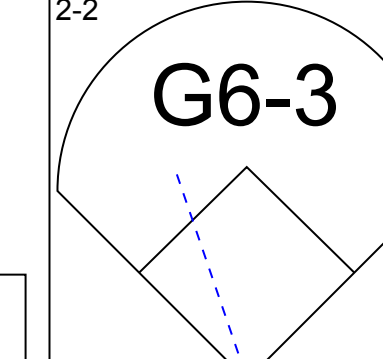
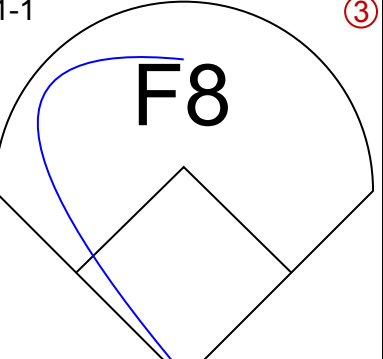
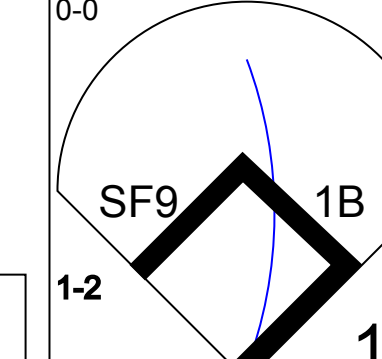

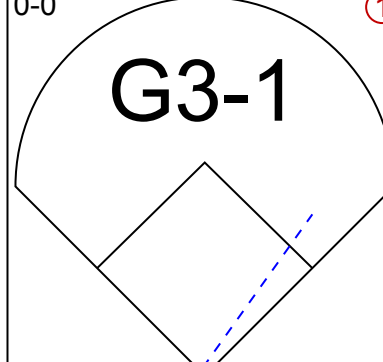
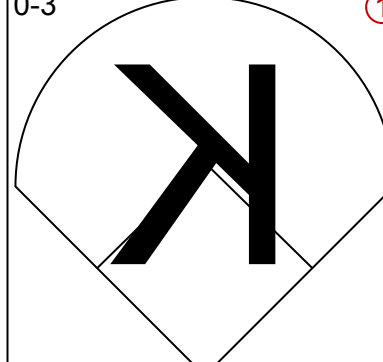
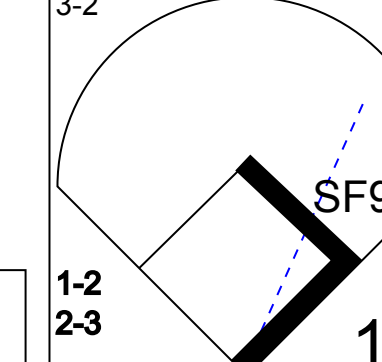

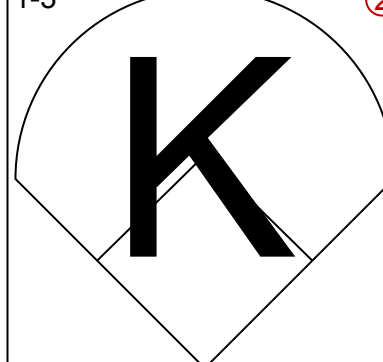
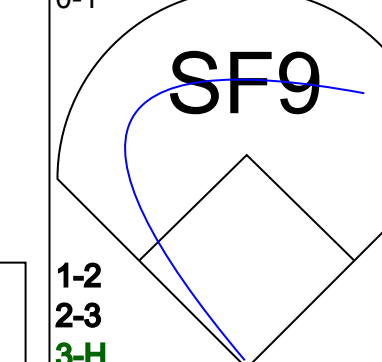
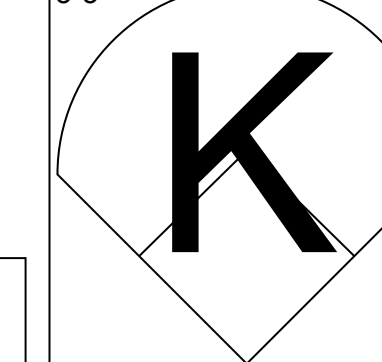
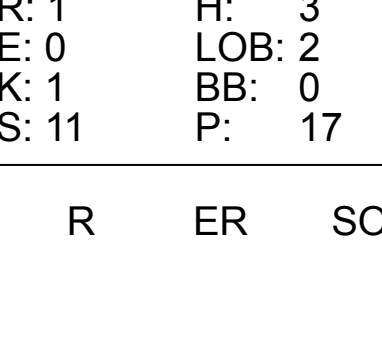

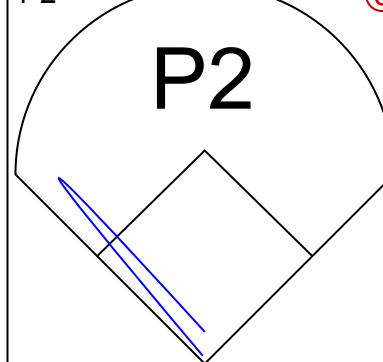

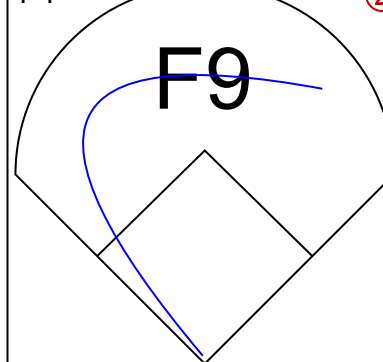



| Batter | 1 | 2 | 3 | 4 | 5 | 6 | 7 | 8 | 9 | AB | R | H | RBI | BB | SO | LOB | BOTTOM | | | | | | | | |
|--|------------------------------|----------------------------------|------------------------------|----------------------------------|------------------------------|----------------------------------|-------------------------------|----------------------------------|------------------------------|----------------------------------|------------------------------|---------------------------------|------------------------------|----------------------------------|-------------------------------|----------------------------------|--|----------------------------------|----------------------------------|------------------------------------|----------------------------------|--------|--|--|--|
| Jeff Gardner, L OBP: 0.337, SLG: 0.356 (1, 4) | FC6-4 BB | | L7 | | G6-3 SF8 2B | | K | | | 3 | 1 | 1 | 0 | 1 | 1 | 0 | Chicago Cubs @ San Diego Padres Jack Murphy Stadium, San Diego, CA Fri Oct 01 1993, 10:05 PM EDT Att: 33,386 - Unknown - 75 F | | | | | | | | |
| Bill Bean, L OBP: 0.276, SLG: 0.393 (1, 8) | F8 | | F9 | | G6-3 | | | F8 | | 4 | 0 | 0 | 0 | 0 | 2 | | | | | | | | | | |
| Derek Bell, R OBP: 0.303, SLG: 0.418 (1, 9) | FC6-4 | | G4-3 | | SF8 | | | BB HBP | | 2 | 0 | 0 | 1 | 0 | 0 | 1 | | | | | | | | | |
| Melvin Nieves, S OBP: 0.250, SLG: 0.250 (6, 9) | 1-2 | | | | | | | | | 0 | 0 | 0 | 0 | 0 | 0 | 0 | | | | | | | | | |
| Phil Plantier, L OBP: 0.330, SLG: 0.503 (1, 7) | K | | | 2B 2B 1B | | K | | L9 | | 4 | 1 | 1 | 0 | 0 | 2 | 2 | | | | | | | | | |
| Archi Cianfrocco, R OBP: 0.291, SLG: 0.424 (1, 5) | | F9 | | 2B 2B | | B1 | | BB | | 3 | 1 | 1 | 0 | 1 | 0 | 0 | | | | | | | | | |
| Dave Steton, R OBP: 0.342, SLG: 0.706 (1, 3) | | | | 2B | | G5-3 | | F9 | | 4 | 1 | 2 | 3 | 0 | 0 | 2 | | | | | | | | | |
| Pedro Martinez, L (9, 1) | | HR | | PB 2B | | | | | | 0 | 0 | 0 | 0 | 0 | 0 | 0 | | | | | | | | | |
| Ricky Gutierrez, R OBP: 0.335, SLG: 0.333 (1, 6) | | G6-3 | | K | | G3 | | G4-3 | | 4 | 0 | 0 | 0 | 0 | 1 | 1 | | | | | | | | | |
| Brad Ausmus, R OBP: 0.284, SLG: 0.410 (1, 2) | | | | K | | | G3 | | K | 4 | 1 | 1 | 1 | 0 | 2 | 1 | | | | | | | | | |
| Andy Ashby, R ERA: 6.8 (1, 1) | | | | | | | | | | 2 | 0 | 0 | 0 | 0 | 0 | 1 | | | | | | | | | |
| Frank Seminara, R ERA: 4.5 (6, 1) | | | | | | | | | | 0 | 0 | 0 | 0 | 0 | 0 | 0 | | | | | | | | | |
| Mark Davis, L ERA: 4.12 (7, 1) | | | | | | | | | | 0 | 0 | 0 | 0 | 0 | 0 | 0 | | | | | | | | | |
| Guillermo Velazquez, L ERA: 3.46 (7, 7) | | | | | | | | | | 1 | 0 | 0 | 0 | 0 | 0 | 0 | | | | | | | | | |
| Tim Mauser, R ERA: 4.0 (8, 1) | | | | | | | | | | 0 | 0 | 0 | 0 | 0 | 0 | 0 | | | | | | | | | |
| Phil Clark, R OBP: 0.346, SLG: 0.496 (9, 3) | | | | | | | | | | 1 | 0 | 0 | 0 | 0 | 1 | 0 | | | | | | | | | |
| Inning Stats | R: 0 E: 0 K: 1 S: 8 | H: 0 LOB: 1 BB: 1 P: 14 | R: 2 E: 0 K: 0 S: 9 | H: 2 LOB: 0 BB: 0 P: 16 | R: 0 E: 0 K: 0 S: 6 | H: 0 LOB: 0 BB: 0 P: 12 | R: 2 E: 0 K: 2 S: 16 | H: 3 LOB: 1 BB: 0 P: 23 | R: 1 E: 0 K: 1 S: 9 | H: 1 LOB: 0 BB: 0 P: 11 | R: 0 E: 0 K: 0 S: 4 | H: 0 LOB: 0 BB: 0 P: 6 | R: 0 E: 0 K: 1 S: 7 | H: 0 LOB: 0 BB: 0 P: 10 | R: 0 E: 0 K: 0 S: 10 | H: 0 LOB: 2 BB: 1 P: 19 | R: 0 E: 0 K: 2 S: 10 | H: 0 LOB: 0 BB: 0 P: 12 | 1B: 1 2B: 3 3B: 0 HR: 2 | SF: 1 SAC: 0 DP: 0 HBP: 1 | WP: 0 PB: 1 SB: 1 CS: 0 | PA: 36 | | | |
| PITCHER | IP | WLS | BF | H | R | ER | SO | BB | IBB | HBP | BLK | WP | HR | S | P | ERA | WHIP | | | | | | | | |
| Steve Trachsel, R ERA: 4.58 (1, 1) | 5.0 | | 22 | 6 | 5 | 5 | 4 | 1 | 0 | 0 | 0 | 0 | 2 | 48 | 76 | 9.00 | 1.400 | | | | | | | | |
| William Brennan, R ERA: 4.15 (6, 1) | 1.0 | W | 3 | 0 | 0 | 0 | 0 | 0 | 0 | 0 | 0 | 0 | 0 | 4 | 6 | 0.00 | 0.000 | | | | | | | | |
| Bob Scanlan, R ERA: 4.54 (7, 1) | 1.2 | | 7 | 0 | 0 | 0 | 1 | 1 | 0 | 1 | 0 | 0 | 0 | 14 | 23 | 0.00 | 0.600 | | | | | | | | |
| Shawn Boskie, R ERA: 3.46 (8, 1) | 0.1 | | 1 | 0 | 0 | 0 | 0 | 0 | 0 | 0 | 0 | 0 | 0 | 3 | 6 | 0.00 | 0.000 | | | | | | | | |
| Randy Myers, L ERA: 3.15 (9, 1) | 1.0 | S | 3 | 0 | 0 | 0 | 2 | 0 | 0 | 0 | 0 | 0 | 0 | 10 | 12 | 0.00 | 0.000 | | | | | | | | |



| Batter | 1 | 2 | 3 | 4 | 5 | 6 | 7 | 8 | 9 | AB | R | H | RBI | BB | SO | LOB | TOP | | | | | | | | | | |
|--|------------------------------|----------------------------------|-------------------------------|----------------------------------|-------------------------------|----------------------------------|------------------------------|---------------------------------|-------------------------------|----------------------------------|------------------------------|----------------------------------|-------------------------------|----------------------------------|-------------------------------|----------------------------------|---|---------------------------------|----------------------------------|------------------------------------|----------------------------------|--------|--|--|--|--|--|
| Karl Rhodes, L OBP: 0.393, SLG: 0.471 | P5 | | | | | SF8 1B | 2B | K | | 3 | 1 | 1 | 0 | 2 | 1 | 0 | Chicago Cubs @ San Diego Padres Jack Murphy Stadium, San Diego, CA Sat Oct 02 1993, 10:05 PM EDT Att: 15,260 - Unknown - 72 F | | | | | | | | | | |
| Jose Vizcaino, S OBP: 0.340, SLG: 0.358 | | | | | | | | K | | 2 | 0 | 1 | 0 | 0 | 0 | 2 | | | | | | | | | | | |
| Tommy Shields, L OBP: 0.219, SLG: 0.200 | 2B | G4-3 | | | | | | K | | 2 | 0 | 1 | 1 | 0 | 1 | 0 | | | | | | | | | | | |
| Mark Grace, L OBP: 0.392, SLG: 0.475 | 1B | | | | P7 | | | P2 | | 3 | 0 | 1 | 1 | 1 | 0 | 0 | | | | | | | | | | | |
| Glenallen Hill, R OBP: 0.307, SLG: 0.506 | 1B | | | | | F2 | | | | 5 | 0 | 1 | 0 | 0 | 1 | 5 | | | | | | | | | | | |
| Rick Wilkins, L OBP: 0.376, SLG: 0.561 | 1B | | | | | F9 | | | | 4 | 0 | 1 | 1 | 1 | 0 | 0 | | | | | | | | | | | |
| Sammy Sosa, R OBP: 0.306, SLG: 0.479 | | | | | | | | | | 3 | 0 | 0 | 0 | 0 | 0 | 5 | | | | | | | | | | | |
| William Brennan, R OBP: 0.301, SLG: 0.348 | | | | | G1-3 | FC6-4 | | | | 0 | 0 | 0 | 0 | 0 | 0 | 0 | | | | | | | | | | | |
| Willie Wilson, S OBP: 0.301, SLG: 0.348 | | | | | | | | | | 0 | 0 | 0 | 0 | 1 | 0 | 0 | | | | | | | | | | | |
| Jim Bullinger, R OBP: 0.254, SLG: 0.376 | | | | | | | | | | 1 | 0 | 0 | 0 | 0 | 0 | 0 | | | | | | | | | | | |
| Steve Buechele, R OBP: 0.345, SLG: 0.438 | | | | | | | | | | 4 | 0 | 1 | 0 | 0 | 0 | 1 | | | | | | | | | | | |
| Rey Sanchez, R OBP: 0.317, SLG: 0.326 | | | | | | | | | | 4 | 1 | 2 | 0 | 0 | 0 | 1 | | | | | | | | | | | |
| Mike Morgan, R OBP: 0.288, SLG: 0.091 | | | | | | | | | | 0 | 0 | 0 | 0 | 0 | 0 | 0 | | | | | | | | | | | |
| Frank Castillo, R OBP: 0.190, SLG: 0.160 | | | | | | | | | | 2 | 1 | 1 | 0 | 0 | 1 | 1 | | | | | | | | | | | |
| Eduardo Zambrano, R OBP: 0.353, SLG: 0.513 | | | | | | | | | | 1 | 0 | 0 | 0 | 0 | 0 | 0 | | | | | | | | | | | |
| Dwight Smith, L OBP: 0.354, SLG: 0.494 | | | | | | | | | | 1 | 0 | 0 | 0 | 0 | 1 | 2 | | | | | | | | | | | |
| Inning Stats | R: 0 E: 0 K: 0 S: 9 | H: 3 LOB: 3 BB: 1 P: 17 | R: 0 E: 0 K: 0 S: 10 | H: 1 LOB: 2 BB: 1 P: 16 | R: 0 E: 0 K: 1 S: 12 | H: 0 LOB: 0 BB: 0 P: 17 | R: 0 E: 0 K: 0 S: 4 | H: 0 LOB: 0 BB: 0 P: 6 | R: 2 E: 0 K: 0 S: 13 | H: 3 LOB: 2 BB: 0 P: 19 | R: 1 E: 0 K: 1 S: 9 | H: 2 LOB: 2 BB: 2 P: 20 | R: 0 E: 0 K: 1 S: 18 | H: 1 LOB: 1 BB: 1 P: 29 | R: 0 E: 0 K: 2 S: 12 | H: 0 LOB: 0 BB: 0 P: 17 | R: 0 E: 0 K: 0 S: 4 | H: 0 LOB: 0 BB: 0 P: 6 | 1B: 8 2B: 2 3B: 0 HR: 0 | SF: 1 SAC: 1 DP: 0 HBP: 1 | WP: 0 PB: 0 SB: 0 CS: 0 | PA: 42 | | | | | |
| PITCHER | IP | WLS | BF | H | R | ER | SO | BB | IBB | HBP | BLK | WP | HR | S | P | ERA | WHIP | | | | | | | | | | |
| Doug Brocail, R ERA: 4.56 | 5.2 | W | 29 | 9 | 3 | 3 | 2 | 3 | 0 | 1 | 0 | 0 | 0 | 55 | 87 | 4.76 | 2.118 | | | | | | | | | | |
| Pedro Martinez, L ERA: 2.43 | 1.0 | | 6 | 1 | 0 | 0 | 0 | 2 | 0 | 0 | 0 | 0 | 0 | 5 | 29 | 0.00 | 3.000 | | | | | | | | | | |
| Frank Seminara, R ERA: 4.47 | 0.1 | | 1 | 0 | 0 | 0 | 1 | 0 | 0 | 0 | 0 | 0 | 0 | 8 | 8 | 0.00 | 0.000 | | | | | | | | | | |
| Mark Davis, L ERA: 4.06 | 1.0 | | 3 | 0 | 0 | 0 | 2 | 0 | 0 | 0 | 0 | 0 | 0 | 12 | 17 | 0.00 | 0.000 | | | | | | | | | | |
| Trevor Hoffman, R ERA: 3.94 | 1.0 | | 3 | 0 | 0 | 0 | 0 | 0 | 0 | 0 | 0 | 0 | 0 | 4 | 6 | 0.00 | 0.000 | | | | | | | | | | |

| Batter | 1 | 2 | 3 | 4 | 5 | 6 | 7 | 8 | 9 | AB | R | H | RBI | BB | SO | LOB | BOTTOM | | | | | | | | | | |
|---|-------------------------------|----------------------------------|-------------------------------|----------------------------------|-------------------------------|----------------------------------|------------------------------|----------------------------------|------------------------------|----------------------------------|-------------------------------|----------------------------------|------------------------------|----------------------------------|------------------------------|---------------------------------|---|------------------------------------|----------------------------------|--------|--|--|--|--|--|--|--|
| Bill Bean, L OBP: 0.284, SLG: 0.395 | E3 1B HR | F9 | | | | | | | | 4 | 1 | 2 | 0 | 0 | 0 | 3 | Chicago Cubs @ San Diego Padres Jack Murphy Stadium, San Diego, CA Sat Oct 02 1993, 10:05 PM EDT Att: 15,260 - Unknown - 72 F | | | | | | | | | | |
| Ricky Gutierrez, R OBP: 0.334, SLG: 0.331 | 1B HR | G5-3 | | | | | | | | 5 | 1 | 1 | 1 | 0 | 1 | 6 | | | | | | | | | | | |
| Archi Cianfrocco, R OBP: 0.290, SLG: 0.421 | K | G4-3 | | | | | | | | 4 | 0 | 1 | 0 | 0 | 2 | 5 | | | | | | | | | | | |
| Phil Plantier, L OBP: 0.333, SLG: 0.510 | HR | | | | | | | | | 2 | 2 | 1 | 3 | 2 | 1 | 1 | | | | | | | | | | | |
| Dave Staton, R OBP: 0.333, SLG: 0.737 | G6-3 | | | | | | | | | 4 | 1 | 1 | 2 | 0 | 0 | 1 | | | | | | | | | | | |
| Craig Shipley, R OBP: 0.279, SLG: 0.332 | | | | | | | | | | 0 | 0 | 0 | 0 | 0 | 0 | 0 | | | | | | | | | | | |
| Melvin Nieves, S OBP: 0.290, SLG: 0.318 | K | | | | | | | | | 4 | 1 | 1 | 1 | 0 | 3 | 0 | | | | | | | | | | | |
| Jarvis Brown, R OBP: 0.344, SLG: 0.341 | | | | | | | | | | 0 | 0 | 0 | 0 | 0 | 0 | 0 | | | | | | | | | | | |
| Brad Ausmus, R OBP: 0.283, SLG: 0.413 | | | | | | | | | | 4 | 1 | 1 | 0 | 0 | 1 | 1 | | | | | | | | | | | |
| Luis Lopez, S OBP: 0.095, SLG: 0.098 | | | | | | | | | | 4 | 0 | 1 | 0 | 0 | 1 | 1 | | | | | | | | | | | |
| Doug Brocail, L OBP: 0.182, SLG: 0.182 | | | | | | | | | | 2 | 0 | 0 | 0 | 0 | 0 | 3 | | | | | | | | | | | |
| Pedro Martinez, L ERA: 4.03 | | | | | | | | | | 1 | 0 | 0 | 0 | 0 | 0 | 0 | | | | | | | | | | | |
| Frank Seminara, R ERA: 4.84 | | | | | | | | | | 0 | 0 | 0 | 0 | 0 | 0 | 0 | | | | | | | | | | | |
| Mark Davis, L ERA: 4.2 | | | | | | | | | | 0 | 0 | 0 | 0 | 0 | 0 | 0 | | | | | | | | | | | |
| Guillermo Velasquez, L OBP: 0.143, SLG: 0.143 | | | | | | | | | | 1 | 0 | 1 | 0 | 0 | 0 | 0 | | | | | | | | | | | |
| Trevor Hoffman, R ERA: 4.32 | | | | | | | | | | 0 | 0 | 0 | 0 | 0 | 0 | 0 | | | | | | | | | | | |
| Inning Stats | R: 3 E: 1 K: 2 S: 18 | H: 2 LOB: 0 BB: 0 P: 26 | R: 1 E: 1 K: 0 S: 10 | H: 2 LOB: 2 BB: 0 P: 12 | R: 2 E: 0 K: 2 S: 13 | H: 1 LOB: 1 BB: 1 P: 21 | R: 0 E: 0 K: 1 S: 9 | H: 1 LOB: 0 BB: 0 P: 15 | R: 1 E: 0 K: 1 S: 8 | H: 1 LOB: 1 BB: 0 P: 13 | R: 0 E: 0 K: 2 S: 11 | H: 1 LOB: 1 BB: 0 P: 12 | R: 0 E: 0 K: 1 S: 7 | H: 0 LOB: 0 BB: 1 P: 12 | R: 0 E: 0 K: 0 S: 6 | H: 2 LOB: 2 BB: 0 P: 9 | 1B: 6 2B: 1 3B: 0 HR: 3 | SF: 0 SAC: 0 DP: 1 HBP: 1 | WP: 1 PB: 0 SB: 0 CS: 0 | PA: 38 | | | | | | | |
| PITCHER | IP | WLS | BF | H | R | ER | SO | BB | IBB | HBP | BLK | WP | HR | S | P | ERA | WHIP | | | | | | | | | | |
| Mike Morgan, R ERA: 4.03 | 3.0 | L | 18 | 5 | 6 | 4 | 4 | 1 | 0 | 0 | 0 | 0 | 0 | 9 | 15 | 0.00 | 1.000 | | | | | | | | | | |
| Frank Castillo, R ERA: 4.84 | 1.0 | | 4 | 1 | 0 | 0 | 1 | 0 | 0 | 1 | 0 | 0 | 0 | 19 | 25 | 4.50 | 1.000 | | | | | | | | | | |
| William Brennan, R ERA: 4.2 | 2.0 | | 8 | 2 | 1 | 1 | 3 | 0 | 0 | 0 | 0 | 0 | 0 | 13 | 21 | 0.00 | 1.500 | | | | | | | | | | |
| Jim Bullinger, R ERA: 4.32 | 2.0 | | 8 | 2 | 0 | 0 | 1 | 1 | 0 | 0 | 0 | 0 | 0 | 13 | 21 | 0.00 | 1.500 | | | | | | | | | | |



| Batter | 1 | 2 | 3 | 4 | 5 | 6 | 7 | 8 | 9 | AB | R | H | RBI | BB | SO | LOB | TOP | | |
|---|---|---|---|---|--|---|---|---|---|----------------------------------|-------------------------------|----------------------------------|-------------------------------|----------------------------------|----------------------------------|------------------------------------|--|------------------------------------|--|
| Karl Rhodes, L OBP: 0.400, SLG: 0.519 (1, 8) |  | |  | | | | |  | | 3 | 1 | 1 | 1 | 1 | 2 | 0 | Chicago Cubs @ San Diego Padres Jack Murphy Stadium, San Diego, CA Sun Oct 03 1993, 6:33 AM EDT Att: 13,554 - Sunny - 81 F | | |
| Rey Sanchez, R OBP: 0.316, SLG: 0.326 (1, 6) |  | |  | | |  | |  | | 4 | 1 | 1 | 0 | 0 | 1 | 1 | | | |
| Mark Grace, L OBP: 0.393, SLG: 0.475 (1, 3) |  | |  | | |  | |  | | 4 | 1 | 2 | 0 | 0 | 0 | 1 | | | |
| Sammy Sosa, R OBP: 0.309, SLG: 0.485 (1, 9) |  | | |  | |  | |  | | 3 | 1 | 2 | 2 | 1 | 1 | 2 | | | |
| Dwight Smith, L OBP: 0.355, SLG: 0.494 (1, 7) |  | | |  | |  | |  | | 2 | 0 | 1 | 0 | 0 | 0 | 1 | | | |
| Kevin Roberson, S OBP: 0.251, SLG: 0.372 (5, 7) |  | | | | | | |  | | 2 | 0 | 0 | 0 | 0 | 2 | 3 | | | |
| Willie Wilson, S OBP: 0.301, SLG: 0.348 (8, 8) |  | | | | | | |  | | 0 | 0 | 0 | 0 | 0 | 0 | 0 | | | |
| Steve Buechele, R OBP: 0.345, SLG: 0.437 (1, 5) |  | | | | | | |  | | 3 | 0 | 1 | 0 | 0 | 1 | 2 | | | |
| Eric Yelding, R OBP: 0.277, SLG: 0.296 (7, PR) |  | | | | | | |  | | 1 | 0 | 0 | 0 | 0 | 1 | 1 | | | |
| Matt Walbeck, S OBP: 0.226, SLG: 0.367 (1, 2) | |  | | | |  | |  | | 4 | 0 | 0 | 0 | 0 | 3 | 1 | | | |
| Tommy Shields, L OBP: 0.222, SLG: 0.206 (1, 4) | |  | | | |  | |  | | 4 | 0 | 1 | 0 | 0 | 1 | 0 | | | |
| Turk Wendell, L OBP: 0.143, SLG: 0.143 (1, 1) | | |  | | |  | |  | | 3 | 0 | 0 | 0 | 0 | 2 | 1 | | | |
| Dan Plesac, L OBP: 0.273, SLG: 0.273 (8, 1) | | | | | | | |  | | 0 | 0 | 0 | 0 | 0 | 0 | 0 | | | |
| Shawn Boskie, R OBP: 0.273, SLG: 0.273 (8, 1) | | | | | | | |  | | 0 | 0 | 0 | 0 | 0 | 0 | 0 | | | |
| Eduardo Zambrano, R OBP: 0.333, SLG: 0.294 (9, PH) | | | | | | | |  | | 1 | 0 | 0 | 0 | 0 | 1 | 0 | | | |
| Randy Myers, L OBP: 0.067, SLG: 1.000 (9, 1) | | | | | | | |  | | 0 | 0 | 0 | 0 | 0 | 0 | 0 | | | |
| Inning Stats | R: 2 E: 0 K: 2 S: 16 | H: 3 LOB: 1 BB: 0 P: 25 | R: 0 E: 0 K: 2 S: 9 | H: 0 LOB: 0 BB: 0 P: 15 | R: 0 E: 0 K: 1 S: 8 | H: 0 LOB: 0 BB: 0 P: 12 | R: 0 E: 0 K: 1 S: 8 | H: 1 LOB: 0 BB: 0 P: 10 | R: 0 E: 0 K: 2 S: 10 | H: 2 LOB: 1 BB: 0 P: 21 | R: 2 E: 0 K: 2 S: 15 | H: 2 LOB: 1 BB: 1 P: 27 | R: 0 E: 0 K: 2 S: 11 | H: 0 LOB: 0 BB: 0 P: 14 | 1B: 7 2B: 0 3B: 0 HR: 2 | SF: 0 SAC: 0 DP: 0 HBP: 0 | WP: 1 PA: 36 PB: 0 SB: 0 CS: 2 | | |
| PITCHER | IP WLS BF H R ER SO BB IBB HBP BLK WP HR S P ERA WHIP | | | | | | | | | | | | | | | | | | |
| Wally Whitehurst, R ERA: 3.83 (1, 1) | 2.0 L 9 3 2 2 4 0 0 0 0 0 0 1 25 40 9.00 1.500 | | | | | | | | | | | | | | | | | | |
| Tim Worrell, R ERA: 4.92 (3, 1) | 5.0 0 18 4 0 0 7 1 0 0 0 0 0 44 62 0.00 1.000 | | | | | | | | | | | | | | | | | | |
| Mark Davis, L ERA: 4.26 (8, 1) | 1.0 6 2 2 2 2 0 1 0 0 1 1 1 15 27 18.00 2.000 | | | | | | | | | | | | | | | | | | |
| Trevor Hoffman, R ERA: 3.9 (9, 1) | 1.0 3 0 0 0 2 0 0 0 0 0 0 0 11 14 0.00 0.000 | | | | | | | | | | | | | | | | | | |
| Batter | 1 | 2 | 3 | 4 | 5 | 6 | 7 | 8 | 9 | AB | R | H | RBI | BB | SO | LOB | BOTTOM | | |
| Jarvis Brown, R OBP: 0.335, SLG: 0.331 (1, 8) |  | | |  | |  | |  | | 4 | 0 | 0 | 0 | 0 | 1 | 3 | Chicago Cubs @ San Diego Padres Jack Murphy Stadium, San Diego, CA Sun Oct 03 1993, 6:33 AM EDT Att: 13,554 - Sunny - 81 F | | |
| Craig Shipley, R OBP: 0.275, SLG: 0.326 (1, 6) |  | | |  | | |  | |  | 4 | 0 | 0 | 0 | 0 | 0 | 0 | | | |
| Archi Cianfrocco, R OBP: 0.287, SLG: 0.416 (1, 5) |  | | |  | | |  | |  | 4 | 0 | 0 | 0 | 0 | 2 | 0 | | | |
| Phil Plantier, L OBP: 0.335, SLG: 0.509 (1, 7) | |  | | |  | |  | |  | 3 | 0 | 1 | 0 | 1 | 1 | 0 | | | |
| Dave Staton, R OBP: 0.326, SLG: 0.690 (1, 3) | |  | | |  | | |  |  | 4 | 1 | 1 | 0 | 0 | 0 | 2 | | | |
| Melvin Nieves, S OBP: 0.295, SLG: 0.319 (1, 9) | |  | | |  | | |  |  | 3 | 0 | 1 | 0 | 0 | 0 | 0 | | | |
| Kevin Higgins, L OBP: 0.294, SLG: 0.254 (1, 2) | | |  | | |  | |  |  | 3 | 0 | 1 | 0 | 0 | 1 | 0 | | | |
| Luis Lopez, S OBP: 0.174, SLG: 0.140 (1, 4) | | | |  | | | |  | | 2 | 0 | 1 | 0 | 0 | 1 | 0 | | | |
| Guillermo Weisquez, L OBP: 0.274, SLG: 0.287 (8, PH) | | | | | | | |  | | 0 | 0 | 0 | 0 | 0 | 0 | 0 | | | |
| Phil Clark, R OBP: 0.343, SLG: 0.496 (8, PH) | | | | | | | |  | | 0 | 0 | 0 | 1 | 0 | 0 | 0 | | | |
| Jeff Gardner, L OBP: 0.337, SLG: 0.356 (9, 4) | | | | | | | |  | | 0 | 0 | 0 | 0 | 0 | 0 | 0 | | | |
| Wally Whitehurst, R OBP: 0.083, SLG: 0.083 (1, 1) | | | |  | | | |  | | 0 | 0 | 0 | 0 | 0 | 0 | 0 | | | |
| Tim Worrell, R OBP: 0.032, SLG: 0.065 (3, 1) | | | | | | | |  | | 2 | 0 | 0 | 0 | 0 | 0 | 1 | | | |
| Mark Davis, L OBP: 0.250, SLG: 0.250 (8, 1) | | | | | | | |  | | 0 | 0 | 0 | 0 | 0 | 0 | 0 | | | |
| Derek Bell, R OBP: 0.303, SLG: 0.417 (8, PH) | | | | | | | |  | | 1 | 0 | 0 | 0 | 0 | 1 | 2 | | | |
| Trevor Hoffman, R OBP: 0.143, SLG: 0.143 (9, 1) | | | | | | | |  | | 0 | 0 | 0 | 0 | 0 | 0 | 0 | | | |
| Inning Stats | R: 0 E: 0 K: 1 S: 10 | H: 0 LOB: 0 BB: 0 P: 13 | R: 0 E: 0 K: 0 S: 7 | H: 0 LOB: 1 BB: 1 P: 16 | R: 0 E: 0 K: 1 S: 7 | H: 0 LOB: 0 BB: 0 P: 9 | R: 0 E: 0 K: 1 S: 9 | H: 0 LOB: 0 BB: 0 P: 11 | R: 0 E: 0 K: 1 S: 8 | H: 1 LOB: 1 BB: 0 P: 11 | R: 0 E: 0 K: 1 S: 8 | H: 0 LOB: 0 BB: 0 P: 9 | R: 1 E: 0 K: 1 S: 11 | H: 3 LOB: 2 BB: 0 P: 17 | R: 0 E: 0 K: 1 S: 9 | H: 1 LOB: 1 BB: 0 P: 13 | 1B: 4 2B: 1 3B: 0 HR: 0 | SF: 1 SAC: 0 DP: 1 HBP: 0 | WP: 0 PA: 32 PB: 0 SB: 0 CS: 0 |
| PITCHER | IP WLS BF H R ER SO BB IBB HBP BLK WP HR S P ERA WHIP | | | | | | | | | | | | | | | | | | |
| Turk Wendell, R ERA: 4.37 (1, 1) | 7.0 W 25 4 1 1 1 0 0 0 0 0 0 0 2 2 0.00 0.714 | | | | | | | | | | | | | | | | | | |
| Dan Plesac, L ERA: 4.74 (8, 1) | 0.1 1 0 0 0 0 0 0 0 0 0 0 0 2 2 0.00 0.000 | | | | | | | | | | | | | | | | | | |
| Shawn Boskie, R ERA: 3.43 (8, 1) | 0.2 2 0 0 0 1 0 0 0 0 0 0 0 4 7 0.00 0.000 | | | | | | | | | | | | | | | | | | |
| Randy Myers, L ERA: 3.11 (9, 1) | 1.0 S 4 1 0 0 1 0 0 0 0 0 0 0 9 13 0.00 1.000 | | | | | | | | | | | | | | | | | | |