San Diego Padres - 1994

Batter	1	2	3	4	5	6	7	8	9	AB	R	H	RBI	BB	SO	LOB
Deion Sanders, L (1, 8) OBP: 0.250, SLG: 1.000	F X 0-1 ① F7		B F B B X 3-1 ① G3-1		L B B B X 3-1 HR		C X 0-1 E4 S 2-H			4	1	1	1	0	0	0
Jeff Blauser, R (1, 6)	B F X 1-1 ② P8		B B C B X 3-1 ② G5-3		B B B C X 3-1 ③ L5-3		P 1 SAFE B C C F C 2-3 ③ K 1-2			4	0	0	0	0	1	1
Ryan Klesko, L (1, 7) OBP: 0.333, SLG: 1.333 Dave Gallagher, R (6, 7)	F B C B B X 3-2 ③ G4-3		F F X 0-2 ③ P6			B F B S X 2-2 HR		B B X 2-0 ① P3		3 1	1 0	1 0	1 0	0 0	0 0	0 0
Fred McGriff, L (1, 3) OBP: 0.250, SLG: 0.500		B F B B C X 3-2 G3-1 2B 2B		C B F C 1-3 ① K		S B B X 2-1 ① P3		B X 1-0 ② G3		4	1	1	0	0	1	0
David Justice, L (1, 9) Tony Tarasco, L (6, 9)		C B X 1-1 ① F7		X 0-0 ② G4-3		C X 0-1 ② G4-3		F F B F S 1-3 ③ K		3 1	0 0	0 0	0 0	0 0	0 1	1 0
Terry Pendleton, S (1, 5)		X 0-0 ② G3-1 2-3		B S B B B 4-1 BB		C B X 1-1 ③ G3-1			B C F B F F F C 2-3 ① K	3	0	0	0	1	1	1
Javy Lopez, R (1, 2) OBP: 0.250, SLG: 0.500	S T B F X 1-2 2B 3-H			C X 0-1 ③ G5-3			B S X 1-1 ① G6-3		X 0-0 ② L8	4	0	1	1	0	0	1
Mark Lemke, S (1, 4) OBP: 0.750, SLG: 0.667	B B B C B 4-1 BB				B B X 2-0 ① L3		B F B S X 2-1 SH3-4 E 1B		B B S X 2-1 1B	3	1	2	0	1	0	0
Greg Maddux, R (1, 1) Bill Pecota, R (9, PH) Greg McMichael, R (9, 1)	B C T B F B T F X 3-2 ③ G5-3				X 0-0 ② F9		X 0-0 ② SH3-4 1-2		C B X 1-1 ③ F8	2 1 0	0 0 0	0 0 0	0 0 0	0 0 0	0 0 0	2 1 0
Inning Stats	R: 0 H: 0 E: 0 LOB: 0 K: 0 BB: 0 S: 7 P: 11	R: 1 H: 2 E: 0 LOB: 2 K: 0 BB: 1 S: 17 P: 29	R: 0 H: 0 E: 0 LOB: 0 K: 0 BB: 0 S: 7 P: 13	R: 0 H: 0 E: 0 LOB: 1 K: 1 BB: 1 S: 7 P: 12	R: 1 H: 1 E: 0 LOB: 0 K: 0 BB: 0 S: 6 P: 14	R: 1 H: 1 E: 0 LOB: 0 K: 0 BB: 0 S: 9 P: 14	R: 1 H: 1 E: 1 LOB: 1 K: 1 BB: 0 S: 12 P: 16	R: 0 H: 0 E: 0 LOB: 0 K: 1 BB: 0 S: 6 P: 10	R: 0 H: 1 E: 0 LOB: 1 K: 1 BB: 0 S: 12 P: 17	1B: 2 SF: 0 2B: 2 SAC: 1 3B: 0 DP: 0 HR: 2 HBP: 0						WP: 0 PA: 36 PB: 0 SB: 1 CS: 0

PITCHER		IP	WLS	BF	H	R	ER	SO	BB	IBB	HBP	BLK	WP	HR	S	P	ERA	WHIP
Andy Benes, R ERA: 3.86	(1, 1)	7.0	L	29	5	4	3	2	2	0	0	0	0	2	65	109	3.86	1.000
Pedro Martinez, L ERA:	(8, 1)	1.0		3	0	0	0	1	0	0	0	0	0	0	6	10	0.00	0.000
A.J. Sager, R ERA:	(9, 1)	1.0		4	1	0	0	1	0	0	0	0	0	0	12	17	0.00	1.000

PITCHER	IP	WLS	BF	H	R	ER	SO	BB	IBB	HBP	BLK	WP	HR	S	P	ERA	WHIP

TOP

Atlanta Braves @ San Diego Padres

Jack Murphy Stadium, San Diego, CA

Mon Apr 04 1994, 6:33 AM EDT

Att. 42,251 - Cloudy - 65 F

livebaseballscorecards.com

AB	33
R	4
H	6
RBI	3
BB	2
SO	4
LOB	7

BOTTOM

Atlanta Braves @ San Diego Padres

Jack Murphy Stadium, San Diego, CA

Mon Apr 04 1994, 6:33 AM EDT

Att. 42,251 - Cloudy - 65 F

livebaseballscorecards.com

Batter	1	2	3	4	5	6	7	8	9	AB	R	H	RBI	BB	SO	LOB
Bip Roberts, S (1, 4) OBP: 0.500, SLG: 0.750	F B B X 2-1 L3 1B		C F B X 1-2 ② P7			X 0-0 WP 2B		X 0-0 ② G1-3 1-2		4	0	2	0	0	0	1
Ricky Gutierrez, R (1, 6) OBP: 0.250, SLG: 0.500	C F 1 SAFE 1 SAFE X 0-2 ①② L3 1-1		C B B F X 2-2 2B			C B S B C 2-3 ① K		B X 1-0 E4 2-3		4	0	1	0	0	1	3
Tony Gwynn, L (1, 9) OBP: 0.500, SLG: 0.500 Bill Bean, L (5, 9)	B X 1-0 1B		F B B S X 2-2 ③ G5-3			B C X 1-1 ② G6-3		C B X 1-1 ③ G3		2 2	0 0	1 0	0 0	0 0	0 0	1 3
Phil Plantier, L (1, 7)	C B B F F 1 SAFE C 2-3 ③ K			S S S 0-3 ① K		S F B S 1-3 ③ K 2-3			B C F F F X 1-2 ① G4-3	4	0	0	0	0	3	2
Derek Bell, R (1, 8) OBP: 0.750, SLG: 1.000		B B X 2-0 G6-3 2B		C F X 0-2 G5-4-3 1B			C X 0-1 ① G5-3		X 0-0 2B WP 1B	4	1	3	0	0	0	0
Archi Cianfrocco, R (1, 5) OBP: 0.250, SLG: 0.500		B F B X 2-1 ① P4		1 SAFE 1 SAFE B 1 SAFE S F F B F 2-2 X ②③ G5-4-3 1-2f			C C C 0-3 ② K		B F F F X 1-2 WP 1-3 2B	4	0	1	0	0	1	2
Dave Staton, R (1, 3)		F 2 SAFE X 0-1 ② G6-3 2-3			C B S X 1-2 ① G4-3		X 0-0 ③ P3		S C B S 1-3 ② K 2-3 3-H	4	0	0	0	0	1	2
Brad Ausmus, R (1, 2) OBP: 0.250, SLG: 0.250		F C B C 1-3 ③ K			F F B B X 2-2 ② G4-3			X 0-0 FC5-4 1B	B S S F B B F X 3-2 ③ G5-3	4	0	1	0	0	1	2
Andy Benes, R (1, 1) Pedro Martinez, L (8, 1) Tim Hyers, L (8, PH) A.J. Sager, R (9, 1)			B S S S B X 2-2 ① F9		B C C S 1-3 ③ K			X 0-0 ① FC5-4 E G1-3 1-2f		2 0 1 0	0 0 0 0	0 0 0 0	0 0 0 0	0 0 0 0	1 0 0 0	0 0 1 0
Inning Stats	R: 0 E: 0 K: 1 S: 10 H: 2 LOB: 1 BB: 0 P: 15	R: 0 E: 0 K: 1 S: 8 H: 1 LOB: 1 BB: 0 P: 13	R: 0 E: 0 K: 0 S: 12 H: 1 LOB: 1 BB: 0 P: 19	R: 0 E: 0 K: 1 S: 11 H: 1 LOB: 0 BB: 0 P: 13	R: 0 E: 0 K: 1 S: 9 H: 0 LOB: 0 BB: 0 P: 13	R: 0 E: 0 K: 2 S: 9 H: 1 LOB: 1 BB: 0 P: 13	R: 0 E: 0 K: 1 S: 6 H: 0 LOB: 0 BB: 0 P: 6	R: 0 E: 1 K: 0 S: 6 H: 1 LOB: 2 BB: 0 P: 8	R: 1 E: 0 K: 1 S: 18 H: 2 LOB: 1 BB: 0 P: 24	1B: 5 2B: 5 3B: 0 HR: 0	SF: 0 SAC: 0 DP: 2 HBP: 0						

	AB	35
	R	1
	H	9
	RBI	0
	BB	0
	SO	8
	LOB	17

WP: 2 PB: 0 SB: 0 CS: 0 PA: 35

PITCHER		IP	WLS	BF	H	R	ER	SO	BB	IBB	HBP	BLK	WP	HR	S	P	ERA	WHIP
Greg Maddux, R	(1, 1)	8.0	W	30	7	0	0	7	0	0	0	0	1	0	71	100	0.00	0.875
ERA:																		
Greg McMichael, R	(9, 1)	1.0		5	2	1	1	1	0	0	0	0	1	0	18	24	9.00	2.000
ERA: 9.0																		

PITCHER	IP	WLS	BF	H	R	ER	SO	BB	IBB	HBP	BLK	WP	HR	S	P	ERA	WHIP

Atlanta Braves @ San Diego Padres

Jack Murphy Stadium, San Diego, CA

Tue Apr 05 1994, 10:05 PM EDT

Att. 15,201 - Unknown - 72 F

TOP

livebaseballscorecards.com

Batter	1	2	3	4	5	6	7	8	9	AB	R	H	RBI	BB	SO	LOB
Deion Sanders, L (1, 8) OBP: 0.333, SLG: 0.778	F7	1-3 2-H 2B		WP S 1B	L4			G1-3		5	1	2	1	0	0	0
Jeff Blauser, R (1, 6) Rafael Belliard, R (8, 6) OBP: 0.333, SLG: 0.333	G6-3	G3-1		1B WP 1-2 1B		1B		FC4-6 1B		5 0	0 0	3 0	0 0	0 0	0 0	2 0
Ryan Klesko, L (1, 7) Mike Kelly, R (6, 7) OBP: 0.429, SLG: 1.286	HR		FC5-4 BB 1B 1B	L6 1-2 2-3		F8		P4		4 1	2 0	2 0	1 0	0 0	0 0	3 1
Fred McGriff, L (1, 3) OBP: 0.444, SLG: 0.429	S 1B		FC5-4 1-2 BB	1B IBB		K		FC4-6 1-2f		3	0	1	0	2	1	2
Terry Pendleton, S (1, 5) OBP: 0.333, SLG: 0.250	K 1-2		F7	G4-6-3 1-2 2-3 3-H 1B		G6-3			G4-6-3 1B	5	0	2	1	0	1	4
Tony Tarasco, L (1, 9)		F7	FC5-4 E 1B 1-2f 2-3	G4-6-3 1-2f			G4-3		G4-6-3 1-2f	5	0	0	0	0	0	6
Javy Lopez, R (1, 2) OBP: 0.444, SLG: 0.889		CS BB 1B	E7 1-3 3-H 1B		HR		G4-3		G5-3	5	1	3	2	0	0	0
Mark Lemke, S (1, 4) OBP: 0.750, SLG: 0.600		BB 1-2 2B BB	IBB	G4-3			1B			2	1	1	0	2	0	0
Tom Glavine, L (1, 1) Mark Wohlers, R (8, 1) Steve Bedrosian, R (9, 1)		2B 1-2 2-3 BB	K	K			G1-3			3 0 0	0 0 0	0 0 0	0 0 0	1 0 0	2 0 0	4 0 0
Inning Stats	R: 1 E: 0 K: 1 S: 17 H: 2 LOB: 1 BB: 0 P: 30	R: 1 E: 0 K: 0 S: 13 H: 2 LOB: 2 BB: 2 P: 24	R: 1 E: 1 K: 1 S: 13 H: 2 LOB: 3 BB: 2 P: 28	R: 1 E: 0 K: 0 S: 11 H: 3 LOB: 2 BB: 1 P: 20	R: 1 E: 0 K: 1 S: 14 H: 1 LOB: 0 BB: 0 P: 19	R: 0 E: 0 K: 1 S: 10 H: 1 LOB: 1 BB: 0 P: 11	R: 0 E: 0 K: 0 S: 8 H: 1 LOB: 1 BB: 0 P: 13	R: 0 E: 0 K: 0 S: 8 H: 1 LOB: 1 BB: 0 P: 11	R: 0 E: 0 K: 0 S: 5 H: 1 LOB: 0 BB: 0 P: 9	1B: 11 2B: 1 3B: 0 HR: 2 SF: 0 SAC: 0 DP: 2 HBP: 0						

	AB	38
	R	5
	H	14
	RBI	5
	BB	5
	SO	4
	LOB	22

WP: 1 PA: 43
PB: 0
SB: 2
CS: 1

PITCHER		IP	WLS	BF	H	R	ER	SO	BB	IBB	HBP	BLK	WP	HR	S	P	ERA	WHIP
Wally Whitehurst, R ERA: 9.0	(1, 1)	3.0	L	18	6	3	3	2	3	1	0	0	0	1	43	82	9.00	3.000
Tim Mauser, R ERA: 9.0	(4, 1)	2.0		10	4	2	2	1	0	1	0	0	1	1	25	39	9.00	2.000
Mark Davis, L ERA:	(6, 1)	1.0		4	1	0	0	1	0	0	0	0	0	0	10	11	0.00	1.000
A.J. Sager, R ERA:	(7, 1)	2.0		8	2	0	0	0	0	0	0	0	0	0	16	24	0.00	1.000
Gene Harris, R ERA:	(9, 1)	1.0		3	1	0	0	0	0	0	0	0	0	0	5	9	0.00	1.000

PITCHER	IP	WLS	BF	H	R	ER	SO	BB	IBB	HBP	BLK	WP	HR	S	P	ERA	WHIP

Batter	1	2	3	4	5	6	7	8	9	AB	R	H	RBI	BB	SO	LOB
Bip Roberts, S (1, 4) OBP: 0.375, SLG: 0.429	C B B F B S 3-3 ① K		B S B C F B S 3-3 ③ K			X 0-0 ② G5-3			C B C B F H 3-2 G4-3 DI G6-3 HBP	3	1	0	0	0	2	0
Ricky Gutierrez, R (1, 6) OBP: 0.125, SLG: 0.250	C F C 0-3 ② K			B S C B F C 2-3 ① K		X 0-0 ③ G4-3			F B X 1-1 ① G4-3 1-3	4	0	0	0	0	2	1
Derek Bell, R (1, 8) OBP: 0.500, SLG: 0.625	X 0-0 ③ L9			B X 1-0 FC1-4 1B			F B F X 1-2 ① G6-3		F B S B F X 2-2 ② G6-3 3-H	4	0	1	1	0	0	0
Phil Clark, R (1, 9) OBP: 0.750, SLG: 1.000		B T B B F B 4-2 BB		B S F F X 1-2 ② FC1-4 1-2f			F B B X 2-1 1B		S F X 0-2 2B	3	0	2	0	1	0	1
Archi Cianfrocco, R (1, 5) OBP: 0.125, SLG: 0.250	B 1 SAFE B 1 SAFE X	2-0 ① F8		B B S F S 2-3 ③ K			S B B F B X 3-2 ② F8		B F F F X 2-2 ③ L8	4	0	0	0	0	1	4
Phil Plantier, L (1, 7)		B B S S C 2-3 ② K			B C X 1-1 ① G6-3		X 0-0 ③ G4-3			3	0	0	0	0	1	2
Dave Staton, R (1, 3)	B S 1 SAFE C B S 2-3 ③ K				S B B B S B B 4-2 G4-3 BB			B B B C C X 3-2 ① L7		2	0	0	0	1	1	1
Brad Ausmus, R (1, 2) OBP: 0.143, SLG: 0.143			B F S B X 2-2 ① G4-3		F B X 1-1 ②③ G4-3 1-2f			X 0-0 ② G1-3		3	0	0	0	0	0	1
Wally Whitehurst, R (1, 1) Tim Mauser, R (4, 1) Mark Davis, L (6, 1) Brian Johnson, R (6, PH) A.J. Sager, R (7, 1) Keith Lockhart, L (8, PH) Gene Harris, R (9, 1)			F B S C 1-3 ② K			B F S S 1-3 ① K		B S S F B B X 3-2 ③ P5		1 0 0 1 0 1 0	0 0 0 0 0 0 0	0 0 0 0 0 0 0	0 0 0 0 0 0 0	1 0 0 1 0 0 0	0 0 0 0 0 0 0	0 0 0 0 0 0 0
Inning Stats	R: 0 H: 0 E: 0 LOB: 0 K: 2 BB: 0 S: 7 P: 10	R: 0 H: 0 E: 0 LOB: 1 K: 2 BB: 1 S: 9 P: 19	R: 0 H: 0 E: 0 LOB: 0 K: 2 BB: 0 S: 10 P: 16	R: 0 H: 1 E: 0 LOB: 1 K: 2 BB: 0 S: 12 P: 18	R: 0 H: 0 E: 0 LOB: 0 K: 0 BB: 1 S: 6 P: 12	R: 0 H: 0 E: 0 LOB: 0 K: 1 BB: 0 S: 5 P: 6	R: 0 H: 1 E: 0 LOB: 1 K: 0 BB: 0 S: 9 P: 15	R: 0 H: 0 E: 0 LOB: 0 K: 0 BB: 0 S: 8 P: 14	R: 1 H: 1 E: 0 LOB: 1 K: 0 BB: 0 S: 16 P: 24	1B: 2 SF: 0 2B: 1 SAC: 0 3B: 0 DP: 1 HR: 0 HBP: 1						

PITCHER		IP	WLS	BF	H	R	ER	SO	BB	IBB	HBP	BLK	WP	HR	S	P	ERA	WHIP
Tom Glavine, L ERA:	(1, 1)	7.0	W	24	2	0	0	9	2	0	0	0	0	0	58	96	0.00	0.571
Mark Wohlers, R ERA:	(8, 1)	1.0		3	0	0	0	0	0	0	0	0	0	0	8	14	0.00	0.000
Steve Bedrosian, R ERA: 9.0	(9, 1)	1.0		5	1	1	1	0	0	0	1	0	0	0	16	24	9.00	1.000

PITCHER	IP	WLS	BF	H	R	ER	SO	BB	IBB	HBP	BLK	WP	HR	S	P	ERA	WHIP

BOTTOM

Atlanta Braves @ San Diego Padres

Jack Murphy Stadium, San Diego, CA

Tue Apr 05 1994, 10:05 PM EDT

Att. 15,201 - Unknown - 72 F

livebaseballscorecards.com

AB	29
R	1
H	3
RBI	1
BB	2
SO	9
LOB	10

Atlanta Braves @ San Diego Padres

Jack Murphy Stadium, San Diego, CA

Wed Apr 06 1994, 10:05 PM EDT

Att. 10,756 - Unknown - 63 F

TOP

livebaseballscorecards.com

Batter	1	2	3	4	5	6	7	8	9	AB	R	H	RBI	BB	SO	LOB
Deion Sanders, L (1, 8) OBP: 0.357, SLG: 0.692 Rafael Belliard, R (8, 6)	L1	SF9, E, 1-3, 2-H, 2B		G6-3		SAFE, SAFE, SAFE, E, 1-2, 3B, BB		F9		4 0	2 0	1 0	1 0	1 0	0 0	1 0
Jeff Blauser, R (1, 6) OBP: 0.286, SLG: 0.538 Milt Hill, R (8, 1) Mike Stanton, L (8, 1)	F8	SF9, 2-3, 3-H			HR	E6, 1-2, 2-H, 3B		K		4 0 0	2 0 0	1 0 0	2 0 0	0 0 0	1 0 0	2 0 0
Ryan Klesko, L (1, 7) OBP: 0.636, SLG: 1.364 Dave Gallagher, R (6, PR) (6, 7)	1B, 1B	E6, 3-H, 1B			WP, 1B	1-H, 2-H, 3B		F8		4 1	0 0	4 0	3 0	0 0	0 0	0 1
Fred McGriff, L (1, 3) OBP: 0.429, SLG: 0.364	BB, 1-3, 1B	K			F8	BB			G1-3	4	0	1	0	1	1	2
David Justice, L (1, 9)	BB, 1-2		G4-3		K	F8			K	4	0	0	0	1	2	3
Terry Pendleton, S (1, 5) OBP: 0.214, SLG: 0.154	F7		F7		P8, 1-2		G1-3		G6-3	5	0	0	0	0	0	4
Mark Lemke, S (1, 4) OBP: 0.667, SLG: 0.500		29, FC2-5, BB, 1B	G4-3			BB, E, BB	G2-3			3	1	1	0	1	0	0
Charlie O'Brien, R (1, 2)		SAFE, 29, FC2-5, 1-2, 2B, BB		P4		P8	G1-3			3	1	0	0	1	0	1
29 John Smoltz, R (1, 1) Bill Pecota, R (8, PH) Mike Kelly, R (8, 8)		FC2-5, 2B, SF9, 1-2, 2-3f		L4		B3		BB		3 0 0	1 0 0	0 0 0	0 0 0	0 1 0	0 0 0	3 0 0
Inning Stats	R: 0 E: 0 K: 0 S: 10 H: 2 LOB: 3 BB: 1 P: 19	R: 3 E: 1 K: 1 S: 12 H: 3 LOB: 1 BB: 1 P: 24	R: 0 E: 0 K: 0 S: 8 H: 0 LOB: 0 BB: 0 P: 12	R: 0 E: 0 K: 0 S: 6 H: 0 LOB: 0 BB: 0 P: 10	R: 1 E: 0 K: 1 S: 10 H: 2 LOB: 1 BB: 0 P: 15	R: 3 E: 1 K: 0 S: 13 H: 1 LOB: 2 BB: 3 P: 30	R: 0 E: 0 K: 0 S: 7 H: 0 LOB: 0 BB: 0 P: 11	R: 0 E: 0 K: 1 S: 8 H: 0 LOB: 1 BB: 1 P: 15	R: 0 E: 0 K: 1 S: 12 H: 0 LOB: 0 BB: 0 P: 19	1B: 5 2B: 1 3B: 1 HR: 1 SF: 1 SAC: 0 DP: 0 HBP: 0	WP: 1 PB: 0 SB: 0 CS: 0 PA: 42					

	AB	35
	R	7
	H	8
	RBI	6
	BB	6
	SO	4
	LOB	17

PITCHER		IP	WLS	BF	H	R	ER	SO	BB	IBB	HBP	BLK	WP	HR	S	P	ERA	WHIP
Andy Ashby, R ERA: 7.2	(1, 1)	5.0	L	24	7	4	4	2	2	0	0	0	1	1	46	80	7.20	1.800
Pedro Martinez, L ERA:	(6, 1)	3.0		15	1	3	0	1	4	0	0	0	0	0	28	56	0.00	1.667
Trevor Hoffman, R ERA:	(9, 1)	1.0		3	0	0	0	1	0	0	0	0	0	0	12	19	0.00	0.000

PITCHER	IP	WLS	BF	H	R	ER	SO	BB	IBB	HBP	BLK	WP	HR	S	P	ERA	WHIP

BOTTOM

Atlanta Braves @ San Diego Padres

Jack Murphy Stadium, San Diego, CA

Wed Apr 06 1994, 10:05 PM EDT

Att. 10,756 - Unknown - 63 F

livebaseballscorecards.com

Batter	1	2	3	4	5	6	7	8	9	AB	R	H	RBI	BB	SO	LOB
Bip Roberts, S (1, 4) OBP: 0.333, SLG: 0.300	BBBB 4-0 1B BB		BFFC 1-3 ② K			BBX 2-0 ① P6		BCCS 1-3 ① K		3	0	0	0	1	2	1
Ricky Gutierrez, R (1, 6) OBP: 0.167, SLG: 0.250	SSX 0-2 1-3 1B		X 0-0 ③ F8			FBCX 1-2 ② G5-3		BCCBS 2-3 ② K		4	0	1	0	0	1	1
Bill Bean, L (1, 9) OBP: 0.333, SLG: 0.500 Trevor Hoffman, R (9, 1)	CBBF1 SAFE FFC 2-3 ① K			FBFBFS 2-3 ① K2-3		BFCX 1-2 1B		FBFFX 1-2 1-H 2B		4	0	2	1	0	2	2
										0	0	0	0	0	0	0
Phil Plantier, L (1, 7)	B1 SAFE X 1-0 ② P7			BCBTBS 3-3 ② K		BBX 2-0 ③ F8		BCFBFBX 3-2 ③ P3		4	0	0	0	0	1	4
Derek Bell, R (1, 8) OBP: 0.333, SLG: 0.417	X 0-0 ③ G3			BFBSSS 2-3 ③ K			SCBS 1-3 ① K		X 0-0 ① P9	4	0	0	0	0	2	2
Archi Cianfrocco, R (1, 5) OBP: 0.167, SLG: 0.250		BSBX 2-1 ① G4-3			CBSBS 2-3 ① K2-3		FCX 0-2 ② P9		CX 0-1 1B	4	0	1	0	0	1	0
Dave Staton, R (1, 3) OBP: 0.182, SLG: 0.100		CBX 1-1 ② G4-3			X 0-0 1B 1B		BBSBCX 3-2 ③ G6-3		SBFC 1-3 ② K	4	0	1	0	0	1	1
Brad Ausmus, R (1, 2) OBP: 0.273, SLG: 0.545		TCS 0-3 ③ K2-3			BSX 1-1 G5-4-3 1-2 1B			BX 1-0 HR	SX 0-1 ③ G3-1	4	1	2	1	0	1	1
Andy Ashby, R (1, 1) Keith Lockhart, L (5, PH) Pedro Martinez, L (6, 1) Tim Hyers, L (8, PH) OBP: 0.500, SLG: 0.500 (9, 9)			BBBCCC 3-3 ① K		X 0-0 ② ③ G5-4-3 1-2f			CX 0-1 2B 1B		1	0	0	0	0	1	0
										1	0	0	0	0	0	2
										0	0	0	0	0	0	0
										1	1	1	0	0	0	0
Inning Stats	R: 0 E: 0 K: 1 S: 10 H: 1 LOB: 2 BB: 1 P: 17	R: 0 E: 0 K: 1 S: 7 H: 0 LOB: 0 BB: 0 P: 10	R: 0 E: 0 K: 2 S: 7 H: 0 LOB: 0 BB: 0 P: 11	R: 0 E: 0 K: 3 S: 10 H: 0 LOB: 0 BB: 0 P: 17	R: 0 E: 0 K: 1 S: 7 H: 2 LOB: 1 BB: 0 P: 10	R: 0 E: 0 K: 0 S: 8 H: 1 LOB: 1 BB: 0 P: 14	R: 0 E: 0 K: 1 S: 9 H: 0 LOB: 0 BB: 0 P: 13	R: 2 E: 0 K: 2 S: 17 H: 3 LOB: 1 BB: 0 P: 25	R: 0 E: 0 K: 1 S: 8 H: 1 LOB: 1 BB: 0 P: 9	1B: 6 2B: 1 3B: 0 HR: 1	SF: 0 SAC: 0 DP: 1 HBP: 0						

	AB	34
	R	2
	H	8
	RBI	2
	BB	1
	SO	12
	LOB	14

PITCHER		IP	WLS	BF	H	R	ER	SO	BB	IBB	HBP	BLK	WP	HR	S	P	ERA	WHIP
29 John Smoltz, R ERA:	(1, 1)	7.0	W	25	4	0	0	9	1	0	0	0	0	0	58	92	0.00	0.714
Milt Hill, R ERA: 27.0	(8, 1)	0.2		5	3	2	2	2	0	0	0	0	0	1	13	18	27.00	4.500
Mike Stanton, L ERA:	(8, 1)	1.1		5	1	0	0	1	0	0	0	0	0	0	12	16	0.00	0.750

PITCHER	IP	WLS	BF	H	R	ER	SO	BB	IBB	HBP	BLK	WP	HR	S	P	ERA	WHIP

Batter	1	2	3	4	5	6	7	8	9	10	11	AB	R	H	RBI	BB	SO	LOB
Deion Sanders, L (1, 8) OBP: 0.300, SLG: 0.500	B3	BB			F8		L9		G6-3	G4-3		5	0	0	1	1	0	2
Jeff Blauser, R (1, 6) OBP: 0.200, SLG: 0.389	K	SF8			F9		G6-3		K		G3-1	5	0	0	1	0	2	1
Ryan Klesko, L (1, 7) OBP: 0.563, SLG: 1.063 Mike Kelly, R (9, PR) OBP: 0.500, SLG: 1.000 (9, 7)	K	F8			G3-1			E 1B BB	1B WP 1B		1B 2B	5 1	1 2	2 1	0 0	0 0	1 0	2 0
Fred McGriff, L (1, 3) OBP: 0.500, SLG: 0.400		G4-3	F8			G5-3 1B		2B E BB	WP 1B		E SF9 IBB	4	2	2	0	2	0	0
David Justice, L (1, 9) OBP: 0.214, SLG: 0.154		2B 1B 1B	G3			G5-3		E4 2B	G4-3		E2 1B	6	1	2	1	0	0	3
Terry Pendleton, S (1, 5) OBP: 0.300, SLG: 0.278		1B 1B 2B	K			G1-3		P6		SH3-4 2B 1B	IBB	5	2	2	0	1	1	3
Javy Lopez, R (1, 2) OBP: 0.357, SLG: 0.692		1B BB BB 1B		F8		K		K		SH3-4	SF9	4	1	1	2	0	2	3
Mark Lemke, S (1, 4) OBP: 0.556, SLG: 0.462		BB 1B SF8 BB		L6			G5-3	2B		F7	G1-3	5	1	1	1	1	0	3
Steve Avery, L (1, 1) ERA: 54.00, SLG: 1.000 Steve Bedrosian, R (6, 1) Dave Gallagher, R (7, PH) Mike Bielecki, R (7, 1) Tony Tarasco, L (8, PH) Mike Stanton, L (8, 1) Mark Wohlers, R (8, 1) Bill Pecota, R (10, PH) ERA: 0.00, SLG: 1.000 Greg McMichael, R (10, 1)		BB 1B						BB	G3-1		2B	2 0 0 0 0 1 0 0 1 0	0 0 0 0 0 0 0 0 0 0	1 0 0 0 0 0 0 0 1 0	1 0 1 0 0 0 0 0 1 0	0 0 0 0 0 0 0 0 0 0	1 0 0 0 0 0 2 0 0 0	0 0 0 0 0 0 0 0 0 0
Inning Stats	R: 0 E: 0 K: 2 S: 8 H: 0 LOB: 0 BB: 0 P: 9	R: 4 E: 0 K: 0 S: 19 H: 4 LOB: 2 BB: 2 P: 35	R: 0 E: 0 K: 1 S: 6 H: 0 LOB: 0 BB: 0 P: 6	R: 0 E: 0 K: 1 S: 9 H: 0 LOB: 0 BB: 0 P: 13	R: 0 E: 0 K: 0 S: 6 H: 0 LOB: 0 BB: 0 P: 11	R: 0 E: 0 K: 1 S: 9 H: 1 LOB: 1 BB: 0 P: 12	R: 0 E: 0 K: 0 S: 9 H: 0 LOB: 1 BB: 1 P: 17	R: 2 E: 1 K: 1 S: 13 H: 2 LOB: 2 BB: 1 P: 21	R: 1 E: 0 K: 1 S: 11 H: 2 LOB: 2 BB: 0 P: 15	R: 1 E: 0 K: 0 S: 8 H: 2 LOB: 1 BB: 0 P: 15	R: 2 E: 1 K: 0 S: 6 H: 2 LOB: 2 BB: 2 P: 14						

PITCHER		IP	WLS	BF	H	R	ER	SO	BB	IBB	HBP	BLK	WP	HR	S	P	ERA	WHIP
Tim Worrell, R ERA: 6.0	(1, 1)	6.0		25	5	4	4	5	2	0	0	0	0	0	57	86	6.00	1.167
Mark Davis, L ERA:	(7, 1)	1.0		7	1	2	0	0	2	0	0	0	0	0	11	24	0.00	3.000
Trevor Hoffman, R ERA:	(8, 1)	1.0		4	1	0	0	1	0	0	0	0	0	0	11	14	0.00	1.000
Gene Harris, R ERA: 6.0	(9, 1)	2.0		10	4	2	2	1	0	0	0	0	1	0	19	30	9.00	2.000
A.J. Sager, R ERA: 4.5	(11, 1)	1.0	L	7	2	2	2	0	0	2	0	0	0	0	6	14	18.00	2.000

PITCHER	IP	WLS	BF	H	R	ER	SO	BB	IBB	HBP	BLK	WP	HR	S	P	ERA	WHIP

TOP

Atlanta Braves @ San Diego Padres

Jack Murphy Stadium, San Diego, CA

Thu Apr 07 1994, 6:33 AM EDT

Att. 16,734 - Overcast - 68 F

livebaseballscorecards.com

AB	44
R	10
H	13
RBI	8
BB	6
SO	7
LOB	19

1B: 9	SF: 2	WP: 1	PA: 53
2B: 4	SAC: 1	PB: 0	
3B: 0	DP: 0	SB: 0	
HR: 0	HBP: 0	CS: 0	

Atlanta Braves @ San Diego Padres

Jack Murphy Stadium, San Diego, CA

Thu Apr 07 1994, 6:33 AM EDT

Att. 16,734 - Overcast - 68 F

livebaseballscorecards.com

BOTTOM

Batter	1	2	3	4	5	6	7	8	9	10	11	AB	R	H	RBI	BB	SO	LOB
Bip Roberts, S (1, 4) OBP: 0.333, SLG: 0.267	F9		K		PB 1B 1B 1-2 BB	FC3-2-5-4-6 1-2 3-H			G1-3		E FC5 1B	5	1	1	0	1	1	2
Ricky Gutierrez, R (1, 6) OBP: 0.222, SLG: 0.235	G6-3		G5-3		1B PB 1B 1-2 2-3 1B		K		CS BB		FC5 G4-6-3 1-3	5	1	1	0	1	1	1
Derek Bell, R (1, 8) OBP: 0.444, SLG: 0.438	FC5-4 BB			S SF8 BB	E 1B 1-3 2-H 3-H 1B		1B BLK CS 1B		K 1-2		G4-6-3 1-2f	4	2	2	1	2	1	3
Phil Clark, R (1, 9) OBP: 0.500, SLG: 0.750 Bill Bean, L (5, PH) OBP: 0.556, SLG: 0.667 (6, 9)	FC5-4 1-2f			SF8 1-H	E9 G6-4-3 1-H 3-H 1B		1-3 1B			SH5-4 1B 1B		1 3	0 1	0 3	1 1	0 0	0 0	1 0
Archi Cianfrocco, R (1, 5) OBP: 0.125, SLG: 0.188 (7, 3)		L6		F8	G6-4-3 1-2f		K 3-H			SH5-4 1-2		4	0	0	0	0	1	3
Phil Plantier, L (1, 7) OBP: 0.125, SLG: 0.067		S BB		G3		E3 SH3-4 1B 1B		G3 SH1-4 1B		K		4	1	1	0	1	1	1
Dave Staton, R (1, 3) OBP: 0.286, SLG: 0.462 Mark Davis, L (7, 1) Trevor Hoffman, R (8, 1) Gene Harris, R (9, 1) Keith Lockhart, L (10, PH) OBP: 0.333, SLG: 0.333 A.J. Sager, R (11, 1)	K 1-2				HR	1B SH3-4 1-2 FC3-2-5-4-6 1B		SH1-4 1-2		2-H 1B		3 0 0 0 1 0	1 0 0 0 0 0	2 0 0 0 1 0	1 0 0 0 1 0	0 0 0 0 0 0	1 0 0 0 0 0	1 0 0 0 0 0
Brad Ausmus, R (1, 2) OBP: 0.200, SLG: 0.400	K				K 1-2 2-3	SH3-4 1-2 2-3		G3 2-3		G4-3		4	0	0	0	0	2	3
Tim Worrell, R (1, 1) OBP: 0.500, SLG: 0.500 Craig Shipley, R (6, PH) OBP: 0.333, SLG: 0.333 (7, 5)			K		1B BB PB 1B	FC3-2-5-4-6 2-3 3-H 1B		K			P4	2 3	1 0	1 1	0 1	0 1	1 1	0 1

Inning Stats											
	R: 0 H: 0 E: 0 LOB: 1 K: 0 BB: 1 S: 6 P: 14	R: 0 H: 0 E: 0 LOB: 1 K: 2 BB: 1 S: 15 P: 26	R: 0 H: 0 E: 0 LOB: 0 K: 2 BB: 0 S: 9 P: 15	R: 1 H: 0 E: 0 LOB: 0 K: 0 BB: 1 S: 12 P: 22	R: 5 H: 5 E: 1 LOB: 0 K: 1 BB: 1 S: 17 P: 27	R: 1 H: 2 E: 1 LOB: 1 K: 0 BB: 0 S: 8 P: 12	R: 0 H: 2 E: 0 LOB: 1 K: 2 BB: 0 S: 12 P: 21	R: 0 H: 1 E: 0 LOB: 1 K: 1 BB: 0 S: 11 P: 17	R: 0 H: 0 E: 0 LOB: 0 K: 1 BB: 1 S: 10 P: 18	R: 1 H: 2 E: 0 LOB: 1 K: 1 BB: 0 S: 12 P: 16	R: 0 H: 1 E: 1 LOB: 1 K: 0 BB: 0 S: 4 P: 4	1B: 12 SF: 1 2B: 1 SAC: 3 3B: 0 DP: 3 HR: 1 HBP: 0	WP: 0 PA: 48 PB: 1 SB: 3 CS: 2

PITCHER		IP	WLS	BF	H	R	ER	SO	BB	IBB	HBP	BLK	WP	HR	S	P	ERA	WHIP
Steve Avery, L ERA: 10.38	(1, 1)	4.1		21	4	6	5	5	4	0	0	0	0	1	52	97	10.38	1.846
Steve Bedrosian, R ERA: 3.38	(5, 1)	1.2		7	3	1	0	0	0	0	0	0	0	0	15	19	0.00	1.800
Mike Bielecki, R ERA:	(7, 1)	1.0		4	2	0	0	2	0	0	0	1	0	0	12	21	0.00	2.000
Mike Stanton, L ERA:	(8, 1)	1.0		4	1	0	0	1	0	0	0	0	0	0	11	17	0.00	1.000
Mark Wohlers, R ERA:	(9, 1)	1.0		3	0	0	0	1	1	0	0	0	0	0	10	18	0.00	1.000

PITCHER		IP	WLS	BF	H	R	ER	SO	BB	IBB	HBP	BLK	WP	HR	S	P	ERA	WHIP
Greg McMichael, R ERA: 6.0	(10, 1)	2.0	W	9	3	1	1	1	0	0	0	0	0	0	16	20	4.50	1.500

AB	39
R	8
H	13
RBI	6
BB	5
SO	10
LOB	16

Florida Marlins @ San Diego Padres

Jack Murphy Stadium, San Diego, CA

Fri Apr 08 1994, 10:05 PM EDT

Att. 12,850 - Unknown - 60 F

TOP

Batter	1	2	3	4	5	6	7	8	9	AB	R	H	RBI	BB	SO	LOB
Chuck Carr, S (1, 8) OBP: 0.313, SLG: 0.286	C X 0-1 G5-3 ①		F X 0-1 F8 ③			B C B C F S 2-3 K ①		B C S B B B 4-2 BB 1-2 2-3		3	0	0	0	1	1	0
Jerry Browne, S (1, 5) OBP: 0.125, SLG: 0.067	C B B F F B X 3-2 G3-1 ②			B X 1-0 G4-3 ①		C B F X 1-2 F8 ②		C C F F B B X 2-2 G1-2-3 ② ③ 3-Hf		4	0	0	0	0	0	3
Gary Sheffield, R (1, 9) OBP: 0.188, SLG: 0.133	F X 0-1 P3 ③			B S B C B X 3-2 G6-3 ②		X 0-0 F8 ③			C B F B B S 3-3 K ①	4	0	0	0	0	1	0
Greg Colbrunn, R (1, 3) OBP: 0.167, SLG: 0.333		F B B F S 2-3 K ①		B C X 1-1 WP 2B			B B F B X 3-1 F8 ①		F B X 1-1 P3 ②	4	0	1	0	0	1	0
Jeff Conine, R (1, 7) OBP: 0.250, SLG: 0.625		S S C 0-3 K ②		B C B S X 2-2 F8 ③ 2-3			B C C S 1-3 K ②		B B X 2-0 G4-3 ③	4	0	0	0	0	2	1
Bret Barberie, S (1, 4) OBP: 0.267, SLG: 0.500		B B B B 4-0 BB			S B B X 2-1 L8 ①		B B F B F X 3-2 G4-3 ③			2	0	0	0	1	0	0
Benito Santiago, R (1, 2) OBP: 0.286, SLG: 0.250		X 0-0 L8 ③			S B B X 2-1 F7 ②			X 0-0 P4 ①		3	0	0	0	0	0	1
Kurt Abbott, R (1, 6) OBP: 0.286, SLG: 0.538			S F B F X 1-2 G5-3 ①		S C X 0-2 1B			S B S H 2-2 HBP BB BB G1-2-3		2	0	1	0	0	0	0
David Weathers, R (1, 1)			S F B S 1-3 K ②		S C F S 0-3 K ③			B B B B 4-0 BB BB 1-2		2	0	0	0	0	2	1
Richie Lewis, R (7, 1)										0	0	0	0	0	0	0
Orestes Destrade, S (8, PH)										0	0	0	0	1	0	0
Robb Nen, R (8, 1)										0	0	0	0	0	0	0
Inning Stats	R: 0 E: 0 K: 0 S: 8 H: 0 LOB: 0 BB: 0 P: 11	R: 0 E: 0 K: 2 S: 7 H: 0 LOB: 1 BB: 1 P: 13	R: 0 E: 0 K: 1 S: 9 H: 0 LOB: 0 BB: 0 P: 11	R: 0 E: 0 K: 0 S: 9 H: 1 LOB: 1 BB: 0 P: 16	R: 0 E: 0 K: 1 S: 11 H: 1 LOB: 1 BB: 0 P: 15	R: 0 E: 0 K: 1 S: 8 H: 0 LOB: 0 BB: 0 P: 11	R: 0 E: 0 K: 1 S: 8 H: 0 LOB: 0 BB: 0 P: 15	R: 0 E: 0 K: 0 S: 10 H: 0 LOB: 2 BB: 2 P: 22	R: 0 E: 0 K: 1 S: 6 H: 0 LOB: 0 BB: 0 P: 12	1B: 1 2B: 1 3B: 0 HR: 0			SF: 0 SAC: 0 DP: 1 HBP: 1			

livebaseballscorecards.com

AB	28
R	0
H	2
RBI	0
BB	3
SO	7
LOB	6

WP: 1 PB: 0 SB: 0 CS: 0 PA: 32

PITCHER		IP	WLS	BF	H	R	ER	SO	BB	IBB	HBP	BLK	WP	HR	S	P	ERA	WHIP
Scott Sanders, R ERA:	(1, 1)	7.1	W	27	2	0	0	6	2	0	1	0	1	0	63	101	0.00	0.545
Trevor Hoffman, R ERA:	(8, 1)	1.2	S	5	0	0	0	1	1	0	0	0	0	0	13	25	0.00	0.600

PITCHER	IP	WLS	BF	H	R	ER	SO	BB	IBB	HBP	BLK	WP	HR	S	P	ERA	WHIP

Batter	1	2	3	4	5	6	7	8	9	AB	R	H	RBI	BB	SO	LOB
Bip Roberts, S (1, 4) OBP: 0.318, SLG: 0.263	B C B F X 2-2 G3 1B 1B	X 0-0 ③ G6-3		X 0-0 ③ G6-3		C B B F F X 2-2 ③ G3				4	0	1	0	0	0	4
Ricky Gutierrez, R (1, 6) OBP: 0.182, SLG: 0.190	1 SAFE C 1 SAFE S 1 SAFE 1 SAFE F X 0-2 ① L4	C B B B X 3-1 ① G6-3	B X 1-0 ① G4-3			B F B X 2-1 ① G6-3				4	0	0	0	0	0	1
Bill Bean, L (1, 9) OBP: 0.538, SLG: 0.615	F 1 SAFE B 1 SAFE S X 1-2 G3 1-2 1B	B X 1-0 ② P5	X 0-0 ② F8			C B B X 2-1 1B				4	0	2	0	0	0	0
Phil Plantier, L (1, 7) OBP: 0.150, SLG: 0.263	B B X 2-0 ② G3 1-2 2-3	X 0-0 ③ F7	B X 1-0 HR			B 1 SAFE T B X 2-1 ② P4				4	1	1	1	0	0	3
Derek Bell, R (1, 8) OBP: 0.455, SLG: 0.579	B S B C F F B B B 4-2 BB	F B B B X 3-1 HR	C B T T 1-2 ③ K			B X 1-0 ③ P4				3	1	1	1	1	1	1
Keith Lockhart, L (1, 5) OBP: 0.429, SLG: 1.286	F B X 1-1 ③ G3	B X 1-0 HR				X 0-0 ① G3		B X 1-0 HR		4	2	2	2	0	0	3
Dave Staton, R (1, 3) OBP: 0.353, SLG: 0.429 Archi Cianfrocco, R (6, PR) OBP: 0.118, SLG: 0.176 (7, 3)	S B S B X 2-2 ① G6-3	C B F B B F B 4-2 SH3-4 BB				B B B 4-0 FC2-5 BB BB		F B X 1-1 ① L8		1 1	0 0	0 0	0 0	2 0	0 0	0 0
Brad Ausmus, R (1, 2) OBP: 0.316, SLG: 0.500	X 0-0 SH3-4 1B	B X 1-0 ① P4				F 1 SAFE B 1 SAFE 1 SAFE F B 1 SAFE B 4-2 1 SAFE B FC2-5 1-2 BB		B S B X 2-1 L9-4-6 2B		3	0	2	0	1	0	1
Scott Sanders, R (1, 1) Trevor Hoffman, R (8, 1)	X 0-0 ② SH3-4 1-2	X 0-0 ② SH3-4 1-2				X 0-0 ② FC2-5 1-2 2-3f		B X 1-0 ②③ L9-4-6 2-3		1 1	0 0	0 0	0 0	0 0	0 0	2 1
Inning Stats	R: 0 H: 2 E: 0 LOB: 3 K: 0 BB: 1 S: 17 P: 27	R: 0 H: 1 E: 0 LOB: 1 K: 0 BB: 0 S: 6 P: 8	R: 0 H: 0 E: 0 LOB: 0 K: 0 BB: 0 S: 4 P: 8	R: 2 H: 2 E: 0 LOB: 1 K: 0 BB: 1 S: 9 P: 18	R: 1 H: 1 E: 0 LOB: 0 K: 1 BB: 0 S: 6 P: 9	R: 0 H: 0 E: 0 LOB: 2 K: 0 BB: 2 S: 8 P: 18	R: 0 H: 1 E: 0 LOB: 1 K: 0 BB: 0 S: 7 P: 14	R: 1 H: 2 E: 0 LOB: 0 K: 0 BB: 0 S: 6 P: 11		1B: 4 SF: 0 2B: 2 SAC: 2 3B: 0 DP: 1 HR: 4 HBP: 0						

PITCHER		IP	WLS	BF	H	R	ER	SO	BB	IBB	HBP	BLK	WP	HR	S	P	ERA	WHIP
David Weathers, R ERA: 4.5	(1, 1)	6.0	L	28	6	3	3	1	4	0	0	0	0	3	50	88	4.50	1.667
Richie Lewis, R ERA:	(7, 1)	1.0		4	1	0	0	0	0	0	0	0	0	0	7	14	0.00	1.000
Robb Nen, R ERA: 9.0	(8, 1)	1.0		4	2	1	1	0	0	0	0	0	0	1	6	11	9.00	2.000

PITCHER	IP	WLS	BF	H	R	ER	SO	BB	IBB	HBP	BLK	WP	HR	S	P	ERA	WHIP

BOTTOM

Florida Marlins @ San Diego Padres

Jack Murphy Stadium, San Diego, CA

Fri Apr 08 1994, 10:05 PM EDT

Att. 12,850 - Unknown - 60 F

livebaseballscorecards.com

AB	30
R	4
H	9
RBI	4
BB	4
SO	1
LOB	16

Batter	1	2	3	4	5	6	7	8	9	AB	R	H	RBI	BB	SO	LOB
Matias Carrillo, L (1, 8) OBP: 0.667, SLG: 1.000 Chuck Carr, S (7, PH) OBP: 0.368, SLG: 0.471 (7, 8)	B F X 1-1 1B 2B		B B C X 2-1 CS 1B		B B F X 2-1 ② G4-3		B S F F X 1-2 1-3 2-H 3-H 2B 2B	C S F X 0-2 ② F7	S B S X 1-2 1-3 2-H 1B 2B	3 1 2 0 0 0 0 3 2 2 3 0 0 0						
Alex Arias, R (1, 5) OBP: 0.333, SLG: 0.500 (9, 6)	F F C 0-3 ① K		B S S S X 1-2 ① ② G4-3 1-2		B B C C B C 3-3 ③ K		F B S F F B X 2-2 2-H 3-H HR 2B	B B X 2-0 F7	C X 0-1 ③ 2-H 3-H FC6-4 1B	6 1 2 4 0 2 2						
Gary Sheffield, R (1, 9) OBP: 0.364, SLG: 0.278	C T B B X 2-2 F7 1B 2-H 1B		F C X 0-2 2B			C B S B B F B 4-2 CS BB	I I I I 4-0 HR IBB		B B B B -1 HR BB B X 1-0 FC6-4 1-2	3 2 2 1 3 0 1						
Jeff Conine, R (1, 7) OBP: 0.333, SLG: 0.905 (7, 3)	X 0-0 F7 1-2 1B		C S B B S 2-3 ③ K			C 1 SAFE 1 SAFE 1 SAFE F C 0-3 ① K	B C C X 1-2 1-H 2-H HR		F B C F X 1-2 1-H HR	5 2 3 5 0 2 2						
Orestes Destrade, S (1, 3) OBP: 0.176, SLG: 0.267 Jeremy Hernandez, R (7, 1) Rick Renteria, R (9, PH) (9, 5)	B C B X 2-1 ② F7 1-2 2-3			C B C B X 3-2 ① L9		1 SAFE F F P 1 SAFE 1 B X 2-1 ② F9	F B S B F B X 3-2 HR		C C R X 0-2 ① L6	4 1 1 1 0 0 3 0 0 0 0 0 0 0 1 0 0 0 0 0 0						
Benito Santiago, R (1, 2) OBP: 0.263, SLG: 0.235	S F F B B F S 2-3 ③ K			C B S S S 1-3 ② K		1 SAFE 0-0 ③ CS 1-2	x 0-0 1B BB 2B 1B 3-1 P2		S F B X 1-2 ② P4	5 1 1 0 0 2 2						
Jerry Browne, S (1, 4) OBP: 0.286, SLG: 0.118 (7, 7)		B F F B F X 2-2 ① G1-3		B B X 2-0 1B			1 SAFE 4-0 1 SAFE B B B 1-2 1B 2B BB 4-0 B B B BB		B B B B 4-0 BB 1B BB	2 2 1 0 3 0 0						
Kurt Abbott, R (1, 6) OBP: 0.316, SLG: 0.471 Mark Gardner, R (9, 1)	S B C S S 1-3 ② K			B B X 2-0 ③ L5			x 0-0 2B 1-2 2-3 2B 1B x 0-0 ③ F8		B S B F B B 4-2 1B 1-2 2B BB	4 2 1 0 1 1 2 0 0 0 0 0 0 0						
Pat Rapp, R (1, 1) Bret Barberie, S (7, PH) OBP: 0.278, SLG: 0.471 (7, 4)	F S C 0-3 ③ K				B X 1-0 ① G5-3		S S B B S 2-3 ① K	C S S 0-3 ① K	F X 0-1 2B 1-2 2-H 1B 1B	2 0 0 0 0 1 0 3 1 1 1 0 2 3						
Inning Stats	R: 1 H: 3 E: 0 LOB: 2 K: 2 BB: 0 S: 16 P: 23	R: 0 H: 0 E: 0 LOB: 0 K: 2 BB: 0 S: 10 P: 13	R: 0 H: 2 E: 0 LOB: 1 K: 1 BB: 0 S: 11 P: 16	R: 0 H: 1 E: 0 LOB: 1 K: 1 BB: 0 S: 8 P: 16	R: 0 H: 0 E: 0 LOB: 0 K: 1 BB: 0 S: 6 P: 12	R: 0 H: 0 E: 0 LOB: 0 K: 1 BB: 1 S: 9 P: 14	R: 8 H: 6 E: 0 LOB: 1 K: 1 BB: 3 S: 24 P: 48	R: 0 H: 0 E: 0 LOB: 0 K: 1 BB: 0 S: 8 P: 10	R: 6 H: 4 E: 0 LOB: 1 K: 0 BB: 3 S: 22 P: 38	1B: 8 SF: 0 2B: 5 SAC: 0 3B: 0 DP: 0 HR: 3 HBP: 0						

PITCHER		IP	WLS	BF	H	R	ER	SO	BB	IBB	HBP	BLK	WP	HR	S	P	ERA	WHIP
Andy Benes, R ERA: 4.73	(1, 1)	6.1	L	27	8	4	4	9	2	0	0	0	0	0	65	105	5.68	1.579
Pedro Martinez, L ERA: 2.25	(7, 1)	0.0		1	1	0	0	0	0	0	0	0	0	0	4	5	∞	∞
A.J. Sager, R ERA: 11.57	(7, 1)	0.2		7	3	5	5	0	1	1	0	0	0	2	15	32	67.50	6.000
Tim Mauser, R ERA: 6.0	(8, 1)	1.0		3	0	0	0	1	0	0	0	0	0	0	8	10	0.00	0.000
Mark Davis, L ERA: 18.0	(9, 1)	1.0		10	4	6	6	0	3	0	0	0	0	1	22	38	54.00	7.000

PITCHER	IP	WLS	BF	H	R	ER	SO	BB	IBB	HBP	BLK	WP	HR	S	P	ERA	WHIP

TOP

Florida Marlins @ San Diego Padres

Jack Murphy Stadium, San Diego, CA

Sat Apr 09 1994, 10:05 PM EDT

Att. 16,343 - Unknown - 62 F

livebaseballscorecards.com

AB	41
R	15
H	16
RBI	15
BB	7
SO	10
LOB	15

BOTTOM

Florida Marlins @ San Diego Padres

Jack Murphy Stadium, San Diego, CA

Sat Apr 09 1994, 10:05 PM EDT

Att. 16,343 - Unknown - 62 F

livebaseballscorecards.com

Batter	1	2	3	4	5	6	7	8	9	AB	R	H	RBI	BB	SO	LOB
Bip Roberts, S (1, 4) OBP: 0.346, SLG: 0.318	G6-3		G6-3			BLK, 2B		G5-3, BB		3	0	1	0	1	0	0
Craig Shipley, R (1, 6) OBP: 0.143, SLG: 0.143	F9		L4			G5-3		G5-3 1-2		4	0	0	0	0	0	2
Bill Bean, L (1, 9) OBP: 0.438, SLG: 0.500	G4-3			G5-3		P4 2-3		P3		3	0	0	0	0	0	1
Tim Mauser, R (8, 1)										0	0	0	0	0	0	0
Phil Clark, R (8, PH) OBP: 0.429, SLG: 0.600										1	0	0	0	0	0	1
Mark Davis, L (9, 1)										0	0	0	0	0	0	0
Phil Plantier, L (1, 7) OBP: 0.250, SLG: 0.333		2B, SF8, BB		2B		BB			F8	2	1	1	0	2	0	0
Derek Bell, R (1, 8) OBP: 0.423, SLG: 0.565		SF8 1-3, 2B		K		G1-3			F7	4	0	1	0	0	1	3
Keith Lockhart, L (1, 5) OBP: 0.273, SLG: 0.900		SF8 2-3 3-H		G4-3			F8		F8	3	0	0	1	0	0	1
Archi Cianfrocco, R (1, 3) OBP: 0.150, SLG: 0.158		G1-6-3, HBP			G5-3		K			2	0	0	0	0	1	0
Brian Johnson, R (1, 2)		G1-6-3 1-2f			L5		L6			3	0	0	0	0	0	2
Andy Benes, R (1, 1)			K		K			G4-3		2	0	0	0	0	2	0
Pedro Martinez, L (7, 1)										0	0	0	0	0	0	0
A.J. Sager, R (7, 1)										0	0	0	0	0	0	0
Tim Hyers, L (7, 9) OBP: 0.333, SLG: 0.333										1	0	0	0	0	0	0
Inning Stats	R: 0 H: 0 E: 0 LOB: 0 K: 0 BB: 0 S: 5 P: 8	R: 1 H: 1 E: 0 LOB: 1 K: 0 BB: 1 S: 11 P: 20	R: 0 H: 0 E: 0 LOB: 0 K: 1 BB: 0 S: 5 P: 7	R: 0 H: 1 E: 0 LOB: 1 K: 1 BB: 0 S: 6 P: 11	R: 0 H: 0 E: 0 LOB: 0 K: 1 BB: 0 S: 8 P: 12	R: 0 H: 1 E: 0 LOB: 2 K: 0 BB: 1 S: 10 P: 18	R: 0 H: 0 E: 0 LOB: 0 K: 1 BB: 0 S: 7 P: 8	R: 0 H: 0 E: 0 LOB: 1 K: 0 BB: 1 S: 6 P: 11	R: 0 H: 0 E: 0 LOB: 0 K: 0 BB: 0 S: 7 P: 11	1B: 0 SF: 1 2B: 3 SAC: 0 3B: 0 DP: 1 HR: 0 HBP: 1						

	AB	28
	R	1
	H	3
	RBI	1
	BB	3
	SO	4
	LOB	10

PITCHER		IP	WLS	BF	H	R	ER	SO	BB	IBB	HBP	BLK	WP	HR	S	P	ERA	WHIP
Pat Rapp, R ERA: 1.5	(1, 1)	6.0	W	23	3	1	1	3	2	0	1	1	0	0	45	76	1.50	0.833
Jeremy Hernandez, R ERA:	(7, 1)	2.0		7	0	0	0	1	1	0	0	0	0	0	13	19	0.00	0.500
Mark Gardner, R ERA:	(9, 1)	1.0		3	0	0	0	0	0	0	0	0	0	0	7	11	0.00	0.000

PITCHER	IP	WLS	BF	H	R	ER	SO	BB	IBB	HBP	BLK	WP	HR	S	P	ERA	WHIP

Batter	1	2	3	4	5	6	7	8	9	AB	R	H	RBI	BB	SO	LOB
Chuck Carr, S (1, 8) OBP: 0.375, SLG: 0.455	C B B F X 2-2 ① G1-3		X 0-0 ③ 1-2 2B 1B	B B X 2-0 ③ G3		B X 1-0 G5-3 S 1B		X 0-0 ③ L7		5	1	2	0	0	0	2
Rick Renteria, R (1, 5) OBP: 0.167, SLG: 0.167	C B C F F X 1-2 HR 1B	C B B B X 2-1 ① L9	C B B F F X 2-2 ① G6-3	B 1 SAFE 1 SAFE C 1 SAFE B B 2 SAFE X 3-1 ① ② G5-3 1-3			C F B S 1-3 ① K		5	1	1	0	0	1	3
Gary Sheffield, R (1, 9) OBP: 0.444, SLG: 0.783	B B B C F X 3-2 1-H HR	B C B C X 2-1 1-H 2-H 2B	B C X 1-1 HR	B C B B C C 3-3 ③ K			X 0-0 WP 3B		5	3	4	5	0	1	0
Jeff Conine, R (1, 7) OBP: 0.385, SLG: 0.833 (9, 3)	F B S B S 2-3 ② K	B B B C B 4-1 G4-6-3 BB	B B B B 4-0 FC4-6 1B HBP BB			X 0-0 G5-3 1B	F S B S 1-3 ② K		3	1	1	0	2	2	1
Orestes Destrade, S (1, 3) OBP: 0.227, SLG: 0.450 Bryan Harvey, R (9, 1)	C B F B F B S 3-3 ③ K	B B X 2-0 ② ③ G4-6-3 1-2f	B X 1-0 FC4-6 1-2 1B	X 0-0 ① G5-3 1-2	B C F B C X 1-2 3-H HR		5 0	1 0	2 0	1 0	0 0	1 0	3 0
Bret Barberie, S (1, 4) OBP: 0.217, SLG: 0.364	X 0-0 ① G4-3	C B B B X 2-1 ① G4-3	X 0-0 ② FC4-6 HBP BB 1-2f 2-3	B X 1-0 ② F8	C X 0-1 ③ F8		5	0	0	0	0	0	3
Ron Tingley, R (1, 2) Yorkis Perez, L (7, 1) Luis Aquino, R (7, 1) Matias Carrillo, L (9, 7) OBP: 0.667, SLG: 1.000	C B B B X 3-1 ② L9	F F B B X 2-2 ② L4	C C B B B 4-2 HBP 1-2 BB	C B X 1-1 ③ G6-3			3 0 0 0	0 0 0 0	0 0 0 0	0 0 0 0	1 0 0 0	0 0 0 0	1 0 0 0
Alex Arias, R (1, 6) OBP: 0.400, SLG: 0.375	B C C F B S 2-3 ③ K	B B B B 4-0 ② E 1B BB	C B S F H 2-2 FC5-4 1-2 2-3 3-H HBP		B F X 1-1 ① L9		2	0	0	1	1	1	0
Charlie Hough, R (1, 1) OBP: 0.800, SLG: 0.750 Benito Santiago, R (7, 2) OBP: 0.250, SLG: 0.222	B C X 1-1 1B 2B 1B	X 0-0 E9 1-3 1B	X 0-0 ③ FC5-4 1-2f		F X 0-1 ② G5-3		3 1	1 0	2 0	0 0	0 0	0 0	3 0
Inning Stats	R: 2 H: 2 E: 0 LOB: 0 K: 2 BB: 0 S: 18 P: 29	R: 0 H: 0 E: 0 LOB: 0 K: 1 BB: 0 S: 7 P: 12	R: 2 H: 3 E: 0 LOB: 1 K: 0 BB: 1 S: 9 P: 20	R: 0 H: 1 E: 1 LOB: 2 K: 0 BB: 1 S: 7 P: 17	R: 2 H: 2 E: 0 LOB: 3 K: 0 BB: 2 S: 14 P: 28	R: 0 H: 1 E: 0 LOB: 0 K: 1 BB: 0 S: 6 P: 13	R: 0 H: 1 E: 0 LOB: 1 K: 0 BB: 0 S: 5 P: 7	R: 0 H: 0 E: 0 LOB: 0 K: 0 BB: 0 S: 5 P: 6	R: 2 H: 2 E: 0 LOB: 0 K: 2 BB: 0 S: 12 P: 15	1B: 7 SF: 0 2B: 1 SAC: 0 3B: 1 DP: 1 HR: 3 HBP: 1						

PITCHER		IP	WLS	BF	H	R	ER	SO	BB	IBB	HBP	BLK	WP	HR	S	P	ERA	WHIP
Wally Whitehurst, R ERA: 10.57	(1, 1)	4.2	L	25	8	6	6	3	4	0	0	0	0	2	51	100	11.57	2.571
Tim Mauser, R ERA: 3.38	(5, 1)	2.1		9	2	0	0	1	0	0	1	0	0	0	15	26	0.00	0.857
Gene Harris, R ERA: 7.2	(8, 1)	2.0		8	2	2	2	2	0	0	0	0	1	1	17	21	9.00	1.000

PITCHER	IP	WLS	BF	H	R	ER	SO	BB	IBB	HBP	BLK	WP	HR	S	P	ERA	WHIP

TOP

Florida Marlins @ San Diego Padres

Jack Murphy Stadium, San Diego, CA

Sun Apr 10 1994, 10:05 PM EDT

Att. 14,596 - Sunny - 66 F

livebaseballscorecards.com

AB	37
R	8
H	12
RBI	7
BB	4
SO	6
LOB	16

WP: 1	PA: 42				
PB: 0					
SB: 1					
CS: 0					

BOTTOM

Batter	1	2	3	4	5	6	7	8	9	AB	R	H	RBI	BB	SO	LOB
Craig Shipley, R (1, 4) (9, 5) OBP: 0.167, SLG: 0.250	G5-3		F8	FC6-4 1-2f			PB SF8 2B		G5-3	5	1	1	0	0	0	2
Ricky Gutierrez, R (1, 6) OBP: 0.185, SLG: 0.200	G3-1		K		G4-3 1B		SF8 2-H		G3	4	0	1	1	0	1	0
Derek Bell, R (1, 8) OBP: 0.419, SLG: 0.643	1B			F9	G4-3 1-2f		HR		G6-3	5	1	2	1	0	0	1
Phil Plantier, L (1, 7) OBP: 0.250, SLG: 0.292	F7			P4	K		BB			3	0	0	0	1	1	1
Phil Clark, R (1, 9) OBP: 0.273, SLG: 0.333		P7	E6 WP 1B HR			F7	SAFE F9			4	1	0	0	0	0	1
Gene Harris, R (8, 1)										0	0	0	0	0	0	0
Dave Staton, R (1, 3) OBP: 0.429, SLG: 0.438		FC5-4 BB	WP HR 1-2 1B			F9		FC1-6 BB		2	1	1	0	2	0	0
Bip Roberts, S (8, PR) (9, 4) OBP: 0.346, SLG: 0.318										0	0	0	0	0	0	0
Archi Cianfrocco, R (1, 5) (9, 3) OBP: 0.208, SLG: 0.391		F9	HR 1-H 2-H			2B		FC1-6 1-2f		4	1	2	3	0	0	2
Brad Ausmus, R (1, 2) OBP: 0.304, SLG: 0.455		FC5-4 1-2f		1B		K		K SAFE		4	0	1	0	0	2	3
Wally Whitehurst, R (1, 1) OBP: 0.333, SLG: 0.333			P7	FC6-4 1-2 1B			K2-3	F7		2	0	1	0	0	0	0
Tim Mauser, R (5, 1)										0	0	0	0	0	0	0
Keith Lockhart, L (7, PH) (8, 9) OBP: 0.231, SLG: 0.750										2	0	0	0	0	1	1
Inning Stats	R: 0 E: 0 K: 0 S: 5 H: 1 LOB: 1 BB: 0 P: 11	R: 0 E: 0 K: 0 S: 7 H: 0 LOB: 1 BB: 1 P: 14	R: 0 E: 0 K: 1 S: 6 H: 0 LOB: 0 BB: 0 P: 10	R: 3 E: 1 K: 0 S: 16 H: 4 LOB: 2 BB: 0 P: 28	R: 0 E: 0 K: 1 S: 6 H: 1 LOB: 0 BB: 0 P: 10	R: 0 E: 0 K: 1 S: 8 H: 1 LOB: 1 BB: 0 P: 10	R: 2 E: 0 K: 1 S: 15 H: 2 LOB: 1 BB: 1 P: 23	R: 0 E: 0 K: 1 S: 8 H: 0 LOB: 1 BB: 1 P: 14	R: 0 E: 0 K: 0 S: 6 H: 0 LOB: 0 BB: 0 P: 9	1B: 5 2B: 2 3B: 0 HR: 2	SF: 1 SAC: 0 DP: 1 HBP: 0						

PITCHER		IP	WLS	BF	H	R	ER	SO	BB	IBB	HBP	BLK	WP	HR	S	P	ERA	WHIP
Charlie Hough, R ERA: 2.84	(1, 1)	6.2	W	30	9	5	2	4	1	0	0	0	1	2	58	96	2.70	1.500
Yorkis Perez, L ERA: 27.0	(7, 1)	0.0		1	0	0	0	0	1	0	0	0	0	0	1	5	∞	∞
Luis Aquino, R ERA:	(7, 1)	1.1		5	0	0	0	1	1	0	0	0	0	0	12	19	0.00	0.750
Bryan Harvey, R ERA:	(9, 1)	1.0	S	3	0	0	0	0	0	0	0	0	0	0	6	9	0.00	0.000

PITCHER	IP	WLS	BF	H	R	ER	SO	BB	IBB	HBP	BLK	WP	HR	S	P	ERA	WHIP

Florida Marlins @ San Diego Padres

Jack Murphy Stadium, San Diego, CA

Sun Apr 10 1994, 10:05 PM EDT

Att. 14,596 - Sunny - 66 F

livebaseballscorecards.com

AB	35
R	5
H	9
RBI	5
BB	3
SO	5
LOB	11

1B: 5 SF: 1 WP: 1 PA: 39
2B: 2 SAC: 0 PB: 1
3B: 0 DP: 1 SB: 0
HR: 2 HBP: 0 CS: 0

Batter	1	2	3	4	5	6	7	8	9	AB	R	H	RBI	BB	SO	LOB
Bip Roberts, S (1, 4) OBP: 0.323, SLG: 0.269	4-0 G5-3 1B BB		1-0 ①② G3 1-1f		1-1 ① F8		2-1 ② G5-3		2-0 ① G6-3	4	0	0	0	1	0	3
Ricky Gutierrez, R (1, 6) OBP: 0.188, SLG: 0.200	2-2 ① G5-3 1-2		0-0 E3		1-1 ② G6-3		1-0 2-H 1B		0-0 ② G4-3	5	0	1	1	0	0	2
Tony Gwynn, L (1, 9) OBP: 0.429, SLG: 0.429	3-1 ② 2-H 1B		1-0 ③ F7		1-2 FC5-4 1B		0-0 ③ G4-3		2-2 ③ G6-3	5	0	2	0	0	0	3
Derek Bell, R (1, 8) OBP: 0.371, SLG: 0.563	1-2 ③ G6-3			2-2 ① G4-3	1-0 ③ FC5-4 1-2f			0-0 ① L6		4	0	0	0	0	0	2
Phil Clark, R (1, 7) OBP: 0.357, SLG: 0.667 Phil Plantier, L (6, 7) OBP: 0.241, SLG: 0.280		1-0 CS 1B		1-0 HR		0-1 ① F9		3-2 ② F7		3 1	1 0	2 0	1 0	0 0	0 0	0 0
Archi Cianfrocco, R (1, 5) (7, 3) OBP: 0.286, SLG: 0.500		2-1 ① 1-2 2B		0-0 2B		1-3 ② K2-3		2-0 1B HBP		3	0	2	0	0	1	0
Dave Staton, R (1, 3) OBP: 0.417, SLG: 0.389 Craig Shipley, R (7, 5) OBP: 0.231, SLG: 0.308		4-2 G5-4-3 BB		1-3 ② K		1-3 ③ K		2-0 FC6-4 1-3 1B		2 1	0 0	0 1	0 0	1 0	2 0	1 0
Brad Ausmus, R (1, 2) OBP: 0.296, SLG: 0.400		1-0 ②③ G5-4-3 1-2f		4-0 IBB			3-1 E3 WP SH1-3 1B	0-0 ③ FC6-4 1-2f		3	1	0	0	1	0	4
Andy Ashby, R (1, 1) OBP: 0.333, SLG: 0.333 Mark Davis, L (8, 1) Gene Harris, R (8, 1) Brian Johnson, R (8, 3) Bill Bean, L (9, PH) OBP: 0.471, SLG: 0.588			1-2 G3 1B	1-3 ③ K			0-0 ① SH1-3 1-2		0-1 2B	2 0 0 0 1	0 0 0 0 0	1 0 0 0 0	0 0 0 0 0	0 0 0 0 0	1 0 0 0 0	2 0 0 0 0
Inning Stats	R: 0 E: 0 K: 0 S: 8 H: 1 LOB: 1 BB: 1 P: 18	R: 0 E: 0 K: 0 S: 7 H: 2 LOB: 1 BB: 1 P: 15	R: 0 E: 1 K: 0 S: 6 H: 1 LOB: 1 BB: 0 P: 9	R: 1 E: 0 K: 2 S: 12 H: 2 LOB: 2 BB: 1 P: 21	R: 0 E: 0 K: 0 S: 8 H: 1 LOB: 1 BB: 0 P: 12	R: 0 E: 0 K: 2 S: 9 H: 0 LOB: 0 BB: 0 P: 11	R: 1 E: 1 K: 0 S: 7 H: 1 LOB: 1 BB: 0 P: 13	R: 0 E: 0 K: 0 S: 6 H: 1 LOB: 2 BB: 0 P: 13	R: 0 E: 0 K: 0 S: 7 H: 1 LOB: 1 BB: 0 P: 11	1B: 6 2B: 3 3B: 0 HR: 1	SF: 0 SAC: 1 DP: 2 HBP: 1						

PITCHER		IP	WLS	BF	H	R	ER	SO	BB	IBB	HBP	BLK	WP	HR	S	P	ERA	WHIP
Steve Cooke, L ERA: 1.38	(1, 1)	7.0		30	8	2	1	4	2	1	0	0	1	1	57	99	1.29	1.429
Mark Dewey, R ERA: 2.08	(8, 1)	1.0	W	5	1	0	0	0	0	0	1	0	0	0	6	13	0.00	1.000
Rick White, R ERA: 3.0	(9, 1)	1.0	S	4	1	0	0	0	0	0	0	0	0	0	7	11	0.00	1.000

PITCHER	IP	WLS	BF	H	R	ER	SO	BB	IBB	HBP	BLK	WP	HR	S	P	ERA	WHIP

TOP

San Diego Padres @ Pittsburgh Pirates

Three Rivers Stadium, Pittsburgh, PA

Tue Apr 12 1994, 7:05 PM EDT
Att. 8,840 - Unknown - 70 F

livebaseballscorecards.com

AB	34
R	2
H	10
RBI	2
BB	3
SO	4
LOB	17

1B: 6	SF: 0	WP: 1	PA: 39
2B: 3	SAC: 1	PB: 0	
3B: 0	DP: 2	SB: 0	
HR: 1	HBP: 1	CS: 1	

San Diego Padres @ Pittsburgh Pirates

Three Rivers Stadium, Pittsburgh, PA

Tue Apr 12 1994, 7:05 PM EDT

Att. 8,840 - Unknown - 70 F

BOTTOM

Batter	1	2	3	4	5	6	7	8	9	AB	R	H	RBI	BB	SO	LOB
Carlos Garcia, R (1, 4) OBP: 0.333, SLG: 0.542	G4-3		G5-3		3B		G5-3			4	0	1	0	0	0	0
Jay Bell, R (1, 6) OBP: 0.240, SLG: 0.217	K		G3		F8			F9		4	0	0	0	0	1	1
Andy Van Slyke, L (1, 8) OBP: 0.360, SLG: 0.455	G4-3		1B			K		K		4	0	1	0	0	2	0
Jeff King, R (1, 5) OBP: 0.280, SLG: 0.304		F7	F8			P6		BB 1B	1B	4	1	1	0	0	0	1
Orlando Merced, S (1, 9) OBP: 0.375, SLG: 0.350		E6 2B		K		1B		1B 1B 1-2	BB	3	1	1	0	1	1	0
Brian Hunter, R (1, 3) OBP: 0.125, SLG: 0.250 Dave Clark, L (8, PH) OBP: 0.400, SLG: 0.250 Kevin Young, R (9, 3) OBP: 0.182, SLG: 0.400		1-3 2B		K		G5-3		1B 1-3 2-H	1B	3 1 0	0 1 0	1 1 0	0 1 0	0 0 0	1 0 0	1 0 0
Al Martin, L (1, 7) OBP: 0.250, SLG: 0.318		G1-3		G4-3			G6-3 3B	1B 1-2 3-H	1B	4	1	2	1	0	0	2
Don Slaught, R (1, 2) OBP: 0.333, SLG: 0.357		IBB			G4-3		G6-3 3-H	1-3 2-H	1B	3	0	1	2	1	0	0
Steve Cooke, R (1, 1) Tom Foley, L (7, PH) Mark Dewey, R (8, 1) Jerry Goff, L (8, PH) OBP: 0.143, SLG: 0.143 Rick White, R (9, 1)		K			K		G3	G4-3		2 1 0 1 0	0 0 0 0 0	0 0 0 0 0	0 0 0 0 0	0 0 0 0 0	2 0 0 0 0	3 0 0 2 0
Inning Stats	R: 0 E: 0 K: 1 S: 5 H: 0 LOB: 0 BB: 0 P: 8	R: 0 E: 1 K: 1 S: 10 H: 1 LOB: 3 BB: 1 P: 16	R: 0 E: 0 K: 0 S: 12 H: 1 LOB: 1 BB: 0 P: 19	R: 0 E: 0 K: 2 S: 7 H: 0 LOB: 0 BB: 0 P: 11	R: 0 E: 0 K: 1 S: 8 H: 1 LOB: 1 BB: 0 P: 12	R: 0 E: 0 K: 1 S: 9 H: 1 LOB: 1 BB: 0 P: 16	R: 1 E: 0 K: 0 S: 10 H: 1 LOB: 0 BB: 0 P: 16	R: 3 E: 0 K: 1 S: 14 H: 4 LOB: 2 BB: 1 P: 29		1B: 6 2B: 1 3B: 2 HR: 0 SF: 0 SAC: 0 DP: 0 HBP: 0						

PITCHER		IP	WLS	BF	H	R	ER	SO	BB	IBB	HBP	BLK	WP	HR	S	P	ERA	WHIP
Andy Ashby, R ERA: 4.26	(1, 1)	7.2		31	6	2	2	7	0	1	0	0	0	0	66	108	2.35	0.783
Mark Davis, L ERA: 21.0	(8, 1)	0.0	L	1	0	0	0	0	1	0	0	0	0	0	2	6	∞	∞
Gene Harris, R ERA: 8.44	(8, 1)	0.1		4	3	2	2	0	0	0	0	0	0	0	7	13	54.00	9.000

PITCHER	IP	WLS	BF	H	R	ER	SO	BB	IBB	HBP	BLK	WP	HR	S	P	ERA	WHIP

AB	34
R	4
H	9
RBI	4
BB	2
SO	7
LOB	10

WP: 0 PB: 0 SB: 0 CS: 0 PA: 36

livebaseballscorecards.com

San Diego Padres @ Pittsburgh Pirates

Three Rivers Stadium, Pittsburgh, PA

Wed Apr 13 1994, 7:05 PM EDT

Att. 8,471 - Unknown - 57 F

livebaseballscorecards.com

TOP

Batter	1	2	3	4	5	6	7	8	9	AB	R	H	RBI	BB	SO	LOB
Bip Roberts, S (1, 4) OBP: 0.286, SLG: 0.233	F9		G4-3 2-3		L7			G4-3		4	0	0	0	0	0	2
Ricky Gutierrez, R (1, 6) OBP: 0.194, SLG: 0.235	G6-3		2B 3-H		FC6-4 1-2f			G6-3		4	0	1	1	0	0	1
Tony Gwynn, L (1, 9) OBP: 0.364, SLG: 0.364	G4-3		K			G4-3			G6-3 1B	4	0	1	0	0	1	1
Craig Shipley, R (9, PR) OBP: 0.231, SLG: 0.308										0	0	0	0	0	0	0
Derek Bell, R (1, 8) OBP: 0.333, SLG: 0.500		L5		G1-3		G5-3			K	4	0	0	0	0	1	1
Archi Cianfrocco, R (1, 5) OBP: 0.290, SLG: 0.483		1B		F9		K			G6-3 1-2f	3	0	1	0	0	1	0
Bill Bean, L (9, PH) OBP: 0.444, SLG: 0.556										1	0	0	0	0	0	1
Phil Plantier, L (1, 7) OBP: 0.281, SLG: 0.407		K		HR			G6-4-3 BB			2	1	1	1	1	1	1
Dave Staton, R (1, 3) OBP: 0.370, SLG: 0.333		G5-3 1 SAFE 1 SAFE 1 SAFE		F7			G6-4-3 1-2f 1 SAFE			3	0	0	0	0	0	2
Brad Ausmus, R (1, 2) OBP: 0.300, SLG: 0.393			G4-3 SH3-4 2B 1B		L9		G1-3			3	1	1	0	0	0	0
Tim Worrell, R (1, 1) OBP: 0.667, SLG: 0.500			SH3-4 1-2		FC6-4 BB			K		0	0	0	0	1	0	0
Keith Lockhart, L (8, PH) OBP: 0.214, SLG: 0.692										1	0	0	0	0	1	0
Pedro Martinez, L (8, 1)										0	0	0	0	0	0	0
Inning Stats	R: 0 E: 0 K: 0 S: 6 H: 0 LOB: 0 BB: 0 P: 8	R: 0 E: 0 K: 1 S: 8 H: 1 LOB: 1 BB: 0 P: 13	R: 1 E: 0 K: 1 S: 20 H: 2 LOB: 1 BB: 0 P: 25	R: 1 E: 0 K: 0 S: 5 H: 1 LOB: 0 BB: 0 P: 10	R: 0 E: 0 K: 0 S: 13 H: 0 LOB: 1 BB: 1 P: 23	R: 0 E: 0 K: 1 S: 10 H: 0 LOB: 0 BB: 0 P: 14	R: 0 E: 0 K: 0 S: 5 H: 0 LOB: 0 BB: 1 P: 11	R: 0 E: 0 K: 1 S: 7 H: 0 LOB: 0 BB: 0 P: 11	R: 0 E: 0 K: 1 S: 6 H: 1 LOB: 1 BB: 0 P: 8	1B: 3 2B: 1 3B: 0 HR: 1 SF: 0 SAC: 1 DP: 2 HBP: 0						

	AB	29
	R	2
	H	5
	RBI	2
	BB	2
	SO	5
	LOB	9

WP: 0 PB: 0 SB: 0 CS: 0 PA: 32

PITCHER		IP	WLS	BF	H	R	ER	SO	BB	IBB	HBP	BLK	WP	HR	S	P	ERA	WHIP
Denny Neagle, L ERA: 3.65	(1, 1)	6.0	W	24	4	2	2	3	2	0	0	0	0	1	62	97	3.00	1.000
Blas Minor, R ERA: 4.5	(7, 1)	2.0		5	0	0	0	1	0	0	0	0	0	0	12	18	0.00	0.000
Rick White, R ERA: 2.25	(9, 1)	1.0	S	3	1	0	0	1	0	0	0	0	0	0	6	8	0.00	1.000

BOTTOM

Batter	1	2	3	4	5	6	7	8	9	AB	R	H	RBI	BB	SO	LOB
Tom Foley, L (1, 4)	P4		L8		E BB		G3-1			3	0	0	0	1	0	0
Jay Bell, R (1, 6) OBP: 0.207, SLG: 0.185	K		K		E5 1-2 3-H			K		4	0	0	0	0	3	1
Andy Van Slyke, L (1, 8) OBP: 0.345, SLG: 0.423	S 1B		K		F7			P2		4	0	1	0	0	1	2
Jeff King, R (1, 5) OBP: 0.241, SLG: 0.259	P4 1-2			F9	L3			G5-3		4	0	0	0	0	0	1
Orlando Merced, S (1, 9) OBP: 0.370, SLG: 0.318		G6-3		G3-1	BB					2	0	0	0	1	0	0
Brian Hunter, R (1, 3) OBP: 0.182, SLG: 0.364		3B 2B		G5-3	K					3	1	1	0	0	1	1
Rick White, R (9, 1)										0	0	0	0	0	0	0
Al Martin, L (1, 7) OBP: 0.296, SLG: 0.480		L1-2-3 2-H 3B			G5-3 E 2B	F8				3	2	2	1	0	0	1
Don Slaught, R (1, 2) OBP: 0.278, SLG: 0.294		L1-2-3 3-H			G5-3 2-3		B5-3			3	0	0	1	0	0	1
Denny Neagle, L (1, 1)					P6		K			2	0	0	0	0	1	1
Blas Minor, R (7, 1)										0	0	0	0	0	0	0
Kevin Young, R (7, 3) OBP: 0.167, SLG: 0.364										1	0	0	0	0	1	0
Inning Stats	R: 0 E: 0 K: 1 S: 11 H: 1 LOB: 1 BB: 0 P: 18	R: 2 E: 0 K: 1 S: 11 H: 2 LOB: 0 BB: 0 P: 16	R: 0 E: 0 K: 2 S: 7 H: 0 LOB: 0 BB: 0 P: 11	R: 0 E: 0 K: 0 S: 4 H: 0 LOB: 0 BB: 0 P: 8	R: 1 E: 1 K: 0 S: 11 H: 1 LOB: 2 BB: 1 P: 24	R: 0 E: 0 K: 1 S: 9 H: 0 LOB: 1 BB: 1 P: 16	R: 0 E: 0 K: 1 S: 8 H: 0 LOB: 0 BB: 0 P: 11	R: 0 E: 0 K: 1 S: 6 H: 0 LOB: 0 BB: 0 P: 9		1B: 1 2B: 2 3B: 1 HR: 0 SF: 0 SAC: 0 DP: 0 HBP: 0						

PITCHER	IP	WLS	BF	H	R	ER	SO	BB	IBB	HBP	BLK	WP	HR	S	P	ERA	WHIP
Tim Worrell, R (1, 1) ERA: 4.15	7.0	L	28	4	3	2	6	2	0	0	0	0	0	61	104	2.57	0.857
Pedro Martinez, L (8, 1) ERA: 1.8	1.0		3	0	0	0	1	0	0	0	0	0	0	6	9	0.00	0.000

PITCHER	IP	WLS	BF	H	R	ER	SO	BB	IBB	HBP	BLK	WP	HR	S	P	ERA	WHIP

San Diego Padres @ Pittsburgh Pirates

Three Rivers Stadium, Pittsburgh, PA

Wed Apr 13 1994, 7:05 PM EDT

Att. 8,471 - Unknown - 57 F

livebaseballscorecards.com

AB	29
R	3
H	4
RBI	2
BB	2
SO	7
LOB	8

Batter	1	2	3	4	5	6	7	8	9	AB	R	H	RBI	BB	SO	LOB
Bip Roberts, S (1, 4) OBP: 0.300, SLG: 0.235	X 0-0 ① G1-3		C F B F F F B X 2-2 ③ G6-3		B F C B F X 2-2 1-2 1B		B C X 1-1 ② G3-1		B C B F B F B 4-2 BB	4	0	1	0	1	0	0
Ricky Gutierrez, R (1, 6) OBP: 0.200, SLG: 0.237 Phil Clark, R (9, PH) OBP: 0.333, SLG: 0.615	B B F B F X 3-2 ② G5-3			B S C B B X 3-2 CS 1B	B C F S 1-3 ② K		C F B X 1-2 ③ F9	C X 0-1 ② P8		4 1	0 0	1 0	0 0	0 0	1 0	2 2
Tony Gwynn, L (1, 9) OBP: 0.313, SLG: 0.313	X 0-0 ③ G5-3			B 1 SAFE 1 SAFE X 1-0 ① P6	B B C X 2-1 ③ G3-1			C F B X 1-2 1B 1B	C S S 0-3 ③ K	5	0	1	0	0	1	5
Phil Plantier, L (1, 7) OBP: 0.278, SLG: 0.387		C S B B F X 2-2 ① P5		F B B X 2-1 ② E4 1-2 1B 1B		B F B X 2-1 ① G4-3		B B B C C 1 SAFE C 3-3 ① K		4	1	1	0	0	1	1
Derek Bell, R (1, 8) OBP: 0.372, SLG: 0.525		F B T X 1-2 ② G5-3		C B B B S B F F X 3-2 3-H 1B		C F F X 0-2 1B 1B		S S F F B X 1-2 1-2 1B		4	0	3	1	0	0	0
Archi Cianfrocco, R (1, 5) OBP: 0.324, SLG: 0.531 Bill Bean, L (8, PH) OBP: 0.421, SLG: 0.526 (8, 3)	X 0-0 2B			C 1 SAFE X 0-1 ③ F9		C 1 SAFE X 0-1 FC6-4 1-2 1B		B X 1-0 ② F8		3 1	0 0	2 0	0 0	0 0	0 0	1 2
Dave Staton, R (1, 3) OBP: 0.333, SLG: 0.292 Keith Lockhart, L (8, PH) OBP: 0.200, SLG: 0.643 (8, 5) Trevor Hoffman, R (8, 1)	F F B X 1-2 ③ G4-1				B F S F C 1-3 ① K	X 0-0 ② F7		X 0-0 ③ F7		3 1 0	0 0 0	0 0 0	0 0 0	0 0 0	1 0 0	3 2 0
Brad Ausmus, R (1, 2) OBP: 0.294, SLG: 0.406		B B X 2-0 ① P2			B F B B X 3-1 WP 2B	B X 1-0 ③ FC6-4 1-2f			B C B X 2-1 G6-3	4	1	1	0	0	0	2
Andy Benes, R (1, 1) OBP: 0.143, SLG: 0.143 Mark Davis, L (8, 1) Craig Shipley, R (8, 5) OBP: 0.214, SLG: 0.286		X 0-0 ② G6-3			S B X 1-1 1B 2-H 1B		F C S 0-3 ① K		B C X 1-1 E9	3 0 1	0 0 0	1 0 0	0 0 0	0 0 0	1 0 0	0 0 0
Inning Stats	R: 0 H: 0 E: 0 LOB: 0 K: 0 BB: 0 S: 5 P: 8	R: 0 H: 1 E: 0 LOB: 1 K: 0 BB: 0 S: 11 P: 15	R: 0 H: 0 E: 0 LOB: 0 K: 0 BB: 0 S: 8 P: 12	R: 1 H: 3 E: 1 LOB: 1 K: 0 BB: 0 S: 13 P: 22	R: 1 H: 3 E: 0 LOB: 2 K: 2 BB: 0 S: 17 P: 27	R: 0 H: 2 E: 0 LOB: 2 K: 0 BB: 0 S: 10 P: 13	R: 0 H: 0 E: 0 LOB: 0 K: 1 BB: 0 S: 8 P: 10	R: 0 H: 2 E: 0 LOB: 2 K: 1 BB: 0 S: 13 P: 19	R: 0 H: 0 E: 1 LOB: 2 K: 1 BB: 1 S: 12 P: 19	1B: 9 SF: 0 2B: 2 SAC: 0 3B: 0 DP: 0 HR: 0 HBP: 0						

PITCHER		IP	WLS	BF	H	R	ER	SO	BB	IBB	HBP	BLK	WP	HR	S	P	ERA	WHIP
Paul Wagner, R ERA: 4.63	(1, 1)	7.0	W	29	9	2	1	3	0	0	0	0	1	0	72	107	1.29	1.286
Ravelo Manzanillo, L ERA: 6.0	(8, 1)	0.1		2	1	0	0	1	0	0	0	0	0	0	6	10	0.00	3.000
Mark Dewey, R ERA: 1.59	(8, 1)	1.1		7	1	0	0	0	1	0	0	0	0	0	16	25	0.00	1.500
Jeff Ballard, L ERA:	(9, 1)	0.1	S	1	0	0	0	1	0	0	0	0	0	0	3	3	0.00	0.000

PITCHER	IP	WLS	BF	H	R	ER	SO	BB	IBB	HBP	BLK	WP	HR	S	P	ERA	WHIP

TOP

San Diego Padres @ Pittsburgh Pirates

Three Rivers Stadium, Pittsburgh, PA

Thu Apr 14 1994, 3:33 AM EDT
Att. 13,654 - Sunny - 68 F

livebaseballscorecards.com

AB	38
R	2
H	11
RBI	1
BB	1
SO	5
LOB	20

1B: 9	SF: 0	WP: 1	PA: 39
2B: 2	SAC: 0	PB: 0	
3B: 0	DP: 0	SB: 0	
HR: 0	HBP: 0	CS: 1	

BOTTOM

Batter	1	2	3	4	5	6	7	8	9	AB	R	H	RBI	BB	SO	LOB
Carlos Garcia, R (1, 4) OBP: 0.357, SLG: 0.519	F9		FC4-6, 1B		L9		BB			3	0	1	0	1	0	0
Jay Bell, R (1, 6) OBP: 0.182, SLG: 0.161	K		FC4-6, BB, 1B		G3-1		K			4	0	0	0	0	2	3
Andy Van Slyke, L (1, 8) OBP: 0.364, SLG: 0.467	G6-3		BB, 1B			B1-3		2B		4	0	2	1	0	0	0
Orlando Merced, S (1, 9) OBP: 0.355, SLG: 0.280		K	BB			G3-1		K		3	0	0	0	1	2	1
Brian Hunter, R (1, 3) OBP: 0.200, SLG: 0.533		HR	K			G5-3		F9		4	1	1	1	0	1	4
Jeff Ballard, L (9, 1)										0	0	0	0	0	0	0
Al Martin, L (1, 7) OBP: 0.323, SLG: 0.444		G3-1	L4				SH1, 3B, BB	IBB		2	1	0	0	2	0	0
Kevin Young, R (1, 5) OBP: 0.133, SLG: 0.286 (9, 3)		K	G5-3				SH1	K		3	0	0	0	0	2	2
Jerry Goff, L (1, 2) OBP: 0.200, SLG: 0.200			FC3-6, 1B				K			3	0	1	0	0	2	1
Paul Wagner, R (1, 1)										2	1	0	0	0	1	1
Dave Clark, L (7, PH) OBP: 0.500, SLG: 0.800										1	1	1	1	0	0	0
Ravelo Manzanillo, L (8, 1)										0	0	0	0	0	0	0
Mark Dewey, R (8, 1)										0	0	0	0	0	0	0
Tom Foley, L (9, 5)			FC3-6, FC4-6, 1B, 1B		K		E, 3B			0	0	0	0	0	0	0
Inning Stats	R: 0 E: 0 K: 1 S: 6 H: 0 LOB: 0 BB: 0 P: 8	R: 1 E: 0 K: 2 S: 10 H: 1 LOB: 0 BB: 0 P: 15	R: 1 E: 0 K: 1 S: 16 H: 3 LOB: 3 BB: 1 P: 27	R: 0 E: 0 K: 1 S: 7 H: 0 LOB: 0 BB: 0 P: 10	R: 0 E: 0 K: 1 S: 7 H: 0 LOB: 0 BB: 0 P: 10	R: 0 E: 0 K: 0 S: 5 H: 0 LOB: 0 BB: 0 P: 6	R: 2 E: 0 K: 2 S: 17 H: 1 LOB: 1 BB: 2 P: 31	R: 0 E: 0 K: 2 S: 10 H: 1 LOB: 2 BB: 1 P: 17		1B: 3 2B: 1 3B: 1 HR: 1	SF: 0 SAC: 1 DP: 0 HBP: 0					

PITCHER		IP	WLS	BF	H	R	ER	SO	BB	IBB	HBP	BLK	WP	HR	S	P	ERA	WHIP
Andy Benes, R	(1, 1)	7.0	L	29	5	4	3	8	3	0	0	0	0	1	68	107	3.86	1.143
ERA: 4.43																		
Mark Davis, L	(8, 1)	0.1		2	1	0	0	1	0	0	0	0	0	0	5	6	0.00	3.000
ERA: 18.9																		
Trevor Hoffman, R	(8, 1)	0.2		3	0	0	0	1	0	1	0	0	0	0	5	11	0.00	0.000
ERA:																		

PITCHER	IP	WLS	BF	H	R	ER	SO	BB	IBB	HBP	BLK	WP	HR	S	P	ERA	WHIP

San Diego Padres @ Pittsburgh Pirates

Three Rivers Stadium, Pittsburgh, PA

Thu Apr 14 1994, 3:33 AM EDT

Att. 13,654 - Sunny - 68 F

livebaseballscorecards.com

AB	29
R	4
H	6
RBI	3
BB	4
SO	10
LOB	12

San Diego Padres @ St. Louis Cardinals

Busch Stadium, St. Louis, MO

Fri Apr 15 1994, 7:05 PM CDT
Att. 25,136 - Unknown - 55 F

TOP

livebaseballscorecards.com

Batter	1	2	3	4	5	6	7	8	9	AB	R	H	RBI	BB	SO	LOB
Bip Roberts, S (1, 4) OBP: 0.302, SLG: 0.243	C F B F X 1-2 F7 ①		B X 1-0 G4-3 1-2 1B ①			X 0-0 G1-3 ①		C S X 0-2 HR 1B		3	0	1	0	0	0	0
Craig Shipley, R (7, 4) OBP: 0.267, SLG: 0.333										1	1	1	0	0	0	0
Tony Gwynn, L (1, 9) OBP: 0.300, SLG: 0.450	B X 1-0 L8 ②		C B X 1-1 G4-3 1-2f ② ③			C X 0-1 G6-3 ②		X 0-0 1-H HR		4	1	1	2	0	0	2
Derek Bell, R (1, 8) OBP: 0.340, SLG: 0.477	F C C 0-3 K ③			X 0-0 G5-3 ①		B C B C B F X 3-2 G6-3 ③		B X 1-0 L8 ①		4	0	0	0	0	1	0
Phil Plantier, L (1, 7) OBP: 0.325, SLG: 0.543		C F S 0-3 K ①		B B B C X 3-1 HR			C S B B X 2-2 G3 HR 2B	B F B S X 2-2 G4-6-3 1B		4	2	3	1	0	1	0
Bill Bean, L (1, 3) OBP: 0.348, SLG: 0.435		B B X 2-0 F7 ②		C B C C X 1-2 G1-3 ②			X 0-0 G3 2-3 ①	B B C F X 2-2 G4-6-3 1-2f ② ③		4	0	0	0	0	0	2
Archi Cianfrocco, R (1, 5) OBP: 0.324, SLG: 0.600		F B X 1-1 G6-3 ③		X 0-0 F9 ③			B X 1-0 3-H HR		B S F B X 2-2 CI DI	3	1	1	2	0	0	0
Ricky Gutierrez, R (1, 6) OBP: 0.205, SLG: 0.262			C C X 0-2 L3 ①		S F B C 1-3 K ①	X 0-0 2B			C B B B C S 3-3 K 1-2 ①	4	0	1	0	0	2	1
Brad Ausmus, R (1, 2) OBP: 0.289, SLG: 0.444			B C B C C X 2-2 1B 3B		B X 1-0 G5-3 ②	C X 0-1 F9 ②			C C B B B C 3-3 K ②	4	1	1	0	0	1	2
Scott Sanders, R (1, 1) OBP: 0.500, SLG: 0.500 Dave Staton, R (5, PH) OBP: 0.323, SLG: 0.280 A.J. Sager, R (5, 1) Tim Mauser, R (6, 1) Keith Lockhart, L (7, PH) OBP: 0.188, SLG: 0.600 Pedro Martinez, L (7, 1) Phil Clark, R (9, PH) OBP: 0.313, SLG: 0.571			B B L X 2-1 1B 3-H 1B		X 0-0 G5-3 ③		C F B B X 2-2 G3-1 ③		S B B B X 2-1 G5-3 ③	1 1 0 0 1 0 1	0 0 0 0 0 0 0	1 0 0 0 0 0 0	1 0 0 0 0 0 0	0 0 0 0 0 0 0	0 0 0 0 0 0 0	0 0 0 0 1 0 1
Inning Stats	R: 0 E: 0 K: 1 S: 8 H: 0 LOB: 0 BB: 0 P: 10	R: 0 E: 0 K: 1 S: 6 H: 0 LOB: 0 BB: 0 P: 9	R: 1 E: 0 K: 0 S: 11 H: 3 LOB: 1 BB: 0 P: 17	R: 1 E: 0 K: 0 S: 7 H: 1 LOB: 0 BB: 0 P: 11	R: 0 E: 0 K: 1 S: 5 H: 0 LOB: 0 BB: 0 P: 7	R: 0 E: 0 K: 0 S: 7 H: 0 LOB: 0 BB: 0 P: 10	R: 2 E: 0 K: 0 S: 11 H: 3 LOB: 1 BB: 0 P: 16	R: 2 E: 0 K: 0 S: 11 H: 3 LOB: 0 BB: 0 P: 16	R: 0 E: 1 K: 2 S: 11 H: 0 LOB: 1 BB: 0 P: 21	1B: 4 2B: 2 3B: 1 HR: 3 SF: 0 SAC: 0 DP: 2 HBP: 0						

	AB	35
	R	6
	H	10
	RBI	6
	BB	0
	SO	5
	LOB	9

WP: 0 PB: 0 SB: 0 CS: 0 PA: 36

PITCHER		IP	WLS	BF	H	R	ER	SO	BB	IBB	HBP	BLK	WP	HR	S	P	ERA	WHIP
Bob Tewksbury, R ERA: 4.43	(1, 1)	7.1	W	31	10	6	6	3	0	0	0	0	0	3	63	91	7.36	1.364
Vicente Palacios, R ERA: 2.57	(8, 1)	1.2		5	0	0	0	2	0	0	0	0	0	0	14	26	0.00	0.000

PITCHER		IP	WLS	BF	H	R	ER	SO	BB	IBB	HBP	BLK	WP	HR	S	P	ERA	WHIP

Batter	1	2	3	4	5	6	7	8	9	AB	R	H	RBI	BB	SO	LOB
Ray Lankford, L (1, 8) OBP: 0.490, SLG: 0.619	BBCBSFB 4-2 BB BB		BFX 1-1 2B 1-3 2B	CBFFBC 2-3 ① K		CFBFBFX 2-2 1B HR 1B	FBBBCFB 4-2 BB E BB			3	3	2	0	2	1	0
Ozzie Smith, S (1, 6) OBP: 0.395, SLG: 0.242	BCB1 SAFEB1 SAFEB 4-1 1-2 BB		X 0-0 HR 2-H 3-H 2B	FX 0-1 ② P7		1 SAFE 1 SAFE X 0-0 1-3 HR 1B	1 SAFE 1 SAFE 1 SAFE B1 SAFEBBB 4-0 FC6-4 1-2 BB			3	2	2	2	2	0	0
Gregg Jefferies, S (1, 3) OBP: 0.421, SLG: 0.645	BBCCBC 3-3 ① K		SBSX 1-2 2-H HR 2B	FCBFX 1-2 2B		B1 SAFECF1 SAFEFX 1-2 1-H 3-H HR	CX 0-1 ② FC6-4 BB 1-2f 2-H			5	2	3	5	0	1	3
Todd Zeile, R (1, 5) OBP: 0.341, SLG: 0.389	BCCFBS 2-3 ② K		SCBBFBFBB 4-2 FC6-4 1B SF8 BB	CBBX 2-1 ③ P3		X 0-0 HBP BB 2B	CBCBBB 4-2 1-2 BB			3	2	1	0	2	1	3
Brian Jordan, R (1, 9) OBP: 0.333, SLG: 0.476	CBSBS 2-3 ③ K		SBBBX 2-1 FC6-4 1-2 1B	FFFBS 1-3 ① K	BBBB 4-0 BB HBP BB	BBSBFFFX 3-2 ③ G6-3				4	0	1	0	1	2	4
Bernard Gilkey, R (1, 7) OBP: 0.361, SLG: 0.485		X 0-0 ① G5-3	FBCX 1-2 ① FC6-4 SF8 S 1-2f 2-3		FSBX 1-2 ② G5-3	SBFBFH 3-2 BB 1-2 2-3 HBP		FBBBB 4-1 BB		3	0	0	0	1	0	2
Geronimo Pena, S (1, 4) OBP: 0.364, SLG: 0.125	BBBCCC 3-3 ② K		BIII 4-0 1-2 IBB		X 0-0 ③ G6-3	SBBCBB 4-2 1-2 2-3 3-H BB		B1 SAFE1 SAFECBSX 2-2 ① L7		3	0	0	1	2	1	1
Erik Pappas, R (1, 2) OBP: 0.313, SLG: 0.200	BX 1-0 ③ G5-3		X 0-0 ② SF8 2-3 3-H			CBC 2-3 ① K BBB 3-3 ③ K		1 SAFEB1 SAFECBX 2-1 ② L5		4	0	0	1	0	2	4
Bob Tewksbury, R (1, 1) OBP: 0.333, SLG: 0.375 Vicente Palacios, R (8, 1)	BBB 4-0 2B 2B BB		CBC 0-3 ③ K			FCX 0-2 ② G1-3	CSFS 0-3 ① K	FB1 SAFEFS 1-3 ③ K		3 1	1 0	0 0	0 0	1 0	2 1	2 1
Inning Stats	R: 0 E: 0 K: 3 S: 14 H: 0 LOB: 2 BB: 2 P: 29	R: 0 E: 0 K: 1 S: 5 H: 0 LOB: 0 BB: 0 P: 9	R: 5 E: 0 K: 1 S: 20 H: 4 LOB: 2 BB: 3 P: 37	R: 0 E: 0 K: 1 S: 12 H: 1 LOB: 1 BB: 0 P: 17	R: 0 E: 0 K: 1 S: 8 H: 0 LOB: 0 BB: 0 P: 10	R: 4 E: 0 K: 2 S: 27 H: 4 LOB: 3 BB: 2 P: 46	R: 1 E: 1 K: 1 S: 16 H: 0 LOB: 2 BB: 3 P: 31	R: 0 E: 0 K: 1 S: 9 H: 0 LOB: 1 BB: 1 P: 18		1B: 3 2B: 4 3B: 0 HR: 2 SF: 1 SAC: 0 DP: 0 HBP: 1					

PITCHER		IP	WLS	BF	H	R	ER	SO	BB	IBB	HBP	BLK	WP	HR	S	P	ERA	WHIP
Scott Sanders, R ERA: 3.97	(1, 1)	4.0	L	22	5	5	5	6	4	1	0	0	0	1	51	92	11.25	2.250
A.J. Sager, R ERA: 14.21	(5, 1)	1.2		11	4	4	4	2	1	0	1	0	0	1	29	43	21.60	3.000
Tim Mauser, R ERA: 3.18	(6, 1)	0.1		2	0	0	0	1	1	0	0	0	0	0	6	13	0.00	3.000
Pedro Martinez, L ERA: 1.29	(7, 1)	2.0		10	0	1	0	2	4	0	0	0	0	0	25	49	0.00	2.000

PITCHER	IP	WLS	BF	H	R	ER	SO	BB	IBB	HBP	BLK	WP	HR	S	P	ERA	WHIP

BOTTOM

San Diego Padres @ St. Louis Cardinals

Busch Stadium, St. Louis, MO

Fri Apr 15 1994, 7:05 PM CDT
Att. 25,136 - Unknown - 55 F

livebaseballscorecards.com

AB	32
R	10
H	9
RBI	9
BB	11
SO	11
LOB	20

WP: 0 PA: 45
PB: 0
SB: 1
CS: 0

San Diego Padres @ St. Louis Cardinals

Busch Stadium, St. Louis, MO

Sat Apr 16 1994, 7:05 PM CDT

Att. 37,118 - Unknown

TOP

livebaseballscorecards.com

Batter	1	2	3	4	5	6	7	8	9	AB	R	H	RBI	BB	SO	LOB
Bip Roberts, S (1, 4) OBP: 0.313, SLG: 0.244	B C C X 1-2 ① G5-3	X 0-0 ③ FC5-4 1-2f			C C F S 0-3 ② K	B F C B B F X 3-2 FC6-4 1-2 1B		B B B C B 4-1 1B 1-2 BB		4	0	1	0	1	1	2
Tony Gwynn, L (1, 9) OBP: 0.360, SLG: 0.560 Bill Bean, L (8, PR) OBP: 0.348, SLG: 0.435 (8, 9)	B F X 1-1 ② G5-3		B X 1-0 G4-3 WP 2B		X 0-0 2B	C X 0-1 ③ FC6-4 1-2f		C B X 1-1 1B 1-2 2-3		5 0	1 0	3 0	0 0	0 0	0 0	2 0
Derek Bell, R (1, 8) OBP: 0.308, SLG: 0.429	C B X 1-1 ③ G3		B F B B S X 3-2 ① G4-3 2-3		B S B F B X 3-2 ③ G6-3		S B F X 2-2 ① G6-3	S B F S 1-3 ② K		5	0	0	0	0	1	5
Archi Cianfrocco, R (1, 5) OBP: 0.310, SLG: 0.538 (6, 3)		H 1-0 G5-3 BB FC3 HBP	B B X 2-0 ② P4 3-H			F S B B B F F C 2-3 ① K	S B F X 1-2 ② L6	B F B B F X 3-2 ③ G6-3		4	1	0	0	0	1	3
Phil Plantier, L (1, 7) OBP: 0.333, SLG: 0.513		C B B B B 4-1 FC3 G5-3 SH 1-2 BB	B B C F F F B X 3-2 ③ P5			B C B S F X 2-2 HR 1B	C B C S 1-3 ③ K		B B X 2-0 ① P4	4	2	1	0	1	1	0
Dave Staton, R (1, 3) OBP: 0.324, SLG: 0.393 Craig Shipley, R (6, 5) OBP: 0.353, SLG: 0.471		B C X 1-1 ① G5-3 1-2 2-3		F C B B F X 2-2 ① F7		F B S B X 2-2 1-H HR		C B X 1-1 1B 1B 1B	F F B X 1-2 2B	3 2	1 1	1 2	2 0	0 0	0 0	2 0
Ricky Gutierrez, R (1, 6) OBP: 0.224, SLG: 0.319		X 0-0 FC3 SH 2-3 3-H		C B S B S 2-3 ② K		B X 1-0 SF7 3B		B F B X 2-1 1B SF8 1-2 1B	B X 1-0 ② F8	5	2	2	1	0	1	2
Brad Ausmus, R (1, 2) OBP: 0.286, SLG: 0.436		X 0-0 SH FC5-4 1-2 3-H		X 0-0 ③ G6-3		B X 1-0 ② SF7 3-H		B B F F X 2-2 1B BB 1-3 2-H 1B	C C B F B B X 3-2 ③ F9	3	0	1	3	0	0	1
Wally Whitehurst, R (1, 1) OBP: 0.333, SLG: 0.333 Phil Clark, R (8, PH) OBP: 0.294, SLG: 0.571 Gene Harris, R (8, 1) Tim Mauser, R (9, 1)		C L B M 1-3 ② K			C S B F F F F X 1-2 ① G6-3	F B S F B X 2-2 1B 1B		B X 1-0 ① SF8 3-H		3 0 0 0	0 0 0 0	1 0 0 0	0 1 0 0	0 0 0 0	1 0 0 0	2 0 0 0
Inning Stats	R: 0 H: 0 E: 0 LOB: 0 K: 0 BB: 0 S: 7 P: 10	R: 2 H: 0 E: 1 LOB: 2 K: 1 BB: 1 S: 9 P: 16	R: 1 H: 1 E: 0 LOB: 0 K: 0 BB: 0 S: 10 P: 19	R: 0 H: 0 E: 0 LOB: 0 K: 1 BB: 0 S: 8 P: 12	R: 0 H: 1 E: 0 LOB: 1 K: 1 BB: 0 S: 15 P: 19	R: 3 H: 5 E: 0 LOB: 2 K: 1 BB: 0 S: 24 P: 37	R: 0 H: 0 E: 0 LOB: 0 K: 1 BB: 0 S: 9 P: 13	R: 2 H: 4 E: 0 LOB: 3 K: 1 BB: 1 S: 17 P: 32	R: 0 H: 1 E: 0 LOB: 1 K: 0 BB: 0 S: 9 P: 16	1B: 7 SF: 2 2B: 3 SAC: 1 3B: 1 DP: 0 HR: 1 HBP: 1						

AB	38
R	8
H	12
RBI	7
BB	2
SO	6
LOB	19

WP: 1 PA: 44
PB: 0
SB: 0
CS: 0

PITCHER		IP	WLS	BF	H	R	ER	SO	BB	IBB	HBP	BLK	WP	HR	S	P	ERA	WHIP
Rheal Cormier, L ERA: 5.94	(1, 1)	5.2	L	27	6	6	6	4	1	0	1	0	1	1	67	104	9.53	1.235
John Habyan, R ERA: 3.0	(6, 1)	1.1		5	1	0	0	1	0	0	0	0	0	0	15	22	0.00	0.750
Tom Urbani, L ERA: 9.0	(8, 1)	2.0		12	5	2	2	1	1	0	0	0	0	0	26	48	9.00	3.000

PITCHER	IP	WLS	BF	H	R	ER	SO	BB	IBB	HBP	BLK	WP	HR	S	P	ERA	WHIP

San Diego Padres @ St. Louis Cardinals

Busch Stadium, St. Louis, MO

Sat Apr 16 1994, 7:05 PM CDT

Att. 37,118 - Unknown

livebaseballscorecards.com

BOTTOM

Batter	1	2	3	4	5	6	7	8	9	AB	R	H	RBI	BB	SO	LOB
Ray Lankford, L (1, 8) OBP: 0.481, SLG: 0.587	BFBBB 4-1 F9 1B BB	CSBX 1-2 ③ F7			CBBFBFC 3-3 ① K		SBX 1-1 1B		BFX 1-1 ② F7	4	0	1	0	1	1	2
Ozzie Smith, S (1, 6) OBP: 0.396, SLG: 0.263	BX 1-0 ① F7		X 0-0 G5-3 1B G5-3 1B		BX 1-0 ② B1-3		X 0-0 ③ F9		BCBFX 2-2 1B	5	1	2	0	0	0	2
Gregg Jefferies, S (1, 3) OBP: 0.465, SLG: 0.694	X 0-0 1-2 1B		CBBBX 3-1 G5-3 1-2 1B		BBX 2-0 1B			X 0-0 PB WP 2B	BBX 2-0 ③ P6	5	1	4	0	0	0	1
Todd Zeile, R (1, 5) OBP: 0.311, SLG: 0.350	BBCX 2-1 ② F9 2-3		CX 0-1 ① G5-3 1-2 2-3		CBCPX 2-2 ③ L4			BCFBBFFX 3-2 ① G6-3		4	0	0	0	0	0	6
Brian Jordan, R (1, 7) OBP: 0.321, SLG: 0.417	FCBS 1-3 ③ K2-3		BFCX 1-2 ② G5-3 3-H			X 0-0 ① G6-3		CBBBBCB 4-2 1B 2-H BB		3	0	0	1	1	1	3
Mark Whiten, S (1, 9) OBP: 0.333, SLG: 0.276		FBCC 1-3 ① K	CBFC 1-3 ③ K			CCBFBBX 3-2 ② G3-1		X 0-0 1-2 1B		4	0	1	0	0	2	1
Geronimo Pena, S (1, 4) OBP: 0.333, SLG: 0.167		CBX 1-1 1B 1B		BCSBBX 3-2 ① F8		BSBX 2-1 ③ F8		BX 1-0 ② F8		4	0	1	0	0	0	2
Erik Pappas, R (1, 2) OBP: 0.278, SLG: 0.172		CFBC 1-3 ② K		CCBX 1-2 ② L5			X 0-0 ① F7	CBSC 1-3 ③ K		4	0	0	0	0	2	3
Rheal Cormier, L (1, 1) OBP: 0.500, SLG: 0.250	BFX 1-1 1-2 1B			FBBX 2-1 ③ G4-3			BBCBCX 3-2 ② F8		CBBX 2-1 ① F9	2	0	1	0	0	0	0
John Habyan, R (6, 1)										0	0	0	0	0	0	0
Luis Alicea, S (7, PH) OBP: 0.389, SLG: 0.269										1	0	0	0	0	0	0
Tom Urbani, L (8, 1)										0	0	0	0	0	0	0
Gerald Perry, L (9, PH) OBP: 0.385, SLG: 0.333										1	0	0	0	0	0	0
Inning Stats	R: 0 E: 0 K: 1 S: 8 H: 1 LOB: 2 BB: 1 P: 16	R: 0 E: 0 K: 2 S: 13 H: 2 LOB: 2 BB: 0 P: 18	R: 1 E: 0 K: 1 S: 11 H: 2 LOB: 1 BB: 0 P: 16	R: 0 E: 0 K: 0 S: 8 H: 0 LOB: 0 BB: 0 P: 14	R: 0 E: 0 K: 1 S: 10 H: 1 LOB: 1 BB: 0 P: 17	R: 0 E: 0 K: 0 S: 7 H: 0 LOB: 0 BB: 0 P: 12	R: 0 E: 0 K: 0 S: 7 H: 1 LOB: 1 BB: 0 P: 11	R: 1 E: 0 K: 1 S: 13 H: 2 LOB: 2 BB: 1 P: 22	R: 0 E: 0 K: 0 S: 8 H: 1 LOB: 1 BB: 0 P: 15	1B: 9 2B: 1 3B: 0 HR: 0 SF: 0 SAC: 0 DP: 0 HBP: 0							

AB	37
R	2
H	10
RBI	1
BB	2
SO	6
LOB	20

WP: 1 PB: 1 SB: 0 CS: 0 PA: 39

PITCHER		IP	WLS	BF	H	R	ER	SO	BB	IBB	HBP	BLK	WP	HR	S	P	ERA	WHIP
Wally Whitehurst, R ERA: 6.14	(1, 1)	7.0	W	29	7	1	1	5	1	0	0	0	0	0	64	104	1.29	1.143
Gene Harris, R ERA: 8.53	(8, 1)	1.0		6	2	1	1	1	1	0	0	0	1	0	13	22	9.00	3.000
Tim Mauser, R ERA: 2.7	(9, 1)	1.0		4	1	0	0	0	0	0	0	0	0	0	8	15	0.00	1.000

PITCHER	IP	WLS	BF	H	R	ER	SO	BB	IBB	HBP	BLK	WP	HR	S	P	ERA	WHIP

Batter	1	2	3	4	5	6	7	8	9	AB	R	H	RBI	BB	SO	LOB
Bip Roberts, S (1, 4) OBP: 0.288, SLG: 0.222	F C B F B F X 2-2 ① G4-3		F F B C 1-3 ② K			B C B X 2-1 ① L6		F B S B F S 2-3 ③ K		4	0	0	0	0	2	2
Tony Gwynn, L (1, 9) OBP: 0.310, SLG: 0.483	F X 0-1 ② G4-3		B X 1-0 ③ P5			C B X 1-1 ② G4-3			C S F B B F X 2-2 ① G1-3	4	0	0	0	0	0	1
Bill Bean, L (1, 8) OBP: 0.296, SLG: 0.370	B B F F C 2-3 ③ K			B B F X 2-1 ① G3		F B B C X 2-2 ③ G4-3			X 0-0 ② F8	4	0	0	0	0	1	0
Phil Plantier, L (1, 7) OBP: 0.327, SLG: 0.512		B B S S S B S 3-3 ① K		C X 0-1 ② G6-3			X 0-0 ① G3		F B B F X 2-2 2B	4	0	1	0	0	1	0
Archi Cianfrocco, R (1, 5) OBP: 0.304, SLG: 0.512		C F B B X 2-2 G1-4-3 1B		F C C 0-3 ③ K			X 0-0 ② F9		B B F F F S 2-3 ③ K	4	0	1	0	0	2	1
Dave Staton, R (1, 3) OBP: 0.297, SLG: 0.355		S B B X 2-1 ② G1-4-3 1-2			S B F B X 2-2 ① F8		C F B B B X 3-2 ③ G6-3			3	0	0	0	0	0	1
Ricky Gutierrez, R (1, 6) OBP: 0.231, SLG: 0.340 Craig Shipley, R (8, 6) OBP: 0.353, SLG: 0.471		C B X 1-1 ③ G6-3			C X 0-1 2B			C B B F B F F X 3-2 ① G1-6-3		3 0	0 0	1 0	0 0	0 0	0 0	1 0
Brian Johnson, R (1, 2)			C B S S S 1-3 ① K		C F C 0-3 ② K			B X 1-0 ② P5		3	0	0	0	0	2	1
Andy Ashby, R (1, 1) OBP: 0.400, SLG: 0.400 Pedro Martinez, L (5, 1) Mark Davis, L (7, 1) Tim Hyers, L (8, PH) OBP: 0.500, SLG: 0.500 Trevor Hoffman, R (8, 1)			B F S B F X 2-2 1B		B S F F S 1-3 ③ K			C X 0-1 1B		2 0 0 1 0	0 0 0 0 0	1 0 0 1 0	0 0 0 0 0	0 0 0 0 0	1 0 0 0 0	1 0 0 0 0
Inning Stats	R: 0 H: 0 E: 0 LOB: 0 K: 1 BB: 0 S: 10 P: 14	R: 0 H: 1 E: 0 LOB: 1 K: 1 BB: 0 S: 10 P: 18	R: 0 H: 1 E: 0 LOB: 1 K: 2 BB: 0 S: 11 P: 16	R: 0 H: 0 E: 0 LOB: 0 K: 1 BB: 0 S: 7 P: 9	R: 0 H: 1 E: 0 LOB: 1 K: 2 BB: 0 S: 12 P: 15	R: 0 H: 0 E: 0 LOB: 0 K: 0 BB: 0 S: 7 P: 12	R: 0 H: 0 E: 0 LOB: 0 K: 0 BB: 0 S: 5 P: 8	R: 0 H: 1 E: 0 LOB: 1 K: 1 BB: 0 S: 12 P: 18	R: 0 H: 1 E: 0 LOB: 1 K: 1 BB: 0 S: 13 P: 19	1B: 3 SF: 0 2B: 2 SAC: 0 3B: 0 DP: 0 HR: 0 HBP: 0						

PITCHER	IP	WLS	BF	H	R	ER	SO	BB	IBB	HBP	BLK	WP	HR	S	P	ERA	WHIP
Rene Arocha, R (1, 1) ERA: 4.86	9.0	W	32	5	0	0	9	0	0	0	0	0	0	87	129	0.00	0.556

PITCHER	IP	WLS	BF	H	R	ER	SO	BB	IBB	HBP	BLK	WP	HR	S	P	ERA	WHIP

TOP

San Diego Padres @ St. Louis Cardinals

Busch Stadium, St. Louis, MO

Sun Apr 17 1994, 3:33 AM CDT

Att. 34,055 - Sunny - 73 F

livebaseballscorecards.com

AB	32
R	0
H	5
RBI	0
BB	0
SO	9
LOB	8

Batter	1	2	3	4	5	6	7	8	9	AB	R	H	RBI	BB	SO	LOB
Ray Lankford, L (1, 8) OBP: 0.466, SLG: 0.551	X 0-0 ① G4-3		C B S B X 2-2 ① G1-3	B S C B X 2-2 ③ G1-3		B B B C B 4-2 CS BB				3	0	0	0	1	0	2
Geronimo Pena, S (1, 4) OBP: 0.421, SLG: 0.667	C F B B S 2-3 ② K		B X 1-0 HR		B B B B 4-0 G6-4-3 S 1B BB	1 SAFE 0-0 ③ CS 1-2	F B S B F B X 3-2 HR			3	3	2	2	1	1	0
Gregg Jefferies, S (1, 3) OBP: 0.468, SLG: 0.692	X 0-0 2B		B C C X 1-2 ② G4-3		B B C P S B 4-2 G6-4-3 1-2 BB		S B F S 1-3 ① K			3	0	1	0	1	1	0
Todd Zeile, R (1, 5) OBP: 0.306, SLG: 0.326	B B C X 2-1 ③ L9		B C B B B 4-1 BB		C B B X 2-1 ① ② G6-4-3 1-2f 2-3		X 0-0 ② F9			3	0	0	0	1	0	3
Bernard Gilkey, R (1, 7) OBP: 0.375, SLG: 0.514		C X 0-1 F7 WP 2B	X 0-0 ③ F8		B B X 2-0 S 1B 3-H 1B		F X 0-1 ③ G1-3			4	2	2	1	0	0	1
Mark Whiten, S (1, 9) OBP: 0.324, SLG: 0.250		B B B X 3-0 ① F7 2-3	B X 1-0 ① G4-3	B C B B C B 4-2 1B CS 1-2 BB				C S B X 1-2 ① G1-3		3	0	0	0	1	0	1
Terry McGriff, R (1, 2) OBP: 0.500, SLG: 0.444		B B X 2-0 ② F8 3-H	B C B B B 4-1 SH2-4 1B BB	F B S F X 1-2 1-3 2-H 1B				B C B B S X 3-2 ② F9		3	0	1	1	1	0	0
José Oquendo, S (1, 6) OBP: 0.500, SLG: 0.375		B B C F B X 3-2 1B	B C X 1-1 SH2-4 1-2 1B		0-0 ③ CS 3-H	S B F S 1-3 ① K		B B C B C F C 3-3 ③ K		4	0	2	0	0	2	0
Rene Arocha, R (1, 1)		B B C F F F X 2-2 ③ G4-3	L C B B X 2-2 ② SH2-4 1-2 2-3			X 0-0 ② F9				2	0	0	0	0	0	1
Inning Stats	R: 0 E: 0 K: 1 S: 7 H: 1 LOB: 1 BB: 0 P: 11	R: 1 E: 0 K: 0 S: 12 H: 2 LOB: 1 BB: 0 P: 22	R: 1 E: 0 K: 0 S: 9 H: 1 LOB: 1 BB: 1 P: 17	R: 0 E: 0 K: 0 S: 10 H: 1 LOB: 2 BB: 1 P: 20	R: 2 E: 0 K: 0 S: 12 H: 2 LOB: 1 BB: 3 P: 28	R: 0 E: 0 K: 1 S: 6 H: 0 LOB: 0 BB: 1 P: 11	R: 1 E: 0 K: 1 S: 10 H: 1 LOB: 0 BB: 0 P: 14	R: 0 E: 0 K: 1 S: 10 H: 0 LOB: 0 BB: 0 P: 17		1B: 4 2B: 2 3B: 0 HR: 2 SF: 0 SAC: 1 DP: 1 HBP: 0						

PITCHER		IP	WLS	BF	H	R	ER	SO	BB	IBB	HBP	BLK	WP	HR	S	P	ERA	WHIP
Andy Ashby, R ERA: 5.19	(1, 1)	4.2	L	25	7	4	4	1	5	0	0	0	1	1	50	98	7.71	2.571
Pedro Martinez, L ERA: 1.08	(5, 1)	1.1		3	0	0	0	1	1	0	0	0	0	0	6	11	0.00	0.750
Mark Davis, L ERA: 16.62	(7, 1)	1.0		4	1	1	1	1	0	0	0	0	0	1	10	14	9.00	1.000
Trevor Hoffman, R ERA:	(8, 1)	1.0		3	0	0	0	1	0	0	0	0	0	0	10	17	0.00	0.000

PITCHER	IP	WLS	BF	H	R	ER	SO	BB	IBB	HBP	BLK	WP	HR	S	P	ERA	WHIP

BOTTOM

San Diego Padres @ St. Louis Cardinals

Busch Stadium, St. Louis, MO

Sun Apr 17 1994, 3:33 AM CDT
Att. 34,055 - Sunny - 73 F

livebaseballscorecards.com

AB	28
R	5
H	8
RBI	4
BB	6
SO	4
LOB	8

WP: 1 PA: 37
PB: 0
SB: 2
CS: 2

Batter	1	2	3	4	5	6	7	8	9	AB	R	H	RBI	BB	SO	LOB
Jose Vizcaino, S (1, 6) OBP: 0.426, SLG: 0.545	C F C 0-3 ① K			X 0-0 ③ G4-6-3 1B	X 0-0 ③ E5 2-H		B B C B 1 SAFE C F S 3-3 ③ K			4	0	1	0	0	2	2
David Segui, S (1, 3) OBP: 0.358, SLG: 0.341	C B S B B T 3-2 ② K			C 1 SAFE 1 SAFE X 0-1 ① ② G4-6-3 1-2f	B S B X 2-1 E8 2B			F B S B F X 2-2 ① G3		4	0	1	0	0	1	1
Kevin McReynolds, R (1, 7) OBP: 0.348, SLG: 0.366	S S X 0-2 ③ G3-1			B B C C X 2-2 1B 2B	C C B B S 2-3 ① K			L B S X 1-2 ② P4		4	1	1	0	0	1	1
Bobby Bonilla, S (1, 5) OBP: 0.357, SLG: 0.391 Fernando Vina, L (8, 5) OBP: 0.385, SLG: 0.375		X 0-0 ① F7		B B F B X 3-1 1B ① 2-H 1B	I I I I 4-0 WP IBB			F C B B B B 4-2 HR BB		2 0	1 0	1 0	1 0	2 0	0 0	0 0
Jeff Kent, R (1, 4) OBP: 0.451, SLG: 1.000		S S B F S 1-3 ② K		C F F F F B B B F X 2-2 2-3 1B	F F S 0-3 ② K 1-2			F S X 0-2 1-H HR		4	1	2	2	0	2	2
Joe Orsulak, L (1, 9) OBP: 0.258, SLG: 0.185		C B B B B 4-1 PO BB		C 1 SAFE X 0-1 ③ L7		X 0-0 ③ P9		B B F F X 2-2 ③ G4-3		3	0	0	0	1	0	4
Ryan Thompson, R (1, 8) OBP: 0.381, SLG: 0.649 John Cangelosi, S (9, PH) OBP: 0.667, SLG: 0.667		1 SAFE C 1 SAFE F B 1 SAFE 1 SAFE 1-2 ③ PO 1-2	C X 0-1 ① G4-3	S X 0-1 E6 1B		C S X 0-2 FC6-4 1B		C B B C F B X 3-2 ① G6-3		3 1	0 0	1 0	0 0	0 0	0 0	0 0
Todd Hundley, S (1, 2) OBP: 0.379, SLG: 0.714			C F B B F F B X 3-2 ② G4-3	1 SAFE 1 SAFE X 0-0 ① SH1-4 1-3 E5 1B			C 1 SAFE S T 1 SAFE S 0-3 ① K	B F B F C 2-3 ② K		4	0	1	0	0	2	1
Eric Hillman, L (1, 1) Doug Linton, R (6, 1) Jeff McKnight, S (7, PH) OBP: 0.200, SLG: 0.200 Jonathan Hurst, R (7, 1) Jeromy Burnitz, L (9, PH) OBP: 0.273, SLG: 0.207			S S S 0-3 ③ K	1 SAFE L X 0-1 ② SH1-4 1-2		C C B X 1-2 ② FC6-4 1-2f		B C S B B B X 3-2 ③ P7		1 0 1 0 1	0 0 0 0 0	0 0 0 0 0	0 0 0 0 0	1 0 0 0 0	0 0 1 0 0	0 0 1 0 0
Inning Stats	R: 0 H: 0 E: 0 LOB: 0 K: 2 BB: 0 S: 9 P: 12	R: 0 H: 0 E: 0 LOB: 0 K: 1 BB: 1 S: 8 P: 14	R: 0 H: 0 E: 0 LOB: 0 K: 1 BB: 0 S: 10 P: 13	R: 1 H: 4 E: 0 LOB: 2 K: 0 BB: 0 S: 17 P: 24	R: 0 H: 1 E: 2 LOB: 2 K: 0 BB: 0 S: 6 P: 6	R: 0 H: 1 E: 1 LOB: 2 K: 2 BB: 1 S: 9 P: 17	R: 0 H: 1 E: 0 LOB: 1 K: 2 BB: 0 S: 14 P: 18	R: 2 H: 1 E: 0 LOB: 0 K: 0 BB: 1 S: 15 P: 24	R: 0 H: 0 E: 0 LOB: 0 K: 1 BB: 0 S: 10 P: 18	1B: 5 2B: 2 3B: 0 HR: 1	SF: 0 SAC: 1 DP: 1 HBP: 0			WP: 1 PB: 0 SB: 0 CS: 0	PA: 37	

PITCHER		IP	WLS	BF	H	R	ER	SO	BB	IBB	HBP	BLK	WP	HR	S	P	ERA	WHIP
Tim Worrell, R ERA: 3.68	(1, 1)	1.2		6	0	0	0	3	1	0	0	0	0	0	15	23	0.00	0.600
A.J. Sager, R ERA: 10.24	(2, 1)	3.1		13	5	1	1	1	0	0	0	0	0	0	35	46	2.70	1.500
Tim Mauser, R ERA: 2.45	(6, 1)	0.2		4	1	0	0	2	0	1	0	0	1	0	8	16	0.00	1.500
Mark Davis, L ERA: 12.71	(6, 1)	1.1		5	1	0	0	2	0	0	0	0	0	0	15	19	0.00	0.750
Gene Harris, R ERA: 9.82	(8, 1)	1.0	W	5	1	2	2	0	1	0	0	0	0	1	15	24	18.00	2.000

PITCHER		IP	WLS	BF	H	R	ER	SO	BB	IBB	HBP	BLK	WP	HR	S	P	ERA	WHIP
Trevor Hoffman, R ERA:	(9, 1)	1.0	S	3	0	0	0	1	0	0	0	0	0	0	10	18	0.00	0.000

TOP

New York Mets @ San Diego Padres

Jack Murphy Stadium, San Diego, CA

Mon Apr 18 1994, 10:05 PM EDT

Att. 8,037 - Unknown - 69 F

livebaseballscorecards.com

AB	32
R	3
H	8
RBI	3
BB	3
SO	9
LOB	12

BOTTOM

Batter	1	2	3	4	5	6	7	8	9	AB	R	H	RBI	BB	SO	LOB
Bip Roberts, S (1, 4) OBP: 0.286, SLG: 0.245	C X 0-1 ① G3			X 0-0 G4-3 FC6-2 2B		B C B B X 3-1 ①② G6-4-3 1-2f 3-H		1 SAFE X 0-0 ② P8		4	0	1	0	0	0	2
Tony Gwynn, L (1, 9) OBP: 0.333, SLG: 0.515	B F X 1-1 ② G3-1			B F X 1-1 ① G4-3 2-3		X 0-0 HR 2B		B 1 SAFE C X 1-1 1-2 HR 1B		4	2	2	0	0	0	1
Derek Bell, R (1, 8) OBP: 0.321, SLG: 0.547	B B F F F S 2-3 ③ K			C C X 0-2 ② FC6-2 FC6-4 3-H		F X 0-1 2-H HR		C X 0-1 1-H 2-H HR		4	2	2	5	0	1	1
Archi Cianfrocco, R (1, 5) OBP: 0.280, SLG: 0.468		F B S S 1-3 ① K		S B X 1-1 ③ FC6-4 1-2f		C S B B B X 3-2 ③ G6-3		B F F F C 1-3 ③ K		4	0	0	0	0	2	1
Phil Plantier, L (1, 7) OBP: 0.327, SLG: 0.500		C B F F S 1-3 ② K			B C B F B X 3-2 G4-6-3 1B		B S S B S 2-3 ① K			3	0	1	0	0	2	0
Dave Staton, R (1, 3) OBP: 0.282, SLG: 0.333		C B S S 1-3 ③ K			C F S 0-3 ① K		C B S B S 2-3 ② K			2	0	0	0	0	2	1
Mark Davis, L (6, 1)										0	0	0	0	0	0	0
Tim Hyers, L (7, PH) OBP: 0.400, SLG: 0.400										1	0	0	0	0	1	0
Gene Harris, R (8, 1)										0	0	0	0	0	0	0
Trevor Hoffman, R (9, 1)										0	0	0	0	0	0	0
Ricky Gutierrez, R (1, 6) OBP: 0.226, SLG: 0.333			S X 0-1 ① G6-3		C 1 SAFE X 0-1 ②③ G4-6-3 1-2f		X 0-0 ③ F8			1	0	0	0	0	0	0
Craig Shipley, R (4, 6) OBP: 0.316, SLG: 0.421										2	0	0	0	0	0	1
Brad Ausmus, R (1, 2) OBP: 0.311, SLG: 0.476			F L B X 1-2 ② G5-3			B X 1-0 1B G6-4-3 2B		X 0-0 1B HR 1B		3	2	2	0	0	0	0
Tim Worrell, R (1, 1) OBP: 0.667, SLG: 0.500			S C S S 0-3 ③ K			B C B X 2-1 2-3 G6-4-3 1B		B 1 SAFE X 1-0 ① B1		0	0	0	0	0	0	0
A.J. Sager, R (2, 1)										1	0	0	0	0	1	0
Tim Mauser, R (6, 1)										0	0	0	0	0	0	0
Brian Johnson, R (6, 3) OBP: 0.125, SLG: 0.125										1	0	1	0	0	0	0
Bill Bean, L (7, 3) OBP: 0.286, SLG: 0.357										1	0	0	0	0	0	1
Inning Stats	R: 0 E: 0 K: 1 S: 8 H: 0 LOB: 0 BB: 0 P: 11	R: 0 E: 0 K: 3 S: 10 H: 0 LOB: 0 BB: 0 P: 13	R: 0 E: 0 K: 1 S: 8 H: 0 LOB: 0 BB: 0 P: 9	R: 0 E: 0 K: 0 S: 8 H: 1 LOB: 1 BB: 0 P: 10	R: 0 E: 0 K: 1 S: 8 H: 1 LOB: 0 BB: 0 P: 11	R: 3 E: 0 K: 0 S: 11 H: 4 LOB: 0 BB: 0 P: 20	R: 0 E: 0 K: 2 S: 7 H: 0 LOB: 0 BB: 0 P: 11	R: 3 E: 0 K: 1 S: 11 H: 3 LOB: 0 BB: 0 P: 14		1B: 4 2B: 3 3B: 0 HR: 2 SF: 0 SAC: 0 DP: 2 HBP: 0						

New York Mets @ San Diego Padres

Jack Murphy Stadium, San Diego, CA

Mon Apr 18 1994, 10:05 PM EDT

Att. 8,037 - Unknown - 69 F

livebaseballscorecards.com

AB	31
R	6
H	9
RBI	5
BB	0
SO	9
LOB	8

PITCHER		IP	WLS	BF	H	R	ER	SO	BB	IBB	HBP	BLK	WP	HR	S	P	ERA	WHIP
Eric Hillman, L ERA: 5.84	(1, 1)	5.2		21	6	3	3	6	0	0	0	0	0	1	50	68	4.76	1.059
Doug Linton, R ERA:	(6, 1)	0.1		1	0	0	0	0	0	0	0	0	0	0	3	6	0.00	0.000
Jonathan Hurst, R ERA: 9.0	(7, 1)	2.0	L	9	3	3	3	3	0	0	0	0	0	1	18	25	13.50	1.500

PITCHER	IP	WLS	BF	H	R	ER	SO	BB	IBB	HBP	BLK	WP	HR	S	P	ERA	WHIP

Batter	1	2	3	4	5	6	7	8	9	AB	R	H	RBI	BB	SO	LOB
Jose Vizcaino, S (1, 6) OBP: 0.424, SLG: 0.551	2-2 1B 2B	S F S B S 2-3 ③ K		B X 1-0 CS 1B		B S C B C 2-3 ③ K		X 0-0 ② FC4-6 1-2f 2-3		5	1	2	0	0	2	4
David Segui, S (1, 3) OBP: 0.345, SLG: 0.347	F C S 0-3 ① K		B X 1-0 1B 1B 2B	1 SAFE F F B 1 B X 2-2 ② L7			S B C B X 2-2 ① F8	T B 1 SAFE F B 1 S 2-3 ③ K		5	1	1	0	0	2	4
Kevin McReynolds, R (1, 7) OBP: 0.373, SLG: 0.378	B C X 1-1 2-H 1B		B B F X 2-1 FC4-6 1B 1B 2-3 1B	B C S 1 SAFE P 2-2 ③ CS 1-2	B B B 4-0 G6-3 BB		C S B X 1-2 ② F8		C B C F B X 2-2 ① F7	4	1	2	1	1	0	0
Bobby Bonilla, S (1, 5) OBP: 0.333, SLG: 0.333 John Franco, L (9, 1)	B S C S 1-3 ② K		B S S S 2-3 ① K		X 0-0 ① G6-3 1-2		B B B C B 4-1 1B BB		B F B B C X 3-2 ② F8	4 0	0 0	0 0	0 0	1 0	2 0	4 0
Jeff Kent, R (1, 4) OBP: 0.464, SLG: 0.962	B B B X 3-0 ③ F9		X 0-0 FC4-6 1-2 3-H 1B		C B S B F S 2-3 ② K		F B X 1-1 1-3 1B		B C S B F X 2-2 1B	5	0	3	1	0	1	2
Joe Orsulak, L (1, 9) OBP: 0.265, SLG: 0.200 John Cangelosi, S (7, PH) OBP: 0.545, SLG: 0.500 (7, 9)		B C F F X 1-2 2B 1B	B S F X 1-2 ② FC4-6 1B 1-2f 2-3		B B C F F F B S 3-3 ③ K		1 SAFE C B S B 1 SAFE 1 SAFE B F 3-2 ③ P9		1 SAFE C B X 1-1 ③ G4-3	3 2	1 0	1 0	0 0	0 0	1 0	3 3
Ryan Thompson, R (1, 8) OBP: 0.391, SLG: 0.634		S B S F B 1 S SAFE 2-3 ① K	X 0-0 1-2 3-H 1B			C B F F X 1-2 ① L7		X 0-0 FC5-6 1B 1B		4	0	2	1	0	1	1
Todd Hundley, S (1, 2) OBP: 0.424, SLG: 0.750		1 SAFE C X 0-1 1-H 2B	B S B S B S 3-3 ③ K			B S B X 2-1 G6-3 1B	1 SAFE 1 SAFE B F 1 SAFE X 1-1 FC4-6 FC5-6 1-2 1B			4	0	3	1	0	1	2
Bret Saberhagen, R (1, 1) Fernando Vina, L (9, 5) OBP: 0.385, SLG: 0.375		B X 1-0 ② F8		C C B B F F C 3-3 ① K		B B 1 SAFE X 2-0 ② G6-3 1-2		B X 1-0 ① FC5-6 FC4-6 1-2 2-3f		4 0	0 0	0 0	0 0	0 0	1 0	4 0
Inning Stats	R: 1 E: 0 K: 2 S: 13 H: 2 LOB: 1 BB: 0 P: 20	R: 1 E: 0 K: 2 S: 14 H: 2 LOB: 1 BB: 0 P: 20	R: 2 E: 0 K: 2 S: 14 H: 4 LOB: 2 BB: 0 P: 23	R: 0 E: 0 K: 1 S: 12 H: 1 LOB: 0 BB: 0 P: 19	R: 0 E: 0 K: 2 S: 11 H: 0 LOB: 1 BB: 1 P: 20	R: 0 E: 0 K: 1 S: 10 H: 1 LOB: 1 BB: 0 P: 17	R: 0 E: 0 K: 0 S: 13 H: 1 LOB: 2 BB: 1 P: 24	R: 0 E: 0 K: 1 S: 8 H: 2 LOB: 2 BB: 0 P: 12	R: 0 E: 0 K: 0 S: 13 H: 1 LOB: 1 BB: 0 P: 21	1B: 11 2B: 3 3B: 0 HR: 0	SF: 0 SAC: 0 DP: 0 HBP: 0						

PITCHER		IP	WLS	BF	H	R	ER	SO	BB	IBB	HBP	BLK	WP	HR	S	P	ERA	WHIP
Andy Benes, R ERA: 4.67	(1, 1)	6.2	L	32	11	4	4	10	2	0	0	0	0	0	83	136	5.40	1.950
Pedro Martinez, L ERA: 0.84	(7, 1)	2.1		10	3	0	0	1	0	0	0	0	0	0	25	40	0.00	1.286

PITCHER	IP	WLS	BF	H	R	ER	SO	BB	IBB	HBP	BLK	WP	HR	S	P	ERA	WHIP

TOP

New York Mets @ San Diego Padres

Jack Murphy Stadium, San Diego, CA

Tue Apr 19 1994, 10:05 PM EDT

Att. 8,613 - Unknown - 67 F

livebaseballscorecards.com

AB	40
R	4
H	14
RBI	4
BB	2
SO	11
LOB	27

1B: 11	SF: 0	WP: 0	PA: 43
2B: 3	SAC: 0	PB: 0	
3B: 0	DP: 0	SB: 0	
HR: 0	HBP: 0	CS: 1	

New York Mets @ San Diego Padres

Jack Murphy Stadium, San Diego, CA

Tue Apr 19 1994, 10:05 PM EDT

Att. 8,613 - Unknown - 67 F

BOTTOM

Batter	1	2	3	4	5	6	7	8	9	AB	R	H	RBI	BB	SO	LOB
Bip Roberts, S (1, 4) OBP: 0.293, SLG: 0.255	C B B X 2-1 S 1B 1B	B F B F X 2-2 ③ G4-3			B C F X 1-2 1B 1B	F F F B B X 2-2 ② F8	F B 1 SAFE B F S 2-3 ③ K			2	1	1	0	0	0	0
Archi Cianfrocco, R (4, 5) OBP: 0.283, SLG: 0.460										3	0	1	0	0	1	1
Tony Gwynn, L (1, 9) OBP: 0.351, SLG: 0.514	B X 1-0 1B 1B 1-H 1B		C F B S 1-3 ① K		F 1 SAFE F X 0-2 1-2 1B		F X 0-1 ③ G4-3			4	1	2	1	0	1	0
Derek Bell, R (1, 8) OBP: 0.333, SLG: 0.544	S X 0-1 1B 2B 1-2 1B		B F B F X 2-2 ② G6-3		X 0-0 ② L8			S F F F B F F X 1-2 SH1-3 1B		4	1	2	0	0	0	2
Bill Bean, L (1, 7) OBP: 0.290, SLG: 0.355	B F X 1-1 2B CS 1-3 2-H 1B		B C X 1-1 ③ G3-1		C X 0-1 ③ P6			S X 0-1 ① SH1-3 1-2		3	0	1	1	0	0	2
Phil Clark, R (1, 3) (7, 2) OBP: 0.381, SLG: 0.722	X 0-0 CS 1-3 3-H 2B			X 0-0 G6-4-3 1B		X 0-0 G4-3 2B		2 SAFE X 0-0 ② G5-3		4	0	3	1	0	0	1
Keith Lockhart, L (1, 5) (4, 4) OBP: 0.150, SLG: 0.474	B X 1-0 ① G1-3			1 SAFE F 1 C F B X 1-2 ① ② G6-4-3 1-2f		B S F C 1-3 ① K		B B S B C F F F 3-3 C ③ K		4	0	0	0	0	2	5
Craig Shipley, R (1, 6) OBP: 0.348, SLG: 0.435	B S B M F C 2-3 ②③ K 2-3 3-H			B F C X 1-2 1B		C X 0-1 ② G4-3 2-3			S S B B X 2-2 1B	4	0	2	0	0	1	3
Brad Ausmus, R (1, 2) OBP: 0.292, SLG: 0.444		X 0-0 ① G5-3		B B C B X 3-1 ③ F8		B X 1-0 ③ B1-3			L F S 0-3 ① K	3	0	0	0	0	0	2
Pedro Martinez, L (7, 1)										0	0	0	0	0	0	0
Brian Johnson, R (9, PH) OBP: 0.111, SLG: 0.111										1	0	0	0	0	1	1
Andy Benes, R (1, 1) OBP: 0.111, SLG: 0.111		C B F S 1-3 ② K			C B X 1-1 ① G3		F C B F B F X 2-2 ① F9		B 1 SAFE S F C 1-3 ② K	2	0	0	0	0	1	0
Tim Hyers, L (7, 3) OBP: 0.333, SLG: 0.333										1	0	0	0	0	0	0
Dave Staton, R (9, PH) OBP: 0.275, SLG: 0.324										1	0	0	0	0	1	1
Inning Stats	R: 3 H: 5 E: 0 LOB: 1 K: 1 BB: 0 S: 13 P: 20	R: 0 H: 0 E: 0 LOB: 0 K: 1 BB: 0 S: 7 P: 10	R: 0 H: 0 E: 0 LOB: 0 K: 1 BB: 0 S: 8 P: 12	R: 0 H: 2 E: 0 LOB: 1 K: 0 BB: 0 S: 10 P: 15	R: 0 H: 2 E: 0 LOB: 2 K: 0 BB: 0 S: 11 P: 13	R: 0 H: 1 E: 0 LOB: 1 K: 1 BB: 0 S: 7 P: 9	R: 0 H: 0 E: 0 LOB: 0 K: 0 BB: 0 S: 11 P: 15	R: 0 H: 1 E: 0 LOB: 1 K: 1 BB: 0 S: 17 P: 21	R: 0 H: 1 E: 0 LOB: 1 K: 3 BB: 0 S: 12 P: 17	1B: 10 SF: 0 2B: 2 SAC: 1 3B: 0 DP: 1 HR: 0 HBP: 0						

	AB	36
	R	3
	H	12
	RBI	3
	BB	0
	SO	8
	LOB	18

WP: 0 PA: 37
PB: 0
SB: 1
CS: 2

livebaseballscorecards.com

PITCHER		IP	WLS	BF	H	R	ER	SO	BB	IBB	HBP	BLK	WP	HR	S	P	ERA	WHIP
Bret Saberhagen, R ERA: 3.0	(1, 1)	8.0	W	33	11	3	3	5	0	0	0	0	0	0	84	115	3.38	1.375
John Franco, L ERA: 2.57	(9, 1)	1.0	S	4	1	0	0	3	0	0	0	0	0	0	12	17	0.00	1.000

PITCHER	IP	WLS	BF	H	R	ER	SO	BB	IBB	HBP	BLK	WP	HR	S	P	ERA	WHIP

Batter	1	2	3	4	5	6	7	8	9	AB	R	H	RBI	BB	SO	LOB
Jeff Gardner, L (1, 5) OBP: 0.292, SLG: 0.190	B B C X 2-1 FC6-4 1B		C S B F S 1-3 ① K		C B F C 1-3 ③ K	X	0-0 ③ G5-3		C X 0-1 ② F9 2-3	3	0	1	0	0	2	0
Sean Berry, R (6, 5) OBP: 0.354, SLG: 0.405										2	0	0	0	0	0	4
Wil Cordero, R (1, 6) OBP: 0.359, SLG: 0.464	C B 1 SAFE F B B X 3-2 ① FC6-4 1-2f 1B		F C C 0-3 ② K			B B X 2-0 G4-6-3 1B		S S B B B S 3-3 ① K	B B X 2-0 ③ L8 1-2 3-H	5	1	1	0	0	2	2
Marquis Grissom, R (1, 8) OBP: 0.310, SLG: 0.333	B C X 1-1 E S 1B 2-H 1B		B B X 2-0 ③ L9			B C S B 1 SAFE S 2-3 ① K		C F S F X 1-2 CS 1B		4	1	2	1	0	1	1
Larry Walker, L (1, 9) OBP: 0.368, SLG: 0.541	B B S B C S 3-3 ② K 1-3			X 0-0 ① P6		X 0-0 ②③ G4-6-3 1-2f		B B B C B 4-1 ② 1B 1-2 BB		3	0	0	0	1	1	2
Moises Alou, R (1, 7) OBP: 0.442, SLG: 0.714	C X 0-1 3-H 1B			B C X 1-1 ② G4-3			F S X 0-2 1B 1B 1B	B X 1-0 1-2 1B		4	1	3	1	0	0	0
Darrin Fletcher, L (1, 2) OBP: 0.381, SLG: 0.500	B C B X 2-1 ③ G3			C B B X 2-1 1B			X 0-0 G1-3 1B 1-3 1B	C B X 1-1 ③ F7		4	0	2	0	0	0	3
Jeff Shaw, R (8, 1) OBP: 0.500, SLG: 0.500										0	0	0	0	0	0	0
Mel Rojas, R (9, 1)										0	0	0	0	0	0	0
Cliff Floyd, L (1, 3) OBP: 0.321, SLG: 0.340		X 0-0 ① F7		X 0-0 ③ L6			B B 3 SAFE X 2-0 G1-3 1-2 3-H 1B		C X 0-1 ① P5	4	0	1	1	0	0	1
Freddie Benavides, R (1, 4) OBP: 0.231, SLG: 0.308		C X 0-1 ② G5-3			B B C X 2-1 ① F9	C B X 1-1 ① G1-3 1-2 2-3			C B C X 1-2 F9 WP 2B	4	1	1	0	0	0	2
Jeff Fassero, L (1, 1)		S S B S 1-3 ③ K			F S B B S 2-3 ② K	B X 1-0 ② G4-3			B S B S B B B 4-2 WP BB	3	0	0	0	0	2	2
Tim Spehr, R (8, 2) OBP: 0.250, SLG: 0.143										0	0	0	0	1	0	0

Inning Stats									
	R: 2 H: 3 E: 1 LOB: 1 K: 1 BB: 0 S: 14 P: 25	R: 0 H: 0 E: 0 LOB: 0 K: 1 BB: 0 S: 6 P: 7	R: 0 H: 0 E: 0 LOB: 0 K: 2 BB: 0 S: 8 P: 11	R: 0 H: 1 E: 0 LOB: 1 K: 0 BB: 0 S: 6 P: 9	R: 0 H: 0 E: 0 LOB: 0 K: 2 BB: 0 S: 8 P: 13	R: 0 H: 1 E: 0 LOB: 0 K: 1 BB: 0 S: 5 P: 9	R: 1 H: 3 E: 0 LOB: 2 K: 0 BB: 0 S: 9 P: 13	R: 0 H: 2 E: 0 LOB: 2 K: 1 BB: 1 S: 11 P: 21	R: 1 H: 1 E: 0 LOB: 1 K: 0 BB: 1 S: 10 P: 17

1B: 10	SF: 0	WP: 1 PA: 38
2B: 1	SAC: 0	PB: 0
3B: 0	DP: 1	SB: 1
HR: 0	HBP: 0	CS: 1

PITCHER		IP	WLS	BF	H	R	ER	SO	BB	IBB	HBP	BLK	WP	HR	S	P	ERA	WHIP
Scott Sanders, R ERA: 3.93	(1, 1)	7.0	L	28	8	3	3	7	0	0	0	0	0	0	56	87	3.86	1.143
Gene Harris, R ERA: 9.0	(8, 1)	0.2		4	2	0	0	1	1	0	0	0	0	0	9	18	0.00	4.500
Mark Davis, L ERA: 11.37	(8, 1)	0.2		2	0	0	0	0	0	0	0	0	0	0	4	5	0.00	0.000
Trevor Hoffman, R ERA: 1.29	(9, 1)	0.2		4	1	1	1	0	1	0	0	0	1	0	8	15	13.50	3.000

PITCHER	IP	WLS	BF	H	R	ER	SO	BB	IBB	HBP	BLK	WP	HR	S	P	ERA	WHIP

TOP

Montreal Expos @ San Diego Padres

Jack Murphy Stadium, San Diego, CA

Wed Apr 20 1994, 10:05 PM EDT

Att. 7,095 - Unknown - 60 F

livebaseballscorecards.com

AB	36
R	4
H	11
RBI	3
BB	2
SO	8
LOB	17

BOTTOM

Montreal Expos @ San Diego Padres

Jack Murphy Stadium, San Diego, CA

Wed Apr 20 1994, 10:05 PM EDT

Att. 7,095 - Unknown - 60 F

Batter	1	2	3	4	5	6	7	8	9	AB	R	H	RBI	BB	SO	LOB
Craig Shipley, R (1, 6) OBP: 0.296, SLG: 0.370	C B X 1-1 ① G4-3		B F F F B X 2-2 ① G4-3		F B X 1-1 ② F8 2-3			F S B B F C 2-3 ① K		4	0	0	0	0	1	1
Tony Gwynn, L (1, 9) OBP: 0.317, SLG: 0.463	B X 1-0 ② G6-3		C X 0-1 ② G1-3		C S B B S 2-3 ③ K			B F B F X 2-2 ② G1-3		4	0	0	0	0	1	1
Derek Bell, R (1, 8) OBP: 0.344, SLG: 0.533	B B F B F X 3-2 E4		X 0-0 ③ L9			X 0-0 G5-3 S G4-3 1B		B F F B B B 4-2 BB		3	1	1	0	1	0	0
Phil Clark, R (1, 7) OBP: 0.360, SLG: 0.619 Trevor Hoffman, R (9, 1)	C 1 SAFE S S 0-3 ③ K			B F H 2-1 HBP		S 1 SAFE B F F 2 SAFE B F X 2-2 ① G5-3 1-3		C S S 0-3 ③ K		3	0	0	0	0	2	3
										0	0	0	0	0	0	0
Archi Cianfrocco, R (1, 5) OBP: 0.263, SLG: 0.426		C B S C 1-3 ① K		B L 1 SAFE C 1 SAFE S 1-3 ① K		B S C X 1-2 ② G4-3 3-H			C B F B X 2-2 ① G6-3	4	0	0	1	0	2	1
Dave Staton, R (1, 3) OBP: 0.273, SLG: 0.316		X 0-0 BB 1B		X 0-0 ② P3		C X 0-1 ③ P3			X 0-0 E5 1B WP FC4-6-5	4	1	1	0	0	0	1
Brad Ausmus, R (1, 2) OBP: 0.288, SLG: 0.417		C F C 0-3 ② K		X 0-0 ③ P8			B X 1-0 ① G5-3		B B B C B 4-1 FC4-6-5 1B 1-2 BB	3	0	0	0	1	1	2
Keith Lockhart, L (1, 4) OBP: 0.250, SLG: 0.476		B S B S B F B 4-2 1-2 BB			B B B C B 4-1 F8 SH1-4 BB		X 0-0 ② L4		C S B X 1-2 FC4-6-5 1B 1-2 2-3	2	0	1	0	2	0	0
Scott Sanders, R (1, 1) OBP: 0.333, SLG: 0.333 Tim Hyers, L (7, PH) OBP: 0.286, SLG: 0.286 Gene Harris, R (8, 1) Mark Davis, L (8, 1) Bill Bean, L (9, 7) OBP: 0.281, SLG: 0.344		B S B F S 2-3 ③ K			B M 1 SAFE 1 SAFE X 1-1 ① SH1-4 1-2		C C B S 1-3 ③ K		B S F B X 2-2 ② ③ FC4-6-5 1-2 2-3 3-H	1	0	0	0	0	1	2
										1	0	0	0	0	1	0
										0	0	0	0	0	0	0
										0	0	0	0	0	0	0
										1	0	0	1	0	0	2
Inning Stats	R: 0 E: 1 K: 1 S: 9 H: 0 LOB: 1 BB: 0 P: 14	R: 0 E: 0 K: 3 S: 13 H: 1 LOB: 2 BB: 1 P: 20	R: 0 E: 0 K: 0 S: 7 H: 0 LOB: 0 BB: 0 P: 9	R: 0 E: 0 K: 1 S: 6 H: 0 LOB: 1 BB: 0 P: 9	R: 0 E: 0 K: 1 S: 8 H: 0 LOB: 1 BB: 1 P: 16	R: 1 E: 0 K: 0 S: 11 H: 1 LOB: 0 BB: 0 P: 14	R: 0 E: 0 K: 1 S: 5 H: 0 LOB: 0 BB: 0 P: 7	R: 0 E: 0 K: 2 S: 12 H: 0 LOB: 1 BB: 1 P: 20	R: 1 E: 1 K: 0 S: 11 H: 1 LOB: 1 BB: 1 P: 20	1B: 3 2B: 1 3B: 0 HR: 0	SF: 0 SAC: 1 DP: 1 HBP: 1						

livebaseballscorecards.com

AB	30
R	2
H	3
RBI	2
BB	4
SO	9
LOB	13

PITCHER		IP	WLS	BF	H	R	ER	SO	BB	IBB	HBP	BLK	WP	HR	S	P	ERA	WHIP
Jeff Fassero, L ERA: 2.45	(1, 1)	7.2	W	30	2	1	1	8	3	0	1	0	0	0	68	106	1.17	0.652
Jeff Shaw, R ERA: 3.65	(8, 1)	0.2		4	0	1	0	1	1	0	0	0	1	0	8	14	0.00	1.500
Mel Rojas, R ERA: 3.18	(9, 1)	0.2	S	2	1	0	0	0	0	0	0	0	0	0	6	9	0.00	1.500

PITCHER	IP	WLS	BF	H	R	ER	SO	BB	IBB	HBP	BLK	WP	HR	S	P	ERA	WHIP

Montreal Expos @ San Diego Padres

Jack Murphy Stadium, San Diego, CA

Thu Apr 21 1994, 6:33 AM EDT

Att. 11,420 - Cloudy - 64 F

Batter		1	2	3	4	5	6	7	8	9	AB	R	H	RBI	BB	SO	LOB
Mike Lansing, R OBP: 0.323, SLG: 0.281	(1, 4)	1-1 F8		0-0 G5-3 1B	2-1 F8		2-1 F9			1-0 G6-3	5	0	1	0	0	0	3
Cliff Floyd, L OBP: 0.328, SLG: 0.418	(1, 3)	0-0 1B 1B 2B		1-0 P5		2-2 HR	0-0 L9			2-3 K	5	2	2	1	0	1	2
Marquis Grissom, R OBP: 0.316, SLG: 0.380	(1, 8)	3-2 S 1B 2-3 1B		1 SAFE 1 SAFE 1-2 G5-3 1-2		0-0 HR		1-0 G6-3		0-0 G6-3	5	2	2	1	0	0	1
Larry Walker, L OBP: 0.347, SLG: 0.508	(1, 9)	2-3 K 1-2		1-1 G2-3		3-3 K		2-3 K			4	0	0	0	0	3	3
Moises Alou, R OBP: 0.429, SLG: 0.679	(1, 7)	2-2 2-H 3-H 1B			3-1 E5 1B FC6-4	1-1 G5-3		2-1 G5-3			4	1	1	2	0	0	0
Darrin Fletcher, L OBP: 0.391, SLG: 0.500 Tim Spehr, R OBP: 0.250, SLG: 0.143	(1, 2) (9, 2)	0-0 L5			2-1 FC6-4 1-3 1B	3-2 1B			0-0 G4-3		4 0	0 0	2 0	0 0	0 0	0 0	1 0
Wil Cordero, R OBP: 0.338, SLG: 0.433	(1, 6)		1-1 P6		2-1 FC6-4 SH1-4 1B 1-2f 3-H	1-3 K			2-2 E3		4	0	0	1	0	1	2
Sean Berry, R OBP: 0.365, SLG: 0.413	(1, 5)		2-2 G4-3		0-2 SH1-4 1-2 1B		1-2 SH1-4 1B		2-3 K		4	0	2	0	0	1	1
Ken Hill, R OBP: 0.125, SLG: 0.125 Tim Scott, R Mel Rojas, R	(1, 1) (8, 1) (9, 1)		1-3 K		0-2 SH1-4 1-2 2-3		0-0 SH1-4 1-2		2-2 G4-3		2 0 0	0 0 0	0 0 0	0 0 0	0 0 0	1 0 0	1 0 0

Inning Stats	1	2	3	4	5	6	7	8	9	AB	R	H	RBI	BB	SO	LOB
	R: 2 E: 0 K: 1 S: 14	H: 3 LOB: 1 BB: 0 P: 22	R: 0 E: 0 K: 1 S: 9	H: 0 LOB: 0 BB: 0 P: 13	R: 0 E: 0 K: 0 S: 8	H: 1 LOB: 1 BB: 0 P: 10	R: 1 E: 1 K: 0 S: 14	H: 2 LOB: 2 BB: 0 P: 23	R: 2 E: 0 K: 2 S: 15	H: 3 LOB: 1 BB: 0 P: 25	R: 0 E: 0 K: 0 S: 7	H: 1 LOB: 1 BB: 0 P: 10	R: 0 E: 0 K: 1 S: 6	H: 0 LOB: 0 BB: 0 P: 11	R: 0 E: 1 K: 1 S: 11	H: 0 LOB: 1 BB: 0 P: 17	R: 0 E: 0 K: 1 S: 5	H: 0 LOB: 0 BB: 0 P: 8

1B: 7 2B: 1 3B: 0 HR: 2	SF: 0 SAC: 2 DP: 0 HBP: 0	WP: 0 PB: 0 SB: 1 CS: 0	PA: 39														

PITCHER		IP	WLS	BF	H	R	ER	SO	BB	IBB	HBP	BLK	WP	HR	S	P	ERA	WHIP
Wally Whitehurst, R ERA: 6.1	(1, 1)	6.0	L	29	10	5	4	4	0	0	0	0	0	2	67	103	6.00	1.667
A.J. Sager, R ERA: 7.82	(7, 1)	3.0		10	0	0	0	3	0	0	0	0	0	0	22	36	0.00	0.000

livebaseballscorecards.com

AB	37
R	5
H	10
RBI	5
BB	0
SO	7
LOB	14

BOTTOM

Batter	1	2	3	4	5	6	7	8	9	AB	R	H	RBI	BB	SO	LOB
Craig Shipley, R (1, 6) OBP: 0.290, SLG: 0.355 Phil Plantier, L (9, PH) OBP: 0.321, SLG: 0.489	K		1B SF8 1B		L5		F8		P6	4 1	1 0	1 0	0 0	0 0	1 0	0 2
Tony Gwynn, L (1, 9) OBP: 0.356, SLG: 0.511	1B		1-2 1B		G4-3			WP HR 2B		4	1	3	0	0	0	0
Derek Bell, R (1, 8) OBP: 0.338, SLG: 0.516	F9		1-2 2-3 FC5-4 1B		G1-3			K		4	0	1	0	0	1	2
Bill Bean, L (1, 7) OBP: 0.250, SLG: 0.314	G6-3		3-H SF8			K2-3		L7		3	0	0	1	0	1	2
Phil Clark, R (1, 3) OBP: 0.379, SLG: 0.708 (7, 2)		F9	1-2f FC5-4			S BB		2-H HR		3	1	1	2	1	0	2
Archi Cianfrocco, R (1, 5) OBP: 0.279, SLG: 0.500 (7, 3)		HR	2B			F8		P4		4	1	2	1	0	0	1
Brad Ausmus, R (1, 2) OBP: 0.273, SLG: 0.392 A.J. Sager, R (7, 1) Tim Hyers, L (9, PH) OBP: 0.375, SLG: 0.375 Bip Roberts, S (9, PR) OBP: 0.293, SLG: 0.255		K	F7			1-2			S 1B	3 0 1 0	0 0 0 0	0 0 1 0	0 0 0 0	0 0 0 0	2 0 0 0	2 0 0 0
Luis Lopez, S (1, 4)		K	F7				G1-3		1-2 K	4	0	0	0	0	2	2
Wally Whitehurst, R (1, 1) OBP: 0.250, SLG: 0.250 Keith Lockhart, L (7, 5) OBP: 0.231, SLG: 0.435			K	K			F8		K	2 2	0 0	0 0	0 0	0 0	2 1	1 2
Inning Stats	R: 0 E: 0 K: 1 S: 9 H: 1 LOB: 1 BB: 0 P: 14	R: 1 E: 0 K: 2 S: 11 H: 1 LOB: 0 BB: 0 P: 15	R: 1 E: 0 K: 1 S: 10 H: 3 LOB: 2 BB: 0 P: 13	R: 0 E: 0 K: 1 S: 13 H: 1 LOB: 1 BB: 0 P: 19	R: 0 E: 0 K: 0 S: 5 H: 0 LOB: 0 BB: 0 P: 5	R: 0 E: 0 K: 2 S: 8 H: 0 LOB: 1 BB: 1 P: 16	R: 0 E: 0 K: 0 S: 7 H: 0 LOB: 0 BB: 0 P: 7	R: 2 E: 0 K: 1 S: 14 H: 2 LOB: 0 BB: 0 P: 26	R: 0 E: 0 K: 2 S: 12 H: 1 LOB: 2 BB: 0 P: 18	1B: 5 2B: 2 3B: 0 HR: 2	SF: 1 SAC: 0 DP: 0 HBP: 0				WP: 1 PB: 0 SB: 2 CS: 0	PA: 37	

PITCHER		IP	WLS	BF	H	R	ER	SO	BB	IBB	HBP	BLK	WP	HR	S	P	ERA	WHIP
Ken Hill, R ERA: 3.71	(1, 1)	7.2	W	32	8	4	4	8	1	0	0	0	1	2	74	110	4.70	1.174
Tim Scott, R ERA: 5.19	(8, 1)	0.1		1	0	0	0	0	0	0	0	0	0	0	3	5	0.00	0.000
Mel Rojas, R ERA: 2.92	(9, 1)	1.0	S	4	1	0	0	2	0	0	0	0	0	0	12	18	0.00	1.000

PITCHER	IP	WLS	BF	H	R	ER	SO	BB	IBB	HBP	BLK	WP	HR	S	P	ERA	WHIP

Montreal Expos @ San Diego Padres

Jack Murphy Stadium, San Diego, CA

Thu Apr 21 1994, 6:33 AM EDT

Att. 11,420 - Cloudy - 64 F

livebaseballscorecards.com

AB	35
R	4
H	9
RBI	4
BB	1
SO	10
LOB	16

Batter	1	2	3	4	5	6	7	8	9	AB	R	H	RBI	BB	SO	LOB
Lenny Dykstra, L (1, 8) OBP: 0.341, SLG: 0.368	B B X 2-0 ① G3		B X 1-0 ③ G4-3			B C B X 2-1 ① F8		C C B B B B 4-2 BB 2B BB	B C S B T 2-2 ③ K	4	1	0	0	1	1	1
Mickey Morandini, L (1, 4) OBP: 0.379, SLG: 0.333 Mariano Duncan, R (8, PH) OBP: 0.271, SLG: 0.429 (8, 4)	F B F X 1-2 ② G4-3			C B B F X 2-2 ① G4-3		B X 1-0 ② G6-3		B B B C F B 4-2 1-2 2B BB		3 0	0 1	0 0	0 0	0 1	0 0	0 0
John Kruk, L (1, 3) OBP: 0.476, SLG: 0.406	C B S S 1-3 ③ K			X 0-0 FC5-4 1B		B B F S S 2-3 ③ K		C S C 0-3 ① K		4	0	1	0	0	3	2
Dave Hollins, S (1, 5) OBP: 0.390, SLG: 0.443		C F B B F S 2-3 ① K		C F X 0-2 ② FC5-4 1-2f			B F B X 2-1 ① F9	C B F B X 2-2 ② L8		4	0	0	0	0	1	3
Darren Daulton, L (1, 2) OBP: 0.448, SLG: 0.754		X 0-0 ② F7		C B B B X 3-1 ③ G1			C X 0-1 ② F8	B B B C C F X 3-2 1-H 2-H S 2B		4	0	1	2	0	0	1
Wes Chamberlain, R (1, 9) OBP: 0.444, SLG: 0.778	C S B X 1-2 HR				X 0-0 ① L1		B C X 1-1 E4 1B E	S B X 1-1 ③ F8 2-3		4	2	1	1	0	0	1
Milt Thompson, L (1, 7) OBP: 0.368, SLG: 0.583		B X 1-0 ③ G5-3			B S B F X 2-2 ② L7		B C B B X 3-1 WP 1-2 1B 1B		C B B C B X 3-2 G5-3 1B	4	1	2	0	0	0	0
Kevin Stocker, S (1, 6) OBP: 0.387, SLG: 0.245			L X 0-1 ① G4-3		B B C T B F B 4-2 BB		C B B B B X 3-1 1-H 2-H 1B		C F C 0-3 ① K	3	0	1	1	1	1	1
Shawn Boskie, R (1, 1) Heathcliff Slocumb, R (5, 1) OBP: 1.000, SLG: 1.000 Jim Eisenreich, L (7, PH) OBP: 0.339, SLG: 0.365 Larry Andersen, R (7, 1) David West, L (8, 1) Pete Incaviglia, R (9, PH) OBP: 0.270, SLG: 0.294			B C B X 2-1 ② G3		F X 0-1 ③ L4		C B F E B X 2-2 ③ F8		T X 0-1 ② G5-3 1-2	2 0 1 0 0 1	0 0 0 0 0 0	0 0 0 0 0 0	0 0 0 0 0 0	0 0 0 0 0 0	0 0 0 0 0 0	1 0 1 0 0 1
Inning Stats	R: 0 H: 0 E: 0 LOB: 0 K: 1 BB: 0 S: 7 P: 11	R: 1 H: 1 E: 0 LOB: 0 K: 1 BB: 0 S: 9 P: 13	R: 0 H: 0 E: 0 LOB: 0 K: 0 BB: 0 S: 5 P: 8	R: 0 H: 1 E: 0 LOB: 1 K: 0 BB: 0 S: 9 P: 14	R: 0 H: 0 E: 0 LOB: 1 K: 0 BB: 1 S: 9 P: 15	R: 0 H: 0 E: 0 LOB: 0 K: 1 BB: 0 S: 6 P: 11	R: 2 H: 2 E: 1 LOB: 1 K: 0 BB: 0 S: 14 P: 25	R: 2 H: 1 E: 0 LOB: 1 K: 1 BB: 2 S: 17 P: 31	R: 0 H: 1 E: 0 LOB: 1 K: 2 BB: 0 S: 11 P: 16	1B: 4 SF: 0 2B: 1 SAC: 0 3B: 0 DP: 0 HR: 1 HBP: 0						

PITCHER		IP	WLS	BF	H	R	ER	SO	BB	IBB	HBP	BLK	WP	HR	S	P	ERA	WHIP
Andy Ashby, R ERA: 4.07	(1, 1)	7.0		27	4	3	1	3	1	0	0	0	1	1	59	97	1.29	0.714
Mark Davis, L ERA: 13.5	(8, 1)	0.1		3	0	2	2	1	2	0	0	0	0	0	7	15	54.00	6.000
Trevor Hoffman, R ERA: 1.04	(8, 1)	1.2	W	7	2	0	0	2	0	0	0	0	0	0	21	32	0.00	1.200

PITCHER	IP	WLS	BF	H	R	ER	SO	BB	IBB	HBP	BLK	WP	HR	S	P	ERA	WHIP

Philadelphia Phillies @ San Diego Padres

Jack Murphy Stadium, San Diego, CA

Fri Apr 22 1994, 10:05 PM EDT

Att. 19,069 - Unknown - 62 F

TOP

livebaseballscorecards.com

AB	34
R	5
H	6
RBI	4
BB	3
SO	6
LOB	12

WP: 2 PA: 37
PB: 0
SB: 1
CS: 0

Batter	1	2	3	4	5	6	7	8	9	AB	R	H	RBI	BB	SO	LOB
Craig Shipley, R (1, 6) OBP: 0.286, SLG: 0.371	0-2 G4-3		1-2 P4		1-0 HR 2B (2-H)		0-2 F8			4	1	1	1	0	0	2
Tony Gwynn, L (1, 9) OBP: 0.367, SLG: 0.531	3-1 L5		3-1 2B (3-H)		1-1 F7		2-2 FC6-4 1B (1-3)			4	0	2	1	0	0	1
Derek Bell, R (1, 8) OBP: 0.347, SLG: 0.559	0-2 1B		2-3 K		1-1 HR (2-H)		2-1 FC6-4 (1-2f)			4	1	2	2	0	1	3
Phil Plantier, L (1, 7) OBP: 0.316, SLG: 0.529 Bill Bean, L (9, 7) OBP: 0.250, SLG: 0.314	0-1 G3			2-3 K	3-2 P5			2-1 HR		4 0	1 0	1 0	1 0	0 0	1 0	1 0
Phil Clark, R (1, 3) OBP: 0.333, SLG: 0.607 Tim Hyers, L (9, 3) OBP: 0.375, SLG: 0.375		0-0 G5-3		1-1 F8		2-2 F8		3-1 F9		4 0	0 0	0 0	0 0	0 0	0 0	0 0
Archi Cianfrocco, R (1, 5) OBP: 0.262, SLG: 0.468		1-2 G3-1		2-2 G3		2-3 K		2-1 F7		4	0	0	0	0	1	0
Brad Ausmus, R (1, 2) OBP: 0.288, SLG: 0.444		2-3 K			1-0 HR	1-3 K		4-2 BB		3	1	1	1	1	2	0
Luis Lopez, S (1, 4) OBP: 0.375, SLG: 0.429			2-1 SH5-3 2B 2B		2-2 SH2-4 2B 1B		0-1 L9	4-2 BB (1-2)		3	2	2	0	1	0	0
Andy Ashby, R (1, 1) OBP: 0.400, SLG: 0.400 Keith Lockhart, L (7, PH) OBP: 0.259, SLG: 0.458 Mark Davis, L (8, 1) Trevor Hoffman, R (8, 1)			0-0 SH5-3 (2-3)		0-2 SH2-4 (1-2)		0-0 1B 1B	0-0 F9		0 1 0 1	0 0 0 0	0 1 0 0	0 0 0 0	0 0 0 0	0 0 0 0	0 0 0 2
Inning Stats	R: 0 E: 0 K: 0 S: 10 H: 1 LOB: 1 BB: 0 P: 13	R: 0 E: 0 K: 1 S: 10 H: 0 LOB: 0 BB: 0 P: 13	R: 1 E: 0 K: 1 S: 12 H: 2 LOB: 1 BB: 0 P: 20	R: 0 E: 0 K: 1 S: 10 H: 0 LOB: 0 BB: 0 P: 15	R: 4 E: 0 K: 0 S: 16 H: 4 LOB: 0 BB: 0 P: 25	R: 0 E: 0 K: 2 S: 10 H: 0 LOB: 0 BB: 0 P: 15	R: 0 E: 0 K: 0 S: 12 H: 2 LOB: 2 BB: 0 P: 16	R: 1 E: 0 K: 0 S: 11 H: 1 LOB: 2 BB: 2 P: 26		1B: 4 2B: 3 3B: 0 HR: 3 SF: 0 SAC: 2 DP: 0 HBP: 0						

PITCHER		IP	WLS	BF	H	R	ER	SO	BB	IBB	HBP	BLK	WP	HR	S	P	ERA	WHIP
Shawn Boskie, R ERA: 4.4	(1, 1)	4.2		21	7	5	5	3	0	0	0	0	0	2	54	79	9.64	1.500
Heathcliff Slocumb, R ERA: 2.79	(5, 1)	1.1		4	0	0	0	2	0	0	0	0	0	0	14	22	0.00	0.000
Larry Andersen, R ERA: 6.75	(7, 1)	1.0		5	2	0	0	0	0	0	0	0	0	0	12	16	0.00	2.000
David West, L ERA: 5.87	(8, 1)	1.0	L	6	1	1	1	0	2	0	0	0	0	1	11	26	9.00	3.000

PITCHER	IP	WLS	BF	H	R	ER	SO	BB	IBB	HBP	BLK	WP	HR	S	P	ERA	WHIP

BOTTOM

Philadelphia Phillies @ San Diego Padres

Jack Murphy Stadium, San Diego, CA

Fri Apr 22 1994, 10:05 PM EDT

Att. 19,069 - Unknown - 62 F

livebaseballscorecards.com

AB	32
R	6
H	10
RBI	6
BB	2
SO	5
LOB	9

WP: 0	PB: 0	SB: 1	CS: 0
PA: 36			

Philadelphia Phillies @ San Diego Padres

Jack Murphy Stadium, San Diego, CA

Sat Apr 23 1994, 10:05 PM EDT

Att. 32,745 - Unknown - 60 F

TOP

livebaseballscorecards.com

Batter	1	2	3	4	5	6	7	8	9	AB	R	H	RBI	BB	SO	LOB
Lenny Dykstra, L (1, 8) OBP: 0.345, SLG: 0.361	C B F F B F B B 4-2 F8 S BB		B C B X 2-1 G3-6-1 1B HR 1B		B F C T 1-2 ① K		B C F B F X 2-2 ② F7		B X 1-0 ② F8 2-3	4	1	1	0	1	1	2
Mariano Duncan, R (1, 4) OBP: 0.281, SLG: 0.417	B 1 SAFE B S 1 B C B 4-2 G4-6-3 1-2 BB		X 0-0 G3-6-1 1-2 1B		B S X 1-1 ② F7		S B S S S 1-3 ③ K		S B C F B X 2-2 ③ FC6-4 1-2f	4	0	1	0	1	1	2
John Kruk, L (1, 3) OBP: 0.457, SLG: 0.371	B B B C C X 3-2 ① F8 2-3		B C C C B X 3-2 ① ② G3-6-1 1-2f 2-3		B B B 4-0 BLK BB			C B X 1-1 G4-3		3	0	0	0	1	0	4
Dave Hollins, S (1, 5) OBP: 0.383, SLG: 0.477	X 0-0 ② ③ G4-6-3 1-2f		B F X 1-1 HR 3-H		B B C F S 2-3 ③ K2-4 1-2			B B F F F B X 3-2 E5		4	1	1	2	0	1	3
Darren Daulton, L (1, 2) OBP: 0.451, SLG: 0.729		B C F F B X 2-2 E4 1B	B B B B 4-0 BB			B B C B B 4-1 FC4-6 BB		C B B B X 2-1 ② P4		2	0	0	0	2	0	1
Wes Chamberlain, R (1, 9) OBP: 0.308, SLG: 0.538		B 1 SAFE B S S B F X 3-2 ① F9	C F B 1 SAFE X 1-2 ③ G5-3			S X 0-1 ① FC4-6 FC1-4 1-2f		B S X 1-1 ③ G1-3		4	0	0	0	0	0	4
Pete Incaviglia, R (1, 7) OBP: 0.244, SLG: 0.263		1 SAFE C F S 0-3 ② K		B B X 2-0 ① F7		F X 0-1 ② FC1-4 1-2f			X 0-0 ① F8	4	0	0	0	0	1	2
Kevin Stocker, S (1, 6) OBP: 0.394, SLG: 0.264		F B C X 1-2 1B		C F X 0-2 ② F9		F B B L S 2-3 ③ K			B S B X 2-1 F8 BB 1B	4	0	2	0	0	1	1
Ben Rivera, R (1, 1) Roger Mason, R (5, 1) Kim Batiste, R (7, PH) OBP: 0.200, SLG: 0.200 Heathcliff Slocumb, R (7, 1) OBP: 1.000, SLG: 1.000 Ricky Jordan, R (9, PH) OBP: 0.303, SLG: 0.367		C S B B S 2-3 ③ K		F B C B F B X 3-2 ③ G5-3			C F B S 1-3 ① K		B B C F B F B 4-2 FC6-4 1-2 BB	2 0 1 0 0	0 0 0 0 0	0 0 0 0 0	0 0 0 0 1	0 0 0 0 0	1 0 1 0 0	2 0 0 0 0
Inning Stats	R: 0 H: 0 E: 0 LOB: 1 K: 0 BB: 2 S: 10 P: 21	R: 0 H: 1 E: 1 LOB: 2 K: 2 BB: 0 S: 16 P: 24	R: 2 H: 3 E: 0 LOB: 1 K: 0 BB: 1 S: 11 P: 22	R: 0 H: 0 E: 0 LOB: 0 K: 0 BB: 0 S: 8 P: 13	R: 0 H: 0 E: 0 LOB: 1 K: 2 BB: 1 S: 8 P: 16	R: 0 H: 0 E: 0 LOB: 1 K: 1 BB: 1 S: 8 P: 14	R: 0 H: 0 E: 0 LOB: 0 K: 2 BB: 0 S: 10 P: 14	R: 0 H: 0 E: 1 LOB: 1 K: 0 BB: 0 S: 10 P: 17	R: 0 H: 1 E: 0 LOB: 2 K: 0 BB: 1 S: 11 P: 20	1B: 4 SF: 0 2B: 0 SAC: 0 3B: 0 DP: 2 HR: 1 HBP: 0						

	AB	32
	R	2
	H	5
	RBI	2
	BB	6
	SO	7
	LOB	21

WP: 0 PA: 38
PB: 0
SB: 1
CS: 0

PITCHER		IP	WLS	BF	H	R	ER	SO	BB	IBB	HBP	BLK	WP	HR	S	P	ERA	WHIP
Donnie Elliott, R ERA: 6.75	(1, 1)	2.2		13	4	2	2	2	2	0	0	0	0	1	34	59	6.75	2.250
Tim Mauser, R ERA: 1.86	(3, 1)	2.1	W	9	0	0	0	2	2	0	0	1	0	0	19	37	0.00	0.857
Pedro Martinez, L ERA: 0.61	(6, 1)	4.0	S	16	1	0	0	3	2	0	0	0	0	0	39	65	0.00	0.750

PITCHER		IP	WLS	BF	H	R	ER	SO	BB	IBB	HBP	BLK	WP	HR	S	P	ERA	WHIP

BOTTOM

Philadelphia Phillies @ San Diego Padres

Jack Murphy Stadium, San Diego, CA

Sat Apr 23 1994, 10:05 PM EDT

Att. 32,745 - Unknown - 60 F

livebaseballscorecards.com

Batter	1	2	3	4	5	6	7	8	9	AB	R	H	RBI	BB	SO	LOB
Craig Shipley, R (1, 6) OBP: 0.300, SLG: 0.359	3-2 BB 1B 1B 1B	4-1 FC6-4 1B BB		0-0 F8 ②	0-0 F8 ③		1-3 K ③			4	1	1	0	1	1	3
Tony Gwynn, L (1, 9) OBP: 0.426, SLG: 0.648	0-0 1B BB SF9 1B 1-2	0-1 FC6-4 1B 1-2 3-H		0-0 WP 2B 2B 2-H		1-2 HR		1-1 2B SF8 1B		5	4	5	3	0	0	0
Derek Bell, R (1, 8) OBP: 0.351, SLG: 0.535 Bill Bean, L (9, 8) OBP: 0.250, SLG: 0.314	4-2 SF9 1B BB 1-2 2-3	0-0 FC6-4 ② 1-2f 2-3		4-1 2B BB 2-3		3-1 G5-3 ①		2-3 K ①		3	0	0	0	2	1	3
										0	0	0	0	0	0	0
Phil Plantier, L (1, 7) OBP: 0.339, SLG: 0.564	0-3 K ①	2-1 L6 ③		1-1 1-3 2B 3-H		4-0 2B BB		3-2 1-3 2B		4	1	2	1	1	1	5
Phil Clark, R (1, 3) OBP: 0.316, SLG: 0.563	0-0 1-2 2-3 3-H 1B	1-1 P6 ①		0-0 L6 ③		1-0 L5 ②		1-1 SF8 ② 3-H		4	0	1	2	0	0	3
Archi Cianfrocco, R (1, 5) OBP: 0.257, SLG: 0.470 Keith Lockhart, L (9, 5) OBP: 0.259, SLG: 0.458	2-0 SF9 ② 2-3 3-H	1-1 F7 ②			1-3 K ①	1-0 1-H 2B		2-3 K ③		4	0	1	2	0	2	1
										0	0	0	0	0	0	0
Brad Ausmus, R (1, 2) OBP: 0.270, SLG: 0.414	1-1 F8 ③	0-0 G6-3 ③			1-0 F7 ②	1-1 F9 ③				4	0	0	0	0	0	3
Luis Lopez, S (1, 4) OBP: 0.500, SLG: 0.700	1-0 SH3-4 1B 2B			4-1 SH2-4 2B BB	1-0 2B		2-1 G4-3 ①			3	2	2	0	1	0	0
Donnie Elliott, R (1, 1) Tim Mauser, R (3, 1) Tim Hyers, L (5, PH) OBP: 0.444, SLG: 0.375 Pedro Martinez, L (6, 1)	0-0 SH3-4 ① 2-3			0-0 SH2-4 ① 1-2	4-2 BB		0-1 G4-3 ②			0	0	0	0	0	0	0
										0	0	0	0	0	0	0
										0	0	0	0	1	0	0
										1	0	0	0	0	0	0
Inning Stats	R: 2 E: 0 K: 1 S: 15 H: 3 LOB: 2 BB: 1 P: 25	R: 1 E: 0 K: 0 S: 8 H: 2 LOB: 2 BB: 1 P: 15	R: 0 E: 0 K: 0 S: 5 H: 0 LOB: 0 BB: 0 P: 7	R: 2 E: 0 K: 0 S: 8 H: 2 LOB: 2 BB: 2 P: 17	R: 0 E: 0 K: 1 S: 8 H: 1 LOB: 2 BB: 1 P: 15	R: 2 E: 0 K: 0 S: 10 H: 2 LOB: 1 BB: 1 P: 21	R: 0 E: 0 K: 1 S: 7 H: 0 LOB: 0 BB: 0 P: 10	R: 1 E: 0 K: 2 S: 15 H: 2 LOB: 1 BB: 0 P: 24		1B: 5 2B: 6 3B: 0 HR: 1	SF: 2 SAC: 2 DP: 0 HBP: 0					

PITCHER		IP	WLS	BF	H	R	ER	SO	BB	IBB	HBP	BLK	WP	HR	S	P	ERA	WHIP
Ben Rivera, R ERA: 6.52	(1, 1)	4.0	L	23	7	5	5	1	4	0	0	0	1	0	36	64	11.25	2.750
Roger Mason, R ERA: 5.19	(5, 1)	2.0		11	3	2	2	1	2	0	0	0	0	1	18	36	9.00	2.500
Heathcliff Slocumb, R ERA: 3.09	(7, 1)	2.0		8	2	1	1	3	0	0	0	0	0	0	22	34	4.50	1.000

PITCHER	IP	WLS	BF	H	R	ER	SO	BB	IBB	HBP	BLK	WP	HR	S	P	ERA	WHIP

AB	32
R	8
H	12
RBI	8
BB	6
SO	5
LOB	18

1B: 5 SF: 2
2B: 6 SAC: 2
3B: 0 DP: 0
HR: 1 HBP: 0

WP: 1 PA: 42
PB: 0
SB: 0
CS: 0

Philadelphia Phillies @ San Diego Padres

Jack Murphy Stadium, San Diego, CA

Sun Apr 24 1994, 6:33 AM EDT

Att. 11,403 - Sunny - 63 F

TOP

livebaseballscorecards.com

Batter	1	2	3	4	5	6	7	8	9	AB	R	H	RBI	BB	SO	LOB
Lenny Dykstra, L (1, 8) OBP: 0.370, SLG: 0.382	C B C B B X 3-2 F8 ①			S X 0-1 CS 1B		C X 0-1 1B		B C C F B X 2-2 E 2B 1B	C C B B F B B 4-2 G6-4-3 1-2 2-3 BB	4	1	3	0	1	0	0
Mariano Duncan, R (1, 4) OBP: 0.261, SLG: 0.385	B F X 1-1 F9 ②			S F B F B 1 SAFE S 2-3 K ①		B C 1 SAFE S F X 1-2 L5 ③		F F F X 0-2 E6 2B 1-2 1B	F X 0-1 G6-4-3 1-2f ②③	5	1	0	0	0	1	6
Ricky Jordan, R (1, 3) OBP: 0.297, SLG: 0.382	B S C B S 2-3 K ③			S C B X 1-2 G4-3 1-2 ②③			F X 0-1 G6-3 ①	C X 0-1 1-3 2-H 1B 2B		4	1	1	1	0	1	1
Dave Hollins, S (1, 5) OBP: 0.388, SLG: 0.471		B S X 1-1 F8 ①			C X 0-1 G1-3 ①		C B B T B B 4-2 BB 2B BB	C C B B B F X 3-2 2-H 3-H 1B		3	1	1	2	1	0	0
Darren Daulton, L (1, 2) OBP: 0.453, SLG: 0.726		C B B X 2-1 F8 ②			C B X 1-1 2B		S B B B B 4-1 1-2 2B BB	X 0-0 P5 ②		3	1	1	0	1	0	1
Jim Eisenreich, L (1, 9) OBP: 0.322, SLG: 0.345 Wes Chamberlain, R (8, PH) OBP: 0.286, SLG: 0.500 Doug Jones, R (8, 1)		B C C S 1-3 K ③			B X 1-0 G6-3 ②		F X 0-1 P6 ②	B S B C S 2-3 K ③		3 1 0	0 0 0	0 0 0	0 0 0	0 0 0	1 1 0	3 1 0
Milt Thompson, L (1, 7) OBP: 0.350, SLG: 0.553 Jeff Juden, R (5, 1) OBP: 0.167, SLG: 0.167 John Kruk, L (7, PH) OBP: 0.488, SLG: 0.417 David West, L (7, 1) Pete Incaviglia, R (8, 7) OBP: 0.262, SLG: 0.282 Mickey Morandini, L (9, PR) OBP: 0.379, SLG: 0.333		F B B X 2-1 L7 ①			B F S C 1-3 K ③		B C F F B X 2-2 1-H 2-H 2B		B S B B B X 3-1 BB 1B 1B	2 0 1 0 1 0	0 0 0 0 0 0	0 0 1 0 1 0	0 0 2 0 0 0	0 0 0 0 0 0	1 0 0 0 0 0	1 0 0 0 0 0
Kevin Stocker, S (1, 6) OBP: 0.386, SLG: 0.263		F F S 0-3 K ②			C B X 1-1 G3-1 ①	C X 0-1 F7 ③		B F C F F F X 1-2 BB 1B 1-2		4	0	1	0	0	1	1
Curt Schilling, R (1, 1) OBP: 0.250, SLG: 0.250 Tony Longmire, L (5, 7) OBP: 0.067, SLG: 0.067 (8, 9)		B S B F F X 2-2 F9 ③			B S S S 1-3 K ②			C C F B X 1-2 F8 ①	L L B B B C 3-3 K ①	1 3	0 0	0 0	0 0	0 0	0 2	0 2

Inning Stats										
	R: 0 E: 0 K: 1 S: 8	H: 0 LOB: 0 BB: 0 P: 14	R: 0 E: 0 K: 1 S: 7	H: 0 LOB: 0 BB: 0 P: 11	R: 0 E: 0 K: 1 S: 9	H: 0 LOB: 0 BB: 0 P: 13	R: 0 E: 0 K: 1 S: 9	H: 1 LOB: 0 BB: 0 P: 12	R: 0 E: 0 K: 1 S: 8	H: 1 LOB: 1 BB: 0 P: 11
	R: 0 E: 0 K: 1 S: 11	H: 1 LOB: 1 BB: 0 P: 14	R: 2 E: 0 K: 0 S: 13	H: 1 LOB: 1 BB: 2 P: 23	R: 3 E: 1 K: 1 S: 22	H: 3 LOB: 1 BB: 0 P: 30	R: 0 E: 0 K: 1 S: 16	H: 2 LOB: 3 BB: 1 P: 27	1B: 6 2B: 3 3B: 0 HR: 0	SF: 0 SAC: 0 DP: 1 HBP: 0

	AB	35
	R	5
	H	9
	RBI	5
	BB	3
	SO	8
	LOB	16

WP: 0 PB: 0 SB: 0 CS: 1 PA: 38

PITCHER		IP	WLS	BF	H	R	ER	SO	BB	IBB	HBP	BLK	WP	HR	S	P	ERA	WHIP
Andy Benes, R ERA: 4.72	(1, 1)	7.1	W	30	6	5	4	6	2	0	0	0	0	0	79	115	4.91	1.091
Gene Harris, R ERA: 9.0	(8, 1)	0.0		1	1	0	0	0	0	0	0	0	0	0	4	7	∞	∞
Mark Davis, L ERA: 12.86	(8, 1)	0.1		1	0	0	0	0	0	0	0	0	0	0	1	1	0.00	0.000
Trevor Hoffman, R ERA: 0.9	(8, 1)	1.1	S	6	2	0	0	2	1	0	0	0	0	0	19	32	0.00	2.250

PITCHER	IP	WLS	BF	H	R	ER	SO	BB	IBB	HBP	BLK	WP	HR	S	P	ERA	WHIP

Batter	1	2	3	4	5	6	7	8	9	AB	R	H	RBI	BB	SO	LOB
Craig Shipley, R (1, 6) OBP: 0.318, SLG: 0.372 Bip Roberts, S (7, 4) OBP: 0.288, SLG: 0.250	B B B C F X 3-2 ① L9		X 0-0 ① G5-3	F F F X 0-2 1B 2-H 3-H 1B		X 0-0 G4-3 1B		F C B S 1-3 ① K		4 1	0 0	2 0	2 0	0 0	0 1	0 0
Tony Gwynn, L (1, 9) OBP: 0.458, SLG: 0.655	H 1-0 2B HBP		B C B F X 2-2 HR 1B	B F X 1-1 1-3 1B		C B F X 1-2 ① ② G4-3 1-2f		B X 1-0 E 1B		4	2	3	0	0	0	1
Bill Bean, L (1, 8) OBP: 0.220, SLG: 0.275	B X 1-0 ② P5		B X 1-0 ② P4	B B X 2-0 ③ P5		B S B B F F S 3-3 ③ K		S B F X 1-2 E5 G1-3 1-3		5	0	0	0	0	1	5
Phil Plantier, L (1, 7) OBP: 0.358, SLG: 0.627	C X 0-1 1-H 2B		B C B B X 3-1 1-H HR		C C X 0-2 ① P6		C B B S B F B 4-2 2B BB	B S F F B X 2-2 ② G1-3 1-2		4	1	2	3	1	0	2
Phil Clark, R (1, 3) OBP: 0.326, SLG: 0.568 Archi Cianfrocco, R (9, 3) OBP: 0.257, SLG: 0.470	S X 0-1 ③ F8		F B B X 2-1 ③ F9		C B B X 2-1 1B 1B 1B		B B B C F X 3-2 1-3 2B	C B F B F X 2-2 ③ G6-3		5 0	1 0	2 0	0 0	0 0	0 0	3 0
Keith Lockhart, L (1, 5) OBP: 0.290, SLG: 0.464		B C B F X 2-2 ① G4-3		X 0-0 SH3-4 1B 1B 1B	C C B B X 2-2 1B 1-2 1B		F B X 1-1 ① P5			4	1	2	0	0	0	2
Luis Lopez, S (1, 4) (7, 6) OBP: 0.500, SLG: 0.643	C X 0-1 FC6-4 1B			X 0-0 SH3-4 1-2 1B	C S S 0-3 ② K		X 0-0 ② P6			4	1	2	0	0	1	4
Brad Ausmus, R (1, 2) OBP: 0.284, SLG: 0.410		F B X 1-1 ② FC6-4 1-2f		B B C C B X 3-2 ① F9	F B B B X 3-1 1-3 2-H 1B		I I I I 4-0 IBB			3	0	1	1	1	0	3
Andy Benes, R (1, 1) OBP: 0.083, SLG: 0.083 Gene Harris, R (8, 1) Mark Davis, L (8, 1) Trevor Hoffman, R (8, 1)		C S L 0-3 ③ K		M L X 0-2 ② SH3-4 1-2 2-3	S B S X 1-2 ③ G1-4-3		B S L B S 2-3 ③ K			3 0 0 0	0 0 0 0	0 0 0 0	0 0 0 0	0 0 0 0	2 0 0 0	6 0 0 0
Inning Stats	R: 1 H: 1 E: 0 LOB: 1 K: 0 BB: 0 S: 8 P: 13	R: 0 H: 1 E: 1 LOB: 1 K: 1 BB: 0 S: 10 P: 13	R: 2 H: 2 E: 0 LOB: 0 K: 0 BB: 0 S: 9 P: 17	R: 2 H: 4 E: 0 LOB: 2 K: 0 BB: 0 S: 15 P: 21	R: 1 H: 3 E: 0 LOB: 2 K: 1 BB: 0 S: 16 P: 24	R: 0 H: 1 E: 0 LOB: 0 K: 1 BB: 0 S: 8 P: 12	R: 0 H: 1 E: 0 LOB: 3 K: 1 BB: 2 S: 12 P: 26	R: 0 H: 1 E: 1 LOB: 2 K: 1 BB: 0 S: 15 P: 22		1B: 11 2B: 2 3B: 0 HR: 1	SF: 0 SAC: 1 DP: 1 HBP: 1					

PITCHER		IP	WLS	BF	H	R	ER	SO	BB	IBB	HBP	BLK	WP	HR	S	P	ERA	WHIP
Curt Schilling, R ERA: 4.88	(1, 1)	4.0	L	21	8	5	5	1	0	0	1	0	0	1	42	64	11.25	2.000
Jeff Juden, R ERA: 4.35	(5, 1)	2.0		9	4	1	1	2	0	0	0	0	0	0	24	36	4.50	2.000
David West, L ERA: 5.19	(7, 1)	1.0		6	1	0	0	1	1	1	0	0	0	0	12	26	0.00	2.000
Doug Jones, R ERA: 2.53	(8, 1)	1.0		5	1	0	0	1	0	0	0	0	0	0	15	22	0.00	1.000

PITCHER	IP	WLS	BF	H	R	ER	SO	BB	IBB	HBP	BLK	WP	HR	S	P	ERA	WHIP

BOTTOM

Philadelphia Phillies @ San Diego Padres

Jack Murphy Stadium, San Diego, CA

Sun Apr 24 1994, 6:33 AM EDT

Att. 11,403 - Sunny - 63 F

livebaseballscorecards.com

AB	37
R	6
H	14
RBI	6
BB	2
SO	5
LOB	26

WP: 0 PA: 41
PB: 0
SB: 0
CS: 0

Batter	1	2	3	4	5	6	7	8	9	AB	R	H	RBI	BB	SO	LOB
Bip Roberts, S (1, 4) OBP: 0.281, SLG: 0.246	C B X 1-1 G6-3 ①		C X 0-1 G4-3 ③		X 0-0 FC6-4 ③ 1-2f		X 0-0 F7 ②		C F B B X 2-2 PB S 2B 1B	5	1	1	0	0	0	2
Tony Gwynn, L (1, 9) OBP: 0.453, SLG: 0.645	X 0-0 F7 ②			C B F F X 1-2 G3-1 ①		B C B X 2-1 F8 1B 2B	B F X 1-1 E4		1 SAFE B I I I 4-0 1-2 2B IBB	4	2	1	0	1	0	0
Bill Bean, L (1, 8) OBP: 0.239, SLG: 0.295	B C S B X 2-2 G3-1 ③			B C B F B B 4-2 BB		B F X 1-1 L9 ①	B B F 1 SAFE B F X 3-2 P6 ③		B X 1-0 1-H 2-H 2B	4	0	1	2	1	0	2
Phil Plantier, L (1, 7) OBP: 0.361, SLG: 0.651		B C B S F F X 2-2 HR		B 1 SAFE X 1-0 P5 ②		B B X 2-0 2-3 F8 ②		B S X 1-1 G1-3 ① I I I I	4-0 IBB	4	1	1	1	1	0	2
Phil Clark, R (1, 3) OBP: 0.313, SLG: 0.524 Tim Hyers, L (9, 3) OBP: 0.444, SLG: 0.375		C X 0-1 F7 ①		1 SAFE F B B 1 SAFE F F F 1 SAFE B 3-2 X F8 ③		X 0-0 3-H 1B 2B 1B		S F B B B X 3-2 L7 ②	B B F X 2-1 G1-3 ③	5 0	1 0	1 0	1 0	0 0	0 0	3 0
Archi Cianfrocco, R (1, 5) OBP: 0.270, SLG: 0.471 Scott Sanders, R (8, 1) OBP: 0.333, SLG: 0.333		B F F B B F S 2-3 K ②			F C X 0-2 P4 ①	C 1 SAFE B B 1 SAFE X 2-1 1-2 2B 1B		B B F B X 3-1 S 1B		4 0	1 0	2 0	0 0	0 0	1 0	0 0
Ricky Gutierrez, R (1, 6) OBP: 0.228, SLG: 0.345		C X 0-1 G6-3 ③			C X 0-1 F8 ②	C B F B X 2-2 1-H 2-H 2B		B C F B B C 3-3 1-2 K ③		4	0	1	2	0	1	1
Brad Ausmus, R (1, 2) OBP: 0.282, SLG: 0.400			F F B F F B C 2-3 K ①		B X 1-0 WP 1B	C X 0-1 L6 ③			S C B F X 1-2 L8 ①	4	0	1	0	0	1	1
Wally Whitehurst, R (1, 1) OBP: 0.273, SLG: 0.200 Mark Davis, L (8, 1) Keith Lockhart, L (8, 5) OBP: 0.281, SLG: 0.448			X 0-0 P3 ②		C B F B B B 4-2 1-2 FC6-4 BB		C F C 0-3 K ①		X 0-0 P5 ②	2 0 1	0 0 0	0 0 0	0 0 0	1 0 0	1 0 0	0 0 0
Inning Stats	R: 0 E: 0 K: 0 S: 6 H: 0 LOB: 0 BB: 0 P: 9	R: 1 E: 0 K: 1 S: 13 H: 1 LOB: 0 BB: 0 P: 17	R: 0 E: 0 K: 1 S: 7 H: 0 LOB: 0 BB: 0 P: 9	R: 0 E: 0 K: 0 S: 11 H: 0 LOB: 1 BB: 1 P: 20	R: 0 E: 0 K: 0 S: 9 H: 1 LOB: 2 BB: 1 P: 14	R: 3 E: 0 K: 0 S: 13 H: 4 LOB: 1 BB: 0 P: 22	R: 0 E: 1 K: 1 S: 9 H: 0 LOB: 1 BB: 0 P: 13	R: 0 E: 0 K: 1 S: 10 H: 1 LOB: 1 BB: 0 P: 20	R: 2 E: 0 K: 0 S: 11 H: 2 LOB: 2 BB: 2 P: 25	1B: 5 2B: 3 3B: 0 HR: 1 SF: 0 SAC: 0 DP: 0 HBP: 0							WP: 1 PB: 1 SB: 2 CS: 0 PA: 41

PITCHER		IP	WLS	BF	H	R	ER	SO	BB	IBB	HBP	BLK	WP	HR	S	P	ERA	WHIP
Pete Smith, R ERA: 5.87	(1, 1)	7.0	L	30	6	4	4	3	2	0	0	0	1	1	68	104	5.14	1.143
Mike Maddux, R ERA: 4.85	(8, 1)	2.0		11	3	2	2	1	0	2	0	0	0	0	21	45	9.00	1.500

PITCHER	IP	WLS	BF	H	R	ER	SO	BB	IBB	HBP	BLK	WP	HR	S	P	ERA	WHIP

TOP

San Diego Padres @ New York Mets

Shea Stadium, Flushing, NY

Tue Apr 26 1994, 7:05 PM EDT
Att. 15,147 - Unknown - 52 F

livebaseballscorecards.com

AB	37
R	6
H	9
RBI	6
BB	4
SO	4
LOB	11

BOTTOM

San Diego Padres @ New York Mets

Shea Stadium, Flushing, NY

Tue Apr 26 1994, 7:05 PM EDT

Att. 15,147 - Unknown - 52 F

livebaseballscorecards.com

Batter	1	2	3	4	5	6	7	8	9	AB	R	H	RBI	BB	SO	LOB
Jose Vizcaino, S (1, 6) OBP: 0.390, SLG: 0.470	B C F F X 1-2 G3 ①		B F B S F B B 4-2 BB		T F B F X 1-2 CS 1B			X 0-0 FC6-4 1B		3	0	2	0	1	0	0
Jeromy Burnitz, L (1, 9) OBP: 0.275, SLG: 0.267 John Cangelosi, S (8, PH) OBP: 0.500, SLG: 0.438 (9, 9)	C X 0-1 G3 ②		C 1 SAFE C B 1 SAFE C 1-3 K ③		1 B X SAFE 1-0 F7 ① ② 1-2			B C L B B 1 S SAFE 3-3 K ①		3 1	0 0	0 0	0 0	0 0	1 1	2 1
Kevin McReynolds, R (1, 7) OBP: 0.338, SLG: 0.387	C C B B C 2-3 K ③			C B B F S 2-3 K ①	S X 0-1 F9 ③			B S X 1-1 F8 ②		4	0	0	0	0	2	1
Bobby Bonilla, S (1, 5) OBP: 0.310, SLG: 0.255		B B S S B F X 3-2 G3-1 ①		B B S S B B 4-2 2B BB		C F B B T 2-2 K ①		C C B X 1-2 FC6-4 ③ 1-2f		3	1	0	0	1	1	1
Jeff Kent, R (1, 4) OBP: 0.425, SLG: 0.800		X 0-0 L6-3 1B		X 0-0 1-H 2B 2B		B X 1-0 F8 ②			B X 1-0 P3 ①	4	1	2	1	0	0	0
David Segui, S (1, 3) OBP: 0.349, SLG: 0.397		C B 1 SAFE B F 1 SAFE X 2-2 L6-3 ② ③ 1-2		B B B C X 3-1 2-H 2B		F F X 0-2 P2 ③			C F B B B X 3-2 G1 ②	4	0	1	1	0	0	1
Ryan Thompson, R (1, 8) OBP: 0.379, SLG: 0.644 Joe Orsulak, L (9, PH) OBP: 0.255, SLG: 0.279			C B F C 1-3 K ① C B S B C 2-3 K ②				F S B B F S 2-3 K ①		X 0-0 E6	3 1	0 0	0 0	0 0	0 0	3 0	1 0
Todd Hundley, S (1, 2) OBP: 0.378, SLG: 0.744			C B F X 1-2 HR I I I I 4-0 IBB				C B X 1-1 F8 ②		F F B X 1-2 F7 ③	3	1	1	1	1	0	1
Pete Smith, R (1, 1) Fernando Vina, L (7, PH) OBP: 0.389, SLG: 0.344 Mike Maddux, L (8, 1)			B F C C C 1-3 K ② C C B B C 2-3 K ③				X 0-0 B5 ③			2 1 0	0 0 0	0 0 0	0 0 0	0 0 0	2 0 0	2 0 0
Inning Stats	R: 0 H: 0 E: 0 LOB: 0 K: 1 BB: 0 S: 9 P: 12	R: 0 H: 1 E: 0 LOB: 0 K: 0 BB: 0 S: 8 P: 13	R: 1 H: 1 E: 0 LOB: 1 K: 3 BB: 1 S: 15 P: 23	R: 2 H: 2 E: 0 LOB: 2 K: 3 BB: 2 S: 14 P: 31	R: 0 H: 1 E: 0 LOB: 0 K: 0 BB: 0 S: 7 P: 9	R: 0 H: 0 E: 0 LOB: 0 K: 1 BB: 0 S: 7 P: 10	R: 0 H: 0 E: 0 LOB: 0 K: 1 BB: 0 S: 7 P: 10	R: 0 H: 1 E: 0 LOB: 1 K: 1 BB: 0 S: 9 P: 14	R: 0 H: 0 E: 1 LOB: 1 K: 0 BB: 0 S: 8 P: 13	1B: 3 SF: 0 2B: 3 SAC: 0 3B: 0 DP: 1 HR: 1 HBP: 0						WP: 0 PA: 35 PB: 0 SB: 0 CS: 1	

PITCHER		IP	WLS	BF	H	R	ER	SO	BB	IBB	HBP	BLK	WP	HR	S	P	ERA	WHIP
Wally Whitehurst, R ERA: 5.53	(1, 1)	7.0	W	27	5	3	3	9	2	1	0	0	0	1	67	108	3.86	1.000
Mark Davis, L ERA: 12.27	(8, 1)	0.1		2	1	0	0	1	0	0	0	0	0	0	4	7	0.00	3.000
Scott Sanders, R ERA: 3.6	(8, 1)	1.2	S	6	0	0	0	0	0	0	0	0	0	0	13	20	0.00	0.000

PITCHER	IP	WLS	BF	H	R	ER	SO	BB	IBB	HBP	BLK	WP	HR	S	P	ERA	WHIP

AB	32
R	3
H	6
RBI	3
BB	3
SO	10
LOB	10

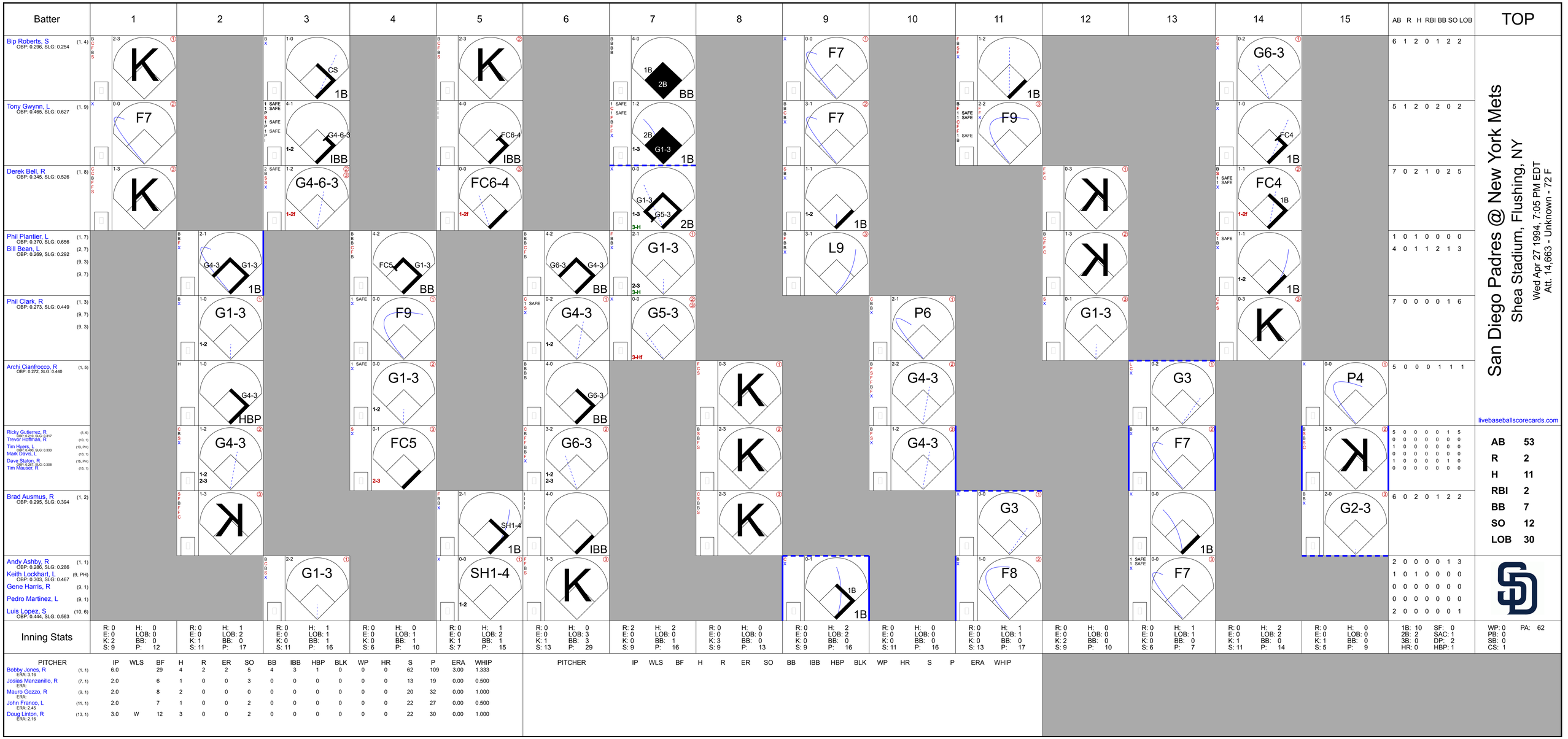
Batter
1
2
3
4
5
6
7
8
9
10
11
12
13
14
15
AB R H RBI BB SO LOB
TOP
Bip Roberts, S
OBP: 0.296, SLG: 0.254
Tony Gwynn, L
OBP: 0.465, SLG: 0.627
Derek Bell, R
OBP: 0.345, SLG: 0.526
Phil Plantier, L
OBP: 0.370, SLG: 0.656
Bill Bean, L
OBP: 0.269, SLG: 0.292
Phil Clark, R
OBP: 0.273, SLG: 0.449
Archi Cianfrocco, R
OBP: 0.272, SLG: 0.440
Ricky Gutierrez, R
OBP: 0.230, SLG: 0.317
Trevor Hoffman, R
Tim Hyers, L
OBP: 0.400, SLG: 0.333
Mark Davis, L
Dave Staton, R
OBP: 0.267, SLG: 0.308
Tim Mauser, R
Brad Ausmus, R
OBP: 0.295, SLG: 0.394
Andy Ashby, R
OBP: 0.286, SLG: 0.286
Keith Lockhart, L
OBP: 0.303, SLG: 0.467
Gene Harris, R
Pedro Martinez, L
Luis Lopez, S
OBP: 0.444, SLG: 0.563
San Diego Padres @ New York Mets
Shea Stadium, Flushing, NY
Wed Apr 27 1994, 7:05 PM EDT
Att. 14,663 - Unknown - 72 F
livebaseballscorecards.com
AB 53
R 2
H 11
RBI 2
BB 7
SO 12
LOB 30
Inning Stats
PITCHER
IP WLS BF H R ER SO BB IBB HBP BLK WP HR S P ERA WHIP
Bobby Jones, R
ERA: 3.16
Josias Manzanillo, R
ERA:
Mauro Gozzo, R
ERA:
John Franco, L
ERA: 2.45
Doug Linton, R
ERA: 2.16
1B: 10 SF: 0
2B: 2 SAC: 1
3B: 0 DP: 2
HR: 0 HBP: 1
WP: 0 PA: 62
PB: 0
SB: 0
CS: 1

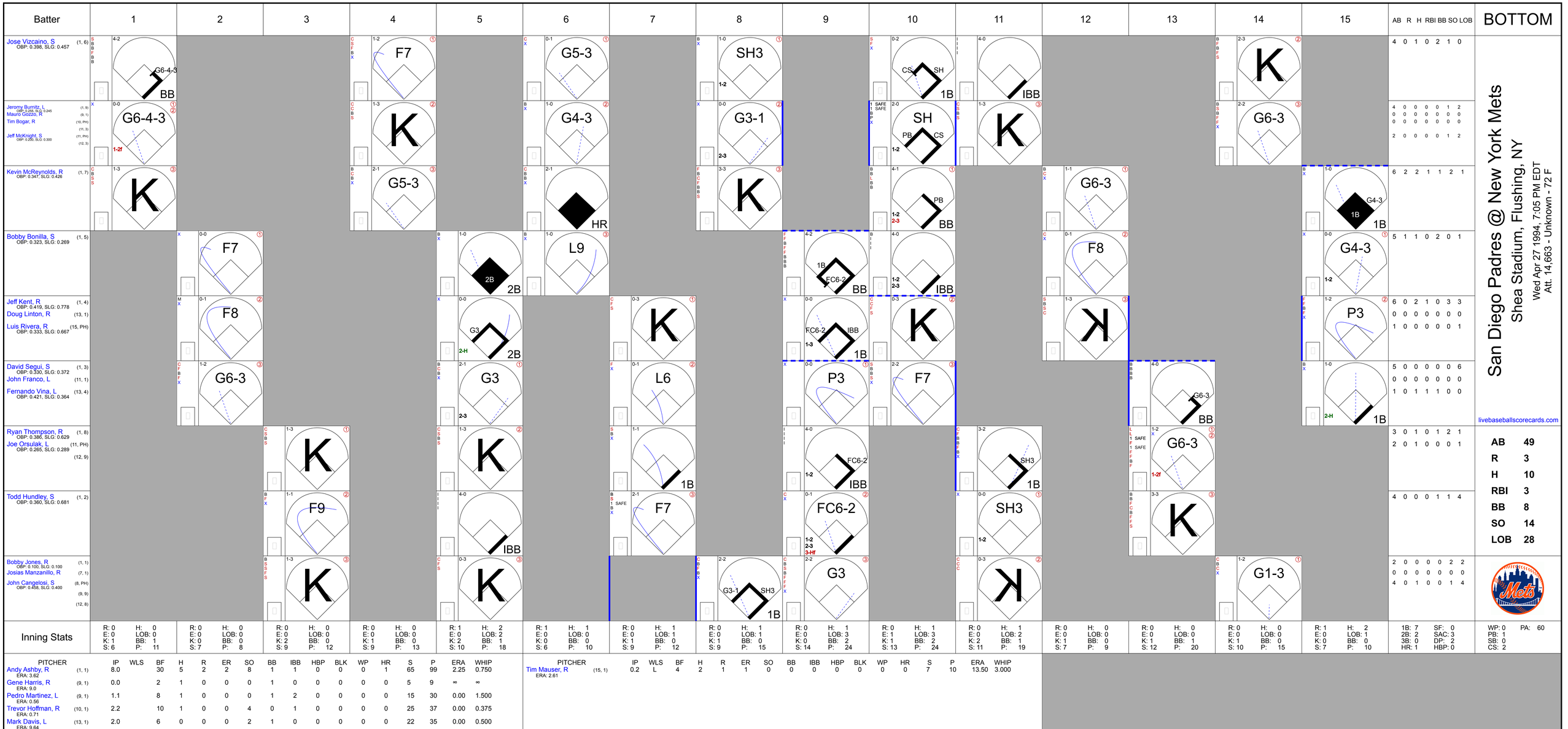
Batter
1
2
3
4
5
6
7
8
9
10
11
12
13
14
15
AB R H RBI BB SO LOB
BOTTOM
Jose Vizcaino, S (1, 6)
OBP: 0.398, SLG: 0.457
4-2 G6-4-3 BB
F7
0-1 G5-3
0-1 SH3 1-2
0-2 CS SH 1B
4-0 IBB
2-3 K
4 0 1 0 2 1 0
Jeromy Burnitz, L (1, 9)
OBP: 0.286, SLG: 0.245
Mauro Gozzo, R (9, 1)
Tim Bogar, R (10, PH) (11, 3)
Jeff McKnight, S (11, PH) (12, 3)
OBP: 0.250, SLG: 0.300
0-0 G6-4-3 1-2f
K
1-0 G4-3
0-0 G3-1 2-3
2-0 SH PB CS 1-2
1-3 K
2-2 G6-3
4 0 0 0 0 1 2
0 0 0 0 0 0 0
0 0 0 0 0 0 0
2 0 0 0 0 1 2
Kevin McReynolds, R (1, 7)
OBP: 0.347, SLG: 0.426
1-3 K
2-1 G5-3
2-1 HR
3-3 K
4-1 PB 1-2 BB
1-1 G6-3
1-0 G4-3 1B
6 2 2 1 1 2 1
Bobby Bonilla, S (1, 5)
OBP: 0.323, SLG: 0.269
0-0 F7
1-0 2B
1-0 L9
4-2 1B FC6-2 BB
4-0 1-2 2-3 IBB
0-1 F8
0-0 G4-3 1-2
5 1 1 0 2 0 1
Jeff Kent, R (1, 4)
OBP: 0.419, SLG: 0.778
Doug Linton, R (13, 1)
Luis Rivera, R (15, PH)
OBP: 0.333, SLG: 0.667
0-1 F8
0-0 G3 2-H 2B
0-3 K
0-0 FC6-2 IBB 1-3 1B
0-3 K
1-3 K
1-2 P3
6 0 2 1 0 3 3
0 0 0 0 0 0 0
1 0 0 0 0 0 1
David Segui, S (1, 3)
OBP: 0.330, SLG: 0.372
John Franco, L (11, 1)
Fernando Vina, L (13, 4)
OBP: 0.421, SLG: 0.364
1-2 G6-3
2-1 G3 2-3
0-1 L6
0-0 P3
2-2 F7
4-0 G6-3 BB
1-0 2-H 1B
5 0 0 0 0 0 6
0 0 0 0 0 0 0
1 0 1 1 1 0 0
Ryan Thompson, R (1, 8)
OBP: 0.386, SLG: 0.629
Joe Orsulak, L (11, PH) (12, 9)
OBP: 0.265, SLG: 0.289
1-3 K
1-3 K
1-1 1B
4-0 FC6-2 1-2 IBB
3-2 SH3 1B
1-2 G6-3 1-2f
3 0 1 0 1 2 1
2 0 1 0 0 0 1
Todd Hundley, S (1, 2)
OBP: 0.360, SLG: 0.681
1-1 F9
4-0 IBB
2-1 F7
0-1 FC6-2 1-2 2-3 3-Hf
0-0 SH3 1-2
3-3 K
4 0 0 0 1 1 4
Bobby Jones, R (1, 1)
OBP: 0.100, SLG: 0.100
Josias Manzanillo, R (7, 1)
John Cangelosi, S (8, PH) (9, 9) (12, 8)
OBP: 0.458, SLG: 0.400
1-3 K
0-3 K
2-2 G3-1 SH3 1B
2-2 G3
0-3 K
1-2 G1-3
2 0 0 0 0 2 2
0 0 0 0 0 0 0
4 0 1 0 0 1 4
San Diego Padres @ New York Mets
Shea Stadium, Flushing, NY
Wed Apr 27 1994, 7:05 PM EDT
Att. 14,663 - Unknown - 72 F
livebaseballscorecards.com
AB 49
R 3
H 10
RBI 3
BB 8
SO 14
LOB 28
Inning Stats
R: 0 H: 0 E: 0 LOB: 0 K: 1 BB: 1 S: 6 P: 11
R: 0 H: 0 E: 0 LOB: 0 K: 0 BB: 0 S: 7 P: 8
R: 0 H: 0 E: 0 LOB: 0 K: 2 BB: 0 S: 9 P: 12
R: 0 H: 0 E: 0 LOB: 0 K: 1 BB: 0 S: 9 P: 13
R: 1 H: 2 E: 0 LOB: 2 K: 2 BB: 1 S: 10 P: 18
R: 1 H: 1 E: 0 LOB: 0 K: 0 BB: 0 S: 6 P: 10
R: 0 H: 1 E: 0 LOB: 1 K: 1 BB: 0 S: 9 P: 12
R: 0 H: 1 E: 0 LOB: 1 K: 1 BB: 0 S: 9 P: 15
R: 0 H: 1 E: 0 LOB: 3 K: 0 BB: 2 S: 14 P: 24
R: 0 H: 1 E: 1 LOB: 3 K: 1 BB: 2 S: 13 P: 24
R: 0 H: 1 E: 0 LOB: 2 K: 2 BB: 1 S: 11 P: 19
R: 0 H: 0 E: 0 LOB: 0 K: 1 BB: 0 S: 7 P: 9
R: 0 H: 0 E: 0 LOB: 0 K: 1 BB: 1 S: 12 P: 20
R: 0 H: 0 E: 0 LOB: 0 K: 1 BB: 0 S: 10 P: 15
R: 1 H: 2 E: 0 LOB: 1 K: 0 BB: 0 S: 7 P: 10
1B: 7 SF: 0
2B: 2 SAC: 3
3B: 0 DP: 2
HR: 1 HBP: 0
WP: 0 PA: 60
PB: 1
SB: 0
CS: 2
PITCHER IP WLS BF H R ER SO BB IBB HBP BLK WP HR S P ERA WHIP
Andy Ashby, R (1, 1) ERA: 3.62 8.0 30 5 2 2 8 1 1 0 0 0 1 65 99 2.25 0.750
Gene Harris, R (9, 1) ERA: 9.0 0.0 2 1 0 0 0 1 0 0 0 0 0 5 9 ∞ ∞
Pedro Martinez, L (9, 1) ERA: 0.56 1.1 8 1 0 0 0 1 2 0 0 0 0 15 30 0.00 1.500
Trevor Hoffman, R (10, 1) ERA: 0.71 2.2 10 1 0 0 4 0 1 0 0 0 0 25 37 0.00 0.375
Mark Davis, L (13, 1) ERA: 9.64 2.0 6 0 0 0 2 1 0 0 0 0 0 22 35 0.00 0.500
PITCHER IP WLS BF H R ER SO BB IBB HBP BLK WP HR S P ERA WHIP
Tim Mauser, R (15, 1) ERA: 2.61 0.2 L 4 2 1 1 0 0 0 0 0 0 0 0 7 10 13.50 3.000

San Diego Padres @ Montreal Expos

Olympic Stadium, Montreal, QB

Fri Apr 29 1994, 7:05 PM EDT

Att. 15,114 - Dome

TOP

livebaseballscorecards.com

Batter	1	2	3	4	5	6	7	8	9	AB	R	H	RBI	BB	SO	LOB
Bip Roberts, S (1, 4) OBP: 0.320, SLG: 0.284	C B X 1-1 G6-4-3 1B			X 0-0 G4-6-3 1B		B X 1-0 CS 1B 2-H			C F X 0-2 ① F8	4	0	3	1	0	0	1
Tony Gwynn, L (1, 9) OBP: 0.440, SLG: 0.592	1 SAFE 1 SAFE 1 SAFE B C 1 SAFE 1 SAFE 1 SAFE X 1-1 G6-4-3 ①② 1-2f			1 SAFE 1 SAFE X 0-0 ①② G4-6-3 1-2f		B B 2-0 ③ CS 1-2	B C X 1-1 ① F7		F F X 0-2 ② L4	4	0	0	0	0	0	3
Derek Bell, R (1, 8) OBP: 0.341, SLG: 0.512	S C C 0-3 ③ K			B B X 2-0 CS 1B			C S S 0-3 ② K		S B S B S 2-3 ③ K	4	0	1	0	0	3	1
Phil Clark, R (1, 3) OBP: 0.259, SLG: 0.423		F B X 1-1 ① G5-3		1 SAFE S B 1 SAFE 1 SAFE 1 SAFE 1 SAFE 1-1 ③ CS 1-2	B B B C F S 3-3 ① K		F F F B X 1-2 ③ F8			3	0	0	0	0	1	0
Phil Plantier, L (1, 7) OBP: 0.355, SLG: 0.627		B C X 1-1 ② L5			X 0-0 ② F8			F F B B X 2-2 ① G4-3		3	0	0	0	0	0	0
Archi Cianfrocco, R (1, 5) OBP: 0.274, SLG: 0.449		C F F S 0-3 ③ K			C F B F B F X 2-2 ③ G6-3			C B B X 2-1 2B		3	0	1	0	0	1	0
Ricky Gutierrez, R (1, 6) OBP: 0.203, SLG: 0.306			C X 0-1 ① G5-3			C C S 0-3 ① K2-3		B B X 2-0 ② F9		2	0	0	0	0	1	0
Keith Lockhart, L (8, PH) OBP: 0.294, SLG: 0.452 (8, 6)										1	0	0	0	0	0	1
Brad Ausmus, R (1, 2) OBP: 0.296, SLG: 0.392			B C F F S 1-3 ② K			F X 0-1 SH1-4 1B 1B		C C B S 1-3 ③ K2-3		3	1	1	0	0	2	1
Andy Benes, R (1, 1) OBP: 0.077, SLG: 0.077			B S F B C 2-3 ③ K			1 SAFE B X 1-0 ② SH1-4 1-2			C B F B F F B B 4-2 BB	1	0	0	0	0	1	0
Pedro Martinez, L (8, 1)										0	0	0	0	0	0	0
Tim Hyers, L (9, PH) OBP: 0.455, SLG: 0.333										0	0	0	0	1	0	0
Inning Stats	R: 0 E: 0 K: 1 S: 7 H: 1 LOB: 0 BB: 0 P: 9	R: 0 E: 0 K: 1 S: 8 H: 0 LOB: 0 BB: 0 P: 10	R: 0 E: 0 K: 2 S: 9 H: 0 LOB: 0 BB: 0 P: 12	R: 0 E: 0 K: 0 S: 4 H: 2 LOB: 0 BB: 0 P: 7	R: 0 E: 0 K: 1 S: 9 H: 0 LOB: 0 BB: 0 P: 14	R: 1 E: 0 K: 1 S: 7 H: 2 LOB: 0 BB: 0 P: 11	R: 0 E: 0 K: 1 S: 9 H: 0 LOB: 0 BB: 0 P: 11	R: 0 E: 0 K: 1 S: 9 H: 1 LOB: 1 BB: 0 P: 16	R: 0 E: 0 K: 1 S: 13 H: 0 LOB: 1 BB: 1 P: 19	1B: 5 2B: 1 3B: 0 HR: 0 SF: 0 SAC: 1 DP: 2 HBP: 0						

	AB	28
	R	1
	H	6
	RBI	1
	BB	1
	SO	9
	LOB	7

WP: 0 PB: 0 SB: 0 CS: 2 PA: 32

PITCHER		IP	WLS	BF	H	R	ER	SO	BB	IBB	HBP	BLK	WP	HR	S	P	ERA	WHIP
Kirk Rueter, L ERA: 5.87	(1, 1)	7.1	W	24	6	1	1	7	0	0	0	0	0	0	58	83	1.23	0.818
Mel Rojas, R ERA: 2.08	(8, 1)	1.2	S	6	0	0	0	2	1	0	0	0	0	0	17	26	0.00	0.600

PITCHER	IP	WLS	BF	H	R	ER	SO	BB	IBB	HBP	BLK	WP	HR	S	P	ERA	WHIP

BOTTOM

San Diego Padres @ Montreal Expos

Olympic Stadium, Montreal, QB

Fri Apr 29 1994, 7:05 PM EDT

Att. 15,114 - Dome

livebaseballscorecards.com

Batter	1	2	3	4	5	6	7	8	9	AB	R	H	RBI	BB	SO	LOB
Mike Lansing, R (1, 4) OBP: 0.303, SLG: 0.275	F9		K			3B 1B	K			4	1	1	0	0	2	3
Cliff Floyd, L (1, 3) OBP: 0.305, SLG: 0.403	K			G4-3		G3 3B		2B 1B		4	2	2	1	0	1	0
Marquis Grissom, R (1, 8) OBP: 0.291, SLG: 0.358	K			K		K		1-H 2B		4	0	1	1	0	3	1
Larry Walker, L (1, 9) OBP: 0.343, SLG: 0.489		F7		2B		G3 3-H		K		4	0	1	1	0	1	1
Moises Alou, R (1, 7) OBP: 0.400, SLG: 0.595		K		F8		G6-3		G3-6-1 IBB		3	0	0	0	1	1	1
Darrin Fletcher, L (1, 2) OBP: 0.364, SLG: 0.414		F9			P5		BB	G3-6-1 1-2f		3	0	0	0	1	0	2
Wil Cordero, R (1, 6) OBP: 0.352, SLG: 0.400			FC1-6 1B		E5		P4			3	0	1	0	0	0	1
Sean Berry, R (1, 5) OBP: 0.392, SLG: 0.470			F8		F9		F9			3	0	0	0	0	0	3
Kirk Rueter, L (1, 1) Mel Rojas, R (8, 1)			FC1-6 1-2f		G1-3		BB 1-2			2 0	0 0	0 0	0 0	1 0	0 0	2 0
Inning Stats	R: 0 E: 0 K: 2 S: 7 H: 0 LOB: 0 BB: 0 P: 11	R: 0 E: 0 K: 1 S: 8 H: 0 LOB: 0 BB: 0 P: 13	R: 0 E: 0 K: 1 S: 11 H: 1 LOB: 1 BB: 0 P: 15	R: 0 E: 0 K: 1 S: 12 H: 1 LOB: 1 BB: 0 P: 18	R: 0 E: 1 K: 0 S: 11 H: 0 LOB: 1 BB: 0 P: 17	R: 2 E: 0 K: 1 S: 11 H: 2 LOB: 0 BB: 0 P: 15	R: 0 E: 0 K: 1 S: 15 H: 0 LOB: 2 BB: 2 P: 29	R: 1 E: 0 K: 1 S: 10 H: 2 LOB: 1 BB: 1 P: 20		1B: 3 2B: 2 3B: 1 HR: 0	SF: 0 SAC: 0 DP: 1 HBP: 0			WP: 0 PB: 0 SB: 0 CS: 0	PA: 33		

PITCHER		IP	WLS	BF	H	R	ER	SO	BB	IBB	HBP	BLK	WP	HR	S	P	ERA	WHIP
Andy Benes, R ERA: 4.35	(1, 1)	7.0	L	28	4	2	2	7	2	0	0	0	0	0	75	118	2.57	0.857
Pedro Martinez, L ERA: 1.06	(8, 1)	1.0		5	2	1	1	1	0	1	0	0	0	0	10	20	9.00	2.000

PITCHER	IP	WLS	BF	H	R	ER	SO	BB	IBB	HBP	BLK	WP	HR	S	P	ERA	WHIP

Batter	1	2	3	4	5	6	7	8	9	AB	R	H	RBI	BB	SO	LOB
Bip Roberts, S (1, 4) (5, 8) OBP: 0.325, SLG: 0.271	C S F X 0-2 ① G4-3		C S B B B B 4-2 G3-1 BB	B X 1-0 ③ F7		1 SAFE S 1 SAFE X 0-1 ③ F7			B B B C F B 4-2 FC5-4 BB	3	0	0	0	2	0	3
Tony Gwynn, L (1, 9) OBP: 0.425, SLG: 0.566	F B F X 1-2 1B		1 SAFE B 1 SAFE X 1-0 ① G3-1 1-2		B B X 2-0 ① G6-3		B F B B X 3-1 ① P6		B B C X 2-1 ① FC5-4 1-2f	5	0	1	0	0	0	2
Derek Bell, R (1, 8) OBP: 0.330, SLG: 0.494 Phil Clark, R (5, 5) OBP: 0.267, SLG: 0.426	S S 1 SAFE S 0-3 ② K		B F X 1-1 ② P3		F S F B S 1-3 ② K		F B X 1-1 1B		X 0-0 ② F7	3 2	0 0	0 1	0 0	0 0	2 0	2 1
Phil Plantier, L (1, 7) OBP: 0.333, SLG: 0.583	B 1 SAFE 1 SAFE F F B S 2-3 ③ K		B S B F B C 3-3 ③ K		B S S B X 2-2 E1 1B		1 SAFE S B 1 SAFE F B F X 2-2 ② F8		B S B X 2-1 ③ F8	5	0	0	0	0	2	4
Keith Lockhart, L (1, 5) OBP: 0.333, SLG: 0.452 Archi Cianfrocco, R (4, PR) (4, 5) (5, 6) OBP: 0.279, SLG: 0.450		B B B B 4-0 2B BB	C S H 1-2 BB 3B HBP	C B B F X 2-2 1-2 1B		1 SAFE B X 1-0 ③ F8			0 2	1 1	0 1	0 0	1 0	0 0	0 1
Tim Hyers, L (1, 3) OBP: 0.400, SLG: 0.385		B 1 SAFE B 1 SAFE X 2-0 1-H 2B	B F X 1-1 ① P5	X 0-0 ③ L9			C X 0-1 ① G4-3		4	0	1	1	0	0	3
Brad Ausmus, R (1, 2) OBP: 0.306, SLG: 0.390		X 0-0 ① G6-3	B C 1 SAFE B B S B 4-2 1-2 3B BB	F X 0-1 ① F8			S B S X 1-2 1B		3	1	1	0	1	0	1
Luis Lopez, S (1, 6) (5, 4) OBP: 0.455, SLG: 0.550		X 0-0 ② P6	B F B F S 2-3 ② K	C S B B F X 2-2 1B			1 SAFE B B 1 SAFE X 2-0 G4-6-3 1-2 1B		4	0	2	0	0	1	3
Scott Sanders, R (1, 1) OBP: 0.250, SLG: 0.250 A.J. Sager, R (2, 1) OBP: 0.500, SLG: 1.500 Gene Harris, R (4, 1) Tim Mauser, R (6, 1) Mark Davis, L (6, 1) Dave Staton, R (8, PH) OBP: 0.261, SLG: 0.300 Donnie Elliott, R (8, 1)		S B S S 1-3 ③ K	C B B X 2-1 1-H 2-H 3B	1 SAFE X 0-0 ② B2			B X 1-0 ②③ G4-6-3 1-2f		1 1 1 0 0 1 0	0 0 0 0 0 0 0	0 1 0 0 0 0 0	0 2 0 0 0 0 0	1 0 0 0 0 0 1	1 0 1 0 0 2 0	1 0 1 0 0 2 0
Inning Stats	R: 0 E: 0 K: 2 S: 13 H: 1 LOB: 1 BB: 0 P: 16	R: 1 E: 0 K: 1 S: 6 H: 1 LOB: 1 BB: 1 P: 13	R: 0 E: 0 K: 1 S: 8 H: 0 LOB: 1 BB: 1 P: 17	R: 2 E: 0 K: 1 S: 12 H: 1 LOB: 2 BB: 1 P: 23	R: 0 E: 1 K: 1 S: 12 H: 1 LOB: 2 BB: 0 P: 19	R: 0 E: 0 K: 0 S: 9 H: 1 LOB: 1 BB: 0 P: 11	R: 0 E: 0 K: 0 S: 9 H: 1 LOB: 1 BB: 0 P: 16	R: 0 E: 0 K: 0 S: 7 H: 2 LOB: 1 BB: 0 P: 11	R: 0 E: 1 K: 0 S: 7 H: 0 LOB: 1 BB: 1 P: 15	1B: 6 2B: 1 3B: 1 HR: 0		SF: 0 SAC: 0 DP: 1 HBP: 1		WP: 0 PB: 0 SB: 0 CS: 0		PA: 40

PITCHER		IP	WLS	BF	H	R	ER	SO	BB	IBB	HBP	BLK	WP	HR	S	P	ERA	WHIP
Pedro Martinez, R ERA: 3.03	(1, 1)	5.0	W	24	4	3	3	6	3	0	1	0	0	0	51	88	5.40	1.400
Butch Henry, L ERA:	(6, 1)	1.2		7	2	0	0	0	0	0	0	0	0	0	17	25	0.00	1.200
Jeff Shaw, R ERA: 3.18	(7, 1)	0.2		4	2	0	0	0	0	0	0	0	0	0	7	11	0.00	3.000
Tim Scott, R ERA: 3.65	(8, 1)	0.2		1	0	0	0	0	0	0	0	0	0	0	1	2	0.00	0.000
Mel Rojas, R ERA: 1.96	(9, 1)	1.0	S	4	0	0	0	0	1	0	0	0	0	0	7	15	0.00	1.000

PITCHER	IP	WLS	BF	H	R	ER	SO	BB	IBB	HBP	BLK	WP	HR	S	P	ERA	WHIP

TOP

San Diego Padres @ Montreal Expos

Olympic Stadium, Montreal, QB

Sat Apr 30 1994, 3:33 AM EDT

Att. 18,314 - Dome

livebaseballscorecards.com

AB	35
R	3
H	8
RBI	3
BB	4
SO	6
LOB	24

Batter	1	2	3	4	5	6	7	8	9	AB	R	H	RBI	BB	SO	LOB
Mike Lansing, R (1, 4) OBP: 0.319, SLG: 0.286	1-0 1B		1-2 PB SH1-3 1B	2-1 G6-3 ①		B 1 SAFE X 1-0 G4-3 ② 1-2 2-3		B B B C B 4-1 FC4 BB		4	1	2	0	1	0	2
Cliff Floyd, L (1, 3) OBP: 0.302, SLG: 0.395	F B B 1 SAFE C F 1 SAFE 1 SAFE B 3-2 1 SAFE F X CS 1-3 1B		C 1 SAFE 1 SAFE X 0-1 SH1-3 ① 1-2	B X 1-0 P6 ②		C F S 0-3 K ③		S B B X 2-1 FC4 ② 1-2f 2-3		4	0	1	0	0	1	4
Marquis Grissom, R (1, 8) OBP: 0.287, SLG: 0.343	C B S F B F S 2-3 K ① ② 1-2		C B C X 1-2 G1-3 ②	C B F F S 1-3 K ③			B B B C B 4-1 1B G4-3 BB	B B 1 SAFE B C X 3-1 G6-3 ③		4	1	0	0	1	2	5
Larry Walker, L (1, 9) OBP: 0.340, SLG: 0.473	S B T B F F F B S 3-3 K ③		B B B 4-0 PB 1B BB		X 0-0 G6-3 ①		B 1 SAFE 1 SAFE C 1 SAFE 1 SAFE 1 SAFE S F 1-3 S K ①			3	1	0	0	1	2	2
Moises Alou, R (1, 7) OBP: 0.405, SLG: 0.590		C B C B B F F X 3-2 E6 1B	B B C X 2-1 1-H 2-H 2B 1B		B C X 1-1 F8 ②		C 1 SAFE B 1 SAFE X 1-1 G4-3 1-3 1B			4	1	2	2	0	0	0
Darrin Fletcher, L (1, 2) OBP: 0.357, SLG: 0.419 Tim Scott, R (8, 1) Mel Rojas, R (9, 1)		B 1 SAFE C X 1-1 F8 ①	X 0-0 1-H 1B 2B		B C C B B C 3-3 K ③		C F F 1 SAFE B X 1-2 G4-3 ② 1-2 3-H			4 0 0	1 0 0	1 0 0	2 0 0	0 0 0	1 0 0	2 0 0
Wil Cordero, R (1, 6) OBP: 0.358, SLG: 0.405		B 1 SAFE B F 1 SAFE X 2-1 1B 1-2 1B	C F B X 1-2 2-H 1B			C F B F B X 2-2 F7 ① C X 0-1 F7 ③				4	0	2	1	0	0	1
Sean Berry, R (1, 5) OBP: 0.423, SLG: 0.522		X 0-0 1-2 1B ②	I I I I 4-0 IBB			B F X 1-1 G4-3 2B		B B B X 3-0 FC4 2B		3	0	3	0	1	0	0
Pedro Martinez, R (1, 1) Butch Henry, L (6, 1) Jeff Shaw, R (7, 1) OBP: 0.667, SLG: 0.500 Tim Spehr, R (8, 2) OBP: 0.222, SLG: 0.125		C B C S 1-3 K ③	B S B T C 2-3 K ③			B B B C B 4-1 G4-3 BB		C B F S 2-3 K ①		2 0 0 1	0 0 0 0	0 0 0 0	0 0 0 0	0 1 0 1	2 0 0 1	4 0 0 1
Inning Stats	R: 0 E: 0 K: 2 S: 17 H: 2 LOB: 1 BB: 0 P: 26	R: 0 E: 1 K: 1 S: 13 H: 2 LOB: 2 BB: 0 P: 20	R: 4 E: 0 K: 1 S: 18 H: 4 LOB: 2 BB: 2 P: 33	R: 0 E: 0 K: 1 S: 7 H: 0 LOB: 0 BB: 0 P: 11	R: 0 E: 0 K: 1 S: 6 H: 0 LOB: 0 BB: 0 P: 10	R: 0 E: 0 K: 1 S: 11 H: 1 LOB: 2 BB: 1 P: 19	R: 1 E: 0 K: 1 S: 13 H: 1 LOB: 1 BB: 1 P: 20	R: 0 E: 0 K: 1 S: 9 H: 1 LOB: 2 BB: 1 P: 23		1B: 8 2B: 3 3B: 0 HR: 0 SF: 0 SAC: 1 DP: 0 HBP: 0						

BOTTOM

San Diego Padres @ Montreal Expos

Olympic Stadium, Montreal, QB

Sat Apr 30 1994, 3:33 AM EDT

Att. 18,314 - Dome

livebaseballscorecards.com

AB	33
R	5
H	11
RBI	5
BB	5
SO	9
LOB	21

PITCHER		IP	WLS	BF	H	R	ER	SO	BB	IBB	HBP	BLK	WP	HR	S	P	ERA	WHIP
Scott Sanders, R ERA: 3.43	(1, 1)	1.0		4	2	0	0	2	0	0	0	0	0	0	17	26	0.00	2.000
A.J. Sager, R ERA: 9.2	(2, 1)	2.0	L	14	6	4	4	2	1	1	0	0	0	0	31	53	18.00	3.500
Gene Harris, R ERA: 7.2	(4, 1)	2.0		6	0	0	0	2	0	0	0	0	0	0	13	21	0.00	0.000
Tim Mauser, R ERA: 2.45	(6, 1)	0.2		4	1	0	0	0	1	0	0	0	0	0	8	16	0.00	3.000
Mark Davis, L ERA: 9.28	(6, 1)	1.1		6	1	1	1	2	1	0	0	0	0	0	16	23	6.75	1.500

PITCHER		IP	WLS	BF	H	R	ER	SO	BB	IBB	HBP	BLK	WP	HR	S	P	ERA	WHIP
Donnie Elliott, R ERA: 4.91	(8, 1)	1.0		5	1	0	0	1	1	0	0	0	0	0	9	23	0.00	2.000

PB: 1 WP: 0 PA: 39
SB: 0
CS: 1

Batter	1	2	3	4	5	6	7	8	9	10	11	AB	R	H	RBI	BB	SO	LOB
Bip Roberts, S (1, 4) OBP: 0.341, SLG: 0.297	C C S 0-3 ① K			C B F X 1-2 ① G4-3		C B X 1-1 2B		F X 0-1 ① 1B 3-H 1B		B B C F B B 4-2 G3 BB		4	0	2	1	1	1	0
Luis Lopez, S (1, 6) OBP: 0.400, SLG: 0.478 Tony Gwynn, L (8, PH) OBP: 0.427, SLG: 0.564 (8, 9)	X 0-0 ② G6-3			B C X 1-1 ② G4-3		X 0-0 ② F8		1 SAFE B C X 1 SAFE 1-1 ② 1B 1-2		X 0-0 ② G3 1-2 2-3		3 2	0 0	0 1	0 0	0 0	0 0	1 2
Derek Bell, R (1, 8) OBP: 0.323, SLG: 0.478	F B X 1-1 ③ G6-3			B B X 2-0 FC5-4 1B		F B B F B S 3-3 ③ K		F C S 0-3 ② K		C B X 1-1 ③ G6-3		5	0	1	0	0	2	5
Phil Clark, R (1, 9) OBP: 0.250, SLG: 0.397 Gene Harris, R (8, 1) Trevor Hoffman, R (8, 1) Keith Lockhart, L (11, PH) OBP: 0.324, SLG: 0.438 (11, 5)		B F F X 1-2 ① F8		X 0-0 ③ FC5-4 1-2f			B B C B F X 3-2 ① F9	F F B X 1-2 ③ F9			B B C S F S 2-3 ① K	4 0 0 1	0 0 0 0	0 0 0 0	0 0 0 0	0 0 0 1	0 0 0 0	3 0 0 0
Phil Plantier, L (1, 7) OBP: 0.314, SLG: 0.545		C B B C F B F F S 3-3 ② K			X 0-0 ① G3-1		C B B X 2-1 ② G4-3		C B B B X 3-1 ① F8		C S B F S 1-3 ② K	5	0	0	0	0	2	0
Archi Cianfrocco, R (1, 5) OBP: 0.275, SLG: 0.435 Tim Mauser, R (11, 1)		F F B F X 1-2 ③ F9			B S X 1-1 ② G1-3		X 0-0 ③ F8		X 0-0 ② F9		B S T B X 2-2 1B	5 0	0 0	1 0	0 0	0 0	0 0	0 0
Dave Staton, R (1, 3) OBP: 0.286, SLG: 0.349 Tim Hyers, L (8, PR) OBP: 0.353, SLG: 0.333 (8, 3)			C C B S 1-3 ① K		F X 0-1 1B			B S B F X 2-2 E 2B	C B S B X 2-2 ③ G6-3		1 SAFE 1 SAFE X 0-0 ③ F7	3 2	0 1	2 0	0 0	0 0	1 0	0 1
Brad Ausmus, R (1, 2) OBP: 0.292, SLG: 0.370			X 0-0 ② G1-3		B C B B F X 3-2 ③ G4-3			B C F B B X 2-2 ① F9		B S L B X 2-2 ① L7		4	0	0	0	0	0	2
Wally Whitehurst, R (1, 1) OBP: 0.231, SLG: 0.167 Mark Davis, L (7, 1) Ricky Gutierrez, R (8, PH) OBP: 0.212, SLG: 0.328 (8, 6)			C X 0-1 ③ G6-3			X 0-0 ① G6-3		F B S B X 2-2 E4 1B 2-H		X 0-0 G3 2B		2 0 2	0 0 1	0 0 1	0 0 0	0 0 0	0 0 0	0 0 0
Inning Stats	R: 0 E: 0 K: 1 S: 6 H: 0 LOB: 0 BB: 0 P: 7	R: 0 E: 0 K: 1 S: 13 H: 0 LOB: 0 BB: 0 P: 18	R: 0 E: 0 K: 1 S: 6 H: 0 LOB: 0 BB: 0 P: 7	R: 0 E: 0 K: 0 S: 7 H: 1 LOB: 1 BB: 0 P: 11	R: 0 E: 0 K: 0 S: 8 H: 1 LOB: 1 BB: 0 P: 12	R: 0 E: 0 K: 1 S: 7 H: 1 LOB: 1 BB: 0 P: 11	R: 0 E: 0 K: 0 S: 6 H: 0 LOB: 0 BB: 0 P: 11	R: 2 E: 1 K: 1 S: 19 H: 3 LOB: 2 BB: 0 P: 27	R: 0 E: 0 K: 0 S: 6 H: 0 LOB: 0 BB: 0 P: 11	R: 0 E: 0 K: 0 S: 9 H: 1 LOB: 2 BB: 1 P: 16	R: 0 E: 0 K: 2 S: 13 H: 1 LOB: 1 BB: 0 P: 18	1B: 5 2B: 3 3B: 0 HR: 0	SF: 0 SAC: 0 DP: 0 HBP: 0			WP: 0 PB: 0 SB: 0 CS: 0	PA: 43	

PITCHER		IP	WLS	BF	H	R	ER	SO	BB	IBB	HBP	BLK	WP	HR	S	P	ERA	WHIP
Jeff Fassero, L ERA: 2.45	(1, 1)	7.1		28	5	2	1	4	0	0	0	0	0	0	64	94	1.23	0.682
Butch Henry, L ERA:	(8, 1)	0.0		1	1	0	0	0	0	0	0	0	0	0	2	3	∞	∞
Tim Scott, R ERA: 3.46	(8, 1)	0.2		2	0	0	0	1	0	0	0	0	0	0	6	7	0.00	0.000
Denis Boucher, L ERA: 7.5	(9, 1)	1.0		3	0	0	0	0	0	0	0	0	0	0	6	11	0.00	0.000
Jeff Shaw, R ERA: 2.84	(10, 1)	2.0	W	9	2	0	0	2	1	0	0	0	0	0	22	34	0.00	1.500

PITCHER	IP	WLS	BF	H	R	ER	SO	BB	IBB	HBP	BLK	WP	HR	S	P	ERA	WHIP

TOP

San Diego Padres @ Montreal Expos

Olympic Stadium, Montreal, QB

Sun May 01 1994, 3:33 AM EDT

Att. 20,626 - Dome

livebaseballscorecards.com

AB	42
R	2
H	8
RBI	1
BB	1
SO	7
LOB	14

Batter	1	2	3	4	5	6	7	8	9	10	11	AB	R	H	RBI	BB	SO	LOB
Mike Lansing, R (1, 4) OBP: 0.320, SLG: 0.289	X 0-0 ① L3		C C B X 1-2 CS 1B		B B X 2-0 ② G6-3		B B 2 SAFE X 2-0 ② G6-3 2-3		B C B X 2-1 ① F9		B C T B X 2-2 1-3 2-H 1B	6	0	2	1	0	0	1
Cliff Floyd, L (1, 3) OBP: 0.308, SLG: 0.388	B S B X 2-1 E9 1B		X 0-0 ① F7		B C X 1-1 ③ F8		B B B 4-0 1B BB		B S B F X 2-2 ② G4-3			4	0	1	0	1	0	1
Marquis Grissom, R (1, 8) OBP: 0.283, SLG: 0.337	C B X 1-1 ② F9		B B C C X 2-2 ② E1 1-2			C B X 1-1 ① G4-3	F B S X 1-2 1-3 3-H 1B		B B S F B S 3-3 ③ K			5	0	1	1	0	1	2
Larry Walker, L (1, 9) OBP: 0.324, SLG: 0.449	C B X 1-1 ③ L9		C F B B B X 2-2 ③ G3			B F X 1-1 ② G5-3	C X 0-1 ③ G4-3			B C S S 1-3 ① K		5	0	0	0	0	1	4
Moises Alou, R (1, 7) OBP: 0.416, SLG: 0.614		B F F X 1-2 ① F8		B X 1-0 G4-3 1B 2B		B B B X 2-1 WP 1B 1B		B B F S F F X 2-2 FC5-6 2B		S S B S 1-3 ② K		5	1	3	0	0	1	0
Darrin Fletcher, L (1, 2) OBP: 0.378, SLG: 0.422 Tim Spehr, R (8, PR) OBP: 0.200, SLG: 0.111 (9, 2)		B C B B F B 4-2 WP BB		C B X 1-1 ① G4-3 2-3		B B F X 2-1 WP 1-2 1B		I I I I 4-0 FC5-6 IBB		C B B F S 2-3 ③ K		2 1	0 0	1 0	0 0	2 0	0 1	1 0
Wil Cordero, R (1, 6) OBP: 0.350, SLG: 0.393		B B X 2-0 ② F8		X 0-0 L3 1B 3-H		C C B S 1-3 ③ K 1-2 2-3		B B C 2 B X 3-1 ① FC5-6 1-2 2-3f			C B B C B F X 3-2 ① F7	5	0	1	1	0	1	5
Sean Berry, R (1, 5) OBP: 0.434, SLG: 0.548		B C B B B 4-1 1-2 BB		B 1 SAFE P X 2-0 ② ③ L3 1-1			C C B B B F F X 3-2 G6-3 1B 2B	C B S S 1-3 ② K			X 0-0 WP 1B 2B	4	2	2	0	1	1	3
Jeff Fassero, L (1, 1) Butch Henry, L (8, 1) Tim Scott, R (8, 1) Lou Frazier, S (8, PH) OBP: 0.300, SLG: 0.125 Denis Boucher, R (9, 1) Jeff Shaw, R (10, 1) OBP: 0.667, SLG: 0.500 Randy Milligan, R (11, PH) OBP: 0.300, SLG: 0.133	B C B C F S 2-3 ③ K		B X 1-0 ① P2			S 2 SAFE B M 2 SAFE L 1-3 ① K		C B B X 2-1 ③ F7			B B B B 4-0 1B WP BB	3 0 0 1 0 0	0 0 0 0 0 0	0 0 0 0 0 0	0 0 0 0 0 1	0 0 0 0 0 0	2 0 0 0 0 0	3 0 0 2 0 0
Inning Stats	R: 0 E: 1 K: 0 S: 7 H: 1 LOB: 1 BB: 0 P: 11	R: 0 E: 0 K: 1 S: 11 H: 0 LOB: 2 BB: 2 P: 24	R: 0 E: 1 K: 0 S: 10 H: 1 LOB: 1 BB: 0 P: 15	R: 1 E: 0 K: 0 S: 6 H: 2 LOB: 0 BB: 0 P: 9	R: 0 E: 0 K: 0 S: 4 H: 0 LOB: 0 BB: 0 P: 8	R: 0 E: 0 K: 1 S: 11 H: 2 LOB: 2 BB: 0 P: 18	R: 1 E: 0 K: 1 S: 14 H: 2 LOB: 2 BB: 1 P: 25	R: 0 E: 0 K: 1 S: 12 H: 1 LOB: 2 BB: 1 P: 24	R: 0 E: 0 K: 1 S: 8 H: 0 LOB: 0 BB: 0 P: 15	R: 0 E: 0 K: 3 S: 9 H: 0 LOB: 0 BB: 0 P: 13	R: 1 E: 0 K: 0 S: 8 H: 2 LOB: 2 BB: 1 P: 17	1B: 7 2B: 5 3B: 0 HR: 0	SF: 0 SAC: 0 DP: 1 HBP: 0					

PITCHER		IP	WLS	BF	H	R	ER	SO	BB	IBB	HBP	BLK	WP	HR	S	P	ERA	WHIP
Wally Whitehurst, R ERA: 4.98	(1, 1)	6.2		30	8	2	2	3	3	0	0	0	2	0	61	108	2.70	1.650
Mark Davis, L ERA: 9.0	(7, 1)	0.1		1	0	0	0	0	0	0	0	0	0	0	2	2	0.00	0.000
Gene Harris, R ERA: 6.97	(8, 1)	0.1		3	1	0	0	0	0	1	0	0	0	0	7	16	0.00	3.000
Trevor Hoffman, R ERA: 0.59	(8, 1)	2.2		8	0	0	0	5	0	0	0	0	0	0	22	36	0.00	0.000
Tim Mauser, R ERA: 3.18	(11, 1)	0.1	L	4	2	1	1	0	1	0	0	0	1	0	8	17	27.00	9.000

PITCHER	IP	WLS	BF	H	R	ER	SO	BB	IBB	HBP	BLK	WP	HR	S	P	ERA	WHIP

BOTTOM

San Diego Padres @ Montreal Expos

Olympic Stadium, Montreal, QB

Sun May 01 1994, 3:33 AM EDT

Att. 20,626 - Dome

livebaseballscorecards.com

AB	41
R	3
H	11
RBI	3
BB	5
SO	8
LOB	22

WP: 3 PB: 0 SB: 0 CS: 1 PA: 46

Batter	1	2	3	4	5	6	7	8	9	AB	R	H	RBI	BB	SO	LOB
Bip Roberts, S (1, 4) OBP: 0.330, SLG: 0.286	B F B X 2-1 ① G4-3		B C X 1-1 ② G6-3 3-H		X 0-0 ③ G3-1			C B F B B X 3-2 ② G4-3		3	0	0	1	0	0	0
Luis Lopez, S (5, 4) OBP: 0.385, SLG: 0.458										1	0	0	0	0	0	0
Tony Gwynn, L (1, 9) OBP: 0.430, SLG: 0.561	S F S 0-3 ② K		C F X 0-2 1B			C F B X 1-2 G4-3 1B		B S B X 2-1 ③ F8		4	0	2	0	0	1	0
Derek Bell, R (1, 8) OBP: 0.320, SLG: 0.468	B C F B F X 3-2 1B		B B 1 SAFE S S S 2-3 ③ K			B B S B X 3-1 ① G4-3 1-2			X 0-0 ① F8	4	0	1	0	0	1	2
Phil Plantier, L (1, 7) OBP: 0.311, SLG: 0.531	C T B B T 2-2 ③ K			B F S X 1-2 1B G4-6-3 1B		B F B S B F F X 3-2 ② G1-3			F F S 0-3 ② K	4	1	1	0	0	2	2
Archi Cianfrocco, R (1, 5) OBP: 0.274, SLG: 0.427		B F X 1-1 ① G4-3		C F B X 1-2 G4-6-3 1-3 1B		B X 1-0 ③ F8			X 0-0 ③ G6-3	4	0	1	0	0	0	1
Dave Staton, R (1, 3) OBP: 0.269, SLG: 0.326		B B X 2-0 ② G1-3		F X 0-1 ①② G4-6-3 1-2f 3-H			T F S 0-3 ① K			3	0	0	0	0	1	1
Ricky Gutierrez, R (1, 6) OBP: 0.203, SLG: 0.313		F C B F S 1-3 ③ K		F S X 0-2 ③ G1-3			B F B B F S 3-3 ② K			3	0	0	0	0	2	0
Donnie Elliott, R (7, 1)										0	0	0	0	0	0	0
Brad Ausmus, R (1, 2) OBP: 0.300, SLG: 0.390			B F B B X 3-1 SH2-4 G6-3 2B		X 0-0 ① G5-3		B F X 1-1 ③ G1-6-3			1	1	1	0	0	0	0
Phil Clark, R (4, 2) OBP: 0.242, SLG: 0.383										2	0	0	0	0	0	0
Andy Ashby, R (1, 1) OBP: 0.250, SLG: 0.250			L X 0-1 ① SH2-4 2-3		B B C F B C 3-3 ② K			B F B T T F F B S 3-3 ① K		1	0	0	0	0	1	0
Ray Holbert, R (7, 6)										1	0	0	0	0	1	0
Inning Stats	R: 0 E: 0 K: 2 S: 12 H: 1 LOB: 1 BB: 0 P: 19	R: 0 E: 0 K: 1 S: 7 H: 0 LOB: 0 BB: 0 P: 11	R: 1 E: 0 K: 1 S: 12 H: 2 LOB: 0 BB: 0 P: 18	R: 1 E: 0 K: 0 S: 11 H: 2 LOB: 0 BB: 0 P: 13	R: 0 E: 0 K: 1 S: 5 H: 0 LOB: 0 BB: 0 P: 8	R: 0 E: 0 K: 0 S: 11 H: 1 LOB: 1 BB: 0 P: 19	R: 0 E: 0 K: 2 S: 8 H: 0 LOB: 0 BB: 0 P: 12	R: 0 E: 0 K: 1 S: 10 H: 0 LOB: 0 BB: 0 P: 18	R: 0 E: 0 K: 1 S: 5 H: 0 LOB: 0 BB: 0 P: 5	1B: 5 2B: 1 3B: 0 HR: 0	SF: 0 SAC: 1 DP: 1 HBP: 0						

PITCHER	IP	WLS	BF	H	R	ER	SO	BB	IBB	HBP	BLK	WP	HR	S	P	ERA	WHIP
Danny Jackson, L (1, 1) ERA: 2.89	9.0	W	32	6	2	2	9	0	0	0	0	0	0	81	123	2.00	0.667

PITCHER	IP	WLS	BF	H	R	ER	SO	BB	IBB	HBP	BLK	WP	HR	S	P	ERA	WHIP

San Diego Padres @ Philadelphia Phillies

Veterans Stadium, Philadelphia, PA

Mon May 02 1994, 7:05 PM EDT

Att. 26,481 - Unknown - 63 F

TOP

livebaseballscorecards.com

AB	31
R	2
H	6
RBI	1
BB	0
SO	9
LOB	6

1B: 5	SF: 0	WP: 0	PA: 32
2B: 1	SAC: 1	PB: 0	
3B: 0	DP: 1	SB: 0	
HR: 0	HBP: 0	CS: 0	

BOTTOM

Batter	1	2	3	4	5	6	7	8	9	AB	R	H	RBI	BB	SO	LOB
Lenny Dykstra, L (1, 8) OBP: 0.390, SLG: 0.469	B B C B C X 3-2 G4-3 2B	C B F F B B X 3-2 2-H 3-H 2B		B X 1-0 S PB 2B		B B C B B 4-1 E S SF9 BB	I I I I 4-0 IBB			3	2	3	2	2	0	0
Mariano Duncan, R (1, 6) OBP: 0.292, SLG: 0.451 Kim Batiste, R (4, PH) OBP: 0.176, SLG: 0.176 (5, 6)	X 0-0 ① G4-3 2-3	F B H 2-1 HBP		B B S B B X 3-1 ② F8 2-3		S X 0-1 E6 SF9 1-3	F X 0-1 ③ FC5 2-3f			1 3	0 0	0 0	0 0	0 0	0 0	1 4
John Kruk, L (1, 3) OBP: 0.473, SLG: 0.397	B B B B C B 4-1 S BB	C B S B T 2-2 ③ K		B B X 2-0 ③ F9 3-H		B B C B C S 3-3 ① K		B C B B X 3-1 ① F8		4	0	0	0	1	2	4
Dave Hollins, S (1, 5) OBP: 0.357, SLG: 0.436	F B B B C S 3-3 ② K 1-2	B F S X 1-2 ① G4-3			F B X 1-1 S 2B 1B	B B X 2-0 ② SF9 1-2 3-H		B C B B X 3-1 1B 2B		4	2	2	1	0	1	2
Darren Daulton, L (1, 2) OBP: 0.436, SLG: 0.614	X 0-0 ③ P6		B B C B B X 3-1 2B		B C B S B S 3-3 ① K 1-2	I I I I 4-0 IBB		B B T X 2-1 ② P5		4	0	1	0	1	1	4
Wes Chamberlain, R (1, 9) OBP: 0.250, SLG: 0.375 Jim Eisenreich, L (8, 9) OBP: 0.314, SLG: 0.333		B F X 1-1 ① L3 F S F F X 0-2 ② F9	F S F X 0-2 ② F9		F X 0-1 ② P4	B B S F S 2-3 ③ K		B B X 2-0 2-H 1B		4 1	0 0	0 1	0 1	0 0	1 0	4 0
Milt Thompson, L (1, 7) OBP: 0.339, SLG: 0.444		B S B B B S F X 3-2 SH3 BB 2B 1B	B B I I I 4-0 IBB		I I I I 4-0 2B IBB		X 0-0 ① F8	C X 0-1 ③ F7		3	2	1	0	2	0	1
Mickey Morandini, L (1, 4) OBP: 0.426, SLG: 0.421		1 SAFE F F F 1 SAFE B B B F 4-2 1 SAFE B SH3 1-2 2B BB	B S B B F X 3-2 ③ G4-3		B B X 2-0 1-H 2-H 2B		C B B F B B 4-2 FC5 SH3 BB			2	1	1	2	2	0	2
Danny Jackson, R (1, 1) OBP: 0.133, SLG: 0.071		X 0-0 ② SH3 1-2 2-3		C X 0-1 ① G6-3	X 0-0 ③ G5-3		1 SAFE X 0-0 ② SH3 1-2			2	0	0	0	0	0	1
Inning Stats	R: 0 E: 0 K: 1 S: 9 H: 1 LOB: 2 BB: 1 P: 19	R: 2 E: 0 K: 1 S: 19 H: 2 LOB: 2 BB: 1 P: 34	R: 0 E: 0 K: 0 S: 13 H: 1 LOB: 2 BB: 1 P: 24	R: 1 E: 0 K: 0 S: 6 H: 1 LOB: 0 BB: 0 P: 12	R: 2 E: 0 K: 1 S: 9 H: 2 LOB: 1 BB: 1 P: 19	R: 1 E: 1 K: 2 S: 10 H: 0 LOB: 2 BB: 2 P: 25	R: 0 E: 0 K: 0 S: 6 H: 0 LOB: 2 BB: 2 P: 14	R: 1 E: 0 K: 0 S: 9 H: 2 LOB: 1 BB: 0 P: 19		1B: 3 2B: 6 3B: 0 HR: 0 SF: 1 SAC: 2 DP: 0 HBP: 1						

PITCHER		IP	WLS	BF	H	R	ER	SO	BB	IBB	HBP	BLK	WP	HR	S	P	ERA	WHIP
Andy Ashby, R ERA: 3.99	(1, 1)	6.0	L	33	7	6	4	5	3	3	1	0	0	0	66	133	6.00	1.667
Donnie Elliott, R ERA: 4.76	(7, 1)	2.0		10	2	1	1	0	1	1	0	0	0	0	15	33	4.50	1.500

PITCHER	IP	WLS	BF	H	R	ER	SO	BB	IBB	HBP	BLK	WP	HR	S	P	ERA	WHIP

San Diego Padres @ Philadelphia Phillies

Veterans Stadium, Philadelphia, PA

Mon May 02 1994, 7:05 PM EDT

Att. 26,481 - Unknown - 63 F

livebaseballscorecards.com

AB	31
R	7
H	9
RBI	6
BB	8
SO	5
LOB	23

WP: 0 PA: 43
PB: 1
SB: 4
CS: 0

Batter	1	2	3	4	5	6	7	8	9	AB	R	H	RBI	BB	SO	LOB
Luis Lopez, S (1, 4) OBP: 0.387, SLG: 0.429	C X 0-1 G6-3		C B S S 1-3 K2-3			B B C X 2-1 E FC1 1B	B H 2-0 PB 1-2 HBP		F F F B B S 2-3 K	4	1	1	0	0	2	2
Tony Gwynn, L (1, 9) OBP: 0.429, SLG: 0.586	B B X 2-0 HR			C B X 1-1 G6-4-3 1B		B F B B B X 3-1 E7 1-3 E	B X 1-0 F7		F B F F X 1-2 FC4-6 HBP BB 1-2f 3-H	5	2	2	2	0	0	4
Derek Bell, R (1, 8) OBP: 0.314, SLG: 0.449	C S C 0-3 K			F B B F X 2-2 L6		X 0-0 FC1 2-H 3-H	F B B B F X 3-2 P3 1-3 2-H		F B B S B F B 4-2 HBP 1-2 BB	4	1	0	1	1	1	1
Phil Plantier, L (1, 7) OBP: 0.316, SLG: 0.529 Bill Bean, L (9, PR) OBP: 0.269, SLG: 0.292 (9, 7)	B C C S 1-3 K			B S X 1-1 G6-4-3 1-2f		B B B C F X 3-2 G4-3 FC5 2B		B B B C X 3-1 P5	H 1-0 1-2 2-3 HBP	4 0	0 0	1 0	0 0	0 0	1 0	1 0
Archi Cianfrocco, R (1, 5) OBP: 0.270, SLG: 0.415		C S F B B F B X 3-2 F9			X 0-0 HR 1B	L X 0-1 G4-3 2-3		C F B S 1-3 K	C B B B S 2-3 K	5	1	1	0	0	2	4
Dave Staton, R (1, 3) OBP: 0.286, SLG: 0.420 Tim Hyers, L (8, PR) OBP: 0.353, SLG: 0.333 (8, 3)		S F F B B F S 1-3 K			C X 0-1 1-H HR	B C B X 2-1 FC5 3-3		B B S B X 3-1 2B		4 0	1 0	2 0	2 0	0 0	1 0	1 0
Ricky Gutierrez, R (1, 6) OBP: 0.192, SLG: 0.296		B B C S F X 2-2 G6-3			X 0-0 L4	B B S B F X 3-2 G4-3		F S F B F F B B X 3-2 G3		4	0	0	0	0	0	2
Brad Ausmus, R (1, 2) OBP: 0.309, SLG: 0.400			C B X 1-1 G4-3		B X 1-0 F8		C C H 1-2 HBP PB HBP		C C B X 1-2 1B FC4-6 2B	3	2	1	0	0	0	0
Pedro Martinez, L (1, 1) A.J. Sager, R (3, 1) OBP: 0.250, SLG: 0.750 Tim Mauser, R (8, 1) OBP: 1.000, SLG: 1.000			B B C B C C 3-3 K		C S B X 1-2 P3		C M X 0-2 B1 1		X 0-0 2-3 FC4-6 1B	1 2 1	0 0 0	0 0 1	0 0 0	0 0 0	1 0 0	0 1 0
Inning Stats	R: 1 E: 0 K: 2 S: 9 H: 1 LOB: 0 BB: 0 P: 12	R: 0 E: 0 K: 1 S: 14 H: 0 LOB: 0 BB: 0 P: 20	R: 0 E: 0 K: 2 S: 8 H: 0 LOB: 0 BB: 0 P: 13	R: 0 E: 0 K: 0 S: 7 H: 1 LOB: 0 BB: 0 P: 11	R: 2 E: 0 K: 0 S: 8 H: 2 LOB: 0 BB: 0 P: 10	R: 3 E: 2 K: 0 S: 15 H: 2 LOB: 1 BB: 0 P: 28	R: 1 E: 0 K: 0 S: 9 H: 0 LOB: 1 BB: 0 P: 16	R: 0 E: 0 K: 1 S: 13 H: 1 LOB: 1 BB: 0 P: 23	R: 1 E: 0 K: 2 S: 18 H: 2 LOB: 3 BB: 1 P: 29	1B: 4 2B: 3 3B: 0 HR: 2 SF: 0 SAC: 0 DP: 1 HBP: 3						WP: 0 PB: 2 SB: 0 CS: 0 PA: 41

PITCHER		IP	WLS	BF	H	R	ER	SO	BB	IBB	HBP	BLK	WP	HR	S	P	ERA	WHIP
Jeff Juden, R ERA: 4.56	(1, 1)	5.0	L	22	6	6	3	5	0	0	0	0	0	2	54	82	5.40	1.200
Shawn Boskie, R ERA: 4.58	(6, 1)	1.0		3	0	0	0	0	0	0	0	0	0	0	7	12	0.00	0.000
Andy Carter, L ERA:	(7, 1)	0.1		3	0	1	0	0	0	0	2	0	0	0	5	8	0.00	0.000
David West, L ERA: 5.79	(7, 1)	2.2		13	3	1	1	3	1	0	1	0	0	0	35	60	3.38	1.500

PITCHER	IP	WLS	BF	H	R	ER	SO	BB	IBB	HBP	BLK	WP	HR	S	P	ERA	WHIP

TOP

San Diego Padres @ Philadelphia Phillies

Veterans Stadium, Philadelphia, PA

Tue May 03 1994, 7:05 PM EDT

Att. 24,489 - Unknown - 60 F

livebaseballscorecards.com

AB	37
R	8
H	9
RBI	5
BB	1
SO	8
LOB	16

Batter	1	2	3	4	5	6	7	8	9	AB	R	H	RBI	BB	SO	LOB
Lenny Dykstra, L (1, 8) OBP: 0.390, SLG: 0.476	3-2 1B BLK 2B	0-2 G4-3 CS 1B		2-2 F8 ①		2-1 F7 ③			1-0 F9 ②	5	1	2	0	0	0	0
Mariano Duncan, R (1, 4) OBP: 0.287, SLG: 0.437	1-0 S BLK G2-3 1B 2-3	2-2 G4-3 ② 1-3		1-2 G3-1 ②			1-3 K ①		1-1 F8 ③	5	1	1	0	0	1	1
Ricky Jordan, R (1, 3) OBP: 0.256, SLG: 0.325	1-1 G5-3 ① 1-2 3-H	3-2 G4-3 ③		0-3 K ③			1-1 G5-3 ②			4	0	0	0	0	1	2
Dave Hollins, S (1, 5) OBP: 0.353, SLG: 0.423	2-0 G2-3 ② 2-H		4-2 1B 1B BB		1-3 K ①		2-2 P2 ③			3	1	0	1	1	1	0
Darren Daulton, L (1, 2) OBP: 0.429, SLG: 0.593	4-2 BB BB BB		1-0 F8 ①		3-2 L9 ②			2-2 P5 ①		3	0	0	0	1	0	1
Wes Chamberlain, R (1, 9) OBP: 0.333, SLG: 0.429	4-1 BB 1-2 BB		1-1 FC4-6 1B 1-3 1B		0-1 1B			0-1 WP 1B		3	0	3	0	1	0	0
Pete Incaviglia, R (1, 7) OBP: 0.264, SLG: 0.286	4-2 1-2 2-3 BB		1-2 FC4-6 1-2 3-H 1B		0-0 F8 ③			2-3 K ② 1-2		3	0	1	1	1	1	2
Kim Batiste, R (1, 6) OBP: 0.143, SLG: 0.143	1-2 G4-3 ③		0-0 FC4-6 ② 1-2f 2-3			0-1 G5-3 ①		0-1 G6-3 ③		4	0	0	0	0	0	6
Jeff Juden, R (1, 1) OBP: 0.125, SLG: 0.125 Shawn Boskie, R (6, 1) Tony Longmire, L (6, PH) OBP: 0.095, SLG: 0.143 Andy Carter, L (7, 1) David West, L (7, 1) Jim Eisenreich, L (9, PH) OBP: 0.310, SLG: 0.328		1-3 K ①	3-2 F7 ③			3-2 G4-3 ②			1-1 F7 ①	2 0 1 0 0 0 1	0 0 0 0 0 0 0	0 0 0 0 0 0 0	0 0 0 0 0 0 0	0 0 0 0 0 0 0	1 0 0 0 0 0 0	2 0 0 0 0 0 0
Inning Stats	R: 2 E: 0 K: 0 S: 17 H: 2 LOB: 3 BB: 3 P: 37	R: 0 E: 0 K: 1 S: 14 H: 1 LOB: 1 BB: 0 P: 20	R: 1 E: 0 K: 0 S: 13 H: 2 LOB: 2 BB: 1 P: 23	R: 0 E: 0 K: 1 S: 9 H: 0 LOB: 0 BB: 0 P: 12	R: 0 E: 0 K: 1 S: 9 H: 1 LOB: 1 BB: 0 P: 13	R: 0 E: 0 K: 0 S: 7 H: 0 LOB: 0 BB: 0 P: 12	R: 0 E: 0 K: 1 S: 11 H: 0 LOB: 0 BB: 0 P: 15	R: 0 E: 0 K: 1 S: 10 H: 1 LOB: 1 BB: 0 P: 14	R: 0 E: 0 K: 0 S: 5 H: 0 LOB: 0 BB: 0 P: 8	1B: 6 2B: 1 3B: 0 HR: 0	SF: 0 SAC: 0 DP: 0 HBP: 0						

PITCHER		IP	WLS	BF	H	R	ER	SO	BB	IBB	HBP	BLK	WP	HR	S	P	ERA	WHIP
Pedro Martinez, L ERA: 2.33	(1, 1)	2.1		15	4	3	3	1	4	0	0	1	0	0	36	68	11.57	3.429
A.J. Sager, R ERA: 6.98	(3, 1)	4.2	W	16	2	0	0	3	0	0	0	0	0	0	44	64	0.00	0.429
Tim Mauser, R ERA: 2.7	(8, 1)	2.0		7	1	0	0	1	0	0	0	0	1	0	15	22	0.00	0.500

PITCHER	IP	WLS	BF	H	R	ER	SO	BB	IBB	HBP	BLK	WP	HR	S	P	ERA	WHIP

BOTTOM

San Diego Padres @ Philadelphia Phillies

Veterans Stadium, Philadelphia, PA

Tue May 03 1994, 7:05 PM EDT

Att. 24,489 - Unknown - 60 F

livebaseballscorecards.com

AB	34
R	3
H	7
RBI	2
BB	4
SO	5
LOB	14

Batter	1	2	3	4	5	6	7	8	9	AB	R	H	RBI	BB	SO	LOB
Walt Weiss, S (1, 6) OBP: 0.344, SLG: 0.333	C B B X 2-1 ① L9		F B B S S 2-3 ② K			B S X 1-1 ② F7			C B X 1-1 ① F8	4	0	0	0	0	1	2
Howard Johnson, S (1, 7) OBP: 0.275, SLG: 0.333	T B C S 1-3 ② K		B F C F F F F F B 2-3 S ③ K			B B X 2-0 ③ F9			B F F F B B S 3-3 ② K	4	0	0	0	0	3	2
Dante Bichette, R (1, 9) OBP: 0.381, SLG: 0.713	X 0-0 ③ L9			B S L B B F X 3-2 ① P5			B B F F C 2-3 ① K		B F X 1-1 ③ L8	4	0	0	0	0	1	0
Andres Galarraga, R (1, 3) OBP: 0.339, SLG: 0.610		C B S B F S 2-3 ① K		F F S 0-3 ② K			C X 0-1 ② F9			3	0	0	0	0	2	0
Ellis Burks, R (1, 8) OBP: 0.471, SLG: 0.890		C B C X 1-2 ② F8		X 0-0 ③ P6			F C X 0-2 ③ F9			3	0	0	0	0	0	0
Charlie Hayes, R (1, 5) OBP: 0.286, SLG: 0.385		C B S C 1-3 ③ K			F S B X 1-2 ① G4-3			B B X 2-0 ① L7		3	0	0	0	0	1	0
Danny Sheaffer, R (1, 2) OBP: 0.391, SLG: 0.364			B B X 2-0 2B 1B		B C S B B B 4-2 CS BB			C B C B B X 3-2 1B		2	0	2	0	1	0	0
Roberto Mejia, R (1, 4) OBP: 0.316, SLG: 0.500			F B S X 1-2 ① 1B 1-H 2B		C F B F F B B 1 SAFE S 3-3 ②③ K 1-2			F C B S 1-3 ② K		3	0	1	0	0	2	2
Mike Harkey, R (1, 1) OBP: 0.100, SLG: 0.100 Vinny Castilla, R (6, PH) OBP: 0.091, SLG: 0.200 Willie Blair, R (6, 1) Marcus Moore, S (7, 1) John Vander Wal, L (8, PH) OBP: 0.350, SLG: 0.474 Darren Holmes, R (8, 1)			C X 0-1 2-3 1B			C B F X 1-2 ① G5-3		X 0-0 ③ L8		1 1 0 0 1 0	0 0 0 0 0 0	1 0 0 0 0 0	0 0 0 0 0 0	0 0 0 0 0 0	0 0 0 0 0 0	0 0 0 0 1 0
Inning Stats	R: 0 H: 0 E: 0 LOB: 0 K: 1 BB: 0 S: 6 P: 9	R: 0 H: 0 E: 0 LOB: 0 K: 2 BB: 0 S: 10 P: 14	R: 0 H: 3 E: 0 LOB: 2 K: 2 BB: 0 S: 17 P: 24	R: 0 H: 0 E: 0 LOB: 0 K: 1 BB: 0 S: 8 P: 11	R: 0 H: 0 E: 0 LOB: 1 K: 1 BB: 1 S: 10 P: 18	R: 0 H: 0 E: 0 LOB: 0 K: 0 BB: 0 S: 6 P: 10	R: 0 H: 0 E: 0 LOB: 0 K: 1 BB: 0 S: 8 P: 10	R: 0 H: 1 E: 0 LOB: 1 K: 1 BB: 0 S: 8 P: 14	R: 0 H: 0 E: 0 LOB: 0 K: 1 BB: 0 S: 8 P: 13	1B: 3 2B: 2 3B: 0 HR: 0	SF: 0 SAC: 0 DP: 1 HBP: 0					

PITCHER	IP	WLS	BF	H	R	ER	SO	BB	IBB	HBP	BLK	WP	HR	S	P	ERA	WHIP
Andy Benes, R (1, 1) ERA: 3.58	9.0	W	30	4	0	0	10	1	0	0	0	0	0	81	123	0.00	0.556

PITCHER	IP	WLS	BF	H	R	ER	SO	BB	IBB	HBP	BLK	WP	HR	S	P	ERA	WHIP

TOP

Colorado Rockies @ San Diego Padres

Jack Murphy Stadium, San Diego, CA

Fri May 06 1994, 10:05 PM EDT

Att. 15,574 - Unknown - 64 F

livebaseballscorecards.com

AB	29
R	0
H	4
RBI	0
BB	1
SO	10
LOB	7

PA: 30

WP: 0
PB: 0
SB: 0
CS: 1

BOTTOM

Batter	1	2	3	4	5	6	7	8	9	AB	R	H	RBI	BB	SO	LOB
Bip Roberts, S (1, 4) OBP: 0.333, SLG: 0.293	C F B X 1-2 1B 1B 1B	F B B F B X 3-2 FC3-2 ② 2-3 3-H		F B F C 1-3 K ③		B B X 2-0 1B 2-H 1B		B C X 1-1 G4-3 ①		5	1	2	1	0	1	2
Luis Lopez, S (9, 4) OBP: 0.387, SLG: 0.429										0	0	0	0	0	0	0
Tony Gwynn, L (1, 9) OBP: 0.448, SLG: 0.593	1 SAFE 1 SAFE X 0-0 G1-3 1B SF9 1-2 1B	X 0-0 P6 ③			B B B B 4-0 L8 1B BLK BB	1 SAFE B 1 SAFE 1 SAFE B X 2-0 1-2 1B		B F B B F F X 3-2 WP HR 1B		4	3	3	0	1	0	2
Derek Bell, R (1, 8) OBP: 0.318, SLG: 0.447	C C B X 1-2 SF9 G1-3 1-2 2-H 1B		C B X 1-1 G1-3 ①		B X 1-0 BLK 1-2 1B	S B T F F B B X 3-2 G4-3 ③		S F B F F S 1-3 K ②		5	0	2	1	0	1	3
Phil Plantier, L (1, 7) OBP: 0.320, SLG: 0.589	B B X 2-0 G1-3 ① 1-2 2-3		S B S F F B F X 2-2 HR		B B X 2-0 L8 ① 2-3		B F X 1-1 F8 ①	B B S F F B X 3-2 1-H HR		5	2	2	3	0	0	4
Archi Cianfrocco, R (1, 5) OBP: 0.276, SLG: 0.449	B X 1-0 SF9 ② 2-3 3-H		B S B X 2-1 BB 1B		1 SAFE B X 1-0 G1-6-3 ② 1-2 3-H		C X 0-1 HR	B F S F B X 2-2 G4-3 ③		4	1	2	2	0	0	1
Dave Staton, R (1, 3) OBP: 0.300, SLG: 0.404	S C X 0-2 G6-3 ③		B B C B 1 SAFE B 4-1 G4-6-3 BB 1-2		S 2 SAFE B F X 1-2 G5-3 ③		F B B F B B 4-2 BB BB			2	0	0	0	2	0	2
Tim Hyers, L (7, PR) OBP: 0.353, SLG: 0.333 (8, 3)										0	0	0	0	0	0	0
Ricky Gutierrez, R (1, 6) OBP: 0.195, SLG: 0.284		L B B B B 4-1 1B FC3-2 BB	X 0-0 G4-6-3 ②③ 1-2f			F X 0-1 F9 ①	B F B X 2-1 F8 ②			3	0	0	0	1	0	3
Brad Ausmus, R (1, 2) OBP: 0.327, SLG: 0.402		B X 1-0 FC3-2 SH3-4 1-3 1B		B C X 1-1 G5-3 ①		B B B C F B 4-2 PB SH2-4 1B BB	B B B C F B 4-2 1-2 BB			2	1	1	0	2	0	0
Andy Benes, R (1, 1) OBP: 0.067, SLG: 0.067		B X 1-0 SH3-4 ① 1-2		B C F B C 2-3 K ②		1 SAFE 1 SAFE L 1 SAFE L 1 SAFE B X 1-2 SH2-4 ② 1-2	S S S 0-3 K ③			2	0	0	0	0	2	2
Inning Stats	R: 2 E: 0 K: 0 S: 12 H: 3 LOB: 1 BB: 0 P: 17	R: 0 E: 0 K: 0 S: 7 H: 1 LOB: 2 BB: 1 P: 16	R: 1 E: 0 K: 0 S: 12 H: 2 LOB: 1 BB: 1 P: 21	R: 0 E: 0 K: 2 S: 8 H: 0 LOB: 0 BB: 0 P: 12	R: 1 E: 0 K: 0 S: 6 H: 1 LOB: 1 BB: 1 P: 15	R: 1 E: 0 K: 0 S: 14 H: 2 LOB: 2 BB: 1 P: 26	R: 1 E: 0 K: 1 S: 13 H: 1 LOB: 2 BB: 2 P: 24	R: 2 E: 0 K: 1 S: 19 H: 2 LOB: 0 BB: 0 P: 29		1B: 9 2B: 0 3B: 0 HR: 3	SF: 1 SAC: 2 DP: 1 HBP: 0		WP: 1 PB: 1 SB: 0 CS: 0	PA: 41		

PITCHER		IP	WLS	BF	H	R	ER	SO	BB	IBB	HBP	BLK	WP	HR	S	P	ERA	WHIP
Mike Harkey, R ERA: 6.88	(1, 1)	5.0	L	24	7	4	4	2	3	0	0	1	0	1	45	81	7.20	2.000
Willie Blair, R ERA: 10.03	(6, 1)	1.0		6	2	1	1	0	1	0	0	0	0	0	14	26	9.00	3.000
Marcus Moore, R ERA: 2.89	(7, 1)	1.0		6	1	1	1	1	2	0	0	0	0	1	13	24	9.00	3.000
Darren Holmes, R ERA: 9.82	(8, 1)	1.0		5	2	2	2	1	0	0	0	0	1	1	19	29	18.00	2.000

PITCHER	IP	WLS	BF	H	R	ER	SO	BB	IBB	HBP	BLK	WP	HR	S	P	ERA	WHIP

Colorado Rockies @ San Diego Padres

Jack Murphy Stadium, San Diego, CA

Fri May 06 1994, 10:05 PM EDT

Att. 15,574 - Unknown - 64 F

livebaseballscorecards.com

AB	32
R	8
H	12
RBI	7
BB	6
SO	4
LOB	19

Batter	1	2	3	4	5	6	7	8	9	AB	R	H	RBI	BB	SO	LOB
Walt Weiss, S (1, 6) OBP: 0.354, SLG: 0.345	C B C X 1-2 F9-3 1B		X 0-0 BB 2-3 1B		C B B X 2-1 E4		B X 1-0 1B		B F B F X 2-2 F9 ③	5	0	3	0	0	0	1
Howard Johnson, S (1, 7) OBP: 0.274, SLG: 0.317 Steve Reed, R (7, 1) Bruce Ruffin, S (8, 1)	F F B S 1-3 K ①		B S S B B B 4-2 1-2 BB		F B S S S 1-3 K ③		C B C B X 2-2 G4-3 ③			3 0 0	0 0 0	0 0 0	0 0 0	1 0 0	2 0 0	3 0 0
Dante Bichette, R (1, 9) OBP: 0.369, SLG: 0.688	B S F B B X 3-2 F9-3 ② ③ 1-2		B S F F B F B X 3-2 P2 ②			B B X 2-0 P2 ①		C X 0-1 P6 ①		4	0	0	0	0	0	4
Andres Galarraga, R (1, 3) OBP: 0.336, SLG: 0.624		C S B C 1-3 K ①	F B X 1-1 G5-3 ③			C C B X 1-2 E6 G4-3		C X 0-1 HR		4	1	1	1	0	1	3
Ellis Burks, R (1, 8) OBP: 0.462, SLG: 0.863		B B X 2-0 G6-3 1B		B X 1-0 G6-3 ①		C B B X 2-1 G4-3 ② 1-2		F F B S 1-3 K ②		4	0	1	0	0	1	1
Charlie Hayes, R (1, 5) OBP: 0.284, SLG: 0.374		B B X 2-0 G6-3 ② 1-2		X 0-0 G1-3 ②		I I I I 4-0 IBB		C B B X 2-1 G6-3 ③		3	0	0	0	1	0	1
Danny Sheaffer, R (1, 2) OBP: 0.346, SLG: 0.320 Joe Girardi, R (8, 2) OBP: 0.326, SLG: 0.270		B B C S S X 2-2 G4-3 ③		B F X 1-1 G6-3 ③		B F B X 2-1 F9 ③			F C S 0-3 K ①	3 1	0 0	0 0	0 0	0 0	0 1	3 0
Roberto Mejia, R (1, 4) OBP: 0.325, SLG: 0.513			C C B B X 2-2 1B SH1-4 1B		B S B B F B S 3-3 K ①		S C B B B X 3-2 2B ①		C S B B S S 2-3 K ②	4	0	2	0	0	2	0
Marvin Freeman, R (1, 1) Mike Kingery, L (7, PH) (7, 7) OBP: 0.533, SLG: 0.583			X 0-0 SH1-4 ① 1-2		F S C 0-3 K ②		C C X 0-2 G3 ②		B B B B 4-0 BB	1 1	0 0	0 0	0 0	0 1	1 0	0 0
Inning Stats	R: 0 E: 0 K: 1 S: 9 H: 1 LOB: 0 BB: 0 P: 14	R: 0 E: 0 K: 1 S: 8 H: 1 LOB: 1 BB: 0 P: 15	R: 0 E: 0 K: 0 S: 14 H: 2 LOB: 3 BB: 1 P: 24	R: 0 E: 0 K: 0 S: 4 H: 0 LOB: 0 BB: 0 P: 6	R: 0 E: 1 K: 3 S: 11 H: 0 LOB: 1 BB: 0 P: 17	R: 0 E: 1 K: 0 S: 8 H: 0 LOB: 2 BB: 1 P: 19	R: 0 E: 0 K: 0 S: 10 H: 2 LOB: 1 BB: 0 P: 16	R: 1 E: 0 K: 1 S: 9 H: 1 LOB: 0 BB: 0 P: 12	R: 0 E: 0 K: 2 S: 9 H: 0 LOB: 1 BB: 1 P: 17	1B: 5 2B: 2 3B: 0 HR: 1 SF: 0 SAC: 1 DP: 1 HBP: 0						

PITCHER		IP	WLS	BF	H	R	ER	SO	BB	IBB	HBP	BLK	WP	HR	S	P	ERA	WHIP
Wally Whitehurst, R ERA: 4.14	(1, 1)	7.0		29	6	0	0	5	1	1	0	0	0	0	64	111	0.00	1.000
Pedro Martinez, L ERA: 2.66	(8, 1)	1.0		4	1	1	1	1	0	0	0	0	0	1	9	12	9.00	1.000
Trevor Hoffman, R ERA: 0.55	(9, 1)	1.0	W	4	0	0	0	2	1	0	0	0	0	0	9	17	0.00	1.000

PITCHER		IP	WLS	BF	H	R	ER	SO	BB	IBB	HBP	BLK	WP	HR	S	P	ERA	WHIP

TOP

Colorado Rockies @ San Diego Padres

Jack Murphy Stadium, San Diego, CA

Sat May 07 1994, 10:05 PM EDT

Att. 36,296 - Unknown

livebaseballscorecards.com

AB	33
R	1
H	7
RBI	1
BB	3
SO	8
LOB	16

Batter	1	2	3	4	5	6	7	8	9	AB	R	H	RBI	BB	SO	LOB
Bip Roberts, S (1, 4) OBP: 0.330, SLG: 0.291	G3-1 S 1B		G1-3		F9			F7		4	0	1	0	0	0	2
Tony Gwynn, L (1, 9) OBP: 0.450, SLG: 0.585	G3-1 1-3			G4-3		FC6-4 1B		G5-3 BB		3	0	1	0	1	0	1
Derek Bell, R (1, 8) OBP: 0.307, SLG: 0.430	K			K		FC6-4 S S 1-2f		G5-3 1-2		4	0	0	0	0	2	3
Phil Plantier, L (1, 7) OBP: 0.327, SLG: 0.591	K			2B		IBB 1-2			P5	3	0	1	0	1	1	2
Trevor Hoffman, R (9, 1)										0	0	0	0	0	0	0
Archi Cianfrocco, R (1, 5) OBP: 0.266, SLG: 0.431		G5-3		G6-3		K 2-3			F9	4	0	0	0	0	1	3
Dave Staton, R (1, 3) OBP: 0.297, SLG: 0.446		P2			K	FC6-4 1-2f			HR	4	1	1	1	0	1	2
Ricky Gutierrez, R (1, 6) OBP: 0.210, SLG: 0.276		F8			FC5-4 BB		G5-3		2B BB	2	1	0	0	2	0	0
Brad Ausmus, R (1, 2) OBP: 0.314, SLG: 0.385			F9		FC5-4 BB 1-2f		K		L6	4	0	0	0	0	1	2
Wally Whitehurst, R (1, 1) OBP: 0.267, SLG: 0.154			G5-3		BB 1-2		G5-3		1-H 2B	1	0	0	0	1	0	0
Keith Lockhart, L (7, PH) OBP: 0.316, SLG: 0.424										1	0	0	0	0	0	0
Pedro Martinez, L (8, 1)										0	0	0	0	0	0	0
Bill Bean, L (9, 7) OBP: 0.269, SLG: 0.292										0	0	0	0	0	0	0
Phil Clark, R (9, PH) OBP: 0.254, SLG: 0.410										1	0	1	1	0	0	0
Inning Stats	R: 0 E: 0 K: 2 S: 10 H: 1 LOB: 1 BB: 0 P: 15	R: 0 E: 0 K: 0 S: 8 H: 0 LOB: 0 BB: 0 P: 14	R: 0 E: 0 K: 0 S: 9 H: 0 LOB: 0 BB: 0 P: 14	R: 0 E: 0 K: 1 S: 8 H: 1 LOB: 1 BB: 0 P: 12	R: 0 E: 0 K: 1 S: 11 H: 0 LOB: 2 BB: 2 P: 21	R: 0 E: 0 K: 1 S: 10 H: 1 LOB: 2 BB: 1 P: 17	R: 0 E: 0 K: 1 S: 9 H: 0 LOB: 0 BB: 0 P: 15	R: 0 E: 0 K: 0 S: 14 H: 0 LOB: 1 BB: 1 P: 23	R: 2 E: 0 K: 0 S: 11 H: 2 LOB: 1 BB: 1 P: 20	1B: 2 2B: 2 3B: 0 HR: 1 SF: 0 SAC: 0 DP: 0 HBP: 0							

BOTTOM

Colorado Rockies @ San Diego Padres

Jack Murphy Stadium, San Diego, CA

Sat May 07 1994, 10:05 PM EDT

Att. 36,296 - Unknown

livebaseballscorecards.com

AB	31
R	2
H	5
RBI	2
BB	5
SO	6
LOB	15

WP: 0 PB: 0 SB: 3 CS: 0 PA: 36

PITCHER		IP	WLS	BF	H	R	ER	SO	BB	IBB	HBP	BLK	WP	HR	S	P	ERA	WHIP
Marvin Freeman, R ERA: 3.12	(1, 1)	6.0		24	3	0	0	5	2	1	0	0	0	0	56	93	0.00	0.833
Steve Reed, R ERA: 4.32	(7, 1)	1.1		4	0	0	0	1	0	0	0	0	0	0	15	24	0.00	0.000
Bruce Ruffin, L ERA: 3.38	(8, 1)	1.1	L	8	2	2	2	0	2	0	0	0	0	1	19	34	13.50	3.000

PITCHER	IP	WLS	BF	H	R	ER	SO	BB	IBB	HBP	BLK	WP	HR	S	P	ERA	WHIP

Batter	1	2	3	4	5	6	7	8	9	AB	R	H	RBI	BB	SO	LOB
Walt Weiss, S (1, 6) OBP: 0.344, SLG: 0.333	K	G6-3			SH1-3 1-2		G4-3		P4	4	0	0	0	0	1	6
Mike Kingery, L (1, 7) OBP: 0.514, SLG: 0.536	G5-3 1B		L9		G4-3 2-3		P7		1-2 2-3 3-H BB	4	0	1	1	1	0	1
Ellis Burks, R (1, 8) OBP: 0.450, SLG: 0.830	G5-3 1-2		K		K			G5-4-3 1B	G2-3	5	0	1	0	0	2	5
Andres Galarraga, R (1, 3) OBP: 0.333, SLG: 0.611	K		G4-3			S 1B		G5-4-3 1-2f		4	0	1	0	0	1	2
Charlie Hayes, R (1, 5) OBP: 0.283, SLG: 0.369		2B 1B		K		K		F8		4	0	1	0	0	2	1
Dante Bichette, R (1, 9) OBP: 0.373, SLG: 0.690		1-3 2B		1B		F8			K	4	0	2	0	0	1	1
Danny Sheaffer, R (1, 2) OBP: 0.367, SLG: 0.296 Eric Young Sr., R (9, PR) OBP: 0.310, SLG: 0.500 Mike Munoz, L (9, 1) Steve Reed, R (9, 1)	K		1 SAFE F7		1 SAFE 1-2 BB			S BB BB	BB	2 0 0 0	0 1 0 0	0 0 0 0	0 0 0 0	2 0 0 0	1 0 0 0	3 0 0 0
Roberto Mejia, R (1, 4) OBP: 0.333, SLG: 0.500	IBB		P5		G3			BB S 1-2	BB	2	0	0	0	2	0	3
David Nied, R (1, 1) OBP: 0.167, SLG: 0.091 John Vander Wal, L (9, PH) OBP: 0.350, SLG: 0.474 Joe Girardi, R (9, PH) OBP: 0.333, SLG: 0.270 (9, 2)		K			G4-3 SH1-3 1B		K		2 SAFE BB 1-2 2-3 IBB	3 0 0	0 0 0	1 0 0	0 0 0	0 0 1	2 0 0	3 0 0
Inning Stats	R: 0 E: 0 K: 2 S: 15 H: 1 LOB: 1 BB: 0 P: 22	R: 0 E: 0 K: 2 S: 12 H: 2 LOB: 3 BB: 1 P: 24	R: 0 E: 0 K: 1 S: 6 H: 0 LOB: 0 BB: 0 P: 8	R: 0 E: 0 K: 1 S: 10 H: 1 LOB: 1 BB: 0 P: 16	R: 0 E: 0 K: 1 S: 9 H: 1 LOB: 1 BB: 0 P: 13	R: 0 E: 0 K: 1 S: 16 H: 1 LOB: 2 BB: 1 P: 27	R: 0 E: 0 K: 1 S: 5 H: 0 LOB: 0 BB: 0 P: 6	R: 0 E: 0 K: 0 S: 10 H: 1 LOB: 0 BB: 0 P: 16	R: 1 E: 0 K: 1 S: 9 H: 0 LOB: 3 BB: 4 P: 29	1B: 6 2B: 1 3B: 0 HR: 0 SF: 0 SAC: 1 DP: 1 HBP: 0						

PITCHER	IP	WLS	BF	H	R	ER	SO	BB	IBB	HBP	BLK	WP	HR	S	P	ERA	WHIP
Andy Ashby, R (1, 1) ERA: 3.3	8.0		32	7	0	0	9	1	1	0	0	0	0	83	132	0.00	1.000
Gene Harris, R (9, 1) ERA: 7.59	0.1	L	3	0	1	1	1	2	0	0	0	0	0	4	13	27.00	6.000
Mark Davis, L (9, 1) ERA: 8.74	0.1		3	0	0	0	0	1	1	0	0	0	0	3	13	0.00	3.000
Donnie Elliott, R (9, 1) ERA: 4.5	0.1		1	0	0	0	0	0	0	0	0	0	0	2	3	0.00	0.000

PITCHER	IP	WLS	BF	H	R	ER	SO	BB	IBB	HBP	BLK	WP	HR	S	P	ERA	WHIP

TOP

Colorado Rockies @ San Diego Padres

Jack Murphy Stadium, San Diego, CA

Sun May 08 1994, 6:33 AM EDT

Att. 14,328 - Sunny - 67 F

livebaseballscorecards.com

AB	32
R	1
H	7
RBI	1
BB	6
SO	10
LOB	25

WP: 0	PA: 39				
PB: 0					
SB: 3					
CS: 0					

Colorado Rockies @ San Diego Padres

Jack Murphy Stadium, San Diego, CA

Sun May 08 1994, 6:33 AM EDT

Att. 14,328 - Sunny - 67 F

livebaseballscorecards.com

BOTTOM

Batter	1	2	3	4	5	6	7	8	9	AB	R	H	RBI	BB	SO	LOB
Bip Roberts, S (1, 4) OBP: 0.317, SLG: 0.278	G6-3		F7			L7		L8		4	0	0	0	0	0	1
Tony Gwynn, L (1, 9) OBP: 0.452, SLG: 0.577	G6-3			G5-3		L3-6, 1B		IBB		3	0	1	0	1	0	0
Derek Bell, R (1, 8) OBP: 0.314, SLG: 0.432	1B			G5-3		1-2		P3		4	0	2	0	0	0	2
Phil Plantier, L (1, 7) OBP: 0.324, SLG: 0.573	L9			K		L3-6			G5-3, BB	3	0	0	0	1	1	3
Archi Cianfrocco, R (1, 5) OBP: 0.257, SLG: 0.415		F8			L4		F9		B5	4	0	0	0	0	0	1
Dave Staton, R (1, 3) OBP: 0.294, SLG: 0.433		K			1B		G6-3		G5-3	4	0	1	0	0	1	1
Ricky Gutierrez, R (1, 6) OBP: 0.202, SLG: 0.266		G6-3			F9		G6-3		G3	3	0	0	0	0	0	1
Bill Bean, L (9, PH) OBP: 0.264, SLG: 0.286										1	0	0	0	0	0	1
Brad Ausmus, R (1, 2) OBP: 0.324, SLG: 0.404			K		1B			2B		3	0	2	0	0	1	0
Andy Ashby, R (1, 1) OBP: 0.200, SLG: 0.200			K		F8			K		2	0	0	0	0	1	2
Ray Holbert, R (8, PH)										1	0	0	0	0	1	1
Gene Harris, R (9, 1)										0	0	0	0	0	0	0
Mark Davis, L (9, 1)										0	0	0	0	0	0	0
Donnie Elliott, R (9, 1)										0	0	0	0	0	0	0

Inning Stats	1	2	3	4	5	6	7	8	9
	R: 0 H: 1 E: 0 LOB: 1 K: 0 BB: 0 S: 8 P: 13	R: 0 H: 0 E: 0 LOB: 0 K: 1 BB: 0 S: 8 P: 13	R: 0 H: 0 E: 0 LOB: 0 K: 2 BB: 0 S: 8 P: 9	R: 0 H: 0 E: 0 LOB: 0 K: 1 BB: 0 S: 11 P: 17	R: 0 H: 2 E: 0 LOB: 2 K: 0 BB: 0 S: 8 P: 11	R: 0 H: 2 E: 0 LOB: 1 K: 0 BB: 0 S: 7 P: 9	R: 0 H: 0 E: 0 LOB: 0 K: 0 BB: 0 S: 7 P: 9	R: 0 H: 1 E: 0 LOB: 2 K: 1 BB: 1 S: 6 P: 12	R: 0 H: 0 E: 0 LOB: 1 K: 0 BB: 1 S: 7 P: 11

AB	32
R	0
H	6
RBI	0
BB	2
SO	5
LOB	13

PITCHER		IP	WLS	BF	H	R	ER	SO	BB	IBB	HBP	BLK	WP	HR	S	P	ERA	WHIP	PITCHER	IP	WLS	BF	H	R	ER	SO	BB	IBB	HBP	BLK	WP	HR	S	P	ERA	WHIP
David Nied, R ERA: 4.91	(1, 1)	8.0	W	30	6	0	0	5	0	1	0	0	0	0	63	93	0.00	0.750																	
Mike Munoz, L ERA: 5.19	(9, 1)	0.0		1	0	0	0	0	1	0	0	0	0	0	4	8	∞	∞																	
Steve Reed, R ERA: 4.08	(9, 1)	1.0	S	3	0	0	0	0	0	0	0	0	0	0	3	3	0.00	0.000																	

1B: 5	SF: 0	WP: 0	PA: 34
2B: 2	SAC: 0	PB: 0	
3B: 0	DP: 1	SB: 0	
HR: 0	HBP: 0	CS: 0	

Cincinnati Reds @ San Diego Padres

Jack Murphy Stadium, San Diego, CA

Mon May 09 1994, 10:05 PM EDT

Att. 12,764 - Unknown - 64 F

TOP

livebaseballscorecards.com

Batter	1	2	3	4	5	6	7	8	9	AB	R	H	RBI	BB	SO	LOB
Barry Larkin, R (1, 6) OBP: 0.341, SLG: 0.286	L4		G5-3		G4-3		SH2-3 1-2		G3-1 1-2	4	0	0	0	0	0	3
Hal Morris, L (1, 3) OBP: 0.348, SLG: 0.435	G6-3 2B		G3-1			F8 S 1B	FC6-4 2-H BB			3	1	2	0	1	0	1
Roberto Kelly, R (1, 8) OBP: 0.320, SLG: 0.345	G6-3 2-3			K		SAFE SAFE	S 1-2 1B / FC6-4 1-2f			4	0	1	0	0	1	2
Kevin Mitchell, R (1, 7) OBP: 0.393, SLG: 0.616	F8			G4-3 1B		P3		F9		4	0	1	0	0	0	3
Jerome Walton, R (8, 7) OBP: 0.455, SLG: 0.455										0	0	0	0	0	0	0
Reggie Sanders, R (1, 9) OBP: 0.307, SLG: 0.462		G1-3		G4-3 1-2		F8 2-3		F8		4	0	0	0	0	0	3
Tony Fernandez, S (1, 5) OBP: 0.358, SLG: 0.467		G3		L8		K 1-2 3-H		F7		4	0	0	0	0	1	2
Bret Boone, R (1, 4) OBP: 0.364, SLG: 0.517		K			G4-1		1B 2B		G5-3	4	1	1	0	0	1	0
Brian Dorsett, R (1, 2) OBP: 0.400, SLG: 0.453			SH2-4 2B		G4-3 2B		SH2-3 WP 2-H 1B		L7	4	1	3	1	0	0	0
Tom Browning, L (1, 1) OBP: 0.143, SLG: 0.214			SH2-4 2-3		G4-3 2-3		K		S 1B	1	0	0	0	0	0	1
Johnny Ruffin, R (6, 1)										1	0	0	0	0	1	1
Lenny Harris, L (9, PH) OBP: 0.278, SLG: 0.500										1	0	1	0	0	0	0
Chuck McElroy, L (9, 1)										0	0	0	0	0	0	0
Jeff Brantley, R (9, 1)										0	0	0	0	0	0	0
Inning Stats	R: 0 E: 0 K: 0 S: 9 / H: 1 LOB: 1 BB: 0 P: 15	R: 0 E: 0 K: 1 S: 9 / H: 0 LOB: 0 BB: 0 P: 13	R: 0 E: 0 K: 0 S: 6 / H: 1 LOB: 1 BB: 0 P: 9	R: 0 E: 0 K: 1 S: 10 / H: 1 LOB: 1 BB: 0 P: 13	R: 0 E: 0 K: 0 S: 5 / H: 1 LOB: 1 BB: 0 P: 8	R: 1 E: 0 K: 1 S: 12 / H: 2 LOB: 1 BB: 0 P: 20	R: 2 E: 0 K: 1 S: 14 / H: 2 LOB: 1 BB: 1 P: 22	R: 0 E: 0 K: 0 S: 9 / H: 0 LOB: 0 BB: 0 P: 13	R: 0 E: 0 K: 0 S: 9 / H: 1 LOB: 1 BB: 0 P: 12	1B: 5 2B: 4 3B: 0 HR: 0	SF: 0 SAC: 2 DP: 0 HBP: 0						

	AB	34
	R	3
	H	9
	RBI	1
	BB	1
	SO	4
	LOB	16

WP: 2 PB: 0 SB: 3 CS: 0 PA: 37

PITCHER		IP	WLS	BF	H	R	ER	SO	BB	IBB	HBP	BLK	WP	HR	S	P	ERA	WHIP
A.J. Sager, R ERA: 5.68	(1, 1)	6.0		24	6	1	1	3	0	0	0	0	0	0	51	78	1.50	1.000
Pedro Martinez, L ERA: 3.43	(7, 1)	0.2	L	5	2	2	2	1	1	0	0	0	1	0	12	18	27.00	4.500
Donnie Elliott, R ERA: 3.24	(7, 1)	2.1		8	1	0	0	0	0	0	0	0	0	0	20	29	0.00	0.429

PITCHER	IP	WLS	BF	H	R	ER	SO	BB	IBB	HBP	BLK	WP	HR	S	P	ERA	WHIP

Cincinnati Reds @ San Diego Padres

Jack Murphy Stadium, San Diego, CA

Mon May 09 1994, 10:05 PM EDT

Att. 12,764 - Unknown - 64 F

livebaseballscorecards.com

BOTTOM

Batter	1	2	3	4	5	6	7	8	9	AB	R	H	RBI	BB	SO	LOB
Bip Roberts, S (1, 4) OBP: 0.314, SLG: 0.277	L8			F7		SAFE SAFE SAFE WP, G3-1 1B		K		4	0	1	0	0	1	0
Tony Gwynn, L (1, 9) OBP: 0.444, SLG: 0.560	G5-3			F9		G3-1		FC4-6 BB		3	0	0	0	1	0	2
Derek Bell, R (1, 8) OBP: 0.311, SLG: 0.421	G6-3			L9		WP IBB		FC4-6		3	0	0	0	1	0	1
Phil Plantier, L (1, 7) OBP: 0.321, SLG: 0.590		F7			HR	P6			F8	4	1	1	1	0	0	3
Archi Cianfrocco, R (1, 5) Donnie Elliott, R (7, 1) Phil Clark, R (9, PH) OBP: 0.259, SLG: 0.413 OBP: 0.250, SLG: 0.403		K			S 1B	K			K	3 0 1	0 0 0	1 0 0	0 0 0	0 0 0	2 0 1	2 0 0
Dave Staton, R (1, 3) Bill Bean, L (9, PH) OBP: 0.282, SLG: 0.413 OBP: 0.259, SLG: 0.280		P3			P4		K		F8	3 1	0 0	0 0	0 0	0 0	1 0	1 0
Ricky Gutierrez, R (1, 6) OBP: 0.195, SLG: 0.256			L8		K		K			3	0	0	0	0	2	1
Brad Ausmus, R (1, 2) OBP: 0.315, SLG: 0.392			G5-3		G1-3		K			3	0	0	0	0	1	1
A.J. Sager, R (1, 1) Ray Holbert, R (6, PH) Pedro Martinez, L (7, 1) Keith Lockhart, L (7, 5) OBP: 0.200, SLG: 0.600 OBP: 0.333, SLG: 0.333 OBP: 0.308, SLG: 0.412			K			G3-1, WP, 1B 1B		P6		1 1 0 1	0 1 0 0	0 1 0 0	0 0 0 0	0 0 0 0	1 0 0 0	0 0 0 0
Inning Stats	R: 0 E: 0 K: 0 S: 8 H: 0 LOB: 0 BB: 0 P: 9	R: 0 E: 0 K: 1 S: 7 H: 0 LOB: 0 BB: 0 P: 11	R: 0 E: 0 K: 1 S: 7 H: 0 LOB: 0 BB: 0 P: 9	R: 0 E: 0 K: 0 S: 5 H: 0 LOB: 0 BB: 0 P: 9	R: 1 E: 0 K: 1 S: 11 H: 2 LOB: 1 BB: 0 P: 12	R: 1 E: 0 K: 1 S: 15 H: 2 LOB: 2 BB: 1 P: 24	R: 0 E: 0 K: 3 S: 9 H: 0 LOB: 0 BB: 0 P: 13	R: 0 E: 0 K: 1 S: 10 H: 0 LOB: 1 BB: 1 P: 17	R: 0 E: 0 K: 1 S: 13 H: 0 LOB: 0 BB: 0 P: 16	1B: 3 2B: 0 3B: 0 HR: 1 SF: 0 SAC: 0 DP: 0 HBP: 0						

	AB	31
	R	2
	H	4
	RBI	1
	BB	2
	SO	9
	LOB	11

WP: 1 PB: 0 SB: 1 CS: 0 PA: 33

PITCHER		IP	WLS	BF	H	R	ER	SO	BB	IBB	HBP	BLK	WP	HR	S	P	ERA	WHIP
Tom Browning, L ERA: 4.2	(1, 1)	5.2		22	4	2	2	3	0	1	0	0	0	1	50	70	3.18	0.706
Johnny Ruffin, R ERA: 1.83	(6, 1)	2.1	W	8	0	0	0	5	1	0	0	0	1	0	22	34	0.00	0.429
Chuck McElroy, L ERA: 1.23	(9, 1)	0.1		1	0	0	0	0	0	0	0	0	0	0	1	1	0.00	0.000
Jeff Brantley, R ERA: 2.21	(9, 1)	0.2	S	2	0	0	0	1	0	0	0	0	0	0	12	15	0.00	0.000

PITCHER	IP	WLS	BF	H	R	ER	SO	BB	IBB	HBP	BLK	WP	HR	S	P	ERA	WHIP

Batter	1	2	3	4	5	6	7	8	9	AB	R	H	RBI	BB	SO	LOB
Barry Larkin, R (1, 6) OBP: 0.343, SLG: 0.316	F9		1B 3B		1-3 2B	K			G1-3	5	1	2	0	0	1	2
Hal Morris, L (1, 3) OBP: 0.345, SLG: 0.430	L6		CS 1B 3-H		G3		G5-3			4	0	1	1	0	0	2
Roberto Kelly, R (1, 8) OBP: 0.317, SLG: 0.342	P3		1 SAFE 1-2 1B		G5-3		L6			4	0	1	0	0	0	2
Kevin Mitchell, R (1, 7) OBP: 0.395, SLG: 0.644 Thomas Howard, S (5, 7) OBP: 0.373, SLG: 0.500		HR	1 SAFE K			E 1B FC5-2 1B	K			2 2	1 0	1 1	1 0	0 0	1 1	1 0
Reggie Sanders, R (1, 9) OBP: 0.305, SLG: 0.455	K			K		E8 FC5-2 1-3 1B		L7		4	1	1	0	0	2	0
Tony Fernandez, S (1, 5) OBP: 0.364, SLG: 0.457	G4-3			G6-4-3 BB		FC5-2 IBB		L8		2	1	0	0	2	0	0
Bret Boone, R (1, 4) OBP: 0.350, SLG: 0.495 Chuck McElroy, L (8, 1)	G4-3			1 SAFE G6-4-3 1-2f		FC5-2 SH1-3 1B 1-2 2-3 3-Hf		F9		4 0	0 0	0 0	0 0	0 0	0 0	4 0
Brian Dorsett, R (1, 2) OBP: 0.405, SLG: 0.500			HR		F8	SH1-3 1B 1-2 2-H 3-H			L4	4	1	2	3	0	0	0
Jose Rijo, R (1, 1) OBP: 0.250, SLG: 0.250 Jeff Branson, L (8, 4) OBP: 0.304, SLG: 0.238			G6-3		2B 1B	SH1-3 1-2 2-3			L8	2 1	0 0	1 0	0 0	0 0	0 0	0 0
Inning Stats	R: 0 E: 0 K: 0 S: 9 H: 0 LOB: 0 BB: 0 P: 15	R: 1 E: 0 K: 1 S: 12 H: 1 LOB: 0 BB: 0 P: 18	R: 2 E: 0 K: 1 S: 16 H: 4 LOB: 1 BB: 0 P: 26	R: 0 E: 0 K: 1 S: 5 H: 0 LOB: 0 BB: 1 P: 11	R: 0 E: 0 K: 0 S: 10 H: 2 LOB: 2 BB: 0 P: 15	R: 2 E: 1 K: 1 S: 10 H: 3 LOB: 2 BB: 1 P: 19	R: 0 E: 0 K: 1 S: 7 H: 0 LOB: 0 BB: 0 P: 9	R: 0 E: 0 K: 0 S: 9 H: 0 LOB: 0 BB: 0 P: 11	R: 0 E: 0 K: 0 S: 6 H: 0 LOB: 0 BB: 0 P: 9	1B: 6 2B: 1 3B: 1 HR: 2	SF: 0 SAC: 1 DP: 1 HBP: 0					

Cincinnati Reds @ San Diego Padres

Jack Murphy Stadium, San Diego, CA

Tue May 10 1994, 10:05 PM EDT

Att. 7,311 - Unknown - 65 F

TOP

livebaseballscorecards.com

AB	34
R	5
H	10
RBI	5
BB	2
SO	5
LOB	11

WP: 0 PB: 0 SB: 0 CS: 1 PA: 37

PITCHER		IP	WLS	BF	H	R	ER	SO	BB	IBB	HBP	BLK	WP	HR	S	P	ERA	WHIP
Jose Martinez, R ERA: 6.23	(1, 1)	4.1	L	19	7	3	3	3	1	0	0	0	0	2	49	81	6.23	1.846
Gene Harris, R ERA: 8.03	(5, 1)	1.2		9	3	2	2	1	0	1	0	0	0	0	13	23	10.80	1.800
Mark Davis, L ERA: 7.43	(7, 1)	2.0		6	0	0	0	1	0	0	0	0	0	0	16	20	0.00	0.000
Trevor Hoffman, R ERA: 0.52	(9, 1)	1.0		3	0	0	0	0	0	0	0	0	0	0	6	9	0.00	0.000

PITCHER	IP	WLS	BF	H	R	ER	SO	BB	IBB	HBP	BLK	WP	HR	S	P	ERA	WHIP

BOTTOM

Cincinnati Reds @ San Diego Padres

Jack Murphy Stadium, San Diego, CA

Tue May 10 1994, 10:05 PM EDT

Att. 7,311 - Unknown - 65 F

livebaseballscorecards.com

Batter	1	2	3	4	5	6	7	8	9	AB	R	H	RBI	BB	SO	LOB
Bip Roberts, S (1, 4) OBP: 0.312, SLG: 0.276	C C X 0-2 G6-3 1B 1B	B X 1-0 ③ G4-3			F C B X 1-2 ③ G4-3			B C C F B B F X 3-2 ② L9		4	0	1	0	0	0	2
Tim Hyers, L (1, 3) OBP: 0.350, SLG: 0.333 Mark Davis, L (7, 1) Ray Holbert, R (8, PH) OBP: 0.250, SLG: 0.250 Trevor Hoffman, R (9, 1)	B X SAFE 1-0 G6-3 1-2 1B		S S B B X 2-2 ① G4-3			S S B X 1-2 ① G1-3		B F B S F F C 2-3 ③ K		3 0 1 0	0 0 0 0	1 0 0 0	0 0 0 0	0 0 0 0	0 0 0 0	0 0 1 0
Tony Gwynn, L (1, 9) OBP: 0.429, SLG: 0.538	B C B X 2-1 ① ② G6-3 1-2f 2-3		C X 0-1 ② G3-1			F B B S B X 3-2 ② L7			B C F S 1-3 ① K	4	0	0	0	0	1	2
Phil Plantier, L (1, 7) OBP: 0.319, SLG: 0.573	B B B B 4-0 FC3 BB		C S T B B S 2-3 ③ K			S T B X 1-2 ③ G6-3			B B X 2-0 ② F8	3	0	0	0	1	1	0
Derek Bell, R (1, 8) OBP: 0.302, SLG: 0.407	C C B B X 2-2 ③ FC3 1-2			C B B X 2-1 ① G6-3			C B X 1-1 ① G4-3		C B F F X 1-2 E6 FC6-4	4	0	0	0	0	0	2
Keith Lockhart, L (1, 5) OBP: 0.293, SLG: 0.389 Gene Harris, R (5, 1) Phil Clark, R (7, 3) OBP: 0.243, SLG: 0.391		X 0-0 ① F8		B S C X 1-2 ② G1-3			S B B F F C 1-3 ② K		X 0-0 ③ FC6-4 1-2f	2 0 2	0 0 0	0 0 0	0 0 0	0 0 0	0 0 1	0 0 1
Brad Ausmus, R (1, 2) OBP: 0.324, SLG: 0.400		L X 0-1 1B 1B		C C B F X 1-2 ③ G5-3			F B X 1-1 1B			3	0	2	0	0	0	0
Luis Lopez, S (1, 6) OBP: 0.382, SLG: 0.419		X 0-0 1-2 1B			B X 1-0 ① G3		B X 1-0 ③ F8			3	0	1	0	0	0	1
Jose Martinez, R (1, 1) Archi Cianfrocco, R (5, 5) OBP: 0.254, SLG: 0.405		B L C M 1-3 ② K			S F B F C 1-3 ② K			B S C X 1-2 ① G6-3		1 2	0 0	0 0	0 0	0 0	1 1	2 0
Inning Stats	R: 0 H: 2 E: 0 LOB: 2 K: 0 BB: 1 S: 9 P: 18	R: 0 H: 2 E: 0 LOB: 2 K: 1 BB: 0 S: 8 P: 10	R: 0 H: 0 E: 0 LOB: 0 K: 1 BB: 0 S: 9 P: 13	R: 0 H: 0 E: 0 LOB: 0 K: 0 BB: 0 S: 9 P: 13	R: 0 H: 0 E: 0 LOB: 0 K: 1 BB: 0 S: 8 P: 11	R: 0 H: 0 E: 0 LOB: 0 K: 0 BB: 0 S: 9 P: 14	R: 0 H: 1 E: 0 LOB: 1 K: 1 BB: 0 S: 9 P: 13	R: 0 H: 0 E: 0 LOB: 0 K: 1 BB: 0 S: 13 P: 19	R: 0 H: 0 E: 1 LOB: 1 K: 1 BB: 0 S: 9 P: 13	1B: 5 2B: 0 3B: 0 HR: 0	SF: 0 SAC: 0 DP: 1 HBP: 0					PA: 33

	AB	32
	R	0
	H	5
	RBI	0
	BB	1
	SO	6
	LOB	10

PITCHER		IP	WLS	BF	H	R	ER	SO	BB	IBB	HBP	BLK	WP	HR	S	P	ERA	WHIP
Jose Rijo, R ERA: 3.63	(1, 1)	7.0	W	26	5	0	0	4	1	0	0	0	0	0	61	92	0.00	0.857
Chuck McElroy, L ERA: 1.08	(8, 1)	2.0		7	0	0	0	2	0	0	0	0	0	0	22	32	0.00	0.000

PITCHER	IP	WLS	BF	H	R	ER	SO	BB	IBB	HBP	BLK	WP	HR	S	P	ERA	WHIP

Batter	1	2	3	4	5	6	7	8	9	AB	R	H	RBI	BB	SO	LOB
Barry Larkin, R (1, 6) OBP: 0.351, SLG: 0.336	F F F B B F X 2-2 S 2B	C B F X 1-2 3-H 1B		B F F X 1-2 F9 ③		C X 0-1 CS 1B 2-H		S B F X 1-2 F9 ③		5	0	3	2	0	0	3
Hal Morris, L (1, 3) OBP: 0.347, SLG: 0.436	B F B C F F F B X 3-2 F7 ①	C X 0-1 F8 ③			L S B B B X 2-2 HR 2B	B 1-0 CS ③ 1-2	B F F C 1-3 K ①		C X 0-1 FC1-5 1B 1B	5	1	2	0	0	1	2
Roberto Kelly, R (1, 8) OBP: 0.328, SLG: 0.372	C B B S S 2-3 K ② 2-3		S B X 1-1 F9 ①		C B S B F F F F F 3-2 B X HR 2-H		B B B C C B 4-2 BB BB		C B C X 1-2 FC1-5 3B 1B 1-2	4	2	2	2	1	1	1
Thomas Howard, S (1, 7) OBP: 0.339, SLG: 0.453	C X 0-1 P2 ③		B S F X 1-2 G4-3 ②		F F X 0-2 F7 ①		M B F F S 1-3 K ②		C X 0-1 FC1-5 3B ① 1-2 2-3f	5	1	0	0	0	1	4
Reggie Sanders, R (1, 9) OBP: 0.316, SLG: 0.480		C X 0-1 1B 2B 2B	B B S F X 2-2 F8 ③		B S S C 1-3 K ②		B F B C B B 4-2 1-2 BB		C X 0-1 1-H 2-H G6-3 3B	4	2	2	2	1	1	0
Jeff Branson, L (1, 5) OBP: 0.357, SLG: 0.280		B B B C C X 3-1 2-3 2B 1B		B X 1-0 1B WP 1B	B X 1-0 G3 ③		B F F S 2-3 K2-3 ③		B B I I 4-0 G6-3 IBB	4	1	2	0	1	1	2
Bret Boone, R (1, 4) OBP: 0.361, SLG: 0.505		B X 1-0 G4-3 1-H 3-H 1B 2B		B B B B 4-0 L6-4 1B 1-2 BB		B S X 1-1 SH2-3 1B 1B		B S B C X 2-2 F9 ① C F F X 0-2 G6-3 ② 1-2 3-H		4	2	2	3	1	0	1
Brian Dorsett, R (1, 2) OBP: 0.422, SLG: 0.507		F S X 0-2 G4-3 ① 2-3		F S X 0-2 1-2 2-3 1B		L X 0-1 SH2-3 ① 1-2		X 0-0 WP 1B I I I I 4-0 IBB		3	0	2	0	1	0	1
Tim Pugh, R (1, 1) OBP: 0.538, SLG: 0.545 Pete Schourek, L (3, 1) OBP: 0.250, SLG: 0.250 Lenny Harris, L (6, PH) OBP: 0.263, SLG: 0.474 Johnny Ruffin, R (6, 1) Jerome Walton, R (8, PH) OBP: 0.417, SLG: 0.417 Hector Carrasco, R (8, 1)		X 0-0 G5-3 ②		C X 0-1 L6-4 ① ② 2-3		F B B S C 2-3 K ②		C B S S 1-3 K ② 1-2 C F S 0-3 K ③		1 0 0 0 0 0 1 1 0 0 0 0 0 3 1 0 0 0 0 1 1 0 0 0 0 0 0 0 1 0 0 0 0 1 1 1 0 0 0 0 1 2						
Inning Stats	R: 0 E: 0 K: 1 S: 16 H: 1 LOB: 1 BB: 0 P: 23	R: 3 E: 0 K: 0 S: 14 H: 4 LOB: 1 BB: 0 P: 19	R: 0 E: 0 K: 0 S: 8 H: 0 LOB: 0 BB: 0 P: 12	R: 0 E: 0 K: 0 S: 9 H: 2 LOB: 2 BB: 1 P: 15	R: 2 E: 0 K: 1 S: 18 H: 2 LOB: 0 BB: 0 P: 25	R: 1 E: 0 K: 1 S: 9 H: 2 LOB: 0 BB: 0 P: 13	R: 0 E: 0 K: 3 S: 14 H: 0 LOB: 2 BB: 2 P: 26	R: 0 E: 0 K: 1 S: 10 H: 1 LOB: 1 BB: 0 P: 14	R: 3 E: 0 K: 1 S: 17 H: 3 LOB: 2 BB: 2 P: 26	1B: 9 2B: 5 3B: 1 HR: 1 SF: 0 SAC: 1 DP: 1 HBP: 0						

PITCHER		IP	WLS	BF	H	R	ER	SO	BB	IBB	HBP	BLK	WP	HR	S	P	ERA	WHIP
Andy Benes, R ERA: 4.18	(1, 1)	5.2	L	28	11	6	6	3	1	0	0	0	1	1	74	106	9.53	2.118
Pedro Martinez, L ERA: 3.22	(6, 1)	1.1		5	0	0	0	3	2	0	0	0	0	0	14	27	0.00	1.500
Donnie Elliott, R ERA: 2.89	(8, 1)	1.0		4	1	0	0	1	0	0	0	0	1	0	10	14	0.00	1.000
Mark Davis, L ERA: 8.56	(9, 1)	0.1		3	2	2	2	0	0	0	0	0	0	0	7	8	54.00	6.000
Trevor Hoffman, R ERA: 1.0	(9, 1)	0.2		5	1	1	1	1	0	2	0	0	0	0	10	18	13.50	1.500

PITCHER	IP	WLS	BF	H	R	ER	SO	BB	IBB	HBP	BLK	WP	HR	S	P	ERA	WHIP

TOP

Cincinnati Reds @ San Diego Padres

Jack Murphy Stadium, San Diego, CA

Wed May 11 1994, 10:05 PM EDT

Att. 13,296 - Unknown - 66 F

livebaseballscorecards.com

AB	39
R	9
H	15
RBI	9
BB	5
SO	8
LOB	22

WP: 2 PA: 46
PB: 0
SB: 1
CS: 1

BOTTOM

Cincinnati Reds @ San Diego Padres

Jack Murphy Stadium, San Diego, CA

Wed May 11 1994, 10:05 PM EDT

Att. 13,296 - Unknown - 66 F

livebaseballscorecards.com

Batter	1	2	3	4	5	6	7	8	9	AB	R	H	RBI	BB	SO	LOB
Bip Roberts, S (1, 4) OBP: 0.298, SLG: 0.262	2-3 K	0-0 G3-4-1		0-0 F8		1-0 F8			2-2 G6-3	5	0	0	0	0	1	0
Tim Hyers, L (1, 3) OBP: 0.320, SLG: 0.304	0-1 1B	2-0 G3-1		1-2 P6			0-0 L9		0-2 P4	5	1	1	0	0	0	0
Tony Gwynn, L (1, 9) OBP: 0.436, SLG: 0.560	1-1 1B 1-2		0-1 2B 3B	3-2 E6			0-1 E 1B		0-2 P5	5	2	3	0	0	0	0
Phil Plantier, L (1, 7) OBP: 0.325, SLG: 0.579	1-1 1B 1-2 2-H		3-2 SH5-4 2B 3-H	2-1 F7			0-1 E3 G4-6-3 1-3			4	1	2	2	0	0	2
Derek Bell, R (1, 8) OBP: 0.308, SLG: 0.405	0-0 S 1B G5-3 1-2 2-3		4-0 SH5-4 BB		0-0 G4-3		0-1 G4-6-3 1-2f			3	1	1	0	1	0	2
Keith Lockhart, L (1, 5) OBP: 0.302, SLG: 0.395 Pedro Martinez, L (6, 1) Donnie Elliott, R (8, 1) Ray Holbert, R (8, PH) OBP: 0.200, SLG: 0.200 Mark Davis, L (9, 1) Archi Cianfrocco, R (9, 5) OBP: 0.254, SLG: 0.405	1-1 G5-3 S 1B 1-2 2-H 3-H		3-1 SH5-4 1-2 2-3		2-0 F8			2-3 K		2 0 0 0 1 0 0	0 0 0 0 0 0 0	1 0 0 0 0 0 0	2 0 0 0 0 0 0	0 0 0 0 1 0 0	0 0 0 0 0 0 0	0 0 0 0 0 0 0
Brad Ausmus, R (1, 2) OBP: 0.322, SLG: 0.388	3-2 G5-3 1-3 2-H		4-0 IBB		1-2 L4			2-3 K		3	0	0	1	1	1	1
Ricky Gutierrez, R (1, 6) OBP: 0.198, SLG: 0.247	1-0 G4-3		1-3 K			1-0 F9		4-2 BB		3	0	0	0	1	1	4
Andy Benes, R (1, 1) OBP: 0.059, SLG: 0.059 Luis Lopez, S (6, 5) OBP: 0.361, SLG: 0.394 Trevor Hoffman, R (9, 1)		2-3 K	1-0 F9			1-3 K		1-0 L9		2 2 0	0 0 0	0 0 0	0 0 0	0 0 0	1 1 0	3 1 0
Inning Stats	R: 4 H: 5 E: 0 LOB: 1 K: 1 BB: 0 S: 17 P: 26	R: 0 H: 0 E: 0 LOB: 0 K: 1 BB: 0 S: 5 P: 9	R: 1 H: 2 E: 0 LOB: 3 K: 1 BB: 2 S: 11 P: 27	R: 0 H: 0 E: 1 LOB: 1 K: 0 BB: 0 S: 9 P: 15	R: 0 H: 0 E: 0 LOB: 0 K: 0 BB: 0 S: 5 P: 8	R: 0 H: 0 E: 0 LOB: 0 K: 1 BB: 0 S: 5 P: 8	R: 0 H: 1 E: 1 LOB: 1 K: 0 BB: 0 S: 7 P: 7	R: 0 H: 0 E: 0 LOB: 1 K: 2 BB: 1 S: 9 P: 18	R: 0 H: 0 E: 0 LOB: 0 K: 0 BB: 0 S: 12 P: 14	1B: 6 SF: 0 2B: 1 SAC: 1 3B: 1 DP: 1 HR: 0 HBP: 0						

AB	35
R	5
H	8
RBI	5
BB	3
SO	6
LOB	13

WP: 0 PA: 39
PB: 0
SB: 2
CS: 0

PITCHER		IP	WLS	BF	H	R	ER	SO	BB	IBB	HBP	BLK	WP	HR	S	P	ERA	WHIP
Tim Pugh, R ERA: 5.5	(1, 1)	2.0		14	7	5	5	2	1	0	0	0	0	0	27	47	22.50	4.000
Pete Schourek, L ERA: 3.07	(3, 1)	3.0	W	11	0	0	0	1	0	1	0	0	0	0	20	38	0.00	0.000
Johnny Ruffin, R ERA: 1.66	(6, 1)	2.0		7	1	0	0	1	0	0	0	0	0	0	12	15	0.00	0.500
Hector Carrasco, R ERA: 0.6	(8, 1)	2.0	S	7	0	0	0	2	1	0	0	0	0	0	21	32	0.00	0.500

PITCHER	IP	WLS	BF	H	R	ER	SO	BB	IBB	HBP	BLK	WP	HR	S	P	ERA	WHIP

San Diego Padres @ Los Angeles Dodgers

Dodger Stadium, Los Angeles, CA

Fri May 13 1994, 7:05 PM PDT

Att. 54,374 - Unknown

livebaseballscorecards.com

Batter	1	2	3	4	5	6	7	8	9	AB	R	H	RBI	BB	SO	LOB
Bip Roberts, S (1, 4) OBP: 0.291, SLG: 0.255	B C B X 2-1 ① G5-3		B C F S 1-3 ② K		B X 1-0 ③ F7		S C S 0-3 ③ K			3	0	0	0	0	1	1
Luis Lopez, S (5, 4) OBP: 0.351, SLG: 0.382										1	0	0	0	0	1	1
Tim Hyers, L (1, 3) OBP: 0.276, SLG: 0.259	C B F X 1-2 ② L2		B B C F F F F X 2-2 ③ F8			B C C C X 1-2 ① G3-1		X 0-0 ① P5		4	0	0	0	0	0	1
Tony Gwynn, L (1, 9) OBP: 0.446, SLG: 0.602	B B X 2-0 ③ G6-3			B C B X 2-1 HR		B C C B B C X 3-2 1B 2B		C F B X 1-2 1B		4	2	3	1	0	0	0
Phil Plantier, L (1, 7) OBP: 0.331, SLG: 0.613		B F B X 2-1 HR		B C B S F B X 3-2 2B		C F S 0-3 ② K		B X 1-0 ② F9		4	1	2	1	0	1	2
Derek Bell, R (1, 8) OBP: 0.313, SLG: 0.408		F F B B B X 2-2 FC3-4-6 1B		C B F S 1-3 ① K		X 0-0 S 2-H 1B		C S B F X 1-2 ③ G4-3		4	0	2	1	0	1	2
Scott Livingstone, L (1, 5) OBP: 0.250, SLG: 0.259		B X 1-0 ① FC3-4-6 G4-6-3 1-2f		F S S 0-3 ② K		B C F S 1-3 ③ K 1-2			C F X 0-2 E4 1B 1B	4	1	1	0	0	2	3
Brad Ausmus, R (1, 2) OBP: 0.328, SLG: 0.393		C B F X 1-2 ②③ G4-6-3 1-2f		B X 1-0 ③ G1-3			B B S F B X 3-2 G6-4-3 1B		C B C X 1-2 G4-3 2-H 1B	4	0	2	1	0	0	2
Ricky Gutierrez, R (1, 6) OBP: 0.189, SLG: 0.236			C X 0-1 E9		B X 1-0 ① F7		C F F B B X 2-2 ①② G6-4-3 1-2f		B C C C 1-3 ① K	4	0	0	0	0	1	2
Wally Whitehurst, R (1, 1) OBP: 0.235, SLG: 0.133			B B C B C S 3-3 ① K		S B C C 1-3 ② K		C B C B B B F B 4-2 BB		B F F X 1-2 ②③ G4-3 1-2f	2	0	0	0	0	2	1
Donnie Elliott, R (6, 1)										0	0	0	0	0	0	0
Dave Staton, R (7, PH) OBP: 0.292, SLG: 0.413										0	0	0	0	1	0	0
Pedro Martinez, L (7, 1)										0	0	0	0	0	0	0
Bill Bean, L (9, PH) OBP: 0.255, SLG: 0.275										1	0	0	0	0	0	1
Inning Stats	R: 0 E: 0 K: 0 S: 6 H: 0 LOB: 0 BB: 0 P: 11	R: 1 E: 0 K: 0 S: 9 H: 2 LOB: 0 BB: 0 P: 15	R: 0 E: 1 K: 2 S: 14 H: 0 LOB: 0 BB: 0 P: 20	R: 1 E: 0 K: 2 S: 14 H: 2 LOB: 1 BB: 0 P: 21	R: 0 E: 0 K: 1 S: 5 H: 0 LOB: 0 BB: 0 P: 8	R: 1 E: 0 K: 2 S: 13 H: 2 LOB: 1 BB: 0 P: 18	R: 0 E: 0 K: 1 S: 13 H: 1 LOB: 1 BB: 1 P: 22	R: 0 E: 0 K: 0 S: 9 H: 1 LOB: 1 BB: 0 P: 12	R: 1 E: 1 K: 1 S: 12 H: 2 LOB: 0 BB: 0 P: 15	1B: 6 2B: 2 3B: 0 HR: 2		SF: 0 SAC: 0 DP: 3 HBP: 0			WP: 0 PB: 0 SB: 1 CS: 0	PA: 36	

TOP

AB	35
R	4
H	10
RBI	4
BB	1
SO	9
LOB	16

PITCHER		IP	WLS	BF	H	R	ER	SO	BB	IBB	HBP	BLK	WP	HR	S	P	ERA	WHIP
Kevin Gross, R ERA: 3.97	(1, 1)	8.0	W	32	8	3	3	8	1	0	0	0	0	2	83	127	3.38	1.125
37 Darren Dreifort, R ERA: 3.27	(9, 1)	1.0	S	4	2	1	0	1	0	0	0	0	0	0	12	15	0.00	2.000

PITCHER	IP	WLS	BF	H	R	ER	SO	BB	IBB	HBP	BLK	WP	HR	S	P	ERA	WHIP

BOTTOM

San Diego Padres @ Los Angeles Dodgers

Dodger Stadium, Los Angeles, CA

Fri May 13 1994, 7:05 PM PDT

Att. 54,374 - Unknown

livebaseballscorecards.com

Batter	1	2	3	4	5	6	7	8	9	AB	R	H	RBI	BB	SO	LOB
Brett Butler, L (1, 8) OBP: 0.461, SLG: 0.463	C X 0-1 FC3-6 1B		B B X 2-0 1B 1B			F B B B C F X 3-2 F7 ①	C X 0-1 G6-3 ①			4	0	2	0	0	0	0
Delino DeShields, L (1, 4) OBP: 0.311, SLG: 0.248	X 0-0 FC3-6 CS ① 1-2f		B B B C F X 3-2 1-3 1B			B B C F B B 4-2 HR BB	B B B C C F S 3-3 K ②			3	1	1	0	1	1	1
Mike Piazza, R (1, 2) OBP: 0.322, SLG: 0.514	B C B F B F F F F 3-2 X G6-3 ② ③ 1-2		C X 0-1 G6-3 ③			X 0-0 1-H HR	B B C X 2-1 G3 ③			4	1	1	2	0	0	3
Tim Wallach, R (1, 5) OBP: 0.403, SLG: 0.614		B X 1-0 G4-6-3 1B		C B X 1-1 G6-3 ①		C B F B B B 4-2 2B 2B BB		C B C X 1-2 G6-3 ①		3	1	1	0	1	0	0
Henry Rodriguez, L (1, 7) OBP: 0.374, SLG: 0.535 Cory Snyder, R (8, PH) (9, 3) OBP: 0.370, SLG: 0.680		C B B X 2-1 G4-6-3 ① ② 1-2f		B F B C X 2-2 G6-4-3 1B		X 0-0 2B WP 1-3 2B		S B X 1-1 F8 ②		3 1	1 0	2 0	0 0	0 0	0 0	1 0
Eric Karros, R (1, 3) OBP: 0.345, SLG: 0.434 37 Darren Dreifort, R (9, 1)		B X 1-0 G4-3 ③		B B X 2-0 G6-4-3 ② ③ 1-2f		B C X 1-1 WP 2-3 3-H 2B		B B B B 4-0 1B BB		3 0	0 0	1 0	1 0	1 0	0 0	1 0
Raul Mondesi, R (1, 9) OBP: 0.316, SLG: 0.555			B B F X 2-1 HR	C S B F S 1-3 K2-3 ①		F F B S 1-3 K ② 2-3 3-H		B B F B S S X 3-2 1-2 1B		4	1	2	1	0	2	1
Jose Offerman, S (1, 6) OBP: 0.299, SLG: 0.313			B F C C 1-3 K ①	B B C B X 3-1 F8 ②		I I I 4-0 IBB		C F B X 1-2 G4-3 ③		3	0	0	0	1	1	2
Kevin Gross, R (1, 1) Mitch Webster, S (9, 7) OBP: 0.343, SLG: 0.300			C F B S 1-3 K ②	X 0-0 G5-3 ③		X 0-0 L6 ③				3 0	0 0	0 0	0 0	0 0	1 0	2 0
Inning Stats	R: 0 E: 0 K: 0 S: 10 H: 1 LOB: 0 BB: 0 P: 13	R: 0 E: 0 K: 0 S: 4 H: 1 LOB: 0 BB: 0 P: 8	R: 1 E: 0 K: 2 S: 14 H: 3 LOB: 2 BB: 0 P: 23	R: 0 E: 0 K: 0 S: 6 H: 1 LOB: 0 BB: 0 P: 11	R: 0 E: 0 K: 1 S: 7 H: 0 LOB: 0 BB: 0 P: 11	R: 4 E: 0 K: 1 S: 16 H: 3 LOB: 2 BB: 3 P: 33	R: 0 E: 0 K: 1 S: 8 H: 0 LOB: 0 BB: 0 P: 13	R: 0 E: 0 K: 0 S: 11 H: 1 LOB: 2 BB: 1 P: 21		1B: 6 2B: 2 3B: 0 HR: 2	SF: 0 SAC: 0 DP: 2 HBP: 0					

	AB	31
	R	5
	H	10
	RBI	4
	BB	4
	SO	5
	LOB	11

WP: 1 PB: 0 SB: 0 CS: 1 PA: 35

PITCHER		IP	WLS	BF	H	R	ER	SO	BB	IBB	HBP	BLK	WP	HR	S	P	ERA	WHIP
Wally Whitehurst, R ERA: 4.63	(1, 1)	5.1	L	23	8	5	5	3	2	0	0	0	0	2	51	87	8.44	1.875
Donnie Elliott, R ERA: 2.7	(6, 1)	0.2		4	1	0	0	1	0	1	0	0	1	0	6	12	0.00	1.500
Pedro Martinez, L ERA: 2.96	(7, 1)	2.0		8	1	0	0	1	1	0	0	0	0	0	19	34	0.00	1.000

PITCHER	IP	WLS	BF	H	R	ER	SO	BB	IBB	HBP	BLK	WP	HR	S	P	ERA	WHIP

Batter	1	2	3	4	5	6	7	8	9	AB	R	H	RBI	BB	SO	LOB
Derek Bell, R (1, 8) OBP: 0.312, SLG: 0.403	C S B X 1-2 1B 1B G1-2-3 1B		F X 0-1 ① L9	B X 1-0 ③ G4-3			X 0-0 ③ G5-3			4	0	1	0	0	0	1
Tim Hyers, L (1, 3) OBP: 0.303, SLG: 0.290	X 0-0 1B 1-2 1B		C B C B X 2-2 2B G4-3 1B		B X 1-0 ① L9			X 0-0 ① L9		4	1	2	0	0	0	0
Tony Gwynn, L (1, 9) OBP: 0.456, SLG: 0.615	X 0-0 1-2 2-3 1B		B X 1-0 G4-3 1-3 2B		C S B C 1-3 ② K			C B B X 2-1 1B		4	0	3	0	0	1	0
Phil Plantier, L (1, 7) OBP: 0.328, SLG: 0.596	X 0-0 ① P5		I I I I 4-0 G4-3 IBB		C F B X 1-2 ③ L4			B 1 SAFE S F 1 SAFE F X 1-2 ② P5		3	0	0	0	1	0	4
Scott Livingstone, L (1, 5) OBP: 0.219, SLG: 0.226	X 0-0 ② ③ G1-2-3 3-Hf		B F B B B F X 3-2 ② G4-3 1-2 2-3 3-H			C S T X 0-2 ① F8		X 0-0 ③ L7		4	0	0	1	0	0	6
Brad Ausmus, R (1, 2) OBP: 0.317, SLG: 0.378		F B X 1-1 ① G4-3	B C X 1-1 ③ F8			B F C X 1-2 ② F7			B C X 1-1 ① B1-3	4	0	0	0	0	0	2
Luis Lopez, S (1, 4) OBP: 0.359, SLG: 0.389		B B X 2-0 ② F8		B X 1-0 G4-6-3 1B		C F C 0-3 ③ K			F X 0-1 ② F7	2	0	1	0	0	0	0
Keith Lockhart, L (6, PH) OBP: 0.289, SLG: 0.375 (6, 4)										2	0	0	0	0	1	0
Ricky Gutierrez, R (1, 6) OBP: 0.202, SLG: 0.239		B B B B 4-0 BB		1 SAFE 1 SAFE C B 1 SAFE C B X 2-2 ① ② G4-6-3 1-2f			X 0-0 ① G5-3		X 0-0 FC4-6 1B	3	0	1	0	1	0	1
Andy Ashby, R (1, 1) OBP: 0.231, SLG: 0.167		F F S 0-3 ③ K		B B B C B 4-1 BB			B B C F B X 3-2 ② G4-3		X 0-0 ③ FC4-6 1-2f	2	0	0	0	1	1	1
Bill Bean, L (9, PH) OBP: 0.250, SLG: 0.269										1	0	0	0	0	0	1
Trevor Hoffman, R (9, 1)										0	0	0	0	0	0	0
Inning Stats	R: 0 E: 0 K: 0 S: 7 H: 3 LOB: 2 BB: 0 P: 8	R: 0 E: 0 K: 1 S: 6 H: 0 LOB: 1 BB: 1 P: 13	R: 1 E: 0 K: 0 S: 11 H: 2 LOB: 2 BB: 1 P: 22	R: 0 E: 0 K: 0 S: 6 H: 1 LOB: 1 BB: 1 P: 14	R: 0 E: 0 K: 1 S: 7 H: 0 LOB: 0 BB: 0 P: 10	R: 0 E: 0 K: 1 S: 10 H: 0 LOB: 0 BB: 0 P: 11	R: 0 E: 0 K: 0 S: 5 H: 0 LOB: 0 BB: 0 P: 8	R: 0 E: 0 K: 0 S: 8 H: 1 LOB: 1 BB: 0 P: 11	R: 0 E: 0 K: 0 S: 6 H: 1 LOB: 1 BB: 0 P: 7	1B: 7 2B: 1 3B: 0 HR: 0 SF: 0 SAC: 0 DP: 2 HBP: 0						

PITCHER		IP	WLS	BF	H	R	ER	SO	BB	IBB	HBP	BLK	WP	HR	S	P	ERA	WHIP
Orel Hershiser, R ERA: 2.7	(1, 1)	8.0		32	7	1	1	3	2	1	0	0	0	0	60	97	1.12	1.125
Jim Gott, R ERA: 5.4	(9, 1)	1.0	W	4	1	0	0	0	0	0	0	0	0	0	6	7	0.00	1.000

PITCHER	IP	WLS	BF	H	R	ER	SO	BB	IBB	HBP	BLK	WP	HR	S	P	ERA	WHIP

TOP

San Diego Padres @ Los Angeles Dodgers

Dodger Stadium, Los Angeles, CA

Sat May 14 1994, 7:05 PM PDT

Att. 46,137 - Unknown

livebaseballscorecards.com

AB	33
R	1
H	8
RBI	1
BB	3
SO	3
LOB	16

WP: 0	PA: 36		
PB: 0			
SB: 0			
CS: 0			

Batter	1	2	3	4	5	6	7	8	9	AB	R	H	RBI	BB	SO	LOB
Brett Butler, L (1, 8) OBP: 0.455, SLG: 0.456	C X 0-1 ① L8		X 0-0 ① E6 2-3			C M C 0-3 ② K		M B F F X 1-2 ② 1B		4	0	1	0	0	1	1
Delino DeShields, L (1, 4) OBP: 0.310, SLG: 0.248	C C B B X 2-2 ② G6-3		X 0-0 ③ L8			C B X 1-1 ③ G1-4-3		B B C C F X 2-2 1B		4	0	1	0	0	0	2
Mike Piazza, R (1, 2) OBP: 0.313, SLG: 0.500	C S B X 1-2 ③ F9			S S S 0-3 ① K			F F X 0-2 ① P3	B X 1-0 ③ G4-3		4	0	0	0	0	1	1
Tim Wallach, R (1, 5) OBP: 0.405, SLG: 0.611 Mitch Webster, S (9, PR) OBP: 0.343, SLG: 0.300		S F F F T 0-2 ① K		S S S 0-3 ② K			S S B X 1-2 1B 1B		B B S S B X 3-2 1B 1B	4 0	1 1	2 0	0 0	0 0	2 0	0 0
Henry Rodriguez, L (1, 7) OBP: 0.378, SLG: 0.534		S F B X 1-2 ② F7		C B B X 2-1 ③ L9			C F B X 1-2 1-2 1B		1 SAFE B C S B 1 X 2-2 1B G3 1-3 1B	4	0	2	0	0	0	0
Eric Karros, R (1, 3) OBP: 0.336, SLG: 0.421		B X 1-0 ③ L8			X 0-0 ① G5-3		S B S S 1-3 ② K		B X 1-0 ① G3 1-2	4	0	0	0	0	1	4
Raul Mondesi, R (1, 9) OBP: 0.321, SLG: 0.550			S B S T 1-2 ① K		S B C S 1-3 ② K		S S X 0-2 1-2 2-H 1B		I I I I 4-0 1B IBB	3	0	1	1	1	2	0
Jose Offerman, S (1, 6) OBP: 0.305, SLG: 0.318			X 0-0 E SH2-3 1B		B X 1-0 ③ G1-3		B C X 1-1 ③ G4-3		B F F B B X 3-2 1-2 2-3 3-H 1B	4	0	2	1	0	0	2
Orel Hershiser, R (1, 1) OBP: 0.200, SLG: 0.167 Chris Gwynn, L (8, PH) OBP: 0.304, SLG: 0.381 Jim Gott, R (9, 1)			B C X 1-1 ② SH2-3 1-2			C X 0-1 ① L8		S S X 0-2 ① G4-3		1 1 0	0 0 0	0 0 0	0 0 0	0 0 0	0 0 0	0 0 0
Inning Stats	R: 0 H: 0 E: 0 LOB: 0 K: 0 BB: 0 S: 8 P: 11	R: 0 H: 0 E: 0 LOB: 0 K: 1 BB: 0 S: 9 P: 11	R: 0 H: 1 E: 1 LOB: 2 K: 1 BB: 0 S: 8 P: 10	R: 0 H: 0 E: 0 LOB: 0 K: 2 BB: 0 S: 8 P: 10	R: 0 H: 0 E: 0 LOB: 0 K: 1 BB: 0 S: 5 P: 7	R: 0 H: 0 E: 0 LOB: 0 K: 1 BB: 0 S: 7 P: 8	R: 1 H: 3 E: 0 LOB: 2 K: 1 BB: 0 S: 17 P: 21	R: 0 H: 2 E: 0 LOB: 1 K: 0 BB: 0 S: 12 P: 16	R: 1 H: 3 E: 0 LOB: 3 K: 0 BB: 1 S: 10 P: 23	1B: 9 SF: 0 2B: 0 SAC: 1 3B: 0 DP: 0 HR: 0 HBP: 0						

PITCHER		IP	WLS	BF	H	R	ER	SO	BB	IBB	HBP	BLK	WP	HR	S	P	ERA	WHIP
Andy Ashby, R ERA: 2.98	(1, 1)	8.0		30	6	1	1	7	0	0	0	0	0	0	74	94	1.12	0.750
Trevor Hoffman, R ERA: 1.47	(9, 1)	0.1	L	5	3	1	1	0	0	1	0	0	0	0	10	23	27.00	9.000

PITCHER	IP	WLS	BF	H	R	ER	SO	BB	IBB	HBP	BLK	WP	HR	S	P	ERA	WHIP

BOTTOM

San Diego Padres @ Los Angeles Dodgers

Dodger Stadium, Los Angeles, CA

Sat May 14 1994, 7:05 PM PDT

Att. 46,137 - Unknown

livebaseballscorecards.com

AB	33
R	2
H	9
RBI	2
BB	1
SO	7
LOB	10

WP: 0 PA: 35
PB: 0
SB: 0
CS: 0

Batter	1	2	3	4	5	6	7	8	9	AB	R	H	RBI	BB	SO	LOB
Derek Bell, R (1, 8) OBP: 0.310, SLG: 0.398	F X 0-1 FC4-6 1B		S B B F X 2-2 ② G1-3		B X 1-0 ③ F8			B X 1-0 ② G5-3		4	0	1	0	0	0	0
Tim Hyers, L (1, 3) OBP: 0.297, SLG: 0.286	B C S X 1-2 ① FC4-6 1-2f		C B X 1-1 S 1B			C B S X 1-2 ① G4-3		B B C X 2-1 ③ G3-1		4	0	1	0	0	0	1
Tony Gwynn, L (1, 9) OBP: 0.450, SLG: 0.600	X 0-0 ② F8		B C F B S 2-3 ③ K 1-2			C B B B B 4-1 G1 BB			B B B C X 3-1 ① G4-3	3	0	0	0	1	1	2
Phil Plantier, L (1, 7) OBP: 0.333, SLG: 0.610	C S S 0-3 ③ K			S F F B B F X 2-2 F9 SF8 2B		F S X 0-2 ② G1 1-2			B B S S F F B X 3-2 F8 2B	4	1	2	0	0	1	2
Scott Livingstone, L (1, 5) OBP: 0.222, SLG: 0.257		B B X 2-0 WP 2B		B B X 2-0 ① F9 2-3		B C X 1-1 ③ F8			X 0-0 ② F8 2-3	4	0	1	0	0	0	3
Brian Johnson, R (1, 2) OBP: 0.083, SLG: 0.091 Jeff Tabaka, R (7, 1) Bill Bean, L (9, PH) OBP: 0.246, SLG: 0.264		C B B B C C 3-3 ① K		B S X 1-1 ② SF8 3-H			B C B X 2-1 ① G5-3		C X 0-1 ③ G3-1	2 0 1	0 0 0	0 0 0	1 0 0	0 0 0	1 0 0	1 0 1
Keith Lockhart, L (1, 4) OBP: 0.271, SLG: 0.349		B C B S B S 3-3 ② K 2-3		C B B S S 2-3 ③ K			B C F S 1-3 ② K			3	0	0	0	0	3	1
Ricky Gutierrez, R (1, 6) OBP: 0.196, SLG: 0.232		B X 1-0 ③ G4-3			B C S C 1-3 ① K		B C X 1-1 ③ G6-3			3	0	0	0	0	1	1
A.J. Sager, R (1, 1) OBP: 0.167, SLG: 0.500 Jose Martinez, R (4, 1) Phil Clark, R (7, 2) OBP: 0.239, SLG: 0.385			B C C B X 2-2 ① G5-3		B B C X 2-1 ② G5-3			X 0-0 ① G5-3		1 1 1	0 0 0	0 0 0	0 0 0	0 0 0	0 0 0	0 0 0
Inning Stats	R: 0 E: 0 K: 1 S: 9 H: 1 LOB: 1 BB: 0 P: 10	R: 0 E: 0 K: 2 S: 8 H: 1 LOB: 1 BB: 0 P: 17	R: 0 E: 0 K: 1 S: 11 H: 1 LOB: 1 BB: 0 P: 18	R: 1 E: 0 K: 1 S: 11 H: 1 LOB: 0 BB: 0 P: 18	R: 0 E: 0 K: 1 S: 6 H: 0 LOB: 0 BB: 0 P: 10	R: 0 E: 0 K: 0 S: 9 H: 0 LOB: 1 BB: 1 P: 15	R: 0 E: 0 K: 1 S: 7 H: 0 LOB: 0 BB: 0 P: 11	R: 0 E: 0 K: 0 S: 4 H: 0 LOB: 0 BB: 0 P: 7	R: 0 E: 0 K: 0 S: 11 H: 1 LOB: 1 BB: 0 P: 17	1B: 2 2B: 3 3B: 0 HR: 0	SF: 1 SAC: 0 DP: 0 HBP: 0			WP: 1 PB: 0 SB: 1 CS: 0		PA: 33	

PITCHER	IP	WLS	BF	H	R	ER	SO	BB	IBB	HBP	BLK	WP	HR	S	P	ERA	WHIP
Tom Candiotti, R (1, 1) ERA: 4.47	9.0	W	33	5	1	1	7	1	0	0	0	1	0	76	123	1.00	0.667

PITCHER	IP	WLS	BF	H	R	ER	SO	BB	IBB	HBP	BLK	WP	HR	S	P	ERA	WHIP

TOP

San Diego Padres @ Los Angeles Dodgers

Dodger Stadium, Los Angeles, CA

Sun May 15 1994, 3:33 AM PDT

Att. 45,917 - Overcast - 63 F

livebaseballscorecards.com

AB	31
R	1
H	5
RBI	1
BB	1
SO	7
LOB	12

Batter	1	2	3	4	5	6	7	8	9	AB	R	H	RBI	BB	SO	LOB
Brett Butler, L (1, 8) OBP: 0.447, SLG: 0.446	C X 0-1 S 2B 1B	B C B B C S 3-3 ③ K		F B S B F B C 3-3 ① K		L B B X 2-1 ① F8	B X 1-0 ③ F8			5	1	1	0	0	2	3
Delino DeShields, L (1, 4) OBP: 0.321, SLG: 0.263 Garey Ingram, R (9, 4)	C B B S F B C 3-3 ① K 1-2	C B B B X 2-2 1B 3B 1B	B B C X 2-1 G6-3 1B		B B C X 1-1 ② G4-3		X 0-0 E 1B		5 0	1 0	3 0	0 0	0 0	1 0	1 0
Mike Piazza, R (1, 2) OBP: 0.316, SLG: 0.503	B B B C X 3-1 2-H 2B	X 0-0 1-3 3B 1B	B F X 1-1 ② G6-3 1-2		B S X 1-1 ③ G5-3		C B F S X 2-2 E6 G4-6-3 1-2		5	1	2	1	0	0	2
Tim Wallach, R (1, 5) OBP: 0.405, SLG: 0.618	F F B B X 2-2 ② F8	X 0-0 1-H SF7 3-H 3B	S X 0-1 ③ G5-3			B B F X 2-1 FC4-6 1B	S S B S 1-3 ① K		5	1	2	2	0	1	4
Henry Rodriguez, L (1, 7) OBP: 0.374, SLG: 0.528 Mitch Webster, S (8, PH) OBP: 0.333, SLG: 0.290 (9, 7)	X 0-0 ③ G3	B B F X 2-1 ① SF7 3-H	B S X 1-1 G5-3 1B 1B		X 0-0 ① FC4-6 BB 1-2f 2B	X 0-0 ②③ G4-6-3 1-2f		3 1	1 0	1 0	1 0	0 0	0 0	2 2
Eric Karros, R (1, 3) OBP: 0.347, SLG: 0.426		B F X 1-1 FC6-4 1B	F B F F X 1-2 ② G6-3		B B X 2-0 G5-3 1-2 1B		S B B F B B 4-2 1-2 2B BB		3	1	2	0	1	0	0
Raul Mondesi, R (1, 9) OBP: 0.326, SLG: 0.556		S B F X 1-2 ① FC6-4 S 1-2f	X 0-0 1B 1B		X 0-0 ①② G5-3 1-2 2-3f		F X 0-1 1-H 2-H SH1-3 2B		4	1	2	2	0	0	3
Cory Snyder, R (1, 6) OBP: 0.414, SLG: 0.686		B S B B F B 4-2 1-2 BB	F B X 1-1 1-2 1B		I I I I I 4-0 IBB		I I I I I 4-0 SH1-3 S IBB		1	0	1	0	3	0	0
Tom Candiotti, R (1, 1) OBP: 0.188, SLG: 0.188		L L M 0-3 ② K	B X 1-0 ③ G6-3		X 0-0 ③ P3		B M X 1-1 ② SH1-3 1-3 3-H		3	0	0	1	0	1	6
Inning Stats	R: 1 H: 2 E: 0 LOB: 1 K: 1 BB: 0 S: 12 P: 20	R: 0 H: 1 E: 0 LOB: 2 K: 2 BB: 1 S: 13 P: 22	R: 3 H: 5 E: 0 LOB: 2 K: 0 BB: 0 S: 15 P: 22	R: 0 H: 1 E: 0 LOB: 1 K: 1 BB: 0 S: 10 P: 16	R: 0 H: 2 E: 0 LOB: 2 K: 0 BB: 1 S: 5 P: 12	R: 0 H: 0 E: 0 LOB: 0 K: 0 BB: 0 S: 6 P: 10	R: 3 H: 2 E: 0 LOB: 1 K: 0 BB: 2 S: 10 P: 22	R: 0 H: 1 E: 1 LOB: 1 K: 1 BB: 0 S: 9 P: 11		1B: 11 SF: 1 2B: 2 SAC: 1 3B: 1 DP: 2 HR: 0 HBP: 0						WP: 0 PA: 41 PB: 0 SB: 3 CS: 0	

PITCHER		IP	WLS	BF	H	R	ER	SO	BB	IBB	HBP	BLK	WP	HR	S	P	ERA	WHIP
A.J. Sager, R ERA: 6.35	(1, 1)	3.0	L	18	8	4	4	3	1	0	0	0	0	0	40	64	12.00	3.000
Jose Martinez, R ERA: 6.75	(4, 1)	3.2		18	5	3	3	1	1	2	0	0	0	0	30	58	7.36	1.636
Jeff Tabaka, L ERA: 13.5	(7, 1)	1.1		5	1	0	0	1	0	0	0	0	0	0	10	13	0.00	0.750

PITCHER	IP	WLS	BF	H	R	ER	SO	BB	IBB	HBP	BLK	WP	HR	S	P	ERA	WHIP

BOTTOM

San Diego Padres @ Los Angeles Dodgers

Dodger Stadium, Los Angeles, CA

Sun May 15 1994, 3:33 AM PDT
Att. 45,917 - Overcast - 63 F

livebaseballscorecards.com

AB	35
R	7
H	14
RBI	7
BB	4
SO	5
LOB	23

Batter	1	2	3	4	5	6	7	8	9	AB	R	H	RBI	BB	SO	LOB
Derek Bell, R (1, 8) OBP: 0.308, SLG: 0.394	B F B C S 2-3 ① K			B F X 1-1 BB 1B		B B X 2-0 ②③ G6-4-3 1-2f		F B B S S 2-3 ② K		4	0	1	0	0	2	2
Tim Hyers, L (1, 3) OBP: 0.325, SLG: 0.297 Phil Clark, R (8, PH) OBP: 0.236, SLG: 0.379 (8, 3)	B C C B X 2-2 ② G4-3			B B F S B F B 4-2 G3-6-1 1-2 BB			C X 0-1 G3 HR 1B	S B S F F S 1-3 ③ K		2 1 1	1 0 0	1 0 0	0 0 0	1 0 0	0 1 1	0 1 1
Tony Gwynn, L (1, 9) OBP: 0.444, SLG: 0.585	B C X 1-1 ③ G1-4-3			X 0-0 ① B1			B C X 1-1 ① G3 1-2		S B B B B 4-1 BB	3	0	0	0	1	0	3
Phil Plantier, L (1, 7) OBP: 0.338, SLG: 0.631		B F B B X 3-1 G6-3 1B		X 0-0 ②③ G3-6-1 1-2f			X 0-0 2-H HR		C B F C 1-3 ① K	4	1	2	2	0	1	3
Scott Livingstone, L (1, 5) OBP: 0.205, SLG: 0.237 Dave Staton, R (9, PH) OBP: 0.288, SLG: 0.406		C B C S 1-3 ① K			B B X 2-0 ① F7		F F F F B F X 2-2 E4		B C B B F B X 3-2 ② F8	3 1	0 0	0 0	0 0	0 0	1 0	1 1
Luis Lopez, S (1, 4) OBP: 0.333, SLG: 0.359 (8, 6) Archi Cianfrocco, R (9, PH) OBP: 0.252, SLG: 0.402		F B X 1-1 ②③ G6-3 1-2f			X 0-0 ② G1-3		X 0-0 ② F7		C F B S 1-3 ③ K	3 1	0 0	0 0	0 0	0 0	0 1	2 1
Brad Ausmus, R (1, 2) OBP: 0.310, SLG: 0.368			C F B X 1-2 ① G4-3		B C S X 1-2 ③ G3		B B S F F B X 3-2 ③ G5-3			3	0	0	0	0	0	1
Ricky Gutierrez, R (1, 6) OBP: 0.192, SLG: 0.227 Keith Lockhart, L (8, PH) OBP: 0.286, SLG: 0.349 (8, 4)		C X 0-1 ② G3				C B X 1-1 ① G3		B B C B B 4-1 BB		2 0	0 0	0 0	0 0	0 1	0 0	0 0
Andy Benes, R (1, 1) OBP: 0.105, SLG: 0.105 Bill Bean, L (8, PH) OBP: 0.241, SLG: 0.259 Mark Davis, L (8, 1) Donnie Elliott, R (8, 1)		F B C C 1-3 ③ K				F X 0-1 G6-4-3 1B		C C B X 1-2 ① P4		2 1 0 0	0 0 0 0	1 0 0 0	0 0 0 0	0 0 0 0	1 0 0 0	0 1 0 0
Inning Stats	R: 0 E: 0 K: 1 S: 8 H: 0 LOB: 0 BB: 0 P: 13	R: 0 E: 0 K: 1 S: 7 H: 1 LOB: 0 BB: 0 P: 12	R: 0 E: 0 K: 1 S: 8 H: 0 LOB: 0 BB: 0 P: 10	R: 0 E: 0 K: 0 S: 7 H: 1 LOB: 1 BB: 1 P: 12	R: 0 E: 0 K: 0 S: 5 H: 0 LOB: 0 BB: 0 P: 8	R: 0 E: 0 K: 0 S: 5 H: 1 LOB: 0 BB: 0 P: 8	R: 2 E: 1 K: 0 S: 16 H: 2 LOB: 1 BB: 0 P: 22	R: 0 E: 0 K: 2 S: 12 H: 0 LOB: 1 BB: 1 P: 20	R: 0 E: 0 K: 2 S: 10 H: 0 LOB: 1 BB: 1 P: 19	1B: 4 2B: 0 3B: 0 HR: 1	SF: 0 SAC: 0 DP: 3 HBP: 0			WP: 0 PB: 0 SB: 0 CS: 0	PA: 33		

TOP

San Diego Padres @ Chicago Cubs

Wrigley Field, Chicago, IL

Mon May 16 1994, 7:05 PM CDT

Att. 27,050 - Unknown - 45 F

livebaseballscorecards.com

AB	30
R	2
H	5
RBI	2
BB	3
SO	7
LOB	16

PITCHER		IP	WLS	BF	H	R	ER	SO	BB	IBB	HBP	BLK	WP	HR	S	P	ERA	WHIP
Anthony Young, R ERA: 5.17	(1, 1)	7.0	W	25	5	2	2	3	1	0	0	0	0	1	56	85	2.57	0.857
Chuck Crim, R ERA: 1.89	(8, 1)	0.2		3	0	0	0	1	1	0	0	0	0	0	7	14	0.00	1.500
Randy Myers, L ERA: 0.71	(8, 1)	1.1	S	5	0	0	0	3	1	0	0	0	0	0	15	25	0.00	0.750

PITCHER	IP	WLS	BF	H	R	ER	SO	BB	IBB	HBP	BLK	WP	HR	S	P	ERA	WHIP

Batter	1	2	3	4	5	6	7	8	9	AB	R	H	RBI	BB	SO	LOB
Karl Rhodes, L (1, 8) (9, 7) OBP: 0.361, SLG: 0.512	0-2 23 G6-3 S 1B 1B		0-0 F7		0-0 E4 SH5-3 2-H		0-3 K			4	1	1	0	0	1	0
Rey Sanchez, R (1, 6) OBP: 0.325, SLG: 0.329	2-2 K 1-2		2-2 23 FC6-4 1B		0-0 SH5-3 1-2		0-1 G6-3			3	0	1	0	0	1	1
23 Ryne Sandberg, R (1, 4) OBP: 0.327, SLG: 0.432	1-1 G6-3 2-3		2-0 FC6-4 1-2f		1-2 G6-3			2-3 K		4	0	0	0	0	1	3
Mark Grace, L (1, 3) OBP: 0.377, SLG: 0.376	1-2 3-H 1B			4-0 SH1 1B BB		0-0 G1-6-3 1B		2-1 G4-3		3	0	2	1	1	0	0
Derrick May, L (1, 7) OBP: 0.398, SLG: 0.478 Willie Wilson, S (8, PR) (9, 8) OBP: 0.273, SLG: 0.429	1-2 G4-3			3-2 L3-6 SH1 1-2 1B		1-0 G1-6-3 1-2f		0-0 1B		4 0	0 0	2 0	0 0	0 0	0 0	2 0
Sammy Sosa, R (1, 9) OBP: 0.295, SLG: 0.484		3-3 K		0-0 SH1 1-2 2-3		3-2 HR 3B		1-1 P4		3	1	1	0	0	1	1
Steve Buechele, R (1, 5) OBP: 0.361, SLG: 0.453		3-2 F8		2-1 L3-6 2-3		0-1 3-H HR				3	1	1	2	0	0	2
Rick Wilkins, L (1, 2) OBP: 0.295, SLG: 0.321 Mark Parent, R (7, 2) OBP: 0.500, SLG: 0.619		3-3 K			4-2 SH5-4 E BB	0-3 K				2 0	1 0	0 0	0 0	1 0	2 0	0 0
Anthony Young, R (1, 1) OBP: 0.143, SLG: 0.143 Kevin Roberson, S (7, PH) OBP: 0.200, SLG: 0.300 Chuck Crim, R (8, 1) Randy Myers, L (8, 1)			0-3 K		0-1 SH5-4 1-2		0-3 K			1 1 0 0	0 0 0 0	0 0 0 0	0 0 0 0	0 0 0 0	1 1 0 0	0 0 0 0
Inning Stats	R: 1 E: 0 K: 1 S: 16 H: 2 LOB: 1 BB: 0 P: 21	R: 0 E: 0 K: 2 S: 12 H: 0 LOB: 0 BB: 0 P: 21	R: 0 E: 0 K: 1 S: 10 H: 1 LOB: 1 BB: 0 P: 14	R: 0 E: 0 K: 0 S: 6 H: 1 LOB: 1 BB: 1 P: 15	R: 1 E: 1 K: 0 S: 10 H: 0 LOB: 1 BB: 1 P: 15	R: 2 E: 0 K: 1 S: 10 H: 3 LOB: 0 BB: 0 P: 14	R: 0 E: 0 K: 2 S: 12 H: 0 LOB: 0 BB: 0 P: 12	R: 0 E: 0 K: 1 S: 9 H: 1 LOB: 1 BB: 0 P: 14		1B: 6 2B: 1 3B: 1 HR: 1	SF: 0 SAC: 3 DP: 2 HBP: 0					

PITCHER		IP	WLS	BF	H	R	ER	SO	BB	IBB	HBP	BLK	WP	HR	S	P	ERA	WHIP
Andy Benes, R ERA: 4.14	(1, 1)	7.0	L	29	7	4	3	7	2	0	0	0	0	1	76	112	3.86	1.286
Mark Davis, L ERA: 8.16	(8, 1)	0.2		3	1	0	0	1	0	0	0	0	0	0	7	11	0.00	1.500
Donnie Elliott, R ERA: 2.61	(8, 1)	0.1		1	0	0	0	0	0	0	0	0	0	0	2	3	0.00	0.000

PITCHER	IP	WLS	BF	H	R	ER	SO	BB	IBB	HBP	BLK	WP	HR	S	P	ERA	WHIP

BOTTOM

San Diego Padres @ Chicago Cubs

Wrigley Field, Chicago, IL

Mon May 16 1994, 7:05 PM CDT

Att. 27,050 - Unknown - 45 F

livebaseballscorecards.com

AB	28
R	4
H	8
RBI	3
BB	2
SO	8
LOB	9

1B: 6	SF: 0	WP: 0	PA: 33
2B: 1	SAC: 3	PB: 0	
3B: 1	DP: 2	SB: 1	
HR: 1	HBP: 0	CS: 0	

Batter	1	2	3	4	5	6	7	8	9	AB	R	H	RBI	BB	SO	LOB
Derek Bell, R (1, 8) OBP: 0.318, SLG: 0.408	SH3 G4-3 2B		CS 1B	G6-3			E5 1B		1B	5	1	3	0	0	0	1
Bip Roberts, S (1, 4) OBP: 0.306, SLG: 0.273	SH3		WP 1B		G4-3		1B		1B	4	1	3	1	0	0	0
Tony Gwynn, L (1, 9) OBP: 0.435, SLG: 0.570	G4-3		BB 1B		G6-3		F7		F7	5	1	1	2	0	0	4
Phil Plantier, L (1, 7) OBP: 0.343, SLG: 0.624	1B		BB 1B		G6-3			P6		3	0	1	0	1	0	0
Tim Hyers, L (1, 3) OBP: 0.318, SLG: 0.293	G4-3		BB 1B			L4		K		4	0	1	1	0	1	1
Scott Livingstone, L (1, 5) OBP: 0.209, SLG: 0.220		F8	BB			L8		G6-3		3	0	0	0	1	0	0
Brad Ausmus, R (1, 2) OBP: 0.300, SLG: 0.356		G6-3	G1-3			K			K	4	0	0	0	0	2	3
Ricky Gutierrez, R (1, 6) OBP: 0.194, SLG: 0.220		K	G4-3				E5 BB		F8	3	0	0	0	1	1	0
Scott Sanders, R (1, 1) OBP: 0.200, SLG: 0.200			K	P3			F7		1B 1B	1	0	0	0	0	1	0
Donnie Elliott, R (3, 1)										0	0	0	0	0	0	0
Dave Staton, R (4, PH) OBP: 0.284, SLG: 0.400										1	0	0	0	0	0	0
Jeff Tabaka, R (4, 1)										0	0	0	0	0	0	0
Luis Lopez, S (7, PH) OBP: 0.320, SLG: 0.350										1	0	0	0	0	0	1
Pedro Martinez, L (7, 1)										0	0	0	0	0	0	0
Trevor Hoffman, R (8, 1)										0	0	0	0	0	0	0
Phil Clark, R (9, PH) OBP: 0.247, SLG: 0.388										1	1	1	0	0	0	0
Inning Stats	R: 1 E: 0 K: 0 S: 8 H: 2 LOB: 1 BB: 0 P: 14	R: 0 E: 0 K: 1 S: 7 H: 0 LOB: 0 BB: 0 P: 8	R: 2 E: 0 K: 1 S: 18 H: 4 LOB: 3 BB: 2 P: 33	R: 0 E: 0 K: 0 S: 7 H: 0 LOB: 0 BB: 0 P: 11	R: 0 E: 0 K: 0 S: 5 H: 0 LOB: 0 BB: 0 P: 8	R: 0 E: 0 K: 1 S: 7 H: 0 LOB: 0 BB: 0 P: 11	R: 0 E: 1 K: 0 S: 11 H: 1 LOB: 2 BB: 1 P: 17	R: 0 E: 0 K: 1 S: 7 H: 0 LOB: 0 BB: 0 P: 12	R: 1 E: 0 K: 1 S: 11 H: 3 LOB: 2 BB: 0 P: 15	1B: 9 2B: 1 3B: 0 HR: 0	SF: 0 SAC: 1 DP: 0 HBP: 0						

TOP

San Diego Padres @ Chicago Cubs

Wrigley Field, Chicago, IL

Tue May 17 1994, 3:33 AM CDT

Att. 20,001 - Sunny - 49 F

livebaseballscorecards.com

AB	35
R	4
H	10
RBI	4
BB	3
SO	5
LOB	10

PITCHER		IP	WLS	BF	H	R	ER	SO	BB	IBB	HBP	BLK	WP	HR	S	P	ERA	WHIP
Jose Guzman, R ERA: 11.2	(1, 1)	6.0	W	25	6	3	3	3	2	0	0	0	1	0	52	85	4.50	1.333
Jim Bullinger, R ERA: 6.5	(7, 1)	3.0	S	14	4	1	1	2	1	0	0	0	0	0	29	44	3.00	1.667

PITCHER	IP	WLS	BF	H	R	ER	SO	BB	IBB	HBP	BLK	WP	HR	S	P	ERA	WHIP

WP: 1 PB: 0 SB: 0 CS: 1 PA: 39

BOTTOM

Batter	1	2	3	4	5	6	7	8	9	AB	R	H	RBI	BB	SO	LOB
Karl Rhodes, L (1, 8) OBP: 0.362, SLG: 0.508	C F F B B F B B 4-2 G6-4-3 BB		B B X 2-0 ② SF9 3-H	S X 0-1 G6-3 23 3B S 1B	F C B S 1-3 ② K	C B F X 1-2 ③ F7				3	1	1	1	1	1	2
Rey Sanchez, R (1, 6) OBP: 0.318, SLG: 0.312	X 0-0 ① ② G6-4-3 1-2f		S B F B F S 2-3 K 23 WP 23 PB 1B 1-2	B X 1-0 ① G6-3 1-3	X 0-0 ③ L9			F B B B B 4-1 BB		4	1	0	0	1	1	4
23 Ryne Sandberg, R (1, 4) OBP: 0.331, SLG: 0.444 Eduardo Zambrano, R (8, 5) OBP: 0.347, SLG: 0.614	B C F B B X 3-2 ③ G5-3		B F B F F B B 4-2 1B 1B 1-3 2-H BB	B B C S B X 3-2 1B 3-H 3B		C X 0-1 ① G6-3		S C B B C 2-3 ① K		3 1	2 0	1 0	1 0	1 0	0 1	0 1
Mark Grace, L (1, 3) OBP: 0.380, SLG: 0.380 Mark Parent, R (8, 2) OBP: 0.481, SLG: 0.591		B C B X 2-1 ① G4-3	B X 1-0 1B HR 1-2 3-H 1B	X 0-0 3B 3-H 1B		C B F S 1-3 ② K		S C C 0-3 ② K		4 1	2 0	2 0	2 0	0 0	1 1	0 1
Derrick May, L (1, 7) OBP: 0.396, SLG: 0.474 Glenallen Hill, R (6, PH) OBP: 0.258, SLG: 0.339 (7, 7)		B C C F X 1-2 ② L3	B F F F B B X 3-2 HR 1-3 2-H 1B	X 0-0 ② F7		B S X 1-1 ③ L8		S B B B F S 2-3 ③ K		3 2	1 0	1 0	1 0	0 0	0 1	1 1
Sammy Sosa, R (1, 9) OBP: 0.315, SLG: 0.534 Kevin Roberson, S (8, 9) OBP: 0.200, SLG: 0.300	B B F B B 4-1 CS BB	B F C F B F X 2-2 1-H 3-H HR	B S B X 2-1 1-H 3B				B F X 1-1 2B 1B			3 0	2 0	3 0	4 0	1 0	0 0	0 0
Steve Buechele, R (1, 5) OBP: 0.365, SLG: 0.450 José Hernández, R (8, 4) OBP: 0.313, SLG: 0.467	C 0-1 ③ CS 1-2	F 0-1 1B SF9 1B F B B B 4-2 1B BB	B B X 2-0 ③ F9				C B B B X 3-1 ① F8			3 0	1 0	1 0	0 0	1 0	0 0	2 0
Rick Wilkins, L (1, 2) OBP: 0.310, SLG: 0.330 (8, 3)	R R X 2-1 23 PB 23 WP 1-3 1B B B F X 3-2 1-3 1B			B F C F B B F F F 4-2 B BB			B X 1-0 ② P9			3	1	2	0	1	0	1
Jose Guzman, R (1, 1) Jim Bullinger, R (7, 1) OBP: 0.500, SLG: 1.000	1 SAFE F 0-3 ① K X 0-0 ③ G5-3			L B C B S 2-3 ① K			B F X 1-1 1-H 2B			3 1	0 0	0 1	0 1	0 0	2 0	5 0
Inning Stats	R: 0 H: 0 E: 0 LOB: 0 K: 0 BB: 1 S: 8 P: 15	R: 0 H: 0 E: 0 LOB: 0 K: 0 BB: 1 S: 8 P: 15	R: 7 H: 6 E: 0 LOB: 2 K: 2 BB: 2 S: 32 P: 55	R: 3 H: 4 E: 0 LOB: 1 K: 0 BB: 0 S: 11 P: 19	R: 0 H: 0 E: 0 LOB: 1 K: 2 BB: 1 S: 13 P: 20	R: 0 H: 0 E: 0 LOB: 0 K: 1 BB: 0 S: 7 P: 9	R: 1 H: 2 E: 0 LOB: 1 K: 0 BB: 0 S: 10 P: 17	R: 0 H: 0 E: 0 LOB: 1 K: 3 BB: 1 S: 10 P: 18		1B: 8 SF: 1 2B: 1 SAC: 0 3B: 2 DP: 1 HR: 1 HBP: 0					WP: 2 PA: 42 PB: 1 SB: 1 CS: 1	

PITCHER		IP	WLS	BF	H	R	ER	SO	BB	IBB	HBP	BLK	WP	HR	S	P	ERA	WHIP
Scott Sanders, R ERA: 5.32	(1, 1)	2.2	L	14	4	6	6	2	3	0	0	0	2	0	37	65	20.25	2.625
Donnie Elliott, R ERA: 3.38	(3, 1)	0.1		4	2	1	1	0	1	0	0	0	0	1	11	20	27.00	9.000
Jeff Tabaka, L ERA: 11.88	(4, 1)	3.0		14	4	3	3	3	1	0	0	0	0	0	31	48	9.00	1.667
Pedro Martinez, L ERA: 3.2	(7, 1)	1.0		5	2	1	1	0	0	0	0	0	0	0	10	17	9.00	2.000
Trevor Hoffman, R ERA: 1.4	(8, 1)	1.0		4	0	0	0	3	1	0	0	0	0	0	10	18	0.00	1.000

PITCHER	IP	WLS	BF	H	R	ER	SO	BB	IBB	HBP	BLK	WP	HR	S	P	ERA	WHIP

San Diego Padres @ Chicago Cubs

Wrigley Field, Chicago, IL

Tue May 17 1994, 3:33 AM CDT

Att. 20,001 - Sunny - 49 F

livebaseballscorecards.com

AB	34
R	11
H	12
RBI	10
BB	6
SO	8
LOB	18

San Diego Padres @ Chicago Cubs

Wrigley Field, Chicago, IL

Wed May 18 1994, 3:33 AM CDT

Att. 24,272 - Sunny - 50 F

livebaseballscorecards.com

TOP

Batter	1	2	3	4	5	6	7	8	9	AB	R	H	RBI	BB	SO	LOB
Derek Bell, R (1, 8) OBP: 0.314, SLG: 0.401	F X 0-1 ① P2		C B F X 1-2 ③ G6-3			F X 0-1 E1 1B	S S B S 1-3 ② K		C B B S X 2-2 BB 2-3 1B	5	0	1	0	0	1	2
Bip Roberts, S (1, 4) (6, 7) OBP: 0.317, SLG: 0.281	F X 0-1 ② G5-3			C B X 1-1 ① G6-3		F B C F B X 2-2 1-2 1B	C B X 1-1 S 2-H 3-H 1B		B B B C B 4-1 1-2 BB	4	0	2	2	1	0	0
Tony Gwynn, L (1, 9) OBP: 0.429, SLG: 0.562 Bill Bean, L (4, 9) OBP: 0.233, SLG: 0.250 Phil Clark, R (9, PH) OBP: 0.243, SLG: 0.382	B C B X 2-1 ③ G4-3			B F F X 1-2 ② G4-3		B X 1-0 ② F8	B C X 1-1 ③ G4-3 1-2		B X 1-0 ③ P3	2	0	0	0	0	0	0
										2	0	0	0	0	0	3
										1	0	0	0	0	0	3
Phil Plantier, L (1, 7) OBP: 0.343, SLG: 0.617 Jose Martinez, R (6, 1) Dave Staton, R (8, PH) OBP: 0.280, SLG: 0.394 Mark Davis, L (8, 1)		C B S B F X 2-2 G4-3 G3 1B		B S S S 1-3 ③ K		C B S S 1-3 ③ K		F B S B F S 2-3 ① K		3	0	1	0	0	2	2
										0	0	0	0	0	0	0
										1	0	0	0	0	1	0
										0	0	0	0	0	0	0
Tim Hyers, L (1, 3) OBP: 0.313, SLG: 0.311		B B X 2-0 ① G3 1-2			C X 1-1 ① G4-3		C B X 1-1 G4-3 1B 2B	F B B C C 2-3 ② K		4	1	1	0	0	1	1
Scott Livingstone, L (1, 5) OBP: 0.196, SLG: 0.205 Archi Cianfrocco, R (8, PH) OBP: 0.250, SLG: 0.398 (8, 5)		B X 1-0 ② G4-3 2-3			B C B B B X 3-1 ② F8		X 0-0 ① G4-3 2-3	B C S F B C 2-3 ③ K		3	0	0	0	0	0	2
										1	0	0	0	0	1	0
Brian Johnson, R (1, 2) OBP: 0.250, SLG: 0.214 Brad Ausmus, R (9, PR) OBP: 0.300, SLG: 0.356		B B B C X 3-1 ③ G5-3			B F B B B 4-1 BB		X 0-0 2B 1B 3-H 1B		F B F F F X 1-2 1B SH5-4 1B	3	1	2	1	1	0	1
										0	0	0	0	0	0	0
Luis Lopez, S (1, 6) OBP: 0.326, SLG: 0.372 (6, 4)			B X 1-0 ① G6-3		X 0-0 ③ L7		B B X 2-0 1B 1-3 1B 2B		1 SAFE X 0-0 ① SH5-4 1-2	3	1	1	0	0	0	1
Wally Whitehurst, R (1, 1) OBP: 0.222, SLG: 0.125 Pedro Martinez, L (3, 1) Ricky Gutierrez, R (6, PH) OBP: 0.198, SLG: 0.223 (6, 6)			C F B X 1-2 ② G6-3			C F B B X 3-2 ① L9	B B S S B X 3-2 1B 2-3 3-H 1B		C C S 0-3 ② K	1	0	0	0	0	0	0
										0	0	0	0	0	0	0
										3	1	1	1	0	1	2
Inning Stats	R: 0 E: 0 K: 0 S: 6 H: 0 LOB: 0 BB: 0 P: 8	R: 0 E: 0 K: 0 S: 9 H: 1 LOB: 1 BB: 0 P: 17	R: 0 E: 0 K: 0 S: 7 H: 0 LOB: 0 BB: 0 P: 10	R: 0 E: 0 K: 1 S: 8 H: 0 LOB: 0 BB: 0 P: 11	R: 0 E: 0 K: 0 S: 6 H: 0 LOB: 1 BB: 1 P: 14	R: 0 E: 1 K: 1 S: 13 H: 1 LOB: 2 BB: 0 P: 20	R: 4 E: 0 K: 1 S: 15 H: 5 LOB: 1 BB: 0 P: 24	R: 0 E: 0 K: 3 S: 13 H: 0 LOB: 0 BB: 0 P: 19	R: 0 E: 0 K: 1 S: 14 H: 2 LOB: 3 BB: 1 P: 22	1B: 7 2B: 2 3B: 0 HR: 0	SF: 0 SAC: 1 DP: 0 HBP: 0						

	AB	36
	R	4
	H	9
	RBI	4
	BB	2
	SO	7
	LOB	17

PITCHER		IP	WLS	BF	H	R	ER	SO	BB	IBB	HBP	BLK	WP	HR	S	P	ERA	WHIP
Willie Banks, R ERA: 5.92	(1, 1)	6.1	W	27	6	4	4	2	1	0	0	0	0	0	57	94	5.68	1.105
Jose Bautista, R ERA: 4.13	(7, 1)	1.0		4	1	0	0	2	0	0	0	0	0	0	11	16	0.00	1.000
Dan Plesac, L ERA: 3.68	(8, 1)	0.2		2	0	0	0	2	0	0	0	0	0	0	9	13	0.00	0.000
Randy Myers, L ERA: 0.66	(9, 1)	1.0	S	6	2	0	0	1	1	0	0	0	0	0	14	22	0.00	3.000

PITCHER	IP	WLS	BF	H	R	ER	SO	BB	IBB	HBP	BLK	WP	HR	S	P	ERA	WHIP

BOTTOM

Batter	1	2	3	4	5	6	7	8	9	AB	R	H	RBI	BB	SO	LOB
Karl Rhodes, L (1, 8) OBP: 0.363, SLG: 0.511	C B C C 1-3 K ①		F B B X 2-1 23 3B 1B 1B 1-2	S F B B S 2-3 K ①		B S C B B X 3-2 CS 2B 1-H		C 1 SAFE C C 0-3 K ②		5	1	2	1	0	3	2
Shawon Dunston, R (1, 6) OBP: 0.294, SLG: 0.354	C F B X 1-2 G5-3 ②		X 0-0 23 3B 1B 1-2 2-3	B C X 1-1 P3 ②		B S B X 2-1 G5-3 ② ③ 2-3		X 0-0 B5-3 ③		5	1	1	0	0	0	3
23 Ryne Sandberg, R (1, 4) OBP: 0.341, SLG: 0.466	B C C F B F X 2-2 1B 1B		C B X 1-1 1B 3B 1-H 2-H 3-H	C B X 1-1 G5-3 ③			X 0-0 FC6-4 BB 1B			4	1	3	3	0	0	0
Mark Grace, L (1, 3) OBP: 0.390, SLG: 0.387	B X 1-0 1-2 1B		B B B C F X 3-2 HBP BB 1B 3-H		B F B X 2-1 G4-3 ①		1 SAFE B B C B B 4-1 FC6-4 1-2 BB			3	0	2	1	1	0	0
Derrick May, L (1, 7) OBP: 0.391, SLG: 0.465 Dan Plesac, L (8, 1) Randy Myers, L (9, 1)	B B S F F C 2-3 K ③		C S S 0-3 K ①		B F C X 1-2 1B		C S X 0-2 FC6-4 L3 ① 1-2f 2-3			4 0 0	0 0 0	1 0 0	0 0 0	0 0 0	2 0 0	5 0 0
Sammy Sosa, R (1, 9) OBP: 0.313, SLG: 0.522		B C S F S 1-3 K2-3 ① 1-2	C 1 SAFE B F B F B B 4-2 HBP BB		1 SAFE C F F B 1 SAFE 1 SAFE 1 SAFE F 1-3 S K ②		1 SAFE F B X 1-1 L3 ② ③ 1-1			3	0	0	0	1	2	3
Rey Sanchez, R (1, 5) OBP: 0.326, SLG: 0.313		C B X 1-1 G5-3 ② 1-2	B F H 2-1 HBP 1-2 2-3		C B X 1-1 G5-3 ③			C F B X 1-2 1B SH2-3 1B		3	0	1	0	0	0	1
Rick Wilkins, L (1, 2) OBP: 0.310, SLG: 0.330		B C X 1-1 G4-3 ③ 1-2	C F B F B C 2-3 K ②			B B X 2-0 2B 1B		1 SAFE X 0-0 SH2-3 ① 1-2		3	1	1	0	0	1	3
Willie Banks, R (1, 1) OBP: 0.111, SLG: 0.167 Jose Bautista, R (7, 1) Glenallen Hill, R (8, 7) OBP: 0.270, SLG: 0.350			F B B X 1-2 E3 1B 1B 23 3B F B B X 1-2 G4-3 ③			1 SAFE X 0-0 B3 ①		F B B X 2-1 2-3 1B		3 0 1	1 0 0	0 0 1	0 0 0	0 0 0	0 0 0	4 0 0
Inning Stats	R: 0 E: 0 K: 2 S: 16 H: 2 LOB: 2 BB: 0 P: 23	R: 0 E: 0 K: 1 S: 8 H: 0 LOB: 0 BB: 0 P: 11	R: 4 E: 1 K: 2 S: 26 H: 4 LOB: 3 BB: 1 P: 42	R: 0 E: 0 K: 1 S: 7 H: 0 LOB: 0 BB: 0 P: 11	R: 0 E: 0 K: 1 S: 12 H: 1 LOB: 1 BB: 0 P: 17	R: 1 E: 0 K: 0 S: 7 H: 2 LOB: 0 BB: 0 P: 14	R: 0 E: 0 K: 0 S: 7 H: 1 LOB: 1 BB: 1 P: 12	R: 0 E: 0 K: 1 S: 10 H: 2 LOB: 2 BB: 0 P: 13		1B: 10 2B: 2 3B: 1 HR: 0	SF: 0 SAC: 1 DP: 1 HBP: 1			WP: 0 PB: 0 SB: 0 CS: 1	PA: 38	

PITCHER		IP	WLS	BF	H	R	ER	SO	BB	IBB	HBP	BLK	WP	HR	S	P	ERA	WHIP
Wally Whitehurst, R ERA: 4.99	(1, 1)	2.0	L	12	5	4	3	3	0	0	0	0	0	0	32	46	13.50	2.500
Pedro Martinez, L ERA: 2.86	(3, 1)	3.0		13	2	0	0	4	1	0	1	0	0	0	37	58	0.00	1.000
Jose Martinez, R ERA: 6.3	(6, 1)	2.0		8	3	1	1	0	1	0	0	0	0	0	14	26	4.50	2.000
Mark Davis, L ERA: 7.63	(8, 1)	1.0		5	2	0	0	1	0	0	0	0	0	0	10	13	0.00	2.000

PITCHER	IP	WLS	BF	H	R	ER	SO	BB	IBB	HBP	BLK	WP	HR	S	P	ERA	WHIP

San Diego Padres @ Chicago Cubs

Wrigley Field, Chicago, IL

Wed May 18 1994, 3:33 AM CDT

Att. 24,272 - Sunny - 50 F

livebaseballscorecards.com

AB	34
R	5
H	12
RBI	5
BB	2
SO	8
LOB	21

Batter	1	2	3	4	5	6	7	8	9	AB	R	H	RBI	BB	SO	LOB
Derek Bell, R (1, 8) OBP: 0.311, SLG: 0.395	S X 0-1 ① G6-3		C S X 0-2 BB 1B		B X 1-0 ③ FC6-4 1-2f	B F X 1-1 ③ F8		B B F F S 2-3 ③ K		5	0	1	0	0	1	3
Bip Roberts, S (1, 4) OBP: 0.336, SLG: 0.278	B B B B 4-0 F8 S BB		B 1 SAFE B F F B B 4-2 ① G4-6-3 1-2 BB			B B B C B 4-1 HBP 1B 1B BB	X 0-0 ① G6-3		B B B B 4-0 BB BB	1	1	0	0	4	0	0
Tony Gwynn, L (1, 9) OBP: 0.434, SLG: 0.560	C B C F X 1-2 ② F8 1-3		C B X 1-1 ② ③ G4-6-3 1-2f			B F B X 2-1 1B HBP 1B 1-2 1B	C B C X 1-2 S PB 1B 1B		B B B B 4-0 1-2 BB	4	2	2	0	1	0	2
Phil Plantier, L (1, 7) OBP: 0.345, SLG: 0.603	B B C C C 2-3 ③ K			B B B C B 4-1 G4-6-3 BB		B F H 2-1 1B 1B BB 1-2 2-3 HBP	B B F S X 2-2 ② P4	C C B S 1-3 ① K		3	1	0	0	1	2	4
Tim Hyers, L (1, 3) OBP: 0.346, SLG: 0.333 Phil Clark, R (9, PH) OBP: 0.240, SLG: 0.377		B F F B X 2-2 1B 1B		C F X 0-2 ① F7		F B X 1-1 BB 1B SF8 1-2 2-3 3-H 1B	C C F B B B B 4-2 WP 1B 1-2 BB		B S B X 2-1 ② P3	3 1	1 0	2 0	1 0	1 0	0 0	1 2
Scott Livingstone, L (1, 5) OBP: 0.188, SLG: 0.196 Archi Cianfrocco, R (4, 5) OBP: 0.260, SLG: 0.405		X 0-0 ① F7		C B X 1-1 ② ③ G4-6-3 1-2f		B X 1-0 BB 1-2 2-3 3-H 1B	S B S X 1-2 WP 1-2 2-H 1B		B C B C S 2-3 ③ K	2 3	0 0	0 2	0 2	0 0	0 1	2 2
Brad Ausmus, R (1, 2) OBP: 0.291, SLG: 0.344		C C B F C 1-3 ② K			B C F B C 2-3 ① K	B F F S 1-3 ① K	S B S X 1-2 ③ G3 1-2 2-3			4	0	0	0	0	3	6
Ricky Gutierrez, R (1, 6) OBP: 0.209, SLG: 0.226		F X 0-1 1-3 1B			F F B S 1-3 ② K	B B B C B 4-1 1-2 2-3 3-H BB		B C F B F B X 3-2 ① G3-1		3	0	1	1	1	1	0
A.J. Sager, R (1, 1) OBP: 0.143, SLG: 0.429 Dave Staton, R (5, PH) OBP: 0.289, SLG: 0.394 Donnie Elliott, R (5, 1) Bill Bean, L (6, PH) OBP: 0.230, SLG: 0.250 Jose Martinez, R (6, 1) Luis Lopez, S (8, PH) OBP: 0.319, SLG: 0.364 Mark Davis, L (8, 1)		B C B C C 2-3 ③ K			C B B B B 4-1 FC6-4 BB	B B X 2-0 ② SF8 3-H		B F F B B X 3-2 ② P4		1 0 0 0 0 0 1 0	0 0 0 0 0 0 0 0	0 0 0 0 0 0 0 0	0 1 0 1 0 0 0 0	0 0 0 0 0 0 0 0	1 0 0 0 0 0 0 0	2 0 0 0 0 0 0 0
Inning Stats	R: 0 E: 0 K: 1 S: 9 H: 0 LOB: 1 BB: 1 P: 16	R: 0 E: 0 K: 2 S: 13 H: 2 LOB: 2 BB: 0 P: 18	R: 0 E: 0 K: 0 S: 7 H: 1 LOB: 0 BB: 1 P: 12	R: 0 E: 0 K: 0 S: 6 H: 0 LOB: 0 BB: 1 P: 11	R: 0 E: 0 K: 2 S: 8 H: 0 LOB: 1 BB: 1 P: 16	R: 4 E: 0 K: 1 S: 14 H: 3 LOB: 2 BB: 2 P: 32	R: 1 E: 0 K: 0 S: 16 H: 2 LOB: 2 BB: 1 P: 25	R: 0 E: 0 K: 1 S: 10 H: 0 LOB: 0 BB: 0 P: 18	R: 0 E: 0 K: 2 S: 8 H: 0 LOB: 2 BB: 2 P: 21	1B: 8 2B: 0 3B: 0 HR: 0	SF: 1 SAC: 0 DP: 2 HBP: 1					

PITCHER		IP	WLS	BF	H	R	ER	SO	BB	IBB	HBP	BLK	WP	HR	S	P	ERA	WHIP
Darryl Kile, R ERA: 4.47	(1, 1)	5.1		26	6	4	4	6	6	0	1	0	0	0	54	99	6.75	2.250
Tom Edens, R ERA: 2.78	(6, 1)	0.2	W	2	0	0	0	0	0	0	0	0	0	0	3	6	0.00	0.000
Mike Hampton, L ERA: 4.73	(7, 1)	0.2		5	2	1	1	0	1	0	0	0	0	0	13	21	13.50	4.500
Todd Jones, R ERA: 3.98	(7, 1)	1.1		4	0	0	0	1	0	0	0	0	1	0	13	22	0.00	0.000
Mitch Williams, L ERA: 7.88	(9, 1)	1.0		5	0	0	0	2	2	0	0	0	0	0	8	21	0.00	2.000

PITCHER	IP	WLS	BF	H	R	ER	SO	BB	IBB	HBP	BLK	WP	HR	S	P	ERA	WHIP

TOP

San Diego Padres @ Houston Astros

Astrodome, Houston, TX

Thu May 19 1994, 8:05 PM EDT

Att. 12,115 - Unknown

livebaseballscorecards.com

AB	31
R	5
H	8
RBI	5
BB	9
SO	9
LOB	24

WP: 1	PA: 42					
PB: 1						
SB: 2						
CS: 0						

BOTTOM

San Diego Padres @ Houston Astros

Astrodome, Houston, TX

Thu May 19 1994, 8:05 PM EDT

Att. 12,115 - Unknown

livebaseballscorecards.com

Batter	1	2	3	4	5	6	7	8	9	AB	R	H	RBI	BB	SO	LOB
James Mouton, R (1, 9) OBP: 0.306, SLG: 0.303	1-0 G4-3 2B 2B	2-0 E5 1B 2-H		2-2 HBP		0-3 ① K		3-3 ① K		4	2	1	0	0	2	2
Steve Finley, L (1, 8) OBP: 0.328, SLG: 0.484	1-0 ① G4-3 2-3	1-1 1B 3-H		2-1 ② F7		2-2 ② K 1-2 3-H		4-2 1B 1B BB		4	1	1	1	1	1	4
Craig Biggio, R (1, 4) OBP: 0.418, SLG: 0.513	3-2 2B 3-H	0-0 ③ F9		1-1 ③ F8		1-1 1B 2-H		2-2 1B 1-2		5	0	3	2	0	0	3
5 Jeff Bagwell, R (1, 3) OBP: 0.413, SLG: 0.639	0-0 ② G6-3	0-0 ① F7		2-3 ① K	2-2 ③ P3		0-0 ② F8			5	0	0	0	0	1	4
Luis Gonzalez, L (1, 7) OBP: 0.322, SLG: 0.419	1-0 ③ G3-1	2-2 CS 1B		3-2 1B			1-0 ① P5	1-0 ③ 1-3 2-H 1B		5	0	3	1	0	0	1
Ken Caminiti, S (1, 5) OBP: 0.319, SLG: 0.496		1-0 G4-3 2B 1B	4-1 ② 1-2 BB	2-0 ② F7			0-3 ② K			3	1	1	0	1	1	1
Scott Servais, R (1, 2) OBP: 0.228, SLG: 0.305		1-1 ① G4-3 1-2	1-2 ③ G5-3	0-0 ③ F8			0-2 ③ G5-3			4	0	0	0	0	0	3
Andujar Cedeno, R (1, 6) OBP: 0.341, SLG: 0.513		2-3 ② K		3-2 SH2-4 1B		3-2 1B WP 2B		1-0 HR		4	2	3	1	0	1	1
Darryl Kile, R (1, 1) OBP: 0.105, SLG: 0.211 Tom Edens, R (6, 1) Chris Donnels, L (6, PH) OBP: 0.429, SLG: 0.688 Mike Hampton, R (7, 1) Todd Jones, L (7, 1) Kevin Bass, S (8, PH) OBP: 0.333, SLG: 0.479 Mitch Williams, L (9, 1)		3-2 E 2-H 2B		0-1 ① SH2-4 1-2		3-2 WP 1B 2-3 1B		1-2 HR		1 0 1 0 0 1	1 0 1 0 0 1	1 0 1 0 0 1	1 0 0 0 0 0	0 0 0 0 0 0	0 0 0 0 0 0	0 0 0 0 0 0
Inning Stats	R: 1 E: 0 K: 0 S: 7 H: 2 LOB: 1 BB: 0 P: 13	R: 3 E: 1 K: 1 S: 15 H: 3 LOB: 1 BB: 0 P: 25	R: 0 E: 0 K: 0 S: 10 H: 1 LOB: 1 BB: 1 P: 16	R: 0 E: 0 K: 0 S: 11 H: 1 LOB: 2 BB: 0 P: 19	R: 0 E: 0 K: 1 S: 8 H: 1 LOB: 1 BB: 0 P: 15	R: 2 E: 0 K: 2 S: 17 H: 3 LOB: 1 BB: 0 P: 28	R: 0 E: 0 K: 1 S: 7 H: 0 LOB: 0 BB: 0 P: 8	R: 3 E: 0 K: 1 S: 16 H: 4 LOB: 2 BB: 1 P: 28		1B: 9 2B: 4 3B: 0 HR: 2	SF: 0 SAC: 1 DP: 0 HBP: 1			WP: 1 PB: 0 SB: 0 CS: 1	PA: 41		

PITCHER		IP	WLS	BF	H	R	ER	SO	BB	IBB	HBP	BLK	WP	HR	S	P	ERA	WHIP
A.J. Sager, R ERA: 6.12	(1, 1)	4.0		21	7	4	2	1	1	0	1	0	0	0	43	73	4.50	2.000
Donnie Elliott, R ERA: 3.09	(5, 1)	1.0		4	1	0	0	1	0	0	0	0	0	0	8	15	0.00	1.000
Jose Martinez, R ERA: 6.75	(6, 1)	2.0	L	9	3	2	2	3	0	0	0	0	1	0	24	36	9.00	1.500
Mark Davis, L ERA: 8.82	(8, 1)	1.0		7	4	3	3	1	1	0	0	0	0	2	16	28	27.00	5.000

PITCHER	IP	WLS	BF	H	R	ER	SO	BB	IBB	HBP	BLK	WP	HR	S	P	ERA	WHIP

AB	37
R	9
H	15
RBI	7
BB	2
SO	6
LOB	19

San Diego Padres @ Houston Astros

Astrodome, Houston, TX

Fri May 20 1994, 8:05 PM EDT

Att. 28,305 - Dome

TOP

livebaseballscorecards.com

Batter	1	2	3	4	5	6	7	8	9	AB	R	H	RBI	BB	SO	LOB
Derek Bell, R (1, 8) OBP: 0.309, SLG: 0.391	F9		BB, 1B			G4-3		K		4	0	1	0	0	1	1
Bip Roberts, S (1, 4) OBP: 0.333, SLG: 0.271	F7		BB			G6-3		F9		3	0	0	0	1	0	1
Trevor Hoffman, R (8, 1)										0	0	0	0	0	0	0
Tony Gwynn, L (1, 9) OBP: 0.430, SLG: 0.551	G4-3		G4-3			FC6-4, 1B		G4-3		4	0	1	0	0	0	3
Phil Clark, R (1, 3) OBP: 0.228, SLG: 0.356		P4	K			FC6-4			G6-3	4	0	0	0	0	1	1
Phil Plantier, L (1, 7) OBP: 0.349, SLG: 0.622		FC5-4, 1B	F7				F7		HR	4	1	2	1	0	0	0
Archi Cianfrocco, R (1, 5) OBP: 0.262, SLG: 0.403		F9	F9				FC6, 1B		P5	3	0	1	0	0	0	1
Tim Hyers, L (9, PH) OBP: 0.340, SLG: 0.327										1	0	0	0	0	0	0
Brad Ausmus, R (1, 2) OBP: 0.285, SLG: 0.336		FC5-4			G3-1		FC6			3	0	0	0	0	0	2
Bill Bean, L (9, PH) OBP: 0.242, SLG: 0.263									1B	1	0	1	0	0	0	0
Ricky Gutierrez, R (1, 6) OBP: 0.203, SLG: 0.220			B1-3		K		G4-3			3	0	0	0	0	1	1
Luis Lopez, S (9, PH) OBP: 0.313, SLG: 0.356									F7	1	0	0	0	0	0	1
Andy Ashby, R (1, 1) OBP: 0.200, SLG: 0.143			P6		P4					2	0	0	0	0	0	0
Craig Shipley, R (8, PH) OBP: 0.333, SLG: 0.409								2B		1	0	1	0	0	0	0
(8, 4)																

	AB	34
	R	1
	H	7
	RBI	1
	BB	1
	SO	3
	LOB	11

Inning Stats																																
	R: 0	H: 0	R: 0	H: 1	R: 0	H: 1	R: 0	H: 0	R: 0	H: 0	R: 0	H: 1	R: 0	H: 1	R: 0	H: 1	R: 1	H: 2	1B: 5	SF: 0	WP: 0	PA: 35
	E: 0	LOB: 0	E: 0	LOB: 1	E: 0	LOB: 2	E: 0	LOB: 0	E: 0	LOB: 1	E: 0	LOB: 1	E: 0	LOB: 1	E: 0	LOB: 1	E: 0	LOB: 1	2B: 1	SAC: 0	PB: 0	
	K: 0	BB: 0	K: 0	BB: 0	K: 0	BB: 1	K: 1	BB: 0	K: 1	BB: 0	K: 0	BB: 0	K: 0	BB: 0	K: 1	BB: 0	K: 0	BB: 0	3B: 0	DP: 0	SB: 0	
	S: 5	P: 7	S: 5	P: 7	S: 7	P: 14	S: 8	P: 12	S: 5	P: 6	S: 8	P: 13	S: 10	P: 11	S: 10	P: 13	S: 14	P: 19	HR: 1	HBP: 0	CS: 0	

PITCHER		IP	WLS	BF	H	R	ER	SO	BB	IBB	HBP	BLK	WP	HR	S	P	ERA	WHIP
Greg Swindell, L ERA: 2.76	(1, 1)	8.1	W	32	6	1	1	3	1	0	0	0	0	1	60	86	1.08	0.840
John Hudek, R ERA: 0.73	(9, 1)	0.2	S	3	1	0	0	0	0	0	0	0	0	0	12	16	0.00	1.500

PITCHER		IP	WLS	BF	H	R	ER	SO	BB	IBB	HBP	BLK	WP	HR	S	P	ERA	WHIP

Batter	1	2	3	4	5	6	7	8	9	AB	R	H	RBI	BB	SO	LOB
James Mouton, R (1, 9) OBP: 0.311, SLG: 0.308	2-1 S 5 E 1B		1-1 G1-3		0-0 1B		3-2 G6-3			4	1	2	0	0	0	1
Steve Finley, L (1, 8) OBP: 0.326, SLG: 0.476	2-3 K 1-2		4-0 E S 2B BB		1-0 G3-1		0-3 K			3	1	0	0	1	2	2
Craig Biggio, R (1, 4) OBP: 0.414, SLG: 0.513	0-0 G6-3		2-1 1-H 2B			2-3 K		2-3 K		4	0	1	1	0	2	1
5 Jeff Bagwell, R (1, 3) OBP: 0.409, SLG: 0.626	3-1 E8 2-H		1-1 G4-3			4-2 G3 BB		1-0 F7		3	0	0	0	1	0	1
Luis Gonzalez, L (1, 7) OBP: 0.320, SLG: 0.414	0-0 G3-1			3-2 1B 1B		1-1 G3 1-2		3-1 P5		4	0	1	0	0	0	2
Ken Caminiti, S (1, 5) OBP: 0.327, SLG: 0.496		1-1 G6-3		0-0 G6-3 1-3 1B		4-0 IBB				2	0	1	0	1	0	0
Andujar Cedeno, R (1, 6) OBP: 0.333, SLG: 0.500		2-3 K		1-3 K		3-2 G6-3				3	0	0	0	0	2	4
Tony Eusebio, R (1, 2) OBP: 0.167, SLG: 0.343		1-3 K		0-1 G6-3 1-2f				1-0 2B		3	0	1	0	0	1	2
Greg Swindell, L (1, 1) OBP: 0.250, SLG: 0.350			1-1 G5-3		0-0 G6-3			0-0 F8		3	0	0	0	0	0	1
John Hudek, S (9, 1)										0	0	0	0	0	0	0
Inning Stats	R: 1 E: 1 K: 1 S: 9 H: 1 LOB: 1 BB: 0 P: 16	R: 0 E: 0 K: 2 S: 8 H: 0 LOB: 0 BB: 0 P: 12	R: 1 E: 0 K: 0 S: 8 H: 1 LOB: 1 BB: 1 P: 17	R: 0 E: 0 K: 1 S: 12 H: 2 LOB: 1 BB: 0 P: 16	R: 0 E: 0 K: 0 S: 3 H: 1 LOB: 0 BB: 0 P: 4	R: 0 E: 0 K: 1 S: 10 H: 0 LOB: 2 BB: 2 P: 24	R: 0 E: 0 K: 1 S: 8 H: 1 LOB: 1 BB: 0 P: 12	R: 0 E: 0 K: 1 S: 6 H: 0 LOB: 0 BB: 0 P: 12		1B: 4 2B: 2 3B: 0 HR: 0	SF: 0 SAC: 0 DP: 1 HBP: 0					

BOTTOM

San Diego Padres @ Houston Astros

Astrodome, Houston, TX

Fri May 20 1994, 8:05 PM EDT

Att. 28,305 - Dome

livebaseballscorecards.com

AB	29
R	2
H	6
RBI	1
BB	3
SO	7
LOB	14

WP: 0 PB: 0 SB: 2 CS: 0 PA: 32

PITCHER		IP	WLS	BF	H	R	ER	SO	BB	IBB	HBP	BLK	WP	HR	S	P	ERA	WHIP
Andy Ashby, R ERA: 2.79	(1, 1)	7.0	L	29	6	2	1	6	2	1	0	0	0	0	58	101	1.29	1.143
Trevor Hoffman, R ERA: 1.33	(8, 1)	1.0		3	0	0	0	1	0	0	0	0	0	0	6	12	0.00	0.000

PITCHER	IP	WLS	BF	H	R	ER	SO	BB	IBB	HBP	BLK	WP	HR	S	P	ERA	WHIP

Batter	1	2	3	4	5	6	7	8	9	AB	R	H	RBI	BB	SO	LOB
Derek Bell, R (1, 8) OBP: 0.300, SLG: 0.379	S X 0-1 ① G4-3		S X 0-1 ③ FC6-4 1-2f		S S B S 1-3 ③ K		B B F X 2-1 ① G4-3 2-3		B B X 2-0 ③ F7	5	0	0	0	0	1	2
Bip Roberts, S (1, 4) OBP: 0.345, SLG: 0.281	B F C B B F F F 3-2 X A-4 D-8 1B			B B B C C B 4-2 S 1B BB		C B F B B X 3-2 1B 1B	F B X 1-1 ② G2-3			3	2	2	0	1	0	1
Tim Hyers, L (1, 3) OBP: 0.351, SLG: 0.340	1 SAFE B F S B 1 SAFE C 2-3 ②③ K 1-2			C X 0-1 1B 1-H 1B		B X 1-0 1B 1B 1-2 FC5-2 1B	C C S 0-3 ③ K			4	0	2	1	0	2	2
Phil Plantier, L (1, 7) OBP: 0.346, SLG: 0.612		B F B X 2-1 ① G3		C S 1 SAFE S 0-3 ① K		F C B X 1-2 FC5-2 1B 1-2 2-H FC5-2 1B		B B C S S 2-3 ① K		4	0	1	1	0	2	1
Bill Bean, L (1, 9) OBP: 0.258, SLG: 0.267		C S T B X 1-2 ② G1-3		1 SAFE S 1 SAFE F F C 0-3 ② K		S C X 0-2 FC5-2 FC5-2 1-2 2-3 1B		B B B B B 4-0 BB		3	0	1	0	1	1	1
Archi Cianfrocco, R (1, 5) OBP: 0.262, SLG: 0.398		B S S B S 2-3 ③ K		B B B C 1 SAFE X 3-1 FC6-4 1-3 1B		X 0-0 ① FC5-2 FC5-2 1-2 2-3 3-Hf		C B F S 1-3 ② K		4	0	1	0	0	2	4
Craig Shipley, R (1, 6) OBP: 0.306, SLG: 0.375			B B C X 2-1 ① G4-3 X 0-0 ③ FC6-4 1-2f			B B C X 2-1 ② FC5-2 1-2 2-3 3-Hf		X 0-0 ③ G6-3		4	0	0	0	0	0	6
Brad Ausmus, R (1, 2) OBP: 0.279, SLG: 0.328 Brian Johnson, R (9, PH) OBP: 0.235, SLG: 0.200			B B X 2-0 ② G4-3		X 0-0 ① F8	B S C F F B S 2-3 ③ K			B C C F B B S 3-3 ① K	3 1	0 0	0 0	0 0	0 0	1 1	3 0
Andy Benes, R (1, 1) OBP: 0.143, SLG: 0.143 Scott Livingstone, L (7, PH) OBP: 0.204, SLG: 0.234 Jeff Tabaka, R (7, 1) Tony Gwynn, L (9, PH) OBP: 0.427, SLG: 0.547			X 0-0 FC6-4 1B		C C S 0-3 ② K		B B C X 2-1 G4-3 2B		C X 0-1 ② L5	2 1 0 1	0 0 0 0	1 1 0 0	0 0 0 0	0 0 0 0	1 0 0 0	0 0 0 0
Inning Stats	R: 0 E: 0 K: 1 S: 12 H: 1 LOB: 0 BB: 0 P: 17	R: 0 E: 0 K: 1 S: 9 H: 0 LOB: 0 BB: 0 P: 14	R: 0 E: 0 K: 0 S: 6 H: 1 LOB: 1 BB: 0 P: 10	R: 1 E: 0 K: 2 S: 14 H: 2 LOB: 2 BB: 1 P: 21	R: 0 E: 0 K: 2 S: 7 H: 0 LOB: 0 BB: 0 P: 8	R: 1 E: 0 K: 1 S: 18 H: 4 LOB: 3 BB: 0 P: 27	R: 0 E: 0 K: 1 S: 9 H: 1 LOB: 1 BB: 0 P: 14	R: 0 E: 0 K: 2 S: 7 H: 0 LOB: 1 BB: 1 P: 14	R: 0 E: 0 K: 1 S: 7 H: 0 LOB: 0 BB: 0 P: 12	1B: 8 2B: 1 3B: 0 HR: 0	SF: 0 SAC: 0 DP: 0 HBP: 0					

PITCHER	IP	WLS	BF	H	R	ER	SO	BB	IBB	HBP	BLK	WP	HR	S	P	ERA	WHIP
Shane Reynolds, R (1, 1) ERA: 4.0	5.0	W	23	8	2	2	6	1	0	0	0	0	0	58	85	3.60	1.800
Todd Jones, R (6, 1) ERA: 3.47	3.0		11	1	0	0	4	1	0	0	0	0	0	24	40	0.00	0.667
Mitch Williams, L (9, 1) ERA: 7.41	1.0	S	3	0	0	0	1	0	0	0	0	0	0	7	12	0.00	0.000

PITCHER	IP	WLS	BF	H	R	ER	SO	BB	IBB	HBP	BLK	WP	HR	S	P	ERA	WHIP

San Diego Padres @ Houston Astros

Astrodome, Houston, TX

Sat May 21 1994, 8:05 PM EDT

Att. 21,719 - Dome

TOP

livebaseballscorecards.com

AB	35
R	2
H	9
RBI	2
BB	2
SO	11
LOB	20

WP: 0	PA: 37		
PB: 0			
SB: 1			
CS: 0			

BOTTOM

San Diego Padres @ Houston Astros

Astrodome, Houston, TX

Sat May 21 1994, 8:05 PM EDT

Att. 21,719 - Dome

Batter	1	2	3	4	5	6	7	8	9	AB	R	H	RBI	BB	SO	LOB
Mike Felder, S (1, 9)	B C C B T F S 2-3 ① K	B B T C X 2-2 ③ G3-1			C S C 0-3 ① K	B B X 2-0 ③ F8				4	0	0	0	0	2	3
James Mouton, R (9, 9)										0	0	0	0	0	0	0
OBP: 0.302, SLG: 0.268																
OBP: 0.311, SLG: 0.308																
Steve Finley, L (1, 8)	B C C S 1-3 ② K		B B X 2-0 ① P6		B X 1-0 ② F9		M B S X 1-2 ① G1			4	0	0	0	0	1	0
OBP: 0.319, SLG: 0.464																
Craig Biggio, R (1, 4)	B B X 2-0 1B		C B S S 1-3 ② K		B B B B 4-0 5 S 5 3B BB		B B B B 4-0 BB			2	1	1	0	2	1	0
OBP: 0.422, SLG: 0.513																
5 Jeff Bagwell, R (1, 3)	C 1 SAFE B B S S S 2-3 ③ K		X 0-0 ③ L5		B B B C S F X 3-2 1-H 3B		C 1 SAFE 1 SAFE X 0-1 ② F9			4	0	1	1	0	1	2
OBP: 0.406, SLG: 0.629																
Luis Gonzalez, L (1, 7)		C X 0-1 HR 1B		F F B X 1-2 F7 BB SF9 1B	B X 1-0 ③ G4-3		F 1 SAFE 1 SAFE B 1 SAFE F B B F 3-2 X ③ G4-3			4	2	2	0	0	0	2
OBP: 0.325, SLG: 0.416																
Ken Caminiti, S (1, 5)		F 1 SAFE B S X 1-2 1-H HR		1 SAFE B 1 SAFE B B C 1 SAFE B 4-1 1-2 BB		C F B F B X 2-2 ① G4-3		X 0-0 ① P6		3	1	1	2	1	0	0
OBP: 0.331, SLG: 0.515																
Andujar Cedeno, R (1, 6)		C S B B B S 3-3 ① K		B B F B X 3-1 ① F7 2-3		X 0-0 ② L8		B X 1-0 ② G6-3		4	0	0	0	0	1	2
OBP: 0.324, SLG: 0.484																
Tony Eusebio, R (1, 2)		C F F X 0-2 SH2-3 1B		B B F F X 2-2 ② SF9 3-H		C X 0-1 1B 1B		B F F F B F S 2-3 ③ K		3	0	2	1	0	1	0
OBP: 0.200, SLG: 0.368																
Shane Reynolds, R (1, 1)		X 0-0 ② SH2-3 1-2		C S B S 1-3 ③ K		B B B C X 3-1 1-2 1B				1	0	0	0	0	1	1
Todd Jones, L (6, 1)										1	0	1	0	0	0	0
OBP: 1.000, SLG: 1.000																
Mitch Williams, L (9, 1)										0	0	0	0	0	0	0
Inning Stats	R: 0 E: 0 K: 3 S: 12 H: 1 LOB: 1 BB: 0 P: 19	R: 2 E: 0 K: 1 S: 16 H: 3 LOB: 1 BB: 0 P: 22	R: 0 E: 0 K: 1 S: 5 H: 0 LOB: 0 BB: 0 P: 8	R: 1 E: 0 K: 1 S: 12 H: 1 LOB: 1 BB: 1 P: 23	R: 1 E: 0 K: 1 S: 9 H: 1 LOB: 1 BB: 1 P: 18	R: 0 E: 0 K: 0 S: 10 H: 2 LOB: 2 BB: 0 P: 17	R: 0 E: 0 K: 0 S: 9 H: 0 LOB: 1 BB: 1 P: 17	R: 0 E: 0 K: 1 S: 7 H: 0 LOB: 0 BB: 0 P: 10		1B: 6 2B: 0 3B: 1 HR: 1		SF: 1 SAC: 1 DP: 0 HBP: 0			WP: 0 PB: 0 SB: 1 CS: 0		PA: 35

livebaseballscorecards.com

	AB	30
	R	4
	H	8
	RBI	4
	BB	3
	SO	8
	LOB	10

PITCHER		IP	WLS	BF	H	R	ER	SO	BB	IBB	HBP	BLK	WP	HR	S	P	ERA	WHIP
Andy Benes, R ERA: 4.3	(1, 1)	6.0	L	28	8	4	4	7	2	0	0	0	0	1	64	107	6.00	1.667
Jeff Tabaka, L ERA: 9.58	(7, 1)	2.0		7	0	0	0	1	1	0	0	0	0	0	16	27	0.00	0.500

PITCHER	IP	WLS	BF	H	R	ER	SO	BB	IBB	HBP	BLK	WP	HR	S	P	ERA	WHIP

Batter	1	2	3	4	5	6	7	8	9	AB	R	H	RBI	BB	SO	LOB
Craig Shipley, R (1, 6) (9, 5) OBP: 0.315, SLG: 0.377	X 0-0 ① F9		C S B F B X 2-2 ① F8	X 0-0 ③ F8		S C X 0-2 S G4-3 1B		C X 0-1 G4-3 SH3-4 HR 1B		5	1	2	0	0	0	3
Tim Hyers, L (1, 3) OBP: 0.361, SLG: 0.339	B C X 1-1 L3-6 BB 1B		B X 1-0 ② G4-1		B B C F B B 4-2 2B BB	X 0-0 ② G4-3 1-2		B B L B X 3-1 ① SH3-4 1-2		3	1	1	0	1	0	1
Tony Gwynn, L (1, 9) OBP: 0.439, SLG: 0.556	B B B B 4-0 1-2 BB		C B F X 1-2 1B		C F B X 1-2 ② 1-H 2B 2B	C B B B B 4-1 2-3 BB		C B X 1-1 ② G4-3 2-3		3	1	2	1	2	0	1
Phil Plantier, L (1, 7) OBP: 0.348, SLG: 0.622	C X 0-1 ② ③ L3-6 2-3		F F B F S 1-3 ③ K		B F B B B S B 4-2 2B G4-3 BB	B X 1-0 ③ G5-3		S F F F B X 1-2 3-H HR		4	2	1	2	1	1	5
Ricky Gutierrez, R (9, 6) OBP: 0.203, SLG: 0.220										0	0	0	0	0	0	0
Derek Bell, R (1, 8) OBP: 0.303, SLG: 0.386		B X 1-0 S 1B 1B		B X 2-0 ① F8	S B F B X 2-2 G4-3 1-3 3-H 2B 2B		B C C B S 2-3 ① K	C F B B F X 2-2 ③ G6-3		5	2	2	1	0	1	0
Brian Johnson, R (1, 2) OBP: 0.273, SLG: 0.211		B B B C C X 3-1 ① P4		X 0-0 1B 1B FC5-2 1B	C B X 1-1 ① G4-3 2-3 3-H		S B B F B B 4-2 BLK BB		B F S S 1-3 ① K	4	0	1	1	1	1	2
Luis Lopez, S (1, 4) OBP: 0.358, SLG: 0.408		B S B F X 2-2 G5-3 1-H 1B		X 0-0 FC5-2 1B 1-2 1B	B F F X 1-2 FC5-3 3-H 2B		B F S B B B 4-2 1-2 BB		B B B C X 3-1 ② F7	4	0	3	2	1	0	0
Archi Cianfrocco, R (1, 5) OBP: 0.259, SLG: 0.391 Trevor Hoffman, R (9, 1)		B X 1-0 ② G5-3 1-2		S X 0-1 FC5-2 1-2 2-3 1B	C C X 0-2 ② ③ FC5-3 2-3		S X 0-1 ② F8		B S S T B S 2-3 ③ K	5	0	1	0	0	1	4
										0	0	0	0	0	0	0
Scott Sanders, R (1, 1) OBP: 0.143, SLG: 0.143 Scott Livingstone, L (6, PH) OBP: 0.200, SLG: 0.229 Donnie Elliott, R (6, 1) Phil Clark, R (7, PH) OBP: 0.225, SLG: 0.351 Pedro Martinez, L (7, 1) Bill Bean, L (9, 7) OBP: 0.258, SLG: 0.267		L S S 0-3 ③ K		B C X 1-1 ② FC5-2 1-2 2-3 3-Hf		B B B C F F X 3-2 ① F9	C B B B E B S 3-3 ③ K			2	0	0	0	0	1	4
										1	0	0	0	0	0	0
										0	0	0	0	0	0	0
										1	0	0	0	0	1	2
										0	0	0	0	0	0	0
										0	0	0	0	0	0	0

TOP

San Diego Padres @ Houston Astros

Astrodome, Houston, TX

Sun May 22 1994, 4:33 AM EDT

Att. 20,257 - Dome

livebaseballscorecards.com

AB	37
R	7
H	13
RBI	7
BB	6
SO	6
LOB	22

Inning Stats	1	2	3	4	5	6	7	8	9
	R: 0 E: 0 K: 0 S: 5	R: 1 E: 0 K: 1 S: 10	R: 0 E: 0 K: 1 S: 12	R: 0 E: 0 K: 0 S: 8	R: 4 E: 0 K: 0 S: 18	R: 0 E: 0 K: 0 S: 10	R: 0 E: 0 K: 2 S: 12	R: 2 E: 0 K: 0 S: 15	R: 0 E: 0 K: 2 S: 9
	H: 1 LOB: 1 BB: 1 P: 10	H: 2 LOB: 1 BB: 0 P: 17	H: 1 LOB: 1 BB: 0 P: 17	H: 3 LOB: 3 BB: 0 P: 11	H: 3 LOB: 0 BB: 2 P: 31	H: 1 LOB: 2 BB: 1 P: 18	H: 0 LOB: 2 BB: 2 P: 25	H: 2 LOB: 0 BB: 0 P: 22	H: 0 LOB: 0 BB: 0 P: 15

PITCHER		IP	WLS	BF	H	R	ER	SO	BB	IBB	HBP	BLK	WP	HR	S	P	ERA	WHIP	PITCHER		IP	WLS	BF	H	R	ER	SO	BB	IBB	HBP	BLK	WP	HR	S	P	ERA	WHIP
Pete Harnisch, R ERA: 7.15	(1, 1)	4.0		23	9	5	5	2	3	0	0	0	0	0	45	76	11.25	3.000																			
Dave Veres, R ERA: 2.25	(5, 1)	1.1		5	2	0	0	0	0	0	0	0	0	0	15	20	0.00	1.500																			
Mike Hampton, L ERA: 4.2	(6, 1)	1.2		8	0	0	0	2	3	0	0	1	0	0	15	33	0.00	1.800																			
Mitch Williams, L ERA: 8.0	(8, 1)	1.0	L	5	2	2	2	0	0	0	0	0	0	1	15	22	18.00	2.000																			
John Hudek, R ERA: 0.68	(9, 1)	1.0		3	0	0	0	2	0	0	0	0	0	0	9	15	0.00	0.000																			

1B: 9	SF: 0	WP: 0	PA: 44
2B: 5	SAC: 1	PB: 0	
3B: 0	DP: 2	SB: 3	
HR: 1	HBP: 0	CS: 0	

San Diego Padres @ Houston Astros

Astrodome, Houston, TX

Sun May 22 1994, 4:33 AM EDT

Att. 20,257 - Dome

BOTTOM

Batter	1	2	3	4	5	6	7	8	9	AB	R	H	RBI	BB	SO	LOB
Craig Biggio, R (1, 4) OBP: 0.411, SLG: 0.497	B B C F F X 2-2 F9 ①	B S X 1-1 F8 ③ 2-3 3-H		B C C F B X 2-2 G4-3 ③			C S X 0-2 E5 SF9 SH1-4 2B 1-2		C B X 1-1 F9 ①	5	1	0	0	0	0	2
Steve Finley, L (1, 8) OBP: 0.317, SLG: 0.456	C B B F S 2-3 K ②		B B C B F F B 4-2 2B BB		C B B X 2-1 P4 ①		X 0-0 SH1-4 ① 1-2 2-3		C B B B X 3-1 F9 ②	3	1	0	0	1	1	0
Kevin Bass, S (1, 9) OBP: 0.357, SLG: 0.510	C S B B F B B 4-2 BB		X 0-0 1B 1-H 2B		B X 1-0 CS 1B		B X 1-0 SF9 ② 2-3 3-H		B F X 1-1 G3-1 ③	3	0	2	2	1	0	0
Sid Bream, L (1, 3) OBP: 0.563, SLG: 0.538 Mike Hampton, R (6, 1) 5 Jeff Bagwell, R (7, PH) OBP: 0.409, SLG: 0.629 Mitch Williams, L (8, 1) Andy Stankiewicz, R (9, 6) OBP: 0.412, SLG: 0.517	C C X 0-2 F7 ③		X 0-0 CS 2-3 1B		C B B B C B 4-2 1-2 BB		I I I 4-0 2B IBB			2 0 0 0 0	0 0 1 0 0	1 0 0 0 0	0 0 0 0 0	1 0 1 0 0	0 0 0 0 0	1 0 0 0 0
Luis Gonzalez, L (1, 7) OBP: 0.323, SLG: 0.418		B F X 1-1 G1-3 ①	B F B F F F F B F 1 SAFE 3-3 C K ①② 1-2		B C F F B F X 2-2 P5 ③		B X 1-0 2B 1-H 3-H			4	0	1	2	0	1	3
Ken Caminiti, S (1, 5) OBP: 0.335, SLG: 0.532		X 0-0 HR	I I I I 4-0 IBB			B X 1-0 P4 ①	C S S 0-3 K ③			3	1	1	1	1	1	1
Scott Servais, R (1, 2) OBP: 0.220, SLG: 0.294		C B C S 1-3 K 2B PB	F C B X 1-2 F8 ③			B X 1-0 P2 ②		X 0-0 B1-3 ①		4	1	0	0	0	1	2
Andujar Cedeno, R (1, 6) OBP: 0.322, SLG: 0.485 John Hudek, S (9, 1)		B F B C X 2-2 PB 1-3 2B		B F S C 1-3 K ①		B C S S 1-3 K ③		B C X 1-1 G6-3 ②		4 0	0 0	1 0	0 0	0 0	2 0	0 0
Pete Harnisch, S (1, 1) OBP: 0.214, SLG: 0.286 Dave Veres, R (5, 1) Chris Donnels, L (6, 3) OBP: 0.432, SLG: 0.667		X 0-0 G1-3 ②		X 0-0 G4-3 ②			B C B B B 4-1 SH1-4 E SF9 BB		X 0-0 G1-3 ③	2 0 1	0 0 1	0 0 1	0 0 0	0 0 1	0 0 0	2 0 0
Inning Stats	R: 0 H: 0 E: 0 LOB: 1 K: 1 BB: 1 S: 13 P: 21	R: 2 H: 2 E: 0 LOB: 1 K: 1 BB: 0 S: 12 P: 17	R: 1 H: 2 E: 0 LOB: 2 K: 1 BB: 2 S: 14 P: 26	R: 0 H: 0 E: 0 LOB: 0 K: 1 BB: 0 S: 8 P: 11	R: 0 H: 1 E: 0 LOB: 1 K: 0 BB: 1 S: 10 P: 19	R: 0 H: 0 E: 0 LOB: 0 K: 1 BB: 0 S: 5 P: 8	R: 3 H: 1 E: 1 LOB: 1 K: 1 BB: 2 S: 10 P: 20	R: 0 H: 0 E: 0 LOB: 0 K: 0 BB: 0 S: 4 P: 5	R: 0 H: 0 E: 0 LOB: 0 K: 0 BB: 0 S: 6 P: 11	1B: 2 2B: 3 3B: 0 HR: 1	SF: 1 SAC: 1 DP: 0 HBP: 0			WP: 0 PB: 2 SB: 0 CS: 2	PA: 39		

livebaseballscorecards.com

	AB	31
	R	6
	H	6
	RBI	5
	BB	6
	SO	6
	LOB	11

PITCHER		IP	WLS	BF	H	R	ER	SO	BB	IBB	HBP	BLK	WP	HR	S	P	ERA	WHIP
Scott Sanders, R ERA: 5.02	(1, 1)	5.0		23	5	3	2	4	3	1	0	0	0	1	57	94	3.60	1.600
Donnie Elliott, R ERA: 2.84	(6, 1)	1.0		3	0	0	0	1	0	0	0	0	0	0	5	8	0.00	0.000
Pedro Martinez, L ERA: 2.67	(7, 1)	2.0	W	10	1	3	0	1	1	1	0	0	0	0	14	25	0.00	1.000
Trevor Hoffman, R ERA: 1.27	(9, 1)	1.0	S	3	0	0	0	0	0	0	0	0	0	0	6	11	0.00	0.000

PITCHER	IP	WLS	BF	H	R	ER	SO	BB	IBB	HBP	BLK	WP	HR	S	P	ERA	WHIP

Batter	1	2	3	4	5	6	7	8	9	AB	R	H	RBI	BB	SO	LOB
Darren Lewis, R (1, 8) OBP: 0.358, SLG: 0.329	F X 0-1 ① B1-3		C B C X 1-2 ① G2-3		B C X 1-1 ③ G6-3			B X 1-0 ① L9		4	0	0	0	0	0	0
Royce Clayton, R (1, 6) OBP: 0.315, SLG: 0.396	F X 0-1 ② F8		B B X 2-0 ② F9			C X 0-1 ① G6-3		B X 1-0 ② L9		4	0	0	0	0	0	0
Matt Williams, R (1, 5) OBP: 0.330, SLG: 0.608	B F B X 2-1 BB 1B		X 0-0 1B			B X 1-0 ② P3		C B F X 1-2 ③ G5-3		4	0	2	0	0	0	0
Barry Bonds, L (1, 7) OBP: 0.429, SLG: 0.604	C C B B B B 4-2 1-2 BB		X 0-0 ③ L7			B B X 2-0 1B			C X 0-1 ① G5-3	3	0	1	0	1	0	1
Mark Carreon, R (1, 9) OBP: 0.222, SLG: 0.326	C C B B F S 2-3 ③ K			X 0-0 ① F8		1 SAFE B X 1-0 ③ L9			B B F B X 3-1 1B 2B	4	0	1	0	0	1	3
Todd Benzinger, S (1, 3) OBP: 0.292, SLG: 0.369		C X 0-1 ① F8		T B B X 2-1 ② G4-3			X 0-0 ① F8		F B F B X 2-2 2-3 BB 1B	4	0	1	0	0	0	0
Jeff Reed, L (1, 2) OBP: 0.167, SLG: 0.103		S F B S 1-3 ② K		B F C C 1-3 ③ K			B C B F X 2-2 ② G3-1		C B B C B F B 4-2 1-2 BB	3	0	0	0	1	2	0
Mike Benjamin, R (1, 4) OBP: 0.500, SLG: 0.692 Dave Martinez, L (9, PH) OBP: 0.262, SLG: 0.254		C B B X 2-1 1B			X 0-0 ① G5-3		C B B H 3-1 HBP		C C F F B F S 1-3 ② K	2 1	0 0	1 0	0 0	0 0	0 1	0 3
Mark Portugal, R (1, 1) OBP: 0.320, SLG: 0.391 John Patterson, S (7, PH) OBP: 0.243, SLG: 0.221 Pat Gomez, L (7, 1) Erik Johnson, R (9, PH) OBP: 0.167, SLG: 0.167		X 0-0 ③ F9			C C B F B B X 2-2 ② G6-3		1 SAFE S F F B B B X 3-2 ③ G6-3		S S F B S 1-3 ③ K	2 1 0 1	0 0 0 0	0 0 0 0	0 0 0 0	0 0 0 0	0 0 0 1	1 1 0 3
Inning Stats	R: 0 H: 1 E: 0 LOB: 2 K: 1 BB: 1 S: 12 P: 20	R: 0 H: 1 E: 0 LOB: 1 K: 1 BB: 0 S: 8 P: 11	R: 0 H: 1 E: 0 LOB: 1 K: 0 BB: 0 S: 6 P: 9	R: 0 H: 0 E: 0 LOB: 0 K: 1 BB: 0 S: 6 P: 9	R: 0 H: 0 E: 0 LOB: 0 K: 0 BB: 0 S: 7 P: 10	R: 0 H: 1 E: 0 LOB: 1 K: 0 BB: 0 S: 5 P: 9	R: 0 H: 0 E: 0 LOB: 1 K: 0 BB: 0 S: 8 P: 16	R: 0 H: 0 E: 0 LOB: 0 K: 0 BB: 0 S: 5 P: 8	R: 0 H: 2 E: 0 LOB: 3 K: 2 BB: 1 S: 20 P: 31	1B: 5 2B: 1 3B: 0 HR: 0	SF: 0 SAC: 0 DP: 0 HBP: 1			WP: 0 PB: 0 SB: 0 CS: 0	PA: 36		

PITCHER		IP	WLS	BF	H	R	ER	SO	BB	IBB	HBP	BLK	WP	HR	S	P	ERA	WHIP
Wally Whitehurst, R ERA: 4.26	(1, 1)	8.1	W	33	6	0	0	3	1	0	1	0	0	0	64	104	0.00	0.840
Pedro Martinez, L ERA: 2.67	(9, 1)	0.0		1	0	0	0	0	1	0	0	0	0	0	3	7	∞	∞
Trevor Hoffman, R ERA: 1.23	(9, 1)	0.2	S	2	0	0	0	2	0	0	0	0	0	0	10	12	0.00	0.000

PITCHER	IP	WLS	BF	H	R	ER	SO	BB	IBB	HBP	BLK	WP	HR	S	P	ERA	WHIP

TOP

San Francisco Giants @ San Diego Padres

Jack Murphy Stadium, San Diego, CA

Mon May 23 1994, 10:05 PM EDT

Att. 13,792 - Unknown - 68 F

livebaseballscorecards.com

AB	33
R	0
H	6
RBI	0
BB	2
SO	5
LOB	12

Batter	1	2	3	4	5	6	7	8	9	AB	R	H	RBI	BB	SO	LOB
Bip Roberts, S (1, 4) OBP: 0.350, SLG: 0.288	0-0 HR 1B	2-1 G4-3			1-1 G4-3 1B		3-2 F8			4	1	2	0	0	0	0
Tim Hyers, L (1, 3) OBP: 0.338, SLG: 0.317	1-0 F8		1-3 K		P SAFE 1-0 G4-3 1-2			1-1 G3		4	0	0	0	0	1	2
Tony Gwynn, L (1, 9) OBP: 0.434, SLG: 0.548	0-0 P5		1-1 1B 1B		0-2 G6-3			1-1 F7		4	0	1	0	0	0	2
Phil Plantier, L (1, 7) OBP: 0.352, SLG: 0.616 Pedro Martinez, L (9, 1) Trevor Hoffman, R (9, 1)	4-2 BB HR 1-2 BB		0-0 G6-3 1B 1-2			0-1 G4-3		1-2 P6		3 0 0	1 0 0	1 0 0	0 0 0	1 0 0	0 0 0	0 0 0
Derek Bell, R (1, 8) OBP: 0.303, SLG: 0.381	4-1 HR 1-2 2-3 BB		0-1 G6-3 1-2f			0-0 L3				2	1	0	0	1	0	2
Luis Lopez, S (1, 6) OBP: 0.375, SLG: 0.471	0-0 HR 1-H 2-H 3-H			0-0 F9		4-2 FC6-4 BB				2	1	1	4	1	0	0
Archi Cianfrocco, R (1, 5) OBP: 0.254, SLG: 0.382	0-3 K			1-1 G5-3		2-0 FC6-4 1-2f				3	0	0	0	0	1	1
Brian Johnson, R (1, 2) OBP: 0.240, SLG: 0.182		1-1 G5-3		0-2 G6-3			3-1 G6-3			3	0	0	0	0	0	0
Wally Whitehurst, R (1, 1) OBP: 0.190, SLG: 0.105 Bill Bean, L (9, 7) OBP: 0.258, SLG: 0.267		1-3 K			3-2 G5-3		0-1 G4-3			3 0	0 0	0 0	0 0	0 0	1 0	0 0
Inning Stats	R: 4 E: 0 K: 1 S: 10 H: 2 LOB: 0 BB: 2 P: 19	R: 0 E: 0 K: 1 S: 7 H: 0 LOB: 0 BB: 0 P: 11	R: 0 E: 0 K: 1 S: 8 H: 2 LOB: 1 BB: 0 P: 10	R: 0 E: 0 K: 0 S: 6 H: 0 LOB: 0 BB: 0 P: 7	R: 0 E: 0 K: 0 S: 10 H: 1 LOB: 1 BB: 0 P: 14	R: 0 E: 0 K: 0 S: 6 H: 0 LOB: 1 BB: 1 P: 12	R: 0 E: 0 K: 0 S: 7 H: 0 LOB: 0 BB: 0 P: 13	R: 0 E: 0 K: 0 S: 7 H: 0 LOB: 0 BB: 0 P: 10		1B: 4 2B: 0 3B: 0 HR: 1	SF: 0 SAC: 0 DP: 1 HBP: 0			WP: 0 PB: 0 SB: 1 CS: 0	PA: 31		

PITCHER		IP	WLS	BF	H	R	ER	SO	BB	IBB	HBP	BLK	WP	HR	S	P	ERA	WHIP
Mark Portugal, R ERA: 4.25	(1, 1)	6.0	L	25	5	4	4	3	3	0	0	0	0	1	47	73	6.00	1.333
Pat Gomez, L ERA:	(7, 1)	2.0		6	0	0	0	0	0	0	0	0	0	0	14	23	0.00	0.000

PITCHER	IP	WLS	BF	H	R	ER	SO	BB	IBB	HBP	BLK	WP	HR	S	P	ERA	WHIP

BOTTOM

San Francisco Giants @ San Diego Padres

Jack Murphy Stadium, San Diego, CA

Mon May 23 1994, 10:05 PM EDT

Att. 13,792 - Unknown - 68 F

livebaseballscorecards.com

AB	28
R	4
H	5
RBI	4
BB	3
SO	3
LOB	7

San Francisco Giants @ San Diego Padres

Jack Murphy Stadium, San Diego, CA

Tue May 24 1994, 10:05 PM EDT

Att. 13,728 - Unknown - 65 F

livebaseballscorecards.com

TOP

Batter	1	2	3	4	5	6	7	8	9	AB	R	H	RBI	BB	SO	LOB
Darren Lewis, R (1, 8) OBP: 0.361, SLG: 0.333	F3 1B			WP BB 1B 1B	F8 ①		G3-1 ③			4	1	2	0	0	0	0
Royce Clayton, R (1, 6) OBP: 0.313, SLG: 0.388	F3 ① ② 1-1			1-2 WP 1B BB	G1-3 ②			F8 ①		3	1	0	0	1	0	1
Barry Bonds, L (1, 7) OBP: 0.430, SLG: 0.613	F7 ③			1-2 1B 2-3 1B BB	3B			G4-3 ②		3	1	1	0	1	0	0
Matt Williams, R (1, 5) OBP: 0.323, SLG: 0.594		F8 ①		K ①	F9 ③			G4-3 ③		4	0	0	0	0	1	4
Mark Carreon, R (1, 9) OBP: 0.224, SLG: 0.319		G6-3 ②		G6-3 1B 1-2 2-H 3-H 1B		F7 ①			G6-3 ①	4	0	1	2	0	0	0
Todd Benzinger, S (1, 3) OBP: 0.297, SLG: 0.372		F7 ③		G6-3 1-2 2-H 1B		K ②			1B	4	0	2	1	0	1	0
Kirt Manwaring, R (1, 2) OBP: 0.299, SLG: 0.349			G1-3 ①	G6-3 1-2 2-3		G5-3 ③			K ②	3	0	0	0	0	0	2
Dave Martinez, L (9, PH) OBP: 0.258, SLG: 0.250										1	0	0	0	0	1	1
Mike Benjamin, R (1, 4) OBP: 0.476, SLG: 0.600			F9 ②	IBB			K ①		K ③	2	0	0	0	1	1	0
Jeff Reed, L (9, PH) OBP: 0.163, SLG: 0.100										1	0	0	0	0	1	1
Bryan Hickerson, L (1, 1) OBP: 0.278, SLG: 0.188			G4-3 ③	K ③			L7 ②			2	0	0	0	0	1	3
John Patterson, S (7, PH) OBP: 0.240, SLG: 0.217										1	0	0	0	0	0	0
Dave Burba, R (7, 1)										0	0	0	0	0	0	0
Steve Frey, R (8, 1)										0	0	0	0	0	0	0

	AB	32
	R	3
	H	6
	RBI	3
	BB	3
	SO	6
	LOB	12

Inning Stats	1	2	3	4	5	6	7	8	9
	R: 0 E: 0 K: 0 S: 4	H: 1 LOB: 0 BB: 0 P: 9	R: 0 E: 0 K: 0 S: 10	H: 0 LOB: 0 BB: 0 P: 18	R: 0 E: 0 K: 0 S: 9	H: 0 LOB: 0 BB: 0 P: 12	R: 3 E: 0 K: 2 S: 21	H: 3 LOB: 3 BB: 3 P: 37	R: 0 E: 0 K: 0 S: 12	H: 1 LOB: 1 BB: 0 P: 18	R: 0 E: 0 K: 1 S: 9	H: 0 LOB: 0 BB: 0 P: 13	R: 0 E: 0 K: 1 S: 8	H: 0 LOB: 0 BB: 0 P: 11	R: 0 E: 0 K: 0 S: 9	H: 0 LOB: 0 BB: 0 P: 14	R: 0 E: 0 K: 2 S: 12	H: 1 LOB: 1 BB: 0 P: 15

1B: 5	SF: 0	WP: 1	PA: 35
2B: 1	SAC: 0	PB: 0	
3B: 1	DP: 1	SB: 0	
HR: 0	HBP: 0	CS: 0	

PITCHER		IP	WLS	BF	H	R	ER	SO	BB	IBB	HBP	BLK	WP	HR	S	P	ERA	WHIP
Joey Hamilton, R ERA: 4.5	(1, 1)	6.0	W	25	5	3	3	3	2	1	0	0	1	0	65	107	4.50	1.167
Donnie Elliott, R ERA: 2.45	(7, 1)	2.0		6	0	0	0	1	0	0	0	0	0	0	17	25	0.00	0.000
Trevor Hoffman, R ERA: 1.17	(9, 1)	1.0	S	4	1	0	0	2	0	0	0	0	0	0	12	15	0.00	1.000

PITCHER	IP	WLS	BF	H	R	ER	SO	BB	IBB	HBP	BLK	WP	HR	S	P	ERA	WHIP

Batter	1	2	3	4	5	6	7	8	9	AB	R	H	RBI	BB	SO	LOB
Bip Roberts, S (1, 7) OBP: 0.351, SLG: 0.281	B B B B 4-0 1B BB BB	X 0-0 G6-3 ②		C C F B F S 1-3 K ②		F B F B X 2-2 F9 ③		F B C B B B 4-2 E BB		3	2	0	0	2	1	1
Craig Shipley, R (1, 5) OBP: 0.339, SLG: 0.404	B B B B 4-0 1B HR 1-2 BB	B B B C X 3-1 1B		C S X 0-2 G5-3 ③			B F B X 2-1 F9 ① B F X 1-1 E4 1-H 2-H 2B			4	1	2	2	1	0	0
Tony Gwynn, L (1, 9) OBP: 0.433, SLG: 0.550	C B X 1-1 F8 ①	B B C F X 2-2 F7 ③			F B C F X 1-2 2B		B F B F X 2-2 BB 1B B S S F X 1-2 G4-3 ③			5	0	2	0	0	0	4
Derek Bell, R (1, 8) OBP: 0.308, SLG: 0.380	S T F X 0-2 HR 1-3 2-H 1B		F B C B S 2-3 K ①		B F X 1-1 F9 ①		C B S F B F B B 4-2 1-2 BB			3	1	1	1	1	1	1
Phil Clark, R (1, 3) OBP: 0.238, SLG: 0.390 Tim Hyers, L (8, 3) OBP: 0.338, SLG: 0.317	B B X 2-0 HR 1-H 3-H		C B X 1-1 F9 ②		B B B I 4-0 G6-3 IBB		F X 0-1 F9 ②			3 0	1 0	1 0	3 0	1 0	0 0	2 0
Luis Lopez, S (1, 4) OBP: 0.367, SLG: 0.455	B X 1-0 F9 ②		F X 0-1 BB 1B		B B B C X 3-1 ②③ G6-3 1-2f		C B X 1-2 G4-3 ③			4	0	1	0	0	0	4
Brad Ausmus, R (1, 2) OBP: 0.285, SLG: 0.336	F C X 0-2 WP 2B		B B B B 4-0 1-2 BB			X 0-0 G6-3 ①		F F B B B S 3-3 K ①		3	0	1	0	1	1	0
Ricky Gutierrez, R (1, 6) OBP: 0.205, SLG: 0.221	C B S B F B X 3-2 G5-3 ③ 2-3		F F B F B S 2-3 K ③			B F F B X 2-2 SH3 1B		C X 0-1 G1-3 ②		4	0	1	0	0	1	3
Joey Hamilton, R (1, 1) Donnie Elliott, R (7, 1) Scott Livingstone, L (8, PH) OBP: 0.216, SLG: 0.265 Trevor Hoffman, R (9, 1)		C B S B X 2-2 G3 ①		C C S 0-3 K ①		B L X 1-1 SH3 ② 1-2		X 0-0 E 2B		2 0 0 1 0	0 0 1 0	0 0 1 0	0 0 1 0	0 0 0 0	1 0 0 0	0 0 0 0
Inning Stats	R: 4 E: 0 K: 0 S: 15 H: 3 LOB: 1 BB: 2 P: 30	R: 0 E: 0 K: 0 S: 9 H: 1 LOB: 1 BB: 0 P: 16	R: 0 E: 0 K: 2 S: 11 H: 1 LOB: 2 BB: 1 P: 20	R: 0 E: 0 K: 2 S: 11 H: 0 LOB: 0 BB: 0 P: 12	R: 0 E: 0 K: 0 S: 8 H: 1 LOB: 1 BB: 1 P: 17	R: 0 E: 0 K: 0 S: 9 H: 1 LOB: 1 BB: 0 P: 14	R: 0 E: 0 K: 0 S: 14 H: 1 LOB: 2 BB: 1 P: 23	R: 2 E: 1 K: 1 S: 14 H: 2 LOB: 1 BB: 1 P: 23		1B: 5 2B: 4 3B: 0 HR: 1 SF: 0 SAC: 1 DP: 1 HBP: 0						

PITCHER		IP	WLS	BF	H	R	ER	SO	BB	IBB	HBP	BLK	WP	HR	S	P	ERA	WHIP
Bryan Hickerson, L ERA: 5.26	(1, 1)	6.0	L	28	7	4	4	4	3	1	0	0	1	1	63	109	6.00	1.667
Dave Burba, R ERA: 3.73	(7, 1)	1.2		10	3	2	2	1	2	0	0	0	0	0	24	41	10.80	3.000
Steve Frey, L ERA: 8.31	(8, 1)	0.1		1	0	0	0	0	0	0	0	0	0	0	4	5	0.00	0.000

PITCHER	IP	WLS	BF	H	R	ER	SO	BB	IBB	HBP	BLK	WP	HR	S	P	ERA	WHIP

BOTTOM

San Francisco Giants @ San Diego Padres

Jack Murphy Stadium, San Diego, CA

Tue May 24 1994, 10:05 PM EDT

Att. 13,728 - Unknown - 65 F

livebaseballscorecards.com

AB	32
R	6
H	10
RBI	6
BB	6
SO	5
LOB	15

WP: 1 PA: 39
PB: 0
SB: 0
CS: 0

Batter	1	2	3	4	5	6	7	8	9	AB	R	H	RBI	BB	SO	LOB
Darren Lewis, R (1, 8) OBP: 0.357, SLG: 0.325	F8		G3-1 S E BB	G6-3			F7		L6	4	1	0	0	1	0	0
Royce Clayton, R (1, 6) OBP: 0.318, SLG: 0.391	FC4-6 1B		K 1-2	P4			G3 S 1B			4	0	2	0	0	1	1
Barry Bonds, L (1, 7) OBP: 0.432, SLG: 0.629	FC4-6 1-2f		E G3-1 2B IBB		HR		G3 1-3			3	2	1	1	1	0	2
Matt Williams, R (1, 5) OBP: 0.317, SLG: 0.581	F9		G3-1 1-2 2-3		F7		K			4	0	0	0	0	1	4
Mark Carreon, R (1, 9) OBP: 0.208, SLG: 0.294		G6-3	E5 2B 2-3 3-H		K			K		4	1	0	0	0	2	1
Todd Benzinger, S (1, 3) OBP: 0.296, SLG: 0.375		K	1B 1-H 3-H 2B		L3			L3		4	0	1	2	0	1	0
John Patterson, S (1, 4) OBP: 0.266, SLG: 0.247		S 2B 1B	2-3 1B			X 0-0 G6-4-3 1B		F8		4	1	3	0	0	0	0
Kirt Manwaring, R (1, 2) OBP: 0.298, SLG: 0.353		1-H 2B	P4			1-2f G6-4-3			K	4	0	1	1	0	1	3
John Burkett, R (1, 1) OBP: 0.042, SLG: 0.042 Michael Jackson, R (8, 1) Steve Scarsone, R (9, PH) OBP: 0.267, SLG: 0.154 Rod Beck, R (9, 1)		G3		G3-1		K			F8	3 0 1 0	0 0 0 0	0 0 0 0	0 0 0 0	0 0 0 0	1 0 0 0	1 0 0 0
Inning Stats	R: 0 E: 0 K: 0 S: 7 H: 1 LOB: 1 BB: 0 P: 10	R: 1 E: 0 K: 1 S: 15 H: 2 LOB: 1 BB: 0 P: 21	R: 3 E: 1 K: 1 S: 13 H: 2 LOB: 2 BB: 2 P: 27	R: 0 E: 0 K: 0 S: 5 H: 0 LOB: 0 BB: 0 P: 7	R: 1 E: 0 K: 1 S: 9 H: 1 LOB: 0 BB: 0 P: 12	R: 0 E: 0 K: 1 S: 9 H: 1 LOB: 0 BB: 0 P: 11	R: 0 E: 0 K: 1 S: 12 H: 1 LOB: 1 BB: 0 P: 19	R: 0 E: 0 K: 1 S: 8 H: 0 LOB: 0 BB: 0 P: 12	R: 0 E: 0 K: 1 S: 6 H: 0 LOB: 0 BB: 0 P: 8	1B: 5 2B: 2 3B: 0 HR: 1	SF: 0 SAC: 0 DP: 1 HBP: 0					

PITCHER	IP	WLS	BF	H	R	ER	SO	BB	IBB	HBP	BLK	WP	HR	S	P	ERA	WHIP
Andy Ashby, R (1, 1) ERA: 2.85	5.0	L	24	6	5	2	3	1	1	0	0	0	1	49	77	3.60	1.400
Tim Mauser, R (6, 1) ERA: 2.35	2.0		7	2	0	0	2	0	0	0	0	0	0	21	30	0.00	1.000
Jeff Tabaka, L (8, 1) ERA: 8.03	2.0		6	0	0	0	2	0	0	0	0	0	0	14	20	0.00	0.000

PITCHER	IP	WLS	BF	H	R	ER	SO	BB	IBB	HBP	BLK	WP	HR	S	P	ERA	WHIP

San Francisco Giants @ San Diego Padres

Jack Murphy Stadium, San Diego, CA

Wed May 25 1994, 10:05 PM EDT

Att. 13,159 - Unknown - 65 F

TOP

livebaseballscorecards.com

AB	35
R	5
H	8
RBI	4
BB	2
SO	7
LOB	12

1B: 5	SF: 0
2B: 2	SAC: 0
3B: 0	DP: 1
HR: 1	HBP: 0

WP: 0	PA: 37
PB: 0	
SB: 3	
CS: 0	

Batter	1	2	3	4	5	6	7	8	9	AB	R	H	RBI	BB	SO	LOB
Bip Roberts, S (1, 4) OBP: 0.349, SLG: 0.275	B B C C S 2-3 K ①		X 0-0 F7 ③		F P S P B 3-2 CS ③ 1-2	B B C F B B 4-2 2B 1B BB	S B B B F X 3-2 G5-3 ③			3	1	0	0	1	1	1
Tim Hyers, L (1, 3) OBP: 0.333, SLG: 0.313	X 0-0 G6-3 ②			S B F B B X 3-2 G4-3 ①		C B B X 2-1 2B 1B 1-2		B F B B F F S 3-3 K ①		4	0	1	0	0	1	0
Tony Gwynn, L (1, 9) OBP: 0.435, SLG: 0.542	B B X 2-0 G4-3 ③			C B B B B 4-1 S 1B BB		C B S B X 2-2 F8 ①		B B B B 4-0 BB		2	1	0	0	2	0	2
Derek Bell, R (1, 8) OBP: 0.312, SLG: 0.389		X 0-0 CS S 1B		F B B F B X 3-2 F9 ② 1-2		X 0-0 2B 1-3 2-H		F C F B S 1-3 K ②		4	0	2	1	0	1	2
Bill Bean, L (1, 7) OBP: 0.257, SLG: 0.266		C C B X 1-2 G1-3 ① 1-2		X 0-0 1B 2-H		B X 1-0 F7 ②		B X 1-0 G1-3 ③		4	0	1	1	0	0	4
Luis Lopez, S (1, 6) OBP: 0.359, SLG: 0.431		B B B B C T B 4-2 BB		X 0-0 L7 ③		C F X 0-2 G5-3 ③			X 0-0 F8 ①	3	0	0	0	1	0	3
Craig Shipley, R (1, 5) OBP: 0.349, SLG: 0.410		C T B F X 1-2 G3 ② ③ 2-3			B F F B X 2-2 CS 1B		X 0-0 FC5-4 1B		C S S 0-3 K ②	4	0	2	0	0	1	2
Brad Ausmus, R (1, 2) OBP: 0.279, SLG: 0.328 Scott Livingstone, L (9, PH) OBP: 0.212, SLG: 0.260			B X 1-0 4-3 ①		C X 0-1 F7 ①		C C B F X 1-2 F9 ①		C S B X 1-2 P5 ③	3 1	0 0	0 0	0 0	0 0	0 0	2 0
Andy Ashby, R (1, 1) OBP: 0.188, SLG: 0.133 Archi Cianfrocco, R (5, PH) OBP: 0.252, SLG: 0.379 Tim Mauser, R (6, 1) OBP: 1.000, SLG: 1.000 Phil Clark, R (7, PH) OBP: 0.235, SLG: 0.385 Jeff Tabaka, R (8, 1)			C X 0-1 G5-3 ②		S X 0-1 F8 ②		B X 1-0 FC5-4 ② 1-2f			1 1 0 1 0	0 0 0 0 0	0 0 0 0 0	0 0 0 0 0	0 0 0 0 0	0 0 0 0 0	0 1 0 1 0
Inning Stats	R: 0 E: 0 K: 1 S: 5 H: 0 LOB: 0 BB: 0 P: 9	R: 0 E: 0 K: 0 S: 11 H: 1 LOB: 1 BB: 1 P: 17	R: 0 E: 0 K: 0 S: 4 H: 0 LOB: 0 BB: 0 P: 5	R: 1 E: 0 K: 0 S: 9 H: 1 LOB: 1 BB: 1 P: 19	R: 0 E: 0 K: 0 S: 11 H: 1 LOB: 0 BB: 0 P: 14	R: 1 E: 0 K: 0 S: 12 H: 2 LOB: 2 BB: 1 P: 21	R: 0 E: 0 K: 0 S: 9 H: 1 LOB: 1 BB: 0 P: 14	R: 0 E: 0 K: 2 S: 9 H: 0 LOB: 1 BB: 1 P: 18	R: 0 E: 0 K: 1 S: 7 H: 0 LOB: 0 BB: 0 P: 8	1B: 5 2B: 1 3B: 0 HR: 0		SF: 0 SAC: 0 DP: 0 HBP: 0			WP: 0 PB: 0 SB: 2 CS: 2	PA: 36	

PITCHER		IP	WLS	BF	H	R	ER	SO	BB	IBB	HBP	BLK	WP	HR	S	P	ERA	WHIP
John Burkett, R ERA: 3.2	(1, 1)	7.0	W	28	6	2	2	1	3	0	0	0	0	0	61	99	2.57	1.286
Michael Jackson, R ERA: 1.2	(8, 1)	1.0		4	0	0	0	2	1	0	0	0	0	0	9	18	0.00	1.000
Rod Beck, R ERA: 3.38	(9, 1)	1.0	S	3	0	0	0	1	0	0	0	0	0	0	7	8	0.00	0.000

PITCHER	IP	WLS	BF	H	R	ER	SO	BB	IBB	HBP	BLK	WP	HR	S	P	ERA	WHIP

BOTTOM

San Francisco Giants @ San Diego Padres

Jack Murphy Stadium, San Diego, CA

Wed May 25 1994, 10:05 PM EDT

Att. 13,159 - Unknown - 65 F

livebaseballscorecards.com

AB	31
R	2
H	6
RBI	2
BB	4
SO	4
LOB	18

Batter	1	2	3	4	5	6	7	8	9	AB	R	H	RBI	BB	SO	LOB
Darren Lewis, R (1, 8) OBP: 0.363, SLG: 0.335	C F X 0-2 1B 2B		B C C X 1-2 E E 1B		S B B B B 4-1 CS S BB	C X 0-1 ② G3 1-2			C B B B F X 3-2 ② P4	4	1	2	0	1	0	1
John Patterson, S (1, 4) OBP: 0.262, SLG: 0.234	C B B F B F X 3-2 ① G5-3		1 SAFE F B C X 1-2 E6 F8 G3 1-H		P S F S 1-3 ① K 1-2	S B S B B X 3-2 ③ G5-3			F B B B B 4-1 BB	4	1	0	0	1	1	3
Matt Williams, R (1, 5) OBP: 0.319, SLG: 0.592	X 0-0 2-3 1B		B B S F X 2-2 ① F8 2-3		2 SAFE F B B B X 2-1 ② 2-3 HR		C B F F B F X 2-2 ① G5-3		1 SAFE 1 SAFE B F S B S 2-3 ③ K	5	1	2	1	0	1	2
Barry Bonds, L (1, 7) OBP: 0.428, SLG: 0.618	B S F B X 2-2 ② F9		C B B F X 2-2 ② G3 3-H		B B C X 2-1 S 2B 1B		C X 0-1 ② F8			4	1	1	1	0	0	2
Dave Martinez, L (1, 9) OBP: 0.257, SLG: 0.266 Rod Beck, R (9, 1)	X 0-0 ③ L8		B C B F X 2-2 ③ F9		F B 1 SAFE B X 2-1 1-H 1B 2B		B X 1-0 ③ G4-3			4 0	1 0	1 0	1 0	0 0	0 0	2 0
Royce Clayton, R (1, 6) OBP: 0.316, SLG: 0.388		C B X 1-1 ① G1-3		B C F S 1-3 ① K	X 0-0 S 2-H 1B			B F X 1-1 ① G1-3		4	0	1	1	0	1	0
Todd Benzinger, S (1, 3) OBP: 0.290, SLG: 0.366		X 0-0 ② G3-1		B C X 1-1 ② G1-3	B B C X 2-1 ③ G4-3 1-2			B X 1-0 ② F8		4	0	0	0	0	0	1
Jeff Reed, L (1, 2) OBP: 0.213, SLG: 0.119		C B B B B 4-1 BB		C B B B F X 3-2 1B		B C B F B B 4-2 G3 BB		B B C X 2-1 ③ G3-1		2	0	1	0	2	0	0
William Van Landingham, R (1, 1) Dave Burba, R (6, 1) Steve Frey, R (7, 1) Michael Jackson, R (7, 1) Mark Carreon, R (7, 9) OBP: 0.204, SLG: 0.288		C S B F S 1-3 ③ K		S B C S 1-3 ③ K		L 1 SAFE L M 0-3 ① K			C B X 1-1 ① F8	3 0 0 0 1	0 0 0 0 0	0 0 0 0 0	0 0 0 0 0	0 0 0 0 0	3 0 0 0 0	3 0 0 0 0

Inning Stats	1	2	3	4	5	6	7	8	9
	R: 0 E: 0 K: 0 S: 12	H: 2 LOB: 2 BB: 0 P: 17	R: 0 E: 0 K: 1 S: 8	H: 0 LOB: 1 BB: 1 P: 14	R: 2 E: 1 K: 0 S: 15	H: 1 LOB: 0 BB: 0 P: 23	R: 0 E: 0 K: 2 S: 11	H: 1 LOB: 1 BB: 0 P: 17	R: 3 E: 0 K: 1 S: 14	H: 4 LOB: 1 BB: 1 P: 26	R: 0 E: 0 K: 1 S: 10	H: 0 LOB: 1 BB: 1 P: 17	R: 0 E: 0 K: 0 S: 8	H: 0 LOB: 0 BB: 0 P: 11	R: 0 E: 0 K: 0 S: 5	H: 0 LOB: 0 BB: 0 P: 9	R: 0 E: 0 K: 1 S: 9	H: 0 LOB: 1 BB: 1 P: 19

PITCHER		IP	WLS	BF	H	R	ER	SO	BB	IBB	HBP	BLK	WP	HR	S	P	ERA	WHIP
Andy Benes, R ERA: 4.38	(1, 1)	5.0	L	25	8	5	3	4	2	0	0	0	0	1	60	97	5.40	2.000
A.J. Sager, R ERA: 5.77	(6, 1)	2.0		7	0	0	0	1	1	0	0	0	0	0	18	28	0.00	0.500
Pedro Martinez, L ERA: 2.51	(8, 1)	2.0		7	0	0	0	1	1	0	0	0	0	0	14	28	0.00	0.500

PITCHER	IP	WLS	BF	H	R	ER	SO	BB	IBB	HBP	BLK	WP	HR	S	P	ERA	WHIP

TOP

San Francisco Giants @ San Diego Padres

Jack Murphy Stadium, San Diego, CA

Thu May 26 1994, 6:33 AM EDT

Att. 18,121 - Cloudy - 67 F

livebaseballscorecards.com

AB	35
R	5
H	8
RBI	4
BB	4
SO	6
LOB	14

1B: 5	SF: 0	WP: 0	PA: 39
2B: 2	SAC: 0	PB: 0	
3B: 0	DP: 0	SB: 3	
HR: 1	HBP: 0	CS: 1	

Batter	1	2	3	4	5	6	7	8	9	AB	R	H	RBI	BB	SO	LOB
Bip Roberts, S (1, 4) OBP: 0.350, SLG: 0.279	B X 1-0 G4-3 ①		B C B X 2-1 G4-3 1B		C F B B X 2-2 FC4 1-2 1B		F B B B F F F X 3-2 G6-3 ① 1-2		B C X 1-1 G4-3 ③	5	0	2	0	0	0	1
Tim Hyers, L (1, 3) OBP: 0.333, SLG: 0.303 Archi Cianfrocco, R (7, PH) OBP: 0.250, SLG: 0.376 Pedro Martinez, L (8, 1)	B B B C B 4-1 G4-6-3 BB		X 0-0 G4-3 ② 1-2		B C F F X 1-2 FC4 ③ 1-2f		B C B F S 2-3 K ②			2 1 0	0 0 0	0 0 0	0 0 0	1 0 0	0 1 0	3 1 0
Tony Gwynn, L (1, 9) OBP: 0.436, SLG: 0.554	C B X 1-1 G4-6-3 ② ③ 1-2f		B F X 1-1 P6 ③			B B C X 2-1 1B SF7 2B	C X 0-1 2B 2-H			4	1	2	1	0	0	2
Derek Bell, R (1, 8) OBP: 0.316, SLG: 0.388		B B B B 4-0 1B G1-3 BB		F S C 0-3 K ①		X 0-0 1B 2-3 1B	X 0-0 F9 ③			3	1	1	0	1	1	1
Bill Bean, L (1, 7) OBP: 0.243, SLG: 0.254		B B 1 SAFE C X 2-1 F9 ①		B F C C 1-3 K ②		F X 0-1 SF7 ① 3-H		C S S 0-3 K ①		3	0	0	1	0	2	1
Scott Livingstone, L (1, 5) OBP: 0.232, SLG: 0.278		C C B X 1-2 G1-3 1-3 1B		F X 0-1 F7 ③		B B X 2-0 1-2 1B		F T S 0-3 K ②		4	0	2	0	0	1	0
Luis Lopez, S (1, 6) OBP: 0.338, SLG: 0.403		B 1 SAFE F B B X 3-1 G1-3 ② 1-2 3-H		B B B C C X 3-2 G4-3 ①		F X 0-1 F8 ②		C X 0-1 G5-3 ③		4	0	0	1	0	0	3
Brian Johnson, R (1, 2) OBP: 0.214, SLG: 0.160 Craig Shipley, R (9, PH) OBP: 0.344, SLG: 0.403		C B S S B B S 3-3 K ③		C F B B B F S 3-3 K ②		B X 1-0 P3 ③			X 0-0 F9 ①	3 1	0 0	0 0	0 0	0 0	2 0	3 0
Andy Benes, R (1, 1) OBP: 0.136, SLG: 0.136 Ricky Gutierrez, R (5, PH) OBP: 0.211, SLG: 0.221 A.J. Sager, R (6, 1) OBP: 0.143, SLG: 0.429 Phil Clark, R (7, PH) OBP: 0.241, SLG: 0.380 (8, 3)			C S B S 1-3 K ①		B B F B B 4-1 1B BB		H 1-0 G6-3 2B HBP		B F F X 1-2 F7 ②	1 0 0 1	0 0 0 1	0 0 0 1	0 1 0 0	0 0 0 0	1 0 0 0	0 0 0 0
Inning Stats	R: 0 E: 0 K: 0 S: 4 H: 0 LOB: 0 BB: 1 P: 10	R: 1 E: 0 K: 1 S: 10 H: 1 LOB: 1 BB: 1 P: 23	R: 0 E: 0 K: 1 S: 8 H: 1 LOB: 1 BB: 0 P: 12	R: 0 E: 0 K: 2 S: 8 H: 0 LOB: 0 BB: 0 P: 9	R: 0 E: 0 K: 1 S: 15 H: 1 LOB: 2 BB: 1 P: 28	R: 1 E: 0 K: 0 S: 9 H: 3 LOB: 2 BB: 0 P: 14	R: 1 E: 0 K: 1 S: 11 H: 1 LOB: 1 BB: 0 P: 17	R: 0 E: 0 K: 2 S: 8 H: 0 LOB: 0 BB: 0 P: 8	R: 0 E: 0 K: 0 S: 6 H: 0 LOB: 0 BB: 0 P: 8	1B: 5 2B: 2 3B: 0 HR: 0	SF: 1 SAC: 0 DP: 1 HBP: 1						

PITCHER	IP	WLS	BF	H	R	ER	SO	BB	IBB	HBP	BLK	WP	HR	S	P	ERA	WHIP
William Van Landingham, R (1, 1) ERA: 3.0	5.1	W	24	6	2	2	5	3	0	0	0	0	0	51	92	3.38	1.688
Dave Burba, R (6, 1) ERA: 3.86	1.1		5	0	1	1	1	0	0	1	0	0	0	11	18	6.75	0.000
Steve Frey, L (7, 1) ERA: 8.31	0.0		1	1	0	0	0	0	0	0	0	0	0	2	2	∞	∞
Michael Jackson, R (7, 1) ERA: 1.15	1.1		4	0	0	0	2	0	0	0	0	0	0	9	9	0.00	0.000
Rod Beck, R (9, 1) ERA: 3.09	1.0	S	3	0	0	0	0	0	0	0	0	0	0	6	8	0.00	0.000

PITCHER	IP	WLS	BF	H	R	ER	SO	BB	IBB	HBP	BLK	WP	HR	S	P	ERA	WHIP

BOTTOM

San Francisco Giants @ San Diego Padres

Jack Murphy Stadium, San Diego, CA

Thu May 26 1994, 6:33 AM EDT

Att. 18,121 - Cloudy - 67 F

livebaseballscorecards.com

AB	32
R	3
H	7
RBI	3
BB	3
SO	8
LOB	15

WP: 0	PB: 0	SB: 0	CS: 0
PA: 37			

St. Louis Cardinals @ San Diego Padres

Jack Murphy Stadium, San Diego, CA

Fri May 27 1994, 10:05 PM EDT

Att. 35,886 - Unknown

TOP

livebaseballscorecards.com

Batter	1	2	3	4	5	6	7	8	9	AB	R	H	RBI	BB	SO	LOB
Ray Lankford, L (1, 8) OBP: 0.427, SLG: 0.587	F9		G3-1	HR			K		P6	2	0	0	0	0	0	0
Bernard Gilkey, R (4, PH) OBP: 0.365, SLG: 0.392 (4, 7)										3	1	1	3	0	1	1
Luis Alicea, S (1, 4) OBP: 0.331, SLG: 0.333	P6		G3	CS BB			1B 3B		FC4 BB BB 1-2f	4	1	1	0	1	0	1
Gregg Jefferies, S (1, 3) OBP: 0.421, SLG: 0.485	F7		G5-3	CS 1-2	K		BB 1B 3-H		BB 1-2	4	0	1	1	1	1	0
Todd Zeile, R (1, 5) OBP: 0.321, SLG: 0.448		K		F7	K		BB 1-2		BB 1-2 2-3	3	0	0	0	2	2	0
Mark Whiten, S (1, 9) OBP: 0.355, SLG: 0.479		S 1B BB		FC6-4 1B	K		K		P6	4	0	1	0	1	2	5
Brian Jordan, R (1, 7) (4, 8) OBP: 0.333, SLG: 0.364		S 1B 1-2		FC6-4 HR 1-2f		K		K		4	1	1	0	0	2	1
Tom Pagnozzi, R (1, 2) OBP: 0.400, SLG: 0.594		K 1-2 2-3		HR 1-H		K		K		4	1	1	2	0	3	2
Ozzie Smith, S (1, 6) OBP: 0.307, SLG: 0.290		IBB		BB HR		F9		G4-3		2	1	0	0	2	0	0
Bob Tewksbury, R (1, 1) OBP: 0.250, SLG: 0.233		K		HR 1-2			K		FC4 BB	1	1	0	0	1	1	3
Bryan Eversgerd, R (5, 1)										0	0	0	0	0	0	0
José Oquendo, S (7, PH) OBP: 0.403, SLG: 0.259										1	0	0	0	0	1	0
Rich Rodriguez, L (7, 1)										0	0	0	0	0	0	0
Gerald Perry, L (9, PH) OBP: 0.452, SLG: 0.400										0	0	0	0	1	0	0
Inning Stats	R: 0 E: 0 K: 0 S: 6 H: 0 LOB: 0 BB: 0 P: 13	R: 0 E: 0 K: 3 S: 14 H: 1 LOB: 3 BB: 2 P: 27	R: 0 E: 0 K: 0 S: 6 H: 0 LOB: 0 BB: 0 P: 13	R: 5 E: 0 K: 0 S: 9 H: 3 LOB: 0 BB: 3 P: 29	R: 0 E: 0 K: 3 S: 9 H: 0 LOB: 0 BB: 0 P: 13	R: 0 E: 0 K: 2 S: 7 H: 0 LOB: 0 BB: 0 P: 12	R: 1 E: 0 K: 3 S: 19 H: 2 LOB: 2 BB: 1 P: 27	R: 0 E: 0 K: 2 S: 7 H: 0 LOB: 0 BB: 0 P: 10	R: 0 E: 0 K: 0 S: 9 H: 0 LOB: 3 BB: 3 P: 25	1B: 3 2B: 0 3B: 1 HR: 2 SF: 0 SAC: 0 DP: 0 HBP: 0	WP: 0 PB: 0 SB: 2 CS: 1 PA: 42					

	AB	32
	R	6
	H	6
	RBI	6
	BB	9
	SO	13
	LOB	13

PITCHER		IP	WLS	BF	H	R	ER	SO	BB	IBB	HBP	BLK	WP	HR	S	P	ERA	WHIP
Scott Sanders, R ERA: 5.6	(1, 1)	6.2	W	30	6	6	6	10	4	1	0	0	0	2	65	124	8.10	1.500
Donnie Elliott, R ERA: 2.25	(7, 1)	1.1		5	0	0	0	3	1	0	0	0	0	0	12	20	0.00	0.750
Trevor Hoffman, R ERA: 1.13	(9, 1)	1.0	S	6	0	0	0	0	3	0	0	0	0	0	9	25	0.00	3.000

PITCHER	IP	WLS	BF	H	R	ER	SO	BB	IBB	HBP	BLK	WP	HR	S	P	ERA	WHIP

St. Louis Cardinals @ San Diego Padres

Jack Murphy Stadium, San Diego, CA

Fri May 27 1994, 10:05 PM EDT

Att. 35,886 - Unknown

livebaseballscorecards.com

BOTTOM

Batter	1	2	3	4	5	6	7	8	9	AB	R	H	RBI	BB	SO	LOB
Bip Roberts, S (1, 4) OBP: 0.352, SLG: 0.305	C F F B X 1-2 G1-3 ①		F B B B C F F X 3-2 1B 2-H 3B	B B B X 3-0 E 2-H 2B	F C B S 1-3 K ③			B X 1-0 G4-3 ③		5	2	2	2	0	1	2
Luis Lopez, S (1, 6) OBP: 0.361, SLG: 0.424	C B B F F F F F F 2-2 L3 ②		F F F B B B F F X 3-2 FC3-6 1B 2B 3-H 1B	C B X 1-1 E3 2B 2-H 1B		B X 1-0 FC4-6 1B				4	2	3	1	0	0	0
Tony Gwynn, L (1, 9) OBP: 0.438, SLG: 0.559	X 0-0 G1-3 ③		B C B X 2-1 FC3-6 1-2 1B	X 0-0 1B 1-H 2B		B B C X 2-1 FC4-6 G4-3-6 ① 1-2f				4	1	2	1	0	0	1
Phil Plantier, L (1, 7) OBP: 0.349, SLG: 0.607		C F F C 0-3 K ①	F B S B F X 2-2 FC3-6 2B ② 1-2f 2-3	B S F F X 1-2 1B 2-H		X 0-0 G4-3-6 ② ③ 1-2f				4	0	1	1	0	1	3
Derek Bell, R (1, 8) OBP: 0.314, SLG: 0.390		C B X 1-1 G4-3 ②	X 0-0 2B 1-3 3-H	X 0-0 F8 ③			F B B X 2-1 L4 ①			4	0	1	1	0	0	1
Scott Livingstone, L (1, 5) OBP: 0.233, SLG: 0.276		C F B X 1-2 G4-3 ③	C F B C 1-3 K ③		X 0-0 1B S 1B		X 0-0 L9 ②			4	0	1	0	0	1	2
Phil Clark, R (1, 3) OBP: 0.242, SLG: 0.410 Tim Hyers, L (8, 3) OBP: 0.333, SLG: 0.303			B X 1-0 HR	F C X 0-2 F9 ①	X 0-0 F7 ①		C F X 0-2 G4-3 ③			4 0	1 0	1 0	1 0	0 0	0 0	1 0
Brad Ausmus, R (1, 2) OBP: 0.291, SLG: 0.348			X 0-0 SH3-4 3B 1B	X 0-0 2B 2B	B S X 1-1 SH3-4 1-3 1B			C B F F B C 2-3 K ①		4	2	3	0	0	1	0
Scott Sanders, R (1, 1) OBP: 0.125, SLG: 0.125 Donnie Elliott, R (7, 1) Craig Shipley, R (8, PH) OBP: 0.338, SLG: 0.397 Trevor Hoffman, R (9, 1)			X 0-0 SH3-4 ① 1-2	L S S 0-3 K ②	X 0-0 SH3-4 ② 1-2			F F F B X 1-2 G5-3 ②		1 0 1 0	0 0 0 0	0 0 0 0	0 0 0 0	1 0 0 0	1 0 0 0	1 0 0 0
Inning Stats	R: 0 H: 0 E: 0 LOB: 0 K: 0 BB: 0 S: 14 P: 17	R: 0 H: 0 E: 0 LOB: 0 K: 1 BB: 0 S: 9 P: 11	R: 4 H: 6 E: 0 LOB: 2 K: 1 BB: 0 S: 24 P: 36	R: 4 H: 5 E: 1 LOB: 1 K: 1 BB: 0 S: 16 P: 21	R: 0 H: 2 E: 0 LOB: 2 K: 1 BB: 0 S: 8 P: 10	R: 0 H: 1 E: 0 LOB: 0 K: 0 BB: 0 S: 4 P: 7	R: 0 H: 0 E: 0 LOB: 0 K: 0 BB: 0 S: 6 P: 8	R: 0 H: 0 E: 0 LOB: 0 K: 1 BB: 0 S: 9 P: 13		1B: 8 SF: 0 2B: 4 SAC: 2 3B: 1 DP: 1 HR: 1 HBP: 0						

	AB	35
	R	8
	H	14
	RBI	7
	BB	0
	SO	5
	LOB	11

WP: 0 PA: 37
PB: 0
SB: 1
CS: 0

PITCHER		IP	WLS	BF	H	R	ER	SO	BB	IBB	HBP	BLK	WP	HR	S	P	ERA	WHIP
Bob Tewksbury, R ERA: 4.5	(1, 1)	4.2	L	27	13	8	8	3	0	0	0	0	0	1	68	91	15.43	2.786
Bryan Eversgerd, L ERA: 2.11	(5, 1)	1.1		4	1	0	0	1	0	0	0	0	0	0	7	11	0.00	0.750
Rich Rodriguez, L ERA: 3.16	(7, 1)	2.0		6	0	0	0	1	0	0	0	0	0	0	15	21	0.00	0.000

PITCHER	IP	WLS	BF	H	R	ER	SO	BB	IBB	HBP	BLK	WP	HR	S	P	ERA	WHIP

Batter	1	2	3	4	5	6	7	8	9	AB	R	H	RBI	BB	SO	LOB
Ray Lankford, L (1, 8) OBP: 0.424, SLG: 0.577	C F B S 1-3 ① K		B B F X 2-1 ① G4-3		F B B B B 4-1 CS BB		X 0-0 ③ F8			3	0	0	0	1	1	0
Luis Alicea, S (1, 4) OBP: 0.344, SLG: 0.363	L S B B X 2-2 3B		B C F X 1-2 1B		B B C X 2-1 ② F7			B B B C B 4-1 BB		3	0	2	0	1	0	1
Gregg Jefferies, S (1, 3) OBP: 0.413, SLG: 0.473	B X 1-0 ② F8		B C B B X 3-1 ② F7		P 1-0 ③ CS 1-2	B B S X 2-1 E6 FC6-4 BB		B X 1-0 ① F7		4	0	0	0	0	0	3
Todd Zeile, R (1, 5) OBP: 0.320, SLG: 0.440	X 0-0 ③ G6-3		B X 1-0 ③ P2			F B B B B 4-1 FC6-4 BB 1-2		B B X 2-0 ② P5		3	0	0	0	1	0	3
Mark Whiten, S (1, 9) OBP: 0.351, SLG: 0.470		X 0-0 ① F8		X 0-0 G6-3 1B		F B B X 2-1 ① FC6-4 1-2f 2-3		B C B X 2-1 ③ G4-3		4	0	1	0	0	0	3
Bernard Gilkey, R (1, 7) OBP: 0.363, SLG: 0.395		C B B F B X 3-2 2B		S B X 2-1 ① ② G6-3 1-2f		C B B F T 2-2 ② K			B C C X 1-2 ① G5-3	4	0	1	0	0	1	3
Tom Pagnozzi, R (1, 2) OBP: 0.392, SLG: 0.574		B C S F C 1-3 ② K		B X 1-0 FC6 1B		B B B C X 3-1 ③ F8			B B C X 2-1 ② F8	4	0	1	0	0	1	3
Ozzie Smith, S (1, 6) OBP: 0.311, SLG: 0.291		B B B B 4-0 BB		X 0-0 ③ FC6 1-2f			B B F X 2-1 ① G5-3		B C B F B X 3-2 1B	3	0	1	0	1	0	1
Allen Watson, L (1, 1) OBP: 0.222, SLG: 0.333 Stan Royer, R (7, PH) OBP: 0.185, SLG: 0.407 John Habyan, R (7, 1) Rob Murphy, L (7, 1) Rene Arocha, R (8, 1) Gerald Perry, L (9, PH) OBP: 0.438, SLG: 0.385		C B B X 2-1 ③ L4			B C C X 1-2 ① G3		C S B B X 2-2 ② G3		B B C B C X 3-2 ③ G4-3	2 1 0 0 0 0 1	0 0 0 0 0 0 0	0 0 0 0 0 0 0	0 0 0 0 0 0 0	0 0 0 0 0 0 0	0 0 0 0 0 0 0	2 0 0 0 0 0 1
Inning Stats	R: 0 H: 1 E: 0 LOB: 1 K: 1 BB: 0 S: 8 P: 12	R: 0 H: 1 E: 0 LOB: 2 K: 1 BB: 1 S: 10 P: 20	R: 0 H: 1 E: 0 LOB: 1 K: 0 BB: 0 S: 8 P: 15	R: 0 H: 2 E: 0 LOB: 1 K: 0 BB: 0 S: 5 P: 8	R: 0 H: 0 E: 0 LOB: 0 K: 0 BB: 1 S: 7 P: 14	R: 0 H: 0 E: 1 LOB: 2 K: 1 BB: 1 S: 10 P: 23	R: 0 H: 0 E: 0 LOB: 0 K: 0 BB: 0 S: 6 P: 10	R: 0 H: 0 E: 0 LOB: 1 K: 0 BB: 1 S: 5 P: 14	R: 0 H: 1 E: 0 LOB: 1 K: 0 BB: 0 S: 11 P: 20	1B: 4 SF: 0 2B: 1 SAC: 0 3B: 1 DP: 1 HR: 0 HBP: 0						

PITCHER		IP	WLS	BF	H	R	ER	SO	BB	IBB	HBP	BLK	WP	HR	S	P	ERA	WHIP
Wally Whitehurst, R ERA: 3.92	(1, 1)	5.0	W	20	5	0	0	2	2	0	0	0	0	0	38	69	0.00	1.400
Pedro Martinez, L ERA: 2.36	(6, 1)	2.0		8	0	0	0	1	1	0	0	0	0	0	16	33	0.00	0.500
Donnie Elliott, R ERA: 2.0	(8, 1)	2.0		8	1	0	0	0	1	0	0	0	0	0	16	34	0.00	1.000

PITCHER	IP	WLS	BF	H	R	ER	SO	BB	IBB	HBP	BLK	WP	HR	S	P	ERA	WHIP

TOP

St. Louis Cardinals @ San Diego Padres

Jack Murphy Stadium, San Diego, CA

Sat May 28 1994, 10:05 PM EDT

Att. 26,281 - Unknown

livebaseballscorecards.com

AB	32
R	0
H	6
RBI	0
BB	4
SO	3
LOB	20

WP: 0	PA: 37																	
PB: 0																		
SB: 0																		
CS: 1																		

St. Louis Cardinals @ San Diego Padres

Jack Murphy Stadium, San Diego, CA

Sat May 28 1994, 10:05 PM EDT

Att. 26,281 - Unknown

livebaseballscorecards.com

BOTTOM

Batter	1	2	3	4	5	6	7	8	9	AB	R	H	RBI	BB	SO	LOB
Bip Roberts, S (1, 4) (8, 7) OBP: 0.367, SLG: 0.329	BBBB 4-0 CS BB		S X 0-1 G6-4-3 1B 1-2		X 0-0 3B 1-H 2-H		FFFBFBBF 4-2 B 1B BB 1-2			2	0	2	2	2	0	0
Craig Shipley, R (1, 5) OBP: 0.333, SLG: 0.388	BBCSX 2-2 ① ② G3-1 1-2		X 0-0 ② ③ G6-4-3 1-2f		BBX 2-0 ③ F7		SFBFFX 1-2 G6-4-3 1B 1-3 2-H 3-H			4	0	1	2	0	0	4
Tony Gwynn, L (1, 9) OBP: 0.439, SLG: 0.555	BSBBB 4-1 BB			B X 1-0 G4-6-3 1B		X 0-0 ① G4-3	BFFX 1-2 ② ③ G6-4-3 1-2f			3	0	1	0	1	0	2
Derek Bell, R (1, 8) OBP: 0.318, SLG: 0.395	FBSBX 2-2 ③ G3			X 0-0 ① ② G4-6-3 1-2f		BSCBBB 4-2 WP BB		X 0-0 G5-3 2B		3	0	1	0	1	0	2
Phil Plantier, L (1, 7) OBP: 0.343, SLG: 0.595		B F X 1-1 ① G4-3		C X 0-1 ③ G4-3		B X 1-0 ② F7		F B S L 1-3 ① K		3	0	0	0	0	0	1
Donnie Elliott, R (8, 1)										1	0	0	0	0	1	1
Phil Clark, R (1, 3) OBP: 0.232, SLG: 0.391		B X 1-0 ② F8			B C S S 1-3 ① K	C B B X 2-1 ③ G5-3 1-2		X 0-0 ② G5-3 2-3		4	0	0	0	0	1	2
Luis Lopez, S (1, 6) (8, 4) OBP: 0.382, SLG: 0.449		B X 1-0 ③ F7			B X 1-0 1B 3B 1B		C B F X 1-2 F8 1B 2B	B S B F B B 4-2 FC6-4 BB		3	2	2	0	1	0	0
Brad Ausmus, R (1, 2) OBP: 0.290, SLG: 0.345			F B F B S 2-3 ① K		B X 1-0 3B 1B 1-2		B S B B B F X 3-2 ① F8 2-3	X 0-0 ③ FC6-4 1-2f		4	1	1	0	0	1	3
Wally Whitehurst, R (1, 1) OBP: 0.227, SLG: 0.105			S B F B B B 4-2 1B BB		B S B F S S 2-3 ② K		B F B L B B 4-2 BB 1B BB			0	0	0	0	1	0	0
Archi Cianfrocco, R (5, PH) OBP: 0.248, SLG: 0.373										1	0	0	0	0	1	2
Pedro Martinez, L (6, 1)										0	0	0	0	0	0	0
Scott Livingstone, L (7, PH) OBP: 0.233, SLG: 0.276										0	0	0	0	0	0	0
Ricky Gutierrez, R (7, PH) OBP: 0.218, SLG: 0.221										0	1	0	0	1	0	0
(8, 6)																
Inning Stats	R: 0 H: 0 E: 0 LOB: 1 K: 0 BB: 2 S: 7 P: 19	R: 0 H: 0 E: 0 LOB: 0 K: 0 BB: 0 S: 4 P: 7	R: 0 H: 1 E: 0 LOB: 1 K: 1 BB: 1 S: 8 P: 14	R: 0 H: 1 E: 0 LOB: 0 K: 0 BB: 0 S: 4 P: 5	R: 2 H: 3 E: 0 LOB: 1 K: 2 BB: 0 S: 10 P: 17	R: 0 H: 0 E: 0 LOB: 1 K: 0 BB: 1 S: 6 P: 13	R: 2 H: 2 E: 0 LOB: 1 K: 0 BB: 2 S: 22 P: 36	R: 0 H: 1 E: 0 LOB: 2 K: 1 BB: 1 S: 8 P: 13		1B: 5 SF: 0 2B: 2 SAC: 0 3B: 1 DP: 3 HR: 0 HBP: 0						

	AB	28
	R	4
	H	8
	RBI	4
	BB	7
	SO	4
	LOB	17

WP: 1 PA: 35
PB: 0
SB: 0
CS: 1

PITCHER		IP	WLS	BF	H	R	ER	SO	BB	IBB	HBP	BLK	WP	HR	S	P	ERA	WHIP
Allen Watson, L ERA: 7.33	(1, 1)	6.0	L	24	5	2	2	3	4	0	0	0	1	0	39	75	3.00	1.500
John Habyan, R ERA: 3.81	(7, 1)	0.1		2	1	1	1	0	0	0	0	0	0	0	6	10	27.00	3.000
Rob Murphy, L ERA: 4.19	(7, 1)	0.2		4	1	1	1	0	2	0	0	0	0	0	16	26	13.50	4.500
Rene Arocha, R ERA: 6.0	(8, 1)	1.0		5	1	0	0	1	1	0	0	0	0	0	8	13	0.00	2.000

PITCHER	IP	WLS	BF	H	R	ER	SO	BB	IBB	HBP	BLK	WP	HR	S	P	ERA	WHIP

Batter	1	2	3	4	5	6	7	8	9	AB	R	H	RBI	BB	SO	LOB
Ray Lankford, L (1, 8) OBP: 0.416, SLG: 0.565	SSS 0-3 ① K		SSS 0-3 ① K		SSS 0-3 ③ K			x 0-0 ② F9		4	0	0	0	0	3	2
Luis Alicea, S (1, 4) OBP: 0.349, SLG: 0.371	BBBB 4-0 L1-3 BB		SSS 0-3 ② K			x 0-0 ① F7		x 0-0 1B 2B		3	1	1	0	1	1	1
Bernard Gilkey, R (1, 7) OBP: 0.360, SLG: 0.391	x 0-0 ②③ L1-3 1-2		x 0-0 ③ G6-3			x 0-0 ② G4-3		x 0-0 2-H 1B		4	0	1	1	0	0	2
Gerald Perry, L (1, 3) OBP: 0.429, SLG: 0.379 Todd Zeile, R (8, PH) OBP: 0.318, SLG: 0.438 (8, 5)		x 0-0 ① F8		x 0-0 ① G4-3		x 0-0 1B		x 0-0 ③ P2		3 1	0 0	1 0	0 0	0 0	0 0	0 1
Mark Whiten, S (1, 9) OBP: 0.348, SLG: 0.462		x 0-0 G6-3 1B 1B		x 0-0 ② L3		x 0-0 ③ F8			SSS 0-3 ① K2-3	4	1	1	0	0	1	1
Stan Royer, R (1, 5) OBP: 0.194, SLG: 0.387 (8, 3)		x 0-0 ② G6-3 1-2		x 0-0 ③ G5-3			x 0-0 G1-4-3 1B		SSS 0-3 ② K	4	0	1	0	0	1	1
Terry McGriff, R (1, 2) OBP: 0.393, SLG: 0.327		x 0-0 2-H 1B			x 0-0 G6-4-3 1B 1B		x 0-0 ①② G1-4-3 1-2f		x 0-0 ③ G4-3	4	0	2	1	0	0	1
Ozzie Smith, S (1, 6) OBP: 0.311, SLG: 0.292	SSS 0-3 ③ K				x 0-0 G6-4-3 1-2 1B		x 0-0 ③ G5-3			3	0	1	0	0	1	1
Tom Urbani, L (1, 1) OBP: 0.364, SLG: 0.300 Bryan Eversgerd, R (3, 1) Geronimo Pena, S (5, PH) OBP: 0.299, SLG: 0.439 John Habyan, R (5, 1) Rob Murphy, L (7, 1) Rich Rodriguez, L (7, 1) José Oquendo, S (7, 6) OBP: 0.397, SLG: 0.255			x 0-0 1B		x 0-0 ①② G6-4-3 1-2f 2-3			x 0-0 ① F9		1 0 1 0 0 0 0 1	0 0 0 0 0 0 0 0	1 0 0 0 0 0 0 0	0 0 0 0 0 0 0 0	0 0 0 0 0 0 0 0	0 0 2 0 0 0 0 0	0 0 0 0 0 0 0 0
Inning Stats	R: 0 E: 0 K: 1 S: 4 H: 0 LOB: 0 BB: 1 P: 8	R: 1 E: 0 K: 1 S: 7 H: 2 LOB: 1 BB: 0 P: 7	R: 0 E: 0 K: 2 S: 8 H: 1 LOB: 1 BB: 0 P: 8	R: 0 E: 0 K: 0 S: 3 H: 0 LOB: 0 BB: 0 P: 3	R: 0 E: 0 K: 1 S: 6 H: 2 LOB: 1 BB: 0 P: 6	R: 0 E: 0 K: 0 S: 4 H: 1 LOB: 1 BB: 0 P: 4	R: 0 E: 0 K: 0 S: 3 H: 1 LOB: 0 BB: 0 P: 3	R: 1 E: 0 K: 0 S: 5 H: 2 LOB: 1 BB: 0 P: 5	R: 0 E: 0 K: 2 S: 7 H: 0 LOB: 0 BB: 0 P: 7	1B: 8 2B: 2 3B: 0 HR: 0	SF: 0 SAC: 0 DP: 3 HBP: 0						

TOP

St. Louis Cardinals @ San Diego Padres

Jack Murphy Stadium, San Diego, CA

Sun May 29 1994, 6:33 AM EDT

Att. 16,410 - Unknown - 73 F

livebaseballscorecards.com

AB	33
R	2
H	9
RBI	2
BB	1
SO	7
LOB	12

WP: 0 PB: 0 SB: 0 CS: 0 PA: 34

PITCHER		IP	WLS	BF	H	R	ER	SO	BB	IBB	HBP	BLK	WP	HR	S	P	ERA	WHIP
Joey Hamilton, R ERA: 3.0	(1, 1)	6.0	W	23	6	1	1	5	1	0	0	0	0	0	32	36	1.50	1.167
Tim Mauser, R ERA: 2.65	(7, 1)	1.2		7	3	1	1	0	0	0	0	0	0	0	7	7	5.40	1.800
Jeff Tabaka, L ERA: 7.24	(8, 1)	1.1	S	4	0	0	0	2	0	0	0	0	0	0	8	8	0.00	0.000

PITCHER	IP	WLS	BF	H	R	ER	SO	BB	IBB	HBP	BLK	WP	HR	S	P	ERA	WHIP

Batter	1	2	3	4	5	6	7	8	9	AB	R	H	RBI	BB	SO	LOB
Bip Roberts, S (1, 7) OBP: 0.368, SLG: 0.327	F9	FC5-4 1-2 2-3 BB	G6-4-3 1-2f			G6-3 1B	L8			4	0	1	0	1	0	4
Craig Shipley, R (1, 5) OBP: 0.324, SLG: 0.375	G1-3	FC5-4 1-2f		CS 1B		G6-3 1-2		P4		5	0	1	0	0	0	4
Tony Gwynn, L (1, 9) OBP: 0.449, SLG: 0.557	1B		1B E BB	F7 1-2		IBB		HR 1B		3	2	2	0	2	0	1
Derek Bell, R (1, 8) OBP: 0.325, SLG: 0.416	K		E 1-2 FC3 1B	1B		K		1-H HR		5	2	3	2	0	2	3
Phil Clark, R (1, 3) OBP: 0.222, SLG: 0.374 Tim Mauser, R (7, 1) OBP: 1.000, SLG: 1.000 Jeff Tabaka, R (8, 1)		F9	F8	G5-3		F9		L4-3 BB		4 0 0	0 0 0	0 0 0	0 0 0	0 0 1	0 0 0	5 0 0
Luis Lopez, S (1, 4) OBP: 0.395, SLG: 0.466		1B 1B 2B	E9 E 1-3 2-H 1B		F7		SH1-4 1B BB	L4-3 1-2		4	3	2	1	1	0	1
Brad Ausmus, R (1, 2) OBP: 0.297, SLG: 0.359		BB 1B 2-3 1B	FC3 BB 1B 2-H 3-H		2B		SH1-4 1-2			3	0	2	1	0	0	0
Ricky Gutierrez, R (1, 6) OBP: 0.234, SLG: 0.239		BB 1-2 3-H 1B	BB 1-2 1B		K		2-H 1B			4	0	3	2	0	1	1
Joey Hamilton, R (1, 1) Archi Cianfrocco, R (7, 3) OBP: 0.246, SLG: 0.370		K	G6-4-3 1-2 2-3 BB		K		F9			2 1	0 0	0 0	0 0	1 0	2 0	3 1
Inning Stats	R: 0 E: 0 K: 1 S: 6 H: 1 LOB: 1 BB: 0 P: 6	R: 1 E: 0 K: 1 S: 8 H: 3 LOB: 3 BB: 1 P: 12	R: 3 E: 2 K: 0 S: 6 H: 3 LOB: 2 BB: 2 P: 14	R: 0 E: 0 K: 0 S: 4 H: 2 LOB: 1 BB: 0 P: 4	R: 0 E: 0 K: 2 S: 8 H: 1 LOB: 1 BB: 0 P: 8	R: 0 E: 0 K: 1 S: 6 H: 1 LOB: 2 BB: 1 P: 10	R: 1 E: 0 K: 0 S: 4 H: 1 LOB: 1 BB: 1 P: 8	R: 2 E: 0 K: 0 S: 4 H: 2 LOB: 0 BB: 1 P: 8		1B: 11 2B: 3 3B: 0 HR: 1 SF: 0 SAC: 1 DP: 2 HBP: 0						

PITCHER		IP	WLS	BF	H	R	ER	SO	BB	IBB	HBP	BLK	WP	HR	S	P	ERA	WHIP
Tom Urbani, L ERA: 5.54	(1, 1)	2.1	L	17	7	4	4	2	2	0	0	0	0	0	19	27	15.43	3.857
Bryan Eversgerd, L ERA: 1.96	(3, 1)	1.2		6	2	0	0	0	1	0	0	0	0	0	5	9	0.00	1.800
John Habyan, R ERA: 3.54	(5, 1)	2.0		9	2	0	0	3	0	1	0	0	0	0	14	18	0.00	1.000
Rob Murphy, L ERA: 4.66	(7, 1)	0.0		1	0	1	1	0	1	0	0	0	0	0	0	4	∞	∞
Rich Rodriguez, L ERA: 3.58	(7, 1)	2.0		9	3	2	2	0	1	0	0	0	0	1	8	12	9.00	2.000

PITCHER	IP	WLS	BF	H	R	ER	SO	BB	IBB	HBP	BLK	WP	HR	S	P	ERA	WHIP

BOTTOM

St. Louis Cardinals @ San Diego Padres

Jack Murphy Stadium, San Diego, CA

Sun May 29 1994, 6:33 AM EDT

Att. 16,410 - Unknown - 73 F

livebaseballscorecards.com

AB	35
R	7
H	14
RBI	6
BB	6
SO	5
LOB	23

WP: 0 PA: 42
PB: 0
SB: 0
CS: 1

Batter	1	2	3	4	5	6	7	8	9	AB	R	H	RBI	BB	SO	LOB
Carlos Garcia, R (1, 4) OBP: 0.346, SLG: 0.382	F B C B F B X 3-2 ① G6-3		C B B B X 3-1 ① L9		1 SAFE X 0-0 ③ G1-3			B B X 2-0 ③ G5-3		4	0	0	0	0	0	1
Jay Bell, R (1, 6) OBP: 0.288, SLG: 0.367	B X 1-0 ② F9		F B S F C 1-3 ② K			C F C 0-3 ① K			X 0-0 ① L9	4	0	0	0	0	2	0
Andy Van Slyke, L (1, 8) OBP: 0.330, SLG: 0.352	X 0-0 ③ L5		C B S X 1-2 ③ G3-1			C F F S 0-3 ② K			B X 1-0 ② G1-3	4	0	0	0	0	1	0
Orlando Merced, S (1, 9) OBP: 0.373, SLG: 0.386		F X 0-1 HR 1B		C B B F B X 3-2 ① F7		B F B X 2-1 ③ G4-3			C F B F B X 2-2 1B	4	1	2	0	0	0	0
Brian Hunter, R (1, 3) OBP: 0.291, SLG: 0.432		F F X 0-2 ① F8		X 0-0 ② P6			F X 0-1 ① G6-3		B S C S 1-3 ③ K	4	0	0	0	0	1	2
Al Martin, L (1, 7) OBP: 0.383, SLG: 0.506		B X 1-0 1-H HR		B B F F F X 2-2 ③ G4-3			B F C F B S 2-3 ② K			3	1	1	2	0	1	0
Don Slaught, R (1, 2) OBP: 0.379, SLG: 0.289		F B B F F B B B 4-2 FC6 BB			F F B B F S 2-3 ① K		B B X 2-0 ③ F8			2	0	0	0	1	1	0
Kevin Young, R (1, 5) OBP: 0.266, SLG: 0.315		C F B B B F S 2-3 ② K			X 0-0 1B			B C X 1-1 ① F8		3	0	1	0	0	1	1
Paul Wagner, R (1, 1) OBP: 0.182, SLG: 0.227 Zane Smith, L (5, PH) OBP: 0.320, SLG: 0.320 Ravelo Manzanillo, L (5, 1) OBP: 1.000, SLG: 1.000 Dan Miceli, R (7, 1) Gary Varsho, L (8, PH) OBP: 0.294, SLG: 0.467 Jeff Ballard, L (8, 1) OBP: 0.500, SLG: 0.500		S X 0-1 ③ FC6 1-2f			L B S S 1-3 ② K			F B X 1-1 ② G3		1 1 0 0 1 0	0 0 0 0 0 0	0 0 0 0 0 0	0 0 0 0 0 0	0 1 0 0 0 0	0 1 0 0 0 0	1 1 0 0 0 0
Inning Stats	R: 0 E: 0 K: 0 S: 6 H: 0 LOB: 0 BB: 0 P: 10	R: 2 E: 0 K: 1 S: 15 H: 2 LOB: 1 BB: 1 P: 22	R: 0 E: 0 K: 1 S: 9 H: 0 LOB: 0 BB: 0 P: 14	R: 0 E: 0 K: 0 S: 8 H: 0 LOB: 0 BB: 0 P: 13	R: 0 E: 0 K: 2 S: 9 H: 1 LOB: 1 BB: 0 P: 12	R: 0 E: 0 K: 2 S: 9 H: 0 LOB: 0 BB: 0 P: 11	R: 0 E: 0 K: 1 S: 7 H: 0 LOB: 0 BB: 0 P: 11	R: 0 E: 0 K: 0 S: 5 H: 0 LOB: 0 BB: 0 P: 9	R: 0 E: 0 K: 1 S: 9 H: 1 LOB: 1 BB: 0 P: 13	1B: 3 2B: 0 3B: 0 HR: 1	SF: 0 SAC: 0 DP: 0 HBP: 0					

PITCHER		IP	WLS	BF	H	R	ER	SO	BB	IBB	HBP	BLK	WP	HR	S	P	ERA	WHIP
Andy Ashby, R ERA: 2.75	(1, 1)	9.0	W	32	4	2	2	8	1	0	0	0	0	1	77	115	2.00	0.556

PITCHER	IP	WLS	BF	H	R	ER	SO	BB	IBB	HBP	BLK	WP	HR	S	P	ERA	WHIP

TOP

Pittsburgh Pirates @ San Diego Padres

Jack Murphy Stadium, San Diego, CA

Mon May 30 1994, 10:05 PM EDT

Att. 12,756 - Unknown - 64 F

livebaseballscorecards.com

AB	31
R	2
H	4
RBI	2
BB	1
SO	8
LOB	6

1B: 3 2B: 0 3B: 0 HR: 1	SF: 0 SAC: 0 DP: 0 HBP: 0	WP: 0 PB: 0 SB: 0 CS: 0	PA: 32															

Pittsburgh Pirates @ San Diego Padres

Jack Murphy Stadium, San Diego, CA

Mon May 30 1994, 10:05 PM EDT

Att. 12,756 - Unknown - 64 F

livebaseballscorecards.com

Batter	1	2	3	4	5	6	7	8	9	AB	R	H	RBI	BB	SO	LOB
Bip Roberts, S (1, 7) OBP: 0.369, SLG: 0.325	C X 0-1 HR 1B	F B C C 1-3 K ③			X 0-0 L8 ①		B B B C B 4-1 E 2B BB	C X 0-1 L4-3 1-2 ① ②		4	2	1	0	1	1	3
Luis Lopez, S (1, 4) OBP: 0.384, SLG: 0.449	1 SAFE C C C 1 SAFE C 0-3 K ①		X 0-0 G4-6-3 1B		C C B B X 2-2 F8 ②		C X 0-1 E1 2B 1-2 2-3	B X 1-0 G6-3 ③		5	1	1	0	0	1	3
Tony Gwynn, L (1, 9) OBP: 0.450, SLG: 0.579	1 SAFE X 0-0 1-H HR		C B 1 SAFE X 1-1 G4-6-3 1-2f ① ②		X 0-0 F8 ③		B F X 1-1 BB HR 2B 1-H 2-H 3-H			4	2	2	5	0	0	1
Derek Bell, R (1, 8) OBP: 0.329, SLG: 0.415	X 0-0 CS S 1B		B X 1-0 P6 ③			S F X 0-2 F9 ①	I I I I 4-0 BB HR IBB			3	1	1	0	1	0	0
Bill Bean, L (1, 3) OBP: 0.247, SLG: 0.246 Archi Cianfrocco, R (7, PH) OBP: 0.252, SLG: 0.370 (8, 3)	C F F F F 1 SAFE S 0-3 K ②			S B B B B 4-1 G1 WP BB		B X 1-0 G5-3 ②	B B B C B 4-1 HR 1-2 2-3 BB			2 0	0 1	0 0	0 0	1 1	1 0	1 0
Scott Livingstone, L (1, 5) OBP: 0.238, SLG: 0.279 Craig Shipley, R (7, PH) (8, 5)	P B B 3-0 CS 1-3 ③	X 0-0 BB S G3-2-1 1B		F X 0-1 F7 ①		F X 0-1 G3-1 ③	F S X 0-2 1-H 2-H 3-H HR			3 1	0 1	1 1	0 4	0 0	0 0	1 0
Brad Ausmus, R (1, 2) OBP: 0.296, SLG: 0.351		B B B F S F B 4-2 G3-2-1 BB 1-2 BB		C C B B B X 3-2 G1 1-3 ②		F B X 1-2 G3-1 ③ S F X 0-2 G5-3				3	0	0	0	1	0	1
Ricky Gutierrez, R (1, 6) OBP: 0.258, SLG: 0.271		B B C F B B 4-2 G3-2-1 1-2 2-3 BB		B B C B B 4-1 FC4-6 BB			B B B 4-0 E SH1-4 2B BB	X 0-0 HR		1	2	1	1	3	0	0
Andy Ashby, R (1, 1) OBP: 0.211, SLG: 0.167		F F B X 1-2 G3-2-1 1-2 2-3 3-Hf ① ②		S X 0-1 FC4-6 1-2f ③			X 0-0 SH1-4 1-2 ②	B X 1-0 L4-3 1B		3	0	1	0	0	0	5
Inning Stats	R: 2 E: 0 K: 2 S: 15 H: 3 LOB: 0 BB: 0 P: 17	R: 0 E: 0 K: 1 S: 12 H: 1 LOB: 2 BB: 2 P: 22	R: 0 E: 0 K: 0 S: 4 H: 1 LOB: 0 BB: 0 P: 6	R: 0 E: 0 K: 0 S: 9 H: 0 LOB: 2 BB: 2 P: 20	R: 0 E: 0 K: 0 S: 5 H: 0 LOB: 0 BB: 0 P: 7	R: 0 E: 0 K: 0 S: 7 H: 0 LOB: 0 BB: 0 P: 8	R: 7 E: 1 K: 0 S: 17 H: 2 LOB: 0 BB: 4 P: 35	R: 1 E: 0 K: 0 S: 5 H: 2 LOB: 0 BB: 0 P: 7		1B: 5 2B: 2 3B: 0 HR: 3 SF: 0 SAC: 1 DP: 3 HBP: 0					WP: 1 PB: 0 SB: 2 CS: 1 PA: 39	

	AB	29
	R	10
	H	9
	RBI	10
	BB	8
	SO	3
	LOB	15

PITCHER		IP	WLS	BF	H	R	ER	SO	BB	IBB	HBP	BLK	WP	HR	S	P	ERA	WHIP
Paul Wagner, R ERA: 3.9	(1, 1)	4.0		18	5	2	2	3	4	0	0	0	1	1	40	65	4.50	2.250
Ravelo Manzanillo, L ERA: 2.21	(5, 1)	2.2	L	14	1	6	1	0	3	1	0	0	0	0	22	43	3.38	1.500
Dan Miceli, R ERA: 8.68	(7, 1)	0.1		2	1	1	0	0	0	0	0	0	0	1	7	7	0.00	3.000
Jeff Ballard, L ERA: 3.86	(8, 1)	1.0		4	2	1	1	0	0	0	0	0	0	1	5	7	9.00	2.000

PITCHER		IP	WLS	BF	H	R	ER	SO	BB	IBB	HBP	BLK	WP	HR	S	P	ERA	WHIP

Pittsburgh Pirates @ San Diego Padres

Jack Murphy Stadium, San Diego, CA

Tue May 31 1994, 10:05 PM EDT

Att. 7,094 - Unknown - 70 F

TOP

livebaseballscorecards.com

Batter	1	2	3	4	5	6	7	8	9	AB	R	H	RBI	BB	SO	LOB
Tony Womack, L (1, 4) OBP: 0.400, SLG: 0.250	C B B X 2-1 ① G3-1		F S B X 1-2 ③ G4-3			B C B C F X 2-2 1B	B B B B 4-0 1-2 2-3 HR BB		C X 0-1 ③ P5	4	1	1	0	1	0	1
Jay Bell, R (1, 6) OBP: 0.287, SLG: 0.381	B B C C T 2-2 ② K			C B F S 1-3 ① K		B B X 2-0 ① F8	B C X 1-1 1-H 2-H 3-H HR			4	1	1	4	0	2	1
Andy Van Slyke, L (1, 8) OBP: 0.324, SLG: 0.344	C B F B S 2-3 ③ K			C B C S 1-3 ② K		B C F S 1-3 ② K	B F C F C 1-3 ③ K			4	0	0	0	0	4	1
Orlando Merced, S (1, 9) OBP: 0.373, SLG: 0.385 Rick White, R (6, 1) Dave Clark, L (8, PH) OBP: 0.366, SLG: 0.404 Mark Dewey, R (8, 1) OBP: 1.000, SLG: 1.000		B X 1-0 ① F7		C X 0-1 2B 1B		B S B C F X 2-2 ③ F7		C B F B C 2-3 ① K		3 0 1 0	0 0 0 0	1 0 0 0	0 0 0 0	0 0 0 0	0 0 1 0	1 0 0 0
Brian Hunter, R (1, 3) OBP: 0.299, SLG: 0.475		B S C S 1-3 ② K		B S X 1-1 1-3 2B			S B B B X 2-1 HR	B B B C S X 3-2 ② F7		4	1	2	1	0	1	0
Al Martin, L (1, 7) OBP: 0.380, SLG: 0.500		F X 0-1 1B		F C C 0-3 ③ K			F B B B S F X 2-2 ① F8	B X 1-0 ③ F7		4	0	1	0	0	1	2
Don Slaught, R (1, 2) OBP: 0.367, SLG: 0.277		F B B S S 2-3 ③ K			B X 1-0 ① L8		F S F S 0-3 ② K		F X 0-1 ① G5-3	4	0	0	0	0	2	1
Kevin Young, R (1, 5) OBP: 0.265, SLG: 0.325			X 0-0 ① G4-3		B F B F F B F F X 3-2 ② F9		B S B B B X 3-1 BB HR 2B		B F F F B F X 2-2 ② G5-3	4	1	1	0	0	0	0
Steve Cooke, R (1, 1) OBP: 0.235, SLG: 0.235 John Hope, R (2, 1) Gary Varsho, L (6, 9) OBP: 0.368, SLG: 0.500			F F C 0-3 ② K		B F X 1-1 ③ G4-3		C F F B B B B 4-2 BB HR BB		B X 1-0 1B	0 2 1	0 0 1	0 0 1	0 0 0	0 1 0	0 0 1	0 0 0
Inning Stats	R: 0 E: 0 K: 2 S: 8 H: 0 LOB: 0 BB: 0 P: 14	R: 0 E: 0 K: 2 S: 9 H: 1 LOB: 1 BB: 0 P: 13	R: 0 E: 0 K: 1 S: 7 H: 0 LOB: 0 BB: 0 P: 8	R: 0 E: 0 K: 3 S: 13 H: 2 LOB: 2 BB: 0 P: 16	R: 0 E: 0 K: 0 S: 9 H: 0 LOB: 0 BB: 0 P: 14	R: 0 E: 0 K: 1 S: 13 H: 1 LOB: 1 BB: 0 P: 20	R: 5 E: 0 K: 2 S: 21 H: 3 LOB: 0 BB: 2 P: 38	R: 0 E: 0 K: 1 S: 7 H: 0 LOB: 0 BB: 0 P: 13	R: 0 E: 0 K: 0 S: 10 H: 1 LOB: 1 BB: 0 P: 13	1B: 4 2B: 2 3B: 0 HR: 2 SF: 0 SAC: 0 DP: 0 HBP: 0						

	AB	35
	R	5
	H	8
	RBI	5
	BB	2
	SO	12
	LOB	7

WP: 0 PA: 37
PB: 0
SB: 0
CS: 0

PITCHER		IP	WLS	BF	H	R	ER	SO	BB	IBB	HBP	BLK	WP	HR	S	P	ERA	WHIP
Andy Benes, R ERA: 4.46	(1, 1)	6.2	W	28	6	4	4	10	2	0	0	0	0	1	74	115	5.40	1.200
A.J. Sager, R ERA: 5.65	(7, 1)	2.1		9	2	1	1	2	0	0	0	0	0	1	23	34	3.86	0.857

PITCHER		IP	WLS	BF	H	R	ER	SO	BB	IBB	HBP	BLK	WP	HR	S	P	ERA	WHIP

BOTTOM

Pittsburgh Pirates @ San Diego Padres

Jack Murphy Stadium, San Diego, CA

Tue May 31 1994, 10:05 PM EDT

Att. 7,094 - Unknown - 70 F

livebaseballscorecards.com

Batter	1	2	3	4	5	6	7	8	9	AB	R	H	RBI	BB	SO	LOB
Bip Roberts, S (1, 4) OBP: 0.371, SLG: 0.346 Luis Lopez, S (2, PH) OBP: 0.378, SLG: 0.451 (3, 4)	G6-3	HR E 2B	K		G3-1	K		2	1	1	3	0	0	0
										4	1	1	1	0	2	0
Craig Shipley, R (1, 5) OBP: 0.338, SLG: 0.487	G1-3	3B E4			G1-3		HR			5	2	2	1	0	0	0
Tony Gwynn, L (1, 9) OBP: 0.453, SLG: 0.578 Bill Bean, L (3, 9) OBP: 0.266, SLG: 0.282	BB	1B G3			2B		1B			2	1	1	1	1	0	1
										2	1	2	0	0	0	0
Derek Bell, R (1, 8) OBP: 0.330, SLG: 0.414	G5-3	1B 1B	P3		K		E 1B			5	1	2	0	0	1	2
Phil Clark, R (1, 3) OBP: 0.221, SLG: 0.365		E5 2B 1B	G5-3		G5-3		E4 3-H			5	2	1	1	0	0	2
Phil Plantier, L (1, 7) OBP: 0.356, SLG: 0.611		BB G6-3 2B	2B			FC6-4 BB 1B	F8			4	2	3	3	1	0	2
Brad Ausmus, R (1, 2) OBP: 0.299, SLG: 0.349		1B G5-3	K			FC6-4 BB	K			4	1	1	1	1	2	4
Ricky Gutierrez, R (1, 6) OBP: 0.263, SLG: 0.270		BB G6-3		G6-4-3 1B		FC6-4 G1-6-3		K		4	1	1	0	1	1	3
Andy Benes, R (1, 1) OBP: 0.192, SLG: 0.160 A.J. Sager, R (7, 1) OBP: 0.125, SLG: 0.375		HR E BB		G6-4-3		G1-6-3		K		3	2	1	2	1	0	3
										1	0	0	0	0	1	0
Inning Stats	R: 0 E: 0 K: 0 S: 9 H: 0 LOB: 1 BB: 1 P: 16	R: 13 E: 2 K: 0 S: 30 H: 9 LOB: 1 BB: 3 P: 58	R: 0 E: 0 K: 1 S: 11 H: 1 LOB: 1 BB: 0 P: 19	R: 0 E: 0 K: 1 S: 10 H: 1 LOB: 0 BB: 0 P: 12	R: 0 E: 0 K: 1 S: 9 H: 1 LOB: 1 BB: 0 P: 14	R: 0 E: 0 K: 0 S: 8 H: 1 LOB: 1 BB: 1 P: 16	R: 2 E: 1 K: 1 S: 18 H: 3 LOB: 2 BB: 0 P: 27	R: 0 E: 0 K: 3 S: 10 H: 0 LOB: 0 BB: 0 P: 16		1B: 9 2B: 4 3B: 1 HR: 2 SF: 0 SAC: 0 DP: 2 HBP: 0						

	AB	41
	R	15
	H	16
	RBI	13
	BB	5
	SO	7
	LOB	17

PITCHER	IP	WLS	BF	H	R	ER	SO	BB	IBB	HBP	BLK	WP	HR	S	P	ERA	WHIP
Steve Cooke, L (1, 1) ERA: 5.48	1.0	L	12	5	8	7	0	3	0	0	0	0	1	25	46	63.00	8.000
John Hope, R (2, 1) ERA: 7.15	4.0		20	7	5	3	3	1	0	0	0	0	0	44	73	6.75	2.000
Rick White, R (6, 1) ERA: 4.33	2.0		11	4	2	2	1	1	0	0	0	0	1	26	43	9.00	2.500
Mark Dewey, R (8, 1) ERA: 1.0	1.0		3	0	0	0	3	0	0	0	0	0	0	10	16	0.00	0.000

PITCHER	IP	WLS	BF	H	R	ER	SO	BB	IBB	HBP	BLK	WP	HR	S	P	ERA	WHIP

WP: 0 PB: 0 SB: 0 CS: 0 PA: 46

Batter	1	2	3	4	5	6	7	8	9	AB	R	H	RBI	BB	SO	LOB
Carlos Garcia, R (1, 4) OBP: 0.351, SLG: 0.384	C B F H 2-2 BB BB SF8 HBP	F F F B B X 2-2 ③ G6-3			S C F X 0-2 S 3B 1B	B C C C 1-3 ③ K			C S B X 1-2 ② G4-3	2	2	1	0	0	0	1
Tony Womack, L (5, 4) OBP: 0.286, SLG: 0.167										2	0	0	0	0	1	1
Jay Bell, R (1, 6) OBP: 0.285, SLG: 0.373	L B X 1-1 ① F9	B B X 2-0 ① F8			C B B B B 4-1 1-2 3B BB		C B C F S 1-3 ① K		B F F F X 1-2 ③ F7	4	1	0	0	1	1	1
Andy Van Slyke, L (1, 8) OBP: 0.332, SLG: 0.349	B B B C B 4-1 BB 1-2 BB	B C B B F X 3-2 FC6-4 1B			X 0-0 ② F7		X 0-0 S 1B			3	0	2	0	1	0	2
Orlando Merced, S (1, 9) OBP: 0.376, SLG: 0.397	B B C C B B 4-2 1-2 2-3 BB	F 1 SAFE B X 1-1 ② FC6-4 1-2f			B X 1-0 1-H 2-H 2B 3B		1 SAFE B 1 SAFE X 1-0 ② F9			3	1	1	2	1	0	2
Brian Hunter, R (1, 3) OBP: 0.297, SLG: 0.480	B X 1-0 ② SF8 3-H	C F 1 SAFE X 0-2 ③ G6-3			B S B F X 2-2 3-H 2B		B C F F F X 1-2 ③ G5-3 1-2			3	0	1	2	0	0	2
Al Martin, L (1, 7) OBP: 0.372, SLG: 0.488	B F C B B S 3-3 ③ K			F F B B F B S 3-3 ① K	B X 1-0 ③ F7			B S F X 1-2 ① F7		4	0	0	0	0	2	3
Lance Parrish, R (1, 2) OBP: 0.404, SLG: 0.442		B F X 1-1 ① P3		C C S 0-3 ② K		B X 1-0 ① G6-3		C F B S 1-3 ② K		4	0	0	0	0	2	0
Kevin Young, R (1, 5) OBP: 0.264, SLG: 0.313		B F B S F F B F B 4-2 SH4-3 BB		F F X 0-2 ③ F9		B C F X 1-2 ② G6-3		S X 0-1 ③ F7		3	0	0	0	1	0	0
Jon Lieber, L (1, 1) Ravelo Manzanillo, L (6, 1) OBP: 1.000, SLG: 1.000 Mark Dewey, R (6, 1) OBP: 1.000, SLG: 1.000 Jeff Ballard, L (8, 1) OBP: 0.500, SLG: 0.500 Dan Miceli, R (8, 1) Gary Varsho, L (9, PH) OBP: 0.350, SLG: 0.471		L B X 1-1 ② SH4-3 1-2			B X 1-0 ① G4-3	F X 0-1 E5			B C B B F F X 2-2 ① P6	2 0 0 0 0 1	0 0 0 0 0 0	0 0 0 0 0 0	0 0 0 0 0 0	0 0 0 0 0 0	0 0 0 0 0 0	0 0 0 0 0 0
Inning Stats	R: 1 E: 0 K: 1 S: 11 H: 0 LOB: 2 BB: 2 P: 26	R: 0 E: 0 K: 0 S: 13 H: 0 LOB: 1 BB: 1 P: 21	R: 0 E: 0 K: 0 S: 9 H: 1 LOB: 1 BB: 0 P: 15	R: 0 E: 0 K: 2 S: 11 H: 0 LOB: 0 BB: 0 P: 14	R: 3 E: 0 K: 0 S: 12 H: 3 LOB: 1 BB: 1 P: 21	R: 0 E: 1 K: 1 S: 10 H: 0 LOB: 1 BB: 0 P: 13	R: 0 E: 0 K: 1 S: 11 H: 1 LOB: 1 BB: 0 P: 14	R: 0 E: 0 K: 1 S: 8 H: 0 LOB: 0 BB: 0 P: 10	R: 0 E: 0 K: 0 S: 12 H: 0 LOB: 0 BB: 0 P: 16	1B: 3 2B: 1 3B: 1 HR: 0	SF: 1 SAC: 1 DP: 0 HBP: 1					

TOP

Pittsburgh Pirates @ San Diego Padres

Jack Murphy Stadium, San Diego, CA

Wed Jun 01 1994, 6:33 AM EDT

Att. 13,505 - Sunny - 71 F

livebaseballscorecards.com

AB	31
R	4
H	5
RBI	4
BB	4
SO	6
LOB	12

		WP: 0	PA: 38
		PB: 0	
		SB: 2	
		CS: 0	

PITCHER		IP	WLS	BF	H	R	ER	SO	BB	IBB	HBP	BLK	WP	HR	S	P	ERA	WHIP
Scott Sanders, R ERA: 5.85	(1, 1)	4.2		23	4	4	4	3	4	0	1	0	0	0	55	95	7.71	1.714
Pedro Martinez, L ERA: 2.27	(5, 1)	1.1	W	5	0	0	0	1	0	0	0	0	0	0	11	15	0.00	0.000
Donnie Elliott, R ERA: 1.8	(7, 1)	2.0		7	1	0	0	2	0	0	0	0	0	0	19	24	0.00	0.500
Trevor Hoffman, R ERA: 1.08	(9, 1)	1.0	S	3	0	0	0	0	0	0	0	0	0	0	12	16	0.00	0.000

PITCHER	IP	WLS	BF	H	R	ER	SO	BB	IBB	HBP	BLK	WP	HR	S	P	ERA	WHIP

Batter	1	2	3	4	5	6	7	8	9	AB	R	H	RBI	BB	SO	LOB
Bip Roberts, S (1, 8) (9, 7) OBP: 0.383, SLG: 0.367	X 0-0 G3 1B		F B C B F F F F X 2-2 1-2 SH1-4 1B	B F X 1-1 ③ G5-3		1 SAFE 1 SAFE F 1 SAFE 1 SAFE P B 1 SAFE F 2-2 1 SAFE X 1-H 3B 2B		F X 0-1 S 1B 1B		5	2	4	1	0	0	1
Craig Shipley, R (1, 6) (7, 5) OBP: 0.345, SLG: 0.512	C X 0-1 ① P9		B X 1-0 ① SH1-4 1-2 2-3		F S B B B F X 3-2 ① G4-3	F X 0-1 2-H 3B		F B X 1-1 1-H 1B		4	0	2	2	0	0	1
Tony Gwynn, L (1, 9) OBP: 0.462, SLG: 0.594	1 SAFE B X 1-0 ② G3 1-2		I I I I 4-0 IBB		C X 0-1 HR	H 1-0 HBP HBP		I I I I 4-0 IBB		2	1	1	1	2	0	1
Phil Plantier, L (1, 7) OBP: 0.352, SLG: 0.596 Trevor Hoffman, R (9, 1)	B S F B X 2-2 ③ G4-3		B X 1-0 ② F7		C F F S 0-3 ② K	C B F F B H 3-2 1-2 HBP		C S S 0-3 ② K		4 0 0 0 0 2 6 0 0 0 0 0 0 0						
Scott Livingstone, L (1, 5) OBP: 0.250, SLG: 0.306 Archi Cianfrocco, R (3, PH) OBP: 0.247, SLG: 0.362 Donnie Elliott, R (4, 5) (7, 1) Derek Bell, R (8, PH) OBP: 0.329, SLG: 0.412 (9, 8)		C B X 1-1 BLK 2B	C X 0-1 ③ G6-3		S B S B S 2-3 ③ K	B C S F F B X 2-2 ③ F9		C F B X 1-2 ③ P6		1 0 1 0 0 0 0 3 0 0 0 0 1 6 0 0 0 0 0 0 0 1 0 0 0 0 0 2						
Bill Bean, L (1, 3) OBP: 0.265, SLG: 0.280		X 0-0 ① F8		C X 0-1 2B G6-3 1B		B X 1-0 E8 WP	X 0-0 ① F8			4	2	1	0	0	0	1
Luis Lopez, S (1, 4) OBP: 0.372, SLG: 0.453		F B S T B B F X 3-2 ② P8 2-3		X 0-0 1-3 2B		S F S 0-3 ① K	F B X 1-1 ② G4-3			4	0	1	0	0	1	2
Brian Johnson, R (1, 2) OBP: 0.188, SLG: 0.138 Brad Ausmus, R (9, 2) OBP: 0.299, SLG: 0.349		B C X 1-1 ③ G4-3		C X 0-1 ① G6-3 3-H		X 0-0 ② P6	B B X 2-0 ③ F9			4 0 0 1 0 0 3 0 0 0 0 0 0 0						
Scott Sanders, R (1, 1) OBP: 0.200, SLG: 0.111 Pedro Martinez, L (5, 1) Ricky Gutierrez, R (6, PH) OBP: 0.266, SLG: 0.274 (7, 6)			B B C B B 4-1 SH1-4 1B BB	S S S 0-3 ② K		C B F B B X 3-2 2B 3-H 1B		S B X 1-1 ① G3-1		1 0 0 0 1 1 1 0 0 0 0 0 0 0 2 1 1 0 0 0 0						
Inning Stats	R: 0 E: 0 K: 0 S: 7 H: 1 LOB: 1 BB: 0 P: 10	R: 0 E: 0 K: 0 S: 10 H: 1 LOB: 1 BB: 0 P: 15	R: 0 E: 0 K: 0 S: 12 H: 1 LOB: 3 BB: 2 P: 24	R: 1 E: 0 K: 1 S: 10 H: 2 LOB: 1 BB: 0 P: 11	R: 1 E: 0 K: 2 S: 13 H: 1 LOB: 0 BB: 0 P: 18	R: 3 E: 1 K: 1 S: 22 H: 3 LOB: 3 BB: 0 P: 33	R: 0 E: 0 K: 0 S: 4 H: 0 LOB: 0 BB: 0 P: 7	R: 1 E: 0 K: 1 S: 12 H: 2 LOB: 2 BB: 1 P: 19		1B: 6 2B: 3 3B: 1 HR: 1	SF: 0 SAC: 1 DP: 0 HBP: 2					

PITCHER		IP	WLS	BF	H	R	ER	SO	BB	IBB	HBP	BLK	WP	HR	S	P	ERA	WHIP
Jon Lieber, R ERA: 2.19	(1, 1)	5.2	L	29	9	5	2	4	1	1	0	1	1	1	66	97	3.18	1.765
Ravelo Manzanillo, L ERA: 2.21	(6, 1)	0.0		2	0	0	0	0	0	0	2	0	0	0	3	7	∞	∞
Mark Dewey, R ERA: 1.37	(6, 1)	1.2		7	2	1	1	0	0	0	0	0	0	0	15	22	5.40	1.200
Jeff Ballard, L ERA: 3.77	(8, 1)	0.1		2	0	0	0	1	0	1	0	0	0	0	3	7	0.00	0.000
Dan Miceli, R ERA: 8.38	(8, 1)	0.1		1	0	0	0	0	0	0	0	0	0	0	3	4	0.00	0.000

PITCHER	IP	WLS	BF	H	R	ER	SO	BB	IBB	HBP	BLK	WP	HR	S	P	ERA	WHIP

BOTTOM

Pittsburgh Pirates @ San Diego Padres

Jack Murphy Stadium, San Diego, CA

Wed Jun 01 1994, 6:33 AM EDT

Att. 13,505 - Sunny - 71 F

livebaseballscorecards.com

AB	35
R	6
H	11
RBI	5
BB	3
SO	5
LOB	24

WP: 1 PA: 41
PB: 0
SB: 1
CS: 0

San Diego Padres @ Florida Marlins

Joe Robbie Stadium, Miami, FL

Fri Jun 03 1994, 7:05 PM EDT

Att. 26,340 - Unknown - 77 F

livebaseballscorecards.com

TOP

Batter	1	2	3	4	5	6	7	8	9	AB	R	H	RBI	BB	SO	LOB
Bip Roberts, S (1, 4) OBP: 0.380, SLG: 0.364	K		2-H 1B			G5-3		G5-3		4	0	1	0	0	1	0
Craig Shipley, R (1, 5) OBP: 0.330, SLG: 0.488	F9			L7		E6			E4 G3-1 S 1B	4	1	0	0	0	0	0
Tony Gwynn, L (1, 9) OBP: 0.458, SLG: 0.587	G4-3			BB 1B 1B		F8			G3-1 1-3	4	0	1	0	0	0	2
Phil Plantier, L (1, 7) OBP: 0.355, SLG: 0.594		G3-1		BB 1-2 1B		G4-1			FC5-4 3-H 1B	4	0	2	1	0	0	1
Derek Bell, R (1, 8) OBP: 0.327, SLG: 0.406		G6-3		G4-6-3 1-2 2-3 BB			K		FC5-4 1-2f 1B	3	0	0	0	1	1	1
Tim Hyers, L (1, 3) OBP: 0.329, SLG: 0.300		K		G4-6-3 1-2f			P6		1-2 1B	4	0	1	0	0	1	3
Brad Ausmus, R (1, 2) OBP: 0.300, SLG: 0.344 Luis Lopez, S (9, PH) OBP: 0.368, SLG: 0.448			G4-3		G4-6-3 BB		F8		G4-3	2 1	0 0	0 0	0 0	1 0	0 0	0 2
Ricky Gutierrez, R (1, 6) OBP: 0.275, SLG: 0.278			SH2-4 1B BB		G4-6-3 1-2f			G4-6-3 1B		2	0	1	0	1	0	1
Wally Whitehurst, R (1, 1) OBP: 0.227, SLG: 0.105 A.J. Sager, R (2, 1) OBP: 0.125, SLG: 0.375 Archi Cianfrocco, R (5, PH) OBP: 0.245, SLG: 0.360 Tim Mauser, R (5, 1) OBP: 1.000, SLG: 1.000 Bill Bean, L (8, PH) OBP: 0.262, SLG: 0.276 Jeff Tabaka, R (8, 1)			SH2-4 1-2		K			G4-6-3 1-2f		0 0 1 0 1 0	0 0 0 0 0 0	0 0 0 0 0 0	0 0 0 0 0 0	0 0 1 0 0 0	0 0 0 0 0 0	0 0 0 0 1 0
Inning Stats	R: 0 E: 0 K: 1 S: 8 H: 0 LOB: 0 BB: 0 P: 10	R: 0 E: 0 K: 1 S: 8 H: 0 LOB: 0 BB: 0 P: 13	R: 0 E: 0 K: 0 S: 7 H: 1 LOB: 2 BB: 1 P: 12	R: 0 E: 0 K: 0 S: 13 H: 2 LOB: 2 BB: 1 P: 23	R: 0 E: 0 K: 1 S: 7 H: 0 LOB: 0 BB: 1 P: 14	R: 0 E: 1 K: 0 S: 8 H: 0 LOB: 1 BB: 0 P: 11	R: 0 E: 0 K: 1 S: 7 H: 0 LOB: 0 BB: 0 P: 8	R: 0 E: 0 K: 0 S: 7 H: 1 LOB: 0 BB: 0 P: 9	R: 1 E: 1 K: 0 S: 17 H: 2 LOB: 2 BB: 0 P: 24	1B: 6 2B: 0 3B: 0 HR: 0 SF: 0 SAC: 1 DP: 3 HBP: 0						

AB	30
R	1
H	6
RBI	1
BB	3
SO	4
LOB	11

PITCHER		IP	WLS	BF	H	R	ER	SO	BB	IBB	HBP	BLK	WP	HR	S	P	ERA	WHIP
Pat Rapp, R ERA: 3.83	(1, 1)	8.1	W	31	5	1	0	4	3	0	0	0	0	0	75	114	0.00	0.960
Robb Nen, R ERA: 3.16	(9, 1)	0.2		3	1	0	0	0	0	0	0	0	0	0	7	10	0.00	1.500

PITCHER	IP	WLS	BF	H	R	ER	SO	BB	IBB	HBP	BLK	WP	HR	S	P	ERA	WHIP

BOTTOM

San Diego Padres @ Florida Marlins

Joe Robbie Stadium, Miami, FL

Fri Jun 03 1994, 7:05 PM EDT
Att. 26,340 - Unknown - 77 F

livebaseballscorecards.com

Batter	1	2	3	4	5	6	7	8	9	AB	R	H	RBI	BB	SO	LOB
Chuck Carr, S (1, 8) OBP: 0.360, SLG: 0.368	1-1 S BB 1B 1B	0-0 G4-3 2-3 3-H	2-2 G3-1			2-2 G3		1-2 G6-3		5	1	1	1	0	0	2
Jerry Browne, S (1, 5) OBP: 0.381, SLG: 0.344	4-1 S 1-2 1B BB	3-2 1B 1B 3-H 1B		C B B F B B 4-2 BB		B B S S X 2-1 F7				2	2	1	1	2	0	0
Matias Carrillo, L (1, 9) OBP: 0.357, SLG: 0.379	0-0 F7	3-2 BB 1B 1-3 1B		C 1 SAFE F S 0-3 K			B S F F B S 2-3 K			4	0	1	0	0	2	3
Jeff Conine, R (1, 7) OBP: 0.362, SLG: 0.526	2-2 1B 1-H 2-H 1B	C F B B 1 SAFE X 2-2 BB 1-2 3-H 1B		1 SAFE F 1 SAFE B F 1 SAFE F 1 SAFE B 2-3 S K			F F B B X 2-2 BB 1B			4	0	3	3	0	1	1
Benito Santiago, R (1, 2) OBP: 0.354, SLG: 0.396	2-1 G5-4-3 1-2 1B	B B B C B 4-1 FC5-4 1-2 2-3 BB		X 0-0 F9			B B 1 SAFE B B 4-0 1-2 BB			2	0	1	0	2	0	1
Russ Morman, R (1, 3) OBP: 0.294, SLG: 0.563	2-2 G5-4-3 1-2f	0-0 FC5-4 1-2f			B S S S 1-3 K		C F F F X 0-2 F9			4	0	0	0	0	1	7
Kurt Abbott, R (1, 6) OBP: 0.323, SLG: 0.365		0-0 SH1-4 G4-3 S 1B	0-0 G4-3 S 1B		F F S 0-3 K		F X 0-1 G3			4	1	2	0	0	1	2
Bret Barberie, S (1, 4) OBP: 0.322, SLG: 0.387		B B B C T B 4-2 G4-3 SH1-4 1-2 1B BB	S S 1 SAFE B B B F X 3-2 L5 1-2		F F F F B F F X 1-2 G4-3			C B F S 1-3 K		3	1	0	0	1	1	1
Pat Rapp, R (1, 1) OBP: 0.158, SLG: 0.211 Robb Nen, R (9, 1)	L 2 SAFE X 0-1 SH1-4 1-2 2-3	B S F X 1-2 G4-3 2-3				S F S 0-3 K		S F X 0-2 G4-3		3 0	0 0	0 0	0 0	0 0	1 0	1 0
Inning Stats	R: 2 E: 0 K: 0 S: 12 H: 3 LOB: 1 BB: 1 P: 23	R: 3 E: 0 K: 0 S: 17 H: 4 LOB: 3 BB: 2 P: 33	R: 0 E: 0 K: 0 S: 11 H: 1 LOB: 1 BB: 0 P: 17	R: 0 E: 0 K: 2 S: 10 H: 0 LOB: 1 BB: 1 P: 16	R: 0 E: 0 K: 2 S: 13 H: 0 LOB: 0 BB: 0 P: 15	R: 0 E: 0 K: 1 S: 9 H: 0 LOB: 0 BB: 0 P: 13	R: 0 E: 0 K: 1 S: 14 H: 1 LOB: 2 BB: 1 P: 22	R: 0 E: 0 K: 1 S: 9 H: 0 LOB: 0 BB: 0 P: 11		1B: 9 2B: 0 3B: 0 HR: 0	SF: 0 SAC: 1 DP: 1 HBP: 0			WP: 0 PB: 0 SB: 4 CS: 0	PA: 37	

	AB	31
	R	5
	H	9
	RBI	5
	BB	5
	SO	7
	LOB	18

PITCHER		IP	WLS	BF	H	R	ER	SO	BB	IBB	HBP	BLK	WP	HR	S	P	ERA	WHIP
Wally Whitehurst, R ERA: 4.52	(1, 1)	1.2	L	13	7	5	5	0	2	0	0	0	0	0	27	50	27.00	5.400
A.J. Sager, R ERA: 5.31	(2, 1)	2.1		10	1	0	0	2	2	0	0	0	0	0	23	39	0.00	1.286
Tim Mauser, R ERA: 2.25	(5, 1)	3.0		11	1	0	0	4	1	0	0	0	0	0	36	50	0.00	0.667
Jeff Tabaka, L ERA: 6.75	(8, 1)	1.0		3	0	0	0	1	0	0	0	0	0	0	9	11	0.00	0.000

PITCHER	IP	WLS	BF	H	R	ER	SO	BB	IBB	HBP	BLK	WP	HR	S	P	ERA	WHIP

TOP

San Diego Padres @ Florida Marlins

Joe Robbie Stadium, Miami, FL

Sat Jun 04 1994, 7:05 PM EDT
Att. 28,682 - Unknown - 76 F

livebaseballscorecards.com

Batter	1	2	3	4	5	6	7	8	9	10	AB	R	H	RBI	BB	SO	LOB
Luis Lopez, S (1, 4) (10, 5) OBP: 0.370, SLG: 0.433	C X 0-1 G4-3 ①		F C F B F X 1-2 G4-3 ①		B H 2-0 HBP		B S X 1-1 G4-3 ③			B 1 SAFE L 1 SAFE 1 SAFE B 1 SAFE 1 SAFE B 4-2 C 1 SAFE B FC2-5 1-2 BB	3	0	0	0	1	0	2
Craig Shipley, R (1, 5) (10, 3) OBP: 0.333, SLG: 0.484	C B F F F F F X 1-2 CS 1B		B B F X 2-1 L8 ②		B X 1-0 L7 ③			C X 0-1 G4-6-3 1B		X 0-0 FC2-5 ① 1-2 2-3f	5	0	2	0	0	0	3
Tony Gwynn, L (1, 9) OBP: 0.447, SLG: 0.571	B B C 1 SAFE 1 SAFE B X 3-1 F7 ② ③ 1-2		B B B C X 3-1 G4-3 ③			B C B B X 3-1 F8 ①		B F F B 1 SAFE X 2-2 G4-6-3 ① ② 1-2f		C B C S 1-3 K ②	5	0	0	0	0	1	4
Phil Plantier, L (1, 7) OBP: 0.346, SLG: 0.576		B S X 1-1 F7 ①		B C B B X 3-1 G3 ①		S F B F F X 1-2 F9 ②		B S X 1-1 P6 ③		B X 1-0 G3-1 ③	5	0	0	0	0	0	2
Derek Bell, R (1, 8) OBP: 0.330, SLG: 0.420		F X 0-1 G6-3 ②		X 0-0 HR		C S F B S 1-3 K ③			B B B B 4-0 WP SH1-4 BB		3	1	1	1	1	1	0
Tim Hyers, L (1, 3) OBP: 0.354, SLG: 0.319 Trevor Hoffman, R (9, 1)		B C B X 2-1 BB 2B 1B		X 0-0 G6-4-3 1B			B B T B B 4-1 SH3-4 SH1-3 BB		X 0-0 SH1-4 ① 1-2		2 0	1 0	2 0	0 0	1 0	0 0	0 0
Brad Ausmus, R (1, 2) OBP: 0.301, SLG: 0.340	B B B C F B 4-2 1-2 2B BB			B B F 1 SAFE C 1 SAFE X 2-2 ② ③ G6-4-3 1-2f			X 0-0 SH1-3 ① 1-2		F X 0-1 F9 ②		2	1	0	0	1	0	2
Ricky Gutierrez, R (1, 6) OBP: 0.281, SLG: 0.287	B B B C C X 3-2 1-H 2-H 2B				C C X 0-2 G5-3 ①		B B B C B 4-1 SH3-4 BB		C S B B S 2-3 K ③ 2-3		3	0	1	2	1	1	1
Joey Hamilton, R (1, 1) Pedro Martinez, L (7, 1) Archi Cianfrocco, R (9, 3) OBP: 0.245, SLG: 0.360 Bip Roberts, S (10, PH) (10, 4) OBP: 0.383, SLG: 0.368	C F S 0-3 K ③				B B B C F C 3-3 K ②		X 0-0 SH3-4 ② 1-2 2-3			B X 1-0 FC2-5 BB 1B	2 0 0 1	0 0 0 0	0 0 0 1	0 0 0 0	0 0 0 0	2 0 0 0	1 0 0 0
Inning Stats	R: 0 E: 0 K: 0 S: 11 H: 1 LOB: 0 BB: 0 P: 15	R: 2 E: 0 K: 1 S: 14 H: 2 LOB: 1 BB: 1 P: 24	R: 0 E: 0 K: 0 S: 9 H: 0 LOB: 0 BB: 0 P: 15	R: 1 E: 0 K: 0 S: 7 H: 2 LOB: 0 BB: 0 P: 12	R: 0 E: 0 K: 1 S: 7 H: 0 LOB: 1 BB: 0 P: 13	R: 0 E: 0 K: 1 S: 11 H: 0 LOB: 0 BB: 0 P: 16	R: 0 E: 0 K: 0 S: 6 H: 0 LOB: 2 BB: 2 P: 15	R: 0 E: 0 K: 0 S: 7 H: 1 LOB: 0 BB: 0 P: 10	R: 0 E: 0 K: 1 S: 6 H: 0 LOB: 1 BB: 1 P: 12	R: 0 E: 0 K: 1 S: 8 H: 1 LOB: 2 BB: 1 P: 15	1B: 5 2B: 1 3B: 0 HR: 1 SF: 0 SAC: 3 DP: 2 HBP: 1						

AB	31
R	3
H	7
RBI	3
BB	5
SO	5
LOB	15

WP: 1 PB: 0 SB: 0 CS: 1 PA: 40

PITCHER	IP	WLS	BF	H	R	ER	SO	BB	IBB	HBP	BLK	WP	HR	S	P	ERA	WHIP
Charlie Hough, R (1, 1) ERA: 4.44	7.0		28	5	3	3	3	3	0	1	0	0	1	65	110	3.86	1.143
Jeff Mutis, L (8, 1) ERA: 5.68	1.1		5	1	0	0	0	1	0	0	0	0	0	8	15	0.00	1.500
Willie Fraser, R (9, 1) ERA:	0.2		2	0	0	0	1	0	0	0	0	1	0	5	7	0.00	0.000
Richie Lewis, R (10, 1) ERA: 4.03	0.1		3	1	0	0	0	1	0	0	0	0	0	4	9	0.00	6.000
Yorkis Perez, L (10, 1) ERA: 3.8	0.2	W	2	0	0	0	1	0	0	0	0	0	0	4	6	0.00	0.000

PITCHER	IP	WLS	BF	H	R	ER	SO	BB	IBB	HBP	BLK	WP	HR	S	P	ERA	WHIP

Batter	1	2	3	4	5	6	7	8	9	10	AB	R	H	RBI	BB	SO	LOB
Chuck Carr, S (1, 8) OBP: 0.361, SLG: 0.368	B C X 1-1 CS 1B		C X 0-1 ① F8		C F F B F B S 2-3 ③ K			B F F F F S 1-3 ① K		B S F B B X 3-2 1B 1B	5	1	2	0	0	2	1
Jerry Browne, S (1, 5) OBP: 0.382, SLG: 0.346	C 1 SAFE C F 1 SAFE 1 SAFE X 0-2 ① L7		B X 1-0 ② 1B			C F S 0-3 ① K		B C X 1-1 ② F8		C L X 0-2 1-2 1B 1B	5	0	2	0	0	1	1
Matias Carrillo, L (1, 9) OBP: 0.360, SLG: 0.371	B P B B 4-0 ② 1B 2B 1-2 BB		X 0-0 ③ L7			F B X 1-1 1B		C C S 0-3 ③ K		L B 2 SAFE C B B F X 3-2 ① F8	4	1	1	0	1	1	2
Jeff Conine, R (1, 7) OBP: 0.368, SLG: 0.537	B B 1 SAFE F X 2-1 1-2 2B 1B			X 0-0 ① G5-3		B F 1 SAFE X 1-1 ② F8			F C F F X 0-2 1B 3B	S B C F X 1-2 2-H 1B	5	2	3	1	0	0	1
Greg Colbrunn, R (1, 3) OBP: 0.286, SLG: 0.368	B B F B T X 3-2 1-H 2-H 2B			B X 1-0 ② F8		C X 0-1 ③ G4-3			F B S B B X 3-2 FC3-6 1B 3-H 1B		4	0	2	3	0	0	1
Kurt Abbott, R (1, 6) OBP: 0.321, SLG: 0.362	B X 1-0 ③ L8			C X 0-1 ③ F8			F C X 0-2 ① G3		M 1 SAFE L X 0-2 FC3-6 1-2 1B		4	0	1	0	0	0	1
Ron Tingley, R (1, 2) OBP: 0.277, SLG: 0.381 Benito Santiago, R (7, PR) OBP: 0.352, SLG: 0.393 (8, 2)		B S B X 2-1 G1-6-3 1B			C B B B F X 3-2 3B		B F S B B X 2-2 G3 2B			X 0-0 ① B1	3 1	0 0	3 0	0 0	0 0	0 0	0 2
Bret Barberie, S (1, 4) OBP: 0.316, SLG: 0.378		X 0-0 ① F8			B F B X 2-1 ① L4		B X 1-0 ② G3 2-3			C C F X 0-2 ② FC3-6 1-2f 2-3	4	0	0	0	0	0	5
Charlie Hough, R (1, 1) OBP: 0.217, SLG: 0.182 Dave Magadan, L (7, PH) OBP: 0.373, SLG: 0.308 Russ Morman, R (7, PH) OBP: 0.278, SLG: 0.529 Jeff Mutis, L (8, 1) Willie Fraser, R (9, 1) Alex Arias, R (9, PH) OBP: 0.293, SLG: 0.284 Richie Lewis, R (10, 1) Yorkis Perez, L (10, 1)		1 SAFE L X 0-1 ② ③ G1-6-3 1-2f			S F C 0-3 ② K		B F C B X 2-2 ③ G4-3			C B S B C 2-3 ③ K	2 0 1 0 0 1 0 0	0 0 0 0 0 0 0 0	0 0 0 0 0 0 0 0	0 0 0 0 0 0 0 0	1 0 0 0 0 1 0 0	2 0 2 0 0 2 0 0	2 0 0 0 0 0 0 0
Inning Stats	R: 2 H: 3 E: 0 LOB: 1 K: 0 BB: 1 S: 13 P: 23	R: 0 H: 1 E: 0 LOB: 0 K: 0 BB: 0 S: 5 P: 7	R: 0 H: 1 E: 0 LOB: 0 K: 0 BB: 0 S: 4 P: 5	R: 0 H: 0 E: 0 LOB: 0 K: 0 BB: 0 S: 4 P: 5	R: 0 H: 1 E: 0 LOB: 1 K: 2 BB: 0 S: 13 P: 20	R: 0 H: 1 E: 0 LOB: 1 K: 1 BB: 0 S: 9 P: 11	R: 0 H: 1 E: 0 LOB: 2 K: 0 BB: 0 S: 10 P: 15	R: 0 H: 0 E: 0 LOB: 0 K: 2 BB: 0 S: 10 P: 12	R: 1 H: 3 E: 0 LOB: 2 K: 1 BB: 0 S: 19 P: 24	R: 1 H: 3 E: 0 LOB: 2 K: 0 BB: 0 S: 14 P: 21	1B: 10 2B: 2 3B: 2 HR: 0	SF: 0 SAC: 0 DP: 1 HBP: 0		WP: 0 PB: 0 SB: 0 CS: 1	PA: 40		

PITCHER		IP	WLS	BF	H	R	ER	SO	BB	IBB	HBP	BLK	WP	HR	S	P	ERA	WHIP
Joey Hamilton, R ERA: 2.89	(1, 1)	6.2		26	8	2	2	3	1	0	0	0	0	0	55	81	2.70	1.350
Pedro Martinez, L ERA: 2.19	(7, 1)	1.1		4	0	0	0	2	0	0	0	0	0	0	13	17	0.00	0.000
Trevor Hoffman, R ERA: 1.71	(9, 1)	1.1	L	10	6	2	2	1	0	0	0	0	0	0	33	45	13.50	4.500

PITCHER	IP	WLS	BF	H	R	ER	SO	BB	IBB	HBP	BLK	WP	HR	S	P	ERA	WHIP

BOTTOM

San Diego Padres @ Florida Marlins

Joe Robbie Stadium, Miami, FL

Sat Jun 04 1994, 7:05 PM EDT

Att. 28,682 - Unknown - 76 F

livebaseballscorecards.com

AB	39
R	4
H	14
RBI	4
BB	1
SO	6
LOB	20

San Diego Padres @ Florida Marlins

Joe Robbie Stadium, Miami, FL

Sun Jun 05 1994, 7:05 PM EDT

Att. 30,743 - Unknown - 80 F

livebaseballscorecards.com

TOP

Batter	1	2	3	4	5	6	7	8	9	AB	R	H	RBI	BB	SO	LOB
Bip Roberts, S (1, 4) OBP: 0.383, SLG: 0.365	SH1-3 BB G5-3-5 1B		G4-3		BB 1-2 2B		F9		K	4	2	1	0	1	1	1
Craig Shipley, R (1, 5) OBP: 0.340, SLG: 0.479	G5-3-5 SH1-3 1-2 BB		1B		L4		G5-3		G3-1 1-2	3	0	1	0	1	0	2
Jeff Tabaka, R (8, 1)	SAFE									0	0	0	0	0	0	0
Bill Bean, L (9, PH) OBP: 0.259, SLG: 0.273	SAFE									1	0	0	0	0	0	1
Tony Gwynn, L (1, 9) OBP: 0.448, SLG: 0.574	SH1-3 1-2 2-3		F7		E 1-H 2-H 2B		2B 1B		G3-1	4	0	2	2	0	0	2
Derek Bell, R (1, 8) OBP: 0.329, SLG: 0.421	G5-3-5 2-3f 3-H		SAFE G3		E3 2-3		1-3 2B			4	0	1	1	0	0	3
Phil Clark, R (1, 3) OBP: 0.215, SLG: 0.354		L7		F9	F7		G3-1			3	0	0	0	0	0	2
Tim Hyers, L (7, PH)										1	0	0	0	0	0	2
OBP: 0.350, SLG: 0.315 (7, 3)																
Phil Plantier, L (1, 7) OBP: 0.349, SLG: 0.592		HR		G4-3		SH1-3 1B		G3		4	1	2	1	0	0	0
Ricky Gutierrez, R (1, 6) OBP: 0.282, SLG: 0.303		SF7 3B		G4-3		SH1-3 1-2		G4-3		3	1	1	0	0	0	0
Brad Ausmus, R (1, 2) OBP: 0.294, SLG: 0.333		SF7 3-H			G4-3	K		G3		3	0	0	1	0	1	1
Andy Ashby, R (1, 1) OBP: 0.238, SLG: 0.200		G6-3			BB 2B 1B	G3			G3-1 1B	2	1	1	0	0	0	0
A.J. Sager, R (5, 1) OBP: 0.111, SLG: 0.333										1	0	0	0	0	0	1
Pedro Martinez, L (7, 1)										0	0	0	0	0	0	0
Luis Lopez, S (7, 5) OBP: 0.376, SLG: 0.440										1	0	1	0	0	0	0

Inning Stats	1	2	3	4	5	6	7	8	9
	R: 1 E: 0 K: 0 S: 10	H: 1 LOB: 0 BB: 1 P: 17	R: 2 E: 0 K: 0 S: 10	H: 2 LOB: 0 BB: 0 P: 16	R: 0 E: 0 K: 0 S: 7	H: 1 LOB: 1 BB: 0 P: 11	R: 0 E: 0 K: 0 S: 9	H: 0 LOB: 0 BB: 0 P: 15	R: 2 E: 1 K: 0 S: 14	H: 2 LOB: 2 BB: 1 P: 25	R: 0 E: 0 K: 1 S: 10	H: 1 LOB: 1 BB: 0 P: 16	R: 0 E: 0 K: 0 S: 10	H: 2 LOB: 2 BB: 0 P: 14	R: 0 E: 0 K: 0 S: 8	H: 0 LOB: 0 BB: 0 P: 10	R: 0 E: 0 K: 1 S: 10	H: 1 LOB: 1 BB: 0 P: 15

AB	34
R	5
H	10
RBI	5
BB	2
SO	2
LOB	15

1B: 6	SF: 1	WP: 0	PA: 39
2B: 3	SAC: 2	PB: 0	
3B: 1	DP: 1	SB: 0	
HR: 1	HBP: 0	CS: 0	

PITCHER		IP	WLS	BF	H	R	ER	SO	BB	IBB	HBP	BLK	WP	HR	S	P	ERA	WHIP
Chris Hammond, L ERA: 2.39	(1, 1)	6.2		30	8	5	5	1	2	0	0	0	0	1	66	109	6.75	1.500
Willie Fraser, R ERA:	(7, 1)	0.0		1	1	0	0	0	0	0	0	0	0	0	1	1	∞	∞
Yorkis Perez, L ERA: 3.57	(7, 1)	1.1	W	4	0	0	0	0	0	0	0	0	0	0	11	14	0.00	0.000
Robb Nen, R ERA: 3.06	(9, 1)	1.0		4	1	0	0	1	0	0	0	0	0	0	10	15	0.00	1.000

PITCHER	IP	WLS	BF	H	R	ER	SO	BB	IBB	HBP	BLK	WP	HR	S	P	ERA	WHIP

BOTTOM

San Diego Padres @ Florida Marlins

Joe Robbie Stadium, Miami, FL

Sun Jun 05 1994, 7:05 PM EDT

Att. 30,743 - Unknown - 80 F

livebaseballscorecards.com

Batter	1	2	3	4	5	6	7	8	9	AB	R	H	RBI	BB	SO	LOB
Chuck Carr, S (1, 8) OBP: 0.364, SLG: 0.368	X 0-0 ① L7	1 SAFE B B B C B 4-1 1B 1-2 BB			C S X 0-2 S SH2-3 1B 1B		1 SAFE X 0-0 SH 1-2 2B	S B F B F X 2-2 ③ F7		3	2	1	0	1	0	0
Jerry Browne, S (1, 5) (7, 4) (9, 5) OBP: 0.387, SLG: 0.361	B C X 1-1 ② G4-3	C F F B F B X 2-2 G6-3 1-2 2-3 1B			B X 1-0 ① SH2-3 1-2		B B X 2-0 1-H 2-H HR 2B			3	1	2	2	0	0	0
Matias Carrillo, L (1, 9) OBP: 0.354, SLG: 0.365	B S T 1-2 ③ K	B C B C 2 SAFE B X 3-2 ② ③ G6-3 1-2f			B B B C F X 3-2 G6-4-3 2-H 1B		B B X 2-0 ① B3			4	0	1	1	0	1	4
Jeff Conine, R (1, 7) OBP: 0.374, SLG: 0.539		X 0-0 BB HR 1B 1B	F S B F F B F X 2-2 L4-3 1B		F 1 SAFE X 0-1 ② ③ G6-4-3 1-2f		I I I I 4-0 HR IBB			3	2	2	0	1	0	1
Benito Santiago, R (1, 2) OBP: 0.355, SLG: 0.416		X 0-0 BB HR 1-2 1B	C F X 0-2 ① ② L4-3 1-2			B B B C F X 3-2 ① G1-3	X 0-0 1-H 2-H HR			4	2	2	3	0	0	1
Russ Morman, R (1, 3) OBP: 0.273, SLG: 0.450		B B F C 1 SAFE B B 4-2 HR 1-2 2-3 BB	C S 0-3 ③ K			X 0-0 ② G5-3	C X 0-1 ② F8			3	1	0	0	1	1	0
Kurt Abbott, R (1, 6) OBP: 0.326, SLG: 0.385	X 0-0 1-H 2-H 3-H HR		C S F B S 1-3 ① K			B B C X 2-1 1B	F B S X 1-2 ③ P4			4	1	2	4	0	1	0
Bret Barberie, S (1, 4) OBP: 0.316, SLG: 0.377	X 0-0 1B BB 1B		B B X 2-0 ② G4-3			C X 0-1 ③ L7		S F B X 1-2 ① G6-3		3	0	1	0	0	0	1
Chris Hammond, L (1, 1) OBP: 0.190, SLG: 0.158 Willie Fraser, R (7, 1) Yorkis Perez, L (7, 1) Dave Magadan, L (7, 5) OBP: 0.375, SLG: 0.305 Mario Diaz, R (8, PH) (9, 4) Robb Nen, R (9, 1)	B C F C 1-3 ① K			X 0-0 ③ F8			B F S B F B B 4-2 SH 2B BB	B X 1-0 ② L9		2 0 0 0 1 1 1 0	0 0 0 1 0 0 0	0 0 0 1 0 0 0	0 0 0 0 0 0 0	0 0 0 0 0 0 0	1 0 0 0 0 0 0	1 0 0 0 0 0 0
Inning Stats	R: 0 E: 0 K: 1 S: 6 H: 0 LOB: 0 BB: 0 P: 8	R: 4 E: 0 K: 1 S: 19 H: 5 LOB: 2 BB: 2 P: 33	R: 0 E: 0 K: 1 S: 13 H: 1 LOB: 0 BB: 0 P: 15	R: 0 E: 0 K: 1 S: 6 H: 0 LOB: 0 BB: 0 P: 9	R: 1 E: 0 K: 0 S: 9 H: 2 LOB: 0 BB: 0 P: 13	R: 0 E: 0 K: 0 S: 8 H: 1 LOB: 1 BB: 0 P: 13	R: 5 E: 1 K: 0 S: 12 H: 2 LOB: 0 BB: 2 P: 25	R: 0 E: 0 K: 0 S: 8 H: 0 LOB: 0 BB: 0 P: 12		1B: 8 2B: 2 3B: 0 HR: 2 SF: 0 SAC: 2 DP: 3 HBP: 0						

	AB	31
	R	10
	H	11
	RBI	10
	BB	4
	SO	4
	LOB	8

		WP: 0	PA: 37
		PB: 0	
		SB: 1	
		CS: 0	

PITCHER		IP	WLS	BF	H	R	ER	SO	BB	IBB	HBP	BLK	WP	HR	S	P	ERA	WHIP
Andy Ashby, R ERA: 3.16	(1, 1)	4.1		21	8	5	5	4	2	0	0	0	0	1	51	76	10.38	2.308
A.J. Sager, R ERA: 5.31	(5, 1)	1.2	L	6	1	1	1	0	1	0	0	0	0	0	13	22	5.40	1.200
Pedro Martinez, L ERA: 2.84	(7, 1)	1.0		7	2	4	3	0	0	1	0	0	0	1	9	18	27.00	2.000
Jeff Tabaka, L ERA: 6.32	(8, 1)	1.0		3	0	0	0	0	0	0	0	0	0	0	8	12	0.00	0.000

PITCHER		IP	WLS	BF	H	R	ER	SO	BB	IBB	HBP	BLK	WP	HR	S	P	ERA	WHIP

San Diego Padres @ Atlanta Braves

Atlanta-Fulton County Stadium, Atlanta, GA

Mon Jun 06 1994, 7:05 PM EDT

Att. 43,206 - Unknown - 79 F

TOP

livebaseballscorecards.com

Batter	1	2	3	4	5	6	7	8	9	AB	R	H	RBI	BB	SO	LOB
Bip Roberts, S (1, 4) OBP: 0.384, SLG: 0.366	1-1 G5-3		2-0 1B		0-1 1B 2-3		1-1 G6-3		3-2 F7 1-2 3-H	5	1	2	0	0	0	1
Craig Shipley, R (1, 5) OBP: 0.353, SLG: 0.485	3-1 G1-3		1-1 1B 1-3		1-0 1-2 3-H		2-2 P4		1-2 2-H 1B	5	0	3	2	0	0	0
Tony Gwynn, L (1, 9) OBP: 0.447, SLG: 0.568	1-1 L7		0-0 1-2 3-H		0-0 F8		2-1 L5		4-0 IBB	4	0	1	1	1	0	2
Phil Plantier, L (1, 7) OBP: 0.345, SLG: 0.581 Donnie Elliott, R (9, 1) Pedro Martinez, L (9, 1)		2-2 E7 G6-3 FC4-2-5	0-1 F9		3-3 K			0-1 P5	0-2 F7	5 0 0	0 0 0	1 0 0	0 0 0	0 0 0	1 0 0	6 0 0
Derek Bell, R (1, 8) OBP: 0.328, SLG: 0.418		0-1 G6-3 2-3		0-1 G6-3		2-1 G4-3		1-1 G5-3		4	0	1	0	0	0	1
Tim Hyers, L (1, 3) OBP: 0.333, SLG: 0.299		1-1 FC4-2-5 3-H		1-0 G4-3		3-1 F9		2-1 G4-3		4	0	0	0	0	0	2
Ricky Gutierrez, R (1, 6) OBP: 0.281, SLG: 0.301		2-3 K		1-1 G4-3		1-2 G4-3 1-2			2-2 1B WP	4	1	1	0	0	1	2
Brad Ausmus, R (1, 2) OBP: 0.306, SLG: 0.338 Luis Lopez, S (9, PH) OBP: 0.373, SLG: 0.435 Brian Johnson, R (9, 2) OBP: 0.188, SLG: 0.138			4-2 G1-6-3 BB		0-0 1B SH1-4 1B		4-0 IBB		1-0 P6	1 1 0	1 0 0	1 0 0	0 0 0	2 0 0	0 0 0	0 1 0
Andy Benes, R (1, 1) OBP: 0.179, SLG: 0.148 Jeff Tabaka, R (8, 1) Tim Mauser, R (8, 1) OBP: 1.000, SLG: 1.000 Bill Bean, L (9, PH) OBP: 0.267, SLG: 0.282 (9, 7)			0-2 G1-6-3 1-2f		0-0 SH1-4 1-2		0-1 G5-3		2-2 WP 1B 1-3	2 0 0 1	0 0 0 1	0 0 0 1	0 0 0 1	0 0 0 0	0 0 0 0	3 0 0 0
Inning Stats	R: 0 E: 0 K: 0 S: 6 H: 0 LOB: 0 BB: 0 P: 11	R: 0 E: 1 K: 1 S: 13 H: 1 LOB: 1 BB: 0 P: 18	R: 1 E: 0 K: 0 S: 14 H: 3 LOB: 2 BB: 1 P: 20	R: 0 E: 0 K: 0 S: 5 H: 0 LOB: 0 BB: 0 P: 7	R: 1 E: 0 K: 1 S: 10 H: 3 LOB: 2 BB: 0 P: 14	R: 0 E: 0 K: 0 S: 11 H: 1 LOB: 2 BB: 1 P: 19	R: 0 E: 0 K: 0 S: 8 H: 0 LOB: 0 BB: 0 P: 13	R: 0 E: 0 K: 0 S: 6 H: 0 LOB: 0 BB: 0 P: 9	R: 2 E: 0 K: 0 S: 16 H: 3 LOB: 2 BB: 1 P: 29	1B: 11 2B: 0 3B: 0 HR: 0 SF: 0 SAC: 1 DP: 1 HBP: 0							

	AB	36
	R	4
	H	11
	RBI	3
	BB	3
	SO	2
	LOB	18

WP: 1 PB: 0 SB: 0 CS: 0 PA: 40

PITCHER		IP	WLS	BF	H	R	ER	SO	BB	IBB	HBP	BLK	WP	HR	S	P	ERA	WHIP
Greg Maddux, R ERA: 1.41	(1, 1)	8.0		33	8	2	2	2	1	1	0	0	0	0	73	111	2.25	1.125
Greg McMichael, R ERA: 2.38	(9, 1)	1.0	L	7	3	2	2	0	0	1	0	0	1	0	16	29	18.00	3.000

PITCHER	IP	WLS	BF	H	R	ER	SO	BB	IBB	HBP	BLK	WP	HR	S	P	ERA	WHIP

BOTTOM

San Diego Padres @ Atlanta Braves
Atlanta-Fulton County Stadium, Atlanta, GA
Mon Jun 06 1994, 7:05 PM EDT
Att. 43,206 - Unknown - 79 F

livebaseballscorecards.com

Batter	1	2	3	4	5	6	7	8	9	AB	R	H	RBI	BB	SO	LOB
Roberto Kelly, R (1, 8) OBP: 0.366, SLG: 0.415	G2-3			F9		S 1B		G6-3 1B	BB	4	0	2	0	1	0	0
Jeff Blauser, R (1, 6) OBP: 0.299, SLG: 0.327	F8			BB		G5-3		G6-3	K	4	0	0	0	1	1	4
Ryan Klesko, L (1, 7) OBP: 0.345, SLG: 0.583 Dave Gallagher, R (8, PR) OBP: 0.316, SLG: 0.348 Greg McMichael, R (9, 1)	P5			F9			HR	1B 2B		4 0 0	1 1 0	2 0 0	1 0 0	0 0 0	0 0 0	1 0 0
Fred McGriff, L (1, 3) OBP: 0.365, SLG: 0.571		P5		P5			E S BB		1B	3	0	1	1	1	0	1
David Justice, L (1, 9) OBP: 0.420, SLG: 0.478		P5			G4-3		P5		BB	3	0	0	0	1	0	1
Terry Pendleton, S (1, 5) OBP: 0.253, SLG: 0.339		K			F7		K	G6-3		4	0	0	0	0	2	3
Javy Lopez, R (1, 2) OBP: 0.304, SLG: 0.488			K		G1-3		E5		K	4	0	0	0	0	2	1
Mark Lemke, S (1, 4) OBP: 0.379, SLG: 0.399 Jarvis Brown, R (9, PR) OBP: 0.125, SLG: 0.500			G3-1			P4	G4-3		G3 1B	4 0	0 0	1 0	0 0	0 0	0 0	2 0
Greg Maddux, R (1, 1) OBP: 0.241, SLG: 0.286 Tony Tarasco, L (8, PH) OBP: 0.352, SLG: 0.516 (9, 7)			K			K		1B G6-3 1B	G3	2 2	0 1	0 1	0 0	0 0	2 0	0 1

	AB	34
	R	3
	H	7
	RBI	2
	BB	4
	SO	7
	LOB	14

Inning Stats	1	2	3	4	5	6	7	8	9
	R: 0 E: 0 K: 0 S: 6	H: 0 LOB: 0 BB: 0 P: 8	R: 0 E: 0 K: 1 S: 5	H: 0 LOB: 0 BB: 0 P: 7	R: 0 E: 0 K: 2 S: 8	H: 0 LOB: 0 BB: 0 P: 9	R: 0 E: 0 K: 0 S: 10	H: 0 LOB: 1 BB: 1 P: 15	R: 0 E: 0 K: 0 S: 6	H: 0 LOB: 0 BB: 0 P: 8
	R: 0 E: 0 K: 1 S: 13	H: 1 LOB: 1 BB: 0 P: 18	R: 1 E: 1 K: 1 S: 13	H: 1 LOB: 2 BB: 1 P: 23	R: 2 E: 0 K: 0 S: 17	H: 4 LOB: 2 BB: 1 P: 24	R: 0 E: 0 K: 2 S: 9	H: 1 LOB: 2 BB: 1 P: 20	1B: 5 2B: 1 3B: 0 HR: 1	SF: 0 SAC: 0 DP: 1 HBP: 0	WP: 0 PB: 0 SB: 2 CS: 0	PA: 38

PITCHER		IP	WLS	BF	H	R	ER	SO	BB	IBB	HBP	BLK	WP	HR	S	P	ERA	WHIP
Andy Benes, R ERA: 4.38	(1, 1)	7.2		30	5	3	3	5	2	0	0	0	0	1	70	98	3.52	0.913
Jeff Tabaka, L ERA: 6.32	(8, 1)	0.0		2	1	0	0	0	1	0	0	0	0	0	7	13	∞	∞
Tim Mauser, R ERA: 2.21	(8, 1)	0.1	W	1	0	0	0	0	0	0	0	0	0	0	1	1	0.00	0.000
Donnie Elliott, R ERA: 1.74	(9, 1)	0.2		4	1	0	0	1	1	0	0	0	0	0	5	13	0.00	3.000
Pedro Martinez, L ERA: 2.82	(9, 1)	0.1	S	1	0	0	0	1	0	0	0	0	0	0	4	7	0.00	0.000

PITCHER	IP	WLS	BF	H	R	ER	SO	BB	IBB	HBP	BLK	WP	HR	S	P	ERA	WHIP

Batter	1	2	3	4	5	6	7	8	9	AB	R	H	RBI	BB	SO	LOB
Bip Roberts, S (1, 4) OBP: 0.386, SLG: 0.366	BCCBBB 4-2 S BB		BFBX 2-1 G4-6-3 1-3 2-H 1B		BBCBCX 3-2 ③ G4-3			CFX 0-2 ① G6-3		3	0	1	1	1	0	0
Craig Shipley, R (1, 5) OBP: 0.349, SLG: 0.471	CFBBS 1-3 K 1-2		SFBBBS 2-3 ① K			FFBX 1-2 G4-3		BBBBB 4-0 G4-3 S 1B BB		3	1	0	0	1	2	3
Tony Gwynn, L (1, 9) OBP: 0.443, SLG: 0.577	CFBBBX 2-2 ② F7		CX 0-1 ②③ G4-6-3 1-2f			BBBCCCX 3-2 HR		BCBSSX 2-2 ② G4-3 1-3		4	1	1	1	0	0	4
Derek Bell, R (1, 8) OBP: 0.335, SLG: 0.433	CBSSX 1-2 ③ G6-3			BFSFX 1-2 CS 2B		FX 0-1 2B		CX 0-1 BB 3-H 1B		4	0	3	1	0	0	1
Phil Clark, R (1, 3) OBP: 0.218, SLG: 0.353 Tim Mauser, R (6, 1) OBP: 1.000, SLG: 1.000 Archi Cianfrocco, R (8, PH) OBP: 0.250, SLG: 0.360 Jeff Tabaka, R (8, 1) Donnie Elliott, R (8, 1)		BCX 1-1 ① G6-3		FBSFFFFBX 2-2 ① 2-3 1B		BFSFX 1-2 ② P6		SBFFBBB 4-2 1-2 BB		3 0 0 0 0	0 0 0 0 0	1 0 0 0 0	0 0 0 0 0	0 0 1 0 0	0 0 0 0 0	1 0 0 0 0
Phil Plantier, L (1, 7) OBP: 0.338, SLG: 0.568		CBFBS 2-3 ② K		BFSX 1-2 ② F9		BCBCS 2-3 ③ K		BBX 2-0 F7		4	0	0	0	0	2	4
Ricky Gutierrez, R (1, 6) OBP: 0.274, SLG: 0.293		FBBBFFX 2-2 ③ G6-3		BBFBX 3-1 ③ F9			BBCX 2-1 ① G6-3		X 0-0 ① G6-3	4	0	0	0	0	0	1
Brian Johnson, R (1, 2) OBP: 0.194, SLG: 0.152			BCCCFBBFBX 3-2 BB 1B 1B		CCC 0-3 ① K		X 0-0 ② G5-3		CSBBBX 2-2 ② L3	4	1	1	0	0	1	0
Scott Sanders, R (1, 1) OBP: 0.250, SLG: 0.100 A.J. Sager, R (5, 1) OBP: 0.111, SLG: 0.333 Tim Hyers, L (6, 3) OBP: 0.326, SLG: 0.291			BBBBCLB 4-2 1B 1-2 BB		BCBSBS 3-3 ② K		X 0-0 ③ F7		X 0-0 ③ F8	1 0 2	0 0 0	0 0 0	0 0 0	1 0 0	1 0 0	0 0 0
Inning Stats	R: 0 E: 0 K: 1 S: 11 H: 0 LOB: 1 BB: 1 P: 19	R: 0 E: 0 K: 1 S: 9 H: 0 LOB: 0 BB: 0 P: 14	R: 1 E: 0 K: 1 S: 14 H: 2 LOB: 1 BB: 1 P: 25	R: 0 E: 0 K: 0 S: 16 H: 2 LOB: 1 BB: 0 P: 23	R: 0 E: 0 K: 2 S: 9 H: 0 LOB: 0 BB: 0 P: 15	R: 1 E: 0 K: 1 S: 14 H: 2 LOB: 1 BB: 0 P: 21	R: 0 E: 0 K: 0 S: 4 H: 0 LOB: 0 BB: 0 P: 6	R: 1 E: 0 K: 0 S: 11 H: 1 LOB: 2 BB: 2 P: 23	R: 0 E: 0 K: 0 S: 5 H: 0 LOB: 0 BB: 0 P: 7	1B: 4 2B: 2 3B: 0 HR: 1 SF: 0 SAC: 0 DP: 1 HBP: 0						

PITCHER	IP	WLS	BF	H	R	ER	SO	BB	IBB	HBP	BLK	WP	HR	S	P	ERA	WHIP
Kent Mercker, L (1, 1) ERA: 4.33	5.2	W	23	6	2	2	5	2	0	0	0	0	1	70	112	3.18	1.412
Mark Wohlers, R (6, 1) ERA: 3.81	1.1		4	0	0	0	1	0	0	0	0	0	0	7	11	0.00	0.000
Mike Stanton, L (8, 1) ERA: 3.91	1.0		6	1	1	1	0	2	0	0	0	0	0	11	23	9.00	3.000
Gregg Olson, R (9, 1) ERA:	1.0		3	0	0	0	0	0	0	0	0	0	0	5	7	0.00	0.000

PITCHER	IP	WLS	BF	H	R	ER	SO	BB	IBB	HBP	BLK	WP	HR	S	P	ERA	WHIP

San Diego Padres @ Atlanta Braves

Atlanta-Fulton County Stadium, Atlanta, GA

Tue Jun 07 1994, 7:05 PM EDT

Att. 44,354 - Unknown - 85 F

TOP

livebaseballscorecards.com

AB	32
R	3
H	7
RBI	3
BB	4
SO	6
LOB	14

WP: 0 PB: 0 SB: 2 CS: 1 PA: 36

Batter	1	2	3	4	5	6	7	8	9	AB	R	H	RBI	BB	SO	LOB
Roberto Kelly, R (1, 8) OBP: 0.366, SLG: 0.412	B C B X 2-1 F8 ①		B F X 1-1 G5-3 ③		B S B B X 3-1 G6-3 ②	B X 1-0 1B 1-2 2-3 1B		C B S F B F B B 4-2 BB 1B BB		4	2	1	0	1	0	1
Jeff Blauser, R (1, 6) OBP: 0.312, SLG: 0.333	X 0-0 F9 ②			X 0-0 1B HR 1B	C B H 2-1 2B HBP	X 0-0 1B 1-2 2-3 3-H 1B		B B S B F B 4-2 1B 1-2 3B BB		3	4	2	1	1	0	0
Ryan Klesko, L (1, 7) OBP: 0.351, SLG: 0.593 Dave Gallagher, R (5, PR) OBP: 0.321, SLG: 0.353 (6, 7) (9, 9)	F B X 1-1 F7 ③			L B B F X 2-2 1-2 HR 1B	B B X 2-0 1-H 1B 2B	C B X 1-1 1B 1-3 2-H 3-H 1B		B B F F F X 2-2 P6 ②		3 2	1 1	2 1	1 2	0 0	0 0	0 2
Fred McGriff, L (1, 3) OBP: 0.374, SLG: 0.589		C B F X 1-2 F8 ①		B X 1-0 1-H 2-H HR	B B B I 4-0 1B IBB	B X 1-0 G4-6-3 1-2 3-H 1B		C B F B F B X 3-2 1-2 2-H 3B 1B		4	2	3	5	1	0	0
David Justice, L (1, 9) OBP: 0.419, SLG: 0.488 Gregg Olson, R (9, 1)	X 0-0 F9 ②			C B F X 1-2 P5 ① 1-H 2-H	C B C B X 2-2 1-3 2-H 1B	B F S X 1-2 G4-6-3 ②③ 1-2f		B B F F B X 3-2 1-H 2-H 3B		5 0	0 0	2 0	3 0	0 0	0 0	2 0
Terry Pendleton, S (1, 5) OBP: 0.254, SLG: 0.339 Bill Pecota, R (7, 5) OBP: 0.323, SLG: 0.286	B F B S T F F F S 2-3 K ③			B X 1-0 1B	S F B F B B X 3-2 G4-3 ③	C X 0-1 G6-3 ①		F S X 0-2 G6-3 ③		3 2	0 0	1 0	0 0	0 0	1 0	3 1
Javy Lopez, R (1, 2) OBP: 0.297, SLG: 0.476			B S S S F B S 2-3 K ① F B C S 1-3 K ②			F F B S 1-3 K ① B C X 1-1 P6 ②				4	0	0	0	0	3	1
Mark Lemke, S (1, 4) OBP: 0.376, SLG: 0.395 Rafael Belliard, R (8, 4) OBP: 0.309, SLG: 0.354			C B C E T 1-2 K ② B X 1-0 G3 ③			F X 0-1 1B SH 1B 1B B C B C S 2-3 K ③				4 0	1 0	1 0	0 0	0 0	2 0	1 0
Kent Mercker, L (1, 1) OBP: 0.125, SLG: 0.067 Mark Wohlers, R (6, 1) OBP: 1.000, SLG: 1.000 Mike Stanton, L (8, 1) OBP: 1.000, SLG: 1.000 Jarvis Brown, R (8, PH) OBP: 0.111, SLG: 0.444 (9, 7)			S X 0-1 1B		B C S F C 1-3 K ①	B B C X 2-1 SH 1B 1B 1-2 1B		F B B B F F C 3-3 K ①		2 0 0 1	0 1 0 0	1 0 0 0	0 0 0 0	0 0 0 0	1 0 0 1	0 0 0 0
Inning Stats	R: 0 E: 0 K: 0 S: 5 H: 0 LOB: 0 BB: 0 P: 8	R: 0 E: 0 K: 1 S: 11 H: 0 LOB: 0 BB: 0 P: 14	R: 0 E: 0 K: 2 S: 12 H: 1 LOB: 1 BB: 0 P: 16	R: 3 E: 0 K: 1 S: 13 H: 4 LOB: 1 BB: 0 P: 20	R: 2 E: 0 K: 1 S: 15 H: 2 LOB: 3 BB: 1 P: 32	R: 4 E: 1 K: 1 S: 15 H: 5 LOB: 1 BB: 0 P: 22	R: 0 E: 0 K: 1 S: 7 H: 0 LOB: 0 BB: 0 P: 10	R: 3 E: 0 K: 1 S: 24 H: 2 LOB: 1 BB: 2 P: 43		1B: 11 2B: 1 3B: 1 HR: 1 SF: 0 SAC: 1 DP: 1 HBP: 1						

BOTTOM

San Diego Padres @ Atlanta Braves

Atlanta-Fulton County Stadium, Atlanta, GA

Tue Jun 07 1994, 7:05 PM EDT

Att. 44,354 - Unknown - 85 F

livebaseballscorecards.com

AB	37
R	12
H	14
RBI	12
BB	3
SO	8
LOB	11

WP: 0 PA: 42
PB: 0
SB: 0
CS: 0

PITCHER		IP	WLS	BF	H	R	ER	SO	BB	IBB	HBP	BLK	WP	HR	S	P	ERA	WHIP
Scott Sanders, R ERA: 6.25	(1, 1)	4.2	L	23	7	5	5	5	0	1	1	0	0	1	52	83	9.64	1.500
A.J. Sager, R ERA: 5.88	(5, 1)	0.2		7	4	4	3	1	0	0	0	0	0	0	15	23	40.50	6.000
Tim Mauser, R ERA: 2.05	(6, 1)	1.2		5	1	0	0	1	0	0	0	0	0	0	11	16	0.00	0.600
Jeff Tabaka, L ERA: 7.71	(8, 1)	0.2		6	2	3	3	1	2	0	0	0	0	0	21	40	40.50	6.000
Donnie Elliott, R ERA: 1.71	(8, 1)	0.1		1	0	0	0	0	0	0	0	0	0	0	3	3	0.00	0.000

PITCHER	IP	WLS	BF	H	R	ER	SO	BB	IBB	HBP	BLK	WP	HR	S	P	ERA	WHIP

San Diego Padres @ Atlanta Braves

Atlanta-Fulton County Stadium, Atlanta, GA

Wed Jun 08 1994, 3:33 AM EDT

Att. 43,354 - Cloudy - 83 F

livebaseballscorecards.com

Batter	1	2	3	4	5	6	7	8	9	AB	R	H	RBI	BB	SO	LOB
Bip Roberts, S (1, 4) OBP: 0.383, SLG: 0.363	C F B F B X 2-2 ① G6-3		B F C B F F S 2-3 ③ K		S B F B X 2-2 FC5 1B 1B		F X 0-1 ③ G3			4	0	1	0	0	1	2
Luis Lopez, S (1, 5) OBP: 0.377, SLG: 0.438	C B F F B B C 3-3 ② K			X 0-0 1B 1B 1B	B 1 SAFE T B X 2-1 1-2 1B			C B B F F B X 3-2 ① P5		4	1	2	0	0	1	0
Phil Clark, R (1, 9) OBP: 0.211, SLG: 0.340 Trevor Hoffman, R (8, 1)	X 0-0 ③ G6-3			B B B C 1 SAFE X 3-1 ① F8	B X 1-0 ③ FC5 2-3f			F B B F F F F C 2-3 ② K		4 0	0 0	0 0	0 0	0 0	1 0	3 0
Derek Bell, R (1, 8) OBP: 0.333, SLG: 0.430		C B F B B S 3-3 ① K		B B X 2-0 S 1B 1-2 1B		B F F B X 2-2 ① G6-3		C F B X 1-2 ③ G5-3		4	0	1	0	0	1	0
Phil Plantier, L (1, 7) OBP: 0.337, SLG: 0.567		L B F S 1-3 ② K		X 0-0 ② P6		C B B S F B S 3-3 ② K			C S F F X 0-2 1B G4-3 2B	4	1	1	0	0	2	2
Tim Hyers, L (1, 3) OBP: 0.322, SLG: 0.289	C F X 0-2 ③ L5			X 0-0 S 1-2 2-H 1B		C X 0-1 ③ P6			X 0-0 ① F9	4	0	1	1	0	0	1
Ricky Gutierrez, R (1, 6) OBP: 0.280, SLG: 0.299		B X 1-0 ① F8	B B B 1 SAFE C S X 3-2 ③ F9 1-2 2-3			X 0-0 FC6-4 1B			B F X 1-1 G4-3 2-3 1B	4	0	2	0	0	0	2
Brad Ausmus, R (1, 2) OBP: 0.301, SLG: 0.331 Tony Gwynn, L (9, PH) OBP: 0.441, SLG: 0.574		B X 1-0 E5			B C X 1-1 ① F9		X 0-0 ① FC6-4 1-2f		C C F X 0-2 ② G4-3 1-2 3-H	3 1	0 0	0 0	0 1	0 0	0 0	1 1
Wally Whitehurst, R (1, 1) OBP: 0.227, SLG: 0.105 Pedro Martinez, L (1, 1) A.J. Sager, R (4, 1) OBP: 0.100, SLG: 0.300 Craig Shipley, R (7, PH) OBP: 0.346, SLG: 0.466 Tim Mauser, R (7, 1) OBP: 1.000, SLG: 1.000 Bill Bean, L (8, 9) OBP: 0.264, SLG: 0.278		S X 0-1 ② P3			B C F B B C 3-3 ② K		C C S 0-3 ② K		C F B B S 2-3 ③ K	0 1 1 1 0 1	0 0 0 0 0 0	0 0 0 0 0 1	0 0 0 0 0 0	0 0 1 1 0 1	0 1 0 1 0 1	0 1 0 1 0 1
Inning Stats	R: 0 H: 0 E: 0 LOB: 0 K: 1 BB: 0 S: 9 P: 14	R: 0 H: 0 E: 0 LOB: 0 K: 2 BB: 0 S: 9 P: 13	R: 0 H: 0 E: 1 LOB: 1 K: 1 BB: 0 S: 9 P: 13	R: 1 H: 3 E: 0 LOB: 2 K: 0 BB: 0 S: 9 P: 17	R: 0 H: 2 E: 0 LOB: 2 K: 1 BB: 0 S: 11 P: 20	R: 0 H: 0 E: 0 LOB: 0 K: 1 BB: 0 S: 9 P: 14	R: 0 H: 1 E: 0 LOB: 1 K: 1 BB: 0 S: 7 P: 7	R: 0 H: 0 E: 0 LOB: 0 K: 1 BB: 0 S: 14 P: 20	R: 1 H: 2 E: 0 LOB: 1 K: 1 BB: 0 S: 15 P: 18	1B: 7 SF: 0 2B: 1 SAC: 0 3B: 0 DP: 0 HR: 0 HBP: 0						WP: 0 PA: 36 PB: 0 SB: 2 CS: 0

	AB	36
	R	2
	H	8
	RBI	2
	BB	0
	SO	9
	LOB	15

PITCHER		IP	WLS	BF	H	R	ER	SO	BB	IBB	HBP	BLK	WP	HR	S	P	ERA	WHIP
Tom Glavine, L ERA: 3.46	(1, 1)	7.0	W	28	6	1	1	7	0	0	0	0	0	0	63	98	1.29	0.857
Mark Wohlers, R ERA: 3.68	(8, 1)	1.0		3	0	0	0	1	0	0	0	0	0	0	14	20	0.00	0.000
Greg McMichael, R ERA: 2.57	(9, 1)	1.0		5	2	1	1	1	0	0	0	0	0	0	15	18	9.00	2.000

PITCHER	IP	WLS	BF	H	R	ER	SO	BB	IBB	HBP	BLK	WP	HR	S	P	ERA	WHIP

Batter	1	2	3	4	5	6	7	8	9	AB	R	H	RBI	BB	SO	LOB
Roberto Kelly, R (1, 8) OBP: 0.367, SLG: 0.417	B F B F X 2-2 BB 2B 1B	C B X 1-1 ① G6-3		B B C F X 2-2 ① G3		B X 1-0 ① G5-3		X 0-0 F9 2B		5	1	2	0	0	0	0
Jeff Blauser, R (1, 6) OBP: 0.314, SLG: 0.331	1 SAFE B B B B 4-0 2B 1-2 1B BB	F B F S 1-3 ② K		B C X 1-1 1B 1B		X 0-0 ② F8		X 0-0 ① F9 2-3		4	1	1	0	1	1	1
Tony Tarasco, L (1, 7) OBP: 0.355, SLG: 0.522	B C B X 2-1 1B 1-3 2-H BB 2B	C X 0-1 ③ G5-3		X 0-0 G1-6-3 1-2 1B		C X 0-1 ③ G3		C F B X 1-2 ② G3		5	1	2	1	0	0	1
Fred McGriff, L (1, 3) OBP: 0.370, SLG: 0.578	C B B B I 4-1 BB 1B IBB	X 0-0 ① F9		C B X 1-1 ②③ G1-6-3 1-2f			C X 0-1 ① G6-3	B C X 1-1 ③ G4-3		4	0	0	0	1	0	3
David Justice, L (1, 9) OBP: 0.421, SLG: 0.494	F C S S 1-3 ① K	C B B B B X 3-2 ② G3-1			S S B B F X 2-2 2B 2B		B X 1-0 2B 1B			4	2	2	0	0	1	3
Terry Pendleton, S (1, 5) OBP: 0.267, SLG: 0.357	B F X 1-1 BB 1-2 2-3 3-H 1B	C B B B F F B 4-2 2B BB			F C B F F B X 2-2 SH1-3 2-H 2B		X 0-0 1-H 2B			3	0	3	3	1	0	0
Mark Lemke, S (1, 4) OBP: 0.386, SLG: 0.404	B B B B 4-0 1-2 2-3 3-H BB	1 SAFE 1 SAFE B B F F 1 SAFE B B X 3-2 FC5 1-3 2B			B F X 1-1 ① SH1-3 2-3		I I I I 4-0 IBB			1	0	1	1	2	0	0
Charlie O'Brien, R (1, 2) OBP: 0.339, SLG: 0.500	X 0-0 ② P3	I I I I 4-0 IBB			F B X 1-1 ② G5-3		S B F 1 SAFE S 1-3 ② K			3	0	0	0	1	1	6
Tom Glavine, L (1, 1) OBP: 0.242, SLG: 0.226 Ryan Klesko, L (7, PH) OBP: 0.349, SLG: 0.588 Mark Wohlers, R (8, 1) OBP: 1.000, SLG: 1.000 Greg McMichael, R (9, 1)	F F S 0-3 ③ K	F F X 0-2 ③ FC5 2-3f			X 0-0 ③ G1-3		F B X 1-1 ③ F9			3 1 0 0	0 0 0 0	0 0 0 0	0 0 0 0	1 0 0 0	7 2 0 0	
Inning Stats	R: 3 H: 3 E: 0 LOB: 3 K: 2 BB: 3 S: 15 P: 33	R: 0 H: 0 E: 0 LOB: 0 K: 1 BB: 0 S: 7 P: 9	R: 0 H: 1 E: 0 LOB: 3 K: 0 BB: 2 S: 13 P: 27	R: 0 H: 2 E: 0 LOB: 1 K: 0 BB: 0 S: 8 P: 12	R: 1 H: 2 E: 0 LOB: 1 K: 0 BB: 0 S: 14 P: 20	R: 0 H: 0 E: 0 LOB: 0 K: 0 BB: 0 S: 4 P: 5	R: 1 H: 2 E: 0 LOB: 2 K: 1 BB: 1 S: 9 P: 16	R: 0 H: 1 E: 0 LOB: 1 K: 0 BB: 0 S: 7 P: 9		1B: 5 SF: 0 2B: 6 SAC: 1 3B: 0 DP: 1 HR: 0 HBP: 0				WP: 0 PA: 40 PB: 0 SB: 0 CS: 0		

PITCHER		IP	WLS	BF	H	R	ER	SO	BB	IBB	HBP	BLK	WP	HR	S	P	ERA	WHIP
Wally Whitehurst, R ERA: 4.92	(1, 1)	0.1	L	6	3	3	3	1	1	1	0	0	0	0	11	25	81.00	12.000
Pedro Martinez, L ERA: 2.63	(1, 1)	2.2		12	1	0	0	2	2	1	0	0	0	0	24	44	0.00	1.125
A.J. Sager, R ERA: 5.68	(4, 1)	3.0		12	4	1	1	0	0	0	0	0	0	0	26	37	3.00	1.333
Tim Mauser, R ERA: 2.35	(7, 1)	1.0		6	2	1	1	1	0	1	0	0	0	0	9	16	9.00	2.000
Trevor Hoffman, R ERA: 1.65	(8, 1)	1.0		4	1	0	0	0	0	0	0	0	0	0	7	9	0.00	1.000

PITCHER	IP	WLS	BF	H	R	ER	SO	BB	IBB	HBP	BLK	WP	HR	S	P	ERA	WHIP

BOTTOM

San Diego Padres @ Atlanta Braves

Atlanta-Fulton County Stadium, Atlanta, GA

Wed Jun 08 1994, 3:33 AM EDT

Att. 43,354 - Cloudy - 83 F

livebaseballscorecards.com

AB	33
R	5
H	11
RBI	5
BB	6
SO	4
LOB	23

Batter	1	2	3	4	5	6	7	8	9	AB	R	H	RBI	BB	SO	LOB
Bip Roberts, S (1, 4) OBP: 0.384, SLG: 0.364	F B C X 1-2 1B S SF7 1B	X 0-0 ③ G3-1			B F B C F X 2-2 ② G6-3	X 0-0 1B 2B 1B	B B S F F B F C 3-3 ① K	5	2	2	0	0	1	2
Tim Hyers, L (1, 3) OBP: 0.326, SLG: 0.295	1 SAFE 1 SAFE B X 1-0 S **1-3** 1B		B B F X 2-1 ① F7		B B C X 2-1 ③ G4-3		1 SAFE P 1 SAFE 1 SAFE 1 SAFE X 1-0 2B **1-2** 1B		C X 0-1 ② G3-1	5	1	2	0	0	0	0
Tony Gwynn, L (1, 9) OBP: 0.440, SLG: 0.577	C 1 SAFE X 0-1 ① SF7 **3-H**		C B X 1-1 ② G3			X 0-0 1B 1B 1B	B X 1-0 F8 E **1-H** **2-H** 2B		B F X 1-1 ③ G4-3	4	2	2	3	0	0	0
Phil Plantier, L (1, 7) OBP: 0.335, SLG: 0.560	B B 1 SAFE F 1 SAFE F B S 3-3 ② K **1-2**		B B X 2-0 1B			X 0-0 ① F8	B X 1-0 ② F8 **2-3**			4	0	1	0	0	1	3
Derek Bell, R (1, 8) OBP: 0.332, SLG: 0.424	B X 1-0 ③ G6-3		X 0-0 ③ G4-3			1 SAFE C 1 SAFE 1 SAFE F F B F S 1-3 ② K	I I I I 4-0 S IBB			3	0	0	0	1	1	3
Scott Livingstone, L (1, 5) OBP: 0.265, SLG: 0.318		X 0-0 SH3-4 1B 1B	C X 0-1 ① G4-3			X 0-0 1B **1-2** 1B	C 1 SAFE X 0-1 ③ F8 **1-2** **3-H**			4	0	2	0	0	0	1
Ricky Gutierrez, R (1, 6) OBP: 0.285, SLG: 0.299		B 1 SAFE X 1-0 ① L6	B C B X 2-1 ② G4-3			S S B X 1-2 **1-2** **2-H** 1B		B F B B B 4-1 G6-4-3 BB		3	0	1	1	1	0	1
Brad Ausmus, R (1, 2) OBP: 0.299, SLG: 0.329		1 SAFE C X 0-1 SH3-4 **1-2** 1B	C B X 1-1 ③ G6-3			B B X 2-0 ③ G4-1		C B B X 2-1 ① ② G6-4-3 **1-2f**		4	0	1	0	0	0	3
Joey Hamilton, R (1, 1) Donnie Elliott, R (9, 1) Trevor Hoffman, R (9, 1) Archi Cianfrocco, R (9, 3) OBP: 0.250, SLG: 0.360		M X 0-1 ② SH3-4 **1-2** **2-3**			B C B X 2-1 ① G1-3		S B X 1-1 ① G4-3	B S X 1-1 ③ G6-3		3 0 0 0	0 0 0 0	0 0 0 0	0 0 0 0	0 0 0 0	0 0 0 0	0 0 0 0
Inning Stats	R: 1 E: 0 K: 1 S: 10 H: 2 LOB: 1 BB: 0 P: 16	R: 0 E: 0 K: 0 S: 7 H: 2 LOB: 2 BB: 0 P: 8	R: 0 E: 0 K: 0 S: 6 H: 1 LOB: 1 BB: 0 P: 11	R: 0 E: 0 K: 0 S: 6 H: 0 LOB: 0 BB: 0 P: 9	R: 0 E: 0 K: 0 S: 8 H: 0 LOB: 0 BB: 0 P: 14	R: 1 E: 0 K: 1 S: 12 H: 3 LOB: 2 BB: 0 P: 16	R: 3 E: 0 K: 0 S: 9 H: 3 LOB: 1 BB: 1 P: 16	R: 0 E: 0 K: 0 S: 5 H: 0 LOB: 0 BB: 1 P: 12	R: 0 E: 0 K: 1 S: 9 H: 0 LOB: 0 BB: 0 P: 13	1B: 10 2B: 1 3B: 0 HR: 0		SF: 1 SAC: 1 DP: 1 HBP: 0				

PITCHER		IP	WLS	BF	H	R	ER	SO	BB	IBB	HBP	BLK	WP	HR	S	P	ERA	WHIP
John Burkett, R ERA: 3.28	(1, 1)	6.1	L	30	11	5	4	2	0	0	0	0	0	0	55	82	5.68	1.737
Steve Frey, L ERA: 7.88	(7, 1)	0.2		3	0	0	0	0	0	1	0	0	0	0	3	8	0.00	0.000
Pat Gomez, L ERA: 0.96	(8, 1)	2.0		6	0	0	0	1	1	0	0	0	0	0	14	25	0.00	0.500

PITCHER	IP	WLS	BF	H	R	ER	SO	BB	IBB	HBP	BLK	WP	HR	S	P	ERA	WHIP

TOP

San Diego Padres @ San Francisco Giants

Candlestick Park, San Francisco, CA

Fri Jun 10 1994, 10:05 PM EDT

Att. 18,589 - Unknown - 78 F

livebaseballscorecards.com

AB	35
R	5
H	11
RBI	4
BB	2
SO	3
LOB	13

Batter	1	2	3	4	5	6	7	8	9	AB	R	H	RBI	BB	SO	LOB
Darren Lewis, R (1, 8) OBP: 0.374, SLG: 0.336	B C C X 1-2 G1-3 ①		C B F B X 2-2 G4-3 ①		X 0-0 FC3-6 1-2 1B		B F B X 2-1 FC5-4 1B		C B F C 1-3 K ①	5	0	2	0	0	1	2
John Patterson, S (1, 4) OBP: 0.290, SLG: 0.269	X 0-0 F7 ②		B B B B X 3-1 G4-3 ②		F F X 0-2 FC3-6 BB 1-2f 2-3 ②		X 0-0 FC5-4 1-2f ②		C B C B X 2-2 P8 ②	5	0	0	0	0	0	5
Dave Martinez, L (1, 9) OBP: 0.316, SLG: 0.298	B B C F X 2-2 1B		C X 0-1 FC5-4 1B		B S B B B 4-1 1-2 BB		B F F C 1-3 K ③		C B C X 1-2 1-2 2-H 1B	4	0	3	1	1	1	1
Matt Williams, R (1, 5) OBP: 0.310, SLG: 0.579	X 0-0 G6-3 ③		X 0-0 FC5-4 1-2f ③		C B F S 1-3 K ③			F S F X 0-2 G4-3 3B	B X 1-0 P7 ③	5	1	1	0	0	1	7
Barry Bonds, L (1, 7) OBP: 0.425, SLG: 0.557		B X 1-0 P6 ①		B B X 2-0 L7 ①		B X 1-0 F8 ①		F B B B B F X 3-2 G4-3 3-H ①		4	0	0	1	0	0	0
J.R. Phillips, L (1, 3) OBP: 0.176, SLG: 0.375		S X 0-1 BB 1B 1B		B B X 2-0 F7 ②		B B F F S 2-3 K ②		X 0-0 G5-3 ②		4	0	1	0	0	1	0
Royce Clayton, R (1, 6) OBP: 0.285, SLG: 0.332		F X 0-1 BB 1-2 1B		B S B X 2-1 G5-3 ③		F B B B X 3-1 1B		S S B F F F B B X 3-2 L4 ③		4	0	2	0	0	0	0
Kirt Manwaring, R (1, 2) OBP: 0.289, SLG: 0.321		B B B B 4-0 G4-6-3 1-2 2-3 BB		B B C B B 4-1 FC3-6 1B BB		F 1 SAFE X 0-1 F8 ③			B B C B B 4-1 BB 1B BB	1	1	0	0	3	0	1
John Burkett, R (1, 1) OBP: 0.067, SLG: 0.034 Steve Frey, R (7, 1) Rikkert Faneyte, R (7, PH) Pat Gomez, L (8, 1) Todd Benzinger, S (9, PH) OBP: 0.301, SLG: 0.356		C X 0-1 G4-6-3 1-2f ② ③			1 SAFE L L S 0-3 K ①		B F X 1-1 P3 ①		B B B B 4-0 1B 1-2 BB	2 0 1 0 0	0 0 0 0 0	0 0 0 0 0	0 0 0 0 0	0 0 0 0 1	1 0 0 0 0	4 0 0 0 0
Inning Stats	R: 0 H: 1 E: 0 LOB: 1 K: 0 BB: 0 S: 8 P: 11	R: 0 H: 2 E: 0 LOB: 2 K: 0 BB: 1 S: 7 P: 12	R: 0 H: 1 E: 0 LOB: 1 K: 0 BB: 0 S: 8 P: 13	R: 0 H: 0 E: 0 LOB: 0 K: 0 BB: 0 S: 4 P: 10	R: 0 H: 1 E: 0 LOB: 3 K: 2 BB: 2 S: 12 P: 21	R: 0 H: 1 E: 0 LOB: 1 K: 1 BB: 0 S: 8 P: 14	R: 0 H: 1 E: 0 LOB: 1 K: 1 BB: 0 S: 8 P: 12	R: 1 H: 1 E: 0 LOB: 0 K: 0 BB: 0 S: 14 P: 20	R: 1 H: 1 E: 0 LOB: 2 K: 1 BB: 2 S: 11 P: 24	1B: 8 2B: 0 3B: 1 HR: 0	SF: 0 SAC: 0 DP: 1 HBP: 0			WP: 0 PB: 0 SB: 0 CS: 0	PA: 40		

PITCHER		IP	WLS	BF	H	R	ER	SO	BB	IBB	HBP	BLK	WP	HR	S	P	ERA	WHIP
Joey Hamilton, R ERA: 2.36	(1, 1)	8.0	W	34	8	1	1	4	3	0	0	0	0	0	69	113	1.12	1.375
Donnie Elliott, R ERA: 2.14	(9, 1)	0.0		2	0	1	1	0	2	0	0	0	0	0	1	9	∞	∞
Trevor Hoffman, R ERA: 1.59	(9, 1)	1.0	S	4	1	0	0	1	0	0	0	0	0	0	10	15	0.00	1.000

PITCHER	IP	WLS	BF	H	R	ER	SO	BB	IBB	HBP	BLK	WP	HR	S	P	ERA	WHIP

BOTTOM

San Diego Padres @ San Francisco Giants

Candlestick Park, San Francisco, CA

Fri Jun 10 1994, 10:05 PM EDT

Att. 18,589 - Unknown - 78 F

livebaseballscorecards.com

AB	35
R	2
H	9
RBI	2
BB	5
SO	5
LOB	20

San Diego Padres @ San Francisco Giants

Candlestick Park, San Francisco, CA

Sat Jun 11 1994, 6:33 AM EDT

Att. 30,925 - Unknown - 70 F

TOP

livebaseballscorecards.com

Batter	1	2	3	4	5	6	7	8	9	AB	R	H	RBI	BB	SO	LOB
Bip Roberts, S (1, 4) OBP: 0.384, SLG: 0.365	0-0 1B WP 1B	0-3 K		0-0 FC4-6 1B		0-0 G6-4-3 1-2f		0-0 G6-3		5	0	2	0	0	1	5
Tim Hyers, L (1, 3) OBP: 0.320, SLG: 0.283	0-3 K	4-0 E BB 1-2 2-3 3-H		0-0 FC4-6 1B 1-2f		0-3 K			0-0 G4-3	4	0	0	1	1	2	2
Tony Gwynn, L (1, 9) OBP: 0.448, SLG: 0.583	0-0 1-3 1B	0-0 E4 1-2 2-3 3-H		0-0 1-2 1B			0-0 FC6-4 1B		0-0 1B SF8 1B	5	1	4	0	0	0	2
Phil Plantier, L (1, 7) OBP: 0.332, SLG: 0.551 Bill Bean, L (9, PR) OBP: 0.264, SLG: 0.278 (9, 7)	0-3 K	0-0 F9		0-0 G3			0-0 FC6-4 FC5-4 1-2f		0-0 SF8 1-3 1B	5 0	0 0	1 0	0 0	0 0	1 0	8 0
Derek Bell, R (1, 8) OBP: 0.329, SLG: 0.421	0-0 G3		0-0 G3-1		0-0 L4-6 1B		0-0 FC5-4 1-2f		0-0 SF8 1-2 3-H	4	0	1	1	0	0	3
Scott Livingstone, L (1, 5) OBP: 0.260, SLG: 0.310		0-0 1B 1B BB 1B	0-3 K		0-0 F8		0-0 F9		0-0 G4-3	5	1	1	0	0	1	4
Ricky Gutierrez, R (1, 6) OBP: 0.302, SLG: 0.313		0-0 BB 1B E 1-2 1B	0-0 1B		0-0 1-2 1B			4-0 1B BB		3	1	3	0	1	0	0
Brad Ausmus, R (1, 2) OBP: 0.304, SLG: 0.333		0-0 E BB 1-2 2-3 1B	0-0 F7		0-0 L4-6 2-3			0-0 G1-6-4 1-3 1B		4	0	2	0	0	0	3
Andy Ashby, R (1, 1) OBP: 0.240, SLG: 0.208		0-0 P4		0-3 K		0-0 G6-4-3 1B		0-0 G1-6-4 1-2f		4	0	1	0	0	1	5

Inning Stats									
	R: 0 E: 0 K: 2 S: 9	H: 2 LOB: 2 BB: 0 P: 9	R: 2 E: 1 K: 1 S: 9	H: 3 LOB: 3 BB: 1 P: 13	R: 0 E: 0 K: 1 S: 6	H: 1 LOB: 1 BB: 0 P: 6	R: 0 E: 0 K: 1 S: 7	H: 2 LOB: 2 BB: 0 P: 7	R: 0 E: 0 K: 0 S: 4	H: 2 LOB: 1 BB: 0 P: 4
	R: 0 E: 0 K: 1 S: 5	H: 1 LOB: 0 BB: 0 P: 5	R: 0 E: 0 K: 0 S: 4	H: 1 LOB: 1 BB: 0 P: 4	R: 0 E: 0 K: 0 S: 3	H: 1 LOB: 1 BB: 1 P: 7	R: 1 E: 0 K: 0 S: 5	H: 2 LOB: 2 BB: 0 P: 5		

	1B: 15	SF: 1	WP: 1	PA: 42
	2B: 1	SAC: 0	PB: 0	
	3B: 0	DP: 3	SB: 0	
	HR: 0	HBP: 0	CS: 0	

	AB	39
	R	3
	H	15
	RBI	2
	BB	2
	SO	6
	LOB	32

PITCHER		IP	WLS	BF	H	R	ER	SO	BB	IBB	HBP	BLK	WP	HR	S	P	ERA	WHIP
Mark Portugal, R ERA: 3.53	(1, 1)	7.0	L	33	12	2	1	6	1	0	0	0	1	0	44	48	1.29	1.857
Dave Burba, R ERA: 3.86	(8, 1)	1.0		4	1	0	0	0	1	0	0	0	0	0	3	7	0.00	2.000
Bryan Hickerson, L ERA: 4.86	(9, 1)	0.1		3	2	1	1	0	0	0	0	0	0	0	3	3	27.00	6.000
Rod Beck, R ERA: 3.32	(9, 1)	0.2		2	0	0	0	0	0	0	0	0	0	0	2	2	0.00	0.000

PITCHER	IP	WLS	BF	H	R	ER	SO	BB	IBB	HBP	BLK	WP	HR	S	P	ERA	WHIP

Batter	1	2	3	4	5	6	7	8	9	AB	R	H	RBI	BB	SO	LOB
Darren Lewis, R (1, 8) OBP: 0.368, SLG: 0.330	G6-3		F3			P4			K	4	0	0	0	0	1	1
John Patterson, S (1, 4) OBP: 0.281, SLG: 0.260	K		G3			G4-3			F8	4	0	0	0	0	1	1
Dave Martinez, L (1, 9) OBP: 0.303, SLG: 0.284	G4-3			F8		G4-3			G4-3	4	0	0	0	0	0	0
Matt Williams, R (1, 5) OBP: 0.307, SLG: 0.571		F9		L5			P6			3	0	0	0	0	0	0
Barry Bonds, L (1, 7) OBP: 0.424, SLG: 0.569		HR		G1-3			K			3	1	1	1	0	1	0
J.R. Phillips, L (1, 3) OBP: 0.150, SLG: 0.316		F8	K				G1-3			3	0	0	0	0	1	0
Dave Burba, R (8, 1)										0	0	0	0	0	0	0
Bryan Hickerson, L (9, 1) OBP: 0.273, SLG: 0.200										0	0	0	0	0	0	0
Rod Beck, R (9, 1)										0	0	0	0	0	0	0
Royce Clayton, R (1, 6) OBP: 0.286, SLG: 0.332		F9	1B		1B			G1-3		3	0	1	0	0	0	0
Kirt Manwaring, R (1, 2) OBP: 0.295, SLG: 0.327			SH3-4		G4-6-3			G1-3		3	0	2	0	0	0	0
Mark Portugal, R (1, 1) OBP: 0.375, SLG: 0.500			SH3-4		G4-6-3			F7		1	0	0	0	0	0	2
Todd Benzinger, S (8, 3) OBP: 0.300, SLG: 0.355										1	0	0	0	0	0	0
Inning Stats	R: 0 E: 0 K: 1 S: 5 H: 0 LOB: 0 BB: 0 P: 5	R: 1 E: 0 K: 0 S: 4 H: 1 LOB: 0 BB: 0 P: 4	R: 0 E: 0 K: 0 S: 4 H: 1 LOB: 1 BB: 0 P: 4	R: 0 E: 0 K: 0 S: 3 H: 0 LOB: 0 BB: 0 P: 3	R: 0 E: 0 K: 1 S: 6 H: 2 LOB: 1 BB: 0 P: 6	R: 0 E: 0 K: 0 S: 3 H: 0 LOB: 0 BB: 0 P: 3	R: 0 E: 0 K: 1 S: 5 H: 0 LOB: 0 BB: 0 P: 5	R: 0 E: 0 K: 0 S: 3 H: 0 LOB: 0 BB: 0 P: 3	R: 0 E: 0 K: 1 S: 5 H: 0 LOB: 0 BB: 0 P: 5	1B: 3 2B: 0 3B: 0 HR: 1 SF: 0 SAC: 1 DP: 1 HBP: 0						

PITCHER		IP	WLS	BF	H	R	ER	SO	BB	IBB	HBP	BLK	WP	HR	S	P	ERA	WHIP
Andy Ashby, R ERA: 2.94	(1, 1)	9.0	W	30	4	1	1	4	0	0	0	0	0	1	38	38	1.00	0.444

PITCHER	IP	WLS	BF	H	R	ER	SO	BB	IBB	HBP	BLK	WP	HR	S	P	ERA	WHIP

BOTTOM

San Diego Padres @ San Francisco Giants

Candlestick Park, San Francisco, CA

Sat Jun 11 1994, 6:33 AM EDT

Att. 30,925 - Unknown - 70 F

livebaseballscorecards.com

AB	29
R	1
H	4
RBI	1
BB	0
SO	4
LOB	4

PA: 30

San Diego Padres @ San Francisco Giants

Candlestick Park, San Francisco, CA

Sun Jun 12 1994, 6:33 AM EDT

Att. 39,230 - Cloudy - 66 F

TOP

livebaseballscorecards.com

Batter	1	2	3	4	5	6	7	8	9	AB	R	H	RBI	BB	SO	LOB
Bip Roberts, S (1, 4) OBP: 0.380, SLG: 0.363	K2-3		SF7			FC4-6			F8	4	2	1	1	0	1	1
Tim Hyers, L (1, 3) OBP: 0.324, SLG: 0.299	G4-3		G5-3						G5-3	5	1	2	1	0	0	1
Tony Gwynn, L (1, 9) OBP: 0.444, SLG: 0.576	G6-3			G4-3		L7				4	1	1	1	0	0	1
Phil Plantier, L (1, 7) OBP: 0.330, SLG: 0.545		L8		P5						2	0	0	1	1	0	0
Bill Bean, L (1, 8) OBP: 0.256, SLG: 0.268 Derek Bell, R (8, PH) OBP: 0.332, SLG: 0.421 (8, 8)		G3		G4-3		FC6-4				3 0	0 0	0 0	0 0	0 1	0 0	2 0
Scott Livingstone, L (1, 5) OBP: 0.283, SLG: 0.311 Craig Shipley, R (8, PH) OBP: 0.343, SLG: 0.462 (8, 5)		G3-1			F8					3 1	0 0	1 0	0 0	0 0	0 1	0 2
Ricky Gutierrez, R (1, 6) OBP: 0.306, SLG: 0.318					G6-3					4	1	2	1	0	0	1
Brad Ausmus, R (1, 2) OBP: 0.308, SLG: 0.337					G6-3					4	0	2	0	0	1	2
Andy Benes, R (1, 1) OBP: 0.161, SLG: 0.133 Archi Cianfrocco, R (9, PH) OBP: 0.248, SLG: 0.357 Trevor Hoffman, R (9, 1)			K			E4			K	3 1 0	0 0 0	0 0 0	0 0 0	0 0 0	1 0 0	3 0 0

	AB	34
	R	5
	H	9
	RBI	5
	BB	2
	SO	5
	LOB	13

Inning Stats	1	2	3	4	5	6	7	8	9
	R: 0 E: 0 K: 1 S: 6	R: 0 E: 0 K: 0 S: 4	R: 1 E: 0 K: 1 S: 9	R: 0 E: 0 K: 0 S: 4	R: 0 E: 0 K: 0 S: 6	R: 1 E: 1 K: 0 S: 14	R: 0 E: 0 K: 0 S: 10	R: 3 E: 0 K: 2 S: 19	R: 0 E: 0 K: 1 S: 6
	H: 0 LOB: 0 BB: 0 P: 10	H: 0 LOB: 0 BB: 0 P: 9	H: 2 LOB: 1 BB: 0 P: 15	H: 0 LOB: 0 BB: 0 P: 5	H: 0 LOB: 0 BB: 0 P: 11	H: 1 LOB: 2 BB: 1 P: 26	H: 2 LOB: 1 BB: 0 P: 14	H: 4 LOB: 2 BB: 1 P: 32	H: 0 LOB: 0 BB: 0 P: 7

	1B	8	SF:	2	WP	0	PA:	38
	2B	1	SAC:	0	PB	0		
	3B	0	DP:	1	SB	2		
	HR	0	HBP:	0	CS	0		

PITCHER		IP	WLS	BF	H	R	ER	SO	BB	IBB	HBP	BLK	WP	HR	S	P	ERA	WHIP
Bill Swift, R ERA: 2.69	(1, 1)	7.0	L	30	8	5	4	2	0	1	0	0	0	0	57	97	5.14	1.143
Steve Frey, L ERA: 7.71	(8, 1)	0.1		2	0	0	0	0	0	1	0	0	0	0	3	8	0.00	0.000
Dave Burba, R ERA: 3.7	(8, 1)	1.2		6	1	0	0	3	0	0	0	0	0	0	18	24	0.00	0.600

PITCHER	IP	WLS	BF	H	R	ER	SO	BB	IBB	HBP	BLK	WP	HR	S	P	ERA	WHIP

Batter	1	2	3	4	5	6	7	8	9	AB	R	H	RBI	BB	SO	LOB
Darren Lewis, R (1, 8) OBP: 0.363, SLG: 0.325	C C C 0-3 ① K		S X 0-1 ② L8		B C F C 1-3 ③ K			X 0-0 ② B5-3 1-2		4	0	0	0	0	2	2
Dave Martinez, L (1, 9) OBP: 0.311, SLG: 0.293	C X 0-1 1B 1B		C B X 1-1 ③ G3-1			B X 1-0 G4-3		B B C F X 2-2 2-H 1B		4	0	2	1	0	0	0
J.R. Phillips, L (1, 3) OBP: 0.167, SLG: 0.304	X 0-0 1-2 1B			C S B T 1-2 ① K		C S F S 0-3 ② K		B X 1-0 ③ F9		4	0	1	0	0	2	1
Matt Williams, R (1, 5) OBP: 0.306, SLG: 0.579	S T B S 1-3 ② K			S B X 1-1 HR		B B S B S T 3-2 ③ K			B X 1-0 ① L7	4	1	1	1	0	2	2
Barry Bonds, L (1, 7) OBP: 0.425, SLG: 0.568	C F B F S 1-3 ③ K			C B B X 2-1 G4-6-3 1B			F C S 0-3 ① K		C B B X 2-1 G3 FC6 1B	4	0	2	0	0	2	2
Royce Clayton, R (1, 6) OBP: 0.281, SLG: 0.325		B S F F S 1-3 ① K		C X 0-1 ② ③ G4-6-3 1-2f			B C B S C 2-3 ② K		S B F F X 1-2 FC6 G3 1-2	4	0	0	0	0	2	2
John Patterson, S (1, 4) OBP: 0.283, SLG: 0.270 Dave Burba, R (8, 1) Todd Benzinger, S (9, PH) OBP: 0.298, SLG: 0.353		X 0-0 ② L3			C S B F B X 2-2 2B		C B F B F S 2-3 ③ K		F X 0-1 ② G3 1-2 2-3	3 0 1	0 0 0	1 0 0	0 0 0	0 0 0	1 0 2	0 0 2
Jeff Reed, L (1, 2) OBP: 0.230, SLG: 0.130		B C B S X 2-2 ③ G3			C B B X 2-1 ① P7			X 0-0 E6 FC5-4	B C S B S 2-3 ③ K	4	0	0	0	0	1	3
Bill Swift, R (1, 1) OBP: 0.250, SLG: 0.273 Steve Frey, R (8, 1) Steve Scarsone, R (8, 4) OBP: 0.308, SLG: 0.375			S F F C 0-3 ① K		C L X 0-2 ② P4			C B X 1-1 FC5-4 B5-3 1B 1-2f		2 0 1	0 0 1	0 0 1	0 0 1	0 0 0	1 0 0	1 0 1
Inning Stats	R: 0 H: 2 E: 0 LOB: 2 K: 3 BB: 0 S: 13 P: 15	R: 0 H: 0 E: 0 LOB: 0 K: 1 BB: 0 S: 8 P: 11	R: 0 H: 0 E: 0 LOB: 0 K: 1 BB: 0 S: 8 P: 9	R: 1 H: 2 E: 0 LOB: 0 K: 1 BB: 0 S: 9 P: 13	R: 0 H: 1 E: 0 LOB: 1 K: 1 BB: 0 S: 12 P: 17	R: 0 H: 0 E: 0 LOB: 0 K: 2 BB: 0 S: 8 P: 12	R: 0 H: 0 E: 0 LOB: 0 K: 3 BB: 0 S: 10 P: 14	R: 1 H: 1 E: 1 LOB: 1 K: 0 BB: 0 S: 8 P: 12	R: 0 H: 1 E: 0 LOB: 2 K: 1 BB: 0 S: 12 P: 18	1B: 5 SF: 0 2B: 1 SAC: 0 3B: 0 DP: 1 HR: 1 HBP: 0						WP: 0 PA: 35 PB: 0 SB: 0 CS: 0

PITCHER	IP	WLS	BF	H	R	ER	SO	BB	IBB	HBP	BLK	WP	HR	S	P	ERA	WHIP
Andy Benes, R (1, 1) ERA: 4.11	8.0	W	30	6	2	1	12	0	0	0	0	0	1	76	103	1.12	0.750
Trevor Hoffman, R (9, 1) ERA: 1.53	1.0	S	5	1	0	0	1	0	0	0	0	0	0	12	18	0.00	1.000

PITCHER	IP	WLS	BF	H	R	ER	SO	BB	IBB	HBP	BLK	WP	HR	S	P	ERA	WHIP

BOTTOM

San Diego Padres @ San Francisco Giants

Candlestick Park, San Francisco, CA

Sun Jun 12 1994, 6:33 AM EDT

Att. 39,230 - Cloudy - 66 F

livebaseballscorecards.com

AB	35
R	2
H	7
RBI	2
BB	0
SO	13
LOB	16

Batter	1	2	3	4	5	6	7	8	9	10	11	AB	R	H	RBI	BB	SO	LOB
Karl Rhodes, L (1, 8) OBP: 0.333, SLG: 0.416	B B B C X 3-1 F7 ①		B C C B X 2-2 SF7 ② 3-H		B F F B S 2-3 K ③		I I I 4-0 1B IBB		X 0-0 G4-3 ② 2-3		B C X 1-1 2B 1-H 3-H	4	0	1	3	1	1	1
Shawon Dunston, R (1, 6) OBP: 0.303, SLG: 0.384	C F F B S 1-3 K ②		X 0-0 HR			B C S B S 2-3 K ①	B X 1-0 1B 1-2 2-3 3-H		B X 1-0 L8 ③		X 0-0 P4 ②	6	1	2	2	0	2	2
Sammy Sosa, R (1, 9) OBP: 0.328, SLG: 0.558	B X 1-0 G5-3 ③		F B S C 1-3 K ③			S B B S B X 3-2 3B S 1B	B S F F F S 1-3 K ②			C X 0-1 G6-3 S 1B	C C B X 1-2 F8 ③	5	1	2	0	0	2	3
Mike Maksudian, L (11, PH)												1	0	0	0	0	0	1
Chuck Crim, R (11, 1)												0	0	0	0	0	0	0
Mark Grace, L (1, 3) OBP: 0.370, SLG: 0.370		C B B F X 2-2 G4-3 ①		X 0-0 G4-3 ①		1 SAFE C B B B F X 3-2 1B 3B 1-H	B X 1-0 P5 ③			1 SAFE 1 SAFE 1 SAFE C B 1 SAFE 1 SAFE 1 SAFE 1 SAFE 2-2 B F X G6-3 ① 1-2		5	1	1	1	0	0	4
Derrick May, L (1, 7) OBP: 0.365, SLG: 0.466	B X 1-0 G4-3 ②		B C F B B X 3-2 1B			B C S X 1-2 CS 1B 3-H		F C B B X 2-2 F8 ①		C S F B B X 2-2 G6-3 ② 2-3		4	0	2	1	0	0	0
Eduardo Zambrano, R (10, PH) OBP: 0.359, SLG: 0.537												1	0	0	0	0	0	1
Mark Parent, R (10, 2) OBP: 0.457, SLG: 0.486												0	0	0	0	0	0	0
Rick Wilkins, L (1, 2) OBP: 0.309, SLG: 0.374	C B B B B 4-1 FC5-4 BB		F B 1 SAFE 1 SAFE B B X 3-1 F9 ②			F B 1 SAFE C F 1 SAFE P F F 2-3 C K ② ③ 1-2		B S S F B F S 2-3 K ②		B B C S S 2-3 K ③		3	0	0	0	1	2	2
Glenallen Hill, R (10, PH) OBP: 0.314, SLG: 0.344												1	0	0	0	0	1	1
(10, 7)																		
Steve Buechele, R (1, 5) OBP: 0.322, SLG: 0.374	B S C X 1-2 FC5-4 1-2f ③		F F F B 1 SAFE 1 SAFE S 1-3 K ③			C B B F B B 4-2 2B 1B BB	B B X 2-0 F7 ③			B C S S S 1-3 K ①		4	1	0	0	1	2	2
Rey Sanchez, R (1, 4) OBP: 0.338, SLG: 0.336			B X 1-0 SH1-4 WP SF7 1B		C B F S 1-3 K ①		B 1 SAFE C X 1-1 1B 2B 1-3		B X 1-0 G4-3 SH3 1B		C X 0-1 1B 2B	5	2	4	0	0	1	0
Kevin Foster, R (1, 1)			C 1 SAFE B X 1-1 SH1-4 1-3 ①		F F B B B X 3-2 F7 ②		X 0-0 G6-3 ①		1 SAFE X 0-0 SH3 1-2 ①		C B 1 SAFE X 1-1 2B 1B 1-3	2	0	0	0	0	0	2
Dan Plesac, L (7, 1)												0	0	0	0	0	0	0
Jose Bautista, R (8, 1)												0	0	0	0	0	0	0
José Hernández, R (9, PH) OBP: 0.296, SLG: 0.385												0	0	0	0	0	0	0
Randy Myers, L (9, 1)												0	0	0	0	0	0	0
Kevin Roberson, S (11, PH) OBP: 0.300, SLG: 0.643												1	1	1	0	0	0	0
(11, 9)																		
Inning Stats	R: 0 E: 0 K: 1 S: 7 H: 0 LOB: 0 BB: 0 P: 12	R: 0 E: 0 K: 0 S: 8 H: 0 LOB: 1 BB: 1 P: 16	R: 2 E: 0 K: 1 S: 10 H: 2 LOB: 0 BB: 0 P: 15	R: 0 E: 0 K: 1 S: 10 H: 1 LOB: 1 BB: 0 P: 17	R: 0 E: 0 K: 2 S: 9 H: 0 LOB: 0 BB: 0 P: 15	R: 2 E: 0 K: 2 S: 19 H: 3 LOB: 0 BB: 0 P: 29	R: 1 E: 0 K: 1 S: 12 H: 2 LOB: 3 BB: 2 P: 24	R: 0 E: 0 K: 1 S: 9 H: 0 LOB: 0 BB: 0 P: 15	R: 0 E: 0 K: 0 S: 4 H: 1 LOB: 1 BB: 0 P: 6	R: 0 E: 0 K: 1 S: 12 H: 1 LOB: 1 BB: 0 P: 18	R: 2 E: 0 K: 1 S: 14 H: 3 LOB: 1 BB: 0 P: 18							

PITCHER		IP	WLS	BF	H	R	ER	SO	BB	IBB	HBP	BLK	WP	HR	S	P	ERA	WHIP
Scott Sanders, R ERA: 6.3	(1, 1)	5.1		23	6	4	4	6	1	0	0	0	1	1	56	96	6.75	1.312
Tim Mauser, R ERA: 2.28	(6, 1)	0.2		1	0	0	0	1	0	0	0	0	0	0	7	8	0.00	0.000
A.J. Sager, R ERA: 5.8	(7, 1)	0.2		6	2	1	1	1	1	1	0	0	0	0	11	22	13.50	4.500
Jeff Tabaka, L ERA: 7.56	(7, 1)	0.1		1	0	0	0	0	0	0	0	0	0	0	1	2	0.00	0.000
Donnie Elliott, R ERA: 2.01	(8, 1)	1.1		5	1	0	0	1	0	0	0	0	0	0	11	18	0.00	0.750

PITCHER		IP	WLS	BF	H	R	ER	SO	BB	IBB	HBP	BLK	WP	HR	S	P	ERA	WHIP
Pedro Martinez, L ERA: 2.53	(9, 1)	1.2		6	1	0	0	1	0	0	0	0	0	0	14	21	0.00	0.600
Trevor Hoffman, R ERA: 2.08	(11, 1)	1.0	L	6	3	2	2	1	0	0	0	0	0	0	14	18	18.00	3.000

TOP

Chicago Cubs @ San Diego Padres

Jack Murphy Stadium, San Diego, CA

Tue Jun 14 1994, 10:05 PM EDT

Att. 20,220 - Unknown - 66 F

livebaseballscorecards.com

AB	42
R	7
H	13
RBI	7
BB	3
SO	11
LOB	19

1B: 9	SF: 1	WP: 1	PA: 48
2B: 2	SAC: 2	PB: 0	
3B: 1	DP: 0	SB: 2	
HR: 1	HBP: 0	CS: 1	

Chicago Cubs @ San Diego Padres

Jack Murphy Stadium, San Diego, CA

Tue Jun 14 1994, 10:05 PM EDT

Att. 20,220 - Unknown - 66 F

livebaseballscorecards.com

BOTTOM

Batter	1	2	3	4	5	6	7	8	9	10	11	AB	R	H	RBI	BB	SO	LOB
Bip Roberts, S (1, 4) OBP: 0.379, SLG: 0.362	B S B B X 3-1 F7 ①		B F F F X 1-2 G1-3 ③			F B B B X 2-1 1B	F F B F F F B F X 2-2 2-3 3-H 1B		B B C L B F F S 3-3 K ① 1-2 2-3		B C B X 2-1 G5-3 ②	6	0	2	1	0	1	2
Tim Hyers, L (1, 3) OBP: 0.324, SLG: 0.300 Eddie Williams, R (7, PH) Donnie Elliott, R (8, 1) Luis Lopez, S (9, 6) OBP: 0.380, SLG: 0.439	B X 1-0 F9 ②			B F B C B B X 3-2 1B		F B 1 SAFE C 1 F S 1-3 K ②	C X 0-1 G5-3 ③		C B X 1-1 G4-6-3 2-3 3-H 1B		F C S 0-3 K2-3 ③	3 1 0 2	0 0 0 0	1 0 0 1	0 0 0 1	0 0 0 0	1 0 0 1	1 2 0 0
Tony Gwynn, L (1, 9) OBP: 0.439, SLG: 0.572	B B B C C C X 3-2 F7 ③			C B B X 2-1 F7 ①		F X 0-1 G4-3 ③		C X 0-1 PB G4-3 2B	S B X 1-1 G4-6-3 ②③ 1-2f			5	1	1	0	0	0	4
Phil Plantier, L (1, 7) OBP: 0.323, SLG: 0.532		C B S X 1-2 L9 ①		B B S B F F X 3-2 F9 ②			X 0-0 F9 ①	S B B F S 2-3 K ①		S X 0-1 F9 ①		5	0	0	0	0	1	2
Derek Bell, R (1, 8) OBP: 0.329, SLG: 0.416		C C B C 1-3 K ②		B F S S 1-3 K ③			F F F X 0-2 F8 ②	X 0-0 G4-3 ② 3-H		X 0-0 1B		5	0	1	1	0	2	1
Scott Livingstone, L (1, 5) OBP: 0.278, SLG: 0.325 Craig Shipley, R (8, PH) OBP: 0.345, SLG: 0.462 (9, 5)	X 0-0 1B		C C B B B S 3-3 K ①				B F X 1-1 2B E 1B	C F B F F B F B X 3-2 1B		C 1 SAFE F C 0-3 K ②		3 2	1 0	2 1	0 0	0 0	1 1	0 1
Ricky Gutierrez, R (1, 6) OBP: 0.305, SLG: 0.323 Pedro Martinez, L (9, 1) Brian Johnson, R (10, PH) OBP: 0.189, SLG: 0.147 Trevor Hoffman, R (11, 1)	1 SAFE B C B 1 B X 3-1 F9 ③			B F C B F F X 2-2 P3			C B C X 1-2 E 1-3 1B 2B	X 0-0 F9 ③		X 0-0 F9 ③		4 0 1 0	1 0 0 0	1 0 0 0	0 0 0 0	0 0 0 0	0 0 1 0	2 0 1 0
Brad Ausmus, R (1, 2) OBP: 0.310, SLG: 0.356			B B C C C 2-3 K ①		F F C 0-3 K ③		X 0-0 E5 E 1B 1B 2-3 3-H		X 0-0 WP 1B 1B		B X 1-0 HR	5	3	2	1	0	2	1
Scott Sanders, R (1, 1) OBP: 0.231, SLG: 0.091 Tim Mauser, R (6, 1) OBP: 1.000, SLG: 1.000 Archi Cianfrocco, R (6, PH) OBP: 0.241, SLG: 0.355 A.J. Sager, R (7, 1) OBP: 0.100, SLG: 0.300 Jeff Tabaka, R (7, 1) Bill Bean, L (7, PH) OBP: 0.256, SLG: 0.268 Phil Clark, R (7, PH) OBP: 0.222, SLG: 0.349 (8, 3)			C S C 0-3 K ②			S F B B B X 2-2 F9 ①	B F X 1-1 E8 1B 1-3 3-H 1B		X 0-0 1B WP 1-2 1B		S C B S 1-3 K ①	1 0 1 0 0 0 0 3	0 0 0 0 0 0 0 0	0 0 0 0 0 0 0 2	0 0 0 0 0 0 0 1	0 0 0 0 0 0 0 0	1 0 0 0 0 0 0 1	0 0 0 0 0 0 0 0
Inning Stats	R: 0 H: 0 E: 0 LOB: 0 K: 0 BB: 0 S: 6 P: 13	R: 0 H: 1 E: 0 LOB: 1 K: 1 BB: 0 S: 9 P: 14	R: 0 H: 0 E: 0 LOB: 0 K: 2 BB: 0 S: 10 P: 13	R: 0 H: 1 E: 0 LOB: 1 K: 1 BB: 0 S: 12 P: 21	R: 0 H: 0 E: 0 LOB: 0 K: 2 BB: 0 S: 11 P: 16	R: 0 H: 1 E: 0 LOB: 1 K: 1 BB: 0 S: 11 P: 16	R: 3 H: 4 E: 2 LOB: 2 K: 0 BB: 0 S: 21 P: 26	R: 1 H: 2 E: 0 LOB: 1 K: 1 BB: 0 S: 13 P: 18	R: 1 H: 3 E: 0 LOB: 1 K: 1 BB: 0 S: 11 P: 16	R: 0 H: 1 E: 0 LOB: 1 K: 1 BB: 0 S: 7 P: 7	R: 1 H: 1 E: 0 LOB: 0 K: 2 BB: 0 S: 9 P: 13	1B: 11 2B: 2 3B: 0 HR: 1	SF: 0 SAC: 0 DP: 1 HBP: 0					

	AB	47
	R	6
	H	14
	RBI	5
	BB	0
	SO	12
	LOB	17

PITCHER		IP	WLS	BF	H	R	ER	SO	BB	IBB	HBP	BLK	WP	HR	S	P	ERA	WHIP
Kevin Foster, R ERA: 1.45	(1, 1)	6.2		26	5	3	0	7	0	0	0	0	0	0	70	106	0.00	0.750
Dan Plesac, L ERA: 3.38	(7, 1)	1.0		7	4	1	1	1	0	0	0	0	0	0	22	30	9.00	4.000
Jose Bautista, R ERA: 3.71	(8, 1)	0.1		1	0	0	0	0	0	0	0	0	0	0	1	1	0.00	0.000
Randy Myers, L ERA: 1.99	(9, 1)	2.0	W	9	4	1	1	2	0	0	0	0	1	0	18	23	4.50	2.000
Chuck Crim, R ERA: 2.12	(11, 1)	1.0	S	4	1	1	1	2	0	0	0	0	0	1	9	13	9.00	1.000

PITCHER	IP	WLS	BF	H	R	ER	SO	BB	IBB	HBP	BLK	WP	HR	S	P	ERA	WHIP

Chicago Cubs @ San Diego Padres

Jack Murphy Stadium, San Diego, CA

Wed Jun 15 1994, 10:05 PM EDT

Att. 16,792 - Unknown - 62 F

TOP

livebaseballscorecards.com

Batter	1	2	3	4	5	6	7	8	9	AB	R	H	RBI	BB	SO	LOB
Karl Rhodes, L (1, 8) OBP: 0.335, SLG: 0.413	C F C 0-3 ① K		C X 0-1 ② G4-3			F X 0-1 ① G4-3		F B X 1-1 E SH3-4 1B 1B	B B B B 4-0 G3 E 1-2 2-3 BB	4	1	1	0	1	1	0
Shawon Dunston, R (1, 6) OBP: 0.297, SLG: 0.376	C S B S 1-3 ② K		X 0-0 ③ P2			X 0-0 ② P4		X 0-0 ① SH3-4 1-2	X 0-0 E4 G3 1-2 2-H 3-H	4	0	0	1	0	1	1
Mark Grace, L (1, 3) OBP: 0.371, SLG: 0.367	B B B C X 3-1 ③ F8			S B S X 1-2 ① F9		B C X 1-1 1B		B B I I 4-0 E 1B IBB	F B X 1-1 ① G3 1-2 2-3	4	1	1	0	1	0	2
Derrick May, L (1, 7) OBP: 0.357, SLG: 0.455 Glenallen Hill, R (8, 7) OBP: 0.311, SLG: 0.340		B B B C X 3-1 ① G3-1		C F B F X 1-2 ② P5		B X 1-0 ③ F9		B B X 2-0 ② P2	S B F B F B X 3-2 ② G5-3	4 1	0 0	0 0	0 0	0 0	0 0	3 2
Kevin Roberson, S (1, 9) OBP: 0.257, SLG: 0.545		F C S 0-3 ② K		C S X 0-2 ③ G6-3			S X 0-1 ① G4-3	X 0-0 E6 1B 1-2 2-3	C C S 0-3 ③ K	5	0	0	0	0	2	4
Rick Wilkins, L (1, 2) OBP: 0.317, SLG: 0.393		C T X 0-2 E 3B	X 0-0 ① G3-1				B B X 2-0 WP 1B	B X 1-0 1-3 2-H 3-H 1B		4	1	3	2	0	0	0
Steve Buechele, R (1, 5) OBP: 0.320, SLG: 0.376		T B B B F X 3-2 E5 FC1-4 3-H	B B X 2-0 G4-3 2B				B C C B X 2-2 ② G6-3 1-2	B C B B F C 3-3 ③ K		4	0	1	0	0	1	3
Rey Sanchez, R (1, 4) OBP: 0.343, SLG: 0.336	C X 0-1 ③ FC1-4 1-2f		X 0-0 ② G4-3 2-3				I I I I 4-0 IBB		C B X 1-1 BB BB E 1B	3	1	1	0	1	0	2
Steve Trachsel, R (1, 1) OBP: 0.222, SLG: 0.231			X 0-0 ① G6-3		C F S 0-3 ③ K		B F X 1-1 ③ G1-3		B C B S B B 4-2 BB E 1-2 BB	3	0	0	0	0	1	3
Dan Plesac, L (8, 1)										0	0	0	0	0	0	0
Jose Bautista, R (8, 1)										0	0	0	0	0	0	0
Mike Maksudian, L (9, PH)										0	1	0	0	1	0	0
Jim Bullinger, R (9, 1) OBP: 0.375, SLG: 0.333										0	0	0	0	0	0	0

Inning Stats	1	2	3	4	5	6	7	8	9
	R: 0 E: 0 K: 2 S: 8	H: 0 LOB: 0 BB: 0 P: 12	R: 1 E: 1 K: 1 S: 13	H: 1 LOB: 1 BB: 0 P: 19	R: 0 E: 0 K: 0 S: 4	H: 0 LOB: 0 BB: 0 P: 4	R: 0 E: 0 K: 0 S: 10	H: 0 LOB: 0 BB: 0 P: 12	R: 0 E: 0 K: 1 S: 6	H: 1 LOB: 1 BB: 0 P: 8	R: 0 E: 0 K: 0 S: 6	H: 1 LOB: 1 BB: 0 P: 8	R: 0 E: 0 K: 0 S: 8	H: 1 LOB: 2 BB: 1 P: 17	R: 2 E: 1 K: 1 S: 9	H: 2 LOB: 2 BB: 1 P: 20	R: 2 E: 1 K: 1 S: 14	H: 1 LOB: 2 BB: 2 P: 27

	AB	36
	R	5
	H	7
	RBI	3
	BB	4
	SO	6
	LOB	20

	1B: 5	SF: 0	WP: 1	PA: 41
	2B: 1	SAC: 1	PB: 0	
	3B: 1	DP: 0	SB: 0	
	HR: 0	HBP: 0	CS: 0	

PITCHER		IP	WLS	BF	H	R	ER	SO	BB	IBB	HBP	BLK	WP	HR	S	P	ERA	WHIP
Joey Hamilton, R ERA: 1.87	(1, 1)	7.0	L	27	4	1	0	4	0	1	0	0	1	0	55	80	0.00	0.571
Jeff Tabaka, L ERA: 7.27	(8, 1)	0.2		5	1	2	0	0	0	1	0	0	0	0	5	12	0.00	1.500
Tim Mauser, R ERA: 2.52	(8, 1)	1.1		9	2	2	1	2	2	0	0	0	0	0	18	35	6.75	3.000

PITCHER	IP	WLS	BF	H	R	ER	SO	BB	IBB	HBP	BLK	WP	HR	S	P	ERA	WHIP

Chicago Cubs @ San Diego Padres

Jack Murphy Stadium, San Diego, CA

Wed Jun 15 1994, 10:05 PM EDT

Att. 16,792 - Unknown - 62 F

livebaseballscorecards.com

BOTTOM

Batter	1	2	3	4	5	6	7	8	9	AB	R	H	RBI	BB	SO	LOB
Bip Roberts, S (1, 4) OBP: 0.385, SLG: 0.363	F7		CS 1B		1B BB			FC4-6 BB		2	0	1	0	2	0	0
Tim Hyers, L (1, 3) OBP: 0.321, SLG: 0.298	P5		K 1-2		G4-6-3 1-2 1-2 1B			FC4-6 1B 1-2f		4	0	1	0	0	1	2
Tony Gwynn, L (1, 9) OBP: 0.440, SLG: 0.571	WP 1B		G5-3		G4-6-3 1-2f			FC6-4 1B 1-2		4	0	2	0	0	0	3
Phil Plantier, L (1, 7) OBP: 0.317, SLG: 0.522	G3 1-2			G1-3		K		K		4	0	0	0	0	2	3
Derek Bell, R (1, 8) OBP: 0.328, SLG: 0.418		G4-3		2B		G4-3		FC6-4 1-2f		4	0	1	0	0	0	2
Scott Livingstone, L (1, 5) OBP: 0.277, SLG: 0.321		F7		K		G4-3			G6-4-3 1B	4	0	1	0	0	1	1
Ricky Gutierrez, R (1, 6) OBP: 0.304, SLG: 0.317		BB BB		K			F9		G6-4-3 1-2f	3	0	0	0	1	1	2
Brad Ausmus, R (1, 2) OBP: 0.314, SLG: 0.355		1-2 BB			1B SH1-4 1B		F8		P3	3	0	1	0	1	0	0
Joey Hamilton, R (1, 1)		K			SH1-4 1-2		G5-3			1	0	0	0	0	1	2
Eddie Williams, R (7, PH)										1	0	0	0	0	0	0
Jeff Tabaka, R (8, 1)										0	0	0	0	0	0	0
Tim Mauser, R (8, 1) OBP: 1.000, SLG: 1.000										0	0	0	0	0	0	0
Inning Stats	R: 0 E: 0 K: 0 S: 8 H: 1 LOB: 1 BB: 0 P: 15	R: 0 E: 0 K: 1 S: 11 H: 0 LOB: 2 BB: 2 P: 24	R: 0 E: 0 K: 1 S: 9 H: 1 LOB: 0 BB: 0 P: 12	R: 0 E: 0 K: 2 S: 10 H: 1 LOB: 1 BB: 0 P: 16	R: 0 E: 0 K: 0 S: 10 H: 2 LOB: 2 BB: 1 P: 20	R: 0 E: 0 K: 1 S: 8 H: 0 LOB: 0 BB: 0 P: 12	R: 0 E: 0 K: 0 S: 9 H: 0 LOB: 0 BB: 0 P: 15	R: 0 E: 0 K: 1 S: 10 H: 1 LOB: 2 BB: 1 P: 18	R: 0 E: 0 K: 0 S: 8 H: 1 LOB: 0 BB: 0 P: 14	1B: 6 2B: 1 3B: 0 HR: 0	SF: 0 SAC: 1 DP: 2 HBP: 0						

	AB	30
	R	0
	H	7
	RBI	0
	BB	4
	SO	6
	LOB	15

WP: 1 PB: 0 SB: 0 CS: 1 PA: 35

PITCHER		IP	WLS	BF	H	R	ER	SO	BB	IBB	HBP	BLK	WP	HR	S	P	ERA	WHIP
Steve Trachsel, R ERA: 3.94	(1, 1)	7.0	W	27	5	0	0	5	3	0	0	0	1	0	65	114	0.00	1.143
Dan Plesac, L ERA: 3.31	(8, 1)	0.2		4	1	0	0	1	1	0	0	0	0	0	9	17	0.00	3.000
Jose Bautista, R ERA: 3.68	(8, 1)	0.1		1	0	0	0	0	0	0	0	0	0	0	1	1	0.00	0.000
Jim Bullinger, R ERA: 4.12	(9, 1)	1.0		3	1	0	0	0	0	0	0	0	0	0	8	14	0.00	1.000

PITCHER	IP	WLS	BF	H	R	ER	SO	BB	IBB	HBP	BLK	WP	HR	S	P	ERA	WHIP

Chicago Cubs @ San Diego Padres

Jack Murphy Stadium, San Diego, CA

Thu Jun 16 1994, 6:33 AM EDT

Att. 16,160 - Sunny - 74 F

TOP

livebaseballscorecards.com

Batter	1	2	3	4	5	6	7	8	9	AB	R	H	RBI	BB	SO	LOB
Karl Rhodes, L (1, 8) OBP: 0.329, SLG: 0.406	C S B F F S 1-3 K		B F 1 SAFE X 1-1 F8			C S F B B X 2-2 G1-3 1-3		F F B S 1-3 K		4	0	0	0	0	2	3
Rey Sanchez, R (1, 4) OBP: 0.341, SLG: 0.333	F B X 1-1 G6-3			X 0-0 F9		F S B X 1-2 G5-3 3-H 1B		X 0-0 F8		4	0	1	1	0	0	1
Mark Grace, L (1, 3) OBP: 0.369, SLG: 0.365	B C C S 1-3 K			B X 1-0 1B		1 SAFE F 1 SAFE X 0-1 G5-3 1-2			X 0-0 L8	4	0	1	0	0	1	1
Derrick May, L (1, 7) OBP: 0.349, SLG: 0.444		S X 0-1 G6-3		S F B C 1-3 K		X 0-0 F8			F X 0-1 G6-3	4	0	0	0	0	1	2
Kevin Roberson, S (1, 9) OBP: 0.256, SLG: 0.541		C X 0-1 L9		F B X 1-1 G3			F B F B S 2-3 K		X 0-0 2B	4	0	1	0	0	1	1
Rick Wilkins, L (1, 2) OBP: 0.311, SLG: 0.385		X 0-0 G4-3			C B X 1-1 L4		S B B B X 3-1 G3		F B T X 1-2 G3	4	0	0	0	0	0	1
Steve Buechele, R (1, 5) OBP: 0.316, SLG: 0.370			C B S B X 2-2 G4-3		B C B X 2-1 P6		C C X 0-2 G6-3			3	0	0	0	0	0	0
José Hernández, R (1, 6) OBP: 0.300, SLG: 0.379			S S B B F X 2-2 1B		X 0-0 G6-3			C S B X 1-2 G5-3		3	0	1	0	0	0	0
Willie Banks, R (1, 1) OBP: 0.138, SLG: 0.143 Dave Otto, L (6, 1) Mike Maksudian, L (8, PH) OBP: 0.667, SLG: 0.500 Turk Wendell, L (8, 1)			1 SAFE C L M 0-3 K			X 0-0 E5 G1-3 CS 1B		S B B F X 2-2 1B		2 0 1 0	1 0 0 0	0 0 1 0	0 0 0 0	0 0 0 0	1 0 0 0	1 0 0 0
Inning Stats	R: 0 E: 0 K: 2 S: 10 H: 0 LOB: 0 BB: 0 P: 13	R: 0 E: 0 K: 0 S: 5 H: 0 LOB: 0 BB: 0 P: 5	R: 0 E: 0 K: 1 S: 12 H: 1 LOB: 1 BB: 0 P: 17	R: 0 E: 0 K: 1 S: 7 H: 1 LOB: 1 BB: 0 P: 10	R: 0 E: 0 K: 0 S: 5 H: 0 LOB: 0 BB: 0 P: 8	R: 1 E: 1 K: 0 S: 11 H: 1 LOB: 1 BB: 0 P: 14	R: 0 E: 0 K: 1 S: 8 H: 0 LOB: 0 BB: 0 P: 13	R: 0 E: 0 K: 1 S: 10 H: 1 LOB: 1 BB: 0 P: 14	R: 0 E: 0 K: 0 S: 7 H: 1 LOB: 1 BB: 0 P: 8	1B: 4 2B: 1 3B: 0 HR: 0	SF: 0 SAC: 0 DP: 0 HBP: 0						

PITCHER	IP	WLS	BF	H	R	ER	SO	BB	IBB	HBP	BLK	WP	HR	S	P	ERA	WHIP
Andy Ashby, R (1, 1) ERA: 2.67	9.0	W	33	5	1	0	6	0	0	0	0	0	0	75	102	0.00	0.556

PITCHER	IP	WLS	BF	H	R	ER	SO	BB	IBB	HBP	BLK	WP	HR	S	P	ERA	WHIP

AB	33
R	1
H	5
RBI	1
BB	0
SO	6
LOB	10

WP: 0 PB: 0 SB: 0 CS: 1 PA: 33

Chicago Cubs @ San Diego Padres

Jack Murphy Stadium, San Diego, CA

Thu Jun 16 1994, 6:33 AM EDT

Att. 16,160 - Sunny - 74 F

livebaseballscorecards.com

BOTTOM

Batter	1	2	3	4	5	6	7	8	9	AB	R	H	RBI	BB	SO	LOB
Bip Roberts, S (1, 4) (8, 7) OBP: 0.381, SLG: 0.359	B B C B X 3-1 G4-3 ①		B S T X 1-2 G6-3 ② ③ 1-2f		C B X 1-1 G4-3 ②		F B B C F B X 3-2 ② 2-H 1B	C X 0-1 G5-3 ③		5	0	1	1	0	0	3
Tim Hyers, L (1, 3) OBP: 0.319, SLG: 0.296	C F B F B C 2-3 K ②			B S F B X 2-2 FC6-4 G3 E 1B	X 0-0 F9 ③		X 0-0 G4-3 ③			4	1	1	0	0	1	0
Tony Gwynn, L (1, 9) OBP: 0.441, SLG: 0.570	F F F B X 1-2 G4-3 ③			C B 1 SAFE X 1-1 G3 ① 1-2		C B F X 1-2 1B 1B 1B		B F X 1-1 SH1-4 S 1B 1B		4	2	2	0	0	0	1
Phil Plantier, L (1, 7) OBP: 0.322, SLG: 0.522 Luis Lopez, S (8, 4) OBP: 0.380, SLG: 0.439		C S S 0-3 K ①		C F H 1-2 FC6-4 HBP		B B S X 2-1 L6-4 1B 1-3 1B		B S X 1-1 SH1-4 ① 1-3		2 0	0 0	1 0	0 0	0 0	1 0	0 0
Derek Bell, R (1, 8) OBP: 0.331, SLG: 0.419		X 0-0 G4-3 ②		B S B X 2-1 FC6-4 ② BB E 1-2f 2-3		B X 1-0 FC6-4 1-2 3-H 1B		B B B C X 3-1 BB HR 3-H 1B		4	1	2	2	0	0	2
Scott Livingstone, L (1, 5) OBP: 0.271, SLG: 0.313 Craig Shipley, R (6, PH) (7, 5) OBP: 0.339, SLG: 0.454		X 0-0 F7 ③		1 SAFE B X 1-0 E3 BB 1-2 3-H		C X 0-1 ① ② L6-4 2-3		C F 1 SAFE B B X 2-2 ② P2		2 2	0 0	0 0	0 0	0 0	0 0	1 3
Ricky Gutierrez, R (1, 6) OBP: 0.314, SLG: 0.319			X 0-0 FC1-5 FC4 1B	B B F B B 4-1 FC6 1-2 2-3 BB		B C 1 SAFE F 1 F X 1-2 ③ FC6-4 1-2f		P B S C 1 SAFE B B 4-2 1-2 HR BB		2	1	1	0	2	0	1
Brad Ausmus, R (1, 2) OBP: 0.317, SLG: 0.374			1 SAFE B X 1-0 FC4 FC1-5 1-2	B C S F X 1-2 ③ FC6 1-2f			X 0-0 SH2-4 1B 1B	X 0-0 1-H 2-H HR		4	2	2	3	0	0	4
Andy Ashby, R (1, 1) OBP: 0.250, SLG: 0.222			L C B X 1-2 FC1-5 ① G6-3 1-2 2-3f		C S S 0-3 K ①		L L B X 1-2 SH2-4 ① 1-2	C F B B X 2-2 1B		3	0	1	0	0	1	2
Inning Stats	R: 0 E: 0 K: 1 S: 10 H: 0 LOB: 0 BB: 0 P: 16	R: 0 E: 0 K: 1 S: 5 H: 0 LOB: 0 BB: 0 P: 5	R: 0 E: 0 K: 0 S: 8 H: 1 LOB: 1 BB: 0 P: 11	R: 1 E: 1 K: 0 S: 15 H: 1 LOB: 3 BB: 1 P: 27	R: 0 E: 0 K: 1 S: 6 H: 0 LOB: 0 BB: 0 P: 7	R: 1 E: 0 K: 0 S: 12 H: 3 LOB: 1 BB: 0 P: 17	R: 1 E: 0 K: 0 S: 9 H: 2 LOB: 0 BB: 0 P: 13	R: 4 E: 0 K: 0 S: 18 H: 4 LOB: 1 BB: 1 P: 30		1B: 10 2B: 1 3B: 0 HR: 1	SF: 0 SAC: 2 DP: 2 HBP: 1					

	AB	32
	R	7
	H	11
	RBI	6
	BB	2
	SO	3
	LOB	17

WP: 0 PB: 0 SB: 1 CS: 0 PA: 37

PITCHER		IP	WLS	BF	H	R	ER	SO	BB	IBB	HBP	BLK	WP	HR	S	P	ERA	WHIP
Willie Banks, R ERA: 4.47	(1, 1)	5.0	L	23	5	2	1	3	1	0	1	0	0	0	50	76	1.80	1.200
Dave Otto, L ERA: 5.13	(6, 1)	2.0		6	2	1	1	0	0	0	0	0	0	0	15	20	4.50	1.000
Turk Wendell, R ERA: 11.93	(8, 1)	1.0		8	4	4	4	0	1	0	0	0	0	1	18	30	36.00	5.000

PITCHER	IP	WLS	BF	H	R	ER	SO	BB	IBB	HBP	BLK	WP	HR	S	P	ERA	WHIP

Batter	1	2	3	4	5	6	7	8	9	AB	R	H	RBI	BB	SO	LOB
Mike Felder, S (1, 8) OBP: 0.239, SLG: 0.217	B C B X 2-1 F9 ①		C C C 0-3 K ②			F F X 0-2 F7 ①	X 0-0 1B ③ 1-H 2-H 3-H			4	0	1	2	0	1	1
Craig Biggio, R (1, 4) OBP: 0.396, SLG: 0.449	F B X 1-1 F9 ②		B C F X 1-2 P4 ③			C C S 0-3 K ②		B B B C B 4-1 BB 5 S		3	0	0	0	1	1	1
5 Jeff Bagwell, R (1, 3) OBP: 0.416, SLG: 0.661	X 0-0 G5-3 ③			B S F B B F F X 3-2 F7 ①		B B C B C X 3-2 1B 1-2		F F S 0-3 K ① 1-2		4	0	1	0	0	1	1
Ken Caminiti, S (1, 5) OBP: 0.366, SLG: 0.571		B S B X 2-1 E6 1B		X 0-0 F9 ②		B F F F F C 1-3 K ③		X 0-0 G1-3 ②		4	0	0	0	0	1	3
Luis Gonzalez, L (1, 7) OBP: 0.323, SLG: 0.395		F C B F C 1-3 K ①		F F B X 1-2 G4-3 ③			X 0-0 G4-3 ①	B B F T C 2-3 K ③		4	0	0	0	0	2	2
Kevin Bass, S (1, 9) OBP: 0.353, SLG: 0.398		B X 1-0 P4 ②			C S S 0-3 K ①		X 0-0 G4-3 ②		C S B B X 2-2 L6 ①	4	0	0	0	0	1	1
Tony Eusebio, R (1, 2) OBP: 0.287, SLG: 0.418 Sid Bream, L (9, PH) OBP: 0.485, SLG: 0.500		C B B X 2-1 1B 1-2			B C X 1-1 G6-3 ②		B F B F B B B 4-2 BB 2B 1B		B B B C F B X 3-2 F8 ②	2 1	1 0	1 0	0 0	1 0	0 0	0 0
Andujar Cedeno, R (1, 6) OBP: 0.328, SLG: 0.436		S B X 1-1 F7 ③			B B C B S X 3-2 G6-3 ③		S X 0-1 2B 1-3 1B		C B X 1-1 G4-3 ③	4	1	1	0	0	0	2
Greg Swindell, L (1, 1) OBP: 0.241, SLG: 0.310 Chris Donnels, L (7, PH) OBP: 0.438, SLG: 0.537 Ross Powell, L (7, 1) Tom Edens, R (8, 1)			X 0-0 G4-3 ①			B X 1-0 1B 5 1B	B B B 4-0 BB 1B 1B			2 0 0 0	0 0 0 0	1 0 0 0	0 0 0 0	0 1 0 0	0 0 0 0	0 0 0 0
Inning Stats	R: 0 H: 0 E: 0 LOB: 0 K: 0 BB: 0 S: 5 P: 8	R: 0 H: 1 E: 1 LOB: 2 K: 1 BB: 0 S: 11 P: 18	R: 0 H: 0 E: 0 LOB: 0 K: 1 BB: 0 S: 7 P: 8	R: 0 H: 0 E: 0 LOB: 0 K: 0 BB: 0 S: 9 P: 13	R: 0 H: 0 E: 0 LOB: 0 K: 1 BB: 0 S: 8 P: 12	R: 0 H: 2 E: 0 LOB: 2 K: 2 BB: 0 S: 15 P: 20	R: 2 H: 2 E: 0 LOB: 2 K: 0 BB: 2 S: 7 P: 15	R: 0 H: 0 E: 0 LOB: 1 K: 2 BB: 1 S: 8 P: 14	R: 0 H: 0 E: 0 LOB: 0 K: 0 BB: 0 S: 8 P: 14	1B: 4 SF: 0 2B: 1 SAC: 0 3B: 0 DP: 0 HR: 0 HBP: 0						

PITCHER		IP	WLS	BF	H	R	ER	SO	BB	IBB	HBP	BLK	WP	HR	S	P	ERA	WHIP
Andy Benes, R ERA: 3.97	(1, 1)	8.0	W	32	5	2	2	7	3	0	0	0	0	0	70	108	2.25	1.000
Trevor Hoffman, R ERA: 2.01	(9, 1)	1.0	S	3	0	0	0	0	0	0	0	0	0	0	8	14	0.00	0.000

PITCHER IP WLS BF H R ER SO BB IBB HBP BLK WP HR S P ERA WHIP

TOP

Houston Astros @ San Diego Padres

Jack Murphy Stadium, San Diego, CA

Fri Jun 17 1994, 10:05 PM EDT

Att. 16,693 - Unknown

livebaseballscorecards.com

AB	32
R	2
H	5
RBI	2
BB	3
SO	7
LOB	11

WP: 0 PB: 0 SB: 1 CS: 0 PA: 35

Batter	1	2	3	4	5	6	7	8	9	AB	R	H	RBI	BB	SO	LOB
Bip Roberts, S (1, 7) OBP: 0.383, SLG: 0.362	K		1B		F9		G3-6-3			4	0	2	0	0	1	0
Craig Shipley, R (1, 5) OBP: 0.328, SLG: 0.441	K		SF8		G4-3		P6			3	0	0	1	0	1	1
Tony Gwynn, L (1, 9) OBP: 0.442, SLG: 0.568	F8		1B		1B		G3-6-3			4	1	2	0	0	0	1
Derek Bell, R (1, 8) OBP: 0.330, SLG: 0.416		L9	G6-3		1B			G1-3		4	0	1	0	0	0	2
Eddie Williams, R (1, 3) OBP: 0.500, SLG: 1.167 Archi Cianfrocco, R (8, PR) OBP: 0.247, SLG: 0.355 Trevor Hoffman, R (9, 1)		HR		G5-3	1B			2B		4 0 0	1 0 0	3 0 0	2 0 0	0 0 0	0 0 0	0 0 0
Luis Lopez, S (1, 4) OBP: 0.375, SLG: 0.426		P3		P4	P3			IBB		3	0	0	0	1	0	2
Ricky Gutierrez, R (1, 6) OBP: 0.317, SLG: 0.329		CS 1B		2B			G4-3	F9		4	0	2	0	0	0	2
Brad Ausmus, R (1, 2) OBP: 0.321, SLG: 0.374		CS	1B SH3-4 SF8	IBB			F9	G4-3		3	1	1	0	1	0	2
Andy Benes, R (1, 1) OBP: 0.152, SLG: 0.125 Tim Hyers, L (9, 3) OBP: 0.319, SLG: 0.296			SH3-4	F9				G5-3		2 0	0 0	0 0	0 0	0 0	0 0	2 0
Inning Stats	R: 0 E: 0 K: 2 S: 8 H: 0 LOB: 0 BB: 0 P: 12	R: 1 E: 0 K: 0 S: 10 H: 2 LOB: 0 BB: 0 P: 12	R: 1 E: 0 K: 0 S: 11 H: 3 LOB: 2 BB: 0 P: 13	R: 0 E: 0 K: 0 S: 8 H: 1 LOB: 2 BB: 1 P: 16	R: 1 E: 0 K: 0 S: 16 H: 3 LOB: 2 BB: 0 P: 19	R: 0 E: 0 K: 0 S: 7 H: 0 LOB: 0 BB: 0 P: 8	R: 0 E: 0 K: 0 S: 3 H: 1 LOB: 0 BB: 0 P: 5	R: 0 E: 0 K: 0 S: 6 H: 1 LOB: 2 BB: 1 P: 17		1B: 8 2B: 2 3B: 0 HR: 1 SF: 1 SAC: 1 DP: 1 HBP: 0	WP: 0 PB: 0 SB: 0 CS: 1 PA: 36					

PITCHER		IP	WLS	BF	H	R	ER	SO	BB	IBB	HBP	BLK	WP	HR	S	P	ERA	WHIP
Greg Swindell, L ERA: 3.47	(1, 1)	6.0	L	27	9	3	3	2	0	1	0	0	0	1	60	80	4.50	1.500
Ross Powell, L ERA:	(7, 1)	1.0		3	1	0	0	0	0	0	0	0	0	0	3	5	0.00	1.000
Tom Edens, R ERA: 3.55	(8, 1)	1.0		5	1	0	0	0	0	1	0	0	0	0	6	17	0.00	1.000

PITCHER	IP	WLS	BF	H	R	ER	SO	BB	IBB	HBP	BLK	WP	HR	S	P	ERA	WHIP

BOTTOM

Houston Astros @ San Diego Padres

Jack Murphy Stadium, San Diego, CA

Fri Jun 17 1994, 10:05 PM EDT

Att. 16,693 - Unknown

livebaseballscorecards.com

AB	31
R	3
H	11
RBI	3
BB	2
SO	2
LOB	12

Houston Astros @ San Diego Padres

Jack Murphy Stadium, San Diego, CA

Sat Jun 18 1994, 10:05 PM EDT

Att. 31,815 - Unknown

TOP

livebaseballscorecards.com

Batter	1	2	3	4	5	6	7	8	9	AB	R	H	RBI	BB	SO	LOB
James Mouton, R (1, 8) OBP: 0.313, SLG: 0.294	F B B F S 2-3 ① K		B F B F S 2-3 ② K		B S B B F X 3-2 ② F7		B F F B X 2-2 ① F8		B F F S 1-3 ② K	5	0	0	0	0	3	1
Craig Biggio, R (1, 4) OBP: 0.396, SLG: 0.448	B C F F B F X 2-2 ② F9		X 0-0 ③ F7		C F X 0-2 5 1B 2-H 1B		C X 0-1 S 5 BB FC5-4 1B		B C X 1-1 ③ G5-3	5	2	2	1	0	0	0
5 Jeff Bagwell, R (1, 3) OBP: 0.424, SLG: 0.678	B B B X 3-0 S 1B			B F F X 1-2 HR	B B C F F X 2-2 HR 2-H 1B		C B F P B B 4-2 FC5-4 1-2 BB			3	2	3	2	1	0	0
Ken Caminiti, S (1, 5) OBP: 0.364, SLG: 0.578	B F B B S X 3-2 ③ F7 1-2			X 0-0 ① F7	B B B C F F X 3-2 2-H HR		B B X 2-0 ② FC5-4 1-2f 2-H			4	1	1	3	0	0	2
Luis Gonzalez, L (1, 7) OBP: 0.325, SLG: 0.392		F C B B C 1-3 ① K		B B B B 4-0 S BB	F B B B B 4-1 CS BB		C B B C F F X 2-2 ③ F7			2	0	0	0	2	1	1
Mike Simms, R (1, 9)		C C B S 1-3 ② K		S S S 0-3 ② K 1-2	C 0-1 ③ CS 1-2	B B F X 2-1 ① F9		B C B F S 2-3 ① K		4	0	0	0	0	3	1
Scott Servais, R (1, 2) OBP: 0.242, SLG: 0.356	B B F X 2-1 2B			B X 1-0 ③ G5-3		B X 1-0 ② G5-3		B S F B F F B X 3-2 ② G6-3		4	0	1	0	0	0	1
Andujar Cedeno, R (1, 6) OBP: 0.330, SLG: 0.442	S C X 0-2 ③ G5-3				S B B B F F F X 2-2 SH3-4 1B 1B	B F B X 2-1 2B		S T S 0-3 ③ K		4	1	2	0	0	1	1
Shane Reynolds, R (1, 1) OBP: 0.188, SLG: 0.133			F F B C 1-3 ① K		C P X 1-1 ① SH3-4 1-2	S B B B F F X 3-2 ③ F9			C B F B B S 3-3 ① K	2	0	0	0	1	1	1
Mike Hampton, R (8, 1)										0	0	0	0	0	0	0
Dave Veres, R (8, 1)										0	0	0	0	0	0	0
Mike Felder, S (9, PH) OBP: 0.236, SLG: 0.214										1	0	0	0	0	1	0
John Hudek, S (9, 1)										0	0	0	0	0	0	0
Inning Stats	R: 0 E: 0 K: 1 S: 12 H: 1 LOB: 1 BB: 0 P: 22	R: 0 E: 0 K: 2 S: 11 H: 1 LOB: 1 BB: 0 P: 15	R: 0 E: 0 K: 2 S: 7 H: 0 LOB: 0 BB: 0 P: 10	R: 1 E: 0 K: 1 S: 8 H: 1 LOB: 1 BB: 1 P: 14	R: 4 E: 0 K: 0 S: 24 H: 4 LOB: 0 BB: 1 P: 38	R: 0 E: 0 K: 0 S: 9 H: 1 LOB: 1 BB: 0 P: 17	R: 1 E: 0 K: 0 S: 14 H: 1 LOB: 1 BB: 1 P: 23	R: 0 E: 0 K: 2 S: 11 H: 0 LOB: 0 BB: 0 P: 16	R: 0 E: 0 K: 2 S: 8 H: 0 LOB: 0 BB: 0 P: 13	1B: 5 2B: 2 3B: 0 HR: 2 SF: 0 SAC: 1 DP: 0 HBP: 0						

	AB	34
	R	6
	H	9
	RBI	6
	BB	3
	SO	10
	LOB	8

WP: 0 PB: 0 SB: 3 CS: 1 PA: 39

PITCHER		IP	WLS	BF	H	R	ER	SO	BB	IBB	HBP	BLK	WP	HR	S	P	ERA	WHIP
Mike Campbell, R ERA: 9.64	(1, 1)	4.2	L	23	7	5	5	6	2	0	0	0	0	2	61	98	9.64	1.929
A.J. Sager, R ERA: 5.76	(5, 1)	0.1		0	0	0	0	0	0	0	0	0	0	0	1	1	0.00	0.000
Tim Mauser, R ERA: 2.73	(6, 1)	1.1		7	2	1	1	0	1	0	0	0	0	0	17	30	6.75	2.250
Jeff Tabaka, L ERA: 6.63	(7, 1)	1.2		5	0	0	0	2	0	0	0	0	0	0	17	26	0.00	0.000
Donnie Elliott, R ERA: 1.93	(9, 1)	1.0		3	0	0	0	2	0	0	0	0	0	0	8	13	0.00	0.000

PITCHER	IP	WLS	BF	H	R	ER	SO	BB	IBB	HBP	BLK	WP	HR	S	P	ERA	WHIP

BOTTOM

Batter	1	2	3	4	5	6	7	8	9	AB	R	H	RBI	BB	SO	LOB
Bip Roberts, S (1, 4)	S F C 0-3 ① K		F F B S 1-3 ② K		B B B C F F X 3-2 ② F8			B B X 2-0 G3 S 1B		4	0	1	0	0	2	1
Luis Lopez, S (9, 4)										0	0	0	0	0	0	0
Tim Hyers, L (1, 3)	C B B B F X 3-2 ② G3		B X 1-0 ③ F7		S B F X 1-2 ③ F7			B C B C X 2-2 ① G3 1-3		4	0	0	0	0	0	2
Tony Gwynn, L (1, 9)	B X 1-0 ③ G4-3			B C F F X 1-2 ① G4-3		B B C S X 2-2 G4-6-3 BB 1B		B B B B 4-0 BB		3	0	1	0	1	0	0
Phil Plantier, L (1, 7)		C B F B F S 2-3 ① K		B B S S B F B 4-2 E BB		B B B B 4-0 G4-6-3 1-2 BB		C B F B F B X 3-2 ② P6		2	0	0	0	2	1	2
Derek Bell, R (1, 8)		C B S F B F B F X 3-2 ② G5-3		B X 1-0 E6 FC6-4 1-2		X 0-0 ①② G4-6-3 1-2f 2-3		X 0-0 ③ F9		4	0	0	0	0	0	5
Scott Livingstone, L (1, 5)		X 0-0 FC4-6 1B		C C S 0-3 ② K		F F B F X 1-2 ③ G3-1			C F B B F S 2-3 ① K	3	0	1	0	0	1	3
Jeff Tabaka, R (7, 1)										0	0	0	0	0	0	0
Donnie Elliott, R (9, 1)										0	0	0	0	0	0	0
Bill Bean, L (9, PH)										1	0	0	0	0	1	0
Ricky Gutierrez, R (1, 6)		F C X 0-2 ③ FC4-6 1-2f		C B X 1-1 ③ FC6-4 1-2f			X 0-0 G4-6-3 1B		S X 0-1 1B	4	0	2	0	0	0	3
Brian Johnson, R (1, 2)			B X 1-0 HR		X 0-0 1B		B C F X 1-2 ①② G4-6-3 1-2f		S X 0-1 ② P2	4	1	2	1	0	0	2
Mike Campbell, R (1, 1)			S B F S 1-3 ① K		F B S F F B X 2-2 ① F8		B B X 2-0 ③ G6-3		F B F F S 1-3 ③ K	1	0	0	0	0	1	0
A.J. Sager, R (5, 1)										0	0	0	0	0	0	0
Phil Clark, R (5, PH)										1	0	0	0	0	0	1
Tim Mauser, R (6, 1)										0	0	0	0	0	0	0
Craig Shipley, R (7, 5)										2	0	0	0	0	1	1
Inning Stats	R: 0 E: 0 K: 1 S: 7 H: 0 LOB: 0 BB: 0 P: 11	R: 0 E: 0 K: 1 S: 14 H: 1 LOB: 1 BB: 0 P: 19	R: 1 E: 0 K: 2 S: 8 H: 1 LOB: 0 BB: 0 P: 12	R: 0 E: 1 K: 1 S: 13 H: 0 LOB: 2 BB: 1 P: 20	R: 0 E: 0 K: 0 S: 13 H: 1 LOB: 1 BB: 0 P: 19	R: 0 E: 0 K: 0 S: 8 H: 1 LOB: 1 BB: 1 P: 15	R: 0 E: 0 K: 0 S: 5 H: 1 LOB: 0 BB: 0 P: 8	R: 0 E: 0 K: 0 S: 9 H: 1 LOB: 2 BB: 1 P: 20	R: 0 E: 0 K: 2 S: 12 H: 1 LOB: 1 BB: 0 P: 15	1B: 6 2B: 0 3B: 0 HR: 1	SF: 0 SAC: 0 DP: 2 HBP: 0						

PITCHER	IP	WLS	BF	H	R	ER	SO	BB	IBB	HBP	BLK	WP	HR	S	P	ERA	WHIP
Shane Reynolds, R (1, 1) ERA: 3.63	7.0	W	27	5	1	1	5	2	0	0	0	0	1	68	104	1.29	1.000
Mike Hampton, L (8, 1) ERA: 3.0	0.2		4	1	0	0	0	1	0	0	0	0	0	8	19	0.00	3.000
Dave Veres, R (8, 1) ERA: 1.29	0.1		1	0	0	0	0	0	0	0	0	0	0	1	1	0.00	0.000
John Hudek, R (9, 1) ERA: 0.78	1.0		4	1	0	0	2	0	0	0	0	0	0	12	15	0.00	1.000

PITCHER	IP	WLS	BF	H	R	ER	SO	BB	IBB	HBP	BLK	WP	HR	S	P	ERA	WHIP

Houston Astros @ San Diego Padres

Jack Murphy Stadium, San Diego, CA

Sat Jun 18 1994, 10:05 PM EDT

Att. 31,815 - Unknown

livebaseballscorecards.com

AB	33
R	1
H	7
RBI	1
BB	3
SO	7
LOB	20

WP: 0 PB: 0 SB: 1 CS: 0 PA: 36

Houston Astros @ San Diego Padres

Jack Murphy Stadium, San Diego, CA

Sun Jun 19 1994, 6:33 AM EDT

Att. 17,450 - Sunny - 75 F

TOP

livebaseballscorecards.com

Batter	1	2	3	4	5	6	7	8	9	AB	R	H	RBI	BB	SO	LOB
Craig Biggio, R (1, 4) OBP: 0.390, SLG: 0.440	C X 0-1 ① F9		B B C F B F S 3-3 ③ K		X 0-0 E3 1-2 2-3 3-H			X 0-0 ① P2		4	0	0	0	0	1	2
Chris Donnels, L (1, 5) OBP: 0.412, SLG: 0.500	B S S S 1-3 ② K			C C F F B S 1-3 ① K	X 0-0 ③ G3-1			B B X 2-0 ② G3-1		4	0	0	0	0	2	3
5 Jeff Bagwell, R (1, 3) OBP: 0.418, SLG: 0.667	C B F B F X 2-2 ③ G5-3			B C S F F B B C 3-3 ② K	F X 0-1 ① F8			S C X 0-2 E6		4	0	0	0	0	1	0
Luis Gonzalez, L (1, 7) OBP: 0.324, SLG: 0.387		B S B B B B 4-1 CS BB		B B F F F C 2-3 ③ K		B X 1-0 ② F9		B X 1-0 ③ P4		3	0	0	0	1	1	1
Kevin Bass, S (1, 9) OBP: 0.349, SLG: 0.391		S F B 1 SAFE F C 1-3 ① K			B X 1-0 ① G6-3	B B X 2-0 1B			B F C S 1-3 ① K	4	0	1	0	0	2	1
Andujar Cedeno, R (1, 6) OBP: 0.333, SLG: 0.441		B 1 SAFE B S S X 2-2 ② 1-2 1B			B B F B F B 4-2 1B 1B E BB	S S F B S 1-3 ③ K			F B B F X 2-2 E6 2B	3	1	1	0	1	1	1
Tony Eusebio, R (1, 2) OBP: 0.286, SLG: 0.422		C F S 0-3 ③ K			F C B 1 SAFE S 1-3 ② K		C F C 0-3 ① K		B F B B F X 3-2 1-3 2B	4	0	1	0	0	3	2
James Mouton, R (1, 8) OBP: 0.313, SLG: 0.294 Sid Bream, L (9, PH) OBP: 0.471, SLG: 0.483			B S L S S 1-3 ① K		B B B C X 3-1 E 1B 1-2 1B		X 0-0 ② B1-3		B C B F F F S 2-3 ② K	3 1	0 0	1 0	0 0	0 0	1 1	0 2
Brian Williams, R (1, 1) OBP: 0.313, SLG: 0.313 Mike Felder, S (7, PH) OBP: 0.233, SLG: 0.211 Ross Powell, L (7, 1) Todd Jones, L (7, 1) OBP: 1.000, SLG: 1.000 Ken Caminiti, S (9, PH) OBP: 0.363, SLG: 0.576			X 0-0 ② G4-3		B B X 2-0 E 1-2 2-3 1B		C F F B X 1-2 ③ G4-3		B B B F S F F B S 3-3 ③ K	2 1 0 0 1	0 0 0 0 0	1 0 0 0 1	0 0 0 0 0	0 0 0 0 0	0 0 0 0 1	0 0 0 0 2
Inning Stats	R: 0 H: 0 E: 0 LOB: 0 K: 1 BB: 0 S: 9 P: 12	R: 0 H: 1 E: 0 LOB: 1 K: 2 BB: 1 S: 11 P: 18	R: 0 H: 0 E: 0 LOB: 0 K: 2 BB: 0 S: 8 P: 12	R: 0 H: 0 E: 0 LOB: 0 K: 3 BB: 0 S: 12 P: 18	R: 1 H: 2 E: 1 LOB: 3 K: 1 BB: 1 S: 11 P: 22	R: 0 H: 1 E: 0 LOB: 1 K: 1 BB: 0 S: 8 P: 12	R: 0 H: 0 E: 0 LOB: 0 K: 1 BB: 0 S: 8 P: 9	R: 0 H: 0 E: 1 LOB: 1 K: 0 BB: 0 S: 6 P: 9	R: 0 H: 1 E: 1 LOB: 2 K: 3 BB: 0 S: 19 P: 30	1B: 4 SF: 0 2B: 1 SAC: 0 3B: 0 DP: 0 HR: 0 HBP: 0					WP: 0 PA: 36 PB: 0 SB: 0 CS: 1	

	AB	34
	R	1
	H	5
	RBI	0
	BB	2
	SO	14
	LOB	14

PITCHER		IP	WLS	BF	H	R	ER	SO	BB	IBB	HBP	BLK	WP	HR	S	P	ERA	WHIP
Scott Sanders, R ERA: 5.46	(1, 1)	7.2	W	30	4	1	0	11	2	0	0	0	0	0	72	110	0.00	0.783
Pedro Martinez, L ERA: 2.49	(8, 1)	0.2		4	1	0	0	1	0	0	0	0	0	0	10	17	0.00	1.500
Trevor Hoffman, R ERA: 1.97	(9, 1)	0.2	S	2	0	0	0	2	0	0	0	0	0	0	10	15	0.00	0.000

PITCHER	IP	WLS	BF	H	R	ER	SO	BB	IBB	HBP	BLK	WP	HR	S	P	ERA	WHIP

Batter	1	2	3	4	5	6	7	8	9	AB	R	H	RBI	BB	SO	LOB
Bip Roberts, S (1, 4) (8, 7) OBP: 0.383, SLG: 0.362	S F B B S 2-3 K ①		B X 1-0 F7 ①		X 0-0 E PB HR 1B		B B X 2-0 BB 1B			4	1	2	0	0	1	0
Tim Hyers, L (1, 3) OBP: 0.306, SLG: 0.278	F B C C 1-3 K ②		F B S X 1-2 G3-1 ②		B B C X 2-1 E4 HR 1-3		1 SAFE B B C B 1 SAFE 1 SAFE 1 SAFE F 4-2 F 1 SAFE F B 1-2 BB			3	1	0	0	1	1	1
Tony Gwynn, L (1, 9) OBP: 0.440, SLG: 0.573	B S B X 2-1 G3-1 ③		B C F S 1-3 K ③		B F X 1-1 HR 1-H 3-H		C C S 0-3 K ①			4	1	1	3	0	2	2
Phil Plantier, L (1, 7) OBP: 0.328, SLG: 0.519 Pedro Martinez, L (8, 1) Trevor Hoffman, R (9, 1)		C C S 0-3 K ①		B B C S B B 4-2 FC4 BB	B B X 2-0 1B 2B		B X 1-0 F7 ②			3 0 0	1 0 0	1 0 0	0 0 0	1 0 0	1 0 0	2 0 0
Derek Bell, R (1, 8) OBP: 0.327, SLG: 0.409		B B B B 4-0 E 2B BB	C S B F B 1 SAFE X 2-2 FC4 1-2f ①	B B C B X 3-1 2-H 1B			C B X 1-1 P5 ③			3	1	1	1	1	0	3
Scott Livingstone, L (1, 5) OBP: 0.283, SLG: 0.344		1 SAFE F B F X 1-2 1-H 2B	X 0-0 L8 ② 1 SAFE 1 SAFE 1 SAFE X 0-0 F7 ③					B B S B C X 3-2 F9 2B		4	0	2	1	0	0	2
Ricky Gutierrez, R (1, 6) OBP: 0.315, SLG: 0.326		F B F B S 2-3 K ②	C B B X 2-1 G5-3 1-2 ③		X 0-0 G6-3 ①			F B B C S 2-3 K ①		4	0	0	0	0	2	3
Brad Ausmus, R (1, 2) OBP: 0.319, SLG: 0.368		B B C B I 4-1 IBB			B X 1-0 G6-3 ① B F B C C 2-3 K ②			C C B B X 2-2 F9 ② 2-3		3	0	0	0	1	1	1
Scott Sanders, R (1, 1) OBP: 0.188, SLG: 0.071 Luis Lopez, S (8, 4) OBP: 0.372, SLG: 0.422	X 0-0 L5 ③				C S S 0-3 K ② F C B F C 1-3 K ③			B B C X 2-1 G5-3 ③		3 1	0 0	0 0	0 0	0 0	2 0	2 1
Inning Stats	R: 0 E: 0 K: 2 S: 8 H: 0 LOB: 0 BB: 0 P: 13	R: 1 E: 1 K: 2 S: 11 H: 1 LOB: 2 BB: 2 P: 22	R: 0 E: 0 K: 1 S: 7 H: 0 LOB: 0 BB: 0 P: 10	R: 0 E: 0 K: 0 S: 9 H: 0 LOB: 1 BB: 1 P: 17	R: 4 E: 1 K: 1 S: 13 H: 4 LOB: 1 BB: 0 P: 22	R: 0 E: 0 K: 2 S: 9 H: 0 LOB: 0 BB: 0 P: 12	R: 0 E: 0 K: 1 S: 11 H: 1 LOB: 2 BB: 1 P: 19	R: 0 E: 0 K: 1 S: 11 H: 1 LOB: 1 BB: 0 P: 20		1B: 3 2B: 3 3B: 0 HR: 1	SF: 0 SAC: 0 DP: 0 HBP: 0					

BOTTOM

Houston Astros @ San Diego Padres

Jack Murphy Stadium, San Diego, CA

Sun Jun 19 1994, 6:33 AM EDT

Att. 17,450 - Sunny - 75 F

livebaseballscorecards.com

AB	32
R	5
H	7
RBI	5
BB	4
SO	10
LOB	17

PITCHER		IP	WLS	BF	H	R	ER	SO	BB	IBB	HBP	BLK	WP	HR	S	P	ERA	WHIP
Brian Williams, R ERA: 5.3	(1, 1)	6.0	L	27	5	5	0	8	2	1	0	0	0	1	57	96	0.00	1.167
Ross Powell, L ERA:	(7, 1)	0.2		4	1	0	0	1	1	0	0	0	0	0	9	16	0.00	3.000
Todd Jones, R ERA: 2.48	(7, 1)	1.1		5	1	0	0	1	0	0	0	0	0	0	13	23	0.00	0.750

PITCHER	IP	WLS	BF	H	R	ER	SO	BB	IBB	HBP	BLK	WP	HR	S	P	ERA	WHIP

Los Angeles Dodgers @ San Diego Padres

Jack Murphy Stadium, San Diego, CA

Mon Jun 20 1994, 10:05 PM EDT

Att. 17,371 - Unknown - 69 F

TOP

livebaseballscorecards.com

Batter	1	2	3	4	5	6	7	8	9	AB	R	H	RBI	BB	SO	LOB
Brett Butler, L (1, 8) OBP: 0.443, SLG: 0.457	C B X 1-1 G3-6-1 1B		B C S B X 2-2 CS 1B			B C B B C C 3-3 K		B B F B F B 4-2 G3 HR BB		3	1	2	0	1	1	0
Delino DeShields, L (1, 4) OBP: 0.350, SLG: 0.275	C B S X 1-2 ① ② G3-6-1 1-2f		B X 1-0 ① B1-3			C B B X 2-1 ② F7		B C F X 1-2 ② G3 1-2		4	0	0	0	0	0	3
Mike Piazza, R (1, 2) OBP: 0.382, SLG: 0.572 Jeff Treadway, L (8, PR) OBP: 0.390, SLG: 0.371 Carlos Hernandez, R (8, 2) OBP: 0.310, SLG: 0.345	B C X 1-1 1B		C S B S 1-3 ② K			S F B B B F X 3-2 1B		F B B B C B 4-2 HR BB		3 0 0	0 1 0	2 0 0	0 0 0	1 0 0	1 0 0	1 0 0
Tim Wallach, R (1, 5) OBP: 0.360, SLG: 0.533	C S F X 0-2 ③ F9		B B F F B 3-2 ③ CS 1-2	C B X 1-1 ① F8		S F X 0-2 ③ F9		X 0-0 1-H 2-H HR		4	1	1	3	0	0	2
Henry Rodriguez, L (1, 7) OBP: 0.347, SLG: 0.449 Todd Worrell, R (8, 1)		X 0-0 ① G4-3		C B S F F F B S 2-3 ② K			S B B X 2-1 ① G4-3	X 0-0 ③ F7		4 0	0 0	0 0	0 0	0 0	1 0	1 0
Eric Karros, R (1, 3) OBP: 0.343, SLG: 0.453		F C X 0-2 G6-3 2B		C B B X 2-1 ③ G6-3			S B X 1-1 ② G4-3		F S X 0-2 G5-4-3 1B	4	0	2	0	0	0	0
Raul Mondesi, R (1, 9) OBP: 0.348, SLG: 0.540		X 0-0 ② G6-3 2-3			C B S B C 2-3 ① K		X 0-0 1B		B B X 2-0 ① ② G5-4-3 1-2f	4	0	1	0	0	1	2
Jose Offerman, S (1, 6) OBP: 0.313, SLG: 0.283		B C B B B 4-1 BB			C B X 1-1 ② L4		F B S X 1-2 ③ P5		X 0-0 ③ B1-3	3	0	0	0	1	0	1
Kevin Gross, R (1, 1) OBP: 0.188, SLG: 0.207 Chris Gwynn, L (8, PH) OBP: 0.286, SLG: 0.308 Cory Snyder, R (8, 7) OBP: 0.321, SLG: 0.479		B F X 1-1 ③ G5-3			B S C B X 2-2 ③ G5-3			B S X 1-1 ① F7		2 1 0	0 0 0	0 0 0	0 0 0	0 0 0	0 0 0	2 0 0
Inning Stats	R: 0 H: 2 E: 0 LOB: 1 K: 0 BB: 0 S: 11 P: 14	R: 0 H: 1 E: 0 LOB: 2 K: 0 BB: 1 S: 8 P: 13	R: 0 H: 1 E: 0 LOB: 0 K: 1 BB: 0 S: 9 P: 16	R: 0 H: 0 E: 0 LOB: 0 K: 1 BB: 0 S: 10 P: 15	R: 0 H: 0 E: 0 LOB: 0 K: 1 BB: 0 S: 8 P: 13	R: 0 H: 1 E: 0 LOB: 1 K: 1 BB: 0 S: 12 P: 20	R: 0 H: 1 E: 0 LOB: 1 K: 0 BB: 0 S: 8 P: 12	R: 3 H: 1 E: 0 LOB: 1 K: 0 BB: 2 S: 11 P: 21	R: 0 H: 1 E: 0 LOB: 0 K: 0 BB: 0 S: 5 P: 7	1B: 6 2B: 1 3B: 0 HR: 1	SF: 0 SAC: 0 DP: 2 HBP: 0				WP: 0 PB: 0 SB: 0 CS: 1	PA: 36	

	AB	32
	R	3
	H	8
	RBI	3
	BB	3
	SO	4
	LOB	12

PITCHER		IP	WLS	BF	H	R	ER	SO	BB	IBB	HBP	BLK	WP	HR	S	P	ERA	WHIP
Joey Hamilton, R ERA: 2.16	(1, 1)	8.0	L	32	7	3	3	4	3	0	0	0	0	1	77	124	3.38	1.250
Donnie Elliott, R ERA: 1.85	(9, 1)	1.0		3	1	0	0	0	0	0	0	0	0	0	5	7	0.00	1.000

PITCHER	IP	WLS	BF	H	R	ER	SO	BB	IBB	HBP	BLK	WP	HR	S	P	ERA	WHIP

BOTTOM

Los Angeles Dodgers @ San Diego Padres

Jack Murphy Stadium, San Diego, CA

Mon Jun 20 1994, 10:05 PM EDT

Att. 17,371 - Unknown - 69 F

livebaseballscorecards.com

Batter	1	2	3	4	5	6	7	8	9	AB	R	H	RBI	BB	SO	LOB
Bip Roberts, S (1, 4) OBP: 0.391, SLG: 0.374	C B B F B B 4-2 F7 E BB	X 0-0 BB 1B 1-2 2-H		C X 0-1 FC3-6 1B		T X 0-1 G4-3 2B		S B B B F X 3-2 G4-3 ③		4	0	3	1	1	0	0
Luis Lopez, S (1, 6) OBP: 0.373, SLG: 0.410	X 0-0 E4 BB 1-2	S F B B F B B 4-2 1-2 2-3 BB		X 0-0 ② FC3-6 FC4-6 1-2f		X 0-0 ② G4-3 2-3			B B B C B B 4-1 L5-3 BB	3	0	0	0	2	0	3
Tony Gwynn, L (1, 9) OBP: 0.436, SLG: 0.563	B C C F X 1-2 ① F7 2-3	B C C F T B X 2-2 ③ G1-3		X 0-0 ③ FC4-6 1-2f		I I I I 4-0 IBB			B B F S B F X 3-2 ① ② L5-3 1-2	4	0	0	0	1	0	7
Phil Plantier, L (1, 7) OBP: 0.333, SLG: 0.514 Craig Shipley, R (9, PR) OBP: 0.322, SLG: 0.434	B B B C B 4-1 G4-6-3 BB 1-2		B X 1-0 ① F7		B B B 4-0 FC4-6 BB	B B X 2-0 ③ F7			C H 1-1 FC6-4 HBP	2 0	0 0	0 0	0 0	2 0	0 0	2 0
Derek Bell, R (1, 8) OBP: 0.325, SLG: 0.405	B C F B F X 2-2 ② ③ G4-6-3 1-2f		B C F B B X 2-2 S 1B 1B		C X 0-1 ① FC4-6 S 1B 1-2f		B C X 1-1 ① G1-3		S X 0-1 ③ FC6-4 1-2f	5	1	1	0	0	0	5
Scott Livingstone, L (1, 5) OBP: 0.292, SLG: 0.362		B X 1-0 1B B5-3-2 2B	B C B F C 2-3 ② K 1-2		X 0-0 1B 1-2		B X 1-0 ② G6-3			4	0	2	0	0	1	1
Eddie Williams, R (1, 3) OBP: 0.625, SLG: 1.125 Tim Hyers, L (3, PR) OBP: 0.302, SLG: 0.274 (4, 3)	B C X 1-1 B5-3-2 1B 2-3 1B	B C S X 1-2 2-H 1B		C B X 1-1 ② P5			B X 1-0 ③ G3-1			2 2	1 0	2 0	1 0	0 0	0 0	0 2
Brad Ausmus, R (1, 2) OBP: 0.314, SLG: 0.360	C B X 1-1 ① ② B5-3-2 1-2 3-Hf	X 0-0 ③ L7			B X 1-0 ③ P3 2-3			B B C X 2-1 ① G6-3		4	0	0	0	0	0	5
Joey Hamilton, R (1, 1) Bill Bean, L (8, PH) OBP: 0.250, SLG: 0.262 Donnie Elliott, R (9, 1)	C B B F B B 4-2 BB 1B BB		B S C S 1-3 ① K			C B B B C C 3-3 ① K		B F F B C 2-3 ② K		2 1 0	0 0 0	0 0 0	0 0 0	1 0 0	2 1 0	0 0 0
Inning Stats	R: 0 H: 0 E: 1 LOB: 2 K: 0 BB: 2 S: 12 P: 23	R: 1 H: 3 E: 0 LOB: 3 K: 0 BB: 2 S: 16 P: 29	R: 1 H: 2 E: 0 LOB: 1 K: 1 BB: 0 S: 11 P: 17	R: 0 H: 1 E: 0 LOB: 1 K: 1 BB: 0 S: 7 P: 8	R: 0 H: 1 E: 0 LOB: 2 K: 0 BB: 1 S: 6 P: 12	R: 0 H: 1 E: 0 LOB: 2 K: 1 BB: 1 S: 7 P: 16	R: 0 H: 0 E: 0 LOB: 0 K: 0 BB: 0 S: 4 P: 7	R: 0 H: 0 E: 0 LOB: 0 K: 1 BB: 0 S: 8 P: 15	R: 0 H: 0 E: 0 LOB: 1 K: 0 BB: 1 S: 8 P: 16							

	AB	33
	R	2
	H	8
	RBI	2
	BB	7
	SO	4
	LOB	25

	1B: 6	SF: 0	WP: 0	PA: 41
	2B: 4	SAC: 0	PB: 0	
	3B: 0	DP: 3	SB: 2	
	HR: 0	HBP: 1	CS: 0	

PITCHER		IP	WLS	BF	H	R	ER	SO	BB	IBB	HBP	BLK	WP	HR	S	P	ERA	WHIP
Kevin Gross, R ERA: 3.75	(1, 1)	7.0	W	34	8	2	2	3	5	1	0	0	0	0	63	112	2.57	1.857
Todd Worrell, R ERA: 2.18	(8, 1)	2.0	S	7	0	0	0	1	1	0	1	0	0	0	16	31	0.00	0.500

PITCHER	IP	WLS	BF	H	R	ER	SO	BB	IBB	HBP	BLK	WP	HR	S	P	ERA	WHIP

Batter	1	2	3	4	5	6	7	8	9	10	11	12	13	AB	R	H	RBI	BB	SO	LOB
Brett Butler, L (1, 8) OBP: 0.438, SLG: 0.451	0-0 G4-3		3-2 G6-3			0-0 G5-3		0-0 3-H 1B			0-3 K		0-0 G6-3	6	0	1	1	0	1	0
Delino DeShields, L (1, 4) OBP: 0.355, SLG: 0.289 Rudy Seanez, R (13, 1)	1-2 F9 2B			1-0 G4-3 S 3B 1B		1-0 G6-3		1-2 G1-3			3-2 S 1B		2-3 K	6 0	1 0	3 0	0 0	0 0	1 0	1 0
Mike Piazza, R (1, 2) OBP: 0.375, SLG: 0.561	2-2 F9 2-3			0-0 F9		3-2 G6-3			0-0 G5-3		2-3 K			5	0	0	0	0	1	3
Tim Wallach, R (1, 5) OBP: 0.354, SLG: 0.523	0-2 G5-3			3-1 G4-3 1-3			0-0 G5-3		2-3 K		3-1 G6-3 1-2			5	0	0	0	0	1	3
Henry Rodriguez, L (1, 7) OBP: 0.346, SLG: 0.455 Ismael Valdez, R (9, 1) Todd Worrell, R (11, 1) Chris Gwynn, L (12, PH) OBP: 0.278, SLG: 0.308 Cory Snyder, R (12, PH) OBP: 0.318, SLG: 0.474 Roger McDowell, R (12, 1) Jeff Treadway, L (13, 4) OBP: 0.390, SLG: 0.371		2-1 F7		0-1 3-H 3B			2-2 F9		1-0 F9			2-3 K		4 0 0 0 0 1 0	0 0 0 0 0 0 0	1 0 0 0 0 0 0	1 0 0 0 0 0 0	0 0 0 0 0 1 0	0 0 0 0 0 0 0	0 0 0 0 0 0 0
Eric Karros, R (1, 3) OBP: 0.340, SLG: 0.446		2-3 K		3-2 G3			2-2 G6-3			1-1 G5-3		4-2 FC6-4 BB		4	0	0	0	1	1	1
Raul Mondesi, R (1, 9) OBP: 0.345, SLG: 0.534	0-1 G5-3		1-2 G6-3					1-2 G6-3		1-2 E8 1B		2-2 FC6-4 CS 1-2f		5	0	1	0	0	0	1
Jose Offerman, S (1, 6) OBP: 0.307, SLG: 0.277	0-0 G4-3		2-0 G4-3					3-1 E3 G1-3 1B		1-3 K		1-2 CS 1-2	3-2 G3-1	5	1	0	0	0	1	1
Tom Candiotti, R (1, 1) OBP: 0.118, SLG: 0.147 Dave Hansen, L (8, PH) OBP: 0.263, SLG: 0.278 Brian Barnes, L (8, 1) Mitch Webster, S (9, 7) OBP: 0.350, SLG: 0.436	0-1 G3-1		3-2 F8					0-1 G1-3 2-3		1-3 K			0-0 IHR	2 1 0 2	0 0 0 1	0 0 0 1	0 0 0 1	0 0 0 0	0 1 0 1	0 1 0 1
Inning Stats	R: 0 E: 0 K: 0 S: 10 H: 1 LOB: 1 BB: 0 P: 13	R: 0 E: 0 K: 1 S: 7 H: 0 LOB: 0 BB: 0 P: 11	R: 0 E: 0 K: 0 S: 10 H: 0 LOB: 0 BB: 0 P: 13	R: 1 E: 0 K: 0 S: 9 H: 2 LOB: 1 BB: 0 P: 16	R: 0 E: 0 K: 0 S: 8 H: 0 LOB: 0 BB: 0 P: 14	R: 0 E: 0 K: 0 S: 5 H: 0 LOB: 0 BB: 0 P: 9	R: 0 E: 0 K: 0 S: 7 H: 0 LOB: 0 BB: 0 P: 11	R: 1 E: 1 K: 0 S: 11 H: 1 LOB: 1 BB: 0 P: 16	R: 0 E: 0 K: 1 S: 5 H: 0 LOB: 0 BB: 0 P: 8	R: 0 E: 1 K: 2 S: 13 H: 1 LOB: 1 BB: 0 P: 17	R: 0 E: 0 K: 2 S: 12 H: 1 LOB: 1 BB: 0 P: 20	R: 0 E: 0 K: 1 S: 10 H: 0 LOB: 0 BB: 1 P: 19	R: 1 E: 0 K: 1 S: 8 H: 1 LOB: 0 BB: 0 P: 13	1B: 4 2B: 1 3B: 1 HR: 1	SF: 0 SAC: 0 DP: 0 HBP: 0		WP: 0 PB: 0 SB: 2 CS: 1	PA: 48	

PITCHER		IP	WLS	BF	H	R	ER	SO	BB	IBB	HBP	BLK	WP	HR	S	P	ERA	WHIP
Andy Ashby, R ERA: 2.53	(1, 1)	9.0		32	4	2	1	2	0	0	0	0	0	0	72	111	1.00	0.444
Trevor Hoffman, R ERA: 1.85	(10, 1)	2.0		8	2	0	0	4	0	0	0	0	0	0	25	37	0.00	1.000
Pedro Martinez, L ERA: 2.44	(12, 1)	1.0		3	0	0	0	1	1	0	0	0	0	0	10	19	0.00	1.000
Donnie Elliott, R ERA: 2.19	(13, 1)	0.1		2	1	1	1	0	0	0	0	0	0	0	4	7	27.00	3.000
Jeff Tabaka, L ERA: 6.41	(13, 1)	0.2	W	2	0	0	0	1	0	0	0	0	0	0	4	6	0.00	0.000

PITCHER	IP	WLS	BF	H	R	ER	SO	BB	IBB	HBP	BLK	WP	HR	S	P	ERA	WHIP

TOP

Los Angeles Dodgers @ San Diego Padres

Jack Murphy Stadium, San Diego, CA

Tue Jun 21 1994, 10:05 PM EDT

Att. 21,439 - Unknown - 73 F

livebaseballscorecards.com

AB	46
R	3
H	7
RBI	3
BB	1
SO	8
LOB	12

Los Angeles Dodgers @ San Diego Padres

Jack Murphy Stadium, San Diego, CA

Tue Jun 21 1994, 10:05 PM EDT

Att. 21,439 - Unknown - 73 F

livebaseballscorecards.com

BOTTOM

Batter	1	2	3	4	5	6	7	8	9	10	11	12	13	AB	R	H	RBI	BB	SO	LOB
Bip Roberts, S (1, 4) OBP: 0.382, SLG: 0.364	K		F9		K			G4-3		K			G1-3	6	0	0	0	0	3	0
Scott Livingstone, L (1, 5) OBP: 0.293, SLG: 0.381	SF8 3B		F8			F7		1B			S 1B		3B	3	1	1	0	0	0	0
Craig Shipley, R (8, PH) (9, 5) OBP: 0.339, SLG: 0.466														3	1	3	0	0	0	0
Tony Gwynn, L (1, 9) OBP: 0.437, SLG: 0.564	SF8 3-H		E5 1B			1B		K			F8		1B S 1B 1B 3-H	5	1	3	2	0	1	2
Phil Plantier, L (1, 7) OBP: 0.329, SLG: 0.502	K		G4-3			F7		K			F9		IBB 1-2	5	0	0	0	1	2	4
Derek Bell, R (1, 8) OBP: 0.325, SLG: 0.401		S WP 1B BB			K	K			K		K 1-2		1B 1-2 2-3	5	1	1	0	1	4	2
Eddie Williams, R (1, 3) OBP: 0.545, SLG: 1.000	G6-3 1-2			G6-3			2B		G4-3			F7	F7	3	0	1	0	0	0	1
Tim Hyers, L (7, PR) (8, 3) OBP: 0.302, SLG: 0.274														0	0	0	0	0	0	0
Bill Bean, L (9, PH) (10, 3) OBP: 0.242, SLG: 0.253														3	0	0	0	0	0	3
Ricky Gutierrez, R (1, 6) OBP: 0.313, SLG: 0.324		S 1B 2-H		F9			F8		G3			K	1B 1-2 2-3 3-H	4	0	1	1	0	0	1
Trevor Hoffman, R (10, 1)														0	0	0	0	0	0	0
Pedro Martinez, L (12, 1)														0	0	0	0	0	0	0
Phil Clark, R (12, PH) OBP: 0.214, SLG: 0.342														1	0	0	0	1	0	0
Donnie Elliott, R (13, 1)														0	0	0	0	0	0	0
Jeff Tabaka, R (13, 1)														0	0	0	0	0	0	0
Brian Johnson, R (12, PH) OBP: 0.238, SLG: 0.282														1	0	1	1	0	0	0
Brad Ausmus, R (1, 2) OBP: 0.311, SLG: 0.356	F9 1-2				G5-3		G5-3			K	S 1B			5	0	1	0	0	1	2
Andy Ashby, R (1, 1) OBP: 0.226, SLG: 0.200	G6-3				K		G6-3			K	K 1-2			3	0	0	0	0	1	2
Luis Lopez, S (10, 6) OBP: 0.367, SLG: 0.402														2	0	0	0	0	2	1

Inning Stats	1	2	3	4	5	6	7	8	9	10	11	12	13
	R: 1 E: 0 K: 2 S: 12 H: 1 LOB: 0 BB: 0 P: 17	R: 1 E: 0 K: 0 S: 12 H: 1 LOB: 1 BB: 1 P: 23	R: 0 E: 1 K: 0 S: 7 H: 1 LOB: 1 BB: 0 P: 10	R: 0 E: 0 K: 1 S: 7 H: 0 LOB: 0 BB: 0 P: 12	R: 0 E: 0 K: 2 S: 7 H: 0 LOB: 0 BB: 0 P: 11	R: 0 E: 0 K: 1 S: 9 H: 1 LOB: 1 BB: 0 P: 14	R: 0 E: 0 K: 0 S: 8 H: 1 LOB: 1 BB: 0 P: 11	R: 0 E: 0 K: 2 S: 11 H: 1 LOB: 1 BB: 0 P: 14	R: 0 E: 0 K: 1 S: 9 H: 0 LOB: 0 BB: 0 P: 15	R: 0 E: 0 K: 3 S: 15 H: 0 LOB: 0 BB: 0 P: 21	R: 0 E: 0 K: 1 S: 7 H: 1 LOB: 1 BB: 0 P: 12	R: 0 E: 0 K: 2 S: 13 H: 1 LOB: 1 BB: 0 P: 20	R: 2 E: 0 K: 0 S: 21 H: 4 LOB: 3 BB: 1 P: 30

	AB	49
	R	4
	H	12
	RBI	4
	BB	2
	SO	15
	LOB	18

	1B: 9	SF: 1	WP: 1	PA: 52
	2B: 1	SAC: 0	PB: 0	
	3B: 2	DP: 0	SB: 5	
	HR: 0	HBP: 0	CS: 0	

PITCHER		IP	WLS	BF	H	R	ER	SO	BB	IBB	HBP	BLK	WP	HR	S	P	ERA	WHIP
Tom Candiotti, R ERA: 4.25	(1, 1)	7.0		27	5	2	2	6	1	0	0	0	1	0	62	98	2.57	0.857
Brian Barnes, L ERA: 5.02	(8, 1)	1.0		4	1	0	0	2	0	0	0	0	0	0	11	14	0.00	1.000
Ismael Valdez, R ERA: 3.6	(9, 1)	2.0		6	0	0	0	4	0	0	0	0	0	0	24	36	0.00	0.000
Todd Worrell, R ERA: 2.08	(11, 1)	1.0		4	1	0	0	1	0	0	0	0	0	0	7	12	0.00	1.000
Roger McDowell, R ERA: 4.39	(12, 1)	1.0		4	1	0	0	2	0	0	0	0	0	0	13	20	0.00	1.000

PITCHER		IP	WLS	BF	H	R	ER	SO	BB	IBB	HBP	BLK	WP	HR	S	P	ERA	WHIP
Rudy Seanez, R ERA: 3.86	(13, 1)	0.2	L	7	4	2	2	0	0	1	0	0	0	0	21	30	27.00	6.000

Batter	1	2	3	4	5	6	7	8	9	AB	R	H	RBI	BB	SO	LOB
Brett Butler, L (1, 8) OBP: 0.434, SLG: 0.444	B F L B X 2-2 G1-3 ①		B C X 1-1 P5 ①		B C B F F F B B 4-2 WP ① 1-2 BB		C C B S 1-3 K ②		C C F X 0-2 P5 ②	4	0	0	0	1	1	2
Delino DeShields, L (1, 4) OBP: 0.356, SLG: 0.288	F B B S X 2-2 G4-3 ②		B S F C 1-3 K ②		C B B B C B 4-2 FC5-4 ① 1-2 2-3 BB		B X 1-0 HR ① 1-2 1B		C B C X 1-2 F7 ③	4	1	1	0	1	1	1
Raul Mondesi, R (1, 9) OBP: 0.344, SLG: 0.540	S B F F B C 2-3 K ③		B B B S F C 3-3 K ③		X 0-0 FC5-4 ③ 1-2f		X 0-0 HR ③ 1-H 2-H			4	1	1	3	0	2	3
Tim Wallach, R (1, 5) OBP: 0.352, SLG: 0.517		F B B F B F F F B 4-2 2B BB		X 0-0 P3 ①		C S X 0-2 F9 ①	B X 1-0 G6-3 ③			3	1	0	0	1	0	0
Henry Rodriguez, L (1, 7) OBP: 0.345, SLG: 0.458 Cory Snyder, R (8, PH) OBP: 0.324, SLG: 0.490 (8, 7)		B F S F X 1-2 1B 1-H 2B		C F X 1-2 P6 ②		F B C F S 1-3 K ②		B B F X 2-1 F7-5-2 2B		3 1	1 0	1 1	1 0	0 0	1 0	0 0
Eric Karros, R (1, 3) OBP: 0.336, SLG: 0.439		C S S 0-3 K ①		B S S B S 2-3 K ③		F B X 1-1 G6-3 ③		B C X 1-1 G6-3 ①		4	0	0	0	0	2	2
Carlos Hernandez, R (1, 2) OBP: 0.303, SLG: 0.424		F S S 0-3 K ②			X 0-0 P6 ①		C B B C B F X 3-2 HR	B S X 1-1 F7-5-2 ② ③ 2-3		4	1	1	1	0	1	2
Jose Offerman, S (1, 6) OBP: 0.310, SLG: 0.278		B B C F B X 3-2 1B 3-H			C B B C C X 2-2 L5 ②		B F C B F F S 2-3 K ①		B B B C C B 4-2 BB	3	0	1	1	1	1	0
Orel Hershiser, R (1, 1) OBP: 0.229, SLG: 0.188 Roger McDowell, R (5, 1) Jeff Treadway, L (7, PH) OBP: 0.405, SLG: 0.389 37 Darren Dreifort, R (7, 1) OBP: 1.000, SLG: 1.000 Brian Barnes, L (7, 1) Mike Piazza, R (9, PH) OBP: 0.374, SLG: 0.559		S 1 SAFE B B X 2-1 F9 ③			B X 1-0 E6 WP PB		X 0-0 1B HR 1B		S B F C 1-3 K ①	2 0 1 0 0 1	0 0 1 0 0 0	0 0 1 0 0 0	0 0 0 0 0 0	0 0 0 0 0 1	0 0 0 0 0 1	1 0 0 0 0 1
Inning Stats	R: 0 H: 0 E: 0 LOB: 0 K: 1 BB: 0 S: 10 P: 16	R: 2 H: 2 E: 0 LOB: 1 K: 2 BB: 1 S: 20 P: 30	R: 0 H: 0 E: 0 LOB: 0 K: 2 BB: 0 S: 8 P: 13	R: 0 H: 0 E: 0 LOB: 0 K: 1 BB: 0 S: 7 P: 10	R: 0 H: 0 E: 1 LOB: 3 K: 0 BB: 2 S: 12 P: 23	R: 0 H: 0 E: 0 LOB: 0 K: 1 BB: 0 S: 9 P: 11	R: 4 H: 4 E: 0 LOB: 0 K: 2 BB: 0 S: 16 P: 24	R: 0 H: 1 E: 0 LOB: 0 K: 0 BB: 0 S: 6 P: 10	R: 0 H: 0 E: 0 LOB: 1 K: 1 BB: 1 S: 12 P: 18	1B: 3 2B: 3 3B: 0 HR: 2	SF: 0 SAC: 0 DP: 1 HBP: 0			WP: 1 PB: 1 SB: 0 CS: 0		PA: 38	

PITCHER		IP	WLS	BF	H	R	ER	SO	BB	IBB	HBP	BLK	WP	HR	S	P	ERA	WHIP
Andy Benes, R ERA: 4.07	(1, 1)	6.1		27	4	4	4	8	3	0	0	0	1	1	76	118	5.68	1.105
Jeff Tabaka, L ERA: 6.75	(7, 1)	0.1		2	1	0	0	1	0	0	0	0	0	0	4	6	0.00	3.000
Mike Campbell, R ERA: 10.8	(7, 1)	0.1	W	2	1	2	2	0	0	0	0	0	0	1	2	3	54.00	3.000
Pedro Martinez, L ERA: 2.38	(8, 1)	1.0		4	1	0	0	0	1	0	0	0	0	0	8	16	0.00	2.000
Trevor Hoffman, R ERA: 1.8	(9, 1)	1.0	S	3	0	0	0	1	0	0	0	0	0	0	10	12	0.00	0.000

PITCHER	IP	WLS	BF	H	R	ER	SO	BB	IBB	HBP	BLK	WP	HR	S	P	ERA	WHIP

TOP

Los Angeles Dodgers @ San Diego Padres

Jack Murphy Stadium, San Diego, CA

Wed Jun 22 1994, 6:33 AM EDT

Att. 30,978 - Sunny - 77 F

livebaseballscorecards.com

AB	34
R	6
H	7
RBI	6
BB	4
SO	10
LOB	12

Batter	1	2	3	4	5	6	7	8	9	AB	R	H	RBI	BB	SO	LOB
Luis Lopez, S (1, 4) OBP: 0.384, SLG: 0.429	C C B F X 1-2 G1-3 1B 1B		C C X 0-2 G4-3 BLK 1B	F X 0-1 FC4-6 1-2 1B		B F F F S 1-3 ① K	C X 0-1 ② WP 1-3 3-H 2B			5	1	4	1	0	1	0
Scott Livingstone, L (1, 5) OBP: 0.291, SLG: 0.376 Craig Shipley, R (7, PH) OBP: 0.344, SLG: 0.466 (8, 5)	1 SAFE 1 F X 0-1 ① G1-3 1-2		1 SAFE 1 B X 1-0 ② G4-3 1-3	C X 0-1 ③ FC4-6 1-2f		X 0-0 BB 1B 1B	I I I I 4-0 WP IBB			4 0	0 0	1 0	0 0	0 1	0 0	4 0
Tony Gwynn, L (1, 9) OBP: 0.445, SLG: 0.567 Bill Bean, L (6, PR) OBP: 0.240, SLG: 0.250 (7, 9)	B B 2 SAFE C X 2-1 G3-1 2-H 1B		I I I I 4-0 IBB		B B B B 4-0 HR BB	1 SAFE 1 SAFE C X 0-1 BB 1-2 1B	B B S X 2-1 ③ G3 1-2 2-3			2 1	1 0	2 0	1 0	2 0	0 0	0 2
Phil Plantier, L (1, 7) OBP: 0.327, SLG: 0.509	B B X 2-0 ② G3-1 2-3		F B B X 2-1 ③ G3		X 0-0 1-H HR	B 2 SAFE X 1-0 ② F7		B C X 1-1 ① G6-3		5	1	1	2	0	0	5
Derek Bell, R (1, 8) OBP: 0.330, SLG: 0.402	S B X 1-1 ③ F9			C C B X 1-2 2B 1B	B F X 1-1 G4-3 S 1B 1B	B B B C B 4-1 1-2 2-3 BB		B F B S S 2-3 ② K		4	2	2	0	1	1	1
Phil Clark, R (1, 3) OBP: 0.218, SLG: 0.345		C X 0-1 ① F8	X 0-0 E 1-H CS 2B	1 SAFE 1 B X 1-0 ① G4-3 1-3	C X 0-1 ③ G5-3		C X 0-1 ③ L6		5	0	1	1	0	0	4
Ricky Gutierrez, R (1, 6) OBP: 0.322, SLG: 0.330	B C F F X 1-2 G6-4-3 1B		B F 2 SAFE C B B X 3-2 ① F8	B B B X 3-0 1B CS 3-H 1B			B B B C C B 4-2 SH3-2 E 2B BB			3	1	2	1	1	0	1
Brian Johnson, R (1, 2) OBP: 0.244, SLG: 0.286 (9, 3)	B X 1-0 ② ③ G6-4-3 1-2f		C X 0-1 E5 PB CS 1B 2-3	X 0-0 1-3 1B			1 SAFE X 0-0 ① SH3-2 1-3			3	1	1	0	0	0	2
Andy Benes, R (1, 1) OBP: 0.167, SLG: 0.143 Jeff Tabaka, R (7, 1) Mike Campbell, R (7, 1) Eddie Williams, R (7, PH) OBP: 0.583, SLG: 1.000 Pedro Martinez, L (7, PR) (8, 1) Trevor Hoffman, R (9, 1) Brad Ausmus, R (9, 2) OBP: 0.311, SLG: 0.356		F B B B F X 3-2 ① G5-3	M B X 1-1 ② 1B 1-H 3-H 1B		C F B B B S 3-3 ② ③ K 3-H		B B B B B 4-0 2B BB			3 0 0 0 0 0 0 0	0 0 0 0 0 0 0 0	1 0 0 0 0 0 0 0	1 0 0 0 1 0 0 0	0 0 0 0 0 0 0 0	1 0 0 0 0 0 0 0	2 0 0 0 0 0 0 0
Inning Stats	R: 1 H: 2 E: 0 LOB: 1 K: 0 BB: 0 S: 11 P: 17	R: 0 H: 1 E: 0 LOB: 0 K: 0 BB: 0 S: 7 P: 9	R: 0 H: 1 E: 0 LOB: 2 K: 0 BB: 1 S: 9 P: 19	R: 2 H: 4 E: 1 LOB: 2 K: 0 BB: 0 S: 15 P: 20	R: 3 H: 4 E: 0 LOB: 2 K: 1 BB: 1 S: 9 P: 21	R: 0 H: 2 E: 0 LOB: 3 K: 1 BB: 1 S: 11 P: 17	R: 1 H: 1 E: 1 LOB: 3 K: 0 BB: 3 S: 7 P: 21	R: 0 H: 0 E: 0 LOB: 0 K: 1 BB: 0 S: 7 P: 10		1B: 12 SF: 0 2B: 3 SAC: 1 3B: 0 DP: 2 HR: 1 HBP: 0						

PITCHER		IP	WLS	BF	H	R	ER	SO	BB	IBB	HBP	BLK	WP	HR	S	P	ERA	WHIP
Orel Hershiser, R ERA: 4.06	(1, 1)	4.0		23	10	6	5	0	1	1	0	1	0	1	45	73	11.25	2.750
Roger McDowell, R ERA: 4.08	(5, 1)	2.0		10	4	0	0	2	1	0	0	0	0	0	17	30	0.00	2.500
37 Darren Dreifort, R ERA: 6.21	(7, 1)	0.1	L	3	0	1	1	0	2	0	0	0	0	0	3	11	27.00	6.000
Brian Barnes, L ERA: 4.5	(7, 1)	1.2		6	1	0	0	1	0	1	0	0	1	0	11	20	0.00	0.600

PITCHER	IP	WLS	BF	H	R	ER	SO	BB	IBB	HBP	BLK	WP	HR	S	P	ERA	WHIP

BOTTOM

Los Angeles Dodgers @ San Diego Padres

Jack Murphy Stadium, San Diego, CA

Wed Jun 22 1994, 6:33 AM EDT

Att. 30,978 - Sunny - 77 F

livebaseballscorecards.com

AB	35
R	7
H	15
RBI	7
BB	6
SO	3
LOB	21

WP: 1 PA: 42
PB: 1
SB: 1
CS: 3

Batter	1	2	3	4	5	6	7	8	9	10	AB	R	H	RBI	BB	SO	LOB
Bip Roberts, S (1, 4) OBP: 0.386, SLG: 0.378	C X 0-1 G3-1 3B		C B C X 1-2 BLK 1B		X 0-0 ② G6-3		F S X 0-2 E WP 1B		X 0-0 ③ F8		5	1	3	0	0	0	0
Scott Livingstone, L (1, 5) OBP: 0.287, SLG: 0.362 Tim Mauser, R (10, 1) OBP: 1.000, SLG: 1.000	X 0-0 ① G3-1 3-H		1 SAFE P 1 SAFE 1 SAFE 1 SAFE B B C B 4-1 1-2 BB		B B X 2-0 ③ L9		1 SAFE B 1 SAFE 1 SAFE 1 SAFE B F 1 SAFE 3-3 F 1 SAFE 1 SAFE 1 SAFE B S 1-2 K			X 0-0 ① G4-3	4 0	0 0	0 0	1 0	1 0	1 0	1 0
Tony Gwynn, L (1, 9) OBP: 0.441, SLG: 0.560	B C X 1-1 ② G6-3		B F S F X 1-2 ③ G3			C B X 1-1 S BB 1B 1B	F X 0-1 E5 2-3			B X 1-0 ② G4-3	5	1	1	0	0	0	3
Phil Plantier, L (1, 7) OBP: 0.324, SLG: 0.502	C F B F B B C 3-3 ③ K			B S X 1-1 S S 1B		C S C 0-3 ① K	1 SAFE C B F C 1-3 ③ K			C B X 1-1 ③ F9	5	0	1	0	0	3	3
Derek Bell, R (1, 8) OBP: 0.325, SLG: 0.396		B S C F B C 2-3 ① K		B F B C 1 SAFE F C 2-3 ① K		1 SAFE C C 1 SAFE C C 0-3 ② K		C B S S 1-3 ① K			4	0	0	0	0	4	2
Eddie Williams, R (1, 3) OBP: 0.563, SLG: 0.846 Craig Shipley, R (10, 5) OBP: 0.344, SLG: 0.466		B B C F B F X 3-2 ② G5-3		F B B F F F B B 4-2 1-2 BB		B 1 SAFE B B C 1 SAFE F F F 4-2 B 1-2 1B BB		B F S F F B B X 3-2 ② L5			2 0	0 0	0 0	0 0	2 0	0 0	0 0
Luis Lopez, S (1, 6) OBP: 0.380, SLG: 0.422		B C B B F X 3-2 ③ G3		F C B F S 1-3 ② K 2-3		B S S B F X 2-2 1-2 2-H 1B		X 0-0 ③ F8			4	0	1	1	0	1	2
Brad Ausmus, R (1, 2) OBP: 0.306, SLG: 0.350			B X 1-0 ① G5-3	B S B B F C 3-3 ③ K		B S S B X 2-2 ③ F8			B X 1-0 ① G5-3		4	0	0	0	0	1	4
Scott Sanders, R (1, 1) OBP: 0.158, SLG: 0.059 Jeff Tabaka, R (8, 1) Donnie Elliott, R (8, 1) Pedro Martinez, L (8, 1) Bill Bean, L (8, 3) OBP: 0.237, SLG: 0.247			C S B B S 2-3 ② K		C F X 0-2 ① L9			B C S S 1-3 ① K		B X 1-0 ② F7	3 0 0 0 1	0 0 0 0 0	0 0 0 0 0	0 0 0 0 0	2 0 0 0 0	0 0 0 0 0	0 0 0 0 0
Inning Stats	R: 1 E: 0 K: 1 S: 9 H: 1 LOB: 0 BB: 0 P: 13	R: 0 E: 0 K: 1 S: 11 H: 0 LOB: 0 BB: 0 P: 19	R: 0 E: 0 K: 1 S: 13 H: 1 LOB: 2 BB: 1 P: 21	R: 0 E: 0 K: 3 S: 16 H: 1 LOB: 2 BB: 1 P: 27	R: 0 E: 0 K: 0 S: 5 H: 0 LOB: 0 BB: 0 P: 7	R: 1 E: 0 K: 2 S: 19 H: 2 LOB: 2 BB: 1 P: 28	R: 0 E: 1 K: 3 S: 16 H: 1 LOB: 2 BB: 0 P: 21	R: 0 E: 0 K: 1 S: 9 H: 0 LOB: 0 BB: 0 P: 13	R: 0 E: 0 K: 0 S: 3 H: 0 LOB: 0 BB: 0 P: 5	R: 0 E: 0 K: 0 S: 4 H: 0 LOB: 0 BB: 0 P: 6	1B: 5 2B: 0 3B: 1 HR: 0	SF: 0 SAC: 0 DP: 0 HBP: 0					

PITCHER		IP	WLS	BF	H	R	ER	SO	BB	IBB	HBP	BLK	WP	HR	S	P	ERA	WHIP
Jose Rijo, R ERA: 3.34	(1, 1)	6.0		26	5	2	2	8	3	0	0	1	0	0	73	115	3.00	1.333
Tim Fortugno, L ERA: 1.96	(7, 1)	1.0		5	1	0	0	3	0	0	0	0	1	0	16	21	0.00	1.000
Rich DeLucia, R ERA:	(8, 1)	1.0		3	0	0	0	1	0	0	0	0	0	0	9	13	0.00	0.000
Hector Carrasco, R ERA: 2.36	(9, 1)	2.0	W	6	0	0	0	0	0	0	0	0	0	0	7	11	0.00	0.000

PITCHER	IP	WLS	BF	H	R	ER	SO	BB	IBB	HBP	BLK	WP	HR	S	P	ERA	WHIP

TOP

San Diego Padres @ Cincinnati Reds

Riverfront Stadium, Cincinnati, OH

Fri Jun 24 1994, 7:05 PM EDT
Att. 28,267 - Unknown - 68 F

livebaseballscorecards.com

AB	37
R	2
H	6
RBI	2
BB	3
SO	12
LOB	15

WP: 1 PB: 0 SB: 3 CS: 0
PA: 40

Batter	1	2	3	4	5	6	7	8	9	10	AB	R	H	RBI	BB	SO	LOB
Deion Sanders, L (1, 8) OBP: 0.349, SLG: 0.403	C B F B B B 4-2 BLK S BB		B X 1-0 BB 1B 1B		B C B F F B B 4-2 CS BB		F B F S 1-3 K ③		S S B S 1-3 K ②		2	0	1	0	2	1	1
Rich DeLucia, R (8, 1)											0	0	0	0	0	0	0
Hector Carrasco, R (9, 1)											1	0	0	0	0	1	0
Barry Larkin, R (1, 6) OBP: 0.381, SLG: 0.411	C 1 SAFE P B B F B 4-2 BLK 1-2 BB		C L S 0-3 K ①		C B F F 1 SAFE P C 2-3 K ① ② 1-2			B B B B 4-0 BB E 1B BB	C F B B X 2-2 1B		3	1	1	0	2	2	2
Hal Morris, L (1, 3) OBP: 0.387, SLG: 0.493	X 0-0 F8 ①		F 1 SAFE B X 1-1 FC5 BB 1-2 1B		B F B X 2-1 G6-3 ③			B F 1 SAFE F F 1 SAFE B F 1 SAFE 2-2 X E1 BB 1-2 1B	1 SAFE B S 1 SAFE 1 SAFE F C 1-3 K ③		5	1	1	0	0	1	4
Kevin Mitchell, R (1, 7) OBP: 0.422, SLG: 0.681	1 SAFE C S B F B X 2-2 G1-3 ②		B B F S B B 4-2 1-2 2-3 BB			X 0-0 G6-3 ①		B B F C B B 4-2 1B 1-2 2-3 BB		C F B F X 1-2 F7 ①	2	0	0	0	2	0	2
Jerome Walton, R (8, PR) OBP: 0.333, SLG: 0.408 (9, 7)											1	0	0	0	0	0	0
Reggie Sanders, R (1, 9) OBP: 0.332, SLG: 0.526	B C B X 2-1 F7 ③		F C C 0-3 K ②			B C B B X 3-1 F9 ②		C B S X 1-2 1-3 2-H 3-H 1B		X 0-0 BB 1B 1B	5	1	2	2	0	1	5
Lenny Harris, L (1, 5) OBP: 0.391, SLG: 0.439		B X 1-0 G4-3 ①	B B F X 2-1 FC5 ③ 2-3f			C X 0-1 G3-1 ③		1 SAFE 1 SAFE B B B B F F S 3-3 K ①		B 1 SAFE 1 SAFE B 1 SAFE B B 4-0 1B 1-2 BB	3	0	0	0	0	0	3
Tony Fernandez, S (8, PH) OBP: 0.380, SLG: 0.429 (9, 5)											1	0	0	0	1	1	2
Jeff Branson, L (1, 4) OBP: 0.301, SLG: 0.377		B X 1-0 FC4-6 1B		X 0-0 F7 ①			C B S B F X 2-2 G4-3 ①	C S S 0-3 K ②		C X 0-1 1-2 2-H 1B	3	0	1	0	0	0	0
Bret Boone, R (8, PH) OBP: 0.359, SLG: 0.450 (9, 4)											2	0	1	1	0	1	2
Eddie Taubensee, L (1, 2) OBP: 0.296, SLG: 0.447		C B S X 1-2 FC4-6 ②		C S B B S 2-3 K ②			B B B C X 3-1 G4-3 ②	B X 1-0 P2 ③			3	0	0	0	0	1	1
Brian Dorsett, R (8, PH) OBP: 0.345, SLG: 0.405 (9, 2)		1-2f									1	0	0	0	0	0	2
Jose Rijo, R (1, 1) OBP: 0.226, SLG: 0.258		X 0-0 P6 ③		C F X 0-2 F8 ③			X 0-0 1B		C X 0-1 F8 ①		2	0	0	0	0	0	1
Tim Fortugno, L (7, 1)											0	0	0	0	0	0	0
Thomas Howard, S (7, PH) OBP: 0.292, SLG: 0.407 (8, 8)											2	0	1	0	0	0	0
Inning Stats	R: 0 E: 0 K: 0 S: 12 H: 0 LOB: 2 BB: 2 P: 23	R: 0 E: 0 K: 0 S: 6 H: 1 LOB: 1 BB: 0 P: 9	R: 0 E: 0 K: 2 S: 13 H: 2 LOB: 3 BB: 1 P: 21	R: 0 E: 0 K: 1 S: 7 H: 0 LOB: 0 BB: 0 P: 9	R: 0 E: 0 K: 1 S: 10 H: 0 LOB: 0 BB: 1 P: 17	R: 0 E: 0 K: 0 S: 5 H: 0 LOB: 0 BB: 0 P: 8	R: 0 E: 0 K: 1 S: 10 H: 1 LOB: 1 BB: 0 P: 16	R: 2 E: 1 K: 2 S: 17 H: 1 LOB: 2 BB: 2 P: 32	R: 0 E: 0 K: 2 S: 11 H: 1 LOB: 1 BB: 0 P: 15	R: 1 E: 0 K: 0 S: 7 H: 2 LOB: 2 BB: 1 P: 12	1B: 8 2B: 0 3B: 0 HR: 0 SF: 0 SAC: 0 DP: 0 HBP: 0	WP: 0 PB: 0 SB: 1 CS: 1 PA: 43					

PITCHER		IP	WLS	BF	H	R	ER	SO	BB	IBB	HBP	BLK	WP	HR	S	P	ERA	WHIP
Scott Sanders, R ERA: 5.01	(1, 1)	7.0		29	4	1	1	5	5	0	0	1	0	0	63	107	1.29	1.286
Jeff Tabaka, L ERA: 6.75	(8, 1)	0.0		1	0	0	0	0	0	0	0	0	0	0	5	7	∞	∞
Donnie Elliott, R ERA: 2.19	(8, 1)	0.0		2	1	1	0	0	1	0	0	0	0	0	5	10	∞	∞
Pedro Martinez, L ERA: 2.28	(8, 1)	2.0		7	1	0	0	4	0	0	0	0	0	0	18	26	0.00	0.500
Tim Mauser, R ERA: 3.04	(10, 1)	0.1	L	4	2	1	1	0	1	0	0	0	0	0	7	12	27.00	9.000

PITCHER	IP	WLS	BF	H	R	ER	SO	BB	IBB	HBP	BLK	WP	HR	S	P	ERA	WHIP

BOTTOM

San Diego Padres @ Cincinnati Reds

Riverfront Stadium, Cincinnati, OH

Fri Jun 24 1994, 7:05 PM EDT

Att. 28,267 - Unknown - 68 F

livebaseballscorecards.com

AB	36
R	3
H	8
RBI	3
BB	7
SO	9
LOB	25

TOP

San Diego Padres @ Cincinnati Reds
Riverfront Stadium, Cincinnati, OH
Sat Jun 25 1994, 7:05 PM EDT
Att. 38,844 - Unknown

livebaseballscorecards.com

Batter	1	2	3	4	5	6	7	8	9	AB R H RBI BB SO LOB
Bip Roberts, S (1, 4) OBP: 0.390, SLG: 0.380	C C B X; 1-2; F8 ①	B C B F X; 2-2; 1B; 2-H		X; 0-0; G3 ①		F B B C F F B B; 4-2; BB		B F C X; 1-2; BB 1B; 1B; 2-H		4 0 2 2 1 0 0
Craig Shipley, R (1, 5) OBP: 0.346, SLG: 0.463	B B F B F X; 3-2; 1B CS; 1B	B B F B C F X; 3-2; G1-6-3 ③		X; 0-0; F8 ②		1 SAFE X; 0-0; G6-3 ③		B X; 1-0; BB; 1-2; 1B		5 0 2 0 0 0 2
Tony Gwynn, L (1, 9) OBP: 0.444, SLG: 0.559	C X; 0-1; CS 1B; 1-3; 1B		X; 0-0; 1B 2B; 1B	B C X; 1-1; L8 ③			C C B X; 1-2; F8 ①	B C B B B; 4-1; 1-2 2-3; BB		4 2 2 0 1 0 0
Derek Bell, R (1, 8) OBP: 0.327, SLG: 0.396	B S B F F F B F 1 SAFE; 3-2 X; 1B; 1-H 3-H; 1B ②	1 SAFE S B C F X; 1-2; 1-2; 2B; 1B			X; 0-0; L8 ①		F B X; 1-1; G6-3 ②	C X; 0-1; F8 ③		5 1 2 1 0 0 3
Eddie Williams, R (1, 3) OBP: 0.619, SLG: 0.875	B X; 1-0; 1-3; 1B		X; 0-0; G4-3 1B; 1-H 2-H; 2B		B S B B B; 4-1; BB		S F B B B B; 4-2; BB		B X; 1-0; F7 ①	3 1 2 2 2 0 0
Phil Plantier, L (1, 7) OBP: 0.322, SLG: 0.494	X; 0-0; F7 ③		S B C F B F F X; 2-2; G4-3 ①; 2-3		B S F B F F X; 2-2; F8 ②		C F F F 1 SAFE S; 0-3; K ③		B B B B; 4-0; 1B; BB	4 0 0 0 1 1 5
Ricky Gutierrez, R (1, 6) OBP: 0.329, SLG: 0.337		C S B F F F S; 1-3; K ①	B X; 1-0; 3-H; 1B		B F C X; 1-2; F9 ③			S F B F F X; 1-2; WP 1B; 1B	B B B C 1 SAFE F F X; 3-2; 1-2; 1B ②	5 1 3 1 0 1 1
Brad Ausmus, R (1, 2) OBP: 0.303, SLG: 0.346		F B B B F X; 3-2; SH3 1B; 1B	1 SAFE X; 0-0; F8 ②			B X; 1-0; G6-3 ①		1 SAFE B C L F B B F F; 3-3 C; ꓘ ①; 1-2	B F B S S; 2-3; K ③	5 1 1 0 0 2 3
Joey Hamilton, R (1, 1)		C 1 SAFE X; 0-1; SH3 ②; 1-2	1 SAFE B B B C C X; 3-2; F9 ③			C S B B B C; 3-3; ꓘ ②		S F F S; 0-3; K ②		3 0 0 0 0 2 2

AB	38
R	6
H	14
RBI	6
BB	5
SO	6
LOB	16

Inning Stats	1	2	3	4	5	6	7	8	9
R	1	1	3	0	0	0	0	1	0
E	0	0	0	0	0	0	0	0	0
K	0	1	0	0	0	1	1	2	1
S	16	18	17	4	10	9	12	22	8
H	4	2	4	0	0	0	0	3	1
LOB	2	1	1	0	1	1	1	3	1
BB	0	0	0	0	1	1	1	1	1
P	24	27	24	5	17	17	18	32	18

1B: 13 SF: 0
2B: 1 SAC: 1
3B: 0 DP: 0
HR: 0 HBP: 0

WP: 1 PA: 44
PB: 0
SB: 0
CS: 2

PITCHER		IP	WLS	BF	H	R	ER	SO	BB	IBB	HBP	BLK	WP	HR	S	P	ERA	WHIP
Pete Schourek, L (ERA: 5.85)	(1, 1)	2.0	L	13	8	4	4	1	0	0	0	0	0	0	39	57	18.00	4.000
Johnny Ruffin, R (ERA: 3.0)	(3, 1)	3.0		12	2	1	1	0	1	0	0	0	0	0	26	40	3.00	1.000
Rich DeLucia, R (ERA: 2.45)	(6, 1)	2.2		13	3	1	1	4	2	0	0	0	1	0	40	60	3.38	1.875
Tim Fortugno, L (ERA: 1.83)	(8, 1)	1.1		6	1	0	0	1	2	0	0	0	0	0	11	25	0.00	2.250

PITCHER	IP	WLS	BF	H	R	ER	SO	BB	IBB	HBP	BLK	WP	HR	S	P	ERA	WHIP

Batter	1	2	3	4	5	6	7	8	9	AB	R	H	RBI	BB	SO	LOB
Thomas Howard, S (1, 8) OBP: 0.306, SLG: 0.413	B B B B 4-0 G4-3 G6-3 BB		B C X 1-1 ② F7			S X 0-1 G4-3 1B		C B F X 1-2 1B 1B		3	0	2	0	1	0	0
Barry Larkin, R (1, 6) OBP: 0.379, SLG: 0.408	C F F B 1 SAFE B 1 SAFE F 1 SAFE 3-2 B X ① G6-3 1-2		B C C B X 2-2 ③ G6-3			B S 1 SAFE F X 1-2 ①② G4-3 1-2f		C X 0-1 G4-6-3 1-2 1B		4	0	1	0	0	0	2
Hal Morris, L (1, 3) OBP: 0.388, SLG: 0.491	B C B F B F F F X 3-2 ② G4-3 2-3			H 1-0 FC4-6 HBP		S S B F B X 2-2 1B 1B		X 0-0 ②③ G4-6-3 1-2f		3	0	1	0	0	0	3
Kevin Mitchell, R (1, 7) OBP: 0.419, SLG: 0.672	X 0-0 ③ F9			B X 1-0 ① FC4-6 FC6-4 1-2f		B F F X 1-2 ③ 1-3 1B			C X 0-1 ① G5-3	4	0	1	0	0	0	2
Reggie Sanders, R (1, 9) OBP: 0.327, SLG: 0.518		X 0-0 ① G6-3		B X 1-0 ② FC6-4 1-2f			C F X 0-2 ① G6-3		C B F S 1-3 ② K	4	0	0	0	0	1	1
Tony Fernandez, S (1, 5) OBP: 0.382, SLG: 0.432		C B B F B X 3-2 2B		1 SAFE X 0-0 ③ P4			B B F B B 4-1 BB		B F X 1-1 ③ G6-3	3	0	1	0	1	0	1
Bret Boone, R (1, 4) OBP: 0.358, SLG: 0.446		S H 1-1 G5-4-3 HBP			B X 1-0 E5 G5-4-3		X 0-0 ② F9			2	0	0	0	0	0	1
Brian Dorsett, R (1, 2) OBP: 0.339, SLG: 0.397 Tim Fortugno, L (8, 1)		S X 0-1 ②③ G5-4-3 1-2f			C B X 1-1 ①② G5-4-3 1-2f		X 0-0 ③ L5			3	0	0	0	0	0	4
										0	0	0	0	0	0	0
Pete Schourek, L (1, 1) OBP: 0.250, SLG: 0.625 Johnny Ruffin, R (3, 1) Jeff Branson, L (5, PH) OBP: 0.297, SLG: 0.371 Rich DeLucia, R (6, 1) Eddie Taubensee, L (8, 2) OBP: 0.293, SLG: 0.442			B B X 2-0 ① G6-3		F C X 0-2 ③ G4-3			S X 0-1 ① G4-3		0	0	0	0	0	0	0
										1	0	0	0	0	0	0
										1	0	0	0	0	0	0
										0	0	0	0	0	0	0
										1	0	0	0	0	0	0
Inning Stats	R: 0 E: 0 K: 0 S: 13 H: 0 LOB: 1 BB: 1 P: 23	R: 0 E: 0 K: 0 S: 7 H: 1 LOB: 1 BB: 0 P: 11	R: 0 E: 0 K: 0 S: 6 H: 0 LOB: 0 BB: 0 P: 11	R: 0 E: 0 K: 0 S: 3 H: 0 LOB: 1 BB: 0 P: 6	R: 0 E: 1 K: 0 S: 6 H: 0 LOB: 0 BB: 0 P: 8	R: 0 E: 0 K: 0 S: 12 H: 3 LOB: 2 BB: 0 P: 16	R: 0 E: 0 K: 0 S: 6 H: 0 LOB: 1 BB: 1 P: 10	R: 0 E: 0 K: 0 S: 8 H: 2 LOB: 1 BB: 0 P: 9	R: 0 E: 0 K: 1 S: 7 H: 0 LOB: 0 BB: 0 P: 9	1B: 5 2B: 1 3B: 0 HR: 0	SF: 0 SAC: 0 DP: 4 HBP: 2					

PITCHER	IP	WLS	BF	H	R	ER	SO	BB	IBB	HBP	BLK	WP	HR	S	P	ERA	WHIP
Joey Hamilton, R (1, 1) ERA: 1.78	9.0	W	33	6	0	0	1	2	0	2	0	0	0	68	103	0.00	0.889

PITCHER	IP	WLS	BF	H	R	ER	SO	BB	IBB	HBP	BLK	WP	HR	S	P	ERA	WHIP

BOTTOM

San Diego Padres @ Cincinnati Reds

Riverfront Stadium, Cincinnati, OH

Sat Jun 25 1994, 7:05 PM EDT

Att. 38,844 - Unknown

livebaseballscorecards.com

AB	29
R	0
H	6
RBI	0
BB	2
SO	1
LOB	14

1B: 5 2B: 1 3B: 0 HR: 0 SF: 0 SAC: 0 DP: 4 HBP: 2

WP: 0 PB: 0 SB: 0 CS: 0 PA: 33

San Diego Padres @ Cincinnati Reds

Riverfront Stadium, Cincinnati, OH

Sun Jun 26 1994, 3:33 AM EDT

Att. 26,357 - Cloudy - 70 F

TOP

livebaseballscorecards.com

Batter	1	2	3	4	5	6	7	8	9	AB	R	H	RBI	BB	SO	LOB
Bip Roberts, S (1, 4) OBP: 0.386, SLG: 0.375	F8		P6		G4-3		F9		K	3	0	0	0	0	0	0
Luis Lopez, S (5, 4) OBP: 0.374, SLG: 0.415										2	0	0	0	0	1	1
Scott Livingstone, L (1, 5) OBP: 0.274, SLG: 0.345	F7		F8		G4-3		F7		G4-3	5	0	0	0	0	0	1
Tony Gwynn, L (1, 9) OBP: 0.444, SLG: 0.562	G3			1B 2B 1B	2B 2B		G4-3		G4-3	4	2	2	0	0	0	0
Bill Bean, L (7, 9) OBP: 0.235, SLG: 0.244										1	0	0	0	0	0	1
Derek Bell, R (1, 8) OBP: 0.329, SLG: 0.401		G5-3		2B E 1B	2B			E4 1B		4	1	2	1	0	0	0
Phil Plantier, L (1, 7) OBP: 0.325, SLG: 0.498		BB HBP 1B		E4 G4-3 1-H 2-H 2B	P5			K		4	1	2	1	0	1	2
Eddie Williams, R (1, 3) OBP: 0.600, SLG: 0.789		BB HBP 1-2		G4-3 3-H		G6-3		1B 1-2		3	0	1	1	0	0	0
Ricky Gutierrez, R (1, 6) OBP: 0.327, SLG: 0.332		G4-6-3 BB 1-2 2-3		F8		F9		K		3	0	0	0	1	1	2
Trevor Hoffman, R (8, 1)										0	0	0	0	0	0	0
Brad Ausmus, R (1, 2) OBP: 0.307, SLG: 0.346	G4-6-3 1-2f			1B		S BB		K		3	0	1	0	1	1	5
Kerry Taylor, R (1, 1)			K	F9		F8 1-2			G4-3 BB	2	0	0	0	0	1	1
Tim Mauser, R (5, 1) OBP: 1.000, SLG: 1.000										0	0	0	0	0	0	0
Phil Clark, R (6, PH) OBP: 0.216, SLG: 0.342										1	0	0	0	0	0	1
Jeff Tabaka, R (6, 1)										0	0	0	0	0	0	0
Donnie Elliott, R (6, 1)										0	0	0	0	0	0	0
A.J. Sager, R (7, 1) OBP: 0.100, SLG: 0.300										0	0	0	0	0	0	0
Craig Shipley, R (8, 6) OBP: 0.352, SLG: 0.463										0	0	0	1	0	0	0
Inning Stats	R: 0 E: 0 K: 0 S: 5	H: 0 LOB: 0 BB: 0 P: 10	R: 0 E: 0 K: 0 S: 7	H: 1 LOB: 2 BB: 1 P: 17	R: 0 E: 0 K: 1 S: 7	H: 0 LOB: 0 BB: 0 P: 12	R: 3 E: 1 K: 0 S: 16	H: 4 LOB: 1 BB: 0 P: 23	R: 1 E: 0 K: 0 S: 9	H: 2 LOB: 1 BB: 0 P: 14	R: 0 E: 0 K: 0 S: 8	H: 0 LOB: 1 BB: 1 P: 15	R: 0 E: 0 K: 0 S: 8	H: 0 LOB: 0 BB: 0 P: 12	R: 0 E: 1 K: 3 S: 14	H: 1 LOB: 2 BB: 0 P: 19	R: 0 E: 0 K: 1 S: 12	H: 0 LOB: 1 BB: 1 P: 19	1B: 5 2B: 3 3B: 0 HR: 0	SF: 0 SAC: 0 DP: 1 HBP: 1	WP: 0 PB: 0 SB: 1 CS: 0	PA: 39

PITCHER	IP	WLS	BF	H	R	ER	SO	BB	IBB	HBP	BLK	WP	HR	S	P	ERA	WHIP
John Roper, R (1, 1) ERA: 3.83	6.0	W	27	7	4	4	1	2	0	1	0	0	0	52	91	6.00	1.500
Chuck McElroy, L (7, 1) ERA: 1.24	2.0		8	1	0	0	3	0	0	0	0	0	0	22	31	0.00	0.500
Hector Carrasco, R (9, 1) ERA: 2.28	1.0		4	0	0	0	1	1	0	0	0	0	0	12	19	0.00	1.000

PITCHER	IP	WLS	BF	H	R	ER	SO	BB	IBB	HBP	BLK	WP	HR	S	P	ERA	WHIP

AB	35
R	4
H	8
RBI	3
BB	3
SO	5
LOB	14

Batter	1	2	3	4	5	6	7	8	9	AB	R	H	RBI	BB	SO	LOB
Thomas Howard, S (1, 8) (7, 7) OBP: 0.300, SLG: 0.402	B C C F F B F S 2-3 K ①	X 0-0 F8 ③		B F B F X 2-2 F7 ②		C F B X 1-2 1B 1B ①	B X 1-0 F7 ①	B C X 1-1 G4-3 ③		6	1	1	0	0	1	2
Barry Larkin, R (1, 6) OBP: 0.382, SLG: 0.412	B X 1-0 L8 ②		X 0-0 3B 1B	C C B X 1-2 G4-3 ③		B B F B F X 3-2 G6-3 1B 1B 1-3	C X 0-1 G1-4-3 1B			5	3	3	0	0	0	0
Hal Morris, L (1, 3) OBP: 0.395, SLG: 0.504	C B C B X 2-2 1B 1B		B B F X 2-1 1-H HR 3B		B X 1-0 1B HBP SF9 1B	C B X 1-1 G6-3 1B 1B 1-2 3-H	C B B X 2-1 G1-4-3 ② 1-2			5	3	4	2	0	0	1
Kevin Mitchell, R (1, 7) OBP: 0.424, SLG: 0.687 Chuck McElroy, L (7, 1) OBP: 0.200, SLG: 0.200 Jacob Brumfield, R (9, 9) OBP: 0.289, SLG: 0.242	X 0-0 1-2 1B	B B F X 2-1 3-H HR			S F B B H 3-2 SF9 1B 1-2 HBP	B S B X 2-1 G6-3 ② 1-2 2-3	X 0-0 FC6-4 1B 2-H			3 1 0	1 0 0	2 1 0	2 1 0	0 0 0	0 0 0	2 0 0
Reggie Sanders, R (1, 9) OBP: 0.325, SLG: 0.512 Hector Carrasco, R (9, 1)	F C B B C 2-3 K ③		B C S S X 2-2 F9 ①		B B F X 2-1 F7 ①	B X 1-0 2-H 3-H S 2B 1B	B B X 2-0 1-2f FC6-4 ③			5 0	1 0	1 0	2 0	0 0	1 0	5 0
Tony Fernandez, S (1, 5) OBP: 0.386, SLG: 0.433		C B B B X 3-1 G4-3 ①	X 0-0 G3 ②		X 0-0 1-2 2-3 1B	B B C B B 4-1 2B E 1-2 BB		F C B F F X 1-2 3B 1B		4	2	2	0	1	0	0
Bret Boone, R (1, 4) OBP: 0.359, SLG: 0.451		B C F B B X 2-2 G5-3 ②	S B F X 1-2 1B		S F B B F F B X 3-2 2-3 3-H SF9 ②	C B X 1-1 1-H 2-H E7 1B 2B		C B F F C 1-3 K ①		4	0	2	2	0	1	1
Eddie Taubensee, L (1, 2) OBP: 0.308, SLG: 0.465		B B B C B 4-1 1B BB	X 0-0 F7 ③		B B F F X 2-2 G6-3 ③	C X 0-1 2-3 1B		B S C B B X 3-2 1-H WP 3B		4	1	2	1	1	0	3
John Roper, R (1, 1) OBP: 0.278, SLG: 0.294 Jerome Walton, R (6, PH) OBP: 0.315, SLG: 0.385 (7, 8)		B C B X 2-1 1-2 1B		C B F S 1-3 K ①		L5 F8		B B X 2-0 3-H F9 ②		2 3	0 0	1 0	0 0	0 0	1 0	0 2
Inning Stats	R: 0 E: 0 K: 2 S: 14 H: 2 LOB: 2 BB: 0 P: 21	R: 0 E: 0 K: 0 S: 9 H: 1 LOB: 2 BB: 1 P: 20	R: 3 E: 0 K: 0 S: 13 H: 4 LOB: 1 BB: 0 P: 20	R: 0 E: 0 K: 1 S: 9 H: 0 LOB: 0 BB: 0 P: 13	R: 1 E: 0 K: 0 S: 14 H: 2 LOB: 2 BB: 0 P: 25	R: 5 E: 1 K: 0 S: 19 H: 6 LOB: 2 BB: 1 P: 34	R: 1 E: 0 K: 0 S: 7 H: 2 LOB: 1 BB: 0 P: 12	R: 2 E: 0 K: 1 S: 15 H: 2 LOB: 0 BB: 0 P: 23		1B: 15 2B: 1 3B: 2 HR: 1 SF: 1 SAC: 0 DP: 0 HBP: 1						

PITCHER		IP	WLS	BF	H	R	ER	SO	BB	IBB	HBP	BLK	WP	HR	S	P	ERA	WHIP
Kerry Taylor, R (1, 1) ERA: 8.31		4.1		24	9	4	4	3	1	0	1	0	0	1	51	86	8.31	2.308
Tim Mauser, R (5, 1) ERA: 2.96		0.2		2	0	0	0	0	0	0	0	0	0	0	8	13	0.00	0.000
Jeff Tabaka, L (6, 1) ERA: 7.97		0.1	L	4	3	3	3	0	0	0	0	0	0	0	10	16	81.00	9.000
Donnie Elliott, R (6, 1) ERA: 2.84		0.2		6	3	2	2	0	1	0	0	0	0	0	9	18	27.00	6.000
A.J. Sager, R (7, 1) ERA: 5.83		1.0		5	2	1	1	0	0	0	0	0	0	0	7	12	9.00	2.000

PITCHER		IP	WLS	BF	H	R	ER	SO	BB	IBB	HBP	BLK	WP	HR	S	P	ERA	WHIP
Trevor Hoffman, R ERA: 2.25	(8, 1)	1.0		5	2	2	2	1	0	0	0	0	1	0	15	23	18.00	2.000

BOTTOM

San Diego Padres @ Cincinnati Reds

Riverfront Stadium, Cincinnati, OH

Sun Jun 26 1994, 3:33 AM EDT

Att. 26,357 - Cloudy - 70 F

livebaseballscorecards.com

AB	42
R	12
H	19
RBI	10
BB	2
SO	4
LOB	16

WP: 1 PA: 46
PB: 0
SB: 1
CS: 0

San Diego Padres @ Colorado Rockies

Mile High Stadium, Denver, CO

Mon Jun 27 1994, 9:05 PM EDT

Att. 52,949 - Unknown - 94 F

TOP

livebaseballscorecards.com

Batter	1	2	3	4	5	6	7	8	9	AB	R	H	RBI	BB	SO	LOB
Bip Roberts, S (1, 4) OBP: 0.396, SLG: 0.384	0-0 F9 E WP 1B	1-0 S 1B		1-0 S 1B		0-0 ① F9	4-1 1-2 BB		0-0 3-H 1B	5	1	4	1	1	0	0
Scott Livingstone, L (1, 5) OBP: 0.276, SLG: 0.339 Craig Shipley, R (6, PH) OBP: 0.351, SLG: 0.455 (6, 5)	1 SAFE 2-1 ① F9 1-3	3-3 ③ K 1-2		4-1 G4-6-3 1-2 BB		4-0 BB 1B BB	1-3 ③ K		0-3 ① K	2 2	0 0	0 0	0 0	1 1	1 2	2 3
Tony Gwynn, L (1, 9) OBP: 0.446, SLG: 0.559	4-1 1B 1B 3-H BB		0-2 ① F9	2-1 ② ③ G4-6-3 1-2f		1-0 BB 1-2 1B		0-1 WP 1B SF8 1B	0-0 ② F9	5	2	2	0	1	0	3
Derek Bell, R (1, 8) OBP: 0.332, SLG: 0.412	1-3 ② K		1-1 HR		0-3 ① K	4-1 1-2 2-3 BB		0-0 WP 1-2 1B	3-1 ③ P4	5	2	2	1	1	2	2
Phil Plantier, L (1, 7) OBP: 0.330, SLG: 0.502	0-1 1B 1-3 1B		4-2 BB		2-2 1B 2B	2-3 ② K		2-3 ① K 1-2 2-3		4	1	2	0	1	2	5
Eddie Williams, R (1, 3) OBP: 0.567, SLG: 0.739	1-2 1-2 3-H 1B		1-3 ② K		1-2 G5-3 2-H 1B	0-0 ③ G4-3		0-2 ② SF8 3-H		4	0	2	3	0	1	4
Ricky Gutierrez, R (1, 6) OBP: 0.329, SLG: 0.330	1-2 ③ F9		4-0 1-2 BB		2-0 ② G5-3 1-2		2-3 ① K	2-1 2-H 1B		4	0	1	1	1	1	3
Brad Ausmus, R (1, 2) OBP: 0.305, SLG: 0.339		1-0 ① P3	2-1 ③ G4-3		4-0 IBB		1-2 ② F9	0-0 ③ G1-3		4	0	0	0	1	0	3
Andy Ashby, R (1, 1) OBP: 0.206, SLG: 0.182 Bill Bean, L (7, PH) OBP: 0.242, SLG: 0.253 Tim Mauser, R (7, 1) OBP: 1.000, SLG: 1.000 Jeff Tabaka, R (7, 1) A.J. Sager, R (7, 1) OBP: 0.100, SLG: 0.300 Pedro Martinez, L (8, 1) Luis Lopez, S (8, 6) OBP: 0.379, SLG: 0.437		1-2 ② G4-3		1-1 ① F8	0-1 ③ P6		2-1 BB 1B		0-1 1B 3B	3 1 0 0 0 0 1	0 0 0 0 0 0 1	0 1 0 0 0 0 1	0 0 0 0 0 0 0	0 0 0 0 0 0 0	0 0 0 0 0 0 0	2 0 0 0 0 0 0
Inning Stats	R: 2 E: 1 K: 1 S: 17 H: 3 LOB: 2 BB: 1 P: 26	R: 0 E: 0 K: 1 S: 9 H: 1 LOB: 1 BB: 0 P: 15	R: 1 E: 0 K: 1 S: 13 H: 1 LOB: 2 BB: 2 P: 25	R: 0 E: 0 K: 0 S: 8 H: 1 LOB: 1 BB: 1 P: 14	R: 1 E: 0 K: 1 S: 15 H: 2 LOB: 2 BB: 1 P: 24	R: 0 E: 0 K: 1 S: 8 H: 1 LOB: 3 BB: 2 P: 19	R: 0 E: 0 K: 2 S: 13 H: 1 LOB: 2 BB: 1 P: 23	R: 2 E: 0 K: 1 S: 13 H: 3 LOB: 1 BB: 0 P: 17	R: 1 E: 0 K: 1 S: 9 H: 2 LOB: 1 BB: 0 P: 12	1B: 12 2B: 1 3B: 1 HR: 1		SF: 1 SAC: 0 DP: 1 HBP: 0				

AB	40
R	7
H	15
RBI	6
BB	8
SO	9
LOB	27

WP: 2 PB: 0 SB: 2 CS: 0 PA: 49

PITCHER		IP	WLS	BF	H	R	ER	SO	BB	IBB	HBP	BLK	WP	HR	S	P	ERA	WHIP
David Nied, R ERA: 4.65	(1, 1)	5.0	W	27	8	4	4	4	4	1	0	0	1	1	62	104	7.20	2.400
Mike Munoz, L ERA: 2.67	(6, 1)	0.2		5	1	0	0	1	2	0	0	0	0	0	7	18	0.00	4.500
Darren Holmes, R ERA: 7.94	(6, 1)	1.1		6	1	0	0	2	1	0	0	0	0	0	14	24	0.00	1.500
Bruce Ruffin, L ERA: 4.54	(8, 1)	1.0		6	3	2	2	1	0	0	0	0	1	0	13	17	18.00	3.000
Steve Reed, R ERA: 3.3	(9, 1)	1.0		5	2	1	1	1	0	0	0	0	0	0	9	12	9.00	2.000

PITCHER	IP	WLS	BF	H	R	ER	SO	BB	IBB	HBP	BLK	WP	HR	S	P	ERA	WHIP

Batter	1	2	3	4	5	6	7	8	9	AB	R	H	RBI	BB	SO	LOB
Eric Young Sr., R (1, 7) OBP: 0.384, SLG: 0.460	4-1 S 1B G6-3 BB	2-1 HR		2-1 F7 ③		0-0 S 2-H 1B		0-0 SH 1-2 2-3 HR		3	3	2	2	1	0	0
Walt Weiss, S (1, 6) OBP: 0.339, SLG: 0.319	1-0 S 1-2 HR 1B	4-0 BB			0-1 G1-3 ①	2-1 G4-3 ③ 1-2		0-3 K ①		4	1	1	0	1	1	4
Dante Bichette, R (1, 9) OBP: 0.344, SLG: 0.582	0-3 K ① 1-2 2-3	0-0 F7 ③			0-1 HR		0-2 S S 1B 1B	0-1 1-H 2-H 3-H HR		5	3	3	5	0	1	3
Andres Galarraga, R (1, 3) OBP: 0.366, SLG: 0.603	1-1 G6-3 ② 3-H		0-0 G5-4-3 1B		0-1 1B 2B		3-3 K ① 1-2	1-3 K ②		5	0	2	1	0	2	2
Vinny Castilla, R (1, 5) OBP: 0.361, SLG: 0.638	0-2 2-H HR		0-0 ① ② G5-4-3 1-2f		2-1 G6-3 2-3 1B		1-1 2-H 1B	0-0 FC5 1B 1B		5	1	4	3	0	0	1
Mike Kingery, L (1, 8) OBP: 0.381, SLG: 0.500	2-2 G3-1 ③		3-1 2B		3-1 G6-3 ② ③ 1-2f		2-0 F7 ②	0-0 1-2 1B		5	0	2	0	0	0	3
Joe Girardi, R (1, 2) OBP: 0.319, SLG: 0.348		2-0 G4-3 3B	3-1 F8 ③			0-0 G3 1B 1B	2-2 F8 ③	0-0 FC5 ③ 2-3f		5	2	2	0	0	0	4
Nelson Liriano, S (1, 4) OBP: 0.351, SLG: 0.397		0-1 G4-3 ① 3-H		0-0 G6-3 ①		3-2 G3 ① 1-2		4-0 SH 1B HR BB		3	1	0	1	1	0	1
David Nied, R (1, 1) OBP: 0.100, SLG: 0.069 Mike Munoz, L (6, 1) Darren Holmes, R (6, 1) Bruce Ruffin, S (8, 1) OBP: 0.667, SLG: 0.500 John Vander Wal, L (8, PH) OBP: 0.314, SLG: 0.516 Chris Jones, R (8, PH) OBP: 0.333, SLG: 0.400 Steve Reed, R (9, 1)		0-2 G3 ②		0-1 G1-3 ②			1-3 K ②	1-2 SH HR 1B		2 0 1 0 0 1 0	0 0 0 0 0 1 0	0 0 0 0 0 1 0	0 0 0 0 0 1 0	0 0 0 0 0 0 0	0 0 0 0 0 0 0	0 0 0 0 0 1 0
Inning Stats	R: 3 E: 0 K: 1 S: 13 H: 2 LOB: 0 BB: 1 P: 21	R: 2 E: 0 K: 0 S: 9 H: 2 LOB: 1 BB: 1 P: 17	R: 0 E: 0 K: 0 S: 6 H: 2 LOB: 1 BB: 0 P: 12	R: 0 E: 0 K: 0 S: 5 H: 0 LOB: 0 BB: 0 P: 7	R: 1 E: 0 K: 0 S: 10 H: 3 LOB: 1 BB: 0 P: 15	R: 1 E: 0 K: 1 S: 12 H: 2 LOB: 1 BB: 0 P: 17	R: 1 E: 0 K: 1 S: 13 H: 2 LOB: 1 BB: 0 P: 21	R: 4 E: 1 K: 2 S: 15 H: 4 LOB: 2 BB: 1 P: 21		1B: 10 2B: 2 3B: 1 HR: 4	SF: 0 SAC: 1 DP: 2 HBP: 0					

PITCHER		IP	WLS	BF	H	R	ER	SO	BB	IBB	HBP	BLK	WP	HR	S	P	ERA	WHIP
Andy Ashby, R ERA: 2.96	(1, 1)	6.0	L	29	11	7	7	2	2	0	0	0	0	3	55	89	10.50	2.167
Tim Mauser, R ERA: 3.25	(7, 1)	0.1		3	2	1	1	1	0	0	0	0	0	0	8	12	27.00	6.000
Jeff Tabaka, L ERA: 7.84	(7, 1)	0.1		1	0	0	0	0	0	0	0	0	0	0	1	3	0.00	0.000
A.J. Sager, R ERA: 5.98	(7, 1)	0.1		2	0	1	1	0	1	0	0	0	0	0	4	10	27.00	3.000
Pedro Martinez, L ERA: 2.61	(8, 1)	1.0		8	4	3	2	2	0	0	0	0	0	1	15	17	18.00	4.000

PITCHER	IP	WLS	BF	H	R	ER	SO	BB	IBB	HBP	BLK	WP	HR	S	P	ERA	WHIP

BOTTOM

San Diego Padres @ Colorado Rockies

Mile High Stadium, Denver, CO

Mon Jun 27 1994, 9:05 PM EDT

Att. 52,949 - Unknown - 94 F

livebaseballscorecards.com

AB	39
R	12
H	17
RBI	12
BB	3
SO	5
LOB	19

Batter	1	2	3	4	5	6	7	8	9	AB	R	H	RBI	BB	SO	LOB
Bip Roberts, S (1, 4) OBP: 0.394, SLG: 0.382	G5-3	FC6-4 1-2f	K2-4-2 1-2f		1B 2-H		E9 1-3 1B		K	6	0	2	0	0	2	5
Craig Shipley, R (1, 5) OBP: 0.343, SLG: 0.442	F9		HR 1B 1B	F9	F9		P3		K	6	1	1	0	0	1	4
Tony Gwynn, L (1, 9) OBP: 0.441, SLG: 0.563	G3		F7	G4-3		HR	L5			5	1	1	1	0	0	3
Derek Bell, R (1, 8) OBP: 0.337, SLG: 0.426		G4-3	HR 1-2 1B	HR		FC5-4 1B	K			5	2	3	1	0	1	2
Eddie Williams, R (1, 3) OBP: 0.571, SLG: 0.821		2B 1B	HR 1-H 2-H	BB 1B		FC5-4 BB 1-2f		K		5	2	3	3	0	1	1
Melvin Nieves, S (1, 7) OBP: 0.800, SLG: 2.000		E FC5-4 1-H 2B	HR	BB 1-2		BB 1-2		G1		3	2	2	2	2	0	0
Ricky Gutierrez, R (1, 6) OBP: 0.335, SLG: 0.330		FC5-4 BB BB	E 1B 1B BB	G1-4-3		F7		CS 1B		3	1	1	0	2	0	4
Brian Johnson, R (1, 2) OBP: 0.300, SLG: 0.370 Brad Ausmus, R (9, PR) OBP: 0.305, SLG: 0.339		FC5-4 1-2 2-3 BB	E8 1B 1-3 1B		1B 2B	G2-3		CS 1-2	2B	4 0	0 0	3 0	0 0	1 0	0 0	2 0
Mike Campbell, R (1, 1) OBP: 0.333, SLG: 0.333 Doug Brocail, L (4, 1) Bill Bean, L (7, PH) OBP: 0.250, SLG: 0.261 Donnie Elliott, R (7, 1) Phil Clark, R (9, PH) OBP: 0.214, SLG: 0.339		FC5-4 FC6-4 1-2f 2-3 3-H	2-4-2 2-3 3-H 1B		K		E 1B 1B		F9	2 1 1 0 1	0 0 0 0 0	1 0 1 0 0	2 0 0 0 0	0 0 0 0 0	0 1 0 0 0	2 1 0 0 1
Inning Stats	R: 0 E: 0 K: 0 S: 3 H: 0 LOB: 0 BB: 0 P: 9	R: 2 E: 1 K: 0 S: 16 H: 2 LOB: 2 BB: 2 P: 32	R: 5 E: 1 K: 1 S: 24 H: 6 LOB: 2 BB: 1 P: 43	R: 1 E: 0 K: 0 S: 11 H: 2 LOB: 2 BB: 1 P: 19	R: 0 E: 0 K: 1 S: 9 H: 2 LOB: 1 BB: 0 P: 11	R: 1 E: 0 K: 0 S: 20 H: 2 LOB: 2 BB: 1 P: 30	R: 0 E: 1 K: 1 S: 18 H: 2 LOB: 2 BB: 0 P: 24	R: 0 E: 0 K: 1 S: 9 H: 1 LOB: 0 BB: 0 P: 17	R: 0 E: 0 K: 2 S: 12 H: 1 LOB: 1 BB: 0 P: 17	1B: 11 2B: 4 3B: 0 HR: 4 SF: 0 SAC: 0 DP: 1 HBP: 0						

PITCHER		IP	WLS	BF	H	R	ER	SO	BB	IBB	HBP	BLK	WP	HR	S	P	ERA	WHIP
Lance Painter, L ERA: 7.08	(1, 1)	2.1		15	6	6	6	0	2	0	0	0	0	2	29	59	23.14	3.429
Marcus Moore, R ERA: 6.21	(3, 1)	1.2		10	4	2	2	1	2	0	0	0	0	1	25	44	10.80	3.600
Darren Holmes, R ERA: 7.5	(5, 1)	1.0		4	2	0	0	1	0	0	0	0	0	0	9	11	0.00	2.000
Steve Reed, R ERA: 3.4	(6, 1)	1.1		9	4	1	1	0	1	0	0	0	0	1	33	48	6.75	3.750
Mike Munoz, L ERA: 2.53	(7, 1)	1.2	W	5	1	0	0	2	0	0	0	0	0	0	14	23	0.00	0.600

PITCHER		IP	WLS	BF	H	R	ER	SO	BB	IBB	HBP	BLK	WP	HR	S	P	ERA	WHIP
Bruce Ruffin, L ERA: 4.42	(9, 1)	1.0	S	4	1	0	0	2	0	0	0	0	0	0	12	17	0.00	1.000

TOP

San Diego Padres @ Colorado Rockies

Mile High Stadium, Denver, CO

Tue Jun 28 1994, 5:33 AM EDT

Sunny - 92 F

livebaseballscorecards.com

AB	42
R	9
H	18
RBI	9
BB	5
SO	6
LOB	25

WP: 0 PB: 0 SB: 0 CS: 1 PA: 48

BOTTOM

San Diego Padres @ Colorado Rockies

Mile High Stadium, Denver, CO

Tue Jun 28 1994, 5:33 AM EDT

Sunny - 92 F

livebaseballscorecards.com

Batter	1	2	3	4	5	6	7	8	9	AB	R	H	RBI	BB	SO	LOB
Eric Young Sr., R (1, 7) OBP: 0.397, SLG: 0.477	F7		E8	2B	1B 1-3 2-H			1B FC3-2 BB 1-2 2-3		4	0	3	1	1	0	0
Walt Weiss, S (1, 6) OBP: 0.340, SLG: 0.318	BB		K	K SAFE SAFE SAFE		G6-3 1B		FC3-2 1B 1-2 2-3 3-Hf		4	0	1	0	1	2	5
Dante Bichette, R (1, 9) OBP: 0.345, SLG: 0.579	K			HR 1B	G6-3	SAFE SAFE G6-3 1-2f		G6-4-3 1B 1-2 2-3 3-H		5	1	2	1	0	1	3
Andres Galarraga, R (1, 3) OBP: 0.366, SLG: 0.613	F8			HR 1-H	1B 2B	G5-3		G6-4-3 1-2f		5	2	2	2	0	0	4
Vinny Castilla, R (1, 5) OBP: 0.354, SLG: 0.629		G6-3		BB HR 2B	K		K			4	1	1	0	0	2	1
Mike Kingery, L (1, 8) OBP: 0.383, SLG: 0.497		P6		BB HR BB	1B 1B 2-H		F7			3	2	1	1	1	0	0
Danny Sheaffer, R (1, 2) OBP: 0.300, SLG: 0.277		F9		F7	1B 1B 1-2		G5-3			4	1	1	0	0	0	2
Nelson Liriano, S (1, 4) OBP: 0.355, SLG: 0.391			K	HR BB 1-2 2-3	L8			BB 1B FC3-2 BB		2	1	0	0	2	1	2
Lance Painter, L (7, 1) OBP: 0.167, SLG: 0.273 Marcus Moore, S (3, 1) Howard Johnson, S (4, PH) OBP: 0.304, SLG: 0.429 Darren Holmes, R (6, 1) John Vander Wal, L (5, PH) OBP: 0.231, SLG: 0.923 Steve Reed, R (6, 1) Mike Munoz, L (7, 1) Charlie Hayes, R (8, PH) OBP: 0.467, SLG: 0.438 Bruce Ruffin, S (8, 1) OBP: 0.667, SLG: 0.500			K	HR 1-H 2-H 3-H	1B 1-2 2-H			FC3-2 BB 1-2 1B		0 1 1 0 1 0 0 0 1	0 0 1 0 0 0 0 0 1	0 0 1 0 1 0 0 0 0	0 0 4 0 1 0 0 0 0	0 0 0 0 0 0 0 0 0	0 1 0 0 0 0 0 0 0	0 0 0 0 0 0 0 0 0
Inning Stats	R: 0 E: 0 K: 1 S: 7 H: 0 LOB: 1 BB: 1 P: 12	R: 0 E: 0 K: 0 S: 5 H: 0 LOB: 0 BB: 0 P: 9	R: 0 E: 1 K: 3 S: 13 H: 1 LOB: 1 BB: 0 P: 17	R: 6 E: 0 K: 1 S: 25 H: 5 LOB: 1 BB: 2 P: 40	R: 3 E: 0 K: 1 S: 14 H: 5 LOB: 2 BB: 0 P: 22	R: 0 E: 0 K: 0 S: 7 H: 1 LOB: 0 BB: 0 P: 9	R: 0 E: 0 K: 1 S: 6 H: 0 LOB: 0 BB: 0 P: 12	R: 1 E: 0 K: 0 S: 8 H: 2 LOB: 2 BB: 2 P: 17		1B: 9 2B: 3 3B: 0 HR: 2 SF: 0 SAC: 0 DP: 2 HBP: 0	WP: 0 PB: 0 SB: 1 CS: 0 PA: 40					

	AB	35
	R	10
	H	14
	RBI	10
	BB	5
	SO	7
	LOB	17

PITCHER		IP	WLS	BF	H	R	ER	SO	BB	IBB	HBP	BLK	WP	HR	S	P	ERA	WHIP
Mike Campbell, R ERA: 12.96	(1, 1)	3.1		18	5	6	6	4	3	0	0	0	0	2	42	69	16.20	2.400
Doug Brocail, R ERA: 10.13	(4, 1)	2.2		13	7	3	3	2	0	0	0	0	0	0	29	40	10.12	2.625
Donnie Elliott, R ERA: 2.96	(7, 1)	2.0	L	9	2	1	1	1	2	0	0	0	0	0	14	29	4.50	2.000

PITCHER	IP	WLS	BF	H	R	ER	SO	BB	IBB	HBP	BLK	WP	HR	S	P	ERA	WHIP

Batter	1	2	3	4	5	6	7	8	9	10	11	AB	R	H	RBI	BB	SO	LOB
Bip Roberts, S (1, 4) OBP: 0.395, SLG: 0.391	G4-3 3B	F7			G5-3			K		SH1-3 BLK 1B	HBP 1B; L3	7	3	3	0	0	1	3
Scott Livingstone, L (1, 5) OBP: 0.275, SLG: 0.336 Craig Shipley, R (8, PR) OBP: 0.348, SLG: 0.442 (8, 5)	G4-3 3-H	G4-3			F7			E4 BB 1B		SH1-3 1-3	1B WP HBP 1-2 2-3	4 0	0 1	1 0	1 0	0 0	0 0	0 0
Tony Gwynn, L (1, 9) OBP: 0.449, SLG: 0.565	1B BB	1B 1B				G3-1		BB IBB		FC6-4 1B IBB	WP DI HBP 1-3 2-H 3-H 1B	3	1	2	2	3	0	0
Derek Bell, R (1, 8) OBP: 0.346, SLG: 0.432	FC6-4 1-2 1B	G4-6-3 1-2 1B				BB 1B		L3 1-2 2-3 BB		FC6-4 1-2 3-H 1B	K	5	0	4	1	1	1	3
Phil Plantier, L (1, 7) OBP: 0.330, SLG: 0.494	F8	G4-6-3 1-2f				G6-4-3 1-2 BB		L3 1-1		FC6-4 1-2f 2-3	HBP HBP E BB 1-3 3-H	4	1	0	0	2	0	9
Eddie Williams, R (1, 3) OBP: 0.512, SLG: 0.697	FC6-4 1-2f			P4		G6-4-3 1-2f			K	G1	E HBP E HBP 1-2	5	1	0	0	0	1	6
Luis Lopez, S (1, 6) OBP: 0.377, SLG: 0.435 Pedro Martinez, L (11, 1)	G3			G4-3		G6-3			L3		SH3-4 2B; E HBP	5 0	2 0	1 0	1 0	0 0	0 0	0 0
Brad Ausmus, R (1, 2) OBP: 0.302, SLG: 0.336	SH1-4 1B			F8		P3			E1 S		SH3-4; E1 1B	5	1	1	0	0	0	0
Andy Benes, R (1, 1) OBP: 0.158, SLG: 0.135 Bill Bean, L (9, PH) OBP: 0.248, SLG: 0.258 Trevor Hoffman, R (9, 1) Melvin Nieves, S (11, PH) OBP: 0.833, SLG: 1.750 Ricky Gutierrez, R (11, PR) OBP: 0.338, SLG: 0.333 (11, 6)	SH1-4 1-2				K				G4-3 1-2		HBP 1B 1B; 1B	2 1 0 1 1	0 0 0 0 1	0 0 0 1 1	0 0 0 1 1	0 0 0 0 0	1 0 0 0 0	0 1 0 0 0
Inning Stats	R: 1 E: 0 K: 0 S: 10 H: 2 LOB: 2 BB: 1 P: 19	R: 0 E: 0 K: 0 S: 6 H: 1 LOB: 1 BB: 0 P: 9	R: 0 E: 0 K: 0 S: 5 H: 2 LOB: 1 BB: 0 P: 9	R: 0 E: 0 K: 0 S: 4 H: 0 LOB: 0 BB: 0 P: 5	R: 0 E: 0 K: 1 S: 7 H: 0 LOB: 0 BB: 0 P: 10	R: 0 E: 0 K: 0 S: 7 H: 1 LOB: 1 BB: 1 P: 11	R: 0 E: 0 K: 0 S: 6 H: 0 LOB: 0 BB: 0 P: 9	R: 0 E: 1 K: 1 S: 6 H: 1 LOB: 2 BB: 2 P: 15	R: 0 E: 1 K: 1 S: 7 H: 0 LOB: 1 BB: 0 P: 15	R: 1 E: 0 K: 0 S: 13 H: 2 LOB: 2 BB: 1 P: 27	R: 9 E: 1 K: 1 S: 30 H: 5 LOB: 2 BB: 1 P: 46	1B: 12 2B: 2 3B: 1 HR: 0 SF: 0 SAC: 3 DP: 3 HBP: 3						

PITCHER		IP	WLS	BF	H	R	ER	SO	BB	IBB	HBP	BLK	WP	HR	S	P	ERA	WHIP
Mike Harkey, R ERA: 6.16	(1, 1)	7.1		31	7	1	1	2	3	1	0	0	0	0	50	86	1.23	1.364
Mike Munoz, L ERA: 2.48	(8, 1)	0.2		1	0	0	0	0	0	0	0	0	0	0	1	1	0.00	0.000
Bruce Walton, R ERA: 6.75	(9, 1)	1.1		8	2	1	1	1	0	1	0	1	0	0	14	30	6.75	1.500
Bruce Ruffin, L ERA: 4.34	(10, 1)	0.2		2	0	0	0	0	0	0	0	0	0	0	6	12	0.00	0.000
Greg Harris, R ERA: 6.68	(11, 1)	0.1	L	6	4	6	5	0	0	0	1	0	0	0	12	16	135.00	12.000

PITCHER		IP	WLS	BF	H	R	ER	SO	BB	IBB	HBP	BLK	WP	HR	S	P	ERA	WHIP
Marcus Moore, R ERA: 6.15	(11, 1)	0.1		4	0	0	0	1	1	0	2	0	1	0	6	13	0.00	3.000
Darren Holmes, R ERA: 7.36	(11, 1)	0.1		3	1	3	0	0	0	0	0	0	0	0	12	17	0.00	3.000

TOP

San Diego Padres @ Colorado Rockies

Mile High Stadium, Denver, CO

Tue Jun 28 1994, 9:05 PM EDT

Att. 55,021 - Unknown - 87 F

livebaseballscorecards.com

AB	43
R	11
H	14
RBI	7
BB	6
SO	4
LOB	22

1B: 12	SF: 0	WP: 1	PA: 55
2B: 2	SAC: 3	PB: 0	
3B: 1	DP: 3	SB: 1	
HR: 0	HBP: 3	CS: 0	

BOTTOM

San Diego Padres @ Colorado Rockies

Mile High Stadium, Denver, CO

Tue Jun 28 1994, 9:05 PM EDT

Att. 55,021 - Unknown - 87 F

livebaseballscorecards.com

Batter	1	2	3	4	5	6	7	8	9	10	11	AB	R	H	RBI	BB	SO	LOB
Eric Young Sr., R (1, 7) OBP: 0.398, SLG: 0.470	BBBB 4-0 G6-4-3 BB		CBSX 1-2 G3		BBX 2-0 L6			BCX 1-1 P4		FBBFBX 3-2 1-H 2-H 1B		4	0	1	1	1	0	1
Walt Weiss, S (1, 6) OBP: 0.338, SLG: 0.316	FFX 0-2 G6-4-3 1-2f		BFBFBC 3-3 K			TX 0-1 F8			X 0-0 G4-3		BCFBX 2-2 1B G5-3 1B	5	1	1	0	0	1	1
Dante Bichette, R (1, 9) OBP: 0.345, SLG: 0.576	CFFS 0-3 K			X 0-0 F8		CX 0-1 CS 1B			BFFFS 1-3 K		BX 1-0 G5-3 1-3 1B	5	0	2	0	0	2	0
Andres Galarraga, R (1, 3) OBP: 0.364, SLG: 0.609		FCBFBX 2-2 G5-3		FBBBFFS 2-3 K2-3		BFX 1-1 F9			FBFBX 2-2 WP 2B		BBBFBFX 3-2 G5-3 1-2 3-H	5	0	1	1	0	1	2
Vinny Castilla, R (1, 5) OBP: 0.343, SLG: 0.591		BBCBB 4-1 1B BB		SCBCBS 1-3 K		BB 2-0 CS 1-2	SX 0-1 G5-3		BCBBX 2-1 L9 2-3		X 0-0 F9	4	0	0	0	1	1	2
Mike Kingery, L (1, 8) OBP: 0.386, SLG: 0.500		FSBFFS 1-3 K			BBCBX 2-1 1B 2B		FBCBX 1-2 G6-3			BBBBCB 4-1 BB 1B BB	BX 1-0 G6-3	3	2	1	0	1	1	1
Charlie Hayes, R (11, PH) OBP: 0.339, SLG: 0.436												1	0	0	0	0	0	1
Joe Girardi, R (1, 2) OBP: 0.321, SLG: 0.351		CSX 0-2 1-2 1B			SFX 0-2 SH1-3 2-H 1B		CBBBSX 2-2 P4			X 0-0 B3		4	0	2	1	0	0	1
Nelson Liriano, S (1, 4) OBP: 0.352, SLG: 0.382		FFBX 1-2 F9			CSC 0-3 K	X 0-0 F8				BCBFFBB 4-2 1B 1-2 1B BB		3	0	0	0	1	1	3
Mike Harkey, R (1, 1) ERA: 0.00, 1st: 0.000 Mike Munoz, L (8, 1) Howard Johnson, S (8, PH) ERA: 0.00, 1st: 0.00 Bruce Walton, R (9, 1) Bruce Ruffin, S (10, 1) ERA: 0.00, 1st: 0.000 John Vander Wal, L (10, PH) ERA: 0.00, 1st: 0.00 Greg Harris, R (11, 1) ERA: 0.00, 1st: 0.000 Marcus Moore, S (11, 1) Darren Holmes, R (11, 1)			CX 0-1 P4		LLBX 1-2 SH1-3 1-2			BBFBX 3-1 G4-3		FFBFBBBC 3-3 K	1 0 0 0 0 0 0 0 0 0 0 0 0 0 1 0 0 0 0 0 0 0 0 0 0 0 0 0 0 0 0 0 0 0 0 1 0 0 0 0 1 2 0 0 0 0 0 0 0 0 0 0 0 0 0 0 0 0 0 0 0 0 0							
Inning Stats	R: 0 H: 0 E: 0 LOB: 0 K: 1 BB: 1 S: 7 P: 11	R: 0 H: 1 E: 0 LOB: 2 K: 1 BB: 1 S: 15 P: 23	R: 0 H: 0 E: 0 LOB: 0 K: 1 BB: 0 S: 8 P: 12	R: 0 H: 0 E: 0 LOB: 0 K: 2 BB: 0 S: 8 P: 11	R: 1 H: 2 E: 0 LOB: 1 K: 1 BB: 0 S: 12 P: 17	R: 0 H: 1 E: 0 LOB: 0 K: 0 BB: 0 S: 6 P: 9	R: 0 H: 0 E: 0 LOB: 0 K: 0 BB: 0 S: 8 P: 11	R: 0 H: 0 E: 0 LOB: 0 K: 0 BB: 0 S: 5 P: 9	R: 0 H: 1 E: 0 LOB: 1 K: 1 BB: 0 S: 9 P: 14	R: 1 H: 1 E: 0 LOB: 2 K: 1 BB: 2 S: 12 P: 26	R: 1 H: 2 E: 0 LOB: 1 K: 0 BB: 0 S: 10 P: 17	1B: 6 2B: 2 3B: 0 HR: 0	SF: 0 SAC: 1 DP: 1 HBP: 0						

PITCHER	IP	WLS	BF	H	R	ER	SO	BB	IBB	HBP	BLK	WP	HR	S	P	ERA	WHIP
Andy Benes, R (1, 1) ERA: 3.87	8.0		28	4	1	1	6	2	0	0	0	0	0	69	103	1.12	0.750
Trevor Hoffman, R (9, 1) ERA: 2.37	2.0	W	9	2	1	1	2	2	0	0	0	1	0	21	40	4.50	2.000
Pedro Martinez, L (11, 1) ERA: 2.74	1.0		5	2	1	1	0	0	0	0	0	0	0	10	17	9.00	2.000

PITCHER	IP	WLS	BF	H	R	ER	SO	BB	IBB	HBP	BLK	WP	HR	S	P	ERA	WHIP

AB	37
R	3
H	8
RBI	3
BB	4
SO	8
LOB	14

WP: 1 PA: 43
PB: 0
SB: 0
CS: 1

Batter	1	2	3	4	5	6	7	8	9	AB	R	H	RBI	BB	SO	LOB
Luis Lopez, S (1, 4) (8, 6) OBP: 0.378, SLG: 0.442	B F F B F B X 3-2 G5-3 ①		B X 1-0 L6-3 ① ② 1-2			B X 1-0 2B SF9 1B	S B S B F F X 2-2 L6 ②		X 0-0 2B 2B	5	2	2	0	0	0	2
Scott Livingstone, L (1, 5) OBP: 0.276, SLG: 0.345 Craig Shipley, R (7, PH) (7, 5) OBP: 0.357, SLG: 0.446	C X 0-1 G4-3 ②		C C C 0-3 K ③			1 SAFE 1 SAFE F 1 SAFE B 1 SAFE B 1 SAFE F 2-2 F 1 SAFE X 1-3 2B	C F B X 1-2 3-H 1B		B S B S B B 4-2 2B BB	3 1	0 1	1 1	0 1	0 1	1 0	0 0
Tony Gwynn, L (1, 9) OBP: 0.448, SLG: 0.571	X 0-0 2B			C S B B X 2-2 G4-3 ①		X 0-0 SF9 ① 3-H	F B X 1-1 F8 ③		B X 1-0 1-H 2-H HR 2B	4	1	2	3	0	0	1
Derek Bell, R (1, 8) OBP: 0.347, SLG: 0.445	X 0-0 G5-3 ③			F S F F X 0-2 G5-3 ②		C B B X 2-1 L4 ②		X 0-0 HR 2B	X 0-0 2-H HR	5	2	2	2	0	0	2
Phil Plantier, L (1, 7) OBP: 0.331, SLG: 0.502		C B B F B F C 3-3 K ①		B B F F F B X 3-2 G3 ③		C B C C 1-3 K ③		X 0-0 2-H HR	B B F B F F B 4-2 BB	4	1	1	2	1	2	1
Eddie Williams, R (1, 3) OBP: 0.478, SLG: 0.711		B F X 1-1 F7 ②			C X 0-1 G1-3 ①		X 0-0 HR	B C X 1-1 G1-6-3 ①	B X 1-0 L8 ②	5	1	1	1	0	0	1
Ricky Gutierrez, R (1, 6) OBP: 0.336, SLG: 0.332	C S B B X 2-2 1B				B C F B S 2-3 K ②	B B X 2-0 G6-3 ①	B C X 1-1 F7 ②	B X 1-0 F7 ③		4	0	1	0	0	1	0
Brad Ausmus, R (1, 2) OBP: 0.306, SLG: 0.339		B B C C 1 SAFE X 2-2 G5-3 ③			C X 0-1 1B	B X 1-0 3B 1B	S B B X 2-1 G1-6-3 ③			4	1	2	0	0	0	1
Scott Sanders, R (1, 1) OBP: 0.190, SLG: 0.105 Jeff Tabaka, R (6, 1) Bill Bean, L (7, PH) OBP: 0.255, SLG: 0.287 Donnie Elliott, R (7, 1) Pedro Martinez, L (8, 1) Bip Roberts, S (8, 4) OBP: 0.394, SLG: 0.390			C C B F B X 2-2 L6-3 1B		1 SAFE F F S 0-3 K ③		1 SAFE B B 1 SAFE B C 1 SAFE 1 SAFE X 3-1 1-H 1B 3B		B C B F B X 3-2 L7 ①	2 0 1 0 1 0	0 0 1 0 0 0	1 0 1 0 0 0	0 0 1 0 1 0	1 0 0 0 0 0	1 0 0 0 1 0	1 0 0 0 0 0
Inning Stats	R: 0 E: 0 K: 0 S: 8 H: 1 LOB: 1 BB: 0 P: 11	R: 0 E: 0 K: 1 S: 12 H: 1 LOB: 1 BB: 0 P: 20	R: 0 E: 0 K: 1 S: 8 H: 1 LOB: 0 BB: 0 P: 11	R: 0 E: 0 K: 0 S: 11 H: 0 LOB: 0 BB: 0 P: 16	R: 0 E: 0 K: 2 S: 10 H: 1 LOB: 1 BB: 0 P: 12	R: 1 E: 0 K: 1 S: 11 H: 2 LOB: 1 BB: 0 P: 17	R: 3 E: 0 K: 0 S: 15 H: 4 LOB: 1 BB: 0 P: 25	R: 2 E: 0 K: 0 S: 8 H: 2 LOB: 0 BB: 0 P: 12	R: 4 E: 0 K: 0 S: 13 H: 3 LOB: 1 BB: 2 P: 27	1B: 6 2B: 6 3B: 1 HR: 3 SF: 1 SAC: 0 DP: 1 HBP: 0						

PITCHER		IP	WLS	BF	H	R	ER	SO	BB	IBB	HBP	BLK	WP	HR	S	P	ERA	WHIP
Kevin Ritz, R ERA: 4.29	(1, 1)	6.0		23	6	1	1	5	0	0	0	0	0	0	60	87	1.50	1.000
Willie Blair, R ERA: 6.8	(7, 1)	0.1	L	4	3	3	3	0	0	0	0	0	0	1	5	11	81.00	9.000
Mike Munoz, L ERA: 2.43	(7, 1)	0.2		3	1	0	0	0	0	0	0	0	0	0	10	14	0.00	1.500
Steve Reed, R ERA: 3.72	(8, 1)	1.0		5	2	2	2	0	0	0	0	0	0	1	8	12	18.00	2.000
Bruce Walton, R ERA: 19.29	(9, 1)	1.0		8	3	4	4	0	2	0	0	0	0	1	13	27	36.00	5.000

PITCHER	IP	WLS	BF	H	R	ER	SO	BB	IBB	HBP	BLK	WP	HR	S	P	ERA	WHIP

TOP

San Diego Padres @ Colorado Rockies

Mile High Stadium, Denver, CO

Wed Jun 29 1994, 5:33 AM EDT

Att. 50,173 - Sunny - 93 F

livebaseballscorecards.com

AB	40
R	10
H	15
RBI	10
BB	2
SO	5
LOB	10

WP: 0	PB: 0	SB: 0	CS: 0
PA: 43			

Batter	1	2	3	4	5	6	7	8	9	AB	R	H	RBI	BB	SO	LOB
Eric Young Sr., R (1, 7) OBP: 0.392, SLG: 0.460	P4	G6-3			CS 1B	F9		P5		5	0	1	0	0	0	7
John Vander Wal, L (9, 7) OBP: 0.319, SLG: 0.515										0	0	0	0	0	0	0
Mike Kingery, L (1, 8) OBP: 0.386, SLG: 0.491	2B BB		K		1 SAFE 1B 1 SAFE 1-2 BB		L9	L6		3	1	0	0	2	1	3
Dante Bichette, R (1, 9) OBP: 0.346, SLG: 0.577	1-H 1B 2B		L7		F8		L8		F9 1B 1B	5	1	2	1	0	0	2
Andres Galarraga, R (1, 3) OBP: 0.361, SLG: 0.603	G5-3		G4-3			K S 1B	F9		G6-4-3 1-2 1B	5	1	1	0	0	1	1
Charlie Hayes, R (1, 5) OBP: 0.340, SLG: 0.436	2-H 1B			F9		K 1-2		1B 1B 1B	F9 2-3	5	1	2	1	0	1	3
Joe Girardi, R (1, 2) OBP: 0.323, SLG: 0.352	K			K		BB 1B 2-H 1B		1B 1-2 1B	G6-4-3 1-2f	5	0	2	1	0	2	3
Vinny Castilla, R (1, 6) OBP: 0.351, SLG: 0.586		G6-3		G1-3		BB 1-2 1B		SH1-3 1-3 1B 2-H		4	0	2	1	0	0	0
Walt Weiss, S (8, PR) (9, 6) OBP: 0.338, SLG: 0.316										0	0	0	0	0	0	0
Nelson Liriano, S (1, 4) OBP: 0.358, SLG: 0.384		SH1-4 BB			1B SH1-4 1B	K		SH1-3 1-2		2	0	1	0	1	1	2
Kevin Ritz, R (1, 1)										0	0	0	0	0	0	0
Howard Johnson, S (6, PH) OBP: 0.340, SLG: 0.417										0	0	0	0	0	0	0
Willie Blair, R (7, 1)										0	0	0	0	0	0	0
Mike Munoz, L (7, 1)										0	0	0	0	0	0	0
Steve Reed, R (8, 1)										0	0	0	0	0	0	0
Danny Sheaffer, R (8, PH) OBP: 0.310, SLG: 0.277										0	0	0	1	0	0	0
Bruce Walton, R (9, 1)		SH1-4 1-2			SH1-4 1-2	BB 1-2 2-3		BB		0	0	0	0	0	0	0
Inning Stats	R: 2 E: 0 K: 1 S: 11 H: 2 LOB: 1 BB: 1 P: 20	R: 0 E: 0 K: 0 S: 11 H: 0 LOB: 1 BB: 1 P: 19	R: 0 E: 0 K: 1 S: 8 H: 0 LOB: 0 BB: 0 P: 10	R: 0 E: 0 K: 1 S: 8 H: 0 LOB: 0 BB: 0 P: 10	R: 0 E: 0 K: 0 S: 9 H: 2 LOB: 2 BB: 1 P: 14	R: 1 E: 0 K: 3 S: 18 H: 2 LOB: 3 BB: 1 P: 28	R: 0 E: 0 K: 0 S: 5 H: 0 LOB: 0 BB: 0 P: 9	R: 1 E: 0 K: 0 S: 8 H: 3 LOB: 3 BB: 1 P: 19	R: 0 E: 0 K: 0 S: 7 H: 2 LOB: 1 BB: 0 P: 11	1B: 10 2B: 1 3B: 0 HR: 0	SF: 0 SAC: 3 DP: 1 HBP: 0						

PITCHER		IP	WLS	BF	H	R	ER	SO	BB	IBB	HBP	BLK	WP	HR	S	P	ERA	WHIP
Scott Sanders, R ERA: 4.99	(1, 1)	5.2		26	6	3	3	6	3	0	0	0	1	0	60	91	4.76	1.588
Jeff Tabaka, L ERA: 7.71	(6, 1)	0.1	W	2	0	0	0	0	1	0	0	0	0	0	5	10	0.00	3.000
Donnie Elliott, R ERA: 3.18	(7, 1)	1.0		6	3	1	1	0	0	0	0	0	0	0	9	17	9.00	3.000
Pedro Martinez, L ERA: 2.63	(8, 1)	2.0	S	8	2	0	0	0	1	0	0	0	0	0	11	22	0.00	1.500

PITCHER	IP	WLS	BF	H	R	ER	SO	BB	IBB	HBP	BLK	WP	HR	S	P	ERA	WHIP

BOTTOM

San Diego Padres @ Colorado Rockies

Mile High Stadium, Denver, CO

Wed Jun 29 1994, 5:33 AM EDT

Att. 50,173 - Sunny - 93 F

livebaseballscorecards.com

AB	34
R	4
H	11
RBI	4
BB	5
SO	6
LOB	21

WP: 1	PA: 42		
PB: 0			
SB: 1			
CS: 1			

Batter	1	2	3	4	5	6	7	8	9	AB	R	H	RBI	BB	SO	LOB
Jose Vizcaino, S (1, 6) OBP: 0.324, SLG: 0.339	B C B C B B 4-2 BB BB		F B F F X 1-2 F7 ①		F S B S 1-3 K ③			X 0-0 FC2-6 1-2f 2B ①		3	1	0	0	1	1	2
Todd Hundley, S (1, 2) OBP: 0.322, SLG: 0.503	B X 1-0 P4 ①		C B B B B F X 3-2 F8 ②			C C B B F S 2-3 K ①		1 SAFE C 1 SAFE B 1 SAFE B F F 3-2 X BLK 1-H 1B 2B		4	1	1	1	0	1	1
Joe Orsulak, L (1, 9) OBP: 0.301, SLG: 0.374	B F 1 SAFE X 1-1 L7 ②		C B F B X 2-2 F9 ③			S S F B B B X 3-2 G3-1 ②		B B B F F F X 3-2 G3 2-3 ②		4	0	0	0	0	0	2
Bobby Bonilla, S (1, 5) OBP: 0.401, SLG: 0.516	1 SAFE S B B B B 4-1 1-2 BB			F C S 0-3 K ①		B B S F F F B X 3-2 1B		I I I I 4-0 1B IBB		2	0	1	0	2	1	0
Jeff Kent, R (1, 4) OBP: 0.359, SLG: 0.509	B X 1-0 P3 ③			S S F S 0-3 K ②		F B B S 1 F B S SAFE 3-3 K ③		X 0-0 1-2 3-H 1B		4	0	1	1	0	2	3
Rico Brogna, L (1, 3) OBP: 0.348, SLG: 0.727		X 0-0 HR		C B B X 2-1 P6 ③			C S B S 1-3 K ①	X 0-0 G6-3 ③		4	1	1	1	0	1	2
Jim Lindeman, R (1, 7) OBP: 0.325, SLG: 0.444		B C T T B B F X 3-2 G4-3 ①			C X 0-1 F8 ①		B S S F F B F X 2-2 G6-4-3 1B		X 0-0 F9 ①	4	0	1	0	0	0	0
Ryan Thompson, R (1, 8) OBP: 0.310, SLG: 0.460		B S X 1-1 F8 ②			X 0-0 SH1-3 1B		S 1 SAFE F X 0-2 G6-4-3 1-2f ② ③		X 0-0 L4 ②	4	0	1	0	0	0	1
Bret Saberhagen, R (1, 1) OBP: 0.237, SLG: 0.200 Fernando Vina, L (8, PH) OBP: 0.362, SLG: 0.286 Josias Manzanillo, R (8, 1)		C B B C C 2-3 K ③			X 0-0 SH1-3 1-2 ②			B B B 4-0 FC2-6 BB	S B C C S 1-3 K ③	1 0 1	0 0 0	0 0 0	0 0 0	0 1 0	1 0 1	0 0 0
Inning Stats	R: 0 H: 0 E: 0 LOB: 2 K: 0 BB: 2 S: 7 P: 18	R: 1 H: 1 E: 0 LOB: 0 K: 1 BB: 0 S: 11 P: 17	R: 0 H: 0 E: 0 LOB: 0 K: 0 BB: 0 S: 10 P: 16	R: 0 H: 0 E: 0 LOB: 0 K: 2 BB: 0 S: 9 P: 11	R: 0 H: 1 E: 0 LOB: 1 K: 1 BB: 0 S: 7 P: 8	R: 0 H: 1 E: 0 LOB: 1 K: 2 BB: 0 S: 17 P: 28	R: 0 H: 1 E: 0 LOB: 0 K: 1 BB: 0 S: 12 P: 15	R: 2 H: 2 E: 0 LOB: 2 K: 0 BB: 2 S: 11 P: 25	R: 0 H: 0 E: 0 LOB: 0 K: 1 BB: 0 S: 5 P: 6	1B: 4 SF: 0 2B: 1 SAC: 1 3B: 0 DP: 1 HR: 1 HBP: 0						WP: 0 PA: 36 PB: 0 SB: 0 CS: 0

PITCHER		IP	WLS	BF	H	R	ER	SO	BB	IBB	HBP	BLK	WP	HR	S	P	ERA	WHIP
Joey Hamilton, R ERA: 2.02	(1, 1)	7.1	L	29	5	3	3	7	3	0	0	0	0	1	78	125	3.68	1.091
Doug Brocail, R ERA: 6.23	(8, 1)	1.2		7	1	0	0	1	0	1	0	1	0	0	11	19	0.00	0.600

PITCHER	IP	WLS	BF	H	R	ER	SO	BB	IBB	HBP	BLK	WP	HR	S	P	ERA	WHIP

New York Mets @ San Diego Padres

Jack Murphy Stadium, San Diego, CA

Thu Jun 30 1994, 10:05 PM EDT

Att. 8,108 - Unknown - 75 F

TOP

livebaseballscorecards.com

AB	31
R	3
H	6
RBI	3
BB	4
SO	8
LOB	11

Batter	1	2	3	4	5	6	7	8	9	AB	R	H	RBI	BB	SO	LOB
Bip Roberts, S (1, 4) OBP: 0.392, SLG: 0.392	S F F B S 1-3 ① K		F C C 0-3 ② K		B F F X 1-2 2B			C X 0-1 ① G6-3		4	0	1	0	0	2	0
Scott Livingstone, L (1, 5) OBP: 0.276, SLG: 0.336	X 0-0 ② F7		B S B B F B 4-2 2B BB		C C B F X 1-2 ③ G1-3			F X 0-1 ② G4-3		3	0	0	0	1	0	1
Tony Gwynn, L (1, 9) OBP: 0.449, SLG: 0.573	B B X 2-0 1B		C X 0-1 1-3 2B			B C X 1-1 ① L8		C B C S 1-3 ③ K		4	0	2	0	0	1	0
Derek Bell, R (1, 8) OBP: 0.346, SLG: 0.452	F B B F C 2-3 ③ K		F B B B S X 3-2 ③ G4-3			B F B X 2-1 HR			S S F B X 1-2 ① G6-3	4	1	1	1	0	1	3
Phil Plantier, L (1, 7) OBP: 0.326, SLG: 0.494		B B X 2-0 ① G3		C B F F B F X 2-2 ① P5		B F F F B S 2-3 ② K			C X 0-1 ② P5	4	0	0	0	0	1	0
Bill Bean, L (1, 3) OBP: 0.245, SLG: 0.276		C F S 0-3 ② K		C B F B S 2-3 ② K		B F F F C 1-3 ③ K			B X 1-0 ③ G4-3	4	0	0	0	0	3	0
Luis Lopez, S (1, 6) OBP: 0.377, SLG: 0.447		B X 1-0 2B		B X 1-0 ③ G6-3			B F C B X 2-2 ① G1-3			3	0	1	0	0	0	0
Brad Ausmus, R (1, 2) OBP: 0.302, SLG: 0.335		B C B S C 2-3 ③ K			F C F X 0-2 ① G4-3		C X 0-1 ② L6-3			3	0	0	0	0	1	1
Joey Hamilton, R (1, 1) Doug Brocail, L (8, 1)			C C B X 1-2 ① P7		X 0-0 ② G5-3		C B B S S 2-3 ③ K			3 0	0 0	0 0	0 0	0 0	1 0	0 0
Inning Stats	R: 0 H: 1 E: 0 LOB: 1 K: 2 BB: 0 S: 9 P: 14	R: 0 H: 1 E: 0 LOB: 1 K: 2 BB: 0 S: 8 P: 13	R: 0 H: 1 E: 0 LOB: 2 K: 1 BB: 1 S: 13 P: 21	R: 0 H: 0 E: 0 LOB: 0 K: 1 BB: 0 S: 9 P: 14	R: 0 H: 1 E: 0 LOB: 1 K: 0 BB: 0 S: 13 P: 15	R: 1 H: 1 E: 0 LOB: 0 K: 2 BB: 0 S: 11 P: 17	R: 0 H: 0 E: 0 LOB: 0 K: 1 BB: 0 S: 8 P: 12	R: 0 H: 0 E: 0 LOB: 0 K: 1 BB: 0 S: 7 P: 8	R: 0 H: 0 E: 0 LOB: 0 K: 0 BB: 0 S: 7 P: 9	1B: 1 SF: 0 2B: 3 SAC: 0 3B: 0 DP: 0 HR: 1 HBP: 0						WP: 0 PA: 33 PB: 0 SB: 0 CS: 0	

PITCHER		IP	WLS	BF	H	R	ER	SO	BB	IBB	HBP	BLK	WP	HR	S	P	ERA	WHIP
Bret Saberhagen, R ERA: 3.43	(1, 1)	7.0	W	27	5	1	1	9	1	0	0	0	0	1	71	106	1.29	0.857
Josias Manzanillo, R ERA: 2.21	(8, 1)	2.0	S	6	0	0	0	1	0	0	0	0	0	0	14	17	0.00	0.000

PITCHER	IP	WLS	BF	H	R	ER	SO	BB	IBB	HBP	BLK	WP	HR	S	P	ERA	WHIP

BOTTOM

New York Mets @ San Diego Padres

Jack Murphy Stadium, San Diego, CA

Thu Jun 30 1994, 10:05 PM EDT

Att. 8,108 - Unknown - 75 F

livebaseballscorecards.com

AB	32
R	1
H	5
RBI	1
BB	1
SO	10
LOB	5

Batter	1	2	3	4	5	6	7	8	9	AB	R	H	RBI	BB	SO	LOB
John Cangelosi, S (1, 9) OBP: 0.377, SLG: 0.294	C C B B F F X 2-2 G4-3 WP 2B	B X 1-0 HR 1B		B X 1-0 S HR 1B 2-H		B B B C X 3-1 F8 ②			B F X 1-1 F8 ②	5	3	3	1	0	0	1
Kelly Stinnett, R (1, 2) OBP: 0.344, SLG: 0.411	B B X 2-0 G4-3 ① 2-3	B X 1-0 HR 1-H		X 0-0 F9 ②		F B F C 2-3 K ③			B B C B B 4-1 BB 1B BB	4	2	1	2	1	1	3
Jim Lindeman, R (1, 7) OBP: 0.338, SLG: 0.493 Shawn Hare, L (6, 7) OBP: 0.310, SLG: 0.316	B S B X 2-1 HR 1B 3-H	B X 1-0 F9 ②		B S B B X 3-1 HR 1-H			F B X 1-1 G4-3 ①		B B B B 4-0 1B 1B BB 1-2	3 1	2 1	2 0	2 0	0 1	0 0	0 0
Bobby Bonilla, S (1, 5) OBP: 0.401, SLG: 0.525	B F F B B X 3-2 HR 1-H	C C F B B B X 3-2 G5-3 ③		B C C B C 2-3 K ③			F B F B C 2-3 K ②		X 0-0 1B 1B 1-3 2-H	5	1	2	3	0	2	0
Jeff Kent, R (1, 4) OBP: 0.358, SLG: 0.511 Fernando Vina, L (5, 4) OBP: 0.364, SLG: 0.290	B B X 2-0 2B		X 0-0 P6 ①		F S B S 1-3 K ①		X 0-0 F9 ③		B B C C F B F X 3-2 1B 1-3 3-H	3 2	0 0	1 1	0 1	0 0	1 0	0 0
Ryan Thompson, R (1, 8) OBP: 0.305, SLG: 0.450	C C S 0-3 K ②		S B F S 1-3 K ②		F S B S 1-3 K ②			B X 1-0 F8 ①	F B B X 2-1 G5-3 ③	5	0	0	0	0	3	3
Tim Bogar, R (1, 3) OBP: 0.185, SLG: 0.280	S C F B B B B 4-2 BB		B S B F X 2-2 P6 ③		B C C B B C 3-3 K ③			F B C F X 1-2 F9 ②		3	0	0	0	1	1	0
Luis Rivera, R (1, 6) OBP: 0.326, SLG: 0.526 Mauro Gozzo, R (8, 1) OBP: 0.333, SLG: 0.357	B X 1-0 F8 ③			T F F F B B B B 4-2 SH1-4 1B BB		B F F B B B 4-1 BB		B X 1-0 F9 ③		2 0	1 0	0 0	0 0	2 0	0 0	2 0
Bobby Jones, R (1, 1) OBP: 0.097, SLG: 0.129 Roger Mason, R (7, 1) Jose Vizcaino, S (8, 6) OBP: 0.323, SLG: 0.338		F C S 0-3 K ①		C X 0-1 SH1-4 ① 1-2		C S B S 1-3 K ①			C S B X 1-2 G5-3 ①	2 0 1	0 0 0	0 0 0	0 0 0	0 0 0	2 0 0	1 0 0
Inning Stats	R: 3 H: 4 E: 0 LOB: 2 K: 1 BB: 1 S: 20 P: 36	R: 2 H: 2 E: 0 LOB: 0 K: 1 BB: 0 S: 10 P: 16	R: 0 H: 0 E: 0 LOB: 0 K: 1 BB: 0 S: 7 P: 10	R: 3 H: 2 E: 0 LOB: 0 K: 1 BB: 1 S: 13 P: 23	R: 0 H: 0 E: 0 LOB: 0 K: 3 BB: 0 S: 9 P: 14	R: 0 H: 0 E: 0 LOB: 1 K: 2 BB: 1 S: 9 P: 19	R: 0 H: 0 E: 0 LOB: 0 K: 1 BB: 0 S: 6 P: 9	R: 0 H: 0 E: 0 LOB: 0 K: 0 BB: 0 S: 6 P: 9	R: 2 H: 2 E: 0 LOB: 2 K: 0 BB: 2 S: 14 P: 29	1B: 5 SF: 0 2B: 2 SAC: 1 3B: 0 DP: 0 HR: 3 HBP: 0						

PITCHER		IP	WLS	BF	H	R	ER	SO	BB	IBB	HBP	BLK	WP	HR	S	P	ERA	WHIP
Bill Krueger, L ERA: 10.8	(1, 1)	2.0	L	13	6	5	5	2	1	0	0	0	1	2	30	52	22.50	3.500
Tim Mauser, R ERA: 3.82	(3, 1)	3.0		12	2	3	3	5	1	0	0	0	0	1	29	47	9.00	1.000
Donnie Elliott, R ERA: 2.97	(6, 1)	2.0		7	0	0	0	3	1	0	0	0	0	0	15	28	0.00	0.500
Jeff Tabaka, L ERA: 7.83	(8, 1)	2.0		10	2	2	2	0	2	0	0	0	0	0	20	38	9.00	2.000

PITCHER	IP	WLS	BF	H	R	ER	SO	BB	IBB	HBP	BLK	WP	HR	S	P	ERA	WHIP

TOP

New York Mets @ San Diego Padres

Jack Murphy Stadium, San Diego, CA

Fri Jul 01 1994, 10:05 PM EDT

Att. 32,763 - Unknown

livebaseballscorecards.com

AB	36
R	10
H	10
RBI	9
BB	5
SO	10
LOB	10

WP: 1	PA: 42		
PB: 0			
SB: 1			
CS: 0			

BOTTOM

Batter	1	2	3	4	5	6	7	8	9	AB	R	H	RBI	BB	SO	LOB
Bip Roberts, S (1, 4) OBP: 0.392, SLG: 0.396	X 0-0 G1-3 1B		F F B B F S 2-3 ② K			B X 1-0 ① G6-3	B B S B F F F X 3-2 ② G4-3		B B X 2-0 G4-3 G4-3 2B 2-H	5	1	2	1	0	1	1
Scott Livingstone, L (1, 5) OBP: 0.275, SLG: 0.333 Jeff Tabaka, R (8, 1) Luis Lopez, S (9, PH) OBP: 0.374, SLG: 0.444	C B C C 1-3 ① K		B X 1-0 ③ G4-1			C C B S 1-3 ② K	X 0-0 1B		X 0-0 ① G4-3 2-3	4 0 1	0 0 0	1 0 0	0 0 0	0 0 0	2 0 0	2 0 1
Tony Gwynn, L (1, 9) OBP: 0.448, SLG: 0.569 Melvin Nieves, S (7, 9) OBP: 0.625, SLG: 1.167	F B X 1-1 ② G1-3 1-2			F B X 1-1 ① F8		B B B C B 4-1 BB	C F B S 1-3 ③ K		B S S F B X 2-2 ② G4-3 3-H	2 2	0 0	0 0	0 1	1 0	0 1	1 1
Derek Bell, R (1, 8) OBP: 0.343, SLG: 0.451	C S S 0-3 ③ K			F X 0-1 ② F8		B F X 1-1 ③ F8		F S X 0-2 F7 1B 2B	B F B F C 2-3 ③ K	5	1	1	0	0	2	2
Phil Plantier, L (1, 7) OBP: 0.325, SLG: 0.490		B B X 2-0 ① G4-3		B S S C 1-3 ③ K			C B F F X 1-2 BB BB HR 1B	C B S B X 2-2 ① F7 2-3		4	1	1	0	0	1	1
Eddie Williams, R (1, 3) OBP: 0.460, SLG: 0.659		C B X 1-1 ② F9			B X 1-0 ① F9		B C C F B B B 4-2 BB HR 1-2 BB	B C X 1-1 ② L5		3	1	0	0	1	0	1
Ricky Gutierrez, R (1, 6) OBP: 0.339, SLG: 0.332		B F X 1-1 ③ G4-3			S X 0-1 ② F8		B B B C B 4-1 HR 1-2 2-3 BB	B F F X 1-2 1B 3-H		3	1	1	1	1	0	0
Brian Johnson, R (1, 2) OBP: 0.315, SLG: 0.440			B F S B S 2-3 ① K		B X 1-0 1B		X 0-0 HR 1-H 2-H 3-H	B B B B C X 3-1 ③ F9		4	1	2	4	0	1	1
Bill Krueger, L (1, 1) Tim Mauser, R (3, 1) OBP: 1.000, SLG: 1.000 Bill Bean, L (5, PH) OBP: 0.243, SLG: 0.273 Donnie Elliott, R (6, 1) Phil Clark, R (7, PH) OBP: 0.213, SLG: 0.336 Craig Shipley, R (8, 5) OBP: 0.362, SLG: 0.458			B B C B C F B 4-2 BB		B C C F B S 1-3 ③ K		S S F F F S 0-3 ① K2-3		B X 1-0 2B 2B	0 0 1 0 1 1	0 0 0 0 0 1	0 0 0 0 0 0	0 1 0 0 0 1	0 0 0 0 0 0	0 1 0 0 0 0	0 1 1 0 0 0
Inning Stats	R: 0 E: 0 K: 2 S: 9 H: 1 LOB: 1 BB: 0 P: 11	R: 0 E: 0 K: 0 S: 5 H: 0 LOB: 0 BB: 0 P: 9	R: 0 E: 0 K: 2 S: 11 H: 0 LOB: 1 BB: 1 P: 20	R: 0 E: 0 K: 1 S: 7 H: 0 LOB: 0 BB: 0 P: 9	R: 0 E: 0 K: 1 S: 8 H: 1 LOB: 1 BB: 0 P: 11	R: 0 E: 0 K: 1 S: 7 H: 0 LOB: 1 BB: 1 P: 14	R: 4 E: 0 K: 2 S: 23 H: 3 LOB: 1 BB: 2 P: 36	R: 1 E: 0 K: 0 S: 13 H: 2 LOB: 1 BB: 0 P: 20	R: 2 E: 0 K: 1 S: 10 H: 2 LOB: 0 BB: 0 P: 17	1B: 5 2B: 3 3B: 0 HR: 1	SF: 0 SAC: 0 DP: 0 HBP: 0						

PITCHER		IP	WLS	BF	H	R	ER	SO	BB	IBB	HBP	BLK	WP	HR	S	P	ERA	WHIP
Bobby Jones, R ERA: 3.52	(1, 1)	6.0	W	25	3	3	3	7	4	0	0	0	0	0	55	91	4.50	1.167
Roger Mason, R ERA: 4.43	(7, 1)	1.0		5	2	1	1	2	0	0	0	0	0	1	15	19	9.00	2.000
Mauro Gozzo, R ERA: 4.55	(8, 1)	2.0		10	4	3	3	1	0	0	0	0	0	0	23	37	13.50	2.000

PITCHER	IP	WLS	BF	H	R	ER	SO	BB	IBB	HBP	BLK	WP	HR	S	P	ERA	WHIP

New York Mets @ San Diego Padres

Jack Murphy Stadium, San Diego, CA

Fri Jul 01 1994, 10:05 PM EDT

Att. 32,763 - Unknown

livebaseballscorecards.com

AB	36
R	7
H	9
RBI	7
BB	4
SO	10
LOB	12

1B: 5	SF: 0	WP: 0	PA: 40
2B: 3	SAC: 0	PB: 0	
3B: 0	DP: 0	SB: 0	
HR: 1	HBP: 0	CS: 0	

Batter	1	2	3	4	5	6	7	8	9	AB	R	H	RBI	BB	SO	LOB
Jose Vizcaino, S (1, 6) OBP: 0.319, SLG: 0.333	F F B B F X 2-2 G6-3		B X 1-0 G4-3		C S S 0-3 K			C F X 0-2 L5		4	0	0	0	0	1	1
Todd Hundley, S (1, 2) OBP: 0.320, SLG: 0.497	B B S X 2-1 E 1B		C B B X 2-1 F7			F B C S 1-3 K		X 0-0 G3		4	0	1	0	0	1	0
Joe Orsulak, L (1, 9) OBP: 0.300, SLG: 0.372	B X 1-0 E8 1-3 1B		X 0-0 F7			X 0-0 G4-3		B F X 1-1 G4-3		4	0	1	0	0	0	0
Bobby Bonilla, S (1, 5) OBP: 0.399, SLG: 0.519	B S C B B F B 4-2 BB			S C B F B S 2-3 K		B B F B X 3-1 G4-3			B X 1-0 F8	3	0	0	0	1	1	0
Jeff Kent, R (1, 4) OBP: 0.354, SLG: 0.504	S F S 0-3 K			B C F F F B S 2-3 K			B S X 1-1 E5 FC5 1B		F B S S 1-3 K	4	0	0	0	0	3	3
Rico Brogna, L (1, 3) OBP: 0.333, SLG: 0.769	X 0-0 G3-1			C X 0-1 G4-3			F X 0-1 F7		C X 0-1 HR	4	1	1	1	0	0	4
Jim Lindeman, R (1, 7) OBP: 0.333, SLG: 0.481		B C S F B S 2-3 K			B B C B F F F X 3-2 F8		C X 0-1 FC5 1-2 1B		B B X 2-0 P2	4	0	1	0	0	1	0
Ryan Thompson, R (1, 8) OBP: 0.305, SLG: 0.446		B X 1-0 F9			H 1-0 SH2-3 HBP		B X 1-0 FC5 1-2 2-3f			2	0	0	0	0	0	2
Jason Jacome, L (1, 1) Shawn Hare, L (7, PH) OBP: 0.302, SLG: 0.308 Doug Linton, R (7, 1) Mike Maddux, L (7, 1)		S C S 0-3 K			X 0-0 SH2-3 1-2		C B F S 1-3 K			1 1 0 0	0 0 0 0	0 0 0 0	0 0 0 0	0 0 0 0	1 1 0 0	0 2 0 0
Inning Stats	R: 0 E: 1 K: 1 S: 14 H: 2 LOB: 3 BB: 1 P: 23	R: 0 E: 0 K: 2 S: 8 H: 0 LOB: 0 BB: 0 P: 11	R: 0 E: 0 K: 0 S: 4 H: 0 LOB: 0 BB: 0 P: 7	R: 0 E: 0 K: 2 S: 11 H: 0 LOB: 0 BB: 0 P: 15	R: 0 E: 0 K: 1 S: 9 H: 0 LOB: 1 BB: 0 P: 13	R: 0 E: 0 K: 1 S: 6 H: 0 LOB: 0 BB: 0 P: 10	R: 0 E: 1 K: 1 S: 10 H: 1 LOB: 2 BB: 0 P: 13	R: 0 E: 0 K: 0 S: 6 H: 0 LOB: 0 BB: 0 P: 7	R: 1 E: 0 K: 1 S: 7 H: 1 LOB: 0 BB: 0 P: 11	1B: 3 2B: 0 3B: 0 HR: 1 SF: 0 SAC: 1 DP: 0 HBP: 1						

PITCHER		IP	WLS	BF	H	R	ER	SO	BB	IBB	HBP	BLK	WP	HR	S	P	ERA	WHIP
Andy Ashby, R ERA: 2.81	(1, 1)	9.0	W	34	4	1	1	9	1	0	1	0	0	1	75	110	1.00	0.556

PITCHER		IP	WLS	BF	H	R	ER	SO	BB	IBB	HBP	BLK	WP	HR	S	P	ERA	WHIP

TOP

New York Mets @ San Diego Padres

Jack Murphy Stadium, San Diego, CA

Sat Jul 02 1994, 10:05 PM EDT

Att. 10,227 - Unknown - 75 F

livebaseballscorecards.com

AB	31
R	1
H	4
RBI	1
BB	1
SO	9
LOB	12

BOTTOM

New York Mets @ San Diego Padres

Jack Murphy Stadium, San Diego, CA

Sat Jul 02 1994, 10:05 PM EDT

Att. 10,227 - Unknown - 75 F

Batter	1	2	3	4	5	6	7	8	9	AB	R	H	RBI	BB	SO	LOB
Bip Roberts, S (1, 4) OBP: 0.395, SLG: 0.407	B X 1-0 1B 1B 2B		F B X 1-1 ① G5-3		C B F S 1-3 ② K		C B B X 2-1 2B 2B	X 0-0 FC3-6 S 1B		5	2	3	0	0	1	0
Craig Shipley, R (1, 5) OBP: 0.370, SLG: 0.459	B B C S X 2-2 1B FC6-4 2-3 1B		B X 1-0 ② L4		B S B X 2-1 CS BB 1B		C B S X 1-2 E6 2B	1 SAFE B B B B 4-0 FC3-6 1-2 BB		4	2	2	0	1	0	1
Tony Gwynn, L (1, 9) OBP: 0.453, SLG: 0.575	B C 1 SAFE X 1-1 FC6-4 1-3 3-H 1B		C B X 1-1 1B		B B B B 4-0 1-2 BB		X 0-0 1B 1-H 2-H 2B	B 2 SAFE 2 SAFE C X 1-1 ② FC3-6 1-2f 2-3		4	0	3	3	1	0	2
Derek Bell, R (1, 8) OBP: 0.341, SLG: 0.447	F C X 0-2 ① FC6-4 1-2f 3-H		F S C 0-3 ③ K		C 0-1 ③ CS 2-3	B X 1-0 ① L5	F F B F F F X 1-2 S 2-3 1B	F 1 SAFE X 0-1 ③ G4-3		5	0	1	1	0	1	4
Eddie Williams, R (1, 3) OBP: 0.444, SLG: 0.622	B F T X 1-2 ② P3			C B X 1-1 ① F8		B B X 2-0 WP 1B 1B	C S S 0-3 ① K 1-2			4	0	1	0	0	1	3
Melvin Nieves, S (1, 7) OBP: 0.545, SLG: 0.889	1 SAFE B B F S B S 3-3 ③ K			B B X 2-0 ② G3-1		F B B X 2-1 WP 1-2 1B	I I I 4-0 IBB			3	0	1	0	0	1	1
Bill Bean, L (6, PR) OBP: 0.250, SLG: 0.273										0	0	0	0	1	0	0
Ricky Gutierrez, R (1, 6) OBP: 0.342, SLG: 0.332		B B C S B X 3-2 ① G6-3		B B X 2-0 1B		B B I 4-0 1-2 2-3 IBB	C B X 1-1 ② L4			3	0	1	0	1	0	3
Brad Ausmus, R (1, 2) OBP: 0.297, SLG: 0.329		X 0-0 ② G4-3		B X 1-0 ③ F7		F C F T 0-2 ② K	B S X 1-1 ③ L9			4	0	0	0	0	1	7
Andy Ashby, R (1, 1) OBP: 0.184, SLG: 0.162		B C S F B F C 2-3 ③ K			C S C 0-3 ① K	X 0-0 ③ G1-3		C B B B C 2-3 ① K		4	0	0	0	0	3	3
Inning Stats	R: 2 E: 0 K: 1 S: 15 H: 3 LOB: 1 BB: 0 P: 23	R: 0 E: 0 K: 1 S: 9 H: 0 LOB: 0 BB: 0 P: 14	R: 0 E: 0 K: 1 S: 8 H: 1 LOB: 1 BB: 0 P: 11	R: 0 E: 0 K: 0 S: 5 H: 1 LOB: 1 BB: 0 P: 11	R: 0 E: 0 K: 2 S: 9 H: 1 LOB: 1 BB: 1 P: 16	R: 0 E: 0 K: 1 S: 9 H: 2 LOB: 3 BB: 1 P: 18	R: 2 E: 1 K: 1 S: 19 H: 3 LOB: 3 BB: 1 P: 29	R: 0 E: 0 K: 1 S: 8 H: 1 LOB: 2 BB: 1 P: 15		1B: 9 2B: 3 3B: 0 HR: 0	SF: 0 SAC: 0 DP: 0 HBP: 0			WP: 1 PB: 0 SB: 2 CS: 1	PA: 41		

PITCHER		IP	WLS	BF	H	R	ER	SO	BB	IBB	HBP	BLK	WP	HR	S	P	ERA	WHIP
Jason Jacome, L ERA: 3.0	(1, 1)	6.0	L	27	8	2	2	6	1	1	0	0	1	0	55	93	3.00	1.500
Doug Linton, R ERA: 4.15	(7, 1)	0.0		4	3	2	1	0	0	0	0	0	0	0	12	16	∞	∞
Mike Maddux, R ERA: 5.3	(7, 1)	2.0		9	1	0	0	2	1	1	0	0	0	0	15	28	0.00	1.000

PITCHER	IP	WLS	BF	H	R	ER	SO	BB	IBB	HBP	BLK	WP	HR	S	P	ERA	WHIP

livebaseballscorecards.com

AB	36
R	4
H	12
RBI	4
BB	4
SO	8
LOB	24

Batter	1	2	3	4	5	6	7	8	9	AB	R	H	RBI	BB	SO	LOB
Jose Vizcaino, S (1, 6) OBP: 0.316, SLG: 0.330	C C S 0-3 ① K		C C B C 1-3 ③ K			B B C X 2-1 ② F7			S C B S 1-3 ① K	3	0	0	0	0	2	1
Shawn Hare, L (8, 7) OBP: 0.295, SLG: 0.300										1	0	0	0	0	1	0
Todd Hundley, S (1, 2) OBP: 0.314, SLG: 0.487	B C X 1-1 ② P5			F S F C 0-3 ① K		F C B S 1-3 ③ K			C S F X 0-2 ② G5-3	4	0	0	0	0	2	0
Joe Orsulak, L (1, 9) OBP: 0.295, SLG: 0.365 (8, 8)	B F B B B F F X 3-2 ③ G4-3			C B X 1-1 ② G4-3			F F S 0-3 ① K		B X 1-0 ③ P6	4	0	0	0	0	1	0
Bobby Bonilla, S (1, 5) OBP: 0.396, SLG: 0.513		B F B F B S S 3-3 ① K		X 0-0 ③ F7			X 0-0 ② G1-3			3	0	0	0	0	1	0
Jeff Kent, R (1, 4) OBP: 0.350, SLG: 0.498		C S B S S 1-3 ② K			X 0-0 ① G6-3		X 0-0 ③ G5-3			3	0	0	0	0	1	0
Rico Brogna, L (1, 3) OBP: 0.333, SLG: 0.759		S B X 1-1 ③ F8			C B B S F B F C 3-3 ② K			B B B C X 3-1 WP 2B		3	0	1	0	0	1	0
Jim Lindeman, R (1, 7) OBP: 0.322, SLG: 0.463 (8, 9)			B S B F F F F C 2-3 ① K		C C B F S 1-3 K			B C F X 1-2 ① F9 2-3		3	0	0	0	0	2	1
Ryan Thompson, R (1, 8) OBP: 0.301, SLG: 0.441			B F B S S S 2-3 ② K		F B C F C 1-3 ③ K			F X 0-1 ② P3		3	0	0	0	0	2	2
Doug Linton, R (8, 1)										0	0	0	0	0	0	0
Pete Smith, R (1, 1) OBP: 0.250, SLG: 0.188			C B C B F B B 4-2 BB			C F B X 1-2 ① L5		C X 0-1 ③ G3-1		0	0	0	0	1	0	0
Roger Mason, R (5, 1)										0	0	0	0	0	0	0
John Cangelosi, S (6, PH) OBP: 0.374, SLG: 0.291										1	0	0	0	0	0	0
Mauro Gozzo, R (6, 1) OBP: 0.333, SLG: 0.357										0	0	0	0	0	0	0
Fernando Vina, L (8, PH) OBP: 0.361, SLG: 0.287										1	0	0	0	0	0	1
(8, 6)																

TOP

New York Mets @ San Diego Padres

Jack Murphy Stadium, San Diego, CA

Sun Jul 03 1994, 6:33 AM EDT

Att. 14,219 - Sunny - 77 F

livebaseballscorecards.com

AB	29
R	0
H	1
RBI	0
BB	1
SO	13
LOB	5

Inning Stats	1	2	3	4	5	6	7	8	9
	R: 0 E: 0 K: 1 S: 9	H: 0 LOB: 0 BB: 0 P: 13	R: 0 E: 0 K: 2 S: 8	H: 0 LOB: 0 BB: 0 P: 13	R: 0 E: 0 K: 3 S: 14	H: 0 LOB: 1 BB: 1 P: 23	R: 0 E: 0 K: 1 S: 7	H: 0 LOB: 0 BB: 0 P: 8	R: 0 E: 1 K: 3 S: 14	H: 0 LOB: 1 BB: 0 P: 19
	R: 0 E: 0 K: 1 S: 8	H: 0 LOB: 0 BB: 0 P: 12	R: 0 E: 0 K: 1 S: 5	H: 0 LOB: 0 BB: 0 P: 5	R: 0 E: 0 K: 0 S: 9	H: 1 LOB: 1 BB: 0 P: 13	R: 0 E: 0 K: 1 S: 8	H: 0 LOB: 0 BB: 0 P: 10	1B: 0 2B: 1 3B: 0 HR: 0	SF: 0 SAC: 0 DP: 0 HBP: 0

WP: 1 PA: 30
PB: 0
SB: 0
CS: 0

PITCHER		IP	WLS	BF	H	R	ER	SO	BB	IBB	HBP	BLK	WP	HR	S	P	ERA	WHIP
Andy Benes, R ERA: 3.6	(1, 1)	9.0	W	30	1	0	0	13	1	0	0	0	1	0	82	116	0.00	0.222

PITCHER		IP	WLS	BF	H	R	ER	SO	BB	IBB	HBP	BLK	WP	HR	S	P	ERA	WHIP

Batter	1	2	3	4	5	6	7	8	9	AB	R	H	RBI	BB	SO	LOB
Bip Roberts, S (1, 4) OBP: 0.395, SLG: 0.406	0-2 G6-3		0-0 SF7 3-H		0-0 FC4-2 S, FC3-6 2-3 1B	4-0 IBB		0-1 F7		3	1	1	1	1	0	0
Luis Lopez, S (1, 5) OBP: 0.362, SLG: 0.428	0-1 L8		2-2 G4-3		3-2 FC4-2 FC3-6 1-3 3-H	3-2 G4-3		1-0 G1-3		5	0	0	0	0	0	5
Tony Gwynn, L (1, 9) OBP: 0.451, SLG: 0.569	1-1 G5-3			1-3 K	2-0 FC3-6 BB 1-2f 3-H		4-0 FC1-6 BB			3	0	0	1	1	1	1
Derek Bell, R (1, 8) OBP: 0.340, SLG: 0.443		1-1 G6-3		2-3 K	4-0 BB 1-2		1-1 FC1-6 1B 1-2f 1B			3	1	0	0	1	1	1
Phil Plantier, L (1, 7) OBP: 0.324, SLG: 0.487		3-3 K		1-0 F8	2-2 F8		1-1 FC3-6 1B 1-3 1B			4	0	1	0	0	1	2
Eddie Williams, R (1, 3) OBP: 0.483, SLG: 0.702		1-0 HR			4-2 BB 1B 1B 2B	3-0 HBP SH5-3 1B	0-2 FC3-6 1-2 3-H 1B			2	2	2	2	1	0	0
Ricky Gutierrez, R (1, 6) OBP: 0.340, SLG: 0.330		1-3 K			1-0 1B 1-2 2B 1B	3-1 F8	1-2 FC3-6 1-2f 2-3			4	1	1	0	0	1	3
Brad Ausmus, R (1, 2) OBP: 0.304, SLG: 0.340			0-0 SH1-4 SF7 2B		1-0 1-2 2-3 2B 1B	2-2 SH5-3 1-2 1B	0-0 F9			4	2	3	0	0	0	2
Andy Benes, R (1, 1) OBP: 0.175, SLG: 0.179			1-0 SH1-4 2-3		3-2 1B FC4-2 1-H 2-H 3-H 2B	0-0 SH5-3 1-2 2-3		1-3 K		2	0	1	3	0	1	0
Inning Stats	R: 0 E: 0 K: 0 S: 7 H: 0 LOB: 0 BB: 0 P: 8	R: 1 E: 0 K: 2 S: 10 H: 1 LOB: 0 BB: 0 P: 16	R: 1 E: 0 K: 0 S: 6 H: 1 LOB: 0 BB: 0 P: 9	R: 0 E: 0 K: 2 S: 7 H: 0 LOB: 0 BB: 0 P: 11	R: 4 E: 0 K: 0 S: 17 H: 4 LOB: 2 BB: 2 P: 36	R: 0 E: 0 K: 0 S: 9 H: 1 LOB: 3 BB: 1 P: 24	R: 1 E: 0 K: 0 S: 12 H: 2 LOB: 2 BB: 1 P: 19	R: 0 E: 0 K: 1 S: 7 H: 0 LOB: 0 BB: 0 P: 9		1B: 6 2B: 2 3B: 0 HR: 1 SF: 1 SAC: 2 DP: 0 HBP: 1						

PITCHER		IP	WLS	BF	H	R	ER	SO	BB	IBB	HBP	BLK	WP	HR	S	P	ERA	WHIP
Pete Smith, R ERA: 5.72	(1, 1)	4.0	L	18	5	6	6	4	1	0	0	0	0	1	37	60	13.50	1.500
Roger Mason, R ERA: 4.32	(5, 1)	1.0		5	1	0	0	0	1	0	0	0	0	0	10	20	0.00	2.000
Mauro Gozzo, R ERA: 4.55	(6, 1)	2.0		12	3	1	1	0	1	1	1	0	0	0	21	43	4.50	2.000
Doug Linton, R ERA: 4.06	(8, 1)	1.0		3	0	0	0	1	0	0	0	0	0	0	7	9	0.00	0.000

PITCHER	IP	WLS	BF	H	R	ER	SO	BB	IBB	HBP	BLK	WP	HR	S	P	ERA	WHIP

BOTTOM

New York Mets @ San Diego Padres

Jack Murphy Stadium, San Diego, CA

Sun Jul 03 1994, 6:33 AM EDT
Att. 14,219 - Sunny - 77 F

livebaseballscorecards.com

AB	30
R	7
H	9
RBI	7
BB	4
SO	5
LOB	14

WP: 0 PB: 0 SB: 1 CS: 0 PA: 38

Philadelphia Phillies @ San Diego Padres

Jack Murphy Stadium, San Diego, CA

Mon Jul 04 1994, 10:05 PM EDT

Att. 23,676 - Unknown - 72 F

TOP

livebaseballscorecards.com

Batter	1	2	3	4	5	6	7	8	9	AB	R	H	RBI	BB	SO	LOB
Milt Thompson, L (1, 8) (8, 7) OBP: 0.331, SLG: 0.377	3-1 CS 1B		2-3 K	4-0 1B 2B BB 1-2 2-3	0-0 G3-1			3-2 BB 1B		4	1	2	0	1	1	3
Mickey Morandini, L (1, 4) OBP: 0.382, SLG: 0.386	2-2 L8 1-2		2-1 FC6-4 1-2f	2-1 2B 1B 1B 1-2 2-H 3-H		0-0 G4-3		4-1 G6-4-3 1-2 BB		4	1	1	2	1	0	2
Tony Longmire, L (1, 7) OBP: 0.287, SLG: 0.310	2-2 1B			3-2 BB BB 2B 1B		1-2 G3-1		0-0 G6-4-3 1-2f		5	2	3	1	0	0	2
Larry Andersen, R (8, 1)				0-1 1-3 2-H 2B						0	0	0	0	0	0	0
John Kruk, L (1, 3) OBP: 0.428, SLG: 0.433	2-0 F7			4-2 BB 1-2 2B BB 1-0 2-H 3-H 1B		1-1 F7			0-1 HR 2B	4	2	2	2	1	0	1
Jim Eisenreich, L (1, 9) OBP: 0.367, SLG: 0.395		1-3 K		4-1 1-2 2-3 2B BB 1-3 K2-3			0-1 S 1B		1-3 K	4	1	1	0	1	3	2
Todd Pratt, R (1, 2) OBP: 0.286, SLG: 0.349		3-2 F9		0-1 BB 1B 2B 1-H 2-H 3-H	4-0 E BB		4-2 L4-3 1-2 BB		2-2 HR 2-H	3	2	2	5	2	0	0
Kim Batiste, R (1, 5) OBP: 0.247, SLG: 0.313		2-1 G6-3		0-0 G4-3	1-2 E6 1-2		1-0 B2		1-1 F8	5	0	0	0	0	0	4
Kevin Stocker, S (1, 6) OBP: 0.378, SLG: 0.294			0-0 FC6-4 1B	4-1 BB 1B BB	0-3 K		0-0 L4-3 1-2		2-3 K	4	1	1	0	1	2	4
Danny Jackson, R (1, 1) OBP: 0.244, SLG: 0.302			0-3 K	3-2 F8	0-3 K			2-0 G1-3		3	0	0	0	0	2	5
Toby Borland, R (7, 1)										0	0	0	0	0	0	0
Billy Hatcher, R (8, PH) OBP: 0.296, SLG: 0.351 (8, 8)										1	0	0	0	0	0	0

	AB	37
	R	10
	H	12
	RBI	10
	BB	7
	SO	8
	LOB	23

Inning Stats																				
	R: 0	H: 2	R: 0	H: 0	R: 0	H: 1	R: 8	H: 5	R: 0	H: 0	R: 0	H: 0	R: 0	H: 1	R: 0	H: 1	R: 2	H: 2	1B: 8	SF: 0	WP: 0	PA: 44
	E: 0	LOB: 1	E: 0	LOB: 0	E: 0	LOB: 1	E: 0	LOB: 1	E: 1	LOB: 2	E: 0	LOB: 0	E: 0	LOB: 0	E: 0	LOB: 1	E: 0	LOB: 0	2B: 4	SAC: 0	PB: 0	
	K: 0	BB: 0	K: 1	BB: 0	K: 2	BB: 0	K: 1	BB: 4	K: 2	BB: 1	K: 0	BB: 0	K: 0	BB: 1	K: 0	BB: 1	K: 2	BB: 0	3B: 0	DP: 2	SB: 1	
	S: 10	P: 19	S: 10	P: 16	S: 9	P: 13	S: 22	P: 48	S: 12	P: 17	S: 7	P: 9	S: 6	P: 11	S: 6	P: 15	S: 15	P: 21	HR: 1	HBP: 0	CS: 1	

PITCHER		IP	WLS	BF	H	R	ER	SO	BB	IBB	HBP	BLK	WP	HR	S	P	ERA	WHIP
Scott Sanders, R ERA: 5.47	(1, 1)	3.2	L	19	5	6	6	3	4	0	0	0	0	0	43	84	14.73	2.455
Doug Brocail, R ERA: 9.64	(4, 1)	0.1		4	3	2	2	1	0	0	0	0	0	0	8	12	54.00	9.000
Tim Mauser, R ERA: 3.58	(5, 1)	2.0		8	0	0	0	2	1	0	0	0	0	0	19	26	0.00	0.500
Donnie Elliott, R ERA: 2.84	(7, 1)	1.1		5	1	0	0	0	1	0	0	0	0	0	7	14	0.00	1.500
Jeff Tabaka, L ERA: 7.61	(8, 1)	0.2		3	1	0	0	0	1	0	0	0	0	0	5	12	0.00	3.000

PITCHER		IP	WLS	BF	H	R	ER	SO	BB	IBB	HBP	BLK	WP	HR	S	P	ERA	WHIP
Trevor Hoffman, R ERA: 2.77	(9, 1)	1.0		5	2	2	2	2	0	0	0	0	0	1	15	21	18.00	2.000

BOTTOM

Philadelphia Phillies @ San Diego Padres

Jack Murphy Stadium, San Diego, CA

Mon Jul 04 1994, 10:05 PM EDT

Att. 23,676 - Unknown - 72 F

livebaseballscorecards.com

Batter	1	2	3	4	5	6	7	8	9	AB	R	H	RBI	BB	SO	LOB
Bip Roberts, S (1, 4) OBP: 0.394, SLG: 0.404	L4		SH5-3 1-2		F9	F9		1B		4	0	1	0	0	0	1
Craig Shipley, R (1, 5) OBP: 0.364, SLG: 0.450	G5-3		G4-3 2-3		FC5-4 1B	G4-3		K		5	0	1	0	0	1	3
Trevor Hoffman, R (9, 1)										0	0	0	0	0	0	0
Tony Gwynn, L (1, 9) OBP: 0.450, SLG: 0.565	FC6-4 1B		G5-3		FC5-4 FC6-4 1-2f		F8 HBP 1B BB	G3		4	1	1	0	1	0	3
Derek Bell, R (1, 8) OBP: 0.344, SLG: 0.444	FC6-4 1-2f			1B 1B 1B	FC6-4 1-2f		1B F8 1-2 HBP		G6-4-3 1B	4	0	2	0	0	0	2
Eddie Williams, R (1, 3) OBP: 0.476, SLG: 0.673		K		1B 1-2 1B		FC5-4 1B HR 1B	F8 1-2 2-3		F9	5	1	2	0	0	1	3
Phil Clark, R (1, 7) OBP: 0.231, SLG: 0.352		1B 1B	1-2 2-3 1B		FC5-4 1-2 1B	K		G6-4-3 1-2f		3	0	3	0	0	0	0
Phil Plantier, L (7, PH) OBP: 0.322, SLG: 0.483 (8, 7)										2	0	0	0	0	1	3
Ricky Gutierrez, R (1, 6) OBP: 0.343, SLG: 0.333	G4-6-3 1-2 1B		K		FC5-4 HR 1-2f 2-3	2-3 3-H 1B				4	1	2	1	0	1	5
Brad Ausmus, R (1, 2) OBP: 0.303, SLG: 0.351	G4-6-3 1-2f		K		1-H 3-H HR	F8				4	1	1	3	0	1	7
Scott Sanders, R (1, 1) OBP: 0.267, SLG: 0.150			G4-3 SH5-3 1B	G1-4-3		1B		K		1	0	1	0	0	0	0
Doug Brocail, L (4, 1)										0	0	0	0	0	0	0
Melvin Nieves, S (4, PH) OBP: 0.000, SLG: 0.000										1	0	0	0	0	0	3
Tim Mauser, R (5, 1) OBP: 0.000, SLG: 0.000										0	0	0	0	0	0	0
Brian Johnson, R (5, PH) OBP: 0.000, SLG: 0.000										1	0	1	0	0	0	0
Donnie Elliott, R (7, 1)										0	0	0	0	0	0	0
Jeff Tabaka, R (8, 1)										0	0	0	0	0	0	0
Scott Livingstone, L (8, PH) OBP: 0.273, SLG: 0.231										1	0	0	0	0	1	0
(9, 5)																

Inning Stats	1	2	3	4	5	6	7	8	9
	R: 0 E: 0 K: 0 S: 10	H: 1 LOB: 1 BB: 0 P: 14	R: 0 E: 0 K: 1 S: 11	H: 2 LOB: 1 BB: 0 P: 18	R: 0 E: 0 K: 0 S: 8	H: 1 LOB: 1 BB: 0 P: 13	R: 0 E: 0 K: 2 S: 15	H: 3 LOB: 3 BB: 0 P: 19	R: 0 E: 0 K: 0 S: 6	H: 1 LOB: 1 BB: 0 P: 7
	R: 3 E: 0 K: 0 S: 13	H: 4 LOB: 1 BB: 0 P: 19	R: 1 E: 0 K: 1 S: 11	H: 1 LOB: 2 BB: 1 P: 21	R: 0 E: 0 K: 2 S: 10	H: 1 LOB: 1 BB: 0 P: 12	R: 0 E: 0 K: 0 S: 8	H: 1 LOB: 0 BB: 0 P: 12		

1B: 14	SF: 0
2B: 0	SAC: 1
3B: 0	DP: 2
HR: 1	HBP: 1

WP: 0	PA: 42
PB: 0	
SB: 0	
CS: 0	

AB	39
R	4
H	15
RBI	4
BB	1
SO	6
LOB	30

PITCHER		IP	WLS	BF	H	R	ER	SO	BB	IBB	HBP	BLK	WP	HR	S	P	ERA	WHIP
Danny Jackson, L ERA: 3.34	(1, 1)	6.0	W	29	12	3	3	3	0	0	0	0	0	1	63	90	4.50	2.000
Toby Borland, R ERA: 2.08	(7, 1)	1.0		6	1	1	1	1	1	0	1	0	0	0	11	21	9.00	2.000
Larry Andersen, R ERA: 3.6	(8, 1)	2.0		7	2	0	0	2	0	0	0	0	0	0	18	24	0.00	1.000

PITCHER	IP	WLS	BF	H	R	ER	SO	BB	IBB	HBP	BLK	WP	HR	S	P	ERA	WHIP

Batter	1	2	3	4	5	6	7	8	9	AB	R	H	RBI	BB	SO	LOB
Milt Thompson, L (1, 8) OBP: 0.330, SLG: 0.374	G4-3		K		G3			FC3-6 1B		4	0	1	0	0	1	1
Mariano Duncan, R (1, 5) OBP: 0.319, SLG: 0.411	G6-4-3 1B		K			G1-3		FC3-6 G3 1B 1-2f		4	1	1	0	0	1	1
Tony Longmire, L (1, 7) OBP: 0.276, SLG: 0.297	G6-4-3 1-2f		G4-3			G4-3		G3 1-2		4	0	0	0	0	0	2
John Kruk, L (1, 3) OBP: 0.424, SLG: 0.429		F8	F7			L6		S 2-H		4	0	1	1	0	0	0
Jim Eisenreich, L (1, 9) OBP: 0.364, SLG: 0.392		1B SF8 1B		G5-3			F7	P5 1-2		4	1	1	0	0	0	1
Mickey Morandini, L (1, 4) OBP: 0.379, SLG: 0.383		SF8 HBP 1-3		G6-3			L7		K	4	0	1	0	0	1	0
Mike Lieberthal, R (1, 2) OBP: 0.467, SLG: 0.615		SF8 1-2 HBP			3B		WP 1B		K	3	0	2	0	0	1	0
Kevin Stocker, S (1, 6) OBP: 0.376, SLG: 0.294		SF8 1-2 2-3 3-H			G6-3		WP 1-2		K	3	0	1	1	0	1	1
Bobby Munoz, R (1, 1) OBP: 0.300, SLG: 0.421		G4-3			K		G4-3 1-2 2-3			2	0	0	0	0	1	3
Ricky Jordan, R (7, PH) OBP: 0.288, SLG: 0.466										1	0	0	0	0	0	2
Andy Carter, L (7, 1)										0	0	0	0	0	0	0
Inning Stats	R: 0 E: 0 K: 0 S: 7 H: 1 LOB: 0 BB: 0 P: 12	R: 1 E: 0 K: 0 S: 13 H: 2 LOB: 2 BB: 0 P: 21	R: 0 E: 0 K: 2 S: 8 H: 0 LOB: 0 BB: 0 P: 11	R: 0 E: 0 K: 0 S: 6 H: 0 LOB: 0 BB: 0 P: 12	R: 0 E: 0 K: 1 S: 6 H: 1 LOB: 1 BB: 0 P: 12	R: 0 E: 0 K: 0 S: 6 H: 0 LOB: 0 BB: 0 P: 10	R: 0 E: 0 K: 0 S: 11 H: 2 LOB: 2 BB: 0 P: 18	R: 1 E: 0 K: 0 S: 9 H: 2 LOB: 1 BB: 0 P: 15	R: 0 E: 0 K: 3 S: 11 H: 0 LOB: 0 BB: 0 P: 18	1B: 7 2B: 0 3B: 1 HR: 0 SF: 1 SAC: 0 DP: 1 HBP: 1						

WP: 1 PB: 0 SB: 1 CS: 0 PA: 35

PITCHER		IP	WLS	BF	H	R	ER	SO	BB	IBB	HBP	BLK	WP	HR	S	P	ERA	WHIP
Joey Hamilton, R ERA: 1.94	(1, 1)	7.0	W	27	6	1	1	3	0	0	1	0	1	0	57	96	1.29	0.857
Pedro Martinez, L ERA: 2.7	(8, 1)	2.0		8	2	1	1	3	0	0	0	0	0	0	20	33	4.50	1.000

PITCHER	IP	WLS	BF	H	R	ER	SO	BB	IBB	HBP	BLK	WP	HR	S	P	ERA	WHIP

TOP

Philadelphia Phillies @ San Diego Padres

Jack Murphy Stadium, San Diego, CA

Tue Jul 05 1994, 10:05 PM EDT

Att. 7,812 - Unknown - 72 F

livebaseballscorecards.com

AB	33
R	2
H	8
RBI	2
BB	0
SO	6
LOB	11

BOTTOM

Philadelphia Phillies @ San Diego Padres

Jack Murphy Stadium, San Diego, CA

Tue Jul 05 1994, 10:05 PM EDT

Att. 7,812 - Unknown - 72 F

livebaseballscorecards.com

Batter	1	2	3	4	5	6	7	8	9	AB	R	H	RBI	BB	SO	LOB
Bip Roberts, S (1, 4) OBP: 0.394, SLG: 0.404	2-1 SF8 1B		1-0 G3		1-1 G6-3	0-0 G3 1B		0-0 L9		5	1	2	0	0	0	0
Scott Livingstone, L (1, 5) OBP: 0.285, SLG: 0.371	0-1 1-3 1B		1-2 G3		0-1 E HR 2B	2-1 G3 1-2		0-1 HR		5	2	3	1	0	0	1
Tony Gwynn, L (1, 9) OBP: 0.452, SLG: 0.565	0-1 SF8 3-H		0-2 E4 1B		4-0 E HR BB	4-0 BB		1-0 2B 1B		2	1	1	1	2	0	0
Derek Bell, R (1, 8) OBP: 0.345, SLG: 0.446	2-3 K		2-1 1-2 1B		0-1 E3 HR 1-2 2-3	0-0 F9		3-2 1-3 2B		5	1	2	0	0	1	5
Phil Plantier, L (1, 7) OBP: 0.317, SLG: 0.474	2-2 G3		0-1 L6		1-1 F9		1-0 F7	0-3 K		5	0	0	0	0	1	8
Eddie Williams, R (1, 3) OBP: 0.463, SLG: 0.696		3-2 F9		1-0 F8	3-1 1-H 2-H 3-H HR		1-3 K			4	1	1	4	0	1	0
Luis Lopez, S (1, 6) OBP: 0.372, SLG: 0.454		1-1 G4-3		1-1 HR	3-2 S 1B		4-0 DI BB			3	1	2	1	1	0	0
Brad Ausmus, R (1, 2) OBP: 0.303, SLG: 0.350		0-1 1B		3-2 F7	1-2 G4-3 1-2		0-3 K 1-2			4	0	1	0	0	1	2
Joey Hamilton, R (1, 1)		3-1 L9		0-1 P4		0-3 K		1-3 K		3	0	0	0	0	1	1
Pedro Martinez, L (8, 1)										1	0	0	0	0	1	0
Inning Stats	R: 1 E: 0 K: 1 S: 13 H: 2 LOB: 1 BB: 0 P: 19	R: 0 E: 0 K: 0 S: 10 H: 1 LOB: 1 BB: 0 P: 17	R: 0 E: 1 K: 0 S: 12 H: 1 LOB: 2 BB: 0 P: 16	R: 1 E: 0 K: 0 S: 9 H: 1 LOB: 0 BB: 0 P: 14	R: 4 E: 1 K: 0 S: 16 H: 3 LOB: 1 BB: 1 P: 29	R: 0 E: 0 K: 1 S: 7 H: 1 LOB: 2 BB: 1 P: 13	R: 0 E: 0 K: 2 S: 7 H: 0 LOB: 1 BB: 1 P: 13	R: 1 E: 0 K: 2 S: 15 H: 3 LOB: 2 BB: 0 P: 20		1B: 7 2B: 2 3B: 0 HR: 3	SF: 1 SAC: 0 DP: 0 HBP: 0					

	AB	37
	R	7
	H	12
	RBI	7
	BB	3
	SO	6
	LOB	17

PITCHER		IP	WLS	BF	H	R	ER	SO	BB	IBB	HBP	BLK	WP	HR	S	P	ERA	WHIP
Bobby Munoz, R ERA: 2.07	(1, 1)	6.0	L	31	9	6	2	2	2	0	0	0	0	2	67	108	3.00	1.833
Andy Carter, L ERA: 5.27	(7, 1)	2.0		10	3	1	1	4	1	0	0	0	0	1	22	33	4.50	2.000

PITCHER	IP	WLS	BF	H	R	ER	SO	BB	IBB	HBP	BLK	WP	HR	S	P	ERA	WHIP

Batter	1	2	3	4	5	6	7	8	9	AB	R	H	RBI	BB	SO	LOB
Billy Hatcher, R (1, 9) OBP: 0.291, SLG: 0.345 Heathcliff Slocumb, R (7, 1) OBP: 0.333, SLG: 0.333	F F B X 1-2 G1-3 ①		B B B F X 3-1 G4-3 ② 2-3		C X 0-1 F9 ①		C F X 0-2 G6-3 ③			4 0	0 0	0 0	0 0	0 0	0 0	1 0
Mariano Duncan, R (1, 5) OBP: 0.318, SLG: 0.406	B F B X 2-1 G6-3 ②		C S B X 1-2 G5-3 ③		S F F X 0-2 G5-3 ②			C B F B H 3-2 S HBP		3	0	0	0	0	0	1
Ricky Jordan, R (1, 3) OBP: 0.282, SLG: 0.455	B B F B F X 3-2 G4-3 ③			C C X 0-2 G5-3 ①	B C S S 1-3 K ③			1 SAFE F 1 SAFE 1 SAFE F B 1 SAFE S 1-3 K ①		4	0	0	0	0	2	1
Pete Incaviglia, R (1, 7) OBP: 0.287, SLG: 0.450		B B S B X 3-1 E6 E G6-4-3		B X 1-0 P4 ②		B X 1-0 G4-3 FC5-2 2B		B 1 SAFE C 1 SAFE F 1 SAFE B B S 3-3 K ② 1-2		4	1	1	0	0	1	1
Todd Pratt, R (1, 2) OBP: 0.283, SLG: 0.340		B X 1-0 E4 G6-4-3 1-3		C B B C X 2-2 1B 1B 1B		C S B B X 2-2 G4-3 ① 2-3		C S B B S 2-3 K ③		4	1	1	0	0	1	3
Randy Ready, R (1, 4) OBP: 0.500, SLG: 0.429		B C X 1-1 G6-4-3 ① ② 1-2f 3-H		B F C B F X 2-2 HBP 1B 1-3 1B		C X 0-1 FC5-2 ② 3-H			B C B F T 2-2 K ①	4	0	1	0	0	1	2
Milt Thompson, L (1, 8) OBP: 0.328, SLG: 0.371		C X 0-1 G1-3 ③		B 1 SAFE X 1-0 HBP 1-2 3-H 1B		1 SAFE B B X 2-0 G4-3 ③			F B F F B C 2-3 K ②	4	0	1	1	0	1	1
Kevin Stocker, S (1, 6) OBP: 0.378, SLG: 0.301			X 0-0 G4-3 2B	B F B B H 4-1 FC6-4 1-2 2-3 HBP			C C S 0-3 K ①		F F S 0-3 K ③	3	0	1	0	0	2	0
David West, L (1, 1) OBP: 0.063, SLG: 0.063 Jim Eisenreich, L (7, PH) OBP: 0.363, SLG: 0.390 (7, 9)			B C L L 1-3 K ①	B X 1-0 FC6-4 ③ 1-2f			C B C F X 1-2 F7 ②			2 1	0 0	0 0	0 0	0 0	1 0	4 0
Inning Stats	R: 0 E: 0 K: 0 S: 8 H: 0 LOB: 0 BB: 0 P: 14	R: 1 E: 2 K: 0 S: 7 H: 0 LOB: 0 BB: 0 P: 12	R: 0 E: 0 K: 1 S: 9 H: 1 LOB: 1 BB: 0 P: 14	R: 1 E: 0 K: 0 S: 14 H: 3 LOB: 3 BB: 0 P: 25	R: 0 E: 0 K: 1 S: 9 H: 0 LOB: 0 BB: 0 P: 10	R: 0 E: 0 K: 0 S: 7 H: 1 LOB: 1 BB: 0 P: 12	R: 0 E: 0 K: 1 S: 10 H: 0 LOB: 0 BB: 0 P: 11	R: 0 E: 0 K: 3 S: 11 H: 0 LOB: 1 BB: 0 P: 20	R: 0 E: 0 K: 3 S: 10 H: 0 LOB: 0 BB: 0 P: 14	1B: 3 2B: 2 3B: 0 HR: 0	SF: 0 SAC: 0 DP: 1 HBP: 2	WP: 0 PB: 0 SB: 1 CS: 0	PA: 35				

TOP

Philadelphia Phillies @ San Diego Padres

Jack Murphy Stadium, San Diego, CA

Wed Jul 06 1994, 6:33 AM EDT

Att. 12,113 - Sunny - 75 F

livebaseballscorecards.com

AB	33
R	2
H	5
RBI	1
BB	0
SO	9
LOB	14

PITCHER		IP	WLS	BF	H	R	ER	SO	BB	IBB	HBP	BLK	WP	HR	S	P	ERA	WHIP
Bill Krueger, L ERA: 8.48	(1, 1)	7.0	W	28	5	2	1	3	0	0	1	0	0	0	64	98	1.29	0.714
Donnie Elliott, R ERA: 2.76	(8, 1)	1.0		4	0	0	0	3	0	0	1	0	0	0	11	20	0.00	0.000
Trevor Hoffman, R ERA: 2.7	(9, 1)	1.0	S	3	0	0	0	3	0	0	0	0	0	0	10	14	0.00	0.000

PITCHER	IP	WLS	BF	H	R	ER	SO	BB	IBB	HBP	BLK	WP	HR	S	P	ERA	WHIP

BOTTOM

Philadelphia Phillies @ San Diego Padres

Jack Murphy Stadium, San Diego, CA

Wed Jul 06 1994, 6:33 AM EDT

Att. 12,113 - Sunny - 75 F

livebaseballscorecards.com

Batter	1	2	3	4	5	6	7	8	9	AB	R	H	RBI	BB	SO	LOB
Bip Roberts, S (1, 4) (8, 7) OBP: 0.389, SLG: 0.398	F9		K		G1-3		G4-3			4	0	0	0	0	1	1
Craig Shipley, R (1, 5) OBP: 0.368, SLG: 0.465	1B 2B		K		F9			1B 2B		4	2	2	0	0	1	0
Derek Bell, R (1, 8) OBP: 0.344, SLG: 0.444	G1-6-3 1B		G6-3			G4-3		G6-3		4	0	1	1	0	0	1
Eddie Williams, R (1, 3) OBP: 0.465, SLG: 0.678	G1-6-3			HR BB		F8		PB 1B		3	2	1	1	1	0	1
Phil Clark, R (1, 7) OBP: 0.241, SLG: 0.379 Luis Lopez, S (8, 4) OBP: 0.376, SLG: 0.458		K		HR		BB		L3 1B		2 1	1 0	1 1	2 1	1 0	1 0	0 0
Melvin Nieves, S (1, 9) OBP: 0.467, SLG: 0.667 Bill Bean, L (8, 9) OBP: 0.248, SLG: 0.270		BB BB		K		K		L3		2 1	0 0	0 0	0 0	1 0	2 0	1 1
Ricky Gutierrez, R (1, 6) OBP: 0.343, SLG: 0.330		F8		F9			CS BB			2	0	0	0	1	0	1
Brian Johnson, R (1, 2) OBP: 0.328, SLG: 0.434		BB		G6-3			K			2	0	0	0	1	1	1
Bill Krueger, L (1, 1) Phil Plantier, L (7, PH) OBP: 0.316, SLG: 0.472 Donnie Elliott, R (8, 1) Trevor Hoffman, R (9, 1)		K			K		K2			2 1 0 0	0 0 0 0	0 0 0 0	0 0 0 0	0 1 0 0	2 1 0 0	2 1 0 0
Inning Stats	R: 1 H: 2 E: 0 LOB: 0 K: 0 BB: 0 S: 8 P: 13	R: 0 H: 0 E: 0 LOB: 2 K: 2 BB: 2 S: 13 P: 26	R: 0 H: 0 E: 0 LOB: 0 K: 2 BB: 0 S: 12 P: 16	R: 2 H: 1 E: 0 LOB: 0 K: 1 BB: 1 S: 11 P: 23	R: 0 H: 0 E: 0 LOB: 0 K: 1 BB: 0 S: 5 P: 9	R: 0 H: 0 E: 0 LOB: 1 K: 1 BB: 1 S: 13 P: 23	R: 0 H: 0 E: 0 LOB: 1 K: 2 BB: 1 S: 16 P: 23	R: 2 H: 3 E: 0 LOB: 0 K: 0 BB: 0 S: 11 P: 17		1B: 3 SF: 0 2B: 3 SAC: 0 3B: 0 DP: 2 HR: 1 HBP: 0						WP: 0 PA: 33 PB: 1 SB: 0 CS: 1

PITCHER		IP	WLS	BF	H	R	ER	SO	BB	IBB	HBP	BLK	WP	HR	S	P	ERA	WHIP
David West, L ERA: 2.76	(1, 1)	6.0	L	24	3	3	3	7	4	0	0	0	0	1	62	110	4.50	1.167
Heathcliff Slocumb, R ERA: 2.86	(7, 1)	2.0		9	3	2	1	2	1	0	0	0	0	0	27	40	4.50	2.000

PITCHER	IP	WLS	BF	H	R	ER	SO	BB	IBB	HBP	BLK	WP	HR	S	P	ERA	WHIP

Batter	1	2	3	4	5	6	7	8	9	AB	R	H	RBI	BB	SO	LOB
Lou Frazier, S (1, 7) OBP: 0.398, SLG: 0.333	C B B X 2-1 FC5-4 1B	C B S X 1-2 G4-3			B B B B 4-0 2B BB		C C B S 1-3 K		C F B F X 1-2 2-H 1B	4	1	2	1	1	1	0
Cliff Floyd, L (1, 9) OBP: 0.323, SLG: 0.392	X 0-0 FC5-4 PB S HR 1-2f	C S C 0-3 K			B X 1-0 WP 1-H 2-H 2B		B B X 2-0 3B		X 0-0 P4	5	2	2	2	0	1	1
Rondell White, R (1, 8) OBP: 0.293, SLG: 0.333	C 1 SAFE B C 1 SAFE B 1 SAFE B 3-3 F S K 1-2		X 0-0 P7		B C B B S X 3-2 2-H 2B		B X 1-0 G5-3			4	0	1	1	0	1	2
Larry Walker, L (1, 3) OBP: 0.386, SLG: 0.583	B C S B B F B 4-2 HR 2-3 BB		F B B S X 2-2 G5-3		B C X 1-1 L6			B X 1-0 F7		3	1	0	0	1	0	1
Darrin Fletcher, L (1, 2) OBP: 0.347, SLG: 0.482	B C S X 1-2 1-H 3-H HR			B C B X 2-1 L9	F C B C B F F F B X 3-2 G6-3			C H 1-1 FC6-4 HBP		3	1	1	3	0	0	1
Wil Cordero, R (1, 6) OBP: 0.367, SLG: 0.498	B B F C F B F X 3-2 E6			C S F B X 1-2 CS 1B		C C B B F S 2-3 K		X 0-0 FC6-4 1-2f		4	0	1	0	0	1	1
Mike Lansing, R (1, 4) OBP: 0.323, SLG: 0.357	S X 0-1 G4-3			B 1 SAFE B C B F X 3-2 G5-3 1-2		C C B F X 1-2 G3-1		B X 1-0 F8		4	0	0	0	0	0	3
Sean Berry, R (1, 5) OBP: 0.324, SLG: 0.397		X 0-0 P6			X 0-0 WP 2B 1B	F S C 0-3 K			B S X 1-1 SH1-3 1B	4	2	2	0	0	1	0
Ken Hill, R (1, 1) OBP: 0.171, SLG: 0.128		B B C C C 2-3 K			L L B B L 2-3 K 1-2		C B F B C 2-3 K		B X 1-0 SH1-3 1-2	3	0	0	0	0	3	1
Inning Stats	R: 3 E: 1 K: 1 S: 20 H: 2 LOB: 1 BB: 1 P: 33	R: 0 E: 0 K: 1 S: 7 H: 0 LOB: 0 BB: 0 P: 10	R: 0 E: 0 K: 1 S: 7 H: 0 LOB: 0 BB: 0 P: 9	R: 0 E: 0 K: 0 S: 9 H: 1 LOB: 0 BB: 0 P: 15	R: 3 E: 0 K: 1 S: 16 H: 3 LOB: 1 BB: 1 P: 30	R: 0 E: 0 K: 2 S: 11 H: 0 LOB: 0 BB: 0 P: 14	R: 0 E: 0 K: 2 S: 8 H: 1 LOB: 1 BB: 0 P: 14	R: 0 E: 0 K: 0 S: 4 H: 0 LOB: 1 BB: 0 P: 7	R: 1 E: 0 K: 0 S: 8 H: 2 LOB: 0 BB: 0 P: 11	1B: 5 2B: 2 3B: 1 HR: 1	SF: 0 SAC: 1 DP: 0 HBP: 1						

PITCHER		IP	WLS	BF	H	R	ER	SO	BB	IBB	HBP	BLK	WP	HR	S	P	ERA	WHIP
Andy Ashby, R ERA: 3.14	(1, 1)	4.1	L	21	6	6	6	4	2	0	0	0	2	1	51	85	12.46	1.846
Jeff Tabaka, L ERA: 7.11	(5, 1)	1.2		5	0	0	0	2	0	0	0	0	0	0	19	26	0.00	0.000
Doug Brocail, R ERA: 6.75	(7, 1)	2.0		8	1	0	0	2	0	0	1	0	0	0	12	21	0.00	0.500
Tim Mauser, R ERA: 3.74	(9, 1)	1.0		4	2	1	1	0	0	0	0	0	0	0	8	11	9.00	2.000

PITCHER	IP	WLS	BF	H	R	ER	SO	BB	IBB	HBP	BLK	WP	HR	S	P	ERA	WHIP

TOP

Montreal Expos @ San Diego Padres

Jack Murphy Stadium, San Diego, CA

Thu Jul 07 1994, 10:05 PM EDT

Att. 10,728 - Unknown - 72 F

livebaseballscorecards.com

AB	34
R	7
H	9
RBI	7
BB	2
SO	8
LOB	10

WP: 2	PA: 38		
PB: 1			
SB: 1			
CS: 1			

Montreal Expos @ San Diego Padres

Jack Murphy Stadium, San Diego, CA

Thu Jul 07 1994, 10:05 PM EDT

Att. 10,728 - Unknown - 72 F

livebaseballscorecards.com

BOTTOM

Batter	1	2	3	4	5	6	7	8	9	AB	R	H	RBI	BB	SO	LOB
Bip Roberts, S (1, 8) OBP: 0.387, SLG: 0.399	B X 1-0 G4-3 ①			B S F F X 1-2 G3-1 ①		F X 0-1 G4-3 ②			B F X 1-1 F8 2B	4	0	1	0	0	0	0
Scott Livingstone, L (1, 5) OBP: 0.277, SLG: 0.360	S B S F B X 2-2 G3 ②			B C B F F B F X 3-2 L3 ②		B S F B B X 3-2 F8 ③			X 0-0 P6 ①	4	0	0	0	0	0	1
Tony Gwynn, L (1, 9) OBP: 0.453, SLG: 0.562	C X 0-1 G4-3 ③			B X 1-0 1B			F B F B B B 4-2 G6-4-3 BB		B X 1-0 F8 ② 2-3	3	0	1	0	1	0	1
Eddie Williams, R (1, 3) OBP: 0.440, SLG: 0.635		C C S 0-3 K ①		S B S X 1-2 G4-3 ③			C B X 1-1 G6-4-3 ① ② 1-2f		B T S F X 1-2 G5-3 ③	4	0	0	0	0	1	3
Phil Plantier, L (1, 7) OBP: 0.316, SLG: 0.471		C B B B S F F X 3-2 G3-1 ②			C F F X 0-2 G4-6-3 1B		B X 1-0 F7 ③			3	0	1	0	0	0	0
Luis Lopez, S (1, 4) OBP: 0.369, SLG: 0.448		C S B B S 2-3 K ③			F F X 0-2 G4-6-3 ① ② 1-2f			B S S F E B F S 2-3 K ①		3	0	0	0	0	2	1
Ricky Gutierrez, R (1, 6) OBP: 0.343, SLG: 0.330			S B S S C 1-3 K ①		B C B S S X 2-2 FC4-6 1B			C C S 0-3 K ②		3	0	1	0	0	2	0
Brad Ausmus, R (1, 2) OBP: 0.303, SLG: 0.349			C F B F B B S 3-3 K ②		C X 0-1 FC4-6 ③ 1-2f			C S F B B B X 3-2 1B		3	0	1	0	0	1	1
Andy Ashby, R (1, 1) OBP: 0.179, SLG: 0.158 Jeff Tabaka, R (5, 1) Melvin Nieves, S (6, PH) OBP: 0.438, SLG: 0.615 Doug Brocail, L (7, 1) Bill Bean, L (8, PH) OBP: 0.245, SLG: 0.267 Tim Mauser, R (9, 1) OBP: 1.000, SLG: 1.000			C S S 0-3 K ③			B S C S S 1-3 K ①		B X 1-0 F8 ③		1 0 1 0 1 0	0 0 0 0 0 0	0 0 0 0 0 0	0 0 0 0 0 0	1 0 1 0 0 0	0 0 0 0 0 0	0 0 0 0 1 0
Inning Stats	R: 0 E: 0 K: 0 S: 7 H: 0 LOB: 0 BB: 0 P: 10	R: 0 E: 0 K: 2 S: 11 H: 0 LOB: 0 BB: 0 P: 16	R: 0 E: 0 K: 3 S: 10 H: 0 LOB: 0 BB: 0 P: 14	R: 0 E: 0 K: 0 S: 13 H: 1 LOB: 1 BB: 0 P: 19	R: 0 E: 0 K: 0 S: 12 H: 2 LOB: 1 BB: 0 P: 14	R: 0 E: 0 K: 1 S: 8 H: 0 LOB: 0 BB: 0 P: 12	R: 0 E: 0 K: 0 S: 5 H: 0 LOB: 0 BB: 1 P: 11	R: 0 E: 0 K: 2 S: 14 H: 1 LOB: 1 BB: 0 P: 20	R: 0 E: 0 K: 0 S: 8 H: 1 LOB: 1 BB: 0 P: 11	1B: 4 2B: 1 3B: 0 HR: 0	SF: 0 SAC: 0 DP: 2 HBP: 0						

	AB	30
	R	0
	H	5
	RBI	0
	BB	1
	SO	8
	LOB	8

WP: 0 PB: 0 SB: 0 CS: 0 PA: 31

PITCHER	IP	WLS	BF	H	R	ER	SO	BB	IBB	HBP	BLK	WP	HR	S	P	ERA	WHIP
Ken Hill, R (1, 1) ERA: 3.27	9.0	W	31	5	0	0	8	1	0	0	0	0	0	88	127	0.00	0.667

PITCHER	IP	WLS	BF	H	R	ER	SO	BB	IBB	HBP	BLK	WP	HR	S	P	ERA	WHIP

Montreal Expos @ San Diego Padres

Jack Murphy Stadium, San Diego, CA

Fri Jul 08 1994, 10:05 PM EDT

Att. 14,386 - Unknown

TOP

livebaseballscorecards.com

Batter	1	2	3	4	5	6	7	8	9	AB	R	H	RBI	BB	SO	LOB
Marquis Grissom, R (1, 8) OBP: 0.345, SLG: 0.414	C X 0-1 2B	I I I I 4-0 1B IBB	B B X 2-0 ① G6-3 3-H	C X 0-1 ③ FC4 1-2f			B B X 2-0 1B 1B SF7 1B		B X 1-0 ① F7	4	0	2	1	1	0	1
Rondell White, R (7, PR) OBP: 0.286, SLG: 0.325 (7, 8)										1	1	0	0	0	0	0
Lou Frazier, S (1, 7) OBP: 0.403, SLG: 0.361	M F S 0-3 ① K	X 0-0 1-2 2-H 3-H 1B	C B B F B F X 3-2 ② G4-3		X 0-0 SF7 3B		C X 0-1 1B 1-2 1B		B F X 1-1 ② F8	6	1	3	2	0	1	1
Moises Alou, R (1, 9) OBP: 0.404, SLG: 0.568	C C C 0-3 ② K	X 0-0 ③ F8	C C F B F X 1-2 ③ F7		B X 1-0 ① F9		B S B X 2-1 1-2 2-3 1B		B C F F X 1-2 ③ G4-3	5	0	1	0	0	1	4
Randy Milligan, R (7, 3) OBP: 0.341, SLG: 0.352										1	0	0	0	0	0	0
Darrin Fletcher, L (1, 2) OBP: 0.348, SLG: 0.498	B C B F F X 2-2 ③ P5		B B B C X 3-1 2B 3B	B B X 2-0 1B 3B 2B	B C B X 2-1 ② SF7 3-H		X 0-0 ② SF7 3-H			3	2	2	2	0	0	1
Jeff Shaw, R (8, 1) OBP: 0.375, SLG: 0.286										0	0	0	0	0	0	0
Wil Cordero, R (1, 6) OBP: 0.368, SLG: 0.510		X 0-0 HR	B F B B B X 3-1 3B 3-H 2B	C B C S 1-3 ① K	B F F C 1-3 ③ K		B X 1-0 ③ P3			5	2	2	2	0	2	3
Freddie Benavides, R (7, 6) OBP: 0.247, SLG: 0.311										0	0	0	0	0	0	0
Cliff Floyd, L (1, 3) OBP: 0.324, SLG: 0.400		F F B B B T 3-2 ① K	B B C X 2-1 2B 2-H 3B	X 0-0 ② G1-3		B X 1-0 ① G4-3		X 0-0 1B		5	1	2	1	0	1	1
(7, 9)																
Mike Lansing, R (1, 4) OBP: 0.328, SLG: 0.369	X 0-0 2B 1B 2B	C B X 1-1 E 3-H 2B	C B X 1-1 3B 2-3 1B	X 0-0 ② L6		B C B B X 3-1 ① F8			4	3	3	1	0	0	0
Juan Bell, R (7, 4) OBP: 0.355, SLG: 0.395										1	0	0	0	0	0	1
Sean Berry, R (1, 5) OBP: 0.325, SLG: 0.411	S B F B X 2-2 1B 2-3 2B	C B X 1-1 E6 E E	B B X 2-0 1-H 3-H 1B 3B			C B B X 2-1 ③ F8		X 0-0 ② F9		5	3	2	2	0	0	2
Kirk Rueter, L (1, 1) OBP: 0.192, SLG: 0.125	C F B S 1-3 ② K	L C B B B X 3-2 E5 G6-3 1-H 2-H	X 0-0 FC4 3-H 1B			F B F F X 1-2 ① G6-3		B C B B S S 3-3 ③ K		4	1	1	1	0	1	2
Tim Spehr, R (8, PH) OBP: 0.273, SLG: 0.333 (8, 2)										1	0	0	0	0	1	1
Inning Stats	R: 0 H: 1 E: 0 LOB: 1 K: 2 BB: 0 S: 12 P: 14	R: 3 H: 4 E: 0 LOB: 2 K: 2 BB: 1 S: 13 P: 23	R: 6 H: 4 E: 2 LOB: 0 K: 0 BB: 0 S: 23 P: 42	R: 3 H: 4 E: 0 LOB: 1 K: 1 BB: 0 S: 11 P: 17	R: 1 H: 1 E: 0 LOB: 0 K: 1 BB: 0 S: 7 P: 11	R: 0 H: 0 E: 0 LOB: 0 K: 0 BB: 0 S: 4 P: 7	R: 1 H: 3 E: 0 LOB: 2 K: 0 BB: 0 S: 11 P: 17	R: 0 H: 1 E: 0 LOB: 1 K: 1 BB: 0 S: 7 P: 13	R: 0 H: 0 E: 0 LOB: 0 K: 0 BB: 0 S: 7 P: 10	1B: 7 SF: 2 2B: 6 SAC: 0 3B: 4 DP: 0 HR: 1 HBP: 0						

	AB	45
	R	14
	H	18
	RBI	12
	BB	1
	SO	7
	LOB	17

WP: 0 PA: 48
PB: 0
SB: 0
CS: 0

PITCHER		IP	WLS	BF	H	R	ER	SO	BB	IBB	HBP	BLK	WP	HR	S	P	ERA	WHIP
Andy Benes, R ERA: 3.96	(1, 1)	2.0	L	16	9	7	6	4	0	1	0	0	0	1	33	54	27.00	4.500
Doug Brocail, R ERA: 8.64	(3, 1)	1.2		11	4	5	3	1	0	0	0	0	0	0	24	40	16.20	2.400
Tim Mauser, R ERA: 3.79	(4, 1)	4.1		18	5	2	2	2	0	0	0	0	0	0	31	50	4.15	1.154
Pedro Martinez, L ERA: 2.65	(9, 1)	1.0		3	0	0	0	0	0	0	0	0	0	0	7	10	0.00	0.000

PITCHER	IP	WLS	BF	H	R	ER	SO	BB	IBB	HBP	BLK	WP	HR	S	P	ERA	WHIP

Montreal Expos @ San Diego Padres

Jack Murphy Stadium, San Diego, CA

Fri Jul 08 1994, 10:05 PM EDT

Att. 14,386 - Unknown

BOTTOM

Batter	1	2	3	4	5	6	7	8	9	AB	R	H	RBI	BB	SO	LOB
Bip Roberts, S (1, 4) OBP: 0.387, SLG: 0.399 Melvin Nieves, S (7, 9) OBP: 0.412, SLG: 0.571	P4		S 1B			K		K		3 1	0 0	1 0	0 0	0 0	1 1	0 0
Craig Shipley, R (1, 5) (5, 8) (7, 4) OBP: 0.371, SLG: 0.466	F9		F8 1-2			0-0 1B		0-0 1B		4	0	2	0	0	0	1
Tony Gwynn, L (1, 9) OBP: 0.449, SLG: 0.557 Bill Bean, L (7, 8) OBP: 0.243, SLG: 0.265	F7			G4-3		K		G1-3		3 1	0 0	0 0	0 0	0 0	1 0	1 1
Derek Bell, R (1, 8) OBP: 0.345, SLG: 0.444 Phil Clark, R (5, 3) (7, 2) OBP: 0.237, SLG: 0.373		G3 WP 1B		F8		G5-3			G5-3	2 2	0 0	1 0	0 0	0 0	0 0	0 1
Eddie Williams, R (1, 3) (5, 5) OBP: 0.430, SLG: 0.612		K		F9			G6-3		G4-6-3 1B	4	0	1	0	0	1	1
Phil Plantier, L (1, 7) OBP: 0.318, SLG: 0.467		G3 1-3			FC5-4 BB		4-0 BB		G4-6-3 1-2f	2	0	0	0	2	0	2
Ricky Gutierrez, R (1, 6) OBP: 0.339, SLG: 0.326		P3			FC5-4 1-2f		L9			3	0	0	0	0	0	3
Brad Ausmus, R (1, 2) (7, 3) OBP: 0.300, SLG: 0.345 Pedro Martinez, L (9, 1)			G4-3		F9		K			3 0	0 0	0 0	0 0	0 0	1 0	2 0
Andy Benes, R (1, 1) OBP: 0.175, SLG: 0.179 Doug Brocail, L (3, 1) Tim Mauser, R (4, 1) OBP: 0.667, SLG: 0.500 Brian Johnson, R (8, PH) OBP: 0.322, SLG: 0.426 (9, 3)			B1-3		K				L6	0 1 1 1	0 0 0 0	0 0 0 0	0 0 0 0	0 0 0 0	0 0 1 0	0 0 1 0
Inning Stats	R: 0 E: 0 K: 0 S: 7 H: 0 LOB: 0 BB: 0 P: 10	R: 0 E: 0 K: 1 S: 9 H: 1 LOB: 1 BB: 0 P: 15	R: 0 E: 0 K: 0 S: 8 H: 1 LOB: 1 BB: 0 P: 10	R: 0 E: 0 K: 0 S: 6 H: 0 LOB: 0 BB: 0 P: 9	R: 0 E: 0 K: 1 S: 10 H: 0 LOB: 1 BB: 1 P: 19	R: 0 E: 0 K: 2 S: 9 H: 1 LOB: 1 BB: 0 P: 12	R: 0 E: 0 K: 1 S: 7 H: 0 LOB: 1 BB: 1 P: 14	R: 0 E: 0 K: 1 S: 10 H: 1 LOB: 1 BB: 0 P: 14	R: 0 E: 0 K: 0 S: 6 H: 1 LOB: 0 BB: 0 P: 8	1B: 5 2B: 0 3B: 0 HR: 0	SF: 0 SAC: 0 DP: 1 HBP: 0					

livebaseballscorecards.com

AB	31
R	0
H	5
RBI	0
BB	2
SO	6
LOB	13

WP: 1 PB: 0 SB: 1 CS: 0 PA: 33

PITCHER		IP	WLS	BF	H	R	ER	SO	BB	IBB	HBP	BLK	WP	HR	S	P	ERA	WHIP
Kirk Rueter, L ERA: 5.68	(1, 1)	7.0	W	26	3	0	0	5	2	0	0	0	1	0	56	89	0.00	0.714
Jeff Shaw, R ERA: 3.83	(8, 1)	2.0		7	2	0	0	1	0	0	0	0	0	0	16	22	0.00	1.000

PITCHER	IP	WLS	BF	H	R	ER	SO	BB	IBB	HBP	BLK	WP	HR	S	P	ERA	WHIP

Batter	1	2	3	4	5	6	7	8	9	AB	R	H	RBI	BB	SO	LOB
Marquis Grissom, R (1, 8) OBP: 0.343, SLG: 0.410	P4		FC6-4 S 1B 1-2f		K		G6-3		BB 1-2 2-3 BB	4	0	0	0	1	1	3
Lou Frazier, S (1, 7) OBP: 0.411, SLG: 0.366	F7		S 1B 1-H			E6 HR		S 1B	BB 1-2 2-3 3-H	4	1	2	1	1	0	0
Moises Alou, R (1, 9) OBP: 0.399, SLG: 0.559	G5-3		G6-3 2-3			F8		F9	K	5	0	0	0	0	1	6
Larry Walker, L (1, 3) OBP: 0.386, SLG: 0.590 John Wetteland, R (9, 1) OBP: 0.250, SLG: 0.250		G3-1		1B		HR 1-H		P4 1-2	G4-3	5 0	1 0	2 0	2 0	0 0	0 0	4 0
Darrin Fletcher, L (1, 2) OBP: 0.342, SLG: 0.489 Mel Rojas, R (8, 1) OBP: 0.143, SLG: 0.143 Cliff Floyd, L (9, 3) OBP: 0.324, SLG: 0.400		F8		K		F7		P4		4 0 0	0 0 0	0 0 0	0 0 0	0 0 0	1 0 0	1 0 0
Wil Cordero, R (1, 6) OBP: 0.369, SLG: 0.508		WP 1B		K		K			G6-3 S 1B BB	3	1	1	0	1	2	0
Mike Lansing, R (1, 4) OBP: 0.327, SLG: 0.365		G6-3 1-2			SH1-3 HBP		G6-3		G6-3 1-3	3	0	0	0	0	0	2
Sean Berry, R (1, 5) OBP: 0.332, SLG: 0.422			1B 2B		F8		SH3-4 1B		BB 1B BB 3-H	4	2	3	1	0	0	1
Butch Henry, L (1, 1) OBP: 0.391, SLG: 0.381 Tim Spehr, R (8, 2) OBP: 0.294, SLG: 0.355			FC6-4 2-H 1B		SH1-3 1-2		SH3-4 1-2		BB BB 1-2 1B	1 1	0 0	1 1	1 0	0 0	0 0	0 0
Inning Stats	R: 0 E: 0 K: 0 S: 7 H: 0 LOB: 0 BB: 0 P: 13	R: 0 E: 0 K: 0 S: 14 H: 1 LOB: 1 BB: 0 P: 22	R: 1 E: 0 K: 0 S: 12 H: 3 LOB: 1 BB: 0 P: 17	R: 0 E: 0 K: 2 S: 7 H: 1 LOB: 0 BB: 0 P: 10	R: 0 E: 0 K: 1 S: 7 H: 0 LOB: 1 BB: 0 P: 10	R: 2 E: 1 K: 1 S: 12 H: 1 LOB: 0 BB: 0 P: 17	R: 0 E: 0 K: 0 S: 8 H: 1 LOB: 1 BB: 0 P: 9	R: 0 E: 0 K: 0 S: 9 H: 1 LOB: 1 BB: 0 P: 14	R: 2 E: 0 K: 1 S: 20 H: 2 LOB: 3 BB: 3 P: 37	1B: 8 2B: 1 3B: 0 HR: 1 SF: 0 SAC: 2 DP: 0 HBP: 1						

PITCHER		IP	WLS	BF	H	R	ER	SO	BB	IBB	HBP	BLK	WP	HR	S	P	ERA	WHIP
Scott Sanders, R ERA: 5.2	(1, 1)	7.1	L	30	8	3	2	4	0	0	1	0	1	1	70	101	2.46	1.091
Jeff Tabaka, L ERA: 6.92	(8, 1)	0.2		2	0	0	0	0	0	0	0	0	0	0	6	11	0.00	0.000
Donnie Elliott, R ERA: 3.27	(9, 1)	0.1		6	2	2	2	0	3	0	0	0	0	0	11	27	54.00	15.000
Pedro Martinez, L ERA: 2.62	(9, 1)	0.2		2	0	0	0	1	0	0	0	0	0	0	9	10	0.00	0.000

PITCHER	IP	WLS	BF	H	R	ER	SO	BB	IBB	HBP	BLK	WP	HR	S	P	ERA	WHIP

TOP

Montreal Expos @ San Diego Padres

Jack Murphy Stadium, San Diego, CA

Sat Jul 09 1994, 10:05 PM EDT

Att. 13,286 - Unknown

livebaseballscorecards.com

AB	34
R	5
H	10
RBI	5
BB	3
SO	5
LOB	17

Batter	1	2	3	4	5	6	7	8	9	AB	R	H	RBI	BB	SO	LOB
Bip Roberts, S (1, 8) OBP: 0.382, SLG: 0.393	K		F9		G6-3			F8		4	0	0	0	0	1	0
Craig Shipley, R (1, 4) OBP: 0.374, SLG: 0.467	G6-3		1B		G6-3			FC4 1B		4	0	2	0	0	0	0
Tony Gwynn, L (1, 9) OBP: 0.447, SLG: 0.553	1B 1B		F7			P6		FC4 1-2f		4	0	1	0	0	0	2
Eddie Williams, R (1, 3) OBP: 0.434, SLG: 0.620	1-2 1B			G4-3 SF8 2B		K			K	4	1	2	0	0	2	0
Phil Plantier, L (1, 7) OBP: 0.314, SLG: 0.461	G4-1			2-3 G4-3		K			F8	4	0	0	0	0	1	3
Ricky Gutierrez, R (1, 6) OBP: 0.337, SLG: 0.326		L7		SF8 3-H			G6-3		1B	3	0	1	1	0	0	0
Scott Livingstone, L (1, 5) OBP: 0.276, SLG: 0.357		K		1B			G4-3		F8	4	0	1	0	0	1	1
Brad Ausmus, R (1, 2) OBP: 0.296, SLG: 0.341		K		F9			K			3	0	0	0	0	2	1
Scott Sanders, R (1, 1) OBP: 0.208, SLG: 0.136			F8		F9			K		2	0	0	0	0	0	0
Jeff Tabaka, R (8, 1)										0	0	0	0	0	0	0
Melvin Nieves, S (8, PH) OBP: 0.389, SLG: 0.533										1	0	0	0	0	1	0
Donnie Elliott, R (9, 1)										0	0	0	0	0	0	0
Pedro Martinez, L (9, 1)										0	0	0	0	0	0	0
Inning Stats	R: 0 E: 0 K: 1 S: 9 H: 2 LOB: 2 BB: 0 P: 14	R: 0 E: 0 K: 2 S: 7 H: 0 LOB: 0 BB: 0 P: 8	R: 0 E: 0 K: 0 S: 7 H: 1 LOB: 1 BB: 0 P: 10	R: 1 E: 0 K: 0 S: 10 H: 2 LOB: 1 BB: 0 P: 12	R: 0 E: 0 K: 0 S: 8 H: 0 LOB: 0 BB: 0 P: 8	R: 0 E: 0 K: 2 S: 11 H: 0 LOB: 0 BB: 0 P: 17	R: 0 E: 0 K: 1 S: 8 H: 0 LOB: 0 BB: 0 P: 10	R: 0 E: 0 K: 1 S: 10 H: 1 LOB: 1 BB: 0 P: 12	R: 0 E: 0 K: 1 S: 11 H: 1 LOB: 1 BB: 0 P: 13	1B: 6 2B: 1 3B: 0 HR: 0	SF: 1 SAC: 0 DP: 0 HBP: 0						

PITCHER	IP	WLS	BF	H	R	ER	SO	BB	IBB	HBP	BLK	WP	HR	S	P	ERA	WHIP
Butch Henry, L (1, 1) ERA: 2.14	7.2	W	29	6	1	1	7	0	0	0	0	0	0	67	88	1.17	0.783
Mel Rojas, R (8, 1) ERA: 3.39	0.1		1	0	0	0	0	0	0	0	0	0	0	3	3	0.00	0.000
John Wetteland, R (9, 1) ERA: 3.12	1.0		4	1	0	0	1	0	0	0	0	0	0	11	13	0.00	1.000

PITCHER	IP	WLS	BF	H	R	ER	SO	BB	IBB	HBP	BLK	WP	HR	S	P	ERA	WHIP

BOTTOM

Montreal Expos @ San Diego Padres

Jack Murphy Stadium, San Diego, CA

Sat Jul 09 1994, 10:05 PM EDT

Att. 13,286 - Unknown

livebaseballscorecards.com

AB	33
R	1
H	7
RBI	1
BB	0
SO	8
LOB	7

1B: 6	SF: 1	WP: 0	PA: 34
2B: 1	SAC: 0	PB: 0	
3B: 0	DP: 0	SB: 0	
HR: 0	HBP: 0	CS: 0	

Montreal Expos @ San Diego Padres

Jack Murphy Stadium, San Diego, CA

Sun Jul 10 1994, 6:33 AM EDT

Att. 15,848 - Sunny - 75 F

TOP

livebaseballscorecards.com

Batter	1	2	3	4	5	6	7	8	9	AB	R	H	RBI	BB	SO	LOB
Marquis Grissom, R (1, 8) OBP: 0.341, SLG: 0.409	F8	1B HR 2B 2-H		G6-3		F9		G5-3		5	1	1	1	0	0	0
Lou Frazier, S (1, 7) OBP: 0.403, SLG: 0.359	G5-3	S HR 1B 2-3		P5		K		G6-3		5	1	1	0	0	1	0
Moises Alou, R (1, 9) OBP: 0.402, SLG: 0.578	HR	P2		L7		WP 1B			HR	5	2	3	2	0	0	2
Larry Walker, L (1, 3) OBP: 0.386, SLG: 0.585 Cliff Floyd, L (9, PR) OBP: 0.324, SLG: 0.400 (9, 3)	E1 BB HBP	HR BB 1-2			FC6-4 1B G5-3 1B	P6 1-2			E7 FC6-4	4 0	2 0	1 0	0 0	1 0	0 0	1 0
Wil Cordero, R (1, 6) OBP: 0.375, SLG: 0.519	BB HBP 1-2	HR 1-H 2-H 3-H			FC6-4 1B 1-2		G3		FC6-4 BB	3	1	2	4	1	0	0
Lenny Webster, R (1, 2) OBP: 0.378, SLG: 0.490 Mel Rojas, R (7, 1) OBP: 0.125, SLG: 0.125	FC6-4 BB 1-2 2-3	G6-3			FC6-4 G5-3 1-2f 2-3		BB		FC6-4 G5-4-3 1-2f 2-3	2 1	0 0	0 0	0 0	2 0	0 0	2 2
Mike Lansing, R (1, 4) OBP: 0.322, SLG: 0.359	FC6-4 1-2f		G5-3		G5-3 1-2 3-H	P3			G5-4-3 1-2f	5	0	0	1	0	0	8
Sean Berry, R (1, 5) OBP: 0.335, SLG: 0.420		SH1-4 2B 1B	G6-3		IBB	K				3	1	1	0	1	1	1
Jeff Fassero, L (1, 1) OBP: 0.116, SLG: 0.122 Tim Spehr, R (7, 2) OBP: 0.286, SLG: 0.344		SH1-4 1-2	K		K			G5-3		2 1	0 0	0 0	0 0	0 0	2 0	2 0
Inning Stats	R: 1 E: 1 K: 0 S: 13 H: 1 LOB: 3 BB: 1 P: 25	R: 5 E: 0 K: 0 S: 14 H: 4 LOB: 0 BB: 1 P: 23	R: 0 E: 0 K: 1 S: 6 H: 0 LOB: 0 BB: 0 P: 8	R: 0 E: 0 K: 0 S: 5 H: 0 LOB: 0 BB: 0 P: 6	R: 1 E: 0 K: 1 S: 10 H: 2 LOB: 2 BB: 1 P: 17	R: 0 E: 0 K: 1 S: 10 H: 1 LOB: 1 BB: 0 P: 13	R: 0 E: 0 K: 1 S: 13 H: 0 LOB: 1 BB: 1 P: 20	R: 0 E: 0 K: 0 S: 4 H: 0 LOB: 0 BB: 0 P: 6	R: 1 E: 1 K: 0 S: 7 H: 1 LOB: 2 BB: 1 P: 11	1B: 5 2B: 1 3B: 0 HR: 3 SF: 0 SAC: 1 DP: 1 HBP: 1						

AB	36
R	8
H	9
RBI	8
BB	5
SO	4
LOB	18

WP: 1 PB: 0 SB: 1 CS: 0 PA: 43

PITCHER		IP	WLS	BF	H	R	ER	SO	BB	IBB	HBP	BLK	WP	HR	S	P	ERA	WHIP
Joey Hamilton, R ERA: 2.7	(1, 1)	5.0	L	27	7	7	7	2	2	1	1	0	0	2	48	79	12.60	1.800
Jeff Tabaka, L ERA: 6.43	(6, 1)	2.0		8	1	0	0	2	1	0	0	0	1	0	23	33	0.00	1.000
Bill Krueger, L ERA: 8.19	(8, 1)	1.0		3	0	0	0	0	0	0	0	0	0	0	4	6	0.00	0.000
Trevor Hoffman, R ERA: 2.85	(9, 1)	1.0		5	1	1	1	0	1	0	0	0	0	1	7	11	9.00	2.000

PITCHER	IP	WLS	BF	H	R	ER	SO	BB	IBB	HBP	BLK	WP	HR	S	P	ERA	WHIP

Montreal Expos @ San Diego Padres

Jack Murphy Stadium, San Diego, CA

Sun Jul 10 1994, 6:33 AM EDT

Att. 15,848 - Sunny - 75 F

livebaseballscorecards.com

BOTTOM

Batter	1	2	3	4	5	6	7	8	9	AB	R	H	RBI	BB	SO	LOB
Craig Shipley, R (1, 4) OBP: 0.377, SLG: 0.474	2-0 1B WP 1B 1B		1-1 2B		2-2 P7 ②			0-0 F9 ①		4	1	2	0	0	0	0
Ricky Gutierrez, R (1, 6) OBP: 0.340, SLG: 0.326	SAFE 3-1 1B G5-3 1-3 1B		1-3 K ①		1-1 F8 ③			4-2 BB		3	1	1	0	1	1	1
Tony Gwynn, L (1, 8) OBP: 0.447, SLG: 0.552	0-1 G5-3 1-3 3-H 1B		0-3 K ②			2-1 1B		0-1 L7 ②		4	0	2	1	0	1	2
Eddie Williams, R (1, 3) OBP: 0.414, SLG: 0.587 Trevor Hoffman, R (9, 1)	0-2 G5-3 ① 1-2 3-H		1-0 F8 ③			1-1 F7 ①		1-3 K2-3 ③		4 0	0 0	0 0	1 0	0 0	1 0	4 0
Phil Clark, R (1, 7) OBP: 0.237, SLG: 0.369	1-3 K ②			1-3 K ①		3-1 F9 ②			1-0 G4-3 1B	4	0	1	0	0	2	2
Brian Johnson, R (1, 2) OBP: 0.302, SLG: 0.397 (9, 3)	1-3 K ③			2-2 G6-3 ②		0-0 G4-3 ③			0-0 G4-3 ① ② 1-2f	4	0	0	0	0	1	3
Melvin Nieves, S (1, 9) OBP: 0.364, SLG: 0.474		2-3 K ①		2-2 1B			3-3 K ①		1-3 K ③	4	0	1	0	0	3	0
Scott Livingstone, L (1, 5) OBP: 0.270, SLG: 0.350		2-2 F8 ②		1-3 K ③			1-2 G6-3 ②			3	0	0	0	0	1	1
Joey Hamilton, R (1, 1) Bill Bean, L (5, PH) OBP: 0.241, SLG: 0.262 Jeff Tabaka, R (6, 1) Phil Plantier, L (7, PH) OBP: 0.313, SLG: 0.459 Bill Krueger, L (8, 1) Brad Ausmus, R (9, 2) OBP: 0.296, SLG: 0.341		1-3 K ③			2-1 G4-3 ①					1 1 0 1 0 0 0	0 0 0 0 0 0 0	0 0 0 0 0 0 0	0 0 0 0 0 0 0	0 0 0 0 0 0 0	1 0 0 1 0 0 0	0 0 0 0 0 0 0
Inning Stats	R: 2 E: 0 K: 2 S: 15 H: 3 LOB: 1 BB: 0 P: 22	R: 0 E: 0 K: 2 S: 10 H: 0 LOB: 0 BB: 0 P: 15	R: 0 E: 0 K: 2 S: 12 H: 1 LOB: 1 BB: 0 P: 15	R: 0 E: 0 K: 2 S: 12 H: 1 LOB: 1 BB: 0 P: 18	R: 0 E: 0 K: 0 S: 7 H: 0 LOB: 0 BB: 0 P: 12	R: 0 E: 0 K: 0 S: 7 H: 1 LOB: 1 BB: 0 P: 13	R: 0 E: 0 K: 2 S: 10 H: 0 LOB: 0 BB: 0 P: 14	R: 0 E: 0 K: 1 S: 12 H: 0 LOB: 1 BB: 1 P: 17	R: 0 E: 0 K: 1 S: 5 H: 1 LOB: 0 BB: 0 P: 7	1B: 6 2B: 1 3B: 0 HR: 0	SF: 0 SAC: 0 DP: 1 HBP: 0					

	AB	33
	R	2
	H	7
	RBI	2
	BB	1
	SO	12
	LOB	13

WP: 1 PA: 34
PB: 0
SB: 0
CS: 0

PITCHER		IP	WLS	BF	H	R	ER	SO	BB	IBB	HBP	BLK	WP	HR	S	P	ERA	WHIP
Jeff Fassero, L ERA: 2.97	(1, 1)	6.0	W	24	6	2	2	8	0	0	0	0	1	0	63	95	3.00	1.000
Mel Rojas, R ERA: 3.24	(7, 1)	3.0	S	10	1	0	0	4	1	0	0	0	0	0	27	38	0.00	0.667

PITCHER	IP	WLS	BF	H	R	ER	SO	BB	IBB	HBP	BLK	WP	HR	S	P	ERA	WHIP

San Diego Padres @ New York Mets

Shea Stadium, Flushing, NY

Fri Jul 15 1994, 3:33 AM EDT

Sunny

livebaseballscorecards.com

Batter	1	2	3	4	5	6	7	8	9	AB	R	H	RBI	BB	SO	LOB
Bip Roberts, S (1, 4) OBP: 0.376, SLG: 0.387	F7		E9		E4		G1-3		K	5	1	0	1	0	1	1
Scott Livingstone, L (1, 5) OBP: 0.276, SLG: 0.354	G3		G6-3		1B		G6-4-3			4	0	2	0	0	0	1
Tony Gwynn, L (1, 9) OBP: 0.448, SLG: 0.551	F9			BB	1B		G6-4-3			4	0	2	1	0	0	2
Eddie Williams, R (1, 3) OBP: 0.396, SLG: 0.557		G6-3		P6	F7			P6		4	0	0	0	0	0	3
Phil Plantier, L (1, 7) OBP: 0.313, SLG: 0.467		K		F8		K		HR		4	1	1	1	0	2	1
Luis Lopez, S (1, 6) OBP: 0.372, SLG: 0.453		2B		BB		F8		K		3	0	1	0	1	1	0
Pedro Martinez, L (8, 1)										0	0	0	0	0	0	0
Ray McDavid, L (1, 8)		K		F7		G5-3		G4-3		4	0	0	0	0	1	3
Brad Ausmus, R (1, 2) OBP: 0.299, SLG: 0.344			G5-3		G4-6-3		2B G1-3		G6-3	4	1	2	0	0	0	0
Andy Ashby, R (1, 1) OBP: 0.175, SLG: 0.154			K	G4-6-3			G1-3		G6-3	1	0	0	0	0	1	0
Ricky Gutierrez, R (5, PH) OBP: 0.338, SLG: 0.325										1	0	0	0	0	0	1
Tim Mauser, R (5, 1) OBP: 0.667, SLG: 0.500										0	0	0	0	0	0	0
Jeff Tabaka, R (6, 1)										0	0	0	0	0	0	0
Bill Bean, L (7, PH) OBP: 0.248, SLG: 0.279										1	0	1	0	0	0	0
Doug Brocail, L (7, 1)										0	0	0	0	0	0	0
Craig Shipley, R (8, 6) OBP: 0.375, SLG: 0.471										1	0	0	0	0	0	0

Inning Stats	1	2	3	4	5	6	7	8	9
	R: 0 E: 0 K: 0 S: 9	H: 0 LOB: 0 BB: 0 P: 14	R: 0 E: 0 K: 2 S: 12	H: 1 LOB: 1 BB: 0 P: 19	R: 0 E: 1 K: 1 S: 8	H: 0 LOB: 1 BB: 0 P: 11	R: 0 E: 0 K: 0 S: 8	H: 1 LOB: 2 BB: 1 P: 15	R: 1 E: 1 K: 0 S: 15	H: 3 LOB: 2 BB: 0 P: 20	R: 0 E: 0 K: 1 S: 7	H: 0 LOB: 0 BB: 0 P: 10	R: 1 E: 0 K: 0 S: 11	H: 3 LOB: 1 BB: 0 P: 17	R: 1 E: 0 K: 1 S: 10	H: 1 LOB: 0 BB: 0 P: 14	R: 0 E: 0 K: 1 S: 12	H: 0 LOB: 0 BB: 0 P: 16

	AB	36
	R	3
	H	9
	RBI	3
	BB	1
	SO	6
	LOB	12

1B: 6	SF: 0	WP: 0
2B: 2	SAC: 0	PB: 0
3B: 0	DP: 2	SB: 0
HR: 1	HBP: 0	CS: 0

PA: 37

PITCHER		IP	WLS	BF	H	R	ER	SO	BB	IBB	HBP	BLK	WP	HR	S	P	ERA	WHIP
Bobby Jones, R ERA: 3.2	(1, 1)	6.1	W	29	8	2	1	4	1	0	0	0	0	0	68	104	1.42	1.421
Eric Gunderson, L ERA:	(7, 1)	0.2		1	0	0	0	0	0	0	0	0	0	0	2	2	0.00	0.000
Josias Manzanillo, R ERA: 2.18	(8, 1)	2.0		7	1	1	1	2	0	0	0	0	0	1	22	30	4.50	0.500

PITCHER		IP	WLS	BF	H	R	ER	SO	BB	IBB	HBP	BLK	WP	HR	S	P	ERA	WHIP

Batter	1	2	3	4	5	6	7	8	9	AB	R	H	RBI	BB	SO	LOB
Jose Vizcaino, S (1, 6) OBP: 0.322, SLG: 0.341	0-0 G6-3 1B		1-2 HR HBP	0-1 G3			1-2 F7			3	2	1	0	0	0	2
Todd Hundley, S (1, 2) OBP: 0.307, SLG: 0.463	0-1 G6-3 1-3 1B		2-2 HR 1-2 1B		2-3 K		4-0 2B BB			3	2	2	0	1	1	0
Bobby Bonilla, S (1, 5) OBP: 0.393, SLG: 0.518 Josias Manzanillo, R (8, 1)	0-0 G6-3 1-2f 3-H		2-1 1-H 2-H HR		1-2 1B		2-2 1-H 2B			4 0	1 0	3 0	4 0	0 0	0 0	1 0
Kevin McReynolds, R (1, 7) OBP: 0.317, SLG: 0.406	0-0 P3		0-1 F7		1-2 F6		2-2 F8			4	0	0	0	0	0	2
Joe Orsulak, L (1, 8) OBP: 0.288, SLG: 0.359		1-1 F7		0-1 L3	2-1 F7		1-2 P5			4	0	0	0	0	0	2
Jeff Kent, R (1, 4) OBP: 0.346, SLG: 0.475		1-3 K		0-0 2B SH1-3 1B		0-3 K		1-2 CS SH1-3 1B		4	1	2	0	0	2	0
Rico Brogna, L (1, 3) OBP: 0.351, SLG: 0.741		2-0 G4-3		1-2 SH1-3 1-3 2B		3-2 PB SF8 2B		0-0 SH1-3 1-2		3	1	2	0	0	0	0
Jim Lindeman, R (1, 9) OBP: 0.287, SLG: 0.417			1-3 K	4-0 SH1-3 IBB		3-2 SF8 2-H		3-3 SAFE 2-3 K		2	0	0	1	1	2	1
Bobby Jones, R (1, 1) OBP: 0.083, SLG: 0.111 Eric Gunderson, R (7, 1) Tim Bogar, R (8, 5) OBP: 0.194, SLG: 0.250			2-2 G3	0-0 SH1-3 1-2 2-3 3-H		1-3 K				2 0 0	0 0 0	0 0 0	1 0 0	0 0 0	1 0 0	0 0 0
Inning Stats	R: 1 E: 0 K: 0 S: 5 H: 2 LOB: 0 BB: 0 P: 5	R: 0 E: 0 K: 1 S: 7 H: 0 LOB: 0 BB: 0 P: 11	R: 3 E: 0 K: 1 S: 16 H: 2 LOB: 0 BB: 0 P: 24	R: 1 E: 0 K: 0 S: 9 H: 2 LOB: 2 BB: 1 P: 14	R: 0 E: 0 K: 1 S: 13 H: 1 LOB: 1 BB: 0 P: 19	R: 1 E: 0 K: 2 S: 15 H: 1 LOB: 0 BB: 0 P: 22	R: 1 E: 0 K: 0 S: 18 H: 1 LOB: 1 BB: 1 P: 28	R: 0 E: 0 K: 1 S: 7 H: 1 LOB: 0 BB: 0 P: 11		1B: 6 2B: 3 3B: 0 HR: 1	SF: 1 SAC: 2 DP: 1 HBP: 1		WP: 0 PB: 1 SB: 0 CS: 1	PA: 35		

PITCHER		IP	WLS	BF	H	R	ER	SO	BB	IBB	HBP	BLK	WP	HR	S	P	ERA	WHIP
Andy Ashby, R ERA: 3.39	(1, 1)	4.0	L	19	6	5	5	2	0	1	1	0	0	1	37	54	11.25	1.500
Tim Mauser, R ERA: 3.69	(5, 1)	1.0		4	1	0	0	1	0	0	0	0	0	0	13	19	0.00	1.000
Jeff Tabaka, L ERA: 6.21	(6, 1)	1.0		4	1	1	0	2	0	0	0	0	0	0	15	22	0.00	1.000
Doug Brocail, R ERA: 8.68	(7, 1)	1.0		5	1	1	1	0	1	0	0	0	0	0	18	28	9.00	2.000
Pedro Martinez, L ERA: 2.57	(8, 1)	1.0		3	1	0	0	1	0	0	0	0	0	0	7	11	0.00	1.000

PITCHER	IP	WLS	BF	H	R	ER	SO	BB	IBB	HBP	BLK	WP	HR	S	P	ERA	WHIP

BOTTOM

San Diego Padres @ New York Mets

Shea Stadium, Flushing, NY

Fri Jul 15 1994, 3:33 AM EDT

Sunny

livebaseballscorecards.com

AB	29
R	7
H	10
RBI	6
BB	2
SO	6
LOB	8

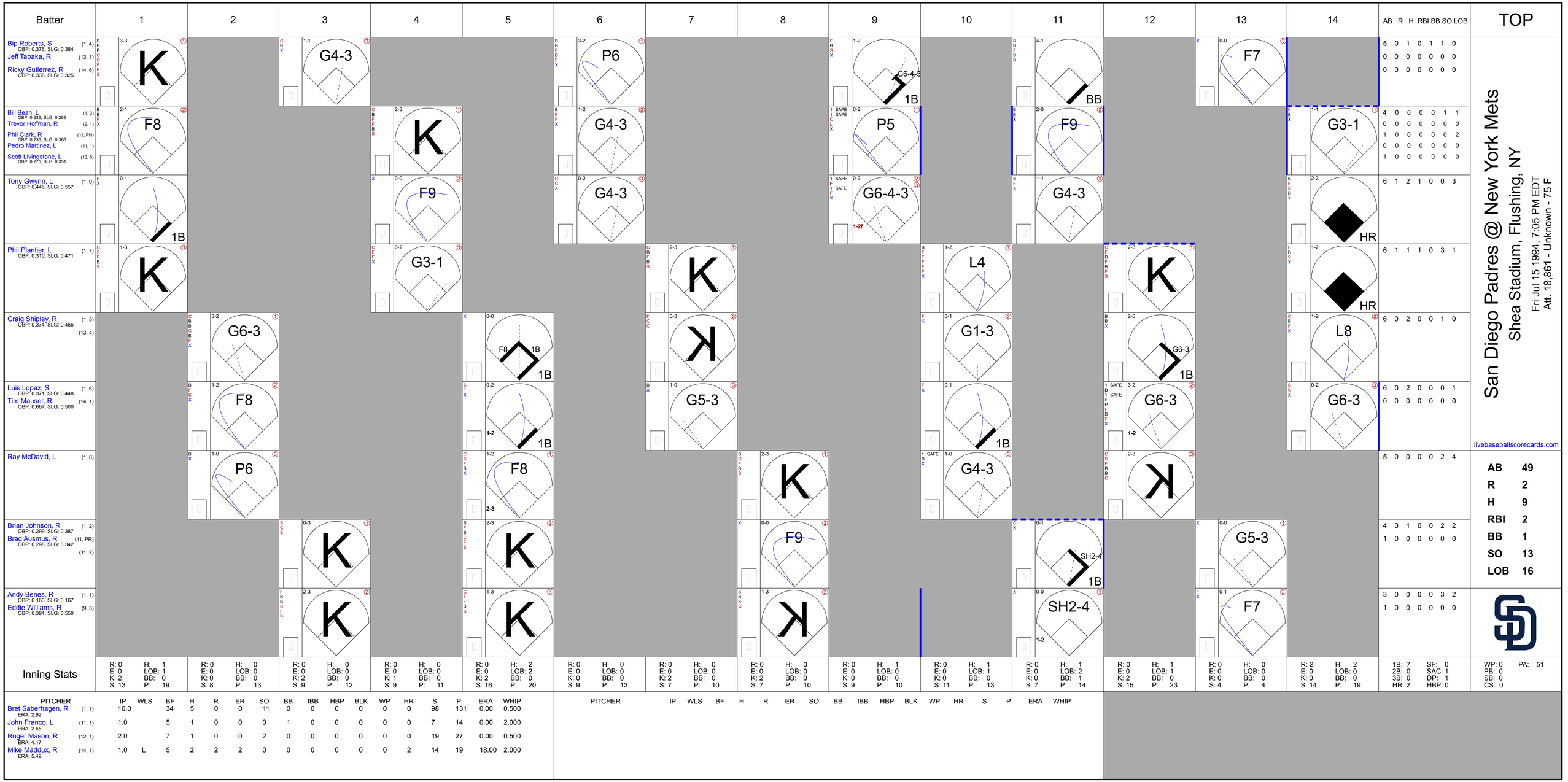

San Diego Padres @ New York Mets

Shea Stadium, Flushing, NY

Fri Jul 15 1994, 7:05 PM EDT
Att. 18,861 - Unknown - 75 F

Batter	1	2	3	4	5	6	7	8	9	10	11	12	13	14	AB	R	H	RBI	BB	SO	LOB
Bip Roberts, S (1, 4) OBP: 0.376, SLG: 0.384	3-3 K		1-1 G4-3			3-2 P6			1-2 G6-4-3 1B		4-1 BB		0-0 F7		5	0	1	0	1	1	0
Jeff Tabaka, R (13, 1)															0	0	0	0	0	0	0
Ricky Gutierrez, R (14, 6) OBP: 0.338, SLG: 0.325															0	0	0	0	0	0	0
Bill Bean, L (1, 3) OBP: 0.239, SLG: 0.269	2-1 F8		2-3 K			1-2 G4-3			0-2 P5		2-0 F9			1-1 G3-1	4	0	0	0	0	1	1
Trevor Hoffman, R (9, 1)															0	0	0	0	0	0	0
Phil Clark, R (11, PH) OBP: 0.236, SLG: 0.366															1	0	0	0	0	0	2
Pedro Martinez, L (11, 1)															0	0	0	0	0	0	0
Scott Livingstone, L (13, 5) OBP: 0.275, SLG: 0.351															1	0	0	0	0	0	0
Tony Gwynn, L (1, 9) OBP: 0.446, SLG: 0.557	0-1 1B		0-0 F9			0-2 G4-3			0-2 G6-4-3 1-2f		1-1 G4-3			2-2 HR	6	1	2	1	0	0	3
Phil Plantier, L (1, 7) OBP: 0.310, SLG: 0.471	1-3 K		0-2 G3-1				2-3 K			1-2 L4		2-3 K		1-2 HR	6	1	1	1	0	3	1
Craig Shipley, R (1, 5) OBP: 0.374, SLG: 0.466		3-2 G6-3			0-0 F8 1B 1B		0-3 K			0-1 G1-3		2-0 G6-3 1B		1-2 L8	6	0	2	0	0	1	0
(13, 4)																					
Luis Lopez, S (1, 6) OBP: 0.371, SLG: 0.448		1-2 F8			0-2 1-2 1B		1-0 G5-3			0-1 1B		3-2 G6-3 1-2		0-2 G6-3	6	0	2	0	0	0	1
Tim Mauser, R (14, 1) OBP: 0.667, SLG: 0.500															0	0	0	0	0	0	0
Ray McDavid, L (1, 8)		1-0 P6			1-2 F8 2-3			2-3 K		1-0 G4-3		2-3 K			5	0	0	0	0	2	4
Brian Johnson, R (1, 2) OBP: 0.299, SLG: 0.387			0-3 K		2-3 K			0-0 F9			0-1 SH2-4 1B		0-0 G5-3		4	0	1	0	0	2	2
Brad Ausmus, R (11, PR) OBP: 0.298, SLG: 0.342															1	0	0	0	0	0	0
(11, 2)																					
Andy Benes, R (1, 1) OBP: 0.163, SLG: 0.167			2-3 K		1-3 K			1-3 K			0-0 SH2-4 1-2		0-1 F7		3	0	0	0	0	3	2
Eddie Williams, R (9, 3) OBP: 0.391, SLG: 0.550															1	0	0	0	0	0	0

Inning Stats	1	2	3	4	5	6	7	8	9	10	11	12	13	14	AB	R	H	RBI	BB	SO	LOB
	R: 0 E: 0 K: 2 S: 13	H: 1 LOB: 1 BB: 0 P: 19	R: 0 E: 0 K: 0 S: 8	H: 0 LOB: 0 BB: 0 P: 13	R: 0 E: 0 K: 2 S: 9	H: 0 LOB: 0 BB: 0 P: 12	R: 0 E: 0 K: 1 S: 9	H: 0 LOB: 0 BB: 0 P: 11	R: 0 E: 0 K: 2 S: 16	H: 2 LOB: 2 BB: 0 P: 20	R: 0 E: 0 K: 0 S: 9	H: 0 LOB: 0 BB: 0 P: 13	R: 0 E: 0 K: 2 S: 7	H: 0 LOB: 0 BB: 0 P: 10	R: 0 E: 0 K: 2 S: 7	H: 0 LOB: 0 BB: 0 P: 10	R: 0 E: 0 K: 0 S: 9	H: 1 LOB: 0 BB: 0 P: 10	R: 0 E: 0 K: 0 S: 11	H: 1 LOB: 1 BB: 0 P: 13	R: 0 E: 0 K: 0 S: 7	H: 1 LOB: 2 BB: 1 P: 14	R: 0 E: 0 K: 2 S: 15	H: 1 LOB: 1 BB: 0 P: 23	R: 0 E: 0 K: 0 S: 4	H: 0 LOB: 0 BB: 0 P: 4	R: 2 E: 0 K: 0 S: 14	H: 2 LOB: 0 BB: 0 P: 19	1B: 7 2B: 0 3B: 0 HR: 2	SF: 0 SAC: 1 DP: 1 HBP: 0	WP: 0 PB: 0 SB: 0 CS: 0	PA: 51

PITCHER		IP	WLS	BF	H	R	ER	SO	BB	IBB	HBP	BLK	WP	HR	S	P	ERA	WHIP
Bret Saberhagen, R ERA: 2.92	(1, 1)	10.0		34	5	0	0	11	0	0	0	0	0	0	98	131	0.00	0.500
John Franco, L ERA: 2.65	(11, 1)	1.0		5	1	0	0	0	1	0	0	0	0	0	7	14	0.00	2.000
Roger Mason, R ERA: 4.17	(12, 1)	2.0		7	1	0	0	2	0	0	0	0	0	0	19	27	0.00	0.500
Mike Maddux, R ERA: 5.49	(14, 1)	1.0	L	5	2	2	2	0	0	0	0	0	0	2	14	19	18.00	2.000

PITCHER	IP	WLS	BF	H	R	ER	SO	BB	IBB	HBP	BLK	WP	HR	S	P	ERA	WHIP

TOP	
AB	49
R	2
H	9
RBI	2
BB	1
SO	13
LOB	16

livebaseballscorecards.com

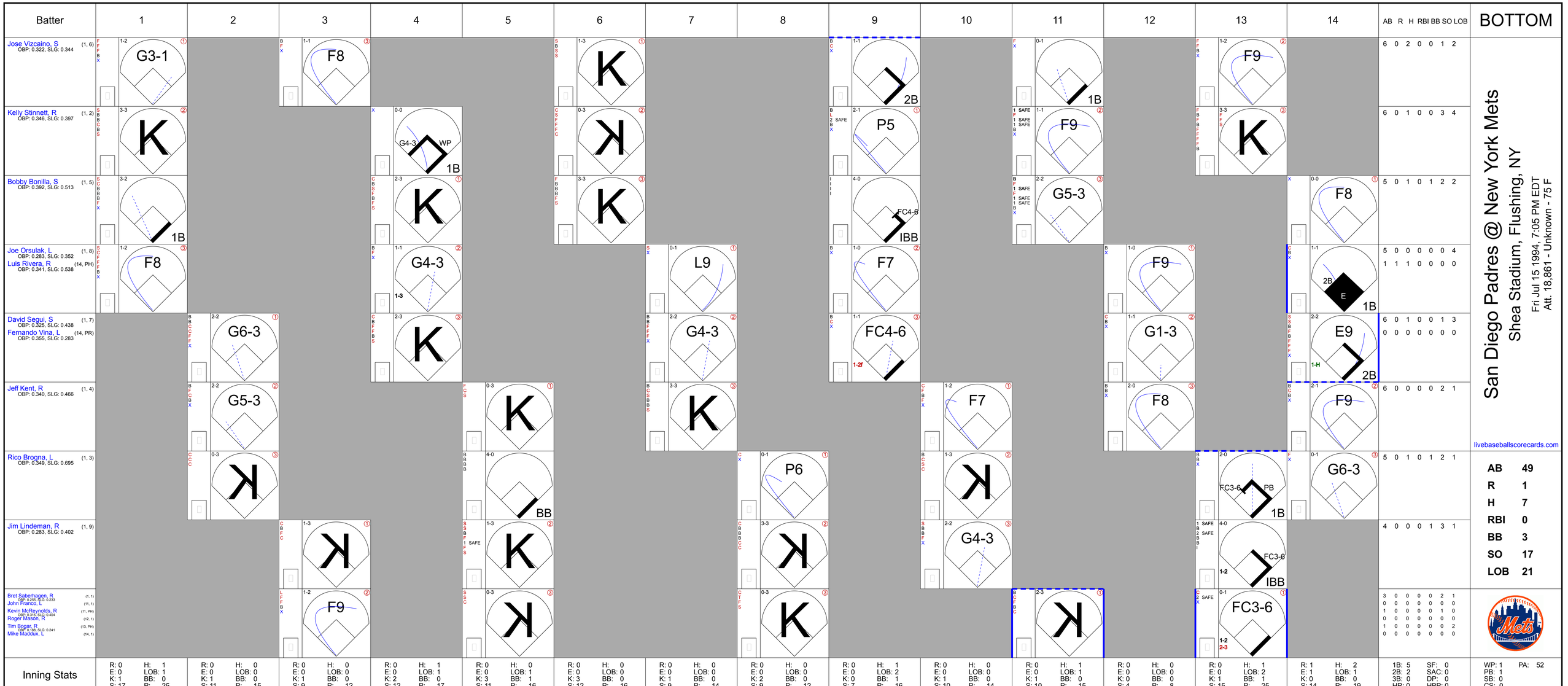

San Diego Padres @ New York Mets

Shea Stadium, Flushing, NY

Fri Jul 15 1994, 7:05 PM EDT
Att. 18,861 - Unknown - 75 F

livebaseballscorecards.com

Batter	1	2	3	4	5	6	7	8	9	10	11	12	13	14	AB R H RBI BB SO LOB
Jose Vizcaino, S (1, 6) OBP: 0.322, SLG: 0.344	G3-1		F8			K			2B		1B		F9		6 0 2 0 0 1 2
Kelly Stinnett, R (1, 2) OBP: 0.346, SLG: 0.397	K			G4-3 WP 1B		K			P5		F9		K		6 0 1 0 0 3 4
Bobby Bonilla, S (1, 5) OBP: 0.392, SLG: 0.513	1B			K		K			FC4-6 IBB		G5-3			F8	5 0 1 0 1 2 2
Joe Orsulak, L (1, 8) OBP: 0.283, SLG: 0.352	F8			G4-3 1-3			L9		F7			F9		2B E 1B	5 0 0 0 0 0 4
Luis Rivera, R (14, PH) OBP: 0.341, SLG: 0.538															1 1 1 0 0 0 0
David Segui, S (1, 7) OBP: 0.325, SLG: 0.438		G6-3		K			G4-3		FC4-6 1-2f			G1-3		E9 1-H 2B	6 0 1 0 0 1 3
Fernando Vina, L (14, PR) OBP: 0.355, SLG: 0.283															0 0 0 0 0 0 0
Jeff Kent, R (1, 4) OBP: 0.340, SLG: 0.466		G5-3			K		K			F7		F8		F9	6 0 0 0 0 2 1
Rico Brogna, L (1, 3) OBP: 0.349, SLG: 0.695		K			BB			P6		K			FC3-6 PB 1B	G6-3	5 0 1 0 1 2 1
Jim Lindeman, R (1, 9) OBP: 0.283, SLG: 0.402			K		K			K		G4-3			FC3-6 1-2 IBB		4 0 0 0 1 3 1
Bret Saberhagen, R (1, 1) OBP: 0.255, SLG: 0.233			F9		K			K			K		FC3-6 1-2 2-3		3 0 0 0 0 2 1
John Franco, L (11, 1)															0 0 0 0 0 0 0
Kevin McReynolds, R (11, PH) OBP: 0.315, SLG: 0.404															1 0 0 0 0 1 0
Roger Mason, R (12, 1)															0 0 0 0 0 0 0
Tim Bogar, R (13, PH) OBP: 0.198, SLG: 0.241															1 0 0 0 0 0 2
Mike Maddux, L (14, 1)															0 0 0 0 0 0 0
Inning Stats	R: 0 E: 0 K: 1 S: 17 H: 1 LOB: 1 BB: 0 P: 25	R: 0 E: 0 K: 1 S: 11 H: 0 LOB: 0 BB: 0 P: 15	R: 0 E: 0 K: 1 S: 9 H: 0 LOB: 0 BB: 0 P: 12	R: 0 E: 0 K: 2 S: 12 H: 1 LOB: 1 BB: 0 P: 17	R: 0 E: 0 K: 3 S: 11 H: 0 LOB: 1 BB: 1 P: 16	R: 0 E: 0 K: 3 S: 12 H: 0 LOB: 0 BB: 0 P: 16	R: 0 E: 0 K: 1 S: 9 H: 0 LOB: 0 BB: 0 P: 14	R: 0 E: 0 K: 2 S: 9 H: 0 LOB: 0 BB: 0 P: 12	R: 0 E: 0 K: 0 S: 7 H: 1 LOB: 2 BB: 1 P: 16	R: 0 E: 0 K: 1 S: 10 H: 0 LOB: 0 BB: 0 P: 14	R: 0 E: 0 K: 1 S: 10 H: 1 LOB: 1 BB: 0 P: 15	R: 0 E: 0 K: 0 S: 4 H: 0 LOB: 0 BB: 0 P: 8	R: 0 E: 0 K: 1 S: 15 H: 1 LOB: 2 BB: 1 P: 25	R: 1 E: 1 K: 0 S: 14 H: 2 LOB: 1 BB: 0 P: 19	1B: 5 2B: 2 3B: 0 HR: 0 SF: 0 SAC: 0 DP: 0 HBP: 0	WP: 1 PB: 1 SB: 0 CS: 0 PA: 52

PITCHER	IP	WLS	BF	H	R	ER	SO	BB	IBB	HBP	BLK	WP	HR	S	P	ERA	WHIP
Andy Benes, R (1, 1) ERA: 3.73	8.0		27	2	0	0	14	1	0	0	0	1	0	90	127	0.00	0.375
Trevor Hoffman, R (9, 1) ERA: 2.72	2.0		8	1	0	0	1	0	1	0	0	0	0	17	30	0.00	0.500
Pedro Martinez, L (11, 1) ERA: 2.48	2.0		7	1	0	0	1	0	0	0	0	0	0	14	23	0.00	0.500
Jeff Tabaka, L (13, 1) ERA: 5.93	1.1	W	8	3	1	0	1	0	1	0	0	0	0	25	38	0.00	2.250
Tim Mauser, R (14, 1) ERA: 3.63	0.2	S	2	0	0	0	0	0	0	0	0	0	0	4	6	0.00	0.000

PITCHER	IP	WLS	BF	H	R	ER	SO	BB	IBB	HBP	BLK	WP	HR	S	P	ERA	WHIP

AB	49
R	1
H	7
RBI	0
BB	3
SO	17
LOB	21

San Diego Padres @ New York Mets

Shea Stadium, Flushing, NY

Sat Jul 16 1994, 7:05 PM EDT

Att. 23,897 - Unknown

TOP

livebaseballscorecards.com

Batter	1	2	3	4	5	6	7	8	9	AB	R	H	RBI	BB	SO	LOB
Bip Roberts, S (1, 8) OBP: 0.376, SLG: 0.384	G6-3		F9		G5-4-3 1-2f		CS 1B		FC6-4 2-3 1B	5	0	2	0	0	0	1
Craig Shipley, R (1, 5) OBP: 0.369, SLG: 0.458	G6-3		1B		G4-3		F8 1-2		FC6-4 1B 1-2f 3-H	5	0	1	1	0	0	2
Tony Gwynn, L (1, 9) OBP: 0.448, SLG: 0.563	2B		F8			2B 2B	G3		1B 1-3	5	1	3	0	0	0	1
Eddie Williams, R (1, 3) OBP: 0.392, SLG: 0.548	FC6-3 BB			G5-3		1B SF9 2-H 2B		K	K	4	1	1	1	1	2	2
Phil Clark, R (1, 7) OBP: 0.236, SLG: 0.363	FC6-3 1-2f			1B 1B		L3		F8		4	0	1	0	0	0	3
Luis Lopez, S (1, 6) OBP: 0.374, SLG: 0.449		G6-3		1B 1-3 1B		1B 2-3 1B		K		4	0	2	0	0	1	0
Ricky Gutierrez, R (1, 4) OBP: 0.333, SLG: 0.321		K		P4		SF9 3-H			G4-3	3	0	0	1	0	1	2
Brad Ausmus, R (1, 2) OBP: 0.301, SLG: 0.345		G6-3		K		FC6-4 1-2 1B			2B 1B	4	1	2	0	0	1	2
Scott Sanders, R (1, 1) OBP: 0.185, SLG: 0.120			K		E5 G5-4-3	FC6-4 1-2f			1B FC6-4 1-H 2B	3	0	0	0	0	1	2
Doug Brocail, L (8, 1)										0	0	0	0	0	0	0
Brian Johnson, R (9, PH) OBP: 0.309, SLG: 0.413										1	1	1	1	0	0	0
Inning Stats	R: 0 E: 0 K: 0 S: 7 H: 1 LOB: 2 BB: 1 P: 16	R: 0 E: 0 K: 1 S: 6 H: 0 LOB: 0 BB: 0 P: 6	R: 0 E: 0 K: 1 S: 8 H: 1 LOB: 1 BB: 0 P: 14	R: 0 E: 0 K: 1 S: 8 H: 2 LOB: 2 BB: 0 P: 11	R: 0 E: 1 K: 0 S: 5 H: 0 LOB: 0 BB: 0 P: 8	R: 2 E: 0 K: 0 S: 13 H: 4 LOB: 2 BB: 0 P: 16	R: 0 E: 0 K: 0 S: 4 H: 1 LOB: 0 BB: 0 P: 4	R: 0 E: 0 K: 2 S: 8 H: 0 LOB: 0 BB: 0 P: 11	R: 2 E: 0 K: 1 S: 11 H: 4 LOB: 2 BB: 0 P: 16	1B: 9 2B: 4 3B: 0 HR: 0 SF: 1 SAC: 0 DP: 1 HBP: 0	WP: 0 PB: 0 SB: 0 CS: 1 PA: 40					

	AB	38
	R	4
	H	13
	RBI	4
	BB	1
	SO	6
	LOB	15

PITCHER	IP	WLS	BF	H	R	ER	SO	BB	IBB	HBP	BLK	WP	HR	S	P	ERA	WHIP
Jason Jacome, L (1, 1) ERA: 1.71	6.0	W	27	8	2	2	3	1	0	0	0	0	0	47	71	3.00	1.500
Roger Mason, R (7, 1) ERA: 4.08	1.0		3	1	0	0	0	0	0	0	0	0	0	4	4	0.00	1.000
Josias Manzanillo, R (8, 1) ERA: 2.13	1.0		3	0	0	0	2	0	0	0	0	0	0	8	11	0.00	0.000
John Franco, L (9, 1) ERA: 3.05	1.0	S	7	4	2	2	1	0	0	0	0	0	0	11	16	18.00	4.000

PITCHER	IP	WLS	BF	H	R	ER	SO	BB	IBB	HBP	BLK	WP	HR	S	P	ERA	WHIP

BOTTOM

San Diego Padres @ New York Mets
Shea Stadium, Flushing, NY
Sat Jul 16 1994, 7:05 PM EDT
Att. 23,897 - Unknown

livebaseballscorecards.com

Batter	1	2	3	4	5	6	7	8	9	AB	R	H	RBI	BB	SO	LOB
Jose Vizcaino, S (1, 6) OBP: 0.324, SLG: 0.346	B C X 1-1 E 1B 1B	X 0-0 ② G4-3			B F B B C X 3-2 G4-3 1B	B C S X 1-2 ③ F8				4	1	2	0	0	0	1
Joe Orsulak, L (1, 8) (7, 9) OBP: 0.283, SLG: 0.350	L C B X 1-2 E6 BB 1B 1B 1-2	B X 1-0 1B			F B F X 1-2 ① F7		X 0-0 ① F7			4	1	1	0	0	0	2
Bobby Bonilla, S (1, 5) OBP: 0.393, SLG: 0.511	F B B X 2-1 BB 1B 1-2 2-H 1B	B F B X 2-1 ③ G4-3			B F B B X 3-1 ② G4-3 1-2		B C B S F F B F B 4-2 BB			3	1	1	1	1	0	2
Kevin McReynolds, R (1, 7) OBP: 0.319, SLG: 0.399	B B B B 4-0 1B 1-2 2-3 BB		C F B S 1-3 ① K		S F B B B F F F B 4-2 BB		S F F C 0-3 ② K			2	0	0	0	2	2	1
Todd Hundley, S (1, 2) OBP: 0.306, SLG: 0.459	B S B X 2-1 1-2 2-H 3-H 1B		F B F S 1-3 ② K2-3		B B S F B F S 3-3 ③ K2-3		B S B X 2-1 ③ G3			4	0	1	2	0	2	3
Jeff Kent, R (1, 4) OBP: 0.336, SLG: 0.460	B B S F S X 2-2 ① F8		X 0-0 ③ F8			X 0-0 ① F8		F B X 1-1 ① F9		4	0	0	0	0	0	2
David Segui, S (1, 9) (7, 3) OBP: 0.324, SLG: 0.443	X 0-0 ② F7	B B X 2-0 ① G4-3				C C C 0-3 ② K		F F X 0-2 SF7 3B		4	1	1	0	0	1	2
Rico Brogna, L (1, 3) OBP: 0.348, SLG: 0.694	B B S B S X 3-2 ③ P5	B B X 2-0 ② G4-3				B B X 2-0 2B 2B		X 0-0 ② SF7 3-H		3	1	1	0	0	0	2
Ryan Thompson, R (7, 8) OBP: 0.302, SLG: 0.463										0	0	0	1	0	0	0
Jason Jacome, L (1, 1)		F S C 0-3 ① K		C C B C 1-3 ③ K		B B B C X 3-1 2-H 2B		B F X 1-1 ③ P4		2	0	0	0	0	2	0
Fernando Vina, L (6, PH) OBP: 0.360, SLG: 0.299										1	0	1	1	0	0	0
Roger Mason, R (7, 1)										0	0	0	0	0	0	0
Josias Manzanillo, R (8, 1)										0	0	0	0	0	0	0
Jim Lindeman, R (8, PH) OBP: 0.281, SLG: 0.398										1	0	0	0	0	0	0
John Franco, L (9, 1)										0	0	0	0	0	0	0
Inning Stats	R: 3 H: 3 E: 1 LOB: 2 K: 0 BB: 1 S: 16 P: 31	R: 0 H: 1 E: 0 LOB: 1 K: 1 BB: 0 S: 7 P: 10	R: 0 H: 0 E: 0 LOB: 0 K: 2 BB: 0 S: 7 P: 9	R: 0 H: 0 E: 0 LOB: 0 K: 1 BB: 0 S: 5 P: 10	R: 0 H: 1 E: 0 LOB: 2 K: 1 BB: 1 S: 17 P: 31	R: 1 H: 2 E: 0 LOB: 1 K: 1 BB: 0 S: 10 P: 16	R: 0 H: 0 E: 0 LOB: 1 K: 1 BB: 1 S: 12 P: 18	R: 1 H: 1 E: 0 LOB: 0 K: 0 BB: 0 S: 8 P: 10		1B: 5 SF: 1 2B: 2 SAC: 0 3B: 1 DP: 0 HR: 0 HBP: 0						

AB	32
R	5
H	8
RBI	5
BB	3
SO	7
LOB	15

WP: 0 PA: 36
PB: 0
SB: 0
CS: 0

PITCHER		IP	WLS	BF	H	R	ER	SO	BB	IBB	HBP	BLK	WP	HR	S	P	ERA	WHIP
Scott Sanders, R ERA: 5.09	(1, 1)	7.0	L	32	7	4	3	7	3	0	0	0	0	0	74	125	3.86	1.429
Doug Brocail, R ERA: 8.71	(8, 1)	1.0		4	1	1	1	0	0	0	0	0	0	0	8	10	9.00	1.000

PITCHER	IP	WLS	BF	H	R	ER	SO	BB	IBB	HBP	BLK	WP	HR	S	P	ERA	WHIP

San Diego Padres @ New York Mets

Shea Stadium, Flushing, NY

Sun Jul 17 1994, 3:33 AM EDT

Att. 24,855 - Cloudy

livebaseballscorecards.com

Batter	1	2	3	4	5	6	7	8	9	AB	R	H	RBI	BB	SO	LOB
Bip Roberts, S (1, 4) OBP: 0.375, SLG: 0.382	0-0 G4-6-3 1B	0-0 L6		2-1 F7		2-2 L3	0-2 FC6-4 1-2f		0-0 F8	4	0	1	0	0	0	1
Craig Shipley, R (6, 4) OBP: 0.365, SLG: 0.453										2	0	0	0	0	0	3
Scott Livingstone, L (1, 5) OBP: 0.272, SLG: 0.346	2-0 G4-6-3 1-2f		0-1 F8 1B 1B		2-2 F7	1-0 G4-3		0-1 F8		5	0	1	0	0	0	1
Tony Gwynn, L (1, 9) OBP: 0.451, SLG: 0.569	3-1 2B 1B 1B		3-2 1-2 1B		1-0 G4-3 2B	2-1 F8		0-0 BB 1B		4	2	3	0	0	0	0
Bill Bean, L (7, 9) OBP: 0.246, SLG: 0.275										1	0	1	0	0	0	0
Derek Bell, R (1, 8) OBP: 0.348, SLG: 0.448	0-0 1-3 1B 2B		0-0 F8		1-0 G4-3 2-3		1-2 2B SF8 1B	4-2 1-2 P6-4 BB		4	2	2	0	1	0	3
Phil Plantier, L (1, 7) OBP: 0.314, SLG: 0.476	1-0 2-H 3-H HR 1B		0-0 F8 2-3		1-2 HR 3-H 1B		0-1 SF8 SF9 1-3 2B	0-1 P6-4 1-2f		5	3	3	3	0	0	4
Eddie Williams, R (1, 3) OBP: 0.412, SLG: 0.625	3-2 1-H HR		0-2 P4		1-0 1-H HR		4-0 SF8 IBB		1-2 G1-6-3 E 2B 1B	4	3	3	4	1	0	2
Luis Lopez, S (1, 6) OBP: 0.380, SLG: 0.457	1-1 CS 1B			1-0 1B	1-2 1B		1-0 SF8 1-2 2-3 3-H		1-2 E1 G1-6-3 1-2	4	0	3	1	0	0	1
Brad Ausmus, R (1, 2) OBP: 0.303, SLG: 0.343	2-1 CS 1-2	2-2 F8		0-1 F7	0-1 1-2 1B		4-0 FC6-4 IBB		1-2 G1-6-3 1-2f 2-3	4	0	1	0	1	0	3
Joey Hamilton, R (1, 1)		1-3 K		0-0 B2	1-3 K		1-0 SF9 3-H		0-0 2B 3-H	3	0	0	1	0	2	3
Ray McDavid, L (9, PH) OBP: 0.100, SLG: 0.200										1	0	1	1	0	0	0
Bryce Florie, R (9, 1)										0	0	0	0	0	0	0
Inning Stats	R: 4 E: 0 K: 0 S: 12 H: 6 LOB: 0 BB: 0 P: 24	R: 0 E: 0 K: 1 S: 8 H: 0 LOB: 0 BB: 0 P: 11	R: 0 E: 0 K: 0 S: 10 H: 2 LOB: 2 BB: 0 P: 13	R: 0 E: 0 K: 0 S: 7 H: 1 LOB: 1 BB: 0 P: 9	R: 3 E: 0 K: 1 S: 17 H: 5 LOB: 2 BB: 0 P: 25	R: 0 E: 0 K: 0 S: 6 H: 0 LOB: 0 BB: 0 P: 11	R: 2 E: 0 K: 0 S: 12 H: 2 LOB: 2 BB: 2 P: 23	R: 0 E: 0 K: 0 S: 7 H: 1 LOB: 1 BB: 1 P: 11	R: 1 E: 1 K: 0 S: 11 H: 2 LOB: 1 BB: 0 P: 14	1B: 13 2B: 5 3B: 0 HR: 2 SF: 2 SAC: 0 DP: 3 HBP: 0						

TOP	
AB	41
R	10
H	19
RBI	10
BB	3
SO	2
LOB	21

WP: 0 PB: 0 SB: 0 CS: 1 PA: 47

PITCHER		IP	WLS	BF	H	R	ER	SO	BB	IBB	HBP	BLK	WP	HR	S	P	ERA	WHIP
Pete Smith, R ERA: 5.84	(1, 1)	4.2	L	24	12	7	7	1	0	0	0	0	0	2	46	72	13.50	2.571
Mauro Gozzo, R ERA: 4.65	(5, 1)	2.1		13	4	2	2	1	0	2	0	0	0	0	26	44	7.71	1.714
Eric Gunderson, L ERA:	(8, 1)	1.0		4	1	0	0	0	1	0	0	0	0	0	7	11	0.00	2.000
Mike Maddux, R ERA: 5.58	(9, 1)	1.0		5	2	1	1	0	0	0	0	0	0	0	11	14	9.00	2.000

PITCHER	IP	WLS	BF	H	R	ER	SO	BB	IBB	HBP	BLK	WP	HR	S	P	ERA	WHIP

Batter	1	2	3	4	5	6	7	8	9	AB	R	H	RBI	BB	SO	LOB
Jose Vizcaino, S (1, 6) OBP: 0.322, SLG: 0.343	C C B S 1-3 K ①		C X 0-1 F7 ②		F S S 0-3 K ③			C X 0-1 G6-3 ②		3	0	0	0	0	2	1
Tim Bogar, R (8, 3) OBP: 0.182, SLG: 0.233										1	0	0	0	0	0	0
Todd Hundley, S (1, 2) OBP: 0.301, SLG: 0.451	C B F X 1-2 F8 ②		B F S S 1-3 K ③			B X 1-0 G3-1 ①		F B B X 2-1 F8 ③		4	0	0	0	0	1	1
Bobby Bonilla, S (1, 5) OBP: 0.389, SLG: 0.505	F S B X 1-2 F8 ③			C F B X 1-2 F8 ①		B S B F F F B S 3-3 K ②			S B B F B X 3-2 G3-1 ①	4	0	0	0	0	1	0
Kevin McReynolds, R (1, 7) OBP: 0.318, SLG: 0.395		X 0-0 G6-3 ①		X 0-0 1B FC5-4 1B		B B B C F X 3-2 G6-3 ③			B X 1-0 G6-3 ②	4	1	1	0	0	0	0
Rico Brogna, L (1, 3) OBP: 0.358, SLG: 0.698	C B F X 1-2 FC5-4 1B			B S F F X 1-2 FC5-4 1-3 1B			X 0-0 G6-4-3 HBP 1B		B B B B 4-0 BB	1	0	1	0	0	0	0
Joe Orsulak, L (4, 9) OBP: 0.290, SLG: 0.355										2	0	2	0	1	0	0
Jeff Kent, R (1, 4) OBP: 0.334, SLG: 0.457	B B X 2-0 FC5-4 ② 1-2f			B C F X 1-2 FC5-4 ② 1-2f 3-H			H 1-0 G6-4-3 HBP 1-2		F B X 1-1 G1-3 ③	2	0	0	1	0	0	2
Mauro Gozzo, R (5, 1) OBP: 0.333, SLG: 0.357										0	0	0	0	0	0	0
Luis Rivera, R (7, PH) OBP: 0.348, SLG: 0.525 (8, 6)										1	0	0	0	0	0	1
David Segui, S (1, 9) OBP: 0.321, SLG: 0.438 (4, 3)	S C X 0-2 G5-3 ③			B X 1-0 L3 ③			X 0-0 G6-4-3 ① ② 1-2f 2-3			3	0	0	0	0	0	4
Eric Gunderson, R (8, 1)										0	0	0	0	0	0	0
Mike Maddux, L (9, 1)										0	0	0	0	0	0	0
Ryan Thompson, R (1, 8) OBP: 0.302, SLG: 0.460			B S S B B B 4-2 SH1-3 BB		C X 0-1 F9 ①		F F X 0-2 G5-3 ③			2	0	0	0	1	0	1
Pete Smith, R (1, 1) OBP: 0.231, SLG: 0.171			X 0-0 SH1-3 ① 1-2		X 0-0 F8 ②			B X 1-0 G6-3 ①		0	0	0	0	0	0	0
Fernando Vina, L (5, 4) OBP: 0.354, SLG: 0.294										2	0	0	0	0	0	0
Inning Stats	R: 0 E: 0 K: 1 S: 9 H: 0 LOB: 0 BB: 0 P: 12	R: 0 E: 0 K: 0 S: 8 H: 1 LOB: 1 BB: 0 P: 11	R: 0 E: 0 K: 1 S: 8 H: 0 LOB: 1 BB: 1 P: 13	R: 1 E: 0 K: 0 S: 12 H: 2 LOB: 1 BB: 0 P: 16	R: 0 E: 0 K: 1 S: 6 H: 0 LOB: 0 BB: 0 P: 6	R: 0 E: 0 K: 1 S: 9 H: 0 LOB: 0 BB: 0 P: 16	R: 0 E: 0 K: 0 S: 5 H: 1 LOB: 1 BB: 0 P: 6	R: 0 E: 0 K: 0 S: 5 H: 0 LOB: 0 BB: 0 P: 8	R: 0 E: 0 K: 0 S: 6 H: 0 LOB: 1 BB: 1 P: 15	1B: 4 2B: 0 3B: 0 HR: 0	SF: 0 SAC: 1 DP: 1 HBP: 1						

PITCHER		IP	WLS	BF	H	R	ER	SO	BB	IBB	HBP	BLK	WP	HR	S	P	ERA	WHIP
Joey Hamilton, R ERA: 2.54	(1, 1)	8.0	W	29	4	1	1	4	1	0	1	0	0	0	62	88	1.12	0.625
Bryce Florie, R ERA:	(9, 1)	1.0		4	0	0	0	0	1	0	0	0	0	0	6	15	0.00	1.000

PITCHER	IP	WLS	BF	H	R	ER	SO	BB	IBB	HBP	BLK	WP	HR	S	P	ERA	WHIP

BOTTOM

San Diego Padres @ New York Mets

Shea Stadium, Flushing, NY

Sun Jul 17 1994, 3:33 AM EDT

Att. 24,855 - Cloudy

livebaseballscorecards.com

AB	29
R	1
H	4
RBI	1
BB	2
SO	4
LOB	10

1B: 4	SF: 0	WP: 0	PA: 33
2B: 0	SAC: 1	PB: 0	
3B: 0	DP: 1	SB: 0	
HR: 0	HBP: 1	CS: 0	

San Diego Padres @ Montreal Expos

Olympic Stadium, Montreal, QB

Mon Jul 18 1994, 7:05 PM EDT

Att. 18,119 - Dome

TOP

livebaseballscorecards.com

Batter	1	2	3	4	5	6	7	8	9	AB	R	H	RBI	BB	SO	LOB
Bip Roberts, S (1, 4) OBP: 0.373, SLG: 0.381	G6-3		BB, 1B, 1B		F7		G3			4	0	1	0	0	0	1
Craig Shipley, R (1, 5) OBP: 0.368, SLG: 0.460	P9		BB, 1-2, 1B			E, 1B, 2B		L4		4	1	2	0	0	0	0
Tony Gwynn, L (1, 9) OBP: 0.452, SLG: 0.576	HR		BB, 1-2, 2-3			E6, G6-4-3, 1B, 2-3		G3		3	1	1	1	1	0	1
Derek Bell, R (1, 8) OBP: 0.350, SLG: 0.448	L8		F8			G6-4-3, 1B, 1-2, 3-H		1B		4	0	2	1	0	0	3
Eddie Williams, R (1, 3) OBP: 0.410, SLG: 0.615		P6	FC3-6, 1B			G6-4-3, 1-2f, 2-3		P5		3	0	1	0	0	0	2
Jeff Tabaka, R (6, 1)										0	0	0	0	0	0	0
Ray McDavid, L (8, PH) OBP: 0.091, SLG: 0.182										1	0	0	0	0	0	1
Pedro Martinez, L (8, 1)										0	0	0	0	0	0	0
Phil Plantier, L (1, 7) OBP: 0.311, SLG: 0.470		K		FC3-6, G5-4-3, 1-2f		P6			K	4	0	0	0	0	2	2
Luis Lopez, S (1, 6) OBP: 0.372, SLG: 0.446		G6-3		G5-4-3, 1-2f			F7		F9	4	0	0	0	0	0	1
Brian Johnson, R (1, 2) OBP: 0.306, SLG: 0.394			L9		L9		G5-3		BB	3	0	0	0	1	0	0
Bill Krueger, L (1, 1)										1	0	0	0	0	0	0
Tim Mauser, R (4, 1) OBP: 0.667, SLG: 0.500			F9		P3		BB		F9	0	0	0	0	0	0	0
Ricky Gutierrez, R (5, PH) OBP: 0.332, SLG: 0.319										1	0	0	0	0	0	0
Bryce Florie, R (5, 1)										0	0	0	0	0	0	0
Bill Bean, L (6, 3) OBP: 0.250, SLG: 0.273										1	0	0	0	1	0	1
Inning Stats	R: 1 E: 0 K: 0 S: 8 H: 1 LOB: 0 BB: 0 P: 12	R: 0 E: 0 K: 1 S: 7 H: 0 LOB: 0 BB: 0 P: 11	R: 0 E: 0 K: 0 S: 11 H: 2 LOB: 3 BB: 1 P: 18	R: 0 E: 0 K: 0 S: 4 H: 1 LOB: 0 BB: 0 P: 6	R: 0 E: 0 K: 0 S: 10 H: 0 LOB: 0 BB: 0 P: 15	R: 1 E: 1 K: 0 S: 13 H: 2 LOB: 1 BB: 0 P: 20	R: 0 E: 0 K: 0 S: 7 H: 0 LOB: 1 BB: 1 P: 15	R: 0 E: 0 K: 0 S: 8 H: 1 LOB: 1 BB: 0 P: 11	R: 0 E: 0 K: 1 S: 12 H: 0 LOB: 1 BB: 1 P: 19	1B: 5 2B: 1 3B: 0 HR: 1 SF: 0 SAC: 0 DP: 2 HBP: 0	WP: 0 PB: 0 SB: 0 CS: 0 PA: 36					

PITCHER		IP	WLS	BF	H	R	ER	SO	BB	IBB	HBP	BLK	WP	HR	S	P	ERA	WHIP	PITCHER	IP	WLS	BF	H	R	ER	SO	BB	IBB	HBP	BLK	WP	HR	S	P	ERA	WHIP
Kirk Rueter, L ERA: 5.53	(1, 1)	5.0	W	22	6	2	2	1	1	0	0	0	0	1	46	72	3.60	1.400																	
Tim Scott, R ERA: 2.76	(6, 1)	4.0	S	14	1	0	0	1	2	0	0	0	0	0	34	55	0.00	0.750																	

AB	33
R	2
H	7
RBI	2
BB	3
SO	2
LOB	12

BOTTOM

San Diego Padres @ Montreal Expos

Olympic Stadium, Montreal, QB

Mon Jul 18 1994, 7:05 PM EDT

Att. 18,119 - Dome

livebaseballscorecards.com

Batter	1	2	3	4	5	6	7	8	9	AB	R	H	RBI	BB	SO	LOB
Marquis Grissom, R (1, 8) OBP: 0.335, SLG: 0.402	0-0 F9 1B 1B 2-2 G6-3 1-3 2-H ②			1-2 E9 1B 2B 1-0 FC6-4 G4-6-3 1-2f ①		0-3 K ①			5	2	2	1	0	1	2
Wil Cordero, R (1, 6) OBP: 0.366, SLG: 0.504	1 SAFE 2-1 1B BLK 1-2 1B 2-3 K ③			4-1 1B S G6-4-3 BB 1 SAFE 2-1 G4-6-3 1-2f ② ③		1-0 P6 ②			4	2	1	0	1	1	2
Moises Alou, R (1, 9) OBP: 0.398, SLG: 0.585	2-0 F9 2-3 ①		3-3 K ①	2-0 G6-4-3 1-3 3-H 1B		2-2 SF8 3B	0-3 K ③			5	1	2	1	0	2	2
Larry Walker, L (1, 3) OBP: 0.388, SLG: 0.582 Cliff Floyd, L (6, 3) OBP: 0.324, SLG: 0.403	0-0 G3 BLK 1-3 3-H 1B		1-1 1B E 1B ①	0-0 G6-4-3 1-2f 3-H ① ②		2-2 SF8 3-H ①		0-0 FC5-4 1B		3 1	1 0	2 1	1 1	0 0	0 0	1 0
Rondell White, R (1, 7) OBP: 0.321, SLG: 0.333	1 SAFE 1-2 G3 1-3 3-H ②		0-0 E FC5-4 1-2 1B	0-0 E5 1B		3-3 K ②		2-1 FC5-4 BB 1-2f ①		5	2	1	0	0	1	2
Lenny Webster, R (1, 2) OBP: 0.376, SLG: 0.477	2-0 P4 ③		1-0 E8 FC5-4 1-3 2-H 1B	3-1 WP 2-H 1B		4-1 2B BB		2-0 F9 ②		4	0	2	1	1	0	2
Mike Lansing, R (1, 4) OBP: 0.338, SLG: 0.371		0-0 S 1B G6-3 1B 4-0 FC5-4 IBB		4-0 FC5-4 1-2 BB		2-2 2B 1-3		4-1 1-2 BB		2	1	2	0	3	0	0
Sean Berry, R (1, 5) OBP: 0.337, SLG: 0.413		2-1 G6-3 S 1-2 1B 1-0 FC5-4 1-2f 2-3 3-H ②		1-1 FC5-4 1-2f ③		4-0 IBB		1-2 P9 ③		4	0	1	1	1	0	6
Kirk Rueter, L (1, 1) OBP: 0.207, SLG: 0.148 Tim Scott, R (6, 1)	0-3 K ①	1-0 G1-3 ③			2-1 FC6-4 1B	1-3 K ③				3 1	0 0	1 0	0 0	0 0	1 1	4 3
Inning Stats	R: 2 E: 0 K: 0 S: 10 H: 3 LOB: 1 BB: 0 P: 17	R: 1 E: 0 K: 2 S: 12 H: 2 LOB: 1 BB: 0 P: 18	R: 2 E: 1 K: 1 S: 9 H: 3 LOB: 2 BB: 1 P: 20	R: 3 E: 2 K: 0 S: 11 H: 3 LOB: 2 BB: 2 P: 26	R: 0 E: 0 K: 0 S: 5 H: 1 LOB: 0 BB: 0 P: 10	R: 1 E: 0 K: 2 S: 18 H: 2 LOB: 3 BB: 2 P: 36	R: 0 E: 0 K: 2 S: 7 H: 0 LOB: 0 BB: 0 P: 8	R: 0 E: 0 K: 0 S: 9 H: 1 LOB: 2 BB: 1 P: 18		1B: 12 2B: 2 3B: 1 HR: 0	SF: 1 SAC: 0 DP: 2 HBP: 0					

	AB	37
	R	9
	H	15
	RBI	6
	BB	6
	SO	7
	LOB	24

WP: 1 PA: 44
PB: 0
SB: 3
CS: 0

PITCHER		IP	WLS	BF	H	R	ER	SO	BB	IBB	HBP	BLK	WP	HR	S	P	ERA	WHIP
Bill Krueger, L ERA: 9.09	(1, 1)	3.0	L	20	9	7	6	3	1	1	0	1	0	0	35	64	18.00	3.333
Tim Mauser, R ERA: 3.54	(4, 1)	1.0		6	2	1	0	0	1	0	0	0	1	0	7	17	0.00	3.000
Bryce Florie, R ERA: 3.38	(5, 1)	1.2		8	3	1	1	1	1	0	0	0	0	0	19	37	5.40	2.400
Jeff Tabaka, L ERA: 5.68	(6, 1)	1.1		5	0	0	0	3	0	1	0	0	0	0	11	17	0.00	0.000
Pedro Martinez, L ERA: 2.44	(8, 1)	1.0		5	1	0	0	0	1	0	0	0	0	0	9	18	0.00	2.000

PITCHER	IP	WLS	BF	H	R	ER	SO	BB	IBB	HBP	BLK	WP	HR	S	P	ERA	WHIP

Batter	1	2	3	4	5	6	7	8	9	AB	R	H	RBI	BB	SO	LOB
Bip Roberts, S (1, 4) OBP: 0.375, SLG: 0.388	B F X 1-1 G1-3 3B		B B B C F S 3-3 ② K		C X 0-1 PO 2-H 1B		B F B C S 2-3 ③ K			4	1	2	1	0	2	2
Scott Livingstone, L (1, 5) OBP: 0.278, SLG: 0.350 Craig Shipley, R (8, PR) OBP: 0.368, SLG: 0.460 (8, 5)	F B F F T 1-2 ① K		X 0-0 1B		1 SAFE 0-0 ③ PO 1-2	B X 1-0 ① F7		S T X 0-2 G4-3 1B		4 0	0 0	2 0	0 0	0 0	1 0	1 0
Tony Gwynn, L (1, 9) OBP: 0.447, SLG: 0.569	X 0-0 ② G1-3 3-H		C F B X 1-2 ③ F9			C X 0-1 ② P6		B B B C C X 3-1 ① G4-3 1-2		4	0	0	1	0	0	2
Derek Bell, R (1, 8) OBP: 0.346, SLG: 0.443	B S F S 1-3 ③ K			S X 0-1 ① G6-3		C B S F S 1-3 ③ K		C B F S 1-3 ② K		4	0	0	0	0	3	1
Eddie Williams, R (1, 3) OBP: 0.394, SLG: 0.589 Trevor Hoffman, R (8, 1)		C X 0-1 ① F9		C F F F B F X 1-2 ② G5-3			B B X 2-0 ① F9	B C B F X 2-2 ③ F9		4 0	0 0	0 0	0 0	0 0	0 0	1 0
Ray McDavid, L (1, 7) OBP: 0.133, SLG: 0.200		B B S S F F X 2-2 ② L5		B B F F F S 2-3 ③ K			B B X 2-0 S 1B 1B		C C B X 1-2 ① G5-3	4	1	1	0	0	1	0
Luis Lopez, S (1, 6) OBP: 0.374, SLG: 0.447		X 0-0 S 1B			B C B F B X 3-2 FC6 1B		F C X 0-2 ② F7		C F B B S 2-3 ② K	4	0	2	0	0	1	1
Brad Ausmus, R (1, 2) OBP: 0.303, SLG: 0.341 Phil Plantier, L (9, PH) OBP: 0.310, SLG: 0.468		B C S B C 2-3 ③ K 1-2			X 0-0 ① FC6 SH3-4 1-2f 1B		B B B B 4-0 1B 1-2 BB		F F X 0-2 ③ F7	2 1	1 0	0 0	0 0	1 0	1 0	2 0
Andy Ashby, R (1, 1) OBP: 0.171, SLG: 0.150 Bill Bean, L (7, PH) OBP: 0.256, SLG: 0.279 Jeff Tabaka, R (7, 1) Phil Clark, R (8, 3) OBP: 0.236, SLG: 0.363			C B B X 2-1 ① F8		X 0-0 ② SH3-4 1-2		C B F B X 2-2 1-2 2-H 1B			1 1 0 0	0 0 0 0	0 1 0 0	0 1 0 0	0 0 0 0	0 0 0 0	0 0 0 0
Inning Stats	R: 1 E: 0 K: 2 S: 10 H: 1 LOB: 0 BB: 0 P: 13	R: 0 E: 0 K: 1 S: 11 H: 1 LOB: 1 BB: 0 P: 15	R: 0 E: 0 K: 1 S: 9 H: 1 LOB: 1 BB: 0 P: 15	R: 0 E: 0 K: 1 S: 11 H: 0 LOB: 0 BB: 0 P: 14	R: 1 E: 0 K: 0 S: 7 H: 2 LOB: 0 BB: 0 P: 10	R: 0 E: 0 K: 1 S: 7 H: 0 LOB: 0 BB: 0 P: 9	R: 1 E: 0 K: 1 S: 11 H: 2 LOB: 2 BB: 1 P: 23	R: 0 E: 0 K: 1 S: 11 H: 1 LOB: 1 BB: 0 P: 17	R: 0 E: 0 K: 1 S: 9 H: 0 LOB: 0 BB: 0 P: 12	1B: 7 2B: 0 3B: 1 HR: 0	SF: 0 SAC: 1 DP: 0 HBP: 0					

TOP

San Diego Padres @ Montreal Expos

Olympic Stadium, Montreal, QB

Tue Jul 19 1994, 7:05 PM EDT

Att. 23,773 - Dome

livebaseballscorecards.com

AB	33
R	3
H	8
RBI	3
BB	1
SO	9
LOB	10

PITCHER		IP	WLS	BF	H	R	ER	SO	BB	IBB	HBP	BLK	WP	HR	S	P	ERA	WHIP
Pedro Martinez, R ERA: 3.8	(1, 1)	6.2	W	26	6	3	3	6	1	0	0	0	0	0	60	89	4.05	1.050
Mel Rojas, R ERA: 3.36	(7, 1)	0.2		4	2	0	0	1	0	0	0	0	0	0	11	18	0.00	3.000
John Wetteland, R ERA: 2.87	(8, 1)	1.2	S	5	0	0	0	2	0	0	0	0	0	0	15	21	0.00	0.000

PITCHER	IP	WLS	BF	H	R	ER	SO	BB	IBB	HBP	BLK	WP	HR	S	P	ERA	WHIP

Batter	1	2	3	4	5	6	7	8	9	AB	R	H	RBI	BB	SO	LOB
Marquis Grissom, R (1, 8) OBP: 0.333, SLG: 0.399	C B X 1-1 G4-3 E S 1B	X 0-0 ② FC6-4 1-2f 3-H		F B F B X 2-2 ③ G4-3		F X 0-1 ② FC6-4 1-2f		X 0-0 ③ P4		5	1	1	1	0	0	6
Cliff Floyd, L (1, 7) OBP: 0.320, SLG: 0.397	B B B C X 3-1 ① G4-3 1-3	F X 0-1 ③ G4-3			C B X 1-1 ① G4-3	C S P S 1-3 ③ K				4	0	0	0	0	1	3
Moises Alou, R (1, 9) OBP: 0.396, SLG: 0.581	F B B F F B X 3-2 E5 E S 3-H		S B B C X 2-2 ① G4-3		C X 0-1 E FC3 SF7 1B		S S B S 1-3 ① K			4	1	1	1	0	1	0
Larry Walker, L (1, 3) OBP: 0.384, SLG: 0.575	C F B F S 1-3 ② K		X 0-0 ② F7		X 0-0 FC3 1-3		B S F F X 1-2 ② G4-3			4	0	0	0	0	1	2
Darrin Fletcher, L (1, 2) OBP: 0.333, SLG: 0.470 John Wetteland, R (8, 1) OBP: 0.250, SLG: 0.250	C B B C X 2-2 ③ G6-3 1-3		F X 0-1 ③ P6		4-0 IBB		B B X 2-0 ③ F7			3 0	0 0	0 0	0 0	1 0	0 0	1 0
Wil Cordero, R (1, 6) OBP: 0.365, SLG: 0.503		C B B X 2-1 ① G5-3		F F B F X 1-2 F9 1B 1B	T X 0-1 ② SF7 3-H			X 0-0 ① P6		3	0	1	1	0	0	0
Mike Lansing, R (1, 4) OBP: 0.340, SLG: 0.375	B T C X 1-2 E6 1B 1B		X 0-0 S 1-2 1B	B X 1-0 ③ F8				B F X 1-1 2B		4	1	2	0	0	0	2
Sean Berry, R (1, 5) OBP: 0.336, SLG: 0.410	B B B F F F P X 3-2 1B S 1-3 FC6-4 1B		B B X 2-0 ① F9 2-3			C X 0-1 ① G4-3		C F S 0-3 ② K		4	1	1	0	0	1	3
Pedro Martinez, R (1, 1) OBP: 0.158, SLG: 0.171 Mel Rojas, R (7, 1) OBP: 0.125, SLG: 0.125 Tim Spehr, R (8, 2) OBP: 0.306, SLG: 0.344		B B C X 2-1 FC6-4 1-3 3-H 1B		L B S F S 1-3 ② K 1-2		B F B S B F B 4-2 FC6-4 BB		B B B C B 4-1 BB		2 0 0	0 0 0	1 0 0	1 0 0	1 0 1	1 0 0	2 0 0
Inning Stats	R: 1 E: 1 K: 1 S: 15 H: 1 LOB: 1 BB: 0 P: 25	R: 2 E: 1 K: 0 S: 15 H: 2 LOB: 1 BB: 0 P: 22	R: 0 E: 0 K: 0 S: 6 H: 0 LOB: 0 BB: 0 P: 8	R: 0 E: 0 K: 1 S: 13 H: 2 LOB: 2 BB: 0 P: 19	R: 1 E: 1 K: 0 S: 8 H: 1 LOB: 2 BB: 1 P: 14	R: 0 E: 0 K: 1 S: 11 H: 0 LOB: 1 BB: 1 P: 15	R: 0 E: 0 K: 1 S: 8 H: 0 LOB: 0 BB: 0 P: 12	R: 0 E: 0 K: 1 S: 8 H: 1 LOB: 2 BB: 1 P: 13		1B: 6 2B: 1 3B: 0 HR: 0	SF: 1 SAC: 0 DP: 0 HBP: 0		WP: 0 PB: 0 SB: 4 CS: 0	PA: 37		

PITCHER		IP	WLS	BF	H	R	ER	SO	BB	IBB	HBP	BLK	WP	HR	S	P	ERA	WHIP
Andy Ashby, R ERA: 3.31	(1, 1)	6.0	L	29	6	4	1	3	1	1	0	0	0	0	68	103	1.50	1.167
Jeff Tabaka, L ERA: 5.45	(7, 1)	1.1		5	1	0	0	1	0	0	0	0	0	0	11	16	0.00	0.750
Trevor Hoffman, R ERA: 2.68	(8, 1)	0.2		3	0	0	0	1	1	0	0	0	0	0	5	9	0.00	1.500

PITCHER	IP	WLS	BF	H	R	ER	SO	BB	IBB	HBP	BLK	WP	HR	S	P	ERA	WHIP

BOTTOM

San Diego Padres @ Montreal Expos

Olympic Stadium, Montreal, QB

Tue Jul 19 1994, 7:05 PM EDT

Att. 23,773 - Dome

livebaseballscorecards.com

AB	33
R	4
H	7
RBI	4
BB	3
SO	5
LOB	19

San Diego Padres @ Montreal Expos

Olympic Stadium, Montreal, QB

Wed Jul 20 1994, 7:05 PM EDT

Att. 20,572 - Dome

TOP

livebaseballscorecards.com

Batter	1	2	3	4	5	6	7	8	9	AB	R	H	RBI	BB	SO	LOB
Bip Roberts, S (1, 4) OBP: 0.373, SLG: 0.387	F B B F F B X 3-2 WP SF8 S 1B		X 0-0 ① L4		C F S 0-3 ② K			B X 1-0 ① P9		4	1	1	0	0	1	1
Craig Shipley, R (1, 5) OBP: 0.370, SLG: 0.469	1 SAFE B B F B F X 2-2 ① SF8 1-H		X 0-0 G4-3 S 1B		X 0-0 2-H 2B			X 0-0 ② G6-3		3	0	2	2	0	0	0
Tony Gwynn, L (1, 9) OBP: 0.445, SLG: 0.565	C X 0-1 ② G6-3		B C B X 2-1 ② G4-3 1-3		B C B S X 2-2 ③ G5-3			C X 0-1 1B		4	0	1	0	0	0	2
Derek Bell, R (1, 8) OBP: 0.342, SLG: 0.438	C F F B B X 2-2 ③ P4		B X 1-0 ③ L9			F B X 1-1 ① F9		B 1 SAFE B F F S 2-3 ③ K		4	0	0	0	0	1	2
Eddie Williams, R (1, 3) OBP: 0.398, SLG: 0.596		F X 0-1 2B	B B F B X 3-1 ① P9			B F X 1-1 ② G6-3			X 0-0 G5-4-3 1B	4	0	2	0	0	0	0
Phil Clark, R (1, 7) OBP: 0.230, SLG: 0.353		B X 1-0 ① G6-3	B S X 1-1 ② F8			C X 0-1 ③ F8			C S B F B F B F F 3-2 ① ② X G5-4-3 1-2f	4	0	0	0	0	0	2
Luis Lopez, S (1, 6) OBP: 0.366, SLG: 0.437		B X 1-0 ② P9	C B S C 1-3 ③ K				F X 0-1 ① F7		X 0-0 ③ F8	4	0	0	0	0	1	1
Brad Ausmus, R (1, 2) OBP: 0.307, SLG: 0.342	I I I I 4-0 IBB				B X 1-0 SH3-4 2B 1B		B B F X 2-1 ② L4			2	1	1	0	1	0	0
Andy Benes, R (1, 1) OBP: 0.159, SLG: 0.163 Ricky Gutierrez, R (7, PH) OBP: 0.331, SLG: 0.318 Doug Brocail, L (7, 1)	X 0-0 ③ F9				1 SAFE L X 0-1 ① SH3-4 1-2		B F C E B F S 2-3 ③ K			1 1 0	0 0 0	0 0 0	0 0 0	0 0 0	0 1 0	2 0 0
Inning Stats	R: 1 H: 1 E: 0 LOB: 0 K: 0 BB: 0 S: 13 P: 20	R: 0 H: 1 E: 0 LOB: 2 K: 0 BB: 1 S: 5 P: 11	R: 0 H: 1 E: 0 LOB: 1 K: 0 BB: 0 S: 5 P: 8	R: 0 H: 0 E: 0 LOB: 0 K: 1 BB: 0 S: 7 P: 12	R: 1 H: 2 E: 0 LOB: 1 K: 1 BB: 0 S: 10 P: 13	R: 0 H: 0 E: 0 LOB: 0 K: 0 BB: 0 S: 6 P: 8	R: 0 H: 0 E: 0 LOB: 0 K: 1 BB: 0 S: 9 P: 13	R: 0 H: 1 E: 0 LOB: 1 K: 1 BB: 0 S: 7 P: 10	R: 0 H: 1 E: 0 LOB: 0 K: 0 BB: 0 S: 9 P: 12	1B: 5 SF: 1 2B: 2 SAC: 1 3B: 0 DP: 1 HR: 0 HBP: 0						

	AB	31
	R	2
	H	7
	RBI	2
	BB	1
	SO	4
	LOB	10

WP: 1 PA: 34
PB: 0
SB: 2
CS: 0

PITCHER		IP	WLS	BF	H	R	ER	SO	BB	IBB	HBP	BLK	WP	HR	S	P	ERA	WHIP
Butch Henry, L ERA: 2.46	(1, 1)	7.2	W	30	6	2	2	3	0	1	0	0	1	0	59	90	2.35	0.783
Mel Rojas, R ERA: 3.34	(8, 1)	0.1		1	0	0	0	1	0	0	0	0	0	0	3	5	0.00	0.000
John Wetteland, R ERA: 2.81	(9, 1)	1.0	S	3	1	0	0	0	0	0	0	0	0	0	9	12	0.00	1.000

PITCHER		IP	WLS	BF	H	R	ER	SO	BB	IBB	HBP	BLK	WP	HR	S	P	ERA	WHIP

Batter	1	2	3	4	5	6	7	8	9	AB	R	H	RBI	BB	SO	LOB
Marquis Grissom, R (1, 8) OBP: 0.336, SLG: 0.408	S B X 1-1 F9 ①			F X 0-1 HR	B B B 4-0 1B 1B 1-2 BB	B B S F X 2-2 BB 2-3 1B		C B B C B X 3-2 G6-3 ③		4	1	2	1	1	0	0
Cliff Floyd, L (1, 7) OBP: 0.326, SLG: 0.400	C L B B B C 3-3 K ②			B X 1-0 1B 1B 1B	B X 1-0 1B 1-2 2-3 1B	1 SAFE C 1 B B B B 4-1 1-2 BB				3	1	2	0	1	1	0
Moises Alou, R (1, 9) OBP: 0.397, SLG: 0.580	F X 0-1 P3 ③			B X 1-0 B5-6 1B 1-2 1B	F X 0-1 1-2 2-3 3-H 1B	B C S F C 1-3 K ③				4	0	2	1	0	1	3
Larry Walker, L (1, 3) OBP: 0.382, SLG: 0.571		B F B X 2-1 L7 ①		X 0-0 1-2 2-H 1B	S B S S 1-3 K ③		C X 0-1 G6-3 ①			4	0	1	1	0	1	3
Darrin Fletcher, L (1, 2) OBP: 0.332, SLG: 0.467 Mel Rojas, R (8, 1) OBP: 0.125, SLG: 0.125 John Wetteland, R (9, 1) OBP: 0.250, SLG: 0.250		B B F X 2-1 P8 ②		C F B X 1-2 L9 ①		F X 0-1 HR 1B	B F X 1-1 F8 ②			4 0 0	1 0 0	1 0 0	0 0 0	0 0 0	0 0 0	2 0 0
Wil Cordero, R (1, 6) OBP: 0.366, SLG: 0.510		C X 0-1 G5-3 ③		C B F B X 2-2 2-3f B5-6 ② ③		X 0-0 1-H HR	C F B F B F H 3-2 HBP			3	1	1	2	0	0	2
Mike Lansing, R (1, 4) OBP: 0.336, SLG: 0.371			C C B F B C 2-3 K ①		B C B F X 2-2 G1-3 ①	B F X 1-1 P7 ①	F X 0-1 F9 ③			4	0	0	0	0	1	1
Sean Berry, R (1, 5) OBP: 0.335, SLG: 0.407			B F C X 1-2 G5-3 ②		S B S S B S 2-3 K ②	B B F B X 3-1 1B SH5-4 1B		X 0-0 F9 ①		4	0	1	0	0	1	0
Butch Henry, L (1, 1) OBP: 0.385, SLG: 0.348 Tim Spehr, R (8, 2) OBP: 0.297, SLG: 0.333			B F X 1-1 P7 ③		B B B B 4-0 1B BB 1B BB	B 1 SAFE B C X 2-1 1-2 SH5-4 ②		S S B B C 2-3 K ②		1 1	1 0	0 0	0 0	1 0	0 1	0 0
Inning Stats	R: 0 E: 0 K: 1 S: 7 H: 0 LOB: 0 BB: 0 P: 11	R: 0 E: 0 K: 0 S: 6 H: 0 LOB: 0 BB: 0 P: 10	R: 0 E: 0 K: 1 S: 9 H: 0 LOB: 0 BB: 0 P: 13	R: 2 E: 0 K: 0 S: 11 H: 4 LOB: 1 BB: 0 P: 16	R: 1 E: 0 K: 2 S: 12 H: 2 LOB: 3 BB: 2 P: 26	R: 2 E: 0 K: 1 S: 17 H: 4 LOB: 3 BB: 1 P: 30	R: 0 E: 0 K: 0 S: 10 H: 0 LOB: 1 BB: 0 P: 14	R: 0 E: 0 K: 1 S: 7 H: 0 LOB: 0 BB: 0 P: 12		1B: 8 2B: 1 3B: 0 HR: 2	SF: 0 SAC: 1 DP: 1 HBP: 1					

BOTTOM

San Diego Padres @ Montreal Expos

Olympic Stadium, Montreal, QB

Wed Jul 20 1994, 7:05 PM EDT

Att. 20,572 - Dome

livebaseballscorecards.com

AB	32
R	5
H	10
RBI	5
BB	3
SO	6
LOB	11

WP: 0 PB: 0 SB: 0 CS: 0 PA: 37

PITCHER		IP	WLS	BF	H	R	ER	SO	BB	IBB	HBP	BLK	WP	HR	S	P	ERA	WHIP
Andy Benes, R ERA: 3.88	(1, 1)	6.0	L	30	10	5	5	5	3	0	0	0	0	2	62	106	7.50	2.167
Doug Brocail, R ERA: 7.3	(7, 1)	2.0		7	0	0	0	1	0	0	1	0	0	0	17	26	0.00	0.000

PITCHER	IP	WLS	BF	H	R	ER	SO	BB	IBB	HBP	BLK	WP	HR	S	P	ERA	WHIP

Batter	1	2	3	4	5	6	7	8	9	AB	R	H	RBI	BB	SO	LOB
Bip Roberts, S (1, 4) OBP: 0.368, SLG: 0.381	G6-3	G1-3		K		G4-3			FC4-6 DI 1B 1-2f	5	1	0	0	0	1	1
Scott Livingstone, L (1, 5) OBP: 0.281, SLG: 0.358	2B 1B 1B	G4-3		G6-3		F9	G6-3 2B		F9	5	1	2	0	0	0	1
Tony Gwynn, L (1, 9) OBP: 0.450, SLG: 0.569	2B 1B 1-2 1B	1B 1B 1B		1B 1B FC5-2 1B			G6-3 2-3		1-H 1B	5	1	4	1	0	0	1
Derek Bell, R (1, 8) OBP: 0.346, SLG: 0.443	1-3 2-H 1B 2B	1B 1-2 1B		1B 1-2 1B			K		K	5	0	3	1	0	2	2
Eddie Williams, R (1, 3) OBP: 0.393, SLG: 0.583	1B 2-H 3-H 1B	L7		F9			G6-3			4	0	1	1	0	0	5
Ray McDavid, L (1, 7) OBP: 0.263, SLG: 0.316	1-2 1B	1-2 2-3 1B		1-2 2-3 1B				G4-3		4	0	3	0	0	0	0
Luis Lopez, S (1, 6) OBP: 0.359, SLG: 0.427	G5-3	G4-3		FC5-2 3-Hf				G6-3		4	0	0	0	0	0	8
Brad Ausmus, R (1, 2) OBP: 0.303, SLG: 0.337		G1-6-3		G4-3		F9		G1-3		4	0	0	0	0	0	0
Joey Hamilton, R (1, 1) Jeff Tabaka, R (7, 1) Tim Mauser, R (8, 1) OBP: 0.667, SLG: 0.500 Bill Bean, L (9, PH) OBP: 0.262, SLG: 0.286		K		L4		G2-3			FC4-6 1B	3 0 0 1	0 0 0 0	0 0 0 1	0 0 0 0	0 0 0 0	1 0 0 0	0 0 0 0
Inning Stats	R: 2 E: 0 K: 0 S: 16 H: 5 LOB: 2 BB: 0 P: 20	R: 0 E: 0 K: 1 S: 7 H: 0 LOB: 0 BB: 0 P: 13	R: 0 E: 0 K: 0 S: 12 H: 3 LOB: 3 BB: 0 P: 17	R: 0 E: 0 K: 1 S: 6 H: 0 LOB: 0 BB: 0 P: 9	R: 0 E: 0 K: 0 S: 11 H: 3 LOB: 3 BB: 0 P: 17	R: 0 E: 0 K: 0 S: 6 H: 0 LOB: 0 BB: 0 P: 9	R: 0 E: 0 K: 1 S: 12 H: 1 LOB: 1 BB: 0 P: 19	R: 0 E: 0 K: 0 S: 6 H: 0 LOB: 0 BB: 0 P: 8	R: 1 E: 0 K: 1 S: 14 H: 2 LOB: 1 BB: 0 P: 19	1B: 12 2B: 2 3B: 0 HR: 0 SF: 0 SAC: 0 DP: 0 HBP: 0						

TOP

San Diego Padres @ Philadelphia Phillies

Veterans Stadium, Philadelphia, PA

Fri Jul 22 1994, 7:05 PM EDT

Sunny - 90 F

livebaseballscorecards.com

AB	40
R	3
H	14
RBI	3
BB	0
SO	4
LOB	18

PITCHER		IP	WLS	BF	H	R	ER	SO	BB	IBB	HBP	BLK	WP	HR	S	P	ERA	WHIP
Bobby Munoz, R ERA: 2.46	(1, 1)	6.1	W	30	12	2	2	2	0	0	0	0	0	0	62	93	2.84	1.895
Heathcliff Slocumb, R ERA: 2.6	(7, 1)	1.2		5	0	0	0	1	0	0	0	0	0	0	14	19	0.00	0.000
Doug Jones, R ERA: 2.42	(9, 1)	1.0	S	5	2	1	1	1	0	0	0	0	0	0	14	19	9.00	2.000

PITCHER	IP	WLS	BF	H	R	ER	SO	BB	IBB	HBP	BLK	WP	HR	S	P	ERA	WHIP

BOTTOM

San Diego Padres @ Philadelphia Phillies

Veterans Stadium, Philadelphia, PA

Fri Jul 22 1994, 7:05 PM EDT

Sunny - 90 F

livebaseballscorecards.com

Batter	1	2	3	4	5	6	7	8	9	AB	R	H	RBI	BB	SO	LOB
Billy Hatcher, R (1, 8) OBP: 0.287, SLG: 0.339	X 0-0 ① L6	C B B X 2-1 ② FC6-4 1B 1-2f		B B C F B X 3-2 ② G6-3		C F S 0-3 ③ K				4	0	0	0	0	1	2
Mariano Duncan, R (1, 5) OBP: 0.313, SLG: 0.411	B F X 1-1 WP 1B 1B 1B	1 SAFE B F 1 SAFE X 1-1 1-2 1B		C S X 0-2 ③ F8			F F F X 0-2 FC6-4 SH1-4 1B			4	1	3	0	0	0	0
Milt Thompson, L (1, 7) OBP: 0.336, SLG: 0.351	B 1 SAFE S X 1-1 1B WP 1-2 SF8 1B	X 0-0 ③ F8			C B B B B 4-1 G3-6-3 BB		B X 1-0 ① SH1-4 1-2			2	1	1	0	1	0	2
John Kruk, L (1, 3) OBP: 0.411, SLG: 0.427	F B S B B X 3-2 BB 1-3 2-H 1B	C X 0-1 E4 E 1B			B X 1-0 ① ② G3-6-3 1-2f		B B B B 4-0 FC6-4 BB			3	0	2	1	1	0	1
Jim Eisenreich, L (1, 9) OBP: 0.366, SLG: 0.427	B B B X 3-0 ② SF8 3-H	X 0-0 ① E4 G1-3 1-3 E			B C B C B S 3-3 ③ K		C B X 1-1 ② FC6-4 1-2f 2-3			3	1	0	1	0	1	3
Mickey Morandini, L (1, 4) OBP: 0.385, SLG: 0.407	1 SAFE B B B 1 SAFE C B B 4-1 1-2 BB	B B X 2-0 ② G1-3 2-3				C B F X 1-2 ① P4	X 0-0 ③ B1-3			3	0	0	0	1	0	3
Mike Lieberthal, R (1, 2) OBP: 0.340, SLG: 0.444	B X 1-0 ③ G6-3	B X 1-0 E8 3-H				C X 0-1 1B FC5-4 1B	C B X 1-1 ① F8			4	1	1	0	0	0	2
Kevin Stocker, S (1, 6) OBP: 0.383, SLG: 0.312		B B X 2-0 FC6-4 1B	X 0-0 ③ F8			X 0-0 FC5-4 1-3 1B		S B B B X 2-1 ② P3		4	0	2	0	0	0	1
Bobby Munoz, R (1, 1) OBP: 0.250, SLG: 0.333		B X 1-0 ① FC6-4 FC6-4 1-2f		B C F B F S 2-3 ① K		B X 1-0 ② FC5-4 1-2f 3-H		X 0-0 ③ G5-3		3	0	0	1	0	1	2
Heathcliff Slocumb, R (7, 1) OBP: 0.333, SLG: 0.333										0	0	0	0	0	0	0
Tony Longmire, L (8, PH) OBP: 0.297, SLG: 0.308										1	0	0	0	0	0	0
Doug Jones, R (9, 1) OBP: 1.000, SLG: 1.000										0	0	0	0	0	0	0
Inning Stats	R: 2 E: 0 K: 0 S: 11 H: 3 LOB: 2 BB: 1 P: 24	R: 0 E: 0 K: 0 S: 7 H: 2 LOB: 2 BB: 0 P: 13	R: 1 E: 2 K: 0 S: 6 H: 1 LOB: 1 BB: 0 P: 9	R: 0 E: 0 K: 1 S: 10 H: 0 LOB: 0 BB: 0 P: 15	R: 0 E: 0 K: 1 S: 5 H: 0 LOB: 0 BB: 1 P: 13	R: 1 E: 0 K: 1 S: 10 H: 2 LOB: 1 BB: 0 P: 12	R: 0 E: 0 K: 0 S: 8 H: 1 LOB: 2 BB: 1 P: 14	R: 0 E: 0 K: 0 S: 5 H: 0 LOB: 0 BB: 0 P: 8		1B: 9 2B: 0 3B: 0 HR: 0	SF: 1 SAC: 1 DP: 1 HBP: 0					

AB	31
R	4
H	9
RBI	3
BB	3
SO	3
LOB	16

WP: 1 PB: 0 SB: 0 CS: 0 PA: 36

PITCHER		IP	WLS	BF	H	R	ER	SO	BB	IBB	HBP	BLK	WP	HR	S	P	ERA	WHIP
Joey Hamilton, R ERA: 2.67	(1, 1)	6.1	L	30	9	4	3	3	2	0	0	0	1	0	54	92	4.26	1.737
Jeff Tabaka, L ERA: 5.35	(7, 1)	0.2		3	0	0	0	0	1	0	0	0	0	0	3	8	0.00	1.500
Tim Mauser, R ERA: 3.46	(8, 1)	1.0		3	0	0	0	0	0	0	0	0	0	0	5	8	0.00	0.000

PITCHER	IP	WLS	BF	H	R	ER	SO	BB	IBB	HBP	BLK	WP	HR	S	P	ERA	WHIP

Batter	1	2	3	4	5	6	7	8	9	AB	R	H	RBI	BB	SO	LOB
Luis Lopez, S (1, 6) OBP: 0.365, SLG: 0.432	C C B X 1-2 E S 2B 1B	X 0-0 ③ F7			B X 1-0 SH1-3 WP 2-H SF8 1B	B B F F F B S 3-3 ③ K 1-2 2-3		C B F X 1-2 BB 1B 1-2 2-3 1B		5	2	3	1	0	1	4
Craig Shipley, R (1, 5) OBP: 0.368, SLG: 0.464	B F X 1-1 ① F9		C F B B F X 2-2 ① F7		S F X 1-1 ① SH1-3 1-3		F F B F X 1-2 ① F8	B X 1-0 BB 1-2 2-3 3-H 1B		4	0	1	1	0	0	1
Tony Gwynn, L (1, 9) OBP: 0.452, SLG: 0.575	C F 1 SAFE B B F B X 3-2 1-H 2B		C X 0-1 ② G4-3		F X 0-1 ② SF8 3-H		X 0-0 2B	B B F B B B 4-1 G6-3 1-2 2-3 3-H BB		3	0	2	3	1	0	0
Derek Bell, R (1, 8) OBP: 0.344, SLG: 0.440	F F S 0-3 ② K		X 0-0 1B		S X 0-1 ③ G6-3		B S F F S 1-3 ② K	B C F F X 1-2 ②③ G6-3 1-2f		5	0	1	0	0	2	5
Eddie Williams, R (1, 3) OBP: 0.393, SLG: 0.570	B B S F B X 3-2 ③ F8	F C B B F X 2-2 ③ L8				B F B S B B 4-2 FC4-6 HBP 1B BB	C F B F F B F B 3-2 ③ F L4		X 0-0 F9 1B 1B	4	1	1	0	1	0	3
Phil Clark, R (1, 7) OBP: 0.238, SLG: 0.355 Ray McDavid, L (8, PH) OBP: 0.333, SLG: 0.350 (8, 7)		C B B F X 2-2 ① P3		F X 0-1 L6-4 G5-3 1B		H 1-0 FC4-6 1-2 HBP		B C B B B 4-1 SH3-4 1B BB	X 0-0 1-2 1B	2 1	0 1	1 1	0 0	0 1	0 0	0 0
Brian Johnson, R (1, 2) OBP: 0.289, SLG: 0.371		C F B F B X 2-2 E5 SH1-4 1B		C X 0-1 ① G5-3 1-2		L X 0-1 ① B2		C X 0-1 ① SH3-4 1-2	C B B F F F B X 3-2 ① F9 2-3	4	0	0	0	0	0	5
Ricky Gutierrez, R (1, 4) OBP: 0.332, SLG: 0.317	B S F B B X 2-2 SH1-4 1-2 1B			C B X 1-1 ②③ L6-4 2-3		C X 0-1 ② FC4-6 WP 1B 1-2f 2-3		B B B C B 4-1 1B 1B 1B BB	B L F C 1-3 ② K	4	1	1	0	1	1	5
Scott Sanders, R (1, 1) OBP: 0.185, SLG: 0.120 Jeff Tabaka, R (4, 1) OBP: 1.000, SLG: 2.000 Scott Livingstone, L (6, PH) OBP: 0.286, SLG: 0.362 Doug Brocail, L (6, 1) Pedro Martinez, L (6, 1) Bill Bean, L (8, PH) OBP: 0.268, SLG: 0.292 Trevor Hoffman, R (8, 1)	X 0-0 ② SH1-4 1-2 2-3				B C X 1-1 1B 2B	X 0-0 WP 1-2 3-H 1B		S B X 1-1 1B 1B 1-2 2-H BB 1B	B 1 SAFE L F C B B F X 3-2 ③ L7	0 1 1 0 0 1	0 1 0 0 0 1	0 1 1 0 0 1	0 0 0 0 0 0	0 0 0 0 0 0	0 0 0 0 0 0	0 0 0 0 0 2
Inning Stats	R: 1 H: 2 E: 0 LOB: 1 K: 1 BB: 0 S: 15 P: 23	R: 0 H: 1 E: 1 LOB: 2 K: 0 BB: 0 S: 12 P: 18	R: 0 H: 1 E: 0 LOB: 1 K: 0 BB: 0 S: 11 P: 15	R: 0 H: 1 E: 0 LOB: 0 K: 0 BB: 0 S: 6 P: 7	R: 2 H: 2 E: 0 LOB: 0 K: 0 BB: 0 S: 10 P: 12	R: 1 H: 1 E: 0 LOB: 2 K: 1 BB: 1 S: 11 P: 19	R: 0 H: 1 E: 0 LOB: 1 K: 1 BB: 0 S: 17 P: 22	R: 3 H: 3 E: 0 LOB: 2 K: 0 BB: 3 S: 15 P: 31	R: 0 H: 2 E: 0 LOB: 2 K: 1 BB: 0 S: 14 P: 21	1B: 11 SF: 1 2B: 4 SAC: 3 3B: 0 DP: 2 HR: 0 HBP: 1						

PITCHER		IP	WLS	BF	H	R	ER	SO	BB	IBB	HBP	BLK	WP	HR	S	P	ERA	WHIP
Fernando Valenzuela, L ERA: 3.26	(1, 1)	5.0		22	7	3	3	1	0	0	0	0	1	0	54	75	5.40	1.400
Toby Borland, R ERA: 1.96	(6, 1)	1.0		6	1	1	1	1	1	0	1	0	1	0	11	19	9.00	2.000
Larry Andersen, R ERA: 4.94	(7, 1)	1.1	L	9	3	3	3	1	2	0	0	0	0	0	26	41	20.25	3.750
Paul Quantrill, R ERA: 4.92	(8, 1)	0.2		3	1	0	0	0	1	0	0	0	0	0	6	12	0.00	3.000
Andy Carter, L ERA: 4.46	(9, 1)	1.0		5	2	0	0	1	0	0	0	0	0	0	14	21	0.00	2.000

PITCHER	IP	WLS	BF	H	R	ER	SO	BB	IBB	HBP	BLK	WP	HR	S	P	ERA	WHIP

San Diego Padres @ Philadelphia Phillies

Veterans Stadium, Philadelphia, PA

Fri Jul 22 1994, 7:05 PM EDT

Att. 38,423 - Unknown - 88 F

TOP

livebaseballscorecards.com

AB	36
R	7
H	14
RBI	7
BB	4
SO	4
LOB	25

WP: 2 PA: 45
PB: 0
SB: 1
CS: 0

San Diego Padres @ Philadelphia Phillies

Veterans Stadium, Philadelphia, PA

Fri Jul 22 1994, 7:05 PM EDT

Att. 38,423 - Unknown - 88 F

livebaseballscorecards.com

BOTTOM

Batter	1	2	3	4	5	6	7	8	9	AB	R	H	RBI	BB	SO	LOB
Tony Longmire, L (1, 9) Andy Carter, L (9, 1)	K		K	2B		BB		G2-3		4 0	0 0	1 0	2 0	1 0	2 0	0 0
Mariano Duncan, R (1, 5) OBP: 0.315, SLG: 0.411	1B WP 1B		G3	L5		1B		K		5	0	2	0	0	1	1
Milt Thompson, L (1, 8) OBP: 0.338, SLG: 0.353	SAFE S 1B		1B		K	G4-3			P6	5	0	2	0	0	1	2
John Kruk, L (1, 3) OBP: 0.403, SLG: 0.417	SAFE K		L9		F9		E3		K	5	0	0	0	0	2	3
Pete Incaviglia, R (1, 7) OBP: 0.289, SLG: 0.469	K			G6-3	2B		F8		K	5	0	1	0	0	2	3
Mickey Morandini, L (1, 4) OBP: 0.387, SLG: 0.414		F9		1B 1B	K		SAFE 1B			4	1	2	0	0	1	1
Todd Pratt, R (1, 2) OBP: 0.306, SLG: 0.355		L7		SH1-4 1B 2B 1B		HR	P6			4	2	2	1	0	0	2
Kevin Stocker, S (1, 6) OBP: 0.385, SLG: 0.316		1B		SH1-4 2B 1B		B1-4	F9			4	1	2	1	0	0	2
Fernando Valenzuela, L (1, 1) OBP: 0.222, SLG: 0.333 Toby Borland, R (6, 1) Randy Ready, R (6, PH) OBP: 0.450, SLG: 0.353 Larry Andersen, R (7, 1) Paul Quantrill, L (8, 1) Jim Eisenreich, L (8, PH) OBP: 0.365, SLG: 0.425 (9, 9)		F9		SH1-4		CS 1B		K		1 0 1 0 0 1	0 0 0 0 0 0	0 0 1 0 0 0	0 0 0 0 0 1	0 0 0 0 0 0	0 0 0 0 0 0	1 0 0 0 0 0
Inning Stats	R: 0 E: 0 K: 3 S: 18 H: 2 LOB: 2 BB: 0 P: 26	R: 0 E: 0 K: 0 S: 8 H: 1 LOB: 1 BB: 0 P: 13	R: 0 E: 0 K: 1 S: 10 H: 1 LOB: 1 BB: 0 P: 17	R: 3 E: 0 K: 0 S: 12 H: 4 LOB: 1 BB: 0 P: 19	R: 0 E: 0 K: 2 S: 13 H: 1 LOB: 1 BB: 0 P: 21	R: 1 E: 0 K: 0 S: 15 H: 3 LOB: 2 BB: 1 P: 26	R: 0 E: 1 K: 0 S: 9 H: 1 LOB: 2 BB: 0 P: 14	R: 0 E: 0 K: 2 S: 10 H: 0 LOB: 0 BB: 0 P: 14	R: 0 E: 0 K: 2 S: 9 H: 0 LOB: 0 BB: 0 P: 11	1B: 9 2B: 3 3B: 0 HR: 1 SF: 0 SAC: 1 DP: 0 HBP: 0						

	AB	39
	R	4
	H	13
	RBI	4
	BB	1
	SO	10
	LOB	15

WP: 1 PA: 41
PB: 0
SB: 1
CS: 1

PITCHER		IP	WLS	BF	H	R	ER	SO	BB	IBB	HBP	BLK	WP	HR	S	P	ERA	WHIP
Scott Sanders, R ERA: 4.91	(1, 1)	3.1		14	4	0	0	4	0	0	0	0	1	0	37	58	0.00	1.200
Jeff Tabaka, L ERA: 5.86	(4, 1)	1.2		10	5	3	3	2	0	0	0	0	0	0	24	38	16.20	3.000
Doug Brocail, R ERA: 7.82	(6, 1)	0.1		3	2	1	1	0	0	0	0	0	0	1	5	7	27.00	6.000
Pedro Martinez, L ERA: 2.37	(6, 1)	1.2	W	8	2	0	0	0	1	0	0	0	0	0	19	33	0.00	1.800
Trevor Hoffman, R ERA: 2.56	(8, 1)	2.0	S	6	0	0	0	4	0	0	0	0	0	0	19	25	0.00	0.000

PITCHER	IP	WLS	BF	H	R	ER	SO	BB	IBB	HBP	BLK	WP	HR	S	P	ERA	WHIP

Batter	1	2	3	4	5	6	7	8	9	AB	R	H	RBI	BB	SO	LOB
Craig Shipley, R (1, 4) OBP: 0.369, SLG: 0.468	B X 1-0 G3 ①		X 0-0 F7 ①		C B B X 2-1 E S 1B 1B		F X 0-1 1B WP 2B 1-3		C X 0-1 E6 1B	5	2	2	0	0	0	1
Scott Livingstone, L (1, 5) OBP: 0.289, SLG: 0.363	C X 0-1 P6 ②		X 0-0 FC6-5 ② 2-3		S X 0-1 1-H 1B		B S C X 1-2 WP 1B 1B 2-3 3-H		B F C B F X 2-2 P5 ①	5	1	2	2	0	0	2
Tony Gwynn, L (1, 9) OBP: 0.451, SLG: 0.573	C B B B C X 3-2 G4-3 ③		C B C T 1-2 K ③		C X 0-1 L5 ③		C B F F F F B X 2-2 1B 1B 1-H 3-H		B B C X 2-1 1B 1-2	5	0	2	1	0	1	2
Derek Bell, R (1, 8) OBP: 0.347, SLG: 0.453		S X 0-1 E3 S	X 0-0 HR			S F X 0-2 G3 G3 2B	B F B B X 3-1 L4-3 1B 1-2		B C F F F S 1-3 K ②	5	2	3	1	0	1	2
Bill Bean, L (1, 3) OBP: 0.258, SLG: 0.280		S X 0-1 P4 ① 1-2	F B C B X 2-2 P4 ①			B X 1-0 G3 ① 2-3	F F B F B F X 3-2 L4-3 ② ③ 1-2		B C F C 1-3 K ③	5	0	0	0	0	1	6
Ray McDavid, L (1, 7) OBP: 0.280, SLG: 0.292		C F B B B F S 3-3 K ②	C X 0-1 G3 ②			B B X 2-0 G3 ② 3-H		C S F B C 1-3 K ①		4	0	0	1	0	2	1
Luis Lopez, S (1, 6) OBP: 0.358, SLG: 0.422		B X 1-0 F9 ③	F B C X 1-2 G4-3 ③			F B C S 1-3 K ③		B X 1-0 L5 ②		4	0	0	0	0	1	1
Brad Ausmus, R (1, 2) OBP: 0.305, SLG: 0.348			B S B F F F X 2-2 HR		C B F C 1-3 K ①		X 0-0 F8 ①	C C F B F B B B 4-2 BB		3	1	1	1	1	1	0
Bill Krueger, L (1, 1) OBP: 0.333, SLG: 0.500 Tim Mauser, R (7, 1) OBP: 0.500, SLG: 0.333			B S F B X 2-2 FC6-5 2B		B X 1-0 F7 ②		B C B X 2-1 2B 1B 1B	C S B T 1-2 K ③		3 1	1 0	2 0	0 0	0 0	0 1	0 1
Inning Stats	R: 0 H: 0 E: 0 LOB: 0 K: 0 BB: 0 S: 6 P: 10	R: 0 H: 0 E: 1 LOB: 1 K: 1 BB: 0 S: 9 P: 13	R: 1 H: 2 E: 0 LOB: 1 K: 1 BB: 0 S: 13 P: 18	R: 1 H: 1 E: 0 LOB: 0 K: 0 BB: 0 S: 9 P: 12	R: 1 H: 2 E: 0 LOB: 1 K: 1 BB: 0 S: 10 P: 14	R: 1 H: 1 E: 0 LOB: 0 K: 1 BB: 0 S: 8 P: 12	R: 3 H: 5 E: 0 LOB: 1 K: 0 BB: 0 S: 22 P: 33	R: 0 H: 0 E: 0 LOB: 1 K: 2 BB: 1 S: 12 P: 19	R: 0 H: 1 E: 1 LOB: 2 K: 2 BB: 0 S: 16 P: 22	1B: 7 SF: 0 2B: 4 SAC: 0 3B: 0 DP: 1 HR: 2 HBP: 0						

TOP

San Diego Padres @ Philadelphia Phillies

Veterans Stadium, Philadelphia, PA

Sat Jul 23 1994, 7:05 PM EDT

Att. 35,269 - Unknown

livebaseballscorecards.com

AB	40
R	7
H	12
RBI	6
BB	1
SO	8
LOB	16

WP: 2 PA: 41
PB: 0
SB: 2
CS: 0

PITCHER		IP	WLS	BF	H	R	ER	SO	BB	IBB	HBP	BLK	WP	HR	S	P	ERA	WHIP
Ben Rivera, R ERA: 7.01	(1, 1)	6.1	L	28	8	6	6	4	0	0	0	0	0	2	60	86	8.53	1.263
Toby Borland, R ERA: 2.28	(7, 1)	0.2		4	3	1	1	0	0	0	0	0	1	0	17	26	13.50	4.500
Larry Andersen, R ERA: 4.6	(8, 1)	2.0		9	1	0	0	4	1	0	0	0	0	0	28	41	0.00	1.000

PITCHER	IP	WLS	BF	H	R	ER	SO	BB	IBB	HBP	BLK	WP	HR	S	P	ERA	WHIP

BOTTOM

Batter	1	2	3	4	5	6	7	8	9	AB	R	H	RBI	BB	SO	LOB
Lenny Dykstra, L (1, 8) OBP: 0.408, SLG: 0.472	C F B S 1-3 ① K		B B X 2-0 ② F8 2-3			B X 1-0 ① F8		B X 1-0 ① P2		4	0	0	0	0	1	1
Mariano Duncan, R (1, 5) OBP: 0.314, SLG: 0.410 Kim Batiste, R (2, 5) OBP: 0.245, SLG: 0.307	B B X 2-0 ② G6-3		B F F B F B F X 3-2 ③ G6-3			B F S F S 1-3 ② K		B C F B X 2-2 ② P6		1 3	0 0	0 0	0 0	0 0	0 1	0 1
Ricky Jordan, R (1, 3) OBP: 0.293, SLG: 0.475	B F X 1-1 1B			C B B F B X 3-2 3B		B F B X 2-1 HR		C S S 0-3 ③ K		4	1	3	1	0	1	0
Dave Hollins, S (1, 9) OBP: 0.328, SLG: 0.352 Billy Hatcher, R (7, 9) OBP: 0.290, SLG: 0.342	C S B B B F C 3-3 ③ K			B B F X 2-1 E5 G6-3		F B L F B F X 2-2 ③ G1-3			C X 0-1 G5-4-3 1B	3 1	0 0	0 1	0 0	0 0	1 0	2 0
Pete Incaviglia, R (1, 7) OBP: 0.284, SLG: 0.460		F F B B B S 3-3 ① K		B C F B B F X 3-2 ① F9			F B B F B X 3-2 ① G5-3		F B S X 1-2 ①② G5-4-3 1-2f	4	0	0	0	0	1	3
Mike Lieberthal, R (1, 2) OBP: 0.314, SLG: 0.408	B X 1-0 ② F7			B F X 1-1 ②③ G6-3 1-2f			B F F F B X 2-2 ② G6-3		B B B C X 3-1 ③ F7	4	0	0	0	0	0	2
Mickey Morandini, L (1, 4) OBP: 0.386, SLG: 0.413		C B B X 2-1 ③ P6			C X 0-1 ① G4-3		B X 1-0 1B 1B			3	0	1	0	0	0	0
Kevin Stocker, S (1, 6) OBP: 0.388, SLG: 0.321			B C S X 1-2 F8 SH2-4 1B		F X 0-1 ② F8		X 0-0 1-2 1B			3	0	2	0	0	0	0
Ben Rivera, R (1, 1) Toby Borland, R (7, 1) Randy Ready, R (7, PH) OBP: 0.450, SLG: 0.353 Jim Eisenreich, L (7, PH) OBP: 0.363, SLG: 0.423 Larry Andersen, R (8, 1)			X 0-0 ① SH2-4 1-2		X 0-0 ③ G6-3		F B B C B X 3-2 ③ L6			1 0 0 1 0	0 0 0 0 0	0 0 0 0 0	0 0 0 0 0	0 0 0 0 0	0 0 0 0 0	0 0 0 2 0
Inning Stats	R: 0 H: 1 E: 0 LOB: 1 K: 2 BB: 0 S: 10 P: 17	R: 0 H: 0 E: 0 LOB: 0 K: 1 BB: 0 S: 7 P: 13	R: 0 H: 1 E: 0 LOB: 1 K: 0 BB: 0 S: 11 P: 17	R: 0 H: 1 E: 1 LOB: 1 K: 0 BB: 0 S: 11 P: 20	R: 0 H: 0 E: 0 LOB: 0 K: 0 BB: 0 S: 5 P: 5	R: 1 H: 1 E: 0 LOB: 0 K: 1 BB: 0 S: 12 P: 18	R: 0 H: 2 E: 0 LOB: 2 K: 0 BB: 0 S: 11 P: 20	R: 0 H: 0 E: 0 LOB: 0 K: 1 BB: 0 S: 8 P: 11	R: 0 H: 1 E: 0 LOB: 0 K: 0 BB: 0 S: 7 P: 11	1B: 5 SF: 0 2B: 0 SAC: 1 3B: 1 DP: 2 HR: 1 HBP: 0						

PITCHER	IP	WLS	BF	H	R	ER	SO	BB	IBB	HBP	BLK	WP	HR	S	P	ERA	WHIP
Bill Krueger, L (1, 1) ERA: 7.78	6.2	W	26	6	1	1	4	0	0	0	0	0	1	64	104	1.35	0.900
Tim Mauser, R (7, 1) ERA: 3.27	2.1		7	1	0	0	1	0	0	0	0	0	0	18	28	0.00	0.429

PITCHER	IP	WLS	BF	H	R	ER	SO	BB	IBB	HBP	BLK	WP	HR	S	P	ERA	WHIP

San Diego Padres @ Philadelphia Phillies

Veterans Stadium, Philadelphia, PA

Sat Jul 23 1994, 7:05 PM EDT

Att. 35,269 - Unknown

livebaseballscorecards.com

AB	32
R	1
H	7
RBI	1
BB	0
SO	5
LOB	11

San Diego Padres @ Philadelphia Phillies

Veterans Stadium, Philadelphia, PA

Sun Jul 24 1994, 3:33 AM EDT

Att. 41,971 - Cloudy - 88 F

TOP

livebaseballscorecards.com

Batter	1	2	3	4	5	6	7	8	9	AB	R	H	RBI	BB	SO	LOB
Luis Lopez, S (1, 6) OBP: 0.349, SLG: 0.411	K		F7			G6-3		G4-3	F7	5	0	0	0	0	1	2
Craig Shipley, R (1, 5) (8, 7) OBP: 0.376, SLG: 0.471	G4-3 HBP			1B		L8		1B		3	1	2	0	0	0	0
Derek Bell, R (1, 8) OBP: 0.346, SLG: 0.451	G4-3 1-2f			L4			K	1B 1-2		4	0	1	0	0	1	2
Eddie Williams, R (1, 3) OBP: 0.405, SLG: 0.586 Bip Roberts, S (8, PR) OBP: 0.368, SLG: 0.381 Scott Livingstone, L (8, 5) OBP: 0.289, SLG: 0.363		G4-3 1B		L4			1B 2B	1-3 2-H 1B		4 0 0	1 0 0	3 0 0	1 0 0	0 0 0	0 0 0	1 0 0
Phil Clark, R (1, 7) OBP: 0.240, SLG: 0.354 Pedro Martinez, L (7, 1) Tony Gwynn, L (8, PH) OBP: 0.450, SLG: 0.571 Doug Brocail, L (8, 1)	F9		P6				2-H 2B 1B	F7		3 0 1 0	1 0 0 0	1 0 0 0	1 0 0 0	0 0 0 0	0 0 0 0	2 0 2 0
Ricky Gutierrez, R (1, 4) OBP: 0.331, SLG: 0.320	G4-3 1-2				G4-3		1-H 2B		L5	4	0	1	1	0	0	1
Ray McDavid, L (1, 9) OBP: 0.276, SLG: 0.286	K				G3-1		K		FC4-6 1B	4	0	1	0	0	2	2
Brad Ausmus, R (1, 2) OBP: 0.301, SLG: 0.343		K			G6-3		L6		FC4-6 1B 1-2f	4	0	0	0	0	1	2
Andy Ashby, R (1, 1) OBP: 0.163, SLG: 0.143 Bill Bean, L (7, 7) OBP: 0.262, SLG: 0.283 (8, 3)		K				K		K	1B 1-3	2 2	0 0	0 1	0 0	0 0	2 1	0 0
Inning Stats	R: 0 E: 0 K: 1 S: 4 H: 0 LOB: 0 BB: 0 P: 7	R: 0 E: 0 K: 1 S: 8 H: 1 LOB: 1 BB: 0 P: 13	R: 0 E: 0 K: 2 S: 8 H: 0 LOB: 0 BB: 0 P: 11	R: 0 E: 0 K: 0 S: 7 H: 1 LOB: 1 BB: 0 P: 7	R: 0 E: 0 K: 0 S: 7 H: 0 LOB: 0 BB: 0 P: 9	R: 0 E: 0 K: 1 S: 9 H: 0 LOB: 0 BB: 0 P: 12	R: 2 E: 0 K: 2 S: 17 H: 3 LOB: 1 BB: 0 P: 23	R: 1 E: 0 K: 1 S: 12 H: 3 LOB: 2 BB: 0 P: 16	R: 0 E: 0 K: 0 S: 9 H: 2 LOB: 2 BB: 0 P: 14	1B: 8 2B: 2 3B: 0 HR: 0 SF: 0 SAC: 0 DP: 1 HBP: 1						

	AB	36
	R	3
	H	10
	RBI	3
	BB	0
	SO	8
	LOB	14

WP: 0 PB: 0 SB: 0 CS: 0 PA: 37

PITCHER		IP	WLS	BF	H	R	ER	SO	BB	IBB	HBP	BLK	WP	HR	S	P	ERA	WHIP
Danny Jackson, L ERA: 3.26	(1, 1)	7.0	W	26	5	2	2	7	0	0	1	0	0	0	60	82	2.57	0.714
Heathcliff Slocumb, R ERA: 2.71	(8, 1)	0.2		5	3	1	1	1	0	0	0	0	0	0	10	14	13.50	4.500
Doug Jones, R ERA: 2.35	(8, 1)	1.1	S	6	2	0	0	0	0	0	0	0	0	0	11	16	0.00	1.500

PITCHER		IP	WLS	BF	H	R	ER	SO	BB	IBB	HBP	BLK	WP	HR	S	P	ERA	WHIP

BOTTOM

Batter	1	2	3	4	5	6	7	8	9	AB	R	H	RBI	BB	SO	LOB
Lenny Dykstra, L (1, 8) OBP: 0.410, SLG: 0.471	F F X 0-2 G4-3 S 2B 1B	C B F S 1-3 ③ K			B X 1-0 ③ F7		I I I 4-0 1B 1B IBB			3	2	1	0	1	1	1
Mickey Morandini, L (1, 4) OBP: 0.384, SLG: 0.410	B B S F S 2-3 ① K 1-2		C S S T X 1-2 ① G4-3			L S S 0-3 ① K	1 SAFE F B 1 SAFE X 1-1 1B 1-3 3-H 1B			4	0	1	1	0	2	1
Jim Eisenreich, L (1, 9) OBP: 0.365, SLG: 0.424	B B X 2-0 ② G4-3 2-3		X 0-0 ② G4-3			C B B X 2-1 G5-3 1B 1B	B 1 SAFE 1 SAFE X 1-0 1-2 3-H 1B			4	1	2	1	0	0	1
John Kruk, L (1, 3) OBP: 0.401, SLG: 0.419	B C X 1-1 E 3-H 2B		B C S X 1-2 ③ G4-3			B B B C F X 3-2 ② G5-3 1-2	S B B X 2-1 ② F7			4	1	1	1	0	0	3
Milt Thompson, L (1, 7) OBP: 0.341, SLG: 0.352 Doug Jones, R (8, 1) OBP: 1.000, SLG: 1.000	B S X 1-1 E8 2-H 1B			X 0-0 ① G6-3		I I I I 4-0 1B IBB	C S B F B B F X 3-2 ③ G3			3 0	0 0	1 0	1 0	1 0	0 0	2 0
Todd Pratt, R (1, 2) OBP: 0.303, SLG: 0.348	C B X 1-1 ③ G1-3			B C S S 1-3 ② K		C X 0-1 1-3 2-H 1B		F C F B B B S 3-3 ① K		4	0	1	1	0	2	1
Kim Batiste, R (1, 5) OBP: 0.239, SLG: 0.299		C X 0-1 ① F7		C B C X 1-2 ③ G6-3		C T S 0-3 ③ K		S X 0-1 ② G6-3		4	0	0	0	0	1	2
Kevin Stocker, S (1, 6) OBP: 0.390, SLG: 0.326		B B B B 4-0 SH3-4 BB			B B F X 2-1 ① F7		C B X 1-1 F8 1B 2B	S F X 0-2 ③ P7		3	1	1	0	1	0	0
Danny Jackson, R (1, 1) OBP: 0.208, SLG: 0.255 Tony Longmire, L (7, PH) OBP: 0.298, SLG: 0.313 Heathcliff Slocumb, R (8, 1) OBP: 0.333, SLG: 0.333 Billy Hatcher, R (8, 7) OBP: 0.290, SLG: 0.342		1 SAFE 1 SAFE X 0-0 ② SH3-4 1-2			S S F B X 1-2 ② G6-3		2 SAFE B X 1-0 ① F8 2-3			1 1 0 0	0 0 0 0	0 0 0 0	0 0 0 0	0 0 0 0	0 0 0 0	0 1 0 0
Inning Stats	R: 2 E: 1 K: 1 S: 13 H: 3 LOB: 1 BB: 0 P: 20	R: 0 E: 0 K: 1 S: 6 H: 0 LOB: 1 BB: 1 P: 11	R: 0 E: 0 K: 0 S: 8 H: 0 LOB: 0 BB: 0 P: 10	R: 0 E: 0 K: 1 S: 7 H: 0 LOB: 0 BB: 0 P: 9	R: 0 E: 0 K: 0 S: 7 H: 0 LOB: 0 BB: 0 P: 11	R: 1 E: 0 K: 2 S: 13 H: 2 LOB: 2 BB: 1 P: 22	R: 2 E: 0 K: 0 S: 13 H: 3 LOB: 2 BB: 1 P: 26	R: 0 E: 0 K: 1 S: 9 H: 0 LOB: 0 BB: 0 P: 12		1B: 6 2B: 2 3B: 0 HR: 0 SF: 0 SAC: 1 DP: 0 HBP: 0						

PITCHER		IP	WLS	BF	H	R	ER	SO	BB	IBB	HBP	BLK	WP	HR	S	P	ERA	WHIP
Andy Ashby, R ERA: 3.48	(1, 1)	6.1	L	28	6	5	5	5	1	2	0	0	0	0	57	92	7.11	1.105
Pedro Martinez, L ERA: 2.35	(7, 1)	0.2		4	2	0	0	0	0	0	0	0	0	0	10	17	0.00	3.000
Doug Brocail, R ERA: 7.24	(8, 1)	1.0		3	0	0	0	1	0	0	0	0	0	0	9	12	0.00	0.000

PITCHER	IP	WLS	BF	H	R	ER	SO	BB	IBB	HBP	BLK	WP	HR	S	P	ERA	WHIP

San Diego Padres @ Philadelphia Phillies

Veterans Stadium, Philadelphia, PA

Sun Jul 24 1994, 3:33 AM EDT

Att. 41,971 - Cloudy - 88 F

livebaseballscorecards.com

AB	31
R	5
H	8
RBI	5
BB	3
SO	6
LOB	12

WP: 0 PB: 0 SB: 1 CS: 0 PA: 35

TOP

Colorado Rockies @ San Diego Padres

Jack Murphy Stadium, San Diego, CA

Mon Jul 25 1994, 10:05 PM EDT

Att. 9,195 - Unknown - 74 F

Batter	1	2	3	4	5	6	7	8	9	AB	R	H	RBI	BB	SO	LOB
Walt Weiss, S (1, 6) OBP: 0.349, SLG: 0.319	X; 0-0 F8 (1)		C C S; 0-3 K (1)		B X; 1-0 F7 (1)		F X; 0-1 G5-4-3 (2) (3) 1-2f		B X; 1-0 FC6-4 1-2 1B	5	0	1	0	0	1	1
Eric Young Sr., R (1, 7) OBP: 0.389, SLG: 0.429	C B F S; 1-3 K (2)		B B F B X; 3-1 G5-3 (2)		B C S B S; 2-3 K (2)			B B B B; 4-0 1B 1B BB	B B X; 2-0 FC6-4 (2) S 1-2f 2-3	4	1	0	0	1	2	2
Dante Bichette, R (1, 9) OBP: 0.343, SLG: 0.567	B X; 1-0 HR 1B		F B X; 1-1 E 2B		X; 0-0 G4-3 (3)			X; 0-0 F8 1B 1-2 1B	C B B P S S; 3-3 K (3) 1-2	5	1	3	0	0	1	2
Andres Galarraga, R (1, 3) OBP: 0.357, SLG: 0.599	B B F X; 2-1 1-H HR		X; 0-0 E6 2-3			C S F B S; 1-3 K2-3 (1)		B B S X; 2-1 P3 (1)		4	1	1	2	0	1	3
Mike Kingery, L (1, 8) OBP: 0.400, SLG: 0.516	C B B F S; 2-3 K (3)		B C C F X; 1-2 P4 (3)			F X; 0-1 F9 (2)		X; 0-0 1-2 2-H 1B		4	0	1	1	0	1	2
Charlie Hayes, R (1, 5) OBP: 0.338, SLG: 0.425		B S B S X; 2-2 1B		C F B X; 1-2 G6-3 (1)		F F F S; 0-3 K (3)		X; 0-0 F8 (2) 2-3		4	0	1	0	0	1	2
Danny Sheaffer, R (1, 2) OBP: 0.303, SLG: 0.293; Bruce Ruffin, S (8, 1) OBP: 0.400, SLG: 0.250		F F F S; 0-3 K (1)		B B B C F X; 3-2 P6 (2)			B B F B F X; 3-2 HR	B S B B C X; 3-2 G5-3 (3)		4 0	1 0	1 0	1 0	0 0	1 0	3 0
Nelson Liriano, S (1, 4) OBP: 0.367, SLG: 0.415		B S F B S; 2-3 K (2)		C B B C B B; 4-2 BB			B F F C; 1-3 K (backwards) (1)		B F B X; 2-1 F9 (1)	3	0	0	0	1	2	1
Kevin Ritz, R (1, 1); Howard Johnson, S (7, PH) OBP: 0.328, SLG: 0.433; Greg Harris, R (7, 1) OBP: 0.243, SLG: 0.257; Mike Munoz, L (7, 1); Steve Reed, R (8, 1); Jayhawk Owens, R (8, 2) OBP: 0.400, SLG: 0.417		C F F B C; 1-3 K (backwards) (3)		B C S S; 1-3 K (3)			B X; 1-0 G5-4-3 1B		B B C F B B; 4-2 FC6-4 1B BB	2 1 0 0 0 0	0 0 0 0 0 0	0 1 0 0 0 0	0 0 0 0 0 0	0 0 0 0 0 1	2 0 0 0 0 0	2 0 0 0 0 0

livebaseballscorecards.com

AB	36
R	4
H	9
RBI	4
BB	3
SO	12
LOB	18

Inning Stats	1	2	3	4	5	6	7	8	9	Totals	
	R: 2 H: 2 E: 0 LOB: 0 K: 2 BB: 0 S: 10 P: 16	R: 0 H: 1 E: 0 LOB: 1 K: 3 BB: 0 S: 14 P: 19	R: 0 H: 1 E: 1 LOB: 2 K: 1 BB: 0 S: 12 P: 17	R: 0 H: 0 E: 0 LOB: 1 K: 1 BB: 1 S: 11 P: 20	R: 0 H: 0 E: 0 LOB: 0 K: 1 BB: 0 S: 5 P: 8	R: 0 H: 0 E: 0 LOB: 0 K: 2 BB: 0 S: 10 P: 11	R: 1 H: 2 E: 0 LOB: 0 K: 1 BB: 0 S: 9 P: 14	R: 1 H: 2 E: 0 LOB: 2 K: 0 BB: 1 S: 8 P: 17	R: 0 H: 1 E: 0 LOB: 2 K: 1 BB: 1 S: 10 P: 21	1B: 6 SF: 0 2B: 1 SAC: 0 3B: 0 DP: 1 HR: 2 HBP: 0	WP: 0 PA: 39 PB: 0 SB: 1 CS: 0

PITCHER		IP	WLS	BF	H	R	ER	SO	BB	IBB	HBP	BLK	WP	HR	S	P	ERA	WHIP
Andy Benes, R ERA: 3.88	(1, 1)	7.0	L	28	6	3	3	11	1	0	0	0	0	2	71	105	3.86	1.000
Tim Mauser, R ERA: 3.45	(8, 1)	0.1		3	1	1	1	0	1	0	0	0	0	0	3	9	27.00	6.000
Jeff Tabaka, L ERA: 5.7	(8, 1)	1.0		5	1	0	0	0	1	0	0	0	0	0	9	18	0.00	2.000
Bryce Florie, R ERA: 2.7	(9, 1)	0.2		3	1	0	0	1	0	0	0	0	0	0	6	11	0.00	1.500

PITCHER	IP	WLS	BF	H	R	ER	SO	BB	IBB	HBP	BLK	WP	HR	S	P	ERA	WHIP

Colorado Rockies @ San Diego Padres

Jack Murphy Stadium, San Diego, CA

Mon Jul 25 1994, 10:05 PM EDT

Att. 9,195 - Unknown - 74 F

livebaseballscorecards.com

BOTTOM

Batter	1	2	3	4	5	6	7	8	9	AB	R	H	RBI	BB	SO	LOB
Bip Roberts, S (1, 4) OBP: 0.366, SLG: 0.378	C B B F F F C 2-3 K	B X 1-0 G4-3			B X 1-0 G6-3		C B X 1-1 F7		F F F B B B F F F 3-2 X 1B	5	0	1	0	0	1	3
Scott Livingstone, L (1, 5) OBP: 0.284, SLG: 0.357 Craig Shipley, R (7, PH) OBP: 0.373, SLG: 0.466 (8, 5)	B B X 2-0 F7		B F X 1-1 L1		B X 1-0 F7		B S B F C 2-3 K		X 0-0 F9	3 2	0 0	0 0	0 0	0 0	0 1	0 2
Tony Gwynn, L (1, 9) OBP: 0.447, SLG: 0.566	B F B F X 2-2 G4-3		B B C B X 3-1 F7		B C B X 2-1 F7			C X 0-1 G6-3	X 0-0 1-2 1B	5	0	1	0	0	0	0
Derek Bell, R (1, 8) OBP: 0.349, SLG: 0.456		B X 1-0 E5 S 2B 1B	C B X 1-1 1B			X 0-0 SH3 2B		B S S F S 1-3 K	S B B X 2-1 F7	5	1	3	0	0	1	2
Eddie Williams, R (1, 3) OBP: 0.411, SLG: 0.593		B B C F X 2-2 1B 2-H 2B	B C C X 2-1 F9			B S X 1-1 SH3 2-3		C B B S B F B 4-2 1B BB		2	1	1	1	1	0	1
Phil Plantier, L (1, 7) OBP: 0.307, SLG: 0.464 Phil Clark, R (8, PH) OBP: 0.245, SLG: 0.359 (9, 7)	B S F F F B B S 3-3 K			B F B 3-3 K		B F B B B F F F X 3-2 P6		X 0-0 1-2 1B		3 1	0 0	0 1	0 0	0 0	2 0	2 0
Ricky Gutierrez, R (1, 6) OBP: 0.326, SLG: 0.315	B C F F F E B S 2-3 K			B F S C 1-3 K		B C X 1-1 G5-3		B B B C F X 3-2 G5-3		4	0	0	0	0	2	4
Brad Ausmus, R (1, 2) OBP: 0.304, SLG: 0.340	I I I I I 4-0 1B IBB			C C B B B F B 4-2 FC6-4 BB			F B S B X 2-2 G6-3		B B B C C X 3-2 F7	2	0	0	0	2	0	0
Andy Benes, R (1, 1) OBP: 0.174, SLG: 0.178 Bill Bean, L (7, PH) OBP: 0.267, SLG: 0.289 Tim Mauser, R (8, 1) OBP: 0.500, SLG: 0.333 Jeff Tabaka, R (8, 1) OBP: 1.000, SLG: 2.000 Bryce Florie, R (9, 1) Brian Johnson, R (9, PH) OBP: 0.299, SLG: 0.423	B X 1-0 1-2 2-H 1B			B X 1-0 FC6-4 1-2f			C B B X 2-1 1B		F X 0-1 HR	2 1 0 0 0 1	0 0 0 0 0 1	1 1 0 0 0 1	1 0 0 0 0 1	0 0 0 0 0 1	0 0 0 0 0 0	1 0 0 0 0 0
Inning Stats	R: 0 E: 0 K: 1 S: 9 H: 0 LOB: 0 BB: 0 P: 15	R: 2 E: 1 K: 2 S: 16 H: 3 LOB: 2 BB: 1 P: 30	R: 0 E: 0 K: 0 S: 9 H: 1 LOB: 1 BB: 0 P: 15	R: 0 E: 0 K: 2 S: 12 H: 0 LOB: 1 BB: 1 P: 21	R: 0 E: 0 K: 0 S: 4 H: 0 LOB: 0 BB: 0 P: 8	R: 0 E: 0 K: 0 S: 9 H: 1 LOB: 1 BB: 0 P: 14	R: 0 E: 0 K: 1 S: 10 H: 1 LOB: 1 BB: 0 P: 17	R: 0 E: 0 K: 1 S: 13 H: 1 LOB: 2 BB: 1 P: 21	R: 1 E: 0 K: 0 S: 16 H: 3 LOB: 2 BB: 0 P: 24	1B: 7 2B: 2 3B: 0 HR: 1	SF: 0 SAC: 1 DP: 0 HBP: 0					

	AB	36
	R	3
	H	10
	RBI	3
	BB	3
	SO	7
	LOB	15

WP: 0 PB: 0 SB: 1 CS: 0 PA: 40

PITCHER		IP	WLS	BF	H	R	ER	SO	BB	IBB	HBP	BLK	WP	HR	S	P	ERA	WHIP
Kevin Ritz, R ERA: 5.28	(1, 1)	6.0	W	25	5	2	2	5	1	1	0	0	0	0	59	103	3.00	1.000
Greg Harris, R ERA: 6.83	(7, 1)	0.2		3	1	0	0	0	0	0	0	0	0	0	7	12	0.00	1.500
Mike Munoz, L ERA: 2.84	(7, 1)	0.2		2	0	0	0	1	0	0	0	0	0	0	5	7	0.00	0.000
Steve Reed, R ERA: 3.79	(8, 1)	0.1		2	0	0	0	1	1	0	0	0	0	0	7	12	0.00	3.000
Bruce Ruffin, L ERA: 4.2	(8, 1)	1.1	S	8	4	1	1	0	0	0	0	0	0	1	20	31	6.75	3.000

PITCHER	IP	WLS	BF	H	R	ER	SO	BB	IBB	HBP	BLK	WP	HR	S	P	ERA	WHIP

Colorado Rockies @ San Diego Padres

Jack Murphy Stadium, San Diego, CA

Tue Jul 26 1994, 10:05 PM EDT

Att. 11,896 - Unknown - 76 F

TOP

livebaseballscorecards.com

Batter	1	2	3	4	5	6	7	8	9	AB	R	H	RBI	BB	SO	LOB
Eric Young Sr., R (1, 7) OBP: 0.380, SLG: 0.418	G5-3	L6		F9			K		K	5	0	0	0	0	2	1
Walt Weiss, S (1, 6) OBP: 0.351, SLG: 0.320	WP S FC5 1B		2B 1B BB	G4-3			BB		F8	3	1	1	0	2	0	1
Dante Bichette, R (1, 9) OBP: 0.342, SLG: 0.562	FC5 S 1-H		1 SAFE 1 SAFE 2B WP 1-2 1B		P9		F8		F7	5	1	1	0	0	0	2
Andres Galarraga, R (1, 3) OBP: 0.356, SLG: 0.598	K 1-2		WP SF8 1-3 2-H 2B		G6-3		F8			4	1	1	1	0	1	2
Mike Kingery, L (1, 8) OBP: 0.401, SLG: 0.528		HR	SF8 2-H 3-H		FC6-4 BB			G3-1		2	1	1	2	1	0	0
Charlie Hayes, R (1, 5) OBP: 0.340, SLG: 0.424		HR BB	G6-3 1B		FC6-4 1-2f			F9		3	1	1	0	1	0	1
Joe Girardi, R (1, 2) OBP: 0.327, SLG: 0.371		1-H HR	G6-3 1-2f		B1-3			BB 1B		4	1	2	2	0	0	1
Nelson Liriano, S (1, 4) OBP: 0.373, SLG: 0.419		CS 1B		F9 SH1 1B	G4-3			1-2 BB		3	0	2	0	1	0	0
Mark Thompson, R (1, 1)		K 1-2		SH1 1-2	K			K		2	0	0	0	0	2	1
Greg Harris, R (6, 1) OBP: 0.237, SLG: 0.250										1	0	0	0	0	1	2
Bruce Ruffin, S (9, 1) OBP: 0.400, SLG: 0.250										0	0	0	0	0	0	0
Steve Reed, R (9, 1)										0	0	0	0	0	0	0

	AB	32
	R	6
	H	9
	RBI	5
	BB	5
	SO	6
	LOB	11

Inning Stats	1	2	3	4	5	6	7	8	9	1B: 6	SF: 1	WP: 2	PA: 39
	R: 0 E: 0 K: 1 S: 13	H: 1 LOB: 1 BB: 0 P: 20	R: 3 E: 0 K: 1 S: 12	H: 3 LOB: 0 BB: 1 P: 24	R: 3 E: 0 K: 0 S: 14	H: 3 LOB: 0 BB: 1 P: 23	R: 0 E: 0 K: 0 S: 8	H: 1 LOB: 1 BB: 0 P: 12	R: 0 E: 0 K: 0 S: 7	H: 0 LOB: 1 BB: 1 P: 15	R: 0 E: 0 K: 1 S: 6	H: 0 LOB: 0 BB: 0 P: 8	R: 0 E: 0 K: 1 S: 10	H: 0 LOB: 1 BB: 1 P: 14	R: 0 E: 0 K: 1 S: 11	H: 1 LOB: 2 BB: 1 P: 19	R: 0 E: 0 K: 1 S: 9	H: 0 LOB: 0 BB: 0 P: 13	2B: 1 3B: 0 HR: 2	SAC: 1 DP: 1 HBP: 0	PB: 0 SB: 2 CS: 1	

PITCHER		IP	WLS	BF	H	R	ER	SO	BB	IBB	HBP	BLK	WP	HR	S	P	ERA	WHIP
Scott Sanders, R ERA: 5.36	(1, 1)	2.1	L	15	7	6	6	2	2	0	0	0	2	2	35	63	23.14	3.857
Doug Brocail, R ERA: 6.06	(3, 1)	2.2		9	1	0	0	0	1	0	0	0	0	0	19	31	0.00	0.750
Bryce Florie, R ERA: 2.08	(6, 1)	1.0		3	0	0	0	1	0	0	0	0	0	0	6	8	0.00	0.000
Pedro Martinez, L ERA: 2.27	(7, 1)	2.0		9	1	0	0	2	2	0	0	0	0	0	21	33	0.00	1.500
Trevor Hoffman, R ERA: 2.51	(9, 1)	1.0		3	0	0	0	1	0	0	0	0	0	0	9	13	0.00	0.000

PITCHER	IP	WLS	BF	H	R	ER	SO	BB	IBB	HBP	BLK	WP	HR	S	P	ERA	WHIP

Colorado Rockies @ San Diego Padres

Jack Murphy Stadium, San Diego, CA

Tue Jul 26 1994, 10:05 PM EDT

Att. 11,896 - Unknown - 76 F

livebaseballscorecards.com

BOTTOM

Batter	1	2	3	4	5	6	7	8	9	AB	R	H	RBI	BB	SO	LOB
Bip Roberts, S (1, 4) OBP: 0.364, SLG: 0.374	F7		G6-3		G5-3		G4-3		G4-3 S BB	4	0	0	0	1	0	0
Scott Livingstone, L (1, 5) OBP: 0.283, SLG: 0.351 Craig Shipley, R (9, PH) OBP: 0.371, SLG: 0.464	BB		G4-3		G3-1		F8		SAFE F9	3 1	0 0	0 0	0 0	1 0	0 0	0 1
Tony Gwynn, L (1, 9) OBP: 0.449, SLG: 0.563	SAFE G6-4-3 1-2 BB		1B BB			1B 1B G4-6-3 BB	G1-3		SAFE SAFE G4-3 1-3	2	1	0	0	3	0	1
Derek Bell, R (1, 8) OBP: 0.350, SLG: 0.455	G6-4-3 1-2f		1B 1-2			G4-6-3 1B 3B 1-2		K	K	5	1	2	0	0	2	3
Eddie Williams, R (1, 3) OBP: 0.414, SLG: 0.590		K	F8			G4-6-3 1B 1-2 2-3		1B		4	0	2	0	0	1	2
Phil Plantier, L (1, 7) OBP: 0.306, SLG: 0.464	2B	2B	F7			G4-6-3 1-2f 2-3 3-H		F7		4	1	1	0	0	0	3
Brian Johnson, R (1, 2) OBP: 0.309, SLG: 0.467 Trevor Hoffman, R (9, 1)	1B 2-H 2B		F7			3B 3-H		P3		4 0	0 0	2 0	2 0	0 0	0 0	1 0
Ricky Gutierrez, R (1, 6) OBP: 0.329, SLG: 0.312	L9		K			HBP			HR BB	2	1	0	0	1	1	1
Scott Sanders, R (1, 1) OBP: 0.214, SLG: 0.154 Doug Brocail, L (3, 1) Luis Lopez, S (5, PH) OBP: 0.348, SLG: 0.409 Bryce Florie, R (6, 1) Bill Bean, L (6, PH) OBP: 0.265, SLG: 0.287 Pedro Martinez, L (7, 1) Brad Ausmus, R (9, 2) OBP: 0.306, SLG: 0.353	1B 2-H				F8	G4-1			HR 1-H	1 0 1 0 1 0 1	0 0 0 0 0 0 1	1 0 0 0 0 0 1	0 0 0 0 0 0 2	0 0 0 0 0 0 0	0 0 0 0 0 0 0	0 0 0 0 0 0 0
Inning Stats	R: 0 E: 0 K: 0 S: 5 H: 0 LOB: 1 BB: 2 P: 15	R: 1 E: 0 K: 1 S: 14 H: 3 LOB: 2 BB: 0 P: 21	R: 0 E: 0 K: 0 S: 11 H: 1 LOB: 2 BB: 1 P: 21	R: 0 E: 0 K: 1 S: 5 H: 0 LOB: 0 BB: 0 P: 9	R: 0 E: 0 K: 0 S: 8 H: 0 LOB: 0 BB: 0 P: 13	R: 2 E: 0 K: 0 S: 11 H: 3 LOB: 2 BB: 1 P: 20	R: 0 E: 0 K: 0 S: 7 H: 0 LOB: 0 BB: 0 P: 11	R: 0 E: 0 K: 1 S: 10 H: 1 LOB: 1 BB: 0 P: 14	R: 2 E: 0 K: 1 S: 11 H: 1 LOB: 1 BB: 2 P: 25	1B: 5 2B: 2 3B: 1 HR: 1	SF: 0 SAC: 0 DP: 2 HBP: 1			WP: 0 PB: 0 SB: 1 CS: 0	PA: 40		

PITCHER		IP	WLS	BF	H	R	ER	SO	BB	IBB	HBP	BLK	WP	HR	S	P	ERA	WHIP
Mark Thompson, R ERA: 4.76	(1, 1)	5.2	W	26	7	3	3	2	4	0	1	0	0	0	52	97	4.76	1.941
Greg Harris, R ERA: 6.85	(6, 1)	2.1		10	2	2	2	1	1	0	0	0	0	1	21	33	7.71	1.286
Bruce Ruffin, L ERA: 4.14	(9, 1)	0.2		3	0	0	0	0	1	0	0	0	0	0	6	15	0.00	1.500
Steve Reed, R ERA: 3.77	(9, 1)	0.1	S	1	0	0	0	1	0	0	0	0	0	0	3	4	0.00	0.000

PITCHER	IP	WLS	BF	H	R	ER	SO	BB	IBB	HBP	BLK	WP	HR	S	P	ERA	WHIP

Batter	1	2	3	4	5	6	7	8	9	AB	R	H	RBI	BB	SO	LOB
Eric Young Sr., R (1, 7) OBP: 0.374, SLG: 0.409	L4		P3		G6-3		G1-6-3			4	0	0	0	0	0	2
Walt Weiss, S (1, 6) OBP: 0.348, SLG: 0.316	K		G4-3			K		F8		4	0	0	0	0	2	0
Vinny Castilla, R (8, 6) OBP: 0.352, SLG: 0.515										0	0	0	0	0	0	0
Dante Bichette, R (1, 9) OBP: 0.345, SLG: 0.577	HR			K		BB		HR		3	2	2	2	1	1	0
Andres Galarraga, R (1, 3) OBP: 0.357, SLG: 0.597	G2-3			FC6-4 1B		K		1B		4	0	2	0	0	1	1
Mike Kingery, L (1, 8) OBP: 0.399, SLG: 0.522		G6-3		FC6-4 BB		BB		P6		3	0	0	0	1	0	2
Charlie Hayes, R (1, 5) OBP: 0.342, SLG: 0.423		1B		BB		F9		G5-3		3	0	1	0	1	0	3
Danny Sheaffer, R (1, 2) OBP: 0.292, SLG: 0.282		L6		K			P4		G5-3	4	0	0	0	0	1	3
Nelson Liriano, S (1, 4) OBP: 0.371, SLG: 0.415		G3			K		BB 1B		G4-3	4	0	1	0	0	1	1
Lance Painter, L (1, 1) OBP: 0.143, SLG: 0.211			K		G5-3		G1-6-3 BB		G4-3	2	0	0	0	0	1	0
Curt Leskanic, R (5, 1) OBP: 0.250, SLG: 0.500										0	0	0	0	0	0	0
Howard Johnson, S (7, PH) OBP: 0.331, SLG: 0.433										0	0	0	0	1	0	0
Willie Blair, R (7, 1)										0	0	0	0	0	0	0
John Vander Wal, L (9, PH) OBP: 0.303, SLG: 0.443										1	0	0	0	0	0	0
Inning Stats	R: 1 E: 0 K: 1 S: 8 H: 1 LOB: 0 BB: 0 P: 13	R: 0 E: 0 K: 0 S: 12 H: 1 LOB: 1 BB: 0 P: 16	R: 0 E: 0 K: 1 S: 7 H: 0 LOB: 0 BB: 0 P: 9	R: 0 E: 0 K: 2 S: 22 H: 1 LOB: 2 BB: 1 P: 35	R: 0 E: 0 K: 1 S: 9 H: 0 LOB: 0 BB: 0 P: 15	R: 0 E: 0 K: 2 S: 14 H: 0 LOB: 2 BB: 2 P: 27	R: 0 E: 0 K: 0 S: 10 H: 1 LOB: 1 BB: 1 P: 18	R: 1 E: 0 K: 0 S: 9 H: 2 LOB: 1 BB: 0 P: 13	R: 0 E: 0 K: 0 S: 7 H: 0 LOB: 0 BB: 0 P: 9	1B: 4 2B: 0 3B: 0 HR: 2 SF: 0 SAC: 0 DP: 1 HBP: 0						

PITCHER	IP	WLS	BF	H	R	ER	SO	BB	IBB	HBP	BLK	WP	HR	S	P	ERA	WHIP
Joey Hamilton, R (1, 1) ERA: 2.59	6.0	W	24	3	1	1	7	3	0	0	0	0	1	72	115	1.50	1.000
Tim Mauser, R (7, 1) ERA: 3.42	3.0	S	12	3	1	1	0	1	0	0	0	0	1	26	40	3.00	1.333

PITCHER	IP	WLS	BF	H	R	ER	SO	BB	IBB	HBP	BLK	WP	HR	S	P	ERA	WHIP

TOP

Colorado Rockies @ San Diego Padres

Jack Murphy Stadium, San Diego, CA

Wed Jul 27 1994, 10:05 PM EDT

Att. 9,666 - Unknown

livebaseballscorecards.com

AB	32
R	2
H	6
RBI	2
BB	4
SO	7
LOB	12

Batter	1	2	3	4	5	6	7	8	9	AB	R	H	RBI	BB	SO	LOB
Bip Roberts, S (1, 4) OBP: 0.370, SLG: 0.378	B B B C X 3-1 1B HR 1B		S B B X 2-1 S 1B		X 0-0 1B 1B	F F B F F F X 1-2 ① G6-3	F B B B F B 4-2 1-2 BB			4	2	3	0	1	0	0
Craig Shipley, R (1, 5) OBP: 0.367, SLG: 0.457	C B 1 SAFE 1 SAFE S C 1-3 ① K		B I F X 1-2 ① F7 1-2		1 SAFE B 1 SAFE F X 1-1 1B 1B 1-2 1B	B B X 2-0 ② G6-3	B F X 1-1 ③ F8			5	1	1	0	0	1	5
Tony Gwynn, L (1, 9) OBP: 0.450, SLG: 0.561	B B 1 SAFE C 1 SAFE X 2-1 ② F8		C B X 1-1 ② F7		B X 1-0 1B 1B 1-3 2-H 1B	B B F F B B B 4-2 BB		F C B B F B 4-2 WP 1B BB		3	2	1	1	2	0	2
Derek Bell, R (1, 8) OBP: 0.350, SLG: 0.454	1 SAFE P B X 2-0 1-2 HR 1B		B B F C X 2-2 ③ P3		B S S B X 2-2 1B 1B 1-2 WP 1B 3-H	B S F X 1-2 ③ G4-3		B S S F S 1-3 ① K		5	2	2	1	0	1	3
Eddie Williams, R (1, 3) OBP: 0.413, SLG: 0.607	B B B X 3-0 1-H 2-H HR			B C F B B S 3-3 ① K	C B X 1-1 WP 1B 1-2 2-H 1B		B X 1-0 ① G3	C B C S 1-3 ② K 1-2		5	1	2	4	0	2	1
Phil Plantier, L (1, 7) OBP: 0.311, SLG: 0.468	C X 0-1 ③ F7			B B X 2-0 ② L9	F X 0-1 WP 1-2 2-3 1B		B S F X 1-2 1B 2B	C F B B B B 4-2 1B BB		4	1	2	0	1	0	0
Ricky Gutierrez, R (1, 6) OBP: 0.333, SLG: 0.322		F C B F X 1-2 ① F9		B F X 1-1 2B	B C F S 1-3 ① K		B X 1-0 1B 2-H 1B	B C B X 2-1 1-3 2-H 1B		5	0	3	2	0	1	3
Brad Ausmus, R (1, 2) OBP: 0.307, SLG: 0.352		B X 1-0 ② F7		I I I I 4-0 IBB	C C S 0-3 ② K		X 0-0 BB 1-3 1B	F B X 1-1 ③ F9		4	0	1	0	1	1	5
Joey Hamilton, R (1, 1) Tim Mauser, R (7, 1) OBP: 0.400, SLG: 0.250		B S B C T S 2-3 ③ K		B X 1-0 ③ F8	B C B F C 2-3 ③ 1-2 2-3 3-H		B S S S 1-3 ② K			3 1	0 0	0 0	0 0	0 0	2 1	4 2
Inning Stats	R: 3 E: 0 K: 1 S: 12 H: 3 LOB: 0 BB: 0 P: 22	R: 0 E: 0 K: 1 S: 9 H: 0 LOB: 0 BB: 0 P: 13	R: 0 E: 0 K: 0 S: 10 H: 1 LOB: 1 BB: 0 P: 16	R: 0 E: 0 K: 1 S: 7 H: 1 LOB: 2 BB: 1 P: 18	R: 4 E: 0 K: 3 S: 20 H: 6 LOB: 2 BB: 0 P: 28	R: 0 E: 0 K: 0 S: 12 H: 0 LOB: 1 BB: 1 P: 20	R: 1 E: 0 K: 1 S: 13 H: 3 LOB: 3 BB: 1 P: 22	R: 1 E: 0 K: 2 S: 16 H: 1 LOB: 2 BB: 2 P: 29		1B: 12 2B: 2 3B: 0 HR: 1 SF: 0 SAC: 0 DP: 0 HBP: 0						

PITCHER		IP	WLS	BF	H	R	ER	SO	BB	IBB	HBP	BLK	WP	HR	S	P	ERA	WHIP
Lance Painter, L ERA: 5.94	(1, 1)	4.0	L	21	8	6	6	3	0	1	0	0	0	1	42	75	13.50	2.000
Curt Leskanic, R ERA: 5.93	(5, 1)	2.0		10	3	1	1	3	1	0	0	0	1	0	28	42	4.50	2.000
Willie Blair, R ERA: 6.47	(7, 1)	2.0		13	4	2	2	3	3	0	0	0	1	0	29	51	9.00	3.500

PITCHER	IP	WLS	BF	H	R	ER	SO	BB	IBB	HBP	BLK	WP	HR	S	P	ERA	WHIP

BOTTOM

Colorado Rockies @ San Diego Padres

Jack Murphy Stadium, San Diego, CA

Wed Jul 27 1994, 10:05 PM EDT

Att. 9,666 - Unknown

livebaseballscorecards.com

AB	39
R	9
H	15
RBI	8
BB	5
SO	9
LOB	25

Batter	1	2	3	4	5	6	7	8	9	10	AB	R	H	RBI	BB	SO	LOB
Deion Sanders, L (1, 8) OBP: 0.337, SLG: 0.385	X 0-0 ① B5			C L X 0-2 ① G4-3		F C B C 1-3 ② K		B B B C F X 3-2 1B		C C 1 SAFE B B S 2-3 ② K	5	0	1	0	0	2	3
Tony Fernandez, S (1, 5) OBP: 0.371, SLG: 0.443	C F B X 1-2 ② G6-3			C X 0-1 ② G3		B B X 2-0 1-H 2-H 3B		1 SAFE 1 SAFE 1 SAFE C B 1 SAFE X 1-1 ③ G4-3		B X 1-0 ③ P5	5	0	1	2	0	0	2
Barry Larkin, R (1, 6) OBP: 0.374, SLG: 0.409	B X 1-0 ③ L6			C B X 1-1 ③ G6-3		C X 0-1 ③ F8			G B B F X 2-2 ① F8		4	0	0	0	0	0	1
Kevin Mitchell, R (1, 7) OBP: 0.423, SLG: 0.672 Jacob Brumfield, R (9, PR) OBP: 0.395, SLG: 0.537 (9, 7)		C F B X 1-2 ① L1			C B B C S 2-3 ① K2-3		B C F B X 2-2 ① F7		B B S B F B 4-2 BB BB		3 0	0 0	0 0	0 0	1 0	1 0	0 0
Reggie Sanders, R (1, 9) OBP: 0.334, SLG: 0.499		S B B B F B B 4-2 CS BB			X 0-0 ② G1-3		C B F S 1-3 ② K		1 SAFE B 1 SAFE C S B B S 2-3 ② K		3	0	0	0	1	2	1
Hal Morris, L (1, 3) OBP: 0.400, SLG: 0.518		B 1 SAFE B C C S 2-3 ② ③ K 1-2			C C B C 1-3 ③ K		B B F X 2-1 1B		B B C B B 4-1 1-2 BB		3	0	1	0	1	2	1
Bret Boone, R (1, 4) OBP: 0.367, SLG: 0.483			B C F F F B X 2-2 ① G3			B F C X 1-2 1B 3B 1B	B 1 SAFE X 1-0 ③ G1-3		B X 1-0 ③ P6		4	1	1	0	0	0	3
Brian Dorsett, R (1, 2) OBP: 0.304, SLG: 0.340 Eddie Taubensee, L (10, PH) OBP: 0.326, SLG: 0.494 (10, 2)			B F B B F X 2-2 ② G6-3			F B B B X 2-1 1-2 3B 1B		C C B B X 2-2 ① G4-3		C B X 1-1 ① G4-3	3 1	1 0	1 0	0 0	0 0	0 0	0 0
Erik Hanson, R (1, 1) OBP: 0.162, SLG: 0.189 Brian Hunter, R (8, PH) OBP: 0.260, SLG: 0.440 Chuck McElroy, L (8, 1) OBP: 0.167, SLG: 0.167 Hector Carrasco, R (8, 1) Jeff Branson, L (10, PH) OBP: 0.317, SLG: 0.474 Johnny Ruffin, R (10, 1)			S C S 0-3 ③ K			L 2 SAFE L 2 SAFE B S 1-3 ① K		C F S 0-3 ② K		B B X 2-0 1B	2 1 0 0 0 1 0	0 0 0 0 0 0 0	0 0 0 0 0 1 0	0 0 0 0 0 0 0	2 1 0 0 0 0 0	2 0 0 0 0 0 0	2 0 0 0 0 0 0
Inning Stats	R: 0 E: 0 K: 0 S: 5 H: 0 LOB: 0 BB: 0 P: 7	R: 0 E: 0 K: 1 S: 8 H: 0 LOB: 0 BB: 1 P: 15	R: 0 E: 0 K: 1 S: 11 H: 0 LOB: 0 BB: 0 P: 15	R: 0 E: 0 K: 0 S: 7 H: 0 LOB: 0 BB: 0 P: 8	R: 0 E: 0 K: 2 S: 7 H: 0 LOB: 0 BB: 0 P: 10	R: 2 E: 0 K: 2 S: 14 H: 3 LOB: 1 BB: 0 P: 21	R: 0 E: 0 K: 1 S: 9 H: 1 LOB: 1 BB: 0 P: 15	R: 0 E: 0 K: 1 S: 11 H: 1 LOB: 1 BB: 0 P: 17	R: 0 E: 0 K: 1 S: 10 H: 0 LOB: 2 BB: 2 P: 23	R: 0 E: 0 K: 1 S: 7 H: 1 LOB: 1 BB: 0 P: 13	1B: 5 2B: 0 3B: 1 HR: 0	SF: 0 SAC: 0 DP: 0 HBP: 0					

PITCHER	IP	WLS	BF	H	R	ER	SO	BB	IBB	HBP	BLK	WP	HR	S	P	ERA	WHIP
Bill Krueger, L (1, 1) ERA: 6.85	8.0		29	5	2	2	8	1	0	0	0	0	0	72	108	2.25	0.750
Trevor Hoffman, R (9, 1) ERA: 2.4	2.0	W	9	1	0	0	2	2	0	0	0	0	0	17	36	0.00	1.500

PITCHER	IP	WLS	BF	H	R	ER	SO	BB	IBB	HBP	BLK	WP	HR	S	P	ERA	WHIP

TOP

Cincinnati Reds @ San Diego Padres

Jack Murphy Stadium, San Diego, CA

Thu Jul 28 1994, 10:05 PM EDT
Att. 10,538 - Unknown - 73 F

livebaseballscorecards.com

AB	35
R	2
H	6
RBI	2
BB	3
SO	10
LOB	13

WP: 0 PA: 38
PB: 0
SB: 0
CS: 1

Batter	1	2	3	4	5	6	7	8	9	10	AB	R	H	RBI	BB	SO	LOB
Bip Roberts, S (1, 4) OBP: 0.370, SLG: 0.377	B C S S 1-3 ① K		B B C X 2-1 ②③ G1-3 2-3			B S X 1-1 ② G6-3 3-H		B B B B 4-0 BB 1B BB		C F X 0-2 2-H 1B	4	0	1	2	1	1	1
Tony Gwynn, L (1, 9) OBP: 0.451, SLG: 0.560	C B B X 2-1 ② G4-3			F B X 1-1 ① F9		C X 0-1 1B		C X 0-1 BB 1-2 2-H 1B			4	0	2	1	0	0	0
Derek Bell, R (1, 8) OBP: 0.352, SLG: 0.452	B B S B F F F F B 4-2 BB			B C X 1-1 ② G5-3		F S S 0-3 ③ K1-3		B S B B B 4-1 G6-4-3 1-2 2-3 BB			2	0	0	0	2	1	1
Eddie Williams, R (1, 3) OBP: 0.401, SLG: 0.587 Trevor Hoffman, R (9, 1)	X 0-0 ③ F8			B S B F F S 2-3 ③ K			C B F B F F S 2-3 ① K	S S B B B X 2-2 ②③ G6-4-3 1-2f			4 0	0 0	0 0	0 0	0 0	2 0	4 0
Phil Plantier, L (1, 7) OBP: 0.307, SLG: 0.462		C C B S 1-3 ① K	C C S 0-3 ① K				F B S S 1-3 ② K		B F F B F B S 3-3 ① K		4	0	0	0	0	4	0
Scott Livingstone, L (1, 5) OBP: 0.283, SLG: 0.348	B C B F X 2-2 E4 CS		X 0-0 ② F7				X 0-0 1B		X 0-0 ② P4		4	0	1	0	0	0	0
Luis Lopez, S (1, 6) OBP: 0.341, SLG: 0.401	F B 1 SAFE F B F B F F 3-3 S ②③ K 1-2		C F C 0-3 ③ K				F X 0-1 ③ G5-3		B B X 2-0 ③ G4-3		4	0	0	0	0	2	2
Brad Ausmus, R (1, 2) OBP: 0.316, SLG: 0.362			C B F B B B 4-2 CS SH3-4 BB			C B B B X 3-1 SH1-4 G6-3 2B		S B X 1-1 SH2-4 1B 1B		X 0-0 WP 1B 1B	3	3	3	0	1	0	0
Bill Krueger, L (1, 1) OBP: 0.333, SLG: 0.500 Ricky Gutierrez, R (8, PH) OBP: 0.333, SLG: 0.322 Bill Bean, L (9, 3) OBP: 0.263, SLG: 0.285			L X 0-1 ① SH3-4 1-2			X 0-0 ① SH1-4 2-3		X 0-0 ① SH2-4 1-2		1 SAFE B C B L S 2-3 ① K 1-2	0 0 1	0 0 0	0 0 0	0 0 0	0 0 0	0 0 1	0 0 1
Inning Stats	R: 0 H: 0 E: 0 LOB: 1 K: 1 BB: 1 S: 11 P: 18	R: 0 H: 0 E: 1 LOB: 1 K: 2 BB: 0 S: 12 P: 18	R: 0 H: 0 E: 0 LOB: 0 K: 0 BB: 1 S: 6 P: 12	R: 0 H: 0 E: 0 LOB: 0 K: 1 BB: 0 S: 8 P: 12	R: 0 H: 0 E: 0 LOB: 0 K: 2 BB: 0 S: 7 P: 7	R: 1 H: 2 E: 0 LOB: 1 K: 1 BB: 0 S: 10 P: 14	R: 0 H: 1 E: 0 LOB: 1 K: 2 BB: 0 S: 11 P: 14	R: 1 H: 2 E: 0 LOB: 2 K: 0 BB: 2 S: 9 P: 20	R: 0 H: 0 E: 0 LOB: 0 K: 1 BB: 0 S: 6 P: 11	R: 1 H: 2 E: 0 LOB: 1 K: 1 BB: 0 S: 7 P: 9	1B: 6 SF: 0 2B: 2 SAC: 3 3B: 0 DP: 2 HR: 0 HBP: 0						

PITCHER	IP	WLS	BF	H	R	ER	SO	BB	IBB	HBP	BLK	WP	HR	S	P	ERA	WHIP
Erik Hanson, R (1, 1) ERA: 4.05	7.0		25	3	1	1	9	2	0	0	0	0	0	65	95	1.29	0.714
Chuck McElroy, L (8, 1) ERA: 2.19	0.1		4	2	1	1	0	1	0	0	0	0	0	5	10	27.00	9.000
Hector Carrasco, R (8, 1) ERA: 2.05	1.2		5	0	0	0	1	1	0	0	0	0	0	10	21	0.00	0.600
Johnny Ruffin, R (10, 1) ERA: 2.74	0.1	L	3	2	1	1	1	0	0	0	0	1	0	7	9	27.00	6.000

PITCHER	IP	WLS	BF	H	R	ER	SO	BB	IBB	HBP	BLK	WP	HR	S	P	ERA	WHIP

BOTTOM

Cincinnati Reds @ San Diego Padres

Jack Murphy Stadium, San Diego, CA

Thu Jul 28 1994, 10:05 PM EDT

Att. 10,538 - Unknown - 73 F

livebaseballscorecards.com

AB	30
R	3
H	7
RBI	3
BB	4
SO	11
LOB	9

WP: 1 PA: 37
PB: 0
SB: 0
CS: 2

Batter	1	2	3	4	5	6	7	8	9	AB	R	H	RBI	BB	SO	LOB
Deion Sanders, L (1, 8) OBP: 0.341, SLG: 0.386	L B X 1-1 G1-3 ①		C X 0-1 S 1B		B S B B B 4-1 S BB		X 0-0 FC1-6 CS ② 1-2f		C B X 1-1 1B	4	0	2	0	1	0	1
Barry Larkin, R (1, 6) OBP: 0.372, SLG: 0.406	B B C X 2-1 G6-4-3 1B		T B F B S 2-3 K ② 1-2		B P C C C 2-3 K ③ 1-2		B 1-0 CS ③ 1-2	B X 1-0 F7 ①	B X 1-0 G5-3 ③	5	0	1	0	0	2	3
Kevin Mitchell, R (1, 7) OBP: 0.427, SLG: 0.669 Jacob Brumfield, R (8, 7) OBP: 0.395, SLG: 0.537	B B X 2-0 G6-4-3 ② ③ 1-2f		C B F B F F F F B 4-2 B BB			B C B F B F B 4-2 S 1B BB		B B B B 4-0 S 1B BB		1 0	2 0	0 0	0 0	3 0	0 0	1 0
Hal Morris, L (1, 3) OBP: 0.397, SLG: 0.513		C C S 0-3 K ①	X 0-0 G4-3 ③			C B B S B X 3-2 G5-3 ① 1-2		B C B C S 2-3 K ② 1-2		4	0	0	0	0	2	4
Bret Boone, R (1, 4) OBP: 0.372, SLG: 0.486		B B X 2-0 G5-3 ②		C B B S B X 3-2 G4-6-3 1B		C X 0-1 2-H 1B		B B F X 2-1 2-H BB 1B		4	0	3	2	0	0	0
Reggie Sanders, R (1, 9) OBP: 0.336, SLG: 0.500		B X 1-0 HR 2B		C F B B B F X 3-2 F9 ①		F F F B S 1-3 K ②		B B S B B 4-1 1-2 BB		3	1	1	0	1	1	2
Jeff Branson, L (1, 5) OBP: 0.314, SLG: 0.495		F B X 1-1 2-H HR		S B B F X 2-2 G4-6-3 ② ③ 1-2f		X 0-0 G4-3 ③		F S B X 1-2 G1-3 ③		4	1	1	2	0	0	4
Brian Dorsett, R (1, 2) OBP: 0.299, SLG: 0.333		C C B S 1-3 K ③			C S B S 1-3 K ①		B X 1-0 F9 ①		S S B F C 1-3 K ①	4	0	0	0	0	3	0
Pete Schourek, L (1, 1) OBP: 0.190, SLG: 0.300 Jeff Brantley, R (7, 1)			X 0-0 G4-3 ①		X 0-0 G3 ②		B B S C B F B 4-2 FC1-6 BB		C S S 0-3 K ②	2 1	0 0	0 0	0 0	1 1	0 0	0 0
Inning Stats	R: 0 H: 1 E: 0 LOB: 0 K: 0 BB: 0 S: 5 P: 10	R: 2 H: 2 E: 0 LOB: 0 K: 2 BB: 0 S: 10 P: 15	R: 0 H: 1 E: 0 LOB: 2 K: 1 BB: 1 S: 13 P: 19	R: 0 H: 1 E: 0 LOB: 0 K: 0 BB: 0 S: 10 P: 18	R: 0 H: 0 E: 0 LOB: 1 K: 2 BB: 1 S: 9 P: 15	R: 1 H: 1 E: 0 LOB: 1 K: 1 BB: 1 S: 13 P: 21	R: 0 H: 0 E: 0 LOB: 0 K: 0 BB: 1 S: 5 P: 11	R: 1 H: 1 E: 0 LOB: 2 K: 1 BB: 2 S: 10 P: 24	R: 0 H: 1 E: 0 LOB: 1 K: 2 BB: 0 S: 10 P: 13	1B: 6 SF: 0 2B: 1 SAC: 0 3B: 0 DP: 2 HR: 1 HBP: 0						

TOP

Cincinnati Reds @ San Diego Padres

Jack Murphy Stadium, San Diego, CA

Fri Jul 29 1994, 10:05 PM EDT

Att. 18,393 - Unknown

livebaseballscorecards.com

AB	32
R	4
H	8
RBI	4
BB	6
SO	9
LOB	15

PITCHER		IP	WLS	BF	H	R	ER	SO	BB	IBB	HBP	BLK	WP	HR	S	P	ERA	WHIP
Andy Ashby, R ERA: 3.52	(1, 1)	6.0	L	25	6	3	3	6	3	0	0	0	0	1	60	98	4.50	1.500
Jeff Tabaka, L ERA: 5.68	(7, 1)	1.2		6	0	1	1	1	2	0	0	0	0	0	9	22	5.40	1.200
Bryce Florie, R ERA: 1.59	(8, 1)	1.1		7	2	0	0	2	1	0	0	0	0	0	16	26	0.00	2.250

PITCHER	IP	WLS	BF	H	R	ER	SO	BB	IBB	HBP	BLK	WP	HR	S	P	ERA	WHIP

Cincinnati Reds @ San Diego Padres

Jack Murphy Stadium, San Diego, CA

Fri Jul 29 1994, 10:05 PM EDT

Att. 18,393 - Unknown

livebaseballscorecards.com

BOTTOM

Batter	1	2	3	4	5	6	7	8	9	AB	R	H	RBI	BB	SO	LOB
Bip Roberts, S (1, 4) OBP: 0.370, SLG: 0.377	B B C X 2-1 ① F7		X 0-0 ① F9		B B F B S X 3-2 2B FC5-2 1B		F B C B F C 2-3 ① K		C B X 1-1 1B	5	0	2	0	0	1	1
Tony Gwynn, L (1, 9) OBP: 0.450, SLG: 0.561	B B C F F S 2-3 ② K		X 0-0 1-2 1B		X 0-0 FC5-2 1-3 2-H 2B		C X 0-1 ② G4-3		C X 0-1 ③ G4-3	5	0	2	1	0	1	1
Derek Bell, R (1, 8) OBP: 0.353, SLG: 0.451	C S B T 1-2 ③ K		X 0-0 ② P6		I I I 4-0 FC5-2 IBB		C B X 1-1 1B			3	0	1	0	1	1	2
Eddie Williams, R (1, 3) OBP: 0.390, SLG: 0.569		B B F B C X 3-2 ① F7	C B S X 1-2 ③ P6		B B C F X 2-2 ② FC5-2 1-2 2-3 3-Hf		B S F X 1-2 ③ G4-3			4	0	0	0	0	0	6
Craig Shipley, R (1, 5) OBP: 0.364, SLG: 0.453		C F F B X 1-2 1B 1B		B S S F B B X 3-2 ① P3	C X 0-1 ③ G6-3			C B C B F C 2-3 ① K		4	0	1	0	0	1	3
Phil Plantier, L (1, 7) OBP: 0.306, SLG: 0.459		B B X 2-0 1-2 1B		B C B F S 2-3 ② K		X 0-0 ① B2-3		C B X 1-1 ② F8		4	0	1	0	0	1	0
Ricky Gutierrez, R (1, 6) OBP: 0.329, SLG: 0.317	C S B F B C 2-3 ② K		X 0-0 ③ G5-3			B C X 1-1 ② F7		C B S X 1-2 ③ G5-3		4	0	0	0	0	1	2
Brad Ausmus, R (1, 2) OBP: 0.318, SLG: 0.364		F C S 0-3 ③ K			F F X 0-2 SH2-4 2B 1B		C B F F X 1-2 1B		B B C F S 2-3 ① K	4	1	2	0	0	2	2
Andy Ashby, R (1, 1) OBP: 0.182, SLG: 0.163			C B S X 1-2 1B 1B		S B X 1-1 ① SH2-4 1-2	C B F X 1-2 ③ F9			F B F X 1-2 ② G4-3	1	0	1	0	0	0	0
Archi Cianfrocco, R (6, PH) OBP: 0.245, SLG: 0.352										1	0	0	0	0	0	1
Jeff Tabaka, R (7, 1) OBP: 1.000, SLG: 2.000										0	0	0	0	0	0	0
Bryce Florie, R (8, 1)										0	0	0	0	0	0	0
Bill Bean, L (9, PH) OBP: 0.261, SLG: 0.282										1	0	0	0	0	0	0
Inning Stats	R: 0 E: 0 K: 2 S: 9 H: 0 LOB: 0 BB: 0 P: 14	R: 0 E: 0 K: 2 S: 15 H: 2 LOB: 2 BB: 0 P: 23	R: 0 E: 0 K: 0 S: 9 H: 2 LOB: 2 BB: 0 P: 11	R: 0 E: 0 K: 1 S: 8 H: 0 LOB: 0 BB: 0 P: 13	R: 1 E: 0 K: 0 S: 14 H: 3 LOB: 3 BB: 1 P: 24	R: 0 E: 0 K: 0 S: 10 H: 1 LOB: 1 BB: 0 P: 13	R: 0 E: 0 K: 1 S: 11 H: 1 LOB: 1 BB: 0 P: 15	R: 0 E: 0 K: 1 S: 9 H: 0 LOB: 0 BB: 0 P: 13	R: 0 E: 0 K: 1 S: 10 H: 1 LOB: 1 BB: 0 P: 14	1B: 9 2B: 1 3B: 0 HR: 0	SF: 0 SAC: 1 DP: 0 HBP: 0						

	AB	36
	R	1
	H	10
	RBI	1
	BB	1
	SO	8
	LOB	18

WP: 0 PB: 0 SB: 0 CS: 0 PA: 38

PITCHER		IP	WLS	BF	H	R	ER	SO	BB	IBB	HBP	BLK	WP	HR	S	P	ERA	WHIP
Pete Schourek, L ERA: 4.15	(1, 1)	6.2	W	30	9	1	1	6	0	1	0	0	0	0	73	109	1.35	1.350
Jeff Brantley, R ERA: 2.29	(7, 1)	2.1	S	8	1	0	0	2	0	0	0	0	0	0	22	31	0.00	0.429

PITCHER	IP	WLS	BF	H	R	ER	SO	BB	IBB	HBP	BLK	WP	HR	S	P	ERA	WHIP

Batter	1	2	3	4	5	6	7	8	9	AB	R	H	RBI	BB	SO	LOB
Deion Sanders, L (1, 8) OBP: 0.336, SLG: 0.381	F X 0-1 E4 FC1-6-5	B C X 1-1 ③ F8			B C F S 1-3 ① K		C B X 1-1 ① G1-3		C B X 1-1 ② G4-3	5	0	0	0	0	1	3
Barry Larkin, R (1, 6) OBP: 0.370, SLG: 0.404	X 0-0 ① B2		B X 1-0 ① G6-3		F B X 1-1 1B HR 1B		S C B X 1-2 ② F8		F B B F S 2-3 ③ K	5	1	1	0	0	1	1
Hal Morris, L (1, 3) OBP: 0.395, SLG: 0.510	B B C X 2-1 ② FC1-6-5 2-3		C B X 1-1 ② G4-3		B F X 1-1 1-2 HR 1B		X 0-0 ③ G3-1			4	1	1	0	0	0	1
Kevin Mitchell, R (1, 7) OBP: 0.428, SLG: 0.681	X 0-0 ③ P6		C X 0-1 HR 2B		B C F F X 1-2 1-H 2-H HR			S B B B C X 3-2 ① G6-3		4	2	2	3	0	0	1
Bret Boone, R (1, 4) OBP: 0.373, SLG: 0.496		C X 0-1 BB CS 1B	B C B X 2-1 2-H HR		S B B B S B X 3-2 ② G5-3			B S F B S 2-3 ② K		4	1	2	2	0	1	0
Reggie Sanders, R (1, 9) OBP: 0.335, SLG: 0.496 Chuck McElroy, L (8, 1) OBP: 0.167, SLG: 0.167 Hector Carrasco, R (8, 1)		S B S S B F B S 3-3 ① K 1-2	S F B B B S 2-3 ③ K		B F C B B F B 4-2 CS BB			C B S B S 2-3 ③ K		3 0 0	0 0 0	0 0 0	0 0 0	1 0 0	3 0 0	1 0 0
Jeff Branson, L (1, 5) OBP: 0.306, SLG: 0.481 Jacob Brumfield, R (9, PH) OBP: 0.400, SLG: 0.537 (9, 9)	X 0-0 ② F7	X 0-0 ① G3-1	F B 1 SAFE 1 SAFE 1 SAFE P 2-1 ③ CS 1-2	X 0-0 ① P2					B C B C B B 4-2 HR BB	3 0	0 1	0 0	0 0	0 1	0 0	1 0
Eddie Taubensee, L (1, 2) OBP: 0.326, SLG: 0.488 Brian Dorsett, R (9, PH) OBP: 0.297, SLG: 0.332 (9, 2)	B B B B 4-0 BB BB	X 0-0 ② F9		C B F F C 1-3 ② K					B B 1 SAFE F F C 2-3 ① K	2 1	0 0	0 0	0 0	1 0	1 1	0 1
John Smiley, L (1, 1) OBP: 0.241, SLG: 0.240 Johnny Ruffin, R (7, 1) Brian Hunter, R (8, 9) OBP: 0.272, SLG: 0.455 Lenny Harris, L (9, 5) OBP: 0.347, SLG: 0.383	B B F S B B 4-2 1-2 2-3 BB	X 0-0 ③ L6		F B B C C 2-3 ③ K					F 1 SAFE F X 0-2 1-H HR	2 0 1	0 0 1	0 0 1	0 0 2	1 0 0	1 0 0	0 0 0
Inning Stats	R: 0 E: 1 K: 0 S: 6 H: 0 LOB: 1 BB: 0 P: 8	R: 0 E: 0 K: 1 S: 11 H: 1 LOB: 3 BB: 2 P: 23	R: 2 E: 0 K: 1 S: 10 H: 2 LOB: 0 BB: 0 P: 16	R: 0 E: 0 K: 0 S: 3 H: 0 LOB: 0 BB: 0 P: 3	R: 3 E: 0 K: 1 S: 19 H: 3 LOB: 0 BB: 1 P: 31	R: 0 E: 0 K: 2 S: 8 H: 0 LOB: 0 BB: 0 P: 11	R: 0 E: 0 K: 0 S: 6 H: 0 LOB: 0 BB: 0 P: 8	R: 0 E: 0 K: 2 S: 9 H: 0 LOB: 0 BB: 0 P: 16	R: 2 E: 0 K: 2 S: 13 H: 1 LOB: 0 BB: 1 P: 22	1B: 3 2B: 1 3B: 0 HR: 3 SF: 0 SAC: 0 DP: 0 HBP: 0							

PITCHER		IP	WLS	BF	H	R	ER	SO	BB	IBB	HBP	BLK	WP	HR	S	P	ERA	WHIP
Andy Benes, R ERA: 3.97	(1, 1)	8.0		33	6	5	5	7	3	0	0	0	0	2	72	116	5.62	1.125
Pedro Martinez, L ERA: 2.42	(9, 1)	0.0		1	0	1	1	0	1	0	0	0	0	0	2	6	∞	∞
Trevor Hoffman, R ERA: 2.54	(9, 1)	1.0	L	4	1	1	1	2	0	0	0	0	0	1	11	16	9.00	1.000

PITCHER	IP	WLS	BF	H	R	ER	SO	BB	IBB	HBP	BLK	WP	HR	S	P	ERA	WHIP

Cincinnati Reds @ San Diego Padres

Jack Murphy Stadium, San Diego, CA

Sat Jul 30 1994, 10:05 PM EDT

Att. 16,553 - Unknown - 70 F

TOP

livebaseballscorecards.com

AB	34
R	7
H	7
RBI	7
BB	4
SO	9
LOB	9

WP: 0	PB: 0	SB: 0	CS: 2	PA: 39

BOTTOM

Cincinnati Reds @ San Diego Padres

Jack Murphy Stadium, San Diego, CA

Sat Jul 30 1994, 10:05 PM EDT

Att. 16,553 - Unknown - 70 F

livebaseballscorecards.com

Batter	1	2	3	4	5	6	7	8	9	AB	R	H	RBI	BB	SO	LOB
Bip Roberts, S (1, 4) OBP: 0.373, SLG: 0.386	HR 2B	2B		G5-3		F9		FC4-2 WP 1-2 1B		5	1	3	0	0	0	3
Tony Gwynn, L (1, 9) OBP: 0.450, SLG: 0.557	F7	L7			1B 2B 1B	P6		FC4-2 1-2 2-3 IBB		4	1	1	0	1	0	3
Derek Bell, R (1, 8) OBP: 0.354, SLG: 0.458	2-H HR		P4		S 1-3 2B 1B		G6-3	FC4-2 G5-4-3 1-2 2-3 3-Hf		5	2	2	2	0	0	3
Eddie Williams, R (1, 3) OBP: 0.391, SLG: 0.593 Pedro Martinez, L (9, 1) Trevor Hoffman, R (9, 1)	1B 2B		F8		K 1-2		HR	G5-4-3 1-2f		5 0 0	1 0 0	2 0 0	1 0 0	0 0 0	1 0 0	5 0 0
Phil Clark, R (1, 7) OBP: 0.252, SLG: 0.358 Bill Bean, L (8, 7) OBP: 0.267, SLG: 0.288	2-3 1B		F9		P4		3B BB		SH1-4 1B	3 1	1 0	1 1	0 0	1 0	0 0	2 0
Craig Shipley, R (1, 5) OBP: 0.367, SLG: 0.468	P8			P6	2-H 3-H 2B		1-H FC5-2 3B		SH1-4 1-2	4	0	2	3	0	0	2
Brian Johnson, R (1, 2) OBP: 0.291, SLG: 0.438	F9			G4-3	K		3-H		G6-3	5	0	0	0	0	1	5
Ricky Gutierrez, R (1, 6) OBP: 0.331, SLG: 0.317 Phil Plantier, L (9, PH) OBP: 0.306, SLG: 0.458		F9		1B HBP		F9 SH3-4 1B	L8		F7	3 1	0 0	1 0	0 0	0 0	0 0	1 1
Andy Benes, R (1, 1) OBP: 0.188, SLG: 0.191 Archi Cianfrocco, R (8, PH) OBP: 0.250, SLG: 0.357 (9, 3)		K		1-3 1B		SH3-4 1-2		WP 1B FC4-2 1B		2 1	0 0	1 1	0 0	0 0	1 0	0 0
Inning Stats	R: 2 E: 0 K: 0 S: 15 H: 4 LOB: 2 BB: 0 P: 21	R: 0 E: 0 K: 1 S: 9 H: 1 LOB: 1 BB: 0 P: 11	R: 0 E: 0 K: 0 S: 4 H: 0 LOB: 0 BB: 0 P: 5	R: 0 E: 0 K: 0 S: 11 H: 1 LOB: 2 BB: 0 P: 18	R: 2 E: 0 K: 2 S: 16 H: 3 LOB: 1 BB: 0 P: 23	R: 0 E: 0 K: 0 S: 5 H: 1 LOB: 1 BB: 0 P: 5	R: 2 E: 0 K: 0 S: 16 H: 2 LOB: 1 BB: 1 P: 25	R: 0 E: 0 K: 0 S: 11 H: 2 LOB: 2 BB: 1 P: 19	R: 0 E: 0 K: 0 S: 8 H: 1 LOB: 1 BB: 0 P: 12	1B: 8 2B: 4 3B: 1 HR: 2	SF: 0 SAC: 2 DP: 1 HBP: 1					WP: 1 PB: 0 SB: 1 CS: 0	PA: 44

	AB	39
	R	6
	H	15
	RBI	6
	BB	2
	SO	3
	LOB	25

PITCHER		IP	WLS	BF	H	R	ER	SO	BB	IBB	HBP	BLK	WP	HR	S	P	ERA	WHIP
John Smiley, L ERA: 3.67	(1, 1)	6.0		29	10	4	4	3	0	0	1	0	0	1	60	83	6.00	1.667
Johnny Ruffin, R ERA: 2.98	(7, 1)	1.0		6	2	2	2	0	1	0	0	0	0	1	16	25	18.00	3.000
Chuck McElroy, L ERA: 2.19	(8, 1)	0.0		3	2	0	0	0	0	1	0	0	1	0	6	11	∞	∞
Hector Carrasco, R ERA: 1.97	(8, 1)	2.0	W	6	1	0	0	0	0	0	0	0	0	0	13	20	0.00	0.500

PITCHER	IP	WLS	BF	H	R	ER	SO	BB	IBB	HBP	BLK	WP	HR	S	P	ERA	WHIP

Batter	1	2	3	4	5	6	7	8	9	10	AB	R	H	RBI	BB	SO	LOB
Deion Sanders, L (1, 8) OBP: 0.334, SLG: 0.376	B B C X 2-1 ① G6-3	F F B C 1-3 ③ K		F B B C B S 3-3 ③ K			F B S B F B F B 4-2 BB		X 0-0 ③ F7		4	0	0	0	1	2	6
Barry Larkin, R (1, 6) OBP: 0.368, SLG: 0.399	F B B F F F X 2-2 ② L6		B X 1-0 ① G6-3		B B C C X 2-2 ① F8		S 1 SAFE X 0-1 ③ P4			B B B C F B 4-2 BB SH1-3 G6-3 BB	4	1	0	0	1	0	1
Hal Morris, L (1, 3) OBP: 0.394, SLG: 0.507	F C B X 1-2 1B 1B		C B S X 1-2 ② G3		B S F F B F B C 3-3 ② K			B C S B B X 3-2 ① G6-3		1 SAFE X 0-0 ① SH1-3 1-2	4	0	1	0	0	1	0
Kevin Mitchell, R (1, 7) OBP: 0.428, SLG: 0.675	B C F X 1-2 1-2 1B		B X 1-0 ③ F8		B F B B B X 3-1 ③ P4			B X 1-0 ② F7		I I I I 4-0 G6-3 BB IBB	4	0	1	0	1	0	0
Brian Hunter, R (1, 9) OBP: 0.274, SLG: 0.464	B F B S F B B F X 3-2 ③ G6-3			B B X 2-0 HR		B B B F X 3-1 ① F7		F B B B X 3-1 ③ F7		C B B B B 4-1 1-2 2-3 G6-3 BB	4	1	1	1	1	0	2
Bret Boone, R (1, 4) OBP: 0.371, SLG: 0.490		B C X 1-1 ① F7		C S B S 1-3 ① K		B C F B X 2-2 ② G6-3			T B B T F B F F F 4-2 B SH1-4 BB	X 0-0 ② G6-3 1-2 2-3 3-H	4	0	0	1	1	1	2
Jeff Branson, L (1, 5) OBP: 0.313, SLG: 0.477		B X 1-0 1B 1B		C X 0-1 ② L3-1		C F X 0-2 ③ F7			B C X 1-1 ① SH1-4 1-2	I I I I 4-0 IBB	3	0	1	0	1	0	0
Eddie Taubensee, L (1, 2) OBP: 0.331, SLG: 0.488 Reggie Sanders, R (9, PH) OBP: 0.334, SLG: 0.495 Jeff Brantley, R (9, 1)		F B 1 SAFE B X 2-1 1-2 1B		B B B B 4-0 2B BB			B B B C X 3-1 ① P6		B F F B X 2-2 ② F8	X 0-0 ③ L3	2	0	1	0	1	0	0
											1	0	0	0	0	0	1
											1	0	0	0	0	0	3
Jose Rijo, R (1, 1) OBP: 0.222, SLG: 0.311 Thomas Howard, S (9, PH) OBP: 0.306, SLG: 0.414 Brian Dorsett, R (9, PH) OBP: 0.300, SLG: 0.332 (9, 2)		X 0-0 ② P6		M B F X 1-2 1-3 2B			B B X 2-0 ② G6-3		B B I I 4-0 IBB		3	0	1	0	0	0	2
											0	0	0	0	0	0	0
											0	0	0	0	1	0	0
Inning Stats	R: 0 E: 0 K: 0 S: 18 H: 2 LOB: 2 BB: 0 P: 27	R: 0 E: 0 K: 1 S: 9 H: 2 LOB: 2 BB: 0 P: 14	R: 0 E: 0 K: 0 S: 5 H: 0 LOB: 0 BB: 0 P: 8	R: 1 E: 0 K: 2 S: 12 H: 2 LOB: 2 BB: 1 P: 23	R: 0 E: 0 K: 1 S: 10 H: 0 LOB: 0 BB: 0 P: 18	R: 0 E: 0 K: 0 S: 8 H: 0 LOB: 0 BB: 0 P: 13	R: 0 E: 0 K: 0 S: 9 H: 0 LOB: 1 BB: 1 P: 18	R: 0 E: 0 K: 0 S: 6 H: 0 LOB: 0 BB: 0 P: 13	R: 0 E: 0 K: 0 S: 12 H: 0 LOB: 2 BB: 2 P: 23	R: 1 E: 0 K: 0 S: 6 H: 0 LOB: 3 BB: 4 P: 22	1B: 4 2B: 1 3B: 0 HR: 1 SF: 0 SAC: 2 DP: 0 HBP: 0						

PITCHER		IP	WLS	BF	H	R	ER	SO	BB	IBB	HBP	BLK	WP	HR	S	P	ERA	WHIP
Scott Sanders, R ERA: 5.08	(1, 1)	7.0		29	6	1	1	4	2	0	0	0	0	1	71	121	1.29	1.143
Jeff Tabaka, L ERA: 5.49	(8, 1)	1.1		5	0	0	0	0	1	0	0	0	0	0	14	26	0.00	0.750
Bryce Florie, R ERA: 1.5	(9, 1)	0.1		1	0	0	0	0	0	0	0	0	0	0	3	5	0.00	0.000
Pedro Martinez, L ERA: 2.51	(9, 1)	1.1	L	9	0	1	1	0	2	3	0	0	0	0	7	27	6.75	1.500

PITCHER	IP	WLS	BF	H	R	ER	SO	BB	IBB	HBP	BLK	WP	HR	S	P	ERA	WHIP

TOP

Cincinnati Reds @ San Diego Padres

Jack Murphy Stadium, San Diego, CA

Sun Jul 31 1994, 6:33 AM EDT

Att. 28,147 - Sunny - 75 F

livebaseballscorecards.com

AB	34
R	2
H	6
RBI	2
BB	8
SO	4
LOB	17

WP: 0 PB: 0 SB: 0 CS: 0 PA: 44

Batter	1	2	3	4	5	6	7	8	9	10	AB	R	H	RBI	BB	SO	LOB
Bip Roberts, S (1, 4) OBP: 0.372, SLG: 0.383	B X 1-0 G4-3 ①		F B C H 2-2 S HBP			S B X 1-1 G3-1 ①		B F B C F B F F F 3-3 F S K ①			3	0	0	0	0	1	0
Bill Bean, L (1, 8) OBP: 0.259, SLG: 0.279 Pedro Martinez, L (9, 1)	C F B C 1-3 K ②		1 SAFE B 1 SAFE 1 SAFE B F B C S 3-3 K ③ 1-2			F F B B F S 2-3 K ②		X 0-0 G6-3 ②			4	0	0	0	0	3	1
											0	0	0	0	0	0	0
Tony Gwynn, L (1, 9) OBP: 0.448, SLG: 0.557	X 0-0 2B			B X 1-0 G6-3 ①		X 0-0 G3 ③		B B F F B X 3-2 G3-1 ③			4	0	1	0	0	0	0
Eddie Williams, R (1, 3) OBP: 0.394, SLG: 0.590	C S B X 1-2 G6-3 ③			C B F F X 1-2 G4-6-3 1B			B X 1-0 G6-3 1B 1B 1B		B X 1-0 P6 ①		4	1	2	0	0	0	1
Phil Plantier, L (1, 7) OBP: 0.308, SLG: 0.457		B B B B 4-0 CS BB		B F X 1-1 G4-6-3 ② ③ 1-2f			B 1 SAFE B B C 1 S X 3-2 G6-3 1-2 1B		C F S 0-3 K ②		3	0	1	0	1	1	1
Scott Livingstone, L (1, 5) OBP: 0.277, SLG: 0.341		B F B 1 SAFE C F X 2-2 F7 ① ② 1-2			F C B C 1-3 K ①		B M B L X 2-2 G6-3 ① ② 1-2f 2-3		B F B B X 3-1 F9 ③		4	0	0	0	0	1	3
Luis Lopez, S (1, 6) OBP: 0.339, SLG: 0.395	C X 0-1 G6-3 ③				B F S B X 2-2 G6-3 ②		S B B B B 4-1 1B BB			B C S F F F F S 1-3 K ①	3	0	0	0	1	1	0
Brad Ausmus, R (1, 2) OBP: 0.320, SLG: 0.365			X 0-0 G6-3 ①		B S C B X 2-2 1B		F S X 0-2 1-2 3-H 1B			S C B C 1-3 K ②	4	0	2	1	0	1	0
Scott Sanders, R (1, 1) OBP: 0.200, SLG: 0.143			B C B F F S 2-3 K ②		X 0-0 F8 ③		B X 1-0 F9 ③			B S S B B F C 3-3 K ③	2	0	0	0	0	1	1
Phil Clark, R (7, PH) OBP: 0.250, SLG: 0.356											1	0	0	0	0	0	2
Jeff Tabaka, R (8, 1) OBP: 1.000, SLG: 2.000											0	0	0	0	0	0	0
Bryce Florie, R (9, 1)											0	0	0	0	0	0	0
Derek Bell, R (9, 8) OBP: 0.353, SLG: 0.457											1	0	0	0	0	1	0
Inning Stats	R: 0 H: 1 E: 0 LOB: 1 K: 1 BB: 0 S: 8 P: 11	R: 0 H: 0 E: 0 LOB: 0 K: 0 BB: 1 S: 6 P: 12	R: 0 H: 0 E: 0 LOB: 1 K: 2 BB: 0 S: 10 P: 17	R: 0 H: 1 E: 0 LOB: 0 K: 0 BB: 0 S: 7 P: 10	R: 0 H: 1 E: 0 LOB: 1 K: 1 BB: 0 S: 10 P: 15	R: 0 H: 0 E: 0 LOB: 0 K: 1 BB: 0 S: 7 P: 10	R: 1 H: 3 E: 0 LOB: 2 K: 0 BB: 1 S: 12 P: 23	R: 0 H: 0 E: 0 LOB: 0 K: 1 BB: 0 S: 12 P: 18	R: 0 H: 0 E: 0 LOB: 0 K: 1 BB: 0 S: 7 P: 11	R: 0 H: 0 E: 0 LOB: 0 K: 3 BB: 0 S: 14 P: 19	1B: 5 2B: 1 3B: 0 HR: 0	SF: 0 SAC: 0 DP: 2 HBP: 1					

PITCHER	IP	WLS	BF	H	R	ER	SO	BB	IBB	HBP	BLK	WP	HR	S	P	ERA	WHIP
Jose Rijo, R (1, 1) ERA: 3.17	8.0		30	6	1	1	6	2	0	1	0	0	0	72	116	1.12	1.000
Jeff Brantley, R (9, 1) ERA: 2.21	2.0	W	6	0	0	0	4	0	0	0	0	0	0	21	30	0.00	0.000

PITCHER	IP	WLS	BF	H	R	ER	SO	BB	IBB	HBP	BLK	WP	HR	S	P	ERA	WHIP

BOTTOM

Cincinnati Reds @ San Diego Padres

Jack Murphy Stadium, San Diego, CA

Sun Jul 31 1994, 6:33 AM EDT

Att. 28,147 - Sunny - 75 F

livebaseballscorecards.com

AB	33
R	1
H	6
RBI	1
BB	2
SO	10
LOB	9

WP: 0 PA: 36
PB: 0
SB: 1
CS: 1

San Diego Padres @ Los Angeles Dodgers

Dodger Stadium, Los Angeles, CA

Mon Aug 01 1994, 7:05 PM PDT

Att. 39,244 - Unknown - 75 F

livebaseballscorecards.com

TOP

Batter	1	2	3	4	5	6	7	8	9	AB	R	H	RBI	BB	SO	LOB
Bip Roberts, S (1, 4) OBP: 0.375, SLG: 0.384	FX 0-1 FC5-4 1B	CBBBFX 3-2 G4-3 ③		X 0-0 2B 1B		SBBX 2-1 E1 G4-3 2-3		BFBBB 4-1 1B BB		4	1	2	0	1	0	2
Tony Gwynn, L (1, 9) OBP: 0.450, SLG: 0.559	BF 1 SAFE B 1 SAFE 1 SAFE X 2-1 FC5-4 G1-3 1-2f 1B ①		X 0-0 L4 ①	1 SAFE 1 SAFE X 0-0 1-H 2B		IIII 4-0 G4-3 IBB		1 SAFE 1 SAFE B 1 B X 2-0 G6-4-3 1-2 1B		4	1	2	1	1	0	1
Derek Bell, R (1, 8) OBP: 0.349, SLG: 0.451	BSCFX 1-2 G1-3 ② 1-2		BBFFS 2-3 K ②	BBX 2-0 G1-3 ③		CCX 0-2 G4-3 ② 1-2 2-3 3-H		SBFBS 2-3 K ①		5	0	0	1	0	2	6
Eddie Williams, R (1, 3) OBP: 0.400, SLG: 0.587	CX 0-1 BB 2-H 1B		BBBB 4-0 WP 1B BB		CSX 0-2 G6-4-3 1B	CBCFFS 1-3 K ③		2 SAFE BSCX 1-2 G6-4-3 ② ③ 1-2f		4	1	2	1	1	1	4
Phil Plantier, L (1, 7) OBP: 0.312, SLG: 0.456	CBBBB 4-1 1-2 BB		BBBBI 4-0 1B 1-2 IBB		X 0-0 F9 ①		BSBFFFFFX 2-2 1B 1B		CX 0-1 F9 ①	3	0	1	0	2	0	1
Craig Shipley, R (1, 5) OBP: 0.368, SLG: 0.467	BCX 1-1 F8 ③		FX 0-1 1-2 2-H 1B		CX 0-1 G6-4-3 ② ③ 1-2f		1 SAFE X 0-0 1-3 1B		FX 0-1 F9 ②	5	0	2	1	0	0	3
Luis Lopez, S (1, 6) OBP: 0.345, SLG: 0.410		CCFBX 1-2 2B	CFS 0-3 K ③			CCBX 1-2 2B 2B	CX 0-1 P4 ①		BX 1-0 1B	5	1	3	0	0	1	4
Brad Ausmus, R (1, 2) OBP: 0.319, SLG: 0.366		CCS 0-3 K ①		X 0-0 G4-3 ①		FBCFX 1-2 E G4-3 2-H 2B	1 SAFE CSS 0-3 K ②		1 SAFE 1 SAFE FBBB 1 SAFE 1 SAFE S 1 SAFE 3-2 FBFX G5-3 ③	5	1	1	1	0	2	4
Joey Hamilton, R (1, 1) Trevor Hoffman, R (8, 1) Bill Bean, L (8, 3) OBP: 0.259, SLG: 0.279		CCS 0-3 K ②		CFX 0-2 G6-3 ②		CSFS 0-3 K ①	BX 1-0 G4-3 ③			4 0 0	0 0 0	0 0 0	0 0 0	0 0 0	2 0 0	4 0 0
Inning Stats	R: 1 H: 2 E: 0 LOB: 2 K: 0 BB: 1 S: 13 P: 21	R: 0 H: 1 E: 0 LOB: 1 K: 2 BB: 0 S: 13 P: 17	R: 1 H: 1 E: 0 LOB: 2 K: 2 BB: 2 S: 10 P: 20	R: 1 H: 2 E: 0 LOB: 1 K: 0 BB: 0 S: 7 P: 9	R: 0 H: 1 E: 0 LOB: 0 K: 0 BB: 0 S: 6 P: 6	R: 2 H: 2 E: 1 LOB: 2 K: 2 BB: 1 S: 21 P: 30	R: 0 H: 2 E: 0 LOB: 2 K: 1 BB: 0 S: 14 P: 17	R: 0 H: 1 E: 0 LOB: 1 K: 1 BB: 1 S: 8 P: 17	R: 0 H: 1 E: 0 LOB: 1 K: 0 BB: 0 S: 10 P: 14	1B: 9 SF: 0 2B: 4 SAC: 0 3B: 0 DP: 2 HR: 0 HBP: 0						

	AB	39
	R	5
	H	13
	RBI	5
	BB	5
	SO	8
	LOB	29

	WP: 1	PA: 44
	PB: 0	
	SB: 0	
	CS: 0	

PITCHER		IP	WLS	BF	H	R	ER	SO	BB	IBB	HBP	BLK	WP	HR	S	P	ERA	WHIP
Orel Hershiser, R ERA: 3.9	(1, 1)	6.0	L	33	11	5	4	6	2	2	0	0	1	0	78	113	6.00	2.167
Jim Gott, R ERA: 5.91	(7, 1)	1.0		3	0	0	0	1	0	0	0	0	0	0	6	7	0.00	0.000
Rudy Seanez, R ERA: 3.05	(8, 1)	2.0		8	2	0	0	1	1	0	0	0	0	0	18	31	0.00	1.500

PITCHER	IP	WLS	BF	H	R	ER	SO	BB	IBB	HBP	BLK	WP	HR	S	P	ERA	WHIP

BOTTOM

Batter	1	2	3	4	5	6	7	8	9	AB	R	H	RBI	BB	SO	LOB
Brett Butler, L (1, 8) OBP: 0.408, SLG: 0.444	B C F F X 1-2 ① F8		C L B B B X 3-2 ③ G5-3		X 0-0 ③ B1-3			C C B F X 1-2 E 1B 1B 1B	B C X 1-1 ③ L9	5	1	1	0	0	0	2
Delino DeShields, L (1, 4) OBP: 0.362, SLG: 0.326 (8, 6)	B C X 1-1 ② G3-1			B B C C C 2-3 ① K		C X 0-1 ① F8		C B X 1-1 E8 1B 1-3 SF7 1B		4	1	1	0	0	1	0
Mike Piazza, R (1, 2) OBP: 0.375, SLG: 0.556	C F B B F F X 2-2 ③ F9			S F X 0-2 HR		B C B F X 2-2 1B		F F B X 1-2 1-3 3-H 1B		4	1	3	2	0	0	0
Tim Wallach, R (1, 5) OBP: 0.346, SLG: 0.479		C S B F B X 2-2 G3 2B		B X 1-0 ② G4-3		S F B S 1-3 ② K		F B C B S 2-3 ① K		4	0	1	0	0	2	3
Eric Karros, R (1, 3) OBP: 0.317, SLG: 0.417		B F X 1-1 ① G3 2-3		C S B X 1-2 ③ G6-3		B X 1-0 ③ F9		B F X 1-1 ② SF7 3-H		3	0	0	1	0	0	2
Henry Rodriguez, L (1, 7) OBP: 0.315, SLG: 0.412		B F F F F S 1-3 ② K			F B X 1-1 ① F7		F B X 1-1 ① G3	B X 1-0 ③ F9		4	0	0	0	0	1	2
Raul Mondesi, R (1, 9) OBP: 0.330, SLG: 0.516		X 0-0 ③ F8			X 0-0 E6 1B		F B F B X 2-2 2B		X 0-0 HR	4	1	2	1	0	0	1
Rafael Bournigal, R (1, 6) OBP: 0.307, SLG: 0.286 Jeff Treadway, L (7, PH) OBP: 0.362, SLG: 0.365 (8, 4)			B C X 1-1 ① B1-3		S B 1 SAFE B 1 SAFE X 2-1 ② F8		X 0-0 ② F7		C F B B S 1-3 ① K	2	0	0	0	0	0	1
										2	0	0	0	0	1	1
Orel Hershiser, R (1, 1) OBP: 0.239, SLG: 0.190 Jim Gott, R (7, 1) Dave Hansen, L (7, PH) OBP: 0.349, SLG: 0.359 Rudy Seanez, R (8, 1) Chris Gwynn, L (9, PH) OBP: 0.333, SLG: 0.397			C B F B B X 3-2 ② G5-3		B 1 SAFE F B C C X 2-2 1-3 1B		2 SAFE F B C C C 1-3 ③ K		B C F S 1-3 ② K	2	0	1	0	0	0	0
										0	0	0	0	0	0	0
										1	0	0	0	0	1	1
										0	0	0	0	0	0	0
										1	0	0	0	0	1	0
Inning Stats	R: 0 E: 0 K: 0 S: 11 H: 0 LOB: 0 BB: 0 P: 15	R: 0 E: 0 K: 1 S: 11 H: 1 LOB: 1 BB: 0 P: 15	R: 0 E: 0 K: 0 S: 8 H: 0 LOB: 0 BB: 0 P: 15	R: 1 E: 0 K: 1 S: 10 H: 1 LOB: 0 BB: 0 P: 14	R: 0 E: 1 K: 0 S: 9 H: 1 LOB: 2 BB: 0 P: 14	R: 0 E: 0 K: 1 S: 9 H: 1 LOB: 1 BB: 0 P: 13	R: 0 E: 0 K: 1 S: 9 H: 1 LOB: 1 BB: 0 P: 13	R: 2 E: 1 K: 1 S: 15 H: 3 LOB: 1 BB: 0 P: 22	R: 1 E: 0 K: 2 S: 9 H: 1 LOB: 0 BB: 0 P: 12	1B: 5 2B: 2 3B: 0 HR: 2 SF: 1 SAC: 0 DP: 0 HBP: 0						

PITCHER		IP	WLS	BF	H	R	ER	SO	BB	IBB	HBP	BLK	WP	HR	S	P	ERA	WHIP
Joey Hamilton, R ERA: 2.68	(1, 1)	7.0	W	30	8	3	3	4	0	0	0	0	0	1	76	111	3.86	1.143
Trevor Hoffman, R ERA: 2.61	(8, 1)	2.0	S	7	1	1	1	3	0	0	0	0	0	1	15	22	4.50	0.500

PITCHER	IP	WLS	BF	H	R	ER	SO	BB	IBB	HBP	BLK	WP	HR	S	P	ERA	WHIP

San Diego Padres @ Los Angeles Dodgers

Dodger Stadium, Los Angeles, CA

Mon Aug 01 1994, 7:05 PM PDT

Att. 39,244 - Unknown - 75 F

livebaseballscorecards.com

AB	36
R	4
H	9
RBI	4
BB	0
SO	7
LOB	13

WP: 0 PB: 0 SB: 0 CS: 0 PA: 37

Batter	1	2	3	4	5	6	7	8	9	10	11	AB	R	H	RBI	BB	SO	LOB
Luis Lopez, S (1, 6) OBP: 0.341, SLG: 0.405	0-2 1B 2B 1B	1-1 L5-3 1-2		1-0 G3 1-2		3-2 SF7 1-2 2-H		0-0 G1-3			0-0 P5	5	1	1	1	0	0	3
Tony Gwynn, L (1, 9) OBP: 0.455, SLG: 0.563	0-1 1-2 2B 1B		1-1 1B 2B	4-0 IBB		4-0 FC6-4 IBB			0-0 FC1-6 1B		0-1 G4-3	4	2	3	0	2	0	0
Derek Bell, R (1, 8) OBP: 0.347, SLG: 0.448	0-0 F8		1-1 1B SF8 2-H 1B	3-2 G5-3		2-2 FC6-4 1-2f			1-2 FC1-6 G6-3 1-2f			5	1	1	1	0	0	7
Eddie Williams, R (1, 3) OBP: 0.400, SLG: 0.588	1-1 E SF7 1-H 2-H 2B		0-0 1B 2-3 1B		1-2 G4-3		3-3 K		3-2 G6-3 1-2			5	1	2	2	0	1	1
Phil Plantier, L (1, 7) OBP: 0.307, SLG: 0.450	1-1 E6 2-3		1-2 SF8 3-H		3-2 P4		2-0 G3		0-1 G1-3			4	0	0	1	0	0	2
Scott Livingstone, L (1, 5) OBP: 0.275, SLG: 0.339 Tim Mauser, R (10, 1) OBP: 0.400, SLG: 0.250	0-1 SF7 3-H		0-0 G4-3-6 1-2 1B		0-1 G4-3		0-2 G4-3			2-2 F8		4 0	0 0	1 0	1 0	0 0	0 0	0 0
Ricky Gutierrez, R (1, 4) OBP: 0.328, SLG: 0.313 Bip Roberts, S (8, PH) OBP: 0.375, SLG: 0.384 (8, 4)	2-3 K		0-0 G4-3-6 1-2f			0-3 K		0-2 SH1-3 1B		1-1 F8		3 2	0 0	0 1	0 0	0 0	2 0	3 0
Brad Ausmus, R (1, 2) OBP: 0.318, SLG: 0.365		0-0 G5-3		0-0 G4-3		1-1 WP 1B SF7 1B		0-0 SH1-3 1-2		1-3 K		4	1	1	0	0	1	0
Bill Krueger, L (1, 1) OBP: 0.500, SLG: 0.625 Doug Brocail, L (5, 1) Archi Cianfrocco, R (6, PH) OBP: 0.255, SLG: 0.361 Jeff Tabaka, R (6, 1) OBP: 1.000, SLG: 2.000 Bryce Florie, R (7, 1) Bill Bean, L (8, PH) OBP: 0.257, SLG: 0.277 Pedro Martinez, L (8, 1) Craig Shipley, R (10, 5) OBP: 0.366, SLG: 0.464		0-1 L5-3 1B		2-2 G3 1B		0-0 WP 1-2 1B		2-3 K			1-2 G6-3	2 0 1 0 0 1 0 1	0 0 0 0 0 0 0 0	2 0 1 0 0 0 0 0	0 0 0 0 0 1 0 0	0 0 0 0 0 1 0 0	0 0 0 0 0 1 0 0	0 0 0 0 0 1 0 0
Inning Stats	R: 3 H: 3 E: 1 LOB: 1 K: 1 BB: 0 S: 16 P: 20	R: 0 H: 1 E: 0 LOB: 0 K: 0 BB: 0 S: 5 P: 6	R: 2 H: 4 E: 0 LOB: 1 K: 0 BB: 0 S: 10 P: 13	R: 0 H: 1 E: 0 LOB: 2 K: 0 BB: 1 S: 11 P: 21	R: 0 H: 0 E: 0 LOB: 0 K: 0 BB: 0 S: 9 P: 13	R: 1 H: 2 E: 0 LOB: 2 K: 1 BB: 1 S: 13 P: 23	R: 0 H: 0 E: 0 LOB: 0 K: 1 BB: 0 S: 8 P: 13	R: 0 H: 1 E: 0 LOB: 1 K: 1 BB: 0 S: 10 P: 12	R: 0 H: 1 E: 0 LOB: 1 K: 0 BB: 0 S: 13 P: 15	R: 0 H: 0 E: 0 LOB: 0 K: 1 BB: 0 S: 8 P: 12	R: 0 H: 0 E: 0 LOB: 0 K: 0 BB: 0 S: 7 P: 8	1B: 11 SF: 3 2B: 3 SAC: 1 3B: 0 DP: 2 HR: 0 HBP: 0						

PITCHER		IP	WLS	BF	H	R	ER	SO	BB	IBB	HBP	BLK	WP	HR	S	P	ERA	WHIP
Tom Candiotti, R ERA: 3.92	(1, 1)	2.1		15	8	5	4	1	0	0	0	0	0	0	30	38	15.43	3.429
Roger McDowell, R ERA: 5.49	(3, 1)	2.2		9	1	0	0	0	0	1	0	0	0	0	21	35	0.00	0.375
Jim Gott, R ERA: 6.0	(6, 1)	1.0		6	2	1	1	1	0	1	0	0	1	0	13	23	9.00	2.000
Ismael Valdez, R ERA: 2.7	(7, 1)	3.0		11	2	0	0	2	0	0	0	0	0	0	31	40	0.00	0.667
Todd Worrell, R ERA: 3.55	(10, 1)	2.0	W	6	0	0	0	1	0	0	0	0	0	0	15	20	0.00	0.000

PITCHER	IP	WLS	BF	H	R	ER	SO	BB	IBB	HBP	BLK	WP	HR	S	P	ERA	WHIP

TOP

San Diego Padres @ Los Angeles Dodgers

Dodger Stadium, Los Angeles, CA

Tue Aug 02 1994, 7:05 PM PDT

Att. 32,549 - Unknown - 78 F

livebaseballscorecards.com

AB	41
R	6
H	13
RBI	6
BB	2
SO	5
LOB	17

WP: 1	PA: 47		
PB: 0			
SB: 0			
CS: 0			

Batter	1	2	3	4	5	6	7	8	9	10	11	AB	R	H	RBI	BB	SO	LOB
Brett Butler, L (1, 8) OBP: 0.409, SLG: 0.443	0-0 L6-3 1B		1-3 K2-3		4-2 S 1B BB		1-0 L4		0-0 FC5-6 BB 1-2 2-3f		2-1 BB 1B 1B	5	2	2	0	1	1	2
Delino DeShields, L (1, 4) (10, 6) OBP: 0.371, SLG: 0.337	3-2 L6-3 1-2		0-1 1B 3B		1-2 E S WP 1-H 1B		4-1 E BB		4-2 1-2 2-3 BB		4-0 1B 1-2 BB	3	2	2	1	3	0	1
Mike Piazza, R (1, 2) OBP: 0.376, SLG: 0.553 Todd Worrell, R (10, 1) Dave Hansen, L (11, PH) OBP: 0.364, SLG: 0.375	1-1 G6-3		0-1 HR 3-H 1B		4-0 WP E 1-2 IBB		2-3 K 1-2		1-3 K		2-2 1-2 2-H 1B	4	1	1	1	1	2	4
												0	0	0	0	0	0	0
												1	0	1	1	0	0	0
Tim Wallach, R (1, 5) OBP: 0.349, SLG: 0.487		3-2 FC3-6 1B SF9 1B	1-0 1-H HR		4-0 WP 1-2 2-3 IBB		1-2 G5-3		1-0 F8			4	2	2	2	1	0	4
Eric Karros, R (1, 3) OBP: 0.316, SLG: 0.414		3-2 FC3-6 1-2 1B	0-0 F9		2-3 K 1-2 2-3 3-H			0-1 P4		1-1 P3		5	0	1	0	0	1	2
Raul Mondesi, R (1, 9) OBP: 0.326, SLG: 0.510	1-1 FC3-6 FC4 1-2f 2-3			1-0 G6-3	0-3 K			3-1 G4-3		3-1 G6-3		5	0	0	0	0	1	4
Cory Snyder, R (1, 7) OBP: 0.309, SLG: 0.405	0-0 SF9 3-H			2-0 L4	1-3 K			3-3 K		0-0 G4-3		4	0	0	1	0	2	0
Rafael Bournigal, R (1, 6) OBP: 0.298, SLG: 0.277 Mitch Webster, S (9, PH) OBP: 0.341, SLG: 0.463 Carlos Hernandez, R (10, 2) OBP: 0.246, SLG: 0.367	0-1 FC4 1-2f			0-0 B2-3	2-1 F8				1-0 FC5-6 SH 1B		0-0 G6-3	3	0	0	0	0	0	1
												1	0	1	0	0	0	0
												1	0	0	0	0	0	0
Tom Candiotti, R (1, 1) OBP: 0.160, SLG: 0.163 Roger McDowell, R (3, 1) Chris Gwynn, L (5, PH) OBP: 0.329, SLG: 0.391 Jim Gott, R (6, 1) Henry Rodriguez, L (6, PH) OBP: 0.314, SLG: 0.411 Ismael Valdez, R (7, 1) Jeff Treadway, L (9, PH) OBP: 0.357, SLG: 0.359 (10, 4)			0-3 K		2-2 G1-3		1-2 F7		0-2 SH BB FC5-6 1-2		2-0 G4-3	0	0	0	0	0	0	0
												1	0	0	0	0	1	0
												0	0	0	0	0	0	0
												1	0	0	0	0	0	0
												0	0	0	0	0	0	0
												1	0	0	0	0	0	0
Inning Stats	R: 0 E: 0 K: 0 S: 7 H: 1 LOB: 0 BB: 0 P: 11	R: 1 E: 0 K: 0 S: 12 H: 2 LOB: 1 BB: 0 P: 19	R: 3 E: 0 K: 2 S: 13 H: 3 LOB: 0 BB: 0 P: 15	R: 0 E: 0 K: 0 S: 3 H: 0 LOB: 0 BB: 0 P: 6	R: 2 E: 1 K: 2 S: 22 H: 1 LOB: 2 BB: 3 P: 38	R: 0 E: 0 K: 1 S: 8 H: 0 LOB: 0 BB: 0 P: 12	R: 0 E: 1 K: 1 S: 8 H: 0 LOB: 1 BB: 1 P: 16	R: 0 E: 0 K: 1 S: 7 H: 0 LOB: 0 BB: 0 P: 13	R: 0 E: 1 K: 1 S: 11 H: 1 LOB: 3 BB: 1 P: 18	R: 0 E: 0 K: 0 S: 5 H: 0 LOB: 0 BB: 0 P: 9	R: 1 E: 0 K: 0 S: 7 H: 2 LOB: 2 BB: 1 P: 17	1B: 8 2B: 1 3B: 1 HR: 1	SF: 1 SAC: 1 DP: 1 HBP: 0					

PITCHER		IP	WLS	BF	H	R	ER	SO	BB	IBB	HBP	BLK	WP	HR	S	P	ERA	WHIP
Bill Krueger, L ERA: 7.32	(1, 1)	4.1		20	7	6	6	2	1	0	0	0	0	1	47	70	12.46	1.846
Doug Brocail, R ERA: 5.82	(5, 1)	0.2		4	0	0	0	2	0	2	0	0	1	0	10	19	0.00	0.000
Jeff Tabaka, L ERA: 5.31	(6, 1)	1.1		5	0	0	0	1	1	0	0	0	0	0	10	19	0.00	0.750
Bryce Florie, R ERA: 1.35	(7, 1)	0.2		2	0	0	0	1	0	0	0	0	0	0	6	9	0.00	0.000
Pedro Martinez, L ERA: 2.43	(8, 1)	2.0		9	1	0	0	2	1	0	0	0	0	0	18	31	0.00	1.000

PITCHER		IP	WLS	BF	H	R	ER	SO	BB	IBB	HBP	BLK	WP	HR	S	P	ERA	WHIP
Tim Mauser, R ERA: 3.49	(10, 1)	1.2	L	8	2	1	1	0	1	0	0	0	0	0	12	26	5.40	1.800

BOTTOM

San Diego Padres @ Los Angeles Dodgers

Dodger Stadium, Los Angeles, CA

Tue Aug 02 1994, 7:05 PM PDT

Att. 32,549 - Unknown - 78 F

livebaseballscorecards.com

AB	40
R	7
H	10
RBI	6
BB	6
SO	8
LOB	18

WP: 1 PA: 48
PB: 0
SB: 3
CS: 0

Batter	1	2	3	4	5	6	7	8	9	AB	R	H	RBI	BB	SO	LOB
Bip Roberts, S (1, 4) OBP: 0.376, SLG: 0.388	B C F B X 2-2 F8 SF8 2B		B X 1-0 CS 1B			B B C F B F X 3-2 ① G6-3		X 0-0 ③ B1-3		4	1	2	0	0	0	0
Tony Gwynn, L (1, 9) OBP: 0.455, SLG: 0.565	X 0-0 ① F8 2-3		B C C B S 2-3 ②③ K 1-2			B C F B X 2-2 WP 1B			B X 1-0 3B 2B	4	1	2	0	0	1	2
Derek Bell, R (1, 8) OBP: 0.346, SLG: 0.446	B C B X 2-1 ② SF8 3-H			C F S 0-3 ① K		B B F B S F B 4-2 G5-4-3 1-2 BB			L B L S 1-3 ① K	2	0	0	1	1	2	1
Eddie Williams, R (1, 3) OBP: 0.402, SLG: 0.599 Doug Brocail, L (9, PR) Trevor Hoffman, R (9, 1)	B S B F F S 2-3 ③ K			B B B X 3-0 CS 1B		C F B B X 2-2 ②③ G5-4-3 1-2f			B B F F X 2-2 SH1-3 2-H 3B	4 0 0	0 1 0	2 0 0	1 0 0	0 0 0	1 0 0	2 0 0
Phil Plantier, L (1, 7) OBP: 0.305, SLG: 0.446		C B S S 1-3 ① K		F F B B 1 SAFE B 1 SAFE S 3-3 ②③ K 1-2			S B X 1-1 ① F9		B S B B X 2-1 ② SH1-3 3-H	3	0	0	1	0	2	1
Craig Shipley, R (1, 5) OBP: 0.364, SLG: 0.474		C C B S 1-3 ② K			F B B S X 2-2 HR		F C F F B B S 2-3 ② K		X 0-0 ③ G6-3	4	1	1	1	0	2	1
Brian Johnson, R (1, 2) OBP: 0.292, SLG: 0.434		B X 1-0 1B			X 0-0 ① L8		B S F S 1-3 ③ K			3	0	1	0	0	1	0
Luis Lopez, S (1, 6) OBP: 0.336, SLG: 0.399		C B C F S 1-3 ③ K			C B X 1-1 ② F8			C C B S 1-3 ① K		3	0	0	0	0	2	1
Andy Ashby, R (1, 1) OBP: 0.170, SLG: 0.152 Bill Bean, L (9, 3) OBP: 0.257, SLG: 0.277			C F X 0-2 ① G6-3		B X 1-0 ③ L8			B B B C C S 3-3 ② K		3 0	0 0	0 0	0 0	0 0	1 0	0 0
Inning Stats	R: 1 H: 1 E: 0 LOB: 0 K: 1 BB: 0 S: 10 P: 16	R: 0 H: 1 E: 0 LOB: 1 K: 3 BB: 0 S: 11 P: 15	R: 0 H: 1 E: 0 LOB: 0 K: 1 BB: 0 S: 7 P: 10	R: 0 H: 1 E: 0 LOB: 1 K: 2 BB: 0 S: 7 P: 13	R: 1 H: 1 E: 0 LOB: 0 K: 0 BB: 0 S: 7 P: 11	R: 0 H: 1 E: 0 LOB: 1 K: 0 BB: 1 S: 13 P: 24	R: 0 H: 0 E: 0 LOB: 0 K: 2 BB: 0 S: 10 P: 14	R: 0 H: 0 E: 0 LOB: 0 K: 2 BB: 0 S: 7 P: 11	R: 2 H: 2 E: 0 LOB: 1 K: 1 BB: 0 S: 10 P: 16	1B: 4 SF: 1 2B: 3 SAC: 1 3B: 1 DP: 2 HR: 1 HBP: 0						

PITCHER		IP	WLS	BF	H	R	ER	SO	BB	IBB	HBP	BLK	WP	HR	S	P	ERA	WHIP
Pedro Astacio, R ERA: 4.31	(1, 1)	7.0		25	6	2	2	9	1	0	0	0	1	1	65	103	2.57	1.000
Rudy Seanez, R ERA: 2.91	(8, 1)	1.0		3	0	0	0	2	0	0	0	0	0	0	7	11	0.00	0.000
Ismael Valdez, R ERA: 3.42	(9, 1)	0.1	L	3	2	2	2	1	0	0	0	0	0	0	7	11	54.00	6.000
Omar Daal, L ERA: 3.65	(9, 1)	0.2		2	0	0	0	0	0	0	0	0	0	0	3	5	0.00	0.000

PITCHER	IP	WLS	BF	H	R	ER	SO	BB	IBB	HBP	BLK	WP	HR	S	P	ERA	WHIP

TOP

San Diego Padres @ Los Angeles Dodgers

Dodger Stadium, Los Angeles, CA

Wed Aug 03 1994, 7:05 PM PDT

Att. 43,270 - Unknown - 77 F

livebaseballscorecards.com

AB	30
R	4
H	8
RBI	4
BB	1
SO	12
LOB	8

WP: 1 PA: 33
PB: 0
SB: 0
CS: 2

Batter	1	2	3	4	5	6	7	8	9	AB	R	H	RBI	BB	SO	LOB
Brett Butler, L (1, 8) OBP: 0.407, SLG: 0.441	B C X 1-1 S 1B		B B C X 2-1 ① G3		B X 1-0 ② G1-3		B C B B X 3-1 ② L7			4	0	1	0	0	0	1
Delino DeShields, L (1, 4) (8, 6) OBP: 0.366, SLG: 0.332	B C 1 B X SAFE 2-1 ① P4 1-2		C C C T B B F X 3-2 ② G6-3		F B X 1-1 ③ G4-3		F B B B X 3-1 ③ G3			4	0	0	0	0	0	2
Mike Piazza, R (1, 2) OBP: 0.379, SLG: 0.556	B B C C B B 4-2 BB		X 0-0 FC6-4 1B			B C B B S X 3-2 1B 2B		C S T F B F S 2-3 ① K		3	1	2	0	1	1	0
Tim Wallach, R (1, 5) OBP: 0.345, SLG: 0.482	X 0-0 ② L9		B X 1-0 ③ FC6-4 1-2f			C B S B F F X 2-2 ① G6-3		B B X 2-0 ② G5-3		4	0	0	0	0	0	4
Eric Karros, R (1, 3) OBP: 0.315, SLG: 0.421	B C F X 1-2 ③ P4			X 0-0 ① F7		C F S 0-3 ② K		S B B B B X 3-1 HR		4	1	1	1	0	1	3
Henry Rodriguez, L (1, 7) OBP: 0.316, SLG: 0.412 Mitch Webster, S (9, 7) OBP: 0.341, SLG: 0.463		C B B F B S 3-3 ① K		B X 1-0 1B		X 0-0 2-H 1B		F B B F F S 2-3 ③ K		4 0	0 0	2 0	1 0	0 0	2 0	0 0
Raul Mondesi, R (1, 9) OBP: 0.323, SLG: 0.505		S X 0-1 ② G6-3		B X 1-0 ② F8		S B B B F C 3-3 ③ K		X 0-0 ① G5-3		4	0	0	0	0	1	2
Rafael Bournigal, R (1, 6) OBP: 0.302, SLG: 0.281 Chris Gwynn, L (7, PH) OBP: 0.338, SLG: 0.400 Rudy Seanez, R (8, 1) Ismael Valdez, R (9, 1) Omar Daal, L (9, 1) Dave Hansen, L (9, PH) OBP: 0.356, SLG: 0.366		F X 0-1 1B		S B S S 1-3 ③ K			F B C X 1-2 SH3-4 1B		B C B X 2-1 ② P6	2 1 0 0 0 1	0 0 0 0 0 0	1 1 0 0 0 0	0 0 0 0 0 0	0 0 0 0 0 0	1 0 0 0 0 0	1 0 0 0 0 0
Pedro Astacio, R (1, 1) OBP: 0.067, SLG: 0.067 Jeff Treadway, L (7, PH) OBP: 0.352, SLG: 0.354 (8, 4)		S S S 0-3 ③ K			S M S 0-3 ① K		B X 1-0 ① SH3-4 1-2		B B C X 2-1 ③ F9	2 1	0 0	0 0	0 0	0 0	2 0	1 0
Inning Stats	R: 0 E: 0 K: 0 S: 10 H: 1 LOB: 2 BB: 1 P: 18	R: 0 E: 0 K: 2 S: 10 H: 1 LOB: 1 BB: 0 P: 13	R: 0 E: 0 K: 0 S: 9 H: 1 LOB: 1 BB: 0 P: 15	R: 0 E: 0 K: 1 S: 6 H: 1 LOB: 1 BB: 0 P: 9	R: 0 E: 0 K: 1 S: 6 H: 0 LOB: 0 BB: 0 P: 8	R: 1 E: 0 K: 2 S: 15 H: 2 LOB: 1 BB: 0 P: 23	R: 0 E: 0 K: 0 S: 8 H: 1 LOB: 1 BB: 0 P: 16	R: 1 E: 0 K: 2 S: 14 H: 1 LOB: 0 BB: 0 P: 23	R: 0 E: 0 K: 0 S: 5 H: 0 LOB: 0 BB: 0 P: 9	1B: 6 2B: 1 3B: 0 HR: 1	SF: 0 SAC: 1 DP: 0 HBP: 0				WP: 0 PB: 0 SB: 1 CS: 0	PA: 36	

PITCHER		IP	WLS	BF	H	R	ER	SO	BB	IBB	HBP	BLK	WP	HR	S	P	ERA	WHIP
Andy Ashby, R ERA: 3.45	(1, 1)	8.0	W	33	8	2	2	8	1	0	0	0	0	1	78	125	2.25	1.125
Trevor Hoffman, R ERA: 2.56	(9, 1)	1.0	S	3	0	0	0	0	0	0	0	0	0	0	5	9	0.00	0.000

PITCHER	IP	WLS	BF	H	R	ER	SO	BB	IBB	HBP	BLK	WP	HR	S	P	ERA	WHIP

BOTTOM

San Diego Padres @ Los Angeles Dodgers

Dodger Stadium, Los Angeles, CA

Wed Aug 03 1994, 7:05 PM PDT

Att. 43,270 - Unknown - 77 F

livebaseballscorecards.com

AB	34
R	2
H	8
RBI	2
BB	1
SO	8
LOB	14

San Diego Padres @ Los Angeles Dodgers

Dodger Stadium, Los Angeles, CA

Thu Aug 04 1994, 3:33 AM PDT
Att. 45,183 - Sunny - 84 F

livebaseballscorecards.com

TOP

Batter	1	2	3	4	5	6	7	8	9	AB R H RBI BB SO LOB
Bip Roberts, S (1, 4) OBP: 0.375, SLG: 0.387	C B X 1-1 F7 ①			X 0-0 G5-3 ①		F C S 0-3 K ③		X 0-0 CS 1B		4 0 1 0 0 1 1
Luis Lopez, S (1, 6) OBP: 0.335, SLG: 0.396	C F F B X 1-2 G4-3 1B			B X 1-0 G3 ②			B B C C F S 2-3 K2-3 ①	B B C 2-1 CS ③ 1-2	X 0-0 F7 ①	4 0 1 0 0 1 0
Derek Bell, R (1, 8) OBP: 0.345, SLG: 0.444	B X 1-0 G4-3 ② ③ 1-2f			B F X 1-1 G4-3 ③			X 0-0 1B 1B 1B		C C F B F X 1-2 F9 ②	4 0 1 0 0 0 1
Phil Plantier, L (1, 7) OBP: 0.304, SLG: 0.444		B S B X 2-1 F9 ①			B S F B S 2-3 K ①		B X 1-0 1B 1B 1-2		B S S F C 1-3 ꓘ ③	4 0 1 0 0 2 0
Craig Shipley, R (1, 5) OBP: 0.364, SLG: 0.472		C B X 1-1 G1-3 ②			C X 0-1 F8 ②		B X 1-0 1B 1-2 2-3			3 0 1 0 0 0 0
Bill Bean, L (1, 9) OBP: 0.252, SLG: 0.271		C C X 0-2 F8 ③			C F X 0-2 G1-3 ③		S F F X 0-2 P4 ②			3 0 0 0 0 0 3
Archi Cianfrocco, R (1, 3) OBP: 0.252, SLG: 0.356 Tony Gwynn, L (7, PH) OBP: 0.454, SLG: 0.564 Phil Clark, R (7, 3) OBP: 0.250, SLG: 0.356			C X 0-1 G1-3 ①			C B X 1-1 F9 ①	B B C F F X 2-2 F8 ③			2 0 0 0 0 0 0 1 0 0 0 0 0 3 0 0 0 0 0 0 0
Brad Ausmus, R (1, 2) OBP: 0.318, SLG: 0.364			C S B S 1-3 K ②			S L B F B B X 3-2 SH3-4 1B		B S X 1-1 P4 ①		3 0 1 0 0 1 0
Andy Benes, R (1, 1) OBP: 0.184, SLG: 0.188 Scott Livingstone, L (8, PH) OBP: 0.273, SLG: 0.337 Bryce Florie, R (8, 1)			C X 0-1 G6-3 ③			B B X 2-0 SH3-4 ② 1-2		X 0-0 F7 ②		1 0 0 0 0 0 0 1 0 0 0 0 0 0 0 0 0 0 0 0 0
Inning Stats	R: 0 E: 0 K: 0 S: 7 H: 1 LOB: 0 BB: 0 P: 10	R: 0 E: 0 K: 0 S: 7 H: 0 LOB: 0 BB: 0 P: 10	R: 0 E: 0 K: 1 S: 7 H: 0 LOB: 0 BB: 0 P: 8	R: 0 E: 0 K: 0 S: 4 H: 0 LOB: 0 BB: 0 P: 6	R: 0 E: 0 K: 1 S: 8 H: 0 LOB: 0 BB: 0 P: 10	R: 0 E: 0 K: 1 S: 10 H: 1 LOB: 1 BB: 0 P: 16	R: 0 E: 0 K: 1 S: 15 H: 3 LOB: 3 BB: 0 P: 21	R: 0 E: 0 K: 0 S: 5 H: 1 LOB: 0 BB: 0 P: 8	R: 0 E: 0 K: 1 S: 10 H: 0 LOB: 0 BB: 0 P: 12	1B: 6 2B: 0 3B: 0 HR: 0 SF: 0 SAC: 1 DP: 1 HBP: 0

AB	30
R	0
H	6
RBI	0
BB	0
SO	5
LOB	8

WP: 0 PB: 0 SB: 0 CS: 1 PA: 32

PITCHER		IP	WLS	BF	H	R	ER	SO	BB	IBB	HBP	BLK	WP	HR	S	P	ERA	WHIP
Kevin Gross, R ERA: 3.65	(1, 1)	8.0	W	28	6	0	0	4	0	0	0	0	0	0	63	89	0.00	0.750
Todd Worrell, R ERA: 3.46	(9, 1)	1.0	S	3	0	0	0	1	0	0	0	0	0	0	10	12	0.00	0.000

PITCHER	IP	WLS	BF	H	R	ER	SO	BB	IBB	HBP	BLK	WP	HR	S	P	ERA	WHIP

Batter	1	2	3	4	5	6	7	8	9	AB	R	H	RBI	BB	SO	LOB
Brett Butler, L (1, 8) OBP: 0.408, SLG: 0.441	C F B S 1-3 K ①		B C F B B F B 4-2 G6-4-3 BB 1-2		X 0-0 F7 ② B C X 1-1 F8 ③		X 0-0 1B 1-2 X 0-0 F8 ①			3	0	1	0	1	1	1
Delino DeShields, L (1, 4) OBP: 0.362, SLG: 0.328	C B X 1-1 F7 ②		F B X 1-1 G6-4-3 ② ③ 1-2f							4	0	0	0	0	0	5
Mike Piazza, R (1, 2) OBP: 0.378, SLG: 0.561	C B F X 1-2 F8 ③			X 0-0 HR		B C F S 1-3 K ① B B S S X 2-2 F8 ②				4	1	1	1	0	1	2
Eric Karros, R (1, 3) OBP: 0.312, SLG: 0.416		X 0-0 F8 ①		B C F X 1-2 F8 ①		B S B X 2-1 F8 ② B C C B F X 2-2 F9 ③				4	0	0	0	0	0	2
Dave Hansen, L (1, 5) OBP: 0.396, SLG: 0.395 Tim Wallach, R (7, 5) OBP: 0.345, SLG: 0.481		B B F F B F X 3-2 1B		C B B B B 4-2 BB		C C B B X 2-2 1B 1B		C S T 0-2 K ①		2 1	0 0	2 0	0 0	1 0	0 1	0 0
Henry Rodriguez, L (1, 7) OBP: 0.315, SLG: 0.410 Mitch Webster, S (9, 7) OBP: 0.341, SLG: 0.463		C B C F S 1-3 K ②		C X 0-1 P6 ②		B F F X 1-2 BB 1B 1-3		B B X 2-0 G3-1 ②		4 0	0 0	1 0	0 0	0 0	1 0	2 0
Raul Mondesi, R (1, 9) OBP: 0.325, SLG: 0.504		C B F B B S 3-3 K ③		B S C X 1-2 F9 ③		B B B B 4-0 BB 1-2		S C B X 1-2 CS 1B		3	0	1	0	1	1	2
Rafael Bournigal, R (1, 6) OBP: 0.303, SLG: 0.283			B F B X 2-1 F9 ①		C X 0-1 SH3-4 1B	C F S 0-3 K ③		C 0-1 CS ③ 1-2		3	0	1	0	0	1	3
Kevin Gross, R (1, 1) OBP: 0.208, SLG: 0.222 Todd Worrell, R (9, 1)			X 0-0 BB 1B		L B X 1-1 SH3-4 ① 1-2		B X 1-0 1B 1B			2 0	0 0	2 0	0 0	0 0	0 0	0 0
Inning Stats	R: 0 H: 0 E: 0 LOB: 0 K: 1 BB: 0 S: 8 P: 11	R: 0 H: 1 E: 0 LOB: 1 K: 2 BB: 0 S: 12 P: 19	R: 0 H: 1 E: 0 LOB: 1 K: 0 BB: 1 S: 8 P: 15	R: 1 H: 1 E: 0 LOB: 1 K: 0 BB: 1 S: 11 P: 17	R: 0 H: 1 E: 0 LOB: 1 K: 0 BB: 0 S: 7 P: 9	R: 0 H: 2 E: 0 LOB: 3 K: 2 BB: 1 S: 14 P: 24	R: 0 H: 2 E: 0 LOB: 2 K: 0 BB: 0 S: 10 P: 15	R: 0 H: 1 E: 0 LOB: 0 K: 1 BB: 0 S: 8 P: 11		1B: 8 SF: 0 2B: 0 SAC: 1 3B: 0 DP: 1 HR: 1 HBP: 0						

PITCHER	IP	WLS	BF	H	R	ER	SO	BB	IBB	HBP	BLK	WP	HR	S	P	ERA	WHIP
Andy Benes, R (1, 1) ERA: 3.86	7.0	L	31	8	1	1	5	3	0	0	0	0	1	70	110	1.29	1.571
Bryce Florie, R (8, 1) ERA: 1.17	1.0		3	1	0	0	1	0	0	0	0	0	0	8	11	0.00	1.000

PITCHER	IP	WLS	BF	H	R	ER	SO	BB	IBB	HBP	BLK	WP	HR	S	P	ERA	WHIP

BOTTOM

San Diego Padres @ Los Angeles Dodgers

Dodger Stadium, Los Angeles, CA

Thu Aug 04 1994, 3:33 AM PDT

Att. 45,183 - Sunny - 84 F

livebaseballscorecards.com

AB	30
R	1
H	9
RBI	1
BB	3
SO	6
LOB	17

San Diego Padres @ Chicago Cubs

Wrigley Field, Chicago, IL

Fri Aug 05 1994, 3:33 AM CDT

Att. 30,857 - Sunny - 68 F

livebaseballscorecards.com

Batter	1	2	3	4	5	6	7	8	9	AB	R	H	RBI	BB	SO	LOB
Bip Roberts, S (1, 4) (6, 7) OBP: 0.378, SLG: 0.397	G4-6-3 1B		G4-3 1B		G3		G1-4-3		HR	5	1	3	1	0	0	0
Tony Gwynn, L (1, 9) OBP: 0.454, SLG: 0.562	G4-6-3 1-2f		G4-3 1-2		1B 1B		G4-6-3 1B		G4-3	5	0	2	0	0	0	2
Derek Bell, R (1, 8) OBP: 0.347, SLG: 0.444	BB 1B		G6-3		G6-4-3 1-3 1B		G4-6-3 1-2f			4	0	2	0	0	0	2
Eddie Williams, R (1, 3) OBP: 0.410, SLG: 0.617	BBBB 1-2 BB			BBBB G3 2B BB	G6-4-3 1-2f			HR		2	2	1	1	2	0	2
Phil Plantier, L (1, 7) OBP: 0.302, SLG: 0.440	SSS K			G3 1-2		F8		G6-3		3	0	0	0	0	1	3
Ricky Gutierrez, R (6, 4) OBP: 0.327, SLG: 0.312										1	0	0	0	0	0	0
Craig Shipley, R (1, 5) OBP: 0.366, SLG: 0.477		G6-3		G4-3 1B 2-H 2B		G3-1 1B		G6-3		4	1	2	1	0	0	0
Luis Lopez, S (1, 6) OBP: 0.338, SLG: 0.398		CS 1B		G4-3 2-3		G3-1 1-2 1B		F8		4	0	2	0	0	0	1
Brad Ausmus, R (1, 2) OBP: 0.317, SLG: 0.363		SSS K 1-2		3-H 1B		G3-1 1-2 2-3			F9	4	0	1	1	0	1	3
Scott Sanders, R (1, 1) OBP: 0.176, SLG: 0.125			F9	F9		SSS K			G1-3	4	0	0	0	0	1	3
Trevor Hoffman, R (9, 1)										0	0	0	0	0	0	0

TOP

AB	36
R	4
H	13
RBI	4
BB	2
SO	3
LOB	16

Inning Stats	1	2	3	4	5	6	7	8	9
	R: 0 E: 0 K: 1 S: 6	H: 2 LOB: 2 BB: 1 P: 10	R: 0 E: 0 K: 1 S: 5	H: 1 LOB: 0 BB: 0 P: 5	R: 0 E: 0 K: 0 S: 4	H: 1 LOB: 1 BB: 0 P: 4	R: 2 E: 0 K: 0 S: 5	H: 2 LOB: 1 BB: 1 P: 9	R: 0 E: 0 K: 0 S: 4	H: 2 LOB: 1 BB: 0 P: 4
	R: 0 E: 0 K: 1 S: 7	H: 2 LOB: 2 BB: 0 P: 7	R: 0 E: 0 K: 0 S: 3	H: 1 LOB: 0 BB: 0 P: 3	R: 1 E: 0 K: 0 S: 4	H: 1 LOB: 0 BB: 0 P: 4	R: 1 E: 0 K: 0 S: 4	H: 1 LOB: 0 BB: 0 P: 4	1B: 10 2B: 1 3B: 0 HR: 2	SF: 0 SAC: 0 DP: 3 HBP: 0	WP: 0 PB: 0 SB: 0 CS: 1	PA: 38

PITCHER	IP	WLS	BF	H	R	ER	SO	BB	IBB	HBP	BLK	WP	HR	S	P	ERA	WHIP
Willie Banks, R (1, 1) ERA: 5.4	8.0	L	34	12	3	3	3	2	0	0	0	0	1	38	46	3.38	1.750
Jose Bautista, R (9, 1) ERA: 3.89	0.2		2	0	0	0	0	0	0	0	0	0	0	2	2	0.00	0.000
Dave Otto, L (9, 1) ERA: 3.92	0.1		2	1	1	1	0	0	0	0	0	0	1	2	2	27.00	3.000

PITCHER	IP	WLS	BF	H	R	ER	SO	BB	IBB	HBP	BLK	WP	HR	S	P	ERA	WHIP

BOTTOM

San Diego Padres @ Chicago Cubs

Wrigley Field, Chicago, IL

Fri Aug 05 1994, 3:33 AM CDT

Att. 30,857 - Sunny - 68 F

Batter	1	2	3	4	5	6	7	8	9	AB	R	H	RBI	BB	SO	LOB
Todd Haney, R (1, 4) OBP: 0.244, SLG: 0.250	G3		F9			1B G6-3 WP HBP		K		3	1	0	0	0	1	1
Rick Wilkins, L (1, 2) OBP: 0.311, SLG: 0.378	E3 FC6-4		G3			G6-3 1-2		K		4	0	0	0	0	1	2
Mark Grace, L (1, 3) OBP: 0.363, SLG: 0.404	P5			K		G6-3			2B BB	3	1	0	0	1	1	2
Sammy Sosa, R (1, 9) OBP: 0.333, SLG: 0.542	FC6-4 1-2f			B1-3		WP 1B 2-3			L5	4	0	1	0	0	0	2
Derrick May, L (1, 7) OBP: 0.342, SLG: 0.419		G4-3		G3		K 1-2 3-H			2B 1-H	4	0	1	1	0	1	1
Glenallen Hill, R (1, 8) OBP: 0.374, SLG: 0.468		K	K				F9		K	4	0	0	0	0	3	1
Steve Buechele, R (1, 5) OBP: 0.327, SLG: 0.415		K	E6				G6-3		K	4	0	0	0	0	2	1
Rey Sanchez, R (1, 6) OBP: 0.352, SLG: 0.337			G3				K			3	0	0	0	0	2	1
Willie Banks, R (1, 1) OBP: 0.167, SLG: 0.150					K			K		1	0	0	0	1	1	1
Karl Rhodes, L (8, PH) OBP: 0.311, SLG: 0.381										1	0	0	0	0	1	0
Jose Bautista, R (9, 1)										0	0	0	0	0	0	0
Dave Otto, L (9, 1)			BB							0	0	0	0	0	0	0
Inning Stats	R: 0 E: 1 K: 0 S: 4 H: 0 LOB: 1 BB: 0 P: 4	R: 0 E: 0 K: 2 S: 7 H: 0 LOB: 0 BB: 0 P: 7	R: 0 E: 0 K: 0 S: 3 H: 0 LOB: 1 BB: 1 P: 7	R: 0 E: 0 K: 1 S: 5 H: 0 LOB: 0 BB: 0 P: 5	R: 0 E: 1 K: 3 S: 10 H: 0 LOB: 1 BB: 0 P: 10	R: 1 E: 0 K: 1 S: 6 H: 1 LOB: 1 BB: 0 P: 7	R: 0 E: 0 K: 1 S: 5 H: 0 LOB: 0 BB: 0 P: 5	R: 0 E: 0 K: 3 S: 9 H: 0 LOB: 0 BB: 0 P: 9	R: 1 E: 0 K: 2 S: 8 H: 1 LOB: 1 BB: 1 P: 12	1B: 1 2B: 1 3B: 0 HR: 0	SF: 0 SAC: 0 DP: 0 HBP: 1						

livebaseballscorecards.com

AB	31
R	2
H	2
RBI	1
BB	2
SO	13
LOB	12

WP: 1 PB: 0 SB: 0 CS: 0 PA: 34

PITCHER		IP	WLS	BF	H	R	ER	SO	BB	IBB	HBP	BLK	WP	HR	S	P	ERA	WHIP
Scott Sanders, R ERA: 4.87	(1, 1)	8.0	W	30	1	2	2	11	2	0	1	0	1	0	49	58	2.25	0.375
Trevor Hoffman, R ERA: 2.52	(9, 1)	1.0	S	4	1	0	0	2	0	0	0	0	0	0	8	8	0.00	1.000

PITCHER	IP	WLS	BF	H	R	ER	SO	BB	IBB	HBP	BLK	WP	HR	S	P	ERA	WHIP

Batter	1	2	3	4	5	6	7	8	9	AB	R	H	RBI	BB	SO	LOB
Bip Roberts, S (1, 7) OBP: 0.378, SLG: 0.397	F B S X 1-2 L8 ①			B B B C C X 3-2 G3 1B	X 0-0 F7 ②			B X 1-0 F7 ②	3	0	1	0	0	0	0
Bill Bean, L (7, 7) OBP: 0.250, SLG: 0.269									1	0	0	0	0	0	0
Tony Gwynn, L (1, 9) OBP: 0.452, SLG: 0.559	B C X 1-1 L8 ②			1 SAFE 1 SAFE B X 1-0 G3 ① ② 1-2	B C B X 2-1 G3-1 ③			C X 0-1 1B 1B E 1B	4	1	1	0	0	0	1
Derek Bell, R (1, 8) OBP: 0.348, SLG: 0.445	C S B X 1-2 G5-3 ③			C X 0-1 FC5-4 1B			B F F F F S 1-3 K ①	X 0-0 E 1-2 1B	4	0	2	0	0	1	0
Eddie Williams, R (1, 3) OBP: 0.407, SLG: 0.608		C F B X 1-2 L9 ①		X 0-0 FC5-4 ③ 1-2f			C B X 1-1 F9 ②	B X 1-0 E9 1-3 2-H 1B	4	0	1	0	0	0	1
Scott Livingstone, L (1, 5) OBP: 0.273, SLG: 0.332		B F B B F S 2-3 K ②			B B B C F B 4-2 G3-6-3 1B BB		F C S 0-3 K ③	F B X 1-1 F8 ③	3	0	0	0	1	2	2
Craig Shipley, R (1, 4) OBP: 0.366, SLG: 0.476		F C F X 0-2 P9 ③			X 0-0 G3-6-3 1-2 1B			B S X 1-1 P5 ①	3	0	1	0	0	0	0
Luis Lopez, S (1, 6) OBP: 0.333, SLG: 0.393			C C S 0-3 K ①	X 0-0 G3-6-3 ① ② 1-2f 2-3				C B S X 1-2 P6 ②	3	0	0	0	0	1	2
Brad Ausmus, R (1, 2) OBP: 0.314, SLG: 0.359			X 0-0 F8 ②	C S X 0-2 G4-3 ③				X 0-0 F9 ③	3	0	0	0	0	0	1
Joey Hamilton, R (1, 1)			B S S C 1-3 K ③		F C F S 0-3 K ①			S F F S 0-3 K ①	2	0	0	0	0	2	0
Bryce Florie, R (6, 1)									0	0	0	0	0	0	0
Pedro Martinez, L (8, 1)									0	0	0	0	0	0	0
Brian Johnson, R (9, PH) OBP: 0.289, SLG: 0.429									1	0	0	0	0	1	0

TOP

San Diego Padres @ Chicago Cubs

Wrigley Field, Chicago, IL

Sat Aug 06 1994, 7:05 PM CDT

Att. 38,562 - Unknown - 70 F

livebaseballscorecards.com

AB	31
R	1
H	6
RBI	0
BB	1
SO	7
LOB	7

Inning Stats										
	R: 0 E: 0 K: 0 S: 8	H: 0 LOB: 0 BB: 0 P: 11	R: 0 E: 0 K: 1 S: 10	H: 0 LOB: 0 BB: 0 P: 13	R: 0 E: 0 K: 2 S: 7	H: 0 LOB: 0 BB: 0 P: 8	R: 0 E: 0 K: 0 S: 7	H: 2 LOB: 1 BB: 0 P: 11	R: 0 E: 0 K: 0 S: 7	H: 1 LOB: 1 BB: 1 P: 11
	R: 0 E: 0 K: 1 S: 7	H: 0 LOB: 0 BB: 0 P: 9	R: 0 E: 0 K: 2 S: 11	H: 0 LOB: 0 BB: 0 P: 13	R: 0 E: 0 K: 0 S: 6	H: 0 LOB: 0 BB: 0 P: 8	R: 1 E: 1 K: 1 S: 11	H: 3 LOB: 2 BB: 0 P: 14	1B: 6 2B: 0 3B: 0 HR: 0	SF: 0 SAC: 0 DP: 1 HBP: 0
	WP: 0 PB: 0 SB: 0 CS: 0	PA: 32								

PITCHER	IP	WLS	BF	H	R	ER	SO	BB	IBB	HBP	BLK	WP	HR	S	P	ERA	WHIP
Frank Castillo, R (1, 1) ERA: 4.3	9.0	W	32	6	1	0	7	1	0	0	0	0	0	74	98	0.00	0.778

PITCHER	IP	WLS	BF	H	R	ER	SO	BB	IBB	HBP	BLK	WP	HR	S	P	ERA	WHIP

Batter	1	2	3	4	5	6	7	8	9	AB	R	H	RBI	BB	SO	LOB
Shawon Dunston, R (1, 6) OBP: 0.326, SLG: 0.455	C F X 0-2 ① G6-3		B F X 1-1 ③ F9		X 0-0 ③ F9		B B B C X 3-1 ① G6-3			4	0	0	0	0	0	1
José Hernández, R (8, 6) OBP: 0.295, SLG: 0.331										0	0	0	0	0	0	0
Rick Wilkins, L (1, 2) OBP: 0.316, SLG: 0.393	B B C X 2-1 HR			C B S F S 1-3 ① K		S X 0-1 E 1B	X 0-0 WP G6-3 1B			4	2	3	1	0	1	0
Mark Grace, L (1, 3) OBP: 0.360, SLG: 0.399	B C X 1-1 ② F7			S B X 1-1 ② G5-3		B 1 SAFE 1 SAFE X 1-0 E3 1B 1B 1-2 E	B B B C F X 3-2 ② G6-3 1-2			4	1	0	0	0	0	2
Sammy Sosa, R (1, 9) OBP: 0.334, SLG: 0.541	B C F C 1-3 ③ K			C S B X 1-2 E 1B		C F F B X 1-2 E 1-2 2-H 1B	S B S B S 2-3 ③ K 2-3			4	2	2	1	0	2	1
Derrick May, L (1, 7) OBP: 0.341, SLG: 0.417		C C X 0-2 ① F7		1 SAFE C B B B F 1 SAFE 1 SAFE X 2-2 E9 1-H		S C F B B F X 2-2 E5 G4-3 1B 1-H 2-H 1B		B B X 2-0 ① G3		4	1	1	0	0	0	0
Glenallen Hill, R (1, 8) OBP: 0.372, SLG: 0.472		B S B X 2-1 ② G4-3		S X 0-1 ③ G6-3		S B X 1-1 ① G4-3 2-3		C B C B B X 3-2 1B 3B		4	1	1	0	0	0	2
Steve Buechele, R (1, 5) OBP: 0.329, SLG: 0.416	B X 1-0 ③ G6-3				C B X 1-1 ① G6-3	X 0-0 3-H 1B		C B X 1-1 3-H 1B		4	0	2	2	0	0	0
Rey Sanchez, R (1, 4) OBP: 0.351, SLG: 0.336			B B S T X 2-2 ① G6-3		B X 1-0 FC1-6 1B	C F X 0-2 ② F9		B F X 1-1 ② F8		4	0	1	0	0	0	2
Frank Castillo, R (1, 1)			C F B F C 1-3 ② K		1 SAFE M B 1 SAFE L X 1-2 ② FC1-6 1-2f	C X 0-1 ③ G4-3		S C S 0-3 ③ K		4	0	0	0	0	2	3
Inning Stats	R: 1 E: 0 K: 1 S: 10 H: 1 LOB: 0 BB: 0 P: 14	R: 0 E: 0 K: 0 S: 6 H: 0 LOB: 0 BB: 0 P: 9	R: 0 E: 0 K: 1 S: 9 H: 0 LOB: 0 BB: 0 P: 13	R: 1 E: 1 K: 1 S: 14 H: 1 LOB: 1 BB: 0 P: 19	R: 0 E: 0 K: 0 S: 7 H: 1 LOB: 1 BB: 0 P: 10	R: 4 E: 2 K: 0 S: 20 H: 4 LOB: 1 BB: 0 P: 25	R: 0 E: 0 K: 1 S: 9 H: 1 LOB: 1 BB: 0 P: 17	R: 1 E: 0 K: 1 S: 11 H: 2 LOB: 1 BB: 0 P: 18		1B: 8 2B: 0 3B: 1 HR: 1	SF: 0 SAC: 0 DP: 0 HBP: 0					

PITCHER		IP	WLS	BF	H	R	ER	SO	BB	IBB	HBP	BLK	WP	HR	S	P	ERA	WHIP
Joey Hamilton, R ERA: 2.89	(1, 1)	5.1	L	25	7	6	4	3	0	0	0	0	0	1	61	85	6.75	1.312
Bryce Florie, R ERA: 0.96	(6, 1)	1.2		6	1	0	0	1	0	0	0	0	1	0	14	22	0.00	0.600
Pedro Martinez, L ERA: 2.53	(8, 1)	1.0		5	2	1	1	1	0	0	0	0	0	0	11	18	9.00	2.000

PITCHER	IP	WLS	BF	H	R	ER	SO	BB	IBB	HBP	BLK	WP	HR	S	P	ERA	WHIP

BOTTOM

San Diego Padres @ Chicago Cubs

Wrigley Field, Chicago, IL

Sat Aug 06 1994, 7:05 PM CDT

Att. 38,562 - Unknown - 70 F

livebaseballscorecards.com

AB	36
R	7
H	10
RBI	4
BB	0
SO	5
LOB	11

WP: 1 PB: 0 SB: 0 CS: 0 PA: 36

Batter	1	2	3	4	5	6	7	8	9	AB	R	H	RBI	BB	SO	LOB
Bip Roberts, S (1, 7) OBP: 0.378, SLG: 0.397	C X 0-1 2B 1B		B C S S 1-3 ② K		C C B B X 2-2 ①② G6-3 1-2f	F B B B X 3-1 ② G3		X 0-0 1-3 1B		5	1	2	0	0	1	1
Tony Gwynn, L (1, 9) OBP: 0.453, SLG: 0.569	B C X 1-1 ① 1-H 2B		B B B C F X 3-2 1B 1B		B X 1-0 HR	F X 0-1 ③ F9		C B C B F X 2-2 ③ F9		5	1	3	2	0	0	2
Derek Bell, R (1, 8) OBP: 0.351, SLG: 0.447	X 0-0 ② F8		C X 0-1 1-2 1B		C C F F F F X 0-2 S HR 1B		C S X 0-2 G6-3 1B		B X 1-0 ① F8	5	1	3	0	0	0	0
Eddie Williams, R (1, 3) OBP: 0.401, SLG: 0.613 Archi Cianfrocco, R (9, 3) OBP: 0.252, SLG: 0.356	C B C S 1-3 ③ K		B S S F B S 2-3 ③ K		B X 1-0 1-H HR		B B F C F F X 2-2 ①② G6-3 1-2f		B B X 2-0 ② P6	5 0	1 0	1 0	2 0	0 0	2 0	3 0
Scott Livingstone, L (1, 5) OBP: 0.286, SLG: 0.354		C B X 1-1 CS 1B 1B		B X 2-0 1B B3-5 2B	B F C B B X 3-2 E E 1B		B F X 1-1 2B		B F X 1-1 ③ G5-3	5	1	4	0	0	0	0
Craig Shipley, R (1, 4) OBP: 0.364, SLG: 0.472		B S B F X 2-2 CS 1-2 1B		F F S 0-3 ① K	C S B X 1-2 E3 E 1-3		X 0-0 ③ G5-3			4	0	1	0	0	1	3
Brian Johnson, R (1, 2) OBP: 0.287, SLG: 0.420		B C B B S S 3-3 ①② K 1-2 2-3		F B X 1-1 2-3 1B	X 0-0 E5 FC5-4 1-2 3-H			B S B B S F S 3-3 ① K		4	0	1	0	0	2	3
Ricky Gutierrez, R (1, 6) OBP: 0.322, SLG: 0.307		B C X 1-1 ③ F9		B X 1-0 ②③ B3-5 3-Hf	B B F X 2-1 ③ FC5-4 1-2f			B F B S X 2-2 ② G5-3		4	0	0	0	0	0	5
Bill Krueger, L (1, 1) OBP: 0.500, SLG: 0.583			C C S 0-3 ① K		X 0-0 G6-3 1B	C C B F B X 2-2 ① P6		S X 0-1 1B 1B		4	0	2	0	0	1	0
Inning Stats	R: 1 H: 2 E: 0 LOB: 0 K: 1 BB: 0 S: 8 P: 10	R: 0 H: 2 E: 0 LOB: 1 K: 1 BB: 0 S: 10 P: 17	R: 0 H: 2 E: 0 LOB: 2 K: 3 BB: 0 S: 15 P: 21	R: 0 H: 2 E: 0 LOB: 1 K: 1 BB: 0 S: 7 P: 11	R: 4 H: 5 E: 2 LOB: 2 K: 0 BB: 0 S: 22 P: 32	R: 0 H: 0 E: 0 LOB: 0 K: 0 BB: 0 S: 8 P: 13	R: 0 H: 2 E: 0 LOB: 1 K: 0 BB: 0 S: 11 P: 14	R: 0 H: 2 E: 0 LOB: 2 K: 1 BB: 0 S: 14 P: 21	R: 0 H: 0 E: 0 LOB: 0 K: 0 BB: 0 S: 4 P: 8	1B: 12 SF: 0 2B: 5 SAC: 0 3B: 0 DP: 4 HR: 2 HBP: 0						

TOP

San Diego Padres @ Chicago Cubs

Wrigley Field, Chicago, IL

Sun Aug 07 1994, 3:33 AM CDT

Att. 38,379 - Sunny - 73 F

livebaseballscorecards.com

AB	41
R	5
H	17
RBI	4
BB	0
SO	7
LOB	17

WP: 0 PA: 41
PB: 0
SB: 1
CS: 2

PITCHER		IP	WLS	BF	H	R	ER	SO	BB	IBB	HBP	BLK	WP	HR	S	P	ERA	WHIP
Kevin Foster, R ERA: 2.89	(1, 1)	4.2	L	24	13	5	4	6	0	0	0	0	0	2	59	86	7.71	2.786
Chuck Crim, R ERA: 4.52	(5, 1)	1.1		5	0	0	0	0	0	0	0	0	0	0	11	18	0.00	0.000
Donn Pall, R ERA: 3.41	(7, 1)	2.0		9	4	0	0	1	0	0	0	0	0	0	25	35	0.00	2.000
Randy Veres, R ERA: 5.59	(9, 1)	1.0		3	0	0	0	0	0	0	0	0	0	0	4	8	0.00	0.000

PITCHER	IP	WLS	BF	H	R	ER	SO	BB	IBB	HBP	BLK	WP	HR	S	P	ERA	WHIP

San Diego Padres @ Chicago Cubs

Wrigley Field, Chicago, IL

Sun Aug 07 1994, 3:33 AM CDT

Att. 38,379 - Sunny - 73 F

livebaseballscorecards.com

BOTTOM

Batter	1	2	3	4	5	6	7	8	9	AB	R	H	RBI	BB	SO	LOB
Shawon Dunston, R (1, 6) OBP: 0.322, SLG: 0.450	G6-3		G6-3		K			F8		4	0	0	0	0	1	0
Eduardo Zambrano, R (1, 7) OBP: 0.349, SLG: 0.469	F8		G6-3			F8		F9		4	0	0	0	0	0	0
Mark Grace, L (1, 3) OBP: 0.361, SLG: 0.407	WP BB			K		HR		P5		3	1	1	1	1	1	0
Sammy Sosa, R (1, 9) OBP: 0.336, SLG: 0.540	F8 1-2			1B BB		FC5-4 1B			K	3	0	1	0	1	1	1
Glenallen Hill, R (1, 8) OBP: 0.371, SLG: 0.469		F9 G6-3 1B		F9		K			F9	4	0	1	0	0	1	2
Mark Parent, R (1, 2) OBP: 0.357, SLG: 0.406		G6-3 1-2		2-2 1-3 1B		FC5-4 1-2f			F8	3	0	1	0	0	0	2
Donn Pall, R (7, 1)										0	0	0	0	0	0	0
Randy Veres, R (9, 1)										0	0	0	0	0	0	0
Todd Haney, R (9, PH) OBP: 0.238, SLG: 0.243										1	0	0	0	0	0	0
Steve Buechele, R (1, 5) OBP: 0.327, SLG: 0.413		F9 2-3		K			F7			2	0	0	0	0	1	3
Chuck Crim, R (5, 1)										0	0	0	0	0	0	0
Rick Wilkins, L (7, 2) OBP: 0.315, SLG: 0.391										1	0	0	0	0	0	0
Rey Sanchez, R (1, 4) OBP: 0.347, SLG: 0.332		L6			K2-3		K2-3			3	0	0	0	0	2	1
Kevin Foster, R (1, 1) OBP: 0.107, SLG: 0.074			G4-3		F8		K			1	0	0	0	0	0	0
José Hernández, R (5, 5) OBP: 0.291, SLG: 0.326										2	0	0	0	0	1	0

Inning Stats	1	2	3	4	5	6	7	8	9
	R: 0 H: 0 E: 0 LOB: 1 K: 0 BB: 1 S: 8 P: 14	R: 0 H: 1 E: 0 LOB: 1 K: 0 BB: 0 S: 4 P: 8	R: 0 H: 0 E: 0 LOB: 0 K: 0 BB: 0 S: 5 P: 8	R: 0 H: 1 E: 0 LOB: 2 K: 2 BB: 1 S: 16 P: 27	R: 0 H: 0 E: 0 LOB: 0 K: 2 BB: 0 S: 7 P: 8	R: 1 H: 2 E: 0 LOB: 1 K: 1 BB: 0 S: 12 P: 16	R: 0 H: 0 E: 0 LOB: 0 K: 2 BB: 0 S: 8 P: 11	R: 0 H: 0 E: 0 LOB: 0 K: 0 BB: 0 S: 4 P: 6	R: 0 H: 0 E: 0 LOB: 0 K: 1 BB: 0 S: 7 P: 11

1B: 3	SF: 0	WP: 1
2B: 0	SAC: 0	PB: 0
3B: 0	DP: 0	SB: 0
HR: 1	HBP: 0	CS: 0
		PA: 33

AB	31
R	1
H	4
RBI	1
BB	2
SO	8
LOB	9

PITCHER	IP	WLS	BF	H	R	ER	SO	BB	IBB	HBP	BLK	WP	HR	S	P	ERA	WHIP
Bill Krueger, L (1, 1) ERA: 6.38	9.0	W	33	4	1	1	8	2	0	0	0	1	1	71	109	1.00	0.667

PITCHER	IP	WLS	BF	H	R	ER	SO	BB	IBB	HBP	BLK	WP	HR	S	P	ERA	WHIP

Batter	1	2	3	4	5	6	7	8	9	AB	R	H	RBI	BB	SO	LOB
Bip Roberts, S (1, 7) OBP: 0.381, SLG: 0.397	G4-3		1B			BB 1B E		H 1-0 G4-6-3 1-2 HBP		2	1	1	0	1	0	0
Tony Gwynn, L (1, 9) OBP: 0.454, SLG: 0.571	2B		G5-3			FC5-4 1-3 E 1B		0-0 G4-6-3 1-2f 2-3		4	0	2	0	0	0	3
Derek Bell, R (1, 8) OBP: 0.352, SLG: 0.447	G5-3			CS 1B		E6 FC5-4 1-2 3-H		S 1B 3-H		4	0	2	2	0	0	2
Eddie Williams, R (1, 3) OBP: 0.392, SLG: 0.599 Archi Cianfrocco, R (9, 3) OBP: 0.252, SLG: 0.356	G1-3			K 1-2		FC5-4 G3-6-3 1-2f 2-3		F3 1-2		4 0	0 0	0 0	0 0	0 0	1 0	5 0
Scott Livingstone, L (1, 5) OBP: 0.285, SLG: 0.367		G4-3		HR		G3-6-3 1-2f			F7	4	1	1	1	0	0	2
Craig Shipley, R (1, 4) OBP: 0.362, SLG: 0.481		L9		G5-3			K		HR	4	1	1	1	0	1	0
Luis Lopez, S (1, 6) OBP: 0.328, SLG: 0.386		K			G4-3		K		K	4	0	0	0	0	3	0
Brad Ausmus, R (1, 2) OBP: 0.311, SLG: 0.355			G4-3		G5-3		G5-3		F9	4	0	0	0	0	0	0
Andy Ashby, R (1, 1) OBP: 0.180, SLG: 0.163 Trevor Hoffman, R (9, 1)			F7		K			G4-6-3 HBP 1B 1B		3 0	1 0	1 0	0 0	0 0	1 0	0 0
Inning Stats	R: 0 E: 0 K: 0 S: 4 H: 1 LOB: 1 BB: 0 P: 4	R: 0 E: 0 K: 1 S: 5 H: 0 LOB: 0 BB: 0 P: 5	R: 0 E: 0 K: 0 S: 4 H: 1 LOB: 1 BB: 0 P: 4	R: 1 E: 0 K: 1 S: 6 H: 2 LOB: 0 BB: 0 P: 6	R: 0 E: 0 K: 1 S: 5 H: 0 LOB: 0 BB: 0 P: 5	R: 1 E: 1 K: 0 S: 4 H: 1 LOB: 1 BB: 1 P: 8	R: 0 E: 0 K: 2 S: 7 H: 0 LOB: 0 BB: 0 P: 7	R: 1 E: 0 K: 0 S: 4 H: 2 LOB: 1 BB: 0 P: 5	R: 1 E: 0 K: 1 S: 6 H: 1 LOB: 0 BB: 0 P: 6	1B: 5 2B: 1 3B: 0 HR: 2 SF: 0 SAC: 0 DP: 2 HBP: 1						

TOP

San Diego Padres @ Houston Astros

Astrodome, Houston, TX

Tue Aug 09 1994, 8:05 PM EDT

Att. 24,371 - Dome

livebaseballscorecards.com

AB	33
R	4
H	8
RBI	4
BB	1
SO	6
LOB	12

WP: 0 PB: 0 SB: 1 CS: 1 PA: 35

PITCHER		IP	WLS	BF	H	R	ER	SO	BB	IBB	HBP	BLK	WP	HR	S	P	ERA	WHIP
Shane Reynolds, R ERA: 3.05	(1, 1)	7.0	L	28	6	3	3	5	1	0	1	0	0	1	36	41	3.86	1.000
Mike Hampton, L ERA: 3.7	(8, 1)	0.2		1	0	0	0	0	0	0	0	0	0	0	1	1	0.00	0.000
Dave Veres, R ERA: 2.29	(8, 1)	1.1		6	2	1	1	1	0	0	0	0	0	1	8	8	6.75	1.500

PITCHER	IP	WLS	BF	H	R	ER	SO	BB	IBB	HBP	BLK	WP	HR	S	P	ERA	WHIP

BOTTOM

San Diego Padres @ Houston Astros

Astrodome, Houston, TX

Tue Aug 09 1994, 8:05 PM EDT

Att. 24,371 - Dome

livebaseballscorecards.com

Batter	1	2	3	4	5	6	7	8	9	AB	R	H	RBI	BB	SO	LOB
Craig Biggio, R (1, 4) OBP: 0.404, SLG: 0.473	F9		BB		K2-3		F8			3	0	0	0	1	1	0
Mike Felder, S (1, 8) OBP: 0.267, SLG: 0.293	5 G5-3 1B		G6-3 1-2		F8			F8		4	0	1	0	0	0	1
5 Jeff Bagwell, R (1, 3) OBP: 0.452, SLG: 0.754	G5-3 1-2			2B 2B	1B			K		4	1	2	0	0	1	1
Ken Caminiti, S (1, 5) OBP: 0.353, SLG: 0.499	P6			P6	G4-3			F8		4	0	0	0	0	0	3
Luis Gonzalez, L (1, 7) OBP: 0.351, SLG: 0.430		K		1B 1B 2B 2-H		G3-1			SF8 3B	4	2	2	1	0	1	0
Milt Thompson, L (1, 9) OBP: 0.347, SLG: 0.357		K		FC6-4 1B 2-3		G6-3			G1-3	4	0	1	0	0	1	1
Tony Eusebio, R (1, 2) OBP: 0.327, SLG: 0.471		G4-3		FC6-4 1-2 3-H		K			SF8 3-H	3	0	1	2	0	1	0
Andujar Cedeno, R (1, 6) OBP: 0.336, SLG: 0.426			G5-3	FC6-4 1-2f 2-3			P4		K	4	0	0	0	0	1	2
Shane Reynolds, R (1, 1) OBP: 0.118, SLG: 0.091			G6-3	K			K			3	0	0	0	0	2	2
Mike Hampton, R (8, 1)										0	0	0	0	0	0	0
Dave Veres, R (8, 1) OBP: 0.667, SLG: 0.500										0	0	0	0	0	0	0
Inning Stats	R: 0 E: 0 K: 0 S: 4 H: 1 LOB: 1 BB: 0 P: 4	R: 0 E: 0 K: 2 S: 7 H: 0 LOB: 0 BB: 0 P: 7	R: 0 E: 0 K: 0 S: 3 H: 0 LOB: 1 BB: 1 P: 7	R: 2 E: 0 K: 1 S: 9 H: 4 LOB: 2 BB: 0 P: 9	R: 0 E: 0 K: 1 S: 6 H: 1 LOB: 1 BB: 0 P: 6	R: 0 E: 0 K: 1 S: 5 H: 0 LOB: 0 BB: 0 P: 5	R: 0 E: 0 K: 1 S: 5 H: 0 LOB: 0 BB: 0 P: 5	R: 0 E: 0 K: 1 S: 5 H: 0 LOB: 0 BB: 0 P: 5	R: 1 E: 0 K: 1 S: 6 H: 1 LOB: 0 BB: 0 P: 6	1B: 4 2B: 2 3B: 1 HR: 0 SF: 1 SAC: 0 DP: 0 HBP: 0							

	AB	33
	R	3
	H	7
	RBI	3
	BB	1
	SO	8
	LOB	10

WP: 0 PB: 0 SB: 1 CS: 0 PA: 35

PITCHER		IP	WLS	BF	H	R	ER	SO	BB	IBB	HBP	BLK	WP	HR	S	P	ERA	WHIP
Andy Ashby, R ERA: 3.4	(1, 1)	8.0	W	31	6	2	2	7	1	0	0	0	0	0	44	48	2.25	0.875
Trevor Hoffman, R ERA: 2.63	(9, 1)	1.0	S	4	1	1	1	1	0	0	0	0	0	0	6	6	9.00	1.000

PITCHER	IP	WLS	BF	H	R	ER	SO	BB	IBB	HBP	BLK	WP	HR	S	P	ERA	WHIP

Batter	1	2	3	4	5	6	7	8	9	AB	R	H	RBI	BB	SO	LOB
Bip Roberts, S (1, 7) OBP: 0.382, SLG: 0.397	F F B B X 2-2 G6-3 ①		B F S X 1-2 2-H 1B ②			F B F B X 2-2 G6-3 ①		B B C B F F B 4-2 G5-4-3 BB		3	0	1	1	1	0	0
Tony Gwynn, L (1, 9) OBP: 0.452, SLG: 0.568	C X 0-1 G4-3 ②		C F F X 0-2 F8 ③			B C F F X 1-2 FC6-4 1B		1 SAFE X 0-0 G5-4-3 1-2f ②③		4	0	1	0	0	0	1
Derek Bell, R (1, 8) OBP: 0.351, SLG: 0.445	C X 0-1 PB 1B			C B S S 1-3 K ①		S 1 SAFE X 0-1 FC6-4 CS 1-2f ②			B S S X 1-2 G6-3 ①	4	0	1	0	0	1	1
Eddie Williams, R (1, 3) OBP: 0.384, SLG: 0.585	1 SAFE B B X 2-0 G5-3 1-2 ③			B X 1-0 G6-3 ②		1 SAFE 1 SAFE C 1 P 1-1 CS 1-2 ③	X 0-0 F8 ①		B C S C 1-3 K ②	4	0	0	0	0	1	1
Scott Livingstone, L (1, 5) OBP: 0.289, SLG: 0.369		X 0-0 G6-3 1B		S B C X 1-2 G3-1 ③			X 0-0 HBP 1B		S C B X 1-2 G6-3 ③	4	0	2	0	0	0	0
Craig Shipley, R (1, 4) OBP: 0.361, SLG: 0.477 Ricky Gutierrez, R (7, PR) OBP: 0.322, SLG: 0.307 (7, 4)		F C C 0-3 K ①			B C X 1-1 G4-3 ①		1 SAFE H 1-0 1-2 FC6-4 HBP			2	0	0	0	0	1	1
										0	0	0	0	0	0	0
Luis Lopez, S (1, 6) OBP: 0.324, SLG: 0.381		1 SAFE B X 1-0 G6-3 1-2f ②③			X 0-0 G5-3 ②		B B X 2-0 F9 ②			3	0	0	0	0	0	3
Brad Ausmus, R (1, 2) OBP: 0.314, SLG: 0.358			X 0-0 SH3-4 1B 1B		B F B X 2-1 1B		B X 1-0 FC6-4 1-2f ③			3	1	2	0	0	0	2
Andy Benes, R (1, 1) OBP: 0.180, SLG: 0.184 Jeff Tabaka, R (7, 1) OBP: 1.000, SLG: 2.000 Bill Bean, L (8, PH) OBP: 0.248, SLG: 0.267 Scott Sanders, R (8, 1) OBP: 0.176, SLG: 0.125			X 0-0 SH3-4 1-2 ①		X 0-0 G6-3 ③			S L L X 0-2 L3 ①		1	0	0	0	0	0	1
										0	0	0	0	0	0	0
										1	0	0	0	0	0	0
										0	0	0	0	0	0	0
Inning Stats	R: 0 H: 1 E: 0 LOB: 1 K: 0 BB: 0 S: 8 P: 12	R: 0 H: 1 E: 0 LOB: 0 K: 1 BB: 0 S: 5 P: 6	R: 1 H: 2 E: 0 LOB: 0 K: 0 BB: 0 S: 9 P: 10	R: 0 H: 0 E: 0 LOB: 0 K: 1 BB: 0 S: 7 P: 10	R: 0 H: 1 E: 0 LOB: 1 K: 0 BB: 0 S: 6 P: 9	R: 0 H: 1 E: 0 LOB: 0 K: 0 BB: 0 S: 11 P: 14	R: 0 H: 1 E: 0 LOB: 2 K: 0 BB: 0 S: 4 P: 8	R: 0 H: 0 E: 0 LOB: 0 K: 0 BB: 1 S: 8 P: 12	R: 0 H: 0 E: 0 LOB: 0 K: 1 BB: 0 S: 9 P: 12	1B: 7 SF: 0 2B: 0 SAC: 1 3B: 0 DP: 2 HR: 0 HBP: 1						

PITCHER		IP	WLS	BF	H	R	ER	SO	BB	IBB	HBP	BLK	WP	HR	S	P	ERA	WHIP
Darryl Kile, R ERA: 4.57	(1, 1)	6.1	W	24	7	1	1	2	0	0	1	0	0	0	48	64	1.42	1.105
Todd Jones, R ERA: 2.72	(7, 1)	2.2	S	8	0	0	0	1	1	0	0	0	0	0	19	29	0.00	0.375

PITCHER	IP	WLS	BF	H	R	ER	SO	BB	IBB	HBP	BLK	WP	HR	S	P	ERA	WHIP

TOP

San Diego Padres @ Houston Astros

Astrodome, Houston, TX

Wed Aug 10 1994, 8:05 PM EDT

Att. 21,942 - Dome

livebaseballscorecards.com

AB	29
R	1
H	7
RBI	1
BB	1
SO	3
LOB	10

BOTTOM

San Diego Padres @ Houston Astros

Astrodome, Houston, TX

Wed Aug 10 1994, 8:05 PM EDT

Att. 21,942 - Dome

Batter	1	2	3	4	5	6	7	8	9	AB	R	H	RBI	BB	SO	LOB
Craig Biggio, R (1, 4) OBP: 0.407, SLG: 0.477	B X 1-0 G6-4-3 5 1B 1B		C X 0-1 SH1 E 2B	B C X 1-1 G5-3 ③			B B B 4-0 G4-3 S 2B BB			3	2	2	0	1	0	0
Steve Finley, L (1, 8) OBP: 0.328, SLG: 0.432	C X 0-1 5 G6-4-3 1-2 1B		B F X 1-1 SH1 ① 2-3		B F F F B F X 2-2 HR		B C X 1-1 G4-3 ① 1-3			3	1	2	1	0	0	1
5 Jeff Bagwell, R (1, 3) OBP: 0.451, SLG: 0.750 Chris Donnels, L (6, 3) OBP: 0.368, SLG: 0.439	X 0-0 G6-4-3 ① ② 1-2f 2-3		F B S H 2-2 E HBP		C M S 0-3 K ①		B B B P 4-0 2B BB			2	0	0	0	0	1	2
										0	0	0	0	1	0	0
Ken Caminiti, S (1, 5) OBP: 0.350, SLG: 0.494	C B B X 2-1 G4-1 ③		B X 1-0 E6 1-3 3-H		B B C B X 3-1 G3-1 ②		B S S C 1-3 K ②			4	0	0	1	0	1	4
Luis Gonzalez, L (1, 7) OBP: 0.355, SLG: 0.433		B C B F B F B 4-2 G4-3 G1-3 BB	B B F B B 4-1 BB		F B X 1-1 F7 ③		B X 1-0 1-3 3-H 2B			2	0	1	1	2	0	0
Milt Thompson, L (1, 9) OBP: 0.346, SLG: 0.356 James Mouton, R (9, 9) OBP: 0.314, SLG: 0.301		B C F X 1-2 G1-3 ① 1-2	C F S 0-3 K ②			B X 1-0 S 1B	X 0-0 P6 ③			4	0	1	0	0	1	6
										0	0	0	0	0	0	0
Scott Servais, R (1, 2) OBP: 0.235, SLG: 0.371		B X 1-0 G4-3 ② 2-3	B F S B S 2-3 K ③			F F B S 1-3 K ① 1-2		F X 0-1 P1 ①		4	0	0	0	0	2	5
Andujar Cedeno, R (1, 6) OBP: 0.335, SLG: 0.422		B B B I 4-0 IBB		C S B C 1-3 K ①		F B B S F X 2-2 F9 ②		X 0-0 F7 ②		3	0	0	0	1	1	1
Darryl Kile, R (1, 1) OBP: 0.167, SLG: 0.234 Todd Jones, L (7, 1) OBP: 0.400, SLG: 0.400		C S S 0-3 K ③		S C C 0-3 K ②		C S C 0-3 K ③		F B X 1-1 G6-3 ③		3	0	0	0	0	3	3
										1	0	0	0	0	0	0
Inning Stats	R: 0 E: 0 K: 0 S: 6 H: 2 LOB: 1 BB: 0 P: 9	R: 0 E: 0 K: 1 S: 10 H: 0 LOB: 2 BB: 2 P: 20	R: 1 E: 1 K: 2 S: 14 H: 1 LOB: 3 BB: 1 P: 24	R: 0 E: 0 K: 2 S: 8 H: 0 LOB: 0 BB: 0 P: 10	R: 1 E: 0 K: 1 S: 12 H: 1 LOB: 0 BB: 0 P: 18	R: 0 E: 0 K: 2 S: 11 H: 1 LOB: 1 BB: 0 P: 15	R: 1 E: 0 K: 1 S: 8 H: 1 LOB: 2 BB: 2 P: 18	R: 0 E: 0 K: 0 S: 5 H: 0 LOB: 0 BB: 0 P: 6		1B: 3 2B: 2 3B: 0 HR: 1	SF: 0 SAC: 1 DP: 1 HBP: 1			WP: 0 PB: 0 SB: 2 CS: 0	PA: 36	

livebaseballscorecards.com

AB	29
R	3
H	6
RBI	3
BB	5
SO	9
LOB	22

PITCHER		IP	WLS	BF	H	R	ER	SO	BB	IBB	HBP	BLK	WP	HR	S	P	ERA	WHIP
Andy Benes, R ERA: 3.86	(1, 1)	6.2	L	32	6	3	3	9	4	1	1	0	0	1	68	113	4.05	1.500
Jeff Tabaka, L ERA: 5.27	(7, 1)	0.1		1	0	0	0	0	0	0	0	0	0	0	1	1	0.00	0.000
Scott Sanders, R ERA: 4.83	(8, 1)	1.0		3	0	0	0	0	0	0	0	0	0	0	5	6	0.00	0.000

PITCHER	IP	WLS	BF	H	R	ER	SO	BB	IBB	HBP	BLK	WP	HR	S	P	ERA	WHIP

San Diego Padres @ Houston Astros

Astrodome, Houston, TX

Thu Aug 11 1994, 4:33 AM EDT

Att. 25,379 - Dome

TOP

livebaseballscorecards.com

Batter	1	2	3	4	5	6	7	8	9	AB	R	H	RBI	BB	SO	LOB
Bip Roberts, S (1, 7) OBP: 0.383, SLG: 0.397	C B S F S 1-3 K ① 0-1 1B	F X 0-1 1B		F B B F B F F X 3-2 G5-3 ①		F X 0-1 G4-3 ①		B S C B B F F X 3-2 1B 1B 1B		5	1	2	0	0	1	0
Tony Gwynn, L (1, 9) OBP: 0.454, SLG: 0.568	C X 0-1 HR 1B	1 SAFE 1 SAFE 1 SAFE C C 1 SAFE X 0-2 G4-3 ③		F X 0-1 E 1B 1B		F B B F X 2-2 G3 ②		1 SAFE B X 1-0 1B 1-3 1B		5	2	3	0	0	0	1
Derek Bell, R (1, 8) OBP: 0.354, SLG: 0.454	B B F B X 3-1 1-H HR	C X 0-1 FC6-4 1B	F X 0-1 E6 1B 1-2	S F B X 1-2 G4-3 ③		X 0-0 DI 1-3 3-H 1B		5	1	3	3	0	0	1
Eddie Williams, R (1, 3) OBP: 0.392, SLG: 0.594 Doug Brocail, L (7, PR) Pedro Martinez, L (7, 1) Scott Sanders, R (7, 1) OBP: 0.200, SLG: 0.125 Trevor Hoffman, R (8, 1)	B B F S X 2-2 G3 1B 1B 1B	C B S B B F 1 SAFE X 3-2 FC6-4 ① 1B 1-2f G4-3	C B X 1-1 1-2 2-H 1B			X 0-0 G6-3 1B 2B	B B C B C B 4-2 1-2 BB	4 0 0 0 0	2 1 0 0 0	3 0 0 0 0	1 0 0 0 0	0 0 0 1 0	0 0 0 0 0	1 0 0 0 0
Craig Shipley, R (1, 5) OBP: 0.362, SLG: 0.475	C C F F F F X 0-2 1B G3 CS 1-2 1B	1 SAFE C B 1 SAFE X 1-1 G4-3 1-3 1B 1B	X 0-0 F9 ②			C X 0-1 G6-3 ① 2-3	F B C B F F S 2-3 K ③	5	1	2	0	0	1	6
Brian Johnson, R (1, 2) OBP: 0.283, SLG: 0.409	F B B S X 2-2 G3 ② 1-2 2-3	S C F B X 1-2 G4-3 ② 1-2 3-H	C C C 0-3 K ③				F F B B B X 3-2 G4-6-3 3-H 1B		B X 1-0 F9 ①	5	0	1	2	0	1	5
Luis Lopez, S (1, 6) OBP: 0.325, SLG: 0.379	X 0-0 2-3 3-H 1B	I I I 4-0 1B IBB			X 0-0 B1 ①		B F S X 1-2 G4-6-3 ② ③ 1-2f		C F F B F B X 2-2 G4-3 ②	4	0	1	1	1	0	2
Ricky Gutierrez, R (1, 4) OBP: 0.321, SLG: 0.305	C B C B 1 SAFE 2-2 CS ③ 3-H	S B S S 1-3 K ①	B C B F B F F E F X 3-2 1-3 2-H 1B		C F S 0-3 K ②			X 0-0 G4-3 ①	B B S C B C 3-3 K ③	5	0	1	1	0	3	0
Joey Hamilton, R (1, 1) Tim Hyers, L (7, 3) OBP: 0.307, SLG: 0.280		B S B C S 2-3 K ②	B C F E B B S 3-3 K ③		B B B C C X 3-2 G2-3 ③			B C X 1-1 1B ②		3 1	0 0	0 1	0 0	0 0	2 0	2 0
Inning Stats	R: 3 H: 5 E: 0 LOB: 1 K: 1 BB: 0 S: 24 P: 34	R: 0 H: 1 E: 0 LOB: 1 K: 2 BB: 0 S: 11 P: 14	R: 2 H: 3 E: 0 LOB: 2 K: 1 BB: 1 S: 22 P: 37	R: 1 H: 2 E: 1 LOB: 2 K: 1 BB: 0 S: 15 P: 19	R: 0 H: 0 E: 0 LOB: 0 K: 1 BB: 0 S: 7 P: 10	R: 0 H: 0 E: 0 LOB: 0 K: 0 BB: 0 S: 8 P: 11	R: 1 H: 2 E: 0 LOB: 1 K: 0 BB: 0 S: 9 P: 13	R: 1 H: 4 E: 0 LOB: 3 K: 1 BB: 1 S: 17 P: 28	R: 0 H: 0 E: 0 LOB: 0 K: 1 BB: 0 S: 9 P: 15	1B: 15 SF: 0 2B: 1 SAC: 0 3B: 0 DP: 1 HR: 1 HBP: 0						

	AB	42
	R	8
	H	17
	RBI	8
	BB	2
	SO	8
	LOB	18

PITCHER		IP	WLS	BF	H	R	ER	SO	BB	IBB	HBP	BLK	WP	HR	S	P	ERA	WHIP
Greg Swindell, L ERA: 4.37	(1, 1)	2.1	L	14	8	5	5	3	0	0	0	0	0	1	43	60	19.29	3.429
Dave Veres, R ERA: 2.41	(3, 1)	1.2		10	3	1	1	2	0	1	0	0	0	0	29	44	5.40	1.800
Shane Reynolds, R ERA: 3.05	(5, 1)	3.0		10	2	1	1	1	0	0	0	0	0	0	24	34	3.00	0.667
Ross Powell, L ERA: 1.23	(8, 1)	0.2		4	3	1	1	0	0	0	0	0	0	0	9	14	13.50	4.500
John Hudek, R ERA: 2.97	(8, 1)	1.1		6	1	0	0	2	1	0	0	0	0	0	17	29	0.00	1.500

PITCHER	IP	WLS	BF	H	R	ER	SO	BB	IBB	HBP	BLK	WP	HR	S	P	ERA	WHIP

WP: 0	PA: 45																
PB: 0																	
SB: 0																	
CS: 1																	

BOTTOM

San Diego Padres @ Houston Astros

Astrodome, Houston, TX

Thu Aug 11 1994, 4:33 AM EDT

Att. 25,379 - Dome

Batter	1	2	3	4	5	6	7	8	9	AB	R	H	RBI	BB	SO	LOB
Craig Biggio, R (1, 4) OBP: 0.411, SLG: 0.483	B F S H 2-2 G6-4-3 HBP		S B B B B 4-1 1B E BB		F X 0-1 ① L4		C F X 0-2 HR 2B 1-3	C X 0-1 2B 1-3		3	2	2	0	1	0	0
Steve Finley, L (1, 8) OBP: 0.329, SLG: 0.434	X 0-0 ① ② G6-4-3 1-2f		B 1 SAFE B C B X 3-1 FC4-6 1B 1-3		C F B B F B X 3-2 G1-3 1B 2B		B C B F C 2-3 ① K	B C C C 1-3 ③ K		5	1	2	0	0	2	5
Milt Thompson, L (1, 9) OBP: 0.346, SLG: 0.353 Kevin Bass, S (7, PH) OBP: 0.393, SLG: 0.483 Ross Powell, L (8, 1) Scott Servais, R (8, 2) OBP: 0.235, SLG: 0.371 Mike Felder, S (9, PH) OBP: 0.264, SLG: 0.291	B B B B 4-0 1B BB		B C C B X 2-2 ① FC4-6 1B FC6 1-2f 3-H		F B S F X 1-2 ② G1-3 2-3		X 0-0 HR 2-H 3-H		B B C C B X 3-2 ① F7	2 1 0 0 1	1 1 0 0 0	0 1 0 0 0	0 3 0 0 0	1 0 0 0 0	0 0 0 0 0	2 0 0 0 0
Ken Caminiti, S (1, 5) OBP: 0.352, SLG: 0.495	B C X 1-1 1B 1-2	C B F B B X 3-2 FC6 1B 1-3			C X 0-1 1B 3-H		B B X 2-0 ② G6-3		B C F F B S 2-3 ② K	5	0	3	1	0	1	0
Luis Gonzalez, L (1, 7) OBP: 0.353, SLG: 0.429	B F X 1-1 ③ G3	X 0-0 ② FC6 WP 1-2f 3-H			B X 1-0 ③ F7		B B B C S B 4-2 BB		C B X 1-1 ③ G3-1	4	0	0	1	1	0	4
Tony Eusebio, R (1, 2) OBP: 0.320, SLG: 0.459 John Hudek, S (8, 1)	F B F F S 1-3 ① K	B B C B X 3-1 ③ G6-3 2-3				S B B C F X 2-2 ① G5-3	B C S S 1-3 ③ K			4 0	0 0	0 0	0 0	0 0	2 0	2 0
Chris Donnels, L (1, 3) OBP: 0.364, SLG: 0.430	B X 1-0 ② G4-3		C X 0-1 ① G4-3			C C F S 0-3 ② K		C B B C X 2-2 2B 1B		4	0	1	0	0	1	0
Andujar Cedeno, R (1, 6) OBP: 0.334, SLG: 0.418	B S B B B 4-1 WP BB		C S C 0-3 ② K			X 0-0 ③ G5-3		F X 0-1 ① F9		3	0	0	0	1	1	1
Greg Swindell, L (1, 1) OBP: 0.250, SLG: 0.318 Dave Veres, R (3, 1) OBP: 0.667, SLG: 0.500 Orlando Miller, R (4, PH) OBP: 0.386, SLG: 0.525 Shane Reynolds, R (5, 1) OBP: 0.118, SLG: 0.091 James Mouton, R (7, PH) OBP: 0.315, SLG: 0.300 (8, 9)	C B B S B S 3-3 ③ K 1-2		B B F X 2-1 ③ G4-3				B B C B F B 4-2 2B HR BB	S B X 1-1 ② F7		1 0 1 0 1	0 0 0 0 1	0 0 0 0 0	0 0 0 0 1	1 0 0 0 0	1 0 0 0 1	1 0 0 0 1
Inning Stats	R: 0 E: 0 K: 0 S: 7 H: 1 LOB: 2 BB: 1 P: 15	R: 0 E: 0 K: 2 S: 9 H: 0 LOB: 1 BB: 1 P: 18	R: 2 E: 2 K: 0 S: 12 H: 2 LOB: 1 BB: 1 P: 27	R: 0 E: 0 K: 1 S: 7 H: 0 LOB: 0 BB: 0 P: 9	R: 1 E: 0 K: 0 S: 13 H: 2 LOB: 1 BB: 0 P: 18	R: 0 E: 0 K: 1 S: 9 H: 0 LOB: 0 BB: 0 P: 11	R: 3 E: 0 K: 2 S: 15 H: 2 LOB: 1 BB: 2 P: 28	R: 0 E: 0 K: 1 S: 12 H: 2 LOB: 2 BB: 0 P: 16	R: 0 E: 0 K: 1 S: 9 H: 0 LOB: 0 BB: 0 P: 15	1B: 5 2B: 3 3B: 0 HR: 1	SF: 0 SAC: 0 DP: 1 HBP: 1					

livebaseballscorecards.com

	AB	35
	R	6
	H	9
	RBI	5
	BB	5
	SO	8
	LOB	16

WP: 2 PB: 0 SB: 0 CS: 0 PA: 41

PITCHER		IP	WLS	BF	H	R	ER	SO	BB	IBB	HBP	BLK	WP	HR	S	P	ERA	WHIP
Joey Hamilton, R ERA: 2.98	(1, 1)	6.0	W	26	5	3	3	4	3	0	1	0	2	0	57	98	4.50	1.333
Pedro Martinez, L ERA: 2.9	(7, 1)	0.2		6	2	3	3	1	2	0	0	0	0	1	12	24	40.50	6.000
Scott Sanders, R ERA: 4.78	(7, 1)	1.0		5	2	0	0	1	0	0	0	0	0	0	12	16	0.00	2.000
Trevor Hoffman, R ERA: 2.57	(8, 1)	1.1	S	4	0	0	0	2	0	0	0	0	0	0	12	19	0.00	0.000

PITCHER	IP	WLS	BF	H	R	ER	SO	BB	IBB	HBP	BLK	WP	HR	S	P	ERA	WHIP