

San Diego Padres - 1995

Batter	1	2	3	4	5	6	7	8	9	AB R H RBI BB SO LOB	TOP											
Craig Biggio, R (1, 4) CBBX	2-1 F8		0-1 G5-3	2-3 K			0-1 G6-3	0-1 FC5-2 5 BB E	4-1 BB	5 1 0 0 1 1 3												
Luis Gonzalez, L (1, 7) OBP: 0.333, SLG: 0.200 CBBFX	1-2 G3-1		1-1 5 HR 1B		0-0 G4-3		4-0 1B 1B BB	1-0 E6 5 BB E	1-3 K	5 3 1 0 1 1 3												
5 Jeff Bagwell, R (1, 3) OBP: 0.500, SLG: 1.000 BBBSB	4-1 2B BB		0-0 1-H HR		3-3 K		0-0 F8	4-0 E BB 1B BB	1-2 F8	4 2 1 3 2 1 2												
Derek Bell, R (1, 8) OBP: 0.800, SLG: 1.750 BFX	1-0 1-3 2B		3-2 HR		0-3 K		1 SAFE 2-2 1-3 1B 1B	4-2 E 1B BB		4 2 3 2 1 1 0												
Phil Plantier, L (1, 9) OBP: 0.500, SLG: 1.250 James Mouton, R (7, PR) BFX	1-2 P4		1-1 F8			3-2 HR	3-1 S 1B	1-1 E5 1B		4 1 2 2 0 0 2 1 0 0 0 0 0 2												
Dave Magadan, L (1, 5) OBP: 0.200, SLG: 0.200 BBBSB		3-3 K	1-1 F8			1-0 G4-3	1-2 G3	3-2 BB 1B		5 0 1 2 0 1 2												
Scott Servais, R (1, 2) OBP: 0.600, SLG: 0.500 X		0-0 F7		1-2 G6-3 1B		1-0 FC5-4 1B		G5-3		4 0 2 0 1 0 0												
Orlando Miller, R (1, 6) OBP: 0.400, SLG: 0.250 BFX		1-0 1B		2-2 G6-3 1-2f		2-0 FC5-4 1-2f		E S BB		4 0 1 0 1 1 5												
Doug Drabek, R (1, 1) OBP: 0.500, SLG: 0.500 Tony Eusebio, R (8, PH) Dave Veres, R (6, 1) Pedro Martinez, L (7, 1) Todd Jones, L (8, 1) Ricky Gutierrez, R (8, 6) BBBSB		3-2 P6		2-0 1B		1-3 K		4-0 E 5 BB FC5-2 BB	2-3 K	2 0 1 0 0 0 1 1 0 0 0 0 1 1 0 0 0 0 0 0 0 0 1 0 0 1 0 0 0 0 0 0 0 0 0 1 0 0 0 0 1 0												
Inning Stats	R: 0 E: 0 K: 0 S: 11	H: 1 LOB: 2 BB: 1 P: 20	R: 0 E: 0 K: 1 S: 8	H: 1 LOB: 1 BB: 0 P: 15	R: 3 E: 0 K: 0 S: 14	H: 3 LOB: 0 BB: 0 P: 20	R: 0 E: 0 K: 1 S: 10	H: 2 LOB: 1 BB: 0 P: 17	R: 0 E: 0 K: 2 S: 8	H: 0 LOB: 0 BB: 0 P: 11	R: 1 E: 0 K: 1 S: 9	H: 2 LOB: 1 BB: 0 P: 17	R: 1 E: 0 K: 0 S: 12	H: 2 LOB: 3 BB: 1 P: 22	R: 5 E: 2 K: 1 S: 14	H: 1 LOB: 3 BB: 5 P: 42	R: 0 E: 0 K: 2 S: 12	H: 0 LOB: 1 BB: 1 P: 20	1B: 8 2B: 1 3B: 0 HR: 3	SF: 0 SAC: 0 DP: 1 HBP: 0	WP: 0 PB: 0 SB: 2 CS: 0	PA: 48
PITCHER	IP WLS BF H R ER SO BB IBB HBP BLK WP HR S P ERA WHIP																					
Andy Benes, R (1, 1) ERA: 5.4	5.0 L 22 7 3 3 4 1 0 0 0 0 0 2 51 83 5.40 1.600																					
Bill Krueger, L (6, 1) ERA: 27.0	0.1 3 2 1 1 0 0 0 0 0 0 0 1 5 10 27.00 6.000																					
Willie Blair, R (6, 1) ERA: 5.4	1.2 8 2 1 1 1 1 0 0 0 0 0 0 16 29 5.40 1.800																					
Bryce Florie, R (8, 1) ERA:	0.2 7 0 5 0 0 4 0 0 0 0 0 0 6 25 0.00 6.000																					
Tim Mauser, R (8, 1) ERA:	1.1 8 1 0 0 3 2 0 0 0 0 0 0 20 37 0.00 2.250																					

Houston Astros @ San Diego Padres
Jack Murphy Stadium, San Diego, CA

Wed Apr 26 1995, 10:05 PM EDT
Att. 41,961 - Unknown - 70 F

livebaseballscorecards.com

AB	40
R	10
H	12
RBI	9
BB	8
SO	8
LOB	21



Batter	1	2	3	4	5	6	7	8	9	AB	R	H	RBI	BB	SO	LOB
Bip Roberts, S (1, 7) CSX	0-2 G4-3 ①		1-2 G3 ①		3-2 F8 ②		1-3 K ②		1-1 F7 ②	5	0	0	0	0	1	2
Steve Finley, L (1, 8) BCBX	2-1 G3 ②		2-0 F9 ②		3-2 G3-1 ③		0-0 F9 ③		3-1 F9 ③	5	0	0	0	0	0	2
Tony Gwynn, L (1, 9) OBP: 0.500, SLG: 0.750 Phil Clark, R (9, 9) CBBRX	3-1 2B		1-1 G3 ③		1-2 1B S 1B		3-2 E6 BB E G6-3			4	1	2	0	0	0	1
Eddie Williams, R (1, 3) BSBBB	4-1 BB			0-3 K ①		0-3 K ①		0-1 E7 G6-3 BB 1-2		3	0	0	0	1	2	2
Ken Caminiti, S (1, 5) X	0-0 G4-3 ③			1-0 1B 1B		1 SAFE 3-3 1 SAFE K ② 1-2		4-2 G6-3 1-2 2-3 BB ①		3	1	1	0	1	1	3
Andujar Cedeno, R (1, 6) OBP: 0.500, SLG: 0.500 X		0-0 F9 ①		2-0 1B 1-2 1B		1-2 FC4-6 2-3 1B		2-3 K ①		4	0	2	0	0	1	3
Jody Reed, R (1, 4) OBP: 0.250, SLG: 0.250 CX		0-1 G5-3 ②		3-2 G6-4-3 1-2 2-H 1B		0-1 FC4-6 1-2f		0-0 G6-3 ② 1-2 2-3 3-H		4	0	1	2	0	0	4
Brad Ausmus, R (1, 2) XSSBX		1-2 G1-4-3 ③		0-1 G6-4-3 ② ③ 1-2f				1-3 K ① SCTFB		4	0	0	0	0	2	4
Andy Benes, R (1, 1) OBP: 1.000, SLG: 1.000 Tim Hyers, L (5, PH) Bill Krueger, L (6, 1) Willie Blair, R (6, 1) Scott Livingstone, L (7, PH) OBP: 1.000, SLG: 1.000 Bryce Florie, R (8, 1) Tim Mauser, R (8, 1) Roberto Petagine, L (9, PH) XSSBX			1-2 G3 1B		2-2 G3-1 ① XSSBX		0-0 1B		0-3 K ① SCTFB	1	0	1	0	0	0	0

Inning Stats	R: 0	H: 1	E: 0	LOB: 2	K: 0	P: 18	R: 0	H: 0	E: 0	LOB: 0	K: 0	P: 7	R: 0	H: 1	E: 0	LOB: 1	K: 0	P: 16	R: 1	H: 3	E: 0	LOB: 1	K: 1	P: 10	R: 0	H: 0	E: 0	LOB: 0	K: 0	P: 20	R: 0	H: 2	E: 0	LOB: 2	K: 2	P: 21	R: 0	H: 1	E: 0	LOB: 1	K: 2	P: 11	R: 1	H: 0	E: 2	LOB: 2	K: 2	P: 26	R: 0	H: 0	E: 0	LOB: 0	K: 1	P: 12	1B: 7	SF: 0	2B: 1	SAC: 0	3B: 0	DP: 1	HR: 0	HBP: 0	WP: 0	PA: 38
--------------	------	------	------	--------	------	-------	------	------	------	--------	------	------	------	------	------	--------	------	-------	------	------	------	--------	------	-------	------	------	------	--------	------	-------	------	------	------	--------	------	-------	------	------	------	--------	------	-------	------	------	------	--------	------	-------	------	------	------	--------	------	-------	-------	-------	-------	--------	-------	-------	-------	--------	-------	--------


PITCHER	IP	WLS	BF	H	R	ER	SO	BB	IBB	HBP	BLK	WP	HR	S	P	ERA	WHIP
Doug Drabek, R (1, 1) ERA: 1.8	5.0		20	5	1	1	1	1	0	0	0	0	0	48	77	1.80	1.200
Dave Veres, R (6, 1) ERA:	1.1		6	2	0	0	3	0	0	0	0	0	0	19	25	0.00	1.500
Pedro Martinez, L (7, 1) ERA:	0.2		6	1	1	0	1	1	0	0	0	0	0	14	22	0.00	3.000
Todd Jones, R (8, 1) ERA:	2.0		6	0	0	0	3	0	0	0	0	0	0	16	23	0.00	0.000

BOTTOM

Houston Astros @ San Diego Padres
Jack Murphy Stadium, San Diego, CA

Wed Apr 26 1995, 10:05 PM EDT
Att: 41,961 - Unknown - 70 F

AB	36
R	2
H	8
RBI	2
BB	2
SO	8
LOB	21



livebaseballscorecards.com

Batter	1	2	3	4	5	6	7	8	9	AB R H RBI BB SO LOB	TOP											
Craig Biggio, R (1, 4) Doug Brocail, L (7, 1)	2-3 K		4-2 BB		1-2 F7		2-3 K			3 0 0 0 1 2 0 0 0 0 0 0 0 0												
Luis Gonzalez, L (1, 7) OBP: 0.200, SLG: 0.111	1-1 F9		0-0 P6		2-2 G3			2-2 G6-3		4 0 0 0 0 0 1												
5 Jeff Bagwell, R (1, 3) OBP: 0.400, SLG: 0.571	4-2 1B S BB		1-0 G5-3		1-0 F9			0-3 K		3 0 0 0 1 1 1												
Derek Bell, R (1, 8) OBP: 0.667, SLG: 1.125	1-1 1B			3-1 G6-3		1-0 1B		3-1 P3		4 0 2 0 0 0 0												
Phil Plantier, L (1, 9) OBP: 0.250, SLG: 0.625	2-2 G4-3			3-3 K		3-3 K		1-3 K		4 0 0 0 0 3 3												
Dave Magadan, L (1, 5) OBP: 0.444, SLG: 0.750		0-0 1B		2-2 HR		2-3 K		4-2 BB		3 1 2 1 1 1 1												
Scott Servais, R (1, 2) OBP: 0.444, SLG: 0.286		0-0 G5-3		4-1 2B BB		0-0 F9		0-0 F8		3 0 0 0 1 0 2												
Orlando Miller, R (1, 6) OBP: 0.333, SLG: 0.375			3-3 K		0-1 2B		1-2 F9		3-3 K	4 0 1 0 0 2 1												
Shane Reynolds, R (1, 1) Milt Thompson, L (4, PH) Ross Powell, L (4, 1) Jim Dougherty, R (6, 1) Andy Stankiewicz, R (7, PH) (7, 4)			0-1 L4		1-3 K2-3		3-3 K			1 0 0 0 0 0 0 1 0 0 0 0 1 2 0 0 0 0 0 0 0 0 0 0 0 0 0 0 1 0 0 0 0 1 0												
Inning Stats	R: 0 E: 0 K: 1 S: 16	H: 1 LOB: 2 BB: 1 P: 26	R: 0 E: 0 K: 1 S: 5	H: 1 LOB: 0 BB: 0 P: 8	R: 0 E: 0 K: 0 S: 7	H: 0 LOB: 1 BB: 1 P: 12	R: 1 E: 0 K: 2 S: 14	H: 2 LOB: 2 BB: 1 P: 27	R: 0 E: 0 K: 0 S: 7	H: 0 LOB: 0 BB: 0 P: 11	R: 0 E: 0 K: 2 S: 9	H: 1 LOB: 1 BB: 0 P: 15	R: 0 E: 0 K: 2 S: 11	H: 0 LOB: 0 BB: 0 P: 17	R: 0 E: 0 K: 1 S: 9	H: 0 LOB: 0 BB: 0 P: 14	R: 0 E: 0 K: 2 S: 9	H: 0 LOB: 1 BB: 1 P: 17	1B: 3 2B: 1 3B: 0 HR: 1	SF: 0 SAC: 0 DP: 0 HBP: 0	WP: 0 PB: 0 SB: 1 CS: 0	PA: 35
PITCHER	IP WLS BF H R ER SO BB IBB HBP BLK WP HR S P ERA WHIP																					
Andy Ashby, R (1, 1) ERA: 1.8	5.0 W 21 4 1 1 4 3 0 0 0 0 1 49 84 1.80 1.400																					
Brian Williams, R (6, 1) ERA:	2.0 7 1 0 0 4 0 0 0 0 0 0 20 32 0.00 0.500																					
Andres Berumen, R (8, 1) ERA:	1.0 3 0 0 0 1 0 0 0 0 0 0 9 14 0.00 0.000																					
Trevor Hoffman, R (9, 1) ERA:	1.0 4 0 0 0 2 1 0 0 0 0 0 9 17 0.00 1.000																					

Houston Astros @ San Diego Padres
Jack Murphy Stadium, San Diego, CA

Thu Apr 27 1995, 6:33 AM EDT
Att. 7,468 - Sunny - 72 F

livebaseballscorecards.com

AB	31
R	1
H	5
RBI	1
BB	4
SO	11
LOB	11



Batter	1	2	3	4	5	6	7	8	9	AB R H RBI BB SO LOB	TOP																										
Deion Sanders, L (1, 8) OBP: 0.133, SLG: 0.200	0-0 F8		0-0 G6-3			0-0 F7	0-0 F7		0-0 G4-3	5 0 0 0 0 0 2																											
Reggie Sanders, R (1, 9) OBP: 0.400, SLG: 0.333	0-3 K			0-0 FC5-4 1B		0-0 E 1B		1-0 HR HBP	0-3 K	4 1 2 0 0 2 0																											
Barry Larkin, R (1, 6) OBP: 0.600, SLG: 1.083	0-0 1B			0-0 FC5-4 WP		0-0 SF8		0-0 HR 1B	0-3 K	4 1 2 1 0 1 1																											
Ron Gant, R (1, 7) OBP: 0.250, SLG: 0.625	0-0 F9			0-0 G6-3		0-0 G5-3		0-0 HR		4 1 1 3 0 0 3																											
Hal Morris, L (1, 3) OBP: 0.214, SLG: 0.083		0-0 G6-3		0-0 F7			0-0 G3-1	0-0 G3-1		4 0 0 0 0 0 1																											
Bret Boone, R (1, 4) OBP: 0.308, SLG: 0.538		0-0 F8			0-0 L3		0-0 BB 1B			4 2 2 1 0 0 0																											
Benito Santiago, R (1, 2) OBP: 0.385, SLG: 0.769		0-0 PO 2B		0-3 K		0-0 BB 1B		0-0 F9		4 1 2 0 0 1 0																											
Willie Greene, L (1, 5) OBP: 0.300, SLG: 0.125		0-0 PO	0-0 G4-3		0-0 G4-3		4-0 1B BB	4-0 BB		2 0 0 0 2 0 0																											
Kevin Jarvis, L (1, 1) Lenny Harris, L (6, PH) Tim Pugh, R (6, 1) Thomas Howard, S (7, PH) Brian Hunter, R (7, PH) Xavier Hernandez, L (7, 1) Jeff Brantley, R (7, 1) Hector Carrasco, R (8, 1)			0-0 G4-3			0-0 1B SF8 1B	0-0 1B	0-0 F8		1 0 0 0 0 0 0 1 1 1 0 0 0 0 0 0 0 0 0 0 0 0 0 0 0 0 0 0 1 0 1 2 0 0 0 0 0 0 0 0 0 0 1 0 0 0 0 0 1 0 0 0 0 0 0 0																											
Inning Stats	R: 0 E: 0 K: 1 S: 6	H: 1 LOB: 1 BB: 0 P: 6	R: 0 E: 0 K: 0 S: 3	H: 1 LOB: 0 BB: 0 P: 3	R: 0 E: 0 K: 0 S: 3	H: 0 LOB: 0 BB: 0 P: 3	R: 0 E: 0 K: 0 S: 4	H: 1 LOB: 1 BB: 0 P: 4	R: 0 E: 0 K: 1 S: 5	H: 0 LOB: 0 BB: 0 P: 5	R: 1 E: 1 K: 0 S: 5	H: 2 LOB: 1 BB: 0 P: 5	R: 2 E: 0 K: 0 S: 5	H: 3 LOB: 1 BB: 1 P: 9	R: 4 E: 0 K: 0 S: 6	H: 3 LOB: 1 BB: 1 P: 11	R: 0 E: 0 K: 2 S: 7	H: 0 LOB: 0 BB: 0 P: 7	1B: 8 2B: 1 3B: 0 HR: 2	SF: 1 SAC: 0 DP: 0 HBP: 1	WP: 1 PB: 0 SB: 0 CS: 0	PA: 40															
PITCHER	IP WLS BF H R ER SO BB IBB HBP BLK WP HR S P ERA WHIP																					PITCHER	IP WLS BF H R ER SO BB IBB HBP BLK WP HR S P ERA WHIP														
Joey Hamilton, R (1, 1) ERA: 1.5	6.0		22	5	1	1	2	0	0	0	0	1	0	26	26	1.50	0.833																				
Willie Blair, R (7, 1) ERA: 13.5	0.1		4	2	2	2	0	1	0	0	0	0	0	3	7	54.00	9.000																				
Jeff Tabaka, L (7, 1) ERA:	0.2		2	1	0	0	0	0	0	0	0	0	0	2	2	0.00	1.500																				
Bryce Florie, R (8, 1) ERA: 40.5	0.0		3	2	3	3	0	0	0	1	0	0	1	2	3	∞	∞																				
Andres Berumen, R (8, 1) ERA: 3.0	2.0	W	8	1	1	1	2	1	0	0	0	0	1	11	15	4.50	1.000																				

Cincinnati Reds @ San Diego Padres
 Jack Murphy Stadium, San Diego, CA
 Fri Apr 28 1995, 10:05 PM EDT
 Att. 10,307 - Unknown - 65 F

livebaseballscorecards.com

AB	35
R	7
H	11
RBI	7
BB	2
SO	4
LOB	8



BOTTOM

Cincinnati Reds @ San Diego Padres
Jack Murphy Stadium, San Diego, CA

Fri Apr 28 1995, 10:05 PM EDT
Att: 10,307 - Unknown - 65 F

livebaseballscorecards.com

AB	36
R	8
H	12
RBI	8
BB	8
SO	4
LOB	17



WP:	0	PA:	46
PB:	0		
SB:	4		
CS:	0		

AB R H RBI BB SO LOB

5 1 2 1 1 0 0

4 2 2 1 1 0 1

3 2 2 0 2 0 1

3	0	0	0	0	1	4
0	0	0	0	0	0	0
0	0	0	0	0	0	0
0	0	0	0	0	0	0
1	0	1	2	0	0	0
1	0	0	0	0	1	2

4 0 1 1 1 0 2

2 0 1 2 1 1 0
0 0 0 0 0 0 0
0 0 0 0 0 0 0
1 1 1 0 0 0 0

5 0 0 0 0 0 7

4 1 1 0 1 0 0

2 0 0 0 0 1 0
1 1 1 1 1 0 0

1B: 9 SF: 1
2B: 2 SAC: 1
3B: 0 DP: 0
HR: 1 HBP: 0

Batter	1	2	3	4	5	6	7	8	9
Bip Roberts, S OBP: 0.438, SLG: 0.467 (1, 4) (8, 7)	0-0 G4-3	0-0 G4-3			0-0 G3		4-0 S 1B 1B BB	0-0 2B	0-0 1B
Steve Finley, L OBP: 0.250, SLG: 0.200 (1, 8)	0-0 1B 1B		4-0 FC3-6 BB		0-0 F8		0-0 S 1B 1B 1B 1-2 2-H	0-0 F8	
Tony Gwynn, L OBP: 0.615, SLG: 0.909 (1, 9)	0-0 1B 1B		0-0 FC3-6 S 1-2f		0-0 FC6-4 1B		4-0 E 1B SF8 IBB 1-2 2-3	4-0 IBB	
Eddie Williams, R OBP: 0.364, SLG: 0.500 (1, 3)	0-0 F2		0-3 K		0-0 FC6-4 BB 1-2f		0-0 E8 1B 1-3 2-H 3-H	0-3 K	
Ray Holbert, R OBP: 1.000, SLG: 1.000 (6, PR)									
Willie Blair, R (7, 1)									
Jeff Tabaka, R (7, 1)									
Scott Livingstone, L OBP: 0.687, SLG: 0.667 (7, PH)									
Jody Reed, R OBP: 0.200, SLG: 0.200 (8, 4)									
Ken Caminiti, S OBP: 0.429, SLG: 0.333 (1, 5)	0-0 E 1B 1-2 3-H		0-0 G6-3		0-0 F8		4-0 IBB		0-0 G4-3
Melvin Nieves, S OBP: 0.556, SLG: 0.500 (1, 7)	0-0 E8		0-3 K		4-0 BB		0-0 SF8 3-H		0-0 G6-3 1B 2B
Bryce Florie, R (8, 1)									
Andres Berumen, R (8, 1)									
Phil Clark, R OBP: 1.000, SLG: 1.500 (9, PH)	1-3 2-H				1-2 BB				
Andujar Cedeno, R OBP: 0.286, SLG: 0.357 (1, 6)	0-0 F8		0-0 G5-3		0-0 G4-3		0-0 F7		0-0 G6-3 2-3
Brad Ausmus, R OBP: 0.222, SLG: 0.125 (1, 2)			0-0 G5-3		0-0 F8		0-0 SH1-4 1B 1B		0-0 G5-3
Joey Hamilton, R (1, 1)									4-0 1B S BB
Roberto Petagine, L OBP: 0.750, SLG: 1.667 (7, 3)			0-0 F9		0-3 K		0-0 SH1-4 1-2		4-0 HR 1B BB

Inning Stats	R: 2	H: 4	E: 1	LOB: 2	K: 0	BB: 0	S: 7	R: 0	H: 0	E: 0	LOB: 0	K: 0	BB: 0	S: 3	R: 0	H: 0	E: 0	LOB: 1	K: 1	BB: 1	S: 5	R: 0	H: 0	E: 0	LOB: 0	K: 1	BB: 0	S: 5	R: 0	H: 1	E: 0	LOB: 2	K: 0	BB: 1	S: 4	R: 4	H: 3	E: 1	LOB: 2	K: 0	BB: 3	S: 6	R: 1	H: 2	E: 0	LOB: 2	K: 1	BB: 1	S: 7	R: 1	H: 2	E: 0	LOB: 3	K: 0	BB: 2	S: 4	1B: 9	SF: 1	2B: 2	SAC: 1	3B: 0	DP: 0	HR: 1	HBP: 0	WP: 0	PA: 46
--------------	------	------	------	--------	------	-------	------	------	------	------	--------	------	-------	------	------	------	------	--------	------	-------	------	------	------	------	--------	------	-------	------	------	------	------	--------	------	-------	------	------	------	------	--------	------	-------	------	------	------	------	--------	------	-------	------	------	------	------	--------	------	-------	------	-------	-------	-------	--------	-------	-------	-------	--------	-------	--------

PITCHER	IP	WLS	BF	H	R	ER	SO	BB	IBB	HBP	BLK	WP	HR	S	P	ERA	WHIP
Kevin Jarvis, R ERA: 3.6 (1, 1)	5.0		20	4	2	2	3	1	0	0	0	0	0	25	29	3.60	1.000
Tim Pugh, R ERA: (6, 1)	1.0		5	1	0	0	0	1	0	0	0	0	0	4	8	0.00	2.000
Xavier Hernandez, R ERA: 18.29 (7, 1)	0.1		4	2	3	3	0	1	0	0	0	0	0	3	7	81.00	9.000
Jeff Brantley, R ERA: 6.0 (7, 1)	1.0		8	3	2	2	0	0	2	0	0	0	1	6	14	18.00	3.000
Hector Carrasco, R ERA: 2.7 (8, 1)	1.1	L	9	2	1	1	1	2	1	0	0	0	0	8	20	6.75	3.000

Batter	1	2	3	4	5	6	7	8	9	AB R H RBI BB SO LOB	TOP									
Deion Sanders, L (1, 8) OBP: 0.150, SLG: 0.200	0-0 L6	0-0 F7			0-0 G4-3			0-0 S 1B	0-0 B2	5 1 1 0 0 0 3	<p>Cincinnati Reds @ San Diego Padres</p> <p>Jack Murphy Stadium, San Diego, CA</p> <p>Sat Apr 29 1995, 10:05 PM EDT</p> <p>Att. 13,663 - Unknown - 66 F</p>									
Reggie Sanders, R (1, 9) OBP: 0.467, SLG: 0.583	4-0 1B BB		0-0 G6-3		0-3 K			4-0 1B BB	0-0 1-H IHR	3 2 1 2 2 1 0										
Barry Larkin, R (1, 6) OBP: 0.556, SLG: 0.933	0-0		0-3 K		0-0 G6-3			0-0 1B	0-0 P4	3 0 1 0 0 1 0										
Jeff Branson, L (6, 6) OBP: 0.333, SLG: 0.333	1-2 1B							1-2 3-H 1B		2 1 1 1 0 0 0										
Ron Gant, R (1, 7) OBP: 0.200, SLG: 0.500	0-3 K		0-0 E6		4-0 BB			0-0 L8	0-0 F9	2 0 0 0 0 1 2										
Pete Smith, R (3, 1)										0 0 0 0 1 0 0										
Damon Berryhill, S (8, PH)										1 0 0 0 0 0 2										
Johnny Ruffin, R (8, 1)										0 0 0 0 0 0 0										
Mark Lewis, R (9, PH) OBP: 0.250, SLG: 0.250										1 0 0 0 0 0 0										
Hal Morris, L (1, 3) OBP: 0.167, SLG: 0.063	0-0 G4-3		0-0 G3		0-3 K			0-3 K		4 0 0 0 0 2 6										
Bret Boone, R (1, 4) OBP: 0.353, SLG: 0.529		0-0 SH1-4 BB 1B		0-3 K		0-0 G6-3		0-0 1B		4 0 2 1 0 1 1										
Eddie Taubensee, L (1, 2) OBP: 0.250, SLG: 0.250		0-0 L6		0-0 F9			0-0 F9	0-0 1-2 2-H 1B		4 0 1 1 0 0 1										
Willie Greene, L (1, 5) OBP: 0.286, SLG: 0.091		4-0 SH1-4 BB		0-0 F8			0-3 K	0-3 K		3 0 0 0 1 2 2										
Pete Schourek, L (1, 1)		0-0 SH1-4			0-0 G4-1		0-3 K		0-0 IHR 1B	0 0 0 0 0 0 0										
Thomas Howard, S (3, 7) OBP: 0.429, SLG: 0.333		1-2 2-3								3 1 1 0 0 1 0										
Inning Stats	R: 0 E: 0 K: 1 S: 6	H: 1 LOB: 2 BB: 1 P: 10	R: 0 E: 0 K: 0 S: 4	H: 1 LOB: 2 BB: 1 P: 8	R: 0 E: 1 K: 1 S: 6	H: 0 LOB: 1 BB: 0 P: 6	R: 0 E: 0 K: 1 S: 5	H: 0 LOB: 0 BB: 0 P: 5	R: 0 E: 0 K: 2 S: 7	H: 0 LOB: 0 BB: 0 P: 7	R: 0 E: 0 K: 2 S: 7	H: 0 LOB: 0 BB: 0 P: 7	R: 3 E: 0 K: 2 S: 11	H: 4 LOB: 2 BB: 1 P: 15	R: 2 E: 0 K: 0 S: 5	H: 2 LOB: 0 BB: 0 P: 5	1B: 7 2B: 0 3B: 0 HR: 1	SF: 0 SAC: 1 DP: 0 HBP: 0	WP: 0 PB: 0 SB: 2 CS: 0	PA: 40
PITCHER	IP WLS BF H R ER SO BB IBB HBP BLK WP HR S P ERA WHIP																			
Scott Sanders, R (1, 1) ERA: 5.4	5.0 W 20 2 0 0 4 2 0 0 0 0 0 0 26 34 0.00 0.800																			
Bill Krueger, L (6, 1) ERA: 12.0	2.2 14 4 3 3 4 2 0 0 0 0 0 0 20 28 10.12 2.250																			
Tim Mauser, R (8, 1) ERA: 5.4	0.1 2 1 1 1 1 0 0 0 0 0 0 0 4 4 27.00 3.000																			
Jeff Tabaka, L (9, 1) ERA: 5.4	1.0 4 1 1 1 0 0 0 0 0 0 0 0 4 4 9.00 1.000																			

AB	35
R	5
H	8
RBI	5
BB	4
SO	9
LOB	17



WP: 0	PA: 40
ERA	WHIP

Batter	1	2	3	4	5	6	7	8	9
Bip Roberts, S OBP: 0.474, SLG: 0.471 Jody Reed, R OBP: 0.286, SLG: 0.167	(1, 4) (3, PR) (4, 4)		H 1-0			X 0-0		B B B B 4-0	
Steve Finley, L OBP: 0.333, SLG: 0.176	(1, 8) B B B B 4-0	B B B B 4-0	X 0-0			S S S 0-3		B B B B 4-0	
Tony Gwynn, L OBP: 0.588, SLG: 0.800 Phil Clark, R OBP: 0.667, SLG: 1.000	(1, 9) (7, 9)	X 0-0	X 0-0		X 0-0	X 0-0		S S S 0-3	
Ken Caminiti, S OBP: 0.444, SLG: 0.375 Scott Livingstone, L OBP: 0.667, SLG: 0.667	(1, 5) (8, 5)	X 0-0	X 0-0		X 0-0		X 0-0		
Melvin Nieves, S OBP: 0.385, SLG: 0.300	(1, 7) X 0-0		X 0-0		X 0-0		X 0-0		
Andujar Cedeno, R OBP: 0.333, SLG: 0.556 Ray Holbert, R OBP: 1.000, SLG: 1.000	(1, 6) (8, 6)	X 0-0	X 0-0		X 0-0		X 0-0		
Roberto Petagine, L OBP: 0.750, SLG: 1.250	(1, 3) B B B B 4-0		B B B B 4-0		X 0-0		B B B B 4-0		
Brad Ausmus, R OBP: 0.308, SLG: 0.333	(1, 2) S S S 0-3		X 0-0		X 0-0		X 0-0		
Scott Sanders, R OBP: 0.500, SLG: 1.000 Tim Hyers, L (5, PH) Bill Krueger, L (6, 1) Tim Mauser, R (8, 1) Jeff Tabaka, R (9, 1)	(1, 1) (5, PH) (6, 1) (8, 1) (9, 1)	X 0-0	S S S 0-3		X 0-0		X 0-0		

Inning Stats	R: 6	H: 5	E: 0	K: 1	S: 10	R: 0	H: 0	E: 0	K: 0	S: 2	R: 2	H: 2	E: 0	K: 1	S: 7	R: 0	H: 2	E: 0	K: 0	S: 4	R: 0	H: 1	E: 0	K: 0	S: 3	R: 0	H: 0	E: 0	K: 1	S: 5	R: 0	H: 0	E: 0	K: 0	S: 3	R: 1	H: 0	E: 0	K: 2	S: 7
	LOB: 1	BB: 2	P: 18	LOB: 0	BB: 1	P: 6	LOB: 2	BB: 1	P: 12	LOB: 1	BB: 0	P: 4	LOB: 0	BB: 0	P: 3	LOB: 0	BB: 0	P: 3	LOB: 0	BB: 0	LOB: 0	BB: 0	P: 3	LOB: 2	BB: 3	P: 19	LOB: 0	BB: 2	BB: 3	P: 19	SF: 0	SAC: 0	DP: 2	HBP: 1	WP: 1	PA: 39				

PITCHER	IP	WLS	BF	H	R	ER	SO	BB	IBB	HBP	BLK	WP	HR	S	P	ERA	WHIP
Pete Schourek, L ERA: 27.0	(1, 1)	2.2	L	19	7	8	8	2	4	0	0	0	1	18	35	27.00	4.125
Pete Smith, R ERA:	(3, 1)	4.1		14	3	0	1	0	0	0	0	0	0	16	16	0.00	0.692
Johnny Ruffin, R ERA: 4.5	(8, 1)	1.0		6	0	1	2	3	0	0	0	1	0	7	19	9.00	3.000

BOTTOM

Cincinnati Reds @ San Diego Padres
Jack Murphy Stadium, San Diego, CA
 Sat Apr 29 1995, 10:05 PM EDT
 Att: 13,663 - Unknown - 66 F

AB	R	H	RBI	BB	SO	LOB
2	1	1	0	0	0	1
1	0	0	0	1	0	0
2	1	0	0	3	1	2
4	1	2	1	0	0	1
1	0	0	0	0	1	2
4	1	2	1	0	0	0
0	0	0	0	0	0	0
4	0	0	0	0	0	3
4	2	2	3	0	0	1
0	0	0	0	0	0	0
1	2	0	0	3	0	0
4	1	2	2	0	1	2
2	0	1	1	0	1	1
1	0	0	0	0	0	1
0	0	0	0	0	0	0
1	0	0	0	0	1	1
0	0	0	0	0	0	0

AB	31
R	9
H	10
RBI	8
BB	7
SO	5
LOB	15



Batter	1	2	3	4	5	6	7	8	9	AB R H RBI BB SO LOB	TOP																				
Jerome Walton, R (1, 8) <small>OBP: 0.200, SLG: 0.250</small> Tim Pugh, R (4, 1) Willie Greene, L (7, PH) <small>OBP: 0.313, SLG: 0.154</small>	0-0 K 1B 1B	0-0 F7		0-0 F8			0-0 F8		0-0 2B 1B	3 0 1 0 0 0 2 0 0 0 0 0 0 0 2 1 1 0 0 0 1	Cincinnati Reds @ San Diego Padres Jack Murphy Stadium, San Diego, CA Sun Apr 30 1995, 6:33 AM EDT Att. 18,964 - Cloudy - 70 F																				
Reggie Sanders, R (1, 9) <small>OBP: 0.500, SLG: 0.625</small>	0-0 S WP 1B		0-0 E5 G3 S		0-0 G5-3		4-0 1B BB	0-0 1-H HR 2B	4 2 2 1 1 0 0																						
Barry Larkin, R (1, 6) <small>OBP: 0.522, SLG: 0.950</small>	0-3 K 1-2 2-3		0-0 G3		0-0 F8		0-0 1-2 2-H 1B	0-0 2-H HR	5 1 2 3 0 1 3																						
Ron Gant, R (1, 7) <small>OBP: 0.250, SLG: 0.500</small> Hal Morris, L (4, 3) <small>OBP: 0.143, SLG: 0.053</small> Hector Carrasco, R (9, 1)	0-0 1B 2-H 1B		0-0 F7		0-0 F7		0-3 K	0-3 K	2 0 1 0 0 0 1 3 0 0 0 0 2 2 0 0 0 0 0 0 0																						
Brian Hunter, R (1, 3) <small>OBP: 0.200, SLG: 0.200</small> Thomas Howard, S (8, PH) <small>OBP: 0.375, SLG: 0.286</small>	0-0 1-3 1B		0-0 G1-3		0-0 G5-3		0-0 F8		3 0 1 0 0 0 1 1 0 0 0 0 0 0																						
Bret Boone, R (1, 4) <small>OBP: 0.333, SLG: 0.524</small>	0-0 P6		0-0 G6-3 SF9 2B		0-0 G4-3		0-3 K		4 1 1 0 0 1 2																						
Benito Santiago, R (1, 2) <small>OBP: 0.294, SLG: 0.588</small>		0-0 F9		0-0 G6-3		0-3 K	0-0 F7		4 0 0 0 0 1 1																						
Mark Lewis, R (1, 5) <small>OBP: 0.333, SLG: 0.250</small> Lenny Harris, L (7, PH) <small>OBP: 0.500, SLG: 0.333</small> Xavier Hernandez, L (7, 1) Jeff Branson, L (9, PH) <small>OBP: 0.250, SLG: 0.250</small>		4-0 SH1-4 BB		0-0 SF9		4-0 1B BB	0-0 F7		0 0 0 1 1 0 0 0 1 0 0 1 0 0 0 0 0 0 0 0 0 1 0 0 0 0 0 0																						
John Roper, R (1, 1) Deion Sanders, L (4, PH) <small>OBP: 0.174, SLG: 0.217</small>		0-0 SH1-4		0-0 3-H 1B		0-0 B1-3	0-3 K		0 0 0 0 0 0 0 3 0 1 0 0 1 1																						
Inning Stats	R: 1 E: 0 K: 1 S: 8	H: 4 LOB: 2 BB: 0 P: 8	R: 0 E: 0 K: 0 S: 3	H: 0 LOB: 1 BB: 1 P: 7	R: 0 E: 1 K: 0 S: 4	H: 0 LOB: 1 BB: 0 P: 4	R: 1 E: 0 K: 0 S: 5	H: 2 LOB: 1 BB: 0 P: 5	R: 0 E: 0 K: 1 S: 5	H: 0 LOB: 0 BB: 0 P: 5		R: 0 E: 0 K: 1 S: 5	H: 0 LOB: 0 BB: 0 P: 5	R: 1 E: 0 K: 1 S: 6	H: 1 LOB: 2 BB: 2 P: 14	R: 0 E: 0 K: 1 S: 5	H: 0 LOB: 0 BB: 0 P: 5	R: 3 E: 0 K: 2 S: 10	H: 3 LOB: 0 BB: 0 P: 10	1B: 7 2B: 2 3B: 0 HR: 1	SF: 1 SAC: 1 DP: 0 HBP: 0	WP: 2 PB: 0 SB: 2 CS: 0	PA: 40								
PITCHER	IP WLS BF H R ER SO BB IBB HBP BLK WP HR S P ERA WHIP																														
Fernando Valenzuela, L (1, 1) <small>ERA: 3.6</small> Willie Blair, R (6, 1) <small>ERA: 9.0</small> Brian Williams, R (7, 1) <small>ERA: 3.0</small> Andres Berumen, R (8, 1) <small>ERA: 2.25</small> Trevor Hoffman, R (9, 1) <small>ERA: 13.5</small>	5.0		22	6	2	2	1	1	0	0	0	1	0	23	27	3.60	1.400														
																						PITCHER IP WLS BF H R ER SO BB IBB HBP BLK WP HR S P ERA WHIP									

livebaseballscorecards.com

AB	35
R	6
H	10
RBI	5
BB	3
SO	6
LOB	14



Batter	1	2	3	4	5	6	7	8	9	AB R H RBI BB SO LOB
Steve Finley, L (1, 8) OBP: 0.333, SLG: 0.227	0-0 E 1B	0-0 F9-3 1B		0-0 G4-3		0-0 FC4-6 2B	0-3 K2-3		0-0 SF7	5 1 2 1 0 1 3
Jody Reed, R (1, 4) OBP: 0.333, SLG: 0.300	0-0 E9 1B	0-0 F9-3 1-2		4-0 G5-3 2B		0-0 2B		0-0 G6-3		4 2 1 0 1 0 2
Tony Gwynn, L (1, 9) OBP: 0.636, SLG: 0.789	0-0 1B	0-0 1B		0-0 G5-3		4-0 G6-4-3 IBB		0-0 1B		4 2 3 1 1 0 1
Ken Caminiti, S (1, 5) OBP: 0.478, SLG: 0.476	0-0 BB 1B	0-0 2B 1B		0-0 2B		0-0 G6-4-3		0-3 K		5 0 3 2 0 1 4
Melvin Nieves, S (1, 7) OBP: 0.353, SLG: 0.357	0-3 K	0-0		0-3 K		0-3 K		0-0 G3		4 0 1 1 0 3 3
Andres Berumen, R (8, 1)										0 0 0 0 0 0 0
Scott Livingstone, L (8, PH) OBP: 0.500, SLG: 0.500										1 0 0 0 0 0 1
Trevor Hoffman, R (9, 1)		1-3 2-H								0 0 0 0 0 0 0
Andujar Cedeno, R (1, 6) OBP: 0.391, SLG: 0.524	0-0 BB 1B	0-0 G5-3			0-0 G5-3		4-0 BB 1B		4-0 SH1-4 E SF7 BB	3 2 1 1 2 0 2
Roberto Petagine, L (1, 3) OBP: 0.615, SLG: 0.714	4-0 BB			0-0 F8		0-0 G4-3		4-0 PB 1B	0-0 FC1 SH1-4	3 0 0 0 2 0 1
Brian Johnson, R (1, 2) OBP: 0.222, SLG: 0.222	0-3 K			0-3 K		0-0 G6-3		0-3 K	0-0 SH1-4	4 0 0 0 0 3 5
Fernando Valenzuela, L (1, 1) Willie Blair, R (6, 1) Tim Hyers, L (6, PH) Brian Williams, R (7, 1) Bip Roberts, S (7, PH) OBP: 0.524, SLG: 0.500	0-0 F9			0-0 F8		0-0 E1 FC4-6		0-0 PB 1B	4-0 IBB	2 0 0 0 0 0 3

Inning Stats	R: 3	H: 4	E: 1	LOB: 3	K: 2	BB: 1	S: 12	P: 16	R: 1	H: 4	E: 0	LOB: 2	K: 0	BB: 0	S: 6	P: 6	R: 0	H: 0	E: 0	LOB: 0	K: 1	BB: 0	S: 5	P: 5	R: 1	H: 1	E: 0	LOB: 1	K: 1	BB: 1	S: 6	P: 10	R: 0	H: 0	E: 0	LOB: 0	K: 0	BB: 0	S: 3	P: 3	R: 0	H: 1	E: 1	LOB: 2	K: 0	BB: 1	S: 4	P: 8	R: 1	H: 1	E: 0	LOB: 2	K: 3	BB: 2	S: 10	P: 18	R: 0	H: 1	E: 0	LOB: 1	K: 1	BB: 0	S: 6	P: 6	R: 1	H: 0	E: 1	LOB: 2	K: 0	BB: 2	S: 3	P: 11	1B: 9	SF: 1	2B: 4	SAC: 1	3B: 0	DP: 2	HR: 0	HBP: 0	WP: 0	PA: 46
--------------	------	------	------	--------	------	-------	-------	-------	------	------	------	--------	------	-------	------	------	------	------	------	--------	------	-------	------	------	------	------	------	--------	------	-------	------	-------	------	------	------	--------	------	-------	------	------	------	------	------	--------	------	-------	------	------	------	------	------	--------	------	-------	-------	-------	------	------	------	--------	------	-------	------	------	------	------	------	--------	------	-------	------	-------	-------	-------	-------	--------	-------	-------	-------	--------	-------	--------

PITCHER	IP	WLS	BF	H	R	ER	SO	BB	IBB	HBP	BLK	WP	HR	S	P	ERA	WHIP
John Roper, R (1, 1) ERA: 9.0	3.0		18	8	4	3	3	1	0	0	0	0	0	23	27	9.00	3.000
Tim Pugh, R (4, 1) ERA: 2.25	3.0		13	2	1	1	1	1	1	0	0	0	0	13	21	3.00	1.000
Xavier Hernandez, R (7, 1) ERA: 12.46	2.0		10	2	1	1	4	2	0	0	0	0	0	16	24	4.50	2.000
Hector Carrasco, R (9, 1) ERA: 2.25	0.2	L	5	0	1	0	0	1	1	0	0	0	0	3	11	0.00	1.500

BOTTOM

Cincinnati Reds @ San Diego Padres
Jack Murphy Stadium, San Diego, CA

Sun Apr 30 1995, 6:33 AM EDT
 Att: 18,964 - Cloudy - 70 F

livebaseballscorecards.com

AB	37
R	7
H	12
RBI	7
BB	7
SO	8
LOB	25



Batter	1	2	3	4	5	6	7	8	9	AB R H RBI BB SO LOB	TOP																		
Bip Roberts, S (1, 4) OBP: 0.520, SLG: 0.500 (6, 7)	0-0 F8		0-1 1B			2-3 K	1-0 2-H 1B			4 0 2 1 0 1 0																			
Steve Finley, L (1, 8) OBP: 0.290, SLG: 0.192	1-2 G5-3		0-1 F8			2-2 P5	1-0 G6-3			4 0 0 0 0 0 2																			
Tony Gwynn, L (1, 9) OBP: 0.615, SLG: 0.727	2-2 1B				1-0 F7	4-0 HR BB		1-0 F8		3 1 1 0 1 0 0																			
Ken Caminiti, S (1, 5) OBP: 0.481, SLG: 0.600	3-1 G3-1				2-1 FC3-6 1B	1-0 1-H HR		1-3 K		4 1 2 2 0 1 1																			
Melvin Nieves, S (1, 7) OBP: 0.350, SLG: 0.313 Jody Reed, R (6, 4) OBP: 0.308, SLG: 0.273			2-1 G5-3		0-0 FC3-6 FC6-4 1-2	4-2 BB		1-2 G1-3		2 0 0 0 1 0 1 1 0 0 0 0 0 0																			
Scott Livingstone, L (1, 3) OBP: 0.286, SLG: 0.286 Tim Mauser, R (6, 1) Willie Blair, R (8, 1) Tim Hyers, L (9, PH)			0-0 G6-3		1-1 FC6-4 1-2	0-0 G3		3-2 P5		3 0 0 0 0 0 2 0 0 0 0 0 0 0 0 0 0 0 0 0 0 1 0 0 0 0 0 0																			
Andujar Cedeno, R (1, 6) OBP: 0.370, SLG: 0.480			2-2 F9			0-0 E8 L4-6 1B		3-3 K		4 0 1 0 0 1 0																			
Brad Ausmus, R (1, 2) OBP: 0.235, SLG: 0.250					3-2 G1-3	3-1 L4-6 2-2		1-2 G5-3		4 0 0 0 0 0 1																			
Andy Benes, R (1, 1) OBP: 0.333, SLG: 0.333 Roberto Petagine, L (6, 3) OBP: 0.643, SLG: 0.875			0-3 K			2-3 K		2-0 1B 2B		2 0 0 0 0 2 0 1 1 1 0 0 0 0																			
Inning Stats	R: 0 E: 0 K: 0 S: 9	H: 1 LOB: 1 BB: 0 P: 15	R: 0 E: 0 K: 0 S: 6	H: 0 LOB: 0 BB: 0 P: 10	R: 0 E: 0 K: 1 S: 10	H: 1 LOB: 1 BB: 0 P: 13	R: 0 E: 0 K: 0 S: 6	H: 1 LOB: 1 BB: 0 P: 10	R: 0 E: 1 K: 1 S: 6	H: 1 LOB: 0 BB: 0 P: 11	R: 2 E: 0 K: 1 S: 11	H: 1 LOB: 1 BB: 2 P: 24	R: 1 E: 0 K: 1 S: 12	H: 2 LOB: 1 BB: 0 P: 20	R: 0 E: 0 K: 1 S: 7	H: 0 LOB: 0 BB: 0 P: 10	R: 0 E: 0 K: 0 S: 10	H: 0 LOB: 0 BB: 0 P: 14	1B: 5 2B: 2 3B: 0 HR: 1	SF: 0 SAC: 0 DP: 1 HBP: 0	WP: 0 PB: 0 SB: 0 CS: 0	PA: 35							
PITCHER	IP WLS BF H R ER SO BB IBB HBP BLK WP HR S P ERA WHIP																												
Bill Swift, R (1, 1) ERA: 5.25	6.0		24	5	2	2	3	2	0	0	0	0	0	1	48	83	3.00	1.167											
A.J. Sager, R (7, 1) ERA: 2.45	0.2		4	2	1	1	1	0	0	0	0	0	0	0	11	18	13.50	3.000											
Mike Munoz, L (7, 1) ERA: 4.5	0.1		1	0	0	0	0	0	0	0	0	0	0	0	1	2	0.00	0.000											
Darren Holmes, R (8, 1) ERA:	2.0	W	6	0	0	0	1	0	0	0	0	0	0	0	17	24	0.00	0.000											

San Diego Padres @ Colorado Rockies
 Coors Field, Denver, CO
 Mon May 01 1995, 7:05 PM MDT
 Att. 40,117 - Unknown - 48 F

AB	33
R	3
H	7
RBI	3
BB	2
SO	5
LOB	7



WP: 0	PA: 35
PB: 0	
SB: 0	
CS: 0	

ERA	WHIP

Batter	1	2	3	4	5	6	7	8	9
Eric Young Sr., R OBP: 0.214, SLG: 0.091 (1, 7)	1-3 K		0-0 FC4-6 CS			2-3 K		0-1 G5-3	
Walt Weiss, S OBP: 0.375, SLG: 0.250 (1, 6)	0-0 F8		2-2 CS	1-3 K		4-2 HR BB		3-2 1B 1B	
Dante Bichette, R OBP: 0.286, SLG: 0.577 (1, 9)	0-3 K			2-2 L5		0-0 HR		4-2 1B BB	
Andres Galarraga, R OBP: 0.179, SLG: 0.222 (1, 3)		0-3 K		1-3 K		0-3 K		0-1 1B 1B	
Mike Kingery, L OBP: 0.458, SLG: 0.316 (1, 8)		1-0 P5			2-2 1B	4-2 S BB		1-2 1B 1B	
Joe Girardi, R OBP: 0.333, SLG: 0.417 (1, 2)		2-2 1B			0-1 FC1-4-6 G5-3	2-2 F8		3-2 SH2-4 E 1B	
Vinny Castilla, R OBP: 0.143, SLG: 0.190 (7, 1)		3-0 P6			3-2 G5-3		1-2 CS 1B	0-1 SH2-4	
Jim Tatum, R OBP: 0.750, SLG: 1.000 (7, PH)								1-2 E5 1B	
Roberto Mejia, R OBP: 0.167, SLG: 0.091 (8, 1)								1-3 K	
Jason Bates, S OBP: 0.333, SLG: 0.647 (1, 4)			2-2 F8		1-0 G3-1		2-3 K	2-3 K	
Bill Swift, R OBP: 0.667, SLG: 0.500 (1, 1)			1-2 FC4-6 1B			3-2 HR 2B			
John Vander Wal, L OBP: 0.600, SLG: 1.000 (6, PH)									
A.J. Sager, R (7, 1)									
Pedro Castellano, R (7, 5)									

AB	R	H	RBI	BB	SO	LOB
4	0	0	0	0	2	2
3	2	1	0	1	1	0
3	2	1	3	1	1	0
4	1	1	1	0	3	0
3	1	2	1	1	0	0
4	1	2	2	0	0	2
2	0	0	0	0	0	2
0	0	0	0	0	0	0
1	0	1	0	0	0	0
0	0	0	0	0	0	0
0	0	0	0	0	0	0
4	0	1	1	0	1	2
1	0	1	0	0	0	0
1	1	1	0	0	0	0
0	0	0	0	0	0	0
2	0	0	0	0	2	2

BOTTOM

San Diego Padres @ Colorado Rockies
Coors Field, Denver, CO

Mon May 01 1995, 7:05 PM MDT
Att: 40,117 - Unknown - 48 F

AB	32
R	8
H	11
RBI	8
BB	3
SO	10
LOB	10



Inning Stats		R: 0	H: 0	E: 0	K: 2	S: 7	P: 8	R: 0	H: 1	E: 0	K: 1	S: 8	P: 14	R: 0	H: 1	E: 0	K: 0	S: 11	R: 0	H: 0	E: 0	K: 2	S: 9	R: 0	H: 1	E: 0	K: 0	S: 10	R: 3	H: 2	E: 0	K: 2	S: 19	R: 0	H: 1	E: 0	K: 2	S: 11	R: 5	H: 5	E: 1	K: 1	S: 25	R: 0	H: 0	E: 0	K: 2	S: 16	R: 5	H: 5	E: 1	K: 1	S: 37										
IP	5.2	WLS	23	H	5	R	3	ER	3	SO	7	BB	2	IBB	0	HBP	0	BLK	0	WP	0	HR	1	S	60	P	94	ERA	4.76	WHIP	1.235	IP	1.2	WLS	7	H	2	R	2	ER	2	SO	2	BB	1	IBB	0	HBP	0	BLK	0	WP	0	HR	0	S	22	P	36	ERA	10.80	WHIP	1.800
IP	0.2	WLS	6	H	4	R	3	ER	3	SO	1	BB	0	IBB	0	HBP	0	BLK	0	WP	0	HR	0	S	18	P	23	ERA	40.50	WHIP	6.000	IP	0.2	WLS	6	H	4	R	3	ER	3	SO	1	BB	0	IBB	0	HBP	0	BLK	0	WP	0	HR	0	S	18	P	23	ERA	40.50	WHIP	6.000

WP	PA	ERA	WHIP
0	37		
0			
3			
2			

Batter	1	2	3	4	5	6	7	8	9	10	11	AB R H RBI BB SO LOB
Walt Weiss, S OBP: 0.400, SLG: 0.217 (1, 6)	K		1B 1B BB	FC3-6		F9			BB		1B BB	3 1 0 0 3 1 2
Joe Girardi, R OBP: 0.300, SLG: 0.367 (1, 2)	G5-3		K	K			G3		K		1B BB	6 0 1 1 0 3 4
Larry Walker, L OBP: 0.444, SLG: 0.500 Eric Young Sr., R OBP: 0.294, SLG: 0.214 (1, 9) (3, PR) (4, 7)	HR HBP		1B 1B G4-3 1B		G5-3 1B		G6-4-3 1B			G6-3		1 1 1 0 0 0 0 3 1 2 0 0 0 0
Andres Galarraga, R OBP: 0.273, SLG: 0.387 (1, 3)	HR		G4-3 1B		G5-3 BB		G6-4-3		FC4-6 1B			4 1 3 4 1 0 1
Dante Bichette, R OBP: 0.333, SLG: 0.581 (1, 7) (4, 9)	CS 1B		G4-3 1B		G5-3			P4		FC4-6 1B		5 0 3 0 0 0 2
Mike Kingery, L OBP: 0.379, SLG: 0.250 (1, 8)	CS	F8	G4-3		F8			1-3 K		FC4-6		5 0 0 1 0 1 5
Jason Bates, S OBP: 0.304, SLG: 0.545 Roger Bailey, R (11, 1)		G3	G6-3			FC1-6 1B		K		K		5 0 1 0 0 2 4 0 0 0 0 0 0 0
Roberto Mejia, R OBP: 0.235, SLG: 0.250 (1, 4)		G4-3		FC3-6 1B		FC1-6 SH1-4			1-3 K		SH3-4 1B 2B	5 1 2 0 0 1 1
Marvin Freeman, R Mark Thompson, R Curt Leskonic, R Bruce Ruffin, S John Vander Wal, L Mike Munoz, L Steve Reed, R Vinny Castilla, R OBP: 0.143, SLG: 0.190 (1, 1) (3, 1) (6, 1) (9, 1) (9, PH) (10, 1) (10, 1) (11, 5)			1B BB 1B	K		SH1-4			K		SH3-4	0 0 0 0 0 0 0 2 1 1 0 0 1 1 0 0 0 0 0 0 0 0 0 0 0 0 0 0 1 0 0 0 0 0 1 0 0 0 0 0 0 0 0 0 0 0 0 0 0 0 0 0 0 0 0 0

Inning Stats	R: 2 E: 0 K: 1 S: 16	H: 2 LOB: 0 BB: 0 P: 24	R: 0 E: 0 K: 0 S: 6	H: 0 LOB: 0 BB: 0 P: 6	R: 3 E: 0 K: 1 S: 20	H: 4 LOB: 2 BB: 1 P: 29	R: 0 E: 0 K: 2 S: 9	H: 1 LOB: 1 BB: 0 P: 14	R: 0 E: 0 K: 0 S: 9	H: 1 LOB: 1 BB: 1 P: 17	R: 0 E: 0 K: 0 S: 6	H: 1 LOB: 0 BB: 0 P: 9	R: 0 E: 0 K: 2 S: 8	H: 0 LOB: 0 BB: 0 P: 12	R: 0 E: 0 K: 3 S: 13	H: 0 LOB: 1 BB: 1 P: 21	R: 0 E: 0 K: 1 S: 11	H: 2 LOB: 2 BB: 0 P: 17	R: 1 E: 0 K: 0 S: 4	H: 2 LOB: 1 BB: 1 P: 8	1B: 12 2B: 1 3B: 0 HR: 1	SF: 0 SAC: 2 DP: 2 HBP: 1	WP: 0 PB: 0 SB: 1 CS: 1	PA: 48	
PITCHER	IP	WLS	BF	H	R	ER	SO	BB	IBB	HBP	BLK	WP	HR	S	P	ERA	WHIP								
Andy Ashby, R ERA: 6.0 (1, 1)	4.0		20	7	5	5	4	1	0	1	0	0	1	51	73	11.25	2.000								
Bryce Florie, R ERA: 10.13 (5, 1)	2.0		8	2	0	0	0	1	0	0	0	0	0	15	26	0.00	1.500								
Andres Berumen, R ERA: 1.29 (7, 1)	3.0		10	1	0	0	5	1	0	0	0	0	0	27	42	0.00	0.667								
Brian Williams, R ERA: 4.15 (10, 1)	1.1	L	9	4	1	1	1	1	0	0	0	0	0	15	25	6.75	3.750								

BOTTOM

San Diego Padres @ Colorado Rockies
Coors Field, Denver, CO
Tue May 02 1995, 7:05 PM MDT
Att: 38,387 - Unknown - 55 F

livebaseballscores.com

AB	40
R	6
H	14
RBI	6
BB	4
SO	10
LOB	20



Batter	1	2	3	4	5	6	7	8	9	AB R H RBI BB SO LOB	TOP														
Bip Roberts, S (1, 4) OBP: 0.444, SLG: 0.406	2-2 F7	1-2 G4-3		1-1 G3 1B		1-0 G3		1-0 G4-3		5 1 1 0 0 0 2															
Steve Finley, L (1, 8) OBP: 0.333, SLG: 0.229	4-2 1B G4-3 BB		1-2 E 1B	2-2 G3		0-0 B3		1-2 1B 1B		4 2 2 1 1 0 2															
Tony Gwynn, L (1, 9) OBP: 0.556, SLG: 0.625	1-1 G4-3 1B		0-0 E4 1B	0-0 2B 1B		2-0 G1-3		3-2 1B		5 2 3 1 0 0 2															
Ken Caminiti, S (1, 5) OBP: 0.432, SLG: 0.529	2-2 G4-3		0-0 BB 1B	0-0 2B 1B		1-1 G4-3		2-2 L6		5 0 2 3 0 0 3															
Melvin Nieves, S (1, 7) OBP: 0.345, SLG: 0.417	4-1 1B BB		1-3 K	3-3 K		1-2 HR		1-3 K		4 1 1 1 1 1 3 3															
Roberto Petagine, L (1, 3) OBP: 0.652, SLG: 0.714	3-1 FC6-4 1B		4-2 BB		2-1 F8		0-3 K	2-0 G6-3		3 0 1 1 1 1 0 0 0 0 0 0 0 0 0 0 0 0 0 0 0 1 0 0 0 0 0 0															
Tim Mauser, R (7, 1)																									
Jeff Tabaka, R (8, 1)																									
Willie Blair, R (8, 1)																									
Ray Holbert, R (9, PH) OBP: 0.500, SLG: 0.500	1-3 2-H 1B		1-2 BB		0-0 G1-3		0-3 K		0-1 F8	4 0 0 0 0 1 5 1 0 0 0 0 0 0	AB 40 R 7 H 12 RBI 7 BB 3 SO 6 LOB 20														
Andujar Cedeno, R (1, 6) OBP: 0.333, SLG: 0.412	0-1 FC6-4		1-2 F6		0-0 G6-3																				
Phil Clark, R (9, PH) OBP: 0.500, SLG: 0.750	1-2																								
Brian Johnson, R (1, 2) OBP: 0.167, SLG: 0.167		1-0 F9		0-3 K				0-2 G6-3		3 0 0 0 0 1 3 0 0 0 0 0 0 0 1 0 0 0 0 0 0															
Bill Krueger, L (5, 1)																									
Scott Livingstone, L (7, 3) OBP: 0.222, SLG: 0.222																									
Joey Hamilton, R (1, 1)		0-0 G5-3		0-1 G1-3		3-1 G3 2B		1-2 1B 1B		2 0 0 0 0 0 0 2 1 2 0 0 0 0															
Brad Ausmus, R (5, 2) OBP: 0.333, SLG: 0.478																									
Inning Stats	R: 2 E: 0 K: 0 S: 20	H: 2 LOB: 2 BB: 2 P: 36	R: 0 E: 0 K: 0 S: 5	H: 0 LOB: 0 BB: 0 P: 7	R: 1 E: 1 K: 2 S: 18	H: 2 LOB: 3 BB: 1 P: 24	R: 2 E: 0 K: 1 S: 14	H: 3 LOB: 1 BB: 0 P: 20	R: 0 E: 0 K: 0 S: 4	H: 0 LOB: 0 BB: 0 P: 6	R: 0 E: 0 K: 0 S: 5	H: 1 LOB: 1 BB: 0 P: 11	R: 1 E: 0 K: 2 S: 13	H: 1 LOB: 0 BB: 0 P: 15	R: 1 E: 0 K: 0 S: 16	H: 3 LOB: 2 BB: 0 P: 24	R: 0 E: 0 K: 1 S: 6	H: 0 LOB: 0 BB: 0 P: 9	1B: 9 2B: 2 3B: 0 HR: 1	SF: 0 SAC: 0 DP: 0 HBP: 0	WP: 0 PB: 0 SB: 0 CS: 0	PA: 43			
PITCHER	IP	WLS	BF	H	R	ER	SO	BB	IBB	HBP	BLK	WP	HR	S	P	ERA	WHIP								
Kevin Ritz, R (1, 1) ERA: 3.86	3.0		17	4	3	3	2	3	0	0	0	0	0	43	67	9.00	2.333								
A.J. Sager, R (4, 1) ERA: 5.79	1.0		6	3	2	2	1	0	0	0	0	0	0	14	20	18.00	3.000								
Roger Bailey, R (5, 1) ERA: 7.36	1.1	W	5	1	0	0	0	0	0	0	0	0	0	7	13	0.00	0.750								
Mike Munoz, L (6, 1) ERA: 4.91	1.1		5	1	1	1	1	0	0	0	0	0	1	12	16	6.75	0.750								
Darren Holmes, R (7, 1) ERA: 1.29	1.0		5	2	1	1	1	0	0	0	0	0	0	13	16	9.00	2.000								
PITCHER	IP	WLS	BF	H	R	ER	SO	BB	IBB	HBP	BLK	WP	HR	S	P	ERA	WHIP								
Bruce Ruffin, L (8, 1) ERA: 1.42	1.1	S	5	1	0	0	1	0	0	0	0	0	0	12	20	0.00	0.750								

San Diego Padres @ Colorado Rockies
Coors Field, Denver, CO
Wed May 03 1995, 3:33 AM MDT
Att. 37,193 - Cloudy - 47 F

livebaseballscorecards.com



Batter	1	2	3	4	5	6	7	8	9
Eric Young Sr., R OBP: 0.261, SLG: 0.158 (1, 7)	2-3 K		2-2 G4-6-3 HBP	1-2 G4-3		3-2 G5-3	0-0 F7	1-0 F9	
Walt Weiss, S OBP: 0.429, SLG: 0.231 (1, 6)	4-1 1B BB		1-0 G4-6-3		0-1 FC5-4 1B	1-2 E5 FC6-4		4-1 WP BB BB	
Dante Bichette, R OBP: 0.368, SLG: 0.571 (1, 9)	0-0 1-3 1B			2-1 E 1B 3B 1B	0-0 FC5-4 1B HR	2-2 FC6-4		4-2 BB WP 1B BB	
Andres Galarraga, R OBP: 0.342, SLG: 0.429 (1, 3)	1-3 K			3-2 E8 3B 1B	2-2 HR 1B		2-2 FC1-6 1B	4-0 BB 1B IBB	
Mike Kingery, L OBP: 0.382, SLG: 0.321 (1, 8)	2-2 G4-3			2-2 1B 3B	2-3 K		0-0 FC1-6 1B	4-0 BB 1B BB	
Joe Girardi, R OBP: 0.371, SLG: 0.514 (1, 2)		1-0 F7		0-1 E G6-3 1B	1-0 HR		1-1 SH2-4 1B	3-1 BB 1B	
Vinny Castilla, R OBP: 0.192, SLG: 0.231 (1, 5)		1-0 G6-3		1-1 FC5 G6-3 E 1B	1-0 FC4 1B		1-2 SH2-4 1B	2-3 K	
Roberto Mejia, R OBP: 0.200, SLG: 0.211 (1, 4)		1-3 K		1-1 G6-3	0-0 FC4		0-0 SH2-4	0-3 K	
Mike Munoz, L (6, 1)									
Darren Holmes, B (7, 1)									
Bruce Ruffin, S (8, 1)									
Kevin Ritz, R (1, 1)			0-2 F9	0-0 G4-3 1B		2-1 F8	4-0 IBB	4-2 BB	
Pedro Castellano, R (3, PH)									
A.J. Sager, R (4, 1)									
John Vander Wal, L (4, PH)									
Roger Bailey, R (5, 1)									
Jason Bates, S (6, 4)									

Inning Stats	R: 0	H: 1	E: 0	K: 2	S: 11	LOB: 2	BB: 1	P: 20	R: 0	H: 0	E: 0	K: 1	S: 5	LOB: 0	BB: 0	P: 8	R: 0	H: 0	E: 0	K: 0	S: 6	LOB: 0	BB: 0	P: 9	R: 5	H: 5	E: 3	K: 0	S: 22	LOB: 0	BB: 0	P: 32	R: 3	H: 4	E: 0	K: 1	S: 13	LOB: 1	BB: 0	P: 19	R: 0	H: 0	E: 1	K: 0	S: 13	LOB: 1	BB: 0	P: 21	R: 1	H: 3	E: 0	K: 0	S: 11	LOB: 3	BB: 1	P: 19	R: 3	H: 1	E: 0	K: 2	S: 20	LOB: 3	BB: 5	P: 45
--------------	------	------	------	------	-------	--------	-------	-------	------	------	------	------	------	--------	-------	------	------	------	------	------	------	--------	-------	------	------	------	------	------	-------	--------	-------	-------	------	------	------	------	-------	--------	-------	-------	------	------	------	------	-------	--------	-------	-------	------	------	------	------	-------	--------	-------	-------	------	------	------	------	-------	--------	-------	-------

PITCHER	IP	WLS	BF	H	R	ER	SO	BB	IBB	HBP	BLK	WP	HR	S	P	ERA	WHIP
Joey Hamilton, R (1, 1)	4.2	L	24	9	8	6	4	1	0	1	0	0	0	55	85	11.57	2.143
Bill Krueger, L (5, 1)	2.0		12	4	1	1	0	0	1	0	0	0	0	25	42	4.50	2.000
Tim Mauser, R (7, 1)	0.1		3	0	2	2	0	2	0	0	0	0	0	5	12	54.00	6.000
Jeff Tabaka, L (8, 1)	0.2		6	1	1	1	2	2	1	0	0	1	0	15	32	13.50	4.500
Willie Blair, R (8, 1)	0.1		1	0	0	0	0	0	0	0	0	0	0	1	2	0.00	0.000

BOTTOM

San Diego Padres @ Colorado Rockies
Coors Field, Denver, CO

Wed May 03 1995, 3:33 AM MDT
Att: 37,193 - Cloudy - 47 F

AB	37
R	12
H	14
RBI	12
BB	7
SO	6
LOB	24



5	0	0	0	0	0	1	7
3	1	1	0	2	0	1	
4	3	2	0	1	0	2	
4	3	3	0	1	1	2	
4	2	1	3	1	1	5	
5	2	4	6	0	0	0	
5	1	2	1	0	1	3	
3	0	0	1	0	1	2	
0	0	0	0	0	0	0	
0	0	0	0	0	0	0	
1	0	1	1	0	0	0	
0	0	0	0	0	0	0	
1	0	0	0	2	0	0	

1B:	12	SF:	0
2B:	0	SAC:	1
3B:	1	DP:	2
HR:	1	HBP:	1
WP:	1	PA:	46
PB:	0		
SB:	1		
CS:	0		

Batter	1	2	3	4	5	6	7	8	9	AB R H RBI BB SO LOB	TOP																
Darren Lewis, R OBP: 0.318, SLG: 0.317 (1, 8)	3-3 K		2-1 G4-3		2-1 F8		2-2 BB HBP 1B		4-2 G4-6-3 BB	4 1 1 0 1 1 0	San Francisco Giants @ San Diego Padres Jack Murphy Stadium, San Diego, CA Thu May 04 1995, 6:33 AM EDT Att: 8,064 - Cloudy - 70 F																
John Patterson, S OBP: 0.455, SLG: 0.333 (1, 4)	2-1 G3		0-0 G3			1-1 HR 1B	2-2 BB 1B HBP	0-1 G4-6-3 1-2f	4 2 1 0 0 0 1																		
Barry Bonds, L OBP: 0.487, SLG: 0.500 (1, 7)	1-1 2B			2-2 G3-1		1-0 HR	4-2 1B BB		3 1 2 3 1 0 0																		
Matt Williams, R OBP: 0.450, SLG: 0.686 (1, 5)	2-2 G5-3			2-3 K		0-0 G6-3	0-1 BB 1B		4 0 1 2 0 1 1																		
Glenallen Hill, R OBP: 0.333, SLG: 0.600 (1, 9)		2-3 K		3-1 1B 1B		0-1 F9	2-2 G5-3		4 0 1 0 0 1 2																		
Royce Clayton, R OBP: 0.351, SLG: 0.258 (1, 6)		2-1 G5-3		1 SAFE 1-2 1 SAFE 1B		2-1 G6-3	2-3 K		4 0 1 0 0 1 0																		
J.R. Phillips, L OBP: 0.194, SLG: 0.281 (1, 3)			4-0 BB		0-0 G5-3		0-0 G6-3	0-0 G4-3	3 0 0 0 1 0 2																		
Kirt Manwaring, R OBP: 0.259, SLG: 0.240 (1, 2)		3-2 F9			0-2 G4-3		1-3 K	2-2 G5-3	4 0 0 0 0 1 1																		
Trevor Wilson, L Jeff Reed, L Steve Frey, R Dave Burba, R Todd Benzinger, S Rod Beck, R (1, 1) (7, PH) (7, 1) (7, 1) (9, PH) (9, 1)			1-2 G4-3		0-0 B5-3		4-2 1B WP BB	0-1 G3-1	2 0 0 0 0 0 0 0 1 0 0 1 0 0 0 0 0 0 0 0 0 0 0 0 0 0 0 0 1 0 0 0 0 0 0 0 0 0 0 0 0 0																		
Inning Stats	R: 0 E: 0 K: 1 S: 10	H: 1 LOB: 1 BB: 0 P: 18	R: 0 E: 0 K: 1 S: 9	H: 0 LOB: 1 BB: 1 P: 20	R: 0 E: 0 K: 0 S: 6	H: 0 LOB: 0 BB: 0 P: 9	R: 0 E: 0 K: 1 S: 14	H: 2 LOB: 2 BB: 0 P: 22	R: 0 E: 0 K: 0 S: 6	H: 0 LOB: 0 BB: 0 P: 8	R: 2 E: 0 K: 0 S: 8	H: 2 LOB: 0 BB: 0 P: 12	R: 3 E: 0 K: 1 S: 21	H: 2 LOB: 2 BB: 2 P: 36	R: 0 E: 0 K: 1 S: 7	H: 0 LOB: 0 BB: 0 P: 11	R: 0 E: 0 K: 0 S: 6	H: 0 LOB: 0 BB: 1 P: 10	1B: 5 2B: 1 3B: 0 HR: 1	SF: 0 SAC: 0 DP: 1 HBP: 1	WP: 1 PB: 0 SB: 0 CS: 0	PA: 38					
PITCHER	IP WLS BF H R ER SO BB IBB HBP BLK WP HR S P ERA WHIP																										
Scott Sanders, R ERA: 1.64 (1, 1)	6.0		24	5	2	2	3	1	0	0	0	0	1	53	89	3.00	1.000										
Brian Williams, R ERA: 9.0 (7, 1)	0.2	L	5	1	3	3	1	1	0	1	0	1	0	13	22	40.50	3.000										
Jeff Tabaka, L ERA: 7.71 (7, 1)	0.0		1	0	0	0	0	1	0	0	0	0	0	2	6	∞	∞										
Bryce Florie, R ERA: 6.75 (7, 1)	1.1		5	1	0	0	1	0	0	0	0	0	0	13	19	0.00	0.750										
Trevor Hoffman, R ERA: 9.0 (9, 1)	1.0		3	0	0	0	0	1	0	0	0	0	0	6	10	0.00	1.000										

livebaseballscorecards.com

AB	33
R	5
H	7
RBI	5
BB	4
SO	5
LOB	7



BOTTOM

San Francisco Giants @ San Diego Padres
Jack Murphy Stadium, San Diego, CA

livebaseballscorecards.com

AB 32
R 4
H 10
RBI 4
BB 4
SO 0
LOB 13



WP: 0 PA: 39
PB: 1
SB: 0
CS: 0

Thu May 04 1995, 6:33 AM EDT
Att. 8,064 - Cloudy - 70 F

AB R H RBI BB SO LOB

4	2	2	0	1	0	0
4	1	3	0	0	0	0
3	0	1	2	1	0	1
3	0	1	0	1	0	5
3	0	0	1	0	0	4
4	1	1	1	0	0	1
4	0	0	0	0	0	0
3	0	1	0	0	0	0
0	0	0	0	1	0	0
0	0	0	0	0	0	0
0	0	0	0	0	0	0
1	0	0	0	0	0	1
0	0	0	0	0	0	0
0	0	0	0	0	0	0
1	0	0	0	0	0	1
0	0	0	0	0	0	0

Batter	1	2	3	4	5	6	7	8	9
Bip Roberts, S OBP: 0.463, SLG: 0.417 (1, 4)	1-0 F9		4-1 PB 1B SF8 BB		1 SAFE 3-1 SH3 1-2 1B		2-1 1B 2B 1B		0-1 P5
Steve Finley, L OBP: 0.370, SLG: 0.282 (1, 8)	0-2 1B 1B		2-2 E PB 1-2 1B		0-0 SH3 1-2 2-3		1-1 2B SF7 1B		1-0 F8
Tony Gwynn, L OBP: 0.537, SLG: 0.629 (1, 9)	1-0 P5		1-1 SF8		4-0 G6-4-3 IBB		0-0 1-3 2-H 2B		1-2 G1-3
Eddie Williams, R OBP: 0.375, SLG: 0.429 (1, 3)	1-0 1-2 1B		4-2 FC4-6 BB		1-1 G6-4-3 1-2f		2-2 L7		
Ken Caminiti, S OBP: 0.390, SLG: 0.486 (1, 5)	1-1 G6-3		0-1 FC4-6 1-2f			1-2 G6-3	1-1 SF7		
Melvin Nieves, S OBP: 0.333, SLG: 0.500 (1, 7)		0-0 F9		1-2 G6-3		1-0 HR	1-2 G3-1		
Brad Ausmus, R OBP: 0.286, SLG: 0.407 (1, 2)		3-2 L9		1-1 F9		2-2 P4		0-0 F7	
Ray Holbert, R OBP: 0.400, SLG: 0.400 (1, 6)		0-0 F9		0-1 G5-3		1-0 1B		4-2 G4-6-3 BB	
Roberto Petagine, L OBP: 0.667, SLG: 0.714 (8, PH)									
Andujar Cedeno, R OBP: 0.333, SLG: 0.412 (8, PR)									
Jody Reed, R OBP: 0.267, SLG: 0.231 (9, 6)									
Scott Sanders, R OBP: 0.500, SLG: 0.750 (6, PH)									
Phil Clark, R OBP: 0.400, SLG: 0.600 (7, 1)									
Brian Williams, R (7, 1)									
Jeff Tabaka, R (7, 1)									
Bryce Florie, R (7, 1)									
Scott Livingstone, L OBP: 0.250, SLG: 0.250 (8, PH)									
Trevor Hoffman, R (9, 1)									

Inning Stats	R: 0	H: 2	E: 0	LOB: 2	K: 0	BB: 0	S: 8	P: 12
	R: 0	H: 0	E: 0	LOB: 0	K: 0	BB: 0	S: 7	P: 10
	R: 1	H: 1	E: 1	LOB: 2	K: 0	BB: 2	S: 13	P: 24
	R: 0	H: 0	E: 0	LOB: 0	K: 0	BB: 0	S: 7	P: 9
	R: 0	H: 2	E: 0	LOB: 2	K: 0	BB: 1	S: 7	P: 15
	R: 1	H: 2	E: 0	LOB: 1	K: 0	BB: 0	S: 10	P: 15
	R: 2	H: 3	E: 0	LOB: 1	K: 0	BB: 0	S: 13	P: 20
	R: 0	H: 0	E: 0	LOB: 1	K: 0	BB: 1	S: 8	P: 12
	R: 0	H: 0	E: 0	LOB: 0	K: 0	BB: 0	S: 6	P: 8

PITCHER	IP	WLS	BF	H	R	ER	SO	BB	IBB	HBP	BLK	WP	HR	S	P	ERA	WHIP
Trevor Wilson, L ERA: 0.75 (1, 1)	6.0		27	7	2	1	0	2	2	0	0	0	1	52	85	1.50	1.500
Steve Frey, L ERA: 6.75 (7, 1)	0.0		3	3	2	2	0	0	0	0	0	0	0	5	8	∞	∞
Dave Burba, R ERA: 6.75 (7, 1)	2.0		6	0	0	0	0	1	0	0	0	0	0	16	24	0.00	0.500
Rod Beck, R ERA: 7.71 (9, 1)	1.0	S	3	0	0	0	0	0	0	0	0	0	0	6	8	0.00	0.000

Batter	1	2	3	4	5	6	7	8	9	AB	R	H	RBI	BB	SO	LOB	TOP										
Darren Lewis, R OBP: 0.306, SLG: 0.326 (1, 8)	2-2 P4		0-0 HR 2B	0-1 F9		1-0 F7-4		2-3 K		5	1	1	0	0	1	3											
Royce Clayton, R OBP: 0.357, SLG: 0.343 (1, 6)	0-0 E3 1B		0-0 P2		1-0 HR		4-2 BB FC6-4 BB	3-2 G6-3		4	2	1	1	1	0	2											
Barry Bonds, L OBP: 0.500, SLG: 0.484 Jose Bautista, R (9, 1)	0-0 1-2 1B		4-2 HR BB		1-0 G3-1		4-1 FC6-4 BB 1-2 BB		2-1 G3-1	3	1	1	0	2	0	0											
Matt Williams, R OBP: 0.444, SLG: 0.718 Mike Benjamin, R OBP: 0.333, SLG: 0.333 (1, 5) (9, 5)	1-3 K		1-0 HR	1-H 2-H	3-3 K		4-0 FC6-4 BB 1-2 2-3 BB		0-1 G1-3	4	1	1	3	1	2	2											
Glenallen Hill, R OBP: 0.341, SLG: 0.641 (1, 9)	1-3 K		2-3 K		1-1 HR		0-0 FC6-4 S 1-2f 2-3 3-H		4-2 HR BB	4	2	1	2	1	2	4											
J.R. Phillips, L OBP: 0.244, SLG: 0.371 (1, 3)		4-1 2B BB	2-1 G3-1		4-2 BB		1-3 K		0-0 HR	3	2	1	2	2	1	2											
Steve Scarosone, R OBP: 0.429, SLG: 0.714 (1, 4)		1-1 1-H 2B		1-0 FC1-6-5-4 2B		2-3 K		2-3 K	1-3 K	5	0	2	1	0	3	3											
Kirt Manwaring, R OBP: 0.290, SLG: 0.250 (1, 2)		1-0 P4		1-1 FC1-6-5-4 FC1-6 2-3		1-0 F7-4 SH5-3 1B		4-1 FC5-4 BB		3	0	1	0	1	0	1											
Joe Rosselli, R Pat Gomez, L Mark Dewey, R Jeff Reed, L Steve Frey, R Mark Carreon, R (1, 1) (6, 1) (7, 1) (8, PH) (8, 1) (8, 7)		2-2 G6-3		0-0 FC1-6 1-2f		0-1 SH5-3		1-0 FC5-4		2	0	0	0	0	0	1											
Inning Stats	R: 0 E: 1 K: 2 S: 14	H: 1 LOB: 2 BB: 0 P: 18	R: 1 E: 0 K: 0 S: 7	H: 1 LOB: 0 BB: 1 P: 15	R: 3 E: 0 K: 1 S: 11	H: 2 LOB: 0 BB: 1 P: 20	R: 0 E: 0 K: 0 S: 6	H: 1 LOB: 1 BB: 0 P: 8	R: 2 E: 0 K: 2 S: 16	H: 2 LOB: 1 BB: 1 P: 28	R: 0 E: 0 K: 0 S: 4	H: 1 LOB: 0 BB: 0 P: 6	R: 1 E: 0 K: 2 S: 11	H: 0 LOB: 2 BB: 3 P: 26	R: 0 E: 0 K: 1 S: 10	H: 0 LOB: 1 BB: 1 P: 20	R: 2 E: 0 K: 1 S: 11	H: 1 LOB: 0 BB: 1 P: 18	1B: 2 2B: 4 3B: 0 HR: 4	SF: 0 SAC: 1 DP: 1 HBP: 0	WP: 0 PB: 0 SB: 1 CS: 0	PA: 43					
PITCHER	IP	WLS	BF	H	R	ER	SO	BB	IBB	HBP	BLK	WP	HR	S	P	ERA	WHIP										
Fernando Valenzuela, L ERA: 7.45 (1, 1)	4.2	L	23	7	6	6	4	2	0	0	0	0	3	49	78	11.57	1.929										
Doug Bochtler, R ERA: (5, 1)	1.1		5	1	0	0	1	1	0	0	0	0	0	9	17	0.00	1.500										
Tim Mauser, R ERA: 9.53 (7, 1)	2.0		10	0	1	1	3	4	0	0	0	0	0	21	46	4.50	2.000										
Willie Blair, R ERA: 14.4 (9, 1)	1.0		5	1	2	2	1	1	0	0	0	0	1	11	18	18.00	2.000										

San Francisco Giants @ San Diego Padres
 Jack Murphy Stadium, San Diego, CA
 Fri May 05 1995, 10:05 PM EDT
 Att. 13,370 - Unknown

AB	34
R	9
H	9
RBI	9
BB	8
SO	9
LOB	19



Batter	1	2	3	4	5	6	7	8	9	AB R H RBI BB SO LOB	TOP														
Darren Lewis, R OBP: 0.344, SLG: 0.357 (1, 8)	4-2 WP SH1-3 1B BB	2-1 G6-3		2-2 BB HBP		1-1 F8		0-0 L4	3-2 2-H 1B 1B	4 1 1 1 1 0 2															
Robby Thompson, R OBP: 0.286, SLG: 0.500 Dave Burba, R (8, 1) Rod Beck, R OBP: 0.500, SLG: 0.500 (8, 1)	0-0 SH1-3 1-2	1-3 K		4-0 G5-4-3 BB		4-2 BB		0-1 G5-3 1-2	1-2 1B	2 0 0 0 2 1 1 0 0 0 0 0 0 0 1 0 1 0 0 0 0															
Barry Bonds, L OBP: 0.491, SLG: 0.475 (1, 7)	0-0 F7		4-2 1B 2B BB		1-3 K		2-0 G3		1B 2B G4-3	5 2 1 0 1 1 7															
Matt Williams, R OBP: 0.455, SLG: 0.681 (1, 5)	4-2 WP 1B BB		1-2 2B 1B G6-3		0-0 G5-4-3 1-2f		4-1 2B 1B BB		3-2 WP BB 2B 1B 2-3	3 4 2 0 2 0 2															
Glenallen Hill, R OBP: 0.426, SLG: 0.756 (1, 9)	4-0 1B 1-2 2-3 BB		2-2 S 1B 2B		0-3 K		0-1 1B CS 2B		4-1 WP 2B BB 1-2	3 2 2 1 2 1 0															
Royce Clayton, R OBP: 0.365, SLG: 0.422 (1, 6)	0-1 1-2 2-H 3-H 1B		2-1 G6-3 3-H		1-3 K		0-0 CS 1B 2-3 3-H		0-3 K 1-2 3-H IBB	5 0 2 4 0 2 4															
J.R. Phillips, L OBP: 0.255, SLG: 0.349 (1, 3)	0-0 F7		4-1 CS BB 2-3		1-3 K		3-3 K 1-2 3-H		4-0 2B 1-2 2-3 3-H IBB	3 1 0 0 2 2 4															
Kirt Manwaring, R OBP: 0.333, SLG: 0.281 (1, 2)		0-0 SH3-4 1B	1 SAFE 0-1 1B 1-2 3-H			4-2 SH3-4 BB		2-2 F9	0-0 P3	4 0 2 1 1 0 4															
Mark Portugal, R John Patterson, S OBP: 0.474, SLG: 0.471 (8, PH) (8, 4)		1-0 SH3-4 1-2	2-0 G1-3			0-0 SH3-4		3-2 G6-3	0-0 1B 2B 1-H 2-H 3-H	1 0 0 0 0 0 1 2 1 1 3 0 0 0															
Inning Stats	R: 2 E: 0 K: 0 S: 10	H: 1 LOB: 2 BB: 3 P: 22	R: 0 E: 0 K: 1 S: 7	H: 1 LOB: 1 BB: 0 P: 11	R: 3 E: 0 K: 0 S: 14	H: 3 LOB: 1 BB: 2 P: 29	R: 0 E: 0 K: 1 S: 7	H: 0 LOB: 1 BB: 1 P: 13	R: 0 E: 0 K: 3 S: 9	H: 0 LOB: 0 BB: 0 P: 11	R: 0 E: 0 K: 0 S: 9	H: 0 LOB: 2 BB: 2 P: 20	R: 1 E: 0 K: 1 S: 10	H: 2 LOB: 1 BB: 1 P: 19	R: 0 E: 0 K: 0 S: 8	H: 0 LOB: 0 BB: 0 P: 11	R: 5 E: 0 K: 1 S: 28	H: 5 LOB: 2 BB: 2 P: 46	1B: 8 2B: 4 3B: 0 HR: 0	SF: 0 SAC: 3 DP: 1 HBP: 1	WP: 2 PB: 0 SB: 1 CS: 3	PA: 48			
PITCHER	IP	WLS	BF	H	R	ER	SO	BB	IBB	HBP	BLK	WP	HR	S	P	ERA	WHIP								
Andy Ashby, R ERA: 6.75 (1, 1)	5.2	L	29	5	5	5	5	8	0	1	0	1	0	55	103	7.94	2.294								
Doug Bochtler, R ERA: 3.38 (6, 1)	1.1		6	2	1	1	1	1	0	0	0	0	0	11	22	6.75	2.250								
Brian Williams, R ERA: 13.5 (8, 1)	1.2		10	3	5	5	1	1	1	0	0	1	0	26	43	27.00	2.400								
Trevor Hoffman, R ERA: 8.1 (9, 1)	0.1		3	2	0	0	0	0	0	0	0	0	0	10	14	0.00	6.000								

San Francisco Giants @ San Diego Padres
 Jack Murphy Stadium, San Diego, CA
 Sun May 07 1995, 6:33 AM EDT
 Att. 12,905 - Cloudy - 63 F

AB	33
R	11
H	12
RBI	10
BB	11
SO	7
LOB	25



Batter	1	2	3	4	5	6	7	8	9	AB R H RBI BB SO LOB
Bip Roberts, S OBP: 0.408, SLG: 0.364 (1, 7) C X	0-1 G4-3 ①		0-1 BB BB FC6-4 1B	1-2 F7 ②			0-0 F7 ①		2-3 K ②	5 1 1 0 0 1 2
Steve Finley, L OBP: 0.377, SLG: 0.288 (1, 8) C X	0-1 HBP 2B 1B		4-0 FC6-4 BB 1-2 1B BB	2-1 G3 ③			1-0 G4-3 ②		1-0 P2 ③	4 2 1 0 1 0 2
Tony Gwynn, L OBP: 0.500, SLG: 0.553 (1, 9) B X	1-0 F7 ②		4-0 FC6-4 1-2 2-3 BB				1-1 G4-3 ①			3 0 1 1 1 0 1
Eddie Williams, R OBP: 0.379, SLG: 0.520 (1, 3) F H	1-1 2B 1-2 HBP		0-2 FC6-4 1B 1-2f 2-3 3-H				0-0 G1-2-3 ②			3 0 0 1 0 0 3
Ken Caminiti, S OBP: 0.407, SLG: 0.580 (1, 5) S B B X	2-2 1-3 2-H 2B		0-0 P2 ②				2-3 K2-3 ③			4 0 2 1 0 1 2
Andujar Cedeno, R OBP: 0.367, SLG: 0.435 (1, 6) C B B F T	2-2 K ③		0-2 1-2 3-H 1B				3-1 P4 ①			4 0 1 1 0 1 3
Jody Reed, R OBP: 0.407, SLG: 0.318 (1, 4) Trevor Hoffman, R (9, 1)		2-2 G6-3 ①	1-0 G4-3 ③				0-1 F8 ②			4 0 0 0 0 1 3 0 0 0 0 0 0 0
Brian Johnson, R OBP: 0.200, SLG: 0.200 (1, 2) Melvin Nieves, S OBP: 0.279, SLG: 0.378 (8, PH) Brad Ausmus, R OBP: 0.333, SLG: 0.394 (9, 2)		1-0 F9 ②		0-1 SH3-4 1B			0-0 P4 ③			3 0 1 0 0 0 0 1 0 0 0 0 0 1 0 0 0 0 0 0 0
Andy Ashby, R OBP: 0.250, SLG: 0.250 (1, 1) Doug Bochtler, R (6, 1) Roberto Petagine, L OBP: 0.692, SLG: 0.800 (7, PH) Brian Williams, R (8, 1) Scott Livingstone, L OBP: 0.250, SLG: 0.250 (9, 4)		0-1 G1-3 ③		0-1 SH3-4 ①			0-0 G4-3 1B 2B			1 0 0 0 0 0 0 0 0 0 0 0 0 0 1 1 1 0 0 0 0 0 0 0 0 0 0 0 1 0 0 0 0 0 0

Inning Stats	R: 1 E: 0 K: 1 S: 12	H: 2 LOB: 2 BB: 0 P: 18	R: 0 E: 0 K: 0 S: 6	H: 0 LOB: 0 BB: 0 P: 9	R: 2 E: 0 K: 0 S: 10	H: 2 LOB: 2 BB: 2 P: 19	R: 0 E: 0 K: 0 S: 9	H: 1 LOB: 1 BB: 0 P: 12	R: 0 E: 0 K: 1 S: 6	H: 0 LOB: 0 BB: 0 P: 9	R: 0 E: 0 K: 0 S: 5	H: 0 LOB: 0 BB: 0 P: 8	R: 1 E: 0 K: 0 S: 6	H: 2 LOB: 1 BB: 0 P: 9	R: 0 E: 0 K: 1 S: 8	H: 1 LOB: 1 BB: 0 P: 13	R: 0 E: 0 K: 1 S: 7	H: 0 LOB: 0 BB: 0 P: 10	1B: 5 2B: 3 3B: 0 HR: 0	SF: 0 SAC: 1 DP: 0 HBP: 1
--------------	-------------------------------	----------------------------------	------------------------------	---------------------------------	-------------------------------	----------------------------------	------------------------------	----------------------------------	------------------------------	---------------------------------	------------------------------	---------------------------------	------------------------------	---------------------------------	------------------------------	----------------------------------	------------------------------	----------------------------------	----------------------------------	------------------------------------

PITCHER	IP	WLS	BF	H	R	ER	SO	BB	IBB	HBP	BLK	WP	HR	S	P	ERA	WHIP
Mark Portugal, R ERA: 3.15 (1, 1)	7.0	W	31	7	4	4	2	2	0	1	0	0	0	54	84	5.14	1.286
Dave Burba, R ERA: 5.4 (8, 1)	0.2		3	1	0	0	1	0	0	0	0	0	0	6	10	0.00	1.500
Rod Beck, R ERA: 6.0 (8, 1)	1.1	S	4	0	0	0	1	0	0	0	0	0	0	9	13	0.00	0.000

BOTTOM

San Francisco Giants @ San Diego Padres
Jack Murphy Stadium, San Diego, CA

livebaseballscores.com

AB	34
R	4
H	8
RBI	4
BB	2
SO	4
LOB	17



WP: 0	PA: 38
PB: 0	
SB: 0	
CS: 0	
ERA	WHIP

Sun May 07 1995, 6:33 AM EDT
Att: 12,905 - Cloudy - 63 F

Batter	1	2	3	4	5	6	7	8	9	AB R H RBI BB SO LOB	TOP																
Delino DeShields, L (1, 4) OBP: 0.311, SLG: 0.333	1-2 F8			3-2 P5		0-0 G3		2-2 G3-1		4 0 0 0 0 0 0	Los Angeles Dodgers @ San Diego Padres Jack Murphy Stadium, San Diego, CA Mon May 08 1995, 10:05 PM EDT Att: 9,215 - Unknown - 65 F livebaseballscorecards.com																
Jose Offerman, S (1, 6) OBP: 0.534, SLG: 0.500	3-2 F7			1-2 FC4 1B		4-0 1B 1B BB		1-0 F7		3 0 1 0 1 0 0																	
Raul Mondesi, R (1, 8) OBP: 0.458, SLG: 0.725	1-0 F9			0-3 K		0-2 1B 1-H		4-2 FC1-4 BB		3 0 1 0 1 1 1																	
Mike Piazza, R (1, 2) OBP: 0.541, SLG: 0.889		0-1 FC4 1B		0-0 FC4 1-2f		2-1 1B 1B 2B		1-0 FC1-4 1-2f		4 1 2 0 0 0 2																	
Eric Karros, R (1, 3) OBP: 0.526, SLG: 0.692		1-2 G6-4-3 1-2f			0-0 G4-3		0-0 1B 2-3 1B		1-1 G4-3 1B	4 0 2 0 0 0 1																	
Henry Rodriguez, L (1, 9) OBP: 0.396, SLG: 0.479		1-1 G4-3			3-2 HR		1-1 1B 1-2 3-H 1B		2-2 F8	4 1 2 2 0 0 1																	
Chris Gwynn, L (1, 7) OBP: 0.250, SLG: 0.375			3-1 G4-3		2-1 G4-3		0-3 K		2-2 G4-3 1-2	4 0 0 0 0 1 3																	
Dave Hansen, L (1, 5) OBP: 0.258, SLG: 0.185			3-3 K		1-0 G4-3		1-0 F8		2-3 K	4 0 0 0 0 2 3																	
Pedro Astacio, R (1, 1) Jeff Treadway, L (7, PH) Antonio Osuna, R (7, 1) Omar Daal, L (7, 1) Greg Hansell, R (7, 1)			0-0 G3-1		0-3 K		3-2 F9			2 0 0 0 0 1 0 1 0 0 0 0 0 2 0 0 0 0 0 0 0 0 0 0 0 0 0 0 0 0 0 0 0 0 0																	
Inning Stats	R: 0 E: 0 K: 0 S: 8	H: 0 LOB: 0 BB: 0 P: 13	R: 0 E: 0 K: 0 S: 7	H: 1 LOB: 0 BB: 0 P: 9	R: 0 E: 0 K: 1 S: 7	H: 0 LOB: 0 BB: 0 P: 13	R: 0 E: 0 K: 1 S: 13	H: 1 LOB: 1 BB: 0 P: 17	R: 1 E: 0 K: 0 S: 7	H: 1 LOB: 0 BB: 0 P: 13	R: 0 E: 0 K: 1 S: 7	H: 1 LOB: 2 BB: 1 P: 11	R: 1 E: 0 K: 1 S: 13	H: 3 LOB: 2 BB: 0 P: 20	R: 0 E: 0 K: 0 S: 7	H: 0 LOB: 1 BB: 1 P: 15	R: 0 E: 0 K: 1 S: 11	H: 1 LOB: 1 BB: 0 P: 18	1B: 6 2B: 1 3B: 0 HR: 1	SF: 0 SAC: 0 DP: 1 HBP: 0	WP: 0 PB: 0 SB: 0 CS: 0	PA: 35					
PITCHER	IP WLS BF H R ER SO BB IBB HBP BLK WP HR S P ERA WHIP																										
Joey Hamilton, R (1, 1) ERA: 4.86	6.0		24	7	2	2	3	1	0	0	0	0	1	54	84	3.00	1.333										
Dustin Hermanson, R (7, 1) ERA:	1.0	W	3	0	0	0	1	0	0	0	0	0	0	8	12	0.00	0.000										
Andres Berumen, R (8, 1) ERA: 3.12	1.0		4	0	0	0	0	1	0	0	0	0	0	7	15	0.00	1.000										
Trevor Hoffman, R (9, 1) ERA: 6.23	1.0	S	4	1	0	0	1	0	0	0	0	0	0	11	18	0.00	1.000										



Batter	1	2	3	4	5	6	7	8	9
Bip Roberts, S OBP: 0.426, SLG: 0.375 (1, 4)	2-1 E8 1B		4-1 L5-3 BB		0-1 F7		0-0 G4-3 PB 1B	1-3 K	
Steve Finley, L OBP: 0.400, SLG: 0.309 (1, 8)	1-0 FC4-6 1B		1-0 L5-3		2-1 FC6-4 1B		4-1 G4-3 1B BB		
Tony Gwynn, L OBP: 0.466, SLG: 0.510 (1, 9)	2-2 F7			2-2 E6 2B SF8	0-0 FC6-4		1-0 G4-3		
Eddie Williams, R OBP: 0.424, SLG: 0.586 (1, 3)	1-3 K			0-1 SF8 1-3 WP 2B		1-2 1B	0-0 1B		
Andres Berumen, R (8, 1)									
Trevor Hoffman, R (9, 1)									
Ken Caminiti, S OBP: 0.379, SLG: 0.547 (1, 5)	1-1 FC4-6 1-2f			0-1 SF8		1-3 K	0-0 G3-4		
Melvin Nieves, S OBP: 0.277, SLG: 0.350 (1, 7)		3-1 G4-3		3-3 K		2-2 F9		4-2 FC5-4 BB	
Andujar Cedeno, R OBP: 0.340, SLG: 0.400 (1, 6)		1-0 P4		3-2 F8		0-1 G1-3		0-0 FC5-4 BB 1-2f	
Brad Ausmus, R OBP: 0.325, SLG: 0.378 (1, 2)		1-2 P4		0-0 F8			0-0 1B SH1-4 PB 1B	1-0 F9	
Joey Hamilton, R (1, 1)			0-3 K		0-3 K		2-1 SH1-4	4-2 BB	
Dustin Hermanson, R (7, 1)									
Ray Holbert, R OBP: 0.333, SLG: 0.333 (7, PH)									
Roberto Petagine, L OBP: 0.704, SLG: 0.800 (8, 3)									

Inning Stats	R: 0 E: 1 K: 12 S: 19	H: 2 LOB: 2 BB: 0 P: 19	R: 0 E: 0 K: 0 S: 6	H: 0 LOB: 0 BB: 0 P: 11	R: 0 E: 0 K: 1 S: 5	H: 0 LOB: 0 BB: 1 P: 10	R: 2 E: 1 K: 1 S: 15	H: 1 LOB: 1 BB: 0 P: 23	R: 0 E: 0 K: 1 S: 8	H: 1 LOB: 1 BB: 0 P: 10	R: 0 E: 0 K: 1 S: 12	H: 1 LOB: 1 BB: 0 P: 16	R: 3 E: 0 K: 0 S: 8	H: 3 LOB: 1 BB: 1 P: 15	R: 0 E: 0 K: 1 S: 11	H: 0 LOB: 2 BB: 2 P: 21
--------------	--------------------------------	----------------------------------	------------------------------	----------------------------------	------------------------------	----------------------------------	-------------------------------	----------------------------------	------------------------------	----------------------------------	-------------------------------	----------------------------------	------------------------------	----------------------------------	-------------------------------	----------------------------------

PITCHER	IP	WLS	BF	H	R	ER	SO	BB	IBB	HBP	BLK	WP	HR	S	P	ERA	WHIP
Pedro Astacio, R ERA: 2.7 (1, 1)	6.0		25	5	2	1	5	1	0	0	0	1	0	58	89	1.50	1.000
Antonio Osuna, R ERA: 11.17 (7, 1)	0.1	L	3	2	2	2	0	0	0	0	0	0	0	4	6	54.00	6.000
Omar Daal, L ERA: 2.45 (7, 1)	0.1		2	0	0	0	0	1	0	0	0	0	0	2	7	0.00	3.000
Greg Hansell, R ERA: 9.82 (7, 1)	1.1		7	1	1	1	1	2	0	0	0	0	0	13	23	6.75	2.250

BOTTOM

Los Angeles Dodgers @ San Diego Padres
Jack Murphy Stadium, San Diego, CA

Mon May 08 1995, 10:05 PM EDT
Att. 9,215 - Unknown - 65 F

AB	R	H	RBI	BB	SO	LOB
4	1	2	0	1	1	2
3	1	2	0	1	0	1
4	1	0	0	0	0	5
4	1	3	2	0	1	2
0	0	0	0	0	0	0
0	0	0	0	0	0	0
3	0	0	1	0	1	4
3	0	0	0	1	1	1
4	0	0	0	0	0	3
4	1	1	0	0	0	2
2	0	0	0	0	2	0
0	0	0	0	0	0	0
0	0	0	0	0	0	0
0	0	0	0	1	0	0

AB	31
R	5
H	8
RBI	3
BB	4
SO	6
LOB	20

livebaseballscorecards.com

AB 31
R 5
H 8
RBI 3
BB 4
SO 6
LOB 20

WP: 1
PB: 1
SB: 0
CS: 0

PA: 37



Batter	1	2	3	4	5	6	7	8	9	AB R H RBI BB SO LOB	TOP
Delino DeShields, L (1, 4) <small>OBP: 0.338, SLG: 0.339</small> Garey Ingram, R (7, 4) <small>OBP: 0.417, SLG: 0.350</small>										2 0 1 1 2 0 2 1 0 0 0 0 1 2	
Jose Offerman, S (1, 6) <small>OBP: 0.525, SLG: 0.478</small> Dick Schofield, R (7, 6) <small>OBP: 0.143, SLG: 0.143</small>										2 0 0 0 1 1 3 2 0 0 0 0 1 2	
Raul Mondesi, R (1, 8) <small>OBP: 0.429, SLG: 0.673</small> Reggie Williams, S (8, 8) <small>OBP: 0.375, SLG: 0.167</small>										4 0 0 0 0 1 4 0 0 0 0 0 0 0	
Mike Piazza, R (1, 2) <small>OBP: 0.537, SLG: 0.925</small> Carlos Hernandez, R (8, 2) <small>OBP: 0.222, SLG: 0.067</small>										4 1 2 1 0 2 0 0 0 0 0 0 0 0	
Eric Karros, R (1, 3) <small>OBP: 0.508, SLG: 0.655</small>										3 0 0 0 0 0 1	
Henry Rodriguez, L (1, 9) <small>OBP: 0.368, SLG: 0.442</small>										4 0 0 0 0 2 2	
Billy Ashley, R (1, 7) <small>OBP: 0.235, SLG: 0.276</small>										3 0 1 0 1 1 0	AB 31 R 2 H 7 RBI 2 BB 6 SO 11 LOB 20
Dave Hansen, L (1, 5) <small>OBP: 0.314, SLG: 0.267</small>										3 1 2 0 1 0 2	
Tom Candiotti, R (1, 1) Eddie Pye, R (5, PH) Greg Hansell, R (5, 1) Rob Murphy, L (6, 1) <small>OBP: 1.000, SLG: 1.000</small> Antonio Osuna, R (8, 1) Mitch Webster, S (9, PH) <small>OBP: 0.111, SLG: 0.444</small>										0 0 0 0 1 0 0 1 0 0 0 0 1 0 0 0 0 0 0 0 0 1 0 1 0 0 0 0 0 0 0 0 0 0 0 1 0 0 0 0 1 2	
Inning Stats	R: 0 H: 0 E: 0 LOB: 0 K: 0 BB: 2 S: 7 P: 15	R: 0 H: 0 E: 0 LOB: 0 K: 2 BB: 0 S: 9 P: 12	R: 1 H: 2 E: 0 LOB: 2 K: 2 BB: 1 S: 11 P: 22	R: 0 H: 1 E: 0 LOB: 2 K: 1 BB: 1 S: 14 P: 24	R: 0 H: 0 E: 0 LOB: 1 K: 1 BB: 1 S: 10 P: 14	R: 0 H: 0 E: 0 LOB: 0 K: 1 BB: 0 S: 6 P: 8	R: 0 H: 1 E: 0 LOB: 1 K: 1 BB: 1 S: 10 P: 18	R: 1 H: 1 E: 0 LOB: 1 K: 1 BB: 0 S: 9 P: 11	R: 0 H: 2 E: 0 LOB: 2 K: 2 BB: 0 S: 20 P: 32	1B: 5 SF: 0 2B: 1 SAC: 0 3B: 0 DP: 2 HR: 1 HBP: 1	WP: 1 PA: 38 PB: 0 SB: 0 CS: 1
PITCHER Scott Sanders, R (1, 1) <small>ERA: 1.59</small> Bryce Florie, R (7, 1) <small>ERA: 4.5</small> Jeff Tabaka, L (9, 1) <small>ERA: 13.5</small>	IP WLS BF H R ER SO BB IBB HBP BLK WP HR S P ERA WHIP 6.0 W 24 3 1 1 7 5 0 0 0 1 0 57 95 1.50 1.333 2.0 9 2 1 1 2 1 0 1 0 0 1 19 29 4.50 1.500 1.0 5 2 0 0 2 0 0 0 0 0 0 20 32 0.00 2.000	PITCHER IP WLS BF H R ER SO BB IBB HBP BLK WP HR S P ERA WHIP									

Los Angeles Dodgers @ San Diego Padres
 Jack Murphy Stadium, San Diego, CA
 Tue May 09 1995, 10:05 PM EDT
 Att. 10,845 - Unknown - 66 F

livebaseballscorecards.com



Batter	1	2	3	4	5	6	7	8	9
Bip Roberts, S (1, 4) OBP: 0.448, SLG: 0.392 Jody Reed, R (8, 4) OBP: 0.393, SLG: 0.304	1-1 1B 1B	1-0 L6-3 1-2		0-0 BB 1B		3-2 G4-3 1B HBP		1-1 G4-6-3 1-2f	
Steve Finley, L (1, 8) OBP: 0.400, SLG: 0.305	0-0 1B G3 1B		1-3 K	4-2 BB 1B		1-0 G4-3		1-0 P5	
Tony Gwynn, L (1, 9) OBP: 0.484, SLG: 0.527 Phil Clark, R (8, 9) OBP: 0.286, SLG: 0.429	0-0 G3 1B		1-0 G6-4-3 1B	0-1 F9		1-0 HR 1B			
Eddie Williams, R (1, 3) OBP: 0.405, SLG: 0.636 Bryce Florie, R (7, 1) Jeff Tabaka, R (9, 1)	2-0 F7		1-2 G6-4-3 1-2f	0-2 F9		0-2 HR			
Ken Caminiti, S (1, 5) OBP: 0.355, SLG: 0.509	1-0 G3			1-2 G4-3	2-3 K	0-1 G6-3			
Melvin Nieves, S (1, 7) OBP: 0.275, SLG: 0.341	3-3 K			0-0 1B 1B	0-1 G4-3		1-3 K		
Andujar Cedeno, R (1, 6) OBP: 0.333, SLG: 0.389		3-2 F9		0-0 E6 1B 1B	0-2 K		0-3 K		
Brad Ausmus, R (1, 2) OBP: 0.364, SLG: 0.439		0-0 1B 2B		0-0 E6 1B 1B		2-2 G4-3 SH1-4 1B 1B	1-2 G6-3		
Scott Sanders, R (1, 1) OBP: 0.500, SLG: 0.667 Roberto Petagine, L (7, 3) OBP: 0.714, SLG: 0.800		0-2 L6-3 1B		1-1 E6 BB 1B		0-0 SH1-4		4-1 G4-6-3 BB	

Inning Stats	R: 2	H: 3	E: 0	K: 1	S: 11	LOB: 1	BB: 0	P: 18	R: 0	H: 2	E: 0	K: 0	S: 8	LOB: 1	BB: 0	P: 12	R: 0	H: 1	E: 0	K: 1	S: 7	LOB: 0	BB: 0	P: 10	R: 3	H: 4	E: 3	K: 0	S: 17	LOB: 3	BB: 1	P: 23	R: 0	H: 0	E: 0	K: 2	S: 9	LOB: 0	BB: 0	P: 11	R: 4	H: 3	E: 0	K: 0	S: 15	LOB: 0	BB: 0	P: 22	R: 0	H: 0	E: 0	K: 2	S: 10	LOB: 0	BB: 0	P: 12	R: 0	H: 0	E: 0	K: 0	S: 4	LOB: 0	BB: 1	P: 10
--------------	------	------	------	------	-------	--------	-------	-------	------	------	------	------	------	--------	-------	-------	------	------	------	------	------	--------	-------	-------	------	------	------	------	-------	--------	-------	-------	------	------	------	------	------	--------	-------	-------	------	------	------	------	-------	--------	-------	-------	------	------	------	------	-------	--------	-------	-------	------	------	------	------	------	--------	-------	-------

AB	R	H	RBI	BB	SO	LOB	
3	2	2	1	0	0	2	
1	0	0	0	0	0	1	
4	1	1	0	1	1	2	
4	1	3	3	0	0	3	
0	0	0	0	0	0	0	
4	1	1	2	0	0	6	
0	0	0	0	0	0	0	
0	0	0	0	0	0	0	
4	0	0	1	0	1	1	
4	1	1	0	0	2	1	
4	1	1	0	0	2	0	
4	2	3	1	0	0	0	
2	0	1	1	0	0	1	
0	0	0	0	1	0	0	
1B: 11	SF: 0	2B: 2	SAC: 1	3B: 0	DP: 3	HR: 1	HBP: 1

BOTTOM

Los Angeles Dodgers @ San Diego Padres
Jack Murphy Stadium, San Diego, CA

Tue May 09 1995, 10:05 PM EDT
Att: 10,845 - Unknown - 66 F

AB	34
R	9
H	13
RBI	9
BB	2
SO	6
LOB	17



WP: 0	PA: 38
PB: 0	
SB: 0	
CS: 0	

PITCHER	IP	WLS	BF	H	R	ER	SO	BB	IBB	HBP	BLK	WP	HR	S	P	ERA	WHIP
Tom Candiotti, R (1, 1) ERA: 7.41	4.0	L	22	10	5	4	2	1	0	0	0	0	0	43	63	9.00	2.750
Greg Hansell, R (5, 1) ERA: 10.8	1.1		6	1	2	2	2	0	0	1	0	0	0	17	24	13.50	0.750
Rob Murphy, L (6, 1) ERA: 12.6	1.2		7	2	2	2	2	0	0	0	0	0	1	17	21	10.80	1.200
Antonio Osuna, R (8, 1) ERA: 10.13	1.0		3	0	0	0	0	1	0	0	0	0	0	4	10	0.00	1.000

Batter	1	2	3	4	5	6	7	8	9	AB R H RBI BB SO LOB	TOP		
Delino DeShields, L OBP: 0.319, SLG: 0.317 (1, 4)	3-2 G4-3		0-0 B1		0-3 K			0-0 F7		4 0 0 0 0 1 2	Los Angeles Dodgers @ San Diego Padres Jack Murphy Stadium, San Diego, CA Wed May 10 1995, 6:33 AM EDT Att. 12,860 - Sunny - 70 F		
Garey Ingram, R OBP: 0.393, SLG: 0.375 (1, 5)	1-1 1B 2B		2-2 G5-3		0-3 K			0-3 K		4 1 1 0 0 2 1			
Raul Mondesi, R OBP: 0.418, SLG: 0.638 (1, 8)	4-2 1B 1B BB		3-3 K		0-0 P5			0-0 G6-3		3 1 0 0 1 1 0			
Mike Piazza, R OBP: 0.548, SLG: 0.927 Carlos Hernandez, R OBP: 0.190, SLG: 0.056 (1, 2) (2, 2)	0-1 1B 1B			0-0 F7		0-0 F8		0-3 K		1 0 1 1 0 0 0 3 0 0 0 0 1 0			
Eric Karros, R OBP: 0.523, SLG: 0.712 (1, 3)	0-1 G4-3 1B			0-0 G6-4-3 1B		0-3 K		0-0 HR		4 1 3 2 0 1 0			
Henry Rodriguez, L OBP: 0.344, SLG: 0.411 (1, 9)	0-0 G4-3			0-0 G6-4-3		0-3 K		0-0 F8		4 0 0 0 0 1 3			
Billy Ashley, R OBP: 0.222, SLG: 0.258 Reggie Williams, S OBP: 0.333, SLG: 0.143 Ismael Valdez, R Rudy Seanez, R Todd Worrell, R (1, 7) (6, 7) (7, 1) (7, 1) (9, 1)		3-3 K			0-0 E6 FC5-4		0-0 F8			2 0 0 0 0 1 0 1 0 0 0 0 0 0 0 0 0 0 0 0 0 0 0 0 0 0 0 0			
Dick Schofield, R OBP: 0.200, SLG: 0.111 (1, 6)		2-2 P1			0-0 FC5-4 SH1-4			4-0 WP SH5-4 BB		2 0 0 0 1 0 1			
Ramon Martinez, R OBP: 0.143, SLG: 0.286 Chris Gwynn, L OBP: 0.250, SLG: 0.375 Jose Offerman, S OBP: 0.525, SLG: 0.478 Mitch Webster, S OBP: 0.111, SLG: 0.444 (1, 1) (7, 7) (8, PH) (8, 7)		2-2 G4-3			0-0 SH1-4			0-0 SH5-4		1 0 0 0 0 0 0 0 0 0 0 0 0 0 0 0 0 0 0 0 0 0 0 0 0 0 0 0			
Inning Stats	R: 2 H: 3 E: 0 LOB: 1 K: 0 BB: 1 S: 13 P: 21	R: 0 H: 0 E: 0 LOB: 0 K: 1 BB: 0 S: 10 P: 17	R: 0 H: 0 E: 0 LOB: 0 K: 1 BB: 0 S: 9 P: 14	R: 0 H: 1 E: 0 LOB: 0 K: 0 BB: 0 S: 3 P: 3	R: 0 H: 0 E: 1 LOB: 1 K: 1 BB: 0 S: 6 P: 6	R: 0 H: 0 E: 0 LOB: 0 K: 1 BB: 0 S: 5 P: 5	R: 0 H: 0 E: 0 LOB: 0 K: 2 BB: 0 S: 7 P: 7	R: 0 H: 0 E: 0 LOB: 1 K: 1 BB: 1 S: 5 P: 9	R: 1 H: 1 E: 0 LOB: 0 K: 1 BB: 0 S: 6 P: 6	1B: 3 SF: 0 2B: 1 SAC: 2 3B: 0 DP: 2 HR: 1 HBP: 0		WP: 1 PA: 33 PB: 0 SB: 0 CS: 0	
PITCHER	IP WLS BF H R ER SO BB IBB HBP BLK WP HR S P ERA WHIP											PITCHER	IP WLS BF H R ER SO BB IBB HBP BLK WP HR S P ERA WHIP
Fernando Valenzuela, L ERA: 6.14 (1, 1)	5.0 L 19 4 2 2 3 1 0 0 0 0 0 0 41 61 3.60 1.000												
Brian Williams, R ERA: 11.74 (6, 1)	1.0 3 0 0 0 1 0 0 0 0 0 0 0 5 5 0.00 0.000												
Andres Berumen, R ERA: 2.79 (7, 1)	1.0 4 0 0 0 2 1 0 0 0 0 0 0 7 11 0.00 1.000												
Bill Krueger, L ERA: 7.36 (8, 1)	0.2 2 0 0 0 0 0 0 0 0 0 0 0 2 2 0.00 0.000												
Dustin Hermanson, R ERA: 3.86 (8, 1)	1.1 5 1 1 1 2 0 0 0 0 1 1 9 9 6.75 0.750												

AB	29
R	3
H	5
RBI	3
BB	2
SO	8
LOB	7



WP: 1	PA: 33
PB: 0	
SB: 0	
CS: 0	

BOTTOM

Los Angeles Dodgers @ San Diego Padres
Jack Murphy Stadium, San Diego, CA

livebaseballscorecards.com

AB 33
R 1
H 8
RBI 1
BB 5
SO 8
LOB 18



WP: 0 PA: 38
PB: 0
SB: 0
CS: 1

Wed May 10 1995, 6:33 AM EDT
Att. 12,860 - Sunny - 70 F

AB R H RBI BB SO LOB

5 1 2 0 0 1 1

5 0 2 0 0 0 3

1 0 0 0 3 0 1

3 0 1 1 1 1 4

4 0 0 0 0 2 5

4 0 0 0 0 2 0

4 0 0 0 0 1 0

4 0 3 0 0 0 0

2 0 0 0 0 0 3
0 0 0 0 0 0 0
1 0 0 0 0 1 1
0 0 0 0 0 0 0
0 0 0 0 0 0 0
0 0 0 0 0 0 0
0 0 0 0 0 0 0

1B: 6 SF: 0
2B: 2 SAC: 0
3B: 0 DP: 2
HR: 0 HBP: 0

WP: 0 PA: 38
PB: 0
SB: 0
CS: 1

0-3

0-3

0-0

0-0

4-0

4-0

4-0

4-0

0-3

0-3

0-3

0-3

0-0

0-0

0-0

0-0

4-0

4-0

0-0

0-0

0-0

0-0

4-0

4-0

4-0

4-0

0-3

0-3

0-0

0-0

0-3

0-3

0-0

0-0

0-3

0-3

0-0

0-0

0-0

0-0

0-0

0-0

0-0

0-0

0-3

0-3

0-0

0-0

0-3

0-3

0-0

0-0

0-3

0-3

0-0

0-0

0-0

0-0

0-0

0-0

0-0

0-0

0-0

0-0

0-0

0-0

0-3

0-3

0-0

0-0

0-3

0-3

0-0

0-0

0-0

0-0

0-0

0-0

0-0

0-0

0-0

0-0

0-0

0-0

0-0

0-0

0-0

0-0

0-0

0-0

0-0

0-0

0-0

0-0

0-0

0-0

0-0

0-0

0-0

0-0

0-0

0-0

0-0

0-0

0-0

0-0

0-0

0-0

0-0

0-0

0-0

0-0

4-0

4-0

0-0

0-0

0-0

0-0

3-3

3-3

0-0

0-0

1-1

1-1

0-0

0-0

2-2

2-2

1-1

1-1

4-2

4-2

2-3

2-3

2-0

2-0

3-3

3-3

0-0

0-0

1-1

1-1

0-0

0-0

2-2

2-2

1-1

1-1

4-2

4-2

2-3

2-3

2-0

2-0

3-3

3-3

0-0

0-0

1-1

1-1

0-0

0-0

Bip Roberts, S
OBP: 0.444, SLG: 0.411

(1, 7)

Steve Finley, L
OBP: 0.400, SLG: 0.313

(1, 8)

Tony Gwynn, L
OBP: 0.500, SLG: 0.518

(1, 9)

Eddie Williams, R
OBP: 0.415, SLG: 0.639

(1, 3)

Ken Caminiti, S
OBP: 0.333, SLG: 0.475

(1, 5)

Andujar Cedeno, R
OBP: 0.311, SLG: 0.362

(1, 6)

Jody Reed, R
OBP: 0.344, SLG: 0.259

(1, 4)

Brian Johnson, R
OBP: 0.316, SLG: 0.316

(1, 2)

Fernando Valenzuela, L
OBP: 0.289, SLG: 0.333

(1, 1)

Brian Williams, R
OBP: 0.269, SLG: 0.333

(6, 1)

Melvin Nieves, S
OBP: 0.269, SLG: 0.333

(6, PH)

Andres Berumen, R
OBP: 0.269, SLG: 0.333

(7, 1)

Bill Krueger, L
OBP: 0.269, SLG: 0.333

(8, 1)

Dustin Hermanson, R
OBP: 0.269, SLG: 0.333

(8, 1)

Roberto Petagine, L
OBP: 0.724, SLG: 0.800

(9, PH)

R: 0 H: 1
E: 1 LOB: 2
K: 1 BB: 1
S: 18 P: 29

R: 0 H: 1
E: 0 LOB: 1
K: 1 BB: 0
S: 7 P: 11

R: 0 H: 1
E: 0 LOB: 1
K: 0 BB: 1
S: 3 P: 7

R: 0 H: 1
E: 1 LOB: 2
K: 0 BB: 0
S: 5 P: 5

R: 1 H: 2
E: 0 LOB: 1
K: 1 BB: 0
S: 7 P: 7

R: 0 H: 1
E: 0 LOB: 1
K: 2 BB: 0
S: 8 P: 8

R: 0 H: 1
E: 0 LOB: 2
K: 1 BB: 2
S: 5 P: 13

R: 0 H: 0
E: 0 LOB: 0
K: 1 BB: 0
S: 5 P: 5

R: 0 H: 0
E: 0 LOB: 0
K: 1 BB: 1
S: 4 P: 8

1B: 6 SF: 0
2B: 2 SAC: 0
3B: 0 DP: 2
HR: 0 HBP: 0

WP: 0 PA: 38
PB: 0
SB: 0
CS: 1

PITCHER

Ramon Martinez, R
ERA: 2.52

Ismael Valdez, R
ERA: 4.26

Rudy Seanez, R
ERA: 2.57

Todd Worrell, R
ERA:

PITCHER

IP WLS BF H R ER SO BB IBB HBP BLK WP HR S P ERA WHIP

6.0 2 27 7 1 0 5 2 0 0 0 0 0 2 10 0.00 4.500

1.1 5 0 0 0 2 1 0 0 0 0 0 0 8 12 0.00 0.750

1.0 S 2 0 0 0 1 0 0 0 0 0 0 0 4 4 0.00 0.000

Batter	1	2	3	4	5	6	7	8	9	AB R H RBI BB SO LOB	TOP											
Bip Roberts, S (1, 4) OBP: 0.441, SLG: 0.426	0-0 G1-3 2B		2-1 S 1B	2-1 L9			1-3 K		1-1 G4-3	5 1 2 0 0 1 2												
Steve Finley, L (1, 8) OBP: 0.392, SLG: 0.309	0-0 B1		2-2 S 1B		3-0 L8			2-3 K		4 1 1 1 0 1 1												
Tony Gwynn, L (1, 9) OBP: 0.471, SLG: 0.483 Willie Blair, R (8, 1)	3-2 G1-3 2-3		1-2 G4-3		0-1 F8			1-0 G6-3		4 0 0 0 0 0 2 0 0 0 0 0 0 0												
Eddie Williams, R (1, 3) OBP: 0.400, SLG: 0.600	2-1 G4-3		1-1 1B		0-0 F8			2-2 F8		4 0 1 1 0 0 1												
Ken Caminiti, S (1, 5) OBP: 0.343, SLG: 0.523		2-1 G4-3	0-0 1B		3-1 G4-3			0-0 HR		4 1 2 1 0 0 0												
Melvin Nieves, S (1, 7) OBP: 0.286, SLG: 0.333		2-3 K	0-0 G4-3		4-0 BB			2-0 2B		3 1 1 0 1 1 2												
Andujar Cedeno, R (1, 6) OBP: 0.313, SLG: 0.377 Jeff Tabaka, R (6, 1) Phil Clark, R (8, 9) Brian Johnson, R (9, PH) OBP: 0.300, SLG: 0.300		3-2 2B		0-1 P4		0-0 G6-4-3		0-0 L9		3 0 1 0 0 0 1 0 0 0 0 0 0 0 1 0 0 0 0 0 1												
Brad Ausmus, R (1, 2) OBP: 0.362, SLG: 0.455 Scott Livingstone, L (9, PH) OBP: 0.231, SLG: 0.231		1-2 G5-3		3-2 2B		0-1 G6-3		0-3 K		3 0 1 0 0 0 1 1 0 0 0 0 1 1												
Andy Benes, R (1, 1) OBP: 0.167, SLG: 0.167 Doug Bochtler, R (5, 1) Ray Holbert, R (6, 6) Roberto Petagine, L (9, PH) OBP: 0.286, SLG: 0.286 OBP: 0.733, SLG: 0.875			1-1 F8		3-2 F9		1-0 F8		0-0 2B	2 0 0 0 0 0 1 0 0 0 0 0 0 0 1 0 0 0 0 0 0 1 0 1 1 0 0 0												
Inning Stats	R: 0 E: 0 K: 0 S: 8	H: 1 LOB: 1 BB: 0 P: 13	R: 0 E: 0 K: 1 S: 13	H: 1 LOB: 1 BB: 0 P: 21	R: 2 E: 0 K: 0 S: 14	H: 4 LOB: 2 BB: 0 P: 21	R: 0 E: 0 K: 0 S: 13	H: 1 LOB: 1 BB: 0 P: 21	R: 0 E: 0 K: 0 S: 4	H: 0 LOB: 0 BB: 0 P: 7	R: 0 E: 0 K: 0 S: 3	H: 0 LOB: 0 BB: 1 P: 10	R: 0 E: 0 K: 1 S: 6	H: 0 LOB: 0 BB: 0 P: 8	R: 0 E: 0 K: 1 S: 8	H: 0 LOB: 0 BB: 0 P: 13	R: 2 E: 0 K: 1 S: 9	H: 3 LOB: 1 BB: 0 P: 12	1B: 5 2B: 4 3B: 0 HR: 1	SF: 0 SAC: 0 DP: 1 HBP: 0	WP: 0 PB: 0 SB: 2 CS: 0	PA: 37
PITCHER	IP WLS BF H R ER SO BB IBB HBP BLK WP HR S P ERA WHIP																					
Jaime Navarro, R (1, 1) ERA: 3.0	7.0 W 28 7 2 2 2 1 0 0 0 0 0 0 61 101 2.57 1.143																					
Bryan Hickerson, L (8, 1) ERA: 3.38	1.0 5 2 2 2 1 0 0 0 0 0 0 1 10 17 18.00 2.000																					
Mike Walker, R (9, 1) ERA: 2.25	1.0 4 1 0 0 0 1 0 0 0 0 0 0 7 8 0.00 1.000																					

San Diego Padres @ Chicago Cubs
 Wrigley Field, Chicago, IL
 Fri May 12 1995, 3:33 AM CDT
 Att. 23,384 - Sunny - 70 F

livebaseballscorecards.com

AB 36
R 4
H 10
RBI 4
BB 1
SO 4
LOB 13



Batter	1	2	3	4	5	6	7	8	9
Brian McRae, S OBP: 0.277, SLG: 0.361 (1, 8)	0-1 1B 1B		2-2 P4	1-1 G4-3		2-3 K		1-3 K	
Rey Sanchez, R OBP: 0.322, SLG: 0.397 (1, 4)	2-2 1B 1-2 CS 1B		1-0 2B 1B	0-0 F8		1-0 1B 2B		1-3 K	
Sammy Sosa, R OBP: 0.328, SLG: 0.491 (1, 9)	1-2 CS 1B 1-3 2-H		0-0 BB SF7 2B 1-H		4-1 2B 1B BB	0-1 BB 1B 2-H		1-3 K	
Mark Grace, L OBP: 0.367, SLG: 0.434 (1, 3)	1-2 SAFE BB BB BB		4-0 FC5 BB E BB		1-1 1B 2B	4-2 SAFE BB			
Rick Wilkins, L OBP: 0.451, SLG: 0.306 (1, 2)	0-0 G4-6-3 1-2f		4-2 E BB		4-1 1B BB	0-3 K			
Shawon Dunston, R OBP: 0.261, SLG: 0.400 (1, 6)		1-2 G5-3 1B	1-1 SF7		0-3 K		1-0 G4-3 2B		
Steve Buechele, R OBP: 0.419, SLG: 0.474 (1, 5)		2-3 SAFE SAFE	1-1 FC5		2-2 G4-6-3 1B		0-0 G6-3		
Scott Bullett, L OBP: 0.154, SLG: 0.269 Ozzie Timmons, R OBP: 0.286, SLG: 0.167 (7, PH) (8, 7)		1-1 SAFE	1-0 G3		0-1 G4-6-3		1-1 G4-3		
Jaime Navarro, R OBP: 0.111, SLG: 0.222 Kevin Roberson, S OBP: 0.500, SLG: 0.800 Bryan Hickerson, L OBP: 1.000, SLG: 1.000 Mike Walker, R		1-3 K		0-2 G6-3		1-2 G5-3		2-3 K	

AB	R	H	RBI	BB	SO	LOB
5	1	1	0	0	2	0
5	2	3	0	0	1	0
4	2	3	3	1	1	0
1	2	1	0	3	0	0
2	1	0	0	2	1	4
3	0	2	1	0	1	3
4	0	1	2	0	1	2
3	0	0	0	0	0	4
1	0	0	0	0	0	1
3	0	0	0	0	1	1
1	0	0	0	0	1	1
0	0	0	0	0	0	0
0	0	0	0	0	0	0

AB	R	H	RBI	BB	SO	LOB
32	8	11	6	6	9	16


Inning	R	H	E	K	S	P	IP	WLS	BF	H	R	ER	SO	BB	IBB	HBP	BLK	WP	HR	S	P	ERA	WHIP
1	1	3	0	9	16		4.0	L	23	7	7	5	2	5	0	0	0	0	0	45	81	11.25	3.000
2	0	1	0	13	18		1.2		7	3	1	1	2	0	0	0	0	0	0	18	24	5.40	1.800
3	0	1	0	13	18		1.1		6	1	0	0	2	1	0	0	0	0	0	15	23	0.00	1.500
4	0	1	0	13	18		1.0		3	0	0	0	3	0	0	0	0	0	10	13	0.00	0.000	

San Diego Padres @ Chicago Cubs
Wrigley Field, Chicago, IL

Fri May 12 1995, 3:33 AM CDT
Att. 23,384 - Sunny - 70 F

livebaseballscorecards.com

WP: 0	PA: 39
PB: 0	
SB: 0	
CS: 2	



Batter	1	2	3	4	5	6	7	8	9	AB R H RBI BB SO LOB	TOP											
Bip Roberts, S (1, 4) OBP: 0.431, SLG: 0.415	0-1 F8			0-0 G5-3 1B		0-0 L9			1-1 G5-3	4 0 1 0 0 0 0	San Diego Padres @ Chicago Cubs Wrigley Field, Chicago, IL Sat May 13 1995, 3:33 AM CDT Att. 23,863 - Overcast - 58 F											
Steve Finley, L (1, 8) OBP: 0.373, SLG: 0.292	1-2 F8			0-1 F8		2-1 G3			0-0 E6 1B	4 0 0 0 0 0 1												
Tony Gwynn, L (1, 9) OBP: 0.473, SLG: 0.484	3-2 G6-3			2-1 G5-3 1B		0-0 G4-3			0-1 G1-4-3 1B	4 0 2 0 0 0 0												
Eddie Williams, R (1, 3) OBP: 0.367, SLG: 0.545		2-2 G6-3		0-1 G5-3		0-1 G1-3			2-1 G1-4-3 1B	4 0 0 0 0 0 4												
Ken Caminiti, S (1, 5) OBP: 0.342, SLG: 0.507		1-2 L4		4-2 BB		3-2 G4-3				2 0 0 0 1 0 0												
Bryce Florie, R (7, 1)										0 0 0 0 0 0 0												
Trevor Hoffman, R (8, 1)										0 0 0 0 0 0 0												
Roberto Petagine, L (1, 7) OBP: 0.667, SLG: 0.737		3-3 K		0-3 K		2-2 G3-1				3 0 0 0 0 2 3												
Andujar Cedeno, R (1, 6) OBP: 0.299, SLG: 0.359			3-2 P3		0-2 G5-3				1-1 F7	3 0 0 0 0 0 0												
Brad Ausmus, R (1, 2) OBP: 0.340, SLG: 0.426			1-2 G6-3		2-0 L8				2-2 F8	3 0 0 0 0 0 0												
Andy Ashby, R (1, 1) OBP: 0.200, SLG: 0.200			1-3 K		2-2 G6-3				0-2 G4-3	1 0 0 0 0 1 0												
Ray Holbert, R (5, PH) OBP: 0.250, SLG: 0.250										1 0 0 0 0 0 0												
Brian Williams, R (5, 1)										0 0 0 0 0 0 0												
Bill Krueger, L (7, 1)										0 0 0 0 0 0 0												
Scott Livingstone, L (7, 5) OBP: 0.214, SLG: 0.214										1 0 0 0 0 0 0												
Inning Stats	R: 0 E: 0 K: 0 S: 9	H: 0 LOB: 0 BB: 0 P: 13	R: 0 E: 0 K: 1 S: 9	H: 0 LOB: 0 BB: 0 P: 15	R: 0 E: 0 K: 1 S: 14	H: 0 LOB: 0 BB: 0 P: 19	R: 0 E: 0 K: 1 S: 12	H: 2 LOB: 3 BB: 1 P: 18	R: 0 E: 0 K: 0 S: 7	H: 0 LOB: 0 BB: 0 P: 11	R: 0 E: 0 K: 0 S: 4	H: 0 LOB: 0 BB: 0 P: 6	R: 0 E: 0 K: 0 S: 10	H: 0 LOB: 0 BB: 0 P: 15	R: 0 E: 0 K: 0 S: 8	H: 0 LOB: 0 BB: 0 P: 11	R: 0 E: 1 K: 0 S: 7	H: 1 LOB: 1 BB: 0 P: 10	1B: 3 2B: 0 3B: 0 HR: 0	SF: 0 SAC: 0 DP: 1 HBP: 0	WP: 0 PB: 0 SB: 0 CS: 0	PA: 31
PITCHER	IP WLS BF H R ER SO BB IBB HBP BLK WP HR S P ERA WHIP																					
Frank Castillo, R (1, 1) ERA: 2.41	8.1 W 30 3 0 0 3 1 0 0 0 0 0 0 78 114 0.00 0.480																					
Mike Perez, R (9, 1) ERA: 1.08	0.2 1 0 0 0 0 0 0 0 0 0 0 0 2 4 0.00 0.000																					

AB	30
R	0
H	3
RBI	0
BB	1
SO	3
LOB	8



Batter	1	2	3	4	5	6	7	8	9
Brian McRae, S OBP: 0.300, SLG: 0.394 (1, 8)	2-2 K		0-0 1B 2B	0-1 2-H 1B			1-1 E BB FC4-6 1B	0-1 L8	
Rey Sanchez, R OBP: 0.328, SLG: 0.403 (1, 4)	1-0 E6 CS BB		2-3 K	1-0 SAFE G1-3			4-1 FC4-6 E 1-2 FC6-4 BB	0-0 2B	
Sammy Sosa, R OBP: 0.318, SLG: 0.459 (1, 9)	4-2 1-2 BB		1-0 P3			1-2 G3-1	0-1 E5 FC4-6 1-2 2-3	0-1 G5-3	
Mark Grace, L OBP: 0.375, SLG: 0.446 (1, 3)	3-3 K		4-0 1B BB			2-1 2B	0-2 FC4-6 FC6-4 WP 1-2f 2-3 3-H		
Rick Wilkins, L OBP: 0.473, SLG: 0.333 (1, 2)		0-1 HR 1B	3-2 1-2 2-3 1B			1-3 K	4-2 FC6-4 1-2 BB		
Shawon Dunston, R OBP: 0.265, SLG: 0.458 (1, 6)		1-2 HR	1-3 K			1-0 G6-3	1-2 FC6-4 BB		
José Hernández, R OBP: 0.529, SLG: 0.800 (7, 6)							1-2f 2-3 3-H		
Steve Buechele, R OBP: 0.426, SLG: 0.450 (1, 5)		2-2 F9				0-3 K	4-1 BB 1-2 BB		
Howard Johnson, S OBP: 0.316, SLG: 0.133 (1, 7)		1-3 K				2-3 K	3-3 K		
Karl Rhodes, L OBP: 0.077, SLG: 0.083 (9, 7)									
Frank Castillo, R OBP: 0.077, SLG: 0.083 (1, 1)		2-2 G4-3				2-3 K			
Mike Perez, R OBP: 0.077, SLG: 0.083 (9, 1)						2-2 SH3-4 1-2		1-3 K	

AB	R	H	RBI	BB	SO	LOB
5	1	3	1	0	1	0
4	1	1	0	1	1	2
4	0	0	0	1	0	4
3	0	1	1	1	1	4
3	1	2	0	1	1	1
3	1	1	2	0	1	4
1	0	0	1	0	0	2
2	1	0	0	2	1	0
4	0	0	0	0	4	4
0	0	0	0	0	0	0
3	0	0	0	0	2	0
0	0	0	0	0	0	0

AB	R	H	RBI	BB	SO	LOB
32	5	8	5	6	12	21

Inning Stats	R	H	E	K	S	R	H	E	K	S	R	H	E	K	S	R	H	E	K	S	R	H	E	K	S
R: 0 E: 1 K: 2 S: 12	H: 0 LOB: 2 BB: 1 P: 22	R: 2 E: 0 K: 1 S: 14	H: 2 LOB: 0 BB: 0 P: 20	R: 0 E: 0 K: 2 S: 12	H: 2 LOB: 3 BB: 1 P: 23	R: 1 E: 0 K: 1 S: 10	H: 1 LOB: 1 BB: 1 P: 19	R: 0 E: 0 K: 1 S: 10	H: 1 LOB: 0 BB: 0 P: 15	R: 0 E: 0 K: 3 S: 9	H: 0 LOB: 0 BB: 0 P: 12	R: 2 E: 1 K: 1 S: 18	H: 1 LOB: 3 BB: 3 P: 35	R: 0 E: 0 K: 1 S: 9	H: 1 LOB: 1 BB: 0 P: 10										

WP	HR	S	P	ERA	WHIP
1	1	1	1	6.75	2.000

PITCHER	IP	WLS	BF	H	R	ER	SO	BB	IBB	HBP	BLK	WP	HR	S	P	ERA	WHIP
Andy Ashby, R ERA: 6.75 (1, 1)	4.0	L	20	5	3	3	6	3	0	0	0	0	1	48	84	6.75	2.000
Brian Williams, R ERA: 10.24 (5, 1)	2.0		10	2	2	1	4	1	0	0	0	0	0	24	37	4.50	1.500
Bill Krueger, L ERA: 7.04 (7, 1)	0.1		2	0	0	0	0	1	0	0	0	1	0	6	10	0.00	3.000
Bryce Florie, R ERA: 4.15 (7, 1)	0.2		3	0	0	0	1	1	0	0	0	0	0	7	15	0.00	1.500
Trevor Hoffman, R ERA: 5.06 (8, 1)	1.0		4	1	0	0	1	0	0	0	0	0	0	9	10	0.00	1.000

San Diego Padres @ Chicago Cubs
Wrigley Field, Chicago, IL
Sat May 13 1995, 3:33 AM CDT
Att. 23,863 - Overcast - 58 F

livebaseballscorecards.com



Batter	1	2	3	4	5	6	7	8	9	AB	R	H	RBI	BB	SO	LOB
Brian McRae, S OBP: 0.320, SLG: 0.414 (1, 8)	0-0 1B G5-3 1B		4-1 1B S BB	1-0 F9		1-0 2B 2-H		2-0 B1		4	2	2	1	1	0	0
Rey Sanchez, R OBP: 0.319, SLG: 0.388 (1, 4)	3-1 G5-3 G5-3 1B		1-2 F7		0-0 F7	0-0 G6-3		3-2 G5-3		5	0	1	0	0	0	2
Sammy Sosa, R OBP: 0.338, SLG: 0.561 (1, 9)	3-2 G5-3		2-1 2B FC5-2 1B		0-1 HR		0-3 K		3-2 HR	5	2	3	4	0	1	1
Mark Grace, L OBP: 0.391, SLG: 0.475 (1, 3)	3-1 G5-3		1-0 1B 2B		2-0 G3-1		0-0 BB BB 1B		3-2 1B F7 1B	5	1	3	0	0	0	1
Rick Wilkins, L OBP: 0.450, SLG: 0.302 (1, 2)	3-3 K		0-0 FC5-2 1B		1-1 G4-3		4-1 BB BB		1-2 F7	4	0	0	0	1	1	4
Shawon Dunston, R OBP: 0.315, SLG: 0.538 (1, 6)		4-0 F8 BB	0-2 1B		0-1 HR	2-0 P4		0-0 G5-4-3 1B		4	1	3	2	1	0	2
Steve Buechele, R OBP: 0.404, SLG: 0.409 (1, 5)		1-2 F8	0-1 P4		0-3 K	4-2 BB		0-0 G5-4-3		4	0	0	0	1	1	5
Scott Bullett, L OBP: 0.167, SLG: 0.267 (1, 7)		1-2 P4		2-3 K		2-1 SH3-4 2B 1B		0-2 K		4	1	1	0	0	2	4
Mike Perez, R (8, 1)										0	0	0	0	0	0	0
Randy Myers, L (8, 1)										0	0	0	0	0	0	0
Mike Walker, R (9, 1)										0	0	0	0	0	0	0
Larry Casian, R (9, 1)										0	0	0	0	0	0	0
Jim Bullinger, R OBP: 0.273, SLG: 0.143 (1, 1)		0-3 K		0-0 F8		0-0 SH3-4		2-0 G4-3		2	0	0	0	0	1	1
Bryan Hickerson, L OBP: 1.000, SLG: 1.000 (7, 1)										0	0	0	0	0	0	0
Karl Rhodes, L OBP: 0.071, SLG: 0.077 (8, 7)										1	0	0	0	0	0	0


Inning Stats	R: 1	H: 2	E: 0	K: 1	S: 15	H: 2	LOB: 1	BB: 0	P: 27	R: 0	H: 0	E: 0	K: 1	S: 13	R: 0	H: 3	E: 0	K: 0	S: 13	R: 0	H: 0	E: 0	K: 1	S: 5	R: 1	H: 1	E: 0	K: 0	S: 6	R: 2	H: 3	E: 0	K: 1	S: 10	R: 0	H: 1	E: 0	K: 2	S: 11	R: 0	H: 0	E: 0	K: 0	S: 5	R: 1	H: 3	E: 0	K: 0	S: 11	1B: 8	SF: 0	2B: 2	SAC: 1	3B: 0	DP: 1	HR: 3	HBP: 0	WP: 0	PA: 43
--------------	------	------	------	------	-------	------	--------	-------	-------	------	------	------	------	-------	------	------	------	------	-------	------	------	------	------	------	------	------	------	------	------	------	------	------	------	-------	------	------	------	------	-------	------	------	------	------	------	------	------	------	------	-------	-------	-------	-------	--------	-------	-------	-------	--------	-------	--------

PITCHER	IP	WLS	BF	H	R	ER	SO	BB	IBB	HBP	BLK	WP	HR	S	P	ERA	WHIP
Joey Hamilton, R ERA: 5.82 (1, 1)	5.0		24	7	5	5	3	2	0	0	0	0	2	54	86	9.00	1.800
Willie Blair, R ERA: 9.72 (6, 1)	1.0		5	2	1	1	1	0	0	0	0	0	0	8	11	9.00	2.000
Dustin Hermanson, R ERA: 2.7 (7, 1)	1.0	W	6	1	0	0	2	2	0	0	0	0	0	11	21	0.00	3.000
Andres Berumen, R ERA: 2.53 (8, 1)	1.0		3	0	0	0	0	0	0	0	0	0	0	5	12	0.00	0.000
Trevor Hoffman, R ERA: 5.68 (9, 1)	1.0	S	5	3	1	1	0	0	0	0	0	0	1	11	18	9.00	3.000

BOTTOM

San Diego Padres @ Chicago Cubs
Wrigley Field, Chicago, IL
Sun May 14 1995, 3:33 AM CDT
Att: 22,846 - Cloudy - 63 F

AB	38
R	7
H	13
RBI	7
BB	4
SO	6
LOB	20



Batter	1	2	3	4	5	6	7	8	9	AB R H RBI BB SO LOB	TOP														
Bernard Gilkey, R (1, 7) OBP: 0.386, SLG: 0.470	0-1 L4			0-0 HR	1-3 K		1-0 BB 1B		1-1 G6-3	5 1 2 1 0 1 1															
Ozzie Smith, S (1, 6) OBP: 0.313, SLG: 0.283	1-0 F7			0-1 F7	3-1 1B		4-0 G4-6-3 BB			3 0 1 1 1 0 0															
Ray Lankford, L (1, 8) OBP: 0.310, SLG: 0.462	0-1 F7			1-0 HR 1B	1-3 K		0-0 G4-6-3 1-2f			4 1 1 0 0 1 4															
Todd Zeile, R (1, 3) OBP: 0.480, SLG: 0.850		2-3 K		2-0 1-H HR		4-1 BB		2-1 G5-3		3 1 1 2 1 1 0															
Brian Jordan, R (1, 9) OBP: 0.294, SLG: 0.508		0-1 G6-3		2-3 K		2-2 F8		2-0 P6		4 0 0 0 0 1 1															
Scott Cooper, L (1, 5) OBP: 0.447, SLG: 0.414		3-2 F7		3-2 F7		0-3 K		0-0 1B		4 0 1 0 0 1 1															
Tom Pagnozzi, R (1, 2) OBP: 0.291, SLG: 0.333			0-0 F7		1-0 WP 2B 1B	1-0 G5-3		1-2 F9		4 1 1 0 0 0 2															
Tripp Cromer, R (1, 4) OBP: 0.206, SLG: 0.194			1-2 F9		2-3 K		1-3 K		2-2 F9	2 0 0 0 0 1 1															
John Mabry, L (7, PH) OBP: 0.288, SLG: 0.300					1-2 K					1 0 0 0 0 1 0															
José Oquendo, S (7, 4) OBP: 0.298, SLG: 0.279										1 0 0 0 0 0 0															
Ken Hill, R (1, 1) OBP: 0.250, SLG: 0.286			2-3 K		1-2 1B 2B		1-2 BB 1B		3-2 G6-3	1 0 0 0 0 1 0															
Allen Watson, L (4, 1) OBP: 0.750, SLG: 1.125										2 1 2 1 0 0 0															
Rich DeLucia, R (7, 1)										0 0 0 0 0 0 0															
Rene Arocha, R (8, 1)										0 0 0 0 0 0 0															
Gerald Perry, L (9, PH) OBP: 0.235, SLG: 0.188										1 0 0 0 0 0 0															
Inning Stats	R: 0 E: 0 K: 0 S: 5	H: 0 LOB: 0 BB: 0 P: 6	R: 0 E: 0 K: 1 S: 10	H: 0 LOB: 0 BB: 0 P: 15	R: 0 E: 0 K: 1 S: 7	H: 0 LOB: 0 BB: 0 P: 10	R: 3 E: 0 K: 1 S: 12	H: 3 LOB: 0 BB: 0 P: 20	R: 2 E: 0 K: 3 S: 18	H: 3 LOB: 1 BB: 0 P: 27	R: 0 E: 0 K: 1 S: 8	H: 0 LOB: 1 BB: 1 P: 15	R: 0 E: 0 K: 1 S: 8	H: 2 LOB: 2 BB: 1 P: 15	R: 0 E: 0 K: 0 S: 7	H: 1 LOB: 1 BB: 0 P: 12	R: 0 E: 0 K: 0 S: 8	H: 0 LOB: 0 BB: 0 P: 14	1B: 6 2B: 1 3B: 0 HR: 2	SF: 0 SAC: 0 DP: 1 HBP: 0	WP: 1 PB: 0 SB: 0 CS: 0	PA: 37			
PITCHER	IP	WLS	BF	H	R	ER	SO	BB	IBB	HBP	BLK	WP	HR	S	P	ERA	WHIP								
Scott Sanders, R (1, 1) ERA: 3.27	5.0		22	6	5	5	6	1	0	0	0	1	2	53	83	9.00	1.400								
Doug Bochtler, R (6, 1) ERA: 3.38	1.0		3	0	0	0	1	0	0	0	0	0	0	7	10	0.00	0.000								
Brian Williams, R (7, 1) ERA: 9.9	0.1		4	2	0	0	1	1	0	0	0	0	0	7	14	0.00	9.000								
Jeff Tabaka, L (7, 1) ERA: 8.44	0.2		1	0	0	0	0	0	0	0	0	0	0	1	1	0.00	0.000								
Dustin Hermanson, R (8, 1) ERA: 2.08	1.0	W	4	1	0	0	0	0	0	0	0	0	0	7	12	0.00	1.000								
PITCHER	IP	WLS	BF	H	R	ER	SO	BB	IBB	HBP	BLK	WP	HR	S	P	ERA	WHIP								
Andres Berumen, R (9, 1) ERA: 2.31	1.0	S	3	0	0	0	0	0	0	0	0	0	0	8	14	0.00	0.000								

St. Louis Cardinals @ San Diego Padres
 Jack Murphy Stadium, San Diego, CA
 Mon May 15 1995, 10:05 PM EDT
 Att. 6,758 - Unknown

livebaseballscorecards.com

AB	35
R	5
H	9
RBI	5
BB	2
SO	8
LOB	10



Batter	1	2	3	4	5	6	7	8	9	AB	R	H	RBI	BB	SO	LOB
Bip Roberts, S (1, 7) OBP: 0.416, SLG: 0.400	1-1 G5-3		1-0 G4-3 2B 1B	2-1 FC6-4		1-0 F8		0-0 G4-3		5	1	1	0	0	0	3
Steve Finley, L (1, 8) OBP: 0.359, SLG: 0.313	2-2 HR		0-0 G4-3	4-2 BB			1-1 G4-3			3	1	1	1	1	0	2
Tony Gwynn, L (1, 9) OBP: 0.458, SLG: 0.479	0-0 G6-3		0-0 FC3 2B	0-0 G1-3			2-2 G3			4	1	1	2	0	0	2
Eddie Williams, R (1, 3) OBP: 0.351, SLG: 0.500	2-2 F8		0-1 FC1-4 FC3 1B		1-0 F8		1-1 G1-3			4	0	1	0	0	0	0
Ken Caminiti, S (1, 5) OBP: 0.351, SLG: 0.521		0-1 G3-1	1-1 FC3 FC1-4 1B		0-0 1B			3-2 SH1-4 1B 2B		4	1	2	1	0	0	1
Andujar Cedeno, R (1, 6) OBP: 0.297, SLG: 0.437		0-1 F9	2-2 FC1-4 FC6-4 1B		1-3 K			3-1 SH1-4		3	0	0	0	0	1	3
Ray Holbert, R (6, 6) OBP: 0.333, SLG: 0.250			1-2 2-3					2-3		0	0	0	0	0	0	0
Jody Reed, R (1, 4) OBP: 0.317, SLG: 0.206		2-2 F7	2-0 FC6-4 1B		1-1 F4			4-2 1B BB		3	1	0	0	1	0	3
Brad Ausmus, R (1, 2) OBP: 0.362, SLG: 0.491			0-0 HR		0-0 FC1-6 1B			1-1 1B G4-3 1B		4	1	4	2	0	0	0
Scott Sanders, R (1, 1) OBP: 0.500, SLG: 0.625			1-2 1B		0-1 FC1-6			0-0 1B		2	1	1	0	0	0	1
Doug Bochtler, R (6, 1)								1-2 G5-4-3 1B		0	0	0	0	0	0	0
Phil Clark, R (6, PH) OBP: 0.250, SLG: 0.375								1-2 G5-4-3		1	0	0	0	0	0	1
Brian Williams, R (7, 1)										0	0	0	0	0	0	0
Jeff Tabaka, R (7, 1)										0	0	0	0	0	0	0
Dustin Hermanson, R (8, 1)										0	0	0	0	0	0	0
Roberto Petagine, L (8, PH) OBP: 0.667, SLG: 0.714										1	0	1	1	0	0	0
Andres Berumen, R (9, 1)										0	0	0	0	0	0	0

Inning Stats	R: 1	H: 1	E: 0	LOB: 0	K: 0	P: 14	R: 0	H: 0	E: 0	LOB: 0	K: 0	P: 9	R: 4	H: 5	E: 0	LOB: 2	K: 0	P: 25	R: 0	H: 1	E: 0	LOB: 2	K: 0	P: 14	R: 0	H: 1	E: 0	LOB: 1	K: 1	P: 10	R: 0	H: 1	E: 0	LOB: 0	K: 0	P: 7	R: 0	H: 0	E: 0	LOB: 0	K: 0	P: 15	R: 2	H: 3	E: 0	LOB: 2	K: 0	P: 23	1B: 8	SF: 0	2B: 2	SAC: 1	3B: 0	DP: 1	HR: 2	HBP: 0	WP: 0	PA: 37
--------------	------	------	------	--------	------	-------	------	------	------	--------	------	------	------	------	------	--------	------	-------	------	------	------	--------	------	-------	------	------	------	--------	------	-------	------	------	------	--------	------	------	------	------	------	--------	------	-------	------	------	------	--------	------	-------	-------	-------	-------	--------	-------	-------	-------	--------	-------	--------


PITCHER	IP	WLS	BF	H	R	ER	SO	BB	IBB	HBP	BLK	WP	HR	S	P	ERA	WHIP
Ken Hill, R (1, 1) ERA: 5.06	3.0		17	7	5	5	0	0	0	0	0	0	2	35	49	15.00	2.333
Allen Watson, L (4, 1) ERA: 8.44	3.2		13	2	0	0	1	1	0	0	0	0	0	28	42	0.00	0.818
Rich DeLucia, R (7, 1) ERA: 5.06	0.2	L	4	1	2	2	0	1	0	0	0	0	0	10	21	27.00	3.000
Rene Arocha, R (8, 1) ERA: 1.88	0.2		3	2	0	0	0	0	0	0	0	0	0	4	5	0.00	3.000

BOTTOM

St. Louis Cardinals @ San Diego Padres
Jack Murphy Stadium, San Diego, CA
 Mon May 15 1995, 10:05 PM EDT
 Att. 6,758 - Unknown

livebaseballscorecards.com

AB 34
R 7
H 12
RBI 7
BB 2
SO 1
LOB 16



Batter	1	2	3	4	5	6	7	8	9	AB R H RBI BB SO LOB	TOP												
Bernard Gilkey, R (1, 7) OBP: 0.380, SLG: 0.453	2-0 G5-3		1-1 L7		1-1 HBP			0-0 P4		3 0 0 0 0 0 0													
Ozzie Smith, S (1, 6) OBP: 0.324, SLG: 0.297	1-1 1B		3-1 G4-3		1-0 G4-3			0-2 1B		4 0 2 0 0 0 2													
Ray Lankford, L (1, 8) OBP: 0.297, SLG: 0.439	2-3 K			2-2 L8		1-0 F8		1-2 F9		4 0 0 0 0 1 2													
Todd Zeile, R (1, 3) OBP: 0.448, SLG: 0.750	3-3 K			2-2 PB 1B		2-1 G6-3			3-3 K	4 0 1 0 0 2 1													
Brian Jordan, R (1, 9) OBP: 0.278, SLG: 0.478			1-1 G6-3		2-1 G5-3		0-3 K		1-1 F8	4 0 0 0 0 1 1													
Scott Cooper, L (1, 5) OBP: 0.449, SLG: 0.411			1-1 1B		0-0 F7		2-0 L7		4-0 BB 1B BB	3 0 1 0 1 0 1													
Tom Pagnozzi, R (1, 2) OBP: 0.288, SLG: 0.327			1-2 F7			3-1 G5-3		1-1 F8	1 SAFE 1-2 BB 1B	4 0 1 0 0 0 1													
José Oquendo, S (1, 4) OBP: 0.300, SLG: 0.283			1-2 F9			0-0 S 1B		0-3 K	4-2 BB 1B BB	3 0 1 0 0 1 1													
Gerald Perry, L (9, PH) OBP: 0.278, SLG: 0.188									1-2 2-3 BB	0 0 0 0 1 0 0													
Tripp Cromer, R (9, 4) OBP: 0.206, SLG: 0.194										0 0 0 0 0 0 0													
Tom Urbani, L (1, 1) OBP: 0.283, SLG: 0.294			0-3 K		1-3 K2-3			1-3 K2-3	0-3 K	2 0 0 0 0 2 1													
John Mabry, L (8, PH) OBP: 0.283, SLG: 0.294										1 0 0 0 0 1 0													
John Habyan, R (8, 1)										0 0 0 0 0 0 0													
Tony Fossas, L (8, 1)										0 0 0 0 0 0 0													
Darnell Coles, R (9, PH) OBP: 0.227, SLG: 0.350										1 0 0 0 0 1 3													
Jeff Parrett, R (9, 1)										0 0 0 0 0 0 0													
Inning Stats	R: 0 E: 0 K: 2 S: 11	H: 1 LOB: 1 BB: 0 P: 19	R: 0 E: 0 K: 0 S: 10	H: 1 LOB: 1 BB: 0 P: 14	R: 0 E: 0 K: 1 S: 9	H: 0 LOB: 0 BB: 0 P: 13	R: 0 E: 0 K: 0 S: 11	H: 1 LOB: 1 BB: 0 P: 17	R: 0 E: 0 K: 1 S: 8	H: 1 LOB: 2 BB: 0 P: 14	R: 0 E: 0 K: 1 S: 6	H: 0 LOB: 0 BB: 0 P: 9	R: 0 E: 0 K: 1 S: 6	H: 0 LOB: 0 BB: 0 P: 9	R: 0 E: 0 K: 1 S: 11	H: 1 LOB: 1 BB: 0 P: 13	R: 0 E: 0 K: 2 S: 13	H: 1 LOB: 3 BB: 2 P: 26	1B: 6 2B: 0 3B: 0 HR: 0	SF: 0 SAC: 0 DP: 0 HBP: 1	WP: 0 PB: 1 SB: 1 CS: 0	PA: 36	
PITCHER	IP WLS BF H R ER SO BB IBB HBP BLK WP HR S P ERA WHIP																						
Andy Benes, R (1, 1) ERA: 6.23	8.0		30	5	0	0	7	0	0	1	0	0	0	72	108	0.00	0.625						
Trevor Hoffman, R (9, 1) ERA: 4.91	1.0	W	6	1	0	0	2	2	0	0	0	0	0	13	26	0.00	3.000						

St. Louis Cardinals @ San Diego Padres
Jack Murphy Stadium, San Diego, CA

Tue May 16 1995, 10:05 PM EDT
Att. 6,743 - Unknown - 60 F

livebaseballscorecards.com

AB	33
R	0
H	6
RBI	0
BB	2
SO	9
LOB	13



Batter	1	2	3	4	5	6	7	8	9	AB	R	H	RBI	BB	SO	LOB
Bip Roberts, S OBP: 0.395, SLG: 0.378 (1, 7)	1-1 G4-3		1-0 G1-3			1-3 K		2-2 FC3-2		4	0	0	0	0	1	1
Steve Finley, L OBP: 0.344, SLG: 0.298 (1, 8)	1-2 G4-3		0-3 K			1-2 G4-3		0-2 G4-3		4	0	0	0	0	1	1
Tony Gwynn, L OBP: 0.448, SLG: 0.468 (1, 9)	3-2 G4-3				0-0 L8			0-2 G4-3		4	1	1	0	0	0	0
Eddie Williams, R OBP: 0.361, SLG: 0.500 (1, 3)		2-2 1B			0-0 L4			2-0 G1-3		4	0	2	1	0	0	0
Ken Caminiti, S OBP: 0.350, SLG: 0.507 (1, 5)		2-2 F7			4-1 BB			0-1 G6-3		2	0	0	0	1	0	1
Andujar Cedeno, R OBP: 0.312, SLG: 0.446 (1, 6)		2-1 1B			3-1 F9			2-1 1B		3	0	2	0	0	0	1
Brian Johnson, R OBP: 0.292, SLG: 0.417 (1, 2)		1-3 K			2-2 G6-3			2-0 G1-3		3	0	0	0	0	1	3
Jody Reed, R OBP: 0.341, SLG: 0.270 (1, 4)		2-0 F8			1-1 G6-4-3			0-2 SH1-3		3	0	2	0	0	0	2
Andy Benes, R OBP: 0.125, SLG: 0.125 (1, 1)					0-0 L7			1-1 SH1-3		2	0	0	0	0	0	1
Roberto Petagine, L OBP: 0.657, SLG: 0.714 (8, PH)										0	0	0	0	0	0	0
Trevor Hoffman, R (9, 1)										0	0	0	0	0	0	0

Inning Stats	R: 0	H: 0	E: 0	K: 10	S: 10	R: 0	H: 2	E: 0	K: 15	S: 15	R: 0	H: 0	E: 0	K: 1	S: 5	R: 0	H: 0	E: 0	K: 5	S: 5	R: 0	H: 0	E: 0	K: 1	S: 7	R: 0	H: 1	E: 0	K: 10	S: 10	R: 0	H: 1	E: 0	K: 6	S: 6	R: 0	H: 1	E: 0	K: 14	S: 14	R: 1	H: 2	E: 0	K: 8	S: 8	1B: 6	2B: 1	3B: 0	HR: 0	SF: 0	SAC: 1	DP: 1	HBP: 0	WP: 1	PA: 31
--------------	------	------	------	-------	-------	------	------	------	-------	-------	------	------	------	------	------	------	------	------	------	------	------	------	------	------	------	------	------	------	-------	-------	------	------	------	------	------	------	------	------	-------	-------	------	------	------	------	------	-------	-------	-------	-------	-------	--------	-------	--------	-------	--------

PITCHER	IP	WLS	BF	H	R	ER	SO	BB	IBB	HBP	BLK	WP	HR	S	P	ERA	WHIP
Tom Urbani, L ERA: 2.2 (1, 1)	7.0		25	4	0	0	3	1	0	0	0	0	0	58	92	0.00	0.714
John Habyan, R ERA: 1.08 (8, 1)	0.2		3	1	0	0	0	0	0	0	0	0	0	11	14	0.00	1.500
Tony Fossas, L ERA: (8, 1)	0.1		1	0	0	0	0	0	0	0	0	0	0	3	3	0.00	0.000
Jeff Parrett, R ERA: 7.45 (9, 1)	0.0	L	2	2	1	1	0	0	0	0	0	1	0	8	14	∞	∞

BOTTOM

St. Louis Cardinals @ San Diego Padres
Jack Murphy Stadium, San Diego, CA
 Tue May 16 1995, 10:05 PM EDT
 Att. 6,743 - Unknown - 60 F

livebaseballscorecards.com

AB	29
R	1
H	7
RBI	1
BB	1
SO	3
LOB	10



Batter	1	2	3	4	5	6	7	8	9	AB R H RBI BB SO LOB	TOP									
Bernard Gilkey, R (1, 7) OBP: 0.375, SLG: 0.444	1-0 G5-3		2-2 FC2-8 1B		3-2 G5-3		0-0 F8			4 0 1 0 0 0 0										
Ozzie Smith, S (1, 6) OBP: 0.320, SLG: 0.294 Tripp Cromer, R (7, 6) OBP: 0.206, SLG: 0.194	2-1 G6-3		0-1 FC2-6 FC4 1-2f		0-1 G6-3		1-2 G6-3 1B			4 0 1 0 0 0 1 0 0 0 0 0 0 0										
Ray Lankford, L (1, 8) OBP: 0.305, SLG: 0.447	0-0 1B 2B		1-0 FC4 1-2f		4-0 BB		0-0 G6-3 1-2f			3 1 1 0 1 0 2										
Todd Zeile, R (1, 3) OBP: 0.485, SLG: 0.731	1-1 1B 2-H		4-2 BB		3-2 HBP		1-1 F9			2 0 1 1 1 0 0										
Brian Jordan, R (1, 9) OBP: 0.263, SLG: 0.452		2-2 L4	0-0 F9		1-0 G6-3		2-2 G5-3			4 0 0 0 0 0 4										
Scott Cooper, L (1, 5) OBP: 0.441, SLG: 0.403		3-2 G4-3		1-0 FC4 1B		1-0 G4-3		1-1 L8		4 0 1 0 0 0 0										
Tom Pagnozzi, R (1, 2) OBP: 0.302, SLG: 0.356		0-0 1B 1B	2-3 K		2-2 2B			1-1 G5-3		4 0 2 0 0 1 1										
José Oquendo, S (1, 4) OBP: 0.296, SLG: 0.280		2-0 FC6-4 1B	1-1 FC4 1-2f		1-0 F7			0-1 L8		4 0 1 0 0 0 2										
Danny Jackson, R (1, 1) OBP: 0.143, SLG: 0.143 John Mabry, L (6, PH) OBP: 0.278, SLG: 0.288 Rich DeLucia, R (6, 1) Rene Arocha, R (8, 1) Gerald Perry, L (9, PH) OBP: 0.263, SLG: 0.176		1-0 FC6-4	1-3 K		1-2 G1-3			1-1 G6-3		2 0 0 0 0 1 3 1 0 0 0 0 0 1 0 0 0 0 0 0 0 0 0 0 0 0 0 0 1 0 0 0 0 0 0										
Inning Stats	R: 1 E: 0 K: 0 S: 6	H: 2 LOB: 1 BB: 0 P: 10	R: 0 E: 0 K: 0 S: 11	H: 2 LOB: 2 BB: 0 P: 19	R: 0 E: 0 K: 2 S: 9	H: 1 LOB: 1 BB: 0 P: 14	R: 0 E: 0 K: 0 S: 8	H: 0 LOB: 2 BB: 1 P: 19	R: 0 E: 0 K: 0 S: 8	H: 1 LOB: 1 BB: 0 P: 13	R: 0 E: 0 K: 0 S: 5	H: 1 LOB: 0 BB: 0 P: 6	R: 0 E: 0 K: 0 S: 11	H: 0 LOB: 0 BB: 0 P: 15	R: 0 E: 0 K: 0 S: 6	H: 0 LOB: 0 BB: 0 P: 8	1B: 6 2B: 2 3B: 0 HR: 0	SF: 0 SAC: 0 DP: 1 HBP: 1	WP: 0 PB: 0 SB: 2 CS: 0	PA: 36
PITCHER	IP WLS BF H R ER SO BB IBB HBP BLK WP HR S P ERA WHIP																			
Andy Ashby, R (1, 1) ERA: 5.47	6.0 W 27 7 1 1 2 2 0 1 0 0 0 0 51 91 1.50 1.500																			
Dustin Hermanson, R (7, 1) ERA: 1.42	2.0 6 1 0 0 0 0 0 0 0 0 0 0 16 21 0.00 0.500																			
Trevor Hoffman, R (9, 1) ERA: 4.32	1.0 S 3 0 0 0 0 0 0 0 0 0 0 0 6 8 0.00 0.000																			

St. Louis Cardinals @ San Diego Padres
Jack Murphy Stadium, San Diego, CA
 Wed May 17 1995, 10:05 PM EDT
 Att: 7,418 - Unknown - 65 F

livebaseballscorecards.com

AB	33
R	1
H	8
RBI	1
BB	2
SO	2
LOB	14



Batter	1	2	3	4	5	6	7	8	9
Bip Roberts, S OBP: 0.400, SLG: 0.385 (1, 8) (8, 7)	0-0 G4-3-6-3 1B		3-1 L5		3-2 F9			2-2 1B	
Jody Reed, R OBP: 0.354, SLG: 0.300 (1, 4)	4-2 G4-3-6-3 1-2 BB			3-1 G5-3 2B		0-2 P6		3-2 L7	
Tony Gwynn, L OBP: 0.433, SLG: 0.450 (1, 9)	1-1 G4-3-6-3 1-2f 2-3			0-0 L9		1-2 G4-3			
Eddie Williams, R OBP: 0.344, SLG: 0.475 (1, 3)	2-0 F8			1-0 G5-3 2-3f		2-2 P4			
Ken Caminiti, S OBP: 0.361, SLG: 0.513 (1, 5)		1-0 G6-4-3 1B			3-2 HR 1B		0-0 P6		
Melvin Nieves, S OBP: 0.317, SLG: 0.385 Steve Finley, L OBP: 0.344, SLG: 0.298 (1, 7) (8, 8)		3-0 G6-4-3 1-2f			1-1 HR		1-1 G4-3		
Andujar Cedeno, R OBP: 0.300, SLG: 0.429 (1, 6)		0-0 G6-3			3-1 G6-3		2-2 G3		
Brad Ausmus, R OBP: 0.361, SLG: 0.500 (1, 2)			0-0 SH5-4 L5 2B		2-1 G4-3		2-1 G5-3		
Andy Ashby, R OBP: 0.333, SLG: 0.200 Dustin Hermanson, R OBP: 0.639, SLG: 0.682 Roberto Petagine, L OBP: 0.639, SLG: 0.682 Trevor Hoffman, R OBP: 0.639, SLG: 0.682 (1, 1) (7, 1) (8, PH) (9, 1)			0-0 SH5-4 2-3		4-2 BB		2-1 G4-3		

Inning Stats	R: 0 E: 0 K: 0 S: 7	H: 1 LOB: 1 BB: 1 P: 14	R: 0 E: 0 K: 0 S: 3	H: 1 LOB: 0 BB: 0 P: 7	R: 0 E: 0 K: 0 S: 4	H: 1 LOB: 0 BB: 0 P: 8	R: 2 E: 0 K: 0 S: 14	H: 2 LOB: 1 BB: 1 P: 30	R: 0 E: 0 K: 0 S: 9	H: 0 LOB: 0 BB: 0 P: 12	R: 0 E: 0 K: 0 S: 6	H: 0 LOB: 0 BB: 0 P: 9	R: 0 E: 0 K: 0 S: 11	H: 1 LOB: 1 BB: 0 P: 20
--------------	------------------------------	----------------------------------	------------------------------	---------------------------------	------------------------------	---------------------------------	-------------------------------	----------------------------------	------------------------------	----------------------------------	------------------------------	---------------------------------	-------------------------------	----------------------------------

PITCHER	IP	WLS	BF	H	R	ER	SO	BB	IBB	HBP	BLK	WP	HR	S	P	ERA	WHIP
Danny Jackson, L ERA: 6.23 (1, 1)	5.0	L	19	6	2	2	0	2	0	0	0	0	1	32	66	3.60	1.600
Rich DeLucia, R ERA: 4.26 (6, 1)	2.0		6	0	0	0	0	0	0	0	0	0	0	15	21	0.00	0.000
Rene Arocha, R ERA: 1.76 (8, 1)	1.0		4	1	0	0	0	0	0	0	0	0	0	11	20	0.00	1.000

BOTTOM

4 0 2 0 0 0 2

3 0 1 0 1 0 1

3 0 0 0 0 0 3

3 0 0 0 0 0 2

3 1 2 0 0 0 0

3 1 1 2 0 0 1

0 0 0 0 0 0 0

3 0 0 0 0 0 0

3 0 1 0 0 0 0

0 0 0 0 1 0 0

0 0 0 0 0 0 0

1 0 0 0 0 0 0


0 0 0 0 0 0 0

1B: 4 SF: 0
2B: 3 SAC: 1
3B: 0 DP: 4
HR: 1 HBP: 0

WP: 0 PA: 29
PB: 0
SB: 2
CS: 0

St. Louis Cardinals @ San Diego Padres
Jack Murphy Stadium, San Diego, CA

livebaseballscorecards.com



Wed May 17 1995, 10:05 PM EDT
Att. 7,418 - Unknown - 65 F

Batter	1	2	3	4	5	6	7	8	9	AB R H RBI BB SO LOB	TOP			
Al Martin, L (1, 8) OBP: 0.288, SLG: 0.236	0-0 SH1-3 G4-3 1B		3-3 K		0-0 F8		0-0 F8		0-1 G6-3	5 1 1 0 0 1 0				
Jay Bell, R (1, 6) OBP: 0.292, SLG: 0.224	0-0 SH1-3 2-3		0-0 F8		1-2 F7		1-3 K		0-3 K	4 0 0 0 0 2 0				
Orlando Merced, S (1, 9) OBP: 0.344, SLG: 0.464	0-2 G4-3 3-H		2-0 F9		1-3 K		3-1 G4-3			4 0 0 1 0 1 0				
Dave Clark, L (1, 7) OBP: 0.450, SLG: 0.528	0-0 G3			2-3 K		0-2 G4-3		2-0 G4-3 1B BLK 1B		4 1 1 0 0 1 0				
Jeff King, R (1, 5) OBP: 0.388, SLG: 0.514		0-1 FC4-6 1B		1-1 HR 1B		2-1 G5-3		3-2 G4-3 1-3		4 1 2 0 0 0 1				
Mark Johnson, L (1, 3) OBP: 0.255, SLG: 0.476		2-2 FC4-6 1-2f HR		2-0 HR 1-H		1-2 E1 1B 3B		0-0 G3		4 3 1 2 0 0 2				
Mark Parent, R (1, 2) OBP: 0.354, SLG: 0.556		1-2 HR		0-0 F8		1-0 3B 1B		1-1 1B 3-H		4 2 3 3 0 0 0				
Carlos Garcia, R (1, 4) OBP: 0.259, SLG: 0.269		1-3 K		2-1 1B		0-1 3B 1-H 2-H		2-0 G5-3		4 0 2 2 0 1 1				
Jon Lieber, L (1, 1)		1-3 K		3-3 K		2-3 K			0-0 G6-3	3 0 0 0 0 3 2				
Dan Plesac, L (6, 1)										0 0 0 0 0 0 0				
Jeff McCurry, R (7, 1)										0 0 0 0 0 0 0				
Nelson Liriano, S (9, PH) OBP: 0.351, SLG: 0.406										1 0 0 0 0 0 0				
Dan Miceli, R (9, 1)										0 0 0 0 0 0 0				
Inning Stats	R: 1 E: 1 K: 0 S: 6 H: 1 LOB: 0 BB: 0 P: 6	R: 2 E: 0 K: 2 S: 14 H: 2 LOB: 0 BB: 0 P: 19	R: 0 E: 0 K: 1 S: 7 H: 0 LOB: 0 BB: 0 P: 12	R: 2 E: 0 K: 2 S: 12 H: 3 LOB: 1 BB: 0 P: 22	R: 0 E: 0 K: 1 S: 8 H: 0 LOB: 0 BB: 0 P: 10	R: 2 E: 1 K: 1 S: 14 H: 2 LOB: 1 BB: 0 P: 20	R: 0 E: 0 K: 1 S: 6 H: 0 LOB: 0 BB: 0 P: 10	R: 1 E: 0 K: 0 S: 8 H: 2 LOB: 1 BB: 0 P: 16	R: 0 E: 0 K: 1 S: 6 H: 0 LOB: 0 BB: 0 P: 6	1B: 7 2B: 0 3B: 1 HR: 2 SF: 0 SAC: 1 DP: 0 HBP: 0	WP: 0 PB: 0 SB: 0 CS: 0 PA: 38			
PITCHER	IP WLS BF H R ER SO BB IBB HBP BLK WP HR S P ERA WHIP												PITCHER	IP WLS BF H R ER SO BB IBB HBP BLK WP HR S P ERA WHIP
Joey Hamilton, R (1, 1) ERA: 5.93	5.2 L 26 8 7 4 6 0 0 0 0 0 0 2 58 84 6.35 1.412													
Brian Williams, R (6, 1) ERA: 9.58	0.1 1 0 0 0 1 0 0 0 0 0 0 0 3 5 0.00 0.000													
Bryce Florie, R (7, 1) ERA: 4.22	2.0 8 2 1 1 1 0 0 0 0 1 0 0 14 26 4.50 1.000													
Andres Berumen, R (9, 1) ERA: 2.13	1.0 3 0 0 0 0 1 0 0 0 0 0 0 6 6 0.00 0.000													

Pittsburgh Pirates @ San Diego Padres
 Jack Murphy Stadium, San Diego, CA
 Fri May 19 1995, 10:05 PM EDT
 Att. 11,133 - Unknown

AB	37
R	8
H	10
RBI	8
BB	0
SO	9
LOB	6



BOTTOM

Pittsburgh Pirates @ San Diego Padres
Jack Murphy Stadium, San Diego, CA
Fri May 19 1995, 10:05 PM EDT
Att. 11,133 - Unknown

livebaseballscorecards.com

AB 37
R 6
H 12
RBI 5
BB 1
SO 4
LOB 18



WP: 0 PA: 41
PB: 1
SB: 2
CS: 1

AB R H RBI BB SO LOB

5 1 3 1 0 0 2

5 1 1 0 0 0 4

5 0 0 0 0 1 4

3 1 0 1 0 1 1

4 1 3 1 0 0 1

4 1 3 1 0 0 1

4 0 1 1 0 1 3

4 1 1 0 0 0 1


2 0 0 0 0 1 1
0 0 0 0 0 0 0
0 0 0 0 0 0 0
0 0 0 0 1 0 0
0 0 0 0 0 0 0
1 0 0 0 0 0 0
0 0 0 0 0 0 0

1B: 10 SF: 1
2B: 1 SAC: 0
3B: 1 DP: 0
HR: 0 HBP: 1

Batter	1	2	3	4	5	6	7	8	9
Bip Roberts, S OBP: 0.411, SLG: 0.398 (1, 4)	0-1 1B SF8 1B	0-0 1B		1-1 F8		0-1 F9			3-1 G6-3 1B
Steve Finley, L OBP: 0.337, SLG: 0.292 (1, 8)	1-0 1B 1B	1-1 F7			0-1 F9	1-1 G1-3			1-2 F8
Tony Gwynn, L OBP: 0.411, SLG: 0.424 (1, 9)	0-3 K	0-0 F7			1-1 F7		0-0 G3		1-0 G6-3
Eddie Williams, R OBP: 0.333, SLG: 0.452 (1, 3)	2-0 SF8 1-2 3-H		3-2 G3 1B HBP		2-3 K		3-2 G4-3		1-2 G4-3
Ken Caminiti, S OBP: 0.379, SLG: 0.538 (1, 5)	1-0 PB 1B 2-H		0-1 G3			0-1 1B 2B	0-1 1B		
Melvin Nieves, S OBP: 0.343, SLG: 0.411 (1, 7)	1-0 PB 1B		3-2 CS 1B 2-H		3-2 E 1B		0-1 G6-3		
Andujar Cedeno, R OBP: 0.298, SLG: 0.420 (1, 6)	2-3 K 1-2 2-3		2-2 F8			0-0 FC1-6 1B 1-3 3-H		2-0 F8	
Brad Ausmus, R OBP: 0.354, SLG: 0.516 (1, 2)		0-0 1B 3B	2-1 CS	0-0 G1-3		1-0 FC1-6 BB 1-2f 3-H		3-1 F9	
Joey Hamilton, R OBP: 0.235, SLG: 0.235 (6, PH)		3-3 K		3-2 G5-3		4-0 BB 1-2		2-1 P6	
Brian Williams, R (6, PH)									
Scott Livingstone, L (6, PH)									
Phil Clark, R (6, PH)									
Bryce Florie, R (7, 1)									
Roberto Petagine, L (8, PH)									
Andres Berumen, R (9, 1)									

Inning Stats	R: 2	H: 4	E: 0	LOB: 2	K: 2	BB: 0	S: 13	R: 1	H: 2	E: 0	LOB: 1	K: 1	BB: 0	S: 10	R: 1	H: 1	E: 0	LOB: 0	K: 0	BB: 0	S: 13	R: 0	H: 0	E: 0	LOB: 0	K: 0	BB: 0	S: 7	R: 0	H: 0	E: 0	LOB: 0	K: 1	BB: 0	S: 8	R: 2	H: 3	E: 1	LOB: 2	K: 0	BB: 1	S: 11	R: 0	H: 1	E: 0	LOB: 1	K: 0	BB: 0	S: 9	R: 0	H: 0	E: 0	LOB: 0	K: 0	BB: 0	S: 5	R: 0	H: 1	E: 0	LOB: 1	K: 0	BB: 0	S: 10
--------------	------	------	------	--------	------	-------	-------	------	------	------	--------	------	-------	-------	------	------	------	--------	------	-------	-------	------	------	------	--------	------	-------	------	------	------	------	--------	------	-------	------	------	------	------	--------	------	-------	-------	------	------	------	--------	------	-------	------	------	------	------	--------	------	-------	------	------	------	------	--------	------	-------	-------

PITCHER	IP	WLS	BF	H	R	ER	SO	BB	IBB	HBP	BLK	WP	HR	S	P	ERA	WHIP
Jon Lieber, R ERA: 7.67 (1, 1)	5.1		26	10	6	5	4	0	0	1	0	0	0	58	90	8.44	1.875
Dan Plesac, L ERA: (6, 1)	0.2		3	0	0	0	0	1	0	0	0	0	0	4	9	0.00	1.500
Jeff McCurry, R ERA: 4.0 (7, 1)	2.0		7	1	0	0	0	0	0	0	0	0	0	14	24	0.00	0.500
Dan Miceli, R ERA: 0.96 (9, 1)	1.0	S	4	1	0	0	0	0	0	0	0	0	0	10	16	0.00	1.000

Batter	1	2	3	4	5	6	7	8	9	AB R H RBI BB SO LOB	TOP																
Al Martin, L (1, 8) OBP: 0.294, SLG: 0.299	3-1 HR	0-0 G4-3			0-2 SF8 2B	2-1 F8			0-1 B1	5 2 2 1 0 0 3	Pittsburgh Pirates @ San Diego Padres Jack Murphy Stadium, San Diego, CA Sat May 20 1995, 10:05 PM EDT Att. 10,433 - Unknown - 65 F																
Jay Bell, R (1, 6) OBP: 0.309, SLG: 0.275	1-2 F8	3-1 HR			3-3 K			0-1 CS BB 1B	4-0 IBB	4 1 2 1 1 1 1																	
Orlando Merced, S (1, 9) OBP: 0.348, SLG: 0.458	2-1 S BB 1B	2-2 G6-3			2-1 SF8 2-H			4-1 BB 1B	2-1 F9	3 1 1 1 1 0 2																	
Dave Clark, L (1, 7) OBP: 0.444, SLG: 0.500	4-0 S 1B				2-1 CS 1B			1-3 K	0-0 G4-3	4 1 1 0 1 1 4																	
Jim Gott, R (9, 1) Dan Miceli, R (9, 1)	1-2 BB				1-0 F7					0 0 0 0 0 0 0																	
Jeff King, R (1, 5) OBP: 0.382, SLG: 0.500	3-2 1B 1-H 2-H				2-2 P4 1-2			1-0 F9	3-3 K	4 0 1 2 0 1 3																	
Rich Aude, R (1, 3) OBP: 0.438, SLG: 0.536	0-2 1B				0-3 K			3-3 K		4 0 2 0 0 1 0																	
Mark Parent, R (1, 2) OBP: 0.346, SLG: 0.592	1-1 F8				1-1 L4			0-0 L1-3 1B		4 1 1 1 0 0 3																	
Carlos Garcia, R (1, 4) OBP: 0.258, SLG: 0.268	2-2 G6-3				3-2 G4-3			0-2 F7		4 0 1 0 0 0 3																	
Paul Wagner, R (1, 1) OBP: 0.250, SLG: 0.143					2-1 P4			3-2 L1-3		3 0 1 0 0 0 0																	
Jason Christiansen, R (8, 1) Steve Pegues, R (9, PH) OBP: 0.333, SLG: 0.485		1-2 P4			2-1 P4			0-1 2B		0 0 0 0 0 0 0																	
										1 0 1 0 0 0 0																	
Inning Stats	R: 3 E: 0 K: 0 S: 19	H: 4 LOB: 2 BB: 1 P: 35	R: 1 E: 0 K: 0 S: 9	H: 1 LOB: 0 BB: 0 P: 15	R: 0 E: 0 K: 1 S: 9	H: 1 LOB: 0 BB: 0 P: 13	R: 0 E: 0 K: 0 S: 7	H: 0 LOB: 0 BB: 0 P: 13	R: 1 E: 0 K: 0 S: 10	H: 1 LOB: 0 BB: 0 P: 16		R: 1 E: 0 K: 2 S: 10	H: 3 LOB: 2 BB: 0 P: 19	R: 0 E: 0 K: 2 S: 10	H: 1 LOB: 2 BB: 1 P: 18	R: 0 E: 0 K: 0 S: 7	H: 1 LOB: 0 BB: 0 P: 10	R: 0 E: 0 K: 0 S: 7	H: 1 LOB: 2 BB: 1 P: 13	1B: 8 2B: 4 3B: 0 HR: 3	SF: 1 SAC: 0 DP: 2 HBP: 0	WP: 0 PB: 0 SB: 3 CS: 2	PA: 40				
PITCHER	IP WLS BF H R ER SO BB IBB HBP BLK WP HR S P ERA WHIP																										
Scott Sanders, R (1, 1) ERA: 4.55	5.2		27	10	6	6	2	1	0	0	0	0	3	62	107	9.53	1.941										
Brian Williams, R (6, 1) ERA: 8.49	1.1		5	1	0	0	2	1	0	0	0	0	0	12	22	0.00	1.500										
Dustin Hermanson, R (8, 1) ERA: 1.23	1.0		3	1	0	0	0	0	0	0	0	0	0	7	10	0.00	1.000										
Fernando Valenzuela, L (9, 1) ERA: 5.74	1.0	W	5	1	0	0	0	0	1	0	0	0	0	7	13	0.00	1.000										

livebaseballscorecards.com

AB	36
R	6
H	13
RBI	6
BB	3
SO	4
LOB	19

Batter	1	2	3	4	5	6	7	8	9	AB R H RBI BB SO LOB
Bip Roberts, S OBP: 0.411, SLG: 0.432 (1, 7)	1-0 F7 1B		0-1 HR 1B		1-1 F7			1-0 G4-3	0-0 HR	5 2 2 4 0 0 0
Steve Finley, L OBP: 0.333, SLG: 0.290 (1, 8)	1-2 E 1B		3-3 K 1-2		0-3 K			2-2 G6-3		4 1 1 0 0 2 1
Tony Gwynn, L OBP: 0.414, SLG: 0.472 (1, 9)	2-1 E6 G6-3 2B		1-0 HR		2-0 G1-4-3			2-2 P5		4 2 2 3 0 0 0
Eddie Williams, R OBP: 0.329, SLG: 0.439 (1, 3)	2-2 G6-3		2-1 1B		2-0 G5-3			0-3 K		4 0 1 1 0 1 0
Ken Caminiti, S OBP: 0.374, SLG: 0.524 (1, 5)	3-H G3		1-1 L8		2-1 F7			3-1 1B BB 1B		4 1 1 0 0 0 1
Andujar Cedeno, R OBP: 0.295, SLG: 0.412 (1, 6)			1-1 F8		1-3 K			1-2 BB WP HR 1B		4 1 1 0 0 1 1
Jody Reed, R OBP: 0.353, SLG: 0.302 (1, 4)			1-1 1B		0-1 G1-3			4-2 BB HR BB		3 0 1 0 0 0 0
Roberto Petagine, L OBP: 0.632, SLG: 0.652 (9, PH)								1-2 BB BB		0 0 0 0 1 0 0
Ray Holbert, R OBP: 0.333, SLG: 0.250 (9, PR)								1-3 HR 1B		0 1 0 0 0 0 0
Brad Ausmus, R OBP: 0.338, SLG: 0.492 (1, 2)			1-1 P4		2-0 G4-3			4-1 HR BB		3 0 0 0 0 0 1
Melvin Nieves, S OBP: 0.353, SLG: 0.411 (9, PH)								1-2 2-3 3-H BB		0 1 0 1 1 0 0
Scott Sanders, R OBP: 0.440, SLG: 0.500 (1, 1)			0-0 F8		1-0 G6-3			3-2 P3		2 0 0 0 0 0 1
Brian Williams, R OBP: 0.222, SLG: 0.222 (6, 1)										0 0 0 0 0 0 0
Scott Livingstone, L OBP: 0.222, SLG: 0.222 (7, PH)										1 0 0 0 0 0 0
Dustin Hermanson, R OBP: 0.280, SLG: 0.400 (8, 1)										0 0 0 0 0 0 0
Fernando Valenzuela, L OBP: 0.280, SLG: 0.400 (9, 1)										0 0 0 0 0 0 0
Brian Johnson, R OBP: 0.280, SLG: 0.400 (9, PH)										1 0 0 0 0 0 3

BOTTOM

Pittsburgh Pirates @ San Diego Padres
Jack Murphy Stadium, San Diego, CA
 Sat May 20 1995, 10:05 PM EDT
 Att: 10,433 - Unknown - 65 F

livebaseballscorecards.com

AB	35
R	9
H	9
RBI	9
BB	2
SO	4
LOB	8



Inning Stats	R: 2	H: 2	E: 1	K: 0	S: 10	LOB: 0	BB: 0	P: 16	R: 0	H: 1	E: 0	K: 0	S: 7	LOB: 1	BB: 0	P: 10	R: 2	H: 3	E: 0	K: 2	S: 14	LOB: 1	BB: 0	P: 22	R: 0	H: 0	E: 0	K: 0	S: 4	LOB: 0	BB: 0	P: 7	R: 0	H: 0	E: 0	K: 1	S: 6	LOB: 0	BB: 0	P: 9	R: 0	H: 0	E: 0	K: 0	S: 5	LOB: 0	BB: 0	P: 7	R: 0	H: 0	E: 0	K: 0	S: 9	LOB: 0	BB: 0	P: 14	R: 5	H: 3	E: 0	K: 1	S: 16	LOB: 1	BB: 2	P: 31	1B: 6	SF: 0	2B: 1	SAC: 0	3B: 0	DP: 0	HR: 2	HBP: 0	WP: 1	PA: 37
--------------	------	------	------	------	-------	--------	-------	-------	------	------	------	------	------	--------	-------	-------	------	------	------	------	-------	--------	-------	-------	------	------	------	------	------	--------	-------	------	------	------	------	------	------	--------	-------	------	------	------	------	------	------	--------	-------	------	------	------	------	------	------	--------	-------	-------	------	------	------	------	-------	--------	-------	-------	-------	-------	-------	--------	-------	-------	-------	--------	-------	--------

PITCHER	IP	WLS	BF	H	R	ER	SO	BB	IBB	HBP	BLK	WP	HR	S	P	ERA	WHIP
Paul Wagner, R ERA: 7.34 (1, 1)	7.1		28	6	4	3	3	0	0	0	0	0	0	53	85	3.68	0.818
Jason Christiansen, L ERA: 1.8 (8, 1)	0.2		2	0	0	0	0	0	0	0	0	0	0	8	12	0.00	0.000
Jim Gott, R ERA: 9.28 (9, 1)	0.1	L	5	2	4	4	1	2	0	0	0	1	0	11	23	108.00	12.000
Dan Miceli, R ERA: 1.86 (9, 1)	0.1		2	1	1	1	0	0	0	0	0	0	1	5	8	27.00	3.000

Batter	1	2	3	4	5	6	7	8	9	AB R H RBI BB SO LOB
Bip Roberts, S OBP: 0.404, SLG: 0.424 (1, 8)	1-1 B1-3		3-1 CS 1B			0-0 G4-3		1-3 K		4 0 1 0 0 1 0
Jody Reed, R OBP: 0.345, SLG: 0.283 (1, 4)	4-2 CS BB		1-1 CS 1-2	3-2 E7 FC4-6		1-0 G3-1		2-1 F8	3 0 0 0 1 0 0	
Tony Gwynn, L OBP: 0.408, SLG: 0.457 (1, 9)	4-2 BB 1-2			0-1 FC4-6 G6-4-3 1-2f		0-0 G4-3		2-2 F8	3 0 0 0 1 0 1	
Eddie Williams, R OBP: 0.338, SLG: 0.443 (1, 3)	1-1 G4-3			1-1 G6-4-3 1-2f			1-1 G6-4-3 1B 1B	1-2 1B	4 0 2 0 0 0 2	
Ken Caminiti, S OBP: 0.368, SLG: 0.511 (1, 5)		1-1 P4			3-2 L9		0-0 G6-4-3 1B	0-0 F7	4 0 1 0 0 0 1	
Melvin Nieves, S OBP: 0.338, SLG: 0.390 (1, 7)		2-2 G4-3			2-1 E5 G6-3		1-1 G6-4-3 1-2f 2-3		3 0 0 0 0 0 2	
Andujar Cedeno, R OBP: 0.286, SLG: 0.398 (1, 6)		2-0 G6-3			3-1 G6-3 2-3		2-2 G6-3		3 0 0 0 0 0 2	
Brian Johnson, R OBP: 0.250, SLG: 0.357 (1, 2)			1-1 G1-3		1-0 F8			0-2 F9	3 0 0 0 0 0 1	
Andy Benes, R OBP: 0.111, SLG: 0.111 (1, 1)			2-2 G6-3			1-0 HR		1-1 P3	1 0 0 0 0 0 0 1 1 1 1 0 0 0 0 0 0 0 0 0 0 0 0 0 0 0 0 0 1 0 0 0 0 0 0 0 0 0 0 0 0 0	

Inning Stats	R: 0	H: 0	E: 0	K: 0	S: 9	R: 0	H: 0	E: 0	K: 0	S: 6	R: 0	H: 1	E: 0	K: 0	S: 8	R: 0	H: 0	E: 1	K: 0	S: 7	R: 0	H: 0	E: 1	K: 0	S: 9	R: 1	H: 1	E: 0	K: 0	S: 4	R: 0	H: 2	E: 0	K: 0	S: 8	R: 0	H: 0	E: 0	K: 1	S: 10	R: 0	H: 1	E: 0	K: 0	S: 9	1B: 4	2B: 0	3B: 0	HR: 1	SF: 0	SAC: 0	DP: 2	HBP: 0	WP: 0	PA: 33
PITCHER Denny Neagle, L ERA: 3.15 (1, 1)	IP	WLS	BF	H	R	ER	SO	BB	IBB	HBP	BLK	WP	HR	S	P	ERA	WHIP																			IP	WLS	BF	H	R	ER	SO	BB	IBB	HBP	BLK	WP	HR	S	P	ERA	WHIP			

BOTTOM

Pittsburgh Pirates @ San Diego Padres
Jack Murphy Stadium, San Diego, CA
 Sun May 21 1995, 10:05 PM EDT
 Att: 12,973 - Unknown - 67 F

livebaseballscorecards.com

AB	30
R	1
H	5
RBI	1
BB	2
SO	1
LOB	9



Batter	1	2	3	4	5	6	7	8	9	AB R H RBI BB SO LOB	TOP											
Bip Roberts, S (1, 7) OBP: 0.413, SLG: 0.427	4-0 S 1B E BB	3-1 F9			2-1 FC1-6 S 1-2f		0-2 1B G3-1 1B		1-0 DI 1B	4 2 2 1 1 0 2												
Steve Finley, L (1, 8) OBP: 0.327, SLG: 0.286	1-3 K	2-0 G1-3			2-3 K		2-2 G3-1 S 1-3 1B		1-2 P5	5 0 1 1 0 2 4												
Tony Gwynn, L (1, 9) OBP: 0.389, SLG: 0.433	0-0 F7				2-1 G6-3		0-1 G3-1		1-1 G3-1	5 0 0 1 0 0 4												
Eddie Williams, R (1, 3) OBP: 0.333, SLG: 0.432	2-0 E E 1-2 1B				2-1 F9		1-3 K		0-0 F9	4 0 1 0 0 1 1												
Ken Caminiti, S (1, 5) OBP: 0.374, SLG: 0.516	4-1 E 1-2 2-H BB				1-1 G5-3		0-0 G5-3 2B		2-1 F9	3 0 1 0 1 0 0												
Andujar Cedeno, R (1, 6) OBP: 0.274, SLG: 0.380	1-2 E5 1-2 2-3				1-2 G4-3		0-1 G5-3		1-3 K	4 0 0 0 0 1 3												
Jody Reed, R (1, 4) OBP: 0.328, SLG: 0.265 Scott Livingstone, L (8, PH) OBP: 0.211, SLG: 0.211	2-2 P6				0-1 G6-3		0-1 F9		1-2 F7	3 0 0 0 0 0 4 1 0 0 0 0 0 0												
Brad Ausmus, R (1, 2) OBP: 0.347, SLG: 0.493					1-3 K		0-0 G3		2-1 E S 1B 1B	4 1 2 0 0 1 0												
Andy Ashby, R (1, 1) OBP: 0.353, SLG: 0.200 Ray Holbert, R (5, PH) OBP: 0.364, SLG: 0.222 Brian Williams, R (5, 1) Phil Clark, R (7, PH) OBP: 0.455, SLG: 0.800 Fernando Valenzuela, L (7, 1) Willie Blair, R (7, 1) Roberto Petagine, L (9, PH) OBP: 0.615, SLG: 0.625		1-0 SH3-4			4-2 FC1-6 BB		2-2 1B 1B		0-3 K	0 0 0 0 0 0 0 0 0 0 0 0 1 0 0 0 0 0 0 0 0 0 0 1 1 1 0 0 0 0 0 0 0 0 0 0 0 0 0 0 0 0 0 0 0 0 0 1 0 0 0 0 0 1 1												
Inning Stats	R: 1 E: 1 K: 1 S: 15	H: 1 LOB: 3 BB: 2 P: 29	R: 0 E: 0 K: 0 S: 7	H: 1 LOB: 1 BB: 0 P: 14	R: 0 E: 0 K: 0 S: 6	H: 0 LOB: 0 BB: 0 P: 10	R: 0 E: 0 K: 1 S: 8	H: 0 LOB: 0 BB: 0 P: 10	R: 0 E: 0 K: 1 S: 10	H: 0 LOB: 1 BB: 1 P: 20	R: 0 E: 0 K: 1 S: 8	H: 1 LOB: 1 BB: 0 P: 9	R: 2 E: 0 K: 0 S: 15	H: 3 LOB: 1 BB: 0 P: 18	R: 0 E: 0 K: 1 S: 9	H: 0 LOB: 0 BB: 0 P: 13	R: 1 E: 0 K: 1 S: 13	H: 2 LOB: 1 BB: 0 P: 18	1B: 7 2B: 1 3B: 0 HR: 0	SF: 0 SAC: 1 DP: 0 HBP: 0	WP: 0 PB: 0 SB: 4 CS: 0	PA: 39
PITCHER	IP WLS BF H R ER SO BB IBB HBP BLK WP HR S P ERA WHIP																					
Jeff Fassero, L (1, 1) ERA: 3.22	6.1 W 27 4 2 1 4 3 0 0 0 0 0 0 59 99 1.42 1.105																					
Greg Harris, R (7, 1) ERA:	0.0 2 2 0 0 0 0 0 0 0 0 0 0 7 8 ∞ ∞																					
Tim Scott, R (7, 1) ERA: 3.6	1.2 5 0 1 1 1 0 0 0 0 0 0 0 12 16 5.40 0.000																					
Mel Rojas, R (9, 1) ERA: 1.06	1.0 S 5 2 1 0 1 0 0 0 0 0 0 0 13 18 0.00 2.000																					

San Diego Padres @ Montreal Expos
Olympic Stadium, Montreal, QB
Tue May 23 1995, 7:05 PM EDT
Att. 13,439 - Dome

livebaseballscorecards.com

AB	35
R	4
H	8
RBI	3
BB	3
SO	6
LOB	19



Batter	1	2	3	4	5	6	7	8	9	AB R H RBI BB SO LOB	TOP	
Bip Roberts, S (1, 4) OBP: 0.440, SLG: 0.455 (8, 7)	4-0 G4-3 BB		0-0 1B		4-0 1B BB		0-0 L9 2B		0-0 FC4-6 1B	3 1 3 0 2 0 0		
Steve Finley, L (1, 8) OBP: 0.322, SLG: 0.282	0-3 K		0-0 G4-3		0-0 1B		0-0 L9		0-0 FC4-6	5 0 1 1 0 1 4		
Tony Gwynn, L (1, 9) OBP: 0.389, SLG: 0.441	0-0 G4-3 1-2				0-0 G4-3 1B		0-0 G4-3		0-0 F8	5 0 2 1 0 0 4		
Eddie Williams, R (1, 3) OBP: 0.326, SLG: 0.418	0-0 G4-3				0-0 G5-4-3 1B		0-0 G5-4-3		0-0 F8	5 0 1 0 0 1 4		
Ken Caminiti, S (1, 5) OBP: 0.379, SLG: 0.526					0-0 1B		0-0 FC5-2 2B		0-0 G6-3	4 0 2 0 0 1 1		
Melvin Nieves, S (1, 7) OBP: 0.333, SLG: 0.381 Jody Reed, R (8, 4) OBP: 0.328, SLG: 0.265					0-3 K		0-3 K		0-3 K	4 0 1 0 0 3 3 0 0 0 0 0 0 0		
Brad Ausmus, R (1, 2) OBP: 0.342, SLG: 0.479					0-0 G6-3 1-2f		0-0 K		0-0 FC5-2 1B	4 0 1 0 0 1 3		
Ray Holbert, R (1, 6) OBP: 0.400, SLG: 0.182					0-0 L8		4-0 SH3-4 1B BB		0-0 F9	2 1 0 0 2 0 1		
Joey Hamilton, R (1, 1) Andres Berumen, R (8, 1)					0-3 K		0-0 SH3-4 1-2		0-3 K	3 0 0 0 0 3 4 0 0 0 0 0 0 0		
Inning Stats	R: 0 E: 0 K: 1 S: 5 H: 0 LOB: 1 BB: 1 P: 9	R: 0 E: 0 K: 1 S: 5 H: 1 LOB: 0 BB: 0 P: 5	R: 0 E: 0 K: 1 S: 6 H: 1 LOB: 1 BB: 0 P: 6	R: 0 E: 0 K: 1 S: 6 H: 2 LOB: 1 BB: 0 P: 6	R: 1 E: 0 K: 1 S: 6 H: 1 LOB: 2 BB: 2 P: 14	R: 0 E: 0 K: 2 S: 9 H: 2 LOB: 3 BB: 1 P: 13	R: 1 E: 0 K: 1 S: 7 H: 2 LOB: 1 BB: 0 P: 7	R: 0 E: 0 K: 2 S: 8 H: 1 LOB: 1 BB: 0 P: 8	R: 0 E: 0 K: 0 S: 4 H: 1 LOB: 1 BB: 0 P: 4	1B: 8 2B: 3 3B: 0 HR: 0 SF: 0 SAC: 1 DP: 2 HBP: 0	WP: 0 PB: 0 SB: 0 CS: 0 PA: 40	
PITCHER Pedro Martinez, R (1, 1) ERA: 2.54 Jeff Shaw, R (7, 1) ERA: 7.47 Luis Aquino, R (9, 1) ERA: 6.14	IP WLS BF H R ER SO BB IBB HBP BLK WP HR S P ERA WHIP											
	6.1 30 9 2 2 7 3 1 0 0 0 0 40 56 2.84 1.895											
	1.2 6 1 0 0 3 0 0 0 0 0 0 12 12 0.00 0.600											
	1.0 4 1 0 0 0 0 0 0 0 0 0 4 4 0.00 1.000											

San Diego Padres @ Montreal Expos
Olympic Stadium, Montreal, QB
Wed May 24 1995, 7:05 PM EDT
Att. 16,549 - Dome

livebaseballscorecards.com

AB	35
R	2
H	11
RBI	2
BB	4
SO	10
LOB	24



Batter	1	2	3	4	5	6	7	8	9	AB	R	H	RBI	BB	SO	LOB
Tony Tarasco, L (1, 9) OBP: 0.394, SLG: 0.556	0-0 P5	0-0 G1-3			0-0 G4-3			0-0 G4-3		4	0	0	0	0	0	3
Wil Cordero, R (1, 6) OBP: 0.345, SLG: 0.404	0-0 1B		0-3 K			0-3 K		0-0 HR		4	1	2	1	0	2	0
Henry Rodriguez, L (1, 3) OBP: 0.315, SLG: 0.417	0-0 1B		0-0 G1-3			0-0 L7		0-0 HR		4	1	2	2	0	0	0
Moises Alou, R (1, 7) OBP: 0.346, SLG: 0.462	0-0 1B		0-0 P4			0-0 F7		0-3 K		4	0	1	0	0	1	0
Darrin Fletcher, L (1, 2) OBP: 0.329, SLG: 0.377	0-0 G4-6-3			0-0 G3-1			0-0 F8			3	0	0	0	0	0	3
Tim Spehr, R (9, 2) OBP: 0.462, SLG: 0.909	0-0 G4-6-3									0	0	0	0	0	0	0
Mike Lansing, R (1, 4) OBP: 0.330, SLG: 0.432		0-3 K		0-3 K			0-0 G6-3			3	0	0	0	0	2	0
Rondell White, R (1, 8) OBP: 0.407, SLG: 0.600		0-0 1B		0-0 G6-3			0-3 K			3	0	1	0	0	1	0
Sean Berry, R (1, 5) OBP: 0.320, SLG: 0.349		0-0 F9			0-0 G1-3			0-0 P3		3	0	0	0	0	0	1
Pedro Martinez, R (1, 1) OBP: 0.077, SLG: 0.083		0-0			0-3 K			0-0 E3		2	0	1	0	0	1	0
Jeff Shaw, R (7, 1)		0-0								0	0	0	0	0	0	0
Jeff Treadway, L (8, PH) OBP: 0.105, SLG: 0.211		0-0								1	1	0	0	0	0	0
Luis Aquino, R (9, 1) OBP: 0.500, SLG: 0.333		1-3 1B								0	0	0	0	0	0	0

Inning Stats	R: 0	H: 3	E: 0	K: 0	S: 5	H: 3	LOB: 2	BB: 0	P: 5	R: 0	H: 2	E: 0	K: 1	S: 7	H: 2	LOB: 2	BB: 0	P: 7	R: 0	H: 0	E: 0	K: 1	S: 5	H: 0	LOB: 0	BB: 0	P: 5	R: 0	H: 0	E: 0	K: 1	S: 5	R: 0	H: 0	E: 0	K: 1	S: 5	R: 0	H: 0	E: 0	K: 1	S: 5	R: 0	H: 0	E: 0	K: 1	S: 5	R: 3	H: 2	E: 1	K: 1	S: 8	H: 2	LOB: 0	BB: 0	P: 8
--------------	------	------	------	------	------	------	--------	-------	------	------	------	------	------	------	------	--------	-------	------	------	------	------	------	------	------	--------	-------	------	------	------	------	------	------	------	------	------	------	------	------	------	------	------	------	------	------	------	------	------	------	------	------	------	------	------	--------	-------	------

PITCHER	IP	WLS	BF	H	R	ER	SO	BB	IBB	HBP	BLK	WP	HR	S	P	ERA	WHIP
Joey Hamilton, R (1, 1) ERA: 4.63	7.2		29	6	2	1	6	0	0	0	0	0	0	41	41	1.17	0.783
Andres Berumen, R (8, 1) ERA: 2.77	0.1	L	2	1	1	0	1	0	0	0	0	0	1	4	4	0.00	3.000

BOTTOM

San Diego Padres @ Montreal Expos
Olympic Stadium, Montreal, QB

Wed May 24 1995, 7:05 PM EDT
Att. 16,549 - Dome

AB	31
R	3
H	7
RBI	3
BB	0
SO	7
LOB	7



WP	PA	ERA	WHIP
0	31		

San Diego Padres @ Montreal Expos

Olympic Stadium, Montreal, QB

Thu May 25 1995, 7:05 PM EDT
Att. 13,484 - Dome - 65 F

AB	36
R	4
H	12
RBI	4
BB	3
SO	5
LOB	20



WP:	0	PA:	40
PB:	0		
SB:	3		
CS:	0		

AB R H RBI BB SO LOB

5	0	0	0	0	0	5
5	2	4	1	0	0	0
4	1	1	2	1	1	1
4	1	2	0	1	1	2
3	0	2	0	0	0	0
1	0	0	0	0	0	1
0	0	0	0	0	0	0
4	0	0	0	0	1	5
4	0	3	0	0	0	0
4	0	0	0	0	1	5
1	0	0	1	1	0	1
0	0	0	0	0	0	0
0	0	0	0	0	0	0
1	0	0	0	0	1	0
0	0	0	0	0	0	0

Batter	1	2	3	4	5	6	7	8	9
Bip Roberts, S (1, 7) OBP: 0.421, SLG: 0.433	1-1 F9	1-2 L5		3-0 G6-3		2-0 F7			1-0 G1-3
Steve Finley, L (1, 8) OBP: 0.342, SLG: 0.343	2-1 G4-3		2-2 1B 1B		3-2 HR		0-2 HR		1-1 S BB
Ken Caminiti, S (1, 5) OBP: 0.380, SLG: 0.545	0-3 K2-3		0-0 F8		1-1 HR		0-0 G3-1		4-0 S BB
Eddie Williams, R (1, 3) OBP: 0.341, SLG: 0.422		4-1 1B 1B BB	0-0 1B		1-1 P4		2-1 G3-6		0-3 K
Phil Clark, R (1, 9) OBP: 0.500, SLG: 0.769		2-2 BB 1B	0-0 G5-4-3		1-2 F7		2-2 G3-6		
Melvin Nieves, S (7, PH) OBP: 0.329, SLG: 0.375		1-2 1B	1-2 2-3						
Tony Gwynn, L (9, 9) OBP: 0.389, SLG: 0.441									
Andujar Cedeno, R (1, 6) OBP: 0.263, SLG: 0.365		2-3 K	0-0 G5-4-3		0-0 G5-3			0-0 G6-3	
Brad Ausmus, R (1, 2) OBP: 0.363, SLG: 0.506		1-2 BB		2-1 S SH1-4		1-1 G4-3		2-0 G5-3	
Jody Reed, R (1, 4) OBP: 0.306, SLG: 0.245		1-2 2-3		0-0 1B					
Scott Sanders, R (1, 1) OBP: 0.417, SLG: 0.455		2-2 P4		0-0 F8		1-3 K		1-2 G3-1	
Dustin Hermanson, R (8, 1)									
Andres Berumen, R (8, 1)									
Roberto Petagine, L (9, PH) OBP: 0.600, SLG: 0.600		4-2 BB		0-1 SH1-4		1-0 G4-3			1-3 K
Trevor Hoffman, R (9, 1)		1-2 2-3 3-H		1-2 BB					

Inning Stats	R: 0 E: 0 K: 1 S: 7	H: 0 LOB: 0 BB: 0 P: 10	R: 1 E: 0 K: 1 S: 25	H: 2 LOB: 3 BB: 2 P: 41	R: 0 E: 0 K: 0 S: 9	H: 3 LOB: 2 BB: 0 P: 11	R: 0 E: 0 K: 0 S: 6	H: 1 LOB: 1 BB: 0 P: 11	R: 2 E: 0 K: 0 S: 13	H: 2 LOB: 0 BB: 0 P: 19	R: 0 E: 0 K: 1 S: 8	H: 1 LOB: 1 BB: 0 P: 13	R: 1 E: 0 K: 0 S: 9	H: 2 LOB: 0 BB: 0 P: 13	R: 0 E: 0 K: 0 S: 5	H: 0 LOB: 0 BB: 0 P: 8	R: 0 E: 0 K: 2 S: 9	H: 1 LOB: 2 BB: 1 P: 16	1B: 8 2B: 2 3B: 0 HR: 2	SF: 0 SAC: 1 DP: 2 HBP: 0	WP: 0 PB: 0 SB: 3 CS: 0	PA: 40
--------------	------------------------------	----------------------------------	-------------------------------	----------------------------------	------------------------------	----------------------------------	------------------------------	----------------------------------	-------------------------------	----------------------------------	------------------------------	----------------------------------	------------------------------	----------------------------------	------------------------------	---------------------------------	------------------------------	----------------------------------	----------------------------------	------------------------------------	----------------------------------	--------

PITCHER	IP	WLS	BF	H	R	ER	SO	BB	IBB	HBP	BLK	WP	HR	S	P	ERA	WHIP
Butch Henry, L (1, 1) ERA: 2.97	4.0	L	21	8	3	3	2	2	0	0	0	0	1	54	84	6.75	2.500
Greg Harris, R (5, 1) ERA: 6.0	3.0		11	3	1	1	1	0	0	0	0	0	1	23	34	3.00	1.000
Jeff Shaw, R (8, 1) ERA: 6.75	1.2		7	1	0	0	1	1	0	0	0	0	0	11	21	0.00	1.200
Tim Scott, R (9, 1) ERA: 3.52	0.1		1	0	0	0	1	0	0	0	0	0	0	3	3	0.00	0.000

Batter	1	2	3	4	5	6	7	8	9	AB	R	H	RBI	BB	SO	LOB
Tony Tarasco, L (1, 9) OBP: 0.388, SLG: 0.574	3-2 L9		3-2 K			1-3 K		1-0 HR		4	1	1	2	0	2	0
Wil Cordero, R (1, 6) OBP: 0.341, SLG: 0.393	2-2 F4		3-1 P5			0-0 G1-3		4-0 WP 1B BB		3	1	0	0	1	0	0
Henry Rodriguez, L (1, 3) OBP: 0.312, SLG: 0.409	0-0 1B				1-0 G3		1-2 F8	3-2 L6		4	0	1	0	0	0	1
Moises Alou, R (1, 7) OBP: 0.343, SLG: 0.453	1-1 G6-3				1-1 G5-3		0-2 G6-3	2-2 E S 1B		4	0	1	1	0	0	1
Lou Frazier, S (8, PR) OBP: 0.077, SLG: 0.077										0	0	0	0	0	0	0
Rondell White, R (1, 8) OBP: 0.397, SLG: 0.563			1-3 K		4-2 BB		2-2 E5	3-1 F8		3	0	0	0	1	1	1
Mike Lansing, R (1, 4) OBP: 0.318, SLG: 0.414			1-1 E5		0-0 P5		1-1 F8		1-0 P4	4	0	0	0	0	0	2
Sean Berry, R (1, 5) OBP: 0.302, SLG: 0.326			2-1 L5			1-0 F9				3	0	0	0	0	0	2
Jeff Shaw, R (8, 1)										0	0	0	0	0	0	0
Tim Scott, R (9, 1) OBP: 0.333, SLG: 0.333										0	0	0	0	0	0	0
Darrin Fletcher, L (9, PH) OBP: 0.325, SLG: 0.371										1	0	0	0	0	0	0
Tim Laker, R (1, 2) OBP: 0.185, SLG: 0.308			3-3 K			2-1 G6-3		1-1 HR 2B	1-0 F8	4	1	1	0	0	1	1
Butch Henry, L (1, 1)										1	0	0	0	0	0	0
Greg Harris, S (5, 1)			1-1 G3-1			0-1 G6-3				1	0	0	0	0	0	0
Shane Andrews, R (8, 5) OBP: 0.305, SLG: 0.585								1-2 F9		1	0	0	0	0	0	1

Inning Stats	R: 0	H: 1	E: 0	K: 0	S: 9	H: 0	LOB: 1	BB: 0	P: 15	R: 0	H: 0	E: 1	K: 2	S: 10	H: 0	LOB: 1	BB: 0	P: 17	R: 0	H: 0	E: 0	K: 1	S: 7	R: 0	H: 0	E: 0	K: 0	S: 6	H: 0	LOB: 1	BB: 1	P: 12	R: 0	H: 0	E: 0	K: 0	S: 5	H: 0	LOB: 0	BB: 0	P: 8	R: 0	H: 0	E: 0	K: 1	S: 8	R: 0	H: 0	E: 1	K: 0	S: 9	H: 0	LOB: 1	BB: 0	P: 12	R: 3	H: 3	E: 0	K: 0	S: 15	H: 3	LOB: 2	BB: 1	P: 30	R: 0	H: 0	E: 0	K: 0	S: 4	H: 0	LOB: 0	BB: 0	P: 6	1B: 2	SF: 0	2B: 1	SAC: 0	3B: 0	DP: 0	HR: 1	HBP: 0	WP: 1	PA: 35
--------------	------	------	------	------	------	------	--------	-------	-------	------	------	------	------	-------	------	--------	-------	-------	------	------	------	------	------	------	------	------	------	------	------	--------	-------	-------	------	------	------	------	------	------	--------	-------	------	------	------	------	------	------	------	------	------	------	------	------	--------	-------	-------	------	------	------	------	-------	------	--------	-------	-------	------	------	------	------	------	------	--------	-------	------	-------	-------	-------	--------	-------	-------	-------	--------	-------	--------

PITCHER	IP	WLS	BF	H	R	ER	SO	BB	IBB	HBP	BLK	WP	HR	S	P	ERA	WHIP
Scott Sanders, R (1, 1) ERA: 3.86	7.1	W	27	2	1	1	4	1	0	0	0	0	0	59	95	1.23	0.409
Dustin Hermanson, R (8, 1) ERA: 6.75	0.1		4	2	2	2	0	1	0	0	0	1	1	8	18	54.00	9.000
Andres Berumen, R (8, 1) ERA: 2.7	0.1	S	1	0	0	0	0	0	0	0	0	0	0	2	5	0.00	0.000
Trevor Hoffman, R (9, 1) ERA: 3.86	1.0	S	3	0	0	0	0	0	0	0	0	0	0	4	6	0.00	0.000

BOTTOM

San Diego Padres @ Montreal Expos
Olympic Stadium, Montreal, QB

Thu May 25 1995, 7:05 PM EDT
Att. 13,484 - Dome - 65 F

livebaseballscorecards.com

AB	33
R	3
H	4
RBI	3
BB	2
SO	4
LOB	9



Batter	1	2	3	4	5	6	7	8	9	AB R H RBI BB SO LOB	TOP											
Bip Roberts, S (1, 4) OBP: 0.415, SLG: 0.421	1-1 F9		2-2 F7			4-0 BB		0-0 G1-3		3 0 0 0 1 0 1												
Steve Finley, L (1, 8) OBP: 0.331, SLG: 0.330	3-2 P5			1-1 L3		1-0 G3		0-0 L5		4 0 0 0 0 0 1												
Tony Gwynn, L (1, 9) OBP: 0.376, SLG: 0.425	1-2 G4-3			0-1 F7			0-1 E1 FC6-4		0-0 G3-1	4 0 0 0 0 0 0												
Eddie Williams, R (1, 3) OBP: 0.326, SLG: 0.402		1-3 K		2-0 F9			1-0 FC6-4 1-2f		2-1 G4-3	4 0 0 0 0 1 1												
Ken Caminiti, S (1, 5) OBP: 0.378, SLG: 0.549		2-0 2B			3-2 F8		3-0 F9			3 0 1 0 0 0 1												
Phil Clark, R (1, 7) OBP: 0.412, SLG: 0.625		0-0 F7			3-2 P4		3-1 F9			3 0 0 0 0 0 2												
Andujar Cedeno, R (1, 6) OBP: 0.265, SLG: 0.374		0-0 G4-3			1-1 F8			2-0 2B		3 0 1 0 0 0 1												
Brad Ausmus, R (1, 2) OBP: 0.349, SLG: 0.488			3-1 G1-3			1-3 K		1-0 G5-3		3 0 0 0 0 1 1												
Andy Benes, R (1, 1) OBP: 0.091, SLG: 0.091			1-3 K			1-3 K		2-0 F9		2 0 0 0 0 2 0												
Brian Johnson, R (8, PH) OBP: 0.241, SLG: 0.345										1 0 0 0 0 0 1												
Bryce Florie, R (8, 1)										0 0 0 0 0 0 0												
Inning Stats	R: 0 E: 0 K: 0 S: 8	H: 0 LOB: 0 BB: 0 P: 13	R: 0 E: 0 K: 1 S: 6	H: 1 LOB: 1 BB: 0 P: 9	R: 0 E: 0 K: 1 S: 8	H: 0 LOB: 0 BB: 0 P: 14	R: 0 E: 0 K: 0 S: 5	H: 0 LOB: 0 BB: 0 P: 8	R: 0 E: 0 K: 0 S: 10	H: 0 LOB: 0 BB: 0 P: 17	R: 0 E: 0 K: 2 S: 7	H: 0 LOB: 1 BB: 1 P: 14	R: 0 E: 1 K: 0 S: 6	H: 0 LOB: 1 BB: 0 P: 13	R: 0 E: 0 K: 0 S: 4	H: 1 LOB: 1 BB: 0 P: 9	R: 0 E: 0 K: 0 S: 4	H: 0 LOB: 0 BB: 0 P: 6	1B: 0 2B: 2 3B: 0 HR: 0	SF: 0 SAC: 0 DP: 0 HBP: 0	WP: 0 PB: 0 SB: 0 CS: 0	PA: 31
PITCHER Mike Mims, L (1, 1) ERA: 3.6	IP: 9.0 WLS: W BF: 31 H: 2 R: 0 ER: 0 SO: 4 BB: 1 IBB: 0 HBP: 0 BLK: 0 WP: 0 HR: 0 S: 58 P: 103 ERA: 0.00 WHIP: 0.333											PITCHER IP: WLS: BF: H: R: ER: SO: BB: IBB: HBP: BLK: WP: HR: S: P: ERA: WHIP:										

San Diego Padres @ Philadelphia Phillies
Veterans Stadium, Philadelphia, PA

Fri May 26 1995, 7:05 PM EDT
Att. 21,032 - Unknown - 65 F

AB	30
R	0
H	2
RBI	0
BB	1
SO	4
LOB	9



Batter	1	2	3	4	5	6	7	8	9
Dave Gallagher, R OBP: 0.444, SLG: 0.561 (1, 8) B F X	1-1 1B 1B 1B		2-3 K		0-2 F9			3-3 K	
Mickey Morandini, L OBP: 0.392, SLG: 0.483 (1, 4) C B X	1-1 1B 1-2 SF7 1B		3-2 G4-3			2-2 FC9-6 1B		2-1 G4-3	
Gregg Jefferies, S OBP: 0.264, SLG: 0.362 (1, 7) C C F B F B X	2-2 1-3 2-H 1B		3-2 F8			1-0 FC9-6 1-2f			
Dave Hollins, S OBP: 0.446, SLG: 0.424 (1, 3) B S C B B X	3-2 SF7			0-0 G3-1		3-2 F7			
Darren Daulton, L OBP: 0.333, SLG: 0.391 (1, 2) C S S S	3-H 1-3 K			1-1 F9		1-2 G4-3			
Jim Eisenreich, L OBP: 0.437, SLG: 0.508 (1, 9) X		0-0 P5		0-1 1B			2-3 K		
Charlie Hayes, R OBP: 0.387, SLG: 0.424 (1, 5) C B B B B C		4-2 F9 BB		2-3 K			2-3 K		
Kevin Stocker, S OBP: 0.271, SLG: 0.203 (1, 6) C B B B C X		1-2 F9			1-3 K		0-1 G4-3		
Mike Mimbs, L (1, 1) C B B B C X		1-2 G6-3			0-3 K			2-1 G3	

Inning Stats	R: 2	H: 3	E: 0	LOB: 0	K: 1	S: 15	P: 23	R: 0	H: 0	E: 0	LOB: 1	K: 0	S: 11	P: 17	R: 0	H: 0	E: 0	LOB: 0	K: 1	S: 13	P: 21	R: 0	H: 1	E: 0	LOB: 1	K: 1	S: 9	P: 12	R: 0	H: 0	E: 0	LOB: 0	K: 2	S: 9	P: 10	R: 0	H: 1	E: 0	LOB: 1	K: 0	S: 12	P: 19	R: 0	H: 0	E: 0	LOB: 0	K: 2	S: 10	P: 14	R: 0	H: 0	E: 0	LOB: 0	K: 1	S: 7	P: 14
--------------	------	------	------	--------	------	-------	-------	------	------	------	--------	------	-------	-------	------	------	------	--------	------	-------	-------	------	------	------	--------	------	------	-------	------	------	------	--------	------	------	-------	------	------	------	--------	------	-------	-------	------	------	------	--------	------	-------	-------	------	------	------	--------	------	------	-------

PITCHER	IP	WLS	BF	H	R	ER	SO	BB	IBB	HBP	BLK	WP	HR	S	P	ERA	WHIP
Andy Benes, R ERA: 5.08 (1, 1)	7.0	L	26	5	2	2	7	1	0	0	0	0	0	79	116	2.57	0.857
Bryce Florie, R ERA: 4.05 (8, 1)	1.0		3	0	0	0	1	0	0	0	0	0	0	7	14	0.00	0.000

BOTTOM

San Diego Padres @ Philadelphia Phillies
Veterans Stadium, Philadelphia, PA

Fri May 26 1995, 7:05 PM EDT
Att: 21,032 - Unknown - 65 F

AB	R	H	RBI	BB	SO	LOB
4	1	1	0	0	2	0
4	1	2	0	0	0	0
3	0	1	1	0	0	1
2	0	0	1	0	0	1
3	0	0	0	0	1	1
3	0	1	0	0	1	0
2	0	0	0	1	2	1
3	0	0	0	0	1	1
3	0	0	0	0	1	1

AB	27
R	2
H	5
RBI	2
BB	1
SO	8
LOB	6

WP: 0 PA: 29
PB: 0
SB: 0
CS: 0



PITCHER	IP	WLS	BF	H	R	ER	SO	BB	IBB	HBP	BLK	WP	HR	S	P	ERA	WHIP
---------	----	-----	----	---	---	----	----	----	-----	-----	-----	----	----	---	---	-----	------

BOTTOM

San Diego Padres @ Philadelphia Phillies
Veterans Stadium, Philadelphia, PA

Sat May 27 1995, 7:05 PM EDT
Att. 33,719 - Unknown - 75 F

livebaseballscorecards.com

AB	36
R	5
H	11
RBI	5
BB	4
SO	4
LOB	19



WP	1	PA	42
PB	0		
SB	0		
CS	1		

AB R H RBI BB SO LOB

5 1 2 0 0 0 3

4 0 0 0 0 2 2
0 0 0 0 0 0 0
1 1 1 0 0 0 0

3 1 1 0 2 0 0

5 0 0 0 0 0 5

4 1 2 2 1 0 0

2 0 2 2 0 0 0
1 0 0 0 0 0 0
0 0 0 0 0 0 0
1 0 0 0 0 1 0

4 1 2 0 0 0 1

3 0 1 0 1 0 3

1 0 0 1 0 0 2
0 0 0 0 0 0 0
0 0 0 0 0 0 0
2 0 0 0 0 1 3

1B: 6 SF: 0
2B: 5 2B: 5 SAC: 1
3B: 0 K: 1 DP: 0
HR: 0 HBP: 0

Batter	1	2	3	4	5	6	7	8	9	10
Lenny Dykstra, L OBP: 0.407, SLG: 0.361 (1, 8)	G4-3 2B	2-1 CS			G6-3		1-0 FC6		3-2 F8	
Mariano Duncan, R OBP: 0.304, SLG: 0.457 (1, 4)	G4-3	1-0 SAFE	3-2		1-3 K		0-1 G6-3		1-2 FC4-6	1B
Kyle Abbott, L Tony Longmire, L OBP: 0.444, SLG: 0.615 (10, PH)	2-3	1-2			K		G6-3		FC4-6	2B
Gregg Jefferies, S OBP: 0.278, SLG: 0.361 (1, 7)	4-0 2B		0-1		G5-3		3-1 1B		1-1 G6-3	FC4-6 IBB
Dave Hollins, S OBP: 0.429, SLG: 0.400 (1, 3)	1-1 P5		2-2		F9		3-1 F8		3-2 P6	FC4-6 1B
Charlie Hayes, R OBP: 0.397, SLG: 0.438 (1, 5)	0-2 1B		4-2		G3		2-2 G3		2-2 F9	1-2 1B
Dave Gallagher, R OBP: 0.468, SLG: 0.605 (1, 9)	1-2		0-1		F9		1-2 G4-3		3-3 K	
Jim Eisenreich, L OBP: 0.431, SLG: 0.500 (4, PR)	3-H		3-H		2B		G4-3			
Toby Borland, R Mickey Morandini, L OBP: 0.388, SLG: 0.478 (8, 4)	2-3 3-H		1-H		2B		G4-3			
Lenny Webster, R OBP: 0.250, SLG: 0.263 (1, 2)		3-2 G6-3			F9		2-2 G5-3		1-2 WP	1B
Kevin Stocker, S OBP: 0.281, SLG: 0.208 (1, 6)		2-2 G6-3			P3		2-0 FC5-4		4-2 1B	BB
Mike Williams, R Gene Harris, R Norm Charlton, S Gary Varsho, L OBP: 0.308, SLG: 0.261 (7, 9)		2-0 SH1-3			G1-3		0-2 FC5-4		1-3 K	

Inning Stats	R: 2	H: 3	E: 0	K: 0	S: 12	H: 3	LOB: 2	BB: 1	P: 21	R: 0	H: 2	E: 0	K: 0	S: 9	H: 2	LOB: 0	BB: 0	P: 19	R: 0	H: 0	E: 0	K: 1	S: 8	H: 0	LOB: 0	BB: 0	P: 13	R: 1	H: 1	E: 0	K: 0	S: 9	H: 2	LOB: 1	BB: 1	P: 14	R: 0	H: 1	E: 0	K: 1	S: 9	H: 0	LOB: 1	BB: 0	P: 16	R: 0	H: 0	E: 0	K: 0	S: 10	H: 0	LOB: 0	BB: 0	P: 15	R: 0	H: 1	E: 0	K: 0	S: 7	H: 1	LOB: 1	BB: 0	P: 10	R: 0	H: 0	E: 0	K: 0	S: 8	H: 0	LOB: 0	BB: 0	P: 14	R: 0	H: 1	E: 0	K: 2	S: 15	H: 1	LOB: 2	BB: 1	P: 27	R: 1	H: 2	E: 0	K: 0	S: 6	H: 2	LOB: 2	BB: 1	P: 13	1B: 6	SF: 0	2B: 5	SAC: 1	3B: 0	DP: 0	HR: 0	HBP: 0
--------------	------	------	------	------	-------	------	--------	-------	-------	------	------	------	------	------	------	--------	-------	-------	------	------	------	------	------	------	--------	-------	-------	------	------	------	------	------	------	--------	-------	-------	------	------	------	------	------	------	--------	-------	-------	------	------	------	------	-------	------	--------	-------	-------	------	------	------	------	------	------	--------	-------	-------	------	------	------	------	------	------	--------	-------	-------	------	------	------	------	-------	------	--------	-------	-------	------	------	------	------	------	------	--------	-------	-------	-------	-------	-------	--------	-------	-------	-------	--------

PITCHER	IP	WLS	BF	H	R	ER	SO	BB	IBB	HBP	BLK	WP	HR	S	P	ERA	WHIP
Fernando Valenzuela, L ERA: 6.2 (1, 1)	4.0		18	6	4	4	1	2	0	0	0	0	0	38	67	9.00	2.000
Brian Williams, R ERA: 5.94 (5, 1)	3.0		11	2	0	0	1	0	0	0	0	0	0	26	41	0.00	0.667
Andres Berumen, R ERA: 2.35 (8, 1)	2.0		8	1	0	0	2	1	0	0	0	1	0	23	41	0.00	1.000
Dustin Hermanson, R ERA: 7.56 (10, 1)	0.1	L	4	2	1	1	0	0	1	0	0	0	0	6	13	27.00	6.000

San Diego Padres @ Philadelphia Phillies
Veterans Stadium, Philadelphia, PA

Sun May 28 1995, 3:33 AM EDT
 Att: 33,303 - Cloudy - 69 F

AB	41
R	13
H	14
RBI	12
BB	8
SO	5
LOB	19



WP:	1	PA:	50
PB:	1		
SB:	2		
CS:	0		

AB	R	H	RBI	BB	SO	LOB
5	2	2	0	1	0	2
4	2	0	0	2	0	2
5	3	3	2	1	0	1
5	1	2	3	1	1	3
6	1	2	2	0	0	4
4	1	1	2	0	3	3
3	0	0	0	0	0	1
1	1	1	0	1	0	0
3	1	0	1	2	0	0
1	0	0	0	0	1	0
1	0	1	0	0	0	0
0	0	0	0	0	0	0
1	0	1	0	0	0	0
0	0	0	0	0	0	0
0	0	0	0	0	0	0
1	0	0	0	0	0	3
1	1	1	2	0	0	0

R	H	ER	SO	BB	IBB	HBP	BLK	WP	HR	S	P	ERA	WHIP
0	1	0	4	0	0	0	0	0	2	70	107	3.86	0.857
0	0	0	0	0	0	0	0	0	4	6	6	0.00	1.000
0	1	1	3	0	0	0	0	0	14	30	30	9.00	4.000
0	L	4	0	2	0	0	0	0	7	19	19	108.00	12.000
0	9	5	0	2	1	0	0	1	14	28	28	67.50	9.000

R	H	ER	SO	BB	IBB	HBP	BLK	WP	HR	S	P	ERA	WHIP
0	1	0	14	0	0	0	0	0	2	70	107	3.86	0.857
3	3	0	0	0	0	0	0	0	4	6	6	0.00	1.000
0	1	1	3	0	0	0	0	0	14	30	30	9.00	4.000
0	L	4	0	2	0	0	0	0	7	19	19	108.00	12.000
0	9	5	0	2	1	0	0	1	14	28	28	67.50	9.000

R	H	ER	SO	BB	IBB	HBP	BLK	WP	HR	S	P	ERA	WHIP
0	1	0	14	0	0	0	0	0	2	70	107	3.86	0.857
3	3	0	0	0	0	0	0	0	4	6	6	0.00	1.000
0	1	1	3	0	0	0	0	0	14	30	30	9.00	4.000
0	L	4	0	2	0	0	0	0	7	19	19	108.00	12.000
0	9	5	0	2	1	0	0	1	14	28	28	67.50	9.000

R	H	ER	SO	BB	IBB	HBP	BLK	WP	HR	S	P	ERA	WHIP
0	1	0	14	0	0	0	0	0	2	70	107	3.86	0.857
3	3	0	0	0	0	0	0	0	4	6	6	0.00	1.000
0	1	1	3	0	0	0	0	0	14	30	30	9.00	4.000
0	L	4	0	2	0	0	0	0	7	19	19	108.00	12.000
0	9	5	0	2	1	0	0	1	14	28	28	67.50	9.000

R	H	ER	SO	BB	IBB	HBP	BLK	WP	HR	S	P	ERA	WHIP
0	1	0	14	0	0	0	0	0	2	70	107	3.86	0.857
3	3	0	0	0	0	0	0	0	4	6	6	0.00	1.000
0	1	1	3	0	0	0	0	0	14	30	30	9.00	4.000
0	L	4	0	2	0	0	0	0	7	19	19	108.00	12.000
0	9	5	0	2	1	0	0	1	14	28	28	67.50	9.000

R	H	ER	SO	BB	IBB	HBP	BLK	WP	HR	S	P	ERA	WHIP
0	1	0	14	0	0	0	0	0	2	70	107	3.86	0.857
3	3	0	0	0	0	0	0	0	4	6	6	0.00	1.000
0	1	1	3	0	0	0	0	0	14	30	30	9.00	4.000
0	L	4	0	2	0	0	0	0	7	19	19	108.00	12.000
0	9	5	0	2	1	0	0	1	14	28	28	67.50	9.000

R	H	ER	SO	BB	IBB	HBP	BLK	WP	HR	S	P	ERA	WHIP
0	1	0	14	0	0	0	0	0	2	70	107	3.86	0.857
3	3	0	0	0	0	0	0	0	4	6	6	0.00	1.000
0	1	1	3	0	0	0	0	0	14	30	30	9.00	4.000
0	L	4	0	2	0	0	0	0	7	19	19	108.00	12.000
0	9	5	0	2	1	0	0	1	14	28	28	67.50	9.000

R	H	ER	SO	BB	IBB	HBP	BLK	WP	HR	S	P	ERA	WHIP
0	1	0	14	0	0	0	0	0	2	70	107	3.86	0.857
3	3	0	0	0	0	0	0	0	4	6	6	0.00	1.000
0	1	1	3	0	0	0	0	0	14	30	30	9.00	4.000
0	L	4	0	2	0	0	0	0	7	19	19	108.00	12.000
0	9	5	0	2	1	0	0	1	14	28	28	67.50	9.000

R	H	ER	SO	BB	IBB	HBP	BLK	WP	HR	S	P	ERA	WHIP
0	1	0	14	0	0	0	0	0	2	70	107	3.86	0.857
3	3	0	0	0	0	0	0	0	4	6	6	0.00	1.000
0	1	1	3	0	0	0	0	0	14	30	30	9.00	4.000
0	L	4	0	2	0	0	0	0	7	19	19	108.00	12.000
0	9	5	0	2	1	0	0	1	14	28	28	67.50	9.000

R	H	ER	SO	BB	IBB	HBP	BLK	WP	HR	S	P	ERA	WHIP
0	1	0	14	0	0	0	0	0	2	70	107	3.86	0.857
3	3	0	0	0	0	0	0	0	4	6	6	0.00	1.000
0	1	1	3	0	0	0	0	0	14	30	30	9.00	4.000
0	L	4	0	2	0	0	0	0	7	19	19	108.00	12.000
0	9	5	0	2	1	0	0	1	14	28	28	67.50	9.000

R	H	ER	SO	BB	IBB	HBP	BLK	WP	HR	S	P	ERA	WHIP
0	1	0	14	0	0	0	0	0	2	70	107	3.86	0.857
3	3	0	0	0	0	0	0	0	4	6	6	0.00	1.000
0	1	1	3	0	0	0	0	0	14	30	30	9.00	4.000
0	L	4	0	2	0	0	0	0	7	19	19	108.00	12.000
0	9	5	0	2	1	0	0	1	14	28	28	67.50	9.000

Batter	1	2	3	4	5	6	7	8	9	10	AB	R	H	RBI	BB	SO	LOB
Steve Finley, L OBP: 0.338, SLG: 0.333	1-1 G5-4-3 1B			1-1 L3		0-0 L3		0-0 P5		BB 1B	5	2	2	0	1	0	2
Brad Ausmus, R OBP: 0.344, SLG: 0.459	0-0 F9			1-1 G6-3			0-2 F9	1-0 F9		BB BB	4	2	0	0	2	0	2
Tony Gwynn, L OBP: 0.383, SLG: 0.417	1-1 G5-4-3			3-1 G4-3			2-2 HR 1B		2-2 S BB 1B	BB BB	5	3	3	2	1	0	1
Ken Caminiti, S OBP: 0.385, SLG: 0.559		1-3 K			3-2 G3		2-2 HR		4-2 BB BB	L6	5	1	2	3	1	1	3
Eddie Williams, R OBP: 0.324, SLG: 0.404		1-2 G5-3			1-2 PB 2B		0-1 G4-3		1-0 F7	SF9 FC5-4	6	1	2	2	0	0	4
Melvin Nieves, S OBP: 0.314, SLG: 0.389		3-3 K			2-3 K 2-3		2-2 HR		0-3 K	SF9	4	1	1	2	0	3	3
Andujar Cedeno, R OBP: 0.273, SLG: 0.374			0-0 F9		2-2 P6		2-1 G4-3		4-1 BB BB	WP	3	0	0	0	0	0	1
Bip Roberts, S OBP: 0.434, SLG: 0.426									1-2 2-3 BB BB	2B 1B	1	1	1	0	1	0	0
Jody Reed, R OBP: 0.314, SLG: 0.237			3-2 F9		1-2 G6-3			0-0 P6	4-2 BB BB	2B IBB	3	1	0	1	2	0	0
Andy Ashby, R OBP: 0.286, SLG: 0.167			2-3 K		3-2 L3 1B			1-0 1B	1-1 G1-3	BB 1B 2B	1	0	0	0	0	1	0
Scott Livingstone, L OBP: 0.296, SLG: 0.429											1	0	1	0	0	0	0
Willie Blair, R											0	0	0	0	0	0	0
Roberto Petagine, L OBP: 0.387, SLG: 0.567											1	0	1	0	0	0	0
Ray Holbert, R OBP: 0.400, SLG: 0.182											0	0	0	0	0	0	0
Bryce Florio, R											0	0	0	0	0	0	0
Brian Johnson, R OBP: 0.265, SLG: 0.471											1	0	0	0	0	0	3
Trevor Hoffman, R OBP: 1.000, SLG: 2.000											1	1	1	2	0	0	0

PITCHER	IP	WLS	BF	H	R	ER	SO	BB	IBB	HBP	BLK	WP	HR	S	P	ERA	WHIP
Curt Schilling, R ERA: 3.09	7.0		25	6	3	3	4	0	0	0	0	0	2	70	107	3.86	0.857
Ricky Bottalico, R ERA: 0.63	1.0		4	1	0	0	0	0	0	0	0	0	4	6	6	0.00	1.000
Heathcliff Slocumb, R ERA: 1.56	1.0		7	1	1	1	1	3	0	0	0	0	14	30	30	9.00	4.000
Gene Harris, R ERA: 3.45	0.1	L	5	2	4	4	0	2	0	0	0	0	7	19	19	108.00	12.000
Toby Borland, R ERA: 5.31	0.2		9	4	5	5	0	2	1	0	0	1					

BOTTOM

San Diego Padres @ Philadelphia Phillies
Veterans Stadium, Philadelphia, PA
Sun May 28 1995, 3:33 AM EDT
Att. 33,303 - Cloudy - 69 F

livebaseballscorecards.com

AB	41
R	5
H	12
RBI	5
BB	4
SO	8
LOB	18



WP:	0	PA:	45
PB:	1		
SB:	0		
CS:	1		

AB	R	H	RBI	BB	SO	LOB
5	0	1	0	0	1	2

5	1	1	0	0	1	2
0	0	0	0	0	0	0
0	0	0	0	0	0	0

4	0	0	0	0	0	2
0	0	0	0	0	0	0
0	0	0	0	0	0	0
1	0	1	0	0	0	0

4	3	2	1	1	1	1
---	---	---	---	---	---	---

3	0	0	0	2	0	1
---	---	---	---	---	---	---

5	0	2	3	0	1	1
---	---	---	---	---	---	---

5	1	2	1	0	2	4
---	---	---	---	---	---	---

4	0	2	0	1	0	1
---	---	---	---	---	---	---

2	0	0	0	0	1	1
---	---	---	---	---	---	---

3	0	1	0	0	1	3
---	---	---	---	---	---	---

1B:	5	SF:	0
2B:	5	SAC:	0
3B:	0	DP:	0
HR:	2	HBP:	0

Batter	1	2	3	4	5	6	7	8	9	10
Lenny Dykstra, L OBP: 0.398, SLG: 0.353 (1, 8)	P5	1B		G3-1			F7		K	
Mickey Morandini, L OBP: 0.379, SLG: 0.474 Gene Harris, R Toby Borland, R	1B 2B	G1-3			G4-3		F7		K	
Tony Longmire, L OBP: 0.387, SLG: 0.533 Ricky Bottalico, L Heathcliff Slocumb, R Mariano Duncan, R OBP: 0.319, SLG: 0.489	L6		G3		L4-3		F9		2B	
Dave Hollins, S OBP: 0.435, SLG: 0.447	1B BB		G3-1 2B		K			HR	G4-3	
Darren Daulton, L OBP: 0.336, SLG: 0.379	1B BB		G3-1			FC4-6 BB		G3		P5
Jim Eisenreich, L OBP: 0.429, SLG: 0.507	1B		2B		FC4-6		FC4-6		F8	
Charlie Hayes, R OBP: 0.397, SLG: 0.465	K		K		F8		F8		1B	HR
Kevin Stocker, S OBP: 0.298, SLG: 0.235		G3			CS BB		G1-3		1B	2B
Curt Schilling, R OBP: 0.125, SLG: 0.188 Gary Varsho, L OBP: 0.310, SLG: 0.269		G2-3			K			G3-1		K

Inning Stats	R: 2	H: 2	E: 0	K: 1	S: 15	R: 0	H: 1	E: 0	K: 0	S: 9	R: 1	H: 2	E: 0	K: 1	S: 13	R: 0	H: 0	E: 0	K: 1	S: 8	R: 0	H: 0	E: 0	K: 1	S: 6	R: 0	H: 0	E: 0	K: 0	S: 9	R: 0	H: 1	E: 0	K: 0	S: 6	R: 1	H: 3	E: 0	K: 1	S: 10	R: 0	H: 1	E: 0	K: 2	S: 14	R: 0	H: 2	E: 0	K: 1	S: 14	1B: 5	2B: 5	3B: 0	HR: 2	SF: 0	SAC: 0	DP: 0	HBP: 0
--------------	------	------	------	------	-------	------	------	------	------	------	------	------	------	------	-------	------	------	------	------	------	------	------	------	------	------	------	------	------	------	------	------	------	------	------	------	------	------	------	------	-------	------	------	------	------	-------	------	------	------	------	-------	-------	-------	-------	-------	-------	--------	-------	--------

PITCHER	IP	WLS	BF	H	R	ER	SO	BB	IBB	HBP	BLK	WP	HR	S	P	ERA	WHIP
Andy Ashby, R ERA: 6.15	(1, 1)	5.0	22	5	3	3	4	3	0	0	0	0	0	51	83	5.40	1.600
Willie Blair, R ERA: 7.11	(6, 1)	2.0	8	1	0	0	0	1	0	0	0	0	0	15	25	0.00	1.000
Bryce Florie, R ERA: 4.4	(8, 1)	1.0	6	3	1	1	1	0	0	0	0	0	1	10	17	9.00	3.000
Trevor Hoffman, R ERA: 3.97	(9, 1)	2.0	W 9	3	1	1	3	0	0	0	0	0	1	28	38	4.50	1.500

Batter	1	2	3	4	5	6	7	8	9	10	11	12	13	AB R H RBI BB SO LOB	TOP														
Bip Roberts, S OBP: 0.422, SLG: 0.412 (1, 4) (13, 7)	G4-3	K			G4-6-3 1B			F8	F7			G1-3		6 0 1 0 0 1 5	San Diego Padres @ New York Mets Shea Stadium, Flushing, NY Mon May 29 1995, 3:33 AM EDT Att. 14,905 - Overcast - 69 F														
Steve Finley, L OBP: 0.345, SLG: 0.364 (1, 8)	G4-3 BLK 1B		G6-3		G4-6-3 1-2f			HR		G6-3 1B		P4		6 1 3 1 0 0 2															
Tony Gwynn, L OBP: 0.366, SLG: 0.397 (1, 9)	G4-3		F8			G6-3		K		G6-3		F7		6 0 0 0 0 1 2															
Ken Caminiti, S OBP: 0.383, SLG: 0.552 (1, 5)	G4-3		F7			G3		1B 2B		L5-3 BB			G6-3	5 1 1 0 1 0 1															
Eddie Williams, R OBP: 0.324, SLG: 0.400 (1, 3)		FC1-5 1B			F8	F9		1B		L5-3			G5-3	6 0 2 1 0 0 2															
Melvin Nieves, S OBP: 0.315, SLG: 0.423 Trevor Hoffman, R OBP: 1.000, SLG: 2.000 (1, 7) (13, 1)		1B FC1-5 1B		K			K2-3		G5-3				K	6 1 2 1 0 3 0 0 0 0 0 0 0 0															
Andujar Cedeno, R OBP: 0.259, SLG: 0.354 (1, 6)		FC1-5 1B		G5-3			G5-3		G4-3				K	6 0 0 0 0 2 2															
Brad Ausmus, R OBP: 0.379, SLG: 0.494 (1, 2)		1-2 2-3f 1B						1B 1B		1B BB			1B	4 0 4 0 1 0 0															
Joey Hamilton, R Roberto Petagine, L Dustin Hermanson, R Bryce Florie, R Scott Livingstone, L Brian Williams, R Willie Blair, R Jody Reed, R (1, 1) (7, PH) (7, 1) (7, 1) (8, PH) (8, 1) (10, 1) (13, 4)		P3						G1-3		G1-3 1B			K	2 0 0 0 0 0 1 4 1 0 0 0 0 0 0 1 0 0 0 0 0 0 0 0 0 0 0 0 0 0 0 0 1 0 1 0 0 0 0 0 0 0 0 0 0 0 0 0 1 0 0 0 0 0 1 1 0 0 0 0 0 0 0 0															
Inning Stats	R: 0 E: 0 K: 0 S: 10	H: 1 LOB: 1 BB: 0 P: 17	R: 0 E: 0 K: 1 S: 11	H: 3 LOB: 3 BB: 0 P: 16	R: 0 E: 0 K: 0 S: 6	H: 0 LOB: 0 BB: 0 P: 7	R: 0 E: 0 K: 1 S: 8	H: 0 LOB: 0 BB: 0 P: 10	R: 0 E: 0 K: 1 S: 8	H: 1 LOB: 1 BB: 0 P: 11	R: 2 E: 0 K: 1 S: 13	H: 3 LOB: 1 BB: 0 P: 21	R: 0 E: 0 K: 0 S: 6	H: 1 LOB: 2 BB: 1 P: 12		R: 0 E: 0 K: 0 S: 8	H: 1 LOB: 1 BB: 1 P: 15	R: 0 E: 0 K: 3 S: 11	H: 1 LOB: 1 BB: 0 P: 16	R: 0 E: 0 K: 0 S: 7	H: 0 LOB: 0 BB: 0 P: 8	R: 1 E: 0 K: 1 S: 11	H: 1 LOB: 0 BB: 0 P: 14	1B: 10 2B: 3 3B: 0 HR: 2	SF: 0 SAC: 0 DP: 2 HBP: 0	WP: 0 PA: 52 PB: 0 SB: 0 CS: 0			
PITCHER	IP WLS BF H R ER SO BB IBB HBP BLK WP HR S P ERA WHIP	IP WLS BF H R ER SO BB IBB HBP BLK WP HR S P ERA WHIP																											
Mike Birkbeck, R ERA: 2.08 (1, 1)	7.0																												
Eric Gunderson, L ERA: 5.19 (8, 1)	0.2	4	2	2	2	1	0	0	0	0	0	0	0	0		0	0	0	0	0	0	0	0	0	0	0	0	0	0
Jerry Dipoto, R ERA: 5.5 (8, 1)	1.1	6	2	0	0	0	1	0	0	0	0	0	0	0	0	0	0	0	0	0	0	0	0	0	0	0	0	0	
John Franco, L ERA: 3.09 (10, 1)	1.0	4	1	0	0	0	1	0	0	0	0	0	0	0	0	0	0	0	0	0	0	0	0	0	0	0	0	0	
Blas Minor, R ERA: 3.07 (11, 1)	3.0	L 11	2	1	1	4	0	0	0	0	0	0	0	0	0	0	0	0	0	0	0	0	0	0	0	0	0	0	

livebaseballscorecards.com


Batter	1	2	3	4	5	6	7	8	9	10	11	12	13	AB R H RBI BB SO LOB	
Brett Butler, L OBP: 0.357, SLG: 0.360 (1, 8) C B C X	1-2 G6-3		3-3 K		0-2 FC6-4 G4-3 1-2f		2-2 FC3-6 G4-3 1-2f 2-3		4-0 IBB		2-2 F9				5 0 0 0 1 1 3
Edgardo Alfonzo, R OBP: 0.264, SLG: 0.353 (1, 5) B X	1-0 G5-3		0-0 1B		1-1 G4-3 1-2		4-0 BB		0-0 F8			1-1 FC3-6 1B			5 0 2 0 1 0 3
Rico Brogna, L OBP: 0.340, SLG: 0.508 Eric Gunderson, R Jerry Dipoto, R Tim Bogar, R OBP: 0.211, SLG: 0.167 John Franco, L Blas Minor, R (1, 3) (8, 1) (8, 1) (9, PH) (10, 1) (11, 1) F B X	1-1 G4-3		0-3 K		2-3 K		2-2 G4-3		3-2 G6-3			0-0 FC3-6 L4-3 1-2f			4 0 0 0 0 2 5 0 0 0 0 0 0 0 0 0 0 0 0 0 0 1 0 0 0 0 0 2 0 0 0 0 0 0 0 1 0 0 0 0 0 1
Bobby Bonilla, S OBP: 0.408, SLG: 0.652 (1, 7) B F B X		2-2 HR		1-2 FC4-6 1B		0-1 G4-3		1-0 G4-3		3-2 P5		2-2 L4-3 1-1			6 1 2 1 0 0 1
Joe Orsulak, L OBP: 0.366, SLG: 0.392 (1, 9) B B X		2-0 G6-3		0-1 FC4-6 BB 1-2f		3-1 F9		1-3 K		2-0 1B			4-0 L3 BB		5 0 1 0 1 1 1
Jeff Kent, R OBP: 0.331, SLG: 0.435 (1, 4) B S X		1-1 FC6 1B		0-3 K		0-2 G6-3		1-1 HR		2-2 F7			2-1 L3 1-1		6 1 2 1 0 1 3
Jose Vizcaino, S OBP: 0.298, SLG: 0.301 (1, 6) B B X		2-2 FC6 FC6-4 1-2f		4-1 BB		1-2 BB		2-3 K		2-1 G6-3			1-3 K		5 0 0 0 1 2 2
Alberto Castillo, R (1, 2) B B X		1-1 FC6-4 1-2f		1-3 K			4-1 FC3-6 BB BB		2-1 SH1-4 HBP				2-2 F9		3 0 0 0 1 1 3
Mike Birkbeck, R OBP: 0.667, SLG: 0.500 Chris Jones, R OBP: 0.364, SLG: 0.500 David Segui, S OBP: 0.392, SLG: 0.463 (1, 1) (7, PH) (8, 3) B F B X			3-2 F8		0-0 FC6-4 1B		4-2 FC3-6 BB		1-1 SH1-4			0-0 G4-3			2 0 1 0 0 0 0 0 0 0 0 1 0 0 1 0 0 0 0 0 0

Inning Stats	R: 0	H: 0	E: 0	LOB: 0	K: 0	BB: 0	S: 6	P: 9	R: 1	H: 2	E: 0	LOB: 1	K: 0	BB: 0	S: 11	P: 19	R: 0	H: 1	E: 0	LOB: 1	K: 2	BB: 0	S: 13	P: 19	R: 0	H: 1	E: 0	LOB: 2	K: 2	BB: 1	S: 13	P: 19	R: 0	H: 1	E: 0	LOB: 1	K: 1	BB: 0	S: 9	P: 10	R: 0	H: 0	E: 0	LOB: 0	K: 0	BB: 0	S: 7	P: 10	R: 0	H: 0	E: 0	LOB: 3	K: 0	BB: 3	S: 15	P: 34	R: 1	H: 1	E: 0	LOB: 0	K: 2	BB: 0	S: 9	P: 14	R: 0	H: 0	E: 0	LOB: 2	K: 0	BB: 1	S: 7	P: 17	R: 0	H: 1	E: 0	LOB: 1	K: 0	BB: 0	S: 12	P: 21	R: 0	H: 0	E: 0	LOB: 0	K: 0	BB: 0	S: 8	P: 12	R: 0	H: 1	E: 0	LOB: 0	K: 0	BB: 0	S: 6	P: 9	R: 0	H: 0	E: 0	LOB: 0	K: 1	BB: 1	S: 5	P: 12	R: 0	H: 0	E: 0	LOB: 0	K: 0	BB: 0	S: 5	P: 12	1B: 6	SF: 0	2B: 2	SAC: 1	3B: 0	DP: 2	HR: 2	HBP: 1	WP: 0	PA: 52
--------------	------	------	------	--------	------	-------	------	------	------	------	------	--------	------	-------	-------	-------	------	------	------	--------	------	-------	-------	-------	------	------	------	--------	------	-------	-------	-------	------	------	------	--------	------	-------	------	-------	------	------	------	--------	------	-------	------	-------	------	------	------	--------	------	-------	-------	-------	------	------	------	--------	------	-------	------	-------	------	------	------	--------	------	-------	------	-------	------	------	------	--------	------	-------	-------	-------	------	------	------	--------	------	-------	------	-------	------	------	------	--------	------	-------	------	------	------	------	------	--------	------	-------	------	-------	------	------	------	--------	------	-------	------	-------	-------	-------	-------	--------	-------	-------	-------	--------	-------	--------

PITCHER	IP	WLS	BF	H	R	ER	SO	BB	IBB	HBP	BLK	WP	HR	S	P	ERA	WHIP
Joey Hamilton, R ERA: 4.17 (1, 1)	6.0		24	5	1	1	5	1	0	0	0	0	1	59	88	1.50	1.000
Dustin Hermanson, R ERA: 7.0 (7, 1)	0.2		5	0	0	0	0	3	0	0	0	0	0	12	29	0.00	4.500
Bryce Florie, R ERA: 4.9 (7, 1)	1.1		5	1	1	1	2	0	0	0	0	0	1	12	19	6.75	0.750
Brian Williams, R ERA: 5.6 (8, 1)	1.0		5	0	0	0	0	0	1	1	0	0	0	7	17	0.00	0.000
Willie Blair, R ERA: 5.74 (10, 1)	3.0	W	10	2	0	0	0	0	0	0	0	0	0	26	42	0.00	0.667

San Diego Padres @ New York Mets
Shea Stadium, Flushing, NY
Mon May 29 1995, 3:33 AM EDT
Att: 14,905 - Overcast - 69 F

AB	44
R	2
H	8
RBI	2
BB	6
SO	8
LOB	24



PITCHER	IP	WLS	BF	H	R	ER	SO	BB	IBB	HBP	BLK	WP	HR	S	P	ERA	WHIP
Trevor Hoffman, R ERA: 3.65 (13, 1)	1.0		3	0	0	0	1	1	0	0	0	0	0	5	12	0.00	1.000

Batter	1	2	3	4	5	6	7	8	9	AB R H RBI BB SO LOB	TOP											
Bip Roberts, S (1, 4) OBP: 0.417, SLG: 0.407										4 0 1 0 0 1 0												
Steve Finley, L (1, 8) OBP: 0.349, SLG: 0.371										3 0 1 0 1 0 0												
Tony Gwynn, L (1, 9) OBP: 0.377, SLG: 0.411										3 0 2 0 1 0 0												
Ken Caminiti, S (1, 5) OBP: 0.371, SLG: 0.533										4 0 0 0 0 3 6												
Eddie Williams, R (1, 3) OBP: 0.313, SLG: 0.385										4 0 0 0 0 2 3												
Melvin Nieves, S (1, 7) OBP: 0.302, SLG: 0.402										4 0 0 0 0 2 2												
Andujar Cedeno, R (1, 6) OBP: 0.250, SLG: 0.342										4 0 0 0 0 1 2												
Brad Ausmus, R (1, 2) OBP: 0.367, SLG: 0.478										3 0 0 0 0 0 0												
Scott Sanders, R (1, 1) OBP: 0.357, SLG: 0.385										2 0 0 0 0 0 0												
Scott Livingstone, L (7, PH) OBP: 0.304, SLG: 0.435										1 0 0 0 0 0 0												
Fernando Valenzuela, L (7, 1)										0 0 0 0 0 0 0												
Andres Berumen, R (8, 1)										0 0 0 0 0 0 0												
Inning Stats	R: 0 E: 0 K: 1 S: 20	H: 2 LOB: 2 BB: 0 P: 28	R: 0 E: 0 K: 1 S: 7	H: 0 LOB: 0 BB: 0 P: 11	R: 0 E: 0 K: 0 S: 7	H: 0 LOB: 0 BB: 0 P: 8	R: 0 E: 1 K: 1 S: 13	H: 1 LOB: 2 BB: 0 P: 16	R: 0 E: 0 K: 1 S: 12	H: 1 LOB: 3 BB: 2 P: 24	R: 0 E: 0 K: 2 S: 10	H: 0 LOB: 0 BB: 0 P: 13	R: 0 E: 0 K: 1 S: 8	H: 0 LOB: 0 BB: 0 P: 11	R: 0 E: 0 K: 1 S: 6	H: 0 LOB: 0 BB: 0 P: 7	R: 0 E: 0 K: 1 S: 10	H: 0 LOB: 0 BB: 0 P: 16	1B: 2 2B: 2 3B: 0 HR: 0	SF: 0 SAC: 0 DP: 0 HBP: 0	WP: 0 PB: 1 SB: 0 CS: 0	PA: 34
PITCHER	IP WLS BF H R ER SO BB IBB HBP BLK WP HR S P ERA WHIP																					
Pete Harnisch, R (1, 1) ERA: 3.32	8.0 W 31 4 0 0 8 1 1 0 0 0 0 83 118 0.00 0.625																					
Doug Henry, R (9, 1) ERA: 4.73	1.0 3 0 0 0 1 0 0 0 0 0 0 10 16 0.00 0.000																					

San Diego Padres @ New York Mets
Shea Stadium, Flushing, NY
Tue May 30 1995, 7:05 PM EDT
Att. 13,636 - Unknown - 70 F

livebaseballscorecards.com

AB	32
R	0
H	4
RBI	0
BB	2
SO	9
LOB	13



BOTTOM

San Diego Padres @ New York Mets
Shea Stadium, Flushing, NY
Tue May 30 1995, 7:05 PM EDT
Att. 13,636 - Unknown - 70 F

livebaseballscorecards.com

AB 31
R 8
H 7
RBI 8
BB 6
SO 7
LOB 13



WP: 2 PA: 39
PB: 0
SB: 1
CS: 0

AB	R	H	RBI	BB	SO	LOB
4	1	1	3	0	0	1
5	0	0	0	0	0	2
4	0	1	1	1	2	1
2	1	0	0	2	0	1
0	0	0	0	0	0	0
3	1	0	0	1	1	3
4	1	1	2	0	2	2
3	2	1	0	1	1	1
2	0	1	0	0	0	1
1	0	1	2	0	0	0
0	0	0	0	0	0	0
1B: 6	SF: 1	WP: 2	PA: 39			
2B: 1	SAC: 1	PB: 0				
3B: 0	DP: 0	SB: 1				
HR: 0	HBP: 0	CS: 0				

Batter	1	2	3	4	5	6	7	8	9							
Brett Butler, L (1, 8) OBP: 0.351, SLG: 0.356	3-2 F8		1-1 L5		0-2 BLK 2B 1B		0-1 F7	0-2 SF7								
Edgardo Alfonzo, R (1, 5) OBP: 0.247, SLG: 0.329	2-1 G5-3			0-1 F8	0-1 G5-3		0-2 P2	2-1 G6-3								
Rico Brogna, L (1, 3) OBP: 0.343, SLG: 0.525	1-1 G4-3			4-2 E BB	3-2 2B		0-3 K	2-3 K								
Bobby Bonilla, S (1, 7) OBP: 0.411, SLG: 0.640		1-1 G4-3		0-0 F7	4-0 IBB			4-2 WP BB 1B BB								
Chris Jones, R (9, 7) OBP: 0.364, SLG: 0.500																
Jeff Kent, R (1, 4) OBP: 0.328, SLG: 0.423		2-3 K		2-2 E5	2-2 F8			4-0 WP 1B BB								
Ryan Thompson, R (1, 9) OBP: 0.250, SLG: 0.250		1-3 K		1-3 K		0-1 E6 G4-3		2-2 WP S 1B 1B								
Jose Vizcaino, S (1, 6) OBP: 0.305, SLG: 0.302			0-0 G6-3		0-0 SH5-4 1B 1B	2-3 K		4-2 WP 1B BB								
Tim Bogar, R (9, 6) OBP: 0.211, SLG: 0.167								1-2 1B BB								
Alberto Castillo, R (1, 2) OBP: 0.385, SLG: 0.111		2-3 K		2-0 SH5-4 1B	1-2 1B	1-2 G4-3		4-1 1B SF7 BB								
Pete Harnisch, S (1, 1) OBP: 0.154, SLG: 0.154			0-2 1B		0-0 SH5-4	0-0 G6-3		2-1 SF7 1B								
David Segui, S (8, PH) OBP: 0.400, SLG: 0.471								1-3 2-H 3-H								
Doug Henry, R (9, 1) OBP: 0.400, SLG: 0.471																
Inning Stats	R: 0 E: 0 K: 0 S: 8	H: 0 LOB: 0 BB: 0 P: 14	R: 0 E: 0 K: 2 S: 8	H: 0 LOB: 0 BB: 0 P: 12	R: 0 E: 0 K: 1 S: 9	H: 1 LOB: 1 BB: 0 P: 12	R: 0 E: 1 K: 1 S: 12	H: 0 LOB: 2 BB: 1 P: 19	R: 3 E: 0 K: 0 S: 17	H: 4 LOB: 2 BB: 1 P: 28	R: 0 E: 1 K: 1 S: 10	H: 0 LOB: 1 BB: 0 P: 12	R: 0 E: 0 K: 1 S: 8	H: 0 LOB: 0 BB: 0 P: 8	R: 5 E: 0 K: 1 S: 28	H: 2 LOB: 1 BB: 4 P: 52
PITCHER	IP WLS BF H R ER SO	IP WLS BF H R ER SO	IP WLS BF H R ER SO	IP WLS BF H R ER SO	IP WLS BF H R ER SO	IP WLS BF H R ER SO	IP WLS BF H R ER SO	IP WLS BF H R ER SO	IP WLS BF H R ER SO	IP WLS BF H R ER SO	IP WLS BF H R ER SO	IP WLS BF H R ER SO	IP WLS BF H R ER SO	IP WLS BF H R ER SO	IP WLS BF H R ER SO	
Scott Sanders, R (1, 1) ERA: 3.95	6.0 L	27	5	3	3	5	1	1	0	0	64	97	4.50	1.000		
Fernando Valenzuela, L (7, 1) ERA: 6.75	1.0	5	0	2	2	1	2	0	0	0	10	18	18.00	2.000		
Andres Berumen, R (8, 1) ERA: 3.86	1.0	7	2	3	3	1	2	0	0	0	26	42	27.00	4.000		

Batter	1	2	3	4	5	6	7	8	9	10	AB R H RBI BB SO LOB	TOP												
Bip Roberts, S (1.7) OBP: 0.416, SLG: 0.415 Trevor Hoffman, R (10.1) OBP: 1.000, SLG: 2.000	1-1 F7		2-2 CS 1B		1-1 G4-3			0-0 1B 2B		1-2 E5 1B G4-3	5 3 2 0 0 0 0 0 0 0 0 0 0 0													
Steve Finley, L (1.8) OBP: 0.358, SLG: 0.375	4-2 G4-6-3 BB		2-3 K			2-2 1B G4-3-6 1B		1-1 1B		1-1 B3	4 1 2 1 1 1 2													
Tony Gwynn, L (1.9) OBP: 0.385, SLG: 0.426	1-0 G4-6-3		3-3 K			0-1 1-3 G4-3-6 1B		0-0 2B		1-2 G4-3 1B	5 0 3 0 0 1 2													
Ken Caminiti, S (1.5) OBP: 0.365, SLG: 0.516		2-3 K	4-2 CS BB			1-3 K		0-0 G4-3		2-0 G4-3	4 0 0 1 1 2 4													
Eddie Williams, R (1.3) OBP: 0.316, SLG: 0.413		0-1 G5-3 1B	1-2 CS	0-1 F7		1-2 G4-3-6		2-2 HR		0-1 L5	5 1 2 2 0 0 2													
Brian Johnson, R (1.2) OBP: 0.263, SLG: 0.447		0-1 G5-3 1B		1-3 K			1-0 F7		0-0 G6-3		4 0 1 0 0 1 0													
Andujar Cedeno, R (1.6) OBP: 0.250, SLG: 0.347		0-1 G5-3		1-3 K2-3			0-0 F9		0-0 2B		4 0 1 0 0 1 2													
Jody Reed, R (1.4) OBP: 0.311, SLG: 0.226		4-2 BB			3-2 L5		2-2 G4-3		1-2 G5-3		3 0 0 0 1 0 1													
Andy Benes, R (1.1) OBP: 0.071, SLG: 0.071 Brian Williams, R (8.1) Phil Clark, R (9, PH) OBP: 0.368, SLG: 0.556 Bryce Florie, R (9.1) Melvin Nieves, S (10.7) OBP: 0.302, SLG: 0.402		1-0 P4			2-2 G5-3			2-3 K		1-3 K	3 0 0 0 0 1 3 0 0 0 0 0 0 0 1 0 0 0 0 1 1 0 0 0 0 0 0 0 0 0 0 0 0 0 0													
Inning Stats	R: 0 E: 0 K: 0 S: 6	H: 0 LOB: 0 BB: 1 P: 12	R: 0 E: 0 K: 1 S: 13	H: 2 LOB: 3 BB: 1 P: 20	R: 1 E: 1 K: 2 S: 15	H: 1 LOB: 0 BB: 1 P: 26	R: 0 E: 0 K: 2 S: 8	H: 0 LOB: 0 BB: 0 P: 10	R: 0 E: 0 K: 1 S: 13	H: 2 LOB: 0 BB: 0 P: 17	R: 0 E: 0 K: 0 S: 5	H: 0 LOB: 0 BB: 0 P: 8	R: 1 E: 0 K: 1 S: 8	H: 3 LOB: 1 BB: 0 P: 11	R: 1 E: 0 K: 1 S: 12	H: 2 LOB: 1 BB: 0 P: 16	R: 1 E: 1 K: 0 S: 11	H: 1 LOB: 1 BB: 0 P: 16	1B: 7 2B: 4 3B: 0 HR: 1	SF: 0 SAC: 0 DP: 2 HBP: 0	WP: 0 PB: 0 SB: 1 CS: 2	PA: 42		
PITCHER Bobby Jones, R (1.1) ERA: 2.38 John Franco, L (9.1) ERA: 3.29	IP 8.0	WLS 31	BF 8	H 3	R 2	ER 7	SO 7	BB 3	IBB 0	HBP 0	BLK 0	WP 0	HR 0	S 76	P 118	ERA 2.25	WHIP 1.375							
																		AB 38	R 5	H 11	RBI 4	BB 3	SO 8	LOB 17

San Diego Padres @ New York Mets
Shea Stadium, Flushing, NY
Wed May 31 1995, 3:33 AM EDT
Att. 13,794 - Unknown - 82 F

livebaseballscorecards.com



Batter	1	2	3	4	5	6	7	8	9	10	AB	R	H	RBI	BB	SO	LOB
Brett Butler, L (1, 8) OBP: 0.353, SLG: 0.352	F7		CS BB		FC6-4 1B			G6-3	G5-3		4	0	1	1	1	0	1
Edgardo Alfonzo, R (1, 5) OBP: 0.256, SLG: 0.325	1B 1B		CS	G2-3	FC6-4			1B BB	L4		4	1	1	0	1	0	3
Rico Brogna, L (1, 3) OBP: 0.348, SLG: 0.524 Tim Bogar, R (8, PR) OBP: 0.200, SLG: 0.158	G3-6-1 1B			F8			G3-1	WP 1B 1B	F7		4	0	2	0	0	0	0
Bobby Bonilla, S (1, 7) OBP: 0.410, SLG: 0.630	G3-6-1			1B			P5	WP 1B 1B			5	1	2	1	0	0	2
Jeff Kent, R (1, 4) OBP: 0.323, SLG: 0.414		K		G5-3			K	K			5	1	1	0	0	3	3
Ryan Thompson, R (1, 9) OBP: 0.143, SLG: 0.143 Joe Orsulak, L (8, PH) OBP: 0.369, SLG: 0.395		K			K		P4	K 1B	HR 1B		3	0	0	0	0	2	0
Jose Vizcaino, S (1, 6) OBP: 0.318, SLG: 0.311 John Franco, L (9, 1) Chris Jones, R (10, PH) OBP: 0.382, SLG: 0.613		P4			1B 1B		G3 HBP	1-2 2-3 1B	HR		3	1	2	2	0	0	0
Alberto Castillo, R (1, 2) OBP: 0.333, SLG: 0.091 Todd Hundley, S (7, PH) OBP: 0.372, SLG: 0.520			K		F8		G3	G4-3			2	0	0	0	0	1	1
Bobby Jones, R (1, 1) OBP: 0.286, SLG: 0.286 David Segui, S (9, 3) OBP: 0.407, SLG: 0.471			K		1B 1B		G6-3		G5-3 BB		3	0	1	0	0	1	1

Inning Stats	R: 0	H: 2	R: 0	H: 0	R: 0	H: 0	R: 0	H: 1	R: 1	H: 3	R: 0	H: 0	R: 3	H: 3	R: 0	H: 0	R: 3	H: 3	R: 0	H: 0	R: 3	H: 3	1B: 11	SF: 0	WP: 1	PA: 44
	E: 0	LOB: 1	E: 0	LOB: 0	E: 0	LOB: 0	E: 0	LOB: 1	E: 0	LOB: 2	E: 0	LOB: 0	E: 0	LOB: 2	E: 0	LOB: 1	E: 0	LOB: 2	E: 0	LOB: 1	E: 0	LOB: 0	2B: 0	SAC: 0	PB: 0	
	K: 0	BB: 0	K: 2	BB: 0	K: 2	BB: 1	K: 0	BB: 0	K: 1	BB: 0	K: 0	BB: 0	K: 2	BB: 1	K: 0	BB: 1	K: 0	BB: 1	K: 0	BB: 1	K: 0	BB: 0	3B: 0	DP: 1	SB: 0	
	S: 12	P: 23	S: 7	P: 9	S: 7	P: 14	S: 13	P: 22	S: 15	P: 21	S: 9	P: 12	S: 12	P: 18	S: 20	P: 29	S: 10	P: 19	S: 10	P: 18	S: 10	P: 18	HR: 1	HBP: 1	CS: 1	

PITCHER	IP	WLS	BF	H	R	ER	SO	BB	IBB	HBP	BLK	WP	HR	S	P	ERA	WHIP
Andy Benes, R (1, 1) ERA: 4.86	7.1		30	7	3	3	6	2	0	1	0	0	0	81	130	3.68	1.227
Brian Williams, R (8, 1) ERA: 5.89	0.2		5	2	1	1	2	0	0	0	0	1	0	14	18	13.50	3.000
Bryce Florie, R (9, 1) ERA: 4.32	1.0		4	0	0	0	0	1	0	0	0	0	0	10	19	0.00	1.000
Trevor Hoffman, R (10, 1) ERA: 5.68	0.1	L	4	3	3	3	0	0	0	0	0	0	1	10	18	81.00	9.000

PITCHER	IP	WLS	BF	H	R	ER	SO	BB	IBB	HBP	BLK	WP	HR	S	P	ERA	WHIP

BOTTOM

San Diego Padres @ New York Mets
Shea Stadium, Flushing, NY

Wed May 31 1995, 3:33 AM EDT
Att. 13,794 - Unknown - 82 F

AB	39
R	7
H	12
RBI	7
BB	3
SO	8
LOB	17



Batter	1	2	3	4	5	6	7	8	9	AB	R	H	RBI	BB	SO	LOB
Bip Roberts, S OBP: 0.418, SLG: 0.417 (1, 7)	2-2 1B		0-1 1B			3-1 L9		1-1 G5-3		4	0	2	1	0	0	1
Steve Finley, L OBP: 0.348, SLG: 0.364 (1, 8)	2-3 K		0-3 K			2-1 G4-3		2-1 G5-3		4	0	0	0	0	2	2
Tony Gwynn, L OBP: 0.374, SLG: 0.414 (1, 9)	0-0 F8		3-2 SAFE F9			2-2 G6-3		2-3 K		4	0	0	0	0	1	2
Ken Caminiti, S OBP: 0.355, SLG: 0.500 (1, 5)	0-1 F7				0-1 G5-3			1-1 F9		4	0	0	0	0	1	1
Eddie Williams, R OBP: 0.308, SLG: 0.402 (1, 3)		3-2 L5			2-3 K			3-3 K		3	0	0	0	0	2	0
Brad Ausmus, R OBP: 0.356, SLG: 0.463 (1, 2)		1-1 P4			0-0 F8			2-3 K		3	0	0	0	0	1	0
Andujar Cedeno, R OBP: 0.244, SLG: 0.339 (1, 6)		1-3 K				2-3 K		1-3 K		3	0	0	0	0	3	0
Jody Reed, R OBP: 0.325, SLG: 0.234 (1, 4)			0-2 SH3-4 1B			1-1 G4-3		4-2 BB		2	1	1	0	1	0	0
Andy Ashby, R OBP: 0.250, SLG: 0.143 (1, 1)			1-1 SH3-4			1-2 F9		1-3 K		1	0	0	0	0	0	0
Phil Clark, R OBP: 0.350, SLG: 0.526 (8, PH)										1	0	0	0	0	1	1
Andres Berumen, R (9, 1)										0	0	0	0	0	0	0
Willie Blair, R (9, 1)										0	0	0	0	0	0	0

Inning Stats	R: 0	H: 1	E: 0	K: 1	S: 9	R: 0	H: 0	E: 0	K: 1	S: 8	R: 1	H: 2	E: 1	K: 1	S: 16	R: 0	H: 0	E: 0	K: 1	S: 8	R: 0	H: 0	E: 0	K: 1	S: 8	R: 0	H: 0	E: 0	K: 3	S: 11	R: 0	H: 0	E: 0	K: 2	S: 10	R: 0	H: 0	E: 0	K: 1	S: 7	R: 0	H: 0	E: 0	K: 1	S: 7	R: 0	H: 0	E: 0	K: 1	S: 7	R: 0	H: 0	E: 0	K: 1	S: 7	1B: 3	2B: 0	3B: 0	HR: 0	SF: 0	SAC: 1	DP: 0	HBP: 0	WP: 0	PB: 0	SB: 1	CS: 0	PA: 31
Jeff Fassero, L ERA: 2.63 (1, 1)	8.0	WLS: 28	W	H: 3	R: 1	ER: 1	SO: 10	BB: 1	IBB: 0	HBP: 0	BLK: 0	WP: 0	HR: 0	S: 77	P: 117	ERA: 1.12	WHIP: 0.500																																																			
Tim Scott, R ERA: 3.05 (9, 1)	1.0	WLS: 3	W	H: 0	R: 0	ER: 0	SO: 1	BB: 0	IBB: 0	HBP: 0	BLK: 0	WP: 0	HR: 0	S: 7	P: 12	ERA: 0.00	WHIP: 0.000																																																			

BOTTOM

Montreal Expos @ San Diego Padres
Jack Murphy Stadium, San Diego, CA

Fri Jun 02 1995, 10:05 PM EDT
 Att. 28,662 - Unknown

livebaseballscorecards.com

AB	29
R	1
H	3
RBI	1
BB	1
SO	11
LOB	7



Batter	1	2	3	4	5	6	7	8	9	10	AB R H RBI BB SO LOB	TOP											
Lou Frazier, S OBP: 0.262, SLG: 0.167 (1, 8)	2-2 E3 BB 1B	2-2 G4-3			3-2 G5-3			2-2 FC6-4 1B		4-0 1B 1-2 BB	4 0 1 0 1 0 1												
Jeff Treadway, L OBP: 0.188, SLG: 0.200 (1, 4)	0-1 F7		3-2 G1-3			3-1 F8		0-1 F8		0-1 1-3 2-H 1B	5 0 1 1 0 0 2												
Wil Cordero, R OBP: 0.350, SLG: 0.384 (1, 6)	1-0 F9		3-2 G5-3			1-1 F9		1-0 FC6-4 1-2f		1-0 F8	5 0 0 0 0 0 4												
Moises Alou, R OBP: 0.377, SLG: 0.537 (1, 7)	0-0 1-2 BB 1B		2-1 G6-3			1-2 E6			3-2 G4-6-3 1B		4 0 2 0 0 0 0												
Darrin Fletcher, L OBP: 0.340, SLG: 0.369 (1, 2)	4-0 1-2 2-3 BB			1-2 G5-3		2-1 F7			0-0 F7		3 0 0 0 1 0 2												
Tony Tarasco, L OBP: 0.338, SLG: 0.485 (1, 9)	1-2 G4-3		2-2 G6-4-3 HBP			2-2 G3-1			2-1 G4-6-3 1-2f		3 0 0 0 0 0 4												
Mark Grudzielanek, R OBP: 0.303, SLG: 0.398 (1, 5)		1-0 G6-3		0-2 G6-4-3 1-2f		2-3 K			1-3 K		4 0 0 0 0 2 1												
Shane Andrews, R OBP: 0.325, SLG: 0.500 (1, 3)		4-1 SH5-4 BB			0-0 L5		0-1 G4-3			3-2 BB 1B 1B	3 1 1 0 1 0 0												
Pedro Martinez, R OBP: 0.056, SLG: 0.059 (1, 1)		0-2 SH5-4			0-0 G4-3			1-3 K		0-0 B1	3 0 0 0 0 1 1 0 0 0 0 0 0 0												
Mel Rojas, R (10, 1)		1-2																					
Inning Stats	R: 0 E: 1 K: 0 S: 12	H: 1 LOB: 3 BB: 1 P: 20	R: 0 E: 0 K: 0 S: 9	H: 0 LOB: 1 BB: 1 P: 16	R: 0 E: 0 K: 0 S: 9	H: 0 LOB: 0 BB: 0 P: 17	R: 0 E: 0 K: 0 S: 5	H: 0 LOB: 0 BB: 0 P: 12	R: 0 E: 0 K: 0 S: 5	H: 0 LOB: 1 BB: 0 P: 16	R: 0 E: 0 K: 1 S: 9	H: 0 LOB: 0 BB: 0 P: 13	R: 0 E: 0 K: 1 S: 10	H: 1 LOB: 1 BB: 0 P: 14	R: 0 E: 0 K: 0 S: 6	H: 1 LOB: 0 BB: 0 P: 11	R: 1 E: 0 K: 1 S: 10	H: 2 LOB: 2 BB: 1 P: 19	1B: 5 2B: 0 3B: 0 HR: 0	SF: 0 SAC: 1 DP: 2 HBP: 1	WP: 0 PB: 0 SB: 0 CS: 0	PA: 39	
PITCHER	IP WLS BF H R ER SO BB IBB HBP BLK WP HR S P ERA WHIP																						
Joey Hamilton, R ERA: 3.42 (1, 1)	9.0	33	3	0	0	2	2	0	1	0	0	0	0	0	0	78	127	0.00	0.556				
Brian Williams, R ERA: 6.05 (10, 1)	1.0	6	2	1	1	1	1	0	0	0	0	0	0	0	10	19	9.00	3.000					

Montreal Expos @ San Diego Padres
 Jack Murphy Stadium, San Diego, CA
 Sat Jun 03 1995, 10:05 PM EDT
 Att: 9,707 - Unknown

livebaseballscorecards.com

AB 34
R 1
H 5
RBI 1
BB 3
SO 3
LOB 15



Batter	1	2	3	4	5	6	7	8	9	10	AB	R	H	RBI	BB	SO	LOB
Bip Roberts, S OBP: 0.414, SLG: 0.420 (1, 7)	F8			L4			F8			FC4-2 2B	4	0	1	0	0	0	0
Steve Finley, L OBP: 0.340, SLG: 0.354 (1, 8)	K			P4			P2			G3	4	0	0	0	0	1	1
Tony Gwynn, L OBP: 0.364, SLG: 0.401 (1, 9)	F7			F8			G3			FC4-2	4	0	0	0	0	0	1
Ken Caminiti, S OBP: 0.345, SLG: 0.485 (1, 5)				K			K			P5	4	0	0	0	0	3	1
Roberto Petagine, L OBP: 0.540, SLG: 0.500 (1, 3)				F7			G4-3			P5	3	0	0	0	0	0	0
Brad Ausmus, R OBP: 0.346, SLG: 0.449 (1, 2)				G6-3			K			L9	3	0	0	0	0	1	0
Jody Reed, R OBP: 0.313, SLG: 0.224 (1, 4)				P4			L5			F9	3	0	0	0	0	0	0
Ray Holbert, R OBP: 0.353, SLG: 0.154 (1, 6)				K			G4-3			F9	2	0	0	0	0	1	0
Scott Livingstone, L OBP: 0.292, SLG: 0.417 (9, PH)											1	0	0	0	0	0	0
Andujar Cedeno, R OBP: 0.244, SLG: 0.339 (10, 6)											0	0	0	0	0	0	0
Joey Hamilton, R OBP: 0.306, SLG: 0.398 (1, 1)				K			K			K	2	0	0	0	0	2	0
Eddie Williams, R OBP: 0.306, SLG: 0.398 (9, PH)											1	0	0	0	0	1	0
Brian Williams, R OBP: 0.306, SLG: 0.398 (10, 1)											0	0	0	0	0	0	0

Inning Stats	R: 0	H: 0	E: 0	K: 1	S: 8	R: 0	H: 0	E: 0	K: 1	S: 8	R: 0	H: 0	E: 0	K: 2	S: 7	R: 0	H: 0	E: 0	K: 0	S: 6	R: 0	H: 0	E: 0	K: 2	S: 9	R: 0	H: 0	E: 0	K: 1	S: 6	R: 0	H: 0	E: 0	K: 0	S: 7	R: 0	H: 0	E: 0	K: 1	S: 8	R: 0	H: 0	E: 0	K: 1	S: 5	R: 0	H: 1	E: 0	K: 0	S: 11	1B: 0	2B: 1	3B: 0	HR: 0	SF: 0	SAC: 0	DP: 0	HBP: 0	WP: 1	PA: 31
--------------	------	------	------	------	------	------	------	------	------	------	------	------	------	------	------	------	------	------	------	------	------	------	------	------	------	------	------	------	------	------	------	------	------	------	------	------	------	------	------	------	------	------	------	------	------	------	------	------	------	-------	-------	-------	-------	-------	-------	--------	-------	--------	-------	--------

PITCHER	IP	WLS	BF	H	R	ER	SO	BB	IBB	HBP	BLK	WP	HR	S	P	ERA	WHIP
Pedro Martinez, R ERA: 2.53 (1, 1)	9.0	W	28	1	0	0	9	0	0	0	0	0	0	65	96	0.00	0.111
Mel Rojas, R ERA: 3.38 (10, 1)	1.0	S	3	0	0	0	0	0	0	0	0	1	0	10	16	0.00	0.000

Montreal Expos @ San Diego Padres
Jack Murphy Stadium, San Diego, CA
 Sat Jun 03 1995, 10:05 PM EDT
 Att. 9,707 - Unknown

AB	31
R	0
H	1
RBI	0
BB	0
SO	9
LOB	3



Batter	1	2	3	4	5	6	7	8	9	AB R H RBI BB SO LOB	TOP									
Lou Frazier, S OBP: 0.298, SLG: 0.268 (1, 8)	1-1 2B	1-1 2B			3-2 G4-3		1-3 K		3-1 FC6-4 1B	5 1 3 1 0 1 0										
Tom Foley, L OBP: 0.286, SLG: 0.571 (1, 4)	0-1 P3 1B	2-1 L3			1-1 2B		0-0 G1		1-2 FC6-4 WP	5 1 2 1 0 0 3										
Wil Cordero, R OBP: 0.345, SLG: 0.373 (1, 6)	2-2 P3 2-3			0-0 L7	0-1 G5-3			4-0 G5-3 BB	2-1 F9	4 0 0 0 1 0 3										
Moises Alou, R OBP: 0.380, SLG: 0.535 (1, 7)	1-0 BB 1B			0-0 1B	3-2 F7			2-3 K		4 0 2 1 0 1 2										
Curtis Pride, L (8, 7)										0 0 0 0 0 0 0										
Tony Tarasco, L OBP: 0.342, SLG: 0.477 (1, 9)	4-1 1-2 BB			2-1 F9		1-3 K		4-1 1-2 BB		2 0 0 0 2 1 1										
Mark Grudzielanek, R OBP: 0.290, SLG: 0.379 (1, 5)	0-0 P5			3-2 F9		1-3 K		3-2 G5-3		4 0 0 0 0 1 5										
Shane Andrews, R OBP: 0.333, SLG: 0.493 (1, 3)	0-3 K				1-3 K		4-2 FC6-4 BB		0-0 BB 1B	3 1 1 0 1 2 2										
Tim Laker, R OBP: 0.234, SLG: 0.279 (1, 2)					1-3 K		1-2 FC6-4		2-1 F8	3 0 0 0 0 1 1										
Gabe White, L (6, 1)										0 0 0 0 0 0 0										
Jeff Treadway, L OBP: 0.182, SLG: 0.194 (9, PH)										1 0 0 0 0 0 1										
Butch Henry, L OBP: 0.071, SLG: 0.071 (1, 1)					1-3 K		2-2 G5-3		4-2 FC6-4 1B	1 0 0 0 0 0 0										
Greg Harris, S OBP: 0.333, SLG: 0.667 (3, 1)									1-2 WP BB	1 0 0 0 0 1 0										
Tim Spehr, R OBP: 0.438, SLG: 0.769 (6, 2)										1 1 0 0 1 0 0										
Inning Stats	R: 2 E: 0 K: 1 S: 13	H: 3 LOB: 2 BB: 1 P: 21	R: 0 E: 0 K: 0 S: 8	H: 1 LOB: 1 BB: 0 P: 14	R: 0 E: 0 K: 0 S: 7	H: 1 LOB: 1 BB: 0 P: 12	R: 0 E: 0 K: 3 S: 9	H: 0 LOB: 0 BB: 0 P: 12	R: 0 E: 0 K: 2 S: 13	H: 0 LOB: 1 BB: 1 P: 20	R: 0 E: 0 K: 1 S: 8	H: 0 LOB: 0 BB: 0 P: 11	R: 0 E: 0 K: 1 S: 8	H: 0 LOB: 1 BB: 2 P: 21	R: 2 E: 0 K: 0 S: 16	H: 2 LOB: 1 BB: 1 P: 28	1B: 4 2B: 4 3B: 0 HR: 0	SF: 0 SAC: 0 DP: 1 HBP: 0	WP: 2 PB: 0 SB: 0 CS: 0	PA: 39
PITCHER	IP WLS BF H R ER SO BB IBB HBP BLK WP HR S P ERA WHIP																			
Scott Sanders, R ERA: 3.83 (1, 1)	6.0 W 26 6 2 2 6 2 0 0 0 0 0 0 61 97 3.00 1.333																			
Bryce Florie, R ERA: 3.86 (7, 1)	2.0 7 0 0 0 2 2 0 0 0 0 0 0 16 32 0.00 1.000																			
Dustin Hermanson, R ERA: 8.1 (9, 1)	1.0 6 2 2 2 0 1 0 0 0 0 1 0 16 28 18.00 3.000																			

Montreal Expos @ San Diego Padres
Jack Murphy Stadium, San Diego, CA
Sun Jun 04 1995, 6:33 AM EDT
Att. 12,523 - Sunny - 68 F

livebaseballscorecards.com

AB	34
R	4
H	8
RBI	3
BB	5
SO	8
LOB	18



Batter	1	2	3	4	5	6	7	8	9
Bip Roberts, S OBP: 0.413, SLG: 0.434 (1, 4) X	0-0 SH1-3 1B 2B	2-0 1-H 2B		0-1 G3		1-1 F8		0-1 F7	
Steve Finley, L OBP: 0.337, SLG: 0.358 (1, 8) X	0-0 SH1-3 2-3		2-2 1B 2B		2-2 P6	3-2 F8		0-0 G6-3	
Tony Gwynn, L OBP: 0.381, SLG: 0.418 (1, 9) F X	0-1 G6-4-3 1B		0-1 HR 1B		1-0 BB 1B		1-0 1B		
Ken Caminiti, S OBP: 0.342, SLG: 0.500 (1, 5) B X	1-0 G6-4-3 1-2f		3-2 HR		0-0 F8		0-0 F7		
Eddie Williams, R OBP: 0.312, SLG: 0.422 (1, 3)		3-2 HR	0-0 P3		4-2 BB		2-1 F8		
Melvin Nieves, S OBP: 0.300, SLG: 0.407 (1, 7)		0-0 1B 2B	2-3 K		2-1 G4-3		3-3 K		
Brad Ausmus, R OBP: 0.333, SLG: 0.431 (1, 2)		1-1 G5-3	2-2 G4-3			0-1 E8 SF8		3-2 F8	
Andujar Cedeno, R OBP: 0.260, SLG: 0.370 (1, 6)		0-0 1B 1B		2-3 K		4-2 BB		1-0 HR	
Scott Sanders, R OBP: 0.375, SLG: 0.400 (1, 1)		0-2 2B 1B		1-2 K		1-1 SF8		4-2 BB	
Phil Clark, R OBP: 0.333, SLG: 0.526 (6, PH)									
Bryce Florie, R OBP: 0.389, SLG: 0.154 (7, 1)									
Ray Holbert, R OBP: 0.389, SLG: 0.154 (8, PH)									
Dustin Hermanson, R OBP: 0.389, SLG: 0.154 (9, 1)									

Inning Stats	R: 1	H: 2	E: 0	K: 0	S: 5	LOB: 0	BB: 0	P: 6	R: 2	H: 5	E: 0	K: 0	S: 11	LOB: 2	BB: 0	P: 17	R: 3	H: 3	E: 0	K: 1	S: 16	LOB: 0	BB: 0	P: 25	R: 0	H: 0	E: 0	K: 2	S: 8	LOB: 0	BB: 0	P: 11	R: 0	H: 1	E: 0	K: 0	S: 9	LOB: 2	BB: 1	P: 18	R: 1	H: 0	E: 1	K: 0	S: 14	LOB: 1	BB: 1	P: 23	R: 0	H: 1	E: 0	K: 1	S: 7	LOB: 1	BB: 0	P: 13	R: 1	H: 1	E: 0	K: 0	S: 10	LOB: 1	BB: 1	P: 18
--------------	------	------	------	------	------	--------	-------	------	------	------	------	------	-------	--------	-------	-------	------	------	------	------	-------	--------	-------	-------	------	------	------	------	------	--------	-------	-------	------	------	------	------	------	--------	-------	-------	------	------	------	------	-------	--------	-------	-------	------	------	------	------	------	--------	-------	-------	------	------	------	------	-------	--------	-------	-------

PITCHER	IP	WLS	BF	H	R	ER	SO	BB	IBB	HBP	BLK	WP	HR	S	P	ERA	WHIP
Butch Henry, L ERA: 3.76 (1, 1)	2.0	L	12	9	5	5	0	0	0	0	0	0	1	21	30	22.50	4.500
Greg Harris, R ERA: 3.68 (3, 1)	3.0		12	2	1	1	3	1	0	0	0	0	1	28	47	3.00	1.000
Gabe White, L ERA: 4.76 (6, 1)	3.0		14	2	2	1	1	2	0	0	0	0	1	31	54	3.00	1.333

BOTTOM


Montreal Expos @ San Diego Padres
Jack Murphy Stadium, San Diego, CA

Sun Jun 04 1995, 6:33 AM EDT
Att: 12,523 - Sunny - 68 F

AB	R	H	RBI	BB	SO	LOB
5	1	2	0	0	0	2
4	1	1	0	0	0	2
4	1	4	2	0	0	0
4	1	1	2	0	0	3
3	1	1	1	1	0	1
4	0	1	0	0	2	3
4	1	0	0	0	0	1
3	2	2	1	1	1	0
2	0	1	1	0	1	0
0	0	0	1	0	0	0
0	0	0	0	0	0	0
0	0	0	0	1	0	0
0	0	0	0	0	0	0

1B: 6	SF: 1	WP: 0	PA: 38
2B: 4	SAC: 1	PB: 0	
3B: 0	DP: 1	SB: 1	
HR: 3	HBP: 0	CS: 0	

livebaseballscorecards.com



Batter	1	2	3	4	5	6	7	8	9	10	AB R H RBI BB SO LOB	TOP										
Gary Varsho, L OBP: 0.300, SLG: 0.250 (1, 9)	0-1 FC6-5 1B 1B	1-0 F7			2-3 K		1-0 L4			1-2 F7	5 0 1 0 0 1 0	Philadelphia Phillies @ San Diego Padres Jack Murphy Stadium, San Diego, CA Mon Jun 05 1995, 10:05 PM EDT Att. 7,233 - Unknown - 64 F livebaseballscorecards.com										
Mickey Morandini, L OBP: 0.364, SLG: 0.438 (1, 4)	0-0 FC6-5 E 1B		2-3 K		2-0 K 2B			2-0 G4-3		0-1 L4	5 1 2 0 0 1 0											
Gregg Jefferies, S OBP: 0.313, SLG: 0.366 (1, 7)	1-1 FC6-5 E 1B 1-2 2-3f		1-1 G4-3		1-3 K			1-3 K			4 1 0 0 0 2 3											
Dave Hollins, S OBP: 0.409, SLG: 0.411 (1, 3)	2-1 E7 1B 1-3 2-H		2-3 K		1-1 G1-6-3			0-0 F7			4 1 0 0 0 1 2											
Darren Daulton, L OBP: 0.343, SLG: 0.388 (1, 2)	3-1 K 1B 2-H 3-H			3-2 G5-3 1B 2B		1-1 F7			0-0 SH3-4 1B		4 1 3 2 0 0 0											
Jim Eisenreich, L OBP: 0.406, SLG: 0.506 Norm Charlton, S (9, 1)	2-3 K		0-0 G5-3		2-1 L5			0-1 SH3-4		1-2 K	3 0 0 0 0 1 2 0 0 0 0 0 0 0											
Charlie Hayes, R OBP: 0.395, SLG: 0.438 (1, 5)	0-3 K		0-0 K 1B 3-H		0-0 K 1B		1-2 F8		1-3 K		4 0 1 1 0 2 2											
Kevin Stocker, S OBP: 0.296, SLG: 0.231 (1, 6)		0-0 F9		2-3 K		2-2 F7		1-3 K			4 0 0 0 0 2 2											
Mike Mimbs, L Dave Gallagher, R OBP: 0.418, SLG: 0.520 (9, 8)		1-3 K		1-0 F8		1-1 F7			1-1 F8		3 0 0 0 0 1 1 1 0 0 0 0 0 0											
Inning Stats	R: 3 E: 1 K: 2 S: 19	H: 3 LOB: 1 BB: 0 P: 27	R: 0 E: 0 K: 1 S: 5	H: 0 LOB: 0 BB: 0 P: 7	R: 0 E: 0 K: 2 S: 9	H: 0 LOB: 0 BB: 0 P: 14	R: 1 E: 0 K: 1 S: 11	H: 2 LOB: 1 BB: 0 P: 17	R: 0 E: 0 K: 2 S: 10	H: 1 LOB: 1 BB: 0 P: 16	R: 0 E: 0 K: 0 S: 7		H: 0 LOB: 0 BB: 0 P: 11	R: 0 E: 0 K: 1 S: 5	H: 0 LOB: 0 BB: 0 P: 8	R: 0 E: 0 K: 2 S: 10	H: 1 LOB: 1 BB: 0 P: 12	R: 0 E: 0 K: 0 S: 7	H: 0 LOB: 0 BB: 0 P: 9	1B: 5 2B: 2 3B: 0 HR: 0	SF: 0 SAC: 1 DP: 0 HBP: 0	WP: 0 PB: 0 SB: 0 CS: 0
PITCHER	IP WLS BF H R ER SO BB IBB HBP BLK WP HR S P ERA WHIP	IP WLS BF H R ER SO BB IBB HBP BLK WP HR S P ERA WHIP											IP WLS BF H R ER SO BB IBB HBP BLK WP HR S P ERA WHIP									
Andy Benes, R ERA: 4.39 Trevor Hoffman, R ERA: 5.27	(1, 1) 9.0	(10, 1) 1.0											(1, 1) 9.0									

AB	37
R	4
H	7
RBI	3
BB	0
SO	11
LOB	12



Batter	1	2	3	4	5	6	7	8	9	10	AB	R	H	RBI	BB	SO	LOB					
Bip Roberts, S (1, 4) OBP: 0.406, SLG: 0.426	1-0 G6-3	3-2 G4-3		2-0 2B 1B		0-0 G6-3		3-1 P6			5	0	1	1	0	0	1					
Steve Finley, L (1, 8) OBP: 0.345, SLG: 0.373	0-1 G4-3 1B	2-1 P6		2-2 1-3 2B		1-1 BB 1B			0-3 K		5	0	3	0	0	1	1					
Tony Gwynn, L (1, 9) OBP: 0.381, SLG: 0.414	1-1 G4-3 1-2	1-0 F7		1-0 F7		4-0 1-2 BB			0-0 CS 1B		4	0	1	0	1	0	4					
Ken Caminiti, S (1, 5) OBP: 0.338, SLG: 0.489	2-1 F7		2-1 HBP 1B 1B	2-0 F8		1-1 G3-1			3-3 K 1-2		5	0	1	0	0	1	6					
Eddie Williams, R (1, 3) Ray Holbert, R (10, PR) OBP: 0.315, SLG: 0.430 OBP: 0.389, SLG: 0.154		1-0 BB 1B 2B	3-1 F8	2-1 F7		2-3 K				2-2 SH3 1B 1B	5	1	2	0	0	1	3					
Melvin Nieves, S (1, 7) OBP: 0.298, SLG: 0.400		1-0 1B BB 1B	0-1 HBP 1B		0-3 K		1-2 F9			1-1 SH3	4	1	1	0	0	1	1					
Brian Johnson, R (1, 2) OBP: 0.326, SLG: 0.450		4-1 1B BB 1B	3-1 HBP		1-1 G1-6-3 1B		2-0 F9			4-0 1B IBB IBB	2	1	1	0	2	0	0					
Andujar Cedeno, R (1, 6) OBP: 0.265, SLG: 0.366		1-1 1B G4-3 1B	2-2 P6		0-0 G1-6-3 1-2f			3-3 K		4-0 1B IBB	4	1	1	1	1	1	4					
Andy Benes, R (1, 1) Trevor Hoffman, R (10, 1) Phil Clark, R (10, PH) OBP: 0.111, SLG: 0.111 OBP: 1.000, SLG: 2.000 OBP: 0.364, SLG: 0.550		0-1 G4-3 1B	1-3 K		2-1 G6-3			0-0 G5-3		2-2 1-2 2-3 3-H 1B	4	0	1	2	0	1	3					
Inning Stats	R: 0 E: 0 K: 0 S: 7	H: 1 LOB: 1 BB: 0 P: 11	R: 4 E: 1 K: 0 S: 16	H: 3 LOB: 1 BB: 1 P: 29	R: 0 E: 0 K: 1 S: 13	H: 2 LOB: 3 BB: 0 P: 24	R: 0 E: 0 K: 0 S: 9	H: 2 LOB: 2 BB: 0 P: 17	R: 0 E: 0 K: 1 S: 6	H: 1 LOB: 2 BB: 1 P: 15	R: 0 E: 0 K: 1 S: 7	H: 0 LOB: 0 BB: 0 P: 12	R: 0 E: 0 K: 1 S: 6	H: 0 LOB: 0 BB: 0 P: 12	R: 0 E: 0 K: 2 S: 7	H: 1 LOB: 1 BB: 0 P: 10	R: 1 E: 0 K: 0 S: 9	H: 2 LOB: 3 BB: 2 P: 22	1B: 11 2B: 3 3B: 0 HR: 0	SF: 0 SAC: 1 DP: 2 HBP: 1	WP: 0 PB: 0 SB: 0 CS: 1	PA: 45

PITCHER	IP	WLS	BF	H	R	ER	SO	BB	IBB	HBP	BLK	WP	HR	S	P	ERA	WHIP
Mike Mims, L (1, 1) ERA: 3.15	8.0		37	10	4	3	4	2	0	1	0	0	0	71	127	3.38	1.500
Norm Charlton, L (9, 1) ERA: 7.24	1.1	L	8	3	1	1	2	0	2	0	0	0	0	16	32	6.75	2.250

PITCHER	IP	WLS	BF	H	R	ER	SO	BB	IBB	HBP	BLK	WP	HR	S	P	ERA	WHIP

BOTTOM

Philadelphia Phillies @ San Diego Padres
Jack Murphy Stadium, San Diego, CA
 Mon Jun 05 1995, 10:05 PM EDT
 Att: 7,233 - Unknown - 64 F

AB	39
R	5
H	13
RBI	5
BB	4
SO	6
LOB	23



WP	0
PA	45

Batter	1	2	3	4	5	6	7	8	9	AB R H RBI BB SO LOB	TOP
Dave Gallagher, R (1, 9) <small>OBP: 0.397, SLG: 0.491</small> Jim Eisenreich, L (8, PH) <small>OBP: 0.412, SLG: 0.511</small> Heathcliff Slocumb, R (8, 1)	3-2 		2-1 		3-2 			3-1 		3 0 0 0 0 0 1 1 0 1 0 0 0 0 0 0 0 0 0 0 0	Philadelphia Phillies @ San Diego Padres Jack Murphy Stadium, San Diego, CA Tue Jun 06 1995, 10:05 PM EDT Att: 8,891 - Unknown - 68 F
Randy Ready, R (1, 3) <small>OBP: 0.176, SLG: 0.125</small> Dave Hollins, S (8, PH) <small>OBP: 0.406, SLG: 0.408</small>	2-0 		2-1 		1-0 			1-3 		3 0 0 0 0 0 0 1 0 0 0 0 1 2	
Gregg Jefferies, S (1, 7) <small>OBP: 0.318, SLG: 0.378</small>	2-2 			0-1 		1-0 		1-3 		4 0 2 0 0 1 2	
Charlie Hayes, R (1, 5) <small>OBP: 0.391, SLG: 0.432</small>	1-1 			1-2 		3-1 		0-1 		4 0 1 0 0 0 2	
Mariano Duncan, R (1, 4) <small>OBP: 0.305, SLG: 0.441</small>		3-3 		3-2 		0-3 		3-2 		4 0 1 0 0 2 1	
Tony Longmire, L (1, 8) <small>OBP: 0.419, SLG: 0.537</small>		1-0 		2-1 		2-1 		1-1 		4 0 1 0 0 0 3	
Lenny Webster, R (1, 2) <small>OBP: 0.231, SLG: 0.208</small> Darren Daulton, L (9, PH) <small>OBP: 0.340, SLG: 0.385</small>		0-1 		3-2 		2-3 		1-3 		3 0 0 0 0 1 1 1 0 0 0 0 1 2	
Kevin Stocker, S (1, 6) <small>OBP: 0.310, SLG: 0.229</small>		3-3 		4-2 		4-1 		4-1 		1 0 0 0 3 1 1	
Mike Williams, R (1, 1) Ricky Bottalico, L (7, 1) Gary Varsho, L (8, PH) <small>OBP: 0.286, SLG: 0.237</small>			2-1 		1-2 		1-3 	1-0 		1 0 0 0 0 0 0 0 0 0 0 0 0 0 2 0 0 0 0 1 4	
Inning Stats	R: 0 H: 1 E: 0 LOB: 1 K: 0 BB: 0 S: 9 P: 17	R: 0 H: 1 E: 0 LOB: 1 K: 2 BB: 0 S: 9 P: 16	R: 0 H: 0 E: 0 LOB: 0 K: 0 BB: 0 S: 6 P: 12	R: 0 H: 1 E: 0 LOB: 1 K: 0 BB: 0 S: 13 P: 19	R: 0 H: 0 E: 0 LOB: 1 K: 0 BB: 1 S: 14 P: 25	R: 0 H: 0 E: 0 LOB: 0 K: 2 BB: 0 S: 4 P: 9	R: 0 H: 0 E: 0 LOB: 0 K: 2 BB: 0 S: 10 P: 14	R: 0 H: 1 E: 0 LOB: 2 K: 3 BB: 1 S: 12 P: 22	R: 0 H: 2 E: 0 LOB: 3 K: 1 BB: 1 S: 12 P: 22	1B: 5 SF: 0 2B: 1 SAC: 1 3B: 0 DP: 0 HR: 0 HBP: 0	WP: 0 PA: 36 PB: 0 SB: 0 CS: 1
PITCHER Fernando Valenzuela, L (1, 1) <small>ERA: 5.27</small> Bryce Florie, R (7, 1) <small>ERA: 3.6</small> Brian Williams, R (8, 1) <small>ERA: 5.85</small> Trevor Hoffman, R (9, 1) <small>ERA: 4.91</small>	IP WLS BF H R ER SO BB IBB HBP BLK WP HR S P ERA WHIP 6.0 W 22 3 0 0 2 1 0 0 0 0 0 0 55 98 0.00 0.667 1.1 6 1 0 0 3 1 0 0 0 0 0 0 16 28 0.00 1.500 0.2 2 0 0 0 2 0 0 0 0 0 0 0 6 8 0.00 0.000 1.0 S 6 2 0 0 1 1 0 0 0 0 0 0 12 22 0.00 3.000	PITCHER IP WLS BF H R ER SO BB IBB HBP BLK WP HR S P ERA WHIP									

AB	32
R	0
H	6
RBI	0
BB	3
SO	8
LOB	19



Batter	1	2	3	4	5	6	7	8	9	AB R H RBI BB SO LOB
Bip Roberts, S OBP: 0.403, SLG: 0.428 (1, 4)	0-1 G1-3	2-3 K		1-0 F7			3-2 G3 2B			4 0 1 0 0 1 2
Steve Finley, L OBP: 0.337, SLG: 0.363 (1, 8)	0-1 G3		1-1 P2		1-0 F9		2-1 G3			4 0 0 0 0 0 1
Tony Gwynn, L OBP: 0.396, SLG: 0.432 (1, 9)	2-1 BB 1B		0-0 FC1-4 1B		2-1 G4-3 2B		4-0 BB IBB			3 0 3 0 1 0 0
Ken Caminiti, S OBP: 0.342, SLG: 0.483 (1, 5)	4-2 BB		0-0 FC1-4 1B		3-1 G4-3		4-2 G6-3 BB			2 0 0 0 2 0 2
Eddie Williams, R OBP: 0.313, SLG: 0.424 (1, 3)	3-3 K		1-1 1B		1-2 G4-3		1-2 G6-3			4 0 1 0 0 1 6
Melvin Nieves, S OBP: 0.287, SLG: 0.383 (1, 7)		0-0 G4-3	2-1 G3			0-1 4-3		2-0 G1-3		4 0 0 0 0 0 2
Brad Ausmus, R OBP: 0.330, SLG: 0.419 (1, 2)		1-1 1B S G3 HBP		0-1 G4-3		1-0 G3		2-3 K		3 1 0 0 0 1 0
Andujar Cedeno, R OBP: 0.279, SLG: 0.373 (1, 6)		3-2 G3 1B		4-1 SH1-4 BB		1-0 1B		1-2 F9		3 0 2 0 1 0 0
Fernando Valenzuela, L (1, 1)		1-2 G3		0-1 SH1-4		1-1 G6-3				1 0 0 1 0 0 1
Scott Livingstone, L OBP: 0.280, SLG: 0.400 (6, PH)										1 0 0 0 0 0 1
Bryce Florie, R (7, 1)										0 0 0 0 0 0 0
Brian Williams, R (8, 1)										0 0 0 0 0 0 0
Trevor Hoffman, R OBP: 1.000, SLG: 2.000 (9, 1)										0 0 0 0 0 0 0

Inning Stats	R: 0 E: 0 K: 1 S: 13	H: 1 LOB: 2 BB: 1 P: 22	R: 1 E: 0 K: 1 S: 13	H: 1 LOB: 1 BB: 0 P: 20	R: 0 E: 0 K: 0 S: 8	H: 2 LOB: 2 BB: 0 P: 12	R: 0 E: 0 K: 0 S: 6	H: 0 LOB: 1 BB: 1 P: 11	R: 0 E: 0 K: 0 S: 8	H: 1 LOB: 1 BB: 0 P: 15	R: 0 E: 0 K: 0 S: 6	H: 1 LOB: 1 BB: 0 P: 9	R: 0 E: 0 K: 0 S: 12	H: 1 LOB: 2 BB: 2 P: 26	R: 0 E: 0 K: 1 S: 7	H: 0 LOB: 0 BB: 0 P: 12
--------------	-------------------------------	----------------------------------	-------------------------------	----------------------------------	------------------------------	----------------------------------	------------------------------	----------------------------------	------------------------------	----------------------------------	------------------------------	---------------------------------	-------------------------------	----------------------------------	------------------------------	----------------------------------

PITCHER	IP	WLS	BF	H	R	ER	SO	BB	IBB	HBP	BLK	WP	HR	S	P	ERA	WHIP
Mike Williams, R ERA: 3.71 (1, 1)	6.1	L	30	7	1	1	2	2	1	1	0	0	0	61	105	1.42	1.421
Ricky Bottalico, R ERA: 1.77 (7, 1)	0.2		2	0	0	0	0	1	0	0	0	0	0	5	10	0.00	1.500
Heathcliff Slocumb, R ERA: 1.33 (8, 1)	1.0		3	0	0	0	1	0	0	0	0	0	0	7	12	0.00	0.000


BOTTOM

Philadelphia Phillies @ San Diego Padres
Jack Murphy Stadium, San Diego, CA

Tue Jun 06 1995, 10:05 PM EDT
 Att. 8,891 - Unknown - 68 F

livebaseballscorecards.com

AB	29
R	1
H	7
RBI	1
BB	4
SO	3
LOB	15




WP: 0	PA: 35
PB: 0	
SB: 1	
CS: 0	

Batter	1	2	3	4	5	6	7	8	9	AB R H RBI BB SO LOB	TOP
Mickey Morandini, L (1, 4) OBP: 0.365, SLG: 0.460	0-2 G4-3		2-0 G1-4-3		0-0 SF8 1B	0-2 HR		2-0 F9		5 2 2 1 0 0 0	
Tony Longmire, L (1, 8) OBP: 0.413, SLG: 0.523 Dave Gallagher, R (5, 8) OBP: 0.383, SLG: 0.473	0-0 G4-3		1-1 1B 1B		0-3 K 1-2	3-3 K		2-2 G6-3		3 0 1 0 0 1 1 2 0 0 0 0 1 0	
Gregg Jefferies, S (1, 7) OBP: 0.327, SLG: 0.407	0-0 G6-3		2-0 1B 1-2		1-0 E1 HR 2-3		1-2 HR		0-0 1B BB G3 1B	5 3 3 1 0 0 1	
Dave Hollins, S (1, 3) OBP: 0.394, SLG: 0.395		2-2 F7	2-2 F7		0-0 SF8		2-1 F7		1-1 P2	4 0 0 1 0 0 3	
Darren Daulton, L (1, 2) OBP: 0.356, SLG: 0.421		1-0 G3-1		2-2 S G3 1B 1-H	3-2 HR		3-2 1B FC6-4 1B		4-2 G3 1B BB	4 2 3 2 1 0 0	
Jim Eisenreich, L (1, 9) OBP: 0.430, SLG: 0.537		1-2 1B 1B		0-0 F7	0-2 2B		1-1 FC6-4 1B		1-2 G3 1B 1-2 2-3	5 0 4 0 0 0 1	
Charlie Hayes, R (1, 5) OBP: 0.385, SLG: 0.423		2-1 SAFE 1B		1-2 G3	2-0 F9		1-1 FC6-4		1-1 G3	5 0 1 2 0 0 5	
Kevin Stocker, S (1, 6) OBP: 0.313, SLG: 0.223		0-0 L7		4-2 BB		1-0 G1-3	1-1 G3		1-1 4-0	3 0 0 0 2 0 3	
Curt Schilling, R (1, 1) OBP: 0.130, SLG: 0.174			3-3 K	0-3 K		0-3 K		2-2 G3-1	0-0 G6-3	5 0 0 0 0 3 5	
Inning Stats	R: 0 E: 0 K: 0 S: 7 H: 0 LOB: 0 BB: 0 P: 7	R: 0 E: 0 K: 0 S: 14 H: 2 LOB: 2 BB: 0 P: 20	R: 0 E: 0 K: 1 S: 10 H: 2 LOB: 2 BB: 0 P: 20	R: 0 E: 0 K: 1 S: 15 H: 1 LOB: 2 BB: 1 P: 22	R: 3 E: 1 K: 1 S: 13 H: 3 LOB: 1 BB: 0 P: 19	R: 1 E: 0 K: 2 S: 11 H: 1 LOB: 0 BB: 0 P: 15	R: 2 E: 0 K: 0 S: 15 H: 3 LOB: 1 BB: 0 P: 24	R: 0 E: 0 K: 0 S: 10 H: 0 LOB: 0 BB: 0 P: 16	R: 1 E: 0 K: 0 S: 11 H: 2 LOB: 3 BB: 2 P: 22	1B: 10 2B: 1 3B: 0 HR: 3 SF: 1 SAC: 0 DP: 0 HBP: 0	WP: 0 PB: 0 SB: 2 CS: 0 PA: 45
PITCHER	IP WLS BF H R ER SO BB IBB HBP BLK WP HR S P ERA WHIP	IP WLS BF H R ER SO BB IBB HBP BLK WP HR S P ERA WHIP	IP WLS BF H R ER SO BB IBB HBP BLK WP HR S P ERA WHIP	IP WLS BF H R ER SO BB IBB HBP BLK WP HR S P ERA WHIP	IP WLS BF H R ER SO BB IBB HBP BLK WP HR S P ERA WHIP	IP WLS BF H R ER SO BB IBB HBP BLK WP HR S P ERA WHIP	IP WLS BF H R ER SO BB IBB HBP BLK WP HR S P ERA WHIP	IP WLS BF H R ER SO BB IBB HBP BLK WP HR S P ERA WHIP	IP WLS BF H R ER SO BB IBB HBP BLK WP HR S P ERA WHIP	IP WLS BF H R ER SO BB IBB HBP BLK WP HR S P ERA WHIP	IP WLS BF H R ER SO BB IBB HBP BLK WP HR S P ERA WHIP
Andy Ashby, R (1, 1) ERA: 4.72	6.0 L 29 9 4 1 5 1 0 0 0 0 2 70 103 1.50 1.667										
Dustin Hermanson, R (7, 1) ERA: 8.25	2.0 9 3 2 2 0 0 0 0 0 0 0 1 25 40 9.00 1.500										
Willie Blair, R (9, 1) ERA: 6.88	1.0 7 2 1 1 0 1 1 0 0 0 0 0 11 22 9.00 3.000										

Philadelphia Phillies @ San Diego Padres
 Jack Murphy Stadium, San Diego, CA
 Wed Jun 07 1995, 6:33 AM EDT
 Att: 9,749 - Sunny - 75 F

AB	41
R	7
H	14
RBI	7
BB	3
SO	5
LOB	19



Batter	1	2	3	4	5	6	7	8	9	AB R H RBI BB SO LOB	TOP									
Brett Butler, L (1, 8) OBP: 0.366, SLG: 0.349 Jeff Barry, S (7, 9)	4-2 1B G3 BB	1-3 K		2-0 G6-3			1-0 SAFE 1-3 2-H 1B G6-4-3		3-3 K	3 1 1 1 1 1 3 1 0 0 0 0 1 2										
Jose Vizcaino, S (1, 6) OBP: 0.309, SLG: 0.297	0-0 G3 1-3 G4-3 1B		0-1 F9		1-0 G4-3		0-0 G6-4-3		2-1 P6	5 1 1 0 0 0 3										
Rico Brogna, L (1, 3) OBP: 0.329, SLG: 0.465	2-2 G3		3-1 1B		1-0 G4-1		0-1 G4-3			4 0 1 1 0 0 1										
Bobby Bonilla, S (1, 5) OBP: 0.402, SLG: 0.618	0-0 G4-3		0-0 1B		0-1 G6-3			0-1 G4-3		4 0 1 1 0 0 0										
Joe Orsulak, L (1, 7) OBP: 0.355, SLG: 0.376	0-1 F8		1-1 P4		0-0 G3-1			2-0 G3		4 0 0 0 0 0 2										
Jeff Kent, R (1, 4) OBP: 0.304, SLG: 0.386 Eric Gunderson, R (6, 1) Edgardo Alfonzo, R (8, PH) OBP: 0.265, SLG: 0.374 Pete Walker, R (8, 1)		1-1 P3	0-3 K		0-0 G6-3			2-1 G6-3		3 0 0 0 0 1 2 0 0 0 0 0 0 0 1 0 0 0 0 0 0 0 0 0 0 0 0 0										
Todd Hundley, S (1, 2) OBP: 0.369, SLG: 0.457		2-2 FC1-5 HBP		1-2 G1-6-3		2-1 G6-3			4-2 1B BB	2 0 0 0 1 0 0	AB 31 R 4 H 6 RBI 3 BB 4 SO 4 LOB 17									
Ryan Thompson, R (1, 9) OBP: 0.429, SLG: 0.548		4-2 FC1-5 BB		3-2 SH3-4 HBP			0-1 E BB 1B		2-2 1-2 1B	2 1 2 0 1 0 0										
Pete Harnisch, S (1, 1) OBP: 0.125, SLG: 0.125 Blas Minor, R (5, 1) Bill Spiers, L (6, 4) OBP: 0.333, SLG: 0.333		0-0 FC1-5		2-1 SH3-4			4-2 1B E G6-4-3 BB		1-3 K	1 0 0 0 0 0 2 0 0 0 0 0 0 0 1 1 0 0 1 1 2										
Inning Stats	R: 2 E: 0 K: 0 S: 10	H: 1 LOB: 0 BB: 1 P: 16	R: 0 E: 0 K: 1 S: 11	H: 0 LOB: 2 BB: 1 P: 19	R: 0 E: 0 K: 1 S: 11	H: 2 LOB: 2 BB: 0 P: 15	R: 0 E: 0 K: 0 S: 10	H: 0 LOB: 1 BB: 0 P: 18	R: 0 E: 0 K: 0 S: 4	H: 0 LOB: 0 BB: 0 P: 6	R: 0 E: 1 K: 0 S: 8	H: 2 LOB: 0 BB: 1 P: 13	R: 0 E: 0 K: 0 S: 5	H: 0 LOB: 0 BB: 0 P: 9	R: 0 E: 0 K: 2 S: 14	H: 1 LOB: 2 BB: 1 P: 26	1B: 6 2B: 0 3B: 0 HR: 0	SF: 0 SAC: 1 DP: 1 HBP: 2	WP: 0 PB: 0 SB: 0 CS: 0	PA: 38
PITCHER	IP WLS BF H R ER SO BB IBB HBP BLK WP HR S P ERA WHIP																			
Joey Hamilton, R (1, 1) ERA: 3.47	7.0 W 30 5 4 3 2 3 0 2 0 0 0 58 93 3.86 1.143																			
Bryce Florie, R (8, 1) ERA: 3.43	1.0 3 0 0 0 0 0 0 0 0 0 0 5 9 0.00 0.000																			
Andres Berumen, R (9, 1) ERA: 5.82	0.0 2 1 0 0 0 1 0 0 0 0 0 5 11 ∞ ∞																			
Trevor Hoffman, R (9, 1) ERA: 4.6	1.0 S 3 0 0 0 2 0 0 0 0 0 0 9 15 0.00 0.000																			

New York Mets @ San Diego Padres
Jack Murphy Stadium, San Diego, CA

Fri Jun 09 1995, 10:05 PM EDT
Att. 11,047 - Unknown - 67 F

livebaseballscorecards.com

Batter	1	2	3	4	5	6	7	8	9	AB R H RBI BB SO LOB	TOP											
Brett Butler, L (1, 8) OBP: 0.358, SLG: 0.340	2-2 G5-3		1-1 F7			3-2 F8		0-0 G4-3		4 0 0 0 0 0 1												
Edgardo Alfonzo, R (1, 6) OBP: 0.256, SLG: 0.360	3-2 G6-3		1-3 K			0-1 B5-3			1-3 K	4 0 0 0 0 2 0												
Rico Brogna, L (1, 3) OBP: 0.326, SLG: 0.481	2-2 HR			2-3 K		1-3 K			2-3 K	4 1 1 1 0 3 0												
Bobby Bonilla, S (1, 5) OBP: 0.393, SLG: 0.603	1-0 G5-3			3-2 G1-3			3-3 K		0-2 F8	4 0 0 0 0 1 0												
Joe Orsulak, L (1, 7) OBP: 0.354, SLG: 0.386		0-1 2B		0-0 F8			2-2 F7			3 0 1 0 0 0 0												
Jeff Kent, R (1, 4) OBP: 0.305, SLG: 0.385		2-3 K			0-0 FC4-6 1B		1-3 K			3 0 1 0 0 2 0												
Todd Hundley, S (1, 2) OBP: 0.368, SLG: 0.447		3-3 K2-3			2-2 FC4-6 1-2f			4-2 FC5-4 BB		2 0 0 0 1 1 1												
Ryan Thompson, R (1, 9) OBP: 0.421, SLG: 0.618			0-0 HR		3-3 K			2-2 FC5-4 1-2f		3 1 1 1 0 1 2												
Bobby Jones, R (1, 1) OBP: 0.222, SLG: 0.222			0-1 F9		0-3 K			1-3 K		2 0 0 0 0 1 1												
Bill Spiers, L (8, PH) OBP: 0.313, SLG: 0.308										1 0 0 0 0 1 1												
Eric Gunderson, R (8, 1)										0 0 0 0 0 0 0												
Inning Stats	R: 1 E: 0 K: 0 S: 12	H: 1 LOB: 0 BB: 0 P: 20	R: 0 E: 0 K: 2 S: 9	H: 1 LOB: 0 BB: 0 P: 14	R: 1 E: 0 K: 1 S: 8	H: 1 LOB: 0 BB: 0 P: 10	R: 0 E: 0 K: 1 S: 7	H: 0 LOB: 0 BB: 0 P: 12	R: 0 E: 0 K: 2 S: 11	H: 1 LOB: 1 BB: 0 P: 16	R: 0 E: 0 K: 1 S: 9	H: 0 LOB: 0 BB: 0 P: 13	R: 0 E: 0 K: 2 S: 11	H: 0 LOB: 0 BB: 0 P: 17	R: 0 E: 0 K: 1 S: 9	H: 0 LOB: 1 BB: 1 P: 16	R: 0 E: 0 K: 2 S: 9	H: 0 LOB: 0 BB: 0 P: 12	1B: 1 2B: 1 3B: 0 HR: 2	SF: 0 SAC: 0 DP: 0 HBP: 0	WP: 0 PB: 0 SB: 0 CS: 0	PA: 31
PITCHER Scott Sanders, R (1, 1) ERA: 3.54	IP: 9.0 WLS: W BF: 31 H: 4 R: 2 ER: 2 SO: 12 BB: 1 IBB: 0 HBP: 0 BLK: 0 WP: 0 HR: 2 S: 85 P: 130 ERA: 2.00 WHIP: 0.556																					
PITCHER	IP	WLS	BF	H	R	ER	SO	BB	IBB	HBP	BLK	WP	HR	S	P	ERA	WHIP					

New York Mets @ San Diego Padres
Jack Murphy Stadium, San Diego, CA

Sat Jun 10 1995, 10:05 PM EDT
 Att. 11,129 - Unknown - 67 F

livebaseballscorecards.com

AB	30
R	2
H	4
RBI	2
BB	1
SO	12
LOB	6



Batter	1	2	3	4	5	6	7	8	9	AB	R	H	RBI	BB	SO	LOB
Steve Finley, L OBP: 0.332, SLG: 0.373 (1, 8)	2-2 P6		2-2 P6				0-2 1B			4	0	1	0	0	1	2
Jody Reed, R OBP: 0.319, SLG: 0.263 (1, 4)	0-2 G3			2-1 HR	4-1 2B		1-1 G4-3			3	2	1	0	1	0	1
Tony Gwynn, L OBP: 0.386, SLG: 0.434 (1, 9)	0-1 F7			1-2 F9	1-0 2B			1-1 G4-3		4	0	1	2	0	0	1
Ken Caminiti, S OBP: 0.337, SLG: 0.503 (1, 5)			2-3 K	1-0 HR	0-2 P6			0-0 G5-3		4	1	1	2	0	1	1
Roberto Petagine, L OBP: 0.542, SLG: 0.571 (1, 3)			3-2 F7	1-0 2B		1-1 F8		0-0 G3-1		4	0	1	0	0	0	0
Melvin Nieves, S OBP: 0.277, SLG: 0.367 (1, 7)			1-3 K	1-3 K		1-3 K				3	0	0	0	0	3	1
Brad Ausmus, R OBP: 0.306, SLG: 0.389 (1, 2)			1-3 K	1-0 F9		0-2 G4-3				3	0	0	0	0	1	1
Andujar Cedeno, R OBP: 0.273, SLG: 0.357 (1, 6)			2-3 K		4-2 SH5-4		0-0 G6-3			2	1	0	0	1	1	0
Scott Sanders, R OBP: 0.389, SLG: 0.412 (1, 1)			1-1 S		0-1 SH5-4		0-1 F9			2	0	1	0	0	0	0

Inning Stats	R: 0	H: 0	E: 0	K: 0	S: 9	LOB: 0	BB: 0	P: 11	R: 0	H: 0	E: 0	K: 2	S: 10	LOB: 0	BB: 0	P: 16	R: 0	H: 1	E: 0	K: 2	S: 11	LOB: 1	BB: 0	P: 17	R: 2	H: 3	E: 0	K: 1	S: 12	LOB: 1	BB: 0	P: 19	R: 2	H: 1	E: 0	K: 1	S: 12	LOB: 1	BB: 2	P: 23	R: 0	H: 0	E: 0	K: 1	S: 8	LOB: 0	BB: 0	P: 10	R: 0	H: 1	E: 0	K: 0	S: 8	LOB: 1	BB: 0	P: 9	R: 0	H: 0	E: 0	K: 0	S: 4	LOB: 0	BB: 0	P: 5
1B: 3	SF: 0	2B: 2	SAC: 1	3B: 0	DP: 0	HR: 1	HBP: 0	WP: 0	PA: 32																																																							

PITCHER	IP	WLS	BF	H	R	ER	SO	BB	IBB	HBP	BLK	WP	HR	S	P	ERA	WHIP
Bobby Jones, R ERA: 2.6 (1, 1)	7.0	L	29	6	4	4	7	2	0	0	0	0	1	70	105	5.14	1.143
Eric Gunderson, L ERA: 3.86 (8, 1)	1.0		3	0	0	0	0	0	0	0	0	0	0	4	5	0.00	0.000

NEW YORK METS @ SAN DIEGO PADRES
Jack Murphy Stadium, San Diego, CA
 Sat Jun 10 1995, 10:05 PM EDT
 Att. 11,129 - Unknown - 67 F

AB	29
R	4
H	6
RBI	4
BB	2
SO	7
LOB	7

Batter	1	2	3	4	5	6	7	8	9	AB R H RBI BB SO LOB	TOP																	
Brett Butler, L (1, 8) OBP: 0.359, SLG: 0.338	4-2 BB	3-2 1B 1-3 2-H 3-H		1-1 F7			3-2 P5		3-2 G1-3	4 0 1 2 1 0 1																		
Jose Vizcaino, S (1, 6) OBP: 0.314, SLG: 0.303	1-3 K	0-1 1B 1-3 3-H			1-0 WP 1B		3-2 F7			4 0 2 1 0 1 1																		
Rico Brogna, L (1, 3) OBP: 0.324, SLG: 0.474	2-3 K	0-3 K			2-3 K		2-1 1B			4 0 1 0 0 3 4																		
Bobby Bonilla, S (1, 5) OBP: 0.384, SLG: 0.588	2-2 F9		0-0 G4-3		2-2 P5 1-2		3-2 P6			4 0 0 0 0 0 3																		
Joe Orsulak, L (1, 7) OBP: 0.350, SLG: 0.380		1-0 FC5-4 BB 1B	2-3 K		0-0 G4-3		1-2 G4-3			4 1 1 0 0 1 1																		
Todd Hundley, S (1, 2) OBP: 0.356, SLG: 0.429		2-3 K	2-1 F7		1-2 G5-3		3-3 K			4 0 0 0 0 2 1																		
Bill Spiers, L (1, 4) OBP: 0.316, SLG: 0.267		4-2 FC5-4 BB		0-3 K		1-3 K		1-3 K		2 0 0 0 1 2 0																		
Jeff Barry, S (8, PH)		1-2 BB								1 0 0 0 0 1 0																		
Jerry Dipoto, R (8, 1)										0 0 0 0 0 0 0																		
Doug Henry, R (9, 1)										0 0 0 0 0 0 0																		
Ryan Thompson, R (1, 9) OBP: 0.405, SLG: 0.579		0-1 FC5-4 BB 1B 1-2f 2-3		0-1 L1		1-2 1B			2-3 K	4 1 1 0 0 1 2																		
Mike Birkbeck, R (1, 1) OBP: 0.500, SLG: 0.333		4-2 1B 1B		3-2 1B		1-3 K			1-2 F9	2 1 1 0 1 1 1																		
Edgardo Alfonzo, R (8, 4) OBP: 0.254, SLG: 0.357										1 0 0 0 0 0 0																		
Inning Stats	R: 0 E: 0 K: 2 S: 15	H: 0 LOB: 1 BB: 1 P: 24	R: 3 E: 0 K: 2 S: 20	H: 3 LOB: 2 BB: 2 P: 34	R: 0 E: 0 K: 1 S: 7	H: 0 LOB: 0 BB: 0 P: 11	R: 0 E: 0 K: 1 S: 13	H: 1 LOB: 1 BB: 0 P: 17	R: 0 E: 0 K: 2 S: 13	H: 1 LOB: 1 BB: 0 P: 17	R: 0 E: 0 K: 0 S: 13	H: 1 LOB: 1 BB: 0 P: 24	R: 0 E: 0 K: 2 S: 9	H: 0 LOB: 0 BB: 0 P: 14	R: 0 E: 0 K: 1 S: 9	H: 0 LOB: 0 BB: 0 P: 15	1B: 7 2B: 0 3B: 0 HR: 0	SF: 0 SAC: 0 DP: 0 HBP: 0	WP: 1 PB: 0 SB: 0 CS: 0	PA: 37								
PITCHER	IP WLS BF H R ER SO BB IBB HBP BLK WP HR S P ERA WHIP																											
Andy Benes, R (1, 1) ERA: 4.4	6.0		27	6	3	3	9	3	0	0	0	1	0	76	116	4.50	1.500											
Andres Berumen, R (7, 1) ERA: 5.5	1.0		4	1	0	0	0	0	0	0	0	0	0	13	24	0.00	1.000											
Fernando Valenzuela, L (8, 1) ERA: 5.08	1.0		3	0	0	0	2	0	0	0	0	0	0	9	14	0.00	0.000											
Brian Williams, R (9, 1) ERA: 5.57	1.0	W	3	0	0	0	1	0	0	0	0	0	0	9	15	0.00	0.000											

New York Mets @ San Diego Padres
Jack Murphy Stadium, San Diego, CA

Sun Jun 11 1995, 6:33 AM EDT
 Att. 16,727 - Sunny - 80 F

livebaseballscorecards.com

AB	34
R	3
H	7
RBI	3
BB	3
SO	12
LOB	14



Batter	1	2	3	4	5	6	7	8	9	AB	R	H	RBI	BB	SO	LOB
Bip Roberts, S OBP: 0.388, SLG: 0.417 (1, 7)	0-1 G4-3		1-1 G1-3			0-1 G1-3		2-2 1B		4	0	1	2	0	0	0
Steve Finley, L OBP: 0.330, SLG: 0.370 (1, 8)	0-2 F7			0-0 1B		2-1 G4-3		2-2 G3		4	0	1	0	0	0	1
Tony Gwynn, L OBP: 0.383, SLG: 0.429 (1, 9)	2-2 G6-3			2-1 L9-3			1-1 G4-3		0-0 HR	4	1	1	0	0	0	1
Ken Caminiti, S OBP: 0.329, SLG: 0.490 (1, 5)		2-1 G4-3		1-0 G4-3			1-3 K		2-3 K	4	0	0	0	0	2	1
Roberto Petagine, L OBP: 0.524, SLG: 0.533 (1, 3)		2-3 K			2-1 G4-3		3-2 F8		4-0 HR	3	1	0	0	1	1	0
Brian Johnson, R OBP: 0.362, SLG: 0.568 (1, 2)		1-0 1B			1-1 F8			3-2 FC1-5	1-0 HR	4	1	3	3	0	0	0
Jody Reed, R OBP: 0.319, SLG: 0.256 (1, 4)		1-0 P4			1-0 F8			4-1 G4-3	1-0 HR	2	1	0	0	1	0	1
Andujar Cedeno, R OBP: 0.275, SLG: 0.377 (1, 6)			1-0 P5			0-0 HR		0-1 FC1-5		3	2	1	1	0	0	2
Andy Benes, R OBP: 0.185, SLG: 0.105 (1, 1)			3-1 G6-3			2-3 K		0-0 G4-3		1	0	0	0	0	0	0
Scott Livingstone, L OBP: 0.250, SLG: 0.357 (6, PH)										1	0	0	0	0	1	0
Andres Berumen, R OBP: 0.274, SLG: 0.364 (7, 1)										0	0	0	0	0	0	0
Fernando Valenzuela, L OBP: 0.274, SLG: 0.364 (8, 1)										0	0	0	0	0	0	0
Melvin Nieves, S OBP: 0.274, SLG: 0.364 (8, PH)										1	0	0	0	0	0	2
Brian Williams, R OBP: 0.274, SLG: 0.364 (9, 1)										0	0	0	0	0	0	0

Inning Stats	R: 0	H: 0	E: 0	K: 0	S: 8	R: 0	H: 1	E: 0	K: 1	S: 7	R: 0	H: 0	E: 0	K: 0	S: 5	R: 0	H: 1	E: 0	K: 0	S: 4	R: 0	H: 0	E: 0	K: 0	S: 5	R: 1	H: 1	E: 0	K: 1	S: 8	R: 0	H: 0	E: 0	K: 1	S: 9	R: 2	H: 2	E: 0	K: 0	S: 18	R: 3	H: 2	E: 0	K: 1	S: 5	1B: 4	SF: 0	2B: 2	SAC: 0	3B: 0	DP: 1	HR: 2	HBP: 0	WP: 1	PA: 33
PITCHER	IP	WLS	BF	H	R	ER	SO	BB	IBB	HBP	BLK	WP	HR	S	P	ERA	WHIP																																						
Mike Birkbeck, R ERA: 1.63 (1, 1)	7.0		23	3	1	1	3	0	0	0	0	0	1	46	75	1.29	0.429																																						
Jerry Dipoto, R ERA: 6.75 (8, 1)	1.0	L	7	3	3	3	0	1	0	0	0	0	0	19	30	27.00	4.000																																						
Doug Henry, R ERA: 5.51 (9, 1)	0.1		3	1	2	2	1	0	1	0	0	1	1	4	11	54.00	3.000																																						


BOTTOM

New York Mets @ San Diego Padres
Jack Murphy Stadium, San Diego, CA

Sun Jun 11 1995, 6:33 AM EDT
 Att: 16,727 - Sunny - 80 F

livebaseballscorecards.com

AB	31
R	6
H	7
RBI	6
BB	2
SO	4
LOB	8



Batter	1	2	3	4	5	6	7	8	9	AB R H RBI BB SO LOB	TOP																		
Bip Roberts, S (1, 7) OBP: 0.379, SLG: 0.406	2-2 G5-3		1-0 G4-3		2-1 G4-3			2-2 G4-3		4 0 0 0 0 0 1																			
Steve Finley, L (1, 8) OBP: 0.326, SLG: 0.364	0-0 F9			0-2 F8		4-1 G4-6-3 BB		0-1 E1 FC4-6		3 0 0 0 1 0 0																			
Tony Gwynn, L (1, 9) OBP: 0.380, SLG: 0.425	0-1 F8			1-1 F9 BB 1B		0-0 G4-6-3 1-2f		0-0 FC4-6 1-2f		4 1 1 0 0 0 2																			
Ken Caminiti, S (1, 5) OBP: 0.328, SLG: 0.481		1-3 K2-3		4-2 1B BB		2-1 G6-3		0-2 G4-3		3 0 0 0 1 1 0																			
Phil Clark, R (1, 3) OBP: 0.320, SLG: 0.478		0-0 F9		0-0 F9		2-2 K		3-3 K		3 0 0 0 0 1 2																			
Roberto Petagine, L (9, PH) OBP: 0.516, SLG: 0.522				2-3				1 0 0 0 0 1 0																					
Brian Johnson, R (1, 2) OBP: 0.353, SLG: 0.542		2-2 F9		3-0 1B		0-0 G6-3		1-2 G6-3		4 0 1 1 0 0 0																			
Jody Reed, R (1, 4) OBP: 0.320, SLG: 0.259			2-1 SH1-4 1B		2-3 K		1-1 G5-3			3 0 1 0 0 1 2																			
Andujar Cedeno, R (1, 6) OBP: 0.276, SLG: 0.389			3-3 K		1-1 G5-3			2-1 SF9 3B		3 1 1 0 0 1 1																			
Andy Ashby, R (1, 1) OBP: 0.200, SLG: 0.111			0-1 SH1-4		0-0 G1-3			0-0 SF9		1 0 0 0 0 0 0																			
Scott Livingstone, L (8, PH) OBP: 0.241, SLG: 0.357			1-2							0 0 0 1 0 0 0																			
Brian Williams, R (8, 1)										0 0 0 0 0 0 0																			
Inning Stats	R: 0 E: 0 K: 0 S: 6 H: 0 LOB: 0 BB: 0 P: 8	R: 0 E: 0 K: 1 S: 7 H: 0 LOB: 0 BB: 0 P: 10	R: 0 E: 0 K: 1 S: 9 H: 1 LOB: 1 BB: 0 P: 15	R: 1 E: 0 K: 1 S: 12 H: 2 LOB: 2 BB: 1 P: 22	R: 0 E: 0 K: 0 S: 5 H: 0 LOB: 0 BB: 0 P: 8	R: 0 E: 0 K: 0 S: 4 H: 0 LOB: 0 BB: 1 P: 10	R: 0 E: 0 K: 1 S: 6 H: 0 LOB: 0 BB: 0 P: 9	R: 1 E: 1 K: 0 S: 10 H: 1 LOB: 1 BB: 0 P: 14	R: 0 E: 0 K: 1 S: 9 H: 0 LOB: 0 BB: 0 P: 13	1B: 3 2B: 0 3B: 1 HR: 0 SF: 1 SAC: 1 DP: 1 HBP: 0	WP: 0 PB: 0 SB: 0 CS: 0	PA: 33																	
PITCHER	IP WLS BF H R ER SO BB IBB HBP BLK WP HR S P ERA WHIP																												
Tom Urbani, L (1, 1) ERA: 2.93	7.0		25	3	1	1	4	2	0	0	0	0	0	0	49	82	1.29	0.714											
Rene Arocha, R (8, 1) ERA: 3.86	0.2		3	1	1	1	0	0	0	0	0	0	0	0	7	11	13.50	1.500											
Tony Fossas, L (8, 1) ERA: 0.73	0.1	W	2	0	0	0	0	0	0	0	0	0	0	0	3	3	0.00	0.000											
Tom Henke, R (9, 1) ERA: 0.98	1.0	S	3	0	0	0	1	0	0	0	0	0	0	0	9	13	0.00	0.000											

San Diego Padres @ St. Louis Cardinals
 Busch Stadium, St. Louis, MO
 Tue Jun 13 1995, 7:05 PM CDT
 Att. 21,088 - Unknown - 79 F

AB	29
R	2
H	4
RBI	2
BB	2
SO	5
LOB	8



WP: 0	PA: 33
PB: 0	
SB: 0	
CS: 0	

Batter	1	2	3	4	5	6	7	8	9	AB R H RBI BB SO LOB	TOP	
Bip Roberts, S (1, 7) OBP: 0.376, SLG: 0.402	0-0 G6-4-3 1B			0-0 G5-3		0-0 G6-3			0-0 G1-3	4 0 1 0 0 0 0		
Steve Finley, L (1, 8) OBP: 0.327, SLG: 0.358	0-0 P6			0-0 G3-4-1		0-0 G5-3			4-0 HR BB	3 1 0 0 1 0 1		
Tony Gwynn, L (1, 9) OBP: 0.378, SLG: 0.439	0-0 G6-4-3 1-2f			0-0 G3		0-0 G1-3			0-0 1-H HR	4 1 1 2 0 0 1		
Ken Caminiti, S (1, 5) OBP: 0.331, SLG: 0.482		0-0 F7		0-0 F7		0-0 CS 1B			0-0 G4-3 1B WP 1B	4 1 2 0 0 0 0		
Roberto Petagine, L (1, 3) OBP: 0.515, SLG: 0.510		0-0 G4-3		4-0 1B BB		0-3 K			0-0 WP G4-3 1-2 1B	3 0 1 0 1 1 1		
Brad Ausmus, R (1, 2) OBP: 0.304, SLG: 0.385		0-0 G4-3		0-0 1B 1-2 1B		0-0 G5-3 1-2			0-0 G4-3 1-2 2-3	4 0 1 0 0 0 3		
Jody Reed, R (1, 4) OBP: 0.337, SLG: 0.274			0-0 G5-3		0-0 1-3 2-H 1B			0-0 F9-3 1B	4-0 WP BB	3 0 2 0 1 0 0		
Andujar Cedeno, R (1, 6) OBP: 0.281, SLG: 0.384			0-3 K		4-0 IBB			0-3 K	4-0 1-2 2-3 3-H IBB	2 0 0 0 2 2 1		
Joey Hamilton, R (1, 1) OBP: 0.042, SLG: 0.083			0-0 F9		0-3 K			0-0 F9-3 1-2	0-3 K	4 0 0 0 0 2 7		
Inning Stats	R: 0 E: 0 K: 0 S: 3 H: 1 LOB: 0 BB: 0 P: 3	R: 0 E: 0 K: 0 S: 3 H: 0 LOB: 0 BB: 0 P: 3	R: 0 E: 0 K: 1 S: 5 H: 0 LOB: 0 BB: 0 P: 5	R: 0 E: 0 K: 0 S: 3 H: 0 LOB: 0 BB: 0 P: 3	R: 0 E: 0 K: 1 S: 6 H: 2 LOB: 3 BB: 2 P: 14	R: 0 E: 0 K: 0 S: 3 H: 0 LOB: 0 BB: 0 P: 3	R: 0 E: 0 K: 1 S: 5 H: 1 LOB: 0 BB: 0 P: 5	R: 0 E: 0 K: 1 S: 5 H: 1 LOB: 0 BB: 0 P: 5	R: 3 E: 0 K: 1 S: 8 H: 3 LOB: 3 BB: 3 P: 20	1B: 7 2B: 1 3B: 0 HR: 1 SF: 0 SAC: 0 DP: 2 HBP: 0	WP: 1 PB: 0 SB: 0 CS: 1 PA: 36	
PITCHER	IP WLS BF H R ER SO BB IBB HBP BLK WP HR S P ERA WHIP											
Ken Hill, R (1, 1) ERA: 3.73	8.1 L 32 8 3 3 4 2 1 0 0 0 1 37 49 3.24 1.200											
Rene Arocha, R (9, 1) ERA: 3.77	0.2 4 0 0 0 1 1 1 0 0 1 0 4 12 0.00 1.500											

San Diego Padres @ St. Louis Cardinals
 Busch Stadium, St. Louis, MO
 Wed Jun 14 1995, 7:05 PM CDT
 Att. 23,306 - Unknown - 79 F

AB	31
R	3
H	8
RBI	2
BB	5
SO	5
LOB	14



Batter	1	2	3	4	5	6	7	8	9	AB R H RBI BB SO LOB	TOP																						
Bip Roberts, S (1, 7) OBP: 0.368, SLG: 0.393	1-0 G6-3		2-3 K			0-0 G5-3		2-2 G5-3		4 0 0 0 0 1 0																							
Steve Finley, L (1, 8) OBP: 0.325, SLG: 0.355	0-1 G3			1-2 F7		2-1 E6 FC6-4		3-2 G3-1 1B		4 1 1 0 0 0 0																							
Tony Gwynn, L (1, 9) OBP: 0.375, SLG: 0.434	1-0 1B			2-1 G6-3		1-2 FC6-4 1-2f		0-1 F8		4 0 1 0 0 0 2																							
Ken Caminiti, S (1, 5) OBP: 0.341, SLG: 0.485	0-1 L7			3-2 1B		0-1 FC6-4 1B		4-2 G3-1 1-2 BB		3 0 2 0 1 0 1																							
Roberto Petagine, L (1, 3) OBP: 0.486, SLG: 0.472		2-1 G6-3		0-0 F8		0-0 F7		2-2 G3-1 1-3 2-H		4 0 0 1 0 0 3																							
Brad Ausmus, R (1, 2) Scott Livingstone, L (9, PH) OBP: 0.233, SLG: 0.345		1-2 L5-3 1B		2-1 G6-3		0-1 FC6-4 1-2f		0-3 K		3 0 1 0 0 0 1 1 0 0 0 0 1 1																							
Jody Reed, R (1, 4) OBP: 0.327, SLG: 0.264		3-2 L5-3 1-2		2-2 G5-3		1 SAFE 2-3 K				3 0 0 0 0 1 2																							
Andujar Cedeno, R (1, 6) OBP: 0.276, SLG: 0.377			3-2 G4-3		1-0 G6-3		2-3 K			3 0 0 0 0 1 0																							
Scott Sanders, R (1, 1) OBP: 0.350, SLG: 0.368 Eddie Williams, R (8, PH) OBP: 0.314, SLG: 0.430 Bryce Florie, R (8, 1) Jeff Tabaka, R (8, 1) Andres Berumen, R (8, 1)			2-2 G3		0-0 G6-3		3-2 G6-3			2 0 0 0 0 0 0 1 0 0 0 0 0 0 0 0 0 0 0 0 0 0 0 0 0 0 0 0 0 0 0 0 0 0 0																							
Inning Stats	R: 0 E: 0 K: 0 S: 6	H: 1 LOB: 1 BB: 0 P: 8	R: 0 E: 0 K: 0 S: 8	H: 1 LOB: 0 BB: 0 P: 14	R: 0 E: 0 K: 1 S: 9	H: 0 LOB: 0 BB: 0 P: 16	R: 0 E: 0 K: 0 S: 10	H: 1 LOB: 1 BB: 0 P: 16	R: 0 E: 0 K: 0 S: 6	H: 0 LOB: 0 BB: 0 P: 11	R: 0 E: 1 K: 0 S: 8	H: 0 LOB: 1 BB: 0 P: 11	R: 0 E: 0 K: 1 S: 9	H: 1 LOB: 1 BB: 0 P: 11	R: 0 E: 0 K: 1 S: 11	H: 0 LOB: 0 BB: 0 P: 18	R: 1 E: 0 K: 1 S: 15	H: 1 LOB: 1 BB: 1 P: 24	1B: 5 2B: 1 3B: 0 HR: 0	SF: 0 SAC: 0 DP: 1 HBP: 0	WP: 0 PB: 0 SB: 2 CS: 0	PA: 33											
PITCHER Mark Petkovsek, R (1, 1) ERA: 3.3 Tom Henke, R (9, 1) ERA: 1.4	IP 8.0	WLS W	BF 28	H 4	R 0	ER 0	SO 3	BB 0	IBB 0	HBP 0	BLK 0	WP 0	HR 0	S 67	P 105	ERA 0.00	WHIP 0.500																
											PITCHER	IP	WLS	BF	H	R	ER	SO	BB	IBB	HBP	BLK	WP	HR	S	P	ERA	WHIP					

San Diego Padres @ St. Louis Cardinals
 Busch Stadium, St. Louis, MO
 Thu Jun 15 1995, 7:05 PM CDT
 Att. 21,582 - Unknown - 82 F

AB	32
R	1
H	5
RBI	1
BB	1
SO	4
LOB	10



Batter	1	2	3	4	5	6	7	8	9
Bernard Gilkey, R (1, 7) OBP: 0.371, SLG: 0.492	0-1 1B		4-2 BB			0-0 F7		2-3 K	
Tripp Cromer, R (1, 6) OBP: 0.271, SLG: 0.432	1-3 K		0-0 G5-3			0-0 F8		2-0 2B 1B	
Ray Lankford, L (1, 8) OBP: 0.362, SLG: 0.475	2-1 L9				3-2 F7	2-1 HR		1-1 2B	
Todd Zeile, R (1, 3) OBP: 0.378, SLG: 0.457	2-0 G6-3				2-1 P7	1-2 F8		3-3 K	
Brian Jordan, R (1, 9) OBP: 0.294, SLG: 0.443					1-3 K			1-2 G6-3	
Scott Cooper, L (1, 5) OBP: 0.383, SLG: 0.327					0-1 F8			4-0 CS BB	
Tom Pagnozzi, R (1, 2) OBP: 0.263, SLG: 0.304					0-0 L9			2-3 K	
José Oquendo, S (1, 4) OBP: 0.333, SLG: 0.311					3-2 L7			4-1 WP SH3-4 1B BB	
Mark Petkovsek, R (1, 1) OBP: 0.100, SLG: 0.100 Geronimo Pena, S (8, PH) OBP: 0.385, SLG: 0.441 Tom Henke, R (9, 1)					0-1 F9			0-1 SH3-4	

AB	R	H	RBI	BB	SO	LOB
3	0	1	0	1	1	1
4	0	1	1	0	1	2
4	1	2	1	0	0	1
4	0	0	0	0	1	3
3	0	0	0	0	1	0
2	0	1	0	1	0	0
3	0	0	0	0	2	1
1	1	0	0	2	0	0
2	0	0	0	0	0	1
0	0	0	0	0	0	0
0	0	0	0	0	0	0

AB	R	H	RBI	BB	SO	LOB
26	2	5	2	4	6	9

WP	HR	S	P	ERA	WHIP
1	1	15	91	1.29	0.857

Inning Stats	R: 0	H: 1	E: 0	K: 1	S: 8	LOB: 1	BB: 0	P: 13
Scott Sanders, R (1, 1) ERA: 3.29	7.0	3	1	1	4	1	0	25
Bryce Florie, R (8, 1) ERA: 3.74	0.2	1	1	1	1	0	0	4
Jeff Tabaka, L (8, 1) ERA: 8.44	0.0	0	0	0	0	0	0	1
Andres Berumen, R (8, 1) ERA: 5.4	0.1	0	0	0	1	0	0	1

BOTTOM

San Diego Padres @ St. Louis Cardinals
Busch Stadium, St. Louis, MO
 Thu Jun 15 1995, 7:05 PM CDT
 Att: 21,582 - Unknown - 82 F

livebaseballscores.com



San Diego Padres @ Pittsburgh Pirates
 Three Rivers Stadium, Pittsburgh, PA

Fri Jun 16 1995, 7:05 PM EDT
 Att. 15,737 - Unknown - 81 F

livebaseballscorecards.com

AB	38
R	12
H	12
RBI	9
BB	6
SO	4
LOB	18



WP	1	PA	45
PB	1		
SB	1		
CS	0		

AB R H RBI BB SO LOB

3	3	1	1	2	0	0
4	0	0	0	1	1	4
4	0	2	4	0	0	1
1	0	1	0	0	0	0
4	1	1	0	0	1	3
1	0	0	0	0	0	1
3	2	2	2	1	0	0
1	0	0	0	0	0	1
5	1	2	0	0	1	3
5	2	2	1	0	0	2
4	2	1	0	1	0	2
0	0	0	0	0	0	0
2	1	0	1	1	1	0
0	0	0	0	0	0	0
1	0	0	0	0	0	1

Batter	1	2	3	4	5	6	7	8	9
Steve Finley, L (1, 8) OBP: 0.332, SLG: 0.360	2-2 P6	4-2 1B BB	4-2 2B BB		2-1 G6-3 WP 2B		2-2 G6-3		
Jody Reed, R (1, 4) OBP: 0.321, SLG: 0.253	1-2 G6-3	4-0 1B BB	1-1 P6		0-1 G6-3		1-2 K		
Tony Gwynn, L (1, 9) OBP: 0.378, SLG: 0.441	1-2 G6-3	0-0 1B	1-1 G4-3 2B		0-0 G4-3			1-1 G4-6-3 1B	
Phil Clark, R (5, 9) OBP: 0.346, SLG: 0.500		1-2 2B	1-0 G4-3		2-0 F8			0-2 F8	
Ken Caminiti, S (1, 5) OBP: 0.339, SLG: 0.480									
Scott Livingstone, L (6, 5) OBP: 0.226, SLG: 0.333									
Eddie Williams, R (1, 3) OBP: 0.328, SLG: 0.466		2-1 G4-3 2B							
Roberto Petagine, L (6, 3) OBP: 0.479, SLG: 0.463									
Melvin Nieves, S (1, 7) OBP: 0.280, SLG: 0.385		0-0 G4-3							
Brian Johnson, R (1, 2) OBP: 0.357, SLG: 0.547		0-2 1B PB 2B	1-2 BB BB 1B		2-1 F8				
Andujar Cedeno, R (1, 6) OBP: 0.280, SLG: 0.373		1-1 1B SH1-3 PB 1B	4-1 BB BB 2B BB		0-1 G5-3				
Trevor Hoffman, R (9, 1) OBP: 1.000, SLG: 2.000									
Andy Benes, R (1, 1) OBP: 0.136, SLG: 0.095		0-0 SH1-3	4-1 BB BB 2B BB		0-3 K				
Willie Blair, R (7, 1)									
Ray Holbert, R (9, PH) (9, 6)									

Inning Stats	R: 0	H: 0	E: 0	K: 0	S: 10	P: 14	R: 5	H: 5	E: 0	K: 1	S: 20	P: 33	R: 6	H: 3	E: 1	K: 1	S: 16	R: 0	H: 0	E: 0	K: 1	S: 7	P: 9	R: 1	H: 1	E: 0	K: 0	S: 6	P: 10	R: 0	H: 1	E: 0	K: 0	S: 6	P: 10	R: 0	H: 0	E: 0	K: 1	S: 7	P: 10	R: 0	H: 1	E: 0	K: 0	S: 6	P: 8	R: 0	H: 1	E: 0	K: 0	S: 5	P: 7
--------------	------	------	------	------	-------	-------	------	------	------	------	-------	-------	------	------	------	------	-------	------	------	------	------	------	------	------	------	------	------	------	-------	------	------	------	------	------	-------	------	------	------	------	------	-------	------	------	------	------	------	------	------	------	------	------	------	------

PITCHER	IP	WLS	BF	H	R	ER	SO	BB	IBB	HBP	BLK	WP	HR	S	P	ERA	WHIP
Esteban Loaiza, R (1, 1) ERA: 6.66	2.0	L	16	7	8	8	1	2	0	0	0	0	1	33	50	36.00	4.500
Rick White, R (3, 1) ERA: 3.86	3.0		15	2	4	3	2	4	0	0	0	1	0	26	53	9.00	2.000
Mike Dyer, R (6, 1) ERA: 3.09	3.0		10	2	0	0	1	0	0	0	0	0	0	19	28	0.00	0.667
Jim Gott, R (9, 1) ERA: 8.1	1.0		4	1	0	0	0	0	0	0	0	0	0	5	7	0.00	1.000

PITCHER	IP	WLS	BF	H	R	ER	SO	BB	IBB	HBP	BLK	WP	HR	S	P	ERA	WHIP
---------	----	-----	----	---	---	----	----	----	-----	-----	-----	----	----	---	---	-----	------

Batter	1	2	3	4	5	6	7	8	9	AB	R	H	RBI	BB	SO	LOB
Jacob Brumfield, R OBP: 0.342, SLG: 0.317 (1, 8)	3-2 E6 FC6-4		2-0 F9		1-2 P7			0-0 G5-3		4	1	0	0	0	0	0
Jay Bell, R OBP: 0.316, SLG: 0.255 (1, 6)	2-2 E1 FC6-4		2-2 G4-3			0-2 F8		1-3 K		4	0	0	0	0	1	1
Al Martin, L OBP: 0.314, SLG: 0.391 (1, 7)	0-0 P7		2-3 K			2-1 HR			1-2 F9	4	1	1	1	0	1	2
Orlando Merced, S OBP: 0.296, SLG: 0.401 (1, 9)	2-1 FC6-4 HR			1-2 G6-3		0-0 P6			1-1 G1-3	4	1	0	1	0	0	1
Mark Johnson, L OBP: 0.351, SLG: 0.520 (1, 3)	1-2 HR			1-1 1B		1-3 K			0-1 G3-1	4	1	2	2	0	1	0
Nelson Liriano, S OBP: 0.333, SLG: 0.357 (1, 5)	4-2 CS BB			1 SAFE P8			0-0 G4-3			2	0	0	0	1	0	1
Carlos Garcia, R OBP: 0.296, SLG: 0.356 (1, 4)	0-1 CS	2-2 2 CS 1B		2-1 L9			2-2 G1-3			3	0	1	0	0	0	1
2 Angelo Encarnacion, R OBP: 0.378, SLG: 0.417 (1, 2)		1 SAFE K		1-2 P2			0-2 G5-3			3	0	0	0	0	1	1
Esteban Loaiza, R OBP: 0.276, SLG: 0.357 (1, 1)		3-2 G4-3			1-2 K			3-2 G6-3		1	0	0	0	0	0	0
Rick White, R (3, 1)										0	0	0	0	0	0	0
Steve Pegues, R OBP: 0.274, SLG: 0.397 (5, PH)										0	0	0	0	0	1	0
Mike Oyer, R OBP: 1.000, SLG: 1.000 (8, PH)										0	0	0	0	0	0	0
Freddy Garcia, R OBP: 0.211, SLG: 0.063 (9, 1)										1	0	0	0	0	0	0
Jim Gott, R (9, 1)										0	0	0	0	0	0	0

Inning Stats	R: 3	H: 1	E: 2	K: 0	S: 15	LOB: 0	BB: 1	P: 27	R: 0	H: 1	E: 0	K: 1	S: 13	LOB: 0	BB: 0	P: 19	R: 0	H: 0	E: 0	K: 1	S: 7	LOB: 0	BB: 0	P: 13	R: 0	H: 1	E: 0	K: 0	S: 8	LOB: 1	BB: 0	P: 12	R: 0	H: 0	E: 0	K: 1	S: 9	LOB: 0	BB: 0	P: 13	R: 1	H: 1	E: 0	K: 1	S: 9	LOB: 0	BB: 0	P: 12	R: 0	H: 0	E: 0	K: 0	S: 10	LOB: 0	BB: 0	P: 12	R: 0	H: 0	E: 0	K: 1	S: 9	LOB: 0	BB: 0	P: 13	R: 0	H: 0	E: 0	K: 0	S: 7	LOB: 0	BB: 0	P: 9	1B: 2	SF: 0	2B: 0	SAC: 0	3B: 0	DP: 0	HR: 2	HBP: 0	WP: 0	PA: 33	PB: 0	SB: 1	CS: 2
--------------	------	------	------	------	-------	--------	-------	-------	------	------	------	------	-------	--------	-------	-------	------	------	------	------	------	--------	-------	-------	------	------	------	------	------	--------	-------	-------	------	------	------	------	------	--------	-------	-------	------	------	------	------	------	--------	-------	-------	------	------	------	------	-------	--------	-------	-------	------	------	------	------	------	--------	-------	-------	------	------	------	------	------	--------	-------	------	-------	-------	-------	--------	-------	-------	-------	--------	-------	--------	-------	-------	-------

PITCHER	IP	WLS	BF	H	R	ER	SO	BB	IBB	HBP	BLK	WP	HR	S	P	ERA	WHIP
Andy Benes, R ERA: 4.14 (1, 1)	6.0		23	4	4	1	4	1	0	0	0	0	2	61	96	1.50	0.833
Willie Blair, R ERA: 6.16 (7, 1)	2.0		6	0	0	0	1	0	0	0	0	0	0	19	25	0.00	0.000
Trevor Hoffman, R ERA: 4.32 (9, 1)	1.0		3	0	0	0	0	0	0	0	0	0	0	7	9	0.00	0.000

BOTTOM

San Diego Padres @ Pittsburgh Pirates
 Three Rivers Stadium, Pittsburgh, PA

Fri Jun 16 1995, 7:05 PM EDT
 Att: 15,737 - Unknown - 81 F

AB	31
R	4
H	4
RBI	4
BB	1
SO	5
LOB	7



WP	PA	33
PB	0	
SB	1	
CS	2	

livebaseballscorecards.com

San Diego Padres @ Pittsburgh Pirates
 Three Rivers Stadium, Pittsburgh, PA

Sat Jun 17 1995, 7:05 PM EDT
 Att. 15,251 - Unknown

AB	44
R	11
H	18
RBI	9
BB	2
SO	9
LOB	16



WP:	0	PA:	46
PB:	0		
SB:	1		
CS:	0		

AB R H RBI BB SO LOB

6	2	3	1	0	0	0
4	1	1	0	1	1	1
3	1	2	0	0	0	2
2	0	0	0	0	1	1
5	1	1	1	0	0	4
3	1	1	1	0	1	1
1	0	0	0	1	1	0
5	2	3	0	0	1	0
5	2	4	1	0	1	2
5	0	2	2	0	2	3
3	1	1	3	0	0	2
1	0	0	0	0	1	0
0	0	0	0	0	0	0
1	0	0	0	0	0	0
0	0	0	0	0	0	0

Batter	1	2	3	4	5	6	7	8	9																		
Steve Finley, L (1, 8) OBP: 0.336, SLG: 0.391	3-2 FC4 G6-3 2B	3-1 F7	2-1 HR		2-2 S 2B		0-1 G4-3		0-0 F8																		
Jody Reed, R (1, 4) OBP: 0.325, SLG: 0.253	4-0 G6-3 FC4 BB		1B		0-2 G4-3 2-3		1-2 G5-3																				
Tony Gwynn, L (1, 9) OBP: 0.382, SLG: 0.451 Roberto Petagine, L (3, PR) OBP: 0.467, SLG: 0.446	1-0 FC4 G6-3 1-2 2-3		1B		1-3 K			2-0 G3-1																			
Ken Caminiti, S (1, 5) OBP: 0.335, SLG: 0.472	0-1 G6-3 1-2f 2-3 3-H		1B		0-1 F8			0-0 G6-3																			
Eddie Williams, R (1, 3) OBP: 0.326, SLG: 0.463 Brian Johnson, R (4, 3) OBP: 0.362, SLG: 0.537	0-2 G1-5-3		0-0 E7 1B 1B 1-H 3-H	3-3 K		0-3 K		4-1 1B BB																			
Phil Clark, R (1, 7) OBP: 0.387, SLG: 0.517		0-1 1B 2B 1B	0-0 1B HR 1B	2-1 P5		0-3 K		3-2 1B																			
Brad Ausmus, R (1, 2) OBP: 0.323, SLG: 0.400		2-1 SAFE 1 1-2 2B 1B	1-0 HR 1B	1-1 1B 1B		2-0 FC5-4 1B		3-3 SAFE K																			
Andujar Cedeno, R (1, 6) OBP: 0.283, SLG: 0.380		0-0 1-H 2-H 2B	0-2 K	2-0 1-2 1B		0-0 FC5-4 1-2f		2-3 K																			
Fernando Valenzuela, L (1, 1) OBP: 0.100, SLG: 0.400 Bryce Florie, R (5, 1) Brian Williams, R (8, 1) Ray Holbert, R (9, PH) OBP: 0.333, SLG: 0.125 Trevor Hoffman, R (9, 1) OBP: 1.000, SLG: 2.000		0-0 F7	2-0 HR	0-0 F8			1-3 K		3-1 G6-3																		
Inning Stats	R: 1 E: 0 K: 0 S: 9	H: 1 LOB: 1 BB: 1 P: 17	R: 2 E: 0 K: 0 S: 8	H: 3 LOB: 0 BB: 0 P: 13	R: 8 E: 1 K: 2 S: 24	H: 9 LOB: 1 BB: 0 P: 37	R: 0 E: 0 K: 1 S: 9	H: 2 LOB: 2 BB: 0 P: 17	R: 0 E: 0 K: 2 S: 8	H: 1 LOB: 1 BB: 0 P: 10	R: 0 E: 0 K: 1 S: 8	H: 0 LOB: 0 BB: 0 P: 10	R: 0 E: 0 K: 1 S: 9	H: 1 LOB: 2 BB: 1 P: 21	R: 0 E: 0 K: 1 S: 6	H: 0 LOB: 0 BB: 0 P: 11	1B: 12 2B: 4 3B: 0 HR: 2	SF: 0 SAC: 0 DP: 1 HBP: 0	WP: 0 PB: 0 SB: 1 CS: 0	PA: 46							
PITCHER	IP	WLS	BF	H	R	ER	SO	BB	IBB	HBP	BLK	WP	HR	S	P	ERA	WHIP										
Jon Lieber, R (1, 1) ERA: 7.48	2.0	L	14	8	7	7	0	1	0	0	0	0	0	24	40	31.50	4.500										
Jeff McCurry, R (3, 1) ERA: 4.29	2.0		13	7	4	4	3	0	0	0	0	0	2	26	44	18.00	3.500										
Dan Plesac, L (5, 1) ERA: 2.63	2.0		8	2	0	0	3	0	0	0	0	0	0	20	25	0.00	1.000										
Jim Gott, R (7, 1) ERA: 7.04	2.0		8	1	0	0	2	1	0	0	0	0	0	17	31	0.00	1.000										
Jason Christiansen, L (9, 1) ERA: 1.06	1.0		3	0	0	0	1	0	0	0	0	0	0	6	11	0.00	0.000										

Batter	1	2	3	4	5	6	7	8	9	AB R H RBI BB SO LOB	TOP									
Bip Roberts, S (1, 7) OBP: 0.374, SLG: 0.392	1-1 G4-3	4-2 BB			0-2 PO 1B		4-0 G4-3 BB		2-0 G6-3	3 0 1 0 2 0 0										
Steve Finley, L (1, 8) OBP: 0.335, SLG: 0.388	0-0 1B E 1B	2-1 FC5			2-0 F7		0-1 G4-3			4 1 1 0 0 0 4										
Tony Gwynn, L (1, 9) OBP: 0.384, SLG: 0.457	0-1 E7 1B				1-0 PO 1-2	3-1 1B 2B	0-1 F7			4 1 2 0 0 0 1										
Ken Caminiti, S (1, 5) OBP: 0.333, SLG: 0.464	1-2 F9					4-0 CS 1B BB		1-2 P3		3 0 0 0 1 1 1										
Eddie Williams, R (1, 3) OBP: 0.331, SLG: 0.460 Roberto Petagine, L (9, 3) OBP: 0.467, SLG: 0.446	4-2 FC6-4 BB				2-2 G5-3	0-0 CS 1B		2-2 G5-3		3 0 1 1 1 0 0 0 0 0 0 0 0 0										
Brian Johnson, R (1, 2) OBP: 0.355, SLG: 0.509	0-1 FC6-4				0-0 F9	3-2 G6-3		4-1 BB		3 0 0 0 1 0 4										
Jody Reed, R (1, 4) OBP: 0.331, SLG: 0.255		2-1 FC5 SH3 1B			2-2 G6-3	4-1 BB		1-1 G1-3		3 0 1 0 1 0 1										
Ray Holbert, R (1, 6) OBP: 0.280, SLG: 0.100		1-1 F7			0-1 G6-3	2-3 K			0-3 K	4 0 0 0 0 2 3										
Andy Ashby, R (1, 1) OBP: 0.154, SLG: 0.083		0-1 SH3			2-3 K		0-1 P3		2-3 K	3 0 0 0 0 2 0										
Inning Stats	R: 1 E: 1 K: 0 S: 12	H: 2 LOB: 2 BB: 1 P: 18	R: 0 E: 0 K: 0 S: 10	H: 1 LOB: 2 BB: 1 P: 19	R: 0 E: 0 K: 1 S: 8	H: 0 LOB: 0 BB: 0 P: 11	R: 0 E: 0 K: 0 S: 6	H: 0 LOB: 0 BB: 0 P: 8	R: 0 E: 0 K: 1 S: 11	H: 1 LOB: 0 BB: 0 P: 16	R: 1 E: 0 K: 1 S: 11	H: 2 LOB: 2 BB: 2 P: 27	R: 0 E: 0 K: 0 S: 6	H: 0 LOB: 1 BB: 1 P: 10	R: 0 E: 0 K: 2 S: 7	H: 0 LOB: 0 BB: 0 P: 11	1B: 5 2B: 1 3B: 0 HR: 0	SF: 0 SAC: 1 DP: 0 HBP: 0	WP: 0 PB: 0 SB: 0 CS: 2	PA: 38
PITCHER	IP WLS BF H R ER SO BB IBB HBP BLK WP HR S P ERA WHIP																			
Paul Wagner, R (1, 1) ERA: 5.94	6.0 L 26 6 2 1 3 4 0 0 0 0 0 0 58 99 1.50 1.667																			
Jason Christiansen, L (7, 1) ERA: 0.98	1.1 5 0 0 0 0 1 0 0 0 0 0 0 9 14 0.00 0.750																			
Mike Dyer, R (8, 1) ERA: 2.88	1.2 6 0 0 0 0 2 1 0 0 0 0 0 13 24 0.00 0.600																			

San Diego Padres @ Pittsburgh Pirates
 Three Rivers Stadium, Pittsburgh, PA
 Sun Jun 18 1995, 3:33 AM EDT
 Att. 18,902 - Sunny - 82 F

livebaseballscorecards.com

AB	30
R	2
H	6
RBI	1
BB	6
SO	5
LOB	14



Batter	1	2	3	4	5	6	7	8	9	AB R H RBI BB SO LOB
Al Martin, L OBP: 0.301, SLG: 0.372 (1, 8)	0-0 F7		1-3 K		1-3 K			2-1 G4-3		4 0 0 0 0 2 1
Jay Bell, R OBP: 0.311, SLG: 0.271 (1, 6)	3-2 L4		1-1 G5-3			1-1 G4-3		1-3 K		4 0 0 0 0 1 0
Dave Clark, L OBP: 0.385, SLG: 0.434 (1, 7)	4-2 BB			1-1 G4-3		1-1 G4-3		0-0 G4-3		3 0 0 0 1 0 0
Orlando Merced, S OBP: 0.295, SLG: 0.397 (1, 9)	0-3 K			2-0 1B		1-3 K		0-0 G4-3		4 0 1 0 0 2 1
Mark Johnson, L OBP: 0.347, SLG: 0.505 (1, 3)		1-3 K		2-1 P5		2-1 F9		4-2 BB		3 0 0 0 1 1 1
Kevin Young, R OBP: 0.250, SLG: 0.375 (1, 5)		2-2 G4-3 1B		0-3 K		1-3 K		1-3 K		4 0 1 0 0 3 2
Mark Parent, R OBP: 0.339, SLG: 0.540 (1, 2)		2-2 SAFE G4-3		0-3 K		0-1 2B				3 0 1 0 0 1 1
Carlos Garcia, R OBP: 0.302, SLG: 0.367 (1, 4)		2-0 G6-3		1-1 WP SH3-4 1B		0-0 G6-3				3 0 1 0 0 0 2
Mike Dyer, R OBP: 1.000, SLG: 1.000 (8, 1)										0 0 0 0 0 0 0
Paul Wagner, R OBP: 0.267, SLG: 0.231 (1, 1)			2-2 G4-3		0-2 SAFE SH3-4			1-1 G4-3		1 0 0 0 0 0 0
Jason Christiansen, R (7, 1)										0 0 0 0 0 0 0
Nelson Liriano, S OBP: 0.324, SLG: 0.345 (8, 4)										1 0 0 0 0 0 0

Inning Stats	R: 0	H: 0	E: 0	K: 1	S: 11	R: 0	H: 1	E: 0	K: 1	S: 11	R: 0	H: 0	E: 0	K: 1	S: 8	R: 0	H: 1	E: 0	K: 1	S: 9	R: 0	H: 1	E: 0	K: 2	S: 11	R: 0	H: 0	E: 0	K: 1	S: 7	R: 0	H: 1	E: 0	K: 1	S: 8	R: 0	H: 0	E: 0	K: 1	S: 8	R: 0	H: 0	E: 0	K: 1	S: 8	R: 0	H: 0	E: 0	K: 1	S: 13																	
IP	9.0	WLS	W	BF	33	H	4	R	0	ER	0	SO	10	BB	2	IBB	0	HBP	0	BLK	0	WP	1	HR	0	S	81	P	121	ERA	0.00	WHIP	0.667	IP		WLS		BF		H		R		ER		SO		BB		IBB		HBP		BLK		WP		HR		S		P		ERA		WHIP	

BOTTOM

San Diego Padres @ Pittsburgh Pirates
Three Rivers Stadium, Pittsburgh, PA

Sun Jun 18 1995, 3:33 AM EDT
Att. 18,902 - Sunny - 82 F

AB	30
R	0
H	4
RBI	0
BB	2
SO	10
LOB	8



WP:	1	PA:	33
PB:	0	SB:	0
CS:	0	CS:	0

Batter	1	2	3	4	5	6	7	8	9	AB R H RBI BB SO LOB	TOP																	
Brian McRae, S (1, 8) OBP: 0.323, SLG: 0.403	3-3 K		4-1 CS BB			0-0 2B 1B	1-3 K			3 1 1 1 1 2 0	Chicago Cubs @ San Diego Padres Jack Murphy Stadium, San Diego, CA Mon Jun 19 1995, 10:05 PM EDT Att. 10,618 - Unknown - 67 F																	
Rey Sanchez, R (1, 4) OBP: 0.304, SLG: 0.370	1-1 F8		1-1 CS	3-1 G6-3		1-1 G1-3		1-0 F9		4 0 0 0 0 0 1																		
Mark Grace, L (1, 3) OBP: 0.395, SLG: 0.584	1-1 G6-3			3-2 G4-3		2-0 1B 2B		2-2 L5		4 1 1 1 0 0 0																		
Sammy Sosa, R (1, 9) OBP: 0.340, SLG: 0.520		4-2 FC6-4 BB		0-0 G5-3		2-2 HBP 1B 1B		1-3 K		3 0 1 1 1 1 0																		
Todd Zeile, R (1, 5) OBP: 0.375, SLG: 0.468		2-0 F7			1-0 G4-3	2-1 HBP 1B		0-1 F9		4 0 1 0 0 0 1																		
Shawon Dunston, R (1, 6) José Hernández, R (6, 6) OBP: 0.304, SLG: 0.500		0-2 FC6-4			3-3 K	1-2 HBP		2-1 F7		2 0 0 0 0 1 1 1 0 0 0 0 0 0																		
Rick Wilkins, L (1, 2) OBP: 0.337, SLG: 0.328		1-1 F9			1-2 F7	3-3 K		1-3 K		4 0 0 0 0 2 4																		
Ozzie Timmons, R (1, 7) Scott Bullett, L (7, 7) OBP: 0.270, SLG: 0.357			0-3 K			1-0 E5 1B SH3-4		0-0 F9		3 1 0 0 0 1 0 0 0 0 0 0 0 0																		
Kevin Foster, R (1, 1) Bryan Hickerson, L (7, 1) Mike Perez, R (8, 1)			0-1 G6-3			0-0 SH3-4		2-3 K		2 0 0 0 0 1 0 0 0 0 0 0 0 0 0 0 0 0 0 0 0																		
Inning Stats	R: 0 E: 0 K: 1 S: 10	H: 0 LOB: 0 BB: 0 P: 15	R: 0 E: 0 K: 0 S: 8	H: 0 LOB: 1 BB: 1 P: 15	R: 0 E: 0 K: 1 S: 7	H: 0 LOB: 0 BB: 1 P: 12	R: 0 E: 0 K: 0 S: 7	H: 0 LOB: 0 BB: 0 P: 13	R: 0 E: 0 K: 1 S: 12	H: 0 LOB: 0 BB: 0 P: 17		R: 3 E: 1 K: 1 S: 16	H: 4 LOB: 3 BB: 0 P: 28	R: 0 E: 0 K: 2 S: 8	H: 0 LOB: 0 BB: 0 P: 11	R: 0 E: 0 K: 1 S: 9	H: 0 LOB: 0 BB: 0 P: 13	R: 0 E: 0 K: 1 S: 7	H: 0 LOB: 0 BB: 0 P: 10	1B: 3 2B: 1 3B: 0 HR: 0	SF: 0 SAC: 1 DP: 0 HBP: 1	WP: 0 PB: 0 SB: 0 CS: 1	PA: 35					
PITCHER	IP WLS BF H R ER SO BB IBB HBP BLK WP HR S P ERA WHIP												PITCHER	IP WLS BF H R ER SO BB IBB HBP BLK WP HR S P ERA WHIP														
Joey Hamilton, R (1, 1) ERA: 2.76	5.2		4	3	0	3	2	0	0	0	0	0	0	55	91	0.00	1.059											
Andres Berumen, R (6, 1) ERA: 5.03	1.1	W	5	0	0	0	3	0	0	1	0	0	0	13	20	0.00	0.000											
Brian Williams, R (8, 1) ERA: 5.25	1.0		3	0	0	0	1	0	0	0	0	0	0	9	13	0.00	0.000											
Trevor Hoffman, R (9, 1) ERA: 3.86	1.0	S	3	0	0	0	1	0	0	0	0	0	0	7	10	0.00	0.000											

livebaseballscorecards.com

AB	30
R	3
H	4
RBI	3
BB	2
SO	8
LOB	7



Batter	1	2	3	4	5	6	7	8	9	AB	R	H	RBI	BB	SO	LOB
Bip Roberts, S OBP: 0.377, SLG: 0.400 (1, 7) C X	0-1 F8		2-2 G1-3		0-0 1B		1-0 2B			4	0	2	1	0	0	0
Steve Finley, L OBP: 0.333, SLG: 0.382 (1, 8) B F X	1-1 P6			2-2 P3	2-2 CS	1-0 P6	4-2 BB	2-3 FC6-4		3	0	0	0	1	0	0
Tony Gwynn, L OBP: 0.377, SLG: 0.447 (1, 9) B C S X	1-2 G1-3			0-0 G6-3		2-2 G4-3	2-0 FC6-4	1-2f		4	0	0	0	0	0	2
Ken Caminiti, S OBP: 0.337, SLG: 0.464 (1, 5) B F X		2-1 1B		2-0 1B		2-3 K		1-1 F8		4	0	2	0	0	1	0
Eddie Williams, R OBP: 0.322, SLG: 0.447 (1, 3) X		0-0 P3		2-1 F9			2-1 F9	3-2 G5-3		4	0	0	0	0	0	2
Brad Ausmus, R OBP: 0.328, SLG: 0.403 (1, 2) X		0-0 G6-4-3			0-0 1B		0-0 G4-3	3-2 1B		4	1	2	0	0	0	1
Jody Reed, R OBP: 0.344, SLG: 0.260 (1, 4) B B X			2-0 1B		4-1 1B		4-2 BB	1-2 F9		2	2	1	0	2	0	1
Andujar Cedeno, R OBP: 0.284, SLG: 0.376 (1, 6) B 1 SAFE C S X			2-2 F8		0-3 K		4-2 BB			2	1	0	0	1	1	3
Joey Hamilton, R OBP: 0.038, SLG: 0.080 (1, 1) Andres Berumen, R (6, 1) Roberto Petagine, L OBP: 0.474, SLG: 0.509 (7, PH) Brian Williams, R (8, 1) Trevor Hoffman, R OBP: 1.000, SLG: 2.000 (9, 1) F B C X			1-2 SF8		0-0 F7		1-0 HR			1	0	0	1	0	0	2

Inning Stats	R: 0	H: 0	E: 0	K: 0	S: 7	H: 0	LOB: 0	BB: 0	P: 9	R: 0	H: 1	E: 0	K: 0	S: 4	H: 1	LOB: 0	BB: 0	P: 6	R: 1	H: 1	E: 0	K: 0	S: 10	H: 1	LOB: 0	BB: 0	P: 17	R: 0	H: 1	E: 0	K: 0	S: 7	H: 1	LOB: 1	BB: 1	P: 13	R: 1	H: 2	E: 0	K: 1	S: 10	H: 2	LOB: 1	BB: 1	P: 15	R: 0	H: 0	E: 0	K: 1	S: 9	H: 0	LOB: 0	BB: 0	P: 14	R: 3	H: 2	E: 0	K: 0	S: 17	H: 2	LOB: 2	BB: 3	P: 35	R: 0	H: 1	E: 0	K: 0	S: 11	H: 1	LOB: 1	BB: 0	P: 19	1B: 6	SF: 1	2B: 1	SAC: 0	3B: 0	DP: 1	HR: 1	HBP: 0	WP: 1	PA: 35
--------------	------	------	------	------	------	------	--------	-------	------	------	------	------	------	------	------	--------	-------	------	------	------	------	------	-------	------	--------	-------	-------	------	------	------	------	------	------	--------	-------	-------	------	------	------	------	-------	------	--------	-------	-------	------	------	------	------	------	------	--------	-------	-------	------	------	------	------	-------	------	--------	-------	-------	------	------	------	------	-------	------	--------	-------	-------	-------	-------	-------	--------	-------	-------	-------	--------	-------	--------

PITCHER	IP	WLS	BF	H	R	ER	SO	BB	IBB	HBP	BLK	WP	HR	S	P	ERA	WHIP
Kevin Foster, R ERA: 5.89 (1, 1)	6.2	L	28	7	5	4	2	3	0	0	0	0	1	60	99	5.40	1.500
Bryan Hickerson, L ERA: 3.32 (7, 1)	0.1		2	0	0	0	0	1	0	0	0	1	0	4	10	0.00	3.000
Mike Perez, R ERA: 2.81 (8, 1)	1.0		4	1	0	0	0	0	0	0	0	0	0	11	19	0.00	1.000

BOTTOM

Chicago Cubs @ San Diego Padres
Jack Murphy Stadium, San Diego, CA
 Mon Jun 19 1995, 10:05 PM EDT
 Att: 10,618 - Unknown - 67 F

AB	29
R	5
H	8
RBI	5
BB	4
SO	2
LOB	11



PITCHER	IP	WLS	BF	H	R	ER	SO	BB	IBB	HBP	BLK	WP	HR	S	P	ERA	WHIP
Kevin Foster, R ERA: 5.89 (1, 1)	6.2	L	28	7	5	4	2	3	0	0	0	0	1	60	99	5.40	1.500
Bryan Hickerson, L ERA: 3.32 (7, 1)	0.1		2	0	0	0	0	1	0	0	0	1	0	4	10	0.00	3.000
Mike Perez, R ERA: 2.81 (8, 1)	1.0		4	1	0	0	0	0	0	0	0	0	0	11	19	0.00	1.000

Batter	1	2	3	4	5	6	7	8	9	AB R H RBI BB SO LOB	TOP													
Brian McRae, S (1, 8) OBP: 0.336, SLG: 0.409	0-0 G3		0-3 K		0-0 1B		0-0 G1-3			4 0 1 0 0 1 0														
Rey Sanchez, R (1, 4) OBP: 0.309, SLG: 0.378	0-0 2B		0-0 L4		0-0 F8			0-0 F9		4 0 1 0 0 0 2														
Mark Grace, L (1, 3) OBP: 0.388, SLG: 0.571	0-0 F9		0-0 G3-1			0-0 F7		0-0 F7		4 0 0 0 0 0 1														
Sammy Sosa, R (1, 9) OBP: 0.339, SLG: 0.527	0-3 K			0-3 K		0-3 K		0-0 F8		4 0 0 0 0 3 1														
Todd Zeile, R (1, 5) OBP: 0.367, SLG: 0.449		0-0 F9		0-0 G5-3		0-0 1B			0-3 K	4 0 1 0 0 1 0														
Rick Wilkins, L (1, 2) OBP: 0.339, SLG: 0.338		0-0 FC6-4 1B		0-3 K2-3		0-0 1B			0-0 F8	4 0 2 0 0 1 0														
Howard Johnson, S (1, 7) OBP: 0.258, SLG: 0.286		4-0 FC6-4 1B			0-0 F8	0-0 G5-3			0-0 G4-3	3 0 0 0 1 0 2														
José Hernández, R (1, 6) OBP: 0.270, SLG: 0.443		0-0 FC6-4			0-0 P4				0-0 F7	3 0 0 0 0 0 2														
Steve Trachsel, R (1, 1) OBP: 0.190, SLG: 0.190		0-0 P4			0-0 1B				0-3 K	3 0 1 0 0 1 2														
Inning Stats	R: 0 E: 0 K: 1 S: 6	H: 1 LOB: 1 BB: 0 P: 6	R: 0 E: 0 K: 0 S: 4	H: 1 LOB: 2 BB: 1 P: 8	R: 0 E: 0 K: 1 S: 5	H: 0 LOB: 0 BB: 0 P: 5	R: 0 E: 0 K: 2 S: 7	H: 0 LOB: 0 BB: 0 P: 7	R: 0 E: 0 K: 0 S: 5	H: 2 LOB: 2 BB: 0 P: 5	R: 0 E: 0 K: 1 S: 7	H: 2 LOB: 2 BB: 0 P: 7	R: 0 E: 0 K: 1 S: 5	H: 0 LOB: 0 BB: 0 P: 5	R: 0 E: 0 K: 0 S: 3	H: 0 LOB: 0 BB: 0 P: 3	R: 0 E: 0 K: 1 S: 5	H: 0 LOB: 0 BB: 0 P: 5	R: 0 E: 0 K: 1 S: 5	H: 0 LOB: 0 BB: 0 P: 5	1B: 5 2B: 1 3B: 0 HR: 0	SF: 0 SAC: 0 DP: 0 HBP: 0	WP: 0 PB: 0 SB: 0 CS: 0	PA: 34
PITCHER Andy Benes, R (1, 1) ERA: 3.66	IP: 9.0 WLS: W BF: 34 H: 6 R: 0 ER: 0 SO: 7 BB: 1 IBB: 0 HBP: 0 BLK: 0 WP: 0 HR: 0 S: 47 P: 51 ERA: 0.00 WHIP: 0.778											PITCHER IP: WLS: BF: H: R: ER: SO: BB: IBB: HBP: BLK: WP: HR: S: P: ERA: WHIP:												

Chicago Cubs @ San Diego Padres
Jack Murphy Stadium, San Diego, CA
 Wed Jun 21 1995, 6:33 AM EDT
 Att. 11,497 - Sunny - 73 F

livebaseballscorecards.com

AB	33
R	0
H	6
RBI	0
BB	1
SO	7
LOB	10



Batter	1	2	3	4	5	6	7	8	9	AB R H RBI BB SO LOB	TOP		
Eric Young Sr. R (1, 4) OBP: 0.313, SLG: 0.245 Jason Bates S (7, 4) OBP: 0.372, SLG: 0.457	0-0 S 1B 2B		0-0 5-3		0-0 1B 1B		0-0 CS 1B			4 1 3 1 0 0 0 0 0 0 0 0 0 0	Colorado Rockies @ San Diego Padres Jack Murphy Stadium, San Diego, CA Thu Jun 22 1995, 6:33 AM EDT Att. 11,653 - Unknown - 74 F livebaseballscorecards.com		
Ellis Burks R (1, 8) OBP: 0.325, SLG: 0.448 Juan Acevedo R (7, 1) Mike Munoz L (8, 1) OBP: 1.000, SLG: 2.000 Darren Holmes R (8, 1) Bruce Ruffin S (9, 1)	0-0 P4		0-0 HR		0-0 L8		0-0 L7			4 1 1 1 0 0 3 0 0 0 0 0 0 0 0 0 0 0 0 0 0 0 0 0 0 0 0 0 0 0 0 0 0 0 0			
Dante Bichette R (1, 7) OBP: 0.372, SLG: 0.575	0-0 5-3		0-0 L7		0-0 1-3 1B		0-0 4-3			4 0 1 0 0 0 1			
Larry Walker L (1, 9) OBP: 0.397, SLG: 0.682	0-0 1B 2-H 1B		0-0 3-1		0-0 G3		0-0 F2			4 0 1 1 0 0 2			
Andres Galarraga R (1, 3) OBP: 0.313, SLG: 0.432	0-0 1-3 1B			0-0 F9		0-0 F3		0-3 K		4 0 1 0 0 1 0			
Vinny Castilla R (1, 5) OBP: 0.356, SLG: 0.596	0-0 1-3			0-0 F9		0-3 K		0-0 P4		4 0 0 0 0 1 2			
Joe Girardi R (1, 2) OBP: 0.333, SLG: 0.372		0-0 4-3		0-0 F8		0-0 1B		0-0 4-3		4 0 1 0 0 0 0			
Walt Weiss S (1, 6) OBP: 0.386, SLG: 0.322		0-0 F8			0-0 SH5-4 1B 2B		0-0 F8		0-0 4-3	4 1 1 0 0 0 1			
Armando Reynoso R (1, 1) Roger Bailey R (6, 1) Mike Kingery L (7, PH) OBP: 0.394, SLG: 0.459 (7, 8)		0-0 F7			0-0 SH5-4 2-3		0-3 K			1 0 0 0 0 0 0 0 0 0 0 0 0 0 1 0 0 0 0 1 0			
Inning Stats	R: 1 H: 3 E: 0 LOB: 2 K: 0 BB: 0 S: 6 P: 6	R: 0 H: 0 E: 0 LOB: 0 K: 0 BB: 0 S: 3 P: 3	R: 1 H: 1 E: 0 LOB: 0 K: 0 BB: 0 S: 4 P: 4	R: 0 H: 0 E: 0 LOB: 0 K: 0 BB: 0 S: 3 P: 3	R: 1 H: 3 E: 0 LOB: 2 K: 0 BB: 0 S: 6 P: 6	R: 0 H: 1 E: 0 LOB: 1 K: 1 BB: 0 S: 6 P: 6	R: 0 H: 1 E: 0 LOB: 0 K: 1 BB: 0 S: 5 P: 5	R: 0 H: 0 E: 0 LOB: 0 K: 1 BB: 0 S: 5 P: 5	R: 0 H: 0 E: 0 LOB: 0 K: 0 BB: 0 S: 3 P: 3	1B: 6 SF: 0 2B: 2 SAC: 1 3B: 0 DP: 0 HR: 1 HBP: 0		WP: 0 PA: 35 PB: 0 SB: 1 CS: 1	
PITCHER	IP WLS BF H R ER SO BB IBB HBP BLK WP HR S P ERA WHIP											PITCHER	IP WLS BF H R ER SO BB IBB HBP BLK WP HR S P ERA WHIP
Glenn Dishman L (1, 1) ERA: 5.4	5.0 L 22 7 3 3 0 0 0 0 0 0 0 1 22 22 5.40 1.400												
Willie Blair R (6, 1) ERA: 5.01	2.0 7 2 0 0 2 0 0 0 0 0 0 0 11 11 0.00 1.000												
Bryce Florie R (8, 1) ERA: 2.86	2.0 6 0 0 0 1 0 0 0 0 0 0 0 8 8 0.00 0.000												

Batter	1	2	3	4	5	6	7	8	9	AB	R	H	RBI	BB	SO	LOB
Bip Roberts, S OBP: 0.377, SLG: 0.396 (1, 7)	0-0 4-3	0-0 F8			0-0 4-3			0-0 5-3 1B		4	0	1	0	0	0	3
Steve Finley, L OBP: 0.332, SLG: 0.381 (1, 8)	4-0 G3 E BB		0-0 F8		0-0 3B			0-0 F7		3	0	1	1	1	0	1
Tony Gwynn, L OBP: 0.367, SLG: 0.434 (1, 9)	0-0 G3		0-0 L9		0-0 L7			0-0 5-3		4	0	0	0	0	0	3
Ken Caminiti, S OBP: 0.332, SLG: 0.446 (1, 5)	0-0 F9		0-0 5-3					0-0 F8		4	0	0	0	0	0	2
Eddie Williams, R OBP: 0.325, SLG: 0.439 (1, 3)		0-0 1B SF9 1B		0-0 5-3				0-0 6-3		3	1	1	0	1	0	0
Ray Holbert, R OBP: 0.280, SLG: 0.100 (9, PR)									4-0 SH1-3 BB	0	0	0	0	0	0	0
Brad Ausmus, R OBP: 0.333, SLG: 0.404 (1, 2)		0-0 SF9 1B		0-0 4-3				0-0 L7		3	0	1	0	0	0	0
Jody Reed, R OBP: 0.361, SLG: 0.282 (1, 4)		0-0 SH1-4 1B		0-0 P6				0-0 F3		4	0	1	0	0	0	2
Andujar Cedeno, R OBP: 0.280, SLG: 0.368 (1, 6)		0-0 SF9		0-3 K				0-0 F9		2	0	0	1	0	1	0
Roberto Petagine, L OBP: 0.466, SLG: 0.483 (9, PH)		2-3 3-H							0-0 L7	0	0	0	0	0	0	0
Phil Clark, R OBP: 0.375, SLG: 0.500 (9, PH)										1	0	0	0	0	0	2
Glenn Dishman, R OBP: 0.268, SLG: 0.367 (1, 1)		0-0 SH1-4		0-0 4-3 3B				0-0 6-3		0	0	0	0	0	0	0
Scott Livingstone, L OBP: 0.242, SLG: 0.375 (5, PH)										1	1	1	0	0	0	0
Willie Blair, R OBP: 0.268, SLG: 0.367 (6, 1)										0	0	0	0	0	0	0
Melvin Nieves, S OBP: 0.268, SLG: 0.367 (7, PH)										1	0	0	0	0	0	0
Bryce Florie, R OBP: 0.268, SLG: 0.367 (8, 1)										0	0	0	0	0	0	0

Inning Stats	R: 0	H: 0	E: 1	LOB: 1	K: 0	BB: 1	S: 3	R: 1	H: 3	E: 0	LOB: 2	K: 0	BB: 0	S: 6	R: 0	H: 0	E: 0	LOB: 0	K: 0	BB: 0	S: 3	R: 0	H: 0	E: 0	LOB: 0	K: 0	BB: 0	S: 3	R: 1	H: 2	E: 0	LOB: 1	K: 1	BB: 0	S: 7	R: 0	H: 0	E: 0	LOB: 0	K: 0	BB: 0	S: 3	R: 0	H: 1	E: 0	LOB: 1	K: 0	BB: 0	S: 4	R: 0	H: 0	E: 0	LOB: 2	K: 0	BB: 1	S: 3	1B: 4	SF: 1	2B: 1	SAC: 2	3B: 1	DP: 0	HR: 0	HBP: 0	WP: 0	PA: 35
--------------	------	------	------	--------	------	-------	------	------	------	------	--------	------	-------	------	------	------	------	--------	------	-------	------	------	------	------	--------	------	-------	------	------	------	------	--------	------	-------	------	------	------	------	--------	------	-------	------	------	------	------	--------	------	-------	------	------	------	------	--------	------	-------	------	-------	-------	-------	--------	-------	-------	-------	--------	-------	--------

PITCHER	IP	WLS	BF	H	R	ER	SO	BB	IBB	HBP	BLK	WP	HR	S	P	ERA	WHIP
Armando Reynoso, R ERA: 6.0 (1, 1)	5.0		21	5	2	2	1	1	0	0	0	0	0	22	26	3.60	1.200
Roger Bailey, R ERA: 3.98 (6, 1)	1.0		3	0	0	0	0	0	0	0	0	0	0	3	3	0.00	0.000
Juan Acevedo, R ERA: 6.26 (7, 1)	1.0		3	0	0	0	0	0	0	0	0	0	0	3	3	0.00	0.000
Mike Munoz, L ERA: 3.86 (8, 1)	0.2		3	1	0	0	0	0	0	0	0	0	0	3	3	0.00	1.500
Darren Holmes, R ERA: 3.04 (8, 1)	1.0		4	0	0	0	0	1	0	0	0	0	0	3	7	0.00	1.000


BOTTOM

Colorado Rockies @ San Diego Padres
Jack Murphy Stadium, San Diego, CA

Thu Jun 22 1995, 6:33 AM EDT
Att: 11,653 - Unknown - 74 F

livebaseballscorecards.com

AB	30
R	2
H	6
RBI	2
BB	2
SO	1
LOB	13



Batter	1	2	3	4	5	6	7	8	9	AB R H RBI BB SO LOB	TOP									
Ellis Burks, R (1, 8) OBP: 0.323, SLG: 0.440	1-1 F9		3-1 FC4-6 1B		2-2 G4-6-3			2-3 K		4 0 1 0 0 1 2										
Jason Bates, S (1, 4) OBP: 0.365, SLG: 0.447	2-2 G4-3		0-2 F7			2-1 G4-3		1-1 G6-4-3		4 0 0 0 0 0 2										
Dante Bichette, R (1, 7) OBP: 0.365, SLG: 0.564	3-3 K		2-0 FC4-6 1-2f			1-3 K			2-2 E5 2B	4 1 0 0 0 2 1										
Larry Walker, L (1, 9) OBP: 0.394, SLG: 0.678		0-0 G4-3		0-0 L7		2-2 F7			1-0 L6-4 2B	4 0 1 1 0 0 0										
Andres Galarraga, R (1, 3) OBP: 0.312, SLG: 0.443		3-2 HR		1-3 K2-3			0-3 K		0-1 F9	4 1 1 1 0 2 1										
Vinny Castilla, R (1, 5) OBP: 0.358, SLG: 0.594		1-1 G1-3 1B		0-0 1B			3-3 K		1-0 L6-4	4 0 2 0 0 1 1										
Joe Girardi, R (1, 2) OBP: 0.333, SLG: 0.371		2-2 G1-3		1-0 G5-3			1-1 1B			3 0 1 0 0 0 2										
Walt Weiss, S (1, 6) OBP: 0.385, SLG: 0.322		0-0 G4-3			1-1 G4-6-3 1B		2-2 F7			3 0 1 0 0 0 2										
Marvin Freeman, R (1, 1) OBP: 0.071, SLG: 0.286			0-3 K		0-3 K			1-1 G6-4-3 1B		2 0 0 0 0 2 1										
John Vander Wal, L (8, PH) OBP: 0.565, SLG: 0.763										1 0 1 0 0 0 0										
Eric Young Sr., R (8, PR) OBP: 0.313, SLG: 0.245										0 0 0 0 0 0 0										
Mike Munoz, L (8, 1) OBP: 1.000, SLG: 2.000										0 0 0 0 0 0 0										
Inning Stats	R: 0 E: 0 K: 1 S: 10	H: 0 LOB: 0 BB: 0 P: 16	R: 1 E: 0 K: 0 S: 11	H: 2 LOB: 1 BB: 0 P: 16	R: 0 E: 0 K: 1 S: 9	H: 1 LOB: 1 BB: 0 P: 14	R: 0 E: 0 K: 1 S: 6	H: 1 LOB: 1 BB: 0 P: 8	R: 0 E: 0 K: 1 S: 8	H: 0 LOB: 0 BB: 0 P: 13	R: 0 E: 0 K: 2 S: 11	H: 1 LOB: 1 BB: 0 P: 17	R: 0 E: 0 K: 1 S: 7	H: 1 LOB: 1 BB: 0 P: 11	R: 1 E: 1 K: 0 S: 8	H: 1 LOB: 0 BB: 0 P: 12	1B: 6 2B: 2 3B: 0 HR: 1	SF: 0 SAC: 0 DP: 3 HBP: 0	WP: 0 PB: 0 SB: 0 CS: 0	PA: 33
PITCHER	IP WLS BF H R ER SO BB IBB HBP BLK WP HR S P ERA WHIP																			
Andy Ashby, R (1, 1) ERA: 3.52	8.0 W 29 7 1 1 8 0 0 0 0 0 0 1 70 106 1.12 0.875																			
Trevor Hoffman, R (9, 1) ERA: 3.66	1.0 S 4 1 1 0 0 0 0 0 0 0 0 0 8 12 0.00 1.000																			

Colorado Rockies @ San Diego Padres
 Jack Murphy Stadium, San Diego, CA
 Fri Jun 23 1995, 10:05 PM EDT
 Att. 15,418 - Unknown - 67 F

livebaseballscorecards.com

AB	33
R	2
H	8
RBI	2
BB	0
SO	8
LOB	12



Batter	1	2	3	4	5	6	7	8	9	AB	R	H	RBI	BB	SO	LOB
Bip Roberts, S OBP: 0.368, SLG: 0.385 (1, 7)	2-3 K		0-0 G4-3		2-2 G1-3		0-0 F7			4	0	0	0	0	1	2
Steve Finley, L OBP: 0.338, SLG: 0.374 (1, 8)	1-2 G3-1		4-1 1B BB			0-1 F7		4-2 G6-4-3 BB		2	0	0	0	2	0	0
Tony Gwynn, L OBP: 0.372, SLG: 0.442 (1, 9)	3-1 1B 1B		0-1 G6-4-3 1B			2-2 G6-3		0-0 L9		4	1	2	0	0	0	1
Ken Caminiti, S OBP: 0.330, SLG: 0.440 (1, 5)	1-0 1B 1B		1-0 G6-4-3			3-2 F7		1-0 G6-4-3		4	0	1	0	0	0	3
Roberto Petagine, L OBP: 0.463, SLG: 0.492 (1, 3)	0-0 1B				3-2 F7		3-1 1B PB 1B			3	1	2	1	0	0	0
Brad Ausmus, R OBP: 0.327, SLG: 0.396 (1, 2)	0-0 G4-3				0-0 G5-3		2-0 F9			3	0	0	0	0	0	3
Jody Reed, R OBP: 0.367, SLG: 0.287 (1, 4)		1-1 L5-3			2-2 G1-3		1-1 G1-3 2-H 1B			3	0	1	1	0	0	0
Andujar Cedeno, R OBP: 0.271, SLG: 0.356 (1, 6)		1-0 G6-3			0-0 G4-3		0-0 G1-3			3	0	0	0	0	0	1
Joey Hamilton, R OBP: 0.069, SLG: 0.074 (1, 1)		0-3 K			2-2 G3		4-1 BB			2	0	0	0	1	1	0

Inning Stats	R: 1	H: 3	E: 0	K: 1	S: 11	LOB: 2	BB: 0	P: 18	R: 0	H: 0	E: 0	K: 1	S: 6	LOB: 0	BB: 0	P: 8	R: 0	H: 1	E: 0	K: 0	S: 5	LOB: 1	BB: 1	P: 10	R: 0	H: 0	E: 0	K: 0	S: 7	LOB: 0	BB: 0	P: 12	R: 0	H: 0	E: 0	K: 0	S: 7	LOB: 0	BB: 0	P: 11	R: 0	H: 0	E: 0	K: 0	S: 8	LOB: 0	BB: 0	P: 13	R: 1	H: 2	E: 0	K: 0	S: 8	LOB: 2	BB: 1	P: 18	R: 0	H: 0	E: 0	K: 0	S: 5	LOB: 0	BB: 1	P: 10
--------------	------	------	------	------	-------	--------	-------	-------	------	------	------	------	------	--------	-------	------	------	------	------	------	------	--------	-------	-------	------	------	------	------	------	--------	-------	-------	------	------	------	------	------	--------	-------	-------	------	------	------	------	------	--------	-------	-------	------	------	------	------	------	--------	-------	-------	------	------	------	------	------	--------	-------	-------


PITCHER	IP	WLS	BF	H	R	ER	SO	BB	IBB	HBP	BLK	WP	HR	S	P	ERA	WHIP
Kevin Ritz, R ERA: 3.89 (1, 1)	6.1	L	25	6	2	1	2	1	0	0	0	0	0	49	83	1.42	1.105
Steve Reed, R ERA: 2.2 (7, 1)	0.2		3	0	0	0	0	1	0	0	0	0	0	3	7	0.00	1.500
Mike Munoz, L ERA: 3.48 (8, 1)	1.0		3	0	0	0	0	1	0	0	0	0	0	5	10	0.00	1.000

BOTTOM

Colorado Rockies @ San Diego Padres
Jack Murphy Stadium, San Diego, CA

Sat Jun 24 1995, 10:05 PM EDT
Att: 36,137 - Unknown - 66 F

AB	28
R	2
H	6
RBI	2
BB	3
SO	2
LOB	10




WP	PA	ERA	WHIP
0	31		

Batter	1	2	3	4	5	6	7	8	9	AB R H RBI BB SO LOB	TOP
Eric Young Sr, R Curt Leskanic, R Jim Tatum, R Bruce Ruffin, S Ellis Burks, R	0-1 P5	2-2 FC6-4			1-2 F8	4-1 BB		0-0 1B	2-1 BB	3 0 0 0 1 0 1 0 0 0 0 0 0 0 1 1 1 0 0 0 0 0 0 0 0 0 0 0 1 0 1 0 0 0 0	
Mike Kingery, L	1-2 HR		0-0 G3-1 BB		0-1 P6	2-3 K		0-0 HR	4-0 BB	5 2 3 1 1 1 3	
Dante Bichette, R Roger Bailey, R	2-3 K		4-2 L4-6 G3-1 BB		0-0 G6-3		1-2 HR	0-1 P6	0-3 K	5 1 1 0 1 2 6 0 0 0 0 0 0 0	
Larry Walker, L	1-1 HR		0-0 G3-1		4-0 S WP HR	2-3 K	2-1 HR	2-1 HR	0-3 K	5 3 2 3 1 2 6	
Andres Galarraga, R	4-2 BB		4-0 IBB		3-2 HR	1-1 HR	3-1 HR			3 3 3 7 2 0 0	
Vinny Castilla, R	2-3 K		1-2 L4-6		2-0 P4	2-1 1B	2-2 G5-3			5 0 1 0 0 1 4	
Jorge Brito, R			3-3 K		2-3 K	2-0 F9	0-3 K		2-3 K	5 0 0 0 0 4 1	
Walt Weiss, S			2-2 G6-3		0-1 F7	3-1 BB	1-1 G4-3		4-0 1B BB BB	4 1 1 0 1 0 1	
Joe Grahe, R John Vander Wal, L Jason Bates, S			1-2 FC6-4 1B		0-0 F9	4-0 BB IBB		3-3 K	4-1 BB 1B BB	2 0 1 0 0 0 0 0 0 0 0 1 0 0 1 0 0 0 1 1 0	
Inning Stats	R: 2 H: 2 E: 0 LOB: 1 K: 2 BB: 1 S: 19 P: 29	R: 0 H: 1 E: 0 LOB: 1 K: 1 BB: 0 S: 15 P: 23	R: 0 H: 1 E: 0 LOB: 2 K: 0 BB: 2 S: 9 P: 18	R: 0 H: 0 E: 0 LOB: 0 K: 1 BB: 0 S: 6 P: 8	R: 0 H: 0 E: 0 LOB: 0 K: 0 BB: 0 S: 6 P: 7	R: 2 H: 2 E: 0 LOB: 3 K: 1 BB: 3 S: 12 P: 36	R: 2 H: 3 E: 0 LOB: 1 K: 2 BB: 0 S: 16 P: 23	R: 4 H: 4 E: 0 LOB: 0 K: 1 BB: 0 S: 18 P: 28	R: 1 H: 1 E: 0 LOB: 3 K: 3 BB: 3 S: 12 P: 28	1B: 9 SF: 0 2B: 2 SAC: 0 3B: 0 DP: 1 HR: 4 HBP: 0	WP: 1 PA: 49 PB: 0 SB: 1 CS: 0
PITCHER	IP WLS BF H R ER SO BB IBB HBP BLK WP HR S P ERA WHIP										
Scott Sanders, R	(1, 1) 5.2 L 27 6 4 4 4 3 2 0 0 1 2 62 110 6.35 1.588										
Willie Blair, R	(6, 1) 1.1 8 3 2 2 3 1 0 0 0 0 1 21 34 13.50 3.000										
Fernando Valenzuela, L	(8, 1) 1.0 7 4 4 4 1 0 0 0 0 0 1 18 28 36.00 4.000										
Andres Berumen, R	(9, 1) 1.0 7 1 1 1 3 3 0 0 0 0 0 12 28 9.00 4.000										

Colorado Rockies @ San Diego Padres
Jack Murphy Stadium, San Diego, CA

livebaseballscorecards.com

AB 40
R 11
H 14
RBI 11
BB 9
SO 11
LOB 22



Sun Jun 25 1995, 6:33 AM EDT
Att. 20,776 - Overcast - 68 F

Batter	1	2	3	4	5	6	7	8	9	AB	R	H	RBI	BB	SO	LOB
Bip Roberts, S (1, 7) OBP: 0.366, SLG: 0.382 Melvin Nieves, S (9, 7) OBP: 0.266, SLG: 0.364	2-2 F7		2-2 G6-3		1-0 CS 1B		1-3 K		3-3 K	4	0	1	0	0	1	0
Steve Finley, L (1, 8) OBP: 0.343, SLG: 0.373	4-1 1B BB		4-0 E 1B BB		1-0 F8		1-1 HR 1B		1-1 G3-1	3	1	1	0	2	0	1
Tony Gwynn, L (1, 9) OBP: 0.377, SLG: 0.460	0-1 1-2 1B		1-1 E7 1-3 1B		2-2 G4-3 1-2		1-0 HR		1-1 G6-3	5	1	3	2	0	0	1
Ken Caminiti, S (1, 5) OBP: 0.329, SLG: 0.436	2-0 F8		0-0 F8			3-2 BB 1B	1-0 G3-1			4	0	1	0	0	0	4
Roberto Petagine, L (1, 3) OBP: 0.447, SLG: 0.470 Eddie Williams, R (8, PH) OBP: 0.323, SLG: 0.430	2-1 F7			2-0 G3-1		2-3 K		4-1 F9 BB BB		3	0	0	0	0	1	3
Brad Ausmus, R (1, 2) OBP: 0.325, SLG: 0.387		1-1 G6-3		4-1 G5-3 1B BB		3-2 F8		2-1 F8		3	1	0	0	1	0	2
Jody Reed, R (1, 4) OBP: 0.371, SLG: 0.282		1-2 P3		3-1 G5-3 1-2		4-0 BB		4-2 BB		2	0	0	0	2	0	1
Andujar Cedeno, R (1, 6) OBP: 0.270, SLG: 0.353 Ray Holbert, R (9, 6) OBP: 0.280, SLG: 0.100		2-0 L4		0-1 2-H 1B		3-3 K		1-2 F9		4	0	1	1	0	1	4
Scott Sanders, R (1, 1) OBP: 0.304, SLG: 0.318 Willie Blair, R (6, 1) Scott Livingstone, L (7, PH) OBP: 0.235, SLG: 0.364 Fernando Valenzuela, L (8, 1) OBP: 0.103, SLG: 0.400 Phil Clark, R (8, PH) OBP: 0.353, SLG: 0.489 Andres Berumen, R (9, 1)			0-1 G6-3	2-2 F9			2-3 K	0-0 F8		2	0	0	0	0	0	1

Inning Stats	R: 0	H: 1	E: 0	LOB: 2	K: 0	P: 19	R: 0	H: 0	E: 0	LOB: 0	K: 0	P: 11	R: 0	H: 1	E: 1	LOB: 2	K: 0	P: 16	R: 1	H: 1	E: 0	LOB: 1	K: 0	P: 23	R: 0	H: 1	E: 0	LOB: 0	K: 0	P: 9	R: 0	H: 1	E: 0	LOB: 2	K: 2	P: 29	R: 2	H: 2	E: 0	LOB: 0	K: 2	P: 20	R: 0	H: 0	E: 0	LOB: 2	K: 0	P: 21	R: 0	H: 0	E: 0	LOB: 0	K: 1	P: 12	1B: 6	SF: 0	2B: 0	SAC: 0	3B: 0	DP: 0	HR: 1	HBP: 0	WP: 0	PA: 39
--------------	------	------	------	--------	------	-------	------	------	------	--------	------	-------	------	------	------	--------	------	-------	------	------	------	--------	------	-------	------	------	------	--------	------	------	------	------	------	--------	------	-------	------	------	------	--------	------	-------	------	------	------	--------	------	-------	------	------	------	--------	------	-------	-------	-------	-------	--------	-------	-------	-------	--------	-------	--------

PITCHER	IP	WLS	BF	H	R	ER	SO	BB	IBB	HBP	BLK	WP	HR	S	P	ERA	WHIP
Joe Grahe, R (1, 1) ERA: 3.15	5.0		21	4	1	1	0	3	0	0	0	0	0	42	78	1.80	1.400
Curt Leskanic, R (6, 1) ERA: 3.83	2.0		10	3	2	2	4	1	0	0	0	0	1	28	49	9.00	2.000
Bruce Ruffin, L (8, 1) ERA: 1.13	1.0		5	0	0	0	0	2	0	0	0	0	0	10	21	0.00	2.000
Roger Bailey, R (9, 1) ERA: 3.86	1.0		3	0	0	0	1	0	0	0	0	0	0	7	12	0.00	0.000

BOTTOM

Colorado Rockies @ San Diego Padres
Jack Murphy Stadium, San Diego, CA
 Sun Jun 25 1995, 6:33 AM EDT
 Att. 20,776 - Overcast - 68 F

livebaseballscorecards.com

AB	33
R	3
H	7
RBI	3
BB	6
SO	5
LOB	19



Batter	1	2	3	4	5	6	7	8	9	AB R H RBI BB SO LOB	TOP																									
Bip Roberts, S (1, 7) OBP: 0.367, SLG: 0.387	2-1 G4-6-3 1B		0-1 G3-1	0-1 S 2B			1-3 K		2-2 G4-3	5 0 2 1 0 1 0	San Diego Padres @ Los Angeles Dodgers Dodger Stadium, Los Angeles, CA Mon Jun 26 1995, 7:05 PM PDT Att. 52,335 - Unknown - 70 F																									
Steve Finley, L (1, 8) OBP: 0.340, SLG: 0.369	2-1 G4-6-3 1B		0-0 F9	1-3 K			1-2 F7		0-1 F9	5 0 1 0 0 1 1																										
Tony Gwynn, L (1, 9) OBP: 0.379, SLG: 0.472	0-0 G4-6-3 1-2f 2-3		4-0 WP 1B BB			0-1 P5	2-1 HR			3 2 1 1 1 0 2																										
Ken Caminiti, S (1, 5) OBP: 0.328, SLG: 0.430	2-1 F7		4-2 1B BB			1-3 K	2-3 K			3 1 0 0 1 2 1																										
Eddie Williams, R (1, 3) OBP: 0.327, SLG: 0.432		0-0 F9	0-1 1B 1-2 2-H 1B			0-0 1B		0-1 G5-3		4 0 2 1 0 0 0																										
Brian Johnson, R (1, 2) OBP: 0.333, SLG: 0.463		2-0 2B 1B	1-1 1-3 2-H 1B			1-3 K		1-0 P3		4 1 2 1 0 1 1																										
Jody Reed, R (1, 4) OBP: 0.381, SLG: 0.306		3-1 1-H 2B		2-0 SH5-4 2B 1B		1-2 G1-3		1-1 FC5-4 1B		4 1 3 1 0 0 0																										
Andujar Cedeno, R (1, 6) OBP: 0.265, SLG: 0.346		3-3 K		0-0 F9		1-3 K		0-2 FC5-4 1-2f		4 0 0 0 0 2 3																										
Andy Benes, R (1, 1) OBP: 0.115, SLG: 0.080		1-3 K2-3		0-0 SH5-4		3-3 K		2-2 P3		1 0 0 0 0 1 1																										
Melvin Nieves, S (8, PH) OBP: 0.284, SLG: 0.360										1 0 0 0 0 1 0																										
Bryce Florie, R (8, 1)										0 0 0 0 0 0 0																										
Brian Williams, R (8, 1)										0 0 0 0 0 0 0																										
Brad Ausmus, R (8, 2) OBP: 0.322, SLG: 0.385										1 0 0 0 0 0 0																										
Trevor Hoffman, R (8, 1) OBP: 1.000, SLG: 2.000										0 0 0 0 0 0 0																										
Inning Stats	R: 0 E: 0 K: 0 S: 7	H: 2 LOB: 1 BB: 0 P: 13	R: 1 E: 0 K: 2 S: 11	H: 2 LOB: 1 BB: 0 P: 20	R: 2 E: 0 K: 0 S: 9	H: 2 LOB: 2 BB: 2 P: 18	R: 1 E: 0 K: 1 S: 8	H: 2 LOB: 1 BB: 0 P: 11	R: 0 E: 0 K: 2 S: 11	H: 0 LOB: 0 BB: 0 P: 16	R: 1 E: 0 K: 2 S: 11	H: 1 LOB: 0 BB: 0 P: 17	R: 0 E: 0 K: 0 S: 8	H: 1 LOB: 1 BB: 0 P: 10	R: 0 E: 0 K: 0 S: 9	H: 0 LOB: 0 BB: 0 P: 13	1B: 8 2B: 2 3B: 0 HR: 1	SF: 0 SAC: 1 DP: 1 HBP: 0	WP: 1 PB: 0 SB: 1 CS: 0	PA: 38																
PITCHER	IP WLS BF H R ER SO BB IBB HBP BLK WP HR S P ERA WHIP																																			
Willie Banks, R (1, 1) ERA: 12.96	5.0		24	9	4	4	5	2	0	0	0	1	0	44	73	7.20	2.200																			
Pedro Astacio, R (6, 1) ERA: 4.73	2.0		7	1	1	1	4	0	0	0	0	0	1	22	33	4.50	0.500																			
Rudy Seanez, R (8, 1) ERA: 4.15	1.0		4	1	0	0	0	0	0	0	0	0	0	8	10	0.00	1.000																			
Todd Worrell, R (9, 1) ERA:	1.0	W	3	0	0	0	0	0	0	0	0	0	0	9	13	0.00	0.000																			

AB	35
R	5
H	11
RBI	5
BB	2
SO	9
LOB	9



Batter	1	2	3	4	5	6	7	8	9	AB R H RBI BB SO LOB
Delino DeShields, L (1, 4) OBP: 0.347, SLG: 0.346	3-2 F8		2-2 P5		4-2 1B BB		0-1 4-3		1-1 HR HBP	3 2 0 0 1 0 0
Jose Offerman, S (1, 6) OBP: 0.434, SLG: 0.437	1-1 L3			1-2 K	0-3 K		1-1 G4-3		4-2 HR BB	4 1 0 0 1 2 3
Mike Piazza, R (1, 2) OBP: 0.451, SLG: 0.736	3-3 K			2-2 G6-3	1-1 1B 1B			4-2 BB 1B BB	0-0 HR	4 2 2 5 1 1 0
Eric Karros, R (1, 3) OBP: 0.386, SLG: 0.551		2-2 G6-3		4-0 1B BB	2-2 1B			3-1 F9		3 0 1 1 1 0 1
Roberto Kelly, R (1, 8) OBP: 0.321, SLG: 0.353		0-1 L5		2-1 1B	1-0 G1-3			2-3 K		4 0 1 0 0 1 3
Raul Mondesi, R (1, 9) OBP: 0.371, SLG: 0.573		2-1 G5-3		1-1 P5		2-1 G4-3		2-2 BB BB 1B		4 0 1 0 0 0 2
Tim Wallach, R (1, 5) OBP: 0.328, SLG: 0.419			0-0 HR		1-2 BB 1B	2-1 F8		4-0 BB BB		3 2 2 1 1 0 0
Billy Ashley, R (1, 7) OBP: 0.329, SLG: 0.422			0-3 K		3-2 F8	3-3 K		4-1 BB		3 0 0 1 1 2 1
Roger Cedeno, S (8, PR) (9, 7)								1-2 2-3 3-H BB		0 0 0 0 0 0 0
Willie Banks, R (1, 1) Chris Gwynn, L (5, PH) Pedro Astacio, R (6, 1) Chad Fournier, S (7, PH) Rudy Seanez, R (8, 1) Dave Hansen, L (8, PH) Todd Worrell, R (9, 1)			1-3 K		4-0 1B BB		1-3 K	3-3 K		1 0 0 0 0 1 0 0 1 0 0 1 0 0 0 0 0 0 0 0 0 1 0 0 0 0 1 0 0 0 0 0 0 0 0 1 0 0 0 0 1 3 0 0 0 0 0 0 0

Inning Stats	R: 0	H: 0	E: 0	K: 1	S: 9	LOB: 0	BB: 0	P: 16	R: 0	H: 0	E: 0	K: 0	S: 7	LOB: 0	BB: 0	P: 11	R: 1	H: 1	E: 0	K: 2	S: 10	LOB: 0	BB: 0	P: 13	R: 0	H: 1	E: 0	K: 1	S: 10	LOB: 2	BB: 1	P: 20	R: 3	H: 3	E: 0	K: 1	S: 19	LOB: 2	BB: 2	P: 35	R: 0	H: 0	E: 0	K: 1	S: 7	LOB: 0	BB: 0	P: 14	R: 0	H: 0	E: 0	K: 1	S: 7	LOB: 0	BB: 0	P: 9	R: 1	H: 1	E: 0	K: 2	S: 15	LOB: 3	BB: 3	P: 37	R: 3	H: 1	E: 0	K: 0	S: 5	LOB: 0	BB: 1	P: 10	1B: 5	SF: 0	2B: 0	SAC: 0	3B: 0	DP: 0	HR: 2	HBP: 1	WP: 0	PA: 39
--------------	------	------	------	------	------	--------	-------	-------	------	------	------	------	------	--------	-------	-------	------	------	------	------	-------	--------	-------	-------	------	------	------	------	-------	--------	-------	-------	------	------	------	------	-------	--------	-------	-------	------	------	------	------	------	--------	-------	-------	------	------	------	------	------	--------	-------	------	------	------	------	------	-------	--------	-------	-------	------	------	------	------	------	--------	-------	-------	-------	-------	-------	--------	-------	-------	-------	--------	-------	--------


PITCHER	IP	WLS	BF	H	R	ER	SO	BB	IBB	HBP	BLK	WP	HR	S	P	ERA	WHIP
Andy Benes, R (1, 1) ERA: 3.87	5.0		23	5	4	4	5	3	0	0	0	0	1	55	95	7.20	1.600
Bryce Florie, R (6, 1) ERA: 2.97	2.0		7	0	1	1	2	1	0	0	0	0	0	17	30	4.50	0.500
Brian Williams, R (8, 1) ERA: 5.76	1.0	L	8	1	2	2	2	3	0	1	1	0	0	16	39	18.00	4.000
Trevor Hoffman, R (9, 1) ERA: 4.12	0.0		1	1	1	1	0	0	0	0	0	0	1	1	1	∞	∞

BOTTOM

San Diego Padres @ Los Angeles Dodgers
Dodger Stadium, Los Angeles, CA

Mon Jun 26 1995, 7:05 PM PDT
Att: 52,335 - Unknown - 70 F

AB	31
R	8
H	7
RBI	8
BB	7
SO	9
LOB	13



PITCHER	IP	WLS	BF	H	R	ER	SO	BB	IBB	HBP	BLK	WP	HR	S	P	ERA	WHIP
Andy Benes, R (1, 1) ERA: 3.87	5.0		23	5	4	4	5	3	0	0	0	0	1	55	95	7.20	1.600
Bryce Florie, R (6, 1) ERA: 2.97	2.0		7	0	1	1	2	1	0	0	0	0	0	17	30	4.50	0.500
Brian Williams, R (8, 1) ERA: 5.76	1.0	L	8	1	2	2	2	3	0	1	1	0	0	16	39	18.00	4.000
Trevor Hoffman, R (9, 1) ERA: 4.12	0.0		1	1	1	1	0	0	0	0	0	0	1	1	1	∞	∞

Batter	1	2	3	4	5	6	7	8	9	AB R H RBI BB SO LOB	TOP																
Bip Roberts, S (1, 7) OBP: 0.372, SLG: 0.389 Phil Clark, R (7, 9) OBP: 0.371, SLG: 0.485	0-0 1B 1B		3-1 F8		0-1 E3 SH1 SF7 1B 2-H	4-2 BB FC3-2 HR BB	1-1 G6-3		0-1 FC4 1B	4 2 2 0 1 0 0 1 0 1 0 0 0 0																	
Steve Finley, L (1, 8) OBP: 0.341, SLG: 0.370	3-2 F7			1-0 1B 1B	0-0 SH1	1-2 FC3-2 HR BB	0-0 FC6-4 1B		0-2 FC4 1B 1-2f	5 2 2 0 0 0 5																	
Tony Gwynn, L (1, 9) OBP: 0.384, SLG: 0.475 Willie Blair, R (7, 1) Brian Johnson, R (9, PH) Fernando Valenzuela, L (9, 1) OBP: 0.342, SLG: 0.471 OBP: 0.100, SLG: 0.400	1-2 G4-6-3 1B			2-2 BB 1B 1-3	0-0 SF7	4-0 HR BB	1-1 FC6-4		1-1 1B 1-3	3 2 2 2 1 0 1 0 0 0 0 0 0 0 1 0 1 0 0 0 0 0 0 0 0 0 0 0																	
Ken Caminiti, S (1, 5) OBP: 0.338, SLG: 0.448 Scott Livingstone, L (8, PR) OBP: 0.229, SLG: 0.353	1-0 G4-6-3 1-2f			4-1 1B BB 1-2	4-1 BB	1-2 HR 1-H 2-H 3-H		0-0 HBP BB 1B	2-0 G3-1	3 1 2 4 2 0 2 1 0 0 0 0 0 2																	
Roberto Petagine, L (1, 3) OBP: 0.433, SLG: 0.451			1-0 F7		2-2 G4-3	0-0 F8		1-3 K		5 0 1 2 0 1 2																	
Brad Ausmus, R (1, 2) OBP: 0.331, SLG: 0.388			2-2 F7		1-3 K		1-1 FC1-6-4 1B	4-2 HBP BB		4 1 2 0 1 1 1																	
Jody Reed, R (1, 4) OBP: 0.377, SLG: 0.304 Ray Holbert, R (7, 4) OBP: 0.308, SLG: 0.100			1-3 K		2-0 F7		1-0 FC1-6-4 1B 1-2f	1-0 HR 1B	1-2 G4-6-3 HBP	4 2 1 0 0 1 2 0 0 0 0 0 0 0																	
Andujar Cedeno, R (1, 6) OBP: 0.273, SLG: 0.373			2-3 K		0-0 SH 2B	1-2 FC3-2 1B	2-2 HR 1-H 3-H	1-0 G4-6-3		5 2 3 3 0 1 3																	
Glenn Dishman, R (1, 1) OBP: 0.500, SLG: 0.500 Melvin Nieves, S (7, PH) OBP: 0.260, SLG: 0.354			0-0 G4-3		0-0 SH E 2-H	1-0 FC3-2 BB 1B 1-3 2-H	1-3 K		2-3 K	2 2 1 1 0 0 0 2 0 0 0 0 2 0																	
Inning Stats	R: 0 E: 0 K: 0 S: 8	H: 2 LOB: 1 BB: 0 P: 13	R: 0 E: 0 K: 1 S: 8	H: 0 LOB: 0 BB: 0 P: 12	R: 0 E: 0 K: 1 S: 6	H: 0 LOB: 0 BB: 0 P: 11	R: 2 E: 0 K: 1 S: 12	H: 3 LOB: 1 BB: 1 P: 24	R: 3 E: 2 K: 0 S: 8	H: 2 LOB: 1 BB: 1 P: 12	R: 6 E: 0 K: 0 S: 19	H: 4 LOB: 0 BB: 2 P: 35	R: 3 E: 0 K: 1 S: 14	H: 4 LOB: 1 BB: 0 P: 21	R: 0 E: 0 K: 1 S: 8	H: 1 LOB: 3 BB: 1 P: 15	R: 0 E: 0 K: 1 S: 12	H: 2 LOB: 2 BB: 0 P: 17	1B: 15 2B: 1 3B: 0 HR: 2	SF: 1 SAC: 2 DP: 2 HBP: 1	WP: 0 PB: 0 SB: 0 CS: 0	PA: 49					
PITCHER	IP	WLS	BF	H	R	ER	SO	BB	IBB	HBP	BLK	WP	HR	S	P	ERA	WHIP										
Ramon Martinez, R (1, 1) ERA: 4.39	5.1	L	28	10	9	7	3	3	0	0	0	0	0	52	90	11.81	2.438										
Omar Daal, L (6, 1) ERA: 4.3	0.1		2	0	0	0	0	1	0	0	0	0	0	3	8	0.00	3.000										
Greg Hansell, R (6, 1) ERA: 7.45	1.1		9	5	5	5	1	0	0	0	0	0	2	20	30	33.75	3.750										
Joey Eischen, L (8, 1) ERA: 4.35	2.0		10	3	0	0	2	1	0	1	0	0	0	20	32	0.00	2.000										

San Diego Padres @ Los Angeles Dodgers
Dodger Stadium, Los Angeles, CA

Tue Jun 27 1995, 7:05 PM PDT
Att. 29,713 - Unknown - 72 F

AB	40
R	14
H	18
RBI	12
BB	5
SO	6
LOB	18



Batter	1	2	3	4	5	6	7	8	9	AB	R	H	RBI	BB	SO	LOB
Delino DeShields, L (1, 4) OBP: 0.345, SLG: 0.357	3-2 G3		0-0 HR		1-1 G6-3			1-1 G4-3		4	1	1	1	0	0	0
Jose Offerman, S (1, 6) OBP: 0.433, SLG: 0.433 Chad Fonville, S (8, 6) OBP: 0.361, SLG: 0.371	4-1 FC6-4 BB		3-3 K		2-2 G5-3			2-2 G4-3		2	0	0	0	1	1	0
Mike Piazza, R (1, 2) OBP: 0.449, SLG: 0.734 Carlos Hernandez, R (8, 2) OBP: 0.188, SLG: 0.088	0-1 L6		3-2 E 2B		0-0 G1-3			1-3 K		3	1	1	0	0	0	1
Eric Karros, R (1, 3) OBP: 0.381, SLG: 0.544 Joey Eischen, L (8, 1) Mitch Webster, S (9, PH) OBP: 0.194, SLG: 0.300	1-1 FC6-4 1-2f		1-0 P4		0-0 5-3			0-0 G4-3		3	0	0	0	0	0	2
Roberto Kelly, R (1, 8) OBP: 0.315, SLG: 0.347		0-0 L6-3	2-2 E8 2-H		0-1 L4			1-1 F9		4	0	0	0	0	0	0
Raul Mondesi, R (1, 9) OBP: 0.372, SLG: 0.577 Roger Cedeno, S (6, 9)		3-2 E 2B	1-3 K		3-1 G6-3			1-1 G5-3		2	1	1	0	0	1	1
Tim Wallach, R (1, 5) OBP: 0.323, SLG: 0.412 Dave Hansen, L (7, PH) OBP: 0.388, SLG: 0.366		2-2 E6 FC6-4 2-H		0-1 F7			2-1 P5			2	0	0	0	0	0	0
Billy Ashley, R (1, 7) OBP: 0.324, SLG: 0.414		0-3 K		0-0 G4-3			1-3 K			3	0	0	0	0	2	1
Ramon Martinez, R (1, 1) OBP: 0.214, SLG: 0.222 Omar Daal, L (6, 1) Greg Hansell, R (6, 1) Chris Gwynn, L (7, PH) OBP: 0.328, SLG: 0.396		0-2 FC6-4 1-2f		0-3 K			3-2 K			2	0	0	0	0	1	1

Inning Stats	R: 0	H: 0	E: 0	K: 0	S: 8	R: 1	H: 1	E: 1	K: 1	S: 17	R: 2	H: 2	E: 1	K: 2	S: 16	R: 0	H: 0	E: 0	K: 0	S: 6	R: 0	H: 0	E: 0	K: 0	S: 5	R: 0	H: 0	E: 0	K: 2	S: 10	R: 0	H: 0	E: 0	K: 1	S: 8	R: 0	H: 0	E: 0	K: 0	S: 5	R: 0	H: 0	E: 0	K: 0	S: 7	1B: 0	SF: 0	2B: 2	SAC: 0	3B: 0	DP: 0	HR: 1	HBP: 0	WP: 0	PA: 33
--------------	------	------	------	------	------	------	------	------	------	-------	------	------	------	------	-------	------	------	------	------	------	------	------	------	------	------	------	------	------	------	-------	------	------	------	------	------	------	------	------	------	------	------	------	------	------	------	-------	-------	-------	--------	-------	-------	-------	--------	-------	--------

PITCHER	IP	WLS	BF	H	R	ER	SO	BB	IBB	HBP	BLK	WP	HR	S	P	ERA	WHIP
Glenn Dishman, L (1, 1) ERA: 3.27	6.0	W	24	3	3	1	4	1	0	0	0	0	1	58	87	1.50	0.667
Willie Blair, R (7, 1) ERA: 5.06	2.0		6	0	0	0	3	0	0	0	0	0	0	18	28	0.00	0.000
Fernando Valenzuela, L (9, 1) ERA: 6.49	1.0		3	0	0	0	0	0	0	0	0	0	0	5	7	0.00	0.000

BOTTOM

San Diego Padres @ Los Angeles Dodgers
Dodger Stadium, Los Angeles, CA
 Tue Jun 27 1995, 7:05 PM PDT
 Att: 29,713 - Unknown - 72 F

livebaseballscorecards.com

AB	32
R	3
H	3
RBI	1
BB	1
SO	7
LOB	6



Batter	1	2	3	4	5	6	7	8	9	AB R H RBI BB SO LOB	TOP		
Steve Finley, L (1, 8) OBP: 0.338, SLG: 0.364	4-0 G4-3 SH1-3 HR BB		x 0-0 G3		x 0-0 F7		x 0-0 G3-1		x 0-0 G4-3	4 1 0 0 1 0 0	San Diego Padres @ Los Angeles Dodgers Dodger Stadium, Los Angeles, CA Wed Jun 28 1995, 7:05 PM PDT Att. 28,095 - Unknown - 71 F livebaseballscorecards.com		
Jody Reed, R (1, 4) OBP: 0.374, SLG: 0.302	x 0-0 SH1-3		x 0-0 P5		x 0-0 HR 1B		x 0-0 G4-3		x 0-0 F9	4 1 1 0 0 0 0			
Tony Gwynn, L (1, 9) OBP: 0.393, SLG: 0.484	x 0-0 G4-3		x 0-0 2B		x 0-0 HR 1B			x 0-0 1B 1B	4 2 3 0 1 0 1				
Ken Caminiti, S (1, 5) OBP: 0.347, SLG: 0.484	x 0-0 HR		x 0-0 L6		x 0-0 HR			x 0-0 1B 1B	5 3 4 5 0 0 1				
Roberto Petagine, L (1, 3) OBP: 0.432, SLG: 0.461	x 0-0 2B			0-3 K	0-3 K			x 0-0 FC4-6 1B	5 1 2 1 0 2 2				
Brian Johnson, R (1, 2) OBP: 0.338, SLG: 0.451	x 0-0 F7			x 0-0 F9		x 0-0 F9		x 4-0 FC4-6 IBB	3 0 0 0 1 0 1				
Melvin Nieves, S (1, 7) OBP: 0.260, SLG: 0.350		x 0-0 F9		x 0-0 1B		x 0-0 G3-1		x 0-0 FC4-6 FC6-4	4 0 1 1 0 0 2				
Andujar Cedeno, R (1, 6) OBP: 0.268, SLG: 0.365		x 0-0 G4-3		0-3 K		x 0-0 F9		x 0-0 FC6-4	4 0 0 1 0 1 2				
Andy Ashby, R (1, 1) OBP: 0.111, SLG: 0.059 Scott Livingstone, L (8, PH) OBP: 0.222, SLG: 0.343 Andres Berumen, R (8, 1) Bryce Florie, R (8, 1)		x 0-0 F9		x 0-0 F8		0-3 K	x 0-0 F9		3 0 0 0 0 1 0 1 0 0 0 0 0 1 0 0 0 0 0 0 0 0 0 0 0 0 0 0				
Inning Stats	R: 2 H: 2 E: 0 LOB: 1 K: 0 BB: 1 S: 5 P: 9	R: 0 H: 0 E: 0 LOB: 0 K: 0 BB: 0 S: 3 P: 3	R: 0 H: 1 E: 0 LOB: 1 K: 0 BB: 0 S: 4 P: 4	R: 0 H: 1 E: 0 LOB: 1 K: 2 BB: 0 S: 8 P: 8	R: 3 H: 3 E: 0 LOB: 0 K: 1 BB: 0 S: 8 P: 8	R: 0 H: 0 E: 0 LOB: 0 K: 0 BB: 0 S: 3 P: 3	R: 0 H: 0 E: 0 LOB: 0 K: 1 BB: 0 S: 5 P: 5	R: 3 H: 3 E: 0 LOB: 1 K: 0 BB: 1 S: 6 P: 10	R: 0 H: 1 E: 0 LOB: 2 K: 0 BB: 1 S: 4 P: 8	1B: 7 SF: 0 2B: 2 SAC: 1 3B: 0 DP: 0 HR: 2 HBP: 0	WP: 0 PA: 41 PB: 0 SB: 0 CS: 0		
PITCHER	IP WLS BF H R ER SO BB IBB HBP BLK WP HR S P ERA WHIP											PITCHER	IP WLS BF H R ER SO BB IBB HBP BLK WP HR S P ERA WHIP
Ismael Valdez, R (1, 1) ERA: 2.53	5.0 L 23 7 5 5 3 1 0 0 0 0 0 2 28 32 9.00 1.600												
Pedro Astacio, R (6, 1) ERA: 4.59	2.0 6 0 0 0 1 0 0 0 0 0 0 0 8 8 0.00 0.000												
Omar Daal, L (8, 1) ERA: 6.14	0.0 4 3 3 3 0 0 0 1 0 0 0 0 3 7 ∞ ∞												
Rudy Seanez, R (8, 1) ERA: 3.93	1.0 3 0 0 0 0 0 0 0 0 0 0 0 3 3 0.00 0.000												
Joey Eischen, L (9, 1) ERA: 3.97	1.0 5 1 0 0 0 1 0 0 0 0 0 0 4 8 0.00 2.000												

AB	37
R	8
H	11
RBI	8
BB	3
SO	4
LOB	10



Batter	1	2	3	4	5	6	7	8	9	AB R H RBI BB SO LOB	TOP																
Steve Finley, L (1, 8) OBP: 0.343, SLG: 0.369	2-2 L7		1-2 BLK 1B	0-1 G5-3		0-2 CS S 1B			2-2 BB SH5-3 1B	5 0 3 1 0 0 2	San Diego Padres @ San Francisco Giants Candlestick Park, San Francisco, CA Fri Jun 30 1995, 10:05 PM EDT Att. 28,871 - Unknown - 64 F livebaseballscorecards.com																
Jody Reed, R (1, 4) OBP: 0.371, SLG: 0.301	2-3 K		1 SAFE 3-2 G6-3		2-3 K	1 SAFE 3-2 1B		0-0 SH5-3	4 0 1 0 0 2 1																		
Tony Gwynn, L (1, 9) OBP: 0.393, SLG: 0.478	1-1 L9		4-0 BB		3-2 G4-3	1-0 G4-3		4-0 BB IBB	3 0 0 0 2 0 1																		
Ken Caminiti, S (1, 5)		0-1 L7	1-1 G4-3		1-0 L7		1-1 G6-3	4-2 BB	4 0 0 0 1 0 2																		
Roberto Petagine, L (1, 3)		4-2 BLK 1B BB		0-0 P5		0-1 HBP 2B 1B	2-3 K	2-3 K	4 2 1 0 1 2 3																		
Melvin Nieves, S (1, 7) OBP: 0.279, SLG: 0.364	2-2 SAFE 1-H 1B		0-1 1B 1B		3-2 2B HBP	1-2 CS 1B		0-0 P2	4 2 3 1 0 0 3																		
Brad Ausmus, R (1, 2) OBP: 0.335, SLG: 0.397	0-1 F8		0-1 SH5-4 1B 1B		2-0 1B 2B	1-0 CS	1-2 F8		4 1 2 2 0 0 1																		
Andujar Cedeno, R (1, 6) OBP: 0.272, SLG: 0.368	2-3 K		1-2 SH5-4 1B		1-1 BLK 1B 1B		1-0 F8		4 1 2 2 0 1 1																		
Joey Hamilton, R (1, 1) OBP: 0.063, SLG: 0.067			1-3 K		0-0 SH5-4	1-1 P9		0-3 K	3 0 0 0 0 2 1																		
Trevor Hoffman, R (9, 1) OBP: 1.000, SLG: 2.000									0 0 0 0 0 0 0																		
Inning Stats	R: 0 E: 0 K: 1 S: 12	H: 0 LOB: 0 BB: 0 P: 17	R: 1 E: 0 K: 1 S: 15	H: 1 LOB: 1 BB: 1 P: 23	R: 0 E: 0 K: 1 S: 11	H: 1 LOB: 2 BB: 1 P: 21	R: 1 E: 0 K: 0 S: 11	H: 3 LOB: 2 BB: 0 P: 12	R: 0 E: 0 K: 1 S: 9	H: 0 LOB: 0 BB: 0 P: 15	R: 4 E: 0 K: 0 S: 16	H: 5 LOB: 1 BB: 0 P: 27	R: 0 E: 0 K: 1 S: 8	H: 1 LOB: 0 BB: 0 P: 13	R: 0 E: 0 K: 1 S: 7	H: 0 LOB: 0 BB: 0 P: 9	R: 0 E: 0 K: 1 S: 11	H: 1 LOB: 3 BB: 2 P: 23	1B: 11 2B: 1 3B: 0 HR: 0	SF: 0 SAC: 2 DP: 0 HBP: 1	WP: 0 PB: 0 SB: 1 CS: 2	PA: 43					
PITCHER	IP WLS BF H R ER SO BB IBB HBP BLK WP HR S P ERA WHIP																										
Mark Leiter, R (1, 1) ERA: 4.16	5.1		27	8	6	6	4	2	0	1	2	0	0	67	104	10.12	1.875										
Shawn Barton, L (6, 1) ERA: 2.12	1.2		6	3	0	0	1	0	0	0	1	0	0	15	24	0.00	1.800										
Dave Burba, R (8, 1) ERA: 4.5	1.1		6	1	0	0	1	0	1	0	0	0	0	11	19	0.00	0.750										
Chris Hook, R (9, 1) ERA: 3.9	0.2	W	3	0	0	0	1	1	0	0	0	0	0	7	13	0.00	1.500										

AB	35
R	6
H	12
RBI	6
BB	4
SO	7
LOB	15



Batter	1	2	3	4	5	6	7	8	9	AB	R	H	RBI	BB	SO	LOB
Darren Lewis, R OBP: 0.303, SLG: 0.304 (1, 8)	2-1 G4-3	0-0 G4-3 1-2f		0-0 P3		4-2 G4-6-3 BB			1-2 FC6-4 BB HR	4	1	0	0	1	0	5
Mike Benjamin, R OBP: 0.351, SLG: 0.458 John Patterson, S OBP: 0.237, SLG: 0.234 (1, 5) (9, PH)	2-3 K		2-1 E S 1B	0-0 FC4-6 1-2f		0-0 G4-6-3 1-2f			4-2 HR BB 1-2	4	1	1	0	0	1	2
Barry Bonds, L OBP: 0.419, SLG: 0.577 (1, 7)	0-0 HR		3-2 BB 1B 1-H		3-1 1B 1B			1-2 G4-3	0-1 HR 1-H 2-H	5	3	4	5	0	0	0
Mark Carreon, R OBP: 0.352, SLG: 0.510 Dave Burba, R Chris Hook, R (1, 3) (8, 1) (9, 1)	0-1 G4-3		1-0 F8		0-0 FC3-6 G5-2-3 1B			0-1 G4-3		4	0	1	0	0	0	1
Glenallen Hill, R OBP: 0.316, SLG: 0.427 (1, 9)		0-1 E5 HBP SH5-3 BB	1-2 P3		1-2 FC3-6 1B 1-2 3-H			1-0 G3		4	1	1	1	0	0	1
Royce Clayton, R OBP: 0.320, SLG: 0.349 (1, 6)		0-0 SH5-3 1-2	4-0 BB 1-2		0-2 FC3-6 1B 1-2f 2-3			1-2 G6-3		2	0	0	0	1	0	2
Robby Thompson, R OBP: 0.293, SLG: 0.319 (1, 4)		1-0 BB HBP HBP	0-1 P6		2-1 1B 1-2			1-3 K 2		3	0	1	0	0	1	2
Kirt Manwaring, R OBP: 0.323, SLG: 0.325 Shawn Barton, R J.R. Phillips, L OBP: 0.192, SLG: 0.234 (1, 2) (6, 1) (8, 3)		2-1 BB HBP 1-2 2-3		2-2 FC4-6 1B		0-0 G5-2-3 3-Hf		1-1 G1-3		2	0	1	0	0	0	3
Mark Leiter, R OBP: 0.130, SLG: 0.091 Jeff Reed, L OBP: 0.367, SLG: 0.288 (1, 1) (6, 2)		4-1 BB HBP 1-2 2-3 3-H		1-3 K		1-3 K		0-0 FC6-4 1B		1	0	0	1	1	1	1

Inning Stats	R: 1	H: 1	E: 0	K: 1	S: 10	H: 1	LOB: 0	BB: 0	P: 14	R: 1	H: 0	E: 1	K: 0	S: 6	H: 0	LOB: 2	BB: 1	P: 13	R: 1	H: 2	E: 0	K: 0	S: 11	H: 1	LOB: 1	BB: 0	P: 12	R: 1	H: 4	E: 0	K: 0	S: 14	R: 0	H: 0	E: 0	K: 1	S: 7	H: 0	LOB: 0	BB: 1	P: 12	R: 0	H: 0	E: 0	K: 0	S: 6	H: 0	LOB: 0	BB: 0	P: 8	R: 0	H: 0	E: 0	K: 1	S: 8	H: 0	LOB: 0	BB: 0	P: 11	R: 3	H: 2	E: 0	K: 0	S: 12	H: 2	LOB: 0	BB: 1	P: 17	1B: 8	2B: 0	3B: 0	HR: 2	SF: 0	SAC: 1	DP: 3	HBP: 2	WP: 0	PA: 39
--------------	------	------	------	------	-------	------	--------	-------	-------	------	------	------	------	------	------	--------	-------	-------	------	------	------	------	-------	------	--------	-------	-------	------	------	------	------	-------	------	------	------	------	------	------	--------	-------	-------	------	------	------	------	------	------	--------	-------	------	------	------	------	------	------	------	--------	-------	-------	------	------	------	------	-------	------	--------	-------	-------	-------	-------	-------	-------	-------	--------	-------	--------	-------	--------

PITCHER	IP	WLS	BF	H	R	ER	SO	BB	IBB	HBP	BLK	WP	HR	S	P	ERA	WHIP
Joey Hamilton, R ERA: 2.73 (1, 1)	8.1		38	9	6	5	4	4	0	2	0	0	1	81	127	5.40	1.560
Trevor Hoffman, R ERA: 4.58 (9, 1)	0.0	L	1	1	1	1	0	0	0	0	0	0	1	2	2	∞	∞

BOTTOM

San Diego Padres @ San Francisco Giants
Candlestick Park, San Francisco, CA

livebaseballscores.com

AB	32
R	7
H	10
RBI	7
BB	4
SO	4
LOB	17



WP: 0	PA: 39
PB: 0	
SB: 1	
CS: 0	

Fri Jun 30 1995, 10:05 PM EDT
Att: 28,871 - Unknown - 64 F

Batter	1	2	3	4	5	6	7	8	9	AB R H RBI BB SO LOB	TOP											
Steve Finley, L (1, 8) OBP: 0.342, SLG: 0.367	2-1 FC1-6 1B		2-2 F8		1-1 G3			0-3 K		4 0 1 0 0 1 1	San Diego Padres @ San Francisco Giants Candlestick Park, San Francisco, CA Sat Jul 01 1995, 6:33 AM EDT Att. 18,230 - Sunny - 71 F											
Jody Reed, R (1, 4) OBP: 0.362, SLG: 0.292	0-1 FC1-6 2B		2-1 F7			2-3 K		2-2 G5-3		4 1 0 0 0 1 2												
Tony Gwynn, L (1, 9) OBP: 0.390, SLG: 0.474	0-0 P6		2-1 G4-3			0-1 G5-3		3-2 BB 1B		4 0 1 0 0 0 2												
Ken Caminiti, S (1, 5) OBP: 0.351, SLG: 0.482	1-0 1-H 2B			1-3 K		1-1 1B		4-2 BB		3 0 2 1 1 1 0												
Roberto Petagine, L (1, 3) OBP: 0.423, SLG: 0.452	0-0 G3			2-2 1B 2B		3-2 G3		1-3 K		4 0 1 0 0 1 4												
Melvin Nieves, S (1, 7) OBP: 0.279, SLG: 0.360		3-2 G5-3		0-0 2-H 1B			2-3 K	1-1 F8		4 0 1 0 0 1 0												
Brad Ausmus, R (1, 2) OBP: 0.327, SLG: 0.387		3-2 K		3-1 F8			1-3 K	2-1 G6-3		4 0 0 0 0 2 1												
Andujar Cedeno, R (1, 6) OBP: 0.272, SLG: 0.371		3-0 G4-3			1-3 K2-3		0-0 2B	2-3 K		4 0 1 0 0 2 0												
Scott Sanders, R (1, 1) OBP: 0.320, SLG: 0.333 Eddie Williams, R (7, PH) OBP: 0.325, SLG: 0.429 Andres Berumen, R (7, 1)			0-2 1B		1-3 K		0-1 G6-3			2 0 1 0 0 1 0 1 0 0 0 0 0 1 0 0 0 0 0 0 0												
Inning Stats	R: 1 E: 0 K: 0 S: 7	H: 2 LOB: 1 BB: 0 P: 10	R: 0 E: 0 K: 1 S: 7	H: 0 LOB: 0 BB: 0 P: 16	R: 0 E: 0 K: 0 S: 10	H: 1 LOB: 1 BB: 0 P: 16	R: 0 E: 0 K: 1 S: 11	H: 2 LOB: 1 BB: 0 P: 17	R: 0 E: 0 K: 2 S: 8	H: 0 LOB: 0 BB: 0 P: 11	R: 0 E: 0 K: 1 S: 10	H: 1 LOB: 1 BB: 0 P: 16	R: 0 E: 0 K: 2 S: 11	H: 1 LOB: 1 BB: 0 P: 14	R: 0 E: 0 K: 2 S: 14	H: 1 LOB: 2 BB: 1 P: 24	R: 0 E: 0 K: 1 S: 7	H: 0 LOB: 0 BB: 0 P: 12	1B: 5 2B: 3 3B: 0 HR: 0	SF: 0 SAC: 0 DP: 0 HBP: 0	WP: 0 PB: 0 SB: 0 CS: 0	PA: 35
PITCHER	IP WLS BF H R ER SO BB IBB HBP BLK WP HR S P ERA WHIP																					
William Van Lanthingham, R (1, 1) ERA: 4.11	7.2 W 30 8 1 1 8 0 0 0 0 0 0 73 114 1.17 1.043																					
Rod Beck, R (8, 1) ERA: 2.67	1.1 S 5 0 0 0 2 1 0 0 0 0 0 0 12 22 0.00 0.750																					

livebaseballscorecards.com

AB	34
R	1
H	8
RBI	1
BB	1
SO	10
LOB	11



Batter	1	2	3	4	5	6	7	8	9
Darren Lewis, R OBP: 0.299, SLG: 0.299 (1, 8)	0-1 G5-3		0-0 FC4-6 2B 1B		2-3 K		1-1 G4-3		
Mike Benjamin, R OBP: 0.346, SLG: 0.461 (1, 5)	1-3 K		0-0 1B 2B		1-3 K		1-3 K		
Barry Bonds, L OBP: 0.420, SLG: 0.572 (1, 7)	1-0 G3-1		4-0 1B IBB			2-3 K		4-0 G5-4-3 BB	
Mark Carreon, R OBP: 0.357, SLG: 0.539 (1, 3)		2-3 K	2-2 1B		1-0 HR		1-0 G5-4-3		
J.R. Phillips, L OBP: 0.192, SLG: 0.234 (9, 3)			1-2 2-H 3-H 1B				1-2		
Glenallen Hill, R OBP: 0.311, SLG: 0.419 (1, 9)		2-3 K	0-3 K		0-0 P3		1-1 F9		
Royce Clayton, R OBP: 0.320, SLG: 0.346 (1, 6)		0-1 L8		1-3 K		4-0 E BB			
Robby Thompson, R OBP: 0.294, SLG: 0.319 (1, 4)			1-1 FC4-6 2B 1B	2-3 K		1 SAFE 0-1 E5			
Kirt Manwaring, R OBP: 0.324, SLG: 0.325 (1, 2)			2-1 FC4-6 1B	2-1 L7		0-1 G4-3			
William Van Landingham, R OBP: 0.182, SLG: 0.273 (1, 1)			1-1 P5		1-3 K		1-1 G4-3		
Rod Beck, R OBP: 0.333, SLG: 0.333 (8, 1)									

Inning Stats	R: 0	H: 0	E: 0	K: 1	S: 6	LOB: 0	BB: 0	P: 8
	R: 0	H: 0	E: 0	K: 2	S: 9	LOB: 0	BB: 0	P: 13
	R: 3	H: 4	E: 0	K: 1	S: 14	LOB: 2	BB: 1	P: 24
	R: 0	H: 0	E: 0	K: 2	S: 9	LOB: 0	BB: 0	P: 14
	R: 0	H: 0	E: 0	K: 3	S: 14	LOB: 0	BB: 0	P: 18
	R: 1	H: 1	E: 1	K: 1	S: 10	LOB: 2	BB: 1	P: 17
	R: 0	H: 0	E: 0	K: 1	S: 7	LOB: 0	BB: 0	P: 10
	R: 0	H: 0	E: 0	K: 0	S: 3	LOB: 0	BB: 1	P: 9

PITCHER	IP	WLS	BF	H	R	ER	SO	BB	IBB	HBP	BLK	WP	HR	S	P	ERA	WHIP
Scott Sanders, R ERA: 4.25 (1, 1)	6.0	L	26	5	4	4	10	1	1	0	0	0	1	62	94	6.00	1.000
Andres Berumen, R ERA: 5.09 (7, 1)	2.0		6	0	0	0	1	1	0	0	0	0	0	10	19	0.00	0.500

BOTTOM


AB	R	H	RBI	BB	SO	LOB
4	1	0	0	0	1	2
4	1	1	1	0	3	0
2	0	0	0	2	1	0
4	1	2	3	0	1	1
0	0	0	0	0	0	0
4	0	0	0	0	2	2
2	0	0	0	1	1	0
3	1	1	0	0	1	1
3	0	1	0	0	0	2
3	0	0	0	0	1	2
0	0	0	0	0	0	0

San Diego Padres @ San Francisco Giants
Candlestick Park, San Francisco, CA

Sat Jul 01 1995, 6:33 AM EDT
Att. 18,230 - Sunny - 71 F

AB 29
R 4
H 5
RBI 4
BB 3
SO 11
LOB 10

WP: 0 **PA: 32**
PB: 0
SB: 0
CS: 0



WP	HR	S	P	ERA	WHIP
0	0	1	2	6.00	1.000
0	0	1	2	0.00	0.500

Batter	1	2	3	4	5	6	7	8	9	AB R H RBI BB SO LOB	TOP									
Steve Finley, L (1, 8) OBP: 0.349, SLG: 0.384	0-1 1B 1B	1-0 G4-3			1-2 L7	4-0 1B BB IBB		0-0 HR	0-2 1B	5 3 3 1 1 0 0										
Jody Reed, R (1, 4) OBP: 0.367, SLG: 0.296	0-1 1B 1B	2-2 F7			1-0 P3	2-2 BB 1B		4-1 BB BB WP BB	2-0 P4	5 2 2 2 1 0 1										
Tony Gwynn, L (1, 9) OBP: 0.398, SLG: 0.476 Melvin Nieves, S (8, PR) OBP: 0.277, SLG: 0.357 (8, 9)	1-1 G6-3 BB SF9 1B	0-2 G4-3			0-0 1B	4-0 BB IBB		4-0 WP BB 1B BB	2-3 K	3 1 2 1 2 0 0 1 1 0 0 0 1 1										
Ken Caminiti, S (1, 5) OBP: 0.356, SLG: 0.478 Scott Livingstone, L (8, 5) OBP: 0.243, SLG: 0.361	4-1 SF9 G6-3 2B BB				1-0 P3	4-2 G6-4-3 BB		4-1 WP 1B BB	2-2 1B	2 2 0 1 3 0 1 1 0 1 0 0 0 0										
Eddie Williams, R (1, 3) OBP: 0.326, SLG: 0.444	2-2 G6-3				1-1 P8			3-2 E 2B 1B	3-3 K	6 2 2 4 0 1 7										
Phil Clark, R (1, 7) OBP: 0.375, SLG: 0.486	4-0 2B BLK IBB				2-0 G3			0-0 E5 2B		4 2 1 0 1 0 1										
Brian Johnson, R (1, 2) OBP: 0.329, SLG: 0.440	1-0 SF9				1-1 F9			1-1 G5-3 BB 1B	0-0 P4	4 1 1 2 0 0 2										
Andujar Cedeno, R (1, 6) OBP: 0.284, SLG: 0.385 Brian Williams, R (8, 1) Fernando Valenzuela, L (9, 1) OBP: 0.100, SLG: 0.400	0-0 BLK 2B				0-3 K			4-2 G5-3 1B BB	0-0 2B	3 1 2 2 2 1 0 0 0 0 0 0 0 0 0 0 0 0 0 0 0										
Andy Benes, R (1, 1) OBP: 0.100, SLG: 0.069 Bryce Florie, R (7, 1) Ray Holbert, R (8, PH) OBP: 0.296, SLG: 0.095 (8, 6)	0-0 P3				1-3 K			0-0 G5-3	0-3 K	4 0 0 0 0 2 4 0 0 0 0 0 0 0 1 0 0 0 0 1 2										
Inning Stats	R: 5 E: 0 K: 0 S: 14	H: 4 LOB: 1 BB: 2 P: 26	R: 0 E: 0 K: 0 S: 7	H: 0 LOB: 0 BB: 0 P: 10	R: 0 E: 0 K: 2 S: 9	H: 0 LOB: 0 BB: 0 P: 11	R: 0 E: 0 K: 0 S: 6	H: 1 LOB: 1 BB: 0 P: 10	R: 5 E: 0 K: 0 S: 13	H: 4 LOB: 2 BB: 4 P: 34	R: 0 E: 0 K: 1 S: 8	H: 0 LOB: 1 BB: 1 P: 13	R: 5 E: 1 K: 1 S: 15	H: 3 LOB: 2 BB: 3 P: 30	R: 0 E: 0 K: 2 S: 16	H: 2 LOB: 2 BB: 0 P: 25	1B: 9 2B: 3 3B: 0 HR: 2	SF: 1 SAC: 0 DP: 1 HBP: 0	WP: 1 PB: 0 SB: 0 CS: 0	PA: 50
PITCHER	IP WLS BF H R ER SO BB IBB HBP BLK WP HR S P ERA WHIP																			
Joe Rosselli, L (1, 1) ERA: 7.13	5.0 L 25 8 8 8 2 1 1 0 1 0 1 44 72 14.40 1.800																			
Jose Bautista, R (6, 1) ERA: 5.53	0.1 6 1 2 2 0 2 2 0 0 0 0 8 26 54.00 9.000																			
Kenny Greer, R (6, 1) ERA: 1.93	1.2 5 0 0 0 1 1 0 0 0 0 0 9 14 0.00 0.600																			
Enrique Burgos, L (8, 1) ERA: 8.64	2.0 14 5 5 5 3 3 0 0 0 1 1 31 55 22.50 4.000																			

San Diego Padres @ San Francisco Giants
Candlestick Park, San Francisco, CA

AB	39
R	15
H	14
RBI	13
BB	10
SO	6
LOB	19



Sun Jul 02 1995, 6:33 AM EDT
Att. 23,342 - Sunny - 63 F

livebaseballscorecards.com

Batter	1	2	3	4	5	6	7	8	9	AB	R	H	RBI	BB	SO	LOB
Rikkert Faneyte, R OBP: 0.407, SLG: 0.318 (1, 8)	4-0 BB BB BB	2-2 P5		0-0 2B		0-1 L7			4-1 FC4-6 BB	3	0	1	0	2	0	1
Robby Thompson, R OBP: 0.299, SLG: 0.319 (1, 4)	1-2 P3		0-0 1B 1B	0-1 F8			4-1 1B BB		1-1 FC4-6	3	1	1	0	1	0	2
Tom Lampkin, L OBP: 0.359, SLG: 0.382 (8, 7)									1-2 1-2f	1	0	0	0	0	0	1
Barry Bonds, L OBP: 0.425, SLG: 0.570 (1, 7)	4-2 BB BB		4-2 1B BB	1-1 G5-4-3 HBP			3-2 L9		0-1 L7	1	1	0	0	2	0	1
Enrique Burgos, L (8, 1)										0	0	0	0	0	0	0
Darren Lewis, R OBP: 0.298, SLG: 0.298 (9, PH)	1-2 BB BB		1-2 1B BB						1-2 P3	1	0	0	0	0	0	1
Mark Carreon, R OBP: 0.342, SLG: 0.514 (1, 9)	1-3 K		0-1 E3 WP 1B G6-3	0-0 G5-4-3			1-2 F9		2-2	5	1	0	0	0	1	8
Jeff Reed, L OBP: 0.391, SLG: 0.309 (1, 2)	4-1 BB BB BB		2-1 F9 WP 1B		0-0 P8		0-1		0-1	3	0	2	2	1	0	0
Royce Clayton, R OBP: 0.316, SLG: 0.341 (1, 6)	2-3 K		1-2 G6-3		2-3 K		2-0 G4-3			3	0	0	1	0	2	4
Kenny Greer, R (6, 1)										0	0	0	0	0	0	0
John Patterson, S OBP: 0.235, SLG: 0.231 (7, PH)			1-2 2-H							1	0	0	0	0	0	2
J.R. Phillips, L OBP: 0.194, SLG: 0.242 (1, 3)		2-2	1-1 F9		0-3 K			2-1 G3-1		4	0	1	0	0	1	1
Mike Benjamin, R OBP: 0.341, SLG: 0.443 (1, 5)		2-3 K	4-0			2-3 K		1-0 G5-3		3	0	0	0	1	2	1
Joe Rosselli, R OBP: 0.167, SLG: 0.167 (1, 1)																
Jose Bautista, R (6, 1)		0-3 K2-3	2-2 P4			1-3 K		1-3 K		2	0	0	0	0	1	3
Steve Scarsone, R OBP: 0.368, SLG: 0.621 (6, 5)										0	0	0	0	0	0	0
										2	0	0	0	0	2	0

Inning Stats	R: 0	H: 0	E: 0	K: 2	S: 15	H: 0	LOB: 3	BB: 3	P: 31	R: 0	H: 1	E: 0	K: 2	S: 14	H: 2	LOB: 1	BB: 0	P: 20	R: 3	H: 2	E: 1	K: 0	S: 15	H: 1	LOB: 1	BB: 0	P: 6	R: 0	H: 0	E: 0	K: 2	S: 7	H: 0	LOB: 0	BB: 0	P: 9	R: 0	H: 0	E: 0	K: 2	S: 8	H: 0	LOB: 0	BB: 0	P: 11	R: 0	H: 1	E: 0	K: 0	S: 10	H: 0	LOB: 2	BB: 1	P: 20	R: 0	H: 0	E: 0	K: 1	S: 6	H: 0	LOB: 0	BB: 0	P: 10	R: 0	H: 0	E: 0	K: 0	S: 8	H: 0	LOB: 1	BB: 1	P: 15	1B: 3	SF: 0	2B: 2	SAC: 0	3B: 0	DP: 1	HR: 0	HBP: 1	WP: 1	PA: 40
--------------	------	------	------	------	-------	------	--------	-------	-------	------	------	------	------	-------	------	--------	-------	-------	------	------	------	------	-------	------	--------	-------	------	------	------	------	------	------	------	--------	-------	------	------	------	------	------	------	------	--------	-------	-------	------	------	------	------	-------	------	--------	-------	-------	------	------	------	------	------	------	--------	-------	-------	------	------	------	------	------	------	--------	-------	-------	-------	-------	-------	--------	-------	-------	-------	--------	-------	--------

PITCHER	IP	WLS	BF	H	R	ER	SO	BB	IBB	HBP	BLK	WP	HR	S	P	ERA	WHIP
Andy Benes, R ERA: 3.78 (1, 1)	6.2	W	32	5	3	2	8	5	1	1	0	1	0	73	123	2.70	1.500
Bryce Florie, R ERA: 2.78 (7, 1)	0.1		1	0	0	0	0	0	0	0	0	0	0	1	3	0.00	0.000
Brian Williams, R ERA: 5.54 (8, 1)	1.0		3	0	0	0	1	0	0	0	0	0	0	6	10	0.00	0.000
Fernando Valenzuela, L ERA: 6.31 (9, 1)	1.0		4	0	0	0	0	1	0	0	0	0	0	8	15	0.00	1.000

BOTTOM

San Diego Padres @ San Francisco Giants
Candlestick Park, San Francisco, CA

Sun Jul 02 1995, 6:33 AM EDT
Att. 23,342 - Sunny - 63 F

AB	32
R	3
H	5
RBI	3
BB	7
SO	9
LOB	25

WP	PA	ERA	WHIP
1	40		

Batter	1	2	3	4	5	6	7	8	9	AB R H RBI BB SO LOB	TOP											
Steve Finley, L (1, 8) OBP: 0.350, SLG: 0.396	2-1 G4-3			3-2 G4-3 3B		1-0 E 2B	2-1 G3		0-0 G4-3	5 2 2 0 0 0 3	San Diego Padres @ Florida Marlins Joe Robbie Stadium, Miami, FL Mon Jul 03 1995, 7:05 PM EDT Att. 27,292 - Unknown - 89 F											
Jody Reed, R (1, 4) OBP: 0.364, SLG: 0.290	4-2 G6-4-3 BB			1-0 P3		1-1 E6 HBP 2-H		0-3 K		3 0 0 0 1 1 1												
Tony Gwynn, L (1, 9) OBP: 0.396, SLG: 0.472	1-1 G6-4-3 1-2f			2-2 G4-3		0-0 F8		1-1 1B		4 0 1 1 0 0 2												
Ken Caminiti, S (1, 5) OBP: 0.354, SLG: 0.474				3-2 G6-3		1-2 F9		2-1 F8		4 0 1 0 0 0 2												
Eddie Williams, R (1, 3) OBP: 0.324, SLG: 0.436						0-1 G5-3		1-2 HBP		3 0 0 0 0 1 2												
Melvin Nieves, S (1, 7) OBP: 0.283, SLG: 0.352				0-0 G6-3		4-2 2B BB		1-2 K		2 0 0 0 2 1 2												
Brad Ausmus, R (1, 2) OBP: 0.325, SLG: 0.390				3-2 L8		3-2 2B		0-0 G4-3		4 0 1 0 0 1 1												
Andujar Cedeno, R (1, 6) OBP: 0.283, SLG: 0.382				0-0 G4-3		2-3 K		2-0 F7		4 0 1 0 0 1 2												
Glenn Dishman, R (1, 1) OBP: 0.250, SLG: 0.250				2-3 K		0-1 G1-3		0-0 1B		2 0 0 0 0 1 2												
Scott Livingstone, L (7, PH) OBP: 0.263, SLG: 0.378										1 0 1 0 0 0 0												
Andres Berumen, R (7, 1)										0 0 0 0 0 0 0												
Roberto Petagine, L (9, PH) OBP: 0.419, SLG: 0.447										1 0 0 0 0 1 2												
Inning Stats	R: 0 E: 0 K: 0 S: 6	H: 0 LOB: 0 BB: 1 P: 13	R: 0 E: 0 K: 1 S: 7	H: 1 LOB: 0 BB: 0 P: 13	R: 0 E: 0 K: 1 S: 7	H: 0 LOB: 0 BB: 0 P: 12	R: 1 E: 0 K: 0 S: 12	H: 1 LOB: 0 BB: 0 P: 21	R: 0 E: 0 K: 1 S: 14	H: 1 LOB: 2 BB: 1 P: 23	R: 1 E: 1 K: 1 S: 15	H: 1 LOB: 2 BB: 0 P: 21	R: 0 E: 0 K: 0 S: 5	H: 1 LOB: 1 BB: 0 P: 9	R: 0 E: 0 K: 1 S: 10	H: 1 LOB: 1 BB: 0 P: 14	R: 0 E: 0 K: 2 S: 13	H: 1 LOB: 2 BB: 1 P: 21	1B: 4 2B: 3 3B: 1 HR: 0	SF: 0 SAC: 0 DP: 2 HBP: 1	WP: 0 PB: 0 SB: 0 CS: 1	PA: 37
PITCHER John Burkett, R (1, 1) ERA: 4.99	IP 9.0 WLS W BF 37 H 7 R 2 ER 1 SO 7 BB 3 IBB 0 HBP 1 BLK 0 WP 0 HR 0 S 89 P 147 ERA 1.00 WHIP 1.111											PITCHER	IP WLS BF H R ER SO BB IBB HBP BLK WP HR S P ERA WHIP									

AB	33
R	2
H	7
RBI	1
BB	3
SO	7
LOB	19



Batter	1	2	3	4	5	6	7	8	9	AB	R	H	RBI	BB	SO	LOB
Quilvio Veras, S OBP: 0.360, SLG: 0.313 (1, 4)	0-1 S 1B 1B	2-1 F9			0-0 B2-3		4-2 WP 1B BB			3	2	1	0	1	0	1
Chuck Carr, S OBP: 0.336, SLG: 0.289 (1, 8)	1-0 S 1B 1B		2-3 K		3-2 F8		1-2 G6-3			4	1	1	0	0	1	2
Jeff Conine, R OBP: 0.423, SLG: 0.572 (1, 7)	4-1 L1-4 1B 1B BB		2-2 G5-3		0-1 FC6-4 1B		4-0 1B IBB			2	0	1	0	2	0	0
Terry Pendleton, S OBP: 0.346, SLG: 0.445 (1, 5)	1-1 1B		0-0 HR		0-0 FC6-4		1-2 1B			4	1	3	5	0	0	1
Greg Colbrunn, R OBP: 0.301, SLG: 0.410 (1, 3)	1-2 L1-4		1-2 F9			0-0 L8	1-0 F8			4	0	0	0	0	0	4
Russ Morman, R OBP: 0.313, SLG: 0.500 Jerry Browne, S OBP: 0.330, SLG: 0.295 (1, 9) (7, 9)	3-3 K			2-1 G6-3		1-0 G5-3		2-2 FC6-4 1B		3	0	0	0	0	1	1
Kurt Abbott, R OBP: 0.313, SLG: 0.482 Alex Arias, R OBP: 0.367, SLG: 0.412 (1, 6) (9, 6)		1-0 F7		0-1 1B		1-2 K		0-1 F9		4	0	1	0	0	1	1
Charles Johnson, R OBP: 0.296, SLG: 0.324 (1, 2)		3-3 K		1-1 P6			2-2 WP BB 1B	1-1 L7		4	1	1	0	0	1	2
John Burkett, R OBP: 0.188, SLG: 0.161 (1, 1)		2-1 1B		0-0 P4			2-3 K	1-0 FC6-4		4	0	1	0	0	1	3

Inning Stats	R: 2	H: 3	E: 0	K: 1	S: 16	H: 3	LOB: 1	BB: 1	P: 25	R: 0	H: 1	E: 0	K: 1	S: 11	H: 1	LOB: 1	BB: 0	P: 19	R: 1	H: 1	E: 0	K: 1	S: 11	H: 1	LOB: 0	BB: 0	P: 16	R: 0	H: 1	E: 0	K: 0	S: 7	H: 1	LOB: 1	BB: 0	P: 10	R: 0	H: 1	E: 0	K: 0	S: 9	H: 1	LOB: 1	BB: 0	P: 12	R: 0	H: 0	E: 0	K: 1	S: 5	H: 0	LOB: 0	BB: 0	P: 7	R: 2	H: 2	E: 0	K: 1	S: 17	H: 2	LOB: 2	BB: 2	P: 32	R: 0	H: 1	E: 0	K: 0	S: 9	H: 1	LOB: 1	BB: 0	P: 13
--------------	------	------	------	------	-------	------	--------	-------	-------	------	------	------	------	-------	------	--------	-------	-------	------	------	------	------	-------	------	--------	-------	-------	------	------	------	------	------	------	--------	-------	-------	------	------	------	------	------	------	--------	-------	-------	------	------	------	------	------	------	--------	-------	------	------	------	------	------	-------	------	--------	-------	-------	------	------	------	------	------	------	--------	-------	-------


PITCHER	IP	WLS	BF	H	R	ER	SO	BB	IBB	HBP	BLK	WP	HR	S	P	ERA	WHIP
Glenn Dishman, L ERA: 3.71 (1, 1)	6.0	L	25	7	3	3	4	1	0	0	0	0	1	59	89	4.50	1.333
Andres Berumen, R ERA: 5.4 (7, 1)	2.0		11	3	2	2	1	1	1	0	0	1	0	26	45	9.00	2.000

BOTTOM

San Diego Padres @ Florida Marlins
Joe Robbie Stadium, Miami, FL
 Mon Jul 03 1995, 7:05 PM EDT
 Att: 27,292 - Unknown - 89 F

AB	33
R	5
H	10
RBI	5
BB	3
SO	5
LOB	15

livebaseballscorecards.com



WP: 1	PA: 36
PB: 0	
SB: 2	
CS: 0	

San Diego Padres @ Florida Marlins
Joe Robbie Stadium, Miami, FL

Tue Jul 04 1995, 7:05 PM EDT
Att. 20,660 - Unknown

livebaseballscorecards.com

AB	35
R	4
H	9
RBI	3
BB	3
SO	8
LOB	19



WP:	1	PA:	40
PB:	0		
SB:	1		
CS:	0		

Batter	1	2	3	4	5	6	7	8	9	AB R H RBI BB SO LOB	TOP											
Steve Finley, L (1, 8) OBP: 0.354, SLG: 0.395	1-0 P5		4-0 BB		1-0 P5		0-1 1B		4-1 1B BB	3 1 1 0 2 0 1												
Jody Reed, R (1, 4) OBP: 0.360, SLG: 0.287	3-2 L5		2-0 F7		1-3 K		3-2 1B		2-3 K	5 0 1 0 0 2 4												
Tony Gwynn, L (1, 9) OBP: 0.400, SLG: 0.479	0-0 G1-3			0-1 2B		1-2 2B 1B	2-2 G6-3		0-1 1B	5 1 3 1 0 0 2												
Ken Caminiti, S (1, 5) OBP: 0.351, SLG: 0.472		3-2 G4-3		2-3 K		1-2 2B		0-3 K	1-1 L6	5 0 1 1 0 2 2												
Roberto Petagine, L (1, 3) OBP: 0.422, SLG: 0.477		0-0 P5		4-2 BB		0-0 F9		0-0 HR		3 1 1 1 1 0 1												
Brian Johnson, R (1, 2) OBP: 0.314, SLG: 0.418		0-3 K		1-0 P4		2-3 K		1-1 F9		4 0 0 0 0 2 3												
Melvin Nieves, S (1, 7) OBP: 0.282, SLG: 0.344			1-1 SH1-4 HBP		1-1 G3-1		1-3 K		2-3 K	3 0 0 0 0 2 3												
Trevor Hoffman, R (8, 1) OBP: 1.000, SLG: 2.000										0 0 0 0 0 0 0												
Andujar Cedeno, R (1, 6) OBP: 0.287, SLG: 0.394			1-1 F9		0-2 FC1-5 2B		2-2 G6-3		3-2 WP 2B	4 1 2 0 0 0 1												
Andy Ashby, R (1, 1) OBP: 0.105, SLG: 0.056			1-2 SH1-4		1-0 FC1-5		2-2 G6-3		2-2 F8	1 0 0 0 0 0 1												
Scott Livingstone, L (7, PH) OBP: 0.256, SLG: 0.368										1 0 0 0 0 0 0												
Brian Williams, R (7, 1) OBP: 0.366, SLG: 0.474										0 0 0 0 0 0 0												
Phil Clark, R (8, 7) OBP: 0.366, SLG: 0.474										1 0 0 0 0 0 1												
Inning Stats	R: 0 E: 0 K: 0 S: 5	H: 0 LOB: 0 BB: 0 P: 9	R: 0 E: 0 K: 1 S: 8	H: 0 LOB: 0 BB: 1 P: 11	R: 0 E: 0 K: 0 S: 7	H: 0 LOB: 2 BB: 1 P: 16	R: 0 E: 0 K: 1 S: 11	H: 1 LOB: 2 BB: 1 P: 19	R: 0 E: 0 K: 1 S: 8	H: 1 LOB: 1 BB: 0 P: 11	R: 1 E: 0 K: 2 S: 16	H: 2 LOB: 1 BB: 0 P: 21	R: 0 E: 0 K: 0 S: 14	H: 2 LOB: 2 BB: 0 P: 23	R: 1 E: 0 K: 2 S: 9	H: 1 LOB: 0 BB: 0 P: 12	R: 2 E: 0 K: 1 S: 15	H: 2 LOB: 1 BB: 1 P: 27	1B: 4 2B: 4 3B: 0 HR: 1	SF: 0 SAC: 1 DP: 0 HBP: 1	WP: 1 PB: 0 SB: 1 CS: 0	PA: 40
PITCHER	IP WLS BF H R ER SO BB IBB HBP BLK WP HR S P ERA WHIP																					
Mark Gardner, R (1, 1) ERA: 5.16	6.2 W 29 6 1 1 5 2 0 1 0 0 0 66 105 1.35 1.200																					
Yorkis Perez, L (7, 1) ERA: 6.66	0.1 1 0 0 0 0 0 0 0 0 0 0 3 5 0.00 0.000																					
Randy Veres, R (8, 1) ERA: 2.57	1.0 4 1 1 1 2 0 0 0 0 0 1 9 12 9.00 1.000																					
Robb Nen, R (9, 1) ERA: 4.31	1.0 6 2 2 1 1 1 0 0 0 1 0 15 27 9.00 3.000																					

Batter	1	2	3	4	5	6	7	8	9
Quilvio Veras, S (1, 4) <small>OBP: 0.362, SLG: 0.322</small>	1-0 	2-3 			2-1 			3-2 	
Chuck Carr, S (1, 8) <small>OBP: 0.331, SLG: 0.285</small>	0-1 		1-0 			1-3 		0-0 	
Jeff Conine, R (1, 7) <small>OBP: 0.428, SLG: 0.576</small>	0-0 		1-0 			1-1 		0-0 	
Terry Pendleton, S (1, 5) <small>OBP: 0.349, SLG: 0.464</small>	2-2 		0-1 			1-1 		0-2 	
Greg Colbrunn, R (1, 3) <small>OBP: 0.300, SLG: 0.407</small>	3-2 			1-1 		0-1 		1-2 	
Tommy Gregg, L (1, 9) Robb Nen, R (9, 1)			2-1 	2-0 		0-2 		4-0 	
Alex Arias, R (1, 6)			1-1 	3-3 			2-2 	2-3 	
Charles Johnson, R (1, 2) <small>OBP: 0.296, SLG: 0.322</small>			0-1 		2-3 		1-3 	1-1 	
Mark Gardner, R (1, 1) Yorkis Perez, L (7, 1) Jerry Browne, S (7, PH) <small>OBP: 0.326, SLG: 0.291</small> Randy Veres, R (8, 1) Jesus Tavarez, S (9, 9) <small>OBP: 0.244, SLG: 0.231</small>			3-2 		1-3 		1-0 		


AB	R	H	RBI	BB	SO	LOB
4	2	2	0	0	1	2
2	1	0	0	0	1	0
4	2	3	2	0	0	0
4	1	2	3	0	0	1
4	0	1	0	0	1	2
3	0	0	0	1	0	1
0	0	0	0	0	0	0
3	0	0	0	0	2	2
4	0	1	0	0	2	2
1	0	0	0	0	1	0
0	0	0	0	0	0	0
1	0	0	0	0	0	0
0	0	0	0	0	0	0
0	0	0	0	0	0	0

BOTTOM

San Diego Padres @ Florida Marlins
 Joe Robbie Stadium, Miami, FL

Tue Jul 04 1995, 7:05 PM EDT
 Att. 20,660 - Unknown

AB	30
R	6
H	9
RBI	5
BB	1
SO	8
LOB	10



Inning Stats	R: 1	H: 2	E: 0	K: 0	S: 10	LOB: 1	BB: 0	P: 16
	R: 0	H: 1	E: 0	K: 1	S: 11	LOB: 2	BB: 0	P: 19
	R: 0	H: 0	E: 0	K: 0	S: 4	LOB: 0	BB: 0	P: 6
	R: 0	H: 1	E: 0	K: 1	S: 7	LOB: 0	BB: 0	P: 13
	R: 0	H: 0	E: 0	K: 2	S: 8	LOB: 0	BB: 0	P: 13
	R: 2	H: 2	E: 0	K: 1	S: 14	LOB: 0	BB: 0	P: 17
	R: 0	H: 0	E: 0	K: 1	S: 7	LOB: 0	BB: 0	P: 11
	R: 3	H: 3	E: 1	K: 2	S: 17	LOB: 2	BB: 1	P: 28

PITCHER	IP	WLS	BF	H	R	ER	SO	BB	IBB	HBP	BLK	WP	HR	S	P	ERA	WHIP
Andy Ashby, R (1, 1) <small>ERA: 3.4</small>	6.0	L	24	6	3	3	5	0	0	1	0	0	1	54	84	4.50	1.000
Brian Williams, R (7, 1) <small>ERA: 5.93</small>	1.1		8	3	3	2	2	0	0	0	0	0	0	18	26	13.50	2.250
Trevor Hoffman, R (8, 1) <small>ERA: 4.43</small>	0.2		3	0	0	0	1	0	1	0	0	0	0	6	13	0.00	0.000

WP	PA	ERA	WHIP
0	35		
0			
0			

Batter	1	2	3	4	5	6	7	8	9	10	AB	R	H	RBI	BB	SO	LOB	
Steve Finley, L (1, 8) OBP: 0.352, SLG: 0.391	1-1 G3-1		1-3 K	0-1 G4-3			2-0 1B		2-2 P5		5	1	1	0	0	1	3	
Jody Reed, R (1, 4) OBP: 0.361, SLG: 0.286	1-2 G6-3		1-1 2B HBP		1-0 L8		1-2 1B		3-2 P4		4	1	1	0	0	0	0	
Tony Gwynn, L (1, 9) OBP: 0.400, SLG: 0.482	1-0 G4-3		1-2 2B		0-2 F8		0-0 1B			2-2 L7	5	0	2	3	0	0	0	
Ken Caminiti, S (1, 5) OBP: 0.352, SLG: 0.472		2-1 1B	1-2 F8		0-2 1B		1-3 K			2-0 HR	2	0	1	0	0	0	1	
Scott Livingstone, L (5, PH) OBP: 0.286, SLG: 0.390											3	1	2	0	0	1	2	
Eddie Williams, R (1, 3) OBP: 0.322, SLG: 0.432	1-2 F8			3-2 1B WP		3-3 K		0-3 K		1-0 HR	4	1	1	0	0	2	4	
Bryce Florie, R (7, 1)											0	0	0	0	0	0	0	
Melvin Nieves, S (10, PH) OBP: 0.287, SLG: 0.371											1	1	1	2	0	0	0	
Phil Clark, R (1, 7) OBP: 0.348, SLG: 0.512	1-0 L5			1-1 F8			3-2 G6-3		3-2 F8		2-2 HR	5	1	1	1	0	0	2
Trevor Hoffman, R (10, 1) OBP: 1.000, SLG: 2.000											0	0	0	0	0	0	0	
Brad Ausmus, R (1, 2) OBP: 0.322, SLG: 0.385	1-3 K			2-3 K			1-3 K		1-0 P3		2-1 G5-3	2	0	0	0	0	2	2
Brian Johnson, R (4, 2) OBP: 0.303, SLG: 0.402											3	0	0	0	0	1	0	
Andujar Cedeno, R (1, 6) OBP: 0.285, SLG: 0.389			2-2 K	2-2 1B		3-1 G6-3		1-1 F8		3-3 K	5	0	1	0	0	2	0	
Joey Hamilton, R (1, 1) OBP: 0.114, SLG: 0.121																		
Roberto Petagine, L (7, 3) OBP: 0.418, SLG: 0.472			1-1 2B HBP	2-2 1B			1-3 K		3-3 K		3	1	2	1	0	1	0	
											1	0	0	0	0	1	0	

Inning Stats	R: 0	H: 0	E: 0	K: 0	S: 6	P: 9	R: 0	H: 1	E: 0	K: 1	S: 10	R: 2	H: 2	E: 0	K: 2	S: 18	R: 1	H: 3	E: 0	K: 1	S: 18	R: 0	H: 1	E: 0	K: 1	S: 10	R: 0	H: 0	E: 0	K: 1	S: 8	R: 1	H: 3	E: 0	K: 3	S: 14	R: 0	H: 0	E: 0	K: 0	S: 7	R: 0	H: 0	E: 0	K: 1	S: 15	R: 3	H: 3	E: 0	K: 1	S: 15	1B: 10	SF: 0	2B: 1	SAC: 0	3B: 0	DP: 0	HR: 2	HBP: 1	WP: 1	PA: 44
--------------	------	------	------	------	------	------	------	------	------	------	-------	------	------	------	------	-------	------	------	------	------	-------	------	------	------	------	-------	------	------	------	------	------	------	------	------	------	-------	------	------	------	------	------	------	------	------	------	-------	------	------	------	------	-------	--------	-------	-------	--------	-------	-------	-------	--------	-------	--------

PITCHER	IP	WLS	BF	H	R	ER	SO	BB	IBB	HBP	BLK	WP	HR	S	P	ERA	WHIP
Chris Hammond, L (1, 1) ERA: 2.55	6.2		31	10	4	4	8	0	0	1	0	1	0	81	122	5.40	1.500
Terry Mathews, R (7, 1) ERA: 3.05	1.1		4	0	0	0	1	0	0	0	0	0	0	10	15	0.00	0.000
Yorkis Perez, L (9, 1) ERA: 6.66	1.1	L	5	1	1	1	1	0	0	0	0	0	0	18	28	6.75	0.750
Randy Veres, R (10, 1) ERA: 3.14	0.2		4	2	2	2	1	0	0	0	0	0	2	11	19	27.00	3.000

San Diego Padres @ Florida Marlins
Joe Robbie Stadium, Miami, FL
Wed Jul 05 1995, 7:05 PM EDT
Att: 18,511 - Unknown - 89 F

AB	43
R	7
H	13
RBI	7
BB	0
SO	11
LOB	14

San Diego Padres @ Florida Marlins
 Joe Robbie Stadium, Miami, FL

Wed Jul 05 1995, 7:05 PM EDT
 Att. 18,511 - Unknown - 89 F

livebaseballscorecards.com

AB 35
 R 4
 H 7
 RBI 4
 BB 5
 SO 7
 LOB 15



WP: 0 PA: 44
 PB: 0
 SB: 2
 CS: 0

Batter	1	2	3	4	5	6	7	8	9	10
Quilvio Veras, S (1, 4) OBP: 0.367, SLG: 0.333	1-2 FC2-5 2B		2-2 S 1B		2-2 G6-3		1-1 SH1-3 1B	2-2 FC4		
Chuck Carr, S (1, 8) OBP: 0.322, SLG: 0.276	1-0 FC2-5 HR		0-1 P5		1-0 G3		1-0 SH1-3	2-1 F8		
Jeff Conine, R (1, 7) OBP: 0.431, SLG: 0.590	1-2 HR		1-2 HBP 1B		2-2 L9		0-1 HBP 1B	2-2 G1-3		
Terry Pendleton, S (1, 5) OBP: 0.346, SLG: 0.456	1-3 K		2-3 K			0-0 G4-3	4-0 HBP IBB	3-2 G4-3		
Greg Colbrunn, R (1, 3) Randy Veres, R (10, 1)	3-2 F7		4-0 HBP			0-1 G6-3	2-2 HBP	0-0 L5		
Tommy Gregg, L (1, 9) OBP: 0.295, SLG: 0.379		1-2 G3-1	0-0 G4-3			4-0 BB	0-2 F7			3-3 K
Kurt Abbott, R (1, 6) Terry Mathews, L (7, 1) Jerry Browne, S (8, PH) Yorkis Perez, L (9, 1) Russ Morman, R (10, 3) Charles Johnson, R (1, 2) OBP: 0.294, SLG: 0.471		3-3 K		0-1 F9		4-2 BB		4-2 FC4 SH1-4 BB		1-3 K
Chris Hammond, L (1, 1) Alex Arias, R (7, 6) OBP: 0.321, SLG: 0.400 OBP: 0.365, SLG: 0.396		2-1 3B		2-0 G6-3		3-2 G5-3		0-1 SH1-4		1-3 K
		0-3 K		0-0 F9			0-0 F9	4-0 FC4 BB		

AB R H RBI BB SO LOB

5 2 3 0 0 0 2

4 1 0 0 0 0 4

5 1 3 4 0 0 0

4 0 0 0 1 2 1

3 0 0 0 0 0 0

4 0 0 0 1 1 5

2 0 0 0 1 1 0

0 0 0 0 0 0 0

0 0 0 0 1 0 0

1 0 0 0 0 1 0

4 0 1 0 0 1 2

2 0 0 0 0 1 1

1 0 0 0 1 0 0

1B: 4 SF: 0
 2B: 1 SAC: 2
 3B: 1 DP: 0
 HR: 1 HBP: 2

Inning Stats	R: 2	H: 2	E: 0	K: 1	S: 15	H: 2	LOB: 0	BB: 0	P: 22	R: 0	H: 1	E: 0	K: 2	S: 11	R: 1	H: 2	E: 0	K: 1	S: 13	R: 0	H: 0	E: 0	K: 0	S: 4	R: 0	H: 0	E: 0	K: 0	S: 7	R: 0	H: 0	E: 0	K: 0	S: 8	R: 1	H: 2	E: 0	K: 0	S: 12	R: 0	H: 0	E: 0	K: 0	S: 13	R: 0	H: 0	E: 0	K: 0	S: 7	R: 0	H: 0	E: 0	K: 3	S: 12	R: 0	H: 0	E: 0	K: 0	S: 12	R: 0	H: 0	E: 0	K: 0	S: 17
PITCHER	IP	WLS	BF	H	R	ER	SO	BB	IBB	HBP	BLK	WP	HR	S	P	ERA	WHIP																																															
Joey Hamilton, R (1, 1) ERA: 2.92	6.2		31	7	4	4	4	2	1	1	0	0	1	64	110	5.40	1.350																																															
Bryce Florie, R (7, 1) ERA: 2.6	2.1	W	10	0	0	0	0	2	0	1	0	0	0	26	45	0.00	0.857																																															
Trevor Hoffman, R (10, 1) ERA: 4.22	1.0	S	3	0	0	0	3	0	0	0	0	0	0	12	17	0.00	0.000																																															

PITCHER	IP	WLS	BF	H	R	ER	SO	BB	IBB	HBP	BLK	WP	HR	S	P	ERA	WHIP
Joey Hamilton, R (1, 1) ERA: 2.92	6.2		31	7	4	4	4	2	1	1	0	0	1	64	110	5.40	1.350
Bryce Florie, R (7, 1) ERA: 2.6	2.1	W	10	0	0	0	0	2	0	1	0	0	0	26	45	0.00	0.857
Trevor Hoffman, R (10, 1) ERA: 4.22	1.0	S	3	0	0	0	3	0	0	0	0	0	0	12	17	0.00	0.000

Batter	1	2	3	4	5	6	7	8	9	10	11	12	AB	R	H	RBI	BB	SO	LOB	TOP								
Steve Finley, L OBP: 0.349, SLG: 0.385 (1, 8)	F9			K		G4-3		E 1B BB		F8			4	1	0	0	1	1	0									
Jody Reed, R OBP: 0.356, SLG: 0.283 (1, 4)	G1-3			F7				E6 1B S		L5			5	1	1	0	0	0	2									
Tony Gwynn, L OBP: 0.404, SLG: 0.488 (1, 9)	F7			F7 S 2B				F7 1B S					5	0	3	2	0	0	1									
Roberto Petagine, L OBP: 0.400, SLG: 0.447 (1, 3)				K				K					5	0	0	0	0	4	4									
Melvin Nieves, S OBP: 0.279, SLG: 0.360 Trevor Hoffman, R OBP: 1.000, SLG: 2.000 Brian Williams, R (10, 1)				K									4	0	0	0	0	4	1									
Scott Livingstone, L OBP: 0.277, SLG: 0.370 (1, 5)													0	0	0	0	0	0	0									
Brian Johnson, R OBP: 0.287, SLG: 0.379 (1, 2)													1	0	0	0	0	0	1									
Andujar Cedeno, R OBP: 0.279, SLG: 0.381 (1, 6)													5	1	1	0	0	0	0									
Scott Sanders, R OBP: 0.321, SLG: 0.333 Andres Berumen, R Bill Bean, L (9, 7)													3	1	1	0	0	0	0									
													0	0	0	0	0	0	0									
													1	0	0	0	0	1	0									
Inning Stats	R: 0 E: 0 K: 0 S: 7	H: 0 LOB: 0 BB: 0 P: 9	R: 0 E: 0 K: 2 S: 7	H: 0 LOB: 0 BB: 0 P: 10	R: 0 E: 0 K: 1 S: 12	H: 0 LOB: 0 BB: 0 P: 15	R: 0 E: 0 K: 2 S: 14	H: 1 LOB: 1 BB: 0 P: 20	R: 0 E: 0 K: 1 S: 7	H: 0 LOB: 0 BB: 0 P: 9	R: 0 E: 0 K: 1 S: 5	H: 0 LOB: 0 BB: 0 P: 5	R: 0 E: 0 K: 1 S: 11	H: 1 LOB: 1 BB: 0 P: 19	R: 4 E: 1 K: 3 S: 21	H: 3 LOB: 1 BB: 1 P: 30	R: 0 E: 0 K: 1 S: 11	H: 0 LOB: 0 BB: 0 P: 15	R: 0 E: 0 K: 2 S: 8	H: 0 LOB: 0 BB: 0 P: 12	R: 0 E: 0 K: 0 S: 10	H: 1 LOB: 1 BB: 0 P: 13	R: 0 E: 0 K: 2 S: 11	H: 0 LOB: 0 BB: 0 P: 15	1B: 5 2B: 1 3B: 0 HR: 0	SF: 0 SAC: 0 DP: 0 HBP: 0	WP: 0 PB: 0 SB: 3 CS: 1	PA: 44
PITCHER	IP WLS BF H R ER SO BB IBB HBP BLK WP HR S P ERA WHIP																											
Shane Reynolds, R ERA: 2.6 (1, 1)	8.0		31	5	4	0	12	1	0	0	0	0	0	0	0	117	0.00	0.750										
Dean Hartgraves, L ERA: 3.18 (9, 1)	1.0		3	0	0	0	1	0	0	0	0	0	0	0	11	0.00	0.000											
Todd Jones, R ERA: 1.94 (10, 1)	3.0	W	10	1	0	0	4	0	0	0	0	0	0	0	29	0.00	0.333											

San Diego Padres @ Houston Astros
Astrodome, Houston, TX
Thu Jul 06 1995, 8:05 PM EDT
Att: 16,244 - Dome

AB	43
R	4
H	6
RBI	2
BB	1
SO	17
LOB	11



livebaseballscorecards.com


Batter	1	2	3	4	5	6	7	8	9	10	11	12	AB R H RBI BB SO LOB
James Mouton, R OBP: 0.314, SLG: 0.411 (1, 8)	2-2 F8		2-0 G5-3		1-3 K		0-3 K		2-2 2B 1B		0-0 F7		6 1 1 0 0 2 1
Craig Biggio, R OBP: 0.413, SLG: 0.473 (1, 4)	2-1 F8		4-0 5 2B BB		0-3 K2-3			0-3 K	1-1 1-H 2B		1-3 K		5 1 1 1 1 3 1
5 Jeff Bagwell, R OBP: 0.377, SLG: 0.456 (1, 3)	4-0 BB		2-0 1-3 2B		2-3 K			3-2 WP 1B 1B	2-0 E6 2-H		1-2 PB SH3-4 FC8-4 1B		5 2 3 0 1 1 0
Derek Bell, R OBP: 0.393, SLG: 0.465 Todd Jones, L (10, 1) John Cangelosi, S (12, PH) OBP: 0.421, SLG: 0.386	1-2 F2		0-3 K		2-2 BB HBP			2-2 1-H 1B 1B	2-2 P4		1-0 SH3-4		4 1 1 1 0 1 4 0 0 0 0 0 0 0 0 0 0 0 0 0 0
Dave Magadan, L OBP: 0.433, SLG: 0.393 Andy Stankiewicz, R OBP: 0.168, SLG: 0.133 (11, 5) Tony Eusebio, R OBP: 0.377, SLG: 0.431 (12, PH)		0-3 K		3-1 G4-3		1 SAFE 1 SAFE 1 SAFE BB		1-0 G3-1		1-2 G4-3 SH1-3 1B		2-1 FC8-4 PB HBP	4 0 1 0 1 1 1 0 0 0 0 0 0 0 0 0 0 0 0 0 0
Milt Thompson, L OBP: 0.292, SLG: 0.305 (1, 7) (10, 9)		2-2 G5-3		3-1 F8		2-3 K		0-1 2-H 1B		0-0 SH1-3		4-2 FC8-4 IBB	4 0 1 1 1 1 2
Jerry Goff, L OBP: 0.167, SLG: 0.167 (1, 2)		2-1 1B		1-0 F7		0-3 K		0-0 F9		0-0 G4-3		0-0 FC8-4	6 0 1 1 0 1 7
Orlando Miller, R OBP: 0.324, SLG: 0.406 (1, 6)		2-3 K		1-2 G6-3			3-1 F9		3-1 G3		1-0 G4-3		5 0 0 0 0 1 3
Shane Reynolds, R OBP: 0.121, SLG: 0.094 Dean Hartgraves, R (9, 1) Derrick May, L OBP: 0.307, SLG: 0.336 (9, PH) (10, 7)			1-3 K		1-0 1B		3-3 K		2-3 K		1-2 K		3 0 1 0 0 2 0 0 0 0 0 0 0 0 2 0 0 0 0 2 0

Inning Stats	R: 0	H: 0	E: 0	K: 8	S: 8	H: 1	LOB: 1	BB: 1	P: 17	R: 0	H: 1	E: 0	K: 2	S: 12	H: 1	LOB: 1	BB: 0	P: 18	R: 0	H: 1	E: 0	K: 2	S: 8	H: 1	LOB: 2	BB: 1	P: 17	R: 0	H: 0	E: 0	K: 0	S: 5	H: 0	LOB: 0	BB: 0	P: 12	R: 0	H: 0	E: 0	K: 2	S: 10	H: 1	LOB: 1	BB: 0	P: 13	R: 0	H: 0	E: 0	K: 3	S: 12	H: 0	LOB: 2	BB: 1	P: 22	R: 2	H: 3	E: 0	K: 1	S: 15	H: 0	LOB: 1	BB: 0	P: 21	R: 2	H: 2	E: 1	K: 1	S: 14	H: 2	LOB: 1	BB: 0	P: 26	R: 0	H: 1	E: 0	K: 0	S: 6	H: 1	LOB: 2	BB: 0	P: 8	R: 0	H: 0	E: 0	K: 2	S: 7	H: 0	LOB: 0	BB: 0	P: 9	R: 1	H: 1	E: 0	K: 0	S: 8	H: 1	LOB: 3	BB: 1	P: 16	1B: 8	2B: 2	3B: 0	HR: 0	SF: 0	SAC: 2	DP: 0	HBP: 2	WP: 2	PB: 1	SB: 0	CS: 0	PA: 52
--------------	------	------	------	------	------	------	--------	-------	-------	------	------	------	------	-------	------	--------	-------	-------	------	------	------	------	------	------	--------	-------	-------	------	------	------	------	------	------	--------	-------	-------	------	------	------	------	-------	------	--------	-------	-------	------	------	------	------	-------	------	--------	-------	-------	------	------	------	------	-------	------	--------	-------	-------	------	------	------	------	-------	------	--------	-------	-------	------	------	------	------	------	------	--------	-------	------	------	------	------	------	------	------	--------	-------	------	------	------	------	------	------	------	--------	-------	-------	-------	-------	-------	-------	-------	--------	-------	--------	-------	-------	-------	-------	--------

PITCHER	IP	WLS	BF	H	R	ER	SO	BB	IBB	HBP	BLK	WP	HR	S	P	ERA	WHIP
Scott Sanders, R ERA: 4.1 (1, 1)	7.1		31	5	2	2	12	3	0	1	0	1	0	74	129	2.46	1.091
Andres Berumen, R ERA: 5.26 (8, 1)	0.2		3	1	0	0	0	0	0	0	0	0	0	4	5	0.00	1.500
Trevor Hoffman, R ERA: 4.43 (9, 1)	1.0		6	2	2	1	1	0	0	0	0	0	0	14	26	9.00	2.000
Brian Williams, R ERA: 5.7 (10, 1)	2.2	L	12	2	1	1	2	0	1	1	0	0	0	21	33	3.38	0.750

San Diego Padres @ Houston Astros
Astrodome, Houston, TX
Thu Jul 06 1995, 8:05 PM EDT
Att: 16,244 - Dome

AB	44
R	5
H	10
RBI	4
BB	4
SO	15
LOB	19



PITCHER	IP	WLS	BF	H	R	ER	SO	BB	IBB	HBP	BLK	WP	HR	S	P	ERA	WHIP
---------	----	-----	----	---	---	----	----	----	-----	-----	-----	----	----	---	---	-----	------

Batter	1	2	3	4	5	6	7	8	9	AB	R	H	RBI	BB	SO	LOB	
James Mouton, R (1, 8) OBP: 0.317, SLG: 0.419	3-2 G5-3 1B		2-2 2B		0-3 K	2-3 K		1-1 F9		5	0	2	0	0	2	5	
Craig Biggio, R (1, 4) OBP: 0.407, SLG: 0.464	1-1 G5-3		0-0 G5-3		1-3 K		1-2 L6	1 SAFE 1 SAFE 1 SAFE	0-2 F8	5	0	0	0	0	1	4	
5 Jeff Bagwell, R (1, 3) OBP: 0.377, SLG: 0.451	0-0 P3		2-1 HBP			0-1 F9	2-2 E5		4-1 BB 1B BB	3	1	0	0	1	0	1	
Derek Bell, R (1, 9) OBP: 0.397, SLG: 0.464	4-0 BB		1-3 K			4-1 2B 1B BB	3-1 L5		2-0 BB 1B 1B	3	2	1	0	0	2	1	3
Phil Plantier, L (1, 7) OBP: 0.356, SLG: 0.510 John Cangelosi, S (9, PR) OBP: 0.421, SLG: 0.386	1-1 F7			1-3 K		1 SAFE 1 SAFE 1 SAFE 1 SAFE	1-2 1B 2B BB	4-2 BB	4-1 1B BB BB	3	1	1	0	2	1	2	
Dave Magadan, L (1, 5) OBP: 0.432, SLG: 0.388		2-1 P5		1-3 K		2-1 1B 1B 1B	2-3 K		4-2 1B BB	4	0	1	3	1	2	2	
Tony Eusebio, R (1, 2) OBP: 0.374, SLG: 0.426 Andy Stankiewicz, R (8, PR) OBP: 0.188, SLG: 0.133 Jerry Goff, L (9, 2) OBP: 0.143, SLG: 0.143		3-3 K		2-2 G5-3		0-0 F8		1-2 1B 1B	1-3 K	4	0	1	0	0	1	1	
Orlando Miller, R (1, 6) OBP: 0.330, SLG: 0.410		0-3 K			0-3 K2-3	2-1 1B 1B		0-2 1B 1B	0-0 1B	0	1	0	0	0	0	0	
Greg Swindell, L (1, 1) OBP: 0.346, SLG: 0.429 Milt Thompson, L (8, PH) OBP: 0.303, SLG: 0.317 Doug Brocail, L (7, 1) OBP: 0.333, SLG: 0.333 Derrick May, L (8, PH) OBP: 0.305, SLG: 0.336 Ross Powell, L (9, 1) OBP: 0.305, SLG: 0.336 Jim Dougherty, R (9, 1)			3-3 K		2-0 2B	2-2 1B		0-0 SF9		2	0	1	0	0	1	0	

Inning Stats	R: 0	H: 1	E: 0	LOB: 2	K: 0	BB: 1	S: 8	R: 0	H: 0	E: 0	LOB: 0	K: 2	BB: 0	S: 8	R: 0	H: 1	E: 0	LOB: 2	K: 2	BB: 0	S: 11	R: 0	H: 0	E: 0	LOB: 0	K: 2	BB: 0	S: 10	R: 0	H: 1	E: 0	LOB: 1	K: 3	BB: 0	S: 11	R: 2	H: 4	E: 0	LOB: 3	K: 1	BB: 1	S: 17	R: 0	H: 0	E: 2	LOB: 2	K: 1	BB: 1	S: 14	R: 1	H: 2	E: 0	LOB: 1	K: 0	BB: 0	S: 13	R: 2	H: 2	E: 0	LOB: 3	K: 1	BB: 3	S: 10	1B: 8	SF: 1	2B: 3	SAC: 0	3B: 0	DP: 0	HR: 0	HBP: 1	WP: 0	PA: 44
--------------	------	------	------	--------	------	-------	------	------	------	------	--------	------	-------	------	------	------	------	--------	------	-------	-------	------	------	------	--------	------	-------	-------	------	------	------	--------	------	-------	-------	------	------	------	--------	------	-------	-------	------	------	------	--------	------	-------	-------	------	------	------	--------	------	-------	-------	------	------	------	--------	------	-------	-------	-------	-------	-------	--------	-------	-------	-------	--------	-------	--------

PITCHER	IP	WLS	BF	H	R	ER	SO	BB	IBB	HBP	BLK	WP	HR	S	P	ERA	WHIP
Andy Benes, R (1, 1) ERA: 3.73	6.0		28	7	2	2	10	2	0	0	0	0	0	65	107	3.00	1.500
Willie Blair, R (7, 1) ERA: 5.02	2.0		10	2	1	1	1	1	0	0	0	0	0	27	41	4.50	1.500
Marc Kroon, R (9, 1) ERA:	0.0	L	3	1	2	2	0	2	0	0	0	0	0	3	13	∞	∞
Andres Berumen, R (9, 1) ERA: 5.19	0.1		3	1	0	0	1	1	0	0	0	0	0	7	12	0.00	6.000

BOTTOM

San Diego Padres @ Houston Astros
Astrodome, Houston, TX
Fri Jul 07 1995, 8:05 PM EDT
Att. 29,845 - Dome

livebaseballscorecards.com

AB	36
R	5
H	11
RBI	5
BB	6
SO	12
LOB	21



Batter	1	2	3	4	5	6	7	8	9	AB R H RBI BB SO LOB	TOP											
Steve Finley, L (1, 8) OBP: 0.354, SLG: 0.392	0-0 G4-3			0-1 P6		0-1 1B		0-2 G4-6-3 1B		4 0 2 0 0 0 0	San Diego Padres @ Houston Astros Astrodome, Houston, TX Sat Jul 08 1995, 8:05 PM EDT Att. 25,008 - Dome - 68 F											
Jody Reed, R (1, 4) OBP: 0.363, SLG: 0.303	0-1 L5-3 1B			1-0 G5-3		2-1 L9		0-1 G4-6-3 1-2f		4 0 1 0 0 0 3												
Tony Gwynn, L (1, 9) OBP: 0.405, SLG: 0.489	1-0 L5-3			0-0 1B		2-0 1-2 2-3 1B		1-2 G6-3		4 0 2 0 0 0 1												
Ken Caminiti, S (1, 5) OBP: 0.354, SLG: 0.474		2-3 K		2-2 G1-3		1-1 SF7		3-1 2B		3 0 1 1 0 1 1												
Eddie Williams, R (1, 3) OBP: 0.313, SLG: 0.418		3-3 K			2-2 G5-3	0-0 P4		0-2 G6-3		4 0 0 0 0 1 3												
Phil Clark, R (1, 7) OBP: 0.302, SLG: 0.440 Bill Bean, L (7, PH)		2-3 K			1-3 K		0-0 G6-3		3-3 K	2 0 0 0 0 2 0 1 0 0 0 0 0 0												
Marc Kroon, R (7, 1) Scott Livingstone, L (9, PH)										0 0 0 0 0 0 0 1 0 0 0 0 1 1												
Brian Johnson, R (1, 2) OBP: 0.271, SLG: 0.360				0-1 G6-3		0-0 1B		1-2 L5		3 0 1 0 0 0 0												
Andujar Cedeno, R (1, 6) OBP: 0.276, SLG: 0.370				3-1 P5		0-0 L1-3		2-2 G1-3		3 0 0 0 0 0 1												
Fernando Valenzuela, L (1, 1) OBP: 0.167, SLG: 0.417 Melvin Nieves, S (7, 7)				1-2 L3		1-2 SF7 1B		1-0 F9		2 1 1 0 0 0 0 1 0 0 0 0 0 0												
Inning Stats	R: 0 E: 0 K: 0 S: 4	H: 1 LOB: 0 BB: 0 P: 5	R: 0 E: 0 K: 3 S: 10	H: 0 LOB: 0 BB: 0 P: 17	R: 0 E: 0 K: 0 S: 7	H: 0 LOB: 0 BB: 0 P: 11	R: 0 E: 0 K: 0 S: 8	H: 1 LOB: 1 BB: 0 P: 11	R: 0 E: 0 K: 1 S: 9	H: 1 LOB: 1 BB: 0 P: 12	R: 1 E: 0 K: 0 S: 11	H: 3 LOB: 2 BB: 0 P: 17	R: 0 E: 0 K: 0 S: 8	H: 0 LOB: 0 BB: 0 P: 11	R: 0 E: 0 K: 0 S: 6	H: 1 LOB: 0 BB: 0 P: 7	R: 0 E: 0 K: 1 S: 15	H: 1 LOB: 1 BB: 0 P: 22	1B: 7 2B: 2 3B: 0 HR: 0	SF: 1 SAC: 0 DP: 2 HBP: 0	WP: 0 PB: 0 SB: 0 CS: 0	PA: 33
PITCHER	IP WLS BF H R ER SO BB IBB HBP BLK WP HR S P ERA WHIP																					
Mike Hampton, L (1, 1) ERA: 2.78	5.0 W 18 4 1 1 4 0 0 0 0 0 0 0 41 60 1.80 0.800																					
Dean Hartgraves, L (6, 1) ERA: 2.63	0.1 3 2 0 0 0 0 0 0 0 0 0 0 5 9 0.00 6.000																					
Jim Dougherty, R (6, 1) ERA: 4.32	2.2 8 1 0 0 0 0 0 0 0 0 0 0 17 22 0.00 0.375																					
Todd Jones, R (9, 1) ERA: 1.83	1.0 S 4 1 0 0 1 0 0 0 0 0 0 0 15 22 0.00 1.000																					

AB	32
R	1
H	8
RBI	1
BB	0
SO	5
LOB	10



WP	0
PA	33
PB	0
SB	0
CS	0

Batter	1	2	3	4	5	6	7	8	9	AB	R	H	RBI	BB	SO	LOB
Bip Roberts, S (1, 7) OBP: 0.370, SLG: 0.388 Melvin Nieves, S (2, 7) OBP: 0.280, SLG: 0.352	1-2 G5-3		0-3 K			0-0 FC6-4		3-2 G3-1		1	0	0	0	0	0	0
Steve Finley, L (1, 8) OBP: 0.350, SLG: 0.385	0-2 F8		0-1 G5-4-3			1-3 K			3-3 K	4	0	0	0	0	2	2
Tony Gwynn, L (1, 9) OBP: 0.408, SLG: 0.498	0-1 G4-3			1-1 G1-3		2-1 F7			1-1 2B	4	1	1	0	0	0	1
Ken Caminiti, S (1, 5)		0-1 G4-3		3-2 G5-3			0-1 4-3		2-3 K	4	0	0	0	0	1	1
Eddie Williams, R (1, 3)		1-3 K		2-3 K			0-2 G4-3		0-1 2B	4	0	1	1	0	2	0
Jody Reed, R (1, 4)		1-1 2B			1-1 G1-3		1-3 K		1-3 K	4	0	1	0	0	2	1
Brad Ausmus, R (1, 2)		0-1 SAFE		3-2 G5-3				0-0 G4-3		3	0	1	0	0	0	0
Andujar Cedeno, R (1, 6)		1-0 G3		2-3 K				3-2 E5		3	0	0	0	0	1	2
Joey Hamilton, R (1, 1) OBP: 0.135, SLG: 0.118 Scott Livingstone, L (6, PH) OBP: 0.275, SLG: 0.360 Doug Bochtler, R (7, 1) Roberto Petagine, L (8, PH) OBP: 0.380, SLG: 0.420 Andres Berumen, R (9, 1)			4-2 G5-4-3			0-0 FC6-4		3-1 G3-1		0	0	0	0	1	0	0
			BB			1B			1-3	1	0	1	0	0	0	0
										1	0	0	0	0	0	0
										1	0	0	0	0	0	1
										0	0	0	0	0	0	0

Inning Stats	R: 0	H: 0	E: 0	K: 0	S: 8	R: 0	H: 2	E: 0	K: 1	S: 10	R: 0	H: 0	E: 0	K: 1	S: 7	R: 0	H: 0	E: 0	K: 1	S: 8	R: 0	H: 0	E: 0	K: 1	S: 8	R: 0	H: 1	E: 0	K: 1	S: 7	R: 0	H: 0	E: 0	K: 1	S: 8	R: 0	H: 0	E: 1	K: 0	S: 12	R: 1	H: 2	E: 0	K: 3	S: 14	1B: 3	2B: 2	3B: 0	HR: 0	SF: 0	SAC: 0	DP: 1	HBP: 0	WP: 0	PA: 33
Greg Maddux, R (1, 1) ERA: 1.59	IP	WLS	BF	H	R	ER	SO	BB	IBB	HBP	BLK	WP	HR	S	P	ERA	WHIP	IP	WLS	BF	H	R	ER	SO	BB	IBB	HBP	BLK	WP	HR	S	P	ERA	WHIP	IP	WLS	BF	H	R	ER	SO	BB	IBB	HBP	BLK	WP	HR	S	P	ERA	WHIP				

BOTTOM

Atlanta Braves @ San Diego Padres
Jack Murphy Stadium, San Diego, CA

Thu Jul 13 1995, 10:05 PM EDT
Att: 15,028 - Unknown - 67 F

livebaseballscorecards.com

AB	32
R	1
H	5
RBI	1
BB	1
SO	9
LOB	11



Batter	1	2	3	4	5	6	7	8	9	AB R H RBI BB SO LOB	TOP
Marquis Grissom, R (1, 8) <small>OBP: 0.331, SLG: 0.402</small>	4-2 G6-3 BB		2-0 F9		0-2 FC4-6 L5-3 1-2f		2-1 G6-3		2-1 2-H 1B	4 1 1 1 1 0 1	
Jeff Blauser, R (1, 6) <small>OBP: 0.325, SLG: 0.355</small>	3-1 G6-3 1-3		0-3 K		1-0 L5-3 1-2		0-0 1B		2-1 F8	5 0 1 0 0 1 3	
10 Chipper Jones, S (1, 5) <small>OBP: 0.375, SLG: 0.466</small>	4-1 2B BB		4-1 BB		2-1 CS 1B		2-0 G1-3			2 1 1 0 2 0 1	
Fred McGriff, L (1, 3) <small>OBP: 0.376, SLG: 0.485</small>	3-0 SF8 3-H		2-3 K		2-0 HR 1B		0-0 G4-3			3 1 1 1 0 1 1	
David Justice, L (1, 9) <small>OBP: 0.410, SLG: 0.527</small>	3-2 1-H 2B		2-1 G4-3		3-3 K 1-2 2-3		3-2 G4-3			4 0 1 1 0 1 2	
Ryan Klesko, L (1, 7) Mike Kelly, R (8, 7) <small>OBP: 0.270, SLG: 0.339</small>	2-3 K		3-3 K		4-0 HR IBB		1-3 K			3 1 0 0 1 3 1 0 0 0 0 0 0 0	
Javy Lopez, R (1, 2) <small>OBP: 0.328, SLG: 0.454</small>		1-3 K		0-1 1B		0-1 1-H 2-H HR		1-1 SH3-4 1B		4 2 3 3 0 1 0	
Rafael Belliard, R (1, 4) <small>OBP: 0.241, SLG: 0.231</small>		1-1 F8		1-3 K2-3		2-2 G4-3		0-0 SH3-4 1-2		3 0 0 0 0 1 1	
Tom Glavine, L (1, 1) <small>OBP: 0.324, SLG: 0.303</small> Dwight Smith, L (9, PH) <small>OBP: 0.301, SLG: 0.426</small> Mark Wohlers, R (9, 1) <small>OBP: 0.270, SLG: 0.339</small>		1-2 G6-3		2-2 FC4-6 1B		3-3 K		3-3 K		3 0 1 0 0 1 0 1 0 0 0 0 1 1 0 0 0 0 0 0 0	
Inning Stats	R: 2 H: 1 E: 0 LOB: 1 K: 1 BB: 2 S: 17 P: 36	R: 0 H: 0 E: 0 LOB: 0 K: 1 BB: 0 S: 8 P: 11	R: 0 H: 0 E: 0 LOB: 1 K: 2 BB: 1 S: 8 P: 16	R: 0 H: 1 E: 0 LOB: 1 K: 2 BB: 0 S: 13 P: 19	R: 0 H: 1 E: 0 LOB: 0 K: 0 BB: 0 S: 7 P: 10	R: 3 H: 3 E: 0 LOB: 0 K: 1 BB: 1 S: 11 P: 24	R: 0 H: 1 E: 0 LOB: 1 K: 1 BB: 0 S: 7 P: 14	R: 0 H: 0 E: 0 LOB: 0 K: 1 BB: 0 S: 9 P: 13	R: 1 H: 2 E: 0 LOB: 1 K: 1 BB: 0 S: 10 P: 18	1B: 7 SF: 1 2B: 3 SAC: 1 3B: 0 DP: 2 HR: 1 HBP: 0	WP: 0 PA: 38 PB: 0 SB: 1 CS: 2
PITCHER Andy Benes, R (1, 1) <small>ERA: 3.96</small> Brian Williams, R (7, 1) <small>ERA: 5.45</small> Willie Blair, R (9, 1) <small>ERA: 5.16</small>	IP WLS BF H R ER SO BB IBB HBP BLK WP HR S P ERA WHIP 6.0 L 26 6 5 5 7 3 1 0 0 0 1 64 116 7.50 1.500 2.0 7 1 0 0 2 0 0 0 0 0 0 16 27 0.00 0.500 1.0 5 2 1 1 1 0 0 0 0 0 0 10 18 9.00 2.000	PITCHER IP WLS BF H R ER SO BB IBB HBP BLK WP HR S P ERA WHIP									

Atlanta Braves @ San Diego Padres
 Jack Murphy Stadium, San Diego, CA

Fri Jul 14 1995, 6:33 AM EDT
 Att: 17,027 - Sunny

livebaseballscorecards.com

AB 32
R 6
H 9
RBI 6
BB 4
SO 10
LOB 11



Batter	1	2	3	4	5	6	7	8	9	AB	R	H	RBI	BB	SO	LOB
Steve Finley, L (1, 8) OBP: 0.355, SLG: 0.393	2-2 CS 1B		0-1 FC4-6 1B			0-3 K		0-1 1-3 1B 2B		4	1	3	0	0	1	0
Jody Reed, R (1, 4) OBP: 0.364, SLG: 0.301	3-2 G1-3 1-2		1-0 FC4-6 1-2f			3-2 G6-3		0-0 2-H 3-H 1B		4	0	1	2	0	0	2
Tony Gwynn, L (1, 9) OBP: 0.406, SLG: 0.495	2-1 G3-1				0-1 G5-4-3 1B		1-0 G4-3	0-1 F8		4	0	1	0	0	0	1
Ken Caminiti, S (1, 5) OBP: 0.352, SLG: 0.459		0-0 P4-3		0-0 G5-4-3 1-2f		0-1 E9 G4-3		2-3 K		4	0	0	0	0	1	1
Eddie Williams, R (1, 3) OBP: 0.317, SLG: 0.434		0-0 1B		2-1 G4-3		1-1 G4-3 2-3		0-0 DI 1B		4	0	2	0	0	0	1
Phil Clark, R (1, 7) OBP: 0.281, SLG: 0.407 Scott Livingstone, L (9, PH) OBP: 0.269, SLG: 0.353		1-0 F8		2-2 G6-3		3-0 G6-3		1-3 K 1-2		3	0	0	0	0	0	2
Brad Ausmus, R (1, 2) OBP: 0.315, SLG: 0.381		0-0 G4-3		1-0 G4-3		0-1 F7		0-3 K2-3		4	0	0	0	0	1	2
Andujar Cedeno, R (1, 6) OBP: 0.268, SLG: 0.366		2-2 G6-3		0-1 F9		1-0 F9		1-0 F9		3	0	0	0	0	0	0
Andy Benes, R (1, 1) OBP: 0.121, SLG: 0.125 Ray Holbert, R (6, PH) OBP: 0.242, SLG: 0.074 Brian Williams, R (7, 1) Brian Johnson, R (8, PH) OBP: 0.265, SLG: 0.352 Willie Blair, R (9, 1)		3-3 K		0-0 G6-3		0-0 G6-3		1-0 2B 1B 1B		1	0	0	0	0	1	0

Inning Stats	R: 0	H: 1	E: 0	LOB: 0	K: 0	S: 9	P: 16	R: 0	H: 1	E: 0	LOB: 1	K: 0	S: 4	P: 5	R: 0	H: 1	E: 0	LOB: 1	K: 1	S: 10	P: 16	R: 0	H: 1	E: 0	LOB: 0	K: 0	S: 5	P: 7	R: 0	H: 0	E: 0	LOB: 0	K: 0	S: 7	P: 10	R: 0	H: 0	E: 0	LOB: 0	K: 1	S: 7	P: 10	R: 0	H: 0	E: 1	LOB: 1	K: 0	S: 6	P: 11	R: 2	H: 3	E: 0	LOB: 1	K: 0	S: 9	P: 11	R: 0	H: 1	E: 0	LOB: 1	K: 3	S: 10	P: 13	1B: 7	SF: 0	2B: 1	SAC: 0	3B: 0	DP: 1	HR: 0	HBP: 0	WP: 0	PA: 34
--------------	------	------	------	--------	------	------	-------	------	------	------	--------	------	------	------	------	------	------	--------	------	-------	-------	------	------	------	--------	------	------	------	------	------	------	--------	------	------	-------	------	------	------	--------	------	------	-------	------	------	------	--------	------	------	-------	------	------	------	--------	------	------	-------	------	------	------	--------	------	-------	-------	-------	-------	-------	--------	-------	-------	-------	--------	-------	--------

PITCHER	IP	WLS	BF	H	R	ER	SO	BB	IBB	HBP	BLK	WP	HR	S	P	ERA	WHIP
Tom Glavine, L (1, 1) ERA: 3.4	8.0	W	30	7	2	2	2	0	0	0	0	0	0	57	86	2.25	0.875
Mark Wohlers, R (9, 1) ERA: 2.67	1.0		4	1	0	0	3	0	0	0	0	0	0	10	13	0.00	1.000

BOTTOM

Atlanta Braves @ San Diego Padres
Jack Murphy Stadium, San Diego, CA

Fri Jul 14 1995, 6:33 AM EDT
Att. 17,027 - Sunny

AB	34
R	2
H	8
RBI	2
BB	0
SO	5
LOB	10



WP: 0	PA: 34
PB: 0	
SB: 0	
CS: 1	

BOTTOM

Atlanta Braves @ San Diego Padres
Jack Murphy Stadium, San Diego, CA

Sat Jul 15 1995, 10:05 PM EDT
Att. 39,737 - Sunny

livebaseballscorecards.com

AB	33
R	6
H	6
RBI	5
BB	4
SO	6
LOB	13



WP	1	PA	38
PB	0		
SB	4		
CS	0		

AB	R	H	RBI	BB	SO	LOB
5	2	1	0	0	0	1
2	1	0	0	3	0	1
4	1	2	2	0	0	2
3	1	1	0	1	1	3
4	1	1	3	0	1	4
1	0	0	0	0	0	0
2	0	0	0	0	1	1
4	0	0	0	0	0	1
3	0	0	0	0	1	0
0	0	0	0	0	0	0
1	0	0	0	0	0	0
3	0	1	0	0	1	0
0	0	0	0	0	0	0
0	0	0	0	0	0	0
1	0	0	0	0	1	0

1B	SF	2B	3B	DP	HR	HBP
4	0	0	0	0	0	0
2	0	1	0	0	0	0
3	0	0	0	0	0	0
4	0	1	3	0	1	4
1	0	0	0	0	0	0
2	0	0	0	0	1	1
4	0	0	0	0	0	1
3	0	0	0	0	1	0
0	0	0	0	0	0	0
1	0	0	0	0	0	0
3	0	1	0	0	1	0
0	0	0	0	0	0	0
0	0	0	0	0	0	0
1	0	0	0	0	1	0

R	H	ER	SO	BB	IBB	HBP	BLK	WP	HR	S	P	ERA	WHIP
0	0	0	0	0	0	0	0	0	0	0	0	12.46	1.846
0	0	0	0	0	0	0	0	0	0	14	21	0.00	0.000
0	0	0	0	0	0	0	0	0	0	7	11	0.00	6.000
0	0	0	0	0	0	0	0	0	0	14	20	0.00	0.000
0	0	0	0	0	0	0	0	0	0	6	9	0.00	0.000

IP	WLS	BF	H	R	ER	SO	BB	IBB	HBP	BLK	WP	HR	S	P	ERA	WHIP
4.1		22	5	6	6	1	3	0	0	0	1	1	40	71	12.46	1.846
1.2	W	5	0	0	0	3	0	0	0	0	0	0	14	21	0.00	0.000
0.1		3	1	0	0	0	1	0	0	0	0	0	7	11	0.00	6.000
1.2		5	0	0	0	1	0	0	0	0	0	0	14	20	0.00	0.000
1.0	S	3	0	0	0	1	0	0	0	0	0	0	6	9	0.00	0.000

PITCHER	IP	WLS	BF	H	R	ER	SO	BB	IBB	HBP	BLK	WP	HR	S	P	ERA	WHIP
Steve Avery, L	(1, 1)	4.1		5	6	6	1	3	0	0	0	1	1	40	71	12.46	1.846
Brad Clontz, R	(5, 1)	1.2	W	5	0	0	3	0	0	0	0	0	0	14	21	0.00	0.000
Pedro Borbon, L	(7, 1)	0.1		3	1	0	0	1	0	0	0	0	0	7	11	0.00	6.000
Greg McMichael, R	(7, 1)	1.2		5	0	0	1	0	0	0	0	0	0	14	20	0.00	0.000
Mark Wohlers, R	(9, 1)	1.0	S	3	0	0	1	0	0	0	0	0	0	6	9	0.00	0.000

R	H	ER	SO	BB	IBB	HBP	BLK	WP	HR	S	P	ERA	WHIP
0	0	0	0	0	0	0	0	0	0	0	0	12.46	1.846
0	0	0	0	0	0	0	0	0	0	14	21	0.00	0.000
0	0	0	0	0	0	0	0	0	0	7	11	0.00	6.000
0	0	0	0	0	0	0	0	0	0	14	20	0.00	0.000
0	0	0	0	0	0	0	0	0	0	6	9	0.00	0.000

R	H	ER	SO	BB	IBB	HBP	BLK	WP	HR	S	P	ERA	WHIP
0	0	0	0	0	0	0	0	0	0	0	0	12.46	1.846
0	0	0	0	0	0	0	0	0	0	14	21	0.00	0.000
0	0	0	0	0	0	0	0	0	0	7	11	0.00	6.000
0	0	0	0	0	0	0	0	0	0	14	20	0.00	0.000
0	0	0	0	0	0	0	0	0	0	6	9	0.00	0.000

R	H	ER	SO	BB	IBB	HBP	BLK	WP	HR	S	P	ERA	WHIP
0	0	0	0	0	0	0	0	0	0	0	0	12.46	1.846
0	0	0	0	0	0	0	0	0	0	14	21	0.00	0.000
0	0	0	0	0	0	0	0	0	0	7	11	0.00	6.000
0	0	0	0	0	0	0	0	0	0	14	20	0.00	0.000
0	0	0	0	0	0	0	0	0	0	6	9	0.00	0.000

R	H	ER	SO	BB	IBB	HBP	BLK	WP	HR	S	P	ERA	WHIP
0	0	0	0	0	0	0	0	0	0	0	0	12.46	1.846
0	0	0	0	0	0	0	0	0	0	14	21	0.00	0.000
0	0	0	0	0	0	0	0	0	0	7	11	0.00	6.000
0	0	0	0	0	0	0	0	0	0	14	20	0.00	0.000
0	0	0	0	0	0	0	0	0	0	6	9	0.00	0.000

R	H	ER	SO	BB	IBB	HBP	BLK	WP	HR	S	P	ERA	WHIP
0	0	0	0	0	0	0	0	0	0	0	0	12.46	1.846
0	0	0	0	0	0	0	0	0	0	14	21	0.00	0.000
0	0	0	0	0	0	0	0	0	0	7	11	0.00	6.000
0	0	0	0	0	0	0	0	0	0	14	20	0.00	0.000
0	0	0	0	0	0	0	0	0	0	6	9	0.00	0.000

R	H	ER	SO	BB	IBB	HBP	BLK	WP	HR	S	P	ERA	WHIP
0	0	0	0	0	0	0	0	0	0	0	0	12.46	1.846
0	0	0	0	0	0	0	0	0	0	14	21	0.00	0.000
0	0	0	0	0	0	0	0	0	0	7	11	0.00	6.000
0	0	0	0	0	0	0	0	0	0	14	20	0.00	0.000
0	0	0	0	0	0	0	0	0	0	6	9	0.00	0.000

Batter	1	2	3	4	5	6	7	8	9	AB	R	H	RBI	BB	SO	LOB
Steve Finley, L OBP: 0.353, SLG: 0.390	1-1 G4-3 S 2B 1B		0-0 FC4-6 S FC4-6 1-2f	1-1 P6			0-1 G1-3		0-1 G6-3	5	2	1	0	0	0	1
Jody Reed, R OBP: 0.369, SLG: 0.298	1-2 G4-3		4-2 FC4-6 BB			4-2 S G1-3 WP BB		4-2 1B BB	2-0 G5-3	2	1	0	0	3	0	1
Tony Gwynn, L OBP: 0.407, SLG: 0.498	0-0 G6-3 2B		2-0 FC4-6 1B HR			1-0 G1-3		0-0 FC6-4 1B		4	1	2	2	0	0	2
Ken Caminiti, S OBP: 0.354, SLG: 0.458	1-1 G6-3		0-0 HR 1B			4-1 BB		2-3 SAFE K		3	1	1	0	1	1	3
Eddie Williams, R OBP: 0.316, SLG: 0.446	1-2 G4-3		0-1 HR			1-3 K		1-1 FC6-4		4	1	1	3	0	1	4
Phil Clark, R OBP: 0.288, SLG: 0.400		0-0 G6-3	4-1 FC6 HBP			1-3 K		1-2 G3		1	0	0	0	0	0	0
Melvin Nieves, S OBP: 0.277, SLG: 0.347										2	0	0	0	0	1	1
Brian Johnson, R OBP: 0.256, SLG: 0.339		1-0 G1-3	0-1 FC6				0-0 G4-3		2-2 P5	4	0	0	0	0	0	1
Andujar Cedeno, R OBP: 0.265, SLG: 0.361		2-3 K					2-2 G3-1		0-1 G4-3	3	0	0	0	0	1	0
Ray Holbert, R OBP: 0.242, SLG: 0.074										0	0	0	0	0	0	0
Scott Livingstone, L OBP: 0.264, SLG: 0.346										1	0	0	0	0	0	0
Andy Ashby, R OBP: 0.115, SLG: 0.080			2-1 FC4-6 1B			2-1 L8				3	0	1	0	0	1	0
Bryce Florie, R										0	0	0	0	0	0	0
Doug Bochtler, R										0	0	0	0	0	0	0
Roberto Petagine, L OBP: 0.377, SLG: 0.416										1	0	0	0	0	1	0

Batter	1	2	3	4	5	6	7	8	9	AB	R	H	RBI	BB	SO	LOB
Steve Finley, L OBP: 0.353, SLG: 0.390	1-1 G4-3 S 2B 1B		0-0 FC4-6 S FC4-6 1-2f	1-1 P6			0-1 G1-3		0-1 G6-3	5	2	1	0	0	0	1
Jody Reed, R OBP: 0.369, SLG: 0.298	1-2 G4-3		4-2 FC4-6 BB			4-2 S G1-3 WP BB		4-2 1B BB	2-0 G5-3	2	1	0	0	3	0	1
Tony Gwynn, L OBP: 0.407, SLG: 0.498	0-0 G6-3 2B		2-0 FC4-6 1B HR			1-0 G1-3		0-0 FC6-4 1B		4	1	2	2	0	0	2
Ken Caminiti, S OBP: 0.354, SLG: 0.458	1-1 G6-3		0-0 HR 1B			4-1 BB		2-3 SAFE K		3	1	1	0	1	1	3
Eddie Williams, R OBP: 0.316, SLG: 0.446	1-2 G4-3		0-1 HR			1-3 K		1-1 FC6-4		4	1	1	3	0	1	4
Phil Clark, R OBP: 0.288, SLG: 0.400		0-0 G6-3	4-1 FC6 HBP			1-3 K		1-2 G3		1	0	0	0	0	0	0
Melvin Nieves, S OBP: 0.277, SLG: 0.347										2	0	0	0	0	1	1
Brian Johnson, R OBP: 0.256, SLG: 0.339		1-0 G1-3	0-1 FC6				0-0 G4-3		2-2 P5	4	0	0	0	0	0	1
Andujar Cedeno, R OBP: 0.265, SLG: 0.361		2-3 K														

Batter	1	2	3	4	5	6	7	8	9	AB R H RBI BB SO LOB	TOP											
Marquis Grissom, R (1, 8) OBP: 0.337, SLG: 0.404	0-2 WP 2B		0-0 G4-3			0-1 G6-3		4-1 2B BB		3 0 1 0 1 0 1	<p>Atlanta Braves @ San Diego Padres</p> <p>Jack Murphy Stadium, San Diego, CA</p> <p>Sun Jul 16 1995, 6:33 AM EDT</p> <p>Att. 23,925 - Sunny - 85 F</p>											
Jeff Blauser, R (1, 6) OBP: 0.322, SLG: 0.359	0-2 P4		2-3 K			0-0 F9		2-3 K		4 0 0 0 0 2 4												
Jose Oliva, R (1, 5) OBP: 0.202, SLG: 0.330 Ryan Klesko, L (8, PH) OBP: 0.421, SLG: 0.611	3-2 P4				2-1 F9	4-2 BB		0-0 2B		2 0 0 0 1 0 1 1 0 1 1 0 0 0												
Fred McGriff, L (1, 3) OBP: 0.367, SLG: 0.470	3-2 F7				1-2 F8	1-0 G3-4-3		1-3 2B		4 0 0 0 0 1 4												
David Justice, L (1, 9) OBP: 0.408, SLG: 0.511		2-1 P2			4-2 BB		0-1 F7		3-2 G4-3	3 0 0 0 1 0 0												
Javy Lopez, R (1, 2) OBP: 0.322, SLG: 0.444		0-1 G5-3			0-0 F8		0-1 L6		1-1 G5-3	4 0 0 0 0 0 1												
Mike Kelly, R (1, 7) OBP: 0.272, SLG: 0.333 Pedro Borbon, R (8, 1) Dwight Smith, L (9, PH) OBP: 0.307, SLG: 0.471		4-2 CS BB			0-2 G5-3		2-3 K		2-3 K	2 0 0 0 1 1 0 0 0 0 0 0 0 0 1 0 0 0 0 1 0												
Mike Mordecai, R (1, 4) OBP: 0.320, SLG: 0.542		3-0 SAFE CS	2-1 G4-3 SH5-4 1B		0-0 F8		2-1 E8 2B			3 1 1 0 0 0 0												
Kent Mercker, L (1, 1) OBP: 0.103, SLG: 0.138 Steve Bedrosian, R (5, 1) Mike Stanton, L (7, 1) Brad Clontz, R (7, 1) 10 Chipper Jones, S (7, 7) OBP: 0.368, SLG: 0.456		1 SAFE L	0-1 SH5-4		1-2 F8		1-0 F8			1 0 0 0 0 0 0 0 0 0 0 0 0 0 0 0 0 0 0 0 0 0 0 0 0 0 0 0 1 0 0 0 0 0 1												
Inning Stats	R: 0 E: 0 K: 0 S: 13	H: 1 LOB: 1 BB: 0 P: 19	R: 0 E: 0 K: 0 S: 8	H: 0 LOB: 0 BB: 1 P: 17	R: 0 E: 0 K: 1 S: 9	H: 1 LOB: 1 BB: 0 P: 13	R: 0 E: 0 K: 0 S: 8	H: 0 LOB: 1 BB: 1 P: 15	R: 0 E: 0 K: 0 S: 7	H: 0 LOB: 0 BB: 0 P: 8	R: 0 E: 0 K: 0 S: 7	H: 0 LOB: 1 BB: 1 P: 12	R: 0 E: 0 K: 1 S: 7	H: 0 LOB: 0 BB: 0 P: 9	R: 1 E: 1 K: 2 S: 11	H: 1 LOB: 2 BB: 1 P: 21	R: 0 E: 0 K: 1 S: 9	H: 0 LOB: 0 BB: 0 P: 15	1B: 1 2B: 2 3B: 0 HR: 0	SF: 0 SAC: 1 DP: 0 HBP: 0	WP: 1 PB: 0 SB: 0 CS: 1	PA: 35
PITCHER	IP WLS BF H R ER SO BB IBB HBP BLK WP HR S P ERA WHIP																					
Glenn Dishman, L (1, 1) ERA: 2.16	7.1 W 28 2 1 0 2 4 0 0 0 1 0 63 104 0.00 0.818																					
Brian Williams, R (8, 1) ERA: 5.4	0.1 1 0 0 0 1 0 0 0 0 0 0 3 5 0.00 0.000																					
Fernando Valenzuela, L (8, 1) ERA: 6.17	0.1 2 1 0 0 1 0 0 0 0 0 0 4 5 0.00 3.000																					
Trevor Hoffman, R (9, 1) ERA: 4.05	1.0 S 3 0 0 0 1 0 0 0 0 0 0 9 15 0.00 0.000																					

livebaseballscorecards.com

AB	29
R	1
H	3
RBI	1
BB	4
SO	5
LOB	12



Batter	1	2	3	4	5	6	7	8	9
Steve Finley, L OBP: 0.356, SLG: 0.403 (1, 8)	1-3 K		3-2 HR		0-1 PO 1B		1-0 FC4-2 1B	0-0 F8	
Jody Reed, R OBP: 0.379, SLG: 0.300 (1, 4)	1-0 F7		4-2 BB		4-2 S BB		2-1 FC4-2 1B	4-2 BB	
Tony Gwynn, L OBP: 0.404, SLG: 0.495 (1, 9)	1-1 F7		1-0 G4-3		0-0 SF8		2-2 FC4-2 1B	1-2 P6	
Ken Caminiti, S OBP: 0.352, SLG: 0.466 (1, 5)		0-1 G5-3		0-0 HR	0-0 L9		3-1 FC4-2		
Eddie Williams, R OBP: 0.324, SLG: 0.446 (1, 3)		4-2 BB		0-1 1B	4-1 BB		1-2 2-3 3-H K		
Roberto Petagine, L OBP: 0.377, SLG: 0.416 (8, 3)									
Phil Clark, R OBP: 0.290, SLG: 0.397 (1, 7)		1-1 F9		2-0 F7	1-1 PO	0-1 CS 1B	3-3 K		
Melvin Nieves, S OBP: 0.275, SLG: 0.345 (7, PH)									
Brad Ausmus, R OBP: 0.319, SLG: 0.384 (1, 2)		3-2 G5-3		0-0 G5-4-3 1B		3-3 K		0-0 F8 1B	
Ray Holbert, R OBP: 0.270, SLG: 0.100 (1, 6)			3-1 F7	0-2 G5-4-3		4-2 S BB		2-1 S 1B	
Glenn Dishman, R OBP: 0.200, SLG: 0.200 (1, 1)			0-0 G1-3		1-0 BB SF8 1B	0-3 K		3-2 L9	
Brian Williams, R (8, 1)									
Fernando Valenzuela, L OBP: 0.167, SLG: 0.417 (8, 1)									
Scott Livingstone, L OBP: 0.259, SLG: 0.340 (8, PH)									
Trevor Hoffman, R OBP: 0.500, SLG: 1.000 (9, 1)									

Inning Stats	R: 0	H: 0	E: 0	K: 1	S: 6	LOB: 0	BB: 0	P: 9	R: 0	H: 0	E: 0	K: 0	S: 10	LOB: 1	BB: 1	P: 18	R: 1	H: 1	E: 0	K: 0	S: 9	LOB: 1	BB: 1	P: 20	R: 1	H: 3	E: 0	K: 0	S: 8	LOB: 1	BB: 0	P: 10	R: 1	H: 2	E: 0	K: 0	S: 9	LOB: 2	BB: 2	P: 19	R: 0	H: 1	E: 0	K: 2	S: 10	LOB: 1	BB: 1	P: 17	R: 0	H: 3	E: 0	K: 2	S: 18	LOB: 3	BB: 0	P: 29	R: 0	H: 2	E: 0	K: 0	S: 18	LOB: 3	BB: 1	P: 28
--------------	------	------	------	------	------	--------	-------	------	------	------	------	------	-------	--------	-------	-------	------	------	------	------	------	--------	-------	-------	------	------	------	------	------	--------	-------	-------	------	------	------	------	------	--------	-------	-------	------	------	------	------	-------	--------	-------	-------	------	------	------	------	-------	--------	-------	-------	------	------	------	------	-------	--------	-------	-------

PITCHER	IP	WLS	BF	H	R	ER	SO	BB	IBB	HBP	BLK	WP	HR	S	P	ERA	WHIP
Kent Mercker, L ERA: 4.27 (1, 1)	4.0	L	20	6	3	3	1	3	0	0	0	0	0	38	67	6.75	2.250
Steve Bedrosian, R ERA: 4.91 (5, 1)	2.0		7	1	0	0	2	2	0	0	0	0	0	14	26	0.00	1.500
Mike Stanton, L ERA: 5.4 (7, 1)	0.0		3	3	0	0	0	0	0	0	0	0	0	7	12	∞	∞
Brad Clontz, R ERA: 3.99 (7, 1)	1.1		6	2	0	0	2	0	0	0	0	0	0	19	30	0.00	1.500
Pedro Borbon, L ERA: 2.92 (8, 1)	0.2		3	0	0	0	0	1	0	0	0	0	0	10	15	0.00	1.500

BOTTOM

AB R H RBI BB SO LOB

5	1	3	1	0	1	2
2	0	1	0	3	0	0
4	0	1	1	0	0	4
4	1	1	1	0	0	5
2	0	1	0	2	1	3
0	0	0	0	0	0	0
3	0	1	0	0	0	2
1	0	0	0	0	1	3
4	0	2	0	0	1	2
3	0	1	0	1	0	2
3	1	1	0	0	1	1
0	0	0	0	0	0	0
0	0	0	0	0	0	0
1	0	0	0	0	0	2
0	0	0	0	0	0	0

1B: 10 SF: 1
2B: 0 SAC: 0
3B: 0 DP: 1
HR: 2 HBP: 0

WP: 0 PA: 40
PB: 0
SB: 4
CS: 1

Atlanta Braves @ San Diego Padres
Jack Murphy Stadium, San Diego, CA
 Sun Jul 16 1995, 6:33 AM EDT
 Att. 23,925 - Sunny - 85 F

livebaseballscorecards.com



Batter	1	2	3	4	5	6	7	8	9	AB R H RBI BB SO LOB	TOP																
Deion Sanders, L (1, 8) OBP: 0.303, SLG: 0.328	0-0 E3 WP HR	1-1 FC3 SF9 1B		0-0 FC4-6 1B		1-2 G3-1		0-0 L4		5 1 1 1 0 0 2																	
Thomas Howard, S (1, 7) OBP: 0.355, SLG: 0.394	2-2 F8	1-0 HBP 1B		2-1 FC4-6 CS		2-2 F8		0-0 F7		5 0 1 0 0 0 2																	
Barry Larkin, R (1, 6) OBP: 0.393, SLG: 0.488	2-1 HR	0-2 SF9		3-2 F8		1-3 K		0-2 G6-3		4 1 1 3 0 1 1																	
Reggie Sanders, R (1, 9) OBP: 0.403, SLG: 0.588	2-1 E 2B	1-2 HBP		2-1 E6 2B		0-0 G4-3		0-1 F8		4 2 1 0 0 0 0																	
Hal Morris, L (1, 3) OBP: 0.232, SLG: 0.305	2-3 K	1-3 K		0-0 F7		1-2 G1-3				4 0 0 0 0 2 5																	
Benito Santiago, R (1, 2) OBP: 0.347, SLG: 0.522	2-1 G6-3		0-0 P4		1-3 K		0-0 F9			4 0 0 0 0 1 1																	
Bret Boone, R (1, 4) OBP: 0.346, SLG: 0.435		1-3 K2-3	3-1 F8		0-1 2B		1-2 F9			4 0 1 1 0 1 0																	
Jeff Branson, L (1, 5) OBP: 0.348, SLG: 0.484		0-0 1B FC3 2B	0-0 1B		4-0 IBB		1-2 P2			3 1 2 0 1 0 0																	
C.J. Nitkowski, L (1, 1) OBP: 0.200, SLG: 0.200		0-0 1B FC3 SF9 1B	1-3 K		0-3 K		2-2 1B			3 1 1 0 0 2 3																	
Brad Pennington, L (6, 1)										0 0 0 0 0 0 0																	
Hector Carrasco, R (7, 1)										0 0 0 0 0 0 0																	
Eddie Taubensee, L (8, PH) OBP: 0.327, SLG: 0.485										1 0 1 0 0 0 0																	
Michael Jackson, R (8, 1)										0 0 0 0 0 0 0																	
Inning Stats	R: 3 E: 1 K: 1 S: 14	H: 2 LOB: 0 BB: 0 P: 23	R: 2 E: 0 K: 2 S: 17	H: 3 LOB: 3 BB: 0 P: 22	R: 0 E: 0 K: 1 S: 7	H: 1 LOB: 1 BB: 0 P: 11	R: 0 E: 0 K: 0 S: 7	H: 1 LOB: 0 BB: 0 P: 11	R: 1 E: 1 K: 2 S: 11	H: 1 LOB: 2 BB: 1 P: 18	R: 0 E: 0 K: 1 S: 11	H: 0 LOB: 0 BB: 0 P: 15	R: 0 E: 0 K: 0 S: 5	H: 0 LOB: 0 BB: 0 P: 6	R: 0 E: 0 K: 0 S: 10	H: 1 LOB: 1 BB: 0 P: 14	R: 0 E: 0 K: 0 S: 6	H: 0 LOB: 0 BB: 0 P: 6	1B: 5 2B: 3 3B: 0 HR: 1	SF: 1 SAC: 0 DP: 0 HBP: 1	WP: 1 PB: 0 SB: 1 CS: 1	PA: 40					
PITCHER	IP WLS BF H R ER SO BB IBB HBP BLK WP HR S P ERA WHIP																										
Scott Sanders, R (1, 1) ERA: 4.34	1.1		11	5	5	3	2	0	0	0	0	1	1	22	34	20.25	3.750										
Willie Blair, R (2, 1) ERA: 4.33	5.2	W	22	3	1	0	5	0	1	1	0	0	0	50	72	0.00	0.529										
Brian Williams, R (8, 1) ERA: 5.24	1.0		4	1	0	0	0	0	0	0	0	0	0	10	14	0.00	1.000										
Trevor Hoffman, R (9, 1) ERA: 3.9	1.0	S	3	0	0	0	0	0	0	0	0	0	0	6	6	0.00	0.000										

Cincinnati Reds @ San Diego Padres
Jack Murphy Stadium, San Diego, CA

Mon Jul 17 1995, 10:05 PM EDT
Att: 9,953 - Unknown - 73 F

livebaseballscorecards.com

AB	37
R	6
H	9
RBI	5
BB	1
SO	7
LOB	14



Batter	1	2	3	4	5	6	7	8	9	AB R H RBI BB SO LOB	TOP
Deion Sanders, L (1, 8) OBP: 0.292, SLG: 0.315 Jeff Brantley, R (9, 1)	0-1 B1-3	2-2 F8			0-3 K		1-0 G3		1-3 K	5 0 0 0 0 2 3 0 0 0 0 0 0 0	
Thomas Howard, S (1, 7) OBP: 0.345, SLG: 0.382	1-1 F8		1-1 G4-3		1-2 G6-3		1-0 G5-3		1-0 2-1	4 0 0 0 0 0 0	
Barry Larkin, R (1, 6) OBP: 0.398, SLG: 0.490	1-1 F8		1-1 E9 1B			1-0 1B 1B		4-1 WP S BB		3 1 2 0 1 0 0	
Reggie Sanders, R (1, 9) OBP: 0.404, SLG: 0.590		1-0 1B 2B	1-1 G5-3		0-0 1B 1B		0-3 K			4 2 2 0 0 1 2	
Hal Morris, L (1, 3) OBP: 0.232, SLG: 0.304		0-1 E FC1 G5-3 1B 2-H	3-2 G6-3		0-1 G6-3		0-1 L6			4 1 1 1 0 0 4	
Benito Santiago, R (1, 2) OBP: 0.342, SLG: 0.507		1-2 FC1 G5-3 1-3		1-2 G4-3		0-1 1B 2-H 3-H		2-3 K		4 0 1 2 0 1 2	
Bret Boone, R (1, 4) OBP: 0.341, SLG: 0.429		0-1 P3		2-3 K		1-3 K			0-0 F9	4 0 0 0 0 2 3	
Jeff Branson, L (1, 5) OBP: 0.351, SLG: 0.479		4-0 G5-3 IBB		0-3 K		2-1 F8			4-2 3B BB	2 1 0 0 2 1 1	
Jose Rijo, R (1, 1) OBP: 0.136, SLG: 0.182 Chuck McElroy, L (3, 1) Xavier Hernandez, L (6, 1) Lenny Harris, L (9, PH) Jerome Walton, R (9, 8)		0-0 G5-3			0-0 G5-3		2-3 K		1-1 2-1 3B	1 0 0 1 0 0 2 1 0 0 0 0 0 0 1 0 0 0 0 1 0 1 0 1 1 0 0 0 0 0 0 0 0 0 0	
Inning Stats	R: 0 H: 0 E: 0 LOB: 0 K: 0 BB: 0 S: 6 P: 8	R: 2 H: 2 E: 1 LOB: 2 K: 0 BB: 1 S: 12 P: 20	R: 0 H: 1 E: 1 LOB: 1 K: 0 BB: 0 S: 9 P: 15	R: 0 H: 0 E: 0 LOB: 0 K: 2 BB: 0 S: 10 P: 13	R: 0 H: 0 E: 0 LOB: 0 K: 1 BB: 0 S: 7 P: 8	R: 2 H: 3 E: 0 LOB: 1 K: 1 BB: 0 S: 11 P: 15	R: 0 H: 0 E: 0 LOB: 0 K: 1 BB: 0 S: 5 P: 9	R: 0 H: 0 E: 0 LOB: 1 K: 2 BB: 1 S: 10 P: 16	R: 1 H: 1 E: 0 LOB: 1 K: 1 BB: 1 S: 8 P: 15	1B: 5 SF: 0 2B: 1 SAC: 0 3B: 1 DP: 0 HR: 0 HBP: 0	WP: 1 PA: 37 PB: 0 SB: 1 CS: 0
PITCHER Joey Hamilton, R (1, 1) ERA: 3.1 Doug Bochtler, R (8, 1) ERA: 2.79	IP WLS BF H R ER SO BB IBB HBP BLK WP HR S P ERA WHIP	7.0 L 29 6 4 3 5 0 1 0 0 0 0 0 60 88 3.86 0.857	2.0 9 1 1 1 3 2 0 0 0 1 0 18 31 4.50 1.500	PITCHER IP WLS BF H R ER SO BB IBB HBP BLK WP HR S P ERA WHIP							

Cincinnati Reds @ San Diego Padres
 Jack Murphy Stadium, San Diego, CA
 Tue Jul 18 1995, 10:05 PM EDT
 Att. 10,867 - Unknown - 74 F

livebaseballscorecards.com

AB	34
R	5
H	7
RBI	5
BB	3
SO	8
LOB	17



Batter	1	2	3	4	5	6	7	8	9	AB	R	H	RBI	BB	SO	LOB
Steve Finley, L OBP: 0.357, SLG: 0.410 (1, 8) C B F X	1-2 G3 ①		2-1 F8 ①		0-1 F7 ③			3-2 HR ①		4	1	1	1	0	0	1
Jody Reed, R OBP: 0.379, SLG: 0.299 (1, 4) C B S X	1-2 F8 ②		1-2 F8 ②			0-1 1B ①		1-1 G5-3 ①		4	0	1	0	0	0	1
Tony Gwynn, L OBP: 0.400, SLG: 0.488 (1, 9) B X	1-0 G4-3 ③		0-3 K ③			0-0 F7 ①		1-2 G3-1 ②		4	0	0	0	0	1	2
Ken Caminiti, S OBP: 0.350, SLG: 0.458 (1, 5)		3-2 G1-3 ①		2-1 FC4-6 1B ①		1-1 F7 ②		1-2 G3-1 ③		4	0	1	0	0	0	1
Roberto Petagine, L OBP: 0.371, SLG: 0.408 Eddie Williams, R OBP: 0.327, SLG: 0.440 (4, PH) (5, 3)		1-3 K ②		1-2 F9 ①		1-3 K ③			4-0 BB BB ①	1	0	0	0	0	1	0
Melvin Nieves, S OBP: 0.281, SLG: 0.344 (1, 7)		0-0 BB 1B ①		0-0 L5 ②			2-1 F8 ①		4-1 BB 1B ①	3	0	1	0	1	0	1
Brad Ausmus, R OBP: 0.316, SLG: 0.371 (1, 2)		4-1 BB 1B ①		2-1 FC4-6 1-2f ③			2-2 F9 ②		2-3 K ①	3	0	0	0	1	1	3
Ray Holbert, R OBP: 0.289, SLG: 0.237 (1, 6)		1-3 K ③		1-3 K ①			0-0 1B ①		1-3 K ②	4	0	1	0	0	3	4
Joey Hamilton, R OBP: 0.154, SLG: 0.139 Scott Livingstone, L OBP: 0.255, SLG: 0.333 Doug Bochtler, R Phil Clark, R OBP: 0.299, SLG: 0.403 (7, PH) (8, 1) (9, PH)			0-1 1B ①		0-2 G6-3 ②		3-3 SAFE K ③		0-0 F9 ③	2	0	1	0	0	0	0
										1	0	0	0	0	1	1
										0	0	0	0	0	0	0
										1	0	0	0	0	0	2

Inning Stats	R: 0	H: 0	E: 0	K: 0	S: 7	R: 0	H: 1	E: 0	K: 2	S: 13	R: 0	H: 1	E: 0	K: 1	S: 12	R: 0	H: 1	E: 0	K: 0	S: 8	R: 0	H: 1	E: 0	K: 1	S: 8	R: 0	H: 1	E: 0	K: 1	S: 14	R: 1	H: 1	E: 0	K: 0	S: 13	R: 0	H: 0	E: 0	K: 2	S: 9	1B: 5	2B: 0	3B: 0	HR: 1	SF: 0	SAC: 0	DP: 0	HBP: 0	WP: 0	PB: 0	SB: 0	CS: 0	PA: 36
--------------	------	------	------	------	------	------	------	------	------	-------	------	------	------	------	-------	------	------	------	------	------	------	------	------	------	------	------	------	------	------	-------	------	------	------	------	-------	------	------	------	------	------	-------	-------	-------	-------	-------	--------	-------	--------	-------	-------	-------	-------	--------

PITCHER	IP	WLS	BF	H	R	ER	SO	BB	IBB	HBP	BLK	WP	HR	S	P	ERA	WHIP
Jose Rijo, R ERA: 4.17 (1, 1)	2.0		9	2	0	0	2	1	0	0	0	0	0	22	34	0.00	1.500
Chuck McElroy, L ERA: 4.0 (3, 1)	3.0	W	10	1	0	0	2	0	0	0	0	0	0	26	35	0.00	0.333
Xavier Hernandez, R ERA: 3.95 (6, 1)	3.0		12	3	1	1	2	0	0	0	0	0	1	35	50	3.00	1.000
Jeff Brantley, R ERA: 2.8 (9, 1)	1.0		5	0	0	0	2	2	0	0	0	0	0	9	20	0.00	2.000

BOTTOM

Cincinnati Reds @ San Diego Padres
Jack Murphy Stadium, San Diego, CA
Tue Jul 18 1995, 10:05 PM EDT
Att: 10,867 - Unknown - 74 F

AB	33
R	1
H	6
RBI	1
BB	3
SO	8
LOB	18



PITCHER	IP	WLS	BF	H	R	ER	SO	BB	IBB	HBP	BLK	WP	HR	S	P	ERA	WHIP
---------	----	-----	----	---	---	----	----	----	-----	-----	-----	----	----	---	---	-----	------

Batter	1	2	3	4	5	6	7	8	9	AB R H RBI BB SO LOB	TOP							
Deion Sanders, L (1, 8) OBP: 0.296, SLG: 0.326 Jeff Brantley, R (9, 1)	2-0 E6 BB 1B 1B	2-1 G4-3 2B		0-3 K			1-2 P6		2-1 1B 1B 1B	5 2 2 1 0 1 0 0 0 0 0 0 0 0								
Thomas Howard, S (1, 7) OBP: 0.347, SLG: 0.382	1-2 SAFE SAFE 1B 1B	0-0 G4-3			1-1 G4-3		3-1 G4-3		2-0 1B G3 1B	5 2 2 1 0 0 1								
Barry Larkin, R (1, 6) OBP: 0.398, SLG: 0.486	2-0 F8	0-2 G6-3			2-2 F8			4-2 S BB	0-2 G3 WP 1B	4 0 1 1 1 0 3								
Reggie Sanders, R (1, 9) OBP: 0.404, SLG: 0.596	2-3 K			2-1 G5-3		0-0 HR		2-3 SAFE SAFE K	4-0 G3 IBB	4 1 1 1 1 2 3								
Hal Morris, L (1, 3) OBP: 0.231, SLG: 0.295	4-0 BB 1B BB			1-1 G4-3		2-1 G6-3		1-3 K	2-0 G3	4 0 0 1 1 1 3								
Bret Boone, R (1, 4) OBP: 0.345, SLG: 0.436	2-2 BB 1B			0-0		2-1 G4-6-3 1B		3-1 L8	1-1 G4-3	5 0 3 2 0 0 4								
Jeff Branson, L (1, 5) OBP: 0.349, SLG: 0.470	4-2 1B BB			2-0 F8		0-0 G4-6-3			3-2 G4-3	3 0 0 0 1 0 2								
Damon Berryhill, S (1, 2) OBP: 0.255, SLG: 0.296 Jerome Walton, R (9, PR) OBP: 0.330, SLG: 0.490	2-3 K			1-3 K		1-3 K			2-2 1B 1B	4 0 1 0 0 3 3 0 1 0 0 0 0 0								
John Smiley, L (1, 1) OBP: 0.189, SLG: 0.371 Lenny Harris, L (7, PH) OBP: 0.255, SLG: 0.303 Michael Jackson, R (7, 1) Eddie Taubensee, L (9, PH) OBP: 0.331, SLG: 0.489		1-3 K		1-3 K			0-1 G4-3		0-0 1B 1B	2 0 0 0 0 2 0 1 0 0 0 0 0 0 0 0 0 0 0 0 0 1 1 1 0 0 0 0								
Inning Stats	R: 2 H: 2 E: 1 LOB: 3 K: 2 BB: 2 S: 18 P: 37	R: 0 H: 1 E: 0 LOB: 1 K: 1 BB: 0 S: 9 P: 12	R: 0 H: 1 E: 0 LOB: 1 K: 0 BB: 0 S: 6 P: 11	R: 0 H: 0 E: 0 LOB: 0 K: 3 BB: 0 S: 9 P: 11	R: 1 H: 1 E: 0 LOB: 0 K: 0 BB: 0 S: 8 P: 13	R: 0 H: 1 E: 0 LOB: 0 K: 1 BB: 0 S: 6 P: 9	R: 0 H: 0 E: 0 LOB: 0 K: 0 BB: 0 S: 7 P: 11	R: 0 H: 0 E: 0 LOB: 1 K: 2 BB: 1 S: 13 P: 22	R: 4 H: 5 E: 0 LOB: 3 K: 0 BB: 1 S: 19 P: 35	1B: 8 SF: 0 2B: 2 SAC: 0 3B: 0 DP: 1 HR: 1 HBP: 0	WP: 1 PA: 42 PB: 0 SB: 1 CS: 0							
PITCHER	IP WLS BF H R ER SO BB IBB HBP BLK WP HR S P ERA WHIP																	
Andy Benes, R (1, 1) ERA: 3.79	7.0		30	6	3	1	7	3	0	0	0	0	0	1	65	110	1.29	1.286
Bryce Florie, R (8, 1) ERA: 2.66	1.0		3	0	0	0	2	0	0	0	0	0	0	0	11	16	0.00	0.000
Trevor Hoffman, R (9, 1) ERA: 5.14	0.1	L	5	4	4	4	0	0	0	0	0	0	0	0	11	20	108.00	12.000
Brian Williams, R (9, 1) ERA: 5.14	0.2		4	1	0	0	0	0	1	0	0	1	0	8	15	0.00	1.500	

Cincinnati Reds @ San Diego Padres
 Jack Murphy Stadium, San Diego, CA
 Wed Jul 19 1995, 10:05 PM EDT
 Att. 13,036 - Unknown - 69 F

livebaseballscorecards.com

AB	38
R	7
H	11
RBI	7
BB	4
SO	9
LOB	19



Batter	1	2	3	4	5	6	7	8	9	AB	R	H	RBI	BB	SO	LOB
Marquis Grissom, R (1, 8) OBP: 0.328, SLG: 0.389	2-2 10 G4-3 1B BB 1B	0-1 G5-3		1-2 G5-3		1-1 F9		2-1 G5-3		5	1	1	0	0	0	1
Jeff Blauser, R (1, 6) OBP: 0.320, SLG: 0.362	1-2 BB 10 G4-3 1B 1B	2-1 G5-3		2-1 F9		3-3 K		3-2 HR		5	2	2	2	0	1	0
10 Chipper Jones, S (1, 5) OBP: 0.363, SLG: 0.447	0-1 G4-3		2-1 G4-3 1B BB 1B	2-2 G4-3		3-3 K		1-2 1B 1B		5	1	2	0	0	1	2
Fred McGriff, L (1, 3) OBP: 0.377, SLG: 0.495	4-2 1B BB BB		0-0 BB G4-3 1B		3-2 F7		2-1 S 2B	0-0 1B		4	0	3	0	1	0	0
David Justice, L (1, 9) OBP: 0.404, SLG: 0.503	4-2 1B BB		1-1 G4-3		3-1 G4-3		1-2 G5-3	0-0 P5		4	0	0	1	1	0	5
Ryan Klesko, L (1, 7) OBP: 0.433, SLG: 0.641	0-2 FC4-6		4-0 BB		1-2 BB 1B		4-2 SAFE G1-4-3 BB		2-2 F7	2	1	2	1	2	0	0
Mike Kelly, R (7, PR) OBP: 0.272, SLG: 0.333										0	0	0	0	0	0	0
Mike Stanton, L (8, 7)										0	0	0	0	0	0	0
Mike Mordecai, R (9, PH) OBP: 0.310, SLG: 0.481	1-2 2-3 3-H 1B		1-1 IBB		4-2 1B 1B					1	0	0	0	0	0	0
Charlie O'Brien, R (1, 2) OBP: 0.395, SLG: 0.526	1-3 K		4-1 BB		4-2 1B BB		1-1 G1-4-3		2-3 K	3	0	0	1	2	2	5
Mark Lemke, S (1, 4) OBP: 0.320, SLG: 0.343	0-0 FC4-6 1-2f		3-1 F7		2-1 1B			0-0 F8		5	0	1	1	0	1	6
Steve Avey, L (1, 1) OBP: 0.273, SLG: 0.531		0-0 G3		0-0 G3		1-2 G1-3		4-2 HR BB		3	0	0	0	0	0	5
Brad Clontz, R (6, 1)										0	0	0	0	0	0	0
Pedro Borbon, R (7, 1)										0	0	0	0	0	0	0
Greg McMichael, R (7, 1)										0	0	0	0	0	0	0
Steve Bedrosian, R (8, 1)										0	0	0	0	0	0	0
Dwight Smith, L (8, 7) OBP: 0.329, SLG: 0.472										0	1	0	0	1	0	0

Inning Stats	R: 2	H: 3	E: 0	LOB: 3	K: 1	S: 23	P: 35	R: 0	H: 0	E: 0	LOB: 0	K: 0	S: 5	R: 1	H: 2	E: 0	LOB: 3	K: 0	S: 9	R: 0	H: 0	E: 0	LOB: 0	K: 0	S: 11	R: 1	H: 2	E: 0	LOB: 2	K: 0	S: 16	R: 0	H: 0	E: 0	LOB: 0	K: 2	S: 8	R: 0	H: 1	E: 0	LOB: 2	K: 0	S: 9	R: 2	H: 3	E: 0	LOB: 2	K: 0	S: 14	R: 0	H: 0	E: 0	LOB: 0	K: 2	S: 11	1B: 9	2B: 1	3B: 0	HR: 1	SF: 0	SAC: 0	DP: 1	HBP: 0	WP: 0	PA: 44
--------------	------	------	------	--------	------	-------	-------	------	------	------	--------	------	------	------	------	------	--------	------	------	------	------	------	--------	------	-------	------	------	------	--------	------	-------	------	------	------	--------	------	------	------	------	------	--------	------	------	------	------	------	--------	------	-------	------	------	------	--------	------	-------	-------	-------	-------	-------	-------	--------	-------	--------	-------	--------

PITCHER	IP	WLS	BF	H	R	ER	SO	BB	IBB	HBP	BLK	WP	HR	S	P	ERA	WHIP
Andy Ashby, R (1, 1) ERA: 3.68	4.0		21	5	3	3	1	3	1	0	0	0	0	48	81	6.75	2.000
Willie Blair, R (5, 1) ERA: 4.46	1.0		6	2	1	1	0	1	0	0	0	0	0	16	30	9.00	3.000
Doug Bochtler, R (6, 1) ERA: 2.31	2.0	W	7	1	0	0	2	1	0	0	0	0	0	17	32	0.00	1.000
Brian Williams, R (8, 1) ERA: 5.55	0.2		4	1	2	2	0	1	0	0	0	0	1	9	18	27.00	3.000
Bryce Florie, R (8, 1) ERA: 2.66	0.0		1	1	0	0	0	0	0	0	0	0	0	3	4	∞	∞

BOTTOM

San Diego Padres @ Atlanta Braves
Atlanta-Fulton County Stadium, Atlanta, GA

Fri Jul 21 1995, 7:05 PM EDT
Att: 39,888 - Unknown - 89 F

livebaseballscorecards.com

AB	37
R	6
H	11
RBI	6
BB	7
SO	5
LOB	24

Braves

Batter	1	2	3	4	5	6	7	8	9	AB R H RBI BB SO LOB	TOP																									
Steve Finley, L (1, 8) OBP: 0.352, SLG: 0.404	0-0 G4-3		2-3 K			0-1 G3		3-2 S 1B 2B		4 1 1 1 0 1 0																										
Jody Reed, R (1, 4) OBP: 0.382, SLG: 0.311	1-1 G1-3 1B			1-2 G6-3		3-1 G6-3		2-0 G6-3		4 0 1 1 0 0 1																										
Tony Gwynn, L (1, 9) OBP: 0.396, SLG: 0.479	2-1 G1-3			0-1 G3			2-2 F7	3-2 2-H 1B		4 0 1 1 0 0 1																										
Ken Caminiti, S (1, 5) OBP: 0.348, SLG: 0.453	0-0 F9			0-3 K			2-1 1B 2B	0-3 K		4 0 1 0 0 2 2																										
Eddie Williams, R (1, 3) OBP: 0.330, SLG: 0.436		1-0 G5-3			2-3 K		2-2 2B 1B		0-1 F9	4 0 1 0 0 1 0																										
Phil Plantier, L (1, 7) OBP: 0.365, SLG: 0.436		3-2 G4-3			4-1 1B BB		1-1 F7		0-3 K2-3	3 0 0 0 1 1 2																										
Brad Ausmus, R (1, 2) OBP: 0.314, SLG: 0.368		1-2 F8			2-0 1B		1-0 L6		2-3 K	4 0 1 0 0 1 2																										
Ray Holbert, R (1, 6) OBP: 0.250, SLG: 0.200			2-1 G4-3		2-2 G6-4-3			1-1 2B 2B		2 0 0 0 0 0 2																										
Scott Livingstone, L (8, PH) OBP: 0.288, SLG: 0.368					1-2 1B					1 1 1 0 0 0 0																										
Andujar Cedeno, R (8, 6) OBP: 0.268, SLG: 0.364					1-2f					0 0 0 0 0 0 0																										
Glenn Dishman, R (1, 1) OBP: 0.167, SLG: 0.167			0-3 K			0-1 F8		0-3 K		2 0 0 0 0 1 0																										
Melvin Nieves, S (8, PH) OBP: 0.271, SLG: 0.331										1 0 0 0 0 1 1																										
Willie Blair, R (8, 1)										0 0 0 0 0 0 0																										
Inning Stats	R: 0 E: 0 K: 0 S: 6	H: 1 LOB: 1 BB: 0 P: 9	R: 0 E: 0 K: 0 S: 7	H: 0 LOB: 0 BB: 0 P: 12	R: 0 E: 0 K: 2 S: 8	H: 0 LOB: 0 BB: 0 P: 12	R: 0 E: 0 K: 1 S: 10	H: 1 LOB: 1 BB: 1 P: 20	R: 0 E: 0 K: 0 S: 6	H: 0 LOB: 0 BB: 0 P: 9	R: 0 E: 0 K: 0 S: 11	H: 2 LOB: 2 BB: 0 P: 19	R: 2 E: 0 K: 2 S: 16	H: 3 LOB: 1 BB: 0 P: 25	R: 0 E: 0 K: 2 S: 8	H: 0 LOB: 0 BB: 0 P: 10	1B: 4 2B: 3 3B: 0 HR: 0	SF: 0 SAC: 0 DP: 1 HBP: 0	WP: 0 PB: 0 SB: 1 CS: 0	PA: 34																
PITCHER	IP WLS BF H R ER SO BB IBB HBP BLK WP HR S P ERA WHIP																																			
Kent Mercker, L (1, 1) ERA: 3.94	7.0		25	4	0	0	4	1	0	0	0	0	0	56	90	0.00	0.714																			
Greg McMichael, R (8, 1) ERA: 3.83	0.2		4	2	2	2	1	0	0	0	0	0	0	9	15	27.00	3.000																			
Pedro Borbon, L (8, 1) ERA: 2.77	0.0		1	1	0	0	0	0	0	0	0	0	0	4	7	∞	∞																			
Mark Wohlers, R (8, 1) ERA: 2.6	1.1	W	4	0	0	0	3	0	0	0	0	0	0	11	13	0.00	0.000																			

San Diego Padres @ Atlanta Braves
Atlanta-Fulton County Stadium, Atlanta, GA

livebaseballscorecards.com

AB	33
R	2
H	7
RBI	2
BB	1
SO	8
LOB	11



Sat Jul 22 1995, 7:05 PM EDT
Att. 48,827 - Unknown - 89 F

Batter	1	2	3	4	5	6	7	8	9
Marquis Grissom, R OBP: 0.328, SLG: 0.396 (1, 8)	0-1 F7		0-1 HR		0-0 G6-3		1-1 G6-3		
Jeff Blausler, R OBP: 0.322, SLG: 0.362 (1, 6)	2-2 G6-3		2-1 1B		4-1 BB			2-2 G1-3	
10 Chipper Jones, S OBP: 0.364, SLG: 0.446 (1, 5)	2-1 1B		0-0 F9		0-0 G5-3-6			4-1 BB	
Fred McGriff, L OBP: 0.372, SLG: 0.488 (1, 3)	0-0 P2		1-1 P4			3-3 K		1-2 FC6-4	
David Justice, L OBP: 0.402, SLG: 0.497 (1, 9)		0-2 G3		1-1 G4-3		2-0 G3-1		3-0 1B	
Javy Lopez, R OBP: 0.335, SLG: 0.462 (1, 2)		2-0 2B		0-0 1B		0-2 F8		2-2 1B	
Ryan Klesko, L OBP: 0.437, SLG: 0.637 (8, 1)		1-2 HBP		4-1 BB			1-2 F7	1-3 K	
Pedro Borbon, R (8, 1)									
Mark Wohlers, R (8, 1)									
Mark Lemke, S OBP: 0.320, SLG: 0.343 (1, 4)		0-0 G4-3		0-1 1B			2-0 G5-3		
Kent Mercker, L OBP: 0.125, SLG: 0.188 (7, PR)			0-0 L9		0-0 B1-3				
Mike Kelly, R OBP: 0.272, SLG: 0.333 (8, 7)									

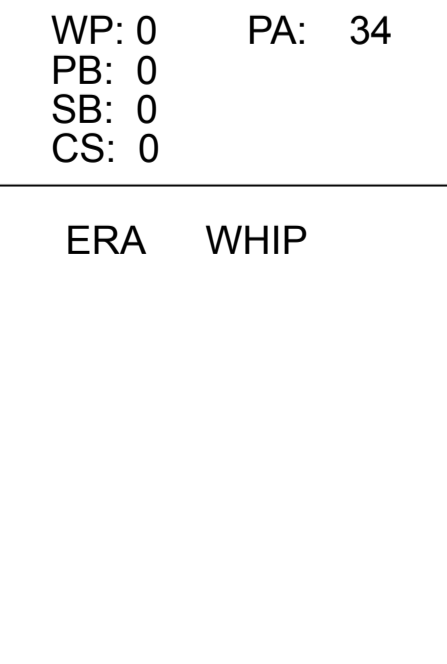
AB	R	H	RBI	BB	SO	LOB
4	1	1	1	0	0	1
3	0	1	0	1	0	0
3	0	1	0	1	0	2
4	1	0	0	0	1	3
4	0	1	0	0	0	0
4	1	3	1	0	0	0
1	0	0	0	1	0	0
0	0	0	0	0	0	0
0	0	0	0	0	0	0
1	0	0	0	0	1	2
3	0	1	1	0	0	2
3	0	1	0	0	0	1
0	0	0	0	0	0	0

WP	HR	S	P	ERA	WHIP
0	0	14	27	9.00	3.000

1B	2B	3B	HR	SF	SAC	DP	HBP
5	3	0	1	0	0	2	1

WP	PA
0	34

San Diego Padres @ Atlanta Braves
Atlanta-Fulton County Stadium, Atlanta, GA
 Sat Jul 22 1995, 7:05 PM EDT
 Att: 48,827 - Unknown - 89 F



Inning Stats														
R	H	E	K	S	P	IP	WLS	BF	H	R	ER	SO	BB	IBB
0	1	0	0	8	12	7.0		28	7	2	2	1	2	0
0	1	0	0	8	11	1.0	L	6	2	1	1	1	1	0

PITCHER														
IP	WLS	BF	H	R	ER	SO	BB	IBB	HBP	BLK	WP	HR	S	P
7.0		28	7	2	2	1	2	0	1	0	0	1	49	79
1.0		6	2	1	1	1	1	0	0	0	0	0	14	27

ERA	WHIP
2.23	1.286
4.58	3.000

Batter	1	2	3	4	5	6	7	8	9	AB R H RBI BB SO LOB	TOP											
Steve Finley, L (1, 8) OBP: 0.354, SLG: 0.409	1-3 K		3-1 2B		1-1 F9			0-0 P4-3 1B		4 0 2 0 0 1 0	San Diego Padres @ Atlanta Braves Atlanta-Fulton County Stadium, Atlanta, GA Sun Jul 23 1995, 3:33 AM EDT Att. 37,109 - Cloudy - 94 F											
Jody Reed, R (1, 4) OBP: 0.379, SLG: 0.310	0-1 1B 1B		2-3 K		1-0 F7			1-2 P4-3 1-1f		4 0 1 0 0 1 2												
Tony Gwynn, L (1, 9) OBP: 0.397, SLG: 0.479	1-1 1B		0-0 F7		3-2 G6-3			1-1 1B		4 0 2 0 0 0 1												
Phil Plantier, L (1, 7) OBP: 0.350, SLG: 0.415	1-0 P5			0-3 K		1-0 G4-3		2-2 G4-3		4 0 0 0 0 1 3												
Ken Caminiti, S (1, 5) OBP: 0.347, SLG: 0.450	2-3 K			1-2 1B 1B		1-3 K		2-3 K		4 1 1 0 0 3 2												
Eddie Williams, R (1, 3) OBP: 0.333, SLG: 0.437		2-2 F9		1-1 1B 1B		1-0 L7		0-1 S 1B		4 0 2 0 0 0 0 0 0 0 0 0 0 0												
Ray Holbert, R (9, PR) OBP: 0.250, SLG: 0.200																						
Brad Ausmus, R (1, 2) OBP: 0.310, SLG: 0.362		0-3 K		2-3 K		2-2 F9		2-3 K		3 0 0 0 0 2 2 1 0 0 0 0 1 1												
Scott Livingstone, L (9, PH) OBP: 0.283, SLG: 0.362								1-2 K														
Andujar Cedeno, R (1, 6) OBP: 0.268, SLG: 0.362		0-0 F9		0-1 1-2 2-H 1B		2-0 P4		0-3 K		4 0 1 1 0 1 2												
Joey Hamilton, R (1, 1) OBP: 0.143, SLG: 0.128			0-3 K		0-3 K		0-3 K			3 0 0 0 0 3 2 0 0 0 0 0 0 0												
Doug Bochtler, R (8, 1)																						
Inning Stats	R: 0 E: 0 K: 2 S: 11	H: 2 LOB: 2 BB: 0 P: 16	R: 0 E: 0 K: 1 S: 8	H: 0 LOB: 0 BB: 0 P: 10	R: 0 E: 0 K: 2 S: 9	H: 1 LOB: 1 BB: 0 P: 14	R: 1 E: 0 K: 3 S: 20	H: 3 LOB: 2 BB: 0 P: 24	R: 0 E: 0 K: 0 S: 6	H: 0 LOB: 0 BB: 0 P: 11	R: 0 E: 0 K: 1 S: 5	H: 0 LOB: 0 BB: 0 P: 8	R: 0 E: 0 K: 1 S: 7	H: 0 LOB: 0 BB: 0 P: 11	R: 0 E: 0 K: 0 S: 9	H: 2 LOB: 1 BB: 0 P: 13	R: 0 E: 0 K: 3 S: 11	H: 1 LOB: 2 BB: 0 P: 15	1B: 8 2B: 2 3B: 0 HR: 0	SF: 0 SAC: 0 DP: 1 HBP: 0	WP: 0 PB: 0 SB: 1 CS: 0	PA: 35
PITCHER	IP WLS BF H R ER SO BB IBB HBP BLK WP HR S P ERA WHIP																					
29 John Smoltz, R (1, 1) ERA: 2.84	8.0 W 31 8 1 1 10 0 0 0 0 0 0 0 75 107 1.12 1.000																					
Mark Wohlers, R (9, 1) ERA: 2.52	1.0 S 4 1 0 0 3 0 0 0 0 0 0 0 11 15 0.00 1.000																					

AB	35
R	1
H	9
RBI	1
BB	0
SO	13
LOB	15



Batter	1	2	3	4	5	6	7	8	9	AB R H RBI BB SO LOB	TOP		
Steve Finley, L (1, 8) OBP: 0.357, SLG: 0.410	0-0 WP S 1B	0-0 L7		0-0 1-3 3-H 1B 1B	0-0 G4-1			4-0 1B SF8 BB		4 3 2 1 1 0 0			
Jody Reed, R (1, 4) OBP: 0.380, SLG: 0.312	0-0 F8	0-0 P4		0-0 2-H 3-H 1B 1B		0-0 G4-3		0-0 1-3 1B 1B		5 1 2 2 0 0 1			
Tony Gwynn, L (1, 9) OBP: 0.394, SLG: 0.476	0-0 F7		0-0 G4-3	0-0 1-2 1B 1B 1B		0-0 G3-1		0-0 SF8		4 1 1 1 0 0 1			
Ken Caminiti, S (1, 5) OBP: 0.353, SLG: 0.457	4-0 E 1B 1B BB		0-0	0-0 1-2 2-H 1B 1B		0-3 K		0-0 3-H 1-2 1B		4 2 3 1 1 1 0			
Phil Plantier, L (1, 7) OBP: 0.352, SLG: 0.414	0-0 1-2 2-H 1B 1B		0-3 S S K	0-0 1-2 2-3 1B 1B			0-0 F7	0-0 F5		5 1 2 1 0 1 2			
Eddie Williams, R (1, 3) OBP: 0.332, SLG: 0.434	0-0 E5		0-3 S S K	0-0 1-2 2-H 3-H 1B			0-0 L9		0-0 G6-3	4 0 1 2 0 1 3			
Archi Cianfrocco, R (7, 3) OBP: 0.500, SLG: 1.250	1-2 2-3 1B			0-0 G5-4-3 1B						1 0 0 0 0 0 0			
Brian Johnson, R (1, 2) OBP: 0.282, SLG: 0.364	0-0 1-3 2-H 3-H 1B			0-0 1B 2B			4-0 BB BB		0-0 F8	4 1 2 2 1 0 2			
Andujar Cedeno, R (1, 6) OBP: 0.266, SLG: 0.357	0-0 G6-3			0-0 G5-4-3 1-2 1B			4-0 BB BB		0-0 G4-3	4 0 0 0 1 0 3			
Andy Benes, R (1, 1) OBP: 0.154, SLG: 0.158		0-3 K		0-0 1-2 1B 1B			0-3 K			4 1 1 0 0 3 2			
Willie Blair, R (7, 1)										0 0 0 0 0 0 0			
Trevor Hoffman, R (9, 1) OBP: 0.500, SLG: 1.000										0 0 0 0 0 0 0			
Inning Stats	R: 3 H: 3 E: 1 LOB: 2 K: 0 BB: 1 S: 7 P: 11	R: 0 H: 0 E: 0 LOB: 0 K: 1 BB: 0 S: 5 P: 5	R: 0 H: 1 E: 0 LOB: 1 K: 2 BB: 0 S: 8 P: 8	R: 6 H: 8 E: 0 LOB: 1 K: 0 BB: 0 S: 10 P: 10	R: 0 H: 0 E: 0 LOB: 0 K: 1 BB: 0 S: 5 P: 5	R: 0 H: 0 E: 0 LOB: 0 K: 1 BB: 0 S: 5 P: 5	R: 0 H: 0 E: 0 LOB: 2 K: 1 BB: 2 S: 5 P: 13	R: 1 H: 2 E: 0 LOB: 1 K: 0 BB: 1 S: 4 P: 8	R: 0 H: 0 E: 0 LOB: 0 K: 0 BB: 0 S: 3 P: 3	1B: 12 SF: 1 2B: 2 SAC: 0 3B: 0 DP: 1 HR: 0 HBP: 0	WP: 1 PA: 44 PB: 0 SB: 1 CS: 0		
PITCHER	IP WLS BF H R ER SO BB IBB HBP BLK WP HR S P ERA WHIP											PITCHER	IP WLS BF H R ER SO BB IBB HBP BLK WP HR S P ERA WHIP
Mark Portugal, R (1, 1) ERA: 4.61	3.1 L 23 11 9 7 3 1 0 0 0 1 0 28 32 18.90 3.600												
Dave Burba, R (4, 1) ERA: 4.53	3.2 13 1 0 0 3 2 0 0 0 0 0 17 25 0.00 0.818												
Xavier Hernandez, R (8, 1) ERA: 4.21	2.0 8 2 1 1 0 1 0 0 0 0 0 7 11 4.50 1.500												

San Diego Padres @ Cincinnati Reds
Riverfront Stadium, Cincinnati, OH
Mon Jul 24 1995, 7:05 PM EDT
Att. 25,691 - Unknown - 80 F

livebaseballscorecards.com

AB 39
R 10
H 14
RBI 10
BB 4
SO 6
LOB 14



Batter	1	2	3	4	5	6	7	8	9	AB	R	H	RBI	BB	SO	LOB
Darren Lewis, R OBP: 0.305, SLG: 0.311 (1, 8)	0-0 F8	0-0 G1-3			0-0 G4-3		0-0 1B		4-0 1B WP BB	4	1	1	1	1	0	1
Barry Larkin, R OBP: 0.396, SLG: 0.489 (1, 6)	0-3 K		0-0 G6-3			0-0 G4-3	0-0 F8		0-0 3B 1B	5	1	1	1	0	1	1
Ron Gant, R OBP: 0.390, SLG: 0.602 Jerome Walton, R OBP: 0.333, SLG: 0.500 (1, 7) (6, PR) (7, 7) (8, 9)	4-0 BB		0-0 F7			4-0 3B BB	0-0 G5-3		0-0 1B 3B	1	0	0	0	2	0	0
Eddie Taubensee, L OBP: 0.333, SLG: 0.486 (1, 3) (7, 2)	0-0 L8		0-3 K			0-3 K		0-0 1B	0-0 1B	5	0	2	1	0	2	2
Bret Boone, R OBP: 0.352, SLG: 0.473 (1, 4)		0-0 2B SF8 1B		0-3 K		0-0 2B 3B		0-0 F3	0-0 G5-3	5	2	2	1	0	1	2
Benito Santiago, R OBP: 0.370, SLG: 0.605 (1, 2) (7, 3)		0-0 SF8 1B 2B		0-3 K		0-0 2B		0-3 K		4	1	2	1	0	2	1
Brian Hunter, R OBP: 0.324, SLG: 0.356 Thomas Howard, S OBP: 0.353, SLG: 0.378 (1, 9) (8, 7)		0-3 K		0-0 P6		0-0 P4		0-0 L8		3	0	0	0	0	1	4
Jeff Branson, L OBP: 0.345, SLG: 0.480 (1, 5)		0-0 SF8		0-0 F8		0-0 1B 2B		0-0 F8		3	1	1	1	0	0	0
Mark Portugal, R OBP: 0.188, SLG: 0.200 Dave Burba, R OBP: 0.250, SLG: 0.296 Lenny Harris, L OBP: 0.250, SLG: 0.296 Xavier Hernandez, L OBP: 0.416, SLG: 0.516 (1, 1) (4, 1) (7, PH) (8, 1) (9, PH)		0-0 1B		0-3 K		0-3 K		0-3 K		1	0	1	1	0	0	0

Inning Stats	R: 0	H: 0	E: 0	K: 1	S: 5	H: 0	LOB: 1	BB: 1	P: 9	R: 2	H: 3	E: 0	K: 1	S: 8	H: 0	LOB: 0	BB: 0	P: 8	R: 0	H: 0	E: 0	K: 1	S: 5	H: 0	LOB: 0	BB: 0	P: 5	R: 0	H: 0	E: 0	K: 1	S: 5	R: 2	H: 2	E: 0	K: 1	S: 7	H: 2	LOB: 2	BB: 1	P: 11	R: 1	H: 2	E: 0	K: 1	S: 7	H: 2	LOB: 1	BB: 0	P: 7	R: 0	H: 1	E: 0	K: 1	S: 6	H: 1	LOB: 1	BB: 0	P: 6	R: 3	H: 3	E: 0	K: 1	S: 8	H: 3	LOB: 1	BB: 1	P: 12	1B: 6	2B: 3	3B: 2	HR: 0	SF: 1	SAC: 0	DP: 0	HBP: 0	WP: 1	PA: 41
--------------	------	------	------	------	------	------	--------	-------	------	------	------	------	------	------	------	--------	-------	------	------	------	------	------	------	------	--------	-------	------	------	------	------	------	------	------	------	------	------	------	------	--------	-------	-------	------	------	------	------	------	------	--------	-------	------	------	------	------	------	------	------	--------	-------	------	------	------	------	------	------	------	--------	-------	-------	-------	-------	-------	-------	-------	--------	-------	--------	-------	--------

PITCHER	IP	WLS	BF	H	R	ER	SO	BB	IBB	HBP	BLK	WP	HR	S	P	ERA	WHIP
Andy Benes, R ERA: 3.97 (1, 1)	6.1	W	28	7	5	5	8	2	0	0	0	0	0	42	50	7.11	1.421
Willie Blair, R ERA: 4.99 (7, 1)	2.1		11	3	3	3	2	1	0	0	0	1	0	14	18	11.57	1.714
Trevor Hoffman, R ERA: 4.91 (9, 1)	0.1	S	2	1	0	0	0	0	0	0	0	0	0	2	2	0.00	3.000

BOTTOM

San Diego Padres @ Cincinnati Reds
Riverfront Stadium, Cincinnati, OH
Mon Jul 24 1995, 7:05 PM EDT
Att: 25,691 - Unknown - 80 F

livebaseballscorecards.com

AB	37
R	8
H	11
RBI	8
BB	3
SO	10
LOB	14



Batter	1	2	3	4	5	6	7	8	9	AB R H RBI BB SO LOB	TOP							
Steve Finley, L (1, 8) OBP: 0.363, SLG: 0.414	1-1 G4-3 1B		3-1 L4		0-0 WP SF8 1B		4-0 BB 1B BB		0-2 BB 1B	4 3 3 0 1 0 0								
Jody Reed, R (1, 4) OBP: 0.380, SLG: 0.309	2-0 F8		1-2 G6-3		1-0 SF8 1-H		4-2 1B BB		4-2 G4-6-3 BB	2 0 0 1 2 0 1								
Tony Gwynn, L (1, 9) OBP: 0.394, SLG: 0.475	1-1 G4-3		1-0 1B		0-1 L6		0-2 BB 1B		0-0 G4-6-3 1-2f	5 0 2 1 0 0 3								
Ken Caminiti, S (1, 5) OBP: 0.355, SLG: 0.454	4-0 1B BB		1-1 L8		3-2 G3-1		4-2 1B BB			2 0 0 0 2 0 1								
Phil Plantier, L (1, 7) OBP: 0.349, SLG: 0.407	1-1 1-3 2-H 1B		1-2 P6		2-3 K		0-1 G4-3			4 0 1 1 0 1 3								
Eddie Williams, R (1, 3) OBP: 0.333, SLG: 0.446		2-1 G6-3		4-0 BB		2-0 HR		2-1 P4		3 1 1 1 1 0 0								
Archi Cianfrocco, R (8, 3) OBP: 0.500, SLG: 1.250										0 0 0 0 0 0 0								
Andujar Cedeno, R (1, 6) OBP: 0.263, SLG: 0.351		2-2 G6-3		2-0 P4		2-2 F9		0-0 F8		4 0 0 0 0 0 1								
Trevor Hoffman, R (8, 1) OBP: 0.500, SLG: 1.000										0 0 0 0 0 0 0	AB 32 R 4 H 8 RBI 4 BB 6 SO 2 LOB 11							
Brad Ausmus, R (1, 2) OBP: 0.308, SLG: 0.360		1-2 1B		1-1 F9			3-1 F9		1-2 G6-3	4 0 1 0 0 0 1								
Brian Williams, R (1, 1)																		
Doug Bochtler, R (6, 1)																		
Ray Holbert, R (8, 6) OBP: 0.245, SLG: 0.196			1-0 L1		2-2 G1-3		1-2 F9		1-3 K	2 0 0 0 0 0 1 1 0 0 0 0 0 0 1 0 0 0 0 1 0								
Inning Stats	R: 1 E: 0 K: 0 S: 7	H: 2 LOB: 2 BB: 1 P: 16	R: 0 E: 0 K: 0 S: 9	H: 1 LOB: 1 BB: 0 P: 15	R: 0 E: 0 K: 0 S: 8	H: 0 LOB: 1 BB: 1 P: 14	R: 1 E: 0 K: 1 S: 11	H: 1 LOB: 0 BB: 0 P: 20	R: 1 E: 0 K: 0 S: 16	H: 1 LOB: 3 BB: 3 P: 32	R: 0 E: 0 K: 0 S: 6	H: 0 LOB: 0 BB: 0 P: 9	R: 0 E: 0 K: 1 S: 9	H: 1 LOB: 1 BB: 1 P: 14	1B: 7 2B: 0 3B: 0 HR: 1	SF: 1 SAC: 0 DP: 1 HBP: 0	WP: 1 PB: 0 SB: 1 CS: 0	PA: 39
PITCHER	IP WLS BF H R ER SO BB IBB HBP BLK WP HR S P ERA WHIP																	
Tim Pugh, R (1, 1) ERA: 4.24	6.0 L 25 6 3 3 1 2 0 0 0 1 1 48 89 4.50 1.333																	
Chuck McElroy, L (7, 1) ERA: 4.28	0.2 5 1 1 1 0 2 0 0 0 0 0 11 23 13.50 4.500																	
Michael Jackson, R (7, 1) ERA: 3.1	1.1 5 0 0 0 0 1 0 0 0 0 0 11 18 0.00 0.750																	
Hector Carrasco, R (9, 1) ERA: 2.98	1.0 4 1 0 0 1 1 0 0 0 0 0 9 14 0.00 2.000																	

San Diego Padres @ Cincinnati Reds
Riverfront Stadium, Cincinnati, OH

Tue Jul 25 1995, 3:33 AM EDT
Att. 26,525 - Overcast - 79 F

livebaseballscorecards.com



Batter	1	2	3	4	5	6	7	8	9	AB	R	H	RBI	BB	SO	LOB
Darren Lewis, R OBP: 0.307, SLG: 0.312 (1, 8)	0-1 G6-3		4-2 1B BB		2-0 CS 1B			2-2 F9		3	0	1	0	1	0	0
Barry Larkin, R OBP: 0.398, SLG: 0.489 (1, 6)	2-3 K2-3		1-1 FC6-4 1B		0-1 CS	1-2 G6-3		2-2 S 1B		4	0	2	0	0	1	0
Ron Gant, R OBP: 0.391, SLG: 0.598 (1, 7)	4-2 S BB		1-0 FC6-4			2-3 K		4-2 BB BB		2	0	0	0	2	1	2
Reggie Sanders, R OBP: 0.406, SLG: 0.597 (1, 9)	2-3 K			2-1 G4-3 1B 2B		2-2 F9		4-1 BB		3	1	1	0	1	1	1
Eddie Taubensee, L OBP: 0.325, SLG: 0.473 (1, 2)		2-3 K2-3		2-0 G4-3		2-2 F9		2-3 K		4	0	0	0	0	2	4
Benito Santiago, R OBP: 0.375, SLG: 0.600 (1, 3)		2-2 P4		2-2 G4-6-3 1B		0-2 1B			2-1 P4	4	0	2	1	0	0	0
Bret Boone, R OBP: 0.350, SLG: 0.480 (1, 4)		1-1 L5		1-0 G4-6-3		0-3 K			1-1 HR	4	1	1	1	0	1	2
Jeff Branson, L OBP: 0.338, SLG: 0.470 (1, 5)			1-3 K		0-0 F8		1-0 G1-3		0-1 P6	4	0	0	0	0	1	1
Tim Lincecum, R OBP: 0.172, SLG: 0.182 (7, 1)			1-3 K2-3		2-3 K			0-0 G3	1-2 F8	2	0	0	0	0	2	0
Chuck McElroy, L (7, 1)										0	0	0	0	0	0	0
Michael Jackson, R (8, PH)										0	0	0	0	0	0	0
Lenny Harris, L OBP: 0.248, SLG: 0.294 (9, PH)										1	0	0	0	0	0	0
Hector Carrasco, R (9, PH)										0	0	0	0	0	0	0
Thomas Howard, S OBP: 0.350, SLG: 0.375 (9, PH)										1	0	0	0	0	0	0

Inning Stats	R: 0	H: 0	E: 0	K: 2	S: 10	LOB: 1	BB: 1	P: 18	R: 0	H: 0	E: 0	K: 1	S: 8	LOB: 0	BB: 0	P: 13	R: 0	H: 1	E: 0	K: 2	S: 14	LOB: 2	BB: 1	P: 22	R: 1	H: 2	E: 0	K: 0	S: 7	LOB: 0	BB: 0	P: 14	R: 0	H: 1	E: 0	K: 1	S: 7	LOB: 0	BB: 0	P: 11	R: 0	H: 0	E: 0	K: 1	S: 11	LOB: 0	BB: 0	P: 16	R: 0	H: 1	E: 0	K: 1	S: 11	LOB: 1	BB: 0	P: 14	R: 0	H: 1	E: 0	K: 1	S: 15	LOB: 3	BB: 2	P: 29	R: 1	H: 1	E: 0	K: 0	S: 10	LOB: 0	BB: 0	P: 14	1B: 5	SF: 0	2B: 1	SAC: 0	3B: 0	DP: 1	HR: 1	HBP: 0	WP: 0	PA: 37
PITCHER	IP	WLS	BF	H	R	ER	SO	BB	IBB	HBP	BLK	WP	HR	S	P	ERA	WHIP																																																																	
Brian Williams, R ERA: 5.09 (1, 1)	5.0	W	19	4	1	1	6	2	0	0	0	0	0	46	78	1.80	1.200																																																																	
Doug Bochtler, R ERA: 1.8 (6, 1)	2.2		11	2	0	0	2	1	0	0	0	0	0	32	48	0.00	1.125																																																																	
Trevor Hoffman, R ERA: 4.99 (8, 1)	1.1	S	6	1	1	1	1	1	0	0	0	0	1	15	25	6.75	1.500																																																																	


BOTTOM

San Diego Padres @ Cincinnati Reds
Riverfront Stadium, Cincinnati, OH

Tue Jul 25 1995, 3:33 AM EDT
Att. 26,525 - Overcast - 79 F

livebaseballscorecards.com

AB	32
R	2
H	7
RBI	2
BB	4
SO	9
LOB	10



San Diego Padres @ Florida Marlins
 Joe Robbie Stadium, Miami, FL
 Thu Jul 27 1995, 3:33 AM EDT
 Overcast - 82 F

AB	37
R	8
H	13
RBI	8
BB	5
SO	6
LOB	20

WP	0	PA	44
PB	0		
SB	0		
CS	0		

ERA	4.64
WHIP	1.333

AB R H RBI BB SO LOB

5	2	3	1	0	0	3
4	0	1	1	0	1	1
4	2	1	2	0	0	1
0	0	0	0	1	0	0
3	2	1	0	2	0	2
5	0	3	4	0	1	1
4	0	1	0	0	0	3
0	0	0	0	0	0	0
0	0	0	0	1	0	0
0	0	0	0	0	0	0
4	1	1	0	1	1	3
4	1	1	0	0	0	4
1	0	1	0	0	0	0
1	0	0	0	0	1	0
2	0	0	0	0	2	2

1B	9	SF	1
2B	4	SAC	0
3B	0	DP	2
HR	0	HBP	1

WP	0	HR	0	S	0	P	0	ERA	4.64	WHIP	1.333
----	---	----	---	---	---	---	---	-----	------	------	-------

Batter	1	2	3	4	5	6	7	8	9
Steve Finley, L (1, 8) OBP: 0.366, SLG: 0.420	0-1 G4-3 1B	0-1 G4-3 1-2f			2-2 G3-1		2-0 FC6-4 1B 2B	0-0 SF8 1-3 2-H 1B	
Jody Reed, R (1, 4) OBP: 0.377, SLG: 0.308	3-2 P4 1-3		1-3 K		0-1 F9		2-0 FC6-4 1B	2-2 SF8 2-3 3-H	
Tony Gwynn, L (1, 9) Arch Cianfrocco, R (7, 3) OBP: 0.393, SLG: 0.475 OBP: 0.600, SLG: 1.250	0-0 G4-3 3-H		0-1 G3			3-2 1B 2B	1-1 FC6-4 1-2f 2B 3-H	4-2 BB	
Ken Caminiti, S (1, 5) OBP: 0.359, SLG: 0.453	4-1 BB		1-1 G3		2-2 2B	2-3 1B	4-1 2B BB	0-0 F9	
Phil Plantier, L (1, 7) OBP: 0.360, SLG: 0.438	2-3 K			1-1 FC5-4 1B		1-1 G4-3 1-H 2B 3-H	2-1 2B		3-1 F8
Eddie Williams, R (1, 3) Bryce Florie, R (7, 1) Scott Livingstone, L (9, PH) Fernando Valenzuela, L (9, 1) OBP: 0.333, SLG: 0.442 OBP: 0.295, SLG: 0.362 OBP: 0.167, SLG: 0.417		0-1 1B HBP 1B		1-2 P6		1-0 G4-3	3-0 F8		4-2 BB
Brian Johnson, R (1, 2) OBP: 0.287, SLG: 0.360		0-0 F9		2-3 K		4-1 G6-4-3 BB		1-2 1B 1B	0-2 F9
Andujar Cedeno, R (1, 6) OBP: 0.265, SLG: 0.350		4-2 1B HBP		0-0 FC5-4 1-2f		1-0 G6-4-3		0-0 1B SF8 1B	3-2 F8
Andy Ashby, R (1, 1) Willie Blair, R (3, 1) Melvin Nieves, S (7, PH) (7, 9) OBP: 0.143, SLG: 0.111 OBP: 0.268, SLG: 0.327		1-1 G4-3 1-2 2-3 1B			2-3 K		1-3 K	1-3 K	

Inning Stats	R: 1	H: 1	E: 1	K: 1	S: 10	R: 0	H: 2	E: 0	K: 0	S: 9	R: 0	H: 0	E: 0	K: 1	S: 8	R: 0	H: 1	E: 0	K: 1	S: 10	R: 0	H: 0	E: 0	K: 1	S: 9	R: 2	H: 3	E: 0	K: 0	S: 14	R: 3	H: 3	E: 0	K: 1	S: 11	R: 2	H: 3	E: 0	K: 1	S: 16	R: 0	H: 0	E: 0	K: 0	S: 12
--------------	------	------	------	------	-------	------	------	------	------	------	------	------	------	------	------	------	------	------	------	-------	------	------	------	------	------	------	------	------	------	-------	------	------	------	------	-------	------	------	------	------	-------	------	------	------	------	-------

PITCHER	IP	WLS	BF	H	R	ER	SO	BB	IBB	HBP	BLK	WP	HR	S	P	ERA	WHIP
Pat Rapp, R (1, 1) ERA: 4.64	3.0		13	3	1	0	2	1	0	1	0	0	0	27	43	0.00	1.333
David Weathers, R (4, 1) ERA: 6.9	3.2	L	18	6	5	5	3	2	0	0	0	0	0	41	71	12.27	2.182
Yorkis Perez, L (7, 1) ERA: 5.9	0.1		2	1	0	0	0	0	0	0	0	0	0	3	8	0.00	3.000
Matt Mantei, R (8, 1) ERA: 4.73	2.0		11	3	2	2	1	2	0	0	0	0	0	28	46	9.00	2.500

Batter	1	2	3	4	5	6	7	8	9	AB R H RBI BB SO LOB
Quilvio Veras, S OBP: 0.360, SLG: 0.323 (1, 4)	3-3 		2-1 G3		0-0 1-H 2B			2-2 G6-3		4 0 1 1 0 1 0
Chuck Carr, S OBP: 0.313, SLG: 0.268 (1, 8)	3-2 CS 1B		2-2 G6-3			0-0 B3		1-1 G5-3		4 0 1 0 0 0 0
Greg Colbrunn, R OBP: 0.316, SLG: 0.465 (1, 3)	2-2 SAFE 1B			0-2 F8		2-0 F8		2-3 K		4 0 1 0 0 1 0
Terry Pendleton, S OBP: 0.332, SLG: 0.421 (1, 5)	2-2 G1-3			1-2 P2		1-0 2B		2-1 G5-3		4 0 1 0 0 0 2
Kurt Abbott, R OBP: 0.308, SLG: 0.470 (1, 6)		1-0 G5-3		1-1 3B		1-0 F7		1-0 G1-6-3 1B		4 0 2 0 0 0 1
Tommy Gregg, L OBP: 0.302, SLG: 0.395 (1, 9)		2-2 G4-3		1-2 G3-1		1-0 HR		3-2 G1-6-3 1-2f		4 1 1 1 0 0 2
Russ Morman, R OBP: 0.282, SLG: 0.447 (1, 7)		3-1 2B		1-3 K		0-1 G6-3				3 0 1 0 0 1 0
Charles Johnson, R OBP: 0.311, SLG: 0.368 (1, 2)		1-1 P3		3-2 2B 1B		1-2 G4-6-3 1B				3 1 2 0 0 0 1
Pat Rapp, R OBP: 0.192, SLG: 0.231 (1, 1)			1-3 K		0-3 K		0-0 G4-6-3 1-2f			1 0 0 0 0 1 0
David Weathers, R OBP: 0.111, SLG: 0.111 (4, 1)										1 0 0 0 0 1 1
Yorkis Perez, L (7, 1)										0 0 0 0 0 0 0
Jerry Browne, S OBP: 0.343, SLG: 0.288 (7, PH)										1 0 0 0 0 0 1
Matt Mantei, R (8, 1)										0 0 0 0 0 0 0

Inning Stats	R: 0 E: 0 K: 1 S: 16	H: 2 LOB: 1 BB: 0 P: 25	R: 0 E: 0 K: 0 S: 8	H: 1 LOB: 1 BB: 0 P: 15	R: 0 E: 0 K: 1 S: 8	H: 0 LOB: 0 BB: 0 P: 13	R: 0 E: 0 K: 0 S: 12	H: 1 LOB: 1 BB: 0 P: 15	R: 1 E: 0 K: 2 S: 14	H: 2 LOB: 1 BB: 0 P: 18	R: 0 E: 0 K: 0 S: 4	H: 1 LOB: 1 BB: 0 P: 8	R: 1 E: 0 K: 0 S: 7	H: 2 LOB: 0 BB: 0 P: 9	R: 0 E: 0 K: 1 S: 9	H: 0 LOB: 0 BB: 0 P: 14	R: 0 E: 0 K: 0 S: 10	H: 1 LOB: 0 BB: 0 P: 16	1B: 5 2B: 3 3B: 1 HR: 1	SF: 0 SAC: 0 DP: 2 HBP: 0
--------------	-------------------------------	----------------------------------	------------------------------	----------------------------------	------------------------------	----------------------------------	-------------------------------	----------------------------------	-------------------------------	----------------------------------	------------------------------	---------------------------------	------------------------------	---------------------------------	------------------------------	----------------------------------	-------------------------------	----------------------------------	----------------------------------	------------------------------------

PITCHER	IP	WLS	BF	H	R	ER	SO	BB	IBB	HBP	BLK	WP	HR	S	P	ERA	WHIP
Andy Ashby, R ERA: 3.61 (1, 1)	2.0		8	3	0	0	1	0	0	0	0	0	0	24	40	0.00	1.500
Willie Blair, R ERA: 4.74 (3, 1)	4.0	W	15	4	1	1	3	0	0	0	0	0	0	38	54	2.25	1.000
Bryce Florie, R ERA: 2.74 (7, 1)	2.0		7	2	1	1	1	0	0	0	0	0	1	16	23	4.50	1.000
Fernando Valenzuela, L ERA: 5.98 (9, 1)	1.0		3	1	0	0	0	0	0	0	0	0	0	10	16	0.00	1.000

BOTTOM


San Diego Padres @ Florida Marlins
Joe Robbie Stadium, Miami, FL

Thu Jul 27 1995, 3:33 AM EDT
Overcast - 82 F

AB	33
R	2
H	10
RBI	2
BB	0
SO	5
LOB	8



WP	PA	ERA	WHIP
0	33		
0			
0			
2			

Batter	1	2	3	4	5	6	7	8	9	AB R H RBI BB SO LOB	TOP		
Steve Finley, L (1, 8) OBP: 0.364, SLG: 0.416	1-2 F7	0-1 G6-3		1-1 F8		0-0 FC4-6			2-2 G6-3 S G6-3 1B	5 1 1 0 0 0 6			
Jody Reed, R (1, 4) OBP: 0.370, SLG: 0.301	1-1 G3		2-3 K		1-2 E4 HR	1-2 F9			2-2 G6-3 1-3	5 1 0 0 0 1 2			
Ken Caminiti, S (1, 5) OBP: 0.359, SLG: 0.460	4-2 1B BB		1-3 K		1-0 HR			3-1 G4-3	0-0 G6-3 3-H	4 1 1 3 1 1 0			
Phil Plantier, L (1, 7) OBP: 0.361, SLG: 0.430	1-2 FC6-4 1-3 1B		1-2 F7		2-1 F7			4-1 BB	1-2 L3	4 0 1 0 1 0 0			
Eddie Williams, R (1, 3) OBP: 0.332, SLG: 0.452	2-1 FC6-4 1-2f			0-0 E6	0-1 HR			1-1 F9		4 1 1 1 0 0 3			
Archi Cianfrocco, R (1, 9) OBP: 0.375, SLG: 0.714 Andres Berumen, R (5, 1)		1-1 P3		2-1 P4	0-0 P4			2-3 K		3 0 0 0 0 0 1 1 0 0 0 0 1 1			
Brad Ausmus, R (1, 2) OBP: 0.307, SLG: 0.354		4-2 2B BB		1-0 E4 1-3 S	2-3 K			1-3 K		3 0 0 0 1 2 1	AB 35 R 5 H 6 RBI 4 BB 5 SO 9 LOB 19		
Ray Holbert, R (1, 6) OBP: 0.281, SLG: 0.245		1-2 SAFE 1-3 2B		4-0 BB 1-2 BB		2-2 BB E 1B		2-3 K		3 1 2 0 1 1 0			
Glenn Dishman, R (1, 1) OBP: 0.143, SLG: 0.143 Phil Clark, R (5, 9) OBP: 0.314, SLG: 0.397		1-3 K		0-3 K		4-1 FC4-6 BB		0-3 K		2 0 0 0 0 2 5 1 0 0 0 1 1 0			
Inning Stats	R: 0 H: 1 E: 0 LOB: 2 K: 0 BB: 1 S: 12 P: 21	R: 0 H: 1 E: 0 LOB: 2 K: 1 BB: 1 S: 13 P: 20	R: 0 H: 0 E: 0 LOB: 0 K: 2 BB: 0 S: 9 P: 13	R: 0 H: 0 E: 2 LOB: 3 K: 1 BB: 1 S: 9 P: 17	R: 3 H: 2 E: 1 LOB: 0 K: 1 BB: 0 S: 14 P: 20	R: 1 H: 1 E: 1 LOB: 0 K: 0 BB: 1 S: 10 P: 17	R: 0 H: 0 E: 0 LOB: 1 K: 1 BB: 1 S: 8 P: 18	R: 0 H: 0 E: 0 LOB: 0 K: 3 BB: 0 S: 9 P: 12	R: 1 H: 1 E: 0 LOB: 0 K: 0 BB: 0 S: 12 P: 17	1B: 3 SF: 0 2B: 1 SAC: 0 3B: 0 DP: 0 HR: 2 HBP: 0	WP: 0 PA: 40 PB: 0 SB: 2 CS: 1		
PITCHER	IP WLS BF H R ER SO BB IBB HBP BLK WP HR S P ERA WHIP											PITCHER	IP WLS BF H R ER SO BB IBB HBP BLK WP HR S P ERA WHIP
Mark Gardner, R (1, 1) ERA: 4.19	5.0 W 27 5 4 2 5 4 0 0 0 0 2 62 102 3.60 1.800												
Terry Mathews, R (6, 1) ERA: 3.17	4.0 S 13 1 1 1 4 1 0 0 0 0 0 34 53 2.25 0.500												

San Diego Padres @ Florida Marlins
Joe Robbie Stadium, Miami, FL

Thu Jul 27 1995, 7:05 PM EDT
Att. 17,467 - Unknown - 76 F

livebaseballscorecards.com

BOTTOM

San Diego Padres @ Florida Marlins
 Joe Robbie Stadium, Miami, FL
 Thu Jul 27 1995, 7:05 PM EDT
 Att: 17,467 - Unknown - 76 F

livebaseballscorecards.com

AB	36
R	8
H	11
RBI	5
BB	6
SO	5
LOB	27



WP: 1	PA: 43
PB: 0	
SB: 1	
CS: 0	

AB R H RBI BB SO LOB

5 2 1 0 0 2 6

3 0 0 0 2 0 3

3 1 0 0 2 0 2

4 1 2 2 1 0 1

4 1 1 0 1 2 7

5 1 1 0 0 0 4

4 0 2 1 0 0 2

1 1 0 0 0 1 1

4 1 2 1 0 0 1

2 0 1 0 0 0 0

1 0 1 1 0 0 0

1B: 10	SF: 0
2B: 0	SAC: 1
3B: 0	DP: 0
HR: 1	HBP: 0

WP: 1	PA: 43
PB: 0	
SB: 1	
CS: 0	

1B: 10	SF: 0
2B: 0	SAC: 1
3B: 0	DP: 0
HR: 1	HBP: 0

WP: 1	PA: 43
PB: 0	
SB: 1	
CS: 0	

1B: 10	SF: 0
2B: 0	SAC: 1
3B: 0	DP: 0
HR: 1	HBP: 0

WP: 1	PA: 43
PB: 0	
SB: 1	
CS: 0	

1B: 10	SF: 0
2B: 0	SAC: 1
3B: 0	DP: 0
HR: 1	HBP: 0

WP: 1	PA: 43
PB: 0	
SB: 1	
CS: 0	

1B: 10	SF: 0
2B: 0	SAC: 1
3B: 0	DP: 0
HR: 1	HBP: 0

WP: 1	PA: 43
PB: 0	
SB: 1	
CS: 0	

1B: 10	SF: 0
2B: 0	SAC: 1
3B: 0	DP: 0
HR: 1	HBP: 0

WP: 1	PA: 43
PB: 0	
SB: 1	
CS: 0	

1B: 10	SF: 0
2B: 0	SAC: 1
3B: 0	DP: 0
HR: 1	HBP: 0

WP: 1	PA: 43
PB: 0	
SB: 1	
CS: 0	

1B: 10	SF: 0
2B: 0	SAC: 1
3B: 0	DP: 0
HR: 1	HBP: 0

WP: 1	PA: 43
PB: 0	
SB: 1	
CS: 0	

1B: 10	SF: 0
2B: 0	SAC: 1
3B: 0	DP: 0
HR: 1	HBP: 0

WP: 1	PA: 43
PB: 0	
SB: 1	
CS: 0	

1B: 10	SF: 0
2B: 0	SAC: 1
3B: 0	DP: 0
HR: 1	HBP: 0

WP: 1	PA: 43
PB: 0	
SB: 1	
CS: 0	

1B: 10	SF: 0
2B: 0	SAC: 1
3B: 0	DP: 0
HR: 1	HBP: 0

WP: 1	PA: 43
PB: 0	
SB: 1	
CS: 0	

1B: 10	SF: 0
2B: 0	SAC: 1
3B: 0	DP: 0
HR: 1	HBP: 0

WP: 1	PA: 43
PB: 0	
SB: 1	
CS: 0	

1B: 10	SF: 0
2B: 0	SAC: 1
3B: 0	DP: 0
HR: 1	HBP: 0

WP: 1	PA: 43
PB: 0	
SB: 1	
CS: 0	

1B: 10	SF: 0
2B: 0	SAC: 1
3B: 0	DP: 0
HR: 1	HBP: 0

WP: 1	PA: 43
PB: 0	
SB: 1	
CS: 0	

1B: 10	SF: 0
2B: 0	SAC: 1
3B: 0	DP: 0
HR: 1	HBP: 0

WP: 1	PA: 43
PB: 0	
SB: 1	
CS: 0	

1B: 10	SF: 0
2B: 0	SAC: 1
3B: 0	DP: 0
HR: 1	HBP: 0

WP: 1	PA: 43
PB: 0	
SB: 1	
CS: 0	

1B: 10	SF: 0
2B: 0	SAC: 1
3B: 0	DP: 0
HR: 1	HBP: 0

WP: 1	PA: 43
PB: 0	
SB: 1	
CS: 0	

1B: 10	SF: 0
2B: 0	SAC: 1
3B: 0	DP: 0
HR: 1	HBP: 0

WP: 1	PA: 43
PB: 0	
SB: 1	
CS: 0	

1B: 10	SF: 0
2B: 0	SAC: 1
3B: 0	DP: 0
HR: 1	HBP: 0

WP: 1	PA: 43
PB: 0	
SB: 1	
CS: 0	

1B: 10	SF: 0
2B: 0	SAC: 1
3B: 0	DP: 0
HR: 1	HBP: 0

WP: 1	PA: 43
PB: 0	
SB: 1	
CS: 0	

1B: 10	SF: 0
2B: 0	SAC: 1
3B: 0	DP: 0
HR: 1	HBP: 0

WP: 1	PA: 43
PB: 0	
SB: 1	
CS: 0	

1B: 10	SF: 0
2B: 0	SAC: 1
3B: 0	DP: 0
HR: 1	HBP: 0

WP: 1	PA: 43
PB: 0	
SB: 1	
CS: 0	

1B: 10	SF: 0
2B: 0	SAC: 1
3B: 0	DP: 0
HR: 1	HBP: 0

WP: 1	PA: 43
PB: 0	
SB: 1	
CS: 0	

1B: 10	SF: 0
2B: 0	SAC: 1
3B: 0	DP: 0
HR: 1	HBP: 0

WP: 1	PA: 43
PB: 0	
SB: 1	
CS: 0	

1B: 10	SF: 0
2B: 0	SAC: 1
3B: 0	DP: 0
HR: 1	HBP: 0

WP: 1	PA: 43
PB: 0	
SB: 1	
CS: 0	

1B: 10	SF: 0
2B: 0	SAC: 1
3B: 0	DP: 0
HR: 1	HBP: 0

WP: 1	PA: 43
PB: 0	
SB: 1	
CS: 0	

1B: 10	SF: 0
2B: 0	SAC: 1
3B: 0	DP: 0
HR: 1	HBP: 0

WP: 1	PA: 43
PB: 0	
SB: 1	
CS: 0	

1B: 10	SF: 0
2B: 0	SAC: 1
3B: 0	DP: 0
HR: 1	HBP: 0

WP: 1	PA: 43
PB: 0	
SB: 1	
CS: 0	

1B: 10	SF: 0
2B: 0	SAC: 1
3B: 0	DP: 0
HR: 1	HBP: 0

WP: 1	PA: 43
PB: 0	
SB: 1	
CS: 0	

1B: 10	SF: 0
2B: 0	SAC: 1
3B: 0	DP: 0
HR: 1	HBP: 0

WP: 1	PA: 43
PB: 0	
SB: 1	
CS: 0	

1B: 10	SF: 0
2B: 0	SAC: 1
3B: 0	DP: 0
HR: 1	HBP: 0

WP: 1	PA: 43
PB: 0	
SB: 1	
CS: 0	

1B: 10	SF: 0
2B: 0	SAC: 1
3B: 0	DP: 0
HR: 1	HBP: 0

WP: 1	PA: 43
PB: 0	
SB: 1	
CS: 0	

1B: 10	SF: 0
2B: 0	SAC: 1
3B: 0	DP: 0
HR: 1	HBP: 0

WP: 1	PA: 43
PB: 0	
SB: 1	
CS: 0	

1B: 10	SF: 0
2B: 0	SAC: 1
3B: 0	DP: 0
HR: 1	HBP: 0

WP: 1	PA: 43
PB: 0	
SB: 1	
CS: 0	

1B: 10	SF: 0
2B: 0	SAC: 1
3B: 0	DP: 0
HR: 1	HBP: 0

WP: 1	PA: 43
PB: 0	
SB: 1	
CS: 0	

1B: 10	SF: 0
2B: 0	SAC: 1
3B: 0	DP: 0
HR: 1	HBP: 0

WP: 1	PA: 43
PB: 0	
SB: 1	
CS: 0	

1B: 10	SF: 0
2B: 0	SAC: 1
3B: 0	DP: 0
HR: 1	HBP: 0

WP: 1	PA: 43
PB: 0	
SB: 1	
CS: 0	

1B: 10	SF: 0
2B: 0	SAC: 1
3B: 0	DP: 0
HR: 1	HBP: 0

WP: 1	PA: 43
PB: 0	
SB: 1	
CS: 0	

1B: 10	SF: 0
2B: 0	SAC: 1
3B: 0	DP: 0
HR: 1	HBP: 0

WP: 1	PA: 43
PB: 0	

Batter	1	2	3	4	5	6	7	8	9	AB R H RBI BB SO LOB	TOP									
Brian Hunter, R (1, 8) OBP: 0.404, SLG: 0.476	1-1 5 CS 1B		4-2 BB		0-1 1B		1-0 1B		0-3 K	4 0 3 0 1 1 2										
Craig Biggio, R (1, 4) OBP: 0.412, SLG: 0.486	2-3 K		0-1 F8		1-1 1B			0-1 5 BB 1B		4 0 2 1 0 1 3										
5 Jeff Bagwell, R (1, 3) OBP: 0.393, SLG: 0.498	3-3 K		3-2 G1-3		3-1 P6			4-0 G4-6-3 1B		3 0 0 0 1 1 5										
Derek Bell, R (1, 9) OBP: 0.388, SLG: 0.448		0-1 E G6-4-3 1B		2-2 G6-3		2-3 K		0-3 K		4 1 1 0 0 2 4										
Dave Magadan, L (1, 5) OBP: 0.425, SLG: 0.392		3-1 E7 G6-4-3 1B		1-1 G4-3		2-3 K		2-0 G4-6-3		4 0 1 0 0 1 2										
Tony Eusebio, R (1, 2) OBP: 0.388, SLG: 0.453		2-1 G6-4-3		0-2 3B		1-2 G6-3		2-1 G6-3 S 1B		4 0 2 0 0 0 1										
James Mouton, R (9, PR) OBP: 0.306, SLG: 0.367		1-2f 3-H		1-1 G3-1		2-3 K		2-0 L9		4 0 0 0 0 1 2										
Derrick May, L (1, 7) OBP: 0.309, SLG: 0.356		1-2 G4-3		1-1 G1-3		1-2 G1-3		3-1 G6-3		4 0 1 0 0 0 2										
Orlando Miller, R (1, 6) OBP: 0.317, SLG: 0.372			1-1 F8 SH1-4 1B		1-2 G1-3		2-1 G6-3		3-1 G6-3	4 0 1 0 0 0 2										
Shane Reynolds, R (1, 1) OBP: 0.143, SLG: 0.122			0-0 SH1-4		2-2 1B		1-0 F9		4-2 S BB	2 1 1 0 0 0 0										
John Cangelosi, S (9, PH) OBP: 0.471, SLG: 0.456			1-2 1B		1-2 1B					0 0 0 0 1 0 0										
Inning Stats	R: 0 E: 0 K: 2 S: 9	H: 1 LOB: 1 BB: 0 P: 15	R: 1 E: 1 K: 0 S: 9	H: 2 LOB: 0 BB: 0 P: 15	R: 0 E: 0 K: 0 S: 10	H: 1 LOB: 1 BB: 0 P: 14	R: 1 E: 0 K: 1 S: 17	H: 3 LOB: 2 BB: 0 P: 26	R: 0 E: 0 K: 2 S: 10	H: 0 LOB: 0 BB: 0 P: 15	R: 0 E: 0 K: 0 S: 4	H: 1 LOB: 1 BB: 0 P: 8	R: 0 E: 0 K: 1 S: 6	H: 1 LOB: 1 BB: 1 P: 12	R: 0 E: 0 K: 1 S: 10	H: 1 LOB: 3 BB: 1 P: 21	1B: 10 2B: 1 3B: 1 HR: 0	SF: 0 SAC: 1 DP: 3 HBP: 0	WP: 0 PB: 0 SB: 2 CS: 1	PA: 37
PITCHER	IP WLS BF H R ER SO BB IBB HBP BLK WP HR S P ERA WHIP																			
Joey Hamilton, R (1, 1) ERA: 2.96	7.0 W 30 10 2 1 5 2 0 0 0 0 0 0 71 117 1.29 1.714																			
Bryce Florie, R (8, 1) ERA: 2.64	1.2 6 1 0 0 1 1 0 0 0 0 0 0 11 24 0.00 1.200																			
Trevor Hoffman, R (9, 1) ERA: 4.94	0.1 S 1 0 0 0 1 0 0 0 0 0 0 0 3 3 0.00 0.000																			

Houston Astros @ San Diego Padres
 Jack Murphy Stadium, San Diego, CA
 Fri Jul 28 1995, 10:05 PM EDT
 Att. 14,331 - Unknown

livebaseballscorecards.com

AB	33
R	2
H	11
RBI	1
BB	3
SO	7
LOB	21



Batter	1	2	3	4	5	6	7	8	9
Steve Finley, L (1, 8) OBP: 0.366, SLG: 0.420	1-3 K			3-2 G4-3		1-2 G4-3 L4-5 2B		0-1 CS 1B	
Jody Reed, R (1, 4) OBP: 0.366, SLG: 0.297	0-1 F9			2-1 F8		0-2 G4-3		0-2 CS	
Tony Gwynn, L (1, 9) OBP: 0.389, SLG: 0.471	0-0 F7			2-0 G6-3		1-0 L4-5			
Ken Caminiti, S (1, 5) OBP: 0.362, SLG: 0.472			1-2 G3-1		0-0 HR		2-2 1B		
Phil Plantier, L (1, 7) OBP: 0.352, SLG: 0.417			3-1 F8		2-2 P3		1-3 K		
Archi Cianfrocco, R (1, 3) OBP: 0.273, SLG: 0.500			0-3 K		1-1 G4-3		2-3 K		
Andujar Cedeno, R (1, 6) OBP: 0.262, SLG: 0.346			1-0 G6-3		0-2 G4-3		1-3 K		
Trevor Hoffman, R (9, 1) OBP: 0.500, SLG: 1.000									
Brad Ausmus, R (1, 2) OBP: 0.308, SLG: 0.354						2-0 E6 1B 2B		2-0 G6-3	
Joey Hamilton, R (1, 1) OBP: 0.159, SLG: 0.146						0-0 2B G4-3 1B		1-2 1B	
Bryce Florie, R (8, 1)									
Ray Holbert, R (8, 6) OBP: 0.293, SLG: 0.260									

Inning Stats	R: 0	H: 0	E: 0	LOB: 0	K: 1	BB: 0	S: 7	P: 8
	R: 0	H: 0	E: 0	LOB: 0	K: 1	BB: 0	S: 9	P: 13
	R: 0	H: 1	E: 0	LOB: 1	K: 1	BB: 0	S: 8	P: 11
	R: 0	H: 0	E: 0	LOB: 0	K: 0	BB: 0	S: 6	P: 13
	R: 1	H: 1	E: 0	LOB: 0	K: 0	BB: 0	S: 10	P: 13
	R: 2	H: 2	E: 1	LOB: 0	K: 0	BB: 0	S: 10	P: 14
	R: 0	H: 1	E: 0	LOB: 1	K: 3	BB: 0	S: 12	P: 18
	R: 0	H: 2	E: 0	LOB: 0	K: 0	BB: 0	S: 9	P: 12

PITCHER	IP	WLS	BF	H	R	ER	SO	BB	IBB	HBP	BLK	WP	HR	S	P	ERA	WHIP
Shane Reynolds, R (1, 1) ERA: 2.62	8.0	L	28	7	3	2	6	0	0	0	0	0	1	71	102	2.25	0.875

BOTTOM

4 0 2 1 0 1 0

3 0 0 1 0 0 1

3 0 0 0 0 0 1

3 1 2 1 0 0 0

3 0 0 0 0 1 1

3 0 0 0 0 2 1

3 0 0 0 0 1 1

0 0 0 0 0 0 0

3 1 1 0 0 0 0

2 1 1 0 0 1 1

0 0 0 0 0 0 0

1 0 1 0 0 0 0


1B: 5 SF: 0
2B: 3 SAC: 0
3B: 0 DP: 2
HR: 1 HBP: 0

WP: 0 PA: 29
PB: 0
SB: 0
CS: 2

Houston Astros @ San Diego Padres
Jack Murphy Stadium, San Diego, CA

Fri Jul 28 1995, 10:05 PM EDT
Att. 14,331 - Unknown

livebaseballscorecards.com



AB	R	H	RBI	BB	SO	LOB
28	3	7	3	0	6	6

Batter	1	2	3	4	5	6	7	8	9	AB	R	H	RBI	BB	SO	LOB
Steve Finley, L (1, 8) OBP: 0.362, SLG: 0.415	0-2 G4-3		3-3 K		2-2 G3-1			2-2 F7		4	0	0	0	0	1	1
Jody Reed, R (1, 4) OBP: 0.368, SLG: 0.298	3-1 F7		4-1 G6-4-3 BB			1-1 G4-3		0-0 1B 1B		3	0	1	0	1	0	0
Tony Gwynn, L (1, 9) OBP: 0.390, SLG: 0.480	2-1 HR		1-2 G6-4-3			1-2 G6-3		2-1 1B 1-2 1B		4	1	2	1	0	0	2
Ken Caminiti, S (1, 5) OBP: 0.361, SLG: 0.469	1-0 F7			X 0-0 G1-3		X 0-0 1B		3-3 K		4	0	1	0	0	1	2
Eddie Williams, R (1, 3) OBP: 0.331, SLG: 0.449			3-3 K		B 1-0 1B		1-2 SAFE P6		B 3-2 F8		4	0	1	0	0	1
Phil Plantier, L (1, 7) OBP: 0.357, SLG: 0.421			1-2 G6-3 1B		B 2-3 SAFE K		B 3-2 P5		B 2-1 1B		4	0	2	0	0	1
Brian Johnson, R (1, 2) OBP: 0.279, SLG: 0.349			0-0 G6-3		B 2-0 F9		X 0-0 P3		B 1-0 F8		4	0	0	0	0	3
Ray Holbert, R (1, 6) OBP: 0.279, SLG: 0.245			3-3 K		S 3-2 L4		S 1-1 G3-1		X 0-0 F7		3	0	0	0	0	1
Fernando Valenzuela, L (8, 1) OBP: 0.167, SLG: 0.417					S 1-3 K					0	0	0	0	0	0	0
Scott Livingstone, L (9, PH) OBP: 0.230, SLG: 0.356										1	0	0	0	0	0	1
Andy Benes, R (1, 1) OBP: 0.171, SLG: 0.175					C 1-1 PB 1B					2	0	1	0	0	1	0
Doug Bochtler, R (6, 1) OBP: 0.261, SLG: 0.344										0	0	0	0	0	0	0
Andujar Cedeno, R (8, 6)										1	0	0	0	0	0	0

Inning Stats	R: 1	H: 1	E: 0	LOB: 0	K: 0	BB: 0	S: 8	P: 14	R: 0	H: 1	E: 0	LOB: 1	K: 2	BB: 0	S: 12	P: 19	R: 0	H: 1	E: 0	LOB: 1	K: 1	BB: 1	S: 10	P: 19	R: 0	H: 0	E: 0	LOB: 0	K: 1	BB: 0	S: 10	P: 16	R: 0	H: 1	E: 0	LOB: 1	K: 0	BB: 0	S: 11	P: 14	R: 0	H: 0	E: 0	LOB: 0	K: 0	BB: 0	S: 6	P: 10	R: 0	H: 2	E: 0	LOB: 2	K: 1	BB: 0	S: 13	P: 21	R: 0	H: 1	E: 0	LOB: 1	K: 0	BB: 0	S: 7	P: 13	1B: 7	2B: 0	3B: 0	HR: 1	SF: 0	SAC: 0	DP: 1	HBP: 0	WP: 0	PB: 1	SB: 0	CS: 0	PA: 35
PITCHER	IP	WLS	BF	H	R	ER	SO	BB	IBB	HBP	BLK	WP	HR	S	P	ERA	WHIP																																																												
Greg Swindell, L (1, 1) ERA: 4.47	7.2	W	30	7	1	1	5	1	0	0	0	0	0	72	117	1.17	1.043																																																												
Dave Veres, R (8, 1) ERA: 1.81	1.1		5	1	0	0	1	0	0	0	0	0	0	11	20	0.00	0.750																																																												

Houston Astros @ San Diego Padres
Jack Murphy Stadium, San Diego, CA

Sat Jul 29 1995, 10:05 PM EDT
Att: 36,137 - Unknown - 71 F

AB	34
R	1
H	8
RBI	1
BB	1
SO	6
LOB	12

Batter	1	2	3	4	5	6	7	8	9	AB R H RBI BB SO LOB	TOP											
Brian Hunter, R OBP: 0.411, SLG: 0.485 (1, 8)	1-1 G5-3 2B		1-1 G1-3		1-0 F8		0-1 FC6 1B		2-2 G4-3	5 0 2 2 0 0 1												
Craig Biggio, R OBP: 0.410, SLG: 0.489 (1, 4)	3-3 K			2-3 K		0-3 K2-3	2-1 FC6 1B PB		4-0 BB	4 1 0 0 1 3 3												
Jeff Bagwell, R OBP: 0.394, SLG: 0.494 (1, 3)	2-2 G5-3			1-0 L9-3 HBP		0-3 K	1-2 PB 1B		0-0 G5-3	1 0 0 0 0 0 1												
Craig Shipley, R OBP: 0.318, SLG: 0.382 (4, 5)	2-3			1-2 L9-3		1-1 L4	3-3 K			3 0 1 1 0 1 1												
Derek Bell, R OBP: 0.382, SLG: 0.439 (1, 9)	0-0 F8			1-2 L9-3		1-1 L4	3-3 K			4 0 0 0 0 1 3												
Dave Magadan, L OBP: 0.430, SLG: 0.387 (1, 5)			0-2 F7		4-2 2B 1B BB		4-1 WP 1B BB		2-3 K	2 2 0 0 2 1 0												
(4, 3)																						
Tony Eusebio, R OBP: 0.386, SLG: 0.452 (1, 2)			3-1 G6-4-3 1B		1-3 K		0-0 1B WP 1B		1-2 G4-3	4 1 2 0 0 1 1												
James Mouton, R OBP: 0.317, SLG: 0.376 (1, 7)			1-0 G6-4-3		2-0 1B 2B		2-3 K		4-0 BB	3 1 1 0 1 1 3												
Orlando Miller, R OBP: 0.316, SLG: 0.368 (1, 6)			1-3 K		0-3 K		4-1 1B BB		0-1 G4-3	3 1 0 0 1 2 3												
Doug Drabek, R OBP: 0.256, SLG: 0.243 (1, 1)			0-1 G1-3		1-2 1B		2-0 FC6 1B 1B		3-2 G5-3	2 0 1 2 0 0 0												
Derrick May, L OBP: 0.372, SLG: 0.360 (7, PH)										1 1 1 1 0 0 0												
Jim Dougherty, R OBP: 0.143, SLG: 0.143 (7, 1)										0 0 0 0 0 0 0												
Jeff Tabaka, R (8, 1)										0 0 0 0 0 0 0												
Milt Thompson, L OBP: 0.261, SLG: 0.253 (9, PH)										1 0 0 0 0 0 0												
Doug Ercolli, L OBP: 0.400, SLG: 0.400 (9, 1)										0 0 0 0 0 0 0												
Inning Stats	R: 0 E: 0 K: 1 S: 9	H: 1 LOB: 1 BB: 0 P: 15	R: 0 E: 0 K: 0 S: 6	H: 1 LOB: 0 BB: 0 P: 10	R: 0 E: 0 K: 1 S: 8	H: 0 LOB: 0 BB: 0 P: 10	R: 0 E: 0 K: 1 S: 6	H: 0 LOB: 0 BB: 0 P: 10	R: 2 E: 0 K: 2 S: 14	H: 2 LOB: 1 BB: 1 P: 23	R: 0 E: 0 K: 2 S: 9	H: 0 LOB: 0 BB: 0 P: 10	R: 5 E: 0 K: 2 S: 18	H: 4 LOB: 1 BB: 2 P: 36	R: 0 E: 0 K: 1 S: 10	H: 0 LOB: 1 BB: 1 P: 17	R: 0 E: 0 K: 0 S: 7	H: 0 LOB: 1 BB: 1 P: 16	1B: 6 2B: 3 3B: 0 HR: 0	SF: 0 SAC: 0 DP: 2 HBP: 1	WP: 1 PB: 1 SB: 0 CS: 0	PA: 39
PITCHER	IP WLS BF H R ER SO BB IBB HBP BLK WP HR S P ERA WHIP																					
Brian Williams, R (1, 1)	6.0 L 24 5 4 4 7 2 0 1 0 0 0 0 54 84 6.00 1.167																					
Willie Blair, R (7, 1)	1.0 7 3 3 2 2 1 0 0 0 1 0 16 30 18.00 4.000																					
Andres Berumen, R (8, 1)	2.0 8 0 0 0 1 2 0 0 0 0 0 17 33 0.00 1.000																					

Houston Astros @ San Diego Padres
Jack Murphy Stadium, San Diego, CA

Sun Jul 30 1995, 6:33 AM EDT
Att. 13,587 - Unknown - 73 F

livebaseballscorecards.com

AB	33
R	7
H	8
RBI	6
BB	5
SO	10
LOB	16



BOTTOM

Houston Astros @ San Diego Padres
Jack Murphy Stadium, San Diego, CA

Sun Jul 30 1995, 6:33 AM EDT
Att: 13,587 - Unknown - 73 F

livebaseballscorecards.com

AB	36
R	1
H	13
RBI	1
BB	0
SO	2
LOB	14



WP:	0	PA:	37
PB:	0		
SB:	0		
CS:	0		

AB R H RBI BB SO LOB

5	0	1	0	0	0	2
4	0	1	0	0	0	1
4	1	3	0	0	0	0
4	0	3	1	0	0	0
4	0	1	0	0	0	5
3	0	1	0	0	0	2
4	0	1	0	0	0	3
4	0	1	0	0	0	1
2	0	0	0	0	0	1
0	0	0	0	0	0	0
1	0	0	0	0	0	0
0	0	0	0	0	0	0
1	0	1	0	0	0	0

Batter	1	2	3	4	5	6	7	8	9
Steve Finley, L (1, 8) OBP: 0.360, SLG: 0.412	2-2 G4-3		2-1 G6-3		0-0 1B			0-0 P4	1-1 F9
Jody Reed, R (1, 4) OBP: 0.366, SLG: 0.297	0-1 F9		0-1 G6-3		0-1 G5-3			1-0 1B 1B	
Tony Gwynn, L (1, 9) OBP: 0.394, SLG: 0.486	2-1 2B			1-1 F9		2-1 1B 1B		1-1 1B 1B	
Ken Caminiti, S (1, 5) OBP: 0.365, SLG: 0.476	0-1 2B			1-0 F7		2-2 G6-4-3 1B		1-1 1B	
Phil Plantier, L (1, 7) OBP: 0.354, SLG: 0.423	3-2 F8			0-2 2B		2-0 P4		2-1 F7	
Eddie Williams, R (1, 3)		1-2 F8		1-0 HBP		1-0 G6-4-3		3-2 G6-4-3 1B	
Brad Ausmus, R (1, 2) OBP: 0.307, SLG: 0.352		2-2 G1-6-3		0-1 F9		1-1 G6-4-3 1B		0-0 G6-4-3	
Andujar Cedeno, R (1, 6) OBP: 0.261, SLG: 0.343		1-2 G4-3			1-2 F8	2-2 G6-4-3 1B		0-1 1B 1B	
Brian Williams, R (1, 1)			0-3 K				0-3 K	1-0 1B	
Willie Blair, R (7, 1)								1-2 1B	
Melvin Nieves, S (7, PH) OBP: 0.267, SLG: 0.325									
Andres Berumen, R (8, 1)									
Scott Livingstone, L (9, PH) OBP: 0.302, SLG: 0.367									

Inning Stats	R: 1	H: 2	E: 0	K: 0	S: 13	H: 0	LOB: 1	BB: 0	P: 20	R: 0	H: 0	E: 0	K: 0	S: 11	H: 0	LOB: 0	BB: 0	P: 15	R: 0	H: 0	E: 0	K: 1	S: 7	H: 0	LOB: 0	BB: 0	P: 9	R: 0	H: 1	E: 0	K: 0	S: 8	H: 1	LOB: 2	BB: 0	P: 11	R: 0	H: 1	E: 0	K: 0	S: 8	H: 2	LOB: 1	BB: 0	P: 14	R: 0	H: 1	E: 0	K: 1	S: 13	H: 1	LOB: 0	BB: 0	P: 16	R: 0	H: 3	E: 0	K: 0	S: 8	H: 3	LOB: 2	BB: 0	P: 13	R: 0	H: 3	E: 0	K: 0	S: 9	H: 3	LOB: 2	BB: 0	P: 14	1B: 10	2B: 3	3B: 0	HR: 0	SF: 0	SAC: 0	DP: 3	HBP: 1	WP: 0	PA: 37
--------------	------	------	------	------	-------	------	--------	-------	-------	------	------	------	------	-------	------	--------	-------	-------	------	------	------	------	------	------	--------	-------	------	------	------	------	------	------	------	--------	-------	-------	------	------	------	------	------	------	--------	-------	-------	------	------	------	------	-------	------	--------	-------	-------	------	------	------	------	------	------	--------	-------	-------	------	------	------	------	------	------	--------	-------	-------	--------	-------	-------	-------	-------	--------	-------	--------	-------	--------

PITCHER	IP	WLS	BF	H	R	ER	SO	BB	IBB	HBP	BLK	WP	HR	S	P	ERA	WHIP
Doug Drabek, R (1, 1) ERA: 4.49	6.0		24	6	1	1	1	0	0	0	0	0	0	54	79	1.50	1.000
Jim Dougherty, R (7, 1) ERA: 5.22	1.0		3	1	0	0	1	0	0	0	0	0	0	13	16	0.00	1.000
Jeff Tabaka, L (8, 1) ERA: 5.19	1.0		5	3	0	0	0	0	0	0	0	0	0	8	13	0.00	3.000
Doug Brocail, R (9, 1) ERA: 3.63	1.0		5	3	0	0	0	0	0	0	0	0	0	9	14	0.00	3.000

Batter	1	2	3	4	5	6	7	8	9	AB R H RBI BB SO LOB	TOP		
Brian Hunter, R OBP: 0.404, SLG: 0.475 (1, 8) X	0-0 P4		1-3 K			1-2 P3		0-0 BB BB 1B	0-1 F7	5 0 1 0 0 1 2			
Andy Stankiewicz, R OBP: 0.206, SLG: 0.129 (1, 4) F X	0-1 G6-3		2-3 K			2-3 K		4-0 BB 1-2 BB		3 0 0 0 1 2 1			
Derrick May, L OBP: 0.316, SLG: 0.360 (1, 7) C B S B S	3-3 K				2-1 G6-3	3-2 1B		4-1 1-2 2-3 BB		3 0 1 0 1 1 0			
Derek Bell, R OBP: 0.378, SLG: 0.435 (1, 9) B X C C C		1-2 F8		1-1 G5-3		2-3 K		1-3 K		4 0 0 0 0 2 4			
Dave Magadan, L OBP: 0.432, SLG: 0.386 (1, 3) X		0-0 F7		4-2 BB			3-2 G5-4-3 1B	3-3 K		3 0 1 0 1 1 3			
Craig Shipley, R OBP: 0.316, SLG: 0.378 (1, 5) C B B X		2-1 1B		0-0 P4			0-1 G5-4-3 1-2f		0-1 P2	4 0 1 0 0 0 2			
Jerry Goff, L OBP: 0.240, SLG: 0.318 (1, 2) 1 SAFE F B 1 SAFE		2-3 K			0-2 F9		4-2 BB		2-3 K	3 0 0 0 1 2 1			
Orlando Miller, R OBP: 0.316, SLG: 0.366 Dean Hartgraves, R (7, 1) Milt Thompson, L OBP: 0.269, SLG: 0.298 (9, PH)			4-2 SH3-4 BB		2-3 K		2-1 F9		2-1 HR	2 0 0 0 1 1 1 0 0 0 0 0 0 0 1 1 1 1 0 0 0			
Darryl Kile, R OBP: 0.194, SLG: 0.152 Ricky Gutierrez, R OBP: 0.167, SLG: 0.091 (7, 6)			0-0 SH3-4		0-3 K			0-1 G1-3	4-1 BB	1 0 0 0 0 1 0 1 0 0 0 1 0 0			
Inning Stats	R: 0 E: 0 K: 1 S: 6 H: 0 LOB: 0 BB: 0 P: 9	R: 0 E: 0 K: 1 S: 9 H: 1 LOB: 1 BB: 0 P: 14	R: 0 E: 0 K: 2 S: 9 H: 0 LOB: 1 BB: 1 P: 16	R: 0 E: 0 K: 0 S: 8 H: 0 LOB: 1 BB: 1 P: 15	R: 0 E: 0 K: 2 S: 12 H: 0 LOB: 0 BB: 0 P: 14	R: 0 E: 0 K: 2 S: 17 H: 1 LOB: 1 BB: 0 P: 25	R: 0 E: 0 K: 0 S: 9 H: 1 LOB: 1 BB: 1 P: 18	R: 0 E: 0 K: 2 S: 10 H: 1 LOB: 3 BB: 2 P: 22	R: 1 E: 0 K: 1 S: 10 H: 1 LOB: 1 BB: 1 P: 18	1B: 4 2B: 0 3B: 0 HR: 1 SF: 0 SAC: 1 DP: 1 HBP: 0	WP: 0 PB: 0 SB: 0 CS: 0 PA: 37		
PITCHER	IP WLS BF H R ER SO BB IBB HBP BLK WP HR S P ERA WHIP											PITCHER	IP WLS BF H R ER SO BB IBB HBP BLK WP HR S P ERA WHIP
Andy Ashby, R ERA: 3.38 (1, 1)	7.1 W 29 4 0 0 8 4 0 0 0 0 0 0 73 118 0.00 1.091												
Bryce Florie, R ERA: 2.6 (8, 1)	0.2 3 0 0 0 2 1 0 0 0 0 0 0 7 15 0.00 1.500												
Trevor Hoffman, R ERA: 5.06 (9, 1)	1.0 5 1 1 1 1 1 0 0 0 0 0 1 10 18 9.00 2.000												

Houston Astros @ San Diego Padres
Jack Murphy Stadium, San Diego, CA

Mon Jul 31 1995, 6:33 AM EDT
Att. 12,037 - Sunny - 80 F

livebaseballscorecards.com

AB	30
R	1
H	5
RBI	1
BB	6
SO	11
LOB	14



Batter	1	2	3	4	5	6	7	8	9	AB R H RBI BB SO LOB	TOP
Deion Sanders, L (1, 8) <small>OBP: 0.276, SLG: 0.306</small> Rikkert Faneyle, R (2, 8) <small>OBP: 0.338, SLG: 0.291</small>	2-3 	0-1 		0-1 			1-2 		2-2 	2 0 0 0 0 1 1 3 0 1 0 0 0 3	
Robby Thompson, R (1, 4) <small>OBP: 0.315, SLG: 0.312</small>	4-0 		2-0 		2-1 		2-1 			3 0 0 0 1 0 1	
Barry Bonds, L (1, 7) <small>OBP: 0.434, SLG: 0.595</small>	0-0 		1-2 		3-3 		0-0 			4 0 0 0 0 1 2	
Mark Carreon, R (1, 3) <small>OBP: 0.327, SLG: 0.481</small>	1-1 		0-0 		0-1 			1-0 		4 0 0 0 0 0 1	
Glenallen Hill, R (1, 9) <small>OBP: 0.327, SLG: 0.479</small>		2-1 		0-0 		2-0 		0-0 		4 2 2 1 0 0 0	
Royce Clayton, R (1, 6) <small>OBP: 0.298, SLG: 0.333</small>		1-0 		2-2 		1-1 		1-0 		4 1 1 0 0 0 0	
Kirt Manwaring, R (1, 2) <small>OBP: 0.333, SLG: 0.362</small>		2-1 		4-1 		4-0 		4-2 		1 1 1 1 3 0 0	AB 32 R 4 H 8 RBI 3 BB 4 SO 4 LOB 13
Steve Scarsone, R (1, 5) <small>OBP: 0.337, SLG: 0.528</small>		3-2 		0-2 		1-1 		1-1 		3 0 2 1 0 0 1	
Mark Leiter, R (1, 1) <small>OBP: 0.128, SLG: 0.081</small> Rod Beck, R (9, 1) <small>OBP: 0.333, SLG: 0.333</small>		1-3 		0-3 		0-0 		1-0 		4 0 1 0 0 2 4 0 0 0 0 0 0 0	
Inning Stats	R: 0 H: 0 E: 0 LOB: 1 K: 1 BB: 1 S: 6 P: 13	R: 2 H: 3 E: 0 LOB: 1 K: 1 BB: 0 S: 14 P: 23	R: 0 H: 0 E: 0 LOB: 0 K: 0 BB: 0 S: 5 P: 8	R: 2 H: 2 E: 0 LOB: 1 K: 1 BB: 1 S: 13 P: 19	R: 0 H: 0 E: 0 LOB: 0 K: 1 BB: 0 S: 8 P: 13	R: 0 H: 1 E: 0 LOB: 2 K: 0 BB: 1 S: 6 P: 14	R: 0 H: 1 E: 0 LOB: 0 K: 0 BB: 0 S: 6 P: 9	R: 0 H: 0 E: 0 LOB: 0 K: 0 BB: 0 S: 3 P: 5	R: 0 H: 1 E: 0 LOB: 1 K: 0 BB: 1 S: 9 P: 17	1B: 6 SF: 1 2B: 2 SAC: 0 3B: 0 DP: 2 HR: 1 HBP: 0	WP: 0 PA: 37 PB: 0 SB: 0 CS: 0
PITCHER Glenn Dishman, L (1, 1) <small>ERA: 2.94</small> Doug Bochtler, R (8, 1) <small>ERA: 1.86</small>	IP WLS BF H R ER SO BB IBB HBP BLK WP HR S P ERA WHIP 7.0 L 30 7 4 4 4 3 0 0 1 0 1 58 99 5.14 1.429										

San Francisco Giants @ San Diego Padres
 Jack Murphy Stadium, San Diego, CA
 Tue Aug 01 1995, 10:05 PM EDT
 Att. 12,692 - Unknown - 74 F

AB	32
R	4
H	8
RBI	3
BB	4
SO	4
LOB	13

Batter	1	2	3	4	5	6	7	8	9	AB	R	H	RBI	BB	SO	LOB
Steve Finley, L (1, 8) OBP: 0.358, SLG: 0.407	1-2 F9	1-0 L3		0-0 F9			0-0 F8			4	0	0	0	0	0	3
Jody Reed, R (1, 4) OBP: 0.366, SLG: 0.297	1-1 P3		2-0 F7		1-1 1B		1-0 F7			4	0	1	0	0	0	0
Tony Gwynn, L (1, 9) OBP: 0.399, SLG: 0.488	2-1 F7		0-0 1B		0-1 F9			1-0 F9		4	0	1	0	0	0	1
Ken Caminiti, S (1, 5) OBP: 0.363, SLG: 0.469		1-0 1B	0-3 K		1-3 K			2-0 F7		4	1	1	0	0	2	2
Phil Plantier, L (1, 7) OBP: 0.341, SLG: 0.403		2-1 F8	1-2 G4-3		3-2 G6-3			3-2 F7		4	0	0	0	0	0	3
Scott Livingstone, L (1, 3) OBP: 0.313, SLG: 0.413		1-2 E6		0-0 HR		0-0 G4-3			4-2 SH1-4	3	2	1	1	1	0	1
Brad Ausmus, R (1, 2) OBP: 0.307, SLG: 0.351		0-0 SF9		2-1 G6-3		3-2 F8			0-0 SH1-4	3	0	1	1	0	0	0
Andujar Cedeno, R (1, 6) OBP: 0.264, SLG: 0.345		2-0 1B		1-3 K2-3		0-0 G1-3			2-3 K	3	0	0	0	0	2	1
Glenn Dishman, R (1, 1) OBP: 0.188, SLG: 0.200		1-2 SF9		0-1 1B			2-2 P6		0-3 K	1	0	1	1	0	0	0
Phil Clark, R (7, PH) OBP: 0.306, SLG: 0.385										1	0	0	0	0	0	0
Doug Bochtler, R (8, 1)										0	0	0	0	0	0	0
Brian Johnson, R (9, PH) OBP: 0.276, SLG: 0.343										1	0	0	0	0	1	1

Inning Stats	R: 0	H: 0	E: 0	K: 0	S: 7	H: 0	LOB: 0	BB: 0	P: 11	R: 2	H: 2	E: 1	K: 0	S: 11	H: 1	LOB: 1	BB: 0	P: 11	R: 0	H: 1	E: 0	K: 1	S: 10	H: 2	LOB: 1	BB: 0	P: 13	R: 0	H: 0	E: 0	K: 1	S: 6	H: 0	LOB: 0	BB: 0	P: 9	R: 0	H: 0	E: 0	K: 0	S: 5	H: 0	LOB: 0	BB: 0	P: 8	R: 0	H: 0	E: 0	K: 0	S: 6	H: 0	LOB: 0	BB: 0	P: 12	R: 0	H: 0	E: 0	K: 2	S: 11	H: 0	LOB: 1	BB: 1	P: 17	1B: 5	SF: 1	2B: 0	SAC: 1	3B: 0	DP: 0	HR: 1	HBP: 1	WP: 0	PA: 36
--------------	------	------	------	------	------	------	--------	-------	-------	------	------	------	------	-------	------	--------	-------	-------	------	------	------	------	-------	------	--------	-------	-------	------	------	------	------	------	------	--------	-------	------	------	------	------	------	------	------	--------	-------	------	------	------	------	------	------	------	--------	-------	-------	------	------	------	------	-------	------	--------	-------	-------	-------	-------	-------	--------	-------	-------	-------	--------	-------	--------

PITCHER	IP	WLS	BF	H	R	ER	SO	BB	IBB	HBP	BLK	WP	HR	S	P	ERA	WHIP
Mark Leiter, R (1, 1) ERA: 3.38	8.0	W	33	6	3	1	3	1	0	1	0	0	1	68	106	1.12	0.875
Rod Beck, R (9, 1) ERA: 5.45	1.0	S	3	0	0	0	2	0	0	0	0	0	0	7	9	0.00	0.000


BOTTOM

San Francisco Giants @ San Diego Padres
Jack Murphy Stadium, San Diego, CA

Tue Aug 01 1995, 10:05 PM EDT
Att: 12,692 - Unknown - 74 F

livebaseballscorecards.com

AB	32
R	3
H	6
RBI	3
BB	1
SO	5
LOB	12



Batter	1	2	3	4	5	6	7	8	9	AB R H RBI BB SO LOB	TOP																		
Deion Sanders, L (1, 8) OBP: 0.279, SLG: 0.327	0-0 L5		0-0 CS 1B		1-2 HR		3-3 K		1-3 K	5 1 2 1 0 2 0	San Francisco Giants @ San Diego Padres Jack Murphy Stadium, San Diego, CA Wed Aug 02 1995, 10:05 PM EDT Att. 14,732 - Unknown - 73 F livebaseballscorecards.com																		
Robby Thompson, R (1, 4) OBP: 0.320, SLG: 0.318	1-2 G1-3		0-2 CS 1B		1-3 K		0-0 WP 1B		1-1 1B	5 1 3 0 0 1 0																			
Barry Bonds, L (1, 7) OBP: 0.428, SLG: 0.586	1-2 F5		3-3 K		0-3 K		2-2 SAFE F8		2-2 P4	5 0 0 0 0 2 4																			
Mark Carreon, R (1, 3) OBP: 0.330, SLG: 0.479		0-2 G1-4-3	3-2 2-H 1B		0-2 G5-3		4-0 1-2 BB			3 0 1 1 1 0 0																			
Glenallen Hill, R (1, 9) OBP: 0.323, SLG: 0.473		0-0 E6 1B	3-2 G5-3		0-0 E6 P4		0-1 P3			4 1 0 0 0 0 3																			
Royce Clayton, R (1, 6) OBP: 0.298, SLG: 0.332		3-2 SAFE 1B		2-1 G6-3		1 SAFE 3-2 SAFE P4		1-3 K		4 0 1 0 0 1 1																			
Kirt Manwaring, R (1, 2) OBP: 0.336, SLG: 0.369		1-0 1-2 2-H 1B		3-2 L5		2-1 2B		3-3 K		4 0 2 1 0 1 0																			
Mike Benjamin, R (1, 5) OBP: 0.294, SLG: 0.370		2-2 F8		4-2 BB		4-0 FC4-6 IBB		3-1 F8		2 0 0 0 2 0 2																			
Jose Bautista, R (8, 1)										0 0 0 0 0 0 0																			
Trevor Wilson, L (1, 1) OBP: 0.250, SLG: 0.286			0-3 K		2-3 K		2-2 FC4-6		0-0 P4	3 0 0 0 0 2 5																			
Chris Hook, R (8, 1)										0 0 0 0 0 0 0																			
Shawn Barton, R (8, 1)										0 0 0 0 0 0 0																			
Terry Mulholland, R (8, 1) OBP: 0.074, SLG: 0.115										0 0 0 0 0 0 0																			
Steve Scarosone, R (8, 5) OBP: 0.335, SLG: 0.525										1 0 0 0 0 0 0																			
Inning Stats	R: 0 E: 0 K: 0 S: 7 H: 0 LOB: 0 BB: 0 P: 9	R: 1 E: 1 K: 1 S: 15 H: 2 LOB: 2 BB: 0 P: 21	R: 1 E: 0 K: 1 S: 14 H: 3 LOB: 1 BB: 0 P: 23	R: 0 E: 0 K: 1 S: 11 H: 0 LOB: 1 BB: 1 P: 22	R: 1 E: 0 K: 2 S: 12 H: 1 LOB: 0 BB: 0 P: 14	R: 0 E: 1 K: 0 S: 11 H: 1 LOB: 2 BB: 1 P: 22	R: 0 E: 0 K: 1 S: 9 H: 1 LOB: 2 BB: 1 P: 18	R: 0 E: 0 K: 2 S: 8 H: 0 LOB: 0 BB: 0 P: 15	R: 0 E: 0 K: 1 S: 9 H: 1 LOB: 1 BB: 0 P: 13	1B: 7 2B: 2 3B: 0 HR: 1 SF: 0 SAC: 0 DP: 1 HBP: 0	WP: 1 PB: 0 SB: 0 CS: 2 PA: 39																		
PITCHER	IP WLS BF H R ER SO BB IBB HBP BLK WP HR S P ERA WHIP											PITCHER	IP WLS BF H R ER SO BB IBB HBP BLK WP HR S P ERA WHIP																
Joey Hamilton, R (1, 1) ERA: 2.96	6.0		27	7	3	2	5	1	1	0	0	0	0	0	1	70	111	3.00	1.333										
Ron Villone, L (7, 1) ERA: 7.17	2.0	W	8	1	0	0	3	1	0	0	0	1	0	0	17	33	0.00	1.000											
Andres Berumen, R (9, 1) ERA: 4.59	1.0		4	1	0	0	1	0	0	0	0	0	0	0	9	13	0.00	1.000											



Batter	1	2	3	4	5	6	7	8	9	AB R H RBI BB SO LOB	TOP											
Deion Sanders, L (1, 8) OBP: 0.279, SLG: 0.325	0-0 G2-3 1B		0-0 G3			0-3 K		0-3 K		4 0 1 0 0 2 0	San Francisco Giants @ San Diego Padres Jack Murphy Stadium, San Diego, CA Thu Aug 03 1995, 6:33 AM EDT Att. 14,579 - Sunny - 80 F livebaseballscorecards.com											
Robby Thompson, R (1, 4) OBP: 0.319, SLG: 0.317	0-0 L9			0-0 G6-3		0-0 FC5 BB 1B		0-0 F9	4 0 1 0 0 0 1													
Barry Bonds, L (1, 7) OBP: 0.429, SLG: 0.583	0-0 G2-3 1-2			0-0 F9		4-0 BB 1-2 BB		0-0 DI 1B	3 0 1 0 1 0 1													
Mark Carreon, R (1, 3) OBP: 0.329, SLG: 0.475	0-0 G6-3			0-0 1B		0-0 FC5 2-3f		0-0 P5	4 0 1 0 0 0 4													
Glenallen Hill, R (1, 9) OBP: 0.320, SLG: 0.467		0-0 F2		0-0 L8		0-3 K		0-0 P6 1-2	4 0 0 0 0 1 2													
Jeff Reed, L (1, 2) OBP: 0.392, SLG: 0.305		0-0 F9			4-0 BB G4-6-3	0-3 K			2 0 0 0 1 1 0													
Royce Clayton, R (1, 6) OBP: 0.295, SLG: 0.329		0-0 F9			0-0 G4-6-3 1-2f	0-0 F7			3 0 0 0 0 0 1													
Mike Benjamin, R (1, 5) OBP: 0.287, SLG: 0.361			0-0 F3		0-0 G6-3		0-0 G5-3		3 0 0 0 0 0 0													
Sergio Valdez, R (1, 1)			0-0 G1-3			0-0 L5		0-0 G6-3	2 0 0 0 0 0 0													
Scott Service, R (6, 1)									0 0 0 0 0 0 0													
John Patterson, S (8, PH) OBP: 0.260, SLG: 0.266									1 0 0 0 0 0 0													
Jose Bautista, R (8, 1)									0 0 0 0 0 0 0													
Shawn Barton, R (8, 1)									0 0 0 0 0 0 0													
Inning Stats	R: 0 E: 0 K: 0 S: 4	H: 1 LOB: 1 BB: 0 P: 4	R: 0 E: 0 K: 0 S: 3	H: 0 LOB: 0 BB: 0 P: 3	R: 0 E: 0 K: 0 S: 3	H: 0 LOB: 0 BB: 0 P: 3	R: 0 E: 0 K: 0 S: 4	H: 1 LOB: 1 BB: 0 P: 4	R: 0 E: 0 K: 0 S: 2	H: 0 LOB: 0 BB: 1 P: 6	R: 0 E: 0 K: 1 S: 6	H: 1 LOB: 2 BB: 1 P: 10	R: 0 E: 0 K: 2 S: 7	H: 0 LOB: 0 BB: 0 P: 7	R: 0 E: 0 K: 1 S: 5	H: 0 LOB: 0 BB: 0 P: 5	R: 0 E: 0 K: 0 S: 4	H: 1 LOB: 1 BB: 0 P: 4	1B: 4 2B: 0 3B: 0 HR: 0	SF: 0 SAC: 0 DP: 1 HBP: 0	WP: 0 PB: 0 SB: 0 CS: 0	PA: 32
PITCHER	IP WLS BF H R ER SO BB IBB HBP BLK WP HR S P ERA WHIP																					
Willie Blair, R (1, 1) ERA: 4.44	6.0 W 22 3 0 0 1 2 0 0 0 0 0 0 22 30 0.00 0.833																					
Bryce Florie, R (7, 1) ERA: 2.49	2.0 6 0 0 0 3 0 0 0 0 0 0 0 12 12 0.00 0.000																					
Trevor Hoffman, R (9, 1) ERA: 4.91	1.0 S 4 1 0 0 0 0 0 0 0 0 0 0 4 4 0.00 1.000																					



Batter	1	2	3	4	5	6	7	8	9
Steve Finley, L (1, 8) OBP: 0.368, SLG: 0.418	0-0 WP PB 1B		0-0 2B		0-0 2B	4-0 1-2 2-3 BB		0-0 FC6-4 1-2f	
Jody Reed, R (1, 4) OBP: 0.362, SLG: 0.294	0-3 K 1-2		0-0 L7		0-0 L4	0-0 F7			
Tony Gwynn, L (1, 9) OBP: 0.403, SLG: 0.490 Phil Clark, R (7, PR) OBP: 0.312, SLG: 0.368 (8, 9)	0-3 K 2-3		0-0 G4-3			0-0 1B 1B 1B	0-0 CS 1B		
Ken Caminiti, S (1, 5) OBP: 0.367, SLG: 0.477	0-0 G1-3			0-0 G3		0-0 1B 1B 1B	0-3 K 1-2		
Phil Plantier, L (1, 7) OBP: 0.338, SLG: 0.398		0-0 F8		0-0 G4-3		0-0 BB 1B SF7 1B	0-0 P5		
Scott Livingstone, L (1, 3) OBP: 0.324, SLG: 0.418 Trevor Hoffman, R (9, 1) OBP: 0.500, SLG: 1.000		0-0 G3-1		0-0 1B		0-0 BB BB 1B	0-0 G4-3		
Archi Cianfrocco, R (1, 6) OBP: 0.304, SLG: 0.400		0-0 E6		0-0 L9		4-0 BB 1-2 2-3 3-H	0-0 2B		
Brian Johnson, R (1, 2) OBP: 0.272, SLG: 0.336		0-0 L6			0-0 G5-3	0-3 K	0-3 K		
Willie Blair, R (1, 1) Melvin Nieves, S (6, PH) OBP: 0.268, SLG: 0.346 Bryce Florie, R (7, 1) Roberto Petagine, L (8, PH) OBP: 0.376, SLG: 0.408 (9, 3)			0-3 K			0-0 F7	0-0 SF7	4-0 FC6-4 BB	

Inning Stats	R: 0 E: 0 K: 2 S: 8	H: 1 LOB: 1 BB: 0 P: 8	R: 0 E: 1 K: 0 S: 4	H: 0 LOB: 1 BB: 0 P: 4	R: 0 E: 0 K: 1 S: 6	H: 1 LOB: 1 BB: 0 P: 6	R: 0 E: 0 K: 0 S: 4	H: 1 LOB: 1 BB: 0 P: 4	R: 0 E: 0 K: 0 S: 4	H: 1 LOB: 1 BB: 0 P: 4	R: 3 E: 0 K: 1 S: 9	H: 4 LOB: 3 BB: 2 P: 17	R: 0 E: 0 K: 1 S: 5	H: 1 LOB: 1 BB: 0 P: 5	R: 0 E: 0 K: 1 S: 6	H: 1 LOB: 2 BB: 1 P: 10
--------------	------------------------------	---------------------------------	------------------------------	---------------------------------	------------------------------	---------------------------------	------------------------------	---------------------------------	------------------------------	---------------------------------	------------------------------	----------------------------------	------------------------------	---------------------------------	------------------------------	----------------------------------

PITCHER	IP	WLS	BF	H	R	ER	SO	BB	IBB	HBP	BLK	WP	HR	S	P	ERA	WHIP
Sergio Valdez, R (1, 1) ERA: 2.55	5.0	L	25	8	3	3	3	1	0	0	0	1	0	30	34	5.40	1.800
Scott Service, R (6, 1) ERA: 3.6	2.0		7	1	0	0	2	1	0	0	0	0	0	10	14	0.00	1.000
Jose Bautista, R (8, 1) ERA: 6.19	0.2		3	1	0	0	1	0	0	0	0	0	0	5	5	0.00	1.500
Shawn Barton, L (8, 1) ERA: 3.34	0.1		2	0	0	0	0	1	0	0	0	0	0	1	5	0.00	3.000

BOTTOM

AB	R	H	RBI	BB	SO	LOB
4	0	3	0	1	0	2
4	0	0	0	0	1	6
4	1	2	0	0	1	2
0	0	0	0	0	0	0
4	1	1	0	0	1	2
4	1	1	0	0	0	1
4	0	2	1	0	0	0
0	0	0	0	0	0	0
3	0	1	1	1	0	1
4	0	0	0	0	2	5
2	0	0	0	0	1	0
0	0	0	1	0	0	0
0	0	0	0	0	0	0
0	0	0	0	1	0	0

AB 33
R 3
H 10
RBI 3
BB 3
SO 6
LOB 19

WP: 1 **PA: 37**
PB: 1
SB: 0
CS: 1

1B: 7 **SF: 1**
2B: 4 **SAC: 0**
3B: 0 **DP: 1**
HR: 0 **HBP: 0**

San Francisco Giants @ San Diego Padres
Jack Murphy Stadium, San Diego, CA

Thu Aug 03 1995, 6:33 AM EDT
Att. 14,579 - Sunny - 80 F



PITCHER	IP	WLS	BF	H	R	ER	SO	BB	IBB	HBP	BLK	WP	HR	S	P	ERA	WHIP
---------	----	-----	----	---	---	----	----	----	-----	-----	-----	----	----	---	---	-----	------

Batter	1	2	3	4	5	6	7	8	9	AB R H RBI BB SO LOB	TOP										
Steve Finley, L (1, 8) OBP: 0.374, SLG: 0.435	0-0 G4-3		0-0 HR	0-0 G4-3			0-0 G4-3			4 1 1 2 0 0 2											
Jody Reed, R (1, 4) OBP: 0.367, SLG: 0.300	0-0 G4-3		4-0 1B BB			0-0 F7		0-0 L4		3 1 0 0 1 0 0											
Ken Caminiti, S (1, 5) OBP: 0.363, SLG: 0.469	0-0 G6-3		0-0 1B 1B			0-0 G3		4-0 L3 BB		3 0 1 0 1 0 0											
Phil Plantier, L (1, 7) OBP: 0.349, SLG: 0.447		0-0 L7	0-0 1B			0-0 G4-3		0-0 L3		4 0 1 1 0 0 1											
Scott Livingstone, L (1, 3) OBP: 0.346, SLG: 0.455		0-0 G6-3	0-0 P6			0-0 G1-6-3 1B		0-0 F2		4 0 1 0 0 0 2											
Melvin Nieves, S (1, 9) OBP: 0.271, SLG: 0.337		4-0 CS BB		0-0 G4-3		0-0 G1-6-3		0-0 G4-3		3 0 0 0 1 0 1											
Archi Cianfrocco, R (1, 6) OBP: 0.344, SLG: 0.448		0-0 CS	0-0 SH2-4 HR 1B	0-3 K		0-0 F8		0-0 1B 2B		4 1 2 0 0 1 0	AB 32 R 3 H 9 RBI 3 BB 3 SO 3 LOB 9										
Brian Johnson, R (1, 2) OBP: 0.277, SLG: 0.340			0-0 F7	0-0 1B 1B			0-0 G1-3		0-0 1B	4 0 2 0 0 0 1											
Andy Ashby, R (1, 1) OBP: 0.156, SLG: 0.129			0-0 SH2-4	0-0 1B			0-3 K		0-3 K	1 0 1 0 0 0 0											
Roberto Petagine, L (7, PH) OBP: 0.370, SLG: 0.400										1 0 0 0 0 1 0											
Doug Bochtler, R (7, 1)										0 0 0 0 0 0 0											
Bryce Florie, R (8, 1)										0 0 0 0 0 0 0											
Phil Clark, R (9, PH) OBP: 0.304, SLG: 0.357										1 0 0 0 0 1 2											
Inning Stats	R: 0 E: 0 K: 0 S: 3	H: 0 LOB: 0 BB: 0 P: 3	R: 0 E: 0 K: 0 S: 2	H: 0 LOB: 0 BB: 1 P: 6	R: 3 E: 0 K: 0 S: 7	H: 4 LOB: 2 BB: 1 P: 11	R: 0 E: 0 K: 1 S: 7	H: 2 LOB: 2 BB: 0 P: 7	R: 0 E: 0 K: 0 S: 3	H: 1 LOB: 0 BB: 0 P: 3	R: 0 E: 0 K: 1 S: 5	H: 0 LOB: 0 BB: 0 P: 5	R: 0 E: 0 K: 0 S: 2	H: 0 LOB: 0 BB: 1 P: 6	R: 0 E: 0 K: 1 S: 7	H: 2 LOB: 2 BB: 0 P: 7	1B: 7 2B: 2 3B: 0 HR: 1	SF: 0 SAC: 1 DP: 2 HBP: 0	WP: 0 PB: 0 SB: 0 CS: 1	PA: 37	
PITCHER	IP WLS BF H R ER SO BB IBB HBP BLK WP HR S P ERA WHIP																			PITCHER	IP WLS BF H R ER SO BB IBB HBP BLK WP HR S P ERA WHIP
Armando Reynoso, R (1, 1) ERA: 5.32	7.1 W 30 7 3 3 2 3 0 0 0 0 1 31 43 3.68 1.364																				
Lance Painter, L (8, 1) ERA: 4.07	0.2 1 0 0 0 0 0 0 0 0 0 0 0 1 1 0.00 0.000																				
Darren Holmes, R (9, 1) ERA: 2.36	1.0 5 2 0 0 0 1 0 0 0 0 0 0 7 7 0.00 2.000																				

San Diego Padres @ Colorado Rockies
Coors Field, Denver, CO
Sat Aug 05 1995, 7:05 PM MDT
Att. 48,043 - Unknown - 81 F

livebaseballscorecards.com



Batter	1	2	3	4	5	6	7	8	9
Eric Young Sr., R OBP: 0.393, SLG: 0.423 (1, 4)	0-3 K	0-0 G5-3		0-0 FC5-4		0-0 F8		0-0 1B	
Mike Kingery, L OBP: 0.386, SLG: 0.470 (1, 8)	0-0 G3 1B 2B		4-0 1B G5-4-3 BB	0-0 F7		0-0 CS 1B		0-0 BB 1B	
Larry Walker, L OBP: 0.380, SLG: 0.618 (1, 9)	0-0 G3		0-0 G5-4-3 1B		0-0 S 1B 2B	0-3 K		4-0 BB	
Andres Galarraga, R OBP: 0.336, SLG: 0.523 (1, 3)	0-0 HR 1B		0-0 G5-4-3		1-0 S 1B HBP		0-0 F7	0-3 K	
Dante Bichette, R OBP: 0.355, SLG: 0.618 (1, 7)	0-0 HR		0-0 2B		0-0 L7		0-0 CS 2B	0-0 G1-3	
Vinny Castilla, R OBP: 0.350, SLG: 0.598 (1, 5)	0-0 L8		0-0 F8		0-0 E 1B		0-0 2B		
Joe Girardi, R OBP: 0.334, SLG: 0.391 (1, 2)		0-0 G3 1B		4-0 FC5-6 1B BB		0-0 E3		0-0 G6-3	
Walt Weiss, S OBP: 0.392, SLG: 0.305 (1, 6)		0-0 G3		0-0 FC5-4 FC5-6 1B		0-3 K		0-0 1B G1-4-3 1B	
Armando Reynoso, R OBP: 0.214, SLG: 0.154 (1, 1)		0-3 K		0-0 FC5-6 FC5-4		0-3 K		0-0 G1-4-3	
Lance Painter, L OBP: 0.333, SLG: 0.400 (8, 1)									
John Vander Wal, L OBP: 0.463, SLG: 0.618 (8, PH)									
Darren Holmes, R (9, 1)									

Inning Stats	R: 3	H: 3	E: 0	LOB: 0	K: 1	S: 8	P: 8	R: 0	H: 1	E: 0	LOB: 1	K: 1	S: 6	P: 6	R: 1	H: 2	E: 0	LOB: 1	K: 0	S: 4	P: 8	R: 0	H: 1	E: 0	LOB: 2	K: 0	S: 4	P: 8	R: 2	H: 2	E: 1	LOB: 2	K: 2	S: 10	P: 11	R: 0	H: 1	E: 0	LOB: 1	K: 1	S: 5	P: 5	R: 0	H: 2	E: 0	LOB: 1	K: 0	S: 4	P: 4	R: 1	H: 3	E: 0	LOB: 3	K: 1	S: 8	P: 12
--------------	------	------	------	--------	------	------	------	------	------	------	--------	------	------	------	------	------	------	--------	------	------	------	------	------	------	--------	------	------	------	------	------	------	--------	------	-------	-------	------	------	------	--------	------	------	------	------	------	------	--------	------	------	------	------	------	------	--------	------	------	-------

PITCHER	IP	WLS	BF	H	R	ER	SO	BB	IBB	HBP	BLK	WP	HR	S	P	ERA	WHIP
Andy Ashby, R ERA: 3.66 (1, 1)	6.0	L	30	10	6	6	5	2	0	0	0	0	1	37	46	9.00	2.000
Doug Bochtler, R ERA: 1.69 (7, 1)	1.0		4	2	0	0	0	0	0	0	0	0	0	4	4	0.00	2.000
Bryce Florie, R ERA: 2.63 (8, 1)	1.0		7	3	1	1	1	1	0	0	0	0	0	8	12	9.00	4.000

BOTTOM

San Diego Padres @ Colorado Rockies
Coors Field, Denver, CO

Sat Aug 05 1995, 7:05 PM MDT
Att: 48,043 - Unknown - 81 F

AB	R	H	RBI	BB	SO	LOB
5	0	1	0	0	1	3
4	2	3	1	1	0	2
4	1	2	0	1	1	2
4	2	1	1	0	1	4
5	1	3	2	0	0	5
4	0	2	2	0	0	1
3	0	1	0	1	0	2
4	1	2	0	0	1	3
3	0	0	0	0	2	5
0	0	0	0	0	0	0
1	0	0	0	0	0	1
0	0	0	0	0	0	0

1B:	9	SF:	0
2B:	6	SAC:	0
3B:	0	DP:	2
HR:	1	HBP:	1

WP:	0	PA:	41
PB:	0		
SB:	3		
CS:	2		



Batter	1	2	3	4	5	6	7	8	9	AB R H RBI BB SO LOB	TOP		
Steve Finley, L (1, 8) OBP: 0.376, SLG: 0.443	1-3 K		1-2 SF7 1B	1-0 SF7			2-3 K		2-2 F7	4 1 1 1 0 2 0			
Jody Reed, R (1, 4) OBP: 0.363, SLG: 0.297	1-1 F9		3-1 1B	3-2 L7			1-1 G5-3		1-2 G4-3	5 0 1 0 0 0 1			
Tony Gwynn, L (1, 9) Melvin Nieves, S (5, 9) OBP: 0.403, SLG: 0.490 OBP: 0.269, SLG: 0.335	1-1 1B		0-0 SF7				0-3 K			2 0 1 1 0 0 0 1 0 0 0 0 1 0			
Ken Caminiti, S (1, 5) OBP: 0.369, SLG: 0.483	3-2 P6		3-H 1-3 K				0-1 1B		1-1 2B	4 0 2 0 0 1 2			
Phil Plantier, L (1, 7) OBP: 0.352, SLG: 0.465			1-1 F7	3-2 F8			1-2 F9		1-3 K	4 0 0 0 0 1 3			
Scott Livingstone, L (1, 3) Eddie Williams, R (8, PH) Roberto Petagine, L (8, 3) OBP: 0.360, SLG: 0.446 OBP: 0.330, SLG: 0.442 OBP: 0.375, SLG: 0.406			0-0 F9				3-2 L7		2-3 K	3 1 1 0 0 0 1 1 0 0 0 0 1 1 0 0 0 0 0 0 0			
Archi Cianfrocco, R (1, 6) OBP: 0.380, SLG: 0.571			4-2 BB				2-3 K		4-0 IBB	2 0 0 0 2 1 1			
Brad Ausmus, R (1, 2) OBP: 0.319, SLG: 0.381			0-0 E6				2-1 F7		2-2 G4-3	4 1 1 0 0 0 3			
Joey Hamilton, R (1, 1) Doug Bochtler, R (7, 1) Phil Clark, R (9, PH) Trevor Hoffman, R (9, 1) OBP: 0.163, SLG: 0.152 OBP: 0.300, SLG: 0.352 OBP: 0.500, SLG: 1.000			1-3 K				1-3 K		1-0 P9	3 0 1 1 0 2 2 0 0 0 0 0 0 0 1 0 0 0 0 0 0 0 0 0 0 0 0 0			
Inning Stats	R: 0 H: 1 E: 0 LOB: 1 K: 1 BB: 0 S: 12 P: 18	R: 0 H: 0 E: 1 LOB: 2 K: 1 BB: 1 S: 15 P: 21	R: 1 H: 2 E: 0 LOB: 1 K: 1 BB: 0 S: 14 P: 21	R: 2 H: 3 E: 0 LOB: 1 K: 0 BB: 0 S: 11 P: 15	R: 0 H: 1 E: 0 LOB: 1 K: 0 BB: 0 S: 12 P: 19	R: 0 H: 0 E: 0 LOB: 0 K: 2 BB: 0 S: 8 P: 13	R: 0 H: 0 E: 0 LOB: 0 K: 2 BB: 0 S: 9 P: 12	R: 0 H: 1 E: 0 LOB: 2 K: 2 BB: 1 S: 13 P: 23	R: 0 H: 0 E: 0 LOB: 0 K: 0 BB: 0 S: 8 P: 12	1B: 6 SF: 2 2B: 2 SAC: 0 3B: 0 DP: 0 HR: 0 HBP: 0	WP: 0 PA: 38 PB: 0 SB: 1 CS: 0		
PITCHER	IP WLS BF H R ER SO BB IBB HBP BLK WP HR S P ERA WHIP											PITCHER	IP WLS BF H R ER SO BB IBB HBP BLK WP HR S P ERA WHIP
Kevin Foster, R (1, 1) ERA: 4.85	5.0 L 24 7 3 3 3 1 0 0 0 0 0 0 64 94 5.40 1.600												
Turk Wendell, R (6, 1) ERA: 4.73	2.0 6 0 0 0 4 0 0 0 0 0 0 0 17 25 0.00 0.000												
Chris Nabholz, L (8, 1) ERA: 5.4	0.1 2 1 0 0 1 0 0 0 0 0 0 0 5 7 0.00 3.000												
Mike Perez, R (8, 1) ERA: 3.56	1.2 6 0 0 0 1 0 1 0 0 0 0 0 16 28 0.00 0.000												

San Diego Padres @ Chicago Cubs
Wrigley Field, Chicago, IL
Tue Aug 08 1995, 7:05 PM CDT
Att. 35,180 - Unknown - 79 F

livebaseballscorecards.com

AB	34
R	3
H	8
RBI	3
BB	2
SO	9
LOB	14



Batter	1	2	3	4	5	6	7	8	9	AB R H RBI BB SO LOB	TOP											
Steve Finley, L (1, 8) OBP: 0.377, SLG: 0.446	1-2 SH5-3 G4-3 2B		0-0 F8			1-1 1B		2-1 G4-3		4 1 2 0 0 0 0												
Jody Reed, R (1, 4) OBP: 0.363, SLG: 0.301	0-0 SH5-3 2-3			2-2 G5-3		0-1 F7		3-1 2B		3 0 1 0 0 0 1												
Ken Caminiti, S (1, 5) OBP: 0.370, SLG: 0.480	2-0 G4-3 3-H			0-0 F9			4-0 1B 2B BB	4-0 IBB		2 1 0 1 2 0 0												
Phil Plantier, L (1, 7) OBP: 0.343, SLG: 0.452	3-2 F8			2-1 F9			0-3 K	1-1 F7		4 0 0 0 0 1 3												
Eddie Williams, R (1, 3) OBP: 0.333, SLG: 0.442		4-2 F9-3 BB			0-0 G4-3		1-1 2B SF8 1B		0-0 F7	2 1 1 0 1 0 0												
Bryce Florie, R (7, 1)										0 0 0 0 0 0 0												
Phil Clark, R (9, PH) OBP: 0.300, SLG: 0.352										0 0 0 0 0 0 0												
Roberto Petagine, L (9, PH) OBP: 0.372, SLG: 0.402										1 0 0 0 0 0 0												
Trevor Hoffman, R (9, 1) OBP: 0.500, SLG: 1.000										0 0 0 0 0 0 0												
Archi Cianfrocco, R (1, 9) OBP: 0.378, SLG: 0.564		0-1 F9-3 1-2			0-3 K		1-0 SF8 1-3 3-H 2B		1-3 K	4 0 1 1 0 2 1												
Brian Johnson, R (1, 2) OBP: 0.277, SLG: 0.340		2-3 K			1-2 G6-3		1-2 SF8		0-1 1B	3 0 1 1 0 1 0												
Andujar Cedeno, R (1, 6) OBP: 0.255, SLG: 0.332			2-2 K			2-2 F7	3-2 P2		2-3 K	4 0 0 0 0 2 2												
Willie Blair, R (1, 1)																						
Melvin Nieves, S (7, 9) OBP: 0.268, SLG: 0.333			1-3 K			1-3 K		2-1 G5-3		2 0 0 0 0 2 0												
										1 0 0 0 0 0 0												
Inning Stats	R: 1 E: 0 K: 0 S: 11	H: 1 LOB: 0 BB: 0 P: 17	R: 0 E: 0 K: 1 S: 8	H: 0 LOB: 0 BB: 1 P: 14	R: 0 E: 0 K: 2 S: 7	H: 0 LOB: 0 BB: 0 P: 10	R: 0 E: 0 K: 0 S: 9	H: 0 LOB: 0 BB: 0 P: 13	R: 0 E: 0 K: 1 S: 7	H: 0 LOB: 0 BB: 0 P: 8	R: 0 E: 0 K: 1 S: 10	H: 1 LOB: 1 BB: 0 P: 14	R: 2 E: 0 K: 1 S: 14	H: 2 LOB: 1 BB: 1 P: 24	R: 0 E: 0 K: 0 S: 8	H: 1 LOB: 2 BB: 1 P: 20	R: 0 E: 0 K: 2 S: 10	H: 1 LOB: 1 BB: 0 P: 13	1B: 3 2B: 4 3B: 0 HR: 0	SF: 1 SAC: 1 DP: 1 HBP: 0	WP: 0 PB: 0 SB: 0 CS: 0	PA: 35
PITCHER	IP WLS BF H R ER SO BB IBB HBP BLK WP HR S P ERA WHIP																					
Frank Castillo, R (1, 1) ERA: 2.59	7.0 L 26 4 3 3 6 2 0 0 0 0 0 0 66 100 3.86 0.857																					
Terry Adams, R (8, 1) ERA:	0.2 3 1 0 0 0 0 0 0 0 0 0 0 6 13 0.00 1.500																					
Larry Casian, L (8, 1) ERA: 1.35	0.1 2 0 0 0 0 0 0 1 0 0 0 0 2 7 0.00 0.000																					
Mike Perez, R (9, 1) ERA: 3.49	1.0 4 1 0 0 0 2 0 0 0 0 0 0 10 13 0.00 1.000																					

San Diego Padres @ Chicago Cubs
Wrigley Field, Chicago, IL
Thu Aug 10 1995, 3:33 AM CDT
Sunny - 82 F

livebaseballscorecards.com

AB	30
R	3
H	6
RBI	3
BB	3
SO	8
LOB	7



Batter	1	2	3	4	5	6	7	8	9	AB R H RBI BB SO LOB
Brian McRae, S OBP: 0.343, SLG: 0.449 (1, 8) C B X	1-1 SH1-3 2B	2-1 2B			X 0-0 B5-3		B 4-1 FC6-4 BB		B 3-2 F7	4 0 2 0 1 0 0
Shawon Dunston, R OBP: 0.351, SLG: 0.545 (1, 6) X	0-0 SH1-3 2-3	0-0 F8			C 1-2 G5-3		1 SAFE B 1 SAFE F 1 SAFE X 1-2f FC6-4 S			3 0 0 0 0 0 2
Sammy Sosa, R OBP: 0.337, SLG: 0.449 (1, 9) B S S B S	3-3 K		C 4-2 K BB BB		F 0-2 P4		B 2-0 G6-3			3 0 0 0 1 1 2
Mark Grace, L OBP: 0.383, SLG: 0.524 (1, 3) B B B	4-0 BB		B 4-0 CS BB		C 0-1 F7		B 4-1 SH1-3 BB			1 0 0 0 3 0 0
Todd Zeile, R OBP: 0.314, SLG: 0.414 (1, 5) S C B B S	3-3 K		B 3-3 SAFE K 1-2 2-3		C 2-3 K		1 SAFE X SH1-3			3 0 0 0 0 3 4
Luis Gonzalez, L OBP: 0.331, SLG: 0.449 (1, 7) X		0-0 G6-3 3B		C 0-1 F8		B 4-1 1B BB		B 1-1 F7		3 1 1 0 1 0 1
Rey Sanchez, R OBP: 0.300, SLG: 0.365 (1, 4) F B B F X		3-2 G6-3		B 1-1 G1-3		1 SAFE F 1-2 S X FC4-6 1B		B 1-0 G6-3		4 0 1 1 0 0 1
Scott Servais, R OBP: 0.312, SLG: 0.419 (1, 2) Ozzie Timmons, R OBP: 0.292, SLG: 0.429 (9, PH)		1-0 HR		X 0-0 1B		B 1-1 FC4-6				3 1 2 1 0 0 2
Frank Castillo, R OBP: 0.122, SLG: 0.077 (1, 1) Scott Bunting, L OBP: 0.290, SLG: 0.385 (7, PH) Terry Adams, R (8, 1) Larry Casian, R (8, 1) Mike Perez, R (9, 1) Howard Johnson, S OBP: 0.244, SLG: 0.289 (9, PH)		0-0 G4-3		X 0-0 G4-3		B 1-0 L9		B 2-3 K2-3		1 0 0 0 0 0 0


Inning Stats	R: 0 E: 0 K: 2 S: 9	H: 1 LOB: 2 BB: 1 P: 20	R: 2 E: 0 K: 0 S: 10	H: 3 LOB: 1 BB: 0 P: 16	R: 0 E: 0 K: 1 S: 6	H: 0 LOB: 0 BB: 2 P: 17	R: 0 E: 0 K: 0 S: 6	H: 1 LOB: 1 BB: 0 P: 7	R: 0 E: 0 K: 0 S: 7	H: 0 LOB: 0 BB: 0 P: 8	R: 0 E: 0 K: 1 S: 12	H: 1 LOB: 2 BB: 1 P: 20	R: 0 E: 0 K: 0 S: 5	H: 0 LOB: 1 BB: 1 P: 13	R: 0 E: 0 K: 0 S: 5	H: 0 LOB: 1 BB: 1 P: 11	R: 0 E: 0 K: 1 S: 9	H: 0 LOB: 0 BB: 0 P: 15	1B: 2 2B: 2 3B: 1 HR: 1	SF: 0 SAC: 2 DP: 0 HBP: 0	WP: 0 PB: 0 SB: 1 CS: 1	PA: 37
--------------	------------------------------	----------------------------------	-------------------------------	----------------------------------	------------------------------	----------------------------------	------------------------------	---------------------------------	------------------------------	---------------------------------	-------------------------------	----------------------------------	------------------------------	----------------------------------	------------------------------	----------------------------------	------------------------------	----------------------------------	----------------------------------	------------------------------------	----------------------------------	--------

PITCHER	IP	WLS	BF	H	R	ER	SO	BB	IBB	HBP	BLK	WP	HR	S	P	ERA	WHIP
Willie Blair, R ERA: 4.29 (1, 1)	6.0	W	26	6	2	2	4	4	0	0	0	0	1	50	88	3.00	1.667
Bryce Florie, R ERA: 2.94 (7, 1)	2.0		8	0	0	0	0	2	0	0	0	0	0	10	24	0.00	1.000
Trevor Hoffman, R ERA: 4.75 (9, 1)	1.0	S	3	0	0	0	1	0	0	0	0	0	0	9	15	0.00	0.000

BOTTOM

San Diego Padres @ Chicago Cubs
Wrigley Field, Chicago, IL
Thu Aug 10 1995, 3:33 AM CDT
Sunny - 82 F

AB	29
R	2
H	6
RBI	2
BB	6
SO	5
LOB	13



PITCHER	IP	WLS	BF	H	R	ER	SO	BB	IBB	HBP	BLK	WP	HR	S	P	ERA	WHIP
---------	----	-----	----	---	---	----	----	----	-----	-----	-----	----	----	---	---	-----	------

Batter	1	2	3	4	5	6	7	8	9	AB R H RBI BB SO LOB	TOP		
Steve Finley, L (1, 8) OBP: 0.374, SLG: 0.442 Phil Clark, R (7, 9) OBP: 0.296, SLG: 0.347	2-2 F9		2-1 G4-3		0-1 F9		2-0 F8		1-2 F7	4 0 0 0 0 0 0 1 0 0 0 0 0 0			
Jody Reed, R (1, 4) OBP: 0.361, SLG: 0.299	0-3 K		1-1 G5-3		1-1 1B		0-1 G4-3		2-1 G5-3	5 0 1 0 0 1 0			
Ken Caminiti, S (1, 5) OBP: 0.369, SLG: 0.480 Doug Bochtler, R (7, 1)	2-2 2B			1-0 P6	1-1 F8		3-3 K			4 0 1 0 0 1 1 0 0 0 0 0 0 0			
Phil Plantier, L (1, 7) OBP: 0.347, SLG: 0.446	4-2 FC6-4 BB			3-2 F7	1-2 F7			4-0 G4-6-3 BB		2 0 0 0 2 0 1			
Scott Livingstone, L (1, 3) OBP: 0.344, SLG: 0.425	1-0 FC6-4			0-0 E3 1B		2-2 G6-3		1-2 G4-6-3 1-2f		4 1 0 0 0 0 3			
Archi Cianfrocco, R (1, 9) OBP: 0.388, SLG: 0.628		0-1 G5-3		1-2 1B	1-2 1B	2-1 HR		3-3 K		4 2 2 1 0 1 0			
Brad Ausmus, R (1, 2) OBP: 0.322, SLG: 0.380		2-0 G4		1-1 1B	1-2 2-H 1B	4-1 BLK BB		1-3 K		3 0 1 1 1 1 0			
Andujar Cedeno, R (1, 6) OBP: 0.256, SLG: 0.332 Ron Villone, L (6, 1) Eddie Williams, R (7, 3) OBP: 0.336, SLG: 0.442		0-0 G6-3		1-2 1-3 2-H 1B		1-1 F8		4-2 HR BB		3 0 1 1 0 0 1 0 0 0 0 0 0 0 0 1 0 0 1 0 0			
Brian Williams, R (1, 1) Roberto Petagine, L (4, PH) OBP: 0.369, SLG: 0.398 Andres Berumen, R (4, 1) Melvin Nieves, S (6, PH) OBP: 0.270, SLG: 0.353			0-1 F9	2-3 K		2-3 K		1-0 HR		1 0 0 0 0 0 0 1 0 0 0 0 0 1 2 0 0 0 0 0 0 0 0 2 1 1 2 0 1 1			
Inning Stats	R: 0 H: 1 E: 0 LOB: 2 K: 1 BB: 1 S: 13 P: 22	R: 0 H: 0 E: 0 LOB: 0 K: 0 BB: 0 S: 4 P: 6	R: 0 H: 0 E: 0 LOB: 0 K: 0 BB: 0 S: 6 P: 9	R: 2 H: 3 E: 1 LOB: 2 K: 1 BB: 0 S: 20 P: 29	R: 0 H: 1 E: 0 LOB: 1 K: 0 BB: 0 S: 9 P: 12	R: 1 H: 1 E: 0 LOB: 1 K: 1 BB: 1 S: 12 P: 23	R: 0 H: 0 E: 0 LOB: 0 K: 1 BB: 0 S: 7 P: 12	R: 0 H: 0 E: 0 LOB: 0 K: 1 BB: 1 S: 7 P: 15	R: 2 H: 1 E: 0 LOB: 0 K: 1 BB: 1 S: 11 P: 20	1B: 4 SF: 0 2B: 1 SAC: 0 3B: 0 DP: 1 HR: 2 HBP: 0	WP: 0 PA: 38 PB: 0 SB: 0 CS: 0		
PITCHER	IP WLS BF H R ER SO BB IBB HBP BLK WP HR S P ERA WHIP											PITCHER	IP WLS BF H R ER SO BB IBB HBP BLK WP HR S P ERA WHIP
Steve Trachsel, R (1, 1) ERA: 4.29	7.0 W 30 6 3 1 4 2 0 0 0 1 0 1 71 113 1.29 1.143												
Terry Adams, R (8, 1) ERA:	1.0 3 0 0 0 1 1 0 0 0 0 0 0 7 15 0.00 1.000												
Turk Wendell, R (9, 1) ERA: 5.13	1.0 5 1 2 2 1 1 0 0 0 0 0 1 11 20 18.00 2.000												

San Diego Padres @ Chicago Cubs
Wrigley Field, Chicago, IL
Thu Aug 10 1995, 3:38 AM CDT
Att. 28,416 - Unknown - 84 F

livebaseballscorecards.com

AB	34
R	5
H	7
RBI	5
BB	4
SO	6
LOB	9



Batter	1	2	3	4	5	6	7	8	9	AB R H RBI BB SO LOB	TOP
Ramon Caraballo, S (1, 4) OBP: 0.271, SLG: 0.327	0-3 K		1-3 K			3-3 K			0-3 K	4 0 0 0 0 4 1	St. Louis Cardinals @ San Diego Padres Jack Murphy Stadium, San Diego, CA Fri Aug 11 1995, 10:05 PM EDT Sunny - 80 F livebaseballscorecards.com
Bernard Gilkey, R (1, 7) OBP: 0.363, SLG: 0.441	4-1 BB		1-2 G5-4-3			1-3 K			2-1 F8	3 0 0 0 1 1 1	
John Mabry, L (1, 9) OBP: 0.319, SLG: 0.346	1-3 K				1-3 K				3-2 G3	4 0 0 0 0 2 1	
Brian Jordan, R (1, 8) OBP: 0.338, SLG: 0.482	2-2 F8				2-0 S 1B				2-2 1B 1B	3 0 2 0 0 0 1	
Scott Cooper, L (1, 5) OBP: 0.325, SLG: 0.311			1-2 G4-3		2-3 K			1-0 G6-4-3 1B		3 0 1 0 0 1 1	
Mark Sweeney, L (1, 3) OBP: 0.217, SLG: 0.348			2-1 S 1B		0-3 K			0-1 G6-4-3		3 0 1 0 0 1 2	
Scott Hemond, R (1, 2) OBP: 0.182, SLG: 0.143			3-3 K		4-2 G4-6-3 BB			0-1 L4		2 0 0 0 1 1 1	
Tripp Cromer, R (1, 6) OBP: 0.260, SLG: 0.328			0-1 G1-4-3		1-3 K			0-1 G6-3		3 0 0 0 0 1 2	
Danny Jackson, R (1, 1) OBP: 0.188, SLG: 0.226 Allen Watson, L (2, 1) OBP: 0.524, SLG: 0.650			3-2 G5-4-3 1B		0-0 G4-6-3			0-2 G5-3		0 0 0 0 0 0 0 3 0 1 0 0 0 1	
Inning Stats	R: 0 H: 0 E: 0 LOB: 1 K: 2 BB: 1 S: 11 P: 18	R: 0 H: 1 E: 0 LOB: 1 K: 1 BB: 0 S: 10 P: 16	R: 0 H: 1 E: 0 LOB: 0 K: 1 BB: 0 S: 9 P: 14	R: 0 H: 1 E: 0 LOB: 1 K: 3 BB: 0 S: 10 P: 15	R: 0 H: 0 E: 0 LOB: 0 K: 1 BB: 1 S: 9 P: 14	R: 0 H: 0 E: 0 LOB: 0 K: 2 BB: 0 S: 10 P: 15	R: 0 H: 2 E: 0 LOB: 0 K: 0 BB: 0 S: 7 P: 10	R: 0 H: 0 E: 0 LOB: 0 K: 0 BB: 0 S: 7 P: 7	R: 0 H: 0 E: 0 LOB: 0 K: 1 BB: 0 S: 11 P: 16	1B: 5 SF: 0 2B: 0 SAC: 0 3B: 0 DP: 3 HR: 0 HBP: 0	WP: 0 PA: 30 PB: 0 SB: 2 CS: 0
PITCHER Andy Ashby, R (1, 1) ERA: 3.4	IP WLS BF H R ER SO BB IBB HBP BLK WP HR S P ERA WHIP	9.0 W 30 5 0 0 11 2 0 0 0 0 0 0 84 125 0.00 0.778									

St. Louis Cardinals @ San Diego Padres
 Jack Murphy Stadium, San Diego, CA
 Fri Aug 11 1995, 10:05 PM EDT
 Sunny - 80 F

AB	28
R	0
H	5
RBI	0
BB	2
SO	11
LOB	11



Batter	1	2	3	4	5	6	7	8	9	AB R H RBI BB SO LOB
Steve Finley, L (1, 8) OBP: 0.375, SLG: 0.442	0-1 S E 1B	2-1 CS 1-3 2-H 1B			1-1 G6-3		0-2 G3			4 1 2 1 0 0 1
Jody Reed, R (1, 4) OBP: 0.362, SLG: 0.303	4-1 SAFE E SF9 1-2 BB	0-3 K 1-2			0-2 G5-3		1-1 L6-4 2B			3 1 1 0 0 1 1 2
Tony Gwynn, L (1, 9) Melvin Nieves, S (6, 9) OBP: 0.399, SLG: 0.486 OBP: 0.269, SLG: 0.351	0-2 E4 1-3 2-H		0-0 G3-1		3-1 F7		1-0 P2			3 0 0 0 0 0 1 1 0 0 0 0 0 1
Ken Caminiti, S (1, 5) OBP: 0.365, SLG: 0.476	0-0 SF9 3-H		1-0 G4-3		1-3 K		1-2 L6-4 2-3			3 0 0 1 0 1 1
Eddie Williams, R (1, 3) Roberto Petagine, L (6, PR) OBP: 0.336, SLG: 0.441 OBP: 0.369, SLG: 0.398	1-3 K		2-2 G5-3		0-0 G6-4-3 1B					3 0 1 0 0 1 1 0 0 0 0 0 0 0
Phil Clark, R (1, 7) OBP: 0.298, SLG: 0.347	1-3 K			3-2 FC5-4 PB 1B		0-2 G6-4-3 1-2f				3 0 1 0 0 1 2
Brian Johnson, R (1, 2) OBP: 0.278, SLG: 0.340		1-2 BB 1B		2-3 SAFE K 1-2		0-2 G6-3				3 1 1 0 0 1 1
Andujar Cedeno, R (1, 6) OBP: 0.256, SLG: 0.330		4-1 1B 1-2 BB		3-2 SAFE FC5-4 2-3		0-2 G1-3				2 0 0 0 1 0 1
Andy Ashby, R (1, 1) OBP: 0.171, SLG: 0.147		1-3 K		0-3 K		2-1 1B				3 0 1 0 0 2 3

Inning Stats	R: 2	H: 1	E: 1	LOB: 1	K: 2	BB: 1	S: 13	R: 1	H: 2	E: 0	LOB: 1	K: 2	BB: 1	S: 12	R: 0	H: 0	E: 0	LOB: 0	K: 0	BB: 0	S: 5	R: 0	H: 1	E: 0	LOB: 1	K: 2	BB: 0	S: 16	R: 0	H: 0	E: 0	LOB: 0	K: 0	BB: 0	S: 7	R: 0	H: 1	E: 0	LOB: 1	K: 1	BB: 0	S: 7	R: 0	H: 1	E: 0	LOB: 1	K: 0	BB: 0	S: 11	R: 0	H: 1	E: 0	LOB: 0	K: 0	BB: 0	S: 6	R: 0	H: 1	E: 0	LOB: 0	K: 0	BB: 0	S: 9
--------------	------	------	------	--------	------	-------	-------	------	------	------	--------	------	-------	-------	------	------	------	--------	------	-------	------	------	------	------	--------	------	-------	-------	------	------	------	--------	------	-------	------	------	------	------	--------	------	-------	------	------	------	------	--------	------	-------	-------	------	------	------	--------	------	-------	------	------	------	------	--------	------	-------	------

PITCHER	IP	WLS	BF	H	R	ER	SO	BB	IBB	HBP	BLK	WP	HR	S	P	ERA	WHIP
Danny Jackson, L (1, 1) ERA: 5.9	1.1	L	9	2	3	2	3	2	0	0	0	0	0	20	32	13.50	3.000
Allen Watson, L (2, 1) ERA: 5.25	6.2		22	5	0	0	4	0	0	0	0	0	0	57	80	0.00	0.750

BOTTOM

St. Louis Cardinals @ San Diego Padres
Jack Murphy Stadium, San Diego, CA

Fri Aug 11 1995, 10:05 PM EDT
Sunny - 80 F

livebaseballscorecards.com

AB	28
R	3
H	7
RBI	2
BB	2
SO	7
LOB	14



WP: 0	PA: 31
PB: 1	
SB: 1	
CS: 1	

Batter	1	2	3	4	5	6	7	8	9	AB R H RBI BB SO LOB	TOP																
Bernard Gilkey, R OBP: 0.358, SLG: 0.434 (1, 7)	2-2 F9	1-1 P6		1-2 G1-6-3		0-1 FC6-4			1-3 K	5 0 0 0 0 1 4																	
Allen Battle, R OBP: 0.368, SLG: 0.303 (1, 8)	4-2 1B BB	3-1 P3			3-2 1B			3-3 K		3 0 1 0 1 1 2																	
Brian Jordan, R OBP: 0.337, SLG: 0.479 (1, 9)	2-2 1B BB		1-0 G6-3		0-0 F8			0-0 L6		4 0 1 0 0 0 1																	
Darnell Coles, R OBP: 0.318, SLG: 0.343 (1, 5)	3-0 F7		3-2 G6-4-3 1B		2-2 G5-3			2-2 K		4 0 1 0 0 1 3																	
Danny Sheaffer, R OBP: 0.310, SLG: 0.359 (1, 2)	4-1 1B BB		0-1 G6-4-3		4-1 BB			0-2 K		2 0 0 0 2 1 1																	
Mark Sweeney, L OBP: 0.222, SLG: 0.370 (1, 3)	0-2 G4-3			2-2 HR 2B	1-1 G3-1			3-3 K		4 1 1 0 0 1 5																	
Tony Fossas, L (8, 1)										0 0 0 0 0 0 0																	
Tripp Cromer, R OBP: 0.259, SLG: 0.331 (1, 6)		0-2 2B		2-3 K		1-1 F9		3-2 G6-3		4 0 1 0 0 1 1																	
José Oquendo, S OBP: 0.333, SLG: 0.317 (1, 4)		2-2 F7		0-0 HR		4-1 FC6-4 BB			1-1 G4-3	3 1 1 2 1 0 1																	
Tom Urbani, L OBP: 0.421, SLG: 0.563 (1, 1)		4-2 BB		0-1 G1-6-3 1B		0-1 F7			1-3 K	1 0 1 0 1 0 0																	
Scott Cooper, L OBP: 0.324, SLG: 0.310 (6, PH)										1 0 0 0 0 0 1																	
Rich DeLucia, R OBP: 0.300, SLG: 0.222 (6, 1)										0 0 0 0 0 0 0																	
John Mabry, L OBP: 0.316, SLG: 0.344 (8, 3)										1 0 0 0 0 1 0																	
Inning Stats	R: 0 E: 0 K: 0 S: 16	H: 1 LOB: 3 BB: 2 P: 31	R: 0 E: 0 K: 0 S: 16	H: 1 LOB: 2 BB: 1 P: 26	R: 0 E: 0 K: 0 S: 8	H: 1 LOB: 0 BB: 0 P: 12	R: 2 E: 0 K: 1 S: 13	H: 3 LOB: 0 BB: 0 P: 18	R: 0 E: 0 K: 0 S: 10	H: 1 LOB: 2 BB: 1 P: 20	R: 0 E: 0 K: 0 S: 7	H: 0 LOB: 1 BB: 1 P: 12	R: 0 E: 0 K: 2 S: 10	H: 0 LOB: 0 BB: 0 P: 15	R: 0 E: 0 K: 2 S: 9	H: 0 LOB: 0 BB: 0 P: 15	R: 0 E: 0 K: 2 S: 8	H: 0 LOB: 0 BB: 0 P: 11	1B: 4 2B: 2 3B: 0 HR: 1	SF: 0 SAC: 0 DP: 2 HBP: 0	WP: 0 PB: 0 SB: 1 CS: 0	PA: 37					
PITCHER	IP WLS BF H R ER SO BB IBB HBP BLK WP HR S P ERA WHIP																										
Fernando Valenzuela, L ERA: 5.68 (1, 1)	4.0		20	7	2	2	1	3	0	0	0	0	1	56	93	4.50	2.500										
Dustin Hermanson, R ERA: 7.07 (5, 1)	2.0		8	0	0	0	0	2	0	0	0	0	0	14	26	0.00	1.000										
Doug Bochtler, R ERA: 1.38 (7, 1)	2.0	W	6	0	0	0	4	0	0	0	0	0	0	19	30	0.00	0.000										
Trevor Hoffman, R ERA: 4.62 (9, 1)	1.0	S	3	0	0	0	2	0	0	0	0	0	0	8	11	0.00	0.000										

St. Louis Cardinals @ San Diego Padres
Jack Murphy Stadium, San Diego, CA
 Fri Aug 11 1995, 10:05 PM EDT
 Att: 18,409 - Unknown

livebaseballscorecards.com

AB	32
R	2
H	7
RBI	2
BB	5
SO	7
LOB	19



Batter	1	2	3	4	5	6	7	8	9
Steve Finley, L (1, 8) OBP: 0.379, SLG: 0.459	1-2 1B 3B	2-1 1-2 3-H 1B		1-2 1-3 1B			3-2 1-H HR	0-3 K	
Jody Reed, R (1, 4) OBP: 0.364, SLG: 0.306	0-1 1B 1B	2-1 FC5		1-0 P6			0-0 G6-4-3 1B		
Ken Caminiti, S (1, 5) OBP: 0.364, SLG: 0.474	0-0 F9		0-0 1B 1B		3-0 F8		1-2 P7		
Eddie Williams, R (1, 3) OBP: 0.338, SLG: 0.442 Roberto Petagine, L (8, 3) OBP: 0.369, SLG: 0.398	3-1 G6-4-3 1B		1-3 K		1-1 G6-4-3 1B		0-0 G6-4-3 1-2f		
Archi Cianfrocco, R (1, 6) OBP: 0.396, SLG: 0.609	0-1 G6-4-3 1-2f		1 SAFE 0-0 CS 1B		1 SAFE 1-1 G6-4-3 1-2f			4-2 1B SF8 BB	
Phil Plantier, L (1, 7) OBP: 0.345, SLG: 0.437		2-1 G4-3	3-3 K			4-2 CS BB		3-2 G3-4-3	
Melvin Nieves, S (1, 9) OBP: 0.265, SLG: 0.345 Doug Bochtler, R (7, 1)		2-0 F9		0-3 K		1-3 K		1-0 SF8 1B 1B	
Andujar Cedeno, R (8, PH) OBP: 0.259, SLG: 0.332 Trevor Hoffman, R (9, 1) OBP: 0.500, SLG: 1.000									
Brad Ausmus, R (1, 2) OBP: 0.325, SLG: 0.379		4-1 E 1B BB		3-2 G4-3		3-3 K 1-2		0-0 1-2 2-3 1B	
Fernando Valenzuela, L (1, 1) OBP: 0.250, SLG: 0.500 Dustin Hermanson, R (5, 1) Phil Clark, R (7, 9) OBP: 0.291, SLG: 0.342		0-0 E6 FC5 1B		0-0 1B 1B			2-2 E4 HR	0-0 SF8	

Inning Stats	R: 1 E: 0 K: 0 S: 10	H: 3 LOB: 1 BB: 0 P: 14	R: 1 E: 1 K: 0 S: 9	H: 1 LOB: 2 BB: 1 P: 21	R: 0 E: 0 K: 2 S: 9	H: 2 LOB: 2 BB: 0 P: 13	R: 0 E: 0 K: 1 S: 11	H: 2 LOB: 2 BB: 0 P: 16	R: 0 E: 0 K: 0 S: 5	H: 1 LOB: 0 BB: 0 P: 10	R: 0 E: 0 K: 2 S: 10	H: 0 LOB: 0 BB: 1 P: 18	R: 2 E: 2 K: 0 S: 14	H: 2 LOB: 0 BB: 0 P: 20	R: 1 E: 0 K: 1 S: 14	H: 2 LOB: 2 BB: 1 P: 22
1B: 11 2B: 1 3B: 1 HR: 1	SF: 1 SAC: 0 DP: 4 HBP: 0	WP: 0 PA: 37														

PITCHER	IP	WLS	BF	H	R	ER	SO	BB	IBB	HBP	BLK	WP	HR	S	P	ERA	WHIP
Tom Urbani, L (1, 1) ERA: 4.01	5.0		23	9	2	1	3	1	0	0	0	0	0	44	74	1.80	2.000
Rich DeLucia, R (6, 1) ERA: 3.57	2.0	L	8	2	2	1	2	1	0	0	0	0	1	24	38	4.50	1.500
Tony Fossas, L (8, 1) ERA: 1.91	1.0		6	2	1	1	1	1	0	0	0	0	0	14	22	9.00	3.000

BOTTOM

St. Louis Cardinals @ San Diego Padres
Jack Murphy Stadium, San Diego, CA

livebaseballscores.com

AB	33
R	5
H	13
RBI	5
BB	3
SO	6
LOB	19



WP	PA
0	37

Fri Aug 11 1995, 10:05 PM EDT
Att. 18,409 - Unknown

Batter	1	2	3	4	5	6	7	8	9	AB R H RBI BB SO LOB	TOP											
Bernard Gilkey, R (1, 7) OBP: 0.355, SLG: 0.433	1-2 HR 2B	0-1 G1-3			1-0 P3			2-2 P4	2-0 FC5-4	5 1 1 0 0 0 2												
Scott Cooper, L (1, 5) OBP: 0.326, SLG: 0.308	4-2 HR BB		4-0 G4-6-3 BB		2-2 G3			0-0 G3-1		2 1 0 0 2 0 1												
Brian Jordan, R (1, 9) OBP: 0.339, SLG: 0.488	0-0 HR		0-1 F9			2-0 P6		3-2 BB 1B		4 2 2 3 0 0 1												
Ray Lankford, L (1, 8) OBP: 0.351, SLG: 0.474	4-2 G3-6-3 BB		0-1 G4-6-3 1-2f			1-1 CS 1B 1B		4-2 1B BB		2 1 1 0 2 0 1												
Danny Sheaffer, R (1, 2) OBP: 0.311, SLG: 0.359	2-0 G3-6-3 1-2f			1-2 F8		0-0 1B		0-0 1B 1B		3 0 1 0 0 0 1												
Gerald Perry, L (8, PH) OBP: 0.235, SLG: 0.227						1-2 1B		1-2 2-H		1 0 1 1 0 0 0												
Scott Hemond, R (8, 2) OBP: 0.182, SLG: 0.143										0 0 0 0 0 0 0												
Mark Sweeney, L (1, 3) OBP: 0.258, SLG: 0.367	4-2 FC5-4 BB		0-1 L5			3-3 K 2-3		1-0 1B		3 0 1 1 1 1 2												
Tripp Cromer, R (1, 6) OBP: 0.256, SLG: 0.326	0-0 FC5-4 1-2f			2-2 G6-3			1-2 L6		2-3 K	4 0 0 0 0 0 1 1												
José Oquendo, S (1, 4) OBP: 0.329, SLG: 0.312		0-3 K			1-0 P6				1-2 P4	3 0 0 0 0 0 1 0												
Allen Battle, R (9, PH) OBP: 0.364, SLG: 0.299										1 0 0 0 0 0 0 0												
Brian Barber, R (1, 1) OBP: 0.500, SLG: 0.500		0-0 P4				1-1 1B			4-1 FC5-4 BB	2 0 1 0 0 0 0 0												
Jeff Parrett, R (5, 1) OBP: 1.000, SLG: 1.000							3-3 K			0 0 0 0 0 0 0 0												
Darnell Coles, R (7, PH) OBP: 0.316, SLG: 0.341										1 0 0 0 0 0 1 0												
T.J. Mathews, R (7, 1) OBP: 0.320, SLG: 0.344										0 0 0 0 0 0 0 0												
John Mabry, L (9, PH) OBP: 0.320, SLG: 0.344										0 0 0 0 1 0 0 0												
Inning Stats	R: 3 E: 0 K: 0 S: 13	H: 2 LOB: 1 BB: 3 P: 28	R: 0 E: 0 K: 1 S: 6	H: 0 LOB: 0 BB: 0 P: 6	R: 0 E: 0 K: 0 S: 4	H: 0 LOB: 0 BB: 1 P: 8	R: 0 E: 0 K: 0 S: 8	H: 0 LOB: 0 BB: 0 P: 11	R: 0 E: 0 K: 0 S: 9	H: 1 LOB: 1 BB: 0 P: 14	R: 0 E: 0 K: 1 S: 7	H: 2 LOB: 2 BB: 0 P: 13	R: 0 E: 0 K: 1 S: 12	H: 0 LOB: 0 BB: 0 P: 18	R: 2 E: 0 K: 0 S: 12	H: 3 LOB: 2 BB: 1 P: 22	R: 0 E: 0 K: 1 S: 8	H: 0 LOB: 1 BB: 1 P: 17	1B: 6 2B: 2 3B: 0 HR: 1	SF: 0 SAC: 0 DP: 3 HBP: 0	WP: 0 PB: 0 SB: 0 CS: 1	PA: 37
PITCHER	IP WLS BF H R ER SO BB IBB HBP BLK WP HR S P ERA WHIP																					
Glenn Dishman, L (1, 1) ERA: 3.56	7.2 W 31 6 5 5 3 5 0 0 0 0 0 1 69 117 5.87 1.435																					
Bryce Florie, R (8, 1) ERA: 2.87	1.1 S 6 2 0 0 1 1 0 0 0 0 0 0 10 20 0.00 2.250																					

St. Louis Cardinals @ San Diego Padres
 Jack Murphy Stadium, San Diego, CA
 Sat Aug 12 1995, 10:05 PM EDT
 Att: 21,744 - Unknown

AB	31
R	5
H	8
RBI	5
BB	6
SO	4
LOB	9



livebaseballscorecards.com

Batter	1	2	3	4	5	6	7	8	9	AB	R	H	RBI	BB	SO	LOB
Steve Finley, L OBP: 0.382, SLG: 0.459 (1, 8)	1-1 S S 1B		4-2 S 1B BB	0-0 CS S 1B			1-0 F7	3-1 G6-3		4	1	2	1	1	0	0
Jody Reed, R OBP: 0.365, SLG: 0.306 (1, 4)	1-0 F7		1-0 L7	4-0 3-H BB			0-1 BB BB 1B			3	1	1	0	1	0	2
Ken Caminiti, S OBP: 0.368, SLG: 0.474 (1, 5)	4-1 S BB		1-0 WP 1B	2-2 G4-3			4-0 BB 1B			2	0	1	1	2	0	1
Phil Plantier, L OBP: 0.354, SLG: 0.438 (1, 7)	3-3 K		4-2 BB		1-1 G5-4-3 1B		4-1 1B 2B			2	1	1	0	2	1	2
Eddie Williams, R OBP: 0.335, SLG: 0.437 (1, 3)	1-3 K		1-2 F8		2-3 K		3-2 2B 1B			3	0	0	0	0	2	5
Tony Gwynn, L OBP: 0.401, SLG: 0.487 (7, PH)										1	0	1	1	0	0	0
Melvin Nieves, S OBP: 0.265, SLG: 0.345 (7, PR)										0	1	0	0	0	0	0
(8, 9)																
Archi Cianfrocco, R OBP: 0.386, SLG: 0.600 (1, 9)		1-3 K	2-2 G1-3		1-1 G5-4-3		1-1 PB 2B			4	0	1	2	0	1	3
(8, 3)																
Brad Ausmus, R OBP: 0.328, SLG: 0.383 (1, 2)		4-1 FC6-4 BB		0-1 1B G4-3 2B		1-3 K2-3	3-0 G3			3	1	1	0	1	1	2
Andujar Cedeno, R OBP: 0.259, SLG: 0.331 (1, 6)		0-0 FC6-4		0-0 G4-3 S 1B		2-3 K		0-2 G1-3		4	1	1	0	0	1	1
Glenn Dishman, R OBP: 0.182, SLG: 0.190 (1, 1)		0-1 F8		2-1 G4-3		2-1 F9		0-3 K		3	0	0	1	0	0	2
Bryce Florie, R (8, 1)				1-3 3-H						1	0	0	0	0	1	0

Inning Stats	R: 0	H: 1	E: 0	K: 2	S: 11	LOB: 2	BB: 1	P: 21	R: 0	H: 0	E: 0	K: 1	S: 8	LOB: 1	BB: 1	P: 13	R: 1	H: 1	E: 0	K: 0	S: 17	LOB: 2	BB: 2	P: 30	R: 2	H: 3	E: 0	K: 0	S: 9	LOB: 1	BB: 1	P: 17	R: 0	H: 1	E: 0	K: 1	S: 8	LOB: 0	BB: 0	P: 12	R: 0	H: 0	E: 0	K: 2	S: 9	LOB: 0	BB: 0	P: 14	R: 3	H: 3	E: 0	K: 0	S: 10	LOB: 2	BB: 2	P: 26	R: 0	H: 0	E: 0	K: 1	S: 9	LOB: 0	BB: 0	P: 12	R: 0	H: 0	E: 0	K: 1	S: 9	LOB: 0	BB: 0	P: 12
--------------	------	------	------	------	-------	--------	-------	-------	------	------	------	------	------	--------	-------	-------	------	------	------	------	-------	--------	-------	-------	------	------	------	------	------	--------	-------	-------	------	------	------	------	------	--------	-------	-------	------	------	------	------	------	--------	-------	-------	------	------	------	------	-------	--------	-------	-------	------	------	------	------	------	--------	-------	-------	------	------	------	------	------	--------	-------	-------

PITCHER	IP	WLS	BF	H	R	ER	SO	BB	IBB	HBP	BLK	WP	HR	S	P	ERA	WHIP
Brian Barber, R ERA: 6.75 (1, 1)	4.0		22	6	3	3	3	5	0	0	0	1	0	47	84	6.75	2.750
Jeff Parrett, R ERA: 4.37 (5, 1)	2.0		5	0	0	0	3	0	0	0	0	0	0	15	23	0.00	0.000
T.J. Mathews, R ERA: 2.7 (7, 1)	2.0	L	10	3	3	3	1	2	0	0	0	0	0	19	38	13.50	2.500

BOTTOM

St. Louis Cardinals @ San Diego Padres
Jack Murphy Stadium, San Diego, CA

Sat Aug 12 1995, 10:05 PM EDT
 Att. 21,744 - Unknown

livebaseballscorecards.com

AB	30
R	6
H	9
RBI	6
BB	7
SO	7
LOB	18



WP: 1	PA: 37
PB: 1	
SB: 6	
CS: 1	

Batter	1	2	3	4	5	6	7	8	9	AB R H RBI BB SO LOB	TOP	
Jacob Brumfield, R (1, 8) OBP: 0.361, SLG: 0.379	2-1 G5-3		1-2 G6-3			0-0 G3		4-1 BB SF9 BB	2-2 1B	4 1 1 1 1 0 1		
Jay Bell, R (1, 6) OBP: 0.326, SLG: 0.377	1-0 G6-3			0-0 L4-3 1B		2-2 2B		0-0 E5 1B	2-3 K	5 1 2 1 0 1 3		
Orlando Merced, S (1, 9) OBP: 0.353, SLG: 0.477	2-3 K			0-0 L4-3 1-2		2-0 G3		4-2 WP 1B BB		3 0 0 1 1 1 2		
Jeff King, R (1, 3) OBP: 0.322, SLG: 0.459		1-1 F7		2-1 F8			3-2 F8	0-1 SF9		3 0 0 1 0 0 0		
Midre Cummings, L (1, 7) OBP: 0.270, SLG: 0.304 Steve Pegues, R (8, PH) OBP: 0.254, SLG: 0.407 (8, 7)		1-0 G1-3			0-0 G6-3		1-1 P4	1-3 K		3 0 0 0 0 0 0 1 0 0 0 0 1 2		
Carlos Garcia, R (1, 4) OBP: 0.336, SLG: 0.433		1-1 S 1B			1-2 L6		1-1 G6-3	0-1 WP 1B		4 0 2 1 0 0 0		
Mark Parent, R (1, 2) OBP: 0.320, SLG: 0.493		2-3 K 1-2			2-2 F8			1B BB BB	K	3 1 0 0 1 2 3		
Kevin Young, R (1, 5) OBP: 0.256, SLG: 0.303			0-1 G6-3			0-1 G3 WP SH3-4 1B		4-2 BB 1B E BB	3-3 K	3 2 1 0 1 1 0		
Steve Parris, R (1, 1) OBP: 0.292, SLG: 0.375			1-1 P3			SAFE SH3-4		0-0 E BB 1B	1-3 K	3 1 1 0 0 1 0		
Inning Stats	R: 0 E: 0 K: 1 S: 7 H: 0 LOB: 0 BB: 0 P: 12	R: 0 E: 0 K: 1 S: 8 H: 1 LOB: 1 BB: 0 P: 13	R: 0 E: 0 K: 0 S: 8 H: 0 LOB: 0 BB: 0 P: 10	R: 0 E: 0 K: 0 S: 4 H: 1 LOB: 0 BB: 0 P: 6	R: 0 E: 0 K: 0 S: 11 H: 0 LOB: 0 BB: 0 P: 14	R: 1 E: 0 K: 0 S: 8 H: 2 LOB: 1 BB: 0 P: 12	R: 0 E: 0 K: 0 S: 7 H: 0 LOB: 0 BB: 0 P: 12	R: 5 E: 1 K: 2 S: 18 H: 2 LOB: 2 BB: 4 P: 36	R: 0 E: 0 K: 3 S: 14 H: 1 LOB: 1 BB: 0 P: 22	1B: 6 2B: 2 3B: 0 HR: 0 SF: 1 SAC: 1 DP: 1 HBP: 0	WP: 2 PB: 0 SB: 1 CS: 0 PA: 38	
PITCHER	IP WLS BF H R ER SO BB IBB HBP BLK WP HR S P ERA WHIP											
Willie Blair, R (1, 1) ERA: 3.96	7.0 L 24 4 1 1 2 0 0 0 0 1 0 53 79 1.29 0.571											
Brian Williams, R (8, 1) ERA: 7.19	0.0 2 0 2 2 0 2 0 0 0 0 0 2 10 ∞ ∞											
Dustin Hermanson, R (8, 1) ERA: 7.71	0.0 3 1 0 0 0 1 0 0 0 0 0 3 7 ∞ ∞											
Ron Villone, L (8, 1) ERA: 7.18	2.0 9 2 3 1 5 1 0 0 0 1 0 27 41 4.50 1.500											

Pittsburgh Pirates @ San Diego Padres
Jack Murphy Stadium, San Diego, CA

Tue Aug 15 1995, 10:05 PM EDT
Att. 10,458 - Unknown - 73 F

AB	32
R	6
H	7
RBI	5
BB	4
SO	7
LOB	11



livebaseballscorecards.com

Batter	1	2	3	4	5	6	7	8	9	AB	R	H	RBI	BB	SO	LOB
Steve Finley, L OBP: 0.381, SLG: 0.455 (1, 8)	G6-3 1-2		G6-3 1-0					G6-3 2-1		3	0	0	0	1	0	0
Jody Reed, R OBP: 0.365, SLG: 0.307 (1, 4)	G6-3 1-2		G5-3 0-0					G6-3 0-0		4	0	2	0	0	0	0
Tony Gwynn, L OBP: 0.401, SLG: 0.483 (1, 9)	G6-3 2-1		G6-3 0-0					F8 1-2		4	0	1	0	0	0	1
Ken Caminiti, S OBP: 0.368, SLG: 0.470 (1, 5)	K 1-3									4	0	1	0	0	2	2
Phil Plantier, L OBP: 0.344, SLG: 0.422 (1, 7)										4	0	0	0	0	0	2
Scott Livingstone, L OBP: 0.360, SLG: 0.430 (1, 3)										4	0	1	0	0	0	2
Archi Cianfrocco, R OBP: 0.385, SLG: 0.554 (1, 6)										4	0	1	0	0	0	2
Brad Ausmus, R OBP: 0.343, SLG: 0.396 (1, 2)										2	0	1	0	1	0	0
Willie Blair, R (1, 1)										2	0	0	0	0	2	3
Melvin Nieves, S (7, PH)										1	0	0	0	0	1	0
Brian Williams, R (8, 1)										0	0	0	0	0	0	0
Dustin Hermanson, R (8, 1)										0	0	0	0	0	0	0
Ron Villone, L (8, 1)										0	0	0	0	0	0	0

Inning Stats	R: 0	H: 1	E: 0	K: 1	S: 12	R: 0	H: 1	E: 0	K: 1	S: 10	R: 0	H: 0	E: 0	K: 0	S: 3	R: 0	H: 0	E: 0	K: 0	S: 7	R: 0	H: 3	E: 0	K: 1	S: 11	R: 0	H: 1	E: 0	K: 1	S: 8	R: 0	H: 0	E: 0	K: 1	S: 8	R: 0	H: 0	E: 0	K: 0	S: 6	R: 0	H: 1	E: 0	K: 0	S: 5	1B: 7	2B: 0	3B: 0	HR: 0	SF: 0	SAC: 0	DP: 0	HBP: 0	WP: 0	PB: 0	SB: 1	CS: 1	PA: 34
PITCHER Steve Parris, R ERA: 4.19 (1, 1)	IP	WLS	BF	H	R	ER	SO	BB	IBB	HBP	BLK	WP	HR	S	P	ERA	WHIP	IP	WLS	BF	H	R	ER	SO	BB	IBB	HBP	BLK	WP	HR	S	P	ERA	WHIP	IP	WLS	BF	H	R	ER	SO	BB	IBB	HBP	BLK	WP	HR	S	P	ERA	WHIP							


BOTTOM

Pittsburgh Pirates @ San Diego Padres
Jack Murphy Stadium, San Diego, CA

Tue Aug 15 1995, 10:05 PM EDT
 Att: 10,458 - Unknown - 73 F

livebaseballscorecards.com

AB	32
R	0
H	7
RBI	0
BB	2
SO	5
LOB	12



Batter	1	2	3	4	5	6	7	8	9	AB R H RBI BB SO LOB	TOP											
Jacob Brumfield, R (1, 8) OBP: 0.360, SLG: 0.377	0-0 G6-3		2-0 G4-3			1-2 1B		2-2 G6-3		4 0 1 0 0 0 0												
Jay Bell, R (1, 6) OBP: 0.328, SLG: 0.377	4-1 G6-3 BB			1-2 F8		3-2 1B		1-3 K		3 0 1 0 1 1 0												
Orlando Merced, S (1, 9) OBP: 0.349, SLG: 0.472	0-0 G6-3			2-3 K		2-3 K		2-1 F8		4 0 0 0 0 2 3												
Jeff King, R (1, 3) OBP: 0.321, SLG: 0.455	3-0 G3			4-2 BB		3-2 F8			0-1 G1	3 0 0 0 1 0 3												
Midre Cummings, L (1, 7) OBP: 0.262, SLG: 0.306		2-2 G4-3		2-2 F7		4-2 BB 1B			2-2 2B 1B	3 0 1 0 1 0 1												
Carlos Garcia, R (1, 4) OBP: 0.338, SLG: 0.436		0-0 P4			2-1 G6-3		4-0 1B BB		1-0 1-3 2B	3 0 1 0 1 0 0												
Mark Parent, R (1, 2) OBP: 0.314, SLG: 0.483		1-1 G5-3			3-2 F7		1-3 K		1-3 K	4 0 0 0 0 2 4												
Kevin Young, R (1, 5) OBP: 0.244, SLG: 0.288			2-3 K		1-3 K		1-3 K		1-3 K	4 0 0 0 0 4 4												
John Ericks, R (1, 1) OBP: 0.130, SLG: 0.174			1-3 K			0-3 K		1-0 1-2 2-H 1B		2 0 0 0 0 2 0												
Nelson Liriano, S (7, PH) OBP: 0.333, SLG: 0.368										1 0 1 0 0 0 0												
Jason Christiansen, R (7, 1)										0 0 0 0 0 0 0												
Mike Dyer, R (7, 1) OBP: 0.500, SLG: 0.500										0 0 0 0 0 0 0												
Inning Stats	R: 0 E: 0 K: 0 S: 4	H: 0 LOB: 1 BB: 1 P: 11	R: 0 E: 0 K: 0 S: 6	H: 0 LOB: 0 BB: 0 P: 9	R: 0 E: 0 K: 2 S: 7	H: 0 LOB: 0 BB: 0 P: 12	R: 0 E: 0 K: 1 S: 15	H: 0 LOB: 1 BB: 1 P: 24	R: 0 E: 0 K: 1 S: 8	H: 0 LOB: 0 BB: 0 P: 14	R: 0 E: 0 K: 2 S: 19	H: 2 LOB: 2 BB: 0 P: 27	R: 0 E: 0 K: 2 S: 9	H: 1 LOB: 2 BB: 2 P: 20	R: 0 E: 0 K: 1 S: 8	H: 0 LOB: 0 BB: 0 P: 13	R: 0 E: 0 K: 2 S: 14	H: 2 LOB: 2 BB: 0 P: 19	1B: 4 2B: 1 3B: 0 HR: 0	SF: 0 SAC: 0 DP: 0 HBP: 0	WP: 0 PB: 0 SB: 0 CS: 0	PA: 35
PITCHER	IP WLS BF H R ER SO BB IBB HBP BLK WP HR S P ERA WHIP																					
Andy Ashby, R (1, 1) ERA: 3.2	8.0 W 30 3 0 0 9 4 0 0 0 0 0 0 76 130 0.00 0.875																					
Trevor Hoffman, R (9, 1) ERA: 4.38	1.0 S 5 2 0 0 2 0 0 0 0 0 0 0 14 19 0.00 2.000																					

Pittsburgh Pirates @ San Diego Padres
 Jack Murphy Stadium, San Diego, CA
 Wed Aug 16 1995, 10:05 PM EDT
 Att. 14,046 - Unknown - 71 F

livebaseballscorecards.com

AB	31
R	0
H	5
RBI	0
BB	4
SO	11
LOB	15



Batter	1	2	3	4	5	6	7	8	9	AB	R	H	RBI	BB	SO	LOB
Steve Finley, L OBP: 0.384, SLG: 0.458 (1, 8)	1-2 F7	4-1 BB		4-0 IBB			2-0 G3 FC4-6 2B			2	1	1	0	2	0	0
Jody Reed, R OBP: 0.363, SLG: 0.304 (1, 4)	0-0 P3	1-1 F8		1-0 P6			4-1 FC4-6 G3 BB			3	0	0	0	1	0	6
Tony Gwynn, L OBP: 0.402, SLG: 0.484 (1, 9)	1-1 E8 1B		1-1 F8		1-0 CS 1B		1-2 G3			4	0	2	0	0	0	2
Ken Caminiti, S OBP: 0.369, SLG: 0.469 (1, 5)	3-0 E8 1-H		1-1 G3		0-2 SAFE 1B		4-0 FC4-6 IBB			3	0	1	0	1	0	1
Phil Plantier, L OBP: 0.344, SLG: 0.417 Archi Cianfrocco, R OBP: 0.385, SLG: 0.554 Scott Livingstone, L OBP: 0.356, SLG: 0.426 (7, PH) (7, PH) (8, 3)		4-2 2B E BB	3-3 K		2-1 F7		1-1 FC4-6 FC6-4			2	1	0	0	1	1	1
Roberto Petagine, L OBP: 0.366, SLG: 0.394 (9, 3)							1-2f 2-3 3-H			0	0	0	0	0	0	0
Eddie Williams, R OBP: 0.329, SLG: 0.428 Melvin Nieves, S OBP: 0.264, SLG: 0.343 (1, 3) (8, 7)		1-0 F9		1-2 G6-3	2-2 SAFE G6-3		2-0 FC6-4			4	0	0	0	0	0	4
Brian Johnson, R OBP: 0.283, SLG: 0.351 (1, 2)		2-1 SH1-4 1-3 2B		1-1 2B 1B		2-3 K		2-3 K		4	0	2	0	0	2	0
Andujar Cedeno, R OBP: 0.262, SLG: 0.334 (1, 6)		1-1 E5 SH1-4 3-H		2-0 1-3 2B		4-2 CS BB		0-1 F7		3	0	1	1	1	0	1
Andy Ashby, R OBP: 0.162, SLG: 0.139 Phil Clark, R OBP: 0.284, SLG: 0.333 Trevor Hoffman, R OBP: 0.500, SLG: 1.000 (1, 1) (8, PH) (9, 1)		1-0 SH1-4		1-3 K		2-3 K		2-0 F8		2	0	0	0	0	2	3
		1-2 2-3				1-2				1	0	0	0	0	0	0
										0	0	0	0	0	0	0

Inning Stats		R: 0	H: 1	E: 1	LOB: 1	K: 0	BB: 0	S: 10	R: 1	H: 1	E: 1	LOB: 3	K: 0	BB: 2	S: 11	R: 0	H: 0	E: 0	LOB: 0	K: 1	BB: 0	S: 7	R: 0	H: 2	E: 0	LOB: 3	K: 1	BB: 1	S: 10	R: 0	H: 2	E: 0	LOB: 1	K: 0	BB: 0	S: 9	R: 0	H: 0	E: 0	LOB: 0	K: 2	BB: 1	S: 9	R: 1	H: 1	E: 0	LOB: 2	K: 0	BB: 2	S: 8	R: 0	H: 0	E: 0	LOB: 0	K: 1	BB: 0	S: 6
PITCHER		IP	WLS	BF	H	R	ER	SO	BB	IBB	HBP	BLK	WP	HR	S	P	ERA	WHIP																																							
John Ericks, R ERA: 3.63 (1, 1)	6.0	L	27	6	1	1	4	4	3	1	0	0	0	0	56	103	1.50	1.500																																							
Jason Christiansen, L ERA: 3.35 (7, 1)	0.1		4	1	1	1	0	0	1	1	0	0	0	0	5	16	27.00	6.000																																							
Mike Dyer, R ERA: 4.2 (7, 1)	1.2		5	0	0	0	1	1	0	0	0	0	0	0	9	16	0.00	0.000																																							

BOTTOM

Pittsburgh Pirates @ San Diego Padres
Jack Murphy Stadium, San Diego, CA

Wed Aug 16 1995, 10:05 PM EDT
Att: 14,046 - Unknown - 71 F

AB	29
R	2
H	7
RBI	2
BB	6
SO	5
LOB	20

livebaseballscorecards.com

1B:	4	SF:	0	WP:	0	PA:	36
2B:	3	SAC:	1	PB:	0		
3B:	0	DP:	0	SB:	1		
HR:	0	HBP:	0	CS:	2		

Batter	1	2	3	4	5	6	7	8	9	AB R H RBI BB SO LOB	TOP
Steve Finley, L (1, 8) OBP: 0.385, SLG: 0.459	2-1 1B 2B	4-0 BB		2-2 G4-6-3 1B		1-2 S HR 1B		1-3 K		4 2 3 0 1 1 0	
Scott Livingstone, L (1, 3) OBP: 0.358, SLG: 0.455 Roberto Petagine, L (8, 3) OBP: 0.364, SLG: 0.391	0-0 L7	3-3 K		1-1 G4-6-3 1-2f		1-2 1-H HR		2-2 1B		5 1 2 2 0 1 4 0 0 0 0 0 0 0	
Tony Gwynn, L (1, 9) OBP: 0.402, SLG: 0.481	1-2 G4-6-3 2-H 1B		0-0 L3	1-1 1B		1-1 G4-3		1-1 L7		5 0 2 1 0 0 1	
Ken Caminiti, S (1, 5) OBP: 0.369, SLG: 0.471	3-1 G4-6-3 1-2f		0-0 1B 2B		0-1 FC4-6 1B		0-0 S 1B 2B		2-1 L6	5 2 3 0 0 0 1	
Phil Plantier, L (1, 7) OBP: 0.345, SLG: 0.417 Melvin Nieves, S (9, PH) OBP: 0.262, SLG: 0.341 (9, 7)		1-2 2B 1B 1B	3-2 F8 BB 2-H 1B		3-1 FC4-6 G5-3 1-2f 1B		1-1 P5		0-3 K	4 2 2 1 0 0 2 1 0 0 0 0 1 0	
Archi Cianfrocco, R (1, 4) OBP: 0.384, SLG: 0.540		1-1 1B 2B	4-2 BB BB		0-1 G5-3		1-1 1B		2-1 G1-3	4 1 2 1 1 0 1	
Brad Ausmus, R (1, 2) OBP: 0.344, SLG: 0.392		1-2 1B WP 1B	0-2 F8 2-3		1-1 CS 2-H 1B		1-3 K			4 1 2 3 0 1 3	AB 39 R 9 H 17 RBI 8 BB 3 SO 7 LOB 17
Andujar Cedeno, R (1, 6) OBP: 0.267, SLG: 0.334		1 SAFE 1 SAFE 1 SAFE 1 SAFE	4-2 CS S 1B	0-2 CS S 1B	3-2 CS 1-2	1-3 K	0-1 F9			3 0 1 0 1 1 1	
Joey Hamilton, R (1, 1) OBP: 0.145, SLG: 0.135 Bryce Florie, R (8, 1)		2-3 K	1-2 G5-3		2-2 L7		1-3 K			4 0 0 0 0 2 4 0 0 0 0 0 0 0	
Inning Stats	R: 1 H: 2 E: 0 LOB: 0 K: 0 BB: 0 S: 8 P: 14	R: 3 H: 4 E: 0 LOB: 2 K: 2 BB: 1 S: 18 P: 30	R: 1 H: 2 E: 0 LOB: 3 K: 0 BB: 2 S: 20 P: 32	R: 0 H: 2 E: 0 LOB: 1 K: 0 BB: 0 S: 7 P: 11	R: 1 H: 2 E: 0 LOB: 0 K: 0 BB: 0 S: 11 P: 18	R: 2 H: 2 E: 0 LOB: 0 K: 1 BB: 0 S: 15 P: 21	R: 1 H: 2 E: 0 LOB: 1 K: 1 BB: 0 S: 10 P: 13	R: 0 H: 1 E: 0 LOB: 1 K: 2 BB: 0 S: 13 P: 18	R: 0 H: 0 E: 0 LOB: 0 K: 1 BB: 0 S: 7 P: 11	1B: 12 SF: 0 2B: 5 SAC: 0 3B: 0 DP: 3 HR: 1 HBP: 0	WP: 1 PA: 43 PB: 0 SB: 3 CS: 2
PITCHER	IP WLS BF H R ER SO BB IBB HBP BLK WP HR S P ERA WHIP	PITCHER									
Gil Heredia, R (1, 1) ERA: 5.04	1.0 L 8 6 4 4 0 0 0 0 0 0 0 0 19 28 36.00 6.000	Dave Leiper, L (9, 1) ERA: 3.41									
Greg Harris, R (2, 1) ERA: 2.43	1.0 3 0 0 0 2 1 0 0 0 0 1 0 7 16 0.00 1.000										
Jeff Shaw, R (3, 1) ERA: 4.83	3.0 14 6 2 2 0 2 0 0 0 0 0 0 38 61 6.00 2.667										
Willie Fraser, R (6, 1) ERA: 3.29	1.0 5 2 2 2 1 0 0 0 0 0 0 1 15 21 18.00 2.000										
Tim Scott, R (7, 1) ERA: 4.22	2.0 9 3 1 1 3 0 0 0 0 0 0 0 23 31 4.50 1.500										

San Diego Padres @ Montreal Expos
Olympic Stadium, Montreal, QB
Sat Aug 19 1995, 7:05 PM EDT
Att. 17,423 - Dome

livebaseballscorecards.com



BOTTOM

San Diego Padres @ Montreal Expos
 Olympic Stadium, Montreal, QB
 Sat Aug 19 1995, 7:05 PM EDT
 Att. 17,423 - Dome

livebaseballscores.com

AB	37
R	5
H	11
RBI	4
BB	3
SO	7
LOB	13



WP: 1	PA: 40
PB: 0	
SB: 0	
CS: 0	

AB R H RBI BB SO LOB

5	2	2	0	0	1	3
5	0	1	1	0	0	2
5	0	0	0	0	1	1
5	0	2	0	0	0	0
4	0	0	0	0	0	2
3	1	1	0	0	1	1
1	1	1	0	0	0	0
2	1	0	0	2	1	0
3	0	3	1	1	0	0
0	0	0	0	0	0	0
0	0	0	0	0	0	0
1	0	0	1	2	0	0
1	0	0	0	0	1	1
0	0	0	0	0	0	0
1	0	0	0	0	0	0
1	0	0	0	0	1	2
0	0	0	0	0	0	0

1B: 7	SF: 0
2B: 3	SAC: 0
3B: 1	DP: 1
HR: 0	HBP: 0

Batter	1	2	3	4	5	6	7	8	9
Rondell White, R (1, 8) OBP: 0.350, SLG: 0.467	0-0 1B 2B	1-3 K		3-2 G4-3			2-2 G4-3		0-0 WP 3B
Tony Tarasco, L (1, 9) OBP: 0.320, SLG: 0.392	0-0 G5-4-3 1B 2-H	0-0 G5-3			0-0 G4-3		1-1 G3-1		2-2 G6-3 3-H
Wil Cordero, R (1, 6) OBP: 0.354, SLG: 0.437	0-1 G5-4-3 1-2f		0-2 G1-3		1-0 G4-3		3-3 K		1-2 G5-3
David Segui, S (1, 3) OBP: 0.389, SLG: 0.480	1-0 G4		1-2 1B		0-0 1B			1-0 L7	0-0 L7
Darrin Fletcher, L (1, 2) OBP: 0.382, SLG: 0.487		1-1 G5-3	0-0 L5		1-1 G5-3			0-2 L8	
Mike Lansing, R (1, 4) OBP: 0.315, SLG: 0.416		2-2 BB 2B 1B	0-3 K			0-0 G5-3		3-2 1B 2B	
Dave Silvestri, R (8, 4) OBP: 0.239, SLG: 0.322									
Sean Berry, R (1, 5) OBP: 0.354, SLG: 0.488		4-2 SAFE BB 2B BB		1-0 P4		0-3 K		4-2 1B BB	
F.P. Santangelo, S (1, 7) OBP: 0.457, SLG: 0.525		4-1 2B BB 1-2 2-3		3-1 1B		0-0 1B		3-2 1-3 2-H 1B	
Gil Heredia, R (1, 5) OBP: 0.354, SLG: 0.488		1-2 1-3 2-H 3-H		1-3 K		2-3 K		2-3 K	

Inning Stats	R: 1 E: 0 K: 0 S: 5	H: 2 LOB: 0 BB: 0 P: 6	R: 2 E: 0 K: 1 S: 15	H: 2 LOB: 2 BB: 2 P: 28	R: 0 E: 0 K: 1 S: 11	H: 1 LOB: 1 BB: 0 P: 12	R: 0 E: 0 K: 1 S: 10	H: 1 LOB: 1 BB: 0 P: 18	R: 0 E: 0 K: 0 S: 5	H: 1 LOB: 1 BB: 0 P: 7	R: 0 E: 0 K: 2 S: 8	H: 1 LOB: 1 BB: 0 P: 10	R: 0 E: 0 K: 1 S: 8	H: 0 LOB: 0 BB: 0 P: 14	R: 1 E: 0 K: 1 S: 17	H: 2 LOB: 2 BB: 1 P: 30	R: 1 E: 0 K: 0 S: 8	H: 1 LOB: 0 BB: 0 P: 11
---------------------	------------------------------	---------------------------------	-------------------------------	----------------------------------	-------------------------------	----------------------------------	-------------------------------	----------------------------------	------------------------------	---------------------------------	------------------------------	----------------------------------	------------------------------	----------------------------------	-------------------------------	----------------------------------	------------------------------	----------------------------------

PITCHER	IP	WLS	BF	H	R	ER	SO	BB	IBB	HBP	BLK	WP	HR	S	P	ERA	WHIP
Joey Hamilton, R (1, 1) ERA: 3.04	7.2	W	34	9	4	4	6	3	0	0	0	0	0	73	114	4.70	1.565
Bryce Florie, R (8, 1) ERA: 2.96	1.1		6	2	1	1	1	0	0	0	0	1	0	14	22	6.75	1.500

Batter	1	2	3	4	5	6	7	8	9	AB R H RBI BB SO LOB	TOP											
Steve Finley, L (1, 8) OBP: 0.385, SLG: 0.461	1-2 K		0-0 P4			3-2 G4-3		4-1 BB		3 0 0 0 1 1 0	San Diego Padres @ Philadelphia Phillies Veterans Stadium, Philadelphia, PA Mon Aug 21 1995, 7:05 PM EDT Att. 22,865 - Unknown - 86 F											
Jody Reed, R (1, 4) OBP: 0.360, SLG: 0.308	2-0 P5		2-1 F8			2-3 K		0-1 P3		4 0 0 0 0 1 2												
Tony Gwynn, L (1, 9) OBP: 0.400, SLG: 0.479	2-0 F7				1-2 G5-3		1-1 F7		1-2 F7	4 0 0 0 0 0 0												
Ken Caminiti, S (1, 5)		1-1 P2			1-2 G1-3		2-1 F8		0-0 G6-3	4 0 0 0 0 0 0												
Eddie Williams, R (1, 3)		1-3 K			0-1 G6-3		2-1 1B		2-0 1B 2B	4 0 2 0 0 1 0												
Archibianfroco, R (1, 7) OBP: 0.375, SLG: 0.522		0-1 2B			4-2 BB		1-2 F9		0-0 2B	2 1 1 0 1 0 1												
Scott Livingstone, L (9, PH) OBP: 0.364, SLG: 0.485									2-3 1B	1 0 1 0 0 0 0												
Brian Johnson, R (1, 2) OBP: 0.285, SLG: 0.356		1-0 1B 2B			3-3 K			0-0 1B	1-3 K	3 0 2 1 0 1 1												
Brad Ausmus, R (8, PR) OBP: 0.342, SLG: 0.391										1 0 0 0 0 1 2												
Andujar Cedeno, R (1, 6) OBP: 0.268, SLG: 0.334		0-1 1B			1-0 G6-3			0-0 F8		3 0 1 0 0 0 2												
Andy Ashby, R (1, 1) OBP: 0.154, SLG: 0.132			0-3 K					1-3 K		2 0 0 0 0 2 0												
Phil Clark, R (8, PH) OBP: 0.289, SLG: 0.338								1-2 K		1 0 0 0 0 1 1												
Doug Bochtler, R (8, 1)										0 0 0 0 0 0 0												
Inning Stats	R: 0 E: 0 K: 1 S: 5	H: 0 LOB: 0 BB: 0 P: 10	R: 1 E: 0 K: 1 S: 10	H: 3 LOB: 2 BB: 0 P: 13	R: 0 E: 0 K: 1 S: 6	H: 0 LOB: 0 BB: 0 P: 8	R: 0 E: 0 K: 0 S: 9	H: 0 LOB: 0 BB: 0 P: 11	R: 0 E: 0 K: 1 S: 9	H: 0 LOB: 0 BB: 1 P: 17	R: 0 E: 0 K: 2 S: 9	H: 0 LOB: 0 BB: 0 P: 14	R: 0 E: 0 K: 0 S: 9	H: 1 LOB: 1 BB: 0 P: 15	R: 0 E: 0 K: 1 S: 8	H: 1 LOB: 2 BB: 1 P: 13	R: 0 E: 0 K: 1 S: 10	H: 2 LOB: 2 BB: 0 P: 14	1B: 4 2B: 3 3B: 0 HR: 0	SF: 0 SAC: 0 DP: 1 HBP: 0	WP: 0 PB: 0 SB: 1 CS: 0	PA: 34
PITCHER	IP WLS BF H R ER SO BB IBB HBP BLK WP HR S P ERA WHIP																					
Sid Fernandez, L (1, 1) ERA: 4.38	8.0 W 29 5 1 1 7 2 0 0 0 0 0 0 65 101 1.12 0.875																					
Toby Borland, R (9, 1) ERA: 4.35	1.0 S 5 2 0 0 1 0 0 0 0 0 0 0 10 14 0.00 2.000																					

AB	32
R	1
H	7
RBI	1
BB	2
SO	8
LOB	9



Batter	1	2	3	4	5	6	7	8	9
Mickey Morandini, L (1, 4) OBP: 0.358, SLG: 0.435	3-0 CS 1B		2-1 G5-3		2-3 K			0-0 FC6-4 1B	
Kevin Stocker, S (1, 6) OBP: 0.294, SLG: 0.249	1-1 G4-3 HBP		2-2 G3			0-0 G4-3		4-2 1B BB	
Gregg Jefferies, S (1, 3) OBP: 0.344, SLG: 0.423	3-2 G4-3			0-1 L9		3-3 K		1-1 1B	
Mark Whiten, S (1, 9) OBP: 0.309, SLG: 0.361	3-3 K			4-2 S BB		0-0 G4-3			
Darren Daulton, L (1, 2) OBP: 0.354, SLG: 0.398		1-0 1B G4-6-3 1B		4-2 G6-4-3 BB		2-1 L6			
Charlie Hayes, R (1, 5) OBP: 0.349, SLG: 0.418		2-1 G4-6-3 1B		1-1 G6-4-3		1-0 F7			
Andy Van Slyke, L (1, 8) OBP: 0.302, SLG: 0.341		1-0 G4-6-3			1-1 E6 G6-3 G1-3 1B		0-2 F8		
Kevin Flora, R (1, 7) OBP: 0.276, SLG: 0.517		3-3 K			3-1 G6-3		3-1 F8		
Sid Fernandez, L (1, 1) OBP: 0.111, SLG: 0.059			2-1 G6-3		1-1 G1-3		4-2 FC6-4 BB		
Gary Varsho, L (8, PH) OBP: 0.315, SLG: 0.277									
Toby Borland, R (9, 1)									

Inning Stats	R: 0	H: 1	E: 0	K: 1	S: 8	R: 1	H: 2	E: 0	K: 1	S: 7	R: 0	H: 0	E: 0	K: 0	S: 7	R: 0	H: 0	E: 0	K: 0	S: 7	R: 1	H: 1	E: 1	K: 1	S: 9	R: 0	H: 0	E: 0	K: 1	S: 5	R: 0	H: 0	E: 0	K: 0	S: 6	R: 1	H: 1	E: 0	K: 0	S: 14
	LOB: 1	BB: 0	P: 18	LOB: 0	BB: 0	P: 14	LOB: 0	BB: 0	P: 13	LOB: 1	BB: 2	P: 17	LOB: 0	BB: 0	P: 16	LOB: 0	BB: 0	P: 8	LOB: 2	BB: 2	P: 25	LOB: 0	BB: 0	P: 9	LOB: 2	BB: 2	P: 25	LOB: 0	BB: 0	LOB: 0	BB: 0	LOB: 0	BB: 0	LOB: 2	BB: 2	P: 25				

PITCHER	IP	WLS	BF	H	R	ER	SO	BB	IBB	HBP	BLK	WP	HR	S	P	ERA	WHIP
Andy Ashby, R (1, 1) ERA: 3.11	7.0	L	25	4	2	1	4	2	0	1	0	0	0	50	95	1.29	0.857
Doug Bochtler, R (8, 1) ERA: 2.17	1.0		5	1	1	1	0	2	0	0	0	0	0	14	25	9.00	3.000

AB R H RBI BB SO LOB

4	1	1	0	0	1	1
2	0	0	0	1	0	0
4	0	1	1	0	1	1
2	0	0	0	1	1	1
2	1	1	0	1	0	0
3	0	1	0	0	0	2
3	1	1	0	0	0	1
3	0	0	0	0	1	1
2	0	0	1	0	0	0
0	0	0	0	1	0	0
0	0	0	0	0	0	0

AB	25	R	3	H	5	RBI	2	BB	4	SO	4	LOB	7
WP: 0	PA: 30	PB: 0	SB: 1	CS: 1	SF: 0	SAC: 0	DP: 2	HBP: 1					

San Diego Padres @ Philadelphia Phillies
Veterans Stadium, Philadelphia, PA
Mon Aug 21 1995, 7:05 PM EDT
Att: 22,865 - Unknown - 86 F

livebaseballscorecards.com



Batter	1	2	3	4	5	6	7	8	9	AB R H RBI BB SO LOB	TOP											
Steve Finley, L (1, 8) OBP: 0.383, SLG: 0.458	2-2 F8		3-2 G3		1-2 L8	2-2 L3		1-2 1B		5 0 1 0 0 0 3	San Diego Padres @ Philadelphia Phillies Veterans Stadium, Philadelphia, PA Tue Aug 22 1995, 7:05 PM EDT Att. 28,325 - Unknown - 82 F											
Bip Roberts, S (1, 7) OBP: 0.371, SLG: 0.393	1-0 G4-3			2-2 F8	2-0 HR 1B	0-1 2B		1-3 K		5 1 2 1 0 1 3												
Tony Gwynn, L (1, 9) OBP: 0.400, SLG: 0.484	0-0 G4-3			2-2 P7	3-1 HR	0-2 P6			4-1 FC5-4 BB	4 1 1 4 1 0 1												
Ken Caminiti, S (1, 5)		1-0 F7		4-0 2B BB	4-0 2B BB		1-0 G4-3		3-1 F8	3 0 0 0 2 0 1												
Scott Livingstone, L (1, 3) Archil Cianfrocco, R (9, PH) OBP: 0.370, SLG: 0.514		2-2 2B		3-1 2B	2-0 2B		2-1 F8		1-1 FC5-4 FC5-4 1-2f	4 0 3 0 0 0 0 1 0 0 0 0 0 1												
Jody Reed, R (1, 4) OBP: 0.358, SLG: 0.304		2-0 L8		1-2 P3	4-1 BB		1-0 P6		2-0 FC5-4 1-2f	4 0 0 0 1 0 4												
Brad Ausmus, R (1, 2) OBP: 0.345, SLG: 0.393		3-1 L8			1B K			1-0 1B G6-3 1B		4 1 2 0 0 1 4												
Andujar Cedeno, R (1, 6) OBP: 0.271, SLG: 0.336			1-0 G6-3		2-2 HR 1B 1B	1-2 E SH1-4 2B 1B		3-2 G6-3		4 2 2 0 0 0 1												
Brian Williams, R (1, 1) Fernando Valenzuela, L (4, 1) Doug Bochtler, R (6, 1) Eddie Williams, R (8, PH) Ron Villone, L (8, 1) Trevor Hoffman, R (8, 1)			1-1 G5-3		1-3 K	0-0 SH1-4		4-2 1B BB		1 0 0 0 0 0 0 1 0 0 0 0 0 1 2 0 0 0 0 0 0 0 0 0 0 0 0 1 0 0 0 0 0 0 0 0 0 0 0 0 0 0 0 0												
Inning Stats	R: 0 E: 0 K: 0 S: 7	H: 0 LOB: 0 BB: 0 P: 10	R: 0 E: 0 K: 0 S: 8	H: 1 LOB: 1 BB: 0 P: 16	R: 0 E: 0 K: 0 S: 7	H: 0 LOB: 0 BB: 0 P: 12	R: 0 E: 0 K: 0 S: 15	H: 1 LOB: 2 BB: 1 P: 27	R: 4 E: 0 K: 0 S: 21	H: 5 LOB: 3 BB: 2 P: 42		R: 1 E: 1 K: 0 S: 13	H: 2 LOB: 1 BB: 0 P: 16	R: 0 E: 0 K: 0 S: 4	H: 0 LOB: 0 BB: 0 P: 8	R: 0 E: 0 K: 1 S: 12	H: 2 LOB: 3 BB: 1 P: 22	R: 0 E: 0 K: 0 S: 6	H: 0 LOB: 1 BB: 1 P: 16	1B: 6 2B: 4 3B: 0 HR: 1	SF: 0 SAC: 1 DP: 0 HBP: 0	WP: 0 PB: 0 SB: 0 CS: 0
PITCHER	IP WLS BF H R ER SO BB IBB HBP BLK WP HR S P ERA WHIP												PITCHER	IP WLS BF H R ER SO BB IBB HBP BLK WP HR S P ERA WHIP								
Tommy Greene, R (1, 1) ERA: 6.57	4.2 L 22 6 4 4 1 2 0 0 0 0 1 53 94 7.71 1.714																					
Russ Springer, R (5, 1) ERA: 5.86	2.1 11 3 1 1 1 1 0 0 0 0 0 22 37 3.86 1.714																					
Mike Mimbs, L (8, 1) ERA: 4.15	1.1 7 2 0 0 1 2 0 0 0 0 0 15 32 0.00 3.000																					
Paul Fletcher, R (9, 1) ERA: 3.38	0.2 2 0 0 0 0 0 0 0 0 0 0 3 6 0.00 0.000																					

AB	36
R	5
H	11
RBI	5
BB	5
SO	3
LOB	20



WP: 0	PA: 42
PB: 0	
SB: 0	
CS: 0	

1B: 6	SF: 0
2B: 4	SAC: 1
3B: 0	DP: 0
HR: 1	HBP: 0

Batter	1	2	3	4	5	6	7	8	9	AB	R	H	RBI	BB	SO	LOB
Mickey Morandini, L (1, 4) OBP: 0.360, SLG: 0.434	1-1 FC4-6 1B	1-2 HBP		3-2 SH3-4 1B	0-0 L7		2-2 G6-3		3-2 G4-3	5	0	2	1	0	0	6
Jim Eisenreich, L (1, 7) OBP: 0.366, SLG: 0.430	1-0 FC4-6 1B	0-0 P5		0-0 SH3-4		1-1 2B		1-3 K		4	1	1	0	0	1	3
Gregg Jefferies, S (1, 3) OBP: 0.347, SLG: 0.429	0-2 1B		0-0 1B	4-0 IBB		3-2 G5-3		2-2 P4		4	1	2	0	1	0	1
Mark Whiten, S (1, 9) OBP: 0.311, SLG: 0.362	3-2 1B		2-0 G4-3 1B	2-2 P5		3-3 K		2-1 G5-3		5	0	2	2	0	1	4
Darren Daulton, L (1, 2) OBP: 0.354, SLG: 0.394	3-3 K		1-2 P2	3-1 G3-1		4-1 BB			4-1 1B BB	3	0	0	0	2	1	6
Charlie Hayes, R (1, 5) OBP: 0.345, SLG: 0.413	0-1 G6-3		1-2 G4-3		3-2 P9	2-3 K			0-3 K	5	0	0	0	0	2	6
Andy Van Slyke, L (1, 8) OBP: 0.305, SLG: 0.348		1-2 P4	1-0 G6-3		2-1 SH3-4 2B		3-3 K		2-1 BB 1B	5	0	2	0	0	1	1
Kevin Stocker, S (1, 6) OBP: 0.301, SLG: 0.254		4-1 SH1-4 BB		0-1 1B 2B	4-2 SH3-4 BB		0-1 F9		4-1 BB	2	1	1	0	3	0	0
Tommy Greene, R (1, 1) Russ Springer, R (5, 1) Kevin Flora, R (7, PH) Mike Mimbs, L (8, 1) Paul Fletcher, R (9, 1) Gary Varsho, L (9, PH)		0-0 SH1-4		4-0 SH3-4 1B BB	0-0 SH3-4		4-2 BB		0-1 P5	0	0	0	0	0	1	0
										0	0	0	0	0	0	0
										0	0	0	0	0	0	0
										0	0	0	0	0	0	0
										0	0	0	0	0	0	0
										1	0	0	0	0	0	3

Inning Stats	R: 1	H: 3	E: 0	K: 15	S: 15	LOB: 2	BB: 0	P: 23	R: 0	H: 0	E: 0	K: 0	S: 8	LOB: 2	BB: 1	P: 14	R: 1	H: 2	E: 0	K: 0	S: 9	LOB: 1	BB: 0	P: 14	R: 1	H: 2	E: 0	K: 0	S: 15	LOB: 3	BB: 2	P: 31	R: 0	H: 1	E: 0	K: 2	S: 15	LOB: 2	BB: 1	P: 20	R: 0	H: 1	E: 0	K: 1	S: 11	LOB: 2	BB: 1	P: 28	R: 0	H: 0	E: 0	K: 1	S: 11	LOB: 1	BB: 1	P: 20	R: 0	H: 0	E: 0	K: 1	S: 8	LOB: 0	BB: 0	P: 13	R: 0	H: 1	E: 0	K: 1	S: 13	LOB: 3	BB: 2	P: 26	1B: 6	2B: 3	3B: 1	HR: 0	SF: 0	SAC: 3	DP: 0	HBP: 1	WP: 0	PA: 46
--------------	------	------	------	-------	-------	--------	-------	-------	------	------	------	------	------	--------	-------	-------	------	------	------	------	------	--------	-------	-------	------	------	------	------	-------	--------	-------	-------	------	------	------	------	-------	--------	-------	-------	------	------	------	------	-------	--------	-------	-------	------	------	------	------	-------	--------	-------	-------	------	------	------	------	------	--------	-------	-------	------	------	------	------	-------	--------	-------	-------	-------	-------	-------	-------	-------	--------	-------	--------	-------	--------

PITCHER	IP	WLS	BF	H	R	ER	SO	BB	IBB	HBP	BLK	WP	HR	S	P	ERA	WHIP
Brian Williams, R (1, 1) ERA: 6.95	3.0		19	7	3	3	1	2	0	1	0	0	0	41	67	9.00	3.000
Fernando Valenzuela, L (4, 1) ERA: 5.46	2.2	W	13	2	0	0	1	2	1	0	0	0	0	28	57	0.00	1.500
Doug Bochler, R (6, 1) ERA: 2.08	1.1		5	0	0	0	2	1	0	0	0	0	0	15	26	0.00	0.750
Ron Villone, L (8, 1) ERA: 6.67	1.0		4	0	0	0	1	1	0	0	0	0	0	9	18	0.00	1.000
Trevor Hoffman, R (9, 1) ERA: 4.17	1.0	S	5	1	0	0	1	1	0	0	0	0	0	12	21	0.00	2.000

BOTTOM

San Diego Padres @ Philadelphia Phillies
Veterans Stadium, Philadelphia, PA
Tue Aug 22 1995, 7:05 PM EDT
Att: 28,325 - Unknown - 82 F

AB	34
R	3
H	10
RBI	3
BB	8
SO	6
LOB	30



WP	PA	ERA	WHIP
0	46		

BOTTOM

San Diego Padres @ New York Mets
Shea Stadium, Flushing, NY
Thu Aug 24 1995, 7:05 PM EDT
Att: 14,705 - Unknown - 85 F

livebaseballscorecards.com

AB	32
R	5
H	8
RBI	4
BB	3
SO	5
LOB	9



WP	1	PA	36
PB	0		
SB	0		
CS	1		

AB R H RBI BB SO LOB

4	0	0	0	0	1	1
4	0	0	0	0	0	0
4	1	2	0	0	0	1
4	1	1	1	0	1	2
4	1	2	0	0	0	0
0	1	0	0	0	0	0
4	1	1	1	0	0	1
1	0	0	0	0	0	0
1	0	1	1	2	0	0
3	0	0	0	1	2	4
1	0	0	0	0	0	0
0	0	0	0	0	0	0
1	0	0	0	0	1	0
0	0	0	0	0	0	0
1	0	1	1	0	0	0

Batter	1	2	3	4	5	6	7	8	9
Damon Buford, R OBP: 0.269, SLG: 0.218 (1, 8)	2-1 P5		1-3 K			0-0 B5		1-1 P2	
Jose Vizcaino, S OBP: 0.318, SLG: 0.364 (1, 6)	3-1 E6			1-2 F9		0-0 G6-3		2-2 G4-3	
Carl Everett, S OBP: 0.322, SLG: 0.469 (1, 9)	1-1 G4-6-3			1-1 CS 1B			2-2 G4-3		1-0 1B WP 1B
Jeff Kent, R OBP: 0.319, SLG: 0.436 (1, 4)		1-2 G6-3		1-1 G5-3			1-2 HR		0-3 K
Rico Brogna, L OBP: 0.345, SLG: 0.476 Tim Bogar, R OBP: 0.309, SLG: 0.352 (9, PR)		1-0 G5-3			2-2 F8		3-2 1B 2B		3-0 1B WP E 1B
Ryan Thompson, R OBP: 0.308, SLG: 0.423 (1, 7)		0-0 F9			1-1 G5-3		1-0 F9		2-2 E7 1B 1B
Butch Huskey, R OBP: 0.227, SLG: 0.316 Bill Spiers, L OBP: 0.277, SLG: 0.255 (4, 5)			0-2 P4		4-2 BB		0-1 2H 1B		4-0 1B IBB
Kelly Stinnett, R OBP: 0.335, SLG: 0.333 (1, 2)			4-2 SH3-4 BB		1-2 P3		1-2 K		1-3 K
Dave Mlicki, R OBP: 0.147, SLG: 0.033 Jerry Dipoto, R (8, 1)			1 SAFE SH3-4			0-1 G4-3		0-3 K	0-1 1B
Joe Orsulak, L OBP: 0.314, SLG: 0.384 Don Florence, R (9, 1)									1-2 2H 1B
Chris Jones, R OBP: 0.325, SLG: 0.467 (9, PH)									

Inning Stats	R: 0	H: 0	E: 1	LOB: 0	K: 0	P: 12	R: 0	H: 0	E: 0	LOB: 0	K: 0	P: 7	R: 0	H: 0	E: 0	LOB: 1	K: 1	BB: 1	S: 11	R: 0	H: 1	E: 0	LOB: 0	K: 0	BB: 0	P: 10	R: 0	H: 0	E: 0	LOB: 1	K: 0	BB: 1	S: 13	R: 2	H: 3	E: 0	LOB: 1	K: 1	BB: 0	S: 18	R: 0	H: 0	E: 0	LOB: 0	K: 1	BB: 0	P: 14	R: 3	H: 4	E: 1	LOB: 2	K: 2	BB: 1	S: 14	1B: 6	SF: 0	2B: 1	SAC: 1	3B: 0	DP: 1	HR: 1	HBP: 0
--------------	------	------	------	--------	------	-------	------	------	------	--------	------	------	------	------	------	--------	------	-------	-------	------	------	------	--------	------	-------	-------	------	------	------	--------	------	-------	-------	------	------	------	--------	------	-------	-------	------	------	------	--------	------	-------	-------	------	------	------	--------	------	-------	-------	-------	-------	-------	--------	-------	-------	-------	--------

PITCHER	IP	WLS	BF	H	R	ER	SO	BB	IBB	HBP	BLK	WP	HR	S	P	ERA	WHIP
Joey Hamilton, R ERA: 3.0 (1, 1)	8.0		29	4	2	2	3	2	0	0	0	0	1	75	111	2.25	0.750
Trevor Hoffman, R ERA: 4.79 (9, 1)	0.1	L	5	3	3	3	1	0	1	0	0	1	0	9	18	81.00	9.000
Doug Bochtler, R ERA: 2.05 (9, 1)	0.1		2	1	0	0	1	0	0	0	0	0	0	5	6	0.00	3.000

PITCHER	IP	WLS	BF	H	R	ER	SO	BB	IBB	HBP	BLK	WP	HR	S	P	ERA	WHIP
---------	----	-----	----	---	---	----	----	----	-----	-----	-----	----	----	---	---	-----	------

Batter	1	2	3	4	5	6	7	8	9	AB	R	H	RBI	BB	SO	LOB
Damon Buford, R (1, 8) OBP: 0.258, SLG: 0.208 Bill Spiers, L (9, 5) OBP: 0.277, SLG: 0.255	1-0 G6-3	0-0 G5-2-3			1-0 E1 HR	1-3 K	0-0 P3			5	1	0	0	0	1	4
Jose Vizcaino, S (1, 6) OBP: 0.319, SLG: 0.364 Chris Jones, R (9, 7) OBP: 0.325, SLG: 0.467	3-3	3-H	0-2 P6		1-1 HR	0-0 G4-3		1-1 BLK G5-3		5	2	2	0	0	1	0
Carl Everett, S (1, 9) OBP: 0.330, SLG: 0.485	4-2 BB		3-2 G5-3		2-0 HR	4-1 1B		1-0 G5-3		3	2	1	4	2	0	1
Jeff Kent, R (1, 4) OBP: 0.320, SLG: 0.436	3-3 K		2-0 1B		1-1 L9	1-1 1B		1-0 G4-3		5	1	2	1	0	1	1
Rico Brogna, L (1, 3) OBP: 0.348, SLG: 0.485		0-1 HR	2-2 G4-3		3-2 HR	0-0 2B		2-3 K		5	2	3	2	0	1	1
Ryan Thompson, R (1, 7) OBP: 0.306, SLG: 0.425		1-1 G5-3		0-3 K	2-3 K	0-0 2B		1-3 2B		4	0	1	1	0	2	1
Butch Huskey, R (1, 5) OBP: 0.269, SLG: 0.478 Blas Minor, R (7, 1)		1-1 1B		0-1 F8	3-2 HR	1-0 L7				4	1	2	2	0	0	2
Kelly Stinnett, R (1, 2) OBP: 0.339, SLG: 0.333		0-0 1B		0-0 G4-3	2-1 FC5-4 HBP		2-3 K			3	0	1	0	0	1	0
Jason Isringhausen, R (1, 1) OBP: 0.278, SLG: 0.294 Tim Bogar, R (7, 5) OBP: 0.305, SLG: 0.348		0-0 1B			1-0 HR		1-3 K			3	1	2	0	0	0	1
		1-2 2-3 1B								1	0	0	0	0	1	0

Inning Stats	R: 0	H: 0	E: 0	K: 2	S: 12	R: 1	H: 4	E: 0	K: 0	S: 9	R: 0	H: 1	E: 0	K: 0	S: 12	R: 0	H: 0	E: 0	K: 1	S: 6	R: 6	H: 5	E: 1	K: 1	S: 19	R: 2	H: 3	E: 0	K: 1	S: 10	R: 0	H: 0	E: 0	K: 2	S: 7	R: 1	H: 1	E: 0	K: 1	S: 8	
	LOB: 1	BB: 1	P: 23	LOB: 2	BB: 0	P: 11	LOB: 1	BB: 0	P: 19	LOB: 0	BB: 0	P: 6	LOB: 1	BB: 0	P: 35	LOB: 2	BB: 1	P: 17	LOB: 0	BB: 0	P: 10	LOB: 0	BB: 0	P: 13	LOB: 0	BB: 0	P: 10	LOB: 0	BB: 0	P: 10	LOB: 0	BB: 0	P: 13	1B: 10	SF: 0	2B: 1	SAC: 0	3B: 0	DP: 1	HR: 3	HBP: 1

PITCHER	IP	WLS	BF	H	R	ER	SO	BB	IBB	HBP	BLK	WP	HR	S	P	ERA	WHIP
Willie Blair, R (1, 1) ERA: 3.79	4.1	L	23	9	6	5	3	1	0	0	0	0	2	49	78	10.38	2.308
Dustin Hermanson, R (5, 1) ERA: 8.35	1.2		11	4	3	2	2	1	0	1	0	0	1	19	33	10.80	3.000
Ron Villone, L (7, 1) ERA: 6.44	1.0		3	0	0	0	2	0	0	0	0	0	0	7	10	0.00	0.000
Bryce Florie, R (8, 1) ERA: 3.18	1.0		4	1	1	1	1	0	0	0	1	0	0	8	13	9.00	1.000

BOTTOM

San Diego Padres @ New York Mets
Shea Stadium, Flushing, NY

Fri Aug 25 1995, 7:05 PM EDT
Att: 15,644 - Unknown - 65 F

livebaseballscorecards.com

AB	38
R	10
H	14
RBI	10
BB	2
SO	8
LOB	11



WP: 0	PA: 41
PB: 0	SB: 0
CS: 0	

Batter	1	2	3	4	5	6	7	8	9	AB R H RBI BB SO LOB	TOP		
Steve Finley, L (1, 8) Dustin Hermanson, R (8, 1) Scott Livingstone, L (9, PH) Brad Ausmus, R (9, PH)	0-1 G6-3 1B		2-2 F8			1-1 G6-3 1B		1-0 G1-3	0-3 K	4 0 2 0 0 0 1 0 0 0 0 0 0 0 0 0 0 0 0 0 0 1 0 0 0 0 0 1 0			
Bip Roberts, S (1, 7)	1-1 SAFE SAFE G6-3 1-2f			1-1 G6-3		1-1 G6-3			0-2 1B 1B	4 1 1 0 0 0 2			
Tony Gwynn, L (1, 9)	1-0 FC5-4 1B			3-1 L7		0-1 G4-3			0-1 1B 1B	4 1 2 0 0 0 1			
Ken Caminiti, S (1, 5)	0-0 FC5-4 1-2f			2-1 2B		2-1 G6-4-3 1B			2-3 K	4 0 2 0 0 1 3			
Eddie Williams, R (1, 3) Andujar Cedeno, R (7, 6)		1-3 K		1-2 G5-3		1-1 G6-4-3 1-2f			2-0 F9	3 0 0 0 0 1 2 1 0 0 0 0 0 2			
Archi Cianfrocco, R (1, 6) (7, 3)		0-1 G4-3			1-0 G2-3		0-1 G4-3		0-0 BB 1B HR 1B	4 1 1 1 0 0 0			
Jody Reed, R (1, 4) OBP: 0.360, SLG: 0.309		0-0 G3			3-1 G6-3			0-0 BB 1B	1-0 1B HR 1B	4 1 2 0 0 0 0			
Brian Johnson, R (1, 2) Phil Plantier, L (9, PH)			1-0 G5-3		2-2 F9			4-1 L3 BB	4-0 HR BB	2 0 0 0 1 0 0 0 1 0 0 1 0 0			
Andy Ashby, R (1, 1) Phil Clark, R (6, PH) Glenn Dishman, R (6, 1) Melvin Nieves, S (8, PH)			1-2 G5-3			1-3 K		0-0 L3 1-1	0-0 HR	1 0 0 0 0 0 0 1 0 0 0 0 1 0 0 0 0 0 0 0 0 2 1 1 4 0 0 2			
Inning Stats	R: 0 H: 2 E: 0 LOB: 1 K: 0 BB: 0 S: 6 P: 8	R: 0 H: 0 E: 0 LOB: 0 K: 1 BB: 0 S: 7 P: 8	R: 0 H: 0 E: 0 LOB: 0 K: 0 BB: 0 S: 8 P: 12	R: 0 H: 1 E: 0 LOB: 1 K: 0 BB: 0 S: 9 P: 16	R: 0 H: 0 E: 0 LOB: 0 K: 0 BB: 0 S: 6 P: 12	R: 0 H: 1 E: 0 LOB: 1 K: 1 BB: 0 S: 10 P: 13	R: 0 H: 1 E: 0 LOB: 0 K: 0 BB: 0 S: 6 P: 9	R: 0 H: 1 E: 0 LOB: 1 K: 0 BB: 1 S: 4 P: 9	R: 6 H: 5 E: 0 LOB: 0 K: 2 BB: 1 S: 17 P: 26	1B: 9 SF: 0 2B: 2 SAC: 0 3B: 0 DP: 3 HR: 1 HBP: 0	WP: 0 PA: 37 PB: 0 SB: 0 CS: 0		
PITCHER	IP WLS BF H R ER SO BB IBB HBP BLK WP HR S P ERA WHIP											PITCHER	IP WLS BF H R ER SO BB IBB HBP BLK WP HR S P ERA WHIP
Bill Pulsipher, L (1, 1) ERA: 3.54	8.2 W 34 10 4 4 3 1 0 0 0 0 0 0 69 105 4.15 1.269												
Doug Henry, R (9, 1) ERA: 3.81	0.0 2 1 2 2 0 1 0 0 0 0 0 1 1 5 ∞ ∞												
John Franco, L (9, 1) ERA: 2.13	0.1 S 1 0 0 0 0 1 0 0 0 0 0 0 3 3 0.00 0.000												

San Diego Padres @ New York Mets
Shea Stadium, Flushing, NY
Sat Aug 26 1995, 7:05 PM EDT
Att. 18,594 - Unknown - 77 F

livebaseballscorecards.com

AB	35
R	6
H	11
RBI	5
BB	2
SO	4
LOB	13



Batter	1	2	3	4	5	6	7	8	9
Joe Orsulak, L OBP: 0.319, SLG: 0.388 (1, 7)	F7		1B	1B		G3		1B	
Jose Vizcaino, S OBP: 0.321, SLG: 0.366 (1, 6)	G4-3		1B	1B		F8		F8	
Tim Bogar, R OBP: 0.302, SLG: 0.344 (7, 6)			1B	1B					
Carl Everett, S OBP: 0.328, SLG: 0.479 (1, 9)	K		G3	1B			P4		
Jeff Kent, R OBP: 0.322, SLG: 0.436 (1, 4)		G6-4-3		G5-3			1B		
Rico Brogna, L OBP: 0.347, SLG: 0.483 (1, 3)		E8		G3		F7		L6	
Ryan Thompson, R OBP: 0.305, SLG: 0.421 (1, 8)		G6-4-3		1B		F8		K	
Butch Huskey, R OBP: 0.333, SLG: 0.500 (1, 5)		G5-3		1B		1B		SH1-3	
Kelly Stinnett, R OBP: 0.337, SLG: 0.327 (1, 2)			F9	1B		G5-3		F7	
Bill Pulsipher, L OBP: 0.167, SLG: 0.067 (1, 1)			G1-3	E6				SH1-3	
Doug Henry, R (9, 1)				1B		F7			
John Franco, L (9, 1)				1B					

AB	R	H	RBI	BB	SO	LOB
5	1	3	3	0	0	0
4	0	2	1	0	0	0
1	0	0	0	0	0	1
4	0	1	1	0	1	2
4	1	2	0	0	0	2
4	0	1	0	0	0	1
4	1	1	0	0	1	2
3	2	2	0	1	0	0
3	1	0	0	1	0	2
3	1	0	0	0	0	2
0	0	0	0	0	0	0
0	0	0	0	0	0	0

BOTTOM

San Diego Padres @ New York Mets
 Shea Stadium, Flushing, NY
 Sat Aug 26 1995, 7:05 PM EDT
 Att: 18,594 - Unknown - 77 F

AB	35
R	7
H	12
RBI	5
BB	2
SO	2
LOB	12



1B:	12	SF:	0
2B:	0	SAC:	1
3B:	0	DP:	1
HR:	0	HBP:	0

WP:	0	PA:	38
PB:	0		
SB:	1		
CS:	0		

Inning	R	H	E	K	S	H	LOB	BB	IBB	HBP	BLK	WP	HR	S	P	ERA	WHIP
1	0	0	0	1	8	2	0	13	0	0	0	0	0	65	101	0.00	2.200
2	1	2	1	7	13	0	0	17	0	0	0	0	0	20	28	0.00	0.500
3	0	2	0	13	17	2	2	0	0	0	0	0	0	8	16	9.00	2.000
4	5	5	1	27	44	2	2	0	0	0	0	0	0	0	0	0.00	0.500
5	0	1	0	10	14	1	1	0	0	0	0	0	0	0	0	0.00	0.500
6	0	0	0	10	13	0	0	0	0	0	0	0	0	0	0	0.00	0.500
7	0	1	0	10	15	1	1	0	0	0	0	0	0	0	0	0.00	0.500
8	1	1	0	8	16	1	1	0	0	0	0	0	0	0	0	0.00	0.500
9	0	0	0	0	0	0	0	0	0	0	0	0	0	0	0	0.00	0.500

PITCHER	IP	WLS	BF	H	R	ER	SO	BB	IBB	HBP	BLK	WP	HR	S	P	ERA	WHIP
Andy Ashby, R ERA: 3.0 (1, 1)	5.0	L	26	10	6	0	1	1	0	0	0	0	0	65	101	0.00	2.200
Glenn Dishman, L ERA: 4.78 (6, 1)	2.0		7	1	0	0	1	0	0	0	0	0	0	20	28	0.00	0.500
Dustin Hermanson, R ERA: 8.38 (8, 1)	1.0		5	1	1	1	0	1	0	0	0	0	0	8	16	9.00	2.000

PITCHER	IP	WLS	BF	H	R	ER	SO	BB	IBB	HBP	BLK	WP	HR	S	P	ERA	WHIP
Joe Orsulak, L OBP: 0.319, SLG: 0.388 (1, 7)	1.0		4	1	0	0	0	0	0	0	0	0	0	0	0	0.00	0.500
Jose Vizcaino, S OBP: 0.321, SLG: 0.366 (1, 6)	3.0		12	3	1	0	0	0	0	0	0	0	0	0	0	0.00	0.500
Tim Bogar, R OBP: 0.302, SLG: 0.344 (7, 6)	0.0		0	0	0	0	0	0	0	0	0	0	0	0	0	0.00	0.500
Carl Everett, S OBP: 0.328, SLG: 0.479 (1, 9)	1.0		4	1	0	0	0	0	0	0	0	0	0	0	0	0.00	0.500
Jeff Kent, R OBP: 0.322, SLG: 0.436 (1, 4)	1.0		4	1	2	0	0	0	0	0	0	0	0	0	0	0.00	0.500
Rico Brogna, L OBP: 0.347, SLG: 0.483 (1, 3)	1.0		4	0	1	0	0	0	0	0	0	0	0	0	0	0.00	0.500
Ryan Thompson, R OBP: 0.305, SLG: 0.421 (1, 8)	1.0		4	1	1	0	0	0	0	0	0	0	0	0	0	0.00	0.500
Butch Huskey, R OBP: 0.333, SLG: 0.500 (1, 5)	1.0		3	2	2	0	0	0	0	0	0	0	0	0	0	0.00	0.500
Kelly Stinnett, R OBP: 0.337, SLG: 0.327 (1, 2)	1.0		3	1	0	0	0	0	0	0	0	0	0	0	0	0.00	0.500
Bill Pulsipher, L OBP: 0.167, SLG: 0.067 (1, 1)	1.0		3	1	0	0	0	0	0	0	0	0	0	0	0	0.00	0.500
Doug Henry, R (9, 1)	0.0		0	0	0	0	0	0	0	0	0	0	0	0	0	0.00	0.500
John Franco, L (9, 1)	0.0		0	0	0	0	0	0	0	0	0	0	0	0	0	0.00	0.500

Batter	1	2	3	4	5	6	7	8	9	AB R H RBI BB SO LOB	TOP											
Rondell White, R OBP: 0.350, SLG: 0.463 (1, 8)	3-1 G6-3		0-0 G5-3		0-2 1B S 1B		3-2 1B		2-2 F8	5 1 2 0 0 0 0	Montreal Expos @ San Diego Padres Jack Murphy Stadium, San Diego, CA Tue Aug 29 1995, 10:05 PM EDT Att. 11,578 - Unknown - 79 F livebaseballscorecards.com											
David Segui, S OBP: 0.375, SLG: 0.458 (1, 3)	1-1 F8		0-3 K		0-2 1B S 1B		2-2 SAFE SAFE 1-2 1B		1-1 L4	5 0 2 0 0 1 0												
Wil Cordero, R OBP: 0.347, SLG: 0.423 (1, 7)	4-1 1B BB		1-0 E 1B		3-2 G6-3 1-2 3-H		2-3 K			3 1 1 0 1 1 3												
Darrin Fletcher, L OBP: 0.369, SLG: 0.460 (1, 2)	2-0 1B 1-2 1B		0-1 E4 1-3		0-1 G6-3		0-0 G4-3			4 0 1 0 0 0 4												
Sean Berry, R OBP: 0.357, SLG: 0.523 (1, 5)	0-0 1-2 2-H 1B		2-2 K		0-2 L7		3-2 G5-3			4 0 1 1 0 1 2												
Mike Lansing, R OBP: 0.302, SLG: 0.394 (1, 4)	1-1 P4		1-1 P6		0-0 P2		4-0 G6-3 BB			3 0 0 0 1 0 2												
Tony Tarasco, L OBP: 0.325, SLG: 0.391 (1, 9)		0-0 B5	1-1 F9		4-2 FC6-4 BB		1-2 G6-3			3 0 0 0 1 0 1												
Mark Grudzielanek, R OBP: 0.297, SLG: 0.321 (1, 6)		0-1 F9	3-3 K		1-0 SAFE FC6-4 1-2f		1-3 K			4 0 0 0 0 2 2												
Jeff Fassero, L OBP: 0.151, SLG: 0.063 Tim Scott, R OBP: 0.250, SLG: 0.250 Jeff Treadway, L OBP: 0.258, SLG: 0.274 Mel Rojas, R (9, 1)		0-3 K	2-3 K		2-3 K		1-1 G3			3 0 0 0 0 3 0 0 0 0 0 0 0 0 1 0 0 0 0 0 0 0 0 0 0 0 0 0												
Inning Stats	R: 1 E: 0 K: 0 S: 9	H: 2 LOB: 2 BB: 1 P: 20	R: 0 E: 0 K: 1 S: 6	H: 0 LOB: 0 BB: 0 P: 6	R: 0 E: 1 K: 2 S: 12	H: 1 LOB: 2 BB: 0 P: 15	R: 0 E: 0 K: 1 S: 8	H: 0 LOB: 0 BB: 0 P: 13	R: 1 E: 0 K: 1 S: 14	H: 2 LOB: 1 BB: 0 P: 19	R: 0 E: 0 K: 2 S: 9	H: 0 LOB: 1 BB: 1 P: 14	R: 0 E: 0 K: 2 S: 13	H: 2 LOB: 2 BB: 0 P: 22	R: 0 E: 0 K: 1 S: 9	H: 0 LOB: 1 BB: 1 P: 18	R: 0 E: 0 K: 0 S: 8	H: 0 LOB: 0 BB: 0 P: 12	1B: 7 2B: 0 3B: 0 HR: 0	SF: 0 SAC: 0 DP: 0 HBP: 0	WP: 0 PB: 0 SB: 2 CS: 0	PA: 38
PITCHER Joey Hamilton, R ERA: 2.98 Bryce Florie, R ERA: 3.07	IP 7.0 2.0	WLS L	BF 31 7	H 7 0	R 2 0	ER 2 0	SO 7 1	BB 2 1	IBB 0 0	HBP 0 0	BLK 0 0	WP 0 0	HR 0 0	S 71 17	P 109 30	ERA 2.57 0.00	WHIP 1.286 0.500					



Batter	1	2	3	4	5	6	7	8	9	AB	R	H	RBI	BB	SO	LOB
Bip Roberts, S (1, 7) OBP: 0.360, SLG: 0.383	3-1 L8		1-0 G5-3		1-3 K		1 SAFE 2-2 P3			4	0	0	0	0	1	4
Steve Finley, L (1, 8) OBP: 0.377, SLG: 0.451	0-2 G4-3			1-2 E7 FC5-2-5 1B		2-2 G4-3		1-2 K		4	0	1	0	0	1	0
Tony Gwynn, L (1, 9) OBP: 0.392, SLG: 0.476	0-1 L6			1-2 G3		1-1 G4-3		3-2 L3-6 2B		4	0	1	0	0	0	1
Ken Caminiti, S (1, 5)			1-3 K	0-0 FC5-2-5 2-3		0-0		0-2 L3-6 2-3		4	0	1	0	0	1	2
Archi Cianfrocco, R (1, 3) OBP: 0.348, SLG: 0.469 Scott Livingstone, L (9, PH) OBP: 0.374, SLG: 0.488			1-1 G3	0-0 G5-3		1 SAFE 2-3 K2-3		4-2 B1-3 BB		3	0	0	0	0	1	2
Jody Reed, R (1, 4) OBP: 0.356, SLG: 0.305			1-3 K		0-0 F7		2-2 G5-3		0-0 B1-3 1-2f	4	0	0	0	0	1	1
Brad Ausmus, R (1, 2) OBP: 0.362, SLG: 0.417			3-2 CS 1B		0-1 SH5-4 1B		0-0 HR		2-3 K	4	1	3	1	0	1	0
Andujar Cedeno, R (1, 6) OBP: 0.275, SLG: 0.338			3-2 SH1-4 1B		3-2 SH5-4 1B		1-2 1B			3	0	3	0	0	0	0
Joey Hamilton, R (1, 1) OBP: 0.138, SLG: 0.127 Melvin Nieves, S (7, PH) OBP: 0.273, SLG: 0.359 Bryce Florie, R (8, 1)			0-0 SH1-4 1-2		0-1 SH5-4 1-2 2-3		0-3 K			0	0	0	0	0	0	0

Inning Stats	R: 0	H: 0	E: 0	LOB: 0	K: 0	S: 7	R: 0	H: 0	E: 0	LOB: 0	K: 2	S: 8	R: 0	H: 2	E: 0	LOB: 1	K: 0	S: 8	R: 0	H: 1	E: 1	LOB: 1	K: 0	S: 9	R: 0	H: 2	E: 0	LOB: 2	K: 1	S: 12	R: 0	H: 1	E: 0	LOB: 1	K: 1	S: 9	R: 1	H: 2	E: 0	LOB: 1	K: 1	S: 15	R: 0	H: 1	E: 0	LOB: 0	K: 1	S: 9	R: 0	H: 0	E: 0	LOB: 0	K: 1	S: 6	R: 0	H: 0	E: 0	LOB: 0	K: 1	S: 6	1B: 7	SF: 0	2B: 3	SAC: 2	3B: 0	DP: 2	HR: 1	HBP: 0	WP: 0	PA: 34
--------------	------	------	------	--------	------	------	------	------	------	--------	------	------	------	------	------	--------	------	------	------	------	------	--------	------	------	------	------	------	--------	------	-------	------	------	------	--------	------	------	------	------	------	--------	------	-------	------	------	------	--------	------	------	------	------	------	--------	------	------	------	------	------	--------	------	------	-------	-------	-------	--------	-------	-------	-------	--------	-------	--------

PITCHER	IP	WLS	BF	H	R	ER	SO	BB	IBB	HBP	BLK	WP	HR	S	P	ERA	WHIP
Jeff Fassero, L (1, 1) ERA: 3.94	7.1	W	30	9	1	1	6	0	0	0	0	0	1	74	107	1.23	1.227
Tim Scott, R (8, 1) ERA: 3.93	0.2		1	0	0	0	0	0	0	0	0	0	0	3	3	0.00	0.000
Mel Rojas, R (9, 1) ERA: 4.18	1.0	S	3	0	0	0	1	1	0	0	0	0	0	6	12	0.00	1.000


BOTTOM

Montreal Expos @ San Diego Padres
Jack Murphy Stadium, San Diego, CA

Tue Aug 29 1995, 10:05 PM EDT
Att: 11,578 - Unknown - 79 F

livebaseballscorecards.com

AB	31
R	1
H	9
RBI	1
BB	1
SO	7
LOB	11



Batter	1	2	3	4	5	6	7	8	9	AB R H RBI BB SO LOB	TOP																	
Rondell White, R (1, 8) OBP: 0.349, SLG: 0.461	1-3 K		0-1 1B		0-3 K		1-0 FC6-4			4 0 1 0 0 2 2																		
David Segui, S (1, 3) OBP: 0.374, SLG: 0.455	4-2 BB		0-0 F7		2-1 G4-6-3			2-0 P2		3 0 0 0 1 0 1																		
Wil Cordero, R (1, 7) OBP: 0.344, SLG: 0.419	0-3 K		0-1 F9		3-3 K			0-0 F9		4 0 0 0 0 2 2																		
Darrin Fletcher, L (1, 2) OBP: 0.364, SLG: 0.453	3-2 F8		2-0 P6		0-0 F9			1-1 G3		4 0 0 0 0 0 2																		
Tim Scott, R (8, 1) OBP: 0.250, SLG: 0.250										0 0 0 0 0 0 0																		
Greg Harris, S (9, 1) OBP: 0.333, SLG: 0.667										0 0 0 0 0 0 0																		
Sean Berry, R (1, 5) OBP: 0.359, SLG: 0.522					1-2 3B 1B		1-1 G6-3		3-2 1B 1B	4 1 2 0 0 0 0																		
Mike Lansing, R (1, 4) OBP: 0.307, SLG: 0.404					2-1 1B 3B			2-0 G6-3 SH5-3 1B	0-2 F8	4 1 3 1 0 0 1																		
Tony Tarasco, L (1, 9) OBP: 0.322, SLG: 0.388					0-3 K			0-0 SH5-3	2-3 K	3 0 0 0 0 2 3																		
Mark Grudzianek, R (1, 6) OBP: 0.302, SLG: 0.325					0-2 L6-5			2-2 G6-3	3-2 1B	4 0 2 1 0 0 2																		
Gil Heredia, R (1, 1) OBP: 0.194, SLG: 0.194					0-2 F8			4-0 FC6-4 BB		2 0 0 0 0 0 1																		
Jeff Treadway, L (7, PH) OBP: 0.269, SLG: 0.274										0 0 0 0 1 0 0																		
Dave Leiper, L (7, 1)										0 0 0 0 0 0 0																		
Tim Laker, R (8, 2) OBP: 0.303, SLG: 0.375										0 0 0 0 0 0 0																		
Inning Stats	R: 0 E: 0 K: 2 S: 14	H: 0 LOB: 1 BB: 1 P: 22	R: 1 E: 0 K: 0 S: 8	H: 2 LOB: 1 BB: 0 P: 12	R: 0 E: 0 K: 0 S: 7	H: 1 LOB: 1 BB: 0 P: 8	R: 1 E: 0 K: 1 S: 11	H: 2 LOB: 0 BB: 0 P: 14	R: 0 E: 0 K: 1 S: 11	H: 0 LOB: 0 BB: 0 P: 15	R: 0 E: 0 K: 1 S: 8	H: 0 LOB: 0 BB: 0 P: 12	R: 0 E: 0 K: 0 S: 6	H: 1 LOB: 2 BB: 1 P: 15	R: 0 E: 0 K: 0 S: 4	H: 0 LOB: 0 BB: 0 P: 7	R: 0 E: 0 K: 1 S: 13	H: 2 LOB: 1 BB: 0 P: 21	1B: 7 2B: 1 3B: 1 HR: 0	SF: 0 SAC: 1 DP: 1 HBP: 0	WP: 0 PB: 0 SB: 1 CS: 0	PA: 35						
PITCHER	IP WLS BF H R ER SO BB IBB HBP BLK WP HR S P ERA WHIP																											
Willie Blair, R (1, 1) ERA: 3.7	6.2		27	6	2	2	5	2	0	0	0	0	0	0	64	96	2.70	1.200										
Doug Bochtler, R (7, 1) ERA: 1.83	1.1		4	0	0	0	0	0	0	0	0	0	0	5	9	0.00	0.000											
Trevor Hoffman, R (9, 1) ERA: 4.68	1.0	W	4	2	0	0	1	0	0	0	0	0	0	13	21	0.00	2.000											

Montreal Expos @ San Diego Padres
Jack Murphy Stadium, San Diego, CA
 Wed Aug 30 1995, 10:05 PM EDT
 Att: 8,531 - Unknown - 76 F

livebaseballscorecards.com

AB	32
R	2
H	8
RBI	2
BB	2
SO	6
LOB	14



Batter	1	2	3	4	5	6	7	8	9	AB	R	H	RBI	BB	SO	LOB
Bip Roberts, S OBP: 0.361, SLG: 0.384 (1, 4) B C F X (7, 7)	1-2 G3-6-3 1B		1-1 G6-3	0-0 S 1B			0-3 K		1-1 G4-3	5	0	2	0	0	1	1
Steve Finley, L OBP: 0.375, SLG: 0.449 (1, 8) 1 SAFE 1 B C 1 SAFE 1 P X	2-1 G3-6-3 1-2f		0-0 G4-3	3-2 F7			0-1 FC5-4 BLK		0-0 1B HBP 1B	5	1	1	0	0	0	4
Tony Gwynn, L OBP: 0.394, SLG: 0.476 (1, 9) X	0-0 G3		2-2 HR 1B				1-0 F8		0-1 HBP 1B 1B	4	1	2	0	1	0	0
Ken Caminiti, S OBP: 0.373, SLG: 0.474 (1, 5)			3-0 HR				1-1 F7		1-1 HBP 1B	5	1	3	2	0	0	2
Scott Livingstone, L OBP: 0.381, SLG: 0.508 (1, 3)			2-0 2B 1B				1-2 G6-3		2-2 HBP 1B	3	0	2	0	0	0	0
Archi Cianfrocco, R OBP: 0.351, SLG: 0.463 (8, PH) (9, 3)			1-1 2B				1-2 G6-3		1-0 P3	1	0	0	1	0	0	0
Phil Plantier, L OBP: 0.335, SLG: 0.392 (1, 7)			1-0 P5				0-1 G6-3		2-3 K	3	0	0	0	0	0	3
Doug Bochtler, R (7, 1)			1-1 G4-3				0-0 G6-3			0	0	0	0	0	0	0
Melvin Nieves, S OBP: 0.271, SLG: 0.357 (8, PH)							0-0 G6-3			1	0	0	0	0	1	0
Trevor Hoffman, R OBP: 0.500, SLG: 1.000 (9, 1)							0-0 G6-3			0	0	0	0	0	0	0
Brad Ausmus, R OBP: 0.360, SLG: 0.415 (1, 2)			1-3 K2-3				0-0 F8		2-2 S 1B	4	0	1	0	0	1	2
Andujar Cedeno, R OBP: 0.280, SLG: 0.339 (1, 6)			4-0 IBB				1-2 1B SH3-4 1B		2-2 HBP	2	0	1	0	1	0	0
Willie Blair, R (1, 1)			0-0 F8				0-0 SH3-4		1-1 F8	1	0	0	0	0	0	3
Jody Reed, R OBP: 0.357, SLG: 0.306 (7, 4)							1-2 SH3-4		0-1 FC5-4 1B	2	0	1	0	0	0	2

Inning Stats	R: 0	H: 1	E: 0	LOB: 0	K: 0	BB: 0	S: 7	P: 9	R: 0	H: 2	E: 0	LOB: 3	K: 1	BB: 1	S: 7	P: 15	R: 2	H: 3	E: 0	LOB: 1	K: 0	BB: 0	S: 11	P: 19	R: 0	H: 2	E: 0	LOB: 2	K: 0	BB: 0	S: 10	R: 0	H: 0	E: 0	LOB: 0	K: 0	BB: 0	S: 8	P: 11	R: 0	H: 0	E: 0	LOB: 0	K: 0	BB: 0	S: 4	P: 5	R: 0	H: 1	E: 0	LOB: 2	K: 1	BB: 1	S: 8	P: 12	R: 0	H: 1	E: 0	LOB: 2	K: 1	BB: 0	S: 15	P: 23	R: 1	H: 3	E: 0	LOB: 3	K: 0	BB: 0	S: 9	P: 13	1B: 10	SF: 0	2B: 2	SAC: 1	3B: 0	DP: 1	HR: 1	HBP: 2	WP: 0	PA: 41
--------------	------	------	------	--------	------	-------	------	------	------	------	------	--------	------	-------	------	-------	------	------	------	--------	------	-------	-------	-------	------	------	------	--------	------	-------	-------	------	------	------	--------	------	-------	------	-------	------	------	------	--------	------	-------	------	------	------	------	------	--------	------	-------	------	-------	------	------	------	--------	------	-------	-------	-------	------	------	------	--------	------	-------	------	-------	--------	-------	-------	--------	-------	-------	-------	--------	-------	--------

PITCHER	IP	WLS	BF	H	R	ER	SO	BB	IBB	HBP	BLK	WP	HR	S	P	ERA	WHIP
Gil Heredia, R ERA: 4.82 (1, 1)	6.0		26	8	2	2	1	0	0	0	0	0	1	47	73	3.00	1.333
Dave Leiper, L ERA: 3.27 (7, 1)	1.0		5	1	0	0	1	1	0	0	1	0	0	8	12	0.00	2.000
Tim Scott, R ERA: 3.86 (8, 1)	1.0		5	1	0	0	1	0	0	1	0	0	0	15	23	0.00	1.000
Greg Harris, R ERA: 2.62 (9, 1)	0.1	L	5	3	1	1	0	0	0	1	0	0	0	9	13	27.00	9.000

BOTTOM

Montreal Expos @ San Diego Padres
Jack Murphy Stadium, San Diego, CA
 Wed Aug 30 1995, 10:05 PM EDT
 Att. 8,531 - Unknown - 76 F

AB	36
R	3
H	13
RBI	3
BB	2
SO	3
LOB	17



WP	HR	S	P	ERA	WHIP
0	0	0	0	0	0

livebaseballscorecards.com

BOTTOM

Montreal Expos @ San Diego Padres
Jack Murphy Stadium, San Diego, CA

Thu Aug 31 1995, 6:33 AM EDT
 Att. 10,909 - Sunny - 83 F

livebaseballscorecards.com

AB	35
R	4
H	8
RBI	4
BB	3
SO	8
LOB	8



AB	R	H	RBI	BB	SO	LOB
4	2	2	1	0	1	0
5	1	1	0	0	0	1
5	0	2	2	0	0	1
4	1	1	1	0	0	1
3	0	0	0	0	2	0
0	0	0	0	0	0	0
1	0	0	0	0	0	0
4	0	2	0	0	0	0
3	0	0	0	1	2	1
3	0	0	0	0	2	1
0	0	0	0	1	0	0
0	0	0	0	0	0	0
1	0	0	0	0	1	0
1	0	0	0	0	0	0
1	0	0	0	1	0	3

Batter	1	2	3	4	5	6	7	8	9	10
Bip Roberts, S OBP: 0.363, SLG: 0.398 (1, 7)	1-1 HR		1-0 G5-3			0-0 2B 1B		1-1 SH1-3		2-3 K
Steve Finley, L OBP: 0.373, SLG: 0.448 (1, 8)	2-1 G6-3			0-1 G3		0-0 1B 2B		0-0 G5-3		0-1 G4-3
Tony Gwynn, L OBP: 0.394, SLG: 0.475 (1, 9)	0-2 G3-6-3 1B			2-1 G6-3		2-0 2B 1B		2-0 G1-3		1-2 G4-3
Ken Caminiti, S OBP: 0.372, SLG: 0.479 (1, 5)	0-0 G3-6-3 1-2f			1-0 F8		3-2 HR			0-0 F9	
Scott Livingstone, L OBP: 0.372, SLG: 0.496 (1, 3)		3-3 K			1-3 K	2-2 G4-3			0-2 L7	
Bryce Florie, R (7, 1)										
Ron Villone, L (9, 1)										
Jody Reed, R OBP: 0.358, SLG: 0.312 (1, 4)		1-2 P6			2-0 2B		0-1 P3		0-2 BB 1B	
Andujar Cedeno, R OBP: 0.280, SLG: 0.336 (1, 6)		1-3 K			0-3 K		0-2 G5-3		1 SAFE 4-2 1 B 1 SAFE 1 B 1 SAFE 1-2 BB BB	
Brian Johnson, R OBP: 0.280, SLG: 0.339 (1, 2)			1-3 K		3-2 G6-3		2-3 K		4-2 BB 1-2 2-3 BB	
Phil Plantier, L OBP: 0.338, SLG: 0.392 (9, PH)										
Brad Ausmus, R OBP: 0.360, SLG: 0.415 (9, PR)										
Andy Ashby, R OBP: 0.146, SLG: 0.125 (1, 1)			0-3 K				1-2 P6		4-1 SH1-3 BB	1-1 L3
Phil Clark, R OBP: 0.277, SLG: 0.321 (6, PH)										
Archi Cianfrocco, R OBP: 0.354, SLG: 0.458 (7, 3)										

Inning Stats	R: 1	H: 2	E: 0	LOB: 0	K: 0	S: 8	R: 0	H: 0	E: 0	LOB: 0	K: 2	S: 9	R: 0	H: 0	E: 0	LOB: 0	K: 2	S: 7	R: 0	H: 0	E: 0	LOB: 0	K: 0	S: 5	R: 0	H: 1	E: 0	LOB: 1	K: 2	S: 12	R: 3	H: 4	E: 0	LOB: 0	K: 0	S: 15	R: 0	H: 0	E: 0	LOB: 0	K: 1	S: 8	R: 0	H: 0	E: 0	LOB: 1	K: 0	S: 5	R: 0	H: 1	E: 0	LOB: 3	K: 0	S: 13	R: 0	H: 0	E: 0	LOB: 0	K: 1	S: 10	R: 0	H: 0	E: 0	LOB: 0	K: 1	S: 13	1B: 4	SF: 0	2B: 2	SAC: 1	3B: 0	DP: 1	HR: 2	HBP: 0	WP: 0	PA: 39
--------------	------	------	------	--------	------	------	------	------	------	--------	------	------	------	------	------	--------	------	------	------	------	------	--------	------	------	------	------	------	--------	------	-------	------	------	------	--------	------	-------	------	------	------	--------	------	------	------	------	------	--------	------	------	------	------	------	--------	------	-------	------	------	------	--------	------	-------	------	------	------	--------	------	-------	-------	-------	-------	--------	-------	-------	-------	--------	-------	--------

PITCHER	IP	WLS	BF	H	R	ER	SO	BB	IBB	HBP	BLK	WP	HR	S	P	ERA	WHIP
Pedro Martinez, R ERA: 3.32 (1, 1)	6.0		23	7	4	4	6	0	0	0	0	0	2	56	83	6.00	1.167
Jose DeLeon, R ERA: 5.11 (7, 1)	1.0		4	0	0	0	1	1	0	0	0	0	0	9	15	0.00	1.000
Dave Leiper, L ERA: 3.18 (8, 1)	1.0		3	0	0	0	0	0	0	0	0	0	0	4	7	0.00	0.000
Willie Fraser, R ERA: 6.0 (9, 1)	1.0	W	6	1	0	0	0	2	0	0	0	0	0	13	22	0.00	3.000
Mel Rojas, R ERA: 4.11 (10, 1)	1.0	S	3	0	0	0	1	0	0	0	0	0	0	10	13	0.00	0.000

Batter	1	2	3	4	5	6	7	8	9	AB R H RBI BB SO LOB	TOP	
Kevin Flora, R (1, 8) OBP: 0.261, SLG: 0.386 Andy Van Slyke, L (9, PH) OBP: 0.305, SLG: 0.325	1-2 F9		1-3 K		1-3 K		0-3 K		0-2 F9	4 0 0 0 0 3 2 1 0 0 0 0 0 0	Philadelphia Phillies @ San Diego Padres Jack Murphy Stadium, San Diego, CA Fri Sep 01 1995, 10:05 PM EDT Att. 18,125 - Unknown - 78 F livebaseballscorecards.com	
23 Kevin Jordan, R (1, 4) OBP: 0.250, SLG: 0.412	2-2 F8			2-1 F8 FC4-6 1B	3-1 F8		1-1 L6		0-3 K	5 1 1 0 0 1 1		
Gregg Jefferies, S (1, 3) OBP: 0.345, SLG: 0.443	0-1 F8			1-0 FC4-6 1-2 1B		0-0 F8		0-2 G4-3	0-0 G4-3	5 0 1 0 0 0 0		
Mark Whiten, S (1, 9) OBP: 0.329, SLG: 0.399		2-0 F9		0-0 F8		2-1 HR		1-1 G1		4 1 1 1 0 0 2		
Charlie Hayes, R (1, 5) OBP: 0.344, SLG: 0.417		2-2 P4		2-2 FC4-6 1-2f 1B 3-H		2-3 K		3-2 BB BB 1B		4 1 1 1 0 1 1		
Gene Schall, R (1, 7) OBP: 0.556, SLG: 0.563		1-3 K		2-0 1-2 1B		3-2 1B 1B		0-1 BB BB 1B		4 0 3 0 0 1 0		
Lenny Webster, R (1, 2) OBP: 0.343, SLG: 0.361			1-1 P4	2-3 K		2-1 1-2 1B		4-2 BB 1-2 2-3 BB		3 0 1 0 1 1 2		
Kevin Stocker, S (1, 6) OBP: 0.306, SLG: 0.272 Jim Eisenreich, L (8, PH) OBP: 0.377, SLG: 0.465 Kevin Elster, R (8, 6) OBP: 0.276, SLG: 0.353			1-1 SH3-4 1B		3-2 SH5-4 1B		1-3 K		4-2 BB 1-2 2-3 3-H BB	3 0 2 0 0 1 2 0 0 0 1 1 0 0 0 0 0 0 0 0 0		
Mike Grace, R (1, 1) Mike Mimbs, L (5, 1) Russ Springer, R (5, 1) Gary Varsho, L (7, PH) Mike Williams, R (7, 1) Mickey Morandini, L (8, PH) Toby Sorland, R (8, 1)			1-1 SH3-4		0-0 SH5-4		2-1 G4-3		0-3 K	0 0 0 0 0 0 0 0 0 0 0 0 0 0 0 0 0 0 0 0 0 1 0 0 0 0 0 0 0 0 0 0 0 0 0 1 0 0 0 0 0 1 3 0 0 0 0 0 0 0 0		
Inning Stats	R: 0 H: 0 E: 0 LOB: 0 K: 0 BB: 0 S: 9 P: 12	R: 0 H: 0 E: 0 LOB: 0 K: 1 BB: 0 S: 7 P: 12	R: 0 H: 1 E: 0 LOB: 1 K: 1 BB: 0 S: 9 P: 13	R: 1 H: 3 E: 0 LOB: 2 K: 1 BB: 0 S: 12 P: 21	R: 0 H: 1 E: 0 LOB: 1 K: 1 BB: 0 S: 10 P: 17	R: 1 H: 3 E: 0 LOB: 2 K: 2 BB: 0 S: 15 P: 25	R: 0 H: 0 E: 0 LOB: 0 K: 1 BB: 0 S: 7 P: 10	R: 1 H: 2 E: 0 LOB: 3 K: 1 BB: 2 S: 20 P: 32	R: 0 H: 0 E: 0 LOB: 0 K: 1 BB: 0 S: 7 P: 7	1B: 9 SF: 0 2B: 0 SAC: 2 3B: 0 DP: 0 HR: 1 HBP: 0		WP: 0 PA: 39 PB: 0 SB: 0 CS: 0
PITCHER	IP WLS BF H R ER SO BB IBB HBP BLK WP HR S P ERA WHIP											
Fernando Valenzuela, L (1, 1) ERA: 4.92	5.2 W 25 8 2 2 5 0 0 0 0 0 0 1 58 95 3.18 1.412											
Scott Sanders, R (6, 1) ERA: 4.35	2.0 9 2 1 1 2 1 0 0 0 0 0 0 25 37 4.50 1.500											
Doug Bochtler, R (8, 1) ERA: 1.82	0.1 2 0 0 0 1 1 0 0 0 0 0 0 6 10 0.00 3.000											
Trevor Hoffman, R (9, 1) ERA: 4.57	1.0 S 3 0 0 0 1 0 0 0 0 0 0 0 7 7 0.00 0.000											



Batter	1	2	3	4	5	6	7	8	9	10	11	AB R H RBI BB SO LOB	TOP																
Mickey Morandini, L OBP: 0.350, SLG: 0.420	3-3 K	0-3 K			1-0 G3		2-3 K		0-1 L4			5 0 0 0 0 3 4	Philadelphia Phillies @ San Diego Padres Jack Murphy Stadium, San Diego, CA Sat Sep 02 1995, 6:33 AM EDT Att: 18,401 - Sunny - 84 F																
Andy Van Slyke, L OBP: 0.307, SLG: 0.343	1-0 1B		0-0 G6-3		2-2 SF9		3-3 K		1-1 HR			4 2 2 2 0 1 1																	
Gregg Jefferies, S OBP: 0.343, SLG: 0.440	1-2 1B		1-0 F7		1-1 G4-3			0-3 K	2-2 G4-3			5 1 1 0 0 1 1																	
Mark Whiten, S OBP: 0.327, SLG: 0.392	4-1 1B		1-2 F7		3-3 K			1-2 G5-3		0-3 K		4 0 0 0 1 2 0																	
Charlie Hayes, R OBP: 0.346, SLG: 0.421	1-1 1B		2-2 G4-3		3-2 1B			0-2 2B		1-1 P4		5 1 3 2 0 0 0																	
Gene Schall, R OBP: 0.476, SLG: 0.474 Toby Borland, R OBP: 0.290, SLG: 0.412 23 Kevin Jordan, R OBP: 0.313, SLG: 0.281 Gary Varsho, L OBP: 0.313, SLG: 0.281 Ricky Bottalico, L OBP: 0.295, SLG: 0.376 Kevin Flora, R OBP: 0.295, SLG: 0.376 Heathcliff Slocumb, R	0-0 G6-4-3		1-1 G4-3		0-2 K		1-2 2B		2-3 K			3 0 0 0 0 1 3 0 0 0 0 0 0 0 0 0 0 0 0 0 0 1 0 0 1 0 0 0 0 0 0 0 0 0 0 1 0 0 0 0 1 0 0 0 0 0 0 0 0																	
Mike Lieberthal, R		2-1 F7		2-1 F8		1-2 F8		4-2 BB			2-2 F8	4 0 0 0 1 0 1																	
Kevin Stocker, S OBP: 0.307, SLG: 0.274		0-0 SH1-4 1B		2-2 G3 BB SF9 1B		1-3 K		1-1 G1-3			2-1 F7	5 1 2 0 0 1 2																	
Tyler Green, R OBP: 0.182, SLG: 0.364 Tom Marsh, R OBP: 0.289, SLG: 0.430 Mike Mimbs, L OBP: 0.129, SLG: 0.161 Jim Eisenreich, L OBP: 0.376, SLG: 0.464		0-0 SH1-4		4-2 SF9 G3 BB		2-2 1B			0-0 F7		2-1 G3-1	0 0 0 0 0 0 0 0 0 0 0 1 0 0 0 0 0 0 0 0 0 3 0 1 0 0 0 0																	
Inning Stats	R: 2 E: 0 K: 1 S: 11	H: 3 LOB: 1 BB: 1 P: 21	R: 0 E: 0 K: 1 S: 7	H: 1 LOB: 1 BB: 0 P: 9	R: 0 E: 0 K: 0 S: 5	H: 0 LOB: 0 BB: 0 P: 7	R: 0 E: 0 K: 0 S: 7	H: 0 LOB: 0 BB: 0 P: 12	R: 1 E: 0 K: 0 S: 12	H: 1 LOB: 1 BB: 1 P: 22	R: 0 E: 0 K: 3 S: 14	H: 1 LOB: 1 BB: 0 P: 22		R: 0 E: 0 K: 2 S: 14	H: 1 LOB: 1 BB: 0 P: 21	R: 0 E: 0 K: 3 S: 14	H: 1 LOB: 1 BB: 0 P: 22	R: 1 E: 0 K: 1 S: 18	H: 2 LOB: 2 BB: 1 P: 25	R: 1 E: 0 K: 0 S: 8	H: 1 LOB: 0 BB: 0 P: 11	R: 0 E: 0 K: 2 S: 9	H: 0 LOB: 0 BB: 0 P: 12	R: 0 E: 0 K: 0 S: 8	H: 0 LOB: 0 BB: 0 P: 14	1B: 7 2B: 2 3B: 0 HR: 1	SF: 1 SAC: 1 DP: 1 HBP: 0	WP: 0 PB: 0 SB: 0 CS: 0	PA: 45
PITCHER	IP WLS BF H R ER SO BB IBB HBP BLK WP HR S P ERA WHIP															IP WLS BF H R ER SO BB IBB HBP BLK WP HR S P ERA WHIP													
Glenn Dishman, L ERA: 4.8	(1, 1) 5.1 23 6 3 3 3 2 0 0 0 0 0 0 49 84 5.06 1.500																												
Bryce Florie, R ERA: 3.08	(6, 1) 0.2 2 0 0 0 1 0 0 0 0 0 0 0 7 8 0.00 0.000																												
Ron Villone, L ERA: 6.15	(7, 1) 1.2 7 2 1 1 4 0 0 0 0 0 0 0 24 33 5.40 1.200																												
Doug Bochtler, R ERA: 1.8	(8, 1) 0.1 3 1 0 0 0 1 0 0 0 0 0 0 8 14 0.00 6.000																												
Trevor Hoffman, R ERA: 4.47	(9, 1) 3.0 W 10 1 1 1 2 0 0 0 0 0 0 1 25 37 3.00 0.333																												

AB	40
R	5
H	10
RBI	5
BB	3
SO	10
LOB	12



livebaseballscorecards.com

Batter	1	2	3	4	5	6	7	8	9	10	11	AB R H RBI BB SO LOB	BOTTOM												
Bip Roberts S OBP: 0.362, SLG: 0.395 (1, 6) (9, 7)	0-3 K2-3		1-0 FC4-6 1B		1-3 K		1-3 K			3-3 K		5 0 1 0 0 4 0	Philadelphia Phillies @ San Diego Padres Jack Murphy Stadium, San Diego, CA Sat Sep 02 1995, 6:33 AM EDT Att. 18,401 - Sunny - 84 F												
Steve Finley L OBP: 0.371, SLG: 0.444 (1, 8)	4-1 CS BB		0-1 FC4-6 E G3 1-2f		2-2 F9		1-2 L6			1-0 G6-3		4 1 0 0 1 0 1													
Tony Gwynn L OBP: 0.393, SLG: 0.472 (1, 9)	2-3 K		2-0 E9 G3 1B 1-3		0-0 G4-3		2-3 K			1-2 G4-3		5 1 1 0 0 2 1													
Ken Caminiti S OBP: 0.376, SLG: 0.479 (1, 5)		4-2 1B 2B BB	2-2 G3		0-0 FC1-6 1B		1-1 F8			1-0 FC2-6 1B		4 1 2 1 1 0 1													
Scott Livingstone L OBP: 0.378, SLG: 0.504 Andujar Cedeno R OBP: 0.279, SLG: 0.332 (1, 3) (9, 6)		2-0 2B G4-3 1B	0-1 3-H 1B		3-2 FC1-6 BB 1B 1-2f		1-2 G4-3			0-1 FC2-6 G5-3 1B 1-2f		4 1 2 1 0 0 1 1 1 0 0 0 0 1													
Phil Plantier L OBP: 0.339, SLG: 0.397 Trevor Hoffman R OBP: 0.500, SLG: 1.000 Phil Clark R OBP: 0.284, SLG: 0.329 (1, 7) (9, 1) (11, PH)		3-2 G4-3 G1-3 2B	2-0 F9		1-2 BB 1B		1-3 K			1-2 1B G5-3 1B		4 1 2 1 0 1 1 0 0 0 0 0 0 0 1 0 1 0 0 0 0													
Jody Reed R OBP: 0.355, SLG: 0.307 (1, 4)		3-2 G4-3 2-3 3-H		1-1 L9		4-1 1-2 2-3 BB			1-0 G3		3-2 G5-3 1-2 2-3	4 0 0 1 1 0 3													
Brian Johnson R OBP: 0.278, SLG: 0.335 (1, 2)		1-1 G1-3 3-H		1-1 G6-3		2-2 F9			0-0 P4		0-1 1B 2-3 3-H	5 0 1 2 0 0 3													
Glenn Dishman R OBP: 0.214, SLG: 0.222 Bryce Ffoliwe R Melvin Nieves S OBP: 0.270, SLG: 0.355 Ron Villone L Doug Bochtler R Archi Cianfrocco R OBP: 0.394, SLG: 0.468 (1, 1) (6, 1) (6, PH) (7, 1) (8, 1) (9, 3)		1-1 G5-3		1-3 K2-3		1-0 G4-3			1-3 K			2 0 0 0 0 0 1 0 0 0 0 0 0 0 0 0 1 0 0 0 0 0 0 3 0 0 0 0 0 0 0 0 0 0 0 0 0 0 0 0 1 0 0 0 0 0 1 0													
Inning Stats	R: 0 E: 0 K: 2 S: 7	H: 0 LOB: 1 BB: 1 P: 13	R: 3 E: 0 K: 0 S: 13	H: 2 LOB: 0 BB: 1 P: 27	R: 2 E: 1 K: 0 S: 10	H: 3 LOB: 1 BB: 0 P: 17	R: 0 E: 0 K: 1 S: 7	H: 0 LOB: 0 BB: 0 P: 10	R: 0 E: 0 K: 1 S: 8	H: 0 LOB: 0 BB: 0 P: 11	R: 0 E: 0 K: 2 S: 9	H: 0 LOB: 0 BB: 0 P: 13		R: 0 E: 0 K: 1 S: 9	H: 0 LOB: 0 BB: 0 P: 12	R: 0 E: 0 K: 1 S: 5	H: 0 LOB: 0 BB: 0 P: 7	R: 0 E: 0 K: 1 S: 8	H: 0 LOB: 0 BB: 0 P: 13	R: 1 E: 0 K: 0 S: 11	H: 3 LOB: 2 BB: 0 P: 16	1B: 9 2B: 2 3B: 0 HR: 0	SF: 0 SAC: 0 DP: 1 HBP: 0	WP: 0 PB: 0 SB: 0 CS: 1	PA: 44
PITCHER	IP WLS BF H R ER SO BB IBB HBP BLK WP HR S P ERA WHIP																								
Tyler Green R ERA: 4.87 (1, 1)	4.0	18	5	5	5	3	2	0	0	0	0	0	0	37	67	11.25	1.750								
Mike Minbs L ERA: 4.23 (5, 1)	1.1	6	2	0	0	1	0	0	0	0	0	0	0	15	22	0.00	1.500								
Toby Borland R ERA: 3.75 (6, 1)	1.2	6	0	0	0	2	1	0	0	0	0	0	0	15	26	0.00	0.600								
Ricky Bottalico R ERA: 2.34 (8, 1)	2.0	6	0	0	0	2	0	0	0	0	0	0	0	14	19	0.00	0.000								
Heathcliff Slocumb R ERA: 2.63 (10, 1)	1.2	L 8	3	1	1	1	0	0	0	0	0	0	0	19	29	5.40	1.800								

AB	41
R	6
H	10
RBI	6
BB	3
SO	9
LOB	15




Batter	1	2	3	4	5	6	7	8	9	AB R H RBI BB SO LOB	TOP									
Mickey Morandini, L (1, 4) OBP: 0.351, SLG: 0.425	1-1 SF7 3B	2-2 G6-3			0-1 F9		1-2 1B		0-3 K	5 1 2 0 0 1 4	Philadelphia Phillies @ San Diego Padres Jack Murphy Stadium, San Diego, CA Sun Sep 03 1995, 6:33 AM EDT Att. 14,783 - Sunny - 83 F livebaseballscorecards.com									
Andy Van Slyke, L (1, 8) OBP: 0.305, SLG: 0.337	2-3 K		4-0 2B BB		3-2 G4-3		0-1 G3		0-3 K	4 1 0 0 1 2 4										
Gregg Jefferies, S (1, 3) OBP: 0.344, SLG: 0.444	0-0 SF7		2-1 1B G4-3 2B		0-0 1B			0-1 G6-3		3 1 2 2 0 0 0										
Charlie Hayes, R (1, 5) OBP: 0.347, SLG: 0.421	4-2 BB		2-1 G4-3 1B		0-0 G5-3			1-1 L9		3 0 1 0 1 0 1										
Jim Eisenreich, L (1, 9) OBP: 0.375, SLG: 0.459	1-0 G4-3		0-1 G4-3 1-2f 3-H		2-1 G6-3			4-1 BB		3 0 0 0 1 0 2										
Gene Schall, R (1, 7) OBP: 0.440, SLG: 0.435		1-1 1B 1B	1-1 G6-3		2-2 F9			2-2 F7		4 0 1 0 0 0 1										
Tom Marsh, R (8, 7) OBP: 0.289, SLG: 0.430					1-1 K					0 0 0 0 0 0 0										
Lenny Webster, R (1, 2) OBP: 0.339, SLG: 0.356		0-3 K		1-0 G4-3		1-3 K		0-2 SH3-4 1B		4 0 1 0 0 2 1										
Kevin Flora, R (9, PR) OBP: 0.255, SLG: 0.378										0 0 0 0 0 0 0										
Heathcliff Slocumb, R (9, 1)										0 0 0 0 0 0 0										
Kevin Stocker, S (1, 6) OBP: 0.308, SLG: 0.274		0-0 1B		2-1 G3-1			1-3 K		0-0 SH3-4	3 0 1 0 0 1 0										
Paul Quantrill, L (1, 1) OBP: 0.160, SLG: 0.106																				
Ricky Bottalico, L (8, 1)		0-3 K		3-2 G6-3			0-3 K		4-1 BB	3 0 0 0 0 2 2										
Gary Varsho, L (9, PH) OBP: 0.320, SLG: 0.281										0 0 0 0 0 0 0										
Mike Lieberthal, R (9, 2)										0 0 0 0 1 0 0										
										0 0 0 0 0 0 0										
Inning Stats	R: 1 E: 0 K: 1 S: 11	H: 1 LOB: 1 BB: 1 P: 19	R: 0 E: 0 K: 2 S: 12	H: 2 LOB: 2 BB: 0 P: 15	R: 2 E: 0 K: 0 S: 8	H: 2 LOB: 0 BB: 1 P: 17	R: 0 E: 0 K: 0 S: 7	H: 0 LOB: 0 BB: 0 P: 13	R: 0 E: 0 K: 1 S: 10	H: 0 LOB: 0 BB: 0 P: 15	R: 0 E: 0 K: 2 S: 14	H: 1 LOB: 1 BB: 0 P: 16	R: 0 E: 0 K: 2 S: 11	H: 0 LOB: 1 BB: 1 P: 15	R: 0 E: 0 K: 2 S: 11	H: 1 LOB: 2 BB: 1 P: 15	1B: 6 2B: 1 3B: 1 HR: 0	SF: 1 SAC: 1 DP: 1 HBP: 0	WP: 0 PB: 0 SB: 0 CS: 0	PA: 38
PITCHER	IP WLS BF H R ER SO BB IBB HBP BLK WP HR S P ERA WHIP																			
Joey Hamilton, R (1, 1) ERA: 2.99	8.1 L 36 8 3 3 6 4 0 0 0 0 0 0 82 129 3.24 1.440																			
Tim Worrell, R (9, 1) ERA:	0.2 2 0 0 0 2 0 0 0 0 0 0 0 6 6 0.00 0.000																			

Philadelphia Phillies @ San Diego Padres
 Jack Murphy Stadium, San Diego, CA
 Sun Sep 03 1995, 6:33 AM EDT
 Att. 14,783 - Sunny - 83 F
livebaseballscorecards.com

AB	32
R	3
H	8
RBI	2
BB	4
SO	8
LOB	15



Batter	1	2	3	4	5	6	7	8	9	AB R H RBI BB SO LOB	TOP														
Damon Buford, R (1, 7) OBP: 0.280, SLG: 0.256	3-3 		2-1 G6-3 		0-0 HR 		2-2 SF7 		3-1 G5-3 	4 1 1 2 0 1 2	<p>New York Mets @ San Diego Padres Jack Murphy Stadium, San Diego, CA</p> <p>Tue Sep 05 1995, 10:05 PM EDT Att: 8,248 - Unknown - 84 F</p> <p>livebaseballscorecards.com</p> <table border="1"> <tr><td>AB</td><td>31</td></tr> <tr><td>R</td><td>4</td></tr> <tr><td>H</td><td>5</td></tr> <tr><td>RBI</td><td>4</td></tr> <tr><td>BB</td><td>4</td></tr> <tr><td>SO</td><td>10</td></tr> <tr><td>LOB</td><td>11</td></tr> </table> 	AB	31	R	4	H	5	RBI	4	BB	4	SO	10	LOB	11
AB	31																								
R	4																								
H	5																								
RBI	4																								
BB	4																								
SO	10																								
LOB	11																								
Jose Vizcaino, S (1, 6) OBP: 0.316, SLG: 0.353	2-3 		2-3 K 1B 		0-0 G4-3 		1-1 FC4-6 		3-3 K 	5 0 0 0 0 3 4															
Carl Everett, S (1, 9) OBP: 0.310, SLG: 0.432	1-1 G4-3 		2-2 		1-2 G6-3 		0-2 F7 			4 0 1 1 0 0 0															
Jeff Kent, R (1, 4) OBP: 0.321, SLG: 0.439 Tim Bogar, R (3, PH) OBP: 0.311, SLG: 0.353 (3, 4)		1-1 HR 	0-2 P4 		1-1 G4-3 		0-1 G5-3 			1 1 1 1 0 0 0 3 0 0 0 0 0 2															
Rico Brogna, L (1, 3) OBP: 0.343, SLG: 0.479		0-0 G4-3 		3-2 F8 		2-3 K2-3 		4-2 		3 0 0 0 1 1 0															
Ryan Thompson, R (1, 8) OBP: 0.302, SLG: 0.397		3-3 K 		1-0 G5-3 		0-1 HBP WP SF7 1B 		4-1 		3 1 1 0 1 1 0															
Butch Huskey, R (1, 5) OBP: 0.308, SLG: 0.424		1-2 F9 		2-2 P3 		2-3 K2-3 		3-3 		4 0 0 0 0 2 3															
Kelly Stinnett, R (1, 2) OBP: 0.340, SLG: 0.322			0-0 WP SH5-4 1B 		2-3 K2-3 		4-0 		0-0 F9 	3 1 1 0 1 1 0															
Jason Isringhausen, R (1, 1) OBP: 0.300, SLG: 0.278 Bill Spiers, L (9, PH) OBP: 0.300, SLG: 0.259 Don Florence, R (9, 1) John Franco, L (9, 1)			0-0 SAFE SH5-4 		0-3 K 		2-2 		4-2 	1 0 0 0 0 1 0 0 0 0 0 1 0 0 0 0 0 0 0 0 0 0 0 0 0 0 0 0															
Inning Stats	R: 0 H: 0 E: 0 LOB: 0 K: 2 BB: 0 S: 11 P: 17	R: 1 H: 1 E: 0 LOB: 0 K: 1 BB: 0 S: 10 P: 15	R: 1 H: 2 E: 0 LOB: 2 K: 1 BB: 0 S: 14 P: 20	R: 0 H: 0 E: 0 LOB: 0 K: 0 BB: 0 S: 7 P: 13	R: 1 H: 1 E: 0 LOB: 0 K: 2 BB: 0 S: 8 P: 10	R: 0 H: 0 E: 0 LOB: 0 K: 1 BB: 0 S: 8 P: 12	R: 1 H: 1 E: 0 LOB: 2 K: 1 BB: 1 S: 14 P: 25	R: 0 H: 0 E: 0 LOB: 2 K: 1 BB: 2 S: 14 P: 25	R: 0 H: 0 E: 0 LOB: 1 K: 1 BB: 1 S: 8 P: 18	1B: 3 SF: 1 2B: 0 SAC: 1 3B: 0 DP: 0 HR: 2 HBP: 1	WP: 2 PA: 38 PB: 0 SB: 0 CS: 0														
PITCHER	IP WLS BF H R ER SO BB IBB HBP BLK WP HR S P ERA WHIP											PITCHER	IP WLS BF H R ER SO BB IBB HBP BLK WP HR S P ERA WHIP												
Andy Ashby, R (1, 1) ERA: 3.08	5.0 L 20 4 3 3 6 0 0 0 0 1 2 50 75 5.40 0.800																								
Brian Williams, R (6, 1) ERA: 6.86	2.0 9 1 1 1 2 1 0 1 0 1 0 22 37 4.50 1.000																								
Andres Berumen, R (8, 1) ERA: 5.92	2.0 9 0 0 0 2 3 0 0 0 0 0 22 43 0.00 1.500																								

BOTTOM

New York Mets @ San Diego Padres
Jack Murphy Stadium, San Diego, CA

Tue Sep 05 1995, 10:05 PM EDT
Att. 8,248 - Unknown - 84 F

livebaseballscorecards.com

AB	30
R	0
H	7
RBI	0
BB	3
SO	2
LOB	15



WP:	0	PA:	33
PB:	0		
SB:	1		
CS:	0		

AB	R	H	RBI	BB	SO	LOB
4	0	0	0	0	0	3
3	0	1	0	1	0	0
4	0	1	0	0	0	2
4	0	0	0	0	1	3
3	0	1	0	0	0	1
1	0	1	0	0	0	0
2	0	1	0	1	0	1
0	0	0	0	0	0	0
1	0	0	0	0	0	2
3	0	0	0	0	0	2
3	0	2	0	0	0	0
0	0	0	0	0	0	0
1	0	0	0	0	0	0
0	0	0	0	0	0	0
0	0	0	0	0	0	0
1	0	0	0	0	0	1

R	H	ER	SO	BB	IBB	HBP	BLK	WP	HR	S	P	ERA	WHIP
0	2	0	9	1	0	0	0	0	0	62	104	0.00	1.000
0	1	0	12	0	0	0	0	0	0	12	20	0.00	3.000
0	1	0	5	0	0	0	0	0	0	2	5	0.00	0.000

R	H	ER	SO	BB	IBB	HBP	BLK	WP	HR	S	P	ERA	WHIP
0	1	0	7	0	0	0	0	0	0	62	104	0.00	1.000
0	1	0	12	0	0	0	0	0	0	12	20	0.00	3.000
0	1	0	5	0	0	0	0	0	0	2	5	0.00	0.000

R	H	ER	SO	BB	IBB	HBP	BLK	WP	HR	S	P	ERA	WHIP
0	2	0	9	1	0	0	0	0	0	62	104	0.00	1.000
0	1	0	12	0	0	0	0	0	0	12	20	0.00	3.000
0	1	0	5	0	0	0	0	0	0	2	5	0.00	0.000

R	H	ER	SO	BB	IBB	HBP	BLK	WP	HR	S	P	ERA	WHIP
0	2	0	9	1	0	0	0	0	0	62	104	0.00	1.000
0	1	0	12	0	0	0	0	0	0	12	20	0.00	3.000
0	1	0	5	0	0	0	0	0	0	2	5	0.00	0.000

R	H	ER	SO	BB	IBB	HBP	BLK	WP	HR	S	P	ERA	WHIP
0	2	0	9	1	0	0	0	0	0	62	104	0.00	1.000
0	1	0	12	0	0	0	0	0	0	12	20	0.00	3.000
0	1	0	5	0	0	0	0	0	0	2	5	0.00	0.000

R	H	ER	SO	BB	IBB	HBP	BLK	WP	HR	S	P	ERA	WHIP
0	2	0	9	1	0	0	0	0	0	62	104	0.00	1.000
0	1	0	12	0	0	0	0	0	0	12	20	0.00	3.000
0	1	0	5	0	0	0	0	0	0	2	5	0.00	0.000

R	H	ER	SO	BB	IBB	HBP	BLK	WP	HR	S	P	ERA	WHIP
0	2	0	9	1	0	0	0	0	0	62	104	0.00	1.000
0	1	0	12	0	0	0	0	0	0	12	20	0.00	3.000
0	1	0	5	0	0	0	0	0	0	2	5	0.00	0.000

R	H	ER	SO	BB	IBB	HBP	BLK	WP	HR	S	P	ERA	WHIP
0	2	0	9	1	0	0	0	0	0	62	104	0.00	1.000
0	1	0	12	0	0	0	0	0	0	12	20	0.00	3.000
0	1	0	5	0	0	0	0	0	0	2	5	0.00	0.000

R	H	ER	SO	BB	IBB	HBP	BLK	WP	HR	S	P	ERA	WHIP
0	2	0	9	1	0	0	0	0	0	62	104	0.00	1.000
0	1	0	12	0	0	0	0	0	0	12	20	0.00	3.000
0	1	0	5	0	0	0	0	0	0	2	5	0.00	0.000

R	H	ER	SO	BB	IBB	HBP	BLK	WP	HR	S	P	ERA	WHIP
0	2	0	9	1	0	0	0	0	0	62	104	0.00	1.000
0	1	0	12	0	0	0	0	0	0	12	20	0.00	3.000
0	1	0	5	0	0	0	0	0	0	2	5	0.00	0.000

R	H	ER	SO	BB	IBB	HBP	BLK	WP	HR	S	P	ERA	WHIP
0	2	0	9	1	0	0	0	0	0	62	104	0.00	1.000
0	1	0	12	0	0	0	0	0	0	12	20	0.00	3.000
0	1	0	5	0	0	0	0	0	0	2	5	0.00	0.000

Inning Stats														Inning Stats																																																																																				
R: 0	H: 0	E: 0	K: 0	S: 7	R: 0	H: 0	E: 0	K: 0	S: 6	R: 0	H: 0	E: 0	K: 1	S: 9	R: 0	H: 1	E: 0	K: 0	S: 8	R: 0	H: 2	E: 0	K: 0	S: 11	R: 0	H: 0	E: 0	K: 1	S: 8	R: 0	H: 1	E: 0	K: 0	S: 6	R: 0	H: 1	E: 0	K: 0	S: 7	R: 0	H: 2	E: 0	K: 0	S: 14	1B: 7	2B: 0	3B: 0	HR: 0	SF: 0	SAC: 0	DP: 4	HBP: 0	WP: 0	PB: 0	SB: 1	CS: 0	PA: 33																																									
PITCHER														PITCHER																																																																																				
Jason Isringhausen, R	(1, 1)	8.0	W	28	H	5	R	0	ER	0	SO	2	BB	3	IBB	0	HBP	0	BLK	0	WP	0	HR	0	S	62	P	104	ERA	0.00	WHIP	1.000	Don Florence, L	(9, 1)	0.2	S	4	H	2	R	0	ER	0	SO	0	BB	0	IBB	0	HBP	0	BLK	0	WP	0	HR	0	S	12	P	20	ERA	0.00	WHIP	3.000	John Franco, L	(9, 1)	0.1	S	1	H	0	R	0	ER	0	SO	0	BB	0	IBB	0	HBP	0	BLK	0	WP	0	HR	0	S	2	P	5	ERA	0.00	WHIP	0.000

New York Mets @ San Diego Padres
Jack Murphy Stadium, San Diego, CA

Wed Sep 06 1995, 6:33 AM EDT
 Att. 8,363 - Sunny - 87 F

livebaseballscorecards.com

AB	35
R	5
H	11
RBI	5
BB	4
SO	12
LOB	24



Batter	1	2	3	4	5	6	7	8	9	AB	R	H	RBI	BB	SO	LOB
Damon Buford, R (1, 7) OBP: 0.284, SLG: 0.264	1-2 F9 CS 1B		1-3 K	0-0 SF7		2-2 F8		2-2 CS 1B		4	0	2	1	0	1	0
Jose Vizcaino, S (1, 6) OBP: 0.315, SLG: 0.351	2-2 1-2 1B		3-2 F9	3-2 L8		3-1 F8		1 SAFE 0-0 1-2 CS	1-0 P4	5	0	1	0	0	0	2
Ryan Thompson, R (1, 8) OBP: 0.309, SLG: 0.396	0-0 F9		2-3 K		1-1 E 1B		2-1 BB HBP		4-2 1B BB	3	0	1	0	1	1	2
Chris Jones, R (1, 9) OBP: 0.337, SLG: 0.482 Joe Orsulak, L (9, PH) OBP: 0.324, SLG: 0.380	3-3 K		2-2 1B	2-2 1B	0-3 K		4-1 1-2 BB		1-2 G4-6-3 1B	3	1	1	0	1	2	3
Rico Brogna, L (1, 3) OBP: 0.344, SLG: 0.478		0-0 HR 1B		3-2 1B BB 1B	1-1 E5 BB		0-0 B5		2-1 G4-6-3	5	2	2	1	0	0	5
Todd Hundley, S (1, 2) OBP: 0.395, SLG: 0.517 Alberto Castillo, R (5, 2) OBP: 0.212, SLG: 0.103 Kelly Stinnett, R (7, PH) OBP: 0.338, SLG: 0.320		2-2 HR		4-2 1B 1B BB SF7	3-3 K		2-3 SAFE K			2	2	1	2	1	1	2
Butch Huskey, R (1, 5) OBP: 0.319, SLG: 0.419		3-2 K		2-0 1B 1B	4-2 1-2 BB		1-3 K			3	0	1	0	1	2	2
Tim Bogar, R (1, 4) OBP: 0.300, SLG: 0.340		2-2 G6-3		1-3 K	1-2 F7			2-1 F7		4	0	0	0	0	1	6
Bill Pulsipher, L (1, 1) OBP: 0.209, SLG: 0.167 Jeff Kent, R (8, PH) OBP: 0.320, SLG: 0.438 Jerry Dipoto, R (8, 1)		0-3 K		0-0 1-2 2-3 3-H 1B		0-3 K		1-3 K		3	0	1	1	0	2	0
										1	0	0	0	0	1	0
										0	0	0	0	0	0	0

Inning Stats	R: 0	H: 2	E: 0	K: 1	S: 10	R: 2	H: 2	E: 0	K: 2	S: 16	R: 0	H: 0	E: 0	K: 2	S: 13	R: 3	H: 4	E: 0	K: 1	S: 24	R: 0	H: 1	E: 1	K: 2	S: 18	R: 0	H: 0	E: 0	K: 1	S: 8	R: 0	H: 0	E: 0	K: 2	S: 9	R: 0	H: 1	E: 0	K: 1	S: 10	R: 0	H: 1	E: 0	K: 0	S: 8	1B: 9	SF: 1	2B: 2	SAC: 0	3B: 0	DP: 2	HR: 1	HBP: 1	WP: 0	PA: 42
--------------	------	------	------	------	-------	------	------	------	------	-------	------	------	------	------	-------	------	------	------	------	-------	------	------	------	------	-------	------	------	------	------	------	------	------	------	------	------	------	------	------	------	-------	------	------	------	------	------	-------	-------	-------	--------	-------	-------	-------	--------	-------	--------

PITCHER	IP	WLS	BF	H	R	ER	SO	BB	IBB	HBP	BLK	WP	HR	S	P	ERA	WHIP
Fernando Valenzuela, L (1, 1) ERA: 5.35	3.0		15	6	5	5	5	1	0	0	0	0	1	53	81	15.00	2.333
Scott Sanders, R (4, 1) ERA: 4.3	1.0		5	2	0	0	1	0	0	0	0	0	0	10	16	0.00	2.000
Dustin Hermanson, R (5, 1) ERA: 7.97	1.0		6	1	0	0	2	1	0	0	0	0	0	18	28	0.00	2.000
Tim Worrell, R (6, 1) ERA:	1.0		5	0	0	0	1	1	0	1	0	0	0	10	21	0.00	1.000
Ron Villone, L (7, 1) ERA: 5.65	2.1		8	1	0	0	3	1	0	0	0	0	0	20	33	0.00	0.857

PITCHER	IP	WLS	BF	H	R	ER	SO	BB	IBB	HBP	BLK	WP	HR	S	P	ERA	WHIP
Doug Bachtler, R (9, 1) ERA: 1.7	0.2		2	1	0	0	0	0	0	0	0	0	0	5	8	0.00	1.500

Batter	1	2	3	4	5	6	7	8	9	AB R H RBI BB SO LOB
Bip Roberts, S OBP: 0.349, SLG: 0.379 (1, 8) C X	0-1 G4-3		1-3 K		2-2 G6-3	1-2 G4-3			0-1 1-2 3-H 1B	5 0 1 1 0 1 1
Jody Reed, R OBP: 0.357, SLG: 0.312 (1, 4) B X	1-0 1B 2B		2-1 F7		1-1 E 1B HR 1B					4 2 2 0 0 0 0
Tony Gwynn, L OBP: 0.402, SLG: 0.480 (1, 9) B F B B	4-1 1B BB		0-0 1B		2-1 E8 HR 1B			1-1 G6-4-3 1B		3 1 3 0 1 0 0
Ken Caminiti, S OBP: 0.375, SLG: 0.475 (1, 5) C X	0-1 L9		0-0 L4		2-2 HR			0-1 G6-4-3 1-2f		4 1 1 3 0 0 4
Marc Newfield, R OBP: 0.234, SLG: 0.367 (1, 7) B C B X	2-1 1-2 2-H 1B			3-2 L9		2-2 HR		0-0 G6-3		4 1 2 2 0 0 0
Archi Cianfrocco, R OBP: 0.324, SLG: 0.442 Doug Bochtler, R (9, 1) C X	0-1 F9		0-1 G6-3		2-3 K			1-1 G5-3		4 0 0 0 0 1 2 0 0 0 0 0 0 0
Brad Ausmus, R OBP: 0.351, SLG: 0.397 (1, 2) C X		0-1 G4-3		4-0 BB		0-2 G6-3		1-1 G6-3		3 0 0 0 1 0 0
Andujar Cedeno, R OBP: 0.277, SLG: 0.330 Steve Finley, L OBP: 0.372, SLG: 0.443 (9, PH) B B B X		2-1 G6-3		3-3 K		1-3 K		2-1 1B 1B 1B		3 0 0 0 0 2 1 1 1 1 0 0 0 0
Fernando Valenzuela, L OBP: 0.298, SLG: 0.375 Scott Sanders, R OBP: 0.321, SLG: 0.333 Dustin Hermanson, R Ray Holbert, R OBP: 0.274, SLG: 0.241 Tim Worrell, R Ron Villone, L Scott Livingstone, L OBP: 0.378, SLG: 0.493 (1, 1) B B B X (4, 1) B B B X (5, 1) B B B X (6, PH) B B B X (7, 1) B B B X (9, 3) B B B X		1-2 P4			0-0 B1-3		1-2 E5	1-0 SAFE 1B 1B 1B		1 0 0 0 0 0 0 0 0 0 0 0 0 0 0 0 0 0 0 0 0 1 0 0 0 0 0 0 1 0 0 0 0 0 0 0 0 0 0 0 0 0 1 0 1 0 0 0 0

Inning Stats	R: 1	H: 2	E: 0	K: 0	S: 10	LOB: 2	BB: 1	P: 17	R: 0	H: 0	E: 0	K: 0	S: 7	LOB: 0	BB: 0	P: 10	R: 0	H: 1	E: 0	K: 1	S: 7	LOB: 1	BB: 0	P: 10	R: 0	H: 0	E: 0	K: 1	S: 9	LOB: 1	BB: 1	P: 19	R: 4	H: 4	E: 1	K: 1	S: 19	LOB: 0	BB: 0	P: 30	R: 0	H: 0	E: 1	K: 1	S: 13	LOB: 1	BB: 0	P: 16	R: 0	H: 1	E: 0	K: 0	S: 5	LOB: 0	BB: 0	P: 8	R: 0	H: 0	E: 0	K: 0	S: 5	LOB: 0	BB: 0	P: 7	R: 1	H: 3	E: 0	K: 0	S: 5	LOB: 2	BB: 0	P: 8	1B: 8	SF: 0	2B: 1	SAC: 0	3B: 0	DP: 1	HR: 2	HBP: 0
--------------	------	------	------	------	-------	--------	-------	-------	------	------	------	------	------	--------	-------	-------	------	------	------	------	------	--------	-------	-------	------	------	------	------	------	--------	-------	-------	------	------	------	------	-------	--------	-------	-------	------	------	------	------	-------	--------	-------	-------	------	------	------	------	------	--------	-------	------	------	------	------	------	------	--------	-------	------	------	------	------	------	------	--------	-------	------	-------	-------	-------	--------	-------	-------	-------	--------

PITCHER	IP	WLS	BF	H	R	ER	SO	BB	IBB	HBP	BLK	WP	HR	S	P	ERA	WHIP
Bill Pulsipher, L ERA: 3.79 (1, 1)	7.0		31	8	5	5	4	2	0	0	0	0	2	70	110	6.43	1.429
Jerry Dipoto, R ERA: 4.3 (8, 1)	1.0	L	6	3	1	1	0	0	0	0	0	0	0	10	15	9.00	3.000


BOTTOM

New York Mets @ San Diego Padres
Jack Murphy Stadium, San Diego, CA

Wed Sep 06 1995, 6:33 AM EDT
Att. 8,363 - Sunny - 87 F

livebaseballscorecards.com

AB	35
R	6
H	11
RBI	6
BB	2
SO	4
LOB	8



WP	HR	S	P	ERA	WHIP
0	0	0	0	0	0

Batter	1	2	3	4	5	6	7	8	9	AB	R	H	RBI	BB	SO	LOB
Bernard Gilkey, R OBP: 0.359, SLG: 0.460 (1, 7)	0-0 WP 2B 1B	0-2 F8			2-3 SAFE K		2-3 K			4	1	1	0	0	2	2
Ozzie Smith, S OBP: 0.284, SLG: 0.263 (1, 6)	1-3 SAFE K		3-1 G5-3		1-0 3B HBP			0-0 SF7 3B		3	2	1	0	0	1	1
Ray Lankford, L OBP: 0.356, SLG: 0.488 (1, 8)	2-1 F8 1-H 2B		1-0 G1-3		0-1 3B 1-H 2-H			3-1 SF7		3	0	2	4	0	0	0
Brian Jordan, R OBP: 0.336, SLG: 0.473 (1, 9)	0-0 F8 2-3		2-1 P4		1-0 G6-3			2-2 G6-4-3 1B		4	0	1	0	0	0	2
Jose Oliva, R OBP: 0.207, SLG: 0.307 (1, 5)	0-2 G1-3			0-1 G5-3		2-0 F8		0-0 G6-4-3 1-2f		4	0	0	0	0	0	2
John Mabry, L OBP: 0.337, SLG: 0.400 (1, 3)		1-2 G3		0-1 G4-3		0-0 G3-1				3	0	0	0	0	0	0
David Bell, R OBP: 0.256, SLG: 0.387 (1, 4)		3-2 2B G4-3 1B		1-2 F8		2-2 G5-3				3	1	1	0	0	0	0
Tony Fossas, L (7, 1)										0	0	0	0	0	0	0
T.J. Mathews, R (8, 1)										0	0	0	0	0	0	0
Tom Henke, R (9, 1)										0	0	0	0	0	0	0
Scott Hemond, R OBP: 0.229, SLG: 0.237 (1, 2)		1-1 SAFE G4-3 1-3 2B			0-0 HBP 3B 1B		3-3 K			3	1	2	0	0	1	0
Allen Watson, L OBP: 0.419, SLG: 0.533 (1, 1)		3-2 G4-3			1-3 SAFE K		2-2 G5-3			2	0	0	1	0	1	2
Jeff Parrett, R OBP: 0.500, SLG: 0.500 (7, 1)										0	0	0	0	0	0	0
José Oquendo, S OBP: 0.318, SLG: 0.302 (7, 4)		2-3 3-H								1	0	0	0	0	0	0

Inning Stats	R: 1	H: 2	E: 0	K: 1	S: 10	LOB: 1	BB: 0	P: 13	R: 1	H: 2	E: 0	K: 0	S: 16	LOB: 1	BB: 0	P: 24	R: 0	H: 0	E: 0	K: 0	S: 5	LOB: 0	BB: 0	P: 11	R: 0	H: 0	E: 0	K: 0	S: 7	LOB: 0	BB: 0	P: 8	R: 2	H: 2	E: 0	K: 2	S: 11	LOB: 1	BB: 0	P: 15	R: 0	H: 0	E: 0	K: 0	S: 5	LOB: 0	BB: 0	P: 9	R: 0	H: 0	E: 0	K: 2	S: 9	LOB: 0	BB: 0	P: 16	R: 1	H: 2	E: 0	K: 0	S: 7	LOB: 0	BB: 0	P: 12
1B: 4	SF: 1	2B: 2	SAC: 0	3B: 2	DP: 1	HR: 0	HBP: 1	CS: 0	1B: 4	SF: 1	2B: 2	SAC: 0	3B: 2	DP: 1	HR: 0	HBP: 1	CS: 0	1B: 4	SF: 1	2B: 2	SAC: 0	3B: 2	DP: 1	HR: 0	HBP: 1	CS: 0	1B: 4	SF: 1	2B: 2	SAC: 0	3B: 2	DP: 1	HR: 0	HBP: 1	CS: 0	1B: 4	SF: 1	2B: 2	SAC: 0	3B: 2	DP: 1	HR: 0	HBP: 1	CS: 0	1B: 4	SF: 1	2B: 2	SAC: 0	3B: 2	DP: 1	HR: 0	HBP: 1	CS: 0											

BOTTOM

San Diego Padres @ St. Louis Cardinals
Busch Stadium, St. Louis, MO
 Thu Sep 07 1995, 7:05 PM CDT
 Att: 17,917 - Unknown - 75 F

AB	30
R	5
H	8
RBI	5
BB	0
SO	5
LOB	9



PITCHER	IP	WLS	BF	H	R	ER	SO	BB	IBB	HBP	BLK	WP	HR	S	P	ERA	WHIP
Glenn Dishman, L ERA: 4.94 (1, 1)	5.0	L	22	6	4	4	3	0	0	0	0	1	0	49	71	7.20	1.200
Brian Williams, R ERA: 6.75 (6, 1)	1.0		3	0	0	0	0	0	0	0	0	0	0	5	9	0.00	0.000
Bryce Florie, R ERA: 3.13 (7, 1)	2.0		7	2	1	1	2	0	0	0	0	0	0	16	28	4.50	1.000

Batter	1	2	3	4	5	6	7	8	9	AB R H RBI BB SO LOB	TOP														
Bip Roberts, S (1, 6) OBP: 0.344, SLG: 0.373	1-2 F7		1-0 F7		2-0 FC4 G5-3 1B		1-1 E 1B		2-3 K	5 2 1 0 0 1 1															
Steve Finley, L (1, 8) OBP: 0.372, SLG: 0.440	0-0 G5-3		0-1 1B		2-0 G5-3 1-3		1-0 E HR 1B		1-0 L3	5 1 2 0 0 0 1															
Tony Gwynn, L (1, 9) OBP: 0.398, SLG: 0.473	1-2 WP 1B		0-2 P6		1-1 S 1B		1-2 E6 HR 1-3 2-H		0-0 1B S 1B	5 1 3 1 0 0 2															
Ken Caminiti, S (1, 5) OBP: 0.369, SLG: 0.465	3-3 K		0-0 G4-3		3-3 K		2-2 P3		3-2 S 1B	3 0 0 0 0 2 3															
Roberto Petagine, L (5, 3) OBP: 0.373, SLG: 0.396										0 0 0 0 0 0 0															
Eddie Williams, R (7, PH) OBP: 0.333, SLG: 0.450										2 0 1 0 0 0 2															
Andujar Cedeno, R (9, PR) OBP: 0.274, SLG: 0.327										0 0 0 0 0 0 0															
Scott Livingstone, L (1, 3) OBP: 0.381, SLG: 0.493		1-3 K		1-1 CS BB 1B		1-0 1B	1-2 HR		2-3 SAFE K	3 0 2 0 0 1 0															
Archi Cianfrocco, R (7, PH) OBP: 0.324, SLG: 0.469										2 1 1 3 0 1 2															
Phil Plantier, L (1, 7) OBP: 0.339, SLG: 0.387		2-1 F8		1-0 F9		3-2 G4-6-3 1B	1-0 G3			4 0 1 0 0 0 1															
Doug Bochtler, R (7, 1)										0 0 0 0 0 0 0															
Ron Villone, L (8, 1)										0 0 0 0 0 0 0															
Jody Reed, R (1, 4) OBP: 0.352, SLG: 0.306		1-2 1B 1B		4-1 1-2 BB		2-1 L7		1-2 L5		3 0 1 0 1 0 2															
Brad Ausmus, R (1, 2) OBP: 0.356, SLG: 0.408		1-2 FC5-4 1B		3-3 K		0-0 G4-6-3		4-2 G5-4-3 BB		3 0 1 0 1 1 4															
Willie Blair, R (1, 1)		0-1 FC5-4		1-0 FC4 1B			1-1 G5-3	2-0 G5-4-3		1 0 0 0 0 0 2															
Ray McDavid, L (5, PH) OBP: 1.000, SLG: 1.000										1 0 1 0 0 0 0															
Dustin Hermanson, R (5, 1)										0 0 0 0 0 0 0															
Ray Holbert, R (7, PH) OBP: 0.277, SLG: 0.246										1 0 0 0 0 0 0															
Marc Newfield, R (7, 7) OBP: 0.228, SLG: 0.361										1 0 0 0 0 0 1															
Inning Stats	R: 0 E: 0 K: 1 S: 10	H: 1 LOB: 1 BB: 0 P: 15	R: 0 E: 0 K: 1 S: 13	H: 2 LOB: 2 BB: 0 P: 18	R: 0 E: 0 K: 1 S: 7	H: 1 LOB: 1 BB: 0 P: 8	R: 0 E: 0 K: 1 S: 7	H: 1 LOB: 2 BB: 1 P: 16	R: 1 E: 0 K: 1 S: 8	H: 2 LOB: 1 BB: 0 P: 17	R: 0 E: 0 K: 0 S: 7	H: 2 LOB: 1 BB: 0 P: 13	R: 4 E: 1 K: 0 S: 18	H: 3 LOB: 0 BB: 0 P: 26	R: 0 E: 0 K: 0 S: 7	H: 0 LOB: 0 BB: 1 P: 14	R: 0 E: 0 K: 2 S: 13	H: 2 LOB: 3 BB: 0 P: 21	1B: 13 2B: 1 3B: 0 HR: 1	SF: 0 SAC: 0 DP: 3 HBP: 0	WP: 1 PB: 0 SB: 4 CS: 1	PA: 41			
PITCHER	IP	WLS	BF	H	R	ER	SO	BB	IBB	HBP	BLK	WP	HR	S	P	ERA	WHIP								
Mike Morgan, R (1, 1) ERA: 3.4	6.0		26	9	1	1	4	1	0	0	0	1	0	52	87	1.50	1.667								
Tom Urbani, L (7, 1) ERA: 3.65	0.2		5	2	3	1	0	0	0	0	0	0	0	14	20	13.50	3.000								
Jeff Parrett, R (7, 1) ERA: 3.93	1.1	W	5	1	1	0	0	1	0	0	0	0	1	11	20	0.00	1.500								
Tom Henke, R (9, 1) ERA: 1.62	1.0	S	5	2	0	0	2	0	0	0	0	0	0	13	21	0.00	2.000								

San Diego Padres @ St. Louis Cardinals
 Busch Stadium, St. Louis, MO
 Sat Sep 09 1995, 3:33 AM CDT
 Att. 22,691 - Overcast - 70 F

livebaseballscorecards.com

AB	39
R	5
H	14
RBI	4
BB	2
SO	6
LOB	21



Batter	1	2	3	4	5	6	7	8	9	AB R H RBI BB SO LOB	TOP																									
Bip Roberts, S (1, 6) OBP: 0.348, SLG: 0.375	1-1 1B 2B 1B	0-1 1B		2-2 G6-3		0-0 G4-3			4-0 SF9 BB	4 2 2 1 1 0 1																										
Steve Finley, L (1, 8) OBP: 0.372, SLG: 0.439	1-1 2B 1B 1-3	1-3 K		4-1 FC5-4 BB		2-1 G4-3			0-1 L8	4 1 1 0 1 1 3																										
Tony Gwynn, L (1, 9) OBP: 0.400, SLG: 0.475	0-0 1B G5-4-3 2B	0-1 F8		0-0 FC5-4 1-2f		1-0 1B			4-0 S BB	4 1 2 1 1 0 3																										
Ken Caminiti, S (1, 5) OBP: 0.373, SLG: 0.467	2-2 G5-4-3 1B 2-3 3-H		1-3 K		0-0 G6-4-3 1B				4-2 S BB	4 0 3 1 1 1 0																										
Eddie Williams, R (1, 3) OBP: 0.330, SLG: 0.445 Dustin Hermanson, R (5, 1) Phil Plantier, L (7, PH) OBP: 0.339, SLG: 0.387 Phil Clark, R (7, PH) OBP: 0.283, SLG: 0.326 Tim Worrell, R (7, 1) Scott Livingstone, L (9, PH) OBP: 0.379, SLG: 0.453	0-0 G5-4-3 1-2f 3-H		3-2 G5-3		1-2 F9				1-1 SF9	3 0 0 0 0 0 2 0 0 0 0 0 0 0 0 0 0 0 0 0 0 1 0 0 0 0 0 1 0 0 0 0 0 0 0 0 0 0 1 0 0 0																										
Marc Newfield, R (1, 7) OBP: 0.236, SLG: 0.382	1-2 2B		0-1 2B		0-0 G6-4-3 1-2f				2-2 G5-3	5 0 2 0 0 1 5																										
Brian Johnson, R (1, 2) OBP: 0.288, SLG: 0.342	0-0 F7		2-0 F9						3-1 F9	4 0 1 0 0 0 2																										
Jody Reed, R (1, 4) OBP: 0.351, SLG: 0.308		1-2 G5-3		3-2 SH2-4 G6-3 2B		2-3 K			1-0 G5-3	4 1 1 0 0 1 1																										
Andy Ashby, R (1, 1) OBP: 0.163, SLG: 0.167 Roberto Petagine, L (5, 3) OBP: 0.368, SLG: 0.389		0-1 1B 2B		0-1 SH2-4		1-0 F7			0-1 G3	1 0 1 0 0 0 0 2 0 0 0 0 0 1																										
Inning Stats	R: 3 E: 0 K: 0 S: 14	H: 5 LOB: 1 BB: 0 P: 19	R: 0 E: 0 K: 1 S: 12	H: 2 LOB: 2 BB: 0 P: 14	R: 0 E: 0 K: 1 S: 9	H: 1 LOB: 1 BB: 0 P: 15	R: 1 E: 0 K: 0 S: 11	H: 1 LOB: 1 BB: 1 P: 20	R: 0 E: 0 K: 1 S: 5	H: 1 LOB: 0 BB: 0 P: 6	R: 0 E: 0 K: 1 S: 6	H: 1 LOB: 1 BB: 0 P: 10	R: 0 E: 0 K: 1 S: 14	H: 2 LOB: 2 BB: 0 P: 19	R: 0 E: 0 K: 0 S: 5	H: 0 LOB: 0 BB: 0 P: 9	R: 1 E: 0 K: 1 S: 10	H: 0 LOB: 2 BB: 3 P: 24	1B: 8 2B: 5 3B: 0 HR: 0	SF: 1 SAC: 1 DP: 2 HBP: 0	WP: 0 PB: 0 SB: 5 CS: 0	PA: 42														
PITCHER	IP WLS BF H R ER SO BB IBB HBP BLK WP HR S P ERA WHIP																																			
Denny Neagle, L (1, 1) ERA: 3.64	4.0		22	10	4	4	2	1	0	0	0	0	0	47	69	9.00	2.750																			
Jon Lieber, R (5, 1) ERA: 6.94	2.1	W	9	3	0	0	1	0	0	0	0	0	0	14	22	0.00	1.286																			
Jason Christiansen, L (7, 1) ERA: 4.4	0.2		2	0	0	0	1	0	0	0	0	0	0	10	12	0.00	0.000																			
Mike Dyer, R (8, 1) ERA: 4.26	1.0		3	0	0	0	0	0	0	0	0	0	0	5	9	0.00	0.000																			
Dan Miceli, R (9, 1) ERA: 3.91	1.0	S	6	0	1	1	1	3	0	0	0	0	0	10	24	9.00	3.000																			

San Diego Padres @ Pittsburgh Pirates
Three Rivers Stadium, Pittsburgh, PA
Mon Sep 11 1995, 7:05 PM EDT
Att. 6,356 - Unknown

AB	36
R	5
H	13
RBI	4
BB	4
SO	5
LOB	20



WP	0	PA	42
PB	0		
SB	5		
CS	0		

PITCHER	IP	WLS	BF	H	R	ER	SO	BB	IBB	HBP	BLK	WP	HR	S	P	ERA	WHIP
Denny Neagle, L	4.0		22	10	4	4	2	1	0	0	0	0	0	47	69	9.00	2.750
Jon Lieber, R	2.1	W	9	3	0	0	1	0	0	0	0	0	0	14	22	0.00	1.286
Jason Christiansen, L	0.2		2	0	0	0	1	0	0	0	0	0	0	10	12	0.00	0.000
Mike Dyer, R	1.0		3	0	0	0	0	0	0	0	0	0	0	5	9	0.00	0.000
Dan Miceli, R	1.0	S	6	0	1	1	1	3	0	0	0	0	0	10	24	9.00	3.000

Batter	1	2	3	4	5	6	7	8	9
Jacob Brumfield, R OBP: 0.355, SLG: 0.389 (1, 8)	4-0 E HBP SF8 BB	1-1 FC5-4 1B 1-2 2-H		1-0 G4-3		2-3 K		0-0 F8	
Jay Bell, R OBP: 0.339, SLG: 0.392 (1, 6)	1-2 SF8 E HBP	1-1 FC5-4 PB 1-2f 2-3		1-3 K		0-0 HR		1-0 G1-3	
Orlando Merced, S OBP: 0.362, SLG: 0.486 (1, 9)	2-0 E6 1-2 2-3	1-1 PB 1-3 3-H			4-1 BB 1B	1-3 K		1-3 K	
Al Martin, L OBP: 0.349, SLG: 0.426 (1, 7)	1-3 K		0-0 2B WP 1B		4-2 FC6-4 1B 1-2 WP BB	1-0 G1-4-3			
Carlos Garcia, R OBP: 0.338, SLG: 0.426 (1, 4)	0-1 SF8 2-3 3-H		1-0 WP 2B		3-2 FC6-4 1B 1-2 2-H		2-2 G4-3 1B		
Rich Aude, R OBP: 0.284, SLG: 0.373 (1, 3)	1-1 F9		1-3 K		1-3 K		1 SAFE 1 SAFE G4-3 1B		
Kevin Young, R OBP: 0.293, SLG: 0.425 (1, 5)		1-0 2 G5-3 1B 1B	0-1 L4		0-1 FC6-4 WP 1-2f 2-3		3-2 G4-3 1B 1-2f 2-3		
2 Angelo Encarnacion, R OBP: 0.285, SLG: 0.307 (1, 2)		0-1 G5-3	1-2 G5-3		4-2 BB 1-2 3-H		4-1 2 FC6 BB		
Denny Neagle, L OBP: 0.188, SLG: 0.231 (5, 1) Jon Lieber, L OBP: 0.056, SLG: 0.056 (7, 1) Jason Christiansen, R OBP: 0.571, SLG: 0.571 (8, 1) Dave Clark, L OBP: 0.186, SLG: 0.427 (8, PH) Dan Miceli, R (9, 1)		4-2 FC5-4 PB BB		1-2 F8	0-3 K		1-0 FC6 1-2f		

Inning Stats	R: 1	H: 0	E: 1	LOB: 2	K: 1	P: 19	R: 2	H: 2	E: 0	LOB: 1	K: 0	P: 19	R: 1	H: 2	E: 0	LOB: 1	K: 1	P: 13	R: 0	H: 0	E: 0	LOB: 0	K: 1	P: 10	R: 2	H: 1	E: 0	LOB: 2	K: 2	P: 32	R: 1	H: 1	E: 0	LOB: 0	K: 2	P: 12	R: 0	H: 2	E: 0	LOB: 2	K: 0	P: 19	R: 0	H: 0	E: 0	LOB: 0	K: 1	P: 7
1B: 6	SF: 1	2B: 1	SAC: 0	3B: 0	DP: 1	HR: 1	HBP: 1	WP: 2	PA: 39	SB: 0	CS: 0																																					


PITCHER	IP	WLS	BF	H	R	ER	SO	BB	IBB	HBP	BLK	WP	HR	S	P	ERA	WHIP
Andy Ashby, R ERA: 3.21 (1, 1)	4.2	L	26	5	6	4	4	5	0	1	0	2	0	51	90	7.71	2.143
Dustin Hermanson, R ERA: 7.23 (5, 1)	1.1		5	1	1	1	3	0	0	0	0	0	1	11	15	6.75	0.750
Tim Worrell, R ERA: (7, 1)	2.0		8	2	0	0	1	1	0	0	0	0	0	14	26	0.00	1.500

BOTTOM

San Diego Padres @ Pittsburgh Pirates
Three Rivers Stadium, Pittsburgh, PA

Mon Sep 11 1995, 7:05 PM EDT
Att. 6,356 - Unknown

AB	31
R	7
H	8
RBI	4
BB	6
SO	8
LOB	26



Batter	1	2	3	4	5	6	7	8	9	AB R H RBI BB SO LOB	TOP											
Bip Roberts, S OBP: 0.346, SLG: 0.372 (1, 6) (7, 7)	1-3 K	0-2 K		1-3 K		2-2 F7			1-1 FC4-6 1B	5 0 1 1 0 3 5												
Steve Finley, L OBP: 0.373, SLG: 0.439 (1, 8)	0-3 K		3-2 1B SF7 1B		0-3 K		0-0 G1-6-3 1B	0-2 FC4-6 1-2f	5 1 2 0 0 2 1													
Tony Gwynn, L OBP: 0.400, SLG: 0.474 (1, 9)	1-1 P6		1-1 1-3 1B		1-1 PB WP BLK 1B		0-1 G1-6-3 1-2f	2-2 F8	5 1 2 0 0 0 2													
Ken Caminiti, S OBP: 0.372, SLG: 0.465 (1, 5)		4-1 G4-3 1B BB	0-0 SF7		0-3 K 1-2		0-0 G5-3		2 1 0 1 1 1 1													
Scott Livingstone, L OBP: 0.372, SLG: 0.484 Arch Cianfrocco, R OBP: 0.324, SLG: 0.469 (8, PH) (8, 3)		1-2 G4-3	2-2 K		2-3 K 2-H			0-1 CI G4-6-3	3 0 0 0 0 2 2 0 0 0 0 0 0 0													
Marc Newfield, R OBP: 0.239, SLG: 0.381 Andujar Cedeno, R OBP: 0.274, SLG: 0.326 (1, 7) (7, 6)		3-2 E 1B 2-H	0-0 L4			0-0 G5-3		0-0 G4-6-3 1-2f	3 1 1 1 0 0 1 1 0 0 0 0 0 1													
Brad Ausmus, R OBP: 0.358, SLG: 0.407 (1, 2)		4-2 B 1B BB		0-0 F9		2-1 SH1-4 S 1B		0-0 G5-3	3 0 1 0 1 0 0													
Jody Reed, R OBP: 0.355, SLG: 0.309 (1, 4)		0-1 1-2 1B 3-H		3-2 F8		4-2 SH1-4 BB		2-2 SH1-4 1B HBP	2 1 1 1 1 0 0													
Fernando Valenzuela, L OBP: 0.231, SLG: 0.385 Bryce Florie, R (6, 1) Ray Holbert, R OBP: 0.277, SLG: 0.246 Trevor Hoffman, R OBP: 0.500, SLG: 1.000 (9, PH) (9, 1)		0-3 K		0-0 1B		0-2 SH1-4		0-0 SH1-4 1-2	2 0 1 0 0 1 2 0 0 0 0 0 0 0 0 0 0 0 0 0 0 0 0 0 0 0 0 0													
Inning Stats	R: 0 E: 0 K: 2 S: 9	H: 0 LOB: 0 BB: 0 P: 11	R: 2 E: 1 K: 2 S: 19	H: 2 LOB: 2 BB: 2 P: 31	R: 1 E: 0 K: 1 S: 12	H: 2 LOB: 1 BB: 0 P: 18	R: 0 E: 0 K: 1 S: 8	H: 1 LOB: 1 BB: 0 P: 12	R: 1 E: 0 K: 3 S: 11	H: 1 LOB: 0 BB: 0 P: 14	R: 0 E: 0 K: 0 S: 12	H: 1 LOB: 2 BB: 1 P: 20	R: 0 E: 0 K: 0 S: 4	H: 1 LOB: 0 BB: 0 P: 4	R: 0 E: 1 K: 0 S: 4	H: 0 LOB: 0 BB: 0 P: 4	R: 1 E: 0 K: 0 S: 13	H: 1 LOB: 1 BB: 0 P: 18	1B: 9 2B: 0 3B: 0 HR: 0	SF: 1 SAC: 2 DP: 2 HBP: 1	WP: 1 PB: 1 SB: 1 CS: 0	PA: 39
PITCHER	IP WLS BF H R ER SO BB IBB HBP BLK WP HR S P ERA WHIP																					
John Ericks, R ERA: 4.24 (1, 1)	6.0 L 28 7 4 3 9 3 0 0 0 1 1 0 71 106 4.50 1.667																					
Lee Hancock, L ERA: (7, 1)	2.0 6 1 0 0 0 0 0 0 0 0 0 0 8 8 0.00 0.500																					
Jeff McCurry, R ERA: 5.4 (9, 1)	0.1 3 1 1 1 0 0 0 0 1 0 0 0 5 8 27.00 3.000																					
Dan Plesac, L ERA: 3.51 (9, 1)	0.2 2 0 0 0 0 0 0 0 0 0 0 0 8 10 0.00 0.000																					

San Diego Padres @ Pittsburgh Pirates
Three Rivers Stadium, Pittsburgh, PA

AB	31
R	5
H	9
RBI	4
BB	3
SO	9
LOB	15



Tue Sep 12 1995, 7:05 PM EDT
Att. 10,269 - Unknown - 69 F

livebaseballscorecards.com

San Diego Padres @ Pittsburgh Pirates
 Three Rivers Stadium, Pittsburgh, PA

Wed Sep 13 1995, 7:05 PM EDT
 Att: 6,648 - Unknown - 75 F

AB	37
R	8
H	10
RBI	8
BB	4
SO	5
LOB	17



Batter	1	2	3	4	5	6	7	8	9	AB	R	H	RBI	BB	SO	LOB
Steve Finley, L (1, 8) OBP: 0.371, SLG: 0.435	1-1 F8		1-3 K		0-0 P7		3-1 G3-1	4-0 IBB		4	0	0	0	1	1	1
Jody Reed, R (1, 4) OBP: 0.353, SLG: 0.306	1-1 P6		0-1 F9		4-2 E 1B BB		2-1 G6-3	0-2 E5		4	1	0	0	1	0	2
Tony Gwynn, L (1, 9) OBP: 0.400, SLG: 0.472	0-1 G6-3		0-3 K		1-2 1B			FC5 BB		4	0	1	2	1	1	3
Ken Caminiti, S (1, 5) OBP: 0.372, SLG: 0.467		0-0 G4-3 2B		1-3 K	0-0 G3-1			0-1 1B FC5	3-2 G4-3	5	2	2	0	0	1	1
Scott Livingstone, L (1, 3) Arch Cianfrocco, R (8, PH) OBP: 0.319, SLG: 0.460		0-0 G4-3		2-0 FC6-4 1B		0-1 G4-3		1-1 FC5 1B	1-0 P4	3	0	1	0	0	0	1
Marc Newfield, R (1, 7) OBP: 0.254, SLG: 0.418		1-1 2B		0-1 FC6-4 1-2f		1-0 SF8 3B		3-1 2B 1B	0-1 F9	5	2	3	2	0	0	1
Brad Ausmus, R (1, 2) OBP: 0.353, SLG: 0.403		3-1 G6-3		0-2 F8		0-0 SF8		2-3 K		3	0	0	1	0	1	4
Andujar Cedeno, R (1, 6) Phil Plantier, L (8, PH) Brian Johnson, R (8, PH) Ray Holbert, R (8, PR) OBP: 0.277, SLG: 0.246		4-0 IBB		1-2 G4-3	1-2 G5-3			1-2 1B 2B		2	0	0	0	1	0	0
Joey Hamilton, R (1, 1) Eddie Williams, R (7, PH) Ron Villone, L (7, 1) Phil Clark, R (8, PH) Roberto Petagine, L (8, PH) Doug Bochler, R (8, 1)		1-3 K		3-1 E 1B 2B		2-1 G6-3		0-0 E 1B		2	1	1	0	0	1	2

Inning Stats	R: 0	H: 0	E: 0	K: 0	S: 6	P: 8	R: 1	H: 2	E: 0	K: 1	S: 9	P: 18	R: 0	H: 0	E: 0	K: 2	S: 9	P: 10	R: 0	H: 1	E: 0	K: 1	S: 10	P: 13	R: 2	H: 2	E: 1	K: 0	S: 12	P: 21	R: 1	H: 1	E: 0	K: 0	S: 8	P: 11	R: 0	H: 0	E: 0	K: 0	S: 6	P: 13	R: 4	H: 4	E: 1	K: 1	S: 17	P: 32	R: 0	H: 0	E: 0	K: 0	S: 6	P: 10	1B: 5	SF: 1	2B: 4	SAC: 0	3B: 1	DP: 0	HR: 0	HBP: 0	WP: 0	PA: 42
--------------	------	------	------	------	------	------	------	------	------	------	------	-------	------	------	------	------	------	-------	------	------	------	------	-------	-------	------	------	------	------	-------	-------	------	------	------	------	------	-------	------	------	------	------	------	-------	------	------	------	------	-------	-------	------	------	------	------	------	-------	-------	-------	-------	--------	-------	-------	-------	--------	-------	--------

PITCHER	IP	WLS	BF	H	R	ER	SO	BB	IBB	HBP	BLK	WP	HR	S	P	ERA	WHIP
Esteban Loaiza, R (1, 1) ERA: 5.29	6.0		26	6	4	3	4	1	1	0	0	0	0	54	81	4.50	1.167
Jason Christiansen, L (7, 1) ERA: 4.66	1.1		6	1	2	2	0	1	0	0	0	0	0	10	22	13.50	1.500
Jon Lieber, R (8, 1) ERA: 7.05	0.1		2	1	0	0	1	0	0	0	0	0	0	5	10	0.00	3.000
Dan Plesac, L (8, 1) ERA: 3.67	0.0	L	1	1	0	0	0	0	0	0	0	0	0	3	4	∞	∞
Mike Dyer, R (8, 1) ERA: 4.17	1.1		7	1	2	2	0	0	1	0	0	0	0	11	19	13.50	0.750

WP: 0	PA: 42
PB: 0	SB: 0
CS: 0	

BOTTOM

San Diego Padres @ Pittsburgh Pirates
Three Rivers Stadium, Pittsburgh, PA

Wed Sep 13 1995, 7:05 PM EDT
Att. 6,648 - Unknown - 75 F

livebaseballscorecards.com

AB	35
R	7
H	10
RBI	7
BB	4
SO	6
LOB	18



WP:	0	PA:	40
PB:	0	SB:	0
CS:	0		

AB R H RBI BB SO LOB

5 0 1 2 0 0 2
2 0 0 0 1 0 3
2 0 1 0 0 0 0

4 2 2 1 1 0 0

4 2 0 0 1 1 4

4 1 2 0 0 1 2

4 1 1 3 0 0 3

3 1 1 0 1 1 0
0 0 0 0 0 0 0
0 0 0 0 0 0 0

2 0 1 1 0 0 0
1 0 0 0 0 1 0
0 0 0 0 0 0 0

2 0 1 0 0 1 3
1 0 0 0 0 0 1
0 0 0 0 0 0 0
0 0 0 0 0 0 0
1 0 0 0 0 1 0

1B: 6 SF: 0
2B: 2 SAC: 1
3B: 0 DP: 1
HR: 2 HBP: 0

Batter	1	2	3	4	5	6	7	8	9
Jacob Brumfield, R OBP: 0.353, SLG: 0.390 (1, 8)	1-1 G4-3		0-0 F9	1-0 2B		0-0 G6-3		3-2 G5-3	
Al Martin, L OBP: 0.350, SLG: 0.424 John Wehner, R OBP: 0.376, SLG: 0.396 (7, PH) (8, 7)	4-2 1B BB		0-0 G4-3	0-1 G3			2-1 FC1-5 BB 1B		0-1 F9
Orlando Merced, S OBP: 0.363, SLG: 0.491 (1, 3)	0-0 G6-4-3 1B			1-1 HR	1-2 P6		4-2 FC1-5 HR BB		3-2 G6-3
Jeff King, R OBP: 0.338, SLG: 0.459 (1, 5)	3-2 G6-4-3 1-2f			4-2 G4-3 2B 1B BB	2-0 L7		0-0 FC1-5 HR		1-3 K
Dave Clark, L OBP: 0.371, SLG: 0.429 (1, 9)		2-1 G6-3		1-2 2B 1B G4-3 1B	0-0 1B		2-3 K		
Nelson Liriano, S OBP: 0.350, SLG: 0.412 (1, 4)		2-2 G6-3		1-0 G4-3	0-0 G1-3		3-2 HR		
Carlos Garcia, R OBP: 0.339, SLG: 0.423 Dan Plesac, L OBP: 0.250, SLG: 0.250 Mike Dyer, R OBP: 0.571, SLG: 0.571 (8, 1) (8, 1)		1-0 L5		4-0 2B 1B IBB		1-0 SH1-4 1B		1-3 K	
2 Angelo Encarnacion, R OBP: 0.289, SLG: 0.333 Kevin Young, R OBP: 0.291, SLG: 0.422 Don Staught, R OBP: 0.356, SLG: 0.358 (8, PH) (9, 2)			2-2 G4-3	0-1 2B 1B		1-1 SH1-4		2-3 K	
Esteban Loaiza, R OBP: 0.180, SLG: 0.188 Midre Cummings, L OBP: 0.273, SLG: 0.311 Jason Christiansen, R OBP: 0.056, SLG: 0.056 Jon Lieber, L OBP: 0.056, SLG: 0.056 Jay Bell, R OBP: 0.340, SLG: 0.391 (8, 1) (8, 6)			2-1 F9	1-3 K		1-0 F9		2-2 K	

Inning Stats	R: 0	H: 1	E: 0	LOB: 1	K: 0	BB: 1	S: 8	R: 0	H: 0	E: 0	LOB: 0	K: 0	BB: 0	S: 7	R: 0	H: 1	E: 0	LOB: 1	K: 0	BB: 0	S: 7	R: 4	H: 4	E: 0	LOB: 2	K: 1	BB: 2	S: 21	R: 0	H: 1	E: 0	LOB: 1	K: 0	BB: 0	S: 5	R: 3	H: 2	E: 0	LOB: 0	K: 2	BB: 1	S: 18	R: 0	H: 0	E: 0	LOB: 0	K: 2	BB: 0	S: 12	R: 0	H: 0	E: 0	LOB: 0	K: 1	BB: 0	S: 9	R: 0	H: 0	E: 0	LOB: 0	K: 1	BB: 0	S: 9	1B: 6	SF: 0	2B: 2	SAC: 1	3B: 0	DP: 1	HR: 2	HBP: 0	WP: 0	PA: 40
--------------	------	------	------	--------	------	-------	------	------	------	------	--------	------	-------	------	------	------	------	--------	------	-------	------	------	------	------	--------	------	-------	-------	------	------	------	--------	------	-------	------	------	------	------	--------	------	-------	-------	------	------	------	--------	------	-------	-------	------	------	------	--------	------	-------	------	------	------	------	--------	------	-------	------	-------	-------	-------	--------	-------	-------	-------	--------	-------	--------

PITCHER	IP	WLS	BF	H	R	ER	SO	BB	IBB	HBP	BLK	WP	HR	S	P	ERA	WHIP
Joey Hamilton, R ERA: 3.11 (1, 1)	6.0		28	8	4	4	1	2	1	0	0	0	1	54	90	6.00	1.667
Ron Villone, L ERA: 6.34 (7, 1)	1.0	W	6	2	3	3	2	1	0	0	0	0	1	18	30	27.00	3.000
Doug Bochtler, R ERA: 2.01 (8, 1)	2.0	S	6	0	0	0	3	0	0	0	0	0	0	21	32	0.00	0.000

Batter	1	2	3	4	5	6	7	8	9	AB R H RBI BB SO LOB	TOP	
Steve Finley, L (1, 8) OBP: 0.371, SLG: 0.438 Ray McDavid, L (7, 8) OBP: 0.500, SLG: 0.500	0-0 2B 3B		3-3 K			1-0 G3-1		3-1 G1-3		3 1 1 0 0 1 0 1 0 0 0 0 0 0	San Diego Padres @ Cincinnati Reds Riverfront Stadium, Cincinnati, OH Thu Sep 14 1995, 3:33 AM EDT Att. 18,672 - Sunny - 76 F livebaseballscorecards.com	
Jody Reed, R (1, 4) OBP: 0.355, SLG: 0.310 Ray Holbert, R (7, 4) OBP: 0.273, SLG: 0.241	2-1 G4-3 2B		0-0 L3			4-1 G4-6-3 BB		1-2 G6-3		2 0 1 1 1 0 0 1 0 0 0 0 0 0		
Tony Gwynn, L (1, 9) OBP: 0.399, SLG: 0.471 Phil Clark, R (7, 9) OBP: 0.280, SLG: 0.322	0-1 G4-3 2-3			1-0 FC5-4 1B		2-1 G4-6-3 1-2f		1-2 F9		3 0 1 0 0 0 2 1 0 0 0 0 0 0		
Ken Caminiti, S (1, 5) OBP: 0.370, SLG: 0.464 Dustin Hermanson, R (7, 1) Phil Plantier, L (9, PH) OBP: 0.338, SLG: 0.385	1-0 F9			1-0 F8			0-2 F8		2-2 F8			3 0 0 0 0 0 2 0 0 0 0 0 0 0 1 0 0 0 0 0 0
Marc Newfield, R (1, 7) OBP: 0.256, SLG: 0.416	2-2 F9			0-2 FC5-4 1-2f			0-0 1B					3 0 1 0 0 0 2
Eddie Williams, R (1, 3) OBP: 0.327, SLG: 0.440 Andres Berumen, R (4, 1) Archi Cianfrocco, R (7, PH) OBP: 0.316, SLG: 0.455		1-0 G5-3		0-0 G4-3			3-3 K					2 0 0 0 0 0 1 0 0 0 0 0 0 0 1 0 0 0 0 1 1
Brian Johnson, R (1, 2) OBP: 0.287, SLG: 0.346		0-0 G6-3			3-2 G5-3		0-0 G6-3					3 0 0 0 0 0 1
Andujar Cedeno, R (1, 6) OBP: 0.272, SLG: 0.321		1-3 K			1-3 K			1-1 G4-3		3 0 0 0 0 2 0		
Willie Blair, R (1, 1) Melvin Nieves, S (4, 3) OBP: 0.266, SLG: 0.349			1-3 K		0-2 L3			0-1 P2		1 0 0 0 0 1 0 2 0 0 0 0 0 0		
Inning Stats	R: 1 H: 2 E: 0 LOB: 1 K: 0 BB: 0 S: 9 P: 14	R: 0 H: 0 E: 0 LOB: 0 K: 1 BB: 0 S: 6 P: 8	R: 0 H: 0 E: 0 LOB: 0 K: 2 BB: 0 S: 10 P: 14	R: 0 H: 1 E: 0 LOB: 1 K: 0 BB: 0 S: 6 P: 8	R: 0 H: 0 E: 0 LOB: 0 K: 1 BB: 0 S: 11 P: 15	R: 0 H: 0 E: 0 LOB: 0 K: 1 BB: 1 S: 4 P: 11	R: 0 H: 1 E: 0 LOB: 1 K: 1 BB: 0 S: 8 P: 11	R: 0 H: 0 E: 0 LOB: 0 K: 0 BB: 0 S: 6 P: 10	R: 0 H: 0 E: 0 LOB: 0 K: 0 BB: 0 S: 9 P: 13	1B: 2 SF: 0 2B: 1 SAC: 0 3B: 1 DP: 1 HR: 0 HBP: 0	WP: 0 PA: 31 PB: 0 SB: 0 CS: 0	
PITCHER David Wells, L (1, 1) ERA: 3.33	IP WLS BF H R ER SO BB IBB HBP BLK WP HR S P ERA WHIP 9.0 W 31 4 1 1 5 1 0 0 0 0 0 0 69 104 1.00 0.556					PITCHER IP WLS BF H R ER SO BB IBB HBP BLK WP HR S P ERA WHIP						

Batter	1	2	3	4	5	6	7	8	9	AB	R	H	RBI	BB	SO	LOB
Thomas Howard, S (1, 7) OBP: 0.357, SLG: 0.419	2-3 K		1-3 K	1-2 1B 3B		1-1 G4-3				4	1	1	2	0	2	0
Darren Lewis, R (1, 8) OBP: 0.315, SLG: 0.305	1-0 G4-3		1-0 F8	1-1 1B		2-1 G6-3				4	0	1	1	0	0	0
Barry Larkin, R (1, 6) OBP: 0.395, SLG: 0.488 Mark Lewis, R (7, 5) OBP: 0.416, SLG: 0.504	2-1 F8		2-2 G4-3	1-0 G4-3			0-2 G6-3			3	0	0	0	0	0	1
Reggie Sanders, R (1, 9) OBP: 0.404, SLG: 0.605		1-0 HR HBP		2-3 K	2-0 1B		0-3 K			3	1	1	0	0	2	0
Hal Morris, L (1, 3) OBP: 0.329, SLG: 0.446		3-2 F7		4-0 1B BB	2-0 G6-3		2-1 F7			3	1	0	0	1	0	2
Eddie Taubensee, L (1, 2) OBP: 0.349, SLG: 0.495		3-2 HR		4-1 1B BB	0-1 G5-3		4-2 BB			2	2	1	2	2	0	1
Bret Boone, R (1, 4) OBP: 0.337, SLG: 0.439		1-2 F7		1-1 1B 1B	1-0 G5-3		3-2 P4			4	0	1	1	0	0	2
Jeff Branson, L (1, 5) OBP: 0.340, SLG: 0.455 (7, 6)		4-2 BB		2-2 1B 3B 1B		3-1 HR		0-2 P4		3	2	2	2	1	0	1
David Wells, L (1, 1) OBP: 0.182, SLG: 0.182		1-2 F8		1-1 3B 1B		0-3 K		1-0 G3		4	1	1	0	0	1	2

Inning Stats	R: 0	H: 0	E: 0	K: 1	S: 6	R: 2	H: 1	E: 0	K: 0	S: 16	R: 0	H: 0	E: 0	K: 1	S: 8	R: 5	H: 5	E: 0	K: 1	S: 19	R: 0	H: 1	E: 0	K: 0	S: 5	R: 1	H: 1	E: 0	K: 1	S: 9	R: 0	H: 0	E: 0	K: 1	S: 9	R: 0	H: 0	E: 0	K: 0	S: 10
	LOB: 0	BB: 0	P: 11	LOB: 1	BB: 1	P: 29	LOB: 0	BB: 0	P: 12	LOB: 1	BB: 2	P: 36	LOB: 0	BB: 0	P: 10	LOB: 0	BB: 0	P: 15	LOB: 0	BB: 0	P: 18	LOB: 0	BB: 1	P: 18	LOB: 0	BB: 0	P: 11	LOB: 0	BB: 0	P: 11	LOB: 0	BB: 0	P: 18	LOB: 0	BB: 0	P: 18	LOB: 0	BB: 0	P: 18	

PITCHER	IP	WLS	BF	H	R	ER	SO	BB	IBB	HBP	BLK	WP	HR	S	P	ERA	WHIP
Willie Blair, R (1, 1) ERA: 4.25	3.2	L	19	5	7	7	3	3	0	0	0	0	1	46	83	17.18	2.182
Andres Berumen, R (4, 1) ERA: 5.88	2.1		10	3	1	1	1	0	0	0	0	0	1	17	30	3.86	1.286
Dustin Hermanson, R (7, 1) ERA: 6.66	2.0		7	0	0	0	1	1	0	0	0	0	0	19	29	0.00	0.500

BOTTOM

San Diego Padres @ Cincinnati Reds
Riverfront Stadium, Cincinnati, OH

Thu Sep 14 1995, 3:33 AM EDT
Att. 18,672 - Sunny - 76 F

livebaseballscorecards.com

AB	31
R	8
H	8
RBI	8
BB	4
SO	5
LOB	9



WP	HR	S	P	ERA	WHIP
0	0	18	18	0.00	0.500

Batter	1	2	3	4	5	6	7	8	9	AB R H RBI BB SO LOB	TOP																										
Brian McRae, S (1, 8) OBP: 0.355, SLG: 0.451 Scott Bullett, L (8, 8) OBP: 0.303, SLG: 0.415	2-3 K		0-0 G5-3			2-2 CS 1B		3-3 K	0-1 S 1B	4 0 1 0 0 2 0 1 0 1 0 0 0 0																											
Todd Haney, R (1, 4) OBP: 0.453, SLG: 0.614 Randy Myers, L (9, 1)	3-2 G6-3			1-1 2B		3-2 FC4-6 1B		1-2 E8 1B BB 1B	2-2 G5-3	5 1 3 0 0 0 1 0 0 0 0 0 0 0																											
Mark Grace, L (1, 3) OBP: 0.390, SLG: 0.501	0-1 2B			0-1 F8		3-1 FC4-6 FC5-4 1-2f		0-0 BB BB WP 1B	4-2 BB	4 1 2 0 1 0 2																											
Sammy Sosa, R (1, 9) OBP: 0.345, SLG: 0.516	1-0 F7			0-3 K		0-0 FC5-4 1-2f		4-2 WP BB 3B BB	1-3 K	4 1 0 0 1 2 5																											
Shawon Dunston, R (1, 6) OBP: 0.327, SLG: 0.504				0-0 F9				1-3 K		4 0 1 0 0 1 4																											
Ozzie Timmons, R (1, 7) OBP: 0.310, SLG: 0.452				0-2 F7		1-2 HR		4-0 WP 3B BB		3 2 1 2 1 0 1																											
José Hernández, R (1, 5) OBP: 0.276, SLG: 0.497				3-1 G6-4-3 1-2f		0-1 G5-3		2-2 1B 2B 3B		4 1 2 2 0 0 1																											
Scott Servais, R (1, 2) OBP: 0.364, SLG: 0.518				3-1 F9		2-1 G4-3		2-2 2B 1B		4 0 1 1 0 0 1																											
Frank Castillo, R (1, 1) OBP: 0.143, SLG: 0.111 Rey Sanchez, R (9, 4) OBP: 0.312, SLG: 0.374				1-0 G4-3		0-3 K		1-3 K	0-1 G5-3	4 0 0 0 0 2 1 0 0 0 0 0 0 0																											
Inning Stats	R: 0 E: 0 K: 1 S: 9	H: 1 LOB: 1 BB: 0 P: 15	R: 0 E: 0 K: 0 S: 7	H: 1 LOB: 0 BB: 0 P: 12	R: 0 E: 0 K: 0 S: 4	H: 0 LOB: 0 BB: 0 P: 8	R: 0 E: 0 K: 1 S: 9	H: 1 LOB: 1 BB: 0 P: 10	R: 1 E: 0 K: 1 S: 10	H: 1 LOB: 0 BB: 0 P: 13	R: 0 E: 0 K: 0 S: 9	H: 2 LOB: 1 BB: 0 P: 17	R: 1 E: 0 K: 1 S: 15	H: 2 LOB: 1 BB: 0 P: 21	R: 4 E: 1 K: 2 S: 19	H: 3 LOB: 1 BB: 2 P: 34	R: 0 E: 0 K: 1 S: 12	H: 1 LOB: 2 BB: 1 P: 19	1B: 7 2B: 3 3B: 1 HR: 1	SF: 0 SAC: 0 DP: 1 HBP: 0	WP: 1 PB: 0 SB: 1 CS: 1	PA: 40															
PITCHER	IP WLS BF H R ER SO BB IBB HBP BLK WP HR S P ERA WHIP																																				
Glenn Dishman, L (1, 1) ERA: 4.78	6.2		25	7	2	2	3	0	0	0	0	0	1	54	84	2.70	1.050																				
Doug Bochtler, R (7, 1) ERA: 2.63	0.2	L	6	3	3	3	2	1	0	0	0	0	0	20	31	40.50	6.000																				
Bryce Florie, R (8, 1) ERA: 3.14	0.1		3	1	1	1	1	1	0	0	0	1	0	7	14	27.00	6.000																				
Brian Williams, R (8, 1) ERA: 6.71	0.1		1	0	0	0	0	0	0	0	0	0	0	1	1	0.00	0.000																				
Tim Worrell, R (9, 1) ERA:	1.0		5	1	0	0	1	1	0	0	0	0	0	12	19	0.00	2.000																				

Chicago Cubs @ San Diego Padres
Jack Murphy Stadium, San Diego, CA

Fri Sep 15 1995, 10:05 PM EDT
Att. 20,116 - Unknown - 69 F

livebaseballscorecards.com

AB	37
R	6
H	12
RBI	5
BB	3
SO	7
LOB	16



Batter	1	2	3	4	5	6	7	8	9	AB R H RBI BB SO LOB
Steve Finley, L (1, 8) OBP: 0.369, SLG: 0.436 Ray McDavid, L (8, 8) OBP: 0.500, SLG: 0.333	2-2 G4-3		0-0 F7		1-1 P5			2-3 K	4-1 BB	3 0 0 0 0 0 1 0 0 0 1 1 0
Jody Reed, R (1, 4) OBP: 0.354, SLG: 0.317 Brian Johnson, R (9, PH) OBP: 0.286, SLG: 0.344	0-0 HR		1-0 G5-3			3-2 G4-3		0-1 F7	0-0 G2-3	4 1 1 1 0 0 0 1 0 0 0 0 0 3
Tony Gwynn, L (1, 9) OBP: 0.400, SLG: 0.474	0-1 L9		0-1 G6-3			0-1 1B 2B		0-1 1B 1B		4 1 2 0 0 0 0
Ken Caminiti, S (1, 5) OBP: 0.373, SLG: 0.465	4-2 BB BB			1-3 K		0-0 1B		0-0 1B		3 0 2 1 1 1 0
Scott Livingstone, L (1, 3) OBP: 0.371, SLG: 0.475 Doug Bochtler, R (7, 1) Bryce Florie, R (8, 1) Brian Williams, R (8, 1) Phil Plantier, L (8, PH) OBP: 0.336, SLG: 0.383 Tim Worrell, R (9, 1)	4-0 1-2 BB			3-2 G3		1-2 F9		2-3 K		2 0 0 0 1 0 1 0 0 0 0 0 0 0 0 0 0 0 0 0 0 0 0 0 0 0 0 0 1 0 0 0 0 1 2 0 0 0 0 0 0 0
Marc Newfield, R (1, 7) OBP: 0.256, SLG: 0.410	3-1 F9			1-2 FC6-4 1B		0-0 L5			0-0 F8	4 0 1 0 0 0 3
Brad Ausmus, R (1, 2) OBP: 0.349, SLG: 0.397		1-0 G6-3		0-0 FC6-4 1-2f			0-0 G6-3		0-3 K	4 0 0 0 0 1 1
Andujar Cedeno, R (1, 6) OBP: 0.272, SLG: 0.319		1-1 G5-3			0-0 F8		1-2 L1		3-1 BB BB HBP	3 0 0 0 0 0 0
Glenn Dishman, R (1, 1) OBP: 0.226, SLG: 0.207 Roberto Petagine, L (7, 3) OBP: 0.374, SLG: 0.391		0-1 G6-3			0-1 G4-3		1-3 K		4-2 BB 1-2 BB	2 0 0 0 0 0 0 1 0 0 0 1 1 0

Inning Stats	R: 1 E: 0 K: 0 S: 11	H: 1 LOB: 2 BB: 2 P: 24	R: 0 E: 0 K: 0 S: 5	H: 0 LOB: 0 BB: 0 P: 7	R: 0 E: 0 K: 0 S: 4	H: 0 LOB: 0 BB: 0 P: 5	R: 0 E: 0 K: 1 S: 13	H: 1 LOB: 1 BB: 0 P: 18	R: 0 E: 0 K: 0 S: 5	H: 0 LOB: 0 BB: 0 P: 6	R: 1 E: 0 K: 0 S: 15	H: 2 LOB: 1 BB: 0 P: 19	R: 0 E: 0 K: 1 S: 8	H: 0 LOB: 0 BB: 0 P: 10	R: 0 E: 0 K: 2 S: 12	H: 2 LOB: 2 BB: 0 P: 16	R: 0 E: 0 K: 1 S: 11	H: 0 LOB: 3 BB: 2 P: 22	1B: 4 2B: 1 3B: 0 HR: 1	SF: 0 SAC: 0 DP: 0 HBP: 1	WP: 0 PB: 0 SB: 0 CS: 0	PA: 38
--------------	-------------------------------	----------------------------------	------------------------------	---------------------------------	------------------------------	---------------------------------	-------------------------------	----------------------------------	------------------------------	---------------------------------	-------------------------------	----------------------------------	------------------------------	----------------------------------	-------------------------------	----------------------------------	-------------------------------	----------------------------------	----------------------------------	------------------------------------	----------------------------------	--------

PITCHER	IP	WLS	BF	H	R	ER	SO	BB	IBB	HBP	BLK	WP	HR	S	P	ERA	WHIP
Frank Castillo, R (1, 1) ERA: 2.98	8.2	W	37	6	2	2	5	4	0	1	0	0	1	83	126	2.08	1.154
Randy Myers, L (9, 1) ERA: 4.2	0.1	S	1	0	0	0	0	0	0	0	0	0	0	1	1	0.00	0.000


BOTTOM

Chicago Cubs @ San Diego Padres
Jack Murphy Stadium, San Diego, CA

Fri Sep 15 1995, 10:05 PM EDT
Att: 20,116 - Unknown - 69 F

livebaseballscorecards.com

AB	33
R	2
H	6
RBI	2
BB	4
SO	5
LOB	10



Batter	1	2	3	4	5	6	7	8	9	AB R H RBI BB SO LOB	TOP										
Brian McRae, S (1, 8) OBP: 0.356, SLG: 0.453 Larry Casian, R (7, 1) Mike Walker, R (8, 1) Mark Parent, R (9, PH) OBP: 0.291, SLG: 0.457	0-0 G4-3		0-0 1B		3-2 2B		0-0 G4-3		0-3 K	4 1 2 0 0 0 0 0 0 0 0 0 0 0 0 0 0 0 0 0 0 1 0 0 0 0 1 1	<p>Chicago Cubs @ San Diego Padres</p> <p>Jack Murphy Stadium, San Diego, CA</p> <p>Sat Sep 16 1995, 10:05 PM EDT</p> <p>Att. 12,455 - Unknown - 69 F</p>										
Todd Haney, R (1, 4) OBP: 0.435, SLG: 0.581	1-1 L9		3-2 G6-3		0-0 G6-3		2-2 1B		3-2 FC6-4	5 0 1 0 0 0 3											
Mark Grace, L (1, 3) OBP: 0.389, SLG: 0.501	2-2 G4-3			0-0 E6 HR	1-2 2B		0-0 G4-3			4 1 1 1 0 0 1											
Sammy Sosa, R (1, 9) OBP: 0.346, SLG: 0.528		0-0 G5-3		1-0 HR	1-1 P4			1-0 HR		4 2 2 3 0 0 1											
Luis Gonzalez, L (1, 7) OBP: 0.344, SLG: 0.448		1-1 G3		0-0 P5		1-0 FC5-4 1B		2-2 G4-3		4 0 1 0 0 0 0											
Shawon Dunston, R (1, 6) OBP: 0.326, SLG: 0.501		3-2 1B		2-2 G5-3		0-1 F9		0-1 F9		4 0 1 0 0 0 1											
Howard Johnson, S (1, 5) OBP: 0.268, SLG: 0.328		1-3 K		0-0 1B		2-3 K		0-0 F9		4 0 1 0 0 2 2											
Scott Servais, R (1, 2) OBP: 0.359, SLG: 0.509			3-3 K	1-2 G6-3		1-1 FC5-4		0-1 G5-3		4 0 0 0 0 1 2											
Steve Trachsel, R (1, 1) OBP: 0.250, SLG: 0.267 Roberto Rivera, L (3, 1) Matt Franco, L (5, PH) Dave Swartzbaugh, R (5, 1) José Hernández, R (7, PH) OBP: 0.278, SLG: 0.495			2-3 K		0-1 L9		2-3 K		4-2 FC6-4 BB	1 0 0 0 0 0 1 0 0 0 0 0 0 0 0 0 1 0 0 0 0 0 0 0 0 0 0 0 0 0 0 0 1 0 0 0 1 1 0											
Inning Stats	R: 0 E: 0 K: 0 S: 6	H: 0 LOB: 0 BB: 0 P: 9	R: 0 E: 0 K: 1 S: 11	H: 1 LOB: 1 BB: 0 P: 16	R: 0 E: 0 K: 2 S: 13	H: 1 LOB: 1 BB: 0 P: 21	R: 2 E: 1 K: 0 S: 13	H: 2 LOB: 1 BB: 0 P: 17	R: 1 E: 0 K: 0 S: 11	H: 2 LOB: 1 BB: 0 P: 16	R: 0 E: 0 K: 1 S: 8	H: 1 LOB: 1 BB: 0 P: 12	R: 0 E: 0 K: 1 S: 9	H: 1 LOB: 1 BB: 0 P: 13	R: 1 E: 0 K: 0 S: 9	H: 1 LOB: 0 BB: 0 P: 12	R: 0 E: 0 K: 1 S: 11	H: 0 LOB: 1 BB: 1 P: 18	1B: 5 2B: 2 3B: 0 HR: 2	SF: 0 SAC: 0 DP: 0 HBP: 0	WP: 0 PA: 38 PB: 0 SB: 0 CS: 0
PITCHER	IP WLS BF H R ER SO BB IBB HBP BLK WP HR S P ERA WHIP																				
Andy Ashby, R (1, 1) ERA: 3.18	7.0 W 30 8 3 2 5 0 0 0 0 0 0 1 71 104 2.57 1.143																				
Dustin Hermanson, R (8, 1) ERA: 6.75	1.0 4 1 1 1 0 0 0 0 0 0 0 1 9 12 9.00 1.000																				
Andres Berumen, R (9, 1) ERA: 5.74	1.0 4 0 0 0 1 1 0 0 0 0 0 0 11 18 0.00 1.000																				

livebaseballscorecards.com

AB	37
R	4
H	9
RBI	4
BB	1
SO	6
LOB	11



Batter	1	2	3	4	5	6	7	8	9
Ray McDavid, L OBP: 0.300, SLG: 0.222 (1, 8)	2-1 F8	1-1 E S 1B	2-1 F7	3-2 P5		2-2 G4-6-3		1-3 K	
Jody Reed, R OBP: 0.355, SLG: 0.324 (1, 4)	1-0 HR	1-0 F9	4-2 1B 1B		1-3 K		1-2 G6-3		
Tony Gwynn, L OBP: 0.402, SLG: 0.475 Phil Clark, R OBP: 0.280, SLG: 0.322 (1, 9) (9, 9)	0-0 G4-3	1-1 1B BB 1B	0-0 1B 1B		1-1 CS 1B		1-0 G4-1		
Ken Caminiti, S OBP: 0.379, SLG: 0.481 Dustin Hermanson, R Andres Berumen, R (1, 5) (8, 1) (9, 1)	3-0 HR	4-1 SAFE 1B	0-0 1B 1B		4-2 1-2 BB		3-2 HR		
Scott Livingstone, L OBP: 0.377, SLG: 0.475 (1, 3) (8, 5)	4-2 BB BB	0-0 1-2 2-3 1B	0-0 1-2 2-H 1B		0-0 F9		2-2 P6		
Marc Newfield, R OBP: 0.256, SLG: 0.400 Melvin Nieves, S OBP: 0.265, SLG: 0.347 (1, 7) (8, 7)	4-2 SAFE 1-2 BB	2-3 K		1-2 F8		3-2 E 1B 1B		0-0 G5-3	
Archi Cianfrocco, R OBP: 0.336, SLG: 0.472 (1, 6) (8, 3)	1-1 L3		2-0 SH5-4 1B 1B	2-1 3B 1B		2-2 1-2 1B 1B		0-0 G5-3 1B	
Brad Ausmus, R OBP: 0.354, SLG: 0.407 Brian Johnson, R OBP: 0.284, SLG: 0.342 (1, 2) (8, PH) (9, 2)		4-0 1B SH3 E BB	0-0 SH5-4 1B 1B	1-1 1-H 3B		0-2 E3 1B 1-2 2-3		1-0 G5-3 1-2	
Andy Ashby, R OBP: 0.178, SLG: 0.182 Ray Holbert, R OBP: 0.284, SLG: 0.241 (1, 1) (8, 6)		1-0 SH3	0-0 SH5-4	0-3 K		1-1 G4-6-3 1-3 2-H 3-H 1B		4-2 BB	

Inning Stats	R: 2	H: 2	E: 0	K: 0	S: 12	R: 2	H: 3	E: 0	K: 1	S: 11	R: 4	H: 5	E: 0	K: 0	S: 10	R: 1	H: 2	E: 0	K: 1	S: 13	R: 0	H: 1	E: 0	K: 1	S: 9	R: 2	H: 2	E: 2	K: 0	S: 14	R: 1	H: 1	E: 0	K: 0	S: 11	R: 0	H: 1	E: 0	K: 1	S: 11		
	LOB: 2	BB: 2	LOB: 3	BB: 2	P: 25	LOB: 2	BB: 1	LOB: 1	BB: 0	P: 20	LOB: 1	BB: 1	LOB: 1	BB: 1	P: 15	LOB: 0	BB: 0	LOB: 0	BB: 0	P: 22	LOB: 0	BB: 0	LOB: 0	BB: 0	P: 18	LOB: 2	BB: 1	LOB: 2	BB: 1	P: 17	LOB: 0	SAC: 2	DP: 1	HBP: 0	1B: 13	2B: 0	3B: 1	HR: 3	SF: 0	SAC: 2	DP: 1	HBP: 0


PITCHER	IP	WLS	BF	H	R	ER	SO	BB	IBB	HBP	BLK	WP	HR	S	P	ERA	WHIP
Steve Trachsel, R ERA: 5.21 (1, 1)	2.2	L	21	8	8	8	1	5	0	0	0	0	2	31	68	27.00	4.875
Roberto Rivera, L ERA: 2.7 (3, 1)	1.1		7	4	1	1	1	0	0	0	0	0	0	15	22	6.75	3.000
Dave Swartzbaugh, R ERA: (5, 1)	2.0		9	3	2	0	1	1	0	0	0	0	0	23	37	0.00	2.000
Larry Casian, L ERA: 2.37 (7, 1)	1.0		4	1	1	1	0	0	0	0	0	0	1	11	18	9.00	1.000
Mike Walker, R ERA: 2.95 (8, 1)	1.0		5	1	0	0	1	1	0	0	0	0	0	11	17	0.00	2.000

BOTTOM

Chicago Cubs @ San Diego Padres
Jack Murphy Stadium, San Diego, CA
 Sat Sep 16 1995, 10:05 PM EDT
 Att: 12,455 - Unknown - 69 F

AB	R	H	RBI	BB	SO	LOB
6	1	1	0	0	1	6
4	2	1	1	1	1	2
5	1	3	3	0	0	0
0	0	0	0	0	0	0
3	2	3	3	2	0	0
0	0	0	0	0	0	0
0	0	0	0	0	0	0
4	0	2	1	1	0	1
3	1	0	0	1	1	3
1	0	0	0	0	0	0
5	3	4	0	0	0	2
3	2	2	1	1	0	2
1	0	0	0	0	0	1
2	0	1	2	0	1	1
0	0	0	0	1	0	0

AB	37
R	12
H	17
RBI	11
BB	7
SO	4
LOB	18



WP	0	PA	46
PB	0	SB	1
CS	1		

PITCHER	IP	WLS	BF	H	R	ER	SO	BB	IBB	HBP	BLK	WP	HR	S	P	ERA	WHIP
Steve Trachsel, R ERA: 5.21 (1, 1)	2.2	L	21	8	8	8	1	5	0	0	0	0	2	31	68	27.00	4.875
Roberto Rivera, L ERA: 2.7 (3, 1)	1.1		7	4	1	1	1	0	0	0	0	0	0	15	22	6.75	3.000
Dave Swartzbaugh, R ERA: (5, 1)	2.0		9	3	2	0	1	1	0	0	0	0	0	23	37	0.00	2.000
Larry Casian, L ERA: 2.37 (7, 1)	1.0		4	1	1	1	0	0	0	0	0	0	1	11	18	9.00	1.000
Mike Walker, R ERA: 2.95 (8, 1)	1.0		5	1	0	0	1	1	0	0	0	0	0	11	17	0.00	2.000

Batter	1	2	3	4	5	6	7	8	9	AB R H RBI BB SO LOB	TOP									
Brian McRae, S OBP: 0.355, SLG: 0.449 (1, 8)	3-2 F7	3-2 F8			4-0 1B BB		0-1 P4		2-2 G6-3 1-2f	4 0 0 0 1 0 4										
Todd Haney, R OBP: 0.452, SLG: 0.591 (1, 4)	3-2 1B		3-2 F9		0-1 1-2 1B		1-1 FC6-4 2-H 1B			4 0 3 1 0 0 0										
Mark Grace, L OBP: 0.388, SLG: 0.499 (1, 3)	1-1 1-2 1B		1-0 L9		3-3 K		2-2 FC6-4 1-2f			4 0 1 0 0 1 3										
Sammy Sosa, R OBP: 0.344, SLG: 0.523 (1, 9)	3-3 K		1-3 K		3-3 K		2-3 K			4 0 0 0 0 4 5										
Shawon Dunston, R OBP: 0.324, SLG: 0.496 (1, 6)	2-0 G5-3			0-1 F8	2-1 G1-3			1-0 F9		4 0 0 0 0 0 4										
José Hernández, R OBP: 0.278, SLG: 0.487 (1, 5)		3-2 F7		4-1 HR BB		0-0 F7		0-1 L8		3 1 0 0 1 0 0										
Mark Parent, R OBP: 0.294, SLG: 0.470 (1, 2)		0-0 SH1-4 1B		2-2 1-H HR		3-3 K		0-0 F9		4 1 2 2 0 1 0										
Luis Gonzalez, L OBP: 0.345, SLG: 0.447 (1, 7)		0-0 SH1-4 1B		0-1 L9		0-3 K			4-1 G6-3 BB	3 0 1 0 1 1 0										
Kevin Foster, R Terry Adams, R Mike Walker, R Mike Hubbard, R Roberto Rivera, L Anthony Young, R Matt Franco, L Turk Wendell, L Mike Perez, R Ozzie Timmons, R		0-1 SH1-4		2-0 F8			2-2 1B 2B		2-2 F9	0 0 0 0 0 0 0 0 0 0 0 0 0 0 0 0 0 0 0 0 0 0 0 0 0 0 0 0 0 0 0 0 0 0 0 0 0 0 0 0 0 0 0 0 0 0 0 0 0 0 0 0 0 0 0 0 0 0 0 0 0 0 0 0 0 0 0 0 0 0 0 0 0 0 0 0 0 0 0 0 1 0 0 0 0 0 0 0 1 0 0 0 0 0 0 0										
Inning Stats	R: 0 E: 0 K: 1 S: 16	H: 2 LOB: 2 BB: 0 P: 28	R: 0 E: 0 K: 0 S: 11	H: 2 LOB: 2 BB: 0 P: 17	R: 0 E: 0 K: 1 S: 9	H: 0 LOB: 0 BB: 0 P: 14	R: 2 E: 0 K: 0 S: 9	H: 1 LOB: 0 BB: 1 P: 17	R: 0 E: 0 K: 2 S: 7	H: 0 LOB: 0 BB: 0 P: 10	R: 1 E: 0 K: 1 S: 14	H: 2 LOB: 1 BB: 0 P: 21	R: 0 E: 0 K: 0 S: 4	H: 0 LOB: 0 BB: 0 P: 5	R: 0 E: 0 K: 0 S: 7	H: 0 LOB: 0 BB: 1 P: 15	1B: 6 2B: 1 3B: 0 HR: 1	SF: 0 SAC: 1 DP: 1 HBP: 0	WP: 0 PA: 37 PB: 0 SB: 0 CS: 0	
PITCHER	IP WLS BF H R ER SO BB IBB HBP BLK WP HR S P ERA WHIP																			
Fernando Valenzuela, L ERA: 4.98 (1, 1)	5.0 W 23 6 2 2 4 2 0 0 0 0 0 1 55 98 3.60 1.600																			
Tim Worrell, R ERA: 1.04 (6, 1)	2.0 8 2 1 1 3 0 0 0 0 0 0 0 21 31 4.50 1.000																			
Ron Villone, L ERA: 6.18 (8, 1)	1.0 3 0 0 0 0 0 0 0 0 0 0 0 4 5 0.00 0.000																			
Trevor Hoffman, R ERA: 4.2 (9, 1)	1.0 3 0 0 0 0 1 0 0 0 0 0 0 7 15 0.00 1.000																			

Chicago Cubs @ San Diego Padres
Jack Murphy Stadium, San Diego, CA
 Sun Sep 17 1995, 6:33 AM EDT
 Att. 13,846 - Sunny - 73 F

livebaseballscorecards.com

AB	33
R	3
H	8
RBI	3
BB	3
SO	7
LOB	17



Batter	1	2	3	4	5	6	7	8	9	AB R H RBI BB SO LOB	TOP			
Eric Young Sr. R (1, 4) OBP: 0.395, SLG: 0.448 Jason Bates S (9, 4) OBP: 0.356, SLG: 0.423	1-1 P4	3-2 L4		0-1 1B		3-2 1B			4-1 SH3 1B BB	4 1 2 1 1 0 3 0 0 0 0 0 0 0				
Joe Girardi R (1, 2) OBP: 0.312, SLG: 0.363	1-3 K		1-0 G5-3 F7 HBP	1-0 F7		3-2 G1-5-3			0-0 SH3 1-2	3 0 0 0 0 1 2				
Dante Bichette R (1, 7) OBP: 0.362, SLG: 0.621	2-1 2B		0-1 F7 1-2		1-3 K		2-0 G5-3		0-0 1B 2-H 1B	5 0 2 1 0 1 1				
Larry Walker L (1, 9) OBP: 0.380, SLG: 0.604	2-1 L6		0-1 G5-3 2-3		3-1 HR		0-2 F8		0-0 F7	5 1 1 1 0 0 3				
Andres Galarraga R (1, 3) OBP: 0.336, SLG: 0.519		0-0 BB 1B	1-0 F8		2-1 2B		2-2 F9		1-2 1B 1-3	5 0 3 0 0 0 1				
Ellis Burks R (1, 8) OBP: 0.375, SLG: 0.535		4-1 BB 1-2 BB		0-0 2B	3-2 P3			1-1 WP 3B	1-1 F8	4 2 2 0 1 0 3				
Vinny Castilla R (1, 5) OBP: 0.351, SLG: 0.579		3-3 K		0-0 G4-3 1B 2B	1-3 K			3-3 K L3		4 1 1 1 0 3 3	AB 37 R 5 H 11 RBI 4 BB 3 SO 8 LOB 22			
Walt Weiss S (1, 6) OBP: 0.390, SLG: 0.301		4-2 1-2 2-3 BB		0-0 F7		3-2 F7		1-1 L3		3 0 0 0 1 0 2				
Kevin Ritz R (1, 1) OBP: 0.255, SLG: 0.209 Bruce Ruffin S (8, 1)		2-3 K		3-2 G4-3		2-3 K		0-3 K		4 0 0 0 0 3 4 0 0 0 0 0 0 0				
Inning Stats	R: 0 H: 1 E: 0 LOB: 1 K: 1 BB: 0 S: 9 P: 15	R: 0 H: 1 E: 0 LOB: 3 K: 2 BB: 2 S: 15 P: 31	R: 0 H: 0 E: 0 LOB: 1 K: 0 BB: 0 S: 5 P: 7	R: 2 H: 3 E: 0 LOB: 1 K: 0 BB: 0 S: 9 P: 13	R: 1 H: 2 E: 0 LOB: 1 K: 2 BB: 0 S: 16 P: 26	R: 0 H: 1 E: 0 LOB: 1 K: 1 BB: 0 S: 15 P: 26	R: 0 H: 0 E: 0 LOB: 0 K: 0 BB: 0 S: 7 P: 11	R: 1 H: 1 E: 0 LOB: 0 K: 2 BB: 0 S: 11 P: 17	R: 1 H: 2 E: 0 LOB: 2 K: 0 BB: 1 S: 10 P: 16	1B: 5 SF: 0 2B: 5 SAC: 1 3B: 1 DP: 1 HR: 1 HBP: 1	WP: 1 PA: 42 PB: 0 SB: 0 CS: 0			
PITCHER	IP WLS BF H R ER SO BB IBB HBP BLK WP HR S P ERA WHIP												PITCHER	IP WLS BF H R ER SO BB IBB HBP BLK WP HR S P ERA WHIP
Joey Hamilton R (1, 1) ERA: 3.17	5.0 L 25 7 3 3 5 2 0 1 0 0 1 54 92 5.40 1.800													
Brian Williams R (6, 1) ERA: 6.54	3.0 11 2 1 1 3 0 0 0 0 1 0 33 54 3.00 0.667													
Dustin Hermanson R (9, 1) ERA: 6.83	1.0 6 2 1 1 0 1 0 0 0 0 0 10 16 9.00 3.000													

Colorado Rockies @ San Diego Padres
 Jack Murphy Stadium, San Diego, CA
 Mon Sep 18 1995, 10:05 PM EDT
 Att. 10,596 - Unknown - 68 F

livebaseballscorecards.com



Batter	1	2	3	4	5	6	7	8	9	AB	R	H	RBI	BB	SO	LOB
Brad Ausmus, R OBP: 0.351, SLG: 0.406 (1, 2)	0-0 G4-3		2-2 F8			1-0 F8		1-1 2B		4	0	1	1	0	0	0
Jody Reed, R OBP: 0.354, SLG: 0.321 (1, 4)	1-2 FC6-4 1B		2-1 FC3-6 HBP			1-1 G5-3		2-1 L8		3	0	1	0	0	0	1
Tony Gwynn, L OBP: 0.397, SLG: 0.468 (1, 9)	0-1 FC6-4 1-2f		0-0 FC3-6 1-2f			0-2 G4-3		1-2 G6-3		4	0	0	0	0	0	3
Ken Caminiti, S OBP: 0.379, SLG: 0.494 (1, 5)	1-3 K			2-3 K		0-1 G4-3		1-1 G4-3		4	0	0	0	0	2	1
Scott Livingstone, L OBP: 0.379, SLG: 0.476 (1, 3)		0-0 G6-3		2-0 G4-3		0-0 L3		4-2 1B BB		3	0	0	0	0	0	0
Eddie Williams, R OBP: 0.329, SLG: 0.440 (9, PH)										0	0	0	0	0	1	0
Phil Plantier, L OBP: 0.339, SLG: 0.399 (1, 7)		1-3 K		2-1 G1-3		1-0 1B		0-0 F8		3	0	1	0	0	1	0
Phil Clark, R OBP: 0.284, SLG: 0.319 (9, PH)										1	0	0	0	0	0	1
Melvin Nieves, S OBP: 0.269, SLG: 0.363 (1, 8)		4-2 BB				3-3 K		0-1 FC6-4 1B		2	0	0	0	1	2	1
Marc Newfield, R OBP: 0.262, SLG: 0.405 (9, PH)										1	0	1	0	0	0	0
Archi Cianfrocco, R OBP: 0.331, SLG: 0.456 (1, 6)		2-1 F9		0-0 F9				3-2 E5 2B		4	1	0	0	0	0	3
Joey Hamilton, R OBP: 0.141, SLG: 0.148 (1, 1)			1-1 G4-3			2-2 G1-3		3-1 F7		1	0	0	0	0	0	0
Ray McDavid, L OBP: 0.267, SLG: 0.154 (5, PH)										1	0	0	0	0	0	0
Brian Williams, R (6, 1)										0	0	0	0	0	0	0
Roberto Petagine, L OBP: 0.369, SLG: 0.385 (8, PH)										1	0	0	0	0	0	1
Dustin Hermanson, R (9, 1)										0	0	0	0	0	0	0

Inning Stats	R: 0	H: 1	E: 0	K: 1	S: 10	LOB: 1	BB: 0	P: 12	R: 0	H: 0	E: 0	K: 1	S: 8	LOB: 1	BB: 1	P: 15	R: 0	H: 0	E: 0	K: 0	S: 7	LOB: 0	BB: 0	P: 12	R: 0	H: 0	E: 0	K: 1	S: 7	LOB: 0	BB: 0	P: 11	R: 0	H: 0	E: 0	K: 0	S: 6	LOB: 0	BB: 0	P: 8	R: 0	H: 1	E: 0	K: 1	S: 8	LOB: 1	BB: 0	P: 12	R: 1	H: 1	E: 1	K: 0	S: 13	LOB: 1	BB: 0	P: 23	R: 0	H: 1	E: 0	K: 0	S: 10	LOB: 2	BB: 1	P: 15	1B: 3	2B: 1	3B: 0	HR: 0	SF: 0	SAC: 0	DP: 0	HBP: 1	WP: 0	PB: 0	SB: 0	CS: 0	PA: 35
Kevin Ritz, R ERA: 4.18 (1, 1)	IP	WLS	BF	H	R	ER	SO	BB	IBB	HBP	BLK	WP	HR	S	P	ERA	WHIP																																																												
Bruce Ruffin, L ERA: 2.03 (8, 1)	1.1	S	6	1	0	0	0	1	0	0	0	0	0	13	19	0.00	1.500																																																												
PITCHER	IP	WLS	BF	H	R	ER	SO	BB	IBB	HBP	BLK	WP	HR	S	P	ERA	WHIP	IP	WLS	BF	H	R	ER	SO	BB	IBB	HBP	BLK	WP	HR	S	P	ERA	WHIP																																											


BOTTOM

Colorado Rockies @ San Diego Padres
Jack Murphy Stadium, San Diego, CA

Mon Sep 18 1995, 10:05 PM EDT
Att: 10,596 - Unknown - 68 F

livebaseballscorecards.com

AB	32
R	1
H	4
RBI	1
BB	2
SO	5
LOB	11



Batter	1	2	3	4	5	6	7	8	9	AB	R	H	RBI	BB	SO	LOB	TOP							
Eric Young Sr. R (1, 4) OBP: 0.396, SLG: 0.452 Jason Bates S (7, 4) OBP: 0.355, SLG: 0.422	1-2 G6-3		3-1 G6-3		2-2 1B 2B	1-1 G6-4-3 1B		1-2 G3		4	1	2	0	0	0	0								
Joe Girardi R (1, 2) OBP: 0.312, SLG: 0.361 Jayhawk Owens R (8, 2) OBP: 0.304, SLG: 0.581	1-3 K		4-0 BB		0-0 G6-3	3-2 G6-4-3 1-2f		2-1 G3		3	0	0	0	1	1	2								
Dante Bichette R (1, 7) OBP: 0.364, SLG: 0.620 (8, 9)	4-1 2B BB		1-3 K		0-0 HR 1B		0-0 P2		0-0 2B 1B	4	2	2	1	1	1	1								
Larry Walker L (1, 9) OBP: 0.379, SLG: 0.603 Harvey Pulliam R (8, 7)	1-0 1-H 2B			3-1 F8	0-1 P4		1-3 K		1-3 K	4	0	1	1	0	1	1								
Andres Galarraga R (1, 3) OBP: 0.337, SLG: 0.525 Mike Munoz L (7, 1) OBP: 0.750, SLG: 1.000 Mike Kingery L (9, PH) OBP: 0.354, SLG: 0.414	2-1 F9			2-2 G5-3	0-0 1-H HR		1-2 1B		0-0 1-3 2B	4	1	2	2	0	0	1								
Ellis Burks R (1, 8) OBP: 0.376, SLG: 0.529		0-3 K		4-2 BB WP BB	4-0 1B BB		1-1 F7		3-3 K	3	0	0	0	2	2	3								
Vinny Castilla R (1, 5) OBP: 0.350, SLG: 0.577		1-1 G4-3		1 SAFE 0-3 K BB	0-0 1-2 1B		1-0 G6-3			4	0	1	0	0	1	1								
Walt Weiss S (1, 6) OBP: 0.390, SLG: 0.299 Craig Counsell L (8, PH) (8, 6)		2-1 L1		4-2 1-2 2-3 BB	2-1 F7		4-0 BB			2	0	0	0	1	0	2								
Armando Reynoso R (1, 1) OBP: 0.179, SLG: 0.148 Marvin Freeman R (4, 1) OBP: 0.126, SLG: 0.217 Lance Painter L (4, 1) OBP: 0.230, SLG: 0.222 Steve Reed R (5, 1) OBP: 0.333, SLG: 0.333 Trenidad Hubbard R (6, PH) OBP: 0.400, SLG: 0.588 Darren Holmes R (6, 1) Bryan Hickerson L (6, 1) OBP: 0.750, SLG: 1.333 John Vander Wal L (7, 3) OBP: 0.396, SLG: 0.532			1-3 K	0-3 K		2-1 G1-3		0-3 K		2	0	0	0	0	2	3								
Inning Stats	R: 1 E: 0 K: 1 S: 10	H: 1 LOB: 1 BB: 1 P: 19	R: 0 E: 0 K: 1 S: 7	H: 0 LOB: 0 BB: 0 P: 10	R: 0 E: 0 K: 2 S: 8	H: 0 LOB: 1 BB: 1 P: 17	R: 0 E: 0 K: 2 S: 17	H: 0 LOB: 3 BB: 2 P: 30	R: 3 E: 0 K: 0 S: 11	H: 4 LOB: 2 BB: 1 P: 19	R: 0 E: 0 K: 0 S: 7	H: 1 LOB: 0 BB: 0 P: 13	R: 0 E: 0 K: 1 S: 9	H: 1 LOB: 1 BB: 0 P: 12	R: 0 E: 0 K: 1 S: 7	H: 0 LOB: 1 BB: 1 P: 13	R: 0 E: 0 K: 2 S: 10	H: 2 LOB: 2 BB: 0 P: 16	1B: 5 2B: 3 3B: 0 HR: 1	SF: 0 SAC: 0 DP: 1 HBP: 0	WP: 1 PB: 0 SB: 0 CS: 0	PA: 42		
PITCHER	IP WLS BF H R ER SO BB IBB HBP BLK WP HR S P ERA WHIP	IP WLS BF H R ER SO BB IBB HBP BLK WP HR S P ERA WHIP	IP WLS BF H R ER SO BB IBB HBP BLK WP HR S P ERA WHIP	IP WLS BF H R ER SO BB IBB HBP BLK WP HR S P ERA WHIP	IP WLS BF H R ER SO BB IBB HBP BLK WP HR S P ERA WHIP	IP WLS BF H R ER SO BB IBB HBP BLK WP HR S P ERA WHIP	IP WLS BF H R ER SO BB IBB HBP BLK WP HR S P ERA WHIP	IP WLS BF H R ER SO BB IBB HBP BLK WP HR S P ERA WHIP	IP WLS BF H R ER SO BB IBB HBP BLK WP HR S P ERA WHIP	IP WLS BF H R ER SO BB IBB HBP BLK WP HR S P ERA WHIP	IP WLS BF H R ER SO BB IBB HBP BLK WP HR S P ERA WHIP	IP WLS BF H R ER SO BB IBB HBP BLK WP HR S P ERA WHIP	IP WLS BF H R ER SO BB IBB HBP BLK WP HR S P ERA WHIP	IP WLS BF H R ER SO BB IBB HBP BLK WP HR S P ERA WHIP	IP WLS BF H R ER SO BB IBB HBP BLK WP HR S P ERA WHIP	IP WLS BF H R ER SO BB IBB HBP BLK WP HR S P ERA WHIP	IP WLS BF H R ER SO BB IBB HBP BLK WP HR S P ERA WHIP	IP WLS BF H R ER SO BB IBB HBP BLK WP HR S P ERA WHIP	IP WLS BF H R ER SO BB IBB HBP BLK WP HR S P ERA WHIP	IP WLS BF H R ER SO BB IBB HBP BLK WP HR S P ERA WHIP	IP WLS BF H R ER SO BB IBB HBP BLK WP HR S P ERA WHIP	IP WLS BF H R ER SO BB IBB HBP BLK WP HR S P ERA WHIP	IP WLS BF H R ER SO BB IBB HBP BLK WP HR S P ERA WHIP	IP WLS BF H R ER SO BB IBB HBP BLK WP HR S P ERA WHIP
Willie Blair R (1, 1) ERA: 4.38	5.1 W	28 6	4 4	4 4	6 6	5 0	0 0	0 0	0 0	0 0	0 0	0 0	0 0	0 0	0 0	0 0	6.75 2.062							
Bryce Florie R (6, 1) ERA: 3.11	0.2	1 0	0 0	0 0	0 0	0 0	0 0	0 0	0 0	0 0	0 0	0 0	0 0	0 0	0 0	0 0	0.00 0.000							
Doug Bochtler R (7, 1) ERA: 2.57	1.0	4 1	0 0	0 0	1 1	0 0	0 0	0 0	0 0	0 0	0 0	0 0	0 0	0 0	0 0	0.00 1.000								
Donnie Elliott R (8, 1) ERA:	2.0	9 2	0 0	0 0	3 3	1 0	0 0	0 0	0 0	0 0	0 0	0 0	0 0	0 0	0 0	0.00 1.500								

Colorado Rockies @ San Diego Padres
Jack Murphy Stadium, San Diego, CA

Tue Sep 19 1995, 10:05 PM EDT
Att. 10,321 - Unknown - 67 F

AB	36
R	4
H	9
RBI	4
BB	6
SO	10
LOB	17



Batter	1	2	3	4	5	6	7	8	9	AB	R	H	RBI	BB	SO	LOB
Ray McDavid, L Melvin Nieves, S (1, 8) (4, PH) (5, 8)	F7		PO 1B	F8 1B 2B 1B		K	G6-4-3 1-2f 2-3	HR		2	0	1	0	0	0	0
Jody Reed, R Ray Holbert, R (1, 4) (9, 4)	G6-3		PO 1-2	1B 2B 1B	1B 2B	2B 2B	1B HR 1B	P4		6	4	4	2	0	0	0
Tony Gwynn, L Donnie Elliott, R (1, 9) (8, 1)	G3			BB 2B 1B	1B	2B	HR 1B			4	3	3	0	1	0	0
Ken Caminiti, S Roberto Petagine, L (1, 5) (9, 3)		HR		2B BB 1B	1B	2B	HR			4	2	4	8	1	0	0
Scott Livingstone, L Archi Cianfrocco, R (1, 3) (7, PH) (8, 3) (9, 5)	L4			BB 2B	L7	K	1B	1B		4	1	1	2	0	1	3
Phil Plantier, L Marc Newfield, R (1, 7) (5, PH) (6, 7)	K			K	K	K	1B			2	0	0	0	0	2	2
Brian Johnson, R Bryce Florie, R Eddie Williams, R Doug Bochtler, R Phil Clark, R (1, 2) (6, 1) (6, PH) (7, 1) (7, PH) (8, 9)	G1-3			BB FC6-2 WP BB	FC6-4	F9	F9			2	1	0	0	1	0	2
Andujar Cedeno, R (1, 6)			K	FC6-2 WP BB		K 1B 2B	G6-4-3 1B BB	F8		4	2	0	0	1	2	3
Willie Blair, R Brad Ausmus, R (1, 1) (6, 2)	K		K	WP BB		2B 1B	G6-4-3 1B	G1-3		1	0	0	1	1	1	0
Inning Stats	R: 0 E: 0 K: 0 S: 8	H: 0 LOB: 0 BB: 0 P: 13	R: 1 E: 0 K: 1 S: 9	H: 1 LOB: 0 BB: 0 P: 17	R: 0 E: 0 K: 2 S: 7	H: 1 LOB: 0 BB: 0 P: 10	R: 4 E: 0 K: 1 S: 23	H: 3 LOB: 2 BB: 3 P: 48	R: 1 E: 0 K: 1 S: 15	H: 3 LOB: 2 BB: 0 P: 18	R: 4 E: 0 K: 4 S: 21	H: 3 LOB: 2 BB: 1 P: 34	R: 4 E: 0 K: 0 S: 17	H: 6 LOB: 2 BB: 1 P: 32	R: 1 E: 0 K: 0 S: 9	H: 1 LOB: 0 BB: 0 P: 15

BOTTOM

Colorado Rockies @ San Diego Padres
Jack Murphy Stadium, San Diego, CA
Tue Sep 19 1995, 10:05 PM EDT
Att: 10,321 - Unknown - 67 F

livebaseballscores.com

AB	42
R	15
H	18
RBI	14
BB	5
SO	9
LOB	23




WP: 3	PA: 48
PB: 0	
SB: 0	
CS: 0	

PITCHER	IP	WLS	BF	H	R	ER	SO	BB	IBB	HBP	BLK	WP	HR	S	P	ERA	WHIP
Armando Reynoso, R ERA: 5.6	(1, 1)	3.1	L	15	5	5	5	4	1	0	0	0	1	36	64	13.50	1.800
Marvin Freeman, R ERA: 5.89	(4, 1)	0.1		3	0	0	0	2	0	0	0	0	0	8	18	0.00	6.000
Lance Painter, L ERA: 4.4	(4, 1)	0.2		5	3	1	0	0	0	0	0	1	0	13	17	13.50	4.500
Steve Reed, R ERA: 2.06	(5, 1)	0.2		2	0	0	1	0	0	0	0	0	0	5	7	0.00	0.000
Darren Holmes, R ERA: 3.38	(6, 1)	0.1		5	2	4	4	2	0	1	0	1	0	12	22	108.00	6.000
Bryan Hickerson, L ERA: 8.57	(6, 1)	1.1		11	6	4	2	1	0	0	0	0	1	13	22	6.75	1.500
Mike Munoz, L ERA: 7.17	(7, 1)	1.1		6	2	1	0	0	0	0	0	0	1	13	22	6.75	1.500

Batter	1	2	3	4	5	6	7	8	9	AB R H RBI BB SO LOB	TOP											
Eric Young Sr., R OBP: 0.396, SLG: 0.449 Darren Holmes, R Bruce Ruffin, S Trenidad Hubbard, R OBP: 0.393, SLG: 0.547	3-2 F4		4-2 1B BB	0-0 G4-3		2-1 1B WP 1B	1-1 L3		0-3 K	4 2 1 1 1 0 2 0 0 0 0 0 0 0 0 0 0 0 0 0 0 1 0 0 0 0 0 1 1												
Joe Girardi, R OBP: 0.310, SLG: 0.358	2-1 G4-3		1-2 BB SF9 1B	0-0 G5-3		0-1 P3	2-3 K		1-0 F9	6 1 1 1 0 1 4												
Dante Bichette, R OBP: 0.368, SLG: 0.624	1-2 G6-3		0-1 SF9 BB 1B		1-1 1B 2B	1-2 PB 1B		0-0 1B 2B	0-0 G6-3	6 1 4 2 0 0 1												
Larry Walker, L OBP: 0.381, SLG: 0.600 Craig Counsell, L		2-2 FC3-6 HBP	4-2 SF9 BB		1-3 K	4-0 BB		1-1 F7		2 0 0 0 2 1 2 0 0 0 0 0 0 0												
Andres Galarraga, R OBP: 0.336, SLG: 0.522		2-1 FC3-6	1-2 SF9		1-0 FC5-2 1B	1-3 K		1-3 K		4 0 1 2 0 2 4												
Ellis Burks, R OBP: 0.371, SLG: 0.520 Mike Kingery, L OBP: 0.356, SLG: 0.414		0-3 K	0-0 L8		2-1 FC5-2 FC6-4 1B		0-2 G6-3	4-0 1B BB		4 0 0 0 0 1 4 0 0 0 0 1 0 0												
Vinny Castilla, R OBP: 0.351, SLG: 0.581	1-2 F8			0-2 F7		0-0 FC6-4		0-0 HR	2-2 1B	5 1 2 1 0 0 2												
Walt Weiss, S OBP: 0.396, SLG: 0.319 Curt Leskanic, R OBP: 0.143, SLG: 0.143			0-1 SH3-4 1B 1B	2-1 1B 1B		4-2 SH2-4 1B BB			1-0 1B 3B	4 5 4 1 1 0 0 0 0 0 0 0 0 0												
Bill Swift, R OBP: 0.229, SLG: 0.303 Steve Reed, R OBP: 0.333, SLG: 0.333 John Vander Wal, L OBP: 0.404, SLG: 0.547 Jason Bates, S OBP: 0.357, SLG: 0.423			2-0 SH3-4	0-0 G4-3 1B		0-1 SH2-4			1-1 1B	1 0 1 1 0 0 0 0 0 0 0 0 0 0 1 0 1 0 0 0 0 1 0 1 1 0 0 0												
Inning Stats	R: 0 E: 0 K: 0 S: 9	H: 0 LOB: 0 BB: 0 P: 15	R: 0 E: 0 K: 1 S: 11	H: 0 LOB: 1 BB: 0 P: 16	R: 3 E: 0 K: 0 S: 16	H: 3 LOB: 2 BB: 2 P: 28	R: 1 E: 0 K: 0 S: 9	H: 2 LOB: 1 BB: 0 P: 11	R: 1 E: 0 K: 1 S: 9	H: 2 LOB: 1 BB: 0 P: 14	R: 2 E: 0 K: 1 S: 14	H: 2 LOB: 2 BB: 2 P: 26	R: 2 E: 0 K: 1 S: 13	H: 3 LOB: 1 BB: 0 P: 16	R: 0 E: 0 K: 1 S: 12	H: 2 LOB: 2 BB: 1 P: 20	R: 1 E: 0 K: 1 S: 8	H: 2 LOB: 1 BB: 0 P: 11	1B: 10 2B: 3 3B: 1 HR: 2	SF: 1 SAC: 2 DP: 0 HBP: 1	WP: 1 PB: 1 SB: 1 CS: 0	PA: 48
PITCHER	IP WLS BF H R ER SO BB IBB HBP BLK WP HR S P ERA WHIP																			PITCHER	IP WLS BF H R ER SO BB IBB HBP BLK WP HR S P ERA WHIP	
Glenn Dishman, L ERA: 4.99	(1, 1) 3.1 L 18 5 4 4 1 2 0 1 0 0 0 43 68 10.80 2.100																					
Andres Berumen, R ERA: 5.73	(4, 1) 1.2 7 2 1 1 1 0 0 0 0 0 0 11 16 5.40 1.200																					
Tim Worrell, R ERA: 4.5	(6, 1) 1.1 11 5 4 4 1 2 0 0 0 1 2 21 33 27.00 5.250																					
Dustin Hermanson, R ERA: 6.44	(7, 1) 1.2 7 2 0 0 2 1 0 0 0 0 0 18 29 0.00 1.800																					
Ron Villone, L ERA: 6.25	(9, 1) 1.0 5 2 1 1 1 0 0 0 0 0 0 8 11 9.00 2.000																					

Colorado Rockies @ San Diego Padres
Jack Murphy Stadium, San Diego, CA
 Wed Sep 20 1995, 10:05 PM EDT
 Att. 10,095 - Unknown - 66 F

AB	39
R	10
H	16
RBI	10
BB	5
SO	6
LOB	20



Batter	1	2	3	4	5	6	7	8	9
Steve Finley, L (1, 8) OBP: 0.366, SLG: 0.433 Ray McDavid, L (9, 8) OBP: 0.294, SLG: 0.200	1-1 G3		1-1 G5-3			0-1 E4 G6-3 2B		0-0 G4-3	
Jody Reed, R (1, 4) OBP: 0.357, SLG: 0.328 Ray Holbert, R (9, 4) OBP: 0.279, SLG: 0.237	0-0 G5-3			1-0 F8		2-2 G6-3		4-0 G6-4-3 BB	
Tony Gwynn, L (1, 9) OBP: 0.401, SLG: 0.472 Ron Villone, L (9, 1)	4-0 BB			0-0 G1-3		0-0 2B		1-2 G6-4-3 1-2f	
Ken Caminiti, S (1, 5) OBP: 0.381, SLG: 0.508	1-1 G3			1-0 G3		0-2 G3		2-2 G4-3	
Scott Livingstone, L (1, 3) OBP: 0.381, SLG: 0.477 Dustin Hermanson, R (7, 1) Phil Clark, R (9, 9) OBP: 0.279, SLG: 0.312		2-2 G6-4-3 1B			4-1 G6-3 1B BB	0-1 G3		0-0 F9	
Marc Newfield, R (1, 7) OBP: 0.263, SLG: 0.398		3-2 G6-4-3 1-2f			0-0 G6-3		0-0 F8	1-1 1B	
Brad Ausmus, R (1, 2) OBP: 0.354, SLG: 0.408 Brian Johnson, R (9, 2) OBP: 0.284, SLG: 0.337		2-0 G4-3			0-0 G6-3 2-H 1B		3-3 K	2-3 K	
Andujar Cedeno, R (1, 6) OBP: 0.271, SLG: 0.315			1-1 P4		0-0 G6-3		2-1 1B		
Glenn Dishman, R (1, 1) OBP: 0.219, SLG: 0.200 Andres Berumen, R (4, 1) Phil Plantier, L (5, PH) OBP: 0.335, SLG: 0.393 Tim Worrell, R (6, 1) Roberto Petagine, L (7, 3) OBP: 0.366, SLG: 0.381			1-3 K		2-1 G1-3		2-3 K		


AB	R	H	RBI	BB	SO	LOB
4	1	0	0	0	0	0
0	0	0	0	0	0	0
3	0	0	0	1	0	1
0	0	0	0	0	0	0
3	0	1	1	1	0	1
0	0	0	0	0	0	0
4	0	0	0	0	0	2
2	1	1	0	1	0	1
0	0	0	0	0	0	0
1	0	0	0	0	0	0
4	0	1	0	0	0	2
3	0	1	1	0	1	0
1	0	0	0	0	1	1
3	0	1	0	0	0	1
1	0	0	0	0	1	0
0	0	0	0	0	0	0
1	0	0	0	0	0	0
1	0	0	0	0	1	1

BOTTOM

Colorado Rockies @ San Diego Padres
Jack Murphy Stadium, San Diego, CA

Wed Sep 20 1995, 10:05 PM EDT
Att: 10,095 - Unknown - 66 F

AB	31
R	2
H	5
RBI	2
BB	3
SO	4
LOB	11



Inning Stats	R: 0	H: 0	E: 0	K: 5	S: 5	H: 1	LOB: 1	BB: 1	P: 11	R: 0	H: 0	E: 0	K: 8	S: 8	H: 1	LOB: 0	BB: 0	P: 15	R: 0	H: 0	E: 0	K: 1	S: 7	H: 0	LOB: 0	BB: 0	P: 10	R: 0	H: 0	E: 0	K: 3	S: 3	R: 1	H: 1	E: 0	K: 6	S: 6	R: 1	H: 1	E: 1	K: 11	S: 11	H: 1	LOB: 1	BB: 0	P: 13	R: 0	H: 1	E: 0	K: 2	S: 11	H: 1	LOB: 1	BB: 0	P: 18	R: 0	H: 0	E: 0	K: 6	S: 6	H: 0	LOB: 0	BB: 1	P: 11	R: 0	H: 1	E: 0	K: 1	S: 9	H: 1	LOB: 1	BB: 0	P: 14	1B: 4	SF: 0	2B: 1	SAC: 0	3B: 0	DP: 2	HR: 0	HBP: 0	WP: 0	PA: 34
PITCHER	IP	WLS	BF	H	R	ER	SO	BB	IBB	HBP	BLK	WP	HR	S	P	ERA	WHIP																																																																		
Bill Swift, R (1, 1) ERA: 5.27	5.1		21	3	2	1	1	2	0	0	0	0	0	35	61	1.69	0.938																																																																		
Steve Reed, R (6, 1) ERA: 2.04	0.2		2	0	0	0	0	0	0	0	0	0	0	5	5	0.00	0.000																																																																		
Darren Holmes, R (7, 1) ERA: 3.32	1.0		4	1	0	0	2	0	0	0	0	0	0	11	18	0.00	1.000																																																																		
Bruce Ruffin, L (8, 1) ERA: 1.95	1.0		3	0	0	0	0	1	0	0	0	0	0	6	11	0.00	1.000																																																																		
Curt Leskanic, R (9, 1) ERA: 3.24	1.0		4	1	0	0	1	0	0	0	0	0	0	9	14	0.00	1.000																																																																		

Batter	1	2	3	4	5	6	7	8	9	AB R H RBI BB SO LOB	TOP	
Steve Finley, L (1, 8) OBP: 0.365, SLG: 0.430	0-2 F9 1B	1-1 F9 1B		1-0 G3-6 1-2f		0-1 BB 2-H 1B			0-3 K 1B	5 0 1 1 0 1 3		
Jody Reed, R (1, 4) OBP: 0.358, SLG: 0.328	0-0 G5-3 1B		1-2 F9 1B		3-2 F8 1B	4-0 BB 1-2			3-1 F8 1B	4 0 1 0 1 0 0		
Tony Gwynn, L (1, 9) OBP: 0.401, SLG: 0.473	0-1 G5-3 1-2		2-1 2B 2B		0-2 G4-3 1B	1-1 G1-3			0-0 FC4-6 1B	5 1 2 0 0 0 3		
Ken Caminiti, S (1, 5) OBP: 0.380, SLG: 0.505	1-1 G4-3		2-3 K 1B		0-0 BB 1B				1-2 FC4-6 1-2f	5 0 1 0 0 2 3		
Scott Livingstone, L (1, 3) OBP: 0.380, SLG: 0.480 Archi Cianfrocco, R (7, PH) OBP: 0.333, SLG: 0.457			0-1 G1-3 1B 2B		1-1 F9 1 SAFE				1-3 K 1B	3 1 1 1 0 0 1 1 0 0 0 0 1 0		
Melvin Nieves, S (1, 7) OBP: 0.278, SLG: 0.403			0-1 F9 E 2B			1-0 HR 1B			1-1 F9	4 2 3 2 0 0 0		
Brian Johnson, R (1, 2) OBP: 0.288, SLG: 0.337			4-1 E BB			2-0 SH1-4 1B 1B			2-1 F8	3 1 1 0 1 0 1		
Andujar Cedeno, R (1, 6) OBP: 0.269, SLG: 0.312			1-0 F9 2-3		1-1 G6-3	1-3 K 1B			0-1 F9	4 0 0 0 0 1 3		
Andy Ashby, R (1, 1) OBP: 0.188, SLG: 0.191 Trevor Hoffman, R (9, 1) OBP: 0.500, SLG: 1.000			2-2 E6 1-2 3-H		2-1 G3-6 1B	0-1 SH1-4 1-2			0-3 K	3 0 1 0 0 1 1 0 0 0 0 0 0 0		
Inning Stats	R: 0 H: 1 E: 0 LOB: 1 K: 0 BB: 0 S: 8 P: 9	R: 1 H: 1 E: 1 LOB: 2 K: 0 BB: 1 S: 11 P: 19	R: 2 H: 3 E: 0 LOB: 1 K: 1 BB: 0 S: 14 P: 22	R: 0 H: 1 E: 0 LOB: 0 K: 0 BB: 0 S: 5 P: 9	R: 0 H: 1 E: 0 LOB: 1 K: 0 BB: 0 S: 9 P: 13	R: 2 H: 3 E: 0 LOB: 2 K: 1 BB: 1 S: 11 P: 20	R: 0 H: 0 E: 0 LOB: 0 K: 2 BB: 0 S: 8 P: 11	R: 0 H: 0 E: 0 LOB: 0 K: 1 BB: 0 S: 7 P: 9	R: 0 H: 1 E: 0 LOB: 1 K: 1 BB: 0 S: 10 P: 14	1B: 7 SF: 0 2B: 3 SAC: 1 3B: 0 DP: 1 HR: 1 HBP: 0	WP: 0 PA: 40 PB: 0 SB: 0 CS: 0	
PITCHER	IP WLS BF H R ER SO BB IBB HBP BLK WP HR S P ERA WHIP											
Tom Candiotti, R (1, 1) ERA: 3.47	5.0 L 23 7 3 2 1 1 0 0 0 0 0 0 47 72 3.60 1.600											
Pedro Astacio, R (6, 1) ERA: 4.2	0.2 4 2 2 2 1 0 0 0 0 0 0 1 7 11 27.00 3.000											
Mark Guthrie, L (6, 1) ERA: 4.33	1.1 6 1 0 0 2 1 0 0 0 0 0 0 12 20 0.00 1.500											
Antonio Osuna, R (8, 1) ERA: 4.35	1.0 3 0 0 0 1 0 0 0 0 0 0 0 7 9 0.00 0.000											
John Cummings, L (9, 1) ERA: 3.83	1.0 4 1 0 0 1 0 0 0 0 0 0 0 10 14 0.00 1.000											

San Diego Padres @ Los Angeles Dodgers
 Dodger Stadium, Los Angeles, CA
 Thu Sep 21 1995, 7:05 PM PDT
 Att. 31,243 - Unknown - 73 F

AB	37
R	5
H	11
RBI	4
BB	2
SO	6
LOB	15



Batter	1	2	3	4	5	6	7	8	9	AB	R	H	RBI	BB	SO	LOB
Brett Butler, L OBP: 0.376, SLG: 0.377 (1, 8)	2-2 G5-3		0-0 G4-3				0-2 G4-3			4	0	1	0	0	0	1
Chad Fonville, S OBP: 0.339, SLG: 0.310 (1, 6)	1-2 G4-3		2-2 1B					0-1 G6-3		4	0	3	0	0	0	0
Mike Piazza, R OBP: 0.406, SLG: 0.617 (1, 2)	1-0 F8		0-1 1B					0-1 P4		4	0	1	0	0	0	3
Eric Karros, R OBP: 0.385, SLG: 0.530 (1, 3)		1-1 G1-3	3-2 1B					0-1 G6-3		3	0	1	0	0	0	1
Raul Mondesi, R OBP: 0.328, SLG: 0.497 (1, 9)		1-1 E5	2-3 K					0-1 F9		4	1	0	0	0	1	4
Delino DeShields, L OBP: 0.349, SLG: 0.363 (1, 4)		4-2 BB		2-1 G4-3				1-0 G6-4-3		3	0	0	0	1	0	1
Tim Wallach, R OBP: 0.337, SLG: 0.448 (1, 5)		0-1 FC6-4		1-0 F8				1-2 G6-3		4	0	1	0	0	0	2
Garey Ingram, R OBP: 0.322, SLG: 0.255 (9, PR)		1-2 WP		2-2 L4				1-1 1B		0	0	0	0	0	0	0
Roberto Kelly, R OBP: 0.303, SLG: 0.358 (1, 7)		2-3 K		2-2 L4				2-1 1B		4	0	2	0	0	1	1
Tom Candiotti, R OBP: 0.161, SLG: 0.113 (1, 1)			1-3 K					2-1 F7		1	0	0	0	0	1	0
Karim Garcia, L OBP: 0.235, SLG: 0.235 (5, PH)										1	0	0	0	0	0	0
Pedro Astacio, R OBP: 0.189, SLG: 0.167 (6, 1)										0	0	0	0	0	0	0
Mark Guthrie, R OBP: 0.189, SLG: 0.167 (6, 1)										0	0	0	0	0	0	0
Chris Gwynn, L OBP: 0.273, SLG: 0.300 (7, PH)										1	0	0	0	0	0	1
Antonio Osuna, R OBP: 0.273, SLG: 0.300 (8, 1)										0	0	0	0	0	0	0
John Cummings, L OBP: 0.273, SLG: 0.300 (9, 1)										0	0	0	0	0	0	0
Dave Hansen, L OBP: 0.369, SLG: 0.329 (9, PH)										1	0	0	0	0	1	2

Inning Stats	R: 0	H: 0	E: 0	K: 0	S: 8	R: 1	H: 0	E: 1	K: 1	S: 11	R: 0	H: 2	E: 0	K: 2	S: 17	R: 0	H: 0	E: 0	K: 0	S: 6	R: 0	H: 2	E: 0	K: 0	S: 12	R: 0	H: 1	E: 0	K: 0	S: 5	R: 0	H: 1	E: 0	K: 0	S: 11	R: 0	H: 1	E: 0	K: 0	S: 6	R: 0	H: 2	E: 0	K: 1	S: 13	1B: 9	SF: 0	2B: 0	SAC: 0	3B: 0	DP: 3	HR: 0	HBP: 1	WP: 1	PA: 36
PITCHER	IP	WLS	BF	H	R	ER	SO	BB	IBB	HBP	BLK	WP	HR	S	P	ERA	WHIP																																						
Andy Ashby, R ERA: 3.03 (1, 1)	8.2	W	35	9	1	0	3	1	0	1	0	1	0	86	130	0.00	1.154																																						
Trevor Hoffman, R ERA: 4.17 (9, 1)	0.1	S	1	0	0	0	1	0	0	0	0	0	0	3	5	0.00	0.000																																						

BOTTOM

San Diego Padres @ Los Angeles Dodgers
Dodger Stadium, Los Angeles, CA

Thu Sep 21 1995, 7:05 PM PDT
Att: 31,243 - Unknown - 73 F

AB	34
R	1
H	9
RBI	0
BB	1
SO	4
LOB	16



Batter	1	2	3	4	5	6	7	8	9	AB	R	H	RBI	BB	SO	LOB
Brett Butler, L OBP: 0.378, SLG: 0.376 (1, 8)	1-0 B2-3		4-2 G1-3 1B BB	4-2 BB	0-1 FC6-4 1-2f		4-1 BB			2	1	0	0	3	0	3
Chad Fonville, S OBP: 0.333, SLG: 0.305 (1, 6)	0-2 G5-3		0-1 G1-3 1-2 2-3	1-2 F7		2-3 K	3-3 K			5	0	0	0	0	2	6
Mike Piazza, R OBP: 0.406, SLG: 0.614 (1, 2)	1-3 K2-3		0-1 HR 1B 2-H 3-H		3-2 E1 1B 2B WP	4-1 1B BB		1-0 P3		4	2	1	2	1	1	0
Eric Karros, R OBP: 0.386, SLG: 0.534 (1, 3)		2-3 K	1-1 HR		2-3 K	0-0 1B		1-0 F7		5	1	2	2	0	2	1
Tim Wallach, R OBP: 0.338, SLG: 0.446 (1, 5)		4-0 BB	1-3 K FC5-4		0-0 2B 1B	2-3 K		3-3 K		4	1	1	0	1	3	2
Raul Mondesi, R OBP: 0.328, SLG: 0.497 (1, 9)		1-2 P3	0-0 FC5-4 1-2f		0-1 1B 2B	1-3 K				4	0	1	1	0	1	4
Delino DeShields, L OBP: 0.348, SLG: 0.360 (1, 4)		2-3 K		3-1 F7	4-0 1B IBB		2-3 K			3	0	0	0	1	2	1
Roberto Kelly, R OBP: 0.307, SLG: 0.361 (1, 7)			4-0 G1-3 SH1-4 1B BB	4-2 SH3 BB	2-3 K		0-0 2B			2	1	1	0	2	1	3
Kevin Tapani, R Pedro Astacio, R Dave Hansen, L Garret Anderson, R John Cummings, L Antonio Osuna, R Mitch Webster, S Mark Guthrie, R Todd Worrell, R			1 SAFE SH1-4	1 SAFE SH3	3-2 FC6-4 1B		0-0 P4			0	0	0	0	0	0	0

Inning Stats	R: 0	H: 0	LOB: 0	K: 1	P: 9	R: 0	H: 0	LOB: 1	K: 2	P: 19	R: 4	H: 2	LOB: 1	K: 1	P: 24	R: 0	H: 0	LOB: 2	K: 0	P: 25	R: 2	H: 3	LOB: 3	K: 2	P: 32	R: 0	H: 1	LOB: 2	K: 3	P: 20	R: 0	H: 0	LOB: 0	K: 1	P: 11
	S: 7	BB: 0		S: 10	BB: 1	S: 14	BB: 2	S: 13	BB: 2	S: 18	BB: 1	S: 11	BB: 2	S: 11	BB: 1	S: 6	BB: 0	SF: 0	SAC: 2	DP: 0	HBP: 0	1B: 4	2B: 2	3B: 0	HR: 1										


PITCHER	IP	WLS	BF	H	R	ER	SO	BB	IBB	HBP	BLK	WP	HR	S	P	ERA	WHIP
Fernando Valenzuela, L ERA: 5.25 (1, 1)	2.2		14	2	4	4	4	3	0	0	0	1	1	30	51	13.50	1.875
Brian Williams, R ERA: 6.5 (3, 1)	0.1		1	0	0	0	0	0	0	0	0	0	0	1	1	0.00	0.000
Dustin Hermanson, R ERA: 6.23 (4, 1)	1.0		5	0	0	0	0	2	0	0	0	0	0	13	25	0.00	2.000
Bryce Florie, R ERA: 3.01 (5, 1)	2.0	L	13	4	2	0	5	1	1	0	0	1	0	29	52	0.00	2.500
Ron Villone, L ERA: 5.95 (7, 1)	2.0		8	1	0	0	3	1	0	0	0	0	0	17	31	0.00	1.000

BOTTOM

San Diego Padres @ Los Angeles Dodgers
Dodger Stadium, Los Angeles, CA

Fri Sep 22 1995, 7:05 PM PDT
Att: 43,627 - Unknown - 75 F

AB	31
R	6
H	7
RBI	6
BB	8
SO	12
LOB	21



Batter	1	2	3	4	5	6	7	8	9	AB R H RBI BB SO LOB	TOP	
Steve Finley, L (1, 8) OBP: 0.365, SLG: 0.428	1-2 G1-3		0-0 L1			1-0 F9		0-0 1B FC6		4 1 1 0 0 0 0	San Diego Padres @ Los Angeles Dodgers Dodger Stadium, Los Angeles, CA Sat Sep 23 1995, 7:05 PM PDT Att. 52,082 - Unknown - 72 F	
Jody Reed, R (1, 4) OBP: 0.357, SLG: 0.328 Ray Holbert, R (9, 4) OBP: 0.279, SLG: 0.237	0-1 FC4-6 1B		3-1 F8			2-1 G4-6-3 1B		1-2 FC6 1B	4 0 3 0 0 0 0 0 0 0 0 0 0 0			
Tony Gwynn, L (1, 9) OBP: 0.400, SLG: 0.471	0-0 FC4-6 1-2f		1-2 G1-3			1-1 G4-6-3 1-2f		0-2 FC6 G6-4-3	4 0 0 1 0 0 3			
Ken Caminiti, S (1, 5) OBP: 0.381, SLG: 0.505	2-0 FC4-6 1-2f		1-0 1B			1-2 G4-3		3-1 G6-4-3 1-2f	4 0 1 0 0 0 3			
Scott Livingstone, L (1, 3) OBP: 0.378, SLG: 0.495		0-1 G6-3		1-1 F8		2-1 G6-3		1-0 G4-3	4 0 0 0 0 0 1			
Melvin Nieves, S (1, 7) OBP: 0.280, SLG: 0.405		1-1 G4-3		0-0 F8		2-1 1B		3-3 K	4 0 1 0 0 1 0			
Brad Ausmus, R (1, 2) OBP: 0.351, SLG: 0.403		0-0 G4-3		0-2 G4-3		2-1 L1		1-2 G4-3	4 0 0 0 0 0 1			
Andujar Cedeno, R (1, 6) OBP: 0.273, SLG: 0.315			2-2 G5-3		4-1 BB			0-3 K	2 0 0 0 1 1 0			
Joey Hamilton, R (1, 1) OBP: 0.136, SLG: 0.143 Phil Plantier, L (8, PH) OBP: 0.340, SLG: 0.413 Doug Bochtler, R (8, 1)			1-0 P2		1-3 K			1-0 HR	2 0 0 0 0 1 1 1 1 1 1 0 0 0 0 0 0 0 0 0 0			
Inning Stats	R: 0 H: 1 E: 0 LOB: 1 K: 0 BB: 0 S: 7 P: 10	R: 0 H: 0 E: 0 LOB: 0 K: 0 BB: 0 S: 5 P: 6	R: 0 H: 0 E: 0 LOB: 0 K: 0 BB: 0 S: 6 P: 9	R: 0 H: 1 E: 0 LOB: 1 K: 0 BB: 0 S: 8 P: 14	R: 0 H: 0 E: 0 LOB: 1 K: 1 BB: 1 S: 9 P: 14	R: 0 H: 1 E: 0 LOB: 0 K: 0 BB: 0 S: 6 P: 9	R: 0 H: 1 E: 0 LOB: 1 K: 0 BB: 0 S: 10 P: 17	R: 2 H: 3 E: 0 LOB: 1 K: 1 BB: 0 S: 13 P: 18	R: 0 H: 0 E: 0 LOB: 0 K: 1 BB: 0 S: 8 P: 13	1B: 6 SF: 0 2B: 0 SAC: 0 3B: 0 DP: 2 HR: 1 HBP: 0		WP: 0 PA: 34 PB: 0 SB: 0 CS: 0
PITCHER Ismael Valdez, R (1, 1) ERA: 2.97	IP WLS BF H R ER SO BB IBB HBP BLK WP HR S P ERA WHIP	9.0 W 34 7 2 2 3 1 0 0 0 0 0 1 72 110 2.00 0.889										

AB	33
R	2
H	7
RBI	2
BB	1
SO	3
LOB	9



Batter	1	2	3	4	5	6	7	8	9	AB R H RBI BB SO LOB
Brett Butler, L OBP: 0.379, SLG: 0.377 (1, 8)	0-0 L1-4-3 G6-3 1B		1-2 E6 B3-4		1-0 E3 2-H			3-2 SH1-4 1B		4 1 2 0 0 0 0
Chad Fonville, S OBP: 0.330, SLG: 0.302 (1, 6)	3-2 G6-3 1-2		0-0 B3-4 1-2		0-1 G4-3			0-0 SH1-4 1-2		3 0 0 0 0 0 3
Mike Piazza, R OBP: 0.402, SLG: 0.608 (1, 2)	3-2 L1-4-3 2-3		1-0 G6-3				1-2 G5-3	0-3 K		4 0 0 0 0 1 3
Eric Karros, R OBP: 0.387, SLG: 0.532 (1, 3)	4-2 BB			3-1 F9			2-3 K2-3	4-1 1B BB		2 0 0 0 2 1 0
Delino DeShields, L OBP: 0.349, SLG: 0.360 (1, 4)	2-3 K			4-2 G4-3 BB			3-1 F7	2-2 1-3 2-H 1B		3 0 1 1 1 1 2
Tim Wallach, R OBP: 0.334, SLG: 0.440 (1, 5)		2-1 P5		2-2 G4-3 1-2f			1-1 G5-3	1-2 L4		4 0 0 0 0 0 3
Raul Mondesi, R OBP: 0.326, SLG: 0.493 (1, 9)		0-1 L4			0-0 F8		0-0 G5-3	2-2 F7		4 0 0 0 0 0 0
Roberto Kelly, R OBP: 0.310, SLG: 0.366 (1, 7)		0-1 G5-3			1-2 E 2B		3-2 1B	2-2 HR 1B		4 2 3 0 0 0 0
Ismael Valdez, R OBP: 0.100, SLG: 0.085 (1, 1)			0-1 G4-3				0-3 K	2-2 1-H HR		3 0 0 0 0 1 2
Chris Gwynn, L OBP: 0.281, SLG: 0.346 (9, PH)										1 1 1 2 0 0 0

Inning Stats	R: 0	H: 1	E: 0	K: 1	S: 16	R: 0	H: 0	E: 0	K: 0	S: 6	R: 0	H: 0	E: 1	K: 0	S: 7	R: 0	H: 0	E: 0	K: 0	S: 9	R: 1	H: 1	E: 1	K: 1	S: 11	R: 0	H: 0	E: 0	K: 1	S: 10	R: 0	H: 1	E: 0	K: 0	S: 9	R: 1	H: 2	E: 0	K: 1	S: 18	R: 2	H: 2	E: 0	K: 0	S: 9	1B: 5	2B: 1	3B: 0	HR: 1	SF: 0	SAC: 1	DP: 1	HBP: 0	WP: 0	PB: 0	SB: 0	CS: 0	PA: 36
--------------	------	------	------	------	-------	------	------	------	------	------	------	------	------	------	------	------	------	------	------	------	------	------	------	------	-------	------	------	------	------	-------	------	------	------	------	------	------	------	------	------	-------	------	------	------	------	------	-------	-------	-------	-------	-------	--------	-------	--------	-------	-------	-------	-------	--------

PITCHER	IP	WLS	BF	H	R	ER	SO	BB	IBB	HBP	BLK	WP	HR	S	P	ERA	WHIP
Joey Hamilton, R ERA: 3.06 (1, 1)	7.0		27	3	1	0	3	2	0	0	0	0	0	68	105	0.00	0.714
Doug Bochtler, R ERA: 3.12 (8, 1)	1.1	L	9	4	3	3	1	1	0	0	0	0	1	27	43	20.25	3.750

BOTTOM

San Diego Padres @ Los Angeles Dodgers
Dodger Stadium, Los Angeles, CA
 Sat Sep 23 1995, 7:05 PM PDT
 Att: 52,082 - Unknown - 72 F

AB	32
R	4
H	7
RBI	3
BB	3
SO	4
LOB	13



PITCHER	IP	WLS	BF	H	R	ER	SO	BB	IBB	HBP	BLK	WP	HR	S	P	ERA	WHIP
---------	----	-----	----	---	---	----	----	----	-----	-----	-----	----	----	---	---	-----	------

Batter	1	2	3	4	5	6	7	8	9	AB R H RBI BB SO LOB	TOP											
Steve Finley, L (1, 8) OBP: 0.367, SLG: 0.427	1-2 E S WP 1B		0-0 F9		4-0 CS BB		4-0 BB		0-0 G4-3	3 1 1 0 2 0 2												
Jody Reed, R (1, 4) OBP: 0.355, SLG: 0.325	1-1 F9		3-1 G5-3		3-2 L5		2-3 K			4 0 0 0 0 1 3												
Tony Gwynn, L (1, 9) OBP: 0.401, SLG: 0.470	4-2 WP S 1-3 BB			2-2 F9		1-0 G4-3		2-2 1B		3 0 1 0 1 0 0												
Ken Caminiti, S (1, 5) OBP: 0.382, SLG: 0.507	3-3 K			0-1 2B		0-0 1B		1-3 K		4 1 2 0 0 2 3												
Scott Livingstone, L (1, 3) OBP: 0.376, SLG: 0.489	3-3 K			0-2 G1-3		1-0 1B		2-1 F8		4 0 1 0 0 1 3												
Melvin Nieves, S (1, 7) OBP: 0.279, SLG: 0.407		1-1 P5		2-2 2B		1-3 K		0-0 F8		4 0 1 1 0 1 3												
Archi Cianfrocco, R (1, 6) OBP: 0.333, SLG: 0.449		1-1 F4		4-2 BB		1-3 K		0-3 K		2 0 0 0 1 1 2												
Tim Worrell, R (6, 1)										0 0 0 0 0 0 0												
Glenn Dishman, R (8, 1) OBP: 0.219, SLG: 0.200										0 0 0 0 0 0 0												
Roberto Petagine, L (9, PH) OBP: 0.361, SLG: 0.375										1 0 0 0 0 1 0												
Brian Johnson, R (1, 2) OBP: 0.287, SLG: 0.335		1-1 G6-3		2-2 G3-1		3-3 K		0-0 1B		4 0 1 0 0 1 2												
Brad Ausmus, R (9, PR) OBP: 0.351, SLG: 0.403										0 0 0 0 0 0 0												
Willie Blair, R (1, 1)																						
Ray Holbert, R (6, 6) OBP: 0.275, SLG: 0.233			2-2 G6-3		2-1 F8		1-2 G6-3		3-3 K	2 0 0 0 0 0 0												
Phil Plantier, L (9, PH) OBP: 0.339, SLG: 0.411										1 0 0 0 0 0 0												
										1 0 0 0 0 1 1												
Inning Stats	R: 1 E: 0 K: 2 S: 13	H: 1 LOB: 1 BB: 1 P: 25	R: 0 E: 0 K: 0 S: 6	H: 0 LOB: 0 BB: 0 P: 9	R: 0 E: 0 K: 0 S: 8	H: 0 LOB: 0 BB: 0 P: 13	R: 1 E: 0 K: 0 S: 19	H: 2 LOB: 2 BB: 1 P: 29	R: 0 E: 0 K: 0 S: 5	H: 0 LOB: 0 BB: 1 P: 14	R: 0 E: 0 K: 2 S: 10	H: 2 LOB: 2 BB: 0 P: 14	R: 0 E: 0 K: 2 S: 9	H: 0 LOB: 1 BB: 1 P: 19	R: 0 E: 0 K: 1 S: 10	H: 1 LOB: 1 BB: 0 P: 15	R: 0 E: 0 K: 2 S: 8	H: 1 LOB: 2 BB: 0 P: 11	1B: 5 2B: 2 3B: 0 HR: 0	SF: 0 SAC: 0 DP: 0 HBP: 0	WP: 1 PB: 0 SB: 3 CS: 1	PA: 37
PITCHER	IP WLS BF H R ER SO BB IBB HBP BLK WP HR S P ERA WHIP																					
Hideo Nomo, R (1, 1) ERA: 2.6	5.0 W 20 3 2 1 2 3 0 0 0 1 0 51 90 1.80 1.200																					
John Cummings, L (6, 1) ERA: 3.92	0.1 3 2 0 0 0 0 0 0 0 0 0 0 3 5 0.00 6.000																					
Antonio Osuna, R (6, 1) ERA: 4.07	1.2 6 0 0 0 4 1 0 0 0 0 0 0 16 28 0.00 0.600																					
Mark Guthrie, L (8, 1) ERA: 4.21	1.0 4 1 0 0 1 0 0 0 0 0 0 0 10 15 0.00 1.000																					
Todd Worrell, R (9, 1) ERA: 2.12	1.0 4 1 0 0 2 0 0 0 0 0 0 0 8 11 0.00 1.000																					

San Diego Padres @ Los Angeles Dodgers
 Dodger Stadium, Los Angeles, CA
 Sun Sep 24 1995, 3:33 AM PDT
 Att. 50,135 - Sunny - 83 F

AB	33
R	2
H	7
RBI	1
BB	4
SO	9
LOB	19



Batter	1	2	3	4	5	6	7	8	9
Brett Butler, L (1, 8) OBP: 0.379, SLG: 0.378	1-2 F8		2-2 1B 2B		2-3 K		2-1 F9	4-2 BB	
Chad Fonville, S (1, 6) Billy Ashley, R (8, PH) Todd Worrell, R (9, 1)	1-1 G6-4-3 1B		1-3 K		2-0 F7		1-3 K	0-3 K	
Mike Piazza, R (1, 2) OBP: 0.405, SLG: 0.614	0-0 G6-4-3 1-2f		4-0 1B IBB			1-2 HR	4-1 BB		
Eric Karros, R (1, 3) OBP: 0.386, SLG: 0.530		1-3 K	0-0 1B		2-2 G5-3		1-2 F8		
Delino DeShields, L (1, 4) OBP: 0.353, SLG: 0.360		4-1 G4-3 BB	3-2 F9		4-1 2B E BB		2-2 1B 1B		
Tim Wallach, R (1, 5) OBP: 0.333, SLG: 0.441		0-2 G4-3 1-2f		0-1 P2		1 SAFE 0-0 E 1-3 2B	1-1 P5		
Raul Mondesi, R (1, 9) OBP: 0.323, SLG: 0.489			1-0 G6-3	1-2 F8		2-1 E3	1-2 F7		
Roberto Kelly, R (1, 7) Roger Cedeno, S (8, PR) (9, 7)			3-2 1B 3B	1-0 G5-3		0-1 F9	1-1 1B 1B		
Hideo Nomo, R Karen Garcia, L John Cummings, L Antonio Osuna, R Mark Guthrie, R Dave Hansen, L Mitch Webster, S Garey Ingram, R Juan Castro, R			2-2 2B 1B		1-0 G3	0-2 G5-3	3-1 BB	1-3 1B	

Inning Stats	R: 0	H: 1	E: 0	K: 0	S: 6	LOB: 0	BB: 0	P: 8	R: 0	H: 0	E: 0	K: 1	S: 8	LOB: 0	BB: 0	P: 13	R: 3	H: 4	E: 0	K: 1	S: 18	LOB: 2	BB: 1	P: 34	R: 0	H: 0	E: 0	K: 0	S: 6	LOB: 0	BB: 0	P: 8	R: 0	H: 0	E: 1	K: 0	S: 16	LOB: 2	BB: 1	P: 25	R: 0	H: 0	E: 0	K: 1	S: 10	LOB: 1	BB: 1	P: 18	R: 1	H: 3	E: 0	K: 1	S: 17	LOB: 3	BB: 1	P: 29
Willie Blair, R (1, 1) ERA: 4.58	IP	WLS	BF	H	R	ER	SO	BB	IBB	HBP	BLK	WP	HR	S	P	ERA	WHIP																																							
Tim Worrell, R (6, 1) ERA: 4.38	5.1	L	24	7	5	5	3	2	1	0	0	0	0	52	89	8.44	1.688																																							
Glenn Dishman, L (8, 1) ERA: 4.97	2.1		11	2	1	1	1	1	0	0	0	0	0	27	42	3.86	1.286																																							
	0.1		3	1	0	0	1	1	0	0	0	0	0	7	14	0.00	6.000																																							

BOTTOM

San Diego Padres @ Los Angeles Dodgers
Dodger Stadium, Los Angeles, CA

Sun Sep 24 1995, 3:33 AM PDT
Att: 50,135 - Sunny - 83 F

AB	R	H	RBI	BB	SO	LOB
4	1	1	0	1	1	0
4	0	1	0	0	2	2
1	0	0	0	0	1	3
0	0	0	0	0	0	0
2	1	1	1	2	0	1
4	0	1	2	0	1	1
2	2	1	0	2	0	2
4	0	1	0	0	0	2
4	0	0	1	0	0	2
4	1	2	1	0	0	2
0	0	0	0	0	0	0
1	1	1	1	0	0	0
1	0	0	0	0	0	0
0	0	0	0	0	0	0
1	0	0	0	0	0	2
0	0	0	0	0	0	0
0	0	0	0	0	0	0
1	0	1	0	0	0	0
0	0	0	0	0	0	0
0	0	0	0	0	0	0

AB	33
R	6
H	10
RBI	6
BB	5
SO	5
LOB	17

Dodgers

WP:	0	PA:	38
PB:	0		
SB:	1		
CS:	0		

Batter	1	2	3	4	5	6	7	8	9	AB R H RBI BB SO LOB	TOP
Steve Finley, L (1, 8) OBP: 0.368, SLG: 0.428	1-3 K		2-0 1B		1-3 K		0-0 2B 1B		1-0 G6-4-3 HBP	4 1 2 0 0 2 1	San Diego Padres @ San Francisco Giants Candlestick Park, San Francisco, CA Mon Sep 25 1995, 10:05 PM EDT Att: 9,508 - Unknown - 61 F livebaseballscorecards.com
Jody Reed, R (1, 4) OBP: 0.351, SLG: 0.321	0-1 P3		2-1 L8		2-1 G5-4-3		2-0 F9	1-2 G6-4-3	5 0 0 0 0 0 5		
Tony Gwynn, L (1, 9) OBP: 0.403, SLG: 0.473	2-0 G4-3			0-0 HR		0-1 L7	0-0 S 2B	0-0 1B	5 1 3 2 0 0 0		
Ken Caminiti, S (1, 5)		1-1 G6-3		0-2 HR		0-1 G4-3 2B	0-1 L4	0-0 G5-3	5 1 2 2 0 0 2		
Marc Newfield, R (1, 7) Ron Villone, L (7, 1) Trevor Hoffman, R (9, 1) OBP: 0.270, SLG: 0.397		0-0 G6-3		2-0 G6-4-3 1B		4-2 G4-3 BB	2-1 L6		3 0 1 0 1 0 1		
Eddie Williams, R (1, 3) Roberto Petagine, L (8, 3) OBP: 0.323, SLG: 0.431		2-2 G5-3		0-0 G6-4-3		3-2 G4-3	1-2 F9		0 0 0 0 0 0 0		
Brad Ausmus, R (1, 2) OBP: 0.352, SLG: 0.411			3-2 HR	1-3 K		4-0 IBB	3-3 K		0 0 0 0 0 0 0		
Ray Holbert, R (1, 6) OBP: 0.274, SLG: 0.266			2-3 K		0-1 E 3B	0-0 F8	0-1 G5-3		4 0 0 0 0 0 3		
Brian Williams, R (1, 1) Melvin Nieves, S (7, 7) OBP: 0.071, SLG: 0.143			0-0 G3		0-1 E6		0-0 1B 2B	1-0 HR	0 0 0 0 0 0 0		
Inning Stats	R: 0 H: 0 E: 0 LOB: 0 K: 1 BB: 0 S: 6 P: 9	R: 0 H: 0 E: 0 LOB: 0 K: 0 BB: 0 S: 6 P: 9	R: 1 H: 2 E: 0 LOB: 1 K: 1 BB: 0 S: 11 P: 20	R: 2 H: 3 E: 0 LOB: 0 K: 1 BB: 0 S: 11 P: 14	R: 1 H: 1 E: 1 LOB: 0 K: 1 BB: 0 S: 9 P: 12	R: 0 H: 1 E: 0 LOB: 3 K: 0 BB: 2 S: 11 P: 22	R: 2 H: 3 E: 0 LOB: 1 K: 0 BB: 0 S: 8 P: 12	R: 0 H: 0 E: 0 LOB: 0 K: 1 BB: 0 S: 8 P: 12	R: 1 H: 2 E: 0 LOB: 1 K: 0 BB: 0 S: 8 P: 11	1B: 5 SF: 0 2B: 3 SAC: 0 3B: 1 DP: 3 HR: 3 HBP: 1	WP: 0 PA: 40 PB: 0 SB: 1 CS: 0
PITCHER	IP WLS BF H R ER SO BB IBB HBP BLK WP HR S P ERA WHIP										
Terry Mulholland, L (1, 1) ERA: 5.61	6.1 L 30 10 6 5 4 1 1 0 0 0 2 58 92 7.11 1.737										
Mark Dewey, R (7, 1) ERA: 3.45	0.2 2 0 0 0 0 0 0 0 0 0 0 4 6 0.00 0.000										
Jose Bautista, R (8, 1) ERA: 6.5	1.0 4 1 1 1 1 0 0 0 0 0 1 9 14 9.00 1.000										
Shawn Barton, L (9, 1) ERA: 4.3	1.0 4 1 0 0 0 0 0 0 1 0 0 0 7 9 0.00 1.000										

AB	37
R	7
H	12
RBI	6
BB	2
SO	5
LOB	15



Batter	1	2	3	4	5	6	7	8	9	AB R H RBI BB SO LOB
Marvin Benard, L (1, 8) <small>OBP: 0.300, SLG: 0.300</small> Dave McCarty, R (7, PH) <small>OBP: 0.282, SLG: 0.297</small> <small>(8, 9)</small> Mark Leonard, L (9, PH) <small>OBP: 0.400, SLG: 0.583</small>	1-3 <small>1B</small>	1-1 <small>E6 WP 1B</small>			2-3 <small>1B</small>		1-2 <small>1B</small>		0-3 <small>1B</small>	3 0 1 0 0 2 0 1 0 1 1 0 0 0 1 0 0 0 0 1 0
Royce Clayton, R (1, 6) <small>OBP: 0.301, SLG: 0.347</small>	1-3 <small>1B</small>	2-3 <small>1B</small>			0-0 <small>1B</small>		0-3 <small>1B</small>		0-0 <small>1B</small>	5 0 0 0 0 3 3
Barry Bonds, L (1, 7) <small>OBP: 0.426, SLG: 0.561</small>	0-2 <small>1B</small>		4-2 <small>G4-6-3 BB</small>			3-3 <small>1B</small>	0-1 <small>1B</small>			3 0 1 0 1 1 2
Matt Williams, R (1, 5) <small>OBP: 0.407, SLG: 0.661</small>	1-2 <small>1B</small>		1-1 <small>G4-6-3</small>			0-1 <small>1B</small>		0-0 <small>1B</small>		4 1 2 1 0 0 1
Mark Carreon, R (1, 3) <small>OBP: 0.343, SLG: 0.486</small>	1-3 <small>1B</small>		2-2 <small>1B</small>			1-2 <small>1B</small>		0-1 <small>1B</small>		4 0 1 0 0 1 2
Glenallen Hill, R (1, 9) <small>OBP: 0.315, SLG: 0.482</small> Rikkert Faneyte, R (7, 9) <small>OBP: 0.283, SLG: 0.268</small> <small>(8, 8)</small>				0-0 <small>1B</small>		0-0 <small>1B</small>		1-2 <small>1B</small>		3 0 0 0 0 0 1 1 0 0 0 0 0 0
Steve Scarsone, R (1, 4) <small>OBP: 0.326, SLG: 0.472</small>		0-3 <small>1B</small>			0-3 <small>1B</small>		0-0 <small>1B</small>	2-2 <small>1B</small>		4 0 1 0 0 2 0
Kirt Manwaring, R (1, 2) <small>OBP: 0.314, SLG: 0.332</small> Jeff Reed, L (9, 2) <small>OBP: 0.373, SLG: 0.280</small>		3-1 <small>1B</small>		0-1 <small>1B</small>		4-1 <small>1B</small>		1-3 <small>1B</small>		3 2 1 0 1 1 1 0 0 0 0 0 0 0
Terry Mulholland, R (1, 1) <small>OBP: 0.182, SLG: 0.213</small> Mark Dewey, R (7, 1) <small>OBP: 0.363, SLG: 0.352</small> Tom Lampkin, L (7, PH) <small>OBP: 0.363, SLG: 0.352</small> Jose Bautista, R (8, 1) <small>OBP: 0.363, SLG: 0.352</small> Shawn Barton, R (9, 1) <small>OBP: 0.291, SLG: 0.273</small> John Patterson, S (9, PH)		1-2 <small>1B</small>			1-3 <small>1B</small>		3-2 <small>1B</small>		3-3 <small>1B</small>	2 1 1 0 0 1 0 0 0 0 0 0 0 0 1 0 1 0 0 0 0 0 0 0 0 0 0 0 0 0 0 0 0 0 0 1 0 0 0 0 1 0

Inning Stats	R: 0	H: 2	E: 0	K: 3	S: 17	R: 2	H: 3	E: 1	K: 2	S: 14	R: 0	H: 0	E: 0	K: 0	S: 7	R: 0	H: 0	E: 0	K: 1	S: 6	R: 0	H: 0	E: 0	K: 2	S: 9	R: 0	H: 1	E: 0	K: 1	S: 10	R: 1	H: 2	E: 0	K: 1	S: 13	R: 1	H: 2	E: 0	K: 1	S: 12	R: 0	H: 0	E: 0	K: 2	S: 7	1B: 9	2B: 0	3B: 0	HR: 1	SF: 0	SAC: 0	DP: 1	HBP: 0	WP: 1	PA: 38
--------------	------	------	------	------	-------	------	------	------	------	-------	------	------	------	------	------	------	------	------	------	------	------	------	------	------	------	------	------	------	------	-------	------	------	------	------	-------	------	------	------	------	-------	------	------	------	------	------	-------	-------	-------	-------	-------	--------	-------	--------	-------	--------

PITCHER	IP	WLS	BF	H	R	ER	SO	BB	IBB	HBP	BLK	WP	HR	S	P	ERA	WHIP
Brian Williams, R (1, 1) <small>ERA: 6.17</small>	6.1	W	27	7	3	2	9	2	0	0	0	1	0	68	100	2.84	1.421
Ron Villone, L (7, 1) <small>ERA: 5.93</small>	1.2		8	3	1	1	2	0	0	0	0	0	1	20	25	5.40	1.800
Trevor Hoffman, R (9, 1) <small>ERA: 4.09</small>	1.0	S	3	0	0	0	2	0	0	0	0	0	0	7	10	0.00	0.000

BOTTOM

San Diego Padres @ San Francisco Giants
 Candlestick Park, San Francisco, CA

Mon Sep 25 1995, 10:05 PM EDT
 Att. 9,508 - Unknown - 61 F

livebaseballscorecards.com

AB	36
R	4
H	10
RBI	2
BB	2
SO	13
LOB	10

Batter	1	2	3	4	5	6	7	8	9	AB R H RBI BB SO LOB	TOP											
Steve Finley, L (1, 8) OBP: 0.370, SLG: 0.427	1-1 L8	4-1 1B BB		0-0 G3		0-1 1B		4-0 WP IBB		3 0 1 0 2 0 1												
Jody Reed, R (1, 4) OBP: 0.351, SLG: 0.322	0-1 BB 1B	0-2 1B		0-2 G5-3		0-0 F9		2-3 K		5 0 2 2 0 1 4												
Tony Gwynn, L (1, 9) OBP: 0.401, SLG: 0.469	2-1 F7	1-0 L8		4-0 2B IBB		1-2 F7			3-1 L8	4 1 0 0 1 0 4												
Ken Caminiti, S (1, 5) OBP: 0.384, SLG: 0.516	4-2 BB			0-0 2B		0-0 G1-6-3 1B			2-2 G4-3	4 0 2 2 1 0 0												
Melvin Nieves, S (1, 3) OBP: 0.285, SLG: 0.441	1-0 G3			0-0 HR		2-0 G1-6-3			2-1 2B	5 1 2 1 0 1 4												
Marc Newfield, R (1, 7) OBP: 0.266, SLG: 0.391						1-3 K			4-0 IBB	2 0 0 0 0 1 0												
Roberto Petagine, L (3, 3) OBP: 0.361, SLG: 0.369										2 0 0 0 1 1 0												
Brad Ausmus, R (1, 2) OBP: 0.356, SLG: 0.416						1-1 F7			2-2 WP SH3-4 HBP	4 1 2 0 0 1 2												
Ray Holbert, R (1, 6) OBP: 0.286, SLG: 0.284						1-1 G6-3			1-3 K	3 2 1 0 0 1 1												
Andy Ashby, R (1, 1) OBP: 0.184, SLG: 0.188									0-0 SH3-4	1 1 0 0 0 0 0												
Trevor Hoffman, R (9, 1) OBP: 0.500, SLG: 1.000									0-0 L9	0 0 0 0 0 0 0												
Inning Stats	R: 0 E: 0 K: 0 S: 10	H: 1 LOB: 2 BB: 1 P: 18	R: 2 E: 0 K: 0 S: 12	H: 2 LOB: 2 BB: 1 P: 19	R: 1 E: 0 K: 1 S: 8	H: 2 LOB: 0 BB: 0 P: 10	R: 3 E: 1 K: 1 S: 12	H: 2 LOB: 1 BB: 1 P: 17	R: 0 E: 0 K: 0 S: 7	H: 0 LOB: 0 BB: 0 P: 10	R: 0 E: 0 K: 0 S: 7	H: 1 LOB: 1 BB: 0 P: 8	R: 0 E: 0 K: 0 S: 5	H: 1 LOB: 0 BB: 0 P: 10	R: 0 E: 0 K: 2 S: 13	H: 0 LOB: 2 BB: 1 P: 21	R: 0 E: 0 K: 1 S: 10	H: 1 LOB: 2 BB: 1 P: 21	1B: 5 2B: 4 3B: 0 HR: 1	SF: 0 SAC: 3 DP: 1 HBP: 2	WP: 1 PB: 0 SB: 0 CS: 1	PA: 44
PITCHER	IP WLS BF H R ER SO BB IBB HBP BLK WP HR S P ERA WHIP																					
Sergio Valdez, R (1, 1) ERA: 4.75	3.2 L 22 7 6 4 1 2 1 1 0 0 1 39 60 9.82 2.455																					
Pat Gomez, L (4, 1) ERA: 5.25	0.1 1 0 0 0 1 0 0 0 0 0 0 3 4 0.00 0.000																					
Joe Rosselli, L (5, 1) ERA: 7.48	3.0 10 2 0 0 1 0 0 0 0 0 0 19 28 0.00 0.667																					
Scott Service, R (8, 1) ERA: 3.1	2.0 10 1 0 0 3 0 2 1 0 1 0 23 42 0.00 0.500																					

San Diego Padres @ San Francisco Giants
Candlestick Park, San Francisco, CA

Tue Sep 26 1995, 10:05 PM EDT
Att. 11,175 - Unknown - 64 F

AB 33
R 6
H 10
RBI 5
BB 5
SO 6
LOB 16



WP: 1 PA: 44
PB: 0
SB: 0
CS: 1

livebaseballscorecards.com

Batter	1	2	3	4	5	6	7	8	9	AB	R	H	RBI	BB	SO	LOB
Marvin Benard, L (1, 8) OBP: 0.357, SLG: 0.357 Glenallen Hill, R (9, PH) OBP: 0.315, SLG: 0.481	0-0 FC9-6 1B	2-2 G4-6-3 1-2f			0-0 G6-4-3 1B		1-2 G6-3		0-0 G4-3	4	0	2	0	0	0	2
Royce Clayton, R (1, 6) OBP: 0.299, SLG: 0.345	0-0 FC9-6 1-2f E		0-0 G5-3		0-0 G6-4-3 1-2f			1-3 K		4	1	0	0	0	1	2
Barry Bonds, L (1, 7) OBP: 0.428, SLG: 0.565	0-1 E4 G4-3 1-H 1B		1-0 FC5-4 1B		2-2 2B			0-0 G3-1		4	1	3	0	0	0	0
Matt Williams, R (1, 5) OBP: 0.405, SLG: 0.655	0-0 G4-3 2-3		0-1 FC5-4 1-2f FC5-4		0-3 K			0-0 1B		4	0	1	0	0	1	3
Mark Carreon, R (1, 3) OBP: 0.342, SLG: 0.484	3-1 3-H 1B		0-2 FC5-4 1-2f		2-0 P3			0-2 G4-3		4	0	1	1	0	0	2
Mark Leonard, L (1, 9) OBP: 0.316, SLG: 0.438	1-2 G4-3		0-1 G4-3		1-2 G4-3				0-0 F8	4	0	0	0	0	0	1
John Patterson, S (1, 4) OBP: 0.294, SLG: 0.273 Steve Scarsons, R (4, 4) OBP: 0.331, SLG: 0.488		1-1 SH HBP		1-1 HR		0-0 G4-3			3-2 1B 1B	0	0	0	0	0	0	0
Kirt Manwaring, R (1, 2) OBP: 0.314, SLG: 0.332		3-2 SAFE L7		2-1 L4			0-0 F8		0-1 1B	4	0	1	0	0	0	1
Sergio Valdez, R (1, 1) OBP: 0.095, SLG: 0.095 Pat Gomez, L (4, 1) Tom Lampkin, L (4, PH) OBP: 0.358, SLG: 0.347 Joe Rosselli, R (5, 1) OBP: 0.125, SLG: 0.125 Rich Aurilia, R (7, PH) Scott Service, R (8, 1) J.R. Phillips, L (9, PH) OBP: 0.249, SLG: 0.327		0-0 SH G4-6-3 1-2		2-2 G6-3			1-1 G5-3		1-3 K	0	0	0	0	0	0	0

Inning Stats	R: 2	H: 3	E: 1	K: 0	S: 10	LOB: 1	BB: 0	P: 14	R: 0	H: 0	E: 1	K: 0	S: 8	LOB: 1	BB: 0	P: 14	R: 0	H: 1	E: 0	K: 0	S: 7	LOB: 1	BB: 0	P: 8	R: 0	H: 2	E: 0	K: 1	S: 10	LOB: 1	BB: 0	P: 12	R: 0	H: 0	E: 0	K: 0	S: 8	LOB: 0	BB: 0	P: 11	R: 0	H: 0	E: 0	K: 0	S: 7	LOB: 0	BB: 0	P: 9	R: 0	H: 1	E: 0	K: 1	S: 8	LOB: 1	BB: 0	P: 9	R: 0	H: 2	E: 0	K: 1	S: 11	LOB: 2	BB: 0	P: 15	1B: 8	2B: 1	3B: 0	HR: 1	SF: 0	SAC: 1	DP: 2	HBP: 1	WP: 0	PB: 0	SB: 1	CS: 0	PA: 37
PITCHER	IP	WLS	BF	H	R	ER	SO	BB	IBB	HBP	BLK	WP	HR	S	P	101	ERA	WHIP																																																											
Andy Ashby, R (1, 1) ERA: 2.99	8.1	W	35	10	3	2	2	0	0	1	0	0	0	74	5	2.16	1.200																																																												
Trevor Hoffman, R (9, 1) ERA: 4.03	0.2	S	2	0	0	0	1	0	0	0	0	0	0	4	5	0.00	0.000																																																												

BOTTOM

San Diego Padres @ San Francisco Giants
Candlestick Park, San Francisco, CA

livebaseballscores.com

AB	35
R	3
H	10
RBI	2
BB	0
SO	3
LOB	15



WP: 0	PA: 37
ERA	WHIP

Tue Sep 26 1995, 10:05 PM EDT
Att: 11,175 - Unknown - 64 F

Batter	1	2	3	4	5	6	7	8	9	AB R H RBI BB SO LOB	TOP
Ray Holbert, R (1, 4) <small>OBP: 0.284, SLG: 0.324</small> Doug Bochtler, R (7, 1) Trevor Hoffman, R (9, 1) <small>OBP: 0.500, SLG: 1.000</small>	2-2 			2-0 	1-1 		3-2 			4 1 1 1 0 0 1 0 0 0 0 0 0 0 0 0 0 0 0 0 0	San Diego Padres @ San Francisco Giants Candlestick Park, San Francisco, CA Wed Sep 27 1995, 6:33 AM EDT Att. 13,862 - Sunny - 70 F
Phil Clark, R (1, 9) <small>OBP: 0.271, SLG: 0.302</small> Steve Finley, L (5, 8) <small>OBP: 0.370, SLG: 0.426</small>	2-2 			1-1 	0-2 			0-1 		3 0 0 0 0 0 0 1 0 0 0 0 0 0	
Marc Newfield, R (1, 7) <small>OBP: 0.266, SLG: 0.387</small>	1-1 			0-1 		1-0 		3-3 		4 0 1 0 0 1 0	
Ken Caminiti, S (1, 5) <small>OBP: 0.381, SLG: 0.512</small>		1-0 		0-0 		2-2 		0-1 		4 0 0 0 0 0 1	
Melvin Nieves, S (1, 8) <small>OBP: 0.280, SLG: 0.433</small>		0-0 		3-3 		1-3 		1-1 		4 0 0 0 0 2 2	
Eddie Williams, R (1, 3) <small>OBP: 0.323, SLG: 0.430</small> Roberto Petagine, L (7, 3) <small>OBP: 0.365, SLG: 0.374</small>		2-2 			3-2 		2-1 		2-1 	3 2 1 0 0 0 0 1 0 1 0 0 0 0	
Brian Johnson, R (1, 2) <small>OBP: 0.286, SLG: 0.338</small>			3-1 		1-2 		1-0 		1-2 	4 1 1 1 0 0 2	
Andujar Cedeno, R (1, 6) <small>OBP: 0.271, SLG: 0.312</small>			3-1 		3-2 		0-0 		1-0 	4 0 0 0 0 0 3	
Fernando Valenzuela, L (1, 1) <small>OBP: 0.250, SLG: 0.469</small> Jody Reed, R (7, 4) <small>OBP: 0.351, SLG: 0.321</small>			1-2 		2-3 		1-2 		0-1 	3 0 1 1 0 2 0 1 0 0 0 0 0 2	
Inning Stats	R: 0 H: 0 E: 0 LOB: 0 K: 0 BB: 0 S: 10 P: 15	R: 0 H: 0 E: 0 LOB: 0 K: 0 BB: 0 S: 6 P: 9	R: 0 H: 0 E: 0 LOB: 0 K: 1 BB: 0 S: 7 P: 14	R: 0 H: 1 E: 1 LOB: 2 K: 1 BB: 0 S: 9 P: 15	R: 3 H: 3 E: 0 LOB: 0 K: 1 BB: 0 S: 18 P: 28	R: 0 H: 0 E: 0 LOB: 0 K: 1 BB: 0 S: 8 P: 12	R: 1 H: 1 E: 1 LOB: 1 K: 0 BB: 0 S: 10 P: 17	R: 0 H: 0 E: 0 LOB: 0 K: 1 BB: 0 S: 9 P: 12	R: 0 H: 1 E: 1 LOB: 2 K: 0 BB: 0 S: 11 P: 16	1B: 4 SF: 0 2B: 1 SAC: 0 3B: 0 DP: 0 HR: 1 HBP: 0	WP: 1 PA: 36 PB: 0 SB: 1 CS: 0
PITCHER Shawn Estes, L (1, 1) <small>ERA: 6.75</small> Carlos Valdez, R (8, 1) <small>ERA: 6.0</small> Rod Beck, R (9, 1) <small>ERA: 4.53</small>	IP WLS BF H R ER SO BB IBB HBP BLK WP HR S P ERA WHIP 7.0 L 28 5 4 3 4 0 0 0 0 1 1 68 110 3.86 0.714 1.0 3 0 0 0 1 0 0 0 0 0 0 9 12 0.00 0.000 1.0 5 1 0 0 0 0 0 0 0 0 0 11 16 0.00 1.000	PITCHER IP WLS BF H R ER SO BB IBB HBP BLK WP HR S P ERA WHIP									

AB	36
R	4
H	6
RBI	3
BB	0
SO	5
LOB	11



Batter	1	2	3	4	5	6	7	8	9	AB	R	H	RBI	BB	SO	LOB
Royce Clayton, R OBP: 0.299, SLG: 0.343 (1, 6)	2-2 G2-3		1-2 G6-3			4-2 BB		2-3 K		3	0	0	0	1	1	0
Rikkert Faneyte, R OBP: 0.281, SLG: 0.259 (1, 8)	0-0 F8			4-2 G3-6-3 BB		1-2 P3		0-3 K		3	0	0	0	1	1	1
Barry Bonds, L OBP: 0.429, SLG: 0.572 (1, 7)	3-1 F8			1-0 G3-6-3 1-2f			3-2 1B SF7 2B	3-1 HR		4	2	2	1	0	0	1
Matt Williams, R OBP: 0.406, SLG: 0.652 (1, 5)		4-0 E S BB		1-3 K			1-2 1B SF7 1B	0-3 K		3	0	1	0	1	2	0
Mark Carreon, R OBP: 0.339, SLG: 0.480 (1, 3)		2-3 K 1-3			0-0 F7		1-0 SF7		2-2 F9	3	0	0	1	0	1	1
Dave McCarty, R OBP: 0.280, SLG: 0.294 (1, 9)		3-1 G5-3			1-2 G5-3		0-0 S 1B		1-2 P5	4	0	1	0	0	0	1
Steve Scarosone, R OBP: 0.326, SLG: 0.482 Tom Lampkin, L (9, PH) OBP: 0.354, SLG: 0.342		1-0 G1-3			3-3 K		2-3 K		2-1 G3-1	3	0	0	0	0	2	3
Jeff Reed, L OBP: 0.380, SLG: 0.284 (1, 2)			2-2 B5-6-4 1B			2-3 K	4-1 BB			2	0	1	0	1	1	0
Shawn Estes, R (1, 1)			0-0 B5-6-4			0-1 G1-3	1-2 P4			2	0	0	0	0	0	1
Mark Leonard, L (7, PH) OBP: 0.300, SLG: 0.412 Carlos Valdez, R (8, 1) Rod Beck, R (9, 1) OBP: 0.333, SLG: 0.333			1-2f							1	0	0	0	0	0	3
										0	0	0	0	0	0	0
										0	0	0	0	0	0	0

Inning Stats	R: 0	H: 0	E: 0	LOB: 0	K: 0	S: 6	P: 11	R: 0	H: 0	E: 0	LOB: 1	K: 1	S: 6	R: 0	H: 1	E: 0	LOB: 0	K: 0	S: 7	R: 0	H: 0	E: 0	LOB: 0	K: 1	S: 8	R: 0	H: 0	E: 0	LOB: 0	K: 1	S: 7	R: 1	H: 3	E: 0	LOB: 3	K: 1	S: 16	R: 1	H: 1	E: 0	LOB: 0	K: 3	S: 11	R: 0	H: 0	E: 0	LOB: 0	K: 0	S: 10	1B: 3	SF: 1	2B: 1	SAC: 0	3B: 0	DP: 2	HR: 1	HBP: 0	WP: 0	PA: 34
--------------	------	------	------	--------	------	------	-------	------	------	------	--------	------	------	------	------	------	--------	------	------	------	------	------	--------	------	------	------	------	------	--------	------	------	------	------	------	--------	------	-------	------	------	------	--------	------	-------	------	------	------	--------	------	-------	-------	-------	-------	--------	-------	-------	-------	--------	-------	--------

PITCHER	IP	WLS	BF	H	R	ER	SO	BB	IBB	HBP	BLK	WP	HR	S	P	ERA	WHIP
Fernando Valenzuela, L (1, 1) ERA: 4.98	6.1	W	24	4	1	1	4	3	0	0	0	0	0	55	95	1.42	1.105
Doug Bochtler, R (7, 1) ERA: 3.2	1.2		7	1	1	1	4	1	0	0	0	0	1	19	31	5.40	1.200
Trevor Hoffman, R (9, 1) ERA: 3.96	1.0	S	3	0	0	0	0	0	0	0	0	0	0	10	15	0.00	0.000

BOTTOM

San Diego Padres @ San Francisco Giants
Candlestick Park, San Francisco, CA


livebaseballscorecards.com

AB	29
R	2
H	5
RBI	2
BB	4
SO	8
LOB	11



WP	HR	S	P	ERA	WHIP
0	0	0	0	0	0

Wed Sep 27 1995, 6:33 AM EDT
Att. 13,862 - Sunny - 70 F

Batter	1	2	3	4	5	6	7	8	9	AB R H RBI BB SO LOB	TOP											
Brett Butler, L (1, 8) OBP: 0.376, SLG: 0.375	0-1 B1-3		2-1 FC6-4		0-0 SF7		3-1 G4-3			3 0 0 1 0 0 1												
Chad Fonville, S (1, 6) OBP: 0.329, SLG: 0.304	1-2 G5-3			0-1 F8	0-1 1B			1-1 E 2B		4 1 2 1 0 0 0												
Mike Piazza, R (1, 2) OBP: 0.399, SLG: 0.601	2-3 K			0-0 F9	2-3 K			2-2 F8		4 0 0 0 0 2 1												
Eric Karros, R (1, 3) OBP: 0.370, SLG: 0.539		4-2 G6-4-3 BB		1-0 G5-3		2-2 G3		2-2 G4-3		3 0 0 0 1 0 0												
Delino DeShields, L (1, 4) OBP: 0.353, SLG: 0.367		2-1 F7			1-0 1B 2B	2-3 K		3-1 2B		4 1 2 0 0 1 1												
Tim Wallach, R (1, 5) OBP: 0.327, SLG: 0.427		1-2 G6-4-3			2-2 1B 1B E HBP	0-1 1B		1-0 F8		3 1 1 0 0 0 2												
Raul Mondesi, R (1, 9) OBP: 0.326, SLG: 0.491			3-2 F9		3-2 E 1B SF7 1B	2-2 F7			1-3 K	2 0 1 1 0 0 0 1 1 0 0 0 0 1 1 0 0 0 0 1 0												
Todd Hollandsworth, L (5, PR) OBP: 0.300, SLG: 0.404											AB 33											
Chris Gwynn, L (9, PH) OBP: 0.275, SLG: 0.337											R 5											
Roberto Kelly, R (1, 7) OBP: 0.312, SLG: 0.372			3-2 G4-3		1-2 E 1B 1B		0-0 L7		0-1 P4	4 1 1 0 0 0 0	H 8											
Ismael Valdez, R (1, 1) OBP: 0.111, SLG: 0.097			0-0 FC6-4 1B		1-2 E5		0-2 G6-3		0-3 K	3 0 1 0 0 0 2	RBI 3											
Antonio Osuna, R (8, 1)										0 0 0 0 0 0 0	BB 1											
Mark Guthrie, R (8, 1)										0 0 0 0 0 0 0	SO 5											
Pedro Astacio, R (8, 1) OBP: 0.160, SLG: 0.167										0 0 0 0 0 0 0	LOB 8											
Dave Hansen, L (9, PH) OBP: 0.374, SLG: 0.335										1 0 0 0 0 1 0												
Inning Stats	R: 0 E: 0 K: 1 S: 9	H: 0 LOB: 0 BB: 0 P: 12	R: 0 E: 0 K: 0 S: 7	H: 0 LOB: 0 BB: 1 P: 14	R: 0 E: 0 K: 0 S: 10	H: 1 LOB: 1 BB: 0 P: 18	R: 0 E: 0 K: 0 S: 4	H: 0 LOB: 0 BB: 0 P: 5	R: 4 E: 2 K: 1 S: 24	H: 4 LOB: 2 BB: 0 P: 34	R: 0 E: 0 K: 1 S: 11	H: 1 LOB: 1 BB: 0 P: 17	R: 0 E: 0 K: 0 S: 6	H: 0 LOB: 0 BB: 0 P: 9	R: 1 E: 1 K: 0 S: 11	H: 2 LOB: 1 BB: 0 P: 20	R: 0 E: 0 K: 2 S: 9	H: 0 LOB: 0 BB: 0 P: 10	1B: 5 2B: 3 3B: 0 HR: 0	SF: 1 SAC: 0 DP: 1 HBP: 1	WP: 0 PB: 0 SB: 0 CS: 0	PA: 36
PITCHER	IP WLS BF H R ER SO BB IBB HBP BLK WP HR S P ERA WHIP																					
Joey Hamilton, R (1, 1) ERA: 3.08	7.0	28	6	4	3	3	1	0	1	0	0	0	0	71	109	3.86	1.000					
Tim Worrell, R (8, 1) ERA: 4.73	1.0	W	5	2	1	1	0	0	0	0	0	0	0	11	20	9.00	2.000					
Trevor Hoffman, R (9, 1) ERA: 3.88	1.0	S	3	0	0	0	2	0	0	0	0	0	0	9	10	0.00	0.000					

Los Angeles Dodgers @ San Diego Padres
Jack Murphy Stadium, San Diego, CA

Fri Sep 29 1995, 10:05 PM EDT
Att. 25,699 - Unknown - 70 F

AB	33
R	5
H	8
RBI	3
BB	1
SO	5
LOB	8



BOTTOM

Los Angeles Dodgers @ San Diego Padres
Jack Murphy Stadium, San Diego, CA

AB	34
R	6
H	10
RBI	6
BB	4
SO	4
LOB	16



WP:	0	PA:	38
PB:	0		
SB:	1		
CS:	0		

Fri Sep 29 1995, 10:05 PM EDT
Att: 25,699 - Unknown - 70 F

AB	R	H	RBI	BB	SO	LOB
4	0	0	0	1	0	1
5	1	1	0	0	0	4
4	2	3	2	0	0	0
4	1	1	2	0	1	1
3	0	2	0	1	0	0
0	1	0	0	0	0	0
0	0	0	0	0	0	0
4	1	1	0	0	0	2
4	0	0	0	0	1	5
2	0	1	0	1	0	0
0	0	0	0	1	0	0
0	0	0	0	0	0	0
2	0	0	0	0	2	3
1	0	0	0	0	0	0
0	0	0	0	0	0	0
1	0	1	2	0	0	0
0	0	0	0	0	0	0
1B:	4	SF:	0			
2B:	4	SAC:	0			
3B:	0	DP:	0			
HR:	2	HBP:	0			

Batter	1	2	3	4	5	6	7	8	9
Steve Finley, L OBP: 0.368, SLG: 0.423 (1, 8)	2-1 G6-3 ①		0-2 G3 ②		0-0 F9 ①		1-1 G4-3 ③	4-0 BB	
Jody Reed, R OBP: 0.349, SLG: 0.322 (1, 4)	0-0 P5 ②		3-1 F7 ③		1-1 F8 ②			HR 2B G3-1	
Tony Gwynn, L OBP: 0.404, SLG: 0.479 (1, 9)	0-1 F8 ③			0-0 HR 2B	1-2 1B			0-0 HR 2-H	
Ken Caminiti, S OBP: 0.380, SLG: 0.515 (1, 5)		1-3 K ①		1-2 HR 2-H	1-1 G4-3 ③			2-2 F8 ①	
Scott Livingstone, L OBP: 0.383, SLG: 0.497 (1, 3)		1-1 1B		1-1 G3 2B		1-0 G4-3 ①		4-1 2B BB	
Ray McDavid, L OBP: 0.278, SLG: 0.188 (8, PR)									
Archi Cianfrocco, R OBP: 0.333, SLG: 0.449 (9, 3)									
Melvin Nieves, S OBP: 0.280, SLG: 0.430 (1, 7)		2-0 F8 ②		0-0 G3 ①		3-2 P5 ②		1-2 E9 2B 1B	
Brad Ausmus, R OBP: 0.352, SLG: 0.410 (1, 2)		1-2 F8 ③		0-0 G4-3 ②		0-2 G1-3 ③		1-3 K ②	
Andujar Cedeno, R OBP: 0.273, SLG: 0.313 (1, 6)			2-2 G3 1B		4-0 IBB		0-0 G1-3 ①	4-0 2B IBB	
Phil Plantier, L OBP: 0.341, SLG: 0.411 (8, PH)									
Ray Holbert, R OBP: 0.284, SLG: 0.324 (8, PR)									
Joey Hamilton, R OBP: 0.132, SLG: 0.138 (1, 1)			0-3 SAFE K ①		0-3 K ③		0-0 F7 ②	2-1 2B	
Roberto Petagine, L OBP: 0.362, SLG: 0.371 (7, PH)									
Tim Worrell, R (8, 1)									
Marc Newfield, R OBP: 0.271, SLG: 0.399 (8, PH)									
Trevor Hoffman, R OBP: 0.500, SLG: 1.000 (9, 1)			1-2 K					1-3 2-H 3-H 2B	

Inning Stats	R: 0	H: 0	E: 0	K: 5	S: 5	H: 0	LOB: 0	BB: 0	P: 7	R: 0	H: 1	E: 0	K: 1	S: 9	R: 0	H: 1	E: 0	K: 1	S: 11	R: 2	H: 3	E: 0	K: 1	S: 11	R: 0	H: 1	E: 0	K: 0	S: 8	R: 0	H: 0	E: 0	K: 0	S: 9	R: 0	H: 0	E: 0	K: 0	S: 4	R: 4	H: 4	E: 1	K: 1	S: 18	H: 4	LOB: 3	BB: 3	P: 38	1B: 4	SF: 0	2B: 4	SAC: 0	3B: 0	DP: 0	HR: 2	HBP: 0	WP: 0	PA: 38
--------------	------	------	------	------	------	------	--------	-------	------	------	------	------	------	------	------	------	------	------	-------	------	------	------	------	-------	------	------	------	------	------	------	------	------	------	------	------	------	------	------	------	------	------	------	------	-------	------	--------	-------	-------	-------	-------	-------	--------	-------	-------	-------	--------	-------	--------

PITCHER	IP	WLS	BF	H	R	ER	SO	BB	IBB	HBP	BLK	WP	HR	S	P	ERA	WHIP
Ismael Valdez, R ERA: 3.05 (1, 1)	7.0		30	8	4	4	3	0	0	0	0	0	2	60	86	5.14	1.143
Antonio Osuna, R ERA: 4.43 (8, 1)	0.2	L	6	2	2	2	1	1	1	0	0	0	0	12	26	27.00	4.500
Mark Guthrie, L ERA: 4.21 (8, 1)	0.0		1	0	0	0	0	1	0	0	0	0	0	4	∞	∞	
Pedro Astacio, R ERA: 4.24 (8, 1)	0.1		1	0	0	0	0	0	0	0	0	0	0	3	5	0.00	0.000

Batter	1	2	3	4	5	6	7	8	9	AB R H RBI BB SO LOB	TOP																
Brett Butler, L (1, 8) OBP: 0.376, SLG: 0.375	0-1 G6-3		2-2 G4-3			1-2 L7		3-2 SH1-4 HR 1B	2-1 2-H 1B	5 1 2 1 0 0 0																	
Chad Fonville, S (1, 6) OBP: 0.328, SLG: 0.303	1-2 P5			2-1 1B 1B		2-1 G4-3		0-1 SH1-4 1-2	0-2 G4-3	4 0 1 0 0 0 2																	
Mike Piazza, R (1, 2) OBP: 0.400, SLG: 0.606	2-3 K			0-1 P3		4-1 BB		2-2 HR		3 1 1 2 1 1 1																	
Eric Karros, R (1, 3) OBP: 0.370, SLG: 0.537		1-2 CS 1B		0-0 P4		0-0 G5-3		0-3 K		4 0 1 0 0 1 2																	
Delino DeShields, L (1, 4) OBP: 0.354, SLG: 0.370		1-1 CS 2B		0-1 1-H 1B			1-0 G4-3	0-3 K		4 1 2 0 0 1 0																	
Tim Wallach, R (1, 5) OBP: 0.326, SLG: 0.428		3-2 P3 2-H			0-0 G5-3		0-0 HR 2B		1-0 P5	4 1 1 0 0 0 0																	
Raul Mondesi, R (1, 9) OBP: 0.328, SLG: 0.496		1-0 G5-3			2-1 1B		2-0 2-H HR		0-0 F7	4 1 2 2 0 0 0																	
Roberto Kelly, R (1, 7) OBP: 0.312, SLG: 0.373			0-0 G4-3		0-3 K		2-2 L8		1-2 2B 2B	4 1 1 0 0 1 1 0 0 0 0 0 0 0																	
Roger Cedeno, S (9, 7) OBP: 0.286, SLG: 0.263					1-1 F8				0-2 2-H 1B 2B	3 0 0 0 0 1 1 1 0 1 1 0 0 0 0 1 0 0 0 0 0 0 0 0 0 0 0 0																	
Hideo Nomo, R (1, 1) OBP: 0.090, SLG: 0.091																											
Dave Hansen, L (9, PH) OBP: 0.377, SLG: 0.345																											
Garey Ingram, R (9, PR) OBP: 0.317, SLG: 0.250																											
Todd Worrell, R (9, 1) OBP: 0.317, SLG: 0.250																											
Inning Stats	R: 0 E: 0 K: 1 S: 9	H: 0 LOB: 0 BB: 0 P: 12	R: 1 E: 0 K: 0 S: 9	H: 2 LOB: 0 BB: 0 P: 15	R: 0 E: 0 K: 0 S: 6	H: 0 LOB: 0 BB: 0 P: 9	R: 0 E: 0 K: 0 S: 7	H: 2 LOB: 2 BB: 0 P: 9	R: 0 E: 0 K: 1 S: 9	H: 1 LOB: 1 BB: 0 P: 12	R: 0 E: 0 K: 0 S: 7	H: 0 LOB: 1 BB: 1 P: 14	R: 2 E: 0 K: 1 S: 9	H: 2 LOB: 0 BB: 0 P: 14	R: 2 E: 0 K: 2 S: 16	H: 2 LOB: 0 BB: 0 P: 21	R: 2 E: 0 K: 0 S: 17	H: 3 LOB: 2 BB: 0 P: 21	1B: 6 2B: 4 3B: 0 HR: 2	SF: 0 SAC: 1 DP: 0 HBP: 0	WP: 0 PB: 0 SB: 0 CS: 2	PA: 38					
PITCHER	IP WLS BF H R ER SO BB IBB HBP BLK WP HR S P ERA WHIP																										
Willie Blair, R (1, 1) ERA: 4.34	6.0		22	5	1	0	2	1	0	0	0	0	0	47	71	0.00	1.000										
Doug Bochtler, R (7, 1) ERA: 3.57	0.1	L	3	2	2	2	0	0	0	0	0	0	1	3	6	54.00	6.000										
Glenn Dishman, L (7, 1) ERA: 5.01	1.0		4	1	1	1	1	0	0	0	0	0	0	12	17	9.00	1.000										
Dustin Hermanson, R (8, 1) ERA: 6.82	1.1		8	4	3	3	2	0	0	0	0	0	1	24	30	20.25	3.000										
Andres Berumen, R (9, 1) ERA: 5.88	0.1		1	0	0	0	0	0	0	0	0	0	0	3	3	0.00	0.000										

Los Angeles Dodgers @ San Diego Padres
Jack Murphy Stadium, San Diego, CA
 Sat Sep 30 1995, 10:05 PM EDT
 Att: 39,853 - Unknown

AB	36
R	7
H	12
RBI	6
BB	1
SO	5
LOB	7



Batter	1	2	3	4	5	6	7	8	9	AB R H RBI BB SO LOB	TOP
Brett Butler, L (1, 8) <small>OBP: 0.377, SLG: 0.376</small> Roger Cedeno, S (1, 8) <small>OBP: 0.283, SLG: 0.286</small>	1-2 1B		0-0 2B	1-1 F9			1-2 G6-3		1-2 P4	1 0 1 0 0 0 0 4 0 1 0 0 0 2	Los Angeles Dodgers @ San Diego Padres Jack Murphy Stadium, San Diego, CA Sun Oct.01 1995, 6:33 AM EDT Att. 22,077 - Sunny - 65 F
Garey Ingram, R (1, 4) <small>OBP: 0.313, SLG: 0.236</small> Delino DeShields, L (7, PR) <small>OBP: 0.353, SLG: 0.369</small>	1-0 F9		4-0 G4-3 BB		1-2 F8		1-0 E5 PB HR	0-1 G4-3	3 0 0 0 1 0 1 1 1 0 0 0 0 0		
Todd Hollandsworth, L (1, 9) <small>OBP: 0.304, SLG: 0.398</small>	0-1 G6-3 1B		1-1 G4-3		1-2 F8		4-0 1-2 2-3 HR BB	2-3 K	4 1 1 0 1 1 2		
Eric Karros, R (1, 3) <small>OBP: 0.369, SLG: 0.535</small> Mike Busch, R (5, 3) <small>OBP: 0.235, SLG: 0.765</small>	3-1 G6-3 1-2f		4-0 IBB		3-3 K		2-0 1-H 3-H HR		2 0 0 0 1 1 2 1 1 1 3 0 0 0		
Billy Ashley, R (1, 7) <small>OBP: 0.320, SLG: 0.372</small> Karim Garcia, L (5, 7) <small>OBP: 0.200, SLG: 0.200</small>		3-2 1B G6-4-3 2B	2-1 F8		0-0 F7		2-3 K		2 1 1 0 0 0 3 2 0 0 0 0 1 1		
Dave Hansen, L (1, 5) <small>OBP: 0.384, SLG: 0.359</small>		3-0 G6-4-3 2-3 1B		0-0 1B 2B		2-0 G5-3		3-2 1B	4 0 3 0 0 0 0		
Carlos Hernandez, R (1, 2) <small>OBP: 0.216, SLG: 0.223</small> Tom Prince, R (8, 2) <small>OBP: 0.273, SLG: 0.375</small>		0-1 G6-4-3 1-2f 3-H	1-3 K		0-0 1B		0-0 K	3-3 K	4 0 1 0 0 2 2 0 0 0 0 0 0 0		
Juan Castro, R (1, 6) <small>OBP: 0.400, SLG: 0.250</small>		2-2 F7	1-2 2-3 1B		1-2 F7		4-1 BB		3 0 1 0 1 0 1		
Chan Ho Park, R (1, 1) Chris Gwynn, L (4, PH) <small>OBP: 0.272, SLG: 0.333</small> Omar Daal, L (4, 1) Mitch Webster, S (7, PH) <small>OBP: 0.246, SLG: 0.286</small> Joey Eischen, L (7, 1) Jim Bruske, R (8, 1)			0-3 K	0-3 K		0-0 P4	1-3 K2-3		1 0 0 0 0 1 0 1 0 0 0 0 1 2 0 0 0 0 0 0 0 1 0 0 0 0 0 0 1 0 0 0 0 1 1 0 0 0 0 0 0 0		
Inning Stats	R: 0 H: 2 E: 0 LOB: 1 K: 0 BB: 0 S: 8 P: 13	R: 1 H: 2 E: 0 LOB: 0 K: 0 BB: 0 S: 10 P: 18	R: 0 H: 1 E: 0 LOB: 3 K: 1 BB: 2 S: 8 P: 19	R: 0 H: 2 E: 0 LOB: 2 K: 2 BB: 0 S: 14 P: 17	R: 0 H: 0 E: 0 LOB: 0 K: 1 BB: 0 S: 9 P: 14	R: 0 H: 1 E: 0 LOB: 1 K: 0 BB: 0 S: 6 P: 9	R: 3 H: 1 E: 1 LOB: 1 K: 1 BB: 1 S: 10 P: 20	R: 0 H: 1 E: 0 LOB: 1 K: 2 BB: 1 S: 11 P: 21	R: 0 H: 0 E: 0 LOB: 0 K: 1 BB: 0 S: 10 P: 13	1B: 6 SF: 0 2B: 3 SAC: 0 3B: 0 DP: 2 HR: 1 HBP: 0	WP: 0 PA: 39 PB: 1 SB: 2 CS: 0
PITCHER Andy Ashby, R (1, 1) <small>ERA: 2.94</small> Brian Williams, R (7, 1) <small>ERA: 6.0</small> Ron Villone, L (9, 1) <small>ERA: 5.8</small>	IP WLS BF H R ER SO BB IBB HBP BLK WP HR S P ERA WHIP 6.0 0 26 8 1 1 4 1 1 0 0 0 0 55 90 1.50 1.500 2.0 L 10 2 3 0 3 2 0 0 0 0 0 1 21 41 0.00 2.000 1.0 3 0 0 0 1 0 0 0 0 0 0 0 10 13 0.00 0.000	PITCHER IP WLS BF H R ER SO BB IBB HBP BLK WP HR S P ERA WHIP									

livebaseballscorecards.com

AB	35
R	4
H	10
RBI	3
BB	4
SO	8
LOB	17



BOTTOM

Los Angeles Dodgers @ San Diego Padres
Jack Murphy Stadium, San Diego, CA

livebaseballscores.com

AB 29
R 1
H 4
RBI 1
BB 3
SO 8
LOB 11



WP: 1 PA: 32
PB: 1
SB: 0
CS: 0

ERA WHIP

Sun Oct 01 1995, 6:33 AM EDT
Att. 22,077 - Sunny - 65 F

AB R H RBI BB SO LOB

3	0	0	0	0	0	1	
1	0	0	0	0	1	1	
4	1	1	1	0	0	0	
3	0	1	0	0	0	0	
1	0	0	0	0	0	0	
1	0	0	0	0	0	0	
1	0	0	0	0	0	0	
2	0	0	0	0	1	1	
0	0	0	0	0	1	0	0
3	0	0	0	1	2	3	
3	0	0	0	0	1	3	
3	0	1	0	0	1	0	
2	0	0	0	1	1	1	
1	0	0	0	0	1	0	
1	0	1	0	0	0	0	
0	0	0	0	0	0	0	
1	0	0	0	0	0	1	
0	0	0	0	0	0	0	

Batter	1	2	3	4	5	6	7	8	9
Steve Finley, L OBP: 0.366, SLG: 0.420 Ray McDavid, L OBP: 0.263, SLG: 0.176	1-0 G3		1-0 G6-3			0-0 G3-6 1-2f		3-3 K 1-2	
Jody Reed, R OBP: 0.348, SLG: 0.328	2-0 HR			0-0 F8		1-2 G6-3		0-0 F7	
Tony Gwynn, L OBP: 0.404, SLG: 0.484 Marc Newfield, R OBP: 0.267, SLG: 0.393	1-2 F7			3-2 F7			2-0 WP 2B	2-2 G5-3	
Ken Caminiti, S OBP: 0.380, SLG: 0.513 Ray Holbert, R OBP: 0.277, SLG: 0.315 Roberto Petagine, L OBP: 0.367, SLG: 0.371	0-0 F8			2-3 K			2-1 G5-3 2-3	4-2 BB	
Melvin Nieves, S OBP: 0.276, SLG: 0.419		0-3 K			4-2 G6-4-3 BB		1-3 K	3-1 G4-3	
Eddie Williams, R OBP: 0.320, SLG: 0.426			1-3 K		2-1 G6-4-3 1-2f		3-1 F7		
Brian Johnson, R OBP: 0.287, SLG: 0.338			1-3 K		0-0 FC6-4 1B			0-0 F9	
Andujar Cedeno, R OBP: 0.271, SLG: 0.308				2-3 K		2-2 FC6-4 1-2		4-2 PB BB	
Andy Ashby, R OBP: 0.180, SLG: 0.184 Phil Clark, R OBP: 0.278, SLG: 0.309 Brian Williams, R OBP: 0.071, SLG: 0.143 Phil Plantier, L OBP: 0.339, SLG: 0.407 Ron Villone, L			0-3 K			1-0 G3-6 1B		2-0 P3	

Inning Stats	R: 1 E: 0 K: 0 S: 7	H: 1 LOB: 0 BB: 0 P: 11	R: 0 E: 0 K: 3 S: 10	H: 0 LOB: 0 BB: 0 P: 12	R: 0 E: 0 K: 2 S: 7	H: 0 LOB: 0 BB: 0 P: 10	R: 0 E: 0 K: 1 S: 7	H: 0 LOB: 0 BB: 0 P: 12	R: 0 E: 0 K: 0 S: 9	H: 1 LOB: 1 BB: 1 P: 17	R: 0 E: 0 K: 0 S: 5	H: 1 LOB: 0 BB: 0 P: 7	R: 0 E: 0 K: 1 S: 9	H: 1 LOB: 2 BB: 0 P: 17	R: 0 E: 0 K: 1 S: 7	H: 0 LOB: 1 BB: 1 P: 16	R: 0 E: 0 K: 0 S: 8	H: 0 LOB: 1 BB: 1 P: 17	1B: 2 2B: 1 3B: 0 HR: 1	SF: 0 SAC: 0 DP: 2 HBP: 0
--------------	------------------------------	----------------------------------	-------------------------------	----------------------------------	------------------------------	----------------------------------	------------------------------	----------------------------------	------------------------------	----------------------------------	------------------------------	---------------------------------	------------------------------	----------------------------------	------------------------------	----------------------------------	------------------------------	----------------------------------	----------------------------------	------------------------------------

PITCHER	IP	WLS	BF	H	R	ER	SO	BB	IBB	HBP	BLK	WP	HR	S	P	ERA	WHIP
Chan Ho Park, R ERA: 4.5	(1, 1)	3.0	10	1	1	1	5	0	0	0	0	0	0	24	33	3.00	0.333
Omar Daal, L ERA: 7.2	(4, 1)	3.0	10	2	0	0	1	1	0	0	0	0	0	21	36	0.00	1.000
Joey Eischen, L ERA: 3.1	(7, 1)	2.0	8	1	0	0	2	1	0	0	0	1	0	16	33	0.00	1.000
Jim Bruske, R ERA: 4.5	(9, 1)	1.0	4	0	0	0	0	1	0	0	0	0	0	8	17	0.00	1.000